

St. Louis Cardinals - 1998

Batter	1	2	3	4	5	6	7	8	9	AB R H RBI BB SO LOB	TOP											
Eric Young Sr., R (1,4) C F B S	1-3 K			0-2 F9		0-1 G4-3		1-2 FC1		4 0 0 0 0 1 1												
Jose Vizcaino, S (1,6) X	0-0 G6-3			1-0 G1-3		2-3 K		1-1 F7		4 0 0 0 0 1 2												
Mike Piazza, R (1,2) C X OBP: 0.250, SLG: 0.250	0-1 G4-3			1-2 1B		0-0 G5-3		3-2 G6-3		4 0 1 0 0 0 2												
Todd Zeile, R (1,5)		2-2 G6-3		0-0 F8		2-0 E6		2-3 K		4 0 0 0 0 1 1												
Raul Mondesi, R (1,9)		0-0 G6-3		0-3 K		0-1 G1-6-3		1-3 K		4 0 0 0 0 2 1												
Paul Konerko, R (1,3) C X OBP: 0.500, SLG: 0.500		0-1 F9		1-2 BB 1B		0-1 FC6-4 1B		0-3 K		4 0 2 0 0 1 0												
Todd Hollandsworth, L (1,7) (8,8)			1-1 G5-3		4-0 BB	2-2 FC6-4				2 0 0 0 1 0 1												
Trenidad Hubbard, R (1,8) Wilton Guerrero, S (8,PH) (8,7)			0-0 F9		1-3 K		4-1 FC4-6 BB			2 0 0 0 0 1 2 0 0 0 0 1 0 0												
Ramon Martinez, R (1,1) Darren Hall, R (5,1) Frank Lankford, R (7,1) Thomas Howard, S (8,PH) Mike Devereaux, R (8,PH) Jim Bruske, R (8,1) Mark Guthrie, R (8,1)			2-3 K		1-1 G3		2-2 FC4-6 E			2 0 0 0 0 1 2 0 1 0 0 0 0 0 1 0 0 0 0 0 0 0 0 0 0 0 0 0 0												
Inning Stats	R: 0 E: 0 K: 1 S: 6	H: 0 LOB: 0 BB: 0 P: 7	R: 0 E: 0 K: 0 S: 6	H: 0 LOB: 0 BB: 0 P: 8	R: 0 E: 0 K: 1 S: 6	H: 0 LOB: 0 BB: 0 P: 9	R: 0 E: 0 K: 0 S: 8	H: 1 LOB: 1 BB: 0 P: 10	R: 0 E: 0 K: 2 S: 11	H: 1 LOB: 2 BB: 1 P: 18	R: 0 E: 0 K: 1 S: 8	H: 0 LOB: 0 BB: 0 P: 10	R: 0 E: 1 K: 0 S: 8	H: 1 LOB: 1 BB: 0 P: 12	R: 0 E: 1 K: 0 S: 12	H: 0 LOB: 2 BB: 1 P: 23	R: 0 E: 0 K: 3 S: 11	H: 0 LOB: 0 BB: 0 P: 14	1B: 3 2B: 0 3B: 0 HR: 0	SF: 0 SAC: 0 DP: 1 HBP: 0	WP: 0 PB: 0 SB: 0 CS: 0	PA: 33
PITCHER	IP WLS BF H R ER SO BB IBB HBP BLK WP HR S P ERA WHIP																					
Todd Stottlemyre, R (1,1) ERA:	7.0 W 26 3 0 0 5 2 0 0 0 0 0 0 54 79 0.00 0.714																					
Lance Painter, L (8,1) ERA:	0.1 1 0 0 0 0 0 0 0 0 0 0 0 3 5 0.00 0.000																					
John Frascatore, R (8,1) ERA:	0.2 3 0 0 0 0 0 0 0 0 0 0 0 8 13 0.00 0.000																					
Braden Looper, R (9,1) ERA:	1.0 3 0 0 0 3 0 0 0 0 0 0 0 11 14 0.00 0.000																					

Los Angeles Dodgers @ St. Louis Cardinals
 Busch Stadium, St. Louis, MO
 Tue Mar 31 1998, 3:33 AM CST
 Att. 47,972 - Cloudy - 60 F

AB	31
R	0
H	3
RBI	0
BB	2
SO	8
LOB	13




Batter	1	2	3	4	5	6	7	8	9	10	11	12	AB	R	H	RBI	BB	SO	LOB
Royce Clayton, R OBP: 0.364, SLG: 0.222	0-0 S G1-6-3 2B 1B	2-3 K		4-0 BB		2-1 F9		0-0 SH1-3		0-0 F9		1-0 HR HBP	4	2	1	0	1	1	1
Delino DeShields, L OBP: 0.273, SLG: 0.200	1-1 SAFE SAFE G1-6-3		2-2 F9	0-1 G4-3		0-1 F8		3-1 1B 1B		1-1 G4-3		3-1 F7	7	0	1	2	0	0	5
Mark McGwire, R OBP: 0.636, SLG: 1.375	4-2 SAFE SAFE 2B BB		4-2 BB		1-2 FC6-4 1B		1-3 K	4-0 1B IBB		0-3 K		0-1 HR 1-H 2-H	4	1	2	3	3	2	0
Ray Lankford, L OBP: 0.500, SLG: 0.667	3-2 1-3 2-H 2B		2-3 K		0-1 FC6-4 BB BB 1-2r		2-3 K	0-1 1B				0-0 G4-3 SH1-3 1B	6	0	3	1	0	2	2
Brian Jordan, R Mike Busby, R David Howard, S	0-3 K		1-1 P9		1-1 SAFE SAFE L9		1-1 L7		1-1 F9		0-0 SH1-3		4	0	0	0	0	1	4
Ron Gant, R OBP: 0.500, SLG: 1.000	0-3 K			0-1 HR	4-0 BB BB 1-2			2-2 1B 2B		3-1 1B 2B		1-0 G4-3	5	2	3	1	1	1	3
Gary Gaetti, R Kent Bottenfield, R Willie McGee, S		0-1 1B 1B		1-0 G5-3	4-2 1-2 2-3 BB			2-0 E FC5 1B		4-0 1B IBB		1-3 K	2	0	1	0	1	0	0
Tom Lampkin, L OBP: 0.400, SLG: 0.400		2-2 1-3 1B		2-2 WP 1B	0-0 F9			2-2 E4 SH1-3 FC5 1B		0-1 1B		2-2 F9	6	1	3	1	0	0	4
Cliff Politte, R David Bell, R John Mabry, L Brian Hunter, R Braden Looper, R Tom Pagnozzi, R John Frascatore, R Lance Painter, L Juan Acavado, R		1-3 K		2-3 K		1-2 G6-3		0-2 FC5 SH1-3 1B		0-3 K		0-0 E4 HR 1B	2	0	0	0	0	2	2

Inning Stats	R: 1	H: 2	E: 0	LOB: 2	K: 2	P: 15	R: 0	H: 2	E: 0	LOB: 1	K: 2	P: 12	R: 0	H: 0	E: 0	LOB: 3	K: 0	P: 10	R: 0	H: 0	E: 0	LOB: 0	K: 0	P: 7	R: 3	H: 4	E: 1	LOB: 2	K: 0	P: 16	R: 0	H: 2	E: 0	LOB: 2	K: 1	P: 9	R: 0	H: 0	E: 0	LOB: 0	K: 1	P: 6	R: 0	H: 1	E: 0	LOB: 1	K: 1	P: 8	R: 3	H: 2	E: 1	LOB: 0	K: 0	P: 14	R: 0	H: 0	E: 0	LOB: 0	K: 1	P: 7	R: 0	H: 1	E: 0	LOB: 1	K: 1	P: 8	R: 3	H: 2	E: 1	LOB: 0	K: 0	P: 14	1B: 11	SF: 0	2B: 3	SAC: 2	3B: 0	DP: 0	HR: 2	HBP: 1	WP: 1	PA: 57
--------------	------	------	------	--------	------	-------	------	------	------	--------	------	-------	------	------	------	--------	------	-------	------	------	------	--------	------	------	------	------	------	--------	------	-------	------	------	------	--------	------	------	------	------	------	--------	------	------	------	------	------	--------	------	------	------	------	------	--------	------	-------	------	------	------	--------	------	------	------	------	------	--------	------	------	------	------	------	--------	------	-------	--------	-------	-------	--------	-------	-------	-------	--------	-------	--------

PITCHER	IP	WLS	BF	H	R	ER	SO	BB	IBB	HBP	BLK	WP	HR	S	P	ERA	WHIP
Chan Ho Park, R ERA: 3.86	4.2		25	7	2	2	6	5	0	0	0	1	1	61	102	3.86	2.571
Mark Guthrie, L ERA:	0.1		1	0	0	0	0	0	0	0	0	0	0	1	1	0.00	0.000
Jim Bruske, R ERA: 7.71	2.0		6	0	0	0	2	0	0	0	0	0	0	15	22	0.00	0.000
Antonio Osuna, R ERA:	0.0		3	2	3	1	0	0	0	0	0	0	0	8	14	∞	∞
Scott Radinsky, L ERA:	1.0		5	2	0	0	0	0	1	0	0	0	0	8	15	0.00	2.000

Los Angeles Dodgers @ St. Louis Cardinals
 Busch Stadium, St. Louis, MO
 Thu Apr 02 1998, 3:33 AM CST
 Att: 27,414 - Sunny - 64 F

AB	R	H	RBI	BB	SO	LOB
47	8	16	8	7	11	26



Batter	1	2	3	4	5	6	7	8	9	AB	R	H	RBI	BB	SO	LOB	TOP										
Quilvio Veras, S OBP: 0.450, SLG: 0.214 (1, 4)																	5 1 1 0 1 0 4										
Steve Finley, L OBP: 0.350, SLG: 0.529 (1, 8)																	5 1 0 0 1 0 2										
Tony Gwynn, L OBP: 0.474, SLG: 0.588 Arch Cianfrocco, R OBP: 0.333, SLG: 0.333 (1, 9) (9, PR) (9, 9)																	4 4 3 2 2 0 1 0 0 0 0 0 0 0										
Ken Caminiti, S OBP: 0.263, SLG: 0.444 Andy Sheets, R (1, 5) (9, PR) (9, 5)																	5 1 1 1 1 0 3 0 0 0 0 0 0 0										
Wally Joyner, L OBP: 0.500, SLG: 0.615 (1, 3)																	5 2 3 2 1 0 3										
Greg Vaughn, R OBP: 0.250, SLG: 0.077 Dan Miceli, R (6, 1) Mark Sweeney, L (8, PH) Marc Kroon, R (8, 1)																	2 0 0 0 2 2 3 0 0 0 0 0 0 0 1 0 0 0 0 0 0 0 0 0 0 0 0 0										
Greg Myers, L OBP: 0.556, SLG: 0.875 (1, 2)																	5 2 3 5 0 1 2										
Chris Gomez, R OBP: 0.471, SLG: 0.600 (1, 6)																	4 2 1 0 1 0 5										
24 Mark Langston, R OBP: 0.667, SLG: 1.000 James Mouton, R (6, 7)																	2 0 1 2 1 0 0 1 0 0 1 0 0 0										
Inning Stats	R: 6 E: 0 K: 1 S: 28	H: 5 LOB: 1 BB: 2 P: 45	R: 1 E: 0 K: 1 S: 13	H: 1 LOB: 1 BB: 1 P: 26	R: 0 E: 0 K: 1 S: 10	H: 1 LOB: 1 BB: 1 P: 18	R: 2 E: 0 K: 0 S: 14	H: 3 LOB: 2 BB: 1 P: 23	R: 0 E: 0 K: 0 S: 4	H: 0 LOB: 0 BB: 0 P: 7	R: 1 E: 0 K: 0 S: 10	H: 0 LOB: 2 BB: 3 P: 27	R: 0 E: 0 K: 0 S: 8	H: 0 LOB: 1 BB: 1 P: 14	R: 0 E: 0 K: 0 S: 6	H: 0 LOB: 0 BB: 0 P: 10	R: 3 E: 1 K: 0 S: 23	H: 3 LOB: 3 BB: 1 P: 36	1B: 9 2B: 4 3B: 0 HR: 0	SF: 1 SAC: 0 DP: 1 HBP: 0	WP: 0 PB: 0 SB: 1 CS: 0	PA: 50					
PITCHER	IP	WLS	BF	H	R	ER	SO	BB	IBB	HBP	BLK	WP	HR	S	P	ERA	WHIP										
Manny Aybar, R ERA: 27.0 (1, 1)	2.1	L	18	7	7	7	3	4	0	0	0	0	0	48	85	27.00	4.714										
Mark Petkovsek, R ERA: 9.0 (3, 1)	3.0		14	3	3	3	0	3	0	0	0	0	0	26	48	9.00	2.000										
Juan Acevedo, R ERA: (6, 1)	2.2		10	0	0	0	0	2	0	0	0	0	0	19	37	0.00	0.750										
John Frascatore, R ERA: 3.38 (9, 1)	1.0		8	3	3	1	0	1	0	0	0	0	0	23	36	9.00	4.000										

San Diego Padres @ St. Louis Cardinals
 Busch Stadium, St. Louis, MO
 Fri Apr 03 1998, 7:05 PM CST
 Att. 26,760 - Cloudy - 44 F

AB 39
 R 13
 H 13
 RBI 13
 BB 10
 SO 3
 LOB 23



WP: 0 PA: 50
 PB: 0
 SB: 1
 CS: 0

livebaseballscorecards.com

Batter	1	2	3	4	5	6	7	8	9	AB R H RBI BB SO LOB
Royce Clayton, R OBP: 0.500, SLG: 0.417 (1, 6)	1-1 S 1B		2-2 S SF7 2B		4-1 3B BB	4-2 BB			1-3 K	3 2 2 1 2 1 0
Brian Jordan, R OBP: 0.077, SLG: 0.231 (1, 8)	1-1 F7		3-3 K		2-0 HR 3B	2-3 K			1-3 K	5 1 1 1 0 3 4
Mark McGwire, R OBP: 0.563, SLG: 1.250 (1, 3)	2-3 K		4-1 FC5 BB 2-3 BB		3-2 HR				0-0 P4	4 1 1 2 1 2 1
Ron Gant, R OBP: 0.462, SLG: 0.900 Willie McGee, S OBP: 0.600, SLG: 0.500 (1, 7) (7, 7)	2-3 K 1-3		0-0 SF7		4-2 FC1-6 S BB				2-3 K	1 0 0 1 1 1 1 1 0 0 0 0 1 0
Brian Hunter, R (1, 9)		0-0 F7	4-1 BB		3-2 FC1-6 L3 1-2				1-0 L8	3 0 0 0 1 0 1
Gary Gaetti, R OBP: 0.600, SLG: 0.625 Juan Acevedo, R OBP: 1.000, SLG: 1.000 Delino DeShields, L OBP: 0.250, SLG: 0.182 (1, 5) (6, 1) (8, PH) (9, 4)		4-1 G1-3 BB	1-1 FC5		0-0 L3				1-1 F8	2 0 0 0 1 0 3 0 0 0 0 0 0 0 1 0 0 0 0 0 0
Tom Pagnozzi, R (1, 2)		2-1 G1-3		0-1 P4		3-2 L9			4-1 BB	3 0 0 0 1 0 1
David Bell, R OBP: 0.250, SLG: 0.500 (1, 4) (6, 5) Ray Lankford, L OBP: 0.455, SLG: 0.600 John Frascatore, R (8, PH) (9, 1)		0-3 K		0-1 G4-3		2-0 WP 2B			0-0 F9	3 0 1 0 0 1 1 1 0 0 0 0 0 1 0 0 0 0 0 0 0
Manny Aybar, R Mark Petkovsek, R OBP: 0.500, SLG: 1.000 David Howard, S (1, 1) (3, 1) (6, 4) (9, 5)			3-2 2B 2B		2-2 F9				2-0 P5	0 0 0 0 0 0 0 2 1 1 0 0 0 0 2 0 0 0 0 0 2

Inning Stats	R: 0 E: 0 K: 2 S: 10	H: 1 LOB: 1 BB: 0 P: 16	R: 0 E: 0 K: 1 S: 7	H: 0 LOB: 1 BB: 1 P: 13	R: 2 E: 0 K: 1 S: 15	H: 2 LOB: 2 BB: 2 P: 32	R: 0 E: 0 K: 0 S: 8	H: 0 LOB: 0 BB: 0 P: 10	R: 3 E: 0 K: 0 S: 14	H: 2 LOB: 0 BB: 2 P: 30	R: 0 E: 0 K: 1 S: 12	H: 1 LOB: 2 BB: 1 P: 24	R: 0 E: 0 K: 2 S: 7	H: 0 LOB: 0 BB: 0 P: 11	R: 0 E: 0 K: 0 S: 5	H: 0 LOB: 1 BB: 1 P: 12	R: 0 E: 0 K: 2 S: 10	H: 0 LOB: 0 BB: 0 P: 12	1B: 1 2B: 4 3B: 1 HR: 1	SF: 1 SAC: 0 DP: 1 HBP: 0
--------------	-------------------------------	----------------------------------	------------------------------	----------------------------------	-------------------------------	----------------------------------	------------------------------	----------------------------------	-------------------------------	----------------------------------	-------------------------------	----------------------------------	------------------------------	----------------------------------	------------------------------	----------------------------------	-------------------------------	----------------------------------	----------------------------------	------------------------------------

PITCHER	IP	WLS	BF	H	R	ER	SO	BB	IBB	HBP	BLK	WP	HR	S	P	ERA	WHIP
24 Mark Langston, L ERA: 9.0 (1, 1)	5.0		24	5	5	5	4	5	0	0	0	0	1	54	101	9.00	2.000
Dan Miceli, R ERA: 5.4 (6, 1)	2.0		8	1	0	0	3	1	0	0	0	1	0	19	35	0.00	1.000
Marc Kroon, R ERA: (8, 1)	2.0		7	0	0	0	2	1	0	0	0	0	0	15	24	0.00	0.500

BOTTOM

San Diego Padres @ St. Louis Cardinals
 Busch Stadium, St. Louis, MO

Fri Apr 03 1998, 7:05 PM CST
 Att: 26,760 - Cloudy - 44 F

AB	31
R	5
H	6
RBI	5
BB	7
SO	9
LOB	15

livebaseballscorecards.com



WP	PA	ERA	WHIP
1	39		
0			
4			
0			

Batter	1	2	3	4	5	6	7	8	9	AB R H RBI BB SO LOB	TOP											
James Mouton, R (1, 7) OBP: 0.111, SLG: 0.250	1-3 K		3-2 F8		1-1 F9		0-1 2B		2-3 K	5 0 1 2 0 2 1												
Steve Finley, L (1, 8) OBP: 0.333, SLG: 0.524	2-1 1B 2B		2-2 P5		1-0 P3		0-0 G6-3			4 1 1 0 0 0 1												
Tony Gwynn, L (1, 9) OBP: 0.478, SLG: 0.714	0-1 1B		2-0 G3		1-1 G3-1			2-2 HR		4 1 2 2 0 0 0												
Ken Caminiti, S (1, 5) OBP: 0.304, SLG: 0.476	4-0 BB			0-0 F9 1B 2B		0-0 F9		1-0 G3		3 1 1 0 1 0 0												
Archi Cianfrocco, R (1, 3) OBP: 0.333, SLG: 0.200 Mark Sweeney, L (7, 4) Ed Giovanola, L (8, 4)	2-1 F9		0-1 F9		4-2 2B BB		0-3 K			2 1 0 0 1 0 2												
Carlos Hernandez, R (1, 2) OBP: 0.308, SLG: 0.250		1-2 F9		2-0 G6-4-3 1B		2-2 L6		3-3 K		1 0 0 0 0 1 0												
Chris Gomez, R (1, 6) OBP: 0.429, SLG: 0.500		1-2 P6		0-0 G6-4-3		4-2 2B BB		1-2 P2		0 0 0 0 0 0 0												
Andy Sheets, R (1, 4) Brian Boehringer, S (7, 1) Quilvio Veras, S (9, PH)		4-2 BB		0-0 P9		0-0 L7		2-1 F7		3 1 0 0 1 0 1	AB 33 R 6 H 8 RBI 6 BB 4 SO 4 LOB 9											
Pete Smith, R (1, 1) Don Wengert, R (6, 1) Sterling Hitchcock, L (6, 1) Wally Joyner, L (7, PH)		2-1 F9		1-1 G6-3		1-1 2B		2-2 1B		2 0 0 0 0 0 1												
Inning Stats	R: 1 E: 0 K: 1 S: 9	H: 2 LOB: 1 BB: 1 P: 18	R: 0 E: 0 K: 0 S: 12	H: 0 LOB: 1 BB: 1 P: 20	R: 0 E: 0 K: 0 S: 10	H: 0 LOB: 0 BB: 0 P: 17	R: 1 E: 0 K: 0 S: 5	H: 2 LOB: 0 BB: 0 P: 7	R: 0 E: 0 K: 0 S: 5	H: 0 LOB: 0 BB: 0 P: 7	R: 0 E: 0 K: 0 S: 4	H: 0 LOB: 0 BB: 0 P: 6	R: 3 E: 0 K: 0 S: 17	H: 2 LOB: 1 BB: 2 P: 28	R: 1 E: 0 K: 2 S: 13	H: 1 LOB: 0 BB: 0 P: 19	R: 0 E: 0 K: 1 S: 13	H: 1 LOB: 1 BB: 0 P: 20	1B: 3 2B: 4 3B: 0 HR: 1	SF: 0 SAC: 0 DP: 1 HBP: 0	WP: 0 PB: 0 SB: 0 CS: 0	PA: 37
PITCHER	IP WLS BF H R ER SO BB IBB HBP BLK WP HR S P ERA WHIP																					
Kent Mercker, L (1, 1) ERA: 4.5	6.0 W 23 4 3 3 1 3 0 0 0 0 0 0 47 81 4.50 1.167																					
Mike Busby, R (7, 1) ERA: 10.8	0.2 5 2 2 2 0 1 0 0 0 0 0 0 14 21 27.00 4.500																					
Lance Painter, L (7, 1) ERA: 5.4	0.1 2 1 1 1 0 0 0 0 0 0 0 1 7 9 27.00 3.000																					
Kent Bottenfield, R (8, 1) ERA: 4.5	2.0 S 7 1 0 0 3 0 0 0 0 0 0 0 20 31 0.00 0.500																					

San Diego Padres @ St. Louis Cardinals
 Busch Stadium, St. Louis, MO
 Sat Apr 04 1998, 3:33 AM CST
 Att. 34,292 - Cloudy - 49 F

livebaseballscorecards.com



Batter	1	2	3	4	5	6	7	8	9	AB R H RBI BB SO LOB	TOP																
Quilvio Veras, S (1, 4) OBP: 0.423, SLG: 0.211 CBBB	4-1 		2-1 G4-3 BB CCBX			2-2 G1-3 FCBX		3-2 G4-3 BB CBBT 2-3 3-H	1-0 	4 1 1 2 1 0 1	San Diego Padres @ St. Louis Cardinals Busch Stadium, St. Louis, MO Sun Apr 05 1998, 3:33 AM CDT Att. 35,499 - Sunny - 60 F																
Steve Finley, L (1, 8) OBP: 0.310, SLG: 0.500 CCFB	1-2 G3-1 1-3 SF9 2B		1-3 K CCB			1-1 G4-3 BFX		1-0 G1-3 B CCB 1 SAFE	3-3 K 3-H	5 1 1 0 0 2 2																	
Tony Gwynn, L (1, 9) OBP: 0.481, SLG: 0.667 X	0-0 G3-1 2-3 3-H			4-1 G4-6-3 BB BCB		3-1 F7 CBBB			0-1 	3 1 1 1 1 0 1																	
Ken Caminiti, S (1, 5) OBP: 0.296, SLG: 0.583 CFX	0-1 SF9 3-H			2-1 F8 BFB			1-1 L9 B		0-0 	3 1 1 3 0 0 1																	
Wally Joyner, L (1, 3) OBP: 0.500, SLG: 0.611 X	0-0 G4-3			2-0 G4-6-3 1-2f B1 SAFE			1-3 K SCB 1B TFC		4-0 	3 1 0 0 1 1 1																	
Mark Sweeney, L (1, 7) OBP: 0.143, SLG: 0.143 Greg Vaughn, R (9, PH) OBP: 0.294, SLG: 0.077 Dan Miceli, R (9, 1)		0-1 			1-3 K CCB		1-2 G3-1 B CBB		4-1 	3 0 1 0 0 1 0 0 1 0 0 1 0 0 0 0 0 0 0 0 0																	
Carlos Hernandez, R (1, 2) OBP: 0.353, SLG: 0.313 FB		1-1 G6-3 1-2			1-0 			0-1 	1-2 	4 2 2 0 0 0 3																	
Chris Gomez, R (1, 6) OBP: 0.400, SLG: 0.476 CFC		0-3 K CFC			1-3 K CBB 1B TFC			0-0 	1-1 SF7 2-3 3-H	3 0 1 1 0 2 1																	
Kevin Brown, R (1, 1) OBP: 0.167, SLG: 0.333 Greg Myers, L (8, PH) OBP: 0.500, SLG: 0.778 Brian Boehringer, S (8, 1) Trevor Hoffman, R (8, 1) James Mouton, R (9, PH) OBP: 0.100, SLG: 0.222 (9, 7)			0-3 K SCC		0-0 G6-3 X		0-3 K SCB		2-2 	2 0 0 0 0 1 1 1 0 0 0 0 1 2 0 0 0 0 0 0 0 0 0 0 0 0 0 0 1 0 0 0 0 0 1																	
Inning Stats	R: 2 H: 1 E: 0 LOB: 0 K: 0 BB: 1 S: 10 P: 15	R: 0 H: 1 E: 0 LOB: 0 K: 1 BB: 0 S: 7 P: 8	R: 0 H: 0 E: 0 LOB: 0 K: 2 BB: 0 S: 8 P: 11	R: 0 H: 0 E: 0 LOB: 0 K: 0 BB: 1 S: 4 P: 12	R: 0 H: 1 E: 0 LOB: 1 K: 2 BB: 0 S: 9 P: 12	R: 0 H: 0 E: 0 LOB: 0 K: 0 BB: 0 S: 7 P: 13	R: 0 H: 0 E: 0 LOB: 0 K: 1 BB: 0 S: 10 P: 13	R: 1 H: 2 E: 1 LOB: 1 K: 1 BB: 0 S: 10 P: 14	R: 5 H: 3 E: 1 LOB: 1 K: 1 BB: 2 S: 21 P: 36	1B: 6 SF: 2 2B: 1 SAC: 0 3B: 0 DP: 1 HR: 1 HBP: 0		WP: 1 PA: 38 PB: 0 SB: 0 CS: 1															
PITCHER	IP WLS BF H R ER SO BB IBB HBP BLK WP HR S P ERA WHIP											PITCHER	IP WLS BF H R ER SO BB IBB HBP BLK WP HR S P ERA WHIP														
Todd Stottlemyre, R (1, 1) ERA: 1.2	8.0	29	5	3	2	7	2	0	0	1	0	0	65	98	2.25	0.875											
Lance Painter, L (9, 1) ERA: 21.6	0.0	3	2	3	3	0	1	0	0	0	0	1	3	7	∞	∞											
Braden Loper, R (9, 1) ERA: 6.0	1.0	L	6	1	2	0	1	0	0	0	1	0	18	29	0.00	2.000											

livebaseballscorecards.com

AB	32
R	8
H	8
RBI	7
BB	4
SO	8
LOB	14



BOTTOM

San Diego Padres @ St. Louis Cardinals
Busch Stadium, St. Louis, MO
Sun Apr 05 1998, 3:33 AM CDT
Att. 35,499 - Sunny - 60 F

livebaseballscorecards.com

AB 38
R 7
H 13
RBI 6
BB 5
SO 8
LOB 21



WP: 0 PA: 43
PB: 0
SB: 1
CS: 1

AB R H RBI BB SO LOB

4 1 2 1 1 0 0

4 0 2 2 1 1 0

4 0 1 0 1 2 3

5 1 1 0 0 1 3

5 2 3 0 0 0 1

3 0 1 0 0 0 2

5 1 0 0 0 1 7

3 1 1 2 1 0 2

3 0 0 0 0 3 3

1 1 1 1 0 0 0

1B: 11 SF: 0
2B: 2 SAC: 0
3B: 0 DP: 1
HR: 0 HBP: 0

Batter	1	2	3	4	5	6	7	8	9
Delino DeShields, L (1, 4) OBP: 0.409, SLG: 0.316	3-2 G4-3 ①		1-0 P5 ①		1-0 BB BB G4-6-3 1B		1-1 CS 1B	4-2 2B BB 1-2 2-3 3-H	
Willie McGee, S (1, 7) OBP: 0.467, SLG: 0.462	3-2 K ②		0-0 G6-3 ②		1 SAFE 4-2 1 SAFE BB BB G4-6-3 BB 1-2 BB		2-1 1B 1-2	2-1 2B 1-3 2-H 3-H	
Mark McGwire, R (1, 3) OBP: 0.538, SLG: 1.050	1-1 1B		2-3 K ③		4-1 G4-6-3 BB 1-2 2-3		1-3 K	3-2 G6-3 ③	
Ray Lankford, L (1, 8) OBP: 0.476, SLG: 0.500	1-0 F8 ③			0-0 G4-3 1B 1B	1-1 G4-6-3 ① ②			2-2 F7 ①	0-3 K ①
Brian Jordan, R (1, 9) OBP: 0.222, SLG: 0.389		0-1 G3-1 1B 1B		0-0 G4-3 1B 1-2 1B	0-2 G5-3 ③			0-0 FC4-6 1B 2B	1-0 P5 ②
John Mabry, L (1, 5) OBP: 0.379, SLG: 0.333		0-0		1-0 P4 ①		0-0 G1-3 ①		4-2 FC4-6 BB	1-2 1B
David Bell, R (7, 5) OBP: 0.222, SLG: 0.333									
Ron Gant, R (8, PH) OBP: 0.500, SLG: 0.900									
Lance Painter, L (9, 1)									
Braden Looper, R (9, 1)									
Brian Hunter, R (9, PH) OBP: 0.333, SLG: 0.200									
Tom Lampkin, L (1, 2) OBP: 0.450, SLG: 0.471		0-3 K ①		0-1 G4-3 ②	1-2 2-3	2-1 G2-3 ②		0-2 FC4-6 1B BB 1-2 2-3	2-1 F8 ③
David Howard, S (1, 6) OBP: 0.286, SLG: 0.167 (9, 5)		0-0 G3-1 ②		1-1 G3 ③	2-1 G3 ③			4-0 BB 1B 1-2 2B IBB	
Todd Stottlemyre, L (1, 1) OBP: 0.333, SLG: 0.333									
Royce Clayton, R (8, PH) OBP: 0.545, SLG: 0.500 (9, 6)								0-0 BB 1B 1-2 2-3 3-H	

Inning Stats	R: 0	H: 1	E: 0	LOB: 1	K: 1	BB: 0	S: 10	R: 0	H: 2	E: 0	LOB: 2	K: 2	BB: 0	S: 10	R: 0	H: 0	E: 0	LOB: 0	K: 1	BB: 0	S: 5	R: 2	H: 3	E: 0	LOB: 1	K: 1	BB: 0	S: 10	R: 1	H: 1	E: 0	LOB: 1	K: 0	BB: 2	S: 9	R: 0	H: 0	E: 0	LOB: 0	K: 2	BB: 0	S: 5	R: 0	H: 2	E: 0	LOB: 1	K: 2	BB: 0	S: 10	R: 4	H: 3	E: 0	LOB: 2	K: 0	BB: 3	S: 18	R: 0	H: 1	E: 0	LOB: 1	K: 1	BB: 0	S: 9	1B: 11	SF: 0	2B: 2	SAC: 0	3B: 0	DP: 1	HR: 0	HBP: 0
--------------	------	------	------	--------	------	-------	-------	------	------	------	--------	------	-------	-------	------	------	------	--------	------	-------	------	------	------	------	--------	------	-------	-------	------	------	------	--------	------	-------	------	------	------	------	--------	------	-------	------	------	------	------	--------	------	-------	-------	------	------	------	--------	------	-------	-------	------	------	------	--------	------	-------	------	--------	-------	-------	--------	-------	-------	-------	--------

PITCHER	IP	WLS	BF	H	R	ER	SO	BB	IBB	HBP	BLK	WP	HR	S	P	ERA	WHIP
Kevin Brown, R (1, 1) ERA: 2.7	7.0		30	9	3	3	7	2	0	0	0	0	0	59	92	3.86	1.571
Brian Boehringer, R (8, 1) ERA: 5.4	0.1		3	1	2	2	0	1	0	0	0	0	0	6	12	54.00	6.000
Trevor Hoffman, R (8, 1) ERA: 10.8	0.2	W	6	2	2	2	0	1	1	0	0	0	0	12	25	27.00	4.500
Dan Miceli, R (9, 1) ERA: 4.15	1.0	S	4	1	0	0	1	0	0	0	0	0	0	9	13	0.00	1.000

Batter	1	2	3	4	5	6	7	8	9	AB R H RBI BB SO LOB	TOP											
Royce Clayton, R OBP: 0.556, SLG: 0.565 (1, 6)	1-1 2B G6-3 1B		0-0 P4		2-1 G4-3 SF8 2B	1-1 FC6-4		1-1 G6-4-3 1B		5 2 3 0 0 0 1												
Delino DeShields, L OBP: 0.370, SLG: 0.333 (1, 4)	1-0 CS 1-3 2B		3-2 F8		3-2 G4-3	2-1 F9		0-0 G6-4-3 1-2f		5 0 1 0 0 0 3												
Mark McGwire, R OBP: 0.548, SLG: 1.045 (1, 3)	1-2 G6-3			4-1 FC1-6 BB	0-0 SF8		0-0 2B 2B	4-2 BB BB		2 1 1 2 2 0 1												
Ray Lankford, L OBP: 0.500, SLG: 0.524 (1, 8)	3-H 4-2 2-3 BB			2-2 FC1-6 HBP 3B 1-2f	0-3 K		1-0 1B 2B	4-2 BB BB		3 2 1 1 2 1 1												
Brian Jordan, R OBP: 0.304, SLG: 0.545 (1, 9)	0-3 K			3-1 3B HBP		1-0 HR	3-1 F8 1B 1B	3-2 F9		4 3 2 2 0 1 3												
Ron Gant, R OBP: 0.500, SLG: 0.857 (1, 7)		1-3 K		1-1 F8		3-1 G4-3 2B	2-2 1B 1B		0-3 K	4 1 2 0 0 1 2												
Mike Busby, R (7, 1)										0 0 0 0 0 0 0												
Lance Painter, L (8, 1)										0 0 0 0 0 0 0												
Brian Hunter, R (9, PH)										1 0 0 0 0 1 0												
Kent Bottenfield, R (9, 1)										0 0 0 0 0 0 0												
Gary Gaetti, R OBP: 0.467, SLG: 0.615 (1, 5)		3-3 K		0-0 HR 3B 1-H 2-H		2-2 G4-3	0-0 F8		0-0 G6-3	5 1 1 2 0 1 3												
Tom Lampkin, L OBP: 0.480, SLG: 0.682 (1, 2)		1-3 K		1-2 HR		1-2 E7 2B	3-0 CS 1B		1-1 F7	5 2 3 4 0 1 0												
Cliff Politte, R (1, 1)			0-3 K		1-3 K		4-1 FC6-4 BB			2 0 0 0 1 2 0												
John Frascatore, R (6, 1)										0 0 0 0 0 0 0												
Willie McGee, S (7, PH)										1 0 0 0 0 1 2												
Chuck McElroy, L (7, 7)																						
Inning Stats	R: 1 E: 0 K: 1 S: 15	H: 2 LOB: 1 BB: 1 P: 22	R: 0 E: 0 K: 3 S: 9	H: 0 LOB: 0 BB: 0 P: 14	R: 0 E: 0 K: 1 S: 8	H: 0 LOB: 0 BB: 0 P: 11	R: 4 E: 0 K: 1 S: 16	H: 2 LOB: 0 BB: 1 P: 27	R: 1 E: 0 K: 1 S: 9	H: 1 LOB: 0 BB: 0 P: 14	R: 3 E: 2 K: 0 S: 14	H: 3 LOB: 1 BB: 1 P: 28	R: 3 E: 0 K: 1 S: 12	H: 5 LOB: 1 BB: 0 P: 21	R: 0 E: 0 K: 0 S: 12	H: 1 LOB: 2 BB: 2 P: 24	R: 0 E: 0 K: 1 S: 6	H: 0 LOB: 0 BB: 0 P: 7	1B: 5 2B: 6 3B: 1 HR: 2	SF: 1 SAC: 0 DP: 1 HBP: 1	WP: 0 PB: 0 SB: 0 CS: 2	PA: 44
PITCHER	IP WLS BF H R ER SO BB IBB HBP BLK WP HR S P ERA WHIP																					
Pedro Astacio, R (1, 1) ERA: 8.71	5.0 L 22 5 6 6 7 2 0 1 0 0 0 1 57 88 10.80 1.400																					
Mike DeJean, R (6, 1) ERA: 3.86	0.2 6 3 3 2 0 1 0 0 0 0 0 1 12 24 27.00 6.000																					
Bobby Jones, L (6, 1) ERA: 6.75	0.1 1 0 0 0 0 0 0 0 0 0 0 0 2 4 0.00 0.000																					
Curt Leskanic, R (7, 1) ERA: 10.8	0.1 6 5 3 3 0 0 0 0 0 0 0 0 9 18 81.00 15.000																					
Chuck McElroy, L (7, 1) ERA:	1.2 6 1 0 0 1 2 0 0 0 0 0 0 15 27 0.00 1.800																					
PITCHER	IP WLS BF H R ER SO BB IBB HBP BLK WP HR S P ERA WHIP																					
Mike Munoz, L (9, 1) ERA: 31.5	1.0 3 0 0 0 1 0 0 0 0 0 0 0 6 7 0.00 0.000																					

St. Louis Cardinals @ Colorado Rockies
Coors Field, Denver, CO
Tue Apr 07 1998, 3:33 AM MDT
Att. 48,016 - Cloudy - 44 F

AB	37
R	12
H	14
RBI	11
BB	5
SO	9
LOB	16



Batter	1	2	3	4	5	6	7	8	9	AB	R	H	RBI	BB	SO	LOB
3 Mike Lansing, R OBP: 0.343, SLG: 0.382 (1, 4)	1-2 CS 1B		0-1 L3		0-0 G5-3	2-2 HR 1B		3-2 G5-3		5	1	2	2	0	0	0
Ellis Burks, R OBP: 0.543, SLG: 1.036 (1, 8)	4-2 1B 1B BB		4-0 1B BB		1-1 G1-3	1-2 HR		3-1 HR		3	3	2	3	2	0	0
Larry Walker, L OBP: 0.484, SLG: 0.560 (1, 9)	0-1 1B 1-3 1B		1-1 1-2 1B			17 E 2B		1-1 F8		5	1	3	0	0	0	0
Dante Bichette, R OBP: 0.541, SLG: 0.757 (1, 7)	1-1 FC6-4 1B		0-0 F8			0-2 F9	2-2 1B 17 1B SF8 1B		1-1 17 1B 2B	5	2	3	1	0	0	3
17 Todd Helton, L OBP: 0.296, SLG: 0.423 (1, 3)	3-3 K		0-1 F8			3-1 E3 BB 2B	0-1 SF8 1B		1-1 2B	5	1	2	1	0	1	4
Vinny Castilla, R OBP: 0.270, SLG: 0.500 (1, 5)	1-2 FC6-4			0-2 P6		3-0 P5	0-0 L8-4-3 1B		0-3 K	5	0	1	0	0	1	4
Jeff Reed, L OBP: 0.375, SLG: 0.615 (1, 2)		2-3 K		0-2 L5		4-0 BB 2B	0-0 SF8		2-3 K	3	1	0	1	1	2	1
Neifi Perez, S OBP: 0.273, SLG: 0.333 (1, 6)		0-0 P5		0-0 F8		4-0 2B 3 1B BB	0-0 L8-4-3		2-2 P9	4	1	0	0	1	0	3
Pedro Astacio, R 1 Curtis Goodwin, L Mike DeJean, R Bobby Jones, R John Vander Wal, L Curt Leskanen, R Chuck McElroy, L Jason Bates, S Mike Munoz, L		0-0 G4-1			3-1 G1-3	1-0 3 1B 2B		2-3 K		1	0	0	0	0	0	0

Inning Stats	R: 1	H: 3	E: 0	K: 1	S: 17	LOB: 2	BB: 1	P: 27	R: 0	H: 0	E: 0	K: 1	S: 6	LOB: 0	BB: 0	P: 8	R: 0	H: 1	E: 0	K: 0	S: 7	LOB: 2	BB: 1	P: 12	R: 0	H: 0	E: 0	K: 0	S: 7	LOB: 0	BB: 0	P: 7	R: 0	H: 0	E: 0	K: 0	S: 5	LOB: 0	BB: 0	P: 9	R: 7	H: 4	E: 1	K: 0	S: 17	LOB: 0	BB: 2	P: 36	R: 1	H: 3	E: 0	K: 0	S: 11	LOB: 1	BB: 0	P: 13	R: 1	H: 1	E: 0	K: 1	S: 11	LOB: 0	BB: 0	P: 20	R: 1	H: 2	E: 0	K: 2	S: 17	LOB: 1	BB: 0	P: 23	1B: 9	SF: 1	3B: 0	HR: 2	WP: 0	PA: 44
--------------	------	------	------	------	-------	--------	-------	-------	------	------	------	------	------	--------	-------	------	------	------	------	------	------	--------	-------	-------	------	------	------	------	------	--------	-------	------	------	------	------	------	------	--------	-------	------	------	------	------	------	-------	--------	-------	-------	------	------	------	------	-------	--------	-------	-------	------	------	------	------	-------	--------	-------	-------	------	------	------	------	-------	--------	-------	-------	-------	-------	-------	-------	-------	--------

PITCHER	IP	WLS	BF	H	R	ER	SO	BB	IBB	HBP	BLK	WP	HR	S	P	ERA	WHIP
Cliff Politte, R ERA: 1.69 (1, 1)	5.2	W	26	5	5	4	2	4	0	0	0	0	0	49	84	6.35	1.588
John Frascatore, R ERA: 12.0 (6, 1)	0.1		4	3	3	0	0	0	0	0	0	0	1	10	15	0.00	9.000
Mike Busby, R ERA: 10.8 (7, 1)	1.2		8	4	2	2	1	0	0	0	0	0	1	20	30	10.80	2.400
Lance Painter, L ERA: 18.0 (8, 1)	0.1		1	0	0	0	0	0	0	0	0	0	0	2	3	0.00	0.000
Kent Bottenfield, R ERA: 5.4 (9, 1)	1.0	S	5	2	1	1	2	0	0	0	0	0	0	17	23	9.00	2.000


BOTTOM

St. Louis Cardinals @ Colorado Rockies
Coors Field, Denver, CO

Tue Apr 07 1998, 3:33 AM MDT
Att: 48,016 - Cloudy - 44 F

livebaseballscorecards.com

AB	39
R	11
H	14
RBI	10
BB	4
SO	5
LOB	15



Batter	1	2	3	4	5	6	7	8	9	AB	R	H	RBI	BB	SO	LOB	TOP										
Royce Clayton, R OBP: 0.485, SLG: 0.483 (1, 6)	1-0 BLK 1B	3-2 F9	1-0 F8	2-1 F8		1-1 G6-3		1-1 F9		6	1	1	0	0	0	5											
Delino DeShields, L OBP: 0.438, SLG: 0.370 David Howard, S OBP: 0.375, SLG: 0.167 (1, 4) (6, 4)	3-1 E 1B	4-0 BB 1B	4-2 1B BB		2-2 FC5-4 HBP 1B	2-1 G4-3		4-2 E BB		3	3	2	1	2	0	1											
Mark McGwire, R OBP: 0.568, SLG: 0.962 (1, 3)	4-1 E 1B	4-2 1B BB	2-2 BB 1B		3-1 P2		1-1 HR 1B	2-1 E4		4	2	2	2	2	0	2											
Ray Lankford, L OBP: 0.563, SLG: 0.667 (1, 8)	2-3 K	0-0 1B	4-2 1B BB		1-1 FC5-4 HBP		2-2 HR	4-2 BB		3	2	2	4	2	1	2											
Willie McGee, S OBP: 0.364, SLG: 0.350 (1, 7)	1-1 E6	0-0 P4-3	3-2 1B		0-0 FC5-4		2-2 G6-3	0-2 G6-3		6	0	1	2	0	0	9											
John Mabry, L OBP: 0.429, SLG: 0.364 (1, 9)	1-0 P5		BB 1B		0-0 1B		0-1 P8	2-1 F7		5	1	2	2	1	0	3											
Gary Gaetti, R OBP: 0.381, SLG: 0.444 (1, 5)	1-1 F9		BB 1B		1-3 K		2-2 F8	0-1 G4-3		5	1	0	0	1	1	7											
Tom Lampkin, L OBP: 0.419, SLG: 0.571 (1, 2)		1-0 P5	1-3 K		3-2 G4-3		1-1 S 1B	0-0 G3	3-3 K	6	0	1	0	0	2	2											
Manny Aybar, R OBP: 0.500, SLG: 0.500 Juan Acevedo, R OBP: 1.000, SLG: 1.000 Mark Petkovsek, R OBP: 0.667, SLG: 1.000 Lance Painter, L (1, 1) (6, 1) (6, 1) (9, 1)		1-0 BB 1B	0-0 BB 1B		1-1 L4		1-3 K	3-2 E 1B		4	2	2	1	0	1	1											
Inning Stats	R: 1 E: 1 K: 1 S: 12	H: 2 LOB: 3 BB: 1 P: 25	R: 2 E: 0 K: 0 S: 10	H: 2 LOB: 2 BB: 2 P: 23	R: 6 E: 0 K: 1 S: 31	H: 4 LOB: 2 BB: 4 P: 59	R: 0 E: 0 K: 0 S: 7	H: 0 LOB: 0 BB: 0 P: 13	R: 1 E: 0 K: 1 S: 11	H: 2 LOB: 2 BB: 0 P: 18	R: 0 E: 0 K: 1 S: 9	H: 1 LOB: 1 BB: 0 P: 14	R: 2 E: 0 K: 0 S: 15	H: 2 LOB: 0 BB: 0 P: 22	R: 1 E: 1 K: 0 S: 18	H: 1 LOB: 3 BB: 2 P: 32	R: 0 E: 0 K: 1 S: 7	H: 0 LOB: 0 BB: 0 P: 12	1B: 13 2B: 0 3B: 0 HR: 1	SF: 0 SAC: 0 DP: 0 HBP: 1	WP: 0 PB: 0 SB: 1 CS: 0	PA: 53					
PITCHER	IP	WLS	BF	H	R	ER	SO	BB	IBB	HBP	BLK	WP	HR	S	P	ERA	WHIP										
Jamey Wright, R ERA: 15.26 (1, 1)	2.2	L	21	6	8	8	2	6	0	0	1	0	0	42	84	27.00	4.500										
Bobby Jones, L ERA: 7.36 (3, 1)	2.1		13	4	2	2	1	1	0	1	0	0	0	29	54	7.71	2.143										
Mike DeJean, R ERA: 3.18 (6, 1)	1.0		4	1	0	0	1	0	0	0	0	0	0	9	14	0.00	1.000										
Dave Veres, R ERA: 10.8 (7, 1)	2.0		12	3	3	2	0	2	0	0	0	0	1	33	54	9.00	2.500										
Mike Munoz, L ERA: 21.0 (9, 1)	1.0		3	0	0	0	1	0	0	0	0	0	0	7	12	0.00	0.000										

St. Louis Cardinals @ Colorado Rockies
Coors Field, Denver, CO
Wed Apr 08 1998, 7:05 PM MDT
Att. 48,020 - Overcast - 48 F

livebaseballscorecards.com

AB	43
R	13
H	14
RBI	12
BB	9
SO	5
LOB	32



BOTTOM

St. Louis Cardinals @ Colorado Rockies
Coors Field, Denver, CO
Wed Apr 08 1998, 7:05 PM MDT
Att: 48,020 - Overcast - 48 F

livebaseballscorecards.com

AB 37
R 9
H 13
RBI 8
BB 3
SO 5
LOB 14



WP: 0 PA: 42
PB: 0
SB: 0
CS: 1

AB R H RBI BB SO LOB

5 2 4 1 0 1 3

5 0 3 4 0 1 2

5 0 1 1 0 0 4

5 0 0 0 0 1 1

5 2 2 0 0 0 0

3 1 1 0 1 0 1

3 1 1 1 1 1 1

3 1 1 1 0 0 1

1B: 8 SF: 1
2B: 3 SAC: 0
3B: 2 DP: 2
HR: 0 HBP: 0

Batter	1	2	3	4	5	6	7	8	9
3 Mike Lansing, R OBP: 0.400, SLG: 0.462 (1, 4)	0-1 1B G3-6 1B		0-1 2B 1B		3-1 1-3 1B 2B	3-3 K		0-2 3-H 1B	
Ellis Burks, R OBP: 0.550, SLG: 1.061 (1, 8)	1-1 1-3 1B G3-6		2-1 1-3 2B		1-2 3-H G5-3	0-1 1-H 2-H 3-H 3B		1-3 1B	
Larry Walker, L OBP: 0.444, SLG: 0.500 (1, 9)	1-0 1-2f 3-H G3-6		2-1 G4-3		1-1 2-H G6-4-3 1B	1-0 F9		2-2 G1-3	
Dante Bichette, R OBP: 0.476, SLG: 0.667 (1, 7)	2-1 P3			0-0 G4-3	0-2 1-2f G6-4-3		3-2 L7	2-3 K	
17 Todd Helton, L OBP: 0.313, SLG: 0.419 (1, 3)		3-1 L6		2-1 G5-3 2B 1B		0-0 BB SF6 1B	3-2 G6-3	1-1 G3-1	
Vinny Castilla, R OBP: 0.293, SLG: 0.487 (1, 5)		2-0 CS 1B		0-0 G5-3		4-2 1-2 BB 3B BB	1-0 G5-3		
Jeff Reed, L OBP: 0.400, SLG: 0.625 (1, 2)		1-3 K		2-1 2-H 2B		4-0 1-2 2-3 BB 3B BB	1-2 F8		
Nefti Perez, S OBP: 0.270, SLG: 0.394 (1, 6)		3-2 CS	0-1 P3	0-0 G3-1		0-0 SF6	1-2 3 1B 3B		
Jamey Wright, R Bobby Jones, R Jason Bates, S Mike DeJean, R John Vander Wal, L Dave Veres, R Greg Colbrunn, R Mike Munoz, L			0-3 K		1-0 3 2B G5-3	4-2 1-2 2-3 3B BB	0-0 G1-3		

Inning Stats	R: 1	H: 2	E: 0	K: 0	S: 7	H: 2	LOB: 0	BB: 0	P: 11	R: 0	H: 1	E: 0	K: 1	S: 9	R: 0	H: 2	E: 0	K: 1	S: 11	R: 1	H: 2	E: 0	K: 0	S: 7	R: 2	H: 2	E: 1	K: 0	S: 11	R: 4	H: 2	E: 0	K: 1	S: 13	R: 0	H: 0	E: 0	K: 0	S: 9	R: 1	H: 2	E: 0	K: 1	S: 13	R: 0	H: 0	E: 0	K: 1	S: 9	R: 0	H: 0	E: 0	K: 1	S: 9
--------------	------	------	------	------	------	------	--------	-------	-------	------	------	------	------	------	------	------	------	------	-------	------	------	------	------	------	------	------	------	------	-------	------	------	------	------	-------	------	------	------	------	------	------	------	------	------	-------	------	------	------	------	------	------	------	------	------	------

PITCHER	IP	WLS	BF	H	R	ER	SO	BB	IBB	HBP	BLK	WP	HR	S	P	ERA	WHIP
Manny Aybar, R ERA: 13.5 (1, 1)	5.0		23	10	5	4	2	0	0	0	0	0	0	46	73	7.20	2.000
Juan Acevedo, R ERA: 6.75 (6, 1)	0.1		4	0	0	0	0	3	0	0	0	0	0	6	18	0.00	9.000
Mark Petkovsek, R ERA: 6.35 (6, 1)	2.2		11	3	4	4	2	0	0	0	0	0	0	28	42	13.50	1.125
Lance Painter, L ERA: 12.0 (9, 1)	1.0		3	0	0	0	1	0	0	0	0	0	0	9	14	0.00	0.000

Batter	1	2	3	4	5	6	7	8	9	AB R H RBI BB SO LOB	TOP													
Royce Clayton, R (1, 6) OBP: 0.447, SLG: 0.424	1-3 K		4-2 BB	1-0 P3			1-1 G4-3		1-2 F9	4 0 0 0 1 1 1														
David Howard, S (1, 4) OBP: 0.308, SLG: 0.182	3-2 L3		1-0 L9	0-3 K			1-1 G6-4-3 1B		0-0 P6	5 0 1 0 0 1 2														
Mark McGwire, R (1, 3) OBP: 0.548, SLG: 0.900	4-2 BB			0-0 2B	1-0 G3		2-2 G6-4-3 1-2f		1-3 K	4 1 1 0 1 1 1														
Ray Lankford, L (1, 8) OBP: 0.556, SLG: 0.679	1-0 F7			2-2 CS 2-H 2B	2-3 K			2-1 G5-3 2B 1B		4 1 2 1 0 1 1														
Brian Jordan, R (1, 9) OBP: 0.296, SLG: 0.480				1-0 E E HBP	0-2 F9			1-0 P9		3 1 0 0 0 1 1														
John Mabry, L (1, 7) OBP: 0.359, SLG: 0.333				1-2 E9 1-H 2-3 HR 1B		3-3 K		1-0 G5-3		4 1 1 1 0 1 1														
Gary Gaetti, R (1, 5) OBP: 0.400, SLG: 0.476				4-2 HR BB		0-0 P4		1-0 1B 2B		3 2 1 1 1 0 0														
Tom Lampkin, L (1, 2) OBP: 0.457, SLG: 0.677				1-1 HR		4-2 BB		0-1 WP 1B		3 1 2 4 1 0 0														
Kent Mercker, L (1, 1) OBP: 0.167, SLG: 0.167				0-0 G3		3-2 G1-3		0-3 K		2 0 1 0 0 0 0														
Ron Gant, R (8, PH) OBP: 0.474, SLG: 0.800										1 0 0 0 0 0 0 1														
Mike Busby, R (8, 1)										0 0 0 0 0 0 0 0														
Willie McGee, S (8, PH) OBP: 0.346, SLG: 0.333										1 0 0 0 0 0 1 1														
Kent Bottenfield, R (8, 1)										0 0 0 0 0 0 0 0														
Jeff Brantley, R (8, 1)										0 0 0 0 0 0 0 0														
Inning Stats	R: 0 E: 0 K: 1 S: 9	H: 0 LOB: 1 BB: 1 P: 18	R: 0 E: 0 K: 1 S: 5	H: 0 LOB: 0 BB: 0 P: 9	R: 0 E: 0 K: 0 S: 8	H: 0 LOB: 1 BB: 1 P: 14	R: 5 E: 1 K: 1 S: 18	H: 5 LOB: 1 BB: 1 P: 28	R: 0 E: 0 K: 1 S: 7	H: 0 LOB: 0 BB: 0 P: 10	R: 0 E: 0 K: 1 S: 12	H: 0 LOB: 1 BB: 1 P: 22	R: 0 E: 0 K: 0 S: 8	H: 1 LOB: 0 BB: 0 P: 12	R: 2 E: 0 K: 1 S: 11	H: 3 LOB: 1 BB: 0 P: 15	R: 0 E: 0 K: 1 S: 7	H: 0 LOB: 0 BB: 0 P: 9	1B: 5 2B: 3 3B: 0 HR: 1	SF: 0 SAC: 0 DP: 1 HBP: 1	WP: 2 PB: 0 SB: 0 CS: 1	PA: 39		
PITCHER	IP	WLS	BF	H	R	ER	SO	BB	IBB	HBP	BLK	WP	HR	S	P	ERA	WHIP						ERA	WHIP
Mark Thompson, R (1, 1) ERA: 7.2	5.0		23	5	5	5	4	3	0	1	0	1	1	47	79	9.00	1.600							
Chuck McElroy, L (6, 1) ERA:	2.0		7	1	0	0	1	1	0	0	0	0	0	20	34	0.00	1.000							
Curt Leskanic, R (8, 1) ERA: 12.46	1.0	L	6	3	2	2	1	0	0	0	0	1	0	11	15	18.00	3.000							
Jerry Dipoto, R (9, 1) ERA: 2.25	1.0		3	0	0	0	1	0	0	0	0	0	0	7	9	0.00	0.000							

St. Louis Cardinals @ Colorado Rockies
 Coors Field, Denver, CO
 Thu Apr 09 1998, 7:05 PM MDT
 Att. 46,579 - Cloudy - 52 F

livebaseballscorecards.com

AB	34
R	7
H	9
RBI	7
BB	4
SO	7
LOB	9



BOTTOM

St. Louis Cardinals @ Colorado Rockies
 Coors Field, Denver, CO
 Thu Apr 09 1998, 7:05 PM MDT
 Att. 46,579 - Cloudy - 52 F

livebaseballscorecards.com

AB	36
R	5
H	13
RBI	5
BB	3
SO	2
LOB	20



WP: 1	PA: 39
PB: 0	
SB: 1	
CS: 1	

AB R H RBI BB SO LOB

5	1	4	0	0	0	1
5	0	0	0	0	0	6
4	1	1	1	1	0	3
4	2	3	2	0	0	0
4	0	2	1	0	0	3
3	0	2	1	0	0	0
0	0	0	0	1	0	0
4	0	0	0	0	1	4
0	0	0	0	0	0	0
2	0	0	0	0	0	1
2	0	0	0	0	1	2
2	1	1	0	0	0	0
0	0	0	0	0	0	0
1	0	0	0	0	0	0
0	0	0	0	0	0	0
0	0	0	0	1	0	0

1B: 9	SF: 0
2B: 3	SAC: 0
3B: 1	DP: 2
HR: 0	HBP: 0

R	H	ER	SO	BB	IBB	HBP	BLK	WP	HR	S	P	ERA	WHIP
0	1	0	1	0	0	0	0	1	0	50	88	9.00	2.200
0	0	0	0	0	0	0	0	0	0	10	17	0.00	0.500
0	0	0	2	1	0	0	0	0	0	16	27	0.00	2.000
0	0	0	0	1	0	0	0	0	0	5	12	0.00	2.000

Batter	1	2	3	4	5	6	7	8	9
3 Mike Lansing, R OBP: 0.444, SLG: 0.500 (1, 4)	1-1 G6-3 1B		1-1 G1-3		3-1 BB 2B 1B		0-1 1B		2-1 G5-4-3 1B
Ellis Burks, R OBP: 0.489, SLG: 0.921 (1, 8)	1-1 P3		2-2 G5-3		2-2 SAFE P3		0-0 SAFE SAFE P4		0-0 G5-4-3 1-2f 2-3
Larry Walker, L OBP: 0.439, SLG: 0.500 (1, 9)	1-1 SAFE SAFE G6-3		3-2 2-H 1B 2B		4-0 2B 1-2 BB		3-0 P6		1-1 G4-3
Dante Bichette, R OBP: 0.500, SLG: 0.696 (1, 7)		3-1 WP 3B 1B	1-1 S 1B 1B		1-1 1-3 2-H 2B			1-2 G4-3	
Vinny Castilla, R OBP: 0.311, SLG: 0.512 (1, 5)		3-2 F8 1-2	2-2 1-H 1B		1-0 L6			2-2 2B	
Greg Colbrunn, R OBP: 0.467, SLG: 0.786 17 Todd Helton, L OBP: 0.333, SLG: 0.419 (8, PH) (9, 3)		2-1 2-H 3B		2-1 CS 1B		1-0 G5-3		4-0 BB	
Neifi Perez, S OBP: 0.244, SLG: 0.351 Jerry Dipoto, R (9, 1)		1-0 P4		0-2 1-2 P5		2-0 B4-3		2-3 K	
Kirt Manwaring, R OBP: 0.263, SLG: 0.176 Jeff Reed, L OBP: 0.364, SLG: 0.556 (6, PH) (7, 2)		0-1 G5-3		2-2 F8		1-2 F8		2-3 K	
Mark Thompson, R OBP: 0.250, SLG: 0.250 Chuck McElroy, L (6, 1)			2-0 3 G1-3 2B 1B		0-1 G4-3		0-0 G4-3		4-0 G5-4-3 3 1B BB

Inning Stats	R: 0 E: 0 K: 0 S: 6	H: 1 LOB: 0 BB: 0 P: 9	R: 1 E: 0 K: 0 S: 10	H: 2 LOB: 1 BB: 0 P: 19	R: 3 E: 0 K: 0 S: 14	H: 4 LOB: 1 BB: 0 P: 25	R: 0 E: 0 K: 0 S: 9	H: 1 LOB: 0 BB: 0 P: 13	R: 1 E: 0 K: 0 S: 11	H: 2 LOB: 2 BB: 1 P: 22	R: 0 E: 0 K: 0 S: 5	H: 0 LOB: 0 BB: 0 P: 9	R: 0 E: 0 K: 0 S: 5	H: 1 LOB: 1 BB: 0 P: 8	R: 0 E: 0 K: 2 S: 16	H: 1 LOB: 2 BB: 1 P: 27	R: 0 E: 0 K: 0 S: 5	H: 1 LOB: 1 BB: 1 P: 12	1B: 9 2B: 3 3B: 1 HR: 0	SF: 0 SAC: 0 DP: 2 HBP: 0	WP: 1 PB: 0 SB: 1 CS: 1	PA: 39
---------------------	------------------------------	---------------------------------	-------------------------------	----------------------------------	-------------------------------	----------------------------------	------------------------------	----------------------------------	-------------------------------	----------------------------------	------------------------------	---------------------------------	------------------------------	---------------------------------	-------------------------------	----------------------------------	------------------------------	----------------------------------	----------------------------------	------------------------------------	----------------------------------	--------

PITCHER	IP	WLS	BF	H	R	ER	SO	BB	IBB	HBP	BLK	WP	HR	S	P	ERA	WHIP
Kent Mercker, L ERA: 6.55 (1, 1)	5.0		23	10	5	5	0	1	0	0	0	1	0	50	88	9.00	2.200
Mike Busby, R ERA: 6.75 (6, 1)	2.0	W	7	1	0	0	0	0	0	0	0	0	0	10	17	0.00	0.500
Kent Bottenfield, R ERA: 4.5 (8, 1)	1.0		5	1	0	0	2	1	0	0	0	0	0	16	27	0.00	2.000
Jeff Brantley, R ERA: (9, 1)	1.0	S	4	1	0	0	0	1	0	0	0	0	0	5	12	0.00	2.000

Batter	1	2	3	4	5	6	7	8	9	AB R H RBI BB SO LOB	TOP																								
Royce Clayton, R OBP: 0.429, SLG: 0.405 (1, 6)	0-0 WP 1B 1B		2-3 K		1-1 E1 CS		3-2 F4-6 2-3			4 1 1 0 0 1 2	St. Louis Cardinals @ San Francisco Giants 3Com Park at Candlestick Point, San Francisco, CA Fri Apr 10 1998, 10:05 PM EDT Att. 15,556 - Cloudy - 62 F																								
Delino DeShields, L OBP: 0.444, SLG: 0.419 (1, 4)	1-3 K		1-2 2B		1-0 CS 1-2	0-3 K		2-2 S 1B 1B	4 1 2 0 0 2 1																										
Mark McGwire, R OBP: 0.543, SLG: 0.848 (1, 3)	4-0 G5-3 1B 1-2 BB		3-3 K		1-2 FC6-5 1B 1B		1-2 K 1-2	3-3 K 1-2	3 0 1 0 1 2 2																										
Ray Lankford, L OBP: 0.575, SLG: 0.688 (1, 8)	2-0 1B 1-2 2-H		1-1 G3		0-0 FC6-5 1B 1-2		3-1 1B 2-H	3-1 1B	4 0 3 2 0 0 1																										
Ron Gant, R OBP: 0.391, SLG: 0.632 (1, 7)	1-1 G5-3 2-3f			3-3 K	2-2 FC6-5 1-2 2-3f		1-2 P3	1-2 P3	4 0 0 0 0 1 5																										
John Mabry, L OBP: 0.364, SLG: 0.474 (1, 9)		2-0 HR		3-2 G4-3	0-3 K		3-1 F7	3-1 F7	4 1 1 1 0 1 3																										
Braden Loper, R (8, 1)									0 0 0 0 0 0 0																										
Tom Lampkin, L OBP: 0.410, SLG: 0.600 (1, 2)		0-0 P7		1-1 F9			2-0 G4-3		2-2 L9	4 0 0 0 0 0 0																									
David Howard, S OBP: 0.353, SLG: 0.267 (1, 5)		2-2 P7			0-1 L9		1-0 F4-6 1B 1B		3-2 G4-6-3 1B	4 0 2 0 0 0 0																									
Todd Stottlemire, L OBP: 0.250, SLG: 0.250 (1, 1)					0-0 G5-3		0-1 1B		0-1 G4-6-3 1-2f	2 0 0 0 0 1 0																									
Gary Gaetti, R OBP: 0.423, SLG: 0.500 (7, PH)										1 0 1 0 0 0 0																									
John Frascatore, R (7, 1)										0 0 0 0 0 0 0																									
Brian Jordan, R OBP: 0.286, SLG: 0.462 (8, 9)										1 0 0 0 0 0 1																									
Inning Stats	R: 1 E: 0 K: 1 S: 8	H: 2 LOB: 1 BB: 1 P: 15	R: 1 E: 0 K: 1 S: 8	H: 1 LOB: 0 BB: 0 P: 13	R: 0 E: 0 K: 2 S: 11	H: 1 LOB: 1 BB: 0 P: 18	R: 0 E: 0 K: 1 S: 8	H: 0 LOB: 0 BB: 0 P: 15	R: 0 E: 1 K: 2 S: 14	H: 2 LOB: 2 BB: 0 P: 17	R: 0 E: 0 K: 0 S: 7	H: 2 LOB: 1 BB: 0 P: 13	R: 1 E: 0 K: 1 S: 15	H: 2 LOB: 1 BB: 0 P: 26	R: 0 E: 0 K: 0 S: 9	H: 1 LOB: 0 BB: 0 P: 14	1B: 9 2B: 2 3B: 0 HR: 1	SF: 0 SAC: 0 DP: 3 HBP: 0	WP: 1 PB: 0 SB: 1 CS: 1	PA: 37															
PITCHER	IP WLS BF H R ER SO BB IBB HBP BLK WP HR S P ERA WHIP																																		
Danny Darwin, R ERA: 3.75 (1, 1)	6.0	24	6	2	2	7	1	0	0	0	1	1	55	85	3.00	1.167																			
Julian Tavarez, R ERA: 3.0 (7, 1)	2.0	9	4	1	1	1	0	0	0	0	0	0	22	39	4.50	2.000																			
Robb Nen, R ERA: 1.29 (9, 1)	1.0	3	1	0	0	0	0	0	0	0	0	0	9	14	0.00	1.000																			

AB	35
R	3
H	11
RBI	3
BB	1
SO	8
LOB	15



Batter	1	2	3	4	5	6	7	8	9	AB	R	H	RBI	BB	SO	LOB	TOP					
Royce Clayton, R OBP: 0.426, SLG: 0.415 (1, 6)	G6-3		FC6 1B		FC1		SF8 BB HBP	2B		4	1	1	2	1	0	3						
Brian Jordan, R OBP: 0.303, SLG: 0.433 (1, 9)	F8		1-2 2-3		L7		SF8 BB HBP	G5-3		4	0	1	2	0	0	3						
Mike Busby, R (8, 1)			1-2 3-H		1B		1-2 2-3 3-H			0	0	0	0	0	0	0						
Mark McGwire, R OBP: 0.510, SLG: 0.757 (1, 3)	P3		1-1		P6		4-1			4	0	0	1	1	0	4						
					G5-3		1-2 2-3 3-H															
Ray Lankford, L OBP: 0.533, SLG: 0.639 (1, 8)		L7			G6-3		SF8			4	0	1	1	0	1	0						
							2-3 3-H															
Gary Gaetti, R OBP: 0.387, SLG: 0.556 (1, 5)		G2-3			HR		G5-3	G6-3		5	1	1	1	0	0	3						
Ron Gant, R OBP: 0.348, SLG: 0.545 (1, 7)							F9			3	0	0	0	0	0	1	0					
Kent Bottenfield, R (6, 1)											0	0	0	0	0	0	0					
Lance Painter, L (7, 1)											0	0	0	0	0	0	0					
Brian Hunter, R (8, PH)											1	0	0	0	0	0	0					
John Mabry, L (8, 9)											1	0	0	0	0	1	1					
David Howard, S OBP: 0.381, SLG: 0.316 (1, 4)					G3-1			G3-1		4	2	2	0	0	0	0						
Tom Lampkin, L OBP: 0.429, SLG: 0.583 (1, 2)										1	1	0	0	2	1	1						
Matt Morris, R (1, 1)										0	0	0	0	1	0	0						
Willie McGee, S OBP: 0.400, SLG: 0.391 (6, 7)										2	2	2	0	0	0	0						
Inning Stats	R: 0 E: 0 K: 0 S: 6	H: 0 LOB: 0 BB: 0 P: 9	R: 0 E: 0 K: 0 S: 8	H: 0 LOB: 0 BB: 0 P: 14	R: 1 E: 1 K: 1 S: 18	H: 2 LOB: 2 BB: 1 P: 30	R: 1 E: 0 K: 1 S: 11	H: 1 LOB: 0 BB: 0 P: 14	R: 0 E: 1 K: 0 S: 12	H: 0 LOB: 2 BB: 1 P: 17	R: 0 E: 0 K: 1 S: 10	H: 0 LOB: 0 BB: 0 P: 13	R: 3 E: 0 K: 0 S: 10	H: 2 LOB: 2 BB: 2 P: 20	R: 2 E: 0 K: 0 S: 12	H: 2 LOB: 1 BB: 1 P: 21	R: 0 E: 0 K: 1 S: 10	H: 1 LOB: 1 BB: 0 P: 14	1B: 6 2B: 1 3B: 0 HR: 1	SF: 1 SAC: 2 DP: 0 HBP: 1	WP: 0 PB: 0 SB: 0 CS: 0	PA: 42
PITCHER	IP	WLS	BF	H	R	ER	SO	BB	IBB	HBP	BLK	WP	HR	S	P	ERA	WHIP					
Shawn Estes, L (1, 1)	6.1	L	28	5	5	5	3	3	0	0	0	0	1	72	109	7.11	1.263					
Steve Reed, R (7, 1)	0.0		2	0	0	0	0	1	0	1	0	0	0	1	6	∞	∞					
Rich Rodriguez, L (7, 1)	1.2		8	2	2	2	0	1	0	0	0	0	0	14	23	10.80	1.800					
Russ Ortiz, R (9, 1)	1.0		4	1	0	0	1	0	0	0	0	0	0	10	14	0.00	1.000					

St. Louis Cardinals @ San Francisco Giants
 3Com Park at Candlestick Point, San Francisco, CA
 Sat Apr 11 1998, 6:33 AM EDT
 Att. 23,795 - Cloudy - 63 F

AB	33
R	7
H	8
RBI	7
BB	5
SO	4
LOB	15



Batter	1	2	3	4	5	6	7	8	9	AB R H RBI BB SO LOB
Darryl Hamilton, L (1, 8) OBP: 0.347, SLG: 0.333	4-2 FC4-6 1B BB		1-2 G4-3	0-0 SF7		1-0 F8		2-1 G1-3	3 0 0 1 1 0 1	
Bill Mueller, S (1, 5) OBP: 0.444, SLG: 0.553	2-0 FC4-6 1B		0-0 G4-3	2-2 F7		3-3 K		1-2 G1	5 0 1 0 0 1 3	
Barry Bonds, L (1, 7) OBP: 0.333, SLG: 0.408	2-2 FC4-6 S 1-2f 2-3		0-0 1B 2B		0-0 L9 2B		0-0 F8	1-0 F9	5 1 2 0 0 0 2	
Jeff Kent, R (1, 4) OBP: 0.385, SLG: 0.521	0-3 K 1-2		1-0 1B		1-1 L9		2-3 K		4 0 1 1 0 2 3	
J.T. Snow, L (1, 3) OBP: 0.326, SLG: 0.325	2-2 K		2-1 F7		2-1 L3		1-3 K		4 0 0 0 0 2 4	
Brent Mayne, L (1, 2) OBP: 0.563, SLG: 0.667		1-0 FC5-4 1B		2-0 1B SF7 1B		4-1 BB		2-1 E 1B	3 1 3 0 1 0 0	
Alex Diaz, S (1, 9) OBP: 0.182, SLG: 0.182		1-0 F8		2-2 P9		0-3 K		0-3 K	4 0 0 0 0 2 5	
Rey Sanchez, R (1, 6) OBP: 0.500, SLG: 0.545		1-0 F6		0-2 1B 1B		1-2 SH1-4 1B		2-2 E6 G3-6-1	4 0 2 0 0 0 2	
Shawn Estes, R (1, 1) OBP: 0.500, SLG: 0.750		2-1 FC5-4		0-0 1B		0-0 SH1-4		0-0 G3-6-1	2 0 1 0 0 0 1	
Steve Reed, R (7, 1) OBP: 0.500, SLG: 0.500				1-2 1B		1-2 1B		1-2f	0 0 0 0 0 0 0	
Rich Rodriguez, L (7, 1)									0 0 0 0 0 0 0	
Stan Javier, S (8, PH) OBP: 0.304, SLG: 0.317									1 0 0 0 0 0 2	
Russ Ortiz, R (9, 1)									0 0 0 0 0 0 0	

Inning Stats	R: 0	H: 1	E: 0	LOB: 2	K: 2	BB: 1	S: 15	R: 0	H: 1	E: 0	LOB: 1	K: 0	BB: 0	S: 5	R: 1	H: 2	E: 0	LOB: 1	K: 0	BB: 0	S: 8	R: 1	H: 3	E: 0	LOB: 2	K: 0	BB: 0	S: 16	R: 0	H: 1	E: 0	LOB: 2	K: 1	BB: 1	S: 9	R: 0	H: 0	E: 0	LOB: 0	K: 2	BB: 0	S: 9	R: 0	H: 1	E: 1	LOB: 1	K: 1	BB: 0	S: 9	R: 0	H: 0	E: 0	LOB: 0	K: 0	BB: 0	S: 6	R: 0	H: 0	E: 0	LOB: 0	K: 0	BB: 0	S: 10	1B: 8	SF: 1	3B: 0	SAC: 1	HR: 0	DP: 1	HBP: 0
--------------	------	------	------	--------	------	-------	-------	------	------	------	--------	------	-------	------	------	------	------	--------	------	-------	------	------	------	------	--------	------	-------	-------	------	------	------	--------	------	-------	------	------	------	------	--------	------	-------	------	------	------	------	--------	------	-------	------	------	------	------	--------	------	-------	------	------	------	------	--------	------	-------	-------	-------	-------	-------	--------	-------	-------	--------

PITCHER	IP	WLS	BF	H	R	ER	SO	BB	IBB	HBP	BLK	WP	HR	S	P	ERA	WHIP
Matt Morris, R (1, 1) ERA: 3.6	5.0		25	8	2	2	3	2	0	0	0	0	0	53	85	3.60	2.000
Kent Bottenfield, R (6, 1) ERA: 3.86	1.0	W	4	1	0	0	1	0	0	0	0	0	0	8	13	0.00	1.000
Lance Painter, L (7, 1) ERA: 9.0	1.0		3	0	0	0	2	0	0	0	0	0	0	9	12	0.00	0.000
Mike Busby, R (8, 1) ERA: 4.91	2.0		7	1	0	0	1	0	0	0	0	0	0	15	23	0.00	0.500

BOTTOM

St. Louis Cardinals @ San Francisco Giants
 3Com Park at Candlestick Point, San Francisco, CA

AB	35
R	2
H	10
RBI	2
BB	2
SO	7
LOB	23



WP: 0	PA: 39
PB: 0	
SB: 1	
CS: 0	

Sat Apr 11 1998, 6:33 AM EDT
 Att: 23,795 - Cloudy - 63 F

livebaseballscorecards.com

Batter	1	2	3	4	5	6	7	8	9	AB	R	H	RBI	BB	SO	LOB	
Darryl Hamilton, L OBP: 0.370, SLG: 0.348 (1, 8)	3-2 G5-4-3 1B		0-2 G4-3			2-2 G4-3		3-2 BB BB 1B	4-2 BB BB	4	0	2	0	1	0	1	
Bill Mueller, S OBP: 0.440, SLG: 0.512 (1, 5)	0-0 G5-4-3 1-2f			2-2 G3-1		2-0 P7		1 SAFE 1 SAFE 1 SAFE 1 SAFE 1 SAFE 1 SAFE BB BB	4-0 BB BB 1-2	4-0 BB BB 1-2 2-3 3-H	3	0	0	1	2	0	1
Barry Bonds, L OBP: 0.310, SLG: 0.377 (1, 7)	1-2 F8			1-1 F7		2-1 G3		2-3 K			4	0	0	0	0	1	2
Jeff Kent, R OBP: 0.393, SLG: 0.510 (1, 4)		2-2 G6-3		2-0 G6-3			0-1 BB BB SF8 1B	4-1 BB BB 1-2 2-3			3	1	1	0	1	0	0
J.T. Snow, L OBP: 0.327, SLG: 0.310 John Johnstone, R (8, 1) Marvin Benard, L OBP: 0.250, SLG: 0.250 (8, PH) Robb Nen, R (9, 1)		3-3 K			1-1 P4		4-0 SF8 BB 1-2 F9-2 BB	0-3 K			2	0	0	0	1	1	0
Stan Javier, S OBP: 0.340, SLG: 0.326 (1, 9)		4-1 CS BB			1-1 1B 1B		4-2 BB BB 1-2 2-3 BB		0-1 L7		2	0	1	0	2	0	0
Brian Johnson, R OBP: 0.289, SLG: 0.353 Alex Diaz, S OBP: 0.182, SLG: 0.182 (9, PR)		2-1 CS 1-2	0-2 K		2-1 F9		0-0 SF8 2-3 3-H		0-0 G4-3 BB 2B		3	0	1	1	0	1	1
Rich Aurilia, R OBP: 0.500, SLG: 0.519 (1, 6)			2-1 SH1-4 1B		0-0 1-2 1B		0-1 F9-2 3-H		0-0 G4-3 2-3		4	0	2	0	0	0	3
Orel Hershiser, R Charlie Hayes, R OBP: 0.294, SLG: 0.357 (8, 3)			0-0 SH1-4 1-2		1-0 G3			2-1 G5-3	4-2 BB BB DI BB		1	0	0	0	0	0	2
											1	0	0	0	1	0	0

Inning Stats	R: 0	H: 1	E: 0	LOB: 0	K: 0	S: 8	R: 0	H: 0	E: 0	LOB: 0	K: 0	S: 6	R: 0	H: 2	E: 0	LOB: 2	K: 0	S: 8	R: 1	H: 1	E: 0	LOB: 1	K: 0	S: 7	R: 0	H: 1	E: 0	LOB: 3	K: 2	S: 14	R: 1	H: 1	E: 0	LOB: 3	K: 0	S: 8	1B: 6	SF: 1	2B: 2	SAC: 1	3B: 0	DP: 2	HR: 0	HBP: 0	WP: 0	PA: 39
--------------	------	------	------	--------	------	------	------	------	------	--------	------	------	------	------	------	--------	------	------	------	------	------	--------	------	------	------	------	------	--------	------	-------	------	------	------	--------	------	------	-------	-------	-------	--------	-------	-------	-------	--------	-------	--------

PITCHER	IP	WLS	BF	H	R	ER	SO	BB	IBB	HBP	BLK	WP	HR	S	P	ERA	WHIP
Cliff Politte, R ERA: 1.62 (1, 1)	6.0		23	5	1	1	2	2	0	0	0	0	0	48	84	1.50	1.167
Mark Petkovsek, R ERA: 4.7 (7, 1)	2.0		9	1	0	0	2	3	0	0	0	0	0	19	38	0.00	2.000
John Frascatore, R ERA: 11.81 (9, 1)	0.2	L	6	1	1	1	0	3	0	0	0	0	0	8	20	13.50	6.000

BOTTOM

St. Louis Cardinals @ San Francisco Giants
 3Com Park at Candlestick Point, San Francisco, CA
 Sun Apr 12 1998, 6:33 AM EDT
 Att: 17,683 - Cloudy - 60 F

livebaseballscorecards.com

AB	28
R	2
H	7
RBI	2
BB	8
SO	4
LOB	13



Batter	1	2	3	4	5	6	7	8	9
Darryl Hamilton, L (1, 8) OBP: 0.373, SLG: 0.340	0-0 P4	0-3 K		4-0 BB		0-0 1B E 1B	0-0 F9		
Bill Mueller, S (1, 5) OBP: 0.436, SLG: 0.522	0-0 2B 2B		0-0 F7	0-0 G3		0-0 2B 1B	0-0 L4		
Barry Bonds, L (1, 7) OBP: 0.339, SLG: 0.464 Alex Diaz, S (8, 7) OBP: 0.167, SLG: 0.167	0-0 WP 2B		4-0 S BB		0-0 HR	0-0 P4		0-3 K	
Jeff Kent, R (1, 4) OBP: 0.383, SLG: 0.481 Rey Sanchez, R (8, 4) OBP: 0.480, SLG: 0.522	0-0 F7		0-0 F8		0-0 G5-3	4-0 2B BB		0-0 F9	
J.T. Snow, L (1, 3) OBP: 0.370, SLG: 0.341	4-0 WP BB		4-0 BB		0-3 K	0-0 G4-3 2B		4-0 BB	
Stan Javier, S (1, 9) OBP: 0.333, SLG: 0.304 Steve Reed, R (7, 1) OBP: 0.500, SLG: 0.500 Charlie Hayes, R (8, PH) OBP: 0.278, SLG: 0.333 Julian Tavarez, L (9, 1)	4-0 BB BB		0-3 K		0-0 G5-3	0-0 G4-3		0-0 F9	
Brian Johnson, R (1, 2) OBP: 0.310, SLG: 0.368	0-0 G1-3			0-0 SH5-4 1B		0-0 1B 1B			
Rich Aurilia, R (1, 6) OBP: 0.500, SLG: 0.548		0-3 K		0-0 P5		0-0 1B 2B	0-0 FC4-6 1B		
Kirk Rueter, L (1, 1) OBP: 0.167, SLG: 0.167 Marvin Benard, L (6, PH) OBP: 0.333, SLG: 0.333		0-0 G4-3		0-0 SH5-4		0-0 1B 1B	0-0 FC4-6		

AB	R	H	RBI	BB	SO	LOB
4	1	1	1	1	1	1
5	2	2	1	0	0	3
3	1	2	2	1	0	1
1	0	0	0	0	1	0
3	1	0	0	1	0	2
1	0	0	0	0	0	0
2	0	1	2	3	1	0
3	0	0	0	1	1	3
0	0	0	0	0	0	0
1	0	0	0	0	0	1
0	0	0	0	0	0	0
4	1	2	0	0	0	4
4	1	2	0	0	1	1
1	0	0	0	0	0	0
2	1	1	1	0	0	1

AB	R	H	RBI	BB	SO	LOB
34	8	11	7	7	5	17

Inning Stats	R	H	E	K	S	H	LOB	BB	P	R	H	E	K	S	H	LOB	BB	P	R	H	E	K	S	H	LOB	BB	P	R	H	E	K	S	H	LOB	BB	P
R: 1 E: 0 K: 0 S: 5	H: 2 LOB: 3 BB: 2 P: 13	R: 0 E: 0 K: 2 S: 7	H: 0 LOB: 0 BB: 0 P: 7	R: 0 E: 0 K: 1 S: 5	H: 0 LOB: 2 BB: 2 P: 13	R: 0 E: 0 K: 0 S: 4	H: 1 LOB: 2 BB: 1 P: 8	R: 1 E: 0 K: 1 S: 6	H: 1 LOB: 0 BB: 0 P: 6	R: 6 E: 1 K: 0 S: 9	H: 6 LOB: 1 BB: 1 P: 13	R: 0 E: 0 K: 0 S: 4	H: 1 LOB: 1 BB: 0 P: 4	R: 0 E: 0 K: 1 S: 5	H: 0 LOB: 1 BB: 1 P: 9	1B: 6 2B: 4 3B: 0 HR: 1	SF: 0 SAC: 1 DP: 0 HBP: 0	WP: 1 PB: 0 SB: 1 CS: 0	PA: 42																	

PITCHER	IP	WLS	BF	H	R	ER	SO	BB	IBB	HBP	BLK	WP	HR	S	P	ERA	WHIP
Manny Aybar, R (1, 1) ERA: 11.68	5.0	L	27	7	5	5	4	5	0	0	0	1	1	30	50	9.00	2.400
Juan Acevedo, R (6, 1) ERA: 9.0	2.0		11	4	3	3	0	1	0	0	0	0	0	10	14	13.50	2.500
Jeff Brantley, R (8, 1) ERA:	1.0		4	0	0	0	1	1	0	0	0	0	0	5	9	0.00	1.000

St. Louis Cardinals @ San Francisco Giants
3Com Park at Candlestick Point, San Francisco, CA
 Mon Apr 13 1998, 6:33 AM EDT
 Att. 14,426 - Cloudy - 60 F



Batter	1	2	3	4	5	6	7	8	9	AB R H RBI BB SO LOB	TOP																
Devon White, S (1, 8) OBP: 0.241, SLG: 0.200	1-1 B5-3			1-0 HR	0-2 G5-3			0-3 K		4 1 1 0 0 1 0																	
Chris Jones, R (1, 9) OBP: 0.333, SLG: 0.308	2-2 G6-3			4-1 HR	2-1 F9			2-3 K		3 1 0 0 1 1 0																	
Jay Bell, R (1, 6) OBP: 0.316, SLG: 0.373	3-2 G1-3			4-1 HR	1-2 BB			1-2 P9		3 1 0 0 1 0 0																	
Matt Williams, R (1, 5) OBP: 0.304, SLG: 0.481		2-2 P4		2-2 HR	1-H 2-H 3-H			0-3 K		4 1 1 4 0 1 0																	
Travis Lee, L (1, 3) OBP: 0.298, SLG: 0.396		2-1 F8		1-2 2B				3-2 G6-3		4 0 1 0 0 0 0																	
Yamil Benitez, R (1, 7) OBP: 0.219, SLG: 0.300		2-3 K		0-2 G6-3				1-0 P4		4 0 0 0 0 1 1																	
Kelly Stinnett, R (1, 2) OBP: 0.143, SLG: 0.357			2-2 G6-3	0-0 F9	2-3			3-1 HR		3 1 1 1 0 0 1																	
Andy Stankiewicz, R (1, 4) OBP: 0.217, SLG: 0.304			0-0 F7	3-3 K				2-1 L9		3 0 0 0 0 1 1																	
Jeff Suppan, R (1, 1) OBP: 0.200, SLG: 0.200			0-1 L9		0-0 F9			3-1 L9		2 0 0 0 0 0 0																	
Brent Brice, L (7, PH) OBP: 0.147, SLG: 0.250										1 0 0 0 0 0 0																	
Clint Sodowsky, L (7, 1)										0 0 0 0 0 0 0																	
Omar Daal, L (7, 1)										0 0 0 0 0 0 0																	
Scott Brow, R (7, 1)										0 0 0 0 0 0 0																	
Barry Manuel, R (7, 1)										0 0 0 0 0 0 0																	
Felix Rodriguez, R (8, 1)										0 0 0 0 0 0 0																	
Inning Stats	R: 0 E: 0 K: 0 S: 10	H: 0 LOB: 0 BB: 0 P: 16	R: 0 E: 0 K: 1 S: 9	H: 0 LOB: 0 BB: 0 P: 15	R: 0 E: 0 K: 0 S: 6	H: 0 LOB: 0 BB: 0 P: 8	R: 4 E: 0 K: 1 S: 19	H: 3 LOB: 1 BB: 2 P: 34	R: 0 E: 0 K: 0 S: 7	H: 0 LOB: 0 BB: 0 P: 9	R: 0 E: 0 K: 0 S: 8	H: 0 LOB: 0 BB: 0 P: 13	R: 1 E: 0 K: 0 S: 9	H: 1 LOB: 0 BB: 0 P: 19	R: 0 E: 0 K: 2 S: 11	H: 0 LOB: 0 BB: 0 P: 14	R: 0 E: 0 K: 1 S: 11	H: 0 LOB: 0 BB: 0 P: 15	1B: 1 2B: 1 3B: 0 HR: 2	SF: 0 SAC: 0 DP: 0 HBP: 0	WP: 0 PB: 0 SB: 1 CS: 0	PA: 33					
PITCHER	IP WLS BF H R ER SO BB IBB HBP BLK WP HR S P ERA WHIP																										
Kent Mercker, L (1, 1) ERA: 6.35	6.0		23	3	4	4	2	2	0	0	0	0	1	59	95	6.00	0.833										
Mike Busby, R (7, 1) ERA: 5.4	1.0	W	4	1	1	1	0	0	0	0	0	0	1	9	19	9.00	1.000										
Kent Bottenfield, R (8, 1) ERA: 3.38	1.0		3	0	0	0	2	0	0	0	0	0	0	11	14	0.00	0.000										
John Frascatore, R (9, 1) ERA: 9.95	1.0		3	0	0	0	1	0	0	0	0	0	0	11	15	0.00	0.000										

Arizona Diamondbacks @ St. Louis Cardinals
 Busch Stadium, St. Louis, MO
 Tue Apr 14 1998, 7:05 PM CDT
 Att. 31,477 - Sunny - 75 F

livebaseballscorecards.com

AB 31
 R 5
 H 4
 RBI 5
 BB 2
 SO 5
 LOB 3



Batter	1	2	3	4	5	6	7	8	9	AB R H RBI BB SO LOB	TOP											
Devon White, S OBP: 0.271, SLG: 0.255 (1, 8)	1-2 G4-3 1B		2-0 G4-3 1B 2B		0-0 1B		0-3 K		0-1 1B 1B	5 1 3 0 0 1 0												
Andy Fox, L OBP: 0.389, SLG: 0.267 (1, 4) (8, 9)	1-0 G4-3		1-2 G4-3 2-3		1-0 HBP		1-3 K		1-3 K	4 0 0 0 0 2 2												
Jay Bell, R OBP: 0.323, SLG: 0.375 (1, 6)	0-2 G1-3		1-0 1B		2-3 K		1-1 F8		1-2 1B 1B	5 0 2 1 0 1 3												
Travis Lee, L OBP: 0.306, SLG: 0.397 (1, 3)		1-0 F7	1-1 G4-3		2-2 F8-2		1-1 HBP 1B BB		2-2 1B	5 1 2 0 0 0 4												
Matt Williams, R OBP: 0.328, SLG: 0.526 (1, 5)		1-1 G5-3		0-3 K		2-1 HR		4-0 HBP 1B BB	4-0 IBB	3 2 1 1 2 1 0												
Brent Brede, L OBP: 0.162, SLG: 0.235 (1, 7)		4-1 1B BB		0-0 G4-3		1-1 L3		2-2 1B	1-0 P3	2 0 0 0 1 0 0 1 0 0 0 0 0 3												
Yamil Benitez, R OBP: 0.235, SLG: 0.290 (8, PH) (8, 7)								1-2 HBP														
Jorge Fabregas, L OBP: 0.302, SLG: 0.278 (1, 2)		1-1 1B		4-2 BB		0-0 L8		1-1 FC6-4 1B		2 0 1 0 1 0 0 1 0 1 2 0 0 0												
Kelly Stinnett, R OBP: 0.200, SLG: 0.400 (8, PH) (8, 2)		1-2 1B		1-2 BB		2-3 K		1-3 K		3 0 0 0 0 1 3 1 0 0 0 0 1 2 0 0 0 0 0 0 0												
Karim Garcia, L OBP: 0.098, SLG: 0.175 (1, 9)		1-2 G4-3		1-2 G4-3		2-3 K																
Chris Jones, R OBP: 0.313, SLG: 0.286 (8, PH)																						
Russ Springer, R (8, 1)																						
Joel Adamson, L OBP: 0.250, SLG: 0.500 (1, 1)			2-0 F8		2-0 F8-2 1B 2B		1-1 L6		1-1 FC6-4	2 0 1 0 0 0 0 1 0 0 0 0 0 0 0 0 0 0 0 0 0 1 0 0 0 0 0 2												
Andy Stankiewicz, R OBP: 0.208, SLG: 0.292 (7, PH)																						
Gregg Olson, R (7, 1)																						
Tony Batista, R OBP: 0.250, SLG: 0.200 (8, PH) (8, 4)																						
Inning Stats	R: 0 E: 0 K: 0 S: 7	H: 0 LOB: 0 BB: 0 P: 9	R: 0 E: 0 K: 0 S: 9	H: 1 LOB: 2 BB: 1 P: 17	R: 1 E: 0 K: 0 S: 8	H: 2 LOB: 1 BB: 0 P: 15	R: 0 E: 0 K: 1 S: 9	H: 0 LOB: 1 BB: 1 P: 14	R: 0 E: 0 K: 1 S: 8	H: 2 LOB: 2 BB: 0 P: 15	R: 1 E: 0 K: 1 S: 8	H: 1 LOB: 0 BB: 0 P: 13	R: 0 E: 0 K: 2 S: 9	H: 0 LOB: 0 BB: 0 P: 11	R: 2 E: 0 K: 1 S: 13	H: 2 LOB: 2 BB: 1 P: 24	R: 0 E: 0 K: 1 S: 12	H: 3 LOB: 3 BB: 1 P: 21	1B: 8 2B: 3 3B: 0 HR: 1	SF: 0 SAC: 0 DP: 1 HBP: 2	WP: 0 PB: 0 SB: 0 CS: 0	PA: 42
PITCHER	IP WLS BF H R ER SO BB IBB HBP BLK WP HR S P ERA WHIP																					
Todd Stottlemyre, R ERA: 2.25 (1, 1)	7.0 W 29 6 2 2 5 2 0 1 0 0 0 1 58 94 2.57 1.143																					
Kent Bottenfield, R ERA: 5.4 (8, 1)	0.1 3 1 2 2 0 1 0 0 0 0 0 0 4 10 54.00 6.000																					
Lance Painter, L ERA: 9.0 (8, 1)	0.0 2 1 0 0 0 0 0 0 1 0 0 0 4 7 ∞ ∞																					
Mark Petkovsek, R ERA: 4.32 (8, 1)	0.2 2 0 0 0 1 0 0 0 0 0 0 0 5 7 0.00 0.000																					
Jeff Brantley, R ERA: (9, 1)	1.0 S 6 3 0 0 1 0 1 0 0 0 0 0 12 21 0.00 3.000																					

Arizona Diamondbacks @ St. Louis Cardinals
 Busch Stadium, St. Louis, MO
 Thu Apr 16 1998, 3:33 AM CDT
 Cloudy - 55 F

livebaseballscorecards.com

AB	36
R	4
H	11
RBI	4
BB	4
SO	7
LOB	19



Batter	1	2	3	4	5	6	7	8	9	AB	R	H	RBI	BB	SO	LOB
--------	---	---	---	---	---	---	---	---	---	----	---	---	-----	----	----	-----

Royce Clayton, R <small>OBP: 0.383, SLG: 0.346</small> (1, 6)	4-2 BB	0-0 2-3			3-1 BB		2-1 BB			3	1	0	0	1	0	1
Ron Gant, R <small>OBP: 0.333, SLG: 0.433</small> (1, 7)	4-0 BB	0-0 2-3			1-1 BB		0-0 BB			3	0	1	0	1	0	1
Lance Painter, L (8, 1)	1-2 BB				1-0 BB		2-3 BB			0	0	0	0	0	0	0
Mark Petkovsek, R <small>OBP: 0.667, SLG: 1.000</small> (8, 1)					1-0 BB		2-3 BB			0	0	0	0	0	0	0
Jeff Brantley, R (9, 1)					1-0 BB		2-3 BB			4	0	0	0	0	2	3
Mark McGwire, R <small>OBP: 0.515, SLG: 0.843</small> (1, 3)	0-0 BB				1-2 BB		1-2 BB			4	1	1	0	0	0	3
Brian Jordan, R <small>OBP: 0.353, SLG: 0.522</small> (1, 8)	4-1 BB				4-2 BB		1-0 BB			1	2	0	0	3	0	0
Gary Gaetti, R <small>OBP: 0.417, SLG: 0.487</small> (1, 5)	1-2 BB				1-3 BB		3-2 BB			3	0	1	3	0	1	2
Brian Hunter, R <small>OBP: 0.250, SLG: 0.273</small> (1, 9)	1-2 BB				1-0 BB		0-2 BB			1	0	0	0	0	0	0
Ray Lankford, L <small>OBP: 0.491, SLG: 0.543</small> (8, PH)	0-0 BB				1-0 BB		1-3 BB			2	0	0	0	0	0	2
Tom Lampkin, L <small>OBP: 0.370, SLG: 0.468</small> (1, 2)	1-0 BB				1-0 BB		0-2 BB			3	1	1	2	0	0	1
David Howard, S <small>OBP: 0.345, SLG: 0.407</small> (1, 4)	1-0 BB				0-1 BB		1-3 BB			3	0	1	0	0	1	1
Todd Stottlemyre, L <small>OBP: 0.273, SLG: 0.273</small> (1, 1)										0	0	0	0	0	0	0
Willie McGee, S <small>OBP: 0.394, SLG: 0.516</small> (8, 7)										0	0	0	0	0	0	0

Inning Stats	R: 3	H: 1	E: 0	K: 0	S: 10	LOB: 1	BB: 3	P: 24	R: 0	H: 1	E: 1	K: 0	S: 4	LOB: 1	BB: 0	P: 6	R: 0	H: 1	E: 0	K: 1	S: 11	LOB: 0	BB: 1	P: 17	R: 0	H: 0	E: 0	K: 0	S: 4	R: 0	H: 1	E: 0	K: 0	S: 7	LOB: 1	BB: 0	P: 12	R: 2	H: 1	E: 0	K: 2	S: 13	LOB: 0	BB: 1	P: 20	R: 0	H: 0	E: 0	K: 1	S: 6	LOB: 0	BB: 0	P: 10	R: 0	H: 0	E: 0	K: 0	S: 8	LOB: 0	BB: 0	P: 13
--------------	------	------	------	------	-------	--------	-------	-------	------	------	------	------	------	--------	-------	------	------	------	------	------	-------	--------	-------	-------	------	------	------	------	------	------	------	------	------	------	--------	-------	-------	------	------	------	------	-------	--------	-------	-------	------	------	------	------	------	--------	-------	-------	------	------	------	------	------	--------	-------	-------

PITCHER	IP	WLS	BF	H	R	ER	SO	BB	IBB	HBP	BLK	WP	HR	S	P	ERA	WHIP
Joel Adamson, L <small>ERA: 7.8</small>	(1, 1)	6.0	L	27	5	5	3	5	0	1	0	0	1	49	86	7.50	1.667
Gregg Olson, R <small>ERA: 6.0</small>	(7, 1)	1.0		3	0	0	1	0	0	0	0	0	0	6	10	0.00	0.000
Russ Springer, R <small>ERA:</small>	(8, 1)	1.0		3	0	0	0	0	0	0	0	0	0	8	13	0.00	0.000

BOTTOM

Arizona Diamondbacks @ St. Louis Cardinals Busch Stadium, St. Louis, MO <small>Thu Apr 16 1998, 3:33 AM CDT</small> <small>Cloudy - 55 F</small>

AB 27 R 5 H 5 RBI 5 BB 5 SO 4 LOB 14



WP: 0 PA: 33 PB: 0 SB: 0 CS: 1
--

Batter	1	2	3	4	5	6	7	8	9	AB R H RBI BB SO LOB	TOP	
Devon White, S (1, 8) OBP: 0.313, SLG: 0.367	1-0 F9			0-0 E 1B		1-0 1B 2B	0-2 1B		1-2 HR	5 2 4 3 0 0 0	<p>Arizona Diamondbacks @ St. Louis Cardinals</p> <p>Busch Stadium, St. Louis, MO</p> <p>Thu Apr 16 1998, 3:38 AM CDT</p> <p>Att. 32,039 - Cloudy - 56 F</p>	
Chris Jones, R (1, 9) OBP: 0.286, SLG: 0.263	0-3 K		1-2 E6 G6-4-3	1-2 HR 1B	0-3 K	0-3 K		0-1 G5-3	5 1 1 1 0 2 2			
Jay Bell, R (1, 6) OBP: 0.318, SLG: 0.417	0-0 F9		0-3 K	3-0 HR 1-H	0-3 K				4 1 1 2 0 2 3			
Matt Williams, R (1, 5) OBP: 0.323, SLG: 0.557		0-0 G5-3	0-0 G6-4-3 1-2f	2-1 HR		0-0 G6-3			4 1 1 1 0 0 2			
Travis Lee, L (1, 3) OBP: 0.288, SLG: 0.371		1-3 K		0-0 P6	0-0 G4-3		3-3 K		4 0 0 0 0 2 0			
Yamil Benitez, R (1, 7) OBP: 0.283, SLG: 0.429		1-1 L7		2-2 HR	0-1 2B		1-2 F8		4 1 2 1 0 0 0 0 0 0 0 0 0 0			
Brent Brede, L (8, 7) OBP: 0.162, SLG: 0.235												
Kelly Stinnett, R (1, 2) OBP: 0.158, SLG: 0.316			3-2 L8	1-1 F7	2-2 F7		1-2 G5-3		4 0 0 0 0 0 1			
Andy Stankiewicz, R (1, 4) OBP: 0.214, SLG: 0.259			3-1 P4	1-3 K	0-3 K		4-2 SH1-4 HR BB		3 1 0 0 1 2 1			
Andy Benes, R (1, 1) OBP: 0.222, SLG: 0.667			2-3 K		0-0 2B 2B	0-0 G6-3		0-0 SH1-4	3 1 1 0 0 1 0			
Inning Stats	R: 0 E: 0 K: 1 S: 6 H: 0 LOB: 0 BB: 0 P: 7	R: 0 E: 0 K: 1 S: 6 H: 0 LOB: 0 BB: 0 P: 8	R: 0 E: 0 K: 1 S: 13 H: 0 LOB: 0 BB: 0 P: 21	R: 0 E: 1 K: 1 S: 8 H: 1 LOB: 1 BB: 0 P: 9	R: 1 E: 0 K: 1 S: 9 H: 1 LOB: 0 BB: 0 P: 13	R: 5 E: 0 K: 1 S: 20 H: 6 LOB: 1 BB: 0 P: 29	R: 0 E: 0 K: 2 S: 11 H: 1 LOB: 1 BB: 0 P: 11	R: 0 E: 0 K: 1 S: 7 H: 0 LOB: 0 BB: 0 P: 11	R: 2 E: 0 K: 0 S: 12 H: 1 LOB: 0 BB: 1 P: 18	1B: 3 2B: 3 3B: 0 HR: 4 SF: 0 SAC: 1 DP: 1 HBP: 0	WP: 0 PB: 0 SB: 0 CS: 0 PA: 38	
PITCHER	IP WLS BF H R ER SO BB IBB HBP BLK WP HR S P ERA WHIP											
Donovan Osborne, L (1, 1) ERA: 9.0	5.0 L 21 6 5 5 5 0 0 0 0 0 0 2 48 69 9.00 1.200											
John Frascatore, R (6, 1) ERA: 8.64	2.0 9 3 1 1 3 0 0 0 0 0 0 1 25 29 4.50 1.500											
Juan Acevedo, R (8, 1) ERA: 9.0	2.0 8 1 2 2 1 1 0 0 0 0 0 1 19 29 9.00 1.000											

AB	36
R	8
H	10
RBI	8
BB	1
SO	9
LOB	9



Batter	1	2	3	4	5	6	7	8	9	AB R H RBI BB SO LOB
--------	---	---	---	---	---	---	---	---	---	----------------------

Royce Clayton, R (1, 6) OBP: 0.359, SLG: 0.321 Juan Acevedo, R (8, 1) OBP: 1.000, SLG: 1.000 Tom Lampkin, L (9, PH) OBP: 0.382, SLG: 0.542	0-1 G4-3		0-1 G6-3		2-2 G5-3		0-0 F8		1-1 	4 0 0 0 0 0 1 0 0 0 0 0 0 0 1 1 1 1 0 0 0
Delino DeShields, L (1, 4) OBP: 0.389, SLG: 0.375	0-1 P4		0-1 F7		0-1 	3-H 1B	1-2 	2B	2-3 	5 0 2 1 0 1 0
Willie McGee, S (1, 9) OBP: 0.432, SLG: 0.529	1-2 		1-1 		4-1 1B	1-2 BB	0-1 G6-3			3 0 2 0 1 0 1
Ray Lankford, L (1, 8) OBP: 0.492, SLG: 0.531	4-1 1B		0-0 CS	0-0 	3-2 F8		2-1 G3			3 0 1 0 1 0 2
Ron Gant, R (1, 7) OBP: 0.308, SLG: 0.394 Gary Gaetti, R (7, 5) OBP: 0.408, SLG: 0.475	1-0 G5			0-1 FC6-4		1-1 G2-3		0-0 G6-3		3 0 0 0 0 0 3 1 0 0 0 0 0 0
John Mabry, L (1, 5) OBP: 0.367, SLG: 0.520 (7, 7)		1-1 L1		0-3 		1-0 F7		4-2 BB		3 0 0 0 1 1 1
Brian Hunter, R (1, 3) OBP: 0.313, SLG: 0.231		4-0 		1-2 P2		4-2 BB		1-3 		2 0 0 0 2 1 2
Eli Marrero, R (1, 2) OBP: 0.375, SLG: 1.000		1-1 G5-3			3-2 	0-0 P2		2-1 G5-3		4 1 1 0 0 0 2
Donovan Osborne, S (1, 1) John Frascatore, R (6, 1) David Howard, S (7, PH) OBP: 0.323, SLG: 0.379 (8, 6)		2-0 G6-3			0-0 SH1-3		0-0 P4		2-1 P6	1 0 0 0 0 0 1 0 0 0 0 0 0 0 2 0 0 0 0 0 0

Inning Stats	R: 0	H: 1	E: 0	K: 0	S: 10	LOB: 2	BB: 1	P: 16	R: 0	H: 0	E: 0	K: 0	S: 5	LOB: 1	BB: 1	P: 13	R: 0	H: 1	E: 0	K: 0	S: 6	LOB: 0	BB: 0	P: 7	R: 0	H: 1	E: 0	K: 1	S: 9	LOB: 1	BB: 0	P: 10	R: 1	H: 2	E: 0	K: 0	S: 16	LOB: 2	BB: 1	P: 27	R: 0	H: 0	E: 0	K: 0	S: 6	LOB: 1	BB: 1	P: 12	R: 0	H: 1	E: 0	K: 0	S: 7	LOB: 1	BB: 0	P: 8	R: 0	H: 0	E: 0	K: 1	S: 8	LOB: 1	BB: 1	P: 15	R: 1	H: 1	E: 0	K: 1	S: 11	LOB: 0	BB: 0	P: 18	1B: 5	SF: 0	2B: 1	SAC: 1	3B: 0	DP: 0	HR: 1	HBP: 0
--------------	------	------	------	------	-------	--------	-------	-------	------	------	------	------	------	--------	-------	-------	------	------	------	------	------	--------	-------	------	------	------	------	------	------	--------	-------	-------	------	------	------	------	-------	--------	-------	-------	------	------	------	------	------	--------	-------	-------	------	------	------	------	------	--------	-------	------	------	------	------	------	------	--------	-------	-------	------	------	------	------	-------	--------	-------	-------	-------	-------	-------	--------	-------	-------	-------	--------

PITCHER	IP	WLS	BF	H	R	ER	SO	BB	IBB	HBP	BLK	WP	HR	S	P	ERA	WHIP
Andy Benes, R (1, 1) ERA: 3.26	9.0	W	38	7	2	2	3	5	0	0	1	1	1	78	126	2.00	1.333

BOTTOM

Arizona Diamondbacks @ St. Louis Cardinals
 Busch Stadium, St. Louis, MO
 Thu Apr 16 1998, 3:38 AM CDT
 Att: 32,039 - Cloudy - 56 F

livebaseballscorecards.com

AB	32
R	2
H	7
RBI	2
BB	5
SO	3
LOB	13



WP: 1	PA: 39
PB: 0	
SB: 1	
CS: 1	

Batter	1	2	3	4	5	6	7	8	9	AB R H RBI BB SO LOB	TOP											
Doug Glanville, R (1, 8) OBP: 0.227, SLG: 0.281	3-2 G6-3 2B		3-2 L8-3 1-2		1-1 G6-3 3B	1-0 P8			1-2 P4	5 2 2 0 0 0 3	Philadelphia Phillies @ St. Louis Cardinals Busch Stadium, St. Louis, MO Fri Apr 17 1998, 7:05 PM CDT Att. 33,995 - Unknown - 60 F											
Gregg Jefferies, S (1, 7) OBP: 0.394, SLG: 0.375	3-2 G6-3 2-3		1-2 P8		0-0 G6-3 3-H		0-0 S 1B	1-2 G4-3-1	5 0 1 1 0 0 1													
Scott Rolen, R (1, 5) OBP: 0.385, SLG: 0.481	0-3 K			0-3 K	0-1 F8		0-0 P3	1-0 G6-3	5 0 0 0 0 2 2													
Rico Brogna, L (1, 3) OBP: 0.306, SLG: 0.483	0-0 3-H 2B			1-2 P8	3-2 HR		0-0 P6		4 1 2 2 0 0 1													
Mark Lewis, R (1, 4) OBP: 0.313, SLG: 0.310	1-0 G6-3			0-0 1B 2B	1-0 F7		0-0 F8 1-2		4 1 1 0 0 0 2													
Bobby Abreu, L (1, 9) OBP: 0.400, SLG: 0.360		1-3 K		2-2 S 1B 2-H		1-3 K		4-0 BB	3 1 1 1 1 2 0													
Mark Parent, R (1, 2) OBP: 0.364, SLG: 0.300		1-3 K		4-2 1B 1-2 BB		2-2 1B 1B		0-0 F9	3 0 1 0 1 1 1													
Alex Arias, R (1, 6) OBP: 0.500, SLG: 0.500		1-0 G3-1		1-1 1-3 2-H 1B		0-1 F9		0-3 K	4 0 1 1 0 1 2													
Garrett Stephenson, R (1, 1) OBP: 0.250, SLG: 0.250 Matt Whiteside, R (3, 1) Darrin Winston, R (5, 1) Ruben Amaro Jr., S (6, PH) Wayne Gomes, R (6, 1) Z3 Kevin Jordan, R (8, PH) Mark Leiter, R (8, 1)			3-2 L8-3 1B	0-3 K		1-0 1B		2-3 SAFE K	1 0 1 0 0 0 0 1 0 0 0 0 1 2 0 0 0 0 0 0 0 1 0 1 0 0 0 0 0 0 0 0 0 0 0 1 0 0 0 0 1 1 0 0 0 0 0 0 0													
Inning Stats	R: 1 E: 0 K: 1 S: 14	H: 2 LOB: 1 BB: 0 P: 21	R: 0 E: 0 K: 2 S: 7	H: 0 LOB: 0 BB: 0 P: 10	R: 0 E: 0 K: 0 S: 9	H: 1 LOB: 0 BB: 0 P: 16	R: 2 E: 0 K: 2 S: 19	H: 3 LOB: 2 BB: 1 P: 27	R: 2 E: 0 K: 0 S: 9	H: 2 LOB: 0 BB: 0 P: 14	R: 0 E: 0 K: 1 S: 10	H: 2 LOB: 2 BB: 0 P: 15	R: 0 E: 0 K: 0 S: 4	H: 1 LOB: 1 BB: 0 P: 4	R: 0 E: 0 K: 2 S: 7	H: 0 LOB: 1 BB: 1 P: 13	R: 0 E: 0 K: 0 S: 9	H: 0 LOB: 0 BB: 0 P: 12	1B: 6 2B: 4 3B: 1 HR: 1	SF: 0 SAC: 0 DP: 1 HBP: 0	WP: 0 PB: 0 SB: 2 CS: 0	PA: 39
PITCHER	IP WLS BF H R ER SO BB IBB HBP BLK WP HR S P ERA WHIP																					
Cliff Politte, R (1, 1) ERA: 3.32	5.0 W 23 8 5 5 5 1 0 0 0 0 1 58 88 9.00 1.800																					
Mike Busby, R (6, 1) ERA: 3.97	3.0 13 3 0 0 3 1 0 0 0 0 0 0 21 32 0.00 1.333																					
Kent Bottenfield, R (9, 1) ERA: 4.82	1.0 S 3 0 0 0 0 0 0 0 0 0 0 0 9 12 0.00 0.000																					

livebaseballscorecards.com

AB	37
R	5
H	11
RBI	5
BB	2
SO	8
LOB	15



Batter	1	2	3	4	5	6	7	8	9	AB R H RBI BB SO LOB	TOP											
Doug Glanville, R (1, 8) OBP: 0.254, SLG: 0.362	0-2 G4-6-3 1B		1-2 1B 2B		0-0 F9		2-1 1-H HR		2-2 L4	5 2 3 2 0 0 2												
Gregg Jefferies, S (1, 7) OBP: 0.371, SLG: 0.350	2-2 G4-6-3 1-2f		2-2 SAFE G5-3		1-2 G5-3		1-0 P5			4 0 0 0 0 0 3												
Scott Rolen, R (1, 5) OBP: 0.391, SLG: 0.534	0-0 HR		1-0 S 1B			1-1 L8		2-0 P6		4 1 2 2 0 0 0												
Mike Lieberthal, R (1, 2) OBP: 0.286, SLG: 0.333	0-3 K		0-3 K			1-0 FC6-4 HBP		2-1 P9		3 0 0 0 0 2 1												
Rico Brogna, L (1, 3) OBP: 0.288, SLG: 0.452		1-0 G4-3		1-3 K		2-0 F8		2-2 G3		4 0 0 0 0 1 1												
Mark Lewis, R (1, 4) OBP: 0.308, SLG: 0.370		1-2 P3		0-1 G6-3		2-1 FC6-4 1-2f			0-2 HR	4 1 1 1 0 0 1												
Bobby Abreu, L (1, 9) OBP: 0.407, SLG: 0.389		0-1 2B		0-1 F7			0-1 G4-3		3-2 WP SH2-4 1B	4 0 2 0 0 0 0												
Desi Relaford, S (1, 6) OBP: 0.275, SLG: 0.243		0-2 G4-3			2-3 K		2-1 L9		1-1 SH2-4	3 0 0 0 0 1 1												
Mike Grace, R (1, 1) OBP: 0.333, SLG: 0.333			2-3 K		1-2 1B		2-2 HR HBP		0-3 K	2 0 1 0 0 1 0												
Kevin Sefcik, R (7, PH)										0 1 0 0 0 0 0												
Jerry Spradlin, S (7, 1)										0 0 0 0 0 0 0												
23 Kevin Jordan, R (9, PH) OBP: 0.333, SLG: 0.412										1 0 0 0 0 1 1												
Inning Stats	R: 1 E: 0 K: 1 S: 11	H: 2 LOB: 0 BB: 0 P: 13	R: 0 E: 0 K: 0 S: 10	H: 1 LOB: 1 BB: 0 P: 12	R: 1 E: 0 K: 2 S: 17	H: 2 LOB: 1 BB: 0 P: 23	R: 0 E: 0 K: 1 S: 7	H: 0 LOB: 0 BB: 0 P: 8	R: 0 E: 0 K: 1 S: 10	H: 1 LOB: 1 BB: 0 P: 14	R: 0 E: 0 K: 0 S: 5	H: 0 LOB: 1 BB: 0 P: 11	R: 2 E: 0 K: 0 S: 9	H: 1 LOB: 0 BB: 0 P: 16	R: 0 E: 0 K: 0 S: 9	H: 0 LOB: 0 BB: 0 P: 15	R: 1 E: 0 K: 1 S: 14	H: 2 LOB: 1 BB: 0 P: 20	1B: 4 2B: 2 3B: 0 HR: 3	SF: 0 SAC: 1 DP: 1 HBP: 2	WP: 1 PB: 0 SB: 1 CS: 0	PA: 37
PITCHER	IP WLS BF H R ER SO BB IBB HBP BLK WP HR S P ERA WHIP																					
Manny Aybar, R (1, 1) ERA: 6.84	6.0 W 24 6 2 2 5 0 0 1 0 0 1 60 81 3.00 1.000																					
Mark Petkovsek, R (7, 1) ERA: 5.79	1.0 5 1 2 2 0 0 0 1 0 0 1 9 16 18.00 1.000																					
Kent Bottenfield, R (8, 1) ERA: 4.35	1.0 3 0 0 0 0 0 0 0 0 0 0 9 15 0.00 0.000																					
Jeff Brantley, R (9, 1) ERA: 2.25	1.0 S 5 2 1 1 1 0 0 0 0 1 1 14 20 9.00 2.000																					

Philadelphia Phillies @ St. Louis Cardinals
 Busch Stadium, St. Louis, MO
 Sat Apr 18 1998, 3:33 AM CDT
 Att. 38,848 - Cloudy - 59 F

livebaseballscorecards.com

AB	34
R	5
H	9
RBI	5
BB	0
SO	6
LOB	10



Batter	1	2	3	4	5	6	7	8	9
Royce Clayton, R OBP: 0.362, SLG: 0.361 (1, 6)	1-0 FC6-4 1B 2B	2-3 K		2-2 2-H 3-H 2B		1-2 G1-3		1-0 G6-3	
Delino DeShields, L OBP: 0.387, SLG: 0.393 David Howard, S OBP: 0.297, SLG: 0.343 (1, 4) (7, 4)	0-0 FC6-4 2-3 1B		3-2 F8		2-1 G4-3		1-3 K		
Mark McGwire, R OBP: 0.526, SLG: 0.855 (1, 3)	2-3 K		2-0 F8		3-3 K		4-0 1B 1B BB		
Brian Jordan, R OBP: 0.339, SLG: 0.481 (1, 8)	2-1 FC6-4 FC4 1-2f 3-H		1-2 G5-3		0-0 1B 2B 1B		0-0 1B 1B		
Willie McGee, S OBP: 0.409, SLG: 0.488 (1, 7)	0-0 FC4 1-2f			1-3 K	2-0 1B 2B 1B		0-1 1B 2B 1B		
John Mabry, L OBP: 0.395, SLG: 0.563 (1, 9)		0-0 G4-3		3-1 1B 2B	3-2 1H 3-H 2B		2-2 P5		
Gary Gaetti, R OBP: 0.404, SLG: 0.435 (1, 5)		4-1 SH3-4 BB BB		1-0 P4	2-1 F8		2-1 FC6-4 1-2f		
Tom Lampkin, L OBP: 0.381, SLG: 0.556 (1, 2)		4-1 SH3-4 1-2 BB		4-0 1B 2B IBB		1-0 G3-1		3-1 G4-3	
Manny Aybar, R OBP: 0.571, SLG: 0.571 Ron Garit, R OBP: 0.317, SLG: 0.486 Mark Peikowski, R OBP: 0.667, SLG: 1.000 Kent Bottenfield, R OBP: 0.333, SLG: 0.333 Brian Hunter, R OBP: 0.333, SLG: 0.333 Jeff Brantley, R (1, 1) (6, PH) (7, 1) (8, 1) (8, PH) (9, 1)		0-0 SH3-4 2		0-1 2B 1B		3-1 P3		0-2 P6	


AB	R	H	RBI	BB	SO	LOB
5	1	2	2	0	1	2
3	0	1	0	0	0	0
1	0	0	0	0	1	0
3	0	0	0	1	2	2
4	1	2	1	0	0	1
4	1	2	0	0	1	1
4	1	2	2	0	0	3
3	0	0	0	1	0	5
2	1	0	0	2	0	0
1	1	1	1	0	0	0
1	0	0	0	0	0	0
0	0	0	0	0	0	0
0	0	0	0	0	0	0
1	0	0	0	0	0	0
0	0	0	0	0	0	0

Inning	R	H	E	K	S	P	BB	IBB	HBP	BLK	WP	HR	S	P	ERA	WHIP
1	1	2	0	9	14											
2	0	0	0	7	17											
3	0	0	0	8	14											
4	3	3	0	11	22											
5	2	3	0	15	27											
6	0	0	0	6	11											
7	0	2	0	12	21											
8	0	0	0	6	10											
9	0	0	0	0	0											

BOTTOM

Philadelphia Phillies @ St. Louis Cardinals
 Busch Stadium, St. Louis, MO
 Sat Apr 18 1998, 3:33 AM CDT
 Att: 38,848 - Cloudy - 59 F

AB	32
R	6
H	10
RBI	6
BB	4
SO	5
LOB	14




PITCHER	IP	WLS	BF	H	R	ER	SO	BB	IBB	HBP	BLK	WP	HR	S	P	ERA	WHIP
Mike Grace, R ERA: 7.31 (1, 1)	6.0	L	28	8	6	6	4	2	1	0	0	0	0	56	105	9.00	1.667
Jerry Spradlin, R ERA: 2.38 (7, 1)	2.0		9	2	0	0	1	1	0	0	0	0	0	18	31	0.00	1.500

Batter	1	2	3	4	5	6	7	8	9	AB R H RBI BB SO LOB	TOP											
Doug Glanville, R (1, 8) OBP: 0.263, SLG: 0.356	2-3 K		1-1 P3		1-1 F9		4-1 BB		1-2 HBP 1B	4 0 1 0 1 1 2	Philadelphia Phillies @ St. Louis Cardinals Busch Stadium, St. Louis, MO Sun Apr 19 1998, 3:33 AM CDT Att. 36,819 - Sunny - 66 F											
Gregg Jefferies, S (1, 7) OBP: 0.360, SLG: 0.328	1-0 F7		3-2 P6		0-0 FC6		1-0 L7		1-1 HBP	4 0 0 0 0 0 5												
Scott Rolen, R (1, 5) OBP: 0.365, SLG: 0.492	0-0 G1-3			2-1 P3		1-2 F8		0-0 P3	2-1 P3	5 0 0 0 0 0 3												
Mike Lieberthal, R (1, 2) OBP: 0.295, SLG: 0.339		2-2 F7		2-0 23 1B		1-0 G5-3		3-2 1B	0-0 P3	5 0 2 0 0 0 3												
23 Kevin Jordan, R (1, 3) OBP: 0.364, SLG: 0.429		2-2 WP 1B		1-0 1-2 1B		1-2 G5-3		1-2 F9	1-3 K	4 0 2 0 0 0 1 1 0 0 0 0 1 3												
Mark Lewis, R (1, 4) OBP: 0.286, SLG: 0.340		3-3 K		2-1 P2		0-0 G4-3		2-3 K		4 0 0 0 0 2 4 0 0 0 0 0 0 0												
Ricky Bottalico, L (8, 1)		1-2 K																				
Rex Hudler, R (1, 9) OBP: 0.167, SLG: 0.091		3-2 L4		3-3 K		4-1 BB 1B BB			0-2 2B 2B 1B	3 1 1 0 1 1 3												
Desi Relaford, S (1, 6) OBP: 0.318, SLG: 0.317			2-1 55 SH3-4 1B		1-0 55 FC1-6 1B		0-1 F7		2-1 2B 2B	4 1 3 0 0 0 1												
55 Matt Beech, L (1, 1)			2-0 SH3-4		0-0 FC1-6 FC6		0-0 BB 1B		0-0 1B 2B	1 0 0 0 0 0 1 1 0 1 0 0 0 0 0 0 0 0 0 0 0 1 0 1 2 0 0 0												
Ruben Amaro Jr, S (7, PH) OBP: 0.556, SLG: 0.667			1 SAFE B 1 X		1 SAFE X																	
Mark Leiter, R (7, 1)																						
Kevin Sefcik, R (8, 4) OBP: 0.300, SLG: 0.250																						
Inning Stats	R: 0 E: 0 K: 1 S: 5	H: 0 LOB: 0 BB: 0 P: 8	R: 0 E: 0 K: 1 S: 14	H: 1 LOB: 1 BB: 0 P: 24	R: 0 E: 0 K: 0 S: 9	H: 1 LOB: 1 BB: 0 P: 17	R: 0 E: 0 K: 1 S: 10	H: 2 LOB: 2 BB: 0 P: 20	R: 0 E: 0 K: 0 S: 5	H: 1 LOB: 1 BB: 0 P: 7	R: 0 E: 0 K: 0 S: 8	H: 0 LOB: 0 BB: 0 P: 11	R: 0 E: 0 K: 0 S: 7	H: 1 LOB: 3 BB: 2 P: 16	R: 0 E: 0 K: 1 S: 18	H: 1 LOB: 1 BB: 0 P: 24	R: 2 E: 0 K: 1 S: 16	H: 4 LOB: 3 BB: 0 P: 23	1B: 9 2B: 2 3B: 0 HR: 0	SF: 0 SAC: 1 DP: 0 HBP: 1	WP: 1 PB: 0 SB: 0 CS: 0	PA: 41
PITCHER	IP WLS BF H R ER SO BB IBB HBP BLK WP HR S P ERA WHIP																					
Kent Mercker, L (1, 1) ERA: 4.5	7.0 W 29 6 0 0 3 2 0 0 0 0 1 0 58 103 0.00 1.143																					
Kent Bottenfield, R (8, 1) ERA: 3.97	1.0 4 1 0 0 1 0 0 0 0 0 0 0 18 24 0.00 1.000																					
Lance Painter, L (9, 1) ERA: 13.5	0.0 5 4 2 2 0 0 0 0 1 0 0 0 10 14 ∞ ∞																					
Juan Acevedo, R (9, 1) ERA: 8.0	1.0 S 3 0 0 0 1 0 0 0 0 0 0 0 6 9 0.00 0.000																					

livebaseballscorecards.com

AB	37
R	2
H	11
RBI	2
BB	2
SO	5
LOB	26



Batter	1	2	3	4	5	6	7	8	9	AB R H RBI BB SO LOB	TOP	
Royce Clayton, R (1, 6) OBP: 0.346, SLG: 0.324	1-1 F8		0-0 F9	1-3 K		4-2 1B BB			1-2 G1-3	4 0 0 0 1 1 1		
Delino DeShields, L (1, 4) OBP: 0.433, SLG: 0.467	0-1 CS 1B		4-1 HR BB		1-0 L7 1B 2B	1-0 1B			3-1 CS 2B	4 2 4 0 1 0 0		
Mark McGwire, R (1, 3) OBP: 0.518, SLG: 0.855	1-3 K 1-2		0-0 HR		0-0 L7 2-3	2-3 K			4-2 BB 2-3	4 1 1 2 1 2 4		
Brian Jordan, R (1, 8) OBP: 0.338, SLG: 0.476		1-1 E6 1B	2-2 2B 1B		0-1 HR 1B 3-H		3-2 F9		1-0 F8	5 1 2 1 0 0 1		
Gary Gaetti, R (1, 5) OBP: 0.415, SLG: 0.481		0-1 SAFE SAFE 1B	0-0 1B 2B		2-2 L7 1-2		2-3 K			4 0 2 0 0 1 1		
Ron Gant, R (1, 7) OBP: 0.311, SLG: 0.538		1-0 L6	2-2 F8		0-0 HR 2-H		2-2 G3			4 1 1 2 0 0 4		
John Mabry, L (9, 9) OBP: 0.395, SLG: 0.563										0 0 0 0 0 0 0		
Brian Hunter, R (1, 9) OBP: 0.346, SLG: 0.609		3-2 K		0-0 S 2B		0-0 F7			1-2 G6-3	4 0 1 0 0 1 2	AB 37 R 5 H 11 RBI 5 BB 3 SO 7 LOB 17	
Tom Lampkin, L (1, 2) OBP: 0.358, SLG: 0.517		1-1 P6		0-0 F9		3-2 L9			2-2 P8	4 0 0 0 0 0 3		
Todd Stottlemire, L (1, 1) OBP: 0.200, SLG: 0.200			0-0 B1-3	2-3 K 2-3		3-3 K			1-2 G5-3	4 0 0 0 0 2 1		
Juan Acevedo, R (8, 1) OBP: 1.000, SLG: 1.000										0 0 0 0 0 0 0		
Jeff Brantley, R (9, 1)										0 0 0 0 0 0 0		
Inning Stats	R: 0 E: 0 K: 1 S: 7 H: 1 LOB: 0 BB: 0 P: 9	R: 0 E: 1 K: 1 S: 10 H: 1 LOB: 2 BB: 0 P: 16	R: 2 E: 0 K: 0 S: 12 H: 3 LOB: 2 BB: 1 P: 20	R: 0 E: 0 K: 2 S: 8 H: 1 LOB: 1 BB: 0 P: 11	R: 3 E: 0 K: 0 S: 9 H: 3 LOB: 0 BB: 0 P: 12	R: 0 E: 0 K: 2 S: 13 H: 1 LOB: 2 BB: 1 P: 26	R: 0 E: 0 K: 1 S: 13 H: 0 LOB: 0 BB: 0 P: 20	R: 0 E: 0 K: 0 S: 9 H: 0 LOB: 0 BB: 0 P: 13	R: 0 E: 0 K: 0 S: 9 H: 1 LOB: 1 BB: 1 P: 18	1B: 5 2B: 4 3B: 0 HR: 2 SF: 0 SAC: 0 DP: 0 HBP: 0	WP: 0 PB: 0 SB: 2 CS: 2 PA: 40	
PITCHER	IP WLS BF H R ER SO BB IBB HBP BLK WP HR S P ERA WHIP											
Trey Moore, L (1, 1) ERA: 6.27	4.2 L 24 9 5 5 4 1 0 0 0 0 2 45 67 9.64 2.143											
Shayne Bennett, R (5, 1) ERA: 4.63	1.1 6 1 0 0 2 1 0 0 0 0 0 14 27 0.00 1.500											
Miguel Batista, R (7, 1) ERA: 5.4	3.0 10 1 0 0 1 1 0 0 0 0 0 31 51 0.00 0.667											

St. Louis Cardinals @ Montreal Expos
Olympic Stadium, Montreal, QB
Tue Apr 21 1998, 7:05 PM EDT
Att. 7,384 - Dome - 72 F

livebaseballscorecards.com

Batter	1	2	3	4	5	6	7	8	9	AB R H RBI BB SO LOB	TOP																		
Royce Clayton, R OBP: 0.349, SLG: 0.319 (1, 6)	1-1 G6-3		1-1 L8		3-1 G6-4-3		4-1 BB		1-2 1B	4 0 1 0 1 0 1																			
Delino DeShields, L OBP: 0.444, SLG: 0.523 (1, 4)	2-2 E 2B		2-1 3B		0-1 2B 1B		3-3 K		1-3 K	5 0 3 0 0 2 3																			
Mark McGwire, R OBP: 0.506, SLG: 0.833 (1, 3)	3-1 P4 2-3		1-1 P9		1-0 1-H 2B			1-1 F8		4 0 1 0 0 0 2																			
Brian Jordan, R OBP: 0.347, SLG: 0.470 (1, 8)	4-1 BB			2-2 CS 1B		1-0 L3		1-0 F8		3 0 1 0 1 0 0																			
Gary Gaetti, R OBP: 0.420, SLG: 0.474 (1, 5)	3-2 F8			4-2 1-2 HR BB		1-1 F9		2-2 BB 1B		3 1 1 0 1 0 2																			
Ron Gant, R OBP: 0.313, SLG: 0.595 (1, 7)		0-2 G6-3		0-1 1-H HR		0-3 K		4-1 FC5-4 BB		3 1 1 2 0 1 0																			
Mike Busby, R (6, 1)										0 0 0 0 0 0 0																			
Ray Lankford, L (8, PH)										0 0 0 0 1 0 0																			
Kent Mercker, L (8, PR)										0 0 0 0 0 0 0																			
Kent Bottenfield, R (8, 1)										0 0 0 0 0 0 0																			
Brian Hunter, R OBP: 0.333, SLG: 0.538 (1, 9)		1-1 G5-3		2-3 K		4-0 F8 SH1-4 BB		2-1 FC5-4		3 0 0 0 1 1 2																			
Eli Marrero, R OBP: 0.267, SLG: 0.600 (1, 2)		2-1 G5-3		2-1 G5-3		0-0 SH1-4			2-1 F7	3 0 0 0 0 0 0																			
Donovan Osborne, S (1, 1)			0-3 K		0-1 G6-4-3 1B		0-1 F8		0-0 G5-3	2 0 1 0 0 1 0																			
Willie McGee, S (6, 7)										2 0 0 0 0 0 1																			
Inning Stats	R: 0 E: 1 K: 0 S: 16	H: 1 LOB: 2 BB: 1 P: 29	R: 0 E: 0 K: 0 S: 7	H: 0 LOB: 0 BB: 0 P: 10	R: 0 E: 0 K: 1 S: 9	H: 1 LOB: 1 BB: 0 P: 13	R: 2 E: 0 K: 1 S: 14	H: 2 LOB: 0 BB: 1 P: 24	R: 0 E: 0 K: 0 S: 7	H: 3 LOB: 2 BB: 0 P: 11	R: 0 E: 0 K: 1 S: 6	H: 0 LOB: 0 BB: 0 P: 8	R: 0 E: 0 K: 1 S: 8	H: 0 LOB: 2 BB: 2 P: 19	R: 0 E: 0 K: 0 S: 10	H: 1 LOB: 2 BB: 1 P: 20	R: 0 E: 0 K: 1 S: 12	H: 1 LOB: 1 BB: 0 P: 16	1B: 5 2B: 2 3B: 1 HR: 1	SF: 0 SAC: 1 DP: 1 HBP: 0	WP: 0 PB: 0 SB: 0 CS: 1	PA: 38							
PITCHER	IP WLS BF H R ER SO BB IBB HBP BLK WP HR S P ERA WHIP																												
Carlos Perez, L (1, 1) ERA: 3.28	7.0		29	7	2	2	4	4	0	0	0	0	0	1	67	114	2.57	1.571											
Anthony Telford, R (8, 1) ERA: 1.46	0.2		3	1	0	0	0	0	0	0	0	0	0	7	11	0.00	1.500												
Steve Kline, L (8, 1) ERA:	0.1		2	0	0	0	0	1	0	0	0	0	0	3	9	0.00	3.000												
Ugueth Urbina, R (9, 1) ERA:	1.0	W	4	1	0	0	1	0	0	0	0	0	0	12	16	0.00	1.000												

St. Louis Cardinals @ Montreal Expos
Olympic Stadium, Montreal, QB
Wed Apr 22 1998, 7:05 PM EDT
Att. 7,680 - Dome - 72 F

livebaseballscorecards.com

AB	32
R	2
H	9
RBI	2
BB	5
SO	5
LOB	11



BOTTOM

St. Louis Cardinals @ Montreal Expos
 Olympic Stadium, Montreal, QB
 Wed Apr 22 1998, 7:05 PM EDT
 Att. 7,680 - Dome - 72 F

livebaseballscorecards.com

AB	36
R	3
H	12
RBI	3
BB	3
SO	8
LOB	11



WP: 0	PA: 41
PB: 0	SB: 0
CS: 0	

AB R H RBI BB SO LOB

4	2	2	0	0	1	0
4	1	2	1	0	1	1
4	0	2	1	1	0	0
3	0	1	0	2	0	2
5	0	1	1	0	1	4
4	0	1	0	0	3	0
4	0	1	0	0	0	1
4	0	2	0	0	1	1
3	0	0	0	0	1	1
0	0	0	0	0	0	0
0	0	0	0	0	0	0
1	0	0	0	0	0	1
0	0	0	0	0	0	0

1B: 10	SF: 0
2B: 1	SAC: 1
3B: 0	DP: 0
HR: 1	HBP: 1

Batter	1	2	3	4	5	6	7	8	9
F.P. Santangelo, S OBP: 0.329, SLG: 0.329 (1, 8)	3-2 F7 ①		1-1 2B 1B		0-2 BB 1B		2-2 K ①		2-2 BB SH1-4 1B HBP
Mark Grudzielanek, R OBP: 0.250, SLG: 0.370 (1, 6)	0-0 G5-3 ②		0-2 1-3 2B		1-3 K ②		2-1 HR		0-0 SH1-4 ① 1-2
Vladimir Guerrero, R OBP: 0.333, SLG: 0.443 (1, 9)	1-1 P4 ③		1-0 1B 3-H		1-0 BB 1B 1-2		0-0 P3 ②		4-0 1B BB IBB
Brad Fullmer, L OBP: 0.397, SLG: 0.478 (1, 3)		1-0 G3 ①	1-1 F8 ③		4-0 BB 1-2 2-3		2-1 1B		4-0 1B BB 1-2 2-3
Rondell White, R OBP: 0.313, SLG: 0.403 (1, 7)		2-3 K ②		0-0 P4 ①	0-0 F9 ③		2-0 P4 ③		0-0 1B 1-2 2-3 3-H
Shane Andrews, R OBP: 0.208, SLG: 0.423 (1, 5)		1-0 1B		3-3 K ②		1-3 K ①		0-3 K ①	
Jose Vidro, S OBP: 0.304, SLG: 0.217 (1, 4)		1-2 P5 ③		1-2 1B		2-2 G6-3 ②		3-2 F7 ②	
Chris Widger, R OBP: 0.254, SLG: 0.271 (1, 2)			0-3 K2-3 ①	1-1 G4-3 ③		1-0 1B		1-2 1B	
Carlos Perez, L OBP: 0.200, SLG: 0.200 (1, 1)			1-3 K ②		0-1 B5-3 ①	1-1 G4-3 ③		2-2 G1-3 ③	
Anthony Telford, R (8, 1)									
Steve Kline, S (8, 1)									
Derrick May, L OBP: 0.273, SLG: 0.273 (8, PH)									
Ugueth Urbina, R (9, 1)									

Inning Stats	R: 0	H: 0	E: 0	K: 0	S: 7	H: 0	LOB: 0	BB: 0	P: 11	R: 0	H: 1	E: 0	K: 1	S: 12	H: 1	LOB: 1	BB: 0	P: 17	R: 1	H: 3	E: 0	K: 2	S: 14	H: 3	LOB: 2	BB: 0	P: 18	R: 0	H: 1	E: 0	K: 1	S: 9	H: 2	LOB: 3	BB: 1	P: 17	R: 0	H: 1	E: 0	K: 1	S: 9	H: 1	LOB: 1	BB: 0	P: 14	R: 1	H: 2	E: 0	K: 1	S: 9	H: 2	LOB: 1	BB: 0	P: 17	R: 0	H: 1	E: 0	K: 1	S: 16	H: 1	LOB: 1	BB: 0	P: 22	R: 1	H: 1	E: 0	K: 0	S: 4	H: 1	LOB: 3	BB: 2	P: 14	1B: 10	SF: 0	2B: 1	SAC: 1	3B: 0	DP: 0	HR: 1	HBP: 1	WP: 0	PA: 41
--------------	------	------	------	------	------	------	--------	-------	-------	------	------	------	------	-------	------	--------	-------	-------	------	------	------	------	-------	------	--------	-------	-------	------	------	------	------	------	------	--------	-------	-------	------	------	------	------	------	------	--------	-------	-------	------	------	------	------	------	------	--------	-------	-------	------	------	------	------	-------	------	--------	-------	-------	------	------	------	------	------	------	--------	-------	-------	--------	-------	-------	--------	-------	-------	-------	--------	-------	--------

PITCHER	IP	WLS	BF	H	R	ER	SO	BB	IBB	HBP	BLK	WP	HR	S	P	ERA	WHIP
Donovan Osborne, L ERA: 5.06 (1, 1)	5.2		26	8	1	1	6	1	0	0	0	0	0	60	88	1.59	1.588
Mike Busby, R ERA: 4.26 (6, 1)	1.1		6	2	1	1	1	0	0	0	0	0	1	11	20	6.75	1.500
Kent Bottenfield, R ERA: 4.26 (8, 1)	1.1	L	9	2	1	1	1	1	1	1	0	0	0	20	36	6.75	2.250

PITCHER	IP	WLS	BF	H	R	ER	SO	BB	IBB	HBP	BLK	WP	HR	S	P	ERA	WHIP
Donovan Osborne, L ERA: 5.06 (1, 1)	5.2		26	8	1	1	6	1	0	0	0	0	0	60	88	1.59	1.588
Mike Busby, R ERA: 4.26 (6, 1)	1.1		6	2	1	1	1	0	0	0	0	0	1	11	20	6.75	1.500
Kent Bottenfield, R ERA: 4.26 (8, 1)	1.1	L	9	2	1	1	1	1	1	1	0	0	0	20	36	6.75	2.250

Batter	1	2	3	4	5	6	7	8	9	AB R H RBI BB SO LOB	TOP									
Delino DeShields, L OBP: 0.434, SLG: 0.500 (1, 4)	2-3 K		4-2 BB		2-2 L5			2-2 F8		3 0 0 0 1 1 0										
Tom Lampkin, L OBP: 0.338, SLG: 0.484 (1, 2)	0-0 P6		1-2 P5		3-1 P4			1-0 G3-1		4 0 0 0 0 0 2										
Willie McGee, S OBP: 0.352, SLG: 0.412 (1, 8)	1-2 1B		1-0 G4-3			1-1 G4-3			2-3 K	4 0 1 0 0 1 2										
Gary Gaetti, R OBP: 0.411, SLG: 0.459 (1, 5)	0-2 P5			1-0 HR 1B		0-0 F9			0-0 F9	4 1 1 0 0 0 1										
Ron Gant, R OBP: 0.308, SLG: 0.630 (1, 7)				1-0 HR		1-2 G3-1			3-2 P5	4 1 1 2 0 1 0										
John Mabry, L OBP: 0.390, SLG: 0.543 (1, 9)				0-1 1B			2-1 L3			3 0 1 0 0 1 0										
Brian Hunter, R OBP: 0.303, SLG: 0.483 (1, 3)				2-2 F7			2-0 P5			3 0 0 0 0 0 1										
David Howard, S OBP: 0.295, SLG: 0.317 (1, 6)				1-2 G1-6-3			1-3 K			3 0 0 0 0 2 1										
Cliff Politte, R OBP: 0.182, SLG: 0.100 (1, 1)				0-0 E9 1B			0-1 P3			2 0 1 0 0 0 0										
John Frascatore, R (6, 1)										0 0 0 0 0 0 0										
Lance Painter, L (7, 1)										0 0 0 0 0 0 0										
Ray Lankford, L OBP: 0.500, SLG: 0.549 (8, PH)										1 0 0 0 0 0 0										
Mark Petkovsek, R OBP: 0.667, SLG: 1.000 (8, 1)										0 0 0 0 0 0 0										
Inning Stats	R: 0 E: 0 K: 1 S: 15	H: 1 LOB: 1 BB: 0 P: 18	R: 0 E: 0 K: 2 S: 9	H: 0 LOB: 0 BB: 0 P: 13	R: 0 E: 1 K: 1 S: 11	H: 1 LOB: 2 BB: 1 P: 18	R: 2 E: 0 K: 0 S: 14	H: 3 LOB: 0 BB: 0 P: 19	R: 0 E: 0 K: 0 S: 7	H: 0 LOB: 0 BB: 0 P: 12	R: 0 E: 0 K: 1 S: 6	H: 0 LOB: 0 BB: 0 P: 11	R: 0 E: 0 K: 0 S: 6	H: 0 LOB: 0 BB: 0 P: 11	R: 0 E: 0 K: 1 S: 9	H: 0 LOB: 0 BB: 0 P: 14	1B: 4 2B: 0 3B: 0 HR: 1	SF: 0 SAC: 0 DP: 1 HBP: 0	WP: 0 PB: 0 SB: 0 CS: 0	PA: 32
PITCHER	IP WLS BF H R ER SO BB IBB HBP BLK WP HR S P ERA WHIP																			
Dustin Hermanson, R ERA: 3.34 (1, 1)	7.0 W 26 5 2 2 5 1 0 0 0 0 1 68 99 2.57 0.857																			
Anthony Telford, R ERA: 1.35 (8, 1)	1.0 3 0 0 0 0 0 0 0 0 0 0 6 11 0.00 0.000																			
Ugueth Urbina, R ERA: (9, 1)	1.0 S 3 0 0 0 1 0 0 0 0 0 0 9 14 0.00 0.000																			

St. Louis Cardinals @ Montreal Expos
Olympic Stadium, Montreal, QB
 Thu Apr 23 1998, 7:05 PM EDT
 Att. 7,480 - Dome - 72 F

livebaseballscorecards.com

AB 31
R 2
H 5
RBI 2
BB 1
SO 6
LOB 7



Batter	1	2	3	4	5	6	7	8	9	AB	R	H	RBI	BB	SO	LOB
F.P. Santangelo, S OBP: 0.325, SLG: 0.324 (1, 8)	2-3 K	0-0 F8			1-0 G6-3		2-2 S 2B 1B			4	1	1	0	0	1	1
Mark Grudzielanek, R OBP: 0.250, SLG: 0.357 (1, 6)	3-2 G4-3		1-1 G6-3		2-2 S HBP		2-1 G5-3			3	0	0	0	0	0	1
Vladimir Guerrero, R OBP: 0.357, SLG: 0.523 (1, 9)	0-2 1B 1B		0-0 HR		2-2 P2		2-2 FC9-5 2-H 2B			4	1	3	2	0	0	1
Brad Fullmer, L OBP: 0.390, SLG: 0.466 Anthony Telford, R (8, 1) Ugueth Urbina, R (9, 1)	0-1 1-2 1B		1-0 F8		1-1 F8		1-1 FC9-5			4	0	1	0	0	0	2
Rondell White, R OBP: 0.321, SLG: 0.447 (1, 7)	1-1 F9		0-2 HR		3-2 E6 BLK SH1-3 1B		2-2 CS 1B			4	2	2	1	0	0	2
Jose Vidro, S OBP: 0.305, SLG: 0.208 Mike Mordecai, R OBP: 0.143, SLG: 0.100 (9, 4)		4-2 G6-4-3 2B BB	0-0 L8		0-1 SH1-3		0-1 F7			2	1	0	0	1	0	1
Shane Andrews, R OBP: 0.211, SLG: 0.411 (1, 5)		1-1 G6-4-3		2-1 F9		2-2 1B CS 1B		3-2 G4-3		4	0	1	1	0	0	2
Chris Widger, R OBP: 0.273, SLG: 0.306 (1, 2)		2-2 2-H 2B		0-0 P9		2-2 1-3 1B				3	0	2	1	0	0	0
Dustin Hermanson, R Ryan McGuire, L OBP: 0.300, SLG: 0.333 (8, 3)		1-3 K		2-1 L9		2-3 K				3	0	0	0	0	2	3

Inning Stats	R: 0	H: 2	E: 0	K: 1	S: 14	L: 2	LOB: 2	BB: 0	P: 20	R: 1	H: 1	E: 0	K: 1	S: 12	L: 1	LOB: 1	BB: 1	P: 20	R: 2	H: 2	E: 0	K: 0	S: 8	R: 0	H: 0	E: 0	K: 0	S: 5	R: 0	H: 0	E: 0	K: 0	S: 10	R: 1	H: 2	E: 1	K: 1	S: 16	R: 0	H: 2	E: 0	K: 0	S: 10	R: 0	H: 1	E: 0	K: 0	S: 10	R: 0	H: 1	E: 0	K: 0	S: 15
--------------	------	------	------	------	-------	------	--------	-------	-------	------	------	------	------	-------	------	--------	-------	-------	------	------	------	------	------	------	------	------	------	------	------	------	------	------	-------	------	------	------	------	-------	------	------	------	------	-------	------	------	------	------	-------	------	------	------	------	-------


PITCHER	IP	WLS	BF	H	R	ER	SO	BB	IBB	HBP	BLK	WP	HR	S	P	ERA	WHIP
Cliff Politte, R ERA: 3.67 (1, 1)	5.1	L	25	6	4	3	2	1	0	0	1	0	2	58	89	5.06	1.312
John Frascatore, R ERA: 8.68 (6, 1)	1.0		5	3	1	1	1	0	0	0	0	0	0	15	24	9.00	3.000
Lance Painter, L ERA: 11.57 (7, 1)	0.2		1	0	0	0	0	0	0	0	0	0	0	2	3	0.00	0.000
Mark Petkovsek, R ERA: 5.23 (8, 1)	1.0		3	1	0	0	0	0	0	0	0	0	0	10	15	0.00	1.000

BOTTOM

St. Louis Cardinals @ Montreal Expos
Olympic Stadium, Montreal, QB

Thu Apr 23 1998, 7:05 PM EDT
Att. 7,480 - Dome - 72 F

AB	31
R	5
H	10
RBI	5
BB	1
SO	3
LOB	13



WP	HR	S	P	ERA	WHIP
0	0	0	34	0	0

Batter	1	2	3	4	5	6	7	8	9	AB R H RBI BB SO LOB	TOP																	
Royce Clayton, R (1, 6) OBP: 0.341, SLG: 0.303	2-3 K	0-2 G6-3		4-1 1B 2B BB		2-3 K		0-0 G1-3		4 1 0 0 1 2 2																		
Delino DeShields, L (1, 4) OBP: 0.444, SLG: 0.534	1-2 G4-3 3B		3-2 G1-4-3 1B	0-0 2B 1B		2-1 L9		1-1 L7	5 1 3 1 0 0 0																			
Mark McGwire, R (1, 3) OBP: 0.489, SLG: 0.803	2-2 G4-3		0-0 F7	0-0 2B		1-0 L5		0-0 G5-3	5 0 1 2 0 0 1																			
Brian Jordan, R (1, 8) OBP: 0.364, SLG: 0.471	2-0 1B		2-1 G1-4-3	4-2 BB		0-1 WP 1B		1-1 F8	4 0 2 0 1 0 1																			
Ron Gant, R (1, 7) OBP: 0.304, SLG: 0.592	1-2 P6		4-0 BB	0-3 K		1-3 K		1-2 K	3 0 0 0 1 2 5																			
John Mabry, L (1, 9) OBP: 0.364, SLG: 0.500		0-1 G4-3	3-1 L9		0-0 G4-3		1-3 K		3 0 0 0 0 0 2																			
Mike Busby, R (5, 1)									0 0 0 0 0 0 0																			
Brian Hunter, R (7, PH) OBP: 0.294, SLG: 0.467									1 0 0 0 0 1 1																			
John Frascatore, R (7, 1)									0 0 0 0 0 0 0																			
Gary Gaetti, R (1, 5) OBP: 0.416, SLG: 0.453		0-0 2B 1B		2-1 G4-3 1B HBP		0-0 P3		0-0 G5-3	3 2 1 0 0 0 0																			
Tom Lampkin, L (1, 2) OBP: 0.347, SLG: 0.515		2-2 2B		3-2 G4-3		2-2 F8		1-2 2B	4 0 2 1 0 0 1																			
Kent Mercker, L (1, 1) OBP: 0.167, SLG: 0.167		0-2 1B		0-3 K		0-0 G4-3		0-3 K	2 0 1 0 0 1 1																			
Willie McGee, S (5, 9) OBP: 0.339, SLG: 0.396									2 0 0 0 0 1 1																			
Inning Stats	R: 1 E: 0 K: 1 S: 16	H: 2 LOB: 1 BB: 0 P: 24	R: 1 E: 0 K: 0 S: 13	H: 3 LOB: 1 BB: 0 P: 15	R: 0 E: 0 K: 0 S: 9	H: 1 LOB: 2 BB: 1 P: 21	R: 2 E: 0 K: 2 S: 16	H: 2 LOB: 3 BB: 2 P: 29	R: 0 E: 0 K: 1 S: 6	H: 0 LOB: 0 BB: 0 P: 10	R: 0 E: 0 K: 2 S: 9	H: 1 LOB: 1 BB: 0 P: 12	R: 0 E: 0 K: 1 S: 8	H: 1 LOB: 1 BB: 0 P: 9	R: 0 E: 0 K: 0 S: 5	H: 0 LOB: 0 BB: 0 P: 7	1B: 6 2B: 3 3B: 1 HR: 0	SF: 0 SAC: 0 DP: 0 HBP: 1	WP: 1 PB: 0 SB: 0 CS: 0	PA: 40								
PITCHER	IP WLS BF H R ER SO BB IBB HBP BLK WP HR S P ERA WHIP																											
Mike Grace, R (1, 1) ERA: 7.78	3.2		21	8	4	4	2	2	0	1	0	0	0	48	79	9.82	2.727											
Matt Whiteside, R (4, 1) ERA: 5.0	1.1	W	5	0	0	0	1	1	0	0	0	0	0	11	17	0.00	0.750											
Wayne Gomes, R (6, 1) ERA: 5.4	3.0		11	2	0	0	4	0	0	0	0	1	0	23	31	0.00	0.667											
Jerry Spradlin, R (9, 1) ERA: 3.95	1.0		3	0	0	0	0	0	0	0	0	0	0	5	7	0.00	0.000											

St. Louis Cardinals @ Philadelphia Phillies
Veterans Stadium, Philadelphia, PA

Fri Apr 24 1998, 7:05 PM EDT
Att. 15,208 - Unknown - 71 F

livebaseballscorecards.com

AB	36
R	4
H	10
RBI	4
BB	3
SO	7
LOB	15



Batter	1	2	3	4	5	6	7	8	9
Doug Glanville, R OBP: 0.280, SLG: 0.389 (1, 8)	1-0 G4-3 ①		3-2 G4-3 ②		1-1 E 1B 1-2 2-H	2-1 G6-3 ①		0-1 F9 ②	
Gregg Jefferies, S OBP: 0.370, SLG: 0.350 Jerry Spradlin, S (9, 1)	2-0 P4 ②		1-0 G6-3 ③		1-0 1B 1B 1-3 2-H	2-2 L7 ②		3-1 G4-3 ③	
Scott Rolen, R OBP: 0.356, SLG: 0.500 (1, 5)	1-0 2B			1-1 G4-3 ①	3-2 1B 1B 2-3 3-H	1-0 F8 ③			
Mike Lieberthal, R OBP: 0.297, SLG: 0.343 (1, 2)	3-0 L9 ③			4-1 BB	4-0 1B 1B BB		2-3 K ①		
Rico Brogna, L OBP: 0.289, SLG: 0.468 (1, 3)		0-1 G4-3 ①		0-3 K ②	0-2 1B 1B 1-2 2-H 3-H		3-2 G3-1 ②		
Mark Lewis, R OBP: 0.306, SLG: 0.338 (1, 4)		1-2 1B		3-3 K ③	1-3 K ②		0-1 3B 1B		
Kevin Sevcik, R OBP: 0.231, SLG: 0.182 Bobby Abreu, L OBP: 0.389, SLG: 0.439 (5, PH) (6, 9)		1-3 K ②			L9 1B BB		0-0 3B 1-H		
Desi Relaford, S OBP: 0.298, SLG: 0.315 (1, 6)		2-1 G5-3 ③			1B 1B FC5-4 1B		0-0 G3-1 ③		
Mike Grace, R OBP: 0.286, SLG: 0.296 Matt Whiteside, R (4, 1) Rex Hudler, R OBP: 0.214, SLG: 0.083 Wayne Gomes, R (6, 1) Ruben Amaro Jr. S OBP: 0.455, SLG: 0.500 (8, PH) (9, 7)			2-1 G4-3 ①		1B BB E FC5-4 1B		2-2 F7 ①		

Inning Stats	R: 0 E: 0 K: 0 S: 4	H: 1 LOB: 1 BB: 0 P: 11	R: 0 E: 0 K: 1 S: 10	H: 1 LOB: 1 BB: 0 P: 14	R: 0 E: 0 K: 0 S: 6	H: 0 LOB: 0 BB: 0 P: 12	R: 0 E: 0 K: 2 S: 11	H: 0 LOB: 1 BB: 1 P: 19	R: 7 E: 1 K: 1 S: 24	H: 6 LOB: 2 BB: 3 P: 50	R: 0 E: 0 K: 0 S: 8	H: 0 LOB: 0 BB: 0 P: 12	R: 1 E: 0 K: 1 S: 10	H: 2 LOB: 1 BB: 0 P: 15	R: 0 E: 0 K: 0 S: 8	H: 0 LOB: 0 BB: 0 P: 13
--------------	------------------------------	----------------------------------	-------------------------------	----------------------------------	------------------------------	----------------------------------	-------------------------------	----------------------------------	-------------------------------	----------------------------------	------------------------------	----------------------------------	-------------------------------	----------------------------------	------------------------------	----------------------------------

PITCHER	IP	WLS	BF	H	R	ER	SO	BB	IBB	HBP	BLK	WP	HR	S	P	ERA	WHIP
Kent Mercker, L ERA: 6.04 (1, 1)	4.1	L	23	7	7	7	3	2	1	0	0	0	0	47	91	14.54	2.077
Mike Busby, R ERA: 3.77 (5, 1)	1.2		7	1	0	0	1	1	0	0	0	0	0	16	27	0.00	1.200
John Frascatore, R ERA: 7.94 (7, 1)	2.0		8	2	1	1	1	0	0	0	0	0	0	18	28	4.50	1.000

BOTTOM

St. Louis Cardinals @ Philadelphia Phillies
Veterans Stadium, Philadelphia, PA


Fri Apr 24 1998, 7:05 PM EDT
Att: 15,208 - Unknown - 71 F

AB	R	H	RBI	BB	SO	LOB
5	1	1	1	0	0	0
5	1	1	1	0	0	0
0	0	0	0	0	0	0
4	1	2	1	0	0	0
2	1	0	0	2	1	1
4	1	1	2	0	1	1
4	1	2	0	0	2	3
2	0	0	0	0	1	1
1	0	1	1	1	0	0
4	1	2	2	0	0	2
1	0	0	0	0	0	0
0	0	0	0	0	0	0
1	1	0	0	1	0	2
0	0	0	0	0	0	0
1	0	0	0	0	0	0

1B: 8	SF: 0	WP: 0	PA: 38
2B: 1	SAC: 0	PB: 0	
3B: 1	DP: 0	SB: 0	
HR: 0	HBP: 0	CS: 0	

livebaseballscorecards.com

AB 34
R 8
H 10
RBI 8
BB 4
SO 5
LOB 10



Batter	1	2	3	4	5	6	7	8	9	AB R H RBI BB SO LOB	TOP		
F.P. Santangelo, S (1, 7) OBP: 0.320, SLG: 0.322 Steve Kline, S (8, 1)	0-0 E1 1B		1-0 P3		3-3 K			0-2 P4		4 0 1 0 0 1 0 0 0 0 0 0 0 0			
Mark Grudzielanek, R (1, 6) OBP: 0.284, SLG: 0.375	1-1 G1-3			4-2 BB 1B BB		1-3 K		0-3 K		3 0 0 0 1 2 1			
Vladimir Guerrero, R (1, 9) OBP: 0.337, SLG: 0.469	0-2 F9			0-0 F9		1-0 L1		0-2 L7		4 0 0 0 0 0 2			
Rondell White, R (1, 8) OBP: 0.323, SLG: 0.451	3-2 L8			2-1 F8		2-0 F9			0-0 F9 BB 1B	4 0 1 0 0 0 2			
Shane Andrews, R (1, 5) OBP: 0.250, SLG: 0.464		0-1 G5-3		1-0 BB 1B		1-2 G5-3		4-2 G4-6-3 BB		3 0 1 0 1 0 0			
Brad Fullmer, L (1, 3) OBP: 0.364, SLG: 0.402		3-2 G3-1		4-0 BB		1-2 G3		0-2 F9		3 0 0 0 1 0 2			
Jose Vidro, S (1, 4) OBP: 0.301, SLG: 0.233		0-0 F8		1-2 2-3 BB		0-0 G1-3		2-3 G4-6-3		4 0 1 0 0 0 5			
Chris Widger, R (1, 2) OBP: 0.271, SLG: 0.292			2-1 G5-3		3-3 K		4-2 BB			2 0 0 0 1 1 0			
Carlos Perez, L (1, 1) OBP: 0.154, SLG: 0.154 Shayne Bennett, R (7, 1) Da Rond Stovall, S (8, 7) OBP: 0.370, SLG: 0.400			0-0 P7		2-2 G1-3		1-3 K			3 0 0 0 0 1 2 0 0 0 0 0 0 0 0 0 0 0 0 0 0			
Inning Stats	R: 0 H: 1 E: 1 LOB: 1 K: 0 BB: 0 S: 11 P: 15	R: 0 H: 0 E: 0 LOB: 0 K: 0 BB: 0 S: 6 P: 9	R: 0 H: 0 E: 0 LOB: 0 K: 0 BB: 0 S: 4 P: 7	R: 0 H: 1 E: 0 LOB: 3 K: 0 BB: 2 S: 9 P: 21	R: 0 H: 0 E: 0 LOB: 0 K: 2 BB: 0 S: 10 P: 18	R: 0 H: 0 E: 0 LOB: 0 K: 1 BB: 0 S: 7 P: 11	R: 0 H: 1 E: 0 LOB: 2 K: 1 BB: 1 S: 13 P: 20	R: 0 H: 0 E: 0 LOB: 0 K: 1 BB: 0 S: 9 P: 9	R: 0 H: 1 E: 0 LOB: 1 K: 0 BB: 1 S: 9 P: 13	1B: 3 SF: 0 2B: 1 SAC: 0 3B: 0 DP: 1 HR: 0 HBP: 0	WP: 0 PA: 34 PB: 0 SB: 0 CS: 0		
PITCHER	IP WLS BF H R ER SO BB IBB HBP BLK WP HR S P ERA WHIP											PITCHER	IP WLS BF H R ER SO BB IBB HBP BLK WP HR S P ERA WHIP
Donovan Osborne, L (1, 1) ERA: 3.06	7.0 W 27 3 0 0 4 3 0 0 0 0 0 0 60 101 0.00 0.857												
Juan Acevedo, R (8, 1) ERA: 6.35	1.0 3 0 0 0 1 0 0 0 0 0 0 0 9 9 0.00 0.000												
Kent Bottenfield, R (9, 1) ERA: 3.95	1.0 4 1 0 0 0 1 0 0 0 0 0 0 9 13 0.00 2.000												

Montreal Expos @ St. Louis Cardinals
Busch Stadium, St. Louis, MO
 Mon Apr 27 1998, 7:05 PM CDT
 Att. 24,548 - Cloudy - 54 F

livebaseballscorecards.com

AB	30
R	0
H	4
RBI	0
BB	4
SO	5
LOB	14



Batter	1	2	3	4	5	6	7	8	9
Royce Clayton, R OBP: 0.353, SLG: 0.330 (1, 6)	3-2 G5-3		0-0 F8		4-2 G4-6-3 BB		4-1 3B BB	1-0 WP SF9 2B	
Delino DeShields, L OBP: 0.462, SLG: 0.575 (1, 4)	4-2 S BB		0-2 G1-3		0-1 G4-6-3 1-2f		2-2 1B 3B 1-H 2-H 3-H	4-2 BB	
Mark McGwire, R OBP: 0.472, SLG: 0.765 David Howard, S OBP: 0.298, SLG: 0.302 (1, 3) (9, 5)	3-3 S 1-2 K		4-1 BB			1-3 K	0-0 E 1B 1B 3-H	0-1 SF9	
Ray Lankford, L OBP: 0.479, SLG: 0.517 Juan Acevedo, R OBP: 1.000, SLG: 1.000 Willie McGee, S OBP: 0.333, SLG: 0.383 Kent Bottenfield, R (1, 8) (8, 1) (8, PH) (9, 1)	2-0 G4-3		3-3 K			1-1 G1-3	1-0 1B E 1B 1-2	0-1 F9	
Brian Jordan, R OBP: 0.389, SLG: 0.561 (1, 9) (8, 8)		0-0 G6-3 1B 2B		0-0 F8		1-1 3B	3-1 E6 1B 1-2 2-3		
Ron Gant, R OBP: 0.292, SLG: 0.534 (1, 7)		0-0 G6-3 2-3		2-1 1B		0-0 L7	1-0 1B 1-2 2-3 3-H		
Gary Gaetti, R OBP: 0.407, SLG: 0.472 (1, 5) (9, 3)		2-2 3-H 1B		0-0 L8			G3 P9		
Eli Marrero, R OBP: 0.250, SLG: 0.500 (1, 2)		0-1 L9		0-1 F8			E6 K		
Donovan Osborne, S OBP: 0.200, SLG: 0.200 Brian Hunter, R OBP: 0.300, SLG: 0.444 (1, 1) (7, PH) (8, 9)		0-0 P5			0-1 L8		2-1 BB 3B 1B 1-2	0-2 L8	

Inning Stats	R: 0	H: 0	E: 0	K: 1	S: 13	R: 1	H: 2	E: 0	K: 0	S: 10	R: 0	H: 0	E: 0	K: 1	S: 10	R: 0	H: 1	E: 0	K: 0	S: 5	R: 0	H: 0	E: 0	K: 0	S: 7	R: 0	H: 1	E: 0	K: 1	S: 8	R: 5	H: 5	E: 2	K: 1	S: 21	R: 1	H: 1	E: 0	K: 0	S: 12
	0	0	0	1	13	1	2	0	0	10	0	0	0	1	10	0	1	0	0	5	0	0	0	0	7	0	1	0	0	8	5	5	2	1	21	1	1	0	0	12
	0	0	0	1	13	1	2	0	0	10	0	0	0	1	10	0	1	0	0	5	0	0	0	0	7	0	1	0	0	8	5	5	2	1	21	1	1	0	0	12

PITCHER	IP	WLS	BF	H	R	ER	SO	BB	IBB	HBP	BLK	WP	HR	S	P	ERA	WHIP
Carlos Perez, L ERA: 3.64 (1, 1)	6.1	L	29	6	5	4	3	4	0	0	0	0	0	63	105	5.68	1.579
Shayne Bennett, R ERA: 4.3 (7, 1)	0.2		6	3	1	1	1	0	0	0	0	0	0	11	22	13.50	4.500
Steve Kline, L ERA: 1.13 (8, 1)	1.0		5	1	1	1	0	1	0	0	0	1	0	12	17	9.00	2.000

BOTTOM

Montreal Expos @ St. Louis Cardinals
 Busch Stadium, St. Louis, MO
 Mon Apr 27 1998, 7:05 PM CDT
 Att. 24,548 - Cloudy - 54 F


AB	R	H	RBI	BB	SO	LOB
3	2	1	0	2	0	0
3	1	1	3	2	0	1
3	1	1	2	1	2	1
0	0	0	0	0	0	0
4	0	1	0	0	1	2
0	0	0	0	0	0	0
1	0	0	0	0	0	1
0	0	0	0	0	0	0
4	1	2	0	0	0	2
4	0	2	1	0	0	2
4	0	1	1	0	0	4
4	1	0	0	0	1	5
2	0	0	0	0	0	1
2	1	1	0	0	0	0

AB	34
R	7
H	10
RBI	7
BB	5
SO	4
LOB	19

1B	2B	3B	HR	SF	SAC	DP	HBP
6	2	2	0	1	0	1	0

WP	PA
1	40

livebaseballscorecards.com




Batter	1	2	3	4	5	6	7	8	9	AB R H RBI BB SO LOB	TOP																									
F.P. Santangelo, S (1, 4) OBP: 0.343, SLG: 0.360	2-2 FC6-4 HBP	4-0 E 1B BB		0-0 F7		1-0 S HBP			0-0 HR	2 2 1 1 1 0 0																										
Mark Grudzielanek, R (1, 6) OBP: 0.271, SLG: 0.356	1-1 FC6-4 1B 1-2f	0-3 K		1-0 F8		2-1 P3			1-2 G5-3	5 1 0 0 0 1 5																										
Vladimir Guerrero, R (1, 9) OBP: 0.352, SLG: 0.464	4-1 1B BB	2-0 E7 1B 1B		1-0 HBP					1-3 K	3 1 1 2 1 2 0																										
Rondell White, R (1, 8) OBP: 0.317, SLG: 0.438	1-1 L5	1-1 1B		1-3 K					0-0 G5-3	5 0 1 2 0 1 3																										
Shane Andrews, R (1, 5) OBP: 0.263, SLG: 0.507	3-0 1B 1-2 2-H	1 SAFE 0-0 P4							0-1 G5-3	4 1 2 2 0 0 1																										
Chris Widger, R (1, 2) OBP: 0.270, SLG: 0.304	2-1 P3								1-1 HR	4 0 1 0 0 1 2																										
Da Rond Stovall, S (1, 7) OBP: 0.355, SLG: 0.357									2-2 L7	3 1 0 0 1 2 1																										
Ryan McGuire, L (1, 3) OBP: 0.308, SLG: 0.333									3-1 P8	4 1 1 0 0 0 1																										
Miguel Batista, R (1, 1) Steve Kline, S (4, 1) Anthony Telford, R (6, 1) Marc Valdes, R (6, 1) Scott Livingstone, L (8, PH) Shayne Bennett, R (8, 1) Rick DeHart, L (8, 1) Trey Moore, L (8, 1)									2-2 G3	1 0 0 0 0 0 1 1 0 0 0 0 0 1 0 0 0 0 0 0 0 0 0 0 0 0 0 0 0 0 0 1 0																										
Inning Stats	R: 1 E: 1 K: 0 S: 10	H: 1 LOB: 2 BB: 1 P: 23	R: 4 E: 1 K: 1 S: 12	H: 3 LOB: 1 BB: 2 P: 25	R: 0 E: 0 K: 1 S: 10	H: 1 LOB: 1 BB: 0 P: 10	R: 0 E: 0 K: 1 S: 6	H: 0 LOB: 1 BB: 0 P: 9	R: 0 E: 0 K: 2 S: 8	H: 0 LOB: 0 BB: 0 P: 12	R: 1 E: 0 K: 1 S: 10	H: 1 LOB: 0 BB: 0 P: 13	R: 0 E: 0 K: 0 S: 7	H: 0 LOB: 0 BB: 0 P: 14	R: 1 E: 0 K: 1 S: 8	H: 1 LOB: 0 BB: 0 P: 10	1B: 4 2B: 1 3B: 0 HR: 2	SF: 0 SAC: 1 DP: 0 HBP: 3	WP: 0 PB: 0 SB: 1 CS: 0	PA: 40																
PITCHER	IP WLS BF H R ER SO BB IBB HBP BLK WP HR S P ERA WHIP																																			
Kent Mercker, L (1, 1) ERA: 6.4	4.0		22	5	5	4	3	3	0	2	0	0	0	38	67	9.00	2.000																			
Mike Busby, R (5, 1) ERA: 3.0	2.0	W	7	0	0	0	3	0	0	1	0	0	0	15	24	0.00	0.000																			
Kent Bottenfield, R (7, 1) ERA: 4.02	2.0		7	1	1	1	1	0	0	0	0	0	1	17	27	4.50	0.500																			
Jeff Brantley, R (9, 1) ERA: 2.57	1.0		4	1	1	1	1	0	0	0	0	0	1	8	10	9.00	1.000																			

Montreal Expos @ St. Louis Cardinals
Busch Stadium, St. Louis, MO
 Wed Apr 29 1998, 3:33 AM CDT
 Att. 29,733 - Cloudy - 71 F

livebaseballscorecards.com

AB	33
R	7
H	7
RBI	7
BB	3
SO	8
LOB	14



Batter	1	2	3	4	5	6	7	8	9	AB R H RBI BB SO LOB	TOP		
Royce Clayton, R OBP: 0.352, SLG: 0.315 (1, 6)	4-2 S 1B BB		1-3 K		2-2 L4			0-0 B1-3	2-2 FC5-4 DI 1-2f 2-3	4 1 0 0 1 1 3			
Delino DeShields, L OBP: 0.461, SLG: 0.578 (1, 4)	2-2 CS 1H 1B		0-0 F7			1-2 L5		4-0 HR BB	1-3 K 1-2	4 1 1 1 1 1 2			
Mark McGwire, R OBP: 0.470, SLG: 0.773 (1, 3)	0-3 K 1-2			2-3 K		0-2 F9		2-1 HR 1-H		4 1 1 2 0 2 1			
Ray Lankford, L OBP: 0.488, SLG: 0.508 Juan Acevedo, R OBP: 1.000, SLG: 1.000 (1, 8) (8, 1)	4-2 BB			1-1 P5		3-1 2B		3-1 L9		3 0 1 0 1 0 0 0 0 0 0 0 0 0			
Brian Jordan, R OBP: 0.379, SLG: 0.540 John Mabry, L OBP: 0.321, SLG: 0.426 (1, 9) (6, 9)	0-3 K			0-2 E4 1B		0-2 G5-3		0-1 1B		3 0 1 0 0 1 2 1 0 1 0 0 0 0			
Ron Gant, R OBP: 0.286, SLG: 0.508 (1, 7)		2-0 G6-3		2-2 F7			3-3 K	2-3 K		4 0 0 0 0 2 2			
Gary Gaetti, R OBP: 0.421, SLG: 0.513 (1, 5)			1-3 K		0-0 2B		0-0 2B		4-1 FC5-4 1B BB	3 0 2 0 1 1 0	AB 34 R 3 H 8 RBI 3 BB 4 SO 12 LOB 16		
Tom Pagnozzi, R OBP: 0.222, SLG: 0.125 (1, 2)		1-0 G6-3			2-3 K		3-3 K		1-1 FC5-4 1B 1-2	4 0 1 0 0 2 2			
Mark Petkovsek, R OBP: 0.667, SLG: 1.000 John Frascatore, R OBP: 0.653, SLG: 0.507 Tom Lamkin, L OBP: 0.503, SLG: 0.507 Lance Painter, L OBP: 0.333, SLG: 0.379 Willie McGee, S OBP: 0.333, SLG: 0.313 Kent Sotterfield, R OBP: 0.333, SLG: 0.313 (1, 1) (1, 1) (5, PH) (5, 1) (7, PH) (7, 1) (8, 8)			1-3 K		3-2 P2		0-0 G6-3		2-3 K	0 0 0 0 0 0 0 1 0 0 0 0 0 1 0 1 0 0 0 0 0 0 1 0 0 0 0 0 0 0 0 1 0 0 0 0 0 0 1 0 0 0 0 0 0 0 0 1 0 0 0 0 0 1 2			
Inning Stats	R: 1 E: 0 K: 2 S: 14 H: 1 LOB: 1 BB: 2 P: 24	R: 0 E: 0 K: 1 S: 5 H: 0 LOB: 0 BB: 0 P: 9	R: 0 E: 0 K: 2 S: 8 H: 0 LOB: 0 BB: 0 P: 10	R: 0 E: 1 K: 1 S: 12 H: 1 LOB: 1 BB: 0 P: 17	R: 0 E: 0 K: 1 S: 11 H: 1 LOB: 1 BB: 0 P: 18	R: 0 E: 0 K: 0 S: 11 H: 1 LOB: 1 BB: 0 P: 15	R: 0 E: 0 K: 2 S: 8 H: 1 LOB: 1 BB: 0 P: 14	R: 2 E: 0 K: 1 S: 10 H: 2 LOB: 1 BB: 1 P: 21	R: 0 E: 0 K: 2 S: 13 H: 1 LOB: 2 BB: 1 P: 23	1B: 4 2B: 4 3B: 0 HR: 1 SF: 0 SAC: 0 DP: 1 HBP: 0	WP: 0 PB: 0 SB: 1 CS: 1 PA: 38		
PITCHER	IP WLS BF H R ER SO BB IBB HBP BLK WP HR S P ERA WHIP											PITCHER	IP WLS BF H R ER SO BB IBB HBP BLK WP HR S P ERA WHIP
34 Kerry Wood, R ERA: 5.89 (1, 1)	7.0 W 27 5 1 1 9 2 0 0 0 0 0 0 69 107 1.29 1.000												
Marc Pisciotta, R ERA: 2.5 (8, 1)	0.1 3 1 2 2 0 1 0 0 0 0 0 1 3 9 54.00 6.000												
Bob Patterson, L ERA: 6.75 (8, 1)	0.1 2 1 0 0 0 0 0 0 0 0 0 0 4 7 0.00 3.000												
Terry Adams, R ERA: 1.89 (8, 1)	1.1 6 1 0 0 3 1 0 0 0 0 0 0 16 28 0.00 1.500												

St. Louis Cardinals @ Chicago Cubs
Wrigley Field, Chicago, IL
Thu Apr 30 1998, 7:05 PM CDT
Att. 24,210 - Overcast - 56 F

livebaseballscorecards.com



Batter	1	2	3	4	5	6	7	8	9	AB	R	H	RBI	BB	SO	LOB
Brant Brown, L OBP: 0.419, SLG: 0.607 (1, 8)	1-2 1B 2B	0-0 F8		2-0 1B 1B		0-1 G6-3 2B	4-2 2B BB			4	2	3	0	1	0	0
Mickey Morandini, L OBP: 0.393, SLG: 0.406 (1, 4)	1-0 BB G4-3 1B 2-H	2-3 K		1-0 1B 1B		1-2 G6-3 2-3	1-0 2B 1-H 2-H 3-H			5	1	3	4	0	1	1
Sammy Sosa, R OBP: 0.403, SLG: 0.556 (1, 9)	2-1 G4-3 BB WP 1B 1-2	1-0 S 1B		0-3 K		2-0 FC6-5-2 1B 3-H	2-2 L4			5	1	2	0	0	1	4
Mark Grace, L OBP: 0.413, SLG: 0.376 (1, 3)	4-1 WP G4-3 G3-1 BB 1-2 2-3	2-1 G1-3		2-2 G3		1-2 1-3 1B	0-1 G6-3			4	1	1	0	1	0	3
Henry Rodriguez, L OBP: 0.380, SLG: 0.544 (1, 7)	3-0 G4-3 1-2 2-3 3-H		2-0 G4-3		4-2 1B BB	3-3 K	1-3 K			3	0	0	1	1	1	4
José Hernández, R OBP: 0.189, SLG: 0.306 (7, 7)										1	0	0	0	0	1	0
Jeff Blauser, R OBP: 0.376, SLG: 0.341 (1, 6)	4-0 G3-1 2B BB 2-3 3-H		1-0 FC5-2 3B		1-1 F9		2-3 K	1-0 1B 1B		4	1	2	0	1	1	1
Kevin Orie, R OBP: 0.250, SLG: 0.283 (1, 5)	3-2 G3-1 1-2 3-H		0-1 FC5-2		2-3 K		4-0 BB 1B 2B BB	0-2 1B 1B		4	1	1	1	1	1	3
Scott Servais, R OBP: 0.282, SLG: 0.275 (1, 2)	0-0 2B 2-H		1-1 F8		0-1 1B 1-2		1-3 K	1-0 G6-3		5	0	2	1	0	1	4
34 Kerry Wood, R OBP: 0.143, SLG: 0.143 (1, 1)	0-0 G6-3			1-3 K		0-3 K	2-2 BB 2B 1B			3	0	0	0	0	2	3
Tyler Houston, L OBP: 0.250, SLG: 0.323 (7, PH)										1	1	1	0	0	0	0
Marc Pisciotta, R OBP: 0.500, SLG: 0.500 (8, 1)										0	0	0	0	0	0	0
Bob Patterson, R (8, 1)										0	0	0	0	0	0	0
Terry Adams, R (8, 1)										0	0	0	0	0	0	0

Inning Stats	R: 5	H: 4	LOB: 1	K: 0	S: 14	R: 0	H: 1	LOB: 1	K: 1	S: 7	R: 0	H: 1	LOB: 1	K: 0	S: 6	R: 0	H: 2	LOB: 2	K: 2	S: 13	R: 0	H: 1	LOB: 2	K: 1	S: 13	R: 0	H: 2	LOB: 2	K: 1	S: 12	R: 3	H: 2	LOB: 1	K: 2	S: 18	R: 0	H: 2	LOB: 2	K: 1	S: 10
	E: 0	P: 32	E: 0	P: 12	E: 0	P: 10	E: 0	P: 19	E: 0	P: 20	E: 0	P: 19	E: 0	P: 13	E: 0	P: 34	E: 0	P: 13	E: 0	P: 19	E: 0	P: 13	E: 0	P: 20	E: 0	P: 13	E: 0	P: 19	E: 0	P: 19	E: 0	P: 13	E: 0	P: 13	E: 0	P: 13	E: 0	P: 13		


PITCHER	IP	WLS	BF	H	R	ER	SO	BB	IBB	HBP	BLK	WP	HR	S	P	ERA	WHIP
Mark Petkovsek, R ERA: 9.0 (1, 1)	0.2	L	8	4	5	5	0	2	0	0	0	1	0	13	31	67.50	9.000
John Frascatore, R ERA: 8.4 (1, 1)	3.1		14	4	0	0	3	0	0	0	0	0	0	27	42	0.00	1.200
Lance Painter, L ERA: 7.04 (5, 1)	2.0		10	3	0	0	3	1	0	0	0	0	0	25	39	0.00	2.000
Kent Bottenfield, R ERA: 5.4 (7, 1)	1.0		7	2	3	3	2	2	0	0	0	0	0	18	34	27.00	4.000
Juan Acevedo, R ERA: 5.84 (8, 1)	1.0		5	2	0	0	1	0	0	0	0	0	0	10	13	0.00	2.000

BOTTOM

St. Louis Cardinals @ Chicago Cubs
Wrigley Field, Chicago, IL

Thu Apr 30 1998, 7:05 PM CDT
Att. 24,210 - Overcast - 56 F

AB	39
R	8
H	15
RBI	7
BB	5
SO	9
LOB	23



PITCHER	IP	WLS	BF	H	R	ER	SO	BB	IBB	HBP	BLK	WP	HR	S	P	ERA	WHIP
Mark Petkovsek, R ERA: 9.0 (1, 1)	0.2	L	8	4	5	5	0	2	0	0	0	1	0	13	31	67.50	9.000
John Frascatore, R ERA: 8.4 (1, 1)	3.1		14	4	0	0	3	0	0	0	0	0	0	27	42	0.00	1.200
Lance Painter, L ERA: 7.04 (5, 1)	2.0		10	3	0	0	3	1	0	0	0	0	0	25	39	0.00	2.000
Kent Bottenfield, R ERA: 5.4 (7, 1)	1.0		7	2	3	3	2	2	0	0	0	0	0	18	34	27.00	4.000
Juan Acevedo, R ERA: 5.84 (8, 1)	1.0		5	2	0	0	1	0	0	0	0	0	0	10	13	0.00	2.000

Batter	1	2	3	4	5	6	7	8	9	AB R H RBI BB SO LOB	TOP											
Royce Clayton, R (1, 6) OBP: 0.345, SLG: 0.309	3-2 F9		2-0 F8		1-1 F9		1-1 G1-3		0-2 G6-3 HR	5 1 1 0 0 0 0												
Delino DeShields, L (1, 4) OBP: 0.449, SLG: 0.553	0-2 L4		3-3 K		2-2 G6-3		4-2 S BB		2-1 G6-3	4 0 0 0 1 1 1												
Mark McGwire, R (1, 3) OBP: 0.484, SLG: 0.800	3-1 G5-3			4-0 2B BB	4-1 BB		4-1 BB		1-2 HR	2 2 1 2 3 0 0												
Ray Lankford, L (1, 8) OBP: 0.494, SLG: 0.522		4-0 CS BB		2-1 1-H 2B	2-3 K		3-2 P5		0-0 HR	4 1 2 1 1 1 3												
Willie McGee, S (1, 7) OBP: 0.338, SLG: 0.394		0-3 SAFE K		2-0 L9 1B 2B		1-1 G5-3		1-2 S 1B	1-0 F8	5 1 2 1 0 1 2												
Gary Gaetti, R (1, 5) OBP: 0.424, SLG: 0.512		2-1 SAFE 1B		2-1 L9		2-2 1B		3-3 K		4 0 2 0 0 1 2												
John Mabry, L (1, 9) OBP: 0.327, SLG: 0.429		3-2 1B		0-1 L9		2-1 L8		1-0 P5		2 0 1 0 0 0 1												
Brian Hunter, R (6, PH) OBP: 0.310, SLG: 0.474		1-3 1B		2-3 L9						1 0 0 0 0 0 1												
Eli Marrero, R (6, 2) OBP: 0.240, SLG: 0.480				1-0 L9						1 0 0 0 0 0 1												
Tom Lampkin, L (1, 2) OBP: 0.356, SLG: 0.507		1-1 F9		1-0 1B		1-2 P9		3-3 K		2 0 1 1 0 0 2												
Ron Gant, R (6, PH) OBP: 0.278, SLG: 0.492				3-H 1B						2 0 0 0 0 1 2												
Juan Acevedo, R (8, 1) OBP: 1.000, SLG: 1.000					1-3 K					0 0 0 0 0 0 0												
Todd Stottlemire, L (1, 1) OBP: 0.150, SLG: 0.150			2-2 G1-4-3		1-3 K				3-1 F9	3 0 0 0 0 1 1												
Brian Jordan, R (8, 9) OBP: 0.375, SLG: 0.534							0-0 G4-3			1 0 0 0 0 0 0												
Inning Stats	R: 0 E: 0 K: 0 S: 8	H: 0 LOB: 0 BB: 0 P: 14	R: 0 E: 0 K: 1 S: 11	H: 2 LOB: 2 BB: 1 P: 21	R: 0 E: 0 K: 1 S: 7	H: 0 LOB: 0 BB: 0 P: 14	R: 3 E: 0 K: 1 S: 11	H: 3 LOB: 1 BB: 1 P: 23	R: 0 E: 0 K: 1 S: 9	H: 0 LOB: 1 BB: 1 P: 18	R: 0 E: 0 K: 0 S: 12	H: 1 LOB: 1 BB: 0 P: 18	R: 0 E: 0 K: 0 S: 11	H: 0 LOB: 2 BB: 2 P: 23	R: 0 E: 0 K: 2 S: 11	H: 1 LOB: 1 BB: 0 P: 19	R: 2 E: 0 K: 0 S: 12	H: 3 LOB: 1 BB: 0 P: 19	1B: 7 2B: 2 3B: 0 HR: 1	SF: 0 SAC: 0 DP: 0 HBP: 0	WP: 0 PB: 0 SB: 3 CS: 1	PA: 41
PITCHER	IP WLS BF H R ER SO BB IBB HBP BLK WP HR S P ERA WHIP																					
Geremi Gonzalez, R (1, 1) ERA: 5.7	5.0 W 22 5 3 3 4 3 0 0 0 0 0 0 46 90 5.40 1.600																					
Terry Mulholland, L (6, 1) ERA: 1.72	0.2 3 1 0 0 0 0 0 0 0 0 0 0 8 13 0.00 1.500																					
Amaury Telemaco, R (6, 1) ERA: 3.47	1.0 4 0 0 0 0 0 1 0 0 0 0 0 9 15 0.00 1.000																					
Terry Adams, R (7, 1) ERA: 1.89	0.0 1 0 0 0 0 0 1 0 0 0 0 0 1 5 ∞ ∞																					
Bob Patterson, L (7, 1) ERA: 5.4	0.2 3 1 0 0 0 1 0 0 0 0 0 0 11 18 0.00 1.500																					
PITCHER	IP WLS BF H R ER SO BB IBB HBP BLK WP HR S P ERA WHIP																					
Rod Beck, R (8, 1) ERA: 3.29	1.2 S 8 3 2 2 1 0 0 0 0 0 0 0 17 28 10.80 1.800																					

St. Louis Cardinals @ Chicago Cubs
Wrigley Field, Chicago, IL
Fri May 01 1998, 3:33 AM CDT
Att. 25,598 - Cloudy - 55 F

livebaseballscorecards.com

AB	36
R	5
H	10
RBI	5
BB	5
SO	6
LOB	16



Batter	1	2	3	4	5	6	7	8	9	AB R H RBI BB SO LOB
--------	---	---	---	---	---	---	---	---	---	----------------------

Brant Brown, L <small>(1, 8) OBP: 0.439, SLG: 0.603</small>										2 1 1 0 2 0 1
Mickey Morandini, L <small>(1, 4) OBP: 0.397, SLG: 0.420</small>										4 2 2 1 0 0 2
Sammy Sosa, R <small>(1, 9) OBP: 0.407, SLG: 0.550</small>										3 1 1 1 1 0 1
Mark Grace, L <small>(1, 3) OBP: 0.408, SLG: 0.381</small>										4 0 1 2 0 0 2
Henry Rodriguez, L <small>(1, 7) OBP: 0.384, SLG: 0.570</small> José Hernández, R <small>(8, 7) OBP: 0.189, SLG: 0.306</small> Rod Beck, R <small>(8, 1)</small>										3 1 1 1 1 2 0 0 0 0 0 0 0 0 0 0 0 0 0 0 0
Jeff Blauser, R <small>(1, 6) OBP: 0.363, SLG: 0.326</small>										4 0 0 0 0 1 3
Tyler Houston, L <small>(1, 2) OBP: 0.229, SLG: 0.294</small>										3 0 0 1 0 0 0
Kevin Orie, R <small>(1, 5) OBP: 0.250, SLG: 0.275</small>										3 1 0 0 1 1 3
Geremi Gonzalez, R <small>(1, 1) ERA: 3.7</small> Terry Mulholland, R <small>(6, 1)</small> Amaury Telemaco, R <small>(6, 1) OBP: 0.167, SLG: 0.167</small> Terry Adams, R <small>(7, 1)</small> Bob Patterson, R <small>(7, 1)</small> Matt Mieske, R <small>(8, 7) OBP: 0.214, SLG: 0.083</small>										1 0 0 0 0 0 3 0 0 0 0 0 0 0 1 0 0 0 0 1 0 1 0 0 0 0 0 0

Inning Stats	R: 3	H: 2	LOB: 3	E: 1	K: 2	S: 20	R: 0	H: 1	LOB: 1	E: 0	K: 0	S: 7	R: 0	H: 0	LOB: 0	E: 0	K: 1	S: 6	R: 2	H: 2	LOB: 1	E: 0	K: 0	S: 15	R: 0	H: 0	LOB: 0	E: 0	K: 1	S: 7	R: 0	H: 0	LOB: 1	E: 0	K: 1	S: 8	R: 1	H: 1	LOB: 0	E: 0	K: 0	S: 7	R: 0	H: 0	LOB: 0	E: 0	K: 0	S: 8	1B: 3	2B: 2	3B: 0	HR: 1	SF: 0	SAC: 1	DP: 0	HBP: 0	WP: 0	PB: 0	SB: 0	CS: 0	PA: 36
--------------	------	------	--------	------	------	-------	------	------	--------	------	------	------	------	------	--------	------	------	------	------	------	--------	------	------	-------	------	------	--------	------	------	------	------	------	--------	------	------	------	------	------	--------	------	------	------	------	------	--------	------	------	------	-------	-------	-------	-------	-------	--------	-------	--------	-------	-------	-------	-------	--------

PITCHER	IP	WLS	BF	H	R	ER	SO	BB	IBB	HBP	BLK	WP	HR	S	P	ERA	WHIP	PITCHER	IP	WLS	BF	H	R	ER	SO	BB	IBB	HBP	BLK	WP	HR	S	P	ERA	WHIP
Todd Stottlemire, R <small>(1, 1) ERA: 3.7</small>	7.0	L	33	6	6	5	5	5	0	0	0	0	1	70	121	6.43	1.571	Juan Acevedo, R <small>(8, 1) ERA: 5.4</small>	1.0		3	0	0	0	0	0	0	0	0	0	8	10	0.00	0.000	

BOTTOM

St. Louis Cardinals @ Chicago Cubs
 Wrigley Field, Chicago, IL
 Fri May 01 1998, 3:33 AM CDT
 Att. 25,598 - Cloudy - 55 F

livebaseballscorecards.com

AB	29
R	6
H	6
RBI	6
BB	5
SO	5
LOB	15



Batter	1	2	3	4	5	6	7	8	9	10	11	AB R H RBI BB SO LOB	TOP																
Royce Clayton, R OBP: 0.345, SLG: 0.311	1-0 CS 1B	1-3 K		1-2 E1		0-0 G4-3			1-0 F7 1B		2-3 K	6 0 2 1 0 2 4																	
Delino DeShields, L OBP: 0.425, SLG: 0.525	1-1 G6-3		3-2 G6-3	2-2 SF7		3-2 G3			1-0 F7		1-2 G3	5 0 0 1 0 0 3																	
Mark McGwire, R OBP: 0.496, SLG: 0.791	4-2 BB		2-2 G6-3	4-2 IBB			4-1 BB BB		4-0 IBB			1 0 0 0 4 0 0																	
Ray Lankford, L OBP: 0.489, SLG: 0.507	3-3 K		1-2 1B	1-0 G6-3			4-2 BB G5-4-3		1-3 K			4 0 1 0 1 2 5																	
Brian Jordan, R OBP: 0.386, SLG: 0.548		1-1 2B 2B	2-1 1B		3-2 G5-4-3 1B		1-0 F7		0-0 F7			5 1 3 0 0 0 4																	
Gary Gaetti, R OBP: 0.404, SLG: 0.483		2-0 F9	0-0 P5		1-2 G5-4-3		0-0 G5-4-3			1-2 G1-3		5 0 0 0 0 0 6																	
Ron Gant, R OBP: 0.286, SLG: 0.493		0-1 SH1-4 2B		4-2 G1-3 1B E BB		3-2 G6-3		1-0 P8		2-3 K		4 1 1 1 1 1 0	AB 38 R 3 H 9 RBI 3 BB 7 SO 7 LOB 25																
Juan Acevedo, R OBP: 1.000, SLG: 1.000																													
Lance Painter, L																													
Kent Bottenfield, R																													
Eli Marrero, R OBP: 0.300, SLG: 0.483		4-2 SH1-4 BB		1-1 E G1-3 SF7 1B		3-2 G4-3 G1-3 1B		2-1 F8		2-2 G6-3		4 1 2 0 1 0 0																	
Donovan Osborne, S OBP: 0.143, SLG: 0.143		0-0 SH1-4		0-2 G1-3		0-0 G1-3		0-3 K			1-3 K	2 0 0 0 0 0 3 1 0 0 0 0 1 0 0 0 0 0 0 0 0 1 0 0 0 0 1 0																	
Willie McGee, S OBP: 0.333, SLG: 0.389																													
Mike Busby, R																													
John Mabry, L OBP: 0.321, SLG: 0.420		1-2 2-3		1-2 2-3																									
Inning Stats	R: 0 E: 0 K: 1 S: 8	H: 1 LOB: 1 BB: 1 P: 17	R: 1 E: 0 K: 1 S: 13	H: 2 LOB: 2 BB: 1 P: 21	R: 0 E: 0 K: 0 S: 13	H: 2 LOB: 2 BB: 0 P: 21	R: 2 E: 1 K: 0 S: 18	H: 1 LOB: 2 BB: 2 P: 31	R: 0 E: 0 K: 0 S: 9	H: 1 LOB: 0 BB: 0 P: 16	R: 0 E: 0 K: 0 S: 13	H: 1 LOB: 1 BB: 0 P: 19	R: 0 E: 0 K: 0 S: 5	H: 0 LOB: 1 BB: 2 P: 14	R: 0 E: 0 K: 1 S: 6	H: 0 LOB: 0 BB: 0 P: 9	R: 0 E: 0 K: 1 S: 6	H: 1 LOB: 2 BB: 1 P: 13	R: 0 E: 0 K: 1 S: 11	H: 0 LOB: 0 BB: 0 P: 16	R: 0 E: 0 K: 2 S: 12	H: 0 LOB: 0 BB: 0 P: 16	1B: 7 2B: 2 3B: 0 HR: 0	SF: 1 SAC: 1 DP: 2 HBP: 0	WP: 0 PB: 0 SB: 1 CS: 1	PA: 47			
PITCHER	IP WLS BF H R ER SO BB IBB HBP BLK WP HR S P ERA WHIP																												
Steve Trachsel, R ERA: 3.57	(1, 1) 5.1 0 27 8 3 2 2 3 1 0 0 0 0 0 69 117 3.38 2.062																												
Marc Pisciotta, R ERA: 2.14	(6, 1) 3.0 0 12 1 0 0 1 2 1 0 0 0 0 0 18 39 0.00 1.000																												
Bob Patterson, L ERA: 4.91	(9, 1) 0.1 0 1 0 0 0 1 0 0 0 0 0 0 0 3 4 0.00 0.000																												
Rod Beck, R ERA: 3.21	(9, 1) 0.1 0 1 0 0 0 0 0 0 0 0 0 0 0 1 1 0.00 0.000																												
Terry Adams, R ERA: 1.71	(10, 1) 2.0 W 6 0 0 0 3 0 0 0 0 0 0 0 0 23 32 0.00 0.000																												

St. Louis Cardinals @ Chicago Cubs
Wrigley Field, Chicago, IL
Sat. May 02 1998, 3:33 AM CDT
Att: 38,430 - Cloudy - 51 F

livebaseballscorecards.com




Batter	1	2	3	4	5	6	7	8	9	10	11	AB R H RBI BB SO LOB	BOTTOM																	
Manny Alexander, R OBP: 0.367, SLG: 0.483 Brant Brown, L OBP: 0.426, SLG: 0.583 (10, 8)	1-3 K	3-1 P6			1-2 HR 1B		1-3 K		1-3 K		0-1 L4	4 1 1 0 0 2 1 2 0 0 0 0 1 1	St. Louis Cardinals @ Chicago Cubs Wrigley Field, Chicago, IL Sat May 02 1998, 3:33 AM CDT Att: 38,430 - Cloudy - 51 F																	
José Hernández, R OBP: 0.262, SLG: 0.425 Terry Adams, R Matt Mieske, R OBP: 0.200, SLG: 0.077 (11, PH)	2-2 1B BB 1B		0-0 G3-6-3 1B		1-1 HR		2-1 G6-3		4-0 BB		1-2 G1-6-3	4 1 3 3 1 0 0 0 0 0 0 0 0 0 1 0 0 0 0 0 0																		
Mark Grace, L OBP: 0.412, SLG: 0.387 (1, 3)	0-0 F8		2-1 G3-6-3 1-2f		1-0 1B		2-2 FC6-4 1B		2-0 G3		0-2 2B 1B	6 1 3 0 0 0 4																		
Sammy Sosa, R OBP: 0.419, SLG: 0.560 (1, 9)	4-2 1B BB		1-1 G4-3		2-2 1B		2-0 FC6-4 1-2f		1-2 G6-3 SH1-4 1B		0-1 2B	5 0 3 1 1 0 1																		
Jeff Blauser, R OBP: 0.359, SLG: 0.323 (1, 6)	2-2 1B		3-2 P3		2-2 L8		2-3 K		2-1 SH1-4			4 0 1 0 0 1 2																		
Henry Rodríguez, L OBP: 0.376, SLG: 0.546 (1, 7)	3-3 K		1-2 P7		0-0 G3		1-2 F7		4-0 G6-3 IBB			4 0 0 0 1 1 5																		
Kevin Orie, R OBP: 0.239, SLG: 0.262 (1, 5)		2-2 L6		1-0 L7		0-0 L5		2-3 K		0-0 G6-3 1-2 2-3		5 0 0 0 0 1 2																		
Scott Servais, R OBP: 0.284, SLG: 0.278 Mickey Morandini, L OBP: 0.407, SLG: 0.420 (10, 4)		3-1 F9		0-0 HR SH1 1B 1B		2-2 G4-3		4-2 SH5-4 BB		4-1 BB		3 1 1 0 0 0 0 0 0 0 0 2 0 0																		
Steve Trachsel, R OBP: 0.583, SLG: 0.727 Marc Prieola, R OBP: 0.333, SLG: 0.333 Bob Fitterson, R Rod Beck, R Tyler Houston, L OBP: 0.222, SLG: 0.286 (10, 2)		3-2 2B		0-0 SH1		1-3 K		1-1 SH5-4		1-1 P8		1 0 1 0 0 0 0 1 0 0 0 0 0 1 0 0 0 0 0 0 0 0 0 0 0 0 0 0 1 0 0 0 0 0 3																		
Inning Stats	R: 0 E: 0 K: 2 S: 15	H: 2 LOB: 3 BB: 1 P: 27	R: 0 E: 0 K: 0 S: 11	H: 1 LOB: 1 BB: 0 P: 22	R: 0 E: 0 K: 0 S: 5	H: 1 LOB: 0 BB: 0 P: 8	R: 0 E: 0 K: 0 S: 9	H: 0 LOB: 0 BB: 0 P: 14	R: 3 E: 0 K: 0 S: 17	H: 5 LOB: 2 BB: 0 P: 24	R: 0 E: 0 K: 1 S: 7	H: 0 LOB: 0 BB: 0 P: 10		R: 0 E: 0 K: 1 S: 10	H: 1 LOB: 1 BB: 0 P: 17	R: 0 E: 0 K: 2 S: 9	H: 0 LOB: 0 BB: 0 P: 14	R: 0 E: 0 K: 1 S: 8	H: 0 LOB: 2 BB: 2 P: 20	R: 0 E: 0 K: 0 S: 10	H: 1 LOB: 3 BB: 2 P: 21	R: 1 E: 0 K: 0 S: 10	H: 2 LOB: 1 BB: 0 P: 11	1B: 10 2B: 2 3B: 0 HR: 1	SF: 0 SAC: 3 DP: 1 HBP: 0	WP: 0 PB: 0 SB: 0 CS: 0	PA: 49			
PITCHER	IP WLS BF H R ER SO BB IBB HBP BLK WP HR S P ERA WHIP															IP WLS BF H R ER SO BB IBB HBP BLK WP HR S P ERA WHIP														
Donovan Osborne, L ERA: 3.28 Mike Dusby, R ERA: 2.7 Juan Acevedo, R ERA: 5.14 Lance Painter, L ERA: 6.48 Kent Bottenfield, R ERA: 5.62	(1, 1) (8, 1) (10, 1) (10, 1) (11, 1)	7.0 2.0 0.2 0.2 0.1	31 8 4 3 3	10 0 1 0 2	3 0 0 0 1	3 0 0 0 1	4 0 0 0 0	1 2 0 1 0	0 0 0 0 0	0 0 0 0 0	0 0 0 0 0	0 0 0 0 0	0 0 0 0 0	0 0 0 0 0	0 0 0 0 0	0 0 0 0 0	0 0 0 0 0	0 0 0 0 0	0 0 0 0 0	0 0 0 0 0	0 0 0 0 0	0 0 0 0 0	0 0 0 0 0	3.86 0.00 0.00 0.00 27.00	1.571 1.000 1.500 1.500 6.000					

AB	41
R	4
H	13
RBI	4
BB	5
SO	7
LOB	19



WP	0
PB	0
SB	0
CS	0

livebaseballscores.com

Batter	1	2	3	4	5	6	7	8	9	AB R H RBI BB SO LOB	TOP																		
Royce Clayton, R (1, 6) OBP: 0.347, SLG: 0.315	1-1 FC1-6 S 1B		1-1 F8 1B		2-1 F9	2-1 F7		0-0 F9		5 1 2 0 0 0 0																			
Delino DeShields, L (1, 4) OBP: 0.424, SLG: 0.524 Jeff Brantley, R (8, 1)	3-3 SAFE K 1-2		3-2 SAFE F8 1-2		3-2 2B		4-2 1B BB	2-2 G4-3		4 1 1 0 1 1 2 0 0 0 0 0 0 0																			
Mark McGwire, R (1, 3) OBP: 0.492, SLG: 0.766	4-1 FC1-6 BB		4-1 1B BB		3-3 K		1-3 K	1-3 K		3 0 0 0 2 3 2																			
Ray Lankford, L (1, 8) OBP: 0.474, SLG: 0.487	0-2 FC1-6 1-2f 2-3		2-0 1-2 2-H 1B		1-0 F7		2-2 SAFE F8		0-3 K	5 0 1 1 0 1 4																			
Brian Jordan, R (1, 9) OBP: 0.396, SLG: 0.582	0-2 G4-3		2-2 F8			2-0 HR	1-0 E8 1-H 2B 1B	2-2 1B		5 2 3 1 0 0 4																			
Gary Gaetti, R (1, 5) OBP: 0.404, SLG: 0.484		0-1 G5-3		4-2 BB BB		2-2 G5-3	0-2 1B 2B	0-1 P3		4 1 1 1 1 0 1																			
Ron Gant, R (1, 7) OBP: 0.309, SLG: 0.507 Kent Bottenfield, R (7, 1) Lance Painter, L (7, 1) David Howard, S (8, 4) OBP: 0.327, SLG: 0.306		2-3 K		4-1 G4-3 1-2 BB		2-1 F8 HR 2B	4-0 1B 1B IBB	1-1 F8		2 2 1 0 2 1 0 0 0 0 0 0 0 0 0 0 0 0 0 0 0 1 0 0 0 0 0 1	AB 37 R 8 H 12 RBI 7 BB 6 SO 7 LOB 19																		
Eli Marrero, R (1, 2) OBP: 0.294, SLG: 0.455		3-2 F9		0-0 P7		2-1 F8	2-2 1B 1B			4 0 1 1 0 0 3																			
Cliff Politte, R (1, 1) OBP: 0.167, SLG: 0.091 Tom Lampkin, L (4, PH) OBP: 0.352, SLG: 0.500 John Frascatore, R (4, 1) John Mabry, L (6, PH) OBP: 0.353, SLG: 0.490 Mark Petkovsek, R (6, 1) OBP: 0.667, SLG: 1.000 Willie McCree, S (7, PH) OBP: 0.342, SLG: 0.397 (7, 7)			0-3 K	0-0 G4-3 1-2f		0-0 HR	1-1 1B			1 0 0 0 0 0 1 0 1 0 0 0 0 0 0 2 0 0 0 0 0 0 0 0 1 1 1 2 0 0 0 0 0 0 0 0 0 0 0 0 1 0 1 1 0 0 0 0																			
Inning Stats	R: 0 H: 1 E: 0 LOB: 2 K: 1 BB: 1 S: 13 P: 21	R: 0 H: 0 E: 0 LOB: 0 K: 1 BB: 0 S: 11 P: 16	R: 1 H: 2 E: 0 LOB: 2 K: 1 BB: 1 S: 18 P: 30	R: 0 H: 0 E: 0 LOB: 1 K: 0 BB: 2 S: 7 P: 15	R: 0 H: 1 E: 0 LOB: 1 K: 1 BB: 0 S: 10 P: 19	R: 3 H: 3 E: 0 LOB: 0 K: 0 BB: 0 S: 12 P: 22	R: 4 H: 4 E: 1 LOB: 2 K: 1 BB: 2 S: 21 P: 36	R: 0 H: 0 E: 0 LOB: 0 K: 1 BB: 0 S: 7 P: 10	R: 0 H: 1 E: 0 LOB: 1 K: 1 BB: 0 S: 10 P: 13	1B: 7 SF: 0 2B: 3 SAC: 0 3B: 0 DP: 1 HR: 2 HBP: 0	WP: 0 PA: 43 PB: 0 SB: 1 CS: 0																		
PITCHER	IP WLS BF H R ER SO BB IBB HBP BLK WP HR S P ERA WHIP												PITCHER	IP WLS BF H R ER SO BB IBB HBP BLK WP HR S P ERA WHIP															
Kevin Tapani, R (1, 1) ERA: 4.4	6.0	28	7	4	4	4	4	4	0	0	0	0	2	71	123	6.00	1.833												
Terry Mulholland, L (7, 1) ERA: 3.86	0.2	L	7	3	4	4	1	1	1	0	0	0	0	19	33	54.00	6.000												
Amaury Telemaco, R (7, 1) ERA: 3.28	1.1		4	1	0	0	1	0	0	0	0	0	0	9	13	0.00	0.750												
Bob Patterson, L (9, 1) ERA: 3.86	1.0		4	1	0	0	1	0	0	0	0	0	0	10	13	0.00	1.000												

St. Louis Cardinals @ Chicago Cubs
Wrigley Field, Chicago, IL
Sun May 03 1998, 3:33 AM CDT
Att. 38,571 - Overcast - 52 F

livebaseballscorecards.com



Batter	1	2	3	4	5	6	7	8	9	AB R H RBI BB SO LOB	TOP		
Royce Clayton, R (1, 6) OBP: 0.352, SLG: 0.348	0-1 G5-3			2-1 HR	1 SAFE 0-0 1B			2-1 F9		4 1 2 1 0 0 0	St. Louis Cardinals @ Pittsburgh Pirates Three Rivers Stadium, Pittsburgh, PA Tue May 05 1998, 7:05 PM EDT Att. 10,329 - Unknown - 64 F		
Delino DeShields, L (1, 4) OBP: 0.418, SLG: 0.509	4-2 L5-3 BB			3-3 K	0-0 F8			2-1 G4-3		3 0 0 0 1 1 2			
Mark McGwire, R (1, 3) OBP: 0.500, SLG: 0.773	3-1 L5-3			1-1 G4-3 2B				1-2 FC6-4 BB 1B		3 0 2 0 1 0 1			
Ray Lankford, L (1, 8) OBP: 0.455, SLG: 0.463		2-1 F7		1-0 G4-3			0-2 F7	0-3 K		4 0 0 0 0 1 3			
Brian Jordan, R (1, 9) OBP: 0.382, SLG: 0.559		0-2 P3		0-2 G5-3			0-0 FC6-4	0-1 G6-3		4 0 0 0 0 0 2			
Ron Gant, R (1, 7) OBP: 0.306, SLG: 0.493		3-2 F9		2-0 FC5-4 1B			2-0 F8	2-2 G5-3		4 0 1 0 0 0 1			
Gary Gaetti, R (1, 5) OBP: 0.398, SLG: 0.469			0-0 F7	2-1 FC5-4 1B			4-0 G6-4-3 BB	1-3 K		3 1 0 0 1 1 1			
Eli Marrero, R (1, 2) OBP: 0.270, SLG: 0.417			1-2 P6	0-0 B1-3			0-2 L4			3 0 0 0 0 0 2			
Kent Mercker, L (1, 1) OBP: 0.214, SLG: 0.154 John Mabry, L (5, PH) OBP: 0.345, SLG: 0.500 Mark Petkovsek, R (5, 1) OBP: 0.697, SLG: 1.000 Tom Lamkin, L (7, PH) OBP: 0.592, SLG: 0.500 Brian Hunter, R (7, PH) OBP: 0.302, SLG: 0.462 John Frascatore, R (7, 1)			0-2 G5-3	0-0 1B			1-0 G6-4-3			1 0 0 0 0 0 0 1 0 1 1 0 0 0 0 0 0 0 0 0 0 0 0 0 0 0 0 0 1 0 0 0 0 0 1 0 0 0 0 0 0 0			
Inning Stats	R: 0 H: 0 E: 0 LOB: 0 K: 0 BB: 1 S: 6 P: 13	R: 0 H: 0 E: 0 LOB: 0 K: 0 BB: 0 S: 9 P: 14	R: 0 H: 0 E: 0 LOB: 0 K: 0 BB: 0 S: 7 P: 8	R: 1 H: 2 E: 0 LOB: 1 K: 1 BB: 0 S: 11 P: 18	R: 1 H: 3 E: 0 LOB: 2 K: 0 BB: 0 S: 7 P: 11	R: 0 H: 0 E: 0 LOB: 1 K: 0 BB: 1 S: 5 P: 11	R: 0 H: 0 E: 0 LOB: 0 K: 0 BB: 1 S: 4 P: 9	R: 0 H: 1 E: 0 LOB: 1 K: 1 BB: 0 S: 10 P: 15	R: 0 H: 0 E: 0 LOB: 0 K: 1 BB: 0 S: 8 P: 11	1B: 4 SF: 0 2B: 2 SAC: 0 3B: 0 DP: 2 HR: 1 HBP: 0	WP: 0 PA: 34 PB: 0 SB: 0 CS: 0		
PITCHER	IP WLS BF H R ER SO BB IBB HBP BLK WP HR S P ERA WHIP											PITCHER	IP WLS BF H R ER SO BB IBB HBP BLK WP HR S P ERA WHIP
67 Francisco Cordova, R (1, 1) ERA: 2.12	6.1 W 26 5 2 2 1 3 0 0 0 0 0 1 48 82 2.84 1.263												
Ricardo Rincon, L (7, 1) ERA: 0.79	1.2 5 1 0 0 1 0 0 0 0 0 0 0 11 17 0.00 0.600												
Rich Loiselle, R (9, 1) ERA: 3.24	1.0 S 3 0 0 0 1 0 0 0 0 0 0 0 8 11 0.00 0.000												

AB	31
R	2
H	6
RBI	2
BB	3
SO	3
LOB	13



Batter	1	2	3	4	5	6	7	8	9	AB	R	H	RBI	BB	SO	LOB
Tony Womack, L (1, 4) OBP: 0.271, SLG: 0.271	3-2 X S BLK 18 G6-4-3 1B		2-1 E6 G3 S 18 1B	1-1 F9		0-2 G4-3				4	2	1	0	0	0	2
Al Martin, L (1, 7) OBP: 0.289, SLG: 0.426	4-2 SAFE 18 G6-4-3 1-3 BB		2-1 G3	1-2 K			3-2 G4-3			3	0	0	0	1	1	2
18 Jason Kendall, R (1, 2) OBP: 0.405, SLG: 0.486	0-0 G6-4-3 1-2f		2-1 BB 2B 1B		0-3 K2-3		4-1 FC5-4 BB			3	1	1	1	1	1	1
Kevin Young, R (1, 3) OBP: 0.302, SLG: 0.455	0-0 CS 1B		4-1 2B BB		0-2 G5-3		0-1 F7			3	1	1	0	1	0	1
Jermaine Allensworth, R (1, 8) OBP: 0.411, SLG: 0.460	0-0 CS 1-2		1-2 G6-3 1-H 2-H 2B		1-1 1B		0-0 FC5-4 1-2f			4	0	2	2	0	1	1
Jose Guillen, R (1, 9) OBP: 0.337, SLG: 0.511		0-0 HR	2-2 G6-3		0-3 K		2-3 K			4	1	1	1	0	2	2
Doug Strange, S (1, 5) OBP: 0.328, SLG: 0.327		0-1 G1-3	1-0 G6-3			1-0 G6-3 1B		1-0 G4-6-3 1B		4	0	2	0	0	0	1
Lou Collier, R (1, 6) OBP: 0.263, SLG: 0.444		2-2 1B		2-3 K		2-2 G6-3 1-2		0-0 G4-6-3 1-2f		4	0	1	0	0	1	2
67 Francisco Cordova, R (1, 1) OBP: 0.056, SLG: 0.056		2-1 G4-3		0-0 1B		1-3 K				3	0	1	0	0	1	2
Ricardo Rincon, L (7, 1)										0	0	0	0	0	0	0
Rich Loiselle, R (9, 1)										0	0	0	0	0	0	0

Inning Stats	R: 1	H: 2	E: 0	LOB: 0	K: 0	S: 13	R: 1	H: 2	E: 0	LOB: 1	K: 1	S: 11	R: 3	H: 2	E: 1	LOB: 1	K: 0	S: 14	R: 0	H: 1	E: 0	LOB: 1	K: 2	S: 10	R: 0	H: 1	E: 0	LOB: 1	K: 1	S: 11	R: 0	H: 0	E: 0	LOB: 1	K: 0	S: 10	R: 0	H: 1	E: 0	LOB: 0	K: 1	S: 6					

PITCHER	IP	WLS	BF	H	R	ER	SO	BB	IBB	HBP	BLK	WP	HR	S	P	ERA	WHIP
Kent Mercker, L (1, 1) ERA: 6.69	4.0	L	20	7	5	4	3	2	0	0	1	0	1	48	77	9.00	2.250
Mark Petkovsek, R (5, 1) ERA: 7.31	2.0		8	2	0	0	3	0	0	0	0	0	0	26	31	0.00	1.000
John Frascatore, R (7, 1) ERA: 6.63	2.0		7	1	0	0	1	1	0	0	0	0	0	16	26	0.00	1.000

BOTTOM

St. Louis Cardinals @ Pittsburgh Pirates
 Three Rivers Stadium, Pittsburgh, PA

Tue May 05 1998, 7:05 PM EDT
 Att: 10,329 - Unknown - 64 F

AB	32
R	5
H	10
RBI	4
BB	3
SO	7
LOB	14



WP	PA	ERA	WHIP
0	36		
0			
2			
1			

Batter	1	2	3	4	5	6	7	8	9	AB R H RBI BB SO LOB	TOP											
Willie McGee, S OBP: 0.325, SLG: 0.377 (1, 9)	1-0 L7		3-2 G3-1		1-0 FC3-2			0-1 G6-3		4 0 0 0 0 0 3												
Delino DeShields, L OBP: 0.405, SLG: 0.491 (1, 4)	2-3 K			1-0 G4-3	1-2 G4-3			1-2 F8		4 0 0 0 0 1 3												
Mark McGwire, R OBP: 0.500, SLG: 0.758 (1, 3)	4-2 BB			4-0 G4-3 BB		2-2 G6-3		3-3 K		2 0 0 0 2 1 0												
Ray Lankford, L OBP: 0.438, SLG: 0.442 (1, 8)	1-1 F8			3-2 G4-3	1-2	1-3 K		0-1 G4-3		4 0 0 0 0 1 2												
John Mabry, L OBP: 0.323, SLG: 0.464 (1, 5)				3-3 K		3-2 G6-3		2-3 K		4 0 0 0 0 2 1												
Ron Gant, R OBP: 0.303, SLG: 0.481 (1, 7)					3-2 E3 1B S FC3-2		0-0 P5	1-1 1B		4 0 1 0 0 1 0												
Tom Lampkin, L OBP: 0.341, SLG: 0.481 Tom Pagnozzi, R OBP: 0.300, SLG: 0.222 (1, 2) (9, PH)				3-1 F7		3-3 K	1-1 F9	2-2 1B		3 0 0 0 0 1 1 1 0 1 0 0 0 0												
David Howard, S OBP: 0.339, SLG: 0.327 (1, 6)				2-2 K		4-0 FC3-2 1B BB	2-0 2B	2-3 K		3 0 1 0 1 2 2												
Todd Stottlemire, L OBP: 0.182, SLG: 0.182 Gary Gaetti, R OBP: 0.395, SLG: 0.464 Mike Busby, R Kent Bottenfield, R (1, 1) (7, PH) (7, 1) (7, 1)				1-3 K		1-1 FC3-2 1B	3-2 G6-3			2 0 1 0 0 1 0 1 0 0 0 0 0 1 0 0 0 0 0 0 0 0 0 0 0 0 0 0												
Inning Stats	R: 0 E: 0 K: 1 S: 9	H: 0 LOB: 1 BB: 1 P: 17	R: 0 E: 0 K: 1 S: 7	H: 0 LOB: 0 BB: 0 P: 12	R: 0 E: 0 K: 2 S: 10	H: 0 LOB: 0 BB: 0 P: 16	R: 0 E: 0 K: 1 S: 9	H: 0 LOB: 1 BB: 1 P: 20	R: 0 E: 1 K: 1 S: 13	H: 1 LOB: 3 BB: 1 P: 26	R: 0 E: 0 K: 1 S: 10	H: 0 LOB: 0 BB: 0 P: 16	R: 0 E: 0 K: 0 S: 7	H: 1 LOB: 1 BB: 0 P: 13	R: 0 E: 0 K: 1 S: 8	H: 0 LOB: 0 BB: 0 P: 12	R: 0 E: 0 K: 2 S: 14	H: 2 LOB: 2 BB: 0 P: 21	1B: 3 2B: 1 3B: 0 HR: 0	SF: 0 SAC: 0 DP: 0 HBP: 0	WP: 0 PB: 0 SB: 1 CS: 0	PA: 35
PITCHER	IP WLS BF H R ER SO BB IBB HBP BLK WP HR S P ERA WHIP																					
Jason Schmidt, R ERA: 4.71 Jason Christiansen, L ERA: 0.6	(1, 1) 7.0 W 27 2 0 0 7 3 0 0 0 0 0 0 65 120 0.00 0.714																					
	(8, 1) 2.0 8 2 0 0 3 0 0 0 0 0 0 0 22 33 0.00 1.000																					

St. Louis Cardinals @ Pittsburgh Pirates
 Three Rivers Stadium, Pittsburgh, PA
 Wed May 06 1998, 7:05 PM EDT
 Att. 12,051 - Unknown - 72 F

livebaseballscorecards.com

AB	32
R	0
H	4
RBI	0
BB	3
SO	10
LOB	13



Batter	1	2	3	4	5	6	7	8	9	AB R H RBI BB SO LOB	TOP
Royce Clayton, R (1, 6) OBP: 0.341, SLG: 0.336	0-0 F8		2-3 K			3-2 G6-3			1-3 K	4 0 0 0 0 2 0	St. Louis Cardinals @ New York Mets Shea Stadium, Flushing, NY Thu May 07 1998, 7:05 PM EDT Att. 14,715 - Cloudy - 65 F livebaseballscorecards.com
Delino DeShields, L (1, 4) OBP: 0.400, SLG: 0.478	4-2 1B BB		1-1 F7			3-2 G6-3			3-1 G1-3	3 0 0 0 1 0 0	
Mark McGwire, R (1, 3) OBP: 0.493, SLG: 0.738	1-2 1B				0-0 G6-3				1-3 K	4 0 1 0 0 2 0	
Ray Lankford, L (1, 8) OBP: 0.435, SLG: 0.432	2-3 K				1-3 K				4-1 FC6-4 BB	2 0 0 0 1 2 2	
Brian Jordan, R (1, 9) OBP: 0.381, SLG: 0.581	3-3 K				0-0 HR				0-2 FC6-4 G4-3	3 1 1 1 0 1 3	
Ron Gant, R (1, 7) OBP: 0.293, SLG: 0.463					2-3 K				1-2 G4-3	3 0 0 0 0 1 1	
Gary Gaetti, R (1, 5) OBP: 0.385, SLG: 0.450									2-3 K	3 0 0 0 0 1 0	
Eli Marrero, R (1, 2) OBP: 0.250, SLG: 0.385									0-2 G6-3	3 0 0 0 0 0 0	
Donovan Osborne, S (1, 1) OBP: 0.111, SLG: 0.111 John Frascatore, R (7, 1) Willie McGee, S (8, PH) OBP: 0.321, SLG: 0.372 Juan Acevedo, R (8, 1) OBP: 1.000, SLG: 1.000									1-1 G6-3	2 0 0 0 0 0 0 0 0 0 0 0 0 0 1 0 0 0 0 0 0 0 0 0 0 0 0 0	
Inning Stats	R: 0 H: 1 E: 0 LOB: 2 K: 2 BB: 1 S: 13 P: 23	R: 0 H: 0 E: 0 LOB: 0 K: 0 BB: 0 S: 6 P: 9	R: 0 H: 0 E: 0 LOB: 0 K: 1 BB: 0 S: 8 P: 12	R: 1 H: 1 E: 0 LOB: 0 K: 2 BB: 0 S: 8 P: 11	R: 0 H: 0 E: 0 LOB: 0 K: 0 BB: 0 S: 5 P: 8	R: 0 H: 0 E: 0 LOB: 0 K: 1 BB: 0 S: 10 P: 18	R: 0 H: 0 E: 0 LOB: 0 K: 0 BB: 1 S: 7 P: 12	R: 0 H: 0 E: 0 LOB: 0 K: 1 BB: 0 S: 8 P: 11	R: 0 H: 0 E: 0 LOB: 0 K: 2 BB: 0 S: 8 P: 13	1B: 1 SF: 0 2B: 0 SAC: 0 3B: 0 DP: 1 HR: 1 HBP: 0	WP: 0 PA: 30 PB: 0 SB: 0 CS: 0
PITCHER	IP WLS BF H R ER SO BB IBB HBP BLK WP HR S P ERA WHIP										
Masato Yoshii, R (1, 1) ERA: 2.43	7.0 W 24 2 1 1 6 2 0 0 0 0 0 1 57 93 1.29 0.571										
Greg McMichael, R (8, 1) ERA: 4.2	1.0 3 0 0 0 1 0 0 0 0 0 0 0 8 11 0.00 0.000										
John Franco, L (9, 1) ERA: 4.15	1.0 S 3 0 0 0 2 0 0 0 0 0 0 0 8 13 0.00 0.000										

St. Louis Cardinals @ New York Mets
 Shea Stadium, Flushing, NY
 Thu May 07 1998, 7:05 PM EDT
 Att. 14,715 - Cloudy - 65 F

AB	28
R	1
H	2
RBI	1
BB	2
SO	9
LOB	6



Batter	1	2	3	4	5	6	7	8	9	AB R H RBI BB SO LOB	TOP
Fernando Vina, L OBP: 0.410, SLG: 0.483 (1, 4) X	0-0 F7		0-3 K			1-1 F8			0-2 G4-3	4 0 0 0 0 1 1	Milwaukee Brewers @ St. Louis Cardinals Busch Stadium, St. Louis, MO Mon May 11 1998, 7:05 PM CDT Att. 34,744 - Cloudy - 64 F
Mark Loretta, R OBP: 0.329, SLG: 0.390 (1, 5) C C B X	1-2 G6-3		2-3 K			1-3 K			1-0 E6	4 0 0 0 0 2 1	
Jeremy Burnitz, L OBP: 0.372, SLG: 0.519 (1, 9) C C B B X	2-2 2B				3-3 K				1-0 G4-3	4 0 1 0 0 2 1	
Marquis Grissom, R OBP: 0.302, SLG: 0.439 (1, 8) C C B B X	2-3 K				1-3 K					3 0 0 0 0 3 1	
Geoff Jenkins, L OBP: 0.317, SLG: 0.605 Al Reyes, R (7, 1)					2-3 K				0-2 P5	3 0 0 0 0 2 0 0 0 0 0 0 0 0	
Jose Valentin, S OBP: 0.345, SLG: 0.408 (1, 6) X C B B									2-1 F9	3 0 0 0 0 1 0	
Mike Matheny, R OBP: 0.337, SLG: 0.436 (1, 2) X C B B									2-3 K	3 0 0 0 0 2 0	
Bob Hamelin, L OBP: 0.200, SLG: 0.133 (1, 3) X									0-0 SH1-4 1B	3 0 1 0 0 0 0	
Scott Karl, L OBP: 0.214, SLG: 0.083 Eric Owens, R OBP: 0.250, SLG: 0.467 (1, 1) B L X (7, 7)									1-1 SH1-4	1 0 0 0 0 0 0 1 0 0 0 0 1 0	
	1-2 G3-1					0-2 G3-1			0-3 K		
Inning Stats	R: 0 H: 1 E: 0 LOB: 1 K: 1 BB: 0 S: 10 P: 15	R: 0 H: 0 E: 0 LOB: 0 K: 1 BB: 0 S: 8 P: 12	R: 0 H: 1 E: 0 LOB: 1 K: 2 BB: 0 S: 11 P: 14	R: 0 H: 0 E: 0 LOB: 0 K: 3 BB: 0 S: 9 P: 15	R: 0 H: 0 E: 0 LOB: 0 K: 1 BB: 0 S: 6 P: 9	R: 0 H: 0 E: 0 LOB: 0 K: 1 BB: 0 S: 9 P: 11	R: 0 H: 0 E: 0 LOB: 0 K: 3 BB: 0 S: 9 P: 13	R: 0 H: 0 E: 0 LOB: 0 K: 1 BB: 0 S: 14 P: 22	R: 0 H: 0 E: 1 LOB: 1 K: 1 BB: 0 S: 8 P: 10	1B: 1 SF: 0 2B: 1 SAC: 1 3B: 0 DP: 0 HR: 0 HBP: 0	WP: 0 PA: 30 PB: 0 SB: 0 CS: 0
PITCHER	IP WLS BF H R ER SO BB IBB HBP BLK WP HR S P ERA WHIP										
Todd Stottliemyre, R ERA: 3.02 (1, 1)	8.0 W 26 2 0 0 13 0 0 0 0 0 0 0 76 111 0.00 0.250										
Jeff Brantley, R ERA: 1.93 (9, 1)	1.0 4 0 0 0 1 0 0 0 0 0 0 0 8 10 0.00 0.000										

livebaseballscorecards.com

AB	29
R	0
H	2
RBI	0
BB	0
SO	14
LOB	4



Batter	1	2	3	4	5	6	7	8	9	10	AB R H RBI BB SO LOB	TOP														
Fernando Vina, L OBP: 0.404, SLG: 0.480 (1, 4)	1-1 L6	1-1 F8		1-0 F9			2-2 L4		2-1 HR 2B		5 1 1 0 0 0 1	Milwaukee Brewers @ St. Louis Cardinals Busch Stadium, St. Louis, MO Tue May 12 1998, 7:05 PM CDT Att. 25,680 - Unknown - 84 F														
Jeff Cirillo, R OBP: 0.414, SLG: 0.403 (1, 5)	4-2 1B BB		0-2 P9		1-3 K		4-2 1B BB		0-0 HR 2-H		3 2 1 2 2 1 0															
Mark Loretta, R OBP: 0.344, SLG: 0.402 (1, 3)	0-1 1B 1-2 1B		0-0 1B 2B 1B		2-2 G1-3		1-1 SAFE 1-2 1B		2-2 L4		5 1 3 0 0 0 0															
Jeremy Burnitz, L OBP: 0.360, SLG: 0.500 (1, 9)	2-2 L8		0-1 F8		2-3 K		0-1 P9		2-3 K		5 0 0 0 0 2 5															
Marquis Grissom, R OBP: 0.308, SLG: 0.441 Darrin Jackson, R OBP: 0.186, SLG: 0.207 (1, 8) (8, 8)	2-0 FC6-4 1-3 2-H 1B		2-1 2B 1B		1-1 F8		2-3 K		2-0 L9		4 1 2 1 0 1 0 1 0 0 0 0 0 0															
Marc Newfield, R OBP: 0.320, SLG: 0.286 Geoff Jenkins, L OBP: 0.326, SLG: 0.590 (1, 7) (8, PH) (8, 7)	1-2 SAFE FC6-4 1-2f		0-0 1-H 2-H 2B		1-1 FC6-4 1B		4-1 1B BB		1-2 G3		3 0 2 2 0 0 2 1 0 0 0 1 0 0															
Jose Valentin, S OBP: 0.333, SLG: 0.392 (1, 6)		1-1 G6-3	1-2 G5-3		0-2 FC6-4 1-2f FC5-4		2-3 K		2-1 P9		5 0 0 0 0 1 3															
Mike Matheny, R OBP: 0.330, SLG: 0.424 (1, 2)		0-0 G4-3		1-0 G5-3		0-0 FC5-4 1-2f		1-1 1B		2-0 P5	5 0 1 0 0 0 1															
Paul Wagner, R OBP: 0.214, SLG: 0.214 Al Reyes, R OBP: 0.500, SLG: 1.000 Brian Banks, S OBP: 0.196, SLG: 0.130 Bob Wickman, R OBP: 0.196, SLG: 0.130 Bob Hamelin, L OBP: 0.196, SLG: 0.130 Doug Jones, R OBP: 0.196, SLG: 0.130 (1, 1) (6, 1) (7, PH) (7, 1) (8, PH) (8, 1)		0-1 1B		0-1 G4-3		3-3 K		1-0 G4-3		2 0 1 0 0 0 0 0 0 0 0 0 0 0 1 0 0 0 0 1 0 0 0 0 0 0 0 0 1 0 0 0 0 0 2 0 0 0 0 0 0 0																
Inning Stats	R: 1 E: 0 K: 0 S: 15	H: 2 LOB: 2 BB: 1 P: 25	R: 0 E: 0 K: 0 S: 7	H: 1 LOB: 1 BB: 0 P: 9	R: 2 E: 0 K: 0 S: 12	H: 3 LOB: 1 BB: 0 P: 15	R: 0 E: 0 K: 0 S: 4	H: 0 LOB: 0 BB: 0 P: 6	R: 0 E: 0 K: 2 S: 10	H: 0 LOB: 0 BB: 0 P: 15	R: 0 E: 0 K: 1 S: 8		H: 1 LOB: 1 BB: 0 P: 10	R: 0 E: 0 K: 1 S: 14	H: 1 LOB: 2 BB: 1 P: 24	R: 0 E: 0 K: 2 S: 13	H: 1 LOB: 2 BB: 1 P: 23	R: 2 E: 0 K: 1 S: 10	H: 2 LOB: 0 BB: 0 P: 18	R: 0 E: 0 K: 0 S: 6	H: 0 LOB: 0 BB: 0 P: 11	1B: 8 2B: 2 3B: 0 HR: 1	SF: 0 SAC: 0 DP: 0 HBP: 0	WP: 0 PB: 0 SB: 0 CS: 0	PA: 44	
PITCHER	IP WLS BF H R ER SO BB IBB HBP BLK WP HR S P ERA WHIP	IP WLS BF H R ER SO BB IBB HBP BLK WP HR S P ERA WHIP											IP WLS BF H R ER SO BB IBB HBP BLK WP HR S P ERA WHIP													
Kent Mercker, L ERA: 6.38 (1, 1)	6.0	26	7	3	3	2	1	0	0	0	0	0	0	0	4.50	1.333										
Kent Bottenfield, R ERA: 5.99 (7, 1)	0.2	4	1	0	0	1	1	0	0	0	0	0	0	0	0.00	3.000										
Lance Painter, L ERA: 5.23 (7, 1)	0.1	1	0	0	0	0	0	0	0	0	0	0	0	0	0.00	0.000										
Juan Acevedo, R ERA: 4.5 (8, 1)	1.0	5	1	0	0	2	1	0	0	0	0	0	0	0	0.00	2.000										
Jeff Brantley, R ERA: 3.48 (9, 1)	1.0	5	2	2	2	1	0	0	0	0	0	0	1	10	18.00	2.000										
												AB	41	R	5	H	11	RBI	5	BB	3	SO	6	LOB	14	



BOTTOM

Milwaukee Brewers @ St. Louis Cardinals
Busch Stadium, St. Louis, MO
Tue May 12 1998, 7:05 PM CDT
Att. 25,680 - Unknown - 84 F

livebaseballscorecards.com

AB 36
R 6
H 12
RBI 6
BB 5
SO 5
LOB 20



WP: 0 PA: 44
PB: 0
SB: 0
CS: 0

AB R H RBI BB SO LOB

4 2 2 1 0 0 0

3 1 0 0 2 0 1

5 1 1 3 0 1 3

5 0 3 0 0 0 0

3 0 2 1 1 0 1

0 0 0 0 0 0 0

3 0 1 0 1 1 3

0 0 0 0 0 0 0

0 0 0 0 0 0 0

1 1 1 0 0 0 0

4 0 0 0 0 2 6

5 1 2 1 0 0 3

2 0 0 0 0 1 3

0 0 0 0 1 0 0

0 0 0 0 0 0 0

0 0 0 0 0 0 0

1 0 0 0 0 0 0

1B: 10 SF: 2

2B: 0 SAC: 1

3B: 1 DP: 1

HR: 1 HBP: 0

1B: 10 SF: 2

2B: 0 SAC: 1

3B: 1 DP: 1

HR: 1 HBP: 0

1B: 10 SF: 2

2B: 0 SAC: 1

3B: 1 DP: 1

HR: 1 HBP: 0

1B: 10 SF: 2

2B: 0 SAC: 1

3B: 1 DP: 1

HR: 1 HBP: 0

1B: 10 SF: 2

2B: 0 SAC: 1

3B: 1 DP: 1

HR: 1 HBP: 0

1B: 10 SF: 2

2B: 0 SAC: 1

3B: 1 DP: 1

HR: 1 HBP: 0

1B: 10 SF: 2

2B: 0 SAC: 1

3B: 1 DP: 1

HR: 1 HBP: 0

1B: 10 SF: 2

2B: 0 SAC: 1

3B: 1 DP: 1

HR: 1 HBP: 0

1B: 10 SF: 2

2B: 0 SAC: 1

3B: 1 DP: 1

HR: 1 HBP: 0

1B: 10 SF: 2

2B: 0 SAC: 1

3B: 1 DP: 1

HR: 1 HBP: 0

1B: 10 SF: 2

2B: 0 SAC: 1

3B: 1 DP: 1

HR: 1 HBP: 0

1B: 10 SF: 2

2B: 0 SAC: 1

3B: 1 DP: 1

HR: 1 HBP: 0

1B: 10 SF: 2

2B: 0 SAC: 1

3B: 1 DP: 1

HR: 1 HBP: 0

1B: 10 SF: 2

2B: 0 SAC: 1

3B: 1 DP: 1

HR: 1 HBP: 0

1B: 10 SF: 2

2B: 0 SAC: 1

3B: 1 DP: 1

HR: 1 HBP: 0

1B: 10 SF: 2

2B: 0 SAC: 1

3B: 1 DP: 1

HR: 1 HBP: 0

1B: 10 SF: 2

2B: 0 SAC: 1

3B: 1 DP: 1

HR: 1 HBP: 0

1B: 10 SF: 2

2B: 0 SAC: 1

3B: 1 DP: 1

HR: 1 HBP: 0

1B: 10 SF: 2

2B: 0 SAC: 1

3B: 1 DP: 1

HR: 1 HBP: 0

1B: 10 SF: 2

2B: 0 SAC: 1

3B: 1 DP: 1

HR: 1 HBP: 0

1B: 10 SF: 2

2B: 0 SAC: 1

3B: 1 DP: 1

HR: 1 HBP: 0

1B: 10 SF: 2

2B: 0 SAC: 1

3B: 1 DP: 1

HR: 1 HBP: 0

1B: 10 SF: 2

2B: 0 SAC: 1

3B: 1 DP: 1

HR: 1 HBP: 0

1B: 10 SF: 2

2B: 0 SAC: 1

3B: 1 DP: 1

HR: 1 HBP: 0

1B: 10 SF: 2

2B: 0 SAC: 1

3B: 1 DP: 1

HR: 1 HBP: 0

1B: 10 SF: 2

2B: 0 SAC: 1

3B: 1 DP: 1

HR: 1 HBP: 0

1B: 10 SF: 2

2B: 0 SAC: 1

3B: 1 DP: 1

HR: 1 HBP: 0

1B: 10 SF: 2

2B: 0 SAC: 1

3B: 1 DP: 1

HR: 1 HBP: 0

1B: 10 SF: 2

2B: 0 SAC: 1

3B: 1 DP: 1

HR: 1 HBP: 0

1B: 10 SF: 2

2B: 0 SAC: 1

3B: 1 DP: 1

HR: 1 HBP: 0

1B: 10 SF: 2

2B: 0 SAC: 1

3B: 1 DP: 1

HR: 1 HBP: 0

1B: 10 SF: 2

2B: 0 SAC: 1

3B: 1 DP: 1

HR: 1 HBP: 0

1B: 10 SF: 2

2B: 0 SAC: 1

3B: 1 DP: 1

HR: 1 HBP: 0

1B: 10 SF: 2

2B: 0 SAC: 1

3B: 1 DP: 1

HR: 1 HBP: 0

1B: 10 SF: 2

2B: 0 SAC: 1

3B: 1 DP: 1

HR: 1 HBP: 0

1B: 10 SF: 2

2B: 0 SAC: 1

3B: 1 DP: 1

HR: 1 HBP: 0

1B: 10 SF: 2

2B: 0 SAC: 1

3B: 1 DP: 1

HR: 1 HBP: 0

1B: 10 SF: 2

2B: 0 SAC: 1

3B: 1 DP: 1

HR: 1 HBP: 0

1B: 10 SF: 2

2B: 0 SAC: 1

3B: 1 DP: 1

HR: 1 HBP: 0

1B: 10 SF: 2

2B: 0 SAC: 1

3B: 1 DP: 1

HR: 1 HBP: 0

1B: 10 SF: 2

2B: 0 SAC: 1

3B: 1 DP: 1

HR: 1 HBP: 0

1B: 10 SF: 2

2B: 0 SAC: 1

3B: 1 DP: 1

HR: 1 HBP: 0

1B: 10 SF: 2

2B: 0 SAC: 1

3B: 1 DP: 1

HR: 1 HBP: 0

1B: 10 SF: 2

2B: 0 SAC: 1

3B: 1 DP: 1

HR: 1 HBP: 0

1B: 10 SF: 2

2B: 0 SAC: 1

3B: 1 DP: 1

HR: 1 HBP: 0

1B: 10 SF: 2

2B: 0 SAC: 1

3B: 1 DP: 1

HR: 1 HBP: 0

1B: 10 SF: 2

2B: 0 SAC: 1

3B: 1 DP: 1

HR: 1 HBP: 0

1B: 10 SF: 2

2B: 0 SAC: 1

3B: 1 DP: 1

HR: 1 HBP: 0

1B: 10 SF: 2

2B: 0 SAC: 1

3B: 1 DP: 1

HR: 1 HBP: 0

1B: 10 SF: 2

2B: 0 SAC: 1

3B: 1 DP: 1

HR: 1 HBP: 0

1B: 10 SF: 2

2B: 0 SAC: 1

3B: 1 DP: 1

HR: 1 HBP: 0

1B: 10 SF: 2

2B: 0 SAC: 1

3B: 1 DP: 1

HR: 1 HBP: 0

1B: 10 SF: 2

2B: 0 SAC: 1

3B: 1 DP: 1

HR: 1 HBP: 0

1B: 10 SF: 2

2B: 0 SAC: 1

3B: 1 DP: 1

HR: 1 HBP: 0

1B: 10 SF: 2

2B: 0 SAC: 1

3B: 1 DP: 1

HR: 1 HBP: 0

1B: 10 SF: 2

2B: 0 SAC: 1

3B: 1 DP: 1

HR: 1 HBP: 0

1B: 10 SF: 2

2B: 0 SAC: 1

3B: 1 DP: 1

HR: 1 HBP: 0

1B: 10 SF: 2

2B: 0 SAC: 1

3B: 1 DP: 1

HR: 1 HBP: 0

1B: 10 SF: 2

2B: 0 SAC: 1

3B: 1 DP: 1

HR: 1 HBP: 0

1B: 10 SF: 2

2B: 0 SAC: 1

3B: 1 DP: 1

HR: 1 HBP: 0

1B: 10 SF: 2

Batter	1	2	3	4	5	6	7	8	9	AB	R	H	RBI	BB	SO	LOB	TOP																		
Walt Weiss, S (1, 6) OBP: 0.470, SLG: 0.468 Ozzie Guillen, L (7, PH) OBP: 0.125, SLG: 0.087 (7, 6)	3-3 K	3-1 1B	2-0 G3 1B		2-0 FC6 1B		0-1 L6			4	0	3	1	0	1	0																			
Keith Lockhart, L (1, 4) OBP: 0.358, SLG: 0.496	2-2 10 WP 1B	0-2 L8	2-2 G3 1-2		0-1 FC6 1-2		2-2 G5-3			5	1	1	0	0	0	3																			
10 Chipper Jones, S (1, 5) OBP: 0.430, SLG: 0.649	2-0 1B									3	3	1	1	2	0	1																			
Andres Galarraga, R (1, 3) OBP: 0.424, SLG: 0.676	2-2 P8									4	1	0	0	1	1	2																			
Ryan Klesko, L (1, 7) OBP: 0.310, SLG: 0.473 Danny Bautista, R (7, 7) OBP: 0.318, SLG: 0.300	4-2 1B 1-2 BB									2	2	2	4	1	0	0																			
Javy Lopez, R (1, 2) OBP: 0.364, SLG: 0.621	2-0 1B									5	1	3	2	0	0	1																			
Michael Tucker, L (1, 9) OBP: 0.371, SLG: 0.642 Gerald Williams, R (7, 9) OBP: 0.309, SLG: 0.373	0-0 G3									4	1	1	1	0	1	4																			
Andruw Jones, R (1, 8) OBP: 0.280, SLG: 0.443										1	0	0	0	0	0	0																			
Tom Glavine, L (1, 1) OBP: 0.118, SLG: 0.176 Mike Cather, R (8, 1)										4	0	0	0	0	1	1																			
Inning Stats	R: 2 E: 0 K: 1 S: 17	H: 3 LOB: 2 BB: 1 P: 32	R: 0 E: 0 K: 1 S: 10	H: 1 LOB: 1 BB: 0 P: 15	R: 6 E: 0 K: 0 S: 17	H: 5 LOB: 1 BB: 2 P: 32	R: 0 E: 1 K: 0 S: 6	H: 0 LOB: 1 BB: 0 P: 7	R: 0 E: 0 K: 2 S: 11	H: 1 LOB: 1 BB: 0 P: 15	R: 2 E: 0 K: 3 S: 14	H: 2 LOB: 1 BB: 1 P: 21	R: 0 E: 0 K: 0 S: 7	H: 0 LOB: 0 BB: 0 P: 11	R: 0 E: 0 K: 1 S: 8	H: 0 LOB: 0 BB: 0 P: 15	R: 0 E: 0 K: 0 S: 5	H: 0 LOB: 0 BB: 0 P: 9	1B: 9 2B: 2 3B: 0 HR: 1	SF: 0 SAC: 0 DP: 0 HBP: 0	WP: 1 PB: 0 SB: 0 CS: 0	PA: 44													
PITCHER	IP	WLS	BF	H	R	ER	SO	BB	IBB	HBP	BLK	WP	HR	S	P	ERA	WHIP																		
Cliff Politte, R (1, 1) ERA: 6.32 Mike Busby, R (3, 1) ERA: 4.94 John Frascatore, R (6, 1) ERA: 6.55 Kent Bottenfield, R (8, 1) ERA: 5.06	2.0	L	14	5	5	5	2	3	0	0	0	1	0	31	60	22.50	4.000																		
	3.0		15	5	3	3	2	0	0	0	0	0	0	30	41	9.00	1.667																		
	2.0		9	2	2	2	3	1	0	0	0	0	1	21	32	9.00	1.500																		
	2.0		6	0	0	0	1	0	0	0	0	0	0	13	24	0.00	0.000																		
																		PITCHER	IP	WLS	BF	H	R	ER	SO	BB	IBB	HBP	BLK	WP	HR	S	P	ERA	WHIP

Atlanta Braves @ St. Louis Cardinals
 Busch Stadium, St. Louis, MO
 Wed May 13 1998, 7:05 PM CDT
 Att. 31,532 - Unknown - 87 F

livebaseballscorecards.com

AB	39
R	10
H	12
RBI	10
BB	4
SO	8
LOB	13



Batter	1	2	3	4	5	6	7	8	9	AB R H RBI BB SO LOB	TOP						
Walt Weiss, S OBP: 0.474, SLG: 0.478 (1, 6) C B X	1-1 G4-3 1B		2-1 10 BB 1B		2-1 G3			1-1 1B BB		4 1 2 2 1 0 0							
Keith Lockhart, L OBP: 0.368, SLG: 0.500 (1, 4) X	0-0 10 FC4-6 1B		0-0 L6 10 BB 1B		2-1 G3-1			1-1 10 BB 1B		5 1 3 1 0 0 1							
10 Chipper Jones, S OBP: 0.435, SLG: 0.645 (1, 5) B B X	2-0 FC4-6 1B 1-2f		4-1 1-2 2-3 BB		2-1 E4			1-1 HBP 1B 1B	0-0 G1-6-3 1B	4 1 2 0 1 0 1							
Andres Galarraga, R OBP: 0.424, SLG: 0.667 (1, 3) B X	1-0 1-2 1B		2-2 L6 2-3		2-3 K			1-1 1-2 3-H 1B 1B	1-1 L8	5 1 2 1 0 1 5							
Ryan Klesko, L OBP: 0.306, SLG: 0.459 Kerry Ligtenberg, R (1, 7) (9, 1) X	0-0 F9		1-1 P6		0-0 G3			1-0 1B 1B HBP	0-0 G1-6-3 1-2f	4 1 0 0 0 0 6 0 0 0 0 0 0 0							
Javy Lopez, R OBP: 0.368, SLG: 0.613 (1, 2) B B B B X		4-0 FC4-6 BB		2-0 G5-3		0-0 P4		2-2 G3 2B 1B 1-3 2-H 3-H		3 1 1 2 1 0 1							
Michael Tucker, L OBP: 0.367, SLG: 0.628 (1, 9) F X	0-1 FC4-6 1-2f S		2-0 G5-4-3 1B		0-0 F7			0-3 K		4 0 1 0 0 1 3							
Andruw Jones, R OBP: 0.279, SLG: 0.438 (1, 8) B B B B B B X	3-3 K2-3 1-2		0-0 G5-4-3 1-2f	1 SAFE X	0-0 G5-4-3		2-2 G5-3	2-1 G3 2B 1B 1-2 3-H		4 1 1 1 0 1 2							
Kevin Millwood, R OBP: 0.214, SLG: 0.083 Dennis Martinez, R OBP: 0.500, SLG: 0.667 Ozzie Guillen, L OBP: 0.150, SLG: 0.083 John Rocker, R Curtis Pride, L OBP: 0.256, SLG: 0.275 Mike Leiber, R Gerald Williams, R OBP: 0.309, SLG: 0.373 (1, 1) (6, 1) (7, PH) (7, 1) (8, PH) (8, 1) (9, 7) C B B B C C B B S X	3-3 K		1-3 K		1-1 G4-3		1-1 G3	2-2 1-2 2-3		2 0 0 0 0 0 2 1 0 0 0 0 0 0 0 0 1 0 0 0 0 0 0 0 0 0 0 0 0 0 0 0 1 0 0 0 0 0 0 2 0 0 0 0 0 0 0 0 0 0 0 0 0 0 0 0							
Inning Stats	R: 0 E: 0 K: 0 S: 6 H: 2 LOB: 2 BB: 0 P: 10	R: 0 E: 0 K: 2 S: 8 H: 0 LOB: 1 BB: 1 P: 18	R: 0 E: 0 K: 0 S: 9 H: 2 LOB: 2 BB: 1 P: 18	R: 0 E: 0 K: 0 S: 3 H: 1 LOB: 0 BB: 0 P: 7	R: 0 E: 0 K: 1 S: 7 H: 0 LOB: 0 BB: 0 P: 12	R: 0 E: 1 K: 1 S: 7 H: 0 LOB: 1 BB: 0 P: 11	R: 0 E: 0 K: 0 S: 6 H: 0 LOB: 0 BB: 0 P: 9	R: 7 E: 0 K: 1 S: 33 H: 6 LOB: 1 BB: 1 P: 52	R: 0 E: 0 K: 0 S: 4 H: 1 LOB: 0 BB: 0 P: 5	1B: 11 2B: 2 3B: 0 HR: 0 SF: 0 SAC: 0 DP: 3 HBP: 1	WP: 0 PB: 0 SB: 2 CS: 0 PA: 41						
PITCHER	IP WLS BF H R ER SO BB IBB HBP BLK WP HR S P ERA WHIP	IP WLS BF H R ER SO BB IBB HBP BLK WP HR S P ERA WHIP	IP WLS BF H R ER SO BB IBB HBP BLK WP HR S P ERA WHIP	IP WLS BF H R ER SO BB IBB HBP BLK WP HR S P ERA WHIP	IP WLS BF H R ER SO BB IBB HBP BLK WP HR S P ERA WHIP	IP WLS BF H R ER SO BB IBB HBP BLK WP HR S P ERA WHIP	IP WLS BF H R ER SO BB IBB HBP BLK WP HR S P ERA WHIP	IP WLS BF H R ER SO BB IBB HBP BLK WP HR S P ERA WHIP	IP WLS BF H R ER SO BB IBB HBP BLK WP HR S P ERA WHIP	IP WLS BF H R ER SO BB IBB HBP BLK WP HR S P ERA WHIP	IP WLS BF H R ER SO BB IBB HBP BLK WP HR S P ERA WHIP						
Mark Petkovsek, R ERA: 5.09 (1, 1)	7.0																
Juan Acevedo, R ERA: 6.75 (8, 1)	0.0	L	4	3	4	4	0	1	0	0	0	0	0	8	16	∞	∞
John Frascatore, R ERA: 7.54 (8, 1)	0.2		6	3	3	3	1	0	0	1	0	0	0	20	28	40.50	4.500
Curtis King, R ERA: (8, 1)	1.1		4	1	0	0	0	0	0	0	0	0	0	9	13	0.00	0.750

Atlanta Braves @ St. Louis Cardinals
 Busch Stadium, St. Louis, MO
 Thu May 14 1998, 7:05 PM CDT
 Att. 32,119 - Cloudy - 88 F

livebaseballscorecards.com

AB	37
R	7
H	12
RBI	7
BB	3
SO	5
LOB	22



Batter	1	2	3	4	5	6	7	8	9	AB	R	H	RBI	BB	SO	LOB	TOP										
John Cangelosi, S OBP: 0.289, SLG: 0.263 (1, 8)	G4-3		G4-6-3		FC6-4 BB			L9		3	0	0	0	2	0	1											
Edgar Renteria, R OBP: 0.331, SLG: 0.345 (1, 6)	E6			1B	FC6-4			1B CS BB		4	2	3	1	1	0	2											
Cliff Floyd, L OBP: 0.366, SLG: 0.490 (1, 7)	1B				G6-3		K	1B		4	1	2	2	1	1	1											
Derrek Lee, R OBP: 0.356, SLG: 0.510 (1, 3)	1B				F9		K	CS	L9	5	1	1	0	0	1	4											
Mark Kotsay, L OBP: 0.355, SLG: 0.419 (1, 9)	1B	L6			1B		L9		L9	5	0	3	2	0	0	0											
Gregg Zaun, S OBP: 0.339, SLG: 0.440 (1, 2)	1B	G6-3			K			P8	P4	5	1	1	1	0	1	2											
Craig Counsell, L OBP: 0.410, SLG: 0.396 (1, 4)	1B	G3-1						G4-3	G6-3	5	1	1	0	0	0	1											
Dave Berg, R OBP: 0.382, SLG: 0.362 (1, 5)	1B				G6-3			G6-3		4	1	2	1	0	0	0											
Felix Heredia, L (7, 1)	BB							WP		0	0	0	0	0	0	0											
Jay Powell, R (9, 1)	1B							1B		0	0	0	0	0	0	0											
Brian Meadows, R OBP: 0.211, SLG: 0.167 (1, 1)	1B								G6-3	3	1	2	1	0	0	1											
Vic Darenbourg, L (6, 1)	1B									0	0	0	0	0	0	0											
Rob Stanifer, R (7, 1)	BB									0	0	0	0	0	0	0											
John Wehner, R (7, 5)	1B									1	0	0	0	0	0	0											
Inning Stats	R: 7 E: 1 K: 0 S: 23	H: 9 LOB: 3 BB: 2 P: 37	R: 0 E: 0 K: 0 S: 11	H: 0 LOB: 0 BB: 0 P: 16	R: 0 E: 0 K: 0 S: 6	H: 1 LOB: 0 BB: 0 P: 10	R: 1 E: 0 K: 1 S: 14	H: 2 LOB: 1 BB: 0 P: 22	R: 0 E: 0 K: 0 S: 11	H: 1 LOB: 2 BB: 1 P: 20	R: 0 E: 0 K: 2 S: 9	H: 0 LOB: 0 BB: 0 P: 15	R: 0 E: 0 K: 0 S: 5	H: 0 LOB: 0 BB: 0 P: 9	R: 0 E: 0 K: 0 S: 4	H: 1 LOB: 1 BB: 1 P: 10	R: 0 E: 0 K: 0 S: 8	H: 1 LOB: 1 BB: 0 P: 13	1B: 14 2B: 1 3B: 0 HR: 0	SF: 0 SAC: 0 DP: 1 HBP: 0	WP: 2 PB: 0 SB: 0 CS: 1	PA: 44					
PITCHER	IP	WLS	BF	H	R	ER	SO	BB	IBB	HBP	BLK	WP	HR	S	P	ERA	WHIP										
Brady Raggio, R ERA: 94.5 (1, 1)	0.2	L	12	9	7	7	0	2	0	0	0	0	0	21	35	94.50	16.500										
Curtis King, R ERA: (1, 1)	2.1		7	1	0	0	0	0	0	0	0	0	0	19	28	0.00	0.429										
Kent Bottenfield, R ERA: 5.01 (4, 1)	2.0		10	3	1	1	1	1	0	0	0	1	0	25	42	4.50	2.000										
Lance Painter, L ERA: 4.38 (6, 1)	2.0		6	0	0	0	2	0	0	0	0	0	0	14	24	0.00	0.000										
Juan Acevedo, R ERA: 6.0 (8, 1)	2.0		8	2	0	0	0	1	0	0	0	1	0	12	23	0.00	1.500										

Florida Marlins @ St. Louis Cardinals
 Busch Stadium, St. Louis, MO
 Fri May 15 1998, 7:05 PM CDT
 Att. 45,451 - Cloudy - 84 F

livebaseballscorecards.com

AB	39
R	8
H	15
RBI	8
BB	4
SO	3
LOB	12



BOTTOM

Florida Marlins @ St. Louis Cardinals
Busch Stadium, St. Louis, MO
Fri May 15 1998, 7:05 PM CDT
Att: 45,451 - Cloudy - 84 F

livebaseballscorecards.com

AB 37
R 7
H 13
RBI 7
BB 7
SO 4
LOB 22



WP: 0 PA: 44
PB: 0
SB: 1
CS: 0

AB R H RBI BB SO LOB

4 1 1 0 1 0 2

5 2 2 3 0 1 2

2 1 1 0 3 0 0

4 1 2 0 1 0 2

2 1 1 0 3 0 0

5 1 1 0 0 1 4

5 0 4 3 0 0 2

3 0 0 0 0 0 4

0 0 0 0 0 0 0

1 0 0 0 0 1 2

0 0 0 0 0 0 0

0 0 0 0 0 0 0

1 1 1 1 0 0 0

0 0 0 0 0 0 0

2 0 0 0 1 0 0

1B: 8 SF: 0

2B: 2 SAC: 0

3B: 0 DP: 3

HR: 3 HBP: 0

WP: 0 PA: 44

PB: 0

SB: 1

CS: 0

1B: 8 SF: 0

2B: 2 SAC: 0

3B: 0 DP: 3

HR: 3 HBP: 0

WP: 0 PA: 44

PB: 0

SB: 1

CS: 0

1B: 8 SF: 0

2B: 2 SAC: 0

3B: 0 DP: 3

HR: 3 HBP: 0

WP: 0 PA: 44

PB: 0

SB: 1

CS: 0

1B: 8 SF: 0

2B: 2 SAC: 0

3B: 0 DP: 3

HR: 3 HBP: 0

WP: 0 PA: 44

PB: 0

SB: 1

CS: 0

1B: 8 SF: 0

2B: 2 SAC: 0

3B: 0 DP: 3

HR: 3 HBP: 0

WP: 0 PA: 44

PB: 0

SB: 1

CS: 0

1B: 8 SF: 0

2B: 2 SAC: 0

3B: 0 DP: 3

HR: 3 HBP: 0

WP: 0 PA: 44

PB: 0

SB: 1

CS: 0

1B: 8 SF: 0

2B: 2 SAC: 0

3B: 0 DP: 3

HR: 3 HBP: 0

WP: 0 PA: 44

PB: 0

SB: 1

CS: 0

1B: 8 SF: 0

2B: 2 SAC: 0

3B: 0 DP: 3

HR: 3 HBP: 0

WP: 0 PA: 44

PB: 0

SB: 1

CS: 0

1B: 8 SF: 0

2B: 2 SAC: 0

3B: 0 DP: 3

HR: 3 HBP: 0

WP: 0 PA: 44

PB: 0

SB: 1

CS: 0

1B: 8 SF: 0

2B: 2 SAC: 0

3B: 0 DP: 3

HR: 3 HBP: 0

WP: 0 PA: 44

PB: 0

SB: 1

CS: 0

1B: 8 SF: 0

2B: 2 SAC: 0

3B: 0 DP: 3

HR: 3 HBP: 0

WP: 0 PA: 44

PB: 0

SB: 1

CS: 0

1B: 8 SF: 0

2B: 2 SAC: 0

3B: 0 DP: 3

HR: 3 HBP: 0

WP: 0 PA: 44

PB: 0

SB: 1

CS: 0

1B: 8 SF: 0

2B: 2 SAC: 0

3B: 0 DP: 3

HR: 3 HBP: 0

WP: 0 PA: 44

PB: 0

SB: 1

CS: 0

1B: 8 SF: 0

2B: 2 SAC: 0

3B: 0 DP: 3

HR: 3 HBP: 0

WP: 0 PA: 44

PB: 0

SB: 1

CS: 0

1B: 8 SF: 0

2B: 2 SAC: 0

3B: 0 DP: 3

HR: 3 HBP: 0

WP: 0 PA: 44

PB: 0

SB: 1

CS: 0

1B: 8 SF: 0

2B: 2 SAC: 0

3B: 0 DP: 3

HR: 3 HBP: 0

WP: 0 PA: 44

PB: 0

SB: 1

CS: 0

1B: 8 SF: 0

2B: 2 SAC: 0

3B: 0 DP: 3

HR: 3 HBP: 0

WP: 0 PA: 44

PB: 0

SB: 1

CS: 0

1B: 8 SF: 0

2B: 2 SAC: 0

3B: 0 DP: 3

HR: 3 HBP: 0

WP: 0 PA: 44

PB: 0

SB: 1

CS: 0

1B: 8 SF: 0

2B: 2 SAC: 0

3B: 0 DP: 3

HR: 3 HBP: 0

WP: 0 PA: 44

PB: 0

SB: 1

CS: 0

1B: 8 SF: 0

2B: 2 SAC: 0

3B: 0 DP: 3

HR: 3 HBP: 0

WP: 0 PA: 44

PB: 0

SB: 1

CS: 0

1B: 8 SF: 0

2B: 2 SAC: 0

3B: 0 DP: 3

HR: 3 HBP: 0

WP: 0 PA: 44

PB: 0

SB: 1

CS: 0

1B: 8 SF: 0

2B: 2 SAC: 0

3B: 0 DP: 3

HR: 3 HBP: 0

WP: 0 PA: 44

PB: 0

SB: 1

CS: 0

1B: 8 SF: 0

2B: 2 SAC: 0

3B: 0 DP: 3

HR: 3 HBP: 0

WP: 0 PA: 44

PB: 0

SB: 1

CS: 0

1B: 8 SF: 0

2B: 2 SAC: 0

3B: 0 DP: 3

HR: 3 HBP: 0

WP: 0 PA: 44

PB: 0

SB: 1

CS: 0

1B: 8 SF: 0

2B: 2 SAC: 0

3B: 0 DP: 3

HR: 3 HBP: 0

WP: 0 PA: 44

PB: 0

SB: 1

CS: 0

1B: 8 SF: 0

2B: 2 SAC: 0

3B: 0 DP: 3

HR: 3 HBP: 0

WP: 0 PA: 44

PB: 0

SB: 1

CS: 0

1B: 8 SF: 0

2B: 2 SAC: 0

3B: 0 DP: 3

HR: 3 HBP: 0

WP: 0 PA: 44

PB: 0

SB: 1

CS: 0

1B: 8 SF: 0

2B: 2 SAC: 0

3B: 0 DP: 3

HR: 3 HBP: 0

WP: 0 PA: 44

PB: 0

SB: 1

CS: 0

1B: 8 SF: 0

2B: 2 SAC: 0

3B: 0 DP: 3

HR: 3 HBP: 0

WP: 0 PA: 44

PB: 0

SB: 1

CS: 0

1B: 8 SF: 0

2B: 2 SAC: 0

3B: 0 DP: 3

HR: 3 HBP: 0

WP: 0 PA: 44

PB: 0

SB: 1

CS: 0

1B: 8 SF: 0

2B: 2 SAC: 0

3B: 0 DP: 3

HR: 3 HBP: 0

WP: 0 PA: 44

PB: 0

SB: 1

CS: 0

1B: 8 SF: 0

2B: 2 SAC: 0

3B: 0 DP: 3

HR: 3 HBP: 0

WP: 0 PA: 44

PB: 0

SB:

Batter	1	2	3	4	5	6	7	8	9	AB R H RBI BB SO LOB	TOP	
Cliff Floyd, L (1, 7) OBP: 0.369, SLG: 0.497	0-1 3B 2B		0-1 BLK 1B		1-1 P4		2-1 P6			4 2 2 0 0 0 1		
Edgar Renteria, R (1, 6) OBP: 0.330, SLG: 0.343	1-3 K		1-2 1 SAFE 1 SAFE 1 SAFE 1-H 1B		0-0 G4-3			0-0 G4-3		4 0 1 1 0 1 1		
Mark Kotsay, L (1, 9) OBP: 0.353, SLG: 0.411	4-1 3B BB		1-0 G1-6-3 1-2f		3-3 K			2-2 G6-3		3 1 0 0 1 1 1		
Todd Dunwoody, L (1, 8) OBP: 0.250, SLG: 0.250	1-3 K		3-0 1B		1-1 P4			0-1 G4-3		4 0 1 0 0 1 2		
Ryan Jackson, L (1, 3) OBP: 0.298, SLG: 0.315	3-2 1-H 2-H 3B		1-0 F7		0-3 K			2-0 G4-3		4 0 1 2 0 1 1		
Gregg Zaun, S (1, 2) OBP: 0.317, SLG: 0.407	1-3 K		1-0 L8		2-3 K			0-0 L8		4 0 0 0 0 2 1		
Craig Counsell, L (1, 4) OBP: 0.412, SLG: 0.401		4-2 G6-4-3 BB	1-0 L6		2-2 1B SF8 2B			1-2 G4-3		3 1 1 0 1 0 0		
Dave Berg, R (1, 5) OBP: 0.379, SLG: 0.360		2-3 K	1-3 K		2-1 1B					3 0 1 0 0 2 1		
Livan Hernandez, R (1, 1) OBP: 0.231, SLG: 0.269		0-1 G6-4-3		1-3 K			0-0 SF8			2 0 0 0 0 1 1		
Mike Piazza, R (7, PH) OBP: 0.327, SLG: 0.497										0 0 0 1 0 0 0		
Vic Darenbourg, L (7, 1)										0 0 0 0 0 0 0		
Oscar Henriquez, R (8, 1)										0 0 0 0 0 0 0		
Inning Stats	R: 2 H: 2 E: 0 LOB: 1 K: 3 BB: 1 S: 15 P: 25	R: 0 H: 0 E: 0 LOB: 0 K: 1 BB: 1 S: 8 P: 14	R: 1 H: 3 E: 0 LOB: 1 K: 0 BB: 0 S: 8 P: 14	R: 0 H: 0 E: 0 LOB: 0 K: 1 BB: 0 S: 5 P: 8	R: 0 H: 0 E: 0 LOB: 0 K: 1 BB: 0 S: 6 P: 8	R: 0 H: 0 E: 0 LOB: 0 K: 2 BB: 0 S: 10 P: 14	R: 1 H: 2 E: 0 LOB: 1 K: 1 BB: 0 S: 12 P: 20	R: 0 H: 0 E: 0 LOB: 0 K: 0 BB: 0 S: 6 P: 8	R: 0 H: 0 E: 0 LOB: 0 K: 0 BB: 0 S: 6 P: 9	1B: 4 SF: 1 2B: 2 SAC: 0 3B: 1 DP: 2 HR: 0 HBP: 0	WP: 0 PA: 34 PB: 0 SB: 0 CS: 0	
PITCHER Todd Stottlemyre, R (1, 1) ERA: 3.14	IP WLS BF H R ER SO BB IBB HBP BLK WP HR S P ERA WHIP	9.0 W 34 7 4 4 9 2 0 0 1 0 0 76 120 4.00 1.000										

Florida Marlins @ St. Louis Cardinals
 Busch Stadium, St. Louis, MO
 Sat May 16 1998, 7:05 PM CDT
 Att. 41,464 - Unknown - 87 F

livebaseballscorecards.com

AB 31
 R 4
 H 7
 RBI 4
 BB 2
 SO 9
 LOB 9



Batter	1	2	3	4	5	6	7	8	9
Delino DeShields, L (1, 4) OBP: 0.396, SLG: 0.457	4-2 CS BB		1-0 G4-3		0-0 BB 1B	2-3 K			
Ray Lankford, L (1, 8) OBP: 0.403, SLG: 0.474	2-3 K 1-2		2-3 K		1 SAFE 1 SAFE 2-3 1 SAFE 1 SAFE 1 SAFE K		0-0 CS 1B		
Mark McGwire, R (1, 3) OBP: 0.489, SLG: 0.754	3-3 K			1-0 HR	1-2 BB		1-2 P3		
Brian Jordan, R (1, 9) OBP: 0.400, SLG: 0.623		1-0 F9		0-1 2B BLK 1B	0-0 L7		0-1 HR		
Willie McGee, S (1, 7) OBP: 0.337, SLG: 0.393		2-2 2B		1 SAFE 1-1 BLK G4-3 2B		0-0 F8	0-0 G5-3		
John Mabry, L (1, 5) OBP: 0.342, SLG: 0.493		2-3 K		1-2 G4-3		2-1 BB 2B	4-1 BB		
Royce Clayton, R (8, PH) (9, 6) OBP: 0.316, SLG: 0.314				2-H 3-H 1-1 G6-3		1-3 K	0-3 K		
Tom Pagnozzi, R (1, 2) OBP: 0.241, SLG: 0.222		0-0 G5-3		1-1 P6		4-0 BB IBB	0-0 L7		
David Howard, S (1, 6) (9, 5) OBP: 0.348, SLG: 0.367			2-2 HR					0-1 B6	
Todd Stottlemyre, L (1, 1) OBP: 0.172, SLG: 0.143			0-3 K		0-3 K	4-1 BB			

Inning Stats	R: 0	H: 0	E: 0	K: 2	S: 8	LOB: 0	BB: 1	P: 17
	R: 0	H: 1	E: 0	K: 1	S: 11	LOB: 1	BB: 0	P: 16
	R: 1	H: 1	E: 0	K: 2	S: 13	LOB: 0	BB: 0	P: 18
	R: 3	H: 3	E: 0	K: 0	S: 15	LOB: 0	BB: 0	P: 20
	R: 0	H: 1	E: 0	K: 2	S: 14	LOB: 2	BB: 1	P: 19
	R: 0	H: 1	E: 0	K: 2	S: 10	LOB: 3	BB: 2	P: 23
	R: 1	H: 2	E: 0	K: 0	S: 7	LOB: 0	BB: 0	P: 8
	R: 0	H: 0	E: 0	K: 1	S: 7	LOB: 1	BB: 1	P: 11


PITCHER															PITCHER																				
IP	WLS	BF	H	R	ER	SO	BB	IBB	HBP	BLK	WP	HR	S	P	ERA	WHIP	IP	WLS	BF	H	R	ER	SO	BB	IBB	HBP	BLK	WP	HR	S	P	ERA	WHIP		
Livan Hernandez, R (1, 1) ERA: 5.43	6.0		28	7	4	4	9	3	1	0	1	0	71	113	6.00	1.667																			
Vic Darenbourg, L (7, 1) ERA: 5.56	1.0	L	4	2	1	1	0	0	0	0	0	1	7	8	9.00	2.000																			
Oscar Henriquez, R (8, 1) ERA: 10.5	1.0		4	0	0	0	1	1	0	0	0	0	7	11	0.00	1.000																			

BOTTOM

Florida Marlins @ St. Louis Cardinals
 Busch Stadium, St. Louis, MO
 Sat May 16 1998, 7:05 PM CDT
 Att: 41,464 - Unknown - 87 F

AB	31
R	5
H	9
RBI	4
BB	5
SO	10
LOB	14

livebaseballscorecards.com



3	0	1	0	1	1	3	4	0	1	0	0	3	2	3	1	1	1	1	1	1	4	2	2	1	0	0	2	4	1	2	0	0	0	0	3	0	1	1	0	1	1	0	0	0	0	1	0	0	4	0	0	0	0	2	3	3	1	1	1	1	0	1	3	0	0	0	1	2	1
---	---	---	---	---	---	---	---	---	---	---	---	---	---	---	---	---	---	---	---	---	---	---	---	---	---	---	---	---	---	---	---	---	---	---	---	---	---	---	---	---	---	---	---	---	---	---	---	---	---	---	---	---	---	---	---	---	---	---	---	---	---	---	---	---	---	---	---	---	---

1B: 3	SF: 0	WP: 0	PA: 36
2B: 4	SAC: 0	PB: 0	
3B: 0	DP: 1	SB: 0	
HR: 3	HBP: 0	CS: 2	

Batter	1	2	3	4	5	6	7	8	9	AB R H RBI BB SO LOB	TOP											
John Cangelosi, S (1, 8) OBP: 0.300, SLG: 0.302	2-0 P3	1-2 FC4		2-1 1B		0-0 1B 2B		3-2 F9		5 1 2 0 0 0 1												
Edgar Renteria, R (1, 6) OBP: 0.347, SLG: 0.355	4-0 1B BB		0-0 S 1B	1-1 FC6		4-2 1B BB		2-2 FC5-4		3 2 3 0 2 0 0												
Mark Kotsay, L (1, 9) OBP: 0.360, SLG: 0.417	1-0 1B		1-2 1B	0-2 FC6		0-2 1B		0-1 F7		5 0 3 2 0 0 3												
Mike Piazza, R (1, 2) OBP: 0.323, SLG: 0.487	0-1 1B		0-1 P9		0-2 P6		0-2 L8		1-0 P5	5 0 1 1 0 0 5												
Todd Zeile, R (1, 5) OBP: 0.291, SLG: 0.423	2-0 F7		3-2 F7		3-2 F7		0-2 L9		2-2 FC5-4	5 0 0 0 0 0 5												
Derrek Lee, R (1, 3) OBP: 0.352, SLG: 0.500	1-3 K		1-2 1B		2-2 G1-3		1-2 G6-3			4 0 1 1 0 1 2												
John Wehner, R (1, 7)			0-0 G4-3	2-1 G4-3		0-1 G1-3	0-1 G6-3			4 0 0 0 0 0 2												
Dave Berg, R (1, 4) OBP: 0.361, SLG: 0.340		2-2 F8		1-3 K		1-3 K		2-1 L7		3 0 0 0 0 2 0												
Craig Counsell, L (8, PH) OBP: 0.409, SLG: 0.399										1 0 0 0 0 0 0												
Chris Hammond, L (1, 1) OBP: 0.200, SLG: 0.200		2-1 FC4		0-3 K		2-0 2B 1B		0-2 G4-3		2 0 1 0 0 1 0												
Rob Stanifer, R (4, 1) OBP: 0.110, SLG: 0.327										0 0 0 0 0 0 0												
Ryan Jackson, L (6, PH) OBP: 0.110, SLG: 0.327										1 1 1 0 0 0 0												
Donn Pall, R (6, 1)										0 0 0 0 0 0 0												
Todd Dunwoody, L (8, PH) OBP: 0.290, SLG: 0.200										1 0 0 0 0 0 0												
Kirt Ojala, L (8, 1)										0 0 0 0 0 0 0												
Inning Stats	R: 1 E: 0 K: 1 S: 8	H: 2 LOB: 2 BB: 1 P: 18	R: 0 E: 0 K: 0 S: 9	H: 1 LOB: 1 BB: 0 P: 14	R: 1 E: 0 K: 0 S: 14	H: 3 LOB: 2 BB: 0 P: 21	R: 0 E: 0 K: 2 S: 14	H: 2 LOB: 2 BB: 0 P: 18	R: 0 E: 0 K: 0 S: 10	H: 0 LOB: 0 BB: 0 P: 15	R: 2 E: 0 K: 1 S: 15	H: 3 LOB: 2 BB: 1 P: 22	R: 0 E: 0 K: 0 S: 8	H: 0 LOB: 0 BB: 0 P: 9	R: 0 E: 0 K: 0 S: 8	H: 0 LOB: 0 BB: 0 P: 13	R: 0 E: 0 K: 0 S: 12	H: 1 LOB: 1 BB: 0 P: 17	1B: 11 2B: 1 3B: 0 HR: 0	SF: 0 SAC: 0 DP: 0 HBP: 0	WP: 0 PB: 0 SB: 1 CS: 0	PA: 41
PITCHER	IP WLS BF H R ER SO BB IBB HBP BLK WP HR S P ERA WHIP																					
Kent Mercker, L (1, 1) ERA: 6.38	5.2 W 30 11 4 4 4 2 0 0 0 0 0 0 67 105 6.35 2.294																					
John Frascatore, R (6, 1) ERA: 6.84	2.1 7 0 0 0 0 0 0 0 0 0 0 0 19 25 0.00 0.000																					
Kent Bottenfield, R (9, 1) ERA: 4.81	1.0 4 1 0 0 0 0 0 0 0 0 0 0 12 17 0.00 1.000																					

Florida Marlins @ St. Louis Cardinals
Busch Stadium, St. Louis, MO
 Sun May 17 1998, 3:33 AM CDT
 Att. 41,836 - Sunny - 88 F

livebaseballscorecards.com

AB	39
R	4
H	12
RBI	4
BB	2
SO	4
LOB	18



BOTTOM

Florida Marlins @ St. Louis Cardinals
Busch Stadium, St. Louis, MO
Sun May 17 1998, 3:33 AM CDT
Att. 41,836 - Sunny - 88 F

livebaseballscorecards.com

AB 37
R 13
H 15
RBI 13
BB 5
SO 8
LOB 19



WP: 0 PA: 45
PB: 0
SB: 0
CS: 0

AB	R	H	RBI	BB	SO	LOB	
4	1	1	0	1	1	1	
4	3	2	2	1	1	0	
3	1	0	0	2	1	5	
0	0	0	0	0	0	0	
5	2	5	4	0	0	0	
0	0	0	0	0	0	0	
3	1	1	1	1	0	2	
3	0	0	0	0	1	2	
1	1	0	1	0	0	3	
5	2	3	0	0	1	3	
4	2	2	2	0	1	1	
1	0	1	3	0	0	0	
2	0	0	0	0	1	0	
1	0	0	0	0	1	1	
1	0	0	0	0	0	1	
1B: 9	SF: 0	2B: 3	SAC: 1	3B: 1	DP: 1	HR: 2	HBP: 2

Batter	1	2	3	4	5	6	7	8	9							
Royce Clayton, R OBP: 0.319, SLG: 0.313 (1, 6)	G6-3 1-0		1B 1B 2-2	2B FC5-2 BB 4-1	K 0-3		L4 1-0									
Ray Lankford, L OBP: 0.410, SLG: 0.483 (1, 8)	P7 1-1		1B 1B 3-1	FC5-2 1B 2B 1-2		K 1-3		2B HBP BB 4-2								
Mark McGwire, R OBP: 0.486, SLG: 0.736 Willie McGee, S OBP: 0.337, SLG: 0.393 (1, 3) (9, 9)	HR BB 4-0		HR SAFE BB 3-3	FC5-2 1B 2-3 3-H 0-1		HBP 1B BB G3-2-3 4-2		P3 0-0								
Brian Jordan, R OBP: 0.421, SLG: 0.667 Kent Bottenfield, R (1, 9) (9, 1)	HR 1-H 2-1		1B 1B 2-2	FC6-4 1B 1-2		HBP 1B 1-2		HBP 3B 2B 2-2								
Gary Gaetti, R OBP: 0.377, SLG: 0.407 (1, 5)	P5 0-0		FC6-4 1B 1-3 2-H 2-2	FC6-4 1-2f		HBP 1-2 2-3		HBP 3B IBB 4-0								
Ron Gant, R OBP: 0.289, SLG: 0.495 John Mabry, L OBP: 0.346, SLG: 0.486 (1, 7) (6, 7)		G5-3 3-2	FC6-4 1-2f		K 1-3		G3-2-3 3-Hf	3B HBP 1-2 2-3 3-H 3-2								
Tom Pagnozzi, R OBP: 0.294, SLG: 0.313 (1, 2)		L7 1-1		SH2-4 1B 2B 1B 2-1		HR 2B 0-0		K 0-3								
Delino DeShields, L OBP: 0.399, SLG: 0.479 David Howard, S OBP: 0.357, SLG: 0.410 (1, 4) (8, 4)		P8 0-0		SH2-4 2B 1B 1-2		HR 2-H 0-1		3B 1-H 2-H 3-H 0-1								
Kent Mercker, L OBP: 0.167, SLG: 0.118 John Frascatore, R OBP: 0.311, SLG: 0.537 Brian Hunter, R (8, PH) (9, 3)				SH2-4 1-2 2-3		L8 1-1		G5-3 1-2								
Inning Stats	R: 2 E: 0 K: 0 S: 6	H: 1 LOB: 0 BB: 1 P: 14	R: 0 E: 0 K: 0 S: 7	H: 0 LOB: 0 BB: 0 P: 11	R: 2 E: 0 K: 2 S: 19	H: 4 LOB: 2 BB: 0 P: 31	R: 3 E: 0 K: 0 S: 18	H: 4 LOB: 2 BB: 1 P: 28	R: 2 E: 0 K: 2 S: 11	H: 2 LOB: 0 BB: 0 P: 14	R: 0 E: 0 K: 1 S: 15	H: 1 LOB: 2 BB: 1 P: 23	R: 0 E: 0 K: 2 S: 8	H: 1 LOB: 1 BB: 0 P: 12	R: 4 E: 0 K: 1 S: 16	H: 2 LOB: 1 BB: 2 P: 30
PITCHER	IP WLS BF H R ER SO	IP WLS BF H R ER SO	IP WLS BF H R ER SO	IP WLS BF H R ER SO	IP WLS BF H R ER SO	IP WLS BF H R ER SO	IP WLS BF H R ER SO	IP WLS BF H R ER SO	IP WLS BF H R ER SO	IP WLS BF H R ER SO	IP WLS BF H R ER SO	IP WLS BF H R ER SO	IP WLS BF H R ER SO	IP WLS BF H R ER SO	IP WLS BF H R ER SO	
Chris Hammond, L ERA: 6.59 (1, 1)	3.1 L															
Rob Stanifer, R ERA: 6.28 (4, 1)	1.2															
Donn Pall, R ERA: 7.0 (6, 1)	2.0															
Kirt Ojala, L ERA: 5.4 (8, 1)	1.0															

WP: 0 PA: 45
PB: 0
SB: 0
CS: 0

Batter	1	2	3	4	5	6	7	8	9	AB R H RBI BB SO LOB
--------	---	---	---	---	---	---	---	---	---	----------------------

Todd Dunwoody, L OBP: 0.200, SLG: 0.200 (1, 8)	1-0 G4-3		2-1 F8	1-1 1B			2-1 F9	1-1 G4-3		5 0 1 1 0 0 2
Edgar Renteria, R OBP: 0.349, SLG: 0.362 (1, 6)	0-0 2B 1B		0-0 G6-3	2-1 L4			2-1 3B 2B		2-3 K	5 2 2 0 0 1 2
Mark Kotsay, L OBP: 0.361, SLG: 0.419 (1, 9)	2-1 2B		1-2 F7	2-1 L7			4-2 3B BB		0-0 P7	4 1 1 1 1 0 2
Mike Piazza, R OBP: 0.326, SLG: 0.497 (1, 2)	0-2 F8			0-1 1B 1B	1-0 G6-3		0-0 FC9-2 3B		0-0 F9	5 1 2 2 0 0 1
Cliff Floyd, L OBP: 0.366, SLG: 0.491 (1, 7)	0-1 G6-3			1-2 BB 2B 1B	1-0 G4-3		1-1 FC9-2			4 1 1 0 0 0 2
Todd Zeile, R OBP: 0.291, SLG: 0.419 (1, 5)			1-3 K	0-1 BB 2B 1B	2-2 G5-3			2-3 K		4 1 1 1 0 2 0
Derrek Lee, R OBP: 0.357, SLG: 0.491 (1, 3)			0-0 F9	4-1 2B 1B BB		2-2 E6		4-0 SH5-4 BB BB		2 1 0 0 2 0 0
Craig Counsell, L OBP: 0.417, SLG: 0.407 (1, 4)			4-0 BB	1-1 1B 2B		1 SAFE 2-3 K		4-0 SH5-4 BB		2 0 1 2 2 1 1
Jesus Sanchez, L OBP: 0.067, SLG: 0.067 (1, 1)			0-2 G4-3	0-3 K		0-3 K		2-2 SH5-4		3 0 0 0 0 2 3
Jay Powell, R (8, 1)								1-2 2-3		0 0 0 0 0 0 0

Inning Stats	R: 1	H: 2	E: 0	LOB: 1	K: 0	S: 12	P: 15	R: 0	H: 0	E: 0	LOB: 1	K: 1	BB: 1	S: 8	P: 13	R: 0	H: 0	E: 0	LOB: 0	K: 0	BB: 0	S: 7	P: 10	R: 4	H: 5	E: 0	LOB: 2	K: 1	BB: 1	S: 20	P: 31	R: 0	H: 0	E: 0	LOB: 0	K: 0	BB: 0	S: 5	P: 9	R: 0	H: 0	E: 1	LOB: 0	K: 2	BB: 0	S: 12	P: 16	R: 2	H: 2	E: 0	LOB: 0	K: 0	BB: 1	S: 9	P: 18	R: 0	H: 0	E: 0	LOB: 2	K: 1	BB: 2	S: 10	P: 23	R: 0	H: 0	E: 0	LOB: 0	K: 1	BB: 0	S: 5	P: 7	1B: 5	SF: 0	2B: 4	SAC: 1	3B: 1	DP: 1	HR: 0	HBP: 0	WP: 0	PA: 40
--------------	------	------	------	--------	------	-------	-------	------	------	------	--------	------	-------	------	-------	------	------	------	--------	------	-------	------	-------	------	------	------	--------	------	-------	-------	-------	------	------	------	--------	------	-------	------	------	------	------	------	--------	------	-------	-------	-------	------	------	------	--------	------	-------	------	-------	------	------	------	--------	------	-------	-------	-------	------	------	------	--------	------	-------	------	------	-------	-------	-------	--------	-------	-------	-------	--------	-------	--------

PITCHER	IP	WLS	BF	H	R	ER	SO	BB	IBB	HBP	BLK	WP	HR	S	P	ERA	WHIP
Manny Aybar, R ERA: 9.12 (1, 1)	3.1	L	19	7	5	5	2	2	0	0	0	0	0	43	61	13.50	2.700
Curtis King, R ERA: (4, 1)	1.2		5	0	0	0	0	0	0	0	0	0	0	9	17	0.00	0.000
Juan Acevedo, R ERA: 5.68 (6, 1)	1.0		3	0	0	0	2	0	0	0	0	0	0	12	16	0.00	0.000
Rick Croushore, R ERA: 9.0 (7, 1)	2.0		10	2	2	2	1	3	0	0	0	0	0	19	41	9.00	2.500
Jeff Brantley, R ERA: 3.18 (9, 1)	1.0		3	0	0	0	1	0	0	0	0	0	0	5	7	0.00	0.000

TOP

Florida Marlins @ St. Louis Cardinals
 Busch Stadium, St. Louis, MO
 Mon May 18 1998, 3:33 AM CDT
 Att. 36,820 - Sunny - 87 F

livebaseballscorecards.com

AB	34
R	7
H	9
RBI	7
BB	5
SO	6
LOB	13



Batter	1	2	3	4	5	6	7	8	9	AB R H RBI BB SO LOB	TOP												
Ron Gant, R OBP: 0.287, SLG: 0.514 (1, 7)	1-1 G4-3		X 0-0 SF8 HR 2B	3-1 G6-3	0-3 K			X 0-0 HR		5 2 2 1 0 1 2													
Delino DeShields, L OBP: 0.405, SLG: 0.493 (1, 4)	1-2 F7		X 0-0 SF8		1-0 HR 2B	1-0 S 1B		F 0-2 HR 1B		4 2 3 1 0 0 0													
Mark McGwire, R OBP: 0.484, SLG: 0.804 (1, 3)	2-3 K		B 2-0 HR		0-2 HR	1-3 K		X 0-0 HR		5 3 3 6 0 2 1													
Ray Lankford, L OBP: 0.420, SLG: 0.508 (1, 8)		2-2 1B G5-3 1B	B 4-0 1B BB		B 4-2 G4-3 G5-3 2B BB	1-0 L8		B 2-3 K		3 1 1 0 2 1 1													
Gary Gaetti, R OBP: 0.364, SLG: 0.385 John Frascatore, R Brian Jordan, R OBP: 0.420, SLG: 0.671 Juan Acevedo, R OBP: 1.000, SLG: 1.000 (1, 5) (6, 1) (8, PH) (8, 1)		2-2 G5-3	X 0-0 F9		B 1-0 G5-3	3-2 L9		S 2-2 2B		4 0 0 0 0 0 4 0 0 0 0 0 0 0 1 0 1 0 0 0 0 0 0 0 0 0 0 0													
John Mabry, L OBP: 0.345, SLG: 0.474 (1, 9) (6, 5)		2-1 1B	X 0-0 1B		S 1-1 G4-3	1-2 P5		C 1-1 P3		5 0 2 0 0 0 1													
Royce Clayton, R OBP: 0.320, SLG: 0.320 (1, 6)		0-3 K	1 3-0 SAFE F9		X 0-0 E 2B	2-2 G4-3		B 1-0 P3		5 1 1 1 0 1 4													
Tom Pagnozzi, R OBP: 0.286, SLG: 0.282 (1, 2)		2-3 K		3-1 G6-3	1-0 E6 WP	2-2 FC4-6 1B		S 1-2 G6-3		5 0 1 0 0 1 2													
Mark Petkovsek, R OBP: 0.571, SLG: 0.667 Lance Painter, L Willie McGee, S OBP: 0.326, SLG: 0.371 (1, 1) (6, 1) (6, 9)			X 0-0 SF8 1B	1-0 L8	4-1 BB	0-0 FC4-6		B 3-3 K		2 1 1 0 1 0 0 0 0 0 0 0 0 0 2 0 0 0 0 1 1													
Inning Stats	R: 0 E: 0 K: 1 S: 8	H: 0 LOB: 0 BB: 0 P: 12	R: 0 E: 0 K: 2 S: 18	H: 2 LOB: 2 BB: 0 P: 26	R: 3 E: 0 K: 0 S: 7	H: 4 LOB: 2 BB: 1 P: 16	R: 0 E: 0 K: 0 S: 5	H: 0 LOB: 0 BB: 0 P: 12	R: 4 E: 1 K: 1 S: 17	H: 3 LOB: 2 BB: 2 P: 29	R: 0 E: 0 K: 1 S: 8	H: 1 LOB: 1 BB: 0 P: 14	R: 0 E: 0 K: 0 S: 11	H: 1 LOB: 1 BB: 0 P: 16	R: 3 E: 0 K: 1 S: 17	H: 4 LOB: 0 BB: 0 P: 22	R: 0 E: 0 K: 1 S: 10	H: 0 LOB: 0 BB: 0 P: 15	1B: 7 2B: 4 3B: 0 HR: 4	SF: 1 SAC: 0 DP: 0 HBP: 0	WP: 2 PB: 0 SB: 1 CS: 0	PA: 45	
PITCHER	IP WLS BF H R ER SO BB IBB HBP BLK WP HR S P ERA WHIP																						
Tyler Green, R ERA: 5.19 Matt Whiteside, R ERA: 7.8 Wayne Comes, R ERA: 4.5 Yorkis Perez, L ERA: 3.21 Jerry Spradlin, R ERA: 4.35	(1, 1) (5, 1) (7, 1) (8, 1) (9, 1)	4.2 1.1 1.0 1.0 1.0	27 5 7 3 3	9 1 4 1 0	7 0 3 0 0	6 0 3 0 0	3 2 0 1 1	3 0 0 0 0	0 0 0 0 0	0 0 0 0 0	1 0 0 0 0	2 0 2 0 0	51 12 16 12 10	91 18 21 17 15	11.57 0.00 27.00 0.00 0.00	2.571 0.750 4.000 1.000 0.000						ERA WHIP	

St. Louis Cardinals @ Philadelphia Phillies
Veterans Stadium, Philadelphia, PA
Tue May 19 1998, 7:05 PM EDT
Att. 16,541 - Cloudy - 85 F

livebaseballscorecards.com

AB 41
R 10
H 15
RBI 9
BB 3
SO 7
LOB 16



Batter	1	2	3	4	5	6	7	8	9	AB	R	H	RBI	BB	SO	LOB
Doug Glanville, R OBP: 0.356, SLG: 0.453 (1, 8)	1-1 G6-3 1B		1-0 G5-3		2-1 L9	2-1 E8 FC1-2 1B		4-2 G4-6-3 BB		4	0	2	0	1	0	0
Gregg Jefferies, S OBP: 0.378, SLG: 0.441 (1, 7)	0-0 L6		1-0 G4-3		1-1 HR 1B	1-0 SF7		2-1 G4-6-3 1-2f		4	1	1	1	0	0	2
Scott Rolen, R OBP: 0.378, SLG: 0.494 (1, 5)	3-1 G6-3 1-2				3-1 G3-1 1B E 1B	0-0 HR 1-H	4-0 BB E BB	1-2 F8		4	3	2	2	1	0	1
Rico Brogna, L OBP: 0.337, SLG: 0.493 (1, 3)	1-0 G4-3				0-3 K	0-0 E8 HR 2B	4-2 E BB 1-2 2-3			4	1	1	0	1	2	2
Mike Lieberthal, R OBP: 0.284, SLG: 0.346 (1, 2)		1-1 G6-3			3-2 E G3-1 2B 1B	0-0 HR 3-H	2-0 FC1-2 1-3 2-H 3-Hf			5	2	2	2	0	0	2
Bobby Abreu, L OBP: 0.419, SLG: 0.478 (1, 9)		4-2 BB			2-1 G3-1 1-2 2-3	3-1 F8	1-2 G5-3			3	0	0	0	2	0	4
Mark Lewis, R OBP: 0.260, SLG: 0.250 (1, 4)		0-3 K			1-1 E6 2B	0-0 FC4-6 1B				5	0	1	0	0	1	3
Desi Relaford, S OBP: 0.308, SLG: 0.417 (1, 6)		1-1 L8			2-0 K 3-H	0-0 FC4-6 1-2f				4	0	1	1	0	0	2
Tyler Green, R OBP: 0.333, SLG: 0.375 (1, 1)			2-3 K		0-3 K		1-2 E SF7 HBP			2	0	0	0	0	2	2
Matt Whiteside, R (5, 1)										0	0	0	0	0	0	0
Kevin Seifick, R OBP: 0.394, SLG: 0.320 (6, PH)										0	1	0	0	0	0	0
Wayne Gomes, R (7, 1)										1	0	0	0	0	1	0
Yorkis Perez, L (8, 1)										0	0	0	0	0	0	0
Jerry Spradlin, S (9, 1)										0	0	0	0	0	0	0

Inning Stats	R: 0	H: 1	E: 0	K: 0	S: 6	H: 0	LOB: 1	BB: 0	P: 11	R: 0	H: 0	E: 0	K: 1	S: 9	R: 0	H: 0	E: 0	K: 1	S: 5	R: 2	H: 3	E: 1	K: 2	S: 19	R: 4	H: 5	E: 1	K: 0	S: 11	R: 2	H: 1	E: 2	K: 0	S: 12	R: 0	H: 0	E: 0	K: 1	S: 5	R: 0	H: 0	E: 0	K: 0	S: 7	R: 0	H: 0	E: 0	K: 1	S: 14	R: 0	H: 0	E: 0	K: 1	S: 14	1B: 6	SF: 1	2B: 2	SAC: 0	3B: 0	DP: 1	HR: 2	HBP: 1	WP: 0	PA: 43
PITCHER	IP	WLS	BF	H	R	ER	SO	BB	IBB	HBP	BLK	WP	HR	S	P	ERA	WHIP																																															
Mark Petkovsek, R ERA: 5.79 (1, 1)	5.0		27	9	7	5	4	1	0	1	0	0	0	52	85	9.00	2.000																																															
Lance Painter, L ERA: 4.26 (6, 1)	0.1		4	1	0	0	0	2	0	0	0	0	0	5	16	0.00	9.000																																															
John Frascatore, R ERA: 6.41 (6, 1)	1.2	W	5	0	1	0	1	0	0	0	0	0	0	10	16	0.00	0.000																																															
Juan Acevedo, R ERA: 5.14 (8, 1)	2.0	S	7	0	0	0	1	2	0	0	0	0	0	21	36	0.00	1.000																																															

BOTTOM

St. Louis Cardinals @ Philadelphia Phillies
Veterans Stadium, Philadelphia, PA

Tue May 19 1998, 7:05 PM EDT
Att. 16,541 - Cloudy - 85 F

livebaseballscorecards.com

AB	36
R	8
H	10
RBI	6
BB	5
SO	6
LOB	18



Batter	1	2	3	4	5	6	7	8	9	AB	R	H	RBI	BB	SO	LOB	TOP										
Ron Gant, R OBP: 0.299, SLG: 0.552 (1, 7)	2-2 F8	2-2 HR		3-1 FC3-2 1-3 2B		0-1 F9		0-2 1B		5	1	3	2	0	0	0											
Delino DeShields, L OBP: 0.409, SLG: 0.517 David Howard, S OBP: 0.329, SLG: 0.373 (6, PH) (6, 4)	1-1 1B	3-2 HR		0-2 FC3-2 FC5-4		1-3 K		0-0 F7		3	1	2	1	0	0	2											
Brian Jordan, R OBP: 0.419, SLG: 0.662 (1, 9)	0-2 1B	0-0 E6		0-0 FC5-4		2-1 F8		1-0 1B		5	0	2	0	0	0	2											
Ray Lankford, L OBP: 0.419, SLG: 0.504 (1, 8)	1-3 K	2-2 F8			0-2 HR		0-0 HR		2-3 K	5	2	2	0	0	2	5											
Gary Gaetti, R OBP: 0.365, SLG: 0.430 (1, 3) (7, 5)	0-0 F7		1-0 G6-3		2-2 HR		0-0 HR		1-2 F7	5	2	2	4	0	0	2											
John Mabry, L OBP: 0.341, SLG: 0.463 Kent Bottenfield, R Curtis King, R Willie McGee, S OBP: 0.323, SLG: 0.367 Jeff Brantley, R (9, PH) (9, 1)		1-0 G3-1 1B G5-3 1B	1-3 K		2-1 G3-1		1-0 F8		0-1 G6-3	4	1	1	0	0	1	0											
Royce Clayton, R OBP: 0.328, SLG: 0.335 (1, 6)		2-1 G5-3 G3-1 HR 1B	2-1 F9		0-0 G4-3 S 1B		2-0 F8		1-2 S 2B	5	1	3	0	0	0	0											
Tom Lampkin, L OBP: 0.317, SLG: 0.429 (1, 2)		3-1 G3-1		3-2 G3-1	1-2 G4-3		0-0 G3		3-3 K	5	0	0	0	0	1	4											
Mike Busby, R Brian Hunter, R OBP: 0.298, SLG: 0.512 (7, 3)		0-0 G5-3		4-2 2B FC3-2 BB	1-1 G5-3				1-2 G5-3	2	0	0	1	1	0	2											
Inning Stats	R: 0 E: 0 K: 1 S: 13	H: 2 LOB: 2 BB: 0 P: 17	R: 4 E: 1 K: 0 S: 18	H: 4 LOB: 1 BB: 0 P: 31	R: 0 E: 0 K: 1 S: 6	H: 0 LOB: 0 BB: 0 P: 10	R: 0 E: 0 K: 0 S: 12	H: 1 LOB: 2 BB: 1 P: 22	R: 2 E: 0 K: 0 S: 14	H: 3 LOB: 1 BB: 0 P: 20	R: 0 E: 0 K: 1 S: 7	H: 0 LOB: 0 BB: 0 P: 10	R: 2 E: 0 K: 0 S: 5	H: 2 LOB: 0 BB: 0 P: 8	R: 0 E: 0 K: 1 S: 13	H: 2 LOB: 2 BB: 0 P: 17	R: 0 E: 0 K: 1 S: 12	H: 1 LOB: 1 BB: 0 P: 17	1B: 9 2B: 2 3B: 0 HR: 4	SF: 0 SAC: 0 DP: 0 HBP: 0	WP: 0 PB: 0 SB: 3 CS: 0	PA: 44					
PITCHER	IP	WLS	BF	H	R	ER	SO	BB	IBB	HBP	BLK	WP	HR	S	P	ERA	WHIP										
Mark Portugal, R ERA: 4.15 (1, 1)	4.1	L	25	10	6	6	2	1	0	0	0	0	3	58	93	12.46	2.538										
Darrin Winston, L ERA: 3.86 (5, 1)	2.2		10	2	2	2	1	0	0	0	0	0	1	17	25	6.75	0.750										
Jerry Spradlin, R ERA: 4.15 (8, 1)	1.0		5	2	0	0	1	0	0	0	0	0	0	13	17	0.00	2.000										
Mark Leiter, R ERA: 2.33 (9, 1)	1.0		4	1	0	0	1	0	0	0	0	0	0	12	17	0.00	1.000										

St. Louis Cardinals @ Philadelphia Phillies
Veterans Stadium, Philadelphia, PA
Wed May 20 1998, 7:05 PM EDT
Att. 21,347 - Cloudy - 85 F

AB	43
R	8
H	15
RBI	8
BB	1
SO	5
LOB	18



Batter	1	2	3	4	5	6	7	8	9	AB R H RBI BB SO LOB	TOP													
Ron Gant, R (1, 7) OBP: 0.298, SLG: 0.567	2-2 F8		1-0 HR		0-2 P6			2-1 G1		4 1 1 1 0 0 1														
Ray Lankford, L (1, 8) OBP: 0.415, SLG: 0.504	3-2 G4-3		1-3 K		2-2 2B			1-0 G6-3		4 0 1 1 0 1 0														
Mark McGwire, R (1, 3) OBP: 0.479, SLG: 0.789	0-1 1B			0-0 G5-3				0-3 K		4 0 1 0 0 1 0														
Brian Jordan, R (1, 9) OBP: 0.415, SLG: 0.651	1-1 L9			0-0 2B 1B				0-0 G3-1		4 1 1 0 0 1 1														
Gary Gaetti, R (1, 5) OBP: 0.364, SLG: 0.435		1-2 G4-3		1-0 2B				2-2 G1-5-3		3 0 1 1 0 0 0														
John Mabry, L (6, 5) OBP: 0.337, SLG: 0.457				1-H 2B						1 0 0 0 0 0 0														
Tom Pagnozzi, R (1, 2) OBP: 0.267, SLG: 0.262		1-0 G5-3		1-2 P3				2-1 G6-3		3 0 0 0 0 0 2														
Willie McGee, S (9, PH) OBP: 0.320, SLG: 0.363										1 0 0 0 0 0 0														
Royce Clayton, R (1, 6) OBP: 0.322, SLG: 0.329		1-3 K		1-0 G6-3						3 0 0 0 0 1 1														
David Howard, S (1, 4) OBP: 0.316, SLG: 0.357			1-0 F7		3-1 L7			1-2 F8		3 0 0 0 0 0 0														
Todd Stottlemire, L (1, 1) OBP: 0.188, SLG: 0.161			2-3 K		3-2 2B 1B			2-3 K		3 1 1 0 0 2 0														
Inning Stats	R: 0 E: 0 K: 0 S: 11	H: 1 LOB: 1 BB: 0 P: 17	R: 0 E: 0 K: 1 S: 7	H: 0 LOB: 0 BB: 0 P: 10	R: 1 E: 0 K: 2 S: 9	H: 1 LOB: 0 BB: 0 P: 14	R: 1 E: 0 K: 0 S: 7	H: 2 LOB: 1 BB: 0 P: 10	R: 1 E: 0 K: 0 S: 13	H: 2 LOB: 2 BB: 0 P: 21	R: 0 E: 1 K: 1 S: 11	H: 0 LOB: 1 BB: 0 P: 19	R: 0 E: 0 K: 1 S: 10	H: 0 LOB: 0 BB: 0 P: 13	R: 0 E: 0 K: 1 S: 6	H: 0 LOB: 0 BB: 0 P: 9	R: 0 E: 0 K: 0 S: 5	H: 0 LOB: 0 BB: 0 P: 8	R: 0 E: 0 K: 0 S: 5	H: 0 LOB: 0 BB: 0 P: 8	1B: 3 2B: 2 3B: 0 HR: 1	SF: 0 SAC: 0 DP: 0 HBP: 0	WP: 0 PB: 0 SB: 0 CS: 0	PA: 33
PITCHER	IP WLS BF H R ER SO BB IBB HBP BLK WP HR S P ERA WHIP																							
Mike Grace, R (1, 1) ERA: 6.23	7.0 W 27 6 3 3 5 0 0 0 0 0 0 1 68 104 3.86 0.857																							
Wayne Gomes, R (8, 1) ERA: 4.33	1.0 3 0 0 0 1 0 0 0 0 0 0 0 6 9 0.00 0.000																							
Mark Leiter, R (9, 1) ERA: 2.25	1.0 S 3 0 0 0 0 0 0 0 0 0 0 0 5 8 0.00 0.000																							

St. Louis Cardinals @ Philadelphia Phillies
Veterans Stadium, Philadelphia, PA

Thu May 21 1998, 7:05 PM EDT
Att. 22,706 - Cloudy - 80 F

livebaseballscorecards.com

AB	33
R	3
H	6
RBI	3
BB	0
SO	6
LOB	5



Batter	1	2	3	4	5	6	7	8	9	10	11	12	AB	R	H	RBI	BB	SO	LOB
Ron Gant, R OBP: 0.292, SLG: 0.548 (1, 7)	3-2 P4		0-1 G6-3			0-3 K		1-3 K		2-1 SAFE L7		0-1 1-2 3-H 1B	6	0	1	1	0	2	1
Ray Lankford, L OBP: 0.415, SLG: 0.522 (1, 8)	2-2 G6-3		0-1 P6			2-1 HR 1B		2-2 HR			2-3 K		5	2	2	1	0	1	0
Mark McGwire, R OBP: 0.482, SLG: 0.800 (1, 3)	4-2 FC6-4 BB		1-1 F8			1-1 1-H HR		2-3 K			4-2 FC6-4 BB		3	1	1	2	2	1	0
Brian Jordan, R OBP: 0.402, SLG: 0.630 Curtis King, R (12, 1)	0-1 FC6-4 1-2f			1-0 G5-3		0-0 F9			0-0 G6-3		2-2 FC6-4 1B 1-2f		5	0	0	0	0	0	2
John Mabry, L OBP: 0.340, SLG: 0.453 (1, 5)		1-1 1B B1-3 1B		1-2 G5-3		0-0 G3-1			1-0 P8		2-2 1-2 1B		5	0	2	0	0	0	0
Tom Pagnozzi, R OBP: 0.245, SLG: 0.239 Lance Painter, L (10, 1)		1-3 K		1-2 G5-3			2-3 K		3-2 F9		0-0 G3		4	0	0	0	0	2	1
John Frascatore, R (10, 1)													0	0	0	0	0	0	0
Willie McGee, S OBP: 0.316, SLG: 0.359 (11, PH) (12, 9)													1	0	0	0	0	0	2
Royce Clayton, R OBP: 0.314, SLG: 0.319 (1, 6)		0-0 B1-3 1-2			1-1 G5-3		0-0 L7			3-2 G6-3		1-0 G6-3	5	0	0	0	0	0	1
David Howard, S OBP: 0.321, SLG: 0.360 (1, 4)		1-1 1-2 1B			2-0 G6-3		1-3 K			0-0 G6-3		2-2 1B 1B	5	1	2	0	0	1	0
Kent Mercker, L OBP: 0.143, SLG: 0.100 Jeff Brantley, R (9, 1)		2-3 K			0-2 F9			3-2 L6			2-2 1B		3	0	0	0	0	1	2
Juan Acevedo, R OBP: 1.000, SLG: 1.000 Tom Lampkin, L OBP: 0.330, SLG: 0.441 (10, 2)												2-0 1B	0	0	0	0	0	0	0
												1-3 1B	2	0	2	0	0	0	0


Inning Stats	R: 0	H: 0	E: 0	K: 0	S: 13	H: 0	LOB: 1	BB: 1	P: 22	R: 0	H: 2	E: 0	K: 2	S: 12	H: 0	LOB: 2	BB: 0	P: 17	R: 0	H: 0	E: 0	K: 0	S: 6	H: 0	LOB: 0	BB: 0	P: 7	R: 0	H: 0	E: 0	K: 0	S: 7	H: 0	LOB: 0	BB: 0	P: 10	R: 0	H: 0	E: 0	K: 0	S: 7	H: 0	LOB: 0	BB: 0	P: 10	R: 2	H: 2	E: 0	K: 1	S: 10	H: 0	LOB: 0	BB: 0	P: 13	R: 0	H: 0	E: 0	K: 2	S: 7	H: 0	LOB: 0	BB: 0	P: 10	R: 1	H: 1	E: 0	K: 2	S: 14	H: 0	LOB: 0	BB: 0	P: 22	R: 0	H: 0	E: 0	K: 0	S: 7	H: 0	LOB: 0	BB: 0	P: 11	R: 0	H: 1	E: 0	K: 0	S: 9	H: 0	LOB: 1	BB: 0	P: 16	R: 0	H: 1	E: 0	K: 1	S: 18	H: 1	LOB: 2	BB: 1	P: 27	R: 1	H: 3	E: 0	K: 0	S: 8	H: 0	LOB: 2	BB: 0	P: 13	1B: 8	2B: 0	3B: 0	HR: 2	SF: 0	DP: 0	HBP: 0	WP: 0	PA: 46
--------------	------	------	------	------	-------	------	--------	-------	-------	------	------	------	------	-------	------	--------	-------	-------	------	------	------	------	------	------	--------	-------	------	------	------	------	------	------	------	--------	-------	-------	------	------	------	------	------	------	--------	-------	-------	------	------	------	------	-------	------	--------	-------	-------	------	------	------	------	------	------	--------	-------	-------	------	------	------	------	-------	------	--------	-------	-------	------	------	------	------	------	------	--------	-------	-------	------	------	------	------	------	------	--------	-------	-------	------	------	------	------	-------	------	--------	-------	-------	------	------	------	------	------	------	--------	-------	-------	-------	-------	-------	-------	-------	-------	--------	-------	--------

PITCHER	IP	WLS	BF	H	R	ER	SO	BB	IBB	HBP	BLK	WP	HR	S	P	ERA	WHIP
Mark Gardner, R ERA: 5.89 (1, 1)	7.0		26	4	2	2	5	1	0	0	0	0	1	62	89	2.57	0.714
Steve Reed, R ERA: 1.69 (8, 1)	1.0		4	1	1	1	2	0	0	0	0	0	1	14	22	9.00	1.000
John Johnstone, R ERA: 0.99 (9, 1)	1.0		3	0	0	0	0	0	0	0	0	0	0	7	11	0.00	0.000
Julian Tavarez, R ERA: 2.31 (10, 1)	2.1	L	12	4	1	1	1	1	0	0	0	0	0	33	54	3.86	2.143
Robb Nen, R ERA: 0.95 (12, 1)	0.0		1	1	0	0	0	0	0	0	0	0	0	2	2	∞	∞

San Francisco Giants @ St. Louis Cardinals
Busch Stadium, St. Louis, MO
 Fri May 22 1998, 7:05 PM CDT
 Att: 47,549 - Cloudy - 76 F

AB	44
R	4
H	10
RBI	4
BB	2
SO	8
LOB	9

WP: 0 PA: 46
 PB: 0
 SB: 0
 CS: 0



PITCHER	IP	WLS	BF	H	R	ER	SO	BB	IBB	HBP	BLK	WP	HR	S	P	ERA	WHIP
---------	----	-----	----	---	---	----	----	----	-----	-----	-----	----	----	---	---	-----	------

Batter	1	2	3	4	5	6	7	8	9	AB	R	H	RBI	BB	SO	LOB	TOP										
Darryl Hamilton, L OBP: 0.379, SLG: 0.315 (1, 8) C B X	1-1 BB 3B 1B	1-0 G6-3		0-3 K		2-2 L8		1-0 G6-3		5	1	1	0	0	1	2											
Bill Mueller, S OBP: 0.427, SLG: 0.500 (1, 5) B B SAFE 1 B	4-1 3B 1-2 BB		1-3 K		0-0 F7	3-1 F7		3-2 G6-3		4	1	0	0	1	1	0											
Barry Bonds, L OBP: 0.430, SLG: 0.571 (1, 7) C X	0-1 P9		4-2 G5-4-3 BB		4-2 G4-3 1B BB	2-3 K			0-0 L8	3	1	0	0	2	1	2											
Jeff Kent, R OBP: 0.333, SLG: 0.460 (1, 4) C F X	0-2 SF8 3B		0-0 G5-4-3		0-0 1B 2B 1B				3-2 F7	5	2	2	2	0	1	1											
Stan Javier, S OBP: 0.317, SLG: 0.314 (1, 9) B B C S B	4-2 BB			4-2 1B E BB	1-1 G4-3			4-0 HR BB	2-3 K	2	2	0	0	3	1	2											
J.T. Snow, L OBP: 0.271, SLG: 0.274 (1, 3) C B C B X	3-2 SF8			1-1 F7	1-0 2B 1B			3-2 HR		3	2	2	4	0	0	1											
Rich Aurilia, R OBP: 0.394, SLG: 0.509 Steve Reed, R OBP: 0.500, SLG: 0.500 (1, 6) SAFE 1 B X (7, 1)	1-0 P4			0-0 G1-5-3	1-1 1B 2B			0-1 G1-6-3 1B		4	1	2	2	0	0	2											
Brent Mayne, L OBP: 0.384, SLG: 0.398 (1, 2) C B B C X		1-2 F7		4-1 E BB	0-1 1B			1-2 G1-6-3		3	0	1	1	1	0	1											
Danny Darwin, R OBP: 0.111, SLG: 0.059 Rich Rodriguez, L OBP: 0.500, SLG: 0.500 Chris Jones, R OBP: 0.277, SLG: 0.214 John Johnstone, R OBP: 0.500, SLG: 1.000 Jim Poole, L OBP: 0.415, SLG: 0.400 (1, 1) (2, 1) (5, PH) (5, 1) (5, 1) (7, 6)		0-3 K		3-2 E5 1B	2-3 K			2-2 G3		1	0	0	0	0	1	0											
Inning Stats	R: 3 E: 0 K: 0 S: 14	H: 2 LOB: 1 BB: 2 P: 27	R: 0 E: 0 K: 1 S: 8	H: 0 LOB: 0 BB: 0 P: 10	R: 0 E: 0 K: 1 S: 6	H: 0 LOB: 0 BB: 1 P: 11	R: 1 E: 1 K: 1 S: 19	H: 1 LOB: 2 BB: 2 P: 31	R: 4 E: 0 K: 1 S: 15	H: 4 LOB: 1 BB: 1 P: 24	R: 0 E: 0 K: 1 S: 8	H: 0 LOB: 0 BB: 0 P: 15	R: 2 E: 0 K: 1 S: 11	H: 2 LOB: 0 BB: 1 P: 20	R: 0 E: 0 K: 0 S: 15	H: 0 LOB: 0 BB: 0 P: 21	R: 0 E: 0 K: 1 S: 7	H: 0 LOB: 0 BB: 0 P: 12	1B: 6 2B: 1 3B: 1 HR: 1	SF: 1 SAC: 0 DP: 2 HBP: 0	WP: 0 PB: 0 SB: 0 CS: 0	PA: 41					
PITCHER	IP	WLS	BF	H	R	ER	SO	BB	IBB	HBP	BLK	WP	HR	S	P	ERA	WHIP										
Manny Aybar, R ERA: 9.79 (1, 1)	4.2		25	6	8	7	3	6	0	0	0	0	0	57	96	13.50	2.571										
Kent Bottenfield, R ERA: 5.84 (5, 1)	0.1		2	1	0	0	1	0	0	0	0	0	0	5	7	0.00	3.000										
Lance Painter, L ERA: 4.8 (6, 1)	2.0	W	8	2	2	2	2	1	0	0	0	0	1	19	35	9.00	1.500										
Curtis King, R ERA: (8, 1)	2.0	S	6	0	0	0	1	0	0	0	0	0	0	22	33	0.00	0.000										

San Francisco Giants @ St. Louis Cardinals
 Busch Stadium, St. Louis, MO
 Sat May 23 1998, 7:05 PM CDT
 Att. 39,333 - Cloudy - 73 F

livebaseballscorecards.com

AB	33
R	10
H	9
RBI	9
BB	7
SO	7
LOB	12



Batter	1	2	3	4	5	6	7	8	9
Ron Gant, R OBP: 0.287, SLG: 0.530 (1, 7)	0-1 P7	1-1 WP SH2-4 HR 1B	0-0 G1-6-3		2-2 F7	1-2 F7		0-0 P9	
Delino DeShields, L OBP: 0.411, SLG: 0.513 (1, 4)	0-0 BB 1B 1B	0-0 SH2-4		1-0 G1-3	4-2 HR BB	3-2 L8			
Mark McGwire, R OBP: 0.490, SLG: 0.839 (1, 3)	1-2 BB 1B	4-2 HR BB		1-0 HR	2-2 HR		1-1 L7		
Ray Lankford, L OBP: 0.420, SLG: 0.539 (1, 8)	4-0 1B BB	1-2 HR		1-1 G5-3	1-0 L4		4-2 G1-3 BB		
Brian Jordan, R OBP: 0.414, SLG: 0.648 (1, 9)	1-0 1B SF8 1B	0-0 2B		1-1 1B 1B 1B	1-2 2B		0-0 G1-3		
John Mabry, L OBP: 0.364, SLG: 0.461 (1, 5)	0-1 SF8 1B	1-3 K		0-0 1B 1B	4-0 FC6-4 IBB		4-0 IBB		
Royce Clayton, R OBP: 0.311, SLG: 0.318 (1, 6)	2-1 SF8	2-2 L9		0-0 1B	2-2 FC6-4		2-2 F8		
Tom Lampkin, L OBP: 0.324, SLG: 0.423 (1, 2)	4-1 FC6-4 IBB		1-2 F7	0-0 G3		2-2 L9		2-2 G6-3	
Manny Aybar, R OBP: 0.333, SLG: 0.333 Kent Bottenfield, R OBP: 0.313, SLG: 0.523 Brian Hunter, R OBP: 1.000, SLG: 1.000 Lance Painter, L OBP: 1.000, SLG: 1.000 Curtis King, R (8, 1)	2-1 FC6-4		1-1 G1		0-0 HR 1B	0-1 WP 1B		0-1 P2	

Inning Stats	R: 4 E: 0 K: 0 S: 14	H: 4 LOB: 2 BB: 2 P: 28	R: 3 E: 0 K: 1 S: 15	H: 3 LOB: 1 BB: 1 P: 24	R: 0 E: 0 K: 0 S: 6	H: 0 LOB: 0 BB: 0 P: 8	R: 1 E: 0 K: 0 S: 9	H: 4 LOB: 3 BB: 0 P: 13	R: 3 E: 0 K: 0 S: 17	H: 3 LOB: 2 BB: 2 P: 33	R: 0 E: 0 K: 0 S: 15	H: 0 LOB: 2 BB: 2 P: 22	R: 0 E: 0 K: 0 S: 8	H: 0 LOB: 0 BB: 0 P: 10
--------------	-------------------------------	----------------------------------	-------------------------------	----------------------------------	------------------------------	---------------------------------	------------------------------	----------------------------------	-------------------------------	----------------------------------	-------------------------------	----------------------------------	------------------------------	----------------------------------

PITCHER	IP	WLS	BF	H	R	ER	SO	BB	IBB	HBP	BLK	WP	HR	S	P	ERA	WHIP
Danny Darwin, R ERA: 4.26 (1, 1)	1.1		14	7	7	7	0	2	1	0	0	1	1	23	43	47.25	6.750
Rich Rodriguez, L ERA: 4.91 (2, 1)	2.2		12	4	1	1	1	0	0	0	0	0	1	21	30	3.38	1.500
John Johnstone, R ERA: 1.93 (5, 1)	0.2	L	7	3	3	3	0	1	1	0	0	0	1	14	28	40.50	6.000
Jim Poole, L ERA: 2.65 (5, 1)	1.1		5	1	0	0	0	0	0	0	0	1	0	18	26	0.00	0.750
Steve Reed, R ERA: 1.57 (7, 1)	2.0		8	0	0	0	0	1	1	0	0	0	0	19	32	0.00	0.500

AB R H RBI BB SO LOB

6	1	1	0	0	0	2
3	2	1	0	1	0	1
4	4	3	4	1	0	0
3	2	1	3	2	0	0
5	1	4	2	0	0	1
3	0	2	1	2	1	1
4	0	1	1	0	0	5
4	0	0	0	1	0	3
2	0	0	0	0	0	2
0	0	0	0	0	0	0
1	1	1	0	0	0	0
1	0	1	0	0	0	0
1	0	0	0	0	0	0

AB	37
R	11
H	15
RBI	11
BB	7
SO	1
LOB	15



WP	PA
2	46

San Francisco Giants @ St. Louis Cardinals
 Busch Stadium, St. Louis, MO
 Sat May 23 1998, 7:05 PM CDT
 Att. 39,333 - Cloudy - 73 F

livebaseballscorecards.com

Batter	1	2	3	4	5	6	7	8	9	10	11	12	13	14	15	16	17	AB	R	H	RBI	BB	SO	LOB	TOP
Darryl Hamilton, L OBP: 0.379, SLG: 0.325 (1, 6)	G4-3		CS 1B		SH1-3 1-2		G6-3		G4-3 1-2		L9		2B			FC1-6 1B	G4-6-3 1-2f	8	0	3	0	0	0	2	
Bill Mueller, S OBP: 0.422, SLG: 0.497 (1, 5)	G5-3		BB 1B		L5		G4-3		P7-6			HR 2B	K			FC1-6 1-2f		7	2	2	0	0	1	4	
Jim Poole, L OBP: 0.333, SLG: 0.667 (13, 1)	G5-3		BB 1B		L5		G4-3		P7-6			HR 2B	K			FC1-6 1-2f		1	0	0	0	0	0	1	
Steve Reed, R OBP: 0.500, SLG: 0.500 (17, 1)	G5-3		BB 1B		L5		G4-3		P7-6			HR 2B	K			FC1-6 1-2f		0	0	0	0	0	0	0	
Barry Bonds, L OBP: 0.432, SLG: 0.582 (1, 7)	G6-3		2B BB		2H 1B		G6-3		HR			K				P4		7	1	3	3	1	2	2	
Jeff Kent, R OBP: 0.339, SLG: 0.478 (1, 4)			BB		F8		G6-3		HR			K				P4		7	1	3	3	1	2	2	
J.T. Snow, L OBP: 0.264, SLG: 0.261 (1, 3)			BB		F8		G6-3		HR			K				P4		7	1	3	3	1	2	2	
Marvin Benard, L OBP: 0.339, SLG: 0.320 (1, 9)			BB		F8		G6-3		HR			K				P4		7	1	3	3	1	2	2	
Danny Darwin, R OBP: 0.105, SLG: 0.056 (9, 1)			BB		F8		G6-3		HR			K				P4		7	1	3	3	1	2	2	
Robb Nen, R OBP: 0.368, SLG: 0.448 (10, 1)			BB		F8		G6-3		HR			K				P4		7	1	3	3	1	2	2	
Charlie Hayes, R OBP: 0.368, SLG: 0.448 (13, 5)			BB		F8		G6-3		HR			K				P4		7	1	3	3	1	2	2	
Rey Sanchez, R OBP: 0.418, SLG: 0.404 (1, 6)			BB		F8		G6-3		HR			K				P4		7	1	3	3	1	2	2	
Julian Tavaréz, L OBP: 0.322, SLG: 0.317 (8, 1)			BB		F8		G6-3		HR			K				P4		7	1	3	3	1	2	2	
Stan Javier, S OBP: 0.322, SLG: 0.317 (9, 9)			BB		F8		G6-3		HR			K				P4		7	1	3	3	1	2	2	
Brian Johnson, R OBP: 0.278, SLG: 0.250 (1, 2)			BB		F8		G6-3		HR			K				P4		7	1	3	3	1	2	2	
Shawn Estes, R OBP: 0.304, SLG: 0.318 (1, 1)			BB		F8		G6-3		HR			K				P4		7	1	3	3	1	2	2	
Rich Aurilia, R OBP: 0.394, SLG: 0.500 (8, 6)			BB		F8		G6-3		HR			K				P4		7	1	3	3	1	2	2	
			BB		F8		G6-3		HR			K				P4		7	1	3	3	1	2	2	
			BB		F8		G6-3		HR			K				P4		7	1	3	3	1	2	2	
			BB		F8		G6-3		HR			K				P4		7	1	3	3	1	2	2	
			BB		F8		G6-3		HR			K				P4		7	1	3	3	1	2	2	
			BB		F8		G6-3		HR			K				P4		7	1	3	3	1	2	2	
			BB		F8		G6-3		HR			K				P4		7	1	3	3	1	2	2	
			BB		F8		G6-3		HR			K				P4		7	1	3	3	1	2	2	
			BB		F8		G6-3		HR			K				P4		7	1	3	3	1	2	2	
			BB		F8		G6-3		HR			K				P4		7	1	3	3	1	2	2	
			BB		F8		G6-3		HR			K				P4		7	1	3	3	1	2	2	
			BB		F8		G6-3		HR			K				P4		7	1	3	3	1	2	2	
			BB		F8		G6-3		HR			K				P4		7	1	3	3	1	2	2	
			BB		F8		G6-3		HR			K				P4		7	1	3	3	1	2	2	
			BB		F8		G6-3		HR			K				P4		7	1	3	3	1	2	2	
			BB		F8		G6-3		HR			K				P4		7	1	3	3	1	2	2	
			BB		F8		G6-3		HR			K				P4		7	1	3	3	1	2	2	
			BB		F8		G6-3		HR			K				P4		7	1	3	3	1	2	2	
			BB		F8		G6-3		HR			K				P4		7	1	3	3	1	2	2	
			BB		F8		G6-3		HR			K				P4		7	1	3	3	1	2	2	
			BB		F8		G6-3		HR			K				P4		7	1	3	3	1	2	2	
			BB		F8		G6-3		HR			K				P4		7	1	3	3	1	2	2	
			BB		F8		G6-3		HR			K				P4		7	1	3	3	1	2	2	
			BB		F8		G6-3		HR			K				P4		7	1	3	3	1	2	2	
			BB		F8		G6-3		HR			K				P4		7	1	3	3	1	2	2	
			BB		F8		G6-3		HR			K				P4		7	1	3	3	1	2	2	
			BB		F8		G6-3		HR			K				P4		7	1	3	3	1	2	2	
			BB		F8		G6-3		HR			K				P4		7	1	3	3	1	2	2	
			BB		F8		G6-3		HR			K				P4		7	1	3	3	1	2	2	
			BB		F8		G6-3		HR			K				P4		7	1	3	3	1	2	2	
			BB		F8		G6-3		HR			K				P4		7	1	3	3	1	2	2	
			BB		F8		G6-3		HR			K				P4		7	1	3	3	1	2	2	
			BB		F8		G6-3		HR			K				P4		7	1	3	3	1	2	2	
			BB		F8		G6-3		HR			K				P4		7	1	3	3	1	2	2	
			BB		F8		G6-3		HR			K				P4		7	1	3	3	1	2	2	
			BB		F8		G6-3		HR			K				P4		7	1	3	3	1	2	2	
			BB		F8		G6-3		HR			K				P4		7	1	3	3	1	2	2	
			BB		F8		G6-3		HR			K				P4		7	1	3	3	1	2	2	
			BB		F8		G6-3		HR			K				P4		7	1	3	3	1	2	2	
			BB		F8		G6-3		HR			K				P4		7	1	3	3	1	2	2	
			BB		F8		G6-3		HR			K				P4		7	1	3	3	1	2	2	
			BB		F8		G6-3		HR			K				P4		7	1	3	3	1	2	2	
			BB		F8		G6-3		HR			K				P4		7	1	3	3	1	2	2	
			BB		F8		G6-3		HR			K				P4		7	1	3	3	1	2	2	
			BB		F8		G6-3		HR			K				P4		7	1	3	3	1	2	2	
			BB		F8		G6-3		HR			K				P4		7	1	3	3	1	2	2	
			BB		F8		G6-3		HR			K				P4		7	1	3	3	1	2	2	
			BB		F8		G6-3		HR			K				P4		7	1	3	3	1	2	2	
			BB		F8		G6-3		HR			K				P4		7	1	3	3	1	2	2	
			BB		F8		G6-3		HR			K				P4		7	1	3	3	1	2	2	
			BB		F8		G6-3		HR			K				P4		7	1	3	3	1	2	2	
			BB		F8		G6-3		HR			K				P4		7	1	3	3	1	2	2	
			BB		F8		G6-3		HR			K				P4		7	1	3	3	1	2	2	
			BB		F8		G6-3		HR			K				P4		7	1	3	3	1	2	2</	

Batter	1	2	3	4	5	6	7	8	9	10	11	12	13	14	15	16	17	AB	R	H	RBI	BB	SO	LOB	BOTTOM							
Ron Gant, R OBP: 0.289, SLG: 0.511 (1, 7)	3-1 FC4-6 1B	0-0 G5-3			4-1 E 2B BB	0-0 G5-3			4-2 FC3-6 SH5-3 BB	1-3 K 1-2 2-3		0-1 F9		2-0 G6-3		3-2 F8		7	1	1	0	2	1	3								
Delino DeShields, L OBP: 0.415, SLG: 0.516 (1, 4)	3-2 FC4-6 BB 1B 1-2f	1-0 L9			0-0 BB 1H FC4-6 2B		3-2 CS 1B		0-0 SH5-3 1-2	4-2 BB BB		2-1 HR 1B		3-2 G3-1		1-1 G3-1		7	3	3	1	1	0	2								
Mark McGwire, R OBP: 0.493, SLG: 0.839 (1, 3)	0-0 1B 1-2 BB		3-1 G5-3		4-0 FC4-6 BB IBB		2-3 K 1-2		4-0 FC3-6 IBB	1-3 K		2-2 HR		4-0 1B IBB			0-3 K	6	1	2	2	3	3	4								
Ray Lankford, L OBP: 0.416, SLG: 0.520 (1, 8)	4-1 1B 1-2 2-3 BB		2-2 K		4-2 FC4-6 BB		3-3 K		2-2 FC3-6 IBB 1-2f 2-3		2-3 K	1-3 K		3-2 1B IBB			3-3 K	7	0	1	0	2	5	2								
Willie McGee, S OBP: 0.536, SLG: 0.370 (1, 9)	0-0 1B 1-2 2-3 3-H		3-3 K		3-1 FC4-6 BB 1-2f 2-3 3-H		3-2 E 1B		4-0 IBB		0-0 BB 1B		0-0 L8		2-3 K		0-1 1B	8	1	4	2	1	2	4								
Tom Pagnozzi, R OBP: 0.241, SLG: 0.241 (1, 2)	3-3 K			1-2 G4-3	4-1 SAFE SAFE 1B		0-0 G1-6-3 1-2		0-1 P5		0-1 L9		1-0 2B		0-0 G5-3		2-1 P4	8	0	1	0	1	1	9								
John Mabry, L OBP: 0.374, SLG: 0.447 (1, 5)	1-2 G3-1			0-2 G1-6-3	0-1 G6-3		4-0 FC5-4 IBB		1-0 WP 1B		4-0 SAFE SAFE BB		1-0 L7		4-2 G5-4-3 BB			5	0	1	0	3	0	7								
Royce Clayton, R OBP: 0.313, SLG: 0.313 (1, 6)		4-2 SH1-4 BB		1-3 K		2-1 G6-3		0-1 FC5-4	0-2 WP 1B		1-3 K		4-0 IBB		1-2 G5-4-3			6	0	1	0	2	2	4								
Mark Pukowick, R OBP: 0.145, SLG: 0.145 (1, 1)		1-2 SH1-4			0-0 P8		0-2 L9		2-2 P2			1-0 P3		2-2 F8			0-3 K	2	0	0	0	0	1	0								
Inning Stats	R: 1 E: 0 K: 1 S: 15	H: 3 LOB: 3 BB: 1 P: 29	R: 0 E: 0 K: 0 S: 7	H: 0 LOB: 1 BB: 1 P: 13	R: 0 E: 0 K: 2 S: 12	H: 0 LOB: 0 BB: 0 P: 20	R: 0 E: 0 K: 1 S: 11	H: 0 LOB: 0 BB: 0 P: 13	R: 2 E: 1 K: 1 S: 10	H: 1 LOB: 3 BB: 4 P: 29	R: 0 E: 0 K: 2 S: 9	H: 1 LOB: 0 BB: 0 P: 17	R: 1 E: 1 K: 0 S: 10	H: 1 LOB: 1 BB: 1 P: 17	R: 0 E: 0 K: 0 S: 8	H: 0 LOB: 3 BB: 3 P: 22	R: 0 E: 0 K: 2 S: 15	H: 2 LOB: 3 BB: 1 P: 24	R: 0 E: 0 K: 2 S: 11	H: 1 LOB: 2 BB: 1 P: 18	R: 2 E: 0 K: 1 S: 12	H: 2 LOB: 0 BB: 0 P: 18	R: 0 E: 0 K: 0 S: 7	H: 1 LOB: 2 BB: 1 P: 15	R: 0 E: 0 K: 1 S: 9	H: 0 LOB: 0 BB: 0 P: 13	R: 0 E: 0 K: 2 S: 10	H: 1 LOB: 1 BB: 0 P: 15	1B: 11 2B: 2 3B: 0 HR: 1	SF: 0 SAC: 2 DP: 1 HBP: 0	WP: 1 PA: 78	
PITCHER Shawn Estes, L ERA: 4.51 (1, 1)	IP: 7.0 WLS: 31 BF: 5	H: 5 R: 3 ER: 3 SO: 7	BB: 5 IBB: 1 HBP: 0 BLK: 0	WP: 0 HR: 0 S: 70 P: 130	ERA: 3.86 WHIP: 1.429	PITCHER Steve Reed, R ERA: 1.52 (17, 1)	IP: 1.0 WLS: 4 BF: 1	H: 1 R: 0 ER: 0 SO: 2	BB: 0 IBB: 0 HBP: 0 BLK: 0	WP: 0 HR: 0 S: 10 P: 15	ERA: 0.00 WHIP: 1.000																					
Julian Tavarez, R ERA: 2.25 (8, 1)	1.0	5	1	1	0	0	0	0	0	0	0	0	0	0	0	0	0	0	0	0	0	0	0	0	0							
Danny Darwin, R ERA: 4.15 (9, 1)	1.1	9	2	0	0	0	1	2	0	0	0	0	0	0	0	0	0	0	0	0	0	0	0	0	0							
Robb Nen, R ERA: 1.45 (10, 1)	2.2	13	3	2	2	5	2	0	0	0	1	1	31	50	6.75	1.875																
Jim Poole, L ERA: 2.14 (13, 1)	4.0	W	16	2	0	0	2	1	2	0	0	0	0	0	0	0	0	0	0	0	0	0	0	0	0							

San Francisco Giants @ St. Louis Cardinals
 Busch Stadium, St. Louis, MO
 Sun May 24 1998, 3:33 AM CDT
 Att. 45,864 - Cloudy - 82 F

AB	61
R	6
H	14
RBI	5
BB	15
SO	16
LOB	40




Batter	1	2	3	4	5	6	7	8	9	AB R H RBI BB SO LOB	TOP									
Neifi Perez, S OBP: 0.329, SLG: 0.411 (1, 6)	0-1 L8	2-2 G3			2-1 F9		3-1 2B G3 1B	2-2 BB 1B		5 1 2 0 0 0 1										
Ellis Burks, R OBP: 0.323, SLG: 0.547 (1, 8) (8, 7)	2-1 G5-3	0-1 2B			0-0 G6-3 2B		1-2 SAFE SAFE G3 2B	4-2 BB		4 0 3 1 1 0 0										
Larry Walker, L OBP: 0.428, SLG: 0.574 (1, 9)	0-1 17 BB 2B	1-2 F7			0-1 G6-3		0-1 G3	2-0 G1-3		5 1 1 1 0 0 6										
Vinny Castilla, R OBP: 0.336, SLG: 0.578 (1, 5)	1-1 17 BB 2B HBP		0-1 P3		4-2 BB		0-0 G5-3		0-0 F9	3 1 0 0 1 0 1										
17 Todd Helton, L OBP: 0.356, SLG: 0.456 (1, 3)	4-2 2B BB		1-2 F9		1-0 G4-3		3-2 G6-3		2-1 P6	4 1 0 0 1 0 3										
Dante Bichette, R OBP: 0.359, SLG: 0.486 (1, 7) 1 Curtis Goodwin, L OBP: 0.393, SLG: 0.407 (8, 8)	2-1 1-H 2-H 3-H 2B		2-3 K			4-0 3 G6-3 BB		1-1 G6-3	1-2 1B	3 0 1 3 1 1 0 1 0 1 0 0 0 0										
3 Mike Lansing, R OBP: 0.288, SLG: 0.338 (1, 4)	3-3 K			0-0 F8		2-1 G6-3		0-0 G5-3	2-3 K	5 0 0 0 0 2 3										
Kirt Manwaring, R OBP: 0.373, SLG: 0.361 (1, 2)		3-2 G5-3		2-2 G4-3		2-2 G6-3		1-1 1B 2B		4 1 1 0 0 0 1										
John Thomson, R OBP: 0.250, SLG: 0.167 (1, 1) Jeff Reed, L OBP: 0.355, SLG: 0.450 (8, PH) Dave Veres, R (8, 1)		1-2 G3 2B 1B		0-2 F8		1-3 K		2-0 BB 1B 1B		3 1 1 0 0 1 1 1 0 1 1 0 0 0 0 0 0 0 0 0 0										
Inning Stats	R: 3 E: 0 K: 1 S: 16	H: 2 LOB: 1 BB: 1 P: 28	R: 1 E: 0 K: 0 S: 14	H: 2 LOB: 1 BB: 0 P: 21	R: 0 E: 0 K: 1 S: 8	H: 0 LOB: 0 BB: 0 P: 11	R: 0 E: 0 K: 0 S: 9	H: 0 LOB: 0 BB: 0 P: 11	R: 0 E: 0 K: 1 S: 9	H: 0 LOB: 1 BB: 1 P: 18	R: 1 E: 0 K: 0 S: 12	H: 2 LOB: 1 BB: 0 P: 19	R: 1 E: 0 K: 0 S: 13	H: 3 LOB: 3 BB: 1 P: 25	R: 0 E: 0 K: 1 S: 10	H: 1 LOB: 1 BB: 0 P: 15	1B: 5 2B: 6 3B: 0 HR: 0	SF: 0 SAC: 0 DP: 0 HBP: 1	WP: 0 PB: 0 SB: 0 CS: 0	PA: 43
PITCHER	IP WLS BF H R ER SO BB IBB HBP BLK WP HR S P ERA WHIP																			
Mike Busby, R ERA: 4.97 (1, 1)	4.2 L 21 5 4 4 2 1 0 1 0 0 0 0 52 78 7.71 1.286																			
Sean Lowe, R ERA: 3.86 (5, 1)	2.1 11 2 1 1 1 2 0 0 0 0 0 0 26 47 3.86 1.714																			
Curtis King, R ERA: 0.79 (8, 1)	1.0 7 3 1 1 0 1 0 0 0 0 0 0 13 25 9.00 4.000																			
John Frascatore, R ERA: 6.1 (9, 1)	1.0 4 1 0 0 0 1 0 0 0 0 0 0 10 15 0.00 1.000																			

Colorado Rockies @ St. Louis Cardinals
 Busch Stadium, St. Louis, MO
 Mon May 25 1998, 3:33 AM CDT
 Att. 42,038 - Cloudy - 75 F

livebaseballscorecards.com

AB 38
 R 6
 H 11
 RBI 6
 BB 4
 SO 4
 LOB 16



Batter	1	2	3	4	5	6	7	8	9	AB	R	H	RBI	BB	SO	LOB
Ron Gant, R OBP: 0.288, SLG: 0.500 (1, 7)	2-2 G5-3		3-3 K		3-2 G5-3			4-1 BB		3	0	0	0	1	1	0
Delino DeShields, L OBP: 0.412, SLG: 0.509 (1, 4)	0-3 K		1-3 K			2-1 S 1B		0-0 F8		4	0	1	0	0	2	1
Mark McGwire, R OBP: 0.493, SLG: 0.848 (1, 3)	2-2 HR		2-1 P3			0-0 L7		4-2 BB		3	1	1	1	1	0	1
Ray Lankford, L OBP: 0.412, SLG: 0.510 (1, 8)	1-3 K			4-2 G4-3 BLK BB		3-1 G5-3		2-3 K		3	0	0	0	1	2	3
Brian Hunter, R OBP: 0.283, SLG: 0.469 (1, 9)		0-0 G6-3		2-0 F9		3-1 L7		2-2 L7		4	0	0	0	0	0	4
John Mabry, L OBP: 0.376, SLG: 0.459 (1, 5)		0-1 1B		1-1 G4-3			1-2 G4-3		2-2 F8	4	0	2	0	0	0	1
Royce Clayton, R OBP: 0.312, SLG: 0.311 (1, 6)		2-2 S 1B		0-1 F9			0-0 G4-3		0-0 G1-3	4	0	1	0	0	0	2
Tom Lampkin, L OBP: 0.310, SLG: 0.402 (1, 2)		0-1 L9			0-0 G4-3		1-1 P6		2-3 K	4	0	0	0	0	1	3
Mike Busby, R (1, 1)		0-3 K			0-0 F9					1	0	0	0	0	1	2
Sean Lowe, R (5, 1)										1	0	0	0	0	0	0
Willie McGee, S (7, PH)										1	0	0	0	0	1	1
Curtis King, R (8, 1)										0	0	0	0	0	0	0
John Frascatore, R (9, 1)										0	0	0	0	0	0	0

Inning Stats	R: 1	H: 1	E: 0	K: 2	S: 12	H: 1	LOB: 0	BB: 0	P: 17	R: 0	H: 2	E: 0	K: 1	S: 11	H: 0	LOB: 0	BB: 0	P: 13	R: 0	H: 0	E: 0	K: 2	S: 10	H: 0	LOB: 1	BB: 1	P: 16	R: 0	H: 0	E: 0	K: 0	S: 5	H: 1	LOB: 1	BB: 0	P: 15	R: 0	H: 1	E: 0	K: 1	S: 12	H: 0	LOB: 1	BB: 0	P: 17	R: 0	H: 0	E: 0	K: 1	S: 11	H: 0	LOB: 2	BB: 2	P: 23	R: 0	H: 0	E: 0	K: 1	S: 10	H: 0	LOB: 0	BB: 0	P: 14	1B: 3	SF: 0	2B: 1	SAC: 0	3B: 0	DP: 0	HR: 1	HBP: 0	WP: 0	PA: 35
--------------	------	------	------	------	-------	------	--------	-------	-------	------	------	------	------	-------	------	--------	-------	-------	------	------	------	------	-------	------	--------	-------	-------	------	------	------	------	------	------	--------	-------	-------	------	------	------	------	-------	------	--------	-------	-------	------	------	------	------	-------	------	--------	-------	-------	------	------	------	------	-------	------	--------	-------	-------	-------	-------	-------	--------	-------	-------	-------	--------	-------	--------


PITCHER	IP	WLS	BF	H	R	ER	SO	BB	IBB	HBP	BLK	WP	HR	S	P	ERA	WHIP
John Thomson, R (1, 1)	7.0	W	27	5	1	1	6	1	0	0	1	0	1	64	100	1.29	0.857
Dave Veres, R (8, 1)	2.0		8	0	0	0	2	2	0	0	0	0	0	21	37	0.00	1.000

BOTTOM

Colorado Rockies @ St. Louis Cardinals
 Busch Stadium, St. Louis, MO
 Mon May 25 1998, 3:33 AM CDT
 Att: 42,038 - Cloudy - 75 F

livebaseballscorecards.com

AB	32
R	1
H	5
RBI	1
BB	3
SO	8
LOB	18



Batter	1	2	3	4	5	6	7	8	9	AB R H RBI BB SO LOB	TOP											
Neifi Perez, S (1, 6) OBP: 0.322, SLG: 0.403	1-3 K		0-0 G4-3		0-1 F9			1-3 K		4 0 0 0 0 2 2												
Ellis Burks, R (1, 7) OBP: 0.327, SLG: 0.543	4-2 BB		2-1 L4			3-2 P3		2-1 1B		3 0 1 0 1 0 0												
Larry Walker, L (1, 9) OBP: 0.420, SLG: 0.561	0-3 K			1-2 F7		1-1 G4-3		0-0 L9		4 0 0 0 0 1 2												
Vinny Castilla, R (1, 5) OBP: 0.335, SLG: 0.572	3-3 K			0-0 17 CS 1B		0-0 G1-3			0-0 G6-3	4 0 1 0 0 1 1												
17 Todd Helton, L (1, 3) OBP: 0.353, SLG: 0.470		3-2 G4-3		3-2 F9 1-2		2-2 G4-3			2-2 HR	4 1 1 1 0 0 1												
Jeff Reed, L (1, 2) OBP: 0.371, SLG: 0.451		4-2 BB			4-2 1 SH5-3 3 1B BB		1-0 F8		0-1 1B	2 0 1 0 2 0 0 0 0 0 0 0 0 0												
Jason Bates, S (9, PR) OBP: 0.314, SLG: 0.233																						
3 Mike Lansing, R (1, 4) OBP: 0.292, SLG: 0.338		1 SAFE 0-0 F9		1 SAFE 0-1 1 SH5-3 1-2 1B		4-2 1 FC6-4 BB		1-1 F9		3 0 1 0 1 0 2												
1 Curtis Goodwin, L (1, 8) OBP: 0.381, SLG: 0.393		1-2 G3-1			1-0 SH5-3 1-2 2-3		0-0 FC6-4		0-0 L6	2 0 0 0 0 0 2 1 0 0 0 0 0 1												
Dante Bichette, R (9, PH) OBP: 0.357, SLG: 0.484																						
Darryl Kile, R (1, 1) OBP: 0.286, SLG: 0.333			2-3 K		0-3 K			1-3 K		2 0 0 0 0 2 2 1 0 0 0 0 1 0 0 0 0 0 0 0 0												
John Vander Wal, L (8, PH) OBP: 0.389, SLG: 0.448																						
Mike DeJean, R (8, 1)																						
Inning Stats	R: 0 E: 0 K: 3 S: 13	H: 0 LOB: 1 BB: 1 P: 21	R: 0 E: 0 K: 0 S: 10	H: 0 LOB: 1 BB: 1 P: 18	R: 0 E: 0 K: 1 S: 6	H: 0 LOB: 0 BB: 0 P: 10	R: 0 E: 0 K: 1 S: 8	H: 1 LOB: 0 BB: 0 P: 12	R: 0 E: 0 K: 0 S: 10	H: 1 LOB: 2 BB: 1 P: 15	R: 0 E: 0 K: 0 S: 6	H: 0 LOB: 0 BB: 0 P: 10	R: 0 E: 0 K: 0 S: 8	H: 0 LOB: 1 BB: 1 P: 15	R: 0 E: 0 K: 2 S: 9	H: 1 LOB: 1 BB: 0 P: 13	R: 1 E: 0 K: 0 S: 9	H: 2 LOB: 1 BB: 0 P: 12	1B: 4 2B: 0 3B: 0 HR: 1	SF: 0 SAC: 1 DP: 0 HBP: 0	WP: 0 PB: 0 SB: 0 CS: 1	PA: 35
PITCHER	IP WLS BF H R ER SO BB IBB HBP BLK WP HR S P ERA WHIP																					
Todd Stottlemyre, R (1, 1) ERA: 3.07	8.1 W 33 5 1 1 7 4 0 0 0 0 1 76 122 1.08 1.080																					
Jeff Brantley, R (9, 1) ERA: 3.21	0.2 S 2 0 0 0 0 0 0 0 0 0 0 3 4 0.00 0.000																					

Colorado Rockies @ St. Louis Cardinals
 Busch Stadium, St. Louis, MO
 Wed May 27 1998, 7:05 PM CDT
 Att. 34,211 - Cloudy - 88 F

livebaseballscorecards.com

AB	30
R	1
H	5
RBI	1
BB	4
SO	7
LOB	13



Batter	1	2	3	4	5	6	7	8	9	AB	R	H	RBI	BB	SO	LOB
Ron Gant, R OBP: 0.294, SLG: 0.493 (1, 7)	F9				G5-4-3					2	0	0	0	2	0	1
Delino DeShields, L OBP: 0.408, SLG: 0.503 (1, 4)	P5									2	1	0	1	1	0	2
Mark McGwire, R OBP: 0.489, SLG: 0.832 (1, 3)	K									3	0	0	0	1	2	3
Ray Lankford, L OBP: 0.414, SLG: 0.506 (1, 8)										3	0	1	0	1	1	1
Willie McGee, S OBP: 0.330, SLG: 0.365 (1, 9)										3	0	1	1	0	0	2
John Mabry, L OBP: 0.388, SLG: 0.446 (1, 5)										3	0	0	0	0	1	2
Royce Clayton, R OBP: 0.312, SLG: 0.308 (1, 6)										2	1	0	0	1	1	1
Tom Pagnozzi, R OBP: 0.262, SLG: 0.250 (1, 2)										2	0	1	0	1	0	1
Todd Stottlemyre, L OBP: 0.206, SLG: 0.182 Jeff Brantley, R (9, 1)										2	0	1	0	0	1	1
										0	0	0	0	0	0	0

Inning Stats	R: 0	H: 0	E: 0	K: 1	S: 7	R: 0	H: 1	E: 0	K: 0	S: 7	R: 1	H: 1	E: 1	K: 0	S: 10	R: 0	H: 1	E: 0	K: 1	S: 11	R: 0	H: 0	E: 0	K: 1	S: 6	R: 1	H: 0	E: 0	K: 1	S: 14	R: 0	H: 1	E: 0	K: 1	S: 8	R: 0	H: 0	E: 0	K: 1	S: 6
	LOB: 0	BB: 0	P: 13	LOB: 0	BB: 0	P: 10	LOB: 2	BB: 2	P: 20	LOB: 1	BB: 0	P: 13	LOB: 0	BB: 1	P: 12	LOB: 1	BB: 2	P: 29	LOB: 2	BB: 1	P: 13	LOB: 0	BB: 0	P: 12	LOB: 1	BB: 2	P: 29	LOB: 2	BB: 1	P: 13	LOB: 0	BB: 0	P: 11	LOB: 0	BB: 1	P: 11				

PITCHER	IP	WLS	BF	H	R	ER	SO	BB	IBB	HBP	BLK	WP	HR	S	P	ERA	WHIP
Darryl Kile, R ERA: 4.44 (1, 1)	7.0	L	29	4	2	2	5	6	0	0	0	2	0	63	110	2.57	1.429
Mike DeJean, R ERA: 2.45 (8, 1)	1.0		3	0	0	0	1	1	0	0	0	0	0	6	11	0.00	1.000

BOTTOM

Colorado Rockies @ St. Louis Cardinals
 Busch Stadium, St. Louis, MO
 Wed May 27 1998, 7:05 PM CDT
 Att: 34,211 - Cloudy - 88 F

AB	22
R	2
H	4
RBI	2
BB	7
SO	6
LOB	14



WP	PA	3B	DP	HR	S	P	ERA	WHIP
2	32	0	3	0				

Batter	1	2	3	4	5	6	7	8	9	AB R H RBI BB SO LOB	TOP									
Neifi Perez, S (1, 6) OBP: 0.329, SLG: 0.410	0-3 K		0-0 2B		2-2 G6-4-3 1B		1-2 2-3 BB		1-1 G4-3	4 0 2 0 1 1 0	Colorado Rockies @ St. Louis Cardinals Busch Stadium, St. Louis, MO Thu May 28 1998, 3:33 AM CDT Att. 37,989 - Sunny - 86 F									
Ellis Burks, R (1, 8) OBP: 0.323, SLG: 0.539	1-2 2B		2-1 L8		0-1 F7		1-1 FC1-2		2-2 G6-3	5 0 1 0 0 0 5										
Dante Bichette, R (1, 7) OBP: 0.351, SLG: 0.475	2-3 K		1-0 G4-3		2-1 G6-4-3		1-3 K			4 0 0 0 0 2 6										
Larry Walker, L (1, 9) OBP: 0.416, SLG: 0.554	2-2 G6-3			1-2 P6		0-0 P4		1-0 3 HBP 1B		4 0 1 0 0 0 1										
Vinny Castilla, R (1, 5) OBP: 0.329, SLG: 0.561		1-1 E5 FC6-4		3-2 G4-3		0-0 F7		0-3 K		4 0 0 0 0 1 1										
Greg Colbrunn, R (1, 3) OBP: 0.388, SLG: 0.500		0-0 FC6-4		0-1 3 BB 1B		3-2 L8		2-3 K		3 1 1 0 0 0 1										
Curt Leskanic, R (6, 1)										0 0 0 0 0 0 0										
John Vander Wal, L (8, PH) OBP: 0.378, SLG: 0.433										1 0 0 0 0 1 1										
Chuck McElroy, L (8, 1)										0 0 0 0 0 0 0										
3 Mike Lansing, R (1, 4) OBP: 0.296, SLG: 0.335		3-3 SAFE K		4-1 1B		0-0 P6		4-2 1-2 HBP		2 0 0 0 1 1 1										
Kirt Manwaring, R (1, 2) OBP: 0.375, SLG: 0.364		0-0 F8		3-1 1-2 2-H 1B		0-0 BB FC1-2 2B		1-3 K		2 0 1 1 0 0 1										
Jeff Reed, L (7, PH) OBP: 0.374, SLG: 0.464										2 0 1 0 0 1 2										
7, 2)																				
Jamey Wright, R (1, 1) OBP: 0.095, SLG: 0.095			1-3 K		1-3 K		4-0 FC1-2 BB BB		0-2 G4-3	2 0 0 0 0 2 2										
17 Todd Helton, L (6, 3) OBP: 0.355, SLG: 0.467										1 0 0 0 1 0 0										
Inning Stats	R: 0 E: 0 K: 2 S: 12	H: 1 LOB: 1 BB: 0 P: 17	R: 0 E: 1 K: 1 S: 7	H: 0 LOB: 1 BB: 0 P: 11	R: 0 E: 0 K: 1 S: 7	H: 1 LOB: 1 BB: 0 P: 11	R: 1 E: 0 K: 1 S: 16	H: 2 LOB: 2 BB: 1 P: 28	R: 0 E: 0 K: 0 S: 5	H: 0 LOB: 0 BB: 0 P: 8	R: 0 E: 0 K: 1 S: 8	H: 1 LOB: 3 BB: 2 P: 18	R: 0 E: 0 K: 3 S: 12	H: 1 LOB: 2 BB: 0 P: 20	R: 0 E: 0 K: 0 S: 8	H: 0 LOB: 0 BB: 0 P: 11	1B: 4 2B: 3 3B: 0 HR: 0	SF: 0 SAC: 0 DP: 1 HBP: 1	WP: 0 PB: 0 SB: 1 CS: 0	PA: 38
PITCHER	IP WLS BF H R ER SO BB IBB HBP BLK WP HR S P ERA WHIP																			
Kent Mercker, L (1, 1) ERA: 5.66	5.0 W 21 5 1 1 5 1 0 0 0 0 0 0 49 78 1.80 1.200																			
John Frascatore, R (6, 1) ERA: 5.85	1.1 4 0 0 0 0 0 0 0 0 0 0 0 6 9 0.00 0.000																			
Lance Painter, L (7, 1) ERA: 4.8	0.0 3 1 0 0 0 0 2 0 0 0 0 0 2 10 ∞ ∞																			
Curtis King, R (7, 1) ERA: 0.64	2.2 S 10 1 0 0 4 0 0 1 0 0 0 0 25 38 0.00 0.375																			

livebaseballscorecards.com

AB	34
R	1
H	7
RBI	1
BB	3
SO	9
LOB	21




Batter	1	2	3	4	5	6	7	8	9
Ron Gant, R OBP: 0.287, SLG: 0.480 Willie McGee, S OBP: 0.330, SLG: 0.365	1-3 K		3-2 G5-3		0-0 G5-3		1-3 K		
Delino DeShields, L OBP: 0.405, SLG: 0.494	0-1 G6-3		4-1 PO BB		1-2 P4			1-2 G1-3	
Mark McGwire, R OBP: 0.493, SLG: 0.828	4-2 BB		1 SAFE PO 1-2	0-1 1B 2B 1B		4-0 L4-3 BB		3-2 L7	
Ray Lankford, L OBP: 0.416, SLG: 0.506	0-0 G3			3-1 1B 2B 1B		3-2 L4-3 1-2		1-2 1B	
Brian Jordan, R OBP: 0.416, SLG: 0.650		0-1 G5-3		1-2 F9 1-H 2-H 2B		0-0 2B 1B		0-3 K	
John Mabry, L OBP: 0.376, SLG: 0.462		0-1 BB 1B		0-1 F9 2-3		1 SAFE 0-1 1B 2B			
Royce Clayton, R OBP: 0.317, SLG: 0.310		4-2 G4-6-3 BB		0-0 FC6-2-5 3-H		3-1 CS 1B			
Tom Pagnozzi, R OBP: 0.250, SLG: 0.237		0-2 G4-6-3 1-2f		0-1 G6-3		1-0 CS 1-2	0-0 F8		
Kent Mercker, L OBP: 0.136, SLG: 0.095 Brian Hunter, R OBP: 0.278, SLG: 0.460 John Frascatore, R Lance Painter, L OBP: 1.000, SLG: 1.000 Curtis King, R			1-3 K		0-0 F7		1-3 K		

AB	R	H	RBI	BB	SO	LOB
4	0	0	0	0	2	0
0	0	0	0	0	0	0
3	0	0	0	1	0	0
2	1	1	0	2	0	0
4	1	2	0	0	0	2
4	1	2	2	0	1	1
3	1	2	1	0	0	1
2	0	1	1	1	0	1
3	0	0	0	0	0	3
1	0	0	0	0	1	0
1	0	0	0	0	0	0
0	0	0	0	0	0	0
0	0	0	0	0	0	0
1	0	0	0	0	1	0

BOTTOM

Colorado Rockies @ St. Louis Cardinals
 Busch Stadium, St. Louis, MO
 Thu May 28 1998, 3:33 AM CDT
 Att. 37,989 - Sunny - 86 F

AB	28
R	4
H	8
RBI	4
BB	4
SO	5
LOB	8



WP: 0	PA: 34
PB: 0	
SB: 0	
CS: 1	

Inning Stats	R: 0	H: 0	E: 0	K: 1	S: 8	H: 0	LOB: 1	BB: 1	P: 13	R: 0	H: 1	E: 0	K: 0	S: 11	R: 0	H: 0	E: 0	K: 1	S: 8	R: 2	H: 3	E: 0	K: 0	S: 13	R: 0	H: 0	E: 0	K: 0	S: 5	R: 2	H: 3	E: 0	K: 0	S: 9	R: 0	H: 0	E: 0	K: 2	S: 7	R: 0	H: 1	E: 0	K: 1	S: 17
PITCHER	IP	WLS	BF	H	R	ER	SO	BB	IBB	HBP	BLK	WP	HR	S	P	ERA	WHIP																											
Jamey Wright, R ERA: 5.86	(1, 1)	5.2	L	25	7	4	4	2	4	0	0	0	0	53	85	6.35	1.941																											
Curt Leskanic, R ERA: 4.61	(6, 1)	1.1		3	0	0	2	0	0	0	0	0	0	8	10	0.00	0.000																											
Chuck McElroy, L ERA: 1.73	(8, 1)	1.0		4	1	0	1	0	0	0	0	0	0	17	22	0.00	1.000																											

WP	PA	ERA	WHIP
0	34		

Batter	1	2	3	4	5	6	7	8	9	AB R H RBI BB SO LOB	TOP									
Ron Gant, R (1, 7) OBP: 0.284, SLG: 0.467	2-2 F3		0-0 FC5-4 BB 1-2f		2-3 K			4-2 2B BB	0-3 K	4 1 0 0 1 2 1										
Delino DeShields, L (1, 4) OBP: 0.405, SLG: 0.485	2-3 K		4-0 BB 1-2			1-0 G4-3		4-2 2B 1B BB 1-2 2-3	0-0 E5 HR	3 2 0 0 2 1 0										
Mark McGwire, R (1, 3) OBP: 0.496, SLG: 0.844 Kent Bottenfield, R (9, 1)	4-2 BB		1-3 K			3-3 K		0-1 1B 2B 1-3 2-H 3-H	0-0 HR	4 2 2 4 1 2 2 0 0 0 0 0 0 0 0 0 0 0 0 0 0										
Lance Painter, L (9, 1) OBP: 1.000, SLG: 1.000																				
Ray Lankford, L (1, 8) OBP: 0.415, SLG: 0.500	2-3 K				1-3 K		0-0 G6-3	4-0 1B 1B IBB	3-2 1B	4 1 1 0 1 2 1										
Brian Jordan, R (1, 9) OBP: 0.410, SLG: 0.637					1-0 FC4-6 1B		0-2 G4-3	0-3 K	2-2 F9	5 0 1 0 0 1 4										
John Mabry, L (1, 5) OBP: 0.369, SLG: 0.450					1-2 FC4-6 FC6-4 1-2f		0-3 K	0-1 1B 1B 1-3 2-H 3-H	0-0 G1-3	5 1 1 2 0 1 2										
Royce Clayton, R (1, 6) OBP: 0.316, SLG: 0.309					0-0 FC6-4 1-2f		1-3 K	1-2 1B BB 2-H 3-H		4 0 1 2 0 2 1										
Tom Pagnozzi, R (1, 2) OBP: 0.265, SLG: 0.242					1-1 FC1-6 1B		0-3 K			3 0 1 0 1 2 0										
Mark Petkovsek, R (1, 1) OBP: 0.385, SLG: 0.417 Luis Ordaz, R (9, 5)					0-0 FC1-6 FC5-4 1-2f		2-1 F9			4 1 1 0 0 0 3 0 0 0 0 0 0 0										
Inning Stats	R: 0 E: 0 K: 2 S: 11	H: 0 LOB: 1 BB: 1 P: 21	R: 0 E: 0 K: 1 S: 9	H: 0 LOB: 0 BB: 0 P: 11	R: 0 E: 0 K: 1 S: 8	H: 1 LOB: 2 BB: 1 P: 13	R: 0 E: 0 K: 1 S: 9	H: 1 LOB: 1 BB: 0 P: 12	R: 0 E: 0 K: 2 S: 5	H: 0 LOB: 0 BB: 0 P: 9	R: 0 E: 0 K: 2 S: 9	H: 0 LOB: 0 BB: 0 P: 10	R: 6 E: 0 K: 2 S: 22	H: 4 LOB: 2 BB: 4 P: 40	R: 2 E: 1 K: 1 S: 14	H: 2 LOB: 1 BB: 0 P: 19	1B: 6 2B: 1 3B: 0 HR: 1	SF: 0 SAC: 0 DP: 0 HBP: 0	WP: 0 PB: 0 SB: 0 CS: 0	PA: 42
PITCHER	IP WLS BF H R ER SO BB IBB HBP BLK WP HR S P ERA WHIP																			
Joey Hamilton, R (1, 1) ERA: 5.23	7.1 L 31 4 5 5 11 4 1 0 0 0 0 69 111 6.14 1.091																			
Brian Boehringer, R (8, 1) ERA: 4.5	0.2 5 2 1 1 1 1 1 0 0 0 0 0 0 12 17 13.50 4.500																			
Dan Miceli, R (9, 1) ERA: 3.81	1.0 6 2 2 1 1 0 0 0 0 0 0 1 14 19 9.00 2.000																			

St. Louis Cardinals @ San Diego Padres
Qualcomm Stadium, San Diego, CA

AB 36
R 8
H 8
RBI 8
BB 6
SO 13
LOB 14



Fri May 29 1998, 10:05 PM EDT
Att. 36,648 - Cloudy - 64 F

livebaseballscorecards.com

Batter	1	2	3	4	5	6	7	8	9	AB R H RBI BB SO LOB	TOP											
Willie McGee, S OBP: 0.319, SLG: 0.352 (1, 7)	0-3 K		1-2 G6-3	0-0 G3-1			0-2 FC6-4			4 0 0 0 0 1 2												
Delino DeShields, L OBP: 0.407, SLG: 0.486 (1, 4)	1-2 P6		0-0 BB 1B			0-1 CS 1B	0-0 G3-6-1			4 1 2 0 0 0 1												
Mark McGwire, R OBP: 0.496, SLG: 0.853 (1, 3)	0-1 HR		4-2 1B BB			0-0 F9		3-3 K		3 1 1 1 1 1 1												
Ray Lankford, L OBP: 0.417, SLG: 0.503 (1, 8)	4-2 BB		0-0 F7			3-1 2B		0-0 F9		3 0 1 0 1 0 2												
Brian Jordan, R OBP: 0.407, SLG: 0.628 (1, 9)	0-0 G5-3		0-0 1B			0-0 G6-3		1-1 F8		4 0 1 1 0 0 2												
John Mabry, L OBP: 0.365, SLG: 0.438 (1, 5)		4-2 BB	1-2 F7			0-1 G4-3		2-0 G4-3		3 0 0 0 1 0 2												
Royce Clayton, R OBP: 0.315, SLG: 0.307 (1, 6)		1-0 G6-4-3		1-0 F7		0-0 G6-4-3 1B		1-1 F9		4 0 1 0 0 0 1												
Tom Pagnozzi, R OBP: 0.264, SLG: 0.242 (1, 2)		1-0 1B		1-2 G5-3		1 SAFE G6-4-3		0-0 F8		4 0 1 0 0 0 1												
Juan Acevedo, R OBP: 0.500, SLG: 0.750 John Frascatore, R OBP: 0.333, SLG: 0.333 Curtis King, R Lance Painter, L OBP: 1.000, SLG: 1.000 Jeff Brantley, R	0-0 F9		0-0 F9		2-0 2B		2-2 FC6-4 1B			2 0 1 0 0 0 1 1 0 1 0												
Inning Stats	R: 1 E: 0 K: 1 S: 17	H: 1 LOB: 1 BB: 1 P: 22	R: 0 E: 0 K: 0 S: 5	H: 1 LOB: 1 BB: 1 P: 11	R: 1 E: 0 K: 0 S: 12	H: 2 LOB: 2 BB: 1 P: 18	R: 0 E: 0 K: 0 S: 6	H: 1 LOB: 1 BB: 0 P: 10	R: 0 E: 0 K: 0 S: 6	H: 2 LOB: 1 BB: 0 P: 9	R: 0 E: 0 K: 0 S: 5	H: 1 LOB: 0 BB: 0 P: 5	R: 0 E: 0 K: 0 S: 7	H: 1 LOB: 0 BB: 0 P: 9	R: 0 E: 0 K: 1 S: 6	H: 0 LOB: 0 BB: 0 P: 10	R: 0 E: 0 K: 0 S: 4	H: 0 LOB: 0 BB: 0 P: 7	1B: 6 2B: 2 3B: 0 HR: 1	SF: 0 SAC: 0 DP: 3 HBP: 0	WP: 0 PB: 0 SB: 0 CS: 1	PA: 35
PITCHER Andy Ashby, R ERA: 2.44 (1, 1)	IP 9.0	WLS W	BF 35	H 9	R 2	ER 2	SO 2	BB 3	IBB 0	HBP 0	BLK 0	WP 0	HR 1	S 68	P 101	ERA 2.00	WHIP 1.333					

St. Louis Cardinals @ San Diego Padres
Qualcomm Stadium, San Diego, CA
Sat May 30 1998, 10:05 PM EDT
Att. 54,089 - Unknown - 67 F

livebaseballscorecards.com

AB	32
R	2
H	9
RBI	2
BB	3
SO	2
LOB	13



Batter	1	2	3	4	5	6	7	8	9	AB	R	H	RBI	BB	SO	LOB
Quilvio Veras, S OBP: 0.383, SLG: 0.316 (1, 4)	0-3 K		0-1 G4-3		4-2 BB			3-2 G3-1	3-2 1B	4	0	1	1	1	1	0
Steve Finley, L OBP: 0.276, SLG: 0.374 (1, 8)	0-0 F7			0-1 G6-3 1B	1-3 K			0-0 G1 2B 1B		4	1	2	0	0	1	2
Tony Gwynn, L OBP: 0.398, SLG: 0.533 (1, 9)	0-1 2B			1-0 G6-3 1-2			0-1 2B	1-1 G1 1-2		4	0	2	0	0	0	2
Ken Caminiti, S OBP: 0.338, SLG: 0.488 (1, 5)	0-0 F8			1-2 G3			0-3 K	0-0 2B		4	0	1	1	0	1	3
Ed Giovanola, L OBP: 0.311, SLG: 0.328 (8, PR) (9, 5)										0	0	0	0	0	0	0
Greg Vaughn, R OBP: 0.372, SLG: 0.628 (1, 7)		3-2 P4		1-3 K			2-1 G6-3	4-0 FC6 IBB		3	0	0	0	1	1	2
Wally Joyner, L OBP: 0.393, SLG: 0.503 (1, 3)		0-0 G4-6-3 1B			2-1 G4-3		0-0 F8	3-1 FC6		4	0	1	0	0	0	3
Greg Myers, L OBP: 0.304, SLG: 0.376 (1, 2)		0-2 G4-6-3 1-2f			1-1 WP 1B 1B					3	1	1	0	0	1	1
Carlos Hernandez, R OBP: 0.323, SLG: 0.376 (9, PH)									3-2 SH3-4 1B	1	1	0	0	0	0	0
Andy Sheets, R OBP: 0.289, SLG: 0.375 (1, 6)			0-0 P4		2-2 SH3-4 1B			1-2 G6-3	1-1 SH3-4	3	0	1	1	0	0	0
Andy Ashby, R OBP: 0.069, SLG: 0.069 (1, 1)			2-3 K		1-0 SH3-4			0-0 G3	4-2 1B BB	2	0	0	0	0	1	0
Mark Sweeney, L OBP: 0.310, SLG: 0.306 (9, PH)					1-2 SH3-4					0	0	0	0	1	0	0

Inning Stats	R: 0	H: 1	E: 0	K: 1	S: 7	R: 0	H: 1	E: 0	K: 0	S: 8	R: 0	H: 0	E: 0	K: 1	S: 9	R: 0	H: 1	E: 0	K: 1	S: 9	R: 1	H: 2	E: 0	K: 1	S: 15	R: 0	H: 1	E: 0	K: 1	S: 8	R: 0	H: 0	E: 0	K: 1	S: 7	R: 1	H: 2	E: 1	K: 0	S: 13	R: 0	H: 1	E: 0	K: 0	S: 8	R: 1	H: 1	E: 1	K: 0	S: 13	1B: 6	2B: 3	3B: 0	HR: 0	SF: 0	SAC: 2	DP: 1	HBP: 0	WP: 1	PA: 37
--------------	------	------	------	------	------	------	------	------	------	------	------	------	------	------	------	------	------	------	------	------	------	------	------	------	-------	------	------	------	------	------	------	------	------	------	------	------	------	------	------	-------	------	------	------	------	------	------	------	------	------	-------	-------	-------	-------	-------	-------	--------	-------	--------	-------	--------

PITCHER	IP	WLS	BF	H	R	ER	SO	BB	IBB	HBP	BLK	WP	HR	S	P	ERA	WHIP
Juan Acevedo, R ERA: 4.6 (1, 1)	5.0		20	5	1	1	4	1	0	0	0	1	0	48	67	1.80	1.200
John Frascatore, R ERA: 5.5 (6, 1)	2.0		7	1	0	0	2	0	0	0	0	0	0	15	18	0.00	0.500
Curtis King, R ERA: 1.23 (8, 1)	0.2		5	2	1	1	0	0	1	0	0	0	0	8	16	13.50	3.000
Lance Painter, L ERA: 4.5 (8, 1)	0.1		1	0	0	0	0	0	0	0	0	0	0	2	5	0.00	0.000
Jeff Brantley, R ERA: 3.14 (9, 1)	0.1	L	4	1	1	0	0	1	0	0	0	0	0	13	24	0.00	6.000

BOTTOM

St. Louis Cardinals @ San Diego Padres
Qualcomm Stadium, San Diego, CA
Sat May 30 1998, 10:05 PM EDT
Att: 54,089 - Unknown - 67 F

livebaseballscorecards.com

AB	32
R	3
H	9
RBI	3
BB	3
SO	6
LOB	13



Batter	1	2	3	4	5	6	7	8	9	AB R H RBI BB SO LOB	TOP											
Ron Gant, R (1, 7) OBP: 0.283, SLG: 0.462	3-2 2B 1B	1-1 G3			2-3 K			2-3 K		4 1 1 0 0 2 0	St. Louis Cardinals @ San Diego Padres Qualcomm Stadium, San Diego, CA Sun May 31 1998, 6:33 AM EDT Att. 42,618 - Sunny - 72 F											
Delino DeShields, L (1, 4) OBP: 0.404, SLG: 0.486	2-1 1B 2B	0-3 K			3-2 G4-3			1-0 P4		4 1 1 0 0 1 0												
Mark McGwire, R (1, 3) OBP: 0.492, SLG: 0.839	1-2 G3 2-H 3-H 1B				2-3 K			2-0 F8		4 1 1 2 0 2 0												
Ray Lankford, L (1, 8) OBP: 0.419, SLG: 0.500	0-0 G3				2-2 FC3-6 1B			4-1 L8-3 BB		3 0 1 0 1 1 1												
Willie McGee, S (1, 9) OBP: 0.317, SLG: 0.348	3-1 1B 1B				0-1 FC3-6			1-1 F8		4 0 1 1 0 0 2												
John Mabry, L (1, 5) OBP: 0.354, SLG: 0.422	2-3 K				0-0 G4-3			2-0 G4-3		4 0 0 0 0 1 2												
Tom Lampkin, L (1, 2) OBP: 0.319, SLG: 0.410	SAFE 1B				1-2 G4-3			1-0 G5-4-3 1B		3 0 2 0 0 0 0												
Luis Ordaz, R (1, 6) OBP: 0.319, SLG: 0.410	0-0 G1-3				1-3 K			0-2 G5-4-3		3 0 0 0 0 1 3												
Sean Lowe, R (1, 1) Manny Aybar, R (2, 1) Brian Hunter, R (7, PH) Kent Bottenfield, R (7, 1)					1-3 K			0-1 G6-3		1 0 0 0 0 0 0 1 0 0 0 0 1 0 1 0 0 0 0 0 0 0 0 0 0 0 0 0												
Inning Stats	R: 3 E: 0 K: 1 S: 18	H: 5 LOB: 2 BB: 0 P: 31	R: 0 E: 0 K: 1 S: 7	H: 0 LOB: 0 BB: 0 P: 8	R: 0 E: 0 K: 1 S: 9	H: 1 LOB: 1 BB: 0 P: 12	R: 0 E: 0 K: 2 S: 10	H: 0 LOB: 0 BB: 0 P: 13	R: 0 E: 0 K: 2 S: 11	H: 0 LOB: 0 BB: 0 P: 18		R: 0 E: 0 K: 0 S: 3	H: 0 LOB: 0 BB: 1 P: 10	R: 0 E: 0 K: 0 S: 6	H: 1 LOB: 0 BB: 0 P: 7	R: 0 E: 0 K: 1 S: 7	H: 0 LOB: 0 BB: 0 P: 12	R: 0 E: 0 K: 1 S: 9	H: 0 LOB: 0 BB: 0 P: 14	1B: 6 2B: 2 3B: 0 HR: 0	SF: 0 SAC: 0 DP: 2 HBP: 0	WP: 0 PB: 0 SB: 0 CS: 0
PITCHER	IP WLS BF H R ER SO BB IBB HBP BLK WP HR S P ERA WHIP												IP WLS BF H R ER SO BB IBB HBP BLK WP HR S P ERA WHIP									
Kevin Brown, R (1, 1) ERA: 2.47	8.0 W 30 7 3 3 8 1 0 0 0 0 0 0 71 111 3.38 1.000																					
Pete Smith, R (9, 1) ERA: 4.87	1.0 3 0 0 0 1 0 0 0 0 0 0 0 9 14 0.00 0.000																					

AB	32
R	3
H	7
RBI	3
BB	1
SO	9
LOB	8



Batter	1	2	3	4	5	6	7	8	9
Quilvio Veras, S <small>OBP: 0.379, SLG: 0.313</small> (1, 4)	2-2 	2-1 	1-3 			3-2 		2-1 	
Steve Finley, L <small>OBP: 0.276, SLG: 0.376</small> (1, 8)	1-0 	2-2 		2-3 			0-1 		
Tony Gwynn, L <small>OBP: 0.400, SLG: 0.543</small> (1, 9)	2-2 	1-1 		2-1 			1-0 		
Ken Caminiti, S <small>OBP: 0.336, SLG: 0.476</small> (1, 5)	1-1 	4-1 		2-2 			0-3 		
Greg Vaughn, R <small>OBP: 0.370, SLG: 0.625</small> (1, 7)	1-1 	2-3 		1-3 				2-2 	
Wally Joyner, L <small>OBP: 0.401, SLG: 0.507</small> (1, 3)		4-0 	3-1 		1-3 			1-0 	
Carlos Hernandez, R <small>OBP: 0.328, SLG: 0.375</small> (1, 2)		0-1 	0-1 		1-1 			4-2 	
Chris Gomez, R <small>OBP: 0.315, SLG: 0.327</small> (1, 6)		0-2 	2-0 			1-0 		0-0 	
Kevin Brown, R <small>OBP: 0.281, SLG: 0.267</small> Mark Sweeney, L <small>OBP: 0.306, SLG: 0.306</small> Pete Smith, R <small>OBP: 0.188, SLG: 0.071</small> (8, PH) (9, 1)		3-3 	4-0 			3-3 		2-2 	

AB	R	H	RBI	BB	SO	LOB
5	0	1	0	0	1	3
4	2	1	1	0	1	2
4	0	2	3	0	0	0
3	0	0	0	1	1	1
4	1	1	0	0	2	3
3	2	2	1	1	1	0
3	1	1	0	1	0	1
3	1	2	1	0	0	0
2	0	0	0	1	2	2
0	0	0	1	0	0	0
0	0	0	0	0	0	0

1B: 6	SF: 1
2B: 4	SAC: 1
3B: 0	DP: 1
HR: 0	HBP: 0

BOTTOM

St. Louis Cardinals @ San Diego Padres
 Qualcomm Stadium, San Diego, CA

livebaseballscorecards.com

AB	31
R	7
H	10
RBI	7
BB	4
SO	8
LOB	12



WP: 0	PA: 37
PB: 0	
SB: 0	
CS: 0	

Sun May 31 1998, 6:33 AM EDT
 Att. 42,618 - Sunny - 72 F

Inning Stats														
R	H	E	K	S	H	LOB	BB	P	R	H	E	K	S	P
1	2	0	12	19	4	1	0	19	0	2	0	1	9	31
2	4	0	19	37	4	2	0	37	0	0	0	1	19	66
3	2	0	9	19	0	2	1	19	0	0	0	1	19	31
4	0	0	9	15	0	0	0	15	0	0	0	0	15	51
5	0	0	9	12	0	0	0	12	0	0	0	0	12	27.00
6	0	0	8	15	0	0	0	15	0	0	0	0	15	27.00
7	0	0	7	8	0	0	0	8	0	0	0	0	8	9.00
8	2	0	12	23	2	1	0	23	0	0	0	0	23	1.500
9	0	0	0	0	0	0	0	0	0	0	0	0	0	0.00

PITCHER														
IP	WLS	BF	H	R	ER	SO	BB	IBB	HBP	BLK	WP	HR	S	P
1.2	L	13	6	5	5	1	2	0	0	0	0	0	28	51
4.1		15	2	0	0	6	1	0	0	0	0	0	38	66
2.0		9	2	2	2	1	1	0	0	0	0	0	19	31

PITCHER														
IP	WLS	BF	H	R	ER	SO	BB	IBB	HBP	BLK	WP	HR	S	P
1.2		13	6	5	5	1	2	0	0	0	0	0	28	51
4.1		15	2	0	0	6	1	0	0	0	0	0	38	66
2.0		9	2	2	2	1	1	0	0	0	0	0	19	31

PITCHER														
IP	WLS	BF	H	R	ER	SO	BB	IBB	HBP	BLK	WP	HR	S	P
1.2		13	6	5	5	1	2	0	0	0	0	0	28	51
4.1		15	2	0	0	6	1	0	0	0	0	0	38	66
2.0		9	2	2	2	1	1	0	0	0	0	0	19	31

PITCHER														
IP	WLS	BF	H	R	ER	SO	BB	IBB	HBP	BLK	WP	HR	S	P
1.2		13	6	5	5	1	2	0	0	0	0	0	28	51
4.1		15	2	0	0	6	1	0	0	0	0	0	38	66
2.0		9	2	2	2	1	1	0	0	0	0	0	19	31

PITCHER														
IP	WLS	BF	H	R	ER	SO	BB	IBB	HBP	BLK	WP	HR	S	P
1.2		13	6	5	5	1	2	0	0	0	0	0	28	51
4.1		15	2	0	0	6	1	0	0	0	0	0	38	66
2.0		9	2	2	2	1	1	0	0	0	0	0	19	31

PITCHER														
IP	WLS	BF	H	R	ER	SO	BB	IBB	HBP	BLK	WP	HR	S	P
1.2		13	6	5	5	1	2	0	0	0	0	0	28	51
4.1		15	2	0	0	6	1	0	0	0	0	0	38	66
2.0		9	2	2	2	1	1	0	0	0	0	0	19	31

PITCHER														
IP	WLS	BF	H	R	ER	SO	BB	IBB	HBP	BLK	WP	HR	S	P
1.2		13	6	5	5	1	2	0	0	0	0	0	28	51
4.1		15	2	0	0	6	1	0	0	0	0	0	38	66
2.0		9	2	2	2	1	1	0	0	0	0	0	19	31

PITCHER														
IP	WLS	BF	H	R	ER	SO	BB	IBB	HBP	BLK	WP	HR	S	P
1.2		13	6	5	5	1	2	0	0	0	0	0	28	51
4.1		15	2	0	0	6	1	0	0	0	0	0	38	66
2.0		9	2	2	2	1	1	0	0	0	0	0	19	31

PITCHER														
IP	WLS	BF	H	R	ER	SO	BB	IBB	HBP	BLK	WP	HR	S	P
1.2		13	6	5	5	1	2	0	0	0	0	0	28	51
4.1		15	2	0	0	6	1	0	0	0	0	0	38	66
2.0		9	2	2	2	1	1	0	0	0	0	0	19	31

PITCHER														
IP	WLS	BF	H	R	ER	SO	BB	IBB	HBP	BLK	WP	HR	S	P
1.2		13	6	5	5	1	2	0	0	0	0	0	28	51
4.1		15	2	0	0	6	1	0	0	0	0	0	38	66
2.0		9	2	2	2	1	1	0	0	0	0	0	19	31

PITCHER														
IP	WLS	BF	H	R	ER	SO	BB	IBB	HBP	BLK	WP	HR	S	P
1.2		13	6	5	5	1	2	0	0	0	0	0	28	51
4.1		15	2	0	0	6	1	0	0	0	0	0	38	66
2.0		9	2	2	2	1	1	0	0	0	0	0	19	31

PITCHER														
IP	WLS	BF	H	R	ER	SO	BB	IBB	HBP	BLK	WP	HR	S	P
1.2		13	6	5	5	1	2	0	0	0	0	0	28	51
4.1		15	2	0	0	6	1	0	0	0	0	0	38	66
2.0		9	2	2	2	1	1	0	0	0	0	0	19	31

PITCHER														
IP	WLS	BF	H	R	ER	SO	BB	IBB	HBP	BLK	WP	HR	S	P
1.2		13	6	5	5	1	2	0	0	0	0	0	28	51
4.1		15	2	0	0	6	1	0	0	0	0	0	38	66
2.0		9	2	2	2	1	1	0	0	0	0	0	19	31

PITCHER														
IP	WLS	BF	H	R	ER	SO	BB	IBB	HBP	BLK	WP	HR	S	P
1.2		13	6	5	5	1	2	0	0	0	0	0	28	51
4.1		15	2	0	0	6	1	0	0	0	0	0	38	66
2.0		9	2	2	2	1	1	0	0	0	0	0	19	31

PITCHER														
IP	WLS	BF	H	R	ER	SO	BB	IBB	HBP	BLK	WP	HR	S	P
1.2		13	6											

Batter	1	2	3	4	5	6	7	8	9	AB R H RBI BB SO LOB	TOP			
Ron Gant, R OBP: 0.282, SLG: 0.456 (1, 7) C B B X	2-1 F9 ①		2-3 K ②		3-1 1B ③			3-2 P5 ①		4 0 1 0 0 1 1				
Delino DeShields, L OBP: 0.401, SLG: 0.481 (1, 4) B F C B B X	3-2 F8 ②		3-1 F7 ③		0-3 K ③			1-2 FC5-4 1B		4 0 1 0 0 1 3				
Mark McGwire, R OBP: 0.489, SLG: 0.834 Willie McGee, S OBP: 0.317, SLG: 0.348 (1, 3) (1, 9) (7, 3) B B C X	3-1 G3-1 ③			2-0 F8 ①		0-1 FC4-6 1B		1-1 FC5-4 ② 1-2f		1 0 0 0 0 0 0 3 0 1 0 0 0 1				
Brian Jordan, R OBP: 0.398, SLG: 0.614 (1, 8) (7, 9) B B C B B X		3-3 K ①		0-0 G5-3 ②		0-0 FC4-6 ① 1-2f G6-4-3		2-0 L6 ③		4 0 0 0 0 1 2				
Gary Gaetti, R OBP: 0.367, SLG: 0.458 (1, 5) X		0-0 CS 1B		2-0 HR		2-2 G6-4-3 ② ③ 1-2f		0-3 K ①		4 1 2 1 0 1 1				
Tom Pagnozzi, R OBP: 0.263, SLG: 0.286 (1, 2) F 1 SAFE C X		0-2 HR ② 1-2		2-3 K ③			2-2 G6-3 ①		2-3 K ②	4 1 1 1 0 2 0				
Royce Clayton, R OBP: 0.314, SLG: 0.306 (1, 6) B B C B X		2-3 K ③			0-0 F9 ①		0-1 WP 1B		2-0 F8 ③	4 0 1 0 0 1 0				
Brian Hunter, R OBP: 0.281, SLG: 0.453 (1, 9) Ray Lankford, L OBP: 0.417, SLG: 0.497 (7, PH) (7, 8) C B C X			1-2 G4-3 BLK 1B		1-2 F9 ②		1-3 K ②			2 0 1 0 0 0 0 1 0 0 0 0 1 1				
Todd Stottlemire, L OBP: 0.222, SLG: 0.176 John Mabry, L OBP: 0.351, SLG: 0.419 Curtis King, R (7, 1) B 1 SAFE M C 1 SAFE B B X			3-2 G4-3 ①		4-2 1B BB		2-2 G4-3 ③			1 0 0 0 1 0 1 1 0 0 0 0 0 1 0 0 0 0 0 0 0				
Inning Stats	R: 0 E: 0 K: 0 S: 8 H: 0 LOB: 0 BB: 0 P: 16	R: 1 E: 0 K: 2 S: 13 H: 2 LOB: 0 BB: 0 P: 18	R: 0 E: 0 K: 1 S: 13 H: 1 LOB: 1 BB: 0 P: 22	R: 1 E: 0 K: 1 S: 7 H: 1 LOB: 0 BB: 0 P: 13	R: 0 E: 0 K: 1 S: 11 H: 1 LOB: 2 BB: 1 P: 19	R: 0 E: 0 K: 0 S: 7 H: 1 LOB: 0 BB: 0 P: 9	R: 0 E: 0 K: 1 S: 11 H: 1 LOB: 1 BB: 0 P: 16	R: 0 E: 0 K: 0 S: 9 H: 1 LOB: 1 BB: 0 P: 16	R: 0 E: 0 K: 2 S: 7 H: 0 LOB: 0 BB: 0 P: 11	1B: 6 2B: 0 3B: 0 HR: 2 SF: 0 SAC: 0 DP: 1 HBP: 0	WP: 1 PB: 0 SB: 0 CS: 1 PA: 34			
PITCHER	IP WLS BF H R ER SO BB IBB HBP BLK WP HR S P ERA WHIP											PITCHER	IP WLS BF H R ER SO BB IBB HBP BLK WP HR S P ERA WHIP	
Sterling Hitchcock, L ERA: 3.88 Donne Wall, R ERA: 2.16 Trevor Hoffman, R ERA: 1.08	(1, 1) (7, 1) (9, 1)	6.1 W 25 7 2 2 5 1 0 0 0 0 0 2 64 104 2.84 1.263												

St. Louis Cardinals @ San Diego Padres
Qualcomm Stadium, San Diego, CA
Mon Jun 01 1998, 10:05 PM EDT
Att. 22,156 - Unknown - 68 F

livebaseballscorecards.com

AB	33
R	2
H	8
RBI	2
BB	1
SO	8
LOB	11



Batter	1	2	3	4	5	6	7	8	9	AB	R	H	RBI	BB	SO	LOB	TOP										
Ron Gant, R (1, 7) OBP: 0.275, SLG: 0.442 John Frascatore, R (8, 1) OBP: 0.333, SLG: 0.333 Jeff Brantley, R (9, 1)	0-3 K		1-0 F8		3-1 G4-3	1-0 F9		1-3 K		5	0	0	1	0	2	3											
Delino DeShields, L (1, 4) OBP: 0.410, SLG: 0.492	1-3 K		2-1 2B		1-1 S 1B 2-H 1B	0-0 FC6-4 1-2 1B		4-1 HR BB		4	2	3	1	1	1	0											
Brian Jordan, R (1, 9) OBP: 0.403, SLG: 0.628	4-0 BB		0-1 G6-3		0-0 SAFE 1B 1-2 1B	1-1 FC6-4 1-2f		1-1 HR		4	2	2	3	1	0	3											
Ray Lankford, L (1, 8) OBP: 0.416, SLG: 0.491	2-3 K		0-3 K		4-2 G4-3 1B 1-2 2-3 BB		0-3 K	0-1 HR 1B		4	0	1	0	1	3	2											
Gary Gaetti, R (1, 5) OBP: 0.368, SLG: 0.452		0-0 G5-3		1-2 G5-3	0-0 G4-3 1B 1-2 2-H 3-H		4-2 FC6-4 BB	0-1 P3		4	0	1	2	1	0	1											
John Mabry, L (1, 3) OBP: 0.346, SLG: 0.418		1-0 1B 2B		0-3 K	2-2 G4-3 1-2 2-3		0-3 K	0-0 G5-3		5	0	1	0	0	2	3											
Royce Clayton, R (1, 6) OBP: 0.307, SLG: 0.299		0-1 G6-3		0-1 G1-3	0-0 G6-3		0-0 FC6-4 1-2f	3-2 G6-3		5	0	0	0	0	0	4											
Tom Pagnozzi, R (1, 2) OBP: 0.272, SLG: 0.284		0-2 2-3 1B		4-1 WP G4-3 BB	2-1 G5-3		0-0 G5-3	1-1 F8		4	1	1	0	1	0	0											
Kent Mercker, L (1, 1) OBP: 0.200, SLG: 0.130 Willie McGee, S (8, PH) OBP: 0.323, SLG: 0.353 (8, 7)		0-0 F7		4-0 G4-3 1-3 1B BB	0-0 1B		2-2 HR BB 1B			2	1	1	0	1	0	2											
										1	1	1	0	0	0	0											
Inning Stats	R: 0 E: 0 K: 3 S: 13	H: 0 LOB: 1 BB: 1 P: 20	R: 0 E: 0 K: 0 S: 8	H: 2 LOB: 2 BB: 0 P: 9	R: 0 E: 0 K: 1 S: 8	H: 1 LOB: 1 BB: 0 P: 11	R: 0 E: 0 K: 1 S: 8	H: 0 LOB: 0 BB: 0 P: 9	R: 4 E: 0 K: 0 S: 13	H: 3 LOB: 2 BB: 3 P: 31	R: 0 E: 0 K: 0 S: 7	H: 2 LOB: 2 BB: 0 P: 11	R: 0 E: 0 K: 2 S: 10	H: 0 LOB: 1 BB: 1 P: 14	R: 3 E: 0 K: 1 S: 18	H: 3 LOB: 1 BB: 1 P: 26	R: 0 E: 0 K: 0 S: 7	H: 0 LOB: 0 BB: 0 P: 11	1B: 8 2B: 2 3B: 0 HR: 1	SF: 0 SAC: 0 DP: 0 HBP: 0	WP: 2 PB: 0 SB: 1 CS: 0	PA: 44					
PITCHER	IP	WLS	BF	H	R	ER	SO	BB	IBB	HBP	BLK	WP	HR	S	P	ERA	WHIP										
37 Darren Dreifort, R (1, 1) ERA: 3.84	7.2	L	38	9	6	6	8	6	0	0	0	1	0	79	124	7.04	1.957										
Jim Bruske, R (8, 1) ERA: 3.28	0.1		3	2	1	1	0	0	0	0	0	0	1	6	7	27.00	6.000										
Gary Rath, L (9, 1) ERA:	1.0		3	0	0	0	0	0	0	0	0	0	0	7	11	0.00	0.000										

St. Louis Cardinals @ Los Angeles Dodgers
Dodger Stadium, Los Angeles, CA
Tue Jun 02 1998, 7:05 PM PDT
Att. 36,367 - Unknown - 68 F

AB	38
R	7
H	11
RBI	7
BB	6
SO	8
LOB	18



Batter	1	2	3	4	5	6	7	8	9	AB	R	H	RBI	BB	SO	LOB
Eric Young Sr., R OBP: 0.355, SLG: 0.366 (1, 4)	G4-3 1-2		SF7 SH5-3 2B					G6-3 1-2		4	1	2	0	0	0	0
Jose Vizcaino, S OBP: 0.317, SLG: 0.355 (1, 6)	L4 2-2		SF7 SH5-3 2-3		F9 1-1			F8 0-0		3	0	0	0	0	0	2
Gary Sheffield, R OBP: 0.423, SLG: 0.510 (1, 9)	P4 1-0		SF7 1-1		P4 1-1			P5 1-1		3	0	0	1	0	0	2
Eric Karros, R OBP: 0.336, SLG: 0.339 (1, 3)		SF9 2B 1B	G6-3 3-2			L4 1-1		F8 0-1		4	1	1	0	0	0	0
Raul Mondesi, R OBP: 0.315, SLG: 0.545 (1, 8)		HR 1-3 2B		F8 2-0		1B 1-0		K 1-3		4	1	2	0	0	1	0
Bobby Bonilla, S OBP: 0.313, SLG: 0.403 (1, 5)		SF9 0-0		L5 0-1		P5 1-1		G3 1-1		3	0	0	1	0	0	0
Todd Hollandsworth, L OBP: 0.308, SLG: 0.400 (1, 7)		G6-3 0-2		CS 2-2 1B			G4-3 1-1			3	0	1	0	0	0	1
Charles Johnson, R OBP: 0.286, SLG: 0.421 (1, 2)		HR 1-2		CS 1-2	FC1-6 0-0 1B		F9 1-0			3	1	2	2	0	0	0
37 Darren Dreifort, R OBP: 0.200, SLG: 0.167 (8, 1)		K 2-3			FC1-6 0-0 1B					3	0	0	0	0	2	1
Jim Bruske, R (8, 1)										0	0	0	0	0	0	0
Gary Rath, L (9, 1)										0	0	0	0	0	0	0

Inning Stats	R: 0	H: 0	E: 0	K: 0	S: 7	R: 3	H: 3	E: 0	K: 1	S: 17	R: 1	H: 1	E: 0	K: 0	S: 9	R: 0	H: 1	E: 0	K: 0	S: 10	R: 0	H: 2	E: 0	K: 0	S: 7	R: 0	H: 1	E: 0	K: 0	S: 5	R: 0	H: 0	E: 0	K: 1	S: 6	R: 0	H: 0	E: 0	K: 0	S: 6	R: 0	H: 0	E: 0	K: 1	S: 7	R: 0	H: 0	E: 0	K: 1	S: 9	1B: 5	SF: 2	2B: 2	SAC: 1	3B: 0	DP: 0	HR: 1	HBP: 0	WP: 0	PA: 34
--------------	------	------	------	------	------	------	------	------	------	-------	------	------	------	------	------	------	------	------	------	-------	------	------	------	------	------	------	------	------	------	------	------	------	------	------	------	------	------	------	------	------	------	------	------	------	------	------	------	------	------	------	-------	-------	-------	--------	-------	-------	-------	--------	-------	--------

PITCHER	IP	WLS	BF	H	R	ER	SO	BB	IBB	HBP	BLK	WP	HR	S	P	ERA	WHIP
Kent Mercker, L ERA: 5.61 (1, 1)	7.0	W	27	8	4	4	2	0	0	0	0	0	1	61	91	5.14	1.143
John Frascatore, R ERA: 5.35 (8, 1)	1.0		3	0	0	0	0	0	0	0	0	0	0	6	8	0.00	0.000
Jeff Brantley, R ERA: 2.93 (9, 1)	1.0	S	3	0	0	0	1	0	0	0	0	0	0	7	9	0.00	0.000

BOTTOM

St. Louis Cardinals @ Los Angeles Dodgers
 Dodger Stadium, Los Angeles, CA
 Tue Jun 02 1998, 7:05 PM PDT
 Att: 36,367 - Unknown - 68 F

livebaseballscorecards.com

AB	30
R	4
H	8
RBI	4
BB	0
SO	3
LOB	6



Batter	1	2	3	4	5	6	7	8	9	AB R H RBI BB SO LOB	TOP		
Ron Gant, R (1, 7) OBP: 0.283, SLG: 0.440 Lance Painter, L (8, 1) OBP: 1.000, SLG: 1.000	1-0 1B 1B		4-2 F9 BB BB		4-1 BB BB		3-3 K 1X	0-0 F8 3		3 1 1 0 2 1 3 0 0 0 0 0 0 0			
Delino DeShields, L (1, 4) OBP: 0.410, SLG: 0.487	1-1 L9 1B 1-3 1B		2-0 F7 1		1-2 F7 1		4-1 S BB 2		3-2 L5 1	4 0 1 0 1 0 2			
Brian Jordan, R (1, 9) OBP: 0.408, SLG: 0.623	1-0 1-2 3-H 1B		4-2 BB 1-2 BB		1-2 F8 2		2-3 K 1-2 2		4-2 DI HR BB 2	3 1 1 1 2 1 2			
Ray Lankford, L (1, 8) OBP: 0.407, SLG: 0.478	2-0 L9 2-3 1		2-2 F9 2		1-3 K 3		0-0 G3-1 3		3-3 K 1-2 2	5 0 0 0 0 2 7			
Gary Gaetti, R (1, 5) OBP: 0.375, SLG: 0.473	0-3 K 2		4-2 FC6-4 1-2 BB 3		0-0 FC6-4 1B 1			3-1 F7 1X	0-0 HR 2-H	4 1 2 2 1 1 2			
John Mabry, L (1, 3) OBP: 0.348, SLG: 0.421	3-3 K 3		1-1 FC6-4 1-2f 3		0-0 F8 1			3-1 B4-3 2B	4-2 1B BB	4 0 1 0 1 1 6			
Royce Clayton, R (1, 6) OBP: 0.304, SLG: 0.296		3-1 G4-3 1		3-2 G6-3 1		0-0 FC6-4 1B 1-2f 2		0-1 B4-3 2B 2-3 2	1-1 1B 1-2	5 1 1 0 0 0 2			
Tom Pagnozzi, R (1, 2) OBP: 0.279, SLG: 0.282		0-0 G4-3 2		2-3 K 2		0-0 1B 2-H 2		4-1 BB BB	1-3 K 3	4 0 1 1 1 2 2			
Mark Petkovsek, R (1, 1) OBP: 0.333, SLG: 0.357 Rick Croushore, R (5, 1) OBP: 0.276, SLG: 0.444 Brian Hunter, R (6, PH) OBP: 0.306, SLG: 0.308 Manny Aybar, R (6, 1) OBP: 0.328, SLG: 0.353 Willie McGee, S (8, PH) OBP: 0.328, SLG: 0.353 (8, 7)		1-0 G6-3 3		0-0 G6-3 3		3-2 P3 3		4-2 BB 1-2		2 0 0 0 0 0 0 0 0 0 0 0 0 0 1 0 0 0 0 0 1 0 0 0 0 0 0 0 0 0 0 0 1 0 0			
Inning Stats	R: 1 H: 3 E: 0 LOB: 2 K: 2 BB: 0 S: 12 P: 20	R: 0 H: 0 E: 0 LOB: 0 K: 0 BB: 0 S: 4 P: 8	R: 0 H: 0 E: 0 LOB: 3 K: 0 BB: 3 S: 13 P: 30	R: 0 H: 0 E: 0 LOB: 0 K: 1 BB: 0 S: 10 P: 15	R: 0 H: 0 E: 0 LOB: 1 K: 1 BB: 1 S: 10 P: 17	R: 1 H: 2 E: 1 LOB: 1 K: 0 BB: 0 S: 7 P: 10	R: 0 H: 0 E: 0 LOB: 1 K: 2 BB: 1 S: 8 P: 17	R: 0 H: 1 E: 0 LOB: 3 K: 0 BB: 2 S: 11 P: 25	R: 2 H: 2 E: 0 LOB: 2 K: 2 BB: 2 S: 18 P: 34	1B: 6 SF: 0 2B: 1 SAC: 0 3B: 0 DP: 0 HR: 1 HBP: 0	WP: 0 PA: 44 PB: 0 SB: 1 CS: 0		
PITCHER	IP WLS BF H R ER SO BB IBB HBP BLK WP HR S P ERA WHIP											PITCHER	IP WLS BF H R ER SO BB IBB HBP BLK WP HR S P ERA WHIP
Ramon Martinez, R (1, 1) ERA: 2.7	7.0 W 31 5 2 1 6 5 0 0 0 0 0 0 64 117 1.29 1.429												
Mark Guthrie, L (8, 1) ERA: 1.8	0.2 4 1 0 0 0 1 0 0 0 0 0 0 7 17 0.00 3.000												
Antonio Osuna, R (8, 1) ERA: 2.52	1.0 7 1 2 2 1 3 0 0 0 0 0 1 17 35 18.00 4.000												
Scott Radinsky, L (9, 1) ERA: 2.82	0.1 S 2 1 0 0 1 0 0 0 0 0 0 0 5 7 0.00 3.000												

St. Louis Cardinals @ Los Angeles Dodgers
Dodger Stadium, Los Angeles, CA
Wed Jun 03 1998, 7:05 PM PDT
Att. 35,647 - Unknown - 64 F

AB	35
R	4
H	8
RBI	4
BB	9
SO	8
LOB	27



Batter	1	2	3	4	5	6	7	8	9	AB R H RBI BB SO LOB	TOP															
Ron Gant, R (1, 7) OBP: 0.281, SLG: 0.430 Jeff Brantley, R (9, 1)	2-3 K	1-2 P4		0-0 G5-3			0-0 F8		4-0 BB	4 0 0 0 1 1 2 0 0 0 0 0 0 0																
Delino DeShields, L (1, 4) OBP: 0.405, SLG: 0.480	1-1 F8		1-2 G1-3		1-0 F9 BB SF9 1B		0-0 G4-3		3-3 K	5 1 1 0 0 1 2																
Brian Jordan, R (1, 9) OBP: 0.413, SLG: 0.616	4-0 BB		4-2 BB 1B BB		4-2 WP BB		0-0 F7		0-0 L4-6	2 0 0 0 3 0 2																
Ray Lankford, L (1, 8) OBP: 0.399, SLG: 0.467	0-3 K		1-1 L5		3-2 F9		2-0 G6-3			4 0 0 0 0 1 4																
Gary Gaetti, R (1, 5) OBP: 0.383, SLG: 0.480		1-0 FC6-5 1B 1B	2-1 BB 1-2 1B		0-0 SF9		4-2 1B BB			2 0 2 1 1 0 0																
John Mabry, L (1, 3) OBP: 0.359, SLG: 0.426		2-2 FC6-5 1B 1B	4-2 1-2 2-3 BB		3-H L3		0-0 1B			3 1 2 0 1 0 1																
Royce Clayton, R (1, 6) OBP: 0.299, SLG: 0.290		2-1 FC6-5 1B 1-2 2-3f	1-1 P3			3-2 L5		1-0 L8		4 0 0 0 0 0 7																
Tom Lampkin, L (1, 2) OBP: 0.317, SLG: 0.404		1-0 1-3 2-H 1B		0-3 K		1-3 K		3-2 G3		4 0 1 1 0 2 2																
Juan Acevedo, R (1, 1) OBP: 0.333, SLG: 0.500 John Frascatore, R (4, 1) OBP: 0.250, SLG: 0.250 Curtis King, R (6, 1) Willie McGee, S (9, PH) OBP: 0.333, SLG: 0.359 (9, 7)		1-3 K	1-2 G5-3		1-2 G4-3			0-0 L4-6 BB 1B		2 0 0 0 0 1 2 1 0 0 0 0 0 0 0 0 0 0 0 0 0 1 0 1 0 0 0 0																
Inning Stats	R: 0 H: 0 E: 0 LOB: 1 K: 2 BB: 1 S: 11 P: 18	R: 1 H: 3 E: 0 LOB: 2 K: 1 BB: 0 S: 15 P: 23	R: 0 H: 1 E: 0 LOB: 3 K: 0 BB: 2 S: 14 P: 27	R: 0 H: 0 E: 0 LOB: 0 K: 1 BB: 0 S: 8 P: 9	R: 1 H: 1 E: 0 LOB: 1 K: 0 BB: 1 S: 15 P: 26	R: 0 H: 0 E: 0 LOB: 0 K: 1 BB: 0 S: 9 P: 14	R: 0 H: 0 E: 0 LOB: 0 K: 0 BB: 0 S: 3 P: 3	R: 0 H: 1 E: 0 LOB: 2 K: 0 BB: 1 S: 10 P: 20	R: 0 H: 1 E: 0 LOB: 1 K: 1 BB: 1 S: 5 P: 12	1B: 7 SF: 1 2B: 1 SAC: 0 3B: 0 DP: 1 HR: 0 HBP: 0	WP: 1 PA: 39 PB: 0 SB: 0 CS: 0															
PITCHER	IP WLS BF H R ER SO BB IBB HBP BLK WP HR S P ERA WHIP											PITCHER	IP WLS BF H R ER SO BB IBB HBP BLK WP HR S P ERA WHIP													
Chan Ho Park, R (1, 1) ERA: 4.78	7.0	5	2	2	5	4	0	0	0	0	1	0	75	120	2.57	1.286										
Mark Guthrie, L (8, 1) ERA: 1.71	1.0	5	1	0	0	1	0	0	0	0	0	0	10	20	0.00	2.000										
Scott Radinsky, L (9, 1) ERA: 2.7	1.0	4	1	0	0	1	1	0	0	0	0	0	5	12	0.00	2.000										

St. Louis Cardinals @ Los Angeles Dodgers
Dodger Stadium, Los Angeles, CA
Thu Jun 04 1998, 3:33 AM PDT
Att. 41,181 - Sunny - 74 F

AB	32
R	2
H	7
RBI	2
BB	6
SO	6
LOB	22



Batter	1	2	3	4	5	6	7	8	9	AB	R	H	RBI	BB	SO	LOB
Eric Young Sr., R (1, 4) OBP: 0.363, SLG: 0.362	2-1 F8		4-1 S BB		0-0 G5-3			3-2 SH1-3 1B		3	1	1	0	1	0	0
Jose Vizcaino, S (1, 6) OBP: 0.321, SLG: 0.354	2-3 K		2-0 F8			3-2 G4-3		0-0 SH1-3		3	0	0	0	0	1	1
Gary Sheffield, R (1, 9) OBP: 0.427, SLG: 0.515	1-3 K			1-2 G4-3 S 1B		1-2 G6-3 1B 2B		0-1 G5-3		4	1	2	0	0	1	1
Eric Karros, R (1, 3) OBP: 0.350, SLG: 0.378 Todd Hollandsworth, L (8, PR) OBP: 0.308, SLG: 0.400 Scott Radinsky, L (9, 1)		3-2 G6-3		2-1 P6		2-2 G6-3		2-1 FC5-4 1B		4	0	1	1	0	0	2
Raul Mondesi, R (1, 8) OBP: 0.316, SLG: 0.535		1-2 F8		4-1 G4-3 BB		2-2 G4-3 1B		0-0 FC5-4		3	0	1	1	1	0	1
Bobby Bonilla, S (1, 5) OBP: 0.310, SLG: 0.392		2-2 1B		1-1 G4-3		0-0 F7			2-2 G3-1	4	0	1	0	0	0	2
Jim Eisenreich, L (1, 7) OBP: 0.283, SLG: 0.299		0-0 P5		0-0 G3		0-0 G1-3			0-1 1B	4	1	1	0	0	0	3
Charles Johnson, R (1, 2) OBP: 0.290, SLG: 0.424			1-1 F8		1-2 P5		3-1 1B		2-2 1B	4	0	2	1	0	0	0
Chan Ho Park, R (1, 1) OBP: 0.222, SLG: 0.370 Thomas Howard, S (7, PH) OBP: 0.230, SLG: 0.362 Mark Guthrie, R (8, 1) Roger Cedeno, S (9, 7) OBP: 0.400, SLG: 0.333			1-2 K		0-2 F9		1-1 G4-3			2	0	0	0	0	1	0

Inning Stats	R: 0	H: 0	E: 0	K: 2	S: 12	H: 0	LOB: 0	BB: 0	P: 17	R: 0	H: 1	E: 0	K: 0	S: 12	R: 0	H: 0	E: 0	K: 1	S: 7	R: 0	H: 1	E: 0	K: 0	S: 10	R: 0	H: 0	E: 0	K: 0	S: 8	R: 1	H: 2	E: 0	K: 0	S: 14	R: 0	H: 1	E: 0	K: 0	S: 6	R: 1	H: 2	E: 0	K: 0	S: 10	R: 1	H: 2	E: 0	K: 0	S: 9	1B: 8	2B: 1	3B: 0	HR: 0	SF: 0	SAC: 1	DP: 0	HBP: 0	WP: 0	PB: 0	SB: 3	CS: 0	PA: 35
--------------	------	------	------	------	-------	------	--------	-------	-------	------	------	------	------	-------	------	------	------	------	------	------	------	------	------	-------	------	------	------	------	------	------	------	------	------	-------	------	------	------	------	------	------	------	------	------	-------	------	------	------	------	------	-------	-------	-------	-------	-------	--------	-------	--------	-------	-------	-------	-------	--------

PITCHER	IP	WLS	BF	H	R	ER	SO	BB	IBB	HBP	BLK	WP	HR	S	P	ERA	WHIP
Juan Acevedo, R (1, 1) ERA: 4.18	3.0		11	1	0	0	3	1	0	0	0	0	0	31	50	0.00	0.667
John Frascatore, R (4, 1) ERA: 5.21	2.2		11	2	1	1	0	1	0	0	0	0	0	28	42	3.38	1.125
Curtis King, R (6, 1) ERA: 1.42	2.1		10	4	1	1	0	0	0	0	0	0	0	20	31	3.86	1.714
Jeff Brantley, R (9, 1) ERA: 3.45	0.1	L	3	2	1	1	0	0	0	0	0	0	0	9	13	27.00	6.000

BOTTOM

St. Louis Cardinals @ Los Angeles Dodgers
Dodger Stadium, Los Angeles, CA

Thu Jun 04 1998, 3:33 AM PDT
Att: 41,181 - Sunny - 74 F

livebaseballscorecards.com

AB	32
R	3
H	9
RBI	3
BB	2
SO	3
LOB	11




Batter	1	2	3	4	5	6	7	8	9	AB	R	H	RBI	BB	SO	LOB	TOP					
Darryl Hamilton, L OBP: 0.385, SLG: 0.349 (1, 8)	1-1 L3		1-2 BB 1B	0-1 BB 1B		2-2 L8		3-3 K		5	1	2	0	0	1	2						
Bill Mueller, S OBP: 0.411, SLG: 0.458 (1, 5)	3-2 P6		4-0 BB 1B	4-2 BB 1B		4-2 BB		1-2 L7		2	1	0	0	3	0	0						
Barry Bonds, L OBP: 0.450, SLG: 0.601 (1, 7)	1-1 P5		4-2 G4-3 1B G3-1 BB	2-2 P6		3-3 K			3-1 G4-3	4	1	0	0	1	1	5						
Jeff Kent, R OBP: 0.341, SLG: 0.471 (1, 4)		1-1 1B 2B	1-0 G3-1 G4-3 1B		1-0 F8		1-0 F9		0-1 F8	5	0	2	2	0	0	0						
Stan Javier, S OBP: 0.321, SLG: 0.320 (1, 9)		2-1 S 1B	3-2 G4-3		0-1 P5		1-3 K		0-2 G3	5	0	1	0	0	1	2						
J.T. Snow, L OBP: 0.291, SLG: 0.282 (1, 3)		2-3 K	3-1 G3-1		2-0 F8		2-2 1B 1B			4	0	1	1	0	1	3						
Brian Johnson, R OBP: 0.312, SLG: 0.456 (1, 2)		2-3 K	3-3 K			0-1 E6 BB BB		0-0 FC6 1B		4	0	1	0	0	2	3						
Rich Aurilia, R OBP: 0.375, SLG: 0.477 (1, 6)		4-1		1-2 F9		1-1 F7		1-1 FC6		3	0	0	0	1	0	3						
Jim Poole, L OBP: 0.333, SLG: 0.667 (7, 1)						1-1 SAFE F7				0	0	0	0	0	0	0						
Steve Reed, R OBP: 0.500, SLG: 0.500 (7, 1)										0	0	0	0	0	0	0						
Rich Rodriguez, L OBP: 0.500, SLG: 0.500 (8, 1)										0	0	0	0	0	0	0						
Robb Nen, R (9, 1)										0	0	0	0	0	0	0						
Orel Hershiser, R OBP: 0.241, SLG: 0.185 (1, 1)	1-1 P4			1-1 P4		4-0 BB BB		1-0 F9		2	0	0	0	1	0	3						
Rey Sanchez, R OBP: 0.370, SLG: 0.343 (7, 6)										1	0	0	0	0	0	0						
Inning Stats	R: 0 E: 0 K: 0 S: 8	H: 0 LOB: 0 BB: 0 P: 13	R: 0 E: 0 K: 2 S: 15	H: 2 LOB: 3 BB: 1 P: 27	R: 3 E: 0 K: 1 S: 15	H: 2 LOB: 1 BB: 2 P: 34	R: 0 E: 0 K: 0 S: 14	H: 1 LOB: 2 BB: 1 P: 22	R: 0 E: 0 K: 0 S: 4	H: 0 LOB: 0 BB: 0 P: 7	R: 0 E: 1 K: 1 S: 12	H: 0 LOB: 3 BB: 2 P: 26	R: 0 E: 0 K: 1 S: 12	H: 2 LOB: 2 BB: 0 P: 16	R: 0 E: 0 K: 1 S: 9	H: 0 LOB: 0 BB: 0 P: 14	R: 0 E: 0 K: 0 S: 7	H: 0 LOB: 0 BB: 0 P: 10	1B: 6 2B: 1 3B: 0 HR: 0	SF: 0 SAC: 0 DP: 0 HBP: 0	WP: 0 PB: 0 SB: 1 CS: 0	PA: 41
PITCHER	IP	WLS	BF	H	R	ER	SO	BB	IBB	HBP	BLK	WP	HR	S	P	ERA	WHIP					
Kent Bottenfield, R ERA: 6.48 (1, 1)	3.0	L	16	4	3	3	3	3	0	0	0	0	0	38	74	9.00	2.333					
Manny Aybar, R ERA: 7.85 (4, 1)	2.1		11	1	0	0	0	2	0	0	0	0	0	22	38	0.00	1.286					
Lance Painter, L ERA: 4.58 (6, 1)	0.2		3	0	0	0	1	1	0	0	0	0	0	8	17	0.00	1.500					
Rick Croushore, R ERA: 3.18 (7, 1)	2.0		8	2	0	0	2	0	0	0	0	0	0	21	30	0.00	1.000					
Jeff Brantley, R ERA: 3.24 (9, 1)	1.0		3	0	0	0	0	0	0	0	0	0	0	7	10	0.00	0.000					

San Francisco Giants @ St. Louis Cardinals
 Busch Stadium, St. Louis, MO
 Fri Jun 05 1998, 7:05 PM CDT
 Att. 43,239 - Cloudy - 63 F

livebaseballscorecards.com

AB	35
R	3
H	7
RBI	3
BB	6
SO	6
LOB	21



Batter	1	2	3	4	5	6	7	8	9	10	11	12	13	14	AB	R	H	RBI	BB	SO	LOB	BOTTOM
Delino DeShields, L OBP: 0.406, SLG: 0.481 (1, 4)	F9 1B		SH5-3 1B		E9 SH5-3 1B	1B		F8		K		G4-3			7	2	4	0	0	1	2	San Francisco Giants @ St. Louis Cardinals Busch Stadium, St. Louis, MO Sat Jun 06 1998, 7:05 PM CDT Att. 47,333 - Cloudy - 71 F livebaseballscorecards.com AB 52 R 4 H 14 RBI 4 BB 7 SO 17 LOB 32 
Brian Hunter, R OBP: 0.279, SLG: 0.439 Willie McGee, S OBP: 0.331, SLG: 0.355 (8, PH) (9, 7) (10, 9)	F9 1B		SH5-3		SH5-3	1B		F8		K			K		2	1	1	1	0	0	1	
Mark McGwire, R OBP: 0.494, SLG: 0.830 (1, 3)	P4		IBB		1B IBB	1B		K			G5-3		IBB		3	1	0	0	3	1	2	
Ray Lankford, L OBP: 0.391, SLG: 0.456 (1, 8)	K		K		1B 1B	K		IBB		K		K	K		6	0	1	1	1	5	6	
Gary Gaetti, R OBP: 0.377, SLG: 0.463 Sean Lowe, R (14, 1)		G5-4-3 1B	K		F8	FC6 1B		L9			F7		F8		7	0	2	1	0	1	7	
Tom Pagnozzi, R OBP: 0.298, SLG: 0.302 Brian Jordan, R OBP: 0.408, SLG: 0.603 (14, PR)		G5-4-3 1B		P9	BB 1B	FC6		P3				G6-3		FC6-4 WP 1B	7	0	3	1	0	0	2	
Royce Clayton, R OBP: 0.307, SLG: 0.298 (1, 6)		G5-4-3		1B	FC6 BB			K		K		SH3-4 1B		FC6-4 FC4-6	6	0	2	0	1	2	3	
John Mabry, L OBP: 0.357, SLG: 0.412 John Frascatore, R OBP: 0.250, SLG: 0.250 Rick Croushore, R (12, 1) Tom Lampkin, L OBP: 0.315, SLG: 0.393 (14, 7)		IBB		K	FC6			G3-1		P5		SH3-4		FC4-6	4	0	0	0	1	1	4	
Todd Stottlemire, L OBP: 0.200, SLG: 0.158 Curtis King, R (8, 1) Lance Painter, L OBP: 1.000, SLG: 1.000 Ron Gant, R OBP: 0.287, SLG: 0.428 Luis Ordez, R (14, 5)		K		K		K		K		G6-3		IBB		P4	4	0	0	0	0	4	3	

Inning Stats	R: 0	H: 1	E: 0	LOB: 1	K: 1	BB: 0	S: 12	P: 19	R: 0	H: 2	E: 0	LOB: 2	K: 1	BB: 1	S: 8	P: 18	R: 0	H: 1	E: 0	LOB: 2	K: 2	BB: 1	S: 15	P: 28	R: 0	H: 1	E: 0	LOB: 1	K: 2	BB: 0	S: 19	P: 24	R: 2	H: 3	E: 1	LOB: 3	K: 0	BB: 2	S: 13	P: 29	R: 2	H: 3	E: 0	LOB: 2	K: 2	BB: 0	S: 15	P: 22	R: 0	H: 0	E: 0	LOB: 0	K: 2	BB: 0	S: 8	P: 12	R: 0	H: 1	E: 0	LOB: 2	K: 1	BB: 1	S: 12	P: 19	R: 0	H: 0	E: 0	LOB: 0	K: 1	BB: 0	S: 9	P: 12	R: 0	H: 0	E: 0	LOB: 0	K: 2	BB: 0	S: 8	P: 11	R: 0	H: 1	E: 0	LOB: 2	K: 0	BB: 1	S: 8	P: 16	R: 0	H: 0	E: 0	LOB: 1	K: 2	BB: 1	S: 11	P: 21	R: 0	H: 0	E: 0	LOB: 1	K: 0	BB: 1	S: 10	P: 19	R: 0	H: 1	E: 0	LOB: 1	K: 0	BB: 0	S: 10	P: 19	1B: 13	SF: 0	2B: 1	SAC: 3	3B: 0	DP: 1	HR: 0	HBP: 1	WP: 1	PA: 63
PITCHER	IP	WLS	BF	H	R	ER	SO	BB	IBB	HBP	BLK	WP	HR	S	P	ERA	WHIP																																																																																																									
Kirk Rueter, L ERA: 3.76 (1, 1)	4.2	0	24	8	2	2	6	0	0	0	0	0	0	9	16	3.86	1.714																																																																																																									
Julian Tavarez, R ERA: 3.49 (5, 1)	0.2	0	6	2	2	2	1	1	0	1	0	0	0	9	16	27.00	4.500																																																																																																									
Jim Poole, L ERA: 2.66 (6, 1)	0.1	0	1	0	0	0	1	0	0	0	0	0	0	3	6	0.00	0.000																																																																																																									
John Johnstone, R ERA: 1.87 (6, 1)	1.1	0	5	1	0	0	2	0	0	0	0	0	0	14	20	0.00	0.750																																																																																																									
Steve Reed, R ERA: 1.29 (8, 1)	2.0	0	8	1	0	0	2	0	1	0	0	0	0	21	31	0.00	0.500																																																																																																									
PITCHER	IP	WLS	BF	H	R	ER	SO	BB	IBB	HBP	BLK	WP	HR	S	P	ERA	WHIP																																																																																																									
Robb Nen, R ERA: 1.13 (10, 1)	3.0	0	13	2	0	0	2	0	0	0	0	0	0	29	56	0.00	0.667																																																																																																									
Rich Rodriguez, L ERA: 3.45 (12, 1)	3.0	W	13	2	0	0	2	0	2	0	0	1	0	29	56	0.00	0.667																																																																																																									

BOTTOM

San Francisco Giants @ St. Louis Cardinals
Busch Stadium, St. Louis, MO
Sun Jun 07 1998, 3:33 AM CDT
Att. 41,576 - Sunny - 76 F

livebaseballscorecards.com

AB 35
R 5
H 10
RBI 5
BB 4
SO 3
LOB 21



WP: 0 PA: 41
PB: 0
SB: 0
CS: 0

AB R H RBI BB SO LOB

4	1	1	0	1	0	2
5	1	1	0	0	1	4
3	1	2	1	2	0	0
5	1	1	1	0	0	6
5	1	1	1	0	1	4
3	0	0	0	0	0	1
1	0	1	2	0	0	0
2	0	1	0	1	0	0
4	0	0	0	0	1	4
2	0	1	0	0	0	0
0	0	0	0	0	0	0
1	0	1	0	0	0	0

Batter	1	2	3	4	5	6	7	8	9
Delino DeShields, L OBP: 0.406, SLG: 0.481 (1, 4)	4-1 2B 1B BB	1-2 FC4-6 1-2f		2-2 L5		2-2 F7			2-1 FC5-2 1-3 2B
Ray Lankford, L OBP: 0.387, SLG: 0.449 (1, 8)	1-1 F7	1-1 FC4-6 1-2f BB			1-0 2B 1B		0-0 F8		2-3 K
Mark McGwire, R OBP: 0.500, SLG: 0.838 (1, 3)	2-2 1B 1-3 2B	4-2 1-2 BB		0-1 G4-3 1-H 2B		2-2 P6		4-0 FC5-2 IBB	
Brian Jordan, R OBP: 0.403, SLG: 0.593 (1, 9)	1-0 1B 1B	0-0 P4		1-1 G6-3		1-0 G3-1		0-1 FC5-2 FC6-4	
John Mabry, L OBP: 0.352, SLG: 0.404 (1, 7)	1-2 1B HBP 1B		0-0 G4-3		0-0 G4-3		2-3 K	2-3 FC6-4 1-2f	
Gary Gaetti, R OBP: 0.374, SLG: 0.455 (1, 5)	4-2 1B 1-2 HBP		1-1 G5-3		3-2 G5-3		1-2 F8		
Tom Pagnozzi, R OBP: 0.305, SLG: 0.310 (1, 2)	0-0 G6-3 1B		2-1 F7		1-0 FC6-4 1B		4-0 BB		
Tom Lampkin, L OBP: 0.323, SLG: 0.395 (3, 2)	1-2 2-H 3-H 1B								
Royce Clayton, R OBP: 0.302, SLG: 0.293 (1, 6)	3-2 G6-3 1-2f			1-1 G5-3		0-1 FC6-4 SH2-3 1-2f		0-3 K	
Kent Mercker, L OBP: 0.222, SLG: 0.160 (1, 1)				1-0 G4-3		0-0 SH2-3		1-1 2B FC5-2 1B	
Manny Aybar, R OBP: 0.357, SLG: 0.357 (7, 1)									
Willie McGee, S OBP: 0.336, SLG: 0.361 (9, PH)									

Inning Stats	R: 4 E: 0 K: 0 S: 20	H: 4 LOB: 1 BB: 1 P: 36	R: 0 E: 0 K: 0 S: 9	H: 1 LOB: 2 BB: 1 P: 15	R: 0 E: 0 K: 0 S: 5	H: 0 LOB: 0 BB: 0 P: 8	R: 0 E: 0 K: 0 S: 6	H: 0 LOB: 0 BB: 0 P: 10	R: 1 E: 0 K: 0 S: 9	H: 2 LOB: 1 BB: 0 P: 14	R: 0 E: 0 K: 0 S: 7	H: 1 LOB: 1 BB: 0 P: 10	R: 0 E: 0 K: 0 S: 5	H: 0 LOB: 0 BB: 0 P: 8	R: 0 E: 0 K: 2 S: 9	H: 0 LOB: 1 BB: 1 P: 16	R: 0 E: 0 K: 1 S: 11	H: 2 LOB: 3 BB: 1 P: 20	1B: 7 2B: 3 3B: 0 HR: 0	SF: 0 SAC: 1 DP: 1 HBP: 1
--------------	-------------------------------	----------------------------------	------------------------------	----------------------------------	------------------------------	---------------------------------	------------------------------	----------------------------------	------------------------------	----------------------------------	------------------------------	----------------------------------	------------------------------	---------------------------------	------------------------------	----------------------------------	-------------------------------	----------------------------------	----------------------------------	------------------------------------

PITCHER	IP	WLS	BF	H	R	ER	SO	BB	IBB	HBP	BLK	WP	HR	S	P	ERA	WHIP
Mark Gardner, R ERA: 5.79 (1, 1)	6.0		28	8	5	5	0	2	0	1	0	0	0	56	93	7.50	1.667
John Johnstone, R ERA: 1.77 (7, 1)	2.0		7	0	0	0	2	1	0	0	0	0	0	14	24	0.00	0.500
Robb Nen, R ERA: 1.11 (9, 1)	1.0	S	6	2	0	0	1	0	1	0	0	0	0	11	20	0.00	2.000

Batter	1	2	3	4	5	6	7	8	9	AB R H RBI BB SO LOB	TOP											
Willie McGee, S OBP: 0.346, SLG: 0.381	4-1 CS BB		0-0 G4-6-3 1-2f		0-1 FC6-4 1-2f		0-1 3B		2-2 S 1B	4 0 2 2 1 0 2												
Delino DeShields, L OBP: 0.406, SLG: 0.477	2-2 CS 1B			4-0 HR BB	1-3 K		0-3 K		1-2 F9	4 1 1 0 1 2 3												
Mark McGwire, R OBP: 0.496, SLG: 0.841	0-0 L7			0-0 HR		0-2 G4-3	2-1 P5			4 1 1 2 0 0 2												
Ray Lankford, L OBP: 0.389, SLG: 0.448	1-1 CS 1-2	2-2 G6-3 G6-3 1B		0-2 G4-3		0-0 F8		4-2 FC6-4 BB		3 0 1 0 1 0 0												
Brian Jordan, R OBP: 0.400, SLG: 0.601				1-3 K2-3		1-2 HR		1-0 F8		4 1 1 1 0 1 2												
Gary Gaetti, R OBP: 0.367, SLG: 0.444				0-0 6-3		3-1 P3		1-2 FC6-4 1-2f		4 0 0 0 0 0 2												
John Mabry, L OBP: 0.350, SLG: 0.421							1-0 HR		1-0 G4-3	4 1 1 1 0 1 2												
Tom Lampkin, L OBP: 0.328, SLG: 0.393							1-0 G6-3		1-2 G4-3	3 1 1 0 1 0 0												
Luis Ordaz, R Ron Gant, R (9, PH) OBP: 0.286, SLG: 0.425							4-1 FC6-4 BB		1-3 K	1 1 0 0 2 0 1 1 0 0 0 0 1 0												
Inning Stats	R: 0 E: 0 K: 0 S: 6	H: 1 LOB: 0 BB: 1 P: 13	R: 0 E: 0 K: 0 S: 11	H: 1 LOB: 1 BB: 0 P: 17	R: 0 E: 0 K: 0 S: 6	H: 1 LOB: 0 BB: 0 P: 9	R: 2 E: 0 K: 1 S: 11	H: 1 LOB: 0 BB: 1 P: 16	R: 1 E: 0 K: 1 S: 8	H: 1 LOB: 1 BB: 1 P: 15	R: 1 E: 0 K: 0 S: 9	H: 1 LOB: 0 BB: 0 P: 13	R: 2 E: 0 K: 2 S: 11	H: 1 LOB: 1 BB: 2 P: 24	R: 0 E: 0 K: 0 S: 8	H: 0 LOB: 1 BB: 1 P: 15	R: 0 E: 0 K: 1 S: 16	H: 1 LOB: 1 BB: 0 P: 21	1B: 4 2B: 0 3B: 1 HR: 3	SF: 0 SAC: 0 DP: 1 HBP: 0	WP: 0 PB: 0 SB: 1 CS: 2	PA: 39
PITCHER	IP WLS BF H R ER SO BB IBB HBP BLK WP HR S P ERA WHIP																					
Jason Bere, R ERA: 5.75	(1, 1) 6.0 W 24 6 4 4 2 3 0 0 0 0 0 3 51 83 6.00 1.500																					
Tom Fordham, L ERA: 7.92	(7, 1) 0.1 3 0 2 2 1 2 0 0 0 0 0 0 3 14 54.00 6.000																					
Keith Foulke, R ERA: 4.65	(7, 1) 0.2 3 1 0 0 1 0 0 0 0 0 0 0 8 10 0.00 1.500																					
41 Bill Simas, R ERA: 1.27	(8, 1) 1.0 4 0 0 0 0 1 0 0 0 0 0 0 8 15 0.00 1.000																					
Matt Karchner, R ERA: 3.38	(9, 1) 1.0 S 4 1 0 0 1 0 0 0 0 0 0 0 16 21 0.00 1.000																					

St. Louis Cardinals @ Chicago White Sox
Comiskey Park, Chicago, IL
Mon Jun 08 1998, 8:05 PM EDT
Att. 23,087 - Cloudy - 64 F

livebaseballscorecards.com

AB	32
R	6
H	8
RBI	6
BB	6
SO	5
LOB	14



Batter	1	2	3	4	5	6	7	8	9	AB R H RBI BB SO LOB	TOP	
Willie McGee, S OBP: 0.340, SLG: 0.374 (1, 10)	2-1 G4-3 G2-3 1B	1-3 K			1-2 G4-3	1-2 FC5-4			3-1 G5-3	5 0 1 0 0 1 3		
Delino DeShields, L OBP: 0.406, SLG: 0.475 (1, 4)	0-0 G2-3	0-0 1B			2-1 1B 1B			1-1 B1-3	1-3 K	5 1 2 2 0 1 1		
Mark McGwire, R OBP: 0.492, SLG: 0.829 (1, 3)	1-2 G4-3	2-1 G4-3			0-0 FC4-6 1B			0-0 F8		4 0 1 0 0 0 2		
Ray Lankford, L OBP: 0.395, SLG: 0.456 (1, 8)	4-2 S BB			2-2 G4-3	1-1 FC4-6 1B			2-0 E7 WP 2B		3 1 2 1 1 0 0		
Brian Jordan, R OBP: 0.393, SLG: 0.589 (1, 9)	1-1 G5-3			0-0 L9	0-0 FC4-6			3-2 F8		4 0 0 0 0 0 4		
John Mabry, L OBP: 0.347, SLG: 0.416 (1, 7)		2-0 G6-3 1B		0-1 G6-3	2-1 G3			0-2 G5-3		4 1 1 0 0 0 2		
Gary Gaetti, R OBP: 0.360, SLG: 0.434 (1, 5)		0-2 G6-3		0-2 G6-3		0-0 G6-3		0-0 G6-3		4 0 0 0 0 0 1		
Tom Lampkin, L OBP: 0.326, SLG: 0.388 (1, 2)		0-0 WP 1B 1B		1-1 F8		3-3 K		3-2 G4-3		4 1 1 1 0 1 0		
David Howard, S OBP: 0.326, SLG: 0.363 (1, 6)		0-0 WP 1B		2-3 K		1-1 FC5-4 1B			2-0 F9	4 1 2 0 0 1 0		
Inning Stats	R: 0 H: 1 E: 0 LOB: 2 K: 0 BB: 1 S: 11 P: 19	R: 3 H: 4 E: 0 LOB: 1 K: 1 BB: 0 S: 12 P: 17	R: 0 H: 0 E: 0 LOB: 0 K: 0 BB: 0 S: 6 P: 8	R: 0 H: 0 E: 0 LOB: 0 K: 1 BB: 0 S: 8 P: 11	R: 1 H: 3 E: 0 LOB: 2 K: 0 BB: 0 S: 11 P: 17	R: 0 H: 1 E: 0 LOB: 1 K: 1 BB: 0 S: 9 P: 14	R: 1 H: 1 E: 1 LOB: 0 K: 0 BB: 0 S: 8 P: 14	R: 0 H: 0 E: 0 LOB: 0 K: 0 BB: 0 S: 7 P: 10	R: 0 H: 0 E: 0 LOB: 0 K: 1 BB: 0 S: 8 P: 13	1B: 9 SF: 0 2B: 1 SAC: 0 3B: 0 DP: 0 HR: 0 HBP: 0	WP: 2 PA: 38 PB: 0 SB: 1 CS: 0	
PITCHER Jaime Navarro, R ERA: 5.51 41 Bill Simas, R ERA: 1.21	IP WLS BF H R ER SO BB IBB HBP BLK WP HR S P ERA WHIP	IP WLS BF H R ER SO BB IBB HBP BLK WP HR S P ERA WHIP										
	(1, 1) 8.0 L 35 10 5 4 3 1 0 0 0 2 0 72 110 4.50 1.375	(9, 1) 1.0 3 0 0 0 1 0 0 0 0 0 0 8 13 0.00 0.000										

St. Louis Cardinals @ Chicago White Sox
Comiskey Park, Chicago, IL
 Tue Jun 09 1998, 8:05 PM EDT
 Att. 15,295 - Cloudy - 63 F

AB	37
R	5
H	10
RBI	4
BB	1
SO	4
LOB	13



Batter	1	2	3	4	5	6	7	8	9	AB R H RBI BB SO LOB
Ray Durham, S OBP: 0.379, SLG: 0.484 (1, 4)	1-2 G1-4-3		1-0 1B HR 2B		2-2 F7		2-2 1B		0-3 K	5 1 2 0 0 1 0
Mike Caruso, S OBP: 0.326, SLG: 0.415 (1, 6)	2-1 G6-3		0-0 2-3 HR 1B		2-0 G3		0-0 B1-3			4 1 1 0 0 0 1
Frank Thomas, R OBP: 0.390, SLG: 0.457 (1, 10)	2-2 BB 1B		3-2 P4		0-3 K			2-1 BB HBP		3 0 1 0 0 1 2
Albert Belle, R OBP: 0.358, SLG: 0.547 (1, 7)	4-0 1-2 BB		0-0 1-H 3-H HR		2-2 P3			4-0 1-2 BB		2 1 1 3 2 0 0
Robin Ventura, L OBP: 0.368, SLG: 0.442 (1, 5)	3-3 K		0-1 G3-1		0-3 K			3-3 K		4 0 0 0 0 3 4
25 Jeff Abbott, R OBP: 0.352, SLG: 0.647 (1, 9)		0-0 G5-4-3 1B		2-3 K		2-2 L6		1-2 F8		4 0 1 0 0 1 2
Greg Norton, S OBP: 0.289, SLG: 0.438 (1, 3)		0-2 SAFE G5-4-3 1-2		3-3 K		2-3 K		2-2 L6		4 0 0 0 0 2 3
Mike Cameron, R OBP: 0.307, SLG: 0.327 (1, 8)		0-3 K		2-0 WP 1B		1-0 HR		0-0 B5-3		4 1 2 1 0 1 0
Chad Kreuter, S OBP: 0.388, SLG: 0.302 (1, 2)			3-2 F9	3-2 SAFE G1-3		0-0 F9		1-0 F8		4 0 0 0 0 0 1


Inning Stats	R: 0	H: 1	E: 0	LOB: 2	K: 1	S: 12	R: 0	H: 1	E: 0	LOB: 0	K: 1	S: 7	R: 3	H: 3	E: 0	LOB: 0	K: 0	S: 12	R: 0	H: 1	E: 0	LOB: 1	K: 2	S: 16	R: 0	H: 0	E: 0	LOB: 0	K: 1	S: 7	R: 1	H: 2	E: 0	LOB: 1	K: 1	S: 9	R: 0	H: 0	E: 0	LOB: 2	K: 1	S: 11	R: 0	H: 0	E: 0	LOB: 0	K: 1	S: 5	1B: 5	SF: 0	2B: 1	SAC: 0	3B: 0	DP: 1	HR: 2	HBP: 1
PITCHER	IP	WLS	BF	H	R	ER	SO	BB	IBB	HBP	BLK	WP	HR	S	P	ERA	WHIP																																							
Juan Acevedo, R ERA: 4.46 (1, 1)	4.0		18	6	3	3	4	1	0	0	0	1	1	47	76	6.75	1.750																																							
Lance Painter, L ERA: 4.15 (5, 1)	3.0	W	11	2	1	1	3	0	0	0	0	0	1	28	41	3.00	0.667																																							
John Frascatore, R ERA: 4.95 (8, 1)	0.0		2	0	0	0	0	1	0	1	0	0	0	1	7	∞	∞																																							
Jeff Brantley, R ERA: 2.89 (8, 1)	2.0	S	6	0	0	0	2	0	0	0	0	0	0	15	22	0.00	0.000																																							

BOTTOM

St. Louis Cardinals @ Chicago White Sox
 Comiskey Park, Chicago, IL
 Tue Jun 09 1998, 8:05 PM EDT
 Att: 15,295 - Cloudy - 63 F

livebaseballscorecards.com

AB	34
R	4
H	8
RBI	4
BB	2
SO	9
LOB	13



WP: 1	PA: 37
PB: 0	ERA
SB: 0	WHIP
CS: 0	

Batter	1	2	3	4	5	6	7	8	9	10	11	AB R H RBI BB SO LOB	TOP														
Willie McGee, S OBP: 0.333, SLG: 0.365 (1, 9)	G3		G3 HR 1B	G4-3		L6-3		G1-3			G4-3	6 1 1 0 0 0 4	St. Louis Cardinals @ Chicago White Sox Comiskey Park, Chicago, IL Wed Jun 10 1998, 8:05 PM EDT Att: 16,151 - Unknown - 66 F														
Ray Lankford, L OBP: 0.394, SLG: 0.455 (1, 8)	G6-3		G3		2B	P6			G6-3 BB		P7	5 2 1 1 1 0 2															
Mark McGwire, R OBP: 0.493, SLG: 0.832 (1, 3)	K		HR		2B		G4-3		K		IBB	4 2 1 3 2 2 1															
Brian Jordan, R OBP: 0.396, SLG: 0.589 (1, 10)		L7	F8		2B				G6-3			5 1 2 2 1 0 0															
Brian Hunter, R OBP: 0.258, SLG: 0.403 John Mabry, L OBP: 0.345, SLG: 0.413 (11, PH) (11, 7)		K	P2		L6		K		G6-3		K	5 0 0 0 0 2 3 1 0 0 0 0 1 2															
Gary Gaetti, R OBP: 0.356, SLG: 0.424 (1, 5)				G1-3		K		P4		G6-3		4 0 0 0 1 1 3															
Royce Clayton, R OBP: 0.308, SLG: 0.304 (1, 6)		B5-3		G3		2B		P6			G3 1B	5 0 3 2 0 0 1															
Tom Lampkin, L OBP: 0.322, SLG: 0.381 (1, 2)			G3 1B 1B	G3		G4-3		K		G3		5 1 1 0 0 1 3															
David Howard, S OBP: 0.351, SLG: 0.381 (1, 4)			G3 HR 1B				L6-3 1B				K	4 1 3 0 1 1 1															
Inning Stats	R: 0 E: 0 K: 1 S: 8	H: 0 LOB: 0 BB: 0 P: 14	R: 0 E: 0 K: 1 S: 5	H: 0 LOB: 1 BB: 1 P: 11	R: 4 E: 0 K: 0 S: 18	H: 4 LOB: 0 BB: 0 P: 30	R: 0 E: 0 K: 0 S: 8	H: 1 LOB: 2 BB: 1 P: 17	R: 3 E: 0 K: 1 S: 15	H: 3 LOB: 1 BB: 1 P: 24	R: 0 E: 0 K: 0 S: 12	H: 1 LOB: 0 BB: 0 P: 16		R: 0 E: 0 K: 1 S: 10	H: 1 LOB: 1 BB: 0 P: 17	R: 0 E: 0 K: 1 S: 12	H: 1 LOB: 1 BB: 0 P: 16	R: 1 E: 0 K: 1 S: 9	H: 0 LOB: 0 BB: 1 P: 16	R: 0 E: 0 K: 1 S: 9	H: 1 LOB: 1 BB: 0 P: 12	R: 0 E: 0 K: 1 S: 8	H: 0 LOB: 2 BB: 2 P: 21	1B: 8 2B: 4 3B: 0 HR: 1	SF: 0 SAC: 0 DP: 1 HBP: 0	WP: 0 PB: 0 SB: 3 CS: 0	PA: 50
PITCHER	IP WLS BF H R ER SO BB IBB HBP BLK WP HR S P ERA WHIP														PITCHER	IP WLS BF H R ER SO BB IBB HBP BLK WP HR S P ERA WHIP											
Jim Parque, L ERA: 6.52 (1, 1)	5.0	26	8	7	7	3	3	0	0	0	0	0	0	0	26	39	0.00	0.857									
James Baldwin, R ERA: 8.68 (6, 1)	2.1	8	2	0	0	1	0	0	0	0	0	0	0	0	26	39	0.00	0.857									
Tom Fordham, L ERA: 8.06 (8, 1)	0.2	4	1	1	1	1	1	0	0	0	0	0	0	10	16	13.50	3.000										
Carlos Castillo, R ERA: 5.36 (9, 1)	1.0	3	0	0	0	1	0	0	0	0	0	0	0	7	10	0.00	0.000										
Matt Karchner, R ERA: 3.09 (10, 1)	2.0	W 9	1	0	0	2	1	1	0	0	0	0	0	17	33	0.00	1.000										

livebaseballscorecards.com

AB	44
R	8
H	12
RBI	8
BB	6
SO	8
LOB	20



Batter	1	2	3	4	5	6	7	8	9	AB R H RBI BB SO LOB	TOP														
Delino DeShields, L (1, 4) OBP: 0.405, SLG: 0.473	1-2 F8		2-1 HR 1B	4-1 WP BB		1-3 K		1-0 SF7		3 1 1 1 1 1 0															
Ray Lankford, L (1, 8) OBP: 0.390, SLG: 0.446	1-3 K		4-2 HR BB	2-3 K		0-3 K		1-3 K		4 1 0 0 1 4 3															
Mark McGwire, R (1, 3) OBP: 0.487, SLG: 0.832	0-3 K		1-0 HR	2-1 P6			0-1 F8		1-0 P3	5 1 1 4 0 1 2															
Brian Jordan, R (1, 9) OBP: 0.391, SLG: 0.580		1-0 L5	2-2 G6-3	1-2 G5-3			1-1 G1-3 1B		3-3 K	5 0 1 0 0 1 2															
Willie McGee, S (1, 7) OBP: 0.342, SLG: 0.369		0-3 K	3-2 2B HR 1B		4-0 G6-4-3 BB		1-1 G1-3		1-0 1B	4 1 2 0 1 1 1															
John Mabry, L (1, 5) OBP: 0.341, SLG: 0.413		1-3 K	0-1 HR 2B		1-1 G6-4-3		2-3 K		1-3 K	5 1 1 0 0 3 3															
Royce Clayton, R (1, 6) OBP: 0.319, SLG: 0.328			4-2 2B BB		1-0 2B			4-2 1B PB SF7 BB		2 3 2 3 2 0 0															
Tom Lampkin, L (1, 2) OBP: 0.327, SLG: 0.392			1-2 HR		0-2 G3-1			2-1 SH1-3 1B		4 0 2 1 0 0 1															
Todd Stottlemire, L (1, 1) OBP: 0.209, SLG: 0.150			1-1 FC1-5 BB 1B HR		4-2 WP BB BB		0-0 G3		0-0 SH1-3	2 1 0 0 1 0 1															
Lance Painter, L (9, 1) OBP: 1.000, SLG: 1.000										0 0 0 0 0 0 0															
Jeff Brantley, R (9, 1)										0 0 0 0 0 0 0															
Inning Stats	R: 0 E: 0 K: 2 S: 10	H: 0 LOB: 0 BB: 0 P: 12	R: 0 E: 0 K: 2 S: 8	H: 0 LOB: 0 BB: 0 P: 10	R: 8 E: 0 K: 0 S: 27	H: 6 LOB: 0 BB: 2 P: 51	R: 0 E: 0 K: 1 S: 12	H: 0 LOB: 2 BB: 2 P: 25	R: 0 E: 0 K: 0 S: 6	H: 1 LOB: 1 BB: 1 P: 12	R: 0 E: 0 K: 2 S: 8	H: 0 LOB: 0 BB: 0 P: 9	R: 0 E: 0 K: 1 S: 12	H: 1 LOB: 1 BB: 0 P: 16	R: 1 E: 0 K: 1 S: 9	H: 1 LOB: 1 BB: 1 P: 17	R: 0 E: 0 K: 2 S: 8	H: 1 LOB: 1 BB: 0 P: 14	1B: 5 2B: 3 3B: 0 HR: 2	SF: 1 SAC: 1 DP: 1 HBP: 0	WP: 1 PB: 1 SB: 1 CS: 0	PA: 42			
PITCHER	IP	WLS	BF	H	R	ER	SO	BB	IBB	HBP	BLK	WP	HR	S	P	ERA	WHIP								
Andy Benes, R (1, 1) ERA: 5.24	3.0	L	17	6	8	8	4	2	0	0	0	0	2	45	73	24.00	2.667								
Willie Banks, R (4, 1) ERA: 8.41	3.0		12	1	0	0	3	3	0	0	0	1	0	26	46	0.00	1.333								
Felix Rodriguez, R (7, 1) ERA: 6.29	2.0		9	2	1	1	2	1	0	0	0	0	0	21	33	4.50	1.500								
Gregg Olson, R (9, 1) ERA: 4.28	1.0		4	1	0	0	2	0	0	0	0	0	0	8	14	0.00	1.000								

St. Louis Cardinals @ Arizona Diamondbacks
Bank One Ballpark, Phoenix, AZ
Fri Jun 12 1998, 10:05 PM EDT
Att. 48,169 - Cloudy - 94 F

livebaseballscorecards.com

AB	34
R	9
H	10
RBI	9
BB	6
SO	11
LOB	13



Batter	1	2	3	4	5	6	7	8	9	AB	R	H	RBI	BB	SO	LOB
Andy Fox, L <small>(1, 4) OBP: 0.331, SLG: 0.395 (7, 9)</small>	1-0 HR		0-0 P7			1-2 G3-1		1-0 P8		4	1	1	1	0	0	1
Devon White, S <small>(1, 8) OBP: 0.341, SLG: 0.468 (7, 1)</small>	3-0 G1-3		3-1 F7			1-0 1B		2-3 K		3	0	1	0	0	0	1
Brent Brede, L <small>(8, PH) OBP: 0.313, SLG: 0.350 (9, 1)</small>										0	0	0	0	0	0	0
Gregg Olson, R <small>(9, 1) OBP: 0.500, SLG: 2.000</small>										1	0	0	0	0	1	0
Travis Lee, L <small>(1, 3) OBP: 0.335, SLG: 0.436</small>	2-0 F8				2-2 G3		4-2 1B BB	0-2 G6-3		3	1	0	0	1	0	0
Matt Williams, R <small>(1, 5) OBP: 0.325, SLG: 0.465</small>	1-3 K				2-3 K		3-0 1B FC6-4		0-0 WP 1B	4	1	2	0	0	2	0
David Dellucci, L <small>(1, 7)</small>					3-2 G3-1		2-2 1B FC6-4		0-0 P9	4	0	2	1	0	0	1
Jay Bell, R <small>(1, 6) OBP: 0.333, SLG: 0.426</small>					0-0 F8		0-0 FC6-4		3-3 K	4	0	0	1	0	1	3
Karim Garcia, L <small>(1, 9) OBP: 0.222, SLG: 0.354 (7, 8)</small>					1-0 L8		2-1 FC6 1B		4-1 BB	3	1	0	0	1	1	1
Kelly Stinnett, R <small>(1, 2) OBP: 0.328, SLG: 0.447</small>			1-3 K		1-0 F8		0-1 1B		3-3 K	4	0	1	1	0	2	2
Andy Benes, R <small>(1, 1) OBP: 0.310, SLG: 0.360 (3, PH) OBP: 0.286, SLG: 0.286 (4, 1) OBP: 0.254, SLG: 0.238 (6, PH) (7, 4)</small>			2-2 1B		3-3 K		0-1 L9			0	0	0	0	0	0	0
										1	0	1	0	0	0	0
										0	0	0	0	0	0	0
										2	0	0	0	0	1	1

Inning Stats	R: 1	H: 1	E: 0	LOB: 0	K: 1	BB: 0	S: 6	R: 0	H: 1	E: 0	LOB: 0	K: 1	BB: 0	S: 10	R: 0	H: 1	E: 0	LOB: 0	K: 1	BB: 0	S: 9	R: 0	H: 0	E: 0	LOB: 0	K: 1	BB: 0	S: 11	R: 0	H: 0	E: 0	LOB: 0	K: 0	BB: 0	S: 3	R: 0	H: 1	E: 0	LOB: 1	K: 1	BB: 0	S: 7	R: 3	H: 3	E: 1	LOB: 1	K: 0	BB: 1	S: 15	R: 0	H: 0	E: 0	LOB: 0	K: 1	BB: 0	S: 7	R: 0	H: 1	E: 0	LOB: 2	K: 2	BB: 1	S: 15	1B: 7	SF: 0	2B: 1	SAC: 0	3B: 0	DP: 1	HR: 1	HBP: 0	WP: 1	PA: 35
--------------	------	------	------	--------	------	-------	------	------	------	------	--------	------	-------	-------	------	------	------	--------	------	-------	------	------	------	------	--------	------	-------	-------	------	------	------	--------	------	-------	------	------	------	------	--------	------	-------	------	------	------	------	--------	------	-------	-------	------	------	------	--------	------	-------	------	------	------	------	--------	------	-------	-------	-------	-------	-------	--------	-------	-------	-------	--------	-------	--------

PITCHER	IP	WLS	BF	H	R	ER	SO	BB	IBB	HBP	BLK	WP	HR	S	P	ERA	WHIP
Todd Stottliemyre, R <small>(1, 1) ERA: 3.12</small>	8.0	W	31	8	4	3	6	1	0	0	0	0	1	69	117	3.38	1.125
Lance Painter, L <small>(9, 1) ERA: 4.03</small>	0.2		3	0	0	0	1	1	0	0	0	1	0	11	18	0.00	1.500
Jeff Brantley, R <small>(9, 1) ERA: 2.84</small>	0.1		1	0	0	0	1	0	0	0	0	0	0	3	6	0.00	0.000

BOTTOM

St. Louis Cardinals @ Arizona Diamondbacks
Bank One Ballpark, Phoenix, AZ

Fri Jun 12 1998, 10:05 PM EDT
 Att: 48,169 - Cloudy - 94 F

AB	33
R	4
H	8
RBI	4
BB	2
SO	8
LOB	10

PITCHER	IP	WLS	BF	H	R	ER	SO	BB	IBB	HBP	BLK	WP	HR	S	P	ERA	WHIP
Todd Stottliemyre, R <small>(1, 1) ERA: 3.12</small>	8.0	W	31	8	4	3	6	1	0	0	0	0	1	69	117	3.38	1.125
Lance Painter, L <small>(9, 1) ERA: 4.03</small>	0.2		3	0	0	0	1	1	0	0	0	1	0	11	18	0.00	1.500
Jeff Brantley, R <small>(9, 1) ERA: 2.84</small>	0.1		1	0	0	0	1	0	0	0	0	0	0	3	6	0.00	0.000

Batter	1	2	3	4	5	6	7	8	9	AB R H RBI BB SO LOB	TOP																									
Delino DeShields, L (1, 4) OBP: 0.402, SLG: 0.467	1-1 G4-3		2-1 1B		1-0 G4-3		1-2 G4-3		2-1 G5-3	5 0 1 1 0 0 2																										
Ray Lankford, L (1, 8) OBP: 0.387, SLG: 0.442	2-1 P8		2-3 1B		0-0 WP 1B		1-0 G6-3		1-2 L4	2 0 0 0 0 1 2																										
Willie McGee, S (4, 9) OBP: 0.342, SLG: 0.368					3-H					3 0 1 1 0 0 1																										
Mark McGwire, R (1, 3) OBP: 0.491, SLG: 0.828	2-0 1B		1-2 F8		4-0 1B			4-2 HR BB		2 1 1 0 2 0 2																										
Brian Jordan, R (1, 9) OBP: 0.393, SLG: 0.593	1-1 P2			0-0 1B	1-0 F7			1-2 HR		4 1 2 2 0 0 3																										
Gary Gaetti, R (1, 5) OBP: 0.354, SLG: 0.425		2-2 P6		0-0 G6-4-3 1-2f		1-0 FC7-5 2B		2-1 G6-3		4 0 1 0 0 0 1																										
Brian Hunter, R (1, 7) OBP: 0.243, SLG: 0.379		0-0 P3		1-3 1B		1-2 FC7-5 2-3		1-2 L5		4 0 0 0 0 1 1																										
Lance Painter, L (8, 1) OBP: 1.000, SLG: 1.000										0 0 0 0 0 0 0																										
Jeff Brantley, R (8, 1)										0 0 0 0 0 0 0																										
Royce Clayton, R (1, 6) OBP: 0.326, SLG: 0.333		1-0 CS 2B			4-2 SH1-4 BB G4-3 BB	0-0 F8		4-2 S BB		2 1 1 0 2 0 0																										
Tom Pagnozzi, R (1, 2) OBP: 0.303, SLG: 0.300		0-2 CS 2-3	0-0 P4		4-1 G4-3 SH1-4 1B BB		1-0 G1-3	1-0 P7		3 1 0 0 1 0 1																										
Kent Mercker, L (1, 1) OBP: 0.290, SLG: 0.192			0-2 1B		0-1 SH1-4		0-0 G4-3 2B		2-3 K	1 0 1 0 0 0 0																										
Rick Croushore, R (3, 1)										0 0 0 0 0 0 0																										
Ron Gant, R (7, PH) OBP: 0.299, SLG: 0.434										1 0 1 0 0 0 0																										
Curtis King, R (7, 1)										0 0 0 0 0 0 0																										
John Frascatore, R (7, 1) OBP: 0.250, SLG: 0.250										0 0 0 0 0 0 0																										
John Mabry, L (8, 7) OBP: 0.339, SLG: 0.410					1-2 2-3					1 0 0 0 0 1 0																										
Inning Stats	R: 0 E: 0 K: 0 S: 7	H: 1 LOB: 1 BB: 0 P: 13	R: 0 E: 0 K: 0 S: 7	H: 1 LOB: 0 BB: 0 P: 10	R: 0 E: 0 K: 1 S: 12	H: 2 LOB: 2 BB: 0 P: 17	R: 0 E: 0 K: 1 S: 5	H: 1 LOB: 0 BB: 0 P: 6	R: 2 E: 0 K: 0 S: 9	H: 1 LOB: 2 BB: 3 P: 23	R: 0 E: 0 K: 0 S: 6	H: 1 LOB: 0 BB: 0 P: 8	R: 0 E: 0 K: 0 S: 6	H: 1 LOB: 1 BB: 0 P: 9	R: 2 E: 0 K: 0 S: 17	H: 1 LOB: 1 BB: 2 P: 30	R: 0 E: 0 K: 1 S: 8	H: 0 LOB: 0 BB: 0 P: 13	1B: 5 2B: 4 3B: 0 HR: 1	SF: 0 SAC: 1 DP: 2 HBP: 0	WP: 1 PB: 0 SB: 1 CS: 1	PA: 39														
PITCHER	IP WLS BF H R ER SO BB IBB HBP BLK WP HR S P ERA WHIP																																			
Brian Anderson, L (1, 1) ERA: 4.07	7.0	29	8	2	2	2	2	2	1	0	0	1	0	52	86	2.57	1.429																			
Russ Springer, R (8, 1) ERA: 3.0	1.0	W	6	1	2	2	0	2	0	0	0	0	1	17	30	18.00	3.000																			
Gregg Olson, R (9, 1) ERA: 4.13	1.0	S	3	0	0	0	1	0	0	0	0	0	0	8	13	0.00	0.000																			

St. Louis Cardinals @ Arizona Diamondbacks
Bank One Ballpark, Phoenix, AZ
Sat Jun 13 1998, 6:33 AM EDT
Att: 48,172 - Dome - 72 F

AB	32
R	4
H	9
RBI	4
BB	5
SO	3
LOB	13



Batter	1	2	3	4	5	6	7	8	9	AB	R	H	RBI	BB	SO	LOB
Andy Fox, L (1, 9) OBP: 0.324, SLG: 0.386 Karim Garcia, L (8, 8) OBP: 0.229, SLG: 0.360	1-2 F8		1-0 L8		0-1 L8		0-0 F7	2-2 1B		4	0	0	0	0	0	0
Jay Bell, R (1, 6) OBP: 0.341, SLG: 0.431	0-1 2B		4-0 1B BB		3-2 G6-3		4-0 HR BB	4-1 HR BB		2	2	1	0	3	0	0
Travis Lee, L (1, 3) OBP: 0.339, SLG: 0.463	0-1 G4-3		1 SAFE 0-0 1B		0-1 F8		2-2 1-H HR	0-1 1-H 3-H HR		5	2	3	5	0	0	1
Matt Williams, R (1, 5) OBP: 0.330, SLG: 0.484	1-1 G5-3		0-0 P6			0-0 G1-6-3 E 2B	1-0 1B BB 1B	0-0 HR		5	2	3	1	0	0	3
David Dellucci, L (1, 8) OBP: 0.380, SLG: 0.503 (8, 7)		2-0 L6		1-1 G3		1-2 G1-6-3	4-1 1B BB	0-3 K		4	0	0	0	1	1	1
Yamil Benitez, R (1, 7) OBP: 0.283, SLG: 0.408 Russ Springer, R (8, 1) Gregg Olson, R (9, 1) OBP: 0.500, SLG: 2.000		3-2 L5		1-2 2B		0-1 E5	2-2 1-2 2-3 1B			4	0	2	1	0	0	0
Damian Miller, R (1, 2) OBP: 0.394, SLG: 0.400		1-2 1B		2-0 HBP		0-1 P6	1-1 F8			3	0	1	0	0	0	4
Tony Batista, R (1, 4) OBP: 0.321, SLG: 0.400		1-2 P4		1-0 P2		2-2 F9		3-1 P7		4	0	0	0	0	0	4
Brian Anderson, R (1, 1) OBP: 0.037, SLG: 0.037 Brent Brede, L (7, PH) OBP: 0.315, SLG: 0.348 (8, 9)			2-3 K		0-0 F8		2-1 L9	1-0 1B HR HBP		2	0	0	0	0	1	2
										1	1	0	0	0	0	0

Inning Stats	R: 0	H: 1	E: 0	K: 0	S: 14	LOB: 1	BB: 0	P: 16	R: 0	H: 1	E: 0	K: 0	S: 11	LOB: 1	BB: 0	P: 18	R: 0	H: 1	E: 0	K: 1	S: 9	LOB: 2	BB: 1	P: 16	R: 0	H: 1	E: 0	K: 0	S: 7	LOB: 2	BB: 0	P: 12	R: 1	H: 1	E: 1	K: 0	S: 12	LOB: 1	BB: 0	P: 15	R: 2	H: 3	E: 0	K: 0	S: 14	LOB: 3	BB: 2	P: 30	R: 4	H: 3	E: 0	K: 1	S: 12	LOB: 0	BB: 1	P: 22
--------------	------	------	------	------	-------	--------	-------	-------	------	------	------	------	-------	--------	-------	-------	------	------	------	------	------	--------	-------	-------	------	------	------	------	------	--------	-------	-------	------	------	------	------	-------	--------	-------	-------	------	------	------	------	-------	--------	-------	-------	------	------	------	------	-------	--------	-------	-------

PITCHER	IP	WLS	BF	H	R	ER	SO	BB	IBB	HBP	BLK	WP	HR	S	P	ERA	WHIP
Kent Mercker, L (1, 1) ERA: 5.63	2.2		12	3	0	0	1	1	0	0	0	0	0	33	49	0.00	1.500
Rick Croushore, R (3, 1) ERA: 2.13	3.1		14	2	1	1	0	0	0	1	0	0	0	28	39	2.70	0.600
Curtis King, R (7, 1) ERA: 4.13	0.2		6	2	2	2	0	2	0	0	0	0	1	8	21	27.00	6.000
John Frascatore, R (7, 1) ERA: 4.53	0.2		3	1	0	0	0	0	0	0	0	0	0	8	14	0.00	1.500
Lance Painter, L (8, 1) ERA: 4.37	0.1		2	1	0	0	0	0	0	1	0	0	0	3	6	0.00	3.000

BOTTOM


St. Louis Cardinals @ Arizona Diamondbacks
Bank One Ballpark, Phoenix, AZ

Sat Jun 13 1998, 6:33 AM EDT
Att. 48,172 - Dome - 72 F

AB	35
R	7
H	11
RBI	7
BB	4
SO	2
LOB	15

livebaseballscorecards.com

1B:	5	SF:	0	WP:	0	PA:	41
2B:	3	SAC:	0	PB:	0	SB:	0
3B:	0	DP:	0	CS:	0		
HR:	3	HBP:	2				



Batter	1	2	3	4	5	6	7	8	9	AB R H RBI BB SO LOB	TOP											
Willie McGee, S OBP: 0.344, SLG: 0.369 (1, 9)	3-2 G5-3		1-0 G6-3		2-0 G1-3		0-0 1B		1-2 1B	5 0 2 1 0 0 1												
Delino DeShields, L OBP: 0.401, SLG: 0.474 (1, 4)	0-0 3B		3-2 P8			2-3 SAFE	0-0 1B		1-0 L7	5 0 2 0 0 1 1												
Mark McGwire, R OBP: 0.488, SLG: 0.816 (1, 3)	3-3 K			2-3 K		4-2 2B BB	2-3 K			3 0 0 0 1 3 3												
Brian Jordan, R OBP: 0.391, SLG: 0.586 (1, 8)	0-0 G6-3			0-0 G5-3		1-3 SAFE		1-2 1B		4 0 1 0 0 1 2												
Gary Gaetti, R OBP: 0.356, SLG: 0.432 (1, 5)		2-1 G5-3		1-0 P4		2-1 2B		1-1 1B	1-1 L9-3	4 0 2 0 0 0 0												
Ron Gant, R OBP: 0.290, SLG: 0.429 (1, 7)		4-2 BB			2-1 G5-3	2-2 G5-3		0-1 B1		2 0 0 0 1 0 2												
Kent Bottenfield, R (6, 1)										1 0 0 0 0 0 2												
Royce Clayton, R OBP: 0.328, SLG: 0.336 (1, 6)		2-0 FC6-5-6			1-0 F8 S		2-2 F7 SH1	1-2 L9-3		4 2 2 0 0 0 3												
Tom Pagnozzi, R OBP: 0.294, SLG: 0.290 (1, 2)		0-0 F9			1-0 F8		0-0 SH1		0-1 G5-3	3 0 0 0 0 0 2												
Mark Petkovsek, R OBP: 0.353, SLG: 0.375 (1, 1)			1-2 G6-3		1-0 1B		2-2 F7		2-3 K	2 0 1 1 0 0 0												
John Mabry, L OBP: 0.335, SLG: 0.405 (6, 7)										2 0 0 0 0 1 1												
Inning Stats	R: 0 E: 0 K: 1 S: 8	H: 1 LOB: 1 BB: 0 P: 14	R: 0 E: 0 K: 0 S: 6	H: 0 LOB: 1 BB: 1 P: 14	R: 0 E: 0 K: 0 S: 7	H: 0 LOB: 0 BB: 0 P: 12	R: 0 E: 0 K: 1 S: 5	H: 0 LOB: 0 BB: 0 P: 8	R: 1 E: 0 K: 0 S: 6	H: 2 LOB: 1 BB: 0 P: 13	R: 0 E: 0 K: 2 S: 14	H: 1 LOB: 2 BB: 1 P: 25	R: 1 E: 0 K: 1 S: 12	H: 3 LOB: 2 BB: 0 P: 18	R: 0 E: 0 K: 0 S: 11	H: 2 LOB: 1 BB: 0 P: 14	R: 0 E: 0 K: 1 S: 10	H: 1 LOB: 1 BB: 0 P: 14	1B: 8 2B: 2 3B: 1 HR: 0	SF: 0 SAC: 1 DP: 1 HBP: 0	WP: 0 PB: 0 SB: 2 CS: 0	PA: 38
PITCHER	IP WLS BF H R ER SO BB IBB HBP BLK WP HR S P ERA WHIP																					
Willie Blair, R ERA: 4.84 (1, 1)	7.0 L 31 8 2 2 5 2 0 0 0 0 0 0 62 109 2.57 1.429																					
Amaury Telemaco, R ERA: 3.05 (8, 1)	1.0 3 1 0 0 0 0 0 0 0 0 0 0 7 9 0.00 1.000																					
Clint Sodowsky, R ERA: 5.73 (9, 1)	1.0 4 1 0 0 1 0 0 0 0 0 0 0 10 14 0.00 1.000																					

St. Louis Cardinals @ Arizona Diamondbacks
Bank One Ballpark, Phoenix, AZ

AB 35
R 2
H 10
RBI 2
BB 2
SO 6
LOB 17



Sun Jun 14 1998, 6:33 AM EDT
Att. 48,166 - Dome - 72 F

livebaseballscorecards.com

Batter	1	2	3	4	5	6	7	8	9	AB	R	H	RBI	BB	SO	LOB	TOP										
Royce Clayton, R OBP: 0.330, SLG: 0.339 (1, 6)	4-1 CS 1B BB	2-1 G4-3		2-2 G6-4-3 HR 2B	1-3 K			1-1 G5-3		4	1	1	0	1	1	3											
Delino DeShields, L OBP: 0.405, SLG: 0.487 (1, 4)	3-2 SAFE BB BB 1B SAFE 1-2 SF7 1B	0-0 G4-3		4-0 G6-4-3 BB	1-2 G5-3			0-0 HR		4	2	2	1	1	0	3											
Mark McGwire, R OBP: 0.486, SLG: 0.805 (1, 3)	4-2 BB 1-2 2-3 HR BB			1-1 G6-4-3 2B BB				0-0 F9		3	2	0	0	2	1	2											
Brian Jordan, R OBP: 0.395, SLG: 0.598 (1, 8)	4-2 HR BB			1-2 F7	1-0 HR			2-0 S 1B		4	2	2	2	1	0	1											
Tom Pagnozzi, R OBP: 0.290, SLG: 0.299 (1, 2)	2-2 SF7			2-0 BB 1-3 2B	1-3 K			2-3 K		4	0	1	1	0	2	1											
Gary Gaetti, R OBP: 0.382, SLG: 0.458 David Howard, S OBP: 0.351, SLG: 0.381 (1, 5) (9, PR) (9, 5)	3-1 HR			0-3 K				0-0 G4-3		5	2	3	3	0	1	3											
Ron Gant, R OBP: 0.289, SLG: 0.422 Rick Croushore, R Willie McGee, S OBP: 0.342, SLG: 0.367 (1, 7) (7, 1) (9, PH) (9, 7)	1-2 G4-3			4-1 BB BB				0-0 G6-3		3	0	0	0	1	1	1											
Brian Hunter, R OBP: 0.267, SLG: 0.400 John Frascatore, R OBP: 0.250, SLG: 0.250 (1, 9) (7, 7) (9, 1)				3-2 G4-3 SH1-4 1B	4-2 1-2 2-3 3-H BB			0-2 1B 2B		4	0	2	2	1	0	1											
Juan Acevedo, R OBP: 0.375, SLG: 0.500 John Mabry, L OBP: 0.333, SLG: 0.403 (1, 1) (7, PH) (7, 9)				1-2 SH1-4	1-3 K			2-1 G3-1		2	0	1	0	0	1	3											
Inning Stats	R: 4 E: 0 K: 0 S: 21	H: 2 LOB: 0 BB: 3 P: 42	R: 0 E: 0 K: 0 S: 9	H: 1 LOB: 1 BB: 0 P: 15	R: 1 E: 0 K: 2 S: 20	H: 1 LOB: 3 BB: 3 P: 36	R: 2 E: 0 K: 1 S: 9	H: 2 LOB: 0 BB: 1 P: 18	R: 1 E: 0 K: 2 S: 19	H: 3 LOB: 2 BB: 0 P: 24	R: 0 E: 0 K: 1 S: 6	H: 1 LOB: 1 BB: 0 P: 10	R: 0 E: 0 K: 0 S: 5	H: 0 LOB: 0 BB: 0 P: 7	R: 1 E: 0 K: 1 S: 8	H: 1 LOB: 0 BB: 0 P: 12	R: 0 E: 0 K: 1 S: 9	H: 1 LOB: 1 BB: 0 P: 13	1B: 5 2B: 4 3B: 0 HR: 3	SF: 1 SAC: 1 DP: 1 HBP: 0	WP: 0 PB: 0 SB: 1 CS: 1	PA: 44					
PITCHER	IP	WLS	BF	H	R	ER	SO	BB	IBB	HBP	BLK	WP	HR	S	P	ERA	WHIP										
Pete Schourek, L ERA: 4.7 (1, 1)	3.0	L	19	5	6	6	2	6	0	0	0	0	1	53	98	18.00	3.667										
Trevor Miller, L ERA: 3.86 (4, 1)	3.0		14	5	2	2	4	1	0	0	0	0	1	31	47	6.00	2.000										
Reggie Harris, R ERA: 4.5 (7, 1)	2.0		7	1	1	1	1	0	0	0	0	0	1	13	19	4.50	0.500										
Bob Scanlan, R ERA: 3.68 (9, 1)	1.0		4	1	0	0	1	0	0	0	0	0	0	9	13	0.00	1.000										

St. Louis Cardinals @ Houston Astros
Astrodome, Houston, TX
Tue Jun 16 1998, 8:05 PM EDT
Att. 34,822 - Dome - 72 F

livebaseballscorecards.com

AB	35
R	9
H	12
RBI	9
BB	7
SO	8
LOB	19



Batter	1	2	3	4	5	6	7	8	9	AB R H RBI BB SO LOB
Craig Biggio, R OBP: 0.396, SLG: 0.526 (1, 4)	3-3 K	2-2 2-H 1B		0-1 G4-3			0-1 F9		2-1 1B SF9 HBP	4 1 1 1 0 1 1
Bill Spiers, L OBP: 0.390, SLG: 0.436 (1, 5)	4-1 BB G1 BB	2-1 F8			4-2 1B BB		1-2 P6		1-1 5 HR 1B	3 1 1 0 2 0 1
Derek Bell, R OBP: 0.363, SLG: 0.500 (1, 9)	3-2 G1		2-2 G4-3		1-0 5 K2 1B		1-0 1B		1-2 SF9	4 0 2 1 0 0 1
5 Jeff Bagwell, R OBP: 0.409, SLG: 0.495 (1, 3)	4-2 BB BB		0-0 2B		3-3 K2		1-3 K		0-0 HR	4 1 2 2 1 2 3
Moises Alou, R OBP: 0.411, SLG: 0.614 (1, 7)	4-2 1-2 2-3 BB		0-0 L8		1-2 F8			0-0 P6	2-0 F8	4 0 0 0 1 0 2
Carl Everett, S OBP: 0.415, SLG: 0.536 (1, 8)	1-2 G4-3		2-3 K			0-0 HR		0-0 FC4-6 1B	3-2 E9 1B 1B	5 2 3 1 0 1 4
Ricky Gutierrez, R OBP: 0.382, SLG: 0.351 (1, 6)		0-3 K		0-1 F9		0-3 K		1-1 FC4-6 1B	4-0 1B BB	4 0 0 0 1 2 1
Brad Ausmus, R OBP: 0.338, SLG: 0.321 (1, 2)		1-0 SH1 1B		4-2 SH1 BB		0-0 G5-3		2-1 1B	1-0 1-2 2-H 1B	4 1 3 1 1 0 0
Jose Lima, R OBP: 0.135, SLG: 0.086 (1, 1)		0-0 SH1		1-1 SH1		0-0 L1-3		3-1 L9		1 0 0 0 0 0 0
Bob Scanlan, R (8, 1)										0 0 0 0 0 0 0
35 Dave Clark, L OBP: 0.221, SLG: 0.133 (8, PH)										1 0 0 0 0 0 2
C.J. Nitkowski, L (9, 1)										0 0 0 0 0 0 0

Inning Stats	R: 0	H: 0	E: 0	K: 1	S: 18	R: 1	H: 2	E: 0	K: 1	S: 10	R: 0	H: 1	E: 0	K: 1	S: 10	R: 0	H: 0	E: 0	K: 0	S: 8	R: 0	H: 1	E: 0	K: 1	S: 11	R: 1	H: 1	E: 0	K: 1	S: 6	R: 0	H: 1	E: 0	K: 1	S: 10	R: 0	H: 2	E: 0	K: 0	S: 8	R: 4	H: 4	E: 1	K: 0	S: 13	1B: 9	2B: 2	3B: 0	HR: 2	SF: 1	SAC: 2	DP: 1	HBP: 1	WP: 0	PB: 0	SB: 1	CS: 0	PA: 44
--------------	------	------	------	------	-------	------	------	------	------	-------	------	------	------	------	-------	------	------	------	------	------	------	------	------	------	-------	------	------	------	------	------	------	------	------	------	-------	------	------	------	------	------	------	------	------	------	-------	-------	-------	-------	-------	-------	--------	-------	--------	-------	-------	-------	-------	--------


PITCHER	IP	WLS	BF	H	R	ER	SO	BB	IBB	HBP	BLK	WP	HR	S	P	ERA	WHIP
Todd Stottlemire, R ERA: 3.07 (1, 1)	7.2		35	8	2	2	6	5	0	0	0	0	1	79	127	2.35	1.696
Jeff Brantley, R ERA: 5.75 (8, 1)	1.0	L	7	3	4	4	0	0	0	1	0	0	1	14	26	36.00	3.000
Curtis King, R ERA: 4.13 (9, 1)	0.0		2	1	0	0	0	1	0	0	0	0	0	1	6	∞	∞

BOTTOM

St. Louis Cardinals @ Houston Astros
Astrodome, Houston, TX

Wed Jun 17 1998, 8:05 PM EDT
Att: 37,147 - Dome - 72 F

AB	34
R	6
H	12
RBI	6
BB	6
SO	6
LOB	15



PITCHER	IP	WLS	BF	H	R	ER	SO	BB	IBB	HBP	BLK	WP	HR	S	P	ERA	WHIP
---------	----	-----	----	---	---	----	----	----	-----	-----	-----	----	----	---	---	-----	------

Batter	1	2	3	4	5	6	7	8	9	AB	R	H	RBI	BB	SO	LOB	TOP										
Royce Clayton, R OBP: 0.325, SLG: 0.333 (1, 6)	3-1 G6-3	0-0 1B		1-2 F8		3-2 G5-3		2-2 G6-3		5	0	1	0	0	0	0											
Ray Lankford, L OBP: 0.385, SLG: 0.450 (1, 8)	2-2 L8	2-3 K			1-1 HR	0-3 K			4-2 F9 BB	4	1	1	1	1	2	2											
Mark McGwire, R OBP: 0.490, SLG: 0.821 (1, 3)	2-1 G5-3				4-2 FC6-4 BB		1-1 HR	4-1 G4-3 BB	0-0 F9	3	1	1	1	2	0	1											
Brian Jordan, R OBP: 0.383, SLG: 0.581 (1, 9)		0-1 2B		1-0 FC6-4 FC3-6		2-0 G5-3		3-2 G4-3	0-3 K	5	1	1	0	0	1	3											
John Mabry, L OBP: 0.343, SLG: 0.407 Willie McGee, S OBP: 0.343, SLG: 0.368 (1, 5) (9, PH) (9, 7)		4-0 2B BB		1-1 FC3-6 HR		2-2 BB 1B		0-0 BB 1B	0-3 K	3	2	2	0	1	0	1											
Ron Gant, R OBP: 0.303, SLG: 0.451 Delino DeShields, L OBP: 0.409, SLG: 0.485 (1, 7) (9, 4)		1-1 2B		0-0 HR		4-2 BB		4-2 BB		2	2	2	3	2	0	0											
Tom Lampkin, L OBP: 0.325, SLG: 0.396 (1, 2)		1-0 1B 2B		0-1 L4		2-2 F8		0-0 P5		4	0	1	2	0	0	4											
David Howard, S OBP: 0.333, SLG: 0.360 (1, 4) (9, 5)		1-3 K		0-1 F8		2-1 F7		1-1 G4-3		4	0	0	0	0	1	3											
Kent Bottenfield, R OBP: 0.266, SLG: 0.432 Brian Hunter, R OBP: 0.250, SLG: 0.250 John Frascatore, R OBP: 0.358, SLG: 0.451 Gary Gaetti, R OBP: 0.358, SLG: 0.451 Rick Croushore, R (1, 1) (6, PH) (6, 1) (8, PH) (8, 1)		0-3 K		1-0 G6-3		2-1 G5-3		1-3 K		2	0	0	0	0	1	1											
Inning Stats	R: 0 E: 0 K: 0 S: 7	H: 0 LOB: 0 BB: 0 P: 14	R: 3 E: 0 K: 3 S: 19	H: 4 LOB: 2 BB: 1 P: 28	R: 2 E: 0 K: 0 S: 8	H: 1 LOB: 0 BB: 1 P: 14	R: 0 E: 0 K: 3 S: 6	H: 0 LOB: 0 BB: 0 P: 8	R: 2 E: 0 K: 0 S: 17	H: 3 LOB: 2 BB: 1 P: 31	R: 0 E: 0 K: 1 S: 9	H: 0 LOB: 0 BB: 0 P: 14	R: 0 E: 0 K: 0 S: 8	H: 1 LOB: 2 BB: 2 P: 19	R: 0 E: 0 K: 1 S: 9	H: 0 LOB: 0 BB: 0 P: 13	R: 0 E: 0 K: 2 S: 9	H: 0 LOB: 1 BB: 1 P: 13	1B: 3 2B: 3 3B: 0 HR: 3	SF: 0 SAC: 0 DP: 1 HBP: 0	WP: 0 PB: 0 SB: 0 CS: 0	PA: 41					
PITCHER	IP	WLS	BF	H	R	ER	SO	BB	IBB	HBP	BLK	WP	HR	S	P	ERA	WHIP										
Shane Reynolds, R ERA: 3.64 (1, 1)	4.1	L	22	7	7	7	3	2	0	0	0	0	3	45	73	14.54	2.077										
Trevor Miller, L ERA: 3.62 (5, 1)	1.2		7	1	0	0	1	1	0	0	0	0	0	21	36	0.00	1.200										
Bob Scanlan, R ERA: 3.42 (7, 1)	0.2		4	1	0	0	0	2	0	0	0	0	0	7	18	0.00	4.500										
Mike Magnante, L ERA: 5.47 (7, 1)	1.1		4	0	0	0	1	0	0	0	0	0	0	10	14	0.00	0.000										
Billy Wagner, L ERA: 1.67 (9, 1)	1.0		4	0	0	0	2	1	0	0	0	0	0	9	13	0.00	1.000										

St. Louis Cardinals @ Houston Astros
Astrodome, Houston, TX
Thu Jun 18 1998, 8:05 PM EDT
Att. 43,806 - Dome - 72 F

livebaseballscorecards.com

AB 35
R 7
H 9
RBI 7
BB 6
SO 7
LOB 16



Batter	1	2	3	4	5	6	7	8	9	AB R H RBI BB SO LOB	TOP	
Andy Fox, L (1, 4) OBP: 0.335, SLG: 0.378	1-1 1B G4-3 HBP		2-2 1B		1-3 K			2-2 1B		3 0 2 0 0 1 1		
Devon White, S (1, 8) OBP: 0.342, SLG: 0.475	0-2 G4-3		0-2 F8			0-0 L4		3-3 K		4 0 0 0 0 1 3		
Felix Rodriguez, R (8, 1)	1-2									0 0 0 0 0 0 0		
Travis Lee, L (1, 3) OBP: 0.338, SLG: 0.453	0-0 1B		0-1 F7			1-1 F8		2-2 F7		4 0 1 0 0 0 2		
Matt Williams, R (1, 5) OBP: 0.323, SLG: 0.473	1-3 K			0-0 F7		1-1 1B			0-0 L6-4 2B	4 0 2 0 0 1 2		
David Dellucci, L (1, 7) OBP: 0.360, SLG: 0.491	0-0 F7			1-0 G5-3		0-0 L8			1-3 K	4 0 0 0 0 1 4		
Jay Bell, R (1, 6) OBP: 0.332, SLG: 0.424		2-3 K		2-1 F9			0-1 P3		0-1 L6-4	4 0 0 0 0 1 1		
Karim Garcia, L (1, 9) OBP: 0.236, SLG: 0.354		0-0 P6			0-2 G4-3		0-0 G4-3			3 0 0 0 0 0 0		
Kelly Stinnett, R (1, 2) OBP: 0.331, SLG: 0.433		0-0 F8			2-0 SH1-4 1B		2-3 K			3 0 1 0 0 1 0		
Willie Blair, R (1, 1) OBP: 0.061, SLG: 0.061			0-0 G4-3		2-1 SH1-4			1-1 G1-3		1 0 0 0 0 0 0		
Bobby Chouinard, R (6, 1)					1 SAFE					0 0 0 0 0 0 0		
Clint Sodowsky, L (7, 1)										0 0 0 0 0 0 0		
Brent Brede, L (8, PH) OBP: 0.311, SLG: 0.350					1-2					1 0 0 0 0 0 0		
Inning Stats	R: 0 H: 1 E: 0 LOB: 2 K: 1 BB: 0 S: 9 P: 11	R: 0 H: 0 E: 0 LOB: 0 K: 1 BB: 0 S: 6 P: 8	R: 0 H: 1 E: 0 LOB: 1 K: 0 BB: 0 S: 11 P: 13	R: 0 H: 0 E: 0 LOB: 0 K: 0 BB: 0 S: 4 P: 7	R: 0 H: 1 E: 0 LOB: 1 K: 1 BB: 0 S: 9 P: 14	R: 0 H: 1 E: 0 LOB: 1 K: 0 BB: 0 S: 6 P: 8	R: 0 H: 0 E: 0 LOB: 0 K: 1 BB: 0 S: 8 P: 10	R: 0 H: 1 E: 0 LOB: 1 K: 1 BB: 0 S: 12 P: 20	R: 0 H: 1 E: 0 LOB: 0 K: 1 BB: 0 S: 6 P: 7	1B: 5 SF: 0 2B: 2 SAC: 1 3B: 0 DP: 1 HR: 0 HBP: 1	WP: 0 PA: 33 PB: 0 SB: 0 CS: 0	
PITCHER	IP WLS BF H R ER SO BB IBB HBP BLK WP HR S P ERA WHIP											
Mark Petkovsek, R (1, 1) ERA: 4.55	7.0 W 26 4 0 0 4 0 0 1 0 0 0 0 53 71 0.00 0.571											
Curtis King, R (8, 1) ERA: 4.01	0.2 3 1 0 0 1 0 0 0 0 0 0 0 9 15 0.00 1.500											
Lance Painter, L (8, 1) ERA: 4.13	1.1 4 1 0 0 1 0 0 0 0 0 0 0 9 12 0.00 0.750											

Arizona Diamondbacks @ St. Louis Cardinals
 Busch Stadium, St. Louis, MO
 Fri Jun 19 1998, 7:05 PM CDT
 Att. 44,949 - Unknown - 93 F

livebaseballscorecards.com

AB 31
 R 0
 H 6
 RBI 0
 BB 0
 SO 6
 LOB 13



Batter	1	2	3	4	5	6	7	8	9	AB	R	H	RBI	BB	SO	LOB
Royce Clayton, R (1, 6) OBP: 0.324, SLG: 0.332	2-2 1B 2B		1-0 G1-3		1-1 G6-3		2-1 G4-3			4	1	1	0	0	0	0
Delino DeShields, L (1, 4) OBP: 0.413, SLG: 0.492	1-0 1B 2B		4-0 E S BB		1-1 CS 1B		2-2 F8			3	0	2	0	1	0	0
Mark McGwire, R (1, 3) OBP: 0.487, SLG: 0.811	3-0 F9		2-3 K		0-1 HR		0-0 G6-3			4	1	1	0	0	1	3
Brian Jordan, R (1, 9) OBP: 0.389, SLG: 0.601	1-2 G4-6-3 1B			1-1 HR	3-2 HR		1-2 G4-3			4	2	3	3	0	0	0
Ray Lankford, L (1, 8) OBP: 0.383, SLG: 0.444	3-2 G4-6-3			2-0 L3	0-1 F8		4-2 G1-3 BB			3	0	0	0	1	0	3
Ron Gant, R (1, 7) OBP: 0.307, SLG: 0.468		3-1 P2		0-2 HR		2-2 FC6-4 1B		1-1 G1-3		4	1	2	2	0	0	1
Gary Gaetti, R (1, 5) OBP: 0.352, SLG: 0.442		3-2 K		0-0 G4-3		1-1 L5		2-1 F8		4	0	0	0	0	1	2
Tom Pagnozzi, R (1, 2) OBP: 0.289, SLG: 0.317		1-0 G4-3		1-2 2B		0-1 L4				3	0	1	0	0	0	1
Mark Petkovsek, R (1, 1) OBP: 0.300, SLG: 0.316			0-0 G5-3		2-3 K		2-1 FC6-4			3	0	0	0	0	1	2
Curtis King, R (8, 1)										0	0	0	0	0	0	0
Lance Painter, L (8, 1) OBP: 1.000, SLG: 1.000										0	0	0	0	0	0	0

Inning Stats	R: 1	H: 3	E: 0	K: 0	S: 13	LOB: 1	BB: 0	P: 23	R: 0	H: 0	E: 0	K: 1	S: 7	LOB: 0	BB: 0	P: 14	R: 0	H: 0	E: 0	K: 1	S: 5	LOB: 1	BB: 1	P: 12	R: 2	H: 3	E: 0	K: 1	S: 14	LOB: 1	BB: 0	P: 20	R: 2	H: 3	E: 0	K: 0	S: 11	LOB: 0	BB: 0	P: 16	R: 0	H: 1	E: 0	K: 0	S: 9	LOB: 1	BB: 0	P: 14	R: 0	H: 0	E: 0	K: 0	S: 6	LOB: 0	BB: 0	P: 10	R: 0	H: 0	E: 0	K: 0	S: 9	LOB: 1	BB: 1	P: 17
--------------	------	------	------	------	-------	--------	-------	-------	------	------	------	------	------	--------	-------	-------	------	------	------	------	------	--------	-------	-------	------	------	------	------	-------	--------	-------	-------	------	------	------	------	-------	--------	-------	-------	------	------	------	------	------	--------	-------	-------	------	------	------	------	------	--------	-------	-------	------	------	------	------	------	--------	-------	-------

PITCHER	IP	WLS	BF	H	R	ER	SO	BB	IBB	HBP	BLK	WP	HR	S	P	ERA	WHIP
Willie Blair, R (1, 1) ERA: 5.05	5.0	L	23	9	5	5	3	1	0	0	0	0	2	50	85	9.00	2.000
Bobby Chouinard, R (6, 1) ERA: 2.25	1.0		4	1	0	0	0	0	0	0	0	0	0	9	14	0.00	1.000
Clint Sodowsky, R (7, 1) ERA: 5.56	1.0		3	0	0	0	0	0	0	0	0	0	0	6	10	0.00	0.000
Felix Rodriguez, R (8, 1) ERA: 6.04	1.0		4	0	0	0	0	1	0	0	0	0	0	9	17	0.00	1.000

BOTTOM

Arizona Diamondbacks @ St. Louis Cardinals
 Busch Stadium, St. Louis, MO
 Fri Jun 19 1998, 7:05 PM CDT
 Att: 44,949 - Unknown - 93 F

AB	32
R	5
H	10
RBI	5
BB	2
SO	3
LOB	12



WP	HR	S	P	ERA	WHIP
0	0	1	1	0	0

Batter	1	2	3	4	5	6	7	8	9	AB R H RBI BB SO LOB	TOP		
Andy Fox, L (1, 4) OBP: 0.330, SLG: 0.372 Tony Batista, R (7, PH) OBP: 0.310, SLG: 0.372 (7, 4)	1-1 F9		1-1 G1-3		2-2 G4-3		1-3 K		1-2 G1-3	3 0 0 0 0 0 0 2 0 0 0 0 1 3			
Devon White, S (1, 8) OBP: 0.338, SLG: 0.469	2-0 F9		2-2 P4		0-2 F7		0-2 FC6-4			4 0 0 0 0 0 3			
Travis Lee, L (1, 3) OBP: 0.343, SLG: 0.455	4-1 BB			2-2 G6-4-3 1B 2B 1B		0-0 G6-3		3-2 G3 1B		3 1 2 0 1 0 0			
Matt Williams, R (1, 5) OBP: 0.322, SLG: 0.470	0-0 L8			0-0 G6-4-3 1B 1-2		1-3 K		1-3 K		4 0 1 0 0 2 2			
David Dellucci, L (1, 7) OBP: 0.353, SLG: 0.480		1-0 F8		0-2 G6-4-3 1B 1-2f 2-3		0-0 G4-3		1-2 G3		4 0 0 0 0 0 3			
Jay Bell, R (1, 6) OBP: 0.338, SLG: 0.431		1-1 E7 FC6-2 2B		4-0 2B BB		1-2 BB BB 1B		0-3 K		3 0 2 0 1 1 1			
Karim Garcia, L (1, 9) OBP: 0.236, SLG: 0.359		0-2 FC6-2		1-0 1-3 2B 3-H		1-3 K			2-3 K	4 0 1 1 0 2 2			
Kelly Stinnett, R (1, 2) OBP: 0.335, SLG: 0.453		3-2 L8 SAFE		1-0 P5		4-1 BB BB		0-0 HR		3 1 1 1 1 0 3			
Amaury Telemaco, R (1, 1) OBP: 0.125, SLG: 0.125 Brent Bréde, L (5, PH) OBP: 0.310, SLG: 0.348 Willie Banks, R (5, 1) Clint Sodowsky, L (6, 1) Yamil Benitez, R (7, PH) OBP: 0.304, SLG: 0.412 Felix Rodriguez, R (7, 1) Mike Robertson, L (9, PH) OBP: 0.222, SLG: 0.222			0-1 F8		1-2 F7		4-2 FC6-4 BB		1-3 K	1 0 0 0 0 0 0 1 0 1 0 0 0 0 0 0 0 0 0 1 0 0 0 0 1 0			
Inning Stats	R: 0 H: 0 E: 0 LOB: 1 K: 0 BB: 1 S: 5 P: 12	R: 0 H: 1 E: 1 LOB: 1 K: 0 BB: 0 S: 11 P: 16	R: 0 H: 0 E: 0 LOB: 0 K: 0 BB: 0 S: 7 P: 10	R: 1 H: 3 E: 0 LOB: 2 K: 0 BB: 1 S: 10 P: 18	R: 0 H: 0 E: 0 LOB: 0 K: 0 BB: 0 S: 11 P: 14	R: 0 H: 0 E: 0 LOB: 0 K: 1 BB: 0 S: 5 P: 6	R: 0 H: 1 E: 0 LOB: 3 K: 2 BB: 2 S: 15 P: 26	R: 0 H: 1 E: 0 LOB: 1 K: 2 BB: 0 S: 13 P: 18	R: 1 H: 1 E: 0 LOB: 0 K: 2 BB: 0 S: 12 P: 16	1B: 4 SF: 0 2B: 2 SAC: 0 3B: 0 DP: 1 HR: 1 HBP: 0	WP: 0 PA: 37 PB: 0 SB: 0 CS: 0		
PITCHER	IP WLS BF H R ER SO BB IBB HBP BLK WP HR S P ERA WHIP											PITCHER	IP WLS BF H R ER SO BB IBB HBP BLK WP HR S P ERA WHIP
Manny Aybar, R (1, 1) ERA: 7.42 John Frascatore, R (7, 1) ERA: 4.4 Lance Painter, L (7, 1) ERA: 4.01 Rick Croushore, R (8, 1) ERA: 2.41	6.0 W 23 4 1 1 1 2 0 0 0 0 0 0 49 76 1.50 1.000												

Arizona Diamondbacks @ St. Louis Cardinals
 Busch Stadium, St. Louis, MO
 Sat Jun 20 1998, 7:05 PM CDT
 Att. 47,632 - Cloudy - 79 F

livebaseballscorecards.com

AB	33
R	2
H	7
RBI	2
BB	4
SO	7
LOB	17



Batter	1	2	3	4	5	6	7	8	9	AB R H RBI BB SO LOB	TOP																									
Andy Fox, L (1, 4) OBP: 0.327, SLG: 0.373	1-3 K		1-0 G4-3		1-0 G4-3	2-2 2B			2-1 L6	5 0 1 2 0 1 1	<p>Arizona Diamondbacks @ St. Louis Cardinals</p> <p>Busch Stadium, St. Louis, MO</p> <p>Sun Jun 21 1998, 3:33 AM CDT</p> <p>Att. 45,517 - Sunny - 91 F</p>																									
Devon White, S (1, 8) OBP: 0.332, SLG: 0.460	0-1 F8		2-1 P6		1-3 K	3-2 G6-3			1-0 G3	5 0 0 0 0 1 3																										
Travis Lee, L (1, 3) OBP: 0.347, SLG: 0.472	3-3 K			2-2 G6-3 2B		3-2 HR		0-0 F7-4 BB 1B	1-0 P4	5 1 3 1 0 1 0																										
Matt Williams, R (1, 5) OBP: 0.324, SLG: 0.469		2-0 G5-3		1-1 G6-3		2-2 G5-3 1B		4-2 BB		3 1 1 0 1 0 1																										
David Dellucci, L (1, 7) OBP: 0.356, SLG: 0.477		1-0 E 1B		4-2 G6-3 BB		2-0 G5-3		0-1 F7		3 0 1 0 1 0 3																										
Jay Bell, R (1, 6) OBP: 0.340, SLG: 0.428		2-1 SAFE FC6-4 HBP		3-2 G6-3		4-1 BB 1B 2B BB		2-2 F7-4		2 1 0 0 1 0 4																										
Karim Garcia, L (1, 9) OBP: 0.237, SLG: 0.355		1-1 F8		1-0 L8		0-1 BB 2B 1B		2-1 G1-3		4 1 1 1 0 0 4																										
Damian Miller, R (1, 2) OBP: 0.341, SLG: 0.342		1-1 FC6-4			1-0 G4-3 SH1-4 1B	0-1 L5		2-2 G5-3		4 0 1 0 0 0 4																										
Omar Daal, L (1, 1) OBP: 0.200, SLG: 0.059			3-2 G4-3		1-0 SH1-4	4-2 2B BB		1-1 F7		1 0 0 0 1 0 0																										
Brian Anderson, R (6, PR) OBP: 0.069, SLG: 0.069										0 0 0 0 0 0 0																										
Russ Springer, R (6, 1)										0 0 0 0 0 0 0																										
Brent Brede, L (8, PH) OBP: 0.308, SLG: 0.345										1 0 0 0 0 0 0																										
Clint Sodowsky, L (8, 1)										0 0 0 0 0 0 0																										
Inning Stats	R: 0 E: 0 K: 2 S: 11	H: 0 LOB: 0 BB: 0 P: 15	R: 0 E: 1 K: 0 S: 7	H: 1 LOB: 2 BB: 0 P: 14	R: 0 E: 0 K: 0 S: 7	H: 0 LOB: 0 BB: 0 P: 13	R: 0 E: 0 K: 0 S: 15	H: 1 LOB: 2 BB: 1 P: 26	R: 0 E: 0 K: 1 S: 7	H: 1 LOB: 1 BB: 0 P: 11	R: 4 E: 0 K: 0 S: 23	H: 4 LOB: 2 BB: 2 P: 43	R: 0 E: 0 K: 0 S: 9	H: 1 LOB: 1 BB: 1 P: 15	R: 0 E: 0 K: 0 S: 7	H: 0 LOB: 0 BB: 0 P: 12	R: 0 E: 0 K: 0 S: 4	H: 0 LOB: 0 BB: 0 P: 8	1B: 5 2B: 3 3B: 0 HR: 1	SF: 0 SAC: 1 DP: 1 HBP: 1	WP: 0 PB: 0 SB: 0 CS: 0	PA: 39														
PITCHER	IP WLS BF H R ER SO BB IBB HBP BLK WP HR S P ERA WHIP																																			
Juan Acevedo, R (1, 1) ERA: 4.18	5.0		20	3	0	0	3	1	0	1	0	0	0	47	79	0.00	0.800																			
Curtis King, R (6, 1) ERA: 5.33	0.2		7	3	4	4	0	2	0	0	0	0	1	17	32	54.00	7.500																			
Brady Raggio, R (6, 1) ERA: 21.0	2.1	W	9	2	0	0	0	1	0	0	0	0	0	22	38	0.00	1.286																			
Jeff Brantley, R (9, 1) ERA: 5.48	1.0	S	3	0	0	0	0	0	0	0	0	0	0	4	8	0.00	0.000																			

livebaseballscorecards.com

AB	33
R	4
H	8
RBI	4
BB	4
SO	3
LOB	20



Batter	1	2	3	4	5	6	7	8	9	AB	R	H	RBI	BB	SO	LOB
Royce Clayton, R OBP: 0.327, SLG: 0.327 (1, 6)	1-0 G4-3 1B	3-3 K			0-0 HBP 1B		2-2 L3	4-1 WP BB		4	0	1	0	1	1	2
Delino DeShields, L OBP: 0.410, SLG: 0.480 (1, 4)	0-0 G6-3 1B		2-2 G1-3		0-0 F8		1-1 G4-3	3-2 G4-3 1-2 2-3 3-H		5	0	0	0	0	0	3
Mark McGwire, R OBP: 0.489, SLG: 0.797 (1, 3)	4-0 1B BB		1-3 K		3-1 HBP		2-2 HR 1B			2	2	1	0	1	1	0
Brian Jordan, R OBP: 0.396, SLG: 0.614 (1, 8)	1-2 1B 1-2 1B		2-1 1B		0-1 L8		1-0 HR			4	1	3	2	0	0	2
John Mabry, L OBP: 0.340, SLG: 0.399 (1, 9)	0-0 CS 1-3 2-H 1B		2-0 L8		4-2 G3 1B WP BB		0-0 G4-3			3	1	1	1	1	0	1
Gary Gaetti, R OBP: 0.350, SLG: 0.438 David Howard, S OBP: 0.330, SLG: 0.356 (8, PR) (9, 5)	1-2 CS 1-2	0-0 G5-3		1-3 K		1-1 G3		1-2 G3 SH3 WP 1B		4	0	1	0	0	1	1
Tom Pagnozzi, R OBP: 0.299, SLG: 0.336 (1, 2)		3-1 SH1-4 2B		0-1 G4-3		2-2 1B 3-H		0-1 SH3		3	0	2	1	0	0	0
Brian Hunter, R OBP: 0.277, SLG: 0.421 Ray Lankford, L OBP: 0.391, SLG: 0.460 Jeff Brantley, R (9, 1)		2-0 SH1-4 HBP		1-1 L6		3-3 K		4-1 WP G3 BB		2	0	0	0	0	1	1
Juan Acevedo, R OBP: 0.375, SLG: 0.500 Shawn Gilbert, R Curtis King, R Brady Raggio, R Willie McGee, S OBP: 0.343, SLG: 0.367 (5, PH) (6, 1) (6, 1) (8, PH) (9, 7)		1-1 SH1-4		1-3 K		1-1 G5-3		3-1 G3		0	0	0	0	0	0	0
		1-2 2-3						1-2 2-3		1	0	0	0	0	1	0
										0	0	0	0	0	0	0
										1	0	0	0	0	0	0
										0	0	0	0	0	0	0
										1	0	0	0	0	0	1
										1	0	0	0	0	0	2

Inning Stats	R: 1	H: 2	E: 0	K: 0	S: 8	LOB: 1	BB: 1	P: 15	R: 0	H: 1	E: 0	K: 1	S: 8	LOB: 2	BB: 0	P: 17	R: 0	H: 0	E: 0	K: 1	S: 9	LOB: 0	BB: 0	P: 16	R: 0	H: 1	E: 0	K: 1	S: 7	LOB: 2	BB: 0	P: 12	R: 1	H: 1	E: 0	K: 1	S: 19	LOB: 1	BB: 1	P: 30	R: 2	H: 2	E: 0	K: 0	S: 11	LOB: 0	BB: 0	P: 17	R: 1	H: 1	E: 0	K: 0	S: 14	LOB: 3	BB: 2	P: 28
PITCHER	IP	WLS	BF	H	R	ER	SO	BB	IBB	HBP	BLK	WP	HR	S	P	ERA	WHIP																																							
Omar Daal, L ERA: 2.74 (1, 1)	5.0		22	5	1	1	4	1	0	0	0	0	0	40	69	1.80	1.200																																							
Russ Springer, R ERA: 4.13 (6, 1)	2.0		10	3	3	3	1	1	0	0	0	1	1	30	47	13.50	2.000																																							
Clint Sodowsky, R ERA: 5.6 (8, 1)	1.0	L	6	1	1	1	0	2	0	0	0	1	0	14	28	9.00	3.000																																							

BOTTOM

Arizona Diamondbacks @ St. Louis Cardinals
 Busch Stadium, St. Louis, MO
 Sun Jun 21 1998, 3:33 AM CDT
 Att: 45,517 - Sunny - 91 F

AB	30
R	5
H	9
RBI	4
BB	4
SO	5
LOB	13

WP: 2 PA: 39
 PB: 0
 SB: 0
 CS: 1



PITCHER	IP	WLS	BF	H	R	ER	SO	BB	IBB	HBP	BLK	WP	HR	S	P	ERA	WHIP
Omar Daal, L ERA: 2.74 (1, 1)	5.0		22	5	1	1	4	1	0	0	0	0	0	40	69	1.80	1.200
Russ Springer, R ERA: 4.13 (6, 1)	2.0		10	3	3	3	1	1	0	0	0	1	1	30	47	13.50	2.000
Clint Sodowsky, R ERA: 5.6 (8, 1)	1.0	L	6	1	1	1	0	2	0	0	0	1	0	14	28	9.00	3.000

Batter	1	2	3	4	5	6	7	8	9	AB R H RBI BB SO LOB	TOP											
Brian Hunter, R (1, 8) OBP: 0.330, SLG: 0.374	2-3 K2-3		3-3 K		1-1 G6-3		1-1 G6-3			4 0 0 0 0 2 2												
Damion Easley, R (1, 4) OBP: 0.343, SLG: 0.533	2-1 L7		2-3 K			2-3 K		0-1 P6		4 0 0 0 0 2 1												
Bobby Higginson, L (1, 9) OBP: 0.399, SLG: 0.554	1-2 G3			1-0 G4-6-3 E HBP		2-2 G6-3		3-2 G6-3		3 0 0 0 0 0 0												
Tony Clark, S (1, 3) OBP: 0.353, SLG: 0.515		3-3 K		2-2 E4 G4-6-3		0-1 1B 1B		2-2 F7		4 0 1 0 0 1 1												
Luis Gonzalez, L (1, 7) OBP: 0.376, SLG: 0.500		1-2 L6-3		0-0 G4-6-3		1-0 1B		3-2 S 1B		4 0 2 0 0 0 2												
Gabe Alvarez, R (1, 5) OBP: 0.250, SLG: 0.250		3-1 1B		0-1 P9		3-0 P9		2-2 F8		4 0 1 0 0 0 4												
Paul Bako, L (1, 2) OBP: 0.330, SLG: 0.389		1-2 G6-3			2-1 WP 1B		2-1 HR		1-1 L9	4 1 2 1 0 0 2												
Deivi Cruz, R (1, 6) OBP: 0.297, SLG: 0.323			1-0 L9		0-3 K		0-2 L5		2-3 K	3 0 0 0 0 1 1 1 0 0 0 0 1 1												
Trey Beamon, L (9, PH)					1-2 K				1-2 K													
Bryce Florie, R (1, 1) OBP: 0.600, SLG: 0.333			2-1 1B		0-0 G5-3		1-3 K			2 0 1 0 0 0 1												
Doug Bochtler, R (5, 1)										0 0 0 0 0 0 0												
44 Sean Runyan, L (6, 1)										0 0 0 0 0 0 0												
Kimera Bartee, R (7, PH) OBP: 0.270, SLG: 0.458										1 0 0 0 0 1 0												
Dean Crow, L (7, 1)										0 0 0 0 0 0 0												
Inning Stats	R: 0 E: 0 K: 1 S: 8	H: 0 LOB: 0 BB: 0 P: 13	R: 0 E: 0 K: 1 S: 11	H: 1 LOB: 1 BB: 0 P: 19	R: 0 E: 0 K: 2 S: 9	H: 1 LOB: 1 BB: 0 P: 17	R: 0 E: 1 K: 0 S: 6	H: 0 LOB: 1 BB: 0 P: 9	R: 0 E: 0 K: 1 S: 8	H: 1 LOB: 1 BB: 0 P: 11	R: 0 E: 0 K: 1 S: 10	H: 2 LOB: 2 BB: 0 P: 18	R: 1 E: 0 K: 1 S: 10	H: 1 LOB: 0 BB: 0 P: 14	R: 0 E: 0 K: 0 S: 9	H: 0 LOB: 0 BB: 0 P: 14	R: 0 E: 0 K: 1 S: 12	H: 1 LOB: 1 BB: 0 P: 20	1B: 6 2B: 0 3B: 0 HR: 1	SF: 0 SAC: 0 DP: 1 HBP: 1	WP: 1 PB: 0 SB: 1 CS: 0	PA: 35
PITCHER	IP WLS BF H R ER SO BB IBB HBP BLK WP HR S P ERA WHIP																					
Todd Stottlemyre, R (1, 1) ERA: 2.94	8.0 W 32 7 1 1 7 0 0 1 0 1 1 75 122 1.12 0.875																					
Rick Croushore, R (9, 1) ERA: 2.29	1.0 S 3 0 0 0 1 0 0 0 0 0 0 8 13 0.00 0.000																					

Detroit Tigers @ St. Louis Cardinals
 Busch Stadium, St. Louis, MO
 Mon Jun 22 1998, 7:05 PM CDT
 Att. 40,172 - Unknown - 85 F

livebaseballscorecards.com

AB	34
R	1
H	7
RBI	1
BB	0
SO	8
LOB	15



Batter	1	2	3	4	5	6	7	8	9
Royce Clayton, R OBP: 0.324, SLG: 0.322 (1, 6)	1-0 G1-3 HBP		1-0 FC5-4 1B	0-2 G4-3		1-3 K		3-2 G6-3	
Delino DeShields, L OBP: 0.414, SLG: 0.482 (1, 4)	1-2 G1-3		4-1 BB 1B		1-1 1B FC6-4	3-1 1B			
Mark McGwire, R OBP: 0.486, SLG: 0.788 (1, 3)	2-3 K		1-0 P3		0-0 1B FC6-4	0-3 K			
Brian Jordan, R OBP: 0.398, SLG: 0.612 (1, 9)	0-0 G6-3		2-2 BB 1B		0-1 FC6-4 BB		0-1 G6-4-3 S 1B		
Ray Lankford, L OBP: 0.400, SLG: 0.476 (1, 8)		2-1 HR	4-0 BB		4-1 BB		4-2 G6-4-3 BB		
Willie McGee, S OBP: 0.335, SLG: 0.358 (1, 7)		3-1 G6-3	0-0 G3		1-3 K		1-1 G6-4-3		
Tom Pagnozzi, R OBP: 0.289, SLG: 0.324 (1, 2)		0-0 G5-3		1-0 F8		3-2 P3		0-0 P6	
John Mabry, L OBP: 0.344, SLG: 0.407 (1, 5)		2-3 K2-3		1-1 G4-3 1B		1-1 SH5-4 1B 2B		0-0 P6	
Todd Stottlemire, L OBP: 0.220, SLG: 0.152 Rick Croushore, R (9, 1)			4-0 FC5-4 BB		1-1 G4-3		0-1 SH5-4	3-2 F7	

Inning Stats	R: 0 E: 0 K: 1 S: 7	H: 0 LOB: 1 BB: 0 P: 11	R: 1 E: 0 K: 1 S: 10	H: 1 LOB: 0 BB: 0 P: 17	R: 1 E: 0 K: 0 S: 7	H: 1 LOB: 3 BB: 3 P: 23	R: 0 E: 0 K: 0 S: 9	H: 1 LOB: 1 BB: 0 P: 11	R: 1 E: 0 K: 1 S: 15	H: 2 LOB: 2 BB: 1 P: 24	R: 1 E: 0 K: 2 S: 14	H: 2 LOB: 1 BB: 0 P: 19	R: 0 E: 0 K: 0 S: 7	H: 1 LOB: 1 BB: 1 P: 12	R: 0 E: 0 K: 0 S: 11	H: 0 LOB: 0 BB: 0 P: 17
1B: 6 2B: 1 3B: 0 HR: 1	SF: 0 SAC: 1 DP: 1 HBP: 1	WP: 0 PA: 37 PB: 0 SB: 2 CS: 0														

PITCHER	IP	WLS	BF	H	R	ER	SO	BB	IBB	HBP	BLK	WP	HR	S	P	ERA	WHIP
Bryce Florie, R ERA: 4.79 (1, 1)	4.1	L	23	5	3	3	2	4	0	0	0	0	1	39	73	6.23	2.077
Doug Bochtler, R ERA: 3.56 (5, 1)	1.1		5	1	1	1	2	0	0	0	0	0	0	18	24	6.75	0.750
44 Sean Runyan, L ERA: 3.65 (6, 1)	0.1		2	1	0	0	1	0	0	0	0	0	0	5	8	0.00	3.000
Dean Crow, R ERA: 2.77 (7, 1)	2.0		7	1	0	0	0	1	0	0	0	0	0	18	29	0.00	1.000

BOTTOM

Detroit Tigers @ St. Louis Cardinals
 Busch Stadium, St. Louis, MO
 Mon Jun 22 1998, 7:05 PM CDT
 Att: 40,172 - Unknown - 85 F

livebaseballscorecards.com

AB	30
R	4
H	8
RBI	4
BB	5
SO	5
LOB	21



Batter	1	2	3	4	5	6	7	8	9	AB R H RBI BB SO LOB	TOP											
Brian Hunter, R (1, 8) OBP: 0.328, SLG: 0.375	0-2 F8		0-0 B1-3			1-1 G5-3		0-0 1B 2B	2-3 K	5 1 1 0 0 1 2												
Damion Easley, R (1, 4) OBP: 0.342, SLG: 0.529	1-3 K			2-3 K			2-1 G1-3	0-2 G3-6-1 1B		4 0 1 2 0 2 0												
Bobby Higginson, L (1, 9) OBP: 0.401, SLG: 0.550	0-1 F9			4-1 G3-6-3 BB			4-2 1B BB	0-0 G3-6-1 1-2f		2 1 0 0 2 0 1												
Tony Clark, S (1, 3) OBP: 0.355, SLG: 0.526		1-0 G3		1-0 G3-6-3 1-2f			0-0 1B HR	1-1 HR		4 2 2 1 0 0 1												
Luis Gonzalez, L (1, 7) OBP: 0.375, SLG: 0.496		1-0 G3-1			1-0 G4-3		2-0 HR 1B	2-1 P5		4 1 1 1 0 0 0												
Gabe Alvarez, R (1, 5) Joe Randa, R (9, 5) OBP: 0.323, SLG: 0.342		2-2 HR			0-0 CS 1B		3-2 HR		1-3 K	4 2 3 4 0 1 0 0 0 0 0 0 0 0												
Paul Bako, L (1, 2) OBP: 0.317, SLG: 0.372		2-0 P7			2-0 F8		2-2 G4-3		0-0 G6-3	4 0 0 0 0 0 1												
Deivi Cruz, R (1, 6) OBP: 0.295, SLG: 0.321			1-1 G6-3		0-1 CS	1-1 G6-3	0-0 G5-3		1-0 1B	4 0 1 0 0 0 0												
Justin Thompson, L (1, 1) Doug Brocail, L (8, 1) Trey Beamon, L (9, PH) Todd Jones, L (9, 1)			1-3 K			2-3 K		0-0 2B 1B	0-0 1B	3 1 1 0 0 2 0 0 0 0 0 0 0 0 1 0 1 0 0 0 0 0 0 0 0 0 0 0												
Inning Stats	R: 0 E: 0 K: 1 S: 8	H: 0 LOB: 0 BB: 0 P: 9	R: 1 E: 0 K: 0 S: 7	H: 1 LOB: 0 BB: 0 P: 13	R: 0 E: 0 K: 1 S: 6	H: 0 LOB: 0 BB: 0 P: 8	R: 0 E: 0 K: 1 S: 5	H: 0 LOB: 0 BB: 1 P: 12	R: 0 E: 0 K: 0 S: 4	H: 1 LOB: 0 BB: 0 P: 7	R: 0 E: 0 K: 1 S: 7	H: 0 LOB: 0 BB: 0 P: 11	R: 4 E: 0 K: 0 S: 16	H: 3 LOB: 0 BB: 1 P: 29	R: 3 E: 0 K: 0 S: 13	H: 4 LOB: 0 BB: 0 P: 16	R: 0 E: 0 K: 2 S: 9	H: 2 LOB: 2 BB: 0 P: 13	1B: 7 2B: 1 3B: 0 HR: 3	SF: 0 SAC: 0 DP: 2 HBP: 0	WP: 0 PB: 0 SB: 0 CS: 1	PA: 38
PITCHER	IP WLS BF H R ER SO BB IBB HBP BLK WP HR S P ERA WHIP																					
Kent Bottenfield, R (1, 1) ERA: 5.47	7.0 L 26 5 5 5 4 2 0 0 0 0 0 2 53 89 6.43 1.000																					
Brady Raggio, R (8, 1) ERA: 18.0	2.0 11 6 3 3 2 0 0 0 0 0 0 1 22 29 13.50 3.000																					

Detroit Tigers @ St. Louis Cardinals
 Busch Stadium, St. Louis, MO
 Tue Jun 23 1998, 7:05 PM CDT
 Att. 38,371 - Cloudy - 95 F

livebaseballscorecards.com

AB	35
R	8
H	11
RBI	8
BB	2
SO	6
LOB	5



Batter	1	2	3	4	5	6	7	8	9	AB R H RBI BB SO LOB	TOP		
Willie McGee, S OBP: 0.330, SLG: 0.351 (1, 10) C B X	1-1 G1-3 ①		3-2 F9 ③		1-1 G1-3 ②		0-0 E BB 1-3 1B		1-2 G1-3 ②	5 0 1 0 0 0 1			
Delino DeShields, L OBP: 0.411, SLG: 0.475 Luis Ordaz, R (1, 4) F B X (7, 6)	1-1 F8 ②			1-0 F7 ①	3-2 L7 ③		4-1 E 1-2 BB		2-3 K ③	3 0 0 0 1 0 1 1 0 0 0 0 1 0			
Mark McGwire, R OBP: 0.488, SLG: 0.793 Brian Hunter, R OBP: 0.282, SLG: 0.423 (1, 3) X (6, 3)	0-0 1B			1-1 HR		3-1 P4 ①	2-1 E5 1-2 2-3 3-H			3 1 2 1 0 0 0 1 0 0 1 0 0 2			
Brian Jordan, R OBP: 0.399, SLG: 0.607 Shawn Gilbert, R (1, 9) B F F B X (7, 4)	2-2 P2 ③			2-2 2B 1B		2-2 2B 1B	0-3 K ②			4 1 2 0 0 1 4 0 0 0 0 0 0 0			
Ray Lankford, L OBP: 0.396, SLG: 0.470 Tom Lampkin, L OBP: 0.329, SLG: 0.401 (1, 8) B C B B B B B X (8, 7)		4-2 G5-4-3 BB		0-2 P6 ②		0-1 2B 1-H	1-1 G4-3 ③			3 0 1 1 1 0 4 0 0 0 0 0 0 0			
Gary Gaetti, R OBP: 0.347, SLG: 0.433 (1, 5) B X		1-0 G5-4-3 ① ② 1-2f		3-1 2B 1-3		0-0 F8 ②		1-0 F9 ①		4 0 1 0 0 0 2			
John Mabry, L OBP: 0.335, SLG: 0.394 (1, 7) C C C X (8, 9)		0-3 K ③		1-1 G3-1 ③		0-1 G3 ③		0-3 K ②		4 0 0 0 0 2 3			
Tom Pagnozzi, R OBP: 0.302, SLG: 0.319 (1, 2) B B B B			4-0 G3-6 BB		0-0 G1-3 G1-3 1B		2-3 K ① F B B B X	2-1 P3 ③		3 0 1 0 1 1 0			
David Howard, S OBP: 0.324, SLG: 0.344 (1, 6) B B C C X (7, 9) (8, 8)			2-1 G3-6 ① ② 1-2f		0-0 G1-3 ① 1-2		2-0 1B E 1B		0-0 F8 ①	4 1 1 0 0 0 2			
Inning Stats	R: 0 E: 0 K: 0 S: 8 H: 1 LOB: 1 BB: 0 P: 12	R: 0 E: 0 K: 1 S: 7 H: 0 LOB: 0 BB: 1 P: 12	R: 0 E: 0 K: 0 S: 6 H: 0 LOB: 0 BB: 1 P: 15	R: 1 E: 0 K: 0 S: 13 H: 3 LOB: 2 BB: 0 P: 21	R: 0 E: 0 K: 0 S: 7 H: 1 LOB: 1 BB: 0 P: 11	R: 1 E: 0 K: 0 S: 16 H: 2 LOB: 1 BB: 0 P: 21	R: 1 E: 1 K: 2 S: 13 H: 2 LOB: 3 BB: 1 P: 24	R: 0 E: 0 K: 1 S: 6 H: 0 LOB: 0 BB: 0 P: 9	R: 0 E: 0 K: 1 S: 10 H: 0 LOB: 0 BB: 0 P: 13	1B: 6 2B: 2 3B: 0 HR: 1 SF: 0 SAC: 0 DP: 2 HBP: 0	WP: 0 PB: 0 SB: 0 CS: 0 PA: 38		
PITCHER	IP WLS BF H R ER SO BB IBB HBP BLK WP HR S P ERA WHIP											PITCHER	IP WLS BF H R ER SO BB IBB HBP BLK WP HR S P ERA WHIP
Jaret Wright, R ERA: 3.93 (1, 1)	6.1 W 29 9 3 3 2 3 0 0 0 0 0 1 63 106 4.26 1.895												
Jose Mesa, R ERA: 4.01 (7, 1)	1.2 6 0 0 0 2 0 0 0 0 0 0 0 13 19 0.00 0.000												
Ron Villone, L ERA: 1.88 (9, 1)	1.0 3 0 0 0 1 0 0 0 0 0 0 0 10 13 0.00 0.000												

St. Louis Cardinals @ Cleveland Indians
Jacobs Field, Cleveland, OH
Wed Jun 24 1998, 7:05 PM EDT
Att. 43,321 - Cloudy - 87 F

livebaseballscorecards.com

AB	35
R	3
H	9
RBI	3
BB	3
SO	5
LOB	19



Batter	1	2	3	4	5	6	7	8	9
Kenny Lofton, L OBP: 0.370, SLG: 0.422 Shawon Dunston, R OBP: 0.252, SLG: 0.388	F7 BB		G3-1		FC4 BB	G6-3		HBP	
Omar Vizquel, S OBP: 0.366, SLG: 0.382	HR 1B F9		K		FC4 BB BB		1B 1B	SF7	
David Justice, L OBP: 0.368, SLG: 0.491	HR 2B 1B			G6-3	BB BB E BB		1B FC9-2 1B	G3	
Jim Thome, L OBP: 0.439, SLG: 0.653	HR BB K			G4-3 1B	BB BB E BB		FC6-4 1B		
Manny Ramirez, R OBP: 0.369, SLG: 0.546	HR 1-H 2-H 3-H	K		G4-3	E BB		FC9-2		
Sandy Alomar Jr., R OBP: 0.311, SLG: 0.410	HR 2B 1B	FC7-2 2B		G6-3	E6		FC6-4		
Mark Whiten, S OBP: 0.412, SLG: 0.507	HR 2B	1B						K	
Travis Fryman, R OBP: 0.318, SLG: 0.475 Jeff Branson, L OBP: 0.231, SLG: 0.263	HR 2B	FC7-2			FC4 BB 2B	F8		2B SF7 1B	
David Bell, R OBP: 0.327, SLG: 0.443	1B 2B		G3		F8	L9		2B	

Inning Stats	R: 7 E: 0 K: 1 S: 28	H: 8 LOB: 3 BB: 2 P: 52	R: 0 E: 0 K: 1 S: 11	H: 2 LOB: 1 BB: 0 P: 16	R: 0 E: 0 K: 1 S: 6	H: 0 LOB: 0 BB: 0 P: 9	R: 0 E: 0 K: 0 S: 9	H: 1 LOB: 1 BB: 0 P: 12	R: 5 E: 1 K: 1 S: 19	H: 2 LOB: 2 BB: 4 P: 39	R: 0 E: 0 K: 0 S: 4	H: 0 LOB: 0 BB: 0 P: 7	R: 1 E: 0 K: 0 S: 10	H: 3 LOB: 1 BB: 0 P: 14	R: 1 E: 0 K: 1 S: 13	H: 2 LOB: 2 BB: 0 P: 21
--------------	-------------------------------	----------------------------------	-------------------------------	----------------------------------	------------------------------	---------------------------------	------------------------------	----------------------------------	-------------------------------	----------------------------------	------------------------------	---------------------------------	-------------------------------	----------------------------------	-------------------------------	----------------------------------

PITCHER	IP	WLS	BF	H	R	ER	SO	BB	IBB	HBP	BLK	WP	HR	S	P	ERA	WHIP
Mark Petkovsek, R ERA: 5.51	(1, 1)	0.1	L	9	7	7	0	1	0	0	0	0	0	19	35	189.00	24.000
John Frascatore, R ERA: 4.41	(1, 1)	4.0		18	6	2	3	1	0	0	0	0	0	40	60	4.50	1.750
Lance Painter, L ERA: 4.32	(5, 1)	0.1		4	0	0	0	3	0	0	0	0	0	9	22	0.00	9.000
Curtis King, R ERA: 5.06	(5, 1)	1.1		6	0	3	1	1	0	0	0	0	0	9	18	6.75	0.750
Brady Raggio, R ERA: 15.43	(7, 1)	2.0		11	5	2	1	0	0	1	0	0	0	23	35	9.00	2.500

AB R H RBI BB SO LOB

3 0 0 0 2 0 0
0 0 0 0 0 0 0

5 3 2 1 0 1 4

5 2 3 0 1 0 2

3 2 2 2 2 1 3

4 1 1 5 1 1 3

5 1 2 0 0 0 3

5 2 3 0 0 2 2

4 2 2 4 0 0 2
1 1 1 0 0 0 0

5 0 2 0 0 0 1

1B: 10 SF: 1
2B: 8 SAC: 0
3B: 0 DP: 2
HR: 2 HBP: 1

WP: 0 PA: 48
PB: 0
SB: 0
CS: 0

AB 40
R 14
H 18
RBI 12
BB 6
SO 5
LOB 20

WP: 0 PA: 48
PB: 0
SB: 0
CS: 0

AB 40
R 14
H 18
RBI 12
BB 6
SO 5
LOB 20

WP: 0 PA: 48
PB: 0
SB: 0
CS: 0

WP: 0 PA: 48
PB: 0
SB: 0
CS: 0

WP: 0 PA: 48
PB: 0
SB: 0
CS: 0

WP: 0 PA: 48
PB: 0
SB: 0
CS: 0

WP: 0 PA: 48
PB: 0
SB: 0
CS: 0

WP: 0 PA: 48
PB: 0
SB: 0
CS: 0

WP: 0 PA: 48
PB: 0
SB: 0
CS: 0

WP: 0 PA: 48
PB: 0
SB: 0
CS: 0

St. Louis Cardinals @ Cleveland Indians
Jacobs Field, Cleveland, OH
Wed Jun 24 1998, 7:05 PM EDT
Att: 43,321 - Cloudy - 87 F

livebaseballscorecards.com



Batter	1	2	3	4	5	6	7	8	9	AB R H RBI BB SO LOB	TOP											
Brian Hunter, R (1, 10) OBP: 0.281, SLG: 0.415	1-3 K		2-3 K		1-2 1-2 2-H 1B			0-0 G6-3		4 0 1 0 0 2 0	St. Louis Cardinals @ Cleveland Indians Jacobs Field, Cleveland, OH Thu Jun 25 1998, 7:05 PM EDT Att. 43,309 - Cloudy - 92 F											
Delino DeShields, L (1, 4) OBP: 0.408, SLG: 0.471	1-1 P1			1-2 G4-3		2-2 G6-3		0-0 1B		4 0 1 0 0 0 0												
Mark McGwire, R (1, 3) OBP: 0.488, SLG: 0.801	2-2 HR			2-2 G6-4-3 1B		3-2 P2		1-0 L6		4 1 2 1 0 0 1												
Brian Jordan, R (1, 9) OBP: 0.393, SLG: 0.598	2-2 F9			0-0 G6-4-3 1-2f		1-2 G1-3		1-1 P4		4 0 0 0 0 0 1												
Ray Lankford, L (1, 8) OBP: 0.390, SLG: 0.462		0-1 G4-3			1-2 F9		1-3 K2-3		2-1 G3	4 0 0 0 0 1 0												
John Mabry, L (1, 7) OBP: 0.333, SLG: 0.408		0-0 G3-1			0-0 HR		2-1 F9		0-0 G4-3	4 1 1 1 0 0 0												
Gary Gaetti, R (1, 5) OBP: 0.351, SLG: 0.431		0-1 F8			4-2 1B 1B BB		2-1 HBP			1 0 0 0 1 0 0												
Tom Lampkin, L (1, 2) OBP: 0.329, SLG: 0.396			2-0 G6-4-3 HBP		3-1 P4		2-3 K			2 0 0 0 0 1 2												
Luis Ordez, R (1, 6) OBP: 0.300, SLG: 0.125			1-0 G6-4-3		0-0 1B			2-0 G4-3		2 0 1 0 0 0 1												
Willie McGee, S (8, PH) OBP: 0.328, SLG: 0.349					1-2 1B 1B					1 0 0 0 0 0 0												
David Howard, S (8, 6) OBP: 0.324, SLG: 0.344										0 0 0 0 0 0 0												
Inning Stats	R: 1 E: 0 K: 1 S: 11	H: 1 LOB: 0 BB: 0 P: 17	R: 0 E: 0 K: 0 S: 5	H: 0 LOB: 0 BB: 0 P: 5	R: 0 E: 0 K: 1 S: 5	H: 0 LOB: 0 BB: 0 P: 10	R: 0 E: 0 K: 0 S: 7	H: 1 LOB: 0 BB: 0 P: 10	R: 1 E: 0 K: 0 S: 15	H: 3 LOB: 2 BB: 1 P: 24	R: 0 E: 0 K: 0 S: 9	H: 0 LOB: 0 BB: 0 P: 15	R: 0 E: 0 K: 2 S: 9	H: 0 LOB: 1 BB: 0 P: 16	R: 0 E: 0 K: 0 S: 4	H: 1 LOB: 1 BB: 0 P: 7	R: 0 E: 0 K: 0 S: 5	H: 0 LOB: 0 BB: 0 P: 8	1B: 4 2B: 0 3B: 0 HR: 2	SF: 0 SAC: 0 DP: 2 HBP: 2	WP: 0 PB: 0 SB: 0 CS: 0	PA: 33
PITCHER	IP WLS BF H R ER SO BB IBB HBP BLK WP HR S P ERA WHIP																					
Dave Burba, R (1, 1) ERA: 3.67	7.2 W 29 6 2 2 4 1 0 2 0 0 2 64 102 2.35 0.913																					
Paul Shuey, R (8, 1) ERA:	0.1 1 0 0 0 0 0 0 0 0 0 0 1 2 0.00 0.000																					
Jose Mesa, R (9, 1) ERA: 3.92	1.0 3 0 0 0 0 0 0 0 0 0 0 5 8 0.00 0.000																					

AB	30
R	2
H	6
RBI	2
BB	1
SO	4
LOB	5



WP	0
PA	33

livebaseballscorecards.com

Batter	1	2	3	4	5	6	7	8	9
Kenny Lofton, L OBP: 0.370, SLG: 0.418 (1, 8)	4-2 F9 S BB		4-2 1B BB		2-2 G3-1		2-2 G3	0-1 P5	
Omar Vizquel, S OBP: 0.364, SLG: 0.379 (1, 6)	3-2 F9 1-3		0-0 1B 1-2 1B		2-1 G3		2-2 P7	2-3 K	
David Justice, L OBP: 0.370, SLG: 0.491 (1, 10)	2-1 F7		3-2 1B 1-3 2-H		2-2 HR 1B		0-1 F8	0-1 HR	
Jim Thome, L OBP: 0.440, SLG: 0.673 (1, 3)	1-3 K		0-0 F8		1-0 HR		0-0 HR	0-0 HR	
Manny Ramirez, R OBP: 0.370, SLG: 0.544 (1, 9)		1-3 K		2-2 G3-1 2B 1B		2-3 K	4-2 1B E BB	4-2 1B E BB	
Sandy Alomar Jr., R OBP: 0.310, SLG: 0.407 (1, 2)		2-0 F8		0-1 F8		1-1 G6-3	1-1 1B 1B	1-1 1B 1B	
Mark Whiten, S OBP: 0.393, SLG: 0.481 (1, 7)		2-1 G3-1		2-2 G3-1 1-3		3-3 K	2-0 E3 1B 2B	2-0 E3 1B 2B	
Travis Fryman, R OBP: 0.320, SLG: 0.479 (1, 5)			0-2 G6-3	1-1 2B		1-2 G6-3	3-2 2B 1B	3-2 2B 1B	
David Bell, R OBP: 0.325, SLG: 0.444 (1, 4)			3-2 G6-3	3-2 F9			0-0 F8	2-2 2B	

AB	R	H	RBI	BB	SO	LOB
3	1	0	0	2	0	2
5	0	1	0	0	1	3
4	1	2	1	0	0	1
4	2	2	3	0	1	3
3	2	1	0	1	2	0
4	1	1	0	0	0	1
4	1	0	1	0	1	2
4	0	2	2	0	0	0
4	0	1	1	0	0	1

BOTTOM

St. Louis Cardinals @ Cleveland Indians
 Jacobs Field, Cleveland, OH
 Thu Jun 25 1998, 7:05 PM EDT
 Att. 43,309 - Cloudy - 92 F

livebaseballscorecards.com

AB	35
R	8
H	10
RBI	8
BB	3
SO	5
LOB	13



1B: 6	SF: 0
2B: 2	SAC: 0
3B: 0	DP: 0
HR: 2	HBP: 0

WP: 0	PA: 38
PB: 0	
SB: 2	
CS: 0	

Inning Stats		R: 0	H: 0	E: 0	K: 1	S: 13	R: 0	H: 0	E: 0	K: 1	S: 8	R: 1	H: 2	E: 0	K: 0	S: 15	R: 1	H: 2	E: 0	K: 0	S: 15	R: 2	H: 2	E: 0	K: 1	S: 15	R: 0	H: 0	E: 0	K: 1	S: 9	R: 0	H: 0	E: 0	K: 0	S: 9	R: 4	H: 4	E: 1	K: 1	S: 24
LOB: 1		LOB: 0		LOB: 2		LOB: 1		LOB: 0		LOB: 0		LOB: 1		LOB: 0		LOB: 0		LOB: 0		LOB: 0		LOB: 0		LOB: 2		LOB: 2		LOB: 0		LOB: 0		LOB: 0		LOB: 2		LOB: 2					
BB: 1		BB: 0		BB: 1		BB: 0		BB: 0		BB: 0		BB: 1		BB: 0		BB: 0		BB: 0		BB: 0		BB: 0		BB: 0		BB: 0		BB: 0		BB: 0		BB: 0		BB: 1		BB: 1		BB: 1			
P: 23		P: 13		P: 25		P: 23		P: 24		P: 14		P: 13		P: 37		P: 37		P: 37		P: 37		P: 37		P: 37		P: 37		P: 37		P: 37		P: 37		P: 37		P: 37					

PITCHER		IP	WLS	BF	H	R	ER	SO	BB	IBB	HBP	BLK	WP	HR	S	P	ERA	WHIP
Manny Aybar, R ERA: 7.26 (1, 1)		6.0	L	26	6	4	4	4	2	0	0	0	0	1	75	122	6.00	1.333
Bobby Witt, R ERA: 7.9 (7, 1)		1.1		10	4	4	3	0	1	0	0	0	0	1	28	43	20.25	3.750
Curtis King, R ERA: 4.94 (8, 1)		0.2		2	0	0	0	1	0	0	0	0	0	5	7	0.00	0.000	

Batter	1	2	3	4	5	6	7	8	9
Otis Nixon, S <small>OBP: 0.332, SLG: 0.298</small> <small>(1, 8)</small>	1-2 		2-2 		3-3 			1-2 	
Brent Gates, S <small>OBP: 0.294, SLG: 0.291</small> <small>(1, 5)</small>	1-1 		1-0 			1-2 		2-2 	
Matt Lawton, L <small>OBP: 0.370, SLG: 0.452</small> <small>(1, 9)</small>	2-1 		3-2 			2-2 		1-2 	
Marty Cordova, R <small>OBP: 0.381, SLG: 0.481</small> <small>(1, 7)</small>	0-2 			0-1 		2-3 		0-0 	
Orlando Merced, S <small>OBP: 0.326, SLG: 0.414</small> <small>(1, 10)</small>	0-0 			3-2 			1-0 	1-2 	
Terry Steinbach, R <small>OBP: 0.329, SLG: 0.397</small> <small>(1, 2)</small>	0-2 			0-1 			2-1 		
Todd Walker, L <small>OBP: 0.383, SLG: 0.517</small> <small>(9, 4)</small>			1-1 				1-1 		
Denny Hocking, S <small>OBP: 0.256, SLG: 0.192</small>				2-2 	1-0 		0-1 		
Pat Meares, R <small>OBP: 0.296, SLG: 0.379</small> <small>(1, 6)</small>				1-2 	1-2 				
Scott Stahoviak, L <small>(1, 3)</small>								0-0 	

AB	R	H	RBI	BB	SO	LOB
4	1	3	0	0	1	0
4	1	1	1	0	0	2
3	1	1	1	0	0	1
4	2	3	2	0	1	1
4	0	2	0	0	0	0
3	0	0	0	0	1	3
3	0	2	0	0	0	0
0	0	0	0	0	0	0
3	0	0	0	0	0	1
3	0	0	0	0	1	0

Inning Stats		R	H	E	K	S	IP	WLS	BF	H	R	ER	SO	BB	IBB	HBP	BLK	WP	HR	S	P	ERA	WHIP
R: 1		1	4	0	16	20	7.0	0	26	9	2	2	4	0	0	0	0	0	1	70	102	2.57	1.286
E: 0		0	2	0	0	0	1.0	0	6	3	3	3	0	0	0	0	0	0	1	18	22	27.00	3.000
K: 1		1	0	0	1	0	0	0	3	3	3	0	0	0	0	0	0	0	1	18	22	27.00	3.000
S: 16		20	14	0	11	14																	

BOTTOM

St. Louis Cardinals @ Minnesota Twins
 Hubert H. Humphrey Metrodome, Minneapolis, MN

Fri Jun 26 1998, 8:05 PM EDT
 Att. 29,089 - Dome - 72 F

livebaseballscorecards.com

AB	31
R	5
H	12
RBI	4
BB	0
SO	4
LOB	8

1B:	10	SF:	0	WP:	0	PA:	33
2B:	1	SAC:	0	PB:	0		
3B:	0	DP:	3	SB:	1		
HR:	2	HBP:	1	CS:	2		

Batter	1	2	3	4	5	6	7	8	9	AB R H RBI BB SO LOB	TOP											
Delino DeShields, L OBP: 0.403, SLG: 0.463 (1, 4)	2-2 F7		0-2 G4-3		1-0 FC6		0-0 F8		1-2 SAFE SAFE 1B	5 0 1 0 0 0 1												
Gary Gaetti, R OBP: 0.358, SLG: 0.440 (1, 5)	2-2 G5-3			0-0 F7 2B		0-1 BB 1B	1-1 HR 1B		2-0 SF9	4 2 3 1 0 0 0												
Mark McGwire, R OBP: 0.480, SLG: 0.791 (1, 3)	2-3 K			0-0 F7 2-3		4-2 1B 2B BB	2-2 HR 1B		3-H 2-2 F8	4 2 1 2 1 1 2												
Brian Jordan, R OBP: 0.392, SLG: 0.595 (1, 8)		3-1 F8		0-0 P3		2-2 2B G4-3 1B	2-2 P3			4 1 1 1 0 0 1												
Ray Lankford, L OBP: 0.386, SLG: 0.465 (1, 10)		2-1 F8		4-1 BB		2-2 P5		1-3 K		3 0 0 0 1 1 2												
Tom Pagnozzi, R OBP: 0.301, SLG: 0.320 (1, 2)		2-3 K		0-0 F9		1-0 G4-3 1-3 2-H 2B		0-0 F9		4 0 1 1 0 1 2												
Brian Hunter, R OBP: 0.283, SLG: 0.447 (1, 9)			1-2 HR		0-0 F7	1-2 G4-3		1-0 G3		3 1 1 2 0 0 1												
Willie McGee, S OBP: 0.319, SLG: 0.339 (8, PH) (8, 9)										1 0 0 0 0 0 0	AB 36											
John Mabry, L OBP: 0.325, SLG: 0.396 (1, 7)		3-3 K		1-1 FC6-4 1B		0-0 F8		0-0 G3		4 0 1 0 0 1 1	R 7											
Luis Ordaz, R OBP: 0.235, SLG: 0.133 (1, 6)		0-0 F9		1-0 FC6-4 FC6			2-1 G6-3		2-0 1B SF9 1B	4 1 1 0 0 0 1	H 10											
Inning Stats	R: 0 E: 0 K: 1 S: 11	H: 0 LOB: 0 BB: 0 P: 17	R: 0 E: 0 K: 1 S: 7	H: 0 LOB: 0 BB: 0 P: 14	R: 1 E: 0 K: 1 S: 14	H: 1 LOB: 0 BB: 0 P: 18	R: 0 E: 0 K: 0 S: 5	H: 1 LOB: 2 BB: 1 P: 9	R: 0 E: 0 K: 0 S: 5	H: 1 LOB: 1 BB: 0 P: 8	R: 3 E: 0 K: 0 S: 17	H: 3 LOB: 1 BB: 1 P: 27	R: 2 E: 0 K: 0 S: 14	H: 2 LOB: 0 BB: 0 P: 21	R: 0 E: 0 K: 1 S: 5	H: 0 LOB: 0 BB: 0 P: 7	R: 1 E: 0 K: 0 S: 10	H: 2 LOB: 1 BB: 0 P: 17	1B: 6 2B: 2 3B: 0 HR: 2	SF: 1 SAC: 0 DP: 0 HBP: 0	WP: 0 PB: 0 SB: 0 CS: 0	PA: 39
PITCHER	IP WLS BF H R ER SO BB IBB HBP BLK WP HR S P ERA WHIP												IP WLS BF H R ER SO BB IBB HBP BLK WP HR S P ERA WHIP									
Eric Milton, L ERA: 5.13 (1, 1)	5.1 L 24 6 4 4 3 2 0 0 0 0 0 1 55 88 6.75 1.500																					
Mike Trombley, R ERA: 3.14 (6, 1)	1.2 7 2 2 2 0 0 0 0 0 0 0 1 18 26 10.80 1.200																					
Dan Naulty, R ERA: 4.91 (8, 1)	2.0 8 2 1 1 1 0 0 0 0 0 0 0 15 24 4.50 1.000																					

St. Louis Cardinals @ Minnesota Twins
 Hubert H. Humphrey Metrodome, Minneapolis, MN
 Sat Jun 27 1998, 8:05 PM EDT
 Att: 35,002 - Dome - 72 F

AB	36
R	7
H	10
RBI	7
BB	2
SO	4
LOB	11



Batter	1	2	3	4	5	6	7	8	9	AB	R	H	RBI	BB	SO	LOB
Otis Nixon, S <small>OBP: 0.330, SLG: 0.297</small> (1, 8)	1-1 WP 1B		3-2 L5-3 1-2		2-1 F7 1-2 3-H		2-3 K			4	0	1	0	0	1	2
Brent Gates, S <small>OBP: 0.287, SLG: 0.284</small> (1, 5)	1-3 K		2-0 F9		3-1 E4 2-3			2-3 K		4	0	0	0	0	2	2
Matt Lawton, L <small>OBP: 0.365, SLG: 0.446</small> (1, 9)	2-1 G1-3 1-2			1-0 E9 FC6-4		3-2 F8		1-0 P4		4	0	0	0	0	0	3
Marty Cordova, R <small>OBP: 0.375, SLG: 0.471</small> (1, 7)	2-3 K			1-0 FC6-4 1-2f		0-0 F9		2-2 F9		4	0	0	0	0	1	2
Orlando Merced, S <small>OBP: 0.330, SLG: 0.416</small> (1, 10)		1-1 1B		0-0 P6		3-2 P6		3-2 G6-4-3 1B		4	0	2	0	0	0	1
Terry Steinbach, R <small>OBP: 0.323, SLG: 0.389</small> (1, 2)		1-3 K		3-3 K SAFE		0-0 G6-3		1-0 G6-4-3 1-2f		4	0	0	0	0	2	3
Todd Walker, L <small>OBP: 0.381, SLG: 0.510</small> (1, 4)		1-3 K			4-2 E G6-3 WP BB		1-0 G6-3		1-3 K	3	1	0	0	1	2	1
Pat Meares, R <small>OBP: 0.295, SLG: 0.375</small> (1, 6)		3-2 P8			2-1 G6-3 1-2		0-0 F8			3	0	0	0	0	0	2
Scott Stahoviak, L <small>OBP: 0.167, SLG: 0.417</small> (1, 3)			0-0 L5-3 1B		3-0 E8 WP 2-3		2-2 HR			3	1	2	1	0	0	1

Inning Stats	R: 0	H: 1	R: 0	H: 1	R: 0	H: 1	R: 1	H: 0	R: 0	H: 0	R: 1	H: 1	R: 0	H: 0	R: 0	H: 1	R: 0	H: 1	R: 0	H: 1	1B: 4	SF: 0	WP: 2	PA: 34
	E: 0	LOB: 1	E: 0	LOB: 1	E: 0	LOB: 0	E: 2	LOB: 2	E: 0	LOB: 0	E: 0	LOB: 0	E: 0	LOB: 0	E: 0	LOB: 0	E: 0	LOB: 0	E: 0	LOB: 0	2B: 1	SAC: 0	PB: 0	
	K: 2	BB: 0	K: 2	BB: 0	K: 0	BB: 0	K: 0	BB: 1	K: 1	BB: 0	K: 1	BB: 0	K: 1	BB: 0	K: 1	BB: 0	K: 1	BB: 0	K: 1	BB: 0	3B: 0	DP: 2	SB: 0	
	S: 10	P: 16	S: 11	P: 17	S: 5	P: 10	S: 13	P: 30	S: 5	P: 8	S: 9	P: 14	S: 7	P: 12	S: 7	P: 12	S: 7	P: 12	S: 7	P: 12	HR: 1	HBP: 0	CS: 0	

PITCHER	IP	WLS	BF	H	R	ER	SO	BB	IBB	HBP	BLK	WP	HR	S	P	ERA	WHIP
Todd Stottlemyre, R <small>ERA: 2.81</small> (1, 1)	9.0	W	34	5	2	1	8	1	0	0	0	2	1	73	130	1.00	0.667

BOTTOM

St. Louis Cardinals @ Minnesota Twins
 Hubert H. Humphrey Metrodome, Minneapolis, MN

Sat Jun 27 1998, 8:05 PM EDT
 Att: 35,002 - Dome - 72 F

livebaseballscorecards.com

AB	33
R	2
H	5
RBI	1
BB	1
SO	8
LOB	17

Batter	1	2	3	4	5	6	7	8	9	AB R H RBI BB SO LOB	TOP															
David Howard, S (1, 4) Delino DeShields, L (7, PH) OBP: 0.315, SLG: 0.333 OBP: 0.404, SLG: 0.462	0-0 G4-3			0-1 G4-3	0-1 F8		4-2 1B BB		2-2 G4-3	3 0 0 0 0 0 3 1 0 0 0 1 0 1																
Gary Gaetti, R (1, 5) OBP: 0.360, SLG: 0.441	1-0 P4			0-0 G6-3		0-0 G6-4-3 1B	0-0 FC5-4 1B			4 0 2 1 0 0 0																
Mark McGwire, R (1, 3) OBP: 0.478, SLG: 0.783	0-1 G3			0-2 P4		2-2 G6-4-3 1B	0-1 FC5-4			4 0 1 0 0 0 3																
Brian Jordan, R (1, 10) OBP: 0.390, SLG: 0.590						0-0 1B SF7 1B	0-1 G6-4-3		0-0 F8	4 1 1 0 0 0 2																
Ray Lankford, L (1, 8) OBP: 0.388, SLG: 0.464						1-1 1B SAFE	3-2 G1		4-1 G5-4-3 BB	3 0 1 0 1 1 1																
Willie McGee, S (1, 9) OBP: 0.312, SLG: 0.333						0-0 SF7			1-2 G5-4-3	3 0 0 1 0 0 1																
John Mabry, L (1, 7) OBP: 0.333, SLG: 0.408						3-2 1B SAFE	0-0 BB 1B 2B		1-1 G1-4-3 1B	4 1 3 0 0 0 0																
Luis Ordez, R (1, 6) Brian Hunter, R (9, PH) OBP: 0.250, SLG: 0.167 OBP: 0.280, SLG: 0.442						0-0 E1	0-0 1B BB 1B		1-1 G1-4-3	3 0 1 0 0 0 2 1 0 0 0 0 0 1																
Tom Lampkin, L (1, 2) OBP: 0.327, SLG: 0.392						1-3 K	1-0 P6		3-2 1B	4 0 1 0 0 1 5																
Inning Stats	R: 0 E: 0 K: 0 S: 4	H: 0 LOB: 0 BB: 0 P: 5	R: 0 E: 0 K: 1 S: 11	H: 0 LOB: 0 BB: 0 P: 13	R: 0 E: 0 K: 0 S: 5	H: 0 LOB: 0 BB: 0 P: 7	R: 0 E: 0 K: 0 S: 6	H: 0 LOB: 0 BB: 0 P: 6	R: 1 E: 1 K: 1 S: 13	H: 3 LOB: 3 BB: 0 P: 18	R: 0 E: 0 K: 0 S: 9	H: 2 LOB: 1 BB: 0 P: 14	R: 1 E: 0 K: 0 S: 9	H: 3 LOB: 3 BB: 1 P: 15	R: 0 E: 0 K: 0 S: 6	H: 0 LOB: 0 BB: 1 P: 11	R: 0 E: 0 K: 0 S: 10	H: 2 LOB: 1 BB: 0 P: 17	1B: 9 2B: 1 3B: 0 HR: 0	SF: 1 SAC: 0 DP: 3 HBP: 0	WP: 0 PB: 0 SB: 0 CS: 0	PA: 37				
PITCHER	IP WLS BF H R ER SO BB IBB HBP BLK WP HR S P ERA WHIP																					PITCHER	IP WLS BF H R ER SO BB IBB HBP BLK WP HR S P ERA WHIP			
Bob Tewksbury, R (1, 1) ERA: 4.58	6.1			7 2 2 2 0 0 0 0 0 0 0 0 0 51 67 2.84 1.105																						
Hector Carrasco, R (7, 1) ERA: 5.33	1.0	W	5 1 0 0 0 0 1 0 0 0 0 0 0 7 12 0.00 2.000																							
Greg Swindell, L (8, 1) ERA: 2.66	0.2		2 0 0 0 0 0 1 0 0 0 0 0 0 5 10 0.00 1.500																							
Rick Aguilera, R (9, 1) ERA: 3.54	1.0	S	4 2 0 0 0 0 0 0 0 0 0 0 0 10 17 0.00 2.000																							

St. Louis Cardinals @ Minnesota Twins
 Hubert H. Humphrey Metrodome, Minneapolis, MN
 Sun Jun 28 1998, 4:33 AM EDT
 Att. 29,110 - Dome - 72 F

AB	34
R	2
H	10
RBI	2
BB	2
SO	2
LOB	19



Batter	1	2	3	4	5	6	7	8	9	AB	R	H	RBI	BB	SO	LOB
Otis Nixon, S (1, 8) OBP: 0.335, SLG: 0.303 C 1 B B X X	2-1 1B 1B	0-0 PO 1B		0-0 G6-3 1-2f			2-1 SH1-3 3-H SAFE			3	1	2	1	0	0	1
Pat Meares, R (1, 6) OBP: 0.298, SLG: 0.380 C 1 B B X SAFE F X	1-2 1B 1B	0-0 PO 1-2	0-0 G6-3			0-2 G4-3	1-2 1B 2B			4	1	2	0	0	0	0
Orlando Merced, S (1, 10) OBP: 0.340, SLG: 0.426 Brent Gates, S (7, PH) OBP: 0.291, SLG: 0.288 B X X	1-0 1B 1B 1-3 2-H		1-1 FC4-6 HBP 1B			1-0 G6-4-3 1B	1-1 S 1B 2-3			3	0	3	1	0	0	0
Marty Cordova, R (1, 7) OBP: 0.377, SLG: 0.469 S X X	0-1 1B 1-2 3-H		1-2 FC4-6 HBP 1-2			1-1 G6-4-3 1-2f	3-2 L7 1-2			3	0	1	1	0	0	3
Todd Walker, L (1, 4) OBP: 0.375, SLG: 0.502 Denny Hocking, S (9, 4) OBP: 0.256, SLG: 0.192 S B C B C X	2-3 K 1-2f 2-3		2-0 FC4-6 BB 1-2f 2-3			1-1 G6-3		1-1 G6-3		4	0	0	0	0	1	4
Alex Ochoa, R (1, 9) OBP: 0.275, SLG: 0.345 S F C X	0-3 K 1-2		4-2 BB 1-2			1-0 G4-3		0-1 1B		3	0	1	0	1	1	2
Scott Stahoviak, L (1, 3) OBP: 0.125, SLG: 0.313 F C C F F F X X	1-2 P4		2-2 P6			2-2 G6-3		2-3 K SAFE		4	0	0	0	0	1	6
Jon Shave, R (1, 5) OBP: 0.308, SLG: 0.417 B X X		1-0 F9		4-2 G6-3 BB			0-0 SH1-4 SH1-3 2B	1-1 G6-3		3	1	1	0	1	0	1
Javier Valentin, S (1, 2) OBP: 0.247, SLG: 0.318 F S X X		0-2 F7		1-1 F8			0-1 SH1-4 2-3			2	0	0	0	0	0	1

Inning Stats	R: 2	H: 4	E: 0	K: 2	S: 20	LOB: 2	BB: 0	P: 27	R: 0	H: 1	E: 0	K: 0	S: 5	LOB: 0	BB: 0	P: 6	R: 0	H: 1	E: 0	K: 0	S: 14	LOB: 3	BB: 1	P: 24	R: 0	H: 0	E: 0	K: 0	S: 6	LOB: 0	BB: 1	P: 11	R: 0	H: 1	E: 0	K: 0	S: 6	LOB: 0	BB: 0	P: 8	R: 0	H: 0	E: 0	K: 0	S: 7	LOB: 0	BB: 0	P: 11	R: 1	H: 3	E: 0	K: 0	S: 13	LOB: 2	BB: 0	P: 20	R: 0	H: 1	E: 0	K: 1	S: 15	LOB: 1	BB: 0	P: 19
--------------	------	------	------	------	-------	--------	-------	-------	------	------	------	------	------	--------	-------	------	------	------	------	------	-------	--------	-------	-------	------	------	------	------	------	--------	-------	-------	------	------	------	------	------	--------	-------	------	------	------	------	------	------	--------	-------	-------	------	------	------	------	-------	--------	-------	-------	------	------	------	------	-------	--------	-------	-------

PITCHER	IP	WLS	BF	H	R	ER	SO	BB	IBB	HBP	BLK	WP	HR	S	P	ERA	WHIP
Kent Bottenfield, R (1, 1) ERA: 5.31	6.2	L	29	9	3	3	2	2	0	0	0	0	0	66	98	4.05	1.650
Lance Painter, L (7, 1) ERA: 4.32	0.0		1	1	0	0	0	0	0	0	0	0	0	2	3	∞	∞
John Frascatore, R (7, 1) ERA: 4.38	0.1		1	0	0	0	0	0	0	0	0	0	0	3	6	0.00	0.000
Jeff Brantley, R (8, 1) ERA: 5.24	1.0		4	1	0	0	1	0	0	0	0	0	0	15	19	0.00	1.000


BOTTOM

St. Louis Cardinals @ Minnesota Twins
 Hubert H. Humphrey Metrodome, Minneapolis, MN

Sun Jun 28 1998, 4:33 AM EDT
 Att. 29,110 - Dome - 72 F

livebaseballscorecards.com

AB	30
R	3
H	11
RBI	3
BB	2
SO	3
LOB	18



1B: 9	SF: 0	WP: 0	PA: 36
2B: 2	SAC: 2	PB: 0	
3B: 0	DP: 2	SB: 1	
HR: 0	HBP: 1	CS: 0	

Batter	1	2	3	4	5	6	7	8	9	AB R H RBI BB SO LOB	TOP		
Johnny Damon, L (1, 8) OBP: 0.332, SLG: 0.420 (9, 7)	3-3 		0-1 P6 		2-2 F9 		3-2 G3-1 		1-0 F9 	5 0 0 0 0 1 0	Kansas City Royals @ St. Louis Cardinals Busch Stadium, St. Louis, MO Tue Jun 30 1998, 7:05 PM CDT Att. 41,801 - Cloudy - 88 F		
Jose Offerman, S (1, 4) OBP: 0.372, SLG: 0.424 (1, 4)	2-1 F9 		4-0 1B 		2-1 F8 		0-1 G3 	3-2 E9 	4 1 1 0 1 0 0				
Hal Morris, L (1, 7) Jermaine Allenworth, R (9, 8) OBP: 0.372, SLG: 0.429	3-2 G3-1 		0-0 WP 		0-2 		3-3 K 	3-3 	5 0 2 0 0 2 0 0 0 0 0 0 0 0				
Jeff King, R (1, 3) OBP: 0.336, SLG: 0.474 (1, 3)		1-1 	2-2 P5 		4-0 		2-2 		3 3 2 0 1 0 2				
Dean Palmer, R (1, 5) OBP: 0.334, SLG: 0.523 (1, 5)		1-3 	2-2 P8 		4-0 		2-2 		3 1 0 0 1 1 4				
Jeff Conine, R (1, 9) OBP: 0.306, SLG: 0.447 (1, 9)		2-2 		3-3 K 		4-1 		1-2 	2 1 1 2 1 1 0				
Sal Fasano, R (1, 2) OBP: 0.291, SLG: 0.301 (1, 2)		0-2 P3 		2-2 		2-1 		2-0 	3 0 2 1 0 0 1				
Mendy López, R (1, 6) OBP: 0.353, SLG: 0.438 (1, 6)		4-1 		1-2 F8 		1-0 		1-2 	3 0 1 0 1 0 3				
Glendon Rusch, L (1, 1) Scott Service, R (8, 1)		3-2 P2 		0-0 F7 		0-1 P5 		1-3 	3 0 0 0 0 0 3 1 0 0 0 0 1 0				
Inning Stats	R: 0 H: 0 E: 0 LOB: 0 K: 1 BB: 0 S: 17 P: 25	R: 2 H: 2 E: 0 LOB: 1 K: 1 BB: 1 S: 20 P: 31	R: 0 H: 1 E: 0 LOB: 2 K: 0 BB: 1 S: 9 P: 17	R: 0 H: 1 E: 0 LOB: 1 K: 1 BB: 0 S: 10 P: 16	R: 0 H: 1 E: 0 LOB: 1 K: 0 BB: 0 S: 9 P: 13	R: 2 H: 1 E: 0 LOB: 1 K: 0 BB: 3 S: 6 P: 21	R: 0 H: 0 E: 0 LOB: 0 K: 1 BB: 0 S: 8 P: 14	R: 1 H: 2 E: 0 LOB: 2 K: 0 BB: 0 S: 14 P: 22	R: 1 H: 1 E: 1 LOB: 0 K: 2 BB: 0 S: 10 P: 18	1B: 6 SF: 1 2B: 3 SAC: 0 3B: 0 DP: 1 HR: 0 HBP: 1	WP: 2 PA: 39 PB: 0 SB: 2 CS: 0		
PITCHER	IP WLS BF H R ER SO BB IBB HBP BLK WP HR S P ERA WHIP											PITCHER	IP WLS BF H R ER SO BB IBB HBP BLK WP HR S P ERA WHIP
Manny Aybar, R (1, 1) ERA: 7.25	5.0 L 22 5 3 3 3 3 3 0 0 0 1 0 65 106 5.40 1.600												
Curtis King, R (6, 1) ERA: 4.75	3.0 13 3 2 2 1 2 0 1 0 0 0 28 53 6.00 1.667												
Rick Croushore, R (9, 1) ERA: 3.32	1.0 4 1 1 0 2 0 0 0 0 1 0 10 18 0.00 1.000												

livebaseballscorecards.com

AB	32
R	6
H	9
RBI	3
BB	5
SO	6
LOB	13



Batter	1	2	3	4	5	6	7	8	9	AB	R	H	RBI	BB	SO	LOB	BOTTOM			
Delino DeShields, L (1, 4) OBP: 0.402, SLG: 0.457	0-2 F7		1-1 G5-3			0-3 K		4-2 BB		3	0	0	0	1	1	1	Kansas City Royals @ St. Louis Cardinals Busch Stadium, St. Louis, MO Tue Jun 30 1998, 7:05 PM CDT Att: 41,801 - Cloudy - 88 F			
Gary Gaetti, R (1, 5) OBP: 0.355, SLG: 0.434	2-2 G5-3		1-0 F8			0-1 G4-6-3		1-3 K		4	0	0	0	0	1	3				
Mark McGwire, R (1, 3) OBP: 0.481, SLG: 0.798	0-1 2B				2-1 G1-6-3 1B		0-1 HR		2-2 G5-3	4	1	3	1	0	0	0				
Brian Jordan, R (1, 8) OBP: 0.389, SLG: 0.585	0-1 P4				0-0 G1-6-3		3-3 K		1-1 1B	4	0	1	0	0	1	2				
Willie McGee, S (1, 9) OBP: 0.306, SLG: 0.326					0-3 K		0-2 F7		2-1 F7	4	0	0	0	0	2	1				
Tom Pagnozzi, R (1, 2) OBP: 0.293, SLG: 0.310					0-0 G5-3		3-1 F9		1-3 K	4	0	0	0	0	1	1				
Brian Hunter, R (1, 7) OBP: 0.281, SLG: 0.449					0-0 L4		2-2 G4-3		1-2 G5-3	3	0	1	0	0	0	0				
Luis Ordaz, R (1, 6) Rick Croushore, R (9, 1)					2-0 G1-3		0-3 K		0-2 1B	2	0	0	0	0	1	1				
Manny Aybar, R (1, 1) Curtis King, R (6, 1)					2-2 L3		2-2 G4-6-3 1B		0-0 P9	1	0	0	0	0	0	0				
David Howard, S (6, 6) Shawn Gilbert, R (8, PH) OBP: 0.200, SLG: 0.200										0	0	0	0	0	0	0				
Inning Stats	R: 0 E: 0 K: 0 S: 11	H: 1 LOB: 1 BB: 0 P: 13	R: 0 E: 0 K: 1 S: 7	H: 1 LOB: 1 BB: 0 P: 11	R: 0 E: 0 K: 0 S: 8	H: 1 LOB: 0 BB: 0 P: 12	R: 0 E: 0 K: 1 S: 6	H: 0 LOB: 0 BB: 0 P: 9	R: 0 E: 0 K: 1 S: 8	H: 1 LOB: 0 BB: 0 P: 10	R: 1 E: 0 K: 1 S: 13	H: 1 LOB: 0 BB: 0 P: 18	R: 0 E: 0 K: 1 S: 15	H: 1 LOB: 2 BB: 1 P: 21	R: 0 E: 0 K: 1 S: 10	H: 1 LOB: 1 BB: 0 P: 16	1B: 4 2B: 2 3B: 0 HR: 1	SF: 0 SAC: 0 DP: 2 HBP: 0	WP: 0 PB: 0 SB: 1 CS: 0	PA: 33
PITCHER	IP WLS BF H R ER SO	IP WLS BF H R ER SO	IP WLS BF H R ER SO	IP WLS BF H R ER SO	IP WLS BF H R ER SO	IP WLS BF H R ER SO	IP WLS BF H R ER SO	IP WLS BF H R ER SO	IP WLS BF H R ER SO	IP WLS BF H R ER SO	IP WLS BF H R ER SO	IP WLS BF H R ER SO	IP WLS BF H R ER SO	IP WLS BF H R ER SO	IP WLS BF H R ER SO	IP WLS BF H R ER SO	ERA WHIP	ERA WHIP		
Glendon Rusch, L (1, 1) ERA: 5.06	7.2	W	28	6	1	1	5	1.17	0.913											
Scott Service, R (8, 1) ERA: 3.15	1.1	S	5	1	0	0	2	0.00	0.750											

livebaseballscores.com

AB	32
R	1
H	7
RBI	1
BB	1
SO	7
LOB	10



Batter	1	2	3	4	5	6	7	8	9	AB R H RBI BB SO LOB	TOP		
Jermaine Allensworth, R (1, 8) OBP: 0.373, SLG: 0.430	4-1 1B SF9 BB	0-1 1B 2B		1-1 G5-3		3-2 G4-3		1-2 G5-3		4 2 1 0 1 0 2	Kansas City Royals @ St. Louis Cardinals Busch Stadium, St. Louis, MO Wed Jul 01 1998, 7:05 PM CDT Att. 36,144 - Cloudy - 87 F		
Jose Offerman, S (1, 4) OBP: 0.378, SLG: 0.426	1-1 1B S 1B	4-0 1B BB			0-0 G6-3		4-1 S BB	2-2 FC6-4 1B SF8 1B	3 2 2 0 2 0 0				
Jeff Conine, R (1, 9) OBP: 0.314, SLG: 0.452	1-1 SF9	0-2 1B			1-0 FC5-4 1B HBP		1-2 L8	2-0 FC6-4 1B	3 0 2 3 0 0 1				
Jeff King, R (1, 3) OBP: 0.337, SLG: 0.473	3-2 1B	1-1 P4			1-1 FC5-4 1B		0-1 G6-3	2-0 FC6-4 CS	5 1 2 0 0 0 5				
Dean Palmer, R (1, 5) OBP: 0.339, SLG: 0.524	1-1 G4-6-3 1B		2-2 L5-3 1B		0-0 FC5-4 FC6-4		4-0 IBB	0-1 SF8	3 0 2 3 1 0 2				
Shane Mack, R (1, 7) OBP: 0.343, SLG: 0.478	0-1 G4-6-3		1-3 K		0-0 FC6-4		1-1 G6-3	0-0 CS	4 0 0 0 0 1 6				
Johnny Damon, L (7, 7) OBP: 0.332, SLG: 0.420									0 0 0 0 0 0 0				
Sal Fasano, R (1, 2) OBP: 0.290, SLG: 0.299		1-2 F8	0-2 L5-3			1-1 G3-1 G4-3 1B		0-3 K	4 0 1 0 0 1 1				
Shane Halter, R (1, 6) OBP: 0.294, SLG: 0.356		2-2 G1-3		1-2 G5-3		0-1 G4-3		0-0 WP 2B	4 0 1 0 0 0 1				
Tim Belcher, R (1, 1) OBP: 0.200, SLG: 0.200		1-1 2B 1B		2-3 K		3-2 G3-1		3-2 P5	3 1 1 0 0 1 1				
Larry Sutton, L (8, PH) OBP: 0.326, SLG: 0.381									1 0 0 0 0 0 1				
Scott Service, R (8, 1)									0 0 0 0 0 0 0				
Matt Whisenant, R (8, 1)									0 0 0 0 0 0 0				
Jeff Montgomery, R (9, 1)									0 0 0 0 0 0 0				
Inning Stats	R: 3 H: 3 E: 0 LOB: 0 K: 0 BB: 1 S: 13 P: 23	R: 2 H: 3 E: 0 LOB: 2 K: 0 BB: 1 S: 15 P: 24	R: 0 H: 1 E: 0 LOB: 0 K: 1 BB: 0 S: 10 P: 12	R: 0 H: 0 E: 0 LOB: 0 K: 1 BB: 0 S: 9 P: 13	R: 0 H: 1 E: 0 LOB: 2 K: 0 BB: 0 S: 5 P: 7	R: 0 H: 1 E: 0 LOB: 1 K: 0 BB: 0 S: 13 P: 20	R: 0 H: 0 E: 0 LOB: 2 K: 0 BB: 2 S: 8 P: 18	R: 0 H: 1 E: 0 LOB: 1 K: 1 BB: 0 S: 14 P: 18	R: 1 H: 2 E: 0 LOB: 0 K: 0 BB: 0 S: 7 P: 13	1B: 10 SF: 2 2B: 3 SAC: 0 3B: 0 DP: 2 HR: 0 HBP: 1	WP: 1 PA: 42 PB: 0 SB: 2 CS: 1		
PITCHER	IP WLS BF H R ER SO BB IBB HBP BLK WP HR S P ERA WHIP											PITCHER	IP WLS BF H R ER SO BB IBB HBP BLK WP HR S P ERA WHIP
Kent Mercker, L (1, 1) ERA: 6.08	1.2 L 12 6 5 5 0 2 0 0 0 0 0 0 26 44 27.00 4.800												
Mark Petkovsek, R (2, 1) ERA: 5.32	2.1 7 1 0 0 2 0 0 0 0 0 0 0 21 28 0.00 0.429												
John Frascatore, R (5, 1) ERA: 4.14	3.0 14 2 0 0 0 1 1 1 0 0 0 26 45 0.00 1.000												
Rick Croushore, R (8, 1) ERA: 3.47	1.2 8 3 1 1 1 0 0 0 0 1 0 21 31 5.40 1.800												
Lance Painter, L (9, 1) ERA: 4.26	0.1 0 0 0 0 0 0 0 0 0 0 0 0 0 0.00 0.000												

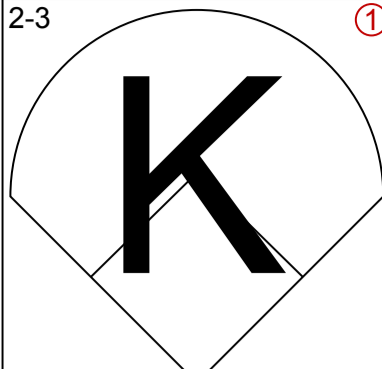
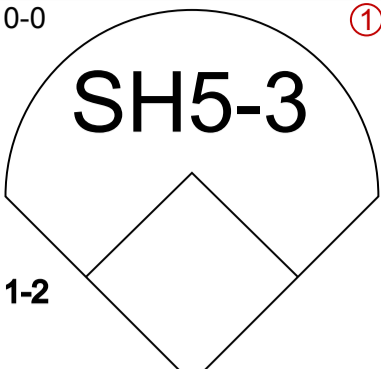
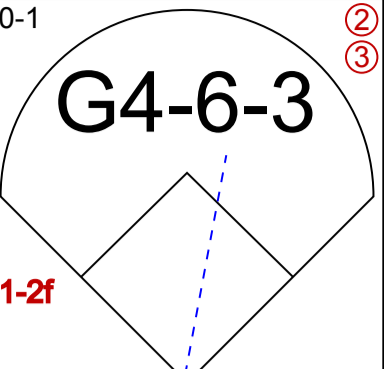
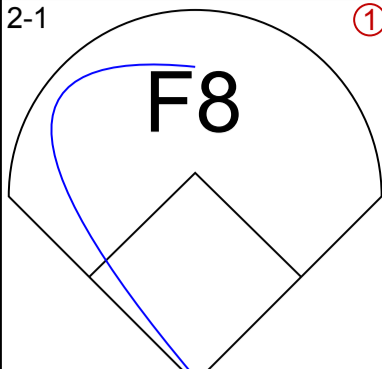
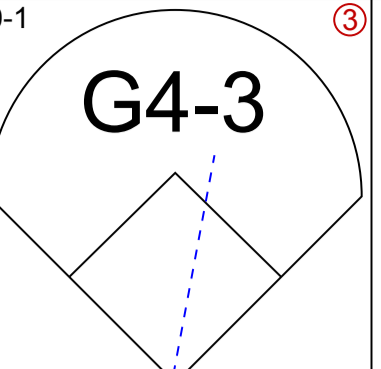
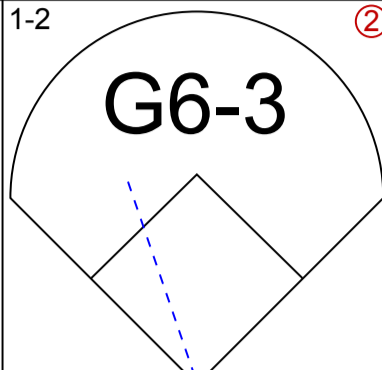
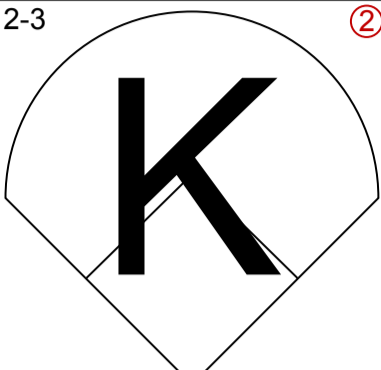
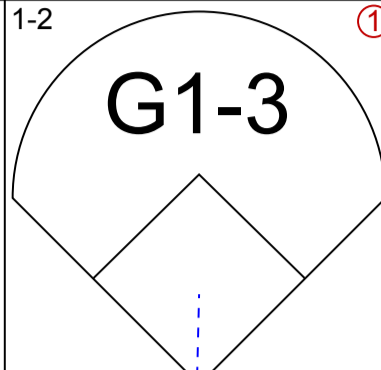
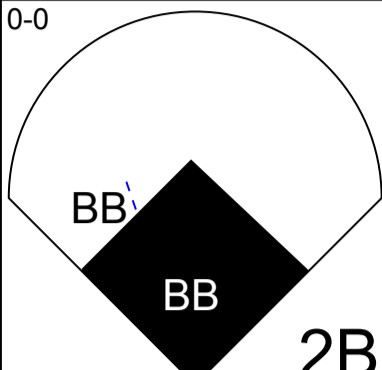
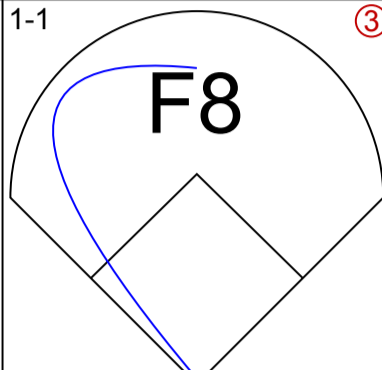
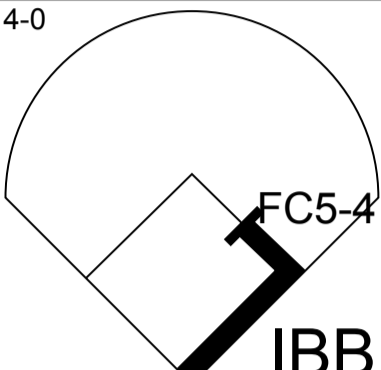
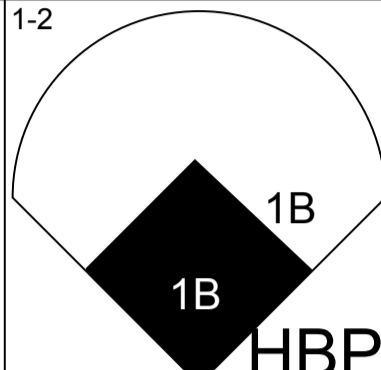
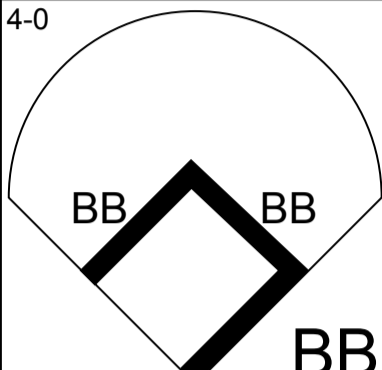
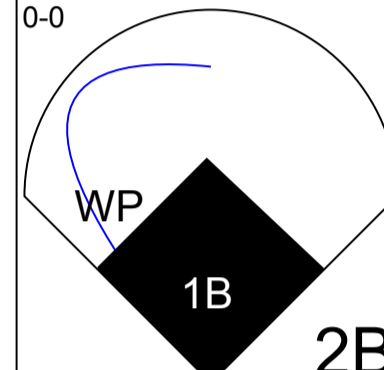
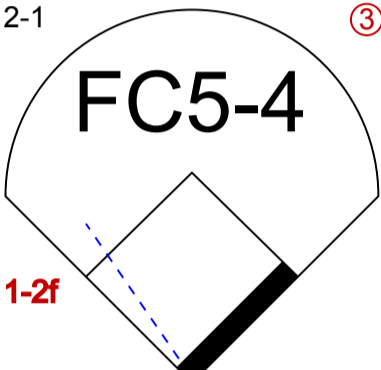
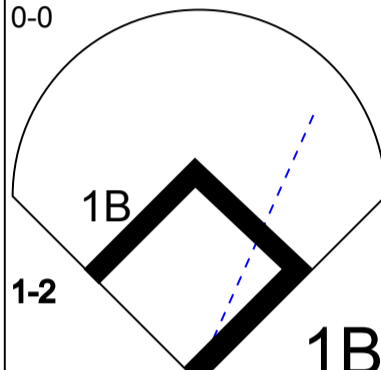
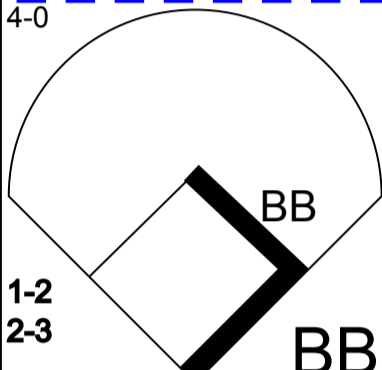
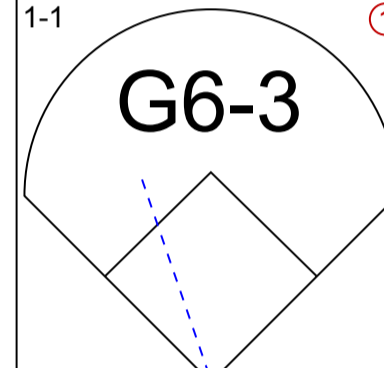
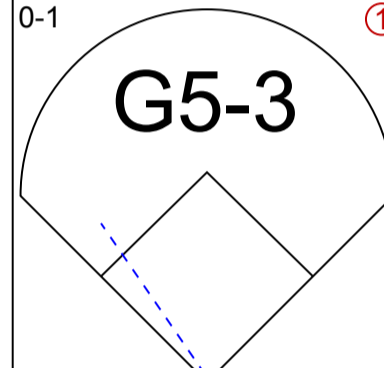
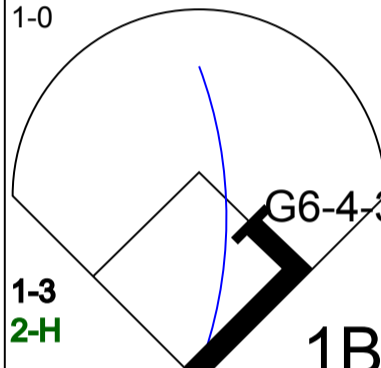
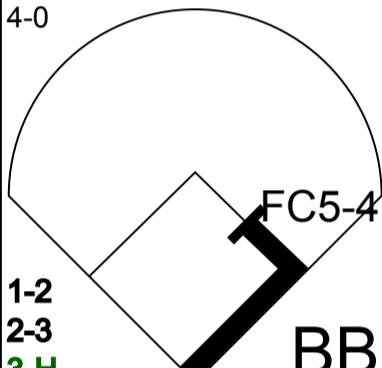
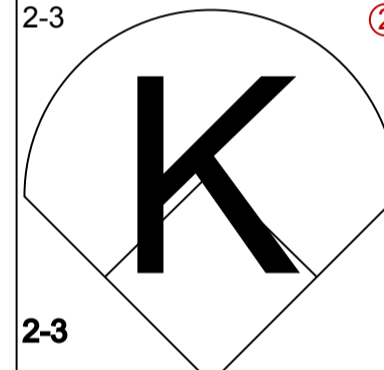
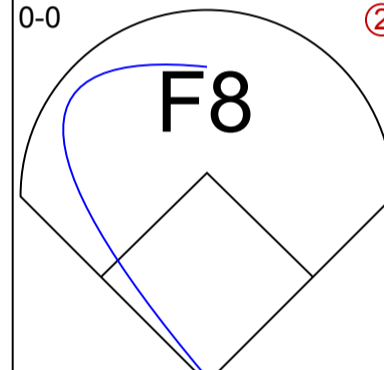
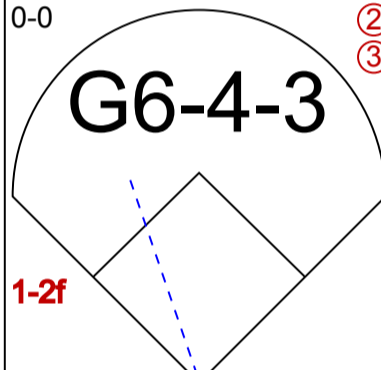
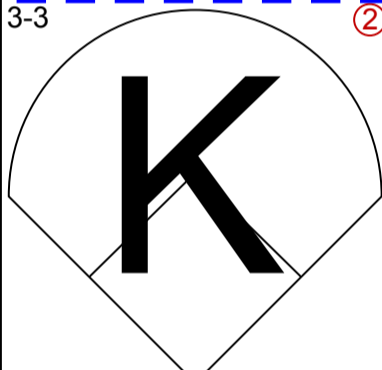
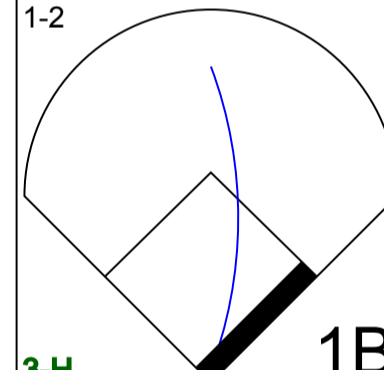
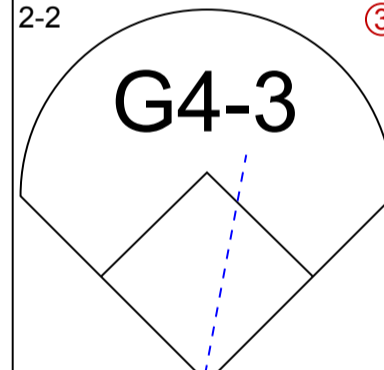
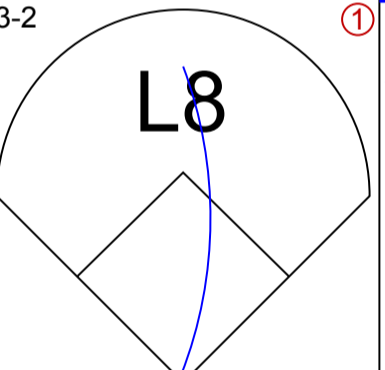
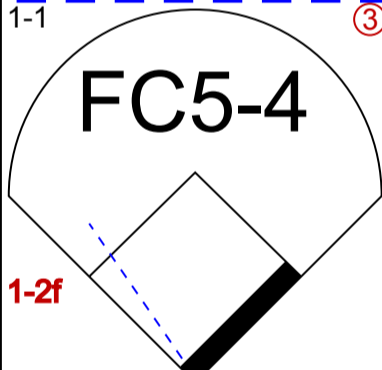
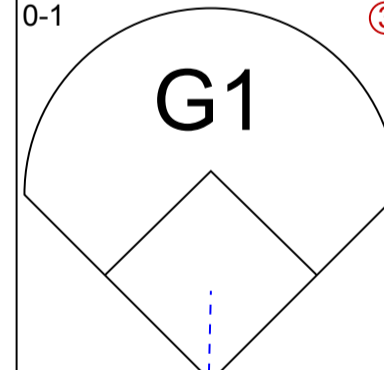
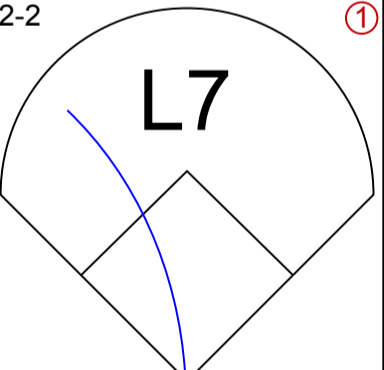
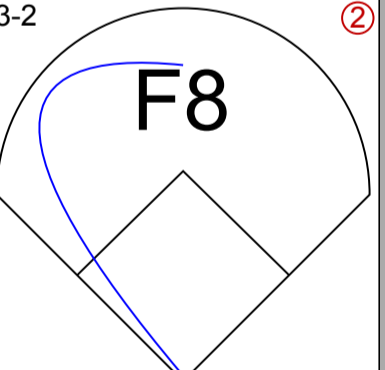
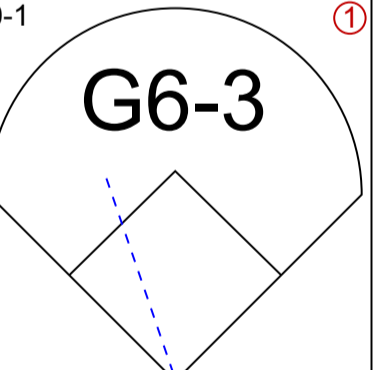
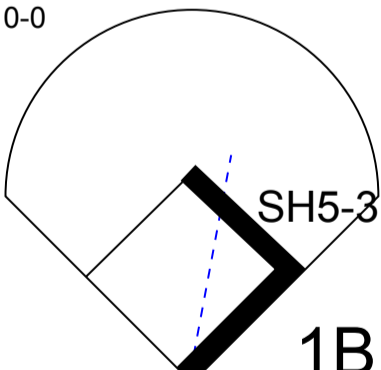
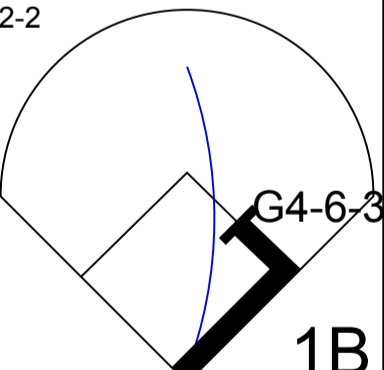
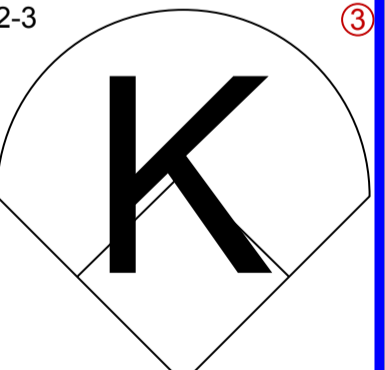
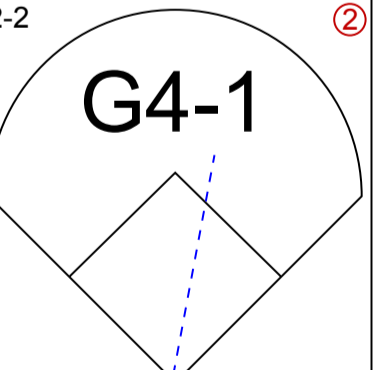
AB	34
R	6
H	12
RBI	6
BB	4
SO	3
LOB	20



Batter	1	2	3	4	5	6	7	8	9	AB R H RBI BB SO LOB	TOP	
Johnny Damon, L (1, 8) <small>OBP: 0.334, SLG: 0.421</small>	2-0 		3-2 			1-0 		0-1 		4 0 2 0 0 0 0	Kansas City Royals @ St. Louis Cardinals Busch Stadium, St. Louis, MO Thu Jul 02 1998, 7:05 PM CDT Att. 42,803 - Cloudy - 89 F	
Jose Offerman, S (1, 4) <small>OBP: 0.376, SLG: 0.422</small>	0-1 			0-2 		2-0 		4-1 		3 0 0 0 1 0 1		
Hal Morris, L (1, 7) <small>OBP: 0.385, SLG: 0.445</small> (2, 3)	2-1 			1-0 		0-0 		1-1 		4 0 1 0 0 0 3		
Jeff King, R (1, 3) <small>OBP: 0.339, SLG: 0.474</small> (2, 5)		1-2 		2-2 		1-2 		0-0 		4 0 2 0 0 0 0		
Dean Palmer, R (1, 5) <small>OBP: 0.341, SLG: 0.524</small> Larry Sutton, L (2, 7) <small>OBP: 0.326, SLG: 0.380</small>		3-2 			3-1 		2-3 	0-2 		0 0 0 0 0 0 0 3 0 1 0 0 1 1		
Jeff Conine, R (1, 9) <small>OBP: 0.313, SLG: 0.447</small>		0-0 		2-2 		0-0 		1-1 		4 0 1 0 0 0 3		
29 Mike Sweeney, R (1, 2) <small>OBP: 0.299, SLG: 0.331</small>		3-2 		2-1 		1-3 				2 0 0 0 0 1 3		
Shane Halter, R (1, 6) <small>OBP: 0.289, SLG: 0.349</small>			0-1 		0-0 		0-0 			3 0 0 0 0 0 2		
Hipolito Pichardo, R (1, 1) Chris Haney, L (7, 1) Shane Mack, R (8, PH) <small>OBP: 0.341, SLG: 0.475</small> Ricky Bones, R (8, 1) Matt Whisenant, R (8, 1)			0-3 		1-3 		1-2 			2 0 0 0 0 2 2 0 0 0 0 0 0 0 1 0		
Inning Stats	R: 0 H: 0 E: 0 LOB: 0 K: 0 BB: 0 S: 5 P: 9	R: 0 H: 1 E: 0 LOB: 1 K: 0 BB: 0 S: 9 P: 16	R: 0 H: 0 E: 0 LOB: 0 K: 1 BB: 0 S: 12 P: 15	R: 0 H: 1 E: 0 LOB: 0 K: 0 BB: 0 S: 7 P: 10	R: 0 H: 1 E: 0 LOB: 2 K: 1 BB: 0 S: 11 P: 19	R: 0 H: 1 E: 0 LOB: 0 K: 0 BB: 0 S: 5 P: 9	R: 0 H: 2 E: 0 LOB: 1 K: 2 BB: 0 S: 8 P: 12	R: 0 H: 1 E: 0 LOB: 2 K: 0 BB: 1 S: 10 P: 16	R: 0 H: 0 E: 0 LOB: 0 K: 0 BB: 0 S: 7 P: 8	1B: 7 SF: 0 2B: 0 SAC: 0 3B: 0 DP: 1 HR: 0 HBP: 2		WP: 0 PA: 34 PB: 0 SB: 0 CS: 2
PITCHER Juan Acevedo, R (1, 1) <small>ERA: 3.48</small> Lance Painter, L (8, 1) <small>ERA: 4.21</small> Jeff Brantley, R (9, 1) <small>ERA: 5.01</small>	IP WLS BF H R ER SO BB IBB HBP BLK WP HR S P ERA WHIP											PITCHER IP WLS BF H R ER SO BB IBB HBP BLK WP HR S P ERA WHIP
	7.2 W 29 7 0 0 4 1 0 2 0 0 0 0 65 103 0.00 1.043 0.1 1 0 0 0 0 0 0 0 0 0 0 0 2 3 0.00 0.000 1.0 S 3 0 0 0 0 0 0 0 0 0 0 0 7 8 0.00 0.000											

AB	30
R	0
H	7
RBI	0
BB	1
SO	4
LOB	15



Batter	1	2	3	4	5	6	7	8	9	AB R H RBI BB SO LOB	TOP
Delino DeShields, L (1, 4) <small>OBP: 0.399, SLG: 0.449</small> Placido Polanco, R (7, 4) Tom Lampkin, L (9, PH) <small>OBP: 0.325, SLG: 0.389</small>										2 0 0 0 0 1 1 1 0 0 0 0 0 0 1 0 0 0 0 0 0	St. Louis Cardinals @ Cincinnati Reds Cinergy Field, Cincinnati, OH Fri Jul 03 1998, 7:05 PM EDT Att. 41,302 - Unknown - 83 F
Willie McGee, S (1, 9) <small>OBP: 0.302, SLG: 0.326</small>										4 1 1 0 0 1 1	
Mark McGwire, R (1, 3) <small>OBP: 0.482, SLG: 0.779</small>										1 1 0 0 2 0 0	
Brian Jordan, R (1, 8) <small>OBP: 0.386, SLG: 0.576</small>										3 1 2 0 1 0 2	
Gary Gaetti, R (1, 5) <small>OBP: 0.358, SLG: 0.428</small>										3 0 1 2 1 0 1	
Brian Hunter, R (1, 7) Ray Lankford, L (8, PH) <small>OBP: 0.386, SLG: 0.457</small>										3 0 0 0 0 1 3 1 0 0 0 0 1 3	
Eli Marrero, R (1, 2) <small>OBP: 0.269, SLG: 0.380</small>										4 0 1 1 0 0 3	
Luis Ordaz, R (1, 6) <small>OBP: 0.194, SLG: 0.138</small>										4 0 0 0 0 0 1	
Todd Stottlemire, L (1, 1) <small>OBP: 0.250, SLG: 0.188</small> Curtis King, R (6, 1) Tom Pagnozzi, R (7, PH) <small>OBP: 0.292, SLG: 0.308</small> Bobby Witt, R (7, 1) John Mabry, L (9, PH) <small>OBP: 0.329, SLG: 0.412</small>										2 0 2 0 0 0 0 0 0 0 0 0 0 0 1 0 0 0 0 1 0 0 0 0 0 0 0 0 1 0 0 0 0 0 0	
Inning Stats	R: 0 H: 0 E: 0 LOB: 0 K: 1 BB: 0 S: 9 P: 13	R: 1 H: 2 E: 0 LOB: 1 K: 1 BB: 0 S: 12 P: 16	R: 0 H: 1 E: 0 LOB: 2 K: 1 BB: 1 S: 7 P: 15	R: 0 H: 0 E: 0 LOB: 0 K: 0 BB: 0 S: 7 P: 9	R: 0 H: 1 E: 0 LOB: 0 K: 0 BB: 0 S: 9 P: 13	R: 1 H: 2 E: 0 LOB: 1 K: 0 BB: 0 S: 8 P: 11	R: 0 H: 0 E: 0 LOB: 0 K: 1 BB: 0 S: 10 P: 18	R: 1 H: 1 E: 0 LOB: 3 K: 1 BB: 3 S: 8 P: 26	R: 0 H: 0 E: 0 LOB: 0 K: 0 BB: 0 S: 8 P: 10	1B: 5 SF: 0 2B: 2 SAC: 1 3B: 0 DP: 2 HR: 0 HBP: 1	
PITCHER Mike Remlinger, L (1, 1) <small>ERA: 4.5</small> Scott Sullivan, R (8, 1) <small>ERA: 5.1</small> Gabe White, L (8, 1) <small>ERA: 5.4</small> Jeff Shaw, R (8, 1) <small>ERA: 1.81</small>	IP WLS BF H R ER SO BB IBB HBP BLK WP HR S P ERA WHIP 7.1 W 30 7 3 3 4 1 1 1 0 1 0 65 104 3.68 1.091	PITCHER IP WLS BF H R ER SO BB IBB HBP BLK WP HR S P ERA WHIP									

livebaseballscorecards.com

AB	31
R	3
H	7
RBI	3
BB	4
SO	5
LOB	15



Batter	1	2	3	4	5	6	7	8	9
Reggie Sanders, R (1, 9) OBP: 0.333, SLG: 0.434	0-3 K		2-2 61 1B 61 S 1B	3-2 2-H HR		2-3 K			
61 Mike Frank, L (1, 8) OBP: 0.260, SLG: 0.239	3-3 K		3-2 BB 1B SF8 1B	0-0 F7		1-0 L3-6 2B			
Barry Larkin, R (1, 6) OBP: 0.375, SLG: 0.448	2-3 K		0-0 SF8 BB 1B		1-1 G5-3 BB 1B	0-1 L3-6			
Eddie Taubensee, L (1, 2) OBP: 0.384, SLG: 0.440		4-2 BB	4-0 BB		1-2 SAFE F8		0-0 G1-3		
Willie Greene, L (1, 7) OBP: 0.379, SLG: 0.426		2-3 K	2-0 SF8		1 SAFE 4-2 1B G5-3 BB		1-1 F7		
Bret Boone, R (1, 4) OBP: 0.328, SLG: 0.467		3-3 K	0-0 F7		1-2 G5-3		0-1 F9		
Sean Casey, L (1, 3) OBP: 0.281, SLG: 0.195		2-0 F8		1-1 G4-3 HR 1B	4-0 1B BB		4-0 G6-4-3 BB		
Pokey Reese, R (1, 5) OBP: 0.297, SLG: 0.293			0-2 SH5-4 S 1B	2-0 G4-3	1-0 1B		0-1 G6-4-3		
Mike Remlinger, L (1, 1) OBP: 0.100, SLG: 0.133			2-0 SH5-4	0-0 L4	0-1 G5		1-3 K		
Scott Sullivan, R (8, 1) OBP: 0.200, SLG: 0.200									
Gabe White, L (8, 1) OBP: 0.333, SLG: 0.333									
Jeff Shaw, R (8, 1)									

AB	R	H	RBI	BB	SO	LOB
4	2	2	3	0	2	0
4	1	2	0	0	1	0
4	1	2	1	0	1	1
2	0	0	0	2	0	1
2	0	0	1	1	1	1
4	0	0	0	0	1	5
2	1	1	0	2	0	1
4	1	2	1	0	0	2
2	0	0	0	0	0	4
0	0	0	0	0	0	0
0	0	0	0	0	0	0
1	0	0	0	0	1	0

WP	HR	S	P	ERA	WHIP
0	0	10	16	0.00	0.500

Inning Stats		R	H	E	K	S	P	BB	IBB	HBP	BLK	WP	HR	S	P	ERA	WHIP
R: 0	H: 0	0	0	0	3	4	2	1	0	0	0	0	1	55	102	10.80	2.400
E: 0	LOB: 0	0	0	0	0	0	0	0	0	0	0	0	0	6	9	0.00	1.000
K: 3	BB: 0	2	1	0	0	0	0	0	0	0	0	0	0	10	16	0.00	0.500
S: 10	P: 15	10	21	10	26	14	26	14	26	9	9	5	6	5	6	5	6

WP	HR	S	P	ERA	WHIP
0	0	10	16	0.00	0.500

BOTTOM

St. Louis Cardinals @ Cincinnati Reds
Cinergy Field, Cincinnati, OH
Fri Jul 03 1998, 7:05 PM EDT
Att: 41,302 - Unknown - 83 F

livebaseballscorecards.com

AB	29
R	6
H	9
RBI	6
BB	5
SO	7
LOB	15



Batter	1	2	3	4	5	6	7	8	9	AB R H RBI BB SO LOB	TOP																
John Mabry, L OBP: 0.326, SLG: 0.411 (1, 7) (7, 5)	1-2 G5-3 ①		3-2 L8 ①		2-1 1B 2B		2-2 G1-3 ①		1-3 K ①	5 1 1 0 0 1 0																	
Delino DeShields, L OBP: 0.402, SLG: 0.450 (1, 4) B X	1-0 FC1-4 1B		1-0 G6-3 ②		2-1 2-H 1B		4-1 BB BB		0-3 K ②	4 0 2 1 1 1 0																	
Mark McGwire, R OBP: 0.483, SLG: 0.774 (1, 3) B C SAFE X	1-1 FC1-4 HR 1-2f		4-2 BB		0-0 G6-3 ①		4-0 BB BB		4-0 IBB	2 1 0 0 3 0 2																	
Brian Jordan, R OBP: 0.387, SLG: 0.582 (1, 9) X	0-0 1-H HR		1-3 K ③		4-0 BB		1-1 P2 ②		2-1 G4-3 ③	4 1 1 2 1 1 4																	
Ray Lankford, L OBP: 0.391, SLG: 0.461 (1, 8) C B C X	1-2 2B			4-1 G3 S FC4 BB		3-3 K ②		4-1 1-2 2-3 BB		2 1 1 0 2 1 2																	
Gary Gaetti, R OBP: 0.353, SLG: 0.421 Rick Croushore, R (7, 1) S B C C C	1-3 K ③			0-1 G3 1-3		2-2 L9 ③		3-2 F8 ③		4 0 0 0 0 1 7 0 0 0 0 0 0 0																	
Tom Lampkin, L OBP: 0.323, SLG: 0.381 (1, 2) H		1-0 CS HBP		2-2 FC4 3-H		3-1 G3 ①		0-0 F7 ①		3 0 0 1 0 0 0																	
Luis Ordaz, R OBP: 0.171, SLG: 0.121 (1, 6) C X		0-1 L9 ①		0-3 K ②		2-2 P4 ②		0-1 G4-3 ②		4 0 0 0 0 1 2																	
Kent Bottenfield, R Lance Painter, L OBP: 1.000, SLG: 1.000 Willie McGee, S OBP: 0.300, SLG: 0.324 (7, 7) S B F F		1-3 K ③		1-2 G6-3 ③		0-2 G3 ③		2-1 G4-3 ③		3 0 0 0 0 1 2 0 0 0 0 0 0 0 1 0 0 0 0 0 0																	
Inning Stats	R: 2 E: 0 K: 1 S: 13	H: 3 LOB: 1 BB: 0 P: 18	R: 0 E: 0 K: 1 S: 5	H: 0 LOB: 0 BB: 0 P: 7	R: 0 E: 0 K: 1 S: 12	H: 0 LOB: 1 BB: 1 P: 21	R: 1 E: 0 K: 1 S: 13	H: 0 LOB: 1 BB: 1 P: 20	R: 1 E: 0 K: 1 S: 13	H: 2 LOB: 2 BB: 1 P: 26	R: 0 E: 0 K: 0 S: 9	H: 0 LOB: 0 BB: 0 P: 14	R: 0 E: 0 K: 0 S: 15	H: 0 LOB: 3 BB: 3 P: 33	R: 0 E: 0 K: 0 S: 5	H: 0 LOB: 0 BB: 0 P: 7	R: 0 E: 0 K: 2 S: 9	H: 0 LOB: 1 BB: 1 P: 16	1B: 2 2B: 2 3B: 0 HR: 1	SF: 0 SAC: 0 DP: 0 HBP: 1	WP: 0 PB: 0 SB: 1 CS: 1	PA: 40					
PITCHER	IP	WLS	BF	H	R	ER	SO	BB	IBB	HBP	BLK	WP	HR	S	P	ERA	WHIP										
Steve Parris, R ERA: 3.0 (1, 1)	5.0		24	5	4	4	5	3	0	1	0	0	1	56	92	7.20	1.600										
Rick Krivda, L ERA: 4.02 (6, 1)	1.1		5	0	0	0	0	1	0	0	0	0	0	17	28	0.00	0.750										
26 John Hudek, R ERA: 3.77 (7, 1)	1.2		7	0	0	0	0	2	0	0	0	0	0	12	26	0.00	1.200										
Gabe White, L ERA: 5.32 (9, 1)	0.2		3	0	0	0	2	0	1	0	0	0	0	7	12	0.00	0.000										
Danny Graves, R ERA: 2.9 (9, 1)	0.1	W	1	0	0	0	0	0	0	0	0	0	0	2	4	0.00	0.000										

St. Louis Cardinals @ Cincinnati Reds
Cinergy Field, Cincinnati, OH
Sat Jul 04 1998, 3:33 AM EDT
Att. 26,200 - Cloudy - 77 F

livebaseballscorecards.com

AB	32
R	4
H	5
RBI	4
BB	7
SO	7
LOB	19



BOTTOM

St. Louis Cardinals @ Cincinnati Reds
Cinergy Field, Cincinnati, OH

Sat Jul 04 1998, 3:33 AM EDT
Att. 26,200 - Cloudy - 77 F

livebaseballscorecards.com

AB	31
R	5
H	7
RBI	5
BB	9
SO	8
LOB	21



WP:	0	PA:	42
PB:	0		
SB:	1		
CS:	0		

1B:	6	SF:	1
2B:	2	SAC:	1
3B:	0	DP:	1
HR:	0	HBP:	0

1	0	0	0	0	0	2
1	0	0	0	0	0	2
0	0	0	0	0	0	0
0	0	0	0	0	0	0
0	0	0	0	0	0	0
1	0	0	0	0	0	0
0	0	0	0	0	0	0
0	0	0	0	0	0	0

AB	R	H	RBI	BB	SO	LOB
4	0	0	0	1	2	0

4	1	1	1	1	2	0
---	---	---	---	---	---	---

2	1	0	0	3	0	2
---	---	---	---	---	---	---

4	2	2	0	1	1	3
---	---	---	---	---	---	---

4	0	0	1	1	0	4
---	---	---	---	---	---	---

4	0	2	2	1	1	4
---	---	---	---	---	---	---

4	0	1	0	0	1	3
---	---	---	---	---	---	---

2	1	1	1	1	1	1
---	---	---	---	---	---	---

1	0	0	0	0	0	2
1	0	0	0	0	0	2
0	0	0	0	0	0	0
0	0	0	0	0	0	0
0	0	0	0	0	0	0
1	0	0	0	0	0	0
0	0	0	0	0	0	0
0	0	0	0	0	0	0

R:	0	H:	0
E:	0	LOB:	0
K:	2	BB:	0
S:	7	P:	8

R:	1	H:	2
E:	0	LOB:	2
K:	0	BB:	1
S:	11	P:	19

R:	1	H:	0
E:	1	LOB:	2
K:	2	BB:	2
S:	12	P:	25

R:	1	H:	2
E:	0	LOB:	2
K:	1	BB:	1
S:	13	P:	22

R:	1	H:	2
E:	1	LOB:	2
K:	0	BB:	1
S:	10	P:	19

R:	0	H:	0
E:	0	LOB:	1
K:	2	BB:	1
S:	8	P:	17

R:	0	H:	0
E:	0	LOB:	1
K:	1	BB:	1
S:	10	P:	21

R:	0	H:	0
E:	0	LOB:	0
K:	0	BB:	0
S:	6	P:	8

R:	1	H:	1
E:	0	LOB:	3
K:	0	BB:	2
S:	5	P:	14

1B:	6	SF:	1
2B:	2	SAC:	1
3B:	0	DP:	1
HR:	0	HBP:	0

WP:	0	PA:	42
PB:	0		
SB:	1		
CS:	0		

PITCHER	IP	WLS	BF	H	R	ER	SO	BB	IBB	HBP	BLK	WP	HR	S	P	ERA	WHIP
---------	----	-----	----	---	---	----	----	----	-----	-----	-----	----	----	---	---	-----	------

Kent Bottenfield, R	(1, 1)	5.2		6	4	2	6	5	1	0	0	0	0	58	105	3.18	1.941
---------------------	--------	-----	--	---	---	---	---	---	---	---	---	---	---	----	-----	------	-------

Lance Painter, L	(6, 1)	1.0		4	0	0	1	1	0	0	0	0	0	9	19	0.00	1.000
------------------	--------	-----	--	---	---	---	---	---	---	---	---	---	---	---	----	------	-------

Rick Croushore, R	(7, 1)	1.2	L	8	1	1	1	1	1	0	0	0	0	15	29	5.40	1.200
-------------------	--------	-----	---	---	---	---	---	---	---	---	---	---	---	----	----	------	-------

PITCHER	IP	WLS	BF	H	R	ER	SO	BB	IBB	HBP	BLK	WP	HR	S	P	ERA	WHIP
---------	----	-----	----	---	---	----	----	----	-----	-----	-----	----	----	---	---	-----	------

Steve Parris, R	(1, 1)																
-----------------	--------	--	--	--	--	--	--	--	--	--	--	--	--	--	--	--	--

Melvin Nieves, S	(5, PH)																
------------------	---------	--	--	--	--	--	--	--	--	--	--	--	--	--	--	--	--

Rick Krivda, R	(6, 1)																
----------------	--------	--	--	--	--	--	--	--	--	--	--	--	--	--	--	--	--

26 John Hudek, S	(7, 1)																
------------------	--------	--	--	--	--	--	--	--	--	--	--	--	--	--	--	--	--

Chris Stynes, R	(8, PH)																
-----------------	---------	--	--	--	--	--	--	--	--	--	--	--	--	--	--	--	--

Gabe White, L	(9, 1)																
---------------	--------	--	--	--	--	--	--	--	--	--	--	--	--	--	--	--	--

Danny Graves, R	(9, 1)																
-----------------	--------	--	--	--	--	--	--	--	--	--	--	--	--	--	--	--	--

R:	0	H:	0
E:	0	LOB:	0
K:	2	BB:	0
S:	7	P:	8

R:	1	H:	2
E:	0	LOB:	2
K:	0	BB:	1
S:	11	P:	19

R:	1	H:	0
E:	1	LOB:	2
K:	2	BB:	2
S:	12	P:	25

R:	1	H:	2
E:	0	LOB:	2
K:	1	BB:	1
S:	13	P:	22

R:	1	H:	2
E:	1	LOB:	2
K:	0	BB:	1
S:	10	P:	19

R:	0	H:	0
E:	0	LOB:	1
K:	2	BB:	1
S:	8	P:	17

R:	0	H:	0
E:	0	LOB:	1
K:	1	BB:	1
S:	10	P:	21

R:	0	H:	0
E:	0	LOB:	0
K:	0	BB:	0
S:	6	P:	8

R:	1	H:	1
E:	0	LOB:	3
K:	0	BB:	2
S:	5	P:	14

1B:	6	SF:	1
2B:	2	SAC:	1
3B:	0	DP:	1
HR:	0	HBP:	0

WP:	0	PA:	42
PB:	0		
SB:	1		
CS:	0		

PITCHER	IP	WLS	BF	H	R	ER	SO	BB	IBB	HBP	BLK	WP	HR	S	P	ERA	WHIP
---------	----	-----	----	---	---	----	----	----	-----	-----	-----	----	----	---	---	-----	------

Kent Bottenfield, R	(1, 1)	5.2		6	4	2	6	5	1	0	0	0	0	58	105	3.18	1.941
---------------------	--------	-----	--	---	---	---	---	---	---	---	---	---	---	----	-----	------	-------

Lance Painter, L	(6, 1)	1.0		4	0	0	1	1	0	0	0	0	0	9	19	0.00	1.000
------------------	--------	-----	--	---	---	---	---	---	---	---	---	---	---	---	----	------	-------

Rick Croushore, R	(7, 1)	1.2	L	8	1	1	1	1	1	0	0	0	0	15	29	5.40	1.200
-------------------	--------	-----	---	---	---	---	---	---	---	---	---	---	---	----	----	------	-------

PITCHER	IP	WLS	BF	H	R	ER	SO	BB	IBB	HBP	BLK	WP	HR	S	P	ERA	WHIP
---------	----	-----	----	---	---	----	----	----	-----	-----	-----	----	----	---	---	-----	------

Kent Bottenfield, R	(1, 1)	5.2		6	4	2	6	5	1	0	0	0	0	58	105	3.18	1.941
---------------------	--------	-----	--	---	---	---	---	---	---	---	---	---	---	----	-----	------	-------

Lance Painter, L	(6, 1)	1.0		4	0	0	1	1	0	0	0	0	0	9	19	0.00	1.000
------------------	--------	-----	--	---	---	---	---	---	---	---	---	---	---	---	----	------	-------

Rick Croushore, R	(7, 1)	1.2	L	8	1	1	1	1	1	0	0	0	0	15	29	5.40	1.200
-------------------	--------	-----	---	---	---	---	---	---	---	---	---	---	---	----	----	------	-------

PITCHER	IP	WLS	BF	H	R	ER	SO	BB	IBB	HBP	BLK	WP	HR	S	P	ERA	WHIP
---------	----	-----	----	---	---	----	----	----	-----	-----	-----	----	----	---	---	-----	------

Kent Bottenfield, R	(1, 1)	5.2		6	4	2	6	5	1	0	0	0	0	58	105	3.18	1.941
---------------------	--------	-----	--	---	---	---	---	---	---	---	---	---	---	----	-----	------	-------

Lance Painter, L	(6, 1)	1.0		4	0	0	1	1	0	0	0	0	0	9	19	0.00	1.000
------------------	--------	-----	--	---	---	---	---	---	---	---	---	---	---	---	----	------	-------

Rick Croushore, R	(7, 1)	1.2	L	8	1	1	1	1	1	0	0	0	0	15	29	5.40	1.200
-------------------	--------	-----	---	---	---	---	---	---	---	---	---	---	---	----	----	------	-------

PITCHER	IP	WLS	BF	H	R	ER	SO	BB	IBB	HBP	BLK	WP	HR	S	P	ERA	WHIP
---------	----	-----	----	---	---	----	----	----	-----	-----	-----	----	----	---	---	-----	------

Kent Bottenfield, R	(1, 1)	5.2		6	4	2	6	5	1	0	0	0	0	58	105	3.18	1.941
---------------------	--------	-----	--	---	---	---	---	---	---	---	---	---	---	----	-----	------	-------

Lance Painter, L	(6, 1)	1.0		4	0	0	1	1	0	0	0	0	0	9	19	0.00	1.000
------------------	--------	-----	--	---	---	---	---	---	---	---	---	---	---	---	----	------	-------

Rick Croushore, R	(7, 1)	1.2	L	8	1	1	1	1	1	0	0	0	0	15	29	5.40	1.200
-------------------	--------	-----	---	---	---	---	---	---	---	---	---	---	---	----	----	------	-------

PITCHER	IP	WLS	BF	H	R	ER	SO	BB	IBB	HBP	BLK	WP	HR	S	P	ERA	WHIP
---------	----	-----	----	---	---	----	----	----	-----	-----	-----	----	----	---	---	-----	------

Kent Bottenfield, R	(1, 1)	5.2		6	4	2	6	5	1	0	0	0	0	58	105	3.18	1.941
---------------------	--------	-----	--	---	---	---	---	---	---	---	---	---	---	----	-----	------	-------

Lance Painter, L	(6, 1)	1.0		4	0	0	1	1	0	0	0	0	0	9	19	0.00	1.000
------------------	--------	-----	--	---	---	---	---	---	---	---	---	---	---	---	----	------	-------

Rick Croushore, R	(7, 1)	1.2	L	8	1	1	1	1	1	0	0	0	0	15	29	5.40	1.200
-------------------	--------	-----	---	---	---	---	---	---	---	---	---	---	---	----	----	------	-------

PITCHER	IP	WLS	BF	H	R	ER	SO	BB	IBB	HBP	BLK	WP	HR	S	P	ERA	WHIP
---------	----	-----	----	---	---	----	----	----	-----	-----	-----	----	----	---	---	-----	------

Kent Bottenfield, R	(1, 1)	5.2		6	4	2	6	5	1	0	0	0	0	58	105	3.18	1.941
---------------------	--------	-----	--	---	---	---	---	---	---	---	---	---	---	----	-----	------	-------

Lance Painter, L	(6, 1)	1.0		4	0	0	1	1	0	0	0	0	0	9	19	0.00	1.000
------------------	--------	-----	--	---	---	---	---	---	---	---	---	---	---	---	----	------	-------

Rick Croushore, R	(7, 1)	1.2	L	8	1	1	1	1	1	0	0	0	0	15	29	5.40	1.200
-------------------	--------	-----	---	---	---	---	---	---	---	---	---	---	---	----	----	------	-------

PITCHER	IP	WLS	BF	H	R	ER	SO	BB	IBB	HBP	BLK	WP	HR	S	P	ERA	WHIP
---------	----	-----	----	---	---	----	----	----	-----	-----	-----	----	----	---	---	-----	------

Kent Bottenfield, R	(1, 1)	5.2		6	4	2	6	5	1	0	0	0	0	58	105	3.18	1.941
---------------------	--------	-----	--	---	---	---	---	---	---	---	---	---	---	----	-----	------	-------

Lance Painter, L	(6, 1)	1.0		4	0	0	1	1	0	0	0	0	0	9	19	0.00	1.000
------------------	--------	-----	--	---	---	---	---	---	---	---	---	---	---	---	----	------	-------

Rick Croushore, R	(7, 1)	1.2	L	8	1	1	1	1	1	0	0	0	0	15	29	5.40	1.200
-------------------	--------	-----	---	---	---	---	---	---	---	---	---	---	---	----	----	------	-------

PITCHER	IP	WLS	BF	H	R	ER	SO	BB	IBB	HBP	BLK	WP	HR	S	P	ERA	WHIP
---------	----	-----	----	---	---	----	----	----	-----	-----	-----	----	----	---	---	-----	------

Kent Bottenfield, R	(1, 1)	5.2		6	4	2	6	5	1	0	0	0	0	58	105	3.18	1.941
---------------------	--------	-----	--	---	---	---	---	---	---	---	---	---	---	----	-----	------	-------

Batter	1	2	3	4	5	6	7	8	9	AB R H RBI BB SO LOB	TOP											
Placido Polanco, R (1, 4) OBP: 0.400, SLG: 0.400	0-1 1B	1-2 L4-6			1-0 1B		1-0 F9			4 0 2 0 0 0 5												
Ray Lankford, L (1, 8) OBP: 0.386, SLG: 0.454	2-2 P4		2-2 F7		0-0 F8		1-3 K			4 0 0 0 0 1 4												
Mark McGwire, R (1, 3) OBP: 0.483, SLG: 0.769	3-2 F9		2-0 FC5-4 1B		1-3 K			4-2 F7-6-3 BB		3 0 1 0 1 1 2												
Brian Jordan, R (1, 9) OBP: 0.385, SLG: 0.576	1 SAFE 1 SAFE 1 SAFE 1 SAFE K		1-2 FC5-4		4-2 CS BB		3-2 K			3 0 0 0 1 2 3												
John Mabry, L (1, 7) OBP: 0.325, SLG: 0.408		0-2 2B 1B 1B	3-3 K		0-1 P6 1-2		0-0 F7-6-3 1-2			4 1 1 0 0 1 3												
Gary Gaetti, R (1, 5) OBP: 0.355, SLG: 0.430		3-2 1B 2B		1-0 F9		3-2 F8		1-1 F9 2B		4 0 2 0 0 0 0												
Tom Pagnozzi, R (1, 2) OBP: 0.297, SLG: 0.308		0-2 L4-6 FC5 1B		0-0 G6-3		4-2 BB BB		2-3 K		3 0 1 1 1 1 1												
Luis Ordaz, R (1, 6) OBP: 0.179, SLG: 0.111		0-0 FC5		1-0 P2		4-0 BB BB		0-0 F9		3 0 0 0 1 0 3												
Kent Mercker, L (1, 1) OBP: 0.233, SLG: 0.179		2-3 K		1-2 L6		1-1 F9		3-2 G3		2 0 0 0 0 0 1 3												
John Frascatore, R (6, 1) OBP: 0.250, SLG: 0.250										0 0 0 0 0 0 0 0												
Tom Lampkin, L (7, PH) OBP: 0.250, SLG: 0.381										0 0 0 0 0 0 0 0												
Brian Hunter, R (7, PH) OBP: 0.287, SLG: 0.428										1 0 0 0 0 0 0 2												
Mark Petkovsek, R (7, 1) OBP: 0.333, SLG: 0.350										0 0 0 0 0 0 0 0												
Lance Painter, L (7, 1) OBP: 1.000, SLG: 1.000										0 0 0 0 0 0 0 0												
Jeff Brantley, R (8, 1) OBP: 1.000, SLG: 1.000										0 0 0 0 0 0 0 0												
Willie McGee, S (9, PH) OBP: 0.250, SLG: 0.323										1 0 0 0 0 0 0 1												
Inning Stats	R: 0 E: 0 K: 1 S: 11	H: 1 LOB: 1 BB: 0 P: 17	R: 1 E: 0 K: 1 S: 18	H: 3 LOB: 2 BB: 0 P: 24	R: 0 E: 0 K: 1 S: 11	H: 1 LOB: 1 BB: 0 P: 19	R: 0 E: 0 K: 0 S: 3	H: 0 LOB: 0 BB: 0 P: 5	R: 0 E: 0 K: 1 S: 9	H: 1 LOB: 1 BB: 0 P: 12	R: 0 E: 0 K: 0 S: 11	H: 0 LOB: 0 BB: 1 P: 18	R: 0 E: 0 K: 1 S: 9	H: 0 LOB: 2 BB: 2 P: 20	R: 0 E: 0 K: 1 S: 6	H: 0 LOB: 0 BB: 1 P: 13	R: 0 E: 0 K: 1 S: 12	H: 1 LOB: 1 BB: 0 P: 18	1B: 5 2B: 4 3B: 0 HR: 0	SF: 0 SAC: 0 DP: 2 HBP: 0	WP: 0 PB: 0 SB: 0 CS: 1	PA: 36
PITCHER	IP WLS BF H R ER SO BB IBB HBP BLK WP HR S P ERA WHIP																					
Brett Tomko, R (1, 1) ERA: 4.74	6.0 W 26 6 1 1 4 3 0 0 0 0 0 0 66 106 1.50 1.500																					
Gabe White, L (7, 1) ERA: 5.21	1.0 3 0 0 0 1 0 0 0 0 0 0 0 6 9 0.00 0.000																					
26 John Hudek, R (8, 1) ERA: 3.52	2.0 7 1 0 0 2 1 0 0 0 0 0 0 18 31 0.00 1.000																					

St. Louis Cardinals @ Cincinnati Reds
Cinergy Field, Cincinnati, OH
Sun Jul 05 1998, 3:33 AM EDT
Att. 28,830 - Sunny - 77 F

livebaseballscorecards.com

AB	32
R	1
H	7
RBI	1
BB	4
SO	7
LOB	27



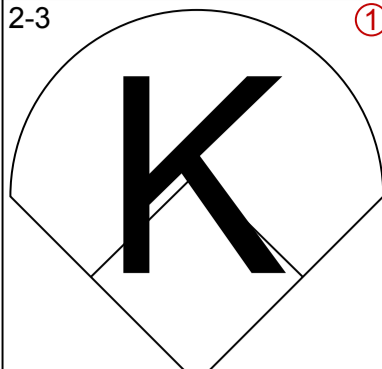
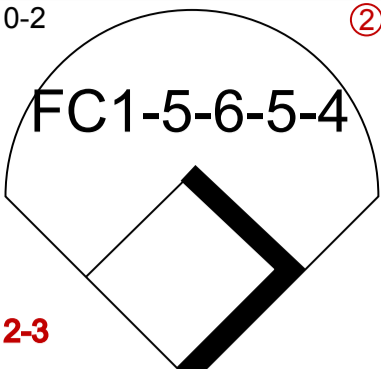
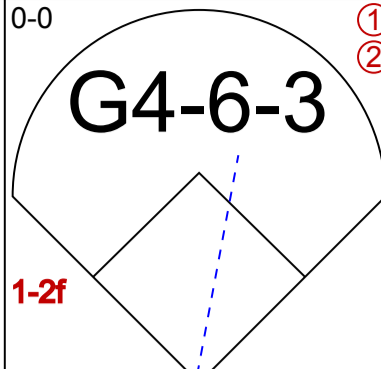
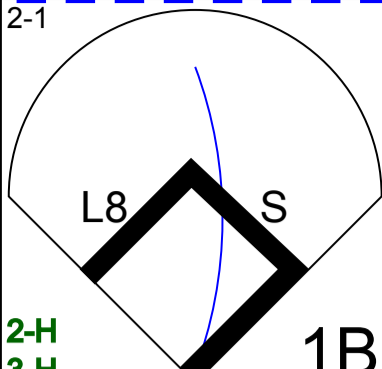
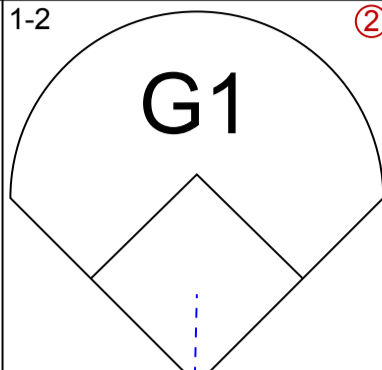
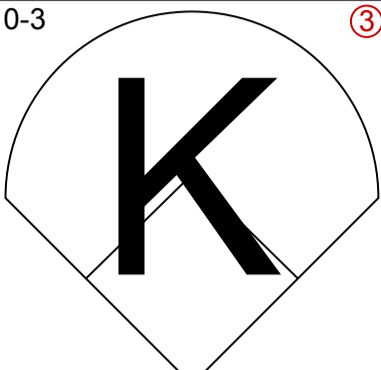
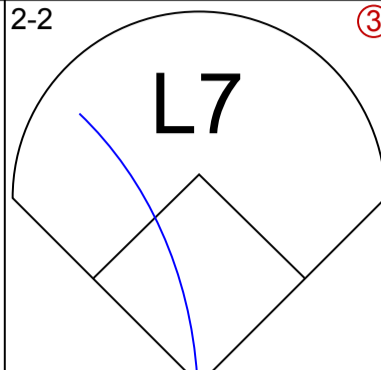
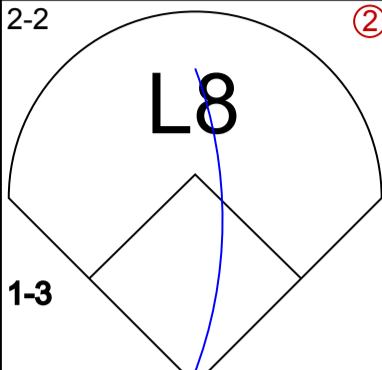
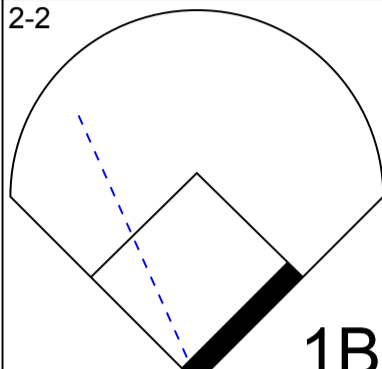
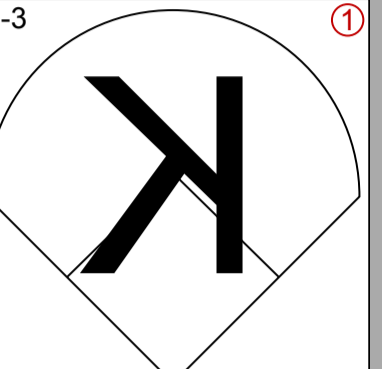
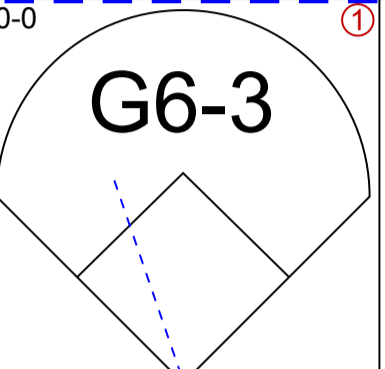
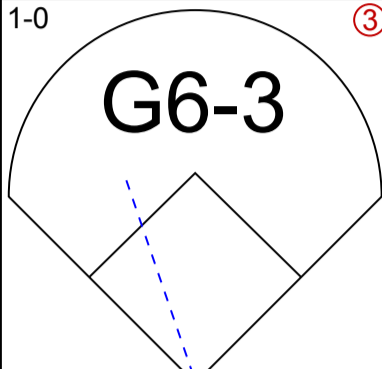
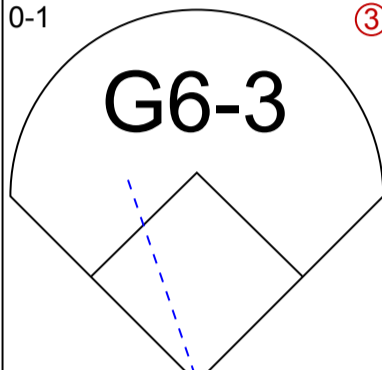
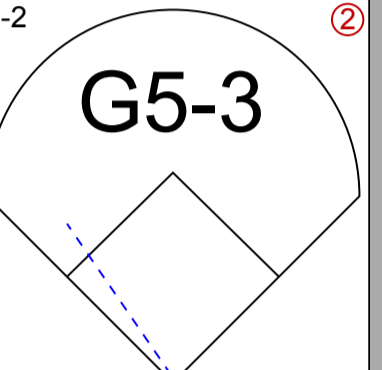
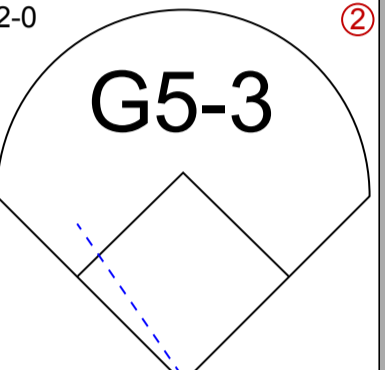
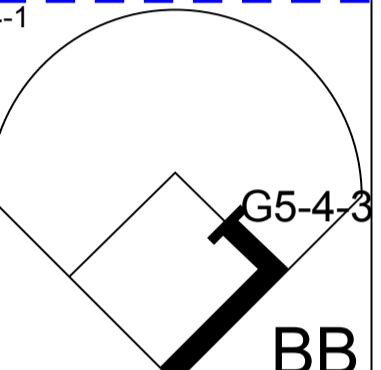
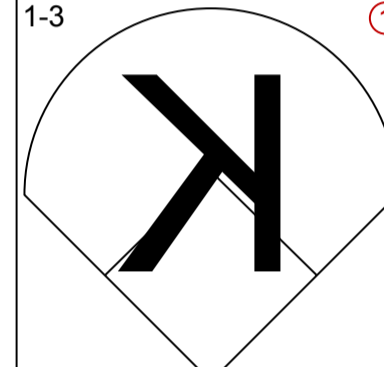
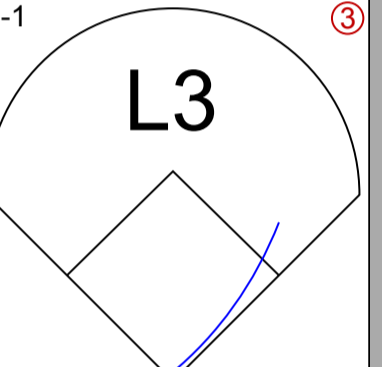
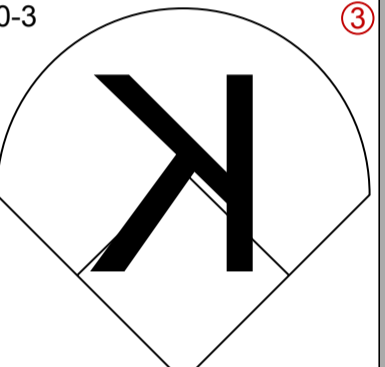
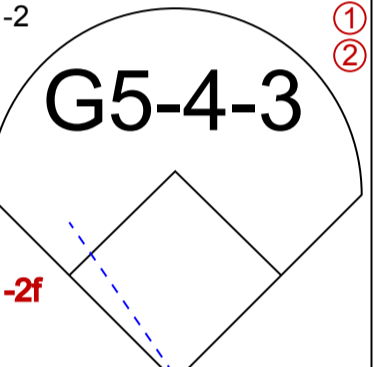
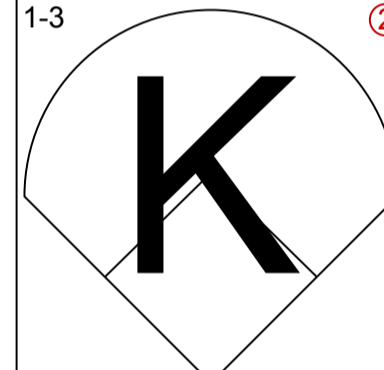
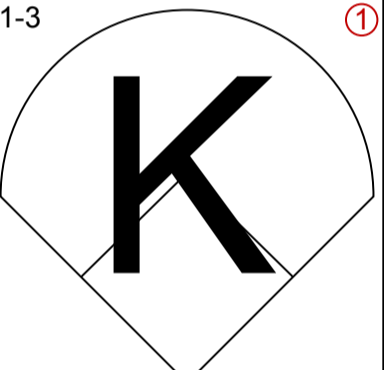
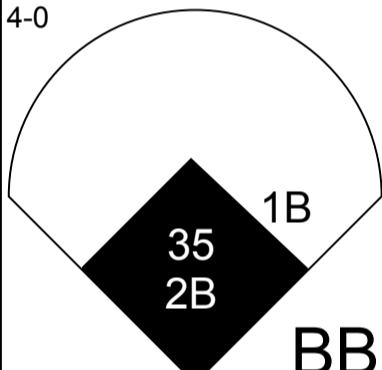
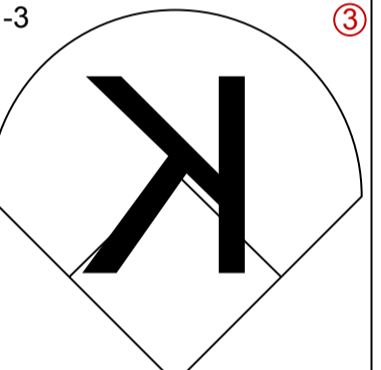
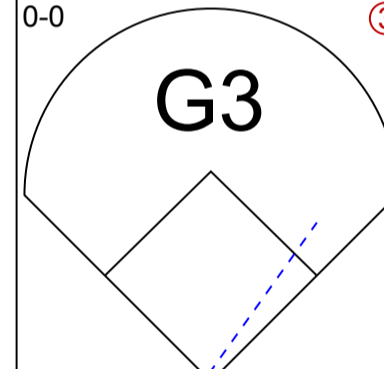
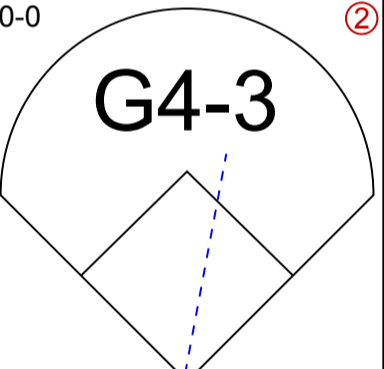
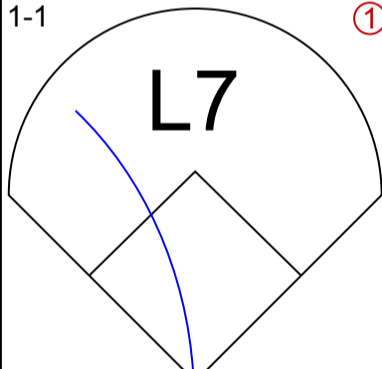
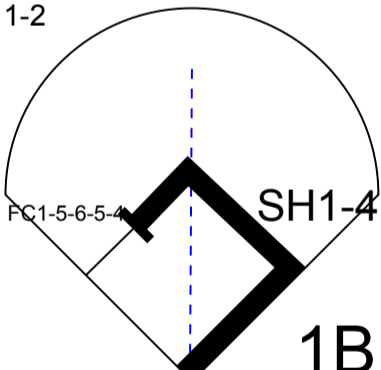
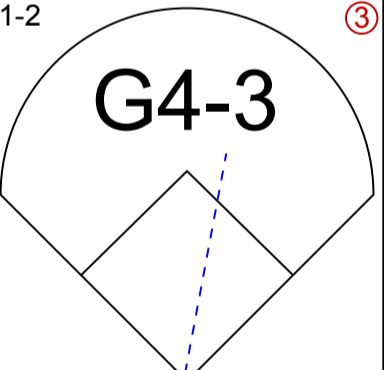
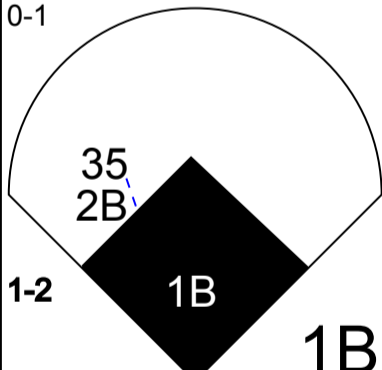
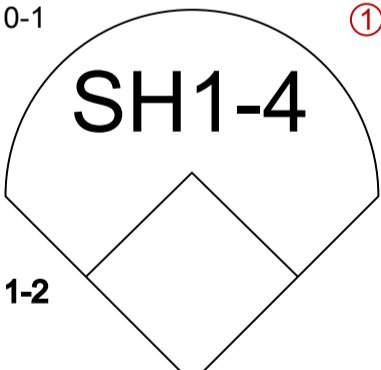
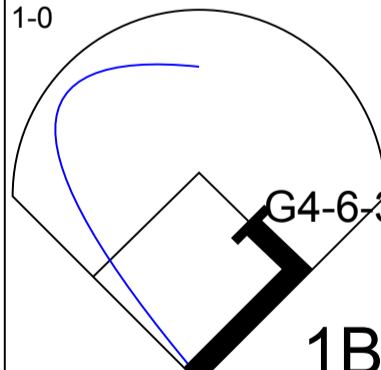
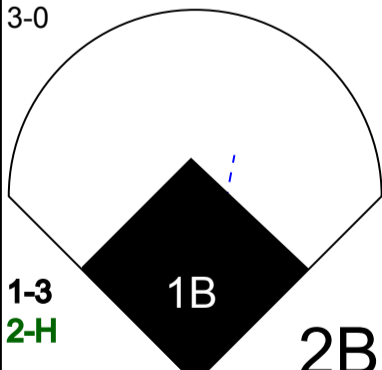
Batter	1	2	3	4	5	6	7	8	9	AB	R	H	RBI	BB	SO	LOB	TOP										
Craig Biggio, R (1, 4) OBP: 0.391, SLG: 0.509	1-0 F8		1-3 K		3-3 K2-3	0-1 FC6-4		0-1 L3		5	0	0	0	0	2	1											
Bill Spiers, L (1, 5) OBP: 0.395, SLG: 0.410	3-3 K		4-2 1B BB		1-0 E7 G6-3 1B		0-1 E4 G6-4-3 1B 2B		1-1 E3 G6-4-3 1B	4	2	0	0	1	1	0											
Derek Bell, R (1, 9) OBP: 0.375, SLG: 0.517	1-3 K		0-0 1B G4-6-3		3-2 G6-3		1-1 1B G6-4-3		2-3 K	5	0	2	0	0	2	2											
5 Jeff Bagwell, R (1, 3) OBP: 0.411, SLG: 0.550		4-2 S 1B BB	0-0 G4-6-3		4-2 1B BB		0-0 G6-4-3		0-2 E6	3	1	0	0	2	0	5											
Moises Alou, R (1, 7) OBP: 0.385, SLG: 0.590		3-3 K		1-1 G6-3	3-1 1B S		0-1 1B 2B		2-3 K	5	1	2	2	0	2	3											
Carl Everett, S (1, 8) OBP: 0.407, SLG: 0.537		0-3 K		2-2 HR	2-3 K		0-0 1B		1-3 K	5	1	2	2	0	3	5											
Tony Eusebio, R (1, 2) OBP: 0.352, SLG: 0.330		3-1 1B 1B		1-1 1B		1-0 FC6-4 1B		2-1 F9		4	0	3	1	0	0	1											
Ricky Gutierrez, R (1, 6) OBP: 0.376, SLG: 0.347		0-0 1B		0-3 K		2-3 K		0-2 G1-3		4	0	1	0	0	2	2											
Shane Reynolds, R (1, 1) OBP: 0.122, SLG: 0.163 35 Dave Clark, L (8, PH) OBP: 0.250, SLG: 0.185 Doug Henry, R (8, 1) Billy Wagner, L (9, 1)		0-2 L4		1-3 K		0-0 B1-4		1-3 K		3	0	0	0	0	1	4											
Inning Stats	R: 0 E: 0 K: 2 S: 7	H: 0 LOB: 0 BB: 0 P: 12	R: 1 E: 0 K: 2 S: 14	H: 2 LOB: 2 BB: 1 P: 24	R: 0 E: 0 K: 1 S: 9	H: 1 LOB: 1 BB: 1 P: 13	R: 1 E: 0 K: 2 S: 14	H: 2 LOB: 1 BB: 0 P: 19	R: 1 E: 1 K: 2 S: 17	H: 1 LOB: 2 BB: 1 P: 33	R: 0 E: 0 K: 1 S: 9	H: 1 LOB: 1 BB: 0 P: 11	R: 2 E: 1 K: 0 S: 10	H: 3 LOB: 1 BB: 0 P: 13	R: 0 E: 0 K: 1 S: 9	H: 0 LOB: 0 BB: 0 P: 10	R: 0 E: 2 K: 3 S: 15	H: 0 LOB: 2 BB: 0 P: 21	1B: 8 2B: 1 3B: 0 HR: 1	SF: 0 SAC: 0 DP: 2 HBP: 0	WP: 0 PB: 0 SB: 3 CS: 0	PA: 42					
PITCHER	IP	WLS	BF	H	R	ER	SO	BB	IBB	HBP	BLK	WP	HR	S	P	ERA	WHIP										
Todd Stottlemyre, R (1, 1) ERA: 3.08 Rick Crouchore, R (8, 1) ERA: 3.33	7.0	L	34	10	5	2	10	3	0	0	0	0	1	80	125	2.57	1.857										
	2.0		8	0	0	0	4	0	0	0	0	0	0	24	31	0.00	0.000										

Houston Astros @ St. Louis Cardinals
Busch Stadium, St. Louis, MO
 Thu Jul 09 1998, 7:05 PM CDT
 Att. 34,398 - Unknown - 91 F

livebaseballscorecards.com

AB	39
R	5
H	10
RBI	5
BB	3
SO	14
LOB	23



Batter	1	2	3	4	5	6	7	8	9	AB R H RBI BB SO LOB	TOP												
Craig Biggio, R (1, 4) OBP: 0.389, SLG: 0.506	2-3 		0-2 FC1-5-6-5-4 			0-0 G4-6-3 		2-1 L8 S 		4 0 1 2 0 1 2													
Bill Spiers, L (1, 5) OBP: 0.389, SLG: 0.403	1-2 G1 		0-3 K 			2-2 L7 		2-2 L8 		4 0 0 0 0 1 2													
Derek Bell, R (1, 9) OBP: 0.374, SLG: 0.514	2-2 			0-3 K 			0-0 G6-3 	1-0 G6-3 		4 0 1 0 0 1 1													
5 Jeff Bagwell, R (1, 3) OBP: 0.409, SLG: 0.544	0-1 G6-3 			3-2 G5-3 			2-0 G5-3 		4-1 G5-4-3 BB 	3 0 0 0 1 0 1													
Moises Alou, R (1, 7) OBP: 0.381, SLG: 0.583		1-3 K 		1-1 L3 			0-3 K 		1-2 G5-4-3 	4 0 0 0 0 2 1													
Carl Everett, S (1, 8) OBP: 0.404, SLG: 0.531		1-3 K 			1-3 K 			4-0 35 2B BB 	1-3 K 	3 1 0 0 1 3 0													
Ricky Gutierrez, R (1, 6) OBP: 0.372, SLG: 0.343			0-0 G3 		0-0 G4-3 			1-1 L7 		3 0 0 0 0 0 1													
Brad Ausmus, R (1, 2) OBP: 0.364, SLG: 0.360			1-2 FC1-5-6-5-4 SH1-4 1B 		1-2 G4-3 			0-1 35 2B 1B 1B 		3 1 2 0 0 0 0													
Mike Hampton, R (1, 1) OBP: 0.306, SLG: 0.273			0-1 SH1-4 			1-0 G4-6-3 1B 		3-0 1B 2B 		1 0 1 0 0 0 0													
Scott Elarton, R (7, 1) OBP: 0.258, SLG: 0.207										0 0 0 0 0 0 0													
35 Dave Clark, L (8, PH)										1 1 1 1 0 0 0													
C.J. Nitkowski, L (8, 1)										0 0 0 0 0 0 0													
Jay Powell, R (8, 1)										0 0 0 0 0 0 0													
Mike Magnante, L (8, 1)										0 0 0 0 0 0 0													
Inning Stats	R: 0 E: 0 K: 1 S: 12	H: 1 LOB: 1 BB: 0 P: 17	R: 0 E: 0 K: 2 S: 8	H: 0 LOB: 0 BB: 0 P: 10	R: 0 E: 0 K: 1 S: 11	H: 1 LOB: 1 BB: 0 P: 12	R: 0 E: 0 K: 1 S: 9	H: 0 LOB: 0 BB: 0 P: 13	R: 0 E: 0 K: 1 S: 8	H: 0 LOB: 0 BB: 0 P: 10	R: 0 E: 0 K: 0 S: 5	H: 1 LOB: 0 BB: 0 P: 8	R: 0 E: 0 K: 1 S: 5	H: 0 LOB: 0 BB: 0 P: 7	R: 3 E: 0 K: 0 S: 13	H: 3 LOB: 1 BB: 1 P: 26	R: 0 E: 0 K: 1 S: 7	H: 0 LOB: 0 BB: 1 P: 13	1B: 5 2B: 1 3B: 0 HR: 0	SF: 0 SAC: 1 DP: 2 HBP: 0	WP: 0 PB: 0 SB: 1 CS: 0	PA: 33	
PITCHER	IP WLS BF H R ER SO BB IBB HBP BLK WP HR S P ERA WHIP																						
Matt Morris, R (1, 1) ERA: 1.64	6.0		20	3	0	0	6	0	0	0	0	0	0	53	70	0.00	0.500						
John Frascatore, R (7, 1) ERA: 4.5	1.1		7	2	3	3	1	1	0	0	0	0	0	10	20	20.25	2.250						
Curtis King, R (8, 1) ERA: 4.5	0.2	W	3	1	0	0	0	0	0	0	0	0	0	8	13	0.00	1.500						
Jeff Brantley, R (9, 1) ERA: 4.62	1.0	S	3	0	0	0	1	1	0	0	0	0	0	7	13	0.00	1.000						

Houston Astros @ St. Louis Cardinals
 Busch Stadium, St. Louis, MO
 Fri Jul 10 1998, 7:05 PM CDT
 Att. 44,655 - Cloudy - 82 F

livebaseballscorecards.com

AB	30
R	3
H	6
RBI	3
BB	2
SO	8
LOB	8



Batter	1	2	3	4	5	6	7	8	9	10	11	AB R H RBI BB SO LOB	TOP												
Craig Biggio, R OBP: 0.389, SLG: 0.504 (1, 4)	2-2 G6-3	1-1 P3		1-0 G6-3			3-1 FC6-5 2B			1-3 K	2-1 HBP	5 0 1 0 0 1 3													
Carl Everett, S OBP: 0.403, SLG: 0.530 (1, 8)	0-0 1B 5 SF9 2B	1-0 P6		1-3 K			0-0 FC6-5 BLK			1-0 FC5-4 1B	1-1 G3	6 1 2 0 0 1 7													
Derek Bell, R OBP: 0.371, SLG: 0.510 (1, 9)	0-2 5 SF9 1B			0-2 F8			1-3 K			0-1 FC5-4		5 0 1 0 0 1 2													
5 Jeff Bagwell, R OBP: 0.406, SLG: 0.551 (1, 3)	1-1 SF9			0-0 HR			3-2 F9			2-2 P5		4 1 1 2 0 0 1													
Moises Alou, R OBP: 0.381, SLG: 0.577 (1, 7)	4-2 BB			0-1 G6-3			1-0 G6-3			1-0 F9		3 1 0 0 2 0 0													
Sean Berry, R OBP: 0.364, SLG: 0.434 Billy Wagner, L (11, 1)	2-0 F7			4-0 BB			2-1 F8			2-0 G1-3		4 0 1 0 1 0 2 0 0 0 0 0 0 0													
Tony Eusebio, R OBP: 0.349, SLG: 0.327 Brad Ausmus, R OBP: 0.364, SLG: 0.360 (11, 2)				2-0 L9			0-0 G5-3			0-1 G6-3		4 0 1 0 0 0 1 0 0 0 0 0 0 0													
Tim Bogar, R OBP: 0.243, SLG: 0.235 35 Dave Clark, L OBP: 0.258, SLG: 0.207 Ricky Gutierrez, R OBP: 0.375, SLG: 0.343 (11, 6)				1-0 1B			0-1 G5-3			1-3 K		4 0 1 0 0 2 0 0 0 0 0 0 0 0 0 0 0 0 1 0 0													
Jose Lima, R OBP: 0.186, SLG: 0.171 J.R. Phillips, L OBP: 0.277, SLG: 0.225 Doug Henry, R (9, 1) Bill Spiers, L OBP: 0.388, SLG: 0.403 (11, 5)				0-1 SH1-4			1-2 G6-3 2B			0-0 L8		2 0 1 0 0 0 0 1 0 0 0 0 1 0 0 0 0 0 0 0 0 0 0 0 1 0 0 0													
Inning Stats	R: 1 E: 0 K: 0 S: 13	H: 2 LOB: 2 BB: 1 P: 22	R: 0 E: 0 K: 0 S: 7	H: 2 LOB: 2 BB: 0 P: 10	R: 1 E: 0 K: 0 S: 7	H: 1 LOB: 1 BB: 1 P: 13	R: 0 E: 0 K: 2 S: 10	H: 1 LOB: 1 BB: 0 P: 13	R: 0 E: 0 K: 0 S: 5	H: 0 LOB: 0 BB: 0 P: 7	R: 0 E: 0 K: 1 S: 7	H: 1 LOB: 1 BB: 0 P: 11	R: 0 E: 0 K: 0 S: 5	H: 0 LOB: 0 BB: 0 P: 10	R: 0 E: 0 K: 2 S: 8	H: 0 LOB: 0 BB: 0 P: 11	R: 0 E: 0 K: 1 S: 10	H: 1 LOB: 1 BB: 0 P: 13	R: 1 E: 0 K: 0 S: 10	H: 1 LOB: 3 BB: 2 P: 22	1B: 5 2B: 3 3B: 0 HR: 1	SF: 2 SAC: 2 DP: 0 HBP: 1	WP: 0 PB: 0 SB: 0 CS: 0	PA: 47	
PITCHER	IP	WLS	BF	H	R	ER	SO	BB	IBB	HBP	BLK	WP	HR	S	P	ERA	WHIP								
Kent Mercker, L ERA: 5.83 (1, 1)	7.0		30	7	2	2	3	2	0	0	1	0	1	55	86	2.57	1.286								
Rick Croushore, R ERA: 3.21 (8, 1)	1.0		3	0	0	0	0	0	0	0	0	0	0	5	10	0.00	0.000								
Mark Petkovsek, R ERA: 5.24 (9, 1)	2.0		7	1	0	0	3	0	0	0	0	0	0	18	24	0.00	0.500								
Jeff Brantley, R ERA: 4.91 (11, 1)	0.1		3	1	1	1	0	1	0	0	0	0	0	5	9	27.00	6.000								
Lance Painter, L ERA: 4.23 (11, 1)	0.2	W	4	0	0	0	0	0	1	1	0	0	0	5	13	0.00	0.000								

Houston Astros @ St. Louis Cardinals
Busch Stadium, St. Louis, MO
 Sat Jul 11 1998, 3:33 AM CDT
 Att: 45,760 - Sunny - 81 F

AB	38
R	3
H	9
RBI	3
BB	4
SO	6
LOB	16



Batter	1	2	3	4	5	6	7	8	9	AB R H RBI BB SO LOB	TOP		
Bill Spiers, L OBP: 0.390, SLG: 0.404 (1, 4) (6, 5)	1-2 G4-6-3 1B		2-2 L7		2-3 K		2-2 1B			4 0 2 0 0 1 0			
Ricky Gutierrez, R OBP: 0.373, SLG: 0.353 (1, 6)	0-0 G4-6-3 1-2f		2-2 HR		3-2 G6-3		1-0 F9			4 1 1 1 0 0 2			
Derek Bell, R OBP: 0.370, SLG: 0.506 (1, 9)	4-0 FC5-4 BB		1-2 P3		2-0 P5		1-0 G6-3			3 0 0 0 1 0 0			
5 Jeff Bagwell, R OBP: 0.407, SLG: 0.561 (1, 3)	2-2 FC5-4 1-2f			0-0 E5 1B		0-1 HR		1-1 G6-3		4 2 2 1 0 0 1			
Carl Everett, S OBP: 0.397, SLG: 0.522 (1, 8)				2-3 K		1-3 K		2-2 G3-1		4 0 0 0 0 2 1			
Sean Berry, R OBP: 0.383, SLG: 0.432 Scott Elarton, R (6, 1) Jay Powell, R (8, 1) 35 Dave Clark, L OBP: 0.255, SLG: 0.205 (9, PH)				1-0 G5-3		0-1 G1-3		0-3 K		3 0 1 0 0 0 1 0 0 0 0 0 0 0 0 0 0 0 0 0 0 1 0 0 0 0 1 0			
J.R. Phillips, L OBP: 0.314, SLG: 0.341 (1, 7)				1-1 L3 1B		1-1 2-H 1B		2-0 HR		4 1 3 2 0 1 0			
Brad Ausmus, R OBP: 0.360, SLG: 0.356 Moises Alou, R OBP: 0.380, SLG: 0.575 (9, PH)				1-1 L3 1-2		3-1 P4		3-2 L8		3 0 0 0 0 0 3 1 0 0 0 0 0 0			
Sean Bergman, R OBP: 0.056, SLG: 0.056 Craig Biggio, R OBP: 0.388, SLG: 0.503 (6, 4)				1-2 P4		1-0 F7		2-1 P6		2 0 0 0 0 0 0 1 0 0 0 0 0 0			
Inning Stats	R: 0 H: 1 E: 0 LOB: 1 K: 0 BB: 1 S: 8 P: 15	R: 0 H: 2 E: 0 LOB: 1 K: 0 BB: 0 S: 8 P: 11	R: 1 H: 1 E: 0 LOB: 0 K: 0 BB: 0 S: 15 P: 21	R: 1 H: 2 E: 1 LOB: 1 K: 1 BB: 0 S: 10 P: 17	R: 0 H: 0 E: 0 LOB: 0 K: 1 BB: 0 S: 8 P: 14	R: 1 H: 1 E: 0 LOB: 0 K: 1 BB: 0 S: 9 P: 12	R: 1 H: 2 E: 0 LOB: 1 K: 0 BB: 0 S: 10 P: 20	R: 0 H: 0 E: 0 LOB: 0 K: 0 BB: 0 S: 7 P: 11	R: 0 H: 0 E: 0 LOB: 0 K: 2 BB: 0 S: 12 P: 16	1B: 6 SF: 0 2B: 1 SAC: 0 3B: 0 DP: 2 HR: 3 HBP: 0	WP: 0 PA: 35 PB: 0 SB: 0 CS: 0		
PITCHER	IP WLS BF H R ER SO BB IBB HBP BLK WP HR S P ERA WHIP											PITCHER	IP WLS BF H R ER SO BB IBB HBP BLK WP HR S P ERA WHIP
Juan Acevedo, R ERA: 3.56 (1, 1)	6.1 W 26 8 4 3 3 1 0 0 0 0 0 3 62 99 4.26 1.421												
Lance Painter, L ERA: 4.18 (7, 1)	0.1 2 1 0 0 0 0 0 0 0 0 0 0 5 9 0.00 3.000												
John Frascatore, R ERA: 4.47 (7, 1)	0.1 1 0 0 0 0 0 0 0 0 0 0 0 1 2 0.00 0.000												
Rick Croushore, R ERA: 3.0 (8, 1)	2.0 S 6 0 0 0 0 2 0 0 0 0 0 0 0 19 27 0.00 0.000												

Houston Astros @ St. Louis Cardinals
 Busch Stadium, St. Louis, MO
 Sun Jul 12 1998, 3:33 AM CDT
 Att. 45,485 - Sunny - 86 F

livebaseballscorecards.com

AB	34
R	4
H	9
RBI	4
BB	1
SO	5
LOB	8



Batter	1	2	3	4	5	6	7	8	9	10	11	12	13	AB R H RBI BB SO LOB
Royce Clayton, R OBP: 0.325, SLG: 0.336 (1, 6)	0-2 1B 2B	2-2 HR		1-1 G4-6-3 1-2f			1-3 K		4-2 BB BB		2-3 K			5 2 2 1 1 2 2
Ray Lankford, L OBP: 0.389, SLG: 0.473 (1, 8)	1-1 FC4-6 2-H 1B	1-1 G4-3			0-0 L4		2-2 F9		1 SAFE SAFE 4-2 BB			3-3 K		5 0 1 1 1 1 0
Mark McGwire, R OBP: 0.483, SLG: 0.771 (1, 3)	1-3 K	2-1 G5-3			4-2 BB		4-1 1B BB		3-1 P4			4-0 FC3-6 IBB		3 0 0 0 3 1 3
Brian Jordan, R OBP: 0.379, SLG: 0.556 Bobby Witt, R (11, 1)	0-1 FC4-6 1-2f HR		1-1 G6-3		0-0 P6		1-2 1B		0-0 P9		0-0 FC3-6 1-2f			5 1 1 0 0 0 2 1 0 0 0 0 0 1
Ron Gant, R OBP: 0.305, SLG: 0.500 Jeff Brantley, R (9, 1)	1-2 HR		1-3 K		3-3 K		1-3 K		0-1 F8		0-0 F9			4 1 1 2 0 3 3 0 0 0 0 0 0 0 2 0 0 0 0 0 1
Brian Hunter, R OBP: 0.264, SLG: 0.424 (10, PH) (11, 7)	2-H HR		1-0 G3				2-2 F8		4-1 BB					5 1 1 0 1 0 2
John Mabry, L OBP: 0.321, SLG: 0.398 (1, 5)	1-0 1B 2B		1-0 G3				0-0 G4-3		2-2 F8		4-1 BB			5 1 1 0 1 0 2
Placido Polanco, R OBP: 0.238, SLG: 0.238 Gary Gaetti, R OBP: 0.345, SLG: 0.413 (1, 4) (13, PH)	0-0 FC6-4 2-H 1B			1-0 G5-3			0-0 F8		2-1 G6-3		0-0 B2			5 0 1 1 0 0 3 1 0 0 0 0 0 0
Kent Bottenfield, R OBP: 0.091, SLG: 0.091 Tom Lampkin, L OBP: 0.303, SLG: 0.376 Mark Petkovsek, R OBP: 0.333, SLG: 0.350 Lance Painter, L OBP: 1.000, SLG: 1.000 John Frascatore, R OBP: 0.250, SLG: 0.250 Willie McCree, S OBP: 0.294, SLG: 0.317 (1, 1) (8, PH) (7, 1) (8, 1) (8, 1) (8, 7) (11, 9)	0-0 FC6-4 1-2f 1B			0-0 G4-3			2-2 G4-3		3-3 K		1-1 F9			2 0 1 0 0 0 1 1 0 3 0 0 0 0 2 0
Eli Marrero, R OBP: 0.277, SLG: 0.355 (1, 2)		0-1 F7		0-0 G4-6-3 1-2 1B			2-1 F8		2-3 K		1-2 F7			5 0 1 0 0 1 0

Inning Stats	R: 4	H: 5	E: 1	K: 1	S: 16	LOB: 1	BB: 0	P: 20	R: 1	H: 1	E: 0	K: 0	S: 9	LOB: 0	BB: 0	P: 14	R: 0	H: 0	E: 0	K: 1	S: 6	LOB: 0	BB: 1	P: 9	R: 0	H: 0	E: 0	K: 0	S: 5	LOB: 2	BB: 0	P: 7	R: 0	H: 0	E: 0	K: 0	S: 7	LOB: 0	BB: 1	P: 14	R: 0	H: 0	E: 0	K: 0	S: 5	LOB: 0	BB: 0	P: 7	R: 0	H: 1	E: 0	K: 1	S: 12	LOB: 2	BB: 1	P: 23	R: 0	H: 0	E: 0	K: 1	S: 8	LOB: 0	BB: 0	P: 13	R: 0	H: 1	E: 0	K: 1	S: 12	LOB: 2	BB: 1	P: 23	R: 0	H: 0	E: 0	K: 2	S: 19	LOB: 2	BB: 2	P: 35	R: 0	H: 0	E: 0	K: 0	S: 5	LOB: 1	BB: 1	P: 9	R: 0	H: 0	E: 0	K: 1	S: 8	LOB: 0	BB: 0	P: 12	R: 0	H: 0	E: 0	K: 1	S: 7	LOB: 1	BB: 1	P: 14	R: 0	H: 0	E: 0	K: 1	S: 6	LOB: 0	BB: 0	P: 7
--------------	------	------	------	------	-------	--------	-------	-------	------	------	------	------	------	--------	-------	-------	------	------	------	------	------	--------	-------	------	------	------	------	------	------	--------	-------	------	------	------	------	------	------	--------	-------	-------	------	------	------	------	------	--------	-------	------	------	------	------	------	-------	--------	-------	-------	------	------	------	------	------	--------	-------	-------	------	------	------	------	-------	--------	-------	-------	------	------	------	------	-------	--------	-------	-------	------	------	------	------	------	--------	-------	------	------	------	------	------	------	--------	-------	-------	------	------	------	------	------	--------	-------	-------	------	------	------	------	------	--------	-------	------

PITCHER	IP	WLS	BF	H	R	ER	SO	BB	IBB	HBP	BLK	WP	HR	S	P	ERA	WHIP
Scott Winchester, R ERA: 4.36 (1, 1)	6.0		26	8	5	5	3	1	0	0	0	0	2	48	71	7.50	1.500
Scott Sullivan, R ERA: 5.02 (7, 1)	1.0		3	0	0	0	1	0	0	0	0	0	0	8	13	0.00	0.000
Danny Graves, R ERA: 3.91 (8, 1)	1.0		5	1	0	0	1	1	0	0	0	0	0	12	23	0.00	2.000
Rick Krivda, L ERA: 3.82 (9, 1)	0.2		4	0	0	0	2	2	0	0	0	0	0	17	30	0.00	3.000
26 John Hudek, R ERA: 3.21 (9, 1)	1.1		5	0	0	0	0	1	0	0	0	0	0	7	14	0.00	0.750

AB	R	H	RBI	BB	SO	LOB
5	2	2	1	1	2	2
5	0	1	1	1	1	0
3	0	0	0	3	1	3
5	1	1	0	0	0	2
1	0	0	0	0	0	1
4	1	1	2	0	3	3
0	0	0	0	0	0	0
2	0	0	0	0	0	1
5	1	1	0	1	0	2
5	0	1	1	0	0	3
1	0	0	0	0	0	0
2	0	1	0	0	0	1
1	0	0	0	0	0	0
5	0	1	0	0	1	0

WP	PA
0	53

AB	R	H	RBI	BB	SO	LOB
47	5	9	5	6	10	18



Cincinnati Reds @ St. Louis Cardinals
 Busch Stadium, St. Louis, MO
 Mon Jul 13 1998, 7:05 PM CDT
 Att: 37,258 - Unknown - 90 F

livebaseballscorecards.com

Batter	1	2	3	4	5	6	7	8	9	AB R H RBI BB SO LOB	TOP	
61 Mike Frank, L (1, 8) OBP: 0.304, SLG: 0.317	2-1 E 1B	1-2 1B 1B			4-0 FC5-4 BB		1-1 G6-3		1-1 G2-3	4 1 2 0 1 0 0		
Sean Casey, L (1, 3) OBP: 0.319, SLG: 0.294	1-0 E 1B	1-0 1B 1B			1-0 F7		1-0 WP HR 1B		0-1 G3	5 1 3 0 0 0 1		
Barry Larkin, R (1, 6) OBP: 0.384, SLG: 0.489	0-3 K	3-2 G1-6-3			1-3 K		1-1 WP HR 1B		0-1 G4-3	5 1 1 0 0 2 5		
Paul Konerko, R (1, 5) OBP: 0.271, SLG: 0.337 Reggie Sanders, R (8, 9) OBP: 0.337, SLG: 0.439	0-3 K				2-2 L4		0-3 FC5-4			4 0 0 0 0 2 5 0 0 0 0 0 0 0		
Eddie Taubensee, L (1, 2) OBP: 0.359, SLG: 0.440	1-2 E2 1-3 2-H				3-3 K		0-1 G1-3		3-2 1-H 2-H HR	4 1 1 3 0 1 1		
Bret Boone, R (1, 4) OBP: 0.332, SLG: 0.465	2-1 L8				3-3 K		0-2 G3-1 3B		1-0 G5-3	4 1 1 0 0 1 2		
Willie Greene, L (1, 9) OBP: 0.377, SLG: 0.428 Pokey Reese, R (8, 5) OBP: 0.330, SLG: 0.351					0-3 K		2-2 G3-1		2-2 G4-3	4 0 1 1 0 1 0 0 0 0 0 0 0 0		
Dmitri Young, S (1, 7) OBP: 0.360, SLG: 0.502 Chris Stynes, R (9, 7) OBP: 0.318, SLG: 0.349					0-0 G5-3		3-H 2-2 HR		1-0 G3	4 2 2 1 0 0 0 0 0 0 0 0 0 0		
Steve Parris, R (1, 1) OBP: 0.333, SLG: 0.333 Melvin Nieves, S (6, PH) OBP: 0.398, SLG: 0.345 Scott Sullivan, R (6, 1) OBP: 0.167, SLG: 0.167 Danny Graves, R (9, 1)					3-2 G5-3		0-2 P5		2-2 G5-3	2 0 1 1 0 0 0 1 0 0 0 0 0 0 1 0 0 0 0 0 0 0 0 0 0 0 0 0		
Inning Stats	R: 1 H: 2 E: 1 LOB: 2 K: 2 BB: 0 S: 14 P: 20	R: 1 H: 5 E: 0 LOB: 2 K: 0 BB: 0 S: 17 P: 26	R: 0 H: 0 E: 0 LOB: 0 K: 2 BB: 0 S: 9 P: 17	R: 0 H: 0 E: 0 LOB: 0 K: 1 BB: 0 S: 7 P: 10	R: 0 H: 0 E: 0 LOB: 1 K: 1 BB: 1 S: 6 P: 12	R: 2 H: 2 E: 0 LOB: 0 K: 0 BB: 0 S: 14 P: 18	R: 3 H: 3 E: 0 LOB: 0 K: 1 BB: 0 S: 13 P: 20	R: 0 H: 0 E: 0 LOB: 0 K: 0 BB: 0 S: 9 P: 14	R: 0 H: 0 E: 0 LOB: 0 K: 0 BB: 0 S: 6 P: 7	1B: 8 SF: 0 2B: 1 SAC: 0 3B: 1 DP: 0 HR: 2 HBP: 0	WP: 1 PA: 39 PB: 0 SB: 0 CS: 0	
PITCHER	IP WLS BF H R ER SO BB IBB HBP BLK WP HR S P ERA WHIP											
Todd Stottlemyre, R (1, 1) ERA: 3.29	7.0 L 33 12 7 6 7 1 0 0 0 1 2 80 123 7.71 1.857											
John Frascatore, R (8, 1) ERA: 4.25	2.0 6 0 0 0 0 0 0 0 0 0 0 15 21 0.00 0.000											

Cincinnati Reds @ St. Louis Cardinals
 Busch Stadium, St. Louis, MO
 Tue Jul 14 1998, 7:05 PM CDT
 Att. 31,183 - Cloudy - 78 F

livebaseballscorecards.com

AB 38
 R 7
 H 12
 RBI 6
 BB 1
 SO 7
 LOB 14



Batter	1	2	3	4	5	6	7	8	9	AB	R	H	RBI	BB	SO	LOB
Royce Clayton, R OBP: 0.321, SLG: 0.331 (1, 6)	1-0 P3		3-2 L8	2-3 K			0-0 F7			4	0	0	0	0	1	1
Ray Lankford, L OBP: 0.388, SLG: 0.474 (1, 8)	1-3 K		1-3 K			2-2 F8		0-1 F9 2B		4	0	1	0	0	2	0
Brian Jordan, R OBP: 0.377, SLG: 0.551 (1, 9)	4-2 S BB		1-0 G1-3			0-3 K		2-1 F9 2-3		3	0	0	0	1	1	1
Ron Gant, R OBP: 0.304, SLG: 0.510 (1, 7)	1-3 K 1-2			1-1 HR		1-0 G5-3		0-0 G1-3		4	1	1	1	0	1	2
John Mabry, L OBP: 0.320, SLG: 0.396 (1, 3)		3-2 G1-3		3-2 HR 1B			0-1 G4-3		1-2 P6	4	1	1	0	0	0	1
Gary Gaetti, R OBP: 0.347, SLG: 0.426 (1, 5)		3-3 K		2-0 HR 1-H			0-0 P2		0-2 S 1B	4	1	2	2	0	1	0
Placido Polanco, R OBP: 0.292, SLG: 0.375 (1, 4)		0-1 1B 3B		1-0 SH5-4 1B			2-2 P9		1-2 G5-3 1-2	3	1	2	0	0	0	0
Willie McGee, S OBP: 0.292, SLG: 0.315 (9, PH)										1	0	0	0	0	0	1
Todd Stottlemyre, L OBP: 0.273, SLG: 0.216 (1, 1)		3-2		1-1 SH5-4			3-2 G3		0-0 B2-3	1	0	1	1	0	0	0
Tom Lampkin, L OBP: 0.318, SLG: 0.373 (7, PH)				1-1 1B 3-H						1	0	0	0	0	0	0
John Frascatore, R OBP: 0.250, SLG: 0.250 (8, 1)				1-2						0	0	0	0	0	0	0
Brian Hunter, R OBP: 0.262, SLG: 0.420 (9, PH)										1	0	0	0	0	0	1
Tom Pagnozzi, R OBP: 0.296, SLG: 0.306 (1, 2)		0-0 G4-3		2-2 L7					2-0 G5-3	3	0	0	0	0	1	2
Mark McGwire, R OBP: 0.482, SLG: 0.768 (9, PH)										1	0	0	0	0	0	1

Inning Stats	R: 0	H: 0	E: 0	K: 2	S: 9	H: 0	LOB: 1	BB: 1	P: 16	R: 1	H: 2	E: 0	K: 1	S: 13	R: 0	H: 0	E: 0	K: 1	S: 10	R: 3	H: 4	E: 0	K: 1	S: 15	R: 0	H: 0	E: 0	K: 1	S: 8	R: 0	H: 0	E: 0	K: 0	S: 6	R: 0	H: 0	E: 0	K: 1	S: 8	R: 0	H: 1	E: 0	K: 0	S: 8	R: 0	H: 1	E: 0	K: 0	S: 8	1B: 4	SF: 0	2B: 1	SAC: 1	3B: 1	DP: 0	HR: 2	HBP: 0	WP: 0	PA: 36
--------------	------	------	------	------	------	------	--------	-------	-------	------	------	------	------	-------	------	------	------	------	-------	------	------	------	------	-------	------	------	------	------	------	------	------	------	------	------	------	------	------	------	------	------	------	------	------	------	------	------	------	------	------	-------	-------	-------	--------	-------	-------	-------	--------	-------	--------

PITCHER	IP	WLS	BF	H	R	ER	SO	BB	IBB	HBP	BLK	WP	HR	S	P	ERA	WHIP
Steve Parris, R ERA: 4.05 (1, 1)	5.0		22	6	4	4	6	1	0	0	0	0	2	55	91	7.20	1.400
Scott Sullivan, R ERA: 4.8 (6, 1)	3.0	W	10	1	0	0	1	0	0	0	0	0	0	22	30	0.00	0.333
Danny Graves, R ERA: 3.53 (9, 1)	1.0	S	4	1	0	0	0	0	0	0	0	0	0	8	11	0.00	1.000


BOTTOM

Cincinnati Reds @ St. Louis Cardinals
 Busch Stadium, St. Louis, MO
 Tue Jul 14 1998, 7:05 PM CDT
 Att: 31,183 - Cloudy - 78 F

livebaseballscorecards.com

AB	34
R	4
H	8
RBI	4
BB	1
SO	7
LOB	10



Batter	1	2	3	4	5	6	7	8	9	10	11	AB R H RBI BB SO LOB	TOP												
61 Mike Frank, L OBP: 0.307, SLG: 0.309 (1, 8) C X	0-2 FC4-6 BB 1B		4-2 BB		0-2 G5-3	0-0 G4-3		2-1 FC4-6 HBP		0-0 G6-4-3		5 0 1 0 1 0 5													
Sean Casey, L OBP: 0.336, SLG: 0.302 (1, 3) B B C B	4-1 FC4-6 BB		1-0 F7		1-0 F7		2-2 FC5-4 1B	2-0 HBP			1-2 SH2-4 1B	4 1 2 0 1 0 2													
Barry Larkin, R OBP: 0.378, SLG: 0.481 (1, 6) C X	0-1 FC4-6 G5-4-3		1-0 P3		1-3 K		0-0 FC5-4 G3 1B	2-1 F8			1-1 SH2-4	5 0 0 0 0 1 7													
Paul Konerko, R OBP: 0.275, SLG: 0.335 Chris Stynes, R OBP: 0.317, SLG: 0.347 (1, 5) (9, PR) (9, 5) (9, 9) C B X	1-1 G5-4-3			1-3 K		4-0 2B BB	2-2 G3 1B		2-1 E9		1-1 P3	4 1 1 0 1 1 2 1 0 0 0 0 0 1													
Eddie Taubensee, L OBP: 0.362, SLG: 0.443 (1, 2) F B X		1-1 F7		2-1 G1-3 1B		1-2 BB 2B	0-0 G3		2-0 B2		4-0 1B IBB	5 1 2 0 1 0 3													
Bret Boone, R OBP: 0.334, SLG: 0.464 (1, 4) B F B C X		2-2 P4		1-1 G1-3 1B		1-2 BB HBP	3-3 K		0-1 F8		3-2 E3 1B	5 0 2 1 0 1 3													
Reggie Sanders, R OBP: 0.334, SLG: 0.434 26 John Hudek, S Gabe White, L OBP: 0.250, SLG: 0.250 (1, 9) (9, 1) (9, 1) S C B X		1-3 K		0-2 G1-3		1-1 P3		0-0 G6-3 1B	1-3 K		0-0 P6	5 1 1 0 0 2 6 0 0 0 0 0 0 0 1 0 0 0 0 0 1	AB 41 R 4 H 11 RBI 3 BB 7 SO 7 LOB 37												
Dmitri Young, S OBP: 0.363, SLG: 0.500 (1, 7) C X			0-1 SH2-4 1B		4-0 IBB		4-2 BB		1-0 G6-3		3-2 F9	3 0 1 1 2 0 1													
Brett Tomko, R OBP: 0.143, SLG: 0.125 Willie Greene, L OBP: 0.376, SLG: 0.426 Danny Graves, R Melvin Nieves, S Stan Belinda, R Pokey Reese, R OBP: 0.336, SLG: 0.351 (1, 1) (6, PH) (6, 1) (8, PH) (8, 1) (9, 5) C B X			0-0 SH2-4		0-3 K		1-3 K		3-2 SAFE 61 FC4-6 1B		4-2 61 G6-4-3 BB	1 0 0 0 0 1 3 1 0 0 0 0 1 3 0 0 0 0 0 0 0 1 0 1 1 0 0 0 0 0 0 0 0 0 0 0 0 0 0 1 0 0													
Inning Stats	R: 0 E: 0 K: 0 S: 8	H: 1 LOB: 1 BB: 1 P: 13	R: 0 E: 0 K: 1 S: 9	H: 0 LOB: 0 BB: 0 P: 13	R: 0 E: 0 K: 0 S: 7	H: 1 LOB: 2 BB: 1 P: 13	R: 0 E: 0 K: 2 S: 13	H: 2 LOB: 3 BB: 1 P: 21	R: 0 E: 0 K: 1 S: 8	H: 0 LOB: 0 BB: 0 P: 10	R: 1 E: 0 K: 1 S: 16	H: 1 LOB: 3 BB: 2 P: 28	R: 0 E: 0 K: 1 S: 14	H: 2 LOB: 2 BB: 0 P: 21	R: 1 E: 0 K: 0 S: 9	H: 2 LOB: 2 BB: 0 P: 19	R: 0 E: 1 K: 1 S: 11	H: 0 LOB: 1 BB: 0 P: 15	R: 0 E: 0 K: 0 S: 6	H: 0 LOB: 0 BB: 1 P: 13	R: 2 E: 1 K: 0 S: 11	H: 2 LOB: 1 BB: 1 P: 21	1B: 10 2B: 1 3B: 0 HR: 0	SF: 0 SAC: 2 DP: 2 HBP: 2	WP: 0 PA: 52 PB: 0 SB: 0 CS: 0
PITCHER	IP WLS BF H R ER SO BB IBB HBP BLK WP HR S P ERA WHIP												PITCHER	IP WLS BF H R ER SO BB IBB HBP BLK WP HR S P ERA WHIP											
Matt Morris, R ERA: 1.59 (1, 1)	6.0 28 5 1 1 5 4 1 1 0 0 0 0 61 98 1.50 1.500																								
Mark Petkovsek, R ERA: 5.17 (7, 1)	1.2 10 4 1 1 1 0 0 1 0 0 0 0 21 36 5.40 2.400																								
Rick Croushore, R ERA: 2.87 (8, 1)	1.1 5 0 0 0 1 0 0 0 0 0 0 0 13 19 0.00 0.000																								
John Frascatore, R ERA: 4.26 (10, 1)	2.0 L 9 2 2 1 0 1 1 0 0 0 0 17 34 4.50 1.500																								

Cincinnati Reds @ St. Louis Cardinals
 Busch Stadium, St. Louis, MO
 Wed Jul 15 1998, 7:05 PM CDT
 Att: 32,321 - Cloudy - 83 F

livebaseballscorecards.com

Batter	1	2	3	4	5	6	7	8	9	10	11	AB R H RBI BB SO LOB
Royce Clayton, R OBP: 0.315, SLG: 0.324	(1, 6) G6-3		(1, 6) K		(1, 2) L6	(1, 1) P4			(1, 1) B2		(1, 1) F9	6 0 0 0 0 1 3
Willie McGee, S OBP: 0.296, SLG: 0.319	(1, 9) G6-3		(1, 9) K		(1, 9) K2-3				(1, 1) F8			4 1 2 0 0 1 0
Rick Croushore, R OBP: 0.376, SLG: 0.549	(8, 1) S		(8, 1) 1B		(8, 1) 1B				(8, 1) F8			0 0 0 0 0 0 0
Brian Jordan, R OBP: 0.250, SLG: 0.250	(9, PH) 1B		(9, PH) 1B		(9, PH) 1B				(9, PH) 1B			1 0 0 0 0 0 1
John Frascatore, R OBP: 0.483, SLG: 0.764	(10, 1) F9		(10, 1) 1B		(10, 1) 1B				(10, 1) IBB			0 0 0 0 0 0 0
Mark McGwire, R OBP: 0.385, SLG: 0.469	(1, 3) F9		(1, 3) 1B		(1, 3) 1B				(1, 3) IBB			3 0 1 0 2 0 1
Ray Lankford, L OBP: 0.306, SLG: 0.505	(1, 8) G4-3		(1, 8) K		(1, 8) 1B				(1, 8) G4-3			5 0 1 0 0 1 5
Ron Gant, R OBP: 0.341, SLG: 0.418	(1, 7) G6-3		(1, 7) 2B		(1, 7) 1B				(1, 7) P4			4 1 1 1 1 0 2
Gary Gaetti, R OBP: 0.310, SLG: 0.357	(1, 5) F8		(1, 5) K		(1, 5) K				(1, 5) P3			5 0 0 0 0 1 3
Placido Polanco, R OBP: 0.400, SLG: 0.500	(1, 4) G6-3		(1, 4) G5-3		(1, 4) G5-3				(1, 4) G5-3			4 0 1 0 1 0 1
Matt Morris, R OBP: 0.322, SLG: 0.377	(1, 1) G6-3		(1, 1) K		(1, 1) K				(1, 1) K			2 0 1 1 0 1 0
Tom Lampkin, L OBP: 0.333, SLG: 0.350	(6, PH) G6-3		(6, PH) K		(6, PH) K				(6, PH) K			1 0 1 0 0 0 0
Mark Petkovsek, R OBP: 0.318, SLG: 0.392	(7, 1) 2B		(7, 1) 2B		(7, 1) 1B				(7, 1) K			0 0 0 0 0 0 0
John Mabry, L OBP: 0.271, SLG: 0.333	(8, 9) 2B		(8, 9) K		(8, 9) K				(8, 9) K			2 0 0 0 0 1 1
Eli Marrero, R OBP: 0.271, SLG: 0.333	(1, 2) K		(1, 2) K		(1, 2) G5-3				(1, 2) IBB			4 0 0 0 1 1 3

Inning Stats	R: 0	H: 1	E: 0	LOB: 1	K: 0	BB: 0	S: 11	P: 16
R: 1	H: 1	E: 0	LOB: 1	K: 1	BB: 1	S: 9	P: 16	
R: 1	H: 3	E: 0	LOB: 2	K: 3	BB: 0	S: 18	P: 25	
R: 0	H: 0	E: 0	LOB: 0	K: 1	BB: 0	S: 10	P: 12	
R: 0	H: 1	E: 0	LOB: 2	K: 1	BB: 1	S: 15	P: 23	
R: 0	H: 1	E: 0	LOB: 0	K: 0	BB: 1	S: 8	P: 13	
R: 0	H: 0	E: 0	LOB: 0	K: 0	BB: 0	S: 7	P: 11	
R: 0	H: 1	E: 0	LOB: 1	K: 1	BB: 0	S: 8	P: 12	
R: 0	H: 0	E: 0	LOB: 2	K: 0	BB: 2	S: 8	P: 20	
R: 0	H: 0	E: 0	LOB: 0	K: 0	BB: 0	S: 8	P: 13	
R: 0	H: 0	E: 0	LOB: 0	K: 0	BB: 0	S: 9	P: 11	
1B: 7	SF: 0	2B: 1	SAC: 0	3B: 0	DP: 0	HR: 0	HBP: 0	


PITCHER	IP	WLS	BF	H	R	ER	SO	BB	IBB	HBP	BLK	WP	HR	S	P	ERA	WHIP
Brett Tomko, R ERA: 4.43	(1, 1)	5.0	23	6	2	2	6	1	1	0	0	0	0	63	92	3.60	1.400
Danny Graves, R ERA: 3.38	(6, 1)	2.0	8	1	0	0	0	1	0	0	0	0	0	15	24	0.00	1.000
Stan Belinda, R ERA: 3.19	(8, 1)	1.2	7	1	0	0	1	1	0	0	0	0	0	14	23	0.00	1.200
26 John Hudek, R ERA: 3.21	(9, 1)	0.0	1	0	0	0	0	0	1	0	0	0	0	4	∞	∞	∞
Gabe White, L ERA: 4.61	(9, 1)	2.1	W 7	0	0	0	0	0	0	0	0	0	0	19	29	0.00	0.000

BOTTOM

Cincinnati Reds @ St. Louis Cardinals
 Busch Stadium, St. Louis, MO

Wed Jul 15 1998, 7:05 PM CDT
 Att: 32,321 - Cloudy - 83 F

AB	41
R	2
H	8
RBI	2
BB	5
SO	7
LOB	20



Batter	1	2	3	4	5	6	7	8	9	AB R H RBI BB SO LOB	TOP											
Wilton Guerrero, S (1, 4) OBP: 0.306, SLG: 0.359	2-1 FC1-6 1B	2-2 CS 1B		2-2 FC4-6 1B	K			0-0 FC4-6 BLK E		5 1 3 1 0 1 3												
Juan Castro, R (1, 6) OBP: 0.265, SLG: 0.272	1-1 FC1-6 1B	1-0 CS	2-1 L3	0-2 FC4-6 HR		1-0 L9		1-0 E5		5 1 0 0 0 0 3												
Raul Mondesi, R (1, 8) OBP: 0.322, SLG: 0.541	0-1 F8		1-2 F9	0-1 HR		2-2 F9		0-0 F8		5 1 1 3 0 0 2												
Darren Hall, R (8, 1)				1-H 3-H HR						0 0 0 0 0 0 0												
Jeff Shaw, R (9, 1)										0 0 0 0 0 0 0												
Gary Sheffield, R (1, 9) OBP: 0.444, SLG: 0.542	1-2 1B		0-0 HR	4-1 BB		1-1 G5-3			0-0 1B	4 1 3 1 1 0 0												
Eric Karros, R (1, 3) OBP: 0.352, SLG: 0.442	0-2 G2		0-0 BLK 1B	2-2 P4		0-1 P2			1-3 K	5 0 1 0 0 1 4												
Adrián Beltré, R (1, 5) OBP: 0.254, SLG: 0.309		1-1 L5	2-3 K		1-2 SH1-4 1B		0-0 F8		2-2 G6-3 1B	5 0 2 0 0 1 1												
Trenidad Hubbard, R (1, 7) OBP: 0.390, SLG: 0.522		4-0 2B E BB		1-2 S 1B	2-1 F9		1-0 F8		2-2 G6-3 1B	4 2 1 0 1 0 3												
Tom Prince, R (1, 2) OBP: 0.313, SLG: 0.333		2-2 E7 SH1-4 1B 2B		3-1 F7	1-0 SH1-4 1B		1-2 F8			4 1 2 0 0 0 1												
Ismael Valdez, R (1, 1) OBP: 0.237, SLG: 0.200		0-1 SH1-4		2-2 FC4-6 1B HR	1-0 SH1-4		0-0 FC4-6 1B			1 1 1 1 0 0 0												
Jim Eisenreich, L (8, PH) OBP: 0.270, SLG: 0.258										1 0 1 0 0 0 0												
Inning Stats	R: 0 E: 0 K: 0 S: 12	H: 2 LOB: 2 BB: 0 P: 16	R: 2 E: 1 K: 0 S: 13	H: 2 LOB: 0 BB: 1 P: 23	R: 1 E: 0 K: 1 S: 11	H: 2 LOB: 1 BB: 0 P: 16	R: 4 E: 0 K: 0 S: 20	H: 4 LOB: 1 BB: 1 P: 34	R: 0 E: 0 K: 1 S: 10	H: 2 LOB: 2 BB: 0 P: 18	R: 0 E: 0 K: 0 S: 6	H: 0 LOB: 0 BB: 0 P: 10	R: 0 E: 0 K: 0 S: 4	H: 0 LOB: 0 BB: 0 P: 5	R: 1 E: 1 K: 0 S: 7	H: 1 LOB: 1 BB: 0 P: 9	R: 0 E: 0 K: 1 S: 11	H: 2 LOB: 1 BB: 0 P: 16	1B: 12 2B: 1 3B: 0 HR: 2	SF: 0 SAC: 2 DP: 1 HBP: 0	WP: 0 PB: 0 SB: 1 CS: 1	PA: 44
PITCHER	IP WLS BF H R ER SO BB IBB HBP BLK WP HR S P ERA WHIP																				IP WLS BF H R ER SO BB IBB HBP BLK WP HR S P ERA WHIP	
Kent Mercker, L (1, 1) ERA: 6.09	3.1 L 18 8 5 5 1 1 0 0 1 0 1 44 69 13.50 2.700																					
Bobby Witt, R (4, 1) ERA: 7.28	4.2 21 5 3 2 1 1 0 0 1 0 1 39 62 3.86 1.286																					
Jeff Brantley, R (9, 1) ERA: 5.02	1.0 4 2 0 0 0 1 0 0 0 0 0 0 11 16 0.00 2.000																					

Los Angeles Dodgers @ St. Louis Cardinals
 Busch Stadium, St. Louis, MO
 Thu Jul 16 1998, 7:05 PM CDT
 Att. 35,324 - Unknown - 92 F

AB	39
R	8
H	15
RBI	6
BB	2
SO	3
LOB	17



Batter	1	2	3	4	5	6	7	8	9	AB R H RBI BB SO LOB	TOP											
Wilton Guerrero, S (1, 4) OBP: 0.297, SLG: 0.348	1-3 K		0-0 G4-3			0-3 K		0-0 G6-3		4 0 0 0 0 2 2												
Juan Castro, R (1, 6) OBP: 0.259, SLG: 0.266 Trenidad Hubbard, R (9, PH) OBP: 0.397, SLG: 0.522	1-2 G6-3		2-1 G6-3			0-3 K		4-2 BB		3 0 0 0 0 1 2 0 0 0 0 1 0 0												
Raul Mondesi, R (1, 8) OBP: 0.319, SLG: 0.535	1-1 L9				1-2 G5-3	0-0 FC5-4		0-1 F7		4 0 0 0 0 0 2												
Gary Sheffield, R (1, 9) OBP: 0.445, SLG: 0.540		4-0 FC4-6 1B BB		1-1 F9		1-2 P5		2-2 1B		3 0 1 0 1 0 0												
Eric Karros, R (1, 3) OBP: 0.350, SLG: 0.439		2-2 FC4-6 1B		1-0 L9		1-1 G6-3		3-0 F8		4 0 1 0 0 0 2												
Matt Luke, L (1, 7) OBP: 0.305, SLG: 0.473 Antonio Osuna, R (7, 1) Jim Eisenreich, L (9, PH) OBP: 0.268, SLG: 0.256		0-0 FC4-6 G6-4-3 1-2f 2-3		1-0 G6-3		1-0 F7		1-1 G4-3		3 0 0 0 0 0 2 0 0 0 0 0 0 0 1 0 0 0 0 0 2												
Adrian Beltré, R (1, 5) OBP: 0.242, SLG: 0.293		1-0 G6-4-3 1-2f		1-2 G6-3		0-0 G6-3		0-0 G6-3		3 0 0 0 0 0 2												
Charles Johnson, R (1, 2) OBP: 0.269, SLG: 0.379			1-0 G4-3 SH5-4 1B		0-0 F9		1-0 K			3 1 2 1 0 0 0												
Brian Bohanon, L (1, 1) OBP: 0.438, SLG: 0.500 Jim Bruske, R (6, 1) Roger Cedeno, S (7, 7) OBP: 0.336, SLG: 0.293			3-2 SH5-4		0-2 FC5-4 1B		2-3 K			1 0 1 0 0 0 0 0 0 0 0 0 0 0 1 0 0 0 0 1 0												
Inning Stats	R: 0 E: 0 K: 1 S: 11	H: 0 LOB: 0 BB: 0 P: 14	R: 0 E: 0 K: 0 S: 5	H: 1 LOB: 1 BB: 1 P: 12	R: 0 E: 0 K: 0 S: 7	H: 1 LOB: 1 BB: 0 P: 13	R: 0 E: 0 K: 0 S: 6	H: 0 LOB: 0 BB: 0 P: 9	R: 0 E: 0 K: 0 S: 5	H: 0 LOB: 0 BB: 0 P: 7	R: 0 E: 0 K: 2 S: 10	H: 1 LOB: 1 BB: 0 P: 10	R: 0 E: 0 K: 0 S: 6	H: 0 LOB: 0 BB: 0 P: 9	R: 1 E: 0 K: 1 S: 7	H: 1 LOB: 0 BB: 0 P: 10	R: 0 E: 0 K: 0 S: 11	H: 1 LOB: 2 BB: 1 P: 21	1B: 4 2B: 0 3B: 0 HR: 1	SF: 0 SAC: 1 DP: 1 HBP: 0	WP: 0 PB: 0 SB: 0 CS: 0	PA: 33
PITCHER	IP WLS BF H R ER SO BB IBB HBP BLK WP HR S P ERA WHIP																					
Juan Acevedo, R (1, 1) ERA: 3.27	6.0 W 21 3 0 0 3 1 0 0 0 0 0 0 44 65 0.00 0.667																					
John Frascatore, R (7, 1) ERA: 4.19	1.0 3 0 0 0 0 0 0 0 0 0 0 0 6 9 0.00 0.000																					
Rick Croushore, R (8, 1) ERA: 2.97	2.0 S 9 2 1 1 1 1 0 0 0 0 0 1 18 31 4.50 1.500																					

Los Angeles Dodgers @ St. Louis Cardinals
 Busch Stadium, St. Louis, MO
 Fri Jul 17 1998, 7:05 PM CDT
 Att. 39,191 - Unknown - 88 F

AB	30
R	1
H	5
RBI	1
BB	2
SO	4
LOB	14



WP: 0	PA: 33
PB: 0	
SB: 0	
CS: 0	

Batter	1	2	3	4	5	6	7	8	9	AB R H RBI BB SO LOB	TOP																
Wilton Guerrero, S (1, 4) <small>OBP: 0.287, SLG: 0.336</small> Alex Cora, L (9, 6) <small>OBP: 0.118, SLG: 0.118</small>	0-2 P3		0-1 G4-3		0-2 G1-3		1-0 F9		0-0 G5-3	5 0 0 0 0 0 2 0 0 0 0 0 0 0																	
Juan Castro, R (1, 6) <small>OBP: 0.264, SLG: 0.278</small>	1-3 K			2-1 E G5-3 1B		0-0 HR 2B		0-2 G6-3	2-2 G6-3	5 2 2 0 0 1 0																	
Raul Mondesi, R (1, 8) <small>OBP: 0.323, SLG: 0.548</small>	1-2 F8			2-2 E 1B		1-0 HR		0-2 HR 2B		4 3 3 2 0 0 0																	
Gary Sheffield, R (1, 9) <small>OBP: 0.443, SLG: 0.546</small>		2-2 F9		1-0 G5-3		1-2 F7		1-0 HR		4 1 1 3 0 0 0																	
Eric Karros, R (1, 3) <small>OBP: 0.349, SLG: 0.436</small> Trenidad Hubbard, R (8, PR) <small>OBP: 0.397, SLG: 0.522</small>		1-3 K		3-2 G5-3		2-1 G4-3		0-2 HR 1B		4 0 1 0 0 1 0 0 1 0 0 0 0 0																	
Matt Luke, L (1, 7) <small>OBP: 0.303, SLG: 0.491</small>		2-2 F9		2-2 F7		2-3 K		0-1 HR		4 1 1 2 0 1 0																	
Adrian Beltré, R (1, 5) <small>OBP: 0.258, SLG: 0.323</small>			1-1 FC2-5 BB 1B		2-0 G4-3		0-1 SH1-3 G4-3 2B	1-2 G6-3		4 1 2 0 0 0 1																	
Tom Prince, R (1, 2) <small>OBP: 0.314, SLG: 0.318</small> Jeff Shaw, R (8, 1)			4-0 FC2-5 BB		2-2 L8		1-1 SH1-3	2-3 K		2 0 0 0 1 1 1 0 0 0 0 0 0 0																	
Dave Mlicki, R (1, 1) <small>OBP: 0.219, SLG: 0.200</small> Darren Hall, R (4, 1) <small>OBP: 1.000, SLG: 4.000</small> Tripp Cramer, R (5, PH) <small>OBP: 0.333, SLG: 0.290</small> Jim Bruske, R (5, 1) <small>OBP: 0.333, SLG: 0.290</small> Roger Cedeno, S (7, PH) <small>OBP: 0.333, SLG: 0.290</small> Mark Gutrie, R (7, 1) <small>OBP: 0.268, SLG: 0.378</small> Charles Johnson, R (8, 2)			0-0 FC2-5 G4-3		0-0 HR		0-1 G4-3	2-3 K		1 0 0 0 0 0 2 0 0 0 0 0 0 0 1 1 1 1 0 0 0 0 0 0 0 0 0 0 1 0 0 1 0 0 0 0 0 0 0 0 0 0 1 0 0 0 0 1 0																	
Inning Stats	R: 0 E: 0 K: 1 S: 9	H: 0 LOB: 0 BB: 0 P: 11	R: 0 E: 0 K: 1 S: 9	H: 0 LOB: 0 BB: 0 P: 14	R: 0 E: 0 K: 0 S: 5	H: 1 LOB: 1 BB: 1 P: 10	R: 2 E: 2 K: 0 S: 12	H: 2 LOB: 0 BB: 0 P: 22	R: 1 E: 0 K: 0 S: 11	H: 1 LOB: 0 BB: 0 P: 15	R: 2 E: 0 K: 1 S: 10	H: 2 LOB: 0 BB: 0 P: 16	R: 1 E: 0 K: 0 S: 7	H: 1 LOB: 0 BB: 0 P: 9	R: 4 E: 0 K: 1 S: 20	H: 4 LOB: 1 BB: 0 P: 24	R: 0 E: 0 K: 1 S: 7	H: 0 LOB: 0 BB: 0 P: 11	1B: 4 2B: 3 3B: 0 HR: 4	SF: 0 SAC: 1 DP: 1 HBP: 0	WP: 0 PB: 0 SB: 0 CS: 0	PA: 38					
PITCHER	IP	WLS	BF	H	R	ER	SO	BB	IBB	HBP	BLK	WP	HR	S	P	ERA	WHIP										
Kent Bottenfield, R (1, 1) <small>ERA: 5.03</small>	6.0		24	6	5	4	3	1	0	0	0	0	2	56	88	6.00	1.167										
Mark Petkovsek, R (7, 1) <small>ERA: 5.23</small>	1.0		4	1	1	1	0	0	0	0	0	0	0	7	9	9.00	1.000										
Jeff Brantley, R (8, 1) <small>ERA: 6.21</small>	0.1	L	5	4	4	4	0	0	0	0	0	0	2	13	14	108.00	12.000										
Lance Painter, L (8, 1) <small>ERA: 4.25</small>	1.2		5	0	0	0	2	0	0	0	0	0	0	14	21	0.00	0.000										

Los Angeles Dodgers @ St. Louis Cardinals
 Busch Stadium, St. Louis, MO
 Sat Jul 18 1998, 3:33 AM CDT
 Att. 44,598 - Sunny - 93 F

AB	36
R	10
H	11
RBI	9
BB	1
SO	5
LOB	6



BOTTOM

Los Angeles Dodgers @ St. Louis Cardinals
Busch Stadium, St. Louis, MO
Sat Jul 18 1998, 3:33 AM CDT
Att. 44,598 - Sunny - 93 F

livebaseballscorecards.com

AB	37
R	8
H	11
RBI	7
BB	5
SO	5
LOB	13



WP	1	PA	43
PB	0		
SB	2		
CS	0		

AB R H RBI BB SO LOB

4	2	2	2	1	1	0
4	1	2	2	1	0	1
4	0	0	0	1	1	2
4	1	1	0	1	0	2
4	0	1	1	0	2	1
1	0	1	0	0	0	0
5	1	2	0	0	0	2
5	2	2	2	0	0	3
2	0	0	0	0	1	1
0	0	0	0	0	0	0
1	0	0	0	0	0	1
0	0	0	0	0	0	0
0	0	0	0	0	0	0
3	1	0	0	1	0	0
1B	7	SF	0			
2B	2	SAC	1			
3B	0	DP	0			
HR	2	HBP	0			

Batter	1	2	3	4	5	6	7	8	9
Royce Clayton, R OBP: 0.315, SLG: 0.325 (1, 6)	1-0 HR 1B	2-0 F6		2-2 WP 2B		4-0 BB BB		1-3 K	
Ray Lankford, L OBP: 0.388, SLG: 0.478 (1, 8)	1-0 HR 1B		3-1 G4-3	4-1 FC6-4 BB		2-2 P5		2-1 1B	
Mark McGwire, R OBP: 0.480, SLG: 0.765 (1, 3)	1-1 P3		0-1 P3	1-2 FC6-4		4-2 BB		0-3 K	
Brian Jordan, R OBP: 0.376, SLG: 0.544 (1, 9)	0-0 P3		4-2 S BB		2-0 E 2B	1-2 G5-3		2-2 F8	
Ron Gant, R OBP: 0.296, SLG: 0.482 Willie McGee, S OBP: 0.300, SLG: 0.322 (1, 7) (8, 7)	3-3 K		1-1 F7		0-0 E9 G1-3 1B		3-3 K	2-2 G1-3 1B	
John Mabry, L OBP: 0.316, SLG: 0.388 (1, 5)		0-0 12 HR 1B		2-1 G3	1-0 G1-3		0-0 1B	2-2 G1-3	
12 Pat Kelly, R OBP: 0.375, SLG: 0.714 (1, 4)		0-1 HR		3-2 SH3-4 2B 1B	1-1 F8		2-1 F7	0-0 L4	
Kent Bottenfield, R OBP: 0.077, SLG: 0.077 Mark Petkovsek, R OBP: 0.333, SLG: 0.350 Gary Gaetti, R OBP: 0.340, SLG: 0.416 Jeff Brantley, R (8, 1) Lance Painter, L OBP: 1.000, SLG: 1.000 (8, 1)		0-3 K		1-1 SH3-4	1-2 G5-3		1-0 G4-3		
Eli Marrero, R OBP: 0.273, SLG: 0.333 (1, 2)		1-1 P3		4-2 2B BB		0-0 G5-3		2-1 L7	

Inning Stats	R: 2 E: 0 K: 1 S: 8	H: 2 LOB: 0 BB: 0 P: 14	R: 2 E: 0 K: 1 S: 9	H: 2 LOB: 0 BB: 0 P: 12	R: 0 E: 0 K: 0 S: 9	H: 0 LOB: 1 BB: 1 P: 17	R: 3 E: 0 K: 0 S: 25	H: 2 LOB: 1 BB: 2 P: 42	R: 1 E: 1 K: 0 S: 8	H: 2 LOB: 1 BB: 0 P: 13	R: 0 E: 0 K: 0 S: 13	H: 0 LOB: 2 BB: 2 P: 24	R: 0 E: 0 K: 1 S: 9	H: 1 LOB: 1 BB: 0 P: 15	R: 0 E: 0 K: 2 S: 10	H: 1 LOB: 1 BB: 0 P: 15	R: 0 E: 0 K: 0 S: 15	H: 1 LOB: 1 BB: 0 P: 21
--------------	------------------------------	----------------------------------	------------------------------	----------------------------------	------------------------------	----------------------------------	-------------------------------	----------------------------------	------------------------------	----------------------------------	-------------------------------	----------------------------------	------------------------------	----------------------------------	-------------------------------	----------------------------------	-------------------------------	----------------------------------

PITCHER	IP	WLS	BF	H	R	ER	SO	BB	IBB	HBP	BLK	WP	HR	S	P	ERA	WHIP
Dave Micki, R ERA: 5.04 (1, 1)	3.2		20	6	7	7	2	3	0	0	0	1	2	47	80	17.18	2.455
Darren Hall, R ERA: 6.75 (4, 1)	0.1		1	0	0	0	0	0	0	0	0	0	0	4	5	0.00	0.000
Jim Bruske, R ERA: 3.48 (5, 1)	2.0		10	2	1	1	0	2	0	0	0	0	0	21	37	4.50	2.000
Mark Guthrie, L ERA: 2.03 (7, 1)	1.0	W	4	1	0	0	1	0	0	0	0	0	0	9	15	0.00	1.000
Jeff Shaw, R ERA: 1.65 (8, 1)	2.0	S	8	2	0	0	2	0	0	0	0	0	0	25	36	0.00	1.000

Batter	1	2	3	4	5	6	7	8	9	AB R H RBI BB SO LOB	TOP																
Wilton Guerrero, S (1, 4) OBP: 0.277, SLG: 0.324	1-1 L9		0-1 F8	0-1 G4-3			1-0 P6		2-2 P4	5 0 0 0 0 0 1																	
Alex Cora, L (1, 6) OBP: 0.095, SLG: 0.095	0-0 G4-3		1-0 G3-1		1-2 G6-3		0-1 F7			4 0 0 0 0 0 0																	
Raul Mondesi, R (1, 8) OBP: 0.323, SLG: 0.545	1-3 K		0-0 S 1B		2-3 K			0-3 K		4 0 1 0 0 3 0																	
Gary Sheffield, R (1, 9) OBP: 0.441, SLG: 0.542		1-1 P5	1-2 G3-1		1-3 K			2-1 F8 S 1B		4 0 1 0 0 1 1																	
Eric Karros, R (1, 3) OBP: 0.351, SLG: 0.435		0-0 G4-3		0-1 HR 1B		2-0 G6-3		4-2 1-2 BB		3 1 1 0 1 0 0																	
Matt Luke, L (1, 7) OBP: 0.320, SLG: 0.555		2-2 1B 1B		2-2 1-H HR		1-1 HR		0-1 F8		3 3 3 3 0 0 0																	
Trenidad Hubbard, R (8, PH) OBP: 0.392, SLG: 0.515								2-3 F7		1 0 0 0 0 0 2																	
Adrián Beltré, R (1, 5) OBP: 0.257, SLG: 0.318		0-0 1B 1B		0-0 F9		1-0 F7		1-2 F7		4 0 1 0 0 0 2																	
Charles Johnson, R (1, 2) OBP: 0.268, SLG: 0.376		3-1 FC6-4 1B		1-2 G6-3		0-0 P4			0-1 G4-3	4 0 1 1 0 0 0																	
Chan Ho Park, R (1, 1) OBP: 0.220, SLG: 0.317		1-1 FC6-4		1-2 1B			0-0 G5-3		0-0 F9	2 0 1 0 0 0 2																	
Antonio Osuna, R (6, 1)										1 0 0 0 0 0 0																	
Scott Radinsky, L (8, 1)										0 0 0 0 0 0 0																	
Roger Cedeno, S (8, 7) OBP: 0.331, SLG: 0.288		1-2 1B								1 0 0 0 0 0 0																	
Inning Stats	R: 0 E: 0 K: 1 S: 6	H: 0 LOB: 0 BB: 0 P: 8	R: 1 E: 0 K: 0 S: 11	H: 3 LOB: 2 BB: 0 P: 18	R: 0 E: 0 K: 0 S: 7	H: 1 LOB: 1 BB: 0 P: 9	R: 2 E: 0 K: 0 S: 18	H: 3 LOB: 1 BB: 0 P: 22	R: 0 E: 0 K: 2 S: 14	H: 0 LOB: 0 BB: 0 P: 18	R: 1 E: 0 K: 0 S: 5	H: 1 LOB: 0 BB: 0 P: 9	R: 0 E: 0 K: 0 S: 4	H: 0 LOB: 0 BB: 0 P: 5	R: 0 E: 0 K: 1 S: 13	H: 1 LOB: 2 BB: 1 P: 19	R: 0 E: 0 K: 0 S: 7	H: 0 LOB: 0 BB: 0 P: 9	1B: 7 2B: 0 3B: 0 HR: 2	SF: 0 SAC: 0 DP: 0 HBP: 0	WP: 0 PB: 0 SB: 2 CS: 0	PA: 37					
PITCHER	IP	WLS	BF	H	R	ER	SO	BB	IBB	HBP	BLK	WP	HR	S	P	ERA	WHIP										
Todd Stottlemyre, R (1, 1) ERA: 3.39	6.0		26	8	4	4	3	0	0	0	0	0	2	61	84	6.00	1.333										
John Frascatore, R (7, 1) ERA: 4.1	1.1		6	1	0	0	1	1	0	0	0	0	0	11	18	0.00	1.500										
Lance Painter, L (8, 1) ERA: 4.2	0.1		1	0	0	0	0	0	0	0	0	0	0	2	2	0.00	0.000										
Rick Croushore, R (8, 1) ERA: 2.94	0.1		1	0	0	0	0	0	0	0	0	0	0	4	4	0.00	0.000										
Mark Petkovsek, R (9, 1) ERA: 5.15	1.0	W	3	0	0	0	0	0	0	0	0	0	0	7	9	0.00	0.000										

Los Angeles Dodgers @ St. Louis Cardinals
 Busch Stadium, St. Louis, MO
 Sun Jul 19 1998, 7:05 PM CDT
 Att. 47,006 - Unknown - 98 F

AB	36
R	4
H	9
RBI	4
BB	1
SO	4
LOB	8



Batter	1	2	3	4	5	6	7	8	9	AB R H RBI BB SO LOB
Royce Clayton, R OBP: 0.314, SLG: 0.321 (1, 6)	4-2 HR BB	1-3 K			1-1 E5 1B		1-0 G6-3	2-3 K		4 1 0 0 1 2 1
Ray Lankford, L OBP: 0.391, SLG: 0.489 (1, 8)	3-1 HR		1-1 P4		3-2 BB 1B		4-1 BB		0-3 K	4 1 2 2 1 1 0
Mark McGwire, R OBP: 0.482, SLG: 0.761 (1, 3)	1-3 K		0-1 G4-6-3 1B		4-0 BB		1-2 F8		4-1 HBP 1B BB	3 1 1 0 2 1 1
Brian Jordan, R OBP: 0.374, SLG: 0.545 (1, 9)	1-2 3B		0-0 G4-6-3		2-3 K		1-0 P7		1-3 K	5 0 1 0 0 2 6
Ron Gant, R OBP: 0.302, SLG: 0.487 (1, 7)	3-3 K			3-2 SH1-3 12 B1-5 2B		3-1 P2		0-0 12 1B FC4-6 1B	4-2 1B HBP	4 1 2 0 0 1 1
John Mabry, L OBP: 0.322, SLG: 0.391 (1, 5)	4-0 BB		0-0 SH1-3		0-0 F7		0-0 FC4-6 12 1B G4-3 1B	1-2 1B	1-2 1B	3 1 2 1 1 0 0
12 Pat Kelly, R OBP: 0.417, SLG: 0.727 (1, 4)	2-3 K		1-0 B1-5		0-0 2B		0-0 FC4-6 1B			4 0 2 0 0 1 3
Todd Stottlemire, L OBP: 0.281, SLG: 0.226 (1, 1)		1-0 G5-4-3 1B			2-3 K		4-0 BB	1-2 FC4-6 BLK G4-3		2 0 1 0 0 1 0
Tom Lampkin, L OBP: 0.329, SLG: 0.377 (6, PH)								1-2 G4-3		0 0 0 0 1 0 0
Eli Marrero, R OBP: 0.269, SLG: 0.329 (8, PH)								1-2 G4-3		1 0 0 1 0 0 2
Tom Pagnozzi, R OBP: 0.291, SLG: 0.300 (7, 1)		0-1 G5-4-3			1-3 K		2-3 K			3 0 0 0 0 2 3
John Frascatore, R OBP: 0.250, SLG: 0.250 (8, 1)										0 0 0 0 0 0 0
Lance Painter, L OBP: 1.000, SLG: 1.000 (8, 1)										0 0 0 0 0 0 0
Rick Croushore, R OBP: 0.286, SLG: 0.320 (8, PH)										1 0 0 1 0 0 1
Willie McGee, S OBP: 0.333, SLG: 0.350 (9, 1)										0 0 0 0 0 0 0

Inning Stats	R: 2 E: 0 K: 3 S: 16	H: 2 LOB: 2 BB: 2 P: 34	R: 0 E: 0 K: 1 S: 7	H: 1 LOB: 0 BB: 0 P: 9	R: 0 E: 0 K: 0 S: 5	H: 1 LOB: 0 BB: 0 P: 6	R: 0 E: 0 K: 0 S: 7	H: 1 LOB: 0 BB: 0 P: 11	R: 0 E: 1 K: 3 S: 16	H: 1 LOB: 3 BB: 1 P: 29	R: 0 E: 0 K: 0 S: 8	H: 1 LOB: 2 BB: 1 P: 17	R: 0 E: 0 K: 0 S: 6	H: 0 LOB: 1 BB: 1 P: 13	R: 2 E: 0 K: 1 S: 16	H: 3 LOB: 1 BB: 0 P: 21	R: 1 E: 0 K: 2 S: 13	H: 1 LOB: 2 BB: 1 P: 23	1B: 7 2B: 3 3B: 1 HR: 1	SF: 0 SAC: 1 DP: 3 HBP: 1
--------------	-------------------------------	----------------------------------	------------------------------	---------------------------------	------------------------------	---------------------------------	------------------------------	----------------------------------	-------------------------------	----------------------------------	------------------------------	----------------------------------	------------------------------	----------------------------------	-------------------------------	----------------------------------	-------------------------------	----------------------------------	----------------------------------	------------------------------------

PITCHER	IP	WLS	BF	H	R	ER	SO	BB	IBB	HBP	BLK	WP	HR	S	P	ERA	WHIP
Chan Ho Park, R ERA: 4.27 (1, 1)	5.2		26	7	2	2	7	4	0	0	0	0	1	55	100	3.18	1.941
Antonio Osuna, R ERA: 2.74 (6, 1)	1.1		8	3	2	2	1	1	0	0	0	0	0	15	25	13.50	3.000
Scott Radinsky, L ERA: 2.85 (8, 1)	1.2	L	8	1	1	1	3	1	0	1	1	0	0	24	38	5.40	1.200

BOTTOM

Los Angeles Dodgers @ St. Louis Cardinals
 Busch Stadium, St. Louis, MO
 Sun Jul 19 1998, 7:05 PM CDT
 Att: 47,006 - Unknown - 98 F

AB	34
R	5
H	11
RBI	5
BB	6
SO	11
LOB	18



WP: 0	PA: 42
PB: 0	
SB: 0	
CS: 0	

Batter	1	2	3	4	5	6	7	8	9	AB R H RBI BB SO LOB	TOP												
Royce Clayton, R (1, 6) OBP: 0.319, SLG: 0.337	0-1 G6-3	SAFE 0-0 PO	3-2 F8			0-1 HR	1-3 K			4 1 1 0 0 1 1													
Brian Jordan, R (1, 9) OBP: 0.376, SLG: 0.551	1-1 G5-3		1-2 G5-4-3 1B			0-1 HR		1-2 F9		4 1 2 2 0 0 0													
Mark McGwire, R (1, 3) OBP: 0.486, SLG: 0.766	4-2 BB		1 SAFE 2-1 G5-4-3 1-2f			1-3 K		2-3 K		3 0 0 0 1 2 1													
Ray Lankford, L (1, 8) OBP: 0.394, SLG: 0.500	1-3 K			0-0 G1-3		1-2 F7		2-2 1B		4 0 1 0 0 1 1													
Willie McGee, S (1, 7) OBP: 0.302, SLG: 0.321		4-2 PB 1B 1B BB		1-1 G4-3		1-0 1B		2-2 F9		3 1 1 0 1 0 1													
John Mabry, L (1, 5) OBP: 0.320, SLG: 0.387		0-1 F7		2-2 G4-3		3-1 F7			0-3 K	3 0 0 0 0 0 2													
Tom Lampkin, L (1, 2) OBP: 0.339, SLG: 0.387		2-2 1B PB 1-2 1B			0-3 K		0-0 12 FC5-4 1B		1-0 1B	4 0 3 0 0 1 0													
Kent Mercker, L (1, 1) OBP: 0.229, SLG: 0.182		2-1 PO			0-3 K		0-3 SAFE K		3-2 G4-3 1B	2 0 1 1 0 1 0													
Gary Gaetti, R (6, 5) OBP: 0.339, SLG: 0.423									1-3 1B	2 0 1 0 0 1 1													
Mark Petkovsek, R (6, 1) OBP: 0.333, SLG: 0.350									1-3 1B	0 0 0 0 0 0 0													
Brian Hunter, R (9, PH) OBP: 0.266, SLG: 0.431		1-3 2-H 1B							1-3 1B	1 0 0 0 0 1 0													
12 Pat Kelly, R (1, 4) OBP: 0.300, SLG: 0.556		0-3 K					0-1 FC5-4 1-2f		2-1 G4-3	3 0 0 0 0 2 3													
Ron Gant, R (9, PH) OBP: 0.300, SLG: 0.478									1-2f	1 0 0 0 0 0 2													
Inning Stats	R: 0 E: 0 K: 1 S: 9	H: 0 LOB: 1 BB: 1 P: 15	R: 1 E: 0 K: 1 S: 12	H: 2 LOB: 1 BB: 1 P: 20	R: 0 E: 0 K: 0 S: 8	H: 1 LOB: 0 BB: 0 P: 14	R: 0 E: 0 K: 0 S: 7	H: 0 LOB: 0 BB: 0 P: 10	R: 0 E: 0 K: 3 S: 10	H: 0 LOB: 0 BB: 0 P: 11	R: 2 E: 0 K: 1 S: 13	H: 3 LOB: 1 BB: 0 P: 19	R: 0 E: 0 K: 2 S: 9	H: 1 LOB: 1 BB: 0 P: 10	R: 0 E: 0 K: 1 S: 12	H: 1 LOB: 1 BB: 0 P: 19	R: 0 E: 0 K: 1 S: 9	H: 2 LOB: 1 BB: 0 P: 15	1B: 9 2B: 0 3B: 0 HR: 1	SF: 0 SAC: 0 DP: 2 HBP: 0	WP: 0 PB: 1 SB: 3 CS: 0	PA: 37	
PITCHER Kevin Brown, R (1, 1) ERA: 2.57	IP: 8.0 WLS: W BF: 32 H: 8 R: 3 ER: 2 SO: 9 BB: 2 IBB: 0 HBP: 0 BLK: 0 WP: 0 HR: 1 S: 80 P: 118 ERA: 2.25 WHIP: 1.250											PITCHER Trevor Hoffman, R (9, 1) ERA: 1.64	IP: 1.0 WLS: S BF: 4 H: 2 R: 0 ER: 0 SO: 1 BB: 0 IBB: 0 HBP: 0 BLK: 0 WP: 0 HR: 0 S: 9 P: 15 ERA: 0.00 WHIP: 2.000										

St. Louis Cardinals @ San Diego Padres
Qualcomm Stadium, San Diego, CA

Tue Jul 21 1998, 10:05 PM EDT
Att. 37,145 - Unknown - 75 F

livebaseballscorecards.com

AB	34
R	3
H	10
RBI	3
BB	2
SO	10
LOB	12



Batter	1	2	3	4	5	6	7	8	9
Quilvio Veras, S (1, 4) <small>OBP: 0.395, SLG: 0.359</small>	1-0 HR	0-2 P4			1-1 F9 WP 1B	0-2 G6-3		3-2 G3	
Tony Gwynn, L (1, 9) <small>OBP: 0.360, SLG: 0.456</small> Steve Finley, L (8, 8) <small>OBP: 0.303, SLG: 0.402</small>	1-1 F7		1-1 F7		1-2 F9	0-2 2-H 1B			
Ken Caminiti, S (1, 5) <small>OBP: 0.370, SLG: 0.531</small>	1-0 F7		3-2 P4		1-1 1B 1B	3-2 G3-1			
Greg Vaughn, R (1, 7) <small>OBP: 0.391, SLG: 0.681</small>	1-0 G5-3		3-2 F8		0-1 F9		0-1 G6-3		
Jim Leyritz, R (1, 3) <small>OBP: 0.400, SLG: 0.540</small> Wally Joyner, L (8, 3) <small>OBP: 0.394, SLG: 0.473</small>		1-2 E 1B		0-0 F8	2-2 1B 1B		0-3 K		
Ruben Rivera, R (1, 8) <small>OBP: 0.394, SLG: 0.506</small> (8, 9)		0-1 E5 SH1-3		0-1 1B 1B	2-1 1B 1B		2-2 G6-3		
Carlos Hernandez, R (1, 2) <small>OBP: 0.310, SLG: 0.387</small>		2-2 SAFE P3		SAFE 1-2 FC4 1B	2-1 1-2 2-H 1B		0-0 G5-3		
Chris Gomez, R (1, 6) <small>OBP: 0.325, SLG: 0.349</small>		1-1 SH1-3		1-2 F7		4-2 SH3-4 1B BB	0-0 G5-3		
Kevin Brown, R (1, 1) <small>OBP: 0.255, SLG: 0.245</small> Mark Sweeney, L (8, PH) <small>OBP: 0.315, SLG: 0.295</small> Trevor Hoffman, R (9, 1)		1-1 1B		0-2 FC4		0-1 SH3-4	1-0 1B		

AB	R	H	RBI	BB	SO	LOB
5	2	2	1	0	0	3
4	0	1	1	0	0	1
0	0	0	0	0	0	0
4	1	1	1	0	0	1
4	0	0	0	0	0	1
4	1	2	0	0	1	0
0	0	0	0	0	0	0
4	1	2	1	0	0	0
4	0	2	0	0	0	1
2	1	0	1	1	0	2
2	0	1	0	0	0	2
1	0	1	0	0	0	0
0	0	0	0	0	0	0

WP	PA
1	37
PB: 0	
SB: 0	
CS: 0	

Inning Stats	R	H	E	K	S	R	H	E	K	S	R	H	E	K	S	R	H	E	K	S	R	H	E	K	S
	1	1	0	0	5	2	2	0	0	15	0	0	0	0	10	2	2	0	0	15	2	5	0	0	25
	0	0	0	0	9	1	1	0	0	17	0	0	0	0	6	0	0	0	0	16	0	0	0	0	0
	0	0	0	0	9	0	0	0	0	17	0	0	0	0	6	0	0	0	0	16	0	0	0	0	0
	0	0	0	0	9	0	0	0	0	17	0	0	0	0	6	0	0	0	0	16	0	0	0	0	0
	0	0	0	0	9	0	0	0	0	17	0	0	0	0	6	0	0	0	0	16	0	0	0	0	0
	0	0	0	0	9	0	0	0	0	17	0	0	0	0	6	0	0	0	0	16	0	0	0	0	0

AB	R	H	RBI	BB	SO	LOB
34	6	12	5	1	1	11

PITCHER	IP	WLS	BF	H	R	ER	SO	BB	IBB	HBP	BLK	WP	HR	S	P	ERA	WHIP
Kent Mercker, L (1, 1) <small>ERA: 6.15</small>	5.0	L	26	10	6	4	0	1	0	0	0	1	1	63	93	7.20	2.200
Mark Petkovsek, R (6, 1) <small>ERA: 4.95</small>	3.0		11	2	0	0	1	0	0	0	0	0	0	26	35	0.00	0.667

St. Louis Cardinals @ San Diego Padres
 Qualcomm Stadium, San Diego, CA
 Tue Jul 21 1998, 10:05 PM EDT
 Att: 37,145 - Unknown - 75 F

livebaseballscorecards.com



Batter	1	2	3	4	5	6	7	8	9	AB R H RBI BB SO LOB	TOP
Royce Clayton, R (1, 6) OBP: 0.318, SLG: 0.336	1-0 FC5-4 1B		3-2 P6		2-0 P9			0-3 K		4 0 1 0 0 1 1	
Brian Hunter, R (1, 7) OBP: 0.259, SLG: 0.419 Ray Lankford, L (8, PH) OBP: 0.393, SLG: 0.498	2-2 FC5-4 1-2f		0-3 K		1-1 L8			3-3 K		3 0 0 0 0 1 1 1 0 0 0 0 1 1	
Mark McGwire, R (1, 3) OBP: 0.481, SLG: 0.756	3-1 G5-4-3 1-2f		3-3 K					2-2 P5		4 0 0 0 0 1 2	
Brian Jordan, R (1, 8) OBP: 0.377, SLG: 0.558		4-0 HR BB		0-0 HR				1-1 F8		3 2 1 1 1 0 0	
Willie McGee, S (1, 9) OBP: 0.298, SLG: 0.316 John Frascatore, R (6, 1) OBP: 0.250, SLG: 0.250 Placido Polanco, R (8, 4) OBP: 0.265, SLG: 0.303		1-3 K		0-1 F4				1-1 G1-3		3 0 0 0 0 1 1 0 0 0 0 0 0 0 1 0 0 0 0 0 0	
Gary Gaetti, R (1, 5) OBP: 0.341, SLG: 0.435		0-0 HR		1-1 F7				0-1 G1-3		4 1 2 2 0 0 0	
Eli Marrero, R (1, 2) OBP: 0.287, SLG: 0.346		0-0 1B		2-2 1B				2-0 G5-3		4 0 2 0 0 0 1	
Bobby Witt, R (1, 1) John Mabry, L (6, 9) OBP: 0.319, SLG: 0.386		1-3 K		2-2 G4-3				1-3 K		2 0 0 0 0 1 2 1 0 0 0 0 1 0	
12 Pat Kelly, R (1, 4) OBP: 0.304, SLG: 0.500 Rick Croushore, R (8, 1)		2-2 P3		1-2 G5-3				4-0 BB		2 0 0 0 1 0 1 0 0 0 0 0 0 0	
Inning Stats	R: 0 H: 1 E: 0 LOB: 0 K: 0 BB: 0 S: 7 P: 13	R: 2 H: 2 E: 0 LOB: 1 K: 2 BB: 1 S: 11 P: 19	R: 0 H: 0 E: 0 LOB: 0 K: 2 BB: 0 S: 9 P: 15	R: 1 H: 2 E: 0 LOB: 1 K: 0 BB: 0 S: 15 P: 20	R: 0 H: 0 E: 0 LOB: 0 K: 0 BB: 0 S: 6 P: 10	R: 0 H: 0 E: 0 LOB: 0 K: 1 BB: 0 S: 6 P: 9	R: 0 H: 0 E: 0 LOB: 1 K: 2 BB: 1 S: 13 P: 22	R: 0 H: 1 E: 0 LOB: 1 K: 0 BB: 0 S: 5 P: 8	1B: 4 SF: 0 2B: 0 SAC: 0 3B: 0 DP: 1 HR: 2 HBP: 0	WP: 0 PA: 34 PB: 0 SB: 0 CS: 0	
PITCHER	IP WLS BF H R ER SO BB IBB HBP BLK WP HR S P ERA WHIP										
Kirk Rueter, L (1, 1) ERA: 4.46	7.0 L 26 5 3 3 5 1 0 0 0 0 0 2 59 96 3.86 0.857										
John Johnstone, R (8, 1) ERA: 3.02	0.1 2 0 0 0 1 1 0 0 0 0 0 0 3 7 0.00 3.000										
Dean Hartgraves, L (8, 1) ERA: 9.0	0.1 1 0 0 0 1 0 0 0 0 0 0 0 6 9 0.00 0.000										
Steve Reed, R (8, 1) ERA: 1.48	1.1 5 1 0 0 0 0 0 0 0 0 0 0 9 14 0.00 0.750										

St. Louis Cardinals @ San Francisco Giants
 3Com Park at Candlestick Point, San Francisco, CA
 Wed Jul 22 1998, 10:05 PM EDT
 Att. 40,147 - Cloudy - 61 F

AB	32
R	3
H	6
RBI	3
BB	2
SO	7
LOB	10



Batter	1	2	3	4	5	6	7	8	9	AB	R	H	RBI	BB	SO	LOB
Darryl Hamilton, L (1, 8) OBP: 0.394, SLG: 0.368	1-2 G5-3	1-2 1B			1-1 L3		2-2 2B		0-1 G3	5	0	2	2	0	0	1
Bill Mueller, S (1, 5) OBP: 0.376, SLG: 0.393	1-0 F8	0-0 G4-3			3-2 1B		1-2 G4-3			4	0	1	0	0	0	3
Barry Bonds, L (1, 7) OBP: 0.414, SLG: 0.543	4-1 S BB				2-0 F7			0-0 P8		3	0	0	0	1	0	1
Jeff Kent, R (1, 4) OBP: 0.331, SLG: 0.464	2-3 K				0-2 G1-3			0-3 K		4	0	0	0	0	2	2
J.T. Snow, L (1, 3) OBP: 0.327, SLG: 0.407		4-2 BB 1B BB			1-3 K			4-2 BB		2	1	0	0	2	2	0
Stan Javier, S (1, 9) OBP: 0.367, SLG: 0.369		0-3 K			2-2 F7		1-1 G3		0-0 P8	4	0	0	0	0	1	2
Rich Aurilia, R (1, 6) OBP: 0.345, SLG: 0.463		2-1 BB 1B			0-1 L9		0-0 F2		4-0 BB	3	1	1	0	1	0	0
Brent Mayne, L (1, 2) OBP: 0.400, SLG: 0.385		4-1 1B BB			2-2 1B		0-0 G1-3		2-3 K	3	0	1	0	1	1	1
Kirk Rueter, L (1, 1) OBP: 0.194, SLG: 0.194		0-2 K			0-0 G6-3		0-1 P5		2-3 K	2	0	0	0	0	1	4
Marvin Benard, L (7, PH) OBP: 0.350, SLG: 0.320										1	0	0	0	0	0	0
John Johnstone, R (8, 1)										0	0	0	0	0	0	0
Dean Hartgraves, R (8, 1)										0	0	0	0	0	0	0
Steve Reed, R (8, 1) OBP: 0.333, SLG: 0.333										0	0	0	0	0	0	0
Charlie Hayes, R (9, PH) OBP: 0.366, SLG: 0.429										1	0	0	0	0	1	1

Inning Stats	R: 0	H: 0	E: 0	K: 1	S: 8	H: 0	LOB: 1	BB: 1	P: 16	R: 2	H: 2	E: 0	K: 2	S: 17	H: 0	LOB: 0	BB: 0	P: 9	R: 0	H: 1	E: 0	K: 0	S: 10	H: 0	LOB: 1	BB: 0	P: 15	R: 0	H: 0	E: 0	K: 1	S: 7	H: 0	LOB: 0	BB: 0	P: 11	R: 0	H: 1	E: 0	K: 0	S: 10	H: 0	LOB: 1	BB: 0	P: 13	R: 0	H: 0	E: 0	K: 1	S: 7	H: 0	LOB: 1	BB: 1	P: 11	R: 0	H: 0	E: 0	K: 2	S: 8	H: 0	LOB: 1	BB: 1	P: 16	1B: 4	SF: 0	2B: 1	SAC: 0	3B: 0	DP: 0	HR: 0	HBP: 0	WP: 0	PA: 37
--------------	------	------	------	------	------	------	--------	-------	-------	------	------	------	------	-------	------	--------	-------	------	------	------	------	------	-------	------	--------	-------	-------	------	------	------	------	------	------	--------	-------	-------	------	------	------	------	-------	------	--------	-------	-------	------	------	------	------	------	------	--------	-------	-------	------	------	------	------	------	------	--------	-------	-------	-------	-------	-------	--------	-------	-------	-------	--------	-------	--------

PITCHER	IP	WLS	BF	H	R	ER	SO	BB	IBB	HBP	BLK	WP	HR	S	P	ERA	WHIP
Bobby Witt, R (1, 1) ERA: 7.07	5.0	W	22	4	2	2	4	3	0	0	0	0	0	52	82	3.60	1.400
John Frascatore, R (6, 1) ERA: 3.9	2.2		10	1	0	0	2	1	0	0	0	0	0	23	34	0.00	0.750
Rick Croushore, R (8, 1) ERA: 2.83	1.1	S	5	0	0	0	2	1	0	0	0	0	0	9	17	0.00	0.750

BOTTOM

St. Louis Cardinals @ San Francisco Giants
 3Com Park at Candlestick Point, San Francisco, CA
 Wed Jul 22 1998, 10:05 PM EDT
 Att. 40,147 - Cloudy - 61 F

livebaseballscores.com

AB	32
R	2
H	5
RBI	2
BB	5
SO	8
LOB	15



Batter	1	2	3	4	5	6	7	8	9	AB R H RBI BB SO LOB	TOP											
Royce Clayton, R (1, 6) OBP: 0.322, SLG: 0.339	0-0 G5-3		0-0 G4-3		4-0 BB		0-0 S 1B 2B	4-0 BB SF BB		3 2 1 0 2 0 0												
Brian Jordan, R (1, 9) OBP: 0.377, SLG: 0.557 Willie McGee, S (8, 9) OBP: 0.298, SLG: 0.316	0-3 K			0-0 G3-1 2B	0-0 P6		0-0 G6-3	4-0 SF BB BB		4 0 1 0 1 1 3 0 0 0 0 0 0 0												
Mark McGwire, R (1, 3) OBP: 0.482, SLG: 0.752 Curtis King, R (8, 1) Jeff Brantley, R (9, 1)	0-0 F7			0-0 G3-1 2-3		4-0 1B BB FC6-4 BB	4-0 1B WP SF8 IBB	4-0 SF BB		2 2 0 1 3 0 1 0 0 0 0 0 0 0 0 0 0 0 0 0 0												
Ray Lankford, L (1, 8)		0-0 1B 1B		0-3 K		4-0 FC6-4 1B 1-2 1B BB	0-0 1-3 2-H 1B	0-0 SF		3 1 2 2 1 1 1												
John Mabry, L (1, 7) OBP: 0.317, SLG: 0.383		0-0 F7		0-0 G4-3		0-0 FC6-4 1-2 2-3 1B	0-0 SF8 3-H	0-0 P5		4 0 1 1 0 0 5												
Gary Gaetti, R (1, 5) OBP: 0.342, SLG: 0.438		0-0 G6-4-3 1-2 1B				0-0 1B G4-3 2B	0-0 FC6-4 SH3 1B	0-0 P3		5 1 2 1 0 0 6												
Eli Marrero, R (1, 2) OBP: 0.304, SLG: 0.395		0-0 G6-4-3 1-2f				0-0 G4-3 2-3 1B	0-0 SH3 1-2 3-H 1B	0-0 HR		5 1 3 2 0 0 2												
Kent Bottenfield, R (1, 1) OBP: 0.067, SLG: 0.067 Brian Hunter, R (8, PH) OBP: 0.254, SLG: 0.411 (8, 3)			0-0 G6-3			0-0 G4-3 1-2 3-H	0-0 SH3 1-2 2-3	0-0 P2		2 0 0 1 0 0 1 2 0 0 0 0 0 0												
12 Pat Kelly, R (1, 4) OBP: 0.286, SLG: 0.440			0-3 K			0-0 F7	0-0 F8	0-0 BB BB BB 1B		5 1 1 0 0 2 3												
Inning Stats	R: 0 E: 0 K: 1 S: 5	H: 0 LOB: 0 BB: 0 P: 5	R: 0 E: 0 K: 0 S: 4	H: 2 LOB: 1 BB: 0 P: 4	R: 0 E: 0 K: 1 S: 5	H: 0 LOB: 0 BB: 0 P: 5	R: 0 E: 0 K: 1 S: 6	H: 1 LOB: 1 BB: 0 P: 6	R: 1 E: 0 K: 0 S: 5	H: 2 LOB: 2 BB: 1 P: 9	R: 2 E: 0 K: 0 S: 5	H: 2 LOB: 2 BB: 2 P: 13	R: 2 E: 0 K: 0 S: 5	H: 2 LOB: 1 BB: 1 P: 9	R: 3 E: 1 K: 0 S: 6	H: 2 LOB: 3 BB: 3 P: 18	R: 0 E: 0 K: 1 S: 5	H: 0 LOB: 0 BB: 0 P: 5	1B: 7 2B: 3 3B: 0 HR: 1	SF: 2 SAC: 1 DP: 1 HBP: 0	WP: 1 PB: 0 SB: 1 CS: 0	PA: 45
PITCHER	IP WLS BF H R ER SO BB IBB HBP BLK WP HR S P ERA WHIP																					
Danny Darwin, R (1, 1) ERA: 4.67	5.1 L 25 7 3 3 3 3 3 0 0 0 0 0 0 28 40 5.06 1.875																					
Chris Brock, R (6, 1) ERA: 4.91	1.0 5 1 2 2 0 0 0 1 0 0 0 0 4 8 18.00 1.000																					
Dean Hartgraves, L (7, 1) ERA: 9.53	2.2 15 3 3 3 1 3 0 0 0 1 1 14 26 10.12 2.250																					

St. Louis Cardinals @ San Francisco Giants
 3Com Park at Candlestick Point, San Francisco, CA
 Thu Jul 23 1998, 6:33 AM EDT
 Att. 46,393 - Sunny - 68 F

livebaseballscorecards.com

AB	35
R	8
H	11
RBI	8
BB	7
SO	4
LOB	22



Batter	1	2	3	4	5	6	7	8	9	AB	R	H	RBI	BB	SO	LOB
Darryl Hamilton, L (1, 8) OBP: 0.393, SLG: 0.365	4-0 CS BB		0-0 G6-3		0-0 F9		0-0 F8			3	0	0	0	1	0	1
Bill Mueller, S (1, 5) OBP: 0.375, SLG: 0.395	0-0 F9 1-2		0-0 G4-3			0-0 2B		0-3 K		4	0	1	0	0	1	1
Barry Bonds, L (1, 7) Marvin Benard, L (9, 7) OBP: 0.415, SLG: 0.542 OBP: 0.330, SLG: 0.320	0-0 F7		0-3 K			4-0 BB		0-0 1B		3	0	1	0	1	1	0
Jeff Kent, R (1, 4) Ramon Martinez, R (9, 4) OBP: 0.327, SLG: 0.458 OBP: 0.471, SLG: 0.429		0-0 G5-3		0-0 F8		0-0 F7		0-3 K		4	0	0	0	0	1	3
J.T. Snow, L (1, 3) OBP: 0.326, SLG: 0.405		0-0 BB 1B		0-0 F9		0-3 K		0-0 G4-3		4	1	1	0	0	1	3
Stan Javier, S (1, 9) Dean Hartgraves, R (7, 1) Rey Sanchez, R (9, PH) OBP: 0.370, SLG: 0.368 OBP: 0.317, SLG: 0.330		4-0 BB BB 1B BB		4-0 BB BB BB BB		0-0 G4-3		0-0 F8		1	0	0	0	2	0	2
Rich Aurilia, R (1, 6) OBP: 0.339, SLG: 0.456		0-0 L5		0-0 P3			0-0 F7		0-0 E9	4	0	0	0	0	0	3
Brent Mayne, L (1, 2) OBP: 0.402, SLG: 0.384		0-0 1-2 2-H 1B		0-0 G4-3		4-0 BB		0-3 K		3	0	1	1	1	1	1
Danny Darwin, R (1, 1) Chris Brock, R (6, 1) Chris Jones, R (7, 9) OBP: 0.108, SLG: 0.086 OBP: 0.270, SLG: 0.301		0-3 K		0-0 G5-3		0-0 P4		0-3 K		2	0	0	0	0	1	2

Inning Stats	R: 0	H: 0	E: 0	K: 0	S: 2	R: 1	H: 2	E: 0	K: 1	S: 7	R: 0	H: 0	E: 0	K: 1	S: 5	R: 0	H: 0	E: 0	K: 0	S: 3	R: 0	H: 1	E: 0	K: 1	S: 6	R: 0	H: 0	E: 0	K: 0	S: 3	R: 0	H: 1	E: 0	K: 2	S: 8	R: 0	H: 0	E: 1	K: 2	S: 8	R: 0	H: 0	E: 1	K: 2	S: 8	1B: 3	2B: 1	3B: 0	HR: 0	SF: 0	SAC: 0	DP: 0	HBP: 0	WP: 0	PB: 0	SB: 0	CS: 1	PA: 36
--------------	------	------	------	------	------	------	------	------	------	------	------	------	------	------	------	------	------	------	------	------	------	------	------	------	------	------	------	------	------	------	------	------	------	------	------	------	------	------	------	------	------	------	------	------	------	-------	-------	-------	-------	-------	--------	-------	--------	-------	-------	-------	-------	--------

PITCHER	IP	WLS	BF	H	R	ER	SO	BB	IBB	HBP	BLK	WP	HR	S	P	ERA	WHIP
Kent Bottenfield, R (1, 1) ERA: 4.73	7.0	W	28	3	1	1	3	5	0	0	0	0	0	29	49	1.29	1.143
Curtis King, R (8, 1) ERA: 4.36	1.0		4	1	0	0	2	0	0	0	0	0	0	8	8	0.00	1.000
Jeff Brantley, R (9, 1) ERA: 5.81	1.0		4	0	0	0	2	0	0	0	0	0	0	8	8	0.00	0.000

BOTTOM

St. Louis Cardinals @ San Francisco Giants
 3Com Park at Candlestick Point, San Francisco, CA
 Thu Jul 23 1998, 6:33 AM EDT
 Att. 46,393 - Sunny - 68 F

livebaseballscores.com

AB	31
R	1
H	4
RBI	1
BB	5
SO	7
LOB	18



Batter	1	2	3	4	5	6	7	8	9	AB R H RBI BB SO LOB	TOP											
Royce Clayton, R (1, 6) OBP: 0.319, SLG: 0.336 Placido Polanco, R (6, 6) OBP: 0.257, SLG: 0.294	1-0 F9		2-1 F8		1-1 FC6-4 1B		1-1 L4			3 0 0 0 0 0 2 1 0 0 0 0 0 1												
Brian Jordan, R (1, 9) OBP: 0.377, SLG: 0.555 Brian Hunter, R (6, 9) OBP: 0.261, SLG: 0.426	3-3 K		0-0 G5-3		1-1 1B			0-0 2B		3 0 1 1 0 1 0 1 0 1 0 0 0 0												
Mark McGwire, R (1, 3) OBP: 0.478, SLG: 0.742 Tom Lampkin, L (8, 7) OBP: 0.339, SLG: 0.387	2-0 F8		3-2 F9		2-3 K			0-0 P5		4 0 0 0 0 1 3 0 0 0 0 0 0 0												
Ray Lankford, L (1, 8) OBP: 0.395, SLG: 0.497 Gary Gaetti, R (6, 5) OBP: 0.341, SLG: 0.437		4-0 HR BB		1-0 G4-3		3-1 G1-3		2-0 G6-3		2 1 0 0 1 0 0 1 0 0 0 0 0 1												
Willie McGee, S (1, 7) OBP: 0.297, SLG: 0.329		0-0 HR		2-1 F7		1-2 G3-1		3-1 G5-3		4 1 1 2 0 0 1												
Tom Pagnozzi, R (1, 2) OBP: 0.284, SLG: 0.292		1-0 F9		0-1 F9		1-3 K		0-0 P3		4 0 0 0 0 1 0												
John Mabry, L (1, 5) OBP: 0.319, SLG: 0.385		2-0 SH5-4 1B			1-1 P5		2-1 G6-4-3 1B		1-3 K	4 0 2 0 0 1 0												
Todd Stottlemyre, L (1, 1) OBP: 0.281, SLG: 0.226 Mark Petkovsek, R (3, 1) OBP: 0.364, SLG: 0.381 Curtis King, R (5, 1) OBP: 0.301, SLG: 0.391		1-1 SH5-4			3-2 FC6-4 1B		1-2 G6-4-3		1-1 G1-3	0 0 0 0 0 0 0 1 1 1 0 0 0 0 1 0 0 0 0 0 1 1 0 0 0 0 0 0												
12 Pat Kelly, R (1, 4) OBP: 0.323, SLG: 0.444		2-3 K			0-1 FC6-4 1B		4-0 BB			2 0 1 0 1 1 1												
Inning Stats	R: 0 E: 0 K: 1 S: 5	H: 0 LOB: 0 BB: 0 P: 11	R: 2 E: 0 K: 1 S: 9	H: 2 LOB: 1 BB: 1 P: 19	R: 0 E: 0 K: 0 S: 6	H: 0 LOB: 0 BB: 0 P: 11	R: 0 E: 0 K: 0 S: 5	H: 0 LOB: 0 BB: 0 P: 8	R: 1 E: 0 K: 1 S: 14	H: 3 LOB: 2 BB: 0 P: 22	R: 0 E: 0 K: 1 S: 8	H: 0 LOB: 0 BB: 0 P: 13	R: 0 E: 0 K: 0 S: 8	H: 1 LOB: 1 BB: 1 P: 16	R: 0 E: 0 K: 0 S: 5	H: 1 LOB: 1 BB: 0 P: 10	R: 0 E: 0 K: 1 S: 7	H: 0 LOB: 0 BB: 0 P: 9	1B: 5 2B: 1 3B: 0 HR: 1	SF: 0 SAC: 1 DP: 1 HBP: 0	WP: 0 PB: 0 SB: 0 CS: 0	PA: 35
PITCHER	IP WLS BF H R ER SO BB IBB HBP BLK WP HR S P ERA WHIP																					
Darryl Kile, R (1, 1) ERA: 5.23	6.0 W 24 5 3 3 4 1 0 0 0 0 0 1 47 84 4.50 1.000																					
Curt Leskanic, R (7, 1) ERA: 4.02	1.0 4 1 0 0 0 1 0 0 0 0 0 0 8 16 0.00 2.000																					
Jerry Dipoto, R (8, 1) ERA: 4.37	2.0 7 1 0 0 1 0 0 0 0 0 0 0 12 19 0.00 0.500																					

St. Louis Cardinals @ Colorado Rockies
Coors Field, Denver, CO
Fri Jul 24 1998, 7:05 PM MDT
Att. 48,303 - Overcast - 74 F

livebaseballscorecards.com

AB 32
R 3
H 7
RBI 3
BB 2
SO 5
LOB 10



Batter	1	2	3	4	5	6	7	8	9
Neifi Perez, S (1, 6) OBP: 0.318, SLG: 0.387	1-1 F7	0-0 G1-3	0-1 P5		0-0 2B SF8 1B	0-2 F8		1-0 F9	
Ellis Burks, R (1, 8) OBP: 0.364, SLG: 0.527 1 Curtis Goodwin, L (7, 8) OBP: 0.338, SLG: 0.331	1-2 PB HR 2B	2-2 E7 3B 2-H 3-H	3-2 HR 1-H 2-H		3-1 2B 1-3	2-2 1B 1-2 2-3		2-2 7 FC4 1B 1-2	
Larry Walker, L (1, 9) OBP: 0.415, SLG: 0.576 Curt Leskanic, R (7, 1) 7 Kurt Abbott, R (8, 5) OBP: 0.296, SLG: 0.361	4-2 PB HR BB	3-1 3B 2-H	0-1 3B		0-0 SF8 3-H	2-3 K		1-0 FC4 1-2f	
Dante Bichette, R (1, 7) OBP: 0.357, SLG: 0.534 Derrick White, R (7, 7) OBP: 0.071, SLG: 0.286	1-3 K 1-2 2-3	0-1 L6	1-0 L7		4-2 BB		1-1 G3		
Vinny Castilla, R (1, 5) OBP: 0.366, SLG: 0.623 Jerry Dipoto, R (8, 1)	2-0 HR 2-H 3-H		1-1 HR		1-0 F8	3-3 K		4-2 17 G3-1 BB	
17 Todd Helton, L (1, 3) OBP: 0.354, SLG: 0.519	2-0 F7		0-0 3 1B SF7 1B		2-2 BB 1B	0-0 P4		2-1 G3-1 1-2	
3 Mike Lansing, R (1, 4) OBP: 0.305, SLG: 0.363		1-3 K	3-1 1B HR 1B		2-3 K	0-0 1B G3-1 1B		1-0 G5-3	
Jeff Reed, L (1, 2) OBP: 0.357, SLG: 0.439		1-1 2B E 1B	3-2 SF7		4-1 BB	2-1 G3-1		1-0 L9	
Darryl Kile, R (1, 1) OBP: 0.300, SLG: 0.388 John Vander Wal, L (6, PH) OBP: 0.367, SLG: 0.484 (7, 9)		1-2 E 2B	0-0 HR 1B		0-1 F7	4-1 1B BB		2-1 1B	

Inning Stats	R: 3	H: 2	E: 0	K: 1	S: 13	LOB: 0	BB: 1	P: 24	R: 3	H: 3	E: 1	K: 1	S: 16	LOB: 1	BB: 0	P: 24	R: 5	H: 6	E: 0	K: 0	S: 20	LOB: 1	BB: 0	P: 31	R: 0	H: 1	E: 0	K: 1	S: 10	LOB: 2	BB: 1	P: 19	R: 1	H: 2	E: 0	K: 1	S: 10	LOB: 2	BB: 1	P: 20	R: 0	H: 2	E: 0	K: 1	S: 14	LOB: 3	BB: 1	P: 24	R: 0	H: 0	E: 0	K: 0	S: 7	LOB: 1	BB: 1	P: 15	R: 0	H: 2	E: 0	K: 0	S: 9	LOB: 2	BB: 0	P: 16
--------------	------	------	------	------	-------	--------	-------	-------	------	------	------	------	-------	--------	-------	-------	------	------	------	------	-------	--------	-------	-------	------	------	------	------	-------	--------	-------	-------	------	------	------	------	-------	--------	-------	-------	------	------	------	------	-------	--------	-------	-------	------	------	------	------	------	--------	-------	-------	------	------	------	------	------	--------	-------	-------

PITCHER	IP	WLS	BF	H	R	ER	SO	BB	IBB	HBP	BLK	WP	HR	S	P	ERA	WHIP
Todd Stottlemire, R (1, 1) ERA: 3.51	2.0	L	13	5	6	3	2	1	0	0	0	0	1	29	48	13.50	3.000
Mark Petkovsek, R (3, 1) ERA: 5.49	2.1		18	9	6	6	1	2	0	0	0	0	2	36	63	23.14	4.714
Curtis King, R (5, 1) ERA: 4.04	2.2		12	2	0	0	2	2	0	0	0	0	0	25	46	0.00	1.500
Gary Gaetti, R (8, 1) ERA:	1.0		5	2	0	0	0	0	0	0	0	0	0	9	16	0.00	2.000


BOTTOM

AB	R	H	RBI	BB	SO	LOB
6	1	1	0	0	0	7
5	3	4	3	0	0	0
1	0	1	0	0	0	0
3	1	2	2	1	1	3
0	0	0	0	0	0	0
1	0	0	0	0	0	2
3	0	0	0	1	1	4
1	0	0	0	0	0	0
4	2	2	4	1	1	2
0	0	0	0	0	0	0
5	1	2	0	0	0	3
5	1	2	0	0	2	2
3	1	1	1	1	0	1
3	2	2	0	0	0	2
1	0	1	0	1	0	0

AB 41
R 12
H 18
RBI 10
BB 5
SO 5
LOB 26

WP: 0 **PA: 48**
PB: 1
SB: 0
CS: 0

St. Louis Cardinals @ Colorado Rockies
Coors Field, Denver, CO
Fri Jul 24 1998, 7:05 PM MDT
Att: 48,303 - Overcast - 74 F



livebaseballscores.com

Batter	1	2	3	4	5	6	7	8	9	AB R H RBI BB SO LOB	TOP																
Royce Clayton, R (1, 6) OBP: 0.315, SLG: 0.331	3-2 G6-3	3-2 FC6-4		0-0 F9			2-1 L5		1-1 G4-3	5 0 0 0 0 0 3																	
Brian Jordan, R (1, 9) OBP: 0.375, SLG: 0.556	1-2 G3-1	0-1 L9		0-0 G5-4-3			1-1 SF8 3B		0-0 G6-3	5 1 1 0 0 0 3																	
Mark McGwire, R (1, 3) OBP: 0.478, SLG: 0.738	4-1 1B BB			0-2 F7			4-1 FC4-6 BB			2 1 0 0 2 0 0																	
Ray Lankford, L (1, 8) OBP: 0.393, SLG: 0.495	2-2 1B 1-2 1B			3-3 K			3-0 SF8			3 0 1 1 0 1 0																	
John Mabry, L (1, 7) OBP: 0.322, SLG: 0.387	0-2 FC5-4 1-3 2-H 1B			0-0 2B 1B			1-0 FC4-6 1-2f			4 0 2 1 0 0 1																	
Gary Gaetti, R (1, 5) OBP: 0.339, SLG: 0.438	1-0 FC5-4 1-2f			0-2 1-3 2B			1-0 F8		1-3 K	4 0 1 0 0 1 2																	
Eli Marrero, R (1, 2) OBP: 0.309, SLG: 0.389				4-0 IBB			2-2 SH2-4 1B		1-0 F8	3 0 1 0 1 0 0																	
Matt Morris, R (1, 1) OBP: 0.444, SLG: 0.333				3-2 G3			0-2 SH2-4		0-1 P5	1 0 0 0 1 0 3																	
Tom Lampkin, L (8, PH) OBP: 0.337, SLG: 0.385				FC6-4 12 E BB			1-2 P5			1 0 0 0 0 0 0																	
John Frascatore, R (8, 1) OBP: 0.250, SLG: 0.250										0 0 0 0 0 0 0																	
12 Pat Kelly, R (1, 4) OBP: 0.324, SLG: 0.433				1-2 E5 FC6-4 1B			1-1 P5		0-1 G3-1	3 0 1 0 0 0 2																	
Willie McGee, S (9, PH) OBP: 0.296, SLG: 0.327										1 0 0 0 0 0 0																	
Inning Stats	R: 1 E: 0 K: 0 S: 16	H: 2 LOB: 2 BB: 1 P: 27	R: 0 E: 1 K: 0 S: 12	H: 0 LOB: 2 BB: 1 P: 21	R: 0 E: 0 K: 1 S: 15	H: 2 LOB: 3 BB: 1 P: 25	R: 0 E: 0 K: 0 S: 5	H: 1 LOB: 0 BB: 0 P: 6	R: 0 E: 0 K: 0 S: 7	H: 0 LOB: 0 BB: 0 P: 11	R: 0 E: 0 K: 0 S: 9	H: 1 LOB: 1 BB: 0 P: 13	R: 1 E: 0 K: 0 S: 7	H: 1 LOB: 1 BB: 1 P: 18	R: 0 E: 0 K: 1 S: 6	H: 0 LOB: 0 BB: 0 P: 8	R: 0 E: 0 K: 0 S: 5	H: 0 LOB: 0 BB: 0 P: 6	1B: 5 2B: 1 3B: 1 HR: 0	SF: 1 SAC: 1 DP: 1 HBP: 0	WP: 0 PB: 0 SB: 0 CS: 0	PA: 38					
PITCHER	IP WLS BF H R ER SO BB IBB HBP BLK WP HR S P ERA WHIP																										
Jamey Wright, R (1, 1) ERA: 6.28	6.1		30	7	2	2	1	3	1	0	0	0	0	69	115	2.84	1.579										
Chuck McElroy, L (7, 1) ERA: 1.69	0.2	W	2	0	0	0	0	0	0	0	0	0	0	2	6	0.00	0.000										
Mike DeJean, R (8, 1) ERA: 1.91	2.0	S	6	0	0	0	1	0	0	0	0	0	0	11	14	0.00	0.000										

St. Louis Cardinals @ Colorado Rockies
 Coors Field, Denver, CO
 Sat Jul 25 1998, 3:33 AM MDT
 Att. 48,323 - Cloudy - 76 F

livebaseballscorecards.com

AB	32
R	2
H	7
RBI	2
BB	4
SO	2
LOB	14



Batter	1	2	3	4	5	6	7	8	9	AB R H RBI BB SO LOB	TOP											
Royce Clayton, R OBP: 0.314, SLG: 0.330 (1, 6)	3-2 G5-3			2-2 G6-3	0-0 FC6-4 1B		0-0 E3			4 0 1 1 0 0 1												
Brian Jordan, R OBP: 0.371, SLG: 0.550 (1, 9)	0-1 F9			1-0 P4	0-0 FC6-4		2-0 F9			4 0 0 0 0 0 3												
Mark McGwire, R OBP: 0.476, SLG: 0.741 (1, 3)	1-2 F7			0-0 HR		0-0 G6-3		0-2 P4		4 1 1 1 0 0 0												
Ray Lankford, L OBP: 0.394, SLG: 0.495 (1, 8)		0-0 G4-3		0-0 S BB 1B		1-2 F7		2-2 G4-6-3 1B		4 0 2 0 0 0 0												
John Mabry, L OBP: 0.324, SLG: 0.386 Rick Croushore, R (8, 1)		2-3 K		4-1 FC5-4 1-2 BB		1-1 1B		1-1 G4-6-3		3 0 1 0 1 1 1 0 0 0 0 0 0 0												
Gary Gaetti, R OBP: 0.335, SLG: 0.432 (1, 5)		2-2 G1-3		0-2 FC5-4 1-2f 2-3		0-0 F9				4 0 0 0 0 0 3												
Eli Marrero, R OBP: 0.297, SLG: 0.372 (1, 2)			1-2 F7		0-0 G4-3		1-0 F9		0-0 G1-3	4 0 0 0 0 0 0												
Kent Mercker, L OBP: 0.243, SLG: 0.257 Curtis King, R (6, 1)			3-2 K		2-2 1B 3B		0-2 G6-3		1-1 HR	2 1 1 0 0 1 0 1 0 0 0 0 0 0 1 1 1 1 0 0 0 0 0 0 0 0 0 0												
Willie McGee, S OBP: 0.299, SLG: 0.344 Lance Painter, L OBP: 1.000, SLG: 1.000 (8, 1)																						
12 Pat Kelly, R OBP: 0.316, SLG: 0.412 (1, 4)			1-3 K		2-3 K		0-0 E 1B		1-3 K	4 0 1 0 0 3 1												
Inning Stats	R: 0 E: 0 K: 0 S: 9	H: 0 LOB: 0 BB: 0 P: 13	R: 0 E: 0 K: 1 S: 8	H: 0 LOB: 0 BB: 0 P: 12	R: 0 E: 0 K: 2 S: 10	H: 0 LOB: 0 BB: 0 P: 15	R: 1 E: 0 K: 0 S: 11	H: 2 LOB: 2 BB: 1 P: 18	R: 1 E: 0 K: 1 S: 10	H: 2 LOB: 1 BB: 0 P: 14	R: 0 E: 0 K: 0 S: 8	H: 1 LOB: 1 BB: 0 P: 10	R: 0 E: 1 K: 0 S: 9	H: 1 LOB: 2 BB: 0 P: 12	R: 0 E: 0 K: 0 S: 9	H: 1 LOB: 0 BB: 0 P: 12	R: 1 E: 0 K: 1 S: 9	H: 1 LOB: 0 BB: 0 P: 12	1B: 5 2B: 0 3B: 1 HR: 2	SF: 0 SAC: 0 DP: 1 HBP: 0	WP: 0 PB: 0 SB: 1 CS: 0	PA: 36
PITCHER	IP WLS BF H R ER SO BB IBB HBP BLK WP HR S P ERA WHIP																					
John Thomson, R ERA: 4.85 (1, 1)	6.2 L 28 6 2 2 4 1 0 0 0 0 0 1 64 91 2.70 1.050																					
Curt Leskanic, R ERA: 3.99 (7, 1)	0.1 1 0 0 0 0 0 0 0 0 0 0 0 1 3 0.00 0.000																					
Chuck McElroy, L ERA: 1.65 (8, 1)	1.0 3 1 0 0 0 0 0 0 0 0 0 0 9 12 0.00 1.000																					
Dave Veres, R ERA: 3.48 (9, 1)	1.0 4 1 1 1 1 0 0 0 0 0 0 1 9 12 9.00 1.000																					

St. Louis Cardinals @ Colorado Rockies
 Coors Field, Denver, CO
 Sun Jul 26 1998, 7:05 PM MDT
 Att. 48,288 - Cloudy - 78 F

livebaseballscorecards.com

AB 35
 R 3
 H 8
 RBI 3
 BB 1
 SO 5
 LOB 9



Batter	1	2	3	4	5	6	7	8	9	AB	R	H	RBI	BB	SO	LOB
Neifi Perez, S OBP: 0.322, SLG: 0.405 (1, 6)	0-0 P4		1-2 G6-3		3-2 F8			0-0 SH3		3	0	0	0	0	0	1
Ellis Burks, R OBP: 0.364, SLG: 0.528 (1, 8)	3-3 K			0-0 1B 2B		2-0 G1-3		1-3 K		4	1	1	0	0	2	3
Larry Walker, L OBP: 0.414, SLG: 0.577 (1, 9)	0-0 2B			3-3 K		1-3 K		2-1 G6-3		4	0	1	0	0	2	4
Dante Bichette, R OBP: 0.353, SLG: 0.533 (1, 7)	2-1 G6-3			0-0 G5-3		2-1 F7			0-3 K	4	0	0	0	0	1	2
Vinny Castilla, R OBP: 0.366, SLG: 0.618 (1, 5)		0-1 FC6-4 1B		0-0 2-H 1B		0-0 G5-3			0-1 G1-3	4	0	2	1	0	0	0
Greg Colbrunn, R OBP: 0.359, SLG: 0.454 (1, 3)		0-0 FC6-4		3-3 K		2-2 G6-3			4-0 BB	2	0	0	0	0	1	2
17 Todd Helton, L OBP: 0.354, SLG: 0.514 (7, PH) (8, 3)		1-2f G6-4-3								1	0	0	0	1	0	0
7 Kurt Abbott, R OBP: 0.291, SLG: 0.354 (1, 4)		1-1 G6-4-3				0-0 G4-3			3-2 G4-3	3	0	0	0	0	0	1
Jeff Reed, L OBP: 0.355, SLG: 0.437 (9, 2)		1-2f								1	0	0	0	0	0	1
Kirt Manwaring, R OBP: 0.345, SLG: 0.345 (1, 2)			3-1 L6-3 1B			4-2 SH3-4 BB			3-2 SH3 1B 1B	2	0	2	0	1	0	0
1 Curtis Goodwin, L OBP: 0.338, SLG: 0.331 (8, PR)										0	0	0	0	0	0	0
Dave Veres, R OBP: 0.500, SLG: 0.500 (9, 1)										0	0	0	0	0	0	0
John Thomson, R OBP: 0.194, SLG: 0.143 (1, 1)			0-0 L6-3			1-1 SH3-4			0-0 SH3 1B	1	0	0	0	0	0	1
Curt Leskanic, R (7, 1)										0	0	0	0	0	0	0
Chuck McElroy, L OBP: 0.250, SLG: 0.250 (8, 1)			1-2 L6-3							1	0	1	0	0	0	0
3 Mike Lansing, R OBP: 0.302, SLG: 0.359 (8, PR) (9, 4)										0	0	0	0	0	0	0

Inning Stats	R: 0	H: 1	E: 0	LOB: 1	K: 1	S: 7	R: 0	H: 1	E: 0	LOB: 0	K: 0	S: 5	R: 0	H: 1	E: 0	LOB: 0	K: 0	S: 7	R: 1	H: 2	E: 0	LOB: 1	K: 2	S: 10	R: 0	H: 0	E: 0	LOB: 1	K: 0	S: 8	R: 0	H: 0	E: 0	LOB: 0	K: 1	S: 6	R: 0	H: 0	E: 0	LOB: 0	K: 0	S: 6	R: 0	H: 2	E: 0	LOB: 3	K: 1	S: 10	R: 0	H: 0	E: 0	LOB: 1	K: 1	S: 10	1B: 5	SF: 0	2B: 3	SAC: 2	3B: 0	DP: 2	HR: 0	HBP: 0	WP: 0	PA: 34
--------------	------	------	------	--------	------	------	------	------	------	--------	------	------	------	------	------	--------	------	------	------	------	------	--------	------	-------	------	------	------	--------	------	------	------	------	------	--------	------	------	------	------	------	--------	------	------	------	------	------	--------	------	-------	------	------	------	--------	------	-------	-------	-------	-------	--------	-------	-------	-------	--------	-------	--------

PITCHER	IP	WLS	BF	H	R	ER	SO	BB	IBB	HBP	BLK	WP	HR	S	P	ERA	WHIP
Kent Mercker, L ERA: 5.94 (1, 1)	5.0		19	5	1	1	3	1	0	0	0	0	0	37	61	1.80	1.200
Curtis King, R ERA: 3.82 (6, 1)	2.0		7	1	0	0	1	0	0	0	0	0	0	15	27	0.00	0.500
Lance Painter, L ERA: 4.02 (8, 1)	0.1		2	1	0	0	0	0	0	0	0	0	0	2	2	0.00	3.000
Rick Croushore, R ERA: 2.7 (8, 1)	1.2	S	6	0	0	0	2	1	0	0	0	0	0	15	25	0.00	0.600

BOTTOM

St. Louis Cardinals @ Colorado Rockies
Coors Field, Denver, CO
Sun Jul 26 1998, 7:05 PM MDT
Att. 48,288 - Cloudy - 78 F

livebaseballscorecards.com

AB	30
R	1
H	7
RBI	1
BB	2
SO	6
LOB	15



Batter	1	2	3	4	5	6	7	8	9	AB R H RBI BB SO LOB	TOP																					
Fernando Vina, L (1, 4) OBP: 0.388, SLG: 0.432 Jose Valentin, S (5, 6) OBP: 0.326, SLG: 0.422	2-2 L7		1-0 G4-6-3		4-0 BB		3-1 G6-4-3		1-0 BB	2 0 0 0 1 0 2 2 1 1 1 1 0 2																						
Mark Loretta, R (1, 6) OBP: 0.397, SLG: 0.433	1-1 G5-3			1-2 1B	1 SAFE 0-0 PO	2-2 L6	1-1 G6-4-3		1-2 BB	5 2 2 0 0 0 2																						
Jeff Cirillo, R (1, 5) OBP: 0.418, SLG: 0.433	3-1 F8			0-1 HR		2-2 P2		0-2 1B	3-2 BB	5 3 3 1 0 0 0																						
Jeremy Burnitz, L (1, 9) OBP: 0.349, SLG: 0.491		2-3 K		0-0 P6		2-2 G3		2-1 P6	4-2 HR	4 1 0 0 1 1 3																						
John Jaha, R (1, 3) OBP: 0.359, SLG: 0.360 Bob Hamelin, L (9, PH) OBP: 0.268, SLG: 0.361		1-3 K		3-3 K			1-1 2B	1-0 G1	3-3 K	4 1 1 0 0 2 2 1 0 0 0 0 1 3																						
Dave Nilsson, L (1, 7) OBP: 0.333, SLG: 0.392 Darin Jackson, R (8, PR) OBP: 0.254, SLG: 0.364		2-3 K		1-0 HR			1-0 1B	2-0 1B	1-1 HR	4 2 3 4 0 1 0 1 2 1 4 0 0 0																						
Marquis Grissom, R (1, 8) OBP: 0.317, SLG: 0.401			1-2 G3-1	1-1 G6-3			2-2 1B	1 SAFE 0-0 WP	0-1 BB	5 1 3 0 0 0 0																						
Bobby Hughes, R (1, 2) OBP: 0.302, SLG: 0.414			4-2 BB		0-1 G5-3		0-2 G1-3	1 SAFE 4-2 BB	4-2 BB	2 0 0 0 3 0 2																						
48 Brad Woodall, S (1, 1) OBP: 0.455, SLG: 0.421 Eric Plunk, R (6, 1) OBP: 0.313, SLG: 0.340 Marc Newfield, R (7, PH) OBP: 0.313, SLG: 0.340 Chad Fox, R (7, 1) Mike Myers, L (8, 1) David Weathers, R (8, 1) OBP: 0.136, SLG: 0.200 Bob Wickman, R (9, 1)			1-2 G4-6-3		1-1 G3		0-1 1B	1-2 G3-1	1-3 K	2 0 1 0 0 0 0 0 0 0 0 0 0 0 1 0 1 1 0 0 0 1 0 0 0 0 0 2 0 0 0 0 0 0 0 1 0 0 0 0 1 2 0 0 0 0 0 0 0																						
Inning Stats	R: 0 H: 0 E: 0 LOB: 0 K: 0 BB: 0 S: 8 P: 14	R: 0 H: 0 E: 0 LOB: 0 K: 3 BB: 0 S: 9 P: 14	R: 0 H: 1 E: 0 LOB: 1 K: 0 BB: 1 S: 9 P: 16	R: 3 H: 3 E: 1 LOB: 0 K: 1 BB: 0 S: 12 P: 18	R: 0 H: 0 E: 0 LOB: 0 K: 0 BB: 1 S: 4 P: 9	R: 0 H: 0 E: 0 LOB: 0 K: 0 BB: 0 S: 12 P: 18	R: 3 H: 5 E: 0 LOB: 1 K: 0 BB: 0 S: 16 P: 23	R: 2 H: 3 E: 0 LOB: 2 K: 0 BB: 1 S: 15 P: 25	R: 5 H: 4 E: 0 LOB: 2 K: 2 BB: 3 S: 23 P: 44	1B: 13 SF: 0 2B: 1 SAC: 0 3B: 0 DP: 2 HR: 2 HBP: 0	WP: 1 PA: 47 PB: 0 SB: 2 CS: 0																					
PITCHER	IP WLS BF H R ER SO BB IBB HBP BLK WP HR S P ERA WHIP											PITCHER	IP WLS BF H R ER SO BB IBB HBP BLK WP HR S P ERA WHIP																			
Kent Bottenfield, R (1, 1) ERA: 4.71	6.0	22	4	3	3	4	2	0	0	0	0	1	54	89	4.50	1.000	Jeff Brantley, R (9, 1) ERA: 5.68	0.2	4	1	0	0	1	1	0	0	0	0	0	0	0.00	3.000
John Frascatore, R (7, 1) ERA: 4.48	0.1	5	4	3	3	0	0	0	0	0	0	0	11	15	81.00	12.000																
Mark Petkovsek, R (7, 1) ERA: 5.56	0.2	3	2	1	1	0	0	0	0	0	0	0	8	11	13.50	3.000																
Lance Painter, L (8, 1) ERA: 4.18	1.0	6	2	1	1	0	1	0	0	0	1	0	12	22	9.00	3.000																
Rick Croushore, R (9, 1) ERA: 3.89	0.1	L 6	3	5	5	1	2	0	0	0	0	1	14	30	135.00	15.000																

Milwaukee Brewers @ St. Louis Cardinals
 Busch Stadium, St. Louis, MO
 Tue Jul 28 1998, 7:05 PM CDT
 Att. 36,812 - Unknown - 90 F

AB	40
R	13
H	16
RBI	11
BB	6
SO	6
LOB	20



BOTTOM

Milwaukee Brewers @ St. Louis Cardinals
Busch Stadium, St. Louis, MO
Tue Jul 28 1998, 7:05 PM CDT
Att: 36,812 - Unknown - 90 F

livebaseballscores.com

AB 40
R 10
H 15
RBI 9
BB 4
SO 7
LOB 11



WP: 1 PA: 45
PB: 0
SB: 0
CS: 0

AB R H RBI BB SO LOB

4 1 1 0 1 0 1

5 1 3 4 0 1 3

3 2 2 2 1 0 0

5 1 1 0 0 2 3

5 1 3 2 0 1 0

4 1 1 0 1 1 0

2 0 0 0 0 0 1
1 0 1 1 0 0 0
0 0 0 0 0 0 0
0 0 0 0 0 0 0
2 1 1 0 0 0 0
0 0 0 0 0 0 0
1 0 0 0 0 0 1

4 2 2 0 1 0 0

1B: 8 SF: 1
2B: 5 SAC: 0
3B: 0 DP: 1
HR: 2 HBP: 0

Batter	1	2	3	4	5	6	7	8	9
Royce Clayton, R (1, 6) OBP: 0.315, SLG: 0.329	1-1 F8		1-0 P9		1-0 G5-3	4-2 BB		1-1 HR 1B	
Ray Lankford, L (1, 8) OBP: 0.397, SLG: 0.506	1-0 1B		1-0 1B			F8		1-0 HR	
Mark McGwire, R (1, 3) OBP: 0.477, SLG: 0.749	1-1 G1-4-3 1B		3-1 SF8			4-2 2B BB	1-1 F7	2-2 HR	
Brian Jordan, R (1, 9) OBP: 0.369, SLG: 0.548	1-0 G1-4-3		0-0 G5-3			0-0 2B	2-3 K	2-3 K	
Gary Gaetti, R (1, 5) OBP: 0.339, SLG: 0.444		2-3 K		1-1 G6-3		1-1 G4-3 1B 2B	1-0 2B	2-0 2B	
John Mabry, L (1, 7) OBP: 0.320, SLG: 0.381		1-2 F8		2-3 K		1-0 G4-3	1-3 K	0-0 P3	
Rick Croushore, R (9, 1)									
Jeff Brantley, R (9, 1)									
Eli Marrero, R (1, 2) OBP: 0.302, SLG: 0.367		3-1 1B		1-3 K		4-2 12 BB 1B WP BB		0-1 P6	0-1 G6-3
Kent Bottenfield, R (1, 1) OBP: 0.059, SLG: 0.059									
Ron Gant, R (6, PH) OBP: 0.302, SLG: 0.480									
John Frascatore, R (7, 1) OBP: 0.250, SLG: 0.250									
Mark Petkovsek, R (7, 1) OBP: 0.394, SLG: 0.381									
Willie McGee, S (8, 7) OBP: 0.350, SLG: 0.350									
Lance Painter, L (8, 1) OBP: 1.000, SLG: 1.000									
Tom Lampkin, L (8, PH) OBP: 0.335, SLG: 0.382									
12 Pat Kelly, R (1, 4) OBP: 0.349, SLG: 0.421			0-0 1B SF8 1B		1-0 G6-3	4-2 WP BB		3-2 HR 1B	2-2 F8

Inning Stats	R: 0	H: 2	E: 0	LOB: 1	K: 0	BB: 0	S: 6	P: 10
	R: 0	H: 1	E: 0	LOB: 1	K: 1	BB: 0	S: 11	P: 18
	R: 1	H: 2	E: 0	LOB: 1	K: 0	BB: 0	S: 6	P: 11
	R: 0	H: 0	E: 0	LOB: 0	K: 2	BB: 0	S: 8	P: 12
	R: 0	H: 0	E: 0	LOB: 0	K: 0	BB: 0	S: 3	P: 5
	R: 4	H: 3	E: 0	LOB: 3	K: 1	BB: 4	S: 23	P: 49
	R: 0	H: 1	E: 0	LOB: 1	K: 2	BB: 0	S: 9	P: 14
	R: 5	H: 6	E: 0	LOB: 1	K: 1	BB: 0	S: 19	P: 32
	R: 0	H: 0	E: 0	LOB: 0	K: 0	BB: 0	S: 8	P: 12

PITCHER	IP	WLS	BF	H	R	ER	SO	BB	IBB	HBP	BLK	WP	HR	S	P	ERA	WHIP
48 Brad Woodall, L (1, 1) ERA: 4.2	5.2		27	8	5	5	3	3	0	0	0	0	0	52	93	7.94	1.941
Eric Plunk, R (6, 1) ERA: 4.57	0.1		2	0	0	0	1	1	0	0	0	1	0	5	12	0.00	3.000
Chad Fox, R (7, 1) ERA: 3.53	1.1		8	4	3	3	2	0	0	0	0	0	0	19	30	20.25	3.000
Mike Myers, L (8, 1) ERA: 1.89	0.0		2	2	2	2	0	0	0	0	0	0	2	4	7	∞	∞
David Weathers, R (8, 1) ERA: 5.47	0.2	W	3	1	0	0	1	0	0	0	0	0	0	5	9	0.00	1.500

PITCHER	IP	WLS	BF	H	R	ER	SO	BB	IBB	HBP	BLK	WP	HR	S	P	ERA	WHIP
Bob Wickman, R (9, 1) ERA: 2.52	1.0		3	0	0	0	0	0	0	0	0	0	0	8	12	0.00	0.000

Batter	1	2	3	4	5	6	7	8	9	AB	R	H	RBI	BB	SO	LOB
Royce Clayton, R (1, 6) OBP: 0.314, SLG: 0.328	0-3 K ①		0-0 E9 1-3 1B		0-0 G4-3 ③		0-0 F9 ③		0-0 FC4-6 ③ 1-2f	5	0	1	0	0	1	6
Brian Jordan, R (1, 9) OBP: 0.368, SLG: 0.543	0-3 K ②		0-3 K ③			0-0 G5-3 ①		4-1 G6-4-3 BB		3	0	0	0	1	2	2
Mark McGwire, R (1, 3) OBP: 0.475, SLG: 0.743	1-3 K ③			0-0 G6-3 ①		0-0 FC5-4 1B		1-0 G6-4-3 ① 1-2f		4	0	1	0	0	1	1
Ray Lankford, L (1, 8) OBP: 0.393, SLG: 0.500		2-3 K ①		0-3 K ②		0-0 FC5-4 1-2f		2-3 K ③		4	0	0	0	0	3	1
Ron Gant, R (1, 7) OBP: 0.302, SLG: 0.474		0-3 K ②		0-3 K ③		0-3 K ③			4-2 G3 G4-3 BB	3	0	0	0	1	3	1
Eli Marrero, R (9, PR) OBP: 0.302, SLG: 0.367										0	0	0	0	0	0	0
Gary Gaetti, R (1, 5) OBP: 0.338, SLG: 0.445		0-0 F7 ③			0-0 12 1B 2B		0-3 K ①		0-0 G4-3 ① 1-2	4	1	1	0	0	1	1
Tom Lampkin, L (1, 2) OBP: 0.339, SLG: 0.381			0-0 G4-3 ①		0-0 F9 ①		0-0 12 BB 1B		4-0 G3 BB	3	0	1	0	1	0	1
Bobby Witt, R (1, 1) OBP: 0.125, SLG: 0.125			0-0 E 1B		0-3 K ②		0-3 K ②		3-2 G3 ② 1-2 2-3	2	0	1	0	0	1	1
Willie McCree, S (7, PH) OBP: 0.290, SLG: 0.348										1	0	0	0	0	1	1
Curtis King, R (8, 1) OBP: 0.000, SLG: 1.000										0	0	0	0	0	0	0
Lance Painter, L (8, 1) OBP: 1.000, SLG: 1.000										0	0	0	0	0	0	0
John Frascatore, R (9, 1) OBP: 0.250, SLG: 0.250										0	0	0	0	0	0	0
John Mabry, L (9, PH) OBP: 0.319, SLG: 0.379										1	0	0	0	0	0	2
12 Pat Kelly, R (1, 4) OBP: 0.383, SLG: 0.425			0-0 F7 ②		0-0 2-H 1B		4-0 BB 1-2 BB		4-2 FC4-6 BB	2	0	1	1	2	0	1

Inning Stats	R: 0	H: 0	E: 0	K: 3	S: 9	LOB: 0	BB: 0	P: 10	R: 0	H: 0	E: 0	K: 2	S: 7	LOB: 0	BB: 0	P: 9	R: 0	H: 2	E: 1	K: 1	S: 7	LOB: 2	BB: 0	P: 7	R: 0	H: 0	E: 0	K: 2	S: 7	LOB: 0	BB: 0	P: 7	R: 1	H: 2	E: 0	K: 1	S: 7	LOB: 1	BB: 0	P: 7	R: 0	H: 1	E: 0	K: 1	S: 6	LOB: 1	BB: 0	P: 6	R: 0	H: 1	E: 0	K: 2	S: 8	LOB: 2	BB: 1	P: 12	R: 0	H: 0	E: 0	K: 1	S: 5	LOB: 0	BB: 1	P: 12	R: 0	H: 0	E: 0	K: 0	S: 9	LOB: 3	BB: 3	P: 24	1B: 5	SF: 0	2B: 1	SAC: 0	3B: 0	DP: 1	HR: 0	HBP: 0	WP: 0	PA: 37
PITCHER	IP	WLS	BF	H	R	ER	SO	BB	IBB	HBP	BLK	WP	HR	S	P	ERA	WHIP																																																																	
Steve Woodard, R (1, 1) ERA: 3.2	6.1	W	25	6	1	1	11	0	0	0	0	0	0	47	50	1.42	0.947																																																																	
Eric Plunk, R (7, 1) ERA: 4.4	1.2		6	0	0	0	2	2	0	0	0	0	0	9	20	0.00	1.200																																																																	
Bob Wickman, R (9, 1) ERA: 2.48	1.0	S	6	0	0	0	0	3	0	0	0	0	0	9	24	0.00	3.000																																																																	

BOTTOM

Milwaukee Brewers @ St. Louis Cardinals
 Busch Stadium, St. Louis, MO
 Wed Jul 29 1998, 7:05 PM CDT
 Att. 36,672 - Cloudy - 86 F

livebaseballscorecards.com

AB	32
R	1
H	6
RBI	1
BB	5
SO	13
LOB	18



Batter	1	2	3	4	5	6	7	8	9	AB R H RBI BB SO LOB	TOP											
Fernando Vina, L (1, 4) OBP: 0.386, SLG: 0.426	4-2 CS BB		2-2 L4		1-2 G5-3			2-1 E4 1B FC6-4	1-0 L7	4 1 0 0 1 0 2												
Mark Loretta, R (1, 3) OBP: 0.395, SLG: 0.427	3-3 K 1-2			2-2 G4-3		2-1 G6-3 1B		2-1 FC6-4 1B	2-1 HBP	4 0 2 0 0 1 1												
Jeff Cirillo, R (1, 5) OBP: 0.420, SLG: 0.441	0-2 G6-3			4-2 G1-3 1B BB		1-1 G6-3 1-2f		0-0 FC6-4 1B	1-2 L3	4 1 1 0 1 0 4												
Jeremy Burnitz, L (1, 9) OBP: 0.351, SLG: 0.492		4-2 G6-3 S BB		3-2 G1-3		1-0 1B		1-0 FC6-4		3 0 1 1 1 0 3												
Marquis Grissom, R (1, 8) OBP: 0.312, SLG: 0.394		2-3 K		1-1 BB 1B 2-H		0-1 G5-3		1-3 K		4 0 1 1 0 2 4												
Marc Newfield, R (1, 7) OBP: 0.315, SLG: 0.338		2-2 G6-3		1 SAFE 4-0 1-2 BB			1-2 G5-3	0-3 K		3 0 0 0 1 1 3												
Jose Valentin, S (1, 6) OBP: 0.326, SLG: 0.417		3-2 L8		0-0 G4-3			4-2 FC6-4 BB		3-2 F9	3 0 0 0 1 0 3												
Mike Matheny, R (1, 2) OBP: 0.285, SLG: 0.342 Greg Martinez, S (9, PR)			1-3 K		0-0 G5-3		0-0 FC6-4		0-0 HBP S 1B	4 0 1 0 0 1 1 0 0 0 0 0 0 0	AB 32 R 2 H 6 RBI 2 BB 6 SO 7 LOB 22											
Scott Karl, L (1, 1) OBP: 0.175, SLG: 0.083 Bob Hamelin, L (7, PH) OBP: 0.267, SLG: 0.350 David Weathers, R (7, 1) OBP: 0.136, SLG: 0.200 Darrin Jackson, R (9, PH) OBP: 0.265, SLG: 0.369			1-1 G5-3		1-3 K		1-3 K		4-2 HBP BB	2 0 0 0 0 1 0 1 0 0 0 0 1 1 0 0 0 0 0 0 0 0 0 0 0 1 0 0												
Inning Stats	R: 0 E: 0 K: 1 S: 8	H: 0 LOB: 0 BB: 1 P: 15	R: 0 E: 0 K: 1 S: 15	H: 0 LOB: 1 BB: 1 P: 26	R: 0 E: 0 K: 1 S: 8	H: 0 LOB: 0 BB: 0 P: 12	R: 1 E: 0 K: 0 S: 16	H: 1 LOB: 2 BB: 2 P: 30	R: 0 E: 0 K: 1 S: 8	H: 0 LOB: 0 BB: 0 P: 10	R: 0 E: 0 K: 0 S: 7	H: 2 LOB: 1 BB: 0 P: 11	R: 0 E: 0 K: 1 S: 12	H: 0 LOB: 1 BB: 1 P: 18	R: 1 E: 1 K: 2 S: 16	H: 2 LOB: 2 BB: 0 P: 22	R: 0 E: 0 K: 0 S: 12	H: 1 LOB: 3 BB: 1 P: 23	1B: 6 2B: 0 3B: 0 HR: 0	SF: 0 SAC: 0 DP: 1 HBP: 1	WP: 0 PB: 0 SB: 2 CS: 1	PA: 39
PITCHER	IP WLS BF H R ER SO BB IBB HBP BLK WP HR S P ERA WHIP																					
Matt Morris, R (1, 1) ERA: 2.04	5.0 W 19 1 1 1 4 4 0 0 0 0 0 0 55 93 1.80 1.000																					
Mark Petkovsek, R (6, 1) ERA: 5.36	3.0 14 4 1 0 3 1 0 0 0 0 0 0 35 51 0.00 1.667																					
Rick Croushore, R (9, 1) ERA: 3.79	1.0 S 6 1 0 0 0 1 0 1 0 0 0 0 12 23 0.00 2.000																					

Milwaukee Brewers @ St. Louis Cardinals
 Busch Stadium, St. Louis, MO
 Thu Jul 30 1998, 7:05 PM CDT
 Att. 35,766 - Cloudy - 71 F

livebaseballscorecards.com



Batter	1	2	3	4	5	6	7	8	9
Royce Clayton, R OBP: 0.313, SLG: 0.327 (1, 6)	3-3 SAFE 1B	3-1 SAFE 1B			0-1 L8		0-0 G5-3		
Ray Lankford, L OBP: 0.392, SLG: 0.500 (1, 8)	2-3 SAFE 1B	3-3 SAFE 1B			1-3 K			2-0 L6-4 2B	
Mark McGwire, R OBP: 0.473, SLG: 0.737 (1, 3)	0-0 L8				4-1 G4-6-3 BB			0-0 L6-4 2-3	
Brian Jordan, R OBP: 0.369, SLG: 0.551 (1, 9)		1-1 1B 2B			0-1 L8			3-2 G6-3	
Gary Gaetti, R OBP: 0.336, SLG: 0.444 (1, 5)		0-1 B1-4 12 1B 1B 2-3			2-2 G4-6-3 1-2f			0-0 P4	
Ron Gant, R OBP: 0.299, SLG: 0.470 Brian Hunter, R OBP: 0.267, SLG: 0.426 Willie McGee, S OBP: 0.299, SLG: 0.348 (1, 7) (5, 7) (9, 7)		2-3 SAFE SAFE 1B			3-3 SAFE SAFE 1B			4-1 BB	
Eli Marrero, R OBP: 0.303, SLG: 0.366 (1, 2)		1-2 B1-4 12 1B 1B 3-H			0-0 F7			1-1 P6	
Matt Morris, R OBP: 0.364, SLG: 0.250 Mark Petkovsek, R OBP: 0.348, SLG: 0.364 Rick Croushore, R (1, 1) (6, 1) (9, 1)		1-1 B1-4 1-2 2-3			0-0 L6			1-2 G6-3	
12 Pat Kelly, R OBP: 0.380, SLG: 0.419 (1, 4)		1-2 1B 2-H 3-H			2-0 L7			2-3 SAFE SAFE 1B	

Inning Stats	R: 0	H: 0	E: 0	K: 2	S: 9	LOB: 0	BB: 0	P: 14
	R: 3	H: 5	E: 0	K: 2	S: 20	LOB: 2	BB: 0	P: 32
	R: 0	H: 0	E: 0	K: 0	S: 6	LOB: 0	BB: 1	P: 12
	R: 0	H: 0	E: 0	K: 1	S: 5	LOB: 0	BB: 0	P: 8
	R: 0	H: 0	E: 0	K: 1	S: 6	LOB: 0	BB: 0	P: 9
	R: 0	H: 1	E: 0	K: 1	S: 9	LOB: 2	BB: 1	P: 16
	R: 0	H: 0	E: 0	K: 1	S: 7	LOB: 0	BB: 0	P: 10
	R: 0	H: 1	E: 0	K: 0	S: 6	LOB: 0	BB: 0	P: 11

PITCHER	IP	WLS	BF	H	R	ER	SO	BB	IBB	HBP	BLK	WP	HR	S	P	ERA	WHIP
Scott Karl, L ERA: 3.9 (1, 1)	6.0	L	25	6	3	3	7	2	0	0	0	0	0	55	91	4.50	1.333
David Weathers, R ERA: 5.33 (7, 1)	2.0		6	1	0	0	1	0	0	0	0	0	0	13	21	0.00	0.500


BOTTOM

Milwaukee Brewers @ St. Louis Cardinals
 Busch Stadium, St. Louis, MO
 Thu Jul 30 1998, 7:05 PM CDT
 Att: 35,766 - Cloudy - 71 F

AB	R	H	RBI	BB	SO	LOB
4	0	1	0	0	1	0
4	0	1	0	0	3	2
3	0	0	0	1	1	1
4	1	2	0	0	0	1
3	1	1	0	0	0	2
2	0	0	0	0	2	2
0	0	0	0	1	0	0
0	0	0	0	0	0	0
3	1	1	1	0	0	2
2	0	0	0	0	0	2
1	0	0	0	0	0	0
0	0	0	0	0	0	0
3	0	1	2	0	1	0

AB	29
R	3
H	7
RBI	3
BB	2
SO	8
LOB	12

WP	PA
0	31
0	
0	
0	



Batter	1	2	3	4	5	6	7	8	9	AB	R	H	RBI	BB	SO	LOB
Gerald Williams, R (1, 9) OBP: 0.324, SLG: 0.430	0-0 CS WP 1B		2-2 L8		0-1 F9			0-0 G5-3		4	0	1	0	0	0	2
Tony Graffano, R (1, 4) OBP: 0.310, SLG: 0.393	2-2 L4 1-3		0-1 HR		0-0 P2			2-1 F9		4	1	1	2	0	0	2
10 Chipper Jones, S (1, 5) OBP: 0.418, SLG: 0.579	2-0 L9		0-0 1B		2-3 K			1-2 G5-3		4	0	1	0	0	1	1
Andres Galarraga, R (1, 3) OBP: 0.394, SLG: 0.597		1-3 K	2-3 K		4-2 CS BB			1-2 SH1-4 1B		3	0	1	0	1	2	1
Andruw Jones, R (1, 8) OBP: 0.308, SLG: 0.477		4-1 BB		2-2 G5-3		0-2 L4 1-2		1-2 SH1-4 1B		3	0	1	0	1	0	1
Danny Bautista, R (1, 7) OBP: 0.269, SLG: 0.350		0-0 F9		4-0 G6-3 BB		0-0 G6-3		1-2 SH1-4 2-3		2	0	0	0	1	0	1
Eddie Pérez, R (1, 2) OBP: 0.364, SLG: 0.449		0-1 F9		3-2 G6-3 1-2		1-2 P6		4-0 IBB		3	0	0	0	0	0	2
Javy Lopez, R (9, PH) OBP: 0.334, SLG: 0.544										0	0	0	0	1	0	0
Walt Weiss, S (1, 6) OBP: 0.413, SLG: 0.362			2-1 SH1-4 HR 1B		2-2 G6-3		2-1 G4-3		3-3 K	3	1	1	0	0	0	1
Greg Colbrunn, R (9, PH) OBP: 0.356, SLG: 0.455										1	0	0	0	0	1	3
Greg Maddux, R (1, 1) OBP: 0.316, SLG: 0.327			3-2 SH1-4		1-2 1B		2-2 G4-3		1-3 K	2	0	1	0	0	0	0
Michael Tucker, L (9, PH) OBP: 0.332, SLG: 0.451										1	0	0	0	0	1	3

BOTTOM

St. Louis Cardinals @ Atlanta Braves
 Turner Field, Atlanta, GA
 Fri Jul 31 1998, 7:05 PM EDT
 Att: 50,662 - Unknown - 82 F

livebaseballscorecards.com

AB	30
R	2
H	7
RBI	2
BB	4
SO	5
LOB	17



Inning Stats	R: 0	H: 1	E: 0	K: 0	S: 5	LOB: 0	BB: 0	P: 9	R: 0	H: 0	E: 0	K: 1	S: 8	LOB: 1	BB: 1	P: 13	R: 2	H: 3	E: 0	K: 1	S: 15	LOB: 1	BB: 0	P: 24	R: 0	H: 0	E: 0	K: 0	S: 10	LOB: 1	BB: 1	P: 21	R: 0	H: 1	E: 0	K: 1	S: 9	LOB: 1	BB: 0	P: 12	R: 0	H: 0	E: 0	K: 0	S: 6	LOB: 0	BB: 1	P: 10	R: 0	H: 0	E: 0	K: 0	S: 8	LOB: 0	BB: 0	P: 13	R: 0	H: 0	E: 0	K: 0	S: 6	LOB: 0	BB: 0	P: 9	R: 0	H: 2	E: 0	K: 2	S: 16	LOB: 3	BB: 1	P: 27	1B: 6	2B: 0	3B: 0	HR: 1	SF: 0	SAC: 2	DP: 0	HBP: 0	WP: 1	PA: 36	PB: 0	SB: 0	CS: 2	ERA	WHIP
PITCHER	IP	WLS	BF	H	R	ER	SO	BB	IBB	HBP	BLK	WP	HR	S	P	ERA	WHIP																																																																						
Kent Mercker, L (1, 1) ERA: 5.68	8.0	W	31	6	2	2	3	3	0	0	0	1	1	71	116	2.25	1.125																																																																						
Lance Painter, L (9, 1) ERA: 4.01	1.0	S	5	1	0	0	2	0	1	0	0	0	0	12	22	0.00	1.000																																																																						

Batter	1	2	3	4	5	6	7	8	9	AB R H RBI BB SO LOB	TOP																
12 Pat Kelly, R OBP: 0.356, SLG: 0.373 (1, 4)	1-3 K		2-3 K			2-2 BB BB 1B	3-2 L6			4 0 1 0 0 2 1																	
Ray Lankford, L OBP: 0.394, SLG: 0.507 (1, 8)	3-1 1B		2-3 K			4-2 SAFE 1-2 BB BB		2-2 S 1B		3 0 2 0 1 1 0																	
Mark McGwire, R OBP: 0.467, SLG: 0.721 (1, 3)	0-1 P5		2-3 K			0-2 P2		1-3 SAFE SAFE SAFE 1-2 K		4 0 0 0 0 2 4																	
Brian Jordan, R OBP: 0.370, SLG: 0.547 (1, 9)	0-2 F7			1-1 G4-3		4-2 SAFE 1-2 2-3 BB		1-2 L8		3 0 0 0 1 0 2																	
Willie McGee, S OBP: 0.298, SLG: 0.347 (1, 7)		2-1 2B 1B		3-2 G3		3-3 K		2-2 G3		4 1 1 0 0 1 4																	
Rick Croushore, R (8, 1)										0 0 0 0 0 0 0																	
Curtis King, R (8, 1)										0 0 0 0 0 0 0																	
Eli Marrero, R OBP: 0.299, SLG: 0.367 (1, 2)		2-1 1-H 2B		0-1 G4-3		0-2 F9		1-2 S 1B		4 0 2 1 0 0 3																	
Fernando Tatis, R OBP: 0.300, SLG: 0.356 (1, 5)		2-1 F8			1-1 L9		2-2 F8		3-3 K	4 0 0 0 0 1 2																	
Kent Bottenfield, R OBP: 0.050, SLG: 0.050 (1, 1)		2-3 K			2-2 P9		0-1 G3		2-0 F7	3 0 0 0 0 1 1																	
Lance Painter, L OBP: 1.000, SLG: 1.000 (8, 1)										0 0 0 0 0 0 0																	
John Mabry, L OBP: 0.320, SLG: 0.380 (8, 7)										1 0 0 0 0 0 1																	
Placido Polanco, R OBP: 0.286, SLG: 0.341 (1, 6)		2-2 F7			1-3 K		2-1 1B		1-3 K	3 0 1 0 0 1 1																	
Tom Lampkin, L OBP: 0.337, SLG: 0.379 (9, PH)										1 0 0 0 0 1 1																	
Inning Stats	R: 0 E: 0 K: 1 S: 10	H: 1 LOB: 1 BB: 0 P: 14	R: 1 E: 0 K: 1 S: 13	H: 2 LOB: 1 BB: 0 P: 23	R: 0 E: 0 K: 3 S: 11	H: 0 LOB: 0 BB: 0 P: 17	R: 0 E: 0 K: 0 S: 7	H: 0 LOB: 0 BB: 0 P: 11	R: 0 E: 0 K: 1 S: 9	H: 0 LOB: 0 BB: 0 P: 13	R: 0 E: 0 K: 1 S: 19	H: 1 LOB: 3 BB: 2 P: 32	R: 0 E: 0 K: 0 S: 10	H: 1 LOB: 1 BB: 0 P: 17	R: 0 E: 0 K: 1 S: 16	H: 1 LOB: 1 BB: 0 P: 22	R: 0 E: 0 K: 2 S: 11	H: 1 LOB: 1 BB: 0 P: 18	1B: 6 2B: 1 3B: 0 HR: 0	SF: 0 SAC: 0 DP: 0 HBP: 0	WP: 0 PB: 0 SB: 2 CS: 0	PA: 36					
PITCHER	IP WLS BF H R ER SO BB IBB HBP BLK WP HR S P ERA WHIP																										
Tom Glavine, L ERA: 2.61 (1, 1)	7.0	28	5	1	1	7	2	0	0	0	0	0	0	79	127	1.29	1.000										
Rudy Seanez, R ERA: 1.86 (8, 1)	1.0	W	4	1	0	0	1	0	0	0	0	0	0	16	22	0.00	1.000										
Kerry Ligtenberg, R ERA: 3.2 (9, 1)	1.0	S	4	1	0	0	2	0	0	0	0	0	0	11	18	0.00	1.000										

St. Louis Cardinals @ Atlanta Braves
 Turner Field, Atlanta, GA
 Sat Aug 01 1998, 3:33 AM EDT
 Att. 50,137 - Sunny - 85 F

livebaseballscorecards.com

AB	34
R	1
H	7
RBI	1
BB	2
SO	10
LOB	20



Batter	1	2	3	4	5	6	7	8	9
Walt Weiss, S OBP: 0.409, SLG: 0.359 (1, 6)	1-1 G4-3		1-1 G5-3		2-2 G4-3		2-2 1B	1-2 G3	
Tony Graffanino, R OBP: 0.308, SLG: 0.390 (1, 4)	1-3 K		3-3 K			1-0 10 1B	1-3 K		
Rudy Seanez, R (8, 1)									
Kerry Ligtenberg, R (9, 1)									
10 Chipper Jones, S OBP: 0.417, SLG: 0.576 (1, 5)	3-3 K			1-1 G3		1-0 BB 1B		0-0 F9	
Andres Galarraga, R OBP: 0.393, SLG: 0.594 (1, 3)		1-3 K		2-3 K		1-3 K		3-2 1B 1B	
Ryan Klesko, L OBP: 0.354, SLG: 0.500 (1, 7)		2-2 BLK 1B		3-3 K		1-1 P3		1-1 BB 1B	
Gerald Williams, R OBP: 0.324, SLG: 0.430 (9, 7)								1-3 FC5-2 1B	
Javy Lopez, R OBP: 0.341, SLG: 0.548 (1, 2)		0-2 BLK 1B			0-0 E5 SH1-3 1B	4-0 BB		1-2 FC5-2 BB 1B	
Michael Tucker, L OBP: 0.331, SLG: 0.447 (1, 9)		3-3 K			0-0 P6	0-0 G4-3		4-0 FC5-2 BB 1B	
Andrew Jones, R OBP: 0.308, SLG: 0.474 (1, 8)		2-0 F8			4-2 SH1-3 BB		3-2 P4	0-2 FC5-2 1B	
Tom Glavine, L OBP: 0.306, SLG: 0.354 (1, 1)			1-2 F8		0-0 SH1-3		0-0 F7	1-2 1B	
Keith Lockhart, L OBP: 0.321, SLG: 0.391 (7, PH)					1-2 2-3			1-2 2-H 3-H	


AB	R	H	RBI	BB	SO	LOB
5	0	1	0	0	0	4
4	0	1	0	0	3	1
0	0	0	0	0	0	0
0	0	0	0	0	0	0
4	0	1	0	0	1	0
4	1	1	0	0	3	2
4	0	2	0	0	1	2
0	0	0	0	0	0	0
3	1	3	1	1	0	0
3	1	0	0	1	1	6
3	0	0	0	1	0	5
1	0	0	0	0	0	0
2	0	1	2	0	0	0

WP	PA
0	37

Inning Stats	R	H	E	K	S	H	LOB	BB	P	R	H	E	K	S	H	LOB	BB	P	R	H	E	K	S	H	LOB	BB	P	R	H	E	K	S	H	LOB	BB	P
R: 0 E: 0 K: 2 S: 9	0	0	0	2	14	R: 0 E: 0 K: 2 S: 14	2	0	22	R: 0 E: 0 K: 1 S: 8	0	0	1	13	R: 0 E: 1 K: 0 S: 9	1	2	1	15	R: 0 E: 0 K: 1 S: 8	2	3	1	16	R: 0 E: 0 K: 1 S: 10	1	1	0	16	R: 3 E: 0 K: 0 S: 18	4	2	1	29		

St. Louis Cardinals @ Atlanta Braves
Turner Field, Atlanta, GA
Sat Aug 01 1998, 3:33 AM EDT
Att: 50,137 - Sunny - 85 F

AB	33
R	3
H	10
RBI	3
BB	3
SO	9
LOB	20



PITCHER	IP	WLS	BF	H	R	ER	SO	BB	IBB	HBP	BLK	WP	HR	S	P	ERA	WHIP
Kent Bottenfield, R ERA: 4.38 (1, 1)	7.0		29	6	0	0	9	2	0	0	1	0	0	67	111	0.00	1.143
Lance Painter, L ERA: 3.97 (8, 1)	0.1		1	0	0	0	0	0	0	0	0	0	0	1	1	0.00	0.000
Rick Crouchshore, R ERA: 4.5 (8, 1)	0.0	L	4	3	1	1	0	1	0	0	0	0	0	8	17	∞	∞
Curtis King, R ERA: 3.89 (8, 1)	0.2		3	1	2	2	0	0	0	0	0	0	0	9	11	27.00	1.500

Batter	1	2	3	4	5	6	7	8	9	AB R H RBI BB SO LOB	TOP											
Fernando Tatis, R (1, 5) OBP: 0.297, SLG: 0.352	2-2 F9		0-1 P7		3-2 P3		0-0 F8			4 0 0 0 0 0 1												
John Mabry, L (1, 7) OBP: 0.316, SLG: 0.374	1-1 G5-3		0-1 F7		0-3 K		3-2 F7			4 0 0 0 0 1 1												
Mark McGwire, R (1, 3) OBP: 0.463, SLG: 0.713	2-2 G4-3			1-3 K2-3	2-3 K			2-3 K		4 0 0 0 0 3 0												
Ray Lankford, L (1, 8) OBP: 0.392, SLG: 0.503		3-3 K		4-2 S 1B BB		2-3 K		1-3 K		3 1 0 0 1 3 0												
Willie McGee, S (1, 9) OBP: 0.302, SLG: 0.354	2-2 G6-3			2-2 1B 2B 1B		0-0 1B 2B		1-0 G5-3		4 2 2 1 0 0 0 0 0 0 0 0 0 0												
Mark Petkovsek, R (8, 1) OBP: 0.348, SLG: 0.364																						
Tom Lampkin, L (1, 2) OBP: 0.335, SLG: 0.376		1-2 1B		2-2 P5		0-0 P6		1-2 G6-3		4 0 1 0 0 0 2												
Luis Ordaz, R (1, 6) OBP: 0.200, SLG: 0.143		1 SAFE 3-3 K		1 SAFE 0-0 2B 1B		0-0 1B		1-1 F9		3 0 2 1 0 1 1 1 0 0 0 0 0 0												
Eli Marrero, R (9, PH) OBP: 0.297, SLG: 0.364																						
Bobby Witt, R (1, 1) OBP: 0.300, SLG: 0.333			4-2 BB		1-0 2B		2-2 SAFE K		1-3 K	1 0 1 1 1 0 0 1 0 0 0 0 0 1 0 0 0 0 0 0 0 1 0 0 0 0 1 0												
John Frascatore, R (5, 1) OBP: 0.200, SLG: 0.200																						
Jeff Brantley, R (6, 1)																						
Brian Jordan, R (8, 9) OBP: 0.370, SLG: 0.546																						
12 Pat Kelly, R (1, 4) OBP: 0.339, SLG: 0.352			1-1 F8		0-3 K		0-0 G1			3 0 0 0 0 1 3												
Inning Stats	R: 0 E: 0 K: 0 S: 8	H: 0 LOB: 0 BB: 0 P: 13	R: 0 E: 0 K: 2 S: 14	H: 1 LOB: 1 BB: 0 P: 23	R: 0 E: 0 K: 0 S: 8	H: 0 LOB: 1 BB: 1 P: 13	R: 2 E: 0 K: 2 S: 16	H: 3 LOB: 2 BB: 1 P: 26	R: 0 E: 0 K: 2 S: 11	H: 0 LOB: 0 BB: 0 P: 16	R: 1 E: 0 K: 1 S: 9	H: 2 LOB: 1 BB: 0 P: 12	R: 0 E: 0 K: 0 S: 5	H: 0 LOB: 0 BB: 0 P: 8	R: 0 E: 0 K: 2 S: 7	H: 0 LOB: 0 BB: 0 P: 11	R: 0 E: 0 K: 1 S: 9	H: 0 LOB: 0 BB: 0 P: 12	1B: 4 2B: 2 3B: 0 HR: 0	SF: 0 SAC: 0 DP: 0 HBP: 0	WP: 0 PB: 0 SB: 1 CS: 0	PA: 35
PITCHER	IP WLS BF H R ER SO BB IBB HBP BLK WP HR S P ERA WHIP																					
Kevin Millwood, R (1, 1) ERA: 4.36	7.0 W 29 6 3 3 8 2 0 0 0 0 0 0 71 111 3.86 1.143																					
Rudy Seanez, R (8, 1) ERA: 1.77	1.0 3 0 0 0 2 0 0 0 0 0 0 0 7 11 0.00 0.000																					
Kerry Ligtenberg, R (9, 1) ERA: 3.14	1.0 S 3 0 0 0 1 0 0 0 0 0 0 0 9 12 0.00 0.000																					

St. Louis Cardinals @ Atlanta Braves
 Turner Field, Atlanta, GA
 Sun Aug 02 1998, 3:33 AM EDT
 Att. 49,296 - Cloudy - 84 F

livebaseballscorecards.com

AB	33
R	3
H	6
RBI	3
BB	2
SO	10
LOB	9



Batter	1	2	3	4	5	6	7	8	9
Walt Weiss, S OBP: 0.411, SLG: 0.361 (1, 6)	2-1 F8		3-1 G3 1B		2-2 10E 1B	1-0 SH1-3		0-0 G1-6-3	
Keith Lockhart, L OBP: 0.323, SLG: 0.391 (1, 4)	4-2 2B BB		0-0 G3 1B		2-2 F7	0-0 E6			
10 Chipper Jones, S OBP: 0.414, SLG: 0.570 (1, 5)	1-3 SAFE K		1-3 K		0-0 E6 1B	1-1 P5			
Ryan Klesko, L OBP: 0.356, SLG: 0.503 (1, 7)	2-0 1-H 2B		2-1 G3		2-2 1B 2B 1B	2-1 G4-3			
Javy Lopez, R OBP: 0.340, SLG: 0.544 (1, 2)	0-0 P6		3-2 P6		1-0 2B 1B		1-1 G5-3		
Greg Colbrunn, R OBP: 0.360, SLG: 0.460 (1, 3)		2-1 WP HBP		3-2 G4-3	2-0 2B		2-3 K		
Michael Tucker, L OBP: 0.330, SLG: 0.442 (1, 9)		3-3 K		2-3 K	4-1 BB		1-0 F8		
Andruw Jones, R OBP: 0.305, SLG: 0.469 (1, 8)		0-0 G6-3		0-1 G4-3	2-3 K		0-0 B3		
Kevin Millwood, R OBP: 0.235, SLG: 0.103 Rudy Seanez, R (8, 1)		2-1 G6-3		2-3 K	3-2 SH1-3 1B		2-2 G1-6-3 1B		
Andres Galarraga, R OBP: 0.394, SLG: 0.595 Danny Bautista, R OBP: 0.269, SLG: 0.350 Kerry Ligtenberg, R (9, 1)									

Inning Stats	R: 1	H: 1	E: 0	LOB: 1	K: 1	S: 9	P: 18	R: 0	H: 0	E: 0	LOB: 1	K: 1	S: 7	P: 14	R: 0	H: 2	E: 0	LOB: 2	K: 1	S: 11	P: 20	R: 0	H: 0	E: 0	LOB: 0	K: 1	S: 9	P: 14	R: 3	H: 4	E: 1	LOB: 3	K: 2	S: 22	P: 39	R: 0	H: 1	E: 1	LOB: 2	K: 0	S: 9	P: 16	R: 0	H: 0	E: 0	LOB: 0	K: 1	S: 9	P: 13	R: 0	H: 1	E: 0	LOB: 1	K: 0	S: 5	P: 7
--------------	------	------	------	--------	------	------	-------	------	------	------	--------	------	------	-------	------	------	------	--------	------	-------	-------	------	------	------	--------	------	------	-------	------	------	------	--------	------	-------	-------	------	------	------	--------	------	------	-------	------	------	------	--------	------	------	-------	------	------	------	--------	------	------	------

PITCHER	IP	WLS	BF	H	R	ER	SO	BB	IBB	HBP	BLK	WP	HR	S	P	ERA	WHIP
Bobby Witt, R ERA: 6.49 (1, 1)	4.2	L	24	7	4	1	5	1	0	0	0	1	0	53	94	1.93	1.714
John Frascatore, R ERA: 4.37 (5, 1)	0.2		5	1	0	0	1	1	0	0	0	0	0	10	20	0.00	3.000
Jeff Brantley, R ERA: 5.4 (6, 1)	1.2		5	0	0	0	1	0	0	0	0	0	0	13	20	0.00	0.000
Mark Petkovsek, R ERA: 5.29 (8, 1)	1.0		3	1	0	0	0	0	0	0	0	0	0	5	7	0.00	1.000

AB	R	H	RBI	BB	SO	LOB
4	1	2	0	0	0	1
3	1	1	0	1	0	2
4	1	0	0	0	2	6
4	1	2	2	0	0	4
4	0	1	1	0	0	3
3	0	1	1	0	1	0
3	0	0	0	1	2	1
4	0	0	0	0	1	4
3	0	1	0	0	1	1
0	0	0	0	0	0	0
1	0	1	0	0	0	0
0	0	0	0	0	0	0
0	0	0	0	0	0	0

WP	PA	3B	SF	SAC	DP	HBP
1	37	0	0	1	1	0

St. Louis Cardinals @ Atlanta Braves
Turner Field, Atlanta, GA
Sun Aug 02 1998, 3:33 AM EDT
Att: 49,296 - Cloudy - 84 F

AB	33
R	4
H	9
RBI	4
BB	2
SO	7
LOB	22



Batter	1	2	3	4	5	6	7	8	9	AB R H RBI BB SO LOB	TOP											
12 Pat Kelly, R OBP: 0.358, SLG: 0.362 (1, 4)	1-1 CS BB 1B		4-2 S HR BB		0-0 B1-3		1-2 SAFE SAFE 1B		0-1 L8	4 1 2 0 1 0 0												
Ron Gant, R OBP: 0.302, SLG: 0.481 (1, 7)	4-2 B 1-2 BB		2-2 SAFE 1-H HR			3-3 K	2-3 K			3 1 1 2 1 2 2												
Mark McGwire, R OBP: 0.462, SLG: 0.711 (1, 3)	1-2 P5		3-3 K			1-1 2B		1-3 K		4 0 1 0 0 2 2												
Ray Lankford, L OBP: 0.392, SLG: 0.510 (1, 8)	1-3 K			0-0 HR		2-3 K		0-1 G5-4-3 1B		2 1 1 1 0 1 2 2 0 1 0 0 1 1												
Willie McGee, S OBP: 0.305, SLG: 0.357 (6, PH) (6, 8)	2-3							0-1 G5-4-3		3 0 0 0 1 0 1												
Eli Marrero, R OBP: 0.295, SLG: 0.354 (1, 2)		1-2 F7		0-0 G1-3		4-0 BB		0-1 G5-4-3		3 0 0 0 1 0 1												
John Mabry, L OBP: 0.313, SLG: 0.370 (1, 9)		1-3 K		1-0 G3-1		0-3 K		1-2 G4-3		3 0 0 0 0 2 2 0 0 0 0 0 0 0 0 0 0 0 0 0 0												
Curtis King, R (6, 1)										1 0 0 0 0 0 0												
John Frascatore, R OBP: 0.200, SLG: 0.200 (8, 1)																						
Placido Polanco, R OBP: 0.279, SLG: 0.333 (9, PH)																						
Fernando Tatis, R OBP: 0.299, SLG: 0.352 (1, 5)		2-3 K		2-2 G4-3			0-1 FC5-4 1B		3-2 HR HBP	3 1 1 0 0 1 0	AB 33 R 5 H 8 RBI 5 BB 3 SO 12 LOB 12											
Darren Oliver, R OBP: 0.125, SLG: 0.250 (1, 1)			1-3 K		1-0 G6-3		SAFE 1-2 FC5-4 FC4-6		1-0 HR	2 0 0 0 0 1 0 0 0 0 0 0 0 0 2 1 1 2 0 0 1												
Tom Lampkin, L OBP: 0.335, SLG: 0.376 (6, 9)																						
Gary Gaetti, R OBP: 0.339, SLG: 0.454 (7, PH) (7, 9)																						
Luis Ordaz, R OBP: 0.188, SLG: 0.133 (1, 6)			1-0 G4-3		1-3 K		0-2 FC4-6 12 1B		3-3 K	3 0 0 0 0 1 1 1 0 0 0 0 1 0												
Brian Jordan, R OBP: 0.369, SLG: 0.544 (9, PH)																						
Inning Stats	R: 0 E: 0 K: 1 S: 11	H: 1 LOB: 1 BB: 1 P: 18	R: 0 E: 0 K: 2 S: 9	H: 0 LOB: 0 BB: 0 P: 13	R: 2 E: 0 K: 2 S: 12	H: 1 LOB: 0 BB: 1 P: 23	R: 1 E: 0 K: 0 S: 6	H: 1 LOB: 0 BB: 0 P: 9	R: 0 E: 0 K: 1 S: 6	H: 0 LOB: 0 BB: 0 P: 8	R: 0 E: 0 K: 3 S: 11	H: 1 LOB: 2 BB: 1 P: 21	R: 0 E: 0 K: 1 S: 15	H: 2 LOB: 2 BB: 0 P: 19	R: 0 E: 0 K: 1 S: 8	H: 1 LOB: 0 BB: 0 P: 9	R: 2 E: 0 K: 1 S: 17	H: 1 LOB: 0 BB: 0 P: 25	1B: 4 2B: 1 3B: 0 HR: 3	SF: 0 SAC: 0 DP: 1 HBP: 1	WP: 0 PB: 0 SB: 1 CS: 1	PA: 37
PITCHER	IP WLS BF H R ER SO BB IBB HBP BLK WP HR S P ERA WHIP																					
Steve Woodard, R ERA: 3.27 (1, 1)	6.0 W 25 5 3 3 9 3 0 0 0 0 2 57 94 4.50 1.333																					
Mike Myers, L ERA: 2.04 (7, 1)	0.2 2 0 0 0 0 0 0 0 0 0 0 7 8 0.00 0.000																					
Eric Plunk, R ERA: 4.1 (7, 1)	1.1 5 2 0 0 2 0 0 0 0 0 0 14 18 0.00 1.500																					
Bob Wickman, R ERA: 2.73 (9, 1)	1.0 S 5 1 2 2 1 0 0 1 0 0 1 17 25 18.00 1.000																					

St. Louis Cardinals @ Milwaukee Brewers
Milwaukee County Stadium, Milwaukee, WI

Mon Aug 03 1998, 8:05 PM EDT
Att. 31,659 - Unknown - 77 F

livebaseballscorecards.com



Batter	1	2	3	4	5	6	7	8	9	AB R H RBI BB SO LOB	TOP									
12 Pat Kelly, R OBP: 0.352, SLG: 0.371 (1, 4) F X	0-1 1B 2B		0-1 L7		1-3 K		0-0 F8			4 0 1 0 0 1 2	St. Louis Cardinals @ Milwaukee Brewers Milwaukee County Stadium, Milwaukee, WI Tue Aug 04 1998, 8:05 PM EDT Att. 28,389 - Cloudy - 73 F livebaseballscorecards.com									
Ray Lankford, L OBP: 0.391, SLG: 0.507 (1, 8) B B F X	2-1 BB 1B		1-2 F7		0-0 P6			1-3 K		4 0 1 0 0 1 0										
Mark McGwire, R OBP: 0.464, SLG: 0.712 (1, 3) B B C S F 1 SAFE 1 SAFE B	4-2 G4-3 1-2 BB			2-1 2B 2B		4-2 G4-6-3 BB		2-3 K		2 1 1 0 2 1 0										
Ron Gant, R OBP: 0.301, SLG: 0.481 (1, 7) C S B B X	2-2 F8			0-1 G4-3 1B 2B 2-H		1-2 F8		0-0 F9		4 1 1 1 0 0 4										
Eli Marrero, R OBP: 0.286, SLG: 0.342 (1, 2) C B X	1-1 G4-3 1-2f			0-2 L3		1-1 G4-6-3 1-2f		1-0 P5		4 0 0 0 0 0 5										
John Mabry, L OBP: 0.312, SLG: 0.368 (1, 9) F C X		0-2 G6-3		1-2 G4-3 2-3			0-0 FC E 1B		2-3 K	4 0 1 0 0 1 1										
Fernando Tatis, R OBP: 0.298, SLG: 0.351 (1, 5) B B S X		2-1 G5-3		3-2 1B 3-H		1-1 FC6 FC 1-2		2-3 K		4 0 1 1 0 1 1										
Matt Morris, R OBP: 0.308, SLG: 0.200 (1, 1) X		0-0 L8		2-0 G5-3		0-0 FC 1-2 2-3				3 0 0 0 0 0 3										
Luis Ordaz, R OBP: 0.176, SLG: 0.125 (1, 6) B B C X			2-1 G6-3		1-3 K		0-0 P4			3 0 0 0 0 1 2										
Inning Stats	R: 0 E: 0 K: 0 S: 12	H: 2 LOB: 2 BB: 1 P: 21	R: 0 E: 0 K: 0 S: 6	H: 0 LOB: 0 BB: 0 P: 8	R: 0 E: 0 K: 0 S: 8	H: 0 LOB: 0 BB: 0 P: 11	R: 2 E: 0 K: 0 S: 16	H: 3 LOB: 1 BB: 0 P: 24	R: 0 E: 0 K: 2 S: 8	H: 0 LOB: 0 BB: 0 P: 10	R: 0 E: 1 K: 0 S: 6	H: 1 LOB: 2 BB: 0 P: 7	R: 0 E: 0 K: 2 S: 7	H: 0 LOB: 0 BB: 0 P: 10	R: 0 E: 0 K: 2 S: 8	H: 0 LOB: 0 BB: 0 P: 13	1B: 3 2B: 3 3B: 0 HR: 0	SF: 0 SAC: 1 DP: 2 HBP: 0	WP: 0 PB: 0 SB: 0 CS: 0	PA: 34
PITCHER	IP WLS BF H R ER SO BB IBB HBP BLK WP HR S P ERA WHIP																			
Scott Karl, L ERA: 3.8 (1, 1)	8.0 L 31 6 2 2 4 2 0 0 0 0 0 0 70 104 2.25 1.000																			
Chad Fox, R ERA: 3.58 (9, 1)	1.0 3 0 0 0 2 0 0 0 0 0 0 0 8 13 0.00 0.000																			

AB	32
R	2
H	6
RBI	2
BB	2
SO	6
LOB	18



Batter	1	2	3	4	5	6	7	8	9	AB R H RBI BB SO LOB	TOP									
12 Pat Kelly, R OBP: 0.342, SLG: 0.358 (1, 4)	1-3 K		1-2 G5-3	0-2 G4-6-3			1-2 G3-6-3 1B		0-1 F8	5 0 1 0 0 1 3	St. Louis Cardinals @ Milwaukee Brewers Milwaukee County Stadium, Milwaukee, WI Wed Aug 05 1998, 8:05 PM EDT Att. 25,969 - Cloudy - 72 F									
Willie McGee, S OBP: 0.300, SLG: 0.350 (1, 9) (8, 7)	0-0 G1-3		1-0 G3		0-0 G1-4-3		0-0 G3-6-3			4 0 0 0 0 0 1										
Ray Lankford, L OBP: 0.389, SLG: 0.503 (1, 8)	2-3 K			4-2 1B S 1B BB	2-1 G3			3-3 K		3 1 0 0 1 2 0										
Ron Gant, R OBP: 0.308, SLG: 0.484 Jeff Brantley, R (1, 7) (8, 1)		2-1 G6-3		1-1 1B S 1-3 FC6-4 1B	4-1 WP BB		1-0 1B			3 1 2 0 1 0 0 0 0 0 0 0 0 0										
John Mabry, L OBP: 0.314, SLG: 0.381 (1, 3)		0-0 HR		3-2 FC6-4 BB 1-3 SH 1B	3-2 G4-3		1-3 K			4 2 2 2 0 1 2										
Fernando Tatis, R OBP: 0.298, SLG: 0.348 (1, 5)		1-3 K		4-2 FC6-4 1-2 BB		2-2 G6-3		2-2 P8		3 0 0 0 1 1 1										
Tom Lampkin, L OBP: 0.333, SLG: 0.373 (1, 2)		3-1 1B		1-2 FC6-4 SH 1B		0-3 K		1-2 G4-3		4 1 1 1 0 1 2										
Kent Mercker, L OBP: 0.214, SLG: 0.225 Brian Jordan, R OBP: 0.370, SLG: 0.545 (1, 1) (8, 9)		1-3 K		1-2 SH 1B		0-0 L4		0-0 1B		2 0 0 1 0 1 1 1 0 1 0 0 0 0										
Luis Ordaz, R OBP: 0.182, SLG: 0.135 (1, 6)			0-1 G2-3	1-2 G4-6-3 1B		0-0 G6-3		1-0 L5		4 0 1 1 0 0 1										
Inning Stats	R: 0 E: 0 K: 2 S: 7	H: 0 LOB: 0 BB: 0 P: 10	R: 1 E: 0 K: 2 S: 11	H: 2 LOB: 1 BB: 0 P: 18	R: 0 E: 0 K: 0 S: 6	H: 0 LOB: 0 BB: 0 P: 8	R: 4 E: 0 K: 0 S: 25	H: 3 LOB: 1 BB: 2 P: 40	R: 0 E: 0 K: 1 S: 7	H: 0 LOB: 0 BB: 0 P: 9	R: 0 E: 0 K: 0 S: 5	H: 1 LOB: 0 BB: 0 P: 6	R: 0 E: 0 K: 2 S: 10	H: 1 LOB: 1 BB: 0 P: 17	R: 0 E: 0 K: 0 S: 8	H: 1 LOB: 1 BB: 0 P: 10	1B: 7 2B: 0 3B: 0 HR: 1	SF: 0 SAC: 1 DP: 2 HBP: 0	WP: 1 PB: 0 SB: 2 CS: 0	PA: 37
PITCHER	IP WLS BF H R ER SO BB IBB HBP BLK WP HR S P ERA WHIP																			
Jeff Juden, R ERA: 5.53 (1, 1)	3.1 L 18 5 5 5 4 2 0 0 0 0 0 1 46 73 13.50 2.100																			
David Weathers, R ERA: 5.15 (4, 1)	0.2 1 0 0 0 0 0 0 0 0 0 0 0 3 3 0.00 0.000																			
Bronswell Patrick, R ERA: 2.77 (5, 1)	3.0 10 1 0 0 1 1 0 0 0 1 0 19 31 0.00 0.667																			
Bill Pulsipher, L ERA: 6.06 (8, 1)	2.0 8 2 0 0 2 0 0 0 0 0 0 0 18 27 0.00 1.000																			

livebaseballscorecards.com

AB	33
R	5
H	8
RBI	5
BB	3
SO	7
LOB	11



Batter	1	2	3	4	5	6	7	8	9	AB R H RBI BB SO LOB	TOP									
Brant Brown, L (1, 8) OBP: 0.358, SLG: 0.526	3-3 K		4-2 BB		1-1 F9		1-0 1B			3 0 1 0 1 1 1										
Mickey Morandini, L (1, 4) OBP: 0.414, SLG: 0.431 Matt Karchner, R (7, 1) Terry Mulholland, R (8, 1) OBP: 0.375, SLG: 0.286	1-2 BB 1B		1-0 F7		0-0 F8		2-1 F7			4 1 1 0 0 0 4 0 0 0 0 0 0 0 0 0 0 0 0 0 0										
Sammy Sosa, R (1, 9) OBP: 0.372, SLG: 0.635	4-1 SAFE E 1B BB		2-3 K		1-0 L8		1-0 P3			3 1 0 0 1 1 1										
Mark Grace, L (1, 3) OBP: 0.411, SLG: 0.493 Jose Nieves, R (7, 6)	2-2 E7 E 1B		2-3 K		1-1 F8 2B		0-0 G6-3			3 1 2 1 0 1 1 1 0 0 0 0 0 0										
Henry Rodriguez, L (1, 7) OBP: 0.333, SLG: 0.522	2-2 E3 L3 2-H 3-H		3-2 F8		0-0 F8		4-0 BB			3 0 0 1 1 0 1										
José Hernández, R (1, 5) OBP: 0.325, SLG: 0.492	2-2 L3 1-2		1-3 K		0-2 F9		2-2 L4			4 0 0 0 0 1 3										
Tyler Houston, L (1, 2) OBP: 0.288, SLG: 0.395			1-1 G6-3		1-0 G3		2-0 G4-3			4 0 0 0 0 0 0										
Manny Alexander, R (1, 6) OBP: 0.276, SLG: 0.353			1-2 L9		1-1 1B		1-2 G6-3			4 0 1 0 0 0 0										
Steve Trachsel, R (1, 1) OBP: 0.348, SLG: 0.317 Dave Stevens, R (5, PH) Jeff Blauser, R (5, PH) Terry Adams, R (5, 1) Felix Heredia, L (6, 1) Sandy Martinez, L (7, PH) OBP: 0.356, SLG: 0.403			0-3 K		0-2 F9		4-2 1B BB			0 0 0 0 0 0 0 1 0 0 0 0 0 1 1 0 1 0 0 0 1 0 0										
Inning Stats	R: 3 E: 2 K: 1 S: 18	H: 2 LOB: 0 BB: 1 P: 32	R: 0 E: 0 K: 1 S: 8	H: 0 LOB: 0 BB: 0 P: 10	R: 0 E: 0 K: 2 S: 9	H: 0 LOB: 1 BB: 1 P: 18	R: 0 E: 0 K: 1 S: 8	H: 0 LOB: 0 BB: 0 P: 13	R: 0 E: 0 K: 0 S: 7	H: 1 LOB: 1 BB: 0 P: 9	R: 0 E: 0 K: 0 S: 11	H: 1 LOB: 2 BB: 1 P: 21	R: 0 E: 0 K: 0 S: 5	H: 0 LOB: 1 BB: 1 P: 12	R: 0 E: 0 K: 0 S: 7	H: 0 LOB: 0 BB: 0 P: 11	1B: 4 2B: 2 3B: 0 HR: 0	SF: 0 SAC: 0 DP: 1 HBP: 0	WP: 0 PB: 0 SB: 0 CS: 0	PA: 36
PITCHER	IP WLS BF H R ER SO BB IBB HBP BLK WP HR S P ERA WHIP																			
Kent Bottenfield, R (1, 1) ERA: 4.17	7.0 W 29 5 3 1 5 3 0 0 0 0 0 0 69 113 1.29 1.143																			
Curtis King, R (8, 1) ERA: 3.48	1.0 4 0 0 0 0 1 0 0 0 0 0 0 5 12 0.00 1.000																			
Rick Croushore, R (9, 1) ERA: 4.38	1.0 3 0 0 0 0 0 0 0 0 0 0 0 7 11 0.00 0.000																			

Chicago Cubs @ St. Louis Cardinals
 Busch Stadium, St. Louis, MO
 Fri Aug 07 1998, 7:05 PM CDT
 Att. 47,911 - Cloudy - 83 F

livebaseballscorecards.com

AB	32
R	3
H	5
RBI	2
BB	4
SO	5
LOB	12



Batter	1	2	3	4	5	6	7	8	9	10	11	12	13	AB R H RBI BB SO LOB	TOP															
Jeff Blausler, R OBP: 0.353, SLG: 0.295 (1, 6)	0-3 K		1-1 G6-3		3-2 G3			1-1 G4-3		1-1 1B		0-0 G5-3	1-2 G1-3	7 0 1 0 0 1 1																
Mickey Morandini, L OBP: 0.418, SLG: 0.433 (1, 4)	2-2 1B		2-1 F7			4-1 BB BB		3-2 F8		0-0 1B		3-1 1B 1B	4-0 BB	5 1 3 0 2 0 0																
Mark Grace, L OBP: 0.412, SLG: 0.489 (1, 3)	2-1 F8			1-1 F8		4-0 G6-4-3 BB			4-0 HR BB		3-0 G6-3	0-0 F9 1B	0-0 G3	5 1 1 0 2 0 5																
Sammy Sosa, R OBP: 0.374, SLG: 0.639 (1, 8) (7, 9)	2-1 F9			4-1 HR BB		1-1 P4			1-0 HR		1-2 G5-3	1-2 1B		5 2 2 3 1 0 3																
Glenallen Hill, R OBP: 0.329, SLG: 0.513 Lance Johnson, L OBP: 0.242, SLG: 0.213 (1, 9) (7, 8)		4-2 1B BB		0-3 K		1-1 G6-4-3			4-2 SH3 BB		1-1 HR 1B	1-1 F9		2 1 0 0 1 1 3 2 1 1 0 1 0 2																
José Hernández, R OBP: 0.328, SLG: 0.503 Terry Adams, R OBP: 0.292, SLG: 0.417 Jose Nieves, R OBP: 0.292, SLG: 0.417 Matt Karchner, R OBP: 0.292, SLG: 0.417 Terry Mulholland, R OBP: 0.292, SLG: 0.417 Tyler Houston, L OBP: 0.292, SLG: 0.417 Brant Brown, L OBP: 0.292, SLG: 0.417 (1, 5) (7, 1) (9, PH) (9, 1) (9, 1) (11, PH) (11, 7)		2-2 1B		2-0 HR			2-2 G4-3		2-0 SH3		1-1 HR	4-0 1B		3 1 2 2 0 1 1 1 2 0 0 0 0 0 0 0 1 0 0																
Henry Rodriguez, L OBP: 0.329, SLG: 0.515 Rod Beck, R OBP: 0.329, SLG: 0.515 Dave Stevens, R OBP: 0.329, SLG: 0.515 (1, 7) (11, 1) (13, 1)		2-1 F9		1-0 F8			2-0 G6-3		0-0 P6		1-0 G4-3	0-1 F9		5 0 0 0 0 0 3 1 0 0 0 0 0 3 0 0 0 0 0 0 0	AB 47 R 8 H 13 RBI 8 BB 8 SO 5 LOB 22															
Scott Servais, R OBP: 0.277, SLG: 0.307 (1, 2)		0-0 SF9-1-3			0-3 K		3-1 G5-3		1-0 G4-3		1-2 1B		1-2 G1-3	5 0 1 1 0 1 1																
Mark Clark, R OBP: 0.087, SLG: 0.023 Felix Heredia, L OBP: 0.087, SLG: 0.023 Manny Alexander, R OBP: 0.276, SLG: 0.351 (1, 1) (7, 1) (7, 5)			1-3 K		0-2 F8			1-3 K		2-2 P5	2-0 P3		0-1 G1-3 1B	2 0 0 0 0 1 0 0 0 0 0 0 0 0 4 0 1 0 0 1 1																
Inning Stats	R: 0 E: 0 K: 1 S: 10	H: 1 LOB: 1 BB: 0 P: 16	R: 1 E: 0 K: 0 S: 8	H: 1 LOB: 0 BB: 1 P: 16	R: 0 E: 0 K: 1 S: 7	H: 0 LOB: 0 BB: 0 P: 11	R: 2 E: 0 K: 1 S: 9	H: 1 LOB: 0 BB: 1 P: 17	R: 0 E: 0 K: 1 S: 11	H: 0 LOB: 1 BB: 2 P: 15	R: 0 E: 0 K: 0 S: 6	H: 0 LOB: 0 BB: 0 P: 13	R: 0 E: 0 K: 1 S: 8	H: 0 LOB: 0 BB: 0 P: 13	R: 2 E: 0 K: 0 S: 6	H: 1 LOB: 1 BB: 2 P: 18	R: 0 E: 0 K: 0 S: 7	H: 2 LOB: 1 BB: 0 P: 13	R: 2 E: 0 K: 0 S: 12	H: 3 LOB: 1 BB: 0 P: 19	R: 1 E: 0 K: 0 S: 11	H: 3 LOB: 3 BB: 1 P: 20	R: 0 E: 0 K: 0 S: 8	H: 1 LOB: 2 BB: 1 P: 16	1B: 10 2B: 1 3B: 0 HR: 3	SF: 1 SAC: 1 DP: 3 HBP: 0	WP: 0 PA: 57 PB: 0 SB: 0 CS: 0			
PITCHER	IP 5.0	WLS 19	BF 19	H 3	R 3	ER 3	SO 4	BB 2	IBB 0	HBP 0	BLK 0	WP 0	HR 1	S 45	P 74	ERA 5.40	WHIP 1.000													
Donovan Osborne, L ERA: 3.03 (1, 1)	2.0	7	0	0	0	0	0	2	0	0	0	0	0	11	28	0.00	1.000													
John Frascatore, R ERA: 4.19 (6, 1)	1.0	3	0	0	0	1	0	0	0	0	0	0	0	8	13	0.00	0.000													
Jeff Brantley, R ERA: 4.95 (8, 1)	0.0	2	1	2	2	0	1	0	0	0	0	1	1	6	∞	∞	∞													
Rick Croushore, R ERA: 4.85 (9, 1)	1.0	4	0	0	0	0	1	0	0	0	0	0	0	5	12	0.00	1.000													
Lance Painter, L ERA: 3.86 (9, 1)																														
PITCHER	IP 1.0	WLS 4	BF 4	H 2	R 0	ER 0	SO 0	BB 0	IBB 0	HBP 0	BLK 0	WP 0	HR 0	S 7	P 13	ERA 0.00	WHIP 2.000													
Mark Petkovsek, R ERA: 5.23 (10, 1)	2.0	13	6	3	3	0	0	0	1	0	0	0	1	23	39	13.50	3.000													
Curtis King, R ERA: 3.95 (11, 1)	1.0	W	5	1	0	0	0	1	0	0	0	0	0	8	16	0.00	2.000													
Bobby Witt, R ERA: 6.43 (13, 1)																														

Chicago Cubs @ St. Louis Cardinals
 Busch Stadium, St. Louis, MO
 Sat Aug 08 1998, 3:33 AM CDT
 Att: 48,064 - Cloudy - 79 F

livebaseballscores.com



Batter	1	2	3	4	5	6	7	8	9	10	11	12	13	AB R H RBI BB SO LOB															
12 Pat Kelly, R OBP: 0.352, SLG: 0.364 (1, 4)	F9		F9		K		E6 2B	G1-3			P4		1B S 1B BB	6 2 2 1 1 1 1															
Brian Jordan, R OBP: 0.374, SLG: 0.553 (1, 9)	F9		F8		K		1B 2B		F8		E6 HR		1B IBB 1B	7 2 2 1 0 1 3															
Mark McGwire, R OBP: 0.467, SLG: 0.712 (1, 3)	F9			HR		1B BB	1B IBB		FC5-4 BB		K		1B IBB	3 1 1 1 4 1 1															
Ray Lankford, L OBP: 0.391, SLG: 0.516 (1, 8)		K		K		K	K		K				1B HR	7 1 2 3 0 5 4															
Ron Gant, R OBP: 0.305, SLG: 0.486 (8, 1)		P4		P3		K	1B		FC5-4		G4-3			4 0 1 1 0 1 1															
Jeff Brantley, R (8, 1)														0 0 0 0 0 0 0															
Rick Croushore, R (9, 1)														0 0 0 0 0 0 0															
Lance Painter, L OBP: 1.000, SLG: 1.000 (9, 1)														0 0 0 0 0 0 0															
Willie McGee, S OBP: 0.296, SLG: 0.346 (9, 7)														2 0 0 0 0 0 1															
Fernando Tatis, R OBP: 0.305, SLG: 0.362 (1, 5)		G5-3		K		1B	1B				G6-3 2B		K	6 0 3 0 0 2 0															
Eli Marrero, R OBP: 0.314, SLG: 0.409 (1, 2)			12 1B 2B		BLK 1B 1B	P6	K				L3		HR	6 2 3 1 0 1 6															
Donovan Osborne, S Tom Langhin, L John Franchione, R John Matusz, R Mark Pughovitch, R Tom Pughovitch, R Curtis King, R Darren Olive, R Bobby Witt, R			B1-4		P8		SH5-4 12 E 2B		G6-3		G6-3		G3	1 0 0 0 0 0 0 1 1 0 0 0 0 0 0 0 0 0 0 0 0 0 0 0 2 1 1 0 0 0 0 0 0 0 0 0 0 0 0 0 1 0 0 0 0 0 0 0 1 0 0 0 0 0 0 0 0 0 0 0 0 0 0 0															
Luis Ordaz, R OBP: 0.200, SLG: 0.161 (1, 6)			G5-3		SH5-4 1B		SH5-4		K2-3		F9		K	5 0 1 1 0 2 2															
Inning Stats	R: 0 E: 0 K: 0 S: 7	H: 0 LOB: 0 BB: 0 P: 13	R: 0 E: 0 K: 1 S: 9	H: 0 LOB: 0 BB: 0 P: 12	R: 0 E: 0 K: 0 S: 10	H: 2 LOB: 2 BB: 0 P: 15	R: 1 E: 0 K: 2 S: 10	H: 1 LOB: 0 BB: 0 P: 18	R: 1 E: 0 K: 2 S: 16	H: 2 LOB: 1 BB: 0 P: 20	R: 0 E: 0 K: 2 S: 12	H: 1 LOB: 2 BB: 1 P: 21	R: 3 E: 1 K: 2 S: 13	H: 5 LOB: 3 BB: 1 P: 22	R: 0 E: 0 K: 1 S: 5	H: 0 LOB: 0 BB: 0 P: 9	R: 0 E: 0 K: 1 S: 8	H: 0 LOB: 1 BB: 1 P: 15	R: 0 E: 0 K: 0 S: 10	H: 1 LOB: 1 BB: 0 P: 12	R: 2 E: 1 K: 1 S: 9	H: 1 LOB: 0 BB: 0 P: 12	R: 1 E: 0 K: 2 S: 10	H: 1 LOB: 0 BB: 0 P: 16	R: 1 E: 0 K: 0 S: 8	H: 2 LOB: 3 BB: 2 P: 19	1B: 9 2B: 4 3B: 0 HR: 3	SF: 0 SAC: 1 DP: 0 HBP: 0	WP: 0 PA: 58 PB: 0 SB: 1 CS: 0

Chicago Cubs @ St. Louis Cardinals
 Busch Stadium, St. Louis, MO
 Sat Aug 08 1998, 3:33 AM CDT
 Att. 48,064 - Cloudy - 79 F

AB	52
R	9
H	16
RBI	9
BB	5
SO	14
LOB	22



livebaseballscorecards.com

Batter	1	2	3	4	5	6	7	8	9	AB R H RBI BB SO LOB	TOP											
Jeff Blausler, R (1, 6) <small>OBP: 0.349, SLG: 0.290</small>	0-2 G1-3	1-1 P8		3-1 G6-3		1-0 G5-3			2-2 F8	5 0 0 0 0 0 5												
Mickey Morandini, L (1, 4) <small>OBP: 0.414, SLG: 0.428</small>	3-2 L8		1-3 K		0-1 G4-3		0-2 F9		1-2 G4-3	5 0 0 0 0 1 0												
Mark Grace, L (1, 3) <small>OBP: 0.411, SLG: 0.486</small>	0-1 G6-3		2-2 G4-3		4-2 1B BB BB		1-0 G3-1		4-2 BB	3 0 0 0 2 0 0												
Sammy Sosa, R (1, 9) <small>OBP: 0.378, SLG: 0.638</small>		4-2 L7 BB E BB	2-2 1B BLK 1B		4-2 1B 1-2 BB		4-1 PB 1B BB		2-3 K	2 1 1 0 3 1 1												
Glenallen Hill, R (1, 7) <small>OBP: 0.332, SLG: 0.515</small> Henry Rodriguez, L (7, PH) <small>OBP: 0.331, SLG: 0.516</small> (7, 7)		2-2 L8	1-2 FC4-6 1B		3-2 G6-4-3 1B		1-0 PB 1B			3 0 2 0 0 0 1 1 0 1 0 0 0 0												
José Hernández, R (1, 5) <small>OBP: 0.328, SLG: 0.500</small> Tyler Houston, L (7, PH) <small>OBP: 0.291, SLG: 0.415</small> (7, 5)		4-0 E 1-2 BB	0-0 FC4-6		1-0 G6-4-3		1-3 K			2 0 0 0 1 0 5 1 0 0 0 0 1 2												
Lance Johnson, L (1, 8) <small>OBP: 0.235, SLG: 0.206</small>		0-0 L7		2-1 L7		1-1 G4-3		1-1 F9		4 0 0 0 0 0 2												
Scott Servais, R (1, 2) <small>OBP: 0.277, SLG: 0.311</small> Brant Brown, L (8, PH) <small>OBP: 0.359, SLG: 0.524</small> Felix Heredia, L (8, 1)		0-2 E4 BB		0-0 2B		1-2 L7		0-0 F7		3 0 1 0 0 0 1 1 0 0 0 0 0 0 0 0 0 0 0 0 0												
Don Wengert, R (1, 1) Matt Karchner, R (6, 1) Sandy Martinez, L (8, PH) <small>OBP: 0.352, SLG: 0.397</small> (8, 2)		4-1 BB		0-2 G1-3		0-1 E4		1-1 P8		2 0 0 0 1 0 1 0 0 0 0 0 0 0 1 0 0 0 0 0 0												
Inning Stats	R: 0 E: 0 K: 0 S: 10	H: 0 LOB: 0 BB: 0 P: 13	R: 1 E: 1 K: 0 S: 15	H: 0 LOB: 3 BB: 3 P: 30	R: 0 E: 0 K: 1 S: 16	H: 2 LOB: 2 BB: 0 P: 22	R: 0 E: 0 K: 0 S: 8	H: 1 LOB: 1 BB: 0 P: 13	R: 0 E: 0 K: 0 S: 14	H: 1 LOB: 2 BB: 2 P: 26	R: 0 E: 1 K: 0 S: 8	H: 0 LOB: 1 BB: 0 P: 11	R: 0 E: 0 K: 1 S: 9	H: 1 LOB: 2 BB: 1 P: 16	R: 0 E: 0 K: 0 S: 5	H: 0 LOB: 0 BB: 0 P: 7	R: 0 E: 0 K: 1 S: 17	H: 0 LOB: 1 BB: 1 P: 26	1B: 4 2B: 1 3B: 0 HR: 0	SF: 0 SAC: 0 DP: 1 HBP: 0	WP: 0 PB: 1 SB: 0 CS: 0	PA: 40
PITCHER	IP WLS BF H R ER SO BB IBB HBP BLK WP HR S P ERA WHIP																					
Darren Oliver, L (1, 1) <small>ERA: 6.1</small>	6.0 W 28 4 1 0 1 5 0 0 0 1 0 0 71 115 0.00 1.500																					
John Frascatore, R (7, 1) <small>ERA: 4.08</small>	2.0 8 1 0 0 1 1 0 0 0 0 0 0 14 23 0.00 1.000																					
Jeff Brantley, R (9, 1) <small>ERA: 4.82</small>	1.0 S 4 0 0 0 1 1 0 0 0 0 0 0 17 26 0.00 1.000																					

Chicago Cubs @ St. Louis Cardinals
 Busch Stadium, St. Louis, MO
 Sun Aug 09 1998, 3:33 AM CDT
 Att. 47,798 - Cloudy - 86 F

AB	33
R	1
H	5
RBI	0
BB	7
SO	3
LOB	18



WP: 0	PA: 40
PB: 1	
SB: 0	
CS: 0	

ERA	WHIP

Batter	1	2	3	4	5	6	7	8	9	AB R H RBI BB SO LOB
12 Pat Kelly, R OBP: 0.348, SLG: 0.350 (1, 4)	F8		K	K		FC6-4 BB				3 0 0 0 1 2 1
Brian Jordan, R OBP: 0.373, SLG: 0.553 (1, 9)	F7		2B		G4-3	FC6-4 1-2f				4 1 1 0 0 0 2
Mark McGwire, R OBP: 0.467, SLG: 0.708 (1, 3)	K		2B		FC4-6 BB					2 0 0 0 2 2 0
Ray Lankford, L OBP: 0.392, SLG: 0.519 (1, 8)		E	2B		P8					4 0 2 1 0 0 1
Ron Gant, R OBP: 0.304, SLG: 0.480 (1, 7)		E6			FC4-6 1-2f					3 0 0 0 1 1 2
Fernando Tatis, R OBP: 0.302, SLG: 0.358 (1, 5)		K	F9		F8					4 0 0 0 0 1 5
Tom Lampkin, L OBP: 0.328, SLG: 0.362 (1, 2)		P8			G6-3					3 0 0 0 1 0 2
Darren Oliver, R OBP: 0.091, SLG: 0.182 (1, 1)		K			K					2 0 0 0 0 2 3
John Mabry, L OBP: 0.317, SLG: 0.396 (6, PH)					K					1 1 1 1 0 0 0
John Frascatore, R OBP: 0.200, SLG: 0.200 (7, 1)					K					0 0 0 0 0 0 0
Eli Marrero, R OBP: 0.312, SLG: 0.406 (8, PH)					K					1 0 0 0 0 1 0
Jeff Brantley, R (9, 1)					K					0 0 0 0 0 0 0
Luis Ordaz, R OBP: 0.206, SLG: 0.169 (1, 6)			G6-3		L7					3 0 1 0 0 0 1

Inning Stats	R: 0	H: 0	E: 0	K: 1	S: 9	LOB: 0	BB: 0	P: 15	R: 0	H: 1	E: 1	K: 2	S: 14	LOB: 2	BB: 0	P: 19	R: 1	H: 2	E: 0	K: 1	S: 12	LOB: 3	BB: 2	P: 26	R: 0	H: 0	E: 0	K: 2	S: 10	LOB: 1	BB: 1	P: 18	R: 0	H: 0	E: 0	K: 0	S: 7	LOB: 1	BB: 1	P: 15	R: 1	H: 2	E: 0	K: 0	S: 17	LOB: 2	BB: 1	P: 28	R: 0	H: 0	E: 0	K: 2	S: 7	LOB: 0	BB: 0	P: 13	R: 0	H: 0	E: 0	K: 1	S: 8	LOB: 0	BB: 0	P: 13	1B: 2	2B: 2	3B: 0	HR: 1	SF: 0	SAC: 0	DP: 0	HBP: 0	WP: 0	PA: 35
--------------	------	------	------	------	------	--------	-------	-------	------	------	------	------	-------	--------	-------	-------	------	------	------	------	-------	--------	-------	-------	------	------	------	------	-------	--------	-------	-------	------	------	------	------	------	--------	-------	-------	------	------	------	------	-------	--------	-------	-------	------	------	------	------	------	--------	-------	-------	------	------	------	------	------	--------	-------	-------	-------	-------	-------	-------	-------	--------	-------	--------	-------	--------


PITCHER	IP	WLS	BF	H	R	ER	SO	BB	IBB	HBP	BLK	WP	HR	S	P	ERA	WHIP
Don Wengert, R ERA: 5.21 (1, 1)	5.2	L	28	5	2	2	6	5	0	0	0	0	1	66	116	3.18	1.765
Matt Karchner, R ERA: 5.31 (6, 1)	1.1		4	0	0	0	2	0	0	0	0	0	0	10	18	0.00	0.000
Felix Heredia, L ERA: 5.4 (8, 1)	1.0		3	0	0	0	1	0	0	0	0	0	0	8	13	0.00	0.000

BOTTOM

Chicago Cubs @ St. Louis Cardinals
 Busch Stadium, St. Louis, MO
 Sun Aug 09 1998, 3:33 AM CDT
 Att: 47,798 - Cloudy - 86 F

livebaseballscorecards.com

AB	30
R	2
H	5
RBI	2
BB	5
SO	9
LOB	17



Batter	1	2	3	4	5	6	7	8	9	AB R H RBI BB SO LOB	TOP
Tony Phillips, S OBP: 0.423, SLG: 0.473 (1, 9) X	0-0 G3	1-1 F7		1-0 L8			3-1 F8		1-3 K	5 0 0 0 0 1 2	
Edgardo Alfonzo, R OBP: 0.348, SLG: 0.390 (1, 5) B X	1-0 31 2B		0-2 P3	0-2 1B			1-0 G6-3 1B			4 1 3 0 0 0 0	
John Olerud, L OBP: 0.445, SLG: 0.546 (1, 3) F B B B B	4-2 31 2B		2-2 L7	1-0 F7			0-0 G6-3 1-2f			3 1 0 0 1 0 3	
31 Mike Piazza, R OBP: 0.373, SLG: 0.516 (1, 2) B B B C C C X	3-2 1-H 2-H 2B		3-2 E6 HR		0-1 G4-3			1-0 G6-3		4 1 1 2 0 0 0	
Todd Hundley, S OBP: 0.264, SLG: 0.291 (1, 7) C F F F F S	1-3 K		1-0 1-H HR		2-3 K			0-1 L8		3 1 1 2 0 2 1	
Lenny Harris, L OBP: 0.315, SLG: 0.322 (7, 7) F F F F S										1 0 0 0 0 0 0	
Brian McRae, S OBP: 0.358, SLG: 0.489 (1, 8) S F B B X	2-2 G4-3		1-0 2B		3-2 F7			2-1 1B		4 0 2 0 0 0 1	
Carlos Baerga, S OBP: 0.317, SLG: 0.388 (1, 4) B C X		1-1 G4-3	3-3 K			2-1 G4-3		0-0 G4-3		4 0 0 0 0 1 2	
Rey Ordenez, R OBP: 0.294, SLG: 0.311 (1, 6) B X		1-0 SH1-4 1B		1-0 L9		0-0 L8		1-1 G6-3		4 0 1 0 0 0 0	
Al Leiter, L OBP: 0.233, SLG: 0.135 (1, 1) M X		0-1 SH1-4		4-2 1B		0-3 K		1-2 G4-3		1 0 0 0 1 1 0	
Dennis Cook, L (8, 1)										0 0 0 0 0 0 0	
Turk Wendell, L (8, 1)										0 0 0 0 0 0 0	
Matt Franco, L (9, PH) OBP: 0.390, SLG: 0.388		1-2								1 0 0 0 0 0 0	
John Franco, L (9, 1)										0 0 0 0 0 0 0	
Inning Stats	R: 2 H: 2 E: 0 LOB: 1 K: 1 BB: 1 S: 15 P: 26	R: 0 H: 1 E: 0 LOB: 1 K: 0 BB: 0 S: 7 P: 10	R: 2 H: 2 E: 1 LOB: 1 K: 1 BB: 0 S: 15 P: 25	R: 0 H: 1 E: 0 LOB: 2 K: 0 BB: 1 S: 8 P: 15	R: 0 H: 0 E: 0 LOB: 0 K: 1 BB: 0 S: 9 P: 14	R: 0 H: 0 E: 0 LOB: 0 K: 1 BB: 0 S: 6 P: 8	R: 0 H: 1 E: 0 LOB: 0 K: 0 BB: 0 S: 4 P: 8	R: 0 H: 1 E: 0 LOB: 1 K: 0 BB: 0 S: 6 P: 9	R: 0 H: 0 E: 0 LOB: 0 K: 1 BB: 0 S: 8 P: 11	1B: 4 SF: 0 2B: 3 SAC: 1 3B: 0 DP: 1 HR: 1 HBP: 0	WP: 0 PA: 37 PB: 0 SB: 0 CS: 0
PITCHER	IP WLS BF H R ER SO BB IBB HBP BLK WP HR S P ERA WHIP										
Matt Morris, R (1, 1) ERA: 1.93	7.0 L 30 7 4 2 4 2 0 0 0 0 0 1 64 106 2.57 1.286										
Rick Croushore, R (8, 1) ERA: 4.61	2.0 7 1 0 0 1 0 0 0 0 0 0 0 14 20 0.00 0.500										

New York Mets @ St. Louis Cardinals
 Busch Stadium, St. Louis, MO
 Mon Aug 10 1998, 7:05 PM CDT
 Att. 41,252 - Cloudy - 91 F

livebaseballscorecards.com

AB	34
R	4
H	8
RBI	4
BB	2
SO	5
LOB	9



Batter	1	2	3	4	5	6	7	8	9	AB	R	H	RBI	BB	SO	LOB
12 Pat Kelly, R OBP: 0.344, SLG: 0.345 (1, 4)	2-2 2B 1B	2-3 K			2-1 P4			3-3 K		4	1	1	0	0	2	1
Ray Lankford, L OBP: 0.393, SLG: 0.521 (1, 8)	2-0 WP SF8 2B		3-2 L7		1-1 F8			2-2 S 1B		4	1	2	1	0	0	0
Mark McGwire, R OBP: 0.465, SLG: 0.702 (1, 3)	4-2 G2-3 WP BB		3-3 K				3-3 K	2-3 K		3	0	0	0	1	3	1
Brian Jordan, R OBP: 0.369, SLG: 0.548 (1, 9)	3-1 SF8 1-2 2-H		2-1 P4				1-0 P6	2-2 P8 1-2		3	0	0	1	0	0	1
Ron Gant, R OBP: 0.300, SLG: 0.473 (1, 7)	3-1 G2-3 2-3			0-1 G6-3			0-0 G6-3	1-2 P9		4	0	0	0	0	0	1
Tom Pagnozzi, R OBP: 0.283, SLG: 0.297 (1, 2)	0-1 G5-3		3-3 K					0-0 L9		3	0	1	0	0	1	1
Willie McGee, S OBP: 0.295, SLG: 0.345 (9, PH)										1	0	0	0	0	0	0
Fernando Tatis, R OBP: 0.306, SLG: 0.361 (1, 5) (8, 6)		4-0 G5-3 SH3-4 BB	3-2 1B				1-1 L1	2-2 1B		3	0	2	0	1	0	1
Matt Morris, R OBP: 0.286, SLG: 0.182 (1, 1)		1-0 SH3-4	2-3 K				3-3 K	2-2 L6		1	0	0	0	0	1	1
John Mabry, L OBP: 0.315, SLG: 0.393 (7, PH) (8, 5)		1-2 SAFE								2	0	0	0	0	1	2
Luis Ordaz, R OBP: 0.200, SLG: 0.164 (1, 6)		3-2 G5-3					0-0 P4	3-3 K		2	0	0	0	0	0	1
Eli Marrero, R OBP: 0.309, SLG: 0.403 (7, PH) Rick Croushore, R (8, 1)										1	0	0	0	0	1	1
										0	0	0	0	0	0	0

Inning Stats	R: 2	H: 2	E: 0	K: 0	S: 12	H: 2	LOB: 1	BB: 1	P: 26	R: 0	H: 0	E: 0	K: 1	S: 8	H: 0	LOB: 1	BB: 1	P: 18	R: 0	H: 0	E: 0	K: 1	S: 8	R: 0	H: 1	E: 0	K: 2	S: 15	R: 0	H: 0	E: 0	K: 0	S: 5	R: 0	H: 0	E: 0	K: 1	S: 6	R: 0	H: 1	E: 0	K: 2	S: 16	R: 0	H: 1	E: 0	K: 2	S: 18	R: 0	H: 1	E: 0	K: 0	S: 10	1B: 4	2B: 2	3B: 0	HR: 0	SF: 1	SAC: 1	DP: 0	HBP: 0
--------------	------	------	------	------	-------	------	--------	-------	-------	------	------	------	------	------	------	--------	-------	-------	------	------	------	------	------	------	------	------	------	-------	------	------	------	------	------	------	------	------	------	------	------	------	------	------	-------	------	------	------	------	-------	------	------	------	------	-------	-------	-------	-------	-------	-------	--------	-------	--------


PITCHER	IP	WLS	BF	H	R	ER	SO	BB	IBB	HBP	BLK	WP	HR	S	P	ERA	WHIP
Al Leiter, L ERA: 2.36 (1, 1)	7.0		27	4	2	2	7	2	0	0	0	1	0	70	127	2.57	0.857
Dennis Cook, L ERA: 2.59 (8, 1)	0.1		2	1	0	0	1	0	0	0	0	0	0	12	17	0.00	3.000
Turk Wendell, R ERA: 3.25 (8, 1)	0.2		2	0	0	0	1	0	0	0	0	0	0	6	10	0.00	0.000
John Franco, L ERA: 4.17 (9, 1)	1.0	S	4	1	0	0	0	0	0	0	0	0	0	10	15	0.00	1.000

BOTTOM

New York Mets @ St. Louis Cardinals
 Busch Stadium, St. Louis, MO

Mon Aug 10 1998, 7:05 PM CDT
 Att: 41,252 - Cloudy - 91 F

AB	31
R	2
H	6
RBI	2
BB	2
SO	9
LOB	11



WP	PA	ERA	WHIP
1	35		
0			
1			
0			

Batter	1	2	3	4	5	6	7	8	9	AB	R	H	RBI	BB	SO	LOB	TOP
Jermaine Allensworth, R (1, 9) <small>OBP: 0.362, SLG: 0.397</small> Tony Phillips, S (8, PH) <small>OBP: 0.420, SLG: 0.467</small> (8, 7)	2-1 	1-1 E7 		1-1 P4 		1-3 		1-0 F8 		4	1	2	1	0	1	1	
Edgardo Alfonzo, R (1, 5) <small>OBP: 0.353, SLG: 0.398</small>	2-0 L9 	0-0 			1-0 31 SF9 		3-2 	2-1 		5	1	4	2	0	0	1	
John Olerud, L (1, 3) <small>OBP: 0.444, SLG: 0.544</small>	3-1 FC5-2 	3-3 			1-0 		1-1 L8 	1-2 		5	0	2	1	0	1	3	
31 Mike Piazza, R (1, 2) <small>OBP: 0.371, SLG: 0.513</small>	3-2 P4 		2-2 		0-0 SF9 		1-1 FC4-6 	0-1 F8 		4	1	1	1	0	0	4	
Brian McRae, S (1, 8) <small>OBP: 0.361, SLG: 0.493</small>		0-0 	2-0 P4 		2-1 FC3-6 		2-2 		2-2 	5	1	3	0	0	0	2	
Todd Hundley, S (1, 7) <small>OBP: 0.264, SLG: 0.289</small> Lenny Harris, L (7, 7) <small>OBP: 0.318, SLG: 0.322</small> (8, 9)		2-3 	1-3 		1-3 		1-1 		4-2 	4	0	1	1	0	3	3	
Luis Lopez, S (1, 4) <small>OBP: 0.342, SLG: 0.357</small>		3-3 	0-0 FC6-4 			1-0 L8 		0-1 	4-1 	4	1	1	0	1	1	2	
Rey Ordonez, R (1, 6) <small>OBP: 0.285, SLG: 0.311</small>		4-0 		2-1 G6-3 		1-0 		1-3 	0-0 FC6-2 	4	1	1	0	1	1	4	
Bobby Jones, R (1, 1) <small>OBP: 0.235, SLG: 0.265</small> Matt Franco, L (8, PH) <small>OBP: 0.394, SLG: 0.393</small> Turk Wendell, L (8, 1) Jorge Fabregas, L (9, PH) <small>OBP: 0.256, SLG: 0.237</small> Greg McMichael, R (9, 1)		0-0 		0-3 		2-0 SH2-6-3 		1-0 	2-0 G3-6-1 	2	1	1	2	0	1	0	
Inning Stats	R: 0 E: 0 K: 0 S: 8 H: 1 LOB: 1 BB: 0 P: 18	R: 4 E: 1 K: 3 S: 15 H: 4 LOB: 1 BB: 1 P: 28	R: 0 E: 0 K: 1 S: 9 H: 1 LOB: 1 BB: 0 P: 14	R: 0 E: 0 K: 1 S: 7 H: 0 LOB: 0 BB: 0 P: 10	R: 1 E: 0 K: 1 S: 8 H: 2 LOB: 1 BB: 0 P: 13	R: 0 E: 0 K: 1 S: 7 H: 1 LOB: 1 BB: 0 P: 11	R: 1 E: 0 K: 0 S: 13 H: 3 LOB: 2 BB: 0 P: 21	R: 2 E: 0 K: 1 S: 14 H: 4 LOB: 2 BB: 0 P: 20	R: 0 E: 0 K: 0 S: 9 H: 1 LOB: 2 BB: 2 P: 21	1B: 13 2B: 4 3B: 0 HR: 0 SF: 1 SAC: 1 DP: 1 HBP: 0	WP: 0 PB: 0 SB: 0 CS: 0	PA: 45					
PITCHER Kent Mercker, L (1, 1) <small>ERA: 5.5</small> Mark Petkovsek, R (6, 1) <small>ERA: 5.21</small> Bobby Witt, R (8, 1) <small>ERA: 6.57</small> Lance Painter, L (8, 1) <small>ERA: 3.82</small> John Frascatore, R (9, 1) <small>ERA: 4.03</small>	IP WLS BF H R ER SO BB IBB HBP BLK WP HR S P ERA WHIP	IP WLS BF H R ER SO BB IBB HBP BLK WP HR S P ERA WHIP	IP WLS BF H R ER SO BB IBB HBP BLK WP HR S P ERA WHIP	IP WLS BF H R ER SO BB IBB HBP BLK WP HR S P ERA WHIP	IP WLS BF H R ER SO BB IBB HBP BLK WP HR S P ERA WHIP	IP WLS BF H R ER SO BB IBB HBP BLK WP HR S P ERA WHIP	IP WLS BF H R ER SO BB IBB HBP BLK WP HR S P ERA WHIP	IP WLS BF H R ER SO BB IBB HBP BLK WP HR S P ERA WHIP	IP WLS BF H R ER SO BB IBB HBP BLK WP HR S P ERA WHIP	ERA WHIP	ERA WHIP						

New York Mets @ St. Louis Cardinals
 Busch Stadium, St. Louis, MO
 Tue Aug 11 1998, 7:05 PM CDT
 Att. 34,489 - Cloudy - 83 F

livebaseballscorecards.com

AB	40
R	8
H	17
RBI	8
BB	3
SO	8
LOB	25



Batter	1	2	3	4	5	6	7	8	9	10	11	12	13	14	AB	R	H	RBI	BB	SO	LOB	TOP								
Tony Phillips, S OBP: 0.415, SLG: 0.454 (1, 9) 10, 7	G4-3			G4-3 1B	K			K		G6-4-3 BB		L8			5	0	1	0	1	2	2									
Edgardo Alfonzo, R OBP: 0.351, SLG: 0.395 (1, 5)	K			F9			G5-3	F8		G6-4-3		1B			6	0	1	0	0	1	2									
Matt Franco, L OBP: 0.385, SLG: 0.382 (1, 3)	G4-3			G4-3			F8	G4-3		1B		G4-3			6	0	1	0	0	0	2									
Todd Hundley, S OBP: 0.253, SLG: 0.276 Jermaine Allensworth, R OBP: 0.360, SLG: 0.394 (1, 7) (9, 7) (10, 9)			F7	G4-3			G3			K				K	4	0	0	0	0	1	1									
Brian McRae, S OBP: 0.365, SLG: 0.491 (1, 8)					1B BB			SH1-4 1B BB		P6		G6-3		CS 1B	3	1	1	0	3	0	0									
Carlos Baerga, S OBP: 0.322, SLG: 0.392 (1, 4)			G4-6-3		SH1-4 1B			SH1-4 1B		HR 1B		BB 1B		G4-3	6	1	4	0	0	0	2									
Jorge Fabregas, L OBP: 0.260, SLG: 0.256 (1, 2)					F8			SH1-4		HR		G6-3 BB		L7	4	1	1	2	1	0	2									
Rey Ordonez, R OBP: 0.286, SLG: 0.311 31 Mike Piazza, R OBP: 0.332, SLG: 0.522 Dennis Cook, L (9, PH) Lenny Harris, L OBP: 0.317, SLG: 0.321 Turk Wendell, L (11, PH) John Franco, L (12, PH)			G1-3		SH1-4 1B			G1-3		HR		G6-3		G4-3	3	0	1	1	0	0	2									
Masato Yoshii, R OBP: 0.105, SLG: 0.083 John Olerud, L OBP: 0.444, SLG: 0.543 Mel Rojas, R (7, PH) Luis Lopez, S OBP: 0.338, SLG: 0.351 (9, PH) (9, 6)			F3		SH1-4			F7		G1-3		L6		G4-3	1	0	0	0	0	0	0									
Inning Stats	R: 0 E: 0 S: 9	H: 0 LOB: 0 P: 17	R: 0 E: 0 S: 4	H: 0 LOB: 0 P: 9	R: 0 E: 0 S: 8	H: 0 LOB: 0 P: 13	R: 0 E: 0 S: 7	H: 1 LOB: 1 P: 11	R: 1 E: 0 S: 10	H: 2 LOB: 2 P: 16	R: 0 E: 0 S: 9	H: 0 LOB: 0 P: 16	R: 0 E: 0 S: 11	H: 0 LOB: 0 P: 15	R: 3 E: 0 S: 14	H: 3 LOB: 0 P: 22	R: 0 E: 0 S: 6	H: 1 LOB: 1 P: 13	R: 0 E: 0 S: 11	H: 1 LOB: 1 P: 17	R: 0 E: 0 S: 9	H: 1 LOB: 1 P: 17	R: 0 E: 0 S: 7	H: 1 LOB: 0 P: 13	R: 0 E: 0 S: 6	H: 0 LOB: 0 P: 8	1B: 9 2B: 0 3B: 0 HR: 2	SF: 0 SAC: 2 DP: 3 HBP: 0	WP: 0 PB: 0 SB: 0 CS: 1	PA: 54
PITCHER	IP	WLS	BF	H	R	ER	SO	BB	IBB	HBP	BLK	WP	HR	S	P	ERA	WHIP													
Kent Bollenfeld, R ERA: 4.03 (1, 1)	6.0		24	4	1	1	2	3	0	0	0	0	0	50	89	1.50	1.167													
Rick Croushore, R ERA: 4.4 (7, 1)	2.0		6	0	0	1	0	0	0	0	0	0	0	16	22	0.00	0.000													
Jeff Brantley, R ERA: 5.45 (9, 1)	0.2		5	3	3	3	1	0	0	0	0	0	2	13	21	40.50	4.500													
Lance Painter, L ERA: 3.58 (9, 1)	2.1		9	2	0	0	0	2	0	0	0	0	0	18	31	0.00	1.714													
Mark Petkovsek, R ERA: 5.09 (12, 1)	2.0		7	2	0	0	1	0	0	0	0	0	0	16	30	0.00	1.000													
PITCHER	IP	WLS	BF	H	R	ER	SO	BB	IBB	HBP	BLK	WP	HR	S	P	ERA	WHIP													
John Frascatore, R ERA: 3.97 (14, 1)	1.0		3	0	0	0	0	0	0	0	0	0	0	6	8	0.00	0.000													

New York Mets @ St. Louis Cardinals
Busch Stadium, St. Louis, MO
 Wed Aug 12 1998, 7:05 PM CDT
 Att. 34,260 - Cloudy - 85 F

livebaseballscorecards.com

AB	47
R	4
H	11
RBI	4
BB	5
SO	5
LOB	18



Batter	1	2	3	4	5	6	7	8	9	AB R H RBI BB SO LOB	TOP		
Tony Womack, L (1, 4) OBP: 0.316, SLG: 0.354	0-0 P6		1-2 E5 18 F8 SH5-3	0-3 K			0-1 2B 1B		1-2 G6-3	5 1 1 0 0 1 3			
Manny Martinez, R (1, 8) OBP: 0.292, SLG: 0.457	2-1 18 2B 2B		0-0 SH5-3		2-3 K		3-2 18 F8 1-H G6-3 2B		1-3 K	4 2 2 1 0 2 0			
18 Jason Kendall, R (1, 2) OBP: 0.412, SLG: 0.477	1-2 1B 2-H 2B		2-1 F8		2-1 FC6-4 1B		1-1 F8		1-3 K	5 1 2 1 0 1 2			
Kevin Young, R (1, 3) OBP: 0.340, SLG: 0.505	0-1 CS 2-H 1B		2-2 P6		2-1 FC6-4 1B		2-0 G6-3			4 0 2 2 0 0 1			
Jose Guillen, R (1, 9) OBP: 0.305, SLG: 0.421	3-2 E3 1-2			3-1 P4	1-2 FC6-4 1-2f 2-3		2-1 G1-3			4 0 0 0 0 0 3			
Al Martin, L (1, 7) OBP: 0.295, SLG: 0.360	0-0 F9			2-0 E 1B 1B	0-3 K		2-0 G1-3			4 0 1 0 0 1 3			
Freddy Garcia, R (1, 5) OBP: 0.303, SLG: 0.507		1-0 CS 1B		0-0 E 1B		1-3 K		0-0 HR		4 1 3 1 0 1 0			
Lou Collier, R (1, 6) OBP: 0.305, SLG: 0.338		1-2 L7		0-1 E1		2-0 G1-3		1-2 G4-6-3 1B		4 0 1 0 0 0 3			
Jon Lieber, L (1, 1) OBP: 0.229, SLG: 0.200 Mark Smith, R (4, PH) OBP: 0.259, SLG: 0.296 Elmer Dessens, R (4, 1) Kevin Polcovich, R (6, PH) OBP: 0.257, SLG: 0.254 Javier Martinez, R (6, 1) Doug Strange, S (8, PH) OBP: 0.230, SLG: 0.225 Mike Williams, R (8, 1)		0-3 K 1-2		0-3 K		1-1 L9		1-2 G4-6-3 1-2f		1 0 0 0 0 0 1 1 1 0 0 0 0 0 1 3 0 0 0 0 0 0 0 0 1 0 0 0 0 0 0 0 0 0 0 0 0 0 0 0 1 0 0 0 0 0 0 1 0 0 0 0 0 0 0 0			
Inning Stats	R: 2 H: 3 E: 1 LOB: 1 K: 0 BB: 0 S: 14 P: 20	R: 0 H: 1 E: 0 LOB: 1 K: 1 BB: 0 S: 8 P: 10	R: 0 H: 0 E: 1 LOB: 1 K: 0 BB: 0 S: 10 P: 15	R: 0 H: 2 E: 1 LOB: 3 K: 2 BB: 0 S: 13 P: 18	R: 0 H: 2 E: 0 LOB: 2 K: 2 BB: 0 S: 15 P: 22	R: 0 H: 0 E: 0 LOB: 0 K: 1 BB: 0 S: 6 P: 10	R: 2 H: 2 E: 0 LOB: 0 K: 0 BB: 0 S: 10 P: 18	R: 1 H: 2 E: 0 LOB: 0 K: 0 BB: 0 S: 8 P: 12	R: 0 H: 0 E: 0 LOB: 0 K: 2 BB: 0 S: 12 P: 15	1B: 8 SF: 0 2B: 4 SAC: 1 3B: 0 DP: 2 HR: 1 HBP: 0	WP: 0 PA: 39 PB: 0 SB: 1 CS: 2		
PITCHER	IP WLS BF H R ER SO BB IBB HBP BLK WP HR S P ERA WHIP											PITCHER	IP WLS BF H R ER SO BB IBB HBP BLK WP HR S P ERA WHIP
Donovan Osborne, L (1, 1) ERA: 3.02	6.0 W 27 8 2 2 6 0 0 0 0 0 0 0 66 95 3.00 1.333												
John Frascatore, R (7, 1) ERA: 4.15	1.0 5 2 2 2 0 0 0 0 0 0 0 0 10 18 18.00 2.000												
Bobby Witt, R (8, 1) ERA: 6.53	2.0 7 2 1 1 2 0 0 0 0 0 0 1 20 27 4.50 1.000												

Pittsburgh Pirates @ St. Louis Cardinals
 Busch Stadium, St. Louis, MO
 Fri Aug 14 1998, 7:05 PM CDT
 Att. 47,836 - Unknown - 86 F

livebaseballscorecards.com

AB	38
R	5
H	12
RBI	5
BB	0
SO	8
LOB	20



Batter	1	2	3	4	5	6	7	8	9	10	11	12	AB	R	H	RBI	BB	SO	LOB	TOP					
Tony Womack, L OBP: 0.315, SLG: 0.352 (1, 4)	G4-3		SH5-3		G6-3		G1-3		L7				4	0	0	0	1	0	0						
Manny Martinez, R OBP: 0.294, SLG: 0.448 (1, 8)	K		FC3-2		G5-3					2B HBP			5	1	1	0	0	2	4						
18 Jason Kendall, R OBP: 0.411, SLG: 0.482 (1, 2)	K		F9				F9			P8			6	1	2	1	0	1	4						
Kevin Young, R OBP: 0.340, SLG: 0.505 (1, 3)		G5-3		E5		G5-3		G5-3		G6-3			6	1	2	1	0	1	1						
Mark Smith, R OBP: 0.259, SLG: 0.289 (1, 9)	G4-3		G4-3		G6-3		HR			G6-3			3	1	0	0	1	0	1						
Jose Guillen, R OBP: 0.304, SLG: 0.419 (9, 9)							BB						2	0	0	1	0	0	1						
Al Martin, L OBP: 0.293, SLG: 0.365 (1, 7)	G3		L8		L8		HR			G5-3			6	1	1	2	0	1	2						
Freddy Garcia, R OBP: 0.333, SLG: 0.603 (1, 5)			HR		IBB		G5-3			HR			4	2	3	2	1	0	0						
Kevin Polcovich, R OBP: 0.296, SLG: 0.251 (1, 6)			SH5-3		L5		K			B1-3			2	0	0	0	1	1	2						
Mike Williams, R (6, 1)			FC3-2		FC3-2								0	0	0	0	0	0	0						
Adrian Brown, S (9, PH)			1B										0	0	0	0	0	0	0						
Ricardo Rincon, L (9, 1)			BB										0	0	0	0	0	0	0						
Doug Strange, S OBP: 0.226, SLG: 0.225 (11, PH)													0	0	0	0	0	0	0						
Jeff McCurry, R (11, 1)													0	0	0	0	0	0	0						
Chris Peters, L OBP: 0.250, SLG: 0.250 (1, 1)			FC3-2		B5		G6-3			F8			2	0	1	0	0	0	0						
Lou Collier, R OBP: 0.303, SLG: 0.335 (6, 6)			SH5-3										3	0	0	0	0	1	1						
			1B																						
Inning Stats	R: 0 E: 0 K: 2 S: 9	H: 0 LOB: 0 BB: 0 P: 11	R: 0 E: 0 K: 0 S: 5	H: 0 LOB: 0 BB: 0 P: 7	R: 1 E: 0 K: 0 S: 8	H: 2 LOB: 1 BB: 1 P: 12	R: 0 E: 1 K: 0 S: 8	H: 1 LOB: 2 BB: 1 P: 18	R: 0 E: 0 K: 1 S: 11	H: 0 LOB: 0 BB: 1 P: 19	R: 0 E: 0 K: 1 S: 7	H: 0 LOB: 0 BB: 0 P: 12	R: 1 E: 0 K: 0 S: 10	H: 1 LOB: 0 BB: 0 P: 14	R: 2 E: 0 K: 0 S: 11	H: 1 LOB: 0 BB: 0 P: 14	R: 0 E: 0 K: 2 S: 12	H: 1 LOB: 2 BB: 1 P: 22	R: 0 E: 0 K: 1 S: 13	H: 1 LOB: 1 BB: 0 P: 16	1B: 5 2B: 1 3B: 0 HR: 4	SF: 0 SAC: 2 DP: 0 HBP: 1	WP: 0 PB: 0 SB: 1 CS: 0	PA: 51	
PITCHER	IP	WLS	BF	H	R	ER	SO	BB	IBB	HBP	BLK	WP	HR	S	P	ERA	WHIP								
Darren Oliver, L ERA: 6.13 (1, 1)	5.1		24	5	4	4	2	2	0	0	0	0	0	3	45	6.75	1.312								
Mark Petkovsek, R ERA: 5.0 (6, 1)	1.2		6	1	0	0	1	0	0	0	0	0	0	15	19	0.00	0.600								
Rick Croushore, R ERA: 4.7 (8, 1)	3.0		12	2	3	3	1	0	0	1	0	0	1	28	40	9.00	0.667								
Jeff Brantley, R ERA: 5.22 (11, 1)	1.2		8	2	0	0	3	0	1	0	0	0	0	22	34	0.00	1.200								
Lance Painter, L ERA: 3.55 (12, 1)	0.1	W	1	0	0	0	0	0	0	0	0	0	0	3	4	0.00	0.000								

Pittsburgh Pirates @ St. Louis Cardinals
 Busch Stadium, St. Louis, MO
 Sat Aug 15 1998, 7:05 PM CDT
 Att. 46,817 - Unknown - 88 F

AB	44
R	7
H	10
RBI	7
BB	4
SO	7
LOB	16



Batter	1	2	3	4	5	6	7	8	9	AB R H RBI BB SO LOB	TOP	
Tony Womack, L (1, 4) OBP: 0.318, SLG: 0.355	1-2 F8		1-1 18 HBP G5-4-3 1B		1-0 P5			4-1 18 1B SH1-4 BB	1-1 2B	4 1 2 1 1 0 0		
Adrian Brown, S (1, 8)	0-0 G6-3		4-0 G5-4-3 18 HBP 1B BB		1-1 L8			1-0 SH1-4	1-1 G3-1	3 1 0 0 1 0 2		
18 Jason Kendall, R (1, 2) OBP: 0.414, SLG: 0.483	1-0 CS 1B		1-1 G5-4-3 HBP		1-1 G5-3			2-1 1B 2-H		3 0 2 1 0 0 0		
Kevin Young, R (1, 3) OBP: 0.343, SLG: 0.510	1-1 CS 1-2	0-1 WP 2B	2-2 G5-4-3		2-2 G1-6-3 1B			0-0 1B		4 0 3 0 0 0 2		
Jose Guillen, R (1, 9) OBP: 0.303, SLG: 0.417		1-3 K	3-2 E 1B		0-2 G1-6-3 1-2f			2-2 F8		4 0 1 1 0 1 4		
Al Martin, L (1, 7) OBP: 0.293, SLG: 0.363		1-3 K	1-3 K		1-2 P6			0-1 BB 2B 1B		4 1 1 0 0 2 2		
Freddy Garcia, R (1, 5) OBP: 0.353, SLG: 0.595		5-1 FC5-4 2-3 BB		4-2 67 B1-6-4 BB			0-0 P4	4-1 2B 1-2 BB		1 0 0 0 3 0 0		
Lou Collier, R (1, 6) OBP: 0.299, SLG: 0.330	1-0 FC5-4 1-2f			0-0 P5			0-1 G6-3	1-3 K		4 0 0 0 0 1 5		
67 Francisco Cordova, R (1, 1) OBP: 0.129, SLG: 0.117 Jon Lieber, L (9, 1) OBP: 0.229, SLG: 0.200			0-0 1B 18 HBP 2B		0-0 B1-6-4		1-1 L9	0-3 K		4 1 1 0 0 1 3 0 0 0 0 0 0 0		
Inning Stats	R: 0 E: 0 K: 0 S: 6 H: 1 LOB: 0 BB: 0 P: 9	R: 0 E: 0 K: 2 S: 11 H: 1 LOB: 2 BB: 1 P: 19	R: 3 E: 1 K: 1 S: 16 H: 3 LOB: 1 BB: 1 P: 27	R: 0 E: 0 K: 0 S: 4 H: 0 LOB: 0 BB: 1 P: 8	R: 0 E: 0 K: 0 S: 5 H: 0 LOB: 0 BB: 0 P: 8	R: 0 E: 0 K: 0 S: 16 H: 1 LOB: 0 BB: 0 P: 19	R: 0 E: 0 K: 0 S: 5 H: 0 LOB: 0 BB: 0 P: 6	R: 0 E: 0 K: 0 S: 8 H: 2 LOB: 2 BB: 1 P: 17	R: 1 E: 0 K: 2 S: 13 H: 2 LOB: 2 BB: 1 P: 20	1B: 7 2B: 3 3B: 0 HR: 0 SF: 0 SAC: 1 DP: 3 HBP: 1	WP: 1 PB: 0 SB: 1 CS: 1 PA: 39	
PITCHER	IP WLS BF H R ER SO BB IBB HBP BLK WP HR S P ERA WHIP											
Matt Morris, R (1, 1) ERA: 2.12	8.0 L 32 8 3 3 3 4 0 1 0 1 0 71 113 3.38 1.500											
Juan Acevedo, R (9, 1) ERA: 3.35	1.0 6 2 1 1 2 1 0 0 0 0 0 0 13 20 9.00 3.000											

Pittsburgh Pirates @ St. Louis Cardinals
 Busch Stadium, St. Louis, MO
 Sun Aug 16 1998, 3:33 AM CDT
 Att. 46,904 - Cloudy - 86 F

AB	31
R	4
H	10
RBI	3
BB	5
SO	5
LOB	18



Batter	1	2	3	4	5	6	7	8	9	AB R H RBI BB SO LOB	TOP											
Delino DeShields, L (1, 4) OBP: 0.403, SLG: 0.454	0-1 F9 K3-2-3-2 2B		1-2 F9			0-0 F8			4-1 1B S BB	3 0 1 0 1 0 1												
Brian Jordan, R (1, 9) OBP: 0.366, SLG: 0.548	0-1 F9 2-3		0-0 G6-3			0-1 G6-4-3 1-2f			1-2 SAFE 1-3 1B	4 0 1 0 0 0 2												
Mark McGwire, R (1, 3) OBP: 0.467, SLG: 0.692	2-3 K3-2-3-2 3-Hf			2-3 K			1-1 F8		2-3 K	4 0 0 0 0 3 3												
Ray Lankford, L (1, 8) OBP: 0.387, SLG: 0.517		2-2 G6-3 1B 2B		0-0 F8			1-1 F9		0-3 K	4 1 1 0 0 1 2												
Ron Gant, R (1, 7) OBP: 0.297, SLG: 0.472		2-2 G6-3 2-3		1-3 K			2-2 G6-3			3 0 0 0 0 1 1												
Fernando Tatis, R (1, 5) OBP: 0.311, SLG: 0.370		2-2 3-H 1B		0-0 CS 1B				3-1 L5		3 0 2 1 0 0 0												
Eli Marrero, R (1, 2) OBP: 0.299, SLG: 0.384		3-1 F9		0-3 K				0-0 G5-3		3 0 0 0 0 1 2												
Kent Mercker, L (1, 1) OBP: 0.200, SLG: 0.209		1-3 K		2-2 G1-3 1-2				2-3 K		2 0 0 0 0 1 2												
Mark Petkovsek, R (6, 1) OBP: 0.348, SLG: 0.364										0 0 0 0 0 0 0												
John Mabry, L (8, PH) OBP: 0.316, SLG: 0.396										1 0 0 0 0 1 0												
Bobby Witt, R (8, 1) OBP: 0.300, SLG: 0.333										0 0 0 0 0 0 0												
Placido Polanco, R (1, 6) OBP: 0.269, SLG: 0.314			0-0 F8			1-0 G6-4-3 1B			0-3 K	2 0 1 0 0 0 0												
Willie McGee, S (9, PH) OBP: 0.294, SLG: 0.340										1 0 0 0 0 1 0												
Inning Stats	R: 0 E: 0 K: 1 S: 7	H: 1 LOB: 1 BB: 0 P: 9	R: 1 E: 0 K: 1 S: 15	H: 2 LOB: 1 BB: 0 P: 25	R: 0 E: 0 K: 2 S: 5	H: 0 LOB: 0 BB: 0 P: 6	R: 0 E: 0 K: 2 S: 7	H: 0 LOB: 0 BB: 0 P: 10	R: 0 E: 0 K: 1 S: 9	H: 1 LOB: 0 BB: 0 P: 11	R: 0 E: 0 K: 0 S: 4	H: 1 LOB: 0 BB: 0 P: 5	R: 0 E: 0 K: 0 S: 7	H: 0 LOB: 0 BB: 0 P: 11	R: 0 E: 0 K: 1 S: 6	H: 0 LOB: 0 BB: 0 P: 11	R: 0 E: 0 K: 3 S: 16	H: 1 LOB: 2 BB: 1 P: 23	1B: 4 2B: 3 3B: 0 HR: 0	SF: 0 SAC: 0 DP: 2 HBP: 0	WP: 0 PB: 0 SB: 1 CS: 1	PA: 31
PITCHER	IP WLS BF H R ER SO BB IBB HBP BLK WP HR S P ERA WHIP																					
Steve Trachsel, R (1, 1) ERA: 4.05	8.1 W 29 6 1 1 7 1 0 0 0 0 0 0 68 101 1.08 0.840																					
Rod Beck, R (9, 1) ERA: 3.41	0.2 S 2 0 0 0 2 0 0 0 0 0 0 0 8 10 0.00 0.000																					

St. Louis Cardinals @ Chicago Cubs
 Wrigley Field, Chicago, IL
 Tue Aug 18 1998, 7:05 PM CDT
 Att. 40,249 - Unknown - 72 F

livebaseballscorecards.com

AB	30
R	1
H	6
RBI	1
BB	1
SO	9
LOB	13



BOTTOM

St. Louis Cardinals @ Chicago Cubs
Wrigley Field, Chicago, IL
Wed Aug 19 1998, 3:33 AM CDT
Att. 39,689 - Cloudy - 70 F

livebaseballscorecards.com

AB 38
R 6
H 9
RBI 6
BB 5
SO 5
LOB 11



WP: 0 PA: 43
PB: 0
SB: 0
CS: 1

AB R H RBI BB SO LOB

3 1 1 0 1 0 1
0 0 0 0 0 0 0
0 0 0 0 0 0 0
1 0 0 0 0 0 0

4 1 2 2 1 1 1

5 1 2 0 0 0 3

4 2 2 2 1 1 0

4 1 1 2 1 1 0

3 0 0 0 0 0 1
2 0 0 0 0 1 3

4 0 0 0 0 1 1

2 0 0 0 0 0 0
0 0 0 0 0 0 0
0 0 0 0 0 0 0
2 0 1 0 0 0 0
0 0 0 0 0 0 0

1B: 5 SF: 0
2B: 1 SAC: 0
3B: 0 DP: 0
HR: 3 HBP: 0

Batter	1	2	3	4	5	6	7	8	9	10
Lance Johnson, L (1, 8) OBP: 0.264, SLG: 0.231	4-2 CS BB		0-0 G3		3-2 L8		2-2 F8		2-1 G3-1	
Mickey Morandini, L (1, 4) OBP: 0.404, SLG: 0.412	4-2 BB		3-2 F7		0-1 HR 1B		1-0 F9		1-1 F8	
Terry Mulholland, R (8, 1) OBP: 0.375, SLG: 0.286										
Don Wengert, R (10, 1)										
Brant Brown, L (10, PH) OBP: 0.352, SLG: 0.510	1-2 BB									
Sammy Sosa, R (1, 9) OBP: 0.363, SLG: 0.645	1-3 BB		2-0 1B		0-0 HR		4-1 BB		1-2 G1-3	
Mark Grace, L (1, 3) OBP: 0.417, SLG: 0.488	1-2 P5			1-1 HR 1B	2-2 F9		3-2 F8		2-2 2B 1B	
Henry Rodriguez, L (1, 7) OBP: 0.336, SLG: 0.544		4-1 HR BB		1-1 HR		0-0 F7		2-3 K	2-1 2B	
José Hernández, R (1, 5) OBP: 0.324, SLG: 0.497		1-1 HR		3-3 K		0-2 E6		2-2 G6-3	4-0 IBB	
Tyler Houston, L (1, 2) OBP: 0.283, SLG: 0.407		3-2 G6-3		1-2 G4-3		1-0 F9		2-3 K	3-2 P3	
Manny Alexander, R (8, 4) OBP: 0.291, SLG: 0.361										
Jeff Blauser, R (1, 6) OBP: 0.346, SLG: 0.300	1-3 BB		2-2 F7		1-1 L4				0-0 P2	
Mark Clark, R (1, 1) OBP: 0.098, SLG: 0.042		0-1 L4			0-0 F7				1-1 F8	
Terry Adams, R (6, 1)										
Felix Heredia, L (6, 1)										
Scott Servais, R (7, 2) OBP: 0.276, SLG: 0.316										
Matt Karchner, R (7, 1)										

Inning Stats	R: 0	H: 0	E: 0	K: 1	S: 12	H: 0	LOB: 1	BB: 2	P: 22	R: 2	H: 1	E: 0	K: 0	S: 5	H: 1	LOB: 1	BB: 0	P: 10	R: 2	H: 2	E: 0	K: 1	S: 13	H: 2	LOB: 0	BB: 0	P: 21	R: 2	H: 2	E: 0	K: 0	S: 14	H: 0	LOB: 1	BB: 0	P: 9	R: 0	H: 1	E: 0	K: 0	S: 11	H: 1	LOB: 2	BB: 1	P: 22	R: 0	H: 0	E: 0	K: 2	S: 10	H: 0	LOB: 0	BB: 0	P: 16	R: 0	H: 0	E: 0	K: 0	S: 5	H: 0	LOB: 0	BB: 0	P: 8	R: 0	H: 2	E: 0	K: 0	S: 16	H: 3	LOB: 3	BB: 1	P: 29
--------------	------	------	------	------	-------	------	--------	-------	-------	------	------	------	------	------	------	--------	-------	-------	------	------	------	------	-------	------	--------	-------	-------	------	------	------	------	-------	------	--------	-------	------	------	------	------	------	-------	------	--------	-------	-------	------	------	------	------	-------	------	--------	-------	-------	------	------	------	------	------	------	--------	-------	------	------	------	------	------	-------	------	--------	-------	-------

PITCHER	IP	WLS	BF	H	R	ER	SO	BB	IBB	HBP	BLK	WP	HR	S	P	ERA	WHIP
Kent Bottenfeld, R (1, 1) ERA: 4.32	5.0		22	6	6	6	3	3	0	0	0	0	3	57	94	10.80	1.800
John Frascatore, R (6, 1) ERA: 4.1	1.0		4	0	0	0	0	0	0	0	0	0	0	7	9	0.00	0.000
Rick Croushore, R (7, 1) ERA: 4.63	0.2		4	1	0	0	0	1	0	0	0	0	0	7	15	0.00	3.000
Lance Painter, L (7, 1) ERA: 3.49	0.2		2	0	0	0	1	0	0	0	0	0	0	7	12	0.00	0.000
Jeff Brantley, R (8, 1) ERA: 5.13	0.2		2	0	0	0	1	0	0	0	0	0	0	7	11	0.00	0.000

PITCHER	IP	WLS	BF	H	R	ER	SO	BB	IBB	HBP	BLK	WP	HR	S	P	ERA	WHIP
Juan Acevedo, R (9, 1) ERA: 3.26	2.0		9	2	0	0	0	0	1	0	0	0	0	21	37	0.00	1.000

Batter	1	2	3	4	5	6	7	8	9	AB R H RBI BB SO LOB	TOP									
Delino DeShields, L (1, 4) OBP: 0.402, SLG: 0.464	2-0 F9		3-3 K			1-2 G1-3			1-2 G6-3	4 0 0 0 0 1 0	St. Louis Cardinals @ New York Mets Shea Stadium, Flushing, NY Thu Aug 20 1998, 7:05 PM EDT Sunny - 77 F									
Brian Jordan, R (1, 9) OBP: 0.367, SLG: 0.554	1-0 P3			2-2 P6			2-0 HR		1-3 K	4 1 1 1 0 1 0										
Mark McGwire, R (1, 3) OBP: 0.468, SLG: 0.708	3-3 K			0-1 L5			2-1 HR		2-1 F8	4 1 1 1 0 1 0										
Ray Lankford, L (1, 8) OBP: 0.388, SLG: 0.525		1-1 G6-3 1B		1-0 P6			0-0 F8			3 0 1 0 0 0 0										
Willie McGee, S (1, 7) OBP: 0.290, SLG: 0.335		0-0 L7			1-0 G3		1-0 G5-3			3 0 0 0 0 0 1										
Fernando Tatis, R (1, 5) OBP: 0.310, SLG: 0.369		0-1 G6-3			0-3 K		3-3 K			3 0 0 0 0 2 1										
Tom Lampkin, L (1, 2) OBP: 0.329, SLG: 0.397		1-3 K			3-3 K			1-0 F8		3 0 0 0 0 2 1										
Donovan Osborne, S (1, 1) OBP: 0.071, SLG: 0.071			0-2 L3			1-0 F6		0-2 G6-3		3 0 0 0 0 0 0										
Juan Acevedo, R (9, 1) OBP: 0.250, SLG: 0.267										0 0 0 0 0 0 0										
Luis Ordaz, R (1, 6) OBP: 0.193, SLG: 0.155			2-0 G6-3			0-0 G1-3		1-1 F8		3 0 0 0 0 0 0										
Inning Stats	R: 0 E: 0 K: 1 S: 5	H: 0 LOB: 0 BB: 0 P: 11	R: 0 E: 0 K: 1 S: 9	H: 1 LOB: 1 BB: 0 P: 11	R: 0 E: 0 K: 1 S: 7	H: 0 LOB: 0 BB: 0 P: 12	R: 0 E: 0 K: 0 S: 7	H: 0 LOB: 0 BB: 0 P: 10	R: 0 E: 0 K: 2 S: 7	H: 0 LOB: 0 BB: 0 P: 11	R: 2 E: 0 K: 1 S: 8	H: 2 LOB: 0 BB: 0 P: 16	R: 0 E: 0 K: 0 S: 6	H: 0 LOB: 0 BB: 0 P: 8	R: 0 E: 0 K: 1 S: 9	H: 0 LOB: 0 BB: 0 P: 13	1B: 1 2B: 0 3B: 0 HR: 2	SF: 0 SAC: 0 DP: 0 HBP: 0	WP: 0 PB: 0 SB: 0 CS: 0	PA: 30
PITCHER	IP WLS BF H R ER SO BB IBB HBP BLK WP HR S P ERA WHIP																			
Willie Blair, R (1, 1) ERA: 5.19	7.0 L 24 3 2 2 6 0 0 0 0 0 0 2 48 78 2.57 0.429																			
Mel Rojas, R (8, 1) ERA: 4.09	1.0 3 0 0 0 0 0 0 0 0 0 0 0 6 8 0.00 0.000																			
Greg McMichael, R (9, 1) ERA: 3.91	1.0 3 0 0 0 0 1 0 0 0 0 0 0 9 13 0.00 0.000																			

livebaseballscorecards.com

AB	30
R	2
H	3
RBI	2
BB	0
SO	7
LOB	3



BOTTOM

St. Louis Cardinals @ New York Mets
 Shea Stadium, Flushing, NY
 Thu Aug 20 1998, 7:05 PM EDT
 Sunny - 77 F

livebaseballscorecards.com

AB	31
R	0
H	4
RBI	0
BB	2
SO	6
LOB	10



WP: 0	PA: 33
PB: 0	SB: 0
CS: 0	

AB	R	H	RBI	BB	SO	LOB
4	0	1	0	0	0	1
4	0	0	0	0	1	1
4	0	1	0	0	0	0
4	0	0	0	0	2	3
3	0	0	0	1	0	1
4	0	0	0	0	3	1
3	0	1	0	0	0	1
3	0	1	0	0	0	0
1	0	0	0	1	0	0
1	0	0	0	0	0	2
0	0	0	0	0	0	0
0	0	0	0	0	0	0

Batter	1	2	3	4	5	6	7	8	9
Tony Phillips, S OBP: 0.417, SLG: 0.450 (1, 9)	2-1 F9 ①		2-1 G1-6-3 ②			1-0 1B 1B		1-2 F9 ①	
Jermaine Allensworth, R OBP: 0.360, SLG: 0.397 (1, 8)	2-2 F7 ②			0-3 K ①		1-1 L3 ②		1-1 G5-3 ②	
Matt Franco, L OBP: 0.380, SLG: 0.377 (1, 3)	1-1 F7 ③			1-1 E4		2-2 1B		0-0 F8 ③	
31 Mike Piazza, R OBP: 0.363, SLG: 0.510 (1, 2)		2-2 F8 ①		1-3 K ②		2-3 K ③		3-0 F3 ①	
Edgardo Alfonzo, R OBP: 0.353, SLG: 0.397 (1, 5)		4-2 FC6 BB		1 SAFE 3-1 F7 ③		1-2 P4 ①		1-0 P6 ②	
Todd Hundley, S OBP: 0.250, SLG: 0.277 (1, 7)		2-3 K ②		1 SAFE 1-3 K ①		1-1 F8 ②		0-3 K ③	
Luis Lopez, S OBP: 0.332, SLG: 0.344 (1, 4)		0-1 FC6 1-2f		0-0 L6 ②		1-1 1B 1B			
Rey Ordonez, R OBP: 0.288, SLG: 0.307 (1, 6)			1-2 L4 ①		1-1 G6-3 ③		0-2 1B		
Willie Blair, R OBP: 0.135, SLG: 0.100 (1, 1)			4-2 G1-6-3 BB			1-1 F9 ①		1-1 G3 ③	
John Olerud, L OBP: 0.442, SLG: 0.550 (7, PH)									
Mel Rojas, R (8, 1)									
Greg McMichael, R (9, 1)									

Inning Stats	R: 0	H: 0	E: 0	LOB: 0	K: 0	S: 7	R: 0	H: 0	E: 0	LOB: 1	K: 1	S: 13	R: 0	H: 0	E: 0	LOB: 0	K: 0	S: 7	R: 0	H: 0	E: 1	LOB: 1	K: 2	S: 12	R: 0	H: 0	E: 0	LOB: 0	K: 1	S: 7	R: 0	H: 2	E: 0	LOB: 2	K: 1	S: 11	R: 0	H: 2	E: 0	LOB: 2	K: 0	S: 13	R: 0	H: 0	E: 0	LOB: 0	K: 1	S: 5	R: 0	H: 0	E: 0	LOB: 0	K: 1	S: 5	1B: 4	SF: 0	2B: 0	SAC: 0	3B: 0	DP: 1	HR: 0	HBP: 0	WP: 0	PA: 33
--------------	------	------	------	--------	------	------	------	------	------	--------	------	-------	------	------	------	--------	------	------	------	------	------	--------	------	-------	------	------	------	--------	------	------	------	------	------	--------	------	-------	------	------	------	--------	------	-------	------	------	------	--------	------	------	------	------	------	--------	------	------	-------	-------	-------	--------	-------	-------	-------	--------	-------	--------

PITCHER	IP	WLS	BF	H	R	ER	SO	BB	IBB	HBP	BLK	WP	HR	S	P	ERA	WHIP
Donovan Osborne, L ERA: 2.54 (1, 1)	8.0	W	30	4	0	0	5	2	0	0	0	0	0	76	116	0.00	0.750
Juan Acevedo, R ERA: 3.22 (9, 1)	1.0	S	3	0	0	0	1	0	0	0	0	0	0	5	9	0.00	0.000

Batter	1	2	3	4	5	6	7	8	9	AB R H RBI BB SO LOB	TOP											
12 Pat Kelly, R OBP: 0.316, SLG: 0.353 (1, 4)	1-3 K	0-0 SAFE F7			1-0 B1-3		3-2 G1-3			4 0 0 0 0 1 1												
Brian Jordan, R OBP: 0.366, SLG: 0.558 (1, 9)	0-0 L1		0-0 HR		3-2 G3			1-2 P6		4 1 1 1 0 0 0												
Mark McGwire, R OBP: 0.470, SLG: 0.716 (1, 3)	3-2 HR		0-0 1B		4-2 BB			1-3 K		3 1 2 1 1 1 0												
Ray Lankford, L OBP: 0.385, SLG: 0.520 (1, 8)	1-0 P6		1-1 L6		3-1 G4-3			0-2 G1-3		4 0 0 0 0 0 2												
John Mabry, L OBP: 0.316, SLG: 0.391 (1, 7)		0-3 K	3-2 F7		2-2 G3			2-1 G3-1		4 0 0 0 0 1 1												
Fernando Tatis, R OBP: 0.310, SLG: 0.371 (1, 5)		3-2 1B	2-3 K		3-3 K			1-1 G4-3		3 1 1 0 0 2 1												
Delino DeShields, L OBP: 0.401, SLG: 0.463 (9, PH)		1B	2B							1 0 0 0 0 0 0												
Eli Marrero, R OBP: 0.293, SLG: 0.372 (1, 2)		0-1 S 1B	2-3 1B		1-3 K		2-1 F8		1-3 K	4 1 1 0 0 2 0												
Darren Oliver, R OBP: 0.063, SLG: 0.125 (1, 1)		1 SAFE K	1-3 K		1-3 K					3 0 0 0 0 3 2												
John Frascatore, R OBP: 0.200, SLG: 0.200 (7, 1)			1-2 K							0 0 0 0 0 0 0												
Placido Polanco, R OBP: 0.268, SLG: 0.309 (1, 6)		0-0 1B			0-3 K			1-2 G5-3		3 0 1 2 0 1 0												
Inning Stats	R: 1 E: 0 K: 1 S: 8	H: 1 LOB: 0 BB: 0 P: 13	R: 2 E: 0 K: 2 S: 13	H: 3 LOB: 1 BB: 0 P: 17	R: 1 E: 0 K: 1 S: 10	H: 2 LOB: 1 BB: 0 P: 16	R: 0 E: 0 K: 3 S: 11	H: 0 LOB: 0 BB: 0 P: 13	R: 0 E: 0 K: 0 S: 8	H: 0 LOB: 1 BB: 1 P: 19	R: 0 E: 0 K: 1 S: 9	H: 0 LOB: 0 BB: 0 P: 16	R: 0 E: 0 K: 1 S: 9	H: 0 LOB: 0 BB: 0 P: 14	R: 0 E: 0 K: 1 S: 10	H: 0 LOB: 0 BB: 0 P: 12	R: 0 E: 0 K: 1 S: 7	H: 0 LOB: 0 BB: 0 P: 11	1B: 3 2B: 1 3B: 0 HR: 2	SF: 0 SAC: 0 DP: 0 HBP: 0	WP: 0 PB: 0 SB: 2 CS: 0	PA: 34
PITCHER	IP WLS BF H R ER SO BB IBB HBP BLK WP HR S P ERA WHIP																					
Rick Reed, R ERA: 2.96 (1, 1)	7.0 W 28 6 4 4 9 1 0 0 0 0 2 68 108 5.14 1.000																					
Turk Wendell, R ERA: 2.82 (8, 1)	2.0 S 6 0 0 0 2 0 0 0 0 0 0 0 17 23 0.00 0.000																					

St. Louis Cardinals @ New York Mets
 Shea Stadium, Flushing, NY
 Thu Aug 20 1998, 7:05 PM EDT
 Att. 45,308 - Unknown - 74 F

AB	33
R	4
H	6
RBI	4
BB	1
SO	11
LOB	7



Batter	1	2	3	4	5	6	7	8	9	AB	R	H	RBI	BB	SO	LOB	TOP
Delino DeShields, L (1, 4) <small>OBP: 0.398, SLG: 0.462</small> Lance Painter, L (8, 1) <small>OBP: 1.000, SLG: 1.000</small> Rick Croushore, R (8, 1) Mark McGwire, R (9, PH) <small>OBP: 0.471, SLG: 0.719</small> Jeff Brantley, R (9, 1)	0-3 K		2-3 K		2-3 K	1-1 FC3 1B		0-0 F8 FC5-4 2B	0-0 E 2B	5	1	1	0	0	3	2	
Willie McGee, S (1, 9) <small>OBP: 0.291, SLG: 0.335</small> (6, 7)	1-3 K		0-0 G4-3		1-2 BB BLK G3-2-3 1B	0-0 L3		0-2 F8	1-1 E8 1B	6	0	2	3	0	1	3	
Brian Jordan, R (1, 8) <small>OBP: 0.368, SLG: 0.555</small> (6, 9)	1-3 K		1-2 F8		4-2 BB 1B	0-0 1B		4-0 FC5-4 IBB	2-3 K	4	0	1	1	2	2	1	
Ron Gant, R (1, 7) <small>OBP: 0.305, SLG: 0.487</small> Placido Polanco, R (6, 6) <small>OBP: 0.259, SLG: 0.298</small>		1-0 HR		3-2 S 1B	4-2 BB	2-1 F9		0-0 FC5-4	1-1 L7	3	1	2	1	1	0	2	
John Mabry, L (1, 3) <small>OBP: 0.314, SLG: 0.388</small>	1-0 L4		1-2 K	1 SAFE 2-3 SAFE K	2-2 G3-2-3		0-0 L6-4 BB 1B	0-3 K		5	0	1	0	0	2	5	
Fernando Tatis, R (1, 5) <small>OBP: 0.315, SLG: 0.370</small>		2-2 CS BB HBP		3-3 K		4-1 WP 1B BB	4-2 BB BB	4-2 E F8 12 WP BB		1	2	0	0	3	1	1	
Eli Marrero, R (1, 2) <small>OBP: 0.302, SLG: 0.371</small>		4-0 CS BB		4-0 IBB		1-1 1B WP FC3 1B	2-1 L6-4	0-0 F8		3	1	1	0	2	0	3	
Matt Morris, R (1, 1) <small>OBP: 0.350, SLG: 0.200</small> 12 Pat Kelly, R (8, 4) <small>OBP: 0.322, SLG: 0.353</small>		4-0 BB		2-3 K		2-2 FC3 1B	4-2 BB	4-2 S 2B BB		2	1	1	1	2	1	2	
Luis Ordaz, R (1, 6) <small>OBP: 0.200, SLG: 0.163</small> Ray Lankford, L (6, PH) <small>OBP: 0.385, SLG: 0.518</small> (6, 8)		0-2 L7		1-1 E6 1B		2-3 K	1-1 G3-1	4-2 E 2B BB		2	1	1	0	0	0	2	
Inning Stats	R: 0 E: 0 K: 3 S: 9 H: 0 LOB: 0 BB: 0 P: 11	R: 1 E: 0 K: 0 S: 8 H: 1 LOB: 2 BB: 2 P: 20	R: 0 E: 0 K: 1 S: 7 H: 0 LOB: 0 BB: 0 P: 10	R: 0 E: 0 K: 3 S: 12 H: 1 LOB: 2 BB: 1 P: 26	R: 1 E: 1 K: 1 S: 19 H: 2 LOB: 2 BB: 2 P: 33	R: 3 E: 0 K: 1 S: 15 H: 3 LOB: 2 BB: 1 P: 27	R: 0 E: 0 K: 0 S: 9 H: 1 LOB: 2 BB: 2 P: 20	R: 1 E: 0 K: 1 S: 9 H: 1 LOB: 1 BB: 1 P: 13	R: 4 E: 2 K: 1 S: 15 H: 2 LOB: 1 BB: 3 P: 31	1B: 8 2B: 3 3B: 0 HR: 1 SF: 0 SAC: 0 DP: 2 HBP: 1	WP: 2 PB: 0 SB: 2 CS: 2	PA: 49					
PITCHER Hideo Nomo, R (1, 1) <small>ERA: 4.77</small> Greg McMichael, R (6, 1) <small>ERA: 3.93</small> Mel Rojas, R (8, 1) <small>ERA: 4.78</small>	IP	WLS	BF	H	R	ER	SO	BB	IBB	HBP	BLK	WP	HR	S	P	ERA	WHIP
	5.0	L	25	5	4	4	8	5	1	1	1	0	1	58	108	7.20	2.000
	2.0		11	3	1	1	1	2	0	0	0	1	0	21	39	4.50	2.500
	2.0		13	3	5	5	2	3	1	0	0	1	0	24	44	22.50	3.000

St. Louis Cardinals @ New York Mets
Shea Stadium, Flushing, NY
Fri Aug 21 1998, 7:05 PM EDT
Sunny - 84 F

livebaseballscorecards.com

AB	36
R	10
H	11
RBI	8
BB	12
SO	11
LOB	27



Batter	1	2	3	4	5	6	7	8	9	AB R H RBI BB SO LOB
Tony Phillips, S (1, 7) OBP: 0.412, SLG: 0.445	2-3 K		4-1 1B BB		1-2 HR 2B		3-1 F9		3-3 K	4 1 1 0 1 2 0
Lenny Harris, L (1, 9) OBP: 0.317, SLG: 0.355 Jermaine Allensworth, R (8, PH) OBP: 0.363, SLG: 0.403	1-0 2B		0-2 FC6-4 1B		0-0 HR			1-1 BB 1B 1B	0-2 P9	3 1 3 2 0 0 0 2 1 1 0 0 0 0
John Olerud, L (1, 3) OBP: 0.440, SLG: 0.544	1-3 K		0-1 FC6-4		2-3 K			2-2 BB 1B 1B		4 1 1 0 0 2 3
Brian McRae, S (1, 8) OBP: 0.362, SLG: 0.492	2-0 G3			4-2 1B BB		3-2 G6-3		4-2 1B BB G3-6-3 BB		2 1 0 0 2 0 1
Matt Franco, L (1, 5) OBP: 0.386, SLG: 0.383 Edgardo Alfonzo, R (8, PH) OBP: 0.351, SLG: 0.393		2-3 K		0-0 G6-4-3 1B		0-0 G3-1 1B		4-2 G3-6-3 1B BB		3 0 2 0 0 1 0 0 0 0 1 1 0 0
Carlos Baerga, S (1, 4) OBP: 0.310, SLG: 0.382		3-2 P7		0-0 P4		0-0 G3-1		0-1 G3-6-3 1B		4 0 1 1 0 0 3
Luis Lopez, S (1, 6) OBP: 0.329, SLG: 0.341		0-1 P5		1-0 G6-4-3		2-0 L9		2-1 G3-6-3		4 0 0 0 0 0 5
Jorge Fabregas, L (1, 2) OBP: 0.266, SLG: 0.263			0-0 F8		0-1 F7		1-2 P6	1-2 G3-1		4 0 0 0 0 0 1
Hideo Nomo, R (1, 1) OBP: 0.178, SLG: 0.227 Greg McMichael, R (6, 1)			2-3 K		3-2 G4-3		2-3 K		0-3 K	2 0 0 0 0 1 0 0 0 0 0 0 0 0 1 0 0 0 0 1 0 0 0 0 0 0 0 0 1 0 0 0 0 1 0
Todd Hundley, S (7, PH) OBP: 0.248, SLG: 0.275 Mel Rojas, R (8, 1) Rey Ordonez, R (9, PH) OBP: 0.287, SLG: 0.309										

Inning Stats	R: 0 E: 0 K: 2 S: 11	H: 1 LOB: 1 BB: 0 P: 17	R: 0 E: 0 K: 1 S: 9	H: 0 LOB: 0 BB: 0 P: 14	R: 0 E: 0 K: 1 S: 11	H: 1 LOB: 2 BB: 1 P: 17	R: 0 E: 0 K: 0 S: 5	H: 1 LOB: 1 BB: 1 P: 10	R: 2 E: 0 K: 1 S: 13	H: 2 LOB: 0 BB: 0 P: 19	R: 0 E: 0 K: 0 S: 8	H: 1 LOB: 1 BB: 0 P: 13	R: 0 E: 0 K: 1 S: 9	H: 0 LOB: 0 BB: 0 P: 15	R: 3 E: 0 K: 0 S: 19	H: 3 LOB: 1 BB: 2 P: 33	R: 0 E: 0 K: 2 S: 10	H: 0 LOB: 0 BB: 0 P: 13	1B: 6 2B: 2 3B: 0 HR: 1	SF: 0 SAC: 0 DP: 2 HBP: 0	WP: 0 PB: 0 SB: 0 CS: 0	PA: 38
--------------	-------------------------------	----------------------------------	------------------------------	----------------------------------	-------------------------------	----------------------------------	------------------------------	----------------------------------	-------------------------------	----------------------------------	------------------------------	----------------------------------	------------------------------	----------------------------------	-------------------------------	----------------------------------	-------------------------------	----------------------------------	----------------------------------	------------------------------------	----------------------------------	--------

PITCHER	IP	WLS	BF	H	R	ER	SO	BB	IBB	HBP	BLK	WP	HR	S	P	ERA	WHIP
Matt Morris, R (1, 1) ERA: 2.17	7.0		28	6	2	2	6	2	0	0	0	0	1	66	105	2.57	1.143
Lance Painter, L (8, 1) ERA: 4.19	0.0		3	2	3	3	0	1	0	0	0	0	0	9	16	∞	∞
Rick Croushore, R (8, 1) ERA: 4.53	1.0		4	1	0	0	0	1	0	0	0	0	0	10	17	0.00	2.000
Jeff Brantley, R (9, 1) ERA: 5.01	1.0		3	0	0	0	2	0	0	0	0	0	0	10	13	0.00	0.000

BOTTOM

St. Louis Cardinals @ New York Mets
Shea Stadium, Flushing, NY
Fri Aug 21 1998, 7:05 PM EDT
Sunny - 84 F

livebaseballscorecards.com

AB	34
R	5
H	9
RBI	4
BB	4
SO	8
LOB	13



Batter	1	2	3	4	5	6	7	8	9	AB R H RBI BB SO LOB	TOP							
Delino DeShields, L (1, 4) OBP: 0.394, SLG: 0.456	0-0 F7		0-1 G3-1		3-3 K		2-0 P4			4 0 0 0 0 1 0								
John Mabry, L (1, 9) OBP: 0.316, SLG: 0.386	2-2 G3		4-1 BB		4-2 BB		0-0 P4			2 0 0 0 2 0 0								
Mark McGwire, R (1, 3) OBP: 0.470, SLG: 0.714	4-1 BB		2-3 K		3-3 K		3-3 K			3 0 0 0 1 3 2								
Ray Lankford, L (1, 8) OBP: 0.382, SLG: 0.513	0-0 F8			2-1 F7		2-2 F8		0-2 G1-3		4 0 0 0 0 0 1								
Ron Gant, R (1, 7) OBP: 0.308, SLG: 0.491		3-2 2B		2-3 K		0-0 2B 1B		3-1 F7		4 0 2 0 0 1 0								
Fernando Tatis, R (1, 5) OBP: 0.317, SLG: 0.372		3-3 K		4-2 E S BB		1-0 2B		3-2 P6		3 0 1 0 1 1 1								
Tom Lampkin, L (1, 2) OBP: 0.329, SLG: 0.393		0-0 P6		4-1 IBB		3-1 FC1-2-5			0-3 K	2 0 0 0 1 0 3								
12 Pat Kelly, R (9, PH) OBP: 0.319, SLG: 0.350				1-3 IBB		2-3 3-H				1 0 0 0 0 1 0	AB 30							
Manny Aybar, R (1, 1) OBP: 0.263, SLG: 0.263		0-3 K		0-0 G4-3		4-1 FC6-4 BB			1-0 G5-3	2 0 0 0 0 1 3	R 0							
Willie McGee, S (6, PH) OBP: 0.293, SLG: 0.335										0 0 0 0 1 0 0	H 3							
Mark Petkovsek, R (6, 1) OBP: 0.348, SLG: 0.364										0 0 0 0 0 0 0	RBI 0							
Brian Jordan, R (9, PH) OBP: 0.367, SLG: 0.554										1 0 0 0 0 0 0	BB 6							
Placido Polanco, R (1, 6) OBP: 0.246, SLG: 0.283		2-2 G3-1			0-0 G4-3		0-0 FC6-4		1-0 G5-3	3 0 0 0 0 0 3	SO 8							
Eli Marrero, R (9, PH) OBP: 0.301, SLG: 0.369										1 0 0 0 0 0 0	LOB 13							
Inning Stats	R: 0 E: 0 K: 0 S: 6	H: 0 LOB: 1 BB: 1 P: 12	R: 0 E: 0 K: 2 S: 13	H: 1 LOB: 1 BB: 0 P: 19	R: 0 E: 0 K: 1 S: 9	H: 0 LOB: 2 BB: 2 P: 21	R: 0 E: 0 K: 2 S: 10	H: 0 LOB: 1 BB: 1 P: 20	R: 0 E: 0 K: 1 S: 6	H: 0 LOB: 0 BB: 0 P: 11	R: 0 E: 0 K: 1 S: 8	H: 0 LOB: 0 BB: 0 P: 14	R: 0 E: 0 K: 1 S: 5	H: 0 LOB: 0 BB: 0 P: 7	1B: 1 2B: 2 3B: 0 HR: 0	SF: 0 SAC: 0 DP: 0 HBP: 0	WP: 0 PB: 0 SB: 1 CS: 0	PA: 36
PITCHER	IP WLS BF H R ER SO BB IBB HBP BLK WP HR S P ERA WHIP																	
Armando Reynoso, R (1, 1) ERA: 1.54	7.0 W 30 3 0 0 7 5 1 0 0 0 0 62 119 0.00 1.143																	
Turk Wendell, R (8, 1) ERA: 2.77	1.0 3 0 0 0 0 0 0 0 0 0 0 8 14 0.00 0.000																	
John Franco, L (9, 1) ERA: 3.86	1.0 S 3 0 0 0 1 0 0 0 0 0 0 5 7 0.00 0.000																	

St. Louis Cardinals @ New York Mets
Shea Stadium, Flushing, NY
 Fri Aug 21 1998, 7:05 PM EDT
 Att. 52,320 - Unknown - 79 F

livebaseballscorecards.com



Batter	1	2	3	4	5	6	7	8	9
Lenny Harris, L (1, 9) OBP: 0.311, SLG: 0.348	0-3 K		0-2 K		2-0 F9		1-2 G4-3		
Edgardo Alfonzo, R (1, 5) OBP: 0.355, SLG: 0.402	1-1 HR		0-0 1B		4-1 BB		0-1 G4-3		
John Olerud, L (1, 3) OBP: 0.436, SLG: 0.540	1-2 F9		1-0 G3		2-1 F7		0-0 G4-3		
31 Mike Piazza, R (1, 2) OBP: 0.363, SLG: 0.516	3-3 K			2-1 G6-3 2B	2-1 F9		4-0 1B FC1-2 BB		
Brian McRae, S (1, 8) OBP: 0.363, SLG: 0.492		2-3 K		0-0 G6-3		2-2 FC5-4 1B	2-0 FC1-2 1B FC5-2 1B		
Todd Hundley, S (1, 7) OBP: 0.250, SLG: 0.269 Jermaine Allensworth, R (7, 7) OBP: 0.363, SLG: 0.403 Tony Phillips, S (8, PH) (9, 7) OBP: 0.416, SLG: 0.450		1-0 L6		4-0 IBB BB		1-3 K	3-0 FC5-2 FC1-2 1B 1-2 2-3		
Carlos Baerga, S (1, 4) OBP: 0.312, SLG: 0.381		4-0 FC5-4 BB		0-1 P4		1-1 FC5-4 1B 1-2	0-0 FC1-2 FC5-2		
Rey Ordonez, R (1, 6) OBP: 0.287, SLG: 0.307		2-2 FC5-4		4-0 IBB		1-1 FC5-4	0-0 FC5-2		
Armando Reynoso, R (1, 1) OBP: 0.188, SLG: 0.188 Turk Wendell, L (8, 1) Matt Franco, L (8, PH) (9, 1) John Franco, L			2-3 K	1-3 K		0-1 G1-3	2-2 G4-3		

Inning Stats	R: 1	H: 1	E: 0	K: 2	S: 13	LOB: 0	BB: 0	P: 18	R: 0	H: 0	E: 0	K: 1	S: 7	LOB: 1	BB: 1	P: 16	R: 0	H: 1	E: 0	K: 2	S: 11	LOB: 1	BB: 0	P: 14	R: 0	H: 1	E: 0	K: 1	S: 8	LOB: 3	BB: 2	P: 19	R: 0	H: 0	E: 0	K: 0	S: 6	LOB: 1	BB: 1	P: 16	R: 0	H: 2	E: 0	K: 1	S: 15	LOB: 2	BB: 0	P: 20	R: 0	H: 0	E: 0	K: 0	S: 6	LOB: 0	BB: 0	P: 7	R: 0	H: 2	E: 0	K: 0	S: 7	LOB: 3	BB: 1	P: 18
--------------	------	------	------	------	-------	--------	-------	-------	------	------	------	------	------	--------	-------	-------	------	------	------	------	-------	--------	-------	-------	------	------	------	------	------	--------	-------	-------	------	------	------	------	------	--------	-------	-------	------	------	------	------	-------	--------	-------	-------	------	------	------	------	------	--------	-------	------	------	------	------	------	------	--------	-------	-------

PITCHER	IP	WLS	BF	H	R	ER	SO	BB	IBB	HBP	BLK	WP	HR	S	P	ERA	WHIP
Manny Aybar, R (1, 1) ERA: 6.82	5.0	L	22	3	1	1	6	3	1	0	0	0	1	45	83	1.80	1.200
Mark Petkovsek, R (6, 1) ERA: 4.77	3.0		14	4	0	0	1	1	0	0	0	0	0	28	45	0.00	1.667


BOTTOM

St. Louis Cardinals @ New York Mets
 Shea Stadium, Flushing, NY
 Fri Aug 21 1998, 7:05 PM EDT
 Att: 52,320 - Unknown - 79 F

AB	R	H	RBI	BB	SO	LOB
4	0	0	0	0	2	0
3	1	2	1	1	0	0
4	0	0	0	0	0	2
3	0	1	0	1	1	1
4	0	2	0	0	1	1
2	0	0	0	0	1	1
0	0	0	0	0	0	0
1	0	1	0	0	0	0
3	0	1	0	1	0	5
3	0	0	0	1	0	6
3	0	0	0	0	2	5
0	0	0	0	0	0	0
1	0	0	0	0	0	3
0	0	0	0	0	0	0

AB	31
R	1
H	7
RBI	1
BB	5
SO	7
LOB	24

WP: 0 PA: 36
 PB: 0
 SB: 0
 CS: 0



PITCHER	IP	WLS	BF	H	R	ER	SO	BB	IBB	HBP	BLK	WP	HR	S	P	ERA	WHIP
---------	----	-----	----	---	---	----	----	----	-----	-----	-----	----	----	---	---	-----	------

Batter	1	2	3	4	5	6	7	8	9	AB R H RBI BB SO LOB	TOP											
Delino DeShields, L (1, 4) <small>OBP: 0.390, SLG: 0.450</small> Eli Marrero, R (8, 3) <small>OBP: 0.299, SLG: 0.366</small>	1-2 G4-3		2-1 G4-3		2-2 G4-3		1-3 K		0-3 K	4 0 0 0 0 1 0 1 0 0 0 0 1 1												
Brian Jordan, R (1, 9) <small>OBP: 0.366, SLG: 0.558</small> 21 Bryan Eversgerd, R (7, 1)	0-3 K		0-0 HR		1-3 K		0-3 K			4 1 1 1 0 3 0 0 0 0 0 0 0 0												
Mark McGwire, R (1, 3) <small>OBP: 0.472, SLG: 0.721</small> Luis Ordaz, R (8, 6) <small>OBP: 0.200, SLG: 0.163</small>	0-2 HR		4-1 BB 1B BB		2-1 HR 1B		2-1 F8			3 2 2 1 1 0 0 0 0 0 0 0 0 0												
Ray Lankford, L (1, 8) <small>OBP: 0.383, SLG: 0.521</small> 12 Pat Kelly, R (8, PH) <small>OBP: 0.316, SLG: 0.346</small>	1-1 G3		1-0 BB 1B		1-0 HR		0-0 L6			3 1 2 2 0 0 0 1 0 0 0 0 0 0												
Ron Gant, R (1, 7) <small>OBP: 0.311, SLG: 0.491</small> Willie McGee, S (7, 9) <small>OBP: 0.292, SLG: 0.333</small>		2-2 G4-6-3 1B	4-0 1-2 2-3 BB		3-3 K2-3		0-1 L4			2 0 1 0 1 1 0 1 0 0 0 0 0 0												
John Mabry, L (1, 5) <small>OBP: 0.316, SLG: 0.384</small>	1-0 G4-6-3		0-1 G1-3		0-2 G6-3 1B		2-3 K			4 0 1 0 0 1 4												
Tom Lampkin, L (1, 2) <small>OBP: 0.327, SLG: 0.387</small>		4-0 BB		2-2 G4-3		1-1 G6-3		0-0 G1-3		3 0 0 0 1 0 1												
Bobby Witt, R (1, 1) <small>OBP: 0.250, SLG: 0.273</small> John Frascatore, R (5, 1) <small>OBP: 0.200, SLG: 0.200</small> Fernando Tatis, R (5, 5) <small>OBP: 0.320, SLG: 0.375</small>		2-3 K		0-0 G6-3		3-2 1B		2-2 1B		2 0 0 0 0 1 1 0 0 0 0 0 0 0 2 0 2 0 0 0 0												
Placido Polanco, R (1, 6) <small>OBP: 0.231, SLG: 0.266</small>			0-0 G6-3		2-0 G5-3		0-3 K		1-0 L6	4 0 0 0 0 1 2												
Inning Stats	R: 1 E: 0 K: 1 S: 12	H: 1 LOB: 0 BB: 0 P: 14	R: 0 E: 0 K: 1 S: 10	H: 1 LOB: 1 BB: 1 P: 19	R: 1 E: 0 K: 0 S: 8	H: 2 LOB: 3 BB: 2 P: 19	R: 0 E: 0 K: 0 S: 5	H: 0 LOB: 0 BB: 0 P: 9	R: 2 E: 0 K: 2 S: 13	H: 2 LOB: 0 BB: 0 P: 22	R: 0 E: 0 K: 1 S: 11	H: 2 LOB: 1 BB: 0 P: 15	R: 0 E: 0 K: 2 S: 8	H: 0 LOB: 0 BB: 0 P: 11	R: 0 E: 0 K: 1 S: 6	H: 0 LOB: 0 BB: 0 P: 8	R: 0 E: 0 K: 1 S: 9	H: 1 LOB: 1 BB: 0 P: 12	1B: 6 2B: 0 3B: 0 HR: 3	SF: 0 SAC: 0 DP: 2 HBP: 0	WP: 0 PB: 0 SB: 0 CS: 0	PA: 37
PITCHER	IP WLS BF H R ER SO BB IBB HBP BLK WP HR S P ERA WHIP																					
67 Francisco Cordova, R (1, 1) <small>ERA: 3.24</small> Mike Williams, R (7, 1) <small>ERA: 2.48</small> Ricardo Rincon, L (8, 1) <small>ERA: 1.95</small> Jeff Tabaka, L (9, 1) <small>ERA: 2.61</small>	6.0 W 27 8 4 4 5 3 0 0 0 0 0 3 59 98 6.00 1.833	1.0 3 0 0 0 2 0 0 0 0 0 0 0 8 11 0.00 0.000	1.0 3 0 0 0 1 0 0 0 0 0 0 0 6 8 0.00 0.000	1.0 4 1 0 0 1 0 0 0 0 0 0 0 9 12 0.00 1.000																		

St. Louis Cardinals @ Pittsburgh Pirates
Three Rivers Stadium, Pittsburgh, PA

Sat Aug 22 1998, 7:05 PM EDT
Att. 45,082 - Unknown - 89 F

livebaseballscorecards.com

AB 34
R 4
H 9
RBI 4
BB 3
SO 9
LOB 9



BOTTOM

St. Louis Cardinals @ Pittsburgh Pirates
Three Rivers Stadium, Pittsburgh, PA

livebaseballscorecards.com

AB	39
R	14
H	16
RBI	12
BB	5
SO	6
LOB	20



WP:	1	PA:	47
PB:	1		
SB:	1		
CS:	0		

Sat Aug 22 1998, 7:05 PM EDT
Att: 45,082 - Unknown - 89 F

Batter	1	2	3	4	5	6	7	8	9
Tony Womack, L OBP: 0.324, SLG: 0.363 Kevin Polcovich, R OBP: 0.264, SLG: 0.250 (1, 4) (8, PH) (9, 4)	2-2 G4-3	2-2 18 1B SF8 1B		0-0 SH5-4 1B	2-2 G3-1		1-1 18 1B SF8 1B	0-3 K	
Adrian Brown, S OBP: 0.333, SLG: 0.280 (1, 8)	0-1 18 BB 2B 1B	4-2 SF8 18 1B BB		1-0 SH5-4	0-1 L6		0-0 18 1B HR 1B	0-1 G5-3	
18 Jason Kendall, R OBP: 0.419, SLG: 0.492 (1, 2)	4-0 2B BB	2-2 1B		2-2 G3		1-0 E 1B	2-2 HR 1B		
Kevin Young, R OBP: 0.347, SLG: 0.517 (1, 3)	1-0 G5-3 2B	1-2 SF8		4-0 IBB		1-2 E5 G6-3 1B	1-2 SF8		
Jose Guillen, R OBP: 0.302, SLG: 0.416 (1, 9)	0-1 G5-3	2-3 K		3-2 P3		1-1 G6-3	1-0 HR		
Al Martin, L OBP: 0.296, SLG: 0.370 Mike Williams, R (7, 1) Doug Strange, S OBP: 0.226, SLG: 0.221 Ricardo Rincon, L (8, 1) Jeff Tabaka, R (9, 1)	3-3 K		1-2 G3		0-0 E7 2B	3-3 K	1-1 F8		
Freddy Garcia, R OBP: 0.383, SLG: 0.624 (1, 5)		4-2 FC6-4 BB	2-1 F8		1-0 1B WP 2B	2-2 F8	3-3 K		
Lou Collier, R OBP: 0.313, SLG: 0.341 (1, 6)		1-0 FC6-4 67 3B	1-0 G6-3		0-0 G3-1 WP 1B		4-2 1B PB 1B BB	1-2 G3-1 1B	
67 Francisco Cordova, R OBP: 0.154, SLG: 0.175 Manny Martinez, R OBP: 0.303, SLG: 0.476 (1, 1) (7, 7)		1-2 18 1B 3B		0-0 SH5-4 1B	1-3 K		2-2 18 1B 1B	0-0 G3-1	

Inning Stats	R: 2	H: 2	E: 0	K: 1	S: 13	H: 2	LOB: 1	BB: 1	P: 23	R: 3	H: 3	E: 0	K: 1	S: 24	R: 0	H: 0	E: 0	K: 0	S: 6	R: 0	H: 2	E: 0	K: 0	S: 12	R: 2	H: 2	E: 1	K: 1	S: 13	R: 1	H: 1	E: 1	K: 1	S: 12	R: 6	H: 5	E: 0	K: 1	S: 22	R: 0	H: 1	E: 0	K: 1	S: 9
--------------	------	------	------	------	-------	------	--------	-------	-------	------	------	------	------	-------	------	------	------	------	------	------	------	------	------	-------	------	------	------	------	-------	------	------	------	------	-------	------	------	------	------	-------	------	------	------	------	------

PITCHER	IP	WLS	BF	H	R	ER	SO	BB	IBB	HBP	BLK	WP	HR	S	P	ERA	WHIP
Bobby Witt, R ERA: 6.73 (1, 1)	4.0	L	26	9	7	6	2	3	1	0	0	0	0	58	100	13.50	3.000
John Frascatore, R ERA: 3.92 (5, 1)	2.0		8	1	1	0	2	0	0	0	0	1	0	22	33	0.00	0.500
21 Bryan Eversgerd, L ERA: 27.0 (7, 1)	2.0		13	6	6	6	2	1	0	0	0	0	1	31	47	27.00	3.500

PITCHER	IP	WLS	BF	H	R	ER	SO	BB	IBB	HBP	BLK	WP	HR	S	P	ERA	WHIP
---------	----	-----	----	---	---	----	----	----	-----	-----	-----	----	----	---	---	-----	------

Batter	1	2	3	4	5	6	7	8	9	AB R H RBI BB SO LOB	TOP											
12 Pat Kelly, R OBP: 0.311, SLG: 0.339 (1, 4)	1-3 K		1-1 G1-3	2-1 1B		2-3 K		1-3 K		5 0 1 0 0 3 1												
Brian Jordan, R OBP: 0.364, SLG: 0.553 (1, 9)	0-0 F8		0-1 FC1-2 BB BB	2-2 G5-3		4-2 WP BB		0-0 L7		4 0 0 0 1 0 3												
Mark McGwire, R OBP: 0.475, SLG: 0.730 (1, 3)	3-2 G4-3		4-2 BB BB		1-1 G4-3 2B	4-2 BB		2-2 HR		3 2 2 1 2 0 0												
Ray Lankford, L OBP: 0.383, SLG: 0.519 (1, 8)		1-2 1B 1B	4-1 BB BB	1-2 BB	1-2 G4-3	3-3 K		2-2 G4-3		4 0 1 0 1 1 3												
Ron Gant, R OBP: 0.306, SLG: 0.482 (1, 7)		2-2 F8	1-1 F8		2-2 G4-3		2-3 K		0-1 L9	5 0 0 1 0 1 4												
Fernando Tatis, R OBP: 0.328, SLG: 0.390 (1, 5)		0-0 1B		1-0 HR	0-0 S 1B		0-1 1B 1B		2-2 1B	5 1 5 1 0 0 0												
Eli Marrero, R OBP: 0.302, SLG: 0.364 (1, 2)		2-0 F7		1-2 F9	4-0 BB		0-1 1B		2-3 K	4 0 1 0 1 1 3												
Kent Mercker, L OBP: 0.188, SLG: 0.196 John Frascatore, R OBP: 0.200, SLG: 0.200 Willie McGee, S OBP: 0.291, SLG: 0.332 Placido Polanco, R OBP: 0.231, SLG: 0.266 John Mabry, L OBP: 0.315, SLG: 0.383 (1, 1) (5, 1) (7, PH) (7, 6) (9, PH)		2-3 K		3-3 K	0-3 K		0-3 K		3-3 K	3 0 0 0 0 3 4 0 0 0 0 0 0 0 1 0 0 0 0 1 2 0 0 0 0 0 0 0 1 0 0 0 0 1 1												
Luis Ordaz, R OBP: 0.215, SLG: 0.182 Delino DeShields, L OBP: 0.389, SLG: 0.449 Jeff Brantley, R (7, 1) (7, 1)			1-1 FC1-2 2B	4-1 12 1B BB		2-3 K		2-3 K		2 0 1 0 1 1 0 1 0 0 0 0 1 2 0 0 0 0 0 0 0												
Inning Stats	R: 0 E: 0 K: 1 S: 7	H: 0 LOB: 0 BB: 0 P: 11	R: 0 E: 0 K: 1 S: 13	H: 2 LOB: 2 BB: 0 P: 20	R: 0 E: 0 K: 0 S: 11	H: 1 LOB: 3 BB: 2 P: 22	R: 1 E: 0 K: 1 S: 17	H: 2 LOB: 2 BB: 1 P: 30	R: 1 E: 0 K: 1 S: 12	H: 2 LOB: 2 BB: 1 P: 20	R: 0 E: 0 K: 3 S: 14	H: 0 LOB: 2 BB: 2 P: 29	R: 0 E: 0 K: 3 S: 13	H: 2 LOB: 2 BB: 0 P: 17	R: 1 E: 0 K: 1 S: 13	H: 1 LOB: 0 BB: 0 P: 18	R: 0 E: 0 K: 2 S: 13	H: 1 LOB: 1 BB: 0 P: 20	1B: 7 2B: 2 3B: 0 HR: 2	SF: 0 SAC: 0 DP: 0 HBP: 0	WP: 1 PB: 0 SB: 1 CS: 0	PA: 44
PITCHER	IP WLS BF H R ER SO BB IBB HBP BLK WP HR S P ERA WHIP																					
Jason Schmidt, R ERA: 3.87 Jeff Tabaka, L ERA: 2.58 Mike Williams, R ERA: 2.43 Ricardo Rincon, L ERA: 2.06 Rich Loiselle, R ERA: 3.56 (1, 1) (6, 1) (7, 1) (7, 1) (9, 1)	5.2 W 30 7 2 2 6 6 0 0 0 1 1 71 126 3.18 2.294																					
PITCHER	IP WLS BF H R ER SO BB IBB HBP BLK WP HR S P ERA WHIP																					
Jason Christiansen, L ERA: 2.25 (9, 1)	0.1 S 1 0 0 0 1 0 0 0 0 0 0 3 6 0.00 0.000																					

St. Louis Cardinals @ Pittsburgh Pirates
Three Rivers Stadium, Pittsburgh, PA

Sun Aug 23 1998, 3:33 AM EDT
Att. 42,134 - Sunny - 85 F

livebaseballscorecards.com

AB	38
R	3
H	11
RBI	3
BB	6
SO	13
LOB	23



Batter	1	2	3	4	5	6	7	8	9	AB	R	H	RBI	BB	SO	LOB
Tony Womack, L OBP: 0.327, SLG: 0.366 (1, 4)	4-0 E BB	1-0 P5			2-2 18 BB 1B	3-1 2B				3	1	2	0	1	0	2
Adrian Brown, S OBP: 0.387, SLG: 0.333 (1, 8)	2-2 E9 18 SF8 2B	4-1 18 FC5-4 BB			4-0 18 BB 1-2 BB	1-2 G3-1				2	1	1	1	2	0	1
18 Jason Kendall, R OBP: 0.418, SLG: 0.490 (1, 2)	2-0 SF8 3-H	1-2 FC5-4 1-2f			4-1 1-2 2-3 BB				1-0 F9	2	0	0	1	1	0	3
Kevin Young, R OBP: 0.346, SLG: 0.521 (1, 3)	2-1 HR		1-1 L6		3-0 P4				2-2 G5-3	4	1	1	1	0	0	3
Jose Guillen, R OBP: 0.304, SLG: 0.419 (1, 9)	2-3 K		2-2 CS 1B		1-1 P4				1-1 2B	4	0	2	0	0	1	3
Manny Martinez, R OBP: 0.296, SLG: 0.463 (1, 7)	0-1 F8		0-1 F9		2-3 K				1-3 K	4	0	0	0	0	2	5
Freddy Garcia, R OBP: 0.387, SLG: 0.629 (1, 5)		0-2 SH1-4 1B	2-2 CS 1-2	0-0 F7		1-0 SH5-4 G4-3 2B			2-2 F9	4	1	2	0	0	0	0
Lou Collier, R OBP: 0.314, SLG: 0.341 (1, 6)		1-2 SH1-4 1B		3-3 K		0-1 SH5-4 2-3			0-3 K	3	0	1	0	0	2	0
Jason Schmidt, R OBP: 0.096, SLG: 0.120 (6, 1)		0-0 SH1-4		2-2 G5-3		0-1 G4-3			2-3 K2-3	1	0	0	0	0	0	0
Jeff Laback, R (6, 1)										0	0	0	0	0	0	0
Doug Strange, S (6, PH)										0	0	0	1	0	0	0
Mike Williams, R (7, 1)										0	0	0	0	0	0	0
Ricardo Rincon, L (7, 1)										0	0	0	0	0	0	0
Al Martin, L (8, PH)										1	0	0	0	0	1	0
Rich Loiselle, R (9, 1)										0	0	0	0	0	0	0
Jason Christiansen, R (9, 1)										0	0	0	0	0	0	0

Inning Stats	R: 3	H: 2	E: 1	LOB: 0	K: 1	P: 23	R: 0	H: 1	E: 0	LOB: 0	K: 0	P: 16	R: 0	H: 0	E: 0	LOB: 0	K: 1	P: 13	R: 0	H: 1	E: 0	LOB: 3	K: 1	P: 26	R: 1	H: 2	E: 0	LOB: 1	K: 0	P: 15	R: 0	H: 1	E: 0	LOB: 1	K: 1	P: 18	R: 0	H: 0	E: 0	LOB: 0	K: 2	P: 13					
	S: 11	BB: 1	S: 13	BB: 1	S: 13	BB: 1	S: 8	BB: 0	S: 10	BB: 2	S: 10	BB: 0	S: 13	BB: 0	S: 9	BB: 13	1B: 4	SF: 1	2B: 4	SAC: 2	3B: 0	DP: 0	HR: 1	HBP: 0	WP: 0	PA: 37	PB: 0	SB: 0	CS: 1																		


PITCHER	IP	WLS	BF	H	R	ER	SO	BB	IBB	HBP	BLK	WP	HR	S	P	ERA	WHIP
Kent Mercker, L (1, 1) ERA: 5.57	4.0	L	21	6	3	3	2	4	0	0	0	0	1	47	86	6.75	2.500
John Frascatore, R (5, 1) ERA: 3.93	2.0		8	2	1	1	1	0	0	0	0	0	0	16	27	4.50	1.000
Jeff Brantley, R (7, 1) ERA: 4.78	2.0		7	1	0	0	3	0	0	0	0	0	0	22	31	0.00	0.500

BOTTOM

St. Louis Cardinals @ Pittsburgh Pirates
 Three Rivers Stadium, Pittsburgh, PA

Sun Aug 23 1998, 3:33 AM EDT
 Att: 42,134 - Sunny - 85 F

AB	29
R	4
H	9
RBI	4
BB	4
SO	6
LOB	17



Batter	1	2	3	4	5	6	7	8	9	AB R H RBI BB SO LOB	TOP																	
12 Pat Kelly, R OBP: 0.302, SLG: 0.327 (1, 4)	2-3 		0-0 		1-2 	3-2 				4 0 0 0 0 1 1																		
Willie McGee, S OBP: 0.291, SLG: 0.335 (1, 9)	3-1 		0-1 		2-0 	0-2 				4 1 1 1 0 0 0																		
Ray Lankford, L OBP: 0.386, SLG: 0.521 (1, 8)	2-2 			2-1 	4-2 		4-2 			2 1 1 0 2 0 0																		
Ron Gant, R OBP: 0.312, SLG: 0.484 (1, 7)	3-2 			4-1 	2-1 		0-0 			3 2 2 1 1 0 1																		
John Mabry, L OBP: 0.317, SLG: 0.387 (1, 3)		3-2 		2-1 	1-2 		0-1 			4 0 2 2 0 0 2																		
Fernando Tatis, R OBP: 0.327, SLG: 0.391 (1, 5)		0-1 		2-2 	1-1 		1-2 			4 0 1 0 0 0 4																		
Eli Marrero, R OBP: 0.308, SLG: 0.361 (1, 2)		0-0 		4-0 	4-0 					1 0 0 0 2 0 1																		
Kent Bottenfield, R OBP: 0.067, SLG: 0.067 (1, 1)		0-0 		2-2 	0-0 					3 0 0 0 0 0 5																		
Mark Petkovsek, R OBP: 0.348, SLG: 0.364 (6, 1)										0 0 0 0 0 0 0																		
Luis Ordaz, R OBP: 0.219, SLG: 0.178 (1, 6)			0-1 		4-2 	1-0 				2 1 0 0 1 0 0																		
Inning Stats	R: 0 E: 0 K: 1 S: 11	H: 1 LOB: 1 BB: 0 P: 21	R: 0 E: 0 K: 0 S: 7	H: 1 LOB: 1 BB: 0 P: 10	R: 0 E: 0 K: 0 S: 5	H: 0 LOB: 0 BB: 0 P: 5	R: 1 E: 0 K: 0 S: 12	H: 1 LOB: 2 BB: 2 P: 28	R: 4 E: 0 K: 0 S: 17	H: 3 LOB: 2 BB: 3 P: 35	R: 0 E: 0 K: 0 S: 7	H: 0 LOB: 0 BB: 0 P: 11	R: 0 E: 0 K: 0 S: 10	H: 1 LOB: 1 BB: 1 P: 15	1B: 3 2B: 4 3B: 0 HR: 0	SF: 0 SAC: 0 DP: 0 HBP: 0	WP: 2 PB: 0 SB: 3 CS: 0	PA: 33										
PITCHER	IP WLS BF H R ER SO BB IBB HBP BLK WP HR S P ERA WHIP																											
Todd Van Poppel, R ERA: 7.03 (1, 1)	5.0		26	6	5	5	1	3	2	0	1	2	0	52	99	9.00	1.800											
Jeff Tabaka, L ERA: 2.52 (6, 1)	1.0		3	0	0	0	0	0	0	0	0	0	0	7	11	0.00	0.000											
Ricardo Rincon, L ERA: 2.05 (7, 1)	0.1		3	1	0	0	0	1	0	0	0	0	0	7	11	0.00	6.000											
Jeff McCurry, R ERA: 2.61 (7, 1)	0.2		1	0	0	0	0	0	0	0	0	0	0	3	4	0.00	0.000											


St. Louis Cardinals @ Pittsburgh Pirates
Three Rivers Stadium, Pittsburgh, PA

Mon Aug 24 1998, 7:05 PM EDT
Att. 28,435 - Overcast - 77 F

livebaseballscorecards.com

AB	27
R	5
H	7
RBI	4
BB	6
SO	1
LOB	14



Batter	1	2	3	4	5	6	7	8	9	AB R H RBI BB SO LOB	TOP	
Todd Dunwoody, L (1, 8) OBP: 0.278, SLG: 0.361	0-1 G6-3		1-3 K			2-3 K		0-0 F9		4 0 0 0 0 2 0	Florida Marlins @ St. Louis Cardinals Busch Stadium, St. Louis, MO Tue Aug 25 1998, 7:05 PM CDT Att. 29,130 - Unknown - 90 F livebaseballscorecards.com AB 33 R 4 H 6 RBI 4 BB 0 SO 4 LOB 5 	
Alex Gonzalez, R (1, 6) OBP: 0.250, SLG: 1.000	1-3 K		0-2 G6-3			1-2 L9		2-0 HR		4 1 1 1 0 1 0		
Mark Kotsay, L (1, 9) OBP: 0.313, SLG: 0.379	1-2 E 1B				0-1 F7		0-1 F8	2-1 P3		4 0 1 0 0 0 0		
Derrek Lee, R (1, 3) OBP: 0.326, SLG: 0.432	2-2 G5-3				0-1 G5-3		1-0 2B 1B		1-0 F9	4 1 1 0 0 0 1		
Cliff Floyd, L (1, 7) OBP: 0.330, SLG: 0.465					0-0 F8		0-0 FC5-2 2B		0-1 G3-1	4 0 2 1 0 0 0		
Kevin Orie, R (1, 5) OBP: 0.272, SLG: 0.301					0-0 G6-3		1-0 FC5-2 HR		0-0 G1-3	4 1 0 0 0 0 2		
Randy Knorr, R (1, 2) OBP: 0.333, SLG: 1.333					3-0 G6-3		3-2 L1			3 1 1 2 0 0 1		
Luis Castillo, S (1, 4) OBP: 0.286, SLG: 0.254					2-0 G4-3		2-0 G6-3			3 0 0 0 0 1 1		
Rafael Medina, R (1, 1) John Cangelosi, S (8, PH) Donn Pall, R (8, 1) Antonio Alfonseca, R (8, 1)					3-2 G5-3		1-1 P8		1-0 G4-3	2 0 0 0 0 0 0 1 0		
Inning Stats	R: 0 H: 1 E: 1 LOB: 1 K: 1 BB: 0 S: 13 P: 17	R: 0 H: 1 E: 0 LOB: 1 K: 0 BB: 0 S: 5 P: 11	R: 0 H: 0 E: 0 LOB: 0 K: 1 BB: 0 S: 12 P: 16	R: 0 H: 0 E: 0 LOB: 0 K: 0 BB: 0 S: 5 P: 5	R: 0 H: 0 E: 0 LOB: 0 K: 0 BB: 0 S: 8 P: 14	R: 0 H: 0 E: 0 LOB: 0 K: 1 BB: 0 S: 8 P: 12	R: 3 H: 3 E: 0 LOB: 0 K: 1 BB: 0 S: 12 P: 17	R: 1 H: 1 E: 0 LOB: 0 K: 0 BB: 0 S: 5 P: 10	R: 0 H: 0 E: 0 LOB: 0 K: 0 BB: 0 S: 4 P: 5	1B: 2 SF: 0 2B: 2 SAC: 0 3B: 0 DP: 0 HR: 2 HBP: 0		WP: 0 PA: 33 PB: 0 SB: 0 CS: 0
PITCHER Donovan Osborne, L (1, 1) ERA: 2.81 Juan Acevedo, R (9, 1) ERA: 3.18	IP WLS BF H R ER SO BB IBB HBP BLK WP HR S P ERA WHIP	8.0 L 30 6 4 4 4 0 0 0 0 0 0 2 68 102 4.50 0.750	1.0 3 0 0 0 0 0 0 0 0 0 0 0 4 5 0.00 0.000									

Batter	1	2	3	4	5	6	7	8	9	AB	R	H	RBI	BB	SO	LOB
Delino DeShields, L OBP: 0.386, SLG: 0.444 (1, 4)	0-1 G4-3	2-0 F9		4-2 BB BB BB		2-0 F7		0-1 F8		4	0	0	0	1	0	3
Brian Jordan, R OBP: 0.369, SLG: 0.554 (1, 9)	1-1 F8 HBP		0-0 E 1B	4-0 BB 1-2 2-3 BB		3-0 G5-3		1-0 FC5-4 1B		3	0	2	1	1	0	1
Mark McGwire, R OBP: 0.472, SLG: 0.723 (1, 3)	1-1 F8 1-2		2-1 SAFE 1-3 E4	4-2 BB 1-2 2-3 3-H BB		2-0 G5-3		0-1 FC5-4 1-2f		4	0	0	1	1	0	4
Ray Lankford, L OBP: 0.386, SLG: 0.517 (1, 8)	4-0 IBB		1-3 K	0-0 P6			4-2 F7 BB		2-2 F7	3	0	0	0	2	1	5
Ron Gant, R OBP: 0.307, SLG: 0.476 (1, 7)	0-1 L5		0-0 L6		3-3 K		1-2 F7		0-0 P9	5	0	0	0	0	1	5
Fernando Tatis, R OBP: 0.324, SLG: 0.387 (1, 5)		1-2 G1-3	1-3 K		1-3 K		2-3 K		0-0 G5-3	5	0	0	0	0	3	3
Placido Polanco, R OBP: 0.246, SLG: 0.313 (1, 6)		2-1 HR		0-0 G5-3	4-2 BB		3-2 F9			3	1	1	1	1	0	1
Donovan Osborne, S OBP: 0.118, SLG: 0.063 Willie McGee, S OBP: 0.290, SLG: 0.333 Juan Acevedo, R OBP: 0.250, SLG: 0.267 (1, 1) (8, PH) (9, 1)		4-1 BB		0-1 G6-3	2-0 SAFE F9			2-1 G4-3		2	0	0	0	1	0	1
Tom Lampkin, L OBP: 0.335, SLG: 0.409 (1, 2)		1-3 K		1-1 BB 2B		0-0 F7 2B		0-2 F8 1B 2B		1	0	0	0	0	0	0

Inning Stats	R: 0	H: 0	E: 0	K: 0	S: 7	LOB: 2	BB: 1	P: 13	R: 1	H: 1	E: 0	K: 1	S: 10	LOB: 1	BB: 1	P: 20	R: 0	H: 1	E: 1	K: 2	S: 13	LOB: 2	BB: 0	P: 16	R: 1	H: 1	E: 0	K: 0	S: 12	LOB: 3	BB: 3	P: 25	R: 0	H: 0	E: 0	K: 2	S: 11	LOB: 1	BB: 1	P: 21	R: 0	H: 1	E: 0	K: 0	S: 4	LOB: 1	BB: 0	P: 11	R: 0	H: 0	E: 0	K: 1	S: 15	LOB: 1	BB: 1	P: 25	R: 1	H: 2	E: 0	K: 0	S: 10	LOB: 1	BB: 0	P: 13	R: 0	H: 0	E: 0	K: 0	S: 6	LOB: 0	BB: 0	P: 8	1B: 2	2B: 3	3B: 0	HR: 1	SF: 0	SAC: 0	DP: 0	HBP: 1	WP: 0	PA: 42
--------------	------	------	------	------	------	--------	-------	-------	------	------	------	------	-------	--------	-------	-------	------	------	------	------	-------	--------	-------	-------	------	------	------	------	-------	--------	-------	-------	------	------	------	------	-------	--------	-------	-------	------	------	------	------	------	--------	-------	-------	------	------	------	------	-------	--------	-------	-------	------	------	------	------	-------	--------	-------	-------	------	------	------	------	------	--------	-------	------	-------	-------	-------	-------	-------	--------	-------	--------	-------	--------

PITCHER	IP	WLS	BF	H	R	ER	SO	BB	IBB	HBP	BLK	WP	HR	S	P	ERA	WHIP
Rafael Medina, R ERA: 6.21 (1, 1)	7.0	W	34	4	2	2	6	6	1	1	0	0	1	72	131	2.57	1.429
Donn Pall, R ERA: 5.85 (8, 1)	0.2		3	1	1	1	0	0	0	0	0	0	0	7	9	13.50	1.500
Antonio Alfonseca, R ERA: 3.99 (8, 1)	1.1	S	5	1	0	0	0	0	0	0	0	0	0	9	12	0.00	0.750

BOTTOM

Florida Marlins @ St. Louis Cardinals
Busch Stadium, St. Louis, MO
 Tue Aug 25 1998, 7:05 PM CDT
 Att: 29,130 - Unknown - 90 F

livebaseballscorecards.com

AB	34
R	3
H	6
RBI	3
BB	7
SO	6
LOB	24



Batter	1	2	3	4	5	6	7	8	9	10	AB	R	H	RBI	BB	SO	LOB	TOP									
John Cangelosi, S OBP: 0.343, SLG: 0.297 Mark Kotsay, L (9, PH) OBP: 0.314, SLG: 0.387	2-1 G4-3		2-2 G3			0-1 SH1-3		2-2 F7	2-2 HR		3	0	0	0	0	0	0										
Alex Gonzalez, R OBP: 0.111, SLG: 0.444	3-3 K			0-3 K2-3		0-0 L7		0-1 F4	0-3 K		5	0	0	0	0	3	1										
John Wehner, R OBP: 0.280, SLG: 0.257 Todd Dunwoody, L (8, PH) OBP: 0.277, SLG: 0.358	1-1 G6-3			0-0 G6-3		1-3 K		0-0 G4-3	1-3 K		3	0	0	0	0	1	1										
Derrek Lee, R OBP: 0.325, SLG: 0.437		2-2 F8		1-1 E4			2-3 K		2-1 HR	2-3 K	5	1	1	1	0	2	0										
Cliff Floyd, L OBP: 0.334, SLG: 0.475		1-1 S 1B		1-1 G4-3			0-1 CS 1B		0-1 HR	1-1 E 2B 1B	5	2	4	1	0	0	1										
Kevin Orie, R OBP: 0.274, SLG: 0.313		2-1 G6-3		2-2 F4			0-0 BB 1B		1-0 HR	0-1 E6 2B	5	1	2	1	0	0	2										
Randy Knorr, R OBP: 0.375, SLG: 0.857		3-2 G1-3		0-0 G6-3			4-1 BB BB		0-0 G3-1	2-0 2B	4	0	1	1	1	0	1										
Luis Castillo, S OBP: 0.293, SLG: 0.243			2-3 K		0-0 G4-3		4-2 FC6 BB		4-1 1B HR BB	2-3 K	3	1	0	0	2	2	2										
Kirt Ojala, L OBP: 0.263, SLG: 0.188 Justin Speier, R Donn Pall, R Dave Berg, R Antonio Alfonseca, R	1-3 K					4-1 SH1-3 BB		2-2 FC6	1-1 HR	0-1 G4-3	2	0	0	0	1	1	3										
Inning Stats	R: 0 E: 0 K: 1 S: 11	H: 0 LOB: 0 BB: 0 P: 17	R: 0 E: 0 K: 0 S: 12	H: 1 LOB: 1 BB: 0 P: 20	R: 0 E: 0 K: 2 S: 9	H: 0 LOB: 0 BB: 0 P: 14	R: 0 E: 1 K: 1 S: 9	H: 0 LOB: 1 BB: 0 P: 11	R: 0 E: 0 K: 0 S: 5	H: 0 LOB: 0 BB: 0 P: 7	R: 0 E: 0 K: 1 S: 7	H: 0 LOB: 1 BB: 1 P: 12	R: 0 E: 0 K: 1 S: 12	H: 2 LOB: 3 BB: 2 P: 24	R: 0 E: 0 K: 0 S: 6	H: 0 LOB: 0 BB: 0 P: 8	R: 6 E: 0 K: 2 S: 18	H: 5 LOB: 0 BB: 1 P: 29	R: 1 E: 1 K: 2 S: 13	H: 2 LOB: 2 BB: 0 P: 20	1B: 5 2B: 1 3B: 0 HR: 4	SF: 0 SAC: 1 DP: 0 HBP: 0	WP: 0 PB: 0 SB: 1 CS: 1	PA: 45			
PITCHER	IP WLS BF H R ER SO BB IBB HBP BLK WP HR S P ERA WHIP																										
Darren Oliver, L ERA: 5.86	7.0	27	3	0	0	6	3	0	0	0	0	0	0	0	0	0	0	0	0	0	0	0	0	0	0	0.00	0.857
John Frascatore, R ERA: 4.2	1.0	6	3	3	3	0	0	0	0	0	0	0	3	11	16	27.00	3.000										
Lance Painter, L ERA: 4.62	0.1	3	1	0	0	0	1	0	0	0	0	0	0	4	9	0.00	6.000										
Jeff Brantley, R ERA: 4.91	0.2	3	1	3	3	2	0	0	0	0	0	0	1	9	12	40.50	1.500										
Juan Acevedo, R ERA: 3.14	1.0	L 6	2	1	0	2	0	0	0	0	0	0	0	13	20	0.00	2.000										

Florida Marlins @ St. Louis Cardinals
 Busch Stadium, St. Louis, MO
 Wed Aug 26 1998, 7:05 PM CDT
 Att: 30,004 - Unknown - 87 F

livebaseballscorecards.com

AB	40
R	7
H	10
RBI	7
BB	4
SO	10
LOB	13



BOTTOM

Florida Marlins @ St. Louis Cardinals
Busch Stadium, St. Louis, MO
Wed Aug 26 1998, 7:05 PM CDT
Att. 30,004 - Unknown - 87 F

livebaseballscorecards.com



AB	R	H	RBI	BB	SO	LOB
0	0	0	0	0	0	0
5	0	1	0	1	0	4

5	1	1	0	0	2	3
---	---	---	---	---	---	---

5	1	2	2	0	1	1
---	---	---	---	---	---	---

5	1	2	0	0	0	2
---	---	---	---	---	---	---

4	2	2	1	1	0	1
---	---	---	---	---	---	---

3	1	1	2	1	1	2
0	0	0	0	0	0	0

4	0	1	0	0	0	1
1	0	0	0	0	0	2

2	0	0	0	0	0	0
1	0	0	0	0	1	1
1	0	0	0	0	0	1
0	0	0	0	0	0	0
0	0	0	0	0	0	0
0	0	0	0	0	0	0
1	0	1	0	0	0	0

5	0	3	0	0	1	2
---	---	---	---	---	---	---

1B:	8	SF:	0
2B:	3	SAC:	1
3B:	1	DP:	3
HR:	2	HBP:	0

AB	42
R	6
H	14
RBI	5
BB	3
SO	6
LOB	20

WP:	0	PA:	46
PB:	1		
SB:	1		
CS:	0		

Batter	1	2	3	4	5	6	7	8	9	10
Delino DeShields, L OBP: 0.386, SLG: 0.444 12 Pat Kelly, R OBP: 0.303, SLG: 0.322	4-2 PB S BB		1-2 F9		2-1 G6-3		2-2 F8	2-2 1B		3-2 G6-4-3 1-2f
Fernando Tatis, R OBP: 0.322, SLG: 0.389	0-3 K			2-2 F8		1-3 K		3B G6-3		
Mark McGwire, R OBP: 0.471, SLG: 0.726	0-0 F8			2-3 K		1-1 P8		0-1 HR	1-2 FC5-4 1B	
Brian Jordan, R OBP: 0.369, SLG: 0.554	2-0 P4			1-1 2B		0-0 L8		2-2 2B 1B	0-0 FC5-4 G4-3 1-2f	
Ron Gant, R OBP: 0.311, SLG: 0.483		2-1 F9		4-0 BB			1-1 E 2B	2-2 HR 2B	1-0 G4-3	
John Mabry, L OBP: 0.319, SLG: 0.396 Juan Acevedo, R OBP: 0.250, SLG: 0.287		2-2 P6		2-3 K			1-1 SH FC1-5 2-H	2-1 HR	4-0 IBB	
Placido Polanco, R OBP: 0.247, SLG: 0.310 Ray Lankford, L OBP: 0.386, SLG: 0.516		1-0 G6-3			0-2 F9		0-0 FC1-5 1B 2-3	1-0 G6-3 1B	2-2 F8	
Darren Oliver, R OBP: 0.356, SLG: 0.111 Willie McGee, S OBP: 0.289, SLG: 0.332 John Frascatore, R OBP: 0.167, SLG: 0.167 Lance Painter, L OBP: 1.000, SLG: 1.000 Jeff Brantley, R OBP: 0.219, SLG: 0.178 Tom Lamikoin, L OBP: 0.338, SLG: 0.412			1-0 E3 G6-4-3		1-2 G6-3		1-3 K	1-1 G6-3 1-2f		0-1 G6-4-3 1B
Eli Marrero, R OBP: 0.316, SLG: 0.368			0-1 G6-4-3 1-2f		1-1 E5 1B		0-0 1B	2-2 1B		0-3 K

Inning Stats	R: 0	H: 0	E: 0	K: 1	S: 7	LOB: 1	BB: 1	P: 13
	R: 0	H: 0	E: 0	K: 0	S: 6	LOB: 0	BB: 0	P: 11
	R: 0	H: 0	E: 1	K: 0	S: 6	LOB: 0	BB: 0	P: 8
	R: 0	H: 1	E: 0	K: 2	S: 11	LOB: 2	BB: 1	P: 22
	R: 0	H: 1	E: 1	K: 0	S: 10	LOB: 1	BB: 0	P: 14
	R: 0	H: 0	E: 0	K: 1	S: 7	LOB: 0	BB: 0	P: 9
	R: 1	H: 2	E: 1	K: 1	S: 13	LOB: 2	BB: 0	P: 18
	R: 5	H: 8	E: 0	K: 0	S: 28	LOB: 2	BB: 0	P: 43
	R: 0	H: 1	E: 0	K: 0	S: 12	LOB: 2	BB: 1	P: 19
	R: 0	H: 1	E: 0	K: 1	S: 8	LOB: 0	BB: 0	P: 11

PITCHER	IP	WLS	BF	H	R	ER	SO	BB	IBB	HBP	BLK	WP	HR	S	P	ERA	WHIP
Kirt Ojala, L ERA: 3.72	6.2		27	4	1	1	5	2	0	0	0	0	0	57	90	1.35	0.900
Justin Speier, R ERA: 11.57	0.1		6	5	5	5	0	0	0	0	0	0	2	15	23	135.00	15.000
Donn Pall, R ERA: 5.57	1.0		5	3	0	0	0	0	0	0	0	0	0	16	25	0.00	3.000
Antonio Alfonseca, R ERA: 3.86	2.0	W	8	2	0	0	1	0	1	0	0	0	0	20	30	0.00	1.000

Batter	1	2	3	4	5	6	7	8	9	AB R H RBI BB SO LOB	TOP											
Walt Weiss, S (1, 6) OBP: 0.393, SLG: 0.354	2-3 K	3-3 K			1-0 SH3		1-0 G4-3 SF8 2B		2-2 G4-3	4 1 1 0 0 2 1												
Michael Tucker, L (1, 9) OBP: 0.341, SLG: 0.437	3-3 K		1-1 10 FC6 1B		0-0 G4-3		2-2 G4-3		2-2 10 CS 1B	5 0 2 0 0 1 2												
10 Chipper Jones, S (1, 5) OBP: 0.413, SLG: 0.566	0-1 P5		1-1 FC6		4-2 1B BB		3-2 E5 SF8		2-1 SAFE P6	4 0 0 0 1 0 3												
Andres Galarraga, R (1, 3) OBP: 0.397, SLG: 0.608		2-3 K	2-1 G1-3		0-0 1-3 3-H 1B		1-2 SF8			3 0 1 2 0 1 1												
Ryan Klesko, L (1, 7) OBP: 0.348, SLG: 0.486		2-3 K	2-0 G4-3		3-2 G4-3		3-2 G3-1			4 0 0 0 0 1 4												
Gerald Williams, R (9, 7) OBP: 0.324, SLG: 0.437										0 0 0 0 0 0 0												
Javy Lopez, R (1, 2) OBP: 0.333, SLG: 0.540		0-0 1B E 1B		2-0 G6-3		0-1 G6-3		3-1 G6-3		4 1 1 0 0 0 0												
Andruw Jones, R (1, 8) OBP: 0.318, SLG: 0.503		2-0 1-2 E 1B		1-2 G4-3		0-0 HR		0-2 G6-3		4 2 2 1 0 0 0												
Ozzie Guillen, L (1, 4) OBP: 0.329, SLG: 0.348		1-2 E3 2B		2-2 L7		0-0 G6-3		1-1 1B		4 1 1 0 0 0 0												
Denny Neagle, L (1, 1) OBP: 0.215, SLG: 0.180		1-0 2-H 2B		1-1 G4-3 SH3 1B		2-0 F7		0-1 G6-3		4 1 2 1 0 0 1												
John Rocker, R (8, 1)										0 0 0 0 0 0 0												
Kerry Ligtenberg, R (9, 1)										0 0 0 0 0 0 0												
Inning Stats	R: 0 E: 0 K: 2 S: 9	H: 0 LOB: 0 BB: 0 P: 14	R: 3 E: 1 K: 3 S: 16	H: 3 LOB: 1 BB: 0 P: 27	R: 0 E: 1 K: 0 S: 7	H: 1 LOB: 1 BB: 0 P: 13	R: 0 E: 0 K: 0 S: 8	H: 0 LOB: 0 BB: 0 P: 13	R: 1 E: 0 K: 0 S: 12	H: 2 LOB: 2 BB: 1 P: 21	R: 1 E: 0 K: 0 S: 5	H: 1 LOB: 0 BB: 0 P: 7	R: 1 E: 1 K: 0 S: 18	H: 1 LOB: 1 BB: 0 P: 28	R: 0 E: 0 K: 0 S: 9	H: 1 LOB: 1 BB: 0 P: 13	R: 0 E: 0 K: 0 S: 8	H: 1 LOB: 0 BB: 0 P: 14	1B: 7 2B: 2 3B: 0 HR: 1	SF: 1 SAC: 1 DP: 0 HBP: 0	WP: 0 PB: 0 SB: 0 CS: 1	PA: 39
PITCHER	IP WLS BF H R ER SO BB IBB HBP BLK WP HR S P ERA WHIP											PITCHER	IP WLS BF H R ER SO BB IBB HBP BLK WP HR S P ERA WHIP									
Matt Morris, R (1, 1) ERA: 2.24	6.0 L 27 7 5 2 5 1 0 0 0 0 1 57 95 3.00 1.333																					
21 Bryan Eversgerd, L (7, 1) ERA: 18.0	1.0 5 1 1 0 0 0 0 0 0 0 0 0 18 28 0.00 1.000																					
Bobby Witt, R (8, 1) ERA: 6.6	2.0 7 2 0 0 0 0 0 0 0 0 0 0 17 27 0.00 1.000																					

Atlanta Braves @ St. Louis Cardinals
 Busch Stadium, St. Louis, MO
 Thu Aug 27 1998, 7:05 PM CDT
 Att. 33,889 - Unknown - 89 F

livebaseballscorecards.com

AB	36
R	6
H	10
RBI	4
BB	1
SO	5
LOB	12



Batter	1	2	3	4	5	6	7	8	9	10	AB	R	H	RBI	BB	SO	LOB	TOP							
Walt Weiss, S OBP: 0.392, SLG: 0.352 Dennis Martinez, R OBP: 0.167, SLG: 0.182	(1, 6) B X 2-0 L8		(2) C B X 2-2 G6-3		(2) C B X 2-2 1B		(1) C B X 1-1 G3-1	(2) C B X 3-2 G5-3		(2) C B X 4-2 G3 BB	5	0	1	0	1	0	1								
Gerald Williams, R OBP: 0.324, SLG: 0.435 Michael Tucker, L OBP: 0.340, SLG: 0.436	(1, 9) B X 2-0 P4		(2) C B X 0-2 1B		(2) C B X 0-0 P8		(1) B X 1-0 10 2B 1B	(3) B X 2-1 P5		(2) X 0-0 G3	3	0	1	0	0	0	1								
10 Chipper Jones, S OBP: 0.413, SLG: 0.566	(1, 5) C B X 3-2 G6-3		(3) C B X 3-2 F9		(3) C B X 3-2 F9		(1) B X 2-0 1-3 1B 2B		(1) B X 3-2 1B	(3) X 0-0 G3-1	6	1	2	0	0	0	4								
Andres Galarraga, R OBP: 0.397, SLG: 0.605	(1, 3)		(1) B X 2-2 G6-3		(1) F X 2-3 K G6-3		(1) F X 0-1 F8		(1) B X 1-0 1B 1B		4	1	1	0	1	1	0								
Andruw Jones, R OBP: 0.319, SLG: 0.501	(1, 8)		(2) F X 2-2 L7		(1) B X 1-0 G6-3		(1) B X 4-1 FC6-4 1B BB		(2) X 0-0 F8		4	1	1	3	1	0	1								
Eddie Pérez, R OBP: 0.384, SLG: 0.484	(1, 2)		(1) F X 1-1 2B		(1) B X 4-1 1B BB		(1) 1 SAFE 4-0 FC6-4 1-2 BB		(2) B X 3-2 F7		3	0	2	0	2	0	2								
Ryan Klesko, L OBP: 0.349, SLG: 0.483	(1, 7)		(1) B X 4-1 BB		(1) C X 0-1 G6-4-3 1-2 1B		(2) C X 3-2 FC6-4 1-2f 2-3		(3) B X 0-0 L9		4	0	1	0	1	0	6								
Tony Graffanino, R OBP: 0.281, SLG: 0.338 Keith Lockhart, L OBP: 0.321, SLG: 0.393	(1, 4) (10, PH) (10, 4)		(3) B X 1-0 G1-4-3		(2) B X 2-1 G6-4-3		(1) C X 1-1 FC6-4 1-2 3-H 1B		(1) C X 1-2 E4 SH3		4	0	1	1	0	0	4								
Greg Maddux, R OBP: 0.290, SLG: 0.277 Rudy Seanez, R Kerry Ligtenberg, R John Rocker, R Ozzie Guillen, L	(1, 1) (8, 1) (9, 1) (9, 1) (10, PH) (10, 6)		(1) C B X 2-2 G5-3		(1) B X 3-2 P4		(1) B X 1-0 FC6-4 1-2f		(1) X 0-0 SH3		(1) L SAFE 0-1 SH3-4 1B	3	0	0	0	0	0	2							
Inning Stats	R: 0 E: 0 K: 0 S: 6	H: 0 LOB: 0 BB: 0 P: 13	R: 0 E: 0 K: 0 S: 11	H: 1 LOB: 2 BB: 1 P: 21	R: 0 E: 0 K: 0 S: 15	H: 1 LOB: 1 BB: 0 P: 22	R: 1 E: 1 K: 1 S: 9	H: 1 LOB: 1 BB: 1 P: 18	R: 0 E: 0 K: 0 S: 10	H: 1 LOB: 1 BB: 0 P: 18	R: 1 E: 0 K: 0 S: 9	H: 1 LOB: 2 BB: 2 P: 22	R: 2 E: 0 K: 0 S: 10	H: 3 LOB: 2 BB: 1 P: 21	R: 0 E: 1 K: 0 S: 11	H: 0 LOB: 1 BB: 0 P: 17	R: 0 E: 0 K: 0 S: 11	H: 3 LOB: 2 BB: 0 P: 18	R: 0 E: 0 K: 0 S: 11	H: 1 LOB: 2 BB: 1 P: 16	1B: 10 2B: 2 3B: 0 HR: 0	SF: 0 SAC: 2 DP: 1 HBP: 0	WP: 0 PB: 0 SB: 0 CS: 0	PA: 48	
PITCHER	IP	WLS	BF	H	R	ER	SO	BB	IBB	HBP	BLK	WP	HR	S	P	ERA	WHIP								
Kent Mercker, L ERA: 5.4	(1, 1)		6.0	27	5	2	1	1	0	0	0	0	0	60	114	1.50	1.500								
Mark Petkovsek, R ERA: 4.84	(7, 1)		1.1	9	3	2	0	0	1	0	0	0	0	15	27	13.50	2.250								
Lance Painter, L ERA: 4.5	(8, 1)		1.0	3	1	0	0	0	0	0	0	0	0	9	17	0.00	1.000								
Juan Acevedo, R ERA: 3.07	(9, 1)		1.2	9	3	0	0	1	0	0	0	0	0	19	28	0.00	2.400								

Atlanta Braves @ St. Louis Cardinals
 Busch Stadium, St. Louis, MO
 Fri Aug 28 1998, 7:05 PM CDT
 Att: 45,666 - Cloudy - 86 F

livebaseballscorecards.com

AB 40
 R 4
 H 12
 RBI 4
 BB 6
 SO 1
 LOB 24



BOTTOM

Atlanta Braves @ St. Louis Cardinals
 Busch Stadium, St. Louis, MO
 Fri Aug 28 1998, 7:05 PM CDT
 Att. 45,666 - Cloudy - 86 F

livebaseballscorecards.com



AB R H RBI BB SO LOB

4	0	1	0	0	1	1
4	1	1	0	1	2	1
3	1	1	0	2	2	2
4	0	1	1	1	1	3
4	0	1	2	0	0	1
2	0	0	0	0	2	1
2	1	1	1	0	0	0
3	1	1	0	0	0	0
0	0	0	0	0	0	0
0	0	0	0	0	0	0
1	0	0	0	0	1	0
2	0	0	0	0	1	1
2	0	0	0	0	1	0
4	1	2	1	0	1	0

AB	35
R	5
H	9
RBI	5
BB	4
SO	12
LOB	10

WP: 0	PA: 41
PB: 0	
SB: 2	
CS: 1	

Batter	1	2	3	4	5	6	7	8	9	10
12 Pat Kelly, R OBP: 0.300, SLG: 0.317 (1, 4)	G4-3	G6-3			FC5-4 1B		K			SH3-4
Brian Jordan, R OBP: 0.367, SLG: 0.548 (1, 9)	1B			K	FC5-4 BB		K			1B IBB BB
Mark McGwire, R OBP: 0.469, SLG: 0.719 (1, 3)	1B						K			K
Ray Lankford, L OBP: 0.383, SLG: 0.509 (1, 8)	1B			G1-3	L9		K			1B 1-2 2-3 IBB
Ron Gant, R OBP: 0.315, SLG: 0.492 (1, 7)	SF8			G1-3		P3			F7	1B 1-2 2-3 3-H
John Mabry, L OBP: 0.316, SLG: 0.392 (1, 5)	K				K	G5-3				HR
Fernando Tatis, R OBP: 0.325, SLG: 0.396 (5, 5)						G5-3				
Placido Polanco, R OBP: 0.263, SLG: 0.333 (1, 6)					P5					
Mark Petkovsek, R OBP: 0.348, SLG: 0.364 (7, 1)										
Lance Painter, L OBP: 1.000, SLG: 1.000 (8, 1)										
Juan Acevedo, R OBP: 0.235, SLG: 0.250 (9, 1)										
Kent Mercker, L OBP: 0.180, SLG: 0.188 (1, 1)										
Luis Ordaz, R OBP: 0.214, SLG: 0.174 (7, 6)					K					
Eli Marrero, R OBP: 0.320, SLG: 0.376 (1, 2)						P3				

Inning Stats	R: 2	H: 2	E: 0	K: 1	S: 13	R: 1	H: 2	E: 1	K: 0	S: 8	R: 0	H: 1	E: 0	K: 1	S: 9	R: 0	H: 0	E: 0	K: 2	S: 10	R: 0	H: 1	E: 0	K: 0	S: 10	R: 0	H: 0	E: 0	K: 0	S: 8	R: 0	H: 0	E: 0	K: 2	S: 8	R: 0	H: 0	E: 0	K: 3	S: 9	R: 1	H: 1	E: 0	K: 2	S: 11	R: 0	H: 2	E: 0	K: 1	S: 13	1B: 7	2B: 1	3B: 0	HR: 1	SF: 1	SAC: 1	DP: 0	HBP: 0					
	2	2	0	1	13	1	2	0	0	8	0	1	0	1	9	0	0	0	2	10	0	2	0	0	10	0	0	0	0	10	0	0	0	0	11	0	0	0	0	12	0	0	0	2	15	1	1	0	0	17	0	2	0	1	27	7	1	0	1	1	1	0	0

PITCHER	IP	WLS	BF	H	R	ER	SO	BB	IBB	HBP	BLK	WP	HR	S	P	ERA	WHIP
Greg Maddux, R ERA: 1.98 (1, 1)	7.0		28	6	3	3	6	2	0	0	0	0	0	66	99	3.86	1.143
Rudy Seanez, R ERA: 2.48 (8, 1)	1.0		3	0	0	0	3	0	0	0	0	0	0	9	15	0.00	0.000
Kerry Ligtenberg, R ERA: 3.02 (9, 1)	0.1		2	1	1	1	0	0	0	0	0	0	1	4	7	27.00	3.000
John Rocker, L ERA: 1.85 (9, 1)	0.2		2	0	0	0	2	0	0	0	0	0	0	7	10	0.00	0.000
Dennis Martinez, R ERA: 4.48 (10, 1)	0.2	L	6	2	1	1	1	1	1	0	0	0	0	13	27	13.50	4.500

Batter	1	2	3	4	5	6	7	8	9	AB R H RBI BB SO LOB	TOP																										
Ozzie Guillen, L OBP: 0.326, SLG: 0.341 (1, 6)	3-2 P5		0-0 P4		2-2 P5		0-0 G4-3		4-0 BB	4 0 0 0 1 0 2																											
Keith Lockhart, L OBP: 0.319, SLG: 0.390 (1, 4)	0-1 F7		2-2 F7		3-2 F7		3-2 F7		2-3 K	5 0 1 1 0 1 3																											
10 Chipper Jones, S OBP: 0.410, SLG: 0.561 (1, 5)	0-0 F7			0-0 P6	2-2 F9		2-3 K			4 0 0 0 0 1 1																											
Andres Galarraga, R OBP: 0.398, SLG: 0.603 (1, 3)		1-1 E5		4-2 FC4-6 HBP		3-3 K		4-2 G1-4-3 BB		2 0 0 0 1 1 0																											
Ryan Klesko, L OBP: 0.348, SLG: 0.483 John Rocker, R Rudy Seanez, R (1, 7) (8, 1) (9, 1)		2-1 F7		0-0 FC4-6 HR		3-2 2B		2-2 P8		4 2 1 0 0 0 3 0 0 0 0 0 0 0 0 0 0 0 0 0 0																											
Javy Lopez, R OBP: 0.333, SLG: 0.545 (1, 2)		0-0 F7		1-0 HR		3-3 K		0-0 G1-4-3		4 1 1 2 0 1 3																											
Andruw Jones, R OBP: 0.320, SLG: 0.503 (1, 8)		0-0 P6		0-0 G1-3		3-1 2B			0-0 S 1B	4 0 2 1 0 0 1																											
Michael Tucker, L OBP: 0.340, SLG: 0.433 (1, 9)			1-3 K		0-0 E6 1B		4-0 FC6-4 IBB		2-3 K	3 1 0 0 1 2 1																											
Tom Glavine, L OBP: 0.274, SLG: 0.311 Gerald Williams, R OBP: 0.323, SLG: 0.433 (1, 1) (8, 7)			3-2 1B		0-0 G6-3		0-1 FC6-4		0-0 P5	3 0 1 0 0 0 3 1 0 0 0 0 0 1																											
Inning Stats	R: 0 E: 0 K: 0 S: 7	H: 0 LOB: 0 BB: 0 P: 10	R: 0 E: 1 K: 0 S: 6	H: 0 LOB: 1 BB: 0 P: 9	R: 0 E: 0 K: 1 S: 13	H: 1 LOB: 1 BB: 0 P: 19	R: 2 E: 0 K: 0 S: 7	H: 1 LOB: 0 BB: 0 P: 12	R: 1 E: 1 K: 0 S: 13	H: 1 LOB: 1 BB: 0 P: 20	R: 1 E: 0 K: 2 S: 17	H: 2 LOB: 2 BB: 1 P: 33	R: 0 E: 0 K: 1 S: 7	H: 0 LOB: 0 BB: 0 P: 12	R: 0 E: 0 K: 0 S: 6	H: 0 LOB: 0 BB: 1 P: 12	R: 0 E: 0 K: 2 S: 8	H: 1 LOB: 2 BB: 1 P: 16	1B: 3 2B: 2 3B: 0 HR: 1	SF: 0 SAC: 0 DP: 1 HBP: 1	WP: 0 PB: 0 SB: 1 CS: 0	PA: 38															
PITCHER	IP WLS BF H R ER SO BB IBB HBP BLK WP HR S P ERA WHIP																																				
Kent Bottenfield, R ERA: 4.51 Lance Painter, L ERA: 4.39 Bobby Witt, R ERA: 6.48	(1, 1) (7, 1) (8, 1)	6.0 1.0 2.0	L	27 3 8	5 0 1	4 0 0	3 0 0	3 1 2	0 0 2	1 0 0	1 0 0	0 0 0	0 0 0	63 7 14	103 12 28	4.50 0.00 0.00	0.833 0.000 1.500																				

Atlanta Braves @ St. Louis Cardinals
 Busch Stadium, St. Louis, MO
 Sat Aug 29 1998, 3:33 AM CDT
 Att. 47,627 - Cloudy - 82 F

livebaseballscorecards.com

AB 34
 R 4
 H 6
 RBI 4
 BB 3
 SO 6
 LOB 18



Batter	1	2	3	4	5	6	7	8	9	AB	R	H	RBI	BB	SO	LOB
Delino DeShields, L (1, 4) OBP: 0.382, SLG: 0.439	2-0 G3			0-1 G1-3	1-0 G1-3			0-1 G6-3		4	0	0	0	0	0	1
Ray Lankford, L (1, 8) OBP: 0.384, SLG: 0.508	1-2 P8			2-0 BB BB BB 1B	4-1 FC7-6 BB			0-2 G3		3	1	1	0	1	0	0
Mark McGwire, R (1, 3) OBP: 0.468, SLG: 0.717 John Mabry, L (2, 3) OBP: 0.314, SLG: 0.389	3-3 K			3-3 SAFE K	3-2 FC7-6 1-2 2-3			0-2 G1-3		1	0	0	0	0	1	0
Brian Jordan, R (1, 9) OBP: 0.366, SLG: 0.545		0-0 F9		4-2 SAFE BB BB 1-2 1B BB			1-2 F8		0-0 G6-3	3	1	0	0	1	0	0
Ron Gant, R (1, 7) OBP: 0.314, SLG: 0.487		2-3 K		4-2 SAFE BB BB 1-2 1B BB			1-1 P2		2-1 F8	3	1	0	0	1	1	0
Fernando Tatis, R (1, 5) OBP: 0.326, SLG: 0.394		2-2 L4		4-0 SAFE 1B 1-2 2-3 3-H BB			3-2 F9		4-2 FC3-6 BB	2	0	0	1	2	0	0
Placido Polanco, R (1, 6) OBP: 0.265, SLG: 0.333 Tom Lampkin, L (9, PH) OBP: 0.335, SLG: 0.408			0-1 F8	1-1 SAFE 1-3 2-H 3-H 1B			1-2 G4-3		1-2 SAFE SAFE SAFE FC3-6 1-2f	3	0	1	2	0	0	0
Kent Bottenfield, R (1, 1) OBP: 0.063, SLG: 0.063 Lance Painter, L (7, 1) OBP: 1.000, SLG: 1.000 12 Pat Kelly, R (7, PH) OBP: 0.238, SLG: 0.315 Bobby Witt, R (8, 1) OBP: 0.250, SLG: 0.273			0-0 F9	0-2 SAFE P2			2-2 F7			2	0	0	0	0	0	2
Eli Marrero, R (1, 2) OBP: 0.320, SLG: 0.381			0-1 G6-3	2-2 SAFE FC7-6 2B			3-3 K			1	0	0	0	1	0	0

Inning Stats	R: 0	H: 0	E: 0	K: 1	S: 7	LOB: 0	BB: 0	P: 13	R: 0	H: 0	E: 0	K: 1	S: 9	LOB: 0	BB: 0	P: 13	R: 0	H: 0	E: 0	K: 0	S: 5	LOB: 0	BB: 0	P: 5	R: 3	H: 2	E: 0	K: 1	S: 19	LOB: 2	BB: 3	P: 37	R: 0	H: 1	E: 0	K: 0	S: 9	LOB: 1	BB: 1	P: 19	R: 0	H: 0	E: 0	K: 0	S: 9	LOB: 0	BB: 0	P: 14	R: 0	H: 0	E: 0	K: 1	S: 10	LOB: 0	BB: 0	P: 16	R: 0	H: 0	E: 0	K: 0	S: 9	LOB: 0	BB: 0	P: 9	R: 0	H: 0	E: 0	K: 0	S: 8	LOB: 1	BB: 1	P: 15	1B: 2	SF: 0	2B: 2	SAC: 0	3B: 0	DP: 1	HR: 0	HBP: 0	WP: 0	PA: 34
--------------	------	------	------	------	------	--------	-------	-------	------	------	------	------	------	--------	-------	-------	------	------	------	------	------	--------	-------	------	------	------	------	------	-------	--------	-------	-------	------	------	------	------	------	--------	-------	-------	------	------	------	------	------	--------	-------	-------	------	------	------	------	-------	--------	-------	-------	------	------	------	------	------	--------	-------	------	------	------	------	------	------	--------	-------	-------	-------	-------	-------	--------	-------	-------	-------	--------	-------	--------

PITCHER	IP	WLS	BF	H	R	ER	SO	BB	IBB	HBP	BLK	WP	HR	S	P	ERA	WHIP
Tom Glavine, L (1, 1) ERA: 2.61	7.0	W	27	3	3	3	4	4	0	0	0	0	0	68	117	3.86	1.000
John Rocker, L (8, 1) ERA: 1.8	1.0		3	0	0	0	0	0	0	0	0	0	0	9	9	0.00	0.000
Rudy Seanez, R (9, 1) ERA: 2.4	1.0	S	4	0	0	0	0	1	0	0	0	0	0	8	15	0.00	1.000

BOTTOM


Atlanta Braves @ St. Louis Cardinals
 Busch Stadium, St. Louis, MO

Sat Aug 29 1998, 3:33 AM CDT
 Att. 47,627 - Cloudy - 82 F

livebaseballscorecards.com

AB	29
R	3
H	3
RBI	3
BB	5
SO	4
LOB	7



Batter	1	2	3	4	5	6	7	8	9	AB R H RBI BB SO LOB	TOP						
Gerald Williams, R (1, 7) OBP: 0.330, SLG: 0.441 Ryan Klesko, L (9, PH) OBP: 0.347, SLG: 0.482	1-2 F8		1-2 HR 10 BB 1B	0-0 E9 2B		4-1 BB			2-1 F8	3 1 2 0 1 0 0 1 0 0 0 0 0 0							
Greg Colbrunn, R (1, 9) OBP: 0.364, SLG: 0.468 Michael Tucker, L (6, 9) OBP: 0.341, SLG: 0.434	0-0 G6-3		1-1 F9	1-2 G3		0-0 P4			2-2 1B	4 0 0 0 0 0 4 1 0 1 0 0 0 0							
10 Chipper Jones, S (1, 5) OBP: 0.408, SLG: 0.557	2-3 K		4-1 HR BB		2-0 F8		1-1 F9		0-0 P5	4 1 0 0 1 1 1							
Andres Galarraga, R (1, 3) OBP: 0.398, SLG: 0.614		1-2 HR	0-0 HR 1-H 2-H		1-0 F7		2-2 G6-3			4 2 2 4 0 0 0							
Javy Lopez, R (1, 2) OBP: 0.336, SLG: 0.554		3-2 HR 1B	1-1 FC4 1B		0-0 HR		2-0 G5-3			4 2 3 1 0 0 0							
Andrew Jones, R (1, 8) OBP: 0.321, SLG: 0.509		1-0 HR	0-2 FC4		0-1 F8			1-2 L8-3 1B		4 1 2 2 0 0 1							
Tony Graffanino, R (1, 4) OBP: 0.277, SLG: 0.332 Norm Charlton, S (8, 1)		2-0 F8	0-2 G6-3		1-0 P4		1-2 L8-3		1-2 L8-3	4 0 0 0 0 0 2 0 0 0 0 0 0 0	AB 37 R 7 H 11 RBI 7 BB 2 SO 3 LOB 8						
Ozzie Guillen, L (1, 6) OBP: 0.321, SLG: 0.335		3-2 P9		3-1 L7		1-1 G4-3		2-1 G4-3		4 0 0 0 0 0 0							
Kevin Millwood, R (1, 1) OBP: 0.196, SLG: 0.122 Dennis Martinez, R (6, 1) OBP: 0.167, SLG: 0.182 Keith Lockhart, L (8, 4) OBP: 0.318, SLG: 0.389		1-3 K		1-3 K		0-1 2B		1-1 G5-3		3 0 1 0 0 2 0 0 0 0 0 0 0 0 1 0 0 0 0 0 0							
Inning Stats	R: 0 E: 0 K: 1 S: 8 H: 0 LOB: 0 BB: 0 P: 11	R: 3 E: 0 K: 1 S: 14 H: 3 LOB: 0 BB: 1 P: 25	R: 3 E: 0 K: 0 S: 17 H: 3 LOB: 1 BB: 1 P: 24	R: 0 E: 1 K: 1 S: 9 H: 1 LOB: 1 BB: 0 P: 14	R: 1 E: 0 K: 0 S: 5 H: 1 LOB: 0 BB: 0 P: 8	R: 0 E: 0 K: 0 S: 7 H: 1 LOB: 2 BB: 1 P: 13	R: 0 E: 0 K: 0 S: 6 H: 0 LOB: 0 BB: 0 P: 11	R: 0 E: 0 K: 0 S: 11 H: 1 LOB: 0 BB: 0 P: 16	R: 0 E: 0 K: 0 S: 8 H: 1 LOB: 1 BB: 0 P: 13	1B: 5 2B: 3 3B: 0 HR: 4 SF: 0 SAC: 0 DP: 1 HBP: 0	WP: 0 PB: 0 SB: 0 CS: 0 PA: 39						
PITCHER	IP WLS BF H R ER SO BB IBB HBP BLK WP HR S P ERA WHIP																
Donovan Osborne, L (1, 1) ERA: 3.5	4.0	9	2	1	1	0	1	0	0	0	0	0	3	48	74	13.50	2.000
John Frascatore, R (5, 1) ERA: 4.21	2.0	6	1	0	0	0	0	0	0	0	0	0	1	12	21	4.50	1.500
Mark Petkovsek, R (7, 1) ERA: 4.74	2.0	W	6	1	0	0	0	0	0	0	0	0	0	17	27	0.00	0.500
Juan Acevedo, R (9, 1) ERA: 3.04	1.0	S	4	1	0	0	0	0	0	0	0	0	0	8	13	0.00	1.000

Atlanta Braves @ St. Louis Cardinals
 Busch Stadium, St. Louis, MO
 Sun Aug 30 1998, 7:05 PM CDT
 Att. 44,051 - Unknown - 67 F

livebaseballscorecards.com



Batter	1	2	3	4	5	6	7	8	9	AB R H RBI BB SO LOB	TOP																
Delino DeShields, L (1, 4) OBP: 0.385, SLG: 0.439	3-2 1B 1B	2-2 2-H 1B		3-0 P5		0-0 G4-3		2-3 K		5 1 2 1 0 1 4																	
Ray Lankford, L (1, 8) OBP: 0.385, SLG: 0.508	0-1 WP 1B G6-3 1B	1-3 K		2-1 G4-3			4-2 CS BB		1-2 G4-3	4 1 1 0 1 1 2																	
Mark McGwire, R (1, 3) OBP: 0.472, SLG: 0.724	3-2 P3			4-2 FC6-1-4 BB		3-3 K		3-3 K 1-2	4-2 FC6-4 BB	3 0 0 0 2 2 3																	
Brian Jordan, R (1, 9) OBP: 0.366, SLG: 0.547	0-1 G6-3 WP 1B		1-1 FC6-1-4 2B 1-2f		3-1 F8		0-0 HR		3-3 K	5 2 2 2 0 1 2																	
Ron Gant, R (1, 7) OBP: 0.312, SLG: 0.481 Juan Acevedo, R (9, 1) OBP: 0.235, SLG: 0.250	3-2 G6-3		0-0 1-H 2B		0-0 F9		4-1 E BB		1-0 FC6-4 1-2f	4 0 1 2 1 0 2 0 0 0 0 0 0 0																	
Fernando Tatis, R (1, 5) OBP: 0.327, SLG: 0.397	3-3 K		4-2 G6-3 BB			3-2 F8	1 SAFE	2-3 K 1-2		3 0 0 0 1 2 2																	
Placido Polanco, R (1, 6) OBP: 0.284, SLG: 0.353		1-0 P5	2-0 G6-3 1-2f			1-0 2B		4-0 SH3-4 BB		3 0 1 0 1 0 2																	
Darren Oliver, R (1, 1) OBP: 0.095, SLG: 0.190 Jeff Brantley, R (7, 1) John Mabry, L (9, 7) OBP: 0.314, SLG: 0.389		1-3 K		1-2 2B		1-1 F9	1 SAFE	0-1 SH3-4		3 0 1 0 0 1 1 0 0 0 0 0 0 0 0 0 0 0 0 0 0																	
Eli Marrero, R (1, 2) OBP: 0.327, SLG: 0.386		2-2 1B 2B		0-0 G1-3		4-1 BB		0-2 G5-3		3 1 1 0 1 0 2																	
Inning Stats	R: 2 E: 0 K: 1 S: 17	H: 3 LOB: 1 BB: 0 P: 29	R: 1 E: 0 K: 2 S: 15	H: 2 LOB: 1 BB: 0 P: 22	R: 1 E: 0 K: 0 S: 8	H: 1 LOB: 1 BB: 2 P: 19	R: 0 E: 0 K: 0 S: 7	H: 1 LOB: 1 BB: 0 P: 13	R: 0 E: 0 K: 1 S: 6	H: 0 LOB: 0 BB: 0 P: 12	R: 0 E: 0 K: 0 S: 8	H: 1 LOB: 2 BB: 1 P: 17	R: 1 E: 1 K: 2 S: 12	H: 1 LOB: 1 BB: 2 P: 25	R: 0 E: 0 K: 1 S: 8	H: 0 LOB: 1 BB: 1 P: 14	R: 0 E: 0 K: 1 S: 10	H: 0 LOB: 1 BB: 1 P: 19	1B: 4 2B: 4 3B: 0 HR: 1	SF: 0 SAC: 1 DP: 1 HBP: 0	WP: 1 PB: 0 SB: 0 CS: 1	PA: 41					
PITCHER	IP	WLS	BF	H	R	ER	SO	BB	IBB	HBP	BLK	WP	HR	S	P	ERA	WHIP										
Kirt Ojala, L (1, 1) ERA: 3.86	6.0	L	28	8	4	4	4	3	0	0	0	1	0	61	112	6.00	1.833										
Brian Edmondson, R (7, 1) ERA: 3.99	1.2		8	1	1	1	2	3	0	0	0	0	1	17	34	5.40	2.400										
Vic Darenbourg, L (8, 1) ERA: 3.69	1.1		5	0	0	0	2	1	0	0	0	0	0	13	24	0.00	0.750										

St. Louis Cardinals @ Florida Marlins
Pro Player Stadium, Miami, FL
Mon Aug 31 1998, 7:05 PM EDT
Att. 36,584 - Cloudy - 83 F

livebaseballscorecards.com

AB	33
R	5
H	9
RBI	5
BB	7
SO	8
LOB	20



Batter	1	2	3	4	5	6	7	8	9	AB R H RBI BB SO LOB	TOP											
Delino DeShields, L (1, 4) OBP: 0.383, SLG: 0.435	0-1 G1-3	2-2 1B		2-0 F8		2-3 K		2-3 K		5 0 1 2 0 2 0												
Brian Jordan, R (1, 9) OBP: 0.364, SLG: 0.543	4-1 BB	0-2 L8		0-0 F8		0-2 F9			2-2 G5-3	4 0 0 0 1 0 2												
Mark McGwire, R (1, 3) OBP: 0.473, SLG: 0.736	2-0 F8		1-1 F8 1B 1B 1B		1-2 G4-3		1-1 HR		0-0 HR	5 3 3 2 0 0 1												
Ray Lankford, L (1, 8) OBP: 0.385, SLG: 0.513	3-2 G4-3		0-1 1B 1-2 1B		1-1 L8		0-0 F8		1-2 HR	5 1 2 1 0 0 1												
Ron Gant, R (1, 7) OBP: 0.316, SLG: 0.492		3-2 1B 1B	1-3 K		0-0 HR		2-0 G5-3		2-1 G6-4-3 1B	5 2 3 1 0 1 2												
Fernando Tatis, R (1, 5) OBP: 0.328, SLG: 0.400	1 SAFE 1 SAFE 1 SAFE	2-3 K	3-2 F8		1-2 2B		2-1 1B		0-0 G6-4-3	5 0 2 0 0 1 4												
Placido Polanco, R (1, 6) OBP: 0.304, SLG: 0.364	1 SAFE BB 1B	2-0 BB 1B	0-1 1B 1-2 3-H 1B		4-1 BB		1-1 F9			3 1 2 1 1 0 1												
Matt Morris, R (1, 1) OBP: 0.292, SLG: 0.158		1-3 K	1-3 F9		2-3 K			2-0 F7		3 0 0 0 0 2 6												
John Mabry, L (8, PH) OBP: 0.313, SLG: 0.388										1 0 0 0 0 0 0												
Lance Painter, L (8, 1) OBP: 1.000, SLG: 1.000										0 0 0 0 0 0 0												
Bobby Witt, R (9, 1) OBP: 0.250, SLG: 0.273										0 0 0 0 0 0 0												
Eli Marrero, R (1, 2) OBP: 0.325, SLG: 0.380		4-1 1B 1-2 BB		2-2 G6-3		0-1 G5-3		2-1 G5-3		3 0 0 0 1 0 0												
Inning Stats	R: 0 E: 0 K: 0 S: 8	H: 0 LOB: 1 BB: 1 P: 17	R: 2 E: 0 K: 2 S: 18	H: 3 LOB: 2 BB: 1 P: 32	R: 1 E: 0 K: 1 S: 16	H: 3 LOB: 2 BB: 0 P: 21	R: 0 E: 0 K: 0 S: 6	H: 0 LOB: 0 BB: 0 P: 10	R: 1 E: 0 K: 1 S: 13	H: 2 LOB: 2 BB: 1 P: 22	R: 0 E: 0 K: 1 S: 8	H: 0 LOB: 0 BB: 0 P: 10	R: 1 E: 0 K: 0 S: 8	H: 2 LOB: 1 BB: 0 P: 14	R: 0 E: 0 K: 1 S: 6	H: 0 LOB: 0 BB: 0 P: 12	R: 2 E: 0 K: 0 S: 10	H: 3 LOB: 0 BB: 0 P: 15	1B: 8 2B: 1 3B: 0 HR: 4	SF: 0 SAC: 0 DP: 1 HBP: 0	WP: 0 PB: 0 SB: 0 CS: 0	PA: 42
PITCHER	IP WLS BF H R ER SO BB IBB HBP BLK WP HR S P ERA WHIP																					
Livan Hernandez, R (1, 1) ERA: 4.59	7.0 L 34 10 5 5 5 3 0 0 0 0 0 2 77 126 6.43 1.857																					
Rob Stanifer, R (8, 1) ERA: 4.98	1.0 3 0 0 0 1 0 0 0 0 0 0 6 12 0.00 0.000																					
Donn Pall, R (9, 1) ERA: 5.7	1.0 5 3 2 2 0 0 0 0 0 0 0 2 10 15 18.00 3.000																					

St. Louis Cardinals @ Florida Marlins
 Pro Player Stadium, Miami, FL
 Tue Sep 01 1998, 7:05 PM EDT
 Att. 37,014 - Cloudy - 87 F

livebaseballscorecards.com

AB	39
R	7
H	13
RBI	7
BB	3
SO	6
LOB	17



Batter	1	2	3	4	5	6	7	8	9	AB	R	H	RBI	BB	SO	LOB	TOP								
12 Pat Kelly, R OBP: 0.293, SLG: 0.308 (1, 4) (9, 7)	1-3 K		0-0 BLK 1B	1-0 G3			1-0 F8	2-2 F8		5	0	1	0	0	1	1									
Ray Lankford, L OBP: 0.387, SLG: 0.517 Mark Petkovsek, R OBP: 0.348, SLG: 0.364 21 Bryan Eversgerd, R (1, 8) (8, 1) (9, 1)	4-0 G1-4-3 BB		1-2 L4	2-2 G3			0-1 WP HR 2B	1-0 HR 2B		4	2	2	1	1	0	1									
Mark McGwire, R OBP: 0.475, SLG: 0.749 Tom Lampkin, L OBP: 0.329, SLG: 0.400 (1, 3) (8, 3)	1-1 G1-4-3 1-2f			4-1 BB BLK 2B BB	4-2 G6-4-3 BB		2-1 HR 2B	0-0 HR 2B		3	3	2	4	2	0	1									
Brian Jordan, R OBP: 0.365, SLG: 0.542 Joe McEwing, R (1, 9) (8, PH) (8, 8)		1-1 G4-3		1-2 BB 2B 1B	2-3 K		0-0 FC6-4 1B	1-2 L5		4	1	2	0	0	1	1									
Ron Gant, R OBP: 0.315, SLG: 0.488 Luis Ordaz, R OBP: 0.204, SLG: 0.165 (1, 7) (9, PH) (9, 6)		1-2 G5-3		4-2 2B HR BB	2-2 G6-4-3 1-2f		2-1 FC6-4 1-2f		0-2 G5-3	3	1	0	0	1	0	2									
Fernando Tatis, R OBP: 0.328, SLG: 0.400 (1, 5)		3-2 F7		0-1 HR 2B					1-1 F7	4	2	1	2	1	1	0									
Placido Polanco, R OBP: 0.320, SLG: 0.391 (1, 6) (9, 4)			1-0 SF9 3B	4-0 HR BB					2-3 K	4	3	2	0	1	1	0									
Kent Mercker, L OBP: 0.189, SLG: 0.255 John Mabry, L OBP: 0.315, SLG: 0.392 (1, 1) (8, PH) (8, 9)			1-3 K	1-1 HR					1-1 2B 2B	3	1	1	4	0	2	1									
Eli Marrero, R OBP: 0.324, SLG: 0.379 (1, 2)			0-0 SF9 3-H	2-3 K					0-0 F8	1	1	1	2	0	0	0									
										3	0	1	1	0	1	1									
Inning Stats	R: 0 E: 0 K: 1 S: 5	H: 0 LOB: 0 BB: 1 P: 11	R: 0 E: 0 K: 0 S: 8	H: 0 LOB: 0 BB: 0 P: 13	R: 1 E: 0 K: 1 S: 9	H: 2 LOB: 1 BB: 0 P: 12	R: 6 E: 0 K: 1 S: 18	H: 3 LOB: 0 BB: 3 P: 37	R: 0 E: 0 K: 1 S: 8	H: 0 LOB: 0 BB: 1 P: 16	R: 0 E: 0 K: 2 S: 9	H: 0 LOB: 0 BB: 0 P: 10	R: 2 E: 0 K: 0 S: 9	H: 4 LOB: 1 BB: 0 P: 15	R: 5 E: 0 K: 0 S: 13	H: 4 LOB: 0 BB: 1 P: 22	R: 0 E: 0 K: 1 S: 8	H: 0 LOB: 0 BB: 0 P: 11	1B: 5 2B: 4 3B: 1 HR: 3	SF: 1 SAC: 0 DP: 2 HBP: 0	WP: 1 PB: 0 SB: 0 CS: 0	PA: 43			
PITCHER	IP	WLS	BF	H	R	ER	SO	BB	IBB	HBP	BLK	WP	HR	S	P	ERA	WHIP								
Jesus Sanchez, L ERA: 4.43 (1, 1)	3.0	L	17	5	7	7	2	4	0	0	2	0	1	33	61	21.00	3.000								
Eric Ludwick, R ERA: 5.9 (4, 1)	3.0		9	0	0	0	4	1	0	0	0	0	0	24	38	0.00	0.333								
Brian Edmondson, R ERA: 4.19 (7, 1)	1.0		6	4	2	2	0	0	0	0	0	1	1	9	15	18.00	4.000								
Rob Stanifer, R ERA: 5.89 (8, 1)	1.0		8	4	5	5	0	1	0	0	0	0	1	13	22	45.00	5.000								
Justin Speier, R ERA: 9.42 (9, 1)	1.0		3	0	0	0	1	0	0	0	0	0	0	8	11	0.00	0.000								

St. Louis Cardinals @ Florida Marlins
Pro Player Stadium, Miami, FL
Wed Sep 02 1998, 7:05 PM EDT
Att. 45,170 - Unknown - 89 F

livebaseballscorecards.com

AB	36
R	14
H	13
RBI	14
BB	6
SO	7
LOB	8



Batter	1	2	3	4	5	6	7	8	9	AB	R	H	RBI	BB	SO	LOB
Alex Gonzalez, R (1, 6) OBP: 0.244, SLG: 0.306	0-3 K		1-2 E6			0-2 G5-4-3		1-1 F9	1-1 F8	5	0	0	0	0	1	3
Cliff Floyd, L (1, 7) OBP: 0.335, SLG: 0.471 Justin Speier, R (9, 1)	1-2 G1-6-3		0-0 F8			1-2 P5		0-0 G4-3 2B		4	1	1	0	0	0	1
Mark Kotsay, L (1, 9) OBP: 0.307, SLG: 0.382	0-0 G3-1				2-1 F7		2-0 HR	2-2 G4-3		4	1	1	1	0	0	1
Derrek Lee, R (1, 3) OBP: 0.328, SLG: 0.441		2-2 FC5-4 1B		2-3 K		3-2 1B SF9 1B		3-2 2B		4	1	3	1	0	1	0
Preston Wilson, R (1, 8) OBP: 0.308, SLG: 0.333		3-3 K		3-3 K		2-2 FC1 SF9 1B 1B		2-2 G5-3		4	1	0	0	0	2	3
Kevin Orie, R (1, 5) OBP: 0.282, SLG: 0.323		0-1 FC5-4 1-2f		1-0 G5-3		1-2 1B 1B		2-0 G1-3		4	0	1	0	0	0	1
Randy Knorr, R (1, 2) OBP: 0.174, SLG: 0.333		2-1 G6-3		0-0 G6-3		1-0 SF9		2-0 G3		3	0	0	1	0	0	1
Luis Castillo, S (1, 4) OBP: 0.295, SLG: 0.256			0-1 L9		1-3 K		0-0 G6-4-3 1B		4-2 1B BB	3	0	1	1	1	1	0
Jesus Sanchez, L (1, 1) Eric Ludwick, R (4, 1) John Wehner, R (6, PH) Brian Edmondson, R (7, 1) John Cangelosi, S (7, PH) Rob Stanifer, R (8, 1) Ryan Jackson, L (9, 7) OBP: 0.114, SLG: 0.140 OBP: 0.272, SLG: 0.250 OBP: 0.346, SLG: 0.308 OBP: 0.310, SLG: 0.373			1-3 K		0-0 E6 G5-4-3		1-2 G6-4-3		0-1 1B	1	0	0	0	0	1	0


Inning Stats	R: 0	H: 0	E: 0	K: 1	S: 8	R: 0	H: 1	E: 0	K: 1	S: 11	R: 0	H: 0	E: 1	K: 1	S: 10	R: 0	H: 0	E: 0	K: 2	S: 9	R: 0	H: 0	E: 0	K: 1	S: 5	R: 0	H: 0	E: 1	K: 0	S: 8	R: 3	H: 4	E: 1	K: 0	S: 18	R: 1	H: 2	E: 0	K: 0	S: 12	R: 0	H: 1	E: 0	K: 0	S: 10	1B: 5	SF: 1	2B: 2	SAC: 0	3B: 0	DP: 2	HR: 1	HBP: 0	WP: 0	PA: 37
PITCHER	IP	WLS	BF	H	R	ER	SO	BB	IBB	HBP	BLK	WP	HR	S	P	ERA	WHIP																																						
Kent Mercker, L (1, 1) ERA: 5.27	7.0	W	27	5	3	2	6	0	0	0	0	0	1	69	99	2.57	0.714																																						
Mark Petkovsek, R (8, 1) ERA: 4.79	1.0		5	2	1	1	0	0	0	0	0	0	0	12	20	9.00	2.000																																						
21 Bryan Eversgerd, L (9, 1) ERA: 13.5	1.0		5	1	0	0	0	1	0	0	0	0	0	10	19	0.00	2.000																																						

BOTTOM

St. Louis Cardinals @ Florida Marlins
Pro Player Stadium, Miami, FL
 Wed Sep 02 1998, 7:05 PM EDT
 Att: 45,170 - Unknown - 89 F

livebaseballscorecards.com

AB	35
R	4
H	8
RBI	4
BB	1
SO	6
LOB	12



Batter	1	2	3	4	5	6	7	8	9	AB	R	H	RBI	BB	SO	LOB
Delino DeShields, L (1, 4) OBP: 0.380, SLG: 0.432	1-1 G4-3		0-1 SH1-3		0-0 FC4-5-6-4 BB SF8		0-1 G4-6-3			3	1	0	1	0	0	2
Brian Jordan, R (1, 9) OBP: 0.368, SLG: 0.542	1-0 E7 F9 1B		0-1 FC6-2		3-2 E BB HBP		4-1 BB			2	0	1	0	1	0	1
Mark McGwire, R (1, 3) OBP: 0.474, SLG: 0.744	1-1 F9		1-3 K		4-0 E BB		0-3 K			3	0	0	0	1	2	3
Ray Lankford, L (1, 8) OBP: 0.384, SLG: 0.514	2-3 K			1-0 F7	0-0 SF8			3-3 K		3	0	0	1	0	2	1
Ron Gant, R (1, 7) OBP: 0.314, SLG: 0.485		1-1 P4		3-3 K	2-2 G5-3			2-2 G6-4-3 1B		4	0	1	0	0	1	2
Fernando Tatis, R (1, 5) OBP: 0.328, SLG: 0.398		2-2 G6-3		4-2 S BB		0-1 L8		1-2 G6-4-3		3	0	0	0	1	0	1
Placido Polanco, R (1, 6) OBP: 0.317, SLG: 0.385		0-0 1B		1-2 F8		0-0 F9			1-1 F8	4	0	1	0	0	0	1
Kent Bottenfield, R (1, 1) OBP: 0.088, SLG: 0.088 Joe McWing, R (6, PH) John Frascatore, R (7, 1) OBP: 0.167, SLG: 0.167 21 Bryan Eversgerd, R (7, 1) Mark Petkovsek, R (8, 1) OBP: 0.348, SLG: 0.364 12 Pat Kelly, R (9, PH) OBP: 0.291, SLG: 0.306		0-3 K			0-0 2B FC4-5-6-4 1B	1-0 L5			0-3 K	2	1	1	0	0	1	1
Eli Marrero, R (1, 2) OBP: 0.332, SLG: 0.397			3-2 SH1-3 FC6-2 2B		1-1 FC4-5-6-4 2B		1-2 G4-6-3 1B		2-2 F8	4	0	3	0	0	0	0


Inning Stats	R: 0	H: 1	E: 1	K: 1	S: 9	LOB: 1	BB: 0	P: 14	R: 0	H: 1	E: 0	K: 1	S: 9	LOB: 1	BB: 0	P: 12	R: 0	H: 1	E: 0	K: 1	S: 12	LOB: 1	BB: 0	P: 16	R: 2	H: 2	E: 1	K: 0	S: 10	LOB: 2	BB: 1	P: 20	R: 0	H: 0	E: 0	K: 1	S: 4	LOB: 0	BB: 0	P: 5	R: 0	H: 1	E: 0	K: 1	S: 10	LOB: 1	BB: 1	P: 15	R: 0	H: 1	E: 0	K: 1	S: 12	LOB: 0	BB: 0	P: 18	R: 0	H: 0	E: 0	K: 1	S: 8	LOB: 0	BB: 0	P: 11	1B: 5	SF: 1	2B: 2	SAC: 1	3B: 0	DP: 2	HR: 0	HBP: 1	WP: 0	PA: 36
PITCHER	IP	WLS	BF	H	R	ER	SO	BB	IBB	HBP	BLK	WP	HR	S	P	ERA	WHIP																																																									
Pete Harnisch, R (1, 1) ERA: 3.36	6.0	W	26	5	2	2	4	2	0	1	0	0	0	56	88	3.00	1.167																																																									
Scott Sullivan, R (7, 1) ERA: 5.2	2.0		7	2	0	0	2	1	0	0	0	0	0	22	33	0.00	1.500																																																									
Gabe White, L (9, 1) ERA: 4.48	1.0	S	3	0	0	0	1	0	0	0	0	0	0	8	11	0.00	0.000																																																									


BOTTOM

Cincinnati Reds @ St. Louis Cardinals
 Busch Stadium, St. Louis, MO
 Fri Sep 04 1998, 7:05 PM CDT
 Att: 48,076 - Cloudy - 92 F

livebaseballscorecards.com

AB	30
R	2
H	7
RBI	2
BB	3
SO	7
LOB	12



Batter	1	2	3	4	5	6	7	8	9	AB R H RBI BB SO LOB	TOP
Reggie Sanders, R OBP: 0.343, SLG: 0.429 (1, 8) C B B F B X	3-2 G4-3 ①		2-2 G1-3 ③			1-0 L7 ①		1-0 1-2 1B		4 0 1 0 0 0 0	
Barry Larkin, R OBP: 0.388, SLG: 0.497 (1, 6) B B C X	2-1 F9 ②			1-0 2B		4-2 G4-6-3 BB		2-1 F9 ③		3 0 1 0 1 0 2	
Sean Casey, L OBP: 0.365, SLG: 0.386 (1, 3) B B B	4-0 BB			1-1 F7 ①		0-0 G4-6-3 1-2f ② ③			2-2 G6-3 ①	3 0 0 0 1 0 2	
Dmitri Young, S OBP: 0.356, SLG: 0.478 (1, 7) B X	1-0 F9 ③			0-2 P3 ②			0-0 G4-3 ①		2-1 F9 ②	4 0 0 0 0 0 2	
Bret Boone, R OBP: 0.330, SLG: 0.450 (1, 4) X				1-1 G6-3 ③			1-0 G5-3 ②		1-1 G5-3 ③	4 0 0 0 0 0 1	
Chris Stynes, R OBP: 0.322, SLG: 0.348 26 John Hudek, S Danny Graves, R (1, 9) (7, 1) (8, 1) B C C C X			2-2 G4-3 ②		1-2 1B		0-0 F9 ③			3 0 1 0 0 0 0 0 0 0 0 0 0 0 0 0 0 0 0 0 0	
Aaron Boone, R OBP: 0.338, SLG: 0.402 (1, 5) C B C C			1-3 K ③		3-2 P4 1 SAFE X			0-0 L6 ①		3 0 0 0 0 1 1	AB 30 R 0 H 3 RBI 0 BB 2 SO 4 LOB 10
Brook Fordyce, R OBP: 0.286, SLG: 0.330 (1, 2) S S F			0-3 K ①		0-0 F8 ②			1-3 K ②		3 0 0 0 0 2 1	
Dennys Reyes, R OBP: 0.059, SLG: 0.118 Melvin Nieves, S OBP: 0.380, SLG: 0.345 Mike Remlinger, L OBP: 0.156, SLG: 0.140 Pat Watkins, R OBP: 0.292, SLG: 0.361 (1, 1) (5, PH) (5, 1) (7, 9) X			0-0 F9 ②		2-3 K ③			1-2 E4 1B		1 0 0 0 0 0 0 1 0 0 0 0 1 1 0 0 0 0 0 0 0 1 0 0 0 0 0 0	
Inning Stats	R: 0 E: 0 K: 0 S: 6 H: 0 LOB: 1 BB: 1 P: 16	R: 0 E: 0 K: 1 S: 7 H: 0 LOB: 0 BB: 0 P: 10	R: 0 E: 0 K: 1 S: 7 H: 0 LOB: 0 BB: 0 P: 9	R: 0 E: 0 K: 0 S: 8 H: 1 LOB: 1 BB: 0 P: 11	R: 0 E: 0 K: 1 S: 11 H: 1 LOB: 1 BB: 0 P: 17	R: 0 E: 0 K: 0 S: 4 H: 0 LOB: 0 BB: 1 P: 9	R: 0 E: 0 K: 0 S: 3 H: 0 LOB: 0 BB: 0 P: 4	R: 0 E: 1 K: 1 S: 10 H: 1 LOB: 2 BB: 0 P: 15	R: 0 E: 0 K: 0 S: 8 H: 0 LOB: 0 BB: 0 P: 13	1B: 2 2B: 1 3B: 0 HR: 0 SF: 0 SAC: 0 DP: 1 HBP: 0	WP: 0 PB: 0 SB: 0 CS: 0 PA: 32
PITCHER Donovan Osborne, L ERA: 3.06 (1, 1)	IP 9.0 WLS W BF 32 H 3 R 0 ER 0 SO 4 BB 2 IBB 0 HBP 0 BLK 0 WP 0 HR 0 S 64 P 104 ERA 0.00 WHIP 0.556	PITCHER IP WLS BF H R ER SO BB IBB HBP BLK WP HR S P ERA WHIP									

Cincinnati Reds @ St. Louis Cardinals
 Busch Stadium, St. Louis, MO
 Sat Sep 05 1998, 3:33 AM CDT
 Att. 47,994 - Sunny - 90 F

livebaseballscorecards.com

Batter	1	2	3	4	5	6	7	8	9	AB R H RBI BB SO LOB
12 Pat Kelly, R OBP: 0.296, SLG: 0.307 (1, 4)	2-3 K	0-1 1B		3-3 K			4-2 2B 3B BB			3 1 1 0 1 2 0
John Mabry, L OBP: 0.317, SLG: 0.397 (1, 9)	0-0 HR 1B	1-1 P4			1-1 F7		2-1 3B 2B			4 2 2 1 0 0 1
Mark McGwire, R OBP: 0.472, SLG: 0.747 (1, 3)	2-0 1-H HR	1-3 K			0-3 K		3-3 K			4 1 1 2 0 3 3
Brian Jordan, R OBP: 0.371, SLG: 0.549 (1, 8)	0-0 1B 2B			4-1 BB		1-2 F9	1-2 3B			3 1 2 2 1 0 0
Ron Gant, R OBP: 0.319, SLG: 0.485 (1, 7)	4-1 1B WP BB			0-0 F8		1-2 G4-3 1B	4-0 BB			2 1 1 0 2 0 1
Fernando Tatis, R OBP: 0.327, SLG: 0.396 (1, 5)	1-0 WP 1-3 2-H 1B		1 SAFE 1 SAFE K	0-3 K		2-0 P4	1-3 K			4 0 1 1 0 2 4
Luis Ordez, R OBP: 0.206, SLG: 0.168 (1, 6)	1-3 K			0-0 G4-3		0-0 G4-3 1-2f		1-0 G4-6-3 1B		4 0 1 0 0 1 3
Donovan Osborne, S OBP: 0.091, SLG: 0.048 (1, 1)	2-3 K			3-1 G4-3			2-3 K	1-0 G4-6-3 1-2f		4 0 0 0 0 2 2
Tom Lampkin, L OBP: 0.328, SLG: 0.394 (1, 2)		3-2 F9		0-1 G3			1-0 12 BB 2B HBP	2-3 K		3 1 0 0 0 1 0

Inning Stats	R: 4 E: 0 K: 3 S: 16	H: 4 LOB: 1 BB: 1 P: 28	R: 0 E: 0 K: 1 S: 10	H: 1 LOB: 1 BB: 0 P: 15	R: 0 E: 0 K: 1 S: 6	H: 0 LOB: 1 BB: 1 P: 10	R: 0 E: 0 K: 1 S: 8	H: 0 LOB: 0 BB: 0 P: 14	R: 0 E: 0 K: 1 S: 5	H: 1 LOB: 0 BB: 0 P: 8	R: 3 E: 0 K: 3 S: 18	H: 2 LOB: 2 BB: 2 P: 36	R: 0 E: 0 K: 1 S: 6	H: 1 LOB: 0 BB: 0 P: 10	1B: 5 2B: 2 3B: 1 HR: 1	SF: 0 SAC: 0 DP: 2 HBP: 1
--------------	-------------------------------	----------------------------------	-------------------------------	----------------------------------	------------------------------	----------------------------------	------------------------------	----------------------------------	------------------------------	---------------------------------	-------------------------------	----------------------------------	------------------------------	----------------------------------	----------------------------------	------------------------------------

PITCHER	IP	WLS	BF	H	R	ER	SO	BB	IBB	HBP	BLK	WP	HR	S	P	ERA	WHIP
Dennys Reyes, L ERA: 4.66 (1, 1)	4.0	L	19	5	4	4	6	2	0	0	0	1	1	40	67	9.00	1.750
Mike Remlinger, L ERA: 4.68 (5, 1)	2.1		10	2	3	3	2	1	0	1	0	0	0	21	35	11.57	1.286
26 John Hudek, R ERA: 2.2 (7, 1)	0.2		4	1	0	0	2	1	0	0	0	0	0	10	19	0.00	3.000
Danny Graves, R ERA: 3.63 (8, 1)	1.0		3	1	0	0	1	0	0	0	0	0	0	6	10	0.00	1.000

BOTTOM

Cincinnati Reds @ St. Louis Cardinals
 Busch Stadium, St. Louis, MO
 Sat Sep 05 1998, 3:33 AM CDT
 Att: 47,994 - Sunny - 90 F

AB	31
R	7
H	9
RBI	6
BB	4
SO	11
LOB	14



WP: 1	PA: 36
PB: 0	
SB: 0	
CS: 0	

Batter	1	2	3	4	5	6	7	8	9	AB R H RBI BB SO LOB	TOP											
Lance Johnson, L (1, 8) OBP: 0.320, SLG: 0.306	0-0 L7		0-1 P8		4-2 CS BB		2-2 F8		1-1 G1-3 SH3-4 1B	4 0 1 0 1 0 3												
José Hernández, R (1, 6) OBP: 0.321, SLG: 0.499	0-1 1B		0-1 E6 G3		2-2 L6		0-1 F9		0-1 SH3-4	4 0 1 0 0 0 4												
Mark Grace, L (1, 3) OBP: 0.410, SLG: 0.474	2-1 L7		2-0 G3		1-1 CS	3-2 F7		1-3 K	1-1 G1-3	5 0 0 0 0 1 4												
Sammy Sosa, R (1, 9) OBP: 0.378, SLG: 0.653	1-1 P3		2-3 K		3-2 K			2-2 1B FC4-6 1B	1-3 K	5 1 1 0 0 3 4												
Glenallen Hill, R (1, 7) OBP: 0.350, SLG: 0.529 Brant Brown, L (8, PR) OBP: 0.355, SLG: 0.513		1-1 G4-3 1B		2-1 G6-3		0-0 G4-3		0-1 FC4-6 1B		4 0 2 0 0 0 0 0 0 0 0 0 0 0												
Gary Gaetti, R (1, 5) OBP: 0.359, SLG: 0.495		1-0 F7		1-0 2B		0-0 HR		1-0 FC4-6 HBP		3 1 2 1 0 0 1												
Mickey Morandini, L (1, 4) OBP: 0.391, SLG: 0.394		0-2 G4-3		3-0 G3		0-1 SH3-4 1B		2-1 FC4-6 HBP		4 0 1 1 0 0 4												
Scott Servais, R (1, 2) OBP: 0.282, SLG: 0.334		3-2 L7		1-0 L9		0-0 SH3-4		3-2 HBP		2 0 0 0 0 0 2												
Mike Morgan, R (1, 1) OBP: 0.667, SLG: 0.833 Matt Mieske, R (7, PH) OBP: 0.373, SLG: 0.418 Matt Karchner, R (7, 1) Manny Alexander, R (8, PH) OBP: 0.287, SLG: 0.341 Rodney Myers, R (8, 1)			0-0 G3 2B		2-2 K		4-0 BB		3-3 K	2 0 1 0 0 1 0 0 0 0 0 1 0 0 0 0 0 0 0 0 0 1 0 0 0 0 1 3 0 0 0 0 0 0 0												
Inning Stats	R: 0 E: 0 K: 0 S: 7	H: 1 LOB: 1 BB: 0 P: 10	R: 0 E: 0 K: 0 S: 10	H: 1 LOB: 1 BB: 0 P: 15	R: 0 E: 1 K: 1 S: 9	H: 1 LOB: 2 BB: 0 P: 13	R: 0 E: 0 K: 0 S: 5	H: 1 LOB: 1 BB: 0 P: 12	R: 0 E: 0 K: 1 S: 12	H: 0 LOB: 0 BB: 1 P: 21	R: 0 E: 0 K: 1 S: 7	H: 0 LOB: 0 BB: 0 P: 13	R: 1 E: 0 K: 0 S: 10	H: 2 LOB: 2 BB: 1 P: 16	R: 1 E: 0 K: 2 S: 16	H: 2 LOB: 3 BB: 0 P: 28	R: 0 E: 0 K: 1 S: 10	H: 1 LOB: 1 BB: 0 P: 13	1B: 6 2B: 2 3B: 0 HR: 1	SF: 0 SAC: 2 DP: 0 HBP: 2	WP: 0 PB: 0 SB: 0 CS: 1	PA: 41
PITCHER	IP WLS BF H R ER SO BB IBB HBP BLK WP HR S P ERA WHIP																					
Darren Oliver, L (1, 1) ERA: 5.61	6.1 W 26 6 1 1 3 1 0 0 0 0 0 1 54 88 1.42 1.105																					
Lance Painter, L (7, 1) ERA: 4.25	0.1 2 0 0 0 0 1 0 0 0 0 0 0 4 10 0.00 3.000																					
Mike Busby, R (7, 1) ERA: 5.12	0.2 5 2 1 1 1 0 0 1 0 0 0 10 14 13.50 3.000																					
21 Bryan Eversgerd, L (8, 1) ERA: 10.8	0.2 3 0 0 0 1 0 0 1 0 0 0 8 16 0.00 0.000																					
Juan Acevedo, R (9, 1) ERA: 2.9	1.0 S 4 1 0 0 1 0 0 0 0 0 0 10 13 0.00 1.000																					

Chicago Cubs @ St. Louis Cardinals
 Busch Stadium, St. Louis, MO
 Mon Sep 07 1998, 3:33 AM CDT
 Att. 42,877 - Cloudy - 92 F

livebaseballscorecards.com

AB	34
R	2
H	9
RBI	2
BB	2
SO	6
LOB	25



Batter	1	2	3	4	5	6	7	8	9
Delino DeShields, L (1, 4) OBP: 0.378, SLG: 0.441	2-1 L8	0-0 G6-3		1 SAFE 0-0 F9			3-2 HR		
Brian Jordan, R (1, 9) OBP: 0.365, SLG: 0.541 John Mabry, L (8, 9) OBP: 0.316, SLG: 0.395	2-2 L7		2-3 K	1 SAFE 0-1 G4-3			0-0 G5-3		
Mark McGwire, R (1, 3) OBP: 0.471, SLG: 0.746	1-1 HR		2-0 BB G4-3 1B		0-0 P8		2-1 L8		
Ray Lankford, L (1, 8) OBP: 0.389, SLG: 0.521	4-2 S BB		2-0 G4-3		4-2 S BB		2-1 S 1B		
Ron Gant, R (1, 7) OBP: 0.325, SLG: 0.483	4-0 1-2 BB		1-0 BB HBP		1 SAFE 4-2 1 SAFE G1-4-3 BB		4-1 1 SAFE BB		
Fernando Tatis, R (1, 5) OBP: 0.326, SLG: 0.399	0-0 G3		4-0 1-2 2-3 BB		3-2 G1-4-3 1-2f		2-3 K		
Placido Polanco, R (1, 6) OBP: 0.308, SLG: 0.373 Juan Acevedo, R (9, 1) OBP: 0.235, SLG: 0.250		1-0 G6-3	3-2 G5-3		1-1 F9		0-0 G3-1-3		
Darren Oliver, R (1, 1) OBP: 0.083, SLG: 0.167 Lance Painter, L (7, 1) OBP: 1.000, SLG: 1.000 Mike Busby, R (7, 1) 21 Bryan Eversgerd, R (8, 1) Luis Ordaz, R (8, PH) OBP: 0.204, SLG: 0.167		1-0 G3		1-3 K		0-3 K	3-2 P7		
Eli Marrero, R (1, 2) OBP: 0.335, SLG: 0.410	0-1 HR		4-2 BB		3-2 F8		3-3 K		

AB	R	H	RBI	BB	SO	LOB
4	1	1	1	1	0	1
4	0	0	0	0	1	1
0	0	0	0	0	0	0
4	1	2	1	0	0	0
2	0	1	0	2	0	1
0	0	0	0	3	0	0
3	0	0	0	1	1	6
4	0	0	0	0	0	3
0	0	0	0	0	0	0
3	0	0	0	0	2	0
0	0	0	0	0	0	0
0	0	0	0	0	0	0
0	0	0	0	0	0	0
1	0	0	0	0	0	0
3	1	1	1	1	1	0
1B: 2	SF: 0					
2B: 0	SAC: 0					
3B: 0	DP: 1					
HR: 3	HBP: 1					

AB	R	H	RBI	BB	SO	LOB
28	3	5	3	7	5	12

WP	PA	ERA	WHIP
0	36		

Inning Stats	R	H	E	K	S	LOB	BB	HBP	IBB	WP	HR	S	P	ERA	WHIP
R: 1 E: 0 K: 0 S: 13	H: 1 LOB: 2 BB: 2 P: 26	R: 1 E: 0 K: 0 S: 5	H: 1 LOB: 0 BB: 0 P: 7	R: 0 E: 0 K: 1 S: 9	H: 1 LOB: 3 BB: 1 P: 23	R: 0 E: 0 K: 1 S: 9	H: 0 LOB: 1 BB: 1 P: 14	R: 0 E: 0 K: 0 S: 9	H: 0 LOB: 0 BB: 0 P: 13	R: 1 E: 0 K: 1 S: 14	H: 2 LOB: 2 BB: 1 P: 26	R: 0 E: 0 K: 1 S: 7	H: 0 LOB: 0 BB: 0 P: 13	1B: 2 2B: 0 3B: 0 HR: 3	SF: 0 SAC: 0 DP: 1 HBP: 1

PITCHER	IP	WLS	BF	H	R	ER	SO	BB	IBB	HBP	BLK	WP	HR	S	P	ERA	WHIP
Mike Morgan, R (1, 1) ERA: 3.91	6.0	L	27	3	2	2	3	6	0	0	0	0	2	54	103	3.00	1.500
Matt Karchner, R (7, 1) ERA: 5.31	1.0		6	2	1	1	1	1	0	0	0	0	1	14	26	9.00	3.000
Rodney Myers, R (8, 1) ERA: 6.43	1.0		3	0	0	0	1	0	0	0	0	0	0	7	13	0.00	0.000

Chicago Cubs @ St. Louis Cardinals
 Busch Stadium, St. Louis, MO
 Mon Sep 07 1998, 3:33 AM CDT
 Att: 42,877 - Cloudy - 92 F

livebaseballscores.com



Batter	1	2	3	4	5	6	7	8	9	AB	R	H	RBI	BB	SO	LOB	TOP										
Lance Johnson, L OBP: 0.313, SLG: 0.299 (1, 8)	1-2 F8	0-0 L7		2-1 F9		0-1 G4-3		3-2 G3-1		5	0	0	0	0	0	7											
José Hernández, R OBP: 0.320, SLG: 0.494 (1, 6)	4-0 WP 1B BB		1-0 P3		0-0 F9		1-1 F9	1-0 G6-3		4	1	0	1	1	0	1											
Mark Grace, L OBP: 0.412, SLG: 0.474 (1, 3)	3-2 FC6-4 1B 1B		1-1 G5-4-3 1B		0-0 G6-3		4-2 BB 1B BB	1-1 F7		4	1	2	1	1	0	1											
Sammy Sosa, R OBP: 0.378, SLG: 0.650 (1, 9)	2-2 FC6-4 1B		0-1 G5-4-3		4-2 BB		1-0 F7		2-3 K	4	0	1	0	1	1	2											
Glenallen Hill, R OBP: 0.351, SLG: 0.530 (1, 7)	2-0 FC6-4 1B			1-0 F9	0-2 P6		0-0 BB 1B		0-0 2B	5	0	2	0	0	0	3											
Gary Gaetti, R OBP: 0.362, SLG: 0.495 (1, 5)	0-1 1B			3-2 1B BLK 1B		2-3 K	4-2 BB		0-0 F7	4	0	2	1	1	1	1											
Mickey Morandini, L OBP: 0.390, SLG: 0.393 Matt Mieske, R OBP: 0.399, SLG: 0.413 Jason Maxwell, R Don Wengert, R Felix Heredia, L Orlando Merced, S OBP: 0.335, SLG: 0.402 (1, 4) (7, PH) (7, 4) (8, 1) (8, 1) (9, PH)	1-0 F7			4-1 1B BB		0-2 G4-3	2-1 F8		3-2 G5-3	2	0	0	0	1	0	2											
Scott Servais, R OBP: 0.287, SLG: 0.340 (1, 2)		1-1 F8		0-0 1B		1-0 1B		0-0 G3-1 1B G6-3 1B		4	1	3	0	0	0	0											
Steve Trachsel, R OBP: 0.323, SLG: 0.339 Terry Mulholland, R OBP: 0.300, SLG: 0.222 Manny Alexander, R OBP: 0.289, SLG: 0.344 (1, 1) (6, 1) (8, PH) (8, 4)		3-2 F8		1-3 K		0-0 1B		1-1 G6-3 G3-1 1B		3	0	1	0	0	1	3											
Inning Stats	R: 2 E: 0 K: 0 S: 14	H: 3 LOB: 2 BB: 1 P: 27	R: 0 E: 0 K: 0 S: 7	H: 0 LOB: 0 BB: 0 P: 11	R: 0 E: 0 K: 0 S: 5	H: 1 LOB: 0 BB: 0 P: 7	R: 0 E: 0 K: 1 S: 16	H: 2 LOB: 3 BB: 1 P: 26	R: 0 E: 0 K: 0 S: 8	H: 0 LOB: 1 BB: 1 P: 12	R: 0 E: 0 K: 1 S: 12	H: 2 LOB: 2 BB: 0 P: 15	R: 0 E: 0 K: 0 S: 11	H: 1 LOB: 3 BB: 2 P: 23	R: 1 E: 0 K: 0 S: 9	H: 2 LOB: 1 BB: 0 P: 15	R: 0 E: 0 K: 1 S: 10	H: 1 LOB: 1 BB: 0 P: 15	1B: 11 2B: 1 3B: 0 HR: 0	SF: 0 SAC: 0 DP: 1 HBP: 0	WP: 1 PB: 0 SB: 0 CS: 0	PA: 43					
PITCHER	IP	WLS	BF	H	R	ER	SO	BB	IBB	HBP	BLK	WP	HR	S	P	ERA	WHIP										
Kent Mercker, L ERA: 5.18 (1, 1)	6.0	W	28	8	2	2	2	3	0	0	1	1	0	62	98	3.00	1.833										
Rick Croushore, R ERA: 4.47 (7, 1)	0.2		5	1	0	0	0	2	0	0	0	0	0	9	19	0.00	4.500										
Lance Painter, L ERA: 4.4 (7, 1)	0.2		4	2	1	1	0	0	0	0	0	0	0	8	14	13.50	3.000										
John Frascatore, R ERA: 4.25 (8, 1)	0.2		2	0	0	0	0	0	0	0	0	0	0	3	5	0.00	0.000										
Juan Acevedo, R ERA: 2.86 (9, 1)	1.0	S	4	1	0	0	1	0	0	0	0	0	0	10	15	0.00	1.000										

Chicago Cubs @ St. Louis Cardinals
 Busch Stadium, St. Louis, MO
 Tue Sep 08 1998, 7:05 PM CDT
 Att. 43,688 - Unknown - 76 F

livebaseballscorecards.com

AB	38
R	3
H	12
RBI	3
BB	5
SO	3
LOB	24



Batter	1	2	3	4	5	6	7	8	9	AB R H RBI BB SO LOB	TOP
Delino DeShields, L (1, 4) <small>OBP: 0.376, SLG: 0.439</small> Jose Jimenez, R (5, 1) Brian Jordan, R (8, PH) 12 Pat Kelly, R (8, 4) <small>OBP: 0.294, SLG: 0.304</small>	3-2 		0-0 		0-0 			2-2 	0-1 	3 0 0 0 0 0 1 0 0 0 0 0 0 0 1 0 0 0 0 0 0 1 0 0 1 0 0 2	
Fernando Tatis, R (1, 5) <small>OBP: 0.324, SLG: 0.402</small>	1-0 		0-0 		2-0 			0-1 	2-3 	5 1 2 1 0 1 3	
Mark McGwire, R (1, 3) <small>OBP: 0.471, SLG: 0.748</small> J.D. Drew, L (3, 9) <small>OBP: 0.250, SLG: 1.000</small>	1-2 		1-0 			1-3 		2-1 		2 0 0 0 0 0 1 2 1 1 1 0 1 0	
Ray Lankford, L (1, 8) <small>OBP: 0.389, SLG: 0.523</small> Curtis King, R (8, 1)	4-1 		3-2 			2-3 		4-2 		2 0 0 0 2 1 1 0 0 0 0 0 0 0	
Ron Gant, R (1, 7) <small>OBP: 0.325, SLG: 0.488</small>	3-2 			0-0 		2-2 		2-3 		4 0 1 0 0 2 2	
John Mabry, L (1, 9) <small>OBP: 0.310, SLG: 0.387</small>		2-2 		1-3 		1-2 			1-0 	4 0 0 0 0 1 1	
Placido Polanco, R (1, 6) <small>OBP: 0.315, SLG: 0.371</small>		1-2 		0-1 			1-0 		1-1 	3 1 1 0 0 0 0	AB 31 R 3 H 5 RBI 3 BB 5 SO 6 LOB 12
Bobby Witt, R (1, 1) <small>OBP: 0.250, SLG: 0.273</small> John Frascatore, R (4, 1) <small>OBP: 0.167, SLG: 0.167</small> Joe McEwing, R (5, PH) (5, 4) (8, 9)		0-0 		1-2 			0-0 		4-0 	0 0 0 0 0 0 0 0 0 0 0 0 0 0 2 0 0 0 1 0 0	
Eli Marrero, R (1, 2) <small>OBP: 0.338, SLG: 0.402</small>		0-1 		4-1 			3-2 		4-0 	2 0 0 0 2 0 1	
Inning Stats	R: 1 H: 1 E: 0 LOB: 1 K: 1 BB: 1 S: 14 P: 26	R: 0 H: 0 E: 0 LOB: 1 K: 0 BB: 0 S: 8 P: 11	R: 0 H: 1 E: 0 LOB: 1 K: 0 BB: 0 S: 8 P: 12	R: 0 H: 0 E: 0 LOB: 0 K: 1 BB: 0 S: 6 P: 7	R: 0 H: 0 E: 0 LOB: 1 K: 0 BB: 1 S: 7 P: 14	R: 0 H: 1 E: 0 LOB: 1 K: 2 BB: 0 S: 18 P: 24	R: 0 H: 0 E: 0 LOB: 0 K: 0 BB: 0 S: 5 P: 9	R: 1 H: 1 E: 0 LOB: 1 K: 1 BB: 1 S: 16 P: 26	R: 1 H: 1 E: 0 LOB: 2 K: 1 BB: 2 S: 8 P: 20	1B: 3 SF: 0 2B: 0 SAC: 1 3B: 0 DP: 0 HR: 2 HBP: 1	WP: 1 PA: 38 PB: 0 SB: 2 CS: 0
PITCHER Pete Harnisch, R (1, 1) <small>ERA: 3.29</small> Gabe White, L (8, 1) <small>ERA: 4.63</small> Danny Graves, R (9, 1) <small>ERA: 3.55</small>	IP WLS BF H R ER SO BB IBB HBP BLK WP HR S P ERA WHIP 7.0 W 27 3 1 1 4 2 0 1 0 1 1 66 103 1.29 0.714 1.1 8 2 2 2 1 2 0 0 0 0 0 1 19 35 13.50 3.000 0.2 S 3 0 0 0 0 1 1 0 0 0 0 0 5 11 0.00 1.500	PITCHER IP WLS BF H R ER SO BB IBB HBP BLK WP HR S P ERA WHIP									

St. Louis Cardinals @ Cincinnati Reds
 Cinerogy Field, Cincinnati, OH
 Wed Sep 09 1998, 7:05 PM EDT
 Att. 51,969 - Unknown - 71 F

livebaseballscorecards.com



Batter	1	2	3	4	5	6	7	8	9
Jeffrey Hammonds, R (1, 8) OBP: 0.377, SLG: 0.429	1-1 F9		0-0 HR	2-1 F9			4-2 G6-4-3 BB		
Sean Casey, L (1, 3) OBP: 0.364, SLG: 0.412	3-2 G4-3		1-0 HR		2-0 L7		1-1 G6-4-3		
Barry Larkin, R (1, 6) OBP: 0.389, SLG: 0.494	2-2 L7		2-3 K		1-0 G6-3		3-2 2B		
Roberto Petagine, L (1, 9) OBP: 0.447, SLG: 0.500		0-1 P5		4-2 2B HR	0-0 G6-3		4-2 G6-3 BB		
Jon Nunnally, L (8, 9) OBP: 0.348, SLG: 0.382									
Tony Tarasco, L (1, 7) OBP: 0.200, SLG: 0.400		1-3 K		1-2 HR	2-2 G6-3		0-0 P6		
Danny Graves, R (9, 1)				1-3 2B					
Bret Boone, R (1, 4) OBP: 0.329, SLG: 0.457		1-1 HR		0-0 HR	1-0 L3		2-2 G6-3		
Eddie Taubensee, L (1, 2) OBP: 0.349, SLG: 0.417		3-2 K		2-H 3-H HR	1-3 K				
Aaron Boone, R (1, 5) OBP: 0.343, SLG: 0.405			1-1 G3	1-0 L7			0-1 BB		
Pete Harnisch, S (1, 1) OBP: 0.131, SLG: 0.117							1-3 K		
Paul Konerko, R (7, PH) OBP: 0.265, SLG: 0.315			1-0 G3-1	0-0 1B					
Gabe White, L (8, 1) OBP: 0.250, SLG: 0.250									
Pat Watkins, R (9, 7) OBP: 0.291, SLG: 0.365									

Inning Stats	R: 0	H: 0	E: 0	K: 0	S: 11	R: 1	H: 1	E: 0	K: 2	S: 12	R: 2	H: 2	E: 0	K: 1	S: 8	R: 3	H: 3	E: 0	K: 1	S: 17	R: 0	H: 0	E: 0	K: 0	S: 3	R: 0	H: 0	E: 0	K: 1	S: 9	R: 0	H: 1	E: 0	K: 1	S: 10	R: 0	H: 1	E: 0	K: 0	S: 10						
	0	0	0	0	17	1	1	0	2	12	2	2	0	1	8	3	3	0	1	17	0	0	0	0	3	0	0	0	0	1	9	0	1	0	10	0	1	0	10	0	1	0	10			
	LOB: 0	BB: 0				LOB: 0	BB: 0				LOB: 0	BB: 0				LOB: 1	BB: 1				LOB: 0	BB: 0			LOB: 0	BB: 0			LOB: 1	BB: 1			LOB: 1	BB: 1			LOB: 1	BB: 1			LOB: 1	BB: 1			LOB: 1	BB: 1

PITCHER	IP	WLS	BF	H	R	ER	SO	BB	IBB	HBP	BLK	WP	HR	S	P	ERA	WHIP
Bobby Witt, R (1, 1) ERA: 6.69	3.2	L	18	6	6	6	4	1	0	0	0	0	3	46	69	14.73	1.909
John Frascatore, R (4, 1) ERA: 4.23	0.1		1	0	0	0	0	0	0	0	0	0	2	4	4	0.00	0.000
Jose Jimenez, R (5, 1) ERA:	3.0		10	1	0	0	2	1	0	0	0	0	0	22	35	0.00	0.667
Curtis King, R (8, 1) ERA: 3.86	1.0		4	1	0	0	0	1	0	0	0	0	0	10	19	0.00	2.000

BOTTOM


St. Louis Cardinals @ Cincinnati Reds
Cinergy Field, Cincinnati, OH

Wed Sep 09 1998, 7:05 PM EDT
Att: 51,969 - Unknown - 71 F

AB	R	H	RBI	BB	SO	LOB
3	1	1	0	1	0	1
4	1	1	2	0	0	2
4	0	1	0	0	1	0
2	1	0	0	1	0	0
0	0	0	0	1	0	0
4	1	1	0	0	1	2
0	0	0	0	0	0	0
4	2	2	4	0	0	2
3	0	0	0	0	3	0
3	0	1	0	0	0	0
2	0	1	0	0	0	0
1	0	0	0	0	1	1
0	0	0	0	0	0	0
0	0	0	0	0	0	0

AB	30
R	6
H	8
RBI	6
BB	3
SO	6
LOB	8

WP: 0 PA: 33
PB: 0
SB: 0
CS: 0



PITCHER	IP	WLS	BF	H	R	ER	SO	BB	IBB	HBP	BLK	WP	HR	S	P	ERA	WHIP
Bobby Witt, R (1, 1) ERA: 6.69	3.2	L	18	6	6	6	4	1	0	0	0	0	3	46	69	14.73	1.909
John Frascatore, R (4, 1) ERA: 4.23	0.1		1	0	0	0	0	0	0	0	0	0	2	4	4	0.00	0.000
Jose Jimenez, R (5, 1) ERA:	3.0		10	1	0	0	2	1	0	0	0	0	0	22	35	0.00	0.667
Curtis King, R (8, 1) ERA: 3.86	1.0		4	1	0	0	0	1	0	0	0	0	0	10	19	0.00	2.000

Batter	1	2	3	4	5	6	7	8	9	AB	R	H	RBI	BB	SO	LOB	TOP
12 Pat Kelly, R (1, 4) <small>OBP: 0.293, SLG: 0.298</small> Rick Croushore, R (5, 1) Mark Petkovsek, R (5, 1) <small>OBP: 0.348, SLG: 0.364</small> Eli Marrero, R (7, 2) <small>OBP: 0.336, SLG: 0.400</small>	0-3 	1-1 G6-3 						1-0 P3 		3	0	0	0	0	2	3	
Ray Lankford, L (1, 8) <small>OBP: 0.391, SLG: 0.529</small>	0-0 		4-0 L8 CS BB 					2-2 F8 		4	1	2	2	1	0	2	
Mark McGwire, R (1, 3) <small>OBP: 0.471, SLG: 0.743</small>	2-3 K 		2-3 SAFE K 		4-2 BB BB 1B BB 	4-1 FC6-4 BB 		0-0 P3 		3	1	0	0	2	2	2	
Brian Jordan, R (1, 9) <small>OBP: 0.363, SLG: 0.536</small>	3-3 SAFE K 		2-0 L8 		4-2 BB 1B BB 	1-1 F9 		0-0 P3 		4	1	0	0	1	1	3	
Ron Gant, R (1, 7) <small>OBP: 0.326, SLG: 0.484</small> Juan Acevedo, R (9, 1) <small>OBP: 0.235, SLG: 0.250</small>		4-1 BB S 12 WP BB 	3-3 K 		4-2 1B 1B BB 	3-3 K 		0-0 G6-3 		3	2	0	0	2	2	2	
Fernando Tatis, R (1, 5) <small>OBP: 0.325, SLG: 0.404</small>		2-3 SAFE K 		2-1 F9 	0-1 1B 1B 	1-0 FC6-4 		3-1 2B 		5	1	2	2	0	1	2	
Luis Ordaz, R (1, 6) <small>OBP: 0.195, SLG: 0.159</small> Delino DeShields, L (5, PH) <small>OBP: 0.378, SLG: 0.439</small>		0-0 P4 		3-3 K 	2-1 1B 1B 		1-2 L7 		4-0 IBB 		2	0	0	0	0	1	1
Donovan Osborne, S (1, 1) <small>OBP: 0.125, SLG: 0.045</small> Manny Aybar, R (4, 1) <small>OBP: 0.263, SLG: 0.263</small> J.D. Drew, L (5, PH) <small>OBP: 0.400, SLG: 1.000</small> Placido Polanco, R (5, 6) <small>OBP: 0.310, SLG: 0.364</small>		4-1 12 WP BB 		3-3 K 	3-2 12 HBP 1B 		1-1 G3 		0-0 G4-3 		1	0	0	0	1	1	0
Tom Lampkin, L (1, 2) <small>OBP: 0.331, SLG: 0.390</small> Jeff Brantley, R (7, 1) Lance Painter, L (8, 1) <small>OBP: 1.000, SLG: 1.000</small> John Mabry, L (9, 7) <small>OBP: 0.310, SLG: 0.387</small>		4-2 12 WP BB 					2-2 L7 				2	1	0	0	2	1	1
Inning Stats	R: 0 E: 0 K: 3 S: 10 H: 1 LOB: 1 BB: 0 P: 15	R: 1 E: 0 K: 1 S: 11 H: 0 LOB: 2 BB: 3 P: 26	R: 0 E: 0 K: 2 S: 10 H: 0 LOB: 1 BB: 1 P: 21	R: 0 E: 0 K: 2 S: 9 H: 0 LOB: 0 BB: 0 P: 17	R: 7 E: 0 K: 2 S: 29 H: 4 LOB: 2 BB: 4 P: 59	R: 0 E: 0 K: 1 S: 7 H: 0 LOB: 1 BB: 1 P: 16	R: 0 E: 0 K: 0 S: 8 H: 0 LOB: 0 BB: 0 P: 12	R: 0 E: 0 K: 0 S: 5 H: 0 LOB: 0 BB: 0 P: 8	R: 0 E: 0 K: 0 S: 5 H: 1 LOB: 2 BB: 1 P: 12	1B: 4 2B: 1 3B: 0 HR: 1 SF: 0 SAC: 0 DP: 0 HBP: 1	WP: 1 PB: 0 SB: 1 CS: 1 PA: 44						
PITCHER Mike Remlinger, L (1, 1) <small>ERA: 4.84</small> Scott Sullivan, R (5, 1) <small>ERA: 5.44</small> 26 John Hudek, R (6, 1) <small>ERA: 2.58</small> Gabe White, L (7, 1) <small>ERA: 4.52</small> Danny Graves, R (9, 1) <small>ERA: 3.5</small>	IP	WLS	BF	H	R	ER	SO	BB	IBB	HBP	BLK	WP	HR	S	P	ERA	WHIP
PITCHER Mike Remlinger, L (1, 1) <small>ERA: 4.84</small> Scott Sullivan, R (5, 1) <small>ERA: 5.44</small> 26 John Hudek, R (6, 1) <small>ERA: 2.58</small> Gabe White, L (7, 1) <small>ERA: 4.52</small> Danny Graves, R (9, 1) <small>ERA: 3.5</small>	4.1	L	22	2	5	5	9	7	0	0	0	1	1	52	106	10.38	2.077
	0.2		7	3	3	3	1	1	0	1	0	0	0	17	32	40.50	6.000
	1.0		4	0	0	0	1	1	0	0	0	0	0	7	16	0.00	1.000
	2.0		6	0	0	0	0	0	0	0	0	0	0	13	20	0.00	0.000
	1.0		5	1	0	0	0	0	1	0	0	0	0	5	12	0.00	1.000

St. Louis Cardinals @ Cincinnati Reds
 Cinerogy Field, Cincinnati, OH
 Thu Sep 10 1998, 7:05 PM EDT
 Att. 50,971 - Unknown - 79 F

AB	33
R	8
H	6
RBI	7
BB	10
SO	11
LOB	18



Batter	1	2	3	4	5	6	7	8	9	AB R H RBI BB SO LOB	TOP																
Delino DeShields, L (1, 4) OBP: 0.375, SLG: 0.434	2-2 G1-3		1-1 G6-3			3-1 G6-3	3-1 P6			4 0 0 0 0 0 0																	
Ray Lankford, L (1, 8) OBP: 0.392, SLG: 0.531	3-3 K			2-3 K		1-0 1B 2B		0-0 G5-4-3 1B		4 1 2 0 0 2 0																	
Mark McGwire, R (1, 3) OBP: 0.469, SLG: 0.739	0-0 G5-3			1-1 G5-3		2-3 K		2-0 G5-4-3 1B		4 0 1 0 0 1 1																	
Brian Jordan, R (1, 9) OBP: 0.362, SLG: 0.534		1-3 K		2-2 G5-3		1-0 BB 1B		0-2 G5-4-3		4 0 1 1 0 1 2																	
Ron Gant, R (1, 7) OBP: 0.330, SLG: 0.487		0-1 1B			2-0 FC5 1B	2-1 BB 1B		2-1 F9		4 0 3 0 0 0 1																	
Fernando Tatis, R (1, 5) OBP: 0.326, SLG: 0.404		0-1 F7			1-1 S FC5 1B	4-0 FC5-4 BB			0-3 K	3 1 1 0 1 1 1																	
Placido Polanco, R (1, 6) OBP: 0.299, SLG: 0.351		3-3 K			0-1 FC5 G6-3 S	1-0 FC5-4			2-3 K	4 0 0 0 0 2 6																	
Matt Morris, R (1, 1) OBP: 0.250, SLG: 0.130			1-3 K				1-2 G1		3-3 K	3 0 0 1 0 1 1																	
Mike Busby, R (8, 1)										0 0 0 0 0 0 0																	
Joe McEwing, R (9, PH)										1 0 0 0 0 1 0																	
Eli Marrero, R (1, 2) OBP: 0.332, SLG: 0.394			3-2 F7			1-1 P6				3 0 0 0 0 1 1																	
Inning Stats	R: 0 E: 0 K: 1 S: 9	H: 0 LOB: 0 BB: 0 P: 14	R: 0 E: 0 K: 2 S: 10	H: 1 LOB: 1 BB: 0 P: 14	R: 0 E: 0 K: 1 S: 9	H: 0 LOB: 0 BB: 0 P: 14	R: 0 E: 0 K: 1 S: 10	H: 0 LOB: 0 BB: 0 P: 15	R: 1 E: 0 K: 0 S: 8	H: 2 LOB: 1 BB: 0 P: 13	R: 1 E: 0 K: 1 S: 10	H: 3 LOB: 3 BB: 1 P: 24	R: 0 E: 0 K: 1 S: 8	H: 0 LOB: 0 BB: 0 P: 15	R: 0 E: 0 K: 0 S: 7	H: 2 LOB: 1 BB: 0 P: 11	R: 0 E: 0 K: 3 S: 14	H: 0 LOB: 0 BB: 0 P: 19	1B: 7 2B: 1 3B: 0 HR: 0	SF: 0 SAC: 0 DP: 1 HBP: 0	WP: 0 PB: 0 SB: 2 CS: 0	PA: 35					
PITCHER	IP WLS BF H R ER SO BB IBB HBP BLK WP HR S P ERA WHIP																										
Mike Hampton, L (1, 1) ERA: 3.55	7.2		31	8	2	2	7	1	0	0	0	0	0	69	116	2.35	1.174										
Jay Powell, R (8, 1) ERA: 3.25	0.1	W	1	0	0	0	0	0	0	0	0	0	0	2	4	0.00	0.000										
Billy Wagner, L (9, 1) ERA: 2.22	1.0		3	0	0	0	3	0	0	0	0	0	0	14	19	0.00	0.000										

St. Louis Cardinals @ Houston Astros
Astrodome, Houston, TX
Fri Sep 11 1998, 8:05 PM EDT
Att. 52,186 - Dome - 72 F

livebaseballscorecards.com

AB	34
R	2
H	8
RBI	2
BB	1
SO	10
LOB	13



Batter	1	2	3	4	5	6	7	8	9
Craig Biggio, R OBP: 0.403, SLG: 0.513 (1, 4)	2-2 F7		2-1 1B			2-3 K2-3	0-0 G6-4-3	3-2 G6-3	
Carl Everett, S OBP: 0.368, SLG: 0.481 (1, 8)	3-1 G4-3		0-0 L8			4-2 HR		1-2 3-H	
Derek Bell, R OBP: 0.362, SLG: 0.486 (1, 9)	1-0 1B			0-0 1B		1-1 HR		1-0 FC1-6	
5 Jeff Bagwell, R OBP: 0.417, SLG: 0.548 (1, 3)	0-1 F9			3-1 F9		0-1 2B		4-2 2B	
Moises Alou, R OBP: 0.400, SLG: 0.603 (1, 7)		2-2 F6-3		0-1 1B		0-1 G5-3		0-0 2B	
Sean Berry, R OBP: 0.399, SLG: 0.539 (1, 5)		1-0 G6-3		0-0 G4-6-3		4-0 IBB		4-0 1B	
Ricky Gutierrez, R OBP: 0.354, SLG: 0.353 (1, 6)		1-1 G6-3			1-0 G4-6-3	1-2 G5-3		1-1 1B	
Brad Ausmus, R OBP: 0.358, SLG: 0.349 (1, 2)			0-0 G5-3		0-1 G4-6-3		3-2 G5-3	0-2 35 1B	
Mike Hampton, R OBP: 0.344, SLG: 0.321 (1, 1)			0-2 G5-3		1-2 G5-3		0-1 G6-4-3	3-2 WP	
Jay Powell, R (8, 1)									
35 Dave Clark, L OBP: 0.301, SLG: 0.277 (8, PH)									
Billy Wagner, L OBP: 0.500, SLG: 0.500 (9, 1)									

Inning Stats	R: 0	H: 1	E: 0	K: 0	S: 8	R: 0	H: 0	E: 0	K: 0	S: 8	R: 0	H: 2	E: 0	K: 0	S: 7	R: 0	H: 2	E: 0	K: 0	S: 6	R: 0	H: 0	E: 0	K: 0	S: 6	R: 2	H: 3	E: 0	K: 1	S: 15	R: 0	H: 1	E: 0	K: 0	S: 6	R: 6	H: 5	E: 1	K: 1	S: 23	
	LOB: 1	BB: 0	P: 14			LOB: 0	BB: 0	P: 12			LOB: 1	BB: 0	P: 9			LOB: 0	BB: 0	P: 8			LOB: 2	BB: 2	P: 27			LOB: 0	BB: 0	P: 9			LOB: 0	BB: 0	P: 9			LOB: 1	BB: 2	P: 43			
PITCHER	IP	WLS	BF	H	R	ER	SO	BB	IBB	HBP	BLK	WP	HR	S	P	ERA	WHIP																								
Matt Morris, R ERA: 2.79 (1, 1)	7.1	L	35	13	8	8	1	2	2	1	0	0	1	69	113	9.82	2.045																								
Mike Busby, R ERA: 5.03 (8, 1)	0.2		3	1	0	0	1	0	0	0	0	1	0	10	18	0.00	1.500																								

BOTTOM


St. Louis Cardinals @ Houston Astros
Astrodome, Houston, TX

Fri Sep 11 1998, 8:05 PM EDT
Att: 52,186 - Dome - 72 F

AB	R	H	RBI	BB	SO	LOB
5	0	1	1	0	1	2
4	1	1	0	1	1	2
4	2	3	2	0	0	1
3	1	1	0	1	0	2
4	1	3	1	0	0	0
2	1	0	0	2	0	2
3	1	1	2	0	0	3
4	1	2	2	0	0	1
3	0	1	0	0	0	1
0	0	0	0	0	0	0
1	0	1	0	0	0	0
0	0	0	0	0	0	0

1B: 10	SF: 0	WP: 1	PA: 38
2B: 3	SAC: 0	PB: 0	
3B: 0	DP: 4	SB: 0	
HR: 1	HBP: 1	CS: 0	

AB 33
R 8
H 14
RBI 8
BB 4
SO 2
LOB 14



Batter	1	2	3	4	5	6	7	8	9	AB R H RBI BB SO LOB	TOP	
Joe McEwing, R (1, 4) Delino DeShields, L (8, PH) OBP: 0.222, SLG: 0.125 OBP: 0.376, SLG: 0.434	1-2 2B 1B	2-1 P3			1-3 K			4-2 FC3-8 BB		3 1 1 0 0 1 2 0 0 0 0 1 0 0		
Fernando Tatis, R (1, 5) Ray Lankford, L (8, PH) John Mabry, L (8, 5) OBP: 0.326, SLG: 0.405 OBP: 0.391, SLG: 0.530 OBP: 0.310, SLG: 0.387	0-2 S 1-H 1B 2B	2-0 F8			1-3 K			1-1 FC3-6 1-2f		3 1 1 1 0 1 2 1 0 0 0 0 0 1 0 0 0 0 0 0 0		
Mark McGwire, R (1, 3) OBP: 0.468, SLG: 0.734	3-3 K				4-2 K BB			2-3 K		3 0 0 0 1 3 2		
Brian Jordan, R (1, 8) OBP: 0.360, SLG: 0.530	1-3 K 2-3				2-2 F8			0-0 F4		4 0 0 0 0 1 3		
Ron Gant, R (1, 7) OBP: 0.329, SLG: 0.484	1-2 3-H 1B				2-3 K			2-3 K		4 0 1 1 0 3 1		
Eli Marrero, R (1, 2) OBP: 0.331, SLG: 0.392	1-3 K				2-2 F9			2-2 12 DI 1B		4 0 1 0 0 2 2		
Luis Ordaz, R (1, 6) J.D. Drew, L (9, PH) OBP: 0.190, SLG: 0.155 OBP: 0.333, SLG: 0.833					0-0 G4-3 G6-3			2-2 P5		3 0 0 0 0 0 0 1 0 0 0 0 1 1		
Darren Oliver, R (1, 1) Rick Croushore, R (7, 1) 12 Pat Kelly, R (9, PH) OBP: 0.111, SLG: 0.185 OBP: 0.291, SLG: 0.296					1-0 G5-3			2-3 K		3 0 1 0 0 1 0 0 0 0 0 0 0 0 1 0 0 0 0 1 1		
Mark Little, R (1, 9)					0-0 6-3			3-3 K		2 0 0 0 1 1 0		
Inning Stats	R: 2 H: 3 E: 0 LOB: 1 K: 3 BB: 0 S: 19 P: 26	R: 0 H: 1 E: 0 LOB: 2 K: 0 BB: 1 S: 16 P: 29	R: 0 H: 0 E: 0 LOB: 1 K: 1 BB: 1 S: 11 P: 21	R: 0 H: 0 E: 0 LOB: 0 K: 0 BB: 0 S: 3 P: 4	R: 0 H: 0 E: 0 LOB: 0 K: 3 BB: 0 S: 10 P: 12	R: 0 H: 0 E: 0 LOB: 0 K: 2 BB: 0 S: 13 P: 18	R: 0 H: 0 E: 0 LOB: 0 K: 2 BB: 0 S: 10 P: 17	R: 0 H: 0 E: 0 LOB: 1 K: 1 BB: 1 S: 8 P: 15	R: 0 H: 1 E: 0 LOB: 1 K: 3 BB: 0 S: 13 P: 20	1B: 4 SF: 0 2B: 1 SAC: 0 3B: 0 DP: 0 HR: 0 HBP: 0	WP: 0 PA: 35 PB: 0 SB: 1 CS: 0	
PITCHER	IP WLS BF H R ER SO BB IBB HBP BLK WP HR S P ERA WHIP											
Randy Johnson, L (1, 1) ERA: 3.37	7.0 W 27 4 2 2 11 2 0 0 0 0 0 0 82 127 2.57 0.857											
Scott Elarton, R (8, 1) ERA: 3.21	1.0 4 0 0 0 1 1 0 0 0 0 0 0 8 15 0.00 1.000											
Billy Wagner, L (9, 1) ERA: 2.18	1.0 S 4 1 0 0 3 0 0 0 0 0 0 0 13 20 0.00 1.000											

St. Louis Cardinals @ Houston Astros
Astrodome, Houston, TX
Sat Sep 12 1998, 8:05 PM EDT
Att. 52,493 - Dome - 72 F

AB	32
R	2
H	5
RBI	2
BB	3
SO	15
LOB	15



livebaseballscorecards.com

Batter	1	2	3	4	5	6	7	8	9	AB R H RBI BB SO LOB	TOP	
Delino DeShields, L OBP: 0.377, SLG: 0.443 (1, 4) (9, 3)	1-2 G4-3			1-0 HR		3-2 1B		0-1 G4-3		4 1 2 1 0 0 1		
J.D. Drew, L OBP: 0.300, SLG: 0.556 Rick Croushore, R Juan Acevedo, R OBP: 0.235, SLG: 0.250 (1, 9) (8, 1) (9, 1)	0-0 F7			3-3 K		2-3 K		4-2 2B BB		3 1 0 0 1 2 1 0 0 0 0 0 0 0 0 0 0 0 0 0 0		
Mark McGwire, R OBP: 0.466, SLG: 0.731 Fernando Tatis, R OBP: 0.327, SLG: 0.408 (1, 3) (5, 5) (7, 6)	2-0 G6-3			0-0 G6-3		2-0 G6-3		2-2 2B 1-H 2-H		2 0 0 0 0 0 0 2 0 1 2 0 0 1		
Ray Lankford, L OBP: 0.388, SLG: 0.525 (1, 8)			1-0 G5-3						3-3 K	4 0 0 0 0 3 0		
Ron Gant, R OBP: 0.328, SLG: 0.481 (1, 7)			0-1 G4-3		0-2 1B 1B		2-0 G5-3		3-2 P2	4 0 1 0 0 0 0		
John Mabry, L OBP: 0.310, SLG: 0.388 (1, 5) (5, 3) (7, 5)			0-1 G4-3		1-3 K		2-2 2B		1-1 G4-3	4 0 1 0 0 1 1		
Luis Ordaz, R OBP: 0.195, SLG: 0.161 Tom Lampkin, L OBP: 0.329, SLG: 0.389 (1, 6) (7, PH) (7, 3)			1-3 K2-3		1-2 G4-6-3 1B		0-1 F9			2 0 1 0 0 1 0 1 0 0 0 0 0 1		
12 Pat Kelly, R OBP: 0.291, SLG: 0.296 (9, 4)					1-2 1B					0 0 0 0 0 0 0		
Kent Mercker, L OBP: 0.179, SLG: 0.241 Brian Jordan, R OBP: 0.359, SLG: 0.529 (1, 1) (8, PH) (8, 9)			0-1 G6-3		0-0 G4-6-3			1-2 F9		2 0 0 0 0 0 2 1 0 0 0 0 0 0		
Eli Marrero, R OBP: 0.331, SLG: 0.388 (1, 2)			2-3 K			3-2 F8		4-0 G4-3 2B BB		2 1 0 0 1 1 0		
Inning Stats	R: 0 E: 0 K: 0 S: 6 H: 0 LOB: 0 BB: 0 P: 9	R: 0 E: 0 K: 0 S: 5 H: 0 LOB: 0 BB: 0 P: 6	R: 0 E: 0 K: 2 S: 8 H: 0 LOB: 0 BB: 0 P: 11	R: 1 E: 0 K: 2 S: 8 H: 1 LOB: 0 BB: 0 P: 12	R: 0 E: 0 K: 1 S: 11 H: 2 LOB: 1 BB: 0 P: 12	R: 0 E: 0 K: 1 S: 11 H: 1 LOB: 1 BB: 0 P: 21	R: 0 E: 0 K: 1 S: 9 H: 1 LOB: 1 BB: 0 P: 14	R: 2 E: 0 K: 0 S: 13 H: 1 LOB: 1 BB: 2 P: 24	R: 0 E: 0 K: 1 S: 10 H: 0 LOB: 0 BB: 0 P: 17	1B: 3 2B: 2 3B: 0 HR: 1 SF: 0 SAC: 0 DP: 1 HBP: 0	WP: 0 PB: 0 SB: 0 CS: 0 PA: 33	
PITCHER Sean Bergman, R ERA: 3.75 Doug Henry, R ERA: 2.71 (1, 1) (8, 1)	IP 7.2 WLS L BF 29 H 5 R 3 ER 3 SO 7 BB 2 IBB 0 HBP 0 BLK 0 WP 0 HR 1 S 65 P 101 ERA 3.52 WHIP 0.913	IP 1.1 WLS L BF 4 H 1 R 0 ER 0 SO 1 BB 0 IBB 0 HBP 0 BLK 0 WP 0 HR 0 S 16 P 25 ERA 0.00 WHIP 0.750	PITCHER IP WLS BF H R ER SO BB IBB HBP BLK WP HR S P ERA WHIP									

St. Louis Cardinals @ Houston Astros
Astrodome, Houston, TX
Sun Sep 13 1998, 8:05 PM EDT
Att. 52,338 - Dome - 72 F

AB	31
R	3
H	6
RBI	3
BB	2
SO	8
LOB	7



Batter	1	2	3	4	5	6	7	8	9	AB R H RBI BB SO LOB
Craig Biggio, R (1, 4) OBP: 0.404, SLG: 0.514	1-2 L4-6 2B		0-0 F7		0-1 G2-3			1-3 K		4 0 1 0 0 1 0
Ricky Gutierrez, R (1, 6) OBP: 0.351, SLG: 0.347	0-0 L4-6 2-3		1-1 F7		2-2 G6-3			4-2 5 1B BB		3 0 0 0 1 0 1
Derek Bell, R (1, 9) OBP: 0.361, SLG: 0.485	1-0 G5-3		2-2 5 2B 1B			1-3 K		1-2 F9		4 1 1 0 0 1 1
5 Jeff Bagwell, R (1, 3) OBP: 0.419, SLG: 0.554		0-2 CS 1B 1B	2-2 1-H 2B			1-0 2B		3-1 1-2 1B		4 1 4 1 0 0 0
Moises Alou, R (1, 7) OBP: 0.398, SLG: 0.598		0-1 CS 1B	2-1 G5-3			1-2 F7		3-3 K		4 0 1 0 0 1 4
Richard Hidalgo, R (1, 8) OBP: 0.340, SLG: 0.432 Carl Everett, S (9, PH) OBP: 0.367, SLG: 0.480		3-3 K		2-1 F9		0-3 K		0-3 K		3 0 0 0 0 2 3 1 0 0 0 0 1 0
Brad Ausmus, R (1, 2) OBP: 0.358, SLG: 0.347 Bill Spiers, L (9, PH) OBP: 0.354, SLG: 0.395		2-2 1B 1B		0-0 P1			1-3 K		1-0 F7	3 0 1 1 0 1 0 1 0 0 0 0 0 0
Tim Bogar, R (1, 5) OBP: 0.217, SLG: 0.214 35 Dave Clark, L (9, PH) OBP: 0.299, SLG: 0.275		1-2 SAFE 1B		1-2 F9			0-0 G5-3		0-0 F8	3 0 1 0 0 0 0 1 0 0 0 0 0 0
Sean Bergman, R (1, 1) OBP: 0.083, SLG: 0.117 Doug Henry, R (8, 1)		1-3 K		0-0 G5-3			0-0 F6			3 0 0 0 0 1 2 0 0 0 0 0 0 0

BOTTOM

St. Louis Cardinals @ Houston Astros
Astrodome, Houston, TX
Sun Sep 13 1998, 8:05 PM EDT
Att: 52,338 - Dome - 72 F

livebaseballscorecards.com

AB	34
R	2
H	9
RBI	2
BB	1
SO	8
LOB	11



Inning Stats	R: 0	H: 1	E: 0	K: 5	S: 5	R: 1	H: 4	E: 0	K: 2	S: 19	R: 1	H: 2	E: 0	K: 0	S: 14	R: 0	H: 0	E: 0	K: 6	S: 6	R: 0	H: 1	E: 0	K: 2	S: 10	R: 0	H: 0	E: 0	K: 1	S: 5	R: 0	H: 1	E: 0	K: 13	S: 13	R: 0	H: 1	E: 0	K: 2	S: 13	R: 0	H: 0	E: 0	K: 7	S: 7	1B: 6	2B: 5	3B: 0	HR: 0	SF: 0	SAC: 0	DP: 2	HBP: 0	WP: 0	PB: 0	SB: 0	CS: 2	PA: 35
--------------	------	------	------	------	------	------	------	------	------	-------	------	------	------	------	-------	------	------	------	------	------	------	------	------	------	-------	------	------	------	------	------	------	------	------	-------	-------	------	------	------	------	-------	------	------	------	------	------	-------	-------	-------	-------	-------	--------	-------	--------	-------	-------	-------	-------	--------

PITCHER	IP	WLS	BF	H	R	ER	SO	BB	IBB	HBP	BLK	WP	HR	S	P	ERA	WHIP
Kent Mercker, L (1, 1) ERA: 5.07	7.0	W	27	8	2	2	5	0	0	0	0	0	0	65	90	2.57	1.143
Rick Croushore, R (8, 1) ERA: 4.7	1.0		5	1	0	0	2	1	0	0	0	0	0	13	25	0.00	2.000
Juan Acevedo, R (9, 1) ERA: 2.8	1.0	S	3	0	0	0	1	0	0	0	0	0	0	7	8	0.00	0.000

Batter	1	2	3	4	5	6	7	8	9	AB R H RBI BB SO LOB	TOP	
Tony Womack, L (1, 4) OBP: 0.319, SLG: 0.358	3-2 G4-3		0-2 1B 18 E 2B	0-1 FC6-4 1-2f 2-3		1-1 G6-3			2-0 S 1B	5 2 2 0 0 0 4		
Adrian Brown, S (1, 8) OBP: 0.372, SLG: 0.356	0-1 FC6-4 18 BB 1B		0-0 FC6-4 18 E FC1-5-2 1B	0-1 G5-3			1-1 G5-3		1-2 HBP 1B	5 0 3 1 0 0 2		
18 Jason Kendall, R (1, 2) OBP: 0.409, SLG: 0.477	4-1 FC6-4 1-2 BB		1-1 E6 FC6-4		1-1 G4-3		1-3 K		0-2 SAFE P4	4 0 0 1 1 1 2		
Freddy Garcia, R (1, 3) OBP: 0.339, SLG: 0.526	0-0 FC6-4 1-2f 2-3		0-2 FC6-4 FC1-5-2 1-2f 2-3		2-2 F7		1-1 P5		3-2 HBP	4 0 0 0 0 0 4		
Jose Guillen, R (1, 9) OBP: 0.306, SLG: 0.420	0-2 L7		2-2 FC1-5-2 1-3 3-H		1-0 G6-3			1-1 G6-3	1-1 P3	5 0 0 0 0 0 6		
Aramis Ramirez, R (1, 5) OBP: 0.309, SLG: 0.367		2-0 G1-4-3	1-0 G6-3			2-1 G1-3		1-2 G5-3		4 0 0 0 0 0 2		
Emil Brown, R (1, 7) OBP: 0.286, SLG: 0.269		2-2 G6-3		3-3 K		0-0 G6-3		0-1 G4-3		4 0 0 0 0 1 0		
Abraham Nunez, S (1, 6) OBP: 0.394, SLG: 0.360		4-2 BB		4-0 FC6-4 BB BB		4-1 1B BB			0-1 F7	1 0 0 0 3 0 0		
Jason Schmidt, R (1, 1) OBP: 0.115, SLG: 0.121		1-3 K		4-2 FC6-4 BB		0-2 1B			3-2 HR	1 0 0 0 1 1 1		
Doug Strange, S (6, PH) OBP: 0.222, SLG: 0.218										1 0 1 0 0 0 0		
Todd Van Poppel, R (6, 1) OBP: 0.267, SLG: 0.286										0 0 0 0 0 0 0		
Jeff McCurry, R (8, 1) OBP: 0.400, SLG: 0.583										0 0 0 0 0 0 0		
Tim Laker, R (9, PH) OBP: 0.400, SLG: 0.583										1 1 1 1 0 0 0		
Inning Stats	R: 0 H: 1 E: 0 LOB: 2 K: 0 BB: 1 S: 10 P: 17	R: 0 H: 0 E: 0 LOB: 1 K: 1 BB: 1 S: 10 P: 19	R: 1 H: 2 E: 1 LOB: 2 K: 0 BB: 0 S: 13 P: 17	R: 0 H: 0 E: 0 LOB: 2 K: 1 BB: 2 S: 9 P: 20	R: 0 H: 0 E: 0 LOB: 0 K: 0 BB: 0 S: 6 P: 10	R: 0 H: 1 E: 0 LOB: 2 K: 0 BB: 1 S: 9 P: 16	R: 0 H: 0 E: 0 LOB: 0 K: 1 BB: 0 S: 10 P: 13	R: 0 H: 0 E: 0 LOB: 0 K: 0 BB: 0 S: 8 P: 10	R: 2 H: 3 E: 0 LOB: 2 K: 0 BB: 0 S: 17 P: 27	1B: 5 SF: 0 2B: 1 SAC: 0 3B: 0 DP: 0 HR: 1 HBP: 1	WP: 0 PA: 41 PB: 0 SB: 1 CS: 0	
PITCHER	IP WLS BF H R ER SO BB IBB HBP BLK WP HR S P ERA WHIP											
Jose Jimenez, R (1, 1) ERA: 0.9	7.0 W 31 4 1 1 3 5 0 0 0 0 0 0 67 112 1.29 1.286											
Mark Petkovsek, R (8, 1) ERA: 4.59	1.0 3 0 0 0 0 0 0 0 0 0 0 0 8 10 0.00 0.000											
John Frascatore, R (9, 1) ERA: 4.42	0.1 4 3 2 2 0 0 0 0 0 0 0 1 10 16 54.00 9.000											
Mike Busby, R (9, 1) ERA: 4.95	0.2 3 0 0 0 0 0 0 0 1 0 0 0 7 11 0.00 0.000											

Pittsburgh Pirates @ St. Louis Cardinals
 Busch Stadium, St. Louis, MO
 Mon Sep 14 1998, 7:05 PM CDT
 Att. 42,265 - Cloudy - 79 F

livebaseballscorecards.com

AB	35
R	3
H	7
RBI	3
BB	5
SO	3
LOB	21



Batter	1	2	3	4	5	6	7	8	9	AB R H RBI BB SO LOB	TOP												
Adrian Brown, S (1, 8) OBP: 0.356, SLG: 0.339	0-1 F8	2-1 G4-3		0-1 G6-3		0-2 G3-1		2-3 K		5 0 0 0 0 1 3													
Kevin Polcovich, R (1, 4) OBP: 0.257, SLG: 0.246 Rich Loiselle, R (9, 1)	1-2 P6		2-0 P3		1-1 HR 18 HBP 1B		3-2 G6-3		1-2 P2	5 1 1 0 0 0 0 0 0 0 0 0 0 0													
18 Jason Kendall, R (1, 2) OBP: 0.412, SLG: 0.479	0-0 1B		1-1 P9		2-2 HR 1B HBP		1-2 G6-4-3 1B		0-1 G3 S 1B	4 1 3 0 0 0 0													
Kevin Young, R (1, 3) OBP: 0.337, SLG: 0.486	0-3 K		4-2 HR BB		0-0 HR 1-H 2-H		0-2 G6-4-3 1-2f		1-2 G3 1-3	4 2 1 3 1 1 3													
Jose Guillen, R (1, 9) OBP: 0.307, SLG: 0.426		0-2 P8	3-1 HR 1-H		0-3 K		0-2 BB SH3-4 SF9 1B		0-0 G6-3	5 2 2 2 0 1 1													
Manny Martinez, R (1, 7) OBP: 0.293, SLG: 0.434		0-0 3B	4-0 FC5-4 BB		0-1 P4		1-0 SH3-4			2 1 1 0 1 0 0													
Freddy Garcia, R (1, 5) OBP: 0.343, SLG: 0.519		4-1 3B BB	2-1 FC5-4		3-3 K		4-0 SF9 BB IBB			2 1 0 0 2 1 1													
Lou Collier, R (1, 6) OBP: 0.311, SLG: 0.336 Turner Ward, S (8, PH) Abraham Nunez, S (8, 6) OBP: 0.394, SLG: 0.360	1 SAFE 1B F X	1-1 1-H 3-H 3B		0-3 K		0-0 L4		4-2 1-2 2-3 BB		3 0 1 2 0 1 0 0 0 0 0 1 0 0 0 0 0 0 0 0 0													
Jon Lieber, L Tim Lincecum, R Jeff Tabaka, R Sean Lawrence, L Ricardo Rincon, L Drew Stangor, S Mike Williams, R Jason Christiansen, R Tony Womack, L		0-3 K		1-3 K		1-3 K		1-0 SF9		1 0 0 0 0 0 1 1 1 0 0 0 0 0 0 0 1 0 0 0 0 0 0 0 1 0 0 0 0 0 1 0													
Inning Stats	R: 0 E: 0 K: 1 S: 9	H: 1 LOB: 1 BB: 0 P: 10	R: 2 E: 0 K: 1 S: 13	H: 2 LOB: 1 BB: 1 P: 20	R: 2 E: 0 K: 0 S: 10	H: 1 LOB: 1 BB: 2 P: 26	R: 0 E: 0 K: 2 S: 8	H: 0 LOB: 0 BB: 0 P: 9	R: 3 E: 0 K: 2 S: 14	H: 2 LOB: 0 BB: 0 P: 20	R: 0 E: 0 K: 1 S: 7	H: 0 LOB: 0 BB: 0 P: 8	R: 0 E: 0 K: 0 S: 12	H: 1 LOB: 0 BB: 0 P: 16	R: 1 E: 0 K: 1 S: 10	H: 1 LOB: 2 BB: 2 P: 22	R: 0 E: 0 K: 0 S: 10	H: 1 LOB: 1 BB: 0 P: 12	1B: 5 2B: 0 3B: 2 HR: 2	SF: 1 SAC: 1 DP: 1 HBP: 1	WP: 0 PB: 0 SB: 1 CS: 0	PA: 41	
PITCHER Donovan Osborne, L (1, 1) ERA: 4.06 Curtis King, R (5, 1) ERA: 3.61 Jeff Brantley, R (8, 1) ERA: 4.53	IP WLS BF H R ER SO BB IBB HBP BLK WP HR S P ERA WHIP	4.0 L 22 6 7 7 4 3 0 1 0 0 2 45 73 15.75 2.250	3.0 9 1 0 0 3 0 0 0 0 0 0 0 28 36 0.00 0.333	2.0 10 2 1 1 1 1 1 0 0 0 0 0 20 34 4.50 1.500	PITCHER IP WLS BF H R ER SO BB IBB HBP BLK WP HR S P ERA WHIP																		

Pittsburgh Pirates @ St. Louis Cardinals
 Busch Stadium, St. Louis, MO
 Tue Sep 15 1998, 7:05 PM CDT
 Cloudy - 80 F

livebaseballscorecards.com

AB	33
R	8
H	9
RBI	8
BB	5
SO	8
LOB	9



Batter	1	2	3	4	5	6	7	8	9	AB	R	H	RBI	BB	SO	LOB
Delino DeShields, L (1, 4) OBP: 0.379, SLG: 0.444 Mark McGwire, R (9, PH) OBP: 0.468, SLG: 0.736	2-1 G6-4-3 1B		1-1 G6-3	1-1 SAFE P9			4-1 G3-6-3 BB		1-0 HR	3	0	1	0	1	0	1
J.D. Drew, L (1, 9) OBP: 0.368, SLG: 0.875	0-0 G6-4-3 1-2f		0-1 HR			1-0 HR	1-2 G3-6-3 1-2f 2-3		1-1 F8	5	2	2	2	0	0	3
Ron Gant, R (1, 7) OBP: 0.329, SLG: 0.479	0-3 K		0-2 HR 1B			3-1 P2	4-1 BB		0-3 K	4	1	1	0	1	2	0
Ray Lankford, L (1, 8) OBP: 0.388, SLG: 0.533 Jeff Brantley, R (8, 1)		1-1 G4-3 3B	3-1 HR 1-H			0-1 F8	1-3 K			4	2	2	2	0	1	2
Fernando Tatis, R (1, 5) OBP: 0.324, SLG: 0.405		3-1 P3	1-2 P2			2-2 G5-3				4	0	0	0	0	1	1
John Mabry, L (1, 3) OBP: 0.306, SLG: 0.383		2-1 G4-3 3-H	2-2 L3				2-3 K		1-2 G4-3	4	0	0	1	0	1	0
Luis Ordez, R (1, 6) OBP: 0.222, SLG: 0.193		4-2 BB BB		2-1 F8			1-1 G4-3		3-2 2B	3	0	1	0	1	0	0
Donovan Osborne, S (1, 1) OBP: 0.154, SLG: 0.043 Curtis King, R (5, 1) Eli Marrero, R (8, 2) OBP: 0.328, SLG: 0.381		4-1 BB		1-3 K			2-1 F8		2-3 K	1	0	0	0	1	1	0
Tom Lampkin, L (1, 2) OBP: 0.331, SLG: 0.387 Brian Jordan, R (7, PH) OBP: 0.361, SLG: 0.528		2-1 P4		4-0 BB			2-1 G3-6-3 BB 1B		0-2 F9	1	0	0	0	1	0	2
										2	0	1	0	0	0	0

Inning Stats	R: 0	H: 1	E: 0	LOB: 0	K: 1	P: 8	R: 1	H: 1	E: 0	LOB: 2	K: 0	P: 27	R: 3	H: 3	E: 0	LOB: 0	K: 0	P: 22	R: 0	H: 0	E: 0	LOB: 1	K: 1	P: 16	R: 1	H: 1	E: 0	LOB: 0	K: 0	P: 14	R: 0	H: 0	E: 0	LOB: 0	K: 1	P: 13	R: 0	H: 1	E: 0	LOB: 2	K: 1	P: 22	R: 0	H: 1	E: 0	LOB: 1	K: 2	P: 19	R: 1	H: 1	E: 0	LOB: 0	K: 1	P: 11	1B: 3	SF: 0	2B: 1	SAC: 0	3B: 1	DP: 2	HR: 4	HBP: 0	WP: 0	PA: 39
--------------	------	------	------	--------	------	------	------	------	------	--------	------	-------	------	------	------	--------	------	-------	------	------	------	--------	------	-------	------	------	------	--------	------	-------	------	------	------	--------	------	-------	------	------	------	--------	------	-------	------	------	------	--------	------	-------	------	------	------	--------	------	-------	-------	-------	-------	--------	-------	-------	-------	--------	-------	--------


PITCHER	IP	WLS	BF	H	R	ER	SO	BB	IBB	HBP	BLK	WP	HR	S	P	ERA	WHIP
Jon Lieber, R (1, 1) ERA: 4.05	3.0		15	5	4	4	1	2	0	0	0	0	2	32	57	12.00	2.333
Jeff Tabaka, L (4, 1) ERA: 2.44	0.2		3	0	0	0	1	1	0	0	0	0	0	5	12	0.00	1.500
Sean Lawrence, L (4, 1) ERA: 7.13	2.1	W	10	2	1	1	1	1	0	0	0	0	1	21	40	3.86	1.286
Ricardo Rincon, L (7, 1) ERA: 2.47	1.0		3	0	0	0	1	1	0	0	0	0	0	7	13	0.00	1.000
Mike Williams, R (8, 1) ERA: 2.05	1.1		5	1	0	0	2	0	0	0	0	0	0	15	22	0.00	0.750


BOTTOM

Pittsburgh Pirates @ St. Louis Cardinals
Busch Stadium, St. Louis, MO
 Tue Sep 15 1998, 7:05 PM CDT
 Cloudy - 80 F

livebaseballscorecards.com

AB	34
R	6
H	9
RBI	6
BB	5
SO	7
LOB	10



Batter	1	2	3	4	5	6	7	8	9	AB R H RBI BB SO LOB	TOP											
Tony Womack, L (1, 4) OBP: 0.317, SLG: 0.356	0-1 P6		1-0 FC7-2			1-0 F8	3-2 G5			4 0 0 0 0 0 4												
Abraham Nunez, S (1, 6) OBP: 0.405, SLG: 0.333	1-1 L8			4-2 1B G6-4-3 BB		4-1 S BB		1-2 G6-3		2 1 0 0 2 0 0												
Turner Ward, S (1, 7) OBP: 0.333, SLG: 0.431	0-0 F8			3-2 G6-4-3 1-3 1B		0-2 G1-3 1-2		4-2 2B G6-3 BB		3 1 1 0 1 0 1												
Tim Laker, R (1, 3) OBP: 0.400, SLG: 0.588		2-2 L9		2-0 G6-4-3		1-1 1B 1B		1-0 G6-3 1-3 2B		4 1 2 0 0 0 1												
Kevin Polcovich, R (8, PR) OBP: 0.257, SLG: 0.246				1-2f 3-H						0 0 0 0 0 0 0												
Freddy Garcia, R (8, 3) OBP: 0.343, SLG: 0.519										0 0 0 0 0 0 0												
Rich Loiselle, R (8, 1)										0 0 0 0 0 0 0												
Jose Guillen, R (1, 9) OBP: 0.305, SLG: 0.422		0-1 F7		2-1 F7			2-1 P4	1-0 G6-3		4 0 0 1 0 0 2												
Emil Brown, R (1, 8) OBP: 0.313, SLG: 0.300		0-0 1B			0-0 L9		0-0 18 HBP 1-3 1B	0-0 G5-3		4 0 2 0 0 0 2												
Aramis Ramirez, R (1, 5) OBP: 0.304, SLG: 0.360		2-3 K			0-0 G5-3		1-3 K		1-1 F8	4 0 0 0 0 2 3	AB 31 R 3 H 7 RBI 2 BB 3 SO 3 LOB 13											
Keith Osik, R (1, 2) OBP: 0.337, SLG: 0.279			2-2 SH1-4 FC7-2 2B		0-0 P4		0-0 18 HBP 1-2 3-H 1B		2-2 K	4 0 2 1 0 1 0												
Jose Silva, R (1, 1) OBP: 0.074, SLG: 0.077					0-0 SH1-4		2-2 P5		0-1 P3	0 0 0 0 0 0 0												
Adrian Brown, S (8, PH) OBP: 0.353, SLG: 0.336										1 0 0 0 0 0 0												
Javier Martinez, R (6, 1)										0 0 0 0 0 0 0												
18 Jason Kendall, R (7, PH) OBP: 0.413, SLG: 0.479										0 0 0 0 0 0 0												
Ricardo Rincon, L (7, 1)										0 0 0 0 0 0 0												
Kevin Young, R (8, 3) OBP: 0.336, SLG: 0.486										1 0 0 0 0 0 0												
Inning Stats	R: 0 E: 0 K: 0 S: 5	H: 0 LOB: 0 BB: 0 P: 6	R: 0 E: 0 K: 1 S: 10	H: 1 LOB: 1 BB: 0 P: 14	R: 0 E: 0 K: 0 S: 5	H: 1 LOB: 0 BB: 0 P: 8	R: 1 E: 0 K: 0 S: 10	H: 1 LOB: 0 BB: 1 P: 21	R: 0 E: 0 K: 0 S: 3	H: 0 LOB: 0 BB: 0 P: 3	R: 0 E: 0 K: 0 S: 10	H: 0 LOB: 1 BB: 1 P: 17	R: 1 E: 0 K: 1 S: 14	H: 3 LOB: 3 BB: 0 P: 22	R: 1 E: 0 K: 0 S: 8	H: 1 LOB: 2 BB: 1 P: 15	R: 0 E: 0 K: 1 S: 11	H: 0 LOB: 0 BB: 0 P: 14	1B: 5 2B: 3 3B: 0 HR: 0	SF: 0 SAC: 1 DP: 2 HBP: 1	WP: 0 PB: 0 SB: 1 CS: 0	PA: 36
PITCHER	IP WLS BF H R ER SO BB IBB HBP BLK WP HR S P ERA WHIP																					
Manny Aybar, R (1, 1) ERA: 6.37	6.1 W 24 5 2 2 1 2 2 0 0 0 0 0 0 48 77 2.84 1.105																					
Mark Petkovsek, R (7, 1) ERA: 4.56	0.2 4 1 0 0 1 0 0 0 1 0 0 0 0 9 14 0.00 1.500																					
Rick Croushore, R (8, 1) ERA: 4.82	0.2 4 1 1 1 0 1 0 0 0 0 0 0 0 7 14 13.50 3.000																					
Juan Acevedo, R (8, 1) ERA: 2.76	1.1 S 4 0 0 0 1 0 0 0 0 0 0 0 0 12 15 0.00 0.000																					

Pittsburgh Pirates @ St. Louis Cardinals
 Busch Stadium, St. Louis, MO
 Tue Sep 15 1998, 7:05 PM CDT
 Att. 41,271 - Cloudy - 77 F

livebaseballscorecards.com

Batter	1	2	3	4	5	6	7	8	9
Delino DeShields, L (1, 4) <small>OBP: 0.383, SLG: 0.448</small> John Mabry, L (9, 3) <small>OBP: 0.306, SLG: 0.383</small>	1-1 2B 1B	1-2 G6-3		1-2 1B		1-0 1B		0-0 BB S 1B	
Brian Jordan, R (1, 9) <small>OBP: 0.363, SLG: 0.529</small>	0-0 2B 2B		0-0 BB E 1B	0-0 L9		2-2 F7		4-0 BB BB 1B BB	
Mark McGwire, R (1, 3) <small>OBP: 0.469, SLG: 0.736</small> Joe McEwing, R (8, PR) <small>OBP: 0.222, SLG: 0.125</small> (9, 4)	0-1 2B 2B		1-2 F9		3-0 F8		4-2 2B SF9 BB	4-2 G4-6-3 1B BB	
Ray Lankford, L (1, 8) <small>OBP: 0.388, SLG: 0.534</small>	1-0 L8		0-1 L8		0-0 G4-3		1-1 SF9 2B	0-0 G4-6-3 1B	
J.D. Drew, L (1, 7) <small>OBP: 0.417, SLG: 0.900</small> Mark Little, R (9, 7)	3-2 2B		4-2 E 1-2 BB		0-0 2B		2-3 K	2-0 G4-6-3 1-2f 2-3	
Fernando Tatis, R (1, 5) <small>OBP: 0.323, SLG: 0.404</small>	3-2 G6-3		0-1 E5 1-3 2-H		3-1 F8		1-1 SF9	2-1 BB 1B	
Luis Ordez, R (1, 6) <small>OBP: 0.237, SLG: 0.197</small>	1-1 G5-3		0-1 G5-3		0-2 1B 1B		4-0 IBB	4-2 1-2 BB	
Manny Aybar, R (1, 1) <small>OBP: 0.227, SLG: 0.227</small> Mark Petkovsek, R (7, 1) <small>OBP: 0.348, SLG: 0.364</small> Ron Gant, R (7, PH) <small>OBP: 0.328, SLG: 0.478</small> Rick Croushore, R (8, 1) Juan Acevedo, R (8, 1) <small>OBP: 0.222, SLG: 0.235</small> Eli Marrero, R (1, 2) <small>OBP: 0.327, SLG: 0.383</small>		0-0 F9		0-0 G5-3		1-3 K	1-3 K	2-3 K	
		0-3 K		3-2 G5-3		2-2 P9		0-0 1B BB 2B	


AB	R	H	RBI	BB	SO	LOB
5	2	4	0	0	0	0
0	0	0	0	0	0	0
4	3	2	1	1	0	3
3	2	1	2	2	0	1
0	1	0	0	0	0	0
5	0	2	2	0	0	2
4	0	2	1	1	1	4
0	0	0	0	0	0	0
4	0	1	2	0	0	3
3	0	1	0	2	0	3
3	0	0	0	0	1	1
0	0	0	0	0	0	0
1	0	0	0	0	1	2
0	0	0	0	0	0	0
1	0	0	0	0	1	2
4	1	1	0	0	1	1

AB	R	H	RBI	BB	SO	LOB
37	9	14	8	6	5	22

Inning Stats	R	H	E	K	S	LOB	BB	P
1	3	4	0	15	24	1	0	24
2	0	0	0	7	8	0	0	8
3	1	1	1	12	17	2	1	17
4	0	1	0	10	14	1	0	14
5	0	1	0	5	11	1	0	11
6	0	2	0	17	23	2	1	23
7	1	1	0	14	27	2	2	27
8	4	4	0	16	34	2	3	34
9	0	0	0	0	0	0	0	0

Pittsburgh Pirates @ St. Louis Cardinals
 Busch Stadium, St. Louis, MO
 Tue Sep 15 1998, 7:05 PM CDT
 Att: 41,271 - Cloudy - 77 F

WP: 0 PA: 44
 PB: 0
 SB: 1
 CS: 0



PITCHER	IP	WLS	BF	H	R	ER	SO	BB	IBB	HBP	BLK	WP	HR	S	P	ERA	WHIP
Jose Silva, R (1, 1) <small>ERA: 3.9</small>	5.0	L	24	7	4	3	1	1	0	0	0	0	0	49	74	5.40	1.600
Javier Martinez, R (6, 1) <small>ERA: 5.45</small>	1.0		5	2	0	0	1	0	0	0	0	0	0	17	23	0.00	2.000
Ricardo Rincon, L (7, 1) <small>ERA: 2.86</small>	1.0		8	3	3	3	2	1	1	0	0	0	0	16	29	27.00	4.000
Rich Loiselle, R (8, 1) <small>ERA: 3.63</small>	1.0		7	2	2	2	1	3	0	0	0	0	0	14	32	18.00	5.000

Batter	1	2	3	4	5	6	7	8	9	AB	R	H	RBI	BB	SO	LOB	TOP						
Tony Womack, L (1, 4) OBP: 0.317, SLG: 0.355	1-3 K			0-0 FC1-6 1B	1-2 G1-2-3			0-1 G4-3		4	0	1	0	0	1	3							
Adrian Brown, S (1, 8) OBP: 0.341, SLG: 0.325	0-0 G6-3			1-0 FC1-6 BB 1-2f		2-2 G4-3		3-2 G6-3		4	0	0	0	0	0	1							
Turner Ward, S (1, 7) OBP: 0.332, SLG: 0.426	3-1 P6			4-2 BB 1-2		2-2 F7		1-1 L9		3	0	0	0	1	0	0							
Kevin Young, R (1, 3) OBP: 0.334, SLG: 0.482		1-2 G6-3		2-3 K		0-0 P4			0-0 F9	4	0	0	0	0	1	2							
Jose Guillen, R (1, 9) OBP: 0.303, SLG: 0.419		1-0 G6-3		0-1 L8			0-1 G5-3		0-1 G1-4-3	4	0	0	0	0	0	2							
Aramis Ramirez, R (1, 5) OBP: 0.307, SLG: 0.367		3-3 K			0-0 BB G1-2-3 1B		1-1 FC5 18 2B		1-1 G1-3	4	0	2	0	0	1	0							
Keith Osik, R (1, 2) OBP: 0.346, SLG: 0.284			3-2 G5-3		0-2 BB 1-2 1B		4-1 18 FC5 IBB			2	0	1	0	1	0	0							
Abraham Nunez, S (1, 6) OBP: 0.385, SLG: 0.310			0-3 K		0-3 K		1-2 FC5			2	0	0	0	0	2	2							
18 Jason Kendall, R (7, PH) OBP: 0.413, SLG: 0.478							1-2 2-3f			1	0	0	0	0	0	2							
Lou Collier, R (7, 6) OBP: 0.311, SLG: 0.336							3-3 K			0	0	0	0	0	0	0							
Chris Peters, L (1, 1) OBP: 0.263, SLG: 0.243			1-3 K		4-0 BB					1	0	0	0	1	1	0							
Doug Strange, S (7, PH) OBP: 0.219, SLG: 0.217										1	0	0	0	0	1	2							
Todd Van Poppel, R (7, 1) OBP: 0.267, SLG: 0.286										0	0	0	0	0	0	0							
Jason Christiansen, R (7, 1) OBP: 0.250, SLG: 0.250										0	0	0	0	0	0	0							
Javier Martinez, R (8, 1) OBP: 0.250, SLG: 0.250										0	0	0	0	0	0	0							
Inning Stats	R: 0 E: 0 K: 1 S: 6	H: 0 LOB: 0 BB: 0 P: 10	R: 0 E: 0 K: 1 S: 9	H: 0 LOB: 0 BB: 0 P: 14	R: 0 E: 0 K: 2 S: 9	H: 0 LOB: 0 BB: 0 P: 13	R: 0 E: 0 K: 1 S: 9	H: 1 LOB: 2 BB: 1 P: 16	R: 0 E: 0 K: 1 S: 11	H: 2 LOB: 2 BB: 1 P: 16	R: 0 E: 0 K: 0 S: 7	H: 0 LOB: 0 BB: 0 P: 11	R: 0 E: 0 K: 1 S: 13	H: 1 LOB: 2 BB: 1 P: 22	R: 0 E: 0 K: 0 S: 7	H: 0 LOB: 0 BB: 0 P: 11	R: 0 E: 0 K: 0 S: 5	H: 0 LOB: 0 BB: 0 P: 6	1B: 3 2B: 1 3B: 0 HR: 0	SF: 0 SAC: 0 DP: 1 HBP: 0	WP: 0 PB: 0 SB: 0 CS: 0	PA: 33	
PITCHER	IP	WLS	BF	H	R	ER	SO	BB	IBB	HBP	BLK	WP	HR	S	P	ERA	WHIP					ERA	WHIP
Matt Morris, R (1, 1) ERA: 2.59	7.0	W	27	4	0	0	7	2	1	0	0	0	0	64	102	0.00	0.857						
Mike Busby, R (8, 1) ERA: 4.83	1.0		3	0	0	0	0	0	0	0	0	0	0	7	11	0.00	0.000						
Juan Acevedo, R (9, 1) ERA: 2.73	1.0		3	0	0	0	0	0	0	0	0	0	0	5	6	0.00	0.000						

Pittsburgh Pirates @ St. Louis Cardinals
 Busch Stadium, St. Louis, MO
 Wed Sep 16 1998, 7:05 PM CDT
 Att. 39,758 - Cloudy - 81 F

AB	30
R	0
H	4
RBI	0
BB	3
SO	7
LOB	14



Batter	1	2	3	4	5	6	7	8	9	AB	R	H	RBI	BB	SO	LOB
Joe McEwing, R OBP: 0.167, SLG: 0.091 (1, 4)	1-3 K		0-0 B5-3		0-0 G1-3		1-0 SH4-3			3	0	0	1	0	1	1
Ray Lankford, L OBP: 0.387, SLG: 0.530 (1, 8)	1-3 K		2-2 L6			1-3 K	4-2 BB			3	0	0	0	1	2	0
Mark McGwire, R OBP: 0.467, SLG: 0.731 (1, 3)	4-1 BB		2-3 K			1-0 F8	1-2 F7			3	0	0	0	1	1	2
Brian Jordan, R OBP: 0.362, SLG: 0.527 (1, 9)	2-2 E7 1B			1-1 L7		2-1 G6-3		0-0 P3		4	0	1	0	0	0	0
Fernando Tatis, R OBP: 0.324, SLG: 0.407 (1, 5)	3-3 K			2-1 G6-3		2-1 BB SH3-4 2B 1B	2-2 1B PB 2B			4	2	2	0	0	1	2
Mark Little, R OBP: 0.333, SLG: 0.200 (1, 7)		3-2 L8		3-1 L7		0-0 SH3-4	2-0 WP PB 1B			3	0	1	0	0	0	0
Luis Ordez, R OBP: 0.241, SLG: 0.202 (1, 6)		1-0 BLK 1B		1-1 G6-3		4-0 BB 2B BB	1-0 P3			2	0	1	0	0	0	0
John Mabry, L OBP: 0.308, SLG: 0.383 (7, PH)		2-3 K		2-3 K		4-0 2B SH4-3 BB	4-0 WP IBB			0	1	0	0	1	0	0
Placido Polanco, R OBP: 0.297, SLG: 0.348 (8, 6)		1-2 K		4-2 BB		0-0 SH4-3 2B	2-2 G6-3			1	0	0	0	0	0	1
Matt Morris, R OBP: 0.233, SLG: 0.120 (1, 1)		2-3 K								2	0	0	0	0	2	1
Deino Deschields, L OBP: 0.383, SLG: 0.448 (7, PH)		1-2 K								0	0	0	0	0	0	0
Ron Gant, R OBP: 0.330, SLG: 0.478 (7, PH)										0	1	0	0	1	0	0
Mike Busby, R (8, 1)										0	0	0	0	0	0	0
Tom Lamokin, L OBP: 0.333, SLG: 0.387 (8, PH)										0	0	0	0	1	0	0
Juan Acevedo, R OBP: 0.222, SLG: 0.235 (9, 1)										0	0	0	0	0	0	0
Eli Marrero, R OBP: 0.329, SLG: 0.387 (1, 2)		1-2 G6-3								3	0	1	2	1	0	3

Inning Stats	R: 0	H: 1	LOB: 2	K: 3	S: 15	P: 26	R: 0	H: 1	LOB: 1	K: 1	S: 12	P: 18	R: 0	H: 0	LOB: 0	K: 1	S: 10	P: 14	R: 0	H: 0	LOB: 0	K: 0	S: 6	R: 0	H: 0	LOB: 1	K: 1	S: 9	P: 16	R: 0	H: 0	LOB: 0	K: 1	S: 6	R: 3	H: 2	LOB: 2	K: 0	S: 11	R: 1	H: 2	LOB: 2	K: 0	S: 10	R: 0	H: 0	LOB: 0	K: 0	S: 10	R: 0	H: 2	LOB: 2	K: 0	S: 21
1B: 4	2B: 2	3B: 0	HR: 0	SF: 0	SAC: 2	DP: 0	HBP: 0	WP: 1	PB: 1	SB: 0	CS: 0	PA: 36																																										

PITCHER	IP	WLS	BF	H	R	ER	SO	BB	IBB	HBP	BLK	WP	HR	S	P	ERA	WHIP
Chris Peters, L (1, 1)	6.0		22	2	0	0	7	2	0	0	1	0	0	58	96	0.00	0.667
Todd Van Poppel, R (7, 1)	0.1	L	3	1	2	2	0	1	0	0	0	0	0	3	9	54.00	6.000
Jason Christiansen, L (7, 1)	0.2		5	1	1	1	0	2	0	0	0	0	0	8	18	13.50	4.500
Javier Martinez, R (8, 1)	1.0		6	2	1	1	0	0	1	0	0	1	0	10	21	9.00	2.000


BOTTOM

Pittsburgh Pirates @ St. Louis Cardinals
 Busch Stadium, St. Louis, MO
 Wed Sep 16 1998, 7:05 PM CDT
 Att: 39,758 - Cloudy - 81 F

livebaseballscorecards.com

AB	28
R	4
H	6
RBI	3
BB	6
SO	7
LOB	10



Batter	1	2	3	4	5	6	7	8	9	AB R H RBI BB SO LOB	TOP													
Delino DeShields, L (1, 4) <small>OBP: 0.379, SLG: 0.443</small> Juan Acevedo, R (9, 1) <small>OBP: 0.222, SLG: 0.235</small>	0-2 L6		3-1 G1-3		2-1 G4-3		0-0 F9		2-3 K	5 0 0 0 0 1 1 0 0 0 0 0 0 0														
Ray Lankford, L (1, 8) <small>OBP: 0.388, SLG: 0.538</small>	0-2 G1-3			3-2 HR 2B	2-3 K			2-0 HR		4 2 2 1 0 1 0														
Mark McGwire, R (1, 3) <small>OBP: 0.467, SLG: 0.735</small>	4-2 FC6-4 BB			3-1 HR		2-1 F9		3-1 P2		3 1 1 2 1 0 0														
Brian Jordan, R (1, 9) <small>OBP: 0.363, SLG: 0.526</small>	0-0 FC6-4 1-2f			4-1 WP E BB		3-1 S 1B 1B		1-1 F8		3 1 1 0 1 0 1														
Ron Gant, R (1, 7) <small>OBP: 0.329, SLG: 0.475</small> Mike Busby, R (8, 1) 12 Pat Kelly, R (9, 4) <small>OBP: 0.291, SLG: 0.296</small>			0-1 G5-3	2-3 SAFE K 1-2	1-1 L9		2-1 1B		4 0 1 0 0 1 2 0 0 0 0 0 0 0 0 0 0 0 0 0 0															
Fernando Tatis, R (1, 5) <small>OBP: 0.325, SLG: 0.408</small>			3-2 P2	1-2 SAFE E7 1B 1B	1-2 S 1B		3-2 SAFE G6-3		4 1 2 1 0 0 1															
Luis Ordaz, R (1, 6) <small>OBP: 0.241, SLG: 0.203</small>			0-2 F8	2-2 2-H 1B	1-1 G6-3			1-2 G5-3	4 0 1 1 0 0 2															
Darren Oliver, R (1, 1) <small>OBP: 0.103, SLG: 0.172</small> John Mabry, L (7, PH) <small>OBP: 0.307, SLG: 0.382</small> Lance Painter, L (7, 1) <small>OBP: 1.000, SLG: 1.000</small> J.D. Drew, L (8, 7) <small>OBP: 0.400, SLG: 0.857</small>			0-3 K	1-1 F8		3-3 K		2-3 K	2 0 0 0 0 1 0 1 0 0 0 0 1 0 0 0 0 0 0 0 0 1 0 0 0 0 1 0	AB 35 R 5 H 9 RBI 5 BB 2 SO 6 LOB 7														
Eli Marrero, R (1, 2) <small>OBP: 0.328, SLG: 0.384</small>			0-1 G1-3		1-1 G1-5-3		1-1 G6-3		1-1 1B	4 0 1 0 0 0 0														
Inning Stats	R: 0 E: 0 K: 0 S: 9	H: 0 LOB: 1 BB: 1 P: 13	R: 0 E: 0 K: 0 S: 8	H: 0 LOB: 0 BB: 0 P: 11	R: 0 E: 0 K: 1 S: 8	H: 0 LOB: 0 BB: 0 P: 11	R: 4 E: 1 K: 1 S: 21	H: 4 LOB: 0 BB: 1 P: 37	R: 0 E: 0 K: 1 S: 7	H: 0 LOB: 0 BB: 0 P: 12	R: 0 E: 0 K: 0 S: 11	H: 2 LOB: 2 BB: 0 P: 19	R: 0 E: 0 K: 1 S: 7	H: 0 LOB: 0 BB: 0 P: 11	R: 1 E: 0 K: 0 S: 14	H: 2 LOB: 1 BB: 0 P: 25	R: 0 E: 0 K: 2 S: 13	H: 1 LOB: 1 BB: 0 P: 19	1B: 6 2B: 1 3B: 0 HR: 2	SF: 0 SAC: 0 DP: 0 HBP: 0	WP: 1 PB: 0 SB: 2 CS: 0	PA: 37		
PITCHER	IP WLS BF H R ER SO BB IBB HBP BLK WP HR S P ERA WHIP																							
52 Rafael Roque, L (1, 1) <small>ERA: 4.36</small> David Weathers, R (5, 1) <small>ERA: 4.93</small> Eric Plunk, R (8, 1) <small>ERA: 4.52</small> Greg Mullins, L (9, 1) <small>ERA:</small>	4.0 L 17 4 4 3 2 2 0 0 0 1 1 46 72 6.75 1.500	3.0 11 2 0 0 2 0 0 0 0 0 0 25 42 0.00 0.667	1.2 8 3 1 1 1 0 0 0 0 0 1 24 39 5.40 1.800	0.1 1 0 0 0 1 0 0 0 0 0 0 3 5 0.00 0.000																				

St. Louis Cardinals @ Milwaukee Brewers
Milwaukee County Stadium, Milwaukee, WI

Fri Sep 18 1998, 8:05 PM EDT
Att. 48,194 - Unknown - 72 F

livebaseballscorecards.com

Batter	1	2	3	4	5	6	7	8	9	AB	R	H	RBI	BB	SO	LOB
Fernando Vina, L OBP: 0.387, SLG: 0.429 (1, 4)	4-1 E S 1B BB		0-0 F7	1-0 F9			1-2 G1-3			3	1	0	0	1	0	2
Mark Loretta, R OBP: 0.390, SLG: 0.438 (1, 6) (4, 3)	2-2 F8		2-2 E9 1B 2B		1-3 K		3-2 F8			4	1	1	0	0	1	1
Dave Nilsson, L OBP: 0.336, SLG: 0.436 Jose Valentin, S OBP: 0.316, SLG: 0.383 (1, 3) (3, PH) (4, 6)	2-2 E4 1B		2-0 1B		1-0 1B		1-0 P3			1	0	0	0	0	0	1
Jeff Cirillo, R OBP: 0.411, SLG: 0.458 (1, 5)	1-1 1-2 3-H 1B		0-2 L5		3-2 1B		2-1 G1-3			4	0	2	1	0	0	1
Jeremy Burnitz, L OBP: 0.338, SLG: 0.506 (1, 9)	1-3 K		0-1 F9		0-0 G4-6-3		3-3 K			4	0	0	0	0	2	5
Marquis Grissom, R OBP: 0.299, SLG: 0.366 (1, 8)	0-0 P4		1-0 L7		1-0 L5		1-1 F9			4	0	0	0	0	0	2
Darrin Jackson, R OBP: 0.273, SLG: 0.382 (1, 7)		0-3 K	0-0 L9 1B 1B		0-1 G6-3		0-0 1B			4	0	2	0	0	1	0
Bobby Hughes, R OBP: 0.302, SLG: 0.429 (1, 2)		3-3 K	1-1 1-2 1B		0-0 G5-3		0-0 P6			4	0	1	0	0	1	1
52 Rafael Roque, L OBP: 0.083, SLG: 0.083 Ronnie Belliard, R OBP: 0.500, SLG: 0.500 David Weathers, R OBP: 0.180, SLG: 0.217 Brian Banks, S OBP: 0.288, SLG: 0.389 Eric Plunk, R Greg Mullins, L Bob Hamelin, L OBP: 0.301, SLG: 0.419 (1, 1) (4, PH) (5, 1) (7, PH) (8, 1) (9, 1) (9, PH)		0-1 L5	3-1 L9		3-2 G5-3		1-0 F8			1	0	0	0	0	0	0

Inning Stats	R: 1	H: 1	E: 1	LOB: 2	K: 1	S: 16	P: 26	R: 0	H: 0	E: 0	LOB: 0	K: 2	S: 8	R: 1	H: 2	E: 1	LOB: 1	K: 0	S: 10	R: 0	H: 2	E: 0	LOB: 2	K: 0	S: 7	R: 0	H: 2	E: 0	LOB: 1	K: 1	S: 9	R: 0	H: 0	E: 0	LOB: 0	K: 0	S: 4	R: 0	H: 0	E: 0	LOB: 0	K: 0	S: 14	R: 0	H: 0	E: 0	LOB: 0	K: 0	S: 6	R: 0	H: 1	E: 0	LOB: 1	K: 0	S: 5	1B: 7	2B: 1	3B: 0	HR: 0	SF: 0	SAC: 0	DP: 1	HBP: 0	WP: 0	PB: 0	SB: 1	CS: 0	PA: 36
--------------	------	------	------	--------	------	-------	-------	------	------	------	--------	------	------	------	------	------	--------	------	-------	------	------	------	--------	------	------	------	------	------	--------	------	------	------	------	------	--------	------	------	------	------	------	--------	------	-------	------	------	------	--------	------	------	------	------	------	--------	------	------	-------	-------	-------	-------	-------	--------	-------	--------	-------	-------	-------	-------	--------

PITCHER	IP	WLS	BF	H	R	ER	SO	BB	IBB	HBP	BLK	WP	HR	S	P	ERA	WHIP
Darren Oliver, L ERA: 5.46 (1, 1)	6.0		26	7	2	2	4	1	0	0	0	0	0	54	83	3.00	1.333
Lance Painter, L ERA: 4.26 (7, 1)	1.0		3	0	0	0	0	0	0	0	0	0	0	14	21	0.00	0.000
Mike Busby, R ERA: 4.71 (8, 1)	1.0		3	0	0	0	1	0	0	0	0	0	0	6	12	0.00	0.000
Juan Acevedo, R ERA: 2.7 (9, 1)	1.0	S	4	1	0	0	0	0	0	0	0	0	0	5	7	0.00	1.000

BOTTOM

St. Louis Cardinals @ Milwaukee Brewers
Milwaukee County Stadium, Milwaukee, WI

Fri Sep 18 1998, 8:05 PM EDT
Att: 48,194 - Unknown - 72 F

livebaseballscorecards.com

AB	35
R	2
H	8
RBI	2
BB	1
SO	5
LOB	16



Batter	1	2	3	4	5	6	7	8	9	AB	R	H	RBI	BB	SO	LOB	TOP								
Delino DeShields, L (1, 4) OBP: 0.377, SLG: 0.442	0-1 G3	2-3 K			1-0 G4-3	2-2 1B 2B		3-2 L8		5	1	1	1	0	1	2									
Brian Jordan, R (1, 9) OBP: 0.365, SLG: 0.534	1-1 HR	1-2 G6-3			1-0 2B	0-0 2B 1B			1-0 P4	5	2	3	2	0	0	1									
Mark McGwire, R (1, 3) OBP: 0.465, SLG: 0.729	2-0 HBP			2-3 K	0-3 SAFE K	3-3 K			0-3 K	4	0	0	0	0	4	2									
Ray Lankford, L (1, 8) OBP: 0.387, SLG: 0.534	1-1 F8			0-1 F7	4-0 2B IBB			3-2 G4-3	2-3 K	4	1	0	0	1	1	1									
J.D. Drew, L (1, 7) OBP: 0.370, SLG: 0.783	1-3 K			2-3 K	2-2 2B			4-1 CS BB		2	0	0	0	0	2	1									
John Mabry, L (5, PH) OBP: 0.310, SLG: 0.386										1	0	1	2	1	0	0									
Lance Painter, L (7, 1) OBP: 1.000, SLG: 1.000					1-H 2-H 2B					0	0	0	0	0	0	0									
Juan Acevedo, R (9, 1) OBP: 0.222, SLG: 0.235										0	0	0	0	0	0	0									
Fernando Tatis, R (1, 5) OBP: 0.327, SLG: 0.414		1-1 HR			3-2 S 1B	1-3 K		3-3 K		4	1	2	1	0	2	2									
Luis Ordaz, R (1, 6) OBP: 0.241, SLG: 0.212		1-0 1B 2B			2-0 P4			1-0 G4-3	1-1 G1-3	4	1	1	0	0	0	1									
Jose Jimenez, R (1, 1) OBP: 0.289, SLG: 0.294		0-3 K			2-3 K			0-0 P3	4-1 S BB	2	0	0	0	0	2	2									
12 Pat Kelly, R (6, PH) OBP: 0.289, SLG: 0.294					1-2 K					1	0	0	0	0	0	0									
Curtis King, R (6, 1) OBP: 0.429, SLG: 0.200										0	0	0	0	0	0	0									
Mark Little, R (7, 7) OBP: 0.429, SLG: 0.200										0	0	0	0	1	0	0									
Eli Marrero, R (1, 2) OBP: 0.331, SLG: 0.391		2-2 2-H 1B			3-3 K	1-1 2B 2B		1-0 P3		4	1	2	1	0	1	2									
Inning Stats	R: 1 E: 0 K: 1 S: 9	H: 1 LOB: 1 BB: 0 P: 14	R: 2 E: 0 K: 2 S: 15	H: 3 LOB: 1 BB: 0 P: 22	R: 0 E: 0 K: 2 S: 8	H: 0 LOB: 0 BB: 0 P: 12	R: 0 E: 0 K: 2 S: 11	H: 1 LOB: 1 BB: 0 P: 21	R: 2 E: 0 K: 1 S: 14	H: 2 LOB: 1 BB: 1 P: 22	R: 2 E: 0 K: 1 S: 14	H: 3 LOB: 1 BB: 0 P: 21	R: 0 E: 0 K: 1 S: 7	H: 0 LOB: 1 BB: 1 P: 17	R: 0 E: 0 K: 0 S: 7	H: 0 LOB: 1 BB: 1 P: 16	R: 0 E: 0 K: 2 S: 8	H: 0 LOB: 0 BB: 0 P: 11	1B: 3 2B: 6 3B: 0 HR: 2	SF: 0 SAC: 0 DP: 1 HBP: 1	WP: 0 PB: 0 SB: 2 CS: 1	PA: 40			
PITCHER	IP	WLS	BF	H	R	ER	SO	BB	IBB	HBP	BLK	WP	HR	S	P	ERA	WHIP								
Steve Woodard, R (1, 1) ERA: 4.31	5.2	L	28	9	7	7	9	0	1	1	0	0	2	66	105	11.12	1.588								
Al Reyes, R (6, 1) ERA: 4.08	2.1		9	1	0	0	2	2	0	0	0	0	0	18	40	0.00	1.286								
Bronswell Patrick, R (9, 1) ERA: 4.77	1.0		3	0	0	0	2	0	0	0	0	0	0	8	11	0.00	0.000								

St. Louis Cardinals @ Milwaukee Brewers
Milwaukee County Stadium, Milwaukee, WI

Sat Sep 19 1998, 8:05 PM EDT
 Att. 54,132 - Unknown - 79 F

AB	36
R	7
H	10
RBI	7
BB	3
SO	13
LOB	14



Batter	1	2	3	4	5	6	7	8	9	AB	R	H	RBI	BB	SO	LOB
Fernando Vina, L OBP: 0.386, SLG: 0.427 (1, 4)	0-0 F7	1-0 E 1B		0-1 G4-3		0-0 P8			0-1 G4-3	5	0	1	1	0	0	0
Mark Loretta, R OBP: 0.386, SLG: 0.433 (1, 6) (6, 3)	2-1 G6-3	0-3 K		2-1 P4		3-2 G4-3			0-0 G4-3	5	0	0	0	0	1	2
Dave Nilsson, L OBP: 0.339, SLG: 0.437 Jose Valentin, S OBP: 0.315, SLG: 0.382 (1, 3) (5, PR) (6, 6)	2-1 2B 1B	0-0 E3			4-1 1B SF8 BB			1-1 G4-3		2	0	1	0	1	0	2
Jeff Cirillo, R OBP: 0.412, SLG: 0.460 (1, 5)	2-2 1-3 2B	0-0 F9			1-2 1-3 1B 1B			1-1 G4-3		4	0	2	0	0	0	3
Jeremy Burnitz, L OBP: 0.336, SLG: 0.503 (1, 9)	1-0 G6-3	1-3 K			1-0 SF8			2-3 K		3	0	0	1	0	2	5
Marquis Grissom, R OBP: 0.298, SLG: 0.365 (1, 8)		0-0 E6 1B 2B	1-1 G6-3		0-0 FC6-4 1B			1-3 K		4	1	1	0	0	1	0
Geoff Jenkins, L OBP: 0.277, SLG: 0.396 Darrin Jackson, R OBP: 0.272, SLG: 0.380 (1, 7) (8, PH) (9, 7)		2-1 2B 1-2 1B 1B	0-1 F8		2-1 F7			2-1 G6-3		3	1	1	0	0	0	2
Mike Matheny, R OBP: 0.277, SLG: 0.337 Al Reyes, R OBP: 0.200, SLG: 0.200 Ronnie Belliard, R OBP: 0.333, SLG: 0.333 Bronswell Patrick, R OBP: 0.294, SLG: 0.400 (1, 2) (6, 1) (8, PH) (9, 1)		0-0 1B 1B 2B	2-1 G6-3		1-2 FC6-4			3-2 L7		3	1	1	1	0	0	2
Steve Woodard, L OBP: 0.146, SLG: 0.188 Bobby Hughes, R OBP: 0.300, SLG: 0.427 Bob Hamelin, L OBP: 0.299, SLG: 0.416 (1, 1) (6, 2) (9, PH)		2-1 E 1B 2-3 3-H		3-2 G1-3		1-0 F9		0-2 G6-3		2	0	1	1	0	0	0

Inning Stats	R: 0	H: 2	E: 0	K: 0	S: 11	LOB: 2	BB: 0	P: 18	R: 3	H: 4	E: 2	K: 2	S: 15	LOB: 3	BB: 0	P: 21	R: 0	H: 0	E: 0	K: 0	S: 6	LOB: 0	BB: 0	P: 9	R: 0	H: 0	E: 0	K: 0	S: 7	LOB: 0	BB: 0	P: 12	R: 1	H: 2	E: 0	K: 0	S: 13	LOB: 2	BB: 1	P: 22	R: 0	H: 0	E: 0	K: 1	S: 5	LOB: 0	BB: 0	P: 9	R: 0	H: 0	E: 0	K: 1	S: 7	LOB: 0	BB: 0	P: 11	R: 0	H: 0	E: 0	K: 1	S: 10	LOB: 0	BB: 0	P: 16	R: 0	H: 0	E: 0	K: 0	S: 7	LOB: 0	BB: 0	P: 7	1B: 6	SF: 1	2B: 2	SAC: 0	3B: 0	DP: 0	HR: 0	HBP: 0	WP: 0	PA: 38
--------------	------	------	------	------	-------	--------	-------	-------	------	------	------	------	-------	--------	-------	-------	------	------	------	------	------	--------	-------	------	------	------	------	------	------	--------	-------	-------	------	------	------	------	-------	--------	-------	-------	------	------	------	------	------	--------	-------	------	------	------	------	------	------	--------	-------	-------	------	------	------	------	-------	--------	-------	-------	------	------	------	------	------	--------	-------	------	-------	-------	-------	--------	-------	-------	-------	--------	-------	--------

PITCHER	IP	WLS	BF	H	R	ER	SO	BB	IBB	HBP	BLK	WP	HR	S	P	ERA	WHIP
Jose Jimenez, R ERA: 2.4 (1, 1)	5.0	W	26	8	4	3	2	1	0	0	0	0	0	52	82	5.40	1.800
Curtis King, R ERA: 3.49 (6, 1)	1.2		5	0	0	0	0	0	0	0	0	0	0	9	15	0.00	0.000
Lance Painter, L ERA: 4.14 (7, 1)	1.1		4	0	0	0	2	0	0	0	0	0	0	13	21	0.00	0.000
Juan Acevedo, R ERA: 2.67 (9, 1)	1.0	S	3	0	0	0	0	0	0	0	0	0	0	7	7	0.00	0.000

BOTTOM

St. Louis Cardinals @ Milwaukee Brewers
Milwaukee County Stadium, Milwaukee, WI

livebaseballscores.com

AB	36
R	4
H	8
RBI	4
BB	1
SO	4
LOB	16



Sat Sep 19 1998, 8:05 PM EDT
Att: 54,132 - Unknown - 79 F

Batter	1	2	3	4	5	6	7	8	9	AB R H RBI BB SO LOB	TOP											
12 Pat Kelly, R OBP: 0.268, SLG: 0.313 Delino DeShields, L OBP: 0.378, SLG: 0.442	0-1 L3		1-1 HR		2-3 K		3-3 K		4-1 SF8 BB	4 1 1 1 0 2 0 0 1 0 0 1 0 0												
Fernando Tatis, R OBP: 0.327, SLG: 0.413	0-0 HR 1B		3-1 F7		2-0 F7		1-0 P3		4-2 BB E BB	4 2 1 0 1 0 0												
Mark McGwire, R OBP: 0.468, SLG: 0.737	2-1 HR 1-H		2-1 FC5-4 1B		0-0 1B 2B		2-3 K		4-1 E7 BB	4 2 3 2 1 1 0												
Brian Jordan, R OBP: 0.363, SLG: 0.532	1-0 F7		1-2 FC5-4 HR		1-1 HR 1B			3-2 G5-3	1-0 SF8	4 2 1 2 0 0 1												
Ron Gant, R OBP: 0.330, SLG: 0.490	2-0 F8		2-1 HR 1-H		2-2 HR			1-2 L9	2-1 F9	5 2 2 4 0 0 2												
Eli Marrero, R OBP: 0.328, SLG: 0.384		1-2 L5	2-2 P4		2-2 L8			4-2 BB 1B BB	2-2 E7 1-H 2-H	4 0 0 0 1 0 1												
Luis Ordaz, R OBP: 0.241, SLG: 0.213		1-0 G5-3		2-1 G6-3		0-2 G6-3		0-1 BB 1B		4 0 1 0 0 0 0												
Kent Mercker, L OBP: 0.179, SLG: 0.241 Manny Aybar, R OBP: 0.240, SLG: 0.360 Mark Petkovsek, R OBP: 0.340, SLG: 0.364 Mike Busby, R Ray Lankford, L OBP: 0.388, SLG: 0.534		3-2 HR		1-1 P4		2-3 K		4-0 FC4-6 BB		0 0 0 0 0 0 0 3 1 1 1 0 1 0 0 0 0 0 0 0 0 0 0 0 0 0 0 0 0 0 0 0 1 0 0												
Mark Little, R OBP: 0.300, SLG: 0.125 John Mabry, L OBP: 0.309, SLG: 0.385 Rick Croushore, R 21 Bryan Eversgerd, R Juan Acevedo, R OBP: 0.222, SLG: 0.235		1-3 K		1-1 L3		2-1 P3		0-0 FC4-6 1-2f		3 0 0 0 0 1 0 1 0 0 0 0 0 3 0												
Inning Stats	R: 2 E: 0 K: 0 S: 7	H: 2 LOB: 0 BB: 0 P: 12	R: 1 E: 0 K: 1 S: 11	H: 1 LOB: 0 BB: 0 P: 17	R: 3 E: 0 K: 0 S: 15	H: 3 LOB: 0 BB: 0 P: 26	R: 0 E: 0 K: 0 S: 6	H: 0 LOB: 0 BB: 0 P: 10	R: 3 E: 0 K: 1 S: 14	H: 3 LOB: 0 BB: 0 P: 23	R: 0 E: 0 K: 1 S: 8	H: 0 LOB: 0 BB: 0 P: 12	R: 0 E: 0 K: 2 S: 8	H: 0 LOB: 0 BB: 0 P: 14	R: 0 E: 0 K: 0 S: 12	H: 1 LOB: 3 BB: 2 P: 24	R: 2 E: 1 K: 0 S: 11	H: 0 LOB: 1 BB: 3 P: 28	1B: 4 2B: 1 3B: 0 HR: 5	SF: 1 SAC: 0 DP: 0 HBP: 0	WP: 0 PB: 0 SB: 2 CS: 0	PA: 42
PITCHER	IP WLS BF H R ER SO BB IBB HBP BLK WP HR S P ERA WHIP																					
Scott Karl, L ERA: 4.54	(1, 1) 3.0 L 15 6 6 6 1 0 0 0 0 0 0 4 33 55 18.00 2.000																					
53 Rod Henderson, R ERA: 13.5	(4, 1) 2.0 9 3 3 3 1 0 0 0 0 0 0 1 20 33 13.50 1.500																					
Valerio De Los Santos, L ERA: 2.95	(6, 1) 1.0 3 0 0 0 0 1 0 0 0 0 0 0 8 12 0.00 0.000																					
Chad Fox, R ERA: 3.79	(7, 1) 1.0 3 0 0 0 0 2 0 0 0 0 0 0 8 14 0.00 0.000																					
Bob Wickman, R ERA: 3.72	(8, 1) 1.0 8 1 2 1 0 4 0 0 0 0 0 0 15 35 9.00 5.000																					
PITCHER	IP WLS BF H R ER SO BB IBB HBP BLK WP HR S P ERA WHIP																					
Eric Plunk, R ERA: 4.46	(9, 1) 1.0 4 0 0 0 0 1 0 0 0 0 0 0 8 17 0.00 1.000																					

St. Louis Cardinals @ Milwaukee Brewers
Milwaukee County Stadium, Milwaukee, WI
 Sun Sep 20 1998, 4:33 AM EDT
 Att. 52,831 - Cloudy - 78 F

AB	36
R	11
H	10
RBI	10
BB	5
SO	5
LOB	7



BOTTOM

St. Louis Cardinals @ Milwaukee Brewers
Milwaukee County Stadium, Milwaukee, WI

Sun Sep 20 1998, 4:33 AM EDT
Att: 52,831 - Cloudy - 78 F

livebaseballscorecards.com

AB	39
R	6
H	13
RBI	6
BB	6
SO	11
LOB	24



WP	0	PA	46
PB	0		
SB	0		
CS	0		

AB R H RBI BB SO LOB

6	0	2	0	0	1	3
3	0	0	1	1	1	2
4	0	0	0	1	1	3
4	1	1	0	1	2	3
5	2	3	0	0	1	2
5	0	2	1	0	2	3
2	0	0	0	0	1	2
0	1	0	0	1	0	0
0	0	0	0	0	0	0
1	0	0	0	0	0	1
0	0	0	0	0	0	0
1	0	0	0	0	1	0
0	0	0	0	0	0	0
4	1	3	2	1	0	1
1	0	0	0	0	1	2
0	0	0	0	0	0	0
0	0	0	0	1	0	0
0	0	0	0	0	0	0
3	1	2	2	0	0	2

1B	9	SF	1
2B	4	SAC	0
3B	0	DP	0
HR	0	HBP	0

1B	9	SF	1
2B	4	SAC	0
3B	0	DP	0
HR	0	HBP	0

1B	9	SF	1
2B	4	SAC	0
3B	0	DP	0
HR	0	HBP	0

1B	9	SF	1
2B	4	SAC	0
3B	0	DP	0
HR	0	HBP	0

1B	9	SF	1
2B	4	SAC	0
3B	0	DP	0
HR	0	HBP	0

1B	9	SF	1
2B	4	SAC	0
3B	0	DP	0
HR	0	HBP	0

1B	9	SF	1
2B	4	SAC	0
3B	0	DP	0
HR	0	HBP	0

1B	9	SF	1
2B	4	SAC	0
3B	0	DP	0
HR	0	HBP	0

1B	9	SF	1
2B	4	SAC	0
3B	0	DP	0
HR	0	HBP	0

1B	9	SF	1
2B	4	SAC	0
3B	0	DP	0
HR	0	HBP	0

1B	9	SF	1
2B	4	SAC	0
3B	0	DP	0
HR	0	HBP	0

1B	9	SF	1
2B	4	SAC	0
3B	0	DP	0
HR	0	HBP	0

1B	9	SF	1
2B	4	SAC	0
3B	0	DP	0
HR	0	HBP	0

1B	9	SF	1
2B	4	SAC	0
3B	0	DP	0
HR	0	HBP	0

1B	9	SF	1
2B	4	SAC	0
3B	0	DP	0
HR	0	HBP	0

1B	9	SF	1
2B	4	SAC	0
3B	0	DP	0
HR	0	HBP	0

1B	9	SF	1
2B	4	SAC	0
3B	0	DP	0
HR	0	HBP	0

1B	9	SF	1
2B	4	SAC	0
3B	0	DP	0
HR	0	HBP	0

1B	9	SF	1
2B	4	SAC	0
3B	0	DP	0
HR	0	HBP	0

1B	9	SF	1
2B	4	SAC	0
3B	0	DP	0
HR	0	HBP	0

1B	9	SF	1
2B	4	SAC	0
3B	0	DP	0
HR	0	HBP	0

1B	9	SF	1
2B	4	SAC	0
3B	0	DP	0
HR	0	HBP	0

1B	9	SF	1
2B	4	SAC	0
3B	0	DP	0
HR	0	HBP	0

1B	9	SF	1
2B	4	SAC	0
3B	0	DP	0
HR	0	HBP	0

1B	9	SF	1
2B	4	SAC	0
3B	0	DP	0
HR	0	HBP	0

1B	9	SF	1
2B	4	SAC	0
3B	0	DP	0
HR	0	HBP	0

1B	9	SF	1
2B	4	SAC	0
3B	0	DP	0
HR	0	HBP	0

1B	9	SF	1
2B	4	SAC	0
3B	0	DP	0
HR	0	HBP	0

1B	9	SF	1
2B	4	SAC	0
3B	0	DP	0
HR	0	HBP	0

1B	9	SF	1
2B	4	SAC	0
3B	0	DP	0
HR	0	HBP	0

1B	9	SF	1
2B	4	SAC	0
3B	0	DP	0
HR	0	HBP	0

1B	9	SF	1
2B	4	SAC	0
3B	0	DP	0
HR	0	HBP	0

1B	9	SF	1
2B	4	SAC	0
3B	0	DP	0
HR	0	HBP	0

1B	9	SF	1
2B	4	SAC	0
3B	0	DP	0
HR	0	HBP	0

1B	9	SF	1
2B	4	SAC	0
3B	0	DP	0
HR	0	HBP	0

1B	9	SF	1
2B	4	SAC	0
3B	0	DP	0
HR	0	HBP	0

1B	9	SF	1
2B	4	SAC	0
3B	0	DP	0
HR	0	HBP	0

1B	9	SF	1
2B	4	SAC	0
3B	0	DP	0
HR	0	HBP	0

1B	9	SF	1
2B	4	SAC	0
3B	0	DP	0
HR	0	HBP	0

1B	9	SF	1
2B	4	SAC	0
3B	0	DP	0
HR	0	HBP	0

1B	9	SF	1
2B	4	SAC	0
3B	0	DP	0
HR	0	HBP	0

1B	9	SF	1
2B	4	SAC	0
3B	0	DP	0
HR	0	HBP	0

1B	9	SF	1
2B	4	SAC	0
3B	0	DP	0
HR	0	HBP	0

1B	9	SF	1
2B	4	SAC	0
3B	0	DP	0
HR	0	HBP	0

1B	9	SF	1
2B	4	SAC	0
3B	0	DP	0
HR	0	HBP	0

1B	9	SF	1
2B	4	SAC	0
3B	0	DP	0
HR	0	HBP	0

1B	9	SF	1
2B	4	SAC	0
3B	0	DP	0
HR	0	HBP	0

1B	9	SF	1
2B	4	SAC	0
3B	0	DP	0
HR	0	HBP	0

1B	9	SF	1
2B	4	SAC	0
3B	0	DP	0
HR	0	HBP	0

1B	9	SF	1
2B	4	SAC	0
3B	0	DP	0
HR	0	HBP	0

1B	9	SF	1
2B	4	SAC	0
3B	0	DP	0
HR	0	HBP	0

1B	9	SF	1
2B	4	SAC	0
3B	0	DP	0
HR	0	HBP	0

1B	9	SF	1
2B	4	SAC	0
3B	0	DP	0
HR	0	HBP	0

1B	9	SF	1
2B	4	SAC	0
3B	0	DP	0
HR	0	HBP	0

1B	9	SF	1
2B	4	SAC	0
3B	0	DP	0
HR	0	HBP	0

1B	9	SF	1
2B	4	SAC	0
3B	0	DP	0
HR	0	HBP	0

1B	9	SF	1
2B	4	SAC	0
3B	0	DP	0
HR	0	HBP	0

1B	9	SF	1
2B	4	SAC	0
3B	0	DP	0
HR	0	HBP	0

1B	9	SF	1
2B	4	SAC	0
3B	0	DP	0
HR	0	HBP	0

1B	9	SF	1
2B	4	SAC	0
3B	0	DP	0
HR	0	HBP	0

1B	9	SF	1
2B	4	SAC	0
3B	0	DP	0
HR	0	HBP	0

1B	9	SF	1
2B	4	SAC	0
3B	0	DP	0
HR	0	HBP	0

1B	9	SF	1
2B	4	SAC	0
3B	0	DP	0
HR	0	HBP	0

1B	9	SF	1
2B	4	SAC	0
3B	0	DP	0
HR	0	HBP	0

1B	9	SF	1
2B	4	SAC	0
3B	0	DP	0
HR	0	HBP	0

1B	9	SF	1
2B	4	SAC	0
3B	0	DP	0
HR	0	HBP	0

1B	9	SF	1
2B	4	SAC	0
3B	0	DP	0
HR	0	HBP	0

1B	9	SF	1
2B	4	SAC	0
3B	0	DP	0
HR	0	HBP</	

Batter	1	2	3	4	5	6	7	8	9	AB R H RBI BB SO LOB	TOP	
Russ Johnson, R (1, 4) OBP: 0.357, SLG: 0.333	0-3 K		1-1 G6-4-3			3-2 K 1B		2-3 K		4 0 1 0 0 2 1		
Carl Everett, S (1, 8) OBP: 0.361, SLG: 0.485	1-3 K		1-3 K			0-0 F7		2-2 P4		4 0 0 0 0 2 1		
Derek Bell, R (1, 9) OBP: 0.363, SLG: 0.488	3-1 K 3B			2-0 G2-3		3-3 K 1-2			1-0 G5-3	4 0 1 0 0 1 1		
5 Jeff Bagwell, R (1, 3) OBP: 0.418, SLG: 0.547	3-1 P6			0-0 F4			1-2 G6-3		2-3 K	4 0 0 0 0 1 1		
Moises Alou, R (1, 7) OBP: 0.396, SLG: 0.585		0-0 P9		0-0 F8			1-0 E6 1B		0-0 K 1B	4 0 1 0 0 0 0		
Sean Berry, R (1, 5) OBP: 0.390, SLG: 0.515		2-2 E6 WP			1-0 F9		3-1 F9		2-2 L9	4 0 0 0 0 0 2		
Ricky Gutierrez, R (1, 6) OBP: 0.340, SLG: 0.335		3-3 K 1-2			0-2 F9		1-0 K 1B 1-2			3 0 1 0 0 1 1		
Brad Ausmus, R (1, 2) OBP: 0.355, SLG: 0.348		3-3 K			1-2 L4		0-0 P4			3 0 0 0 0 1 3		
Mike Hampton, R (1, 1) OBP: 0.353, SLG: 0.333			0-0 K 1B			0-3 K		1-3 K		1 0 1 0 0 0 0		
Mitch Meluskey, S (8, PH) OBP: 0.429, SLG: 0.500										1 0 0 0 0 1 0		
Scott Elarton, R (6, 1)										0 0 0 0 0 0 0		
Sean Bergman, R (7, 1) OBP: 0.263, SLG: 0.117										0 0 0 0 0 0 0		
35 Dave Clark, L (8, PH) OBP: 0.294, SLG: 0.266										1 0 0 0 0 1 0		
Doug Henry, R (8, 1)										0 0 0 0 0 0 0		
Inning Stats	R: 0 H: 1 E: 0 LOB: 1 K: 2 BB: 0 S: 10 P: 17	R: 0 H: 0 E: 1 LOB: 1 K: 2 BB: 0 S: 11 P: 19	R: 0 H: 1 E: 0 LOB: 0 K: 1 BB: 0 S: 6 P: 8	R: 0 H: 0 E: 0 LOB: 0 K: 0 BB: 0 S: 3 P: 5	R: 0 H: 0 E: 0 LOB: 0 K: 0 BB: 0 S: 7 P: 9	R: 0 H: 1 E: 0 LOB: 1 K: 2 BB: 0 S: 10 P: 16	R: 0 H: 1 E: 1 LOB: 2 K: 0 BB: 0 S: 10 P: 16	R: 0 H: 0 E: 0 LOB: 0 K: 1 BB: 0 S: 9 P: 14	R: 0 H: 1 E: 0 LOB: 1 K: 1 BB: 0 S: 8 P: 13	1B: 4 SF: 0 2B: 0 SAC: 0 3B: 1 DP: 1 HR: 0 HBP: 0	WP: 1 PA: 33 PB: 0 SB: 1 CS: 0	
PITCHER Matt Morris, R (1, 1) ERA: 2.38	IP WLS BF H R ER SO BB IBB HBP BLK WP HR S P ERA WHIP	9.0 W 33 5 0 0 10 0 0 0 0 1 0 74 117 0.00 0.556										

Houston Astros @ St. Louis Cardinals
 Busch Stadium, St. Louis, MO
 Tue Sep 22 1998, 7:05 PM CDT
 Att. 40,739 - Unknown - 75 F

livebaseballscorecards.com

AB	33
R	0
H	5
RBI	0
BB	0
SO	10
LOB	10



Batter	1	2	3	4	5	6	7	8	9
Delino DeShields, L OBP: 0.377, SLG: 0.439 (1, 4)	4-1 1B G6-3 1B BB		0-1 G4-3		1-0 B1-3		1-1 G6-3		
Ray Lankford, L OBP: 0.387, SLG: 0.532 (1, 8)	3-2 G6-3 1-2		0-0 1B		1-3 K		1-0 G4-3		
Mark McGwire, R OBP: 0.465, SLG: 0.731 (1, 3)	1-0 F8		2-2 L7		1-3 K		1-3 K		
Brian Jordan, R OBP: 0.365, SLG: 0.532 John Mabry, L OBP: 0.309, SLG: 0.384 (1, 9) (8, 9)	1-0 WP 1B		1-0 G1-3		2-0 BB WP SH2-4 HBP		2-3 K		
Ron Gant, R OBP: 0.336, SLG: 0.501 (1, 7)	3-1 1B		3-2 HR		4-2 SH2-4 BB 1-2 BB		4-0 FC6-4 BB		
Fernando Tatis, R OBP: 0.327, SLG: 0.411 (1, 5)	3-3 K		2-3 K		4-1 SH2-4 1-2 BB 2-3		0-0 FC6-4 1-2f		
Luis Ordaz, R OBP: 0.238, SLG: 0.210 (1, 6)			1-0 G5-3		2-1 G6-3		0-0 SH2-4 1-2 BB 2-3 3-H		
Matt Morris, R OBP: 0.212, SLG: 0.107 (1, 1)			1-2 G3-1		0-3 K		1-3 K		
Eli Marrero, R OBP: 0.325, SLG: 0.379 (1, 2)			2-3 K		2-1 G6-3		1-1 P5		

Inning Stats	R: 2	H: 2	E: 0	K: 1	S: 13	LOB: 1	BB: 1	P: 28	R: 0	H: 0	E: 0	K: 1	S: 11	LOB: 0	BB: 0	P: 15	R: 0	H: 1	E: 0	K: 0	S: 7	LOB: 1	BB: 0	P: 10	R: 1	H: 1	E: 0	K: 2	S: 13	LOB: 0	BB: 0	P: 20	R: 0	H: 0	E: 0	K: 1	S: 9	LOB: 0	BB: 0	P: 13	R: 1	H: 0	E: 0	K: 2	S: 12	LOB: 2	BB: 2	P: 24	R: 0	H: 0	E: 0	K: 0	S: 5	LOB: 0	BB: 0	P: 8	R: 0	H: 0	E: 0	K: 2	S: 8	LOB: 1	BB: 1	P: 15
--------------	------	------	------	------	-------	--------	-------	-------	------	------	------	------	-------	--------	-------	-------	------	------	------	------	------	--------	-------	-------	------	------	------	------	-------	--------	-------	-------	------	------	------	------	------	--------	-------	-------	------	------	------	------	-------	--------	-------	-------	------	------	------	------	------	--------	-------	------	------	------	------	------	------	--------	-------	-------

PITCHER															PITCHER																		
IP	WLS	BF	H	R	ER	SO	BB	IBB	HBP	BLK	WP	HR	S	P	ERA	WHIP	IP	WLS	BF	H	R	ER	SO	BB	IBB	HBP	BLK	WP	HR	S	P	ERA	WHIP
Mike Hampton, L	(1, 1)	5.0	L	20	4	3	3	5	1	0	0	1	53	86	5.40	1.000	Mike Hampton, L	(1, 1)	5.0	L	20	4	3	3	5	1	0	0	1	53	86	5.40	1.000
Scott Elarton, R	(6, 1)	1.0		6	0	1	1	2	2	0	1	0	12	24	9.00	2.000	Scott Elarton, R	(6, 1)	1.0		6	0	1	1	2	2	0	1	0	12	24	9.00	2.000
Sean Bergman, R	(7, 1)	1.0		3	0	0	0	0	0	0	0	0	5	8	0.00	0.000	Sean Bergman, R	(7, 1)	1.0		3	0	0	0	0	0	0	0	0	5	8	0.00	0.000
Doug Henry, R	(8, 1)	1.0		4	0	0	0	2	1	0	0	0	8	15	0.00	1.000	Doug Henry, R	(8, 1)	1.0		4	0	0	0	2	1	0	0	8	15	0.00	1.000	

BOTTOM

Houston Astros @ St. Louis Cardinals
 Busch Stadium, St. Louis, MO
 Tue Sep 22 1998, 7:05 PM CDT
 Att: 40,739 - Unknown - 75 F

livebaseballscorecards.com

AB	27
R	4
H	4
RBI	4
BB	4
SO	9
LOB	8



1B: 3	SF: 0	WP: 2	PA: 33
2B: 0	SAC: 1	PB: 0	
3B: 0	DP: 0	SB: 0	
HR: 1	HBP: 1	CS: 0	

BOTTOM

Houston Astros @ St. Louis Cardinals
 Busch Stadium, St. Louis, MO
 Wed Sep 23 1998, 7:05 PM CDT
 Att: 38,997 - Unknown - 75 F

livebaseballscorecards.com

AB	34
R	1
H	9
RBI	1
BB	6
SO	11
LOB	24



WP: 0	PA: 41
PB: 0	
SB: 0	
CS: 1	

AB R H RBI BB SO LOB

5 1 1 1 0 2 2

5 0 1 0 0 2 2

3 0 1 0 2 0 1

4 0 2 0 1 1 2

4 0 1 0 0 1 5

3 0 1 0 1 1 4

2 0 2 0 1 0 0

1 0 0 0 0 1 0

0 0 0 0 0 1 0 0
 0 0 0 0 0 0 0 0
 1 0 0 0 0 0 0 3
 0 0 0 0 0 0 0 0
 1 0 0 0 0 0 0 3
 0 0 0 0 0 0 0 0
 0 0 0 0 0 0 0 0
 0 0 0 0 0 0 0 0
 1 0 0 0 0 0 0 0
 0 0 0 0 0 0 0 0

1B: 7 SF: 0
 2B: 1 SAC: 0
 3B: 0 DP: 0
 HR: 1 HBP: 0

Batter	1	2	3	4	5	6	7	8	9
12 Pat Kelly, R OBP: 0.286, SLG: 0.329 (1, 4) (9, 6)	0-0 HR	2-1 P4		0-2 F7		2-3 K			3-3 K
Fernando Tatis, R OBP: 0.326, SLG: 0.408 (1, 5)	1-3 K	1-3 K		2-1 F8		2-2 G4-3			2-2 1B
Mark McGwire, R OBP: 0.466, SLG: 0.729 (1, 3)	4-1 1B 1B BB			4-2 BB 1B BB		1-2 1B BB 1B			2-1 F8
Brian Jordan, R OBP: 0.367, SLG: 0.532 (1, 8)	1-2 1B 1B			0-0 BB 1B		2-3 K			4-2 CS 1B BB
Ron Gant, R OBP: 0.336, SLG: 0.499 (1, 7)	1-0 P5			2-3 K		0-2 F8			2-2 1B
Eli Marrero, R OBP: 0.327, SLG: 0.379 (1, 2)	0-1 1B			2-3 K		4-1 1B BB			0-1 P3
Luis Ordaz, R OBP: 0.253, SLG: 0.229 Delino DeShields, L OBP: 0.377, SLG: 0.438 (8, PH) (9, 4)				1-2 2B		0-0 1B			0-1 CS
Darren Oliver, R Mark Pekovsek, R Placido Polanco, R John Flanagan, RF Jose M. Valdes, RF Bobby Witt, LF Rick Crouchmore, R John Mabry, L Curtis King, R				4-0 BB		2-1 L7			0-1 G3
Mark Little, R OBP: 0.214, SLG: 0.083 (1, 9)				2-3 K		2-3 K			2-3 K

Inning Stats	R: 1	H: 3	E: 0	K: 1	S: 12	LOB: 2	BB: 1	P: 19	R: 0	H: 1	E: 0	K: 2	S: 11	LOB: 2	BB: 1	P: 21	R: 0	H: 1	E: 0	K: 2	S: 12	LOB: 3	BB: 2	P: 24	R: 0	H: 0	E: 0	K: 1	S: 8	LOB: 0	BB: 0	P: 12	R: 0	H: 2	E: 0	K: 1	S: 16	LOB: 3	BB: 1	P: 25	R: 0	H: 0	E: 0	K: 1	S: 7	LOB: 0	BB: 0	P: 11	R: 0	H: 1	E: 0	K: 0	S: 17	LOB: 1	BB: 1	P: 24	R: 0	H: 0	E: 0	K: 2	S: 8	LOB: 0	BB: 0	P: 13	R: 0	H: 1	E: 0	K: 1	S: 17	LOB: 1	BB: 0	P: 26
--------------	------	------	------	------	-------	--------	-------	-------	------	------	------	------	-------	--------	-------	-------	------	------	------	------	-------	--------	-------	-------	------	------	------	------	------	--------	-------	-------	------	------	------	------	-------	--------	-------	-------	------	------	------	------	------	--------	-------	-------	------	------	------	------	-------	--------	-------	-------	------	------	------	------	------	--------	-------	-------	------	------	------	------	-------	--------	-------	-------

PITCHER	IP	WLS	BF	H	R	ER	SO	BB	IBB	HBP	BLK	WP	HR	S	P	ERA	WHIP
Randy Johnson, L ERA: 3.28 (1, 1)	7.0		33	8	1	1	8	6	0	0	0	0	1	83	136	1.29	2.000
Jay Powell, R ERA: 3.09 (8, 1)	1.0		3	0	0	0	2	0	0	0	0	0	0	8	13	0.00	0.000
Billy Wagner, L ERA: 2.79 (9, 1)	1.0		4	1	0	0	1	0	0	0	0	0	0	17	26	0.00	1.000

PITCHER	IP	WLS	BF	H	R	ER	SO	BB	IBB	HBP	BLK	WP	HR	S	P	ERA	WHIP
---------	----	-----	----	---	---	----	----	----	-----	-----	-----	----	----	---	---	-----	------

Batter	1	2	3	4	5	6	7	8	9	AB R H RBI BB SO LOB	TOP		
Wilton Guerrero, S (1, 4) OBP: 0.308, SLG: 0.376	2-3 K		0-1 BB G5-3 1B	1-3 K			0-0 F9		0-2 G5-3	5 0 1 0 0 2 0			
Terry Jones, S (1, 8) OBP: 0.288, SLG: 0.286	0-0 BB 2B 1B		2-2 G5-3		1-2 E3 G4-3 FC5-2-5-1		1-2 FC5-4 1B		0-3 K	5 1 2 0 0 1 1			
Derrick May, L (1, 7) OBP: 0.285, SLG: 0.377 Robert Perez, R (7, PH) OBP: 0.236, SLG: 0.300 Shayne Bennett, R (7, 1)	4-0 2B SF8 BB		1-3 K		0-2 G4-3		0-3 K			2 1 0 0 1 1 2 1 0 0 0 0 1 1 0 0 0 0 0 0 0			
Vladimir Guerrero, R (1, 9) OBP: 0.373, SLG: 0.596	1-1 SF8 2B		4-2 BB BB		0-1 FC5-2-5-1		0-2 FC5-4			3 0 1 1 1 0 2			
Shane Andrews, R (1, 5)	0-0 SF8		4-2 BB		3-0 L8			2-3 K		2 0 0 1 1 1 1			
Michael Barrett, R (1, 2) OBP: 0.429, SLG: 0.556	2-2 G6-3		3-2 P3			0-0 F9		1-1 WP HBP		3 0 0 0 0 0 4			
Fernando Seguinol, S (1, 3) OBP: 0.324, SLG: 0.576		2-2 G1-3		1-2 G3 SF8 2B		1-2 2B		2-3 K		4 1 2 0 0 1 1			
Orlando Cabrera, R (1, 6) OBP: 0.326, SLG: 0.401		1-2 G6-3		1-0 G3		2-0 F8		2-1 F9		4 0 0 0 0 0 3			
Javier Vazquez, R (1, 1) OBP: 0.200, SLG: 0.250 Jose Vidro, S (6, PH) OBP: 0.322, SLG: 0.282 Rick DeHart, L (6, 1) Brad Fullmer, L (7, 3) OBP: 0.327, SLG: 0.448		0-1 F8		0-0 SF8		2-3 K2-3			0-0 G3	1 0 0 1 0 0 0 1 0 0 0 0 1 1 0 0 0 0 0 0 0 1 0 0 0 0 0 0			
Inning Stats	R: 2 H: 2 E: 0 LOB: 1 K: 1 BB: 1 S: 10 P: 19	R: 0 H: 0 E: 0 LOB: 0 K: 0 BB: 0 S: 8 P: 11	R: 0 H: 1 E: 0 LOB: 3 K: 1 BB: 2 S: 21 P: 35	R: 1 H: 1 E: 0 LOB: 0 K: 1 BB: 0 S: 8 P: 11	R: 0 H: 0 E: 1 LOB: 1 K: 0 BB: 0 S: 10 P: 14	R: 0 H: 1 E: 0 LOB: 1 K: 1 BB: 0 S: 8 P: 13	R: 0 H: 1 E: 0 LOB: 1 K: 1 BB: 0 S: 10 P: 11	R: 0 H: 0 E: 0 LOB: 1 K: 2 BB: 0 S: 10 P: 17	R: 0 H: 0 E: 0 LOB: 0 K: 1 BB: 0 S: 7 P: 7	1B: 3 SF: 2 2B: 3 SAC: 0 3B: 0 DP: 0 HR: 0 HBP: 1	WP: 1 PA: 38 PB: 0 SB: 1 CS: 0		
PITCHER	IP WLS BF H R ER SO BB IBB HBP BLK WP HR S P ERA WHIP											PITCHER	IP WLS BF H R ER SO BB IBB HBP BLK WP HR S P ERA WHIP
Donovan Osborne, L (1, 1) ERA: 4.09	6.0 W 27 5 3 3 4 3 0 0 0 0 0 0 65 103 4.50 1.333												
Lance Painter, L (7, 1) ERA: 4.08	0.2 3 1 0 0 1 0 0 0 0 0 0 0 7 8 0.00 1.500												
Mike Busby, R (7, 1) ERA: 4.4	1.1 5 0 0 0 2 0 0 1 0 1 0 0 13 20 0.00 0.000												
Juan Acevedo, R (9, 1) ERA: 2.62	1.0 S 3 0 0 0 1 0 0 0 0 0 0 0 7 7 0.00 0.000												

Montreal Expos @ St. Louis Cardinals
Busch Stadium, St. Louis, MO
 Thu Sep 24 1998, 7:05 PM CDT
 Att. 41,911 - Cloudy - 74 F

livebaseballscorecards.com

AB 32
R 3
H 6
RBI 3
BB 3
SO 8
LOB 16



Batter	1	2	3	4	5	6	7	8	9
Delino DeShields, L (1, 4) OBP: 0.373, SLG: 0.434	1-0 F7	1-0 G4-3		2-1 P8			2-3 K		
Brian Jordan, R (1, 9) OBP: 0.369, SLG: 0.538	1-1 BB HR HBP		1-2 G5-3		1-2 1B 1B		0-0 HR		
Mark McGwire, R (1, 3) OBP: 0.466, SLG: 0.726	4-0 HR BB		2-3 K		2-2 FC4-6 1B 1B		1-0 G1-3		
Ray Lankford, L (1, 8) OBP: 0.391, SLG: 0.543	0-2 HR		0-2 E S 1B		2-1 FC4-6 1B		2-2 S 2B		
Ron Gant, R (1, 7) OBP: 0.333, SLG: 0.493	0-1 G5-3		2-1 G6-3		2-1 FC4-6 G5-4-3		1-1 F7		
Fernando Tatis, R (1, 5) OBP: 0.327, SLG: 0.410	4-2 BB		0-2 1B 2B		2-0 G5-4-3		1-3 K		
Luis Ordez, R (1, 6) OBP: 0.260, SLG: 0.236	0-3 K		0-0 1B		1-0 G6-3		2-1 S 1B 1B		
Donovan Osborne, S (1, 1) OBP: 0.143, SLG: 0.040 12 Pat Kelly, R (6, PH) OBP: 0.284, SLG: 0.327 Lance Painter, L (7, 1) OBP: 1.000, SLG: 1.000 Mike Busby, R (7, 1) J.D. Drew, L (8, PH) OBP: 0.393, SLG: 0.792 Juan Acevedo, R (9, 1) OBP: 0.222, SLG: 0.235		2-2 F8		0-0 F7		1-3 K2-3	3-1 L8-3 1B		
Tom Lampkin, L (1, 2) OBP: 0.328, SLG: 0.380		1-1 L6		2-0 P5		0-2 P1	2-1 L8-3		

Inning Stats	R: 3	H: 1	E: 0	K: 1	S: 13	LOB: 1	BB: 2	P: 23	R: 0	H: 0	E: 0	K: 0	S: 6	LOB: 0	BB: 0	P: 10	R: 0	H: 1	E: 0	K: 1	S: 11	LOB: 1	BB: 0	P: 16	R: 0	H: 2	E: 0	K: 0	S: 9	LOB: 2	BB: 0	P: 13	R: 1	H: 3	E: 0	K: 0	S: 11	LOB: 1	BB: 0	P: 20	R: 0	H: 0	E: 0	K: 1	S: 7	LOB: 0	BB: 0	P: 9	R: 1	H: 2	E: 0	K: 1	S: 12	LOB: 1	BB: 0	P: 18	R: 1	H: 2	E: 0	K: 1	S: 9	LOB: 0	BB: 0	P: 17
--------------	------	------	------	------	-------	--------	-------	-------	------	------	------	------	------	--------	-------	-------	------	------	------	------	-------	--------	-------	-------	------	------	------	------	------	--------	-------	-------	------	------	------	------	-------	--------	-------	-------	------	------	------	------	------	--------	-------	------	------	------	------	------	-------	--------	-------	-------	------	------	------	------	------	--------	-------	-------

PITCHER	IP	WLS	BF	H	R	ER	SO	BB	IBB	HBP	BLK	WP	HR	S	P	ERA	WHIP
Javier Vazquez, R (1, 1) ERA: 6.06	5.0	L	24	7	4	4	2	2	0	0	0	0	1	50	82	7.20	1.800
Rick DeHart, L (6, 1) ERA: 5.06	1.1		4	0	0	0	2	0	0	0	0	0	0	11	15	0.00	0.000
Shayne Bennett, R (7, 1) ERA: 5.14	1.2		8	4	2	2	1	0	0	0	0	0	1	17	29	10.80	2.400

BOTTOM

AB	R	H	RBI	BB	SO	LOB
4	0	0	0	0	1	2
3	3	2	1	0	0	0
3	1	1	0	1	1	0
4	1	4	4	0	0	0
4	0	0	0	0	0	4
3	0	1	0	1	1	2
4	1	2	0	0	1	1

AB	33
R	6
H	11
RBI	6
BB	2
SO	5
LOB	14



WP	PA	36
1B:	7	SF: 0
2B:	3	SAC: 0
3B:	0	DP: 2
HR:	2	HBP: 1
WP:	0	PA:
PB:	0	
SB:	3	
CS:	0	

Montreal Expos @ St. Louis Cardinals
Busch Stadium, St. Louis, MO
 Thu Sep 24 1998, 7:05 PM CDT
 Att: 41,911 - Cloudy - 74 F

livebaseballscorecards.com

Batter	1	2	3	4	5	6	7	8	9	AB R H RBI BB SO LOB	TOP											
Wilton Guerrero, S (1, 4) OBP: 0.307, SLG: 0.374	3-2 L8		1-0 G3		2-1 G4-6-3 1B		1-1 F8		0-0 G1-3	5 0 1 0 0 0 1												
Terry Jones, S (1, 8) OBP: 0.287, SLG: 0.282	0-0 L6			4-0 1B G3 BB	0-1 G4-6-3		1-0 G1-3		1-1 L7	3 1 0 0 1 0 2 1 0 0 0 0 0 0												
Jose Vidro, S (9, PH) OBP: 0.321, SLG: 0.281																						
Fernando Seguinol, S (1, 7) OBP: 0.317, SLG: 0.541	1-3 K			1-0 G3 1B		1-2 F9		0-3 K		4 0 1 0 0 2 0												
Vladimir Guerrero, R (1, 9) OBP: 0.371, SLG: 0.592		1-3 K		1-0 G3		1-0 P4		2-2 G2-3		4 0 0 1 0 1 1												
Brad Fullmer, L (1, 3) OBP: 0.328, SLG: 0.447		1-1 4-3		2-3 K		0-0 1B 1B		4-2 WP 2B BB		3 2 1 0 1 1 1												
Shane Andrews, R (1, 5) OBP: 0.313, SLG: 0.452		0-0 G5-3		1-0 1B		2-0 1B 1B		4-0 2B BB		3 1 2 0 1 0 0												
Bob Henley, R (1, 2) OBP: 0.373, SLG: 0.478			2-2 1B		2-1 SH1-3 1B 2B	1-1 1B		2-2 1H 2-H 2B		4 1 4 3 0 0 0												
Mike Mordecai, R (1, 6) OBP: 0.258, SLG: 0.345			2-3 K		0-0 SH1-3	0-2 P9		0-0 G5-3		2 0 0 0 0 0 1 3 0 1 0 0 0 0 0 0 1 0 0 0 0 0 0 0 0												
Kirk Bullinger, R (6, 1)																						
Tim Young, L (7, 1)																						
Derrick May, L (8, PH) OBP: 0.286, SLG: 0.377																						
Michael Barrett, R (8, PH) OBP: 0.409, SLG: 0.526																						
Anthony Telford, R (8, 1) OBP: 0.250, SLG: 0.250																						
Miguel Batista, R (1, 1)			3-3 K		0-0 1B		0-0 G5-3		1-3 K	1 0 0 0 0 1 1 1 0 1 1 0 0 0 0 0 0 0 0 0 0 0 0 0 0 0 0 0 0 0 2 0 0 0 0 1 0												
Scott Livingstone, L (5, PH) OBP: 0.231, SLG: 0.248																						
Shayne Bennett, R (5, 1)																						
Rick DeHart, L (5, 1)																						
Orlando Cabrera, R (6, 6) OBP: 0.324, SLG: 0.398																						
Inning Stats	R: 0 E: 0 K: 1 S: 7	H: 0 LOB: 0 BB: 0 P: 11	R: 0 E: 0 K: 1 S: 7	H: 0 LOB: 0 BB: 0 P: 9	R: 0 E: 0 K: 2 S: 10	H: 1 LOB: 1 BB: 0 P: 18	R: 1 E: 0 K: 1 S: 6	H: 2 LOB: 2 BB: 1 P: 15	R: 1 E: 0 K: 0 S: 8	H: 3 LOB: 1 BB: 0 P: 12	R: 1 E: 0 K: 0 S: 11	H: 3 LOB: 2 BB: 0 P: 16	R: 0 E: 0 K: 0 S: 4	H: 0 LOB: 0 BB: 0 P: 6	R: 2 E: 0 K: 1 S: 15	H: 1 LOB: 1 BB: 2 P: 27	R: 0 E: 0 K: 1 S: 6	H: 0 LOB: 0 BB: 0 P: 8	1B: 8 2B: 2 3B: 0 HR: 0	SF: 0 SAC: 1 DP: 1 HBP: 0	WP: 1 PB: 0 SB: 0 CS: 0	PA: 38
PITCHER	IP WLS BF H R ER SO BB IBB HBP BLK WP HR S P ERA WHIP																					
Jose Jimenez, R (1, 1) ERA: 2.95	6.1 W 27 9 3 3 5 1 0 0 0 0 0 0 50 82 4.26 1.579																					
Lance Painter, L (7, 1) ERA: 4.02	0.2 2 0 0 0 0 0 0 0 0 0 0 0 3 5 0.00 0.000																					
Rick Croushore, R (8, 1) ERA: 4.97	0.2 5 1 2 2 1 2 0 0 0 1 0 14 26 27.00 4.500																					
21 Bryan Eversgerd, L (8, 1) ERA: 9.53	0.1 1 0 0 0 0 0 0 0 0 0 0 1 1 0.00 0.000																					
Juan Acevedo, R (9, 1) ERA: 2.59	1.0 S 3 0 0 0 1 0 0 0 0 0 0 0 6 8 0.00 0.000																					

Montreal Expos @ St. Louis Cardinals
 Busch Stadium, St. Louis, MO
 Fri Sep 25 1998, 7:05 PM CDT
 Att. 48,159 - Unknown - 90 F

AB	34
R	5
H	10
RBI	5
BB	3
SO	7
LOB	10



Batter	1	2	3	4	5	6	7	8	9
Delino DeShields, L OBP: 0.372, SLG: 0.430 (1, 4)	4-0 1B BB		0-2 G4-3		3-1 L8	0-1 G4-3		0-0 L7	
Brian Jordan, R OBP: 0.370, SLG: 0.538 Lance Painter, L OBP: 1.000, SLG: 1.000 Rick Groushore, R OBP: 0.810, SLG: 0.810 Z1 Bryan Eversgerd, R OBP: 0.810, SLG: 0.810 Ron Gant, R OBP: 0.832, SLG: 0.492 Juan Acevedo, R OBP: 0.222, SLG: 0.235 (1, 9)	2-2 1B		3-1 F9		1-1 HR 1B	2-1 G6-3		1-3 K	
Mark McGwire, R OBP: 0.467, SLG: 0.731 (1, 3)	4-2 G4-6-3 BB		0-2 L7		1-2 HR		0-0 BB 1B 1B	1-3 K	
Ray Lankford, L OBP: 0.391, SLG: 0.543 (1, 8)	1-3 K			1-0 HR 1B	2-2 HR 1B		1-1 P6		
J.D. Drew, L OBP: 0.438, SLG: 1.000 (1, 7)	3-2 G4-6-3 1-2f			0-0 HR	0-1 HR		0-0 BB 1B		
Fernando Tatis, R OBP: 0.326, SLG: 0.409 (1, 5)		0-2 L7		1-3 K	3-2 2B 1B		2-3 K		
Luis Ordaz, R OBP: 0.272, SLG: 0.247 (1, 6)		4-1 SH3-4 BB		0-0 L3	1-0 2B		4-1 1-2 2-3 BB		
Jose Jimenez, R (1, 1) John Mabry, L OBP: 0.307, SLG: 0.382 (7, 9)		0-1 SH3-4		0-2 G6-3	1-3 K		0-3 K		
Eli Marrero, R OBP: 0.326, SLG: 0.381 (1, 2)		0-1 P3			2-3 K	1-2 L7		2-2 2B	

Inning Stats	R: 0 E: 0 K: 12 S: 12	H: 1 LOB: 2 BB: 26	R: 0 E: 0 K: 8 S: 8	H: 0 LOB: 1 BB: 1 P: 12	R: 0 E: 0 K: 10 S: 10	H: 0 LOB: 0 BB: 0 P: 13	R: 2 E: 0 K: 1 S: 9	H: 2 LOB: 0 BB: 0 P: 11	R: 4 E: 0 K: 2 S: 27	H: 6 LOB: 2 BB: 0 P: 41	R: 0 E: 0 K: 7 S: 7	H: 2 LOB: 3 BB: 1 P: 18	R: 0 E: 0 K: 11 S: 11	H: 1 LOB: 1 BB: 0 P: 15
--------------	--------------------------------	--------------------------	------------------------------	----------------------------------	--------------------------------	----------------------------------	------------------------------	----------------------------------	-------------------------------	----------------------------------	------------------------------	----------------------------------	--------------------------------	----------------------------------

PITCHER															PITCHER																				
Miguel Batista, R ERA: 3.8 (1, 1)	IP: 4.0	WLS: 0	BF: 17	H: 3	R: 2	ER: 2	SO: 2	BB: 3	IBB: 0	HBP: 0	BLK: 0	WP: 0	HR: 1	S: 39	P: 62	ERA: 4.50	WHIP: 1.500	Anthony Telford, R ERA: 3.94 (8, 1)	IP: 1.0	WLS: 0	BF: 4	H: 1	R: 0	ER: 0	SO: 2	BB: 0	IBB: 0	HBP: 0	BLK: 0	WP: 0	HR: 0	S: 11	P: 15	ERA: 0.00	WHIP: 1.000
Shayne Bennett, R ERA: 5.5 (5, 1)	0.2	L	7	5	4	4	1	0	0	0	0	0	2	22	34	54.00	7.500																		
Rick DeHart, L ERA: 5.0 (5, 1)	0.1		2	1	0	0	1	0	0	0	0	0	0	5	7	0.00	3.000																		
Kirk Bullinger, R ERA: 8.1 (6, 1)	1.0		4	1	0	0	0	0	0	0	0	0	0	8	11	0.00	1.000																		
Tim Young, L ERA: 4.5 (7, 1)	1.0		5	1	0	0	2	1	0	0	0	0	0	10	17	0.00	2.000																		

BOTTOM

AB	R	H	RBI	BB	SO	LOB
4	0	0	0	1	0	1
4	1	2	0	0	0	0
0	0	0	0	0	0	0
0	0	0	0	0	0	0
0	0	0	0	0	0	0
1	0	0	0	0	1	1
0	0	0	0	0	0	0
4	1	2	2	1	1	1
4	2	2	0	0	1	4
4	2	3	4	0	0	3
4	0	1	0	0	2	2
2	0	1	0	2	0	0
2	0	0	0	0	1	2
1	0	0	0	0	1	3
4	0	1	0	0	1	1

AB 34
R 6
H 12
RBI 6
BB 4
SO 8
LOB 18

WP: 0 PA: 39
PB: 0
SB: 0
CS: 0



Montreal Expos @ St. Louis Cardinals
Busch Stadium, St. Louis, MO
 Fri Sep 25 1998, 7:05 PM CDT
 Att: 48,159 - Unknown - 90 F

livebaseballscorecards.com

BOTTOM

Montreal Expos @ St. Louis Cardinals
Busch Stadium, St. Louis, MO
Sat Sep 26 1998, 3:33 AM CDT
Att. 48,212 - Sunny - 92 F

livebaseballscorecards.com

AB 34
R 6
H 8
RBI 6
BB 4
SO 8
LOB 9



WP: 0 PA: 39
PB: 0
SB: 2
CS: 0

AB R H RBI BB SO LOB

5 1 1 0 0 0 0

4 1 2 1 1 1 0

5 2 2 3 0 1 2

3 1 1 0 1 2 1

4 1 1 1 0 0 1

2 0 1 0 2 1 0

3 0 0 1 0 0 2

2 0 0 0 0 0 2 1
0 0 0 0 0 0 0 0
0 0 0 0 0 0 0 0
0 0 0 0 0 0 0 0
0 0 0 0 0 0 0 0
1 0 0 0 0 0 0 0
0 0 0 0 0 0 0 0
1 0 0 0 0 0 0 0
0 0 0 0 0 0 0 0
0 0 0 0 0 0 0 0

4 0 0 0 0 1 1

1B: 2 SF: 0
2B: 3 SAC: 1
3B: 1 DP: 0
HR: 2 HBP: 0


Main table containing batter names, statistics, and play diagrams for each batter across 9 innings.

Inning Stats table with columns for R, H, E, K, S, LOB, BB, P, and SO for each of the 9 innings.

Pitcher stats table with columns for PITCHER, IP, WLS, BF, H, R, ER, SO, BB, IBB, HBP, BLK, WP, HR, S, P, ERA, WHIP, and other metrics for each pitcher.

Batter	1	2	3	4	5	6	7	8	9
Joe McEwing, R OBP: 0.273, SLG: 0.250 (1, 4) B F X (9, 7)	1-1 1B FC6-4 1B		1-2 CS HBP		0-1 G5-3		2-2 1B HR 1B		
J.D. Drew, L OBP: 0.463, SLG: 0.972 (1, 9) 1 B SAFE B C S B S F X (8, 8)	2-2 P6		3-2 P4 1-2		1-1 2B		0-0 1-3 HR 1B		
Mark McGwire, R OBP: 0.470, SLG: 0.752 12 Pat Kelly, R OBP: 0.284, SLG: 0.327 (1, 3) S B S R X (9, 4)	2-2 1-3 FC6-4 1B		1-1 HR		4-0 BB		0-0 1-H 3-H HR		
Brian Jordan, R OBP: 0.388, SLG: 0.534 Mark Little, R OBP: 0.214, SLG: 0.083 (1, 8) F X (8, 9)	0-1 FC6-4 S 1-2f 3-H		3-2 G6-3		0-0 F8		0-3 K		
Ron Gant, R OBP: 0.331, SLG: 0.493 Curtis King, R (8, 1) Willie McGee, S OBP: 0.287, SLG: 0.331 Ray Lankford, L OBP: 0.391, SLG: 0.540 Juan Acevedo, R OBP: 0.222, SLG: 0.235 (1, 7) S F B B B C (8, PH) (8, PH) (9, 1)	3-3 K 1-2		1-0 2B		1-1 L7		3-3 K		
Fernando Tatis, R OBP: 0.329, SLG: 0.415 (1, 5) B X		1-0 HR		3-1 G4-3		0-3 K		0-0 E5	
Luis Ordaz, R OBP: 0.261, SLG: 0.235 (1, 6) C B X C B X		1-1 F7		2-1 L6		1-1 G4-3		2-2 F8	
Matt Morris, R OBP: 0.298, SLG: 0.103 Delino DeShields, L OBP: 0.371, SLG: 0.429 John Frascatore, R OBP: 0.167, SLG: 0.167 John Mabry, L OBP: 0.366, SLG: 0.379 (1, 1) (4, PH) (5, 1) (7, PH) (8, 7) (9, 3)		1-3 K		0-2 F8			3-2 G4-3	1-0 G4-3	
Eli Marrero, R OBP: 0.318, SLG: 0.370 Tom Lampkin, L OBP: 0.328, SLG: 0.380 (1, 2) C B X (9, 2)		1-1 L7			1-3 K		2-1 L9		

AB	R	H	RBI	BB	SO	LOB
3	2	2	0	0	0	0
4	1	2	0	0	0	2
3	2	3	4	1	0	0
0	0	0	0	0	0	0
4	0	0	1	0	1	3
0	0	0	0	0	0	0
3	0	1	0	0	1	1
0	0	0	0	0	0	0
0	0	0	0	0	0	0
1	0	0	0	0	1	0
0	0	0	0	0	0	0
4	1	1	1	0	1	1
4	0	0	0	0	0	2
1	0	0	0	0	1	0
1	0	0	0	0	0	1
0	0	0	0	0	0	0
2	0	0	0	0	0	1
3	0	0	0	0	1	0
0	0	0	0	0	0	0

BOTTOM	
Montreal Expos @ St. Louis Cardinals Busch Stadium, St. Louis, MO Sun Sep 27 1998, 3:33 AM CDT Att: 46,110 - Sunny - 90 F	
AB 33 R 6 H 9 RBI 6 BB 1 SO 6 LOB 11	

Inning Stats		R: 1	H: 2	E: 0	K: 1	S: 14	R: 1	H: 1	E: 0	K: 1	S: 8	R: 1	H: 1	E: 0	K: 0	S: 12	R: 0	H: 1	E: 0	K: 0	S: 8	R: 0	H: 1	E: 0	K: 1	S: 8	R: 0	H: 0	E: 0	K: 1	S: 8	R: 3	H: 3	E: 0	K: 1	S: 15	R: 0	H: 0	E: 1	K: 1	S: 8	H: 0	LOB: 1	BB: 0	P: 14										
PITCHER		IP	WLS	BF	H	R	ER	SO	BB	IBB	HBP	BLK	WP	HR	S	P	ERA	WHIP													PITCHER		IP	WLS	BF	H	R	ER	SO	BB	IBB	HBP	BLK	WP	HR	S	P	ERA	WHIP						
Mike Thurman, R	(1, 1)	5.0		22	6	3	3	3	1	0	1	0	0	2	50	82	5.40	1.400																																					
Carl Pavano, R	(6, 1)	2.0	L	9	3	3	3	2	0	0	0	0	0	1	23	32	13.50	1.500																																					
Anthony Telford, R	(8, 1)	1.0		4	0	0	0	1	0	0	0	0	0	0	8	14	0.00	0.000																																					

WP	PA
0	35