

St. Louis Cardinals - 1998

Batter	1	2	3	4	5	6	7	8	9	AB	R	H	RBI	BB	SO	LOB	TOP										
Eric Young Sr., R (1.4)										4	0	0	0	0	1	1	Los Angeles Dodgers @ St. Louis Cardinals Busch Stadium, St. Louis, MO Tue Mar 31 1998, 3:33 AM CST Att: 47,972 - Cloudy - 60 F										
Jose Vizcaino, S (1.6)										4	0	0	0	0	1	2											
Mike Piazza, R (1.2) OBP: 0.250, SLG: 0.250										4	0	1	0	0	0	2											
Todd Zeile, R (1.5)										4	0	0	0	0	1	1											
Raul Mondesi, R (1.9)										4	0	0	0	0	2	1											
Paul Konerko, R (1.3) OBP: 0.500, SLG: 0.500										4	0	2	0	0	1	0											
Todd Hollandsworth, L (1.7) (8.8)										2	0	0	0	1	0	1											
Trenidad Hubbard, R (1.8) Wilton Guerrero, S (8.7)										2	0	0	0	0	1	2											
Ramon Martinez, R (1.1) Darren Hall, R (5.1) Frank Lankford, R (7.1) Thomas Howard, S (8.7) Mike Devereaux, R (8.7) Jim Bruske, R (8.1) Mark Guttrie, R (8.1)										2	0	0	0	0	1	2											
Inning Stats	R: 0 E: 0 K: 1 S: 6	H: 0 LOB: 0 BB: 0 P: 7	R: 0 E: 0 K: 0 S: 6	H: 0 LOB: 0 BB: 0 P: 8	R: 0 E: 0 K: 1 S: 6	H: 0 LOB: 0 BB: 0 P: 9	R: 0 E: 0 K: 0 S: 8	H: 1 LOB: 1 BB: 0 P: 10	R: 0 E: 0 K: 2 S: 11	H: 1 LOB: 2 BB: 1 P: 18	R: 0 E: 0 K: 1 S: 8	H: 0 LOB: 0 BB: 0 P: 10	R: 0 E: 1 K: 0 S: 8	H: 1 LOB: 1 BB: 0 P: 12	R: 0 E: 1 K: 0 S: 12	H: 0 LOB: 2 BB: 1 P: 23		R: 0 E: 0 K: 3 S: 11	H: 0 LOB: 0 BB: 0 P: 14	1B: 3 2B: 0 3B: 0 HR: 0	SF: 0 SAC: 0 DP: 1 HBP: 0	WP: 0 PB: 0 SB: 0 CS: 0	PA: 33				
PITCHER	IP	WLS	BF	H	R	ER	SO	BB	IBB	HBP	BLK	WP	HR	S	P	ERA	WHIP										
Todd Stottlemyre, R (1.1) ERA: 0.000	7.0	W	26	3	0	0	5	2	0	0	0	0	0	54	79	0.00	0.714										
Lance Painter, L (8.1) ERA: 0.000	0.1		1	0	0	0	0	0	0	0	0	0	0	3	5	0.00	0.000										
John Frascatore, R (8.1) ERA: 0.000	0.2		3	0	0	0	0	0	0	0	0	0	0	8	13	0.00	0.000										
Braden Loooper, R (9.1) ERA: 0.000	1.0		3	0	0	0	3	0	0	0	0	0	0	11	14	0.00	0.000										

Batter	1	2	3	4	5	6	7	8	9	AB	R	H	RBI	BB	SO	LOB	BOTTOM										
Royce Clayton, R (1.6) OBP: 0.200, SLG: 0.200										5	0	1	0	0	2	5	Los Angeles Dodgers @ St. Louis Cardinals Busch Stadium, St. Louis, MO Tue Mar 31 1998, 3:33 AM CST Att: 47,972 - Cloudy - 60 F										
Delino DeShields, L (1.4) OBP: 0.500, SLG: 0.333										3	1	1	0	1	0	2											
Mark McGwire, R (1.3) OBP: 0.500, SLG: 1.500										4	1	2	4	0	2	2											
Ray Lankford, L (1.8) OBP: 0.500, SLG: 0.667										3	0	1	0	1	0	3											
Brian Jordan, R (1.9)										4	0	0	0	0	0	3											
Ron Gant, R (1.7) OBP: 0.250, SLG: 0.250 Braden Loooper, R (9.1)										4	1	1	0	0	0	2											
Gary Gaetti, R (1.5) OBP: 0.750, SLG: 1.000										4	2	3	1	0	1	1											
Tom Lampkin, L (1.2) OBP: 0.250, SLG: 0.250										4	1	1	0	0	1	2											
Todd Stottlemyre, L (1.1) OBP: 0.667, SLG: 0.667 Lance Painter, L (8.1) John Frascatore, R (8.1) Willie McGee, S (8.7)										3	0	2	0	0	1	2											
Inning Stats	R: 0 E: 0 K: 1 S: 7	H: 1 LOB: 0 BB: 0 P: 10	R: 0 E: 0 K: 1 S: 11	H: 1 LOB: 1 BB: 0 P: 15	R: 0 E: 0 K: 0 S: 4	H: 1 LOB: 1 BB: 0 P: 4	R: 0 E: 0 K: 1 S: 7	H: 1 LOB: 0 BB: 0 P: 11	R: 0 E: 0 K: 1 S: 10	H: 2 LOB: 2 BB: 0 P: 15	R: 2 E: 0 K: 1 S: 18	H: 3 LOB: 1 BB: 0 P: 27	R: 0 E: 0 K: 1 S: 18	H: 3 LOB: 1 BB: 0 P: 27	1B: 9 2B: 4 3B: 0 HR: 1	SF: 0 SAC: 0 DP: 1 HBP: 0		WP: 0 PB: 0 SB: 2 CS: 1	PA: 37								
PITCHER	IP	WLS	BF	H	R	ER	SO	BB	IBB	HBP	BLK	WP	HR	S	P	ERA	WHIP										
Ramon Martinez, R (1.1) ERA: 7.71	1.1	L	4	1	0	0	1	0	0	0	0	0	0	9	15	0.00	0.750										
Darren Hall, R (5.1) ERA: 0.000	1.0		5	2	0	0	1	0	0	0	0	0	0	10	15	0.00	2.000										
Jim Bruske, R (8.1) ERA: 54.0	0.1		3	2	2	2	0	0	0	0	0	0	0	10	16	54.00	6.000										
Mark Guttrie, L (8.1) ERA: 0.000	0.2		3	1	0	0	1	0	0	0	0	0	0	8	11	0.00	1.500										



Batter	1	2	3	4	5	6	7	8	9	10	11	12	AB	R	H	RBI	BB	SO	LOB	TOP								
Eric Young Sr., R OBP: 0.200, SLG: 0.222	4-1 BB		3-1 F9		1-3 K		1-2 2B		0-0 P4		2-1 E6		5	0	1	0	1	1	2									
Jose Vizcaino, S OBP: 0.100, SLG: 0.100	1-2 L3		1-1 G4-3			3-2 HR	2-1 G6-3			0-0 L7	1-3 K		6	1	1	0	0	1	5									
Mike Piazza, R OBP: 0.200, SLG: 0.200	1-2 G6-3			0-3 K		2-3 K		0-0 F4		0-3 K		1-0 1B	6	0	1	0	0	3	1									
Todd Zeile, R OBP: 0.400, SLG: 0.571		4-1 FC5-4 BB		4-2 BB		0-1 HR		0-1 G6-3		4-0 37 FC6-4 BB		1-1 F8	3	1	1	2	3	0	1									
Raul Mondesi, R OBP: 0.125, SLG: 0.125 37 Darren Dreifort, R ERA: 9.1		1-1 FC5-4		0-0 F9		1-0 HR		3-2 G5-3		1-1 FC6-4		2-0 P4	4	0	1	0	0	0	2									
Tom Prince, R ERA: 12.0 Frank Lankford, R ERA: 12.1		1-2 1B		0-1 P4		0-1 P3		1-0 G6-3		4-2 FC6-5 SH1-4 BB		3-2 G4-3	4	0	1	0	1	0	2									
Paul Konerko, R OBP: 0.444, SLG: 0.375 Juan Castro, R ERA: 11.5		1-1 1B		0-3 K		1-1 P8		2-2 G4-3		0-0 SH1-4			3	0	0	0	0	2	3									
Todd Hollandsworth, L ERA: 8.1 Jim Bruske, R ERA: 8.1 Antonio Osuna, R ERA: 8.1 Scott Radinsky, L ERA: 8.1 Mike Devereaux, R ERA: 8.1 Wilton Guerrero, S ERA: 8.1		1-1 K		3-1 HR		1-2 K		1-0 G1-3		1-0 HR		1-0 FC6-5	3	1	1	1	0	0	2									
Trenidad Hubbard, R OBP: 0.200, SLG: 0.800 Matt Lake, L OBP: 0.500, SLG: 0.500		1-1 F9		0-3 HR		0-0 G1-3		0-0 G1-3		0-0 HR		2-3 FC6-5	2	1	1	0	0	0	2									
Chan Ho Park, R ERA: 1.1 Mark Guthrie, R ERA: 5.1 Thomas Howard, S OBP: 0.667, SLG: 2.000		2-2 L9		0-3 K		2-1 F7		0-0 HR		4-0 BB			2	0	0	0	0	1	0									
Inning Stats	R: 0 E: 0 K: 7 S: 7	H: 0 LOB: 0 BB: 1 P: 13	R: 0 E: 0 K: 1 S: 10	H: 1 LOB: 2 BB: 1 P: 17	R: 0 E: 0 K: 0 S: 8	H: 0 LOB: 0 BB: 0 P: 14	R: 0 E: 0 K: 1 S: 8	H: 0 LOB: 0 BB: 0 P: 12	R: 1 E: 0 K: 2 S: 10	H: 1 LOB: 1 BB: 0 P: 15	R: 2 E: 0 K: 2 S: 15	H: 3 LOB: 1 BB: 0 P: 23	R: 0 E: 0 K: 0 S: 6	H: 0 LOB: 0 BB: 0 P: 9	R: 2 E: 0 K: 0 S: 9	H: 2 LOB: 0 BB: 0 P: 13	R: 0 E: 0 K: 1 S: 6	H: 0 LOB: 1 BB: 2 P: 11	R: 0 E: 1 K: 1 S: 10	H: 0 LOB: 3 BB: 2 P: 22	R: 0 E: 0 K: 0 S: 8	H: 1 LOB: 1 BB: 0 P: 15	1B: 5 2B: 2 3B: 0 HR: 3	SF: 0 SAC: 1 DP: 1 HBP: 0	WP: 0 PB: 0 SB: 1 CS: 0	PA: 51		
PITCHER	IP WLS BF H R ER SO BB IBB HBP BLK WP HR S P ERA WHIP	Cliff Politte, R ERA: 1.5 Kent Bottenfield, R ERA: 9.0 Mike Busby, R ERA: 8.1 Braden Looper, R ERA: 8.0 John Frascatore, R ERA: 10.1	1.1 19 2 1 1 4 3 0 0 0 0 0 0 1 43 7 1.80 1.000	2.0 10 4 2 2 2 0 0 0 0 0 0 1 23 36 9.00 2.000	1.0 3 0 0 0 0 0 0 0 0 0 0 0 6 9 0.00 0.000	1.0 5 2 2 2 0 0 0 0 0 0 1 9 13 18.00 2.000	1.0 5 0 0 0 0 1 2 0 0 0 0 0 9 18 0.00 2.000	PITCHER	IP WLS BF H R ER SO BB IBB HBP BLK WP HR S P ERA WHIP	Lance Painter, L ERA: 11.1 Juan Acevedo, R ERA: 12.1	1.0 1.0 W 4 1 0 0 0 0 0 0 0 0 8 15 0.00 1.000	1.0 W 4 1 0 0 0 0 0 0 0 0 8 15 0.00 1.000																

Los Angeles Dodgers @ St. Louis Cardinals
 Busch Stadium, St. Louis, MO
 Thu Apr 02 1998, 3:33 AM CST
 Att. 27,414 - Sunny - 64 F

AB 44
 R 5
 H 9
 RBI 5
 BB 6
 SO 8
 LOB 23



Batter	1	2	3	4	5	6	7	8	9	10	11	12	AB	R	H	RBI	BB	SO	LOB	BOTTOM								
Royce Clayton, R OBP: 0.364, SLG: 0.222	0-0 2B			4-0 BB		2-1 F9		0-0 SH1-3		0-0 F9		1-0 HR	4	2	1	0	1	1	1									
Delino DeShields, L OBP: 0.273, SLG: 0.200	1-1 G1-6-3		2-2 F9	0-1 G4-3		0-1 F8		3-1 1B		1-1 G4-3		3-1 F7	7	0	1	2	0	0	5									
Mark McGwire, R OBP: 0.636, SLG: 1.375	4-2 2B		4-2 BB		1-2 FC6-4 1B		1-3 K		2-4 3-4 4-0 1B		0-3 K		4	1	2	3	3	2	0									
Ray Lankford, L OBP: 0.500, SLG: 0.667	3-2 2B		2-3 K		0-1 FC6-4 BB		2-3 K		0-1 1B				6	0	3	1	0	2	2									
Brian Jordan, R ERA: 1.9 Mike Busby, R ERA: 8.1 David Howard, S ERA: 9.5	0-3 K		1-1 P9		1-1 L9		1-1 L7		1-1 F9		0-0 SH1-3		4	0	0	0	0	1	4									
Ron Cant, R OBP: 0.500, SLG: 1.000	0-3 K			0-1 HR		4-0 BB		2-2 1B		3-1 1B		1-0 G4-3	5	2	3	1	1	1	3									
Gary Gaetti, R ERA: 3.88 Kent Bottenfield, R ERA: 7.71 Willie McGee, S OBP: 0.750, SLG: 0.667		0-1 1B		1-0 G5-3		4-2 BB		2-0 E		4-0 1B		1-3 K	2	0	1	0	1	0	0									
Tom Lampkin, L OBP: 0.400, SLG: 0.400	2-2 1B		2-2 WP		1-2 F9		2-2 E4		0-1 1B			2-2 F9	6	1	3	1	0	0	4									
Cliff Politte, R ERA: 1.5 John Frascatore, R ERA: 10.1 Braden Looper, R ERA: 8.0 Mike Devereaux, R ERA: 8.1 Antonio Osuna, R ERA: 8.1 Scott Radinsky, L ERA: 8.1			1-3 K		0-1 K		1-2 G6-3		0-2 FC5		0-3 K		2	0	0	0	0	0	0									
Inning Stats	R: 1 E: 0 K: 2 S: 15	H: 2 LOB: 2 BB: 1 P: 23	R: 0 E: 0 K: 2 S: 12	H: 2 LOB: 1 BB: 0 P: 17	R: 0 E: 0 K: 1 S: 11	H: 0 LOB: 1 BB: 1 P: 20	R: 1 E: 0 K: 1 S: 14	H: 2 LOB: 2 BB: 1 P: 23	R: 0 E: 0 K: 0 S: 10	H: 1 LOB: 3 BB: 2 P: 20	R: 0 E: 0 K: 0 S: 7	H: 0 LOB: 0 BB: 0 P: 10	R: 0 E: 0 K: 0 S: 6	H: 0 LOB: 0 BB: 0 P: 9	R: 0 E: 0 K: 1 S: 9	H: 2 LOB: 2 BB: 1 P: 17	R: 0 E: 0 K: 1 S: 6	H: 0 LOB: 0 BB: 0 P: 7	R: 0 E: 0 K: 1 S: 6	H: 0 LOB: 0 BB: 0 P: 11	R: 0 E: 1 K: 0 S: 8	H: 1 LOB: 1 BB: 0 P: 8	1B: 11 2B: 3 3B: 0 HR: 2	SF: 0 SAC: 2 DP: 0 HBP: 1	WP: 1 PB: 0 SB: 1 CS: 0	PA: 57		
PITCHER	IP WLS BF H R ER SO BB IBB HBP BLK WP HR S P ERA WHIP	Chan Ho Park, R ERA: 1.1 Mark Guthrie, L ERA: 5.1 Jim Bruske, R ERA: 8.1 Antonio Osuna, R ERA: 8.1 Scott Radinsky, L ERA: 8.1	4.2 25 7 2 2 2 6 5 0 0 0 0 1 61 102 3.86 2.571	0.1 1 0 0 0 0 0 0 0 0 0 0 0 1 1 0.00 0.000	2.0 6 0 0 0 0 2 0 0 0 0 0 0 15 22 0.00 0.000	0.0 3 2 3 1 0 0 0 0 0 0 0 0 8 14 ∞ ∞	1.0 5 2 0 0 0 0 0 1 0 0 0 0 8 15 0.00 2.000	PITCHER	IP WLS BF H R ER SO BB IBB HBP BLK WP HR S P ERA WHIP	37 Darren Dreifort, R ERA: 9.1 Frank Lankford, R ERA: 12.1	3.0 3.0 L 5 2 3 3 0 0 0 0 1 8 14 40.50 3.000	1.0 W 4 1 0 0 0 0 0 0 0 0 8 15 0.00 1.000	1.0 W 4 1 0 0 0 0 0 0 0 0 8 15 0.00 1.000															

Los Angeles Dodgers @ St. Louis Cardinals
 Busch Stadium, St. Louis, MO
 Thu Apr 02 1998, 3:33 AM CST
 Att. 27,414 - Sunny - 64 F

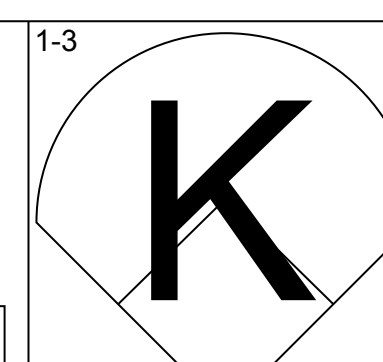
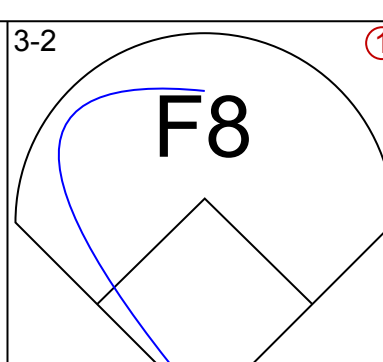
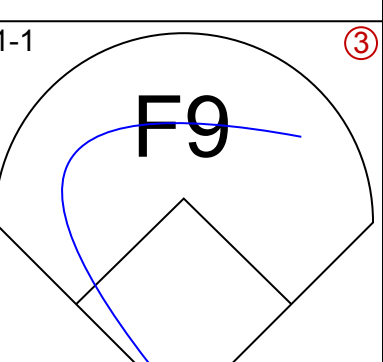
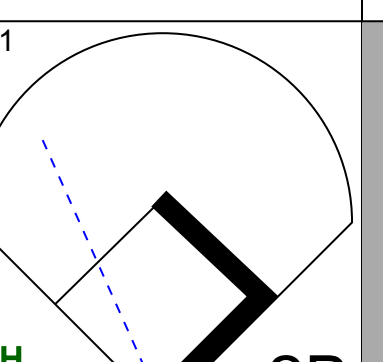
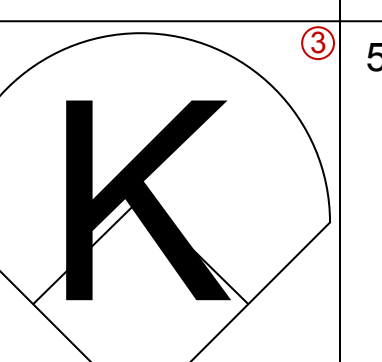
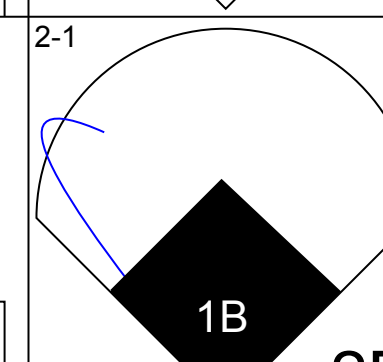
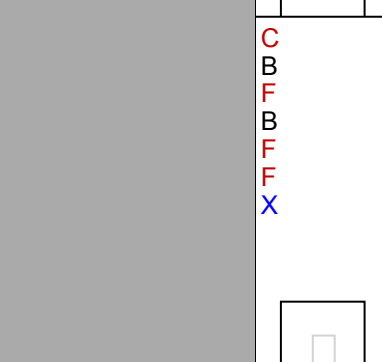
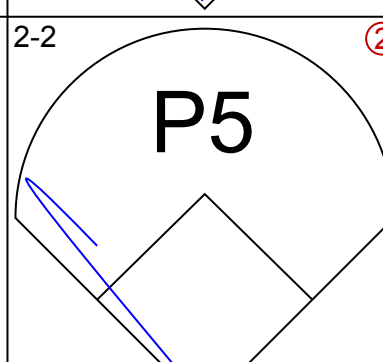
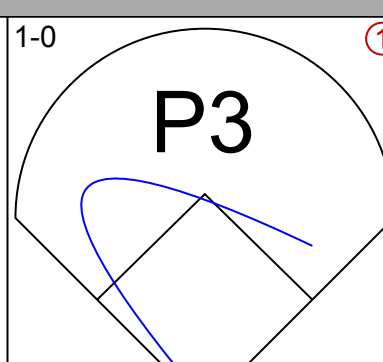
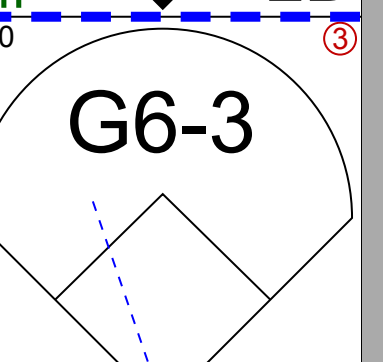
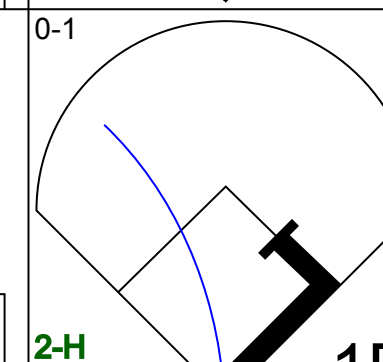
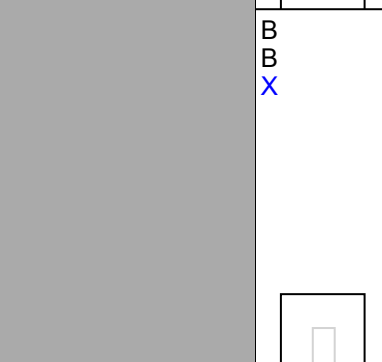
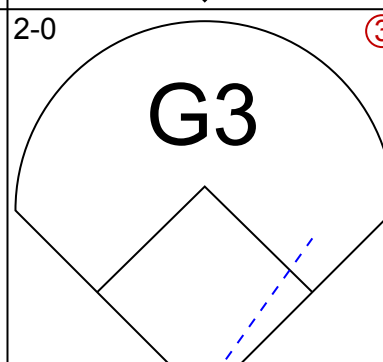
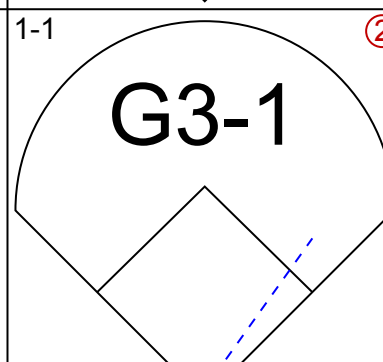

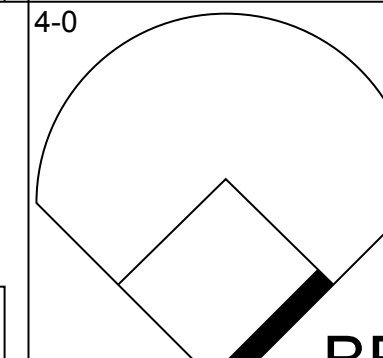
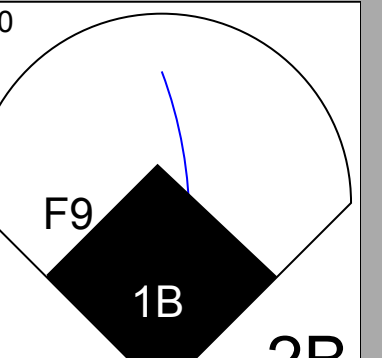
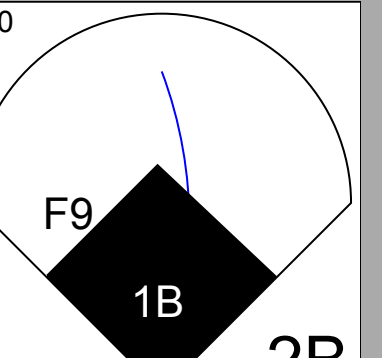

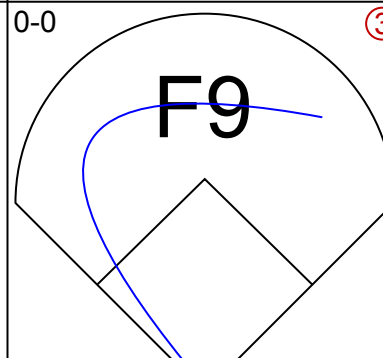

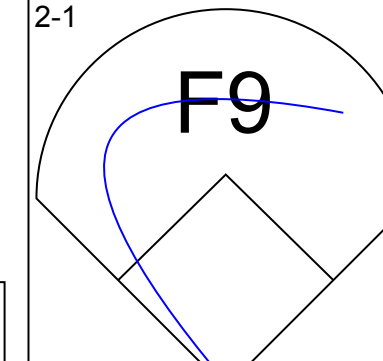
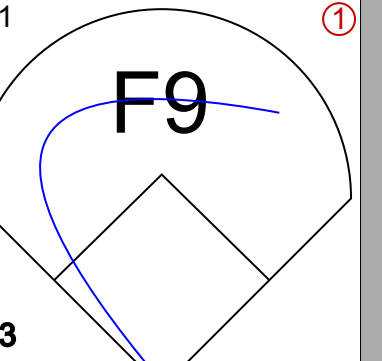



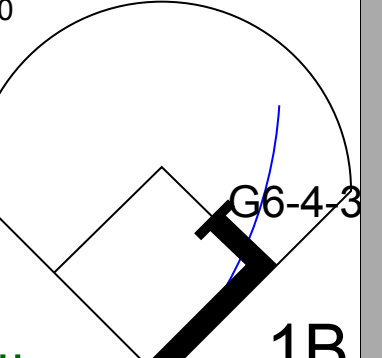
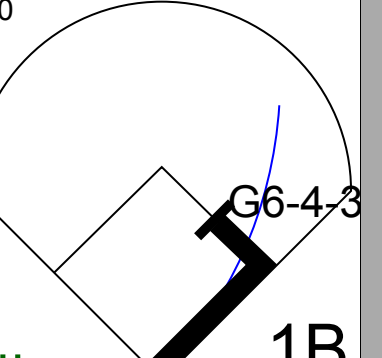

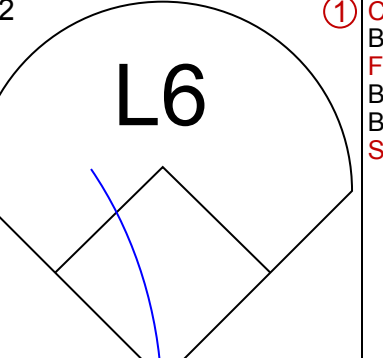

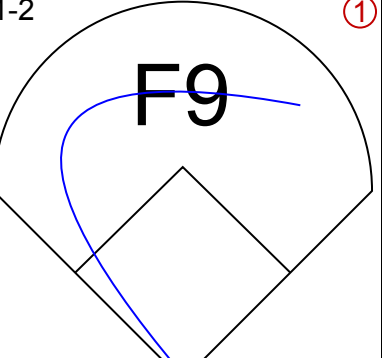
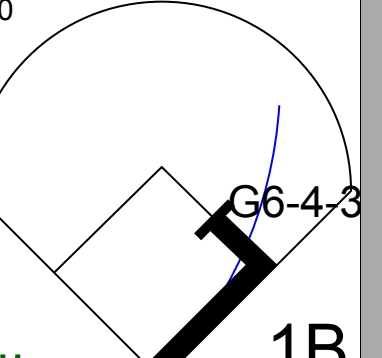
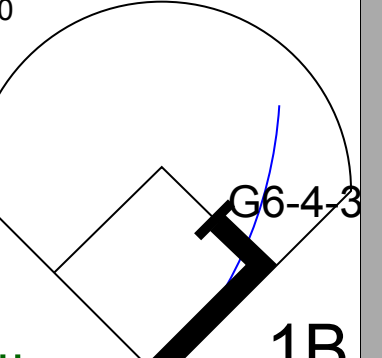


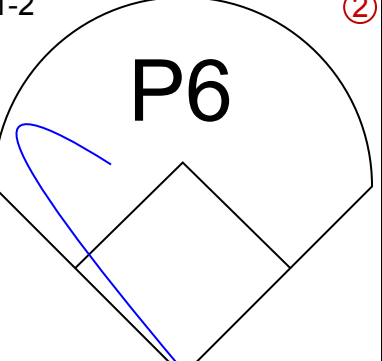
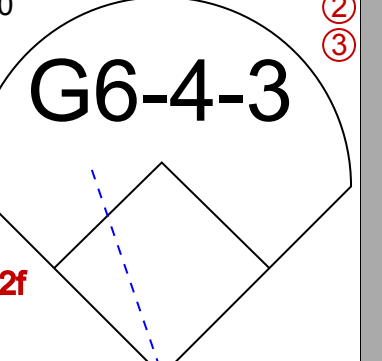

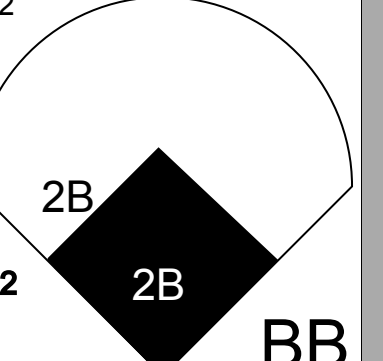
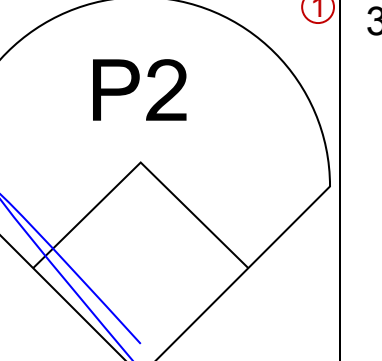
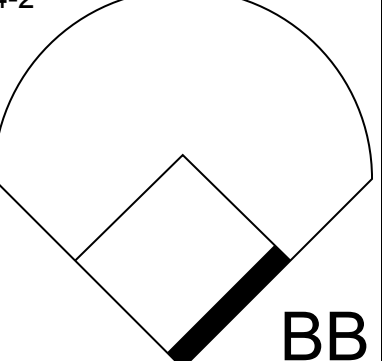
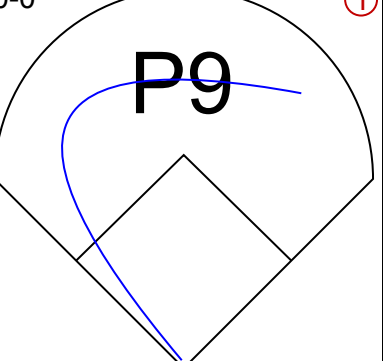
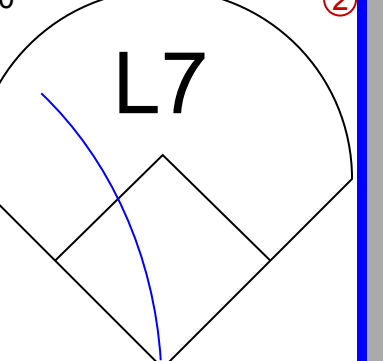
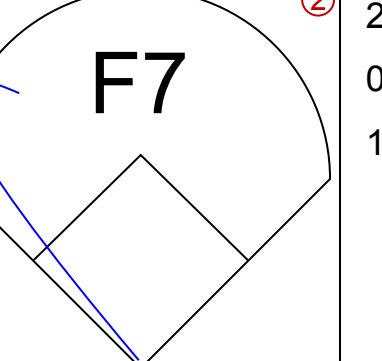
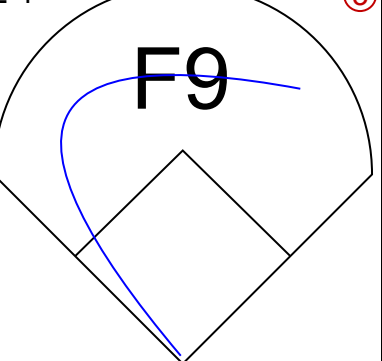
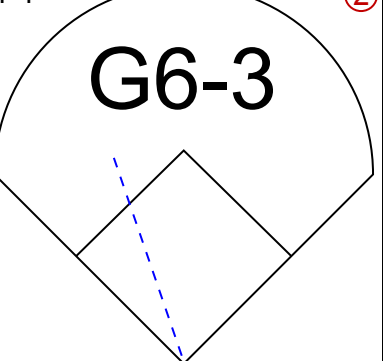
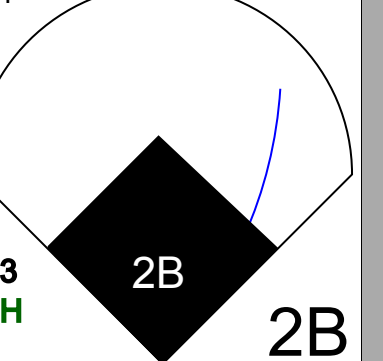
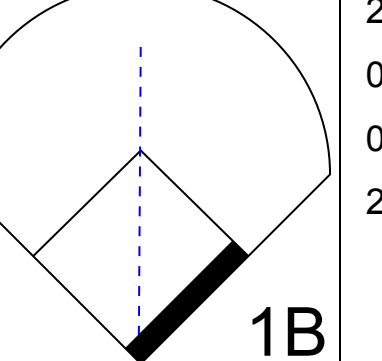
AB 47
 R 8
 H 16
 RBI 8
 BB 7
 SO 11
 LOB 26



Batter	1	2	3	4	5	6	7	8	9	AB	R	H	RBI	BB	SO	LOB	TOP					
Quilvio Veras, S OBP: 0.450, SLG: 0.214			G4-6-3		L7				G3	5	1	1	0	1	0	4	San Diego Padres @ St. Louis Cardinals Busch Stadium, St. Louis, MO Fri Apr 03 1998, 7:05 PM CST Att: 26,760 - Cloudy - 44 F					
Steve Finley, L OBP: 0.350, SLG: 0.529	F8	L3		F8	G1-3		P6		1B	5	1	0	0	1	0	2						
Tony Gwynn, L Arch Cianfrocco, R OBP: 0.588, SLG: 0.333	1B	G1-3		1B		BB	FC6-4		2B	4	4	3	2	2	0	1						
Ken Caminiti, S Andy Sheets, R OBP: 0.263, SLG: 0.444	2B	G1-3		F8		G3			2B	5	1	1	1	1	0	3						
Wally Joyner, L OBP: 0.500, SLG: 0.615	2B			BB	1B	G4-3		F9	G4-3	5	2	3	2	1	0	3						
Greg Vaughn, R Dan Miceli, R Mark Sweeney, L Marc Kroon, R	K	K		1B		G4-3		L9		2	0	0	0	2	2	3						
Greg Myers, L OBP: 0.356, SLG: 0.875	2B		K		1B	G4-3			SF8	5	2	3	5	0	1	2						
Chris Gomez, R OBP: 0.471, SLG: 0.600	2B		2B		1B	P4			E1	4	2	1	0	1	0	5						
24 Mark Langston, R James Mouton, R	2B		1B			G6-3			SF8	2	0	1	2	1	0	0						
Inning Stats	R: 6 E: 0 K: 1 S: 28	H: 5 LOB: 1 BB: 2 P: 45	R: 1 E: 0 K: 1 S: 13	H: 1 LOB: 1 BB: 1 P: 26	R: 0 E: 0 K: 1 S: 10	H: 1 LOB: 1 BB: 1 P: 18	R: 2 E: 0 K: 0 S: 14	H: 3 LOB: 2 BB: 1 P: 23	R: 0 E: 0 K: 0 S: 4	H: 0 LOB: 0 BB: 0 P: 7	R: 1 E: 0 K: 0 S: 10	H: 0 LOB: 1 BB: 3 P: 27	R: 0 E: 0 K: 0 S: 8	H: 0 LOB: 1 BB: 1 P: 14	R: 0 E: 0 K: 0 S: 6	H: 0 LOB: 0 BB: 0 P: 10	R: 3 E: 1 K: 0 S: 23	H: 3 LOB: 3 BB: 1 P: 36	1B: 9 2B: 4 3B: 0 HR: 0	SF: 1 SAC: 0 DP: 1 HBP: 0	WP: 0 PB: 0 SB: 1 CS: 0	PA: 50
PITCHER	IP WLS BF H R ER SO BB IBB HBP BLK WP HR S P ERA WHIP																					
Manny Aybar, R ERA: 27.0	(1, 1) 2.1 L 18 7 7 7 3 4 0 0 0 0 0 0 48 85 27.00 4.714																					
Mark Petkovsek, R ERA: 9.0	(3, 1) 3.0 14 3 3 3 0 3 0 0 0 0 0 26 48 9.00 2.000																					
Juan Acevedo, R ERA:	(6, 1) 2.2 10 0 0 0 0 2 0 0 0 0 0 19 37 0.00 0.750																					
John Frascatore, R ERA: 3.38	(9, 1) 1.0 8 3 3 1 0 1 0 0 0 0 0 23 36 9.00 4.000																					

Batter	1	2	3	4	5	6	7	8	9	AB	R	H	RBI	BB	SO	LOB	BOTTOM					
Royce Clayton, R OBP: 0.500, SLG: 0.417			SF7		3B				K	3	2	2	1	2	1	0	San Diego Padres @ St. Louis Cardinals Busch Stadium, St. Louis, MO Fri Apr 03 1998, 7:05 PM CST Att: 26,760 - Cloudy - 44 F					
Brian Jordan, R OBP: 0.077, SLG: 0.231	F7		K		HR				K	5	1	1	1	0	3	4						
Mark McGwire, R OBP: 0.563, SLG: 1.250	K		FC5		HR				P4	4	1	1	2	1	2	1						
Ron Gant, R Willie McGee, S OBP: 0.462, SLG: 0.900	K		SF7		FC1-6				K	1	0	0	1	1	1	1						
Wally Joyner, L OBP: 0.500, SLG: 0.500	K				FC1-6				K	1	0	0	0	0	1	0						
Brian Hunter, R		F7			FC1-6				L8	3	0	0	0	1	0	1						
Gary Gaetti, R Juan Acevedo, R Delino DeShields, L OBP: 0.600, SLG: 0.625		G1-3			L3				F8	2	0	0	0	1	0	3						
Tom Pagnozzi, R		G1-3			P4				L9	3	0	0	0	1	0	1						
David Bell, R Ray Lankford, L John Frascatore, R OBP: 0.250, SLG: 0.500		K			G4-3				F9	3	0	1	0	0	1	1						
Manny Aybar, R Mark Petkovsek, R David Howard, S					F9				P5	0	0	0	0	0	0	0						
Inning Stats	R: 0 E: 0 K: 2 S: 10	H: 1 LOB: 0 BB: 0 P: 16	R: 0 E: 0 K: 1 S: 7	H: 0 LOB: 1 BB: 1 P: 13	R: 2 E: 0 K: 1 S: 15	H: 2 LOB: 2 BB: 2 P: 32	R: 0 E: 0 K: 0 S: 8	H: 0 LOB: 0 BB: 0 P: 10	R: 3 E: 0 K: 0 S: 14	H: 2 LOB: 0 BB: 2 P: 30	R: 0 E: 0 K: 1 S: 12	H: 1 LOB: 2 BB: 1 P: 24	R: 0 E: 0 K: 2 S: 7	H: 0 LOB: 0 BB: 0 P: 11	R: 0 E: 0 K: 0 S: 5	H: 0 LOB: 1 BB: 1 P: 12	R: 0 E: 0 K: 2 S: 10	H: 0 LOB: 0 BB: 0 P: 12	1B: 1 2B: 4 3B: 1 HR: 1	SF: 1 SAC: 0 DP: 1 HBP: 0	WP: 1 PB: 0 SB: 4 CS: 0	PA: 39
PITCHER	IP WLS BF H R ER SO BB IBB HBP BLK WP HR S P ERA WHIP																					
24 Mark Langston, L ERA: 9.0	(1, 1) 5.0 W 24 5 5 5 4 5 0 0 0 0 1 0 19 35 9.00 2.000																					
Dan Miceli, R ERA: 5.4	(6, 1) 2.0 8 1 0 0 3 1 0 0 0 0 1 0 19 35 0.00 1.000																					
Marc Kroon, R ERA:	(8, 1) 2.0 7 0 0 0 2 1 0 0 0 0 0 0 15 24 0.00 0.500																					

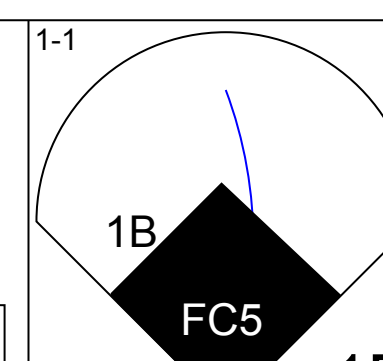
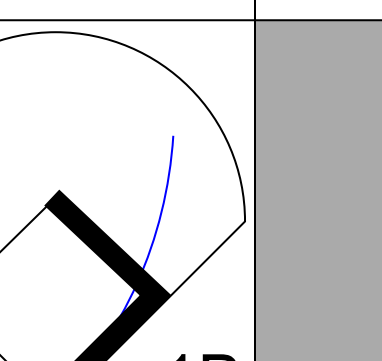
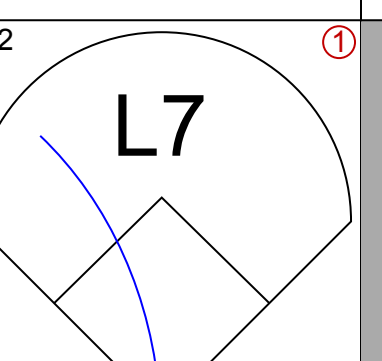
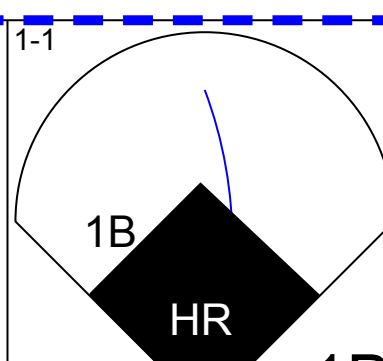
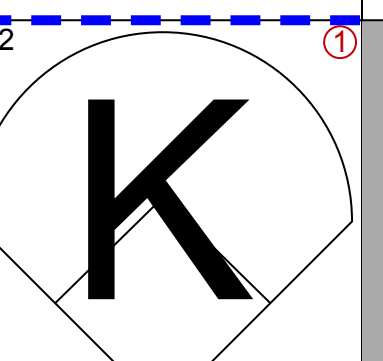
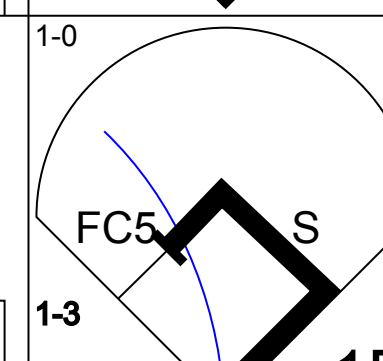
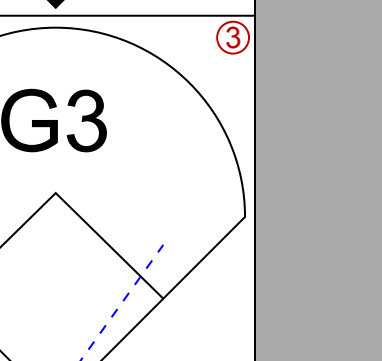
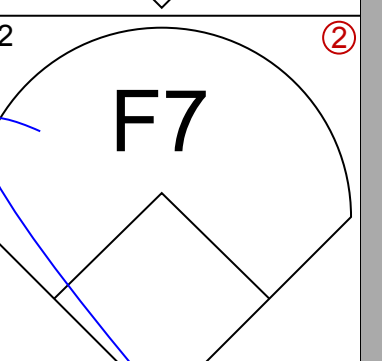
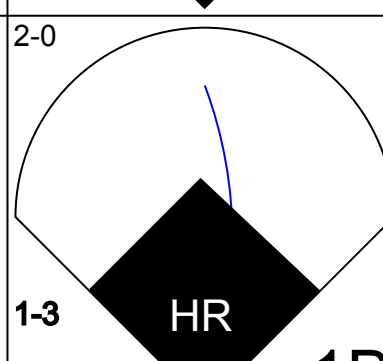
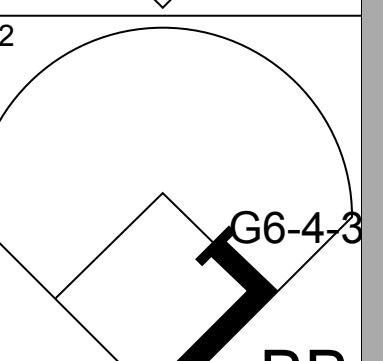
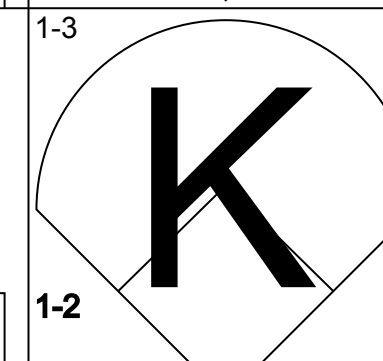
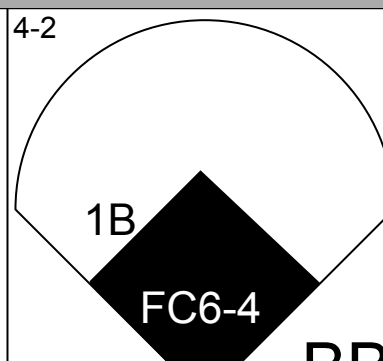
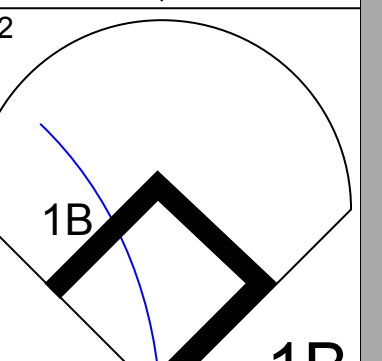

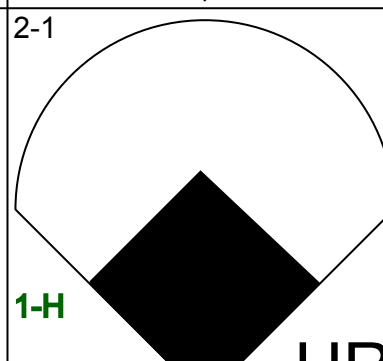
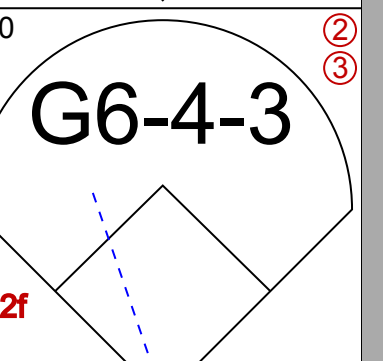
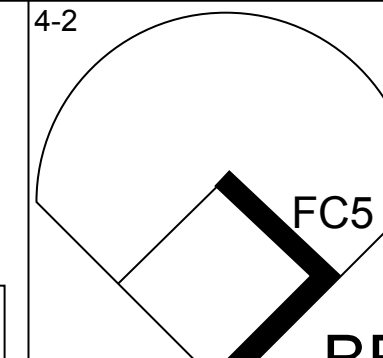
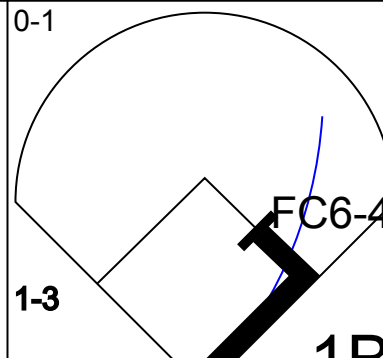
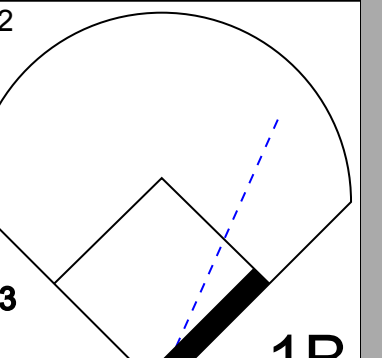
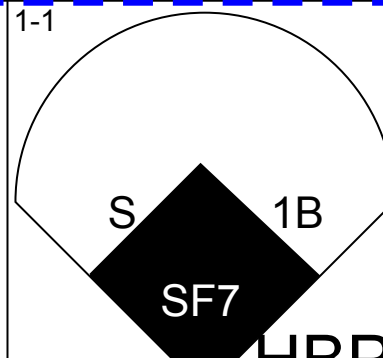


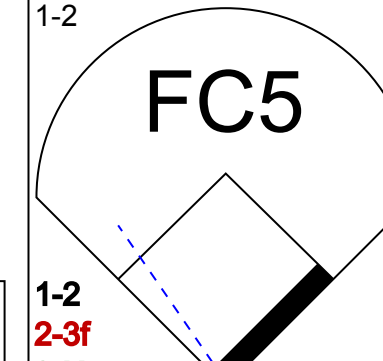
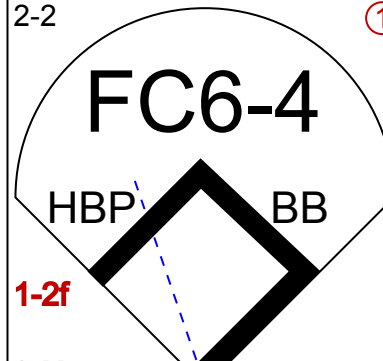
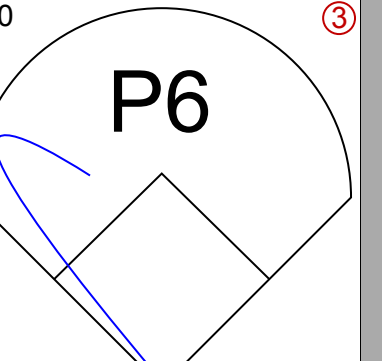
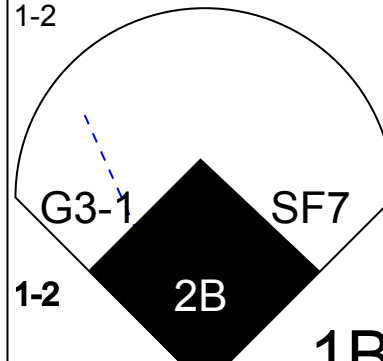


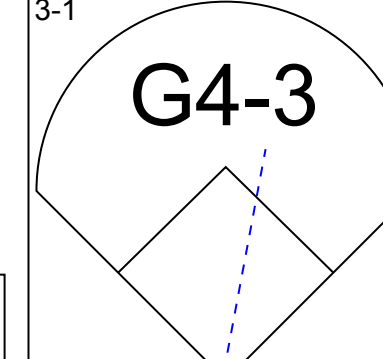
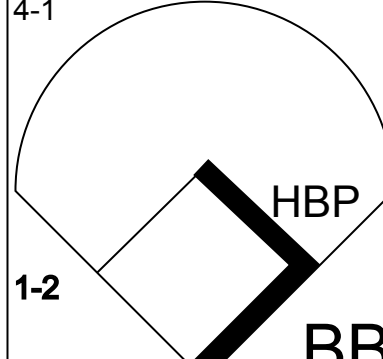

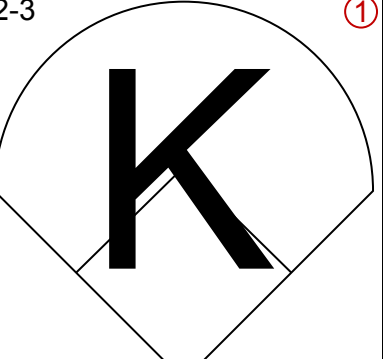
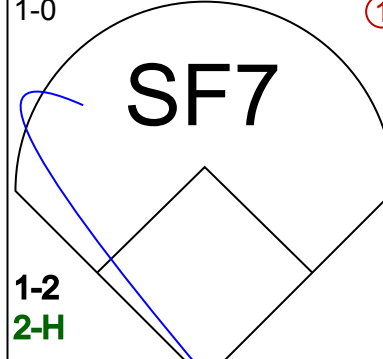

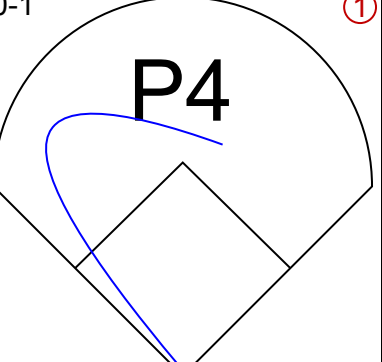
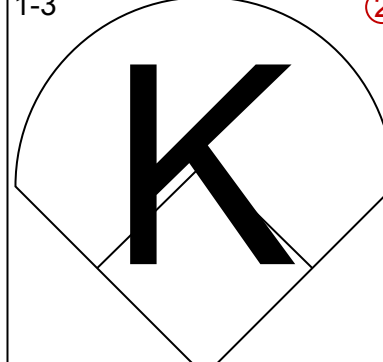
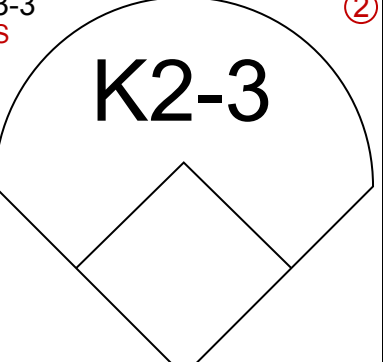
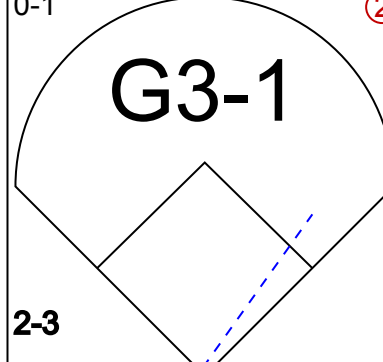

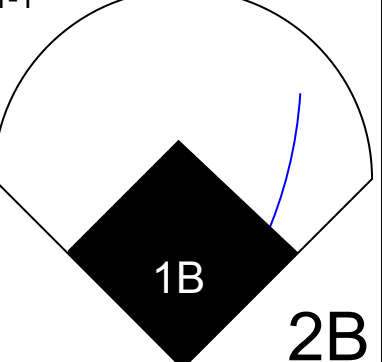
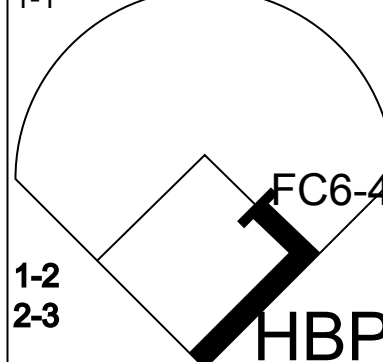

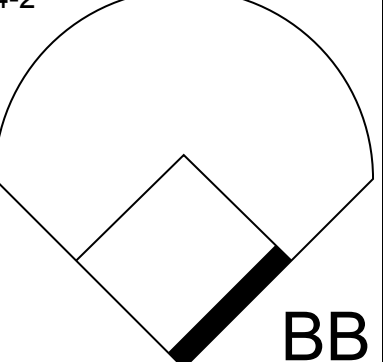
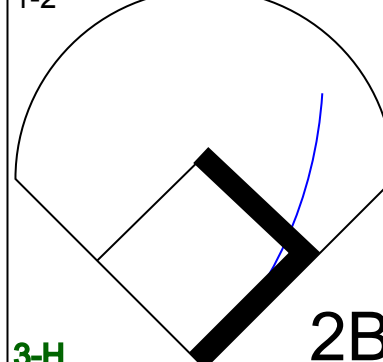

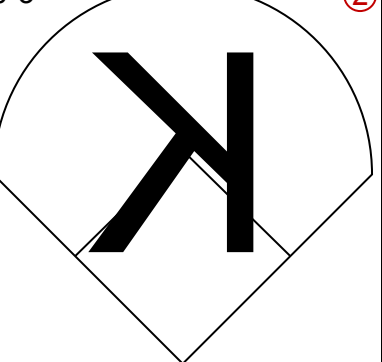
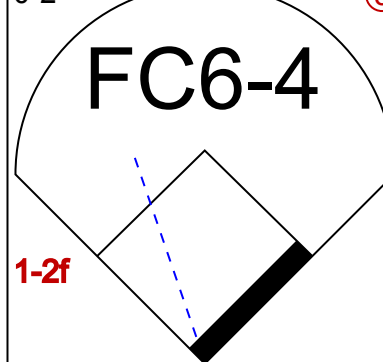
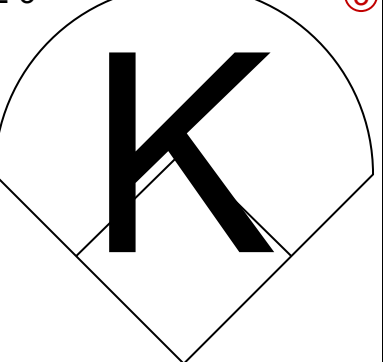
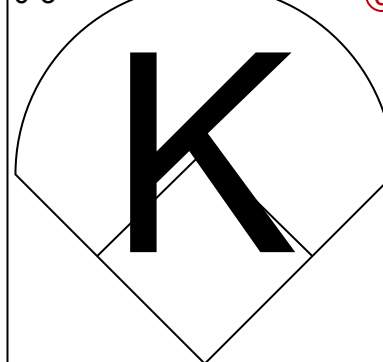



Batter	1	2	3	4	5	6	7	8	9	AB	R	H	RBI	BB	SO	LOB	TOP		
James Mouton, R (1.7) OBP: 0.111, SLG: 0.250										5	0	1	2	0	2	1			
Steve Finley, L (1.8) OBP: 0.333, SLG: 0.524										4	1	1	0	0	0	1			
Tony Gwynn, L (1.9) OBP: 0.478, SLG: 0.714										4	1	2	2	0	0	0			
Ken Caminiti, S (1.5) OBP: 0.304, SLG: 0.476										3	1	1	0	1	0	0			
Archi Cianfrocco, R (1.3) OBP: 0.333, SLG: 0.200										2	1	0	0	1	0	2			
Mark Sweeney, L (8. PH) Ed Giovanola, L (8.4)										1	0	0	0	0	1	0			
Carlos Hernandez, R (1.2) OBP: 0.309, SLG: 0.250										4	0	1	1	0	1	1			
Chris Gomez, R (1.6) OBP: 0.429, SLG: 0.500										3	1	0	0	1	0	1			
Andy Sheets, R (1.4) Brian Boehringer, S (7.1) Quilvio Vera, S (9. PH) OBP: 0.429, SLG: 0.200										2	0	0	0	1	0	2			
Pete Smith, R (1.1) Don Wengert, R (6.1) Sterling Hitchcock, L (6.1) Wally Joyner, L (7. PH) OBP: 0.556, SLG: 0.733										2	0	0	0	0	0	1			
Inning Stats	R: 1 E: 0 K: 1 S: 9	H: 2 LOB: 1 BB: 1 P: 18	R: 0 E: 0 K: 0 S: 12	H: 0 LOB: 1 BB: 1 P: 20	R: 0 E: 0 K: 0 S: 10	H: 0 LOB: 0 BB: 0 P: 17	R: 1 E: 0 K: 0 S: 5	H: 2 LOB: 0 BB: 0 P: 7	R: 0 E: 0 K: 0 S: 4	H: 0 LOB: 0 BB: 0 P: 6	R: 3 E: 0 K: 0 S: 17	H: 2 LOB: 1 BB: 2 P: 28	R: 1 E: 0 K: 2 S: 13	H: 1 LOB: 0 BB: 0 P: 19	R: 0 E: 0 K: 1 S: 13	H: 1 LOB: 1 BB: 0 P: 20	1B: 3 2B: 4 3B: 0 HR: 1	SF: 0 SAC: 0 DP: 1 HBP: 0	WP: 0 PA: 37 PB: 0 SB: 0 CS: 0
PITCHER	IP WLS BF H R ER SO BB IBB HBP BLK WP HR S P ERA WHIP	IP WLS BF H R ER SO BB IBB HBP BLK WP HR S P ERA WHIP	IP WLS BF H R ER SO BB IBB HBP BLK WP HR S P ERA WHIP	IP WLS BF H R ER SO BB IBB HBP BLK WP HR S P ERA WHIP	IP WLS BF H R ER SO BB IBB HBP BLK WP HR S P ERA WHIP	IP WLS BF H R ER SO BB IBB HBP BLK WP HR S P ERA WHIP	IP WLS BF H R ER SO BB IBB HBP BLK WP HR S P ERA WHIP	IP WLS BF H R ER SO BB IBB HBP BLK WP HR S P ERA WHIP	IP WLS BF H R ER SO BB IBB HBP BLK WP HR S P ERA WHIP	IP WLS BF H R ER SO BB IBB HBP BLK WP HR S P ERA WHIP	IP WLS BF H R ER SO BB IBB HBP BLK WP HR S P ERA WHIP	IP WLS BF H R ER SO BB IBB HBP BLK WP HR S P ERA WHIP	IP WLS BF H R ER SO BB IBB HBP BLK WP HR S P ERA WHIP	IP WLS BF H R ER SO BB IBB HBP BLK WP HR S P ERA WHIP	IP WLS BF H R ER SO BB IBB HBP BLK WP HR S P ERA WHIP	IP WLS BF H R ER SO BB IBB HBP BLK WP HR S P ERA WHIP	IP WLS BF H R ER SO BB IBB HBP BLK WP HR S P ERA WHIP	IP WLS BF H R ER SO BB IBB HBP BLK WP HR S P ERA WHIP	IP WLS BF H R ER SO BB IBB HBP BLK WP HR S P ERA WHIP

San Diego Padres @ St. Louis Cardinals
 Busch Stadium, St. Louis, MO
 Sat Apr 04 1998, 3:33 AM CST
 Att: 34,292 - Cloudy - 49 F

AB 33
 R 6
 H 8
 RBI 6
 BB 4
 SO 4
 LOB 9



Batter	1	2	3	4	5	6	7	8	9	AB	R	H	RBI	BB	SO	LOB	BOTTOM		
Royce Clayton, R (1.6) OBP: 0.524, SLG: 0.471										5	2	3	1	0	1	0			
Delino DeShields, L (1.4) OBP: 0.333, SLG: 0.267										4	1	2	0	1	0	1			
Mark McGwire, R (1.3) OBP: 0.571, SLG: 1.250										4	2	2	3	1	1	3			
Ray Lankford, L (1.8) OBP: 0.563, SLG: 0.615										3	1	2	0	1	0	0			
Willie McGee, S (1.7) OBP: 0.400, SLG: 0.333										5	1	1	2	0	0	5			
John Mabry, L (1.9) OBP: 0.400, SLG: 0.333										3	0	1	1	1	1	2			
David Bell, R (1.5) OBP: 0.222, SLG: 0.333										5	0	1	0	0	2	3			
Tom Lampkin, L (1.2) OBP: 0.600, SLG: 0.667										2	1	2	1	1	0	0			
Kent Mercker, L (1.1) Mike Busby, R (7.1) Lance Painter, L (7.1) Kent Bottenfield, R (8.1)										4	0	0	0	0	3	6			
Inning Stats	R: 1 E: 0 K: 1 S: 14	H: 2 LOB: 2 BB: 1 P: 25	R: 1 E: 0 K: 1 S: 9	H: 2 LOB: 1 BB: 0 P: 13	R: 1 E: 0 K: 1 S: 16	H: 1 LOB: 3 BB: 2 P: 27	R: 0 E: 0 K: 0 S: 13	H: 2 LOB: 2 BB: 0 P: 19	R: 0 E: 0 K: 3 S: 15	H: 0 LOB: 1 BB: 1 P: 26	R: 5 E: 0 K: 1 S: 19	H: 5 LOB: 1 BB: 0 P: 28	R: 0 E: 0 K: 1 S: 7	H: 0 LOB: 0 BB: 1 P: 13	R: 0 E: 0 K: 0 S: 12	H: 2 LOB: 3 BB: 0 P: 15	1B: 11 2B: 2 3B: 0 HR: 1	SF: 1 SAC: 0 DP: 1 HBP: 3	WP: 0 PA: 45 PB: 0 SB: 2 CS: 0
PITCHER	IP WLS BF H R ER SO BB IBB HBP BLK WP HR S P ERA WHIP	IP WLS BF H R ER SO BB IBB HBP BLK WP HR S P ERA WHIP	IP WLS BF H R ER SO BB IBB HBP BLK WP HR S P ERA WHIP	IP WLS BF H R ER SO BB IBB HBP BLK WP HR S P ERA WHIP	IP WLS BF H R ER SO BB IBB HBP BLK WP HR S P ERA WHIP	IP WLS BF H R ER SO BB IBB HBP BLK WP HR S P ERA WHIP	IP WLS BF H R ER SO BB IBB HBP BLK WP HR S P ERA WHIP	IP WLS BF H R ER SO BB IBB HBP BLK WP HR S P ERA WHIP	IP WLS BF H R ER SO BB IBB HBP BLK WP HR S P ERA WHIP	IP WLS BF H R ER SO BB IBB HBP BLK WP HR S P ERA WHIP	IP WLS BF H R ER SO BB IBB HBP BLK WP HR S P ERA WHIP	IP WLS BF H R ER SO BB IBB HBP BLK WP HR S P ERA WHIP	IP WLS BF H R ER SO BB IBB HBP BLK WP HR S P ERA WHIP	IP WLS BF H R ER SO BB IBB HBP BLK WP HR S P ERA WHIP	IP WLS BF H R ER SO BB IBB HBP BLK WP HR S P ERA WHIP	IP WLS BF H R ER SO BB IBB HBP BLK WP HR S P ERA WHIP	IP WLS BF H R ER SO BB IBB HBP BLK WP HR S P ERA WHIP	IP WLS BF H R ER SO BB IBB HBP BLK WP HR S P ERA WHIP	IP WLS BF H R ER SO BB IBB HBP BLK WP HR S P ERA WHIP

San Diego Padres @ St. Louis Cardinals
 Busch Stadium, St. Louis, MO
 Sat Apr 04 1998, 3:33 AM CST
 Att: 34,292 - Cloudy - 49 F


AB 36
 R 8
 H 14
 RBI 8
 BB 5
 SO 8
 LOB 23



Batter	1	2	3	4	5	6	7	8	9	AB	R	H	RBI	BB	SO	LOB	TOP										
Quijivo Veras, S OBP: 0.423, SLG: 0.211 (1, 4)	4-1 2B G3-1 BB		2-1 G4-3			2-2 G1-3		3-2 G4-3	1-0 1B	4	1	2	1	0	1		San Diego Padres @ St. Louis Cardinals Busch Stadium, St. Louis, MO Sun Apr 05 1998, 3:33 AM CDT Att: 35,499 - Sunny - 60 F										
Steve Finley, L OBP: 0.310, SLG: 0.500 (1, 8)	1-2 G3-1 SF9 2B		1-3 K			1-1 G4-3		1-0 G1-3	3-3 K 1B	5	1	1	0	0	2	2											
Tony Gwynn, L OBP: 0.481, SLG: 0.667 (1, 9)	0-0 G3-1			4-1 G4-6-3 BB		3-1 F7			0-1 HR 1B	3	1	1	1	1	0	1											
Ken Caminiti, S OBP: 0.296, SLG: 0.583 (1, 5)	0-1 SF9			2-1 F8			1-1 L9		0-0 HR 1B	3	1	1	3	0	0	1											
Wally Joyner, L OBP: 0.500, SLG: 0.611 (1, 3)	0-0 G4-3			2-0 G4-6-3			1-3 K		4-0 HR 1B	3	1	0	0	1	1	1											
Mark Sweeney, L OBP: 0.143, SLG: 0.143 Greg Vaughn, R OBP: 0.284, SLG: 0.077 Dan Miceli, R (9, 1)	0-1 CS 1B				1-3 K				4-1 SF7 WP BB	3	0	1	0	0	1	0											
Carlos Hernandez, R OBP: 0.353, SLG: 0.313 (1, 2)	1-1 G6-3			1-0 BLK 1B				0-1 E G4-3 1B	1-2 G4-3 WP 1B	4	2	2	0	0	0	3											
Chris Gomez, R OBP: 0.400, SLG: 0.476 (1, 6)	0-3 K			1-3 K				0-0 E1 G4-3 1B	1-1 SF7	3	0	1	1	0	2	1											
Kevin Brown, R OBP: 0.187, SLG: 0.333 Greg Myers, S OBP: 0.200, SLG: 0.278 Brian Boehringer, S Trevor Hoffman, R James Mouton, R OBP: 0.100, SLG: 0.222 (9, 7)	0-3 K				0-0 G6-3			0-3 K	2-2 G4-3	2	0	0	0	0	1	1											
Inning Stats	R: 2 E: 0 K: 0 S: 10	H: 1 LOB: 0 BB: 1 P: 15	R: 0 E: 0 K: 1 S: 7	H: 1 LOB: 0 BB: 8	R: 0 E: 0 K: 2 S: 8	H: 0 LOB: 0 BB: 11	R: 0 E: 0 K: 0 S: 4	H: 0 LOB: 0 BB: 1	R: 0 E: 0 K: 2 S: 9	H: 1 LOB: 0 BB: 0 P: 12	R: 0 E: 0 K: 0 S: 7	H: 0 LOB: 0 BB: 0 P: 13	R: 0 E: 0 K: 1 S: 10	H: 0 LOB: 0 BB: 0 P: 13	R: 1 E: 0 K: 1 S: 10	H: 2 LOB: 1 BB: 0 P: 14		R: 5 E: 1 K: 1 S: 21	H: 3 LOB: 1 BB: 2 P: 36	1B: 6 2B: 1 3B: 0 HR: 1	SF: 2 SAC: 0 DP: 1 HBP: 0	WP: 1 PB: 0 SB: 0 CS: 1	PA: 38				
PITCHER	IP	WLS	BF	H	R	ER	SO	BB	IBB	HBP	BLK	WP	HR	S	P	ERA	WHIP										
Todd Stottlemyre, R ERA: 1.2 Lance Painter, L ERA: 21.6 Braden Looper, R ERA: 6.0 (1, 1) (9, 1) (9, 1)	8.0		29	5	3	2	7	2	0	0	1	0	0	65	98	2.25	0.875										

Batter	1	2	3	4	5	6	7	8	9	AB	R	H	RBI	BB	SO	LOB	BOTTOM										
Delino DeShields, L OBP: 0.409, SLG: 0.316 (1, 4)	3-2 G4-3		1-0 P5			1-0 BB G4-6-3 1B		1-1 CS 1B	4-2 2B 1B	4	1	2	1	1	0	0	San Diego Padres @ St. Louis Cardinals Busch Stadium, St. Louis, MO Sun Apr 05 1998, 3:33 AM CDT Att: 35,499 - Sunny - 60 F										
Willie McGee, S OBP: 0.497, SLG: 0.462 (1, 7)	3-2 K		0-0 G6-3		1-2 G4-6-3 BB		2-1 1B	2-1 2B	1-3 2B	4	0	2	2	1	1	0											
Mark McGwire, R OBP: 0.538, SLG: 1.050 (1, 3)	1-1 1B		2-3 K		4-1 G4-6-3 BB		1-3 K	3-2 G6-3		4	0	1	0	1	2	3											
Ray Lankford, L OBP: 0.476, SLG: 0.500 (1, 8)	1-0 F8			0-0 G4-3 1B	1-1 G4-6-3			2-2 F7	0-3 K	5	1	1	0	0	1	3											
Brian Jordan, R OBP: 0.222, SLG: 0.389 (1, 9)		0-1 G3-1 1B		0-0 G4-3 1B	0-2 G5-3			0-0 FC4-6 1B	1-0 P5	5	2	3	0	0	0	1											
John Mabry, L OBP: 0.276, SLG: 0.333 David Bell, R OBP: 0.222, SLG: 0.333 Ron Gant, R OBP: 0.200, SLG: 0.900 Lance Painter, L Braden Looper, R Brian Hunter, R OBP: 0.333, SLG: 0.200 (1, 5) (7, 5) (8, 9) (9, 1) (9, 1)	0-0 G3-1 1B			1-0 P4		0-0 G1-3		4-2 FC4-6 BB	1-2 1B	3	0	1	0	0	0	2											
Tom Lampkin, L OBP: 0.450, SLG: 0.471 (1, 2)	0-3 K			0-1 G4-3		2-1 G2-3		0-2 FC4-6 BB	2-1 F8	5	1	0	0	0	1	7											
David Howard, S OBP: 0.286, SLG: 0.167 (1, 6) (9, 5)	0-0 G3-1			1-1 1B		2-1 G3		4-0 BB 1B		3	1	1	2	1	0	2											
Todd Stottlemyre, L OBP: 0.333, SLG: 0.333 Royce Clayton, R OBP: 0.545, SLG: 0.500 (1, 1) (8, 9) (9, 6)	1-2 2B		1-3 K		1-3 1B			1-2 2B 1B		3	0	0	0	0	3	3											
Inning Stats	R: 0 E: 0 K: 1 S: 10	H: 1 LOB: 0 BB: 0 P: 18	R: 0 E: 0 K: 2 S: 10	H: 2 LOB: 0 BB: 0 P: 11	R: 0 E: 0 K: 1 S: 5	H: 0 LOB: 0 BB: 0 P: 8	R: 2 E: 0 K: 1 S: 10	H: 3 LOB: 1 BB: 0 P: 13	R: 1 E: 0 K: 0 S: 9	H: 1 LOB: 1 BB: 2 P: 19	R: 0 E: 0 K: 0 S: 5	H: 0 LOB: 0 BB: 0 P: 9	R: 0 E: 0 K: 2 S: 10	H: 2 LOB: 1 BB: 0 P: 14	R: 4 E: 0 K: 0 S: 18	H: 3 LOB: 2 BB: 3 P: 37		R: 0 E: 0 K: 1 S: 9	H: 1 LOB: 0 BB: 0 P: 13	1B: 11 2B: 2 3B: 0 HR: 0	SF: 0 SAC: 0 DP: 1 HBP: 0	WP: 0 PB: 0 SB: 1 CS: 1	PA: 43				
PITCHER	IP	WLS	BF	H	R	ER	SO	BB	IBB	HBP	BLK	WP	HR	S	P	ERA	WHIP										
Kevin Brown, R ERA: 2.7 Brian Boehringer, R ERA: 5.4 Trevor Hoffman, R ERA: 10.8 Dan Miceli, R ERA: 4.15 (1, 1) (8, 1) (8, 1) (9, 1)	7.0		30	3	3	3	7	2	0	0	0	0	0	59	92	3.86	1.571										




Batter	1	2	3	4	5	6	7	8	9	AB	R	H	RBI	BB	SO	LOB	TOP								
Royce Clayton, R OBP: 0.556, SLG: 0.565	1-1 2B G6-3 1B		0-0 P4			2-1 G4-3 SF8 2B	1-1 FC6-4		1-1 G6-4-3 1B		5	2	3	0	0	0	1								
Delino DeShields, L OBP: 0.370, SLG: 0.333	1-0 CS 2B		3-2 F8			3-2 G4-3	2-1 F9		0-0 G6-4-3		5	0	1	0	0	0	3								
Mark McGwire, R OBP: 0.548, SLG: 1.045	1-2 G6-3			4-1 FC1-6 BB	0-0 SF8		0-0 2B	4-2 BB		2	1	1	2	2	0	1									
Ray Lankford, L OBP: 0.500, SLG: 0.524	4-2 2-3 BB			2-2 FC1-6 HBP 3B	0-3 K		1-0 1B	4-2 BB		3	2	1	1	2	1	1									
Brian Jordan, R OBP: 0.304, SLG: 0.545	0-3 K			3-1 3B HBP		1-0 HR	3-1 F8 1B	3-2 F9		4	3	2	2	0	1	3									
Ron Gant, R OBP: 0.500, SLG: 0.857		1-3 K		1-1 F8		3-1 G4-3 2B	2-2 1B		0-3 K	4	1	2	0	0	1	2									
Mike Busby, R										0	0	0	0	0	0	0									
Lance Painter, L										0	0	0	0	0	0	0									
Brian Hunter, R OBP: 0.296, SLG: 0.167										1	0	0	0	0	1	0									
Kent Bottenfield, R										0	0	0	0	0	0	0									
Gary Gaetti, R OBP: 0.467, SLG: 0.615		3-3 K		0-0 HR 3B		2-2 G4-3	0-0 F8		0-0 G6-3	5	1	1	2	0	1	3									
Tom Lampkin, L OBP: 0.480, SLG: 0.682		1-3 K		1-2 HR		1-2 E7 2B	3-0 CS 1B		1-1 F7	5	2	3	4	0	1	0									
Cliff Politte, R										2	0	0	0	1	2	0									
John Frascatore, R										0	0	0	0	0	0	0									
Willie McGee, S OBP: 0.438, SLG: 0.429										1	0	0	0	0	1	2									
																									
Inning Stats	R: 1 E: 0 K: 1 S: 15	H: 2 LOB: 1 BB: 1 P: 22	R: 0 E: 0 K: 3 S: 9	H: 0 LOB: 0 BB: 0 P: 14	R: 0 E: 0 K: 1 S: 8	H: 0 LOB: 0 BB: 1 P: 11	R: 4 E: 0 K: 1 S: 16	H: 2 LOB: 0 BB: 1 P: 27	R: 1 E: 0 K: 0 S: 9	H: 1 LOB: 0 BB: 0 P: 14	R: 3 E: 2 K: 0 S: 14	H: 3 LOB: 1 BB: 1 P: 28	R: 3 E: 0 K: 1 S: 12	H: 5 LOB: 1 BB: 0 P: 21	R: 0 E: 0 K: 0 S: 12	H: 1 LOB: 2 BB: 2 P: 24	R: 0 E: 0 K: 1 S: 6	H: 0 LOB: 0 BB: 0 P: 7	1B: 5 2B: 6 3B: 1 HR: 2	SF: 1 SAC: 0 DP: 1 HBP: 1	WP: 0 PB: 0 SB: 0 CS: 2	PA: 44			
PITCHER	IP WLS BF H R ER SO BB IBB HBP BLK WP HR S P ERA WHIP	IP WLS BF H R ER SO BB IBB HBP BLK WP HR S P ERA WHIP	IP WLS BF H R ER SO BB IBB HBP BLK WP HR S P ERA WHIP	IP WLS BF H R ER SO BB IBB HBP BLK WP HR S P ERA WHIP	IP WLS BF H R ER SO BB IBB HBP BLK WP HR S P ERA WHIP	IP WLS BF H R ER SO BB IBB HBP BLK WP HR S P ERA WHIP	IP WLS BF H R ER SO BB IBB HBP BLK WP HR S P ERA WHIP	IP WLS BF H R ER SO BB IBB HBP BLK WP HR S P ERA WHIP	IP WLS BF H R ER SO BB IBB HBP BLK WP HR S P ERA WHIP	IP WLS BF H R ER SO BB IBB HBP BLK WP HR S P ERA WHIP	IP WLS BF H R ER SO BB IBB HBP BLK WP HR S P ERA WHIP	IP WLS BF H R ER SO BB IBB HBP BLK WP HR S P ERA WHIP	IP WLS BF H R ER SO BB IBB HBP BLK WP HR S P ERA WHIP	IP WLS BF H R ER SO BB IBB HBP BLK WP HR S P ERA WHIP	IP WLS BF H R ER SO BB IBB HBP BLK WP HR S P ERA WHIP	IP WLS BF H R ER SO BB IBB HBP BLK WP HR S P ERA WHIP	IP WLS BF H R ER SO BB IBB HBP BLK WP HR S P ERA WHIP	IP WLS BF H R ER SO BB IBB HBP BLK WP HR S P ERA WHIP	IP WLS BF H R ER SO BB IBB HBP BLK WP HR S P ERA WHIP	IP WLS BF H R ER SO BB IBB HBP BLK WP HR S P ERA WHIP	IP WLS BF H R ER SO BB IBB HBP BLK WP HR S P ERA WHIP	IP WLS BF H R ER SO BB IBB HBP BLK WP HR S P ERA WHIP	IP WLS BF H R ER SO BB IBB HBP BLK WP HR S P ERA WHIP	IP WLS BF H R ER SO BB IBB HBP BLK WP HR S P ERA WHIP	IP WLS BF H R ER SO BB IBB HBP BLK WP HR S P ERA WHIP

St. Louis Cardinals @ Colorado Rockies
Coors Field, Denver, CO
Tue Apr 07 1998, 3:33 AM MDT
Att: 48,016 - Cloudy - 44 F

AB 37
R 12
H 14
RBI 11
BB 5
SO 9
LOB 16



Batter	1	2	3	4	5	6	7	8	9	AB	R	H	RBI	BB	SO	LOB	BOTTOM							
3 Mike Lansing, R OBP: 0.343, SLG: 0.382	1-2 CS 1B		0-1 L3			0-0 G5-3	2-2 HR 1B		3-2 G5-3		5	1	2	2	0	0								
Ellis Burks, R OBP: 0.543, SLG: 1.036	4-2 1B BB		4-0 1B BB			1-1 G1-3	1-2 HR		3-1 HR		3	3	2	3	2	0								
Larry Walker, L OBP: 0.484, SLG: 0.560	0-1 1B		1-1 1B				2B		1-1 F8		5	1	3	0	0	0								
Dante Bichette, R OBP: 0.541, SLG: 0.757	1-1 FC6-4 1B		0-0 F8			0-2 F9	2-2 1B SF8		1-1 17 1B 2B		5	2	3	1	0	3								
17 Todd Helton, L OBP: 0.296, SLG: 0.423	3-3 K		0-1 F8			3-1 E3 BB 2B	0-1 SF8 1B		1-1 1B		5	1	2	1	0	1								
Vinny Castilla, R OBP: 0.270, SLG: 0.500	1-2 FC6-4			0-2 P6		3-0 P5	0-0 L8-4-3 1B		0-3 K		5	0	1	0	0	1								
Jeff Reed, L OBP: 0.375, SLG: 0.615		2-3 K		0-2 L5		4-0 BB 2B	0-0 SF8		2-3 K		3	1	0	1	1	2								
Nelfi Perez, S OBP: 0.273, SLG: 0.333		0-0 P5		0-0 F8		4-0 2B 3 1B BB	0-0 L8-4-3		2-2 P9		4	1	0	0	1	0								
Pedro Astacio, R ERA: 1.89																								
Cliff Politte, R ERA: 1.89																								
John Frascatore, R ERA: 12.0																								
Mike Busby, R ERA: 10.8																								
Lance Painter, L ERA: 18.0																								
Kent Bottenfield, R ERA: 5.4																								
																								
Inning Stats	R: 1 E: 0 K: 1 S: 17	H: 3 LOB: 2 BB: 1 P: 27	R: 0 E: 0 K: 1 S: 6	H: 0 LOB: 0 BB: 0 P: 8	R: 0 E: 0 K: 0 S: 7	H: 0 LOB: 0 BB: 0 P: 7	R: 0 E: 0 K: 0 S: 5	H: 0 LOB: 0 BB: 0 P: 9	R: 7 E: 1 K: 0 S: 17	H: 4 LOB: 0 BB: 2 P: 36	R: 1 E: 0 K: 0 S: 11	H: 3 LOB: 1 BB: 0 P: 13	R: 1 E: 0 K: 1 S: 11	H: 1 LOB: 0 BB: 0 P: 20	R: 1 E: 0 K: 2 S: 17	H: 2 LOB: 1 BB: 0 P: 23	1B: 9 2B: 4 3B: 0 HR: 2	SF: 1 SAC: 0 DP: 1 HBP: 0	WP: 0 PB: 0 SB: 0 CS: 1	PA: 44				
PITCHER	IP WLS BF H R ER SO BB IBB HBP BLK WP HR S P ERA WHIP	IP WLS BF H R ER SO BB IBB HBP BLK WP HR S P ERA WHIP	IP WLS BF H R ER SO BB IBB HBP BLK WP HR S P ERA WHIP	IP WLS BF H R ER SO BB IBB HBP BLK WP HR S P ERA WHIP	IP WLS BF H R ER SO BB IBB HBP BLK WP HR S P ERA WHIP	IP WLS BF H R ER SO BB IBB HBP BLK WP HR S P ERA WHIP	IP WLS BF H R ER SO BB IBB HBP BLK WP HR S P ERA WHIP	IP WLS BF H R ER SO BB IBB HBP BLK WP HR S P ERA WHIP	IP WLS BF H R ER SO BB IBB HBP BLK WP HR S P ERA WHIP	IP WLS BF H R ER SO BB IBB HBP BLK WP HR S P ERA WHIP	IP WLS BF H R ER SO BB IBB HBP BLK WP HR S P ERA WHIP	IP WLS BF H R ER SO BB IBB HBP BLK WP HR S P ERA WHIP	IP WLS BF H R ER SO BB IBB HBP BLK WP HR S P ERA WHIP	IP WLS BF H R ER SO BB IBB HBP BLK WP HR S P ERA WHIP	IP WLS BF H R ER SO BB IBB HBP BLK WP HR S P ERA WHIP	IP WLS BF H R ER SO BB IBB HBP BLK WP HR S P ERA WHIP	IP WLS BF H R ER SO BB IBB HBP BLK WP HR S P ERA WHIP	IP WLS BF H R ER SO BB IBB HBP BLK WP HR S P ERA WHIP	IP WLS BF H R ER SO BB IBB HBP BLK WP HR S P ERA WHIP	IP WLS BF H R ER SO BB IBB HBP BLK WP HR S P ERA WHIP	IP WLS BF H R ER SO BB IBB HBP BLK WP HR S P ERA WHIP	IP WLS BF H R ER SO BB IBB HBP BLK WP HR S P ERA WHIP	IP WLS BF H R ER SO BB IBB HBP BLK WP HR S P ERA WHIP	IP WLS BF H R ER SO BB IBB HBP BLK WP HR S P ERA WHIP

St. Louis Cardinals @ Colorado Rockies
Coors Field, Denver, CO
Tue Apr 07 1998, 3:33 AM MDT
Att: 48,016 - Cloudy - 44 F

AB 39
R 11
H 14
RBI 10
BB 4
SO 5
LOB 15




Batter	1	2	3	4	5	6	7	8	9	AB	R	H	RBI	BB	SO	LOB	TOP							
Royce Clayton, R OBP: 0.485, SLG: 0.483	1-0 BLK 1B	3-2 F9	1-0 F8	2-1 F8		1-1 G6-3		1-1 F9		6	1	1	0	0	0	5	St. Louis Cardinals @ Colorado Rockies Coors Field, Denver, CO Wed Apr 08 1998, 7:05 PM MDT Att: 48,020 - Overcast - 48 F							
Delino DeShields, L OBP: 0.438, SLG: 0.370 David Howard, S OBP: 0.375, SLG: 0.167	3-1 F 1B	4-0 BB 1B	4-2 1B BB	1-2 2-3 1B BB		2-2 FC5-4 HBP 1B		4-2 E BB		3	3	2	1	2	0	1								
Mark McGwire, R OBP: 0.568, SLG: 0.962	4-1 E BB	4-2 1B BB	2-2 1B BB	1-3 2-H 3-H 4-2 1B		3-1 P2 1B		2-1 E4 1B		4	2	2	2	2	0	2								
Ray Lankford, L OBP: 0.563, SLG: 0.667	2-3 K	0-0 1B	1-2 1B BB	1-2 1B BB		1-1 FC5-4 HBP 1B		4-2 BB		3	2	2	4	2	1	2								
Willie McGee, S OBP: 0.364, SLG: 0.350	1-1 E6	0-0 P4-3	3-2 1B BB	1-3 2-H 3-H 1B		0-0 FC5-4 HBP 1B		0-2 BB		6	0	1	2	0	0	9								
John Mabry, L OBP: 0.426, SLG: 0.364	1-0 P5		1-0 BB 1B			0-0 1B		2-1 F7		5	1	2	2	1	0	3								
Gary Gaetti, R OBP: 0.381, SLG: 0.444	1-1 F9		1-2 2-H 1B BB			1-3 3-H 1B		0-1 G4-3		5	1	0	0	1	1	7								
Tom Lampkin, L OBP: 0.419, SLG: 0.571		1-0 P5	1-3 K	3-2 G4-3		1-1 1B		0-0 G3		6	0	1	0	0	2	2								
Manny Aybar, R OBP: 0.500, SLG: 0.500 Juan Acevedo, R OBP: 1.000, SLG: 1.000 Mark Petkovsek, R OBP: 0.667, SLG: 1.000 Lance Painter, L OBP: 0.667, SLG: 1.000		1-0 BB 1B	0-0 BB 1B	1-1 L4		1-3 K		3-2 BB E 1B		4	2	2	1	0	1	1								
Inning Stats	R: 1 E: 0 K: 1 S: 12	H: 2 LOB: 3 BB: 1 P: 25	R: 2 E: 0 K: 0 S: 10	H: 2 LOB: 2 BB: 2 P: 23	R: 6 E: 0 K: 1 S: 31	H: 4 LOB: 2 BB: 4 P: 59	R: 0 E: 0 K: 0 S: 7	H: 0 LOB: 0 BB: 0 P: 13	R: 1 E: 0 K: 1 S: 11	H: 2 LOB: 2 BB: 0 P: 18	R: 0 E: 0 K: 1 S: 9	H: 1 LOB: 1 BB: 0 P: 14	R: 2 E: 0 K: 0 S: 15	H: 2 LOB: 0 BB: 0 P: 22	R: 1 E: 1 K: 0 S: 18	H: 1 LOB: 3 BB: 2 P: 32		R: 0 E: 0 K: 1 S: 7	H: 0 LOB: 0 BB: 0 P: 12	1B: 13 2B: 0 3B: 0 HR: 1	SF: 0 SAC: 0 DP: 0 HBP: 1	WP: 0 PA: 53 PB: 0 SB: 1 CS: 0		
PITCHER	IP WLS BF H R ER SO BB IBB HBP BLK WP HR S P ERA WHIP	IP WLS BF H R ER SO BB IBB HBP BLK WP HR S P ERA WHIP	IP WLS BF H R ER SO BB IBB HBP BLK WP HR S P ERA WHIP	IP WLS BF H R ER SO BB IBB HBP BLK WP HR S P ERA WHIP	IP WLS BF H R ER SO BB IBB HBP BLK WP HR S P ERA WHIP	IP WLS BF H R ER SO BB IBB HBP BLK WP HR S P ERA WHIP	IP WLS BF H R ER SO BB IBB HBP BLK WP HR S P ERA WHIP	IP WLS BF H R ER SO BB IBB HBP BLK WP HR S P ERA WHIP	IP WLS BF H R ER SO BB IBB HBP BLK WP HR S P ERA WHIP	IP WLS BF H R ER SO BB IBB HBP BLK WP HR S P ERA WHIP	IP WLS BF H R ER SO BB IBB HBP BLK WP HR S P ERA WHIP	IP WLS BF H R ER SO BB IBB HBP BLK WP HR S P ERA WHIP	IP WLS BF H R ER SO BB IBB HBP BLK WP HR S P ERA WHIP	IP WLS BF H R ER SO BB IBB HBP BLK WP HR S P ERA WHIP	IP WLS BF H R ER SO BB IBB HBP BLK WP HR S P ERA WHIP	IP WLS BF H R ER SO BB IBB HBP BLK WP HR S P ERA WHIP	IP WLS BF H R ER SO BB IBB HBP BLK WP HR S P ERA WHIP	IP WLS BF H R ER SO BB IBB HBP BLK WP HR S P ERA WHIP	IP WLS BF H R ER SO BB IBB HBP BLK WP HR S P ERA WHIP	IP WLS BF H R ER SO BB IBB HBP BLK WP HR S P ERA WHIP				
Jamey Wright, R ERA: 15.26 Bobby Jones, L ERA: 7.35 Mike DeJean, R ERA: 3.18 Dave Veres, R ERA: 10.8 Mike Munoz, L ERA: 21.0	2.2 L	13 4	2 2	1 1	0 0	29 14	54 0.00	1.000 1.000	2.0 3	3 3	2 2	0 0	2 2	0 0	0 0	0 0	0.00 0.000	0.00 0.000						
3 Mike Lansing, R OBP: 0.400, SLG: 0.462	0-1 1B G3-6		0-1 2B 1B			3-1 1B 2B		0-2 1B		5	2	4	1	0	1	3	St. Louis Cardinals @ Colorado Rockies Coors Field, Denver, CO Wed Apr 08 1998, 7:05 PM MDT Att: 48,020 - Overcast - 48 F							
Ellis Burks, R OBP: 0.550, SLG: 1.061	1-1 G3-6 1B		2-1 1B			1-2 G5-3		0-1 1B		5	0	3	4	0	1	2								
Larry Walker, L OBP: 0.444, SLG: 0.500	1-0 G3-6		2-1 2B			3-H G6-4-3 1B		1-3 F9		5	0	1	1	0	0	4								
Dante Bichette, R OBP: 0.476, SLG: 0.667	2-1 P3					0-0 G4-3		0-2 G6-4-3 1B		3-2 L7								5	0	0	0	0	1	
17 Todd Helton, L OBP: 0.313, SLG: 0.419			3-1 L6			2-1 G5-3 1B		0-0 BB SF6 1B		3-2 G6-3								5	2	2	0	0	0	
Vinny Castilla, R OBP: 0.293, SLG: 0.487			2-0 CS 1B			0-0 G5-3		4-2 BB BB BB		1-0 G5-3								3	1	1	0	1	0	1
Jeff Reed, L OBP: 0.400, SLG: 0.625			1-3 K			2-1 2B		4-0 BB BB		1-2 F8								3	1	1	1	1	1	1
Nelfi Perez, S OBP: 0.270, SLG: 0.394			3-2 CS			0-1 P3		0-0 SF6		1-2 3 1B 3B								3	1	1	1	0	0	1
Jamey Wright, R Bobby Jones, R Jason Bates, S Mike DeJean, R John Vander Wal, L Dave Veres, R Greg Colbrunn, R Mike Munoz, L	5.0 W	23 H	1 4	2 2	0 3	0 0	0 0	0 0	0 0	0 0	0 0	0 0	0 0	0 0	0 0	0 0		0.00 0.000	0.000 0.000					
Inning Stats	R: 1 E: 0 K: 0 S: 7	H: 2 LOB: 0 BB: 0 P: 11	R: 0 E: 0 K: 1 S: 9	H: 1 LOB: 0 BB: 0 P: 18	R: 0 E: 0 K: 1 S: 11	H: 2 LOB: 2 BB: 0 P: 15	R: 1 E: 0 K: 0 S: 7	H: 2 LOB: 1 BB: 0 P: 11	R: 2 E: 1 K: 1 S: 13	H: 2 LOB: 1 BB: 3 P: 29	R: 0 E: 0 K: 0 S: 9	H: 0 LOB: 0 BB: 0 P: 16	R: 1 E: 0 K: 1 S: 13	H: 2 LOB: 1 BB: 0 P: 16	R: 0 E: 0 K: 1 S: 9	H: 0 LOB: 0 BB: 0 P: 14		1B: 8 2B: 3 3B: 2 HR: 0	SF: 1 SAC: 0 DP: 2 HBP: 0	WP: 0 PA: 42 PB: 0 SB: 0 CS: 1				
PITCHER	IP WLS BF H R ER SO BB IBB HBP BLK WP HR S P ERA WHIP	IP WLS BF H R ER SO BB IBB HBP BLK WP HR S P ERA WHIP	IP WLS BF H R ER SO BB IBB HBP BLK WP HR S P ERA WHIP	IP WLS BF H R ER SO BB IBB HBP BLK WP HR S P ERA WHIP	IP WLS BF H R ER SO BB IBB HBP BLK WP HR S P ERA WHIP	IP WLS BF H R ER SO BB IBB HBP BLK WP HR S P ERA WHIP	IP WLS BF H R ER SO BB IBB HBP BLK WP HR S P ERA WHIP	IP WLS BF H R ER SO BB IBB HBP BLK WP HR S P ERA WHIP	IP WLS BF H R ER SO BB IBB HBP BLK WP HR S P ERA WHIP	IP WLS BF H R ER SO BB IBB HBP BLK WP HR S P ERA WHIP	IP WLS BF H R ER SO BB IBB HBP BLK WP HR S P ERA WHIP	IP WLS BF H R ER SO BB IBB HBP BLK WP HR S P ERA WHIP	IP WLS BF H R ER SO BB IBB HBP BLK WP HR S P ERA WHIP	IP WLS BF H R ER SO BB IBB HBP BLK WP HR S P ERA WHIP	IP WLS BF H R ER SO BB IBB HBP BLK WP HR S P ERA WHIP	IP WLS BF H R ER SO BB IBB HBP BLK WP HR S P ERA WHIP	IP WLS BF H R ER SO BB IBB HBP BLK WP HR S P ERA WHIP	IP WLS BF H R ER SO BB IBB HBP BLK WP HR S P ERA WHIP	IP WLS BF H R ER SO BB IBB HBP BLK WP HR S P ERA WHIP	IP WLS BF H R ER SO BB IBB HBP BLK WP HR S P ERA WHIP				
Manny Aybar, R ERA: 13.5 Juan Acevedo, R ERA: 6.75 Mark Petkovsek, R ERA: 6.35 Lance Painter, L ERA: 12.0	0.1 4	0 0	0 0	0 0	3 0	0 0	0 0	0 0	0 0	6 18	0.00 0.000	9.000 1.125	0.000 0.000	0.000 0.000	0.000 0.000	0.000 0.000	0.000 0.000	0.000 0.000	0.000 0.000	0.000 0.000	0.000 0.000	0.000 0.000	0.000 0.000	

AB	43
R	13
H	14
RBI	12
BB	9
SO	5
LOB	32



AB	37
R	9
H	13
RBI	8
BB	3
SO	5
LOB	14



Batter	1	2	3	4	5	6	7	8	9	AB	R	H	RBI	BB	SO	LOB	TOP			
Royce Clayton, R OBP: 0.447, SLG: 0.424	1-3 K		4-2 BB	1-0 P3			1-1 G4-3		1-2 F9	4	0	0	0	1	1	1	St. Louis Cardinals @ Colorado Rockies Coors Field, Denver, CO Thu Apr 09 1998, 7:05 PM MDT Att: 46,579 - Cloudy - 52 F			
David Howard, S OBP: 0.308, SLG: 0.182	3-2 L3		1-0 L9	0-3 K			1-1 G6-4-3 1B		0-0 P6	5	0	1	0	0	1	2				
Mark McGwire, R OBP: 0.548, SLG: 0.900	4-2 BB			0-0 2B	1-0 G3		2-2 G6-4-3 1-2		1-3 K	4	1	1	0	1	1	1				
Ray Lankford, L OBP: 0.556, SLG: 0.679	1-0 F7			2-2 CS 2B	2-3 K			2-1 G5-3 2B 1B		4	1	2	1	0	1	1				
Brian Jordan, R OBP: 0.296, SLG: 0.480		2-3 K		1-0 E HBP	0-2 F9			1-0 P9		3	1	0	0	0	1	1				
John Mabry, L OBP: 0.389, SLG: 0.333	2-0 G3-1		1-2 E9 HR	1-1 HR 1B		3-3 K		1-0 G5-3		4	1	1	1	0	1	1				
Gary Gaetti, R OBP: 0.400, SLG: 0.476	0-0 P3		4-2 HR BB		0-0 P4			1-0 1B 2B		3	2	1	1	1	0	0				
Tom Lampkin, L OBP: 0.457, SLG: 0.677			2-2 G3-1 HR	1-1 HR BB	4-2 BB			0-1 WP 1B		3	1	2	4	1	0	0				
Kent Mercker, L OBP: 0.187, SLG: 0.167 Ron Glatt, R OBP: 0.274, SLG: 0.800 Mike Busby, R OBP: 0.343, SLG: 0.330 Willie McGee, S OBP: 0.445, SLG: 0.330 Kent Bottenfield, R OBP: 0.311, SLG: 0.512 Jeff Brantley, R	0-0 G3		0-0 G3 WP 1B		3-2 G1-3			0-3 K		2	0	1	0	0	0	0				
Inning Stats	R: 0 E: 0 K: 1 S: 9	H: 0 LOB: 1 BB: 1 P: 18	R: 0 E: 0 K: 1 S: 5	H: 0 LOB: 0 BB: 0 P: 9	R: 0 E: 0 K: 0 S: 8	H: 0 LOB: 1 BB: 1 P: 14	R: 5 E: 1 K: 1 S: 18	H: 5 LOB: 1 BB: 1 P: 28	R: 0 E: 0 K: 1 S: 12	H: 0 LOB: 1 BB: 1 P: 22	R: 0 E: 0 K: 0 S: 8	H: 1 LOB: 0 BB: 0 P: 12	R: 2 E: 0 K: 1 S: 11	H: 3 LOB: 1 BB: 0 P: 15	R: 0 E: 0 K: 1 S: 7	H: 0 LOB: 0 BB: 0 P: 9		1B: 5 2B: 3 3B: 0 HR: 1	SF: 0 SAC: 0 DP: 1 HBP: 1	WP: 2 PB: 0 SB: 0 CS: 1
PITCHER	IP WLS BF H R ER SO	IP WLS BF H R ER SO	IP WLS BF H R ER SO	IP WLS BF H R ER SO	IP WLS BF H R ER SO	IP WLS BF H R ER SO	IP WLS BF H R ER SO	IP WLS BF H R ER SO	IP WLS BF H R ER SO	IP WLS BF H R ER SO	IP WLS BF H R ER SO	IP WLS BF H R ER SO	IP WLS BF H R ER SO	IP WLS BF H R ER SO	IP WLS BF H R ER SO	IP WLS BF H R ER SO	ERA WHIP	ERA WHIP		
Mark Thompson, R ERA: 7.2	(1, 1) 5.0 23 5 5 5 4	(6, 1) 2.0 7 1 0 0 1	(8, 1) 1.0 6 3 2 2 1	(9, 1) 1.0 3 0 0 0 1													9.00 1.600			
Chuck McElroy, L ERA:	(6, 1) 2.0 7 1 0 0 1	(8, 1) 1.0 6 3 2 2 1	(9, 1) 1.0 3 0 0 0 1														0.00 1.000			
Curt Leskanic, R ERA: 12.46	(8, 1) 1.0 6 3 2 2 1	(9, 1) 1.0 3 0 0 0 1															18.00 3.000			
Jerry Dipoto, R ERA: 2.25	(9, 1) 1.0 3 0 0 0 1																0.00 0.000			

Batter	1	2	3	4	5	6	7	8	9	AB	R	H	RBI	BB	SO	LOB	BOTTOM			
3 Mike Lansing, R OBP: 0.444, SLG: 0.500	1-1 G6-3 1B		1-1 G1-3		3-1 BB 2B 1B		0-1 1B		2-1 G5-4-3 1B	5	1	4	0	0	0	1	St. Louis Cardinals @ Colorado Rockies Coors Field, Denver, CO Thu Apr 09 1998, 7:05 PM MDT Att: 46,579 - Cloudy - 52 F			
Ellis Burks, R OBP: 0.489, SLG: 0.921	1-1 P3		2-2 G5-3		2-2 P3		0-0 P4		0-0 G5-4-3	5	0	0	0	0	0	6				
Larry Walker, L OBP: 0.439, SLG: 0.500	1-1 G6-3 1-2		3-2 1B 2B		4-0 2B 1-2 BB		3-0 P6		1-1 G4-3	4	1	1	1	1	0	3				
Dante Bichette, R OBP: 0.500, SLG: 0.696		3-1 WP 3B 1B	1-1 S 1B		1-1 1-3 2H 2B			1-2 G4-3		4	2	3	2	0	0	0				
Vinny Castilla, R OBP: 0.311, SLG: 0.512		3-2 F8 1-2	2-2 1B		1-0 L6			2-2 2B		4	0	2	1	0	0	3				
Greg Colbrunn, R OBP: 0.467, SLG: 0.786 17 Todd Helton, L OBP: 0.333, SLG: 0.419		2-1 3B		2-1 CS 1B		1-0 G5-3		4-0 BB		3	0	2	1	0	0	0				
Neifi Perez, S OBP: 0.244, SLG: 0.351 Jerry Dipoto, R		1-0 P4		0-2 P5		2-0 B4-3		2-3 K		4	0	0	0	0	1	4				
Kirt Manwaring, R OBP: 0.263, SLG: 0.176 Jeff Reed, L OBP: 0.364, SLG: 0.556		0-1 G5-3		2-2 F8		1-2 F8		2-3 K		2	0	0	0	0	0	1				
Mark Thompson, R OBP: 0.250, SLG: 0.250 Chuck McElroy, L			2-0 G1-3 2B 1B		0-1 G4-3			0-0 G4-3		2	1	1	0	0	0	0				
1 Curtis Goodwin, L OBP: 0.300, SLG: 0.125 Curt Leskanic, R Jason Bates, S OBP: 0.333, SLG: 0.375								4-0 G5-4-3 3B BB		0	0	0	0	0	0	0				
Inning Stats	R: 0 E: 0 K: 0 S: 6	H: 1 LOB: 0 BB: 0 P: 9	R: 1 E: 0 K: 0 S: 10	H: 2 LOB: 1 BB: 0 P: 19	R: 3 E: 0 K: 0 S: 14	H: 4 LOB: 1 BB: 0 P: 25	R: 0 E: 0 K: 0 S: 9	H: 1 LOB: 0 BB: 0 P: 13	R: 1 E: 0 K: 0 S: 11	H: 2 LOB: 2 BB: 1 P: 22	R: 0 E: 0 K: 0 S: 5	H: 0 LOB: 0 BB: 0 P: 9	R: 0 E: 0 K: 2 S: 16	H: 1 LOB: 2 BB: 1 P: 27	R: 0 E: 0 K: 0 S: 5	H: 1 LOB: 1 BB: 1 P: 12	1B: 9 2B: 3 3B: 1 HR: 0	SF: 0 SAC: 0 DP: 2 HBP: 0	WP: 1 PB: 0 SB: 1 CS: 1	PA: 39
PITCHER	IP WLS BF H R ER SO	IP WLS BF H R ER SO	IP WLS BF H R ER SO	IP WLS BF H R ER SO	IP WLS BF H R ER SO	IP WLS BF H R ER SO	IP WLS BF H R ER SO	IP WLS BF H R ER SO	IP WLS BF H R ER SO	IP WLS BF H R ER SO	IP WLS BF H R ER SO	IP WLS BF H R ER SO	IP WLS BF H R ER SO	IP WLS BF H R ER SO	IP WLS BF H R ER SO	IP WLS BF H R ER SO	ERA WHIP	ERA WHIP		
Kent Mercker, L ERA: 6.55	(1, 1) 5.0 23 5 5 5 4	(6, 1) 2.0 7 1 0 0 1	(8, 1) 1.0 6 3 2 2 1	(9, 1) 1.0 3 0 0 0 1													9.00 1.600			
Mike Busby, R ERA: 6.75	(6, 1) 2.0 7 1 0 0 1	(8, 1) 1.0 6 3 2 2 1	(9, 1) 1.0 3 0 0 0 1														0.00 0.500			
Kent Bottenfield, R ERA: 4.5	(8, 1) 1.0 6 3 2 2 1	(9, 1) 1.0 3 0 0 0 1															0.00 2.000			
Jeff Brantley, R ERA:	(9, 1) 1.0 3 0 0 0 1																0.00 2.000			

AB	34
R	7
H	9
RBI	7
BB	4
SO	7
LOB	9




Batter	1	2	3	4	5	6	7	8	9	AB	R	H	RBI	BB	SO	LOB	TOP										
Royce Clayton, R OBP: 0.429, SLG: 0.405	0-0 WP 1B		2-3 K		1-1 E1		3-2 F4-6			4	1	1	0	0	1	2	St. Louis Cardinals @ San Francisco Giants 3Com Park at Candlestick Point, San Francisco, CA Fri Apr 10 1998, 10:05 PM EDT Att: 15,556 - Cloudy - 62 F										
Delino DeShields, L OBP: 0.444, SLG: 0.419	1-3 SAFE K		1-2 2B		1-0 CS	0-3 K		2-2 S 1B		4	1	2	0	0	2	1											
Mark McGwire, R OBP: 0.543, SLG: 0.848	1-4 SAFE G5-3 1B BB		3-3 2B		1-2 FC6-5 1B	1-2 FC6-5 1B		3-3 SAFE SAFE SAFE SAFE SAFE SAFE 1B		3	0	1	0	1	2	2											
Ray Lankford, L OBP: 0.575, SLG: 0.688	2-0 2H 1B		1-1 G3		0-0 FC6-5 1B	1-2 FC6-5 1B		3-1 2H 1B		4	0	3	2	0	0	1											
Ron Gant, R OBP: 0.391, SLG: 0.632	1-1 G5-3			3-3 K	2-2 FC6-5	2-2 FC6-5		1-2 SAFE SAFE SAFE SAFE SAFE SAFE 1B		4	0	0	0	0	1	5											
John Mabry, L OBP: 0.394, SLG: 0.474 Braden Looper, R		2-0 HR		3-2 G4-3	0-3 K			3-1 F7		4	1	1	1	0	1	3											
Tom Lampkin, L OBP: 0.410, SLG: 0.600		0-0 P7		1-1 F9				2-2 L9		4	0	0	0	0	0	0											
David Howard, S OBP: 0.353, SLG: 0.267		2-2 P7			0-1 L9			3-2 F4-6 1B		4	0	2	0	0	0	0											
Todd Stottlemyre, L OBP: 0.250, SLG: 0.250 Gary Gaetti, R John Frascatore, R Brian Jordan, R OBP: 0.286, SLG: 0.462		1-3 K			0-0 G5-3			0-1 G4-6-3		2	0	0	0	0	1	0											
Inning Stats	R: 1 E: 0 K: 1 S: 8	H: 2 LOB: 1 BB: 1 P: 15	R: 1 E: 0 K: 1 S: 8	H: 1 LOB: 0 BB: 0 P: 13	R: 0 E: 0 K: 2 S: 11	H: 1 LOB: 1 BB: 0 P: 18	R: 0 E: 0 K: 1 S: 8	H: 0 LOB: 0 BB: 0 P: 15	R: 0 E: 1 K: 0 S: 6	H: 0 LOB: 0 BB: 0 P: 7	R: 0 E: 0 K: 2 S: 14	H: 2 LOB: 2 BB: 0 P: 17	R: 0 E: 0 K: 0 S: 7	H: 2 LOB: 1 BB: 0 P: 13	R: 1 E: 0 K: 1 S: 15	H: 2 LOB: 1 BB: 0 P: 26		R: 0 E: 0 K: 0 S: 9	H: 1 LOB: 0 BB: 0 P: 14	1B: 9 2B: 2 3B: 0 HR: 1	SF: 0 SAC: 0 DP: 3 HBP: 0	WP: 1 PB: 0 SB: 1 CS: 1	PA: 37				
PITCHER	IP	WLS	BF	H	R	ER	SO	BB	IBB	HBP	BLK	WP	HR	S	P	ERA	WHIP	PITCHER									
Danny Darwin, R ERA: 3.75	6.0		24	6	2	2	7	1	0	0	0	1	1	55	85	3.00	1.167										
Julian Tavarez, R ERA: 3.0	2.0	W	9	4	1	1	1	0	0	0	0	0	0	22	39	4.50	2.000										
Robb Nen, R ERA: 1.29	1.0	S	3	1	0	0	0	0	0	0	0	0	0	9	14	0.00	1.000										

AB	35
R	3
H	11
RBI	3
BB	1
SO	8
LOB	15



Batter	1	2	3	4	5	6	7	8	9	AB	R	H	RBI	BB	SO	LOB	BOTTOM										
Darryl Hamilton, L OBP: 0.364, SLG: 0.359	1-1 G3		4-2 BB			3-2 1B 2B	4-1 CS BB			2	1	1	0	2	0	0	St. Louis Cardinals @ San Francisco Giants 3Com Park at Candlestick Point, San Francisco, CA Fri Apr 10 1998, 10:05 PM EDT Att: 15,556 - Cloudy - 62 F										
Rich Aurilia, R OBP: 0.500, SLG: 0.522	0-0 1B		2-3 K			1-1 2B 1B	4-2 S BB			3	1	2	0	1	1	1											
Barry Bonds, L OBP: 0.327, SLG: 0.364	0-1 P4			1-2 F8		2-1 1B 2B	1-3 K			4	1	1	1	0	1	2											
Jeff Kent, R OBP: 0.396, SLG: 0.545	1-2 P4			1-0 G4-3		0-3 K		2-1 G6-3		4	0	0	0	0	1	3											
J.T. Snow, L OBP: 0.357, SLG: 0.361		1-1 P4		1-0 1B		3-2 BB 1B		1-0 G4-3 1B 2B		4	1	3	2	0	0	0											
Stan Javier, S OBP: 0.311, SLG: 0.325		1-1 F7		2-2 G4-3		4-2 FC6-4 BB		1-0 G4-3		3	0	0	0	1	0	2											
Charlie Hayes, R ERA: 2.14 Julian Tavarez, L Marvin Benard, L OBP: 0.333, SLG: 0.333 Robb Nen, R		2-3 K			2-0 P4	1-3 K		0-0 1B 1B		3	0	0	0	0	2	2											
Brian Johnson, R OBP: 0.294, SLG: 0.323			0-0 P4		1-3 K	0-1 FC6-4		1B 1B		4	0	1	0	0	1	2											
Danny Darwin, R					0-3 K			1B 1B		2	0	0	0	0	2	0											
Bill Mueller, S OBP: 0.475, SLG: 0.606								1-3 F8		2	0	1	1	0	0	0											
Inning Stats	R: 0 E: 0 K: 0 S: 8	H: 1 LOB: 0 BB: 0 P: 10	R: 0 E: 0 K: 1 S: 7	H: 0 LOB: 0 BB: 0 P: 11	R: 0 E: 0 K: 2 S: 14	H: 0 LOB: 1 BB: 1 P: 20	R: 0 E: 0 K: 0 S: 8	H: 1 LOB: 0 BB: 0 P: 13	R: 0 E: 0 K: 2 S: 8	H: 0 LOB: 0 BB: 0 P: 11	R: 3 E: 0 K: 2 S: 24	H: 4 LOB: 2 BB: 1 P: 38	R: 0 E: 0 K: 1 S: 7	H: 0 LOB: 1 BB: 2 P: 18	R: 2 E: 0 K: 0 S: 7	H: 4 LOB: 2 BB: 0 P: 12	R: 0 E: 0 K: 0 S: 9	H: 0 LOB: 0 BB: 0 P: 14	1B: 8 2B: 2 3B: 0 HR: 0	SF: 0 SAC: 0 DP: 0 HBP: 0	WP: 0 PB: 0 SB: 1 CS: 1	PA: 36					
PITCHER	IP	WLS	BF	H	R	ER	SO	BB	IBB	HBP	BLK	WP	HR	S	P	ERA	WHIP	PITCHER									
Todd Stottlemyre, R ERA: 2.14	6.0		26	6	3	3	7	2	0	0	0	0	0	69	103	4.50	1.333										
John Frascatore, R ERA: 11.57	1.2	L	8	2	2	2	1	2	0	0	0	0	0	12	27	10.80	2.400										
Braden Looper, R ERA: 6.4	0.1		2	2	0	0	0	0	0	0	0	0	0	2	3	0.00	6.000										



Batter	1	2	3	4	5	6	7	8	9	AB	R	H	RBI	BB	SO	LOB	TOP										
Delino DeShields, L OBP: 0.425, SLG: 0.400	G2-3	K						K		4	0	1	0	0	2	1	St. Louis Cardinals @ San Francisco Giants 3Com Park at Candlestick Point, San Francisco, CA Sun Apr 12 1998, 6:33 AM EDT Att: 17,683 - Cloudy - 60 F										
Brian Jordan, R OBP: 0.324, SLG: 0.424	1B	1B						P2		3	1	1	0	0	0	1											
Mark McGwire, R OBP: 0.509, SLG: 0.732	1B	1B						BB		4	0	2	0	0	1	1											
Ray Lankford, L OBP: 0.531, SLG: 0.615	1B	1B						1B		3	0	1	1	1	1	1											
Willie McGee, S OBP: 0.345, SLG: 0.333	K							G3		4	0	0	0	0	1	4											
Gary Gaetti, R OBP: 0.371, SLG: 0.548	G1-3							K		4	0	1	0	0	1	2											
Tom Lampkin, L OBP: 0.391, SLG: 0.525								L8		4	0	0	0	0	1	1											
David Howard, S OBP: 0.360, SLG: 0.304								G3		4	0	1	0	0	1	1											
John Frascatore, R OBP: 0.426, SLG: 0.415								G3		0	0	0	0	0	0	0											
Cliff Politte, R OBP: 0.299, SLG: 0.353										2	0	0	0	0	0	1											
Mark Petkovsek, R OBP: 0.427, SLG: 0.512										0	0	0	0	0	0	0											
Royce Clayton, R OBP: 0.426, SLG: 0.415										0	0	0	0	0	0	0											
Inning Stats	R: 1 E: 0 K: 1 S: 13	H: 3 LOB: 2 BB: 0 P: 19	R: 0 E: 0 K: 1 S: 9	H: 1 LOB: 1 BB: 0 P: 15	R: 0 E: 0 K: 1 S: 6	H: 0 LOB: 0 BB: 0 P: 15	R: 0 E: 0 K: 1 S: 7	H: 0 LOB: 0 BB: 0 P: 9	R: 0 E: 0 K: 1 S: 9	H: 1 LOB: 1 BB: 0 P: 12	R: 0 E: 0 K: 0 S: 4	H: 1 LOB: 1 BB: 0 P: 9	R: 0 E: 0 K: 1 S: 13	H: 1 LOB: 2 BB: 1 P: 20	R: 0 E: 0 K: 1 S: 7	H: 0 LOB: 0 BB: 0 P: 11	1B: 6 2B: 1 3B: 0 HR: 0	SF: 0 SAC: 1 DP: 0 HBP: 1	WP: 0 PB: 0 SB: 1 CS: 1	PA: 36							
PITCHER	IP	WLS	BF	H	R	ER	SO	BB	IBB	HBP	BLK	WP	HR	S	P	ERA	WHIP										
Orel Hershiser, R ERA: 3.93	(1, 1)	7.0	27	6	1	1	6	0	0	1	0	0	0	55	88	1.29	0.857										
John Johnstone, R ERA:	(8, 1)	1.0	5	1	0	0	1	1	0	0	0	0	0	13	20	0.00	2.000										
Robb Nen, R ERA: 1.13	(9, 1)	1.0	W	3	0	0	0	1	0	0	0	0	0	7	11	0.00	0.000										

Batter	1	2	3	4	5	6	7	8	9	AB	R	H	RBI	BB	SO	LOB	BOTTOM										
Darryl Hamilton, L OBP: 0.370, SLG: 0.348	G4-3							G4-3		4	0	2	0	1	0	1	St. Louis Cardinals @ San Francisco Giants 3Com Park at Candlestick Point, San Francisco, CA Sun Apr 12 1998, 6:33 AM EDT Att: 17,683 - Cloudy - 60 F										
Bill Mueller, S OBP: 0.440, SLG: 0.512	G5-4-3							BB		3	0	0	1	2	0	1											
Barry Bonds, L OBP: 0.310, SLG: 0.377	1B							BB		4	0	0	0	0	1	2											
Jeff Kent, R OBP: 0.393, SLG: 0.510	F8							BB		3	1	1	0	1	0	0											
J.T. Snow, L OBP: 0.327, SLG: 0.310	G6-3							BB		2	0	0	0	1	1	0											
John Johnstone, R ERA:	G3-1							BB		0	0	0	0	0	0	0											
Marvin Benard, L OBP: 0.250, SLG: 0.250	G6-3							BB		1	0	0	0	0	1	3											
Robb Nen, R ERA: 1.13	P4							BB		0	0	0	0	0	0	0											
Stan Javier, S OBP: 0.340, SLG: 0.326	SF8							BB		2	0	1	0	2	0	0											
Brian Johnson, R OBP: 0.289, SLG: 0.353	BB							BB		3	0	1	1	0	1	1											
Alex Diaz, S OBP: 0.182, SLG: 0.182	CS							BB		0	1	0	0	0	0	0											
Rich Aurilia, R OBP: 0.500, SLG: 0.519	K							BB		4	0	2	0	0	0	3											
Orel Hershiser, R ERA: 1.62	SH1-4							BB		1	0	0	0	0	0	2											
Charlie Hayes, R OBP: 0.294, SLG: 0.357	1B							BB		1	0	0	0	1	0	0											
Inning Stats	R: 0 E: 0 K: 0 S: 8	H: 1 LOB: 0 BB: 0 P: 12	R: 0 E: 0 K: 1 S: 9	H: 0 LOB: 1 BB: 1 P: 19	R: 0 E: 0 K: 1 S: 9	H: 1 LOB: 1 BB: 0 P: 11	R: 0 E: 0 K: 0 S: 6	H: 0 LOB: 0 BB: 0 P: 11	R: 0 E: 0 K: 0 S: 6	H: 2 LOB: 2 BB: 0 P: 13	R: 1 E: 0 K: 0 S: 7	H: 1 LOB: 1 BB: 2 P: 15	R: 0 E: 0 K: 2 S: 14	H: 1 LOB: 3 BB: 2 P: 29	R: 1 E: 0 K: 0 S: 8	H: 1 LOB: 3 BB: 3 P: 20	1B: 6 2B: 2 3B: 0 HR: 0	SF: 1 SAC: 1 DP: 2 HBP: 0	WP: 0 PB: 0 SB: 0 CS: 1	PA: 39							
PITCHER	IP	WLS	BF	H	R	ER	SO	BB	IBB	HBP	BLK	WP	HR	S	P	ERA	WHIP										
Cliff Politte, R ERA: 1.62	(1, 1)	6.0	23	5	1	1	2	2	0	0	0	0	0	48	84	1.50	1.167										
Mark Petkovsek, R ERA: 4.7	(7, 1)	2.0	9	1	0	0	2	3	0	0	0	0	0	19	38	0.00	2.000										
John Frascatore, R ERA: 11.81	(9, 1)	0.2	L	6	1	1	1	3	0	0	0	0	0	8	20	13.50	6.000										

AB	32
R	1
H	7
RBI	1
BB	1
SO	8
LOB	13



AB	28
R	2
H	7
RBI	2
BB	8
SO	4
LOB	13



Batter	1	2	3	4	5	6	7	8	9	AB	R	H	RBI	BB	SO	LOB	TOP										
Royce Clayton, R OBP: 0.404, SLG: 0.391	G6-3		F8	G3-1			G5-3		1B	5	0	1	0	0	0	2	St. Louis Cardinals @ San Francisco Giants 3Com Park at Candlestick Point, San Francisco, CA Mon Apr 13 1998, 6:33 AM EDT Att: 14,426 - Cloudy - 60 F										
Brian Jordan, R OBP: 0.310, SLG: 0.421	G6-3		BB			G6-3	K		G5-3	5	0	1	0	0	1	1											
Mark McGwire, R OBP: 0.508, SLG: 0.705 Jeff Brantley, R	1B		BB	BB		F8			K	3	0	1	0	1	1	0											
Ray Lankford, L OBP: 0.519, SLG: 0.585 John Mabry, L OBP: 0.333, SLG: 0.429	K		1-2	BB		F8			G3-1	2	0	0	0	1	1	1											
Gary Gaetti, R OBP: 0.359, SLG: 0.514		F7	G2						F7	4	0	1	0	0	0	3											
Ron Gant, R OBP: 0.345, SLG: 0.500 Brian Hunter, R OBP: 0.222, SLG: 0.125	K			FC4-6			K		K	2	0	0	0	1	2	1											
Eli Marrero, R OBP: 0.500, SLG: 1.750	3B		K				P2			4	1	2	1	0	1	2											
Delino DeShields, L OBP: 0.386, SLG: 0.359	G4-3			FC4-6			P5		G4-3	4	0	0	0	0	0	3											
Manny Aybar, R OBP: 0.500, SLG: 0.500 Juan Acevedo, R OBP: 1.000, SLG: 1.000 Willie McGee, S OBP: 0.355, SLG: 0.448			K	1-2			F8			2	0	1	0	0	1	0											
				1-2					HR	2	1	1	1	0	0	0											
Inning Stats	R: 0 E: 0 K: 1 S: 6	H: 1 LOB: 1 BB: 0 P: 6	R: 0 E: 0 K: 1 S: 6	H: 1 LOB: 1 BB: 0 P: 6	R: 0 E: 0 K: 1 S: 6	H: 1 LOB: 3 BB: 2 P: 14	R: 0 E: 0 K: 1 S: 6	H: 1 LOB: 2 BB: 1 P: 10	R: 0 E: 0 K: 0 S: 3	H: 0 LOB: 0 BB: 0 P: 3	R: 0 E: 0 K: 1 S: 5	H: 0 LOB: 0 BB: 0 P: 5	R: 0 E: 0 K: 1 S: 5	H: 0 LOB: 0 BB: 0 P: 5	R: 2 E: 0 K: 1 S: 8	H: 3 LOB: 1 BB: 0 P: 8	1B: 4 2B: 1 3B: 1 HR: 2	SF: 0 SAC: 0 DP: 0 HBP: 0	WP: 0 PB: 0 SB: 0 CS: 0	PA: 38							
PITCHER	IP	WLS	BF	H	R	ER	SO	BB	IBB	HBP	BLK	WP	HR	S	P	ERA	WHIP										
Kirk Rueter, L ERA: 4.08	6.0	W	26	5	0	0	5	3	0	0	0	0	0	33	45	0.00	1.333										
Steve Reed, R ERA:	2.0		6	0	0	0	2	0	0	0	0	0	0	10	10	0.00	0.000										
Julian Tavaréz, R ERA: 4.5	1.0		6	3	2	2	1	0	0	0	0	0	2	8	8	18.00	3.000										

Batter	1	2	3	4	5	6	7	8	9	AB	R	H	RBI	BB	SO	LOB	BOTTOM										
Darryl Hamilton, L OBP: 0.373, SLG: 0.340	P4	K				1B	F9			4	1	1	1	1	1	1	St. Louis Cardinals @ San Francisco Giants 3Com Park at Candlestick Point, San Francisco, CA Mon Apr 13 1998, 6:33 AM EDT Att: 14,426 - Cloudy - 60 F										
Bill Mueller, S OBP: 0.436, SLG: 0.522	2B		F7	G3		E9	L4			5	2	2	1	0	0	3											
Barry Bonds, L OBP: 0.339, SLG: 0.464 Alex Diaz, S OBP: 0.167, SLG: 0.167	2B			S		P4			K	3	1	2	2	1	0	1											
Jeff Kent, R OBP: 0.383, SLG: 0.481 Rey Sanchez, R OBP: 0.490, SLG: 0.522	2B		BB	BB		HR	P4		K	1	0	0	0	0	1	0											
Jeff Kent, R OBP: 0.383, SLG: 0.481 Rey Sanchez, R OBP: 0.490, SLG: 0.522	F7		F8			G5-3			F9	3	1	0	0	1	0	2											
J.T. Snow, L OBP: 0.370, SLG: 0.341	WP			BB		K				2	0	1	2	3	1	0											
Stan Javier, S OBP: 0.333, SLG: 0.304 Steve Reed, R OBP: 0.500, SLG: 0.500 Charlie Hayes, R OBP: 0.276, SLG: 0.333 Julian Tavaréz, L	BB		BB	1-2		BB				3	0	0	0	1	1	3											
Stan Javier, S OBP: 0.333, SLG: 0.304 Steve Reed, R OBP: 0.500, SLG: 0.500 Charlie Hayes, R OBP: 0.276, SLG: 0.333 Julian Tavaréz, L	BB		K			G5-3			F9	0	0	0	0	0	0	0											
Stan Javier, S OBP: 0.333, SLG: 0.304 Steve Reed, R OBP: 0.500, SLG: 0.500 Charlie Hayes, R OBP: 0.276, SLG: 0.333 Julian Tavaréz, L	BB		K			G5-3			F9	1	0	0	0	0	0	1											
Stan Javier, S OBP: 0.333, SLG: 0.304 Steve Reed, R OBP: 0.500, SLG: 0.500 Charlie Hayes, R OBP: 0.276, SLG: 0.333 Julian Tavaréz, L	BB		K			G5-3			F9	0	0	0	0	0	0	0											
Brian Johnson, R OBP: 0.310, SLG: 0.368	G1-3			SH5-4		1B				4	1	2	0	0	0	4											
Rich Aurilia, R OBP: 0.500, SLG: 0.548		K		P5						4	1	2	0	0	1	1											
Kirk Rueter, L OBP: 0.167, SLG: 0.167 Marvin Benard, L OBP: 0.333, SLG: 0.333	G4-3			SH5-4						1	0	0	0	0	0	0											
Kirk Rueter, L OBP: 0.167, SLG: 0.167 Marvin Benard, L OBP: 0.333, SLG: 0.333	G4-3			SH5-4						2	1	1	1	0	0	1											
Inning Stats	R: 1 E: 0 K: 0 S: 5	H: 2 LOB: 3 BB: 2 P: 13	R: 0 E: 0 K: 2 S: 7	H: 0 LOB: 0 BB: 0 P: 7	R: 0 E: 0 K: 1 S: 5	H: 0 LOB: 2 BB: 2 P: 13	R: 0 E: 0 K: 0 S: 4	H: 1 LOB: 2 BB: 1 P: 8	R: 1 E: 0 K: 1 S: 6	H: 1 LOB: 0 BB: 0 P: 6	R: 6 E: 1 K: 0 S: 9	H: 6 LOB: 1 BB: 1 P: 13	R: 0 E: 0 K: 0 S: 4	H: 1 LOB: 1 BB: 0 P: 4	R: 0 E: 0 K: 1 S: 5	H: 0 LOB: 1 BB: 1 P: 9	1B: 6 2B: 4 3B: 0 HR: 1	SF: 0 SAC: 1 DP: 0 HBP: 0	WP: 1 PB: 0 SB: 1 CS: 0	PA: 42							
PITCHER	IP	WLS	BF	H	R	ER	SO	BB	IBB	HBP	BLK	WP	HR	S	P	ERA	WHIP										
Manny Aybar, R ERA: 11.68	5.0	L	27	7	5	5	4	5	0	0	0	0	1	30	50	9.00	2.400										
Juan Acevedo, R ERA: 6.0	2.0		11	4	3	3	0	1	0	0	0	0	0	10	14	13.50	2.500										
Jeff Brantley, R ERA:	1.0		4	0	0	0	1	1	0	0	0	0	0	5	9	0.00	1.000										



Batter	1	2	3	4	5	6	7	8	9	AB	R	H	RBI	BB	SO	LOB	TOP											
Devon White, S OBP: 0.241, SLG: 0.200 (1, 8)	1-1 B5-3			1-0 BB HR 1B	0-2 G5-3			0-3 K		4	1	1	0	0	1	0	Arizona Diamondbacks @ St. Louis Cardinals Busch Stadium, St. Louis, MO Tue Apr 14 1998, 7:05 PM CDT Att: 31,477 - Sunny - 75 F											
Chris Jones, R OBP: 0.333, SLG: 0.308 (1, 9)	2-2 G6-3			4-1 BB HR BB	2-1 F9			2-3 K		3	1	0	0	1	1	0												
Jay Bell, R OBP: 0.316, SLG: 0.373 (1, 6)	3-2 G1-3			4-1 HR BB		1-0 G6-3		1-2 P9		3	1	0	0	1	0	0												
Matt Williams, R OBP: 0.304, SLG: 0.481 (1, 5)		2-2 P4		2-2 HR		2-2 F8		0-3 K		4	1	1	4	0	1	0												
Travis Lee, L OBP: 0.298, SLG: 0.396 (1, 3)	2-1 F8			1-2 F9 2B		2-2 G4-3		3-2 G6-3		4	0	1	0	0	0	0												
Yamil Benitez, R OBP: 0.219, SLG: 0.300 (1, 7)	2-3 K			0-2 G6-3			2-2 P8		1-0 P4	4	0	0	0	0	1	1												
Kelly Stinnett, R OBP: 0.143, SLG: 0.357 (1, 2)			2-2 G6-3	0-0 F9			3-1 HR			3	1	1	1	0	0	1												
Andy Stankiewicz, R OBP: 0.217, SLG: 0.304 (1, 4)			0-0 F7	3-3 K			2-1 L9			3	0	0	0	0	1	1												
Jeff Suppan, R ERA: 9.39 Brent Edfors, L ERA: 9.14 Clint Sodowsky, L ERA: 9.14 Omar Daal, L ERA: 9.14 Scott Brow, R ERA: 9.14 Barry Manuel, R ERA: 9.14 Felix Rodriguez, R ERA: 9.14			0-1 L9			0-0 F9		3-1 L9		2	0	0	0	0	0	0												
Inning Stats	R: 0 E: 0 K: 0 S: 10	H: 0 LOB: 0 BB: 0 P: 16	R: 0 E: 0 K: 1 S: 9	H: 0 LOB: 0 BB: 0 P: 15	R: 0 E: 0 K: 0 S: 6	H: 3 LOB: 1 BB: 2 P: 8	R: 4 E: 0 K: 1 S: 19	H: 3 LOB: 0 BB: 2 P: 34	R: 0 E: 0 K: 0 S: 7	H: 0 LOB: 0 BB: 0 P: 13	R: 1 E: 0 K: 0 S: 9	H: 1 LOB: 0 BB: 0 P: 19	R: 0 E: 0 K: 2 S: 11	H: 0 LOB: 0 BB: 0 P: 14	R: 0 E: 0 K: 1 S: 11	H: 0 LOB: 0 BB: 0 P: 15		1B: 1 2B: 1 3B: 0 HR: 2	SF: 0 SAC: 0 DP: 0 HBP: 0	WP: 0 PB: 0 SB: 1 CS: 0	PA: 33							
PITCHER	IP	WLS	BF	H	R	ER	SO	BB	IBB	HBP	BLK	WP	HR	S	P	ERA	WHIP											
Kent Mercker, L ERA: 6.35	(1, 1)	6.0		23	3	4	4	2	2	0	0	0	0	1	59	95	6.00	0.833										
Mike Busby, R ERA: 5.4	(7, 1)	1.0	W	4	1	1	1	0	0	0	0	0	0	1	9	19	9.00	1.000										
Kent Bottenfield, R ERA: 3.38	(8, 1)	1.0		3	0	0	0	2	0	0	0	0	0	11	14	0.00	0.000											
John Frascatore, R ERA: 9.95	(9, 1)	1.0		3	0	0	0	1	0	0	0	0	0	11	15	0.00	0.000											

Batter	1	2	3	4	5	6	7	8	9	AB	R	H	RBI	BB	SO	LOB	BOTTOM											
Royce Clayton, R OBP: 0.393, SLG: 0.367 (1, 6)	4-2 F8 1B BB				0-0 G6-3					3	1	0	0	1	0	2	Arizona Diamondbacks @ St. Louis Cardinals Busch Stadium, St. Louis, MO Tue Apr 14 1998, 7:05 PM CDT Att: 31,477 - Sunny - 75 F											
Delino DeShields, L OBP: 0.398, SLG: 0.349 (1, 4)	1 SAFE K		1-2 HR		2-1 L9		3-2 G3	4-2 HR BB		4	2	1	0	1	1	2												
Mark McGwire, R OBP: 0.547, SLG: 0.915 (1, 3)	4-1 1B BB		1-2 HR		1-1 HR		4-0 1B IBB	2-0 HR HR		3	4	3	5	2	0	0												
Ray Lankford, L OBP: 0.500, SLG: 0.556 David Howard, S OBP: 0.346, SLG: 0.292 (8, 6)	2-2 F8		1-3 K		3-2 F7		2-1 2B 1B	1-1 G4-3		4	1	1	1	0	1	2												
Brian Jordan, R OBP: 0.362, SLG: 0.548 (8, 8)	1-2 1B		0-0 HR			2-1 F7	0-0 BB 1B 2B	4-0 HR BB		4	3	3	4	1	0	0												
Ron Gant, R OBP: 0.313, SLG: 0.444 Mike Busby, R OBP: 0.395, SLG: 0.591 (7, 7)	2-2 P9		0-0 G5-3			1-3 K	4-0 BB 1B IBB	1-1 HR HR		3	0	0	0	0	1	2												
Gary Gaetti, R OBP: 0.386, SLG: 0.500 (1, 5)		0-0 G6-3		4-2 G3-6-1 BB		0-0 1B	4-2 1B 1B BB	3-1 F9		3	1	1	0	2	0	0												
Tom Lampkin, L OBP: 0.373, SLG: 0.489 (1, 2)		1-0 G1-3		1-1 G3-6-1		1-0 G3	3-2 1B 1B	1-2 G6-3		5	0	1	2	0	0	2												
Kent Mercker, L OBP: 0.125, SLG: 0.125 Willie McGee, S OBP: 0.394, SLG: 0.516 (7, 7)		1-3 K		0-3 K			4-2 BB 1B 1B			2	0	0	0	0	2	0												
Inning Stats	R: 1 E: 0 K: 1 S: 18	H: 1 LOB: 2 BB: 2 P: 31	R: 0 E: 0 K: 1 S: 5	H: 0 LOB: 0 BB: 0 P: 7	R: 3 E: 0 K: 1 S: 13	H: 3 LOB: 0 BB: 1 P: 17	R: 0 E: 0 K: 1 S: 7	H: 0 LOB: 0 BB: 3 P: 12	R: 1 E: 0 K: 0 S: 10	H: 1 LOB: 1 BB: 0 P: 16	R: 0 E: 0 K: 1 S: 7	H: 1 LOB: 0 BB: 0 P: 11	R: 6 E: 0 K: 0 S: 23	H: 5 LOB: 2 BB: 3 P: 47	R: 4 E: 0 K: 0 S: 15	H: 2 LOB: 0 BB: 2 P: 31		1B: 6 2B: 2 3B: 0 HR: 5	SF: 0 SAC: 1 DP: 1 HBP: 0	WP: 0 PB: 0 SB: 0 CS: 0	PA: 44							
PITCHER	IP	WLS	BF	H	R	ER	SO	BB	IBB	HBP	BLK	WP	HR	S	P	ERA	WHIP											
Jeff Suppan, R ERA: 9.39	(1, 1)	6.0		26	6	5	5	3	0	0	0	0	0	7	15	27.00	1.500											
Clint Sodowsky, R ERA: 16.2	(7, 1)	0.2	L	4	1	2	2	0	0	1	0	0	0	0	7	15	27.00	1.500										
Omar Daal, L ERA: 4.91	(7, 1)	0.0		1	1	0	0	0	0	0	0	0	0	2	4	∞	∞											
Scott Brow, R ERA: 5.88	(7, 1)	0.0		5	3	4	4	0	1	1	0	0	0	10	21	∞	∞											
Barry Manuel, R ERA: 12.6	(7, 1)	0.2		6	2	4	4	0	2	0	0	0	0	2	13	28	54.00	6.000										

Batter	1	2	3	4	5	6	7	8	9	AB	R	H	RBI	BB	SO	LOB	TOP								
Devon White, S OBP: 0.271, SLG: 0.255	G4-3		G4-3 1B 2B				K		K 1B	5	1	3	0	0	1	0	Arizona Diamondbacks @ St. Louis Cardinals Busch Stadium, St. Louis, MO Thu Apr 16 1998, 3:33 AM CDT Cloudy - 55 F								
Andy Fox, L OBP: 0.389, SLG: 0.267	G4-3		G4-3				K		K	4	0	0	0	0	2	2									
Jay Bell, R OBP: 0.323, SLG: 0.375	G1-3						K		F8 1B 1B	5	0	2	1	0	1	3									
Travis Lee, L OBP: 0.306, SLG: 0.397			G4-3						F7 1B 1B	5	1	2	0	0	0	4									
Matt Williams, R OBP: 0.328, SLG: 0.526	G5-3						K		F8-2 1B 1B	3	2	1	1	2	1	0									
Brent Bredle, L OBP: 0.162, SLG: 0.235									HR	3	2	1	1	2	1	0									
Yamil Benitez, R OBP: 0.235, SLG: 0.290							G4-3		L3	2	0	0	0	1	0	0									
Jorge Fabregas, L OBP: 0.302, SLG: 0.278									L8	1	0	0	0	0	0	0									
Kelly Stinnett, R OBP: 0.200, SLG: 0.400									L8	2	0	1	0	1	0	0									
Karim Garcia, L OBP: 0.098, SLG: 0.175									L8	2	0	1	0	1	0	0									
Chris Jones, R OBP: 0.313, SLG: 0.286									L8	1	0	1	2	0	0	0									
Russ Springer, R									L8	1	0	0	0	0	0	0									
Joel Adamson, L OBP: 0.250, SLG: 0.500									L8	2	0	1	0	0	0	0									
Andy Stankiewicz, R OBP: 0.256, SLG: 0.292									L8	1	0	0	0	0	0	0									
Gregg Olson, R									L8	0	0	0	0	0	0	0									
Tony Batista, R OBP: 0.250, SLG: 0.200									L8	1	0	0	0	0	0	2									
Inning Stats	R: 0 E: 0 K: 0 S: 7	H: 0 LOB: 0 BB: 0 P: 9	R: 0 E: 0 K: 0 S: 9	H: 1 LOB: 2 BB: 1 P: 17	R: 1 E: 0 K: 0 S: 8	H: 2 LOB: 1 BB: 0 P: 15	R: 0 E: 0 K: 1 S: 9	H: 0 LOB: 1 BB: 1 P: 14	R: 0 E: 0 K: 1 S: 8	H: 2 LOB: 2 BB: 0 P: 15	R: 1 E: 0 K: 1 S: 8	H: 1 LOB: 0 BB: 0 P: 13	R: 0 E: 0 K: 2 S: 9	H: 0 LOB: 0 BB: 0 P: 11	R: 2 E: 0 K: 1 S: 13	H: 2 LOB: 2 BB: 1 P: 24	R: 0 E: 0 K: 1 S: 12	H: 3 LOB: 3 BB: 1 P: 21	1B: 8 2B: 3 3B: 0 HR: 1	SF: 0 SAC: 0 DP: 1 HBP: 2	WP: 0 PB: 0 SB: 0 CS: 0	PA: 42			
PITCHER	IP	WLS	BF	H	R	ER	SO	BB	IBB	HBP	BLK	WP	HR	S	P	ERA	WHIP								
Todd Stottlemyre, R ERA: 2.25	7.0	W	29	6	2	2	5	2	0	1	0	0	1	58	94	2.57	1.143								
Kent Bottenfield, R ERA: 5.4	0.1		3	1	2	2	0	1	0	0	0	0	0	4	10	54.00	6.000								
Lance Painter, L ERA: 9.0	0.0		2	1	0	0	0	0	0	1	0	0	0	4	7	∞	∞								
Mark Petkovsek, R ERA: 4.32	0.2		2	0	0	0	1	0	0	0	0	0	0	5	7	0.00	0.000								
Jeff Brantley, R ERA:	1.0	S	6	3	0	0	1	0	1	0	0	0	0	12	21	0.00	3.000								

Batter	1	2	3	4	5	6	7	8	9	AB	R	H	RBI	BB	SO	LOB	BOTTOM								
Royce Clayton, R OBP: 0.383, SLG: 0.346	FC5-4 2B BB		F8				G6-3		F7	3	1	0	0	1	0	1	Arizona Diamondbacks @ St. Louis Cardinals Busch Stadium, St. Louis, MO Thu Apr 16 1998, 3:33 AM CDT Cloudy - 55 F								
Ron Gant, R OBP: 0.333, SLG: 0.433			F7						F9	3	0	1	0	1	0	1									
Kent Bottenfield, R			F7						F9	0	0	0	0	0	0	0									
Lance Painter, L			F7						F9	0	0	0	0	0	0	0									
Mark Petkovsek, R OBP: 0.667, SLG: 1.000			F7						F9	0	0	0	0	0	0	0									
Jeff Brantley, R			F7						F9	0	0	0	0	0	0	0									
Mark McGwire, R OBP: 0.515, SLG: 0.843	P2						P6		K	4	0	0	0	0	2	3									
Brian Jordan, R OBP: 0.353, SLG: 0.522									K	4	1	1	0	0	0	3									
Gary Gaetti, R OBP: 0.417, SLG: 0.487									K	1	2	0	0	3	0	0									
Brian Hunter, R OBP: 0.250, SLG: 0.273									K	1	2	0	0	3	0	0									
Ray Lankford, L OBP: 0.491, SLG: 0.543									K	1	2	0	0	3	0	0									
Tom Lampkin, L OBP: 0.370, SLG: 0.468									K	2	0	0	0	0	0	2									
David Howard, S OBP: 0.345, SLG: 0.407									K	3	1	1	2	0	0	1									
Todd Stottlemyre, L OBP: 0.273, SLG: 0.273									K	3	0	1	0	0	1	1									
Willie McGee, S OBP: 0.394, SLG: 0.516									K	0	0	0	0	0	0	0									
Inning Stats	R: 3 E: 0 K: 0 S: 10	H: 1 LOB: 1 BB: 3 P: 24	R: 0 E: 1 K: 0 S: 4	H: 1 LOB: 0 BB: 0 P: 6	R: 0 E: 0 K: 1 S: 11	H: 1 LOB: 1 BB: 1 P: 17	R: 0 E: 0 K: 0 S: 4	H: 0 LOB: 0 BB: 0 P: 7	R: 0 E: 0 K: 0 S: 7	H: 1 LOB: 1 BB: 0 P: 12	R: 2 E: 0 K: 2 S: 13	H: 1 LOB: 0 BB: 1 P: 20	R: 0 E: 0 K: 1 S: 6	H: 0 LOB: 0 BB: 0 P: 10	R: 0 E: 0 K: 0 S: 8	H: 0 LOB: 0 BB: 0 P: 13	R: 0 E: 0 K: 0 S: 8	H: 0 LOB: 0 BB: 0 P: 13	1B: 3 2B: 1 3B: 0 HR: 1	SF: 0 SAC: 0 DP: 1 HBP: 1	WP: 0 PB: 0 SB: 0 CS: 1	PA: 33			
PITCHER	IP	WLS	BF	H	R	ER	SO	BB	IBB	HBP	BLK	WP	HR	S	P	ERA	WHIP								
Joel Adamson, L ERA: 7.8	6.0	L	27	5	5	5	3	5	0	1	0	0	1	49	86	7.50	1.667								
Gregg Olson, R ERA: 6.0	1.0		3	0	0	0	1	0	0	0	0	0	0	6	10	0.00	0.000								
Russ Springer, R ERA:	1.0		3	0	0	0	0	0	0	0	0	0	0	8	13	0.00	0.000								

AB	36
R	4
H	11
RBI	4
BB	4
SO	7
LOB	19



Batter	1	2	3	4	5	6	7	8	9	AB	R	H	RBI	BB	SO	LOB	TOP										
Devon White, S OBP: 0.313, SLG: 0.367	F9			E		1B	1B		HR	5	2	4	3	0	0	0	Arizona Diamondbacks @ St. Louis Cardinals Busch Stadium, St. Louis, MO Thu Apr 16 1998, 3:38 AM CDT Att: 32,039 - Cloudy - 56 F										
Chris Jones, R OBP: 0.286, SLG: 0.263	K			E6		HR	K		G5-3	5	1	1	1	0	2	2											
Jay Bell, R OBP: 0.318, SLG: 0.417	F9			K		HR	K			4	1	1	2	0	2	3											
Matt Williams, R OBP: 0.323, SLG: 0.557		G5-3		G6-4-3		HR			G6-3	4	1	1	1	0	0	2											
Travis Lee, L OBP: 0.288, SLG: 0.371	K				P6	G4-3			K	4	0	0	0	0	2	0											
Yamil Benitez, R OBP: 0.283, SLG: 0.429	L7				HR	2B			F8	4	1	2	1	0	0	0											
Brent Brede, L OBP: 0.162, SLG: 0.235										0	0	0	0	0	0	0											
Kelly Stinnett, R OBP: 0.158, SLG: 0.316			L8		F7	F7			G5-3	4	0	0	0	0	0	1											
Andy Stankiewicz, R OBP: 0.214, SLG: 0.259			P4		K	K			SH1-4 HR BB	3	1	0	0	1	2	1											
Andy Benes, R OBP: 0.222, SLG: 0.667			K			2B			SH1-4	3	1	1	0	0	1	0											
Inning Stats	R: 0 E: 0 K: 1 S: 6	H: 0 LOB: 0 BB: 7 P: 7	R: 0 E: 0 K: 1 S: 6	H: 0 LOB: 0 BB: 0 P: 8	R: 0 E: 0 K: 1 S: 13	H: 0 LOB: 0 BB: 0 P: 21	R: 0 E: 1 K: 1 S: 8	H: 1 LOB: 1 BB: 0 P: 9	R: 1 E: 0 K: 1 S: 9	H: 1 LOB: 0 BB: 0 P: 13	R: 5 E: 0 K: 1 S: 20	H: 6 LOB: 1 BB: 0 P: 29	R: 0 E: 0 K: 1 S: 11	H: 1 LOB: 0 BB: 0 P: 11	R: 0 E: 0 K: 1 S: 7	H: 0 LOB: 0 BB: 0 P: 11	R: 2 E: 0 K: 0 S: 12	H: 1 LOB: 0 BB: 1 P: 18	1B: 3 2B: 3 3B: 0 HR: 4	SF: 0 SAC: 1 DP: 1 HBP: 0	WP: 0 PB: 0 SB: 0 CS: 0	PA: 38					
PITCHER	IP	WLS	BF	H	R	ER	SO	BB	IBB	HBP	BLK	WP	HR	S	P	ERA	WHIP										
Donovan Osborne, L ERA: 9.0	5.0	L	21	6	5	5	5	0	0	0	0	0	2	48	69	9.00	1.200										
John Frascatore, R ERA: 8.64	2.0		9	3	1	1	3	0	0	0	0	0	1	25	29	4.50	1.500										
Juan Acevedo, R ERA: 9.0	2.0		8	1	2	2	1	1	0	0	0	0	1	19	29	9.00	1.000										

Batter	1	2	3	4	5	6	7	8	9	AB	R	H	RBI	BB	SO	LOB	BOTTOM										
Royce Clayton, R OBP: 0.359, SLG: 0.321	G4-3		G6-3		G5-3		F8		HR	4	0	0	0	0	0	1	Arizona Diamondbacks @ St. Louis Cardinals Busch Stadium, St. Louis, MO Thu Apr 16 1998, 3:38 AM CDT Att: 32,039 - Cloudy - 56 F										
Juan Acevedo, R OBP: 1.000, SLG: 1.000										0	0	0	0	0	0	0											
Tom Lampkin, L OBP: 0.382, SLG: 0.542										1	1	1	1	0	0	0											
Delino DeShields, L OBP: 0.389, SLG: 0.375	P4		F7		S		2B		K	5	0	2	1	0	1	0											
Willie McGee, S OBP: 0.432, SLG: 0.529	1B		CS		1B		G6-3			3	0	2	0	1	0	1											
Ray Lankford, L OBP: 0.492, SLG: 0.531	BB		CS		F8		G3			3	0	1	0	1	0	2											
Ron Gant, R OBP: 0.308, SLG: 0.394	G5				FC6-4		G2-3		G6-3	3	0	0	0	0	0	3											
Gary Gaetti, R OBP: 0.408, SLG: 0.475					1-2F					1	0	0	0	0	0	0											
John Mabry, L OBP: 0.397, SLG: 0.520		L1			K		F7		BB	3	0	0	0	1	1	1											
Brian Hunter, R OBP: 0.313, SLG: 0.231		WP BB			P2		BB		K	2	0	0	0	2	1	2											
Eli Marrero, R OBP: 0.375, SLG: 1.000		G5-3			SH1-3 BLK 1B		P2		G5-3	4	1	1	0	0	0	2											
Donovan Osborne, S ERA: 9.0		G6-3			SH1-3		P4			1	0	0	0	0	0	1											
John Frascatore, R ERA: 8.64										0	0	0	0	0	0	0											
David Howard, S OBP: 0.323, SLG: 0.379										2	0	0	0	0	0	0											
Inning Stats	R: 0 E: 0 K: 0 S: 10	H: 1 LOB: 2 BB: 1 P: 16	R: 0 E: 0 K: 0 S: 5	H: 0 LOB: 1 BB: 1 P: 13	R: 0 E: 0 K: 1 S: 6	H: 1 LOB: 0 BB: 0 P: 7	R: 0 E: 0 K: 1 S: 9	H: 1 LOB: 1 BB: 0 P: 10	R: 1 E: 0 K: 0 S: 16	H: 2 LOB: 2 BB: 1 P: 27	R: 0 E: 0 K: 0 S: 6	H: 0 LOB: 1 BB: 1 P: 12	R: 0 E: 0 K: 1 S: 7	H: 1 LOB: 0 BB: 0 P: 8	R: 0 E: 0 K: 1 S: 8	H: 0 LOB: 1 BB: 1 P: 15	R: 1 E: 0 K: 1 S: 11	H: 1 LOB: 0 BB: 0 P: 18	1B: 5 2B: 1 3B: 0 HR: 1	SF: 0 SAC: 1 DP: 0 HBP: 0	WP: 1 PB: 0 SB: 1 CS: 1	PA: 39					
PITCHER	IP	WLS	BF	H	R	ER	SO	BB	IBB	HBP	BLK	WP	HR	S	P	ERA	WHIP										
Andy Benes, R ERA: 3.26	9.0	W	38	7	2	2	3	5	0	0	0	1	1	78	126	2.00	1.333										



Batter	1	2	3	4	5	6	7	8	9	AB	R	H	RBI	BB	SO	LOB	TOP					
Doug Glanville, R (1, 8) OBP: 0.254, SLG: 0.362	0-2 G4-6-3 1B		1-2 1B 2B		0-0 F9		2-1 1-H HR		2-2 L4	5	2	3	2	0	0	2						
Gregg Jefferies, S (1, 7) OBP: 0.371, SLG: 0.350	2-2 G4-6-3 1-2f		2-2 G5-3		1-2 G5-3		1-0 P5			4	0	0	0	0	0	3						
Scott Rolen, R (1, 5) OBP: 0.391, SLG: 0.534	0-0 HR		1-0 2-H 1B			1-1 L8		2-0 P6		4	1	2	2	0	0	0						
Mike Lieberthal, R (1, 2) OBP: 0.286, SLG: 0.333	0-3 K		0-3 K			1-0 FC6-4 HBP		2-1 P9		3	0	0	0	0	2	1						
Rico Brogna, L (1, 3) OBP: 0.288, SLG: 0.452		1-0 G4-3		1-3 K		2-0 F8		2-2 G3		4	0	0	0	0	1	1						
Mark Lewis, R (1, 4) OBP: 0.308, SLG: 0.370		1-2 P3		0-1 G6-3		2-1 FC6-4 1-2f			0-2 HR	4	1	1	1	0	0	1						
Bobby Abreu, L (1, 9) OBP: 0.407, SLG: 0.389		0-1 2B		0-1 F7			0-1 G4-3		3-2 WP SH2-4 1B	4	0	2	0	0	0	0						
Desi Relaford, S (1, 6) OBP: 0.275, SLG: 0.243		0-2 G4-3			2-3 K		2-1 L9		1-1 SH2-4	3	0	0	0	0	1	1						
Mike Grace, R (1, 1) OBP: 0.333, SLG: 0.333			2-3 K		1-2 1B		2-2 HR HBP		0-3 K	2	0	1	0	0	1	0						
Kevin Sefcik, R (7, PH)										0	1	0	0	0	0	0						
Jerry Spradlin, S (7, 1)										0	0	0	0	0	0	0						
23 Kevin Jordan, R (9, PH) OBP: 0.333, SLG: 0.412										1	0	0	0	0	1	1						
Inning Stats	R: 1 E: 0 K: 1 S: 11	H: 2 LOB: 0 BB: 0 P: 13	R: 0 E: 0 K: 0 S: 10	H: 1 LOB: 1 BB: 0 P: 12	R: 1 E: 0 K: 2 S: 17	H: 2 LOB: 1 BB: 0 P: 23	R: 0 E: 0 K: 1 S: 7	H: 0 LOB: 0 BB: 0 P: 8	R: 0 E: 0 K: 1 S: 10	H: 1 LOB: 1 BB: 0 P: 14	R: 0 E: 0 K: 0 S: 5	H: 0 LOB: 1 BB: 0 P: 11	R: 2 E: 0 K: 0 S: 9	H: 1 LOB: 0 BB: 0 P: 16	R: 0 E: 0 K: 0 S: 9	H: 0 LOB: 0 BB: 0 P: 15	R: 1 E: 0 K: 1 S: 14	H: 2 LOB: 1 BB: 0 P: 20	1B: 4 2B: 2 3B: 0 HR: 3	SF: 0 SAC: 1 DP: 1 HBP: 2	WP: 1 PB: 0 SB: 1 CS: 0	PA: 37
PITCHER	IP WLS BF H R ER SO BB IBB HBP BLK WP HR S P ERA WHIP																					
Manny Aybar, R (1, 1) ERA: 6.84	6.0 W 24 6 2 2 5 0 0 1 0 0 1 60 81 3.00 1.000																					
Mark Petkovsek, R (7, 1) ERA: 5.79	1.0 5 1 2 2 0 0 0 0 1 0 0 1 9 16 18.00 1.000																					
Kent Bottenfield, R (8, 1) ERA: 4.35	1.0 3 0 0 0 0 0 0 0 0 0 0 9 15 0.00 0.000																					
Jeff Brantley, R (9, 1) ERA: 2.25	1.0 S 5 2 1 1 1 0 0 0 0 1 1 14 20 9.00 2.000																					

Philadelphia Phillies @ St. Louis Cardinals
 Busch Stadium, St. Louis, MO
 Sat Apr 18 1998, 3:33 AM CDT
 Att: 38,848 - Cloudy - 59 F

AB 34
 R 5
 H 9
 RBI 5
 BB 0
 SO 6
 LOB 10



Batter	1	2	3	4	5	6	7	8	9	AB	R	H	RBI	BB	SO	LOB	BOTTOM					
Royce Clayton, R (1, 6) OBP: 0.362, SLG: 0.361	1-0 1B FC6-4 2B			2-2 2-H 3-H 2B		1-2 G1-3		1-0 G6-3		5	1	2	2	0	1	2						
Delino DeShields, L (1, 4) OBP: 0.397, SLG: 0.393	0-0 FC6-4 2-3 1B		3-2 F8		2-1 G4-3		1-3 K			3	0	1	0	0	0	0						
David Howard, S (7, 4) OBP: 0.297, SLG: 0.343										1	0	0	0	0	1	0						
Mark McGwire, R (1, 3) OBP: 0.526, SLG: 0.855	2-3 K		2-0 F8		3-3 K		4-0 1B 1B BB			3	0	0	0	1	2	2						
Brian Jordan, R (1, 8) OBP: 0.339, SLG: 0.481	2-1 FC6-4 1-2f 3-H K		1-2 G5-3		0-0 1B 2B 1B		0-0 1B 1B			4	1	2	1	0	0	1						
Willie McGee, S (1, 7) OBP: 0.409, SLG: 0.488	0-0 FC4 1-2f			1-3 K		2-0 2B 1B		0-1 FC6-4 1-2 2-3 1B		4	1	2	0	0	1	1						
John Mabry, L (1, 9) OBP: 0.395, SLG: 0.563			0-0 G4-3		3-1 1B 2B		3-2 1-H 3-H 2B		2-2 P5	4	1	2	2	0	0	3						
Gary Gaetti, R (1, 5) OBP: 0.404, SLG: 0.435		4-1 SH3-4 BB BB		1-0 P4		1-0 F8		2-1 FC6-4 1-2f		3	0	0	0	1	0	5						
Tom Lampkin, L (1, 2) OBP: 0.381, SLG: 0.556		4-1 SH3-4 BB		4-0 1B 2B IBB		1-0 G3-1		3-1 G4-3		2	1	0	0	2	0	0						
Manny Aybar, R (1, 1) OBP: 0.571, SLG: 0.571										1	1	1	1	0	0	0						
Ron Glavin, R (6, PH) OBP: 0.317, SLG: 0.496										0	0	0	0	0	0	0						
Mark Petkovsek, R (7, 1) OBP: 0.297, SLG: 0.343										0	0	0	0	0	0	0						
Kent Bottenfield, R (8, 1) ERA: 4.35										0	0	0	0	0	0	0						
Brian Hunter, R (9, PH) OBP: 0.333, SLG: 0.412										1	0	0	0	0	0	0						
Jeff Brantley, R (9, 1) ERA: 2.25										0	0	0	0	0	0	0						
Inning Stats	R: 1 E: 0 K: 1 S: 9	H: 2 LOB: 1 BB: 0 P: 14	R: 0 E: 0 K: 1 S: 7	H: 0 LOB: 2 BB: 2 P: 17	R: 0 E: 0 K: 0 S: 8	H: 0 LOB: 0 BB: 0 P: 14	R: 3 E: 0 K: 1 S: 11	H: 3 LOB: 1 BB: 1 P: 22	R: 2 E: 0 K: 1 S: 15	H: 3 LOB: 1 BB: 0 P: 27	R: 0 E: 0 K: 0 S: 6	H: 0 LOB: 0 BB: 0 P: 11	R: 0 E: 0 K: 1 S: 12	H: 2 LOB: 3 BB: 1 P: 21	R: 0 E: 0 K: 0 S: 6	H: 0 LOB: 0 BB: 0 P: 10	R: 0 E: 0 K: 0 S: 6	H: 0 LOB: 0 BB: 0 P: 10	1B: 6 2B: 4 3B: 0 HR: 0	SF: 0 SAC: 1 DP: 0 HBP: 0	WP: 0 PB: 0 SB: 0 CS: 0	PA: 37
PITCHER	IP WLS BF H R ER SO BB IBB HBP BLK WP HR S P ERA WHIP																					
Mike Grace, R (1, 1) ERA: 7.31	6.0 L 28 8 6 6 4 2 1 0 0 0 0 0 56 105 9.00 1.667																					
Jerry Spradlin, R (7, 1) ERA: 2.39	2.0 9 2 0 0 1 1 0 0 0 0 0 0 18 31 0.00 1.500																					

Philadelphia Phillies @ St. Louis Cardinals
 Busch Stadium, St. Louis, MO
 Sat Apr 18 1998, 3:33 AM CDT
 Att: 38,848 - Cloudy - 59 F

AB 32
 R 6
 H 10
 RBI 6
 BB 4
 SO 5
 LOB 14



Batter	1	2	3	4	5	6	7	8	9	AB	R	H	RBI	BB	SO	LOB	TOP			
Doug Glanville, R (1,8) OBP: 0.283, SLG: 0.356										4	0	1	0	1	1	2				
Gregg Jefferies, S (1,7) OBP: 0.360, SLG: 0.328										4	0	0	0	0	0	5				
Scott Rolen, R (1,5) OBP: 0.365, SLG: 0.492										5	0	0	0	0	0	3				
Mike Lieberthal, R (1,2) OBP: 0.295, SLG: 0.339										5	0	2	0	0	0	3				
23 Kevin Jordan, R (1,3) OBP: 0.364, SLG: 0.429										4	0	2	0	0	0	1				
Rico Brogna, L (9, PH) OBP: 0.284, SLG: 0.444										1	0	0	0	0	1	3				
Mark Lewis, R (1,4) OBP: 0.286, SLG: 0.340										4	0	0	0	0	2	4				
Ricky Bottalico, L (8,1)										0	0	0	0	0	0	0				
Rex Hudler, R (1,9) OBP: 0.167, SLG: 0.091										3	1	1	0	1	1	3				
Desi Relaford, S (1,6) OBP: 0.318, SLG: 0.317										4	1	3	0	0	0	1				
55 Matt Beech, L (1,1)										1	0	0	0	0	0	1				
Ruben Amaro Jr, S (7, PH) OBP: 0.256, SLG: 0.667										1	0	1	0	0	0	0				
Mark Leiter, R (7,1)										0	0	0	0	0	0	0				
Kevin Sefcik, R (8,4) OBP: 0.300, SLG: 0.250										1	0	1	2	0	0	0				
Inning Stats	R: 0 E: 0 K: 1 S: 5	H: 0 LOB: 0 BB: 0 P: 8	R: 0 E: 0 K: 1 S: 14	H: 1 LOB: 1 BB: 0 P: 24	R: 0 E: 0 K: 0 S: 9	H: 1 LOB: 1 BB: 0 P: 17	R: 0 E: 0 K: 1 S: 10	H: 2 LOB: 2 BB: 0 P: 20	R: 0 E: 0 K: 0 S: 5	H: 0 LOB: 0 BB: 0 P: 11	R: 0 E: 0 K: 0 S: 7	H: 1 LOB: 3 BB: 2 P: 16	R: 0 E: 0 K: 1 S: 18	H: 1 LOB: 1 BB: 0 P: 24	R: 2 E: 0 K: 1 S: 16	H: 4 LOB: 3 BB: 0 P: 23	1B: 9 2B: 2 3B: 0 HR: 0	SF: 0 SAC: 1 DP: 0 HBP: 1	WP: 1 PB: 0 SB: 0 CS: 0	PA: 41
PITCHER	IP	WLS	BF	H	R	ER	SO	BB	IBB	HBP	BLK	WP	HR	S	P	ERA	WHIP			
Kent Mercker, L (1,1) ERA: 4.5	7.0	W	29	6	0	0	3	2	0	0	0	1	0	58	103	0.00	1.143			
Kent Bottenfield, R (8,1) ERA: 3.97	1.0		4	1	0	0	1	0	0	0	0	0	0	18	24	0.00	1.000			
Lance Painter, L (9,1) ERA: 13.5	0.0		5	4	2	2	0	0	0	1	0	0	0	10	14	∞	∞			
Juan Acevedo, R (9,1) ERA: 8.0	1.0	S	3	0	0	0	1	0	0	0	0	0	0	6	9	0.00	0.000			

Philadelphia Phillies @ St. Louis Cardinals
 Busch Stadium, St. Louis, MO
 Sun Apr 19 1998, 3:33 AM CDT
 Att: 36,819 - Sunny - 66 F

AB 37
 R 2
 H 11
 RBI 2
 BB 2
 SO 5
 LOB 26





Batter	1	2	3	4	5	6	7	8	9	AB	R	H	RBI	BB	SO	LOB	BOTTOM			
Royce Clayton, R (1,6) OBP: 0.356, SLG: 0.344										3	0	0	0	1	1	0				
Willie McGee, S (1,9) OBP: 0.375, SLG: 0.444										4	0	0	0	0	1	2				
Mark McGwire, R (1,3) OBP: 0.525, SLG: 0.845										3	1	1	0	1	1	0				
Brian Jordan, R (1,8) OBP: 0.333, SLG: 0.483										4	1	1	1	0	0	1				
John Mabry, L (9,9) OBP: 0.395, SLG: 0.563										0	0	0	0	0	0	0				
Gary Gaetti, R (1,5) OBP: 0.410, SLG: 0.460										4	0	2	1	0	1	0				
Brian Hunter, R (1,7) OBP: 0.384, SLG: 0.632										4	1	2	1	0	0	2				
Eli Marrero, R (1,2) OBP: 0.333, SLG: 0.750										4	0	1	0	0	0	1				
David Howard, S (1,4) OBP: 0.317, SLG: 0.342										3	0	1	0	1	2	1				
Kent Mercker, L (1,1) OBP: 0.100, SLG: 0.100										2	0	0	0	0	1	2				
Kent Bottenfield, R (8,1)										0	0	0	0	0	0	0				
Lance Painter, L (9,1)										0	0	0	0	0	0	0				
Juan Acevedo, R (9,1) OBP: 1.000, SLG: 1.000										0	0	0	0	0	0	0				
Inning Stats	R: 2 E: 0 K: 0 S: 14	H: 3 LOB: 1 BB: 0 P: 23	R: 0 E: 0 K: 1 S: 12	H: 1 LOB: 2 BB: 1 P: 22	R: 0 E: 0 K: 0 S: 6	H: 1 LOB: 1 BB: 0 P: 12	R: 0 E: 0 K: 1 S: 9	H: 0 LOB: 0 BB: 0 P: 15	R: 0 E: 0 K: 1 S: 6	H: 0 LOB: 0 BB: 0 P: 11	R: 1 E: 0 K: 1 S: 10	H: 2 LOB: 2 BB: 1 P: 18	R: 0 E: 0 K: 1 S: 8	H: 0 LOB: 1 BB: 1 P: 15	R: 0 E: 0 K: 2 S: 8	H: 1 LOB: 1 BB: 0 P: 13	1B: 3 2B: 3 3B: 1 HR: 1	SF: 0 SAC: 1 DP: 0 HBP: 0	WP: 0 PB: 0 SB: 1 CS: 0	PA: 35
PITCHER	IP	WLS	BF	H	R	ER	SO	BB	IBB	HBP	BLK	WP	HR	S	P	ERA	WHIP			
55 Matt Beech, L (1,1) ERA: 9.64	6.0	L	27	7	3	3	4	2	0	0	0	1	0	57	101	4.50	1.500			
Mark Leiter, R (7,1) ERA: 3.98	1.0		4	0	0	0	1	1	0	0	0	0	0	8	15	0.00	1.000			
Ricky Bottalico, R (8,1) ERA: 5.19	1.0		4	1	0	0	2	0	0	0	0	0	0	8	13	0.00	1.000			

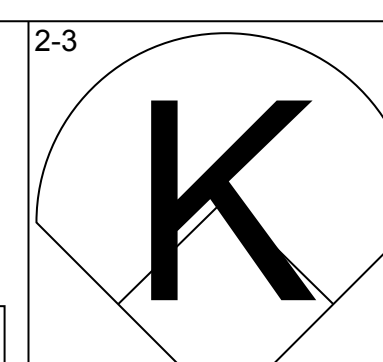
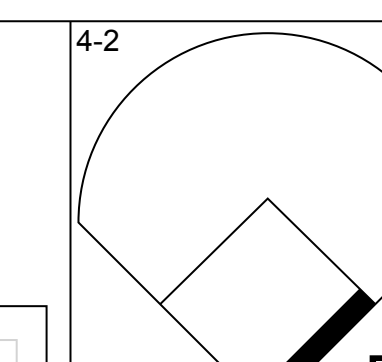
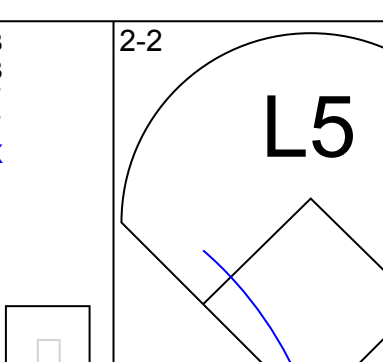
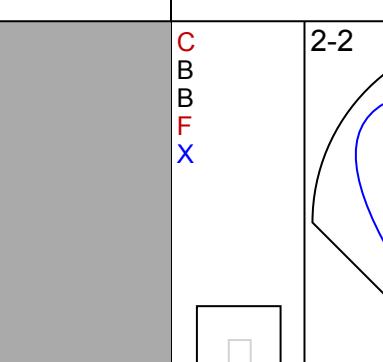
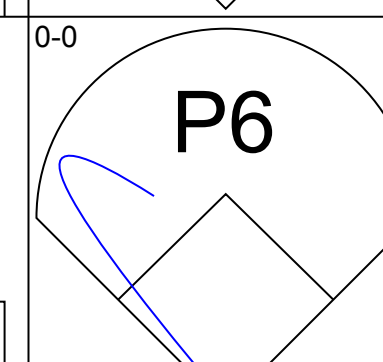
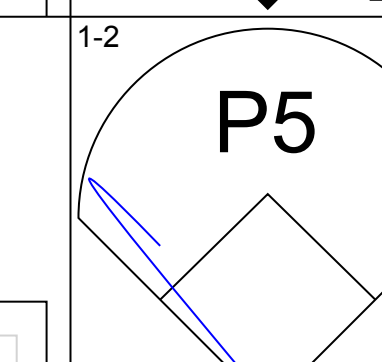
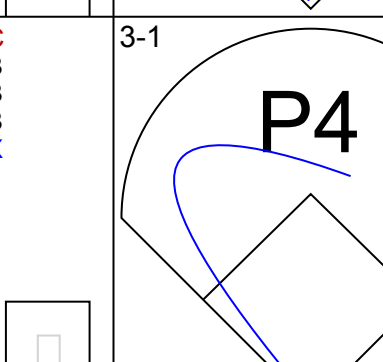
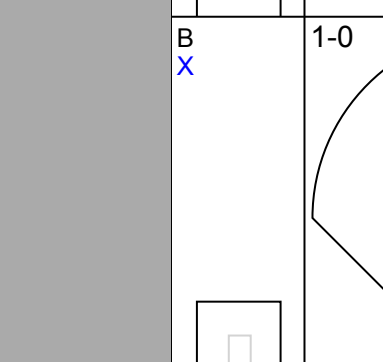
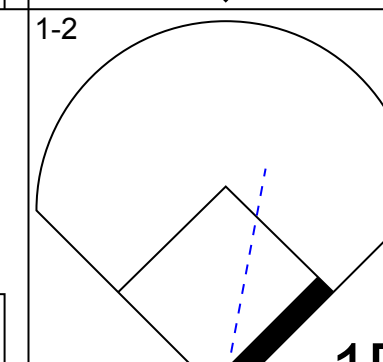
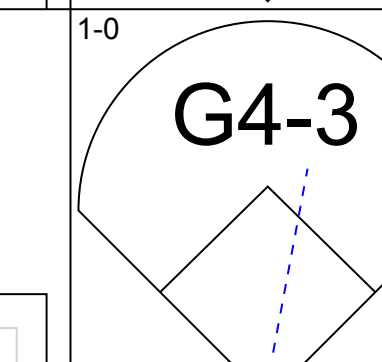


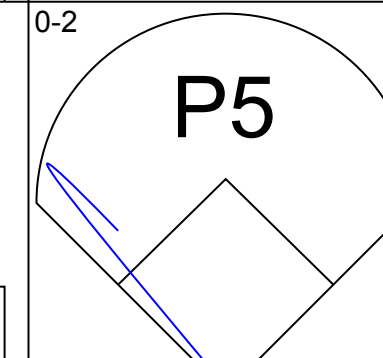
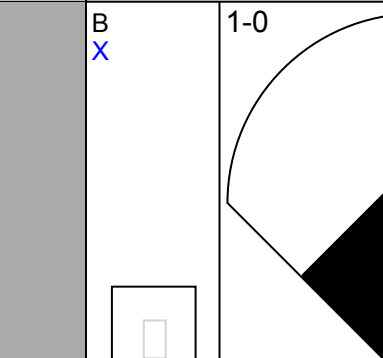
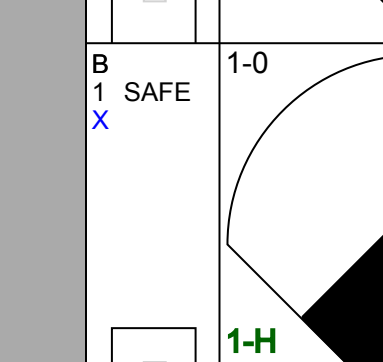
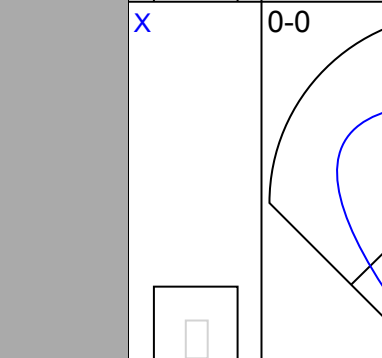
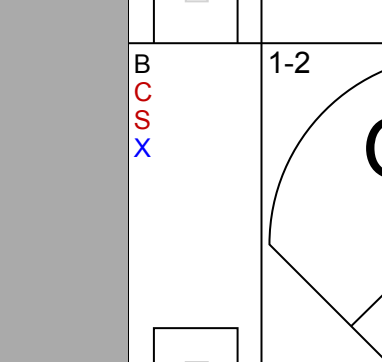

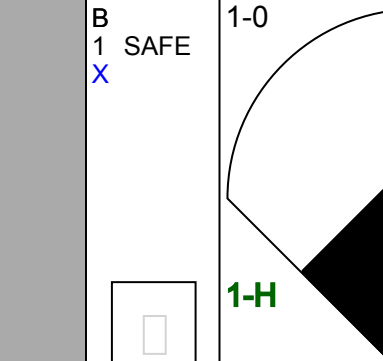

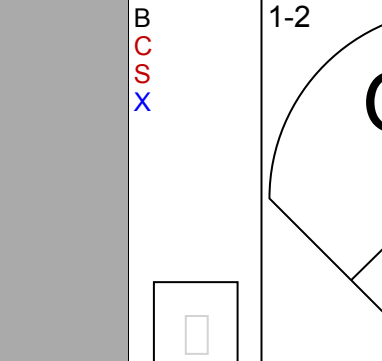









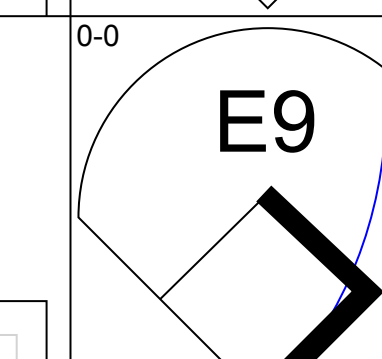
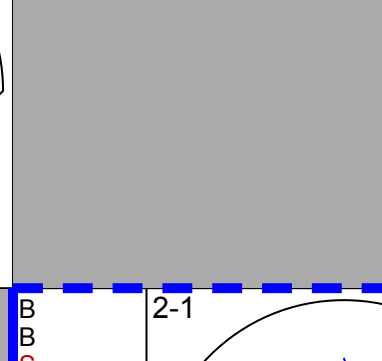
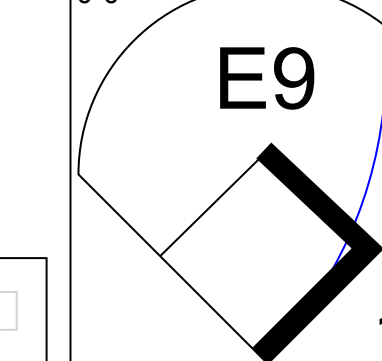
Philadelphia Phillies @ St. Louis Cardinals
 Busch Stadium, St. Louis, MO
 Sun Apr 19 1998, 3:33 AM CDT
 Att: 36,819 - Sunny - 66 F

AB 31
 R 3
 H 8
 RBI 3
 BB 3
 SO 7
 LOB 9



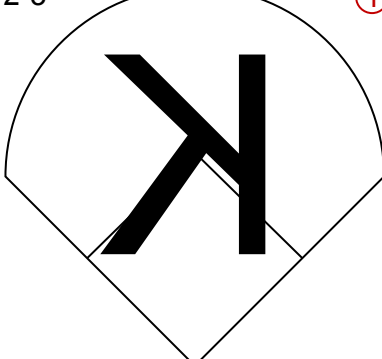
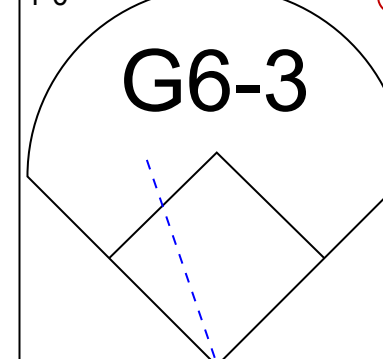

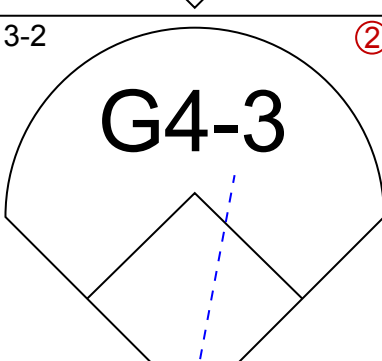
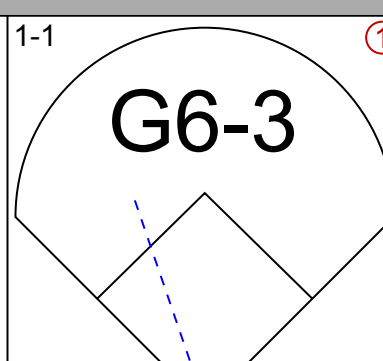
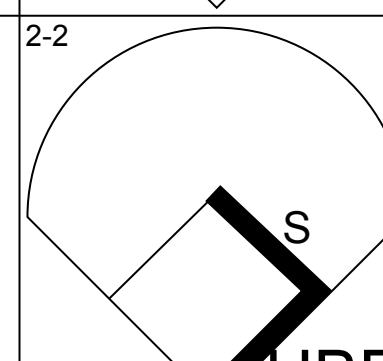


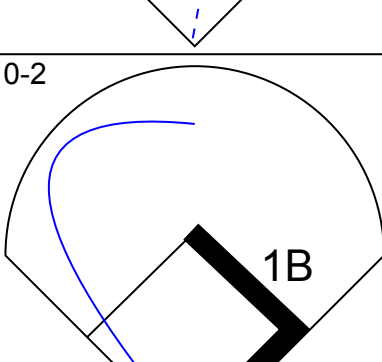

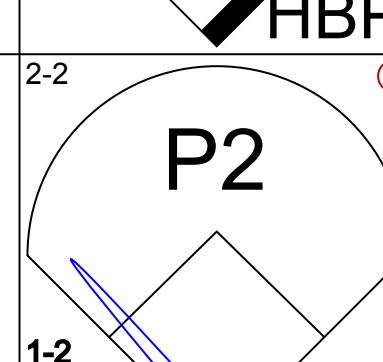

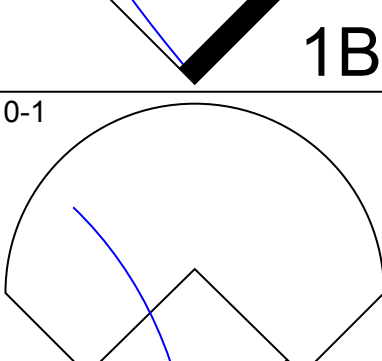

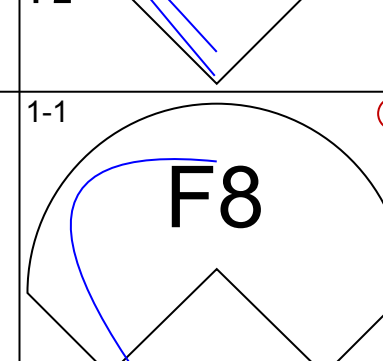

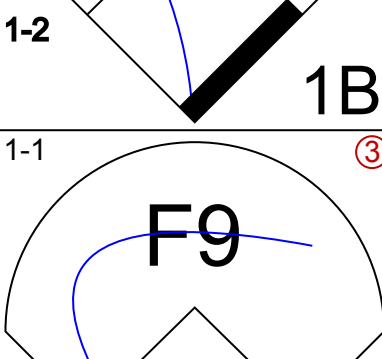
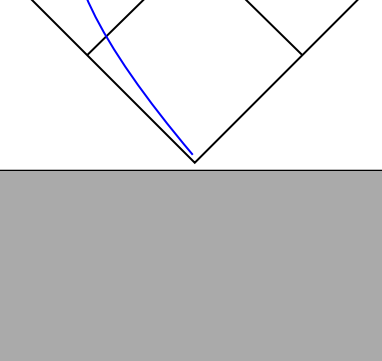


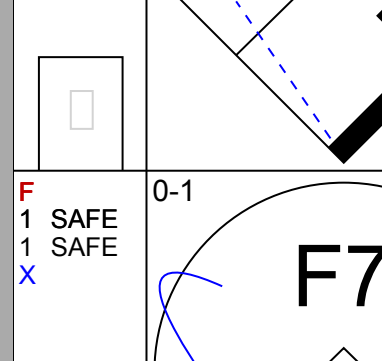
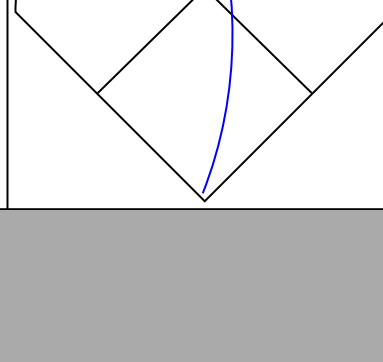
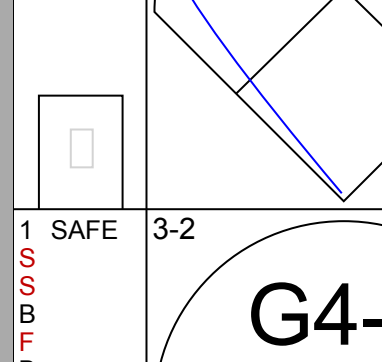








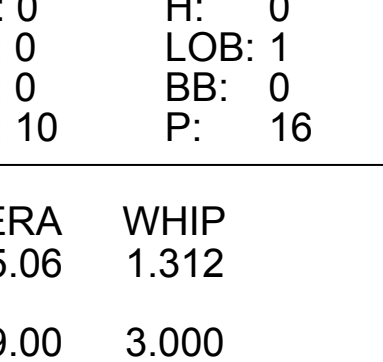
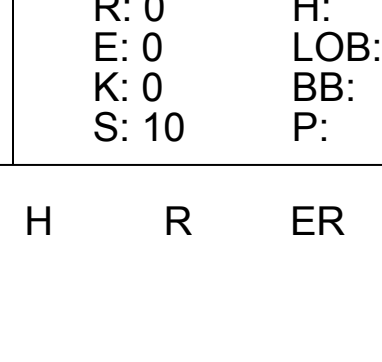
Batter	1	2	3	4	5	6	7	8	9	AB R H RBI BB SO LOB	TOP											
Royce Clayton, R (1, 6) OBP: 0.346, SLG: 0.324	F8		F9	K					G1-3	4 0 0 0 1 1 1	St. Louis Cardinals @ Montreal Expos Olympic Stadium, Montreal, QB Tue Apr 21 1998, 7:05 PM EDT Att. 7,384 - Dome - 72 F AB 37 R 5 H 11 RBI 5 BB 3 SO 7 LOB 17 											
Delino DeShields, L (1, 4) OBP: 0.433, SLG: 0.467	CS 1B		HR		L7 2B				CS 2B	4 2 4 0 1 0 0												
Mark McGwire, R (1, 3) OBP: 0.518, SLG: 0.855	K		HR		L7					4 1 1 2 1 2 4												
Brian Jordan, R (1, 8) OBP: 0.338, SLG: 0.476		E6 1B			HR 1B			F9	F8	5 1 2 1 0 0 1												
Gary Gaetti, R (1, 5) OBP: 0.415, SLG: 0.481					L7					4 0 2 0 0 1 1												
Ron Gant, R (1, 7) OBP: 0.311, SLG: 0.538 John Mabry, L (9, 9) OBP: 0.395, SLG: 0.563										4 1 1 2 0 0 4 0 0 0 0 0 0 0												
Brian Hunter, R (1, 9) OBP: 0.346, SLG: 0.609					F7				G6-3	4 0 1 0 0 1 2												
Tom Lampkin, L (1, 2) OBP: 0.358, SLG: 0.517	P6				F9				P8	4 0 0 0 0 0 3												
Todd Stottlemyre, L (1, 1) OBP: 0.200, SLG: 0.200 Juan Acevedo, R (8, 1) OBP: 1.000, SLG: 1.000 Jeff Brantley, R (9, 1)			B1-3		K				G5-3	4 0 0 0 0 2 1 0 0 0 0 0 0 0 0 0 0 0 0 0 0												
Inning Stats	R: 0 E: 0 K: 1 S: 7	H: 1 LOB: 0 BB: 0 P: 9	R: 0 E: 1 K: 1 S: 10	H: 1 LOB: 2 BB: 0 P: 16	R: 2 E: 0 K: 0 S: 12	H: 3 LOB: 2 BB: 1 P: 20	R: 0 E: 0 K: 2 S: 8	H: 1 LOB: 1 BB: 0 P: 11	R: 3 E: 0 K: 0 S: 9	H: 3 LOB: 0 BB: 0 P: 12		R: 0 E: 0 K: 1 S: 13	H: 0 LOB: 0 BB: 0 P: 26	R: 0 E: 0 K: 1 S: 13	H: 0 LOB: 0 BB: 0 P: 20	R: 0 E: 0 K: 0 S: 9	H: 0 LOB: 0 BB: 0 P: 13	R: 0 E: 0 K: 0 S: 9	H: 1 LOB: 1 BB: 1 P: 18	1B: 5 2B: 4 3B: 0 HR: 2	SF: 0 SAC: 0 DP: 0 HBP: 0	WP: 0 PB: 0 SB: 2 CS: 2
PITCHER	IP WLS BF H R ER SO BB IBB HBP BLK WP HR S P ERA WHIP											IP WLS BF H R ER SO BB IBB HBP BLK WP HR S P ERA WHIP										
Trey Moore, L (1, 1) ERA: 6.27	4.2 L 24 9 5 5 4 1 0 0 0 0 2 45 67 9.64 2.143																					
Shayne Bennett, R (5, 1) ERA: 4.53	1.1 6 1 0 0 2 1 0 0 0 0 0 14 27 0.00 1.500																					
Miguel Batista, R (7, 1) ERA: 5.4	3.0 10 1 0 0 1 1 0 0 0 0 0 31 51 0.00 0.667																					

Batter	1	2	3	4	5	6	7	8	9	AB R H RBI BB SO LOB	BOTTOM											
F.P. Santangelo, S (1, 8) OBP: 0.311, SLG: 0.318	CI			K			G4-1		F7	4 0 1 0 0 1 1	St. Louis Cardinals @ Montreal Expos Olympic Stadium, Montreal, QB Tue Apr 21 1998, 7:05 PM EDT Att. 7,384 - Dome - 72 F AB 32 R 3 H 5 RBI 3 BB 4 SO 11 LOB 13 											
Mark Cudzielnick, R (1, 6) OBP: 0.228, SLG: 0.312	K						K			3 0 1 0 1 2 1												
Vladimir Guerrero, R (1, 9) OBP: 0.311, SLG: 0.439	P4		F9				G5-3			3 0 0 0 1 0 3												
Brad Fullmer, L (1, 3) OBP: 0.384, SLG: 0.485	G4-3								G1-6-3	4 0 0 0 0 1 3												
Rondell White, R (1, 7) OBP: 0.320, SLG: 0.418									K	4 1 1 0 0 3 2												
Jose Vidro, S (1, 4) OBP: 0.308, SLG: 0.214										3 1 1 0 1 0 2												
Shane Andrews, R (1, 5) OBP: 0.204, SLG: 0.438									F7	4 1 1 3 0 2 1												
Chris Widger, R (1, 2) OBP: 0.237, SLG: 0.255			L6		G3				G6-3	4 0 0 0 0 1 0												
Trey Moore, L (1, 1) OBP: 0.600, SLG: 0.750 Shayne Bennett, R (5, 1) ERA: 2.59 Scott Livingstone, L (6, PH) OBP: 0.250, SLG: 0.304 Miguel Batista, R (7, 1) ERA: 7.71 Derrick May, L (9, PH) OBP: 0.300, SLG: 0.300										1 0 0 0 1 0 0 0 0 0 0 0 0 0 1 0 0 0 0 1 0 0 0 0 0 0 0 0 1 0 0 0 0 0 0												
Inning Stats	R: 0 E: 1 K: 1 S: 6	H: 0 LOB: 1 BB: 0 P: 11	R: 0 E: 0 K: 2 S: 12	H: 0 LOB: 0 BB: 0 P: 18	R: 0 E: 0 K: 0 S: 9	H: 1 LOB: 2 BB: 1 P: 15	R: 3 E: 0 K: 1 S: 10	H: 2 LOB: 1 BB: 2 P: 21	R: 0 E: 0 K: 2 S: 13	H: 1 LOB: 2 BB: 1 P: 22		R: 0 E: 0 K: 2 S: 8	H: 0 LOB: 0 BB: 0 P: 9	R: 0 E: 0 K: 1 S: 6	H: 0 LOB: 0 BB: 0 P: 7	R: 0 E: 0 K: 1 S: 10	H: 1 LOB: 1 BB: 0 P: 14	R: 0 E: 0 K: 1 S: 8	H: 0 LOB: 0 BB: 0 P: 8	1B: 3 2B: 1 3B: 0 HR: 1	SF: 0 SAC: 0 DP: 0 HBP: 0	WP: 0 PB: 0 SB: 0 CS: 0
PITCHER	IP WLS BF H R ER SO BB IBB HBP BLK WP HR S P ERA WHIP											IP WLS BF H R ER SO BB IBB HBP BLK WP HR S P ERA WHIP										
Todd Stottlemyre, R (1, 1) ERA: 2.59	7.2 W 33 5 3 3 10 4 0 0 0 0 1 72 114 3.52 1.174																					
Juan Acevedo, R (8, 1) ERA: 7.71	0.1 1 0 0 0 0 0 0 0 0 0 0 2 3 0.00 0.000																					
Jeff Brantley, R (9, 1) ERA: 1.8	1.0 S 3 0 0 0 1 0 0 0 0 0 0 8 8 0.00 0.000																					

Batter	1	2	3	4	5	6	7	8	9	AB	R	H	RBI	BB	SO	LOB	TOP			
Delino DeShields, L (1.4) OBP: 0.434, SLG: 0.500										3	0	0	0	1	1	0	St. Louis Cardinals @ Montreal Expos Olympic Stadium, Montreal, QB Thu Apr 23 1998, 7:05 PM EDT Att. 7,480 - Dome - 72 F			
Tom Lampkin, L (1.2) OBP: 0.338, SLG: 0.484										4	0	0	0	0	0	2				
Willie McGee, S (1.8) OBP: 0.352, SLG: 0.412										4	0	1	0	0	1	2				
Gary Gaetti, R (1.5) OBP: 0.411, SLG: 0.459										4	1	1	0	0	0	1				
Ron Gant, R (1.7) OBP: 0.308, SLG: 0.630										4	1	1	2	0	1	0				
John Mabry, L (1.9) OBP: 0.390, SLG: 0.543										3	0	1	0	0	1	0				
Brian Hunter, R (1.3) OBP: 0.303, SLG: 0.483										3	0	0	0	0	0	1				
David Howard, S (1.6) OBP: 0.295, SLG: 0.317										3	0	0	0	0	2	1				
Cliff Politte, R (1.1) OBP: 0.182, SLG: 0.100										2	0	1	0	0	0	0				
John Frascatore, R (6.1) Lance Painter, L (7.1) Ray Lankford, L (8, PH) Mark Petkovsek, R (8.1)										0	0	0	0	0	0	0				
Inning Stats	R: 0 E: 0 K: 1 S: 15	H: 1 LOB: 1 BB: 0 P: 18	R: 0 E: 0 K: 2 S: 9	H: 0 LOB: 0 BB: 0 P: 13	R: 0 E: 1 K: 1 S: 11	H: 1 LOB: 2 BB: 1 P: 18	R: 2 E: 0 K: 0 S: 14	H: 3 LOB: 0 BB: 0 P: 19	R: 0 E: 0 K: 0 S: 7	H: 0 LOB: 0 BB: 0 P: 12	R: 0 E: 0 K: 1 S: 6	H: 0 LOB: 0 BB: 0 P: 11	R: 0 E: 0 K: 0 S: 6	H: 0 LOB: 0 BB: 0 P: 11	R: 0 E: 0 K: 1 S: 9	H: 0 LOB: 0 BB: 0 P: 14	1B: 4 2B: 0 3B: 0 HR: 1	SF: 0 SAC: 0 DP: 1 HBP: 0	WP: 0 PB: 0 SB: 0 CS: 0	PA: 32
PITCHER	IP WLS BF H R ER SO BB IBB HBP BLK WP HR S P ERA WHIP																			
Dustin Hermanson, R (1.1) ERA: 3.34	7.0 W 26 5 2 2 5 1 0 0 0 0 1 68 99 2.57 0.857																			
Anthony Telford, R (8.1) ERA: 1.35	1.0 3 0 0 0 0 0 0 0 0 0 0 6 11 0.00 0.000																			
Ugueth Urbina, R (9.1) ERA:	1.0 S 3 0 0 0 1 0 0 0 0 0 0 9 14 0.00 0.000																			

AB	31
R	2
H	5
RBI	2
BB	1
SO	6
LOB	7



Batter	1	2	3	4	5	6	7	8	9	AB	R	H	RBI	BB	SO	LOB	BOTTOM			
F.P. Santangelo, S (1.8) OBP: 0.325, SLG: 0.324										4	1	1	0	0	1	1	St. Louis Cardinals @ Montreal Expos Olympic Stadium, Montreal, QB Thu Apr 23 1998, 7:05 PM EDT Att. 7,480 - Dome - 72 F			
Mark Czudzielanek, R (1.6) OBP: 0.250, SLG: 0.357										3	0	0	0	0	0	1				
Vladimir Guerrero, R (1.9) OBP: 0.397, SLG: 0.523										4	1	3	2	0	0	1				
Brad Fullmer, L (1.3) OBP: 0.390, SLG: 0.466										4	0	1	0	0	0	2				
Anthony Telford, R (8.1) Ugueth Urbina, R (9.1)										0	0	0	0	0	0	0				
Rondell White, R (1.7) OBP: 0.321, SLG: 0.447										4	2	2	1	0	0	2				
Jose Vidro, S (1.4) OBP: 0.305, SLG: 0.208										2	1	0	0	1	0	1				
Mike Mordecai, R (9.4) OBP: 0.143, SLG: 0.100										0	0	0	0	0	0	0				
Shane Andrews, R (1.5) OBP: 0.211, SLG: 0.411										4	0	1	1	0	0	2				
Chris Widger, R (1.2) OBP: 0.273, SLG: 0.306										3	0	2	1	0	0	0				
Dustin Hermanson, R (1.1) Ryan McGuire, L (8.3)										3	0	0	0	0	2	3				
Inning Stats	R: 0 E: 0 K: 1 S: 14	H: 2 LOB: 2 BB: 0 P: 20	R: 1 E: 0 K: 1 S: 12	H: 1 LOB: 1 BB: 1 P: 20	R: 2 E: 0 K: 0 S: 8	H: 2 LOB: 0 BB: 0 P: 10	R: 0 E: 0 K: 0 S: 5	H: 0 LOB: 0 BB: 0 P: 9	R: 0 E: 0 K: 0 S: 10	H: 0 LOB: 1 BB: 0 P: 16	R: 1 E: 1 K: 1 S: 16	H: 2 LOB: 1 BB: 0 P: 24	R: 1 E: 0 K: 0 S: 10	H: 2 LOB: 0 BB: 0 P: 17	R: 0 E: 0 K: 0 S: 10	H: 1 LOB: 0 BB: 0 P: 15	1B: 6 2B: 3 3B: 0 HR: 2	SF: 0 SAC: 1 DP: 1 HBP: 1	WP: 0 PB: 0 SB: 0 CS: 2	PA: 34
PITCHER	IP WLS BF H R ER SO BB IBB HBP BLK WP HR S P ERA WHIP																			
Cliff Politte, R (1.1) ERA: 3.67	5.1 L 25 6 4 3 2 1 0 1 1 1 1 89 1312 5.06 1.312																			
John Frascatore, R (6.1) ERA: 8.69	1.0 5 3 1 1 1 0 0 0 0 0 0 15 24 9.00 3.000																			
Lance Painter, L (7.1) ERA: 11.57	0.2 1 0 0 0 0 0 0 0 0 0 0 2 3 0.00 0.000																			
Mark Petkovsek, R (8.1) ERA: 5.23	1.0 3 1 0 0 0 0 0 0 0 0 0 10 15 0.00 1.000																			

AB	31
R	5
H	10
RBI	5
BB	1
SO	3
LOB	13



Batter	1	2	3	4	5	6	7	8	9	AB	R	H	RBI	BB	SO	LOB	TOP							
Royce Clayton, R OBP: 0.341, SLG: 0.303										4	1	0	0	1	2	2	St. Louis Cardinals @ Philadelphia Phillies Veterans Stadium, Philadelphia, PA Fri Apr 24 1998, 7:05 PM EDT Att: 15,208 - Unknown - 71 F							
Delino DeShields, L OBP: 0.444, SLG: 0.534										5	1	3	1	0	0	0								
Mark McGwire, R OBP: 0.489, SLG: 0.803											5	0	1	2	0	0								
Brian Jordan, R OBP: 0.364, SLG: 0.471											4	0	2	0	1	0								
Ron Gant, R OBP: 0.304, SLG: 0.592											3	0	0	0	1	2								
John Mabry, L OBP: 0.364, SLG: 0.500											3	0	0	0	0	0								
Mike Busby, R											0	0	0	0	0	0								
Brian Hunter, R OBP: 0.294, SLG: 0.467											1	0	0	0	0	1								
John Frascatore, R											0	0	0	0	0	0								
Gary Gaetti, R OBP: 0.416, SLG: 0.453										3	2	1	0	0	0	0								
Tom Lampkin, L OBP: 0.347, SLG: 0.515										4	0	2	1	0	0	1								
Kent Mercker, L OBP: 0.167, SLG: 0.167										2	0	1	0	0	1	1								
Willie McGee, S OBP: 0.339, SLG: 0.396										2	0	0	0	0	1	1								
Inning Stats	R: 1 E: 0 K: 1 S: 16	H: 2 LOB: 1 BB: 0 P: 24	R: 1 E: 0 K: 0 S: 13	H: 3 LOB: 1 BB: 0 P: 15	R: 0 E: 0 K: 0 S: 9	H: 1 LOB: 2 BB: 1 P: 21	R: 2 E: 0 K: 2 S: 16	H: 2 LOB: 3 BB: 2 P: 29	R: 0 E: 0 K: 1 S: 6	H: 0 LOB: 0 BB: 0 P: 7	R: 0 E: 0 K: 1 S: 6	H: 0 LOB: 0 BB: 0 P: 10	R: 0 E: 0 K: 2 S: 9	H: 1 LOB: 1 BB: 0 P: 12	R: 0 E: 0 K: 1 S: 8	H: 1 LOB: 1 BB: 0 P: 9	R: 0 E: 0 K: 0 S: 5	H: 0 LOB: 0 BB: 0 P: 7	1B: 6 2B: 3 3B: 1 HR: 0	SF: 0 SAC: 0 DP: 0 HBP: 1	WP: 1 PB: 0 SB: 0 CS: 0	PA: 40		
PITCHER	IP WLS BF H R ER SO BB IBB HBP BLK WP HR S P ERA WHIP	IP WLS BF H R ER SO BB IBB HBP BLK WP HR S P ERA WHIP	IP WLS BF H R ER SO BB IBB HBP BLK WP HR S P ERA WHIP	IP WLS BF H R ER SO BB IBB HBP BLK WP HR S P ERA WHIP	IP WLS BF H R ER SO BB IBB HBP BLK WP HR S P ERA WHIP	IP WLS BF H R ER SO BB IBB HBP BLK WP HR S P ERA WHIP	IP WLS BF H R ER SO BB IBB HBP BLK WP HR S P ERA WHIP	IP WLS BF H R ER SO BB IBB HBP BLK WP HR S P ERA WHIP	IP WLS BF H R ER SO BB IBB HBP BLK WP HR S P ERA WHIP	IP WLS BF H R ER SO BB IBB HBP BLK WP HR S P ERA WHIP	IP WLS BF H R ER SO BB IBB HBP BLK WP HR S P ERA WHIP	IP WLS BF H R ER SO BB IBB HBP BLK WP HR S P ERA WHIP	IP WLS BF H R ER SO BB IBB HBP BLK WP HR S P ERA WHIP	IP WLS BF H R ER SO BB IBB HBP BLK WP HR S P ERA WHIP	IP WLS BF H R ER SO BB IBB HBP BLK WP HR S P ERA WHIP	IP WLS BF H R ER SO BB IBB HBP BLK WP HR S P ERA WHIP	IP WLS BF H R ER SO BB IBB HBP BLK WP HR S P ERA WHIP	IP WLS BF H R ER SO BB IBB HBP BLK WP HR S P ERA WHIP	IP WLS BF H R ER SO BB IBB HBP BLK WP HR S P ERA WHIP	IP WLS BF H R ER SO BB IBB HBP BLK WP HR S P ERA WHIP	IP WLS BF H R ER SO BB IBB HBP BLK WP HR S P ERA WHIP	IP WLS BF H R ER SO BB IBB HBP BLK WP HR S P ERA WHIP	IP WLS BF H R ER SO BB IBB HBP BLK WP HR S P ERA WHIP	IP WLS BF H R ER SO BB IBB HBP BLK WP HR S P ERA WHIP
Mike Grace, R ERA: 7.78	3.2	21	8	4	4	2	2	0	1	0	0	0	0	0	48	79	9.82	2.727						
Matt Whiteside, R ERA: 5.0	1.1	5	0	0	0	1	1	0	0	0	0	0	0	11	17	0.00	0.750							
Wayne Gomes, R ERA: 5.4	3.0	11	2	0	4	0	0	0	0	1	0	23	31	0.00	0.667									
Jerry Spradlin, R ERA: 3.95	1.0	3	0	0	0	0	0	0	0	0	0	5	7	0.00	0.000									

AB 36
R 4
H 10
RBI 4
BB 3
SO 7
LOB 15



Batter	1	2	3	4	5	6	7	8	9	AB	R	H	RBI	BB	SO	LOB	BOTTOM						
Doug Glanville, R OBP: 0.280, SLG: 0.389										5	1	1	1	0	0	0	St. Louis Cardinals @ Philadelphia Phillies Veterans Stadium, Philadelphia, PA Fri Apr 24 1998, 7:05 PM EDT Att: 15,208 - Unknown - 71 F						
Gregg Jefferies, S OBP: 0.370, SLG: 0.350										5	1	1	1	0	0	0							
Jerry Spradlin, S										0	0	0	0	0	0	0							
Scott Rolen, R OBP: 0.356, SLG: 0.500										4	1	2	1	0	0	0							
Mike Lieberthal, R OBP: 0.297, SLG: 0.343										2	1	0	0	2	1	1							
Rico Brogna, L OBP: 0.289, SLG: 0.468										4	1	1	2	0	1	1							
Mark Lewis, R OBP: 0.306, SLG: 0.338										4	1	2	0	0	2	3							
Kevin Seick, R OBP: 0.231, SLG: 0.182										2	0	0	0	0	1	1							
Bobby Abreu, L OBP: 0.389, SLG: 0.439										1	0	1	1	1	0	0							
Desi Relaford, S OBP: 0.298, SLG: 0.315										4	1	2	2	0	0	2							
Mike Grace, R ERA: 7.78	4.1	23	7	7	7	3	2	1	0	0	0	0	0	47	91	14.54	2.077						
Matt Whiteside, R ERA: 3.77	1.2	7	1	0	0	1	1	0	0	0	0	16	27	0.00	1.200								
John Frascatore, R ERA: 7.94	2.0	8	2	1	1	1	0	0	0	0	0	18	28	4.50	1.000								
Inning Stats	R: 0 E: 0 K: 0 S: 4	H: 1 LOB: 1 BB: 0 P: 11	R: 0 E: 0 K: 1 S: 10	H: 1 LOB: 0 BB: 0 P: 14	R: 0 E: 0 K: 0 S: 6	H: 0 LOB: 0 BB: 0 P: 12	R: 0 E: 0 K: 2 S: 11	H: 0 LOB: 1 BB: 1 P: 19	R: 7 E: 1 K: 1 S: 24	H: 6 LOB: 2 BB: 3 P: 50	R: 0 E: 0 K: 0 S: 8	H: 0 LOB: 0 BB: 0 P: 12	R: 1 E: 0 K: 1 S: 10	H: 2 LOB: 1 BB: 0 P: 15	R: 0 E: 0 K: 0 S: 8	H: 0 LOB: 0 BB: 0 P: 13	R: 0 E: 0 K: 0 S: 5	H: 0 LOB: 0 BB: 0 P: 7	1B: 8 2B: 1 3B: 1 HR: 0	SF: 0 SAC: 0 DP: 0 HBP: 0	WP: 0 PB: 0 SB: 0 CS: 0	PA: 38	
PITCHER	IP WLS BF H R ER SO BB IBB HBP BLK WP HR S P ERA WHIP	IP WLS BF H R ER SO BB IBB HBP BLK WP HR S P ERA WHIP	IP WLS BF H R ER SO BB IBB HBP BLK WP HR S P ERA WHIP	IP WLS BF H R ER SO BB IBB HBP BLK WP HR S P ERA WHIP	IP WLS BF H R ER SO BB IBB HBP BLK WP HR S P ERA WHIP	IP WLS BF H R ER SO BB IBB HBP BLK WP HR S P ERA WHIP	IP WLS BF H R ER SO BB IBB HBP BLK WP HR S P ERA WHIP	IP WLS BF H R ER SO BB IBB HBP BLK WP HR S P ERA WHIP	IP WLS BF H R ER SO BB IBB HBP BLK WP HR S P ERA WHIP	IP WLS BF H R ER SO BB IBB HBP BLK WP HR S P ERA WHIP	IP WLS BF H R ER SO BB IBB HBP BLK WP HR S P ERA WHIP	IP WLS BF H R ER SO BB IBB HBP BLK WP HR S P ERA WHIP	IP WLS BF H R ER SO BB IBB HBP BLK WP HR S P ERA WHIP	IP WLS BF H R ER SO BB IBB HBP BLK WP HR S P ERA WHIP	IP WLS BF H R ER SO BB IBB HBP BLK WP HR S P ERA WHIP	IP WLS BF H R ER SO BB IBB HBP BLK WP HR S P ERA WHIP	IP WLS BF H R ER SO BB IBB HBP BLK WP HR S P ERA WHIP	IP WLS BF H R ER SO BB IBB HBP BLK WP HR S P ERA WHIP	IP WLS BF H R ER SO BB IBB HBP BLK WP HR S P ERA WHIP	IP WLS BF H R ER SO BB IBB HBP BLK WP HR S P ERA WHIP	IP WLS BF H R ER SO BB IBB HBP BLK WP HR S P ERA WHIP	IP WLS BF H R ER SO BB IBB HBP BLK WP HR S P ERA WHIP	IP WLS BF H R ER SO BB IBB HBP BLK WP HR S P ERA WHIP
Kent Mercker, L ERA: 6.04	1.1	5	0	0	0	1	1	0	0	0	0	11	17	0.00	0.750								
Mike Busby, R ERA: 3.77	3.0	11	2	0	4	0	0	0	0	1	0	23	31	0.00	0.667								
John Frascatore, R ERA: 7.94	1.0	3	0	0	0	0	0	0	0	0	0	5	7	0.00	0.000								

AB 34
R 8
H 10
RBI 8
BB 4
SO 5
LOB 10



Batter	1	2	3	4	5	6	7	8	9	AB	R	H	RBI	BB	SO	LOB	TOP				
Royce Clayton, R OBP: 0.333, SLG: 0.309	F8		K		L9		1B 2B		P3	5	1	1	2	0	1	1					
Brian Hunter, R Royce Clayton, L Lance Painter, L Juan Acevedo, R Devin D'Shauness, L Jeff Brantley, R	1B				F7		F8	HR 1B	1B 3B	3	0	1	0	0	0	0					
Mark McGwire, R OBP: 0.485, SLG: 0.813	P4			G6-3 BB		K	HR		F9	4	1	1	2	1	1	2					
Brian Jordan, R OBP: 0.378, SLG: 0.486	F9			G6-3 BB		G6-3	S 2B		BB 1B	4	0	2	1	1	0	1					
Gary Gaetti, R OBP: 0.415, SLG: 0.485		G6-3		G6-3					BB 1B	4	1	1	1	1	0	3					
Ron Gant, R OBP: 0.279, SLG: 0.537	L9			P4			F9		P3 G5-3	5	0	0	0	0	0	4					
Eli Marrero, R OBP: 0.316, SLG: 0.632	P6				G4-3		1B 2B		SH1-3 2B	4	2	2	0	0	0	0					
David Howard, S OBP: 0.298, SLG: 0.302			K			BB	L8		SH1-3	2	0	0	1	1	1	1					
Manny Aybar, R OBP: 0.444, SLG: 0.444			G6-3						G3-1	2	0	0	0	0	1	1					
Mark Petkovsek, R OBP: 0.697, SLG: 1.000					K		2B 1B			0	0	0	0	0	0	0					
Willie McGee, S OBP: 0.345, SLG: 0.400							1-2 2B 1B			2	1	1	0	0	0	0					
Inning Stats	R: 0 E: 0 K: 0 S: 9	H: 1 LOB: 1 BB: 0 P: 14	R: 0 E: 0 K: 0 S: 5	H: 0 LOB: 0 BB: 0 P: 10	R: 0 E: 0 K: 2 S: 8	H: 0 LOB: 0 BB: 0 P: 12	R: 0 E: 0 K: 0 S: 5	H: 0 LOB: 1 BB: 1 P: 15	R: 0 E: 0 K: 1 S: 8	H: 0 LOB: 0 BB: 0 P: 7	R: 6 E: 0 K: 0 S: 22	H: 7 LOB: 1 BB: 0 P: 33	R: 1 E: 0 K: 0 S: 6	H: 1 LOB: 0 BB: 0 P: 12	R: 1 E: 0 K: 0 S: 11	H: 2 LOB: 2 BB: 1 P: 21	1B: 5 2B: 3 3B: 1 HR: 2	SF: 0 SAC: 1 DP: 0 HBP: 0	WP: 0 PB: 0 SB: 2 CS: 0	PA: 42	
PITCHER	IP WLS BF H R ER SO BB IBB HBP BLK WP HR S P ERA WHIP	IP WLS BF H R ER SO BB IBB HBP BLK WP HR S P ERA WHIP	IP WLS BF H R ER SO BB IBB HBP BLK WP HR S P ERA WHIP	IP WLS BF H R ER SO BB IBB HBP BLK WP HR S P ERA WHIP	IP WLS BF H R ER SO BB IBB HBP BLK WP HR S P ERA WHIP	IP WLS BF H R ER SO BB IBB HBP BLK WP HR S P ERA WHIP	IP WLS BF H R ER SO BB IBB HBP BLK WP HR S P ERA WHIP	IP WLS BF H R ER SO BB IBB HBP BLK WP HR S P ERA WHIP	IP WLS BF H R ER SO BB IBB HBP BLK WP HR S P ERA WHIP	IP WLS BF H R ER SO BB IBB HBP BLK WP HR S P ERA WHIP	IP WLS BF H R ER SO BB IBB HBP BLK WP HR S P ERA WHIP	IP WLS BF H R ER SO BB IBB HBP BLK WP HR S P ERA WHIP	IP WLS BF H R ER SO BB IBB HBP BLK WP HR S P ERA WHIP	IP WLS BF H R ER SO BB IBB HBP BLK WP HR S P ERA WHIP	IP WLS BF H R ER SO BB IBB HBP BLK WP HR S P ERA WHIP	IP WLS BF H R ER SO BB IBB HBP BLK WP HR S P ERA WHIP	IP WLS BF H R ER SO BB IBB HBP BLK WP HR S P ERA WHIP	IP WLS BF H R ER SO BB IBB HBP BLK WP HR S P ERA WHIP	IP WLS BF H R ER SO BB IBB HBP BLK WP HR S P ERA WHIP	IP WLS BF H R ER SO BB IBB HBP BLK WP HR S P ERA WHIP	IP WLS BF H R ER SO BB IBB HBP BLK WP HR S P ERA WHIP

St. Louis Cardinals @ Philadelphia Phillies
Veterans Stadium, Philadelphia, PA
Sat Apr 25 1998, 7:05 PM EDT
Att: 22,777 - Unknown - 65 F

AB 37
R 8
H 11
RBI 8
BB 4
SO 4
LOB 13



Batter	1	2	3	4	5	6	7	8	9	AB	R	H	RBI	BB	SO	LOB	BOTTOM					
Doug Glanville, R OBP: 0.296, SLG: 0.426	F8		S 2B 1B	BB		HR		G4-3		4	2	2	2	1	0	0						
Gregg Jefferies, S OBP: 0.351, SLG: 0.329	G4-3		P5	P5		G5-3			K	5	0	0	0	0	1	3						
Scott Rolen, R OBP: 0.379, SLG: 0.519	1B		2B BB		2B	BB		F9		3	2	2	0	2	0	0						
Mike Lieberthal, R OBP: 0.291, SLG: 0.333	G4-3		F8		F9 G4-3 1B	FC5-4		P1		5	0	1	1	0	0	4						
Rico Brogna, L OBP: 0.287, SLG: 0.470		K	2B		G4-3		G4-3			4	0	1	2	0	1	1						
Mark Lewis, R OBP: 0.289, SLG: 0.319	G4-3		K		F9		L9			4	0	0	0	0	1	2						
Yorkis Perez, L										0	0	0	0	0	0	0						
Bobby Abreu, L OBP: 0.395, SLG: 0.457				SH2-4 1B	K		K			4	0	2	0	0	2	1						
Desi Relaford, S OBP: 0.311, SLG: 0.316		BB		F9		HR 1B		G6-3		3	1	1	0	1	0	1						
55 Matt Beech, L Jerry Spradlin, S	F8			SH2-4		SH2-1		F7		1	0	0	0	0	0	2						
23 Kevin Jordan, R OBP: 0.333, SLG: 0.391										1	0	0	0	0	0	0						
Inning Stats	R: 0 E: 0 K: 0 S: 6	H: 1 LOB: 1 BB: 0 P: 12	R: 0 E: 0 K: 1 S: 14	H: 1 LOB: 1 BB: 1 P: 24	R: 2 E: 0 K: 1 S: 9	H: 2 LOB: 1 BB: 1 P: 18	R: 0 E: 0 K: 0 S: 5	H: 1 LOB: 2 BB: 1 P: 12	R: 1 E: 0 K: 1 S: 10	H: 2 LOB: 1 BB: 0 P: 18	R: 2 E: 0 K: 0 S: 12	H: 2 LOB: 1 BB: 1 P: 20	R: 0 E: 0 K: 1 S: 7	H: 0 LOB: 0 BB: 0 P: 9	R: 0 E: 0 K: 0 S: 7	H: 0 LOB: 0 BB: 0 P: 9	R: 0 E: 0 K: 1 S: 5	H: 0 LOB: 0 BB: 0 P: 6	1B: 5 2B: 3 3B: 0 HR: 1	SF: 0 SAC: 2 DP: 0 HBP: 0	WP: 0 PB: 0 SB: 1 CS: 0	PA: 40
PITCHER	IP WLS BF H R ER SO BB IBB HBP BLK WP HR S P ERA WHIP	IP WLS BF H R ER SO BB IBB HBP BLK WP HR S P ERA WHIP	IP WLS BF H R ER SO BB IBB HBP BLK WP HR S P ERA WHIP	IP WLS BF H R ER SO BB IBB HBP BLK WP HR S P ERA WHIP	IP WLS BF H R ER SO BB IBB HBP BLK WP HR S P ERA WHIP	IP WLS BF H R ER SO BB IBB HBP BLK WP HR S P ERA WHIP	IP WLS BF H R ER SO BB IBB HBP BLK WP HR S P ERA WHIP	IP WLS BF H R ER SO BB IBB HBP BLK WP HR S P ERA WHIP	IP WLS BF H R ER SO BB IBB HBP BLK WP HR S P ERA WHIP	IP WLS BF H R ER SO BB IBB HBP BLK WP HR S P ERA WHIP	IP WLS BF H R ER SO BB IBB HBP BLK WP HR S P ERA WHIP	IP WLS BF H R ER SO BB IBB HBP BLK WP HR S P ERA WHIP	IP WLS BF H R ER SO BB IBB HBP BLK WP HR S P ERA WHIP	IP WLS BF H R ER SO BB IBB HBP BLK WP HR S P ERA WHIP	IP WLS BF H R ER SO BB IBB HBP BLK WP HR S P ERA WHIP	IP WLS BF H R ER SO BB IBB HBP BLK WP HR S P ERA WHIP	IP WLS BF H R ER SO BB IBB HBP BLK WP HR S P ERA WHIP	IP WLS BF H R ER SO BB IBB HBP BLK WP HR S P ERA WHIP	IP WLS BF H R ER SO BB IBB HBP BLK WP HR S P ERA WHIP	IP WLS BF H R ER SO BB IBB HBP BLK WP HR S P ERA WHIP	IP WLS BF H R ER SO BB IBB HBP BLK WP HR S P ERA WHIP	

St. Louis Cardinals @ Philadelphia Phillies
Veterans Stadium, Philadelphia, PA
Sat Apr 25 1998, 7:05 PM EDT
Att: 22,777 - Unknown - 65 F

AB 34
R 5
H 9
RBI 5
BB 4
SO 5
LOB 14



Batter	1	2	3	4	5	6	7	8	9	AB	R	H	RBI	BB	SO	LOB	TOP																				
Royce Clayton, R OBP: 0.340, SLG: 0.318 (1, 6)	G4-3		1B				G5-3			4	1	2	1	0	0	0	St. Louis Cardinals @ Philadelphia Phillies Veterans Stadium, Philadelphia, PA Sun Apr 26 1998, 3:33 AM EDT Att: 27,917 - Cloudy - 48 F																				
Delino DeShields, L OBP: 0.453, SLG: 0.558 (1, 4)	K		BB			P5	1B			3	0	1	0	1	1	1																					
Mark McGwire, R OBP: 0.476, SLG: 0.782 (1, 3)	K		BB			WP	BB			3	0	0	0	1	3	3																					
Ray Lankford, L OBP: 0.493, SLG: 0.536 David Howard, S OBP: 0.296, SLG: 0.302 (8, 5)		G4-3				K			F8	4	0	1	0	0	1	1																					
Brian Jordan, R OBP: 0.384, SLG: 0.526 (8, 8)		G4-3				G5-4-3			G6-3	4	1	2	1	0	0	1																					
Willie McGee, S OBP: 0.339, SLG: 0.390 (1, 7)		G4-3				K	HR		K	4	0	1	0	0	2	1																					
John Mabry, L OBP: 0.333, SLG: 0.452 (8, 9)		F8				K			K	4	0	0	0	0	2	2																					
Tom Lampkin, L OBP: 0.342, SLG: 0.529 (1, 2)			K			1B	3B		K	4	1	1	0	0	2	0																					
Todd Stottlemyre, L OBP: 0.176, SLG: 0.176 Brian Hunter, R OBP: 0.259, SLG: 0.441 John Frascatore, R (7, 1) Mike Busby, R (7, 1) Eli Manero, R OBP: 0.300, SLG: 0.600 (8, 9)			K			K			G4-3	2	0	0	0	0	2	1																					
Inning Stats	R: 0 E: 0 K: 2 S: 8	H: 0 LOB: 0 BB: 0 P: 9	R: 0 E: 0 K: 0 S: 10	H: 1 LOB: 1 BB: 0 P: 13	R: 0 E: 0 K: 3 S: 11	H: 1 LOB: 2 BB: 1 P: 19	R: 0 E: 0 K: 1 S: 12	H: 2 LOB: 1 BB: 0 P: 18	R: 2 E: 1 K: 2 S: 19	H: 2 LOB: 1 BB: 1 P: 31	R: 1 E: 0 K: 2 S: 9	H: 1 LOB: 0 BB: 0 P: 12	R: 0 E: 0 K: 2 S: 12	H: 1 LOB: 0 BB: 0 P: 15	R: 0 E: 0 K: 1 S: 7	H: 0 LOB: 0 BB: 0 P: 14		R: 0 E: 0 K: 1 S: 8	H: 0 LOB: 0 BB: 0 P: 11	1B: 6 2B: 0 3B: 1 HR: 1	SF: 0 SAC: 0 DP: 1 HBP: 0	WP: 1 PB: 0 SB: 2 CS: 0	PA: 36														
PITCHER	IP	WLS	BF	H	R	ER	SO	BB	IBB	HBP	BLK	WP	HR	S	P	ERA	WHIP	PITCHER		IP	WLS	BF	H	R	ER	SO	BB	IBB	HBP	BLK	WP	HR	S	P	ERA	WHIP	
Curt Schilling, R ERA: 1.88 Mark Leiter, R ERA: 2.63	(1, 1)	8.0	W	33	8	3	3	13	2	0	0	0	1	1	88	131	3.38	1.250																			

AB	34
R	3
H	8
RBI	2
BB	2
SO	14
LOB	10



Batter	1	2	3	4	5	6	7	8	9	AB	R	H	RBI	BB	SO	LOB	BOTTOM																			
Doug Glanville, R OBP: 0.301, SLG: 0.424 (1, 8)	G5-3		2B				G6-3			5	2	2	0	0	0	1	St. Louis Cardinals @ Philadelphia Phillies Veterans Stadium, Philadelphia, PA Sun Apr 26 1998, 3:33 AM EDT Att: 27,917 - Cloudy - 48 F																			
Gregg Jefferies, S OBP: 0.353, SLG: 0.344 Mark Leiter, R (9, 1)	P5		1B			G4-3			G6-3	5	2	2	2	0	0	1																				
Scott Rolen, R OBP: 0.394, SLG: 0.524 (1, 5)	1B		K			HR	BB		1B	3	2	2	0	1	1	2																				
Mike Lieberthal, R OBP: 0.301, SLG: 0.382 (1, 2)	F8		1B			HR			P6	4	1	2	4	0	0	3																				
Rico Brogna, L OBP: 0.286, SLG: 0.453 (1, 3)		K	L9			P6			1B	3	0	0	0	1	1	1																				
Mark Lewis, R OBP: 0.288, SLG: 0.315 (1, 4)	L7					K			1B	4	0	1	2	0	1	0																				
Bobby Abreu, L OBP: 0.375, SLG: 0.432 (1, 9)	G4-3					G4-3			K	4	0	0	0	0	1	2																				
Desi Relaford, S OBP: 0.338, SLG: 0.383 (1, 6)			1B			L8			HR	3	2	2	1	1	0	0																				
Curt Schilling, R OBP: 0.143, SLG: 0.077 Ruben Amaro Jr, S OBP: 0.417, SLG: 0.444 (8, 7)			SH1-4			G6-3			K	2	0	0	0	0	1	0																				
Inning Stats	R: 0 E: 0 K: 0 S: 8	H: 1 LOB: 0 BB: 0 P: 10	R: 0 E: 0 K: 1 S: 6	H: 0 LOB: 0 BB: 0 P: 11	R: 3 E: 0 K: 1 S: 14	H: 4 LOB: 1 BB: 0 P: 20	R: 0 E: 0 K: 0 S: 5	H: 0 LOB: 0 BB: 0 P: 11	R: 0 E: 0 K: 0 S: 6	H: 0 LOB: 0 BB: 0 P: 12	R: 2 E: 0 K: 1 S: 10	H: 1 LOB: 0 BB: 1 P: 21	R: 4 E: 0 K: 2 S: 15	H: 5 LOB: 2 BB: 1 P: 25	R: 0 E: 0 K: 1 S: 11	H: 0 LOB: 1 BB: 1 P: 18		1B: 8 2B: 1 3B: 0 HR: 2	SF: 0 SAC: 1 DP: 0 HBP: 0	WP: 0 PB: 0 SB: 1 CS: 0	PA: 38															
PITCHER	IP	WLS	BF	H	R	ER	SO	BB	IBB	HBP	BLK	WP	HR	S	P	ERA	WHIP	PITCHER		IP	WLS	BF	H	R	ER	SO	BB	IBB	HBP	BLK	WP	HR	S	P	ERA	WHIP
Todd Stottlemyre, R ERA: 3.24 John Frascatore, R ERA: 10.8 Mike Busby, R ERA: 9.36	(1, 1)	6.0	L	25	6	5	5	3	1	0	0	0	1	10	13	108.00	12.000																			



Batter	1	2	3	4	5	6	7	8	9	AB	R	H	RBI	BB	SO	LOB	TOP					
F.P. Santangelo, S OBP: 0.320, SLG: 0.322 Steve Kline, S (8, 1)	E1 1B		P3		K			P4		4	0	1	0	0	1	0						
Mark Grudzielanek, R OBP: 0.284, SLG: 0.375	G1-3			BB	1B	BB	K	K		3	0	0	0	1	2	1						
Vladimir Guerrero, R OBP: 0.337, SLG: 0.469	F9			F9	L1	L1	L1	L7		4	0	0	0	0	0	2						
Rondell White, R OBP: 0.323, SLG: 0.451	L8			F8	F9	F9	F9	F9	BB	4	0	1	0	0	0	2						
Shane Andrews, R OBP: 0.250, SLG: 0.464		G5-3		BB	1B			G5-3	G4-6-3	3	0	1	0	1	0	0						
Brad Fullmer, L OBP: 0.384, SLG: 0.402	G3-1			BB	1B			G3	F9	3	0	0	0	1	0	2						
Jose Vidro, S OBP: 0.301, SLG: 0.233	F8			G1-3				2B	G4-6-3	4	0	1	0	0	0	5						
Chris Widger, R OBP: 0.271, SLG: 0.292			G5-3		K			BB		2	0	0	0	1	1	0						
Carlos Perez, L OBP: 0.154, SLG: 0.154 Shayne Bennett, R (7, 1) Da Rond Stovall, S OBP: 0.370, SLG: 0.400 (8, 7)			P7		G1-3			K		3	0	0	0	0	1	2						
Inning Stats	R: 0 E: 1 K: 0 S: 11	H: 1 LOB: 1 BB: 0 P: 15	R: 0 E: 0 K: 0 S: 6	H: 0 LOB: 0 BB: 0 P: 9	R: 0 E: 0 K: 0 S: 4	H: 0 LOB: 0 BB: 0 P: 7	R: 0 E: 0 K: 0 S: 9	H: 1 LOB: 3 BB: 2 P: 21	R: 0 E: 0 K: 1 S: 10	H: 0 LOB: 0 BB: 0 P: 18	R: 0 E: 0 K: 1 S: 7	H: 0 LOB: 0 BB: 0 P: 11	R: 0 E: 0 K: 1 S: 13	H: 1 LOB: 2 BB: 1 P: 20	R: 0 E: 0 K: 1 S: 9	H: 0 LOB: 1 BB: 1 P: 9	R: 0 E: 0 K: 0 S: 9	H: 1 LOB: 1 BB: 1 P: 13	1B: 3 2B: 1 3B: 0 HR: 0	SF: 0 SAC: 0 DP: 1 HBP: 0	WP: 0 PB: 0 SB: 0 CS: 0	PA: 34
PITCHER	IP	WLS	BF	H	R	ER	SO	BB	IBB	HBP	BLK	WP	HR	S	P	ERA	WHIP					
Donovan Osborne, L ERA: 3.08	(1, 1)	7.0	W	27	3	0	0	4	3	0	0	0	0	60	101	0.00	0.857					
Juan Acevedo, R ERA: 6.35	(8, 1)	1.0		3	0	0	0	1	0	0	0	0	0	9	9	0.00	0.000					
Kent Bottenfield, R ERA: 9.95	(9, 1)	1.0		4	1	0	0	0	1	0	0	0	0	9	13	0.00	2.000					

Montreal Expos @ St. Louis Cardinals
 Busch Stadium, St. Louis, MO
 Mon Apr 27 1998, 7:05 PM CDT
 Att: 24,548 - Cloudy - 54 F

AB	30
R	0
H	4
RBI	0
BB	4
SO	5
LOB	14



Batter	1	2	3	4	5	6	7	8	9	AB	R	H	RBI	BB	SO	LOB	BOTTOM					
Royce Clayton, R OBP: 0.353, SLG: 0.330	G5-3		F8		G4-6-3			3B	BB	3	2	1	0	2	0	0						
Delino DeShields, L OBP: 0.482, SLG: 0.575			G1-3		G4-6-3			BB		3	1	1	3	2	0	1						
Mark McGwire, R OBP: 0.472, SLG: 0.765 David Howard, S OBP: 0.298, SLG: 0.302	BB				G4-6-3			BB		3	1	1	2	1	2	1						
Ray Lankford, L OBP: 0.479, SLG: 0.517 Juan Acevedo, R OBP: 1.000, SLG: 1.000 Willie McCee, S OBP: 0.333, SLG: 0.383 Kent Bottenfield, R (9, 1)	K				BB			BB		0	0	0	0	0	0	0						
Ray Lankford, L OBP: 0.479, SLG: 0.517 Juan Acevedo, R OBP: 1.000, SLG: 1.000 Willie McCee, S OBP: 0.333, SLG: 0.383 Kent Bottenfield, R (9, 1)	G4-3				K			BB		4	0	1	0	0	1	2						
Brian Jordan, R OBP: 0.389, SLG: 0.561								F8		4	1	2	0	0	0	2						
Ron Gant, R OBP: 0.292, SLG: 0.534								G6-3		4	0	2	1	0	0	2						
Gary Gaetti, R OBP: 0.407, SLG: 0.472								BB		4	0	1	1	0	0	4						
Eli Marrero, R OBP: 0.250, SLG: 0.500								L8		4	1	0	0	0	1	5						
Donovan Osborne, S OBP: 0.200, SLG: 0.200 Brian Hunter, R OBP: 0.300, SLG: 0.444								F8		2	0	0	0	0	0	1						
Inning Stats	R: 0 E: 0 K: 1 S: 13	H: 0 LOB: 1 BB: 1 P: 25	R: 1 E: 0 K: 0 S: 10	H: 2 LOB: 1 BB: 0 P: 12	R: 0 E: 0 K: 1 S: 10	H: 0 LOB: 1 BB: 1 P: 17	R: 0 E: 0 K: 0 S: 5	H: 1 LOB: 0 BB: 0 P: 8	R: 0 E: 0 K: 0 S: 7	H: 0 LOB: 0 BB: 1 P: 11	R: 0 E: 0 K: 1 S: 8	H: 1 LOB: 1 BB: 0 P: 11	R: 5 E: 2 K: 1 S: 21	H: 5 LOB: 3 BB: 1 P: 43	R: 1 E: 0 K: 0 S: 12	H: 1 LOB: 1 BB: 1 P: 17	R: 0 E: 0 K: 0 S: 9	H: 1 LOB: 1 BB: 1 P: 13	1B: 6 2B: 2 3B: 2 HR: 0	SF: 1 SAC: 0 DP: 1 HBP: 0	WP: 1 PB: 0 SB: 1 CS: 0	PA: 40
PITCHER	IP	WLS	BF	H	R	ER	SO	BB	IBB	HBP	BLK	WP	HR	S	P	ERA	WHIP					
Carlos Perez, L ERA: 3.64	(1, 1)	6.1	L	29	6	5	4	3	4	0	0	0	0	63	105	5.68	1.579					
Shayne Bennett, R ERA: 4.3	(7, 1)	0.2		6	3	1	1	1	0	0	0	0	0	11	22	13.50	4.500					
Steve Kline, L ERA: 1.13	(8, 1)	1.0		5	1	1	1	0	1	0	0	0	0	12	17	9.00	2.000					

Montreal Expos @ St. Louis Cardinals
 Busch Stadium, St. Louis, MO
 Mon Apr 27 1998, 7:05 PM CDT
 Att: 24,548 - Cloudy - 54 F

AB	34
R	7
H	10
RBI	7
BB	5
SO	4
LOB	19



Batter	1	2	3	4	5	6	7	8	9	AB	R	H	RBI	BB	SO	LOB	TOP				
F.P. Santangelo, S OBP: 0.343, SLG: 0.360 (1, 4)	2-2 FC6-4 HBP	4-0 E 1B BB		0-0 F7		1-0 S HBP		0-0 HR	2 2 1 1 1 0 0												
Mark Crutzielnek, R OBP: 0.271, SLG: 0.356 (1, 6)	1-1 FC6-4 1B	0-3 K		1-0 F8		2-1 P3		1-2 G5-3	5 1 0 0 0 1 5												
Vladimir Guerrero, R OBP: 0.352, SLG: 0.464 (1, 9)	4-1 1B BB	2-0 E7 1B		1-0 HBP				0-3 K	3 1 1 2 1 2 0												
Rondell White, R OBP: 0.317, SLG: 0.438 (1, 8)	1-1 L5	1-1 1B		1-3 K				0-0 G5-3	5 0 1 2 0 1 3												
Shane Andrews, R OBP: 0.263, SLG: 0.507 (1, 5)	3-0 1B	0-0 P4		0-1 G5-3				1-1 HR	4 1 2 2 0 0 1												
Chris Widger, R OBP: 0.270, SLG: 0.304 (1, 2)	2-1 P3			2-3 K				2-2 L7	4 0 1 0 0 1 2												
Da Rond Stovall, S OBP: 0.355, SLG: 0.357 (1, 7)		4-1 SH1-4 1B BB		0-3 K				3-1 P8	3 1 0 0 1 2 1												
Ryan McGuire, L OBP: 0.308, SLG: 0.333 (1, 3)		1-1 SH1-4 1B		0-2 G3				2-2 G3	4 1 1 0 0 0 1												
Miguel Batista, R OBP: 0.402 (1, 1)		1-1 SH1-4		0-2 P5				2-1 P5	1 0 0 0 0 0 1												
Inning Stats	R: 1 E: 1 K: 0 S: 10	H: 1 LOB: 2 BB: 1 P: 23	R: 4 E: 1 K: 1 S: 12	H: 3 LOB: 1 BB: 2 P: 25	R: 0 E: 0 K: 1 S: 10	H: 1 LOB: 1 BB: 0 P: 10	R: 0 E: 0 K: 1 S: 6	H: 0 LOB: 0 BB: 0 P: 9	R: 0 E: 0 K: 1 S: 7	H: 0 LOB: 0 BB: 0 P: 12	R: 1 E: 0 K: 1 S: 10	H: 1 LOB: 0 BB: 0 P: 13	R: 0 E: 0 K: 0 S: 7	H: 0 LOB: 0 BB: 0 P: 14	R: 1 E: 0 K: 1 S: 8	H: 1 LOB: 0 BB: 0 P: 10	1B: 4 2B: 1 3B: 0 HR: 2	SF: 0 SAC: 1 DP: 0 HBP: 3	WP: 0 PB: 0 SB: 1 CS: 0	PA: 40	
PITCHER	IP WLS BF H R ER SO BB IBB HBP BLK WP HR S P ERA WHIP	IP WLS BF H R ER SO BB IBB HBP BLK WP HR S P ERA WHIP	IP WLS BF H R ER SO BB IBB HBP BLK WP HR S P ERA WHIP	IP WLS BF H R ER SO BB IBB HBP BLK WP HR S P ERA WHIP	IP WLS BF H R ER SO BB IBB HBP BLK WP HR S P ERA WHIP	IP WLS BF H R ER SO BB IBB HBP BLK WP HR S P ERA WHIP	IP WLS BF H R ER SO BB IBB HBP BLK WP HR S P ERA WHIP	IP WLS BF H R ER SO BB IBB HBP BLK WP HR S P ERA WHIP	IP WLS BF H R ER SO BB IBB HBP BLK WP HR S P ERA WHIP	IP WLS BF H R ER SO BB IBB HBP BLK WP HR S P ERA WHIP	IP WLS BF H R ER SO BB IBB HBP BLK WP HR S P ERA WHIP	IP WLS BF H R ER SO BB IBB HBP BLK WP HR S P ERA WHIP	IP WLS BF H R ER SO BB IBB HBP BLK WP HR S P ERA WHIP	IP WLS BF H R ER SO BB IBB HBP BLK WP HR S P ERA WHIP	IP WLS BF H R ER SO BB IBB HBP BLK WP HR S P ERA WHIP	IP WLS BF H R ER SO BB IBB HBP BLK WP HR S P ERA WHIP	IP WLS BF H R ER SO BB IBB HBP BLK WP HR S P ERA WHIP	IP WLS BF H R ER SO BB IBB HBP BLK WP HR S P ERA WHIP	IP WLS BF H R ER SO BB IBB HBP BLK WP HR S P ERA WHIP	IP WLS BF H R ER SO BB IBB HBP BLK WP HR S P ERA WHIP	IP WLS BF H R ER SO BB IBB HBP BLK WP HR S P ERA WHIP

Montreal Expos @ St. Louis Cardinals
 Busch Stadium, St. Louis, MO
 Wed Apr 29 1998, 3:33 AM CDT
 Att: 29,733 - Cloudy - 71 F

AB 33
 R 7
 H 7
 RBI 7
 BB 3
 SO 8
 LOB 14



Batter	1	2	3	4	5	6	7	8	9	AB	R	H	RBI	BB	SO	LOB	BOTTOM				
David Howard, S OBP: 0.340, SLG: 0.319 (1, 6)	2-2 P6	4-1 BB		4-0 BB 1B BB		0-0 3B 1B		1-1 1B	4 2 2 2 2 0 1												
Delino DeShields, L OBP: 0.464, SLG: 0.593 (1, 4)	2-0 BB 1B	3-3 K		3-1 BB 1B		3-1 2B 3B		3-2 G4-3	6 1 3 2 0 1 5												
Mark McGwire, R OBP: 0.478, SLG: 0.762 (1, 3)	1-0 F7			4-2 BB BB		1-0 G3 2B		4-1 1B BB BB	3 2 1 2 2 1 1												
Ray Lankford, L OBP: 0.487, SLG: 0.500 (1, 8)	4-0 BB			2-3 BB BB		1-2 G3		4-2 1B BB	2 1 0 1 3 1 1												
Willie McGee, S OBP: 0.338, SLG: 0.385 (1, 7)	2-3 K			1-2 BB BB		0-1 WP 1B		0-2 1B BB	5 2 2 1 0 1 5												
Gary Gaetti, R OBP: 0.407, SLG: 0.481 (1, 5)				0-1 2B 2B		0-0 G6-3		2-2 L4	5 1 2 1 0 0 3												
John Mabry, L OBP: 0.366, SLG: 0.413 (1, 9)				0-0 G4-3		0-1 G3		0-0 E7 1B	4 0 0 0 0 0 2												
Ron Gant, R OBP: 0.303, SLG: 0.542 (8, PH)				2-3 BB 2B		2-2 G4-6-3		1-1 1B 1B	1 1 1 2 0 0 0												
Tom Lampkin, L OBP: 0.357, SLG: 0.514 (1, 2)				1-3 K		0-3 K		4-1 WP 1B BB	2 1 0 0 2 2 1												
Kent Mercker, L OBP: 0.231, SLG: 0.167 (1, 1)				1-2 BB 2B		4-2 1B BB		0-1 L8	0 0 0 0 1 0 0												
Brian Hunter, R OBP: 0.317, SLG: 0.486 (4, PH)				3-1 1B BB		4-2 1B BB		3-2 G3	1 1 1 1 0 0 0												
Royce Clayton, R OBP: 0.359, SLG: 0.330 (6, PH)				1-2 BB		1-2 BB		1-2 BB	0 0 0 0 0 0 0												
Brian Jordan, R OBP: 0.390, SLG: 0.548 (7, 9)				3-1 BB 2B		3-1 BB		1-2 BB	2 1 0 0 0 0 3												
Inning Stats	R: 0 E: 0 K: 1 S: 9	H: 1 LOB: 2 BB: 1 P: 20	R: 0 E: 0 K: 1 S: 16	H: 0 LOB: 3 BB: 3 P: 32	R: 0 E: 0 K: 2 S: 7	H: 0 LOB: 0 BB: 0 P: 13	R: 3 E: 0 K: 1 S: 16	H: 3 LOB: 3 BB: 3 P: 33	R: 0 E: 0 K: 1 S: 6	H: 0 LOB: 0 BB: 0 P: 6	R: 5 E: 0 K: 0 S: 17	H: 5 LOB: 1 BB: 1 P: 31	R: 0 E: 0 K: 0 S: 8	H: 0 LOB: 1 BB: 0 P: 17	R: 5 E: 1 K: 0 S: 18	H: 3 LOB: 1 BB: 3 P: 36	1B: 8 2B: 3 3B: 1 HR: 0	SF: 0 SAC: 0 DP: 1 HBP: 1	WP: 2 PB: 0 SB: 0 CS: 0	PA: 47	
PITCHER	IP WLS BF H R ER SO BB IBB HBP BLK WP HR S P ERA WHIP	IP WLS BF H R ER SO BB IBB HBP BLK WP HR S P ERA WHIP	IP WLS BF H R ER SO BB IBB HBP BLK WP HR S P ERA WHIP	IP WLS BF H R ER SO BB IBB HBP BLK WP HR S P ERA WHIP	IP WLS BF H R ER SO BB IBB HBP BLK WP HR S P ERA WHIP	IP WLS BF H R ER SO BB IBB HBP BLK WP HR S P ERA WHIP	IP WLS BF H R ER SO BB IBB HBP BLK WP HR S P ERA WHIP	IP WLS BF H R ER SO BB IBB HBP BLK WP HR S P ERA WHIP	IP WLS BF H R ER SO BB IBB HBP BLK WP HR S P ERA WHIP	IP WLS BF H R ER SO BB IBB HBP BLK WP HR S P ERA WHIP	IP WLS BF H R ER SO BB IBB HBP BLK WP HR S P ERA WHIP	IP WLS BF H R ER SO BB IBB HBP BLK WP HR S P ERA WHIP	IP WLS BF H R ER SO BB IBB HBP BLK WP HR S P ERA WHIP	IP WLS BF H R ER SO BB IBB HBP BLK WP HR S P ERA WHIP	IP WLS BF H R ER SO BB IBB HBP BLK WP HR S P ERA WHIP	IP WLS BF H R ER SO BB IBB HBP BLK WP HR S P ERA WHIP	IP WLS BF H R ER SO BB IBB HBP BLK WP HR S P ERA WHIP	IP WLS BF H R ER SO BB IBB HBP BLK WP HR S P ERA WHIP	IP WLS BF H R ER SO BB IBB HBP BLK WP HR S P ERA WHIP	IP WLS BF H R ER SO BB IBB HBP BLK WP HR S P ERA WHIP	IP WLS BF H R ER SO BB IBB HBP BLK WP HR S P ERA WHIP

Montreal Expos @ St. Louis Cardinals
 Busch Stadium, St. Louis, MO
 Wed Apr 29 1998, 3:33 AM CDT
 Att: 29,733 - Cloudy - 71 F

AB 35
 R 13
 H 12
 RBI 12
 BB 11
 SO 6
 LOB 22



Batter	1	2	3	4	5	6	7	8	9	AB R H RBI BB SO LOB	TOP											
Royce Clayton, R OBP: 0.352, SLG: 0.315	4-2 S 1B BB		1-3 K		2-2 L4			0-0 B1-3	2-2 FC5-4 DI	4 1 0 0 1 1 3	St. Louis Cardinals @ Chicago Cubs Wrigley Field, Chicago, IL Thu Apr 30 1998, 7:05 PM CDT Att: 24,210 - Overcast - 56 F											
Delino DeShields, L OBP: 0.461, SLG: 0.578	2-2 CS 1B		0-0 F7			1-2 L5		4-0 HR BB	1-3 K	4 1 1 1 1 1 2												
Mark McGwire, R OBP: 0.470, SLG: 0.773	0-3 K			2-3 K		0-2 F9		2-1 HR		4 1 1 2 0 2 1												
Ray Lankford, L OBP: 0.488, SLG: 0.508	4-2 BB			1-1 P5		3-1 2B		3-1 L9		3 0 1 0 1 0 0												
Juan Acevedo, R OBP: 1.000, SLG: 1.000										0 0 0 0 0 0 0												
Brian Jordan, R OBP: 0.379, SLG: 0.540	0-3 K			0-2 E4 1B		0-2 G5-3		0-1 1B		3 0 1 0 0 1 2												
John Mabry, L OBP: 0.321, SLG: 0.426										1 0 1 0 0 0 0												
Ron Gant, R OBP: 0.286, SLG: 0.508		2-0 G6-3		2-2 F7			3-3 K	2-3 K		4 0 0 0 0 2 2												
Gary Gaetti, R OBP: 0.421, SLG: 0.513		1-3 K			0-0 2B		0-0 2B		4-1 FC5-4 1B BB	3 0 2 0 1 1 0												
Tom Pagnozzi, R OBP: 0.222, SLG: 0.125		1-0 G6-3			2-3 K		3-3 K		1-1 FC5-4 1B	4 0 1 0 0 2 2												
Mark Petkovsek, R OBP: 0.667, SLG: 1.000			1-3 K		3-2 P2		0-0 G6-3		2-3 K	0 0 0 0 0 0 0												
John Frascatore, R										1 0 0 0 0 1 0												
Tom Lampkin, L OBP: 0.353, SLG: 0.507										1 0 0 0 0 0 0												
Lance Painter, L										0 0 0 0 0 0 0												
Willie McGee, S OBP: 0.339, SLG: 0.379										1 0 0 0 0 0 1												
Kent Bottenfield, R										0 0 0 0 0 0 0												
David Howard, S OBP: 0.333, SLG: 0.333										1 0 0 0 0 1 2												
Inning Stats	R: 1 E: 0 K: 2 S: 14	H: 1 LOB: 1 BB: 2 P: 24	R: 0 E: 0 K: 1 S: 5	H: 0 LOB: 0 BB: 0 P: 9	R: 0 E: 0 K: 2 S: 8	H: 1 LOB: 1 BB: 0 P: 10	R: 0 E: 0 K: 1 S: 12	H: 1 LOB: 1 BB: 0 P: 17	R: 0 E: 0 K: 1 S: 11	H: 1 LOB: 1 BB: 0 P: 18	R: 0 E: 0 K: 2 S: 11	H: 1 LOB: 1 BB: 0 P: 15	R: 0 E: 0 K: 2 S: 8	H: 1 LOB: 1 BB: 0 P: 14	R: 2 E: 0 K: 1 S: 10	H: 2 LOB: 1 BB: 1 P: 21	R: 0 E: 0 K: 2 S: 13	H: 1 LOB: 2 BB: 1 P: 23	1B: 4 2B: 4 3B: 0 HR: 1	SF: 0 SAC: 0 DP: 1 HBP: 0	WP: 0 PB: 0 SB: 1 CS: 1	PA: 38
PITCHER	IP WLS BF H R ER SO BB IBB HBP BLK WP HR S P ERA WHIP																					
34 Kerry Wood, R ERA: 5.89	(1, 1) 7.0 W 27 5 1 1 9 2 0 0 0 0 0 0 69 107 1.29 1.000																					
Marc Pisciotta, R ERA: 2.5	(8, 1) 0.1 3 1 2 2 0 1 0 0 0 0 0 1 3 9 54.00 6.000																					
Bob Patterson, L ERA: 6.75	(8, 1) 0.1 2 1 0 0 0 0 0 0 0 0 0 0 4 7 0.00 3.000																					
Terry Adams, R ERA: 1.89	(8, 1) 1.1 6 1 0 0 3 1 0 0 0 0 0 0 16 28 0.00 1.500																					


Batter	1	2	3	4	5	6	7	8	9	AB R H RBI BB SO LOB	BOTTOM									
Brant Brown, L OBP: 0.419, SLG: 0.607	1-2 1B 2B	0-0 F8		2-0 1B 1B		0-1 G6-3 2B	4-2 2B BB			4 2 3 0 1 0 0	St. Louis Cardinals @ Chicago Cubs Wrigley Field, Chicago, IL Thu Apr 30 1998, 7:05 PM CDT Att: 24,210 - Overcast - 56 F									
Mickey Morandini, L OBP: 0.393, SLG: 0.406	1-0 BB 1B G4-3	2-3 K		1-0 1B 1B		1-2 G6-3	1-0 1B			5 1 3 4 0 1 1										
Sammy Sosa, R OBP: 0.403, SLG: 0.556	2-1 G4-3 WP 1B	1-0 S 1B		0-3 K		2-0 FC6-5-2 1B	L4			5 1 2 0 0 1 4										
Mark Grace, L OBP: 0.413, SLG: 0.376	4-1 WP G3-1 G4-3 BB	2-1 G1-3		2-2 G3		1-2 SAFE 1B		0-1 G6-3		4 1 1 0 1 0 3										
Henry Rodriguez, L OBP: 0.380, SLG: 0.544	3-0 G4-3		2-0 G4-3		4-2 1B BB	3-3 K		1-3 K		3 0 0 1 1 1 4										
José Hernández, R OBP: 0.189, SLG: 0.306	1-2 2-3 3-H									1 0 0 0 0 1 0										
Jeff Blauser, R OBP: 0.376, SLG: 0.341	4-0 G3-1 2B BB		1-0 FC5-2 3B		1-1 F9		2-3 K	1-0 1B 1B		4 1 2 0 1 1 1										
Kevin Orie, R OBP: 0.250, SLG: 0.283	3-2 G3-1		0-1 FC5-2		2-3 K		4-0 BB 1B 2B BB	0-2 1B		4 1 1 1 1 1 3										
Scott Servais, R OBP: 0.282, SLG: 0.275	0-0 2H		0-0 F8		0-1 1B		1-3 K	1-0 G6-3		5 0 2 1 0 1 4										
34 Kerry Wood, R OBP: 0.143, SLG: 0.143	0-0 G6-3		1-3 K		0-3 K		2-2 BB 1B			3 0 0 0 0 2 3										
Tyler Houston, L OBP: 0.250, SLG: 0.323										1 1 1 0 0 0 0										
Marc Pisciotta, R OBP: 0.500, SLG: 0.500										0 0 0 0 0 0 0										
Bob Patterson, R										0 0 0 0 0 0 0										
Terry Adams, R										0 0 0 0 0 0 0										
Inning Stats	R: 5 E: 0 K: 0 S: 14	H: 4 LOB: 1 BB: 2 P: 32	R: 0 E: 0 K: 1 S: 7	H: 1 LOB: 0 BB: 0 P: 12	R: 0 E: 0 K: 0 S: 6	H: 2 LOB: 2 BB: 0 P: 10	R: 0 E: 0 K: 2 S: 13	H: 1 LOB: 2 BB: 1 P: 20	R: 0 E: 0 K: 1 S: 12	H: 2 LOB: 2 BB: 0 P: 19	R: 3 E: 0 K: 2 S: 18	H: 2 LOB: 1 BB: 2 P: 34	R: 0 E: 0 K: 1 S: 10	H: 2 LOB: 2 BB: 0 P: 13	1B: 10 2B: 4 3B: 1 HR: 0	SF: 0 SAC: 0 DP: 0 HBP: 0	WP: 1 PB: 0 SB: 1 CS: 0	PA: 44		
PITCHER	IP WLS BF H R ER SO BB IBB HBP BLK WP HR S P ERA WHIP																			
Mark Petkovsek, R ERA: 9.0	(1, 1) 0.2 L 8 4 5 5 0 2 0 0 0 0 0 0 0 13 31 67.50 9.000																			
John Frascatore, R ERA: 8.4	(1, 1) 3.1 14 4 0 0 3 0 0 0 0 0 0 0 27 42 0.00 1.200																			
Lance Painter, L ERA: 7.06	(5, 1) 2.0 10 3 0 0 3 1 0 0 0 0 0 0 25 39 0.00 2.000																			
Kent Bottenfield, R ERA: 5.4	(7, 1) 1.0 7 2 3 3 2 2 0 0 0 0 0 0 18 34 27.00 4.000																			
Juan Acevedo, R ERA: 5.84	(8, 1) 1.0 5 2 0 0 1 0 0 0 0 0 0 0 10 13 0.00 2.000																			

AB	34
R	3
H	8
RBI	3
BB	4
SO	12
LOB	16



WP	0	PA	38
PB	0		
SB	1		
CS	1		

AB	39
R	8
H	15
RBI	7
BB	5
SO	9
LOB	23



WP	1	PA	44
PB	0		
SB	1		
CS	0		

Batter	1	2	3	4	5	6	7	8	9	AB	R	H	RBI	BB	SO	LOB	TOP			
Royce Clayton, R (1, 6) OBP: 0.345, SLG: 0.309	F9		F8		F9		G1-3		G6-3 HR	5	1	1	0	0	0	0				
Delino DeShields, L (1, 4) OBP: 0.449, SLG: 0.553	L4		K		G6-3		BB		G6-3	4	0	0	0	1	1	1				
Mark McGwire, R (1, 3) OBP: 0.484, SLG: 0.800	G5-3			2B BB			BB		HR	2	2	1	2	3	0	0				
Ray Lankford, L (1, 8) OBP: 0.494, SLG: 0.522		CS BB		2B	K		P5		HR	4	1	2	1	1	1	3				
Willie McGee, S (1, 7) OBP: 0.338, SLG: 0.394	K		2B			G5-3		S BB	F8	5	1	2	1	0	1	2				
Gary Gaetti, R (1, 5) OBP: 0.424, SLG: 0.512	1B		L9		L9		1B		K	4	0	2	0	0	1	2				
John Mabry, L (1, 9) OBP: 0.327, SLG: 0.429			L9		L9		L8		P5	2	0	1	0	0	0	1	AB 36			
Brian Hunter, R (6, PH) OBP: 0.310, SLG: 0.474										1	0	0	0	0	0	1	R 5			
Eli Marrero, R (6, 2) OBP: 0.240, SLG: 0.480										1	0	0	0	0	0	1	H 10			
Tom Lampkin, L (1, 2) OBP: 0.356, SLG: 0.507										2	0	1	1	0	0	2	RBI 5			
Ron Gant, R (6, PH) OBP: 0.276, SLG: 0.492										2	0	0	0	0	1	2	BB 5			
Juan Acevedo, R (8, 1) OBP: 1.000, SLG: 1.000										0	0	0	0	0	0	0	SO 6			
Todd Stottlemyre, L (1, 1) OBP: 0.150, SLG: 0.150										3	0	0	0	0	1	1	LOB 16			
Brian Jordan, R (8, 9) OBP: 0.375, SLG: 0.534			G1-4-3		K		G4-3		F9	1	0	0	0	0	0	0				
Inning Stats	R: 0 E: 0 K: 0 S: 8	H: 0 LOB: 0 BB: 0 P: 14	R: 0 E: 0 K: 1 S: 11	H: 2 LOB: 2 BB: 1 P: 21	R: 0 E: 0 K: 1 S: 7	H: 0 LOB: 0 BB: 0 P: 14	R: 3 E: 0 K: 1 S: 11	H: 3 LOB: 1 BB: 1 P: 23	R: 0 E: 0 K: 0 S: 12	H: 1 LOB: 1 BB: 0 P: 18	R: 0 E: 0 K: 0 S: 11	H: 0 LOB: 2 BB: 2 P: 23	R: 0 E: 0 K: 2 S: 11	H: 1 LOB: 1 BB: 0 P: 19	R: 2 E: 0 K: 0 S: 12	H: 3 LOB: 1 BB: 0 P: 19	1B: 7 2B: 2 3B: 0 HR: 1	SF: 0 SAC: 0 DP: 0 HBP: 0	WP: 0 PB: 0 SB: 3 CS: 1	PA: 41
PITCHER	IP WLS BF H R ER SO BB IBB HBP BLK WP HR S P ERA WHIP																			
Geremi Gonzalez, R (1, 1) ERA: 5.7	5.0 W 22 5 3 3 4 3 0 0 0 0 0 0 46 90 5.40 1.600																			
Terry Mulholland, L (6, 1) ERA: 1.72	0.2 3 1 0 0 0 0 0 0 0 0 0 0 9 13 0.00 1.500																			
Amaury Telemaco, R (6, 1) ERA: 3.47	1.0 4 0 0 0 0 1 0 0 0 0 0 0 9 15 0.00 1.000																			
Terry Adams, R (7, 1) ERA: 1.89	0.0 1 0 0 0 0 1 0 0 0 0 0 0 1 5 = =																			
Bob Patterson, L (7, 1) ERA: 5.4	0.2 3 1 0 0 1 0 0 0 0 0 0 0 11 18 0.00 1.500																			
PITCHER	IP WLS BF H R ER SO BB IBB HBP BLK WP HR S P ERA WHIP																			
Rod Beck, R (8, 1) ERA: 3.29	1.2 S 8 3 2 2 1 0 0 0 0 0 0 1 17 28 10.80 1.800																			

St. Louis Cardinals @ Chicago Cubs
Wrigley Field, Chicago, IL
Fri May 01 1998, 3:33 AM CDT
Att: 25,598 - Cloudy - 55 F

AB	36
R	5
H	10
RBI	5
BB	5
SO	6
LOB	16



Batter	1	2	3	4	5	6	7	8	9	AB	R	H	RBI	BB	SO	LOB	BOTTOM			
Brant Brown, L (1, 8) OBP: 0.439, SLG: 0.603	BB 1B 2B BB	G3 1B		G3-1		FC4 BB				2	1	1	0	2	0	1				
Mickey Morandini, L (1, 4) OBP: 0.397, SLG: 0.420	BB 1B	G3		1B 2B		FC4				4	2	2	1	0	0	2				
Sammy Sosa, R (1, 9) OBP: 0.407, SLG: 0.550	2B CI BB	F9		1B		G6-3				3	1	1	1	1	0	1				
Mark Grace, L (1, 3) OBP: 0.408, SLG: 0.381	CI 2B	F7		F8		F8				4	0	1	2	0	0	2				
Henry Rodriguez, L (1, 7) OBP: 0.384, SLG: 0.570										3	1	1	1	1	2	0				
José Hernández, R (8, 7) OBP: 0.189, SLG: 0.306										0	0	0	0	0	0	0				
Rod Beck, R (8, 1) OBP: 0.189, SLG: 0.306										0	0	0	0	0	0	0				
Jeff Blausen, R (1, 6) OBP: 0.363, SLG: 0.326	K		G5-3		L9		F9			4	0	0	0	0	1	3				
Tyler Houston, L (1, 2) OBP: 0.229, SLG: 0.294	CI		G6-3		G1-6-3		G4-3			3	0	0	1	0	0	0	AB 29			
Kevin Orle, R (1, 5) OBP: 0.250, SLG: 0.275	K			G3-1 SH1-4 2B BB		G6-3		L3		3	1	0	0	1	1	3	R 6			
Geremi Gonzalez, R (1, 1) ERA: 5.7										1	0	0	0	0	0	3	H 6			
Terry Mulholland, R (6, 1) ERA: 1.72										0	0	0	0	0	0	0	RBI 6			
Amaury Telemaco, R (6, 1) ERA: 3.47										0	0	0	0	0	0	0	BB 5			
Terry Adams, R (7, 1) ERA: 1.89										0	0	0	0	0	0	0	SO 5			
Bob Patterson, R (7, 1) ERA: 5.4										0	0	0	0	0	0	0	LOB 15			
Matt Mieseke, R (8, 7) OBP: 0.214, SLG: 0.283										1	0	0	0	0	0	0				
Inning Stats	R: 3 E: 1 K: 2 S: 20	H: 2 LOB: 3 BB: 3 P: 37	R: 0 E: 0 K: 0 S: 7	H: 1 LOB: 1 BB: 0 P: 14	R: 0 E: 0 K: 1 S: 6	H: 0 LOB: 0 BB: 0 P: 8	R: 2 E: 0 K: 0 S: 15	H: 2 LOB: 1 BB: 1 P: 28	R: 0 E: 0 K: 1 S: 7	H: 0 LOB: 0 BB: 0 P: 9	R: 0 E: 0 K: 1 S: 8	H: 0 LOB: 1 BB: 1 P: 15	R: 1 E: 0 K: 0 S: 7	H: 1 LOB: 0 BB: 0 P: 10	R: 0 E: 0 K: 0 S: 8	H: 0 LOB: 0 BB: 0 P: 10	1B: 3 2B: 2 3B: 0 HR: 1	SF: 0 SAC: 1 DP: 0 HBP: 0	WP: 0 PB: 0 SB: 0 CS: 0	PA: 36
PITCHER	IP WLS BF H R ER SO BB IBB HBP BLK WP HR S P ERA WHIP																			
Todd Stottlemyre, R (1, 1) ERA: 3.7	7.0 L 33 6 6 5 5 5 0 0 0 0 0 0 1 70 121 6.43 1.571																			
Juan Acevedo, R (8, 1) ERA: 5.4	1.0 3 0 0 0 0 0 0 0 0 0 0 0 8 10 0.00 0.000																			

St. Louis Cardinals @ Chicago Cubs
Wrigley Field, Chicago, IL
Fri May 01 1998, 3:33 AM CDT
Att: 25,598 - Cloudy - 55 F

AB	29
R	6
H	6
RBI	6
BB	5
SO	5
LOB	15



Batter	1	2	3	4	5	6	7	8	9	10	11	AB	R	H	RBI	BB	SO	LOB	TOP								
Royce Clayton, R OBP: 0.345, SLG: 0.311	1-0 CS 1B	1-3		E1		G4-3			1-0 F7 1B		K	6	0	2	1	0	2	4									
Delino DeShields, L OBP: 0.425, SLG: 0.325	1-1 G6-3		G6-3	SF7		G3			1-0 F7		G3	5	0	0	1	0	0	3									
Mark McGwire, R OBP: 0.496, SLG: 0.791	4-2 BB		G6-3						4-0 IBB			1	0	0	0	4	0	0									
Ray Lankford, L OBP: 0.489, SLG: 0.507	3-3 K		1-2 1B	G6-3					1-3 K			4	0	1	0	1	2	5									
Brian Jordan, R OBP: 0.386, SLG: 0.548		1-1 2B	2-1 1B			G5-4-3			1-0 F7			5	1	3	0	0	0	4									
Gary Gaetti, R OBP: 0.424, SLG: 0.483	2-0 F9	0-0 P5				G5-4-3			0-0 G5-4-3		G1-3	5	0	0	0	0	0	6									
Ron Gant, R OBP: 0.286, SLG: 0.493	0-1 SH1-4			G1-3		G6-3			1-0 P8		K	4	1	1	1	1	1	0									
Juan Acevedo, R OBP: 1.000, SLG: 1.000				E								0	0	0	0	0	0	0									
Lance Painter, L				BB								0	0	0	0	0	0	0									
Kent Bottenfield, R												0	0	0	0	0	0	0									
Eli Marrero, R OBP: 0.300, SLG: 0.483	4-2 SH1-4			E		G1-3			2-1 F8		G6-3	4	1	2	0	1	0	0									
Donovan Osborne, S OBP: 0.143, SLG: 0.143	0-0 SH1-4			SF7		G1-3			3-2 G4-3			2	0	0	0	0	0	3									
Willie McGee, S OBP: 0.333, SLG: 0.389				G1-3					0-3 K			1	0	0	0	0	1	0									
Mike Busby, R												0	0	0	0	0	0	0									
John Mabry, L OBP: 0.321, SLG: 0.420	1-2 2-3											1	0	0	0	0	1	0									
Inning Stats	R: 0 E: 0 K: 1 S: 8	H: 1 LOB: 1 BB: 1 P: 17	R: 1 E: 0 K: 1 S: 13	H: 2 LOB: 2 BB: 1 P: 21	R: 0 E: 0 K: 0 S: 13	H: 2 LOB: 0 BB: 0 P: 21	R: 2 E: 1 K: 0 S: 18	H: 1 LOB: 2 BB: 2 P: 31	R: 0 E: 0 K: 0 S: 9	H: 1 LOB: 0 BB: 0 P: 16	R: 0 E: 0 K: 0 S: 5	H: 0 LOB: 1 BB: 0 P: 14	R: 0 E: 0 K: 1 S: 6	H: 0 LOB: 0 BB: 0 P: 9	R: 0 E: 0 K: 1 S: 6	H: 1 LOB: 2 BB: 1 P: 13	R: 0 E: 0 K: 1 S: 11	H: 0 LOB: 0 BB: 0 P: 16	R: 0 E: 0 K: 2 S: 12	H: 0 LOB: 0 BB: 0 P: 16	1B: 7 2B: 2 3B: 0 HR: 0	SF: 1 SAC: 1 DP: 2 HBP: 0	WP: 0 PB: 0 SB: 1 CS: 1	PA: 47			
PITCHER	IP ERA WLS BF H R ER SO BB IBB HBP BLK WP HR S P ERA WHIP	Steve Trachsel, R ERA: 3.57	Marc Pisciotta, R ERA: 2.14	Bob Patterson, L ERA: 4.91	Rod Beck, R ERA: 3.21	Terry Adams, R ERA: 1.71	PITCHER	IP ERA WLS BF H R ER SO BB IBB HBP BLK WP HR S P ERA WHIP																			

St. Louis Cardinals @ Chicago Cubs
Wrigley Field, Chicago, IL
Sat May 02 1998, 3:33 AM CDT
Att: 38,430 - Cloudy - 51 F

livebaseballscorecards.com

AB 38
R 3
H 9
RBI 3
BB 7
SO 7
LOB 25



Batter	1	2	3	4	5	6	7	8	9	10	11	AB	R	H	RBI	BB	SO	LOB	BOTTOM							
Manny Alexander, R OBP: 0.367, SLG: 0.483	1-3 K	3-1 P6			1-2 HR		K		1-3 K		L4	4	1	1	0	0	2	1								
Brant Brown, L OBP: 0.426, SLG: 0.583					2-3 HR							2	0	0	0	0	1	1								
José Hernández, R OBP: 0.262, SLG: 0.425	2-2 1B				1-1 HR		G6-3		4-0 BB		G1-6-3	4	1	3	3	1	0	0								
Terry Adams, R												0	0	0	0	0	0	0								
Matt Mieske, R OBP: 0.077	1B			G3-6-3	1B				1-2 BB			1	0	0	0	0	0	0								
Mark Grace, L OBP: 0.412, SLG: 0.387	0-0 F8			2-1 G3-6-3	1B				2-2 FC6-4			6	1	3	0	0	0	4								
Sammy Sosa, R OBP: 0.419, SLG: 0.560	4-2 1B			1-1 G4-3	1B				2-0 FC6-4			5	0	3	1	1	0	1								
Jeff Blauser, R OBP: 0.359, SLG: 0.323	2-2 1B				2-2 1B				2-3 K		SH1-4	4	0	1	0	0	1	2								
Henry Rodriguez, L OBP: 0.376, SLG: 0.546	3-3 K				1-2 P7				1-2 F7			4	0	0	0	1	1	5								
Kevin Orie, R OBP: 0.239, SLG: 0.262					1-0 L7				2-3 K			5	0	0	0	0	1	2								
Scott Servais, R OBP: 0.288, SLG: 0.278												3	1	1	0	0	0	0								
Mickey Morandini, L OBP: 0.407, SLG: 0.420					0-0 SH1				4-2 SH5-4			0	0	0	0	2	0	0								
Steve Trachsel, R ERA: 3.28					0-0 SH1				1-1 SH5-4			1	0	1	0	0	0	0								
Mike Busby, R ERA: 2.7												1	0	0	0	0	1	0								
Juan Acevedo, R ERA: 5.14												0	0	0	0	0	0	0								
Lance Painter, L ERA: 6.48												0	0	0	0	0	0	0								
Tyler Houston, L ERA: 2.89												1	0	0	0	0	0	3								
Inning Stats	R: 0 E: 0 K: 2 S: 15	H: 2 LOB: 3 BB: 1 P: 27	R: 0 E: 0 K: 0 S: 11	H: 1 LOB: 1 BB: 0 P: 22	R: 0 E: 0 K: 0 S: 5	H: 1 LOB: 0 BB: 0 P: 8	R: 0 E: 0 K: 0 S: 9	H: 0 LOB: 0 BB: 0 P: 14	R: 3 E: 0 K: 0 S: 17	H: 5 LOB: 2 BB: 0 P: 24	R: 0 E: 0 K: 1 S: 7	H: 1 LOB: 1 BB: 0 P: 17	R: 0 E: 0 K: 2 S: 9	H: 0 LOB: 0 BB: 0 P: 14	R: 0 E: 0 K: 1 S: 8	H: 1 LOB: 2 BB: 2 P: 20	R: 0 E: 0 K: 0 S: 10	H: 1 LOB: 3 BB: 2 P: 21	R: 1 E: 0 K: 0 S: 10	H: 2 LOB: 1 BB: 0 P: 11	1B: 10 2B: 2 3B: 0 HR: 1	SF: 0 SAC: 3 DP: 1 HBP: 0	WP: 0 PB: 0 SB: 0 CS: 0	PA: 49		
PITCHER	IP ERA WLS BF H R ER SO BB IBB HBP BLK WP HR S P ERA WHIP	Donovan Osborne, L ERA: 3.28	Mike Busby, R ERA: 2.7	Juan Acevedo, R ERA: 5.14	Lance Painter, L ERA: 6.48	Kent Bottenfield, R ERA: 5.92	PITCHER	IP ERA WLS BF H R ER SO BB IBB HBP BLK WP HR S P ERA WHIP																		

St. Louis Cardinals @ Chicago Cubs
Wrigley Field, Chicago, IL
Sat May 02 1998, 3:33 AM CDT
Att: 38,430 - Cloudy - 51 F

livebaseballscorecards.com

AB 41
R 4
H 13
RBI 4
BB 5
SO 7
LOB 19



Batter	1	2	3	4	5	6	7	8	9	AB	R	H	RBI	BB	SO	LOB	TOP								
Willie McGee, S OBP: 0.325, SLG: 0.377	L7		G3-1		FC3-2			G6-3		4	0	0	0	0	0	3	St. Louis Cardinals @ Pittsburgh Pirates Three Rivers Stadium, Pittsburgh, PA Wed May 06 1998, 7:05 PM EDT Att: 12,051 - Unknown - 72 F								
Delino DeShields, L OBP: 0.465, SLG: 0.491	K			G4-3	G4-3			F8		4	0	0	0	0	1	3									
Mark McGwire, R OBP: 0.500, SLG: 0.758				G4-3	BB			G6-3		2	0	0	0	2	1	0									
Ray Lankford, L OBP: 0.438, SLG: 0.442	F8			G4-3				K		4	0	0	0	0	1	2									
John Mabry, L OBP: 0.323, SLG: 0.464		F7		K				G6-3		4	0	0	0	0	2	1									
Ron Gant, R OBP: 0.303, SLG: 0.481		K			E3			P5		4	0	1	0	0	1	0									
Tom Lampkin, L OBP: 0.341, SLG: 0.481					K			F9		3	0	0	0	0	1	1									
Tom Pagnozzi, R OBP: 0.300, SLG: 0.222		F7			K					1	0	1	0	0	0	0									
David Howard, S OBP: 0.339, SLG: 0.327			K		FC3-2					3	0	1	0	1	2	2									
Todd Stottlemyre, L OBP: 0.182, SLG: 0.182			K					G6-3		2	0	1	0	0	1	0									
Gary Gaetti, R OBP: 0.355, SLG: 0.454										1	0	0	0	0	0	1									
Mike Busby, R OBP: 0.300, SLG: 0.222										0	0	0	0	0	0	0									
Kent Bottenfield, R OBP: 0.300, SLG: 0.222										0	0	0	0	0	0	0									
Inning Stats	R: 0 E: 0 K: 1 S: 9	H: 0 LOB: 1 BB: 1 P: 17	R: 0 E: 0 K: 1 S: 7	H: 0 LOB: 0 BB: 0 P: 12	R: 0 E: 0 K: 2 S: 10	H: 0 LOB: 0 BB: 0 P: 16	R: 0 E: 0 K: 1 S: 9	H: 0 LOB: 1 BB: 1 P: 20	R: 0 E: 0 K: 1 S: 13	H: 1 LOB: 3 BB: 1 P: 26	R: 0 E: 0 K: 0 S: 10	H: 0 LOB: 0 BB: 0 P: 16	R: 0 E: 0 K: 0 S: 7	H: 1 LOB: 1 BB: 0 P: 13	R: 0 E: 0 K: 1 S: 8	H: 0 LOB: 0 BB: 0 P: 12	R: 0 E: 0 K: 2 S: 14	H: 2 LOB: 2 BB: 0 P: 21	1B: 3 2B: 1 3B: 0 HR: 0	SF: 0 SAC: 0 DP: 0 HBP: 0	WP: 0 PB: 0 SB: 1 CS: 1	PA: 35			
PITCHER	IP	WLS	BF	H	R	ER	SO	BB	IBB	HBP	BLK	WP	HR	S	P	ERA	WHIP								
Jason Schmidt, R ERA: 4.71	(1, 1)	7.0	W	27	2	0	7	3	0	0	0	0	0	65	120	0.00	0.714								
Jason Christiansen, L ERA: 0.6	(8, 1)	2.0		8	2	0	3	0	0	0	0	0	0	22	33	0.00	1.000								

AB	32
R	0
H	4
RBI	0
BB	3
SO	10
LOB	13



Batter	1	2	3	4	5	6	7	8	9	AB	R	H	RBI	BB	SO	LOB	BOTTOM								
Tony Womack, L OBP: 0.271, SLG: 0.265	G5-3		F7		K			SF7		3	1	0	1	1	1	0	St. Louis Cardinals @ Pittsburgh Pirates Three Rivers Stadium, Pittsburgh, PA Wed May 06 1998, 7:05 PM EDT Att: 12,051 - Unknown - 72 F								
Turner Ward, S OBP: 0.348, SLG: 0.370		BB			L3			SF7		2	0	1	1	0	0	0									
18 Jason Kendall, R OBP: 0.408, SLG: 0.482	L8									3	0	1	2	0	0	1									
Kevin Young, R OBP: 0.301, SLG: 0.444					G4-3					3	0	0	0	1	0	3									
Jermaine Allensworth, R OBP: 0.405, SLG: 0.481	F8									4	1	1	1	0	0	2									
Jose Guillen, R OBP: 0.343, SLG: 0.510										4	1	2	0	0	0	0									
Doug Strange, S OBP: 0.323, SLG: 0.310										3	1	0	0	1	1	1									
Lou Collier, R OBP: 0.266, SLG: 0.440										3	1	1	0	0	1	1									
Jason Schmidt, R OBP: 0.167, SLG: 0.091										2	0	0	0	0	0	1									
Chance Sanford, L OBP: 0.158, SLG: 0.375										1	0	0	0	0	1	3									
Jason Christiansen, R ERA: 0.6										0	0	0	0	0	0	0									
Inning Stats	R: 0 E: 0 K: 0 S: 8	H: 0 LOB: 2 BB: 1 P: 16	R: 0 E: 0 K: 0 S: 8	H: 1 LOB: 1 BB: 0 P: 11	R: 0 E: 0 K: 0 S: 5	H: 1 LOB: 1 BB: 0 P: 12	R: 1 E: 0 K: 2 S: 9	H: 1 LOB: 0 BB: 0 P: 15	R: 0 E: 0 K: 1 S: 6	H: 0 LOB: 0 BB: 0 P: 9	R: 0 E: 0 K: 0 S: 6	H: 0 LOB: 0 BB: 0 P: 13	R: 4 E: 0 K: 1 S: 13	H: 3 LOB: 1 BB: 2 P: 25	R: 0 E: 0 K: 0 S: 8	H: 0 LOB: 0 BB: 0 P: 14	R: 0 E: 0 K: 2 S: 14	H: 0 LOB: 0 BB: 0 P: 21	1B: 5 2B: 0 3B: 0 HR: 1	SF: 1 SAC: 0 DP: 1 HBP: 2	WP: 0 PB: 1 SB: 0 CS: 0	PA: 34			
PITCHER	IP	WLS	BF	H	R	ER	SO	BB	IBB	HBP	BLK	WP	HR	S	P	ERA	WHIP								
Todd Stottlemyre, R ERA: 3.48	(1, 1)	6.0	L	23	3	1	1	3	1	0	2	0	1	42	76	1.50	0.667								
Mike Busby, R ERA: 4.45	(7, 1)	0.1		5	2	4	4	1	2	0	0	0	0	7	16	108.00	12.000								
Kent Bottenfield, R ERA: 5.79	(7, 1)	1.2		6	1	0	0	0	0	0	0	0	0	14	23	0.00	0.600								

AB	28
R	5
H	6
RBI	5
BB	3
SO	4
LOB	12



Batter	1	2	3	4	5	6	7	8	9	AB	R	H	RBI	BB	SO	LOB	TOP										
Royce Clayton, R OBP: 0.341, SLG: 0.336 (1, 6)	F8		K			G6-3			K	4	0	0	0	0	2	0	St. Louis Cardinals @ New York Mets Shea Stadium, Flushing, NY Thu May 07 1998, 7:05 PM EDT Att: 14,715 - Cloudy - 65 F										
Delino DeShields, L OBP: 0.400, SLG: 0.478 (1, 4)	1B BB		F7			G6-3			G1-3	3	0	0	0	1	0	0											
Mark McGwire, R OBP: 0.493, SLG: 0.738 (1, 3)	1-2 1B				G6-3				K	4	0	1	0	0	2	0											
Ray Lankford, L OBP: 0.435, SLG: 0.432 (1, 8)	K				K				FC6-4 BB	2	0	0	0	1	2	2											
Brian Jordan, R OBP: 0.381, SLG: 0.581 (1, 9)	K								FC6-4 G4-3	3	1	1	1	0	1	3											
Ron Gant, R OBP: 0.293, SLG: 0.463 (1, 7)		L4							G4-3	3	0	0	0	0	1	1											
Gary Gaetti, R OBP: 0.385, SLG: 0.450 (1, 5)						G1-3			K	3	0	0	0	0	1	0											
Eli Marrero, R OBP: 0.250, SLG: 0.385 (1, 2)						G6-3			G6-3	3	0	0	0	0	0	0											
Donovan Osborne, S OBP: 0.111, SLG: 0.111 John Frascatore, R (7, 1)									G6-3	2	0	0	0	0	0	0											
Willie McGee, S OBP: 0.321, SLG: 0.372 Juan Acevedo, R OBP: 1.000, SLG: 1.000 (8, 1)										0	0	0	0	0	0	0											
Inning Stats	R: 0 H: 1 E: 0 K: 2 S: 13	H: 1 LOB: 2 BB: 1 P: 23	R: 0 H: 0 E: 0 K: 0 S: 6	H: 0 LOB: 0 BB: 0 P: 9	R: 0 H: 0 E: 0 K: 1 S: 8	H: 0 LOB: 0 BB: 0 P: 12	R: 1 H: 1 E: 0 K: 2 S: 8	H: 1 LOB: 0 BB: 0 P: 11	R: 0 H: 0 E: 0 K: 0 S: 5	H: 0 LOB: 0 BB: 0 P: 8	R: 0 H: 0 E: 0 K: 1 S: 10	H: 0 LOB: 0 BB: 0 P: 18	R: 0 H: 0 E: 0 K: 0 S: 7	H: 0 LOB: 0 BB: 1 P: 12	R: 0 H: 0 E: 0 K: 1 S: 8	H: 0 LOB: 0 BB: 0 P: 13	R: 0 H: 0 E: 0 K: 2 S: 8	H: 0 LOB: 0 BB: 0 P: 11	1B: 1 2B: 0 3B: 0 HR: 1	SF: 0 SAC: 0 DP: 1 HBP: 0	WP: 0 PB: 0 SB: 0 CS: 0	PA: 30					
PITCHER	IP	WLS	BF	H	R	ER	SO	BB	IBB	HBP	BLK	WP	HR	S	P	ERA	WHIP										
Masato Yoshii, R ERA: 2.43 (1, 1)	7.0	W	24	2	1	1	6	2	0	0	0	0	1	57	93	1.29	0.571										
Greg McMichael, R ERA: 4.2 (8, 1)	1.0		3	0	0	0	1	0	0	0	0	0	0	8	11	0.00	0.000										
John Franco, L ERA: 4.15 (9, 1)	1.0	S	3	0	0	0	2	0	0	0	0	0	0	8	13	0.00	0.000										

Batter	1	2	3	4	5	6	7	8	9	AB	R	H	RBI	BB	SO	LOB	BOTTOM										
Preston Wilson, R OBP: 0.750, SLG: 0.750 (1, 7)	G6-4-3 1B			G6-3	FC5-4 1B		G3 1B			4	0	3	1	0	0	0	St. Louis Cardinals @ New York Mets Shea Stadium, Flushing, NY Thu May 07 1998, 7:05 PM EDT Att: 14,715 - Cloudy - 65 F										
Luis Lopez, S OBP: 0.365, SLG: 0.393 (1, 5)	G6-4-3 1-2			G6-3	FC5-4 1-2		G3			4	0	0	0	0	0	3											
John Olerud, L OBP: 0.480, SLG: 0.469 (1, 3)	G4-3			G6-3		SH5-3 1B	K			4	0	1	0	0	1	1											
Butch Huskey, R OBP: 0.308, SLG: 0.349 (1, 9)		P4			E SF8 1B BB	SH5-3 1B		F9		3	1	1	0	1	0	0											
Carlos Baerga, S OBP: 0.260, SLG: 0.305 (1, 4)		K			L4	SH5-3		F8		3	0	0	0	0	1	1											
Brian McRae, S OBP: 0.362, SLG: 0.323 (1, 8)		F9			E 2B 1B	IBB		G3		3	1	1	0	1	0	0											
Alberto Castillo, R OBP: 0.310, SLG: 0.289 (1, 2)				G6-3	E5 2B	P4				3	1	0	0	0	0	5											
Rey Ordenez, R OBP: 0.250, SLG: 0.255 (1, 6)				G5-3	SF8	K				2	0	0	1	0	1	3											
Masato Yoshii, R OBP: 0.200, SLG: 0.222 Rich Becker, L OBP: 0.313, SLG: 0.397 Greg McMichael, R (7, 1)				K					F8	2	1	1	2	0	1	0											
John Franco, L (9, 1)					WP 1B 2B					1	0	0	0	0	0	0											
Inning Stats	R: 0 H: 1 E: 0 K: 0 S: 6	H: 0 LOB: 0 BB: 0 P: 8	R: 0 H: 0 E: 0 K: 1 S: 10	H: 0 LOB: 0 BB: 0 P: 15	R: 0 H: 0 E: 0 K: 1 S: 7	H: 0 LOB: 0 BB: 0 P: 11	R: 0 H: 0 E: 0 K: 0 S: 7	H: 0 LOB: 0 BB: 0 P: 12	R: 4 H: 3 E: 1 K: 0 S: 11	H: 3 LOB: 1 BB: 1 P: 20	R: 0 H: 2 E: 0 K: 1 S: 9	H: 1 LOB: 3 BB: 1 P: 16	R: 0 H: 1 E: 0 K: 1 S: 13	H: 1 LOB: 0 BB: 0 P: 20	R: 0 H: 0 E: 0 K: 0 S: 4	H: 0 LOB: 0 BB: 0 P: 5	R: 0 H: 0 E: 0 K: 0 S: 4	H: 0 LOB: 0 BB: 0 P: 5	1B: 6 2B: 1 3B: 0 HR: 0	SF: 1 SAC: 1 DP: 1 HBP: 0	WP: 1 PB: 0 SB: 1 CS: 0	PA: 33					
PITCHER	IP	WLS	BF	H	R	ER	SO	BB	IBB	HBP	BLK	WP	HR	S	P	ERA	WHIP										
Donovan Osborne, L ERA: 2.64 (1, 1)	6.0	L	26	6	4	0	3	1	0	0	0	0	0	50	82	0.00	1.167										
John Frascatore, R ERA: 6.3 (7, 1)	1.0		4	1	0	0	1	0	0	0	0	0	0	13	20	0.00	1.000										
Juan Acevedo, R ERA: 4.8 (8, 1)	1.0		3	0	0	0	0	0	0	0	0	0	0	4	5	0.00	0.000										

AB	28
R	1
H	2
RBI	1
BB	2
SO	9
LOB	6



AB	29
R	4
H	7
RBI	4
BB	2
SO	4
LOB	13



Batter	1	2	3	4	5	6	7	8	9	AB	R	H	RBI	BB	SO	LOB	TOP			
Royce Clayton, R (1, 6) OBP: 0.331, SLG: 0.325	F8		F8		G4-3		G6-3			4	0	0	0	0	0	0	St. Louis Cardinals @ New York Mets Shea Stadium, Flushing, NY Fri May 08 1998, 7:05 PM EDT Att: 16,132 - Overcast - 56 F			
Delino DeShields, L (1, 4) OBP: 0.403, SLG: 0.479	F8		HR	1B			G6-3			4	1	2	0	0	0					
Mark McGwire, R (1, 3) OBP: 0.493, SLG: 0.755							P3			3	1	1	2	1	1					
Brian Hunter, R (8, 3) OBP: 0.302, SLG: 0.462			HR				K			0	0	0	0	0	0					
Ray Lankford, L (1, 8) OBP: 0.420, SLG: 0.413	K		F7		F7		G4-3			4	0	0	0	0	1	2				
Brian Jordan, R (1, 9) OBP: 0.391, SLG: 0.585							G4-3			1	0	1	0	1	0	0				
John Mabry, L (6, PH) OBP: 0.313, SLG: 0.448									K	2	0	0	0	0	1	0				
Ron Gant, R (1, 7) OBP: 0.281, SLG: 0.442							G1-3		L9	4	0	0	0	0	1	2				
Gary Gaetti, R (1, 5) OBP: 0.383, SLG: 0.447							F9		L5	3	0	1	0	0	1	0				
Tom Lampkin, L (1, 2) OBP: 0.340, SLG: 0.469							L7			2	0	0	0	1	0	0				
Cliff Politte, R (1, 1) OBP: 0.143, SLG: 0.077							F8			2	0	0	0	0	1	3				
Mike Busby, R (6, 1)										0	0	0	0	0	0	0				
David Howard, S (6, 5) OBP: 0.333, SLG: 0.321										1	0	0	0	0	0	0				
Willie McGee, S (9, PH) OBP: 0.317, SLG: 0.367										1	0	0	0	0	0	0				
Inning Stats	R: 0 E: 0 K: 1 S: 12	H: 0 LOB: 1 BB: 1 P: 22	R: 0 E: 0 K: 0 S: 8	H: 2 LOB: 2 BB: 1 P: 15	R: 2 E: 0 K: 1 S: 14	H: 2 LOB: 1 BB: 1 P: 20	R: 0 E: 0 K: 2 S: 7	H: 0 LOB: 0 BB: 0 P: 7	R: 0 E: 0 K: 0 S: 7	H: 1 LOB: 1 BB: 0 P: 9	R: 0 E: 0 K: 0 S: 7	H: 0 LOB: 0 BB: 0 P: 11	R: 0 E: 0 K: 0 S: 5	H: 0 LOB: 0 BB: 0 P: 10	R: 0 E: 0 K: 1 S: 6	H: 0 LOB: 0 BB: 0 P: 10	1B: 4 2B: 0 3B: 0 HR: 1	SF: 0 SAC: 0 DP: 1 HBP: 0	WP: 0 PB: 0 SB: 0 CS: 0	PA: 34
PITCHER	IP WLS BF H R ER SO BB IBB HBP BLK WP HR S P ERA WHIP																			
Rick Reed, R (1, 1) ERA: 2.96	7.0 W 28 5 2 2 4 3 0 0 0 0 0 1 60 94 2.57 1.143																			
Turk Wendell, R (8, 1) ERA: 8.75	1.0 3 0 0 0 1 0 0 0 0 0 0 0 7 8 0.00 0.000																			
John Hudek, R (9, 1) ERA: 3.46	1.0 3 0 0 0 1 0 0 0 0 0 0 0 6 10 0.00 0.000																			

AB 31
R 2
H 5
RBI 2
BB 3
SO 6
LOB 8



Batter	1	2	3	4	5	6	7	8	9	AB	R	H	RBI	BB	SO	LOB	BOTTOM			
Brian McRae, S (1, 8) OBP: 0.364, SLG: 0.351	F7	G5-3		HR		1B	G3			4	2	1	3	1	0	0	St. Louis Cardinals @ New York Mets Shea Stadium, Flushing, NY Fri May 08 1998, 7:05 PM EDT Att: 16,132 - Overcast - 56 F			
Preston Wilson, R (1, 9) OBP: 0.778, SLG: 1.000	1B		K	2B		FC4-6		2B		4	3	3	1	1	1	0				
Matt Franco, L (1, 5) OBP: 0.462, SLG: 0.452										3	0	3	1	0	0	0				
Rey Ordóñez, R (4, PR) OBP: 0.254, SLG: 0.259	1B		WP	1B		FC4-6		P4		2	0	1	1	0	0	1				
John Olerud, L (1, 3) OBP: 0.465, SLG: 0.451	F7		L9	2B		FC4-6				4	0	0	1	0	0	6				
Jim Tatum, R (8, 3) OBP: 0.250, SLG: 0.552						FC4-6		K		1	0	0	0	0	1	1				
Carlos Baerga, S (1, 4) OBP: 0.266, SLG: 0.320	1B		P6			FC4-2		K		5	0	2	2	0	1	2				
Rich Becker, L (1, 7) OBP: 0.313, SLG: 0.386	CI			SH5-4		FC4-2				2	1	0	0	1	1	2				
Luis Lopez, S (1, 6) OBP: 0.358, SLG: 0.383	G4-3			SH5-4		K				4	1	1	0	0	1	5				
Alberto Castillo, R (1, 2) OBP: 0.311, SLG: 0.293				SH5-4				G5-3		3	1	1	0	0	1	0				
Rick Reed, R (1, 1) OBP: 0.250, SLG: 0.357										2	1	0	0	1	0	2				
Shawn Gilbert, R (7, PH)	G6-3			L4						1	0	0	0	0	0	0				
Turk Wendell, L (8, 1)										0	0	0	0	0	0	0				
John Hudek, S (9, 1)										0	0	0	0	0	0	0				
Inning Stats	R: 1 E: 1 K: 0 S: 13	H: 3 LOB: 3 BB: 0 P: 19	R: 0 E: 0 K: 1 S: 7	H: 0 LOB: 0 BB: 0 P: 12	R: 0 E: 0 K: 1 S: 9	H: 1 LOB: 1 BB: 0 P: 15	R: 4 E: 0 K: 0 S: 13	H: 4 LOB: 1 BB: 1 P: 23	R: 0 E: 0 K: 1 S: 8	H: 0 LOB: 0 BB: 0 P: 11	R: 4 E: 0 K: 1 S: 19	H: 3 LOB: 2 BB: 3 P: 37	R: 0 E: 0 K: 0 S: 5	H: 0 LOB: 0 BB: 0 P: 9	R: 0 E: 0 K: 2 S: 10	H: 1 LOB: 1 BB: 0 P: 16	1B: 7 2B: 4 3B: 0 HR: 1	SF: 0 SAC: 1 DP: 0 HBP: 0	WP: 1 PB: 0 SB: 0 CS: 0	PA: 41
PITCHER	IP WLS BF H R ER SO BB IBB HBP BLK WP HR S P ERA WHIP																			
Cliff Politte, R (1, 1) ERA: 5.4	5.0 L 27 9 7 7 3 2 0 0 0 0 0 0 53 87 6.00 1.667																			
Mike Busby, R (6, 1) ERA: 4.63	3.0 14 3 2 2 3 2 0 0 0 0 0 0 31 55 6.00 1.667																			

AB 35
R 9
H 12
RBI 9
BB 4
SO 6
LOB 19



Batter	1	2	3	4	5	6	7	8	9	AB	R	H	RBI	BB	SO	LOB	TOP				
Fernando Vina, L (1,4) OBP: 0.410, SLG: 0.483	F7		K			F8			G4-3	4	0	0	0	0	1	1	Milwaukee Brewers @ St. Louis Cardinals Busch Stadium, St. Louis, MO Mon May 11 1998, 7:05 PM CDT Att: 34,744 - Cloudy - 64 F				
Mark Loretta, R (1,5) OBP: 0.329, SLG: 0.390	G6-3		K			K			E6	4	0	0	0	0	2	1					
Jeremy Burnitz, L (1,9) OBP: 0.372, SLG: 0.519	2B			K					G4-3	4	0	1	0	0	2	1					
Marquis Grissom, R (1,8) OBP: 0.302, SLG: 0.439	K			K						3	0	0	0	0	3	1					
Geoff Jenkins, L (1,7) OBP: 0.317, SLG: 0.605 Al Reyes, R (7,1)	P5			K						3	0	0	0	0	2	0					
Jose Valentin, S (1,6) OBP: 0.345, SLG: 0.408	F9				K				P9	3	0	0	0	0	1	0					
Mike Matheny, R (1,2) OBP: 0.337, SLG: 0.436	K				F8				K	3	0	0	0	0	2	0					
Bob Hamelin, L (1,3) OBP: 0.200, SLG: 0.133					G3-1				G4-3	3	0	1	0	0	0	0					
Scott Karl, L (1,1) OBP: 0.214, SLG: 0.083 Eric Owens, R (7,7)			SH1-4			G3-1			K	1	0	0	0	0	0	0					
										1	0	0	0	0	1	0					
Inning Stats	R: 0 E: 0 K: 1 S: 10	H: 1 LOB: 1 BB: 0 P: 15	R: 0 E: 0 K: 1 S: 8	H: 0 LOB: 0 BB: 0 P: 12	R: 0 E: 0 K: 2 S: 11	H: 1 LOB: 1 BB: 0 P: 14	R: 0 E: 0 K: 3 S: 9	H: 0 LOB: 0 BB: 0 P: 15	R: 0 E: 0 K: 1 S: 6	H: 0 LOB: 0 BB: 0 P: 9	R: 0 E: 0 K: 3 S: 9	H: 0 LOB: 0 BB: 0 P: 13	R: 0 E: 0 K: 1 S: 14	H: 0 LOB: 0 BB: 0 P: 22	R: 0 E: 1 K: 1 S: 8	H: 0 LOB: 1 BB: 0 P: 10	1B: 1 2B: 1 3B: 0 HR: 0	SF: 0 SAC: 1 DP: 0 HBP: 0	WP: 0 PB: 0 SB: 0 CS: 0	PA: 30	
PITCHER	IP	WLS	BF	H	R	ER	SO	BB	IBB	HBP	BLK	WP	HR	S	P	ERA	WHIP				
Todd Stottlemyre, R (1,1) ERA: 3.02	8.0	W	26	2	0	0	13	0	0	0	0	0	0	76	111	0.00	0.250				
Jeff Brantley, R (9,1) ERA: 1.93	1.0		4	0	0	0	1	0	0	0	0	0	0	8	10	0.00	0.000				

Batter	1	2	3	4	5	6	7	8	9	AB	R	H	RBI	BB	SO	LOB	BOTTOM				
Royce Clayton, R (1,6) OBP: 0.326, SLG: 0.320	G6-3		G5-3				G5-3	K		5	1	1	0	0	1	2	Milwaukee Brewers @ St. Louis Cardinals Busch Stadium, St. Louis, MO Mon May 11 1998, 7:05 PM CDT Att: 34,744 - Cloudy - 64 F				
Ray Lankford, L (1,8) OBP: 0.427, SLG: 0.474	2B		F7		HR		2B	K		5	2	3	2	0	1	2					
Mark McGwire, R (1,3) OBP: 0.493, SLG: 0.741	BB			P2	HR		2B	BB		2	1	0	0	2	1	0					
Brian Jordan, R (1,9) OBP: 0.395, SLG: 0.618	P4			HR		G6-3	2B			4	1	2	3	0	0	2					
Gary Gaetti, R (1,5) OBP: 0.371, SLG: 0.430	L5			K		G4-3	K			4	0	0	0	0	2	3					
Ron Gant, R (1,7) OBP: 0.300, SLG: 0.511		G5-3			HR		3B	2B	1B	4	2	3	1	0	0	0					
Tom Pagnozzi, R (1,2) OBP: 0.357, SLG: 0.333	L4			F8			BB			3	0	1	1	1	0	0					
Delino DeShields, L (1,4) OBP: 0.399, SLG: 0.467	G1-3					F8	K			3	0	0	0	1	1	2					
Todd Stottlemyre, L (1,1) OBP: 0.160, SLG: 0.160 John Mabry, L (8, Ph) OBP: 0.356, SLG: 0.441 Jeff Brantley, R (9,1)			G3				K		F7	3	0	0	0	0	2	0					
										1	0	0	0	0	0	2					
										0	0	0	0	0	0	0					
Inning Stats	R: 0 E: 0 K: 0 S: 9	H: 1 LOB: 2 BB: 1 P: 16	R: 0 E: 0 K: 0 S: 7	H: 0 LOB: 0 BB: 0 P: 13	R: 0 E: 0 K: 0 S: 6	H: 0 LOB: 0 BB: 0 P: 9	R: 2 E: 0 K: 1 S: 12	H: 2 LOB: 0 BB: 0 P: 18	R: 2 E: 0 K: 2 S: 11	H: 2 LOB: 0 BB: 0 P: 13	R: 0 E: 0 K: 1 S: 13	H: 1 LOB: 2 BB: 1 P: 22	R: 2 E: 0 K: 2 S: 24	H: 2 LOB: 1 BB: 1 P: 39	R: 1 E: 0 K: 2 S: 13	H: 2 LOB: 2 BB: 1 P: 21	1B: 2 2B: 4 3B: 1 HR: 3	SF: 0 SAC: 0 DP: 0 HBP: 0	WP: 0 PB: 0 SB: 0 CS: 0	PA: 38	
PITCHER	IP	WLS	BF	H	R	ER	SO	BB	IBB	HBP	BLK	WP	HR	S	P	ERA	WHIP				
Scott Karl, L (1,1) ERA: 3.58	6.2	L	31	8	6	6	5	3	0	0	0	0	0	76	121	8.10	1.650				
Al Reyes, R (7,1) ERA: 5.27	1.1		7	2	1	1	3	1	0	0	0	0	0	19	30	6.75	2.250				



Batter	1	2	3	4	5	6	7	8	9	AB	R	H	RBI	BB	SO	LOB	TOP							
Walt Weiss, S OBP: 0.470, SLG: 0.468 Ozzie Guillen, L OBP: 0.125, SLG: 0.087	(1, 6) 3-3 K	(7, PH) 3-1 1B	(7, 6) 2-0 G3		(2-0) FC6		(2) 0-1 L6			4	0	3	1	0	1	0								
Keith Lockhart, L OBP: 0.358, SLG: 0.496	(1, 4) 2-2 10 WP 1B	(3, PH) 0-2 L8	(2) 2-2 G3		(3) 0-1 FC6		(3) 2-2 G5-3			5	1	1	0	0	0	3								
10 Chipper Jones, S OBP: 0.430, SLG: 0.649	(1, 5) 2-0 1B								(1) 3-1 G6-3	3	3	1	1	2	0	1								
Andres Galarraga, R OBP: 0.424, SLG: 0.676	(1, 3) 2-2 P8								(2) 1-1 L8	4	1	0	0	1	1	2								
Ryan Klesko, L OBP: 0.310, SLG: 0.473 Danny Bautista, R OBP: 0.318, SLG: 0.300	(1, 7) 4-2 1B								(3) 3-3 K	2	2	2	4	1	0	0								
Javy Lopez, R OBP: 0.364, SLG: 0.621	(1, 2) 2-0 1B									5	1	3	2	0	0	1								
Michael Tucker, L OBP: 0.310, SLG: 0.642 Gerald Williams, R OBP: 0.309, SLG: 0.373	(1, 9) 0-0 G3								(2) 2-0 G5-3	4	1	1	1	0	1	4								
Andruw Jones, R OBP: 0.280, SLG: 0.443									(3) 2-2 F7	5	1	1	1	0	3	1								
Tom Glavine, L OBP: 0.118, SLG: 0.176 Mike Cather, R	(1, 1) (8, 1)									4	0	0	0	0	1	1								
										0	0	0	0	0	0	0								
Inning Stats	R: 2 E: 0 K: 1 S: 17	H: 3 LOB: 2 BB: 1 P: 32	R: 0 E: 0 K: 1 S: 10	H: 1 LOB: 1 BB: 0 P: 15	R: 6 E: 0 K: 0 S: 17	H: 5 LOB: 1 BB: 2 P: 32	R: 0 E: 1 K: 0 S: 6	H: 0 LOB: 1 BB: 0 P: 7	R: 0 E: 0 K: 2 S: 11	H: 1 LOB: 1 BB: 0 P: 15	R: 2 E: 0 K: 3 S: 14	H: 2 LOB: 1 BB: 1 P: 21	R: 0 E: 0 K: 0 S: 7	H: 0 LOB: 0 BB: 0 P: 11	R: 0 E: 0 K: 1 S: 8	H: 0 LOB: 0 BB: 0 P: 15	R: 0 E: 0 K: 0 S: 5	H: 0 LOB: 0 BB: 0 P: 9	1B: 9 2B: 2 3B: 0 HR: 1	SF: 0 SAC: 0 DP: 0 HBP: 0	WP: 1 PB: 0 SB: 0 CS: 0	PA: 44		
PITCHER	IP WLS BF H R ER SO BB IBB HBP BLK WP HR S P ERA WHIP	IP WLS BF H R ER SO BB IBB HBP BLK WP HR S P ERA WHIP	IP WLS BF H R ER SO BB IBB HBP BLK WP HR S P ERA WHIP	IP WLS BF H R ER SO BB IBB HBP BLK WP HR S P ERA WHIP	IP WLS BF H R ER SO BB IBB HBP BLK WP HR S P ERA WHIP	IP WLS BF H R ER SO BB IBB HBP BLK WP HR S P ERA WHIP	IP WLS BF H R ER SO BB IBB HBP BLK WP HR S P ERA WHIP	IP WLS BF H R ER SO BB IBB HBP BLK WP HR S P ERA WHIP	IP WLS BF H R ER SO BB IBB HBP BLK WP HR S P ERA WHIP	IP WLS BF H R ER SO BB IBB HBP BLK WP HR S P ERA WHIP	IP WLS BF H R ER SO BB IBB HBP BLK WP HR S P ERA WHIP	IP WLS BF H R ER SO BB IBB HBP BLK WP HR S P ERA WHIP	IP WLS BF H R ER SO BB IBB HBP BLK WP HR S P ERA WHIP	IP WLS BF H R ER SO BB IBB HBP BLK WP HR S P ERA WHIP	IP WLS BF H R ER SO BB IBB HBP BLK WP HR S P ERA WHIP	IP WLS BF H R ER SO BB IBB HBP BLK WP HR S P ERA WHIP	IP WLS BF H R ER SO BB IBB HBP BLK WP HR S P ERA WHIP	IP WLS BF H R ER SO BB IBB HBP BLK WP HR S P ERA WHIP	IP WLS BF H R ER SO BB IBB HBP BLK WP HR S P ERA WHIP	IP WLS BF H R ER SO BB IBB HBP BLK WP HR S P ERA WHIP	IP WLS BF H R ER SO BB IBB HBP BLK WP HR S P ERA WHIP	IP WLS BF H R ER SO BB IBB HBP BLK WP HR S P ERA WHIP	IP WLS BF H R ER SO BB IBB HBP BLK WP HR S P ERA WHIP	IP WLS BF H R ER SO BB IBB HBP BLK WP HR S P ERA WHIP

Atlanta Braves @ St. Louis Cardinals
Busch Stadium, St. Louis, MO
Wed May 13 1998, 7:05 PM CDT
Att: 31,532 - Unknown - 87 F

AB 39
R 10
H 12
RBI 10
BB 4
SO 8
LOB 13



Batter	1	2	3	4	5	6	7	8	9	AB	R	H	RBI	BB	SO	LOB	BOTTOM								
Royce Clayton, R OBP: 0.320, SLG: 0.316	(1, 6) 0-2 P9									4	0	0	0	0	1	0									
Ray Lankford, L OBP: 0.413, SLG: 0.442	(1, 8) 3-1 P5									4	0	0	0	0	0	0									
Mark McGwire, R OBP: 0.478, SLG: 0.726	(1, 3) 1-0 FC6-4 1B									4	0	1	0	0	2	0									
Brian Jordan, R OBP: 0.394, SLG: 0.602 Willie McGee, S OBP: 0.321, SLG: 0.363	(1, 9) (9, PH) 2-0 FC6-4									3	0	0	0	0	0	1									
Gary Gaetti, R OBP: 0.379, SLG: 0.429 John Mabry, L OBP: 0.313, SLG: 0.433	(1, 5) (9, PH)									2	1	0	0	1	1	0									
Ron Gant, R OBP: 0.308, SLG: 0.531 Tom Lampkin, L OBP: 0.337, SLG: 0.463	(1, 7) (9, PH)									3	1	1	1	0	1	1									
Eli Marrero, R OBP: 0.279, SLG: 0.415	(1, 2)									2	0	1	0	1	1	0									
Delino DeShields, L OBP: 0.397, SLG: 0.477 Kent Bottenfield, R	(1, 4) (8, 1)									3	0	1	1	0	1	1									
Cliff Politte, R OBP: 0.133, SLG: 0.071 Mike Busby, R	(1, 1) (3, 1)									1	0	0	0	0	1	2									
Tom Pagnozzi, R OBP: 0.263, SLG: 0.235 John Frascatore, R	(5, PH) (6, 1)									1	0	0	0	0	0	0									
David Howard, S OBP: 0.339, SLG: 0.327	(8, 4)									1	0	0	0	0	0	0									
Inning Stats	R: 0 E: 0 K: 0 S: 7	H: 1 LOB: 0 BB: 0 P: 13	R: 1 E: 0 K: 1 S: 13	H: 1 LOB: 1 BB: 2 P: 25	R: 0 E: 0 K: 1 S: 8	H: 0 LOB: 0 BB: 0 P: 14	R: 1 E: 0 K: 2 S: 11	H: 2 LOB: 1 BB: 0 P: 20	R: 0 E: 0 K: 0 S: 6	H: 0 LOB: 0 BB: 0 P: 10	R: 0 E: 0 K: 0 S: 5	H: 0 LOB: 0 BB: 0 P: 10	R: 0 E: 0 K: 2 S: 9	H: 0 LOB: 0 BB: 0 P: 11	R: 0 E: 0 K: 1 S: 8	H: 0 LOB: 0 BB: 0 P: 9	R: 0 E: 0 K: 2 S: 14	H: 0 LOB: 1 BB: 1 P: 21	1B: 2 2B: 1 3B: 0 HR: 1	SF: 0 SAC: 0 DP: 0 HBP: 0	WP: 0 PB: 0 SB: 0 CS: 1	PA: 33			
PITCHER	IP WLS BF H R ER SO BB IBB HBP BLK WP HR S P ERA WHIP	IP WLS BF H R ER SO BB IBB HBP BLK WP HR S P ERA WHIP	IP WLS BF H R ER SO BB IBB HBP BLK WP HR S P ERA WHIP	IP WLS BF H R ER SO BB IBB HBP BLK WP HR S P ERA WHIP	IP WLS BF H R ER SO BB IBB HBP BLK WP HR S P ERA WHIP	IP WLS BF H R ER SO BB IBB HBP BLK WP HR S P ERA WHIP	IP WLS BF H R ER SO BB IBB HBP BLK WP HR S P ERA WHIP	IP WLS BF H R ER SO BB IBB HBP BLK WP HR S P ERA WHIP	IP WLS BF H R ER SO BB IBB HBP BLK WP HR S P ERA WHIP	IP WLS BF H R ER SO BB IBB HBP BLK WP HR S P ERA WHIP	IP WLS BF H R ER SO BB IBB HBP BLK WP HR S P ERA WHIP	IP WLS BF H R ER SO BB IBB HBP BLK WP HR S P ERA WHIP	IP WLS BF H R ER SO BB IBB HBP BLK WP HR S P ERA WHIP	IP WLS BF H R ER SO BB IBB HBP BLK WP HR S P ERA WHIP	IP WLS BF H R ER SO BB IBB HBP BLK WP HR S P ERA WHIP	IP WLS BF H R ER SO BB IBB HBP BLK WP HR S P ERA WHIP	IP WLS BF H R ER SO BB IBB HBP BLK WP HR S P ERA WHIP	IP WLS BF H R ER SO BB IBB HBP BLK WP HR S P ERA WHIP	IP WLS BF H R ER SO BB IBB HBP BLK WP HR S P ERA WHIP	IP WLS BF H R ER SO BB IBB HBP BLK WP HR S P ERA WHIP	IP WLS BF H R ER SO BB IBB HBP BLK WP HR S P ERA WHIP	IP WLS BF H R ER SO BB IBB HBP BLK WP HR S P ERA WHIP	IP WLS BF H R ER SO BB IBB HBP BLK WP HR S P ERA WHIP	IP WLS BF H R ER SO BB IBB HBP BLK WP HR S P ERA WHIP	IP WLS BF H R ER SO BB IBB HBP BLK WP HR S P ERA WHIP

Atlanta Braves @ St. Louis Cardinals
Busch Stadium, St. Louis, MO
Wed May 13 1998, 7:05 PM CDT
Att: 31,532 - Unknown - 87 F

AB 30
R 2
H 4
RBI 2
BB 3
SO 9
LOB 7



Batter	1	2	3	4	5	6	7	8	9	AB	R	H	RBI	BB	SO	LOB	TOP			
Walt Weiss, S OBP: 0.474, SLG: 0.478 (1, 6)	G4-3		10 BB 1B		G3			BB		4	1	2	2	1	0	0	Atlanta Braves @ St. Louis Cardinals Busch Stadium, St. Louis, MO Thu May 14 1998, 7:05 PM CDT Att: 32,119 - Cloudy - 88 F			
Keith Lockhart, L OBP: 0.388, SLG: 0.500 (1, 4)	10 FC4-6 1B		L6 10 BB 1B		G3-1			BB		5	1	3	1	0	0	1				
10 Chipper Jones, S OBP: 0.435, SLG: 0.645 (1, 5)	FC4-6 1B		1-2 2-3 BB		E4			HBP 1B 1B	G1-6-3 1B	4	1	2	0	1	0	1				
Andres Galarraga, R OBP: 0.424, SLG: 0.667 (1, 3)	1-2 1B		L6 2-3		K			HBP 1B 1B	L8	5	1	2	1	0	1	5				
Ryan Klesko, L Kerry Ligtenberg, R (1, 7) (9, 1)	F9		P6		G3			1B 1B	G1-6-3	4	1	0	0	0	0	6				
Javy Lopez, R OBP: 0.368, SLG: 0.613 (1, 2)		4-0 FC4-6 BB			G5-3			G3 1B		3	1	1	2	1	0	1				
Michael Tucker, L OBP: 0.367, SLG: 0.628 (1, 9)	FC4-6 1-2 1B		G5-4-3 1B					3-H 2-H 3-H	K	4	0	1	0	0	1	3				
Andruw Jones, R OBP: 0.279, SLG: 0.438 (1, 8)	K2-3		G5-4-3	SAFE	G5-4-3			2-2 G3 1B		4	1	1	1	0	1	2				
Kevin Millwood, R Dennis Martinez, R Ozzie Guillen, R John Rocker, R Curtis Pride, L Mike Cather, R Gerald Williams, R (1, 1) (6, 1) (7, PH) (7, 1) (8, PH) (8, 1) (9, 7)	K				K			1-2 2-3	G3	2	0	0	0	0	2	1				
Inning Stats	R: 0 E: 0 K: 0 S: 6	H: 2 LOB: 2 BB: 0 P: 10	R: 0 E: 0 K: 2 S: 8	H: 0 LOB: 1 BB: 1 P: 18	R: 0 E: 0 K: 0 S: 9	H: 2 LOB: 2 BB: 1 P: 18	R: 0 E: 0 K: 1 S: 3	H: 1 LOB: 0 BB: 0 P: 7	R: 0 E: 0 K: 1 S: 7	H: 0 LOB: 1 BB: 0 P: 11	R: 0 E: 0 K: 0 S: 6	H: 0 LOB: 1 BB: 0 P: 9	R: 7 E: 0 K: 1 S: 33	H: 6 LOB: 1 BB: 1 P: 52	R: 0 E: 0 K: 0 S: 4	H: 1 LOB: 0 BB: 0 P: 5		1B: 11 2B: 2 3B: 0 HR: 0	SF: 0 SAC: 0 DP: 3 HBP: 1	WP: 0 PB: 0 SB: 2 CS: 0
PITCHER	IP WLS BF H R ER SO BB IBB HBP BLK WP HR S P ERA WHIP	IP WLS BF H R ER SO BB IBB HBP BLK WP HR S P ERA WHIP	IP WLS BF H R ER SO BB IBB HBP BLK WP HR S P ERA WHIP	IP WLS BF H R ER SO BB IBB HBP BLK WP HR S P ERA WHIP	IP WLS BF H R ER SO BB IBB HBP BLK WP HR S P ERA WHIP	IP WLS BF H R ER SO BB IBB HBP BLK WP HR S P ERA WHIP	IP WLS BF H R ER SO BB IBB HBP BLK WP HR S P ERA WHIP	IP WLS BF H R ER SO BB IBB HBP BLK WP HR S P ERA WHIP	IP WLS BF H R ER SO BB IBB HBP BLK WP HR S P ERA WHIP	IP WLS BF H R ER SO BB IBB HBP BLK WP HR S P ERA WHIP	IP WLS BF H R ER SO BB IBB HBP BLK WP HR S P ERA WHIP	IP WLS BF H R ER SO BB IBB HBP BLK WP HR S P ERA WHIP	IP WLS BF H R ER SO BB IBB HBP BLK WP HR S P ERA WHIP	IP WLS BF H R ER SO BB IBB HBP BLK WP HR S P ERA WHIP	IP WLS BF H R ER SO BB IBB HBP BLK WP HR S P ERA WHIP	IP WLS BF H R ER SO BB IBB HBP BLK WP HR S P ERA WHIP	IP WLS BF H R ER SO BB IBB HBP BLK WP HR S P ERA WHIP			

AB	37
R	7
H	12
RBI	7
BB	3
SO	5
LOB	22



Batter	1	2	3	4	5	6	7	8	9	AB	R	H	RBI	BB	SO	LOB	BOTTOM					
Royce Clayton, R OBP: 0.318, SLG: 0.321 (1, 6)	G4-3 3B 2B		G5-3		G6-4-3		G5-3			4	1	1	0	0	0	3	Atlanta Braves @ St. Louis Cardinals Busch Stadium, St. Louis, MO Thu May 14 1998, 7:05 PM CDT Att: 32,119 - Cloudy - 88 F					
Ray Lankford, L OBP: 0.408, SLG: 0.430 (1, 8)	G4-3		G4-3			WP FC4 BB	G6-3			3	1	0	0	1	0	2						
Mark McGwire, R OBP: 0.479, SLG: 0.744 (1, 3)	P9			1-1 HR		F9		G4-6-3 1B		4	1	2	1	0	0	2						
Brian Jordan, R OBP: 0.389, SLG: 0.607 (1, 9)	F9 3B		F9			FC4 BB		G4-6-3	1-2 1B	4	0	1	2	0	0	1						
Gary Gaetti, R OBP: 0.375, SLG: 0.417 (1, 5)	F9		G1-3			SAFE SAFE SAFE SAFE SAFE		K		3	0	0	0	1	1	1						
Ron Gant, R OBP: 0.300, SLG: 0.515 John Mabry, L OBP: 0.309, SLG: 0.426 (1, 7) (7, 7)	K		K			P5		K		3	0	0	0	0	2	2						
Tom Pagnozzi, R OBP: 0.261, SLG: 0.238 (1, 2)	F7							K		4	0	1	0	0	1	2						
Delino DeShields, L OBP: 0.393, SLG: 0.466 (1, 4)	K							G6-3		3	0	0	0	1	1	1						
Mark Petkovsek, R OBP: 0.500, SLG: 0.750 Brian Hunter, R OBP: 0.302, SLG: 0.462 Juan Acevedo, R OBP: 1.000, SLG: 1.000 John Frascatore, R Curtis King, R (1, 1) (7, PH) (8, 1) (8, 1) (8, 1)	G6-3		G6-3			SAFE		SH5-4 BB		1	0	0	0	0	0	0						
Inning Stats	R: 1 E: 0 K: 0 S: 12	H: 2 LOB: 1 BB: 0 P: 18	R: 0 E: 0 K: 2 S: 10	H: 0 LOB: 0 BB: 0 P: 13	R: 0 E: 0 K: 0 S: 8	H: 0 LOB: 0 BB: 0 P: 14	R: 1 E: 0 K: 1 S: 11	H: 1 LOB: 0 BB: 0 P: 18	R: 0 E: 0 K: 0 S: 10	H: 1 LOB: 1 BB: 0 P: 15	R: 1 E: 0 K: 0 S: 10	H: 0 LOB: 2 BB: 2 P: 23	R: 0 E: 0 K: 0 S: 12	H: 0 LOB: 1 BB: 1 P: 19	R: 0 E: 0 K: 1 S: 7	H: 1 LOB: 0 BB: 0 P: 12		R: 0 E: 0 K: 2 S: 8	H: 0 LOB: 0 BB: 0 P: 10	1B: 2 2B: 1 3B: 1 HR: 1	SF: 0 SAC: 2 DP: 2 HBP: 0	WP: 1 PB: 0 SB: 0 CS: 0
PITCHER	IP WLS BF H R ER SO BB IBB HBP BLK WP HR S P ERA WHIP	IP WLS BF H R ER SO BB IBB HBP BLK WP HR S P ERA WHIP	IP WLS BF H R ER SO BB IBB HBP BLK WP HR S P ERA WHIP	IP WLS BF H R ER SO BB IBB HBP BLK WP HR S P ERA WHIP	IP WLS BF H R ER SO BB IBB HBP BLK WP HR S P ERA WHIP	IP WLS BF H R ER SO BB IBB HBP BLK WP HR S P ERA WHIP	IP WLS BF H R ER SO BB IBB HBP BLK WP HR S P ERA WHIP	IP WLS BF H R ER SO BB IBB HBP BLK WP HR S P ERA WHIP	IP WLS BF H R ER SO BB IBB HBP BLK WP HR S P ERA WHIP	IP WLS BF H R ER SO BB IBB HBP BLK WP HR S P ERA WHIP	IP WLS BF H R ER SO BB IBB HBP BLK WP HR S P ERA WHIP	IP WLS BF H R ER SO BB IBB HBP BLK WP HR S P ERA WHIP	IP WLS BF H R ER SO BB IBB HBP BLK WP HR S P ERA WHIP	IP WLS BF H R ER SO BB IBB HBP BLK WP HR S P ERA WHIP	IP WLS BF H R ER SO BB IBB HBP BLK WP HR S P ERA WHIP	IP WLS BF H R ER SO BB IBB HBP BLK WP HR S P ERA WHIP	IP WLS BF H R ER SO BB IBB HBP BLK WP HR S P ERA WHIP					



Batter	1	2	3	4	5	6	7	8	9	AB	R	H	RBI	BB	SO	LOB	TOP										
John Cangelosi, S (1, 8) OBP: 0.288, SLG: 0.263	G4-3		G4-6-3					L9		3	0	0	0	2	0	1	Florida Marlins @ St. Louis Cardinals Busch Stadium, St. Louis, MO Fri May 15 1998, 7:05 PM CDT Att: 45,451 - Cloudy - 84 F										
Edgar Renteria, R (1, 6) OBP: 0.331, SLG: 0.345	E6			1B	2B	FC6-4	FC6-4	1B	CS	4	2	3	1	1	0	2											
Cliff Floyd, L (1, 7) OBP: 0.366, SLG: 0.490	1B							1B	1B	4	1	2	2	1	1	1											
Derrek Lee, R (1, 3) OBP: 0.356, SLG: 0.510	1B							CS	L9	5	1	1	0	0	1	4											
Mark Kotsay, L (1, 9) OBP: 0.355, SLG: 0.419	1B	L6						L9	WP	5	0	3	2	0	0	0											
Gregg Zaun, S (1, 2) OBP: 0.339, SLG: 0.440	1B	G6-3						P8	P4	5	1	1	1	0	1	2											
Craig Counsell, L (1, 4) OBP: 0.410, SLG: 0.396	1B	G3-1						G6-3	G6-3	5	1	1	0	0	0	1											
Dave Berg, R (1, 5) OBP: 0.382, SLG: 0.362	1B							G6-3		4	1	2	1	0	0	0											
Felix Heredia, L (7, 1)	BB							G6-3		0	0	0	0	0	0	0											
Jay Powell, R (9, 1)	1B							G6-3		0	0	0	0	0	0	0											
Brian Meadows, R (1, 1) OBP: 0.211, SLG: 0.167	1B							G6-3		3	1	2	1	0	0	1											
Vic Darenburg, L (6, 1)	1B									0	0	0	0	0	0	0											
Rob Stanifer, R (7, 1)	BB									0	0	0	0	0	0	0											
John Wehner, R (7, 5)	1B									1	0	0	0	0	0	0											
Inning Stats	R: 7 E: 1 K: 0 S: 23	H: 9 LOB: 3 BB: 2 P: 37	R: 0 E: 0 K: 0 S: 11	H: 0 LOB: 0 BB: 0 P: 16	R: 0 E: 0 K: 0 S: 6	H: 1 LOB: 0 BB: 0 P: 10	R: 1 E: 0 K: 1 S: 14	H: 2 LOB: 1 BB: 0 P: 22	R: 0 E: 0 K: 0 S: 9	H: 0 LOB: 0 BB: 0 P: 15	R: 0 E: 0 K: 0 S: 5	H: 0 LOB: 0 BB: 0 P: 9	R: 0 E: 0 K: 0 S: 4	H: 1 LOB: 1 BB: 1 P: 10	R: 0 E: 0 K: 0 S: 8	H: 1 LOB: 1 BB: 0 P: 13	1B: 14 2B: 1 3B: 0 HR: 0	SF: 0 SAC: 0 DP: 1 HBP: 0	WP: 2 PB: 2 SB: 0 CS: 1	PA: 44							
PITCHER	IP	WLS	BF	H	R	ER	SO	BB	IBB	HBP	BLK	WP	HR	S	P	ERA	WHIP										
Brady Raggio, R (1, 1) ERA: 94.50	0.2	L	12	9	7	7	0	2	0	0	0	0	0	21	35	94.50	16.500										
Curtis King, R (1, 1) ERA: 0.00	2.1		7	1	0	0	0	0	0	0	0	0	0	19	28	0.00	0.429										
Kent Bottenfield, R (4, 1) ERA: 4.50	2.0		10	3	1	1	1	1	0	0	0	1	0	25	42	4.50	2.000										
Lance Painter, L (6, 1) ERA: 4.38	2.0		6	0	0	0	2	0	0	0	0	0	0	14	24	0.00	0.000										
Juan Acevedo, R (8, 1) ERA: 0.00	2.0		8	2	0	0	0	1	0	0	0	1	0	12	23	0.00	1.500										

Batter	1	2	3	4	5	6	7	8	9	AB	R	H	RBI	BB	SO	LOB	BOTTOM										
Delino DeShields, L (1, 4) OBP: 0.394, SLG: 0.459	L7		P6					G3-6-3		4	1	1	0	1	0	2	Florida Marlins @ St. Louis Cardinals Busch Stadium, St. Louis, MO Fri May 15 1998, 7:05 PM CDT Att: 45,451 - Cloudy - 84 F										
Ray Lankford, L (1, 8) OBP: 0.407, SLG: 0.482	HR		G3-1					F7		5	2	2	3	0	1	2											
Mark McGwire, R (1, 3) OBP: 0.488, SLG: 0.740	P2									2	1	1	0	3	0	0											
Brian Jordan, R (1, 9) OBP: 0.397, SLG: 0.603	BB		FC6-4					FC6-4	FC6-4	4	1	2	0	1	0	2											
Gary Gaetti, R (1, 5) OBP: 0.369, SLG: 0.408	FC6-4							L9	FC6-4	5	1	1	0	0	1	4											
John Mabry, L (1, 7) OBP: 0.342, SLG: 0.485								F7		5	0	4	3	0	0	2											
Royce Clayton, R (1, 6) OBP: 0.312, SLG: 0.314										3	0	0	0	0	0	4											
Lance Painter, L (6, 1)										0	0	0	0	0	0	0											
Ron Gant, R (7, PH) OBP: 0.297, SLG: 0.510										1	0	0	0	0	1	2											
Juan Acevedo, R (8, PH) OBP: 1.000, SLG: 1.000										0	0	0	0	0	0	0											
Willie McGee, S (9, PH) OBP: 0.329, SLG: 0.363										0	0	0	0	1	0	0											
Tom Lampkin, L (1, 2) OBP: 0.327, SLG: 0.447										3	0	0	0	0	1	2											
Tom Pagnozzi, R (8, PH) OBP: 0.280, SLG: 0.261										2	0	1	0	0	0	2											
Brady Raggio, R (1, 1) ERA: 94.50										0	0	0	0	0	0	0											
Curtis King, R (1, 1) ERA: 0.00										0	0	0	0	0	0	0											
Brian Hunter, R (3, PH) ERA: 6.00										1	1	1	1	0	0	0											
Kent Bottenfield, R (4, 1) ERA: 4.50										0	0	0	0	0	0	0											
David Howard, S (5, PH) ERA: 0.338, SLG: 0.338										2	0	0	0	1	0	0											
Inning Stats	R: 1 E: 0 K: 0 S: 8	H: 1 LOB: 1 BB: 1 P: 16	R: 0 E: 0 K: 0 S: 5	H: 1 LOB: 0 BB: 0 P: 6	R: 1 E: 0 K: 0 S: 9	H: 1 LOB: 1 BB: 1 P: 18	R: 0 E: 0 K: 1 S: 10	H: 1 LOB: 1 BB: 0 P: 16	R: 4 E: 0 K: 0 S: 17	H: 4 LOB: 1 BB: 2 P: 33	R: 0 E: 0 K: 2 S: 14	H: 1 LOB: 1 BB: 0 P: 23	R: 0 E: 0 K: 1 S: 13	H: 1 LOB: 2 BB: 1 P: 25	R: 0 E: 0 K: 0 S: 9	H: 1 LOB: 1 BB: 1 P: 15	R: 1 E: 0 K: 0 S: 7	H: 2 LOB: 2 BB: 1 P: 13	1B: 8 2B: 2 3B: 0 HR: 3	SF: 0 SAC: 0 DP: 3 HBP: 0	WP: 0 PB: 0 SB: 1 CS: 0	PA: 44					
PITCHER	IP	WLS	BF	H	R	ER	SO	BB	IBB	HBP	BLK	WP	HR	S	P	ERA	WHIP										
Brian Meadows, R (1, 1) ERA: 3.83	5.0	W	25	8	6	6	1	4	0	0	0	0	0	3	49	10.80	2.400										
Vic Darenburg, L (6, 1) ERA: 5.4	1.0		4	1	0	0	2	0	0	0	0	0	0	14	23	0.00	1.000										
Rob Stanifer, R (7, 1) ERA: 4.97	0.1		3	1	0	0	0	1	0	0	0	0	0	5	13	0.00	6.000										
Felix Heredia, L (7, 1) ERA: 6.75	1.2		6	1	0	0	1	1	0	0	0	0	0	17	27	0.00	1.200										
Jay Powell, R (9, 1) ERA: 4.98	1.0	S	6	2	1	1	0	0	1	0	0	0	0	7	13	9.00	2.000										

Batter	1	2	3	4	5	6	7	8	9	AB	R	H	RBI	BB	SO	LOB	TOP			
Cliff Floyd, L (1,7) OBP: 0.369, SLG: 0.497										4	2	2	0	0	0	1	Florida Marlins @ St. Louis Cardinals Busch Stadium, St. Louis, MO Sat May 16 1998, 7:05 PM CDT Att: 41,464 - Unknown - 87 F			
Edgar Renteria, R (1,6) OBP: 0.330, SLG: 0.343										4	0	1	1	0	1	1				
Mark Kotsay, L (1,9) OBP: 0.353, SLG: 0.411										3	1	0	0	1	1	1				
Todd Dunwoody, L (1,8) OBP: 0.250, SLG: 0.250										4	0	1	0	0	1	2				
Ryan Jackson, L (1,3) OBP: 0.298, SLG: 0.315											4	0	1	2	0	1		1		
Gregg Zaun, S (1,2) OBP: 0.317, SLG: 0.407											4	0	0	0	0	2		1		
Craig Counsell, L (1,4) OBP: 0.412, SLG: 0.401											3	1	1	0	1	0		0		
Dave Berg, R (1,5) OBP: 0.379, SLG: 0.360										3	0	1	0	0	2	1				
Livan Hernandez, R (1,1) OBP: 0.231, SLG: 0.269										2	0	0	0	0	1	1				
Mike Piazza, R (7, PH) OBP: 0.327, SLG: 0.497										0	0	0	1	0	0	0				
Vic Darenbourg, L (7, 1)										0	0	0	0	0	0	0				
Oscar Henriquez, R (8, 1)										0	0	0	0	0	0	0				
Inning Stats	R: 2 H: 2 E: 0 K: 3 S: 15	H: 2 LOB: 1 BB: 1 P: 25	R: 0 H: 0 E: 0 K: 1 S: 8	H: 0 LOB: 0 BB: 1 P: 14	R: 1 H: 3 E: 0 K: 0 S: 8	H: 3 LOB: 1 BB: 0 P: 14	R: 0 H: 0 E: 0 K: 1 S: 5	H: 0 LOB: 0 BB: 0 P: 8	R: 0 H: 0 E: 0 K: 2 S: 10	H: 0 LOB: 0 BB: 0 P: 14	R: 1 H: 2 E: 0 K: 1 S: 12	H: 2 LOB: 1 BB: 0 P: 20	R: 0 H: 0 E: 0 K: 0 S: 6	H: 0 LOB: 0 BB: 0 P: 8	R: 0 H: 0 E: 0 K: 0 S: 6	H: 0 LOB: 0 BB: 0 P: 9	1B: 4 2B: 2 3B: 1 HR: 0	SF: 1 SAC: 0 DP: 2 HBP: 0	WP: 0 PB: 0 SB: 0 CS: 0	PA: 34
PITCHER Todd Stottlemyre, R (1, 1) ERA: 3.14	IP: 9.0 WLS: W BF: 34 H: 7 R: 4 ER: 4 SO: 9 BB: 2 IBB: 0 HBP: 0 BLK: 1 WP: 0 HR: 0 S: 76 P: 120 ERA: 4.00 WHIP: 1.000															PITCHER				

Batter	1	2	3	4	5	6	7	8	9	AB	R	H	RBI	BB	SO	LOB	BOTTOM			
Delino DeShields, L (1,4) OBP: 0.396, SLG: 0.457										3	0	1	0	1	1	3	Florida Marlins @ St. Louis Cardinals Busch Stadium, St. Louis, MO Sat May 16 1998, 7:05 PM CDT Att: 41,464 - Unknown - 87 F			
Ray Lankford, L (1,8) OBP: 0.403, SLG: 0.474										4	0	1	0	0	3	2				
Mark McGwire, R (1,3) OBP: 0.489, SLG: 0.754										3	1	1	1	1	1	1				
Brian Jordan, R (1,9) OBP: 0.400, SLG: 0.623										4	2	2	1	0	0	2				
Willie McGee, S (1,7) OBP: 0.337, SLG: 0.393										4	1	2	0	0	0	0				
John Mabry, L (1,5) OBP: 0.342, SLG: 0.493										3	0	1	1	0	1	1				
Royce Clayton, R (8, PH) OBP: 0.316, SLG: 0.314										0	0	0	0	1	0	0				
Tom Pagnozzi, R (1,2) OBP: 0.241, SLG: 0.222										4	0	0	0	0	2	3				
David Howard, S (1,6) OBP: 0.348, SLG: 0.367										3	1	1	1	1	0	1				
Todd Stottlemyre, L (1,1) OBP: 0.172, SLG: 0.143											3	0	0	0	1	2	1			
Inning Stats	R: 0 H: 0 E: 0 K: 2 S: 8	H: 1 LOB: 1 BB: 0 P: 17	R: 0 H: 1 E: 0 K: 1 S: 11	H: 1 LOB: 0 BB: 0 P: 16	R: 1 H: 1 E: 0 K: 2 S: 13	H: 1 LOB: 0 BB: 0 P: 18	R: 3 H: 3 E: 0 K: 0 S: 15	H: 3 LOB: 0 BB: 0 P: 20	R: 0 H: 1 E: 0 K: 2 S: 14	H: 1 LOB: 2 BB: 1 P: 19	R: 0 H: 1 E: 0 K: 2 S: 10	H: 1 LOB: 3 BB: 2 P: 23	R: 1 H: 2 E: 0 K: 0 S: 7	H: 2 LOB: 0 BB: 0 P: 8	R: 0 H: 0 E: 0 K: 1 S: 7	H: 0 LOB: 1 BB: 1 P: 11	1B: 3 2B: 4 3B: 0 HR: 3	SF: 0 SAC: 0 DP: 1 HBP: 0	WP: 0 PB: 0 SB: 0 CS: 2	PA: 36
PITCHER Livan Hernandez, R (1, 1) ERA: 5.43	IP: 6.0 WLS: L BF: 28 H: 7 R: 4 ER: 4 SO: 9 BB: 3 IBB: 1 HBP: 0 BLK: 0 WP: 0 HR: 2 S: 71 P: 113 ERA: 6.00 WHIP: 1.667															PITCHER				
Vic Darenbourg, L (7, 1) ERA: 5.56	IP: 1.0 WLS: L BF: 4 H: 2 R: 1 ER: 1 SO: 0 BB: 0 IBB: 0 HBP: 0 BLK: 0 WP: 0 HR: 1 S: 7 P: 8 ERA: 9.00 WHIP: 2.000															PITCHER				
Oscar Henriquez, R (8, 1) ERA: 10.5	IP: 1.0 WLS: L BF: 4 H: 0 R: 0 ER: 0 SO: 1 BB: 1 IBB: 0 HBP: 0 BLK: 0 WP: 0 HR: 0 S: 7 P: 11 ERA: 0.00 WHIP: 1.000															PITCHER				

Batter	1	2	3	4	5	6	7	8	9	AB	R	H	RBI	BB	SO	LOB	TOP				
John Cangelosi, S OBP: 0.300, SLG: 0.302 (1, 8)										5	1	2	0	0	0	1					
Edgar Renteria, R OBP: 0.347, SLG: 0.355 (1, 6)										3	2	3	0	2	0	0					
Mark Kotsay, L OBP: 0.360, SLG: 0.417 (1, 9)										5	0	3	2	0	0	3					
Mike Piazza, R OBP: 0.323, SLG: 0.487 (1, 2)										5	0	1	1	0	0	5					
Todd Zeile, R OBP: 0.291, SLG: 0.423 (1, 5)										5	0	0	0	0	0	5					
Derrek Lee, R OBP: 0.352, SLG: 0.500 (1, 3)										4	0	1	1	0	1	2					
John Wehner, R (1, 7)										4	0	0	0	0	0	2					
Dave Berg, R OBP: 0.361, SLG: 0.340 (8, PH)										3	0	0	0	0	2	0					
Craig Counsell, L OBP: 0.409, SLG: 0.399 (8, 4)										1	0	0	0	0	0	0					
Chris Hammond, L OBP: 0.200, SLG: 0.200 (4, 1)										2	0	1	0	0	1	0					
Rob Stanifer, R OBP: 0.200, SLG: 0.200 (4, 1)										0	0	0	0	0	0	0					
Ryan Jackson, L OBP: 0.200, SLG: 0.200 (6, PH)										1	1	1	0	0	0	0					
Donn Pall, R OBP: 0.200, SLG: 0.200 (6, 1)										0	0	0	0	0	0	0					
Todd Dunwoody, L OBP: 0.200, SLG: 0.200 (8, PH)										1	0	0	0	0	0	0					
Kirt Ojala, L OBP: 0.200, SLG: 0.200 (8, 1)										0	0	0	0	0	0	0					
Inning Stats	R: 1 E: 0 K: 1 S: 8	H: 2 LOB: 2 BB: 1 P: 18	R: 0 E: 0 K: 0 S: 9	H: 1 LOB: 1 BB: 0 P: 14	R: 1 E: 0 K: 0 S: 14	H: 3 LOB: 2 BB: 0 P: 21	R: 0 E: 0 K: 2 S: 14	H: 2 LOB: 2 BB: 0 P: 18	R: 0 E: 0 K: 0 S: 10	H: 0 LOB: 0 BB: 0 P: 15	R: 2 E: 0 K: 1 S: 15	H: 3 LOB: 2 BB: 1 P: 22	R: 0 E: 0 K: 0 S: 8	H: 0 LOB: 0 BB: 0 P: 9	R: 0 E: 0 K: 0 S: 8	H: 0 LOB: 0 BB: 0 P: 13	R: 0 E: 0 K: 0 S: 12	H: 1 LOB: 1 BB: 0 P: 17	1B: 11 2B: 1 3B: 0 HR: 0	SF: 0 SAC: 0 DP: 0 HBP: 0	WP: 0 PA: 41 PB: 0 SB: 1 CS: 0
PITCHER	IP WLS BF H R ER SO BB IBB HBP BLK WP HR S P ERA WHIP	IP WLS BF H R ER SO BB IBB HBP BLK WP HR S P ERA WHIP	IP WLS BF H R ER SO BB IBB HBP BLK WP HR S P ERA WHIP	IP WLS BF H R ER SO BB IBB HBP BLK WP HR S P ERA WHIP	IP WLS BF H R ER SO BB IBB HBP BLK WP HR S P ERA WHIP	IP WLS BF H R ER SO BB IBB HBP BLK WP HR S P ERA WHIP	IP WLS BF H R ER SO BB IBB HBP BLK WP HR S P ERA WHIP	IP WLS BF H R ER SO BB IBB HBP BLK WP HR S P ERA WHIP	IP WLS BF H R ER SO BB IBB HBP BLK WP HR S P ERA WHIP	IP WLS BF H R ER SO BB IBB HBP BLK WP HR S P ERA WHIP	IP WLS BF H R ER SO BB IBB HBP BLK WP HR S P ERA WHIP	IP WLS BF H R ER SO BB IBB HBP BLK WP HR S P ERA WHIP	IP WLS BF H R ER SO BB IBB HBP BLK WP HR S P ERA WHIP	IP WLS BF H R ER SO BB IBB HBP BLK WP HR S P ERA WHIP	IP WLS BF H R ER SO BB IBB HBP BLK WP HR S P ERA WHIP	IP WLS BF H R ER SO BB IBB HBP BLK WP HR S P ERA WHIP	IP WLS BF H R ER SO BB IBB HBP BLK WP HR S P ERA WHIP	IP WLS BF H R ER SO BB IBB HBP BLK WP HR S P ERA WHIP	IP WLS BF H R ER SO BB IBB HBP BLK WP HR S P ERA WHIP	IP WLS BF H R ER SO BB IBB HBP BLK WP HR S P ERA WHIP	IP WLS BF H R ER SO BB IBB HBP BLK WP HR S P ERA WHIP

Florida Marlins @ St. Louis Cardinals
 Busch Stadium, St. Louis, MO
 Sun May 17 1998, 3:33 AM CDT
 Att: 41,836 - Sunny - 88 F

AB	39
R	4
H	12
RBI	4
BB	2
SO	4
LOB	18






Batter	1	2	3	4	5	6	7	8	9	AB	R	H	RBI	BB	SO	LOB	BOTTOM				
Royce Clayton, R OBP: 0.319, SLG: 0.313 (1, 6)										4	1	1	0	1	1	1					
Ray Lankford, L OBP: 0.410, SLG: 0.483 (1, 8)										4	3	2	2	1	1	0					
Mark McGwire, R OBP: 0.486, SLG: 0.736 (1, 3)										3	1	0	0	2	1	5					
Willie McGee, S OBP: 0.337, SLG: 0.393 (9, 9)										0	0	0	0	0	0	0					
Brian Jordan, R OBP: 0.421, SLG: 0.667 (1, 9)										5	2	5	4	0	0	0					
Kent Bottenfield, R (9, 1)										0	0	0	0	0	0	0					
Gary Gaetti, R OBP: 0.377, SLG: 0.407 (1, 5)										3	1	1	1	1	0	2					
Ron Gant, R OBP: 0.289, SLG: 0.495 (1, 7)										3	0	0	0	0	1	2					
John Mabry, L OBP: 0.346, SLG: 0.486 (6, 7)										1	1	0	1	0	0	3					
Tom Pagnozzi, R OBP: 0.294, SLG: 0.313 (1, 2)										5	2	3	0	0	1	3					
Delino DeShields, L OBP: 0.399, SLG: 0.479 (1, 4)										4	2	2	2	0	1	1					
David Howard, S OBP: 0.357, SLG: 0.410 (8, 4)										1	0	1	3	0	0	0					
Kent Mercker, L OBP: 0.167, SLG: 0.118 (1, 1)										2	0	0	0	0	1	0					
John Frascatore, R (6, 1)										1	0	0	0	0	1	1					
Brian Hunter, R OBP: 0.311, SLG: 0.537 (9, 3)										1	0	0	0	0	0	1					
Inning Stats	R: 2 E: 0 K: 0 S: 6	H: 1 LOB: 0 BB: 1 P: 14	R: 0 E: 0 K: 0 S: 7	H: 0 LOB: 0 BB: 0 P: 11	R: 2 E: 0 K: 2 S: 19	H: 4 LOB: 2 BB: 0 P: 31	R: 3 E: 0 K: 0 S: 18	H: 4 LOB: 2 BB: 1 P: 28	R: 2 E: 0 K: 1 S: 11	H: 2 LOB: 0 BB: 0 P: 14	R: 0 E: 0 K: 1 S: 15	H: 1 LOB: 1 BB: 1 P: 23	R: 0 E: 0 K: 2 S: 8	H: 1 LOB: 1 BB: 0 P: 12	R: 4 E: 0 K: 1 S: 16	H: 2 LOB: 1 BB: 2 P: 30	R: 0 E: 0 K: 1 S: 12	H: 0 LOB: 1 BB: 1 P: 17	1B: 9 2B: 3 3B: 1 HR: 2	SF: 0 SAC: 1 DP: 1 HBP: 2	WP: 0 PA: 45 PB: 0 SB: 0 CS: 0
PITCHER	IP WLS BF H R ER SO BB IBB HBP BLK WP HR S P ERA WHIP	IP WLS BF H R ER SO BB IBB HBP BLK WP HR S P ERA WHIP	IP WLS BF H R ER SO BB IBB HBP BLK WP HR S P ERA WHIP	IP WLS BF H R ER SO BB IBB HBP BLK WP HR S P ERA WHIP	IP WLS BF H R ER SO BB IBB HBP BLK WP HR S P ERA WHIP	IP WLS BF H R ER SO BB IBB HBP BLK WP HR S P ERA WHIP	IP WLS BF H R ER SO BB IBB HBP BLK WP HR S P ERA WHIP	IP WLS BF H R ER SO BB IBB HBP BLK WP HR S P ERA WHIP	IP WLS BF H R ER SO BB IBB HBP BLK WP HR S P ERA WHIP	IP WLS BF H R ER SO BB IBB HBP BLK WP HR S P ERA WHIP	IP WLS BF H R ER SO BB IBB HBP BLK WP HR S P ERA WHIP	IP WLS BF H R ER SO BB IBB HBP BLK WP HR S P ERA WHIP	IP WLS BF H R ER SO BB IBB HBP BLK WP HR S P ERA WHIP	IP WLS BF H R ER SO BB IBB HBP BLK WP HR S P ERA WHIP	IP WLS BF H R ER SO BB IBB HBP BLK WP HR S P ERA WHIP	IP WLS BF H R ER SO BB IBB HBP BLK WP HR S P ERA WHIP	IP WLS BF H R ER SO BB IBB HBP BLK WP HR S P ERA WHIP	IP WLS BF H R ER SO BB IBB HBP BLK WP HR S P ERA WHIP	IP WLS BF H R ER SO BB IBB HBP BLK WP HR S P ERA WHIP	IP WLS BF H R ER SO BB IBB HBP BLK WP HR S P ERA WHIP	IP WLS BF H R ER SO BB IBB HBP BLK WP HR S P ERA WHIP

Florida Marlins @ St. Louis Cardinals
 Busch Stadium, St. Louis, MO
 Sun May 17 1998, 3:33 AM CDT
 Att: 41,836 - Sunny - 88 F

AB	37
R	13
H	15
RBI	13
BB	5
SO	8
LOB	19



Batter	1	2	3	4	5	6	7	8	9	AB	R	H	RBI	BB	SO	LOB	TOP					
Todd Dunwoody, L (1, 8) OBP: 0.200, SLG: 0.200	G4-3		F8				F9	G4-3		5	0	1	1	0	0	2	Florida Marlins @ St. Louis Cardinals Busch Stadium, St. Louis, MO Mon May 18, 1998, 3:33 AM CDT Att: 36,820 - Sunny - 87 F					
Edgar Renteria, R (1, 6) OBP: 0.345, SLG: 0.362	2B		G6-3	L4			3B		K	5	2	2	0	0	1	2						
Mark Kotsay, L (1, 9) OBP: 0.361, SLG: 0.419	1B		F7	L7			3B		P7	4	1	1	1	1	0	2						
Mike Piazza, R (1, 2) OBP: 0.326, SLG: 0.497	F8			1B	G6-3		FC9-2		F9	5	1	2	2	0	0	1						
Cliff Floyd, L (1, 7) OBP: 0.366, SLG: 0.491	G6-3			1B	G4-3		FC9-2			4	1	1	0	0	0	2						
Todd Zeile, R (1, 5) OBP: 0.291, SLG: 0.419		K		2B	G5-3				K	4	1	1	1	0	2	0						
Derrek Lee, R (1, 3) OBP: 0.357, SLG: 0.491		F9		1B		E6		SH5-4		2	1	0	0	2	0	0						
Craig Counsell, L (1, 4) OBP: 0.417, SLG: 0.407				BB		K		SH5-4		2	0	1	2	2	1	1						
Jesus Sanchez, L (1, 1) OBP: 0.067, SLG: 0.067	G4-3			K		K		SH5-4		3	0	0	0	0	2	3						
Jay Powell, R (8, 1)								SH5-4		0	0	0	0	0	0	0						
Inning Stats	R: 1 E: 0 K: 0 S: 12	H: 2 LOB: 1 BB: 0 P: 15	R: 0 E: 0 K: 1 S: 8	H: 0 LOB: 1 BB: 1 P: 13	R: 0 E: 0 K: 0 S: 7	H: 0 LOB: 0 BB: 0 P: 10	R: 4 E: 0 K: 1 S: 20	H: 5 LOB: 2 BB: 1 P: 31	R: 0 E: 0 K: 0 S: 5	H: 0 LOB: 0 BB: 0 P: 9	R: 0 E: 1 K: 2 S: 12	H: 0 LOB: 0 BB: 0 P: 16	R: 2 E: 0 K: 0 S: 9	H: 2 LOB: 0 BB: 1 P: 18	R: 0 E: 0 K: 1 S: 10	H: 0 LOB: 2 BB: 2 P: 23	R: 0 E: 0 K: 1 S: 5	H: 0 LOB: 0 BB: 0 P: 7	1B: 5 2B: 4 3B: 1 HR: 0	SF: 0 SAC: 1 DP: 1 HBP: 0	WP: 0 PB: 0 SB: 2 CS: 0	PA: 40
PITCHER	IP WLS BF H R ER SO BB IBB HBP BLK WP HR S P ERA WHIP																					
Manny Aybar, R (1, 1) ERA: 9.12	3.1 L 19 7 5 5 2 2 0 0 0 0 0 0 43 61 13.50 2.700																					
Curtis King, R (4, 1) ERA	1.2 5 0 0 0 0 0 0 0 0 0 0 0 9 17 0.00 0.000																					
Juan Acevedo, R (6, 1) ERA: 5.68	1.0 3 0 0 0 2 0 0 0 0 0 0 0 12 16 0.00 0.000																					
Rick Croushore, R (7, 1) ERA: 9.0	2.0 10 2 2 2 1 3 0 0 0 0 0 0 19 41 9.00 2.500																					
Jeff Brantley, R (9, 1) ERA: 3.19	1.0 3 0 0 0 1 0 0 0 0 0 0 0 5 7 0.00 0.000																					
Batter	1	2	3	4	5	6	7	8	9	AB	R	H	RBI	BB	SO	LOB	BOTTOM					
Royce Clayton, R (1, 6) OBP: 0.323, SLG: 0.318	F7		FC6			G6-3				4	0	2	0	0	0	0	Florida Marlins @ St. Louis Cardinals Busch Stadium, St. Louis, MO Mon May 18, 1998, 3:33 AM CDT Att: 36,820 - Sunny - 87 F					
Willie McGee, S (1, 8) OBP: 0.333, SLG: 0.379	PO		FC6			F9		K		3	0	0	0	1	1	3						
Mark McGwire, R (1, 3) OBP: 0.481, SLG: 0.744	F7			HR		F9		F9		4	1	1	1	0	0	3						
Brian Jordan, R (1, 9) OBP: 0.416, SLG: 0.662	PO	F9		G6-3		F8		P3		4	1	1	0	0	0	2						
Gary Gaetti, R (1, 5) OBP: 0.373, SLG: 0.397		G6-3		P4		F8		G6-3		3	0	0	0	1	0	1						
Ron Gant, R (1, 7) OBP: 0.282, SLG: 0.481		G6-3		G5-3		G5-3		K		3	0	0	1	0	0	1						
Brian Hunter, R (8, 7) OBP: 0.304, SLG: 0.524		G6-3		G5-3		G5-3		K		1	0	0	0	0	1	0						
Tom Pagnozzi, R (1, 2) OBP: 0.297, SLG: 0.294		G4-3			P3					2	0	0	0	1	0	1						
Jeff Brantley, R (9, 1) OBP: 0.414, SLG: 0.512										0	0	0	0	0	0	0						
David Howard, S (1, 4) OBP: 0.338, SLG: 0.385			G5-3		G4-3		K		P7	4	0	0	0	0	1	1						
Manny Aybar, R (1, 1) OBP: 0.400, SLG: 0.400			G4-3		G6-3					1	0	0	0	0	0	0						
John Mabry, L (5, PH) OBP: 0.345, SLG: 0.479										0	0	0	0	0	0	0						
Juan Acevedo, R (6, 1) OBP: 0.300, SLG: 0.300										0	0	0	0	0	0	0						
Rick Croushore, R (7, 1) OBP: 0.333, SLG: 0.453										0	0	0	0	0	0	0						
Tom Lampkin, L (8, PH) OBP: 0.333, SLG: 0.453										1	0	1	0	0	0	0						
Inning Stats	R: 0 E: 0 K: 0 S: 5	H: 0 LOB: 0 BB: 1 P: 11	R: 0 E: 0 K: 0 S: 6	H: 0 LOB: 1 BB: 1 P: 13	R: 0 E: 0 K: 0 S: 8	H: 1 LOB: 1 BB: 0 P: 10	R: 1 E: 0 K: 0 S: 8	H: 1 LOB: 0 BB: 0 P: 13	R: 0 E: 0 K: 0 S: 7	H: 0 LOB: 0 BB: 0 P: 11	R: 0 E: 0 K: 1 S: 9	H: 0 LOB: 0 BB: 0 P: 17	R: 1 E: 0 K: 1 S: 7	H: 1 LOB: 1 BB: 1 P: 11	R: 0 E: 0 K: 1 S: 9	H: 2 LOB: 2 BB: 0 P: 11	R: 1 E: 0 K: 1 S: 9	H: 1 LOB: 0 BB: 0 P: 17	1B: 3 2B: 1 3B: 0 HR: 2	SF: 0 SAC: 0 DP: 0 HBP: 0	WP: 0 PB: 0 SB: 0 CS: 0	PA: 36
PITCHER	IP WLS BF H R ER SO BB IBB HBP BLK WP HR S P ERA WHIP																					
Jesus Sanchez, L (1, 1) ERA: 3.45	7.1 W 29 5 2 2 2 3 0 0 0 0 0 1 56 94 2.46 1.091																					
Jay Powell, R (8, 1) ERA: 5.01	1.2 6 1 1 1 1 0 0 0 0 0 0 1 12 20 5.40 0.600																					


Batter	1	2	3	4	5	6	7	8	9	AB	R	H	RBI	BB	SO	LOB	TOP								
Ron Gant, R OBP: 0.287, SLG: 0.514 (1.7)	G4-3		SF8 HR 2B	G6-3	K			HR		5	2	2	1	0	1	2	St. Louis Cardinals @ Philadelphia Phillies Veterans Stadium, Philadelphia, PA Tue May 19 1998, 7:05 PM EDT Att: 16,541 - Cloudy - 85 F								
Delino DeShields, L OBP: 0.465, SLG: 0.493 (1.4)	F7		SF8		HR			HR		4	2	3	1	0	0	0									
Mark McGwire, R OBP: 0.484, SLG: 0.804 (1.3)	K		HR		HR		K	HR		5	3	3	6	0	2	1									
Ray Lankford, L OBP: 0.420, SLG: 0.508 (1.8)		1B G5-3 1B	1B BB		G4-3 G5-3 2B BB		L8	K		3	1	1	0	2	1	1									
Gary Gaetti, R OBP: 0.364, SLG: 0.385 John Frascatore, R (6.1)	G5-3		F9		G5-3		L9			4	0	0	0	0	0	4									
Brian Jordan, R (8, PH) OBP: 0.420, SLG: 0.671 Juan Acevedo, R (8.1) OBP: 1.000, SLG: 1.000	G5-3		F9		G5-3		L9			0	0	0	0	0	0	0									
John Mabry, L OBP: 0.345, SLG: 0.474 (6.5)		1B	1B		G4-3		P5	P3		1	0	1	0	0	0	1									
Royce Clayton, R OBP: 0.320, SLG: 0.320 (1.6)	K		F9		E		G4-3		P3	5	1	1	1	0	1	4									
Tom Pagnozzi, R OBP: 0.286, SLG: 0.282 (1.2)	K				G6-3		E6		G6-3	5	0	1	0	0	1	2									
Mark Petkovsek, R OBP: 0.571, SLG: 0.667 Lance Painter, L (6.1) Willie McGee, S OBP: 0.326, SLG: 0.371 (6.9)					L8		FC4-6		K	2	1	1	0	1	0	0									
Inning Stats	R: 0 E: 0 K: 1 S: 8	H: 0 LOB: 0 BB: 0 P: 12	R: 0 E: 0 K: 2 S: 18	H: 2 LOB: 2 BB: 0 P: 26	R: 3 E: 0 K: 0 S: 7	H: 4 LOB: 2 BB: 1 P: 16	R: 0 E: 0 K: 0 S: 5	H: 0 LOB: 0 BB: 0 P: 12	R: 4 E: 1 K: 1 S: 17	H: 3 LOB: 2 BB: 2 P: 29	R: 0 E: 0 K: 1 S: 8	H: 1 LOB: 1 BB: 0 P: 14	R: 0 E: 0 K: 0 S: 11	H: 1 LOB: 1 BB: 0 P: 16	R: 3 E: 0 K: 1 S: 17	H: 4 LOB: 0 BB: 0 P: 22	R: 0 E: 0 K: 1 S: 10	H: 0 LOB: 0 BB: 0 P: 15	1B: 7 2B: 4 3B: 0 HR: 4	SF: 1 SAC: 0 DP: 0 HBP: 0	WP: 2 PB: 0 SB: 1 CS: 0	PA: 45			
PITCHER	IP	WLS	BF	H	R	ER	SO	BB	IBB	HBP	BLK	WP	HR	S	P	ERA	WHIP								
Tyler Green, R (1.1) ERA: 5.19	4.2		27	9	7	6	3	3	0	0	0	1	2	51	91	11.57	2.571								
Matt Whiteside, R (5.1) ERA: 7.5	1.1	L	5	1	0	0	2	0	0	0	0	0	0	12	18	0.00	0.750								
Wayne Gomes, R (7.1) ERA: 4.5	1.0		7	4	3	3	0	0	0	0	0	0	2	16	21	27.00	4.000								
Yorkis Perez, L (8.1) ERA: 3.21	1.0		3	1	0	0	1	0	0	0	0	0	0	12	17	0.00	1.000								
Jerry Spradlin, R (9.1) ERA: 4.35	1.0		3	0	0	0	1	0	0	0	0	0	0	10	15	0.00	0.000								

Batter	1	2	3	4	5	6	7	8	9	AB	R	H	RBI	BB	SO	LOB	BOTTOM								
Doug Glanville, R OBP: 0.356, SLG: 0.453 (1.8)	G6-3 1B		G5-3		L9	E8 BB FC1-2 1B		G4-6-3 BB		4	0	2	0	1	0	0	St. Louis Cardinals @ Philadelphia Phillies Veterans Stadium, Philadelphia, PA Tue May 19 1998, 7:05 PM EDT Att: 16,541 - Cloudy - 85 F								
Gregg Jefferies, S (1.7)	L6		G4-3		HR			G4-6-3		4	1	1	1	0	0	2									
Scott Rolen, R OBP: 0.378, SLG: 0.494 (1.5)	G6-3				G3-1 E 1B	HR		F8		4	3	2	2	1	0	1									
Rico Brogna, L OBP: 0.337, SLG: 0.493 (1.3)	G4-3				K	E8 HR 2B		E BB		4	1	1	0	1	2	2									
Mike Lieberthal, R OBP: 0.284, SLG: 0.346 (1.2)	G6-3				E G3-1 2B 1B	HR		FC1-2 BB		5	2	2	2	0	0	2									
Bobby Abreu, L OBP: 0.419, SLG: 0.478 (1.9)		BB			G3-1	F8		G5-3		3	0	0	0	2	0	4									
Mark Lewis, R OBP: 0.260, SLG: 0.250 (1.4)	K				E6 2B	FC4-6 1B		L9		5	0	1	0	0	1	3									
Desi Relaford, S (1.6)	L8					FC4-6		L7		4	0	1	1	0	0	2									
Tyler Green, R (1.1) ERA: 5.19 Matt Whiteside, R (5.1) ERA: 7.5 Kevin Seefelt, R (6.1) Wayne Gomes, R (7.1) Yorkis Perez, L (8.1) Jerry Spradlin, S (9.1)			K		K			E SF7 HBP		2	0	0	0	0	2	2									
Inning Stats	R: 0 E: 0 K: 0 S: 6	H: 1 LOB: 1 BB: 0 P: 11	R: 0 E: 0 K: 1 S: 9	H: 0 LOB: 1 BB: 1 P: 15	R: 0 E: 0 K: 1 S: 5	H: 0 LOB: 0 BB: 0 P: 9	R: 2 E: 1 K: 2 S: 19	H: 3 LOB: 2 BB: 0 P: 30	R: 4 E: 2 K: 0 S: 12	H: 5 LOB: 1 BB: 2 P: 17	R: 0 E: 0 K: 1 S: 5	H: 0 LOB: 0 BB: 0 P: 8	R: 0 E: 0 K: 0 S: 7	H: 0 LOB: 0 BB: 1 P: 14	R: 0 E: 0 K: 1 S: 14	H: 0 LOB: 1 BB: 1 P: 22		1B: 6 2B: 2 3B: 0 HR: 2	SF: 1 SAC: 0 DP: 1 HBP: 1	WP: 0 PB: 0 SB: 0 CS: 0	PA: 43				
PITCHER	IP	WLS	BF	H	R	ER	SO	BB	IBB	HBP	BLK	WP	HR	S	P	ERA	WHIP								
Mark Petkovsek, R (1.1) ERA: 5.79	5.0		27	9	7	5	4	1	0	0	0	0	2	52	85	9.00	2.000								
Lance Painter, L (6.1) ERA: 4.29	0.1		4	1	0	0	0	2	0	0	0	0	0	5	16	0.00	9.000								
John Frascatore, R (6.1) ERA: 6.41	1.2	W	5	0	1	0	1	0	0	0	0	0	0	10	16	0.00	0.000								
Juan Acevedo, R (8.1) ERA: 5.14	2.0	S	7	0	0	0	1	2	0	0	0	0	0	21	36	0.00	1.000								

Batter	1	2	3	4	5	6	7	8	9	AB	R	H	RBI	BB	SO	LOB	TOP							
Ron Gant, R OBP: 0.298, SLG: 0.567 (1, 7)	F8		HR		P6			G1		4	1	1	1	0	0	1	St. Louis Cardinals @ Philadelphia Phillies Veterans Stadium, Philadelphia, PA Thu May 21 1998, 7:05 PM EDT Att: 22,706 - Cloudy - 80 F							
Ray Lankford, L OBP: 0.415, SLG: 0.504 (1, 8)	G4-3		K					G6-3		4	0	1	1	0	1	0								
Mark McGwire, R OBP: 0.479, SLG: 0.789 (1, 3)					G5-3			K		4	0	1	0	0	1	0								
Brian Jordan, R OBP: 0.415, SLG: 0.651 (1, 9)	L9				G6-3			K		4	1	1	0	0	1	1								
Gary Gaetti, R OBP: 0.364, SLG: 0.435 John Mabry, L OBP: 0.337, SLG: 0.457 (6, 5)		G4-3			2B			E2		3	0	1	1	0	0	0								
Tom Pagnozzi, R OBP: 0.287, SLG: 0.262 Willie McGee, S OBP: 0.320, SLG: 0.363 (9, PH)		G5-3			P3			G6-3		3	0	0	0	0	0	2								
Royce Clayton, R OBP: 0.322, SLG: 0.329 (1, 6)		K			G6-3					3	0	0	0	0	1	1								
David Howard, S OBP: 0.316, SLG: 0.357 (1, 4)			F7					F8		3	0	0	0	0	0	0								
Todd Stottlemyre, L OBP: 0.188, SLG: 0.161 (1, 1)			K					K		3	1	1	0	0	2	0								
Inning Stats	R: 0 E: 0 K: 0 S: 11	H: 1 LOB: 1 BB: 0 P: 17	R: 0 E: 0 K: 1 S: 7	H: 0 LOB: 0 BB: 0 P: 10	R: 1 E: 0 K: 2 S: 9	H: 1 LOB: 0 BB: 0 P: 14	R: 1 E: 0 K: 0 S: 7	H: 2 LOB: 1 BB: 0 P: 10	R: 1 E: 0 K: 0 S: 13	H: 2 LOB: 2 BB: 0 P: 21	R: 0 E: 1 K: 1 S: 11	H: 0 LOB: 1 BB: 0 P: 19	R: 0 E: 0 K: 1 S: 10	H: 0 LOB: 0 BB: 0 P: 13	R: 0 E: 0 K: 1 S: 6	H: 0 LOB: 0 BB: 0 P: 9	R: 0 E: 0 K: 0 S: 5	H: 0 LOB: 0 BB: 0 P: 8	1B: 3 2B: 2 3B: 0 HR: 1	SF: 0 SAC: 0 DP: 0 HBP: 0	WP: 0 PB: 0 SB: 0 CS: 0	PA: 33		
PITCHER	IP	WLS	BF	H	R	ER	SO	BB	IBB	HBP	BLK	WP	HR	S	P	ERA	WHIP							
Mike Grace, R ERA: 6.23 (1, 1)	7.0	W	27	6	3	3	5	0	0	0	0	0	1	68	104	3.86	0.857							
Wayne Gomes, R ERA: 4.33 (8, 1)	1.0		3	0	0	0	1	0	0	0	0	0	0	6	9	0.00	0.000							
Mark Leiter, R ERA: 2.25 (9, 1)	1.0	S	3	0	0	0	0	0	0	0	0	0	0	5	8	0.00	0.000							

Batter	1	2	3	4	5	6	7	8	9	AB	R	H	RBI	BB	SO	LOB	BOTTOM							
Doug Glanville, R OBP: 0.345, SLG: 0.437 (1, 8)	F8		G5-3		K			G6-3		4	0	0	0	0	1	0	St. Louis Cardinals @ Philadelphia Phillies Veterans Stadium, Philadelphia, PA Thu May 21 1998, 7:05 PM EDT Att: 22,706 - Cloudy - 80 F							
Gregg Jefferies, S OBP: 0.382, SLG: 0.458 (1, 7)			F8					CS		4	0	3	0	0	0	0								
Scott Rolen, R OBP: 0.383, SLG: 0.500 (1, 5)			K		2B			F9		4	1	1	0	0	2	3								
Rico Brogna, L OBP: 0.333, SLG: 0.488 (1, 3)			K		HR			L7		4	1	1	1	0	1	2								
Mike Lieberthal, R OBP: 0.277, SLG: 0.357 (1, 2)			F9		HR			CS		3	1	1	2	0	0	0								
Bobby Abreu, L OBP: 0.431, SLG: 0.493 (1, 9)			G4-3		BB					2	1	2	0	1	0	0								
23 Kevin Jordan, R OBP: 0.273, SLG: 0.377 (1, 4)			G4-3		G4-3					3	0	1	1	0	0	2								
Alex Arias, R OBP: 0.381, SLG: 0.333 (1, 6)			K		L6-4			G5-3		3	0	0	0	0	1	2								
Mike Grace, R OBP: 0.200, SLG: 0.143 Ruben Amaro Jr, S OBP: 0.278, SLG: 0.258 Wayne Gomes, R Mark Leiter, R (7, PH) (8, 1) (9, 1)			K		K			L9		2	0	0	0	0	2	0								
										1	0	0	0	0	0	0								
										0	0	0	0	0	0	0								
										0	0	0	0	0	0	0								
Inning Stats	R: 0 E: 0 K: 2 S: 9	H: 1 LOB: 1 BB: 0 P: 12	R: 0 E: 0 K: 1 S: 6	H: 1 LOB: 0 BB: 0 P: 11	R: 0 E: 0 K: 1 S: 10	H: 0 LOB: 0 BB: 0 P: 15	R: 3 E: 0 K: 0 S: 11	H: 3 LOB: 0 BB: 1 P: 20	R: 0 E: 0 K: 3 S: 12	H: 1 LOB: 1 BB: 0 P: 21	R: 1 E: 0 K: 0 S: 8	H: 2 LOB: 1 BB: 0 P: 11	R: 0 E: 0 K: 0 S: 3	H: 0 LOB: 0 BB: 0 P: 5	R: 0 E: 0 K: 0 S: 7	H: 1 LOB: 0 BB: 0 P: 9	1B: 3 2B: 5 3B: 1 HR: 1	SF: 0 SAC: 0 DP: 1 HBP: 0	WP: 0 PB: 0 SB: 0 CS: 1	PA: 32				
PITCHER	IP	WLS	BF	H	R	ER	SO	BB	IBB	HBP	BLK	WP	HR	S	P	ERA	WHIP							
Todd Stottlemyre, R ERA: 3.28 (1, 1)	8.0	L	31	9	4	4	7	1	0	0	0	0	1	66	104	4.50	1.250							

AB	33
R	3
H	6
RBI	3
BB	0
SO	6
LOB	5



AB	30
R	4
H	9
RBI	4
BB	1
SO	7
LOB	9



Batter	1	2	3	4	5	6	7	8	9	10	11	12	13	14	15	16	17	AB	R	H	RBI	BB	SO	LOB	TOP													
Darryl Hamilton, L OBP: 0.379, SLG: 0.325	G4-3		CS 1B		SH1-3		G6-3		G4-3		L9					FC1-6 1B	G4-6-3	8	0	3	0	0	0	2														
Bill Mueller, S OBP: 0.422, SLG: 0.487	G5-3		SAFE		L5		G4-3		P7-6				HR 2B			FC1-6 1B		7	2	2	0	0	1	4														
Jim Poole, L OBP: 0.333, SLG: 0.667	G5-3		2B 1B				G4-3											1	0	0	0	0	0	1														
Steve Reed, R OBP: 0.500, SLG: 0.500	G6-3		2B 1B				G4-3											7	1	3	3	1	2	2														
Barry Bonds, L OBP: 0.432, SLG: 0.582	G6-3		2B BB				G4-3											7	1	3	3	1	2	2														
Jeff Kent, R OBP: 0.339, SLG: 0.478		G5-3 BLK FC6-2 1B					G4-3											7	1	3	3	1	2	2														
J.T. Snow, L OBP: 0.364, SLG: 0.261	G5-3						G4-3											7	1	0	0	1	1	5														
Marvin Benard, L OBP: 0.339, SLG: 0.320	FC6-2 1B						G4-3											4	0	0	0	0	0	1														
Danny Darwin, R OBP: 0.105, SLG: 0.056							G4-3											1	0	0	0	0	0	1														
Robb Nen, R OBP: 0.356, SLG: 0.448							G4-3											2	1	2	0	0	0	0														
Rey Sanchez, R OBP: 0.418, SLG: 0.404							G4-3											4	0	2	0	0	0	0														
Julian Tavaréz, L OBP: 0.322, SLG: 0.317							G4-3											0	0	0	0	0	0	0														
Stan Javier, S OBP: 0.322, SLG: 0.317							G4-3											2	1	1	0	1	0	0														
Brian Johnson, R OBP: 0.276, SLG: 0.250							G4-3											7	0	1	0	0	1	4														
Shawn Estes, R OBP: 0.394, SLG: 0.318							G4-3											3	1	1	0	0	1	2														
Rich Aurilia, R OBP: 0.384, SLG: 0.500							G4-3											4	1	1	1	1	0	2														
Inning Stats	R: 0 E: 0 K: 0 S: 5	H: 0 LOB: 0 BB: 0 P: 6	R: 0 E: 0 K: 0 S: 11	H: 2 LOB: 2 BB: 0 P: 16	R: 1 E: 0 K: 1 S: 14	H: 3 LOB: 2 BB: 1 P: 24	R: 0 E: 0 K: 0 S: 4	H: 0 LOB: 0 BB: 0 P: 5	R: 1 E: 0 K: 0 S: 12	H: 2 LOB: 1 BB: 0 P: 19	R: 0 E: 0 K: 0 S: 13	H: 2 LOB: 2 BB: 0 P: 21	R: 0 E: 0 K: 0 S: 9	H: 1 LOB: 0 BB: 1 P: 18	R: 0 E: 0 K: 0 S: 8	H: 0 LOB: 0 BB: 0 P: 9	R: 2 E: 0 K: 0 S: 14	H: 1 LOB: 0 BB: 1 P: 22	R: 0 E: 0 K: 1 S: 8	H: 0 LOB: 0 BB: 0 P: 13	R: 0 E: 0 K: 1 S: 9	H: 0 LOB: 0 BB: 0 P: 13	R: 2 E: 0 K: 1 S: 12	H: 2 LOB: 0 BB: 0 P: 17	R: 0 E: 0 K: 1 S: 14	H: 1 LOB: 2 BB: 1 P: 23	R: 0 E: 0 K: 2 S: 10	H: 0 LOB: 0 BB: 0 P: 13	R: 0 E: 0 K: 0 S: 8	H: 1 LOB: 1 BB: 0 P: 12	R: 0 E: 0 K: 1 S: 7	H: 1 LOB: 0 BB: 0 P: 12	R: 3 E: 0 K: 0 S: 10	H: 3 LOB: 0 BB: 1 P: 21	1B: 14 2B: 3 3B: 0 HR: 2	SF: 0 SAC: 3 DP: 1 HBP: 0	WP: 0 PB: 0 SB: 1 CS: 1	PA: 73
PITCHER	IP	WLS	BF	H	R	ER	SO	BB	IBB	HBP	BLK	WP	HR	S	P	ERA	WHIP																					
Mark Pelkovsek, R ERA: 5.14	7.0	32	11	2	2	2	1	1	0	0	0	0	0	1	30	44	6.00	0.667																				
Juan Acevedo, R ERA: 5.13	3.0	11	2	2	2	1	1	0	0	0	0	0	0	1	30	44	6.00	0.667																				
John Frascatore, R ERA: 4.15	2.0	8	2	2	2	2	0	0	0	0	0	0	0	1	21	30	9.00	1.000																				
Rick Croushore, R ERA: 6.75	0.2	4	1	0	0	0	0	1	0	0	0	0	0	1	17	0	0.00	3.000																				
Kent Bosterfield, R ERA: 5.14	3.1	12	2	0	0	0	4	0	0	0	0	0	0	0	28	45	0.00	0.600																				
PITCHER	IP	WLS	BF	H	R	ER	SO	BB	IBB	HBP	BLK	WP	HR	S	P	ERA	WHIP																					
Kent Mercker, L ERA: 6.0	1.0	1	6	3	3	2	0	0	0	0	0	0	0	10	21	18.00	4.000																					
Batter	1	2	3	4	5	6	7	8	9	10	11	12	13	14	15	16	17	AB	R	H	RBI <td>BB <td>SO <td>LOB <td>BOTTOM</td> </td></td></td>	BB <td>SO <td>LOB <td>BOTTOM</td> </td></td>	SO <td>LOB <td>BOTTOM</td> </td>	LOB <td>BOTTOM</td>	BOTTOM													
Ron Gant, R OBP: 0.289, SLG: 0.511	FC4-6 1B	G5-3			E 2B BB	G5-3			FC3-6 SH5-3 BB	K			F9		G6-3			7	1	1	0	2	1	3														
Delino DeShields, L OBP: 0.416, SLG: 0.516	FC4-6 BB 1B	L9			BB FC4-6 2B				SH5-3						G3-1			7	3	3	1	1	0	2														
Mark McGwire, R OBP: 0.493, SLG: 0.839	1B BB		G5-3		FC4-6 BB				FC3-6 IBB	K								6	1	2	2	3	3	4														
Ray Lankford, L OBP: 0.416, SLG: 0.520	1B BB				FC4-6 BB				FC3-6 IBB									7	0	1	0	2	5	2														
Willie McGee, S OBP: 0.336, SLG: 0.370	1B BB				FC4-6 BB				G1-6-3 1B						L8			8	1	4	2	1	2	4														
Tom Pagnozzi, R OBP: 0.241, SLG: 0.241									G1-6-3 1B						L9			8	0	1	0	1	1	9														
John Mabry, L OBP: 0.374, SLG: 0.447									G1-6-3						L7			5	0	1	0	3	0	7														
Royce Clayton, R OBP: 0.313, SLG: 0.313									G1-6-3						L7			6	0	1	0	2	2	4														
Mark Pelkovsek, R ERA: 4.31	7.0	31	5	3	3	7	5	70	130	3.86	1.429																											
Julian Tavaréz, R ERA: 2.25	1.0	5	1	1	0	0	0	1	0	0	0	0	0	10	17	0.00	1.000																					
Danny Darwin, R ERA: 4.15	1.1	9	2	0	0	0	1	2	0	0	0	0	1	15	32	0.00	2.250																					
Robb Nen, R ERA: 1.45	2.2	13	3	2	2	5	2	0	0	0	1	1	31	50	6.75	1.875																						
Jim Poole, L ERA: 2.14	4.0	16	2	0	0	2	1	2	0	0	0	0	33	63	0.00	0.750																						
PITCHER	IP	WLS	BF	H	R	ER	SO	BB	IBB	HBP	BLK	WP	HR	S	P	ERA	WHIP																					
Steve Reed, R ERA: 1.52	17.1	1.0	4	1	0	0	2	0	0	0	0	0	15	15	0.00	1.000																						
Batter	1	2	3	4	5	6	7	8	9	10	11	12	13	14	15	16	17	AB	R	H	RBI <td>BB <td>SO <td>LOB <td></td> </td></td></td>	BB <td>SO <td>LOB <td></td> </td></td>	SO <td>LOB <td></td> </td>	LOB <td></td>														
Ron Gant, R OBP: 0.289, SLG: 0.511	FC4-6 1B	G5-3			E 2B BB	G5-3			FC3-6 SH5-3 BB	K			F9		G6-3			7	1	1	0	2	1	3														
Delino DeShields, L OBP: 0.416, SLG: 0.516	FC4-6 BB 1B	L9			BB FC4-6 2B				SH5-3						G3-1			7	3	3	1	1	0	2														
Mark McGwire, R OBP: 0.493, SLG: 0.839	1B BB		G5-3		FC4-6 BB				FC3-6 IBB	K								6	1	2	2	3	3	4														
Ray Lankford, L OBP: 0.416, SLG: 0.520	1B BB				FC4-6 BB				FC3-6 IBB									7	0	1	0	2	5	2														
Willie McGee, S OBP: 0.336, SLG: 0.370	1B BB				FC4-6 BB				G1-6-3 1B						L8			8	1	4	2	1	2	4														
Tom Pagnozzi, R OBP: 0.241, SLG: 0.241									G1-6-3 1B						L9			8	0	1	0	1	1	9														
John Mabry, L OBP: 0.374, SLG: 0.447									G1-6-3						L7			5	0	1	0	3	0	7														
Royce Clayton, R OBP: 0.313, SLG: 0.313									G1-6-3						L7			6	0	1	0	2	2	4														
Shawn Estes, L ERA: 4.31	7.0	31	5	3	3	7	5	70	130	3.86	1.429																											
Julian Tavaréz, R ERA: 2.25	1.0	5	1	1	0	0	0	1	0	0	0	0	0	10	17	0.00	1.000																					
Danny Darwin, R ERA: 4.15	1.1	9	2	0	0	0	1	2	0	0	0	0	1	15	32	0.00	2.250																					
Robb Nen, R ERA: 1.45	2.2	13	3	2	2	5	2	0	0	0	1	1	31	50	6.75	1.875																						
Jim Poole, L ERA: 2.14	4.0	16	2	0	0	2	1	2	0	0	0	0	33	63	0.00	0.750																						
PITCHER	IP	WLS	BF	H	R	ER	SO	BB	IBB	HBP	BLK	WP	HR	S	P	ERA	WHIP																					
Steve Reed, R ERA: 1.52	17.1	1.0	4	1	0	0	2	0	0	0	0	0	15	15	0.00	1.000																						
Batter	1	2	3	4	5	6	7	8	9	10	11	12	13	14	15	16	17	AB	R	H	RBI <td>BB <td>SO <td>LOB <td></td> </td></td></td>	BB <td>SO <td>LOB <td></td> </td></td>	SO <td>LOB <td></td> </td>	LOB <td></td>														
Ron Gant, R OBP: 0.289, SLG: 0.511	FC4-6 1B	G5-3			E 2B BB	G5-3			FC3-6 SH5-3 BB	K			F9		G6-3			7	1	1	0	2	1	3														
Delino DeShields, L OBP: 0.416, SLG: 0.516	FC4-6 BB 1B	L9			BB FC4-6 2B				SH5-3						G3-1			7	3	3	1	1	0	2														
Mark McGwire, R OBP: 0.493, SLG: 0.839	1B BB		G5-3		FC4-6 BB				FC3-6 IBB	K								6	1	2	2	3	3	4														
Ray Lankford, L OBP: 0.416, SLG: 0.520	1B BB				FC4-6 BB				FC3-6 IBB																													

Batter	1	2	3	4	5	6	7	8	9	AB	R	H	RBI	BB	SO	LOB	TOP				
Neft Perez, S (1, 6) OBP: 0.329, SLG: 0.411	0-1 L8	2-2 G3			2-1 F9		3-1 2B G3 1B	2-2 BB 1B		5	1	2	0	0	0	1					
Ellis Burks, R (1, 8) OBP: 0.323, SLG: 0.547 (8, 7)	2-1 G5-3	0-1 2B			0-0 G6-3 2B		1-2 G3 2B	4-2 BB		4	0	3	1	1	0	0					
Larry Walker, L (1, 9) OBP: 0.428, SLG: 0.574	0-1 17 BB 2B	1-2 F7			0-1 G6-3		0-1 G3	2-0 G1-3		5	1	1	1	0	0	6					
Vinny Castilla, R (1, 5) OBP: 0.336, SLG: 0.578	1-1 17 BB 2B HBP		0-1 P3		4-2 BB		0-0 G5-3		0-0 F9	3	1	0	0	1	0	1					
17 Todd Helton, L (1, 3) OBP: 0.356, SLG: 0.456	4-2 2B BB		1-2 F9		1-0 G4-3		3-2 G6-3		2-1 P6	4	1	0	0	1	0	3					
Dante Bichette, R (1, 7) OBP: 0.359, SLG: 0.486 1 Curtis Goodwin, L (8, 8) OBP: 0.393, SLG: 0.407	2-1 2B		2-3 K		4-0 3 G6-3 BB		1-1 G6-3		1-2 1B	3	0	1	3	1	1	0					
3 Mike Lansing, R (1, 4) OBP: 0.288, SLG: 0.338	3-3 K			0-0 F8		2-1 G6-3		0-0 G5-3	2-3 K	5	0	0	0	0	2	3					
Kirt Manwaring, R (1, 2) OBP: 0.373, SLG: 0.361		3-2 G5-3		2-2 G4-3		2-2 G6-3		1-1 1B 2B		4	1	1	0	0	0	1					
John Thomson, R (1, 1) OBP: 0.250, SLG: 0.167 Jeff Reed, L (8, PH) OBP: 0.355, SLG: 0.450 Dave Veres, R (8, 1)		1-2 G3 2B 1B		0-2 F8		1-3 K		2-0 BB 1B 1B		3	1	1	0	0	1	1					
Inning Stats	R: 3 E: 0 K: 1 S: 16	H: 2 LOB: 1 BB: 1 P: 28	R: 1 E: 0 K: 0 S: 14	H: 2 LOB: 1 BB: 0 P: 21	R: 0 E: 0 K: 1 S: 8	H: 0 LOB: 0 BB: 0 P: 11	R: 0 E: 0 K: 0 S: 9	H: 0 LOB: 1 BB: 1 P: 17	R: 0 E: 0 K: 1 S: 9	H: 0 LOB: 1 BB: 1 P: 18	R: 1 E: 0 K: 0 S: 12	H: 2 LOB: 1 BB: 0 P: 19	R: 1 E: 0 K: 0 S: 13	H: 3 LOB: 3 BB: 2 P: 25	R: 0 E: 0 K: 1 S: 10	H: 1 LOB: 1 BB: 0 P: 15	1B: 5 2B: 6 3B: 0 HR: 0	SF: 0 SAC: 0 DP: 0 HBP: 1	WP: 0 PB: 0 SB: 0 CS: 0	PA: 43	
PITCHER	IP	WLS	BF	H	R	ER	SO	BB	IBB	HBP	BLK	WP	HR	S	P	ERA	WHIP				
Mike Busby, R (1, 1) ERA: 4.97	4.2	L	21	5	4	4	2	1	0	1	0	0	0	52	78	7.71	1.286				
Sean Lowe, R (5, 1) ERA: 3.86	2.1	11	2	1	1	1	1	2	0	0	0	0	0	26	47	3.86	1.714				
Curtis King, R (8, 1) ERA: 0.79	1.0	7	3	1	1	0	1	0	0	0	0	0	0	13	25	9.00	4.000				
John Frascatore, R (9, 1) ERA: 6.1	1.0	4	1	0	0	0	1	0	0	0	0	0	0	10	15	0.00	1.000				

Colorado Rockies @ St. Louis Cardinals
Busch Stadium, St. Louis, MO
 Mon May 25 1998, 3:33 AM CDT
 Att: 42,038 - Cloudy - 75 F


AB 38
 R 6
 H 11
 RBI 6
 BB 4
 SO 4
 LOB 16



Batter	1	2	3	4	5	6	7	8	9	AB	R	H	RBI	BB	SO	LOB	BOTTOM				
Ron Gant, R (1, 7) OBP: 0.288, SLG: 0.500	2-2 G5-3		3-3 K		3-2 G5-3			4-1 BB BB		3	0	0	0	1	1	0					
Delino DeShields, L (1, 4) OBP: 0.472, SLG: 0.509	0-3 K		1-3 K			2-1 S 1B		0-0 F8		4	0	1	0	0	2	1					
Mark McGwire, R (1, 3) OBP: 0.493, SLG: 0.848	2-2 HR		2-1 P3			0-0 L7		4-2 BB		3	1	1	1	1	0	1					
Ray Lankford, L (1, 8) OBP: 0.412, SLG: 0.510	1-3 K			4-2 G4-3 BLK BB		3-1 G5-3		2-3 K		3	0	0	0	1	2	3					
Brian Hunter, R (1, 9) OBP: 0.283, SLG: 0.469		0-0 G6-3		2-0 F9		3-1 L7		2-2 L7		4	0	0	0	0	0	4					
John Mabry, L (1, 5) OBP: 0.376, SLG: 0.459		0-1 1B		1-1 G4-3		1-2 G4-3 2B			2-2 F8	4	0	2	0	0	0	1					
Royce Clayton, R (1, 6) OBP: 0.312, SLG: 0.311		2-2 S		0-1 F9		0-0 G4-3			0-0 G1-3	4	0	1	0	0	0	2					
Tom Lampkin, L (1, 2) OBP: 0.310, SLG: 0.402		0-1 L9			0-0 G4-3		1-1 P6		2-3 K	4	0	0	0	0	1	3					
Mike Busby, R (1, 1) Sean Lowe, R (5, 1) Willie McGee, S (7, PH) OBP: 0.333, SLG: 0.366 Curtis King, R (8, 1) John Frascatore, R (9, 1)		0-3 K			0-0 F9		3-3 K			1	0	0	0	0	1	2					
Inning Stats	R: 1 E: 0 K: 2 S: 12	H: 1 LOB: 0 BB: 0 P: 17	R: 0 E: 0 K: 1 S: 11	H: 2 LOB: 2 BB: 0 P: 13	R: 0 E: 0 K: 2 S: 10	H: 0 LOB: 0 BB: 1 P: 16	R: 0 E: 0 K: 0 S: 7	H: 0 LOB: 1 BB: 1 P: 14	R: 0 E: 0 K: 0 S: 5	H: 1 LOB: 1 BB: 0 P: 15	R: 0 E: 0 K: 1 S: 12	H: 1 LOB: 1 BB: 0 P: 17	R: 0 E: 0 K: 1 S: 11	H: 0 LOB: 2 BB: 2 P: 23	R: 0 E: 0 K: 1 S: 10	H: 0 LOB: 0 BB: 0 P: 14	1B: 3 2B: 1 3B: 0 HR: 1	SF: 0 SAC: 0 DP: 0 HBP: 0	WP: 0 PB: 0 SB: 2 CS: 0	PA: 35	
PITCHER	IP	WLS	BF	H	R	ER	SO	BB	IBB	HBP	BLK	WP	HR	S	P	ERA	WHIP				
John Thomson, R (1, 1) ERA: 5.82	7.0	W	27	5	1	1	6	1	0	0	1	0	0	64	100	1.29	0.857				
Dave Veres, R (8, 1) ERA: 4.81	2.0	8	0	0	0	0	2	2	0	0	0	0	0	21	37	0.00	1.000				

Colorado Rockies @ St. Louis Cardinals
Busch Stadium, St. Louis, MO
 Mon May 25 1998, 3:33 AM CDT
 Att: 42,038 - Cloudy - 75 F

AB 32
 R 1
 H 5
 RBI 1
 BB 3
 SO 8
 LOB 18



Batter	1	2	3	4	5	6	7	8	9	AB	R	H	RBI	BB	SO	LOB	TOP				
Nelf Perez, S (1, 6) OBP: 0.322, SLG: 0.403	1-3 K		0-0 G4-3		0-1 F9			1-3 K		4	0	0	0	0	2	2	Colorado Rockies @ St. Louis Cardinals Busch Stadium, St. Louis, MO Wed May 27 1998, 7:05 PM CDT Att: 34,211 - Cloudy - 88 F				
Ellis Burks, R (1, 7) OBP: 0.327, SLG: 0.543	4-2 BB		2-1 L4			3-2 P3		2-1 1B		3	0	1	0	1	0	0					
Larry Walker, L (1, 9) OBP: 0.420, SLG: 0.561	0-3 K			1-2 F7		1-1 G4-3		0-0 L9		4	0	0	0	0	1	2					
Vinny Castilla, R (1, 5) OBP: 0.335, SLG: 0.572	3-3 K			0-0 17 CS 1B		0-0 G1-3			0-0 G6-3	4	0	1	0	0	1	1					
17 Todd Helton, L (1, 3) OBP: 0.353, SLG: 0.470		3-2 G4-3		3-2 F9			2-2 G4-3		2-2 HR	4	1	1	1	0	0	1					
Jeff Reed, L (1, 2) OBP: 0.371, SLG: 0.451		4-2 BB			4-2 SH5-3 1B BB		1-0 F8		0-1 1B	2	0	1	0	2	0	0					
Jason Bates, S (9, PR) OBP: 0.314, SLG: 0.233										0	0	0	0	0	0	0					
3 Mike Lansing, R (1, 4) OBP: 0.292, SLG: 0.338		0-0 F9		0-1 1 SH5-3 1B		4-2 1 FC6-4 BB		1-1 F9	3	0	1	0	1	0	2						
1 Curtis Goodwin, L (1, 8) OBP: 0.381, SLG: 0.393		1-2 G3-1			1-0 SH5-3		0-0 FC6-4		0-0 L6	2	0	0	0	0	2						
Dante Bichette, R (9, PH) OBP: 0.357, SLG: 0.484					1-2 2-3		1-2 1-2			1	0	0	0	0	1						
Darryl Kile, R (1, 1) OBP: 0.286, SLG: 0.333			2-3 K		0-3 K			1-3 K		2	0	0	0	0	2	2					
John Vander Wal, L (8, PH) OBP: 0.369, SLG: 0.448										1	0	0	0	0	1	0					
Mike DeJean, R (8, 1)										0	0	0	0	0	0	0					
Inning Stats	R: 0 E: 0 K: 3 S: 13	H: 0 LOB: 1 BB: 1 P: 21	R: 0 E: 0 K: 0 S: 10	H: 0 LOB: 1 BB: 1 P: 18	R: 0 E: 0 K: 1 S: 6	H: 0 LOB: 0 BB: 0 P: 10	R: 0 E: 0 K: 0 S: 8	H: 1 LOB: 0 BB: 0 P: 12	R: 0 E: 0 K: 1 S: 10	H: 1 LOB: 2 BB: 1 P: 15	R: 0 E: 0 K: 0 S: 6	H: 0 LOB: 1 BB: 1 P: 15	R: 0 E: 0 K: 2 S: 9	H: 1 LOB: 1 BB: 0 P: 13	R: 1 E: 0 K: 0 S: 9	H: 2 LOB: 1 BB: 0 P: 12	1B: 4 2B: 0 3B: 0 HR: 1	SF: 0 SAC: 1 DP: 0 HBP: 0	WP: 0 PB: 0 SB: 0 CS: 1	PA: 35	
PITCHER	IP	WLS	BF	H	R	ER	SO	BB	IBB	HBP	BLK	WP	HR	S	P	ERA	WHIP				
Todd Stottlemyre, R (1, 1) ERA: 3.07	8.1	W	33	5	1	1	7	4	0	0	0	0	1	76	122	1.08	1.080				
Jeff Brantley, R (9, 1) ERA: 3.21	0.2	S	2	0	0	0	0	0	0	0	0	0	0	3	4	0.00	0.000				

Batter	1	2	3	4	5	6	7	8	9	AB	R	H	RBI	BB	SO	LOB	BOTTOM				
Ron Gant, R (1, 7) OBP: 0.294, SLG: 0.493	3-1 F9		4-1 1-2 BB		1-0 G5-4-3		4-2 FC6-4 BB			2	0	0	0	2	0	1	Colorado Rockies @ St. Louis Cardinals Busch Stadium, St. Louis, MO Wed May 27 1998, 7:05 PM CDT Att: 34,211 - Cloudy - 88 F				
Delino DeShields, L (1, 4) OBP: 0.408, SLG: 0.503	0-0 P5		0-0 SF7			4-1 WP SF8 BB	0-0 FC6-4			2	1	0	1	1	0	2					
Mark McGwire, R (1, 3) OBP: 0.489, SLG: 0.832	3-3 K		3-H 0-1 F9			3-3 K		4-1 G1-6-3 BB		3	0	0	0	1	2	3					
Ray Lankford, L (1, 8) OBP: 0.414, SLG: 0.506		2-2 G4-6-3 1B		0-1 L7		4-2 WP S BB		1-3 K		3	0	1	0	1	1	1					
Willie McGee, S (1, 9) OBP: 0.330, SLG: 0.365		1-1 1 SAFE G4-6-3		1-2 1B		2-3 SF8		0-0 G1-6-3		3	0	1	1	0	0	2					
John Mabry, L (1, 5) OBP: 0.396, SLG: 0.446		0-1 G3		2-3 K		3-H 1-1 G4-3				3	0	0	0	0	1	2					
Royce Clayton, R (1, 6) OBP: 0.312, SLG: 0.308			4-0 E SF7 1B BB		0-1 L8			0-3 K		2	1	0	0	1	1	1					
Tom Pagnozzi, R (1, 2) OBP: 0.262, SLG: 0.250			0-1 P4			4-2 G5-4-3 BB		0-0 SH5-4 1B		2	0	1	0	1	0	1					
Todd Stottlemyre, L (1, 1) OBP: 0.206, SLG: 0.182			2-2 E7 BB		1-3 K		1-0 SH5-4			2	0	1	0	0	1	1					
Jeff Brantley, R (9, 1)			1-3 1B					1-2 1B		0	0	0	0	0	0	0					
Inning Stats	R: 0 E: 0 K: 1 S: 7	H: 0 LOB: 0 BB: 0 P: 13	R: 0 E: 0 K: 0 S: 7	H: 1 LOB: 0 BB: 0 P: 10	R: 1 E: 1 K: 0 S: 10	H: 1 LOB: 2 BB: 2 P: 20	R: 0 E: 0 K: 1 S: 11	H: 1 LOB: 1 BB: 0 P: 13	R: 0 E: 0 K: 1 S: 6	H: 0 LOB: 0 BB: 1 P: 12	R: 1 E: 0 K: 1 S: 14	H: 0 LOB: 2 BB: 2 P: 29	R: 0 E: 0 K: 1 S: 8	H: 1 LOB: 1 BB: 1 P: 13	R: 0 E: 0 K: 1 S: 6	H: 0 LOB: 0 BB: 1 P: 11	1B: 4 2B: 0 3B: 0 HR: 0	SF: 2 SAC: 1 DP: 3 HBP: 0	WP: 2 PB: 0 SB: 2 CS: 0	PA: 32	
PITCHER	IP	WLS	BF	H	R	ER	SO	BB	IBB	HBP	BLK	WP	HR	S	P	ERA	WHIP				
Darryl Kile, R (1, 1) ERA: 4.44	7.0	L	29	4	2	2	5	6	0	0	0	0	0	63	110	2.57	1.429				
Mike DeJean, R (8, 1) ERA: 2.45	1.0		3	0	0	0	1	1	0	0	0	0	0	6	11	0.00	1.000				

Batter	1	2	3	4	5	6	7	8	9	AB	R	H	RBI	BB	SO	LOB	TOP			
Neft Perez, S OBP: 0.329, SLG: 0.410 (1, 6)										4	0	2	0	1	1	0	Colorado Rockies @ St. Louis Cardinals Busch Stadium, St. Louis, MO Thu May 28 1998, 3:33 AM CDT Att: 37,989 - Sunny - 86 F			
Ellis Burks, R OBP: 0.323, SLG: 0.539 (1, 8)										5	0	1	0	0	0	5				
Dante Bichette, R OBP: 0.351, SLG: 0.475 (1, 7)										4	0	0	0	0	2	6				
Larry Walker, L OBP: 0.416, SLG: 0.554 (1, 9)										4	0	1	0	0	0	1				
Vinny Castilla, R OBP: 0.329, SLG: 0.561 (1, 5)										4	0	0	0	0	1	1				
Greg Colbrunn, R OBP: 0.388, SLG: 0.500 (1, 3)										3	1	1	0	0	0	1				
Curt Leskanic, R OBP: 0.378, SLG: 0.433 (6, PH)										0	0	0	0	0	0	0				
John Vander Wal, L OBP: 0.378, SLG: 0.433 (6, PH)										1	0	0	0	0	1	1				
Chuck McElroy, L OBP: 0.374, SLG: 0.464 (7, 2)										0	0	0	0	0	0	0				
3 Mike Lansing, R OBP: 0.296, SLG: 0.335 (1, 4)										2	0	0	0	1	1	1				
Kirt Manwaring, R OBP: 0.375, SLG: 0.364 (1, 2)										2	0	1	1	0	0	1				
Jeff Reed, L OBP: 0.374, SLG: 0.464 (7, 2)										2	0	1	0	0	1	2				
Jamey Wright, R OBP: 0.095, SLG: 0.095 (1, 1)										2	0	0	0	0	2	2				
17 Todd Helton, L OBP: 0.355, SLG: 0.467 (6, 3)										1	0	0	0	1	0	0				
Inning Stats	R: 0 E: 0 K: 2 S: 12	H: 1 LOB: 1 BB: 0 P: 17	R: 0 E: 1 K: 1 S: 7	H: 0 LOB: 1 BB: 0 P: 11	R: 0 E: 0 K: 1 S: 7	H: 1 LOB: 1 BB: 0 P: 11	R: 1 E: 0 K: 1 S: 16	H: 2 LOB: 2 BB: 1 P: 28	R: 0 E: 0 K: 0 S: 5	H: 0 LOB: 0 BB: 0 P: 8	R: 0 E: 0 K: 1 S: 8	H: 1 LOB: 3 BB: 2 P: 18	R: 0 E: 0 K: 3 S: 12	H: 1 LOB: 2 BB: 0 P: 20	R: 0 E: 0 K: 0 S: 8	H: 0 LOB: 0 BB: 0 P: 11	1B: 4 2B: 3 3B: 0 HR: 0	SF: 0 SAC: 0 DP: 1 HBP: 1	WP: 0 PB: 0 SB: 1 CS: 0	PA: 38
PITCHER	IP	WLS	BF	H	R	ER	SO	BB	IBB	HBP	BLK	WP	HR	S	P	ERA	WHIP			
Kent Mercker, L ERA: 5.66 (1, 1)	5.0	W	21	5	1	1	5	1	0	0	0	0	0	49	78	1.80	1.200			
John Frascatore, R ERA: 5.85 (6, 1)	1.1		4	0	0	0	0	0	0	0	0	0	0	6	9	0.00	0.000			
Lance Painter, L ERA: 4.8 (7, 1)	0.0		3	1	0	0	0	2	0	0	0	0	0	2	10	∞	∞			
Curtis King, R ERA: 0.64 (7, 1)	2.2	S	10	1	0	0	4	0	0	1	0	0	0	25	38	0.00	0.375			

Batter	1	2	3	4	5	6	7	8	9	AB	R	H	RBI	BB	SO	LOB	BOTTOM			
Ron Gant, R OBP: 0.287, SLG: 0.480 (1, 7)										4	0	0	0	0	2	0	Colorado Rockies @ St. Louis Cardinals Busch Stadium, St. Louis, MO Thu May 28 1998, 3:33 AM CDT Att: 37,989 - Sunny - 86 F			
Willie McGee, S OBP: 0.330, SLG: 0.365 (8, 7)										0	0	0	0	0	0	0				
Delino DeShields, L OBP: 0.405, SLG: 0.494 (1, 4)										3	0	0	0	1	0	0				
Mark McGwire, R OBP: 0.493, SLG: 0.828 (1, 3)										2	1	1	0	2	0	0				
Ray Lankford, L OBP: 0.416, SLG: 0.506 (1, 8)										4	1	2	0	0	0	2				
Brian Jordan, R OBP: 0.416, SLG: 0.650 (1, 9)										4	1	2	2	0	1	1				
John Mabry, L OBP: 0.376, SLG: 0.462 (1, 5)										3	1	2	1	0	0	1				
Royce Clayton, R OBP: 0.317, SLG: 0.310 (1, 6)										2	0	1	1	1	0	1				
Tom Pagnozzi, R OBP: 0.250, SLG: 0.237 (1, 2)										3	0	0	0	0	0	3				
Kent Mercker, L OBP: 0.136, SLG: 0.095 (1, 1)										1	0	0	0	0	1	0				
Brian Hunter, R OBP: 0.278, SLG: 0.460 (5, PH)										1	0	0	0	0	0	0				
John Frascatore, R ERA: 4.61 (6, 1)										0	0	0	0	0	0	0				
Lance Painter, L OBP: 1.000, SLG: 1.000 (7, 1)										0	0	0	0	0	0	0				
Curtis King, R ERA: 1.73 (7, 1)										1	0	0	0	0	1	0				
Inning Stats	R: 0 E: 0 K: 1 S: 8	H: 0 LOB: 1 BB: 1 P: 13	R: 0 E: 0 K: 0 S: 11	H: 1 LOB: 1 BB: 1 P: 15	R: 0 E: 0 K: 1 S: 8	H: 0 LOB: 0 BB: 1 P: 16	R: 2 E: 0 K: 0 S: 13	H: 3 LOB: 1 BB: 0 P: 17	R: 0 E: 0 K: 0 S: 5	H: 0 LOB: 0 BB: 0 P: 6	R: 2 E: 0 K: 0 S: 9	H: 3 LOB: 0 BB: 1 P: 19	R: 0 E: 0 K: 2 S: 7	H: 0 LOB: 0 BB: 0 P: 9	R: 0 E: 0 K: 1 S: 17	H: 1 LOB: 1 BB: 0 P: 22	1B: 6 2B: 3 3B: 0 HR: 0	SF: 0 SAC: 0 DP: 2 HBP: 0	WP: 0 PB: 0 SB: 0 CS: 1	PA: 34
PITCHER	IP	WLS	BF	H	R	ER	SO	BB	IBB	HBP	BLK	WP	HR	S	P	ERA	WHIP			
Jamey Wright, R ERA: 5.86 (1, 1)	5.2	L	25	7	4	4	2	4	0	0	0	0	0	53	85	6.35	1.941			
Curt Leskanic, R ERA: 4.61 (6, 1)	1.1		3	0	0	0	2	0	0	0	0	0	0	8	10	0.00	0.000			
Chuck McElroy, L ERA: 1.73 (8, 1)	1.0		4	1	0	0	1	0	0	0	0	0	0	17	22	0.00	1.000			



Batter	1	2	3	4	5	6	7	8	9	AB	R	H	RBI	BB	SO	LOB	TOP								
Ron Gant, R OBP: 0.284, SLG: 0.467 (1, 7)	F3		FC5-4 BB 1-2f		K			BB 2B BB 1-2	K	4	1	0	0	1	2	1									
Delino DeShields, L OBP: 0.466, SLG: 0.485 (1, 4)	K		1-2 BB			G4-3		BB 2B BB 1-2 2-3	E5 HR	3	2	0	0	2	1	0									
Mark McGwire, R OBP: 0.499, SLG: 0.844 Kent Bottenfield, R (9, 1)			K					BB 1B 2B		4	2	2	4	1	2	2									
Lance Painter, L OBP: 1.000, SLG: 1.000 (9, 1)	BB							1-3 2-H 3-H 4-0	HR	0	0	0	0	0	0	0									
Ray Lankford, L OBP: 0.415, SLG: 0.500 (1, 8)	K							1B 1B IBB	1B	4	1	1	0	1	2	1									
Brian Jordan, R OBP: 0.410, SLG: 0.637 (1, 9)		G4-3						BB K	F9	5	0	1	0	0	1	4									
John Mabry, L OBP: 0.399, SLG: 0.450 (1, 5) (9, 3)		G3						BB K	G1-3	5	1	1	2	0	1	2									
Royce Clayton, R OBP: 0.316, SLG: 0.309 (1, 6)								BB K		4	0	1	2	0	2	1									
Tom Pagnozzi, R OBP: 0.265, SLG: 0.242 (1, 2)								BB K		3	0	1	0	1	2	0									
Mark Petkovsek, R OBP: 0.385, SLG: 0.417 Luis Ordez, R (9, 5)								BB K		4	1	1	0	0	0	3									
								BB K		0	0	0	0	0	0	0									
Inning Stats	R: 0 H: 0 E: 0 K: 2 S: 11	H: 0 LOB: 1 BB: 1 P: 21	R: 0 H: 0 E: 0 K: 1 S: 9	H: 0 LOB: 0 BB: 0 P: 11	R: 0 H: 1 E: 0 K: 1 S: 8	H: 1 LOB: 2 BB: 1 P: 13	R: 0 H: 1 E: 0 K: 1 S: 9	H: 1 LOB: 1 BB: 0 P: 12	R: 0 H: 0 E: 0 K: 2 S: 8	H: 0 LOB: 0 BB: 0 P: 12	R: 0 H: 0 E: 0 K: 2 S: 5	H: 0 LOB: 0 BB: 0 P: 9	R: 0 H: 0 E: 0 K: 2 S: 9	H: 0 LOB: 0 BB: 0 P: 10	R: 6 H: 4 E: 0 K: 2 S: 22	H: 4 LOB: 2 BB: 4 P: 40	R: 2 H: 2 E: 1 K: 1 S: 14	H: 2 LOB: 1 BB: 0 P: 19	1B: 6 2B: 1 3B: 0 HR: 1	SF: 0 SAC: 0 DP: 0 HBP: 0	WP: 0 PB: 0 SB: 0 CS: 0	PA: 42			
PITCHER	IP	WLS	BF	H	R	ER	SO	BB	IBB	HBP	BLK	WP	HR	S	P	ERA	WHIP								
Joey Hamilton, R ERA: 5.23 (1, 1)	7.1	L	31	4	5	5	11	4	1	0	0	0	0	69	111	6.14	1.091								
Brian Boehringer, R ERA: 4.5 (8, 1)	0.2		5	2	1	1	1	1	0	0	0	0	0	12	17	13.50	4.500								
Dan Miceli, R ERA: 3.81 (9, 1)	1.0		6	2	2	1	1	0	0	0	0	0	1	14	19	9.00	2.000								

St. Louis Cardinals @ San Diego Padres
Qualcomm Stadium, San Diego, CA
Fri May 29 1998, 10:05 PM EDT
Att: 36,648 - Cloudy - 64 F

AB	36
R	8
H	8
RBI	8
BB	6
SO	13
LOB	14

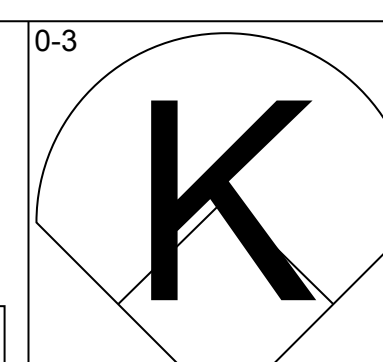
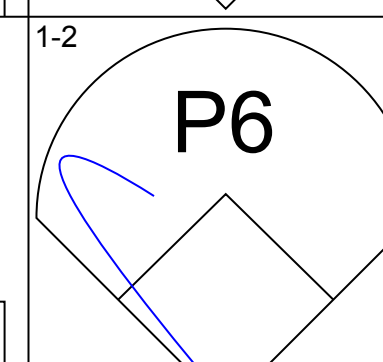
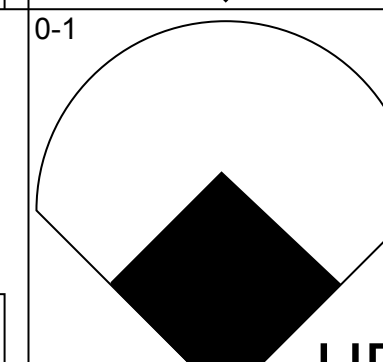
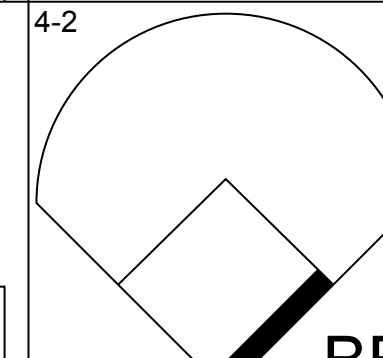


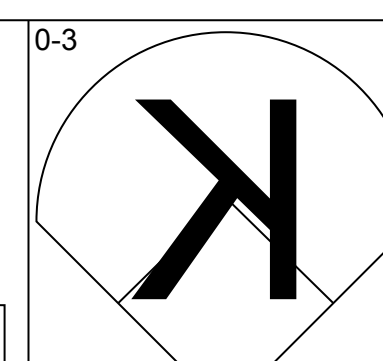
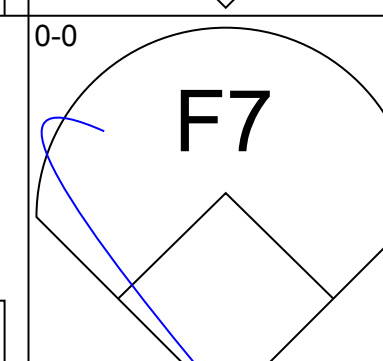
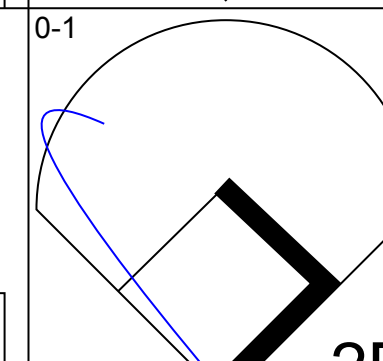
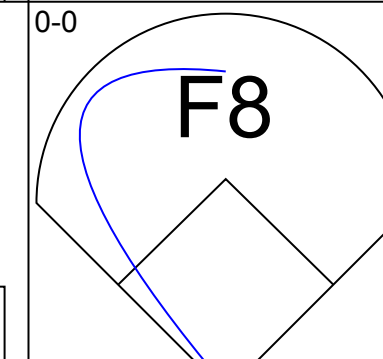



Batter	1	2	3	4	5	6	7	8	9	AB	R	H	RBI	BB	SO	LOB	BOTTOM								
QuiVivo Veras, S OBP: 0.383, SLG: 0.318 Dan Miceli, R OBP: 1.000, SLG: 1.000 (1, 4) (9, 1)	K			F9				G4-3		3	0	0	0	1	1	0									
Steve Finley, L OBP: 0.272, SLG: 0.372 (1, 8)				G3-1				BB F8		3	1	1	0	1	0	2									
Tony Gwynn, L OBP: 0.396, SLG: 0.522 (1, 9)				G4-3					F9 BB	4	0	0	0	0	1	2									
Ken Caminiti, S OBP: 0.341, SLG: 0.487 (1, 5)									F9 BLK BB	4	1	1	1	0	2	0									
Greg Vaughn, R OBP: 0.374, SLG: 0.637 (1, 7)				P4					HR BB	4	1	3	2	0	0	0									
Wally Joyner, L OBP: 0.396, SLG: 0.510 (1, 3)				F7					HR	3	0	0	0	1	0	1									
Carlos Hernandez, R OBP: 0.328, SLG: 0.379 (1, 2)									G6-3	4	0	0	0	0	1	2									
Chris Gomez, R OBP: 0.309, SLG: 0.320 (1, 6)									G6-3	3	0	0	0	0	0	0									
Joey Hamilton, R OBP: 0.107, SLG: 0.107 Brian Boehringer, S (8, 1)									G6-3	2	0	1	0	0	0	0									
Ed Giovannola, L OBP: 0.311, SLG: 0.328 (8, PH) (9, 4)									G3	0	0	0	0	0	0	0									
										1	0	0	0	0	0	0									
Inning Stats	R: 0 H: 1 E: 0 K: 2 S: 10	H: 0 LOB: 0 BB: 0 P: 15	R: 0 H: 0 E: 0 K: 1 S: 6	H: 0 LOB: 0 BB: 0 P: 12	R: 0 H: 0 E: 0 K: 1 S: 7	H: 0 LOB: 0 BB: 0 P: 11	R: 0 H: 0 E: 0 K: 0 S: 6	H: 0 LOB: 0 BB: 0 P: 12	R: 0 H: 1 E: 0 K: 0 S: 9	H: 1 LOB: 2 BB: 1 P: 17	R: 0 H: 1 E: 0 K: 1 S: 12	H: 1 LOB: 2 BB: 1 P: 19	R: 0 H: 0 E: 0 K: 0 S: 6	H: 0 LOB: 0 BB: 0 P: 9	R: 3 H: 2 E: 0 K: 0 S: 21	H: 2 LOB: 0 BB: 1 P: 32	1B: 5 2B: 0 3B: 0 HR: 1	SF: 0 SAC: 0 DP: 1 HBP: 0	WP: 0 PB: 0 SB: 0 CS: 1	PA: 34					
PITCHER	IP	WLS	BF	H	R	ER	SO	BB	IBB	HBP	BLK	WP	HR	S	P	ERA	WHIP								
Mark Petkovsek, R ERA: 4.19 (1, 1)	8.0	W	28	4	0	0	5	2	0	0	0	0	0	65	113	0.00	0.750								
Kent Bottenfield, R ERA: 6.04 (9, 1)	0.1		4	2	3	3	0	1	0	0	0	1	1	16	25	81.00	9.000								
Lance Painter, L ERA: 4.6 (9, 1)	0.2		2	0	0	0	0	0	0	0	0	0	0	5	7	0.00	0.000								

St. Louis Cardinals @ San Diego Padres
Qualcomm Stadium, San Diego, CA
Fri May 29 1998, 10:05 PM EDT
Att: 36,648 - Cloudy - 64 F

AB	31
R	3
H	6
RBI	3
BB	3
SO	5
LOB	7



Batter	1	2	3	4	5	6	7	8	9	AB	R	H	RBI	BB	SO	LOB	TOP					
Willie McGee, S OBP: 0.319, SLG: 0.352			G6-3	G3-1			FC6-4			4	0	0	0	0	1	2	St. Louis Cardinals @ San Diego Padres Qualcomm Stadium, San Diego, CA Sat May 30 1998, 10:05 PM EDT Att: 54,089 - Unknown - 67 F livebaseballscorecards.com					
Delino DeShields, L OBP: 0.407, SLG: 0.486			BB 1B				G3-6-1			4	1	2	0	0	0	1						
Mark McGwire, R OBP: 0.496, SLG: 0.853			1B BB				F9			3	1	1	1	1	1	1						
Ray Lankford, L OBP: 0.417, SLG: 0.503			F7				F9			3	0	1	0	1	0	2						
Brian Jordan, R OBP: 0.407, SLG: 0.628	G5-3		1-2 2-H 1B				G6-3			4	0	1	1	0	0	2						
John Mabry, L OBP: 0.365, SLG: 0.438			F7				G4-3			3	0	0	0	1	0	2						
Royce Clayton, R OBP: 0.315, SLG: 0.307	G6-4-3						F7			4	0	1	0	0	0	1						
Tom Pagnozzi, R OBP: 0.264, SLG: 0.242			G5-3				G6-4-3			4	0	1	0	0	0	1						
Juan Acevedo, R OBP: 0.500, SLG: 0.750			F9							2	0	1	0	0	0	1						
John Frascatore, R OBP: 0.333, SLG: 0.333										1	0	1	0	0	0	0						
Curtis King, R OBP: 1.000, SLG: 1.000										0	0	0	0	0	0	0						
Lance Painter, L OBP: 1.000, SLG: 1.000										0	0	0	0	0	0	0						
Jeff Brantley, R										0	0	0	0	0	0	0						
Inning Stats	R: 1 E: 0 K: 1 S: 17	H: 1 LOB: 1 BB: 1 P: 22	R: 0 E: 0 K: 0 S: 5	H: 1 LOB: 1 BB: 1 P: 11	R: 1 E: 0 K: 0 S: 12	H: 2 LOB: 2 BB: 1 P: 18	R: 0 E: 0 K: 0 S: 6	H: 1 LOB: 1 BB: 0 P: 10	R: 0 E: 0 K: 0 S: 6	H: 2 LOB: 1 BB: 0 P: 9	R: 0 E: 0 K: 0 S: 5	H: 1 LOB: 0 BB: 0 P: 5	R: 0 E: 0 K: 0 S: 7	H: 1 LOB: 0 BB: 0 P: 9	R: 0 E: 0 K: 1 S: 6	H: 0 LOB: 0 BB: 0 P: 10	R: 0 E: 0 K: 0 S: 4	H: 0 LOB: 0 BB: 0 P: 7	1B: 6 2B: 2 3B: 0 HR: 1	SF: 0 SAC: 0 DP: 3 HBP: 0	WP: 0 PB: 0 SB: 0 CS: 1	PA: 35
PITCHER Andy Ashby, R ERA: 2.44	IP: 9.0 WLS: W BF: 35 H: 9 R: 2 ER: 2 SO: 2 BB: 3 IBB: 0 HBP: 0 BLK: 0 WP: 0 HR: 1 S: 68 P: 101 ERA: 2.00 WHIP: 1.333															PITCHER	IP: 9.0 WLS: W BF: 35 H: 9 R: 2 ER: 2 SO: 2 BB: 3 IBB: 0 HBP: 0 BLK: 0 WP: 0 HR: 1 S: 68 P: 101 ERA: 2.00 WHIP: 1.333					

Batter	1	2	3	4	5	6	7	8	9	AB	R	H	RBI	BB	SO	LOB	BOTTOM					
QuiVio Veras, S OBP: 0.383, SLG: 0.316			G4-3					G3-1		4	0	1	1	1	1	0	St. Louis Cardinals @ San Diego Padres Qualcomm Stadium, San Diego, CA Sat May 30 1998, 10:05 PM EDT Att: 54,089 - Unknown - 67 F livebaseballscorecards.com					
Steve Finley, L OBP: 0.276, SLG: 0.374							BB			4	1	2	0	0	1	2						
Tony Gwynn, L OBP: 0.398, SLG: 0.533										4	0	2	0	0	0	2						
Ken Caminiti, S OBP: 0.338, SLG: 0.488										4	0	1	1	0	1	3						
Ed Giovannola, L OBP: 0.311, SLG: 0.328										0	0	0	0	0	0	0						
Greg Vaughn, R OBP: 0.372, SLG: 0.628										3	0	0	0	1	1	2						
Wally Joyner, L OBP: 0.393, SLG: 0.503										4	0	1	0	0	0	3						
Greg Myers, L OBP: 0.394, SLG: 0.376										3	1	1	0	0	1	1						
Carlos Hernandez, R OBP: 0.323, SLG: 0.376										1	1	0	0	0	0	0						
Andy Sheets, R OBP: 0.289, SLG: 0.375										3	0	1	1	0	0	0						
Andy Ashby, R OBP: 0.069, SLG: 0.069										2	0	0	0	0	1	0						
Mark Sweeney, L OBP: 0.310, SLG: 0.306										0	0	0	0	1	0	0						
Inning Stats	R: 0 E: 0 K: 1 S: 7	H: 1 LOB: 0 BB: 0 P: 7	R: 0 E: 0 K: 0 S: 8	H: 1 LOB: 0 BB: 0 P: 11	R: 0 E: 0 K: 1 S: 9	H: 0 LOB: 0 BB: 0 P: 11	R: 0 E: 0 K: 1 S: 9	H: 1 LOB: 1 BB: 0 P: 12	R: 1 E: 0 K: 1 S: 15	H: 2 LOB: 2 BB: 1 P: 26	R: 0 E: 0 K: 1 S: 8	H: 1 LOB: 1 BB: 0 P: 10	R: 0 E: 0 K: 1 S: 7	H: 0 LOB: 0 BB: 0 P: 8	R: 1 E: 0 K: 0 S: 10	H: 2 LOB: 2 BB: 1 P: 21	R: 1 E: 1 K: 0 S: 13	H: 1 LOB: 2 BB: 1 P: 24	1B: 6 2B: 3 3B: 0 HR: 0	SF: 0 SAC: 2 DP: 1 HBP: 0	WP: 1 PB: 0 SB: 0 CS: 0	PA: 37
PITCHER Juan Acevedo, R ERA: 4.6	IP: 5.0 WLS: 1 BF: 20 H: 5 R: 1 ER: 1 SO: 4 BB: 1 IBB: 0 HBP: 0 BLK: 0 WP: 0 HR: 0 S: 15 P: 67 ERA: 1.80 WHIP: 1.200															PITCHER	IP: 5.0 WLS: 1 BF: 20 H: 5 R: 1 ER: 1 SO: 4 BB: 1 IBB: 0 HBP: 0 BLK: 0 WP: 0 HR: 0 S: 15 P: 67 ERA: 1.80 WHIP: 1.200					
John Frascatore, R ERA: 5.5	2.0 7 1 0 0 2 0 0 0 0 0 0 15 18 0.00 0.500																					
Curtis King, R ERA: 1.23	0.2 5 2 1 1 0 0 1 0 0 0 0 8 16 13.50 3.000																					
Lance Painter, L ERA: 4.5	0.1 1 0 0 0 0 0 0 0 0 0 0 2 5 0.00 0.000																					
Jeff Brantley, R ERA: 3.14	0.1 L 4 1 1 0 0 1 0 0 0 0 13 24 0.00 6.000																					

Batter	1	2	3	4	5	6	7	8	9	AB	R	H	RBI	BB	SO	LOB	TOP			
Ron Gant, R OBP: 0.283, SLG: 0.462 (1, 7)										4	1	1	0	0	2	0				
Delino DeShields, L OBP: 0.404, SLG: 0.496 (1, 4)										4	1	1	0	0	1	0				
Mark McGwire, R OBP: 0.492, SLG: 0.839 (1, 3)										4	1	1	2	0	2	0				
Ray Lankford, L OBP: 0.419, SLG: 0.500 (1, 8)										3	0	1	0	1	1	1				
Willie McGee, S OBP: 0.317, SLG: 0.348 (1, 9)										4	0	1	1	0	0	2				
John Mabry, L OBP: 0.354, SLG: 0.422 (1, 5)										4	0	0	0	0	1	2				
Tom Lampkin, L OBP: 0.319, SLG: 0.410 (1, 2)										3	0	2	0	0	0	0				
Luis Ordaz, R (1, 6)										3	0	0	0	0	1	3				
Sean Lowe, R (1, 1)										1	0	0	0	0	0	0				
Manny Aybar, R OBP: 0.308, SLG: 0.308 (2, 1)										1	0	0	0	0	1	0				
Brian Hunter, R OBP: 0.273, SLG: 0.451 (7, PH)										1	0	0	0	0	0	0				
Kent Bottenfield, R (7, 1)										0	0	0	0	0	0	0				
Inning Stats	R: 3 H: 5 E: 0 K: 1 S: 18	H: 5 LOB: 2 BB: 0 P: 31	R: 0 H: 0 E: 0 K: 1 S: 7	H: 0 LOB: 0 BB: 0 P: 8	R: 0 H: 1 E: 0 K: 1 S: 9	H: 1 LOB: 1 BB: 0 P: 12	R: 0 H: 0 E: 0 K: 2 S: 10	H: 0 LOB: 0 BB: 0 P: 13	R: 0 H: 0 E: 0 K: 0 S: 11	H: 0 LOB: 0 BB: 1 P: 10	R: 0 H: 1 E: 0 K: 0 S: 6	H: 1 LOB: 0 BB: 0 P: 7	R: 0 H: 0 E: 0 K: 1 S: 7	H: 0 LOB: 0 BB: 0 P: 12	R: 0 H: 0 E: 0 K: 1 S: 9	H: 0 LOB: 0 BB: 0 P: 14	1B: 6 2B: 2 3B: 0 HR: 0	SF: 0 SAC: 0 DP: 2 HBP: 0	WP: 0 PB: 0 SB: 0 CS: 0	PA: 33
PITCHER	IP	WLS	BF	H	R	ER	SO	BB	IBB	HBP	BLK	WP	HR	S	P	ERA	WHIP			
Kevin Brown, R ERA: 2.47	(1, 1)	8.0	W	30	7	3	3	8	1	0	0	0	0	71	111	3.38	1.000			
Pete Smith, R ERA: 4.87	(9, 1)	1.0		3	0	0	0	1	0	0	0	0	0	9	14	0.00	0.000			

St. Louis Cardinals @ San Diego Padres
Qualcomm Stadium, San Diego, CA
Sun May 31 1998, 6:33 AM EDT
Att: 42,618 - Sunny - 72 F

AB 32
R 3
H 7
RBI 3
BB 1
SO 9
LOB 8



Batter	1	2	3	4	5	6	7	8	9	AB	R	H	RBI	BB	SO	LOB	BOTTOM			
Quilvio Veras, S OBP: 0.379, SLG: 0.313 (1, 4)										5	0	1	0	0	1	3				
Steve Finley, L OBP: 0.276, SLG: 0.376 (1, 8)										4	2	1	1	0	1	2				
Tony Gwynn, L OBP: 0.400, SLG: 0.543 (1, 9)										4	0	2	3	0	0	0				
Ken Caminiti, S OBP: 0.336, SLG: 0.476 (1, 5)										3	0	0	0	1	1	1				
Greg Vaughn, R OBP: 0.370, SLG: 0.625 (1, 7)										4	1	1	0	0	2	3				
Wally Joyner, L OBP: 0.401, SLG: 0.507 (1, 3)										3	2	2	1	1	1	0				
Carlos Hernandez, R OBP: 0.329, SLG: 0.375 (1, 2)										3	1	1	0	1	0	1				
Chris Gomez, R OBP: 0.315, SLG: 0.327 (1, 6)										3	1	2	1	0	0	0				
Kevin Brown, R OBP: 0.281, SLG: 0.267 (1, 1)										2	0	0	0	1	2	2				
Mark Sweeney, L OBP: 0.306, SLG: 0.306 (8, PH)										0	0	0	1	0	0	0				
Pete Smith, R OBP: 0.188, SLG: 0.071 (9, 1)										0	0	0	0	0	0	0				
Inning Stats	R: 1 H: 2 E: 0 K: 0 S: 12	H: 2 LOB: 1 BB: 0 P: 19	R: 4 H: 4 E: 0 K: 2 S: 19	H: 4 LOB: 2 BB: 2 P: 37	R: 0 H: 2 E: 0 K: 1 S: 9	H: 2 LOB: 2 BB: 1 P: 19	R: 0 H: 0 E: 0 K: 1 S: 9	H: 0 LOB: 0 BB: 0 P: 15	R: 0 H: 0 E: 0 K: 1 S: 8	H: 0 LOB: 0 BB: 0 P: 15	R: 0 H: 0 E: 0 K: 1 S: 7	H: 0 LOB: 0 BB: 0 P: 8	R: 2 H: 2 E: 0 K: 0 S: 12	H: 2 LOB: 1 BB: 1 P: 23	R: 0 H: 0 E: 0 K: 0 S: 9	H: 0 LOB: 0 BB: 0 P: 14	1B: 6 2B: 4 3B: 0 HR: 0	SF: 1 SAC: 1 DP: 1 HBP: 0	WP: 0 PB: 0 SB: 0 CS: 0	PA: 37
PITCHER	IP	WLS	BF	H	R	ER	SO	BB	IBB	HBP	BLK	WP	HR	S	P	ERA	WHIP			
Sean Lowe, R ERA: 13.5	(1, 1)	1.2	L	13	6	5	1	2	0	0	0	0	0	38	66	0.00	0.692			
Manny Aybar, R ERA: 8.57	(2, 1)	4.1		15	2	0	6	1	0	0	0	0	0	19	31	9.00	1.500			
Kent Bottenfield, R ERA: 6.25	(7, 1)	2.0		9	2	2	1	1	0	0	0	0	0	19	31	9.00	1.500			

St. Louis Cardinals @ San Diego Padres
Qualcomm Stadium, San Diego, CA
Sun May 31 1998, 6:33 AM EDT
Att: 42,618 - Sunny - 72 F

AB 31
R 7
H 10
RBI 7
BB 4
SO 8
LOB 12



Batter	1	2	3	4	5	6	7	8	9	AB	R	H	RBI	BB	SO	LOB	TOP										
Ron Gant, R OBP: 0.275, SLG: 0.442 John Frascatore, R OBP: 0.333, SLG: 0.333 Jeff Brantley, R (9, 1)	K		F8		G4-3	F9		K		5	0	0	1	0	2	3	St. Louis Cardinals @ Los Angeles Dodgers Dodger Stadium, Los Angeles, CA Tue Jun 02 1998, 7:05 PM PDT Att: 36,367 - Unknown - 68 F livebaseballscorecards.com										
Delino DeShields, L OBP: 0.410, SLG: 0.492 (1, 4)	K		2B		S 1B 2H 1B	FC6-4 1B		HR BB		4	2	3	1	1	1	0											
Brian Jordan, R OBP: 0.403, SLG: 0.628 (1, 9)	BB		G6-3		SAFE 1B	FC6-4 1B		HR		4	2	2	3	1	0	3											
Ray Lankford, L OBP: 0.416, SLG: 0.491 (1, 8)	K		K		G4-3 1B			HR		4	0	1	0	1	3	2											
Gary Gaetti, R OBP: 0.368, SLG: 0.452 (1, 5)		G5-3		G5-3	G4-3 1B		FC6-4 BB	P3		4	0	1	2	1	0	1											
John Mabry, L OBP: 0.346, SLG: 0.418 (1, 3)	1B 2B		K		G4-3			G5-3		5	0	1	0	0	2	3											
Royce Clayton, R OBP: 0.307, SLG: 0.299 (1, 6)	G6-3		G1-3		G6-3		FC6-4 1-2	G6-3		5	0	0	0	0	0	4											
Tom Pagnozzi, R OBP: 0.272, SLG: 0.284 (1, 2)	1B				WP G4-3 BB	G5-3		G5-3		4	1	1	0	1	0	0											
Kent Mercker, L OBP: 0.200, SLG: 0.130 Willie McGee, S OBP: 0.323, SLG: 0.353 (8, PH) (8, 7)	F7				G4-3 1B BB	1B		HR 1B		2	1	1	0	1	0	2											
										1	1	1	0	0	0	0											
Inning Stats	R: 0 E: 0 K: 3 S: 13	H: 0 LOB: 1 BB: 1 P: 20	R: 0 E: 0 K: 0 S: 8	H: 2 LOB: 2 BB: 0 P: 9	R: 0 E: 0 K: 1 S: 8	H: 1 LOB: 1 BB: 0 P: 11	R: 0 E: 0 K: 1 S: 8	H: 0 LOB: 0 BB: 0 P: 9	R: 4 E: 0 K: 0 S: 13	H: 3 LOB: 2 BB: 3 P: 31	R: 0 E: 0 K: 2 S: 7	H: 2 LOB: 2 BB: 0 P: 11	R: 0 E: 0 K: 2 S: 10	H: 0 LOB: 1 BB: 1 P: 14	R: 3 E: 0 K: 1 S: 18	H: 3 LOB: 1 BB: 1 P: 26	R: 0 E: 0 K: 0 S: 7	H: 0 LOB: 0 BB: 0 P: 11	1B: 8 2B: 2 3B: 0 HR: 1	SF: 0 SAC: 0 DP: 0 HBP: 0	WP: 2 PB: 0 SB: 1 CS: 1	PA: 44					
PITCHER	IP	WLS	BF	H	R	ER	SO	BB	IBB	HBP	BLK	WP	HR	S	P	ERA	WHIP										
37 Darren Dreifort, R ERA: 3.84 Jim Bruske, R ERA: 3.25 Gary Rath, L ERA:	7.2	L	38	9	6	6	8	6	0	0	0	1	0	79	124	7.04	1.957										

Batter	1	2	3	4	5	6	7	8	9	AB	R	H	RBI	BB	SO	LOB	BOTTOM										
Eric Young Sr., R OBP: 0.355, SLG: 0.366 (1, 4)	G4-3		SH5-3 SF7 2B		1B			G6-3		4	1	2	0	0	0	0	St. Louis Cardinals @ Los Angeles Dodgers Dodger Stadium, Los Angeles, CA Tue Jun 02 1998, 7:05 PM PDT Att: 36,367 - Unknown - 68 F livebaseballscorecards.com										
Jose Vizcaino, S OBP: 0.317, SLG: 0.355 (1, 6)	L4		SH5-3 2-3		F9			F8		3	0	0	0	0	2												
Gary Sheffield, R OBP: 0.423, SLG: 0.510 (1, 9)	P4		SF7		P4			P5		3	0	0	1	0	2												
Eric Karros, R OBP: 0.336, SLG: 0.339 (1, 3)		2B SF9 1B	G6-3		L4			F8		4	1	1	0	0	0												
Raul Mondesi, R OBP: 0.315, SLG: 0.545 (1, 8)		HR 2B			F8			K		4	1	2	0	0	1	0											
Bobby Bonilla, S OBP: 0.313, SLG: 0.403 (1, 5)		SF9			L5			G3		3	0	0	1	0	0												
Todd Hollandsworth, L OBP: 0.369, SLG: 0.400 (1, 7)		G6-3			CS 1B			G4-3		3	0	1	0	0	1												
Charles Johnson, R OBP: 0.286, SLG: 0.421 (1, 2)		HR			CS			F9		3	1	2	2	0	0												
37 Darren Dreifort, R OBP: 0.200, SLG: 0.167 Jim Bruske, R Gary Rath, L		K			FC1-6 1B			K		3	0	0	0	0	2												
										0	0	0	0	0	0												
Inning Stats	R: 0 E: 0 K: 0 S: 7	H: 0 LOB: 0 BB: 0 P: 11	R: 3 E: 0 K: 1 S: 17	H: 3 LOB: 0 BB: 0 P: 24	R: 1 E: 0 K: 0 S: 9	H: 1 LOB: 0 BB: 0 P: 13	R: 0 E: 0 K: 0 S: 10	H: 1 LOB: 0 BB: 0 P: 15	R: 0 E: 0 K: 0 S: 7	H: 2 LOB: 2 BB: 0 P: 10	R: 0 E: 0 K: 0 S: 5	H: 1 LOB: 0 BB: 0 P: 8	R: 0 E: 0 K: 1 S: 6	H: 0 LOB: 0 BB: 0 P: 10	R: 0 E: 0 K: 0 S: 6	H: 0 LOB: 0 BB: 0 P: 8	R: 0 E: 0 K: 1 S: 7	H: 0 LOB: 0 BB: 0 P: 9	1B: 5 2B: 2 3B: 0 HR: 1	SF: 2 SAC: 1 DP: 0 HBP: 0	WP: 0 PB: 0 SB: 0 CS: 1	PA: 34					
PITCHER	IP	WLS	BF	H	R	ER	SO	BB	IBB	HBP	BLK	WP	HR	S	P	ERA	WHIP										
Kent Mercker, L ERA: 5.61 John Frascatore, R ERA: 5.35 Jeff Brantley, R ERA: 2.93	7.0	W	27	8	4	4	2	0	0	0	0	0	0	6	8	0.00	0.000										

Batter	1	2	3	4	5	6	7	8	9	AB	R	H	RBI	BB	SO	LOB	TOP					
Ron Gant, R OBP: 0.281, SLG: 0.430 Jeff Brantley, R (9, 1)										4	0	0	0	1	1	2						
Delino DeShields, L OBP: 0.466, SLG: 0.480 (1, 4)										5	1	1	0	0	1	2						
Brian Jordan, R OBP: 0.413, SLG: 0.616 (1, 9)										2	0	0	0	3	0	2						
Ray Lankford, L OBP: 0.399, SLG: 0.467 (1, 8)										4	0	0	0	0	1	4						
Gary Gaetti, R OBP: 0.383, SLG: 0.480 (1, 5)										2	0	2	1	1	0	0						
John Mabry, L OBP: 0.359, SLG: 0.426 (1, 3)										3	1	2	0	1	0	1						
Royce Clayton, R OBP: 0.299, SLG: 0.290 (1, 6)										4	0	0	0	0	0	7						
Tom Lampkin, L OBP: 0.317, SLG: 0.404 (1, 2)										4	0	1	1	0	2	2						
Juan Acevedo, R OBP: 0.333, SLG: 0.500 John Frascatore, R OBP: 0.250, SLG: 0.250 Curtis King, R (6, 1) Willie McGee, S OBP: 0.333, SLG: 0.359 (9, PH)										2	0	0	0	0	1	2						
										1	0	0	0	0	0	0						
										1	0	1	0	0	0	0						
Inning Stats	R: 0 E: 0 K: 2 S: 11	H: 0 LOB: 1 BB: 1 P: 18	R: 1 E: 0 K: 1 S: 15	H: 3 LOB: 2 BB: 0 P: 23	R: 0 E: 0 K: 0 S: 14	H: 1 LOB: 3 BB: 2 P: 27	R: 0 E: 0 K: 1 S: 8	H: 0 LOB: 0 BB: 1 P: 9	R: 1 E: 0 K: 0 S: 15	H: 1 LOB: 1 BB: 1 P: 26	R: 0 E: 0 K: 1 S: 9	H: 0 LOB: 0 BB: 0 P: 14	R: 0 E: 0 K: 0 S: 3	H: 0 LOB: 0 BB: 0 P: 3	R: 0 E: 0 K: 0 S: 10	H: 1 LOB: 2 BB: 1 P: 20	R: 0 E: 0 K: 1 S: 5	H: 1 LOB: 1 BB: 1 P: 12	1B: 7 2B: 1 3B: 0 HR: 0	SF: 1 SAC: 0 DP: 1 HBP: 0	WP: 1 PB: 0 SB: 0 CS: 0	PA: 39
PITCHER	IP	WLS	BF	H	R	ER	SO	BB	IBB	HBP	BLK	WP	HR	S	P	ERA	WHIP					
Chan Ho Park, R ERA: 4.78 Mark Guthrie, L ERA: 1.71 Scott Radinsky, L ERA: 2.7	(1, 1)	7.0	30	5	2	2	5	4	0	0	0	1	0	75	120	2.57	1.286					
	(8, 1)	1.0	5	1	0	0	0	1	0	0	0	0	0	10	20	0.00	2.000					
	(9, 1)	1.0	W	4	1	0	0	1	0	0	0	0	0	5	12	0.00	2.000					

St. Louis Cardinals @ Los Angeles Dodgers
 Dodger Stadium, Los Angeles, CA
 Thu Jun 04 1998, 3:33 AM PDT
 Att: 41,181 - Sunny - 74 F

livebaseballscores.com

AB 32
 R 2
 H 7
 RBI 2
 BB 6
 SO 6
 LOB 22

Batter	1	2	3	4	5	6	7	8	9	AB	R	H	RBI	BB	SO	LOB	BOTTOM					
Eric Young Sr., R OBP: 0.363, SLG: 0.362 (1, 4)										3	1	1	0	1	0	0						
Jose Vizcaino, S OBP: 0.321, SLG: 0.354 (1, 6)										3	0	0	0	0	1	1						
Gary Sheffield, R OBP: 0.427, SLG: 0.515 (1, 9)										4	1	2	0	0	1	1						
Eric Karros, R OBP: 0.350, SLG: 0.378 Todd Hollandsworth, L OBP: 0.308, SLG: 0.400 Scott Radinsky, L (8, PR)										4	0	1	1	0	0	2						
Raul Mondesi, R OBP: 0.316, SLG: 0.535 (1, 8)										3	0	1	1	1	0	1						
Bobby Bonilla, S OBP: 0.310, SLG: 0.392 (1, 5)										4	0	1	0	0	0	2						
Jim Eisenreich, L OBP: 0.283, SLG: 0.299 (9, 3)										4	1	1	0	0	0	3						
Charles Johnson, R OBP: 0.290, SLG: 0.424 (1, 2)										4	0	2	1	0	0	0						
Chan Ho Park, R OBP: 0.222, SLG: 0.370 Thomas Howard, S OBP: 0.230, SLG: 0.362 Mark Guthrie, R (7, PH)										2	0	0	0	0	1	0						
Roger Cedeno, S OBP: 0.400, SLG: 0.333 (9, 7)										0	0	0	0	0	0	0						
Inning Stats	R: 0 E: 0 K: 2 S: 12	H: 0 LOB: 0 BB: 0 P: 17	R: 0 E: 0 K: 0 S: 12	H: 1 LOB: 1 BB: 0 P: 18	R: 0 E: 0 K: 1 S: 7	H: 0 LOB: 1 BB: 1 P: 15	R: 0 E: 0 K: 0 S: 10	H: 1 LOB: 2 BB: 1 P: 17	R: 0 E: 0 K: 0 S: 8	H: 0 LOB: 0 BB: 0 P: 9	R: 1 E: 0 K: 0 S: 14	H: 2 LOB: 1 BB: 0 P: 22	R: 0 E: 0 K: 0 S: 6	H: 1 LOB: 1 BB: 0 P: 10	R: 1 E: 0 K: 0 S: 10	H: 2 LOB: 1 BB: 0 P: 15	R: 1 E: 0 K: 0 S: 9	H: 2 LOB: 1 BB: 0 P: 13	1B: 8 2B: 1 3B: 0 HR: 0	SF: 0 SAC: 1 DP: 0 HBP: 0	WP: 0 PB: 0 SB: 3 CS: 0	PA: 35
PITCHER	IP	WLS	BF	H	R	ER	SO	BB	IBB	HBP	BLK	WP	HR	S	P	ERA	WHIP					
Juan Acevedo, R ERA: 4.18 John Frascatore, R ERA: 5.21 Curtis King, R ERA: 1.42 Jeff Brantley, R ERA: 3.45	(1, 1)		11	2	1	1	0	1	0	0	0	0	0	28	42	3.38	1.125					
	(4, 1)	2.2	11	2	1	1	0	1	0	0	0	0	0	28	42	3.38	1.125					
	(6, 1)	2.1	10	4	1	1	0	0	0	0	0	0	0	20	31	3.86	1.714					
	(9, 1)	0.1	L	3	2	1	1	0	0	0	0	0	0	9	13	27.00	6.000					

St. Louis Cardinals @ Los Angeles Dodgers
 Dodger Stadium, Los Angeles, CA
 Thu Jun 04 1998, 3:33 AM PDT
 Att: 41,181 - Sunny - 74 F

livebaseballscores.com

AB 32
 R 3
 H 9
 RBI 3
 BB 2
 SO 3
 LOB 11

Batter	1	2	3	4	5	6	7	8	9	10	11	12	13	14	AB	R	H	RBI	BB	SO	LOB	TOP				
Darryl Hamilton, L OBP: 0.397, SLG: 0.363															4	0	2	2	4	0	2					
Bill Mueller, S OBP: 0.410, SLG: 0.452																7	0	2	1	1	2	4				
Barry Bonds, L OBP: 0.444, SLG: 0.591															7	1	1	0	1	0	7					
Jeff Kent, R OBP: 0.343, SLG: 0.465															5	0	1	0	1	1	4					
J.T. Snow, L OBP: 0.291, SLG: 0.274															5	0	0	0	2	1	6					
Stan Javier, S OBP: 0.329, SLG: 0.318															4	0	1	1	3	1	4					
Rich Aurilia, R OBP: 0.350, SLG: 0.447															3	0	0	0	0	2	4					
Brent Mayne, L OBP: 0.364, SLG: 0.358															5	2	1	0	2	0	2					
Kirk Rueter, L OBP: 0.185, SLG: 0.185															2	1	0	0	0	0	1					
Julian Tavaroz, L OBP: 0.333, SLG: 0.667															0	0	0	0	0	0	0					
Rey Sanchez, R OBP: 0.366, SLG: 0.348															4	1	1	0	0	1	2					
Inning Stats	R: 0 E: 0 K: 2 S: 11	H: 0 LOB: 1 BB: 1 P: 20	R: 0 E: 0 K: 1 S: 10	H: 0 LOB: 1 BB: 1 P: 19	R: 0 E: 0 K: 0 S: 7	H: 0 LOB: 0 BB: 0 P: 10	R: 0 E: 0 K: 1 S: 10	H: 0 LOB: 2 BB: 2 P: 22	R: 1 E: 0 K: 0 S: 8	H: 1 LOB: 1 BB: 1 P: 17	R: 0 E: 0 K: 0 S: 10	H: 1 LOB: 1 BB: 0 P: 16	R: 0 E: 0 K: 1 S: 12	H: 0 LOB: 0 BB: 0 P: 33	R: 0 E: 0 K: 1 S: 10	H: 0 LOB: 2 BB: 2 P: 25	R: 0 E: 0 K: 1 S: 12	H: 1 LOB: 2 BB: 0 P: 19	R: 0 E: 0 K: 0 S: 9	H: 1 LOB: 1 BB: 2 P: 19	R: 1 E: 0 K: 0 S: 8	H: 1 LOB: 1 BB: 1 P: 19	1B: 7 2B: 3 3B: 1 HR: 0	SF: 0 SAC: 1 DP: 2 HBP: 1	WP: 0 PB: 0 SB: 5 CS: 0	PA: 66
PITCHER	IP	WLS	BF	H	R	ER	SO	BB	IBB	HBP	BLK	WP	HR	S	P	ERA	WHIP									
Todd Stottlemyre, R ERA: 3.1	(11, 1)	7.2	33	4	2	2	5	0	0	0	0	0	0	6	12	54.00	9.000									
Curtis King, R ERA: 2.33	(8, 1)	0.1	4	3	2	2	0	0	0	0	0	0	0	7	23	0.00	2.000									
Lance Painter, L ERA: 4.34	(9, 1)	1.0	5	0	0	0	1	2	1	0	0	0	0	18	39	0.00	0.500									
John Frascatore, R ERA: 4.69	(10, 1)	2.0	8	0	0	0	2	1	1	0	0	0	0	21	38	0.00	1.000									
Rick Croushore, R ERA: 2.35	(12, 1)	2.0	11	2	0	0	2	0	1	1	0	0	0	21	38	0.00	1.000									

San Francisco Giants @ St. Louis Cardinals
Busch Stadium, St. Louis, MO
Sat Jun 06 1998, 7:05 PM CDT
Att: 47,333 - Cloudy - 71 F

AB 50
R 5
H 10
RBI 4
BB 14
SO 10
LOB 40



Batter	1	2	3	4	5	6	7	8	9	10	11	12	13	14	AB	R	H	RBI	BB	SO	LOB	BOTTOM				
Delino DeShields, L OBP: 0.498, SLG: 0.481															7	2	4	0	0	1	2					
Brian Hunter, R OBP: 0.279, SLG: 0.439															2	1	1	1	0	0	1					
Willie McGee, S OBP: 0.331, SLG: 0.355															3	0	1	0	0	2	0					
Mark McGwire, R OBP: 0.494, SLG: 0.830															3	1	0	0	3	1	2					
Ray Lankford, L OBP: 0.391, SLG: 0.456															6	0	1	1	1	5	6					
Gary Gaetti, R OBP: 0.377, SLG: 0.463															7	0	2	1	0	1	7					
Sean Lowe, R ERA: 12.6															0	0	0	0	0	0	0					
Tom Pagnozzi, R OBP: 0.298, SLG: 0.302															7	0	3	1	0	0	2					
Brian Jordan, R OBP: 0.408, SLG: 0.603															0	0	0	0	0	0	0					
Royce Clayton, R OBP: 0.307, SLG: 0.298															6	0	2	0	1	2	3					
John Mabry, L OBP: 0.357, SLG: 0.412															4	0	0	0	1	1	4					
John Frascatore, R OBP: 0.250, SLG: 0.250															0	0	0	0	0	0	0					
Rick Croushore, R ERA: 1.87															0	0	0	0	0	0	0					
Tom Lampkin, L OBP: 0.315, SLG: 0.393															1	0	0	0	0	0	1					
Todd Stottlemyre, L OBP: 0.209, SLG: 0.108															4	0	0	0	0	4	3					
Curtis King, R ERA: 3.49															0	0	0	0	0	0	0					
Lance Painter, L OBP: 1.000, SLG: 1.000															0	0	0	0	0	0	0					
Ron Gant, R OBP: 0.287, SLG: 0.428															1	0	0	0	1	0	0					
Luis Cruz, R ERA: 1.29															1	0	0	0	0	1	1					
Inning Stats	R: 0 E: 0 K: 1 S: 12	H: 1 LOB: 1 BB: 0 P: 19	R: 0 E: 0 K: 1 S: 8	H: 2 LOB: 2 BB: 1 P: 18	R: 0 E: 0 K: 2 S: 15	H: 1 LOB: 1 BB: 0 P: 28	R: 0 E: 0 K: 2 S: 19	H: 1 LOB: 1 BB: 0 P: 24	R: 2 E: 0 K: 2 S: 13	H: 3 LOB: 3 BB: 2 P: 29	R: 2 E: 0 K: 2 S: 15	H: 3 LOB: 2 BB: 0 P: 22	R: 0 E: 0 K: 2 S: 8	H: 0 LOB: 0 BB: 0 P: 12	R: 0 E: 0 K: 1 S: 9	H: 0 LOB: 0 BB: 0 P: 11	R: 0 E: 0 K: 1 S: 10	H: 0 LOB: 2 BB: 1 P: 11	R: 0 E: 0 K: 2 S: 11	H: 0 LOB: 1 BB: 0 P: 21	R: 0 E: 0 K: 0 S: 10	H: 1 LOB: 1 BB: 0 P: 19	1B: 13 2B: 1 3B: 0 HR: 0	SF: 0 SAC: 3 DP: 1 HBP: 1	WP: 1 PB: 0 SB: 1 CS: 0	PA: 63
PITCHER	IP	WLS	BF	H	R	ER	SO	BB	IBB	HBP	BLK	WP	HR	S	P	ERA	WHIP									
Kirk Rueter, L ERA: 3.76	(11, 1)	4.2	24	8	2	2	6	0	0	0	0	0	0	9	16	27.00	4.500									
Julian Tavaroz, R ERA: 3.49	(5, 1)	0.2	6	2	2	2	1	1	0	1	0	0	0	3	6	0.00	0.000									
Jim Poole, L ERA: 2.06	(6, 1)	0.1	1	0	0	0	1	0	0	0	0	0	0	9	6	0.00	0.000									
John Johnstone, R ERA: 1.87	(

Batter	1	2	3	4	5	6	7	8	9	AB R H RBI BB SO LOB	TOP											
Willie McGee, S (1, 10) OBP: 0.340, SLG: 0.374	2-1 G4-3 G2-3 1B	1-3 K			1-2 G4-3	1-2 FC5-4			3-1 G5-3	5 0 1 0 0 1 3	St. Louis Cardinals @ Chicago White Sox Comiskey Park, Chicago, IL Tue Jun 09 1998, 8:05 PM EDT Att: 15,295 - Cloudy - 63 F											
Delino DeShields, L (1, 4) OBP: 0.406, SLG: 0.475	0-0 G2-3	0-0 1B			2-1 1B		1-1 B1-3		1-3 K	5 1 2 2 0 1 1												
Mark McGwire, R (1, 3) OBP: 0.492, SLG: 0.829	1-2 G4-3	2-1 G4-3			0-0 FC4-6 1B		0-0 F8			4 0 1 0 0 0 2												
Ray Lankford, L (1, 8) OBP: 0.395, SLG: 0.456	4-2 S BB				1-1 FC4-6 1B		2-0 E7 WP 2B			3 1 2 1 1 0 0												
Brian Jordan, R (1, 9) OBP: 0.393, SLG: 0.589	1-1 G5-3				0-0 FC4-6		3-2 F8			4 0 0 0 0 0 4												
John Mabry, L (1, 7) OBP: 0.347, SLG: 0.416		2-0 G6-3 1B			2-1 G3			0-2 G5-3		4 1 1 0 0 0 2												
Gary Gaetti, R (1, 5) OBP: 0.360, SLG: 0.434		0-2 G6-3			0-0 G6-3			0-0 G6-3		4 0 0 0 0 0 1												
Tom Lampkin, L (1, 2) OBP: 0.326, SLG: 0.388		0-0 WP 1B 1B			1-1 F8		3-3 K	3-2 G4-3		4 1 1 1 0 1 0												
David Howard, S (1, 6) OBP: 0.326, SLG: 0.363	1-2 WP 1B 1B	0-0 WP			2-3 K		1-1 FC5-4 1B		2-0 F9	4 1 2 0 0 1 0												
Inning Stats	R: 0 E: 0 K: 0 S: 11	H: 1 LOB: 2 BB: 1 P: 19	R: 3 E: 0 K: 1 S: 12	H: 4 LOB: 1 BB: 0 P: 17	R: 0 E: 0 K: 0 S: 6	H: 0 LOB: 0 BB: 0 P: 8	R: 0 E: 0 K: 1 S: 8	H: 0 LOB: 0 BB: 0 P: 11	R: 1 E: 0 K: 0 S: 11	H: 3 LOB: 2 BB: 0 P: 17	R: 0 E: 0 K: 1 S: 9	H: 1 LOB: 1 BB: 0 P: 14	R: 1 E: 1 K: 0 S: 8	H: 1 LOB: 0 BB: 0 P: 14	R: 0 E: 0 K: 0 S: 7	H: 0 LOB: 0 BB: 0 P: 10	R: 0 E: 0 K: 1 S: 8	H: 0 LOB: 0 BB: 0 P: 13	1B: 9 2B: 1 3B: 0 HR: 0	SF: 0 SAC: 0 DP: 0 HBP: 0	WP: 2 PB: 0 SB: 1 CS: 0	PA: 38
PITCHER	IP WLS BF H R ER SO BB IBB HBP BLK WP HR S P ERA WHIP											PITCHER	IP WLS BF H R ER SO BB IBB HBP BLK WP HR S P ERA WHIP									
Jaime Navarro, R (1, 1) ERA: 5.51	8.0 L 35 10 5 4 3 1 0 0 0 0 2 0 72 110 4.50 1.375											41 Bill Simas, R (9, 1) ERA: 1.21	1.0 3 0 0 0 1 0 0 0 0 0 0 0 8 13 0.00 0.000									

Batter	1	2	3	4	5	6	7	8	9	AB R H RBI BB SO LOB	BOTTOM									
Ray Durham, S (1, 4) OBP: 0.379, SLG: 0.484	1-2 G1-4-3		1-0 1B HR 2B		2-2 F7		2-2 1B		0-3 K	5 1 2 0 0 1 0	St. Louis Cardinals @ Chicago White Sox Comiskey Park, Chicago, IL Tue Jun 09 1998, 8:05 PM EDT Att: 15,295 - Cloudy - 63 F									
Mike Caruso, S (1, 6) OBP: 0.326, SLG: 0.415	2-1 G6-3		0-0 HR 1B		2-0 G3		0-0 B1-3			4 1 1 0 0 0 1										
Frank Thomas, R (1, 10) OBP: 0.390, SLG: 0.457	2-2 BB 1B		3-2 P4		0-3 K			2-1 BB HBP		3 0 1 0 0 1 2										
Albert Belle, R (1, 7) OBP: 0.358, SLG: 0.547	4-0 BB		0-0 HR		2-2 P3		4-0 BB	1-2 BB		2 1 1 3 2 0 0										
Robin Ventura, L (1, 5) OBP: 0.368, SLG: 0.442	3-3 K		0-1 G3-1		0-3 K		0-3 K	3-3 K		4 0 0 0 0 3 4										
25 Jeff Abbott, R (1, 9) OBP: 0.352, SLG: 0.647		0-0 G5-4-3 1B		2-3 K		2-2 L6		1-2 F8		4 0 1 0 0 1 2										
Greg Norton, S (1, 3) OBP: 0.289, SLG: 0.438	1-1 SAFE G5-4-3		3-3 K		2-3 K		2-3 K	2-2 L6		4 0 0 0 0 2 3										
Mike Cameron, R (1, 8) OBP: 0.307, SLG: 0.327		0-3 K		2-0 WP 1B		1-0 HR		0-0 B5-3		4 1 2 1 0 1 0										
Chad Kreuter, S (1, 2) OBP: 0.388, SLG: 0.302			3-2 F9		1-2 G1-3		0-0 F9	1-0 F8		4 0 0 0 0 0 1										
Inning Stats	R: 0 E: 0 K: 1 S: 12	H: 1 LOB: 2 BB: 1 P: 24	R: 3 E: 0 K: 0 S: 12	H: 3 LOB: 0 BB: 0 P: 19	R: 0 E: 0 K: 2 S: 16	H: 1 LOB: 1 BB: 0 P: 26	R: 0 E: 0 K: 1 S: 7	H: 0 LOB: 0 BB: 0 P: 11	R: 0 E: 0 K: 1 S: 12	H: 0 LOB: 0 BB: 0 P: 16	R: 1 E: 0 K: 1 S: 9	H: 2 LOB: 1 BB: 0 P: 14	R: 0 E: 0 K: 1 S: 11	H: 0 LOB: 2 BB: 1 P: 23	R: 0 E: 0 K: 1 S: 5	H: 0 LOB: 0 BB: 0 P: 6	1B: 5 2B: 1 3B: 0 HR: 2	SF: 0 SAC: 0 DP: 1 HBP: 1	WP: 1 PB: 0 SB: 0 CS: 0	PA: 37
PITCHER	IP WLS BF H R ER SO BB IBB HBP BLK WP HR S P ERA WHIP											PITCHER	IP WLS BF H R ER SO BB IBB HBP BLK WP HR S P ERA WHIP							
Juan Acevedo, R (1, 1) ERA: 4.46	4.0 W 11 2 1 1 3 0 0 0 0 0 0 1 28 41 3.00 0.667											Lance Painter, L (5, 1) ERA: 4.15	3.0 6 0 0 0 2 0 0 0 0 0 0 0 15 22 0.00 0.000							
John Frascatore, R (8, 1) ERA: 4.95	0.0 2 0 0 0 0 1 0 1 0 0 0 0 1 7 ∞ ∞											Jeff Brantley, R (8, 1) ERA: 2.89	2.0 S 6 0 0 0 2 0 0 0 0 0 0 0 15 22 0.00 0.000							

AB	37
R	5
H	10
RBI	4
BB	1
SO	4
LOB	13




AB	34
R	4
H	8
RBI	4
BB	2
SO	9
LOB	13



Batter	1	2	3	4	5	6	7	8	9	AB	R	H	RBI	BB	SO	LOB	TOP								
Delino DeShields, L OBP: 0.405, SLG: 0.473 (1.4)	F8		BB HR	WP BB		K		SF7		3	1	1	1	1	1	0	St. Louis Cardinals @ Arizona Diamondbacks Bank One Ballpark, Phoenix, AZ Fri Jun 12 1998, 10:05 PM EDT Att: 48,169 - Cloudy - 94 F								
Ray Lankford, L OBP: 0.390, SLG: 0.446 (1.8)	K		HR	K		K		K		4	1	0	0	1	4	3									
Mark McGwire, R OBP: 0.487, SLG: 0.832 (1.3)	K		HR	P6				F8		5	1	1	4	0	1	2									
Brian Jordan, R OBP: 0.391, SLG: 0.580 (1.9)		L5	G6-3	G5-3				G1-3 1B		5	0	1	0	0	1	2									
Willie McGee, S OBP: 0.342, SLG: 0.369 (1.7)	K		2B HR					G1-3		4	1	2	0	1	1	1									
John Mabry, L OBP: 0.341, SLG: 0.413 (1.5)	K		HR	G6-4-3				K		5	1	1	0	0	3	3									
Royce Clayton, R OBP: 0.319, SLG: 0.328 (1.6)										2	3	2	3	2	0	0									
Tom Lampkin, L OBP: 0.327, SLG: 0.392 (1.2)										4	0	2	1	0	0	1									
Todd Stottlemyre, L OBP: 0.209, SLG: 0.150 (1.1)										2	1	0	0	1	0	1									
Lance Painter, L OBP: 1.000, SLG: 1.000 (9.1)										0	0	0	0	0	0	0									
Jeff Brantley, R (9.1)										0	0	0	0	0	0	0									
Inning Stats	R: 0 E: 0 K: 2 S: 10	H: 0 LOB: 0 BB: 0 P: 12	R: 0 E: 0 K: 2 S: 8	H: 0 LOB: 0 BB: 0 P: 10	R: 8 E: 0 K: 0 S: 27	H: 6 LOB: 2 BB: 2 P: 51	R: 0 E: 0 K: 1 S: 12	H: 0 LOB: 2 BB: 2 P: 25	R: 0 E: 0 K: 2 S: 6	H: 1 LOB: 1 BB: 1 P: 12	R: 0 E: 0 K: 2 S: 8	H: 0 LOB: 1 BB: 0 P: 9	R: 0 E: 0 K: 1 S: 12	H: 1 LOB: 1 BB: 0 P: 16	R: 1 E: 0 K: 1 S: 9	H: 1 LOB: 1 BB: 1 P: 17	R: 0 E: 0 K: 2 S: 8	H: 1 LOB: 1 BB: 0 P: 14	1B: 5 2B: 3 3B: 0 HR: 2	SF: 1 SAC: 1 DP: 1 HBP: 0	WP: 1 PB: 1 SB: 1 CS: 0	PA: 42			
PITCHER	IP	WLS	BF	H	R	ER	SO	BB	IBB	HBP	BLK	WP	HR	S	P	ERA	WHIP								
Andy Benes, R ERA: 5.24 (1.1)	3.0	L	17	6	8	8	4	2	0	0	0	0	2	45	73	24.00	2.667								
Willie Banks, R ERA: 8.41 (4.1)	3.0		12	1	0	0	3	3	0	0	0	1	0	26	46	0.00	1.333								
Felix Rodriguez, R ERA: 6.29 (7.1)	2.0		9	2	1	1	2	1	0	0	0	0	0	21	33	4.50	1.500								
Gregg Olson, R ERA: 4.28 (9.1)	1.0		4	1	0	0	2	0	0	0	0	0	0	8	14	0.00	1.000								

Batter	1	2	3	4	5	6	7	8	9	AB	R	H	RBI	BB	SO	LOB	BOTTOM								
Andy Fox, L OBP: 0.331, SLG: 0.395 (1.4) (7.9)	HR		P7			G3-1		P8		4	1	1	1	0	0	1	St. Louis Cardinals @ Arizona Diamondbacks Bank One Ballpark, Phoenix, AZ Fri Jun 12 1998, 10:05 PM EDT Att: 48,169 - Cloudy - 94 F								
Devon White, S OBP: 0.341, SLG: 0.468 (1.8)	G1-3		F7					K		3	0	1	0	0	0	1									
Felix Rodriguez, R (7.1)										0	0	0	0	0	0	0									
Brent Bredle, L OBP: 0.313, SLG: 0.350 (6, PH) (9.1)										1	0	0	0	0	1	0									
Gregg Olson, R OBP: 0.500, SLG: 2.000 (9.1)										0	0	0	0	0	0	0									
Travis Lee, L OBP: 0.335, SLG: 0.436 (1.3)	F8					G3		G6-3		3	1	0	0	1	0	0									
Matt Williams, R OBP: 0.325, SLG: 0.465 (1.5)	K									4	1	2	0	0	2	0									
David Dellucci, L OBP: 0.385, SLG: 0.517 (1.7)										4	0	2	1	0	0	1									
Jay Bell, R OBP: 0.333, SLG: 0.426 (1.6)	L9-3									4	0	0	1	0	1	3									
Karim Garcia, L OBP: 0.222, SLG: 0.354 (1.9) (7.8)										3	1	0	0	1	1	1									
Kelly Stinnett, R OBP: 0.328, SLG: 0.447 (1.2)										4	0	1	1	0	2	2									
Andy Benes, R OBP: 0.310, SLG: 0.360 (1.1)										0	0	0	0	0	0	0									
Mike Robertson, L OBP: 0.296, SLG: 0.296 (3, PH)										1	0	1	0	0	0	0									
Willie Banks, R (4.1)										0	0	0	0	0	0	0									
Andy Stankiewicz, R OBP: 0.254, SLG: 0.238 (6, PH) (7.4)										2	0	0	0	0	1	1									
Inning Stats	R: 1 E: 0 K: 1 S: 6	H: 1 LOB: 0 BB: 0 P: 13	R: 0 E: 0 K: 1 S: 10	H: 1 LOB: 0 BB: 0 P: 17	R: 0 E: 0 K: 1 S: 9	H: 1 LOB: 1 BB: 0 P: 15	R: 0 E: 0 K: 1 S: 11	H: 0 LOB: 0 BB: 0 P: 18	R: 0 E: 0 K: 0 S: 3	H: 0 LOB: 0 BB: 0 P: 5	R: 0 E: 0 K: 1 S: 7	H: 1 LOB: 1 BB: 0 P: 12	R: 3 E: 1 K: 0 S: 15	H: 3 LOB: 1 BB: 1 P: 26	R: 0 E: 0 K: 1 S: 7	H: 0 LOB: 0 BB: 0 P: 10	R: 0 E: 0 K: 2 S: 15	H: 1 LOB: 2 BB: 1 P: 25	1B: 7 2B: 1 3B: 0 HR: 1	SF: 0 SAC: 0 DP: 1 HBP: 0	WP: 1 PB: 0 SB: 0 CS: 0	PA: 35			
PITCHER	IP	WLS	BF	H	R	ER	SO	BB	IBB	HBP	BLK	WP	HR	S	P	ERA	WHIP								
Todd Stottlemyre, R ERA: 3.12 (1.1)	8.0	W	31	8	4	3	6	1	0	0	0	0	1	69	117	3.38	1.125								
Lance Painter, L ERA: 4.03 (9.1)	0.2		3	0	0	0	1	1	0	0	0	1	0	11	18	0.00	1.500								
Jeff Brantley, R ERA: 2.84 (9.1)	0.1		1	0	0	0	1	0	0	0	0	0	0	3	6	0.00	0.000								



Batter	1	2	3	4	5	6	7	8	9	AB	R	H	RBI	BB	SO	LOB	TOP				
Delino DeShields, L OBP: 0.402, SLG: 0.467 (1,4)	G4-3		G4-3		G4-3		G4-3		G5-3	5	0	1	1	0	0	2	St. Louis Cardinals @ Arizona Diamondbacks Bank One Ballpark, Phoenix, AZ Sat Jun 13 1998, 6:33 AM EDT Att: 48,172 - Dome - 72 F AB 32 R 4 H 9 RBI 4 BB 5 SO 3 LOB 13				
Ray Lankford, L OBP: 0.387, SLG: 0.442 Willie McGee, S OBP: 0.342, SLG: 0.368 (1,8)	P8		K		WP		G6-3		L4	2	0	0	0	0	1	2					
Mark McGwire, R OBP: 0.491, SLG: 0.828 (1,3)	1B		F8		IBB				HR	2	1	1	0	2	0	2					
Brian Jordan, R OBP: 0.393, SLG: 0.593 (4,8)	P2				F7				HR	4	1	2	2	0	0	3					
Gary Gaetti, R OBP: 0.354, SLG: 0.425 (1,5)		P6		G6-4-3		FC7-5		G6-3		4	0	1	0	0	0	1					
Brian Hunter, R OBP: 0.243, SLG: 0.379 Lance Painter, L OBP: 1.000, SLG: 1.000 Jeff Brantley, R (8,1)	P3		K		FC7-5		L5			4	0	0	0	0	0	1					
Royce Clayton, R OBP: 0.326, SLG: 0.333 (1,6)	CS				F8					2	1	1	0	2	0	0					
Tom Pagnozzi, R OBP: 0.303, SLG: 0.300 (1,2)	CS		P4		G4-3		G1-3		P7	3	1	0	0	1	0	1					
Kent Mercker, L OBP: 0.286, SLG: 0.192 Rick Grossi, R OBP: 0.229, SLG: 0.434 Ron Gant, R OBP: 0.229, SLG: 0.434 Curtis King, K (7,PH) John Frascatore, R OBP: 0.229, SLG: 0.250 John Mabry, R OBP: 0.255, SLG: 0.410 (8,7)	1B		1B		SH1-4		G4-3		K	1	0	1	0	0	0	0					
Inning Stats	R: 0 E: 0 K: 0 S: 7	H: 1 LOB: 1 BB: 0 P: 13	R: 0 E: 0 K: 0 S: 7	H: 1 LOB: 0 BB: 0 P: 10	R: 0 E: 0 K: 1 S: 12	H: 2 LOB: 2 BB: 0 P: 17	R: 0 E: 0 K: 1 S: 5	H: 1 LOB: 0 BB: 3 P: 6	R: 2 E: 0 K: 0 S: 9	H: 1 LOB: 0 BB: 0 P: 8	R: 0 E: 0 K: 0 S: 6	H: 1 LOB: 1 BB: 0 P: 9	R: 2 E: 0 K: 0 S: 17	H: 1 LOB: 1 BB: 2 P: 30	R: 0 E: 0 K: 1 S: 8	H: 0 LOB: 0 BB: 0 P: 13		1B: 5 2B: 4 3B: 0 HR: 1	SF: 0 SAC: 1 DP: 2 HBP: 0	WP: 1 PB: 0 SB: 1 CS: 1	PA: 39
PITCHER	IP	WLS	BF	H	R	ER	SO	BB	IBB	HBP	BLK	WP	HR	S	P	ERA	WHIP				
Brian Anderson, L ERA: 4.07 (1,1)	7.0		29	8	2	2	2	2	1	0	0	1	0	52	86	2.57	1.429				
Russ Springer, R ERA: 3.0 (8,1)	1.0	W	6	1	2	2	0	2	0	0	0	0	1	17	30	18.00	3.000				
Gregg Olson, R ERA: 4.13 (9,1)	1.0	S	3	0	0	0	1	0	0	0	0	0	0	8	13	0.00	0.000				

Batter	1	2	3	4	5	6	7	8	9	AB	R	H	RBI	BB	SO	LOB	BOTTOM				
Andy Fox, L OBP: 0.324, SLG: 0.386 Karim Garcia, L OBP: 0.229, SLG: 0.360 (1,9)	F8		L8		L8		F7		1B	4	0	0	0	0	0	0	St. Louis Cardinals @ Arizona Diamondbacks Bank One Ballpark, Phoenix, AZ Sat Jun 13 1998, 6:33 AM EDT Att: 48,172 - Dome - 72 F AB 35 R 7 H 11 RBI 7 BB 4 SO 2 LOB 15				
Jay Bell, R OBP: 0.341, SLG: 0.431 (1,6)	2B		1B		G6-3		HR		HR	2	2	1	0	3	0	0					
Travis Lee, L OBP: 0.339, SLG: 0.463 (1,3)	G4-3		1B		F8		HR		HR	5	2	3	5	0	0	1					
Matt Williams, R OBP: 0.330, SLG: 0.484 (1,5)	G5-3		P6				HR		HR	5	2	3	1	0	0	3					
David Dellucci, L OBP: 0.380, SLG: 0.503 (8,7)	L6				G3		G1-6-3		K	4	0	0	0	1	1	1					
Yamil Benitez, R OBP: 0.283, SLG: 0.408 Russ Springer, R (8,1)	L5				2B		BB			4	0	2	1	0	0	0					
Gregg Olson, R OBP: 0.500, SLG: 2.000 (9,1)					2B		1B			0	0	0	0	0	0	0					
Damian Miller, R OBP: 0.394, SLG: 0.490 (1,2)	1B				HBP		P6		F8	3	0	1	0	0	0	4					
Tony Batista, R OBP: 0.321, SLG: 0.400 (1,4)	P4				P2		F9		P7	4	0	0	0	0	0	4					
Brian Anderson, R OBP: 0.037, SLG: 0.037 Brent Brede, L OBP: 0.315, SLG: 0.348 (7,PH) (8,9)	K		K		F8		L9		1B	2	0	0	0	0	1	2					
Inning Stats	R: 0 E: 0 K: 0 S: 14	H: 1 LOB: 1 BB: 0 P: 16	R: 0 E: 0 K: 0 S: 11	H: 1 LOB: 0 BB: 0 P: 18	R: 0 E: 0 K: 1 S: 9	H: 1 LOB: 2 BB: 1 P: 16	R: 0 E: 0 K: 0 S: 7	H: 1 LOB: 0 BB: 0 P: 12	R: 0 E: 0 K: 0 S: 8	H: 0 LOB: 0 BB: 0 P: 11	R: 1 E: 1 K: 0 S: 12	H: 1 LOB: 1 BB: 0 P: 15	R: 2 E: 0 K: 0 S: 14	H: 3 LOB: 3 BB: 2 P: 30	R: 4 E: 0 K: 1 S: 12	H: 3 LOB: 0 BB: 1 P: 22	1B: 5 2B: 3 3B: 0 HR: 3	SF: 0 SAC: 0 DP: 0 HBP: 2	WP: 0 PB: 0 SB: 0 CS: 0	PA: 41	
PITCHER	IP	WLS	BF	H	R	ER	SO	BB	IBB	HBP	BLK	WP	HR	S	P	ERA	WHIP				
Kent Mercker, L ERA: 5.63 (1,1)	2.2		12	3	0	0	0	1	0	0	0	0	0	33	49	0.00	1.500				
Rick Croushore, R ERA: 2.13 (3,1)	3.1		14	2	1	1	0	0	0	1	0	0	0	28	39	2.70	0.600				
Curtis King, R ERA: 4.13 (7,1)	0.2		6	2	2	2	0	2	0	0	0	0	1	8	21	27.00	6.000				
John Frascatore, R ERA: 4.53 (7,1)	0.2		3	1	0	0	0	0	0	0	0	0	0	8	14	0.00	1.500				
Lance Painter, L ERA: 4.37 (8,1)	0.1		2	1	0	0	0	0	0	1	0	0	0	3	6	0.00	3.000				

Batter	1	2	3	4	5	6	7	8	9	AB	R	H	RBI	BB	SO	LOB	TOP										
Willie McGee, S OBP: 0.344, SLG: 0.369	G5-3		G6-3		G1-3		1B		1B	5	0	2	1	0	0	1											
Delino DeShields, L OBP: 0.401, SLG: 0.474	3B		P8			K	1B		L7	5	0	2	0	0	1	1											
Mark McGwire, R OBP: 0.488, SLG: 0.816	K			K		2B	K			3	0	0	0	1	3	3											
Brian Jordan, R OBP: 0.391, SLG: 0.586	G6-3			G5-3		K			1B	4	0	1	0	0	1	2											
Gary Gaetti, R OBP: 0.356, SLG: 0.432		G5-3		P4					1B	4	0	2	0	0	0	0											
Ron Gant, R OBP: 0.290, SLG: 0.429 Kent Bottenfield, R OBP: 0.335, SLG: 0.405	BB			G5-3		G5-3			B1	2	0	0	0	1	0	2											
Royce Clayton, R OBP: 0.328, SLG: 0.336	FC6-5-6			F8					L9-3	4	2	2	0	0	0	3											
Tom Pagnozzi, R OBP: 0.294, SLG: 0.290	F9			F8			SH1		G5-3	3	0	0	0	0	0	2											
Mark Petkovsek, R OBP: 0.353, SLG: 0.375 John Mabry, L OBP: 0.335, SLG: 0.405			G6-3		1B		F7		K	2	0	1	1	0	0	0											
										2	0	0	0	0	1	1											
Inning Stats	R: 0 H: 1 E: 0 K: 1 S: 8	H: 1 LOB: 1 BB: 0 P: 14	R: 0 H: 0 E: 0 K: 0 S: 6	H: 0 LOB: 1 BB: 1 P: 14	R: 0 H: 0 E: 0 K: 0 S: 7	H: 0 LOB: 0 BB: 0 P: 12	R: 0 H: 0 E: 0 K: 1 S: 5	H: 0 LOB: 0 BB: 0 P: 8	R: 0 H: 2 E: 0 K: 0 S: 6	H: 1 LOB: 1 BB: 1 P: 13	R: 0 H: 1 E: 0 K: 2 S: 14	H: 3 LOB: 2 BB: 0 P: 25	R: 1 H: 3 E: 0 K: 1 S: 12	H: 0 LOB: 0 BB: 0 P: 18	R: 0 H: 2 E: 0 K: 1 S: 11	H: 1 LOB: 1 BB: 0 P: 14	R: 0 H: 1 E: 0 K: 1 S: 10	H: 1 LOB: 1 BB: 0 P: 14	1B: 8 2B: 2 3B: 1 HR: 0	SF: 0 SAC: 1 DP: 1 HBP: 0	WP: 0 PB: 0 SB: 2 CS: 0	PA: 38					
PITCHER	IP	WLS	BF	H	R	ER	SO	BB	IBB	HBP	BLK	WP	HR	S	P	ERA	WHIP										
Willie Blair, R ERA: 4.84	(1, 1)	7.0	L	31	8	2	2	5	2	0	0	0	0	62	109	2.57	1.429										
Amaury Telemaco, R ERA: 3.05	(8, 1)	1.0		3	1	0	0	0	0	0	0	0	0	7	9	0.00	1.000										
Clint Sodowsky, R ERA: 5.73	(9, 1)	1.0		4	1	0	0	1	0	0	0	0	0	10	14	0.00	1.000										

St. Louis Cardinals @ Arizona Diamondbacks
Bank One Ballpark, Phoenix, AZ
Sun Jun 14 1998, 6:33 AM EDT
Att: 48,166 - Dome - 72 F

AB 35
R 2
H 10
RBI 2
BB 2
SO 6
LOB 17



Batter	1	2	3	4	5	6	7	8	9	AB	R	H	RBI	BB	SO	LOB	BOTTOM										
Andy Fox, L OBP: 0.323, SLG: 0.379	G5-4-3		K			P4			F7	3	0	0	0	1	1	0											
Jay Bell, R OBP: 0.337, SLG: 0.424	G5-4-3			G5-3		P3			G1-3	4	0	0	0	0	0	1											
Travis Lee, L OBP: 0.341, SLG: 0.463	G4-3			G5-4-3		G5-4-3			G6-3	4	0	2	0	0	0	0											
Matt Williams, R OBP: 0.326, SLG: 0.478		K		G5-4-3		G5-4-3				3	0	0	0	0	1	2											
David Dellucci, L OBP: 0.373, SLG: 0.493		K			G3		G1-3			3	0	0	0	0	1	0											
Brent Brude, L OBP: 0.315, SLG: 0.354				K				G4-3		3	0	1	0	0	1	0											
Kelly Stinnett, R OBP: 0.329, SLG: 0.440	G5-3							K		2	0	0	0	1	1	1											
Karim Garcia, L OBP: 0.232, SLG: 0.359			G1-3		G3				1B	3	0	1	0	0	0	1											
Willie Blair, R OBP: 0.063, SLG: 0.063 Amaury Telemaco, R OBP: 0.143, SLG: 0.143 Mike Robertson, L OBP: 0.250, SLG: 0.250 Clint Sodowsky, L				K				F9		2	0	0	0	0	2	0											
										0	0	0	0	0	0	0											
										1	0	0	0	0	0	1											
										0	0	0	0	0	0	0											
Inning Stats	R: 0 H: 0 E: 0 K: 0 S: 7	H: 1 LOB: 1 BB: 0 P: 14	R: 0 H: 0 E: 0 K: 2 S: 10	H: 1 LOB: 0 BB: 0 P: 12	R: 0 H: 0 E: 0 K: 2 S: 8	H: 0 LOB: 0 BB: 0 P: 11	R: 0 H: 1 E: 0 K: 0 S: 7	H: 0 LOB: 0 BB: 0 P: 11	R: 0 H: 0 E: 0 K: 1 S: 10	H: 0 LOB: 0 BB: 1 P: 19	R: 0 H: 0 E: 0 K: 1 S: 6	H: 0 LOB: 0 BB: 0 P: 10	R: 0 H: 1 E: 0 K: 0 S: 6	H: 0 LOB: 0 BB: 0 P: 12	R: 0 H: 1 E: 0 K: 1 S: 8	H: 1 LOB: 1 BB: 0 P: 13	R: 0 H: 0 E: 0 K: 0 S: 4	H: 0 LOB: 0 BB: 0 P: 5	1B: 3 2B: 1 3B: 0 HR: 0	SF: 0 SAC: 0 DP: 3 HBP: 0	WP: 0 PB: 0 SB: 0 CS: 0	PA: 30					
PITCHER	IP	WLS	BF	H	R	ER	SO	BB	IBB	HBP	BLK	WP	HR	S	P	ERA	WHIP										
Mark Petkovsek, R ERA: 5.1	(1, 1)	5.0	W	17	2	0	0	5	2	0	0	0	0	42	67	0.00	0.800										
Kent Bottenfield, R ERA: 5.1	(6, 1)	4.0	S	13	2	0	0	2	0	0	0	0	0	24	40	0.00	0.500										

St. Louis Cardinals @ Arizona Diamondbacks
Bank One Ballpark, Phoenix, AZ
Sun Jun 14 1998, 6:33 AM EDT
Att: 48,166 - Dome - 72 F

AB 28
R 0
H 4
RBI 0
BB 2
SO 7
LOB 6



Batter	1	2	3	4	5	6	7	8	9	AB	R	H	RBI	BB	SO	LOB	TOP								
Royce Clayton, R OBP: 0.330, SLG: 0.339	4-1 CS 1B BB	2-1 G4-3		2-2 G6-4-3 HR 2B	1-3 K			1-1 G5-3		4	1	1	0	1	1	3	St. Louis Cardinals @ Houston Astros Astrodome, Houston, TX Tue Jun 16 1998, 8:05 PM EDT Att: 34,822 - Dome - 72 F								
Delino DeShields, L OBP: 0.465, SLG: 0.487	3-2 BB BB SF7 1B	0-0 G4-3		4-0 G6-4-3 BB	1-2 G5-3			0-0 HR		4	2	2	1	1	0	3									
Mark McGwire, R OBP: 0.486, SLG: 0.805	4-2 BB HR 2B			1-1 G6-4-3 2B BB		0-0 F9		3-3 K		3	2	0	0	2	1	2									
Brian Jordan, R OBP: 0.395, SLG: 0.598	4-2 HR BB			1-2 F7	1-0 HR	2-0 S 1B		0-1 F7		4	2	2	2	1	0	1									
Tom Pagnozzi, R OBP: 0.290, SLG: 0.299	2-2 SF7			2-0 BB 2B	1-3 K	2-3 K		0-0 G3		4	0	1	1	0	2	1									
Gary Gaetti, R OBP: 0.362, SLG: 0.458	3-1 HR			0-3 K		0-1 2B		0-1 1B		5	2	3	3	0	1	3									
David Howard, S OBP: 0.351, SLG: 0.381	1-2 HR									0	0	0	0	0	0	0									
Ron Gant, R OBP: 0.269, SLG: 0.422	1-2 G4-3			4-1 BB		2-3 K		2-3 K		3	0	0	0	1	1	1									
Rick Croushore, R OBP: 0.342, SLG: 0.367										0	0	0	0	0	0	0									
Willie McGee, S OBP: 0.342, SLG: 0.367										1	0	0	0	0	1	1									
Brian Hunter, R OBP: 0.267, SLG: 0.400		3-2 G4-3 SH1-4 1B		4-2 1B		0-2 1B 2B		0-1 F8		4	0	2	2	1	0	1									
John Frascatore, R OBP: 0.250, SLG: 0.250				1-2 2B 3B 3-H		2-H 2B				0	0	0	0	0	0	0									
Juan Acevedo, R OBP: 0.375, SLG: 0.500		1-2 SH1-4		1-3 K		1-1 2B		2-1 G3-1		2	0	1	0	0	1	3									
John Mabry, L OBP: 0.333, SLG: 0.403						2-3 1B				1	0	0	0	0	0	0									
Inning Stats	R: 4 E: 0 K: 0 S: 21	H: 2 LOB: 3 BB: 3 P: 42	R: 0 E: 0 K: 0 S: 9	H: 1 LOB: 1 BB: 0 P: 15	R: 1 E: 0 K: 2 S: 20	H: 1 LOB: 3 BB: 3 P: 36	R: 2 E: 0 K: 1 S: 9	H: 2 LOB: 0 BB: 1 P: 18	R: 1 E: 0 K: 2 S: 19	H: 3 LOB: 2 BB: 0 P: 24	R: 0 E: 0 K: 1 S: 6	H: 1 LOB: 1 BB: 0 P: 10	R: 0 E: 0 K: 0 S: 5	H: 0 LOB: 0 BB: 0 P: 7	R: 1 E: 0 K: 1 S: 8	H: 1 LOB: 0 BB: 0 P: 12	R: 0 E: 0 K: 1 S: 9	H: 1 LOB: 1 BB: 0 P: 13	1B: 5 2B: 4 3B: 0 HR: 3	SF: 1 SAC: 1 DP: 1 HBP: 0	WP: 0 PB: 0 SB: 1 CS: 1	PA: 44			
PITCHER	IP WLS BF H R ER SO BB IBB HBP BLK WP HR S P ERA WHIP	IP WLS BF H R ER SO BB IBB HBP BLK WP HR S P ERA WHIP	IP WLS BF H R ER SO BB IBB HBP BLK WP HR S P ERA WHIP	IP WLS BF H R ER SO BB IBB HBP BLK WP HR S P ERA WHIP	IP WLS BF H R ER SO BB IBB HBP BLK WP HR S P ERA WHIP	IP WLS BF H R ER SO BB IBB HBP BLK WP HR S P ERA WHIP	IP WLS BF H R ER SO BB IBB HBP BLK WP HR S P ERA WHIP	IP WLS BF H R ER SO BB IBB HBP BLK WP HR S P ERA WHIP	IP WLS BF H R ER SO BB IBB HBP BLK WP HR S P ERA WHIP	IP WLS BF H R ER SO BB IBB HBP BLK WP HR S P ERA WHIP	IP WLS BF H R ER SO BB IBB HBP BLK WP HR S P ERA WHIP	IP WLS BF H R ER SO BB IBB HBP BLK WP HR S P ERA WHIP	IP WLS BF H R ER SO BB IBB HBP BLK WP HR S P ERA WHIP	IP WLS BF H R ER SO BB IBB HBP BLK WP HR S P ERA WHIP	IP WLS BF H R ER SO BB IBB HBP BLK WP HR S P ERA WHIP	IP WLS BF H R ER SO BB IBB HBP BLK WP HR S P ERA WHIP	IP WLS BF H R ER SO BB IBB HBP BLK WP HR S P ERA WHIP	IP WLS BF H R ER SO BB IBB HBP BLK WP HR S P ERA WHIP	IP WLS BF H R ER SO BB IBB HBP BLK WP HR S P ERA WHIP	IP WLS BF H R ER SO BB IBB HBP BLK WP HR S P ERA WHIP	IP WLS BF H R ER SO BB IBB HBP BLK WP HR S P ERA WHIP	IP WLS BF H R ER SO BB IBB HBP BLK WP HR S P ERA WHIP	IP WLS BF H R ER SO BB IBB HBP BLK WP HR S P ERA WHIP	IP WLS BF H R ER SO BB IBB HBP BLK WP HR S P ERA WHIP	IP WLS BF H R ER SO BB IBB HBP BLK WP HR S P ERA WHIP

AB 35
R 9
H 12
RBI 9
BB 7
SO 8
LOB 19



Batter	1	2	3	4	5	6	7	8	9	AB	R	H	RBI	BB	SO	LOB	BOTTOM									
Craig Biggio, R OBP: 0.396, SLG: 0.530	1-1 F8			1-1 L7			2-1 F9		2-1 F8	5	0	0	0	0	1	2	St. Louis Cardinals @ Houston Astros Astrodome, Houston, TX Tue Jun 16 1998, 8:05 PM EDT Att: 34,822 - Dome - 72 F									
Bill Spiers, L OBP: 0.384, SLG: 0.438	3-2 1B 2B 1B				1-2 G4-3		3-3 K			4	1	1	0	0	1	2										
Derek Bell, R OBP: 0.362, SLG: 0.500	0-0 1B 2B 1B				3-2 1B		0-3 K			4	1	2	0	0	1	2										
5 Jeff Bagwell, R OBP: 0.405, SLG: 0.474	1-0 F9 1B 2B			0-1 L9		3-2 F9		0-1 G6-3		4	1	1	2	0	0	1										
Moises Alou, R OBP: 0.415, SLG: 0.624	0-2 F9			1-0 1B		0-2 F9		1-0 P4		4	0	1	0	0	0	1										
35 Dave Clark, L OBP: 0.224, SLG: 0.136	4-2 1B BB			0-1 F8		3-1 G4-3		4-1 BB		2	1	0	0	2	0	1										
Ricky Gutierrez, R OBP: 0.386, SLG: 0.358	0-0 1B			1-1 G1-3		2-1 L9		2-2 P4		2	0	1	1	0	0	1										
Reggie Harris, R OBP: 0.263, SLG: 0.242										0	0	0	0	0	0	0										
J.R. Phillips, L OBP: 0.263, SLG: 0.242										1	0	0	0	0	0	1										
Bob Scanlan, R OBP: 0.400, SLG: 0.400	1-3 1B									0	0	0	0	0	0	0										
Brad Ausmus, R OBP: 0.327, SLG: 0.311	0-1 1B					0-0 P1		3-1 F9 BB 1B		4	0	2	1	0	0	0										
Pete Schourek, L OBP: 0.143, SLG: 0.143						0-1 G5-3		4-0 F9 1B		1	0	0	0	0	1	2										
Tim Bogar, R OBP: 0.233, SLG: 0.231										2	0	0	0	1	0	0										
Treyver Miller, R OBP: 0.500, SLG: 1.000										0	0	0	0	0	0	0										
Ray Montgomery, R OBP: 0.400, SLG: 0.400										1	0	0	0	0	0	0										
Inning Stats	R: 4 E: 0 K: 1 S: 20	H: 5 LOB: 1 BB: 1 P: 31	R: 0 E: 0 K: 1 S: 7	H: 0 LOB: 0 BB: 0 P: 14	R: 0 E: 0 K: 0 S: 7	H: 1 LOB: 1 BB: 0 P: 9	R: 0 E: 0 K: 0 S: 5	H: 0 LOB: 0 BB: 0 P: 6	R: 0 E: 0 K: 0 S: 10	H: 1 LOB: 0 BB: 0 P: 17	R: 0 E: 0 K: 2 S: 8	H: 0 LOB: 0 BB: 0 P: 13	R: 0 E: 0 K: 0 S: 13	H: 1 LOB: 2 BB: 1 P: 25	R: 0 E: 0 K: 0 S: 7	H: 0 LOB: 1 BB: 1 P: 14	R: 0 E: 0 K: 0 S: 7	H: 0 LOB: 0 BB: 0 P: 12	R: 0 E: 0 K: 0 S: 7	H: 0 LOB: 0 BB: 0 P: 12	1B: 7 2B: 1 3B: 0 HR: 0	SF: 0 SAC: 0 DP: 0 HBP: 0	WP: 0 PB: 0 SB: 0 CS: 0	PA: 37		
PITCHER	IP WLS BF H R ER SO BB IBB HBP BLK WP HR S P ERA WHIP	IP WLS BF H R ER SO BB IBB HBP BLK WP HR S P ERA WHIP	IP WLS BF H R ER SO BB IBB HBP BLK WP HR S P ERA WHIP	IP WLS BF H R ER SO BB IBB HBP BLK WP HR S P ERA WHIP	IP WLS BF H R ER SO BB IBB HBP BLK WP HR S P ERA WHIP	IP WLS BF H R ER SO BB IBB HBP BLK WP HR S P ERA WHIP	IP WLS BF H R ER SO BB IBB HBP BLK WP HR S P ERA WHIP	IP WLS BF H R ER SO BB IBB HBP BLK WP HR S P ERA WHIP	IP WLS BF H R ER SO BB IBB HBP BLK WP HR S P ERA WHIP	IP WLS BF H R ER SO BB IBB HBP BLK WP HR S P ERA WHIP	IP WLS BF H R ER SO BB IBB HBP BLK WP HR S P ERA WHIP	IP WLS BF H R ER SO BB IBB HBP BLK WP HR S P ERA WHIP	IP WLS BF H R ER SO BB IBB HBP BLK WP HR S P ERA WHIP	IP WLS BF H R ER SO BB IBB HBP BLK WP HR S P ERA WHIP	IP WLS BF H R ER SO BB IBB HBP BLK WP HR S P ERA WHIP	IP WLS BF H R ER SO BB IBB HBP BLK WP HR S P ERA WHIP	IP WLS BF H R ER SO BB IBB HBP BLK WP HR S P ERA WHIP	IP WLS BF H R ER SO BB IBB HBP BLK WP HR S P ERA WHIP	IP WLS BF H R ER SO BB IBB HBP BLK WP HR S P ERA WHIP	IP WLS BF H R ER SO BB IBB HBP BLK WP HR S P ERA WHIP	IP WLS BF H R ER SO BB IBB HBP BLK WP HR S P ERA WHIP	IP WLS BF H R ER SO BB IBB HBP BLK WP HR S P ERA WHIP	IP WLS BF H R ER SO BB IBB HBP BLK WP HR S P ERA WHIP	IP WLS BF H R ER SO BB IBB HBP BLK WP HR S P ERA WHIP	IP WLS BF H R ER SO BB IBB HBP BLK WP HR S P ERA WHIP	IP WLS BF H R ER SO BB IBB HBP BLK WP HR S P ERA WHIP

AB 34
R 4
H 8
RBI 4
BB 3
SO 4
LOB 13



Batter	1	2	3	4	5	6	7	8	9	AB	R	H	RBI	BB	SO	LOB	TOP					
Royce Clayton, R OBP: 0.327, SLG: 0.336 (1, 6)	F7		F9		G6-3		F8 BB 1B	FC4-6 1-2H 3-H		5	0	1	1	0	0	1	St. Louis Cardinals @ Houston Astros Astrodome, Houston, TX Wed Jun 17 1998, 8:05 PM EDT Att: 37,147 - Dome - 72 F					
Delino DeShields, L OBP: 0.409, SLG: 0.485 (1, 4)	1B		K		E 1B BB		S BB	G5-3		3	0	1	0	2	1							
Mark McGwire, R OBP: 0.488, SLG: 0.814 (1, 3)	1B		HR		E6 1B		F8 2-3		L9	5	1	3	1	0	0	2						
Brian Jordan, R OBP: 0.387, SLG: 0.585 (8, 9)	P2		K		F8 1B		F8 1-2		L7	5	0	0	0	0	1	6						
Gary Gaetti, R OBP: 0.360, SLG: 0.454 David Howard, S OBP: 0.347, SLG: 0.376 (8, PR) (8, 5)	F7		K		P6		1B FC1 1B		K	4	0	1	0	0	1	2						
Willie McGee, S OBP: 0.345, SLG: 0.370 (8, 7)		S 1B			G4-3		K		FC1 FC1 1B	4	1	2	0	0	1	0						
Tom Pagnozzi, R OBP: 0.288, SLG: 0.307 (1, 2)	G6-3				P5		FC1 1B FC4-6 1-H 2-H			4	1	1	0	0	0	1						
Brian Hunter, R OBP: 0.269, SLG: 0.438 Ray Lankford, L OBP: 0.395, SLG: 0.440 (8, PH) (8, 8)	K		L8		HR		K			3	1	1	1	0	1	2						
Todd Stottlemyre, L OBP: 0.213, SLG: 0.159 Jeff Brantley, R Curtis King, R (8, 1) (9, 1)	G3				G1-3		G3 FC4-6 1B 2-3			4	0	1	0	0	0	0						
Inning Stats	R: 0 E: 0 K: 0 S: 12	H: 2 LOB: 2 BB: 0 P: 17	R: 0 E: 0 K: 1 S: 12	H: 1 LOB: 1 BB: 0 P: 18	R: 1 E: 0 K: 2 S: 13	H: 1 LOB: 0 BB: 0 P: 21	R: 0 E: 0 K: 1 S: 9	H: 1 LOB: 1 BB: 0 P: 13	R: 0 E: 0 K: 1 S: 11	H: 0 LOB: 0 BB: 1 P: 17	R: 0 E: 0 K: 1 S: 7	H: 0 LOB: 0 BB: 0 P: 9	R: 1 E: 0 K: 0 S: 12	H: 2 LOB: 2 BB: 1 P: 19	R: 3 E: 1 K: 1 S: 15	H: 3 LOB: 1 BB: 0 P: 22		R: 0 E: 0 K: 1 S: 7	H: 0 LOB: 0 BB: 0 P: 11	1B: 8 2B: 1 3B: 0 HR: 2	SF: 0 SAC: 0 DP: 0 HBP: 0	WP: 0 PB: 0 SB: 2 CS: 0
PITCHER	IP WLS BF H R ER SO BB IBB HBP BLK WP HR S P ERA WHIP	IP WLS BF H R ER SO BB IBB HBP BLK WP HR S P ERA WHIP	IP WLS BF H R ER SO BB IBB HBP BLK WP HR S P ERA WHIP	IP WLS BF H R ER SO BB IBB HBP BLK WP HR S P ERA WHIP	IP WLS BF H R ER SO BB IBB HBP BLK WP HR S P ERA WHIP	IP WLS BF H R ER SO BB IBB HBP BLK WP HR S P ERA WHIP	IP WLS BF H R ER SO BB IBB HBP BLK WP HR S P ERA WHIP	IP WLS BF H R ER SO BB IBB HBP BLK WP HR S P ERA WHIP	IP WLS BF H R ER SO BB IBB HBP BLK WP HR S P ERA WHIP	IP WLS BF H R ER SO BB IBB HBP BLK WP HR S P ERA WHIP	IP WLS BF H R ER SO BB IBB HBP BLK WP HR S P ERA WHIP	IP WLS BF H R ER SO BB IBB HBP BLK WP HR S P ERA WHIP	IP WLS BF H R ER SO BB IBB HBP BLK WP HR S P ERA WHIP	IP WLS BF H R ER SO BB IBB HBP BLK WP HR S P ERA WHIP	IP WLS BF H R ER SO BB IBB HBP BLK WP HR S P ERA WHIP	IP WLS BF H R ER SO BB IBB HBP BLK WP HR S P ERA WHIP	IP WLS BF H R ER SO BB IBB HBP BLK WP HR S P ERA WHIP					

AB	39
R	5
H	11
RBI	3
BB	2
SO	7
LOB	18



Batter	1	2	3	4	5	6	7	8	9	AB	R	H	RBI	BB	SO	LOB	BOTTOM					
Craig Biggio, R OBP: 0.396, SLG: 0.526 (1, 4)	K		G4-3				F9		1B S SF9 HBP	4	1	1	1	0	1	1	St. Louis Cardinals @ Houston Astros Astrodome, Houston, TX Wed Jun 17 1998, 8:05 PM EDT Att: 37,147 - Dome - 72 F					
Bill Sciers, L OBP: 0.390, SLG: 0.436 (1, 5)	BB G1 BB	F8 2-H			1B BB		P6		5 HR 1B	3	1	1	0	2	0	1						
Derek Bell, R OBP: 0.363, SLG: 0.500 (1, 9)	G1		G4-3		5 K2 1B		1B		SF9 3-H	4	0	2	1	0	0	1						
5 Jeff Bagwell, R OBP: 0.409, SLG: 0.495 (1, 3)	BB BB				K2 1-2H		K		HR 1-H	4	1	2	2	1	2	3						
Moises Alou, R OBP: 0.411, SLG: 0.614 (1, 7)	BB		L8		F8 1-2H		F8		P6 F8	4	0	0	0	1	0	2						
Carl Everett, S OBP: 0.415, SLG: 0.536 (1, 8)	G4-3		K		HR		FC4-6 1B		E9 1B 1B	5	2	3	1	0	1	4						
Ricky Gutierrez, R OBP: 0.382, SLG: 0.351 (1, 6)		K			F9		K		FC4-6 1B 1-2H	4	0	0	0	1	2	1						
Brad Ausmus, R OBP: 0.338, SLG: 0.321 (1, 2)	SH1 1B				SH1 BB		G5-3		1B 1-2H 1B	4	1	3	1	1	0	0						
Jose Lima, R OBP: 0.135, SLG: 0.086 Bob Scanlan, R 35 Dave Clark, L OBP: 0.221, SLG: 0.133 C.J. Nitkowski, L (8, 1) (9, 1)	SH1				SH1		L1-3		L9	1	0	0	0	0	0	0						
Inning Stats	R: 0 E: 0 K: 1 S: 18	H: 0 LOB: 3 BB: 3 P: 37	R: 1 E: 0 K: 1 S: 10	H: 2 LOB: 1 BB: 0 P: 15	R: 0 E: 0 K: 1 S: 10	H: 1 LOB: 1 BB: 0 P: 14	R: 0 E: 0 K: 0 S: 8	H: 0 LOB: 1 BB: 1 P: 13	R: 0 E: 0 K: 1 S: 11	H: 1 LOB: 1 BB: 1 P: 20	R: 1 E: 0 K: 1 S: 6	H: 1 LOB: 0 BB: 0 P: 6	R: 0 E: 0 K: 1 S: 10	H: 1 LOB: 1 BB: 0 P: 13	R: 0 E: 0 K: 0 S: 8	H: 2 LOB: 2 BB: 0 P: 14		R: 4 E: 1 K: 0 S: 13	H: 4 LOB: 2 BB: 1 P: 27	1B: 9 2B: 2 3B: 0 HR: 2	SF: 1 SAC: 2 DP: 1 HBP: 1	WP: 0 PB: 0 SB: 1 CS: 0
PITCHER	IP WLS BF H R ER SO BB IBB HBP BLK WP HR S P ERA WHIP	IP WLS BF H R ER SO BB IBB HBP BLK WP HR S P ERA WHIP	IP WLS BF H R ER SO BB IBB HBP BLK WP HR S P ERA WHIP	IP WLS BF H R ER SO BB IBB HBP BLK WP HR S P ERA WHIP	IP WLS BF H R ER SO BB IBB HBP BLK WP HR S P ERA WHIP	IP WLS BF H R ER SO BB IBB HBP BLK WP HR S P ERA WHIP	IP WLS BF H R ER SO BB IBB HBP BLK WP HR S P ERA WHIP	IP WLS BF H R ER SO BB IBB HBP BLK WP HR S P ERA WHIP	IP WLS BF H R ER SO BB IBB HBP BLK WP HR S P ERA WHIP	IP WLS BF H R ER SO BB IBB HBP BLK WP HR S P ERA WHIP	IP WLS BF H R ER SO BB IBB HBP BLK WP HR S P ERA WHIP	IP WLS BF H R ER SO BB IBB HBP BLK WP HR S P ERA WHIP	IP WLS BF H R ER SO BB IBB HBP BLK WP HR S P ERA WHIP	IP WLS BF H R ER SO BB IBB HBP BLK WP HR S P ERA WHIP	IP WLS BF H R ER SO BB IBB HBP BLK WP HR S P ERA WHIP	IP WLS BF H R ER SO BB IBB HBP BLK WP HR S P ERA WHIP						



Batter	1	2	3	4	5	6	7	8	9	AB	R	H	RBI	BB	SO	LOB	TOP								
Andy Fox, L OBP: 0.327, SLG: 0.373 (1, 4)			G4-3		G4-3				L6	5	0	1	2	0	1	1									
Devon White, S OBP: 0.332, SLG: 0.460 (1, 8)			P6		K	G6-3			G3	5	0	0	0	0	1	3									
Travis Lee, L OBP: 0.347, SLG: 0.472 (1, 3)					G6-3	HR			P4	5	1	3	1	0	1	0									
Matt Williams, R OBP: 0.324, SLG: 0.469 (1, 5)		G5-3			G6-3					3	1	1	0	1	0	1									
David Dellucci, L OBP: 0.356, SLG: 0.477 (1, 7)					G6-3	1B			G5-3	3	0	1	0	1	0	3									
Jay Bell, R OBP: 0.340, SLG: 0.428 (1, 6)					G6-3				F7	2	1	0	0	1	0	4									
Karim Garcia, L OBP: 0.308, SLG: 0.355 (1, 9)					L8				G1-3	4	1	1	1	0	0	4									
Damian Miller, R OBP: 0.341, SLG: 0.342 (1, 2)					G4-3	SH1-4			G5-3	4	0	1	0	0	0	4									
Omar Daal, L OBP: 0.200, SLG: 0.059 (1, 1)			G4-3		SH1-4				F7	1	0	0	0	1	0	0									
Brian Anderson, R OBP: 0.069, SLG: 0.069 (6, PR)										0	0	0	0	0	0	0									
Russ Springer, R OBP: 0.308, SLG: 0.345 (8, PH)										0	0	0	0	0	0	0									
Clint Sodowsky, L OBP: 0.308, SLG: 0.345 (8, 1)										0	0	0	0	0	0	0									
Inning Stats	R: 0 E: 0 K: 2 S: 11	H: 0 LOB: 0 BB: 0 P: 15	R: 0 E: 1 K: 0 S: 7	H: 1 LOB: 2 BB: 0 P: 14	R: 0 E: 0 K: 0 S: 7	H: 0 LOB: 0 BB: 0 P: 13	R: 0 E: 0 K: 0 S: 15	H: 1 LOB: 2 BB: 1 P: 26	R: 0 E: 0 K: 1 S: 7	H: 1 LOB: 2 BB: 0 P: 11	R: 4 E: 0 K: 0 S: 23	H: 4 LOB: 2 BB: 2 P: 43	R: 0 E: 0 K: 0 S: 9	H: 1 LOB: 1 BB: 1 P: 15	R: 0 E: 0 K: 0 S: 7	H: 0 LOB: 0 BB: 0 P: 12	R: 0 E: 0 K: 0 S: 4	H: 0 LOB: 0 BB: 0 P: 8	1B: 5 2B: 3 3B: 0 HR: 1	SF: 0 SAC: 1 DP: 1 HBP: 1	WP: 0 PB: 0 SB: 0 CS: 0	PA: 39			
PITCHER	IP	WLS	BF	H	R	ER	SO	BB	IBB	HBP	BLK	WP	HR	S	P	ERA	WHIP								
Juan Acevedo, R ERA: 4.18 (1, 1)	5.0		20	3	0	0	3	1	0	1	0	0	0	47	79	0.00	0.800								
Curtis King, R ERA: 5.33 (6, 1)	0.2		7	3	4	4	0	2	0	0	0	0	1	17	32	54.00	7.500								
Brady Raggio, R ERA: 21.0 (6, 1)	2.1	W	9	2	0	0	0	1	0	0	0	0	0	22	38	0.00	1.286								
Jeff Brantley, R ERA: 5.48 (9, 1)	1.0	S	3	0	0	0	0	0	0	0	0	0	0	4	8	0.00	0.000								

Arizona Diamondbacks @ St. Louis Cardinals
 Busch Stadium, St. Louis, MO
 Sun Jun 21 1998, 3:33 AM CDT
 Att: 45,517 - Sunny - 91 F

AB 33
 R 4
 H 8
 RBI 4
 BB 4
 SO 3
 LOB 20



Batter	1	2	3	4	5	6	7	8	9	AB	R	H	RBI	BB	SO	LOB	BOTTOM								
Royce Clayton, R OBP: 0.327, SLG: 0.327 (1, 6)	G4-3									4	0	1	0	1	1	2									
Delino DeShields, L OBP: 0.410, SLG: 0.480 (1, 4)	G6-3		G1-3		F8				G4-3	5	0	0	0	0	0	3									
Mark McGwire, R OBP: 0.489, SLG: 0.797 (1, 3)									G4-3	2	2	1	0	1	1	0									
Brian Jordan, R OBP: 0.396, SLG: 0.614 (1, 8)					L8				HR	4	1	3	2	0	0	2									
John Mabry, L OBP: 0.340, SLG: 0.399 (1, 9)			L8						G4-3	3	1	1	1	1	0	1									
Gary Gaetti, R OBP: 0.350, SLG: 0.438 (1, 5)									G3	4	0	1	0	0	1	1									
David Howard, S OBP: 0.330, SLG: 0.356 (8, PR)		G5-3			K				G3	0	1	0	0	0	0	0									
Tom Pagnozzi, R OBP: 0.299, SLG: 0.336 (1, 2)			SH1-4		G4-3				SH3	3	0	2	1	0	0	0									
Brian Hunter, R OBP: 0.277, SLG: 0.421 (1, 7)					L6					2	0	0	0	0	1	1									
Ray Lankford, L OBP: 0.291, SLG: 0.460 (8, PH)			SH1-4							0	0	0	0	1	0	0									
Jeff Brantley, R OBP: 0.308, SLG: 0.345 (9, 1)										0	0	0	0	0	0	0									
Juan Acevedo, R OBP: 0.275, SLG: 0.500 (5, PH)										0	0	0	0	0	0	0									
Shawn Cilcott, R OBP: 0.291, SLG: 0.460 (8, PH)										1	0	0	0	0	0	1									
Brady Raggio, R OBP: 0.308, SLG: 0.345 (8, PH)										1	0	0	0	0	0	1									
Willie McGee, S OBP: 0.343, SLG: 0.367 (9, 7)										1	0	0	0	0	0	2									
Inning Stats	R: 1 E: 0 K: 0 S: 8	H: 2 LOB: 1 BB: 1 P: 15	R: 0 E: 0 K: 1 S: 8	H: 1 LOB: 2 BB: 0 P: 17	R: 0 E: 0 K: 1 S: 9	H: 1 LOB: 1 BB: 0 P: 16	R: 0 E: 0 K: 1 S: 7	H: 0 LOB: 0 BB: 0 P: 9	R: 0 E: 0 K: 1 S: 8	H: 1 LOB: 2 BB: 0 P: 12	R: 1 E: 0 K: 0 S: 19	H: 1 LOB: 1 BB: 1 P: 30	R: 2 E: 0 K: 0 S: 11	H: 2 LOB: 0 BB: 0 P: 17	R: 1 E: 0 K: 0 S: 14	H: 1 LOB: 3 BB: 2 P: 28	R: 1 E: 0 K: 0 S: 7	H: 1 LOB: 0 BB: 2 P: 12	1B: 7 2B: 1 3B: 0 HR: 1	SF: 0 SAC: 2 DP: 0 HBP: 2	WP: 2 PB: 0 SB: 0 CS: 1	PA: 39			
PITCHER	IP	WLS	BF	H	R	ER	SO	BB	IBB	HBP	BLK	WP	HR	S	P	ERA	WHIP								
Omar Daal, L ERA: 2.74 (1, 1)	5.0		22	5	1	1	4	1	0	2	0	0	0	40	69	1.80	1.200								
Russ Springer, R ERA: 4.13 (6, 1)	2.0		10	3	3	3	1	1	0	0	0	1	1	30	47	13.50	2.000								
Clint Sodowsky, R ERA: 5.6 (8, 1)	1.0	L	6	1	1	1	0	2	0	0	0	1	0	14	28	9.00	3.000								

Arizona Diamondbacks @ St. Louis Cardinals
 Busch Stadium, St. Louis, MO
 Sun Jun 21 1998, 3:33 AM CDT
 Att: 45,517 - Sunny - 91 F


AB 30
 R 5
 H 9
 RBI 4
 BB 4
 SO 5
 LOB 13



Batter	1	2	3	4	5	6	7	8	9	AB	R	H	RBI	BB	SO	LOB	TOP		
Brian Hunter, R OBP: 0.328, SLG: 0.375 (1, 8)	F8		B1-3			G5-3		1B	K	5	1	1	0	0	1	2			
Damion Easley, R OBP: 0.342, SLG: 0.529 (1, 4)	K			K			G1-3	1B		4	0	1	2	0	2	0			
Bobby Higginson, L OBP: 0.401, SLG: 0.550 (1, 9)	F9			G3-6-3			1B	G3-6-1		2	1	0	0	2	0	1			
Tony Clark, S OBP: 0.355, SLG: 0.526 (1, 3)		G3		G3-6-3			1B	HR		4	2	2	1	0	0	1			
Luis Gonzalez, L OBP: 0.375, SLG: 0.496 (1, 7)	G3-1				G4-3		HR	P5		4	1	1	1	0	0	0			
Gabe Alvarez, R OBP: 0.500, SLG: 1.250 Joe Randa, R OBP: 0.323, SLG: 0.342 (9, 5)	HR				CS		HR		K	4	2	3	4	0	1	0			
Paul Bako, L OBP: 0.317, SLG: 0.372 (1, 2)	P7				F8		G4-3	G6-3		4	0	0	0	0	0	1			
Deivi Cruz, R OBP: 0.295, SLG: 0.321 (1, 6)			G6-3		CS	G6-3	G5-3		1B	4	0	1	0	0	0	0			
Justin Thompson, L OBP: 0.143, SLG: 0.143 Doug Brocail, L (8, 1) Trey Beamon, L OBP: 0.500, SLG: 0.500 Todd Jones, L (9, 1)	K		K			K		2B	1B	3	1	1	0	0	2	0			
Inning Stats	R: 0 H: 0 E: 0 K: 1 S: 8	H: 0 LOB: 0 BB: 0 P: 9	R: 1 H: 1 E: 0 K: 0 S: 7	H: 1 LOB: 0 BB: 0 P: 13	R: 0 H: 0 E: 0 K: 1 S: 6	H: 0 LOB: 0 BB: 1 P: 8	R: 0 H: 0 E: 0 K: 1 S: 5	H: 0 LOB: 0 BB: 1 P: 12	R: 0 H: 1 E: 0 K: 0 S: 4	H: 1 LOB: 0 BB: 0 P: 7	R: 4 H: 3 E: 0 K: 0 S: 16	H: 3 LOB: 0 BB: 1 P: 29	R: 3 H: 4 E: 0 K: 2 S: 13	H: 4 LOB: 0 BB: 0 P: 16	R: 0 H: 2 E: 0 K: 2 S: 9	H: 2 LOB: 2 BB: 0 P: 13	1B: 7 2B: 1 3B: 0 HR: 3	SF: 0 SAC: 0 DP: 2 HBP: 0	WP: 0 PA: 38 PB: 0 SB: 0 CS: 1
PITCHER	IP	WLS	BF	H	R	ER	SO	BB	IBB	HBP	BLK	WP	HR	S	P	ERA	WHIP		
Kent Bottenfield, R ERA: 5.47 Brady Raggio, R ERA: 18.0	(1, 1)	7.0	L	26	5	5	4	2	0	0	0	0	2	53	89	6.43	1.000		
(8, 1)	2.0		11	6	3	3	2	0	0	0	0	0	1	22	29	13.50	3.000		

Detroit Tigers @ St. Louis Cardinals
 Busch Stadium, St. Louis, MO
 Tue Jun 23 1998, 7:05 PM CDT
 Att: 38,371 - Cloudy - 95 F


AB	35
R	8
H	11
RBI	8
BB	2
SO	6
LOB	5



Batter	1	2	3	4	5	6	7	8	9	AB	R	H	RBI	BB	SO	LOB	BOTTOM		
Royce Clayton, R OBP: 0.323, SLG: 0.318 Shawn Gilbert, R (8, PH) (9, 4)	G6-3		BB		K			K		2	0	0	0	1	1	0			
John Mabry, L OBP: 0.342, SLG: 0.403 (1, 7) (9, 3)	G6-3		L8			G6-4-3	1B	G6-3		4	0	1	0	0	0	2			
Mark McGwire, R OBP: 0.486, SLG: 0.782 Tom Lampkin, L OBP: 0.328, SLG: 0.401 (1, 3) (9, 7)	K			1B		G6-4-3	BB	F9		3	0	1	0	1	1	0			
Brian Jordan, R OBP: 0.397, SLG: 0.609 Brian Hunter, R OBP: 0.296, SLG: 0.429 (1, 9) (8, 9)	G6-3			1B		G6-4-3	BB		BB	3	0	1	0	0	0	2			
Ray Lankford, L OBP: 0.394, SLG: 0.468 (1, 8)	G4-3			K		G4-3		K		4	0	0	0	0	2	4			
Gary Gaetti, R OBP: 0.349, SLG: 0.432 (1, 5)	K			F9			K	BB	BB	3	0	0	0	1	2	2			
Tom Pagnozzi, R OBP: 0.296, SLG: 0.319 (1, 2)			G6-3	P4			BB		FC4	2	0	0	0	2	0	2			
David Howard, S OBP: 0.327, SLG: 0.348 (1, 4) (9, 6)			SH1-4	BB		G6-3		P9	SF8	2	0	0	1	1	0	1			
Kent Bottenfield, R ERA: 3.86 Willie McGee, S OBP: 0.333, SLG: 0.356 Brady Raggio, R (8, 1) Delino DeShields, L OBP: 0.413, SLG: 0.480 (9, PH)	SH1-4		SH1-4		G4-3		G4-3		FC4	1	0	0	0	0	0	1			
Inning Stats	R: 0 H: 0 E: 0 K: 1 S: 7	H: 0 LOB: 0 BB: 0 P: 12	R: 0 H: 0 E: 0 K: 1 S: 10	H: 0 LOB: 0 BB: 0 P: 14	R: 0 H: 0 E: 0 K: 0 S: 7	H: 2 LOB: 2 BB: 2 P: 17	R: 0 H: 0 E: 0 K: 1 S: 10	H: 2 LOB: 2 BB: 0 P: 14	R: 0 H: 1 E: 0 K: 0 S: 6	H: 1 LOB: 1 BB: 1 P: 14	R: 0 H: 0 E: 0 K: 1 S: 14	H: 0 LOB: 1 BB: 1 P: 21	R: 0 H: 0 E: 0 K: 1 S: 9	H: 0 LOB: 0 BB: 0 P: 14	R: 1 H: 1 E: 0 K: 1 S: 9	H: 1 LOB: 2 BB: 2 P: 19	1B: 4 2B: 0 3B: 0 HR: 0	SF: 1 SAC: 1 DP: 1 HBP: 0	WP: 0 PA: 36 PB: 0 SB: 0 CS: 0
PITCHER	IP	WLS	BF	H	R	ER	SO	BB	IBB	HBP	BLK	WP	HR	S	P	ERA	WHIP		
Justin Thompson, L ERA: 3.86 Doug Brocail, R ERA: 3.94 Todd Jones, R ERA: 5.96	(1, 1)	7.0	W	27	3	0	5	4	0	0	0	0	0	60	100	0.00	1.000		
(8, 1)	1.0		3	0	0	0	1	0	0	0	0	0	0	9	14	0.00	0.000		
(9, 1)	1.0		6	1	1	1	1	2	0	0	0	0	0	9	19	9.00	3.000		

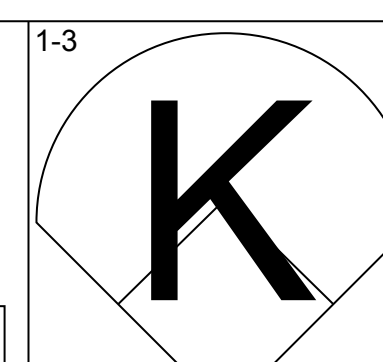
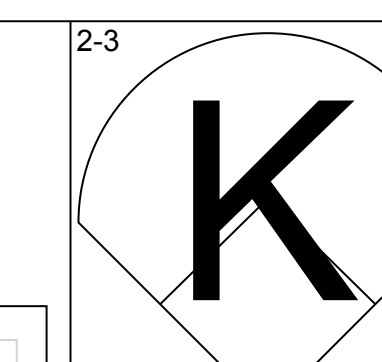
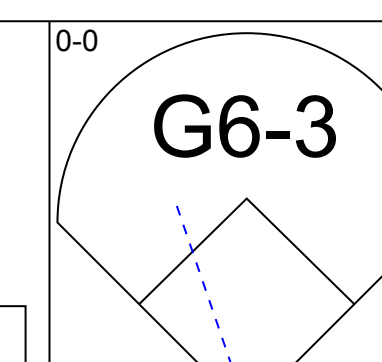
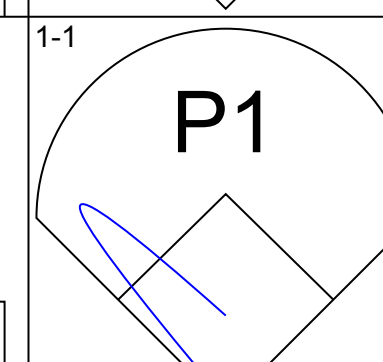
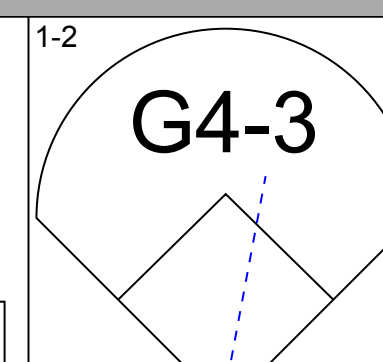
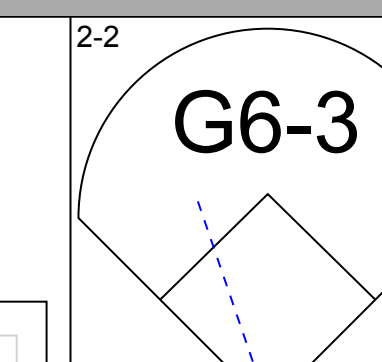
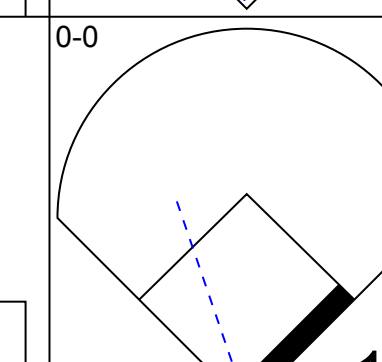
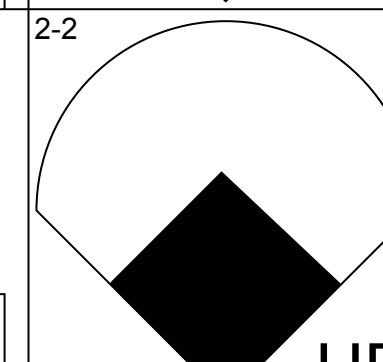
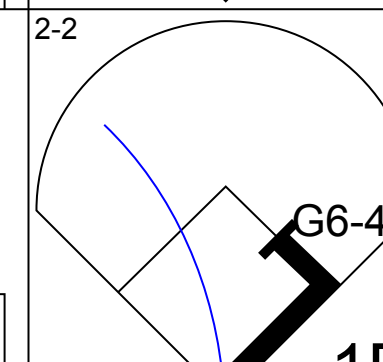
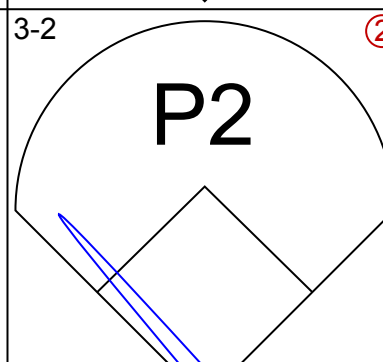
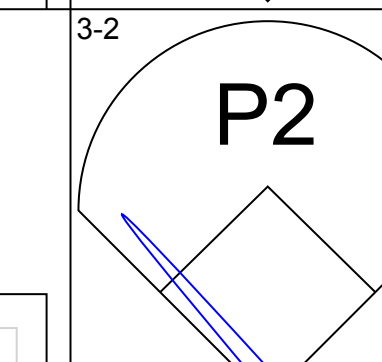
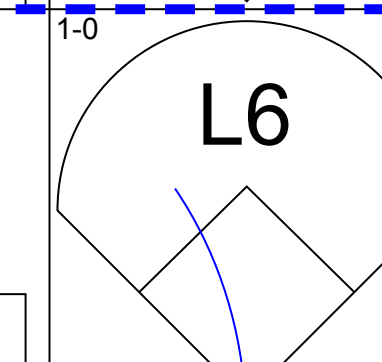
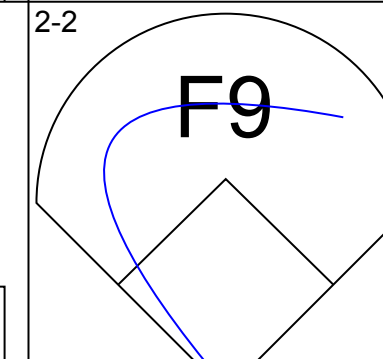
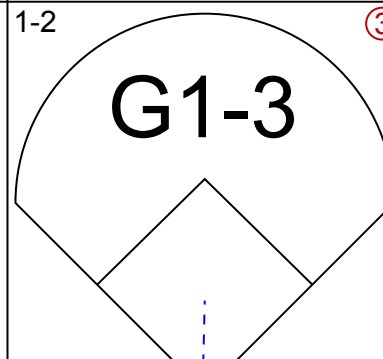
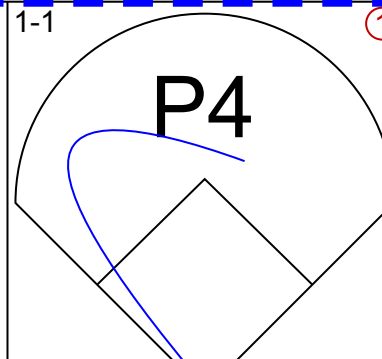
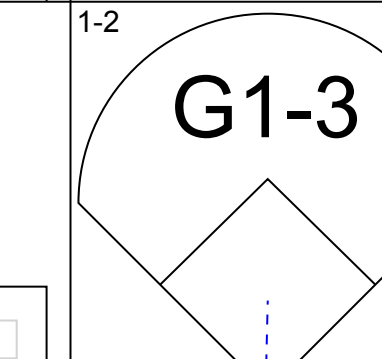
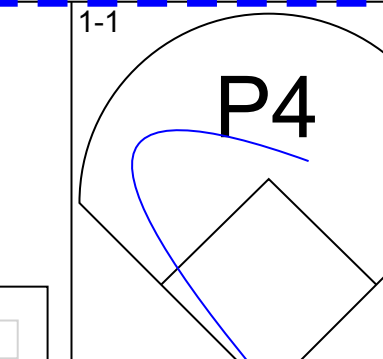
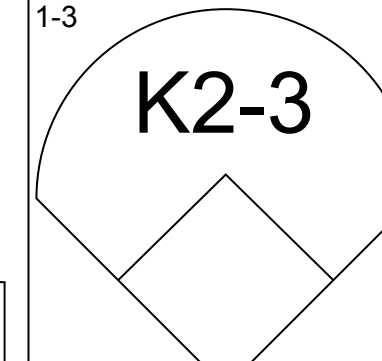
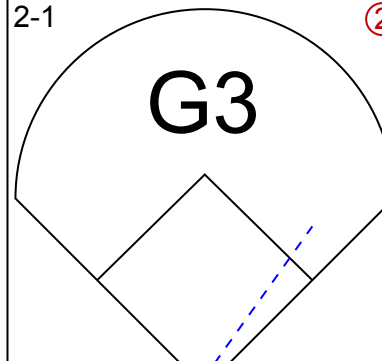
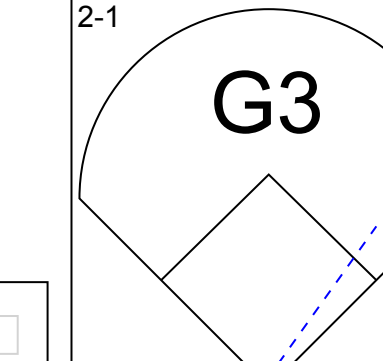
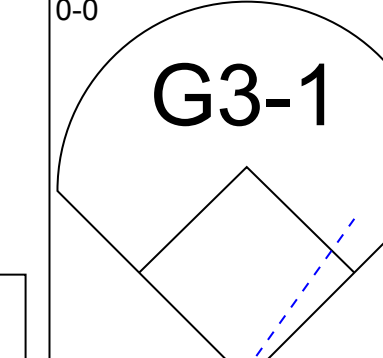
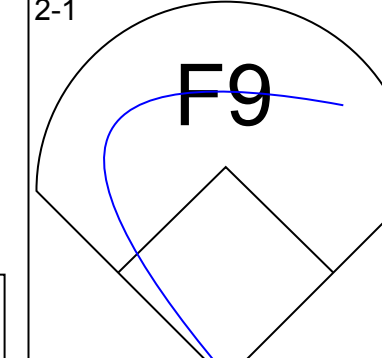
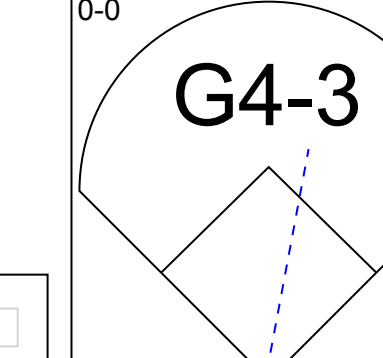
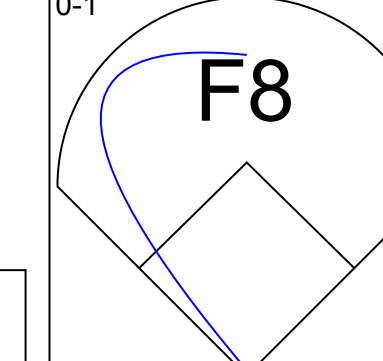
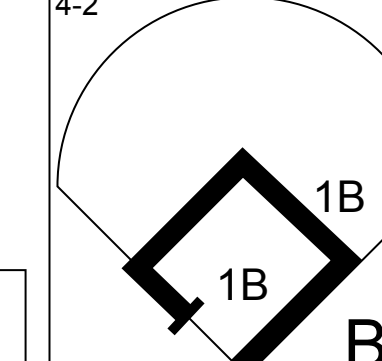
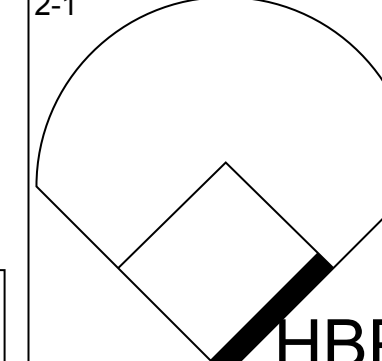
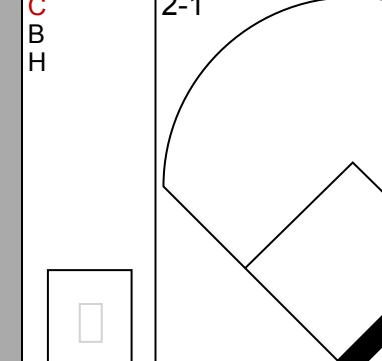
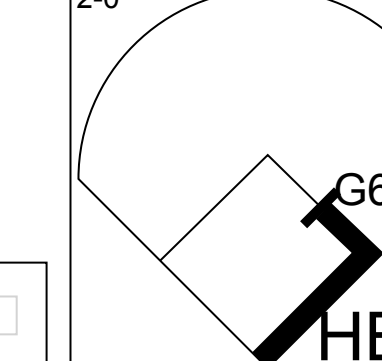
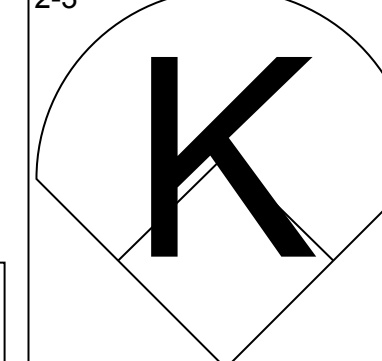
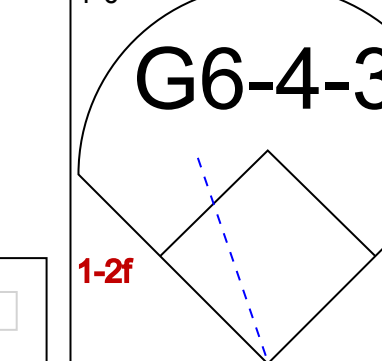
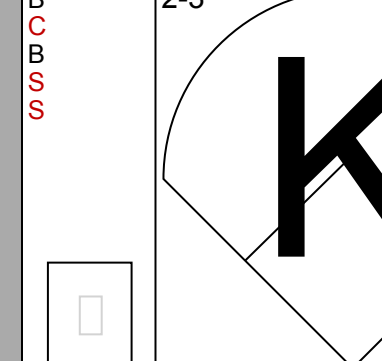
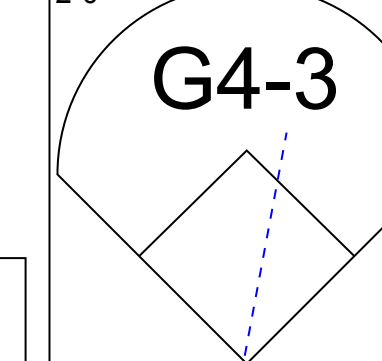
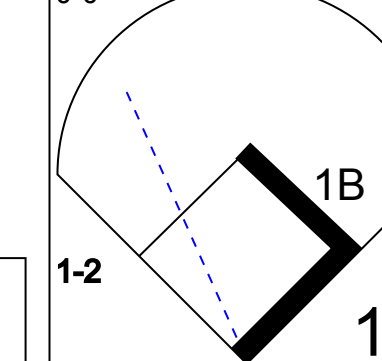
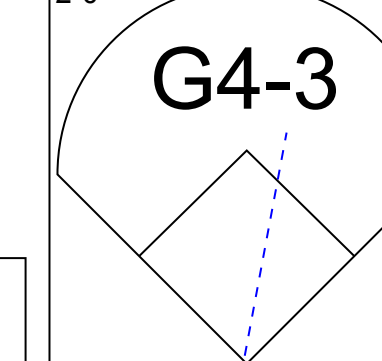
Detroit Tigers @ St. Louis Cardinals
 Busch Stadium, St. Louis, MO
 Tue Jun 23 1998, 7:05 PM CDT
 Att: 38,371 - Cloudy - 95 F

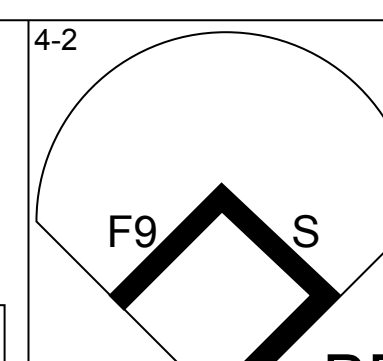
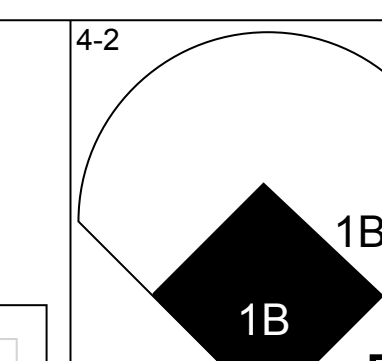
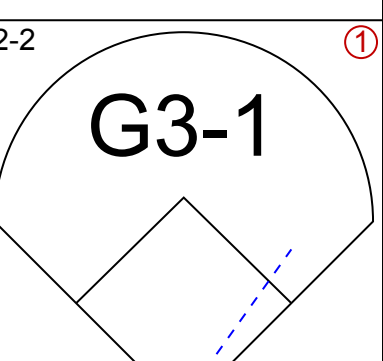
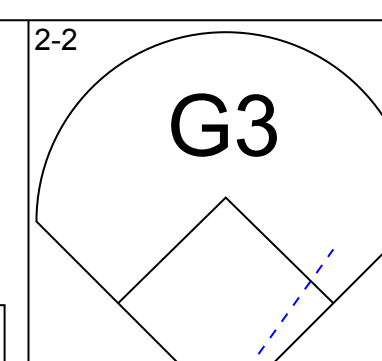
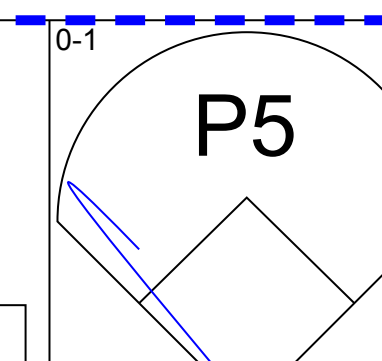
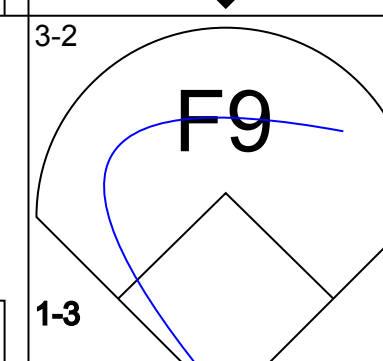
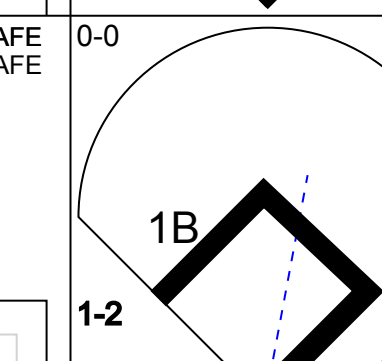
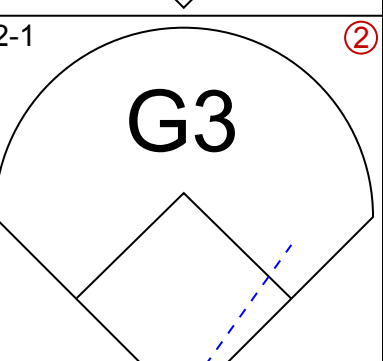
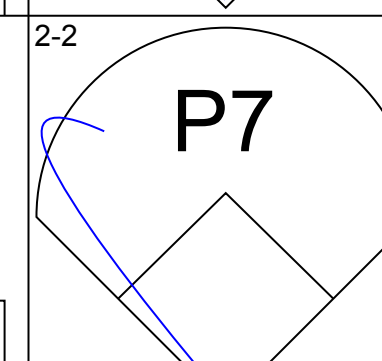
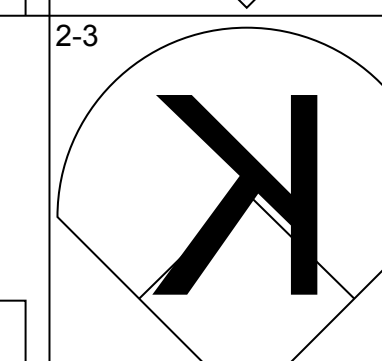
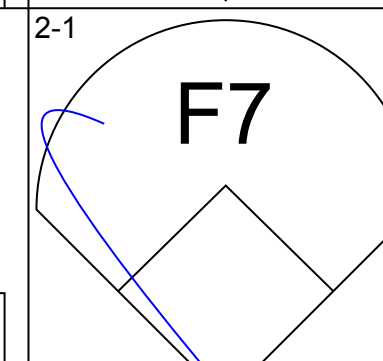
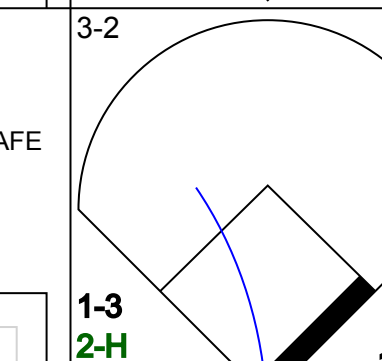
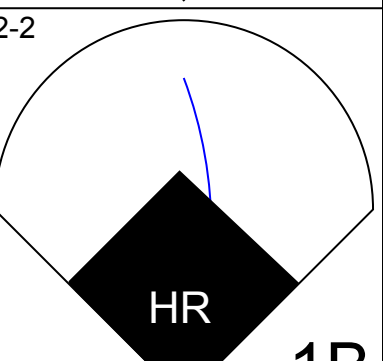
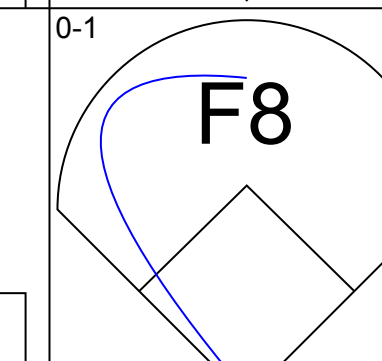
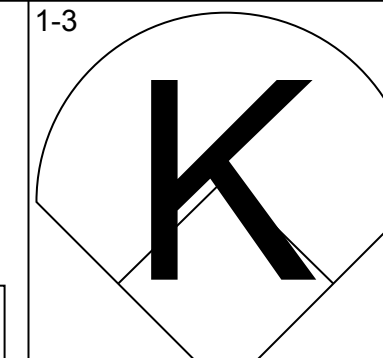
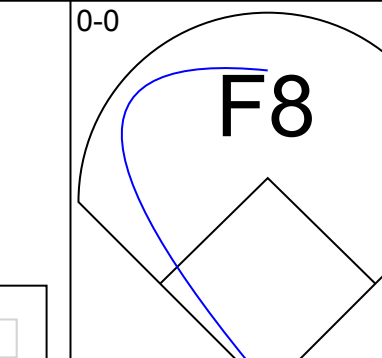
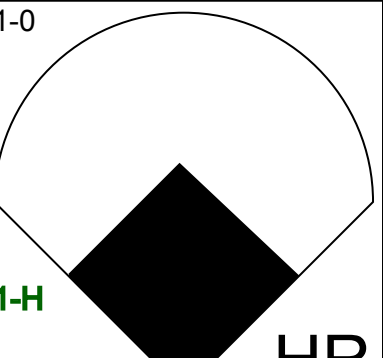
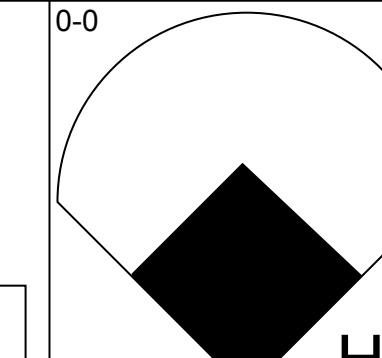
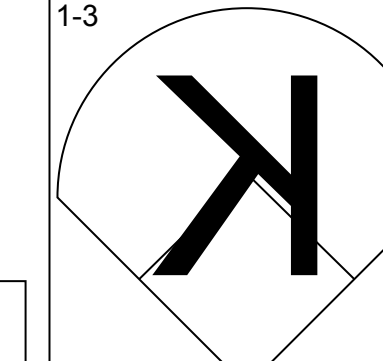
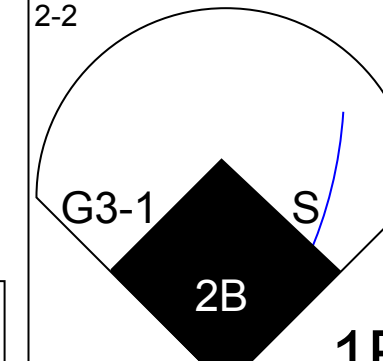

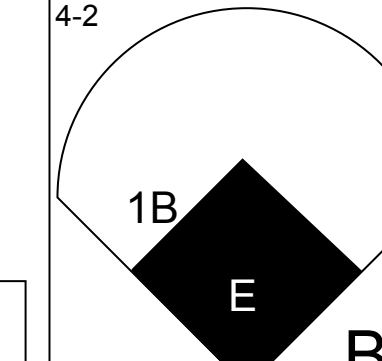
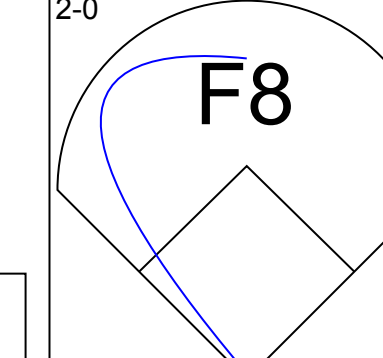
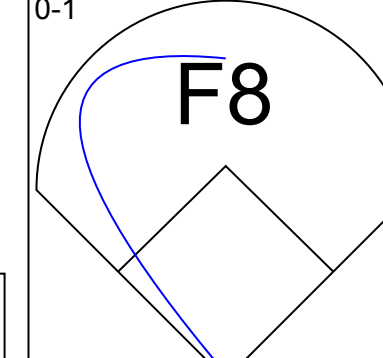
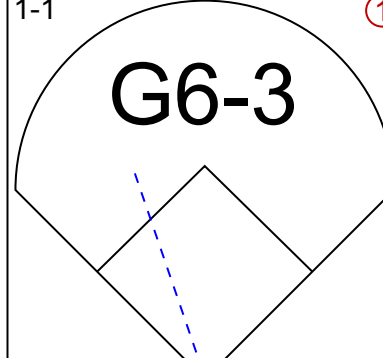
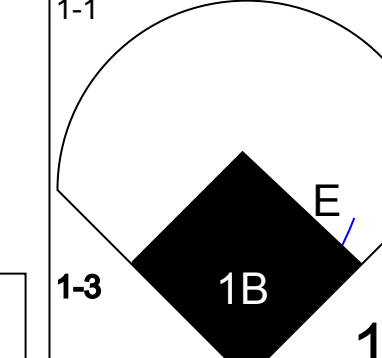
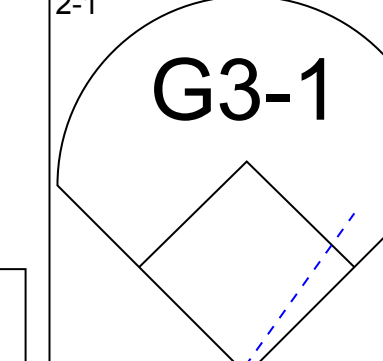
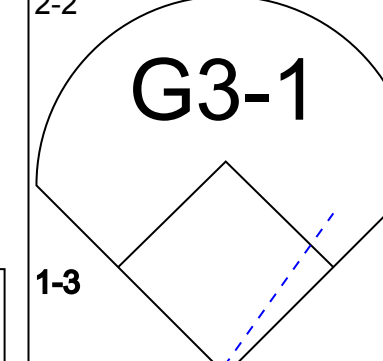
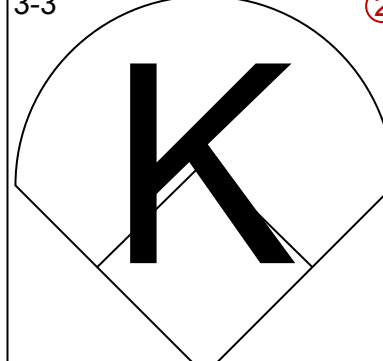
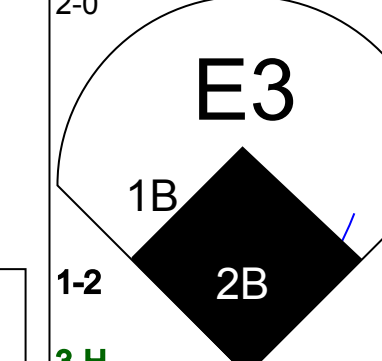
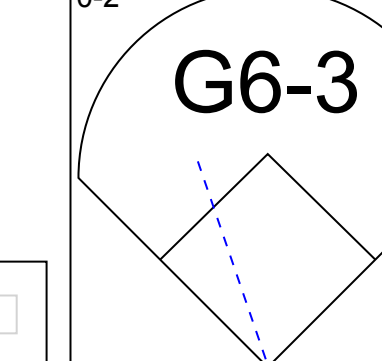
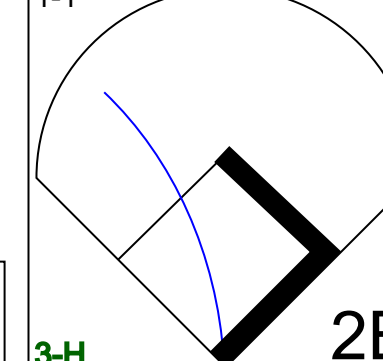
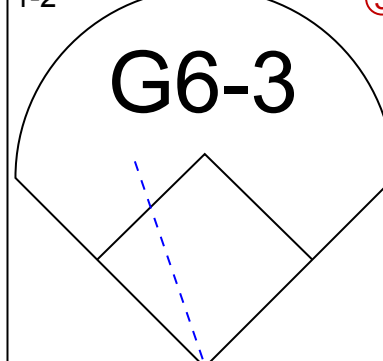
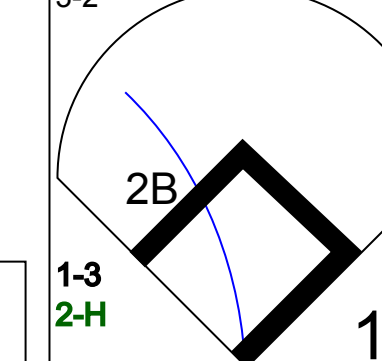
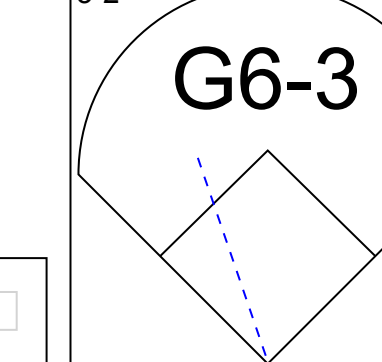
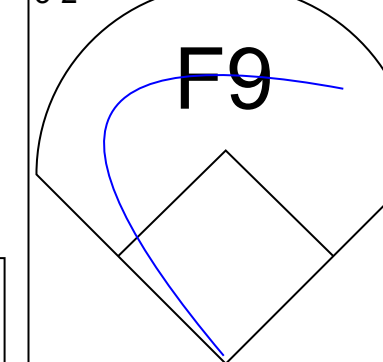

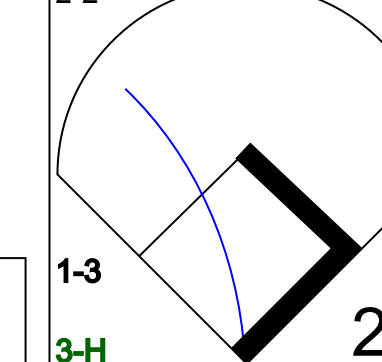
AB	28
R	1
H	4
RBI	1
BB	6
SO	7
LOB	16



Batter	1	2	3	4	5	6	7	8	9	AB	R	H	RBI	BB	SO	LOB	TOP										
Willie McGee, S OBP: 0.330, SLG: 0.351	1-1 G1-3		3-2 F9		1-1 G1-3		0-0 E BB 1B		1-2 G1-3	5	0	1	0	0	0	1	St. Louis Cardinals @ Cleveland Indians Jacobs Field, Cleveland, OH Wed Jun 24 1998, 7:05 PM EDT Att: 43,321 - Cloudy - 87 F										
Delino DeShields, L OBP: 0.471, SLG: 0.475 Luis Ordez, R	1-1 F8			1-0 F7	3-2 L7		4-1 E 1B		2-3 K	3	0	0	0	1	0	1											
Mark McGwire, R OBP: 0.468, SLG: 0.793 Brian Hunter, R OBP: 0.282, SLG: 0.423	0-0 1B			1-1 HR		3-1 P4	2-1 E5		1-2 2-3 3-H 0-3 K	3	1	2	1	0	0	0											
Brian Jordan, R OBP: 0.399, SLG: 0.607 Shawn Gilbert, R	2-2 P2			2-2 2B 1B		2-2 2B 1B	2-1 K			4	1	2	0	0	1	4											
Ray Lankford, L OBP: 0.396, SLG: 0.470 Tom Lampkin, L OBP: 0.329, SLG: 0.401		4-2 G5-4-3 BB		0-2 P6		0-1 2B	1-1 G4-3			3	0	1	1	1	0	4											
Gary Gaetti, R OBP: 0.347, SLG: 0.433		1-0 G5-4-3 1-2		3-1 2B		0-0 F8		1-0 F9		4	0	1	0	0	0	2											
John Mabry, L OBP: 0.335, SLG: 0.394		0-3 K		1-1 G3-1		0-1 G3		0-3 K		4	0	0	0	0	2	3											
Tom Pagnozzi, R OBP: 0.302, SLG: 0.319			4-0 G3-6 BB		0-0 G1-3 G1-3 1B		2-3 K	2-1 P3		3	0	1	0	1	1	0											
David Howard, S OBP: 0.324, SLG: 0.344			2-1 G3-6 1-2		0-0 G1-3 1-2		2-0 1B E 1B		0-0 F8	4	1	1	0	0	0	2											
Inning Stats	R: 0 E: 0 K: 0 S: 8	H: 1 LOB: 1 BB: 0 P: 12	R: 0 E: 0 K: 1 S: 7	H: 0 LOB: 0 BB: 1 P: 12	R: 0 E: 0 K: 0 S: 6	H: 0 LOB: 0 BB: 1 P: 15	R: 1 E: 0 K: 0 S: 13	H: 3 LOB: 2 BB: 0 P: 21	R: 0 E: 0 K: 0 S: 7	H: 1 LOB: 1 BB: 0 P: 11	R: 1 E: 0 K: 0 S: 16	H: 2 LOB: 1 BB: 0 P: 21	R: 1 E: 1 K: 2 S: 13	H: 2 LOB: 3 BB: 1 P: 24	R: 0 E: 0 K: 1 S: 6	H: 0 LOB: 0 BB: 0 P: 9		R: 0 E: 0 K: 1 S: 10	H: 0 LOB: 0 BB: 0 P: 13	1B: 6 2B: 2 3B: 0 HR: 1	SF: 0 SAC: 0 DP: 2 HBP: 0	WP: 0 PB: 0 SB: 0 CS: 0	PA: 38				
PITCHER	IP	WLS	BF	H	R	ER	SO	BB	IBB	HBP	BLK	WP	HR	S	P	ERA	WHIP										
Jaret Wright, R ERA: 3.93	6.1	W	29	9	3	3	2	3	0	0	0	0	1	63	106	4.26	1.895										
Jose Mesa, R ERA: 4.01	1.2		6	0	0	0	2	0	0	0	0	0	0	13	19	0.00	0.000										
Ron Villone, L ERA: 1.88	1.0		3	0	0	0	1	0	0	0	0	0	0	10	13	0.00	0.000										


Batter	1	2	3	4	5	6	7	8	9	AB	R	H	RBI	BB	SO	LOB	BOTTOM										
Kenny Lofton, L OBP: 0.370, SLG: 0.422 Shawon Dunston, R OBP: 0.252, SLG: 0.388	1-1 F7		1-1 G3-1		4-1 FC4 BB	1-0 G6-3		2-2 HBP		3	0	0	0	2	0	0	St. Louis Cardinals @ Cleveland Indians Jacobs Field, Cleveland, OH Wed Jun 24 1998, 7:05 PM EDT Att: 43,321 - Cloudy - 87 F										
Omar Vizquel, S OBP: 0.365, SLG: 0.382			2-3 K		1-2 FC4 BB 1-2 2-3		0-1 1B 1B	1-2 SF7		5	3	2	1	0	1	4											
David Justice, L OBP: 0.368, SLG: 0.491				0-1 G6-3	4-2 BB E BB		3-2 1B FC9-2 1B	1-2 G3		5	2	3	0	1	0	2											
Jim Thome, L OBP: 0.439, SLG: 0.653				1-2 G4-3 1B	4-1 BB E BB		0-1 FC6-4 1B			3	2	2	2	2	1	3											
Manny Ramirez, R OBP: 0.369, SLG: 0.546	2-2 HR	1-3 K		2-2 G4-3	2-2 E BB		0-0 FC9-2			4	1	1	5	1	1	3											
Sandy Alomar Jr., R OBP: 0.311, SLG: 0.410	1-0 2B HR	0-0 1B FC7-2 2B		1-0 G6-3	0-0 E6		1-0 FC6-4			5	1	2	0	0	0	3											
Mark Whiten, S OBP: 0.412, SLG: 0.507	2-1 HR	3-2 2B		1-2 1B	1-2 BB K		1-3 K			5	2	3	0	0	2	2											
Travis Fryman, R OBP: 0.318, SLG: 0.475 Jeff Branson, L OBP: 0.231, SLG: 0.263	1-0 HR	1-2 FC7-2		1-1 FC4 BB	2-0 F8		1-0 2B SF7 1B			4	2	2	4	0	0	2											
David Bell, R OBP: 0.327, SLG: 0.443	1-0 1B		0-0 G3		0-1 F8	0-1 L9		1-0 2B		5	0	2	0	0	0	1											
Inning Stats	R: 7 E: 0 K: 1 S: 28	H: 8 LOB: 3 BB: 2 P: 52	R: 0 E: 0 K: 1 S: 11	H: 2 LOB: 1 BB: 0 P: 16	R: 0 E: 0 K: 1 S: 6	H: 0 LOB: 0 BB: 0 P: 9	R: 0 E: 0 K: 0 S: 9	H: 1 LOB: 1 BB: 0 P: 12	R: 5 E: 0 K: 1 S: 19	H: 2 LOB: 2 BB: 4 P: 39	R: 0 E: 0 K: 0 S: 4	H: 0 LOB: 0 BB: 0 P: 7	R: 1 E: 0 K: 0 S: 10	H: 3 LOB: 1 BB: 0 P: 14	R: 1 E: 0 K: 1 S: 13	H: 2 LOB: 2 BB: 0 P: 21		1B: 10 2B: 8 3B: 0 HR: 2	SF: 1 SAC: 0 DP: 2 HBP: 1	WP: 0 PB: 0 SB: 0 CS: 0	PA: 48						
PITCHER	IP	WLS	BF	H	R	ER	SO	BB	IBB	HBP	BLK	WP	HR	S	P	ERA	WHIP										
Mark Petkovsek, R ERA: 5.51	4.0	L	18	6	2	2	3	1	0	0	0	0	0	40	60	4.50	1.750										
John Frascatore, R ERA: 4.41	0.1		4	0	0	0	0	3	0	0	0	0	0	9	22	0.00	9.000										
Lance Painter, L ERA: 4.32	1.1		6	0	3	1	1	1	0	0	0	0	0	9	18	6.75	0.750										
Brady Raggio, R ERA: 15.43	2.0		11	5	2	2	1	0	0	1	0	0	0	23	35	9.00	2.500										

Batter	1	2	3	4	5	6	7	8	9	AB	R	H	RBI	BB	SO	LOB	TOP					
Brian Hunter, R OBP: 0.281, SLG: 0.415 (1, 10)										4	0	1	0	0	2	0	St. Louis Cardinals @ Cleveland Indians Jacobs Field, Cleveland, OH Thu Jun 25 1998, 7:05 PM EDT Att: 43,309 - Cloudy - 92 F					
Delino DeShields, L OBP: 0.468, SLG: 0.571 (1, 4)										4	0	1	0	0	0	0						
Mark McGwire, R OBP: 0.488, SLG: 0.801 (1, 3)										4	1	2	1	0	0	1						
Brian Jordan, R OBP: 0.393, SLG: 0.598 (1, 9)										4	0	0	0	0	0	1						
Ray Lankford, L OBP: 0.390, SLG: 0.462 (1, 8)												4	0	0	0	1		0				
John Mabry, L OBP: 0.333, SLG: 0.408 (1, 7)												4	1	1	1	0		0	0			
Gary Gaetti, R OBP: 0.351, SLG: 0.431 (1, 5)										1	0	0	0	1	0	0		AB 30 R 2 H 6 RBI 2 BB 1 SO 4 LOB 5				
Tom Lampkin, L OBP: 0.329, SLG: 0.396 (1, 2)										2	0	0	0	0	1	2						
Luis Ordez, R OBP: 0.300, SLG: 0.125 (8, PH)										2	0	1	0	0	0	1						
Willie McGee, S OBP: 0.328, SLG: 0.349 (8, 6)										1	0	0	0	0	0	0						
David Howard, S OBP: 0.324, SLG: 0.344 (8, 6)										0	0	0	0	0	0	0						
Inning Stats	R: 1 E: 0 K: 1 S: 11	H: 1 LOB: 0 BB: 0 P: 17	R: 0 E: 0 K: 0 S: 5	H: 0 LOB: 0 BB: 0 P: 5	R: 0 E: 0 K: 1 S: 5	H: 0 LOB: 0 BB: 0 P: 10	R: 0 E: 0 K: 0 S: 7	H: 1 LOB: 0 BB: 0 P: 10	R: 1 E: 0 K: 0 S: 15	H: 3 LOB: 2 BB: 1 P: 24	R: 0 E: 0 K: 0 S: 9	H: 0 LOB: 0 BB: 0 P: 15	R: 0 E: 0 K: 2 S: 9	H: 0 LOB: 1 BB: 0 P: 16	R: 0 E: 0 K: 0 S: 4	H: 1 LOB: 0 BB: 0 P: 7	R: 0 E: 0 K: 0 S: 5	H: 0 LOB: 0 BB: 0 P: 8	1B: 4 2B: 0 3B: 0 HR: 2	SF: 0 SAC: 0 DP: 2 HBP: 2	WP: 0 PB: 0 SB: 0 CS: 0	PA: 33
PITCHER	IP	WLS	BF	H	R	ER	SO	BB	IBB	HBP	BLK	WP	HR	S	P	ERA	WHIP					
Dave Burba, R ERA: 3.67 (1, 1)	7.2	W	29	6	2	2	4	1	0	2	0	0	2	64	102	2.35	0.913					
Paul Shuey, R ERA (8, 1)	0.1		1	0	0	0	0	0	0	0	0	0	0	1	2	0.00	0.000					
Jose Mesa, R ERA: 3.92 (9, 1)	1.0		3	0	0	0	0	0	0	0	0	0	0	5	8	0.00	0.000					

Batter	1	2	3	4	5	6	7	8	9	AB	R	H	RBI	BB	SO	LOB	BOTTOM				
Kenny Lofton, L OBP: 0.370, SLG: 0.418 (1, 8)										3	1	0	0	2	0	2	St. Louis Cardinals @ Cleveland Indians Jacobs Field, Cleveland, OH Thu Jun 25 1998, 7:05 PM EDT Att: 43,309 - Cloudy - 92 F				
Omar Vizquel, S OBP: 0.384, SLG: 0.379 (1, 6)										5	0	1	0	0	1	3					
David Justice, L OBP: 0.370, SLG: 0.491 (1, 10)										4	1	2	1	0	0	1					
Jim Thome, L OBP: 0.440, SLG: 0.673 (1, 3)										4	2	2	3	0	1	3					
Manny Ramirez, R OBP: 0.370, SLG: 0.544 (1, 9)										3	2	1	0	1	2	0					
Sandy Alomar Jr., R OBP: 0.310, SLG: 0.407 (1, 2)										4	1	1	0	0	0	1					
Mark Whiten, S OBP: 0.393, SLG: 0.481 (1, 7)										4	1	0	1	0	1	2					
Travis Fryman, R OBP: 0.320, SLG: 0.479 (1, 5)										4	0	2	2	0	0	0					
David Bell, R OBP: 0.325, SLG: 0.444 (1, 4)										4	0	1	1	0	0	1					
Inning Stats	R: 0 E: 0 K: 1 S: 13	H: 0 LOB: 1 BB: 1 P: 23	R: 0 E: 0 K: 1 S: 8	H: 0 LOB: 0 BB: 0 P: 13	R: 1 E: 0 K: 0 S: 15	H: 2 LOB: 2 BB: 1 P: 25	R: 1 E: 0 K: 0 S: 15	H: 2 LOB: 1 BB: 0 P: 23	R: 2 E: 0 K: 1 S: 15	H: 2 LOB: 0 BB: 0 P: 24	R: 0 E: 0 K: 1 S: 9	H: 0 LOB: 0 BB: 0 P: 14	R: 0 E: 0 K: 0 S: 9	H: 0 LOB: 0 BB: 0 P: 13	R: 4 E: 1 K: 1 S: 24	H: 4 LOB: 2 BB: 1 P: 37		1B: 6 2B: 2 3B: 0 HR: 2	SF: 0 SAC: 0 DP: 0 HBP: 0	WP: 0 PB: 0 SB: 2 CS: 0	PA: 38
PITCHER	IP	WLS	BF	H	R	ER	SO	BB	IBB	HBP	BLK	WP	HR	S	P	ERA	WHIP				
Manny Aybar, R ERA: 7.26 (1, 1)	6.0	L	26	6	4	4	4	2	0	0	0	0	1	75	122	6.00	1.333				
Bobby Witt, R ERA: 7.5 (7, 1)	1.1		10	4	4	3	0	1	0	0	0	0	1	28	43	20.25	3.750				
Curtis King, R ERA: 4.94 (8, 1)	0.2		2	0	0	0	1	0	0	0	0	0	0	5	7	0.00	0.000				


Batter	1	2	3	4	5	6	7	8	9	AB	R	H	RBI	BB	SO	LOB	TOP																			
Delino DeShields, L OBP: 0.406, SLG: 0.468 (1, 4)	F7		1B			F8		K		4	0	1	0	0	1	0	St. Louis Cardinals @ Minnesota Twins Hubert H. Humphrey Metrodome, Minneapolis, MN Fri Jun 26 1998, 8:05 PM EDT Att: 29,089 - Dome - 72 F																			
Willie McGee, S OBP: 0.321, SLG: 0.341 (1, 9)	G4-3		F9			G6-3		L9		4	0	0	0	0	0	1																				
Mark McGwire, R OBP: 0.482, SLG: 0.788 (1, 3)	F8					P3		P6		4	0	0	0	0	0	0																				
Brian Jordan, R OBP: 0.394, SLG: 0.600 (1, 10)		G6-3				G5-3				4	0	2	0	0	0	0																				
Ray Lankford, L OBP: 0.388, SLG: 0.471 (1, 8)		K				G3		G4-3		4	1	1	1	0	1	2																				
Gary Gaetti, R OBP: 0.353, SLG: 0.430 (1, 5)						K		P4		3	0	1	0	1	1	2																				
John Mabry, L OBP: 0.327, SLG: 0.399 (1, 7)		BB				1B		G6-3		4	0	0	0	0	0	3																				
Tom Pagnozzi, R OBP: 0.303, SLG: 0.314 (1, 2)			K			K				2	0	0	0	1	2	0																				
Luis Ordez, R OBP: 0.231, SLG: 0.091 (1, 6)			F8			F8		P2		3	0	0	0	0	0	2																				
Inning Stats	R: 0 E: 0 K: 0 S: 4	H: 0 LOB: 0 BB: 0 P: 6	R: 0 E: 0 K: 1 S: 15	H: 0 LOB: 1 BB: 1 P: 25	R: 0 E: 0 K: 1 S: 8	H: 1 LOB: 1 BB: 0 P: 15	R: 0 E: 0 K: 1 S: 11	H: 1 LOB: 1 BB: 0 P: 19	R: 0 E: 0 K: 1 S: 5	H: 0 LOB: 0 BB: 0 P: 7	R: 0 E: 0 K: 0 S: 7	H: 0 LOB: 0 BB: 0 P: 12	R: 1 E: 0 K: 0 S: 15	H: 2 LOB: 2 BB: 1 P: 26	R: 0 E: 0 K: 0 S: 6	H: 0 LOB: 0 BB: 0 P: 9	R: 0 E: 0 K: 0 S: 7	H: 1 LOB: 1 BB: 0 P: 10	1B: 3 2B: 1 3B: 0 HR: 1	SF: 0 SAC: 0 DP: 0 HBP: 0	WP: 0 PB: 0 SB: 0 CS: 0	PA: 34														
PITCHER	IP	WLS	BF	H	R	ER	SO	BB	IBB	HBP	BLK	WP	HR	S	P	ERA	WHIP	PITCHER		IP	WLS	BF	H	R	ER	SO	BB	IBB	HBP	BLK	WP	HR	S	P	ERA	WHIP
Mike Morgan, R ERA: 3.59 (1, 1)	2.2		9	0	0	0	2	1	0	0	0	0	0	24	38	0.00	0.375	Rick Aguilera, R ERA: 3.83 (9, 1)		1.0		4	1	0	0	0	0	0	0	0	0	7	10	0.00	1.000	
Greg Swindell, L ERA: 2.7 (3, 1)	3.1	W	12	2	0	0	2	0	0	0	0	0	0	26	46	0.00	0.600																			
Mike Trombley, R ERA: 2.87 (7, 1)	1.0		6	2	1	1	0	1	0	0	0	0	1	15	26	9.00	3.000																			
Eddie Guardado, L ERA: 3.03 (8, 1)	0.2		2	0	0	0	1	0	0	0	0	0	0	5	7	0.00	0.000																			
Hector Carrasco, R ERA: 5.55 (8, 1)	0.1		1	0	0	0	0	0	0	0	0	0	0	1	2	0.00	0.000																			

AB	32
R	1
H	5
RBI	1
BB	2
SO	5
LOB	10



Batter	1	2	3	4	5	6	7	8	9	AB	R	H	RBI	BB	SO	LOB	BOTTOM																			
Otis Nixon, S OBP: 0.332, SLG: 0.298 (1, 8)	G6-3		CS			K		S		4	1	3	0	0	1	0	St. Louis Cardinals @ Minnesota Twins Hubert H. Humphrey Metrodome, Minneapolis, MN Fri Jun 26 1998, 8:05 PM EDT Att: 29,089 - Dome - 72 F																			
Brent Gates, S OBP: 0.294, SLG: 0.291 (1, 5)	G6-3		G4-3			F9		HR		4	1	1	1	0	0	2																				
Matt Lawton, L OBP: 0.370, SLG: 0.452 (1, 9)	HR		G4-3			G5-4-3		L8		3	1	1	1	0	0	1																				
Marty Cordova, R OBP: 0.381, SLG: 0.481 (1, 7)	1B					K		HR		4	2	3	2	0	1	1																				
Orlando Merced, S OBP: 0.326, SLG: 0.414 (1, 10)						G5-4-3		G3		4	0	2	0	0	0	0																				
Terry Steinbach, R OBP: 0.329, SLG: 0.397 (1, 2)	K		G5-4-3			F7				3	0	0	0	0	1	3																				
Todd Walker, L OBP: 0.383, SLG: 0.517 (1, 4)			P5			PO				3	0	2	0	0	0	0																				
Denny Hocking, S OBP: 0.256, SLG: 0.192 (9, 4)			1B			1B				0	0	0	0	0	0	0																				
Pat Meares, R OBP: 0.298, SLG: 0.379 (1, 6)		P3				G6-3		F8		3	0	0	0	0	0	1																				
Scott Stahoviak, L (1, 3)			K			G3		F7		3	0	0	0	0	1	0																				
Inning Stats	R: 1 E: 0 K: 1 S: 16	H: 4 LOB: 2 BB: 0 P: 20	R: 0 E: 0 K: 1 S: 11	H: 0 LOB: 0 BB: 0 P: 14	R: 0 E: 0 K: 0 S: 8	H: 1 LOB: 0 BB: 0 P: 14	R: 1 E: 0 K: 0 S: 12	H: 3 LOB: 0 BB: 0 P: 17	R: 0 E: 0 K: 1 S: 8	H: 0 LOB: 0 BB: 0 P: 13	R: 0 E: 0 K: 1 S: 8	H: 0 LOB: 1 BB: 0 P: 13	R: 0 E: 0 K: 0 S: 7	H: 1 LOB: 1 BB: 0 P: 11	R: 3 E: 0 K: 0 S: 18	H: 3 LOB: 0 BB: 0 P: 22	R: 0 E: 0 K: 0 S: 7	H: 1 LOB: 1 BB: 0 P: 10	1B: 10 2B: 1 3B: 0 HR: 2	SF: 0 SAC: 0 DP: 3 HBP: 1	WP: 0 PB: 0 SB: 1 CS: 2	PA: 33														
PITCHER	IP	WLS	BF	H	R	ER	SO	BB	IBB	HBP	BLK	WP	HR	S	P	ERA	WHIP	PITCHER		IP	WLS	BF	H	R	ER	SO	BB	IBB	HBP	BLK	WP	HR	S	P	ERA	WHIP
Juan Acevedo, R ERA: 3.98 (1, 1)	7.0	L	26	9	2	2	4	0	0	1	0	0	1	70	102	2.57	1.286	Rick Croushore, R ERA: 3.45 (8, 1)		1.0		6	3	3	3	0	0	0	0	0	1	18	22	27.00	3.000	

AB	31
R	5
H	12
RBI	4
BB	0
SO	4
LOB	8



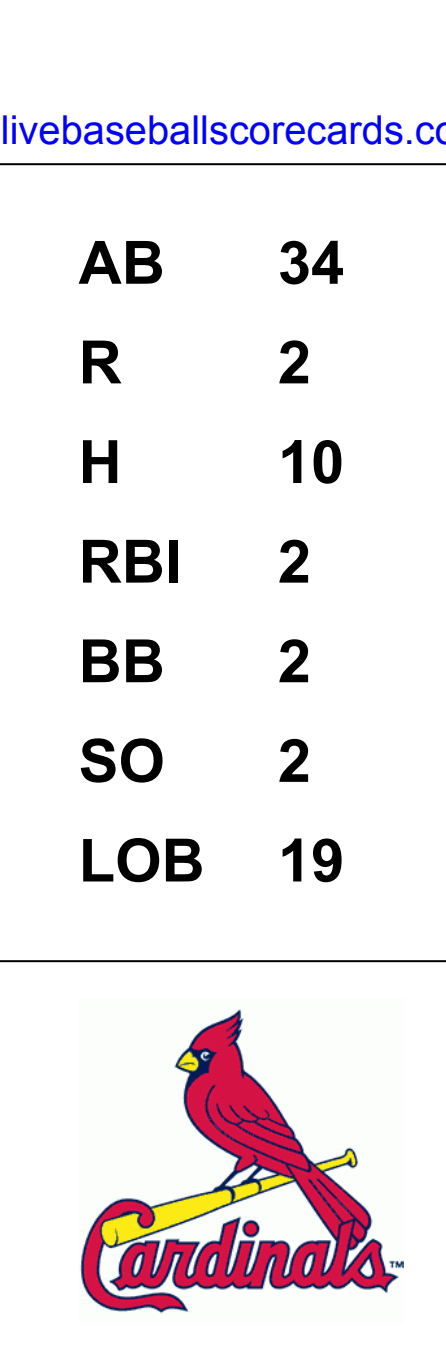
Batter	1	2	3	4	5	6	7	8	9	AB R H RBI BB SO LOB	TOP											
Delino DeShields, L (1.4) OBP: 0.403, SLG: 0.463	F7		G4-3		FC6		F8			5 0 1 0 0 0 1	St. Louis Cardinals @ Minnesota Twins Hubert H. Humphrey Metrodome, Minneapolis, MN Sat Jun 27 1998, 8:05 PM EDT Att: 35,002 - Dome - 72 F livebaseballscorecards.com											
Gary Gaetti, R (1.5) OBP: 0.356, SLG: 0.440	G5-3			F7		BB	HR		SF9	4 2 3 1 0 0 0												
Mark McGwire, R (1.3) OBP: 0.480, SLG: 0.791	K			F7		BB	HR		F8	4 2 1 2 1 1 2												
Brian Jordan, R (1.8) OBP: 0.392, SLG: 0.595		F8		P3		BB	P3			4 1 1 1 0 0 1												
Ray Lankford, L (1.10) OBP: 0.386, SLG: 0.465	F8			BB		P5			K	3 0 0 0 1 1 2												
Tom Pagnozzi, R (1.2) OBP: 0.301, SLG: 0.320	K			F9		G4-3			F9	4 0 1 1 0 1 2												
Brian Hunter, R (1.9) Willie McGee, S (8. PH) OBP: 0.319, SLG: 0.339			HR		F7	G4-3			G3	3 1 1 2 0 0 1 1 0 0 0 0 0 0												
John Mabry, L (1.7) OBP: 0.325, SLG: 0.396			K		FC6-4	F8			G3	4 0 1 0 0 1 1												
Luis Ordez, R (1.6) OBP: 0.235, SLG: 0.133			F9		FC6-4		G6-3		BB	4 1 1 0 0 0 1												
Inning Stats	R: 0 E: 0 K: 1 S: 11	H: 0 LOB: 0 BB: 0 P: 17	R: 0 E: 0 K: 1 S: 7	H: 0 LOB: 0 BB: 0 P: 14	R: 1 E: 0 K: 1 S: 14	H: 1 LOB: 0 BB: 0 P: 18	R: 0 E: 0 K: 0 S: 5	H: 1 LOB: 2 BB: 1 P: 9	R: 0 E: 0 K: 0 S: 5	H: 1 LOB: 1 BB: 0 P: 8		R: 3 E: 0 K: 0 S: 17	H: 3 LOB: 1 BB: 0 P: 27	R: 2 E: 0 K: 0 S: 14	H: 2 LOB: 0 BB: 0 P: 21	R: 0 E: 0 K: 1 S: 5	H: 0 LOB: 0 BB: 0 P: 7	R: 1 E: 0 K: 0 S: 10	H: 2 LOB: 1 BB: 0 P: 17	1B: 6 2B: 2 3B: 0 HR: 2	SF: 1 SAC: 0 DP: 0 HBP: 0	WP: 0 PB: 0 SB: 0 CS: 0
PITCHER	IP WLS BF H R ER SO BB IBB HBP BLK WP HR S P ERA WHIP											PITCHER	IP WLS BF H R ER SO BB IBB HBP BLK WP HR S P ERA WHIP									
Eric Milton, L (1.1) ERA: 5.13	5.1 L 24 6 4 4 3 2 0 0 0 0 0 1 55 88 6.75 1.500																					
Mike Trombley, R (6.1) ERA: 3.14	1.2 7 2 2 2 0 0 0 0 0 0 1 18 26 10.80 1.200																					
Dan Naulty, R (8.1) ERA: 4.91	2.0 8 2 1 1 1 0 0 0 0 0 0 15 24 4.50 1.000																					

Batter	1	2	3	4	5	6	7	8	9	AB R H RBI BB SO LOB	BOTTOM											
Otis Nixon, S (1.8) OBP: 0.330, SLG: 0.297	WP		L5-3		F7		K			4 0 1 0 0 1 2	St. Louis Cardinals @ Minnesota Twins Hubert H. Humphrey Metrodome, Minneapolis, MN Sat Jun 27 1998, 8:05 PM EDT Att: 35,002 - Dome - 72 F livebaseballscorecards.com											
Brent Gates, S (1.5) OBP: 0.297, SLG: 0.284	K		F9		E4				K	4 0 0 0 0 2 2												
Matt Lawton, L (1.9) OBP: 0.365, SLG: 0.446	G1-3			E9	F8				P4	4 0 0 0 0 0 3												
Marty Cordova, R (1.7) OBP: 0.375, SLG: 0.471	K			FC6-4		F9			F9	4 0 0 0 0 1 2												
Orlando Merced, S (1.10) OBP: 0.330, SLG: 0.416				P6		P6			G6-4-3	4 0 2 0 0 0 1												
Terry Steinbach, R (1.2) OBP: 0.323, SLG: 0.389	K			K		G6-3			G6-4-3	4 0 0 0 0 2 3												
Todd Walker, L (1.4) OBP: 0.381, SLG: 0.510	K				E	G6-3			K	3 1 0 0 1 2 1												
Pat Meares, R (1.6) OBP: 0.295, SLG: 0.375	P8				G6-3		F8			3 0 0 0 0 0 2												
Scott Stahowiak, L (1.3) OBP: 0.167, SLG: 0.417			L5-3		E8		HR			3 1 2 1 0 0 1												
Inning Stats	R: 0 E: 0 K: 2 S: 10	H: 1 LOB: 1 BB: 0 P: 16	R: 0 E: 0 K: 2 S: 11	H: 1 LOB: 1 BB: 0 P: 17	R: 0 E: 0 K: 0 S: 5	H: 1 LOB: 0 BB: 0 P: 10	R: 0 E: 1 K: 1 S: 6	H: 0 LOB: 1 BB: 0 P: 11	R: 1 E: 2 K: 0 S: 13	H: 0 LOB: 2 BB: 1 P: 30		R: 0 E: 0 K: 0 S: 5	H: 0 LOB: 0 BB: 0 P: 8	R: 1 E: 0 K: 1 S: 9	H: 1 LOB: 0 BB: 0 P: 14	R: 0 E: 0 K: 1 S: 7	H: 0 LOB: 0 BB: 0 P: 12	R: 0 E: 0 K: 1 S: 7	H: 1 LOB: 0 BB: 0 P: 12	1B: 4 2B: 1 3B: 0 HR: 1	SF: 0 SAC: 0 DP: 2 HBP: 0	WP: 2 PB: 0 SB: 0 CS: 0
PITCHER	IP WLS BF H R ER SO BB IBB HBP BLK WP HR S P ERA WHIP											PITCHER	IP WLS BF H R ER SO BB IBB HBP BLK WP HR S P ERA WHIP									
Todd Stottlemire, R (1.1) ERA: 2.81	9.0 W 34 5 2 1 8 1 0 0 0 2 1 73 130 1.00 0.667																					



Batter	1	2	3	4	5	6	7	8	9	AB	R	H	RBI	BB	SO	LOB	TOP								
David Howard, S OBP: 0.315, SLG: 0.333 Delino DeShields, L OBP: 0.404, SLG: 0.462 (7, 4)	G4-3			G4-3	F8				G4-3	3	0	0	0	0	0	3	St. Louis Cardinals @ Minnesota Twins Hubert H. Humphrey Metrodome, Minneapolis, MN Sun Jun 28 1998, 4:33 AM EDT Att: 29,110 - Dome - 72 F								
Gary Gaetti, R OBP: 0.360, SLG: 0.441 (1, 5)	P4			G6-3						4	0	2	1	0	0	0									
Mark McGwire, R OBP: 0.478, SLG: 0.783 (1, 3)	G3			P4						4	0	1	0	0	0	3									
Brian Jordan, R OBP: 0.390, SLG: 0.590 (1, 10)		G6-3								4	1	1	0	0	0	2									
Ray Lankford, L OBP: 0.388, SLG: 0.464 (1, 8)		K								3	0	1	0	1	1	1									
Willie McGee, S OBP: 0.312, SLG: 0.333 (1, 9)		G3-1								3	0	0	1	0	0	1									
John Mabry, L OBP: 0.333, SLG: 0.408 (1, 7)				G4-3						4	1	3	0	0	0	0									
Luis Ordez, R OBP: 0.250, SLG: 0.167 Brian Hunter, R OBP: 0.260, SLG: 0.442 (9, PH)				F8						3	0	1	0	0	0	2									
Brian Hunter, R OBP: 0.260, SLG: 0.442 (9, PH)				F8						1	0	0	0	0	0	1									
Tom Lampkin, L OBP: 0.327, SLG: 0.392 (1, 2)				G5-3						4	0	1	0	0	1	5									
Inning Stats	R: 0 E: 0 K: 0 S: 4	H: 0 LOB: 0 BB: 0 P: 5	R: 0 E: 0 K: 1 S: 11	H: 0 LOB: 0 BB: 0 P: 13	R: 0 E: 0 K: 0 S: 5	H: 0 LOB: 0 BB: 0 P: 7	R: 0 E: 0 K: 0 S: 6	H: 0 LOB: 0 BB: 0 P: 6	R: 1 E: 1 K: 1 S: 13	H: 3 LOB: 3 BB: 0 P: 18	R: 0 E: 0 K: 0 S: 9	H: 2 LOB: 1 BB: 0 P: 14	R: 1 E: 0 K: 0 S: 9	H: 3 LOB: 3 BB: 1 P: 15	R: 0 E: 0 K: 0 S: 6	H: 0 LOB: 0 BB: 1 P: 11	R: 0 E: 0 K: 0 S: 10	H: 2 LOB: 1 BB: 0 P: 17	1B: 9 2B: 1 3B: 0 HR: 0	SF: 1 SAC: 0 DP: 3 HBP: 0	WP: 0 PB: 0 SB: 0 CS: 0	PA: 37			
PITCHER	IP	WLS	BF	H	R	ER	SO	BB	IBB	HBP	BLK	WP	HR	S	P	ERA	WHIP								
Bob Tewksbury, R ERA: 4.58 Hector Carrasco, R ERA: 5.33 Greg Swindell, L ERA: 2.66 Rick Aguilera, R ERA: 3.54	6.1		26	7	2	2	2	0	0	0	0	0	0	51	67	2.84	1.105								

Batter	1	2	3	4	5	6	7	8	9	AB	R	H	RBI	BB	SO	LOB	BOTTOM								
Otis Nixon, S OBP: 0.335, SLG: 0.303 (1, 8)				G6-3						3	1	2	1	0	0	1	St. Louis Cardinals @ Minnesota Twins Hubert H. Humphrey Metrodome, Minneapolis, MN Sun Jun 28 1998, 4:33 AM EDT Att: 29,110 - Dome - 72 F								
Pat Meares, R OBP: 0.298, SLG: 0.380 (1, 6)										4	1	2	0	0	0	0									
Orlando Merced, S OBP: 0.340, SLG: 0.426 Brent Gates, S OBP: 0.291, SLG: 0.288 (7, PH)										3	0	3	1	0	0	0									
Marty Cordova, R OBP: 0.377, SLG: 0.469 (1, 7)										3	0	1	1	0	0	3									
Todd Walker, L OBP: 0.375, SLG: 0.502 Denny Hocking, S OBP: 0.256, SLG: 0.192 (9, 4)										4	0	0	0	0	1	4									
Alex Ochoa, R OBP: 0.275, SLG: 0.345 (1, 9)										3	0	1	0	1	1	2									
Scott Stahoviak, L OBP: 0.125, SLG: 0.313 (1, 3)										4	0	0	0	0	1	6									
Jon Shave, R OBP: 0.308, SLG: 0.417 (1, 5)										3	1	1	0	1	0	1									
Javier Valentin, S OBP: 0.247, SLG: 0.318 (1, 2)										2	0	0	0	0	0	1									
Inning Stats	R: 2 E: 0 K: 2 S: 20	H: 4 LOB: 2 BB: 0 P: 27	R: 0 E: 0 K: 0 S: 5	H: 1 LOB: 0 BB: 0 P: 6	R: 0 E: 0 K: 0 S: 14	H: 1 LOB: 3 BB: 1 P: 24	R: 0 E: 0 K: 0 S: 6	H: 0 LOB: 0 BB: 1 P: 11	R: 0 E: 0 K: 0 S: 7	H: 1 LOB: 0 BB: 0 P: 8	R: 0 E: 0 K: 0 S: 13	H: 0 LOB: 2 BB: 0 P: 11	R: 1 E: 0 K: 0 S: 13	H: 3 LOB: 2 BB: 0 P: 20	R: 0 E: 0 K: 1 S: 15	H: 1 LOB: 1 BB: 0 P: 19		1B: 9 2B: 2 3B: 0 HR: 0	SF: 0 SAC: 2 DP: 2 HBP: 1	WP: 0 PB: 0 SB: 1 CS: 0	PA: 36				
PITCHER	IP	WLS	BF	H	R	ER	SO	BB	IBB	HBP	BLK	WP	HR	S	P	ERA	WHIP								
Kent Bollenfield, R ERA: 5.31 Lance Painter, L ERA: 4.32 John Frascatore, R ERA: 4.38 Jeff Brantley, R ERA: 5.24	6.2	L	29	9	3	3	2	2	0	1	0	0	0	2	3	4.05	1.650								



Batter	1	2	3	4	5	6	7	8	9	AB	R	H	RBI	BB	SO	LOB	TOP									
Johnny Damon, L OBP: 0.332, SLG: 0.420 (1, 8)										5	0	0	0	0	1	0	Kansas City Royals @ St. Louis Cardinals Busch Stadium, St. Louis, MO Tue Jun 30 1998, 7:05 PM CDT Att: 41,801 - Cloudy - 88 F									
Jose Offerman, S OBP: 0.372, SLG: 0.424 (1, 4)										4	1	1	0	1	0	0										
Hal Morris, L OBP: 0.387, SLG: 0.448 Jermaine Allensworth, R OBP: 0.372, SLG: 0.429 (1, 7), (9, 8)										5	0	2	0	0	2	0										
Jeff King, R OBP: 0.336, SLG: 0.474 (1, 3)									3	3	2	0	1	0	2											
Dean Palmer, R OBP: 0.334, SLG: 0.523 (1, 5)									3	1	0	0	1	1	4											
Jeff Conine, R OBP: 0.306, SLG: 0.447 (1, 9)									2	1	1	2	1	1	0											
Sal Fasano, R OBP: 0.291, SLG: 0.301 (1, 2)									3	0	2	1	0	0	1											
Mendy López, R OBP: 0.353, SLG: 0.438 (1, 6)									3	0	1	0	1	0	3											
Glendon Rusch, L Scott Service, R (1, 1), (8, 1)									3	0	0	0	0	0	3											
Inning Stats	R: 0 E: 0 K: 1 S: 17	H: 0 LOB: 0 BB: 0 P: 25	R: 2 E: 0 K: 1 S: 20	H: 2 LOB: 1 BB: 1 P: 31	R: 0 E: 0 K: 0 S: 9	H: 1 LOB: 2 BB: 1 P: 17	R: 0 E: 0 K: 1 S: 10	H: 1 LOB: 1 BB: 0 P: 16	R: 0 E: 0 K: 0 S: 9	H: 1 LOB: 1 BB: 0 P: 13	R: 2 E: 0 K: 0 S: 6	H: 1 LOB: 1 BB: 3 P: 21	R: 0 E: 0 K: 1 S: 8	H: 0 LOB: 0 BB: 0 P: 14	R: 1 E: 0 K: 0 S: 14	H: 2 LOB: 2 BB: 0 P: 22	R: 1 E: 1 K: 2 S: 10	H: 1 LOB: 0 BB: 0 P: 18	1B: 6 2B: 3 3B: 0 HR: 0	SF: 1 SAC: 0 DP: 1 HBP: 1	WP: 2 PB: 0 SB: 2 CS: 0	PA: 39				
PITCHER	IP	WLS	BF	H	R	ER	SO	BB	IBB	HBP	BLK	WP	HR	S	P	ERA	WHIP									
Manny Aybar, R ERA: 7.25 Curtis King, R ERA: 4.75 Rick Croushore, R ERA: 3.32	(1, 1)	5.0	L	22	5	3	3	3	3	0	0	0	1	0	65	106	5.40	1.600								
	(6, 1)	3.0		13	3	2	2	1	2	0	1	0	0	0	28	53	6.00	1.667								
	(9, 1)	1.0		4	1	1	0	2	0	0	0	0	1	0	10	18	0.00	1.000								

AB	32
R	6
H	9
RBI	3
BB	5
SO	6
LOB	13



Batter	1	2	3	4	5	6	7	8	9	AB	R	H	RBI	BB	SO	LOB	BOTTOM									
Delino DeShields, L OBP: 0.402, SLG: 0.457 (1, 4)										3	0	0	0	1	1	1	Kansas City Royals @ St. Louis Cardinals Busch Stadium, St. Louis, MO Tue Jun 30 1998, 7:05 PM CDT Att: 41,801 - Cloudy - 88 F									
Gary Gaetti, R OBP: 0.355, SLG: 0.434 (1, 5)										4	0	0	0	0	1	3										
Mark McGwire, R OBP: 0.481, SLG: 0.798 (1, 3)										4	1	3	1	0	0	0										
Brian Jordan, R OBP: 0.389, SLG: 0.585 (1, 8)										4	0	1	0	0	1	2										
Willie McGee, S OBP: 0.306, SLG: 0.326 (1, 9)										4	0	0	0	0	2	1										
Tom Pagnozzi, R OBP: 0.293, SLG: 0.310 (1, 2)										4	0	0	0	0	1	1										
Brian Hunter, R OBP: 0.281, SLG: 0.449 (1, 7)										3	0	1	0	0	0	0										
Luis Ordaz, R OBP: 0.227, SLG: 0.150 Rick Croushore, R (9, 1)										2	0	0	0	0	1	1										
Manny Aybar, R OBP: 0.294, SLG: 0.294 Curtis King, R (6, 1)										1	0	0	0	0	0	0										
David Howard, S OBP: 0.319, SLG: 0.337 Shawn Gilbert, R OBP: 0.200, SLG: 0.200 (8, PH)										2	0	1	0	0	0	1										
Inning Stats	R: 0 E: 0 K: 0 S: 11	H: 1 LOB: 1 BB: 0 P: 13	R: 0 E: 0 K: 1 S: 7	H: 1 LOB: 1 BB: 0 P: 11	R: 0 E: 0 K: 0 S: 8	H: 0 LOB: 0 BB: 0 P: 12	R: 0 E: 0 K: 1 S: 6	H: 1 LOB: 0 BB: 0 P: 8	R: 0 E: 0 K: 1 S: 6	H: 0 LOB: 0 BB: 0 P: 9	R: 1 E: 0 K: 1 S: 13	H: 1 LOB: 0 BB: 0 P: 18	R: 0 E: 0 K: 1 S: 15	H: 1 LOB: 2 BB: 1 P: 21	R: 0 E: 0 K: 1 S: 10	H: 1 LOB: 1 BB: 0 P: 16	1B: 4 2B: 2 3B: 0 HR: 1	SF: 0 SAC: 0 DP: 2 HBP: 0	WP: 0 PB: 0 SB: 1 CS: 0	PA: 33						
PITCHER	IP	WLS	BF	H	R	ER	SO	BB	IBB	HBP	BLK	WP	HR	S	P	ERA	WHIP									
Glendon Rusch, L ERA: 5.06 Scott Service, R ERA: 3.15	(1, 1)	7.2	W	28	6	1	1	5	1	0	0	0	0	0	71	98	1.17	0.913								
	(8, 1)	1.1	S	5	1	0	0	2	0	0	0	0	0	13	20	0.00	0.750									

AB	32
R	1
H	7
RBI	1
BB	1
SO	7
LOB	10



Batter	1	2	3	4	5	6	7	8	9	AB	R	H	RBI	BB	SO	LOB	TOP																					
Jermaine Allensworth, R OBP: 0.373, SLG: 0.430	4-1 1B SF9	0-1 1B		1-1 G5-3		3-2 G4-3		1-2 G5-3		4	2	1	0	1	0	2	Kansas City Royals @ St. Louis Cardinals Busch Stadium, St. Louis, MO Wed Jul 01 1998, 7:05 PM CDT Att: 36,144 - Cloudy - 87 F																					
Jose Offerman, S OBP: 0.378, SLG: 0.426	1-1 1B S	4-0 1B			0-0 G6-3		4-1 S BB	2-2 FC6-4 1B		3	2	2	0	2	0	0																						
Jeff Conine, R OBP: 0.314, SLG: 0.452	1-1 SF9	0-2 1B			1-0 FC5-4 1B HBP		1-2 L8	2-0 FC6-4 1B		3	0	2	3	0	0	1																						
Jeff King, R OBP: 0.337, SLG: 0.473	3-2 1B	1-1 P4			1-1 FC5-4 1B		0-1 G6-3	2-0 FC6-4 CS		5	1	2	0	0	0	5																						
Dean Palmer, R OBP: 0.338, SLG: 0.524	1-1 G4-6-3 1B		2-2 L5-3 1B		0-0 FC5-4 FC6-4		4-0 IBB	0-1 SF8		3	0	2	3	1	0	2																						
Shane Mack, R OBP: 0.343, SLG: 0.478	2-H 3-H G4-6-3 1B		1-3 K		0-0 FC6-4		1-1 G6-3	3-H 0-0 CS		4	0	0	0	0	1	6																						
Johnny Damon, L OBP: 0.332, SLG: 0.420	1-2 1B				1-2 1B			1-2 1B		0	0	0	0	0	0	0																						
Sal Fasano, R OBP: 0.290, SLG: 0.299		1-2 F8	0-2 L5-3		1-1 G3-1 G4-3 1B			0-3 K		4	0	1	0	0	1	1																						
Shane Halter, R OBP: 0.294, SLG: 0.356		2-2 G1-3		1-2 G5-3		0-1 G4-3		0-0 WP 2B		4	0	1	0	0	0	1																						
Tim Belcher, R OBP: 0.200, SLG: 0.200		1-1 2B 1B		2-3 K		3-2 G3-1		3-2 P5		3	1	1	0	0	1	1																						
Larry Sutton, L OBP: 0.326, SLG: 0.381										1	0	0	0	0	0	1																						
Scott Service, R OBP: 0.332, SLG: 0.381										0	0	0	0	0	0	0																						
Matt Whisenant, R OBP: 0.332, SLG: 0.420										0	0	0	0	0	0	0																						
Jeff Montgomery, R OBP: 0.332, SLG: 0.420										0	0	0	0	0	0	0																						
Inning Stats	R: 3 E: 0 K: 0 S: 13	H: 3 LOB: 0 BB: 1 P: 23	R: 2 E: 0 K: 0 S: 15	H: 3 LOB: 2 BB: 1 P: 24	R: 0 E: 0 K: 1 S: 10	H: 1 LOB: 0 BB: 0 P: 12	R: 0 E: 0 K: 1 S: 9	H: 0 LOB: 0 BB: 0 P: 13	R: 0 E: 0 K: 0 S: 5	H: 1 LOB: 2 BB: 0 P: 7	R: 0 E: 0 K: 0 S: 13	H: 1 LOB: 1 BB: 0 P: 20	R: 0 E: 0 K: 0 S: 8	H: 0 LOB: 2 BB: 2 P: 18	R: 0 E: 0 K: 1 S: 14	H: 1 LOB: 1 BB: 0 P: 18	R: 1 E: 0 K: 0 S: 7	H: 2 LOB: 0 BB: 0 P: 13	1B: 10 2B: 3 3B: 0 HR: 0	SF: 2 SAC: 0 DP: 2 HBP: 1	WP: 1 PB: 0 SB: 2 CS: 1	PA: 42																
PITCHER	IP	WLS	BF	H	R	ER	SO	BB	IBB	HBP	BLK	WP	HR	S	P	ERA	WHIP	PITCHER				IP	WLS	BF	H	R	ER	SO	BB	IBB	HBP	BLK	WP	HR	S	P	ERA	WHIP
Kent Mercker, L ERA: 6.08	1.2	L	12	6	5	5	0	2	0	0	0	0	0	26	44	27.00	4.800					1.2	L	12	6	5	5	0	2	0	0	0	0	0	26	44	27.00	4.800
Mark Petkovsek, R ERA: 5.32	2.1	7	1	0	0	2	0	0	0	0	0	0	0	21	28	0.00	0.429					2.1	7	1	0	0	2	0	0	0	0	0	21	28	0.00	0.429		
John Frascatore, R ERA: 4.14	3.0	14	2	0	0	0	1	1	1	0	0	0	0	26	45	0.00	1.000					3.0	14	2	0	0	0	1	1	1	0	0	26	45	0.00	1.000		
Rick Croushore, R ERA: 3.47	1.2	8	3	1	1	1	0	0	0	0	0	1	0	21	31	5.40	1.800					1.2	8	3	1	1	1	0	0	0	0	21	31	5.40	1.800			
Lance Painter, L ERA: 4.29	0.1	0	0	0	0	0	0	0	0	0	0	0	0	0	0	0.00	0.000					0.1	0	0	0	0	0	0	0	0	0	0	0	0	0.00	0.000		

Batter	1	2	3	4	5	6	7	8	9	AB	R	H	RBI	BB	SO	LOB	BOTTOM																					
Delino DeShields, L OBP: 0.397, SLG: 0.450	2-2 G1-3	1-3 K			0-1 G3-1		2-3 K			4	0	0	0	0	2	1	Kansas City Royals @ St. Louis Cardinals Busch Stadium, St. Louis, MO Wed Jul 01 1998, 7:05 PM CDT Att: 36,144 - Cloudy - 87 F																					
Gary Gaetti, R OBP: 0.353, SLG: 0.430	2-2 E 1B		0-0 P2		2-1 F7		2-1 F7			4	1	1	0	0	0	0																						
Rick Croushore, R OBP: 1.000, SLG: 1.000										0	0	0	0	0	0	0																						
Lance Painter, L OBP: 1.000, SLG: 1.000										0	0	0	0	0	0	0																						
Mark McGwire, R OBP: 0.478, SLG: 0.788	4-1 1B E BB		2-3 K		3-2 L8			2-3 K		3	1	0	0	1	2	0																						
Brian Jordan, R OBP: 0.387, SLG: 0.580	2-2 1B		1-1 P9					0-1 P5		4	0	1	2	0	0	0																						
Ray Lankford, L OBP: 0.393, SLG: 0.466	2-1 F7			4-2 G6-3 1B BB		1-2 HR 1B		3-2 1B		3	1	2	0	1	0	1																						
Tom Pagnozzi, R OBP: 0.294, SLG: 0.310	0-1 P9			0-1 G6-3 1B		1-1 P6		0-0 G4-3		3	0	1	0	0	0	2																						
Tom Lampkin, L OBP: 0.327, SLG: 0.392				1-2 K						0	0	0	0	0	0	0																						
Eli Marrero, R OBP: 0.273, SLG: 0.405				1-2 K						1	0	0	0	0	0	1																						
John Mabry, L OBP: 0.332, SLG: 0.420		0-3 K		1-3 K		0-0 HR			0-0 G1-3	4	1	1	2	0	2	2																						
Luis Ordez, R OBP: 0.192, SLG: 0.125		2-1 G4-3		2-0 G6-3		1-2 F8			1-2 G4-3	4	0	0	0	0	0	2																						
Kent Mercker, L ERA: 6.08	7.0	W	29	6	4	4	7	2	0	0	0	0	0	0	0	0																						
Mark Petkovsek, R ERA: 5.32	0.2	3	1	0	0	1	0	0	0	0	0	0	0	0	0	0																						
Brian Hunter, R ERA: 3.1	0.2	2	0	0	0	0	0	0	0	0	0	0	0	0	0	0																						
John Frascatore, R ERA: 4.14	0.2	S	2	0	0	0	1	0	0	0	0	0	0	0	1	0																						
Willie McCovee, S OBP: 0.350, SLG: 0.322										0	0	0	0	0	0	0																						
Inning Stats	R: 2 E: 1 K: 0 S: 14	H: 2 LOB: 1 BB: 1 P: 26	R: 0 E: 0 K: 2 S: 9	H: 1 LOB: 0 BB: 0 P: 12	R: 0 E: 0 K: 1 S: 6	H: 0 LOB: 0 BB: 0 P: 9	R: 0 E: 0 K: 2 S: 14	H: 1 LOB: 2 BB: 1 P: 21	R: 0 E: 0 K: 0 S: 7	H: 0 LOB: 0 BB: 0 P: 12	R: 2 E: 0 K: 0 S: 9	H: 2 LOB: 0 BB: 0 P: 13	R: 0 E: 0 K: 2 S: 9	H: 0 LOB: 0 BB: 0 P: 14	R: 0 E: 0 K: 1 S: 9	H: 1 LOB: 1 BB: 0 P: 14	R: 0 E: 0 K: 1 S: 7	H: 0 LOB: 0 BB: 0 P: 9	1B: 6 2B: 0 3B: 0 HR: 1	SF: 0 SAC: 0 DP: 0 HBP: 0	WP: 0 PB: 0 SB: 0 CS: 0	PA: 36																
PITCHER	IP	WLS	BF	H	R	ER	SO	BB	IBB	HBP	BLK	WP	HR	S	P	ERA	WHIP	PITCHER				IP	WLS	BF	H	R	ER	SO	BB	IBB	HBP	BLK	WP	HR	S	P	ERA	WHIP
Tim Belcher, R ERA: 3.93	7.0	W	29	6	4	4	7	2	0	0	0	0	0	0	0	0	0																					
Scott Service, R ERA: 3.1	0.2	3	1	0	0	1	0	0	0	0	0	0	0	0	0	0	0																					
Matt Whisenant, L ERA: 4.97	0.2	2	0	0	0	0	0	0	0	0	0	0	0	0	0	0	0																					
Jeff Montgomery, R ERA: 6.52	0.2	S	2	0	0	0	1	0	0	0	0	0	0	0	1	0	0																					

Batter	1	2	3	4	5	6	7	8	9	AB	R	H	RBI	BB	SO	LOB	TOP			
Johnny Damon, L OBP: 0.334, SLG: 0.421	F9		L5							4	0	2	0	0	0	0	Kansas City Royals @ St. Louis Cardinals Busch Stadium, St. Louis, MO Thu Jul 02 1998, 7:05 PM CDT Att: 42,803 - Cloudy - 89 F			
Jose Offerman, S OBP: 0.376, SLG: 0.422	G1-3			G3		F7		BB	3	0	0	0	1	0	1					
Hal Morris, L OBP: 0.385, SLG: 0.445	F7				1B	F7		FC6-4	4	0	1	0	0	0	3					
Jeff King, R OBP: 0.339, SLG: 0.474		FC5	HBP		G3	CS			4	0	2	0	0	0	0					
Dean Palmer, R OBP: 0.341, SLG: 0.524 Larry Sutton, L OBP: 0.326, SLG: 0.380		FC5	HBP			29 HBP			0	0	0	0	0	0	0					
Jeff Conine, R OBP: 0.313, SLG: 0.447		FC5	29 G5-4-3		P2				3	0	1	0	0	1	1					
29 Mike Sweeney, R OBP: 0.299, SLG: 0.331		G5-4-3			HBP				4	0	1	0	0	0	3					
Shane Halter, R OBP: 0.289, SLG: 0.349			F8		L6				2	0	0	0	0	0	2					
Hipolito Pichardo, R OBP: 0.341, SLG: 0.475 Chris Haney, L OBP: 0.341, SLG: 0.475 Shane Mack, R OBP: 0.341, SLG: 0.475 Ricky Bones, R OBP: 0.341, SLG: 0.475 Matt Whisenant, R OBP: 0.341, SLG: 0.475			K		K			G6-3	2	0	0	0	0	0	2					
Inning Stats	R: 0 E: 0 K: 0 S: 5	H: 0 LOB: 0 BB: 0 P: 9	R: 0 E: 0 K: 0 S: 9	H: 1 LOB: 1 BB: 0 P: 16	R: 0 E: 0 K: 1 S: 12	H: 0 LOB: 0 BB: 0 P: 15	R: 0 E: 0 K: 0 S: 7	H: 1 LOB: 0 BB: 0 P: 10	R: 0 E: 0 K: 1 S: 11	H: 1 LOB: 2 BB: 0 P: 19	R: 0 E: 0 K: 2 S: 8	H: 2 LOB: 1 BB: 0 P: 12	R: 0 E: 0 K: 0 S: 10	H: 1 LOB: 2 BB: 1 P: 16	R: 0 E: 0 K: 0 S: 7	H: 0 LOB: 0 BB: 0 P: 8		1B: 7 2B: 0 3B: 0 HR: 0	SF: 0 SAC: 0 DP: 1 HBP: 2	WP: 0 PB: 0 SB: 0 CS: 2
PITCHER	IP	WLS	BF	H	R	ER	SO	BB	IBB	HBP	BLK	WP	HR	S	P	ERA	WHIP			
Juan Acevedo, R ERA: 3.48	7.2	W	29	7	0	0	4	1	0	2	0	0	0	65	103	0.00	1.043			
Lance Painter, L ERA: 4.21	0.1		1	0	0	0	0	0	0	0	0	0	0	2	3	0.00	0.000			
Jeff Brantley, R ERA: 5.01	1.0	S	3	0	0	0	0	0	0	0	0	0	0	7	8	0.00	0.000			

Batter	1	2	3	4	5	6	7	8	9	AB	R	H	RBI	BB	SO	LOB	BOTTOM			
David Howard, S OBP: 0.322, SLG: 0.333 Luis Ordaz, R OBP: 0.222, SLG: 0.160	1B		K			SH		BB	1	0	0	0	1	1	0	Kansas City Royals @ St. Louis Cardinals Busch Stadium, St. Louis, MO Thu Jul 02 1998, 7:05 PM CDT Att: 42,803 - Cloudy - 89 F				
Delino DeShields, L OBP: 0.401, SLG: 0.452	G1-2-3		K			G6-4-3		FC3-2	3	1	2	0	1	1	0					
Mark McGwire, R OBP: 0.479, SLG: 0.782	G1-2-3			K		G6-4-3		BB	2	1	0	0	2	1	2					
Brian Jordan, R OBP: 0.382, SLG: 0.572	G1-2-3			K		P4		L6	4	0	0	0	0	1	7					
Ray Lankford, L OBP: 0.388, SLG: 0.459	G6-3			G6-3		K		FC3-2	4	0	0	0	0	1	5					
Gary Gaetti, R OBP: 0.356, SLG: 0.429		G6-3			G6-3		1B	BB	3	0	1	1	1	0	0					
John Mabry, L OBP: 0.350, SLG: 0.414 Jeff Brantley, R OBP: 0.350, SLG: 0.414			K		G3-1		F7	BB	3	0	0	1	1	1	1					
Eli Marrero, R OBP: 0.271, SLG: 0.391		G6-3			L7		FC5-4	P5	4	0	1	0	0	0	3					
Juan Acevedo, R OBP: 0.364, SLG: 0.400 Lance Painter, L OBP: 1.000, SLG: 1.000 Willie McGee, S OBP: 0.303, SLG: 0.322			G5-3			1B	SH	BB	2	1	0	0	1	0	2					
Inning Stats	R: 0 E: 0 K: 0 S: 7	H: 1 LOB: 2 BB: 2 P: 15	R: 0 E: 0 K: 1 S: 5	H: 0 LOB: 0 BB: 0 P: 8	R: 0 E: 0 K: 2 S: 8	H: 0 LOB: 0 BB: 0 P: 11	R: 0 E: 0 K: 2 S: 9	H: 0 LOB: 0 BB: 0 P: 14	R: 0 E: 0 K: 0 S: 4	H: 0 LOB: 0 BB: 0 P: 5	R: 1 E: 0 K: 0 S: 8	H: 1 LOB: 1 BB: 1 P: 18	R: 0 E: 0 K: 1 S: 8	H: 1 LOB: 2 BB: 1 P: 16	R: 2 E: 0 K: 0 S: 14		H: 2 LOB: 3 BB: 3 P: 30	1B: 5 2B: 0 3B: 0 HR: 0	SF: 0 SAC: 1 DP: 2 HBP: 0	WP: 0 PB: 0 SB: 1 CS: 0
PITCHER	IP	WLS	BF	H	R	ER	SO	BB	IBB	HBP	BLK	WP	HR	S	P	ERA	WHIP			
Hipolito Pichardo, R ERA: 5.43	6.0	L	22	2	1	1	5	3	0	0	0	0	0	41	71	1.50	0.833			
Chris Haney, L ERA: 7.0	1.0		5	1	0	0	1	1	0	0	0	0	0	8	16	0.00	2.000			
Ricky Bones, R ERA: 3.18	0.1		4	1	2	2	0	2	0	0	0	0	0	7	18	54.00	9.000			
Matt Whisenant, L ERA: 4.85	0.2		4	1	0	0	0	1	0	0	0	0	0	7	12	0.00	3.000			

Batter	1	2	3	4	5	6	7	8	9	AB	R	H	RBI	BB	SO	LOB	TOP											
Delino DeShields, L OBP: 0.399, SLG: 0.449 Placido Polanco, R Tom Lampkin, L OBP: 0.325, SLG: 0.389	K		SH5-3		G4-6-3			F8	G4-3	2	0	0	0	0	1	1	St. Louis Cardinals @ Cincinnati Reds Cinergy Field, Cincinnati, OH Fri Jul 03 1998, 7:05 PM EDT Att: 41,302 - Unknown - 83 F livebaseballscorecards.com											
Willie McGee, S OBP: 0.302, SLG: 0.326	G6-3		K			G1-3		BB		4	1	1	0	0	1	1												
Mark McGwire, R OBP: 0.482, SLG: 0.779	F8			FC5-4 IBB		1B HBP		BB	BB	1	1	0	0	2	0	0												
Brian Jordan, R OBP: 0.386, SLG: 0.576		WP 1B 2B	FC5-4			1B		BB	BB	3	1	2	0	1	0	2												
Gary Gaetti, R OBP: 0.358, SLG: 0.428	G6-3			G5-3		G6-4-3 1B		FC5-4	BB	3	0	1	2	1	0	1												
Brian Hunter, R OBP: 0.270, SLG: 0.430 Ray Lankford, L OBP: 0.386, SLG: 0.457	K			F8		G6-4-3		BB	K	3	0	0	0	0	1	3												
Eli Marrero, R OBP: 0.269, SLG: 0.380		1B		G4-3			L8	FC5-4		4	0	1	1	0	0	3												
Luis Ordez, R OBP: 0.194, SLG: 0.138	G1				L7		F8		G6-3	4	0	0	0	0	0	1												
Todd Stottlemyre, L OBP: 0.250, SLG: 0.188 Curtis King, R Tom Paganuzzi, R OBP: 0.292, SLG: 0.308 Bobby Witt, R John Mabry, L OBP: 0.329, SLG: 0.412				SH5-3 1B		G4-6-3 1B		K	G4-1	2	0	2	0	0	0	0												
Inning Stats	R: 0 E: 0 K: 1 S: 9	H: 0 LOB: 0 BB: 0 P: 13	R: 1 E: 0 K: 1 S: 12	H: 2 LOB: 1 BB: 0 P: 16	R: 0 E: 0 K: 1 S: 7	H: 1 LOB: 2 BB: 1 P: 15	R: 0 E: 0 K: 0 S: 7	H: 0 LOB: 0 BB: 0 P: 9	R: 0 E: 0 K: 0 S: 9	H: 1 LOB: 0 BB: 0 P: 13	R: 1 E: 0 K: 0 S: 8	H: 2 LOB: 1 BB: 0 P: 11	R: 0 E: 0 K: 1 S: 10	H: 0 LOB: 0 BB: 0 P: 18	R: 1 E: 0 K: 1 S: 8	H: 1 LOB: 3 BB: 3 P: 26		R: 0 E: 0 K: 0 S: 8	H: 0 LOB: 0 BB: 0 P: 10	1B: 5 2B: 2 3B: 0 HR: 0	SF: 0 SAC: 1 DP: 2 HBP: 1	WP: 1 PB: 0 SB: 0 CS: 0	PA: 37					
PITCHER	IP	WLS	BF	H	R	ER	SO	BB	IBB	HBP	BLK	WP	HR	S	P	ERA	WHIP											
Mike Remlinger, L ERA: 4.5	(1, 1)	7.1	W	30	7	3	3	4	1	1	1	0	1	0	65	104	3.68	1.091										
Scott Sullivan, R ERA: 5.1	(8, 1)	0.0		2	0	0	0	0	2	0	0	0	0	0	0	8	∞	∞										
Gabe White, L ERA: 5.4	(8, 1)	0.1	S	4	0	0	0	1	0	0	0	0	0	3	6	0.00	0.000											
Jeff Shaw, R ERA: 1.81	(8, 1)	1.1	S	4	0	0	0	0	0	0	0	0	0	10	13	0.00	0.000											

Batter	1	2	3	4	5	6	7	8	9	AB	R	H	RBI	BB	SO	LOB	BOTTOM											
Reggie Sanders, R OBP: 0.333, SLG: 0.434	K		61 1B 1B	HR		K				4	2	3	0	2	0	St. Louis Cardinals @ Cincinnati Reds Cinergy Field, Cincinnati, OH Fri Jul 03 1998, 7:05 PM EDT Att: 41,302 - Unknown - 83 F livebaseballscorecards.com												
61 Mike Frank, L OBP: 0.280, SLG: 0.239	K		3H BB 1B	F7		L3-6 2B				4	1	2	0	0	1		0											
Barry Larkin, R OBP: 0.375, SLG: 0.448	K		SF8 BB 1B		G5-3 1B	L3-6				4	1	2	1	0	1		1											
Eddie Taubensee, L OBP: 0.364, SLG: 0.440		BB			F8		G1-3			2	0	0	0	2	0		1											
Willie Greene, L OBP: 0.379, SLG: 0.426	K		SF8		1B G5-3 BB		F7			2	0	0	1	1	1		1											
Bret Boone, R OBP: 0.328, SLG: 0.467	K		F7		G5-3		F9			4	0	0	0	0	1		5											
Sean Casey, L OBP: 0.281, SLG: 0.195	F8			HR 1B		G6-4-3 BB				2	1	1	0	2	0		1											
Pokey Reese, R OBP: 0.297, SLG: 0.293			SH5-4 1B		G4-3	G6-4-3				4	1	2	1	0	0		2											
Mike Remlinger, L OBP: 0.100, SLG: 0.133 Scott Sullivan, R OBP: 0.200, SLG: 0.200 Gabe White, L OBP: 0.333, SLG: 0.333 Jeff Shaw, R			SH5-4	L4	G5		K			2	0	0	0	0	0		4											
Inning Stats	R: 0 E: 0 K: 3 S: 10	H: 0 LOB: 0 BB: 0 P: 15	R: 0 E: 0 K: 2 S: 10	H: 0 LOB: 1 BB: 1 P: 21	R: 3 E: 0 K: 0 S: 13	H: 4 LOB: 2 BB: 1 P: 26	R: 2 E: 0 K: 0 S: 8	H: 2 LOB: 0 BB: 0 P: 14	R: 1 E: 0 K: 0 S: 14	H: 2 LOB: 3 BB: 2 P: 26	R: 0 E: 0 K: 1 S: 6	H: 1 LOB: 0 BB: 0 P: 9	R: 0 E: 0 K: 0 S: 5	H: 0 LOB: 0 BB: 0 P: 6	R: 0 E: 0 K: 1 S: 5		H: 0 LOB: 0 BB: 1 P: 10	1B: 7 2B: 2 3B: 0 HR: 1	SF: 1 SAC: 1 DP: 2 HBP: 0	WP: 0 PB: 0 SB: 2 CS: 0	PA: 36							
PITCHER	IP	WLS	BF	H	R	ER	SO	BB	IBB	HBP	BLK	WP	HR	S	P	ERA	WHIP											
Todd Stottlemyre, R ERA: 3.1	(1, 1)	5.0	L	27	8	6	6	5	4	0	0	0	0	0	55	102	10.80	2.400										
Curtis King, R ERA: 4.8	(6, 1)	1.0		3	1	0	0	1	0	0	0	0	0	6	9	0.00	1.000											
Bobby Witt, R ERA: 7.68	(7, 1)	2.0		6	0	0	0	1	1	0	0	0	0	10	16	0.00	0.500											

Batter	1	2	3	4	5	6	7	8	9	AB R H RBI BB SO LOB	TOP									
John Mabry, L OBP: 0.326, SLG: 0.411 (1, 7)	G5-3		L8				G1-3		K	5 1 1 0 0 1 0	St. Louis Cardinals @ Cincinnati Reds Cinergy Field, Cincinnati, OH Sat Jul 04 1998, 3:33 AM EDT Att: 26,200 - Cloudy - 77 F									
Delino DeShields, L OBP: 0.402, SLG: 0.450 (1, 4)	FC1-4 1B		G6-3				BB BB BB		K	4 0 2 1 1 1 0										
Mark McGwire, R OBP: 0.483, SLG: 0.774 (1, 3)	FC1-4 HR						BB BB BB			2 1 0 0 3 0 2										
Brian Jordan, R OBP: 0.387, SLG: 0.582 (1, 9)	HR		K				P2		G4-3	4 1 1 2 1 1 4										
Ray Lankford, L OBP: 0.391, SLG: 0.461 (1, 8)	2B									2 1 1 0 2 1 2										
Gary Gaetti, R OBP: 0.353, SLG: 0.421 Rick Croushore, R (7, 1)	K						F8			4 0 0 0 0 1 7 0 0 0 0 0 0 0										
Tom Lampkin, L OBP: 0.323, SLG: 0.381 (1, 2)										3 0 0 1 0 0 0										
Luis Ordaz, R OBP: 0.171, SLG: 0.121 (1, 6)										4 0 0 0 0 1 2										
Kent Bottenfield, R Lance Painter, L OBP: 1.000, SLG: 1.000 Willie McGee, S OBP: 0.300, SLG: 0.324 (6, 1) (7, 7)	K									3 0 0 0 0 1 2 0 0 0 0 0 0 0 1 0 0 0 0 0 0										
Inning Stats	R: 2 E: 0 K: 1 S: 13	H: 3 LOB: 1 BB: 0 P: 18	R: 0 E: 0 K: 1 S: 5	H: 0 LOB: 0 BB: 7	R: 0 E: 0 K: 1 S: 12	H: 0 LOB: 1 BB: 1 P: 21	R: 1 E: 0 K: 1 S: 13	H: 2 LOB: 2 BB: 1 P: 20	R: 1 E: 0 K: 0 S: 9	H: 0 LOB: 3 BB: 3 P: 14		R: 0 E: 0 K: 0 S: 15	H: 0 LOB: 0 BB: 3 P: 33	R: 0 E: 0 K: 0 S: 5	H: 0 LOB: 1 BB: 1 P: 16	1B: 2 2B: 2 3B: 0 HR: 1	SF: 0 SAC: 0 DP: 0 HBP: 1	WP: 0 PB: 0 SB: 1 CS: 1	PA: 40	
PITCHER	IP WLS BF H R ER SO BB IBB HBP BLK WP HR S P ERA WHIP											IP WLS BF H R ER SO BB IBB HBP BLK WP HR S P ERA WHIP								
Steve Parris, R ERA: 3.0 Rick Krivda, L ERA: 4.02 26 John Hudek, R ERA: 3.77 Gabe White, L ERA: 5.32 Danny Graves, R ERA: 2.9	(1, 1) (6, 1) (7, 1) (9, 1) (9, 1)	5.0 1.1 1.2 0.2 0.1	WLS 5 0 0 1	BF 24 0 0 0	H 5 0 0 0	R 4 0 0 0	ER 4 0 0 0	SO 5 0 0 2	BB 3 1 0 0	IBB 0 0 0 0	HBP 1 0 0 0	BLK 0 0 0 0	WP 0 0 0 0	HR 1 0 0 0	S 56 17 12 7	P 92 28 26 4	ERA 7.20 0.00 0.00 0.00	WHIP 1.600 0.750 1.200 0.000	ERA 7.20 0.00 0.00 0.00	WHIP 1.600 0.750 1.200 0.000

Batter	1	2	3	4	5	6	7	8	9	AB R H RBI BB SO LOB	BOTTOM									
Reggie Sanders, R OBP: 0.331, SLG: 0.427 (1, 9)	K		K				G6-3		L8	4 0 0 0 1 2 0	St. Louis Cardinals @ Cincinnati Reds Cinergy Field, Cincinnati, OH Sat Jul 04 1998, 3:33 AM EDT Att: 26,200 - Cloudy - 77 F									
61 Mike Frank, L OBP: 0.273, SLG: 0.260 (1, 8)	K						K		G1-3	4 1 1 1 1 2 0										
Barry Larkin, R OBP: 0.378, SLG: 0.445 (1, 6)	F8									2 1 0 0 3 0 2										
Eddie Taubensee, L OBP: 0.368, SLG: 0.441 (1, 2)										4 2 2 0 1 1 3										
Willie Greene, L OBP: 0.376, SLG: 0.420 (1, 7)										4 0 0 1 1 0 4										
Bret Boone, R OBP: 0.331, SLG: 0.467 (1, 4)										4 0 2 2 1 1 4										
Sean Casey, L OBP: 0.280, SLG: 0.198 (1, 3)										4 0 1 0 0 1 3										
Pokey Reese, R OBP: 0.305, SLG: 0.298 (1, 5)										2 1 1 1 1 1 1										
Steve Parris, R Melvin Nieves, S Rick Krivda, R 26 John Hudek, S Chris Stynes, R Gabe White, L Danny Graves, R (1, 1) (5, PH) (6, 1) (7, 1) (8, PH) (9, 1) (9, 1)										1 0 0 0 0 0 2 1 0 0 0 0 0 2 0 0 0 0 0 0 0 0 0 0 0 0 0 0 1 0										
Inning Stats	R: 0 E: 0 K: 2 S: 7	H: 2 LOB: 2 BB: 1 P: 19	R: 1 E: 1 K: 2 S: 12	H: 0 LOB: 2 BB: 2 P: 25	R: 1 E: 0 K: 1 S: 13	H: 2 LOB: 2 BB: 1 P: 22	R: 1 E: 1 K: 0 S: 10	H: 2 LOB: 2 BB: 1 P: 19	R: 0 E: 0 K: 2 S: 8	H: 0 LOB: 1 BB: 1 P: 17		R: 0 E: 0 K: 1 S: 10	H: 0 LOB: 1 BB: 1 P: 21	R: 0 E: 0 K: 0 S: 6	H: 0 LOB: 0 BB: 0 P: 8	R: 1 E: 0 K: 0 S: 5	H: 1 LOB: 3 BB: 2 P: 14	1B: 6 2B: 2 3B: 0 HR: 0	SF: 1 SAC: 1 DP: 1 HBP: 0	WP: 0 PB: 0 SB: 1 CS: 0
PITCHER	IP WLS BF H R ER SO BB IBB HBP BLK WP HR S P ERA WHIP											IP WLS BF H R ER SO BB IBB HBP BLK WP HR S P ERA WHIP								
Kent Bottenfield, R ERA: 5.13 Lance Painter, L ERA: 4.05 Rick Croushore, R ERA: 3.6	(1, 1) (6, 1) (7, 1)	5.2 1.0 1.2	WLS 3 0 L	BF 30 4 8	H 4 0 1	R 4 0 1	ER 2 0 1	SO 6 1 1	BB 5 1 1	IBB 0 0 0	HBP 0 0 0	BLK 0 0 0	WP 0 0 0	HR 0 9 15	S 105 19 29	P 105 19 29	ERA 3.18 0.00 5.40	WHIP 1.941 1.000 1.200	ERA 3.18 0.00 5.40	WHIP 1.941 1.000 1.200

Batter	1	2	3	4	5	6	7	8	9	AB	R	H	RBI	BB	SO	LOB	TOP						
Craig Biggio, R OBP: 0.391, SLG: 0.509 (1, 4)	F8		K		K2-3	FC6-4		L3		5	0	0	0	0	2	1							
Bill Spillers, L OBP: 0.395, SLG: 0.410 (1, 5)	K				E7		E4		E3	4	2	0	0	1	1	0							
Derek Bell, R OBP: 0.375, SLG: 0.517 (1, 9)	K				G6-3		G6-3		K	5	0	2	0	0	2	2							
5 Jeff Bagwell, R OBP: 0.411, SLG: 0.550 (1, 3)					G4-6-3		G6-4-3		E6	3	1	0	0	2	0	5							
Moises Alou, R OBP: 0.385, SLG: 0.590 (1, 7)					G6-3				K	5	1	2	2	0	2	3							
Carl Everett, S OBP: 0.407, SLG: 0.537 (1, 8)									K	5	1	2	2	0	3	5							
Tony Eusebio, R OBP: 0.352, SLG: 0.330 (1, 2)										4	0	3	1	0	0	1							
Ricky Gutierrez, R OBP: 0.376, SLG: 0.347 (1, 6)										4	0	1	0	0	2	2							
Shane Reynolds, R OBP: 0.122, SLG: 0.163 35 Dave Clark, L OBP: 0.250, SLG: 0.165 Doug Henry, R (8, 1) Billy Wagner, L (9, 1)										3	0	0	0	0	1	4							
Inning Stats	R: 0 E: 0 K: 2 S: 7	H: 0 LOB: 0 BB: 0 P: 12	R: 1 E: 0 K: 2 S: 14	H: 2 LOB: 2 BB: 1 P: 24	R: 0 E: 0 K: 1 S: 9	H: 1 LOB: 1 BB: 1 P: 13	R: 1 E: 0 K: 2 S: 14	H: 2 LOB: 1 BB: 0 P: 19	R: 1 E: 0 K: 2 S: 17	H: 1 LOB: 2 BB: 1 P: 33	R: 0 E: 0 K: 1 S: 9	H: 1 LOB: 1 BB: 0 P: 11	R: 2 E: 1 K: 0 S: 10	H: 3 LOB: 1 BB: 0 P: 13	R: 0 E: 0 K: 3 S: 15	H: 0 LOB: 0 BB: 0 P: 21	R: 0 E: 2 K: 3 S: 15	H: 0 LOB: 2 BB: 0 P: 21	1B: 8 2B: 1 3B: 0 HR: 1	SF: 0 SAC: 0 DP: 2 HBP: 0	WP: 0 PB: 0 SB: 3 CS: 0	PA: 42	
PITCHER	IP	WLS	BF	H	R	ER	SO	BB	IBB	HBP	BLK	WP	HR	S	P	ERA	WHIP						
Todd Stottlemire, R ERA: 3.08	(1, 1)	7.0	L	34	10	5	2	10	3	0	0	0	0	1	80	125	2.57	1.857					
Rick Croushore, R ERA: 3.33	(8, 1)	2.0		8	0	0	0	4	0	0	0	0	0	24	31	0.00	0.000						

Houston Astros @ St. Louis Cardinals
 Busch Stadium, St. Louis, MO
 Thu Jul 09 1998, 7:05 PM CDT
 Att: 34,398 - Unknown - 91 F

AB	39
R	5
H	10
RBI	5
BB	3
SO	14
LOB	23



Batter	1	2	3	4	5	6	7	8	9	AB	R	H	RBI	BB	SO	LOB	BOTTOM					
Royce Clayton, R OBP: 0.322, SLG: 0.321 (1, 6)	G4-3				G5-3		P7			4	0	1	0	0	0	1						
Ray Lankford, L OBP: 0.388, SLG: 0.464 (1, 8)					G3					3	2	1	2	1	0	1						
Mark McGwire, R OBP: 0.484, SLG: 0.764 (1, 3)										3	0	1	0	1	1	1						
Brian Jordan, R OBP: 0.380, SLG: 0.570 (1, 9)										3	0	0	1	0	0	3						
John Mabry, L OBP: 0.324, SLG: 0.403 (1, 5)										3	0	0	0	1	1	0						
Tom Pagnozzi, R OBP: 0.303, SLG: 0.314 (1, 2)										4	1	2	0	0	2	1						
Brian Hunter, R OBP: 0.269, SLG: 0.433 Rick Croushore, R (8, 1) Eli Marrero, R (9, PH) OBP: 0.283, SLG: 0.380										3	0	1	0	0	0	2						
Todd Stottlemire, L OBP: 0.259, SLG: 0.200 Gary Gaetti, R OBP: 0.352, SLG: 0.427 (7, PH) (8, 4)										2	1	1	0	0	0	1						
Pacido Polanco, R OBP: 0.286, SLG: 0.286 Willie McGee, S OBP: 0.297, SLG: 0.321 (7, PH) (8, 7)										2	0	0	0	0	0	1						
Inning Stats	R: 1 E: 0 K: 0 S: 11	H: 1 LOB: 0 BB: 0 P: 15	R: 0 E: 0 K: 1 S: 8	H: 0 LOB: 0 BB: 1 P: 14	R: 1 E: 0 K: 0 S: 12	H: 2 LOB: 2 BB: 1 P: 21	R: 0 E: 0 K: 0 S: 7	H: 1 LOB: 1 BB: 0 P: 7	R: 0 E: 0 K: 0 S: 8	H: 0 LOB: 0 BB: 0 P: 10	R: 0 E: 0 K: 0 S: 8	H: 1 LOB: 0 BB: 0 P: 11	R: 1 E: 0 K: 0 S: 11	H: 2 LOB: 1 BB: 0 P: 19	R: 1 E: 0 K: 2 S: 9	H: 0 LOB: 0 BB: 1 P: 17	R: 0 E: 0 K: 1 S: 7	H: 0 LOB: 0 BB: 1 P: 14	1B: 4 2B: 2 3B: 0 HR: 1	SF: 1 SAC: 0 DP: 3 HBP: 0	WP: 0 PB: 0 SB: 1 CS: 0	PA: 35
PITCHER	IP	WLS	BF	H	R	ER	SO	BB	IBB	HBP	BLK	WP	HR	S	P	ERA	WHIP					
Shane Reynolds, R ERA: 3.38	(1, 1)	7.0	W	28	7	3	3	1	2	0	0	0	0	9	17	0.00	1.000					
Doug Henry, R ERA: 2.53	(8, 1)	1.0		4	0	1	0	2	1	0	0	0	0	7	14	0.00	1.000					
Billy Wagner, L ERA: 2.27	(9, 1)	1.0	S	3	0	0	0	1	1	0	0	0	0	7	14	0.00	1.000					

Houston Astros @ St. Louis Cardinals
 Busch Stadium, St. Louis, MO
 Thu Jul 09 1998, 7:05 PM CDT
 Att: 34,398 - Unknown - 91 F

AB	30
R	4
H	7
RBI	4
BB	4
SO	4
LOB	14



Batter	1	2	3	4	5	6	7	8	9	AB	R	H	RBI	BB	SO	LOB	TOP					
Craig Biggio, R OBP: 0.389, SLG: 0.506 										4	0	1	2	0	1	2						
Bill Spillers, L OBP: 0.389, SLG: 0.403 										4	0	0	0	0	1	2						
Derek Bell, R OBP: 0.374, SLG: 0.514 										4	0	1	0	0	1	1						
5 Jeff Bagwell, R OBP: 0.409, SLG: 0.544 										3	0	0	0	1	0	1						
Moises Alou, R OBP: 0.381, SLG: 0.583 										4	0	0	0	0	2	1						
Carl Everett, S OBP: 0.404, SLG: 0.531 										3	1	0	0	1	3	0						
Ricky Gutierrez, R OBP: 0.372, SLG: 0.343 										3	0	0	0	0	1							
Brad Ausmus, R OBP: 0.364, SLG: 0.360 										3	1	2	0	0	0							
Mike Hampton, R OBP: 0.306, SLG: 0.279 Scott Elarton, R OBP: 0.288, SLG: 0.207 35 Dave Clark, L OBP: 0.288, SLG: 0.207 C.J. Nitkowski, L OBP: 0.288, SLG: 0.207 Jay Powell, R OBP: 0.288, SLG: 0.207 Mike Magnante, L OBP: 0.288, SLG: 0.207 										1	0	1	0	0	0							
Inning Stats	R: 0 E: 0 K: 1 S: 12	H: 1 LOB: 1 BB: 0 P: 17	R: 0 E: 0 K: 2 S: 8	H: 0 LOB: 0 BB: 0 P: 10	R: 0 E: 0 K: 1 S: 11	H: 1 LOB: 1 BB: 0 P: 12	R: 0 E: 0 K: 1 S: 9	H: 0 LOB: 0 BB: 0 P: 13	R: 0 E: 0 K: 1 S: 8	H: 0 LOB: 0 BB: 0 P: 10	R: 0 E: 0 K: 1 S: 5	H: 1 LOB: 0 BB: 0 P: 8	R: 0 E: 0 K: 1 S: 5	H: 0 LOB: 0 BB: 0 P: 7	R: 3 E: 0 K: 0 S: 13	H: 3 LOB: 1 BB: 1 P: 26	R: 0 E: 0 K: 1 S: 7	H: 0 LOB: 0 BB: 1 P: 13	1B: 5 2B: 1 3B: 0 HR: 0	SF: 0 SAC: 1 DP: 2 HBP: 0	WP: 0 PB: 0 SB: 1 CS: 0	PA: 33
PITCHER	IP	WLS	BF	H	R	ER	SO	BB	IBB	HBP	BLK	WP	HR	S	P	ERA	WHIP					
Matt Morris, R ERA: 1.64	6.0		20	3	0	0	6	0	0	0	0	0	0	53	70	0.00	0.500					
John Frascatore, R ERA: 4.5	1.1		7	2	3	3	1	1	0	0	0	0	0	10	20	20.25	2.250					
Curtis King, R ERA: 4.5	0.2	W	3	1	0	0	0	0	0	0	0	0	0	8	13	0.00	1.500					
Jeff Brantley, R ERA: 4.62	1.0	S	3	0	0	0	1	1	0	0	0	0	0	7	13	0.00	1.000					

Houston Astros @ St. Louis Cardinals
 Busch Stadium, St. Louis, MO
 Fri Jul 10 1998, 7:05 PM CDT
 Att: 44,655 - Cloudy - 82 F

livebaseballscores.com



AB 30
 R 3
 H 6
 RBI 3
 BB 2
 SO 8
 LOB 8

Batter	1	2	3	4	5	6	7	8	9	AB	R	H	RBI	BB	SO	LOB	BOTTOM					
Royce Clayton, R OBP: 0.325, SLG: 0.324 										4	1	2	0	0	0	0						
Ray Lankford, L OBP: 0.392, SLG: 0.481 										3	2	2	3	1	1	0						
Mark McGwire, R OBP: 0.481, SLG: 0.755 										3	1	0	0	1	0	2						
Brian Jordan, R OBP: 0.378, SLG: 0.566 										4	1	1	1	1	0	1						
Willie McGee, S OBP: 0.301, SLG: 0.325 										4	0	2	2	0	0	2						
Gary Gaetti, R OBP: 0.351, SLG: 0.422 										3	0	0	0	1	0	2						
Luis Ordez, R OBP: 0.167, SLG: 0.103 John Frascatore, R OBP: 0.250, SLG: 0.250 Curtis King, R OBP: 0.250, SLG: 0.250 John Mabry, L OBP: 0.326, SLG: 0.406 Jeff Brantley, R OBP: 0.326, SLG: 0.406 Matt Morris, R OBP: 0.326, SLG: 0.406 Placido Polanco, R OBP: 0.222, SLG: 0.222 										3	0	0	0	0	1							
Eli Marrero, R OBP: 0.286, SLG: 0.377 										3	1	1	0	0	1	0						
Inning Stats	R: 0 E: 0 K: 1 S: 11	H: 1 LOB: 2 BB: 1 P: 18	R: 0 E: 0 K: 1 S: 7	H: 0 LOB: 0 BB: 0 P: 10	R: 3 E: 0 K: 0 S: 16	H: 4 LOB: 1 BB: 0 P: 24	R: 0 E: 0 K: 2 S: 11	H: 0 LOB: 0 BB: 0 P: 13	R: 0 E: 0 K: 1 S: 8	H: 0 LOB: 0 BB: 0 P: 11	R: 0 E: 0 K: 0 S: 6	H: 0 LOB: 1 BB: 1 P: 12	R: 0 E: 0 K: 0 S: 5	H: 0 LOB: 0 BB: 0 P: 7	R: 3 E: 1 K: 0 S: 14	H: 4 LOB: 1 BB: 1 P: 24	R: 0 E: 0 K: 0 S: 11	H: 0 LOB: 0 BB: 0 P: 10	1B: 7 2B: 1 3B: 0 HR: 1	SF: 0 SAC: 0 DP: 1 HBP: 0	WP: 0 PB: 0 SB: 0 CS: 0	PA: 35
PITCHER	IP	WLS	BF	H	R	ER	SO	BB	IBB	HBP	BLK	WP	HR	S	P	ERA	WHIP					
Mike Hampton, L ERA: 3.02	6.0		25	5	3	3	5	2	0	0	0	0	0	5	7	4.50	1.167					
Scott Elarton, R ERA: 4.67	1.0		3	0	0	0	0	0	0	0	0	0	0	5	7	0.00	0.000					
C.J. Nitkowski, L ERA: 3.49	0.0	L	2	1	2	2	0	0	1	0	0	0	0	1	5	∞	∞					
Jay Powell, R ERA: 4.38	0.2		3	2	1	1	0	0	0	0	0	0	0	8	12	13.50	3.000					
Mike Magnante, L ERA: 5.97	0.1		2	1	0	0	0	0	0	0	0	0	0	5	7	0.00	3.000					

Houston Astros @ St. Louis Cardinals
 Busch Stadium, St. Louis, MO
 Fri Jul 10 1998, 7:05 PM CDT
 Att: 44,655 - Cloudy - 82 F

livebaseballscores.com




AB 32
 R 6
 H 9
 RBI 6
 BB 3
 SO 5
 LOB 10

Batter	1	2	3	4	5	6	7	8	9	10	11	AB	R	H	RBI	BB	SO	LOB									
Craig Biggio, R OBP: 0.389, SLG: 0.504 (1, 4)	2-2 G6-3	1-1 P3		1-0 G6-3			3-1 FC6-5 2B			1-3 K	2-1 HBP	5	0	1	0	0	1	3									
Carl Everett, S OBP: 0.403, SLG: 0.530 (1, 8)	0-0 1B 5 SF9 2B	1-0 P6		1-3 K			0-0 FC6-5 BLK			1-0 FC5-4 1B	1-1 G3	6	1	2	0	0	1	7									
Derek Bell, R OBP: 0.371, SLG: 0.510 (1, 9)	0-2 5 SF9 2-3 1B			0-2 F8			1-3 K			0-1 FC5-4		5	0	1	0	0	1	2									
5 Jeff Bagwell, R OBP: 0.406, SLG: 0.551 (1, 3)	1-1 SF9			0-0 HR			3-2 F9			2-2 P5		4	1	1	2	0	0	1									
Moises Alou, R OBP: 0.381, SLG: 0.577 (1, 7)	2-3 3-H 4-2 BB			0-1 G6-3			1-0 G6-3			1-0 F9		3	1	0	0	2	0	0									
Sean Barry, R OBP: 0.364, SLG: 0.434 Billy Wagner, L (11, 1)	2-0 F7			4-0 BB			2-1 F8			2-0 G1-3		4	0	1	0	1	0	2									
Tony Eusebio, R OBP: 0.349, SLG: 0.327 Brad Ausmus, R OBP: 0.364, SLG: 0.360 (11, PH)		1-0 1B		2-0 L9			0-0 G5-3			0-1 G6-3		4	0	1	0	0	0	1									
Tim Bogar, R OBP: 0.243, SLG: 0.235 35 Dave Clark, L OBP: 0.258, SLG: 0.207 Ricky Gutierrez, R OBP: 0.375, SLG: 0.343 (11, PH)		1-0 SH1-4 1B		0-3 K			0-1 G5-3			1-3 K		4	0	1	0	0	2	0									
Jose Lima, R OBP: 0.277, SLG: 0.171 J.R. Phillips, L OBP: 0.277, SLG: 0.225 Doug Henry, R (9, PH)		0-1 SH1-4		1-2 G6-3 2B			0-0 L8			2-3 K		2	0	1	0	0	0	0									
Bill Spiers, L OBP: 0.388, SLG: 0.403 (11, PH)		1-2								1-1 SF7		1	0	0	0	0	1	0									
Inning Stats	R: 1 E: 0 K: 0 S: 13	H: 2 LOB: 2 BB: 1 P: 22	R: 0 E: 0 K: 0 S: 7	H: 2 LOB: 0 BB: 0 P: 10	R: 1 E: 0 K: 0 S: 7	H: 1 LOB: 1 BB: 1 P: 13	R: 0 E: 0 K: 2 S: 10	H: 1 LOB: 1 BB: 0 P: 13	R: 0 E: 0 K: 0 S: 5	H: 0 LOB: 0 BB: 0 P: 7	R: 0 E: 0 K: 1 S: 7	H: 1 LOB: 1 BB: 0 P: 11	R: 0 E: 0 K: 0 S: 5	H: 0 LOB: 0 BB: 0 P: 10	R: 0 E: 0 K: 2 S: 8	H: 0 LOB: 0 BB: 0 P: 11	R: 0 E: 0 K: 1 S: 10	H: 1 LOB: 1 BB: 2 P: 13	R: 1 E: 0 K: 0 S: 10	H: 1 LOB: 3 BB: 2 P: 22	1B: 5 2B: 3 3B: 0 HR: 1	SF: 2 SAC: 2 DP: 0 HBP: 1	WP: 0 PB: 0 SB: 0 CS: 0	PA: 47			
PITCHER	IP 7.0	WLS 1.0	BF 30	H 7	R 2	ER 2	SO 3	BB 2	IBB 0	HBP 0	BLK 1	WP 0	HR 1	S 55	P 86	ERA 2.57	WHIP 1.286										
Kent Mercker, L ERA: 5.83																											
Rick Croushore, R ERA: 3.21																											
Mark Paskovsek, R ERA: 5.24																											
Jeff Brantley, R ERA: 4.91																											
Lance Painter, L ERA: 4.23																											

Houston Astros @ St. Louis Cardinals
 Busch Stadium, St. Louis, MO
 Sat Jul 11 1998, 3:33 AM CDT
 Att: 45,760 - Sunny - 81 F

livebaseballscorecards.com

AB 38
 R 3
 H 9
 RBI 3
 BB 4
 SO 6
 LOB 16




Batter	1	2	3	4	5	6	7	8	9	10	11	AB	R	H	RBI	BB	SO	LOB									
Royce Clayton, R OBP: 0.323, SLG: 0.321 (1, 6)	1-0 P5		0-1 F8		1-0 F8			1-1 P6			0-2 HR 1B	5	1	1	0	0	0	1									
Ray Lankford, L OBP: 0.389, SLG: 0.474 (1, 8)	2-3 K			0-3 K						4-0 G5-4-3 BB	1-3 K	4	0	0	0	1	4	1									
Mark McGwire, R OBP: 0.480, SLG: 0.759 (1, 3)	3-3 K			0-0 P3						4-0 G5-4-3 IBB	0-2 HR	4	1	1	2	1	1	0									
Brian Jordan, R OBP: 0.380, SLG: 0.564 (1, 9)		0-0 S 1B		4-2 S HR BB						2-0 G5-4-3		3	1	1	0	1	0	2									
Ron Gant, R OBP: 0.303, SLG: 0.474 (1, 7)		0-1 F7		2-1 HR						1-1 G5-3		4	1	1	2	0	1	2									
John Mabry, L OBP: 0.321, SLG: 0.398 (1, 5)		1-3 K		2-2 G3						2-0 P6		4	0	0	0	0	1	1									
Placido Polanco, R OBP: 0.231, SLG: 0.231 (1, 4)		1-2 P6								1-1 F8		4	0	1	0	0	0	1									
Kent Mercker, L ERA: 5.83 Willie McCoy, S OBP: 0.233, SLG: 0.350 Tom Lampson, R OBP: 0.291, SLG: 0.378 Jeff Brantley, R OBP: 0.388, SLG: 0.403 Lance Painter, L ERA: 4.23 (11, PH)				1-1 B1-3						2-1 G3		2	0	0	0	0	0	0									
Tom Pagnozzi, R OBP: 0.301, SLG: 0.312 (1, 2)				1-3 K						1-1 P4		4	0	1	0	0	1	1									
Inning Stats	R: 0 E: 0 K: 2 S: 8	H: 0 LOB: 0 BB: 0 P: 14	R: 0 E: 0 K: 1 S: 9	H: 1 LOB: 1 BB: 0 P: 11	R: 0 E: 0 K: 1 S: 8	H: 0 LOB: 0 BB: 0 P: 10	R: 2 E: 0 K: 1 S: 17	H: 1 LOB: 1 BB: 1 P: 25	R: 0 E: 0 K: 0 S: 5	H: 0 LOB: 0 BB: 0 P: 9	R: 0 E: 0 K: 1 S: 6	H: 0 LOB: 0 BB: 0 P: 12	R: 0 E: 0 K: 0 S: 6	H: 0 LOB: 0 BB: 0 P: 10	R: 0 E: 0 K: 0 S: 3	H: 0 LOB: 1 BB: 2 P: 14	R: 0 E: 0 K: 0 S: 8	H: 1 LOB: 1 BB: 0 P: 13	R: 2 E: 0 K: 1 S: 10	H: 2 LOB: 0 BB: 0 P: 11	1B: 4 2B: 0 3B: 0 HR: 2	SF: 0 SAC: 0 DP: 1 HBP: 0	WP: 0 PB: 0 SB: 4 CS: 0	PA: 39			
PITCHER	IP 8.0	WLS 2.0	BF 28	H 3	R 1	ER 2	SO 7	BB 1	IBB 0	HBP 0	BLK 0	WP 0	HR 1	S 67	P 99	ERA 2.25	WHIP 0.500										
Jose Lima, R ERA: 3.61																											
Doug Henry, R ERA: 2.7																											
Billy Wagner, L ERA: 2.75																											

Houston Astros @ St. Louis Cardinals
 Busch Stadium, St. Louis, MO
 Sat Jul 11 1998, 3:33 AM CDT
 Att: 45,760 - Sunny - 81 F

livebaseballscorecards.com

AB 36
 R 4
 H 6
 RBI 4
 BB 3
 SO 8
 LOB 10



Batter	1	2	3	4	5	6	7	8	9	AB	R	H	RBI	BB	SO	LOB	TOP					
Bill Spiers, L OBP: 0.390, SLG: 0.404 (1, 4)	1-2 G4-6-3 1B		2-2 L7		2-3 K		2-2 1B			4	0	2	0	0	1	0	Houston Astros @ St. Louis Cardinals Busch Stadium, St. Louis, MO Sun Jul 12 1998, 3:33 AM CDT Att: 45,485 - Sunny - 86 F					
Ricky Gutierrez, R OBP: 0.373, SLG: 0.353 (1, 6)	0-0 G4-6-3 1-2f		2-2 HR		3-2 G6-3		1-0 F9			4	1	1	1	0	0	2						
Derek Bell, R OBP: 0.370, SLG: 0.506 (1, 9)	4-0 FC5-4 BB		1-2 P3		2-0 P5		1-0 G6-3			3	0	0	0	1	0	0						
5 Jeff Bagwell, R OBP: 0.407, SLG: 0.561 (1, 3)	2-2 FC5-4 1-2f			0-0 E5 1B		0-1 HR		1-1 G6-3		4	2	2	1	0	0	1						
Carl Everett, S OBP: 0.397, SLG: 0.522 (1, 8)		1-1 G6-3		2-3 K		1-3 K		2-2 G3-1		4	0	0	0	0	2	1						
Sean Berry, R OBP: 0.383, SLG: 0.432 (6, 1)	0-0			1-0 G5-3		0-1 G1-3			0-3 K	3	0	1	0	0	0	1						
Scott Elarton, R (6, 1)										0	0	0	0	0	0	0						
Jay Powell, R (8, 1)										0	0	0	0	0	0	0						
35 Dave Clark, L OBP: 0.255, SLG: 0.205 (9, PH)										1	0	0	0	0	1	0						
J.R. Phillips, L OBP: 0.314, SLG: 0.341 (1, 7)	1-2 1B		1-1 1B		2-0 HR				3-3 K	4	1	3	2	0	1	0						
Brad Ausmus, R OBP: 0.360, SLG: 0.356 (9, PH)	1-1 L3		1-1 L3		3-2 L8				1-1 F8	3	0	0	0	0	0	3						
Moises Alou, R OBP: 0.380, SLG: 0.575 (9, PH)	1-2 1B		3-1 P4							1	0	0	0	0	0	0						
Sean Bergman, R OBP: 0.056, SLG: 0.056 (1, 1)			1-2 P4		1-0 F7					2	0	0	0	0	0	0						
Craig Biggio, R OBP: 0.388, SLG: 0.503 (6, 4)										1	0	0	0	0	0	0						
Inning Stats	R: 0 E: 0 K: 0 S: 8	H: 1 LOB: 1 BB: 1 P: 15	R: 0 E: 0 K: 0 S: 8	H: 2 LOB: 1 BB: 0 P: 11	R: 1 E: 0 K: 0 S: 15	H: 1 LOB: 0 BB: 0 P: 21	R: 1 E: 0 K: 1 S: 10	H: 2 LOB: 1 BB: 0 P: 17	R: 0 E: 0 K: 1 S: 9	H: 0 LOB: 0 BB: 0 P: 14	R: 1 E: 0 K: 0 S: 10	H: 1 LOB: 1 BB: 0 P: 12	R: 1 E: 0 K: 0 S: 10	H: 2 LOB: 1 BB: 0 P: 20	R: 0 E: 0 K: 0 S: 7	H: 0 LOB: 0 BB: 0 P: 11	R: 0 E: 0 K: 2 S: 12	H: 0 LOB: 0 BB: 0 P: 16	1B: 6 2B: 1 3B: 0 HR: 3	SF: 0 SAC: 0 DP: 2 HBP: 0	WP: 0 PB: 0 SB: 0 CS: 0	PA: 35
PITCHER	IP	WLS	BF	H	R	ER	SO	BB	IBB	HBP	BLK	WP	HR	S	P	ERA	WHIP					
Juan Azevedo, R ERA: 3.56 (1, 1)	6.1	W	26	8	4	3	3	1	0	0	0	0	3	62	99	4.26	1.421					
Lance Painter, L ERA: 4.18 (7, 1)	0.1		2	1	0	0	0	0	0	0	0	0	0	5	9	0.00	3.000					
John Frascatore, R ERA: 4.47 (7, 1)	0.1		1	0	0	0	0	0	0	0	0	0	0	1	2	0.00	0.000					
Rick Croushore, R ERA: 3.0 (8, 1)	2.0	S	6	0	0	0	2	0	0	0	0	0	0	19	27	0.00	0.000					

AB	34
R	4
H	9
RBI	4
BB	1
SO	5
LOB	8



Batter	1	2	3	4	5	6	7	8	9	AB	R	H	RBI	BB	SO	LOB	BOTTOM				
Royce Clayton, R OBP: 0.322, SLG: 0.320 (1, 6)	2-2 G5-3		3-2 1B	0-0 G4-6-3		1-0 F8				4	1	1	0	0	0	1	Houston Astros @ St. Louis Cardinals Busch Stadium, St. Louis, MO Sun Jul 12 1998, 3:33 AM CDT Att: 45,485 - Sunny - 86 F				
Ray Lankford, L OBP: 0.390, SLG: 0.478 (1, 8)	3-2 F9		3-2 1B	1-1 2B		1-2 F9				4	1	2	0	0	0	0					
Mark McGwire, R OBP: 0.483, SLG: 0.779 (1, 3)	0-0 HR		1-3 K	4-1 IBB		2-1 HR				3	2	2	2	1	1	2					
Brian Jordan, R OBP: 0.381, SLG: 0.562 (1, 9)	1-0 FC5-4 1B		1-0 E 1B	1-0 P9		1-1 F7				3	1	1	0	0	0	2					
Ron Gant, R OBP: 0.306, SLG: 0.490 (1, 7)	0-1 FC5-4		1-0 SH3-4 E		1-0 HR		1-2 P4			4	1	2	3	0	0	1					
Rick Croushore, R (8, 1)			1-2 SH3-4 1B							0	0	0	0	0	0	0					
Gary Gaetti, R OBP: 0.346, SLG: 0.415 (1, 5)		0-1 G5-3	1-1 E4	1-0 G6-3		2-0 P3				4	0	0	0	0	0	2					
Placido Polanco, R OBP: 0.250, SLG: 0.250 (1, 4)		0-1 E5	3-1 SH3-4	0-1 P4				0-0 G4-3		3	0	1	1	0	0	0					
Juan Azevedo, R OBP: 0.286, SLG: 0.308 (1, 1)		0-0 G6-3	0-3 K	1-0 P9				1-0 L6		3	0	0	0	0	1	3					
Lance Painter, L OBP: 1.000, SLG: 1.000 (7, 1)										0	0	0	0	0	0	0					
John Frascatore, R OBP: 0.250, SLG: 0.250 (7, 1)										0	0	0	0	0	0	0					
Willie McGee, S OBP: 0.298, SLG: 0.321 (8, 7)										1	0	0	0	0	0	0					
Eli Marrero, R OBP: 0.283, SLG: 0.368 (1, 2)				1-0 G4-6-3 1B				3-1 F8		4	0	1	0	0	2	1					
Inning Stats	R: 1 E: 0 K: 0 S: 11	H: 2 LOB: 1 BB: 0 P: 17	R: 0 E: 1 K: 1 S: 8	H: 1 LOB: 0 BB: 0 P: 10	R: 3 E: 1 K: 2 S: 17	H: 3 LOB: 2 BB: 0 P: 30	R: 0 E: 0 K: 0 S: 6	H: 2 LOB: 2 BB: 1 P: 13	R: 1 E: 0 K: 1 S: 5	H: 1 LOB: 0 BB: 0 P: 8	R: 0 E: 0 K: 1 S: 7	H: 0 LOB: 0 BB: 0 P: 12	R: 1 E: 0 K: 0 S: 8	H: 1 LOB: 0 BB: 0 P: 14	R: 0 E: 0 K: 0 S: 4	H: 0 LOB: 0 BB: 0 P: 8	1B: 6 2B: 1 3B: 0 HR: 3	SF: 0 SAC: 1 DP: 1 HBP: 1	WP: 0 PB: 0 SB: 0 CS: 0	PA: 36	
PITCHER	IP	WLS	BF	H	R	ER	SO	BB	IBB	HBP	BLK	WP	HR	S	P	ERA	WHIP				
Sean Bergman, R ERA: 3.23 (1, 1)	5.0	L	26	9	5	4	3	0	0	0	0	0	2	47	78	7.20	1.800				
Scott Elarton, R ERA: 4.66 (6, 1)	2.0		7	1	1	1	1	0	0	0	0	0	1	15	26	4.50	0.500				
Jay Powell, R ERA: 4.26 (8, 1)	1.0		3	0	0	0	0	0	0	0	0	0	0	4	8	0.00	0.000				



Batter	1	2	3	4	5	6	7	8	9	10	11	AB	R	H	RBI	BB	SO	LOB	TOP							
61 Mike Frank, L OBP: 0.307, SLG: 0.309	0-2 FC4-6 BB 1B		4-2 BB		0-2 G5-3	0-0 G4-3		2-1 FC4-6 HBP		0-0 G6-4-3		5	0	1	0	1	0	5								
Sean Casey, L OBP: 0.336, SLG: 0.302	4-1 FC4-6 BB		1-0 F7		1-0 F7		2-2 FC5-4 1B		2-0 HBP		1-2 SH2-4 1B	4	1	2	0	1	0	2								
Barry Larkin, R OBP: 0.378, SLG: 0.481	0-1 FC4-6 G5-4-3		1-0 P3		1-3 K		0-0 FC5-4 1B		2-1 F8		1-1 SH2-4	5	0	0	0	0	1	7								
Paul Konerko, R OBP: 0.275, SLG: 0.335 Chris Synes, R OBP: 0.317, SLG: 0.347	1-1 G5-4-3			1-3 K		4-0 2B BB	2-2 G3 1B		2-1 E9		1-1 P3	4	1	1	0	1	1	2								
Eddie Taubensee, L OBP: 0.362, SLG: 0.443		1-1 F7		2-1 G1-3 1B		1-2 BB	0-0 G3		2-0 B2		4-0 1B IBB	5	1	2	0	1	0	3								
Bret Boone, R OBP: 0.334, SLG: 0.464		2-2 P4		1-1 G1-3 1B		1-2 HBP	3-3 K		0-1 F8		3-2 E3 1B	5	0	2	1	0	1	3								
Reggie Sanders, R OBP: 0.334, SLG: 0.434 26 John Hudek, S OBP: 0.250, SLG: 0.250		1-3 K		0-2 G1-3		1-1 P3		0-0 G6-3 1B	1 SAFE K	1-3 K	0-0 P6	5	1	1	0	0	2	6								
Dmitri Young, S OBP: 0.363, SLG: 0.500			0-1 SH2-4 1B		4-0 IBB		4-2 1B BB		1-0 G6-3		3-2 F9	3	0	1	1	2	0	1								
Brett Tomko, R OBP: 0.303, SLG: 0.126 Willie Greene, L OBP: 0.296, SLG: 0.406 Danny Graves, R OBP: 0.319, SLG: 0.332 Melvin Nieves, S OBP: 0.264, SLG: 0.332 Stan Belinda, R OBP: 0.338, SLG: 0.357			0-0 SH2-4		0-3 K		1-3 K		3-2 61 FC4-6 2H 1B		4-2 61 G6-4-3 BB	1	0	0	0	0	1	3								
Inning Stats	R: 0 E: 0 K: 0 S: 8	H: 1 LOB: 1 BB: 0 P: 13	R: 0 E: 0 K: 1 S: 9	H: 0 LOB: 0 BB: 0 P: 13	R: 0 E: 0 K: 0 S: 7	H: 1 LOB: 2 BB: 1 P: 13	R: 0 E: 0 K: 2 S: 13	H: 2 LOB: 3 BB: 1 P: 21	R: 0 E: 0 K: 1 S: 8	H: 0 LOB: 0 BB: 0 P: 10	R: 1 E: 0 K: 1 S: 16	H: 1 LOB: 3 BB: 2 P: 28	R: 0 E: 0 K: 1 S: 14	H: 2 LOB: 2 BB: 0 P: 21	R: 0 E: 0 K: 0 S: 9	H: 2 LOB: 2 BB: 0 P: 19	R: 0 E: 0 K: 0 S: 6	H: 0 LOB: 0 BB: 1 P: 13	R: 2 E: 1 K: 0 S: 11	H: 2 LOB: 1 BB: 1 P: 21	1B: 10 2B: 1 3B: 0 HR: 0	SF: 0 SAC: 2 DP: 2 HBP: 2	WP: 0 PB: 0 SB: 0 CS: 0	PA: 52		
PITCHER	IP 6.0	WLS 28	BF 10	H 4	R 1	ER 1	SO 1	BB 0	IBB 0	HBP 1	BLK 0	WP 0	HR 0	S 21	P 36	ERA 5.40	WHIP 2.400									
Matt Morris, R ERA: 1.59	(1, 1)																									
Mark Petkovsek, R ERA: 5.17	(7, 1)																									
Rick Croushore, R ERA: 2.97	(8, 1)																									
John Frascatore, R ERA: 4.26	(10, 1)																									

Cincinnati Reds @ St. Louis Cardinals
 Busch Stadium, St. Louis, MO
 Wed Jul 15 1998, 7:05 PM CDT
 Att: 32,321 - Cloudy - 83 F

livebaseballscorecards.com

AB 41
 R 4
 H 11
 RBI 3
 BB 7
 SO 7
 LOB 37

REDS

Batter	1	2	3	4	5	6	7	8	9	10	11	AB	R	H	RBI	BB	SO	LOB	BOTTOM							
Royce Clayton, R OBP: 0.315, SLG: 0.324	1-1 G6-3		2-3 K		1-2 L6	1-1 P4			0-0 B2		1-1 F9	6	0	0	0	0	1	3								
Willie McGee, S OBP: 0.296, SLG: 0.319 Rick Croushore, R OBP: 0.319, SLG: 0.332	1-2 S 1B		0-1 1B 1B		0-3 K2-3		1-2 P3		1-1 F8			4	1	2	0	0	1	0								
Brian Jordan, R OBP: 0.376, SLG: 0.549 John Frascatore, R OBP: 0.250, SLG: 0.250	0-0 F9 1B		0-1 1B 1B		4-0 1B IBB		0-1 L4		4-0 1B IBB			3	0	1	0	2	0	1								
Mark McGwire, R OBP: 0.483, SLG: 0.764	3-2 G4-3		3-3 K		3-2 1B		3-1 G3		3-1 G4-3			5	0	1	0	0	1	5								
Ray Lankford, L OBP: 0.385, SLG: 0.469	1-2 G4-3				0-1 L7				1-1 G5-3		3-2 P4	4	1	1	1	1	0	2								
Ron Gant, R OBP: 0.306, SLG: 0.505		4-2 2B BB	0-2 1B 2H		0-1 L7				0-0 P3		1-1 P3	5	0	0	0	0	1	3								
Gary Gaetti, R OBP: 0.341, SLG: 0.418		2-1 F8	2-3 K		0-0 F8				0-0 P3		1-1 P3	5	0	0	0	0	1	3								
Placido Polanco, R OBP: 0.310, SLG: 0.357		1-0 G6-3		1-2 G5-3		4-2 FC1-4 1B BB			0-1 1B		1-2 G5-3	4	0	1	0	1	0	1								
Matt Morris, R OBP: 0.400, SLG: 0.500 Tom Lampkin, L OBP: 0.322, SLG: 0.377 Mark Petkovsek, R OBP: 0.333, SLG: 0.350 John Mabry, L OBP: 0.318, SLG: 0.392		0-0 2B		1-3 K		1 SAFE 1 SAFE 1 SAFE 1 SAFE 1 SAFE S	0-1 FC1-4 1B		3-3 K		0-1 G4-3	2	0	1	1	0	1	0								
Eli Marrero, R OBP: 0.271, SLG: 0.333		0-3 K		0-2 G5-3		0-0 FC1-4			4-2 IBB BB		1-2 G6-3	4	0	0	0	1	1	3								
Inning Stats	R: 0 E: 0 K: 0 S: 11	H: 1 LOB: 1 BB: 0 P: 16	R: 1 E: 0 K: 1 S: 9	H: 1 LOB: 1 BB: 1 P: 16	R: 1 E: 0 K: 3 S: 18	H: 3 LOB: 2 BB: 0 P: 25	R: 0 E: 0 K: 1 S: 10	H: 0 LOB: 0 BB: 0 P: 12	R: 0 E: 0 K: 1 S: 15	H: 1 LOB: 2 BB: 1 P: 23	R: 0 E: 0 K: 0 S: 8	H: 1 LOB: 1 BB: 0 P: 13	R: 0 E: 0 K: 0 S: 7	H: 0 LOB: 0 BB: 0 P: 11	R: 0 E: 0 K: 1 S: 8	H: 1 LOB: 1 BB: 0 P: 12	R: 0 E: 0 K: 0 S: 8	H: 0 LOB: 2 BB: 2 P: 20	R: 0 E: 0 K: 0 S: 8	H: 0 LOB: 0 BB: 0 P: 13	R: 0 E: 0 K: 0 S: 9	H: 0 LOB: 0 BB: 0 P: 11	1B: 7 2B: 1 3B: 0 HR: 0	SF: 0 SAC: 0 DP: 0 HBP: 0	WP: 0 PB: 0 SB: 0 CS: 0	PA: 46
PITCHER	IP 5.0	WLS 23	BF 8	H 6	R 2	ER 2	SO 6	BB 1	IBB 1	HBP 0	BLK 0	WP 0	HR 0	S 63	P 92	ERA 3.60	WHIP 1.400									
Brett Tomko, R ERA: 4.43	(1, 1)																									
Danny Graves, R ERA: 3.36	(6, 1)																									
Stan Belinda, R ERA: 3.19	(8, 1)																									
26 John Hudek, R ERA: 3.21	(9, 1)																									
Gabe White, L ERA: 4.51	(9, 1)																									

Cincinnati Reds @ St. Louis Cardinals
 Busch Stadium, St. Louis, MO
 Wed Jul 15 1998, 7:05 PM CDT
 Att: 32,321 - Cloudy - 83 F

livebaseballscorecards.com

AB 41
 R 2
 H 8
 RBI 2
 BB 5
 SO 7
 LOB 20

Cardinals

Batter	1	2	3	4	5	6	7	8	9	AB	R	H	RBI	BB	SO	LOB	TOP				
Wilton Guerrero, S OBP: 0.306, SLG: 0.359	2-1 FC1-6 1B	2-2 CS 1B		2-2 FC4-6 1B	3-3 K			0-0 FC4-6 BLK E		5	1	3	1	0	1	3					
Juan Castro, R OBP: 0.255, SLG: 0.272	1-1 FC1-6 1B	1-0 CS 1B	2-1 L3	0-2 FC4-6 HR		1-0 L9		1-0 E5		5	1	0	0	0	0	3					
Raul Mondesi, R Darren Hall, R Jeff Shaw, R	0-1 F8		1-2 F9	0-1 HR		2-2 F9		0-0 F8		5	1	1	3	0	0	2					
Gary Sheffield, R OBP: 0.444, SLG: 0.542	1-2 1B		0-0 HR	4-1 BB		1-1 G5-3			0-0 1B	4	1	3	1	1	0	0					
Eric Karros, R OBP: 0.352, SLG: 0.442	0-2 G2		0-0 BLK 1B	2-2 P4			0-1 P2		1-3 K	5	0	1	0	0	1	4					
Adrián Beltré, R OBP: 0.254, SLG: 0.309		1-1 L5	2-3 K		1-2 SH1-4 1B		0-0 F8		2-2 G6-3 1B	5	0	2	0	0	1	1					
Trenidad Hubbard, R OBP: 0.390, SLG: 0.522		4-0 2B E BB		1-2 1B	2-1 F9		1-0 F8		2-2 G6-3	4	2	1	0	1	0	3					
Tom Prince, R OBP: 0.313, SLG: 0.333		2-2 E7 SH1-4 1B 2B		3-1 F7	1-0 SH1-4 1B		1-2 F8			4	1	2	0	0	0	1					
Ismael Valdez, R OBP: 0.237, SLG: 0.200		0-1 SH1-4		2-2 FC4-6 1B HR 1B	1-2 SH1-4		0-0 FC4-6 1B			1	1	1	1	0	0	0					
Jim Eisenreich, L OBP: 0.270, SLG: 0.258										1	0	1	0	0	0	0					
Inning Stats	R: 0 E: 0 K: 0 S: 12	H: 2 LOB: 2 BB: 0 P: 16	R: 2 E: 1 K: 0 S: 13	H: 2 LOB: 0 BB: 1 P: 23	R: 1 E: 0 K: 1 S: 11	H: 2 LOB: 1 BB: 0 P: 16	R: 4 E: 0 K: 0 S: 20	H: 4 LOB: 1 BB: 1 P: 34	R: 0 E: 0 K: 0 S: 6	H: 0 LOB: 0 BB: 0 P: 10	R: 0 E: 0 K: 0 S: 4	H: 0 LOB: 0 BB: 0 P: 5	R: 1 E: 1 K: 0 S: 7	H: 1 LOB: 1 BB: 0 P: 9	R: 0 E: 0 K: 1 S: 11	H: 2 LOB: 1 BB: 0 P: 16	1B: 12 2B: 1 3B: 0 HR: 2	SF: 0 SAC: 2 DP: 1 HBP: 0	WP: 0 PB: 0 SB: 1 CS: 1	PA: 44	
PITCHER	IP WLS BF H R ER SO BB IBB HBP BLK WP HR S P ERA WHIP	IP WLS BF H R ER SO BB IBB HBP BLK WP HR S P ERA WHIP	IP WLS BF H R ER SO BB IBB HBP BLK WP HR S P ERA WHIP	IP WLS BF H R ER SO BB IBB HBP BLK WP HR S P ERA WHIP	IP WLS BF H R ER SO BB IBB HBP BLK WP HR S P ERA WHIP	IP WLS BF H R ER SO BB IBB HBP BLK WP HR S P ERA WHIP	IP WLS BF H R ER SO BB IBB HBP BLK WP HR S P ERA WHIP	IP WLS BF H R ER SO BB IBB HBP BLK WP HR S P ERA WHIP	IP WLS BF H R ER SO BB IBB HBP BLK WP HR S P ERA WHIP	IP WLS BF H R ER SO BB IBB HBP BLK WP HR S P ERA WHIP	IP WLS BF H R ER SO BB IBB HBP BLK WP HR S P ERA WHIP	IP WLS BF H R ER SO BB IBB HBP BLK WP HR S P ERA WHIP	IP WLS BF H R ER SO BB IBB HBP BLK WP HR S P ERA WHIP	IP WLS BF H R ER SO BB IBB HBP BLK WP HR S P ERA WHIP	IP WLS BF H R ER SO BB IBB HBP BLK WP HR S P ERA WHIP	IP WLS BF H R ER SO BB IBB HBP BLK WP HR S P ERA WHIP	IP WLS BF H R ER SO BB IBB HBP BLK WP HR S P ERA WHIP	IP WLS BF H R ER SO BB IBB HBP BLK WP HR S P ERA WHIP	IP WLS BF H R ER SO BB IBB HBP BLK WP HR S P ERA WHIP	IP WLS BF H R ER SO BB IBB HBP BLK WP HR S P ERA WHIP	IP WLS BF H R ER SO BB IBB HBP BLK WP HR S P ERA WHIP

Los Angeles Dodgers @ St. Louis Cardinals
 Busch Stadium, St. Louis, MO
 Thu Jul 16 1998, 7:05 PM CDT
 Att: 35,324 - Unknown - 92 F

AB	39
R	8
H	15
RBI	6
BB	2
SO	3
LOB	17

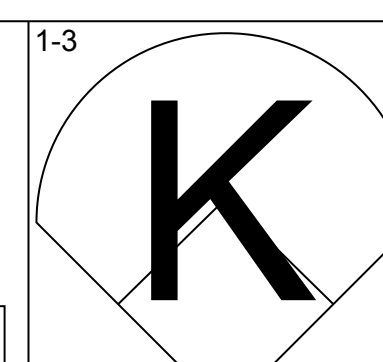
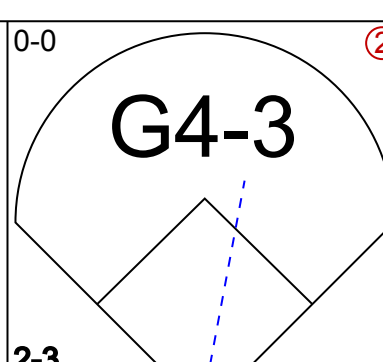
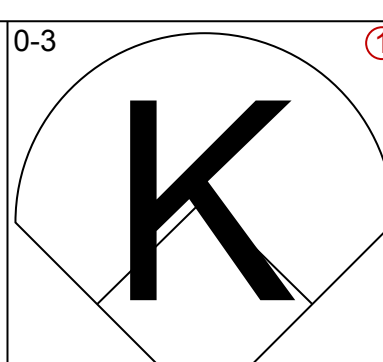
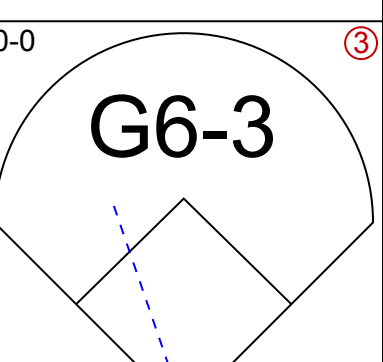
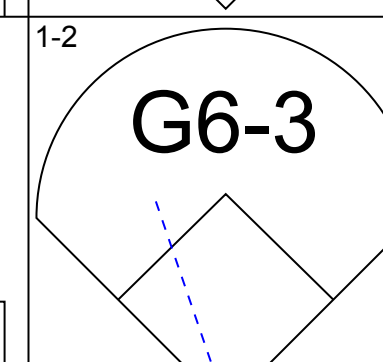
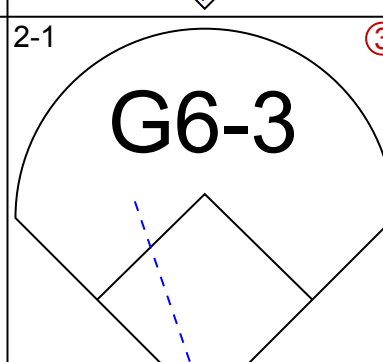
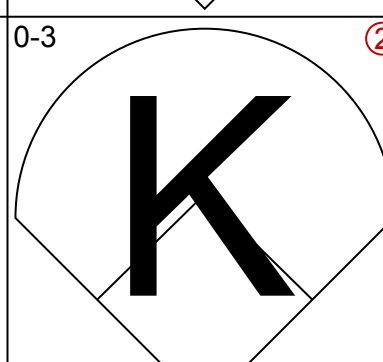
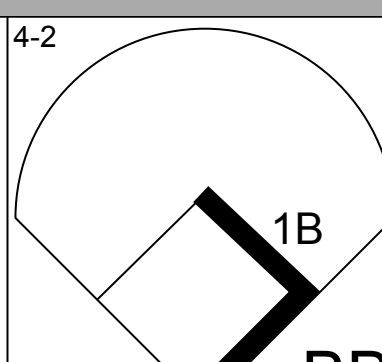
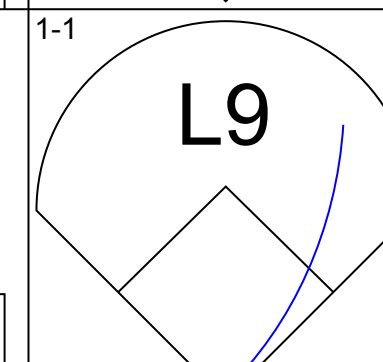
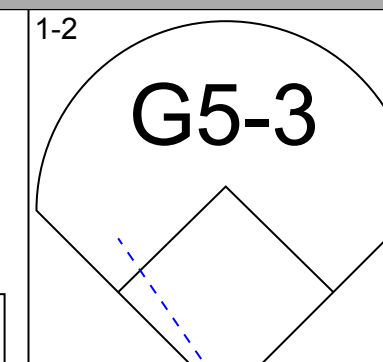
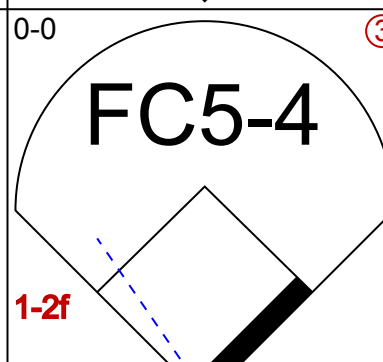
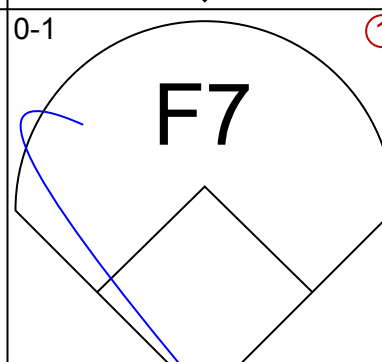
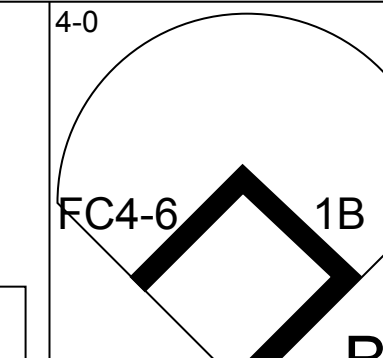
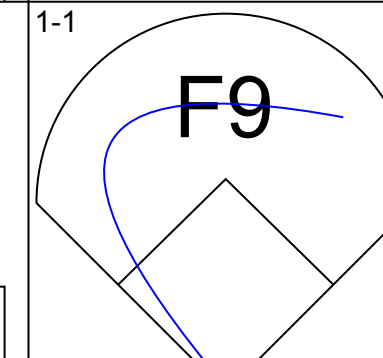
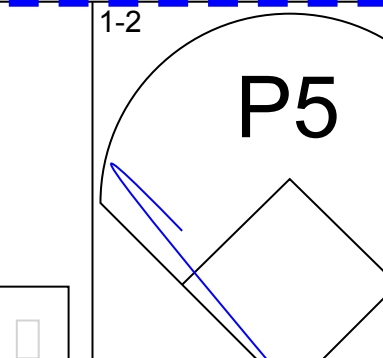
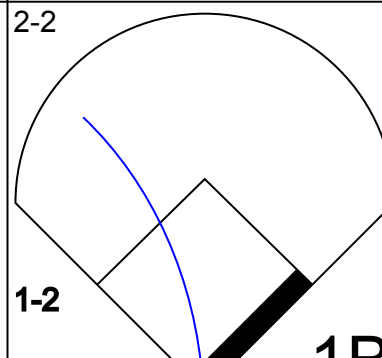
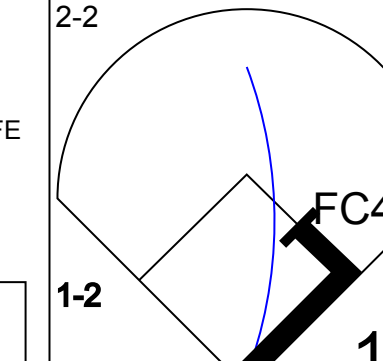
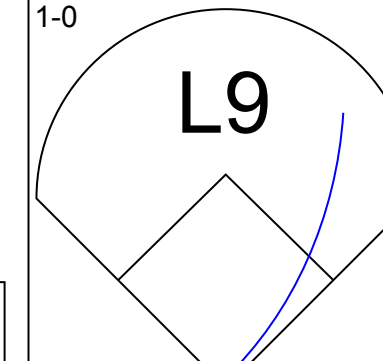
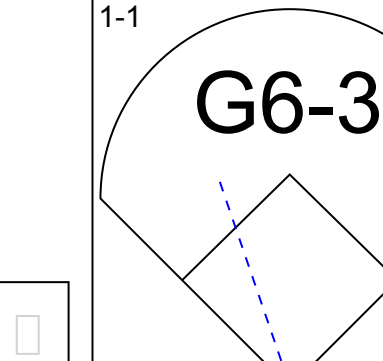
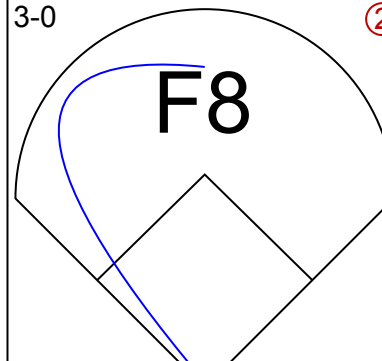
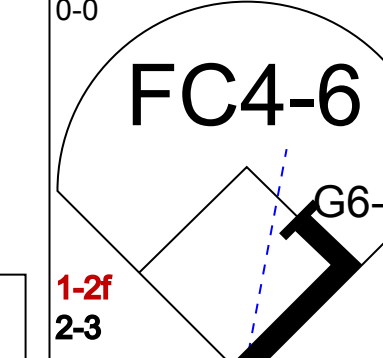
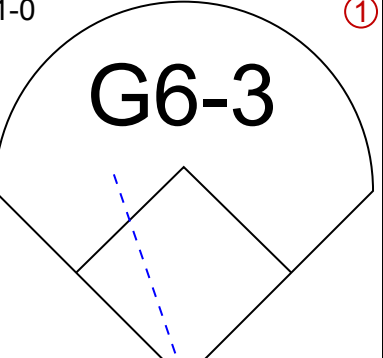
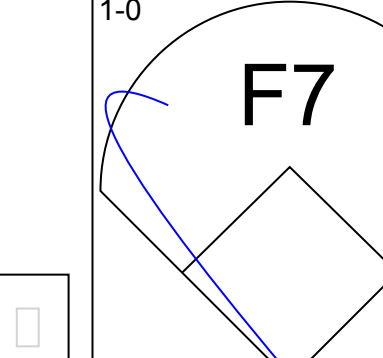
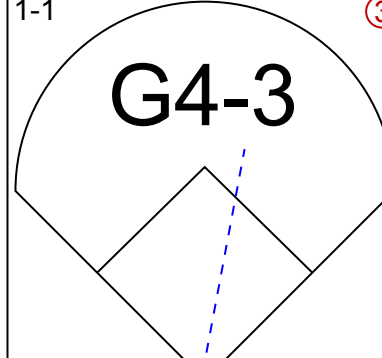
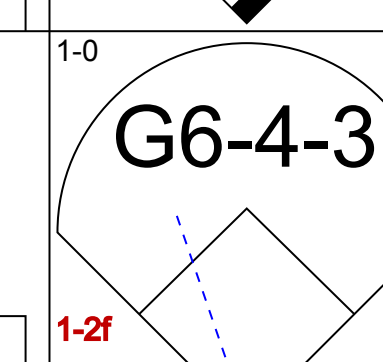
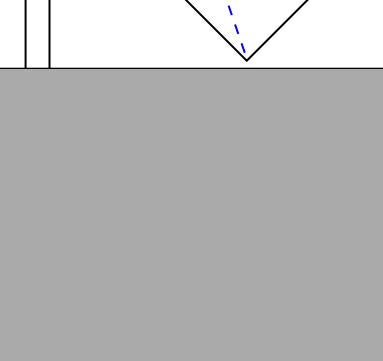
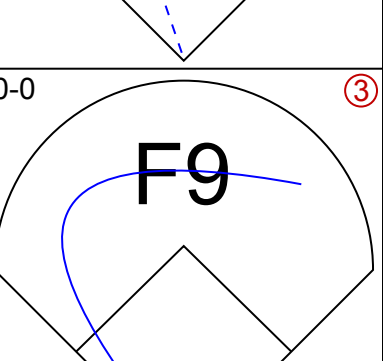
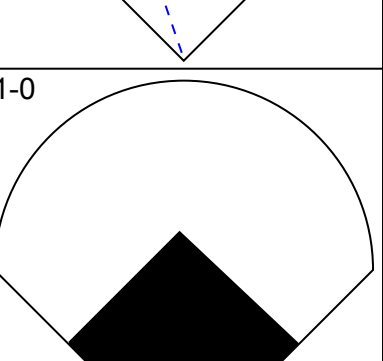
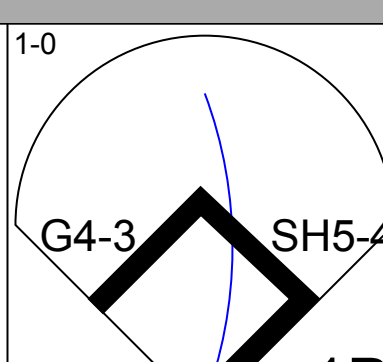
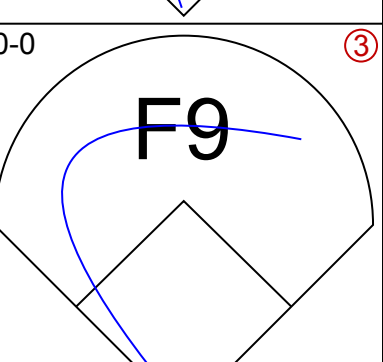
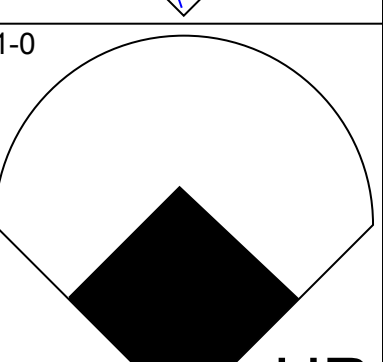
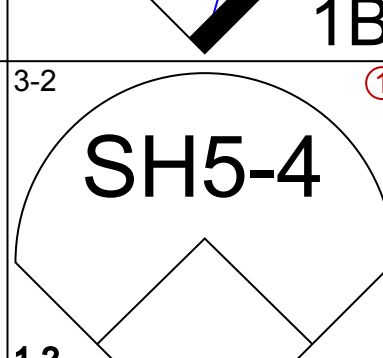
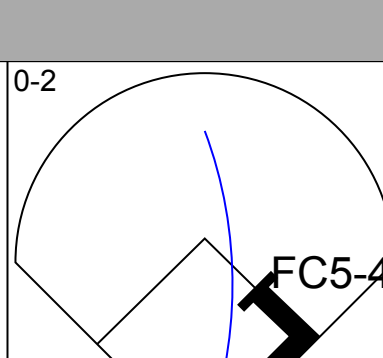
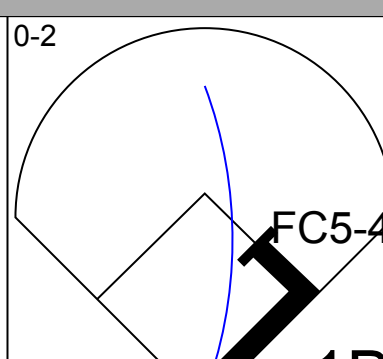


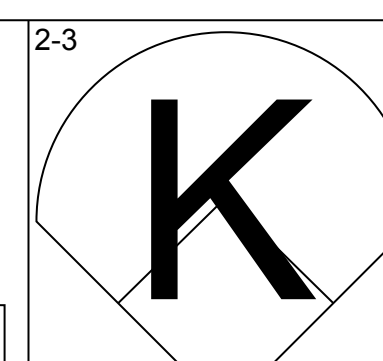
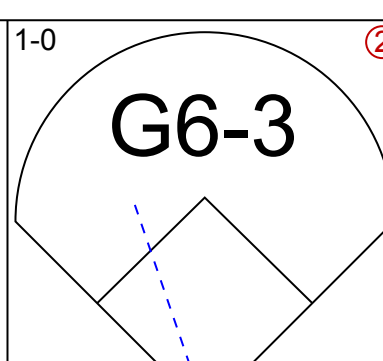
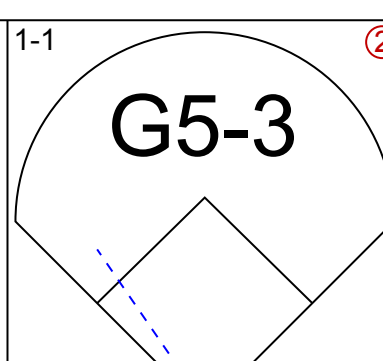
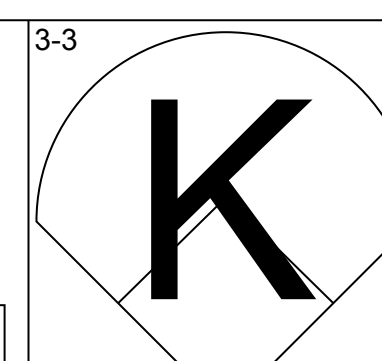
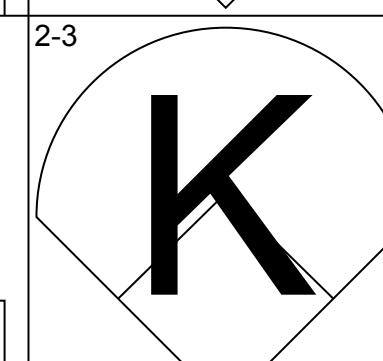
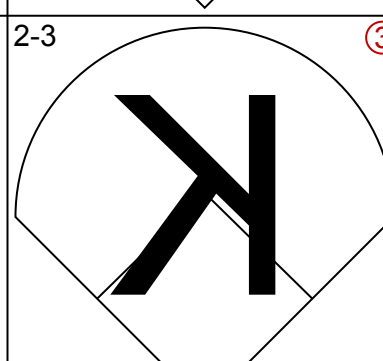
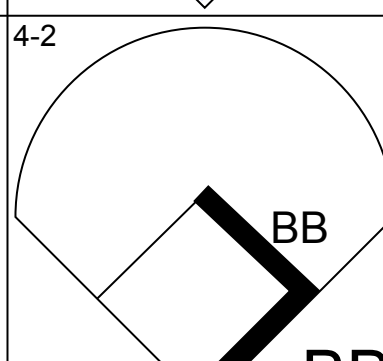
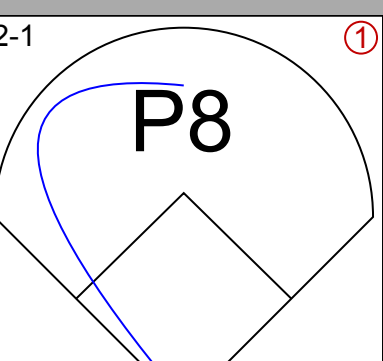
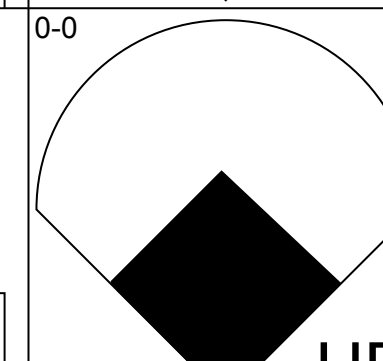
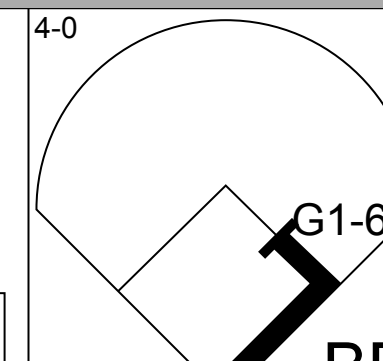
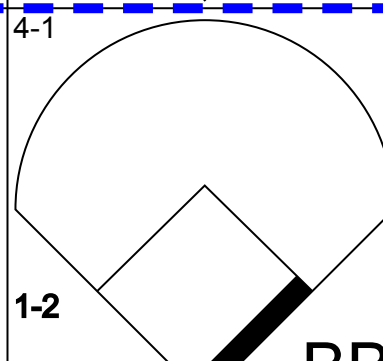
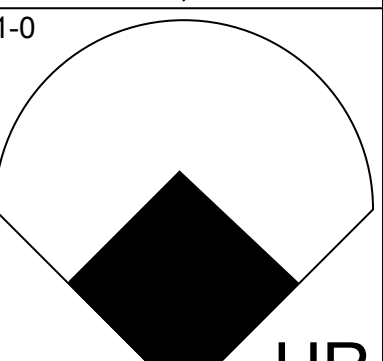
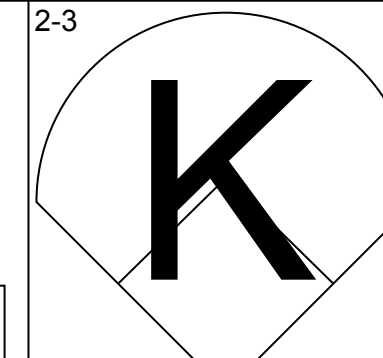
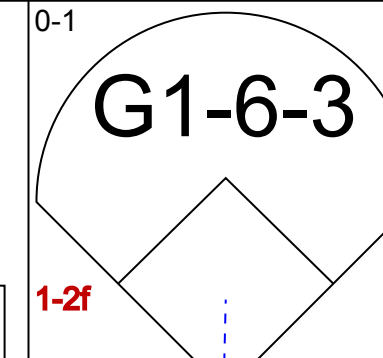
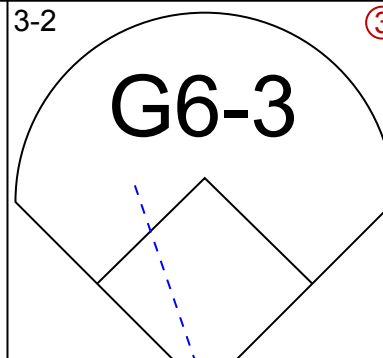
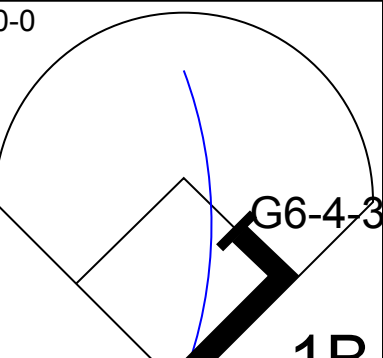
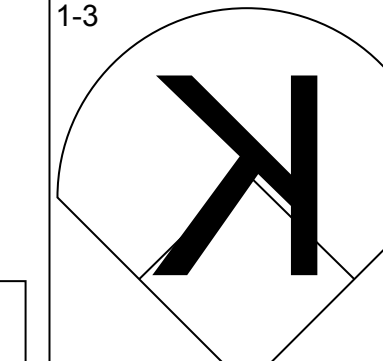
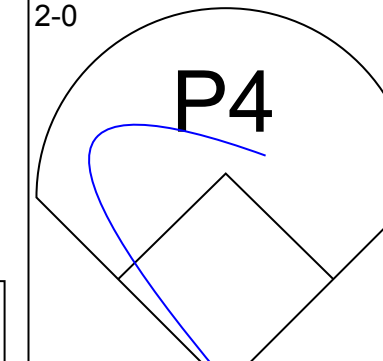
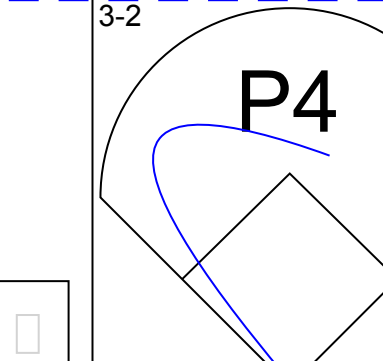
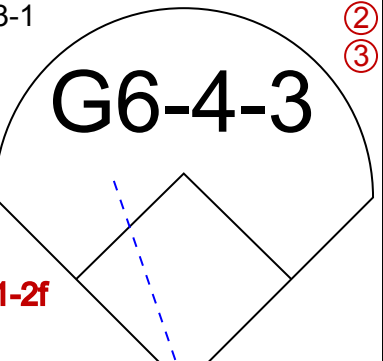
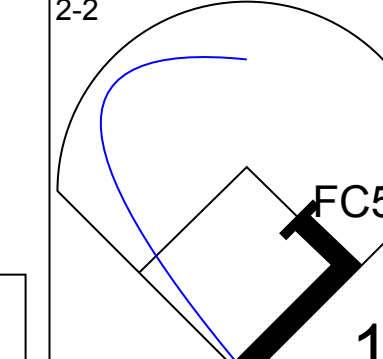
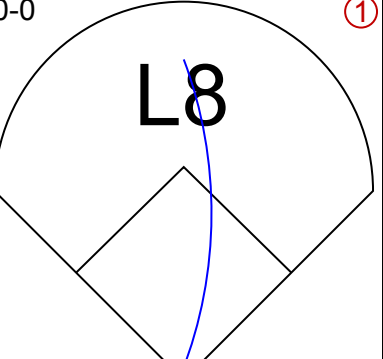
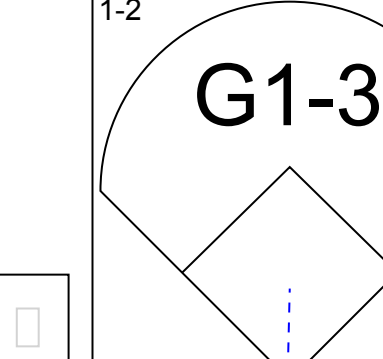
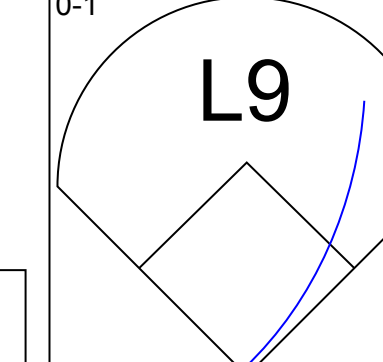
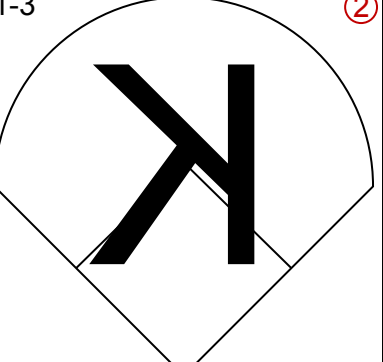
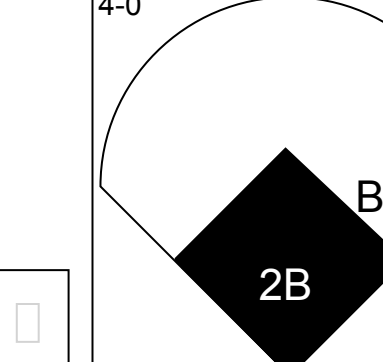
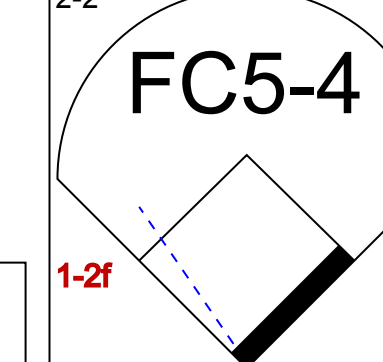
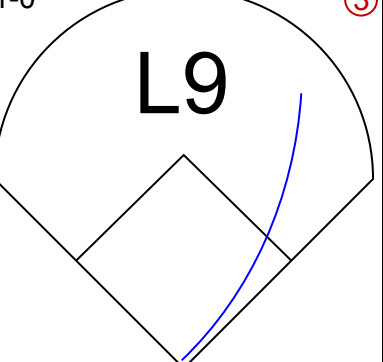
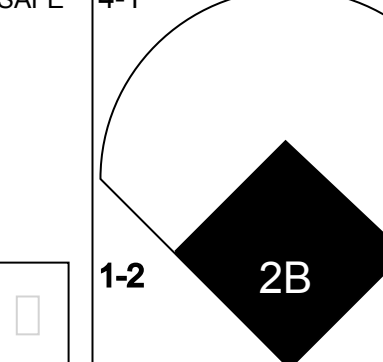
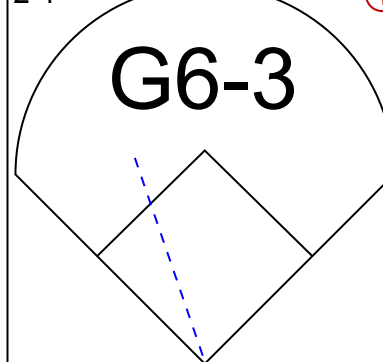
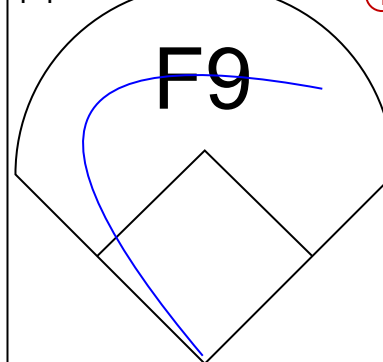
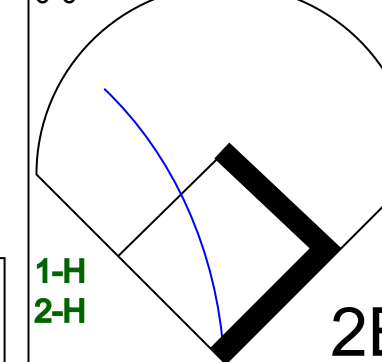
Batter	1	2	3	4	5	6	7	8	9	AB	R	H	RBI	BB	SO	LOB	BOTTOM					
Royce Clayton, R OBP: 0.315, SLG: 0.323	1-2 F9		0-0 G6-4-3			1-2 2B 1B		2-2 F8		4	1	1	0	0	0	1						
Ray Lankford, L OBP: 0.386, SLG: 0.473	2-2 F8			2-2 F8 1B		1-0 1B 2B		0-1 P5		4	1	2	1	0	0	0						
Mark McGwire, R OBP: 0.478, SLG: 0.753	0-2 G1-3			2-2 F8 1B		1-2 F8			0-1 L9	4	0	0	0	0	0	2						
Brian Jordan, R OBP: 0.378, SLG: 0.548		0-1 BLK 1B		2-3 K		0-2 1B		1-1 G6-3		4	0	2	1	0	1	1						
Ron Gant, R OBP: 0.301, SLG: 0.495		3-2 L6		3-3 K		3-1 P3		1-2 G5-3		4	0	0	0	0	1	3						
John Mabry, L OBP: 0.314, SLG: 0.387		1-3 K			1-3 K		1-1 L3			3	0	0	0	0	2	1						
Placido Polanco, R OBP: 0.281, SLG: 0.323		0-1 G6-3			0-0 L8		1-3 K			3	0	0	0	0	1	1						
Kent Mercker, L OBP: 0.212, SLG: 0.161			0-3 K		1-3 K		2-3 K			1	0	0	0	0	1	0						
Bobby Witt, R										2	0	0	0	0	2	0						
Jeff Brantley, R										0	0	0	0	0	0	0						
Tom Pagnozzi, R OBP: 0.296, SLG: 0.306			3-2 G6-4-3 1B			0-0 F8		1-1 F8		3	0	1	0	0	0	0						
Inning Stats	R: 0 E: 0 K: 0 S: 9	H: 0 LOB: 0 BB: 0 P: 12	R: 0 E: 0 K: 1 S: 10	H: 1 LOB: 1 BB: 0 P: 14	R: 0 E: 0 K: 1 S: 9	H: 1 LOB: 0 BB: 0 P: 12	R: 0 E: 0 K: 2 S: 13	H: 1 LOB: 1 BB: 0 P: 22	R: 0 E: 0 K: 2 S: 8	H: 0 LOB: 0 BB: 0 P: 10	R: 2 E: 0 K: 0 S: 15	H: 3 LOB: 1 BB: 0 P: 20	R: 0 E: 0 K: 2 S: 8	H: 0 LOB: 0 BB: 0 P: 12	R: 0 E: 0 K: 0 S: 7	H: 0 LOB: 0 BB: 0 P: 10	R: 0 E: 0 K: 0 S: 7	H: 0 LOB: 0 BB: 0 P: 9	1B: 5 2B: 1 3B: 0 HR: 0	SF: 0 SAC: 0 DP: 1 HBP: 0	WP: 0 PB: 0 SB: 0 CS: 0	PA: 32
PITCHER	IP WLS BF H R ER SO BB IBB HBP BLK WP HR S P ERA WHIP	IP WLS BF H R ER SO BB IBB HBP BLK WP HR S P ERA WHIP	IP WLS BF H R ER SO BB IBB HBP BLK WP HR S P ERA WHIP	IP WLS BF H R ER SO BB IBB HBP BLK WP HR S P ERA WHIP	IP WLS BF H R ER SO BB IBB HBP BLK WP HR S P ERA WHIP	IP WLS BF H R ER SO BB IBB HBP BLK WP HR S P ERA WHIP	IP WLS BF H R ER SO BB IBB HBP BLK WP HR S P ERA WHIP	IP WLS BF H R ER SO BB IBB HBP BLK WP HR S P ERA WHIP	IP WLS BF H R ER SO BB IBB HBP BLK WP HR S P ERA WHIP	IP WLS BF H R ER SO BB IBB HBP BLK WP HR S P ERA WHIP	IP WLS BF H R ER SO BB IBB HBP BLK WP HR S P ERA WHIP	IP WLS BF H R ER SO BB IBB HBP BLK WP HR S P ERA WHIP	IP WLS BF H R ER SO BB IBB HBP BLK WP HR S P ERA WHIP	IP WLS BF H R ER SO BB IBB HBP BLK WP HR S P ERA WHIP	IP WLS BF H R ER SO BB IBB HBP BLK WP HR S P ERA WHIP	IP WLS BF H R ER SO BB IBB HBP BLK WP HR S P ERA WHIP	IP WLS BF H R ER SO BB IBB HBP BLK WP HR S P ERA WHIP	IP WLS BF H R ER SO BB IBB HBP BLK WP HR S P ERA WHIP	IP WLS BF H R ER SO BB IBB HBP BLK WP HR S P ERA WHIP	IP WLS BF H R ER SO BB IBB HBP BLK WP HR S P ERA WHIP	IP WLS BF H R ER SO BB IBB HBP BLK WP HR S P ERA WHIP	

Los Angeles Dodgers @ St. Louis Cardinals
 Busch Stadium, St. Louis, MO
 Thu Jul 16 1998, 7:05 PM CDT
 Att: 35,324 - Unknown - 92 F

AB	32
R	2
H	6
RBI	2
BB	0
SO	8
LOB	9



Batter	1	2	3	4	5	6	7	8	9	AB	R	H	RBI	BB	SO	LOB	TOP					
Wilton Guerrero, S OBP: 0.297, SLG: 0.348 (1, 4)										4	0	0	0	0	2	2	Los Angeles Dodgers @ St. Louis Cardinals Busch Stadium, St. Louis, MO Fri Jul 17 1998, 7:05 PM CDT Att: 39,191 - Unknown - 88 F livebaseballscorecards.com					
Juan Castro, R OBP: 0.259, SLG: 0.266 Trenidad Hubbard, R OBP: 0.397, SLG: 0.522 (1, 6)										3	0	0	0	0	1	2						
Raul Mondesi, R OBP: 0.319, SLG: 0.535 (1, 8)										4	0	0	0	0	0	2						
Gary Sheffield, R OBP: 0.445, SLG: 0.540 (1, 9)										3	0	1	0	1	0	0						
Eric Karros, R OBP: 0.350, SLG: 0.439 (1, 3)										4	0	1	0	0	0	2						
Matt Luke, L OBP: 0.305, SLG: 0.473 Antonio Osuna, R (7, 1)										3	0	0	0	0	0	2						
Jim Eisenreich, L OBP: 0.268, SLG: 0.256 (9, PH)										1	0	0	0	0	2							
Adrian Beltré, R OBP: 0.242, SLG: 0.293 (1, 5)										3	0	0	0	0	0	2						
Charles Johnson, R OBP: 0.269, SLG: 0.379 (1, 2)										3	1	2	1	0	0	0						
Brian Bohanon, L OBP: 0.438, SLG: 0.500 Jim Bruske, R (6, 1)										1	0	1	0	0	0	0						
Roger Cedeno, S OBP: 0.336, SLG: 0.293 (7, 7)										0	0	0	0	0	0	0						
Inning Stats	R: 0 E: 0 K: 1 S: 11	H: 0 LOB: 0 BB: 0 P: 14	R: 0 E: 0 K: 0 S: 5	H: 1 LOB: 1 BB: 1 P: 12	R: 0 E: 0 K: 0 S: 7	H: 1 LOB: 1 BB: 0 P: 13	R: 0 E: 0 K: 0 S: 6	H: 0 LOB: 0 BB: 0 P: 9	R: 0 E: 0 K: 0 S: 5	H: 0 LOB: 0 BB: 0 P: 7	R: 0 E: 0 K: 2 S: 10	H: 1 LOB: 1 BB: 0 P: 10	R: 0 E: 0 K: 0 S: 6	H: 0 LOB: 0 BB: 0 P: 9	R: 1 E: 0 K: 1 S: 7	H: 1 LOB: 0 BB: 0 P: 10	R: 0 E: 0 K: 0 S: 11	H: 1 LOB: 2 BB: 1 P: 21	1B: 4 2B: 0 3B: 0 HR: 1	SF: 0 SAC: 1 DP: 1 HBP: 0	WP: 0 PB: 0 SB: 0 CS: 0	PA: 33
PITCHER	IP	WLS	BF	H	R	ER	SO	BB	IBB	HBP	BLK	WP	HR	S	P	ERA	WHIP					
Juan Acevedo, R ERA: 3.27 (1, 1)	6.0	W	21	3	0	0	3	1	0	0	0	0	0	44	65	0.00	0.667					
John Frascatore, R ERA: 4.19 (7, 1)	1.0		3	0	0	0	0	0	0	0	0	0	0	6	9	0.00	0.000					
Rick Croushore, R ERA: 2.97 (8, 1)	2.0	S	9	2	1	1	1	1	0	0	0	0	1	18	31	4.50	1.500					

Batter	1	2	3	4	5	6	7	8	9	AB	R	H	RBI	BB	SO	LOB	BOTTOM					
Royce Clayton, R OBP: 0.311, SLG: 0.319 (1, 6)										4	0	0	0	0	2	1	Los Angeles Dodgers @ St. Louis Cardinals Busch Stadium, St. Louis, MO Fri Jul 17 1998, 7:05 PM CDT Att: 39,191 - Unknown - 88 F livebaseballscorecards.com					
Ray Lankford, L OBP: 0.385, SLG: 0.468 (1, 8)										3	0	0	0	1	2	0						
Mark McGwire, R OBP: 0.484, SLG: 0.776 (1, 3)										2	2	2	2	2	0	0						
Brian Jordan, R OBP: 0.376, SLG: 0.545 (1, 9)										4	0	1	0	0	1	3						
Ron Gant, R OBP: 0.296, SLG: 0.486 (1, 7)										4	0	0	0	0	1	1						
Gary Gaetti, R OBP: 0.341, SLG: 0.417 (1, 5)										3	0	1	0	0	0	0						
12 Pat Kelly, R (1, 4)										2	1	0	0	1	1	1						
Juan Acevedo, R OBP: 0.250, SLG: 0.267 John Frascatore, R OBP: 0.250, SLG: 0.250 Tom Lampkin, L OBP: 0.326, SLG: 0.377 Rick Croushore, R (8, 1)										2	0	0	0	0	0	1						
Eli Marrero, R OBP: 0.274, SLG: 0.348 (1, 2)										3	0	1	2	0	0	0						
Inning Stats	R: 1 E: 0 K: 3 S: 10	H: 1 LOB: 0 BB: 0 P: 16	R: 0 E: 0 K: 1 S: 12	H: 1 LOB: 1 BB: 0 P: 17	R: 0 E: 0 K: 1 S: 6	H: 0 LOB: 0 BB: 0 P: 11	R: 0 E: 0 K: 0 S: 3	H: 0 LOB: 0 BB: 1 P: 9	R: 0 E: 0 K: 1 S: 5	H: 0 LOB: 0 BB: 0 P: 7	R: 0 E: 0 K: 0 S: 12	H: 0 LOB: 2 BB: 2 P: 25	R: 2 E: 0 K: 1 S: 12	H: 1 LOB: 1 BB: 2 P: 27	R: 1 E: 0 K: 0 S: 6	H: 2 LOB: 0 BB: 0 P: 12		1B: 2 2B: 1 3B: 0 HR: 2	SF: 0 SAC: 0 DP: 2 HBP: 0	WP: 0 PB: 0 SB: 0 CS: 0	PA: 32	
PITCHER	IP	WLS	BF	H	R	ER	SO	BB	IBB	HBP	BLK	WP	HR	S	P	ERA	WHIP					
Brian Bohanon, L ERA: 3.38 (1, 1)	5.2	L	20	2	1	1	6	2	0	0	0	0	1	44	74	1.59	0.706					
Jim Bruske, R ERA: 3.43 (6, 1)	0.1		2	0	0	0	0	1	0	0	0	0	0	4	11	0.00	3.000					
Antonio Osuna, R ERA: 2.42 (7, 1)	2.0		10	3	3	3	1	2	0	0	0	0	1	18	39	13.50	2.500					

Batter	1	2	3	4	5	6	7	8	9	AB	R	H	RBI	BB	SO	LOB	TOP					
Wilton Guerrero, S OBP: 0.287, SLG: 0.336 Alex Cora, L OBP: 0.118, SLG: 0.118	(1,4) P3		(2,3) G4-3		(3) G1-3		(3) F9		(2) G5-3	5	0	0	0	0	0	2						
Juan Castro, R OBP: 0.294, SLG: 0.278	(1,6) K			(2-1) G5-3 1B				(0-2) G6-3	(2-2) G6-3	5	2	2	0	0	1	0						
Raul Mondesi, R OBP: 0.323, SLG: 0.548	(1,8) F8			(2-2) E8 1B		(1-0) HR		(0-2) HR		4	3	3	2	0	0	0						
Gary Sheffield, R OBP: 0.443, SLG: 0.546		(2-2) F9		(1-0) G5-3		(1-2) F7		(1-0) HR		4	1	1	3	0	0	0						
Eric Karros, R OBP: 0.349, SLG: 0.436 Trenidad Hubbard, R OBP: 0.397, SLG: 0.522	(1,3) K		(1-3) G5-3		(2-1) G4-3		(0-2) HR		(0-2) HR	4	0	1	0	0	1	0						
Matt Luke, L OBP: 0.303, SLG: 0.491	(1,7) F9		(2-2) F7		(2-3) K		(0-1) HR		(0-1) HR	4	1	1	2	0	1	0						
Adrian Beltré, R OBP: 0.258, SLG: 0.323			(1-1) FC2-5 1B		(2-0) G4-3		(0-1) SH1-3 G4-3 2B		(1-2) G6-3	4	1	2	0	0	0	1						
Tom Prince, R OBP: 0.314, SLG: 0.318 Jeff Shaw, R	(1,2) K		(4-0) FC2-5 1B		(2-2) L8		(1-1) SH1-3		(2-3) K	2	0	0	0	1	1	1						
Dave Milicki, R OBP: 0.219, SLG: 0.200 Darren Hall, R OBP: 0.200, SLG: 0.400 Tripp Cromer, R OBP: 0.200, SLG: 0.400 Jim Bruske, R OBP: 0.200, SLG: 0.400 Roger Cedeno, S OBP: 0.200, SLG: 0.200 Mark Guthrie, R OBP: 0.200, SLG: 0.200 Charles Johnson, R OBP: 0.200, SLG: 0.200	(1,1) FC2-5 1B		(0-0) FC2-5 G4-3		(0-0) HR		(0-1) G4-3		(2-3) K	1	0	0	0	0	0	2						
Inning Stats	R: 0 E: 0 K: 1 S: 9	H: 0 LOB: 0 BB: 0 P: 11	R: 0 E: 0 K: 1 S: 9	H: 0 LOB: 0 BB: 0 P: 14	R: 0 E: 0 K: 0 S: 5	H: 1 LOB: 1 BB: 1 P: 10	R: 2 E: 0 K: 0 S: 12	H: 2 LOB: 0 BB: 0 P: 22	R: 1 E: 0 K: 0 S: 11	H: 1 LOB: 0 BB: 0 P: 15	R: 2 E: 0 K: 0 S: 10	H: 2 LOB: 0 BB: 0 P: 16	R: 1 E: 0 K: 0 S: 7	H: 1 LOB: 0 BB: 0 P: 9	R: 4 E: 0 K: 1 S: 20	H: 4 LOB: 1 BB: 0 P: 24	R: 0 E: 0 K: 1 S: 7	H: 0 LOB: 0 BB: 0 P: 11	1B: 4 2B: 3 3B: 0 HR: 4	SF: 0 SAC: 1 DP: 1 HBP: 0	WP: 0 PB: 0 SB: 0 CS: 0	PA: 38
PITCHER	IP WLS BF H R ER SO BB IBB HBP BLK WP HR S P ERA WHIP	IP WLS BF H R ER SO BB IBB HBP BLK WP HR S P ERA WHIP	IP WLS BF H R ER SO BB IBB HBP BLK WP HR S P ERA WHIP	IP WLS BF H R ER SO BB IBB HBP BLK WP HR S P ERA WHIP	IP WLS BF H R ER SO BB IBB HBP BLK WP HR S P ERA WHIP	IP WLS BF H R ER SO BB IBB HBP BLK WP HR S P ERA WHIP	IP WLS BF H R ER SO BB IBB HBP BLK WP HR S P ERA WHIP	IP WLS BF H R ER SO BB IBB HBP BLK WP HR S P ERA WHIP	IP WLS BF H R ER SO BB IBB HBP BLK WP HR S P ERA WHIP	IP WLS BF H R ER SO BB IBB HBP BLK WP HR S P ERA WHIP	IP WLS BF H R ER SO BB IBB HBP BLK WP HR S P ERA WHIP	IP WLS BF H R ER SO BB IBB HBP BLK WP HR S P ERA WHIP	IP WLS BF H R ER SO BB IBB HBP BLK WP HR S P ERA WHIP	IP WLS BF H R ER SO BB IBB HBP BLK WP HR S P ERA WHIP	IP WLS BF H R ER SO BB IBB HBP BLK WP HR S P ERA WHIP	IP WLS BF H R ER SO BB IBB HBP BLK WP HR S P ERA WHIP						

Los Angeles Dodgers @ St. Louis Cardinals
 Busch Stadium, St. Louis, MO
 Sat Jul 18 1998, 3:33 AM CDT
 Att: 44,598 - Sunny - 93 F

AB	36
R	10
H	11
RBI	9
BB	1
SO	5
LOB	6



Batter	1	2	3	4	5	6	7	8	9	AB	R	H	RBI	BB	SO	LOB	BOTTOM					
Royce Clayton, R OBP: 0.315, SLG: 0.325	(1,6) HR 1B		(2-0) F6		(2-2) S WP 2B		(4-0) BB BB		(1-3) K	4	2	2	2	1	1	0						
Ray Lankford, L OBP: 0.388, SLG: 0.478	(1,8) HR		(3-1) G4-3		(4-1) FC6-4 BB		(2-2) P5		(2-1) 1B	4	1	2	2	1	0	1						
Mark McGwire, R OBP: 0.480, SLG: 0.765	(1,3) P3		(0-1) P3		(1-2) FC6-4		(4-2) BB		(0-3) K	4	0	0	0	1	1	2						
Brian Jordan, R OBP: 0.376, SLG: 0.544	(1,9) P3		(4-2) S BB		(2-0) E 2B		(1-2) G5-3		(2-2) F8	4	1	1	0	1	0	2						
Ron Gant, R OBP: 0.296, SLG: 0.482 Willie McGee, S OBP: 0.300, SLG: 0.322	(1,7) K		(1-1) F7		(0-0) E9 G1-3 1B		(3-3) K		(2-2) G1-3 1B	4	0	1	1	0	2	1						
John Mabry, L OBP: 0.316, SLG: 0.388		(0-0) 12 HR 1B		(2-1) G3		(1-0) G1-3		(0-0) 1B	(2-2) G1-3	5	1	2	0	0	0	2						
12 Pat Kelly, R OBP: 0.375, SLG: 0.714		(0-1) HR		(3-2) SH3-4 2B 1B		(1-1) F8		(2-1) F7	(0-0) L4	5	2	2	2	0	0	3						
Kent Bottenfield, R OBP: 0.077, SLG: 0.077 Mark Peltkovsek, R OBP: 0.333, SLG: 0.350 Gary Gaetti, R OBP: 0.300, SLG: 0.416 Jeff Brantley, R OBP: 1.000, SLG: 1.000	(1,1) K		(0-3) K		(1-1) SH3-4		(1-2) G5-3		(1-0) G4-3	2	0	0	0	0	1	1						
Eli Marrero, R OBP: 0.273, SLG: 0.333	(1,2) P3		(1-1) P3		(4-2) 2B BB		(0-0) G5-3		(2-1) L7	3	1	0	0	1	0	0						
Inning Stats	R: 2 E: 0 K: 1 S: 8	H: 2 LOB: 0 BB: 0 P: 14	R: 2 E: 0 K: 1 S: 9	H: 2 LOB: 0 BB: 0 P: 12	R: 0 E: 0 K: 0 S: 9	H: 0 LOB: 1 BB: 1 P: 17	R: 3 E: 0 K: 0 S: 25	H: 2 LOB: 2 BB: 2 P: 42	R: 1 E: 1 K: 0 S: 8	H: 2 LOB: 1 BB: 0 P: 13	R: 0 E: 0 K: 0 S: 13	H: 0 LOB: 2 BB: 2 P: 24	R: 0 E: 0 K: 1 S: 9	H: 1 LOB: 0 BB: 0 P: 15	R: 0 E: 0 K: 2 S: 10	H: 1 LOB: 1 BB: 0 P: 15	R: 0 E: 0 K: 0 S: 15	H: 1 LOB: 1 BB: 0 P: 21	1B: 7 2B: 2 3B: 0 HR: 2	SF: 0 SAC: 1 DP: 0 HBP: 0	WP: 1 PB: 0 SB: 2 CS: 0	PA: 43
PITCHER	IP WLS BF H R ER SO BB IBB HBP BLK WP HR S P ERA WHIP	IP WLS BF H R ER SO BB IBB HBP BLK WP HR S P ERA WHIP	IP WLS BF H R ER SO BB IBB HBP BLK WP HR S P ERA WHIP	IP WLS BF H R ER SO BB IBB HBP BLK WP HR S P ERA WHIP	IP WLS BF H R ER SO BB IBB HBP BLK WP HR S P ERA WHIP	IP WLS BF H R ER SO BB IBB HBP BLK WP HR S P ERA WHIP	IP WLS BF H R ER SO BB IBB HBP BLK WP HR S P ERA WHIP	IP WLS BF H R ER SO BB IBB HBP BLK WP HR S P ERA WHIP	IP WLS BF H R ER SO BB IBB HBP BLK WP HR S P ERA WHIP	IP WLS BF H R ER SO BB IBB HBP BLK WP HR S P ERA WHIP	IP WLS BF H R ER SO BB IBB HBP BLK WP HR S P ERA WHIP	IP WLS BF H R ER SO BB IBB HBP BLK WP HR S P ERA WHIP	IP WLS BF H R ER SO BB IBB HBP BLK WP HR S P ERA WHIP	IP WLS BF H R ER SO BB IBB HBP BLK WP HR S P ERA WHIP	IP WLS BF H R ER SO BB IBB HBP BLK WP HR S P ERA WHIP	IP WLS BF H R ER SO BB IBB HBP BLK WP HR S P ERA WHIP						

Los Angeles Dodgers @ St. Louis Cardinals
 Busch Stadium, St. Louis, MO
 Sat Jul 18 1998, 3:33 AM CDT
 Att: 44,598 - Sunny - 93 F

AB	37
R	8
H	11
RBI	7
BB	5
SO	5
LOB	13



Batter	1	2	3	4	5	6	7	8	9	AB	R	H	RBI	BB	SO	LOB	TOP										
Wilton Guerrero, S OBP: 0.277, SLG: 0.324	L9		F8	G4-3			P6		P4	5	0	0	0	0	0	1	Los Angeles Dodgers @ St. Louis Cardinals Busch Stadium, St. Louis, MO Sun Jul 19 1998, 7:05 PM CDT Att: 47,006 - Unknown - 98 F livebaseballscorecards.com										
Alex Cora, L OBP: 0.095, SLG: 0.095	G4-3		G3-1		G6-3		F7			4	0	0	0	0	0	0											
Raul Mondesi, R OBP: 0.323, SLG: 0.545	K				K				K	4	0	1	0	0	3	0											
Gary Sheffield, R OBP: 0.441, SLG: 0.542		P5	G3-1		K				F8 S 1B	4	0	1	0	0	1	1											
Eric Karros, R OBP: 0.351, SLG: 0.435	G4-3					G6-3				3	1	1	0	1	0	0											
Matt Luke, L OBP: 0.320, SLG: 0.555										3	3	3	3	0	0	0											
Trenidad Hubbard, R OBP: 0.352, SLG: 0.515										1	0	0	0	0	0	2											
Adrián Beltré, R OBP: 0.257, SLG: 0.318										4	0	1	0	0	0	2											
Charles Johnson, R OBP: 0.268, SLG: 0.376										4	0	1	1	0	0	0											
Chan Ho Park, R OBP: 0.220, SLG: 0.317										2	0	1	0	0	0	2											
Antonio Osuna, R OBP: 0.288, SLG: 0.288										1	0	0	0	0	0	0											
Scott Radinsky, L										0	0	0	0	0	0	0											
Roger Cedeno, S										1	0	0	0	0	0	0											
Inning Stats	R: 0 E: 0 K: 5 S: 6	H: 0 LOB: 0 BB: 8 P: 8	R: 1 E: 0 K: 0 S: 11	H: 3 LOB: 2 BB: 0 P: 18	R: 0 E: 0 K: 0 S: 7	H: 1 LOB: 1 BB: 0 P: 9	R: 2 E: 0 K: 0 S: 18	H: 3 LOB: 1 BB: 0 P: 22	R: 0 E: 0 K: 0 S: 14	H: 0 LOB: 0 BB: 0 P: 18	R: 1 E: 0 K: 0 S: 5	H: 1 LOB: 0 BB: 0 P: 9	R: 0 E: 0 K: 0 S: 4	H: 0 LOB: 0 BB: 5 P: 5	R: 0 E: 0 K: 1 S: 13	H: 1 LOB: 2 BB: 1 P: 19	R: 0 E: 0 K: 0 S: 7	H: 0 LOB: 0 BB: 9 P: 9	1B: 7 2B: 0 3B: 0 HR: 2	SF: 0 SAC: 0 DP: 0 HBP: 0	WP: 0 PB: 0 SB: 2 CS: 0	PA: 37					
PITCHER	IP	WLS	BF	H	R	ER	SO	BB	IBB	HBP	BLK	WP	HR	S	P	ERA	WHIP										
Todd Stottlemyre, R ERA: 3.39	6.0		26	8	4	4	3	0	0	0	0	0	2	61	84	6.00	1.333										
John Frascatore, R ERA: 4.1	1.1		6	1	0	0	1	1	0	0	0	0	0	11	18	0.00	1.500										
Lance Painter, L ERA: 4.2	0.1		1	0	0	0	0	0	0	0	0	0	0	2	2	0.00	0.000										
Rick Crouchore, R ERA: 2.94	0.1		1	0	0	0	0	0	0	0	0	0	0	4	4	0.00	0.000										
Mark Petkovsek, R ERA: 5.15	1.0	W	3	0	0	0	0	0	0	0	0	0	0	7	9	0.00	0.000										

Batter	1	2	3	4	5	6	7	8	9	AB	R	H	RBI	BB	SO	LOB	BOTTOM										
Royce Clayton, R OBP: 0.314, SLG: 0.321										4	1	0	0	1	2	1	Los Angeles Dodgers @ St. Louis Cardinals Busch Stadium, St. Louis, MO Sun Jul 19 1998, 7:05 PM CDT Att: 47,006 - Unknown - 98 F livebaseballscorecards.com										
Ray Lankford, L OBP: 0.391, SLG: 0.489										4	1	2	2	1	1	0											
Mark McGwire, R OBP: 0.482, SLG: 0.761										3	1	1	0	2	1	1											
Brian Jordan, R OBP: 0.374, SLG: 0.545										5	0	1	0	0	2	6											
Ron Gant, R OBP: 0.302, SLG: 0.487										4	1	2	0	0	1	1											
John Mabry, L OBP: 0.322, SLG: 0.391										3	1	2	1	1	0	0											
12 Pat Kelly, R OBP: 0.417, SLG: 0.727										4	0	2	0	0	1	3											
Todd Stottlemyre, L OBP: 0.281, SLG: 0.226										2	0	1	0	0	1	0											
Tom Lampkin, L OBP: 0.329, SLG: 0.377										0	0	0	0	0	1	0											
Eli Marrero, R OBP: 0.269, SLG: 0.329										1	0	0	1	0	0	2											
Tom Pagnozzi, R OBP: 0.291, SLG: 0.300										3	0	0	0	0	2	3											
John Frascatore, R OBP: 0.295, SLG: 0.250										0	0	0	0	0	0	0											
Lance Painter, L OBP: 0.320, SLG: 0.400										0	0	0	0	0	0	0											
Rick Crouchore, R OBP: 0.288, SLG: 0.288										1	0	0	1	0	0	1											
Willie McGee, S OBP: 0.296, SLG: 0.320										0	0	0	0	0	0	0											
Mark Petkovsek, R OBP: 0.333, SLG: 0.350										0	0	0	0	0	0	0											
Inning Stats	R: 2 E: 0 K: 3 S: 16	H: 2 LOB: 2 BB: 2 P: 34	R: 0 E: 0 K: 1 S: 7	H: 1 LOB: 0 BB: 0 P: 9	R: 0 E: 0 K: 0 S: 5	H: 1 LOB: 0 BB: 0 P: 6	R: 0 E: 0 K: 0 S: 7	H: 1 LOB: 0 BB: 0 P: 11	R: 0 E: 0 K: 3 S: 16	H: 1 LOB: 3 BB: 1 P: 29	R: 0 E: 0 K: 1 S: 8	H: 1 LOB: 2 BB: 1 P: 17	R: 0 E: 0 K: 0 S: 6	H: 0 LOB: 1 BB: 1 P: 13	R: 2 E: 0 K: 1 S: 16	H: 3 LOB: 1 BB: 0 P: 21	R: 1 E: 0 K: 2 S: 13	H: 1 LOB: 2 BB: 1 P: 23	1B: 7 2B: 3 3B: 1 HR: 1	SF: 0 SAC: 1 DP: 3 HBP: 1	WP: 0 PB: 0 SB: 0 CS: 0	PA: 42					
PITCHER	IP	WLS	BF	H	R	ER	SO	BB	IBB	HBP	BLK	WP	HR	S	P	ERA	WHIP										
Chan Ho Park, R ERA: 4.27	5.2		26	7	2	2	7	4	0	0	0	0	0	15	55	10.00	3.18										
Antonio Osuna, R ERA: 2.74	1.1		8	3	2	2	1	1	0	0	0	0	0	15	25	13.50	3.000										
Scott Radinsky, L ERA: 2.85	1.2	L	8	1	1	1	3	1	0	1	1	0	0	24	38	5.40	1.200										

Batter	1	2	3	4	5	6	7	8	9	AB	R	H	RBI	BB	SO	LOB	TOP					
Royce Clayton, R (1, 6) OBP: 0.319, SLG: 0.339	2-2 2B		0-0 HR	1-0 F7			0-0 F8	4-2 BB	4-0 HR	4	3	2	1	2	0	0						
Ray Lankford, L (1, 8) OBP: 0.395, SLG: 0.503	1-2 1B		4-2 1B		1-1 HR		3-2 G3-1	2-2 P5	3-2 HR	5	3	3	5	1	0	3						
Mark McGwire, R (1, 3) OBP: 0.468, SLG: 0.774	2-1 2B		1-1 1B		2-1 HR		2-1 1B	4-0 BB	1-3 HR	4	1	4	3	1	0	0						
Placido Polanco, R (9, PH) OBP: 0.273, SLG: 0.313	FC8-4 2H		1-3 1B		1-H HR		1B	1-2 BB	K	1	0	0	0	0	1	0						
Jeff Brantley, R (9, 1)			1B		HR		1B	1-2 BB	K	0	0	0	0	0	0	0						
Brian Jordan, R (1, 9) OBP: 0.374, SLG: 0.543	0-1 FC8-4		1-0 1B		1-0 P3		0-0 1B	1-3 K		5	0	2	1	0	1	4						
Ron Gant, R (1, 7) OBP: 0.301, SLG: 0.480		4-1 BB		0-2 P4		1-1 G6-3	3-2 F9		0-1 G4-3	3	0	0	0	1	0	4						
Lance Painter, L (7, 1) OBP: 1.000, SLG: 1.000										0	0	0	0	0	0	0						
John Frascatore, R (8, 1) OBP: 0.250, SLG: 0.250										0	0	0	0	0	0	0						
Brian Hunter, R (9, PH) OBP: 0.269, SLG: 0.436										1	1	1	0	0	0	0						
Gary Gaetti, R (1, 5) OBP: 0.336, SLG: 0.423	1 SAFE K	0-3 K		3-3 K		1-3 K			3-2 G4-3	5	1	1	1	0	3	4						
Eli Marrero, R (1, 2) OBP: 0.277, SLG: 0.338	1 SAFE F8	2-1 F8		0-1 SH1-4		1-0 G6-3		0-1 G6-3	2-3 BB	4	2	1	0	1	0	1						
Matt Morris, R (1, 1) OBP: 0.429, SLG: 0.400										1	0	0	0	1	1	1						
John Mabry, L (7, 7) OBP: 0.325, SLG: 0.392										2	1	1	0	0	0	2						
12 Pat Kelly, R (1, 4) OBP: 0.353, SLG: 0.667										4	1	1	1	0	1	2						
Inning Stats	R: 1 E: 0 K: 0 S: 11	H: 3 LOB: 0 BB: 0 P: 16	R: 0 E: 0 K: 2 S: 9	H: 0 LOB: 1 BB: 1 P: 15	R: 2 E: 0 K: 1 S: 13	H: 3 LOB: 2 BB: 1 P: 22	R: 1 E: 0 K: 0 S: 10	H: 1 LOB: 0 BB: 0 P: 14	R: 2 E: 0 K: 1 S: 10	H: 2 LOB: 0 BB: 0 P: 16	R: 0 E: 0 K: 0 S: 4	H: 0 LOB: 0 BB: 1 P: 10	R: 0 E: 0 K: 0 S: 14	H: 2 LOB: 2 BB: 0 P: 22	R: 2 E: 0 K: 1 S: 16	H: 3 LOB: 3 BB: 2 P: 30	R: 5 E: 0 K: 2 S: 16	H: 2 LOB: 2 BB: 2 P: 34	1B: 7 2B: 5 3B: 1 HR: 4	SF: 1 SAC: 1 DP: 2 HBP: 0	WP: 1 PB: 0 SB: 0 CS: 0	PA: 48
PITCHER	IP	WLS	BF	H	R	ER	SO	BB	IBB	HBP	BLK	WP	HR	S	P	ERA	WHIP					
24 Mark Langston, L (1, 1) ERA: 5.73	4.0	L	20	8	5	3	3	2	0	0	0	0	1	45	70	11.25	2.500					
Brian Boehringer, R (5, 1) ERA: 5.33	3.1		17	6	3	3	1	2	0	0	0	0	2	36	62	8.10	2.400					
Roberto Ramirez, L (8, 1) ERA: 9.0	1.2		11	2	5	5	3	3	0	0	0	1	1	22	47	27.00	3.000					

St. Louis Cardinals @ San Diego Padres
Qualcomm Stadium, San Diego, CA
Mon Jul 20 1998, 10:05 PM EDT
Att: 32,339 - Cloudy - 77 F

AB 39
R 13
H 16
RBI 12
BB 7
SO 7
LOB 21



Batter	1	2	3	4	5	6	7	8	9	AB	R	H	RBI	BB	SO	LOB	BOTTOM					
Quilvio Veras, S (1, 4) OBP: 0.395, SLG: 0.349	0-2 G3		2-3 K			2-2 G3-1			4-2 G3-1	3	0	0	0	1	1	0						
Tony Gwynn, L (1, 9) OBP: 0.382, SLG: 0.459	2-2 F8			1-0 F7		2-0 F7			1-2 G3-1	4	0	0	0	0	0	1						
Ken Caminiti, S (1, 5) OBP: 0.371, SLG: 0.536	0-0 G6-3			2-2 G4-3		0-0 F9			4-0 BB	3	0	0	0	1	0	0						
Greg Vaughn, R (1, 7) OBP: 0.395, SLG: 0.689		2-2 HR		3-1 P2		4-0 G4-6-3			1-3 K	2	1	1	1	1	0	0						
Mark Sweeney, L (9, 7) OBP: 0.309, SLG: 0.287										1	0	0	0	0	1	2						
Wally Joyner, L (1, 3) OBP: 0.394, SLG: 0.473		3-2 P5			3-1 1B		1-2 G4-6-3			3	0	1	0	0	0	1						
Roberto Ramirez, L (8, 1)										0	0	0	0	0	0	0						
Steve Finley, L (1, 8) OBP: 0.303, SLG: 0.402		2-3 K			0-0 1B		1-3 K			3	0	1	0	0	2	0						
Carlos Hernandez, R (1, 2) OBP: 0.307, SLG: 0.365					1-2 L1-3		0-0 P4			3	0	0	0	0	1	2						
Chris Gomez, R (1, 6) OBP: 0.325, SLG: 0.351					1-3 K		1-1 G4-3			2	0	0	0	0	1	1						
Ed Giovannola, L (8, PH) OBP: 0.347, SLG: 0.369										1	0	0	0	0	0	0						
24 Mark Langston, R (1, 1) OBP: 0.211, SLG: 0.176										1	0	0	0	0	0	0						
Brian Boehringer, S (5, 1)										1	0	0	0	0	0	0						
Jim Levitz, R (8, 3) OBP: 0.388, SLG: 0.541										1	0	0	0	0	1	0						
Inning Stats	R: 0 E: 0 K: 0 S: 8	H: 0 LOB: 0 BB: 0 P: 10	R: 1 E: 0 K: 2 S: 13	H: 1 LOB: 0 BB: 0 P: 21	R: 0 E: 0 K: 2 S: 13	H: 0 LOB: 0 BB: 0 P: 18	R: 0 E: 0 K: 0 S: 6	H: 0 LOB: 0 BB: 0 P: 12	R: 0 E: 0 K: 0 S: 10	H: 2 LOB: 1 BB: 0 P: 14	R: 0 E: 0 K: 0 S: 6	H: 0 LOB: 0 BB: 0 P: 10	R: 0 E: 0 K: 0 S: 4	H: 0 LOB: 0 BB: 1 P: 9	R: 0 E: 0 K: 1 S: 6	H: 0 LOB: 0 BB: 0 P: 8	R: 0 E: 0 K: 2 S: 11	H: 0 LOB: 2 BB: 2 P: 23	1B: 2 2B: 1 3B: 0 HR: 1	SF: 0 SAC: 0 DP: 2 HBP: 0	WP: 0 PB: 0 SB: 0 CS: 0	PA: 31
PITCHER	IP	WLS	BF	H	R	ER	SO	BB	IBB	HBP	BLK	WP	HR	S	P	ERA	WHIP					
Matt Morris, R (1, 1) ERA: 1.54	6.1	W	22	3	1	1	4	1	0	0	0	0	0	6	8	0.00	0.632					
Lance Painter, L (7, 1) ERA: 4.09	1.0		2	0	0	0	1	0	0	0	0	0	0	3	4	0.00	0.000					
John Frascatore, R (8, 1) ERA: 4.06	0.2		2	0	0	0	0	0	0	0	0	0	0	3	4	0.00	0.000					
Jeff Brantley, R (9, 1) ERA: 6.0	1.0		5	0	0	0	2	2	0	0	0	0	0	11	23	0.00	2.000					

St. Louis Cardinals @ San Diego Padres
Qualcomm Stadium, San Diego, CA
Mon Jul 20 1998, 10:05 PM EDT
Att: 32,339 - Cloudy - 77 F

AB 28
R 1
H 3
RBI 1
BB 3
SO 7
LOB 7



Batter	1	2	3	4	5	6	7	8	9	AB	R	H	RBI	BB	SO	LOB	TOP				
Royce Clayton, R OBP: 0.319, SLG: 0.337 (1, 6)	G6-3	PO	F8			HR	K			4	1	1	0	0	1	1	St. Louis Cardinals @ San Diego Padres Qualcomm Stadium, San Diego, CA Tue Jul 21 1998, 10:05 PM EDT Att: 37,145 - Unknown - 75 F livebaseballscorecards.com				
Brian Jordan, R OBP: 0.376, SLG: 0.551 (1, 9)	G5-3		G5-4-3			HR		F9		4	1	2	2	0	0	0					
Mark McGwire, R OBP: 0.486, SLG: 0.766 (1, 3)			G5-4-3			K		K		3	0	0	0	1	2	1					
Ray Lankford, L OBP: 0.394, SLG: 0.500 (1, 8)	K			G1-3		F7		S		4	0	1	0	0	1	1					
Willie McGee, S OBP: 0.302, SLG: 0.321 (1, 7)		PB		G4-3				F9		3	1	1	0	1	0	1					
John Mabry, L OBP: 0.320, SLG: 0.387 (1, 5)	F7			G4-3		F7			K	3	0	0	0	0	0	2					
Tom Lampkin, L OBP: 0.339, SLG: 0.387 (1, 2)		1B				K			1B	4	0	3	0	0	1	0					
Kent Mercker, L OBP: 0.229, SLG: 0.182 Gary Gaetti, R OBP: 0.339, SLG: 0.423 Mark Petkovsek, R OBP: 0.333, SLG: 0.350 Brian Hunter, R OBP: 0.266, SLG: 0.431 (9, PH)		1B				K		K		2	0	1	1	0	1	0					
12 Pat Kelly, R OBP: 0.300, SLG: 0.556 Ron Gant, R OBP: 0.300, SLG: 0.478 (9, PH)						K		FC5-4		1	0	0	0	0	0	2					
Inning Stats	R: 0 E: 0 K: 1 S: 9	H: 0 LOB: 1 BB: 1 P: 15	R: 1 E: 0 K: 1 S: 12	H: 2 LOB: 1 BB: 1 P: 20	R: 0 E: 0 K: 0 S: 8	H: 1 LOB: 0 BB: 0 P: 14	R: 0 E: 0 K: 0 S: 7	H: 0 LOB: 0 BB: 0 P: 10	R: 0 E: 0 K: 3 S: 10	H: 0 LOB: 0 BB: 0 P: 11	R: 2 E: 0 K: 1 S: 13	H: 3 LOB: 1 BB: 0 P: 19	R: 0 E: 0 K: 1 S: 12	H: 1 LOB: 1 BB: 0 P: 10	R: 0 E: 0 K: 1 S: 9	H: 2 LOB: 1 BB: 0 P: 15		1B: 9 2B: 0 3B: 0 HR: 1	SF: 0 SAC: 0 DP: 2 HBP: 0	WP: 0 PB: 1 SB: 3 CS: 0	PA: 37
PITCHER	IP	WLS	BF	H	R	ER	SO	BB	IBB	HBP	BLK	WP	HR	S	P	ERA	WHIP				
Kevin Brown, R ERA: 2.57 Trevor Hoffman, R ERA: 1.64	8.0	W	32	8	3	2	9	2	0	0	0	0	1	80	118	2.25	1.250				
1.0	S	4	2	0	0	1	0	0	0	0	0	0	0	9	15	0.00	2.000				

Batter	1	2	3	4	5	6	7	8	9	AB	R	H	RBI	BB	SO	LOB	BOTTOM				
QuiVivo Veras, S OBP: 0.395, SLG: 0.359 (1, 4)	HR	P4				G6-3		G3		5	2	2	1	0	0	3	St. Louis Cardinals @ San Diego Padres Qualcomm Stadium, San Diego, CA Tue Jul 21 1998, 10:05 PM EDT Att: 37,145 - Unknown - 75 F livebaseballscorecards.com				
Tony Gwynn, L OBP: 0.380, SLG: 0.456 Steve Finley, L OBP: 0.303, SLG: 0.402 (8, 8)	F7		F7		F9					4	0	1	1	0	0	1					
Ken Caminiti, S OBP: 0.370, SLG: 0.531 (1, 5)	F7		P4		1B		G3-1			4	1	1	1	0	0	1					
Greg Vaughn, R OBP: 0.391, SLG: 0.681 (1, 7)	G5-3		F8		F9			G6-3		4	0	0	0	0	0	1					
Jim Leyritz, R OBP: 0.400, SLG: 0.540 Wally Joyner, L OBP: 0.394, SLG: 0.473 (8, 3)		E		F8		1B		K		4	1	2	0	0	1	0					
Ruben Rivera, R OBP: 0.394, SLG: 0.506 (8, 9)		E5		1B		1B		G6-3		0	0	0	0	0	0	0					
Carlos Hernandez, R OBP: 0.310, SLG: 0.387 (1, 2)		P3		1B		1B				4	1	2	1	0	0	0					
Chris Gomez, R OBP: 0.325, SLG: 0.349 (1, 6)		SH1-3		1B		1B		G5-3		4	0	2	0	0	0	1					
Kevin Brown, R OBP: 0.255, SLG: 0.245 Mark Sweeney, L OBP: 0.315, SLG: 0.295 Trevor Hoffman, R ERA: 4.95 (8, PH)		3-H		1B		1B		G5-3		2	1	0	1	1	0	2					
Inning Stats	R: 1 E: 0 K: 0 S: 5	H: 1 LOB: 0 BB: 0 P: 9	R: 2 E: 1 K: 0 S: 15	H: 2 LOB: 0 BB: 0 P: 20	R: 0 E: 0 K: 0 S: 10	H: 0 LOB: 0 BB: 0 P: 17	R: 0 E: 0 K: 0 S: 15	H: 2 LOB: 2 BB: 0 P: 16	R: 2 E: 0 K: 0 S: 16	H: 5 LOB: 2 BB: 0 P: 25	R: 1 E: 0 K: 1 S: 13	H: 1 LOB: 1 BB: 1 P: 20	R: 0 E: 0 K: 1 S: 8	H: 0 LOB: 0 BB: 0 P: 10	R: 0 E: 0 K: 0 S: 7	H: 1 LOB: 1 BB: 0 P: 11		1B: 11 2B: 0 3B: 0 HR: 1	SF: 0 SAC: 2 DP: 0 HBP: 0	WP: 1 PB: 0 SB: 0 CS: 0	PA: 37
PITCHER	IP	WLS	BF	H	R	ER	SO	BB	IBB	HBP	BLK	WP	HR	S	P	ERA	WHIP				
Kent Mercker, L ERA: 6.15 Mark Petkovsek, R ERA: 4.95	5.0	L	26	10	6	4	0	1	0	0	0	0	0	26	35	0.00	0.667				

Batter	1	2	3	4	5	6	7	8	9	AB	R	H	RBI	BB	SO	LOB	TOP			
Royce Clayton, R (1.6) OBP: 0.318, SLG: 0.336	1-0 FC5-4 1B		3-2 P6		2-0 P9			0-3 K		4	0	1	0	0	1	1				
Brian Hunter, R (1.7) OBP: 0.259, SLG: 0.419	2-2 FC5-4 1-2		0-3 K		1-1 L8			3-3 K		3	0	0	0	0	1	1				
Ray Lankford, L (8. PH) OBP: 0.393, SLG: 0.498										1	0	0	0	0	1	1				
Mark McGwire, R (1.3) OBP: 0.481, SLG: 0.756	3-1 G5-4-3 1-2		3-3 K		3-0 P9			2-2 P5		4	0	0	0	0	1	2				
Brian Jordan, R (1.8) OBP: 0.377, SLG: 0.558		4-0 HR BB		0-0 HR		1-1 F8		1-0 P6		3	2	1	1	1	0	0				
Willie McGee, S (1.9) OBP: 0.298, SLG: 0.316		1-3 K BB		0-1 F4		1-1 G1-3		1-0 G1-3		3	0	0	0	0	1	1				
John Frascatore, R (6.1) OBP: 0.250, SLG: 0.250										0	0	0	0	0	0	0				
Piaclido Polanco, R (8.4) OBP: 0.265, SLG: 0.303										1	0	0	0	0	0	0				
Gary Gaetti, R (1.5) OBP: 0.341, SLG: 0.435		0-0 HR		1-1 F7			0-1 G1-3		1-0 1B	4	1	2	2	0	0	0				
Eli Marrero, R (1.2) OBP: 0.287, SLG: 0.346		0-0 1B		2-2 1B		2-0 G5-3		0-1 F8		4	0	2	0	0	0	1				
Bobby Witt, R (1.1) OBP: 0.319, SLG: 0.386		1-3 K		2-2 G4-3			1-3 K			2	0	0	0	0	1	2				
John Mabry, L (8.7) OBP: 0.319, SLG: 0.386										1	0	0	0	0	1	0				
12 Pat Kelly, R (1.4) OBP: 0.304, SLG: 0.500		2-2 P3			1-2 G5-3			4-0 BB		2	0	0	0	1	0	1				
Rick Croushore, R (8.1) OBP: 0.304, SLG: 0.500										0	0	0	0	0	0	0				
Inning Stats	R: 0 E: 0 K: 0 S: 7	H: 1 LOB: 0 BB: 0 P: 13	R: 2 E: 0 K: 2 S: 11	H: 2 LOB: 1 BB: 1 P: 19	R: 0 E: 0 K: 2 S: 9	H: 0 LOB: 0 BB: 0 P: 15	R: 1 E: 0 K: 0 S: 15	H: 2 LOB: 1 BB: 0 P: 20	R: 0 E: 0 K: 0 S: 6	H: 0 LOB: 0 BB: 0 P: 10	R: 0 E: 0 K: 1 S: 6	H: 0 LOB: 0 BB: 0 P: 9	R: 0 E: 0 K: 2 S: 13	H: 0 LOB: 1 BB: 1 P: 22	R: 0 E: 0 K: 0 S: 5	H: 1 LOB: 1 BB: 0 P: 8	1B: 4 2B: 0 3B: 0 HR: 2	SF: 0 SAC: 0 DP: 1 HBP: 0	WP: 0 PB: 0 SB: 0 CS: 0	PA: 34
PITCHER	IP WLS BF H R ER SO BB IBB HBP BLK WP HR S P ERA WHIP	IP WLS BF H R ER SO BB IBB HBP BLK WP HR S P ERA WHIP	IP WLS BF H R ER SO BB IBB HBP BLK WP HR S P ERA WHIP	IP WLS BF H R ER SO BB IBB HBP BLK WP HR S P ERA WHIP	IP WLS BF H R ER SO BB IBB HBP BLK WP HR S P ERA WHIP	IP WLS BF H R ER SO BB IBB HBP BLK WP HR S P ERA WHIP	IP WLS BF H R ER SO BB IBB HBP BLK WP HR S P ERA WHIP	IP WLS BF H R ER SO BB IBB HBP BLK WP HR S P ERA WHIP	IP WLS BF H R ER SO BB IBB HBP BLK WP HR S P ERA WHIP	IP WLS BF H R ER SO BB IBB HBP BLK WP HR S P ERA WHIP	IP WLS BF H R ER SO BB IBB HBP BLK WP HR S P ERA WHIP	IP WLS BF H R ER SO BB IBB HBP BLK WP HR S P ERA WHIP	IP WLS BF H R ER SO BB IBB HBP BLK WP HR S P ERA WHIP	IP WLS BF H R ER SO BB IBB HBP BLK WP HR S P ERA WHIP	IP WLS BF H R ER SO BB IBB HBP BLK WP HR S P ERA WHIP	IP WLS BF H R ER SO BB IBB HBP BLK WP HR S P ERA WHIP	IP WLS BF H R ER SO BB IBB HBP BLK WP HR S P ERA WHIP	IP WLS BF H R ER SO BB IBB HBP BLK WP HR S P ERA WHIP	IP WLS BF H R ER SO BB IBB HBP BLK WP HR S P ERA WHIP	IP WLS BF H R ER SO BB IBB HBP BLK WP HR S P ERA WHIP

St. Louis Cardinals @ San Francisco Giants
 3Com Park at Candlestick Point, San Francisco, CA
 Wed Jul 22 1998, 10:05 PM EDT
 Att: 40,147 - Cloudy - 61 F


AB 32
 R 3
 H 6
 RBI 3
 BB 2
 SO 7
 LOB 10



Batter	1	2	3	4	5	6	7	8	9	AB	R	H	RBI	BB	SO	LOB	BOTTOM					
Darryl Hamilton, L (1.8) OBP: 0.394, SLG: 0.368	1-2 G5-3	1-2 1B			1-1 L3			2-2 2B	0-1 G3	5	0	2	2	0	0	1						
Bill Mueller, S (1.5) OBP: 0.376, SLG: 0.393	1-0 F8	0-0 G4-3			3-2 1B		1-2 G4-3			4	0	1	0	0	0	3						
Barry Bonds, L (1.7) OBP: 0.414, SLG: 0.543	4-1 BB		0-2 G4-3		2-0 F7			0-0 P8		3	0	0	0	1	0	1						
Jeff Kent, R (1.4) OBP: 0.331, SLG: 0.464	2-3 K		0-1 F9		0-2 G1-3			0-3 K		4	0	0	0	0	2	2						
J.T. Snow, L (1.3) OBP: 0.327, SLG: 0.407		4-2 BB 1B BB	1-3 K		3-3 K			4-2 BB		2	1	0	0	2	2	0						
Stan Javier, S (1.9) OBP: 0.367, SLG: 0.369		0-3 K		2-2 F7		1-1 G3		0-0 P8		4	0	0	0	0	1	2						
Rich Aurilia, R (1.6) OBP: 0.345, SLG: 0.463		2-1 BB 1B		0-1 L9		0-0 F2			4-0 BB	3	1	1	0	1	0	0						
Brent Mayne, L (1.2) OBP: 0.400, SLG: 0.385		4-1 1B BB		2-2 1B			0-0 G1-3		2-3 K	3	0	1	0	1	1	1						
Kirk Rueter, L (1.1) OBP: 0.194, SLG: 0.194		0-2 K		0-0 G6-3			0-1 P5		2-3 K	2	0	0	0	0	1	4						
Marvin Brenzler, L (7. PH) OBP: 0.335, SLG: 0.320										1	0	0	0	0	0	0						
John Johnstone, R (8.1) OBP: 0.335, SLG: 0.333										0	0	0	0	0	0	0						
Dean Hartgraves, R (8.1) OBP: 0.335, SLG: 0.333										0	0	0	0	0	0	0						
Steve Reed, R (8. PH) OBP: 0.335, SLG: 0.429										1	0	0	0	0	1	1						
Charlie Hayes, R (8. PH) OBP: 0.335, SLG: 0.429										0	0	0	0	0	0	0						
Inning Stats	R: 0 E: 0 K: 1 S: 8	H: 0 LOB: 1 BB: 1 P: 16	R: 2 E: 0 K: 2 S: 17	H: 2 LOB: 2 BB: 2 P: 28	R: 0 E: 0 K: 1 S: 8	H: 0 LOB: 0 BB: 0 P: 9	R: 0 E: 0 K: 0 S: 10	H: 1 LOB: 1 BB: 0 P: 14	R: 0 E: 0 K: 0 S: 9	H: 1 LOB: 1 BB: 0 P: 15	R: 0 E: 0 K: 1 S: 7	H: 0 LOB: 0 BB: 0 P: 11	R: 0 E: 0 K: 0 S: 10	H: 1 LOB: 1 BB: 0 P: 13	R: 0 E: 0 K: 1 S: 7	H: 0 LOB: 1 BB: 1 P: 11	R: 0 E: 0 K: 2 S: 8	H: 0 LOB: 1 BB: 1 P: 16	1B: 4 2B: 1 3B: 0 HR: 0	SF: 0 SAC: 0 DP: 0 HBP: 0	WP: 0 PB: 0 SB: 1 CS: 0	PA: 37
PITCHER	IP WLS BF H R ER SO BB IBB HBP BLK WP HR S P ERA WHIP	IP WLS BF H R ER SO BB IBB HBP BLK WP HR S P ERA WHIP	IP WLS BF H R ER SO BB IBB HBP BLK WP HR S P ERA WHIP	IP WLS BF H R ER SO BB IBB HBP BLK WP HR S P ERA WHIP	IP WLS BF H R ER SO BB IBB HBP BLK WP HR S P ERA WHIP	IP WLS BF H R ER SO BB IBB HBP BLK WP HR S P ERA WHIP	IP WLS BF H R ER SO BB IBB HBP BLK WP HR S P ERA WHIP	IP WLS BF H R ER SO BB IBB HBP BLK WP HR S P ERA WHIP	IP WLS BF H R ER SO BB IBB HBP BLK WP HR S P ERA WHIP	IP WLS BF H R ER SO BB IBB HBP BLK WP HR S P ERA WHIP	IP WLS BF H R ER SO BB IBB HBP BLK WP HR S P ERA WHIP	IP WLS BF H R ER SO BB IBB HBP BLK WP HR S P ERA WHIP	IP WLS BF H R ER SO BB IBB HBP BLK WP HR S P ERA WHIP	IP WLS BF H R ER SO BB IBB HBP BLK WP HR S P ERA WHIP	IP WLS BF H R ER SO BB IBB HBP BLK WP HR S P ERA WHIP	IP WLS BF H R ER SO BB IBB HBP BLK WP HR S P ERA WHIP	IP WLS BF H R ER SO BB IBB HBP BLK WP HR S P ERA WHIP	IP WLS BF H R ER SO BB IBB HBP BLK WP HR S P ERA WHIP	IP WLS BF H R ER SO BB IBB HBP BLK WP HR S P ERA WHIP	IP WLS BF H R ER SO BB IBB HBP BLK WP HR S P ERA WHIP		

St. Louis Cardinals @ San Francisco Giants
 3Com Park at Candlestick Point, San Francisco, CA
 Wed Jul 22 1998, 10:05 PM EDT
 Att: 40,147 - Cloudy - 61 F

AB 32
 R 2
 H 5
 RBI 2
 BB 5
 SO 8
 LOB 15



Batter	1	2	3	4	5	6	7	8	9	AB	R	H	RBI	BB	SO	LOB	TOP								
Royce Clayton, R OBP: 0.322, SLG: 0.339	G5-3		G4-3														3 2 1 0 2 0 0								
Brian Jordan, R OBP: 0.377, SLG: 0.557 Willie McGee, S OBP: 0.298, SLG: 0.316	K																4 0 1 0 1 1 3 0 0 0 0 0 0 0								
Mark McGwire, R OBP: 0.442, SLG: 0.752 Curtis King, R Jeff Brantley, R	F7																2 2 0 1 3 0 1 0 0 0 0 0 0 0 0 0 0 0 0 0 0								
Ray Lankford, L OBP: 0.395, SLG: 0.500																	3 1 2 2 1 1 1								
John Mabry, L OBP: 0.317, SLG: 0.383	F7																4 0 1 1 0 0 5								
Gary Gaetti, R OBP: 0.342, SLG: 0.438																	5 1 2 1 0 0 6								
Eli Marrero, R OBP: 0.304, SLG: 0.395																	5 1 3 2 0 0 2								
Kent Bottenfield, R OBP: 0.067, SLG: 0.067 Brian Hunter, R OBP: 0.254, SLG: 0.411																	2 0 0 1 0 0 1 2 0 0 0 0 0 0								
12 Pat Kelly, R OBP: 0.286, SLG: 0.440																	5 1 1 0 0 2 3								
Inning Stats	R: 0 E: 0 K: 1 S: 5	H: 0 LOB: 0 BB: 0 P: 5	R: 0 E: 0 K: 0 S: 4	H: 2 LOB: 1 BB: 0 P: 4	R: 0 E: 0 K: 1 S: 5	H: 0 LOB: 0 BB: 0 P: 5	R: 0 E: 0 K: 1 S: 6	H: 1 LOB: 1 BB: 0 P: 6	R: 1 E: 0 K: 0 S: 5	H: 2 LOB: 2 BB: 1 P: 9	R: 2 E: 0 K: 0 S: 5	H: 2 LOB: 1 BB: 1 P: 13	R: 2 E: 0 K: 0 S: 5	H: 2 LOB: 1 BB: 1 P: 9	R: 3 E: 1 K: 0 S: 6	H: 2 LOB: 3 BB: 3 P: 18	R: 0 E: 0 K: 1 S: 5	H: 0 LOB: 0 BB: 0 P: 5	1B: 7 2B: 3 3B: 0 HR: 1	SF: 2 SAC: 1 DP: 1 HBP: 0	WP: 1 PB: 0 SB: 1 CS: 0	PA: 45			
PITCHER	IP	WLS	BF	H	R	ER	SO	BB	IBB	HBP	BLK	WP	HR	S	P	ERA	WHIP								
Danny Darwin, R ERA: 4.67	5.1	L	25	7	3	3	3	3	0	0	0	0	0	28	40	5.06	1.875								
Chris Brock, R ERA: 4.91	1.0		5	1	2	2	0	0	1	0	0	0	0	4	8	18.00	1.000								
Dean Hartgraves, L ERA: 9.53	2.2		15	3	3	3	1	3	0	0	0	1	1	14	26	10.12	2.250								

St. Louis Cardinals @ San Francisco Giants
3Com Park at Candlestick Point, San Francisco, CA
Thu Jul 23 1998, 6:33 AM EDT
Att: 46,393 - Sunny - 68 F

AB	35
R	8
H	11
RBI	8
BB	7
SO	4
LOB	22



Batter	1	2	3	4	5	6	7	8	9	AB	R	H	RBI	BB	SO	LOB	BOTTOM								
Darryl Hamilton, L OBP: 0.393, SLG: 0.365																	3 0 0 0 1 0 1								
Bill Mueller, S OBP: 0.375, SLG: 0.395																	4 0 1 0 0 1 1								
Barry Bonds, L OBP: 0.515, SLG: 0.542 Marvin Benard, L OBP: 0.330, SLG: 0.320																	3 0 1 0 1 1 0 0 0 0 0 0 0 0								
Jeff Kent, R OBP: 0.327, SLG: 0.458 Ramon Martinez, R OBP: 0.471, SLG: 0.429																	4 0 0 0 0 1 3 0 0 0 0 0 0 0								
J.T. Snow, L OBP: 0.326, SLG: 0.405																	4 1 1 0 0 1 3								
Stan Javier, S OBP: 0.370, SLG: 0.368 Dean Hartgraves, R																	1 0 0 0 2 0 2 0 0 0 0 0 0 0								
Rey Sanchez, R OBP: 0.317, SLG: 0.330																	1 0 0 0 0 0 0								
Rich Aurilia, R OBP: 0.339, SLG: 0.456																	4 0 0 0 0 0 3								
Brent Mayne, L OBP: 0.402, SLG: 0.384																	3 0 1 1 1 1 1								
Danny Darwin, R OBP: 0.108, SLG: 0.086 Chris Brock, R																	2 0 0 0 0 1 2 0 0 0 0 0 0 0								
Chris Jones, R OBP: 0.270, SLG: 0.301																	2 0 0 0 0 1 2								
Inning Stats	R: 0 E: 0 K: 0 S: 2	H: 0 LOB: 1 BB: 1 P: 6	R: 1 E: 0 K: 1 S: 7	H: 2 LOB: 2 BB: 1 P: 11	R: 0 E: 0 K: 1 S: 5	H: 0 LOB: 0 BB: 0 P: 5	R: 0 E: 0 K: 0 S: 3	H: 0 LOB: 1 BB: 1 P: 7	R: 0 E: 0 K: 0 S: 3	H: 0 LOB: 0 BB: 0 P: 3	R: 0 E: 0 K: 1 S: 6	H: 1 LOB: 2 BB: 1 P: 10	R: 0 E: 0 K: 0 S: 3	H: 0 LOB: 1 BB: 1 P: 7	R: 0 E: 0 K: 2 S: 8	H: 1 LOB: 1 BB: 0 P: 8	R: 0 E: 1 K: 2 S: 8	H: 0 LOB: 1 BB: 0 P: 8	1B: 3 2B: 1 3B: 0 HR: 0	SF: 0 SAC: 0 DP: 0 HBP: 0	WP: 0 PB: 0 SB: 0 CS: 1	PA: 36			
PITCHER	IP	WLS	BF	H	R	ER	SO	BB	IBB	HBP	BLK	WP	HR	S	P	ERA	WHIP								
Kent Bottenfield, R ERA: 4.75	7.0	W	28	3	1	1	3	5	0	0	0	0	0	29	49	1.29	1.143								
Curtis King, R ERA: 4.36	1.0		4	1	0	0	2	0	0	0	0	0	0	8	8	0.00	1.000								
Jeff Brantley, R ERA: 5.81	1.0		4	0	0	0	2	0	0	0	0	0	0	8	8	0.00	0.000								

St. Louis Cardinals @ San Francisco Giants
3Com Park at Candlestick Point, San Francisco, CA
Thu Jul 23 1998, 6:33 AM EDT
Att: 46,393 - Sunny - 68 F


AB	31
R	1
H	4
RBI	1
BB	5
SO	7
LOB	18



Batter	1	2	3	4	5	6	7	8	9	AB	R	H	RBI	BB	SO	LOB	TOP										
Royce Clayton, R (1,6) OBP: 0.319, SLG: 0.336 Placido Polanco, R (6,6) OBP: 0.257, SLG: 0.294	F9		F8		FC6-4 1B		L4			3	0	0	0	0	0	2											
Brian Jordan, R (1,9) OBP: 0.377, SLG: 0.555 Brian Hunter, R (6,9) OBP: 0.261, SLG: 0.426	K		G5-3							3	0	1	1	0	1	0											
Mark McGwire, R (1,3) OBP: 0.478, SLG: 0.742 Tom Lampkin, L (6,7) OBP: 0.339, SLG: 0.387	F8		F9							4	0	0	0	0	1	3											
Ray Lankford, L (1,8) OBP: 0.395, SLG: 0.497 Gary Gaetti, R (6,5) OBP: 0.341, SLG: 0.437					G4-3					2	1	0	0	1	0	0											
Willie McGee, S (1,7) OBP: 0.297, SLG: 0.329					F7					4	1	1	2	0	0	1											
Tom Pagnozzi, R (1,2) OBP: 0.284, SLG: 0.292					F9					4	0	0	0	0	1	0											
John Mabry, L (1,5) OBP: 0.319, SLG: 0.385										4	0	2	0	0	1	0											
Todd Stottlemyre, L (1,1) OBP: 0.281, SLG: 0.226 Mark Peltovsek, R (3,1) OBP: 0.364, SLG: 0.381 Curtis King, R (5,1) Eli Marrero, R (8,3) OBP: 0.301, SLG: 0.391										0	0	0	0	0	0	0											
12 Pat Kelly, R (1,4) OBP: 0.323, SLG: 0.444										2	0	1	0	1	1	1											
Inning Stats	R: 0 E: 0 K: 1 S: 5	H: 0 LOB: 0 BB: 0 P: 11	R: 2 E: 0 K: 1 S: 9	H: 2 LOB: 1 BB: 1 P: 19	R: 0 E: 0 K: 0 S: 6	H: 0 LOB: 0 BB: 0 P: 11	R: 0 E: 0 K: 0 S: 5	H: 0 LOB: 0 BB: 0 P: 8	R: 1 E: 0 K: 1 S: 14	H: 3 LOB: 2 BB: 0 P: 22	R: 0 E: 0 K: 1 S: 8	H: 0 LOB: 0 BB: 0 P: 13	R: 0 E: 0 K: 0 S: 8	H: 1 LOB: 1 BB: 1 P: 16	R: 0 E: 0 K: 0 S: 5	H: 1 LOB: 1 BB: 0 P: 10	R: 0 E: 0 K: 1 S: 7	H: 0 LOB: 0 BB: 0 P: 9	1B: 5 2B: 1 3B: 0 HR: 1	SF: 0 SAC: 1 DP: 1 HBP: 0	WP: 0 PA: 35 PB: 0 SB: 0 CS: 0						
PITCHER	IP	WLS	BF	H	R	ER	SO	BB	IBB	HBP	BLK	WP	HR	S	P	ERA	WHIP										
Darryl Kile, R (1,1) ERA: 5.23	6.0	W	24	5	3	3	4	1	0	0	0	0	1	47	84	4.50	1.000										
Curt Leskanic, R (7,1) ERA: 4.02	1.0		4	1	0	0	0	1	0	0	0	0	0	8	16	0.00	2.000										
Jerry Dipoto, R (8,1) ERA: 4.37	2.0		7	1	0	0	1	0	0	0	0	0	0	12	19	0.00	0.500										

St. Louis Cardinals @ Colorado Rockies
Coors Field, Denver, CO
Fri Jul 24, 1998, 7:05 PM MDT
Att: 48,303 - Overcast - 74 F

AB 32
R 3
H 7
RBI 3
BB 2
SO 5
LOB 10



Batter	1	2	3	4	5	6	7	8	9	AB	R	H	RBI	BB	SO	LOB	BOTTOM										
Neifi Perez, S (1,6) OBP: 0.318, SLG: 0.387	F7		P5							6	1	1	0	0	0	7											
Ellis Burks, R (1,8) OBP: 0.364, SLG: 0.527 1 Curtis Goodwin, L (7,8) OBP: 0.338, SLG: 0.331										5	3	4	3	0	0	0											
Lary Walker, L (1,9) OBP: 0.415, SLG: 0.576 Curt Leskanic, R (7,1) Kurt Abbott, R (8,5) OBP: 0.296, SLG: 0.361										3	1	2	2	1	1	3											
Dante Bichette, R (1,7) OBP: 0.357, SLG: 0.534 Derrick White, R (7,7) OBP: 0.071, SLG: 0.266										3	0	0	0	1	1	4											
Vinny Castilla, R (1,5) OBP: 0.366, SLG: 0.623 Jerry Dipoto, R (8,1)										4	2	2	4	1	1	2											
17 Todd Helton, L (1,3) OBP: 0.354, SLG: 0.519										5	1	2	0	0	0	3											
3 Mike Lansing, R (1,4) OBP: 0.305, SLG: 0.363										5	1	2	0	0	2	2											
Jeff Reed, L (1,2) OBP: 0.357, SLG: 0.439										3	1	1	1	1	0	1											
Darryl Kile, R (1,1) OBP: 0.300, SLG: 0.388 John Vander Wal, L (6,PH) OBP: 0.367, SLG: 0.484										3	2	2	0	0	0	2											
Inning Stats	R: 3 E: 0 K: 1 S: 13	H: 2 LOB: 0 BB: 1 P: 24	R: 3 E: 1 K: 1 S: 16	H: 3 LOB: 1 BB: 0 P: 24	R: 5 E: 0 K: 0 S: 20	H: 6 LOB: 1 BB: 0 P: 31	R: 0 E: 0 K: 1 S: 10	H: 1 LOB: 2 BB: 1 P: 19	R: 1 E: 0 K: 1 S: 10	H: 2 LOB: 3 BB: 1 P: 20	R: 0 E: 0 K: 1 S: 14	H: 2 LOB: 3 BB: 1 P: 24	R: 0 E: 0 K: 0 S: 7	H: 0 LOB: 1 BB: 1 P: 15	R: 0 E: 0 K: 0 S: 9	H: 2 LOB: 2 BB: 0 P: 16	1B: 10 2B: 3 3B: 2 HR: 3	SF: 2 SAC: 0 DP: 0 HBP: 0	WP: 0 PA: 48 PB: 1 SB: 0 CS: 0								
PITCHER	IP	WLS	BF	H	R	ER	SO	BB	IBB	HBP	BLK	WP	HR	S	P	ERA	WHIP										
Todd Stottlemyre, R (1,1) ERA: 3.51	2.0	L	13	5	6	3	2	1	0	0	0	0	1	29	48	13.50	3.000										
Mark Peltovsek, R (3,1) ERA: 5.49	2.1		18	9	6	6	1	2	0	0	0	0	2	36	63	23.14	4.714										
Curtis King, R (5,1) ERA: 4.04	2.2		12	2	0	0	2	2	0	0	0	0	0	25	46	0.00	1.500										
Gary Gaetti, R (8,1) ERA:	1.0		5	2	0	0	0	0	0	0	0	0	0	9	16	0.00	2.000										

St. Louis Cardinals @ Colorado Rockies
Coors Field, Denver, CO
Fri Jul 24, 1998, 7:05 PM MDT
Att: 48,303 - Overcast - 74 F

AB 41
R 12
H 18
RBI 10
BB 5
SO 5
LOB 26



Batter	1	2	3	4	5	6	7	8	9	AB	R	H	RBI	BB	SO	LOB	TOP									
Royce Clayton, R (1,6) OBP: 0.314, SLG: 0.330	G5-3			G6-3	FC6-4 1B		E3			4	0	1	1	0	0	1	St. Louis Cardinals @ Colorado Rockies Coors Field, Denver, CO Sun Jul 26 1998, 7:05 PM MDT Att: 48,288 - Cloudy - 78 F									
Brian Jordan, R (1,9) OBP: 0.371, SLG: 0.550	F9			P4	FC6-4 1-2		F9			4	0	0	0	0	0	3										
Mark McGwire, R (1,3) OBP: 0.476, SLG: 0.741	F7			HR			G6-3		P4	4	1	1	1	0	0	0										
Ray Lankford, L (1,8) OBP: 0.394, SLG: 0.495		G4-3			S BB 1B		F7		G4-6-3 1B	4	0	2	0	0	0	0										
John Mabry, L (1,7) OBP: 0.324, SLG: 0.386					1B				G4-6-3 1B	3	0	1	0	1	1	1										
Rick Croushore, R (8,1)	K				FC5-4 BB				G4-6-3 1-2	0	0	0	0	0	0	0										
Gary Gaetti, R (1,5) OBP: 0.335, SLG: 0.432					BB					4	0	0	0	0	0	3										
Eli Marrero, R (1,2) OBP: 0.297, SLG: 0.372					FC5-4 1-2 2-3					4	0	0	0	0	0	0										
Kent Mercker, L (1,1) OBP: 0.243, SLG: 0.257										4	0	0	0	0	0	0										
Curtis King, R (6,1)										2	1	1	0	0	1	0										
Willie McGee, S (8,7) OBP: 0.299, SLG: 0.344										1	0	0	0	0	0	0										
Lance Painter, L (8,1) OBP: 1.000, SLG: 1.000										1	1	1	1	0	0	0										
12 Pat Kelly, R (1,4) OBP: 0.316, SLG: 0.412										0	0	0	0	0	0	0										
										4	0	1	0	0	3	1										
Inning Stats	R: 0 E: 0 K: 0 S: 9	H: 0 LOB: 0 BB: 0 P: 13	R: 0 E: 0 K: 1 S: 8	H: 0 LOB: 0 BB: 0 P: 12	R: 0 E: 0 K: 2 S: 10	H: 0 LOB: 0 BB: 0 P: 15	R: 1 E: 0 K: 0 S: 11	H: 2 LOB: 1 BB: 1 P: 18	R: 1 E: 0 K: 1 S: 10	H: 2 LOB: 1 BB: 0 P: 14	R: 0 E: 0 K: 0 S: 8	H: 1 LOB: 2 BB: 0 P: 10	R: 0 E: 1 K: 0 S: 9	H: 1 LOB: 2 BB: 0 P: 12	R: 0 E: 0 K: 0 S: 9	H: 1 LOB: 0 BB: 0 P: 12	R: 1 E: 0 K: 1 S: 9	H: 1 LOB: 0 BB: 0 P: 12	1B: 5 2B: 0 3B: 1 HR: 2	SF: 0 SAC: 0 DP: 1 HBP: 0	WP: 0 PB: 0 SB: 1 CS: 0	PA: 36				
PITCHER	IP	WLS	BF	H	R	ER	SO	BB	IBB	HBP	BLK	WP	HR	S	P	ERA	WHIP									
John Thomson, R (1,1) ERA: 4.85	6.2	L	28	6	2	2	4	1	0	0	0	0	0	1	64	91	2.70	1.050								
Curt Lesknic, R (7,1) ERA: 3.99	0.1		1	0	0	0	0	0	0	0	0	0	0	0	1	3	0.00	0.000								
Chuck McElroy, L (8,1) ERA: 1.65	1.0		3	1	0	0	0	0	0	0	0	0	0	0	9	12	0.00	1.000								
Dave Veres, R (9,1) ERA: 3.48	1.0		4	1	1	1	1	0	0	0	0	0	0	1	9	12	9.00	1.000								

Batter	1	2	3	4	5	6	7	8	9	AB	R	H	RBI	BB	SO	LOB	BOTTOM								
Neftali Perez, S (1,6) OBP: 0.322, SLG: 0.405	P4		G6-3		F8			SH3		3	0	0	0	0	0	1	St. Louis Cardinals @ Colorado Rockies Coors Field, Denver, CO Sun Jul 26 1998, 7:05 PM MDT Att: 48,288 - Cloudy - 78 F								
Ellis Burks, R (1,8) OBP: 0.364, SLG: 0.528	K									4	1	1	0	0	2	3									
Larry Walker, L (1,9) OBP: 0.414, SLG: 0.577										4	0	1	0	0	2	4									
Dante Bichette, R (1,7) OBP: 0.353, SLG: 0.533										4	0	0	0	0	1	2									
Vinny Castilla, R (1,5) OBP: 0.366, SLG: 0.618										4	0	2	1	0	0	0									
Greg Colbrunn, R (1,3) OBP: 0.359, SLG: 0.454										2	0	0	0	0	1	2									
17 Todd Helton, L (7, PH) OBP: 0.354, SLG: 0.514										1	0	0	0	1	0	0									
7 Kurt Abbott, R (1,4) OBP: 0.291, SLG: 0.354										3	0	0	0	0	0	1									
Jeff Reed, L (9,2) OBP: 0.355, SLG: 0.437										1	0	0	0	0	0	1									
Kirt Manwaring, R (1,2) OBP: 0.345, SLG: 0.345										2	0	2	0	1	0	0									
1 Curtis Goodwin, L (8, PR) OBP: 0.339, SLG: 0.331										0	0	0	0	0	0	0									
Dave Veres, R (9,1) OBP: 0.500, SLG: 0.500										0	0	0	0	0	0	0									
John Thomson, R (1,1) OBP: 0.194, SLG: 0.143										1	0	0	0	0	0	1									
Curt Lesknic, R (7,1) ERA: 3.92										0	0	0	0	0	0	0									
Chuck McElroy, L (8,1) OBP: 0.250, SLG: 0.250										1	0	1	0	0	0	0									
3 Mike Lansing, R (8, PR) OBP: 0.302, SLG: 0.359										0	0	0	0	0	0	0									
Inning Stats	R: 0 E: 0 K: 1 S: 7	H: 1 LOB: 1 BB: 0 P: 12	R: 0 E: 0 K: 0 S: 5	H: 1 LOB: 0 BB: 0 P: 6	R: 0 E: 0 K: 0 S: 7	H: 1 LOB: 0 BB: 0 P: 11	R: 1 E: 0 K: 2 S: 10	H: 2 LOB: 1 BB: 0 P: 16	R: 0 E: 0 K: 0 S: 8	H: 0 LOB: 1 BB: 1 P: 16	R: 0 E: 0 K: 1 S: 6	H: 0 LOB: 0 BB: 0 P: 11	R: 0 E: 0 K: 0 S: 6	H: 0 LOB: 0 BB: 0 P: 10	R: 0 E: 0 K: 1 S: 10	H: 2 LOB: 3 BB: 0 P: 16	R: 0 E: 0 K: 1 S: 10	H: 0 LOB: 1 BB: 1 P: 17	1B: 5 2B: 3 3B: 0 HR: 0	SF: 0 SAC: 2 DP: 2 HBP: 0	WP: 0 PB: 0 SB: 0 CS: 0	PA: 34			
PITCHER	IP	WLS	BF	H	R	ER	SO	BB	IBB	HBP	BLK	WP	HR	S	P	ERA	WHIP								
Kent Mercker, L (1,1) ERA: 5.94	5.0	W	19	5	1	1	3	1	0	0	0	0	0	15	27	0.00	0.500								
Curtis King, R (6,1) ERA: 3.82	2.0		7	1	0	0	1	0	0	0	0	0	0	2	2	0.00	3.000								
Lance Painter, L (8,1) ERA: 4.02	0.1		2	1	0	0	0	0	0	0	0	0	0	2	2	0.00	3.000								
Rick Croushore, R (8,1) ERA: 2.7	1.2	S	6	0	0	0	2	1	0	0	0	0	0	15	25	0.00	0.600								



Batter	1	2	3	4	5	6	7	8	9	AB	R	H	RBI	BB	SO	LOB	TOP					
Fernando Vina, L OBP: 0.388, SLG: 0.432 Jose Valentin, S OBP: 0.326, SLG: 0.422	L7		G4-6-3														2 0 0 0 1 0 2 2 1 1 1 1 0 2					
Mark Loretta, R OBP: 0.397, SLG: 0.433	G5-3			1B	PO	L6	G6-4-3		BB	1B	1B	1B	1B	1B	1B	1B	5 2 2 0 0 0 2					
Jeff Cirillo, R OBP: 0.418, SLG: 0.433	F8																5 3 3 1 0 0 0					
Jeremy Burnitz, L OBP: 0.349, SLG: 0.491		K															4 1 0 0 1 1 3					
John Jaha, R OBP: 0.359, SLG: 0.360 Bob Hamelin, L OBP: 0.268, SLG: 0.361		K															4 1 1 0 0 2 2 1 0 0 0 0 1 3					
Dave Nilsson, L OBP: 0.333, SLG: 0.392 Darrin Jackson, R OBP: 0.254, SLG: 0.364		K															4 2 3 4 0 1 0 1 2 1 4 0 0 0					
Marquis Grissom, R OBP: 0.317, SLG: 0.401			G3-1	G6-3													5 1 3 0 0 0 0					
Bobby Hughes, R OBP: 0.302, SLG: 0.414																	2 0 0 0 3 0 2					
48 Brad Woodall, S Eric Plunk, R Marc Newfield, R Chad Fox, R Mike Myers, L David Weathers, R Bob Wickman, R																	2 0 1 0 0 0 0 0 0 0 0 0 0 0 1 0 0 1 1 0 0 0 1 0 0 0 0 0 0 2 0 0 0 0 0 0 0 0 1 0 0 0 0 0 0 1 0 0 0 0 0 0 0 0					
Inning Stats	R: 0 E: 0 K: 0 S: 8	H: 0 LOB: 0 BB: 0 P: 14	R: 0 E: 0 K: 3 S: 9	H: 0 LOB: 0 BB: 0 P: 14	R: 0 E: 0 K: 0 S: 9	H: 1 LOB: 1 BB: 1 P: 16	R: 3 E: 1 K: 1 S: 12	H: 3 LOB: 0 BB: 0 P: 18	R: 0 E: 0 K: 0 S: 4	H: 0 LOB: 0 BB: 1 P: 9	R: 0 E: 0 K: 0 S: 12	H: 0 LOB: 1 BB: 0 P: 18	R: 3 E: 0 K: 0 S: 16	H: 5 LOB: 1 BB: 0 P: 23	R: 2 E: 0 K: 0 S: 15	H: 3 LOB: 2 BB: 1 P: 25	R: 5 E: 0 K: 2 S: 23	H: 4 LOB: 2 BB: 3 P: 44	1B: 13 2B: 1 3B: 0 HR: 2	SF: 0 SAC: 0 DP: 2 HBP: 0	WP: 1 PB: 0 CS: 2	PA: 47
PITCHER	IP	WLS	BF	H	R	ER	SO	BB	IBB	HBP	BLK	WP	HR	S	P	ERA	WHIP					
Kent Bottenfield, R ERA: 4.71	(1.1)	6.0	22	4	3	3	4	2	0	0	0	0	1	54	89	4.50	1.000					
John Frascatore, R ERA: 4.48	(7.1)	0.1	5	4	3	3	0	0	0	0	0	0	0	11	15	81.00	12.000					
Mark Petkovsek, R ERA: 5.56	(7.1)	0.2	3	2	1	1	0	0	0	0	0	0	0	8	11	13.50	3.000					
Lance Painter, L ERA: 4.18	(8.1)	1.0	6	2	1	1	0	1	0	0	0	1	0	12	22	9.00	3.000					
Rick Croushore, R ERA: 3.88	(9.1)	0.1	L 6	3	5	5	1	2	0	0	0	0	1	14	30	135.00	15.000					
PITCHER	IP	WLS	BF	H	R	ER	SO	BB	IBB	HBP	BLK	WP	HR	S	P	ERA	WHIP					
Jeff Brantley, R ERA: 5.68	(9.1)	0.2	4	1	0	0	1	1	0	0	0	0	0	9	14	0.00	3.000					

Milwaukee Brewers @ St. Louis Cardinals
Busch Stadium, St. Louis, MO
Tue Jul 28, 1998, 7:05 PM CDT
Att: 36,812 - Unknown - 90 F

AB 40
R 13
H 16
RBI 11
BB 6
SO 6
LOB 20



Batter	1	2	3	4	5	6	7	8	9	AB	R	H	RBI	BB	SO	LOB	BOTTOM					
Royce Clayton, R OBP: 0.315, SLG: 0.329	F8		P9														4 1 1 0 1 0 1					
Ray Lankford, L OBP: 0.397, SLG: 0.506	1B		1B														5 1 3 4 0 1 3					
Mark McGwire, R OBP: 0.477, SLG: 0.749	1B		SF8														3 2 2 2 1 0 0					
Brian Jordan, R OBP: 0.369, SLG: 0.548	G1-4-3		G5-3														5 1 1 0 0 2 3					
Gary Gaetti, R OBP: 0.339, SLG: 0.444																	5 1 3 2 0 1 0					
John Mabry, L OBP: 0.320, SLG: 0.381 Rick Croushore, R Jeff Brantley, R																	4 0 0 0 0 2 2 0 0 0 0 0 0 0 0 0 0 0 0 0 0					
Eli Marrero, R OBP: 0.302, SLG: 0.367																	4 1 1 0 1 1 0					
Kent Bottenfield, R Ron Gant, R John Frascatore, R Mark Petkovsek, R Willie McGee, S Lance Painter, L Tom Lichtenburg, R																	2 0 0 0 0 0 1 1 0 0 1 1 0 0 0 0 0 0 0 0 0 0 0 0 0 0 0 0 0 0 0 2 1 1 0 0 0 0 0 1 0 0 0 0 0 0 0 1 0 0 0 0 0 0 1					
12 Pat Kelly, R OBP: 0.349, SLG: 0.421																	4 2 2 0 1 0 0					
Inning Stats	R: 0 E: 0 K: 0 S: 6	H: 2 LOB: 1 BB: 0 P: 10	R: 0 E: 0 K: 1 S: 11	H: 1 LOB: 0 BB: 0 P: 18	R: 1 E: 0 K: 0 S: 6	H: 2 LOB: 1 BB: 0 P: 11	R: 0 E: 0 K: 2 S: 8	H: 0 LOB: 0 BB: 0 P: 12	R: 0 E: 0 K: 0 S: 3	H: 0 LOB: 0 BB: 0 P: 5	R: 4 E: 0 K: 1 S: 23	H: 3 LOB: 3 BB: 4 P: 49	R: 0 E: 0 K: 2 S: 9	H: 1 LOB: 1 BB: 0 P: 14	R: 5 E: 0 K: 1 S: 19	H: 6 LOB: 1 BB: 0 P: 32	R: 0 E: 0 K: 0 S: 8	H: 0 LOB: 0 BB: 0 P: 12	1B: 8 2B: 5 3B: 0 HR: 2	SF: 1 SAC: 0 DP: 1 HBP: 0	WP: 1 PB: 0 CS: 0	PA: 45
PITCHER	IP	WLS	BF	H	R	ER	SO	BB	IBB	HBP	BLK	WP	HR	S	P	ERA	WHIP					
48 Brad Woodall, L ERA: 4.2	(1.1)	5.2	27	8	5	5	3	3	0	0	0	1	0	52	93	7.94	1.941					
Eric Plunk, R ERA: 4.57	(6.1)	0.1	2	0	0	0	1	1	0	0	0	1	0	5	12	0.00	3.000					
Chad Fox, R ERA: 3.53	(7.1)	1.1	8	4	3	3	2	0	0	0	0	0	0	19	30	20.25	3.000					
Mike Myers, L ERA: 1.89	(8.1)	0.0	2	2	2	2	0	0	0	0	0	0	2	4	7	∞	∞					
David Weathers, R ERA: 5.47	(8.1)	0.2	W 3	1	0	0	1	0	0	0	0	0	0	5	9	0.00	1.500					

Milwaukee Brewers @ St. Louis Cardinals
Busch Stadium, St. Louis, MO
Tue Jul 28, 1998, 7:05 PM CDT
Att: 36,812 - Unknown - 90 F

AB 40
R 10
H 15
RBI 9
BB 4
SO 7
LOB 11



Batter	1	2	3	4	5	6	7	8	9	AB	R	H	RBI	BB	SO	LOB	TOP										
Fernando Vina, L OBP: 0.388, SLG: 0.430	G4-3		G5-3			FC4-6 BB		SH5-3		2	0	0	0	1	0	0	Milwaukee Brewers @ St. Louis Cardinals Busch Stadium, St. Louis, MO Wed Jul 29 1998, 7:05 PM CDT Att: 36,672 - Cloudy - 86 F										
Mark Loretta, R OBP: 0.391, SLG: 0.426	P4		G6-3			FC4-6 HR		L5		4	1	0	0	0	0	2											
Jeff Cirillo, R OBP: 0.420, SLG: 0.442				G4-3						3	1	2	2	1	0	0											
Dave Nilsson, L OBP: 0.333, SLG: 0.388 Greg Martinez, S	L6				G4-3					2	0	0	0	0	0	1											
Darrin Jackson, R OBP: 0.259, SLG: 0.369				2B G5-3 HBP						0	0	0	0	0	0	0											
Jeromy Burnitz, L OBP: 0.350, SLG: 0.494										1	0	1	0	0	0	0											
Marquis Grissom, R OBP: 0.313, SLG: 0.396	G4-6-3									4	0	0	0	0	0	3											
Bob Hamelin, L Eric Plunk, R										2	0	0	0	1	0	0											
Marc Newfield, R Bob Wickman, R										1	0	1	0	0	0	0											
Mike Matheny, R OBP: 0.286, SLG: 0.344	F8									4	0	0	0	0	1	2											
Steve Woodard, L OBP: 0.172, SLG: 0.241 Jose Valentin, S OBP: 0.327, SLG: 0.421			G6-3							2	0	0	0	0	0	0											
										1	0	0	0	1	0	1											
Inning Stats	R: 0 E: 0 K: 0 S: 4	H: 1 LOB: 1 BB: 0 P: 4	R: 0 E: 0 K: 0 S: 3	H: 1 LOB: 1 BB: 1 P: 9	R: 0 E: 0 K: 0 S: 5	H: 0 LOB: 0 BB: 0 P: 8	R: 0 E: 0 K: 0 S: 3	H: 1 LOB: 1 BB: 0 P: 4	R: 0 E: 0 K: 0 S: 3	H: 0 LOB: 0 BB: 0 P: 3	R: 2 E: 0 K: 1 S: 6	H: 1 LOB: 0 BB: 1 P: 10	R: 0 E: 0 K: 1 S: 5	H: 0 LOB: 0 BB: 0 P: 5	R: 0 E: 0 K: 0 S: 8	H: 1 LOB: 3 BB: 2 P: 19	R: 0 E: 0 K: 0 S: 10	H: 1 LOB: 1 BB: 0 P: 15	1B: 4 2B: 2 3B: 0 HR: 1	SF: 0 SAC: 1 DP: 2 HBP: 1	WP: 0 PB: 0 SB: 0 CS: 0	PA: 36					
PITCHER	IP	WLS	BF	H	R	ER	SO	BB	IBB	HBP	BLK	WP	HR	S	P	ERA	WHIP										
Bobby Witt, R ERA: 6.73	7.0	L	26	4	2	2	2	2	0	1	0	0	1	29	43	2.57	0.857										
Curtis King, R ERA: 3.75	0.2		5	1	0	0	0	1	1	0	0	0	0	5	15	0.00	3.000										
Lance Painter, L ERA: 4.13	0.1		1	0	0	0	0	0	0	0	0	0	0	3	4	0.00	0.000										
John Frascatore, R ERA: 4.41	1.0		4	1	0	0	0	0	0	0	0	0	0	10	15	0.00	1.000										

Batter	1	2	3	4	5	6	7	8	9	AB	R	H	RBI	BB	SO	LOB	BOTTOM										
Royce Clayton, R OBP: 0.314, SLG: 0.328	K		E9 1B		G4-3		F9		FC4-6	5	0	1	0	0	1	6	Milwaukee Brewers @ St. Louis Cardinals Busch Stadium, St. Louis, MO Wed Jul 29 1998, 7:05 PM CDT Att: 36,672 - Cloudy - 86 F										
Brian Jordan, R OBP: 0.385, SLG: 0.543	K		K			G5-3				3	0	0	0	1	2	2											
Mark McGwire, R OBP: 0.475, SLG: 0.743	K				G6-3					4	0	1	0	0	1	1											
Ray Lankford, L OBP: 0.393, SLG: 0.500										4	0	0	0	0	3	1											
Ron Gant, R OBP: 0.302, SLG: 0.474 Eli Marrero, R OBP: 0.302, SLG: 0.367										3	0	0	0	1	3	1											
Gary Gaetti, R OBP: 0.336, SLG: 0.445	F7									0	0	0	0	0	0	0											
Tom Lampkin, L OBP: 0.339, SLG: 0.381										4	1	1	0	0	1	1											
Bobby Witt, R Willie McGee, S Curtis King, R Lance Painter, L John Frascatore, R John Mabry, S										2	0	1	0	0	1	1											
12 Pat Kelly, R OBP: 0.383, SLG: 0.425										2	0	1	1	2	0	1											
Inning Stats	R: 0 E: 0 K: 3 S: 9	H: 0 LOB: 0 BB: 0 P: 10	R: 0 E: 0 K: 2 S: 7	H: 0 LOB: 0 BB: 0 P: 9	R: 0 E: 1 K: 1 S: 7	H: 2 LOB: 2 BB: 0 P: 7	R: 0 E: 0 K: 2 S: 7	H: 0 LOB: 0 BB: 0 P: 7	R: 1 E: 0 K: 1 S: 7	H: 2 LOB: 1 BB: 0 P: 7	R: 0 E: 0 K: 1 S: 6	H: 1 LOB: 1 BB: 0 P: 6	R: 0 E: 0 K: 2 S: 8	H: 1 LOB: 2 BB: 1 P: 12	R: 0 E: 0 K: 1 S: 5	H: 0 LOB: 0 BB: 1 P: 12		R: 0 E: 0 K: 0 S: 9	H: 0 LOB: 3 BB: 3 P: 24	1B: 5 2B: 1 3B: 0 HR: 0	SF: 0 SAC: 0 DP: 1 HBP: 0	WP: 0 PB: 0 SB: 1 CS: 0	PA: 37				
PITCHER	IP	WLS	BF	H	R	ER	SO	BB	IBB	HBP	BLK	WP	HR	S	P	ERA	WHIP										
Steve Woodard, R ERA: 3.2	6.1	W	25	6	1	1	11	0	0	0	0	0	0	9	20	0.00	1.200										
Eric Plunk, R ERA: 4.4	1.2		6	0	0	0	2	2	0	0	0	0	0	9	20	0.00	1.200										
Bob Wickman, R ERA: 2.48	1.0	S	6	0	0	0	0	3	0	0	0	0	0	9	24	0.00	3.000										

Batter	1	2	3	4	5	6	7	8	9	AB	R	H	RBI	BB	SO	LOB	TOP			
Fernando Vina, L (1, 4) OBP: 0.386, SLG: 0.426	4-2 CS BB		2-2 L4		1-2 G5-3			2-1 E4 1B FC6-4	1-0 L7	4	1	0	0	1	0	2				
Mark Loretta, R (1, 3) OBP: 0.395, SLG: 0.427	3-3 K			2-2 G4-3		2-1 G6-3 1B		2-1 FC6-4 1B	2-1 HBP	4	0	2	0	0	1	1				
Jeff Cirillo, R (1, 5) OBP: 0.420, SLG: 0.441	0-2 G6-3			4-2 G1-3 1B BB		1-1 G6-3 1-2		0-0 FC6-4 1B	1-2 L3	4	1	1	0	1	0	4				
Jeremy Burnitz, L (1, 9) OBP: 0.351, SLG: 0.492		4-2 G6-3 S BB		3-2 G1-3		1-0 1B		1-0 FC6-4		3	0	1	1	1	0	3				
Marquis Grissom, R (1, 8) OBP: 0.312, SLG: 0.394		2-3 K		1-1 BB 1B		0-1 G5-3		1-3 K		4	0	1	1	0	2	4				
Marc Newfield, R (1, 7) OBP: 0.315, SLG: 0.338		2-2 G6-3		1-1 SAFE 4-0 BB			1-2 G5-3	0-3 K		3	0	0	0	1	1	3				
Jose Valentin, S (1, 6) OBP: 0.326, SLG: 0.417		3-2 L8		0-0 G4-3			4-2 FC6-4 BB		3-2 F9	3	0	0	0	1	0	3				
Mike Matheny, R (1, 2) OBP: 0.285, SLG: 0.342 Greg Martinez, S (9, PR)			1-3 K		0-0 G5-3		0-0 FC6-4		0-0 HBP S 1B	4	0	1	0	0	1	1				
Scott Karl, L (1, 1) OBP: 0.175, SLG: 0.083 Bob Hamelin, L (7, PH) David Weathers, R (7, 1) Darin Jackson, R (9, PH)			1-1 G5-3		1-3 K		1-3 K		4-2 SAFE HBP BB	2	0	0	0	0	1	0				
Inning Stats	R: 0 E: 0 K: 1 S: 8	H: 0 LOB: 0 BB: 1 P: 15	R: 0 E: 0 K: 1 S: 15	H: 0 LOB: 1 BB: 1 P: 26	R: 0 E: 0 K: 1 S: 8	H: 0 LOB: 0 BB: 0 P: 12	R: 1 E: 0 K: 0 S: 16	H: 1 LOB: 2 BB: 2 P: 30	R: 0 E: 0 K: 1 S: 7	H: 2 LOB: 1 BB: 0 P: 11	R: 0 E: 0 K: 1 S: 12	H: 0 LOB: 1 BB: 1 P: 18	R: 1 E: 1 K: 2 S: 16	H: 2 LOB: 2 BB: 0 P: 22	R: 0 E: 0 K: 0 S: 12	H: 1 LOB: 3 BB: 1 P: 23	1B: 6 2B: 3 3B: 0 HR: 0	SF: 0 SAC: 0 DP: 1 HBP: 1	WP: 0 PB: 0 SB: 2 CS: 1	PA: 39
PITCHER	IP	WLS	BF	H	R	ER	SO	BB	IBB	HBP	BLK	WP	HR	S	P	ERA	WHIP			
Matt Morris, R (1, 1) ERA: 2.04	5.0	W	19	1	1	1	4	4	0	0	0	0	0	55	93	1.80	1.000			
Mark Petkovsek, R (6, 1) ERA: 5.39	3.0		14	4	1	0	3	1	0	0	0	0	0	35	51	0.00	1.667			
Rick Croushore, R (9, 1) ERA: 3.79	1.0	S	6	1	0	0	0	1	0	1	0	0	0	12	23	0.00	2.000			

Milwaukee Brewers @ St. Louis Cardinals
 Busch Stadium, St. Louis, MO
 Thu Jul 30 1998, 7:05 PM CDT
 Att: 35,766 - Cloudy - 71 F

AB	32
R	2
H	6
RBI	2
BB	6
SO	7
LOB	22



Batter	1	2	3	4	5	6	7	8	9	AB	R	H	RBI	BB	SO	LOB	BOTTOM			
Royce Clayton, R (1, 6) OBP: 0.313, SLG: 0.327	3-3 K	3-1 SAFE 1B			0-1 L8		0-0 G5-3			4	0	1	0	0	1	0				
Ray Lankford, L (1, 8) OBP: 0.392, SLG: 0.500	2-3 K	3-3 K			1-3 K			2-0 L6-4 2B		4	0	1	0	0	3	2				
Mark McGwire, R (1, 3) OBP: 0.473, SLG: 0.737	0-0 L8		4-1 G4-6-3 BB			0-3 K		0-0 L6-4	2-3 G6-3	3	0	0	0	1	1	1				
Brian Jordan, R (1, 9) OBP: 0.369, SLG: 0.551		1-1 1B 2B	0-1 L8			2-1 3B				4	1	2	0	0	0	1				
Gary Gaetti, R (1, 5) OBP: 0.338, SLG: 0.444		0-1 B1-4 12 1B 1B	2-2 G4-6-3			0-0 P4				3	1	1	0	0	0	2				
Ron Gant, R (1, 7) OBP: 0.299, SLG: 0.470 Brian Hunter, R (5, 7) Willie McGee, S (9, 7)		2-3 K		3-3 K		4-1 BB				2	0	0	0	0	2	2				
Eli Marrero, R (1, 2) OBP: 0.303, SLG: 0.366		1-2 B1-4 12 1B 1B		0-0 F7		1-1 P6				3	1	1	1	0	0	2				
Matt Morris, R (1, 1) OBP: 0.364, SLG: 0.250 Mark Petkovsek, R (6, 1) Rick Croushore, R (9, 1)		1-2 3-H B1-4		0-0 L6			1-2 G6-3			2	0	0	0	0	0	2				
12 Pat Kelly, R (1, 4) OBP: 0.380, SLG: 0.419		1-2 2-H 3-H 1B 1B		2-0 L7			2-3 K			3	0	1	2	0	1	0				
Inning Stats	R: 0 E: 0 K: 2 S: 9	H: 0 LOB: 0 BB: 0 P: 14	R: 3 E: 0 K: 2 S: 20	H: 5 LOB: 2 BB: 0 P: 32	R: 0 E: 0 K: 0 S: 6	H: 0 LOB: 0 BB: 1 P: 12	R: 0 E: 0 K: 1 S: 5	H: 0 LOB: 0 BB: 0 P: 8	R: 0 E: 0 K: 1 S: 6	H: 1 LOB: 2 BB: 1 P: 9	R: 0 E: 0 K: 1 S: 9	H: 0 LOB: 0 BB: 0 P: 16	R: 0 E: 0 K: 0 S: 7	H: 0 LOB: 0 BB: 0 P: 10	R: 0 E: 0 K: 0 S: 6	H: 1 LOB: 0 BB: 0 P: 11	1B: 4 2B: 3 3B: 1 HR: 0	SF: 0 SAC: 0 DP: 2 HBP: 0	WP: 0 PB: 0 SB: 0 CS: 0	PA: 31
PITCHER	IP	WLS	BF	H	R	ER	SO	BB	IBB	HBP	BLK	WP	HR	S	P	ERA	WHIP			
Scott Karl, L (1, 1) ERA: 3.9	6.0	L	25	6	3	3	7	2	0	0	0	0	0	55	91	4.50	1.333			
David Weathers, R (7, 1) ERA: 5.33	2.0		6	1	0	0	1	0	0	0	0	0	0	13	21	0.00	0.500			

Milwaukee Brewers @ St. Louis Cardinals
 Busch Stadium, St. Louis, MO
 Thu Jul 30 1998, 7:05 PM CDT
 Att: 35,766 - Cloudy - 71 F

AB	29
R	3
H	7
RBI	3
BB	2
SO	8
LOB	12



Batter	1	2	3	4	5	6	7	8	9	AB	R	H	RBI	BB	SO	LOB	TOP					
12 Pat Kelly, R OBP: 0.364, SLG: 0.383	G6-3		G4-3			G5-3	G6-3		FC6-4 HBP	4	0	0	0	0	0	1	St. Louis Cardinals @ Atlanta Braves Turner Field, Atlanta, GA Fri Jul 31 1998, 7:05 PM EDT Att: 50,662 - Unknown - 82 F					
Brian Jordan, R OBP: 0.372, SLG: 0.551	1B		G3			HR	1B		FC6-4	5	1	3	0	0	0	2						
Mark McGwire, R OBP: 0.471, SLG: 0.730	1B		K			E6 HR	K			3	1	0	0	1	2	3						
Ray Lankford, L OBP: 0.390, SLG: 0.506	K					HR			L5	4	1	1	3	0	2	2						
Brian Hunter, R OBP: 0.258, SLG: 0.411	K					F9			G1-3	4	0	0	0	0	2	2						
Gary Gaetti, R OBP: 0.338, SLG: 0.444	K									0	0	0	0	0	0	0						
John Mabry, L OBP: 0.321, SLG: 0.381									G3-1	4	0	2	0	0	0	0						
Eli Marrero, R OBP: 0.292, SLG: 0.352									K	4	0	0	0	0	2	2						
Kent Mercker, L OBP: 0.225, SLG: 0.237									F7	3	0	0	0	0	1	0						
Lance Painter, L OBP: 1.000, SLG: 1.000										0	0	0	0	0	0	0						
Piacedo Polanco, R OBP: 0.282, SLG: 0.342										4	0	2	0	0	0	1						
Inning Stats	R: 0 E: 0 K: 2 S: 10	H: 1 LOB: 2 BB: 1 P: 16	R: 0 E: 0 K: 0 S: 6	H: 1 LOB: 1 BB: 0 P: 6	R: 0 E: 0 K: 1 S: 7	H: 0 LOB: 0 BB: 0 P: 10	R: 0 E: 0 K: 2 S: 10	H: 0 LOB: 0 BB: 0 P: 12	R: 0 E: 0 K: 0 S: 5	H: 0 LOB: 0 BB: 0 P: 8	R: 3 E: 1 K: 1 S: 19	H: 3 LOB: 1 BB: 0 P: 26	R: 0 E: 0 K: 2 S: 9	H: 2 LOB: 2 BB: 0 P: 13	R: 0 E: 0 K: 0 S: 5	H: 0 LOB: 0 BB: 0 P: 6	R: 0 E: 0 K: 1 S: 13	H: 1 LOB: 2 BB: 0 P: 19	1B: 6 2B: 1 HR: 1	SF: 0 SAC: 1 DP: 0 HBP: 1	WP: 0 PB: 0 SB: 1 CS: 0	PA: 38
PITCHER Greg Maddux, R ERA: 1.61	IP: 9.0 WLS: L BF: 38	H: 8 R: 3 ER: 2 SO: 9	BB: 0 IBB: 1 HBP: 1 BLK: 0	WP: 0 HR: 1 S: 84 P: 116	ERA: 2.00 WHIP: 0.889	PITCHER	IP: 9.0 WLS: L BF: 38	H: 8 R: 3 ER: 2 SO: 9	BB: 0 IBB: 1 HBP: 1 BLK: 0	WP: 0 HR: 1 S: 84 P: 116	ERA: 2.00 WHIP: 0.889											

Batter	1	2	3	4	5	6	7	8	9	AB	R	H	RBI	BB	SO	LOB	BOTTOM			
Gerald Williams, R OBP: 0.324, SLG: 0.430	1B		L8			F9			G5-3	4	0	1	0	0	0	2	St. Louis Cardinals @ Atlanta Braves Turner Field, Atlanta, GA Fri Jul 31 1998, 7:05 PM EDT Att: 50,662 - Unknown - 82 F			
Tony Graffanino, R OBP: 0.310, SLG: 0.393	1B		L4			P2			F9	4	1	1	2	0	0	2				
10 Chipper Jones, S OBP: 0.418, SLG: 0.579	1B		L9			K			G5-3	4	0	1	0	0	1	1				
Andres Galarraga, R OBP: 0.394, SLG: 0.597			K			K				3	0	1	0	1	2	1				
Andruw Jones, R OBP: 0.308, SLG: 0.477						G5-3			L4	3	0	1	0	1	0	1				
Danny Bautista, R OBP: 0.269, SLG: 0.350						BB			SH1-4 1B	2	0	0	0	1	0	1				
Eddie Pérez, R OBP: 0.354, SLG: 0.449						G6-3			SH1-4 1B	3	0	0	0	0	0	2				
Javy Lopez, R OBP: 0.334, SLG: 0.544						BB				0	0	0	0	1	0	0				
Walt Weiss, S OBP: 0.413, SLG: 0.362						G6-3			IBB	3	1	1	0	0	0	1				
Greg Colbrunn, R OBP: 0.356, SLG: 0.455						G6-3			K	1	0	0	0	0	1	3				
Greg Maddux, R OBP: 0.316, SLG: 0.327						SH1-4 HR			K	2	0	1	0	0	0	0				
Michael Tucker, L OBP: 0.332, SLG: 0.451						SH1-4			K	1	0	0	0	0	1	3				
Inning Stats	R: 0 E: 0 K: 0 S: 5	H: 1 LOB: 0 BB: 0 P: 9	R: 0 E: 0 K: 1 S: 8	H: 0 LOB: 1 BB: 1 P: 13	R: 2 E: 0 K: 1 S: 15	H: 3 LOB: 1 BB: 0 P: 24	R: 0 E: 0 K: 0 S: 10	H: 0 LOB: 1 BB: 1 P: 21	R: 0 E: 0 K: 0 S: 6	H: 1 LOB: 0 BB: 1 P: 10	R: 0 E: 0 K: 0 S: 8	H: 0 LOB: 0 BB: 0 P: 13	R: 0 E: 0 K: 0 S: 6	H: 0 LOB: 0 BB: 0 P: 9	R: 0 E: 0 K: 2 S: 16	H: 2 LOB: 3 BB: 1 P: 27	1B: 6 2B: 0 3B: 0 HR: 1	SF: 0 SAC: 2 DP: 0 HBP: 0	WP: 1 PB: 0 SB: 0 CS: 2	PA: 36
PITCHER Kent Mercker, L ERA: 5.68	IP: 8.0 WLS: W BF: 31	H: 6 R: 2 ER: 2 SO: 3	BB: 3 IBB: 0 HBP: 0 BLK: 0	WP: 1 HR: 1 S: 71 P: 116	ERA: 2.25 WHIP: 1.125	PITCHER	IP: 8.0 WLS: S BF: 5	H: 1 R: 0 ER: 0 SO: 2	BB: 0 IBB: 1 HBP: 0 BLK: 0	WP: 0 HR: 0 S: 12 P: 22	ERA: 0.00 WHIP: 1.000									

Batter	1	2	3	4	5	6	7	8	9	AB	R	H	RBI	BB	SO	LOB	TOP				
12 Pat Kelly, R OBP: 0.356, SLG: 0.373	1-3 K		2-3 K			2-2 BB 1B	3-2 L6			4	0	1	0	0	2	1					
Ray Lankford, L OBP: 0.394, SLG: 0.507	3-1 1B		2-3 K			4-2 BB 1-2 BB		2-2 1B		3	0	2	0	1	1	0					
Mark McGwire, R OBP: 0.467, SLG: 0.721	0-1 P5		2-3 K			0-2 P2		1-3 K		4	0	0	0	0	2	4					
Brian Jordan, R OBP: 0.370, SLG: 0.547	0-2 F7			1-1 G4-3		4-2 BB		1-2 L8		3	0	0	0	1	0	2					
Willie McGee, S OBP: 0.298, SLG: 0.347		2-1 2B 1B		3-2 G3		3-3 K		2-2 G3		4	1	1	0	0	1	4					
Rick Croushore, R Curtis King, R										0	0	0	0	0	0	0					
Eli Marrero, R OBP: 0.299, SLG: 0.367		2-1 1-H 2B		0-1 G4-3		0-2 F9			1-2 1B	4	0	2	1	0	0	3					
Fernando Tatis, R OBP: 0.300, SLG: 0.356		2-1 F8			1-1 L9		2-2 F8		3-3 K	4	0	0	0	0	1	2					
Kent Bottenfield, R OBP: 0.050, SLG: 0.050			2-3 K		2-2 P9		0-1 G3		2-0 F7	3	0	0	0	0	0	1					
Lance Painter, L OBP: 1.000, SLG: 1.000										0	0	0	0	0	0	0					
John Mabry, L OBP: 0.320, SLG: 0.380										1	0	0	0	0	0	1					
Placido Polanco, R OBP: 0.286, SLG: 0.341		2-2 F7			1-3 K		2-1 1B		1-3 K	3	0	1	0	0	1	1					
Tom Lampkin, L OBP: 0.337, SLG: 0.379										1	0	0	0	0	1	1					
Inning Stats	R: 0 E: 0 K: 1 S: 10	H: 1 LOB: 1 BB: 0 P: 14	R: 1 E: 0 K: 1 S: 13	H: 2 LOB: 1 BB: 0 P: 23	R: 0 E: 0 K: 3 S: 11	H: 0 LOB: 0 BB: 0 P: 17	R: 0 E: 0 K: 0 S: 7	H: 0 LOB: 0 BB: 0 P: 11	R: 0 E: 0 K: 1 S: 9	H: 1 LOB: 3 BB: 2 P: 32	R: 0 E: 0 K: 1 S: 10	H: 1 LOB: 1 BB: 0 P: 17	R: 0 E: 0 K: 2 S: 16	H: 1 LOB: 1 BB: 0 P: 18	R: 0 E: 0 K: 2 S: 11	H: 1 LOB: 1 BB: 0 P: 18	1B: 6 2B: 1 3B: 0 HR: 0	SF: 0 SAC: 0 DP: 0 HBP: 0	WP: 0 PB: 0 SB: 2 CS: 0	PA: 36	
PITCHER	IP WLS BF H R ER SO BB IBB HBP BLK WP HR S P ERA WHIP	IP WLS BF H R ER SO BB IBB HBP BLK WP HR S P ERA WHIP	IP WLS BF H R ER SO BB IBB HBP BLK WP HR S P ERA WHIP	IP WLS BF H R ER SO BB IBB HBP BLK WP HR S P ERA WHIP	IP WLS BF H R ER SO BB IBB HBP BLK WP HR S P ERA WHIP	IP WLS BF H R ER SO BB IBB HBP BLK WP HR S P ERA WHIP	IP WLS BF H R ER SO BB IBB HBP BLK WP HR S P ERA WHIP	IP WLS BF H R ER SO BB IBB HBP BLK WP HR S P ERA WHIP	IP WLS BF H R ER SO BB IBB HBP BLK WP HR S P ERA WHIP	IP WLS BF H R ER SO BB IBB HBP BLK WP HR S P ERA WHIP	IP WLS BF H R ER SO BB IBB HBP BLK WP HR S P ERA WHIP	IP WLS BF H R ER SO BB IBB HBP BLK WP HR S P ERA WHIP	IP WLS BF H R ER SO BB IBB HBP BLK WP HR S P ERA WHIP	IP WLS BF H R ER SO BB IBB HBP BLK WP HR S P ERA WHIP	IP WLS BF H R ER SO BB IBB HBP BLK WP HR S P ERA WHIP	IP WLS BF H R ER SO BB IBB HBP BLK WP HR S P ERA WHIP	IP WLS BF H R ER SO BB IBB HBP BLK WP HR S P ERA WHIP	IP WLS BF H R ER SO BB IBB HBP BLK WP HR S P ERA WHIP	IP WLS BF H R ER SO BB IBB HBP BLK WP HR S P ERA WHIP	IP WLS BF H R ER SO BB IBB HBP BLK WP HR S P ERA WHIP	IP WLS BF H R ER SO BB IBB HBP BLK WP HR S P ERA WHIP

St. Louis Cardinals @ Atlanta Braves
Turner Field, Atlanta, GA
Sat Aug 01 1998, 3:33 AM EDT
Att: 50,137 - Sunny - 85 F

AB 34
R 1
H 7
RBI 1
BB 2
SO 10
LOB 20



Batter	1	2	3	4	5	6	7	8	9	AB	R	H	RBI	BB	SO	LOB	BOTTOM				
Walt Weiss, S OBP: 0.409, SLG: 0.359	1-1 G4-3		1-1 G5-3		2-2 G4-3		2-2 1B	1-2 G3		5	0	1	0	0	0	4					
Tony Graftano, R OBP: 0.308, SLG: 0.390	1-3 K		3-3 K			1-0 10 1B	1-3 K			4	0	1	0	0	3	1					
Rudy Seanez, R Kerry Ligtenberg, R										0	0	0	0	0	0	0					
10 Chipper Jones, S OBP: 0.417, SLG: 0.576	3-3 K			1-1 G3		1-0 BB 1B		0-0 F9		4	0	1	0	0	1	0					
Andres Galarraga, R OBP: 0.393, SLG: 0.594		1-3 K		2-3 K		1-3 K		3-2 1B 1B		4	1	1	0	0	3	2					
Ryan Klesko, L OBP: 0.354, SLG: 0.500		2-2 BLK 1B		3-3 K		1-1 P3		1-1 BB 1B		4	0	2	0	0	1	2					
Gerald Williams, R OBP: 0.324, SLG: 0.430								1-3 FC5-2 1B		0	0	0	0	0	0	0					
Javy Lopez, R OBP: 0.341, SLG: 0.548		0-2 BLK 1B			0-0 SH1-3 1B	4-0 BB		1-2 FC5-2 BB 1B		3	1	3	1	1	0	0					
Michael Tucker, L OBP: 0.331, SLG: 0.447		3-3 K			0-0 P6	0-0 G4-3		3-H 4-0 BB 1B		3	1	0	0	1	1	6					
Andruw Jones, R OBP: 0.308, SLG: 0.474		2-0 F8			4-2 SH1-3 BB		3-2 P4	0-2 FC5-2 1B		3	0	0	0	1	0	5					
Tom Glavine, L OBP: 0.306, SLG: 0.354			1-2 F8		0-0 SH1-3		0-0 F7	1-2 2-H 3-H 1B		1	0	0	0	0	0	0					
Keith Lockhart, L OBP: 0.321, SLG: 0.391					1-2 2-3					2	0	1	2	0	0	0					
Inning Stats	R: 0 E: 0 K: 2 S: 9	H: 0 LOB: 0 BB: 0 P: 14	R: 0 E: 0 K: 2 S: 14	H: 2 LOB: 2 BB: 0 P: 22	R: 0 E: 0 K: 1 S: 8	H: 0 LOB: 0 BB: 0 P: 13	R: 0 E: 0 K: 2 S: 9	H: 0 LOB: 0 BB: 0 P: 15	R: 0 E: 1 K: 0 S: 9	H: 1 LOB: 2 BB: 1 P: 15	R: 0 E: 0 K: 1 S: 8	H: 2 LOB: 3 BB: 1 P: 16	R: 0 E: 0 K: 1 S: 10	H: 1 LOB: 1 BB: 0 P: 16	R: 3 E: 0 K: 0 S: 18	H: 4 LOB: 2 BB: 1 P: 29	1B: 10 2B: 0 3B: 0 HR: 0	SF: 0 SAC: 1 DP: 0 HBP: 0	WP: 0 PB: 0 SB: 0 CS: 0	PA: 37	
PITCHER	IP WLS BF H R ER SO BB IBB HBP BLK WP HR S P ERA WHIP	IP WLS BF H R ER SO BB IBB HBP BLK WP HR S P ERA WHIP	IP WLS BF H R ER SO BB IBB HBP BLK WP HR S P ERA WHIP	IP WLS BF H R ER SO BB IBB HBP BLK WP HR S P ERA WHIP	IP WLS BF H R ER SO BB IBB HBP BLK WP HR S P ERA WHIP	IP WLS BF H R ER SO BB IBB HBP BLK WP HR S P ERA WHIP	IP WLS BF H R ER SO BB IBB HBP BLK WP HR S P ERA WHIP	IP WLS BF H R ER SO BB IBB HBP BLK WP HR S P ERA WHIP	IP WLS BF H R ER SO BB IBB HBP BLK WP HR S P ERA WHIP	IP WLS BF H R ER SO BB IBB HBP BLK WP HR S P ERA WHIP	IP WLS BF H R ER SO BB IBB HBP BLK WP HR S P ERA WHIP	IP WLS BF H R ER SO BB IBB HBP BLK WP HR S P ERA WHIP	IP WLS BF H R ER SO BB IBB HBP BLK WP HR S P ERA WHIP	IP WLS BF H R ER SO BB IBB HBP BLK WP HR S P ERA WHIP	IP WLS BF H R ER SO BB IBB HBP BLK WP HR S P ERA WHIP	IP WLS BF H R ER SO BB IBB HBP BLK WP HR S P ERA WHIP	IP WLS BF H R ER SO BB IBB HBP BLK WP HR S P ERA WHIP	IP WLS BF H R ER SO BB IBB HBP BLK WP HR S P ERA WHIP	IP WLS BF H R ER SO BB IBB HBP BLK WP HR S P ERA WHIP	IP WLS BF H R ER SO BB IBB HBP BLK WP HR S P ERA WHIP	IP WLS BF H R ER SO BB IBB HBP BLK WP HR S P ERA WHIP

St. Louis Cardinals @ Atlanta Braves
Turner Field, Atlanta, GA
Sat Aug 01 1998, 3:33 AM EDT
Att: 50,137 - Sunny - 85 F

AB 33
R 3
H 10
RBI 3
BB 3
SO 9
LOB 20



Batter	1	2	3	4	5	6	7	8	9	AB	R	H	RBI	BB	SO	LOB	TOP
Brant Brown, L OBP: 0.358, SLG: 0.526	(1, 8) 3-3 K		(4, 2) 4-2 BB		(1, 1) 1-1 F9		(1, 0) 1-0 1B			3	0	1	0	1	1	1	Chicago Cubs @ St. Louis Cardinals Busch Stadium, St. Louis, MO Fri Aug 07 1998, 7:05 PM CDT Att: 47,911 - Cloudy - 83 F
Mickey Morandini, L OBP: 0.414, SLG: 0.431 Matt Karchner, R OBP: 0.375, SLG: 0.286	(1, 4) 1-2 BB 1B		(1, 0) 1-0 F7		(0, 0) 0-0 F8		(2, 1) 2-1 F7			4	1	1	0	0	0	4	
Sammy Sosa, R OBP: 0.372, SLG: 0.635	(1, 9) 4-1 E 1B BB		(2, 3) 2-3 K		(1, 0) 1-0 L8		(1, 0) 1-0 P3			3	1	0	0	1	1	1	
Mark Grace, L OBP: 0.411, SLG: 0.493 Jose Nieves, R	(1, 3) 2-2 E7 E 1B		(2, 3) 2-3 K		(1, 1) 1-1 F8 2B		(0, 0) 0-0 G6-3			3	1	2	1	0	1	1	
Henry Rodriguez, L OBP: 0.333, SLG: 0.522	(1, 7) 2-2 E3 L3 2-H 3-H		(3, 2) 3-2 F8		(0, 0) 0-0 F8		(4, 0) 4-0 BB			3	0	0	1	1	0	1	
Jose Hernandez, R OBP: 0.325, SLG: 0.492	(1, 5) 2-2 L3 1-2		(1, 3) 1-3 K		(0, 2) 0-2 F9		(2, 2) 2-2 L4			4	0	0	0	0	1	3	
Tyler Houston, L OBP: 0.288, SLG: 0.395		(1, 1) 1-1 G6-3		(1, 0) 1-0 G3		(2, 0) 2-0 G4-3		(1, 2) 1-2 F8		4	0	0	0	0	0	0	
Manny Alexander, R OBP: 0.276, SLG: 0.353		(1, 2) 1-2 L9		(1, 1) 1-1 1B		(1, 2) 1-2 G6-3		(1, 1) 1-1 G1-3		4	0	1	0	0	0	0	
Steve Trachsel, R OBP: 0.348, SLG: 0.517 Dave Stevens, R OBP: 0.357, SLG: 0.298 Jeff Blauser, R OBP: 0.325, SLG: 0.298 Terry Adams, R OBP: 0.375, SLG: 0.286 Felix Heredia, L OBP: 0.306, SLG: 0.493 Sandy Martinez, L OBP: 0.306, SLG: 0.493	(1, 1) 0-3 K		(0, 2) 0-2 F9		(4, 2) 4-2 1B BB		(2, 1) 2-1 P6			0	0	0	0	0	0	0	
Inning Stats	R: 3 E: 2 K: 1 S: 18	H: 2 R: 0 ER: 0 LOB: 0 BB: 1 P: 32	H: 0 R: 0 ER: 0 LOB: 0 BB: 0 P: 10	H: 0 R: 0 ER: 0 LOB: 1 BB: 1 P: 18	H: 0 R: 0 ER: 0 LOB: 0 BB: 0 P: 13	H: 1 R: 0 ER: 0 LOB: 1 BB: 0 P: 10	H: 1 R: 0 ER: 0 LOB: 1 BB: 0 P: 9	H: 1 R: 0 ER: 0 LOB: 2 BB: 1 P: 21	H: 0 R: 0 ER: 0 LOB: 0 BB: 0 P: 11	1B: 4 2B: 2 3B: 0 HR: 0	SF: 0 SAC: 0 DP: 1 HBP: 0	WP: 0 PB: 0 SB: 0 CS: 0	PA: 36				
PITCHER	IP WLS BF H R ER SO BB IBB HBP BLK WP HR S P ERA WHIP																
Kent Bottenfield, R ERA: 4.17	(1, 1) 7.0 W 29 5 3 1 5 3 0 0 0 0 0 0 69 113 1.29 1.143																
Curtis King, R ERA: 3.46	(8, 1) 1.0 4 0 0 0 0 1 0 0 0 0 0 0 5 12 0.00 1.000																
Rick Croushore, R ERA: 4.38	(9, 1) 1.0 3 0 0 0 0 0 0 0 0 0 0 0 7 11 0.00 0.000																

Chicago Cubs @ St. Louis Cardinals
 Busch Stadium, St. Louis, MO
 Fri Aug 07 1998, 7:05 PM CDT
 Att: 47,911 - Cloudy - 83 F

AB 32
 R 3
 H 5
 RBI 2
 BB 4
 SO 5
 LOB 12





Batter	1	2	3	4	5	6	7	8	9	AB	R	H	RBI	BB	SO	LOB	BOTTOM
12 Pat Kelly, R OBP: 0.346, SLG: 0.366 Placido Polanco, R OBP: 0.273, SLG: 0.326	(1, 4) 2B BB	(0, 3) 0-3 K		(0, 1) 0-1 G1-3		(2, 1) 2-1 FC5-2 2B		(1, 1) 1-1 G5-3		4	2	1	2	1	1	4	Chicago Cubs @ St. Louis Cardinals Busch Stadium, St. Louis, MO Fri Aug 07 1998, 7:05 PM CDT Att: 47,911 - Cloudy - 83 F
Brian Jordan, R OBP: 0.375, SLG: 0.555 John Mabry, L OBP: 0.313, SLG: 0.379	(1, 9) 1B 2B		(0, 0) 0-0 1B 2B		(1, 0) 1-0 L8		(1, 1) 1-1 L6-4 2B		(2, 2) 2-2 G4-3	4	3	3	2	1	0	0	
Mark McGwire, R OBP: 0.463, SLG: 0.707 Gary Gaetti, R OBP: 0.339, SLG: 0.454	(1, 3) 1B BB		(3, 2) 3-2 P8		(3, 3) 3-3 K		(1, 1) 1-1 BB			4	1	1	2	1	2	3	
Ray Lankford, L OBP: 0.393, SLG: 0.512 Willie McGee, S OBP: 0.296, SLG: 0.349	(1, 8) 1B HR		(0, 1) 0-1 1B HR		(0, 0) 0-0 G3		(1, 1) 1-1 L6-4			3	3	2	4	1	0	0	
Ron Gant, R OBP: 0.306, SLG: 0.490	(1, 7) 1B E5		(2, 2) 2-2 HR		(3, 1) 3-1 F8		(3, 3) 3-3 K			5	1	1	2	0	1	2	
Fernando Tatis, R OBP: 0.302, SLG: 0.357	(1, 5) 1B K		(3, 1) 3-1 2B 1B		(2, 1) 2-1 F8		(2, 2) 2-2 F9 2B			5	1	3	1	0	1	1	
Eli Marrero, R OBP: 0.305, SLG: 0.372 Curtis King, R OBP: 0.375, SLG: 0.555 Rick Croushore, R OBP: 0.313, SLG: 0.379	(1, 2) 1B SH IBB	(0, 0) 0-0 SH5-4 2B	(1, 1) 1-1 2B		(1, 1) 1-1 FC5-2 1B		(1, 0) 1-0 F9			4	1	3	0	1	0	1	
Kent Bottenfield, R OBP: 0.091, SLG: 0.091 Tom Lampkin, L OBP: 0.532, SLG: 0.371	(1, 1) 1B SH 2B	(0, 0) 0-0 SH5-4 K	(0, 3) 0-3 K		(1, 0) 1-0 FC5-2 1B		(0, 0) 0-0 G4-3			2	2	1	1	0	1	2	
Luis Ordez, R OBP: 0.200, SLG: 0.158	(1, 6) 1B 12 2B	(3, 1) 3-1 P4	(1, 0) 1-0 G3		(3, 2) 3-2 FC5-2 1B		(0, 0) 0-0 G5-3			5	2	2	1	0	0	3	
Inning Stats	R: 11 E: 2 K: 2 S: 29	H: 6 R: 0 ER: 0 LOB: 1 BB: 4 P: 58	H: 1 R: 0 ER: 0 LOB: 0 BB: 0 P: 10	H: 5 R: 3 ER: 0 LOB: 2 BB: 0 P: 35	H: 0 R: 0 ER: 0 LOB: 0 BB: 0 P: 11	H: 0 R: 0 ER: 0 LOB: 0 BB: 0 P: 10	H: 4 R: 2 ER: 0 LOB: 2 BB: 1 P: 25	H: 1 R: 0 ER: 0 LOB: 1 BB: 0 P: 14	H: 0 R: 0 ER: 0 LOB: 0 BB: 0 P: 9	1B: 7 2B: 9 3B: 0 HR: 2	SF: 0 SAC: 2 DP: 1 HBP: 0	WP: 0 PB: 0 SB: 0 CS: 0	PA: 47				
PITCHER	IP WLS BF H R ER SO BB IBB HBP BLK WP HR S P ERA WHIP																
Steve Trachsel, R ERA: 4.29	(1, 1) 0.1 L 10 7 5 5 5 1 0 0 0 0 0 2 51 77 12.27 2.182																
Dave Stevens, R ERA: 3.74	(1, 1) 3.2 20 7 5 5 5 1 0 0 0 0 0 0 5 10 0.00 0.000																
Terry Adams, R ERA: 3.6	(5, 1) 1.0 3 0 0 0 0 0 0 0 0 0 0 0 5 10 0.00 0.000																
Felix Heredia, L ERA: 5.56	(6, 1) 1.0 7 4 2 2 0 1 0 0 0 0 0 0 12 25 18.00 5.000																
Matt Karchner, R ERA: 5.54	(7, 1) 1.0 4 1 0 0 1 0 0 0 0 0 0 0 8 14 0.00 1.000																

Chicago Cubs @ St. Louis Cardinals
 Busch Stadium, St. Louis, MO
 Fri Aug 07 1998, 7:05 PM CDT
 Att: 47,911 - Cloudy - 83 F

AB 40
 R 16
 H 17
 RBI 15
 BB 5
 SO 6
 LOB 20



Batter	1	2	3	4	5	6	7	8	9	AB	R	H	RBI	BB	SO	LOB	TOP			
Jeff Blausler, R (1, 6) OBP: 0.349, SLG: 0.290	G1-3	P8		G6-3		G5-3			F8	5	0	0	0	0	0	5	Chicago Cubs @ St. Louis Cardinals Busch Stadium, St. Louis, MO Sun Aug 09 1998, 3:33 AM CDT Att: 47,798 - Cloudy - 86 F AB 33 R 1 H 5 RBI 0 BB 7 SO 3 LOB 18 			
Mickey Morandini, L (1, 4) OBP: 0.414, SLG: 0.428	L8		K		G4-3		F9	G4-3	5	0	0	0	0	1	0					
Mark Grace, L (1, 3) OBP: 0.411, SLG: 0.486	G6-3		G4-3		1B BB		G3-1		BB	3	0	0	0	2	0					
Sammy Sosa, R (1, 9) OBP: 0.378, SLG: 0.638		L7 BB	1B BLK		1B BB		PB 1B		K	2	1	1	0	3	1					
Glenallen Hill, R (1, 7) OBP: 0.332, SLG: 0.515		L8								3	0	2	0	0	0					
Henry Rodriguez, L (7, PH) OBP: 0.331, SLG: 0.516			FC4-6							1	0	1	0	0	0					
José Hernández, R (1, 5) OBP: 0.328, SLG: 0.500			1B							2	0	0	0	1	0					
Tyler Houston, L (7, PH) OBP: 0.291, SLG: 0.415		E BB	FC4-6		G6-4-3					1	0	0	0	1	2					
Lance Johnson, L (1, 8) OBP: 0.235, SLG: 0.206	L7			L7		G4-3			F9	4	0	0	0	0	2					
Scott Servais, R (1, 2) OBP: 0.277, SLG: 0.311		E4								3	0	1	0	0	0					
Brant Brown, L (8, PH) OBP: 0.359, SLG: 0.524						L7			F7	1	0	0	0	0	0					
Felix Heredia, L (8, 1)										0	0	0	0	0	0					
Don Wengert, R (1, 1)										2	0	0	0	1	0					
Matt Karchner, R (6, 1)				G1-3		E4			P8	0	0	0	0	0	0					
Sandy Martinez, L (8, PH) OBP: 0.352, SLG: 0.397										1	0	0	0	0	0					
Inning Stats	R: 0 E: 0 K: 0 S: 10	H: 0 LOB: 0 BB: 0 P: 13	R: 1 E: 1 K: 0 S: 15	H: 0 LOB: 3 BB: 3 P: 30	R: 0 E: 0 K: 1 S: 16	H: 2 LOB: 2 BB: 0 P: 22	R: 0 E: 0 K: 0 S: 8	H: 1 LOB: 1 BB: 0 P: 13	R: 0 E: 0 K: 0 S: 14	H: 1 LOB: 2 BB: 2 P: 26	R: 0 E: 1 K: 1 S: 9	H: 1 LOB: 2 BB: 1 P: 16	R: 0 E: 0 K: 0 S: 5	H: 0 LOB: 0 BB: 0 P: 7	R: 0 E: 0 K: 1 S: 17	H: 0 LOB: 1 BB: 1 P: 26	1B: 4 2B: 1 3B: 0 HR: 0	SF: 0 SAC: 0 DP: 1 HBP: 0	WP: 0 PB: 1 SB: 0 CS: 0	PA: 40
PITCHER	IP WLS BF H R ER SO BB IBB HBP BLK WP HR S P ERA WHIP																			
Darren Oliver, L (1, 1) ERA: 6.1	6.0 W 28 4 1 0 1 5 0 0 0 0 0 0 71 115 0.00 1.500																			
John Frascatore, R (7, 1) ERA: 4.09	2.0 8 1 0 0 1 1 0 0 0 0 0 0 14 23 0.00 1.000																			
Jeff Brantley, R (9, 1) ERA: 4.82	1.0 S 4 0 0 0 1 1 0 0 0 0 0 0 17 26 0.00 1.000																			

Batter	1	2	3	4	5	6	7	8	9	AB	R	H	RBI	BB	SO	LOB	BOTTOM				
12 Pat Kelly, R (1, 4) OBP: 0.346, SLG: 0.350	F8		K	K		FC6-4				3	0	0	0	1	2	1	Chicago Cubs @ St. Louis Cardinals Busch Stadium, St. Louis, MO Sun Aug 09 1998, 3:33 AM CDT Att: 47,798 - Cloudy - 86 F AB 30 R 2 H 5 RBI 2 BB 5 SO 9 LOB 17 				
Brian Jordan, R (1, 9) OBP: 0.373, SLG: 0.553	F7		2B		G4-3	FC6-4				4	1	1	0	0	0	2					
Mark McGwire, R (1, 3) OBP: 0.467, SLG: 0.708	K		2B		FC4-6					2	0	0	0	2	0						
Ray Lankford, L (1, 8) OBP: 0.392, SLG: 0.519		E	2B		P8				P6	4	0	2	1	0	0	1					
Ron Gant, R (1, 7) OBP: 0.304, SLG: 0.480		E6			FC4-6				K	3	0	0	0	1	1	2					
Fernando Tatis, R (1, 5) OBP: 0.302, SLG: 0.358		K		F9					F8	4	0	0	0	0	1	5					
Tom Lampkin, L (1, 2) OBP: 0.328, SLG: 0.362	P8					G6-3			P3	3	0	0	0	1	0	2					
Darren Oliver, R (1, 1) OBP: 0.091, SLG: 0.182										2	0	0	0	0	2	3					
John Mabry, L (6, PH) OBP: 0.377, SLG: 0.396										1	1	1	1	0	0	0					
John Frascatore, R (7, 1) OBP: 0.200, SLG: 0.200										0	0	0	0	0	0	0					
Eli Marrero, R (8, PH) OBP: 0.312, SLG: 0.406										1	0	0	0	0	1	0					
Jeff Brantley, R (9, 1)										0	0	0	0	0	0	0					
Luis Ordez, R (1, 6) OBP: 0.206, SLG: 0.169			G6-3		L7					3	0	1	0	0	0	1					
Inning Stats	R: 0 E: 0 K: 1 S: 9	H: 0 LOB: 0 BB: 0 P: 15	R: 0 E: 1 K: 2 S: 14	H: 1 LOB: 2 BB: 0 P: 19	R: 1 E: 0 K: 1 S: 12	H: 2 LOB: 3 BB: 2 P: 26	R: 0 E: 0 K: 2 S: 10	H: 0 LOB: 1 BB: 1 P: 18	R: 0 E: 0 K: 0 S: 7	H: 0 LOB: 2 BB: 1 P: 15	R: 1 E: 0 K: 0 S: 17	H: 2 LOB: 1 BB: 1 P: 28	R: 0 E: 0 K: 2 S: 7	H: 0 LOB: 0 BB: 0 P: 13	R: 0 E: 0 K: 1 S: 8	H: 0 LOB: 0 BB: 0 P: 13		1B: 2 2B: 2 3B: 0 HR: 1	SF: 0 SAC: 0 DP: 0 HBP: 0	WP: 0 PB: 0 SB: 0 CS: 0	PA: 35
PITCHER	IP WLS BF H R ER SO BB IBB HBP BLK WP HR S P ERA WHIP																				
Don Wengert, R (1, 1) ERA: 5.21	5.2 L 28 5 2 2 2 0 5 0 0 0 0 0 66 116 3.18 1.765																				
Matt Karchner, R (6, 1) ERA: 5.31	1.1 4 0 0 0 2 0 0 0 0 0 0 0 10 18 0.00 0.000																				
Felix Heredia, L (8, 1) ERA: 5.4	1.0 3 0 0 0 1 0 0 0 0 0 0 0 8 13 0.00 0.000																				

Batter	1	2	3	4	5	6	7	8	9	AB	R	H	RBI	BB	SO	LOB	TOP								
Jermaine Allensworth, R (1.9) <small>OBP: 0.362, SLG: 0.397</small> Tony Phillips, S (8.7) <small>OBP: 0.420, SLG: 0.467</small>										4	1	2	1	0	1	1									
Edgardo Alfonzo, R (1.5) <small>OBP: 0.353, SLG: 0.398</small>										5	1	4	2	0	0	1									
John Olerud, L (1.3) <small>OBP: 0.444, SLG: 0.544</small>										5	0	2	1	0	1	3									
31 Mike Piazza, R (1.2) <small>OBP: 0.371, SLG: 0.513</small>										4	1	1	1	0	0	4									
Brian McRae, S (1.8) <small>OBP: 0.361, SLG: 0.493</small>										5	1	3	0	0	0	2									
Todd Hundley, S (1.7) <small>OBP: 0.294, SLG: 0.289</small> Lenny Harris, L (7.7) <small>OBP: 0.318, SLG: 0.322</small>										4	0	1	1	0	3	3									
Luis Lopez, S (1.4) <small>OBP: 0.342, SLG: 0.357</small>										4	1	1	0	1	1	2									
Rey Ordóñez, R (1.6) <small>OBP: 0.295, SLG: 0.311</small>										4	1	1	0	1	1	4									
Bobby Jones, R (1.1) <small>OBP: 0.235, SLG: 0.265</small> Matt Franco, L (8.7) <small>OBP: 0.394, SLG: 0.393</small> Turk Wendell, L (8.1) <small>OBP: 0.256, SLG: 0.237</small> Greg McMichael, R (9.1) <small>OBP: 0.256, SLG: 0.237</small>										2	1	1	2	0	1	0									
Inning Stats	R: 0 E: 0 K: 0 S: 8	H: 1 LOB: 1 BB: 0 P: 18	R: 4 E: 1 K: 3 S: 15	H: 4 LOB: 1 BB: 1 P: 28	R: 0 E: 0 K: 1 S: 9	H: 1 LOB: 0 BB: 0 P: 14	R: 0 E: 0 K: 1 S: 7	H: 0 LOB: 0 BB: 0 P: 10	R: 1 E: 0 K: 1 S: 8	H: 2 LOB: 1 BB: 0 P: 13	R: 0 E: 0 K: 1 S: 7	H: 1 LOB: 1 BB: 0 P: 11	R: 1 E: 0 K: 0 S: 13	H: 3 LOB: 2 BB: 0 P: 21	R: 2 E: 0 K: 1 S: 14	H: 4 LOB: 2 BB: 2 P: 20	R: 0 E: 0 K: 0 S: 9	H: 1 LOB: 2 BB: 2 P: 21	1B: 13 2B: 4 HR: 0	SF: 1 SAC: 1 DP: 1 HBP: 0	WP: 0 PB: 0 SB: 0 CS: 0	PA: 45			
PITCHER	IP WLS BF H R ER SO BB IBB HBP BLK WP HR S P ERA WHIP								PITCHER	IP WLS BF H R ER SO BB IBB HBP BLK WP HR S P ERA WHIP															
Kent Mercker, L (1.1) <small>ERA: 5.5</small>	5.0	L	24	8	5	4	6	0	1	0	0	0	0	0	0	0	0	0	0	0	47	83	7.20	1.600	
Mark Petkovsek, R (6.1) <small>ERA: 5.21</small>	2.0		9	4	1	1	1	0	0	0	0	0	0	0	0	0	0	0	0	0	20	32	4.50	2.000	
Bobby Witt, R (8.1) <small>ERA: 6.57</small>	0.2		5	3	2	2	1	0	0	0	0	0	0	0	0	0	0	0	0	0	9	14	27.00	4.500	
Lance Painter, L (8.1) <small>ERA: 3.82</small>	0.1		2	1	0	0	0	0	0	0	0	0	0	0	0	0	0	0	0	0	5	6	0.00	3.000	
John Frascatore, R (9.1) <small>ERA: 4.03</small>	1.0		5	1	0	0	0	2	0	0	0	0	0	0	0	0	0	0	0	0	9	21	0.00	3.000	
Delino DeShields, L (1.4) <small>OBP: 0.397, SLG: 0.444</small>										4	0	0	0	0	0	1									
Brian Jordan, R (1.9) <small>OBP: 0.386, SLG: 0.543</small>										4	0	0	0	0	0	1									
Mark McGwire, R (1.3) <small>OBP: 0.466, SLG: 0.711</small>										4	1	2	1	0	1	0									
Ray Lankford, L (1.8) <small>OBP: 0.392, SLG: 0.521</small>										4	0	1	0	0	1	1									
Willie McGee, S (1.7) <small>OBP: 0.294, SLG: 0.347</small>										4	0	1	0	0	0	1									
Fernando Tatis, R (1.5) <small>OBP: 0.308, SLG: 0.370</small>										4	1	2	1	0	0	1									
Eli Marrero, R (1.2) <small>OBP: 0.308, SLG: 0.398</small>										4	0	1	0	0	1	2									
Kent Mercker, L (1.1) <small>OBP: 0.294, SLG: 0.220</small> 12 Pat Kelly, R (5.7) <small>OBP: 0.346, SLG: 0.341</small> Mark Petkovsek, R (8.1) <small>OBP: 0.346, SLG: 0.341</small> Tom Lamikola, L (7.7) <small>OBP: 0.346, SLG: 0.341</small> Bobby Witt, R (8.1) <small>OBP: 0.346, SLG: 0.341</small> Lance Painter, L (8.1) <small>OBP: 0.346, SLG: 0.341</small> John Frascatore, R (9.1) <small>OBP: 0.346, SLG: 0.341</small> Greg McMichael, R (9.1) <small>OBP: 0.346, SLG: 0.341</small>										1	0	0	0	0	0	0									
Luis Ordez, R (1.6) <small>OBP: 0.205, SLG: 0.171</small> Ron Gant, R (9.7) <small>OBP: 0.299, SLG: 0.471</small>										3	0	1	0	0	1	0									
Inning Stats	R: 0 E: 0 K: 1 S: 8	H: 1 LOB: 1 BB: 0 P: 13	R: 0 E: 0 K: 0 S: 6	H: 1 LOB: 0 BB: 0 P: 11	R: 0 E: 0 K: 0 S: 8	H: 1 LOB: 1 BB: 0 P: 13	R: 1 E: 0 K: 1 S: 10	H: 2 LOB: 1 BB: 0 P: 19	R: 0 E: 0 K: 1 S: 8	H: 0 LOB: 0 BB: 0 P: 11	R: 0 E: 0 K: 0 S: 9	H: 1 LOB: 1 BB: 0 P: 12	R: 2 E: 0 K: 0 S: 8	H: 2 LOB: 0 BB: 0 P: 14	R: 0 E: 0 K: 1 S: 8	H: 0 LOB: 0 BB: 0 P: 9	R: 0 E: 0 K: 0 S: 8	H: 2 LOB: 2 BB: 0 P: 13	1B: 4 2B: 3 HR: 3	SF: 0 SAC: 0 DP: 0 HBP: 0	WP: 0 PB: 0 SB: 0 CS: 1	PA: 36			
PITCHER	IP WLS BF H R ER SO BB IBB HBP BLK WP HR S P ERA WHIP								PITCHER	IP WLS BF H R ER SO BB IBB HBP BLK WP HR S P ERA WHIP															
Bobby Jones, R (1.1) <small>ERA: 3.98</small>	7.0	W	28	8	3	3	3	0	0	0	0	0	0	0	0	0	0	0	0	0	3	57	93	3.86	1.143
Turk Wendell, R (8.1) <small>ERA: 3.18</small>	1.0		3	0	0	0	1	0	0	0	0	0	0	0	0	0	0	0	0	0	8	9	0.00	0.000	
Greg McMichael, R (9.1) <small>ERA: 4.14</small>	1.0		5	2	0	0	0	0	0	0	0	0	0	0	0	0	0	0	0	0	8	13	0.00	2.000	

New York Mets @ St. Louis Cardinals
 Busch Stadium, St. Louis, MO
 Tue Aug 11 1998, 7:05 PM CDT
 Att: 34,489 - Cloudy - 83 F

AB 40
 R 8
 H 17
 RBI 8
 BB 3
 SO 8
 LOB 25



New York Mets @ St. Louis Cardinals
 Busch Stadium, St. Louis, MO
 Tue Aug 11 1998, 7:05 PM CDT
 Att: 34,489 - Cloudy - 83 F


AB 36
 R 3
 H 10
 RBI 3
 BB 0
 SO 4
 LOB 9



Batter	1	2	3	4	5	6	7	8	9	10	11	12	13	14	AB	R	H	RBI	BB	SO	LOB	TOP																
Tony Phillips, S OBP: 0.415, SLG: 0.454 (10, 7)	G4-3			G4-3 1B	K			K		G6-4-3 BB		L8			5	0	1	0	1	2	2																	
Edgardo Alfonzo, R OBP: 0.351, SLG: 0.395 (1, 5)	K			F9		G5-3		F8		G6-4-3 1-2f				1B	6	0	1	0	0	1	2																	
Matt Franco, L OBP: 0.385, SLG: 0.382 (1, 3)	G4-3			G4-3 1-2		F8		G4-3						G4-3	6	0	1	0	0	0	2																	
Todd Hundley, S OBP: 0.257, SLG: 0.276 Jermaine Allenworth, R OBP: 0.380, SLG: 0.354 (10, 9)	F7			G4-3		G3				K				K	4	0	0	0	0	1	1																	
Brian McRae, S OBP: 0.365, SLG: 0.491 (1, 8)										P6					3	1	1	0	3	0	0																	
Carlos Baerga, S OBP: 0.322, SLG: 0.392 (1, 4)	G4-6-3													G4-3	6	1	4	0	0	0	2																	
Jorge Fabregas, L OBP: 0.260, SLG: 0.256 (1, 2)															4	1	1	2	1	0	2																	
Rey Ordaz, R OBP: 0.105, SLG: 0.083 31 Mike Piazza, R OBP: 0.152, SLG: 0.152 Lenny Harris, L OBP: 0.321, SLG: 0.321 Turk Wendell, L OBP: 0.321, SLG: 0.321 John Franco, L OBP: 0.321, SLG: 0.321 (1, 4)	G1-3														3	0	1	1	0	0	2																	
Masato Yoshii, R OBP: 0.444, SLG: 0.543 John Olerud, L OBP: 0.444, SLG: 0.543 Mel Rojas, R OBP: 0.338, SLG: 0.351 (9, 6)	F3														1	0	0	0	0	0	0																	
Inning Stats	R: 0 E: 0 K: 1 S: 9	H: 0 LOB: 0 BB: 0 P: 17	R: 0 E: 0 K: 1 S: 4	H: 0 LOB: 1 BB: 1 P: 9	R: 0 E: 0 K: 0 S: 8	H: 0 LOB: 0 BB: 0 P: 13	R: 0 E: 0 K: 0 S: 7	H: 1 LOB: 1 BB: 0 P: 11	R: 1 E: 0 K: 1 S: 10	H: 2 LOB: 2 BB: 1 P: 16	R: 0 E: 0 K: 0 S: 9	H: 0 LOB: 0 BB: 0 P: 16	R: 0 E: 0 K: 1 S: 11	H: 0 LOB: 0 BB: 0 P: 15	R: 3 E: 0 K: 1 S: 14	H: 3 LOB: 0 BB: 1 P: 22	R: 0 E: 0 K: 0 S: 6	H: 1 LOB: 1 BB: 1 P: 17	R: 0 E: 0 K: 1 S: 7	H: 1 LOB: 0 BB: 0 P: 13	R: 0 E: 0 K: 0 S: 6	H: 0 LOB: 0 BB: 0 P: 8	1B: 9 2B: 0 3B: 0 HR: 2	SF: 0 SAC: 2 DP: 3 HBP: 0	WP: 0 PB: 0 SB: 0 CS: 1	PA: 54												
PITCHER	IP 6.0	WLS 24	BF 4	H 1	R 1	ER 1	SO 2	BB 3	IBB 0	HBP 0	BLK 0	WP 0	HR 0	S 50	P 89	ERA 1.50	WHIP 1.167																					
Kent Bottenfeld, R ERA: 4.03 Rick Croushore, R ERA: 4.4 Jeff Brantley, R ERA: 5.42 Lance Painter, L ERA: 3.59 Mark Petkovsek, R ERA: 5.09											PITCHER	IP 1.0	WLS 0	BF 3	H 0	R 0	ER 0	SO 3	BB 0	IBB 0	HBP 0	BLK 0	WP 0	HR 0	S 6	P 8	ERA 0.00	WHIP 0.000										

New York Mets @ St. Louis Cardinals
Busch Stadium, St. Louis, MO
Wed Aug 12 1998, 7:05 PM CDT
Att. 34,260 - Cloudy - 85 F


AB 47
R 4
H 11
RBI 4
BB 5
SO 5
LOB 18



Batter	1	2	3	4	5	6	7	8	9	10	11	12	13	14	AB	R	H	RBI	BB	SO	LOB	BOTTOM																
Delino DeShields, L OBP: 0.491, SLG: 0.448 (1, 4)	F9 1B 2B				L6					L4					6	3	3	0	1	1	0																	
Brian Jordan, R OBP: 0.367, SLG: 0.543 (1, 9)	F9				G5-3					P9					7	2	3	1	0	0	2																	
Mark McGwire, R OBP: 0.465, SLG: 0.706 (1, 3)	G3 1B				K					K					4	0	1	2	2	3	1																	
Ray Lankford, L OBP: 0.392, SLG: 0.522 (1, 8)	G3									P5					7	0	3	2	0	1	4																	
Ron Gant, R OBP: 0.299, SLG: 0.466 (9, 1) Lance Painter, L OBP: 0.300, SLG: 0.364 Tom Lampkin, L OBP: 0.333, SLG: 0.390 (12, 2)	K														3	0	0	0	1	2	2																	
Fernando Tatis, R OBP: 0.307, SLG: 0.366 John Mabry, L OBP: 0.319, SLG: 0.401 (12, 5)	P3				K										4	0	0	0	1	3	3																	
Eli Marrero, R OBP: 0.297, SLG: 0.384 Mark Petkovsek, R OBP: 0.348, SLG: 0.364 Tom Pagnozzi, R OBP: 0.292, SLG: 0.296 John Frascatore, R OBP: 0.200, SLG: 0.200 (1, 2)	G6-3				F8					G6-3					5	0	0	0	0	0	3																	
Kent Bottenfeld, R OBP: 0.257, SLG: 0.276 Rick Croushore, R OBP: 0.380, SLG: 0.354 Willie McGee, S OBP: 0.298, SLG: 0.346 (9, 7)	K				G5-3					G5-3					3	0	0	0	0	1	2																	
Placido Polanco, R OBP: 0.255, SLG: 0.304 12 Pat Kelly, R OBP: 0.337, SLG: 0.337 Luis Ordez, R OBP: 0.200, SLG: 0.167 (10, 6)	G6-3				G6-3					F9					3	0	0	0	0	0	0																	
Inning Stats	R: 1 E: 0 K: 1 S: 12	H: 2 LOB: 1 BB: 0 P: 17	R: 0 E: 0 K: 1 S: 10	H: 0 LOB: 0 BB: 0 P: 15	R: 2 E: 0 K: 1 S: 15	H: 3 LOB: 2 BB: 1 P: 30	R: 0 E: 0 K: 0 S: 8	H: 0 LOB: 0 BB: 0 P: 9	R: 0 E: 0 K: 1 S: 10	H: 1 LOB: 1 BB: 1 P: 18	R: 1 E: 0 K: 2 S: 13	H: 1 LOB: 1 BB: 1 P: 22	R: 0 E: 0 K: 1 S: 10	H: 0 LOB: 0 BB: 0 P: 16	R: 0 E: 0 K: 0 S: 5	H: 0 LOB: 0 BB: 0 P: 8	R: 0 E: 0 K: 1 S: 12	H: 0 LOB: 0 BB: 0 P: 19	R: 0 E: 0 K: 2 S: 10	H: 1 LOB: 2 BB: 1 P: 18	R: 0 E: 0 K: 1 S: 7	H: 1 LOB: 1 BB: 1 P: 17	R: 0 E: 0 K: 2 S: 10	H: 1 LOB: 2 BB: 1 P: 22	R: 1 E: 0 K: 0 S: 8	H: 2 LOB: 2 BB: 1 P: 18	1B: 7 2B: 5 3B: 0 HR: 0	SF: 1 SAC: 0 DP: 1 HBP: 0	WP: 1 PB: 1 SB: 4 CS: 0	PA: 58								
PITCHER	IP 6.0	WLS 26	BF 6	H 3	R 3	ER 3	SO 5	BB 1	IBB 1	HBP 0	BLK 0	WP 1	HR 0	S 63	P 98	ERA 4.50	WHIP 1.167																					
Masato Yoshii, R ERA: 3.89 Mel Rojas, R ERA: 4.37 Dennis Cook, L ERA: 2.49 Turk Wendell, R ERA: 3.09 John Franco, L ERA: 4.16											PITCHER	IP 1.0	WLS 0	BF 3	H 0	R 0	ER 0	SO 3	BB 0	IBB 0	HBP 0	BLK 0	WP 0	HR 0	S 6	P 8	ERA 0.00	WHIP 0.000										

New York Mets @ St. Louis Cardinals
Busch Stadium, St. Louis, MO
Wed Aug 12 1998, 7:05 PM CDT
Att. 34,260 - Cloudy - 85 F

AB 50
R 12
H 15
RBI 5
BB 7
SO 14
LOB 22




Batter	1	2	3	4	5	6	7	8	9	AB	R	H	RBI	BB	SO	LOB	TOP			
Tony Womack , L (1.4) OBP: 0.316, SLG: 0.354	P6		E5 18 F8 SH5-3	K			G6-3 2B 1B		G6-3	5	1	1	0	0	1	3	Pittsburgh Pirates @ St. Louis Cardinals Busch Stadium, St. Louis, MO Fri Aug 14 1998, 7:05 PM CDT Att: 47,836 - Unknown - 86 F			
Manny Martinez , R (1.8) OBP: 0.292, SLG: 0.457	2B		SH5-3		K		G6-3 2B		K	4	2	2	1	0	2	0				
18 Jason Kendall , R (1.2) OBP: 0.412, SLG: 0.477	2B		F8		FC6-4 1B		F8		K	5	1	2	1	0	1	2				
Kevin Young , R (1.3) OBP: 0.340, SLG: 0.505	1B		P6		FC6-4 1B		G6-3			4	0	2	2	0	0	1				
Jose Guillen , R (1.9) OBP: 0.305, SLG: 0.421	1B		E3		FC6-4 1B		G1-3			4	0	0	0	0	0	3				
Al Martin , L (1.7) OBP: 0.295, SLG: 0.360	F9			E 1B	K				G1-3	4	0	1	0	0	1	3				
Freddy Garcia , R (1.5) OBP: 0.303, SLG: 0.507				E 1B		K				4	1	3	1	0	1	0				
Lou Collier , R (1.6) OBP: 0.305, SLG: 0.338	L7		E1		G1-3					4	0	1	0	0	0	3				
Jon Lieber , L (1.1) OBP: 0.228, SLG: 0.200				K		L9			G4-6-3	1	0	0	0	0	1	1				
Mark Smith , R (4.1) OBP: 0.238, SLG: 0.286										1	0	0	0	0	1	3				
Elmer Dessens , R (4.1) OBP: 0.259, SLG: 0.254										0	0	0	0	0	0	0				
Kevin Polcovich , R (6.1) OBP: 0.259, SLG: 0.254										1	0	0	0	0	0	0				
Javier Martinez , R (8.1) OBP: 0.259, SLG: 0.254										0	0	0	0	0	0	0				
Doug Strange , S (8.1) OBP: 0.259, SLG: 0.254										1	0	0	0	0	0	1				
Mike Williams , R (8.1) OBP: 0.259, SLG: 0.254										0	0	0	0	0	0	0				
Inning Stats	R: 2 E: 1 K: 0 S: 14	H: 3 LOB: 1 BB: 0 P: 20	R: 0 E: 0 K: 1 S: 8	H: 1 LOB: 1 BB: 0 P: 10	R: 0 E: 1 K: 0 S: 10	H: 0 LOB: 1 BB: 0 P: 15	R: 0 E: 1 K: 2 S: 13	H: 2 LOB: 3 BB: 0 P: 18	R: 0 E: 0 K: 1 S: 6	H: 0 LOB: 0 BB: 0 P: 10	R: 2 E: 0 K: 0 S: 10	H: 2 LOB: 0 BB: 0 P: 18	R: 1 E: 0 K: 0 S: 8	H: 2 LOB: 0 BB: 0 P: 12	R: 0 E: 0 K: 2 S: 12	H: 0 LOB: 0 BB: 0 P: 15	1B: 8 2B: 4 3B: 0 HR: 1	SF: 0 SAC: 1 DP: 2 HBP: 0	WP: 0 PB: 0 SB: 1 CS: 2	PA: 39
PITCHER	IP WLS BF H R ER SO BB IBB HBP BLK WP HR S P ERA WHIP																			
Donovan Osborne , L (1.1) ERA: 3.02	6.0 W 27 8 2 2 6 0 0 0 0 0 0 0 66 95 3.00 1.333																			
John Frascatore , R (7.1) ERA: 4.15	1.0 5 2 2 2 0 0 0 0 0 0 0 0 10 18 18.00 2.000																			
Bobby Witt , R (8.1) ERA: 6.53	2.0 7 2 1 1 2 0 0 0 0 0 0 0 1 20 27 4.50 1.000																			

Batter	1	2	3	4	5	6	7	8	9	AB	R	H	RBI	BB	SO	LOB	BOTTOM			
Delino DeShields , L (1.4) OBP: 0.401, SLG: 0.455	FC5-4 BB		HR	F7		F7		G6-3		4	1	1	1	1	0	0	Pittsburgh Pirates @ St. Louis Cardinals Busch Stadium, St. Louis, MO Fri Aug 14 1998, 7:05 PM CDT Att: 47,836 - Unknown - 86 F			
Brian Jordan , R (1.9) OBP: 0.387, SLG: 0.549	FC5-4 BB		P7	HR	BB 1B	HR		L7		5	2	2	1	0	0	1				
Mark McGwire , R (1.3) OBP: 0.469, SLG: 0.796										0	2	0	0	3	0	0				
John Frascatore , R (7.1) OBP: 0.200, SLG: 0.200										0	0	0	0	0	0	0				
12 Pat Kelly , R (8.7) OBP: 0.333, SLG: 0.333	BB		2B HBP	HR	BB	BB		G6-3		1	0	0	0	0	0	0				
Ray Lankford , L (1.8) OBP: 0.391, SLG: 0.527	K		K	HR		K				4	1	1	3	0	3	4				
Bobby Witt , R (8.1) OBP: 0.300, SLG: 0.333	K		K	HR		K				0	0	0	0	0	0	0				
John Mabry , L (1.7) OBP: 0.318, SLG: 0.402	K		HR 2B	G1-3		K				4	1	1	1	0	2	3				
Fernando Tatis , R (1.5) OBP: 0.312, SLG: 0.375		G6-3	HR BB		SH1-4 BB		HR			2	2	1	1	2	0	0				
Tom Lampkin , L (1.2) OBP: 0.337, SLG: 0.409	SH5-4 1B		HR	L8		G3				4	1	2	3	0	0	1				
Donovan Osborne , S (1.1) OBP: 0.091, SLG: 0.091	SH5-4									1	0	0	0	0	0	0				
Willie McGee , S (7.7) OBP: 0.297, SLG: 0.344	SH5-4		P7	SH1-4		G4-3				1	0	0	0	0	0	0				
Luis Ordez , R (1.6) OBP: 0.190, SLG: 0.158	G1-6-3			P9		P9		P8		4	0	0	0	0	0	2				
Inning Stats	R: 0 E: 0 K: 2 S: 10	H: 0 LOB: 2 BB: 2 P: 25	R: 0 E: 0 K: 0 S: 9	H: 1 LOB: 1 BB: 0 P: 10	R: 5 E: 0 K: 1 S: 20	H: 3 LOB: 0 BB: 1 P: 31	R: 3 E: 0 K: 0 S: 13	H: 2 LOB: 0 BB: 1 P: 22	R: 0 E: 0 K: 0 S: 7	H: 0 LOB: 1 BB: 1 P: 12	R: 1 E: 0 K: 2 S: 11	H: 1 LOB: 1 BB: 1 P: 23	R: 1 E: 0 K: 0 S: 7	H: 1 LOB: 0 BB: 0 P: 13	R: 0 E: 0 K: 0 S: 6	H: 0 LOB: 0 BB: 0 P: 11	1B: 2 2B: 1 3B: 0 HR: 5	SF: 0 SAC: 2 DP: 0 HBP: 1	WP: 0 PB: 0 SB: 0 CS: 0	PA: 39
PITCHER	IP WLS BF H R ER SO BB IBB HBP BLK WP HR S P ERA WHIP																			
Jon Lieber , R (1.1) ERA: 3.95	3.0 L 17 4 5 5 3 3 0 0 0 0 0 1 20 36 15.00 2.333																			
Elmer Dessens , R (4.1) ERA: 5.09	2.0 10 2 3 3 0 2 0 0 0 0 0 1 20 34 13.50 2.000																			
Javier Martinez , R (6.1) ERA: 5.72	2.0 9 2 2 2 2 1 0 0 0 0 0 2 18 36 9.00 1.500																			
Mike Williams , R (8.1) ERA: 2.87	1.0 3 0 0 0 0 0 0 0 0 0 0 0 6 11 0.00 0.000																			

Batter	1	2	3	4	5	6	7	8	9	10	11	12	AB	R	H	RBI	BB	SO	LOB	TOP						
Tony Womack, L OBP: 0.315, SLG: 0.352 (1.4)	G4-3		SH5-3		G6-3		G1-3		L7		IBB		4	0	0	0	1	0	0							
Manny Martinez, R OBP: 0.294, SLG: 0.448 (1.8)	K		FC3-2		G5-3					2B	K		5	1	1	0	0	2	4							
18 Jason Kendall, R OBP: 0.411, SLG: 0.482 (1.2)	K		F9			HR	F9			P8			6	1	2	1	0	1	4							
Kevin Young, R OBP: 0.340, SLG: 0.505 (1.3)		G5-3		E5		G5-3		G5-3					6	1	2	1	0	1	1							
Mark Smith, R OBP: 0.259, SLG: 0.289 Jose Guillen, R OBP: 0.304, SLG: 0.419 (9.9)		G4-3		G6-3		HR	BB			G6-3		F9	3	1	0	0	1	0	1							
Al Martin, L OBP: 0.263, SLG: 0.365 (1.7)		G3		L8		HR				G5-3		G1	6	1	1	2	0	1	2							
Freddy Garcia, R OBP: 0.333, SLG: 0.603 (1.5)						G5-3							4	2	3	2	1	0	0							
Kevin Potovsky, R Mike Williams, R Adrian Brown, S Ricardo Rincon, L Doug Strange, S Jeff McCurry, R (11.6)			SH5-3	L5		K				B1-3		SH3-4	2	0	0	0	1	1	2							
Chris Peters, L OBP: 0.250, SLG: 0.250 Lou Collier, R OBP: 0.303, SLG: 0.335 (6.0)			FC3-2	SH5-3		B5			G6-3	F8		K	2	0	1	0	0	0	0							
Inning Stats	R: 0 E: 0 K: 2 S: 9	H: 0 LOB: 0 BB: 0 P: 11	R: 0 E: 0 K: 0 S: 5	H: 0 LOB: 0 BB: 0 P: 7	R: 1 E: 0 K: 0 S: 8	H: 2 LOB: 2 BB: 1 P: 12	R: 0 E: 1 K: 0 S: 8	H: 1 LOB: 2 BB: 1 P: 18	R: 0 E: 0 K: 0 S: 8	H: 0 LOB: 0 BB: 0 P: 11	R: 3 E: 0 K: 1 S: 11	H: 2 LOB: 0 BB: 1 P: 19	R: 0 E: 0 K: 0 S: 7	H: 0 LOB: 0 BB: 0 P: 12	R: 1 E: 0 K: 0 S: 10	H: 1 LOB: 0 BB: 0 P: 14	R: 2 E: 0 K: 0 S: 11	H: 1 LOB: 0 BB: 0 P: 14	R: 0 E: 0 K: 2 S: 12	H: 1 LOB: 2 BB: 1 P: 22	R: 0 E: 0 K: 1 S: 13	H: 1 LOB: 1 BB: 0 P: 16	1B: 5 2B: 1 3B: 0 HR: 4	SF: 0 SAC: 2 DP: 0 HBP: 1	WP: 0 PB: 0 SB: 1 CS: 0	PA: 51
PITCHER	IP	WLS	BF	H	R	ER	SO	BB	IBB	HBP	BLK	WP	HR	S	P	ERA	WHIP									
Darren Oliver, L ERA: 6.13 (1.1)	5.1	24	5	4	4	2	2	0	0	0	0	0	0	15	19	0.00	0.600									
Mark Petkovsek, R ERA: 5.0 (6.1)	1.2	6	1	0	0	1	0	0	0	0	0	0	0	1	28	40	9.00	0.667								
Rick Crouchore, R ERA: 4.7 (8.1)	3.0	12	2	3	3	1	0	0	1	0	0	0	1	28	40	9.00	0.667									
Jeff Brantley, R ERA: 5.22 (11.1)	1.2	8	2	0	0	3	0	1	0	0	0	0	0	22	34	0.00	1.200									
Lance Painter, L ERA: 3.55 (12.1)	0.1	W	1	0	0	0	0	0	0	0	0	0	0	3	4	0.00	0.000									

Pittsburgh Pirates @ St. Louis Cardinals
 Busch Stadium, St. Louis, MO
 Sat Aug 15 1998, 7:05 PM CDT
 Att: 46,817 - Unknown - 88 F

AB	44
R	7
H	10
RBI	7
BB	4
SO	7
LOB	16



Batter	1	2	3	4	5	6	7	8	9	10	11	12	AB	R	H	RBI	BB	SO	LOB	BOTTOM								
12 Pat Kelly, R OBP: 0.300, SLG: 0.380 (1.4)	G6-3		E6				K			F9		SH5-3	5	1	2	2	0	1	3									
Rick Crouchore, R Tom Pagnozzi, R Tom Pagnozzi, R Jeff Brantley, R Lance Painter, L (10.9)	G6-3		P6			HR	BB			F9			5	1	1	1	1	0	2									
Ray Lankford, L OBP: 0.391, SLG: 0.523 (1.8)	G6-3					BB	1B			G4-3			3	1	1	0	3	1	2									
Mark McGwire, R OBP: 0.472, SLG: 0.703 (1.3)			F8			FC6-4	BB			K		HR	3	1	1	0	3	1	2									
Brian Jordan, R OBP: 0.369, SLG: 0.555 (10.5)	F9					FC6-4	BB			K		1B	6	1	3	3	0	0	4									
Fernando Tatis, R OBP: 0.307, SLG: 0.369 (10.6)		K	FC4-6			FC6-4	FC4-6			F9		F7	6	0	0	0	0	1	5									
John Mabry, L Mark Petkovsek, R Tom Pagnozzi, R Placido Polanco, S Ron Gant, R (10.7)	G4-3					FC4-6						L7	3	0	0	0	0	1	2									
Eli Marrero, R OBP: 0.305, SLG: 0.392 (1.2)							L8			G4-3		G5-3	5	1	2	1	1	0	0									
Darren Oliver, R OBP: 0.077, SLG: 0.154 Willie McGee, S OBP: 0.297, SLG: 0.343 (10.9)							1B			G6-3		K	2	0	0	0	0	1	1									
Luis Ortiz, R OBP: 0.198, SLG: 0.156 Delino DeShields, L OBP: 0.402, SLG: 0.452 (7.4)										P4		SH5-3	1	0	0	0	1	0	0									
Inning Stats	R: 0 E: 0 K: 0 S: 10	H: 0 LOB: 1 BB: 1 P: 18	R: 0 E: 0 K: 1 S: 8	H: 1 LOB: 0 BB: 0 P: 11	R: 0 E: 1 K: 0 S: 12	H: 1 LOB: 3 BB: 1 P: 26	R: 0 E: 0 K: 2 S: 11	H: 0 LOB: 0 BB: 0 P: 14	R: 2 E: 0 K: 0 S: 12	H: 2 LOB: 2 BB: 1 P: 20	R: 1 E: 0 K: 1 S: 13	H: 1 LOB: 3 BB: 1 P: 29	R: 1 E: 0 K: 1 S: 7	H: 2 LOB: 2 BB: 1 P: 15	R: 0 E: 0 K: 0 S: 6	H: 0 LOB: 0 BB: 0 P: 8	R: 1 E: 0 K: 0 S: 17	H: 2 LOB: 1 BB: 0 P: 26	R: 2 E: 0 K: 0 S: 8	H: 2 LOB: 0 BB: 0 P: 13	R: 0 E: 0 K: 1 S: 7	H: 0 LOB: 0 BB: 0 P: 11	R: 1 E: 0 K: 0 S: 3	H: 1 LOB: 1 BB: 1 P: 7	1B: 7 2B: 2 3B: 0 HR: 3	SF: 0 SAC: 1 DP: 0 HBP: 1	WP: 0 PB: 0 SB: 1 CS: 0	PA: 56
PITCHER	IP	WLS	BF	H	R	ER	SO	BB	IBB	HBP	BLK	WP	HR	S	P	ERA	WHIP											
Chris Peters, L ERA: 3.69 (1.1)	5.1	26	4	3	3	3	4	0	1	0	0	0	1	56	96	5.06	1.500											
Mike Williams, R ERA: 2.73 (6.1)	2.2	14	3	1	1	3	2	1	0	0	0	0	0	23	45	3.38	1.875											
Ricardo Rincon, L ERA: 2.05 (9.1)	2.0	10	4	3	3	0	0	0	0	0	0	0	2	25	39	13.50	2.000											
Jeff McCurry, R ERA: 3.12 (11.1)	1.1	L	6	1	1	1	1	0	0	0	0	0	0	10	18	6.75	1.500											

Pittsburgh Pirates @ St. Louis Cardinals
 Busch Stadium, St. Louis, MO
 Sat Aug 15 1998, 7:05 PM CDT
 Att: 46,817 - Unknown - 88 F

AB	46
R	8
H	12
RBI	8
BB	8
SO	7
LOB	23



Batter	1	2	3	4	5	6	7	8	9	AB	R	H	RBI	BB	SO	LOB	TOP			
Tony Womack, L (1,4) OBP: 0.318, SLG: 0.355	F8		18 HBP G5-4-3 1B		P5			18 SH1-4 1B BB	1-3 2-H 2B	4	1	2	1	1	0	0				
Adrian Brown, S (1,8)	G6-3		18 HBP G5-4-3 1B BB		L8			SH1-4	G3-1	3	1	0	0	1	0	2				
18 Jason Kendall, R (1,2) OBP: 0.414, SLG: 0.483	CS		G5-4-3 HBP		G5-3			1B		3	0	2	1	0	0	0				
Kevin Young, R (1,3) OBP: 0.343, SLG: 0.510	CS	WP	G5-4-3		G1-6-3 1B			1B		4	0	3	0	0	0	2				
Jose Guillen, R (1,9) OBP: 0.303, SLG: 0.417		K	E		G1-6-3 1-2			F8		4	0	1	1	0	1	4				
Al Martin, L (1,7) OBP: 0.293, SLG: 0.363		K	K		P6				BB 2B	4	1	1	0	0	2	2				
Freddy Garcia, R (1,5) OBP: 0.353, SLG: 0.595		FC5-4 BB			67 B1-6-4 BB			P4	2B BB	1	0	0	0	3	0	0				
Lou Collier, R (1,6) OBP: 0.299, SLG: 0.330	FC5-4				P5			G6-3	K	4	0	0	0	0	1	5				
67 Francisco Cordova, R (1,1) OBP: 0.129, SLG: 0.117 Jon Lieber, L (9,1) OBP: 0.229, SLG: 0.200			18 HBP 2B		B1-6-4			L9	K	4	1	1	0	0	1	3				
Inning Stats	R: 0 E: 0 K: 0 S: 6	H: 1 LOB: 0 BB: 0 P: 9	R: 0 E: 0 K: 2 S: 11	H: 1 LOB: 2 BB: 1 P: 19	R: 3 E: 1 K: 1 S: 16	H: 3 LOB: 1 BB: 1 P: 27	R: 0 E: 0 K: 0 S: 4	H: 0 LOB: 0 BB: 1 P: 8	R: 0 E: 0 K: 0 S: 5	H: 1 LOB: 0 BB: 0 P: 19	R: 0 E: 0 K: 0 S: 5	H: 0 LOB: 0 BB: 0 P: 6	R: 0 E: 0 K: 0 S: 8	H: 2 LOB: 2 BB: 1 P: 17	R: 1 E: 0 K: 2 S: 13	H: 2 LOB: 2 BB: 1 P: 20	1B: 7 2B: 3 3B: 0 HR: 0	SF: 0 SAC: 1 DP: 3 HBP: 1	WP: 1 PB: 0 SB: 1 CS: 1	PA: 39
PITCHER	IP	WLS	BF	H	R	ER	SO	BB	IBB	HBP	BLK	WP	HR	S	P	ERA	WHIP			
Matt Morris, R (1,1) ERA: 2.12	8.0	L	32	8	3	3	3	4	0	1	0	1	0	71	113	3.38	1.500			
Juan Acevedo, R (9,1) ERA: 3.35	1.0		6	2	1	1	2	1	0	0	0	0	0	13	20	9.00	3.000			

Pittsburgh Pirates @ St. Louis Cardinals
 Busch Stadium, St. Louis, MO
 Sun Aug 16 1998, 3:33 AM CDT
 Att: 46,904 - Cloudy - 86 F

AB	31
R	4
H	10
RBI	3
BB	5
SO	5
LOB	18



Batter	1	2	3	4	5	6	7	8	9	AB	R	H	RBI	BB	SO	LOB	BOTTOM			
Delino DeShields, L (1,4)	G4-3		F8 1B 1B	FC4-6			L7		E 1B	5	1	2	0	0	0	1				
Brian Jordan, R (1,9)	K		BB 1B	G4-3			P5		E4 1-2	5	0	1	0	0	1	2				
Mark McGwire, R (1,3)	E 1B		K				K		K	5	0	2	0	0	3	4				
Ray Lankford, L (1,8)	E4 BB		F8				G4-3		F8	4	0	0	0	0	0	4				
John Mabry, L (1,7) OBP: 0.317, SLG: 0.397 Juan Acevedo, R (9,1) OBP: 0.250, SLG: 0.267			BB 1B	G1-3			G1-3		G6-3	3	0	1	1	1	0	0				
Fernando Tatis, R (1,5) OBP: 0.309, SLG: 0.367	K		BB						K	2	0	0	0	2	2	3				
Tom Lampkin, L (1,2) OBP: 0.333, SLG: 0.403 Eli Marrero, R (9,2) OBP: 0.305, SLG: 0.392			K	K			L7		G1-3	4	0	0	0	0	2	4				
Matt Morris, R (1,1) ERA: 3.15 Willie McGee, S (9,7) OBP: 0.250, SLG: 0.341		L9					SH5-4		G4-3	2	0	0	0	0	0	0				
Pacido Polanco, R (1,6) OBP: 0.260, SLG: 0.306 12 Pat Kelly, R (9,PH) OBP: 0.333, SLG: 0.376		G4-3		FC4-6 1B			G5-3		K	3	0	1	0	0	0	1				
Inning Stats	R: 0 E: 1 K: 2 S: 14	H: 1 LOB: 3 BB: 1 P: 24	R: 0 E: 0 K: 1 S: 7	H: 0 LOB: 0 BB: 0 P: 11	R: 1 E: 0 K: 2 S: 14	H: 3 LOB: 3 BB: 1 P: 24	R: 0 E: 0 K: 0 S: 8	H: 1 LOB: 1 BB: 0 P: 9	R: 0 E: 0 K: 1 S: 9	H: 0 LOB: 0 BB: 1 P: 15	R: 0 E: 0 K: 0 S: 8	H: 1 LOB: 1 BB: 0 P: 13	R: 0 E: 0 K: 1 S: 8	H: 0 LOB: 0 BB: 0 P: 13	R: 0 E: 1 K: 2 S: 13	H: 1 LOB: 2 BB: 0 P: 18	1B: 7 2B: 0 3B: 0 HR: 0	SF: 0 SAC: 1 DP: 0 HBP: 0	WP: 0 PB: 0 SB: 0 CS: 0	PA: 39
PITCHER	IP	WLS	BF	H	R	ER	SO	BB	IBB	HBP	BLK	WP	HR	S	P	ERA	WHIP			
67 Francisco Cordova, R (1,1) ERA: 3.15	8.2	W	38	7	1	1	8	3	0	0	0	0	0	87	138	1.04	1.154			
Jon Lieber, R (9,1) ERA: 3.94	0.1	S	1	0	0	0	1	0	0	0	0	0	0	3	3	0.00	0.000			

Pittsburgh Pirates @ St. Louis Cardinals
 Busch Stadium, St. Louis, MO
 Sun Aug 16 1998, 3:33 AM CDT
 Att: 46,904 - Cloudy - 86 F


AB	35
R	1
H	7
RBI	1
BB	3
SO	9
LOB	19




Batter	1	2	3	4	5	6	7	8	9	AB	R	H	RBI	BB	SO	LOB	TOP								
Delino DeShields, L (1.4) OBP: 0.403, SLG: 0.454	0-1 F9 2B		1-2 F9			0-0 F8			4-1 1B S BB	3	0	1	0	1	0	1	St. Louis Cardinals @ Chicago Cubs Wrigley Field, Chicago, IL Tue Aug 18 1998, 7:05 PM CDT Att: 40,249 - Unknown - 72 F								
Brian Jordan, R (1.9) OBP: 0.386, SLG: 0.548	0-1 F9 2-3		0-0 G6-3			0-1 G6-4-3 1-2f			1-2 SAFE 1B	4	0	1	0	0	0	2									
Mark McGwire, R (1.3) OBP: 0.467, SLG: 0.692	2-3 K3-2-3-2 3-Hf			2-3 K			1-1 F8		2-3 K	4	0	0	0	0	3	3									
Ray Lankford, L (1.8) OBP: 0.387, SLG: 0.517		2-2 G6-3 1B 2B		0-0 F8			1-1 F9		0-3 K	4	1	1	0	0	1	2									
Ron Gant, R (1.7) OBP: 0.297, SLG: 0.472		2-2 G6-3 2-3		1-3 K			2-2 G6-3			3	0	0	0	0	1	1									
Fernando Tatis, R (1.5) OBP: 0.311, SLG: 0.370		2-2 1B			0-0 CS 1B			3-1 L5		3	0	2	1	0	0	0									
Eli Marrero, R (1.2) OBP: 0.299, SLG: 0.384		3-1 F9 SAFE		0-3 K SAFE				0-0 G5-3		3	0	0	0	0	1	2									
Kent Mercker, L (1.1) OBP: 0.200, SLG: 0.209					2-2 G1-3			2-3 K		2	0	0	0	0	1	2									
Mark Petkovsek, R (6.1) OBP: 0.348, SLG: 0.364					1-2					0	0	0	0	0	0	0									
John Mabry, L (8. PH) OBP: 0.316, SLG: 0.396										1	0	0	0	0	1	0									
Bobby Witt, R (8.1) OBP: 0.300, SLG: 0.333										0	0	0	0	0	0	0									
Piacleo Polanco, R (1.6) OBP: 0.269, SLG: 0.314				0-0 F8		1-0 G6-4-3 1B			0-3 K	2	0	1	0	0	0	0									
Willie McGee, S (9. PH) OBP: 0.294, SLG: 0.340										1	0	0	0	0	1	0									
Inning Stats	R: 0 E: 0 K: 1 S: 7	H: 1 LOB: 1 BB: 0 P: 9	R: 1 E: 0 K: 1 S: 15	H: 2 LOB: 1 BB: 0 P: 25	R: 0 E: 0 K: 0 S: 5	H: 0 LOB: 0 BB: 0 P: 6	R: 0 E: 0 K: 2 S: 7	H: 0 LOB: 0 BB: 0 P: 10	R: 0 E: 0 K: 1 S: 9	H: 1 LOB: 0 BB: 0 P: 11	R: 0 E: 0 K: 0 S: 4	H: 1 LOB: 0 BB: 0 P: 5	R: 0 E: 0 K: 0 S: 7	H: 0 LOB: 0 BB: 0 P: 11	R: 0 E: 0 K: 1 S: 6	H: 0 LOB: 0 BB: 0 P: 11	R: 0 E: 0 K: 3 S: 16	H: 1 LOB: 2 BB: 1 P: 23	1B: 4 2B: 3 3B: 0 HR: 0	SF: 0 SAC: 0 DP: 2 HBP: 0	WP: 0 PB: 0 SB: 1 CS: 1	PA: 31			
PITCHER	IP	WLS	BF	H	R	ER	SO	BB	IBB	HBP	BLK	WP	HR	S	P	ERA	WHIP								
Steve Trachsel, R (1.1) ERA: 4.05	8.1	W	29	6	1	1	7	1	0	0	0	0	0	68	101	1.08	0.840								
Rod Beck, R (9.1) ERA: 3.41	0.2	S	2	0	0	0	2	0	0	0	0	0	0	8	10	0.00	0.000								

Batter	1	2	3	4	5	6	7	8	9	AB	R	H	RBI	BB	SO	LOB	BOTTOM								
Mickey Morandini, L (1.4) OBP: 0.403, SLG: 0.412	1-2 G6-3		2-1 G4-6-3 1B			1-3 K		4-2 BB BB		3	0	1	0	1	1	0	St. Louis Cardinals @ Chicago Cubs Wrigley Field, Chicago, IL Tue Aug 18 1998, 7:05 PM CDT Att: 40,249 - Unknown - 72 F								
Manny Alexander, R (1.6) OBP: 0.294, SLG: 0.364	4-1 G4-6-3 BB		1-1 G4-6-3 1-2f		3-3 K	2-3 K		1-3 K		4	0	0	0	1	3	6									
Mark Grace, L (1.3) OBP: 0.417, SLG: 0.489	2-2 G4-6-3 1-2f		0-0 1B		0-0 G3		1-0 1B 2B	4-0 1-2 2-3 BB		4	0	2	0	1	0	1									
Sammy Sosa, R (1.9) OBP: 0.381, SLG: 0.640		3-2 P6	1-3 K			0-0 L5	3-3 K	2-3 K		5	0	0	0	0	3	5									
Glenallen Hill, R (1.7) OBP: 0.337, SLG: 0.511		0-2 2B G3 1B		0-0 F9		1-1 1B 1B				3	1	2	0	0	0	0									
Brant Brown, L (6. PR) OBP: 0.353, SLG: 0.512										1	1	0	0	0	1	1									
José Hernández, R (1.5) OBP: 0.323, SLG: 0.491		3-2 G3 2B		1-1 F G6-3 2B		2-2 1B G5-3 1B	2-2 FC4 1B			4	2	4	0	0	0	0									
Lance Johnson, L (1.8) OBP: 0.266, SLG: 0.238		4-0 G3 IBB		0-0 E9 G6-3 1B		2-1 1B G5-3 1B	0-1 FC4			3	0	2	1	1	0	2									
Scott Servais, R (1.2) OBP: 0.274, SLG: 0.315		1-1 G3		1-0 G6-3		0-1 G5-3		1-2 BB SH1 1B		4	0	1	3	0	0	5									
Steve Trachsel, R (1.1) OBP: 0.327, SLG: 0.298		1-2 2-3 3-H		2-3 3-H		1-2 3-H		2-0 SH1		3	0	1	0	0	1	3									
Rod Beck, R (9.1) ERA: 6.46		1-1 F9				2-3 K		1-2 SH1		0	0	0	0	0	0	0									
Inning Stats	R: 0 E: 0 K: 0 S: 8	H: 0 LOB: 0 BB: 1 P: 15	R: 1 E: 0 K: 0 S: 17	H: 2 LOB: 2 BB: 1 P: 29	R: 0 E: 0 K: 1 S: 8	H: 2 LOB: 1 BB: 0 P: 12	R: 1 E: 1 K: 1 S: 8	H: 2 LOB: 1 BB: 0 P: 12	R: 0 E: 0 K: 2 S: 8	H: 0 LOB: 0 BB: 0 P: 12	R: 2 E: 0 K: 1 S: 17	H: 4 LOB: 3 BB: 0 P: 27	R: 0 E: 0 K: 2 S: 12	H: 2 LOB: 2 BB: 0 P: 18	R: 0 E: 0 K: 2 S: 16	H: 1 LOB: 3 BB: 2 P: 30	1B: 10 2B: 3 3B: 0 HR: 0	SF: 0 SAC: 1 DP: 2 HBP: 1	WP: 0 PB: 0 SB: 0 CS: 0	PA: 40					
PITCHER	IP	WLS	BF	H	R	ER	SO	BB	IBB	HBP	BLK	WP	HR	S	P	ERA	WHIP								
Kent Mercker, L (1.1) ERA: 5.54	5.2	L	27	10	4	4	4	1	0	0	0	0	0	63	101	6.35	1.941								
Mark Petkovsek, R (6.1) ERA: 4.93	1.1		7	2	0	0	3	0	0	1	0	0	0	15	24	0.00	1.500								
Bobby Witt, R (8.1) ERA: 6.46	1.0		6	1	0	0	2	2	0	0	0	0	0	16	30	0.00	3.000								

AB 30
R 1
H 6
RBI 1
BB 1
SO 9
LOB 13



AB 34
R 4
H 13
RBI 4
BB 4
SO 9
LOB 23



Batter	1	2	3	4	5	6	7	8	9	AB	R	H	RBI	BB	SO	LOB	TOP		
Delino DeShields, L (1.4) OBP: 0.402, SLG: 0.464	F9		K			G1-3			G6-3	4	0	0	0	0	1	0			
Brian Jordan, R (1.9) OBP: 0.397, SLG: 0.554	P3			P6			HR		K	4	1	1	1	0	1	0			
Mark McGwire, R (1.3) OBP: 0.468, SLG: 0.708	K			L5			HR		F8	4	1	1	1	0	1	0			
Ray Lankford, L (1.8) OBP: 0.388, SLG: 0.525		G6-3 1B		P6			F8			3	0	1	0	0	0	0			
Willie McGee, S (1.7) OBP: 0.290, SLG: 0.335	L7				G3		G5-3			3	0	0	0	0	0	1			
Fernando Tatis, R (1.5) OBP: 0.310, SLG: 0.369	G6-3				K		K			3	0	0	0	0	2	1			
Tom Lampkin, L (1.2) OBP: 0.329, SLG: 0.397	K				K			F8		3	0	0	0	0	2	1			
Donovan Osborne, S (1.1) OBP: 0.071, SLG: 0.071			L3			F6		G6-3		3	0	0	0	0	0	0			
Juan Acevedo, R (9.1) OBP: 0.250, SLG: 0.267										0	0	0	0	0	0	0			
Luis Ordez, R (1.6) OBP: 0.193, SLG: 0.155	G6-3				G1-3			F8		3	0	0	0	0	0	0			
Inning Stats	R: 0 H: 0 E: 0 K: 1 S: 5	H: 0 LOB: 0 BB: 0 P: 11	R: 0 H: 1 E: 0 K: 1 S: 9	LOB: 1 BB: 0 P: 11	R: 0 H: 0 E: 0 K: 1 S: 7	LOB: 0 BB: 0 P: 12	R: 0 H: 0 E: 0 K: 0 S: 7	H: 0 LOB: 0 BB: 0 P: 10	R: 0 H: 0 E: 0 K: 2 S: 7	LOB: 0 BB: 0 P: 11	R: 2 H: 2 E: 0 K: 1 S: 8	H: 2 LOB: 0 BB: 0 P: 16	R: 0 H: 0 E: 0 K: 1 S: 6	H: 0 LOB: 0 BB: 0 P: 8	R: 0 H: 0 E: 0 K: 1 S: 9	H: 0 LOB: 0 BB: 0 P: 13	1B: 1 2B: 0 3B: 0 HR: 2	SF: 0 SAC: 0 DP: 0 HBP: 0	WP: 0 PA: 30 PB: 0 SB: 0 CS: 0
PITCHER	IP	WLS	BF	H	R	ER	SO	BB	IBB	HBP	BLK	WP	HR	S	P	ERA	WHIP		
Willie Blair, R (1.1) ERA: 5.19	7.0	L	24	3	2	2	6	0	0	0	0	0	2	48	78	2.57	0.429		
Mel Rojas, R (8.1) ERA: 4.09	1.0		3	0	0	0	0	0	0	0	0	0	0	6	8	0.00	0.000		
Greg McMichael, R (9.1) ERA: 3.91	1.0		3	0	0	0	1	0	0	0	0	0	0	9	13	0.00	0.000		

St. Louis Cardinals @ New York Mets
Shea Stadium, Flushing, NY
Thu Aug 20 1998, 7:05 PM EDT
Sunny - 77 F

AB 30
R 2
H 3
RBI 2
BB 0
SO 7
LOB 3

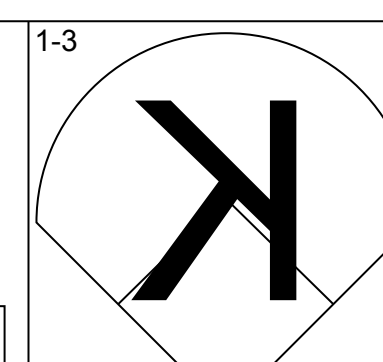
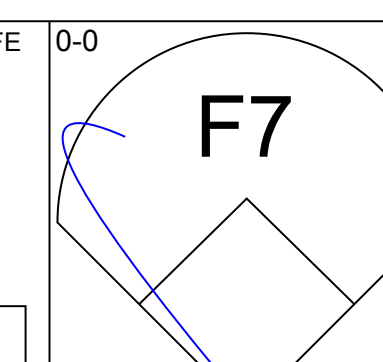
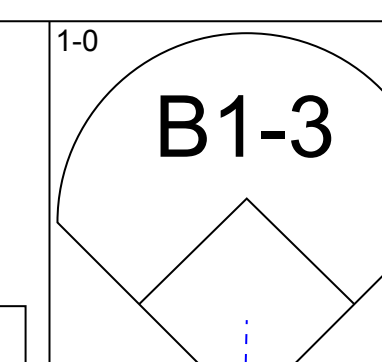
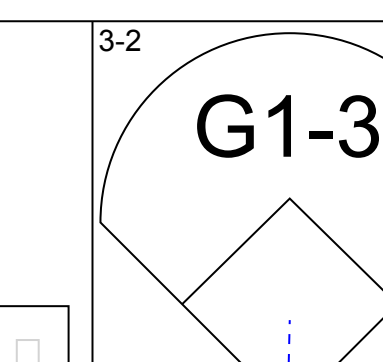
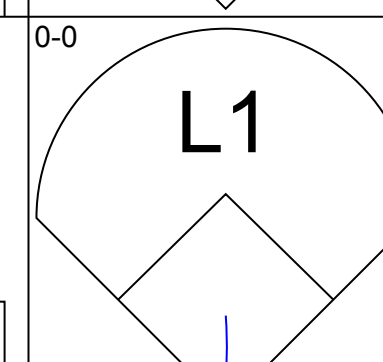
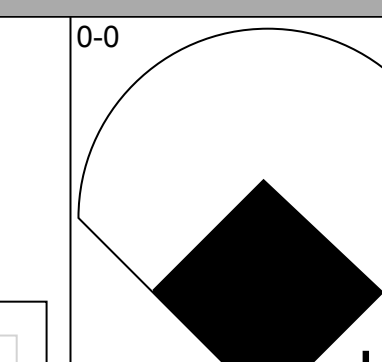
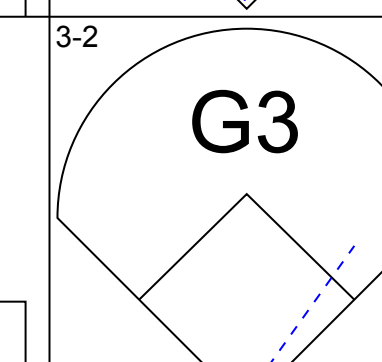
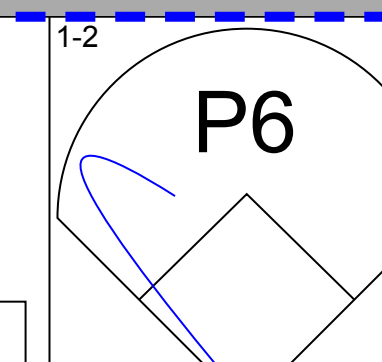
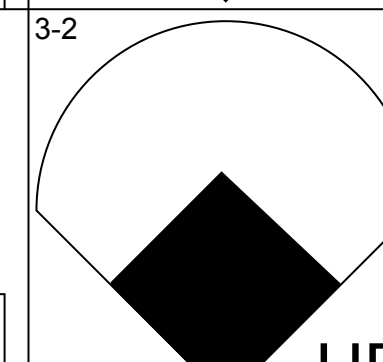
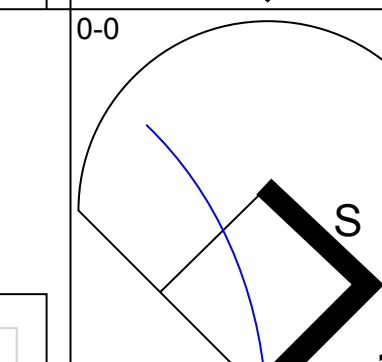
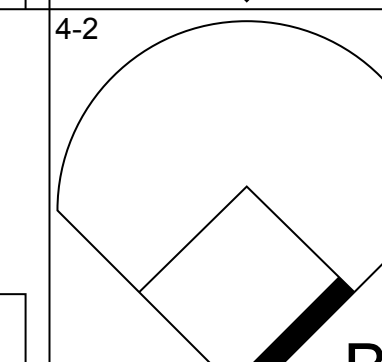
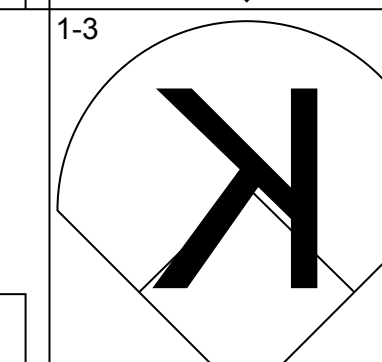
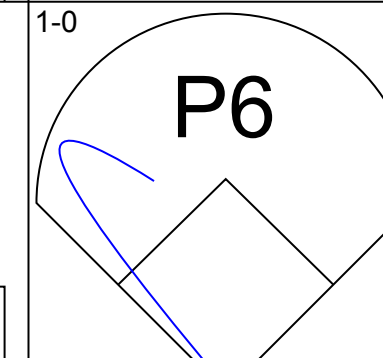
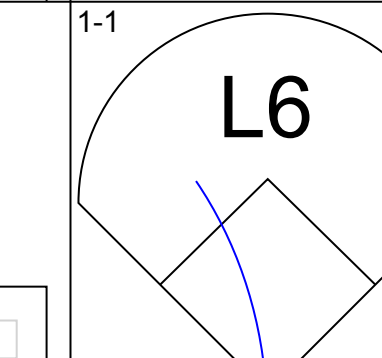
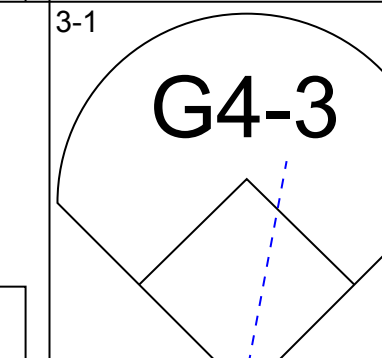
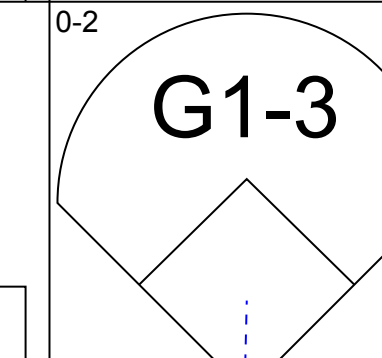
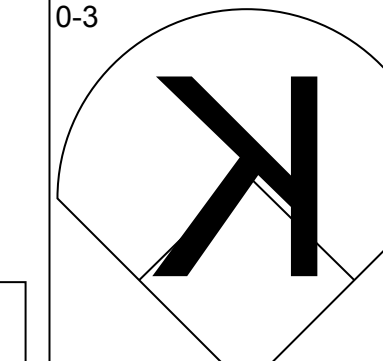
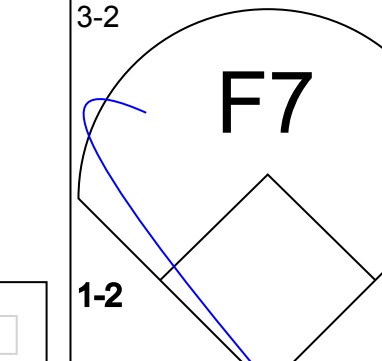
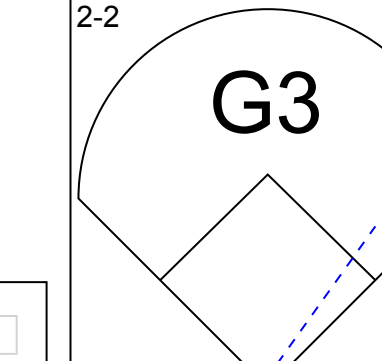
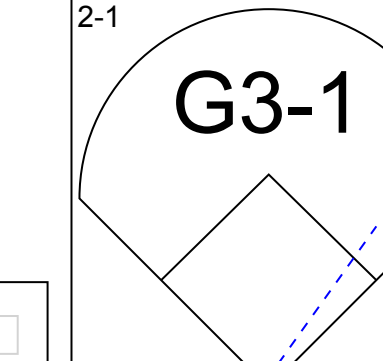
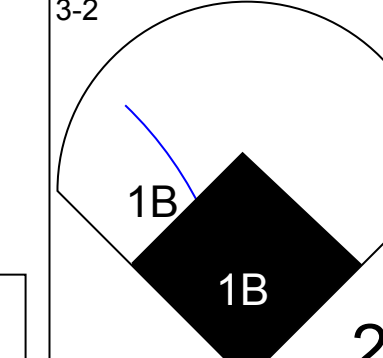
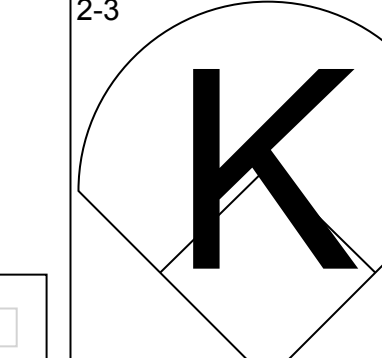
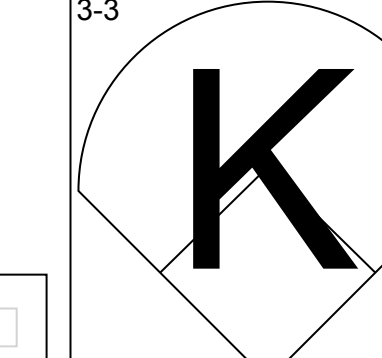
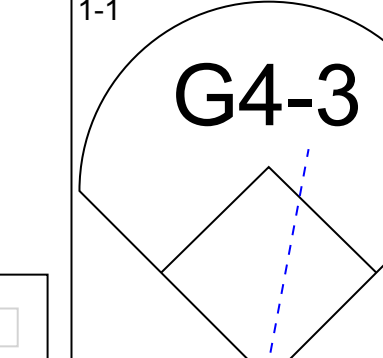
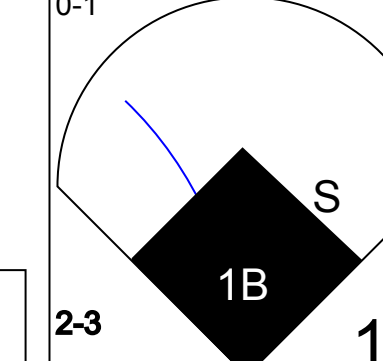
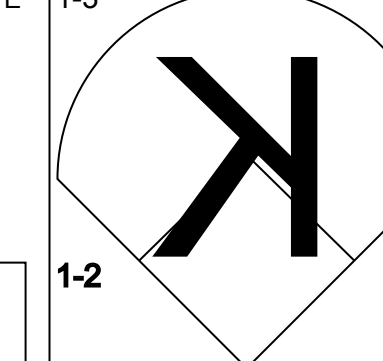
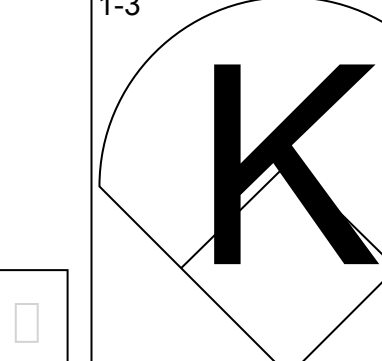
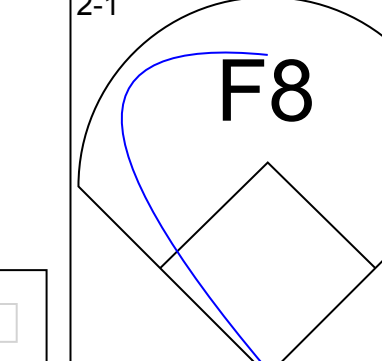
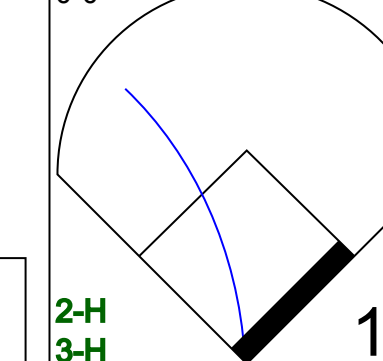
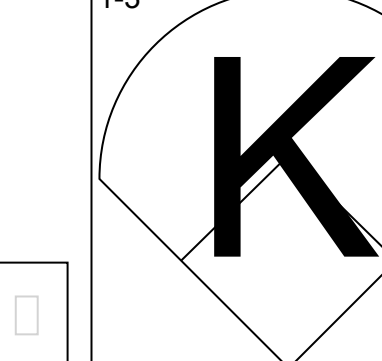
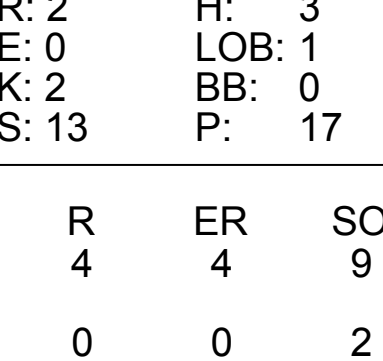
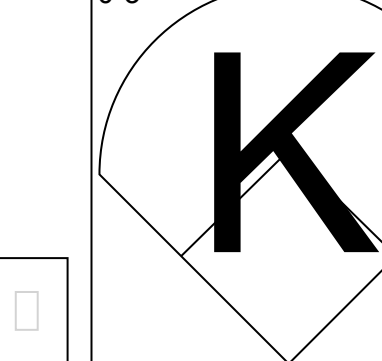

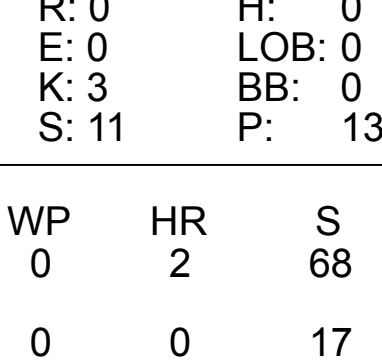



Batter	1	2	3	4	5	6	7	8	9	AB	R	H	RBI	BB	SO	LOB	BOTTOM		
Tony Phillips, S (1.9) OBP: 0.417, SLG: 0.450	F9		G1-6-3			1B		F9		4	0	1	0	0	0	1			
Jermaine Allensworth, R (1.8) OBP: 0.360, SLG: 0.397	F7			K		L3		G5-3		4	0	0	0	0	1	1			
Matt Franco, L (1.3) OBP: 0.380, SLG: 0.377	F7			E4		SAFE		F8		4	0	1	0	0	0	0			
31 Mike Piazza, R (1.2) OBP: 0.363, SLG: 0.510		F8		K		K			F3	4	0	0	0	0	2	3			
Edgardo Alfonzo, R (1.5) OBP: 0.353, SLG: 0.397		FC6 BB		F7			P4		P6	3	0	0	0	1	0	1			
Todd Hundley, S (1.7) OBP: 0.250, SLG: 0.277	K				K		F8		K	4	0	0	0	0	3	1			
Luis Lopez, S (1.4) OBP: 0.332, SLG: 0.344	FC6				L6		1B			3	0	1	0	0	0	1			
Rey Ordonez, R (1.6) OBP: 0.288, SLG: 0.307			L4		G6-3			1B		3	0	1	0	0	0	0			
Willie Blair, R (1.1) OBP: 0.135, SLG: 0.100										1	0	0	0	1	0	0			
John Olerud, L (7, PH) OBP: 0.442, SLG: 0.550										1	0	0	0	0	0	2			
Mel Rojas, R (8.1) OBP: 0.397, SLG: 0.554										0	0	0	0	0	0	0			
Greg McMichael, R (9.1) OBP: 0.250, SLG: 0.267										0	0	0	0	0	0	0			
Inning Stats	R: 0 H: 0 E: 0 K: 0 S: 7	H: 0 LOB: 0 BB: 0 P: 12	R: 0 H: 0 E: 0 K: 1 S: 13	LOB: 0 BB: 1 P: 21	R: 0 H: 0 E: 0 K: 0 S: 7	LOB: 0 BB: 1 P: 14	R: 0 H: 0 E: 1 K: 2 S: 12	H: 0 LOB: 1 BB: 0 P: 17	R: 0 H: 2 E: 0 K: 1 S: 11	LOB: 2 BB: 0 P: 18	R: 0 H: 2 E: 0 K: 0 S: 13	H: 2 LOB: 2 BB: 0 P: 17	R: 0 H: 0 E: 0 K: 0 S: 6	H: 0 LOB: 0 BB: 0 P: 8	R: 0 H: 0 E: 0 K: 1 S: 5	H: 0 LOB: 0 BB: 0 P: 9	1B: 4 2B: 0 3B: 0 HR: 0	SF: 0 SAC: 0 DP: 1 HBP: 0	WP: 0 PA: 33 PB: 0 SB: 0 CS: 0
PITCHER	IP	WLS	BF	H	R	ER	SO	BB	IBB	HBP	BLK	WP	HR	S	P	ERA	WHIP		
Donovan Osborne, L (1.1) ERA: 2.54	8.0	W	30	4	0	0	5	2	0	0	0	0	0	76	116	0.00	0.750		
Juan Acevedo, R (9.1) ERA: 3.22	1.0	S	3	0	0	0	1	0	0	0	0	0	0	5	9	0.00	0.000		

St. Louis Cardinals @ New York Mets
Shea Stadium, Flushing, NY
Thu Aug 20 1998, 7:05 PM EDT
Sunny - 77 F

AB 31
R 0
H 4
RBI 0
BB 2
SO 6
LOB 10

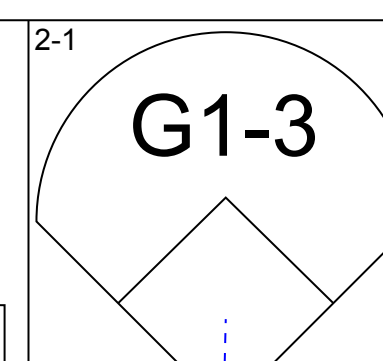
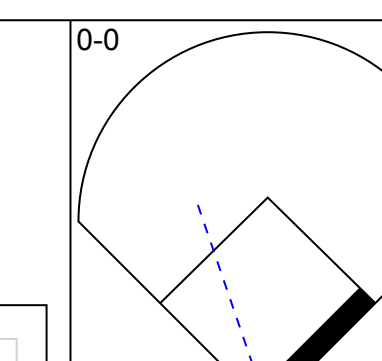
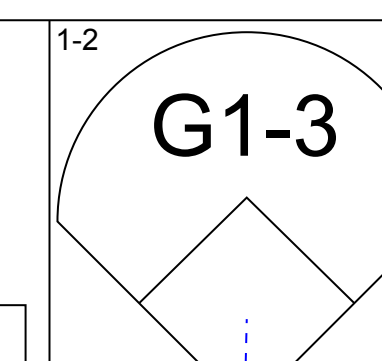
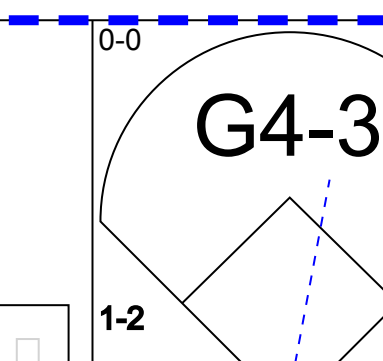
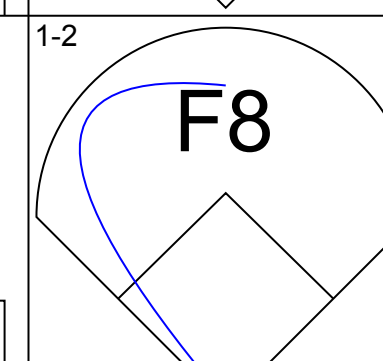
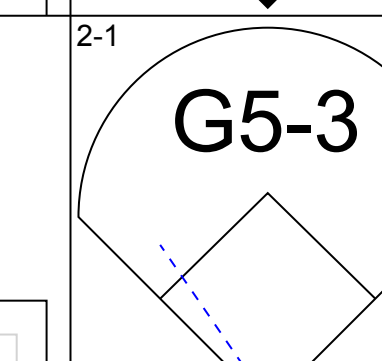
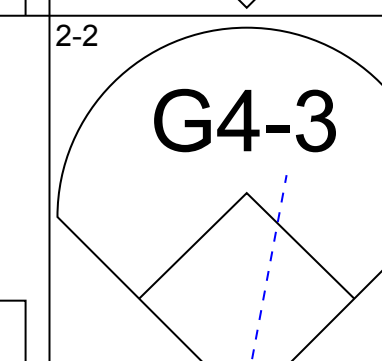
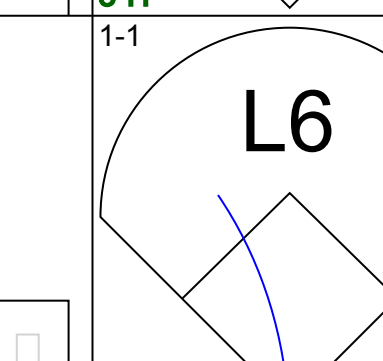
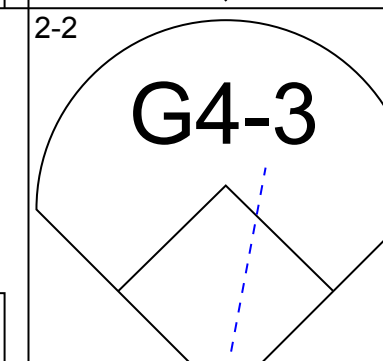
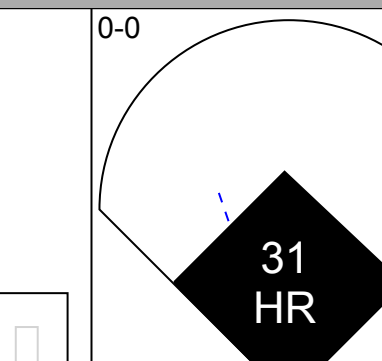

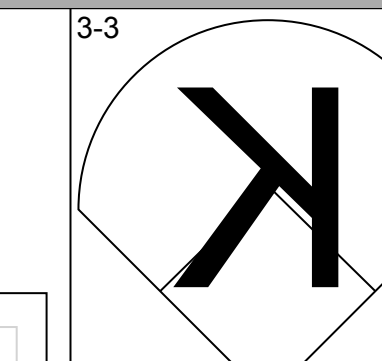
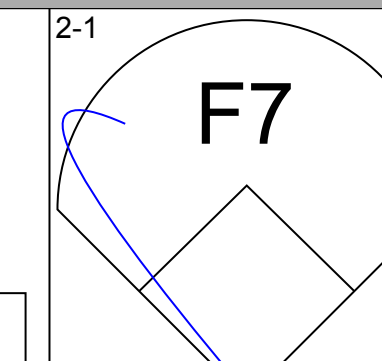
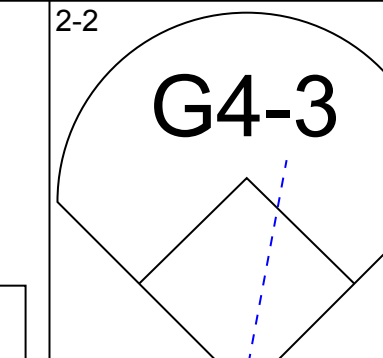
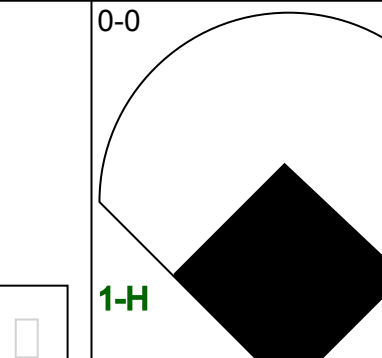
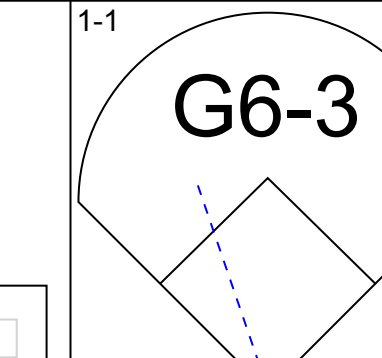
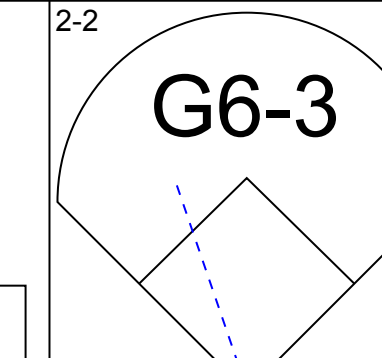
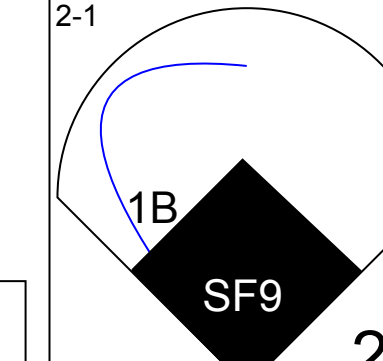
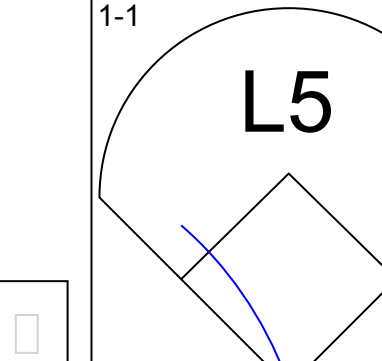
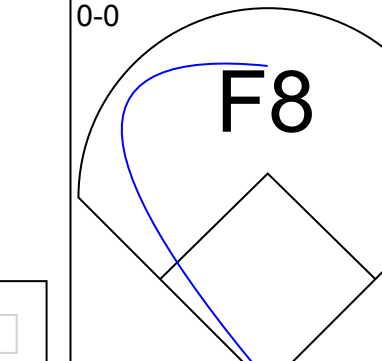
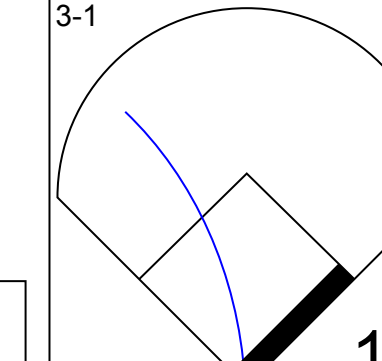
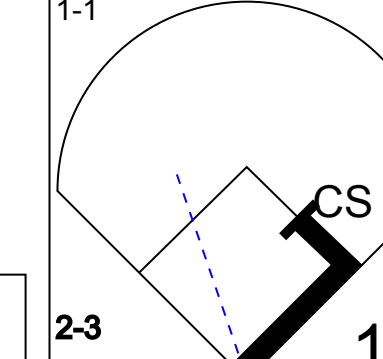
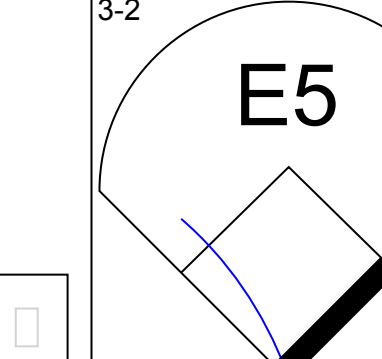
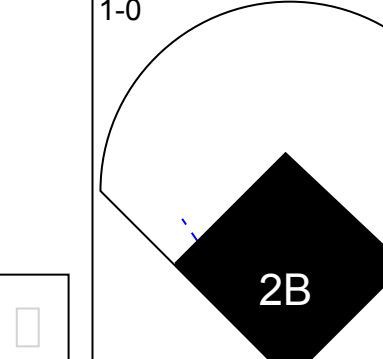
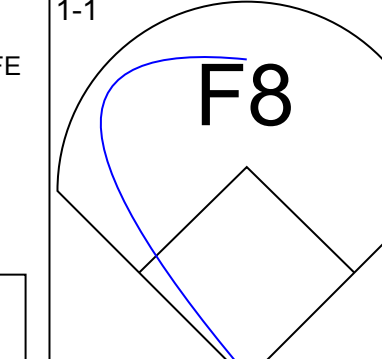
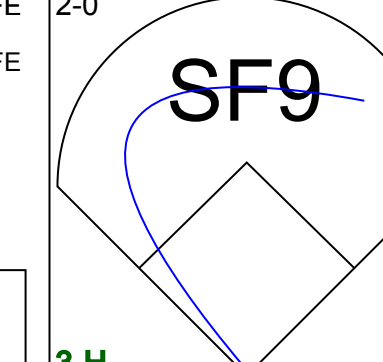
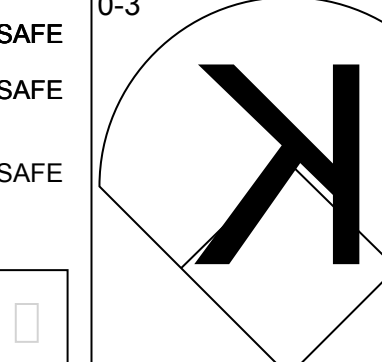
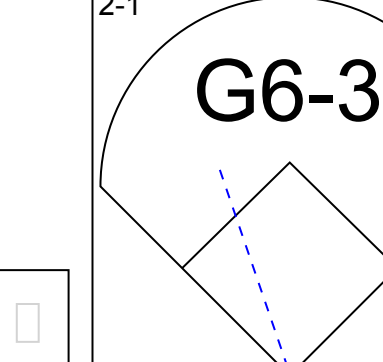

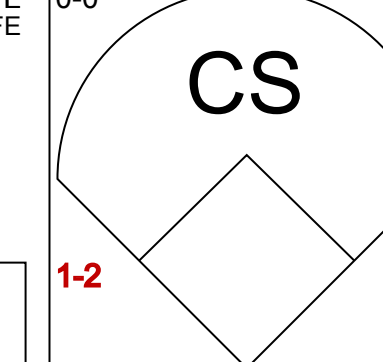
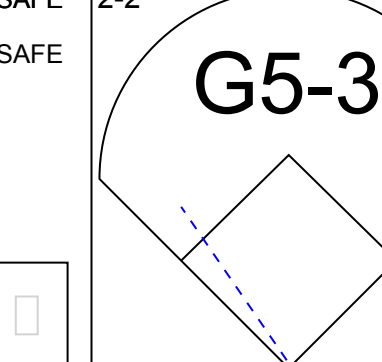
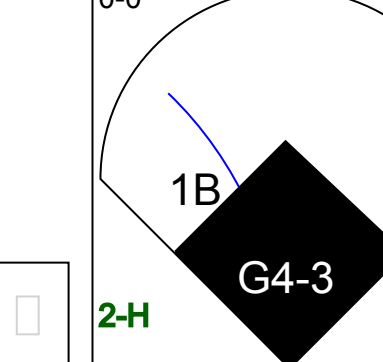

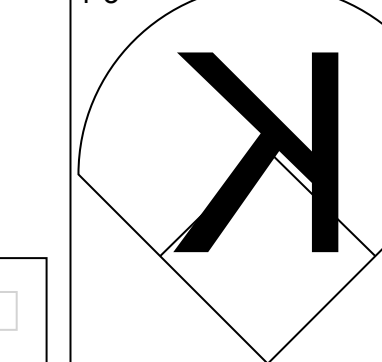

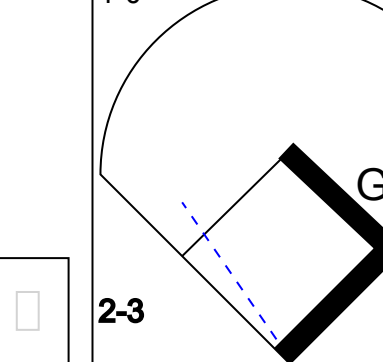

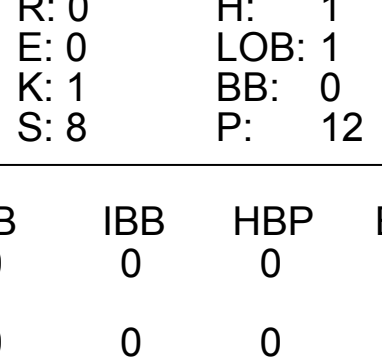
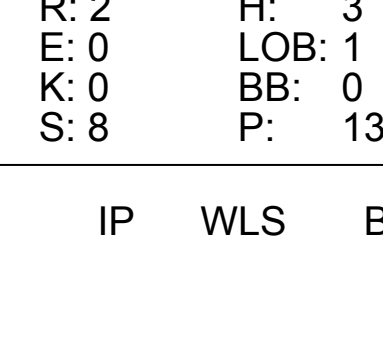



Batter	1	2	3	4	5	6	7	8	9	AB	R	H	RBI	BB	SO	LOB	TOP					
12 Pat Kelly, R OBP: 0.316, SLG: 0.353 (1, 4)										4	0	0	0	0	1	1						
Brian Jordan, R OBP: 0.366, SLG: 0.558 (1, 9)										4	1	1	1	0	0	0						
Mark McGwire, R OBP: 0.470, SLG: 0.716 (1, 3)										3	1	2	1	1	1	0						
Ray Lankford, L OBP: 0.385, SLG: 0.520 (1, 8)										4	0	0	0	0	0	2						
John Mabry, L OBP: 0.316, SLG: 0.391 (1, 7)										4	0	0	0	0	1	1						
Fernando Tatis, R OBP: 0.310, SLG: 0.371 (9, PH)										3	1	1	0	0	2	1						
Delino DeShields, L OBP: 0.491, SLG: 0.463 (1, 5)										1	0	0	0	0	0	0						
Eli Marrero, R OBP: 0.293, SLG: 0.372 (1, 2)										4	1	1	0	0	2	0						
Darren Oliver, R OBP: 0.063, SLG: 0.125 (1, 1)										3	0	0	0	0	3	2						
John Frascatore, R OBP: 0.200, SLG: 0.200 (7, 1)										0	0	0	0	0	0	0						
Piacleo Polanco, R OBP: 0.268, SLG: 0.309 (1, 6)										3	0	1	2	0	1	0						
Inning Stats	R: 1 E: 0 K: 1 S: 8	H: 1 LOB: 0 BB: 0 P: 13	R: 2 E: 0 K: 2 S: 13	H: 3 LOB: 1 BB: 0 P: 17	R: 1 E: 0 K: 1 S: 10	H: 2 LOB: 1 BB: 0 P: 16	R: 0 E: 0 K: 3 S: 11	H: 0 LOB: 0 BB: 0 P: 13	R: 0 E: 0 K: 0 S: 8	H: 0 LOB: 0 BB: 0 P: 19	R: 0 E: 0 K: 1 S: 9	H: 0 LOB: 0 BB: 0 P: 16	R: 0 E: 0 K: 1 S: 9	H: 0 LOB: 0 BB: 0 P: 14	R: 0 E: 0 K: 1 S: 10	H: 0 LOB: 0 BB: 0 P: 12	R: 0 E: 0 K: 1 S: 7	H: 0 LOB: 0 BB: 0 P: 11	1B: 3 2B: 1 3B: 0 HR: 2	SF: 0 SAC: 0 DP: 0 HBP: 0	WP: 0 PB: 0 SB: 2 CS: 0	PA: 34
PITCHER	IP	WLS	BF	H	R	ER	SO	BB	IBB	HBP	BLK	WP	HR	S	P	ERA	WHIP					
Rick Reed, R ERA: 2.96 (1, 1)	7.0	W	28	6	4	4	9	1	0	0	0	0	2	68	108	5.14	1.000					
Turk Wendell, R ERA: 2.92 (8, 1)	2.0	S	6	0	0	0	2	0	0	0	0	0	0	17	23	0.00	0.000					

St. Louis Cardinals @ New York Mets
Shea Stadium, Flushing, NY
Thu Aug 20 1998, 7:05 PM EDT
Att: 45,308 - Unknown - 74 F

AB 33
R 4
H 6
RBI 4
BB 1
SO 11
LOB 7



Batter	1	2	3	4	5	6	7	8	9	AB	R	H	RBI	BB	SO	LOB	BOTTOM				
Tony Phillips, S OBP: 0.412, SLG: 0.444 (1, 7)										4	0	1	1	0	0	1					
Edgardo Alfonzo, R OBP: 0.350, SLG: 0.393 (1, 5)										4	0	0	0	0	0	2					
John Olerud, L OBP: 0.441, SLG: 0.547 (1, 3)										4	1	1	0	0	1	0					
31 Mike Piazza, R OBP: 0.362, SLG: 0.515 (1, 2)									4	1	1	2	0	0	0	0					
Brian McRae, S OBP: 0.361, SLG: 0.494 (1, 8)									4	1	2	0	0	0	0	0					
Jermaine Allensworth, R OBP: 0.363, SLG: 0.402 (8, PH)									3	1	2	0	0	0	0	0					
Lenny Harris, L OBP: 0.307, SLG: 0.325 (9, 9)									1	0	0	0	0	0	1						
Carlos Baerga, S OBP: 0.311, SLG: 0.383 (1, 4)									2	0	0	1	0	1	2						
Rey Ordonez, R OBP: 0.288, SLG: 0.310 (1, 6)									3	1	1	1	0	0	1						
Rick Reed, R OBP: 0.182, SLG: 0.192 (1, 1)									2	0	0	0	0	1	0						
Luis Lopez, S OBP: 0.335, SLG: 0.347 (7, PH)									1	0	1	0	0	0	0	0					
Turk Wendell, L ERA: 4.02 (8, 1)									0	0	0	0	0	0	0	0					
Inning Stats	R: 0 E: 0 K: 0 S: 8	H: 0 LOB: 0 BB: 0 P: 13	R: 1 E: 0 K: 0 S: 8	H: 2 LOB: 0 BB: 0 P: 15	R: 0 E: 0 K: 1 S: 8	H: 1 LOB: 1 BB: 0 P: 12	R: 2 E: 1 K: 1 S: 15	H: 2 LOB: 1 BB: 0 P: 21	R: 0 E: 0 K: 0 S: 12	H: 0 LOB: 0 BB: 0 P: 18	R: 0 E: 0 K: 1 S: 6	H: 0 LOB: 0 BB: 0 P: 10	R: 2 E: 0 K: 0 S: 8	H: 3 LOB: 1 BB: 0 P: 13	R: 0 E: 0 K: 0 S: 9	H: 1 LOB: 1 BB: 0 P: 17	1B: 5 2B: 3 3B: 0 HR: 1	SF: 1 SAC: 0 DP: 0 HBP: 0	WP: 0 PB: 0 SB: 0 CS: 1	PA: 34	
PITCHER	IP	WLS	BF	H	R	ER	SO	BB	IBB	HBP	BLK	WP	HR	S	P	ERA	WHIP				
Darren Oliver, L ERA: 6.18 (1, 1)	6.1	L	27	8	5	5	3	0	0	0	0	0	0	12	21	0.00	0.600				
John Frascatore, R ERA: 4.02 (7, 1)	1.2		6	1	0	0	0	0	0	0	0	0	0	12	21	0.00	0.600				

St. Louis Cardinals @ New York Mets
Shea Stadium, Flushing, NY
Thu Aug 20 1998, 7:05 PM EDT
Att: 45,308 - Unknown - 74 F

AB 32
R 5
H 9
RBI 5
BB 0
SO 3
LOB 7



Batter	1	2	3	4	5	6	7	8	9	AB	R	H	RBI	BB	SO	LOB	TOP										
Delino DeShields, L (1.4) OBP: 0.394, SLG: 0.456	F7		G3-1		K		P4			4	0	0	0	0	1	0	St. Louis Cardinals @ New York Mets Shea Stadium, Flushing, NY Fri Aug 21 1998, 7:05 PM EDT Att: 52,320 - Unknown - 79 F livebaseballscorecards.com										
John Mabry, L (1.9) OBP: 0.316, SLG: 0.386	G3						P4			2	0	0	0	2	0	0											
Mark McGwire, R (1.3) OBP: 0.470, SLG: 0.714			BB							3	0	0	0	1	3	2											
Ray Lankford, L (1.8) OBP: 0.382, SLG: 0.513	F8									4	0	0	0	0	0	1											
Ron Gant, R (1.7) OBP: 0.308, SLG: 0.491										4	0	2	0	0	1	0											
Fernando Tatis, R (1.5) OBP: 0.317, SLG: 0.372										3	0	1	0	1	1	1											
Tom Lampkin, L (1.2) 12 Pat Kelly, R (9, PH) OBP: 0.319, SLG: 0.350										2	0	0	0	1	0	3											
Manny Aybar, R (1.1) OBP: 0.263, SLG: 0.263										2	0	0	0	0	1	3											
Willie McGee, S (6, PH) OBP: 0.293, SLG: 0.335										0	0	0	0	1	0	0											
Mark Petkovsek, R (6, PH) OBP: 0.348, SLG: 0.364										0	0	0	0	0	0	0											
Brian Jordan, R (9, PH) OBP: 0.367, SLG: 0.554										1	0	0	0	0	0	0											
Piacedo Polanco, R (1.6) OBP: 0.246, SLG: 0.283										3	0	0	0	0	0	3											
Eli Marrero, R (9, PH) OBP: 0.301, SLG: 0.369										1	0	0	0	0	0	0											
Inning Stats	R: 0 E: 0 K: 0 S: 6	H: 0 LOB: 1 BB: 1 P: 12	R: 0 E: 0 K: 2 S: 13	H: 1 LOB: 1 BB: 0 P: 19	R: 0 E: 0 K: 1 S: 9	H: 0 LOB: 2 BB: 1 P: 17	R: 0 E: 0 K: 1 S: 9	H: 0 LOB: 2 BB: 1 P: 21	R: 0 E: 0 K: 2 S: 10	H: 2 LOB: 3 BB: 1 P: 20	R: 0 E: 0 K: 1 S: 6	H: 0 LOB: 0 BB: 0 P: 11	R: 0 E: 0 K: 0 S: 8	H: 0 LOB: 0 BB: 0 P: 14	R: 0 E: 0 K: 1 S: 5	H: 0 LOB: 0 BB: 0 P: 7	1B: 1 2B: 2 3B: 0 HR: 0	SF: 0 SAC: 0 DP: 0 HBP: 0	WP: 0 PB: 0 SB: 1 CS: 0	PA: 36							
PITCHER	IP	WLS	BF	H	R	ER	SO	BB	IBB	HBP	BLK	WP	HR	S	P	ERA	WHIP										
Amando Reynoso, R (1.1) ERA: 1.54	7.0	W	30	3	0	0	7	5	1	0	0	0	0	62	119	0.00	1.143										
Turk Wendell, R (8.1) ERA: 2.77	1.0		3	0	0	0	0	0	0	0	0	0	0	8	14	0.00	0.000										
John Franco, L (9.1) ERA: 3.86	1.0	S	3	0	0	0	1	0	0	0	0	0	0	5	7	0.00	0.000										


Batter	1	2	3	4	5	6	7	8	9	AB	R	H	RBI	BB	SO	LOB	BOTTOM										
Lenny Harris, L (1.9) OBP: 0.311, SLG: 0.348	K		K		F9		G4-3			4	0	0	0	0	2	0	St. Louis Cardinals @ New York Mets Shea Stadium, Flushing, NY Fri Aug 21 1998, 7:05 PM EDT Att: 52,320 - Unknown - 79 F livebaseballscorecards.com										
Edgardo Alfonzo, R (1.5) OBP: 0.355, SLG: 0.402							G4-3			3	1	2	1	1	0	0											
John Olerud, L (1.3) OBP: 0.436, SLG: 0.540										4	0	0	0	0	0	2											
31 Mike Piazza, R (1.2) OBP: 0.363, SLG: 0.516										3	0	1	0	1	1	1											
Brian McRae, S (1.8) OBP: 0.363, SLG: 0.492										4	0	2	0	0	1	1											
Todd Hundley, S (1.7) OBP: 0.250, SLG: 0.269										2	0	0	0	1	1	1											
Jemaine Allensworth, R (7.7) OBP: 0.363, SLG: 0.453										0	0	0	0	0	0	0											
Tony Phillips, S (8, PH) OBP: 0.416, SLG: 0.450										1	0	1	0	0	0	0											
Carlos Baerga, S (1.4) OBP: 0.312, SLG: 0.381										3	0	1	0	1	0	5											
Rey Ordenez, R (1.6) OBP: 0.287, SLG: 0.307										3	0	0	0	1	0	6											
Amando Reynoso, R (1.1) OBP: 0.188, SLG: 0.188										3	0	0	0	0	2	5											
Turk Wendell, L (8.1)										0	0	0	0	0	0	0											
Matt Franco, L (8, PH) OBP: 0.383, SLG: 0.381										1	0	0	0	0	0	3											
John Franco, L (9.1)										0	0	0	0	0	0	0											
Inning Stats	R: 1 E: 0 K: 2 S: 13	H: 1 LOB: 0 BB: 0 P: 18	R: 0 E: 0 K: 1 S: 7	H: 0 LOB: 1 BB: 1 P: 16	R: 0 E: 0 K: 2 S: 11	H: 1 LOB: 1 BB: 0 P: 14	R: 0 E: 0 K: 1 S: 8	H: 1 LOB: 3 BB: 2 P: 19	R: 0 E: 0 K: 0 S: 6	H: 2 LOB: 2 BB: 0 P: 16	R: 0 E: 0 K: 0 S: 15	H: 0 LOB: 0 BB: 0 P: 7	R: 0 E: 0 K: 0 S: 7	H: 2 LOB: 3 BB: 1 P: 18	R: 0 E: 0 K: 0 S: 7	H: 2 LOB: 3 BB: 1 P: 18	1B: 5 2B: 1 3B: 0 HR: 1	SF: 0 SAC: 0 DP: 0 HBP: 0	WP: 0 PB: 0 SB: 0 CS: 0	PA: 36							
PITCHER	IP	WLS	BF	H	R	ER	SO	BB	IBB	HBP	BLK	WP	HR	S	P	ERA	WHIP										
Manny Aybar, R (1.1) ERA: 6.82	5.0	L	22	3	1	1	6	3	1	0	0	0	0	45	83	1.80	1.200										
Mark Petkovsek, R (6.1) ERA: 4.77	3.0		14	4	0	0	1	1	0	0	0	0	0	28	45	0.00	1.667										

Batter	1	2	3	4	5	6	7	8	9	AB	R	H	RBI	BB	SO	LOB	TOP					
Delino DeShields, L OBP: 0.390, SLG: 0.450 Eli Marrero, R OBP: 0.299, SLG: 0.366	G4-3		G4-3		G4-3		K		K	4	0	0	0	0	1	0						
Brian Jordan, R OBP: 0.386, SLG: 0.558 21 Bryan Eversgerd, R (7, 1)	K				K		K			4	1	1	1	0	3	0						
Mark McGwire, R OBP: 0.472, SLG: 0.721 Luis Orta, R OBP: 0.200, SLG: 0.163	HR		BB 1B		HR 1B		F8			3	2	2	1	1	0	0						
Ray Lankford, L OBP: 0.383, SLG: 0.521 12 Pat Kelly, R OBP: 0.316, SLG: 0.346	G3		BB 1B		HR 1B				L6	3	1	2	2	0	0	0						
Ron Gant, R OBP: 0.311, SLG: 0.491 Willie McGee, S OBP: 0.292, SLG: 0.333			G4-6-3 1B		K2-3				L4	2	0	1	0	1	1	0						
John Mabry, L OBP: 0.316, SLG: 0.384	G4-6-3		G1-3						K	4	0	1	0	0	1	4						
Tom Lampkin, L OBP: 0.327, SLG: 0.387					G4-3		G6-3		G1-3	3	0	0	0	1	0	1						
Bobby Witt, R OBP: 0.250, SLG: 0.273 John Frascatore, R OBP: 0.200, SLG: 0.200 Fernando Tatis, R OBP: 0.320, SLG: 0.375					G6-3					2	0	0	0	0	1	1						
Piacleo Polanco, R OBP: 0.231, SLG: 0.266			G6-3		G5-3		K		L6	4	0	0	0	0	1	2						
Inning Stats	R: 1 E: 0 K: 1 S: 12	H: 1 LOB: 0 BB: 0 P: 14	R: 0 E: 0 K: 1 S: 10	H: 1 LOB: 1 BB: 1 P: 19	R: 1 E: 0 K: 0 S: 8	H: 2 LOB: 3 BB: 2 P: 19	R: 0 E: 0 K: 0 S: 5	H: 0 LOB: 0 BB: 0 P: 9	R: 2 E: 0 K: 2 S: 13	H: 2 LOB: 1 BB: 0 P: 22	R: 0 E: 0 K: 1 S: 11	H: 2 LOB: 1 BB: 0 P: 15	R: 0 E: 0 K: 1 S: 6	H: 0 LOB: 0 BB: 0 P: 11	R: 0 E: 0 K: 1 S: 6	H: 0 LOB: 0 BB: 0 P: 8	R: 0 E: 0 K: 1 S: 9	H: 1 LOB: 1 BB: 0 P: 12	1B: 6 2B: 0 3B: 0 HR: 3	SF: 0 SAC: 0 DP: 2 HBP: 0	WP: 0 PB: 0 SB: 0 CS: 0	PA: 37
PITCHER	IP	WLS	BF	H	R	ER	SO	BB	IBB	HBP	BLK	WP	HR	S	P	ERA	WHIP					
67 Francisco Cordova, R ERA: 3.24 Mike Williams, R ERA: 2.48 Ricardo Rincon, L ERA: 1.95 Jeff Tabaka, L ERA: 2.61	6.0	W	27	8	4	4	5	3	0	0	0	0	3	59	98	6.00	1.833					

St. Louis Cardinals @ Pittsburgh Pirates
Three Rivers Stadium, Pittsburgh, PA
Sat Aug 22 1998, 7:05 PM EDT
Att: 45,082 - Unknown - 89 F

livebaseballscorecards.com

AB 34
R 4
H 9
RBI 4
BB 3
SO 9
LOB 9




Batter	1	2	3	4	5	6	7	8	9	AB	R	H	RBI	BB	SO	LOB	BOTTOM						
Tony Womack, L OBP: 0.324, SLG: 0.363 Kevin Polcovich, R OBP: 0.264, SLG: 0.250	G4-3				G3-1					5	2	3	1	0	0	1							
Adrian Brown, S OBP: 0.333, SLG: 0.280	18 BB				L6					4	2	2	0	1	0	2							
18 Jason Kendall, R OBP: 0.419, SLG: 0.492	2B				G3					4	3	3	2	1	0	2							
Kevin Young, R OBP: 0.347, SLG: 0.517	G5-3				IBB					2	0	1	4	1	0	0							
Jose Guillen, R OBP: 0.302, SLG: 0.416	G5-3				P3					5	1	1	3	0	1	7							
Al Martin, L OBP: 0.296, SLG: 0.370 Mike Williams, R OBP: 0.226, SLG: 0.221 Ricardo Rincon, L OBP: 0.303, SLG: 0.476	K				E7					4	1	0	0	0	2	2							
Freddy Garcia, R OBP: 0.383, SLG: 0.624					1B WP					4	1	1	1	1	1	1							
Lou Collier, R OBP: 0.313, SLG: 0.341	FC6-4				G3-1					4	2	2	0	1	0	1							
67 Francisco Cordova, R OBP: 0.154, SLG: 0.175 Manny Martinez, R OBP: 0.303, SLG: 0.476	18 BB				K					3	1	2	1	0	1	2							
Inning Stats	R: 2 E: 0 K: 1 S: 13	H: 2 LOB: 1 BB: 1 P: 23	R: 3 E: 0 K: 1 S: 24	H: 3 LOB: 2 BB: 2 P: 41	R: 0 E: 0 K: 0 S: 6	H: 0 LOB: 0 BB: 0 P: 10	R: 0 E: 0 K: 0 S: 12	H: 2 LOB: 3 BB: 1 P: 22	R: 2 E: 1 K: 1 S: 13	H: 2 LOB: 1 BB: 0 P: 17	R: 1 E: 1 K: 1 S: 12	H: 1 LOB: 1 BB: 0 P: 20	R: 6 E: 0 K: 1 S: 22	H: 5 LOB: 0 BB: 1 P: 37	R: 0 E: 0 K: 1 S: 9	H: 1 LOB: 1 BB: 0 P: 10	1B: 12 2B: 2 3B: 1 HR: 1	SF: 2 SAC: 1 DP: 0 HBP: 0	WP: 1 PB: 1 SB: 1 CS: 0	PA: 47			
PITCHER	IP	WLS	BF	H	R	ER	SO	BB	IBB	HBP	BLK	WP	HR	S	P	ERA	WHIP						
Bobby Witt, R ERA: 6.73 John Frascatore, R ERA: 3.92 21 Bryan Eversgerd, L ERA: 27.0	4.0	L	26	9	7	6	2	3	1	0	0	0	1	0	22	33	0.00	0.500					

St. Louis Cardinals @ Pittsburgh Pirates
Three Rivers Stadium, Pittsburgh, PA
Sat Aug 22 1998, 7:05 PM EDT
Att: 45,082 - Unknown - 89 F

livebaseballscorecards.com

AB 39
R 14
H 16
RBI 12
BB 5
SO 6
LOB 20



Batter	1	2	3	4	5	6	7	8	9	AB	R	H	RBI	BB	SO	LOB	TOP
12 Pat Kelly, R (1.4) OBP: 0.302, SLG: 0.327										4	0	0	0	0	1	1	St. Louis Cardinals @ Pittsburgh Pirates Three Rivers Stadium, Pittsburgh, PA Mon Aug 24 1998, 7:05 PM EDT Att: 28,435 - Overcast - 77 F
Willie McGee, S (1.9) OBP: 0.291, SLG: 0.335										4	1	1	1	0	0	0	
Ray Lankford, L (1.8) OBP: 0.386, SLG: 0.521										2	1	1	0	2	0	0	
Ron Gant, R (1.7) OBP: 0.312, SLG: 0.484										3	2	2	1	1	0	1	
John Mabry, L (1.3) OBP: 0.317, SLG: 0.387										4	0	2	2	0	0	2	
Fernando Tatis, R (1.5) OBP: 0.327, SLG: 0.391										4	0	1	0	0	0	4	
Eli Marrero, R (1.2) OBP: 0.308, SLG: 0.361										1	0	0	0	2	0	1	
Kent Bottenfield, R (1.1) OBP: 0.067, SLG: 0.067										3	0	0	0	0	0	5	
Mark Pelkovsek, R (6.1) OBP: 0.348, SLG: 0.384										0	0	0	0	0	0	0	
Luis Ordez, R (1.6) OBP: 0.219, SLG: 0.178										2	1	0	0	1	0	0	
Inning Stats	R: 0 E: 0 K: 1 S: 11	H: 1 LOB: 1 BB: 0 P: 21	R: 0 E: 0 K: 0 S: 7	H: 1 LOB: 1 BB: 0 P: 10	R: 0 E: 0 K: 0 S: 5	H: 0 LOB: 0 BB: 0 P: 5	R: 1 E: 0 K: 0 S: 12	H: 1 LOB: 2 BB: 2 P: 28	R: 4 E: 0 K: 0 S: 17	H: 3 LOB: 2 BB: 3 P: 35	R: 0 E: 0 K: 0 S: 7	H: 0 LOB: 0 BB: 0 P: 11	R: 0 E: 0 K: 0 S: 10	H: 1 LOB: 1 BB: 1 P: 15			
PITCHER	IP WLS BF H R ER SO BB IBB HBP BLK WP HR S P ERA WHIP																
Todd Van Poppel, R (1.1) ERA: 7.03	5.0	26	6	5	5	1	3	2	0	1	2	0	52	99	9.00	1.800	
Jeff Tabaka, L (6.1) ERA: 2.52	1.0	3	0	0	0	0	0	0	0	0	0	0	7	11	0.00	0.000	
Ricardo Rincon, L (7.1) ERA: 2.05	0.1	3	1	0	0	0	1	0	0	0	0	0	7	11	0.00	6.000	
Jeff McCurry, R (7.1) ERA: 2.61	0.2	1	0	0	0	0	0	0	0	0	0	0	3	4	0.00	0.000	

AB	27
R	5
H	7
RBI	4
BB	6
SO	1
LOB	14



1B:	3	SF:	0
2B:	4	SAC:	0
3B:	0	DP:	0
HR:	0	HBP:	0
WP:	2	PA:	33
PB:	0		
SB:	3		
CS:	0		

Batter	1	2	3	4	5	6	7	8	9	AB	R	H	RBI	BB	SO	LOB	BOTTOM
Tony Womack, L (1.4) OBP: 0.326, SLG: 0.365										4	0	1	0	0	2	2	St. Louis Cardinals @ Pittsburgh Pirates Three Rivers Stadium, Pittsburgh, PA Mon Aug 24 1998, 7:05 PM EDT Att: 28,435 - Overcast - 77 F
Adrian Brown, S (1.8) OBP: 0.371, SLG: 0.323										4	0	1	0	0	1	2	
18 Jason Kendall, R (1.2) OBP: 0.417, SLG: 0.486										3	0	0	0	1	0	2	
Kevin Young, R (1.3) OBP: 0.346, SLG: 0.519										2	1	0	0	1	1	2	
Jose Guillen, R (1.9) OBP: 0.304, SLG: 0.418										3	1	1	0	0	0	1	
Al Martin, L (1.7) OBP: 0.300, SLG: 0.369										0	2	0	0	2	0	0	
Doug Strange, S (1.5) OBP: 0.233, SLG: 0.223										2	1	1	1	1	0	1	
Lou Collier, R (1.6) OBP: 0.317, SLG: 0.342										2	0	1	1	1	0	2	
Todd Van Poppel, R (1.1) OBP: 0.267, SLG: 0.286										2	0	1	1	0	0	2	
Jeff Tabaka, R (6.1) ERA: 4.51										0	0	0	0	0	0	0	
Freddy Garcia, R (6. PH) OBP: 0.384, SLG: 0.622										1	0	0	1	0	0	1	
Ricardo Rincon, L (7.1) ERA: 4.72										0	0	0	0	0	0	0	
Jeff McCurry, R (7.1)										0	0	0	0	0	0	0	
Inning Stats	R: 0 E: 0 K: 1 S: 10	H: 0 LOB: 0 BB: 0 P: 14	R: 1 E: 0 K: 0 S: 10	H: 1 LOB: 2 BB: 1 P: 19	R: 0 E: 0 K: 1 S: 8	H: 1 LOB: 1 BB: 1 P: 16	R: 1 E: 0 K: 1 S: 10	H: 1 LOB: 2 BB: 2 P: 22	R: 0 E: 0 K: 1 S: 9	H: 0 LOB: 0 BB: 0 P: 13	R: 3 E: 1 K: 0 S: 17	H: 3 LOB: 2 BB: 2 P: 34	R: 0 E: 0 K: 0 S: 10	H: 0 LOB: 0 BB: 0 P: 15			
PITCHER	IP WLS BF H R ER SO BB IBB HBP BLK WP HR S P ERA WHIP																
Kent Bottenfield, R (1.1) ERA: 4.72	5.0	26	5	5	5	1	6	0	1	0	0	0	54	100	9.00	2.200	
Mark Pelkovsek, R (6.1) ERA: 4.72	1.0	4	1	0	0	0	0	0	0	0	0	0	10	18	0.00	1.000	

AB	23
R	5
H	6
RBI	4
BB	6
SO	4
LOB	15



1B:	5	SF:	0
2B:	1	SAC:	0
3B:	0	DP:	1
HR:	0	HBP:	1
WP:	1	PA:	30
PB:	0		
SB:	1		
CS:	0		

Batter	1	2	3	4	5	6	7	8	9	10	AB	R	H	RBI	BB	SO	LOB	TOP						
John Cangelosi, S (1, 8) OBP: 0.343, SLG: 0.297 (8, 9)	G4-3		G3			SH1-3		F7	HR		3	0	0	0	0	0	0	Florida Marlins @ St. Louis Cardinals Busch Stadium, St. Louis, MO Wed Aug 26 1998, 7:05 PM CDT Att: 30,004 - Unknown - 87 F						
Mark Kotsay, L (9, PH) OBP: 0.314, SLG: 0.387 (9, 9)											1	1	1	3	0	0								
Alex Gonzalez, R (1, 6) OBP: 0.111, SLG: 0.444	K			K2-3		L7		F4	K		5	0	0	0	0	3	1							
John Wehner, R (1, 9) OBP: 0.280, SLG: 0.257 Todd Dunwoody, L (8, PH) OBP: 0.277, SLG: 0.358 (8, 8)	G6-3			G6-3				G4-3	K		3	0	0	0	0	1	1							
Derrek Lee, R (1, 3) OBP: 0.325, SLG: 0.437			F8		E4			K	HR	K	5	1	1	1	0	2	0							
Cliff Floyd, L (1, 7) OBP: 0.334, SLG: 0.475				G4-3				CS 1B	HR	E 2B	5	2	4	1	0	0	1							
Kevin Ortiz, R (1, 5) OBP: 0.274, SLG: 0.313			G6-3		F4			BB 1B	HR	E6 2B	5	1	2	1	0	0	2							
Randy Knorr, R (1, 2) OBP: 0.375, SLG: 0.857			G1-3		G6-3			BB	HR		4	0	1	1	1	0	1							
Luis Castillo, S (1, 4) OBP: 0.293, SLG: 0.243			K		G4-3			FC6 BB	HR 1B	K	3	1	0	0	2	2	2							
Kirt Ojala, L Justin Speier, R Donn Pall, R Dave Berg, R Antonio Alfonseca, R			K					SH1-3 BB	HR 1B	G4-3	2	0	0	0	1	1	3							
Inning Stats	R: 0 E: 0 K: 1 S: 11	H: 0 LOB: 0 BB: 0 P: 17	R: 0 E: 0 K: 0 S: 12	H: 1 LOB: 1 BB: 0 P: 20	R: 0 E: 0 K: 2 S: 9	H: 0 LOB: 0 BB: 0 P: 14	R: 0 E: 1 K: 1 S: 9	H: 0 LOB: 1 BB: 0 P: 11	R: 0 E: 0 K: 0 S: 5	H: 2 LOB: 3 BB: 2 P: 24	R: 0 E: 0 K: 0 S: 6	H: 0 LOB: 0 BB: 0 P: 8	R: 6 E: 0 K: 2 S: 18	H: 5 LOB: 0 BB: 1 P: 29	R: 1 E: 1 K: 2 S: 13	H: 2 LOB: 2 BB: 0 P: 20	1B: 5 2B: 1 3B: 0 HR: 4	SF: 0 SAC: 1 DP: 0 HBP: 0	WP: 0 PA: 45					
PITCHER	IP WLS BF H R ER SO BB IBB HBP BLK WP HR S P ERA WHIP	IP WLS BF H R ER SO BB IBB HBP BLK WP HR S P ERA WHIP	IP WLS BF H R ER SO BB IBB HBP BLK WP HR S P ERA WHIP	IP WLS BF H R ER SO BB IBB HBP BLK WP HR S P ERA WHIP	IP WLS BF H R ER SO BB IBB HBP BLK WP HR S P ERA WHIP	IP WLS BF H R ER SO BB IBB HBP BLK WP HR S P ERA WHIP	IP WLS BF H R ER SO BB IBB HBP BLK WP HR S P ERA WHIP	IP WLS BF H R ER SO BB IBB HBP BLK WP HR S P ERA WHIP	IP WLS BF H R ER SO BB IBB HBP BLK WP HR S P ERA WHIP	IP WLS BF H R ER SO BB IBB HBP BLK WP HR S P ERA WHIP	IP WLS BF H R ER SO BB IBB HBP BLK WP HR S P ERA WHIP	IP WLS BF H R ER SO BB IBB HBP BLK WP HR S P ERA WHIP	IP WLS BF H R ER SO BB IBB HBP BLK WP HR S P ERA WHIP	IP WLS BF H R ER SO BB IBB HBP BLK WP HR S P ERA WHIP	IP WLS BF H R ER SO BB IBB HBP BLK WP HR S P ERA WHIP	IP WLS BF H R ER SO BB IBB HBP BLK WP HR S P ERA WHIP	IP WLS BF H R ER SO BB IBB HBP BLK WP HR S P ERA WHIP	IP WLS BF H R ER SO BB IBB HBP BLK WP HR S P ERA WHIP						
Darren Oliver, L John Frascatore, R Lance Painter, L Jeff Brantley, R Juan Acevedo, R	7.0 1.0 0.1 0.2 1.0	27 6 3 1 6	3 3 1 3 2	0 3 0 3 0	0 0 0 2 0	6 0 0 0 0	3 0 1 0 0	0 0 0 0 0	0 0 0 0 0	0 0 0 0 0	0 0 0 0 0	65 11 4 9 12	105 16 9 12 20	0.00 27.00 0.00 40.50 0.00	0.857 3.000 6.000 1.500 2.000									
Batter	1	2	3	4	5	6	7	8	9	10	AB	R	H	RBI	BB	SO	LOB	BOTTOM						
Delino DeShields, L Pat Kelly, R	PB S BB		F9		G6-3		F8	1B		G6-4-3	0	0	0	0	0	0	0	Florida Marlins @ St. Louis Cardinals Busch Stadium, St. Louis, MO Wed Aug 26 1998, 7:05 PM CDT Att: 30,004 - Unknown - 87 F						
Fernando Tatis, R Mark McGwire, R	K			F8		K		HR	G6-3		5	1	1	0	0	2	3							
Brian Jordan, R Ron Gant, R	P4					L8		HR	FC5-4 1B		5	1	2	2	0	1	1							
John Mabry, L Juan Acevedo, R	P6					K		HR	G4-3		5	1	2	0	0	0	2							
Placido Polanco, R Ray Lankford, L	G6-3					F9		HR	G4-3		4	2	2	1	1	0	1							
Darren Oliver, R Willie McClellan, S John Frascatore, R Lance Painter, L Jeff Brantley, R	E3					G6-3		E 2B	HR 2B	G6-4-3 1B	2	0	0	0	0	0	0							
Luis Orta, R Tom Lichtenhan, L	G6-4-3					G6-3		SH FC1-5 2H	HR 2B	HR 1B	3	1	1	2	1	1	2							
Eli Marrero, R	G6-4-3					F9		FC1-5 1B	G6-3	F8	4	0	1	0	0	0	1							
Inning Stats	R: 0 E: 0 K: 1 S: 7	H: 0 LOB: 1 BB: 1 P: 13	R: 0 E: 0 K: 0 S: 6	H: 0 LOB: 0 BB: 0 P: 11	R: 0 E: 1 K: 0 S: 6	H: 0 LOB: 0 BB: 0 P: 8	R: 0 E: 0 K: 2 S: 11	H: 1 LOB: 2 BB: 1 P: 22	R: 0 E: 1 K: 0 S: 10	H: 1 LOB: 1 BB: 0 P: 14	R: 0 E: 0 K: 1 S: 7	H: 0 LOB: 0 BB: 0 P: 9	R: 1 E: 1 K: 1 S: 13	H: 2 LOB: 2 BB: 0 P: 18	R: 5 E: 0 K: 0 S: 28	H: 8 LOB: 2 BB: 0 P: 43	R: 0 E: 0 K: 0 S: 12		H: 1 LOB: 2 BB: 1 P: 19	R: 0 E: 0 K: 1 S: 8	H: 1 LOB: 0 BB: 0 P: 11	1B: 8 2B: 3 3B: 1 HR: 2	SF: 0 SAC: 1 DP: 3 HBP: 0	WP: 0 PA: 46
PITCHER	IP WLS BF H R ER SO BB IBB HBP BLK WP HR S P ERA WHIP	IP WLS BF H R ER SO BB IBB HBP BLK WP HR S P ERA WHIP	IP WLS BF H R ER SO BB IBB HBP BLK WP HR S P ERA WHIP	IP WLS BF H R ER SO BB IBB HBP BLK WP HR S P ERA WHIP	IP WLS BF H R ER SO BB IBB HBP BLK WP HR S P ERA WHIP	IP WLS BF H R ER SO BB IBB HBP BLK WP HR S P ERA WHIP	IP WLS BF H R ER SO BB IBB HBP BLK WP HR S P ERA WHIP	IP WLS BF H R ER SO BB IBB HBP BLK WP HR S P ERA WHIP	IP WLS BF H R ER SO BB IBB HBP BLK WP HR S P ERA WHIP	IP WLS BF H R ER SO BB IBB HBP BLK WP HR S P ERA WHIP	IP WLS BF H R ER SO BB IBB HBP BLK WP HR S P ERA WHIP	IP WLS BF H R ER SO BB IBB HBP BLK WP HR S P ERA WHIP	IP WLS BF H R ER SO BB IBB HBP BLK WP HR S P ERA WHIP	IP WLS BF H R ER SO BB IBB HBP BLK WP HR S P ERA WHIP	IP WLS BF H R ER SO BB IBB HBP BLK WP HR S P ERA WHIP	IP WLS BF H R ER SO BB IBB HBP BLK WP HR S P ERA WHIP	IP WLS BF H R ER SO BB IBB HBP BLK WP HR S P ERA WHIP		IP WLS BF H R ER SO BB IBB HBP BLK WP HR S P ERA WHIP					
Kirt Ojala, L Justin Speier, R Donn Pall, R Antonio Alfonseca, R	6.2 0.1 1.0 2.0	27 6 5 8	4 5 3 2	1 5 0 0	1 5 0 0	5 0 0 1	0 0 0 0	0 2 0 0	0 15 16 20	0 23 25 30	90 15 25 30	0.00 135.00 0.00 0.00	0.900 15.000 3.000 1.000											

Batter	1	2	3	4	5	6	7	8	9	AB	R	H	RBI	BB	SO	LOB	TOP					
Walt Weiss, S (1, 6) OBP: 0.393, SLG: 0.354					SH3					4	1	1	0	0	2	1						
Michael Tucker, L (1, 9) OBP: 0.341, SLG: 0.437										5	0	2	0	0	1	2						
10 Chipper Jones, S (1, 5) OBP: 0.413, SLG: 0.566										4	0	0	0	1	0	3						
Andres Galarraga, R (1, 3) OBP: 0.397, SLG: 0.608										3	0	1	2	0	1	1						
Ryan Klesko, L (1, 7) OBP: 0.348, SLG: 0.486										4	0	0	0	0	1	4						
Gerald Williams, R (9, 7) OBP: 0.324, SLG: 0.437										0	0	0	0	0	0	0						
Javy Lopez, R (1, 2) OBP: 0.333, SLG: 0.540										4	1	1	0	0	0	0						
Andruw Jones, R (1, 8) OBP: 0.318, SLG: 0.503										4	2	2	1	0	0	0						
Ozzie Guillen, L (1, 4) OBP: 0.329, SLG: 0.348										4	1	1	0	0	0	0						
Denny Neagle, L (1, 1) OBP: 0.215, SLG: 0.180										4	1	2	1	0	0	1						
John Rocker, R (8, 1)										0	0	0	0	0	0	0						
Kerry Ligtenberg, R (9, 1)										0	0	0	0	0	0	0						
Inning Stats	R: 0 H: 0 E: 0 K: 2 S: 9	H: 0 LOB: 0 BB: 0 P: 14	R: 3 H: 3 E: 1 K: 3 S: 16	H: 3 LOB: 1 BB: 0 P: 27	R: 0 H: 1 E: 1 K: 0 S: 7	H: 1 LOB: 1 BB: 0 P: 13	R: 0 H: 0 E: 0 K: 0 S: 8	H: 0 LOB: 0 BB: 0 P: 13	R: 1 H: 2 E: 0 K: 0 S: 12	H: 2 LOB: 2 BB: 1 P: 21	R: 1 H: 1 E: 0 K: 0 S: 5	H: 1 LOB: 0 BB: 0 P: 7	R: 1 H: 1 E: 1 K: 0 S: 18	H: 1 LOB: 1 BB: 0 P: 28	R: 0 H: 1 E: 0 K: 0 S: 9	H: 1 LOB: 1 BB: 0 P: 13	R: 0 H: 1 E: 0 K: 0 S: 8	H: 1 LOB: 0 BB: 0 P: 14	1B: 7 2B: 2 3B: 0 HR: 1	SF: 1 SAC: 1 DP: 0 HBP: 0	WP: 0 PB: 0 SB: 0 CS: 1	PA: 39
PITCHER	IP WLS BF H R ER SO BB IBB HBP BLK WP HR S P ERA WHIP																					
Matt Morris, R (1, 1) ERA: 2.24	6.0 L 27 7 5 2 5 1 0 0 0 0 0 1 57 95 3.00 1.333																					
21 Bryan Eversgerd, L (7, 1) ERA: 18.0	1.0 5 1 1 0 0 0 0 0 0 0 0 0 18 28 0.00 1.000																					
Bobby Witt, R (8, 1) ERA: 6.6	2.0 7 2 0 0 0 0 0 0 0 0 0 0 17 27 0.00 1.000																					

Atlanta Braves @ St. Louis Cardinals
 Busch Stadium, St. Louis, MO
 Thu Aug 27 1998, 7:05 PM CDT
 Att: 33,889 - Unknown - 89 F

AB 36
 R 6
 H 10
 RBI 4
 BB 1
 SO 5
 LOB 12



Batter	1	2	3	4	5	6	7	8	9	AB	R	H	RBI	BB	SO	LOB	BOTTOM					
12 Pat Kelly, R (1, 4) OBP: 0.301, SLG: 0.320										4	0	1	0	0	2	1						
Ray Lankford, L (1, 8) OBP: 0.383, SLG: 0.511										4	0	0	0	0	2	2						
Mark McGwire, R (1, 3) OBP: 0.468, SLG: 0.719										4	0	0	0	0	1	1						
Brian Jordan, R (1, 9) OBP: 0.367, SLG: 0.551										3	0	0	0	0	1	1						
Bobby Witt, R (8, 1) OBP: 0.250, SLG: 0.273										0	0	0	0	0	0	0						
Tom Lampkin, L (9, PH) OBP: 0.336, SLG: 0.410										1	0	0	0	0	0	0						
Ron Gant, R (1, 7) OBP: 0.317, SLG: 0.495										3	2	2	1	1	1	0						
Fernando Tatis, R (1, 5) OBP: 0.324, SLG: 0.389										3	1	1	0	1	1	1						
Placido Polanco, R (1, 6) OBP: 0.260, SLG: 0.333										4	1	2	1	0	1	0						
Matt Morris, R (1, 1) ERA: 3.62										1	0	0	0	0	1	0						
John Mabry, L (6, PH) OBP: 0.316, SLG: 0.395										1	0	0	0	0	0	0						
21 Bryan Eversgerd, R (7, 1) ERA: 1.91										0	0	0	0	0	0	0						
Willie McGee, S (8, 9) OBP: 0.287, SLG: 0.331										1	0	0	1	0	0	2						
Eli Marrero, R (1, 2) OBP: 0.316, SLG: 0.374										3	0	1	1	0	1	0						
Inning Stats	R: 0 H: 0 E: 0 K: 1 S: 7	H: 0 LOB: 0 BB: 0 P: 10	R: 0 H: 0 E: 0 K: 0 S: 6	H: 0 LOB: 0 BB: 1 P: 11	R: 0 H: 0 E: 0 K: 2 S: 10	H: 0 LOB: 0 BB: 0 P: 15	R: 0 H: 1 E: 0 K: 3 S: 12	H: 1 LOB: 1 BB: 0 P: 16	R: 0 H: 0 E: 0 K: 0 S: 11	H: 0 LOB: 0 BB: 0 P: 17	R: 0 H: 0 E: 0 K: 0 S: 10	H: 0 LOB: 0 BB: 0 P: 13	R: 0 H: 0 E: 0 K: 0 S: 6	H: 0 LOB: 0 BB: 0 P: 10	R: 3 H: 4 E: 0 K: 2 S: 12	H: 4 LOB: 1 BB: 0 P: 16	R: 1 H: 2 E: 1 K: 0 S: 14	H: 2 LOB: 2 BB: 1 P: 22	1B: 4 2B: 2 3B: 0 HR: 1	SF: 1 SAC: 0 DP: 1 HBP: 0	WP: 0 PB: 0 SB: 0 CS: 0	PA: 35
PITCHER	IP WLS BF H R ER SO BB IBB HBP BLK WP HR S P ERA WHIP																					
Denny Neagle, L (1, 1) ERA: 3.62	7.1 W 27 5 3 3 9 1 0 0 0 0 0 0 68 100 3.68 0.818																					
John Rocker, L (8, 1) ERA: 1.91	0.2 2 0 0 0 2 0 0 0 0 0 0 0 6 8 0.00 0.000																					
Kerry Ligtenberg, R (9, 1) ERA: 2.88	1.0 S 6 2 1 1 0 1 0 0 0 0 0 1 14 22 9.00 3.000																					

Atlanta Braves @ St. Louis Cardinals
 Busch Stadium, St. Louis, MO
 Thu Aug 27 1998, 7:05 PM CDT
 Att: 33,889 - Unknown - 89 F

AB 32
 R 4
 H 7
 RBI 4
 BB 2
 SO 11
 LOB 8



Batter	1	2	3	4	5	6	7	8	9	AB	R	H	RBI	BB	SO	LOB	TOP									
Ozzie Guillen, L OBP: 0.326, SLG: 0.341 (1, 6)	P5		P4		P5		G4-3		BB	4	0	0	0	1	0	2	Atlanta Braves @ St. Louis Cardinals Busch Stadium, St. Louis, MO Sat Aug 29 1998, 3:33 AM CDT Att: 47,627 - Cloudy - 82 F									
Keith Lockhart, L OBP: 0.319, SLG: 0.390 (1, 4)	F7		F7		F7		F7		K	5	0	1	1	0	1	3										
10 Chipper Jones, S OBP: 0.410, SLG: 0.561 (1, 5)	F7			P6	F9		K			4	0	0	0	0	1	1										
Andres Galarraga, R OBP: 0.398, SLG: 0.603 (1, 3)	E5			FC4-6 HBP		K		G1-4-3 BB		2	0	0	0	1	1	0										
Ryan Klesko, L OBP: 0.348, SLG: 0.483 (8, 1)	F7			FC4-6 HR		2B		P8		4	2	1	0	0	0	3										
Rudy Seanez, R (9, 1)										0	0	0	0	0	0	0										
Javy Lopez, R OBP: 0.333, SLG: 0.545 (1, 2)	F7					K		G1-4-3		4	1	1	2	0	1	3										
Andruw Jones, R OBP: 0.320, SLG: 0.503 (1, 8)	P6			G1-3		2B				4	0	2	1	0	0	1										
Michael Tucker, L OBP: 0.340, SLG: 0.433 (1, 9)			K		E6 1B			K		3	1	0	0	1	2	1										
Tom Glavine, L OBP: 0.274, SLG: 0.311 Gerald Williams, R OBP: 0.323, SLG: 0.433 (8, 7)					G6-3		FC6-4		P5	3	0	1	0	0	0	3										
Inning Stats	R: 0 E: 0 K: 0 S: 7	H: 0 LOB: 0 BB: 0 P: 10	R: 0 E: 1 K: 0 S: 6	H: 0 LOB: 1 BB: 0 P: 9	R: 0 E: 0 K: 1 S: 13	H: 1 LOB: 1 BB: 0 P: 19	R: 2 E: 0 K: 0 S: 7	H: 1 LOB: 0 BB: 0 P: 12	R: 1 E: 1 K: 0 S: 13	H: 1 LOB: 1 BB: 0 P: 20	R: 1 E: 0 K: 2 S: 17	H: 2 LOB: 2 BB: 1 P: 33	R: 0 E: 0 K: 1 S: 7	H: 0 LOB: 0 BB: 0 P: 12	R: 0 E: 0 K: 0 S: 6	H: 0 LOB: 0 BB: 1 P: 12	R: 0 E: 0 K: 2 S: 8	H: 1 LOB: 2 BB: 1 P: 16	1B: 3 2B: 2 3B: 0 HR: 1	SF: 0 SAC: 0 DP: 1 HBP: 1	WP: 0 PB: 0 SB: 1 CS: 0	PA: 38				
PITCHER	IP	WLS	BF	H	R	ER	SO	BB	IBB	HBP	BLK	WP	HR	S	P	ERA	WHIP									
Kent Bottenfield, R ERA: 4.51 Lance Painter, L ERA: 4.39 Bobby Witt, R ERA: 6.48	(1, 1)	6.0	L	27	5	4	3	3	0	1	1	0	0	1	63	103	4.50	0.833								
PITCHER	IP	WLS	BF	H	R	ER	SO	BB	IBB	HBP	BLK	WP	HR	S	P	ERA	WHIP									
Kent Bottenfield, R ERA: 4.51 Lance Painter, L ERA: 4.39 Bobby Witt, R ERA: 6.48	(1, 1)	6.0	L	27	5	4	3	3	0	1	1	0	0	1	63	103	4.50	0.833								

Batter	1	2	3	4	5	6	7	8	9	AB	R	H	RBI	BB	SO	LOB	BOTTOM									
Delino DeShields, L OBP: 0.382, SLG: 0.439 (1, 4)	G3			G1-3	G1-3			G6-3		4	0	0	0	0	0	1	Atlanta Braves @ St. Louis Cardinals Busch Stadium, St. Louis, MO Sat Aug 29 1998, 3:33 AM CDT Att: 47,627 - Cloudy - 82 F									
Ray Lankford, L OBP: 0.384, SLG: 0.508 (1, 8)	P8			BB 1B	FC7-6 BB			G3		3	1	1	0	1	0	0										
Mark McGwire, R OBP: 0.468, SLG: 0.717 John Mabry, L OBP: 0.314, SLG: 0.389 (2, 3)	K			K	FC7-6			G1-3		1	0	0	0	0	1	0										
Brian Jordan, R OBP: 0.366, SLG: 0.545 (1, 9)	F9			BB 1B	BB			G6-3		3	1	0	0	1	0	0										
Ron Gant, R OBP: 0.314, SLG: 0.487 (1, 7)	K			BB 1B	BB			F8		3	1	0	0	1	1	0										
Fernando Tatis, R OBP: 0.326, SLG: 0.394 (1, 5)	L4			BB 1B	BB			FC3-6 BB		2	0	0	1	2	0	0										
Placido Polanco, R OBP: 0.265, SLG: 0.333 Tom Lampkin, L OBP: 0.335, SLG: 0.408 (9, PH)	F8			1B				FC3-6		3	0	1	2	0	0	0										
Kent Bottenfield, R OBP: 0.063, SLG: 0.063 Lance Painter, L OBP: 1.000, SLG: 1.000 12 Pat Kelly, R OBP: 0.256, SLG: 0.315 Bobby Witt, R OBP: 0.250, SLG: 0.273 (8, 1)	F9			P2				F7		2	0	0	0	0	0	2										
Eli Marrero, R OBP: 0.320, SLG: 0.381 (1, 2)	G6-3			FC7-6 2B				K		3	0	1	0	0	1	0										
Inning Stats	R: 0 E: 0 K: 1 S: 7	H: 0 LOB: 0 BB: 0 P: 13	R: 0 E: 0 K: 1 S: 9	H: 0 LOB: 0 BB: 0 P: 13	R: 0 E: 0 K: 0 S: 5	H: 0 LOB: 0 BB: 0 P: 5	R: 3 E: 0 K: 1 S: 19	H: 2 LOB: 2 BB: 3 P: 37	R: 0 E: 0 K: 0 S: 9	H: 1 LOB: 1 BB: 1 P: 19	R: 0 E: 0 K: 0 S: 9	H: 0 LOB: 0 BB: 0 P: 14	R: 0 E: 0 K: 1 S: 10	H: 0 LOB: 0 BB: 0 P: 16	R: 0 E: 0 K: 0 S: 9	H: 0 LOB: 0 BB: 0 P: 9		R: 0 E: 0 K: 0 S: 8	H: 0 LOB: 1 BB: 1 P: 15	1B: 2 2B: 2 3B: 0 HR: 0	SF: 0 SAC: 0 DP: 1 HBP: 0	WP: 0 PB: 0 SB: 0 CS: 0	PA: 34			
PITCHER	IP	WLS	BF	H	R	ER	SO	BB	IBB	HBP	BLK	WP	HR	S	P	ERA	WHIP									
Tom Glavine, L ERA: 2.61 John Rocker, L ERA: 1.5 Rudy Seanez, R ERA: 2.4	(1, 1)	7.0	W	27	3	3	3	4	4	0	0	0	0	0	9	117	3.86	1.000								
PITCHER	IP	WLS	BF	H	R	ER	SO	BB	IBB	HBP	BLK	WP	HR	S	P	ERA	WHIP									
Tom Glavine, L ERA: 2.61 John Rocker, L ERA: 1.5 Rudy Seanez, R ERA: 2.4	(1, 1)	7.0	W	27	3	3	3	4	4	0	0	0	0	0	9	117	3.86	1.000								



Batter	1	2	3	4	5	6	7	8	9	AB	R	H	RBI	BB	SO	LOB	TOP				
Gerald Williams, R (1, 7) OBP: 0.330, SLG: 0.441 Ryan Kiesko, L (9, PH) OBP: 0.347, SLG: 0.482	F8		HR 10 BB 1B	E9 2B		BB		F8	F8	3	1	2	0	1	0	0					
Greg Colbrunn, R (1, 9) OBP: 0.384, SLG: 0.468 Michael Tucker, L (6, 9) OBP: 0.341, SLG: 0.434	G6-3		F9	G3		P4			F8	4	0	0	0	0	0	4					
10 Chipper Jones, S (1, 5) OBP: 0.408, SLG: 0.557	K		HR			F8			P5	4	1	0	0	1	1	1					
Andres Galarraga, R (1, 3) OBP: 0.398, SLG: 0.614		HR	HR			F7			G6-3	4	2	2	4	0	0	0					
Javy Lopez, R (1, 2) OBP: 0.336, SLG: 0.554		HR	FC4						G5-3	4	2	3	1	0	0	0					
Andruw Jones, R (1, 8) OBP: 0.321, SLG: 0.509		HR	FC4			F8			L8-3	4	1	2	2	0	0	1					
Tony Graffanino, R (1, 4) Norm Charlton, S (8, 1)	F8		G6-3			P4			L8-3	4	0	0	0	0	0	2					
Ozzie Guillen, L (1, 6) OBP: 0.321, SLG: 0.335	P9					G4-3			G4-3	4	0	0	0	0	0	0					
Kevin Millwood, R (1, 1) OBP: 0.196, SLG: 0.122 Dennis Martinez, R (6, 1) OBP: 0.167, SLG: 0.162 Keith Lockhart, L (8, 4) OBP: 0.318, SLG: 0.389	K								G5-3	3	0	1	0	0	2	0					
Inning Stats	R: 0 E: 0 K: 1 S: 8	H: 0 LOB: 0 BB: 0 P: 11	R: 3 E: 0 K: 1 S: 14	H: 3 LOB: 0 BB: 0 P: 25	R: 3 E: 0 K: 0 S: 17	H: 3 LOB: 1 BB: 1 P: 24	R: 0 E: 1 K: 1 S: 9	H: 1 LOB: 1 BB: 0 P: 14	R: 1 E: 0 K: 0 S: 5	H: 1 LOB: 0 BB: 0 P: 8	R: 0 E: 0 K: 0 S: 6	H: 0 LOB: 0 BB: 0 P: 11	R: 0 E: 0 K: 0 S: 11	H: 1 LOB: 0 BB: 0 P: 16	R: 0 E: 0 K: 0 S: 8	H: 1 LOB: 1 BB: 0 P: 13	1B: 5 2B: 3 3B: 0 HR: 4	SF: 0 SAC: 0 DP: 1 HBP: 0	WP: 0 PB: 0 SB: 0 CS: 0	PA: 39	
PITCHER	IP	WLS	BF	H	R	ER	SO	BB	IBB	HBP	BLK	WP	HR	S	P	ERA	WHIP				
Donovan Osborne, L (1, 1) ERA: 3.5	4.0		20	7	6	6	3	1	0	0	0	0	3	48	74	13.50	2.000				
John Frascatore, R (5, 1) ERA: 4.21	2.0		9	2	1	1	0	1	0	0	0	0	1	12	21	4.50	1.500				
Mark Petkovsek, R (7, 1) ERA: 4.74	2.0	W	6	1	0	0	0	0	0	0	0	0	0	17	27	0.00	0.500				
Juan Acevedo, R (9, 1) ERA: 3.04	1.0	S	4	1	0	0	0	0	0	0	0	0	0	8	13	0.00	1.000				

Atlanta Braves @ St. Louis Cardinals
Busch Stadium, St. Louis, MO
Sun Aug 30 1998, 7:05 PM CDT
Att: 44,051 - Unknown - 67 F

AB 37
R 7
H 11
RBI 7
BB 2
SO 3
LOB 8



Batter	1	2	3	4	5	6	7	8	9	AB	R	H	RBI	BB	SO	LOB	BOTTOM				
Delino DeShields, L (1, 4) OBP: 0.385, SLG: 0.439	WP BB 1B		G4-3			2B 1B 1B			G4-3	4	2	2	0	1	0	1					
Brian Jordan, R (1, 9) OBP: 0.365, SLG: 0.542	F8		F9			F9			F9	4	1	1	0	0	0	2					
Mark McGwire, R (1, 3) OBP: 0.472, SLG: 0.729	WP BB					2B 1B 1B			HR	3	3	3	3	1	0	0					
Ray Lankford, L (1, 8) OBP: 0.385, SLG: 0.510	K					1B G6-3 2B			F8	4	1	2	2	0	1	2					
Ron Gant, R (1, 7) OBP: 0.311, SLG: 0.481	P2					K			K	4	0	0	0	0	3	5					
Fernando Tatis, R (1, 5) OBP: 0.328, SLG: 0.400			K			G6-3 1B			F8	4	1	2	1	0	1	0					
Luis Ordaz, R (1, 6) OBP: 0.206, SLG: 0.167		K2-3				G6-3			P6	4	0	0	1	0	1	2					
Donovan Osborne, S (1, 1) 12 Pat Kelly, R (4, PH) John Frascatore, R (5, 1) Placido Polanco, R (6, PH) Mark Petkovsek, R (7, 1) El Marrero, R (8, PH) Juan Acevedo, R (9, 1)	F7					P3			G5-4-3 1B	1	0	0	0	0	0	0					
Tom Lampkin, L (1, 2) OBP: 0.329, SLG: 0.400	F8					F8			L8	4	0	0	0	0	0	2					
Inning Stats	R: 0 E: 0 K: 1 S: 8	H: 1 LOB: 2 BB: 1 P: 16	R: 0 E: 0 K: 2 S: 7	H: 0 LOB: 0 BB: 0 P: 10	R: 0 E: 0 K: 0 S: 6	H: 0 LOB: 0 BB: 0 P: 8	R: 2 E: 0 K: 1 S: 12	H: 3 LOB: 1 BB: 0 P: 18	R: 2 E: 0 K: 0 S: 13	H: 3 LOB: 1 BB: 0 P: 23	R: 1 E: 0 K: 0 S: 6	H: 2 LOB: 0 BB: 0 P: 7	R: 3 E: 0 K: 1 S: 16	H: 2 LOB: 0 BB: 1 P: 29	R: 0 E: 0 K: 0 S: 11	H: 0 LOB: 1 BB: 1 P: 19	1B: 7 2B: 2 3B: 1 HR: 1	SF: 0 SAC: 0 DP: 1 HBP: 0	WP: 1 PB: 0 SB: 0 CS: 0	PA: 37	
PITCHER	IP	WLS	BF	H	R	ER	SO	BB	IBB	HBP	BLK	WP	HR	S	P	ERA	WHIP				
Kevin Millwood, R (1, 1) ERA: 4.45	5.0		24	8	5	5	5	1	0	0	0	0	0	47	76	9.00	1.800				
Dennis Martinez, R (6, 1) ERA: 4.71	2.0	L	9	3	3	3	1	1	0	0	0	0	1	21	35	13.50	2.000				
Norm Charlton, L (8, 1) ERA: 6.41	1.0		4	0	0	0	0	1	0	0	0	0	0	11	19	0.00	1.000				

Atlanta Braves @ St. Louis Cardinals
Busch Stadium, St. Louis, MO
Sun Aug 30 1998, 7:05 PM CDT
Att: 44,051 - Unknown - 67 F

AB 34
R 8
H 11
RBI 8
SO 6
LOB 15



Batter	1	2	3	4	5	6	7	8	9	AB R H RBI BB SO LOB	TOP												
Delino DeShields, L OBP: 0.385, SLG: 0.439	3-2 1B 1B	2-2 2H 1B		3-0 P5		0-0 G4-3		2-3 K		5 1 2 1 0 1 4	St. Louis Cardinals @ Florida Marlins Pro Player Stadium, Miami, FL Mon Aug 31 1998, 7:05 PM EDT Att: 36,584 - Cloudy - 83 F												
Ray Lankford, L OBP: 0.385, SLG: 0.508	0-1 WP 1B G6-3	1-3 K		2-1 G4-3			4-2 CS BB	1-2 G4-3	4 1 1 0 1 1 2														
Mark McGwire, R OBP: 0.472, SLG: 0.724	3-2 P3		4-2 CS-1-4 BB		3-3 K		3-3 K	4-2 FC6-4 BB	3 0 0 0 2 2 3														
Brian Jordan, R OBP: 0.366, SLG: 0.547	0-1 G6-3 WP 1B		1-1 FC6-1-4 2B		3-1 F8		0-0 HR	3-3 K	5 2 2 2 0 1 2														
Ron Gant, R OBP: 0.312, SLG: 0.481	3-2 G6-3		0-0 2B		0-0 F9		4-1 E BB	1-0 FC6-4	4 0 1 2 1 0 2														
Juan Acevedo, R OBP: 0.235, SLG: 0.250	1-3 2H		1-H 2B					1-2	0 0 0 0 0 0 0														
Fernando Tatis, R OBP: 0.327, SLG: 0.397	3-3 K		4-2 G6-3 BB			3-2 F8	2-3 K		3 0 0 0 1 2 2														
Placido Polanco, R OBP: 0.284, SLG: 0.353		1-0 P5	2-0 G6-3			1-0 2B		4-0 SH3-4 BB	3 0 1 0 1 0 2														
Darren Oliver, R OBP: 0.095, SLG: 0.190		1-3 K		1-2 2B		1-1 F9	0-1 SH3-4		3 0 1 0 0 1 1														
Jeff Brantley, R OBP: 0.314, SLG: 0.389							1-2		0 0 0 0 0 0 0														
John Mabry, L OBP: 0.314, SLG: 0.389									0 0 0 0 0 0 0														
Eli Marrero, R OBP: 0.327, SLG: 0.386		2-2 1B 2B		0-0 G1-3		4-1 BB	0-2 G5-3		3 1 1 0 1 0 2														
Inning Stats	R: 2 E: 0 K: 1 S: 17	H: 3 LOB: 1 BB: 0 P: 29	R: 1 E: 0 K: 2 S: 15	H: 2 LOB: 1 BB: 0 P: 22	R: 1 E: 0 K: 0 S: 8	H: 1 LOB: 1 BB: 2 P: 19	R: 0 E: 0 K: 0 S: 7	H: 1 LOB: 1 BB: 0 P: 13	R: 0 E: 0 K: 1 S: 6	H: 0 LOB: 0 BB: 1 P: 12	R: 0 E: 0 K: 0 S: 8	H: 1 LOB: 2 BB: 1 P: 17	R: 1 E: 1 K: 2 S: 12	H: 1 LOB: 2 BB: 2 P: 25	R: 0 E: 0 K: 1 S: 8	H: 0 LOB: 1 BB: 1 P: 14	R: 0 E: 0 K: 1 S: 10	H: 0 LOB: 1 BB: 1 P: 19	1B: 4 2B: 4 3B: 0 HR: 1	SF: 0 SAC: 1 DP: 1 HBP: 0	WP: 1 PB: 0 SB: 0 CS: 1	PA: 41	
PITCHER	IP WLS BF H R ER SO BB IBB HBP BLK WP HR S P ERA WHIP											PITCHER	IP WLS BF H R ER SO BB IBB HBP BLK WP HR S P ERA WHIP										
Kirt Ojala, L ERA: 3.86	6.0 L 28 8 4 4 4 3 0 0 0 0 1 0 61 112 6.00 1.833																						
Brian Edmondson, R ERA: 3.99	7.1 1.2 8 1 1 1 2 3 0 0 0 0 1 17 34 5.40 2.400																						
Vic Darenburg, L ERA: 3.69	8.1 1.1 5 0 0 0 2 1 0 0 0 0 0 0 13 24 0.00 0.750																						

Batter	1	2	3	4	5	6	7	8	9	AB R H RBI BB SO LOB	BOTTOM												
Todd Dunwoody, L OBP: 0.286, SLG: 0.382	1-0 G4-3	4-2 BB			1-0 F8 BLK 1B		1-1 HR		3-2 G4-6-3	4 2 2 1 1 0 1	St. Louis Cardinals @ Florida Marlins Pro Player Stadium, Miami, FL Mon Aug 31 1998, 7:05 PM EDT Att: 36,584 - Cloudy - 83 F												
Alex Gonzalez, R OBP: 0.281, SLG: 0.370	4-2 F8 BLK 1B BB	3-2 F9			4-1 BLK BB		4-2 G6-4-3 1B BB	0-0 G6-3	2 1 0 0 3 0 2														
Mark Kotsay, L OBP: 0.308, SLG: 0.378	2-1 F8	1-2 G4-3			0-0 F8		1-1 G6-4-3 1B		4 0 1 0 0 0 5														
Derrek Lee, R OBP: 0.325, SLG: 0.438	3-2 1B 1B		2-1 G5-3		4-1 G4-6-3 BB		1-1 G6-4-3		3 0 1 1 1 0 2														
Cliff Floyd, L OBP: 0.336, SLG: 0.473	1-1 1B		2-0 G4-3		1-0 G4-6-3		0-3 K		4 0 1 0 0 1 3														
Kevin Orie, R OBP: 0.282, SLG: 0.327	1-1 1B		3-2 G5-3				0-2 1B	0-0 P5	4 0 2 0 0 0 0														
Gregg Zaun, S OBP: 0.289, SLG: 0.306	1-0 G6-3			0-0 G6-3		0-0 G5-3 1B		3-1 P2	4 0 1 0 0 0 3														
Luis Castillo, S OBP: 0.296, SLG: 0.262		3-2 G6-3		0-0 G6-3		1-0 G5-3		1-2 G6-3	4 0 0 0 0 0 1														
Kirt Ojala, L OBP: 0.286, SLG: 0.222		1-2 BB		2-1 G6-3		1-3 K		3-2 G4-6-3 1B	2 0 1 0 0 0 0														
Dave Berg, R OBP: 0.363, SLG: 0.380									1 0 0 0 0 1 1														
Brian Edmondson, R ERA: 4.7									0 0 0 0 0 0 0														
Vic Darenburg, L ERA: 4.7									0 0 0 0 0 0 0														
John Cangelosi, S OBP: 0.350, SLG: 0.310									1 0 1 0 0 0 0														
Inning Stats	R: 1 E: 0 K: 0 S: 14	H: 3 LOB: 3 BB: 1 P: 27	R: 0 E: 0 K: 0 S: 14	H: 1 LOB: 2 BB: 1 P: 26	R: 0 E: 0 K: 0 S: 6	H: 0 LOB: 0 BB: 0 P: 13	R: 0 E: 0 K: 0 S: 4	H: 0 LOB: 0 BB: 0 P: 6	R: 1 E: 0 K: 0 S: 5	H: 1 LOB: 1 BB: 2 P: 15	R: 0 E: 0 K: 1 S: 9	H: 2 LOB: 1 BB: 0 P: 11	R: 1 E: 0 K: 1 S: 11	H: 2 LOB: 1 BB: 1 P: 18	R: 0 E: 0 K: 0 S: 7	H: 0 LOB: 0 BB: 0 P: 11	R: 0 E: 0 K: 0 S: 9	H: 1 LOB: 0 BB: 0 P: 15	1B: 9 2B: 4 3B: 0 HR: 1	SF: 0 SAC: 0 DP: 3 HBP: 0	WP: 0 PB: 0 SB: 0 CS: 0	PA: 38	
PITCHER	IP WLS BF H R ER SO BB IBB HBP BLK WP HR S P ERA WHIP											PITCHER	IP WLS BF H R ER SO BB IBB HBP BLK WP HR S P ERA WHIP										
Darren Oliver, L ERA: 5.8	6.0 W 28 8 3 3 1 4 0 0 0 0 0 0 54 101 4.50 2.000																						
Jeff Brantley, R ERA: 4.7	7.1 2.0 7 1 0 0 1 1 0 0 0 0 0 0 16 26 0.00 1.000																						
Juan Acevedo, R ERA: 3.0	8.1 1.0 S 3 1 0 0 0 0 0 0 0 0 0 0 9 15 0.00 1.000																						

Batter	1	2	3	4	5	6	7	8	9	AB	R	H	RBI	BB	SO	LOB	TOP									
Delino DeShields, L OBP: 0.383, SLG: 0.435	0-1 G1-3	2-2 1B		2-0 F8		2-3 K		2-3 K		5	0	1	2	0	2	0										
Brian Jordan, R OBP: 0.364, SLG: 0.543	4-1 BB	0-2 L8		0-0 F8		0-2 F9			2-2 G5-3	4	0	0	0	1	0	2										
Mark McGwire, R OBP: 0.473, SLG: 0.736	2-0 F8		1-1 F8 1B 1B		1-2 G4-3		1-1 HR		0-0 HR	5	3	3	2	0	0	1										
Ray Lankford, L OBP: 0.385, SLG: 0.513	3-2 G4-3		0-1 1B 1B		1-1 L8		0-0 F8		1-2 HR	5	1	2	1	0	0	1										
Ron Gant, R OBP: 0.316, SLG: 0.492		3-2 1B 1B	1-3 K		0-0 HR		2-0 G5-3		2-1 G6-4-3 1B	5	2	3	1	0	1	2										
Fernando Tatis, R OBP: 0.326, SLG: 0.400	1 SAFE 1 SAFE K: 0 S: 8	2-3 K	3-2 F8		1-2 2B		2-1 1B		0-0 G6-4-3 1B	5	0	2	0	0	1	4										
Placido Polanco, R OBP: 0.304, SLG: 0.364	1 SAFE K: 0 S: 8	2-0 BB 1B	0-1 1-2 1B		4-1 BB		1-1 F9			3	1	2	1	1	0	1										
Matt Morris, R OBP: 0.292, SLG: 0.158		1-3 K	1-3 F9		2-3 K		2-0 F7			3	0	0	0	0	2	6										
John Mabry, L OBP: 0.313, SLG: 0.388										1	0	0	0	0	0	0										
Lance Painter, L OBP: 1.000, SLG: 1.000										0	0	0	0	0	0	0										
Bobby Witt, R OBP: 0.250, SLG: 0.273										0	0	0	0	0	0	0										
Eli Marrero, R OBP: 0.325, SLG: 0.380	4-1 1B BB			2-2 G6-3		0-1 G5-3		2-1 G5-3		3	0	0	0	1	0	0										
Inning Stats	R: 0 E: 0 K: 0 S: 8	H: 0 LOB: 1 BB: 1 P: 17	R: 2 E: 0 K: 2 S: 18	H: 3 LOB: 2 BB: 1 P: 32	R: 1 E: 0 K: 1 S: 16	H: 3 LOB: 2 BB: 0 P: 21	R: 0 E: 0 K: 0 S: 6	H: 0 LOB: 0 BB: 0 P: 10	R: 1 E: 0 K: 1 S: 13	H: 2 LOB: 2 BB: 1 P: 22	R: 0 E: 0 K: 1 S: 8	H: 0 LOB: 0 BB: 0 P: 10	R: 1 E: 0 K: 0 S: 8	H: 2 LOB: 1 BB: 0 P: 14	R: 0 E: 0 K: 1 S: 6	H: 0 LOB: 0 BB: 0 P: 12	R: 2 E: 0 K: 0 S: 10	H: 3 LOB: 0 BB: 0 P: 15	1B: 8 2B: 1 3B: 0 HR: 4	SF: 0 SAC: 0 DP: 1 HBP: 0	WP: 0 PB: 0 SB: 0 CS: 0	PA: 42				
PITCHER	IP	WLS	BF	H	R	ER	SO	BB	IBB	HBP	BLK	WP	HR	S	P	ERA	WHIP									
Livan Hernandez, R ERA: 4.59	(1, 1)	7.0	L	34	10	5	5	5	3	0	0	0	0	2	77	126	6.43	1.857								
Rob Stanifer, R ERA: 4.98	(8, 1)	1.0		3	0	0	0	1	0	0	0	0	0	6	12	0.00	0.000									
Donn Pall, R ERA: 5.7	(9, 1)	1.0		5	3	2	2	0	0	0	0	0	2	10	15	18.00	3.000									

St. Louis Cardinals @ Florida Marlins
Pro Player Stadium, Miami, FL
Tue Sep 01 1998, 7:05 PM EDT
Att: 37,014 - Cloudy - 87 F

AB 39
R 7
H 13
RBI 7
BB 3
SO 6
LOB 17

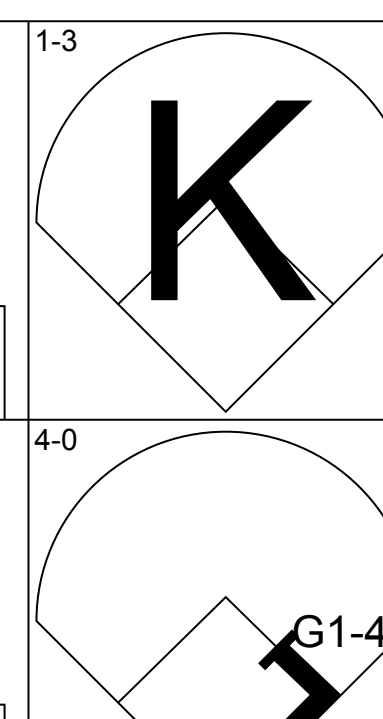
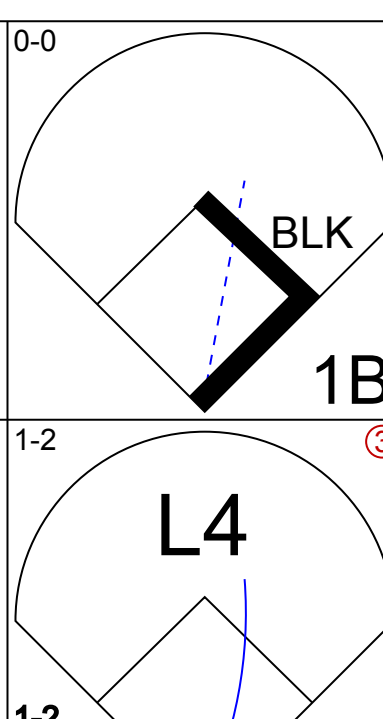
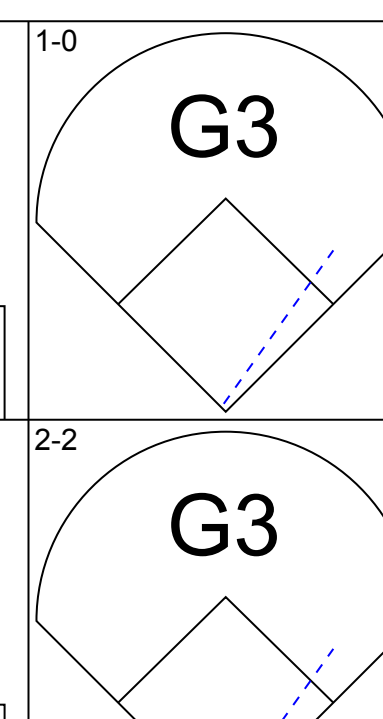
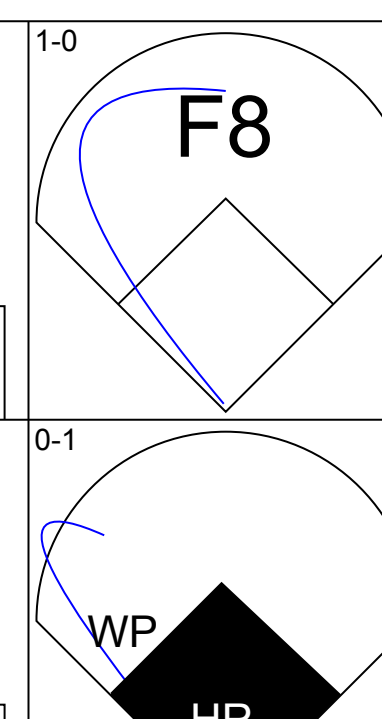
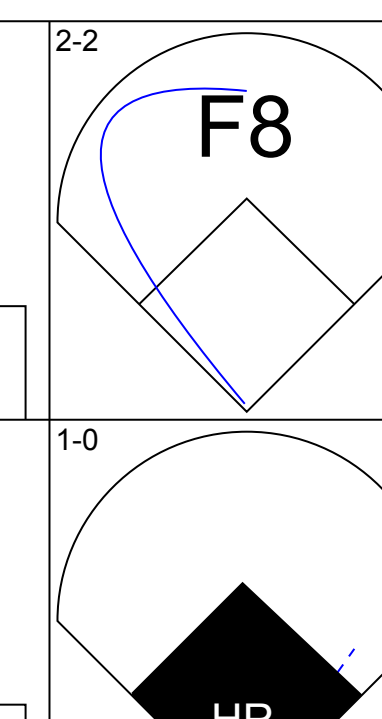
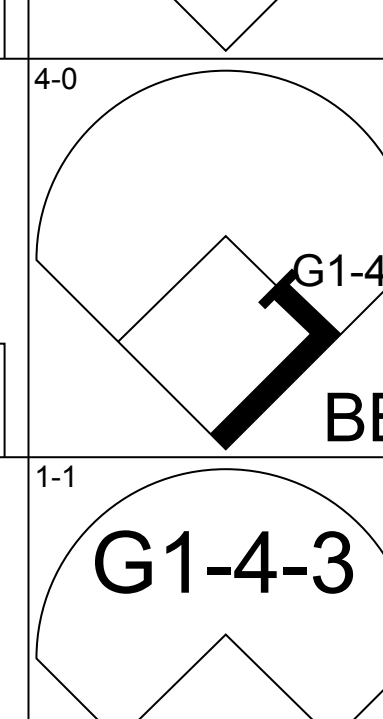
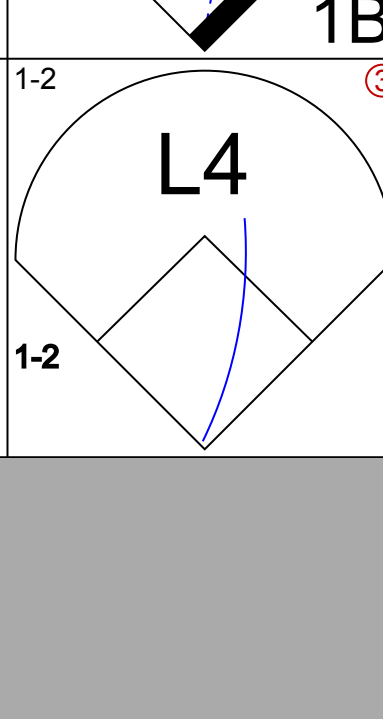
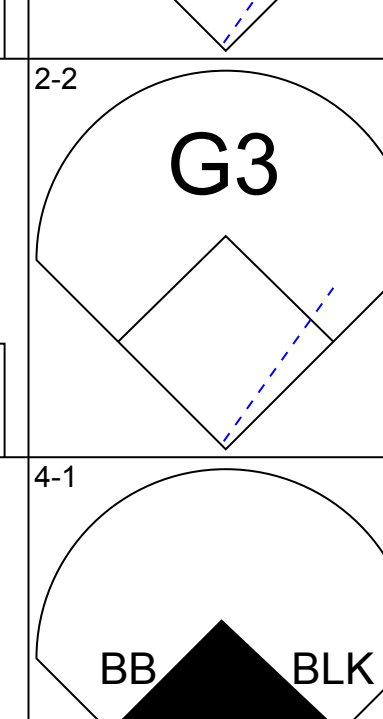
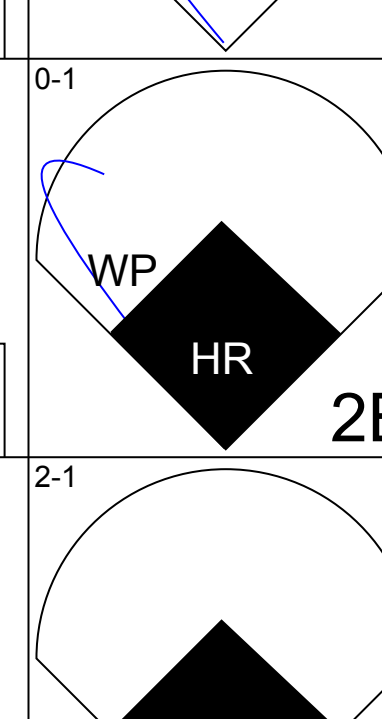
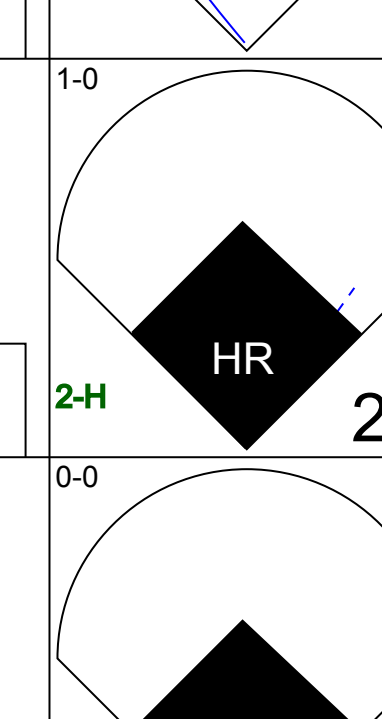
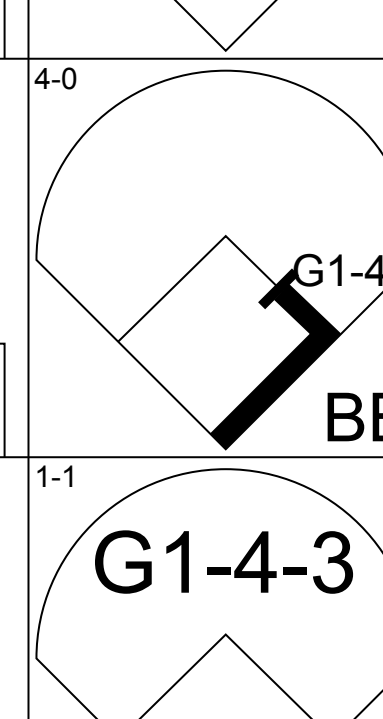
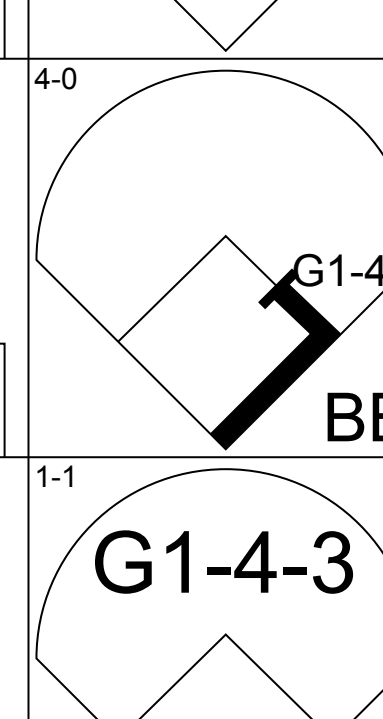
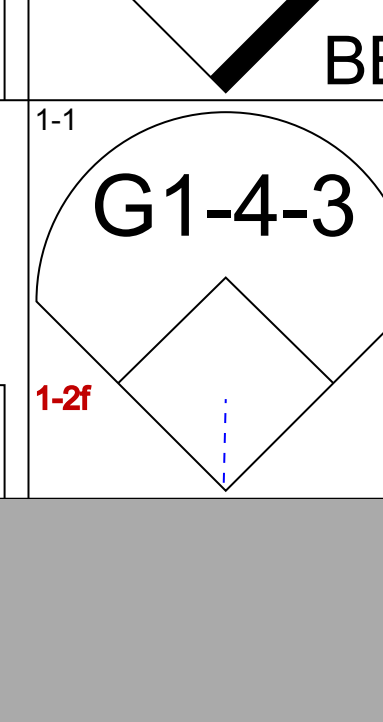
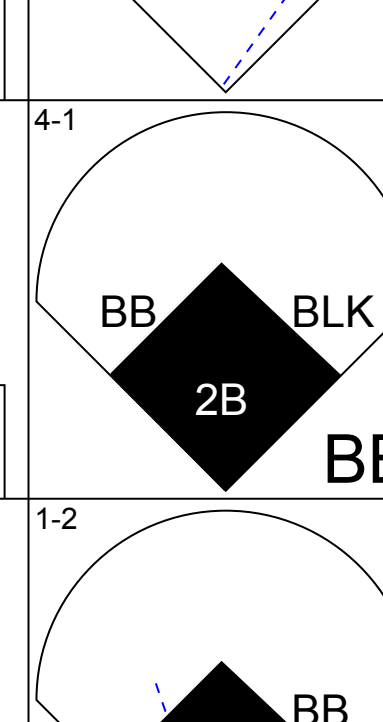
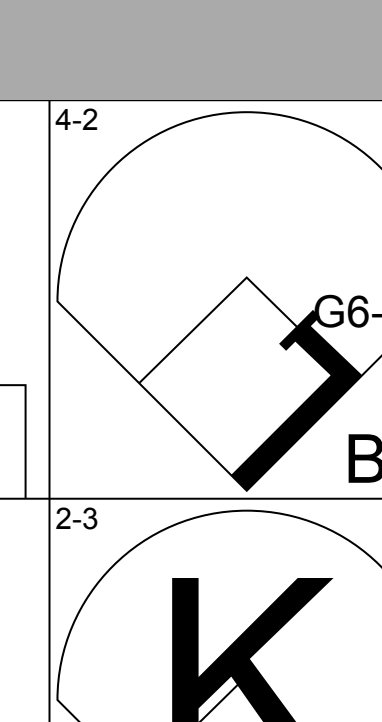
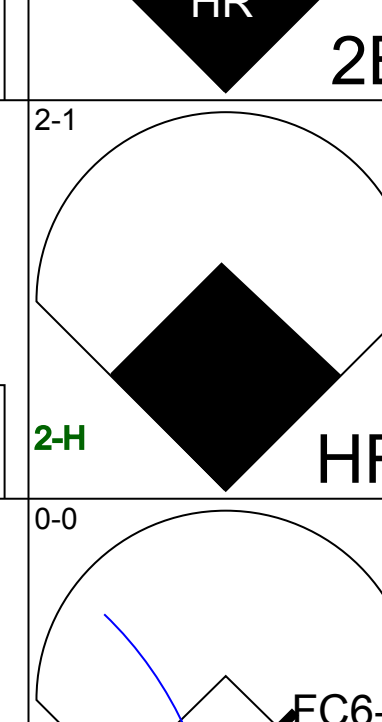
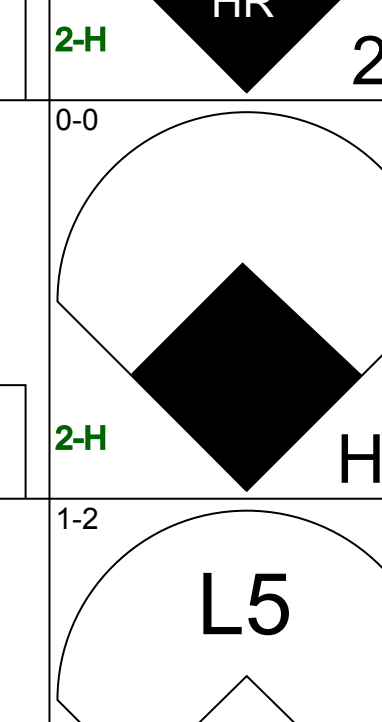
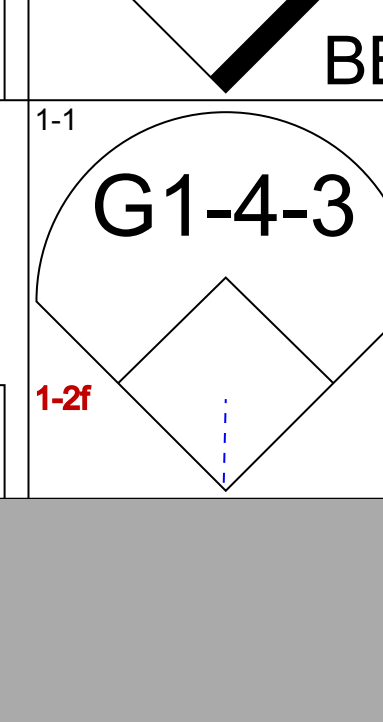
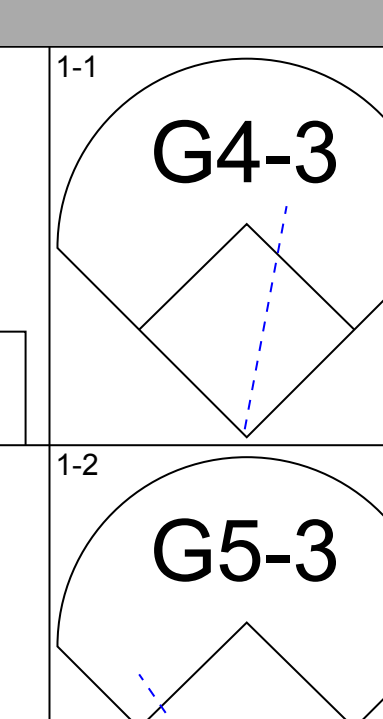
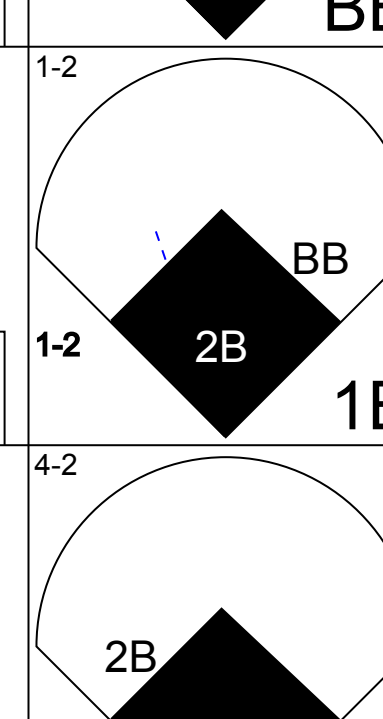
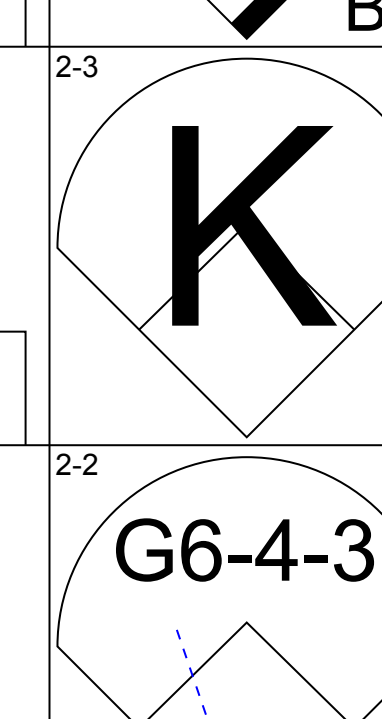
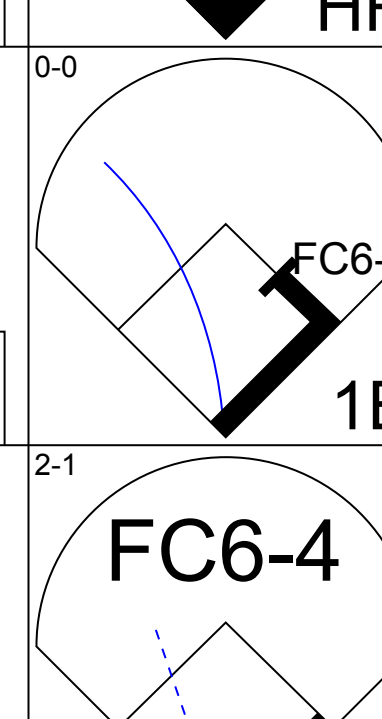
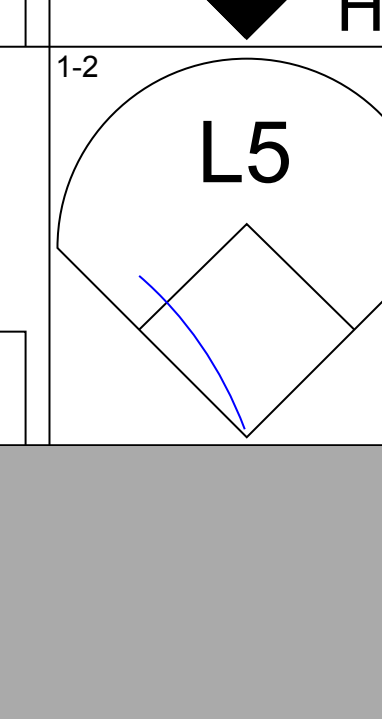
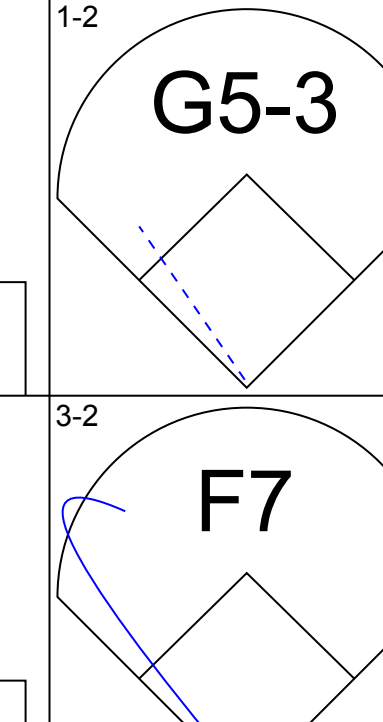
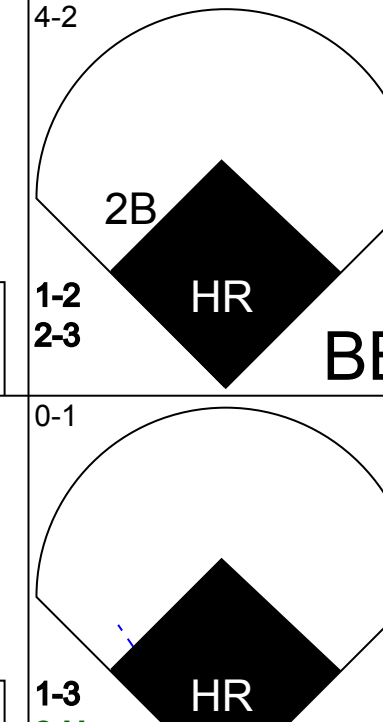
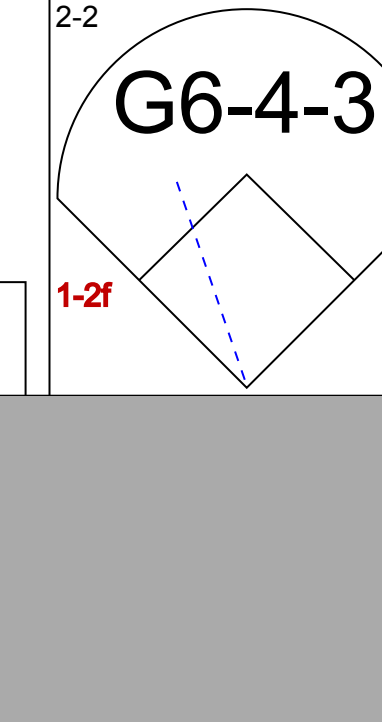
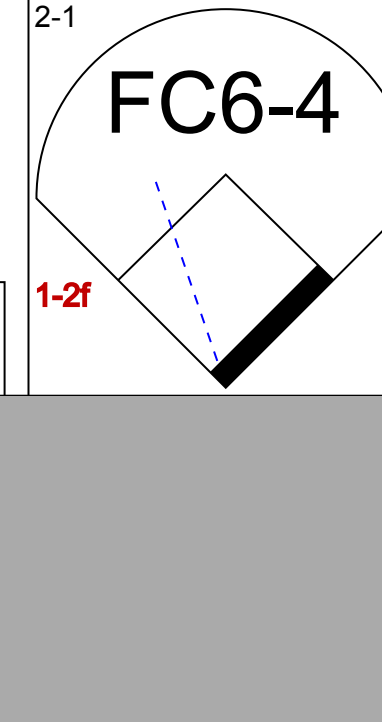
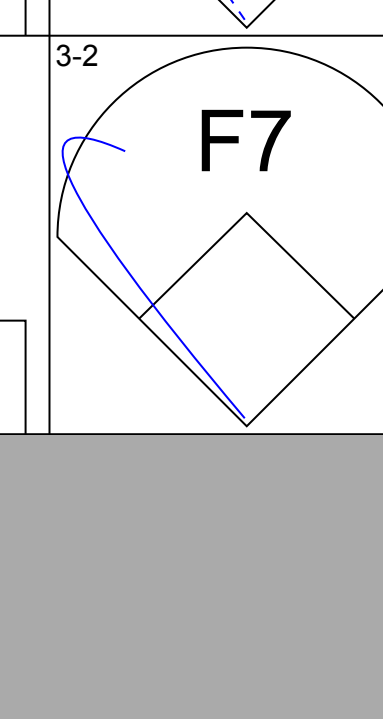
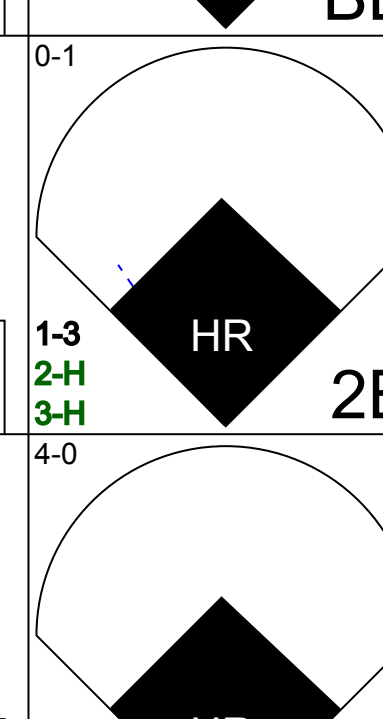
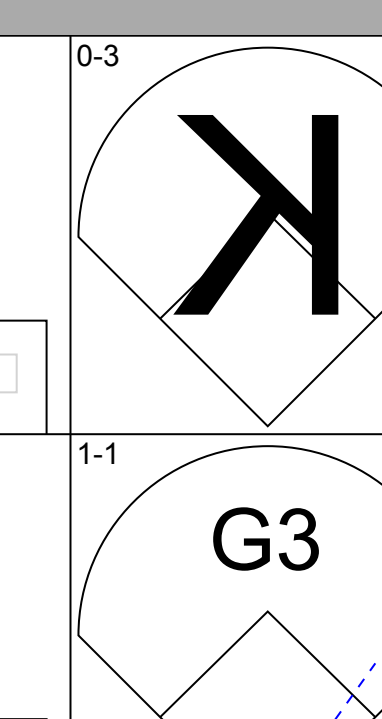
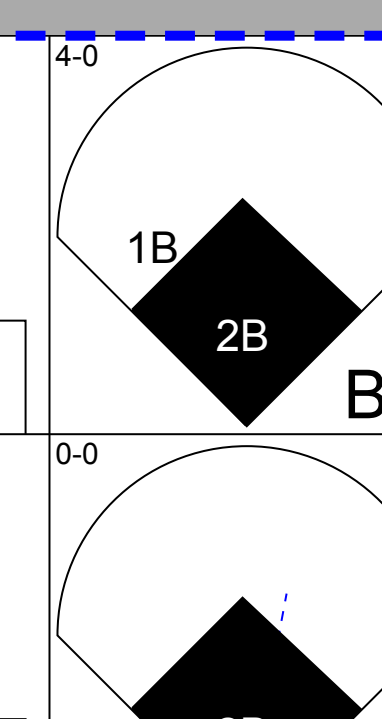
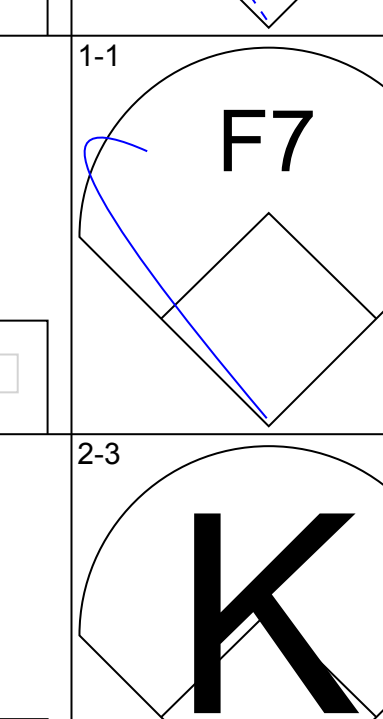
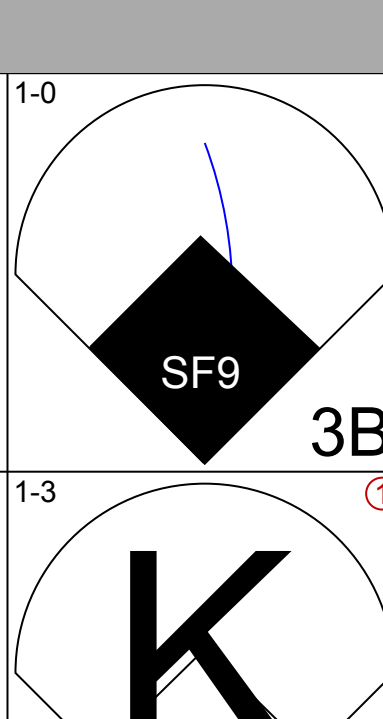
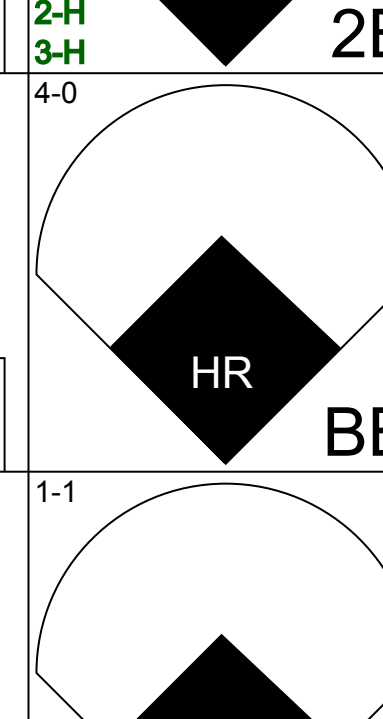
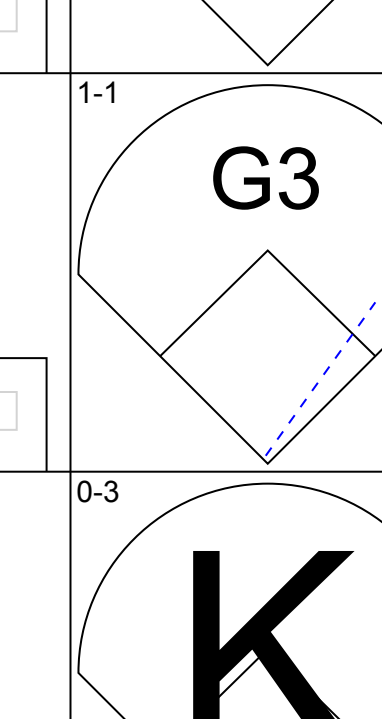
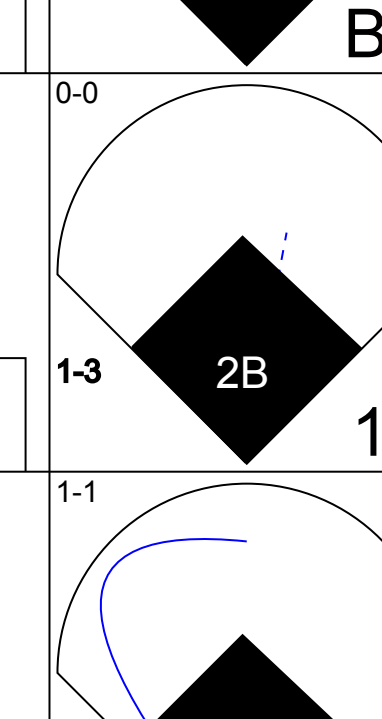
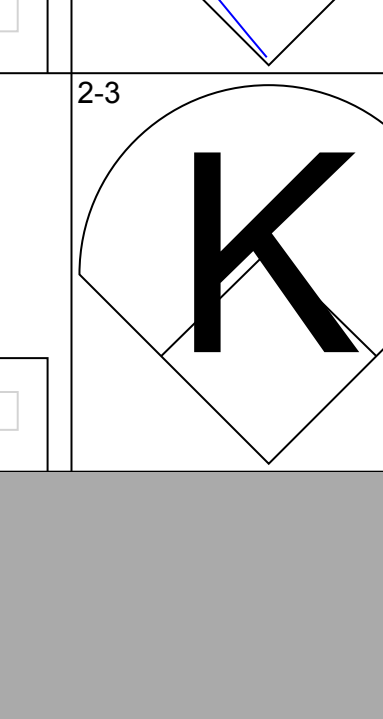
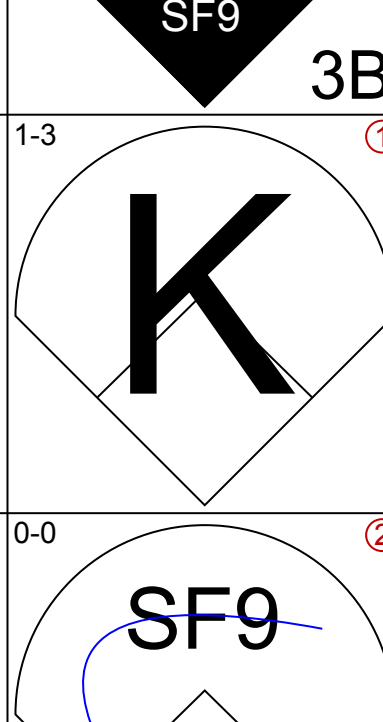
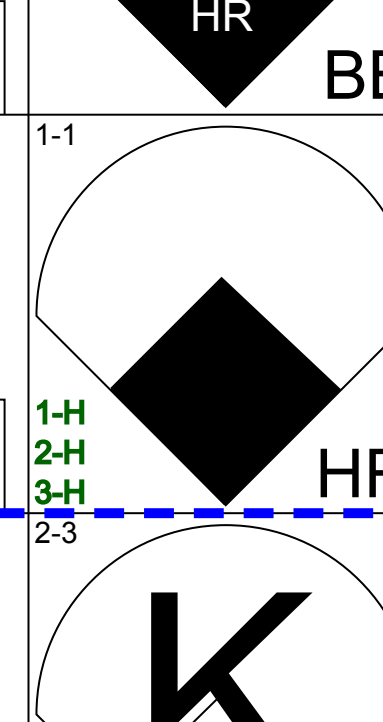
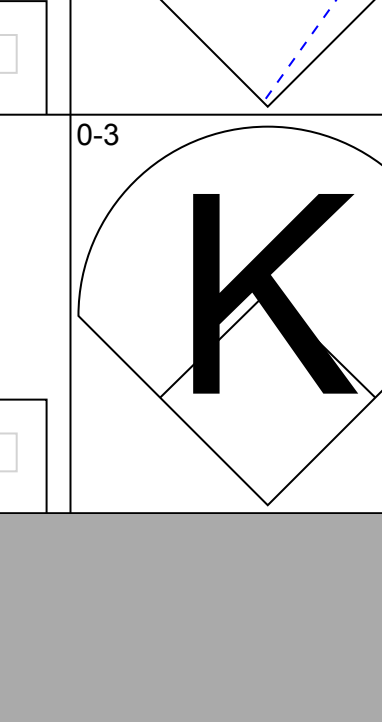
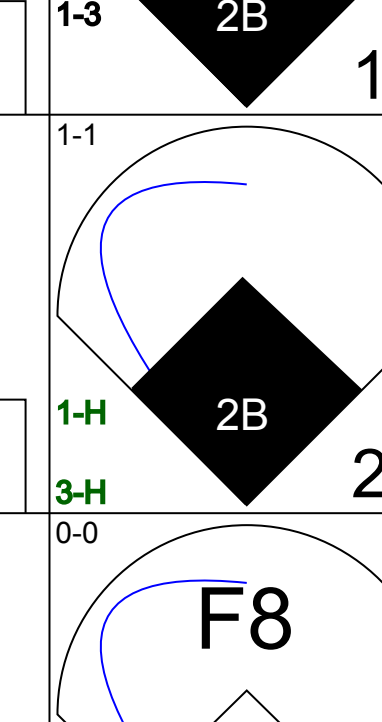
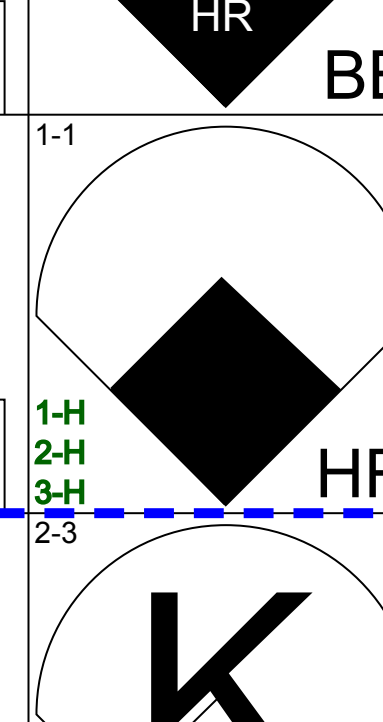
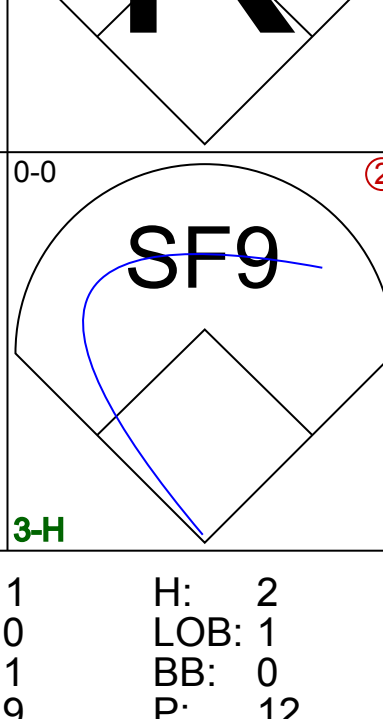
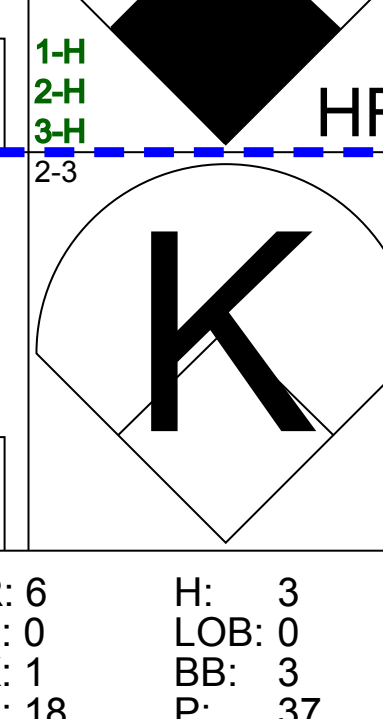
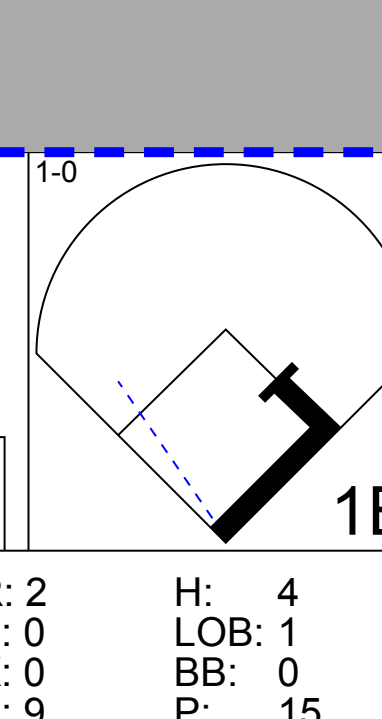
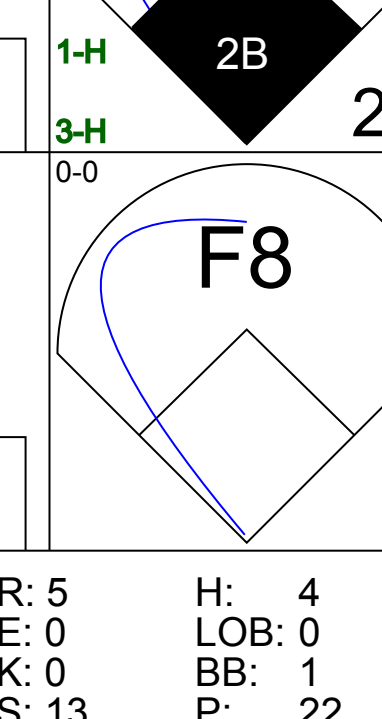


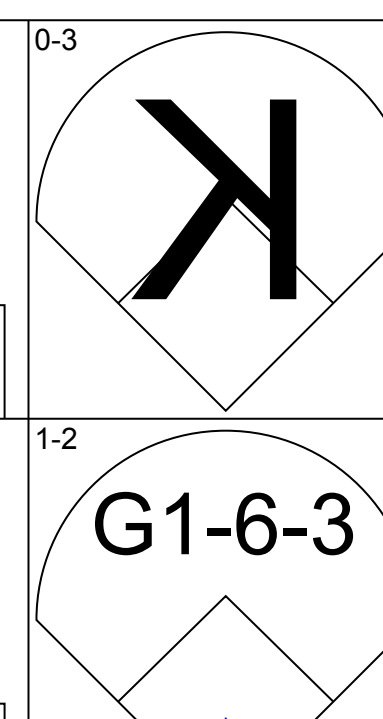
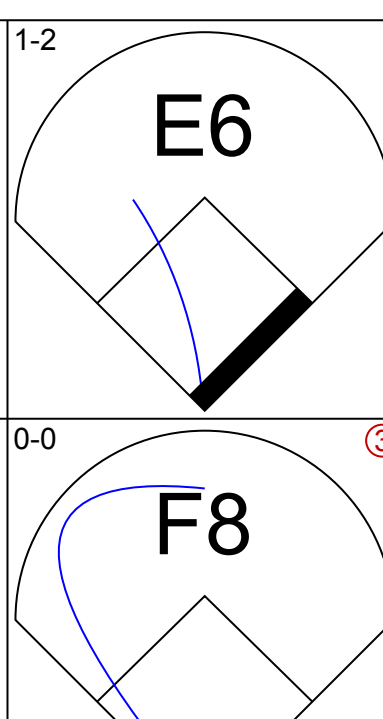
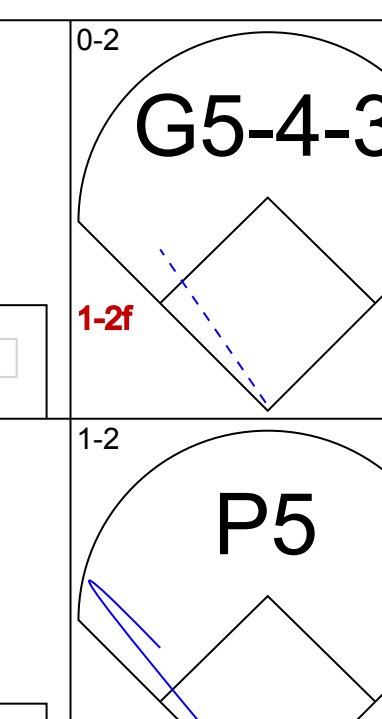
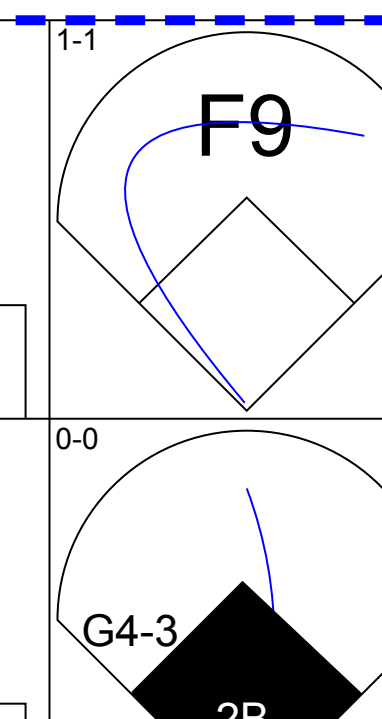
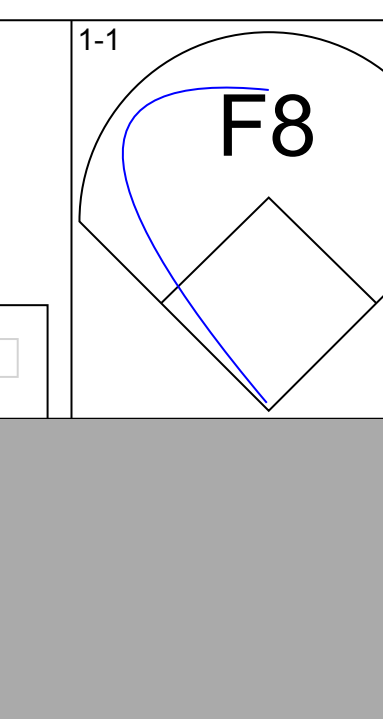
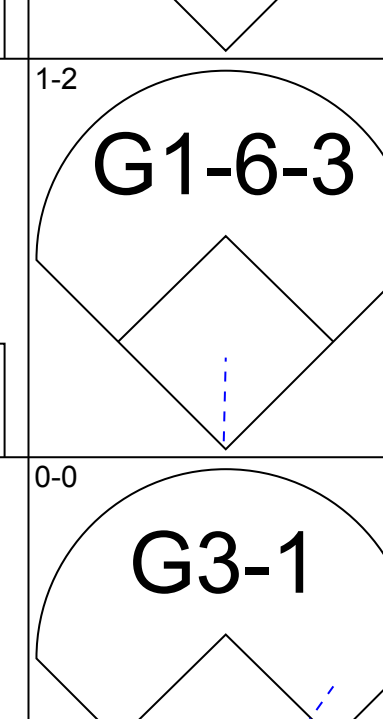
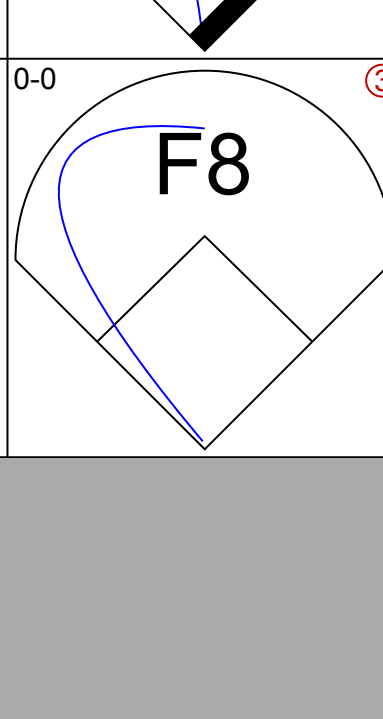
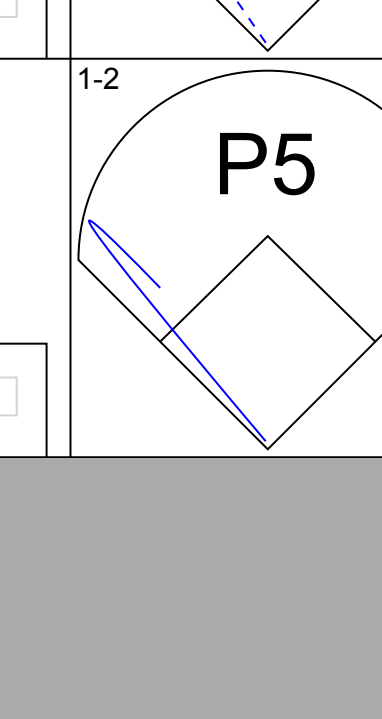
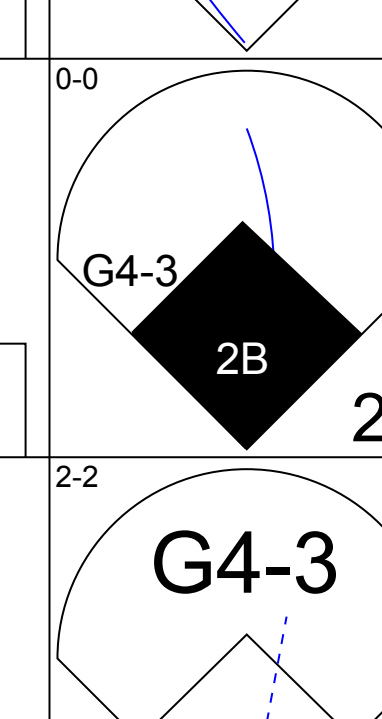
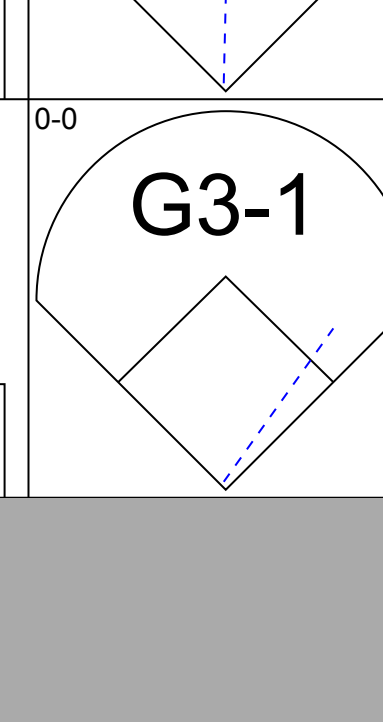
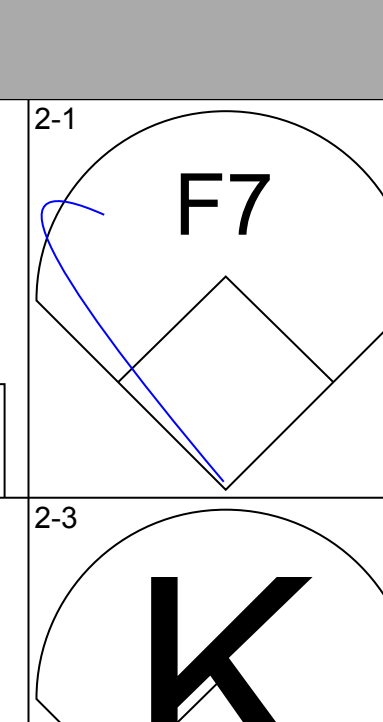
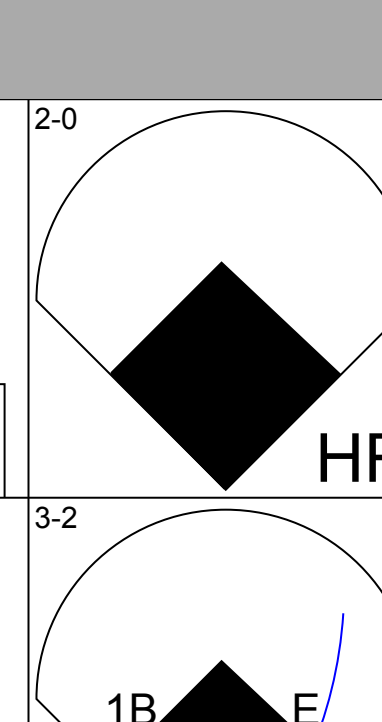
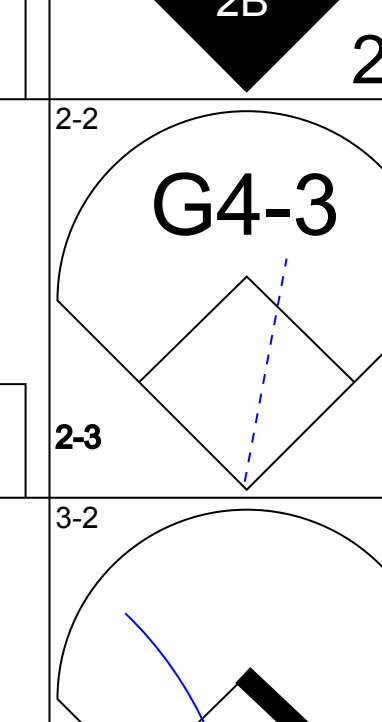
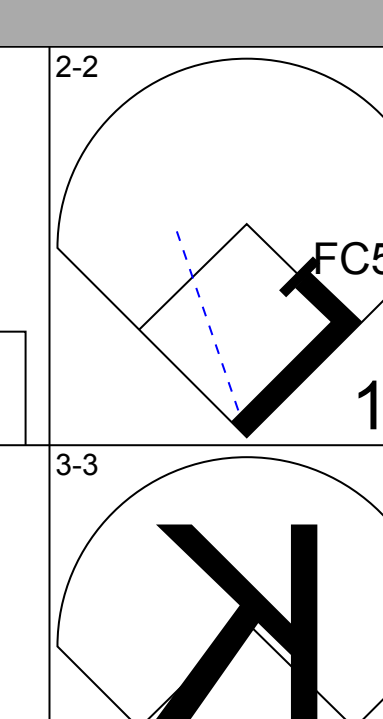
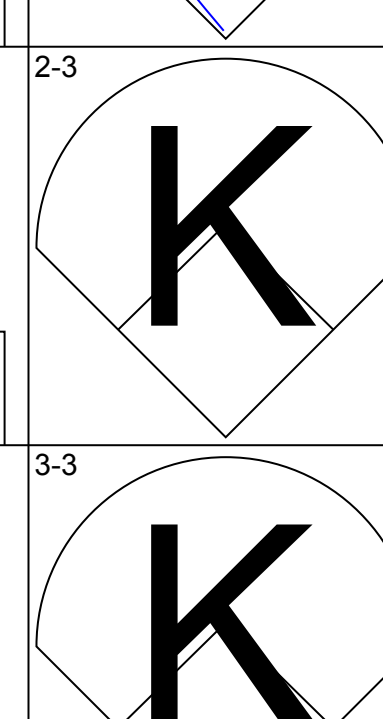
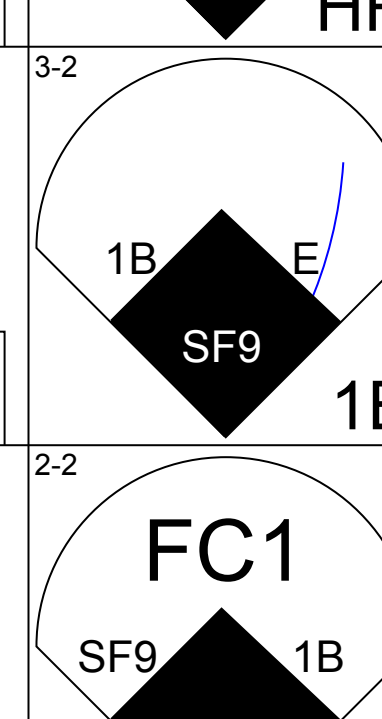
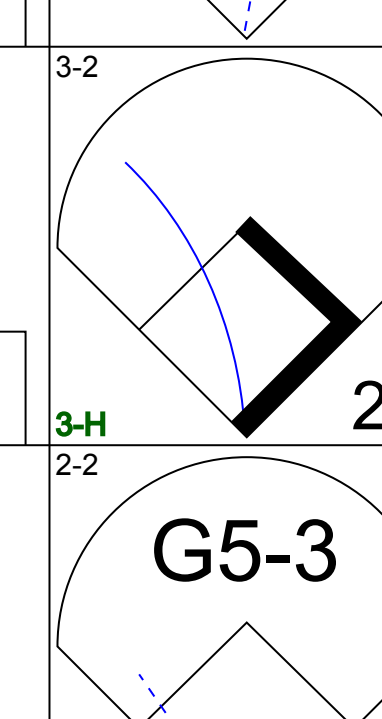
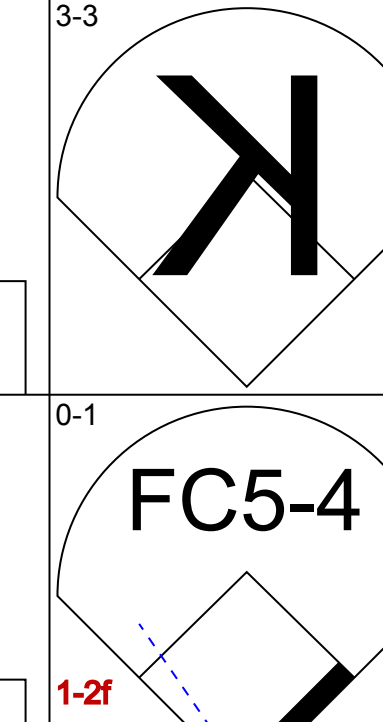

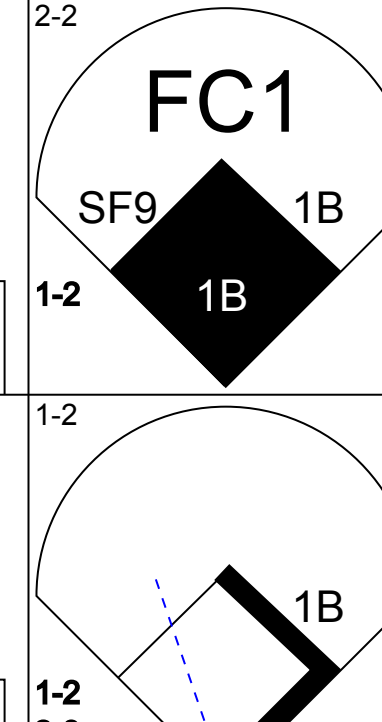
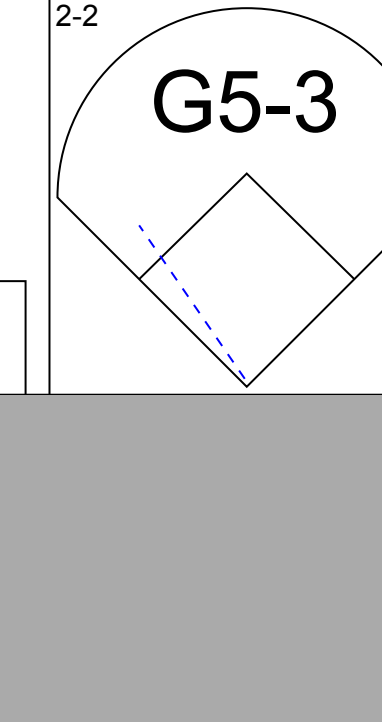
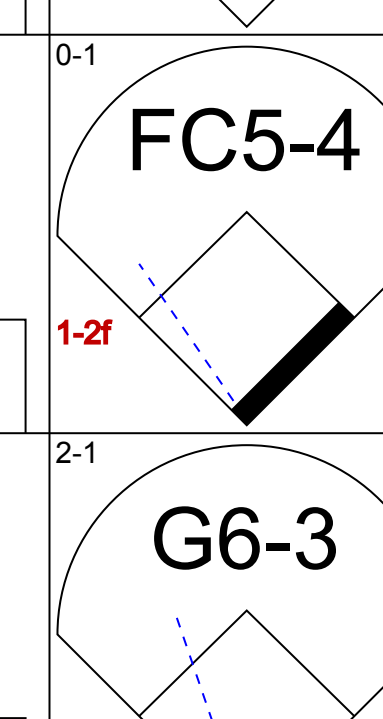
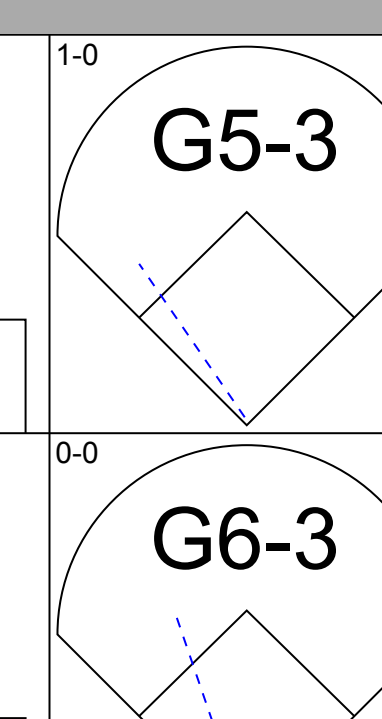
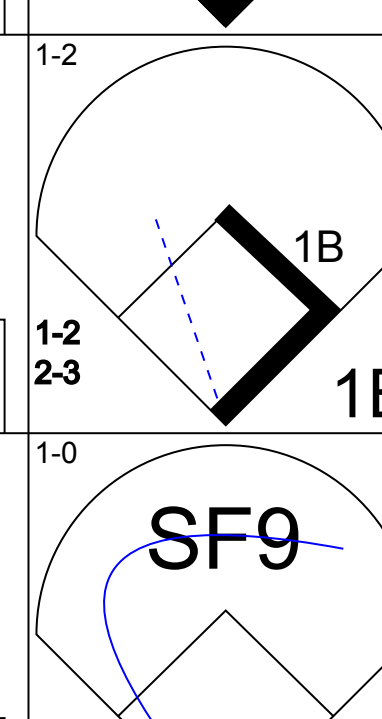
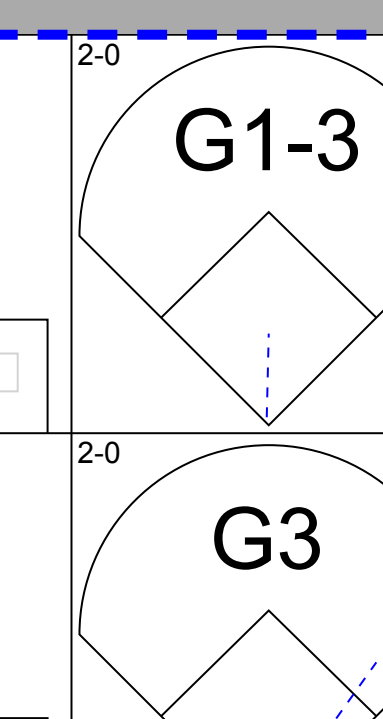
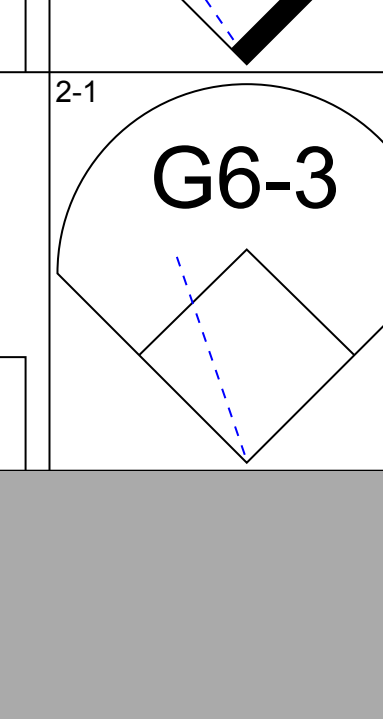
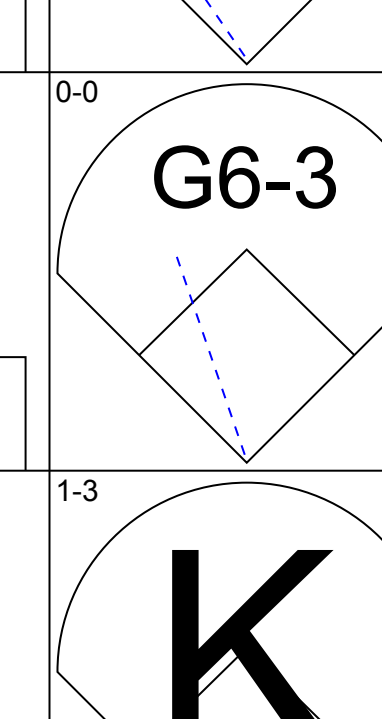
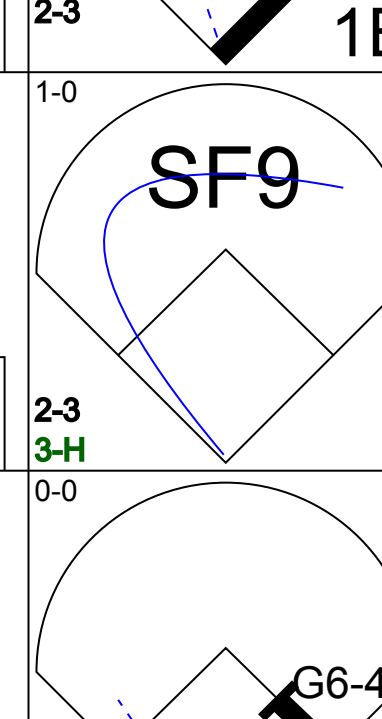
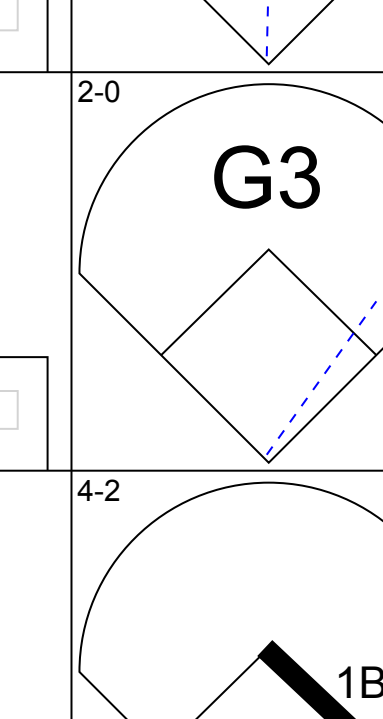
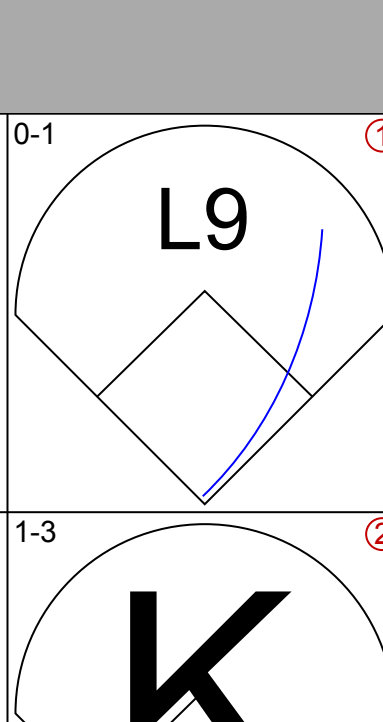
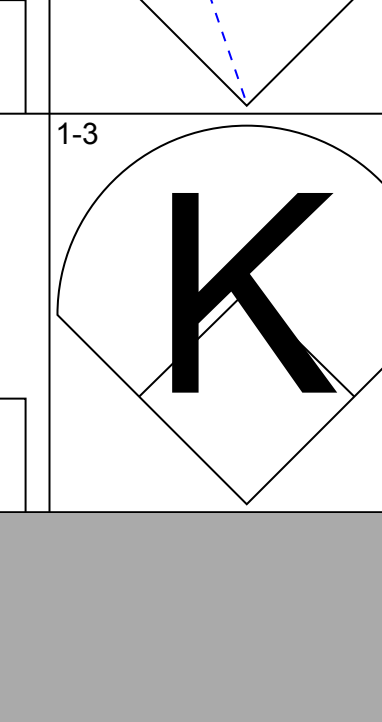
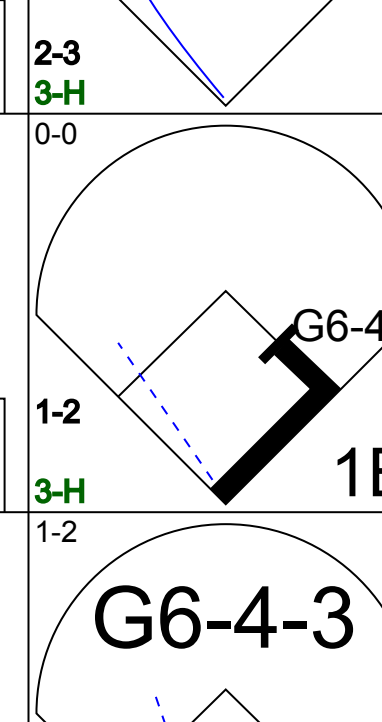

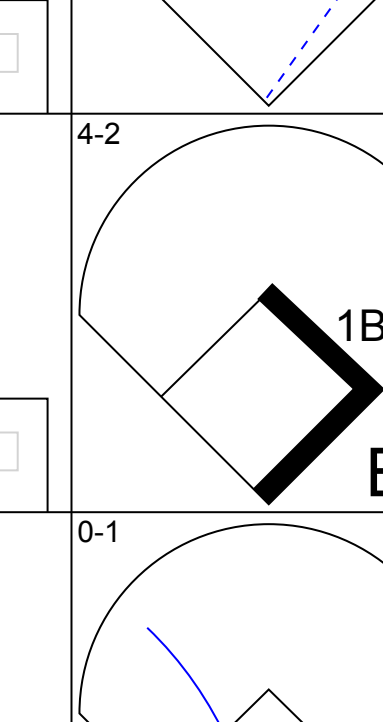
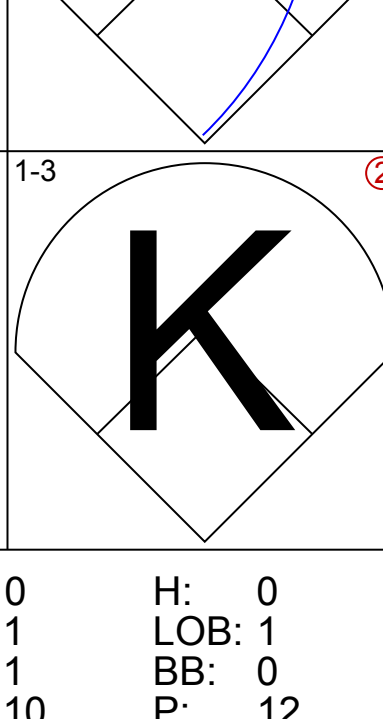
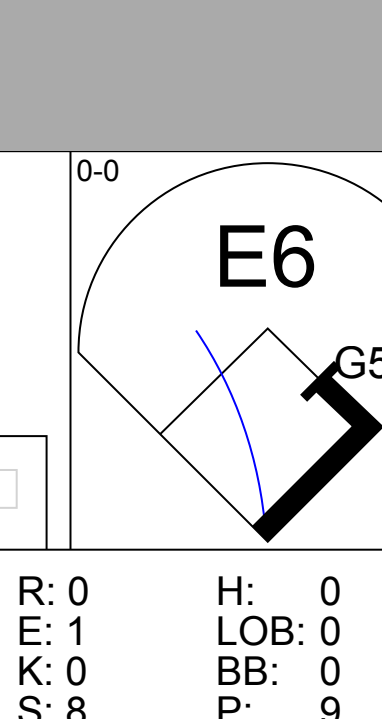
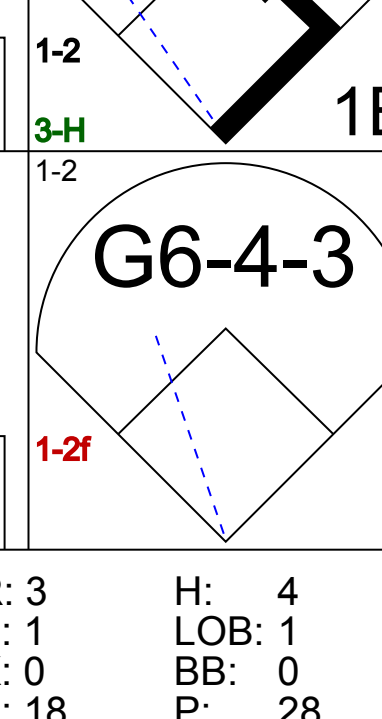
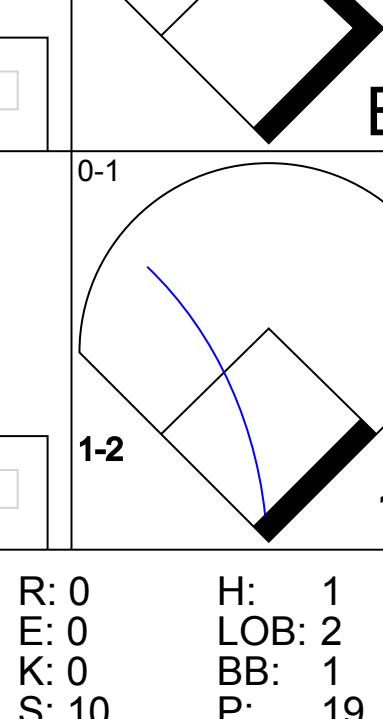
Batter	1	2	3	4	5	6	7	8	9	AB	R	H	RBI	BB	SO	LOB	BOTTOM								
Todd Dunwoody, L OBP: 0.286, SLG: 0.380	2-1 S 1B		0-3 K		1-1 L9			0-3 K		4	0	1	0	0	2	2									
Alex Gonzalez, R OBP: 0.278, SLG: 0.355	3-2 F9			1-0 G5-3		2-1 G4-6-3 1B		2-3 K		4	0	1	0	0	1	1									
Mark Kotsay, L OBP: 0.308, SLG: 0.377	3-2 F7		0-1 L4		2-0 G4-6-3		1-2 1-2		1-0 FC4-6 BB 1B	4	0	1	0	0	0	2									
Derrek Lee, R OBP: 0.324, SLG: 0.435	1-1 G6-3		3-2 G5-3		3-2 G5-3				4-0 FC4-6 BB	3	0	0	0	1	0	1									
Cliff Floyd, L OBP: 0.335, SLG: 0.471		0-2 F9			2-2 FC6-4 BB 1B		3-3 K		3-2 FC4-6	4	1	1	0	0	1	2									
Kevin Orie, R OBP: 0.282, SLG: 0.324		2-3 K		4-2 FC6-4 BB		0-0 G5-3		2-3 K		3	0	0	0	1	2	2									
Gregg Zaun, S OBP: 0.289, SLG: 0.309		3-2 L5		3-1 P4		0-0 2B		1-2 G3		4	0	1	0	0	0	4									
Luis Castillo, S OBP: 0.287, SLG: 0.253			2-2 G4-3		3-2 FC6-4 1B		0-3 K			3	0	0	0	0	1	3									
Livan Hernandez, R OBP: 0.216, SLG: 0.247			1-2 G5-3		0-0 1B			1-3 K		2	0	1	1	0	0	0									
Rob Stanifer, R	(8, 1)									0	0	0	0	0	0	0									
Dave Berg, R OBP: 0.361, SLG: 0.377	(8, PH)									1	0	0	0	0	1	0									
Donn Pall, R	(9, 1)									0	0	0	0	0	0	0									
Inning Stats	R: 0 E: 0 K: 0 S: 11	H: 1 LOB: 1 BB: 0 P: 20	R: 0 E: 0 K: 1 S: 9	H: 0 LOB: 0 BB: 0 P: 14	R: 0 E: 0 K: 1 S: 10	H: 0 LOB: 0 BB: 0 P: 13	R: 0 E: 0 K: 0 S: 6	H: 0 LOB: 0 BB: 0 P: 10	R: 1 E: 0 K: 0 S: 14	H: 2 LOB: 2 BB: 1 P: 27	R: 0 E: 0 K: 0 S: 7	H: 1 LOB: 0 BB: 0 P: 14	R: 0 E: 0 K: 2 S: 8	H: 1 LOB: 1 BB: 0 P: 11	R: 0 E: 0 K: 3 S: 10	H: 0 LOB: 0 BB: 0 P: 13	R: 0 E: 0 K: 1 S: 10	H: 1 LOB: 2 BB: 1 P: 21	1B: 5 2B: 1 3B: 0 HR: 0	SF: 0 SAC: 0 DP: 1 HBP: 0	WP: 0 PB: 0 SB: 1 CS: 0	PA: 34			
PITCHER	IP	WLS	BF	H	R	ER	SO	BB	IBB	HBP	BLK	WP	HR	S	P	ERA	WHIP								
Matt Morris, R ERA: 2.16	(1, 1)	7.0		26	5	1	1	4	1	0	0	0	0	65	109	1.29	0.857								
Lance Painter, L ERA: 4.29	(8, 1)	1.0		3	0	0	0	3	0	0	0	0	0	10	13	0.00	0.000								
Bobby Witt, R ERA: 6.42	(9, 1)	1.0		5	1	0	0	1	1	0	0	0	0	10	21	0.00	2.000								

St. Louis Cardinals @ Florida Marlins
Pro Player Stadium, Miami, FL
Tue Sep 01 1998, 7:05 PM EDT
Att: 37,014 - Cloudy - 87 F

AB 32
R 1
H 6
RBI 1
BB 2
SO 8
LOB 17



Batter	1	2	3	4	5	6	7	8	9	AB	R	H	RBI	BB	SO	LOB	TOP			
12 Pat Kelly, R (1,4) OBP: 0.293, SLG: 0.308			 1B							5	0	1	0	0	1	1	St. Louis Cardinals @ Florida Marlins Pro Player Stadium, Miami, FL Wed Sep 02 1998, 7:05 PM EDT Att: 45,170 - Unknown - 89 F			
Ray Lankford, L (1,8) OBP: 0.387, SLG: 0.517							 HR	 2B		4	2	2	1	1	0	1				
Mark Petkovsek, R (8,1) OBP: 0.348, SLG: 0.364										0	0	0	0	0	0	0				
21 Bryan Eversgerd, R (9,1)										0	0	0	0	0	0	0				
Mark McGwire, R (1,3) OBP: 0.475, SLG: 0.749				 2B	 2B		 2B	 2B		3	3	2	4	2	0	1				
Tom Lampkin, L (8,3) OBP: 0.328, SLG: 0.400										0	0	0	0	0	0	0				
Brian Jordan, R (1,9) OBP: 0.365, SLG: 0.542				 2B			 1B			4	1	2	0	0	1	1				
Joe McEwing, R (8,8)										1	0	0	0	0	0	0				
Ron Gant, R (1,7) OBP: 0.315, SLG: 0.488				 2B			 1-2			3	1	0	0	1	0	2				
Luis Ordaz, R (9,PH) OBP: 0.204, SLG: 0.165										1	0	0	0	0	0	0				
Fernando Tatis, R (1,5) OBP: 0.328, SLG: 0.400				 2B				 2B		4	2	1	2	1	1	0				
Placido Polanco, R (1,6) OBP: 0.320, SLG: 0.391			 3B	 BB				 1B		4	3	2	0	1	1	0				
Kent Mercker, L (1,1) OBP: 0.189, SLG: 0.255				 2B				 2B		3	1	1	4	0	2	1				
John Mabry, L (8,PH) OBP: 0.315, SLG: 0.392				 2B						1	1	1	2	0	0	0				
Eli Marrero, R (1,2) OBP: 0.324, SLG: 0.379			 3H							3	0	1	1	0	1	1				
Inning Stats	R: 0 E: 0 K: 1 S: 5	H: 0 LOB: 0 BB: 1 P: 11	R: 0 E: 0 K: 0 S: 8	H: 0 LOB: 0 BB: 0 P: 13	R: 1 E: 0 K: 1 S: 9	H: 2 LOB: 1 BB: 0 P: 12	R: 6 E: 0 K: 1 S: 18	H: 3 LOB: 0 BB: 3 P: 37	R: 0 E: 0 K: 2 S: 9	H: 0 LOB: 0 BB: 0 P: 10	R: 2 E: 0 K: 0 S: 9	H: 4 LOB: 1 BB: 0 P: 15	R: 5 E: 0 K: 0 S: 13	H: 4 LOB: 0 BB: 1 P: 22	R: 0 E: 0 K: 1 S: 8	H: 0 LOB: 0 BB: 0 P: 11	1B: 5 2B: 4 3B: 1 HR: 3	SF: 1 SAC: 0 DP: 2 HBP: 0	WP: 1 PB: 0 CS: 0	PA: 43
PITCHER	IP WLS BF H R ER SO BB IBB HBP BLK WP HR S P ERA WHIP																			
Jesus Sanchez, L (1,1) ERA: 4.43	3.0 L 17 5 7 0 2 4 0 0 0 0 0 1 33 61 21.00 3.000																			
Eric Ludwick, R (4,1) ERA: 5.9	3.0 9 0 0 0 4 1 0 0 0 0 0 0 24 38 0.00 0.333																			
Brian Edmondson, R (7,1) ERA: 4.19	1.0 6 4 2 2 0 0 0 0 0 0 1 1 9 15 18.00 4.000																			
Rob Stanifer, R (8,1) ERA: 5.89	1.0 8 4 5 5 0 1 0 0 0 0 0 1 13 22 45.00 5.000																			
Justin Speier, R (9,1) ERA: 9.42	1.0 3 0 0 0 1 0 0 0 0 0 0 0 8 11 0.00 0.000																			

Batter	1	2	3	4	5	6	7	8	9	AB	R	H	RBI	BB	SO	LOB	BOTTOM			
Alex Gonzalez, R (1,6) OBP: 0.244, SLG: 0.306						 1-2				5	0	0	0	0	1	3	St. Louis Cardinals @ Florida Marlins Pro Player Stadium, Miami, FL Wed Sep 02 1998, 7:05 PM EDT Att: 45,170 - Unknown - 89 F			
Cliff Floyd, L (1,7) OBP: 0.335, SLG: 0.471								 2B		4	1	1	0	0	0	1				
Justin Speier, R (9,1)										0	0	0	0	0	0	0				
Mark Kotsay, L (1,9) OBP: 0.307, SLG: 0.382										4	1	1	1	0	0	1				
Derrek Lee, R (1,3) OBP: 0.328, SLG: 0.441		 1B					 SF9	 3H		4	1	3	1	0	1	0				
Preston Wilson, R (1,8) OBP: 0.308, SLG: 0.333							 SF9 1B			4	1	0	0	0	2	3				
Kevin Orie, R (1,5) OBP: 0.282, SLG: 0.323		 1-2					 1-2 2-3			4	0	1	0	0	0	1				
Randy Knorr, R (1,2) OBP: 0.174, SLG: 0.333							 2-3 3H			3	0	0	1	0	0	1				
Luis Castillo, S (1,4) OBP: 0.295, SLG: 0.256							 1-2 3H	 1-2	 BB	3	0	1	1	1	1	0				
Jesus Sanchez, L (1,1) ERA: 5.14, SLG: 0.140							 G5-4-3	 1-2	 1-2	1	0	0	0	0	1	0				
Eric Ludwick, R (4,1) ERA: 5.27										0	0	0	0	0	0	0				
John Wehner, R (8,PH) ERA: 4.79										0	0	0	0	0	0	0				
Brian Edmondson, R (7,1) ERA: 4.19										0	0	0	0	0	0	0				
John Cangalosi, S (7,PH) ERA: 4.79										0	0	0	0	0	0	2				
Rob Stanifer, R (8,1) ERA: 5.89										0	0	0	0	0	0	0				
Ryan Jackson, L (9,7) ERA: 13.5										1	0	1	0	0	0	0				
Inning Stats	R: 0 E: 0 K: 1 S: 8	H: 0 LOB: 0 BB: 0 P: 9	R: 0 E: 0 K: 1 S: 11	H: 1 LOB: 1 BB: 0 P: 18	R: 0 E: 1 K: 1 S: 10	H: 0 LOB: 0 BB: 0 P: 12	R: 0 E: 0 K: 2 S: 9	H: 0 LOB: 0 BB: 0 P: 16	R: 0 E: 1 K: 0 S: 8	H: 0 LOB: 0 BB: 0 P: 9	R: 3 E: 1 K: 0 S: 18	H: 4 LOB: 1 BB: 0 P: 28	R: 1 E: 0 K: 0 S: 12	H: 2 LOB: 1 BB: 0 P: 20	R: 0 E: 0 K: 0 S: 10	H: 1 LOB: 2 BB: 1 P: 19	1B: 5 2B: 2 3B: 0 HR: 1	SF: 1 SAC: 0 DP: 2 HBP: 0	WP: 0 PB: 0 CS: 0	PA: 37
PITCHER	IP WLS BF H R ER SO BB IBB HBP BLK WP HR S P ERA WHIP																			
Kent Mercker, L (1,1) ERA: 5.27	7.0 W 27 5 3 2 6 5 0 0 0 0 0 0 12 20 9.00 2.000																			
Mark Petkovsek, R (8,1) ERA: 4.79	1.0 5 2 1 1 0 0 0 0 0 0 0 0 12 20 9.00 2.000																			
21 Bryan Eversgerd, L (9,1) ERA: 13.5	1.0 5 1 0 0 0 1 0 0 0 0 0 0 10 19 0.00 2.000																			

Batter	1	2	3	4	5	6	7	8	9	AB	R	H	RBI	BB	SO	LOB	TOP								
Reggie Sanders, R OBP: 0.344, SLG: 0.431 Gabe White, L OBP: 0.250, SLG: 0.250	(1, 9) K		(2, 3) K			(1, 3) K	(2, 1) 1B		(2, 3) G6-3	5	0	1	1	0	3	2									
Barry Larkin, R OBP: 0.388, SLG: 0.496	(1, 6) G4-3		(3, 1) L8			(2, 0) F8	(1, 2) 1B			4	0	1	0	0	0	1									
Sean Casey, L OBP: 0.368, SLG: 0.391 Scott Sullivan, R OBP: 0.091, SLG: 0.091 Pat Watkins, R OBP: 0.294, SLG: 0.364	(1, 3) BB			(1, 0) F7		(2, 1) E8	(1, 2) L7			3	1	1	0	1	0	2									
Dmitri Young, S OBP: 0.358, SLG: 0.482	(1, 7) K			(2, 0) P6		(3, 1) HR		(2, 0) F8 SH1-4		4	1	2	2	0	1	1									
Jeffrey Hammonds, R OBP: 0.385, SLG: 0.444		(1, 8) K		(2, 2) G5-3		(0, 0) HR		(1, 0) SH1-4		3	0	1	0	0	1	0									
Eddie Taubensee, L OBP: 0.357, SLG: 0.428	(1, 2) F7			(0, 0) G3		(1, 1) G4-3		(0, 0) F8		4	0	0	0	0	0	2									
Bret Boone, R OBP: 0.333, SLG: 0.454	(1, 4) G1-3			(2, 3) K		(4, 2) G4-3 SH1-4	(0, 1) BB	(2, 3) L9		3	1	0	0	1	1	1									
Aaron Boone, R OBP: 0.346, SLG: 0.412			(3, 2) SH1-4	(0, 1) 1B		(0, 0) SH1-4		(0, 0) L7		3	0	2	0	0	0	0									
Pete Hamisch, S OBP: 0.119, SLG: 0.103 Roberto Petagine, L OBP: 0.441, SLG: 0.444	(1, 1) SH1-4		(2, 1) SH1-4	(1, 3) K		(2, 2) G4-3		(0, 0) G6-3		1	0	0	0	0	1	1									
			(1, 2) 1B			(2, 3) 1B				2	0	1	0	0	0	1									
Inning Stats	R: 0 H: 0 E: 0 K: 2 S: 15	H: 0 R: 2 ER: 0 LOB: 1 BB: 1 P: 25	R: 0 H: 0 E: 0 K: 1 S: 6	H: 0 R: 2 ER: 0 LOB: 0 BB: 0 P: 13	R: 0 H: 1 E: 0 K: 1 S: 12	H: 1 R: 0 ER: 0 LOB: 0 BB: 0 P: 18	R: 0 H: 0 E: 0 K: 0 S: 5	H: 0 R: 0 ER: 0 LOB: 0 BB: 0 P: 9	R: 0 H: 1 E: 0 K: 2 S: 9	H: 1 R: 0 ER: 0 LOB: 0 BB: 0 P: 12	R: 2 H: 3 E: 1 K: 1 S: 13	H: 3 R: 0 ER: 0 LOB: 1 BB: 1 P: 23	R: 1 H: 2 E: 0 K: 0 S: 12	H: 2 R: 0 ER: 0 LOB: 2 BB: 1 P: 23	R: 0 H: 1 E: 0 K: 0 S: 5	H: 1 R: 0 ER: 0 LOB: 0 BB: 0 P: 8	R: 0 H: 1 E: 0 K: 0 S: 3	H: 1 R: 0 ER: 0 LOB: 0 BB: 0 P: 4	1B: 8 2B: 0 3B: 0 HR: 1	SF: 0 SAC: 3 DP: 1 HBP: 0	WP: 0 PB: 0 SB: 0 CS: 0	PA: 37			
PITCHER	IP	WLS	BF	H	R	ER	SO	BB	IBB	HBP	BLK	WP	HR	S	P	ERA	WHIP								
Kent Bottenfield, R ERA: 4.44	(1, 1) 6.0		24	5	2	2	7	1	0	0	0	0	1	60	100	3.00	1.000								
John Frascatore, R ERA: 4.28	(7, 1) 0.2	L	5	2	1	1	0	1	0	0	0	0	0	9	19	13.50	4.500								
21 Bryan Eversgerd, L ERA: 12.46	(7, 1) 0.1		1	0	0	0	0	0	0	0	0	0	0	3	4	0.00	0.000								
Mark Petkovsek, R ERA: 4.69	(8, 1) 2.0		7	2	0	0	0	0	0	0	0	0	0	8	12	0.00	1.000								

Cincinnati Reds @ St. Louis Cardinals
Busch Stadium, St. Louis, MO
Fri Sep 04 1998, 7:05 PM CDT
Att: 48,076 - Cloudy - 92 F

AB 32
R 3
H 9
RBI 3
BB 2
SO 7
LOB 11





Batter	1	2	3	4	5	6	7	8	9	AB	R	H	RBI	BB	SO	LOB	BOTTOM								
Delino DeShields, L OBP: 0.380, SLG: 0.432	(1, 4) G4-3		(0, 1) SH1-3		(0, 0) FC4-5-6-4		(0, 1) G4-6-3			3	1	0	1	0	0	2									
Brian Jordan, R OBP: 0.388, SLG: 0.542	(1, 9) E7		(0, 1) FC6-2		(3, 2) E BB		(4, 1) BB			2	0	1	0	1	0	1									
Mark McGwire, R OBP: 0.474, SLG: 0.744	(1, 3) F9		(1, 3) K		(4, 0) E		(0, 3) K			3	0	0	0	1	2	3									
Ray Lankford, L OBP: 0.384, SLG: 0.514	(1, 8) K			(1, 0) F7		(0, 0) SF8		(3, 3) K		3	0	0	1	0	2	1									
Ron Gant, R OBP: 0.314, SLG: 0.485		(1, 1) P4		(3, 3) K		(2, 2) G5-3		(2, 2) G6-4-3		4	0	1	0	0	1	2									
Fernando Tatis, R OBP: 0.328, SLG: 0.398	(1, 5) G6-3			(4, 2) S		(0, 1) L8		(1, 2) G6-4-3		3	0	0	0	1	0	1									
Placido Polanco, R OBP: 0.317, SLG: 0.385			(0, 0) 1B		(1, 2) F8		(0, 0) F9		(1, 1) F8	4	0	1	0	0	0	1									
Kent Bottenfield, R ERA: 4.44 Joe McEwing, R ERA: 3.36 John Frascatore, R ERA: 4.28 21 Bryan Eversgerd, L ERA: 12.46 Mark Petkovsek, R ERA: 4.69 12 Pat Kelly, L ERA: 3.36	(1, 1) K		(0, 3) K		(0, 0) 2B		(1, 0) L5		(0, 3) K	2	1	1	0	0	1	1									
Eli Marrero, R OBP: 0.332, SLG: 0.397			(3, 2) SH1-3		(1, 1) FC4-5-6		(1, 2) G4-6-3		(2, 2) F8	4	0	3	0	0	0	0									
Inning Stats	R: 0 H: 1 E: 1 K: 1 S: 9	H: 1 R: 2 ER: 0 LOB: 1 BB: 0 P: 14	R: 0 H: 1 E: 0 K: 1 S: 9	H: 1 R: 2 ER: 0 LOB: 1 BB: 0 P: 12	R: 0 H: 1 E: 0 K: 1 S: 12	H: 1 R: 0 ER: 0 LOB: 1 BB: 0 P: 16	R: 0 H: 0 E: 0 K: 1 S: 12	H: 0 R: 0 ER: 0 LOB: 1 BB: 1 P: 21	R: 2 H: 2 E: 1 K: 0 S: 10	H: 2 R: 0 ER: 0 LOB: 2 BB: 1 P: 20	R: 0 H: 0 E: 0 K: 0 S: 4	H: 0 R: 0 ER: 0 LOB: 0 BB: 0 P: 5	R: 0 H: 1 E: 0 K: 1 S: 10	H: 1 R: 0 ER: 0 LOB: 1 BB: 1 P: 15	R: 0 H: 1 E: 0 K: 1 S: 12	H: 1 R: 0 ER: 0 LOB: 0 BB: 0 P: 18	R: 0 H: 0 E: 0 K: 1 S: 8	H: 0 R: 0 ER: 0 LOB: 0 BB: 0 P: 11	1B: 5 2B: 2 3B: 0 HR: 0	SF: 1 SAC: 1 DP: 2 HBP: 1	WP: 0 PB: 0 SB: 1 CS: 0	PA: 36			
PITCHER	IP	WLS	BF	H	R	ER	SO	BB	IBB	HBP	BLK	WP	HR	S	P	ERA	WHIP								
Pete Hamisch, R ERA: 3.36	(1, 1) 6.0		26	5	2	2	4	2	0	0	0	0	0	56	88	3.00	1.167								
Scott Sullivan, R ERA: 5.2	(7, 1) 2.0		7	2	0	0	2	1	0	0	0	0	0	22	33	0.00	1.500								
Gabe White, L ERA: 4.48	(9, 1) 1.0	S	3	0	0	0	1	0	0	0	0	0	0	8	11	0.00	0.000								

Cincinnati Reds @ St. Louis Cardinals
Busch Stadium, St. Louis, MO
Fri Sep 04 1998, 7:05 PM CDT
Att: 48,076 - Cloudy - 92 F

AB 30
R 2
H 7
RBI 2
BB 3
SO 7
LOB 12



Batter	1	2	3	4	5	6	7	8	9	AB	R	H	RBI	BB	SO	LOB	TOP
Reggie Sanders, R OBP: 0.343, SLG: 0.429 (1, 8)	G4-3		G1-3			L7		1-2 1B		4	0	1	0	0	0	0	Cincinnati Reds @ St. Louis Cardinals Busch Stadium, St. Louis, MO Sat Sep 05 1998, 3:33 AM CDT Att: 47,994 - Sunny - 90 F AB 30 R 0 H 3 RBI 0 BB 2 SO 4 LOB 10 
Barry Larkin, R OBP: 0.388, SLG: 0.497 (1, 6)	F9				2B	G4-6-3 BB		F9		3	0	1	0	1	0	2	
Sean Casey, L OBP: 0.365, SLG: 0.386 (1, 3)	BB				F7	G4-6-3 1-2			G6-3	3	0	0	0	1	0	2	
Dmitri Young, S OBP: 0.356, SLG: 0.478 (1, 7)	F9				P3			G4-3	F9	4	0	0	0	0	0	2	
Bret Boone, R OBP: 0.330, SLG: 0.450 (1, 4)		G6-3			G6-3			G5-3	G5-3	4	0	0	0	0	0	1	
Chris Stynes, R OBP: 0.322, SLG: 0.348 (1, 9)		G4-3						F9		3	0	1	0	0	0	0	
26 John Hudek, S OBP: 0.300, SLG: 0.345 (7, 1)										0	0	0	0	0	0	0	
Danny Graves, R OBP: 0.292, SLG: 0.361 (8, 1)										0	0	0	0	0	0	0	
Aaron Boone, R OBP: 0.338, SLG: 0.402 (1, 5)	K					P4		L6		3	0	0	0	0	1	1	
Brook Fordyce, R OBP: 0.286, SLG: 0.330 (1, 2)			K			F8		K		3	0	0	0	0	2	1	
Dennys Reyes, R OBP: 0.059, SLG: 0.118 (1, 1)			F9			K		E4 1B		1	0	0	0	0	0	0	
Melvin Nieves, S OBP: 0.390, SLG: 0.345 (5, PH)										1	0	0	0	0	1	1	
Mike Remlinger, L OBP: 0.156, SLG: 0.140 (5, 1)										0	0	0	0	0	0	0	
Pat Watkins, R OBP: 0.292, SLG: 0.361 (7, 9)										1	0	0	0	0	0	0	
Inning Stats	R: 0 H: 0 E: 0 K: 0 S: 6	H: 0 LOB: 1 BB: 1 P: 16	R: 0 H: 0 E: 0 K: 1 S: 7	H: 0 LOB: 0 BB: 0 P: 10	R: 0 H: 0 E: 0 K: 1 S: 7	H: 0 LOB: 0 BB: 0 P: 9	R: 0 H: 1 E: 0 K: 0 S: 8	H: 1 LOB: 1 BB: 0 P: 11	R: 0 H: 0 E: 0 K: 0 S: 4	H: 0 LOB: 0 BB: 0 P: 4	R: 0 H: 1 E: 1 K: 1 S: 10	H: 1 LOB: 2 BB: 0 P: 15	R: 0 H: 0 E: 0 K: 0 S: 8	H: 0 LOB: 0 BB: 0 P: 13	1B: 2 2B: 1 3B: 0 HR: 0	SF: 0 SAC: 0 DP: 1 HBP: 0	WP: 0 PA: 32 PB: 0 SB: 0 CS: 0
PITCHER Donovan Osborne, L ERA: 3.06 (1, 1)	IP: 9.0 WLS: W BF: 32 H: 3 R: 0 ER: 0 SO: 4 BB: 2 IBB: 0 HBP: 0 BLK: 0 WP: 0 HR: 0 S: 64 P: 104 ERA: 0.00 WHIP: 0.556											PITCHER IP: WLS: BF: H: R: ER: SO: BB: IBB: HBP: BLK: WP: HR: S: P: ERA: WHIP					

Batter	1	2	3	4	5	6	7	8	9	AB	R	H	RBI	BB	SO	LOB	BOTTOM
12 Pat Kelly, R OBP: 0.296, SLG: 0.307 (1, 4)	K			K			2B 3B BB			3	1	1	0	1	2	0	Cincinnati Reds @ St. Louis Cardinals Busch Stadium, St. Louis, MO Sat Sep 05 1998, 3:33 AM CDT Att: 47,994 - Sunny - 90 F AB 31 R 7 H 9 RBI 6 BB 4 SO 11 LOB 14 
John Mabry, L OBP: 0.317, SLG: 0.397 (1, 9)	HR				F7		3B 2B			4	2	2	1	0	0	1	
Mark McGwire, R OBP: 0.472, SLG: 0.747 (1, 3)	HR				K		K			4	1	1	2	0	3	3	
Brian Jordan, R OBP: 0.371, SLG: 0.549 (1, 8)	1B 2B				F9		3B			3	1	2	2	1	0	0	
Ron Gant, R OBP: 0.319, SLG: 0.485 (1, 7)	1B WP BB				F8		BB			2	1	1	0	2	0	1	
Fernando Tatis, R OBP: 0.327, SLG: 0.396 (1, 5)	WP 1B				K		K			4	0	1	1	0	2	4	
Luis Ordaz, R OBP: 0.206, SLG: 0.168 (1, 6)	K				G4-3					4	0	1	0	0	1	3	
Donovan Osborne, S OBP: 0.091, SLG: 0.048 (1, 1)	K				G4-3		K		G4-6-3	4	0	0	0	0	2	2	
Tom Lampkin, L OBP: 0.328, SLG: 0.394 (1, 2)		F9			G3		12 BB 2B HBP		K	3	1	0	0	0	1	0	
Inning Stats	R: 4 H: 4 E: 0 K: 3 S: 16	H: 4 LOB: 1 BB: 1 P: 28	R: 0 H: 1 E: 0 K: 1 S: 10	H: 1 LOB: 1 BB: 0 P: 15	R: 0 H: 0 E: 0 K: 1 S: 6	H: 0 LOB: 1 BB: 1 P: 10	R: 0 H: 0 E: 0 K: 1 S: 8	H: 0 LOB: 0 BB: 0 P: 14	R: 0 H: 1 E: 0 K: 0 S: 5	H: 1 LOB: 0 BB: 0 P: 8	R: 3 H: 2 E: 0 K: 3 S: 18	H: 2 LOB: 2 BB: 2 P: 36	R: 0 H: 1 E: 0 K: 1 S: 6	H: 1 LOB: 0 BB: 0 P: 10	1B: 5 2B: 2 3B: 1 HR: 1	SF: 0 SAC: 0 DP: 2 HBP: 1	
PITCHER Dennys Reyes, L ERA: 4.66 (1, 1)	IP: 4.0 WLS: L BF: 19 H: 5 R: 4 ER: 4 SO: 6 BB: 2 IBB: 4 HBP: 4 BLK: 6 WP: 1 HR: 1 S: 40 P: 67 ERA: 9.00 WHIP: 1.750											PITCHER IP: WLS: BF: H: R: ER: SO: BB: IBB: HBP: BLK: WP: HR: S: P: ERA: WHIP					
Mike Remlinger, L ERA: 4.66 (5, 1)	2.1	10	2	3	3	2	1	0	1	0	0	0	21	35	11.57	1.286	
26 John Hudek, R ERA: 2.2 (7, 1)	0.2	4	1	0	0	2	1	0	0	0	0	10	19	0.00	3.000		
Danny Graves, R ERA: 3.63 (8, 1)	1.0	3	1	0	0	1	0	0	0	0	0	6	10	0.00	1.000		

Batter	1	2	3	4	5	6	7	8	9	AB	R	H	RBI	BB	SO	LOB	TOP				
Reggie Sanders, R OBP: 0.339, SLG: 0.424 (1, 8) (7, 9)	G6-3		K		F9		K	K		5	0	0	0	0	3	3	Cincinnati Reds @ St. Louis Cardinals Busch Stadium, St. Louis, MO Sun Sep.06 1998, 3:33 AM CDT Att: 47,904 - Sunny - 97 F				
Sean Casey, L OBP: 0.382, SLG: 0.382 (1, 3) (7, 9)	G3		K		K		1B		F8	5	0	1	0	0	2	0					
Barry Larkin, R OBP: 0.390, SLG: 0.497 (1, 6) (7, 9)	HR		F9		1B		P8			4	1	2	0	1	0	1					
Dmitri Young, S OBP: 0.358, SLG: 0.486 Jeffrey Hammonds, R OBP: 0.384, SLG: 0.442 (1, 7) (7, 8)	HR				FC5-2				F9	4	1	3	2	0	1	1					
Roberto Petagine, L OBP: 0.462, SLG: 0.467 (1, 9) (7, 7)	FC5-4				FC5-2			BB	F8	3	0	1	0	2	0	3					
Bret Boone, R OBP: 0.330, SLG: 0.449 (1, 4) (7, 9)	FC5-4				FC5-2			SH3-4		2	0	0	0	1	0	3					
Eddie Taubensee, L OBP: 0.354, SLG: 0.423 (1, 2) (7, 9)			K		K					4	0	0	0	0	4	4					
Chris Stynes, R OBP: 0.324, SLG: 0.346 (1, 5) (7, 9)	G4-3						F8			2	0	0	0	2	0	1					
Brett Tomko, R OBP: 0.148, SLG: 0.138 (8, PH) Melvin Nieves, S OBP: 0.385, SLG: 0.345 26 John Hudek, S (8, 1)	F9				K					3	0	0	0	0	2	4					
Inning Stats	R: 2 E: 0 K: 0 S: 13	H: 2 LOB: 1 BB: 1 P: 23	R: 0 E: 0 K: 1 S: 9	H: 0 LOB: 0 BB: 0 P: 14	R: 0 E: 0 K: 2 S: 7	H: 2 LOB: 3 BB: 1 P: 10	R: 0 E: 0 K: 2 S: 13	H: 2 LOB: 2 BB: 0 P: 15	R: 0 E: 0 K: 2 S: 10	H: 0 LOB: 1 BB: 1 P: 16	R: 0 E: 0 K: 12 S: 12	H: 1 LOB: 1 BB: 0 P: 15	R: 0 E: 0 K: 2 S: 15	H: 0 LOB: 3 BB: 3 P: 30	R: 0 E: 0 K: 0 S: 7	H: 0 LOB: 1 BB: 1 P: 14	1B: 5 2B: 1 3B: 0 HR: 1	SF: 0 SAC: 1 DP: 0 HBP: 0	WP: 0 PB: 0 SB: 1 CS: 0	PA: 41	
PITCHER	IP	WLS	BF	H	R	ER	SO	BB	IBB	HBP	BLK	WP	HR	S	P	ERA	WHIP				
Matt Morris, R ERA: 2.19 Juan Acevedo, R ERA: 2.93	7.0		31	7	2	2	10	2	1	0	0	0	1	76	118	2.57	1.286				
	2.0	W	10	0	0	0	2	4	0	0	0	0	0	22	44	0.00	2.000				

AB	33
R	2
H	7
RBI	2
BB	7
SO	12
LOB	21



Batter	1	2	3	4	5	6	7	8	9	AB	R	H	RBI	BB	SO	LOB	BOTTOM				
Delino DeShields, L OBP: 0.379, SLG: 0.435 (1, 4) (7, 9)	G4-3		F9		F8			SF7		4	1	1	0	0	0	1	Cincinnati Reds @ St. Louis Cardinals Busch Stadium, St. Louis, MO Sun Sep.06 1998, 3:33 AM CDT Att: 47,904 - Sunny - 97 F				
Brian Jordan, R OBP: 0.388, SLG: 0.546 (1, 9) (7, 9)	F8		F8		L9			SF7		3	0	0	1	0	0	1					
Mark McGwire, R OBP: 0.471, SLG: 0.742 (1, 3) (7, 9)	L6				1B			G4-3		3	1	0	0	1	1	0					
Ray Lankford, L OBP: 0.387, SLG: 0.521 (1, 8) (7, 9)			F9		E		G1-6-3	HR		3	1	2	1	1	0	0					
Fernando Tatis, R OBP: 0.327, SLG: 0.402 (1, 5) (7, 9)			F9		E4		G1-6-3	HR		4	1	1	2	0	0	2					
John Mabry, L OBP: 0.316, SLG: 0.395 (1, 7) (7, 9)			F8		P4		G1-3	F7		4	0	1	0	0	0	2					
Placido Polanco, R OBP: 0.320, SLG: 0.388 (1, 6) (7, 9)					P8		SH3-4			2	1	1	0	0	0	2					
Matt Morris, R OBP: 0.280, SLG: 0.150 Ron Gant, R OBP: 0.318, SLG: 0.483 Juan Acevedo, R OBP: 0.235, SLG: 0.250 (1, 1) (7, PH) (8, 1)			SH1-4		K		G1-3			1	0	0	0	0	1	2					
Eli Marrero, R OBP: 0.332, SLG: 0.396 (1, 2) (7, 9)			SH1-4							1	0	0	0	0	0	0					
Inning Stats	R: 0 E: 0 K: 0 S: 4	H: 0 LOB: 0 BB: 0 P: 7	R: 0 E: 0 K: 0 S: 6	H: 0 LOB: 0 BB: 0 P: 11	R: 1 E: 0 K: 0 S: 11	H: 2 LOB: 1 BB: 0 P: 18	R: 1 E: 1 K: 1 S: 14	H: 1 LOB: 2 BB: 1 P: 22	R: 0 E: 0 K: 1 S: 10	H: 0 LOB: 0 BB: 1 P: 15	R: 0 E: 0 K: 1 S: 5	H: 0 LOB: 1 BB: 1 P: 10	R: 0 E: 0 K: 1 S: 8	H: 1 LOB: 0 BB: 0 P: 10	R: 3 E: 0 K: 0 S: 13	H: 3 LOB: 0 BB: 0 P: 20	1B: 4 2B: 0 3B: 1 HR: 2	SF: 1 SAC: 2 DP: 1 HBP: 0	WP: 0 PB: 0 SB: 1 CS: 0	PA: 33	
PITCHER	IP	WLS	BF	H	R	ER	SO	BB	IBB	HBP	BLK	WP	HR	S	P	ERA	WHIP				
Brett Tomko, R ERA: 4.66 26 John Hudek, R ERA: 2.62	7.0		27	4	2	2	4	2	0	0	0	0	2	58	93	2.57	0.857				
	1.0	L	6	3	3	3	0	0	0	0	0	0	2	13	20	27.00	3.000				

AB	28
R	5
H	7
RBI	5
BB	2
SO	4
LOB	12



Batter	1	2	3	4	5	6	7	8	9	AB	R	H	RBI	BB	SO	LOB	TOP					
Lance Johnson, L (1, 8) OBP: 0.320, SLG: 0.306	L7		P8				F8		G1-3 SH3-4	4	0	1	0	1	0	3	Chicago Cubs @ St. Louis Cardinals Busch Stadium, St. Louis, MO Mon Sep 07 1998, 3:33 AM CDT Att: 42,877 - Cloudy - 92 F					
José Hernández, R (1, 6) OBP: 0.321, SLG: 0.499	1B		E6 G3			L6	F9		SH3-4	4	0	1	0	0	0	4						
Mark Grace, L (1, 3) OBP: 0.410, SLG: 0.474	L7		G3			CS	F7		G1-3	5	0	0	0	0	1	4						
Sammy Sosa, R (1, 9) OBP: 0.378, SLG: 0.653	P3						K		K	5	1	1	0	0	3	4						
Glenallen Hill, R (1, 7) OBP: 0.350, SLG: 0.529										4	0	2	0	0	0	0						
Brant Brown, L (8, PR) OBP: 0.355, SLG: 0.513										0	0	0	0	0	0	0						
Gary Gaetti, R (1, 5) OBP: 0.359, SLG: 0.495	F7									3	1	2	1	0	0	1						
Mickey Morandini, L (1, 4) OBP: 0.391, SLG: 0.394	G4-3									4	0	1	1	0	0	4						
Scott Servais, R (1, 2) OBP: 0.282, SLG: 0.334	L7									2	0	0	0	0	0	2						
Mike Morgan, R (1, 1) OBP: 0.667, SLG: 0.833										2	0	1	0	0	1	0						
Matt Mieske, R (7, PH) OBP: 0.373, SLG: 0.418										0	0	0	0	1	0	0						
Matt Karchner, R (7, 1)										0	0	0	0	0	0	0						
Manny Alexander, R (8, PH) OBP: 0.287, SLG: 0.341										1	0	0	0	0	1	3						
Rodney Myers, R (8, 1)										0	0	0	0	0	0	0						
Inning Stats	R: 0 E: 0 K: 0 S: 7	H: 1 LOB: 1 BB: 0 P: 10	R: 0 E: 0 K: 0 S: 10	H: 1 LOB: 1 BB: 0 P: 15	R: 0 E: 1 K: 1 S: 9	H: 1 LOB: 2 BB: 0 P: 13	R: 0 E: 0 K: 0 S: 5	H: 1 LOB: 1 BB: 0 P: 12	R: 0 E: 0 K: 1 S: 12	H: 0 LOB: 0 BB: 1 P: 21	R: 0 E: 0 K: 1 S: 7	H: 0 LOB: 0 BB: 1 P: 13	R: 1 E: 0 K: 0 S: 10	H: 2 LOB: 2 BB: 1 P: 16	R: 1 E: 0 K: 2 S: 16	H: 2 LOB: 3 BB: 0 P: 28	R: 0 E: 0 K: 1 S: 10	H: 1 LOB: 1 BB: 0 P: 13	1B: 6 2B: 2 3B: 0 HR: 1	SF: 0 SAC: 2 DP: 0 HBP: 2	WP: 0 PB: 0 SB: 0 CS: 1	PA: 41
PITCHER	IP WLS BF H R ER SO BB IBB HBP BLK WP HR S P ERA WHIP																					
Darren Oliver, L (1, 1) ERA: 5.61	6.1 W 26 6 1 1 3 1 0 0 0 0 0 1 54 88 1.42 1.105																					
Lance Painter, L (7, 1) ERA: 4.25	0.1 2 0 0 0 0 1 0 0 0 0 0 0 4 10 0.00 3.000																					
Mike Busby, R (7, 1) ERA: 5.12	0.2 5 2 1 1 1 0 0 1 0 0 0 0 10 14 13.50 3.000																					
21 Bryan Eversgerd, L (8, 1) ERA: 10.8	0.2 3 0 0 0 1 0 0 1 0 0 0 0 8 16 0.00 0.000																					
Juan Acevedo, R (9, 1) ERA: 2.9	1.0 S 4 1 0 0 1 0 0 0 0 0 0 0 10 13 0.00 1.000																					

Batter	1	2	3	4	5	6	7	8	9	AB	R	H	RBI	BB	SO	LOB	BOTTOM			
Delino DeShields, L (1, 4) OBP: 0.378, SLG: 0.441	L8	G6-3		F9			HR			4	1	1	1	0	0	1	Chicago Cubs @ St. Louis Cardinals Busch Stadium, St. Louis, MO Mon Sep 07 1998, 3:33 AM CDT Att: 42,877 - Cloudy - 92 F			
Brian Jordan, R (1, 9) OBP: 0.385, SLG: 0.541	L7			K			G5-3			4	0	0	0	0	1	1				
John Mabry, L (8, 9) OBP: 0.316, SLG: 0.395										0	0	0	0	0	0	0				
Mark McGwire, R (1, 3) OBP: 0.471, SLG: 0.746	HR			BB G4-3			P8		L8	4	1	2	1	0	0	0				
Ray Lankford, L (1, 8) OBP: 0.389, SLG: 0.521	S			G4-3			S		S	2	0	1	0	2	0	1				
Ron Gant, R (1, 7) OBP: 0.325, SLG: 0.483	BB			BB			BB		BB	0	0	0	0	3	0	0				
Fernando Tatis, R (1, 5) OBP: 0.326, SLG: 0.399	G3			BB			G1-4-3		BB	3	0	0	0	1	1	6				
Placido Polanco, R (1, 6) OBP: 0.308, SLG: 0.373										4	0	0	0	0	0	3				
Juan Acevedo, R (9, 1) OBP: 0.235, SLG: 0.250										0	0	0	0	0	0	0				
Darren Oliver, R (1, 1) ERA: 3.91										3	0	0	0	0	2	0				
Lance Painter, L (7, 1) ERA: 4.25										0	0	0	0	0	0	0				
Mike Busby, R (7, 1) ERA: 5.12										0	0	0	0	0	0	0				
21 Bryan Eversgerd, R (8, PH) OBP: 0.287, SLG: 0.341										0	0	0	0	0	0	0				
Luis Ojeda, R (8, 6) ERA: 6.43										1	0	0	0	0	0	0				
Eli Marrero, R (1, 2) OBP: 0.335, SLG: 0.410	HR									3	1	1	1	1	1	0				
Inning Stats	R: 1 E: 0 K: 0 S: 13	H: 1 LOB: 2 BB: 2 P: 26	R: 1 E: 0 K: 0 S: 5	H: 1 LOB: 0 BB: 0 P: 7	R: 0 E: 0 K: 1 S: 9	H: 1 LOB: 3 BB: 1 P: 23	R: 0 E: 0 K: 1 S: 9	H: 0 LOB: 1 BB: 1 P: 14	R: 0 E: 0 K: 1 S: 9	H: 0 LOB: 1 BB: 2 P: 20	R: 0 E: 0 K: 1 S: 9	H: 0 LOB: 0 BB: 1 P: 13	R: 1 E: 0 K: 1 S: 14	H: 2 LOB: 2 BB: 1 P: 26	R: 0 E: 0 K: 1 S: 7	H: 0 LOB: 0 BB: 0 P: 13	1B: 2 2B: 0 3B: 0 HR: 3	SF: 0 SAC: 0 DP: 1 HBP: 1	WP: 0 PB: 0 SB: 3 CS: 0	PA: 36
PITCHER	IP WLS BF H R ER SO BB IBB HBP BLK WP HR S P ERA WHIP																			
Mike Morgan, R (1, 1) ERA: 3.91	6.0 L 27 3 2 2 3 6 0 0 1 0 0 0 1 54 103 3.00 1.500																			
Matt Karchner, R (7, 1) ERA: 5.31	1.0 6 2 1 1 1 1 0 0 0 0 0 1 14 26 9.00 3.000																			
Rodney Myers, R (8, 1) ERA: 6.43	1.0 3 0 0 0 1 0 0 0 0 0 0 0 7 13 0.00 0.000																			

AB	34
R	2
H	9
RBI	2
BB	2
SO	6
LOB	25



AB	28
R	3
H	5
RBI	3
BB	7
SO	5
LOB	12



Batter	1	2	3	4	5	6	7	8	9	AB	R	H	RBI	BB	SO	LOB	TOP							
Delino DeShields, L OBP: 0.376, SLG: 0.439 Jose Jimenez, R (5, 1) Brian Jordan, R (8, PH) 12 Pat Kelly, R OBP: 0.294, SLG: 0.304	F9		L3		FC6-4			F8	G1-3	3	0	0	0	0	0	1	St. Louis Cardinals @ Cincinnati Reds Cinergy Field, Cincinnati, OH Wed Sep 09 1998, 7:05 PM EDT Att: 51,969 - Unknown - 71 F							
Fernando Tatis, R OBP: 0.324, SLG: 0.402	HR				F9			F9	K	5	1	2	1	0	1	3								
Mark McGwire, R OBP: 0.471, SLG: 0.748 J.D. Drew, L OBP: 0.250, SLG: 1.000	G5-3		L7					HR		2	0	0	0	0	0	1								
Ray Lankford, L OBP: 0.389, SLG: 0.523 Curtis King, R	S BB		F7					HR		2	0	0	0	2	1	1								
Ron Gant, R OBP: 0.325, SLG: 0.488	K				P2			BB		4	0	1	0	0	2	2								
John Mabry, L OBP: 0.310, SLG: 0.387		G6-3			K					4	0	0	0	0	1	1								
Placido Polanco, R OBP: 0.315, SLG: 0.371		SH1 HBP			L4					3	1	1	0	0	0	0								
Bobby Witt, R OBP: 0.250, SLG: 0.273 John Frascatore, R OBP: 0.167, SLG: 1.167 Joe McEwing, R	SH1				L7					0	0	0	0	0	0	0								
Eli Marrero, R OBP: 0.338, SLG: 0.402	F7									2	0	0	0	2	0	1								
Inning Stats	R: 1 E: 0 K: 1 S: 14	H: 1 LOB: 1 BB: 1 P: 26	R: 0 E: 0 K: 0 S: 8	H: 0 LOB: 1 BB: 0 P: 11	R: 0 E: 0 K: 0 S: 8	H: 1 LOB: 1 BB: 0 P: 12	R: 0 E: 0 K: 1 S: 6	H: 0 LOB: 0 BB: 0 P: 7	R: 0 E: 0 K: 0 S: 7	H: 1 LOB: 1 BB: 1 P: 14	R: 0 E: 0 K: 2 S: 18	H: 0 LOB: 0 BB: 0 P: 24	R: 0 E: 0 K: 0 S: 5	H: 0 LOB: 0 BB: 0 P: 9	R: 1 E: 0 K: 1 S: 16	H: 1 LOB: 1 BB: 1 P: 26	R: 1 E: 0 K: 1 S: 8	H: 1 LOB: 2 BB: 2 P: 20	1B: 3 2B: 0 3B: 0 HR: 2	SF: 0 SAC: 1 DP: 0 HBP: 1	WP: 1 PB: 0 SB: 2 CS: 0	PA: 38		
PITCHER	IP WLS BF H R ER SO BB IBB HBP BLK WP HR S P ERA WHIP	7.0 W 27 3 1 1 4 2 0 1 0 1 1 66 103 1.29 0.714	1.1 S 3 0 0 0 1 1 0 0 0 0 5 11 0.00 1.500																					

Batter	1	2	3	4	5	6	7	8	9	AB	R	H	RBI	BB	SO	LOB	BOTTOM							
Jeffrey Hammonds, R OBP: 0.377, SLG: 0.429	F9		HR		F9					3	1	1	0	1	0	1	St. Louis Cardinals @ Cincinnati Reds Cinergy Field, Cincinnati, OH Wed Sep 09 1998, 7:05 PM EDT Att: 51,969 - Unknown - 71 F							
Sean Casey, L OBP: 0.364, SLG: 0.412	G4-3		HR		L7					4	1	1	2	0	0	2								
Barry Larkin, R OBP: 0.389, SLG: 0.494	L7		K		G6-3					4	0	1	0	0	1	0								
Roberto Petagine, L OBP: 0.447, SLG: 0.500 Jon Nunnally, L OBP: 0.348, SLG: 0.382	P5				2B HR BB					2	1	0	0	1	0	0								
Tony Tarasco, L OBP: 0.200, SLG: 0.400 Danny Graves, R	K				HR 2B					4	1	1	0	0	1	2								
Bret Boone, R OBP: 0.328, SLG: 0.457										4	2	2	4	0	0	2								
Eddie Taubensee, L OBP: 0.349, SLG: 0.417										3	0	0	0	0	3	0								
Aaron Boone, R OBP: 0.343, SLG: 0.405			G3		L7					3	0	1	0	0	0	0								
Pete Harnisch, S OBP: 0.131, SLG: 0.117 Paul Konerko, R OBP: 0.265, SLG: 0.315 Gabe White, L OBP: 0.250, SLG: 0.250 Pat Watkins, R OBP: 0.291, SLG: 0.365			G3-1							2	0	1	0	0	0	0								
										1	0	0	0	0	1	1								
										0	0	0	0	0	0	0								
										0	0	0	0	0	0	0								
Inning Stats	R: 0 E: 0 K: 0 S: 11	H: 0 LOB: 0 BB: 0 P: 17	R: 1 E: 0 K: 2 S: 12	H: 1 LOB: 0 BB: 0 P: 17	R: 2 E: 0 K: 1 S: 8	H: 2 LOB: 0 BB: 0 P: 13	R: 3 E: 0 K: 1 S: 17	H: 3 LOB: 1 BB: 1 P: 26	R: 0 E: 0 K: 0 S: 3	H: 0 LOB: 0 BB: 0 P: 6	R: 0 E: 0 K: 1 S: 9	H: 0 LOB: 0 BB: 0 P: 13	R: 0 E: 0 K: 1 S: 10	H: 1 LOB: 1 BB: 1 P: 16	R: 0 E: 0 K: 0 S: 10	H: 1 LOB: 1 BB: 1 P: 19	1B: 3 2B: 2 3B: 0 HR: 3	SF: 0 SAC: 0 DP: 2 HBP: 0	WP: 0 PB: 0 SB: 0 CS: 0	PA: 33				
PITCHER	IP WLS BF H R ER SO BB IBB HBP BLK WP HR S P ERA WHIP	3.2 L 18 6 6 6 4 1 0 0 0 0 0 2 4 0.00 0.000	3.0 10 1 0 0 2 1 0 0 0 0 0 22 35 0.00 0.667	1.0 4 1 0 0 0 1 0 0 0 0 0 10 19 0.00 2.000																				



Batter	1	2	3	4	5	6	7	8	9	AB	R	H	RBI	BB	SO	LOB	TOP				
12 Pat Kelly, R OBP: 0.293, SLG: 0.298 Rick Croushore, R Mark Petkovsek, R OBP: 0.348, SLG: 0.364 Eli Marrero, R OBP: 0.336, SLG: 0.400	0-3 K	1-1 G6-3						1-0 P3		3	0	0	0	0	2	3	St. Louis Cardinals @ Cincinnati Reds Cinergy Field, Cincinnati, OH Thu Sep 10 1998, 7:05 PM EDT Att: 50,971 - Unknown - 79 F AB 33 R 8 H 6 RBI 7 BB 10 SO 11 LOB 18				
Ray Lankford, L OBP: 0.391, SLG: 0.529	0-0 1B		4-0 L8 CS BB					2-2 F8		4	1	2	2	1	0	2					
Mark McGwire, R OBP: 0.471, SLG: 0.743	2-3 K		2-3 K			4-2 BB BB 1B BB	4-1 FC6-4 BB	0-0 P3		3	1	0	0	2	2	2					
Brian Jordan, R OBP: 0.363, SLG: 0.536	3-3 K		2-0 L8			4-2 BB BB 1B BB	1-1 F9	0-0 P3		4	1	0	0	1	1	3					
Ron Gant, R OBP: 0.326, SLG: 0.484 Juan Acevedo, R OBP: 0.235, SLG: 0.250		4-1 BB 12 WP BB	3-3 K			4-2 BB BB 1B BB	3-3 K	0-0 G6-3		3	2	0	0	2	2	2					
Fernando Tatis, R OBP: 0.325, SLG: 0.404		2-3 K			2-1 F9	0-1 BB BB 1B BB	1-0 FC6-4	3-1 2B		5	1	2	2	0	1	2					
Luis Ordez, R OBP: 0.193, SLG: 0.159 Delino DeShields, L OBP: 0.378, SLG: 0.439	0-0 P4				3-3 K	2-1 BB BB 1B BB		4-0 IBB		2	0	0	0	0	1	1					
Donovan Osborne, S OBP: 0.125, SLG: 0.045 Manny Aybar, R OBP: 0.293, SLG: 0.263 J.D. Drew, L OBP: 0.400, SLG: 1.000 Placido Polanco, R OBP: 0.310, SLG: 0.364	4-1 12 WP BB		3-3 K		3-2 BB BB 1B BB		1-1 G3	0-0 G4-3		1	0	0	0	1	1	0					
Tom Lampkin, L OBP: 0.331, SLG: 0.390 Jeff Brantley, R Lance Painter, L OBP: 1.000, SLG: 1.000 John Mabry, L OBP: 0.310, SLG: 0.387	4-2 12 WP BB						2-2 L7			2	1	0	0	2	1	1					
Inning Stats	R: 0 E: 0 K: 3 S: 10	H: 1 LOB: 1 BB: 0 P: 15	R: 1 E: 0 K: 1 S: 11	H: 0 LOB: 2 BB: 3 P: 26	R: 0 E: 0 K: 2 S: 10	H: 0 LOB: 1 BB: 1 P: 21	R: 0 E: 0 K: 2 S: 9	H: 0 LOB: 0 BB: 0 P: 17	R: 7 E: 0 K: 2 S: 29	H: 4 LOB: 2 BB: 4 P: 59	R: 0 E: 0 K: 1 S: 7	H: 0 LOB: 1 BB: 1 P: 16	R: 0 E: 0 K: 0 S: 8	H: 0 LOB: 0 BB: 0 P: 12	R: 0 E: 0 K: 0 S: 5	H: 0 LOB: 2 BB: 1 P: 12		1B: 4 2B: 1 3B: 0 HR: 1	SF: 0 SAC: 0 DP: 0 HBP: 1	WP: 1 PB: 0 SB: 1 CS: 1	PA: 44
PITCHER	IP WLS BF H R ER SO BB IBB HBP BLK WP HR S P ERA WHIP																				
Mike Reminger, L ERA: 4.84	(1, 1) 4.1 L 22 2 5 5 9 7 0 0 0 1 1 52 106 10.38 2.077																				
Scott Sullivan, R ERA: 5.44	(5, 1) 0.2 7 3 3 3 1 1 0 1 0 0 0 17 32 40.50 6.000																				
26 John Hudek, R ERA: 2.58	(6, 1) 1.0 4 0 0 0 1 1 0 0 0 0 0 7 16 0.00 1.000																				
Gabe White, L ERA: 4.52	(7, 1) 2.0 6 0 0 0 0 0 0 0 0 0 0 13 20 0.00 0.000																				
Danny Graves, R ERA: 3.5	(9, 1) 1.0 5 1 0 0 0 0 1 0 0 0 0 5 12 0.00 1.000																				

Batter	1	2	3	4	5	6	7	8	9	AB	R	H	RBI	BB	SO	LOB	BOTTOM						
Reggie Sanders, R OBP: 0.343, SLG: 0.421	4-1 1B BB		2-2 BB BB 1B	1-0 E6 1B	4-0 BB BB 2B BB	4-1 BB		4-2 BB		2	2	1	0	4	0	0	St. Louis Cardinals @ Cincinnati Reds Cinergy Field, Cincinnati, OH Thu Sep 10 1998, 7:05 PM EDT Att: 50,971 - Unknown - 79 F AB 40 R 7 H 13 RBI 7 BB 10 SO 10 LOB 28						
Chris Stynes, R OBP: 0.345, SLG: 0.345 Ruben Sierra, R OBP: 0.438, SLG: 0.500 26 John Hudek, S Melvin Nieves, S Gabe White, L OBP: 0.293, SLG: 0.250 Dmitri Young, R OBP: 0.307, SLG: 0.465 Danny Graves, R	0-1 L3		0-3 K	0-0 1B	4-1 BB BB 2B BB	1-1 G4-3		2-2 L8		3	0	2	0	0	1	1							
Barry Larkin, R OBP: 0.389, SLG: 0.494 Damian Jackson, R OBP: 0.200, SLG: 0.400	2-1 L3		0-2 BB BB 1B	3-3 K	1-1 BB BB 2B		1-0 F8		2-3 K	2	1	1	1	0	0	2							
Jeffrey Hammonds, R OBP: 0.376, SLG: 0.428	1-3 K2-3		0-0 BB BB 2B	1-3 K	4-0 BB BB 2B		2-2 P9		2-2 P3	5	1	1	0	1	2	3							
Bret Boone, R OBP: 0.328, SLG: 0.453		2-1 F8	4-0 BB BB IBB	2-2 F8	2-3 K		2-0 F8		1-2 F8	5	1	0	0	1	1	5							
Paul Konerko, R OBP: 0.288, SLG: 0.322	1-0 BB BB 1B		1-2 BB BB 2B		0-0 G1-3	0-2 G5-3		0-3 K		5	0	2	3	0	1	0							
Aaron Boone, R OBP: 0.345, SLG: 0.412	0-2 BB BB 1B		0-2 BB BB 2B		0-0 E6	3-2 G5-3		1-0 F8		5	1	2	0	0	0	1							
Guillermo Garcia, R OBP: 0.243, SLG: 0.429 Pat Watkins, R OBP: 0.291, SLG: 0.365 Brook Fordyce, R OBP: 0.293, SLG: 0.339	1-2 BB BB 1B		2-3 K		1-3 BB BB 2B	4-2 BB BB 1B BB		2-2 BB BB 2B		4	0	2	0	1	2	3							
Mike Reminger, L OBP: 0.149, SLG: 0.133 Scott Sullivan, R OBP: 0.091, SLG: 0.091 Tony Tarasco, L OBP: 0.385, SLG: 0.455	0-2 G4-6-3 1B		0-3 K		4-2 BB BB 2B BB	0-0 BB BB 1B		4-1 BB BB 2B		2	0	0	0	0	1	5							
Inning Stats	R: 0 E: 0 K: 1 S: 8	H: 1 LOB: 1 BB: 1 P: 15	R: 0 E: 0 K: 0 S: 12	H: 3 LOB: 2 BB: 0 P: 16	R: 4 E: 1 K: 3 S: 24	H: 4 LOB: 1 BB: 1 P: 36	R: 0 E: 1 K: 2 S: 12	H: 1 LOB: 2 BB: 0 P: 19	R: 3 E: 0 K: 2 S: 14	H: 2 LOB: 3 BB: 4 P: 34	R: 0 E: 0 K: 0 S: 12	H: 0 LOB: 0 BB: 2 P: 24	R: 0 E: 0 K: 0 S: 5	H: 0 LOB: 0 BB: 0 P: 10	R: 0 E: 0 K: 1 S: 14	H: 1 LOB: 3 BB: 2 P: 27		R: 0 E: 0 K: 1 S: 9	H: 0 LOB: 0 BB: 0 P: 14	1B: 8 2B: 6 3B: 0 HR: 0	SF: 0 SAC: 0 DP: 2 HBP: 0	WP: 0 PB: 0 SB: 1 CS: 0	PA: 50
PITCHER	IP WLS BF H R ER SO BB IBB HBP BLK WP HR S P ERA WHIP																						
Donovan Osborne, L ERA: 3.42	(1, 1) 3.0 W 20 9 4 4 4 0 0 0 0 0 0 46 70 12.00 3.333																						
Manny Aybar, R ERA: 4.96	(4, 1) 1.0 W 3 0 0 0 2 0 0 0 0 0 0 10 16 0.00 0.000																						
Rick Croushore, R ERA: 4.63	(5, 1) 0.2 7 2 3 3 1 3 0 0 0 0 0 11 25 40.50 7.500																						
Mark Petkovsek, R ERA: 4.63	(5, 1) 1.1 8 1 0 0 1 3 0 0 0 0 0 15 33 0.00 3.000																						
Jeff Brantley, R ERA: 4.53	(7, 1) 1.2 8 1 0 0 1 2 0 0 0 0 0 16 32 0.00 1.800																						
Lance Painter, L ERA: 4.36	(8, 1) 0.1 1 0 0 0 0 0 0 0 0 0 0 10 16 0.00 0.000																						
Juan Acevedo, R ERA: 2.63	(9, 1) 1.0 S 3 0 0 0 1 0 0 0 0 0 0 9 14 0.00 0.000																						

Batter	1	2	3	4	5	6	7	8	9	AB	R	H	RBI	BB	SO	LOB	TOP										
Delino DeShields, L OBP: 0.375, SLG: 0.434	G1-3		G6-3			G6-3	P6			4	0	0	0	0	0	0	St. Louis Cardinals @ Houston Astros Astrodome, Houston, TX Fri Sep 11 1998, 8:05 PM EDT Att: 52,186 - Dome - 72 F										
Ray Lankford, L OBP: 0.392, SLG: 0.531	K			K		1B 2B		G5-4-3 1B		4	1	2	0	0	2	0											
Mark McGwire, R OBP: 0.469, SLG: 0.739	G5-3			G5-3		K		G5-4-3 1B		4	0	1	0	0	1	1											
Brian Jordan, R OBP: 0.362, SLG: 0.534		K		G5-3		BB 1B 2H 1B		G5-4-3 1B		4	0	1	1	0	1	2											
Ron Gant, R OBP: 0.330, SLG: 0.487		1B				FC5 1B		F9		4	0	3	0	0	0	1											
Fernando Tatis, R OBP: 0.326, SLG: 0.404	F7					S FC5 G6-3 1B				3	1	1	0	1	1	1											
Placido Polanco, R OBP: 0.299, SLG: 0.351	K					FC5 G6-3 S 1B		FC5-4 BB		4	0	0	0	0	2	6											
Matt Morris, R OBP: 0.250, SLG: 0.130						G6-3				3	0	0	1	0	1	1											
Mike Busby, R OBP: 0.250, SLG: 0.130						1-3 2H				0	0	0	0	0	0	0											
Joe McEwing, R OBP: 0.250, SLG: 0.130										1	0	0	0	0	1	0											
Eli Marrero, R OBP: 0.332, SLG: 0.394	F7					P6				3	0	0	0	0	1	1											
Inning Stats	R: 0 E: 0 K: 1 S: 9	H: 0 LOB: 0 BB: 0 P: 14	R: 0 E: 0 K: 2 S: 10	H: 1 LOB: 1 BB: 0 P: 14	R: 0 E: 0 K: 1 S: 9	H: 0 LOB: 0 BB: 0 P: 14	R: 0 E: 0 K: 1 S: 10	H: 0 LOB: 0 BB: 0 P: 15	R: 1 E: 0 K: 0 S: 8	H: 2 LOB: 1 BB: 0 P: 13	R: 1 E: 0 K: 1 S: 10	H: 3 LOB: 3 BB: 0 P: 24	R: 0 E: 0 K: 1 S: 8	H: 0 LOB: 0 BB: 0 P: 15	R: 0 E: 0 K: 0 S: 7	H: 2 LOB: 1 BB: 0 P: 11	R: 0 E: 0 K: 3 S: 14	H: 0 LOB: 0 BB: 0 P: 19	1B: 7 2B: 1 3B: 0 HR: 0	SF: 0 SAC: 0 DP: 1 HBP: 0	WP: 0 PB: 0 SB: 2 CS: 0	PA: 35					
PITCHER	IP	WLS	BF	H	R	ER	SO	BB	IBB	HBP	BLK	WP	HR	S	P	ERA	WHIP										
Mike Hampton, L ERA: 3.55	7.2		31	8	2	2	7	1	0	0	0	0	0	69	116	2.35	1.174										
Jay Powell, R ERA: 3.25	0.1	W	1	0	0	0	0	0	0	0	0	0	0	2	4	0.00	0.000										
Billy Wagner, L ERA: 2.22	1.0		3	0	0	0	3	0	0	0	0	0	0	14	19	0.00	0.000										

Batter	1	2	3	4	5	6	7	8	9	AB	R	H	RBI	BB	SO	LOB	BOTTOM										
Craig Biggio, R OBP: 0.303, SLG: 0.513	F7		1B			K2-3	G6-4-3	G6-3		5	0	1	1	0	1	2	St. Louis Cardinals @ Houston Astros Astrodome, Houston, TX Fri Sep 11 1998, 8:05 PM EDT Att: 52,186 - Dome - 72 F										
Carl Everett, S OBP: 0.368, SLG: 0.481	G4-3		L8			HR BB		K		4	1	1	0	1	1	2											
Derek Bell, R OBP: 0.362, SLG: 0.486	1B					1B HR		FC1-6 2B		4	2	3	2	0	0	1											
5 Jeff Bagwell, R OBP: 0.417, SLG: 0.548	F9					1B		2B BB		3	1	1	0	1	0	2											
Moises Alou, R OBP: 0.400, SLG: 0.603	F6-3					G5-3 1B		2B 2B		4	1	3	1	0	0	0											
Sean Berry, R OBP: 0.399, SLG: 0.539	G6-3					G4-6-3 1B		2B 1B IBB		2	1	0	0	2	0	2											
Ricky Gutierrez, R OBP: 0.354, SLG: 0.353	G6-3					G5-3 HBP		1B 2B		3	1	1	2	0	0	3											
Brad Ausmus, R OBP: 0.358, SLG: 0.349						G4-6-3 1B		G5-3 35 1B G6-3 1B		4	1	2	2	0	0	1											
Mike Hampton, R OBP: 0.344, SLG: 0.321						G5-3				3	0	1	0	0	0	1											
Jay Powell, R OBP: 0.344, SLG: 0.321						G5-3				0	0	0	0	0	0	0											
35 Dave Clark, L OBP: 0.301, SLG: 0.277										1	0	1	0	0	0	0											
Billy Wagner, L OBP: 0.500, SLG: 0.500										0	0	0	0	0	0	0											
Inning Stats	R: 0 E: 0 K: 0 S: 8	H: 1 LOB: 1 BB: 0 P: 14	R: 0 E: 0 K: 0 S: 8	H: 0 LOB: 0 BB: 0 P: 12	R: 0 E: 0 K: 0 S: 7	H: 2 LOB: 1 BB: 0 P: 9	R: 0 E: 0 K: 0 S: 6	H: 2 LOB: 1 BB: 0 P: 9	R: 0 E: 0 K: 1 S: 15	H: 0 LOB: 0 BB: 0 P: 8	R: 2 E: 0 K: 1 S: 15	H: 3 LOB: 2 BB: 0 P: 27	R: 0 E: 0 K: 0 S: 6	H: 1 LOB: 0 BB: 0 P: 9	R: 6 E: 1 K: 1 S: 23	H: 5 LOB: 1 BB: 2 P: 43	1B: 10 2B: 3 3B: 0 HR: 1	SF: 0 SAC: 0 DP: 4 HBP: 1	WP: 1 PB: 0 SB: 0 CS: 0	PA: 38							
PITCHER	IP	WLS	BF	H	R	ER	SO	BB	IBB	HBP	BLK	WP	HR	S	P	ERA	WHIP										
Matt Morris, R ERA: 2.79	7.1	L	35	13	8	8	1	2	2	1	0	0	1	69	113	9.82	2.045										
Mike Busby, R ERA: 5.03	0.2		3	1	0	0	1	0	0	0	0	1	0	10	18	0.00	1.500										

AB	34
R	2
H	8
RBI	2
BB	1
SO	10
LOB	13



AB	33
R	8
H	14
RBI	8
BB	4
SO	2
LOB	14



Batter	1	2	3	4	5	6	7	8	9	AB	R	H	RBI	BB	SO	LOB	TOP		
Joe McEwing, R OBP: 0.222, SLG: 0.125 Delino DeShields, L OBP: 0.376, SLG: 0.434	1-2 2B 1B	2-1 P3			1-3 K			4-2 FC3-6 BB		3	1	1	0	0	1	2			
Fernando Tatis, R OBP: 0.326, SLG: 0.405 Ray Lankford, L OBP: 0.391, SLG: 0.530 John Mabry, L OBP: 0.310, SLG: 0.387	0-2 1B 2B	2-0 F8			1-3 K			1-1 FC3-6 1-2		3	1	1	1	0	1	2			
Mark McGwire, R OBP: 0.468, SLG: 0.734	3-3 K			4-2 BB				2-3 K		3	0	0	0	1	3	2			
Brian Jordan, R OBP: 0.360, SLG: 0.530	1-3 K 2-3			2-2 F8			2-2 G5-3	0-0 F4		4	0	0	0	0	1	3			
Ron Gant, R OBP: 0.329, SLG: 0.484	1-2 1B			2-3 K			2-3 K			4	0	1	1	0	3	1			
Eli Marrero, R OBP: 0.331, SLG: 0.392	1-3 K			2-2 F9			1-3 K			4	0	1	0	0	2	2			
Luis Ordez, R OBP: 0.190, SLG: 0.155 J.D. Drew, L OBP: 0.333, SLG: 0.833		2-2 G4-3		0-0 G6-3			2-2 P5			3	0	0	0	0	0	0			
Darren Oliver, R OBP: 0.111, SLG: 0.185 Rick Croushore, R OBP: 0.291, SLG: 0.296		3-2 BB 1B		1-0 G5-3			2-3 K			3	0	1	0	0	1	0			
12 Pat Kelly, R OBP: 0.291, SLG: 0.296										1	0	0	0	0	1	1			
Mark Little, R OBP: 0.291, SLG: 0.296		4-2 1-2 BB		0-0 6-3			3-3 K			2	0	0	0	1	1	0			
Inning Stats	R: 2 H: 3 E: 0 K: 3 S: 19	H: 3 R: 1 LOB: 1 BB: 0 P: 26	R: 0 H: 1 E: 0 K: 0 S: 16	H: 0 R: 0 LOB: 1 BB: 1 P: 21	R: 0 H: 0 E: 0 K: 0 S: 3	H: 0 R: 0 LOB: 0 BB: 0 P: 4	R: 0 H: 0 E: 0 K: 2 S: 10	H: 0 R: 0 LOB: 0 BB: 0 P: 17	R: 0 H: 0 E: 0 K: 1 S: 8	H: 1 R: 1 LOB: 1 BB: 1 P: 20	1B: 4 2B: 1 3B: 0 HR: 0	SF: 0 SAC: 0 DP: 0 HBP: 0	WP: 0 PB: 0 SB: 1 CS: 0	PA: 35					
PITCHER	IP WLS BF H R ER SO BB IBB HBP BLK WP HR S P ERA WHIP	IP WLS BF H R ER SO BB IBB HBP BLK WP HR S P ERA WHIP																	
Randy Johnson, L ERA: 3.37	(1, 1) 7.0 W 27 4 2 2 11 2 0 0 0 0 0 82 127 2.57 0.857	(8, 1) 1.0 S 4 0 0 0 1 1 0 0 0 0 0 8 15 0.00 1.000	(9, 1) 1.0 S 4 1 0 0 3 0 0 0 0 0 0 13 20 0.00 1.000																

St. Louis Cardinals @ Houston Astros
Astrodome, Houston, TX
Sat Sep 12 1998, 8:05 PM EDT
Att: 52,493 - Dome - 72 F

AB 32
R 2
H 5
RBI 2
BB 3
SO 15
LOB 15



Batter	1	2	3	4	5	6	7	8	9	AB	R	H	RBI	BB	SO	LOB	BOTTOM			
Craig Biggio, R OBP: 0.305, SLG: 0.514	4-2 S G5-3 BB				2-3 K			0-1 1-3 2H 3H 2B		2	1	1	2	2	1	0				
Ricky Gutierrez, R OBP: 0.352, SLG: 0.350	2-3 K 1-2			2-1 F9 1-2			2-2 G5-3			4	0	0	0	0	2	4				
Derek Bell, R OBP: 0.361, SLG: 0.486	3-2 G5-3 2H			1-1 2B			0-0 G4-3 F8			4	0	1	1	0	0	2				
5 Jeff Bagwell, R OBP: 0.416, SLG: 0.546	0-1 1B WP 1B			2-3 K			1-1 G6-3			4	0	1	0	0	1	1				
Moises Alou, R OBP: 0.399, SLG: 0.601	2-0 FC6-4 1B			1-1 G6-3			0-1 G5-3			4	0	1	0	0	1	0				
Richard Hidalgo, R OBP: 0.345, SLG: 0.439	2-1 FC6-4 1-2			2-0 E7 1B			0-0 SH5-3 2B 2B			4	1	2	0	0	0	2				
Sean Berry, R OBP: 0.396, SLG: 0.535		1-0 F9		2-0 P3			0-1 SH5-3			2	0	0	0	0	0	1				
Brad Ausmus, R OBP: 0.358, SLG: 0.347		3-3 K		0-0 G5-3			4-0 S 2B BB			2	1	0	0	1	1	1				
Randy Johnson, R OBP: 0.059, SLG: 0.059 Pete Incaviglia, R OBP: 0.167, SLG: 0.136 Scott Elarton, R OBP: 0.500, SLG: 0.500		0-3 K		1-3 K			4-2 2B 1-2 BB			2	0	0	0	0	2	0				
Inning Stats	R: 1 H: 2 E: 0 K: 1 S: 17	H: 2 R: 3 LOB: 2 BB: 1 P: 30	R: 0 H: 0 E: 0 K: 2 S: 7	H: 0 R: 0 LOB: 0 BB: 0 P: 11	R: 0 H: 1 E: 0 K: 1 S: 7	H: 1 R: 0 LOB: 1 BB: 1 P: 16	R: 0 H: 1 E: 0 K: 0 S: 5	H: 1 R: 0 LOB: 1 BB: 0 P: 10	R: 0 H: 0 E: 0 K: 2 S: 12	H: 0 R: 0 LOB: 0 BB: 0 P: 17	R: 0 H: 0 E: 0 K: 0 S: 5	H: 0 R: 0 LOB: 0 BB: 0 P: 6	R: 2 H: 2 E: 0 K: 1 S: 13	H: 2 R: 0 LOB: 2 BB: 2 P: 23	R: 0 H: 0 E: 0 K: 1 S: 5	H: 0 R: 0 LOB: 0 BB: 0 P: 8	1B: 3 2B: 3 3B: 0 HR: 0	SF: 0 SAC: 1 DP: 0 HBP: 0	WP: 1 PB: 0 SB: 3 CS: 1	PA: 33
PITCHER	IP WLS BF H R ER SO BB IBB HBP BLK WP HR S P ERA WHIP	IP WLS BF H R ER SO BB IBB HBP BLK WP HR S P ERA WHIP																		
Darren Oliver, L ERA: 5.55	(1, 1) 6.1 L 28 6 3 3 6 4 0 0 0 0 0 61 106 4.26 1.579	(7, 1) 1.2 S 5 0 0 0 2 0 0 0 0 0 0 10 15 0.00 0.000																		

St. Louis Cardinals @ Houston Astros
Astrodome, Houston, TX
Sat Sep 12 1998, 8:05 PM EDT
Att: 52,493 - Dome - 72 F

AB 28
R 3
H 6
RBI 3
BB 4
SO 8
LOB 11

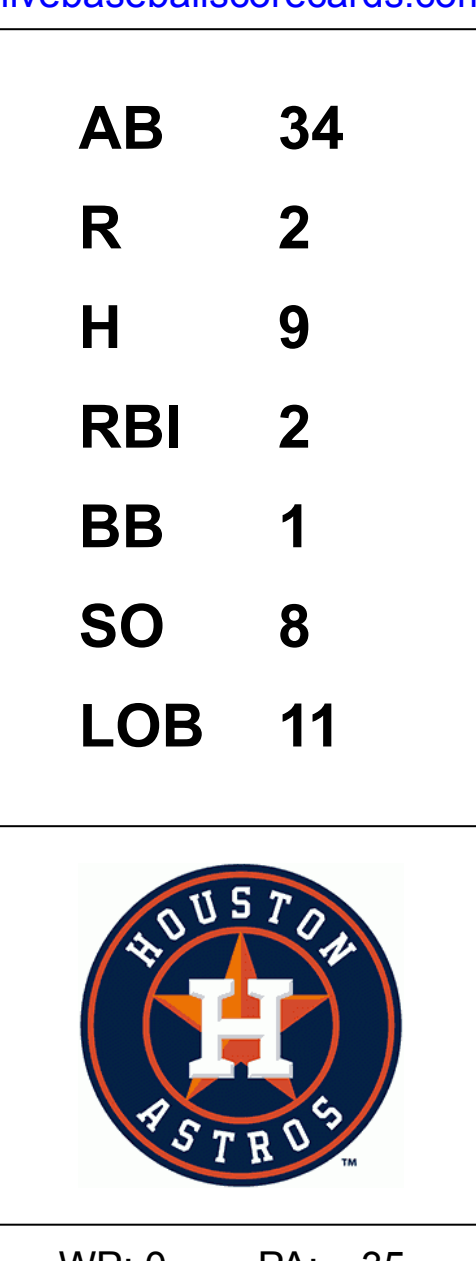


Batter	1	2	3	4	5	6	7	8	9	AB	R	H	RBI	BB	SO	LOB	TOP					
Delino DeShields, L OBP: 0.377, SLG: 0.443 (1, 4)	G4-3			HR		1B		G4-3		4	1	2	1	0	0	1	St. Louis Cardinals @ Houston Astros Astrodome, Houston, TX Sun Sep 13 1998, 8:05 PM EDT Att: 52,338 - Dome - 72 F					
J.D. Drew, L OBP: 0.300, SLG: 0.556 Rick Croushore, R (8, 1)	F7			K		K		2B		3	1	0	0	1	2	1						
Juan Acevedo, R OBP: 0.235, SLG: 0.250 (9, 1)								2B		0	0	0	0	0	0	0						
Mark McGwire, R OBP: 0.466, SLG: 0.731 Fernando Tatis, R OBP: 0.327, SLG: 0.408 (5, 5)	G6-3			G6-3		G6-3		2B		2	0	0	0	0	0	0						
Ray Lankford, L OBP: 0.388, SLG: 0.525 (1, 8)		G5-3		K						4	0	0	0	0	3	0						
Ron Gant, R OBP: 0.328, SLG: 0.481 (1, 7)	G4-3				1B		G5-3		P2	4	0	1	0	0	0	0						
John Mabry, L OBP: 0.310, SLG: 0.388 (5, 3)	G4-3				1B					4	0	1	0	0	1	1						
Luis Ordez, R OBP: 0.195, SLG: 0.161 Tom Lampkin, L OBP: 0.329, SLG: 0.389 (7, PH)			K2-3							2	0	1	0	0	1	0						
12 Pat Kelly, R OBP: 0.291, SLG: 0.296 (9, 4)										1	0	0	0	0	0	1						
Kent Mercker, L OBP: 0.179, SLG: 0.241 Brian Jordan, R OBP: 0.359, SLG: 0.529 (8, PH)			G6-3		G4-6-3					0	0	0	0	0	0	0						
Eli Marrero, R OBP: 0.331, SLG: 0.388 (1, 2)										2	0	0	0	0	0	2						
Inning Stats	R: 0 E: 0 K: 0 S: 6	H: 0 LOB: 0 BB: 0 P: 9	R: 0 E: 0 K: 0 S: 5	H: 0 LOB: 0 BB: 0 P: 6	R: 0 E: 0 K: 2 S: 8	H: 0 LOB: 0 BB: 0 P: 11	R: 1 E: 0 K: 2 S: 8	H: 1 LOB: 0 BB: 0 P: 12	R: 0 E: 0 K: 1 S: 11	H: 1 LOB: 1 BB: 0 P: 21	R: 0 E: 0 K: 1 S: 9	H: 1 LOB: 1 BB: 0 P: 14	R: 2 E: 0 K: 0 S: 13	H: 1 LOB: 1 BB: 2 P: 24	R: 0 E: 0 K: 1 S: 10	H: 0 LOB: 0 BB: 0 P: 17	1B: 3 2B: 2 3B: 0 HR: 1	SF: 0 SAC: 0 DP: 1 HBP: 0	WP: 0 PB: 0 SB: 0 CS: 0	PA: 33		
PITCHER	IP	WLS	BF	H	R	ER	SO	BB	IBB	HBP	BLK	WP	HR	S	P	ERA	WHIP					
Sean Bergman, R ERA: 3.75 Doug Henry, R ERA: 2.71	(1, 1)	7.2	L	29	5	3	3	7	2	0	0	0	0	1	65	101	3.52	0.913				
PITCHER	IP	WLS	BF	H	R	ER	SO	BB	IBB	HBP	BLK	WP	HR	S	P	ERA	WHIP					

AB	31
R	3
H	6
RBI	3
BB	2
SO	8
LOB	7



Batter	1	2	3	4	5	6	7	8	9	AB	R	H	RBI	BB	SO	LOB	BOTTOM				
Craig Biggio, R OBP: 0.304, SLG: 0.514 (1, 4)	L4-6		F7					K		4	0	1	0	0	1	0	St. Louis Cardinals @ Houston Astros Astrodome, Houston, TX Sun Sep 13 1998, 8:05 PM EDT Att: 52,338 - Dome - 72 F				
Ricky Gutierrez, R OBP: 0.351, SLG: 0.347 (1, 6)	L4-6		F7		G6-3			5 1B		3	0	0	0	1	0	1					
Derek Bell, R OBP: 0.361, SLG: 0.485 (1, 9)	G5-3							F9		4	1	1	0	0	1	1					
5 Jeff Bagwell, R OBP: 0.419, SLG: 0.554 (1, 3)										4	1	4	1	0	0	0					
Moises Alou, R OBP: 0.398, SLG: 0.598 (1, 7)										4	0	1	0	0	1	4					
Richard Hidalgo, R OBP: 0.340, SLG: 0.432 Carl Everett, S OBP: 0.367, SLG: 0.480 (9, PH)										3	0	0	0	0	2	3					
Brad Ausmus, R OBP: 0.358, SLG: 0.347 Bill Spiers, L OBP: 0.354, SLG: 0.395 (9, PH)										3	0	1	1	0	1	0					
Tim Bogar, R OBP: 0.217, SLG: 0.214 35 Dave Clark, L OBP: 0.239, SLG: 0.275 (9, PH)										3	0	1	0	0	0	0					
Sean Bergman, R OBP: 0.083, SLG: 0.117 Doug Henry, R (8, 1)										3	0	0	0	0	1	2					
Inning Stats	R: 0 E: 0 K: 0 S: 5	H: 1 LOB: 0 BB: 0 P: 7	R: 1 E: 0 K: 2 S: 19	H: 4 LOB: 2 BB: 0 P: 26	R: 1 E: 0 K: 0 S: 14	H: 2 LOB: 1 BB: 0 P: 21	R: 0 E: 0 K: 0 S: 6	H: 0 LOB: 0 BB: 0 P: 9	R: 0 E: 0 K: 2 S: 10	H: 1 LOB: 1 BB: 0 P: 13	R: 0 E: 0 K: 1 S: 5	H: 0 LOB: 0 BB: 0 P: 6	R: 0 E: 0 K: 2 S: 13	H: 1 LOB: 2 BB: 1 P: 25	R: 0 E: 0 K: 1 S: 7	H: 0 LOB: 0 BB: 0 P: 8		1B: 6 2B: 5 3B: 0 HR: 0	SF: 0 SAC: 0 DP: 2 HBP: 0	WP: 0 PB: 0 SB: 0 CS: 2	PA: 35
PITCHER	IP	WLS	BF	H	R	ER	SO	BB	IBB	HBP	BLK	WP	HR	S	P	ERA	WHIP				
Kent Mercker, L ERA: 5.07 Rick Croushore, R ERA: 4.7 Juan Acevedo, R ERA: 2.8	(1, 1)	1.0	5	1	0	0	2	1	0	0	0	0	0	13	25	0.00	2.000				
PITCHER	IP	WLS	BF	H	R	ER	SO	BB	IBB	HBP	BLK	WP	HR	S	P	ERA	WHIP				



Batter	1	2	3	4	5	6	7	8	9	AB	R	H	RBI	BB	SO	LOB	TOP										
Tony Womack, L (1,4) OBP: 0.319, SLG: 0.358	G4-3		1B E	FC6-4		G6-3			1B	5	2	2	0	0	0	4	Pittsburgh Pirates @ St. Louis Cardinals Busch Stadium, St. Louis, MO Mon Sep 14 1998, 7:05 PM CDT Att: 42,265 - Cloudy - 79 F										
Adrian Brown, S (1,8) OBP: 0.372, SLG: 0.356	FC6-4 1B		FC6-4 1B	G5-3		G5-3			HBP 1B	5	0	3	1	0	0	2											
18 Jason Kendall, R (1,2) OBP: 0.409, SLG: 0.477	FC6-4 BB		E6		G4-3		K		P4	4	0	0	1	1	1	2											
Freddy Garcia, R (1,3) OBP: 0.339, SLG: 0.526	FC6-4		FC6-4		F7		P5		HBP	4	0	0	0	0	0	4											
Jose Guillen, R (1,9) OBP: 0.306, SLG: 0.420	L7		FC1-5-2		G6-3				P3	5	0	0	0	0	0	6											
Aramis Ramirez, R (1,5) OBP: 0.309, SLG: 0.367		G1-4-3	G6-3			G1-3		G5-3		4	0	0	0	0	0	2											
Emil Brown, R (1,7) OBP: 0.286, SLG: 0.269	G6-3			K		G6-3		G4-3		4	0	0	0	0	1	0											
Abraham Nunez, S (1,6) OBP: 0.394, SLG: 0.360				FC6-4 BB		1B BB			F7	1	0	0	0	3	0	0											
Jason Schmidt, R (1,1) OBP: 0.115, SLG: 0.121										1	0	0	0	1	1	1											
Doug Strange, S (6,PH) OBP: 0.222, SLG: 0.218										1	0	1	0	0	0	0											
Todd Van Poppel, R (6,1) OBP: 0.267, SLG: 0.286										0	0	0	0	0	0	0											
Jeff McCurry, R (8,1) OBP: 0.400, SLG: 0.583										1	1	1	1	0	0	0											
Inning Stats	R: 0 E: 0 K: 0 S: 10	H: 1 LOB: 2 BB: 1 P: 17	R: 0 E: 0 K: 1 S: 10	H: 0 LOB: 1 BB: 1 P: 19	R: 1 E: 1 K: 0 S: 13	H: 2 LOB: 2 BB: 0 P: 17	R: 0 E: 0 K: 1 S: 9	H: 0 LOB: 2 BB: 2 P: 20	R: 0 E: 0 K: 0 S: 6	H: 0 LOB: 0 BB: 0 P: 10	R: 0 E: 0 K: 0 S: 9	H: 1 LOB: 2 BB: 1 P: 16	R: 0 E: 0 K: 1 S: 10	H: 0 LOB: 0 BB: 0 P: 13	R: 0 E: 0 K: 0 S: 8	H: 0 LOB: 0 BB: 0 P: 10	R: 2 E: 0 K: 0 S: 17	H: 3 LOB: 2 BB: 0 P: 27	1B: 5 2B: 1 3B: 0 HR: 1	SF: 0 SAC: 0 DP: 0 HBP: 1	WP: 0 PB: 0 SB: 1 CS: 0	PA: 41					
PITCHER	IP	WLS	BF	H	R	ER	SO	BB	IBB	HBP	BLK	WP	HR	S	P	ERA	WHIP										
Jose Jimenez, R (1,1) ERA: 0.9	7.0	W	31	4	1	1	3	5	0	0	0	0	0	67	112	1.29	1.286										
Mark Petkovsek, R (8,1) ERA: 4.59	1.0		3	0	0	0	0	0	0	0	0	0	0	8	10	0.00	0.000										
John Frascatore, R (9,1) ERA: 4.42	0.1		4	3	2	2	0	0	0	0	0	0	1	10	16	54.00	9.000										
Mike Busby, R (9,1) ERA: 4.95	0.2		3	0	0	0	0	0	0	1	0	0	0	7	11	0.00	0.000										

Batter	1	2	3	4	5	6	7	8	9	AB	R	H	RBI	BB	SO	LOB	BOTTOM										
Delino DeShields, L (1,4) OBP: 0.378, SLG: 0.445	S E			G6-3		G3		K		5	2	2	2	0	1	0	Pittsburgh Pirates @ St. Louis Cardinals Busch Stadium, St. Louis, MO Mon Sep 14 1998, 7:05 PM CDT Att: 42,265 - Cloudy - 79 F										
Brian Jordan, R (1,9) OBP: 0.380, SLG: 0.528	1B									3	0	1	0	1	1	2											
John Frascatore, R (9,1) OBP: 0.167, SLG: 0.167										0	0	0	0	0	0	0											
Mike Busby, R (9,1)										0	0	0	0	0	0	0											
Mark McGwire, R (1,3) OBP: 0.467, SLG: 0.729	K			G3						4	0	2	2	0	1	2											
Ray Lankford, L (1,8) OBP: 0.387, SLG: 0.523	K									4	1	1	0	0	3	3											
Fernando Tatis, R (1,5) OBP: 0.326, SLG: 0.409	G6-3			K						4	1	1	0	0	2	1											
J.D. Drew, L (1,7) OBP: 0.357, SLG: 0.545										2	1	1	1	1	0	0											
Luis Ordez, R (1,6) OBP: 0.213, SLG: 0.181										4	1	3	0	0	0	0											
Jose Jimenez, R (1,1) OBP: 0.348, SLG: 0.364										2	0	0	1	0	1	3											
Mark Petkovsek, R (8,1) OBP: 0.309, SLG: 0.387										0	0	0	0	0	0	0											
John Mabry, L (8,PH) OBP: 0.309, SLG: 0.387										1	0	0	0	0	0	0											
Eli Marrero, R (1,2) OBP: 0.329, SLG: 0.382										3	1	0	0	1	0	3											
Inning Stats	R: 1 E: 1 K: 2 S: 13	H: 1 LOB: 1 BB: 1 P: 20	R: 4 E: 0 K: 2 S: 19	H: 4 LOB: 1 BB: 1 P: 27	R: 0 E: 0 K: 1 S: 15	H: 1 LOB: 2 BB: 1 P: 24	R: 0 E: 0 K: 0 S: 5	H: 1 LOB: 0 BB: 0 P: 9	R: 2 E: 0 K: 0 S: 13	H: 3 LOB: 1 BB: 0 P: 16	R: 0 E: 0 K: 2 S: 10	H: 1 LOB: 1 BB: 0 P: 16	R: 0 E: 0 K: 1 S: 7	H: 0 LOB: 0 BB: 0 P: 9	R: 0 E: 0 K: 1 S: 5	H: 0 LOB: 0 BB: 0 P: 9	1B: 9 2B: 2 3B: 0 HR: 0	SF: 1 SAC: 1 DP: 0 HBP: 0	WP: 0 PB: 0 SB: 4 CS: 0	PA: 37							
PITCHER	IP	WLS	BF	H	R	ER	SO	BB	IBB	HBP	BLK	WP	HR	S	P	ERA	WHIP										
Jason Schmidt, R (1,1) ERA: 4.04	5.0	L	27	10	7	6	5	3	0	0	0	0	0	65	96	10.80	2.600										
Todd Van Poppel, R (6,1) ERA: 6.32	2.0		7	1	0	0	3	0	0	0	0	0	0	17	25	0.00	0.500										
Jeff McCurry, R (8,1) ERA: 5.28	1.0		3	0	0	0	1	0	0	0	0	0	0	5	9	0.00	0.000										



Batter	1	2	3	4	5	6	7	8	9	AB	R	H	RBI	BB	SO	LOB	TOP				
Adrian Brown, S OBP: 0.356, SLG: 0.339 (1, 8)	F8	G4-3		G6-3		G3-1		K		5	0	0	0	0	1	3					
Kevin Polcovich, R OBP: 0.257, SLG: 0.246 Rich Loiselle, R (9, 1)	P6		P3		18 HBP HR		G6-3		P2	5	1	1	0	0	0	0					
18 Jason Kendall, R OBP: 0.412, SLG: 0.479 (1, 2)			P9		HR		G6-4-3		G3	4	1	3	0	0	0	0					
Kevin Young, R OBP: 0.337, SLG: 0.486 (1, 3)	K		HR		HR		G6-4-3		G3	4	2	1	3	1	1	3					
Jose Guillen, R OBP: 0.307, SLG: 0.426 (1, 9)		P8		K				BB SH3-4 SF9	G6-3	5	2	2	2	0	1	1					
Manny Martinez, R OBP: 0.293, SLG: 0.434 (1, 7)		3B		P4				SH3-4		2	1	1	0	1	0	0					
Freddy Garcia, R OBP: 0.343, SLG: 0.519 (1, 5)		3B		K				SF9		2	1	0	0	2	1	1					
Lou Collier, R OBP: 0.311, SLG: 0.336 (8, PH) Turner Ward, S OBP: 0.331, SLG: 0.432 Abraham Nunez, S OBP: 0.394, SLG: 0.360 (8, 6)		3B		K						3	0	1	2	0	1	0					
Jon Lieber, L ERA: 4.06 Tim Lincecum, R ERA: 2.45 Jeff Tabaka, L ERA: 2.44 Sean Lawrence, L ERA: 7.13 Ricardo Rincon, L ERA: 2.47 Mike Williams, R ERA: 2.05		K		K						1	0	0	0	0	0	1					
Inning Stats	R: 0 E: 0 K: 1 S: 9	H: 1 LOB: 1 BB: 0 P: 10	R: 2 E: 0 K: 1 S: 13	H: 2 LOB: 1 BB: 1 P: 20	R: 2 E: 0 K: 0 S: 10	H: 1 LOB: 0 BB: 2 P: 26	R: 0 E: 0 K: 2 S: 8	H: 0 LOB: 0 BB: 0 P: 9	R: 3 E: 0 K: 2 S: 14	H: 2 LOB: 0 BB: 0 P: 20	R: 0 E: 0 K: 1 S: 7	H: 0 LOB: 0 BB: 0 P: 8	R: 0 E: 0 K: 0 S: 12	H: 1 LOB: 0 BB: 0 P: 16	R: 1 E: 0 K: 1 S: 10	H: 1 LOB: 2 BB: 2 P: 22	R: 0 E: 0 K: 0 S: 10	H: 1 LOB: 1 BB: 0 P: 12	1B: 5 2B: 0 3B: 2 HR: 2	SF: 1 SAC: 1 DP: 1 HBP: 1	WP: 0 PA: 41 PB: 0 SB: 1 CS: 0
PITCHER	IP	WLS	BF	H	R	ER	SO	BB	IBB	HBP	BLK	WP	HR	S	P	ERA	WHIP				
Donovan Osborne, L ERA: 4.06 Curtis King, R ERA: 3.51 Jeff Brantley, R ERA: 4.53	4.0	L	22	6	7	7	4	3	0	1	0	0	2	45	73	15.75	2.250				
	3.0		9	1	0	0	3	0	0	0	0	0	0	28	36	0.00	0.333				
	2.0		10	2	1	1	1	1	1	0	0	0	0	20	34	4.50	1.500				

Pittsburgh Pirates @ St. Louis Cardinals
 Busch Stadium, St. Louis, MO
 Tue Sep 15 1998, 7:05 PM CDT
 Cloudy - 80 F

AB	33
R	8
H	9
RBI	8
BB	5
SO	8
LOB	9



Batter	1	2	3	4	5	6	7	8	9	AB	R	H	RBI	BB	SO	LOB	BOTTOM				
Delino DeShields, L OBP: 0.379, SLG: 0.444 (1, 4) Mark McGwire, R OBP: 0.469, SLG: 0.736 (8, PH)	G6-4-3		G6-3	P9			G3-6-3		HR	3	0	1	0	1	0	1					
J.D. Drew, L OBP: 0.368, SLG: 0.875 (1, 9)	G6-4-3		HR			HR			F8	5	2	2	2	0	0	3					
Ron Gant, R OBP: 0.329, SLG: 0.479 (1, 7)	K		HR		P2				K	4	1	1	0	1	2	0					
Ray Lankford, L OBP: 0.388, SLG: 0.533 Jeff Brantley, R (8, 1)		G4-3		HR		F8				4	2	2	2	0	1	2					
Fernando Tatis, R OBP: 0.324, SLG: 0.405 (1, 5)		P3		P2		G5-3			K	4	0	0	0	0	1	1					
John Mabry, L OBP: 0.306, SLG: 0.383 (1, 3)		G4-3		L3					G4-3	4	0	0	1	0	1	0					
Luis Ordez, R OBP: 0.222, SLG: 0.193 (1, 6)		BB		F8		G4-3				3	0	1	0	1	0	0					
Donovan Osborne, S OBP: 0.154, SLG: 0.043 Curtis King, R (5, 1) Eli Marrero, R OBP: 0.328, SLG: 0.381 (8, 2)		BB		K					K	1	0	0	0	1	1	0					
Tom Lampkin, L OBP: 0.331, SLG: 0.387 Brian Jordan, R OBP: 0.361, SLG: 0.528 (7, PH) (8, 8)		P4							F9	1	0	0	0	1	0	2					
Inning Stats	R: 0 E: 0 K: 1 S: 6	H: 1 LOB: 0 BB: 0 P: 8	R: 1 E: 0 K: 0 S: 11	H: 1 LOB: 2 BB: 2 P: 27	R: 3 E: 0 K: 0 S: 15	H: 3 LOB: 0 BB: 0 P: 22	R: 0 E: 0 K: 1 S: 7	H: 0 LOB: 1 BB: 1 P: 16	R: 1 E: 0 K: 0 S: 8	H: 1 LOB: 0 BB: 0 P: 14	R: 0 E: 0 K: 1 S: 8	H: 0 LOB: 0 BB: 0 P: 13	R: 0 E: 0 K: 1 S: 10	H: 1 LOB: 2 BB: 2 P: 22	R: 0 E: 0 K: 2 S: 12	H: 1 LOB: 1 BB: 0 P: 19	R: 1 E: 0 K: 1 S: 9	H: 1 LOB: 0 BB: 0 P: 11	1B: 3 2B: 1 3B: 1 HR: 4	SF: 0 SAC: 0 DP: 2 HBP: 0	WP: 0 PA: 39 PB: 0 SB: 0 CS: 0
PITCHER	IP	WLS	BF	H	R	ER	SO	BB	IBB	HBP	BLK	WP	HR	S	P	ERA	WHIP				
Jon Lieber, R ERA: 4.05 Jeff Tabaka, L ERA: 2.45 Sean Lawrence, L ERA: 7.13 Ricardo Rincon, L ERA: 2.47 Mike Williams, R ERA: 2.05	3.0		15	5	4	4	1	2	0	0	0	0	2	32	57	12.00	2.333				
	0.2		3	0	0	0	1	1	0	0	0	0	0	5	12	0.00	1.500				
	2.1	W	10	2	1	1	1	1	0	0	0	0	1	21	40	3.86	1.286				
	1.0		3	0	0	0	1	1	0	0	0	0	0	7	13	0.00	1.000				
	1.1		5	1	0	0	2	0	0	0	0	0	0	15	22	0.00	0.750				
PITCHER	IP	WLS	BF	H	R	ER	SO	BB	IBB	HBP	BLK	WP	HR	S	P	ERA	WHIP				
Jason Christiansen, L ERA: 2.43 Rich Loiselle, R ERA: 3.35	0.1		2	1	1	1	0	0	0	0	0	0	0	3	3	0.00	0.000				
	0.1	S	1	0	0	0	1	0	0	0	0	0	0	3	3	0.00	0.000				

Pittsburgh Pirates @ St. Louis Cardinals
 Busch Stadium, St. Louis, MO
 Tue Sep 15 1998, 7:05 PM CDT
 Cloudy - 80 F

AB	34
R	6
H	9
RBI	6
BB	5
SO	7
LOB	10



Batter	1	2	3	4	5	6	7	8	9	AB	R	H	RBI	BB	SO	LOB	TOP					
Tony Womack, L (1,4) OBP: 0.317, SLG: 0.356	P6		FC7-2			F8	G5			4	0	0	0	0	0	4	Pittsburgh Pirates @ St. Louis Cardinals Busch Stadium, St. Louis, MO Tue Sep 15 1998, 7:05 PM CDT Att: 41,271 - Cloudy - 77 F					
Abraham Nunez, S (1,6) OBP: 0.405, SLG: 0.333	L8			1B G6-4-3 BB				G6-3		2	1	0	0	2	0							
Turner Ward, S (1,7) OBP: 0.333, SLG: 0.431	F8					G1-3		2B G6-3 BB		3	1	1	0	1	0	1						
Tim Laker, R (1,3) OBP: 0.400, SLG: 0.588 Kevin Polcovich, R (8, PR) OBP: 0.247, SLG: 0.246 Freddy Garcia, R (8, 3) OBP: 0.343, SLG: 0.519 Rich Loiselle, R (8, 1)		L9		G6-4-3				1B G6-3		4	1	2	0	0	0	1						
Jose Guillen, R (1,9) OBP: 0.305, SLG: 0.422	F7							2B		4	0	0	1	0	0	2						
Emil Brown, R (1,8) OBP: 0.313, SLG: 0.300						L9		G5-3		4	0	2	0	0	0	2						
Aramis Ramirez, R (1,5) OBP: 0.304, SLG: 0.360										4	0	0	0	0	2	3						
Keith Osik, R (1,2) OBP: 0.337, SLG: 0.279										4	0	2	1	0	1	0						
Jose Silva, R (11, 1) OBP: 0.074, SLG: 0.077 Adrián Brown, S (6, PH) OBP: 0.335, SLG: 0.336 Javier Martinez, R (6, 1) OBP: 0.345, SLG: 0.479 1B Jason Kendall, R (7, PH) OBP: 0.343, SLG: 0.479 Ricardo Rincon, L (7, 1) OBP: 0.338, SLG: 0.498 Kevin Young, R (8, 3) OBP: 0.338, SLG: 0.498										0	0	0	0	0	0	0						
Inning Stats	R: 0 E: 0 K: 0 S: 5	H: 0 LOB: 0 BB: 0 P: 6	R: 0 E: 0 K: 1 S: 10	H: 1 LOB: 1 BB: 0 P: 14	R: 0 E: 0 K: 0 S: 5	H: 1 LOB: 0 BB: 0 P: 8	R: 1 E: 0 K: 0 S: 10	H: 1 LOB: 0 BB: 0 P: 21	R: 0 E: 0 K: 0 S: 3	H: 0 LOB: 0 BB: 0 P: 3	R: 0 E: 0 K: 0 S: 10	H: 1 LOB: 1 BB: 1 P: 17	R: 1 E: 0 K: 1 S: 14	H: 3 LOB: 3 BB: 0 P: 22	R: 1 E: 0 K: 0 S: 8	H: 1 LOB: 2 BB: 1 P: 15		R: 0 E: 0 K: 1 S: 11	H: 0 LOB: 0 BB: 0 P: 14	1B: 5 2B: 3 3B: 0 HR: 0	SF: 0 SAC: 1 DP: 2 HBP: 1	WP: 0 PB: 0 SB: 1 CS: 0
PITCHER	IP	WLS	BF	H	R	ER	SO	BB	IBB	HBP	BLK	WP	HR	S	P	ERA	WHIP					
Manny Aybar, R (1, 1) ERA: 6.37	6.1	W	24	5	2	2	1	2	0	0	0	0	0	48	77	2.84	1.105					
Mark Petkovsek, R (7, 1) ERA: 4.59	0.2		4	1	0	0	1	0	0	1	0	0	0	9	14	0.00	1.500					
Rick Croushore, R (8, 1) ERA: 4.82	0.2		4	1	1	1	0	1	0	0	0	0	0	7	14	13.50	3.000					
Juan Acevedo, R (8, 1) ERA: 2.76	1.1	S	4	0	0	0	1	0	0	0	0	0	0	12	15	0.00	0.000					

Batter	1	2	3	4	5	6	7	8	9	AB	R	H	RBI	BB	SO	LOB	BOTTOM				
Delino DeShields, L (1,4) OBP: 0.383, SLG: 0.448 John Mabry, L (9, 3) OBP: 0.366, SLG: 0.383	2B	G6-3						BB S 1B		5	2	4	0	0	0	0	Pittsburgh Pirates @ St. Louis Cardinals Busch Stadium, St. Louis, MO Tue Sep 15 1998, 7:05 PM CDT Att: 41,271 - Cloudy - 77 F				
Brian Jordan, R (1,9) SAFE OBP: 0.383, SLG: 0.529	2B							BB 1B		4	3	2	1	1	0	3					
Mark McGwire, R (1, 3) OBP: 0.469, SLG: 0.736 Joe Mauer, R (6, PR) OBP: 0.222, SLG: 0.125	2B							BB 1B		3	2	1	2	2	0	1					
Ray Lankford, L (1,8) OBP: 0.388, SLG: 0.534	L8							BB 1B		5	0	2	2	0	0	2					
J.D. Drew, L (1,7) OBP: 0.417, SLG: 0.900 Mark Little, R (9,7)	2B							BB 1B		4	0	2	1	1	1	4					
Fernando Tatis, R (1,5) OBP: 0.323, SLG: 0.404	G6-3							BB 1B		4	0	1	2	0	0	3					
Luis Ordez, R (1,6) OBP: 0.237, SLG: 0.197	G5-3							BB 1B		3	0	1	0	2	0	3					
Manny Aybar, R (1, 1) OBP: 0.227, SLG: 0.227 Mark Petkovsek, R (7, 1) OBP: 0.248, SLG: 0.364 Ron Gant, R (7, PH) OBP: 0.328, SLG: 0.478 Rick Croushore, R (8, 1) OBP: 0.222, SLG: 0.235 Juan Acevedo, R (8, 1) OBP: 0.222, SLG: 0.235 Eli Marrero, R (1, 2) OBP: 0.327, SLG: 0.383		F9						BB 1B		3	0	0	0	0	1	1					
Inning Stats	R: 3 E: 0 K: 0 S: 15	H: 4 LOB: 1 BB: 0 P: 24	R: 0 E: 0 K: 1 S: 7	H: 0 LOB: 0 BB: 0 P: 8	R: 1 E: 1 K: 0 S: 12	H: 1 LOB: 2 BB: 1 P: 17	R: 0 E: 0 K: 0 S: 10	H: 1 LOB: 1 BB: 0 P: 14	R: 0 E: 0 K: 1 S: 17	H: 2 LOB: 2 BB: 0 P: 23	R: 1 E: 0 K: 2 S: 14	H: 1 LOB: 2 BB: 2 P: 27	R: 4 E: 0 K: 1 S: 16	H: 4 LOB: 2 BB: 3 P: 34	1B: 8 2B: 6 3B: 0 HR: 0	SF: 1 SAC: 0 DP: 1 HBP: 0		WP: 0 PB: 0 SB: 1 CS: 0	PA: 44		
PITCHER	IP	WLS	BF	H	R	ER	SO	BB	IBB	HBP	BLK	WP	HR	S	P	ERA		WHIP			
Jose Silva, R (1, 1) ERA: 3.9	5.0	L	24	7	4	3	1	1	0	0	0	0	0	49	74	5.40	1.600				
Javier Martinez, R (6, 1) ERA: 5.45	1.0		5	2	0	0	1	0	0	0	0	0	0	17	23	0.00	2.000				
Ricardo Rincon, L (7, 1) ERA: 2.86	1.0		8	3	3	3	2	1	1	0	0	0	0	16	29	27.00	4.000				
Rich Loiselle, R (8, 1) ERA: 3.63	1.0		7	2	2	2	1	3	0	0	0	0	0	14	32	18.00	5.000				

Batter	1	2	3	4	5	6	7	8	9	AB	R	H	RBI	BB	SO	LOB	TOP				
Delino DeShields, L OBP: 0.379, SLG: 0.443 Juan Acevedo, R OBP: 0.222, SLG: 0.235	L6		G1-3		G4-3		F9		K	5	0	0	0	0	1	1					
Ray Lankford, L OBP: 0.386, SLG: 0.538	G1-3			HR						4	2	2	1	0	1	0					
Mark McGwire, R OBP: 0.467, SLG: 0.735	FC6-4 BB			HR						3	1	1	2	1	0	0					
Brian Jordan, R OBP: 0.363, SLG: 0.526	FC6-4			WP E						3	1	1	0	1	0	1					
Ron Gant, R OBP: 0.329, SLG: 0.475 Mike Busby, R OBP: 0.307, SLG: 0.382 12 Pat Kelly, R OBP: 0.291, SLG: 0.296		G5-3		K			L9			4	0	1	0	0	1	2					
Fernando Tatis, R OBP: 0.325, SLG: 0.408	P2		E7 1B							0	0	0	0	0	0	0					
Luis Ordaz, R OBP: 0.241, SLG: 0.203	F8			1B			G6-3			4	1	2	1	0	0	1					
Darren Oliver, R OBP: 0.103, SLG: 0.172 John Mabry, L OBP: 0.307, SLG: 0.382 Lance Painter, L OBP: 1.000, SLG: 1.000 J.D. Drew, L OBP: 0.400, SLG: 0.857			K	F8					K	2	0	0	0	0	1	0					
Eli Marrero, R OBP: 0.328, SLG: 0.384	G1-3				G1-5-3					4	0	1	0	0	0	0					
Inning Stats	R: 0 E: 0 K: 0 S: 9	H: 0 LOB: 1 BB: 1 P: 13	R: 0 E: 0 K: 0 S: 8	H: 0 LOB: 0 BB: 0 P: 11	R: 0 E: 0 K: 1 S: 8	H: 0 LOB: 0 BB: 0 P: 11	R: 4 E: 1 K: 1 S: 21	H: 4 LOB: 0 BB: 1 P: 37	R: 0 E: 0 K: 0 S: 7	H: 2 LOB: 2 BB: 0 P: 19	R: 0 E: 0 K: 1 S: 7	H: 0 LOB: 0 BB: 0 P: 11	R: 1 E: 0 K: 0 S: 14	H: 2 LOB: 1 BB: 0 P: 25	R: 0 E: 0 K: 2 S: 13	H: 1 LOB: 1 BB: 0 P: 19	1B: 6 2B: 1 3B: 0 HR: 2	SF: 0 SAC: 0 DP: 0 HBP: 0	WP: 1 PB: 0 SB: 2 CS: 0	PA: 37	
PITCHER	IP	WLS	BF	H	R	ER	SO	BB	IBB	HBP	BLK	WP	HR	S	P	ERA	WHIP				
52 Rafael Roque, L ERA: 4.36	4.0	L	17	4	4	3	2	2	0	0	0	1	1	46	72	6.75	1.500				
David Weathers, R ERA: 4.93	3.0		11	2	0	0	2	0	0	0	0	0	0	25	42	0.00	0.667				
Eric Plunk, R ERA: 4.52	1.2		8	3	1	1	1	0	0	0	0	0	1	24	39	5.40	1.800				
Greg Mullins, L ERA:	0.1		1	0	0	0	1	0	0	0	0	0	0	3	5	0.00	0.000				

St. Louis Cardinals @ Milwaukee Brewers
Milwaukee County Stadium, Milwaukee, WI

AB 35
R 5
H 9
RBI 5
BB 2
SO 6
LOB 7



WP: 1 PA: 37
PB: 0
SB: 2
CS: 0


Fri Sep 18 1998, 8:05 PM EDT
Att: 48,194 - Unknown - 72 F

livebaseballscorecards.com

Batter	1	2	3	4	5	6	7	8	9	AB	R	H	RBI	BB	SO	LOB	BOTTOM					
Fernando Vina, L OBP: 0.387, SLG: 0.429	E S 1B BB		F7	F9			G1-3			3	1	0	0	1	0	2						
Mark Loretta, R OBP: 0.390, SLG: 0.438	F8		E9 1B 2B				F8			4	1	1	0	0	1	1						
Dave Nilsson, L OBP: 0.336, SLG: 0.436 Jose Valentin, S OBP: 0.316, SLG: 0.383	E4 1B			1B						1	0	0	0	0	0	1						
Jeff Cirillo, R OBP: 0.411, SLG: 0.458	L5		L5							4	0	2	1	0	0	1						
Jeromy Burnitz, L OBP: 0.338, SLG: 0.506	K		F9		G4-6-3					4	0	0	0	0	2	5						
Marquis Grissom, R OBP: 0.299, SLG: 0.366	P4			L7						4	0	0	0	0	0	2						
Darrin Jackson, R OBP: 0.273, SLG: 0.382		K		L9 1B			G6-3			4	0	2	0	0	1	0						
Bobby Hughes, R OBP: 0.302, SLG: 0.429		K			1B					4	0	1	0	0	1	1						
52 Rafael Roque, L OBP: 0.387, SLG: 0.429 Ronnie Belliard, R OBP: 0.209, SLG: 0.300 David Weathers, R OBP: 0.390, SLG: 0.438 Brian Banks, R OBP: 0.185, SLG: 0.217 Eric Plunk, R OBP: 0.338, SLG: 0.383 Greg Mullins, L ERA: Bob Hamelin, L OBP: 0.307, SLG: 0.419	L5			L9						1	0	0	0	0	0	0						
Inning Stats	R: 1 E: 1 K: 1 S: 16	H: 1 LOB: 2 BB: 1 P: 26	R: 0 E: 0 K: 2 S: 8	H: 0 LOB: 0 BB: 0 P: 11	R: 1 E: 1 K: 0 S: 10	H: 2 LOB: 1 BB: 0 P: 14	R: 0 E: 0 K: 0 S: 7	H: 2 LOB: 2 BB: 0 P: 13	R: 0 E: 0 K: 0 S: 9	H: 2 LOB: 1 BB: 0 P: 14	R: 0 E: 0 K: 0 S: 4	H: 0 LOB: 0 BB: 0 P: 5	R: 0 E: 0 K: 0 S: 14	H: 0 LOB: 0 BB: 0 P: 21	R: 0 E: 0 K: 1 S: 6	H: 0 LOB: 0 BB: 0 P: 12	R: 0 E: 0 K: 0 S: 5	H: 1 LOB: 1 BB: 0 P: 7	1B: 7 2B: 1 3B: 0 HR: 0	SF: 0 SAC: 0 DP: 1 HBP: 0	WP: 0 PB: 0 SB: 1 CS: 0	PA: 36
PITCHER	IP	WLS	BF	H	R	ER	SO	BB	IBB	HBP	BLK	WP	HR	S	P	ERA	WHIP					
Darren Oliver, L ERA: 5.46	6.0	W	26	7	2	2	4	1	0	0	0	0	0	14	21	0.00	1.333					
Lance Painter, L ERA: 4.29	1.0		3	0	0	0	0	0	0	0	0	0	0	6	12	0.00	0.000					
Mike Busby, R ERA: 4.71	1.0		3	0	0	0	1	0	0	0	0	0	0	5	7	0.00	1.000					
Juan Acevedo, R ERA: 2.7	1.0	S	4	1	0	0	0	0	0	0	0	0	0	5	7	0.00	1.000					

St. Louis Cardinals @ Milwaukee Brewers
Milwaukee County Stadium, Milwaukee, WI

AB 35
R 2
H 8
RBI 2
BB 1
SO 5
LOB 16



WP: 0 PA: 36
PB: 0
SB: 1
CS: 0

Fri Sep 18 1998, 8:05 PM EDT
Att: 48,194 - Unknown - 72 F

livebaseballscorecards.com

Batter	1	2	3	4	5	6	7	8	9	AB	R	H	RBI	BB	SO	LOB	TOP				
Delino DeShields, L OBP: 0.377, SLG: 0.442	0-1 G3	2-3 K			1-0 G4-3	2-2 1B 2B		3-2 L8		5	1	1	1	0	1	2					
Brian Jordan, R OBP: 0.365, SLG: 0.534	1-1 HR	1-2 G6-3			1-0 2B 2B	0-0 2B 1B			1-0 P4	5	2	3	2	0	0	1					
Mark McGwire, R OBP: 0.465, SLG: 0.729	2-0 HBP		2-3 K		0-3 K	3-3 K			0-3 K	4	0	0	0	0	4	2					
Ray Lankford, L OBP: 0.387, SLG: 0.534	1-1 F8		0-1 F7		4-0 2B IBB			3-2 G4-3	2-3 K	4	1	0	0	1	1	1					
J.D. Drew, L OBP: 0.370, SLG: 0.783	1-3 K		2-3 K		2-2 1B			4-1 CS		2	0	0	0	0	2	1					
John Mabry, L OBP: 0.310, SLG: 0.386					1-1 2B					1	0	1	2	1	0	0					
Lance Painter, L OBP: 1.000, SLG: 1.000					1-1 2B					0	0	0	0	0	0	0					
Juan Acevedo, R OBP: 0.222, SLG: 0.235					1-1 2B					0	0	0	0	0	0	0					
Fernando Tatis, R OBP: 0.327, SLG: 0.414		1-1 HR			3-2 1B	1-3 K		3-3 K	1-2 K	4	1	2	1	0	2	2					
Luis Ordez, R OBP: 0.241, SLG: 0.212		1-0 1B 2B			2-0 P4			1-0 G4-3	1-1 G1-3	4	1	1	0	0	0	1					
Jose Jimenez, R OBP: 0.289, SLG: 0.294		0-3 K			2-3 K			0-0 P3	4-1 S	2	0	0	0	0	2	2					
12 Pat Kelly, R OBP: 0.289, SLG: 0.294					1-2 K					1	0	0	0	0	0	0					
Curtis King, R OBP: 0.429, SLG: 0.200					1-2 K					0	0	0	0	0	0	0					
Mark Little, R OBP: 0.429, SLG: 0.200					1-2 K					0	0	0	0	1	0	0					
Eli Marrero, R OBP: 0.331, SLG: 0.391		2-2 1B			3-3 K			1-1 2B	1-0 P3	4	1	2	1	0	1	2					
Inning Stats	R: 1 E: 0 K: 1 S: 9	H: 1 LOB: 1 BB: 0 P: 14	R: 2 E: 0 K: 2 S: 15	H: 3 LOB: 1 BB: 0 P: 22	R: 0 E: 0 K: 2 S: 8	H: 0 LOB: 0 BB: 0 P: 12	R: 0 E: 0 K: 2 S: 11	H: 1 LOB: 1 BB: 0 P: 21	R: 2 E: 0 K: 1 S: 14	H: 2 LOB: 1 BB: 1 P: 22	R: 0 E: 0 K: 1 S: 7	H: 0 LOB: 1 BB: 1 P: 17	R: 0 E: 0 K: 0 S: 7	H: 0 LOB: 1 BB: 1 P: 16	R: 0 E: 0 K: 2 S: 8	H: 0 LOB: 0 BB: 0 P: 11	1B: 3 2B: 6 3B: 0 HR: 2	SF: 0 SAC: 0 DP: 1 HBP: 1	WP: 0 PB: 0 SB: 0 CS: 1	PA: 40	
PITCHER	IP WLS BF H R ER SO BB IBB HBP BLK WP HR S P ERA WHIP	IP WLS BF H R ER SO BB IBB HBP BLK WP HR S P ERA WHIP	IP WLS BF H R ER SO BB IBB HBP BLK WP HR S P ERA WHIP	IP WLS BF H R ER SO BB IBB HBP BLK WP HR S P ERA WHIP	IP WLS BF H R ER SO BB IBB HBP BLK WP HR S P ERA WHIP	IP WLS BF H R ER SO BB IBB HBP BLK WP HR S P ERA WHIP	IP WLS BF H R ER SO BB IBB HBP BLK WP HR S P ERA WHIP	IP WLS BF H R ER SO BB IBB HBP BLK WP HR S P ERA WHIP	IP WLS BF H R ER SO BB IBB HBP BLK WP HR S P ERA WHIP	IP WLS BF H R ER SO BB IBB HBP BLK WP HR S P ERA WHIP	IP WLS BF H R ER SO BB IBB HBP BLK WP HR S P ERA WHIP	IP WLS BF H R ER SO BB IBB HBP BLK WP HR S P ERA WHIP	IP WLS BF H R ER SO BB IBB HBP BLK WP HR S P ERA WHIP	IP WLS BF H R ER SO BB IBB HBP BLK WP HR S P ERA WHIP	IP WLS BF H R ER SO BB IBB HBP BLK WP HR S P ERA WHIP	IP WLS BF H R ER SO BB IBB HBP BLK WP HR S P ERA WHIP	IP WLS BF H R ER SO BB IBB HBP BLK WP HR S P ERA WHIP	IP WLS BF H R ER SO BB IBB HBP BLK WP HR S P ERA WHIP	IP WLS BF H R ER SO BB IBB HBP BLK WP HR S P ERA WHIP	IP WLS BF H R ER SO BB IBB HBP BLK WP HR S P ERA WHIP	IP WLS BF H R ER SO BB IBB HBP BLK WP HR S P ERA WHIP

St. Louis Cardinals @ Milwaukee Brewers
Milwaukee County Stadium, Milwaukee, WI
Sat Sep 19 1998, 8:05 PM EDT
Att: 54,132 - Unknown - 79 F

AB 36
R 7
H 10
RBI 7
BB 3
SO 13
LOB 14



Batter	1	2	3	4	5	6	7	8	9	AB	R	H	RBI	BB	SO	LOB	BOTTOM					
Fernando Vina, L OBP: 0.386, SLG: 0.427	0-0 F7	1-0 1B		0-1 G4-3		0-0 P8			0-1 G4-3	5	0	1	1	0	0	0						
Mark Loretta, R OBP: 0.386, SLG: 0.433	2-1 G6-3	0-3 K		2-1 P4		3-2 G4-3			0-0 G4-3	5	0	0	0	0	1	2						
Dave Nilsson, L OBP: 0.277, SLG: 0.437	2-1 2B 1B	0-0 E3			4-1 1B SF8 BB			1-1 G4-3		2	0	1	0	1	0	2						
Jose Valentin, S OBP: 0.315, SLG: 0.382		1-2 2B			1-2 2B					1	1	0	0	0	0	0						
Jeff Cirillo, R OBP: 0.412, SLG: 0.460	2-2 2B	0-0 F9			1-2 1B			1-1 G4-3		4	0	2	0	0	0	3						
Jeromy Burnitz, L OBP: 0.336, SLG: 0.503	1-0 G6-3	1-3 K			1-0 SF8			2-3 K		3	0	0	1	0	2	5						
Marquis Grissom, R OBP: 0.288, SLG: 0.365		0-0 E6 1B 2B	1-1 G6-3		0-0 FC6-4 1B			1-3 K		4	1	1	0	0	1	0						
Geoff Jenkins, L OBP: 0.277, SLG: 0.396		2-1 2B 1B	0-1 F8		2-1 F7			2-1 G6-3		3	1	1	0	0	0	2						
Darrin Jackson, R OBP: 0.272, SLG: 0.380		1-2 1B 1B			1-2 F7					1	0	0	0	0	0	0						
Mike Matheny, R OBP: 0.277, SLG: 0.337		0-0 1B 2B	2-1 G6-3		1-2 FC6-4			3-2 L7		3	1	1	1	0	0	2						
Al Reyes, R OBP: 0.200, SLG: 0.200										0	0	0	0	0	0	0						
Ronnie Belliard, R OBP: 0.333, SLG: 0.333										1	0	0	0	0	0	0						
Bronswell Patrick, R OBP: 0.294, SLG: 0.400		1-3 2B			1-2 1B					0	0	0	0	0	0	0						
Steve Woodard, L OBP: 0.146, SLG: 0.188		2-1 1B		3-2 G1-3		1-0 F9			0-2 G6-3	2	0	1	1	0	0	0						
Bobby Hughes, R OBP: 0.300, SLG: 0.427										1	0	0	0	0	0	0						
Bob Hamelin, L OBP: 0.299, SLG: 0.416		2-3 1B								1	0	0	0	0	0	0						
Inning Stats	R: 0 E: 0 K: 0 S: 11	H: 2 LOB: 2 BB: 0 P: 18	R: 3 E: 2 K: 2 S: 15	H: 4 LOB: 3 BB: 0 P: 21	R: 0 E: 0 K: 0 S: 6	H: 0 LOB: 0 BB: 0 P: 9	R: 0 E: 0 K: 0 S: 7	H: 0 LOB: 0 BB: 0 P: 12	R: 1 E: 0 K: 0 S: 13	H: 2 LOB: 2 BB: 1 P: 22	R: 0 E: 0 K: 0 S: 5	H: 0 LOB: 0 BB: 0 P: 9	R: 0 E: 0 K: 1 S: 7	H: 0 LOB: 0 BB: 0 P: 11	R: 0 E: 0 K: 1 S: 10	H: 0 LOB: 0 BB: 0 P: 16	R: 0 E: 0 K: 0 S: 7	H: 0 LOB: 0 BB: 0 P: 7	1B: 6 2B: 2 3B: 0 HR: 0	SF: 1 SAC: 0 DP: 0 HBP: 0	WP: 0 PB: 0 SB: 0 CS: 0	PA: 38
PITCHER	IP WLS BF H R ER SO BB IBB HBP BLK WP HR S P ERA WHIP	IP WLS BF H R ER SO BB IBB HBP BLK WP HR S P ERA WHIP	IP WLS BF H R ER SO BB IBB HBP BLK WP HR S P ERA WHIP	IP WLS BF H R ER SO BB IBB HBP BLK WP HR S P ERA WHIP	IP WLS BF H R ER SO BB IBB HBP BLK WP HR S P ERA WHIP	IP WLS BF H R ER SO BB IBB HBP BLK WP HR S P ERA WHIP	IP WLS BF H R ER SO BB IBB HBP BLK WP HR S P ERA WHIP	IP WLS BF H R ER SO BB IBB HBP BLK WP HR S P ERA WHIP	IP WLS BF H R ER SO BB IBB HBP BLK WP HR S P ERA WHIP	IP WLS BF H R ER SO BB IBB HBP BLK WP HR S P ERA WHIP	IP WLS BF H R ER SO BB IBB HBP BLK WP HR S P ERA WHIP	IP WLS BF H R ER SO BB IBB HBP BLK WP HR S P ERA WHIP	IP WLS BF H R ER SO BB IBB HBP BLK WP HR S P ERA WHIP	IP WLS BF H R ER SO BB IBB HBP BLK WP HR S P ERA WHIP	IP WLS BF H R ER SO BB IBB HBP BLK WP HR S P ERA WHIP	IP WLS BF H R ER SO BB IBB HBP BLK WP HR S P ERA WHIP	IP WLS BF H R ER SO BB IBB HBP BLK WP HR S P ERA WHIP	IP WLS BF H R ER SO BB IBB HBP BLK WP HR S P ERA WHIP	IP WLS BF H R ER SO BB IBB HBP BLK WP HR S P ERA WHIP	IP WLS BF H R ER SO BB IBB HBP BLK WP HR S P ERA WHIP	IP WLS BF H R ER SO BB IBB HBP BLK WP HR S P ERA WHIP	

St. Louis Cardinals @ Milwaukee Brewers
Milwaukee County Stadium, Milwaukee, WI
Sat Sep 19 1998, 8:05 PM EDT
Att: 54,132 - Unknown - 79 F

AB 36
R 4
H 8
RBI 4
BB 1
SO 4
LOB 16



Batter	1	2	3	4	5	6	7	8	9	AB	R	H	RBI	BB	SO	LOB	TOP																			
12 Pat Kelly, R OBP: 0.289, SLG: 0.313 Delino DeShields, L OBP: 0.309, SLG: 0.442	(1,4) F 0-1 L3		(1,1) B 1-1 HR		(2,3) F 2-3 K		(3,3) F 3-3 K		(4,1) F 4-1 SF8	4	1	1	1	0	2	0	St. Louis Cardinals @ Milwaukee Brewers Milwaukee County Stadium, Milwaukee, WI Sun Sep 20 1998, 4:33 AM EDT Att: 52,831 - Cloudy - 78 F																			
Fernando Tatis, R OBP: 0.327, SLG: 0.413	(1,5) X 0-0 HR		(3,1) B 3-1 F7		(2,0) B 2-0 F7		(1,0) B 1-0 P3		(4,2) B 4-2 BB	4	2	1	0	1	0	0																				
Mark McGwire, R OBP: 0.468, SLG: 0.737	(1,3) B 2-1 HR		(2,1) B 2-1 FC5-4		(0,0) X 0-0 1B		(2,3) B 2-3 K		(4,1) B 4-1 E7	4	2	3	2	1	1	0																				
Brian Jordan, R OBP: 0.363, SLG: 0.532	(1,8) B 1-0 F7		(1,2) F 1-2 FC5-4		(1,1) B 1-1 HR		(3,2) B 3-2 G5-3		(1,0) B 1-0 SF8	4	2	1	2	0	0	1																				
Ron Gant, R OBP: 0.330, SLG: 0.490	(1,7) B 2-0 F8		(2,1) B 2-1 HR		(2,2) B 2-2 HR		(1,2) B 1-2 L9		(2,1) B 2-1 F9	5	2	2	4	0	0	2																				
Eli Marrero, R OBP: 0.328, SLG: 0.384	(1,2) B 1-2 L5		(2,2) B 2-2 P4		(2,2) B 2-2 L8		(4,2) B 4-2 BB		(2,2) B 2-2 E7	4	0	0	0	1	0	1																				
Luis Ordez, R OBP: 0.241, SLG: 0.213	(1,6) B 1-0 G5-3		(2,1) B 2-1 G6-3		(0,2) F 0-2 G6-3		(0,1) F 0-1 BB		(1,2) B 1-2 1B	4	0	1	0	0	0	0																				
Kent Mercker, L OBP: 0.275, SLG: 0.241 Manny Aybar, R OBP: 0.245, SLG: 0.260 Mark Petkovsek, R OBP: 0.348, SLG: 0.394 Mike Busby, R OBP: 0.305, SLG: 0.334 Ray Lankford, L OBP: 0.308, SLG: 0.534	(1,1) B 3-2 HR		(1,1) F 1-1 P4		(2,3) B 2-3 K		(4,0) B 4-0 FC4-6		(1,2) B 1-2 BB	0	0	0	0	0	0	0																				
Mark Little, R OBP: 0.300, SLG: 0.125 John Mabry, L OBP: 0.309, SLG: 0.385 Rick Croushore, R OBP: 0.222, SLG: 0.235 21 Bryan Eversgerd, R OBP: 0.222, SLG: 0.235 Juan Acevedo, R OBP: 0.222, SLG: 0.235	(1,9) B 1-3 K		(1,1) F 1-1 L3		(2,1) B 2-1 P3		(0,0) B 0-0 FC4-6		(1,2) B 1-2 BB	3	0	0	0	0	1	0																				
Inning Stats	R: 2 E: 0 K: 0 S: 7	H: 2 LOB: 0 BB: 0 P: 12	R: 1 E: 0 K: 1 S: 11	H: 1 LOB: 0 BB: 0 P: 17	R: 3 E: 0 K: 0 S: 15	H: 3 LOB: 0 BB: 0 P: 26	R: 0 E: 0 K: 0 S: 6	H: 0 LOB: 0 BB: 0 P: 10	R: 3 E: 0 K: 1 S: 14	H: 3 LOB: 0 BB: 0 P: 23	R: 0 E: 0 K: 2 S: 8	H: 0 LOB: 0 BB: 0 P: 14	R: 0 E: 0 K: 0 S: 12	H: 1 LOB: 3 BB: 3 P: 24	R: 2 E: 1 K: 0 S: 11	H: 0 LOB: 1 BB: 3 P: 28		1B: 4 2B: 1 3B: 0 HR: 5	SF: 1 SAC: 0 DP: 0 HBP: 0	WP: 0 PB: 0 SB: 2 CS: 0	PA: 42															
PITCHER	IP 3.0	WLS L	BF 15	H 6	R 6	ER 6	SO 6	BB 0	IBB 0	HBP 0	BLK 0	WP 0	HR 4	S 33	P 55	ERA 18.00	WHIP 2.000	PITCHER		IP 1.0	WLS W	BF 4	H 0	R 0	ER 0	SO 0	BB 1	IBB 0	HBP 0	BLK 0	WP 0	HR 0	S 8	P 17	ERA 0.00	WHIP 1.000

Batter	1	2	3	4	5	6	7	8	9	AB	R	H	RBI	BB	SO	LOB	BOTTOM																			
Fernando Vina, L OBP: 0.386, SLG: 0.426	(1,4) C 2-2 L8		(0,0) X 0-0 G5-3		(0,3) C 0-3 K		(2,2) B 2-2 BB		(1,1) B 1-1 FC6-4	6	0	2	0	0	1	3	St. Louis Cardinals @ Milwaukee Brewers Milwaukee County Stadium, Milwaukee, WI Sun Sep 20 1998, 4:33 AM EDT Att: 52,831 - Cloudy - 78 F																			
Mark Loretta, R OBP: 0.384, SLG: 0.430	(1,3) C 4-1 BB		(2,1) B 2-1 G5-3		(0,3) B 0-3 K		(1,0) B 1-0 SF9		(0,0) X 0-0 FC6-4	3	0	0	1	1	1	2																				
Jeff Cirillo, R OBP: 0.410, SLG: 0.457	(1,5) C 1-2 P6		(1,2) B 1-2 F7		(3,3) B 3-3 K		(4,0) B 4-0 BB		(3,2) B 3-2 F8	4	0	0	0	1	1	3																				
Jeremy Burnitz, L OBP: 0.336, SLG: 0.502	(1,9) F 0-1 G3-1				(2,3) B 2-3 K		(1,1) B 1-1 BB		(1,1) B 1-1 K	4	1	1	0	1	2	3																				
Marquis Grissom, R OBP: 0.301, SLG: 0.369			(1,1) F 1-1 G6-3		(3,2) B 3-2 1B		(1,1) B 1-1 BB		(1,0) B 1-0 1B	5	2	3	0	0	1	2																				
Darin Jackson, R OBP: 0.275, SLG: 0.385	(1,7) C 0-1 F9		(0,1) X 0-1 2B		(1,0) B 1-0 1B		(0,0) X 0-0 F8		(2,3) B 2-3 K	5	0	2	1	0	2	3																				
Mike Matheny, R OBP: 0.275, SLG: 0.334 Geoff Jenkins, L OBP: 0.295, SLG: 0.396 Chad Fox, R OBP: 0.297, SLG: 0.413 Bob Jamieson, L OBP: 0.287, SLG: 0.413 Bob Wickman, R OBP: 0.333, SLG: 0.478 Eric Plunk, R OBP: 0.333, SLG: 0.478	(1,2) S 0-1 F9		(2,3) B 2-3 K		(0,3) B 0-3 K		(4,1) B 4-1 2B		(0,0) B 0-0 P6	2	0	0	0	0	1	2																				
Jose Valentin, S OBP: 0.321, SLG: 0.388	(1,6) C 4-2 BB		(4,2) X 4-2 F7		(0,0) X 0-0 1B		(3,1) B 3-1 2B		(0,1) B 0-1 1B	4	1	3	2	1	0	1																				
Scott Karl, L OBP: 0.138, SLG: 0.111 53 Rod Henderson, R OBP: 0.275, SLG: 0.334 Greg Martinez, S OBP: 0.295, SLG: 0.396 Valerio De Los Santos, L OBP: 0.287, SLG: 0.413 Brian Banks, S OBP: 0.333, SLG: 0.478	(1,1) B 1-2 K		(1,2) B 1-2 K		(4,2) B 4-2 BB		(3,1) B 3-1 1B		(1,0) B 1-0 P6	1	0	0	0	0	1	2																				
Inning Stats	R: 0 E: 0 K: 0 S: 10	H: 0 LOB: 1 BB: 1 P: 17	R: 0 E: 0 K: 1 S: 13	H: 1 LOB: 2 BB: 1 P: 19	R: 0 E: 0 K: 0 S: 7	H: 0 LOB: 0 BB: 0 P: 10	R: 1 E: 0 K: 2 S: 11	H: 2 LOB: 1 BB: 0 P: 17	R: 0 E: 0 K: 3 S: 13	H: 0 LOB: 1 BB: 1 P: 20	R: 5 E: 0 K: 1 S: 15	H: 4 LOB: 2 BB: 3 P: 39	R: 0 E: 0 K: 1 S: 11	H: 2 LOB: 2 BB: 0 P: 16	R: 0 E: 0 K: 1 S: 12	H: 2 LOB: 2 BB: 0 P: 18		R: 0 E: 0 K: 2 S: 13	H: 2 LOB: 2 BB: 0 P: 22	1B: 9 2B: 4 3B: 0 HR: 0	SF: 1 SAC: 0 DP: 0 HBP: 0	WP: 0 PB: 0 SB: 0 CS: 0	PA: 46													
PITCHER	IP 0.0	WLS W	BF 24	H 4	R 3	ER 3	SO 6	BB 4	IBB 0	HBP 0	BLK 0	WP 0	HR 0	S 57	P 91	ERA 5.06	WHIP 1.500	PITCHER		IP 1.0	WLS W	BF 5	H 2	R 0	ER 0	SO 2	BB 0	IBB 0	HBP 0	BLK 0	WP 0	HR 0	S 13	P 22	ERA 0.00	WHIP 2.000

Batter	1	2	3	4	5	6	7	8	9	AB	R	H	RBI	BB	SO	LOB	TOP											
Craig Biggio, R OBP: 0.307, SLG: 0.511 (1, 4)	2-3 K	1-1 2H 1B		3-3 K		0-0 S 1B			1-2 2B 1B	5	1	3	1	0	2	0	Houston Astros @ St. Louis Cardinals Busch Stadium, St. Louis, MO Wed Sep 23 1998, 7:05 PM CDT Att: 38,997 - Unknown - 75 F											
Ricky Gutierrez, R OBP: 0.341, SLG: 0.338 (1, 6)	0-1 1B 5 SF9 1B	3-2 F8		0-0 G5-3		1-2 L9			1-1 1H 2B	5	1	2	1	0	0	2												
Derek Bell, R OBP: 0.384, SLG: 0.488 Carl Everett, S OBP: 0.359, SLG: 0.482 (1, 9) (3, 8)	1-2 1B 2B 1B	1-0 F7		1-0 G5-3			3-2 F9		0-0 L7	2	1	1	0	0	0	1												
5 Jeff Bagwell, R OBP: 0.417, SLG: 0.546 (1, 3)	3-1 SF9		2-1 1B 2B		3-2 F9		1-2 G5-3		0-0 G5-3	4	1	1	1	0	0	1												
Moises Alou, R OBP: 0.398, SLG: 0.585 (1, 7)	3-2 2B 1B	3-2 2B 1B	1-0 1B 1B	1-1 FC6-4 1B		1-2 G4-3			2-2 G4-3	5	2	3	1	0	0	1												
Richard Hidalgo, R OBP: 0.351, SLG: 0.469 (1, 8) (3, 9)	0-0 1H 2H 2B		0-0 G5-4-3 1B	1-0 F8				0-2 2B		4	0	3	2	0	0	1												
Sean Berry, R OBP: 0.389, SLG: 0.512 Tim Bogar, R OBP: 0.212, SLG: 0.216 (1, 5) (8, 5)	2-3 K		2-2 G5-4-3 1B	2-1 FC6-4 1-2				3-1 G5-3		4	0	1	1	0	1	3												
Brad Ausmus, R OBP: 0.354, SLG: 0.347 (1, 2)		2-0 SH5-4 1B	3-1 G5-4-3	0-1 G6-3				0-2 L8		4	1	1	0	0	0	3												
Randy Johnson, R OBP: 0.077, SLG: 0.103 35 Dave Clark, L OBP: 0.292, SLG: 0.264 Jay Powell, R Billy Wagner, L OBP: 0.333, SLG: 0.333 (1, 1) (8, PH) (8, 1) (9, 1)	0-1 SH5-4	2-3 K	2-3 K	1-3 K				0-3 K		2	0	0	0	0	2	1												
Inning Stats	R: 3 E: 0 K: 2 S: 19	H: 4 LOB: 1 BB: 0 P: 30	R: 1 E: 0 K: 0 S: 9	H: 2 LOB: 1 BB: 0 P: 16	R: 2 E: 0 K: 1 S: 13	H: 4 LOB: 1 BB: 0 P: 23	R: 0 E: 0 K: 1 S: 6	H: 0 LOB: 0 BB: 0 P: 10	R: 0 E: 0 K: 0 S: 8	H: 1 LOB: 1 BB: 0 P: 15	R: 0 E: 0 K: 1 S: 9	H: 0 LOB: 0 BB: 0 P: 11	R: 0 E: 0 K: 0 S: 9	H: 0 LOB: 0 BB: 0 P: 14	R: 0 E: 0 K: 1 S: 11	H: 1 LOB: 1 BB: 0 P: 14		R: 1 E: 0 K: 0 S: 12	H: 2 LOB: 1 BB: 0 P: 16	1B: 11 2B: 4 3B: 0 HR: 0	SF: 1 SAC: 1 DP: 1 HBP: 0	WP: 0 PB: 0 SB: 1 CS: 0	PA: 41					
PITCHER	IP	WLS	BF	H	R	ER	SO	BB	IBB	HBP	BLK	WP	HR	S	P	ERA	WHIP											
Darren Oliver, L ERA: 5.73	(1, 1)	2.0	L	14	8	6	6	2	0	0	0	0	0	0	31	52	27.00	4.000										
Mark Petkovsek, R ERA: 4.77	(3, 1)	1.0		4	2	0	0	1	0	0	0	0	0	10	17	0.00	2.000											
John Frascatore, R ERA: 4.32	(4, 1)	2.0		7	1	0	0	1	0	0	0	0	0	14	25	0.00	0.500											
Bobby Witt, R ERA: 6.56	(6, 1)	2.1		9	2	0	0	1	0	0	0	0	0	23	33	0.00	0.857											
Rick Croushore, R ERA: 4.7	(8, 1)	0.2		2	0	0	0	1	0	0	0	0	0	6	6	0.00	0.000											

AB	39
R	7
H	15
RBI	7
BB	0
SO	6
LOB	15



Batter	1	2	3	4	5	6	7	8	9	AB	R	H	RBI	BB	SO	LOB	BOTTOM										
12 Pat Kelly, R OBP: 0.286, SLG: 0.329 (1, 4) (9, 6)	0-0 HR	2-1 P4		0-2 F7		2-3 K			3-3 K	5	1	1	1	0	2	2	Houston Astros @ St. Louis Cardinals Busch Stadium, St. Louis, MO Wed Sep 23 1998, 7:05 PM CDT Att: 38,997 - Unknown - 75 F										
Fernando Tatis, R OBP: 0.326, SLG: 0.408 (1, 5)	1-3 K	1-3 K		2-1 F8		2-2 G4-3			2-2 1B	5	0	1	0	0	2	2											
Mark McGwire, R OBP: 0.466, SLG: 0.729 (1, 3)	4-1 1B BB		4-2 BB 1B BB	1-2 1B BB		1-0 F7			2-1 F8	3	0	1	0	2	0	1											
Brian Jordan, R OBP: 0.367, SLG: 0.532 (1, 8)	1-2 1B		0-0 1B	2-3 K		4-2 CS 1B BB			2-2 F8	4	0	2	0	1	1	2											
Ron Gant, R OBP: 0.336, SLG: 0.499 (1, 7)	1-0 P5		2-3 K	0-2 F8		1-2 1B		1-2 1B		4	0	1	0	0	1	5											
Eli Marrero, R OBP: 0.327, SLG: 0.379 (1, 2)	0-1 1-2 2-3 1B		2-3 K	4-1 1B BB		0-1 P3			0-1 CS	3	0	1	0	1	1	4											
Luis Ordez, R OBP: 0.253, SLG: 0.229 Delino DeShields, L OBP: 0.377, SLG: 0.438 (1, 6) (8, PH) (9, 4)		1-2 2B	4-1 1-2 2-3 BB	0-0 1-2 2-3 1B		0-1 CS		3-3 K		2	0	2	0	1	0	0											
Darren Oliver, R Mark Petkovsek, R John Frascatore, R Bobby Witt, R Rick Croushore, R John Marrero, R Curtis King, R (1, 1) (1, 1) (1, 1) (1, 1) (1, 1) (1, 1) (1, 1) (1, 1)		4-0 BB	0-0 F9	2-1 L7		0-1 G3			0-1 G3	0	0	0	0	0	0	0											
Mark Little, R OBP: 0.214, SLG: 0.083 (1, 9)	2-3 K		2-3 K	0-0 G6-3				2-3 K		4	0	0	0	0	3	2											
Inning Stats	R: 1 E: 0 K: 1 S: 12	H: 3 LOB: 2 BB: 1 P: 19	R: 0 E: 0 K: 2 S: 11	H: 1 LOB: 2 BB: 1 P: 21	R: 0 E: 0 K: 2 S: 12	H: 1 LOB: 3 BB: 2 P: 24	R: 0 E: 0 K: 1 S: 8	H: 0 LOB: 0 BB: 0 P: 12	R: 0 E: 0 K: 1 S: 16	H: 2 LOB: 3 BB: 1 P: 25	R: 0 E: 0 K: 1 S: 7	H: 0 LOB: 0 BB: 0 P: 11	R: 0 E: 0 K: 0 S: 17	H: 1 LOB: 1 BB: 1 P: 24	R: 0 E: 0 K: 2 S: 8	H: 0 LOB: 0 BB: 0 P: 13		R: 0 E: 0 K: 1 S: 17	H: 1 LOB: 1 BB: 0 P: 26	1B: 7 2B: 1 3B: 0 HR: 1	SF: 0 SAC: 0 DP: 0 HBP: 0	WP: 0 PB: 0 SB: 0 CS: 1	PA: 41				
PITCHER	IP	WLS	BF	H	R	ER	SO	BB	IBB	HBP	BLK	WP	HR	S	P	ERA	WHIP										
Randy Johnson, L ERA: 3.28	(1, 1)	7.0	W	33	8	1	8	6	0	0	0	0	0	83	136	1.29	2.000										
Jay Powell, R ERA: 3.09	(8, 1)	1.0		3	0	0	0	2	0	0	0	0	0	8	13	0.00	0.000										
Billy Wagner, L ERA: 2.79	(9, 1)	1.0		4	1	0	0	1	0	0	0	0	0	17	26	0.00	1.000										

AB	34
R	1
H	9
RBI	1
BB	6
SO	11
LOB	24



Batter	1	2	3	4	5	6	7	8	9	AB	R	H	RBI	BB	SO	LOB	TOP					
Wilton Guerrero, S OBP: 0.308, SLG: 0.376										5	0	1	0	0	2	0	Montreal Expos @ St. Louis Cardinals Busch Stadium, St. Louis, MO Thu Sep 24 1998, 7:05 PM CDT Att: 41,911 - Cloudy - 74 F					
Terry Jones, S OBP: 0.288, SLG: 0.286										5	1	2	0	0	1	1						
Derrick May, L OBP: 0.265, SLG: 0.377										2	1	0	0	1	1	2						
Robert Perez, R OBP: 0.236, SLG: 0.300										1	0	0	0	0	1	1						
Shayne Bennett, R										0	0	0	0	0	0	0						
Vladimir Guerrero, R OBP: 0.373, SLG: 0.596										3	0	1	1	1	0	2						
Shane Andrews, R OBP: 0.310, SLG: 0.450										2	0	0	1	1	1	1						
Michael Barrett, R OBP: 0.429, SLG: 0.556										3	0	0	0	0	0	4						
Fernando Seguinol, S OBP: 0.324, SLG: 0.576										4	1	2	0	0	1	1						
Orlando Cabrera, R OBP: 0.326, SLG: 0.401										4	0	0	0	0	0	3						
Javier Vazquez, R OBP: 0.200, SLG: 0.250										1	0	0	1	0	0	0						
Jose Vidro, S OBP: 0.322, SLG: 0.282										1	0	0	0	0	1	1						
Rick DeHart, L										0	0	0	0	0	0	0						
Brad Fullmer, L OBP: 0.327, SLG: 0.448										1	0	0	0	0	0	0						
Inning Stats	R: 2 E: 0 K: 1 S: 10	H: 2 LOB: 1 BB: 1 P: 19	R: 0 E: 0 K: 0 S: 8	H: 0 LOB: 0 BB: 0 P: 11	R: 0 E: 0 K: 1 S: 21	H: 1 LOB: 3 BB: 2 P: 35	R: 1 E: 0 K: 1 S: 8	H: 1 LOB: 0 BB: 0 P: 11	R: 0 E: 1 K: 0 S: 10	H: 0 LOB: 1 BB: 0 P: 14	R: 0 E: 0 K: 1 S: 8	H: 1 LOB: 1 BB: 0 P: 13	R: 0 E: 0 K: 2 S: 10	H: 1 LOB: 1 BB: 0 P: 11	R: 0 E: 0 K: 2 S: 10	H: 0 LOB: 1 BB: 0 P: 17	R: 0 E: 0 K: 1 S: 7	H: 0 LOB: 0 BB: 0 P: 7	1B: 3 2B: 3 3B: 0 HR: 0	SF: 2 SAC: 0 DP: 0 HBP: 1	WP: 1 PB: 0 SB: 1 CS: 0	PA: 38
PITCHER	IP WLS BF H R ER SO BB IBB HBP BLK WP HR S P ERA WHIP																					
Donovan Osborne, L ERA: 4.09	6.0 W 27 5 3 3 4 3 0 0 0 0 0 0 65 103 4.50 1.333																					
Lance Painter, L ERA: 4.09	0.2 3 1 0 0 1 0 0 0 0 0 0 0 7 8 0.00 1.500																					
Mike Busby, R ERA: 4.4	1.1 5 0 0 0 2 0 0 0 1 0 1 0 13 20 0.00 0.000																					
Juan Acevedo, R ERA: 2.62	1.0 S 3 0 0 0 1 0 0 0 0 0 0 0 7 7 0.00 0.000																					

AB	32
R	3
H	6
RBI	3
BB	3
SO	8
LOB	16



Batter	1	2	3	4	5	6	7	8	9	AB	R	H	RBI	BB	SO	LOB	BOTTOM			
Delino DeShields, L OBP: 0.373, SLG: 0.434										4	0	0	0	0	1	2	Montreal Expos @ St. Louis Cardinals Busch Stadium, St. Louis, MO Thu Sep 24 1998, 7:05 PM CDT Att: 41,911 - Cloudy - 74 F			
Brian Jordan, R OBP: 0.385, SLG: 0.538										3	3	2	1	0	0	0				
Mark McGwire, R OBP: 0.466, SLG: 0.726										3	1	1	0	1	1	0				
Ray Lankford, L OBP: 0.391, SLG: 0.543										4	1	4	4	0	0	0				
Ron Gant, R OBP: 0.333, SLG: 0.493										4	0	0	0	0	0	4				
Fernando Tatis, R OBP: 0.327, SLG: 0.410										3	0	1	0	1	1	2				
Luis Ordez, R OBP: 0.280, SLG: 0.236										4	1	2	0	0	1	1				
Donovan Osborne, S ERA: 4.09										2	0	0	0	0	0	2				
12 Pat Kelly, R OBP: 0.294, SLG: 0.337										1	0	0	0	0	1	0				
Lance Painter, L ERA: 4.09										0	0	0	0	0	0	0				
Mike Busby, R ERA: 4.4										0	0	0	0	0	0	0				
J.D. Drew, L OBP: 0.333, SLG: 0.792										1	0	1	1	0	0	0				
Juan Acevedo, R ERA: 2.62										0	0	0	0	0	0	0				
Tom Lampkin, L OBP: 0.328, SLG: 0.380										4	0	0	0	0	0	3				
Inning Stats	R: 3 E: 0 K: 1 S: 13	H: 1 LOB: 1 BB: 2 P: 23	R: 0 E: 0 K: 0 S: 6	H: 0 LOB: 0 BB: 0 P: 10	R: 0 E: 0 K: 1 S: 11	H: 1 LOB: 1 BB: 0 P: 16	R: 0 E: 0 K: 0 S: 9	H: 2 LOB: 2 BB: 0 P: 13	R: 1 E: 0 K: 0 S: 11	H: 3 LOB: 1 BB: 0 P: 20	R: 0 E: 0 K: 1 S: 7	H: 0 LOB: 0 BB: 0 P: 9	R: 1 E: 0 K: 1 S: 12	H: 2 LOB: 1 BB: 0 P: 18	R: 1 E: 0 K: 1 S: 9	H: 2 LOB: 0 BB: 0 P: 17	1B: 7 2B: 3 3B: 0 HR: 2	SF: 0 SAC: 0 DP: 2 HBP: 1	WP: 0 PB: 0 SB: 3 CS: 0	PA: 36
PITCHER	IP WLS BF H R ER SO BB IBB HBP BLK WP HR S P ERA WHIP																			
Javier Vazquez, R ERA: 6.06	5.0 L 24 7 4 4 2 2 0 0 0 0 0 0 1 50 82 7.20 1.800																			
Rick DeHart, L ERA: 5.09	1.1 4 0 0 0 2 0 0 0 0 0 0 0 11 15 0.00 0.000																			
Shayne Bennett, R ERA: 5.14	1.2 8 4 2 2 1 0 0 0 0 0 1 17 29 10.80 2.400																			



Batter	1	2	3	4	5	6	7	8	9	AB	R	H	RBI	BB	SO	LOB	TOP										
Wilton Guerrero, S OBP: 0.307, SLG: 0.374	L8		G3				F8		G1-3	5	0	1	0	0	0	1	Montreal Expos @ St. Louis Cardinals Busch Stadium, St. Louis, MO Fri Sep 25 1998, 7:05 PM CDT Att: 48,159 - Unknown - 90 F										
Terry Jones, S OBP: 0.287, SLG: 0.282	L6						G1-3		L7	3	1	0	0	1	0	2											
Jose Vidro, S OBP: 0.321, SLG: 0.281				1B	G4-6-3					1	0	0	0	0	0	0											
Fernando Segunol, S OBP: 0.317, SLG: 0.541	K			G3	1B		F9		K	4	0	1	0	0	2	0											
Vladimir Guerrero, R OBP: 0.371, SLG: 0.592		K		G3			P4		G2-3	4	0	0	1	0	1	1											
Brad Fullmer, L OBP: 0.328, SLG: 0.447	4-3			K			1B		WP	3	2	1	0	1	1	1											
Shane Andrews, R OBP: 0.313, SLG: 0.452	G5-3						1B		2B	3	1	2	0	1	0	0											
Bob Henley, R OBP: 0.373, SLG: 0.478							1B		2B	4	1	4	3	0	0	0											
Mike Mordcaai, R Kirk Bullinger, R Tim Young, L Derrick May, R Michael Barrett, R Anthony Telford, R							1B		G5-3	2	0	0	0	0	0	1											
Miguel Batista, R Scott Livingstone, L Shayne Bennett, R Rick DeHart, L Orlando Cabrera, R										1	0	0	0	0	1	1											
Inning Stats	R: 0 E: 0 K: 1 S: 7	H: 0 LOB: 0 BB: 0 P: 11	R: 0 E: 0 K: 1 S: 7	H: 0 LOB: 0 BB: 0 P: 9	R: 0 E: 0 K: 2 S: 10	H: 1 LOB: 1 BB: 0 P: 18	R: 1 E: 0 K: 1 S: 6	H: 2 LOB: 2 BB: 1 P: 15	R: 1 E: 0 K: 0 S: 8	H: 3 LOB: 1 BB: 0 P: 12	R: 1 E: 0 K: 0 S: 11	H: 3 LOB: 2 BB: 0 P: 16	R: 0 E: 0 K: 0 S: 4	H: 0 LOB: 0 BB: 0 P: 6	R: 2 E: 0 K: 1 S: 15	H: 1 LOB: 1 BB: 2 P: 27	R: 0 E: 0 K: 1 S: 6	H: 0 LOB: 0 BB: 0 P: 8	1B: 8 2B: 2 3B: 0 HR: 0	SF: 0 SAC: 1 DP: 1 HBP: 0	WP: 1 PA: 38 PB: 0 SB: 0 CS: 0						
PITCHER	IP	WLS	BF	H	R	ER	SO	BB	IBB	HBP	BLK	WP	HR	S	P	ERA	WHIP										
Jose Jimenez, R ERA: 2.95	6.1	W	27	9	3	3	5	1	0	0	0	0	0	50	82	4.26	1.579										
Lance Painter, L ERA: 4.02	0.2		2	0	0	0	0	0	0	0	0	0	0	3	5	0.00	0.000										
Rick Croushore, R ERA: 4.97	0.2		5	1	2	2	1	2	0	0	0	1	0	14	26	27.00	4.500										
21 Bryan Eversgerd, L ERA: 9.53	0.1		1	0	0	0	0	0	0	0	0	0	0	1	1	0.00	0.000										
Juan Acevedo, R ERA: 2.59	1.0	S	3	0	0	0	1	0	0	0	0	0	0	6	8	0.00	0.000										
Batter	1	2	3	4	5	6	7	8	9	AB	R	H	RBI	BB	SO	LOB	BOTTOM										
Delino DeShields, L OBP: 0.372, SLG: 0.430	1B		G4-3				L8		L7	4	0	0	0	1	0	1	Montreal Expos @ St. Louis Cardinals Busch Stadium, St. Louis, MO Fri Sep 25 1998, 7:05 PM CDT Att: 48,159 - Unknown - 90 F										
Brian Jordan, R Lance Painter, L Rick Croushore, R 21 Bryan Eversgerd, L Ron Gant, R Juan Acevedo, R										4	1	2	0	0	0	0											
Mark McGwire, R OBP: 0.467, SLG: 0.731										4	1	2	2	1	1	1											
Ray Lankford, L OBP: 0.391, SLG: 0.543	K									4	2	2	0	0	1	4											
J.D. Drew, L OBP: 0.438, SLG: 1.000	G4-6-3									4	2	3	4	0	0	3											
Fernando Tatis, R OBP: 0.326, SLG: 0.409										4	0	1	0	0	2	2											
Luis Ordez, R OBP: 0.272, SLG: 0.247										2	0	1	0	2	0	0											
Jose Jimenez, R John Mabry, L Eli Marrero, R										2	0	0	0	0	1	2											
										1	0	0	0	0	1	3											
										4	0	1	0	0	1	1											
Inning Stats	R: 0 E: 0 K: 1 S: 12	H: 1 LOB: 2 BB: 2 P: 26	R: 0 E: 0 K: 0 S: 8	H: 0 LOB: 1 BB: 1 P: 12	R: 0 E: 0 K: 0 S: 10	H: 0 LOB: 0 BB: 0 P: 13	R: 2 E: 0 K: 1 S: 9	H: 2 LOB: 0 BB: 0 P: 11	R: 4 E: 0 K: 2 S: 27	H: 6 LOB: 2 BB: 0 P: 41	R: 0 E: 0 K: 0 S: 7	H: 0 LOB: 0 BB: 0 P: 10	R: 0 E: 0 K: 2 S: 11	H: 2 LOB: 3 BB: 1 P: 18	R: 0 E: 0 K: 2 S: 11	H: 1 LOB: 1 BB: 0 P: 15	1B: 7 2B: 2 3B: 0 HR: 3	SF: 0 SAC: 1 DP: 1 HBP: 0	WP: 0 PA: 39 PB: 0 SB: 0 CS: 0								
PITCHER	IP	WLS	BF	H	R	ER	SO	BB	IBB	HBP	BLK	WP	HR	S	P	ERA	WHIP										
Miguel Batista, R ERA: 3.8	4.0		17	3	2	2	2	3	0	0	0	0	2	39	62	4.50	1.500										
Shayne Bennett, R ERA: 5.0	0.2	L	7	5	4	4	1	0	0	0	0	0	0	22	34	54.00	7.500										
Rick DeHart, L ERA: 5.0	0.1		2	1	0	0	1	0	0	0	0	0	0	5	7	0.00	3.000										
Kirk Bullinger, R ERA: 8.1	1.0		4	1	0	0	0	0	0	0	0	0	0	8	11	0.00	1.000										
Tim Young, L ERA: 4.5	1.0		5	1	0	0	2	1	0	0	0	0	0	10	17	0.00	2.000										
PITCHER	IP	WLS	BF	H	R	ER	SO	BB	IBB	HBP	BLK	WP	HR	S	P	ERA	WHIP										
Anthony Telford, R ERA: 3.94	1.0		4	1	0	0	2	0	0	0	0	0	0	11	15	0.00	1.000										

