

St. Louis Cardinals - 1999

Batter	1	2	3	4	5	6	7	8	9	AB	R	H	RBI	BB	SO	LOB	TOP		
Jeffrey Hammonds, R (1, 8) (9, 9)	4-2 1B G5-3 BB		0-0 L9			0-1 E4 CS		3-3 K		3	0	0	0	1	1	0	Cincinnati Reds @ St. Louis Cardinals Busch Stadium, St. Louis, MO Fri Apr 09 1999, 7:10 PM CDT Att: 35,930 - Cloudy - 60 F		
Barry Larkin, R (1, 6) OBP: 0.222, SLG: 0.353	0-2 G5-3		2-2 G5-3			3-2 G6-3 1-2		1-2 F9		4	0	0	0	0	0	2			
Sean Casey, L (1, 3) OBP: 0.356, SLG: 1.000 Mike Cameron, R (9, PR) OBP: 0.333, SLG: 0.364 (9, 8)	1-3 K			3-2 G4-3			2-0 HR		2-1 F7 FC6-2 2B	4	1	2	1	0	1	1			
Greg Vaughn, R (1, 7) OBP: 0.278, SLG: 0.588	3-2 FC6-4 1B			1-1 F9			0-1 HR		0-0 F7	4	1	2	1	0	0	1			
Dmitri Young, S (1, 9) Hal Morris, L (9, 3)	0-0 FC6-4			2-2 G6-3			2-2 G6-3		0-0 FC6-2	4	0	0	0	0	0	4			
Brian Johnson, R (1, 2) OBP: 0.125, SLG: 0.500		1-1 G4-3			1-0 F7				0-3 K	4	0	0	0	0	1	2			
Mark Lewis, R (1, 5) OBP: 0.182, SLG: 0.273		2-2 P4			3-3 K					3	0	0	0	0	1	0			
Pokey Reese, R (1, 4) OBP: 0.231, SLG: 0.462		2-2 G5-3			1-2 G3					3	1	1	1	0	0	0			
Pete Harnisch, S (1, 1)			1-3 K			0-0 F9			1-2 G3-1	3	0	0	0	0	1	0			
Inning Stats	R: 0 E: 0 K: 1 S: 14	H: 1 LOB: 2 BB: 1 P: 22	R: 0 E: 0 K: 0 S: 11	H: 0 LOB: 0 BB: 0 P: 16	R: 0 E: 0 K: 1 S: 7	H: 0 LOB: 0 BB: 0 P: 10	R: 0 E: 0 K: 0 S: 8	H: 0 LOB: 0 BB: 0 P: 14	R: 0 E: 0 K: 1 S: 8	H: 0 LOB: 0 BB: 0 P: 13	R: 2 E: 0 K: 0 S: 9	H: 2 LOB: 0 BB: 0 P: 17	R: 1 E: 0 K: 1 S: 13	H: 1 LOB: 0 BB: 0 P: 19	R: 0 E: 0 K: 1 S: 7	H: 1 LOB: 2 BB: 0 P: 9	1B: 1 2B: 1 3B: 0 HR: 3	SF: 0 SAC: 0 DP: 0 HBP: 0	WP: 0 PA: 33 PB: 0 SB: 0 CS: 1
PITCHER	IP WLS BF L	H R ER 2 2	SO 3 3	BB 1 0	IBB 0 0	HBP 0 0	BLK 0 0	WP 0 0	HR 2 1	S 63 20	P 101 28	ERA 2.57 4.50	WHIP 0.571 1.000	PITCHER					IP WLS BF H R ER SO BB IBB HBP BLK WP HR S P ERA WHIP
Darren Oliver, L (1, 1) ERA: 2.57	7.0 L	25 3	2 2	3 2	3 2	3 2	3 2	3 2	3 2	3 2	3 2	3 2	3 2	3 2	3 2	3 2			
Manny Aybar, R (8, 1) ERA: 9.0	2.0 8	2 1	1 1	2 2	0 0	0 0	0 0	0 0	0 0	0 0	0 0	0 0	0 0	0 0	0 0	0 0			

Batter	1	2	3	4	5	6	7	8	9	AB	R	H	RBI	BB	SO	LOB	BOTTOM				
Edgar Renteria, R (1, 6) OBP: 0.273, SLG: 0.111 Luis Ordaz, R (9, 6) OBP: 0.667, SLG: 0.500	2-1 G1-3			0-2 1B 1B	0-1 F8			1-0 G5-4-3 1-2		4	0	1	0	0	0	3	Cincinnati Reds @ St. Louis Cardinals Busch Stadium, St. Louis, MO Fri Apr 09 1999, 7:10 PM CDT Att: 35,930 - Cloudy - 60 F				
J.D. Drew, L (1, 8) OBP: 0.308, SLG: 0.100	2-2 F8			0-3 K			2-1 G6-3 1B		0-3 K	4	0	1	0	0	2	1					
Mark McGwire, R (1, 3) OBP: 0.412, SLG: 0.571	3-3 K			0-0 1B	1-2 1B		1-3 K		0-1 F9	4	0	1	0	0	2	1					
Eric Davis, R (1, 9) OBP: 0.176, SLG: 0.125		1-3 K		0-1 F9	2-2 G6-3		1-2 G6-3		2-3 K	4	0	0	0	0	2	3					
Fernando Tatis, R (1, 5) OBP: 0.412, SLG: 0.929		2-3 K		0-0 F9	0-0 F9		0-0 P3		0-1 F7	4	0	0	0	0	1	3					
Willie McGee, S (1, 7) OBP: 0.100, SLG: 0.100		1-1 G1-3			0-2 1B G6-3 1B		3-2 G4-3			3	0	1	0	0	0	0					
Eli Marrero, R (1, 2) OBP: 0.273, SLG: 0.455			0-3 K		1-1 G6-3		1-1 F9			3	0	0	0	0	1	1					
Joe McEwing, R (1, 4) OBP: 0.444, SLG: 0.444 Manny Aybar, R (8, 1)			2-1 G6-3		0-2 SH2-4 1B		0-1 G4-3			3	0	1	0	0	0	0					
Darren Oliver, R (1, 1) Placido Polanco, R (8, 4) OBP: 0.545, SLG: 0.556			0-1 G4-3		1-0 SH2-4 1B		1-1 G5-4-3 1B			1	0	0	0	0	0	0					
Inning Stats	R: 0 E: 0 K: 1 S: 10	H: 0 LOB: 0 BB: 0 P: 17	R: 0 E: 0 K: 2 S: 9	H: 0 LOB: 0 BB: 0 P: 13	R: 0 E: 0 K: 1 S: 7	H: 0 LOB: 0 BB: 0 P: 9	R: 0 E: 0 K: 1 S: 10	H: 2 LOB: 0 BB: 0 P: 10	R: 0 E: 0 K: 0 S: 11	H: 2 LOB: 2 BB: 0 P: 13	R: 0 E: 0 K: 1 S: 10	H: 1 LOB: 1 BB: 0 P: 15	R: 0 E: 0 K: 0 S: 7	H: 0 LOB: 0 BB: 0 P: 11	R: 0 E: 0 K: 1 S: 6	H: 1 LOB: 0 BB: 0 P: 8	R: 0 E: 0 K: 1 S: 7	H: 0 LOB: 0 BB: 0 P: 9	1B: 6 2B: 0 3B: 0 HR: 0	SF: 0 SAC: 1 DP: 1 HBP: 0	WP: 0 PA: 32 PB: 0 SB: 0 CS: 0
PITCHER	IP WLS BF W	H R ER 6 0	SO 8 8	BB 0 0	IBB 0 0	HBP 0 0	BLK 0 0	WP 0 0	HR 0 0	S 77 77	P 105 105	ERA 0.00 0.00	WHIP 0.667 0.667	PITCHER					IP WLS BF H R ER SO BB IBB HBP BLK WP HR S P ERA WHIP		
Pete Harnisch, R (1, 1) ERA:	9.0 W	32 6	0 0	8 8	0 0	0 0	0 0	0 0	0 0	0 0	0 0	0 0	0 0	0 0	0 0	0 0					

Batter	1	2	3	4	5	6	7	8	9	AB	R	H	RBI	BB	SO	LOB	TOP											
Jeffrey Hammonds, R OBP: 0.250, SLG: 0.286	(1, 8)							(2-2) SH1-3		3	1	1	0	0	1	2	Cincinnati Reds @ St. Louis Cardinals Busch Stadium, St. Louis, MO Sat Apr 10 1999, 1:10 PM CDT Att: 43,759 - Cloudy - 65 F											
Barry Larkin, R OBP: 0.273, SLG: 0.350	(1, 6)							(4-2) BB		3	0	1	1	1	0	0												
Sean Casey, L OBP: 0.345, SLG: 1.050	(1, 3)							(0-0) F8		3	1	1	1	1	0	2												
Greg Vaughn, R OBP: 0.227, SLG: 0.476	(1, 7)							(0-0) L5		4	0	0	0	0	1	3												
Dmitri Young, S OBP: 0.409, SLG: 0.400										4	0	1	0	0	1	1												
Eddie Taubensee, L OBP: 0.143, SLG: 0.357										4	0	0	0	0	1	2												
Chris Stynes, R OBP: 0.250, SLG: 0.250										4	0	1	0	0	0	0												
Pokey Reese, R OBP: 0.250, SLG: 0.400										2	0	0	0	0	1	2												
Brett Tomko, R OBP: 0.500, SLG: 0.500										2	0	1	0	0	0	0												
Michael Tucker, L OBP: 0.500, SLG: 0.500										1	0	1	0	0	0	0												
Scott Williamson, R OBP: 0.250, SLG: 0.100										0	0	0	0	0	0	0												
26 John Hudek, S OBP: 0.250, SLG: 0.100										0	0	0	0	0	0	0												
Danny Graves, R OBP: 0.250, SLG: 0.100										0	0	0	0	0	0	0												
Inning Stats	R: 1 E: 0 K: 1 S: 7	H: 1 LOB: 0 BB: 0 P: 11	R: 0 E: 0 K: 1 S: 13	H: 0 LOB: 0 BB: 0 P: 22	R: 1 E: 0 K: 1 S: 8	H: 2 LOB: 1 BB: 0 P: 12	R: 0 E: 0 K: 1 S: 12	H: 0 LOB: 1 BB: 1 P: 22	R: 0 E: 0 K: 0 S: 4	H: 1 LOB: 0 BB: 0 P: 9	R: 0 E: 0 K: 0 S: 5	H: 0 LOB: 0 BB: 0 P: 8	R: 0 E: 0 K: 0 S: 11	H: 2 LOB: 1 BB: 0 P: 15	R: 0 E: 0 K: 0 S: 10	H: 1 LOB: 2 BB: 1 P: 18	R: 0 E: 0 K: 1 S: 6	H: 0 LOB: 0 BB: 0 P: 11	1B: 5 2B: 1 3B: 0 HR: 1	SF: 0 SAC: 1 DP: 2 HBP: 1	WP: 0 PB: 0 SB: 1 CS: 0	PA: 34						
PITCHER	IP	WLS	BF	H	R	ER	SO	BB	IBB	HBP	BLK	WP	HR	S	P	ERA	WHIP											
Jose Jimenez, R ERA: 2.57	(1, 1)	7.0	26	6	2	2	4	1	0	1	0	0	0	1	60	99	2.57	1.000										
Ricky Bottalico, L ERA:	(8, 1)	0.1	3	1	0	0	0	1	0	0	0	0	0	0	8	16	0.00	6.000										
Scott Radinsky, L ERA:	(8, 1)	0.1	1	0	0	0	0	0	0	0	0	0	0	1	1	0.00	0.000											
Juan Acevedo, R ERA: 8.1	(8, 1)	1.1	W	4	0	0	0	1	0	0	0	0	0	7	12	0.00	0.000											

AB	30
R	2
H	7
RBI	2
BB	2
SO	5
LOB	12



Batter	1	2	3	4	5	6	7	8	9	AB	R	H	RBI	BB	SO	LOB	BOTTOM										
Placido Polanco, R OBP: 0.467, SLG: 0.417	(1, 4)									3	1	0	0	1	0	1	Cincinnati Reds @ St. Louis Cardinals Busch Stadium, St. Louis, MO Sat Apr 10 1999, 1:10 PM CDT Att: 43,759 - Cloudy - 65 F										
J.D. Drew, L OBP: 0.294, SLG: 0.143	(1, 8)									4	1	1	0	0	1	1											
Mark McGwire, R OBP: 0.429, SLG: 0.500	(1, 3)									2	0	0	0	2	0	0											
Eric Davis, R OBP: 0.190, SLG: 0.150	(1, 9)									4	0	1	2	0	1	1											
Fernando Tatis, R OBP: 0.429, SLG: 0.813										2	0	0	0	2	2	0											
Shawon Dunston, R OBP: 0.482, SLG: 0.750										4	0	1	0	0	1	4											
Alberto Castillo, R OBP: 0.429, SLG: 0.400										3	1	1	0	0	1	4											
Joe McEwing, R OBP: 0.385, SLG: 0.538										4	1	1	1	0	1	5											
Jose Jimenez, R OBP: 0.500, SLG: 0.500										2	0	1	1	0	0	0											
Edgar Renteria, R OBP: 0.250, SLG: 0.100										1	0	0	0	0	0	1											
Ricky Bottalico, L ERA:	(8, 1)	0.0	L	2	1	2	2	0	1	0	0	0	0	0	0	0											
Scott Radinsky, L ERA:	(8, 1)	0.0	3	1	0	0	0	0	2	0	0	0	0	0	0	0											
Juan Acevedo, R ERA: 18.0	(8, 1)	1.0	3	0	0	0	2	0	0	0	0	0	0	2	0	0											
Inning Stats	R: 0 E: 0 K: 0 S: 7	H: 0 LOB: 1 BB: 1 P: 12	R: 0 E: 0 K: 1 S: 14	H: 0 LOB: 1 BB: 1 P: 20	R: 0 E: 0 K: 1 S: 10	H: 0 LOB: 0 BB: 0 P: 16	R: 0 E: 0 K: 1 S: 9	H: 0 LOB: 0 BB: 0 P: 12	R: 2 E: 0 K: 0 S: 11	H: 3 LOB: 1 BB: 0 P: 15	R: 0 E: 0 K: 2 S: 8	H: 0 LOB: 0 BB: 0 P: 14	R: 0 E: 0 K: 0 S: 7	H: 1 LOB: 1 BB: 0 P: 10	R: 2 E: 0 K: 2 S: 15	H: 2 LOB: 3 BB: 3 P: 32	1B: 4 2B: 1 3B: 1 HR: 0	SF: 0 SAC: 1 DP: 0 HBP: 0	WP: 0 PB: 0 SB: 0 CS: 0	PA: 35							
PITCHER	IP	WLS	BF	H	R	ER	SO	BB	IBB	HBP	BLK	WP	HR	S	P	ERA	WHIP										
Brett Tomko, R ERA: 6.75	(1, 1)	7.0	27	4	2	2	5	2	0	0	0	0	0	66	99	2.57	0.857										
Scott Williamson, R ERA: 13.5	(8, 1)	0.0	L	2	1	2	2	0	1	0	0	0	0	5	10	∞	∞										
26 John Hudek, R ERA: 27.0	(8, 1)	0.0	3	1	0	0	0	0	2	0	0	0	0	3	13	∞	∞										
Danny Graves, R ERA: 18.0	(8, 1)	1.0	3	0	0	0	2	0	0	0	0	0	0	7	9	0.00	0.000										

AB	29
R	4
H	6
RBI	4
BB	5
SO	7
LOB	17



Batter	1	2	3	4	5	6	7	8	9	AB	R	H	RBI	BB	SO	LOB	TOP					
Mike Cameron, R (1, 8) OBP: 0.316, SLG: 0.333	F9			K			F8			4	1	1	0	0	1	2	Cincinnati Reds @ St. Louis Cardinals Busch Stadium, St. Louis, MO Sun Apr 11 1999, 1:10 PM CDT Att: 41,301 - Cloudy - 60 F					
Barry Larkin, R (1, 6) OBP: 0.289, SLG: 0.458	G6-3			HR			F9			4	1	1	1	0	0	4						
Hal Morris, L (1, 3) OBP: 0.167, SLG: 0.333	K			F7			E7			4	1	1	1	0	1	0						
Greg Vaughn, R (1, 7) OBP: 0.269, SLG: 0.458		P2								3	0	1	1	1	0	0						
Dmitri Young, S (1, 9) OBP: 0.346, SLG: 0.333		P2								4	0	0	0	0	1	2						
Brian Johnson, R (1, 2) OBP: 0.083, SLG: 0.333										4	0	0	0	0	0	1						
Chris Stynes, R (1, 5) OBP: 0.250, SLG: 0.143				G5-3						3	0	0	0	1	0	0						
Pokey Reese, R (1, 4) OBP: 0.250, SLG: 0.368				G6-3						4	0	1	0	0	1	1						
Jason Bere, R (1, 1) OBP: 0.800, SLG: 0.750										2	1	1	0	0	1	0						
Dennys Reyes, R (7, 1)				K						0	0	0	0	0	0	0						
Danny Graves, R (7, 1)										0	0	0	0	0	0	0						
Inning Stats	R: 0 E: 0 K: 1 S: 6	H: 0 LOB: 0 BB: 0 P: 9	R: 0 E: 0 K: 0 S: 11	H: 0 LOB: 0 BB: 14 P: 10	R: 0 E: 0 K: 1 S: 7	H: 0 LOB: 0 BB: 1 P: 10	R: 1 E: 0 K: 2 S: 10	H: 1 LOB: 1 BB: 1 P: 17	R: 0 E: 0 K: 0 S: 3	H: 0 LOB: 2 BB: 0 P: 5	R: 3 E: 1 K: 0 S: 13	H: 4 LOB: 1 BB: 0 P: 17	R: 0 E: 0 K: 0 S: 8	H: 1 LOB: 2 BB: 0 P: 13	R: 0 E: 0 K: 0 S: 7	H: 0 LOB: 0 BB: 0 P: 12	R: 0 E: 0 K: 1 S: 7	H: 0 LOB: 1 BB: 1 P: 14	1B: 4 2B: 1 3B: 0 HR: 1	SF: 0 SAC: 0 DP: 0 HBP: 1	WP: 0 PB: 0 SB: 0 CS: 1	PA: 35
PITCHER	IP WLS BF H R ER SO BB IBB HBP BLK WP HR S P ERA WHIP																					
Donovan Osborne, L (1, 1) ERA: 5.4	6.1 L 27 6 4 4 4 1 0 1 0 0 0 1 55 79 5.68 1.105																					
Mike Busby, R (7, 1) ERA: 9.92	0.2 2 0 0 0 0 0 0 0 0 0 0 0 3 6 0.00 0.000																					
Lance Painter, L (8, 1) ERA:	2.0 6 0 0 0 1 1 0 0 0 0 0 0 14 26 0.00 0.500																					

Batter	1	2	3	4	5	6	7	8	9	AB	R	H	RBI	BB	SO	LOB	BOTTOM					
Piacleo Polanco, R (1, 4) OBP: 0.450, SLG: 0.529	G6-3	G6-3							K	5	0	2	1	0	1	3	Cincinnati Reds @ St. Louis Cardinals Busch Stadium, St. Louis, MO Sun Apr 11 1999, 1:10 PM CDT Att: 41,301 - Cloudy - 60 F					
J.D. Drew, L (1, 8) OBP: 0.238, SLG: 0.111										4	0	0	0	0	2	2						
Lance Painter, L (8, 1)										0	0	0	0	0	0	0						
Willie McGee, S (9, PH) OBP: 0.182, SLG: 0.182	K									1	0	1	0	0	0	0						
Mark McGwire, R (1, 3) OBP: 0.462, SLG: 0.650										4	1	2	1	1	1	1						
Eric Davis, R (1, 9) OBP: 0.200, SLG: 0.130										3	0	0	0	1	1	2						
Fernando Tatis, R (1, 5) OBP: 0.360, SLG: 0.650										4	0	0	0	0	2	3						
Edgar Renteria, R (1, 6) OBP: 0.313, SLG: 0.286										4	0	2	0	0	0	0						
Luis Ordaz, R (9, 6) OBP: 0.667, SLG: 0.500										0	0	0	0	0	0	0						
Eli Marrero, R (1, 2) OBP: 0.357, SLG: 0.462										2	0	1	0	1	0	0						
Joe McEwing, R (1, 7) OBP: 0.412, SLG: 0.529										4	1	2	0	0	0	1						
Donovan Osborne, S (1, 1) ERA: 4.76										1	0	0	0	0	1	3						
Mike Busby, R (7, 1) ERA: 2.7										0	0	0	0	0	0	0						
Darren Bragg, L (7, PH) OBP: 0.273, SLG: 0.273										2	0	0	0	0	1	0						
Inning Stats	R: 1 E: 0 K: 1 S: 7	H: 1 LOB: 0 BB: 0 P: 8	R: 0 E: 0 K: 1 S: 16	H: 2 LOB: 3 BB: 1 P: 25	R: 0 E: 0 K: 2 S: 7	H: 0 LOB: 0 BB: 0 P: 12	R: 0 E: 0 K: 1 S: 12	H: 1 LOB: 0 BB: 0 P: 18	R: 1 E: 0 K: 0 S: 10	H: 2 LOB: 2 BB: 1 P: 21	R: 0 E: 0 K: 0 S: 7	H: 1 LOB: 1 BB: 0 P: 12	R: 0 E: 0 K: 3 S: 12	H: 2 LOB: 3 BB: 1 P: 22	R: 0 E: 0 K: 0 S: 5	H: 0 LOB: 0 BB: 0 P: 6	R: 0 E: 0 K: 1 S: 12	H: 1 LOB: 1 BB: 0 P: 16	1B: 7 2B: 1 3B: 1 HR: 1	SF: 0 SAC: 2 DP: 0 HBP: 0	WP: 0 PB: 0 SB: 0 CS: 1	PA: 40
PITCHER	IP WLS BF H R ER SO BB IBB HBP BLK WP HR S P ERA WHIP																					
Jason Bere, R (7, 1) ERA: 4.76	0.1 H 1 0 0 0 1 0 0 0 0 0 0 3 6 0.00 0.000																					
Dennys Reyes, L (7, 1) ERA: 2.7	2.1 S 10 2 0 0 2 1 0 0 0 0 0 0 21 31 0.00 1.286																					

AB	32
R	4
H	6
RBI	3
BB	2
SO	5
LOB	10



Batter	1	2	3	4	5	6	7	8	9	AB	R	H	RBI	BB	SO	LOB	TOP					
Plácido Polanco, R OBP: 0.400, SLG: 0.500	G5-3		G6-3	2B		K			G5-3	5	0	1	0	0	1	0	St. Louis Cardinals @ Pittsburgh Pirates Three Rivers Stadium, Pittsburgh, PA Tue Apr 13 1999, 7:05 PM EDT Att: 19,724 - Unknown - 56 F livebaseballscorecards.com					
Edgar Rentería, R OBP: 0.333, SLG: 0.421	L7		2B	G5-3			SH1-3	2B	K	5	0	2	0	0	1	1						
Mark McGwire, R OBP: 0.548, SLG: 0.955	HR		IBB		HR		SH1-3	IBB	BB	2	2	2	2	3	0	0						
Shawon Dunston, R OBP: 0.438, SLG: 0.667	1B		K		L4		SH1-3		BB	3	0	1	0	0	1	2						
Darren Bragg, L OBP: 0.333, SLG: 0.273	1B		K				1-2	2-3	BB	0	0	0	0	1	0	0						
Eric Davis, R OBP: 0.200, SLG: 0.143	1-2		K		F7		K		G6-3	5	0	1	0	0	2	6						
Juan Acevedo, R	1B									0	0	0	0	0	0	0						
Fernando Tatis, R OBP: 0.379, SLG: 0.609	P4			2B	G6-3	BB				3	1	1	0	1	0	4						
Eli Marrero, R OBP: 0.333, SLG: 0.471		K		1 SAFE	0-2	1 SAFE			G6-3	4	1	1	0	0	2	1						
Joe McEwing, R OBP: 0.381, SLG: 0.450	P6		G6-3				G4-3			3	0	0	1	1	0	1						
Kent Bottenfield, R			3-H																			
Lance Painter, L			2-H																			
Mike Busby, R																						
Scott Radinsky, L																						
Ricky Bottalico, L																						
Willie McGee, S OBP: 0.182, SLG: 0.182																						
Inning Stats	R: 1 E: 0 K: 0 S: 8	H: 3 LOB: 2 BB: 0 P: 12	R: 0 E: 0 K: 1 S: 7	H: 0 LOB: 0 BB: 0 P: 12	R: 0 E: 0 K: 2 S: 12	H: 1 LOB: 2 BB: 1 P: 22	R: 2 E: 0 K: 0 S: 16	H: 2 LOB: 1 BB: 1 P: 27	R: 1 E: 0 K: 1 S: 9	H: 2 LOB: 1 BB: 0 P: 17	R: 0 E: 0 K: 2 S: 9	H: 0 LOB: 0 BB: 0 P: 10	R: 0 E: 0 K: 1 S: 6	H: 1 LOB: 2 BB: 1 P: 14	R: 0 E: 0 K: 0 S: 4	H: 0 LOB: 0 BB: 1 P: 9	R: 0 E: 0 K: 1 S: 16	H: 0 LOB: 2 BB: 2 P: 31	1B: 3 2B: 4 3B: 0 HR: 2	SF: 0 SAC: 1 DP: 1 HBP: 0	WP: 0 PB: 1 SB: 2 CS: 0	PA: 41
PITCHER	IP WLS BF H R ER SO BB IBB HBP BLK WP HR S P ERA WHIP																					
Pete Schourek, L ERA: 7.88	(1, 1) 5.0 L 25 8 4 4 4 4 1 1 0 0 0 0 2 52 90 7.20 1.800																					
Jason Phillips, R ERA: 13.5	(6, 1) 2.0 8 1 0 0 3 0 1 0 0 0 0 0 15 24 0.00 0.500																					
Rich Loiselle, R ERA: 4.5	(8, 1) 1.0 3 0 0 0 1 0 0 0 0 0 0 0 4 9 0.00 1.000																					
Mike Williams, R ERA: 5.06	(9, 1) 1.0 5 0 0 0 1 2 0 0 0 0 0 0 16 31 0.00 2.000																					

Batter	1	2	3	4	5	6	7	8	9	AB	R	H	RBI	BB	SO	LOB	BOTTOM					
18 Jason Kendall, R OBP: 0.438, SLG: 0.586	G1-3		1B						F9	5	1	3	0	0	0	1	St. Louis Cardinals @ Pittsburgh Pirates Three Rivers Stadium, Pittsburgh, PA Tue Apr 13 1999, 7:05 PM EDT Att: 19,724 - Unknown - 56 F livebaseballscorecards.com					
Warren Morris, L OBP: 0.289, SLG: 0.375	L8		K				1B	1B	L8	4	0	1	0	1	1	1						
Brian Giles, L OBP: 0.548, SLG: 0.727	K		K				1B	1B	BB	4	0	1	0	1	3	3						
Kevin Young, R OBP: 0.367, SLG: 0.607	P4		G4-3	2B		HR	1-2	2-3	3-H	5	1	3	2	0	1	1						
Brant Brown, L OBP: 0.286, SLG: 0.476	K		G4-3				P4			3	0	0	0	0	2	1						
Turner Ward, S OBP: 0.500, SLG: 0.400										1	0	0	0	0	0	3						
Rich Loiselle, R OBP: 0.333, SLG: 0.294									BB	0	0	0	0	0	0	0						
Jose Guillen, R OBP: 0.333, SLG: 0.294									BB	0	0	0	0	1	0	0						
Ed Sprague, R OBP: 0.375, SLG: 0.455	1B		K				G1-4-3		F8	4	0	1	0	1	1	6						
Al Martin, L OBP: 0.308, SLG: 0.385	1B		K				G1		G4-1	4	0	1	0	0	1	2						
Mike Benjamin, R OBP: 0.042, SLG: 0.043	P4						K		G6-3	4	0	0	0	0	1	3						
Pete Schourek, L																						
Freddy Garcia, R ERA: 1.99	(5, PH) 5.1 W 24 6 1 1 10 2 0 0 0 0 0 0 66 96 1.69 1.500																					
Jason Phillips, R ERA: 13.5	(6, 1) 0.2 H 2 0 0 0 0 0 0 0 0 0 0 0 5 8 0.00 0.000																					
Mike Busby, R ERA: 11.25	(7, 1) 0.1 H 2 1 1 1 0 0 0 0 0 0 0 0 6 12 27.00 3.000																					
Scott Radinsky, L ERA: 11.25	(7, 1) 0.1 H 4 3 0 0 0 0 0 0 0 0 0 0 6 10 0.00 9.000																					
Ricky Bottalico, R ERA: 11.25	(7, 1) 1.1 H 5 0 0 0 0 0 1 0 0 0 0 0 9 20 0.00 0.750																					
Inning Stats	R: 0 E: 0 K: 1 S: 7	H: 0 LOB: 0 BB: 0 P: 9	R: 0 E: 0 K: 1 S: 12	H: 2 LOB: 2 BB: 0 P: 17	R: 0 E: 0 K: 2 S: 12	H: 1 LOB: 1 BB: 0 P: 14	R: 0 E: 0 K: 2 S: 10	H: 1 LOB: 1 BB: 0 P: 14	R: 0 E: 0 K: 3 S: 13	H: 1 LOB: 2 BB: 1 P: 23	R: 1 E: 0 K: 1 S: 17	H: 1 LOB: 1 BB: 1 P: 27	R: 1 E: 0 K: 0 S: 13	H: 4 LOB: 3 BB: 0 P: 25	R: 0 E: 0 K: 0 S: 8	H: 0 LOB: 1 BB: 1 P: 17	R: 0 E: 0 K: 1 S: 8	H: 0 LOB: 2 BB: 2 P: 19	1B: 7 2B: 2 3B: 0 HR: 1	SF: 0 SAC: 0 DP: 0 HBP: 0	WP: 0 PB: 0 SB: 0 CS: 0	PA: 42
PITCHER	IP WLS BF H R ER SO BB IBB HBP BLK WP HR S P ERA WHIP																					
Juan Acevedo, R ERA: 6.23	(9, 1) 1.0 S 5 0 0 0 1 2 0 0 0 0 0 0 9 20 0.00 0.750																					

Batter	1	2	3	4	5	6	7	8	9	AB	R	H	RBI	BB	SO	LOB	TOP								
Darren Bragg, L OBP: 0.353, SLG: 0.688 (1, 7)	1-2 G6-3	2-1 HR		0-0 G3	2-0 F7			2-1 HR		5	2	2	3	0	0	2									
Edgar Renteria, R OBP: 0.385, SLG: 0.435 (1, 6)	0-0 2B	1-0 G6-3		2-1 1B		3-1 L5		4-2 CS BB		4	1	2	1	1	0	0									
Mark McGwire, R OBP: 0.500, SLG: 0.808 (1, 3)	2-3 K	3-1 F9		3-H G6-3		0-3 K		4-1 BB		4	0	0	0	1	2	2									
J.D. Drew, L OBP: 0.231, SLG: 0.174 (1, 8)	3-1 2B				1-2 F7	2-3 K		2-3 K		5	1	1	0	0	3	1									
Fernando Tatis, R OBP: 0.394, SLG: 0.615 Placido Polanco, R (7, PR) OBP: 0.385, SLG: 0.478 (7, 4)	2-2 2B			1-3 K		1-3 K		1-1 G6-3		3	0	1	2	0	2	0									
Willie McGee, S OBP: 0.313, SLG: 0.214 (1, 9)	4-0 BB			2-2 1B		4-2 1B BB		1-3 K		3	1	1	0	2	2	1									
Alberto Castillo, R OBP: 0.417, SLG: 0.400 (1, 2)	1-3 K			2-0 F9		1-1 1B E		1-2 1B		5	1	2	0	0	1	3									
Joe McEwing, R OBP: 0.423, SLG: 0.480 (7, 5)		2-1 E9 HR		0-2 G3 1B	3-2 E	1-3 2H 1B		0-3 K		5	3	3	1	0	1	2									
Kent Mercker, L Manny Aybar, R Mike Mohler, R Shawon Dunston, R Ricky Bottalico, L Lance Painter, L Juan Acevedo, R (1, 1) (3, 1) (6, 1) (7, PH) (7, 1) (7, 1) (9, 1)		0-0 B2		1-3 K	0-1 E5			0-0 G1-3		1	0	0	0	0	0	1									
Inning Stats	R: 2 E: 0 K: 2 S: 19	H: 3 LOB: 2 BB: 1 P: 32	R: 2 E: 1 K: 0 S: 8	H: 2 LOB: 0 BB: 0 P: 16	R: 0 E: 0 K: 2 S: 11	H: 1 LOB: 1 BB: 0 P: 16	R: 1 E: 0 K: 1 S: 11	H: 2 LOB: 1 BB: 0 P: 14	R: 3 E: 1 K: 2 S: 16	H: 2 LOB: 1 BB: 1 P: 28	R: 0 E: 0 K: 2 S: 8	H: 0 LOB: 2 BB: 0 P: 13	R: 0 E: 0 K: 1 S: 11	H: 1 LOB: 2 BB: 0 P: 14	R: 1 E: 0 K: 2 S: 14	H: 1 LOB: 1 BB: 2 P: 27	R: 0 E: 0 K: 1 S: 7	H: 0 LOB: 0 BB: 0 P: 9	1B: 8 2B: 2 3B: 0 HR: 2	SF: 0 SAC: 0 DP: 0 HBP: 1	WP: 0 PB: 0 SB: 1 CS: 1	PA: 44			
PITCHER	IP	WLS	BF	H	R	ER	SO	BB	IBB	HBP	BLK	WP	HR	S	P	ERA	WHIP								
Kris Sauerbeck, L ERA: 5.91	4.2	L	27	10	8	6	6	2	0	0	0	0	1	64	103	11.57	2.571								
Rich Loiselle, R ERA: 3.0	1.0		5	1	0	0	2	0	0	1	0	0	0	11	14	0.00	1.000								
Jeff Wallace, L ERA: 1.5	1.0		5	1	1	1	1	2	0	0	0	0	1	14	27	9.00	3.000								
Jason Christiansen, L ERA:	1.0		3	0	0	0	1	0	0	0	0	0	0	7	9	0.00	0.000								

St. Louis Cardinals @ Pittsburgh Pirates
Three Rivers Stadium, Pittsburgh, PA
Wed Apr 14 1999, 7:05 PM EDT
Att: 18,780 - Unknown - 64 F

AB	39
R	9
H	12
RBI	7
BB	4
SO	12
LOB	16



Batter	1	2	3	4	5	6	7	8	9	AB	R	H	RBI	BB	SO	LOB	BOTTOM								
Turner Ward, S OBP: 0.545, SLG: 0.556 (1, 8)	0-2 L4	0-0 2B		3-2 SH1-4 1B		4-0 BB		1-0 L6		4	0	2	1	1	0	0									
Mike Benjamin, R OBP: 0.071, SLG: 0.038 (8, 4)	4-0 1B BB			3-1 SH1-4		2-3 K		1-3 K		3	0	0	0	1	2	3									
Brian Giles, L OBP: 0.528, SLG: 0.667 (1, 7)	1-0 1B	1-2 F7		2-2 P6		1-3 K		3-2 1B G5-3		5	0	2	0	0	1	4									
Kevin Young, R OBP: 0.400, SLG: 0.656 (1, 3)	0-0 F8		1-0 1B 3B	0-0 L4		4-2 HBP 1B BB		0-1 1B G5-3		4	1	2	0	1	0	3									
1B Jason Kendall, R OBP: 0.459, SLG: 0.576 (1, 2)	3-2 L4		2-1 G1-3 E	0-1 G4-6-3 1B		4-2 SAFE HBP BB		3-2 G5-3		4	1	2	1	1	0	4									
Ed Sprague, R OBP: 0.345, SLG: 0.385 (1, 5)		1-1 G4-3	1-0 G1-3	1-2 F8		3-0 HBP BB		0-2 K		4	0	0	0	0	1	3									
Jose Guillen, R OBP: 0.360, SLG: 0.381 (1, 9)		1-0 1B 2B	0-1 E8	1-2 G4-6-3		2-3 K				4	1	2	1	0	1	4									
Warren Morris, L OBP: 0.353, SLG: 0.429 Jeff Wallace, L Jason Christiansen, R (1, 4) (8, 1) (9, 1)		1-0 2B	1-1 G6-4-3	2-3 1B		3-2 BB 1B		1-1 G5-4-3		4	1	3	0	0	0	3									
Kris Benson, R OBP: 0.250, SLG: 0.500 Scott Sauerbeck, R (5, 1)		1-0 2B	1-0 G6-4-3			2-3 K		1-3 K		2	1	1	2	0	0	2									
Adrian Brown, S Rich Loiselle, R Abraham Nunez, S (6, PH) (7, 1) (8, 6)		1-H 2B	1-2 1B							1	0	0	0	0	1	1									
Inning Stats	R: 0 E: 0 K: 0 S: 10	H: 1 LOB: 2 BB: 1 P: 18	R: 3 E: 0 K: 0 S: 12	H: 4 LOB: 1 BB: 0 P: 20	R: 2 E: 1 K: 0 S: 9	H: 4 LOB: 1 BB: 0 P: 15	R: 0 E: 0 K: 0 S: 10	H: 1 LOB: 1 BB: 0 P: 16	R: 0 E: 0 K: 3 S: 14	H: 1 LOB: 2 BB: 1 P: 26	R: 0 E: 0 K: 1 S: 11	H: 0 LOB: 2 BB: 2 P: 25	R: 0 E: 0 K: 2 S: 7	H: 0 LOB: 0 BB: 0 P: 10	R: 0 E: 0 K: 1 S: 12	H: 2 LOB: 1 BB: 0 P: 18	1B: 10 2B: 3 3B: 1 HR: 0	SF: 0 SAC: 1 DP: 4 HBP: 1	WP: 0 PB: 0 SB: 0 CS: 0	PA: 42					
PITCHER	IP	WLS	BF	H	R	ER	SO	BB	IBB	HBP	BLK	WP	HR	S	P	ERA	WHIP								
Kent Mercker, L ERA: 10.29	2.0		14	4	0	0	0	1	0	0	0	0	0	22	33	0.00	1.333								
Mike Mohler, L ERA: 2.7	1.0	H	5	1	0	0	3	1	0	0	0	0	0	14	26	0.00	2.000								
Ricky Bottalico, R ERA:	0.1	H	4	0	0	0	1	2	0	1	0	0	0	9	22	0.00	6.000								
Lance Painter, L ERA:	1.2	H	5	1	0	0	2	0	0	0	0	0	0	12	19	0.00	0.600								

St. Louis Cardinals @ Pittsburgh Pirates
Three Rivers Stadium, Pittsburgh, PA
Wed Apr 14 1999, 7:05 PM EDT
Att: 18,780 - Unknown - 64 F

AB	36
R	5
H	14
RBI	5
BB	4
SO	7
LOB	27



Batter	1	2	3	4	5	6	7	8	9	AB	R	H	RBI	BB	SO	LOB	TOP				
Darren Bragg, L (1.7) OBP: 0.333, SLG: 0.500										5	0	1	0	0	2	2					
Edgar Renteria, R (1.6) OBP: 0.385, SLG: 0.438										5	1	2	2	0	1	1					
Mark McGwire, R (1.3) OBP: 0.457, SLG: 0.676										3	1	0	0	2	1	0					
Fernando Tatis, R (1.5) OBP: 0.390, SLG: 0.559										4	1	2	0	0	1	2					
Willie McGee, S (1.9) OBP: 0.333, SLG: 0.222										3	2	1	1	1	2	0					
J.D. Drew, L (1.8) OBP: 0.235, SLG: 0.233										4	1	1	3	0	0	2					
Alberto Castillo, R (1.2) OBP: 0.375, SLG: 0.357										4	0	1	1	0	0	2					
Joe McEwing, R (1.4) OBP: 0.441, SLG: 0.515										4	1	2	1	0	1	1					
Jose Jimenez, R (1.1) OBP: 0.167, SLG: 0.167										4	1	0	0	0	2	4					
Scott Radinsky, L (8.1)										0	0	0	0	0	0	0					
Mike Mohler, R (9.1)										0	0	0	0	0	0	0					
Juan Acevedo, R (9.1)										0	0	0	0	0	0	0					
Inning Stats	R: 0 H: 1 E: 0 K: 0 S: 6	H: 1 LOB: 0 BB: 0 P: 13	R: 1 H: 2 E: 0 K: 1 S: 16	H: 2 LOB: 2 BB: 1 P: 28	R: 0 H: 1 E: 0 K: 2 S: 11	H: 1 LOB: 2 BB: 1 P: 21	R: 0 H: 0 E: 0 K: 1 S: 8	H: 0 LOB: 0 BB: 0 P: 12	R: 0 H: 0 E: 0 K: 2 S: 7	H: 0 LOB: 0 BB: 0 P: 10	R: 0 H: 0 E: 0 K: 1 S: 9	H: 0 LOB: 0 BB: 0 P: 13	R: 7 H: 6 E: 1 K: 1 S: 22	H: 6 LOB: 1 BB: 1 P: 40	R: 0 H: 0 E: 0 K: 1 S: 6	H: 0 LOB: 0 BB: 0 P: 10	1B: 7 2B: 3 3B: 1 HR: 0	SF: 0 SAC: 0 DP: 2 HBP: 0	WP: 1 PB: 0 SB: 1 CS: 1	PA: 39	
PITCHER	IP WLS BF H R ER SO BB IBB HBP BLK WP HR S P ERA WHIP	IP WLS BF H R ER SO BB IBB HBP BLK WP HR S P ERA WHIP	IP WLS BF H R ER SO BB IBB HBP BLK WP HR S P ERA WHIP	IP WLS BF H R ER SO BB IBB HBP BLK WP HR S P ERA WHIP	IP WLS BF H R ER SO BB IBB HBP BLK WP HR S P ERA WHIP	IP WLS BF H R ER SO BB IBB HBP BLK WP HR S P ERA WHIP	IP WLS BF H R ER SO BB IBB HBP BLK WP HR S P ERA WHIP	IP WLS BF H R ER SO BB IBB HBP BLK WP HR S P ERA WHIP	IP WLS BF H R ER SO BB IBB HBP BLK WP HR S P ERA WHIP	IP WLS BF H R ER SO BB IBB HBP BLK WP HR S P ERA WHIP	IP WLS BF H R ER SO BB IBB HBP BLK WP HR S P ERA WHIP	IP WLS BF H R ER SO BB IBB HBP BLK WP HR S P ERA WHIP	IP WLS BF H R ER SO BB IBB HBP BLK WP HR S P ERA WHIP	IP WLS BF H R ER SO BB IBB HBP BLK WP HR S P ERA WHIP	IP WLS BF H R ER SO BB IBB HBP BLK WP HR S P ERA WHIP	IP WLS BF H R ER SO BB IBB HBP BLK WP HR S P ERA WHIP	IP WLS BF H R ER SO BB IBB HBP BLK WP HR S P ERA WHIP				
Chris Holt, R (1.1) ERA: 3.75	7.0 L	27 5 3 3 8	5 3 3 8	2 0 0 0 0	0 0 0 0 0	0 0 0 0 0	0 0 0 0 0	0 0 0 0 0	0 0 0 0 0	0 0 0 0 0	0 0 0 0 0	0 0 0 0 0	0 0 0 0 0	0 0 0 0 0	0 0 0 0 0	0 0 0 0 0	0 0 0 0 0	0 0 0 0 0	0 0 0 0 0	0 0 0 0 0	0 0 0 0 0
Jay Powell, R (8.1) ERA: 12.46	0.1	5 3 1 0 1	1 0 0 0 0	0 0 0 0 0	0 0 0 0 0	0 0 0 0 0	0 0 0 0 0	0 0 0 0 0	0 0 0 0 0	0 0 0 0 0	0 0 0 0 0	0 0 0 0 0	0 0 0 0 0	0 0 0 0 0	0 0 0 0 0	0 0 0 0 0	0 0 0 0 0	0 0 0 0 0	0 0 0 0 0	0 0 0 0 0	0 0 0 0 0
Brian Williams, R (8.1) ERA: 6.43	1.2	7 2 4 4 1	0 0 0 0 0	0 0 0 0 0	0 0 0 0 0	0 0 0 0 0	0 0 0 0 0	0 0 0 0 0	0 0 0 0 0	0 0 0 0 0	0 0 0 0 0	0 0 0 0 0	0 0 0 0 0	0 0 0 0 0	0 0 0 0 0	0 0 0 0 0	0 0 0 0 0	0 0 0 0 0	0 0 0 0 0	0 0 0 0 0	0 0 0 0 0

St. Louis Cardinals @ Houston Astros
Astrodome, Houston, TX
Sat Apr 17 1999, 8:05 PM EDT
Att: 37,662 - Dome - 72 F

livebaseballscores.com

AB 36
R 8
H 10
RBI 8
BB 3
SO 10
LOB 14

Batter	1	2	3	4	5	6	7	8	9	AB	R	H	RBI	BB	SO	LOB	BOTTOM				
Craig Biggio, R (1.4) OBP: 0.365, SLG: 0.432										5	0	1	0	0	1	2					
Derek Bell, R (1.9) OBP: 0.318, SLG: 0.390										4	1	2	2	0	1	0					
5 Jeff Bagwell, R (1.3) OBP: 0.511, SLG: 0.486										4	0	2	1	0	0	2					
Ken Caminiti, S (1.5) OBP: 0.297, SLG: 0.290										4	0	0	0	0	1	2					
Carl Everett, S (1.8) OBP: 0.400, SLG: 0.488										4	0	1	0	0	1	1					
Bill Spiers, L (1.7) OBP: 0.294, SLG: 0.529										3	0	1	0	0	0	1					
Brian Williams, R (8.1)										0	0	0	0	0	0	0					
Glen Barker, S (9. PH) OBP: 0.500, SLG: 0.500										1	1	1	0	0	0	0					
Mitch Meluskey, S (1.2) OBP: 0.208, SLG: 0.217										4	1	1	0	0	1	1					
Ricky Gutierrez, R (1.6) OBP: 0.483, SLG: 0.654										4	1	2	1	0	0	0					
Chris Holt, R (1.1) ERA: 2.51	7.1	30 3 3 2 7	3 2 7	0 0 0 0 0	0 0 0 0 0	0 0 0 0 0	0 0 0 0 0	0 0 0 0 0	0 0 0 0 0	0 0 0 0 0	0 0 0 0 0	0 0 0 0 0	0 0 0 0 0	0 0 0 0 0	0 0 0 0 0	0 0 0 0 0	0 0 0 0 0	0 0 0 0 0	0 0 0 0 0	0 0 0 0 0	0 0 0 0 0
Scott Radinsky, L (8.1) ERA: 8.1	0.2	2 0 0 0 0	0 0 0 0 0	0 0 0 0 0	0 0 0 0 0	0 0 0 0 0	0 0 0 0 0	0 0 0 0 0	0 0 0 0 0	0 0 0 0 0	0 0 0 0 0	0 0 0 0 0	0 0 0 0 0	0 0 0 0 0	0 0 0 0 0	0 0 0 0 0	0 0 0 0 0	0 0 0 0 0	0 0 0 0 0	0 0 0 0 0	0 0 0 0 0
Mike Mohler, L (9.1) ERA: 8.1	0.0	2 2 2 2 0	0 0 0 0 0	0 0 0 0 0	0 0 0 0 0	0 0 0 0 0	0 0 0 0 0	0 0 0 0 0	0 0 0 0 0	0 0 0 0 0	0 0 0 0 0	0 0 0 0 0	0 0 0 0 0	0 0 0 0 0	0 0 0 0 0	0 0 0 0 0	0 0 0 0 0	0 0 0 0 0	0 0 0 0 0	0 0 0 0 0	0 0 0 0 0
Juan Acevedo, R (9.1) ERA: 4.26	1.0	3 1 0 0 0	0 0 0 0 0	0 0 0 0 0	0 0 0 0 0	0 0 0 0 0	0 0 0 0 0	0 0 0 0 0	0 0 0 0 0	0 0 0 0 0	0 0 0 0 0	0 0 0 0 0	0 0 0 0 0	0 0 0 0 0	0 0 0 0 0	0 0 0 0 0	0 0 0 0 0	0 0 0 0 0	0 0 0 0 0	0 0 0 0 0	0 0 0 0 0
Inning Stats	R: 0 H: 1 E: 0 K: 3 S: 12	H: 1 LOB: 1 BB: 0 P: 19	R: 0 H: 1 E: 0 K: 0 S: 8	H: 1 LOB: 0 BB: 0 P: 11	R: 0 H: 0 E: 0 K: 1 S: 9	H: 0 LOB: 0 BB: 0 P: 13	R: 0 H: 0 E: 0 K: 0 S: 6	H: 0 LOB: 0 BB: 0 P: 8	R: 0 H: 2 E: 0 K: 1 S: 10	H: 2 LOB: 2 BB: 0 P: 13	R: 0 H: 1 E: 0 K: 1 S: 11	H: 1 LOB: 1 BB: 0 P: 14	R: 3 H: 3 E: 1 K: 0 S: 15	H: 3 LOB: 1 BB: 0 P: 21	R: 2 H: 3 E: 0 K: 0 S: 7	H: 3 LOB: 0 BB: 0 P: 8	1B: 9 2B: 2 3B: 0 HR: 0	SF: 0 SAC: 0 DP: 2 HBP: 0	WP: 0 PB: 0 SB: 0 CS: 0	PA: 37	
PITCHER	IP WLS BF H R ER SO BB IBB HBP BLK WP HR S P ERA WHIP	IP WLS BF H R ER SO BB IBB HBP BLK WP HR S P ERA WHIP	IP WLS BF H R ER SO BB IBB HBP BLK WP HR S P ERA WHIP	IP WLS BF H R ER SO BB IBB HBP BLK WP HR S P ERA WHIP	IP WLS BF H R ER SO BB IBB HBP BLK WP HR S P ERA WHIP	IP WLS BF H R ER SO BB IBB HBP BLK WP HR S P ERA WHIP	IP WLS BF H R ER SO BB IBB HBP BLK WP HR S P ERA WHIP	IP WLS BF H R ER SO BB IBB HBP BLK WP HR S P ERA WHIP	IP WLS BF H R ER SO BB IBB HBP BLK WP HR S P ERA WHIP	IP WLS BF H R ER SO BB IBB HBP BLK WP HR S P ERA WHIP	IP WLS BF H R ER SO BB IBB HBP BLK WP HR S P ERA WHIP	IP WLS BF H R ER SO BB IBB HBP BLK WP HR S P ERA WHIP	IP WLS BF H R ER SO BB IBB HBP BLK WP HR S P ERA WHIP	IP WLS BF H R ER SO BB IBB HBP BLK WP HR S P ERA WHIP	IP WLS BF H R ER SO BB IBB HBP BLK WP HR S P ERA WHIP	IP WLS BF H R ER SO BB IBB HBP BLK WP HR S P ERA WHIP	IP WLS BF H R ER SO BB IBB HBP BLK WP HR S P ERA WHIP				

St. Louis Cardinals @ Houston Astros
Astrodome, Houston, TX
Sat Apr 17 1999, 8:05 PM EDT
Att: 37,662 - Dome - 72 F

livebaseballscores.com


AB 37
R 5
H 11
RBI 4
BB 0
SO 7
LOB 11

Batter	1	2	3	4	5	6	7	8	9	AB	R	H	RBI	BB	SO	LOB	TOP					
Plácido Polanco, R OBP: 0.397, SLG: 0.444	4-2 BB G6-4-3		3-1 L8		0-2 FC6-4 1-2f		0-1 1B		0-3 K	4	0	1	2	1	1	2						
Eli Marrero, R OBP: 0.259, SLG: 0.423	0-0 L8		0-3 K			1-3 K	0-1 F7		3-2 L4	5	0	0	0	0	2	4						
Mark McGwire, R OBP: 0.440, SLG: 0.711	1-0 G6-4-3 1-2f			2-2 HR		1-2 F8	2-3 K			4	1	1	1	0	1	3						
Eric Davis, R OBP: 0.237, SLG: 0.229		0-0 1B 2B		3-1 G6-3		4-0 FC5-4 BB		1-3 K		3	1	1	0	1	1	0						
Fernando Tatis, R OBP: 0.378, SLG: 0.526		1-1 1B 2B		1-1 G6-3		0-0 FC5-4 1-2f		3-2 F9		4	0	1	0	0	0	1						
Shawon Dunston, R OBP: 0.429, SLG: 0.650		0-1 1B 2B		0-1 K			1-3 K	0-0 S 1B		4	0	2	1	0	2	0						
J.D. Drew, L OBP: 0.263, SLG: 0.265		1-0 1B		1-1 G1		2-2 2B 1B	2-3 K			4	1	2	0	0	1	1						
Joe McEwing, R OBP: 0.447, SLG: 0.528		1-2 G6-3		4-1 FC6-4 BB		0-0 1B 2B	1-3 K			3	1	1	0	1	1	1						
Donovan Osborne, S Willie McGee, S Mike Busby, R Lance Painter, L Scott Radinsky, L Edgar Renteria, R			1-2 F8		1-0 F2		4-0 F7 1B IBB		4-1 BB	2	0	0	0	0	0	1						
Inning Stats	R: 0 E: 0 K: 0 S: 4	H: 0 LOB: 0 BB: 1 P: 9	R: 1 E: 0 K: 0 S: 9	H: 4 LOB: 1 BB: 0 P: 12	R: 0 E: 0 K: 1 S: 8	H: 0 LOB: 0 BB: 0 P: 12	R: 1 E: 0 K: 1 S: 10	H: 1 LOB: 0 BB: 0 P: 19	R: 0 E: 0 K: 0 S: 7	H: 0 LOB: 1 BB: 1 P: 13	R: 0 E: 0 K: 1 S: 7	H: 0 LOB: 1 BB: 1 P: 13	R: 2 E: 0 K: 2 S: 14	H: 3 LOB: 2 BB: 1 P: 23	R: 0 E: 0 K: 2 S: 11	H: 1 LOB: 1 BB: 0 P: 17	R: 0 E: 0 K: 2 S: 13	H: 0 LOB: 1 BB: 1 P: 21	1B: 6 2B: 2 3B: 0 HR: 1	SF: 0 SAC: 0 DP: 1 HBP: 0	WP: 0 PB: 0 SB: 1 CS: 0	PA: 38
PITCHER	IP	WLS	BF	H	R	ER	SO	BB	IBB	HBP	BLK	WP	HR	S	P	ERA	WHIP					
Mike Hampton, L ERA: 5.09	(1, 1)	7.0	30	8	4	4	5	3	1	0	0	0	1	59	101	5.14	1.571					
Jay Powell, R ERA: 10.13	(8, 1)	1.0	W	4	1	0	2	0	0	0	0	0	0	11	17	0.00	1.000					
Billy Wagner, L ERA:	(9, 1)	1.0		4	0	0	2	1	0	0	0	0	0	13	21	0.00	1.000					

St. Louis Cardinals @ Houston Astros
Astrodome, Houston, TX
Sun Apr 18 1999, 2:35 PM EDT
Att: 34,265 - Dome - 72 F

livebaseballscores.com

AB 33
R 4
H 9
RBI 4
BB 5
SO 9
LOB 13




Batter	1	2	3	4	5	6	7	8	9	AB	R	H	RBI	BB	SO	LOB	BOTTOM					
Craig Biggio, R OBP: 0.386, SLG: 0.479	1-1 2B	1-3 K			1-1 E 1B 2B	0-2 F9		4-0 5 1B IBB		4	3	2	0	1	1	2						
Derek Bell, R OBP: 0.367, SLG: 0.467	2-2 F7 2H		0-0 5 G5-4-3 1B		1-1 1B 5 BB 1B	1-0 1B	2-2 SF8	1-2 2-3 3-H		4	0	4	3	0	0	0						
5 Jeff Bagwell, R OBP: 0.500, SLG: 0.462	2-3 K		2-2 G5-4-3 1-2f		4-1 1B 1-2 BB	2-0 L7	1-1 1B	2-H 3-H		4	1	1	2	1	1	3						
Ken Caminiti, S OBP: 0.310, SLG: 0.286	1-2 F7		2-2 CS 1B		1-1 F8	2-1 G1-4-6-3 1-2f	4-0 1B	4-0 BB		4	0	1	0	1	0	4						
Carl Everett, S OBP: 0.440, SLG: 0.578	2-0 FC6-4 HBP		1-1 CS	2-3 K	0-1 FC5-4 1B					4	1	3	2	0	1	0						
Alex Diaz, S OBP: 0.333, SLG: 0.444	1-0 FC6-4			1-2 E5 G6-3 1B	1-0 FC5-4					5	1	2	0	0	1	8						
Billy Wagner, L ERA:	(9, 1)									0	0	0	0	0	0	0						
Tony Eusebio, R OBP: 0.346, SLG: 0.375		0-0 L9		0-2 G6-3		1-3 K		1-2 SH5-4 SF8 1B		4	0	1	1	0	1	1						
Glen Barker, S OBP: 0.500, SLG: 0.500				2-3 G4-3			3-2 SH1 1B	2-H		0	1	0	0	0	0	0						
Tim Bogar, R OBP: 0.400, SLG: 0.471		4-2 SH1-4 BB		2-1 G4-3			1-2 SH5-4 1B	1-2 SF8 5 1B		3	1	2	0	1	0	1						
Mike Hampton, R OBP: 0.200, SLG: 0.200	(1, 1)				2-3 K	1-0 SH1		0-0 SH5-4		1	0	0	0	0	1	0						
Jay Powell, R ERA: 7.11	(8, 1)									0	0	0	0	0	0	0						
Ricky Gutierrez, R OBP: 0.483, SLG: 0.654	(6, PH)									0	0	0	0	0	0	0						
Mitch Meluskey, S OBP: 0.208, SLG: 0.217	(9, 2)									0	0	0	0	0	0	0						
Inning Stats	R: 1 E: 0 K: 1 S: 12	H: 2 LOB: 2 BB: 0 P: 21	R: 0 E: 0 K: 1 S: 7	H: 0 LOB: 1 BB: 1 P: 12	R: 0 E: 0 K: 0 S: 10	H: 2 LOB: 0 BB: 0 P: 15	R: 0 E: 1 K: 1 S: 12	H: 1 LOB: 1 BB: 0 P: 17	R: 1 E: 1 K: 1 S: 14	H: 3 LOB: 3 BB: 1 P: 24	R: 0 E: 0 K: 1 S: 11	H: 1 LOB: 1 BB: 0 P: 16	R: 0 E: 0 K: 0 S: 4	H: 1 LOB: 0 BB: 0 P: 9	R: 6 E: 0 K: 1 S: 19	H: 6 LOB: 3 BB: 2 P: 34	R: 0 E: 0 K: 1 S: 11	H: 0 LOB: 2 BB: 2 P: 16	1B: 11 2B: 4 3B: 0 HR: 1	SF: 1 SAC: 3 DP: 2 HBP: 1	WP: 0 PB: 0 SB: 0 CS: 1	PA: 43
PITCHER	IP	WLS	BF	H	R	ER	SO	BB	IBB	HBP	BLK	WP	HR	S	P	ERA	WHIP					
Donovan Osborne, L ERA: 4.4	(1, 1)	6.0	28	9	2	2	5	2	0	1	0	0	0	66	105	3.00	1.833					
Mike Busby, R ERA: 7.11	(7, 1)	1.0	H	3	1	0	0	0	0	0	0	0	0	4	9	0.00	1.000					
Lance Painter, L ERA: 4.26	(8, 1)	0.0	L	3	3	3	0	0	0	0	0	0	1	6	9	∞	∞					
Scott Radinsky, L ERA: 6.75	(8, 1)	1.0		8	3	3	1	1	1	0	0	0	0	13	25	27.00	4.000					

St. Louis Cardinals @ Houston Astros
Astrodome, Houston, TX
Sun Apr 18 1999, 2:35 PM EDT
Att: 34,265 - Dome - 72 F

livebaseballscores.com

AB 33
R 8
H 16
RBI 8
BB 4
SO 6
LOB 19



Batter	1	2	3	4	5	6	7	8	9	AB	R	H	RBI	BB	SO	LOB	TOP				
Shawon Dunston, R OBP: 0.375, SLG: 0.565 Darren Bragg, L OBP: 0.310, SLG: 0.462	L7		G6-3		G6-3		G6-4-3	K		3	0	0	0	0	0	0					
Edgar Renteria, R OBP: 0.381, SLG: 0.405 David Howard, S	G6-3		G4-3		F8		1B		L8	5	0	1	0	0	0	0					
Mark McGwire, R OBP: 0.436, SLG: 0.659	G5-3		FC6-4 BB		G6-3		K		1B 1B BB	3	0	0	0	2	1	1					
Eric Davis, R OBP: 0.256, SLG: 0.231 Mike Mohler, R Juan Acevedo, R			CS BB		FC6-4		F8		F9 1B 1B	4	0	1	0	1	0	1					
Fernando Tatis, R OBP: 0.380, SLG: 0.488			K		G4-3		1B BB		BB BB 1B HBP	3	1	0	0	1	2	3					
Eli Marrero, R OBP: 0.313, SLG: 0.452			HR 1B		F9		F9		P4	5	2	3	0	0	0	2					
J.D. Drew, L			HR 1B		3B 1B		1B		1B	3	3	3	3	1	0	0					
Joe McEwing, R OBP: 0.476, SLG: 0.538			HR 1B		3B 1B		G4-3		1B BB	3	0	2	1	1	0	2					
Kent Bottenfield, R OBP: 0.125, SLG: 0.125 Willie McGee, S Ricky Bottalico, L Placido Polanco, R OBP: 0.387, SLG: 0.444			P3		G6-3		G6-4-3 1B		1B	3	0	1	0	0	0	2					
Inning Stats	R: 0 E: 0 K: 0 S: 8	H: 0 LOB: 0 BB: 0 P: 12	R: 2 E: 0 K: 1 S: 17	H: 3 LOB: 1 BB: 1 P: 29	R: 0 E: 0 K: 0 S: 5	H: 0 LOB: 1 BB: 1 P: 11	R: 2 E: 0 K: 0 S: 12	H: 3 LOB: 0 BB: 0 P: 22	R: 0 E: 0 K: 0 S: 7	H: 1 LOB: 2 BB: 0 P: 16	R: 0 E: 0 K: 1 S: 9	H: 2 LOB: 1 BB: 0 P: 14	R: 2 E: 0 K: 1 S: 12	H: 1 LOB: 2 BB: 1 P: 25	R: 0 E: 0 K: 1 S: 10	H: 2 LOB: 1 BB: 1 P: 18	1B: 10 2B: 0 3B: 1 HR: 1	SF: 0 SAC: 0 DP: 1 HBP: 1	WP: 0 PB: 0 SB: 0 CS: 2	PA: 42	
PITCHER	IP WLS BF H R ER SO BB IBB HBP BLK WP HR S P ERA WHIP	IP WLS BF H R ER SO BB IBB HBP BLK WP HR S P ERA WHIP	IP WLS BF H R ER SO BB IBB HBP BLK WP HR S P ERA WHIP	IP WLS BF H R ER SO BB IBB HBP BLK WP HR S P ERA WHIP	IP WLS BF H R ER SO BB IBB HBP BLK WP HR S P ERA WHIP	IP WLS BF H R ER SO BB IBB HBP BLK WP HR S P ERA WHIP	IP WLS BF H R ER SO BB IBB HBP BLK WP HR S P ERA WHIP	IP WLS BF H R ER SO BB IBB HBP BLK WP HR S P ERA WHIP	IP WLS BF H R ER SO BB IBB HBP BLK WP HR S P ERA WHIP	IP WLS BF H R ER SO BB IBB HBP BLK WP HR S P ERA WHIP	IP WLS BF H R ER SO BB IBB HBP BLK WP HR S P ERA WHIP	IP WLS BF H R ER SO BB IBB HBP BLK WP HR S P ERA WHIP	IP WLS BF H R ER SO BB IBB HBP BLK WP HR S P ERA WHIP	IP WLS BF H R ER SO BB IBB HBP BLK WP HR S P ERA WHIP	IP WLS BF H R ER SO BB IBB HBP BLK WP HR S P ERA WHIP	IP WLS BF H R ER SO BB IBB HBP BLK WP HR S P ERA WHIP	IP WLS BF H R ER SO BB IBB HBP BLK WP HR S P ERA WHIP	IP WLS BF H R ER SO BB IBB HBP BLK WP HR S P ERA WHIP	IP WLS BF H R ER SO BB IBB HBP BLK WP HR S P ERA WHIP	IP WLS BF H R ER SO BB IBB HBP BLK WP HR S P ERA WHIP	IP WLS BF H R ER SO BB IBB HBP BLK WP HR S P ERA WHIP

St. Louis Cardinals @ Milwaukee Brewers
Milwaukee County Stadium, Milwaukee, WI
Mon Apr 19 1999, 7:05 PM EDT
Att: 10,575 - Cloudy - 45 F

AB 35
R 6
H 12
RBI 6
BB 6
SO 4
LOB 14



Batter	1	2	3	4	5	6	7	8	9	AB	R	H	RBI	BB	SO	LOB	BOTTOM					
Fernando Vina, L OBP: 0.381, SLG: 0.382	F9		1B		P4		G6-3		SF8	4	0	1	1	0	0	0						
Marquis Grissom, R OBP: 0.304, SLG: 0.396	1B BB		G4-3		K		G6-3		K	4	0	0	0	1	2	1						
Jeff Cirillo, R OBP: 0.333, SLG: 0.382	F9		BB 1B		L5		1B 1B		1B 1B	4	0	2	0	0	0	1						
Jeremy Burnitz, L OBP: 0.397, SLG: 0.652	1B		K		FC4 HBP		1B		1B	3	0	2	0	0	1	1						
Sean Berry, R OBP: 0.407, SLG: 0.500 Al Reyes, R	P3		BB		FC4		K		K	3	0	0	0	1	1	5						
Dave Nilsson, L OBP: 0.359, SLG: 0.375	F9		L9		L9		K		2B SF 1B	4	1	1	0	0	1	2						
Mark Loretta, R OBP: 0.289, SLG: 0.475	L5		G4-3		G3-1 BB		G3-1 BB		SF SF8 2B	3	1	1	0	1	0	2						
Geoff Jenkins, L OBP: 0.395, SLG: 0.590 Lou Collier, R OBP: 0.400, SLG: 0.250	K		L3		L3		G3-1		SF BB	3	0	0	0	0	1	1						
Jim Abbott, L Steve Falteisek, R Alex Ochoa, R Valerio De Los Santos, L Brian Banks, S	G3		F7		F7		G4-3		SF	2	0	0	0	0	0	0						
Inning Stats	R: 0 E: 0 K: 0 S: 7	H: 1 LOB: 2 BB: 1 P: 15	R: 0 E: 0 K: 1 S: 7	H: 0 LOB: 0 BB: 0 P: 9	R: 0 E: 0 K: 1 S: 4	H: 1 LOB: 0 BB: 0 P: 6	R: 0 E: 0 K: 1 S: 11	H: 1 LOB: 2 BB: 1 P: 21	R: 0 E: 0 K: 0 S: 8	H: 0 LOB: 0 BB: 0 P: 12	R: 0 E: 0 K: 1 S: 7	H: 0 LOB: 1 BB: 0 P: 13	R: 0 E: 0 K: 1 S: 11	H: 0 LOB: 1 BB: 1 P: 19	R: 0 E: 0 K: 1 S: 12	H: 2 LOB: 2 BB: 0 P: 20	R: 2 E: 1 K: 1 S: 13	H: 2 LOB: 1 BB: 1 P: 24	1B: 6 2B: 1 3B: 0 HR: 0	SF: 2 SAC: 0 DP: 0 HBP: 1	WP: 0 PB: 0 SB: 0 CS: 0	PA: 38
PITCHER	IP WLS BF H R ER SO BB IBB HBP BLK WP HR S P ERA WHIP	IP WLS BF H R ER SO BB IBB HBP BLK WP HR S P ERA WHIP	IP WLS BF H R ER SO BB IBB HBP BLK WP HR S P ERA WHIP	IP WLS BF H R ER SO BB IBB HBP BLK WP HR S P ERA WHIP	IP WLS BF H R ER SO BB IBB HBP BLK WP HR S P ERA WHIP	IP WLS BF H R ER SO BB IBB HBP BLK WP HR S P ERA WHIP	IP WLS BF H R ER SO BB IBB HBP BLK WP HR S P ERA WHIP	IP WLS BF H R ER SO BB IBB HBP BLK WP HR S P ERA WHIP	IP WLS BF H R ER SO BB IBB HBP BLK WP HR S P ERA WHIP	IP WLS BF H R ER SO BB IBB HBP BLK WP HR S P ERA WHIP	IP WLS BF H R ER SO BB IBB HBP BLK WP HR S P ERA WHIP	IP WLS BF H R ER SO BB IBB HBP BLK WP HR S P ERA WHIP	IP WLS BF H R ER SO BB IBB HBP BLK WP HR S P ERA WHIP	IP WLS BF H R ER SO BB IBB HBP BLK WP HR S P ERA WHIP	IP WLS BF H R ER SO BB IBB HBP BLK WP HR S P ERA WHIP	IP WLS BF H R ER SO BB IBB HBP BLK WP HR S P ERA WHIP	IP WLS BF H R ER SO BB IBB HBP BLK WP HR S P ERA WHIP	IP WLS BF H R ER SO BB IBB HBP BLK WP HR S P ERA WHIP	IP WLS BF H R ER SO BB IBB HBP BLK WP HR S P ERA WHIP	IP WLS BF H R ER SO BB IBB HBP BLK WP HR S P ERA WHIP	IP WLS BF H R ER SO BB IBB HBP BLK WP HR S P ERA WHIP	

St. Louis Cardinals @ Milwaukee Brewers
Milwaukee County Stadium, Milwaukee, WI
Mon Apr 19 1999, 7:05 PM EDT
Att: 10,575 - Cloudy - 45 F

AB 31
R 2
H 7
RBI 2
BB 4
SO 6
LOB 14



Batter	1	2	3	4	5	6	7	8	9	AB	R	H	RBI	BB	SO	LOB	TOP										
David Howard, S J.D. Drew, L OBP: 0.319, SLG: 0.415										4	0	0	0	0	1	0	St. Louis Cardinals @ Milwaukee Brewers Milwaukee County Stadium, Milwaukee, WI Wed Apr 21 1999, 2:05 PM EDT Att: 10,959 - Cloudy - 49 F livebaseballscorecards.com										
Placido Polanco, R OBP: 0.405, SLG: 0.438										4	0	2	0	1	0	0											
Shawon Dunston, R OBP: 0.353, SLG: 0.469										5	0	0	0	0	1	4											
Eli Marrero, R OBP: 0.366, SLG: 0.487										4	0	1	0	0	0	2											
Fernando Tatis, R OBP: 0.390, SLG: 0.542										2	1	1	1	1	1	0											
Darren Bragg, L OBP: 0.353, SLG: 0.448										2	0	1	0	1	0	0											
Alberto Castillo, R OBP: 0.350, SLG: 0.333										4	0	1	0	0	1	3											
Joe McEwing, R OBP: 0.480, SLG: 0.556										2	0	0	0	2	0	2											
Darren Oliver, R OBP: 0.286, SLG: 0.429 Lance Painter, L										3	0	0	0	0	0	7											
Willie McGee, S OBP: 0.400, SLG: 0.286										0	0	0	0	0	0	0											
Inning Stats	R: 0 E: 0 K: 1 S: 9	H: 1 LOB: 1 BB: 0 P: 14	R: 0 E: 0 K: 0 S: 15	H: 1 LOB: 2 BB: 2 P: 26	R: 0 E: 0 K: 0 S: 4	H: 0 LOB: 0 BB: 0 P: 6	R: 1 E: 0 K: 1 S: 17	H: 2 LOB: 2 BB: 1 P: 26	R: 0 E: 0 K: 1 S: 5	H: 0 LOB: 0 BB: 0 P: 9	R: 0 E: 0 K: 0 S: 13	H: 1 LOB: 3 BB: 1 P: 25	R: 0 E: 0 K: 0 S: 12	H: 0 LOB: 1 BB: 1 P: 20	R: 0 E: 0 K: 1 S: 8	H: 0 LOB: 0 BB: 1 P: 11	R: 0 E: 0 K: 1 S: 14	H: 1 LOB: 2 BB: 1 P: 24	1B: 5 2B: 0 3B: 0 HR: 1	SF: 0 SAC: 1 DP: 0 HBP: 1	WP: 0 PB: 0 SB: 0 CS: 1	PA: 39					
PITCHER	IP	WLS	BF	H	R	ER	SO	BB	IBB	HBP	BLK	WP	HR	S	P	ERA	WHIP										
52 Rafael Roque, L ERA: 5.63	4.0		18	4	1	1	2	3	0	0	0	0	1	45	72	2.25	1.750										
David Weathers, R ERA: 1.84	3.0		13	1	0	0	1	1	1	1	0	0	0	30	54	0.00	0.667										
Al Reyes, R ERA: 2.7	1.0	W	3	0	0	0	1	0	0	0	0	0	0	8	11	0.00	0.000										
Bob Wickman, R ERA: 7.71	1.0	S	5	1	0	0	1	1	0	0	0	0	0	14	24	0.00	2.000										

Batter	1	2	3	4	5	6	7	8	9	AB	R	H	RBI	BB	SO	LOB	BOTTOM											
Fernando Vina, L OBP: 0.361, SLG: 0.359										4	0	2	1	0	0	1	St. Louis Cardinals @ Milwaukee Brewers Milwaukee County Stadium, Milwaukee, WI Wed Apr 21 1999, 2:05 PM EDT Att: 10,959 - Cloudy - 49 F livebaseballscorecards.com											
Marquis Grissom, R OBP: 0.292, SLG: 0.350 Bob Wickman, R										4	0	0	0	0	1	1												
Jeff Cirillo, R OBP: 0.382, SLG: 0.390										2	0	0	0	1	0	0												
Jeremy Burnitz, L OBP: 0.409, SLG: 0.627										2	0	1	0	0	0	1												
Sean Berry, R OBP: 0.410, SLG: 0.500										2	0	0	0	1	0	1												
Mark Loretta, R OBP: 0.308, SLG: 0.444										2	0	0	0	1	0	1												
Bobby Hughes, R OBP: 0.222, SLG: 0.444 Al Reyes, R										3	0	1	0	0	0	3												
Rich Becker, L OBP: 0.417, SLG: 0.222										0	0	0	0	0	0	0												
Alex Ochoa, R OBP: 0.154, SLG: 0.154										3	1	0	0	0	1	1												
52 Rafael Roque, L David Weathers, R Dave Nilsson, L										1	0	0	0	0	0	1												
Inning Stats	R: 0 E: 0 K: 1 S: 9	H: 0 LOB: 0 BB: 0 P: 16	R: 0 E: 0 K: 0 S: 8	H: 1 LOB: 0 BB: 0 P: 10	R: 1 E: 0 K: 0 S: 10	H: 2 LOB: 1 BB: 0 P: 13	R: 0 E: 0 K: 0 S: 6	H: 0 LOB: 0 BB: 1 P: 14	R: 0 E: 0 K: 0 S: 7	H: 0 LOB: 0 BB: 0 P: 15	R: 0 E: 1 K: 1 S: 8	H: 0 LOB: 0 BB: 0 P: 12	R: 0 E: 0 K: 0 S: 9	H: 0 LOB: 3 BB: 2 P: 21	R: 1 E: 1 K: 1 S: 11	H: 2 LOB: 0 BB: 0 P: 18	1B: 3 2B: 3 3B: 0 HR: 1	SF: 0 SAC: 0 DP: 2 HBP: 1	WP: 0 PB: 0 SB: 0 CS: 2	PA: 29								
PITCHER	IP	WLS	BF	H	R	ER	SO	BB	IBB	HBP	BLK	WP	HR	S	P	ERA	WHIP											
Darren Oliver, L ERA: 2.75	7.0		25	3	1	1	2	3	0	0	0	0	1	11	18	9.00	2.000											
Lance Painter, L ERA: 4.15	1.0	L	4	2	1	1	1	0	0	0	0	0	0	1	1	18	9.00	2.000										



Batter	1	2	3	4	5	6	7	8	9	AB	R	H	RBI	BB	SO	LOB	TOP				
Darren Bragg, L (1,9) OBP: 0.400, SLG: 0.500	3-2 1B		1B E3		2-3 K		0-1 E		4-2 BB	5	2	3	0	1	1	2					
Edgar Renteria, R (1,6) OBP: 0.377, SLG: 0.370	1-3 K		1B HBP		1-0 G5-3		0-1 E6		0-1 F8	5	2	1	1	0	1	3					
Mark McGwire, R (1,3) Manny Aybar, R (8,1)	2-3 K		1B F9		3-3 K		2-1 P3			5	1	1	0	0	2	6					
Fernando Tatis, R (1,5) OBP: 0.391, SLG: 0.642	3-2 G4-3		HR		1-3 K				2-3 K1-3	5	2	2	8	0	2	1					
J.D. Drew, L (1,8) OBP: 0.346, SLG: 0.511		0-0 2B	G3-1 P5		3-1 HR				4-1 BB	4	1	2	1	1	0	0					
Eli Marrero, R (1,2) OBP: 0.370, SLG: 0.545		0-1 FC1-6-5-4 FC1-6 2-2	1-1 HR		0-2 G1-3		1-1 E6 1B		2-0 P4	5	1	2	1	0	0	2					
David Howard, S (1,4) Placido Polanco, R (3,PH) OBP: 0.390, SLG: 0.400		4-2 FC1-6 1-2 BB	4-0 SH BB E BB		2-2 G5-3		1-1 L5		2-2 F7	0	0	0	0	1	0	0					
Joe McEwing, R (1,7) OBP: 0.455, SLG: 0.510		1-1 FC1-6 1-2 2-3	4-2 E SH 1B BB		0-0 G6-3		1-1 G5-3		0-2 F9	4	1	0	0	1	0	2					
Jose Jimenez, R (1,1) Alberto Castillo, R (8,2) OBP: 0.111, SLG: 0.111 OBP: 0.353, SLG: 0.316	1-2 G3		0-1 SH 1B HR E		0-3 K		0-1 F8		0-0 L6	3	1	0	0	0	1	2					
Inning Stats	R: 0 E: 0 K: 2 S: 14	H: 1 LOB: 1 BB: 0 P: 23	R: 0 E: 0 K: 0 S: 10	H: 1 LOB: 2 BB: 1 P: 16	R: 11 E: 1 K: 0 S: 29	H: 6 LOB: 2 BB: 2 P: 51	R: 0 E: 0 K: 0 S: 7	H: 0 LOB: 0 BB: 0 P: 9	R: 0 E: 0 K: 2 S: 13	H: 2 LOB: 1 BB: 0 P: 22	R: 0 E: 1 K: 0 S: 10	H: 1 LOB: 2 BB: 0 P: 13	R: 0 E: 0 K: 1 S: 8	H: 0 LOB: 1 BB: 1 P: 18	R: 0 E: 0 K: 0 S: 9	H: 0 LOB: 1 BB: 1 P: 13	1B: 5 2B: 2 3B: 0 HR: 4	SF: 0 SAC: 1 DP: 0 HBP: 1	WP: 0 PB: 0 SB: 2 CS: 0	PA: 47	
PITCHER	IP WLS BF H R ER SO BB IBB HBP BLK WP HR S P ERA WHIP	IP WLS BF H R ER SO BB IBB HBP BLK WP HR S P ERA WHIP	IP WLS BF H R ER SO BB IBB HBP BLK WP HR S P ERA WHIP	IP WLS BF H R ER SO BB IBB HBP BLK WP HR S P ERA WHIP	IP WLS BF H R ER SO BB IBB HBP BLK WP HR S P ERA WHIP	IP WLS BF H R ER SO BB IBB HBP BLK WP HR S P ERA WHIP	IP WLS BF H R ER SO BB IBB HBP BLK WP HR S P ERA WHIP	IP WLS BF H R ER SO BB IBB HBP BLK WP HR S P ERA WHIP	IP WLS BF H R ER SO BB IBB HBP BLK WP HR S P ERA WHIP	IP WLS BF H R ER SO BB IBB HBP BLK WP HR S P ERA WHIP	IP WLS BF H R ER SO BB IBB HBP BLK WP HR S P ERA WHIP	IP WLS BF H R ER SO BB IBB HBP BLK WP HR S P ERA WHIP	IP WLS BF H R ER SO BB IBB HBP BLK WP HR S P ERA WHIP	IP WLS BF H R ER SO BB IBB HBP BLK WP HR S P ERA WHIP	IP WLS BF H R ER SO BB IBB HBP BLK WP HR S P ERA WHIP	IP WLS BF H R ER SO BB IBB HBP BLK WP HR S P ERA WHIP	IP WLS BF H R ER SO BB IBB HBP BLK WP HR S P ERA WHIP	IP WLS BF H R ER SO BB IBB HBP BLK WP HR S P ERA WHIP	IP WLS BF H R ER SO BB IBB HBP BLK WP HR S P ERA WHIP	IP WLS BF H R ER SO BB IBB HBP BLK WP HR S P ERA WHIP	IP WLS BF H R ER SO BB IBB HBP BLK WP HR S P ERA WHIP

St. Louis Cardinals @ Los Angeles Dodgers
Dodger Stadium, Los Angeles, CA
 Fri Apr 23 1999, 7:10 PM PDT
 Att: 46,687 - Cloudy - 61 F

livebaseballscorecards.com

AB 40
 R 12
 H 11
 RBI 11
 BB 5
 SO 7
 LOB 20




Batter	1	2	3	4	5	6	7	8	9	AB	R	H	RBI	BB	SO	LOB	BOTTOM				
Eric Young Sr., R (1,4) Tripp Cromer, R (8,9) OBP: 0.418, SLG: 0.418	0-1 E9 SH1-3 SF7 1B		3-2 G6-3		1-1 F9		1-0 FC6-4 1-2 2-H BB 1B		0-1 G1-3	4	1	2	1	0	0	0					
Jose Vizcaino, S (1,6) OBP: 0.371, SLG: 0.344	0-1 SH1-3		1-1		1-1 G6-3		4-0 FC6-4 1-2 2-3 BB		0-0	3	0	2	0	1	0	0					
Gary Sheffield, R (1,7) Todd Hollandsworth, L (7,PH) OBP: 0.347, SLG: 0.547	1-0 SF7		1-3 K		0-0 P5		0-0 FC6-4		0-3 K	2	0	0	1	0	1	1					
Raul Mondesi, R (1,9) Jeff Kubenka, R (8,1) Paul Lo Duca, R (9,PH) OBP: 0.388, SLG: 0.547	0-1 G6-3		2-3 K		1-0 F7		0-1 P4		0-0 F8	4	0	0	0	0	1	3					
Eric Karros, R (1,3) Dave Hansen, L (8,3) OBP: 0.419, SLG: 0.524 OBP: 0.818, SLG: 1.778		0-2 G1-3		2-2 22 1B 1B		1-1 P2		1-2 G4-3 G6-3 2B		3	0	1	0	0	0	0					
22 Devon White, S (1,8) Jacob Brumfield, R (7,8) OBP: 0.356, SLG: 0.462 OBP: 0.167, SLG: 0.167		3-2 1B SF8 1B		0-0 1B		2-3 K		1-1 G4-3		3	1	2	0	0	1	0					
Adrian Beltré, R (1,5) OBP: 0.452, SLG: 0.561		1-0 SF8 1B		3-3 K		1-2 1B 1B		1-1 G5-3		4	1	2	1	0	1	2					
Todd Hundley, S (1,2) OBP: 0.241, SLG: 0.340		2-2 SF8		0-0 L9		1-0 P3		3-3 K		3	0	0	1	0	1	3					
Chan Ho Park, R (1,1) Carlos Perez, L (3,1) Mark Grudzielanek, R (7,PH) OBP: 0.143, SLG: 0.143 OBP: 0.293, SLG: 0.302		0-3 K		2-3 K		2-1 BB 1B FC6-4 1B		2-0 1B G1-3 HBP		1	0	0	0	0	1	1					
Inning Stats	R: 1 E: 1 K: 0 S: 7	H: 1 LOB: 0 BB: 0 P: 8	R: 1 E: 0 K: 1 S: 17	H: 2 LOB: 1 BB: 0 P: 23	R: 0 E: 0 K: 2 S: 12	H: 1 LOB: 1 BB: 0 P: 19	R: 0 E: 0 K: 2 S: 11	H: 2 LOB: 2 BB: 0 P: 18	R: 0 E: 0 K: 1 S: 7	H: 0 LOB: 0 BB: 0 P: 11	R: 2 E: 0 K: 0 S: 10	H: 3 LOB: 2 BB: 1 P: 19	R: 1 E: 0 K: 1 S: 13	H: 1 LOB: 2 BB: 0 P: 19	R: 0 E: 0 K: 1 S: 8	H: 1 LOB: 2 BB: 0 P: 10	1B: 10 2B: 1 3B: 0 HR: 0	SF: 2 SAC: 1 DP: 0 HBP: 1	WP: 0 PB: 0 SB: 0 CS: 0	PA: 40	
PITCHER	IP WLS BF H R ER SO BB IBB HBP BLK WP HR S P ERA WHIP	IP WLS BF H R ER SO BB IBB HBP BLK WP HR S P ERA WHIP	IP WLS BF H R ER SO BB IBB HBP BLK WP HR S P ERA WHIP	IP WLS BF H R ER SO BB IBB HBP BLK WP HR S P ERA WHIP	IP WLS BF H R ER SO BB IBB HBP BLK WP HR S P ERA WHIP	IP WLS BF H R ER SO BB IBB HBP BLK WP HR S P ERA WHIP	IP WLS BF H R ER SO BB IBB HBP BLK WP HR S P ERA WHIP	IP WLS BF H R ER SO BB IBB HBP BLK WP HR S P ERA WHIP	IP WLS BF H R ER SO BB IBB HBP BLK WP HR S P ERA WHIP	IP WLS BF H R ER SO BB IBB HBP BLK WP HR S P ERA WHIP	IP WLS BF H R ER SO BB IBB HBP BLK WP HR S P ERA WHIP	IP WLS BF H R ER SO BB IBB HBP BLK WP HR S P ERA WHIP	IP WLS BF H R ER SO BB IBB HBP BLK WP HR S P ERA WHIP	IP WLS BF H R ER SO BB IBB HBP BLK WP HR S P ERA WHIP	IP WLS BF H R ER SO BB IBB HBP BLK WP HR S P ERA WHIP	IP WLS BF H R ER SO BB IBB HBP BLK WP HR S P ERA WHIP	IP WLS BF H R ER SO BB IBB HBP BLK WP HR S P ERA WHIP	IP WLS BF H R ER SO BB IBB HBP BLK WP HR S P ERA WHIP	IP WLS BF H R ER SO BB IBB HBP BLK WP HR S P ERA WHIP	IP WLS BF H R ER SO BB IBB HBP BLK WP HR S P ERA WHIP	IP WLS BF H R ER SO BB IBB HBP BLK WP HR S P ERA WHIP

St. Louis Cardinals @ Los Angeles Dodgers
Dodger Stadium, Los Angeles, CA
 Fri Apr 23 1999, 7:10 PM PDT
 Att: 46,687 - Cloudy - 61 F

livebaseballscorecards.com

AB 35
 R 5
 H 11
 RBI 5
 BB 1
 SO 8
 LOB 20



Batter	1	2	3	4	5	6	7	8	9	AB	R	H	RBI	BB	SO	LOB	TOP		
Darren Bragg, L (1, 7) OBP: 0.364, SLG: 0.447	G1-3		F9			K		G3-1		4	0	0	0	0	1	2	St. Louis Cardinals @ Los Angeles Dodgers Dodger Stadium, Los Angeles, CA Sat Apr 24 1999, 7:10 PM PDT Att: 53,964 - Cloudy - 63 F		
Edgar Renteria, R (1, 6) OBP: 0.351, SLG: 0.340	F8			F8		K		G4-3		4	0	0	0	0	1	1			
Mark McGwire, R (1, 3) OBP: 0.403, SLG: 0.549	K			K		F8			BB	3	0	0	0	1	2	1			
Fernando Tatis, R (1, 5) OBP: 0.397, SLG: 0.679		K		FC6-4 BB			HR	F7		3	1	1	1	1	1	1			
Eric Davis, R (1, 9) OBP: 0.294, SLG: 0.283	G4-3			FC6-4 1-2				G6-3		4	0	1	0	0	0	1			
J.D. Drew, L (1, 8) OBP: 0.339, SLG: 0.490					B5			1B		4	0	1	0	0	1	1			
Eli Marrero, R (1, 2) OBP: 0.340, SLG: 0.500			G1-3			K		1B		4	0	0	0	0	3	2			
Joe McEwing, R (1, 4) OBP: 0.456, SLG: 0.528						K		F9		4	0	2	0	0	1	1			
Donovan Osborne, S (1, 1) OBP: 1.000, SLG: 2.000			L9							1	0	0	0	0	0	1			
Ray Lankford, L (6, PH) OBP: 0.343, SLG: 0.455										1	0	1	0	0	0	0			
Shawon Dunston, R (7, PH) OBP: 0.343, SLG: 0.455										0	0	0	0	0	0	0			
Mike Mohler, R (7, 1)										0	0	0	0	0	0	0			
Inning Stats	R: 0 E: 0 K: 1 S: 9	H: 0 LOB: 0 BB: 0 P: 13	R: 0 E: 0 K: 2 S: 9	H: 0 LOB: 0 BB: 0 P: 14	R: 0 E: 0 K: 0 S: 7	H: 1 LOB: 1 BB: 0 P: 8	R: 0 E: 0 K: 1 S: 11	H: 0 LOB: 1 BB: 1 P: 18	R: 0 E: 0 K: 2 S: 10	H: 1 LOB: 1 BB: 0 P: 14	R: 1 E: 0 K: 1 S: 14	H: 3 LOB: 2 BB: 0 P: 22	R: 0 E: 0 K: 0 S: 7	H: 0 LOB: 1 BB: 1 P: 13	R: 0 E: 0 K: 1 S: 10	H: 1 LOB: 1 BB: 0 P: 14	1B: 3 2B: 2 3B: 0 HR: 1	SF: 0 SAC: 0 DP: 0 HBP: 0	WP: 0 PA: 35 PB: 0 SB: 1 CS: 1
PITCHER Ismael Valdez, R (1, 1) ERA: 3.14	IP: 9.0 WLS: W BF: 35 H: 6 R: 1 ER: 1 SO: 10 BB: 2 IBB: 0 HBP: 0 BLK: 0 WP: 0 HR: 1 S: 84 P: 124 ERA: 1.00 WHIP: 0.889																		

Batter	1	2	3	4	5	6	7	8	9	AB	R	H	RBI	BB	SO	LOB	BOTTOM		
Eric Young Sr., R (1, 4) OBP: 0.434, SLG: 0.479	HR		G6-3 1B		L8-3 1B		G6-3			4	2	3	1	0	0	2	St. Louis Cardinals @ Los Angeles Dodgers Dodger Stadium, Los Angeles, CA Sat Apr 24 1999, 7:10 PM PDT Att: 53,964 - Cloudy - 63 F		
Mark Cudzielnick, R (1, 6) OBP: 0.290, SLG: 0.296	L9		G6-3		L8-3			BB		3	0	0	0	1	0	2			
Gary Sheffield, R (1, 7) OBP: 0.367, SLG: 0.545	HR BB		2H 1B			22 S 22 S 1B BB		L6		2	2	1	1	2	0	2			
Raul Mondesi, R (1, 9) OBP: 0.381, SLG: 0.529	G1-3		G1-3			22 S 22 S 1B		P4		4	1	1	0	0	0	2			
Eric Karros, R (1, 3) OBP: 0.410, SLG: 0.552	HR		L7			F8		G3		4	1	1	2	0	0	3			
22 Devon White, S (1, 8) OBP: 0.351, SLG: 0.449	F9				G1-3			G5-3		4	0	1	2	0	0	0			
Adrián Beltré, R (1, 5) OBP: 0.434, SLG: 0.533		G3		F9		G6-4-3				3	0	0	0	0	0	1			
Paul Lo Duca, R (1, 2) OBP: 0.269, SLG: 0.050		K		G6-3				G6-3 BB		3	0	1	0	0	1	0			
Ismael Valdez, R (1, 1)					G6-3			G6-3 BB		2	0	0	0	1	1	0			
Inning Stats	R: 3 E: 0 K: 0 S: 11	H: 2 LOB: 0 BB: 1 P: 22	R: 0 E: 0 K: 2 S: 11	H: 0 LOB: 0 BB: 0 P: 16	R: 1 E: 0 K: 0 S: 9	H: 2 LOB: 1 BB: 0 P: 14	R: 0 E: 0 K: 0 S: 5	H: 0 LOB: 0 BB: 0 P: 8	R: 0 E: 0 K: 0 S: 10	H: 2 LOB: 0 BB: 1 P: 19	R: 0 E: 0 K: 0 S: 10	H: 1 LOB: 2 BB: 2 P: 24	R: 0 E: 0 K: 0 S: 6	H: 0 LOB: 0 BB: 0 P: 12	R: 0 E: 0 K: 0 S: 6	H: 0 LOB: 0 BB: 0 P: 12		1B: 6 2B: 1 3B: 0 HR: 2	SF: 0 SAC: 0 DP: 3 HBP: 0
PITCHER Donovan Osborne, L (1, 1) ERA: 5.12	IP: 5.0 WLS: L BF: 20 H: 5 R: 4 ER: 4 SO: 2 BB: 1 IBB: 0 HBP: 0 BLK: 0 WP: 0 HR: 2 S: 41 P: 69 ERA: 7.20 WHIP: 1.200																		
Mike Busby, R (6, 1) ERA: 8.59	IP: 1.0 WLS: L BF: 5 H: 2 R: 2 ER: 2 SO: 0 BB: 1 IBB: 0 HBP: 0 BLK: 0 WP: 0 HR: 0 S: 10 P: 19 ERA: 18.00 WHIP: 3.000																		
Mike Mohler, L (7, 1) ERA: 6.35	IP: 2.0 WLS: L BF: 8 H: 1 R: 0 ER: 0 SO: 0 BB: 0 IBB: 0 HBP: 0 BLK: 0 WP: 0 HR: 0 S: 16 P: 36 ERA: 0.00 WHIP: 1.500																		

Batter	1	2	3	4	5	6	7	8	9	AB	R	H	RBI	BB	SO	LOB	TOP										
Darren Bragg, L OBP: 0.327, SLG: 0.395 (1, 7) (3, 8)	G6-3	L6		K		F7			F9	5	0	0	0	0	1	2											
Shawon Dunston, R OBP: 0.350, SLG: 0.447 (1, 6) (3, 3)	E5 1B		L7	F9		F9			L4	5	1	2	1	0	0	0											
Mark McGwire, R OBP: 0.406, SLG: 0.538 Willie McGee, S OBP: 0.429, SLG: 0.304 (1, 3) (3, 7)	K		G5-3 1B	WP 1B		K			E S BB	1	1	0	0	1	1	1											
Fernando Tatis, R OBP: 0.411, SLG: 0.661 (1, 5)	HR 1B		G5-3	2-4 BB		F9			BB	3	1	1	1	2	0	1											
Eric Davis, R OBP: 0.304, SLG: 0.353 (1, 9)	HR		E 1B	2-4	G4-3		K		F8	5	2	2	3	0	1	2											
J.D. Drew, L OBP: 0.328, SLG: 0.471 Edgar Renteria, R OBP: 0.339, SLG: 0.327 (1, 8) (3, 6)	F8		E1 2B		G4-3		G6-3			2	0	0	0	0	0	0											
Eli Marrero, R OBP: 0.333, SLG: 0.500 (1, 2)		G6-3		P2				G6-3		4	0	1	0	0	0	0											
Joe McEwing, R OBP: 0.476, SLG: 0.554 (1, 4)		SH1-3 1B		1B		1B 2B		K		3	1	2	0	1	1	0											
Kent Bottenfield, R OBP: 0.100, SLG: 0.100 Ricky Bottalico, L (6, 1) Ray Lankford, L OBP: 0.500, SLG: 1.000 Scott Radinsky, L (8, 1) Juan Acevedo, R (8, 1)	SH1-3	G1-3				K		G6-3		2	0	0	0	0	1	4											
Inning Stats	R: 3 E: 1 K: 1 S: 16	H: 3 LOB: 0 BB: 0 P: 25	R: 0 E: 0 K: 0 S: 9	H: 1 LOB: 1 BB: 0 P: 15	R: 2 E: 1 K: 0 S: 12	H: 2 LOB: 3 BB: 2 P: 24	R: 0 E: 0 K: 1 S: 11	H: 1 LOB: 2 BB: 1 P: 19	R: 0 E: 0 K: 0 S: 6	H: 0 LOB: 0 BB: 0 P: 10	R: 1 E: 0 K: 2 S: 11	H: 2 LOB: 1 BB: 0 P: 18	R: 0 E: 0 K: 1 S: 9	H: 0 LOB: 0 BB: 0 P: 12	R: 0 E: 0 K: 1 S: 12	H: 0 LOB: 2 BB: 2 P: 18	R: 0 E: 0 K: 1 S: 10	H: 0 LOB: 2 BB: 2 P: 20	1B: 6 2B: 2 3B: 0 HR: 1	SF: 0 SAC: 1 DP: 0 HBP: 0	WP: 1 PB: 0 CS: 2 SB: 0	PA: 41					
PITCHER	IP	WLS	BF	H	R	ER	SO	BB	IBB	HBP	BLK	WP	HR	S	P	ERA	WHIP										
37 Darren Dreifort, R ERA: 4.64	4.0	L	23	7	5	4	2	2	1	0	0	1	1	48	83	9.00	2.250										
Jamie Arnold, L ERA:	1.0		3	0	0	0	0	0	0	0	0	0	0	6	10	0.00	0.000										
Onan Masaoka, L ERA: 3.12	3.0		11	2	1	1	4	0	0	0	0	0	0	32	48	3.00	0.667										
Pedro Borbon, L ERA: 1.86	0.2		3	0	0	0	0	1	0	0	0	0	0	6	12	0.00	1.500										
Alan Mills, R ERA: 1.35	0.1		2	0	0	0	0	1	0	0	0	0	0	4	8	0.00	3.000										

St. Louis Cardinals @ Los Angeles Dodgers
Dodger Stadium, Los Angeles, CA
Sun Apr 25 1999, 1:10 PM PDT
Att: 53,857 - Unknown - 76 F

AB	35
R	6
H	9
RBI	5
BB	5
SO	6
LOB	11



Batter	1	2	3	4	5	6	7	8	9	AB	R	H	RBI	BB	SO	LOB	BOTTOM										
Eric Young Sr., R OBP: 0.425, SLG: 0.459 (1, 4)	K			L7		G5-4-3 BB		G4-3		3	0	0	1	1	1	0											
Mark Chuziatsanek, R OBP: 0.318, SLG: 0.307 (1, 6)	G4-3 1B			HR		G5-4-3		FC5 BB 1B		4	1	3	1	0	0	1											
Gary Sheffield, R OBP: 0.361, SLG: 0.522 (1, 7)	G4-3			G6-3		K		BB		3	0	0	0	1	1	1											
Raul Mondesi, R OBP: 0.375, SLG: 0.556 (1, 9)		F9		L4			HR	FC5		4	1	1	1	0	0	2											
Eric Karros, R OBP: 0.402, SLG: 0.549 (1, 3)		L8			2B 1B		P4		K	4	1	1	0	0	1	0											
22 Devon White, S OBP: 0.346, SLG: 0.438 (1, 8)		G4-3			FC5-4 1B		K		G6-3	4	0	1	0	0	1	0											
Adrián Beltré, R OBP: 0.425, SLG: 0.516 (1, 5)				F9		FC5-4 1B		L8		4	0	1	1	0	1	0											
Todd Hundley, S OBP: 0.228, SLG: 0.320 (1, 2)				K		FC5-4 G6-4-3		F9		3	0	0	0	0	1	2											
37 Darren Dreifort, R ERA: 1.84 Jamie Arnold, R ERA: 0.93 Dave Hansen, L OBP: 0.705, SLG: 1.000 Onan Masaoka, R OBP: 0.335 Jacob Brumfield, R OBP: 0.231, SLG: 0.335 Pedro Borbon, R OBP: 0.335 Alan Mills, R ERA: 2.79 (1, 1) (5, 1) (5, PH) (8, 1) (8, PH) (9, 1) (9, 1)	F9			F9		G6-4-3		G4-3 3B		1	0	0	0	0	0	0											
Inning Stats	R: 0 E: 0 K: 1 S: 7	H: 1 LOB: 0 BB: 0 P: 13	R: 0 E: 0 K: 0 S: 8	H: 0 LOB: 0 BB: 0 P: 14	R: 0 E: 0 K: 1 S: 6	H: 0 LOB: 0 BB: 0 P: 7	R: 1 E: 0 K: 0 S: 9	H: 1 LOB: 0 BB: 0 P: 16	R: 1 E: 0 K: 0 S: 11	H: 3 LOB: 1 BB: 0 P: 18	R: 0 E: 0 K: 1 S: 8	H: 0 LOB: 0 BB: 1 P: 17	R: 1 E: 0 K: 1 S: 11	H: 1 LOB: 0 BB: 0 P: 18	R: 1 E: 0 K: 0 S: 11	H: 2 LOB: 2 BB: 1 P: 21	R: 0 E: 0 K: 2 S: 9	H: 0 LOB: 0 BB: 0 P: 15	1B: 4 2B: 1 3B: 1 HR: 2	SF: 0 SAC: 0 DP: 2 HBP: 0	WP: 0 PB: 0 CS: 0	PA: 34					
PITCHER	IP	WLS	BF	H	R	ER	SO	BB	IBB	HBP	BLK	WP	HR	S	P	ERA	WHIP										
Kent Bottenfield, R ERA: 1.84	5.0	W	19	5	2	2	2	1	0	0	0	0	1	43	74	3.60	1.200										
Ricky Bottalico, R ERA: 0.93	2.0		6	1	1	1	2	0	0	0	0	0	1	17	29	4.50	0.500										
Scott Radinsky, L ERA: 6.76	0.1	H	2	1	1	1	0	0	0	0	0	0	0	4	5	27.00	3.000										
Juan Acevedo, R ERA: 2.79	1.2	S	7	1	0	0	2	1	0	0	0	0	0	16	31	0.00	1.200										

St. Louis Cardinals @ Los Angeles Dodgers
Dodger Stadium, Los Angeles, CA
Sun Apr 25 1999, 1:10 PM PDT
Att: 53,857 - Unknown - 76 F

AB	32
R	4
H	8
RBI	4
BB	2
SO	6
LOB	8



Batter	1	2	3	4	5	6	7	8	9	AB	R	H	RBI	BB	SO	LOB	TOP		
Darryl Hamilton, L (1, 8) OBP: 0.380, SLG: 0.460	P5			SF7 1B		G6-3		G4-3		4	1	1	0	0	0	2	Colorado Rockies @ St. Louis Cardinals Busch Stadium, St. Louis, MO Tue Apr 27 1999, 7:10 PM CDT Att: 32,389 - Cloudy - 66 F		
3 Mike Lansing, R (1, 4) OBP: 0.348, SLG: 0.458	G6-3 1B			SF7 1B 2B		G6-3			0-0 2B	4	2	3	0	0	0				
Larry Walker, L (1, 9) OBP: 0.250, SLG: 0.294	G6-3			SF7 2-3 3-H 1-2			F8		1-0 2B	3	1	1	2	0	0				
Dante Bichette, R (1, 7) OBP: 0.361, SLG: 0.485		F9		G5-4-3 1B			G6-3 1B		1-1 G5-3	4	0	2	1	0	0				
Vinny Castilla, R (1, 5) OBP: 0.391, SLG: 0.532	L9			G5-4-3 1-2			G6-3 1-2		1-2 P2	4	0	0	0	0	0				
17 Todd Helton, L (1, 3) OBP: 0.323, SLG: 0.517	P6					G4-3			0-0 3B	4	1	1	1	0	0				
Neifi Perez, S (1, 6) OBP: 0.310, SLG: 0.358			P3			F9			1-1 G1-6-3 1B	4	0	2	1	0	0				
Kirt Manwaring, R (1, 2) OBP: 0.387, SLG: 0.280 Jeff Reed, L (9, PH) OBP: 0.452, SLG: 0.409				G4-6-3 HBP		G1-3			0-0 G1-6-3 1-2	2	0	0	0	0	0				
John Thomson, R (1, 1) Angel Echevarria, R (3, PH) Curt Leskanic, R (3, 1) Pat Walkers, R (6, PH) Bobby Jones, R (6, 1) 7 Kurt Abbott, R (6, PH) Dave Veres, R (8, 1)				G4-6-3 1-2			F8		4-2 BB	0	0	0	0	0	0				
Inning Stats	R: 0 E: 0 K: 0 S: 10	H: 1 LOB: 0 BB: 0 P: 15	R: 0 E: 0 K: 0 S: 4	H: 0 LOB: 0 BB: 0 P: 5	R: 0 E: 0 K: 0 S: 6	H: 0 LOB: 0 BB: 0 P: 12	R: 2 E: 0 K: 0 S: 12	H: 3 LOB: 0 BB: 0 P: 16	R: 0 E: 0 K: 0 S: 9	H: 0 LOB: 0 BB: 0 P: 14	R: 0 E: 0 K: 0 S: 6	H: 1 LOB: 0 BB: 0 P: 7	R: 0 E: 0 K: 0 S: 8	H: 1 LOB: 2 BB: 1 P: 13	R: 3 E: 0 K: 0 S: 13	H: 4 LOB: 1 BB: 0 P: 18		1B: 6 2B: 3 3B: 1 HR: 0	SF: 1 SAC: 0 DP: 4 HBP: 1
PITCHER	IP WLS BF H R ER SO BB IBB HBP BLK WP HR S P ERA WHIP	IP WLS BF H R ER SO BB IBB HBP BLK WP HR S P ERA WHIP	IP WLS BF H R ER SO BB IBB HBP BLK WP HR S P ERA WHIP	IP WLS BF H R ER SO BB IBB HBP BLK WP HR S P ERA WHIP	IP WLS BF H R ER SO BB IBB HBP BLK WP HR S P ERA WHIP	IP WLS BF H R ER SO BB IBB HBP BLK WP HR S P ERA WHIP	IP WLS BF H R ER SO BB IBB HBP BLK WP HR S P ERA WHIP	IP WLS BF H R ER SO BB IBB HBP BLK WP HR S P ERA WHIP	IP WLS BF H R ER SO BB IBB HBP BLK WP HR S P ERA WHIP	IP WLS BF H R ER SO BB IBB HBP BLK WP HR S P ERA WHIP	IP WLS BF H R ER SO BB IBB HBP BLK WP HR S P ERA WHIP	IP WLS BF H R ER SO BB IBB HBP BLK WP HR S P ERA WHIP	IP WLS BF H R ER SO BB IBB HBP BLK WP HR S P ERA WHIP	IP WLS BF H R ER SO BB IBB HBP BLK WP HR S P ERA WHIP	IP WLS BF H R ER SO BB IBB HBP BLK WP HR S P ERA WHIP				
Darren Oliver, L (1, 1) ERA: 3.25	8.0	W	30	8	4	4	0	1	0	1	0	0	0	0	0	0	4.50	1.125	
Ricky Bottalico, R (9, 1) ERA: 1.74	0.2		4	2	1	1	0	0	0	0	0	0	0	0	0	0	13.50	3.000	
Scott Radinsky, L (9, 1) ERA: 6.35	0.1	S	1	0	0	0	0	0	0	0	0	0	0	0	0	0	0.00	0.000	

AB	32
R	5
H	10
RBI	5
BB	1
SO	0
LOB	10



Batter	1	2	3	4	5	6	7	8	9	AB	R	H	RBI	BB	SO	LOB	BOTTOM		
Darren Bragg, L (1, 8) OBP: 0.315, SLG: 0.362	F8 L8			K				F8		4	1	0	0	1	1	4	Colorado Rockies @ St. Louis Cardinals Busch Stadium, St. Louis, MO Tue Apr 27 1999, 7:10 PM CDT Att: 32,389 - Cloudy - 66 F		
Edgar Renteria, R (1, 6) OBP: 0.345, SLG: 0.357	2B 1B	F8		G6-3			1B 2B			4	2	2	1	0	0				
Mark McGwire, R (1, 3) OBP: 0.411, SLG: 0.554	1B BB 2B	G1-3		G5-3			FC6-4 1B			4	1	2	2	0	0				
Ray Lankford, L (1, 7) OBP: 0.600, SLG: 1.400 Willie McGee, S (6, 7) OBP: 0.414, SLG: 0.292	BB 1B 1B					K	FC6-4 1-2			3	2	2	1	0	1				
Eric Davis, R (1, 9) OBP: 0.300, SLG: 0.333	BB 1B BB	G4-3				G6-3	F9			3	1	0	0	1	0				
Fernando Tatis, R (1, 5) OBP: 0.403, SLG: 0.629	1B BB		G1-3			P9	F8			3	0	0	1	1	0				
Eli Marrero, R (1, 2) OBP: 0.328, SLG: 0.473	K			G6-3 BB		K		G5-3		3	0	0	0	1	2				
Joe McEwing, R (1, 4) OBP: 0.463, SLG: 0.533	BB 1B	G6-3				L9		G4-3		4	0	1	2	0	0				
Darren Oliver, R (1, 1) OBP: 0.364, SLG: 0.400 Ricky Bottalico, L (9, 1) Scott Radinsky, L (9, 1)	BB 1B			K		G6-3				3	0	1	0	1	1				
Inning Stats	R: 4 E: 0 K: 1 S: 20	H: 4 LOB: 3 BB: 3 P: 43	R: 1 E: 0 K: 0 S: 12	H: 1 LOB: 0 BB: 0 P: 16	R: 0 E: 0 K: 1 S: 10	H: 0 LOB: 1 BB: 1 P: 18	R: 0 E: 0 K: 1 S: 6	H: 0 LOB: 0 BB: 0 P: 9	R: 0 E: 0 K: 1 S: 8	H: 0 LOB: 0 BB: 0 P: 8	R: 2 E: 0 K: 0 S: 9	H: 2 LOB: 1 BB: 1 P: 15	R: 0 E: 0 K: 0 S: 8	H: 1 LOB: 1 BB: 0 P: 14	R: 0 E: 0 K: 0 S: 8	H: 1 LOB: 0 BB: 0 P: 14		1B: 5 2B: 2 3B: 0 HR: 1	SF: 0 SAC: 0 DP: 0 HBP: 0
PITCHER	IP WLS BF H R ER SO BB IBB HBP BLK WP HR S P ERA WHIP	IP WLS BF H R ER SO BB IBB HBP BLK WP HR S P ERA WHIP	IP WLS BF H R ER SO BB IBB HBP BLK WP HR S P ERA WHIP	IP WLS BF H R ER SO BB IBB HBP BLK WP HR S P ERA WHIP	IP WLS BF H R ER SO BB IBB HBP BLK WP HR S P ERA WHIP	IP WLS BF H R ER SO BB IBB HBP BLK WP HR S P ERA WHIP	IP WLS BF H R ER SO BB IBB HBP BLK WP HR S P ERA WHIP	IP WLS BF H R ER SO BB IBB HBP BLK WP HR S P ERA WHIP	IP WLS BF H R ER SO BB IBB HBP BLK WP HR S P ERA WHIP	IP WLS BF H R ER SO BB IBB HBP BLK WP HR S P ERA WHIP	IP WLS BF H R ER SO BB IBB HBP BLK WP HR S P ERA WHIP	IP WLS BF H R ER SO BB IBB HBP BLK WP HR S P ERA WHIP	IP WLS BF H R ER SO BB IBB HBP BLK WP HR S P ERA WHIP	IP WLS BF H R ER SO BB IBB HBP BLK WP HR S P ERA WHIP	IP WLS BF H R ER SO BB IBB HBP BLK WP HR S P ERA WHIP				
John Thomson, R (1, 1) ERA: 12.27	2.0	L	14	5	5	5	0	3	0	0	0	0	0	0	0	0	22.50	4.000	
Curt Leskanic, R (3, 1) ERA: 2.89	3.0		10	0	0	0	3	1	0	0	0	0	0	0	0	0	0.00	0.333	
Bobby Jones, L (6, 1) ERA: 10.8	2.0		9	2	2	2	1	1	0	0	0	0	0	0	0	0	9.00	1.500	
Dave Veres, R (8, 1) ERA: 4.5	1.0		4	1	0	0	0	0	0	0	0	0	0	0	0	0	0.00	1.000	


AB	32
R	7
H	8
RBI	7
BB	5
SO	5
LOB	12



Batter	1	2	3	4	5	6	7	8	9	AB	R	H	RBI	BB	SO	LOB	TOP		
Darryl Hamilton, L (1.8) OBP: 0.382, SLG: 0.448	2-2 HR 3 1B	4-1 HR 3 1B BB		1-0 F8			1-0 G3	0-2 FC4-6 1-2		4	2	1	0	1	0	2			
3 Mike Lansing, R (1.4) OBP: 0.388, SLG: 0.469	1-0 HR 1B	0-0 HR 1B			1-1 G1-3		2-1 HR 1B		3-2 G5-3	5	3	3	1	0	0	0			
Larry Walker, L (1.9) OBP: 0.317, SLG: 0.590	1-2 HR 1B	0-0 HR 1B			0-0 CS 1B		1-2 HR 1B		0-0 G4-3	5	3	4	8	0	0	0			
Dante Bichette, R (1.7) OBP: 0.364, SLG: 0.479 Dave Veres, R (9.1)	0-2 G5-3	2-2 P3			3-2 BB 1B		3-2 G6-3		0-1 1B	5	0	2	0	0	0	0			
Vinny Castilla, R (1.5) OBP: 0.378, SLG: 0.500	2-1 G4-3		1-2 G5-3		4-1 SAFE 1B SAFE BB 1B		3-1 G5-3		2-3 K	4	0	0	0	1	1	1			
17 Todd Helton, L (1.3) OBP: 0.319, SLG: 0.492	0-0 G4-3		2-1 P6		1-3 K				4-1 P8 BB	3	0	0	0	1	1	2			
Neifi Perez, S (1.6) OBP: 0.293, SLG: 0.338		1-0 G3	0-1 G5-3			3-2 P4		0-1 P8 1-2		4	0	0	0	0	0	1			
Jeff Reed, L (1.2) OBP: 0.457, SLG: 0.400		2-2 SH5-3 3 1B 1B		1-3 K		0-1 F8		4-2 BB BB		3	1	1	0	1	1	0			
Brian Bohanon, L (1.1) OBP: 0.182, SLG: 0.100 Jerry Dipoto, R (6.1) Pat Watkins, R (9.7) OBP: 0.150, SLG: 0.056		0-0 SH5-3		1-1 G4-3		1-3 K		4-2 FC4-6 BB		2	0	0	0	0	1	0			
Inning Stats	R: 3 E: 0 K: 0 S: 14	H: 3 LOB: 0 BB: 0 P: 20	R: 4 E: 0 K: 0 S: 13	H: 3 LOB: 0 BB: 1 P: 22	R: 0 E: 0 K: 0 S: 7	H: 0 LOB: 0 BB: 0 P: 10	R: 0 E: 0 K: 1 S: 7	H: 0 LOB: 2 BB: 1 P: 19	R: 0 E: 0 K: 1 S: 8	H: 0 LOB: 0 BB: 0 P: 12	R: 2 E: 0 K: 0 S: 14	H: 2 LOB: 0 BB: 0 P: 24	R: 0 E: 0 K: 0 S: 11	H: 0 LOB: 2 BB: 3 P: 23	R: 0 E: 0 K: 1 S: 11	H: 1 LOB: 1 BB: 0 P: 16	1B: 8 2B: 0 3B: 0 HR: 3	SF: 0 SAC: 1 DP: 0 HBP: 0	WP: 0 PA: 41 PB: 0 SB: 0 CS: 1
PITCHER	IP WLS BF H R ER SO BB IBB HBP BLK WP HR S P ERA WHIP	IP WLS BF H R ER SO BB IBB HBP BLK WP HR S P ERA WHIP	IP WLS BF H R ER SO BB IBB HBP BLK WP HR S P ERA WHIP	IP WLS BF H R ER SO BB IBB HBP BLK WP HR S P ERA WHIP	IP WLS BF H R ER SO BB IBB HBP BLK WP HR S P ERA WHIP	IP WLS BF H R ER SO BB IBB HBP BLK WP HR S P ERA WHIP	IP WLS BF H R ER SO BB IBB HBP BLK WP HR S P ERA WHIP	IP WLS BF H R ER SO BB IBB HBP BLK WP HR S P ERA WHIP	IP WLS BF H R ER SO BB IBB HBP BLK WP HR S P ERA WHIP	IP WLS BF H R ER SO BB IBB HBP BLK WP HR S P ERA WHIP	IP WLS BF H R ER SO BB IBB HBP BLK WP HR S P ERA WHIP	IP WLS BF H R ER SO BB IBB HBP BLK WP HR S P ERA WHIP	IP WLS BF H R ER SO BB IBB HBP BLK WP HR S P ERA WHIP	IP WLS BF H R ER SO BB IBB HBP BLK WP HR S P ERA WHIP	IP WLS BF H R ER SO BB IBB HBP BLK WP HR S P ERA WHIP	IP WLS BF H R ER SO BB IBB HBP BLK WP HR S P ERA WHIP	IP WLS BF H R ER SO BB IBB HBP BLK WP HR S P ERA WHIP	IP WLS BF H R ER SO BB IBB HBP BLK WP HR S P ERA WHIP	

Colorado Rockies @ St. Louis Cardinals
 Busch Stadium, St. Louis, MO
 Wed Apr 28 1999, 7:10 PM CDT
 Att: 34,545 - Cloudy - 60 F


AB 35
 R 9
 H 11
 RBI 9
 BB 5
 SO 4
 LOB 6



Batter	1	2	3	4	5	6	7	8	9	AB	R	H	RBI	BB	SO	LOB	BOTTOM		
Darren Bragg, L (1.8) OBP: 0.338, SLG: 0.373	4-2 HBP 1B BB	0-0 1B		2-2 FC6-4 1B		3-3 K		1-1 F9		4	1	2	0	1	1	1			
Edgar Renteria, R (1.6) OBP: 0.355, SLG: 0.345	4-0 HBP 1B BB	2-3 SF8 1B		1-2 FC6-4 1-2		4-0 1B BB			2-2 F9	2	1	0	1	2	0	1			
Mark McGwire, R (1.3) OBP: 0.423, SLG: 0.567	1-1 F9 1B HBP	1-0 F8		0-0 F8		3-1 1B 2B		1-3 2H 1B	2-2 1B 2B	4	2	2	1	0	0	2			
Eric Davis, R (1.9) OBP: 0.338, SLG: 0.373	1-2 1B 1B		1-1 E 1B 1B		3-2 S 1B		3-2 F7		2-1 1B	5	1	4	2	0	0	2			
Fernando Tatis, R (1.5) OBP: 0.390, SLG: 0.597	2-0 F9		1-1 P9		2-3 K		0-1 P5		2-0 CS 1B	5	0	1	1	0	1	4			
Shawon Dunston, R (1.7) OBP: 0.341, SLG: 0.429 Mike Busby, R (8.1) Eli Marrero, R (9.7) OBP: 0.322, SLG: 0.464	1-0 G4-6-3 1B		0-0 F7		0-1 F9		1-3 K		3-3 K	4	0	1	1	0	1	2			
Alberto Castillo, R (1.2) OBP: 0.320, SLG: 0.304	2-1 G4-6-3 1-2		0-1 E7 1B		1-1 L4		2-2 F9		1-2 CS	4	0	1	0	0	0	3			
Joe McEwing, R (1.4) OBP: 0.465, SLG: 0.531		0-0 1B SH3-4 SF8 1B		1-0 1B		2-3 K		2-2 L9		4	1	2	1	0	1	0			
Jose Jimenez, R (1.1) OBP: 0.111, SLG: 0.111 Darren Bragg, L (2.7) Mike Moyer, R (3.1) Lance Painter, L (5.1) Ray Lankford, L (5.7) Scott Radinsky, L (7.1) Willie McGee, S (8.7) OBP: 0.050, SLG: 0.280		1-2 SH3-4		0-1 G6-3		0-0 1B 2B		1-1 G4-3		0	0	0	0	0	0	0			
Inning Stats	R: 3 E: 0 K: 0 S: 11	H: 2 LOB: 1 BB: 2 P: 26	R: 1 E: 0 K: 0 S: 10	H: 2 LOB: 1 BB: 0 P: 15	R: 1 E: 1 K: 0 S: 8	H: 3 LOB: 2 BB: 0 P: 11	R: 0 E: 0 K: 0 S: 9	H: 1 LOB: 1 BB: 0 P: 12	R: 0 E: 0 K: 2 S: 14	H: 2 LOB: 2 BB: 1 P: 29	R: 0 E: 0 K: 1 S: 9	H: 0 LOB: 0 BB: 0 P: 12	R: 0 E: 0 K: 0 S: 7	H: 0 LOB: 0 BB: 0 P: 11	R: 1 E: 0 K: 1 S: 15	H: 3 LOB: 1 BB: 0 P: 25	1B: 12 2B: 2 3B: 0 HR: 0	SF: 1 SAC: 1 DP: 1 HBP: 1	WP: 0 PA: 43 PB: 0 SB: 1 CS: 1
PITCHER	IP WLS BF H R ER SO BB IBB HBP BLK WP HR S P ERA WHIP	IP WLS BF H R ER SO BB IBB HBP BLK WP HR S P ERA WHIP	IP WLS BF H R ER SO BB IBB HBP BLK WP HR S P ERA WHIP	IP WLS BF H R ER SO BB IBB HBP BLK WP HR S P ERA WHIP	IP WLS BF H R ER SO BB IBB HBP BLK WP HR S P ERA WHIP	IP WLS BF H R ER SO BB IBB HBP BLK WP HR S P ERA WHIP	IP WLS BF H R ER SO BB IBB HBP BLK WP HR S P ERA WHIP	IP WLS BF H R ER SO BB IBB HBP BLK WP HR S P ERA WHIP	IP WLS BF H R ER SO BB IBB HBP BLK WP HR S P ERA WHIP	IP WLS BF H R ER SO BB IBB HBP BLK WP HR S P ERA WHIP	IP WLS BF H R ER SO BB IBB HBP BLK WP HR S P ERA WHIP	IP WLS BF H R ER SO BB IBB HBP BLK WP HR S P ERA WHIP	IP WLS BF H R ER SO BB IBB HBP BLK WP HR S P ERA WHIP	IP WLS BF H R ER SO BB IBB HBP BLK WP HR S P ERA WHIP	IP WLS BF H R ER SO BB IBB HBP BLK WP HR S P ERA WHIP	IP WLS BF H R ER SO BB IBB HBP BLK WP HR S P ERA WHIP	IP WLS BF H R ER SO BB IBB HBP BLK WP HR S P ERA WHIP	IP WLS BF H R ER SO BB IBB HBP BLK WP HR S P ERA WHIP	

Colorado Rockies @ St. Louis Cardinals
 Busch Stadium, St. Louis, MO
 Wed Apr 28 1999, 7:10 PM CDT
 Att: 34,545 - Cloudy - 60 F

AB 36
 R 7
 H 14
 RBI 7
 BB 3
 SO 5
 LOB 17



Batter	1	2	3	4	5	6	7	8	9	AB	R	H	RBI	BB	SO	LOB	TOP					
Darryl Hamilton, L (1, 8) OBP: 0.388, SLG: 0.465		SH1-4		L8		F7			2B	4	1	2	0	0	0	1						
3 Mike Lansing, R (1, 4) OBP: 0.356, SLG: 0.449		K				G5-3		L8	G5-3	5	1	1	0	0	1	3						
Larry Walker, L (1, 9) OBP: 0.348, SLG: 0.581						F8		G4-3		4	0	2	3	1	0	0						
Dante Bichette, R (1, 7) OBP: 0.354, SLG: 0.461	K								K	5	0	1	0	0	3	4						
Pat Watkins, R (9, 7) OBP: 0.150, SLG: 0.056	K	F9							K	0	0	0	0	0	0	0						
Vinny Castilla, R (1, 5) OBP: 0.372, SLG: 0.486	L5-4							F8		4	0	1	0	0	1	1						
17 Todd Helton, L (1, 3) OBP: 0.301, SLG: 0.463		E6						G6-3		4	1	0	0	0	1	2						
Neifi Perez, S (1, 6) OBP: 0.316, SLG: 0.373				P4						4	1	3	0	0	0	0						
Kirt Manwaring, R (1, 2) OBP: 0.400, SLG: 0.286						P4				3	1	1	1	1	0	1						
Darryl Kile, R (1, 1) OBP: 0.273, SLG: 0.200						F9				3	1	0	1	0	1	2						
Inning Stats	R: 2 E: 0 K: 1 S: 14	H: 3 LOB: 0 BB: 0 P: 20	R: 4 E: 2 K: 1 S: 15	H: 3 LOB: 1 BB: 0 P: 21	R: 0 E: 0 K: 2 S: 7	H: 0 LOB: 0 BB: 0 P: 8	R: 0 E: 0 K: 0 S: 5	H: 0 LOB: 0 BB: 0 P: 8	R: 0 E: 0 K: 0 S: 8	H: 2 LOB: 2 BB: 0 P: 14	R: 0 E: 0 K: 0 S: 4	H: 1 LOB: 1 BB: 1 P: 10	R: 0 E: 0 K: 1 S: 8	H: 0 LOB: 0 BB: 0 P: 13	R: 0 E: 0 K: 0 S: 6	H: 1 LOB: 1 BB: 0 P: 8	R: 0 E: 0 K: 2 S: 14	H: 1 LOB: 2 BB: 1 P: 25	1B: 9 2B: 3 3B: 0 HR: 0	SF: 0 SAC: 2 DP: 2 HBP: 0	WP: 2 PB: 2 SB: 0 CS: 0	PA: 40
PITCHER	IP WLS BF H R ER SO BB IBB HBP BLK WP HR S P ERA WHIP																					
Kent Mercker, L (1, 1) ERA: 7.41	5.0 L 26 9 6 3 4 1 0 0 0 2 0 50 76 5.40 2.000																					
Manny Aybar, R (6, 1) ERA: 3.0	4.0 14 2 0 0 3 0 1 0 0 0 0 31 51 0.00 0.500																					

Colorado Rockies @ St. Louis Cardinals
 Busch Stadium, St. Louis, MO
 Thu Apr 29 1999, 12:40 PM CDT
 Att: 41,909 - Sunny - 67 F

AB	36
R	6
H	11
RBI	5
BB	2
SO	7
LOB	14

Batter	1	2	3	4	5	6	7	8	9	AB	R	H	RBI	BB	SO	LOB	BOTTOM					
Piacleo Polanco, R (1, 4) OBP: 0.400, SLG: 0.421						FC3-6		G4-3		3	0	1	0	1	0	1						
Edgar Renteria, R (1, 6) OBP: 0.347, SLG: 0.355	G6-4-3			F9		L7				4	1	1	0	0	0	3						
Mark McGwire, R (1, 3) OBP: 0.415, SLG: 0.547	F7			K				F8		4	0	1	1	0	1	1						
Ray Lankford, L (1, 7) OBP: 0.625, SLG: 1.250										2	0	1	0	0	1	0						
Shawon Dunston, R (7, 7) OBP: 0.346, SLG: 0.432		K						L8		2	1	1	0	0	0	1						
Willie McGee, S (1, 9) OBP: 0.382, SLG: 0.276		G3				G6-3				4	0	1	0	0	0	0						
Fernando Tatis, R (1, 5) OBP: 0.381, SLG: 0.580		F8				K				2	0	0	0	0	1	0						
Eli Marrero, R (1, 2) OBP: 0.302, SLG: 0.433				F9		P6				4	0	0	0	0	0	2						
Joe McEwing, R (1, 8) OBP: 0.466, SLG: 0.530				CI				K		2	0	1	0	0	1	2						
Kent Mercker, L (1, 1) ERA: 7.41				F7						1	0	0	0	0	0	1						
Manny Aybar, R (6, 1) ERA: 3.0						F8				1	0	1	1	0	0	0						
Darren Bragg, L (6, 8) OBP: 0.328, SLG: 0.358										2	0	0	0	0	0	1						
Eric Davis, R (9, PH) OBP: 0.333, SLG: 0.367								F7		1	0	0	0	0	0	0						
Inning Stats	R: 0 E: 0 K: 0 S: 3	H: 0 LOB: 0 BB: 1 P: 10	R: 0 E: 0 K: 1 S: 7	H: 0 LOB: 0 BB: 0 P: 9	R: 0 E: 1 K: 0 S: 7	H: 0 LOB: 0 BB: 0 P: 10	R: 0 E: 0 K: 1 S: 11	H: 2 LOB: 2 BB: 0 P: 20	R: 0 E: 0 K: 0 S: 8	H: 0 LOB: 0 BB: 0 P: 12	R: 0 E: 0 K: 0 S: 8	H: 1 LOB: 1 BB: 0 P: 16	R: 1 E: 0 K: 1 S: 13	H: 3 LOB: 2 BB: 0 P: 18	R: 1 E: 0 K: 0 S: 12	H: 2 LOB: 1 BB: 0 P: 21	R: 0 E: 0 K: 0 S: 4	H: 0 LOB: 0 BB: 0 P: 4	1B: 6 2B: 2 3B: 0 HR: 0	SF: 0 SAC: 0 DP: 1 HBP: 0	WP: 0 PB: 0 SB: 0 CS: 1	PA: 34
PITCHER	IP WLS BF H R ER SO BB IBB HBP BLK WP HR S P ERA WHIP																					
Darryl Kile, R (1, 1) ERA: 3.69	9.0 W 34 8 2 2 4 1 0 0 0 0 0 73 120 2.00 1.000																					

Colorado Rockies @ St. Louis Cardinals
 Busch Stadium, St. Louis, MO
 Thu Apr 29 1999, 12:40 PM CDT
 Att: 41,909 - Sunny - 67 F

AB	32
R	2
H	8
RBI	2
BB	1
SO	4
LOB	12

Batter	1	2	3	4	5	6	7	8	9	AB	R	H	RBI	BB	SO	LOB	TOP										
J.D. Drew, L OBP: 0.311, SLG: 0.444 Shawon Dunston, R OBP: 0.340, SLG: 0.422 Ricky Bottalico, L (7, 1) Edgar Renteria, R OBP: 0.342, SLG: 0.349 (9, 6)	0-1 F7	0-0 G4-3			1-1 E4		2-2 G6-3		0-3 K	3	0	0	0	0	0	1											
Placido Polanco, R OBP: 0.408, SLG: 0.415 Ray Lankford, L OBP: 0.556, SLG: 1.111 Juan Acevedo, R (9, 1)	1-0 E9		0-0 BB		0-3 K		4-0 BB		2-3 K	3	0	1	0	1	1	1											
Mark McGwire, R OBP: 0.407, SLG: 0.522 (1, 3)	4-2 BB		0-3 BB		0-3 K		3-3 BB				3	0	0	0	1	3											
Fernando Tatis, R OBP: 0.386, SLG: 0.569 (1, 5)	0-0 FC4		4-1 BB		2-3 K		0-2 F7				3	0	1	0	1	1											
Eric Davis, R OBP: 0.329, SLG: 0.375 (1, 9)	0-3 K		3-3 K		1-1 F8		3-2 BB		3-2 BB		4	1	1	0	0	2	5										
Darren Bragg, L OBP: 0.308, SLG: 0.333 (7, 8)	3-1 FC4		0-3 BB		1-0 L5		2-3 K		2-3 K		4	0	0	0	0	2	6										
Eli Marrero, R OBP: 0.313, SLG: 0.453 (1, 2)		1-0 G1-3		0-0 G4-3			3-1 G3		1-2 BB		4	1	2	1	0	0	0										
Joe McEwing, R OBP: 0.442, SLG: 0.500 (1, 4)		0-1 G4-3		0-2 F8			1-1 G3		1-2 G3-1		4	0	0	0	0	0	2										
Kent Bottenfield, R OBP: 0.167, SLG: 0.167 Willie McGee, S OBP: 0.389, SLG: 0.267 (7, 7)		0-0 BB		1-0 L7			4-2 BB		0-1 L5		2	0	1	0	0	0	0										
Inning Stats	R: 0 E: 1 K: 1 S: 11	H: 1 LOB: 3 BB: 1 P: 19	R: 0 E: 0 K: 0 S: 5	H: 1 LOB: 1 BB: 0 P: 6	R: 0 E: 0 K: 3 S: 11	H: 1 LOB: 2 BB: 1 P: 18	R: 0 E: 0 K: 0 S: 5	H: 0 LOB: 0 BB: 0 P: 6	R: 0 E: 1 K: 2 S: 8	H: 0 LOB: 0 BB: 0 P: 9	R: 0 E: 0 K: 1 S: 6	H: 0 LOB: 0 BB: 0 P: 10	R: 1 E: 0 K: 1 S: 13	H: 1 LOB: 2 BB: 2 P: 30	R: 1 E: 0 K: 1 S: 17	H: 2 LOB: 1 BB: 0 P: 24	R: 0 E: 0 K: 2 S: 8	H: 0 LOB: 0 BB: 0 P: 10	1B: 4 2B: 2 3B: 0 HR: 0	SF: 0 SAC: 0 DP: 0 HBP: 0	WP: 0 PB: 0 SB: 2 CS: 0	PA: 38					
PITCHER	IP	WLS	BF	H	R	ER	SO	BB	IBB	HBP	BLK	WP	HR	S	P	ERA	WHIP										
Javier Vazquez, R ERA: 4.45	6.1		27	4	1	1	7	3	0	0	0	0	0	52	82	1.42	1.105										
Steve Kline, L ERA: 4.29	0.1	H	2	0	0	0	0	1	0	0	0	0	0	4	10	0.00	3.000										
Anthony Telford, R ERA: 3.21	0.1	H	1	0	0	0	1	0	0	0	0	0	0	3	6	0.00	0.000										
Ugueth Urbina, R ERA: 3.75	2.0	W	8	2	1	1	3	0	0	0	0	0	0	25	34	4.50	1.000										

St. Louis Cardinals @ Montreal Expos
Olympic Stadium, Montreal, QB
Fri Apr 30 1999, 7:05 PM EDT
Att: 11,170 - Dome - 72 F



AB 34
R 2
H 6
RBI 2
BB 4
SO 11
LOB 19

Batter	1	2	3	4	5	6	7	8	9	AB	R	H	RBI	BB	SO	LOB	BOTTOM										
Wilton Guerrero, S OBP: 0.243, SLG: 0.310 Ugueth Urbina, R (8, 1)	1-1 F8		2-2 L5		2-1 G3-1		1-0 G6-3			4	0	0	0	0	0	1											
Manny Martinez, R OBP: 0.264, SLG: 0.314 (1, 8)	0-2 G5-3		2-2 F7		3-2 E6		4-1 BB			3	1	0	0	1	0	0											
Rondell White, R OBP: 0.364, SLG: 0.556 (1, 7)	2-3 K			0-0 3B	2-1 G6-3		1-1 P4		1-1 BB	4	0	1	0	0	1	2											
Vladimir Guerrero, R OBP: 0.376, SLG: 0.506 (1, 9)		4-2 BB		0-0 G1-3	1-1 F9		1-2 L8		1-2 L8	3	1	0	0	1	0	3											
Brad Fullmer, L OBP: 0.290, SLG: 0.500 (1, 3)		0-1 P5		1-3 BB	0-0 BB		3-2 2B		0-0 BB	4	1	2	1	0	1	2											
Michael Barrett, R OBP: 0.375, SLG: 0.537 (1, 5)	1 SAFE 1-1 BB	1-1 2B		1-3 K	1-3 K		4-0 IBB		2-3 K	3	0	1	1	1	2	2											
Chris Widger, R OBP: 0.303, SLG: 0.531 Darron Cox, R OBP: 0.250, SLG: 0.250 (6, 2)		0-3 BB			1-0 G2-5-4		1-3 K		0-0 F7	1	0	0	0	0	1	1											
Orlando Cabrera, R OBP: 0.282, SLG: 0.349 (1, 6)		2-3 K		1-2 1B	1-2 1B		0-2 G1-6-3		2-0 1B	4	0	3	0	0	1	1											
Javier Vazquez, R OBP: 0.286, SLG: 0.286 Steve Kline, S Anthony Telford, R Orlando Merced, S (7, PH) Mike Mordecai, R OBP: 0.385, SLG: 0.364 (8, 4)			3-2 L6		0-0 G2-5-4		0-0 G1-6-3		0-1 BB	2	0	0	0	0	0	2											
Inning Stats	R: 0 E: 0 K: 1 S: 13	H: 0 LOB: 0 BB: 0 P: 16	R: 1 E: 0 K: 2 S: 13	H: 1 LOB: 1 BB: 1 P: 20	R: 0 E: 0 K: 0 S: 8	H: 0 LOB: 0 BB: 0 P: 10	R: 0 E: 0 K: 2 S: 8	H: 1 LOB: 1 BB: 0 P: 10	R: 1 E: 0 K: 1 S: 13	H: 1 LOB: 2 BB: 1 P: 24	R: 0 E: 0 K: 0 S: 6	H: 1 LOB: 0 BB: 0 P: 7	R: 0 E: 0 K: 0 S: 6	H: 0 LOB: 0 BB: 1 P: 12	R: 1 E: 0 K: 1 S: 9	H: 3 LOB: 2 BB: 0 P: 12	1B: 5 2B: 2 3B: 1 HR: 0	SF: 0 SAC: 0 DP: 2 HBP: 1	WP: 0 PB: 0 SB: 1 CS: 0	PA: 36							
PITCHER	IP	WLS	BF	H	R	ER	SO	BB	IBB	HBP	BLK	WP	HR	S	P	ERA	WHIP										
Kent Bottenfield, R ERA: 1.53	6.0		25	4	2	1	6	1	1	0	0	0	0	70	104	1.50	0.833										
Ricky Bottalico, R ERA: 1.46	2.0		6	1	0	0	0	1	0	0	0	0	0	12	19	0.00	1.000										
Juan Acevedo, R ERA: 3.48	0.2	L	5	3	1	1	1	0	0	0	0	0	0	9	12	13.50	4.500										

St. Louis Cardinals @ Montreal Expos
Olympic Stadium, Montreal, QB
Fri Apr 30 1999, 7:05 PM EDT
Att: 11,170 - Dome - 72 F

AB 32
R 3
H 8
RBI 3
BB 3
SO 7
LOB 18



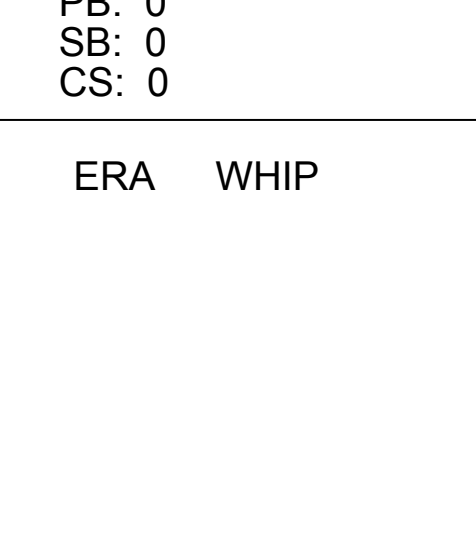
AB 32
R 3
H 8
RBI 3
BB 3
SO 7
LOB 18

Batter	1	2	3	4	5	6	7	8	9	AB	R	H	RBI	BB	SO	LOB	TOP							
J.D. Drew, L OBP: 0.358, SLG: 0.517 (1, 8)										4	5	3	0	2	0	1								
Placido Polanco, R OBP: 0.400, SLG: 0.426 (1, 4)										6	1	2	2	0	1	3								
Mark McGwire, R OBP: 0.391, SLG: 0.618 Eli Marrero, R OBP: 0.309, SLG: 0.446 (7, PR) (7, 3)										5	2	3	2	0	0	2								
Fernando Tatis, R OBP: 0.391, SLG: 0.618 Ray Lankford, L OBP: 0.500, SLG: 1.000 Willie McGee, S OBP: 0.378, SLG: 0.258 (7, PH) (7, 7)										4	2	2	3	0	0	2								
Eric Davis, R OBP: 0.355, SLG: 0.406 (1, 9)										5	2	3	2	1	0	0								
Shawon Dunston, R OBP: 0.373, SLG: 0.479 Darren Bragg, L OBP: 0.318, SLG: 0.345 Edgar Renteria, R OBP: 0.336, SLG: 0.344 (7, PH) (7, 6)										3	1	2	3	0	0	0								
Alberto Castillo, R OBP: 0.300, SLG: 0.393 (1, 2)										5	1	1	2	0	1	3								
Joe McEwing, R OBP: 0.439, SLG: 0.500 (7, 7) (7, 5)										4	0	1	0	1	0	0								
Donovan Osborne, S OBP: 0.111, SLG: 0.222 Mike Mohler, R (7, 1)										4	1	1	0	0	1	3								
Inning Stats	R: 3 E: 1 K: 1 S: 18	H: 1 LOB: 0 BB: 1 P: 32	R: 0 E: 0 K: 1 S: 12	H: 1 LOB: 1 BB: 0 P: 18	R: 4 E: 0 K: 0 S: 14	H: 4 LOB: 0 BB: 0 P: 24	R: 3 E: 0 K: 0 S: 19	H: 4 LOB: 2 BB: 1 P: 32	R: 2 E: 1 K: 0 S: 10	H: 3 LOB: 1 BB: 0 P: 15	R: 0 E: 0 K: 1 S: 11	H: 0 LOB: 2 BB: 1 P: 19	R: 3 E: 0 K: 1 S: 18	H: 4 LOB: 1 BB: 0 P: 26	R: 0 E: 0 K: 0 S: 7	H: 0 LOB: 0 BB: 0 P: 11	R: 1 E: 0 K: 1 S: 12	H: 2 LOB: 2 BB: 1 P: 19	1B: 9 2B: 6 3B: 2 HR: 2	SF: 0 SAC: 0 DP: 0 HBP: 1	WP: 1 PB: 0 SB: 0 CS: 0	PA: 51		
PITCHER	IP WLS BF H R ER SO BB IBB HBP BLK WP HR S P ERA WHIP	2.2 L 16 6 7 6 2 1 0 0 0 0 0 21 36 20.25 2.625	3.1 9 4 3 3 0 1 0 0 0 0 0 39 60 15.00 2.667	2.0 9 2 1 1 1 1 0 0 0 0 0 19 30 4.50 1.500																				

Batter	1	2	3	4	5	6	7	8	9	AB	R	H	RBI	BB	SO	LOB	BOTTOM						
Orlando Cabrera, R OBP: 0.284, SLG: 0.384 Wilton Guerrero, S OBP: 0.240, SLG: 0.306 (6, 4)										3	1	1	1	0	0	0							
Manny Martinez, R OBP: 0.288, SLG: 0.378 (1, 8)										4	2	3	0	0	0	0							
Rondell White, R OBP: 0.352, SLG: 0.536 James Mouton, R OBP: 0.600, SLG: 0.556 (7, 7)										3	0	0	0	0	0	2							
Vladimir Guerrero, R OBP: 0.371, SLG: 0.494 (1, 9)										4	0	1	2	0	1	1							
Shane Andrews, R OBP: 0.375, SLG: 0.425 (1, 3)										2	0	0	0	2	2	0							
Michael Barrett, R OBP: 0.388, SLG: 0.535 (1, 5)										4	1	1	0	0	0	2							
Chris Widger, R OBP: 0.309, SLG: 0.530 Shayne Bennett, R (5, 1) Bobby Ayala, R (8, 1) Brad Fullmer, L OBP: 0.286, SLG: 0.492 (9, PH)										2	0	1	0	0	0	0							
Mike Mordecai, R OBP: 0.294, SLG: 0.267 (6, 6)										4	0	0	0	0	0	1							
Mike Thurman, R (1, 1) J.D. Smart, R (3, 1) Darron Cox, R OBP: 0.182, SLG: 0.182 (4, PH) (5, 2)										1	0	0	0	0	1	1							
Inning Stats	R: 0 E: 0 K: 0 S: 12	H: 1 LOB: 1 BB: 0 P: 17	R: 1 E: 1 K: 2 S: 17	H: 2 LOB: 1 BB: 0 P: 23	R: 2 E: 0 K: 0 S: 19	H: 2 LOB: 1 BB: 1 P: 31	R: 0 E: 0 K: 0 S: 4	H: 0 LOB: 0 BB: 0 P: 6	R: 0 E: 0 K: 2 S: 9	H: 0 LOB: 1 BB: 1 P: 16	R: 0 E: 0 K: 1 S: 7	H: 0 LOB: 0 BB: 0 P: 12	R: 2 E: 0 K: 1 S: 10	H: 3 LOB: 0 BB: 0 P: 14	R: 0 E: 0 K: 0 S: 6	H: 0 LOB: 0 BB: 0 P: 11	1B: 2 2B: 5 3B: 0 HR: 1	SF: 0 SAC: 0 DP: 0 HBP: 0	WP: 1 PB: 0 SB: 1 CS: 2	PA: 36			
PITCHER	IP WLS BF H R ER SO BB IBB HBP BLK WP HR S P ERA WHIP	6.0 W 25 5 3 3 4 2 0 0 0 0 0 23 37 6.00 1.000	3.0 S 11 3 2 2 2 0 0 0 0 0 0 0 23 37 6.00 1.000																				


St. Louis Cardinals @ Montreal Expos
Olympic Stadium, Montreal, QB
Sat May 01 1999, 7:05 PM EDT
Att: 14,511 - Dome - 72 F

AB 46
R 16
H 19
RBI 15
BB 4
SO 5
LOB 21



St. Louis Cardinals @ Montreal Expos
Olympic Stadium, Montreal, QB
Sat May 01 1999, 7:05 PM EDT
Att: 14,511 - Dome - 72 F

AB 34
R 5
H 8
RBI 4
BB 2
SO 6
LOB 8



Batter	1	2	3	4	5	6	7	8	9	10	AB	R	H	RBI	BB	SO	LOB	TOP				
J.D. Drew, L OBP: 0.361, SLG: 0.516	(1, 8) 2-2 HR 2B	(1, 1) P8	(1, 2) SH5-3 1B BB	(1, 3) K	(1, 4) K	(1, 5) K	(1, 6) K	(1, 7) K	(1, 8) K	(1, 9) K	4	2	1	0	1	2	1					
Edgar Renteria, R OBP: 0.321, SLG: 0.324	(1, 6) 2-3 K	(1, 7) F9	(1, 8) SH5-3	(1, 9) SH5-3	(1, 10) G6-3	(1, 11) G6-3	(1, 12) G6-3	(1, 13) G6-3	(1, 14) G4-3	(1, 15) G4-3	4	0	0	0	0	1	2					
Ray Lankford, L OBP: 0.500, SLG: 0.857	(1, 7) 2-2 HR	(1, 8) HR	(1, 9) G6-3	(1, 10) 1B	(1, 11) G6-3	(1, 12) F9	(1, 13) F9	(1, 14) F9	(1, 15) K	(1, 16) K	4	1	2	2	0	0	0					
Ricky Bottalico, L OBP: 0.351, SLG: 0.400	(9, PH) 2-2 HR	(9, PH) HR	(9, PH) G6-3	(9, PH) 1B	(9, PH) G6-3	(9, PH) F9	(9, PH) F9	(9, PH) F9	(9, PH) K	(9, PH) K	0	0	0	0	0	0	0					
Juan Acevedo, R OBP: 0.351, SLG: 0.400	(9, 1) 2-2 HR	(9, 1) HR	(9, 1) G6-3	(9, 1) 1B	(9, 1) G6-3	(9, 1) F9	(9, 1) F9	(9, 1) F9	(9, 1) K	(9, 1) K	0	0	0	0	0	0	0					
Scott Radinsky, L OBP: 0.351, SLG: 0.400	(10, 1) 2-2 HR	(10, 1) HR	(10, 1) G6-3	(10, 1) 1B	(10, 1) G6-3	(10, 1) F9	(10, 1) F9	(10, 1) F9	(10, 1) K	(10, 1) K	0	0	0	0	0	0	0					
Fernando Tatis, R OBP: 0.402, SLG: 0.650	(1, 5) 2-2 HR	(1, 6) HR	(1, 7) FC3-6 BB	(1, 8) FC3-6 BB	(1, 9) FC3-6 BB	(1, 10) FC3-6 BB	(1, 11) FC3-6 BB	(1, 12) FC3-6 BB	(1, 13) FC3-6 BB	(1, 14) FC3-6 BB	4	3	2	3	1	0	1					
Willie McGee, S OBP: 0.405, SLG: 0.333	(1, 9) 2-2 HR	(1, 10) HR	(1, 11) FC3-6 BB	(1, 12) FC3-6 BB	(1, 13) FC3-6 BB	(1, 14) FC3-6 BB	(1, 15) FC3-6 BB	(1, 16) FC3-6 BB	(1, 17) FC3-6 BB	(1, 18) FC3-6 BB	5	1	3	0	0	0	1					
Eli Marrero, R OBP: 0.301, SLG: 0.420	(1, 2) 4-1 G4-3 BB	(1, 3) G4-3 BB	(1, 4) FC3-6 BB	(1, 5) FC3-6 BB	(1, 6) FC3-6 BB	(1, 7) FC3-6 BB	(1, 8) FC3-6 BB	(1, 9) FC3-6 BB	(1, 10) FC3-6 BB	(1, 11) FC3-6 BB	4	0	0	2	1	0	2					
Mark McGwire, R OBP: 0.418, SLG: 0.528	(10, 3) 2-2 G4-3 BB	(10, 3) G4-3 BB	(10, 3) FC3-6 BB	(10, 3) FC3-6 BB	(10, 3) FC3-6 BB	(10, 3) FC3-6 BB	(10, 3) FC3-6 BB	(10, 3) FC3-6 BB	(10, 3) FC3-6 BB	(10, 3) FC3-6 BB	0	0	0	0	0	0	0					
Placido Polanco, R OBP: 0.383, SLG: 0.404	(1, 4) 1-0 G4-3	(1, 5) G4-3	(1, 6) G4-3	(1, 7) G4-3	(1, 8) G4-3	(1, 9) G4-3	(1, 10) G4-3	(1, 11) G4-3	(1, 12) G4-3	(1, 13) G4-3	5	0	1	0	0	1	3					
Joe Mauer, R OBP: 0.437, SLG: 0.487	(1, 3) 3-1 SH1-3 1B	(1, 4) SH1-3 1B	(1, 5) SH1-3 1B	(1, 6) SH1-3 1B	(1, 7) SH1-3 1B	(1, 8) SH1-3 1B	(1, 9) SH1-3 1B	(1, 10) SH1-3 1B	(1, 11) SH1-3 1B	(1, 12) SH1-3 1B	4	0	1	0	1	1	3					
Darren Oliver, R OBP: 0.385, SLG: 0.417	(6, 1) 1-1 SH1-3	(6, 1) SH1-3	(6, 1) SH1-3	(6, 1) SH1-3	(6, 1) SH1-3	(6, 1) SH1-3	(6, 1) SH1-3	(6, 1) SH1-3	(6, 1) SH1-3	(6, 1) SH1-3	2	1	1	0	0	0	0					
Mike Busby, R OBP: 0.281, SLG: 0.367	(6, 1) 1-3 SH5-3 1B	(6, 1) SH5-3 1B	(6, 1) SH5-3 1B	(6, 1) SH5-3 1B	(6, 1) SH5-3 1B	(6, 1) SH5-3 1B	(6, 1) SH5-3 1B	(6, 1) SH5-3 1B	(6, 1) SH5-3 1B	(6, 1) SH5-3 1B	0	0	0	0	0	0	0					
Lance Painter, L OBP: 0.281, SLG: 0.367	(7, 2) 1-3 SH5-3 1B	(7, 2) SH5-3 1B	(7, 2) SH5-3 1B	(7, 2) SH5-3 1B	(7, 2) SH5-3 1B	(7, 2) SH5-3 1B	(7, 2) SH5-3 1B	(7, 2) SH5-3 1B	(7, 2) SH5-3 1B	(7, 2) SH5-3 1B	2	0	0	0	0	1	2					
Alberto Castillo, R OBP: 0.281, SLG: 0.367	(7, 2) 1-3 SH5-3 1B	(7, 2) SH5-3 1B	(7, 2) SH5-3 1B	(7, 2) SH5-3 1B	(7, 2) SH5-3 1B	(7, 2) SH5-3 1B	(7, 2) SH5-3 1B	(7, 2) SH5-3 1B	(7, 2) SH5-3 1B	(7, 2) SH5-3 1B	2	0	0	0	0	1	2					
Inning Stats	R: 3 E: 0 K: 1 S: 21	H: 4 LOB: 1 BB: 1 P: 36	R: 0 E: 0 K: 0 S: 8	H: 1 LOB: 1 BB: 0 P: 13	R: 1 E: 0 K: 0 S: 14	H: 2 LOB: 1 BB: 1 P: 26	R: 2 E: 0 K: 0 S: 10	H: 2 LOB: 1 BB: 1 P: 18	R: 0 E: 0 K: 0 S: 6	H: 0 LOB: 0 BB: 0 P: 10	R: 0 E: 0 K: 0 S: 8	H: 0 LOB: 0 BB: 0 P: 10	R: 0 E: 0 K: 0 S: 7	H: 0 LOB: 1 BB: 1 P: 14	R: 0 E: 0 K: 2 S: 10	H: 0 LOB: 0 BB: 0 P: 12	R: 2 E: 0 K: 3 S: 12	H: 2 LOB: 1 BB: 0 P: 12	1B: 8 2B: 2 3B: 0 HR: 1	SF: 0 SAC: 2 DP: 1 HBP: 0	WP: 1 PB: 0 SB: 4 CS: 0	PA: 45
PITCHER	IP WLS BF H R ER SO BB IBB HBP BLK WP HR S P ERA WHIP	Miguel Batista, R ERA: 4.4	Anthony Telford, R ERA: 3.07	J.D. Smart, R ERA: 3.14	Steve Kline, L ERA: 3.24	Guillermo Mota, R ERA: 3.24	Ugueth Urbina, R ERA: 4.85	IP WLS BF H R ER SO BB IBB HBP BLK WP HR S P ERA WHIP	Miguel Batista, R ERA: 4.4	Anthony Telford, R ERA: 3.07	J.D. Smart, R ERA: 3.14	Steve Kline, L ERA: 3.24	Guillermo Mota, R ERA: 3.24	Ugueth Urbina, R ERA: 4.85	IP WLS BF H R ER SO BB IBB HBP BLK WP HR S P ERA WHIP	Miguel Batista, R ERA: 4.4	Anthony Telford, R ERA: 3.07	J.D. Smart, R ERA: 3.14	Steve Kline, L ERA: 3.24	Guillermo Mota, R ERA: 3.24	Ugueth Urbina, R ERA: 4.85	IP WLS BF H R ER SO BB IBB HBP BLK WP HR S P ERA WHIP

St. Louis Cardinals @ Montreal Expos
Olympic Stadium, Montreal, QB
Sun May 02 1999, 1:35 PM EDT
Att. 11,610 - Dome - 72 F

AB 39
R 8
H 11
RBI 7
BB 4
SO 7
LOB 15



Batter	1	2	3	4	5	6	7	8	9	10	AB	R	H	RBI	BB	SO	LOB	BOTTOM						
James Mouton, R OBP: 0.600, SLG: 0.615	(1, 7) 0-1 FC6-4 1B	(1, 8) FC6-4 1B	(1, 9) FC6-4 1B	(1, 10) FC6-4 1B	(1, 11) FC6-4 1B	(1, 12) FC6-4 1B	(1, 13) FC6-4 1B	(1, 14) FC6-4 1B	(1, 15) FC6-4 1B	(1, 16) FC6-4 1B	4	1	2	0	1	1	1							
Orlando Cabrera, R OBP: 0.283, SLG: 0.378	(1, 6) 1-0 F8	(1, 7) F8	(1, 8) F8	(1, 9) F8	(1, 10) F8	(1, 11) F8	(1, 12) F8	(1, 13) F8	(1, 14) F8	(1, 15) F8	4	0	1	0	0	0	2							
Jose Vidro, S OBP: 0.327, SLG: 0.596	(9, PH) 1-0 F8	(9, PH) F8	(9, PH) F8	(9, PH) F8	(9, PH) F8	(9, PH) F8	(9, PH) F8	(9, PH) F8	(9, PH) F8	(9, PH) F8	1	1	1	3	0	0	0							
Manny Martinez, R OBP: 0.284, SLG: 0.367	(1, 8) 1-1 FC6-4 BB 1B	(1, 9) FC6-4 BB 1B	(1, 10) FC6-4 BB 1B	(1, 11) FC6-4 BB 1B	(1, 12) FC6-4 BB 1B	(1, 13) FC6-4 BB 1B	(1, 14) FC6-4 BB 1B	(1, 15) FC6-4 BB 1B	(1, 16) FC6-4 BB 1B	(1, 17) FC6-4 BB 1B	5	1	1	0	0	2	3							
Vladimir Guerrero, R OBP: 0.373, SLG: 0.454	(1, 9) 4-1 1B BB	(1, 10) 1B BB	(1, 11) 1B BB	(1, 12) 1B BB	(1, 13) 1B BB	(1, 14) 1B BB	(1, 15) 1B BB	(1, 16) 1B BB	(1, 17) 1B BB	(1, 18) 1B BB	4	0	1	0	1	1	2							
Michael Barrett, R OBP: 0.363, SLG: 0.553	(1, 5) 2-2 1B	(1, 6) 1B	(1, 7) 1B	(1, 8) 1B	(1, 9) 1B	(1, 10) 1B	(1, 11) 1B	(1, 12) 1B	(1, 13) 1B	(1, 14) 1B	5	1	3	1	0	0	1							
Chris Widger, R OBP: 0.315, SLG: 0.577	(1, 2) 2-2 G6-3	(1, 3) G6-3	(1, 4) G6-3	(1, 5) G6-3	(1, 6) G6-3	(1, 7) G6-3	(1, 8) G6-3	(1, 9) G6-3	(1, 10) G6-3	(1, 11) G6-3	5	2	2	2	0	0	3							
Shane Andrews, R OBP: 0.358, SLG: 0.400	(1, 3) 2-1 F9	(1, 4) F9	(1, 5) F9	(1, 6) F9	(1, 7) F9	(1, 8) F9	(1, 9) F9	(1, 10) F9	(1, 11) F9	(1, 12) F9	5	0	1	0	0	0	1							
Mike Mordica, R OBP: 0.293, SLG: 0.235	(6, PH) 2-1 P4	(6, PH) P4	(6, PH) P4	(6, PH) P4	(6, PH) P4	(6, PH) P4	(6, PH) P4	(6, PH) P4	(6, PH) P4	(6, PH) P4	2	0	0	0	0	0	2							
Brad Luttge, L OBP: 0.291, SLG: 0.483	(7, 1) 2-1 P4	(7, 1) P4	(7, 1) P4	(7, 1) P4	(7, 1) P4	(7, 1) P4	(7, 1) P4	(7, 1) P4	(7, 1) P4	(7, 1) P4	1	0	0	0	0	0	0							
Steve Nino, S OBP: 0.291, SLG: 0.483	(7, 1) 2-1 P4	(7, 1) P4	(7, 1) P4	(7, 1) P4	(7, 1) P4	(7, 1) P4	(7, 1) P4	(7, 1) P4	(7, 1) P4	(7, 1) P4	0	0	0	0	0	0	0							
Orlando Merced, S OBP: 0.291, SLG: 0.483	(8, PH) 2-1 P4	(8, PH) P4	(8, PH) P4	(8, PH) P4	(8, PH) P4	(8, PH) P4	(8, PH) P4	(8, PH) P4	(8, PH) P4	(8, PH) P4	0	0	0	0	0	0	0							
Guillermo Mota, R OBP: 0.291, SLG: 0.483	(9, 1) 2-1 P4	(9, 1) P4	(9, 1) P4	(9, 1) P4	(9, 1) P4	(9, 1) P4	(9, 1) P4	(9, 1) P4	(9, 1) P4	(9, 1) P4	0	0	0	0	0	0	0							
Ugueth Urbina, R OBP: 0.291, SLG: 0.483	(10, 1) 2-1 P4	(10, 1) P4	(10, 1) P4	(10, 1) P4	(10, 1) P4	(10, 1) P4	(10, 1) P4	(10, 1) P4	(10, 1) P4	(10, 1) P4	0	0	0	0	0	0	0							
Darren Coles, R OBP: 0.291, SLG: 0.483	(10, PH) 2-1 P4	(10, PH) P4	(10, PH) P4	(10, PH) P4	(10, PH) P4	(10, PH) P4	(10, PH) P4	(10, PH) P4	(10, PH) P4	(10, PH) P4	1	0	0	0	0	0	0							
Miguel Batista, R OBP: 0.363, SLG: 0.553	(1, 11) 3-3 K	(1, 12) K	(1, 13) K	(1, 14) K	(1, 15) K	(1, 16) K	(1, 17) K	(1, 18) K	(1, 19) K	(1, 20) K	1	0	0	0	0	0	1							
Anthony Telford, R OBP: 0.283, SLG: 0.378	(4, PH) 3-3 K	(4, PH) K	(4, PH) K	(4, PH) K	(4, PH) K	(4, PH) K	(4, PH) K	(4, PH) K	(4, PH) K	(4, PH) K	0	0	0	0	0	0	2							
Rondell White, R OBP: 0.283, SLG: 0.378	(5, 1) 3-3 K	(5, 1) K	(5, 1) K	(5, 1) K	(5, 1) K	(5, 1) K	(5, 1) K	(5, 1) K	(5, 1) K	(5, 1) K	0	0	0	0	0	0	2							
J.D. Smart, R OBP: 0.314, SLG: 0.529	(5, 1) 3-3 K	(5, 1) K	(5, 1) K	(5, 1) K	(5, 1) K	(5, 1) K	(5, 1) K	(5, 1) K	(5, 1) K	(5, 1) K	0	0	0	0	0	0	2							
Wilson Guerrero, S OBP: 0.291, SLG: 0.483	(6, PH) 3-3 K	(6, PH) K	(6, PH) K	(6, PH) K	(6, PH) K	(6, PH) K	(6, PH) K	(6, PH) K	(6, PH) K	(6, PH) K	3	1	2	0	0	1	0							
Inning Stats	R: 1 E: 0 K: 0 S: 13	H: 2 LOB: 2 BB: 1 P: 23	R: 0 E: 0 K: 1 S: 7	H: 0 LOB: 0 BB: 0 P: 14	R: 0 E: 0 K: 0 S: 8	H: 1 LOB: 1 BB: 0 P: 13	R: 0 E: 0 K: 0 S: 16	H: 2 LOB: 2 BB: 0 P: 24	R: 0 E: 0 K: 1 S: 6	H: 1 LOB: 1 BB: 0 P: 12	R: 2 E: 0 K: 1 S: 20	H: 3 LOB: 3 BB: 0 P: 32	R: 0 E: 0 K: 1 S: 13	H: 2 LOB: 1 BB: 0 P: 21	R: 0 E: 0 K: 0 S: 4	H: 0 LOB: 0 BB: 0 P: 7	R: 3 E: 0 K: 1 S: 17	H: 2 LOB: 0 BB: 1 P: 28	R: 1 E: 0 K: 1 S: 6	H: 1 LOB: 0 BB: 0 P: 6	1B: 8 2B: 5 3B: 0 HR: 2	SF: 0 SAC: 0 DP: 1 HBP: 0	WP: 1 PB: 0 SB: 0 CS: 1	PA: 45
PITCHER	IP WLS BF H R ER SO BB IBB HBP BLK WP HR S P ERA WHIP	Darren Oliver, L ERA: 3.31	Mike Busby, R ERA: 7.45	Lance Painter, L ERA: 3.38	Ricky Bottalico, R ERA: 1.26	Juan Acevedo, R ERA: 6.17	Ugueth Urbina, R ERA: 7.36	IP WLS BF H R ER SO BB IBB HBP BLK WP HR S P ERA WHIP	Darren Oliver, L ERA: 3.31	Mike Busby, R ERA: 7.45	Lance Painter, L ERA: 3.38	Ricky Bottalico, R ERA: 1.26	Juan Acevedo, R ERA: 6.17	Ugueth Urbina, R ERA: 7.36	IP WLS BF H R ER SO BB IBB HBP BLK WP HR S P ERA WHIP	Darren Oliver, L ERA: 3.31	Mike Busby, R ERA: 7.45	Lance Painter, L ERA: 3.38	Ricky Bottalico, R ERA: 1.26	Juan Acevedo, R ERA: 6.17	Ugueth Urbina, R ERA: 7.36	IP WLS BF H R ER SO BB IBB HBP BLK WP HR S P ERA WHIP		

St. Louis Cardinals @ Montreal Expos
Olympic Stadium, Montreal, QB
Sun May 02 1999, 1:35 PM EDT
Att. 11,610 - Dome - 72 F

AB 43
R 7
H 14
RBI 7
BB 2
SO 6
LOB 17



Batter	1	2	3	4	5	6	7	8	9	AB	R	H	RBI	BB	SO	LOB	TOP											
Plácido Polanco, R OBP: 0.354, SLG: 0.368 (1, 4)	L3	K		G1-3	F9			K		5	0	0	0	0	2	4	St. Louis Cardinals @ Atlanta Braves Turner Field, Atlanta, GA Tue May 04 1999, 7:40 PM EDT Att: 39,161 - Cloudy - 80 F											
Edgar Renteria, R OBP: 0.307, SLG: 0.308 (1, 6)	G6-3	HR		G4-3			P6	G1-3		5	1	1	0	0	0	0												
Mark McGwire, R OBP: 0.416, SLG: 0.556 Eric Davis, R OBP: 0.346, SLG: 0.405 (8, PR) (8, 9)				G6-3			P3			5	1	3	4	0	0	0												
Ray Lankford, L OBP: 0.500, SLG: 0.952 Willie McGee, S OBP: 0.396, SLG: 0.316 (1, 7) (6, 7)	F9							1B		0	0	0	0	0	0	0												
Fernando Tatis, R OBP: 0.419, SLG: 0.690 Eli Marrero, R OBP: 0.282, SLG: 0.392 (1, 5) (8, 3) (9, 2)				G5-3						4	3	3	1	0	0	0												
Darren Bragg, L OBP: 0.315, SLG: 0.338 (1, 9) (8, 8)										5	0	1	0	0	1	3												
Alberto Castillo, R OBP: 0.351, SLG: 0.471 Shawon Dunston, R OBP: 0.373, SLG: 0.479 (1, 2) (9, PR) (9, 3)										4	1	3	1	1	0	1												
Joe McEwing, R OBP: 0.469, SLG: 0.523 (1, 8) (8, 5)										4	1	3	2	1	1	1												
Kent Mercker, L OBP: 0.167, SLG: 0.167 Manny Aybar, R OBP: 0.167, SLG: 0.167 Lance Painter, L Mike Busby, R (1, 1) (2, 1) (8, 1) (9, 1)										1	1	1	1	0	0	0												
Inning Stats	R: 0 E: 0 K: 0 S: 5	H: 1 LOB: 1 BB: 0 P: 8	R: 6 E: 0 K: 1 S: 21	H: 6 LOB: 0 BB: 0 P: 33	R: 0 E: 0 K: 1 S: 9	H: 2 LOB: 2 BB: 0 P: 13	R: 0 E: 0 K: 0 S: 5	H: 0 LOB: 0 BB: 0 P: 7	R: 2 E: 1 K: 1 S: 12	H: 3 LOB: 2 BB: 1 P: 18	R: 0 E: 0 K: 0 S: 6	H: 0 LOB: 0 BB: 0 P: 8	R: 1 E: 0 K: 1 S: 10	H: 2 LOB: 1 BB: 0 P: 16	R: 0 E: 0 K: 1 S: 11	H: 1 LOB: 1 BB: 0 P: 19		R: 0 E: 0 K: 2 S: 21	H: 1 LOB: 2 BB: 1 P: 34	1B: 8 2B: 6 3B: 0 HR: 2	SF: 0 SAC: 0 DP: 0 HBP: 1	WP: 0 PB: 0 SB: 0 CS: 1	PA: 46					
PITCHER	IP	WLS	BF	H	R	ER	SO	BB	IBB	HBP	BLK	WP	HR	S	P	ERA		WHIP										
Greg Maddux, R ERA: 4.34 Justin Speier, R ERA: 3.12 John Hudek, R ERA: 14.29 Mike Remlinger, L ERA: 1.93 (1, 1) (5, 1) (8, 1) (9, 1)	4.1	L	26	12	8	8	2	0	1	1	0	0	1	20	75	16.61		2.769										

Batter	1	2	3	4	5	6	7	8	9	AB	R	H	RBI	BB	SO	LOB	BOTTOM											
Gerald Williams, R OBP: 0.333, SLG: 0.476 (1, 7) (5, 8)	F7									3	0	0	0	1	0	0	St. Louis Cardinals @ Atlanta Braves Turner Field, Atlanta, GA Tue May 04 1999, 7:40 PM EDT Att: 39,161 - Cloudy - 80 F											
Bret Boone, R OBP: 0.330, SLG: 0.427 Keith Lockhart, L OBP: 0.292, SLG: 0.273 (1, 4) (6, 4)	L7									2	0	1	0	0	0	0												
10 Chipper Jones, S OBP: 0.349, SLG: 0.536 (1, 5)										3	0	0	0	1	0	4												
Brian Jordan, R OBP: 0.402, SLG: 0.588 (1, 9)	P2									3	0	0	0	1	1	2												
Andrew Jones, R OBP: 0.382, SLG: 0.516 Justin Speier, R OBP: 1.000, SLG: 1.000 Randall Simon, L OBP: 0.405, SLG: 0.500 (1, 8) (5, 1) (7, PH) (8, 3)										2	0	0	0	0	0	1												
Eddie Pérez, R OBP: 0.346, SLG: 0.346 (1, 2)										4	0	0	0	0	1	1												
Ryan Klesko, L OBP: 0.354, SLG: 0.429 John Hudek, S Mike Remlinger, L Otis Nixon, S OBP: 0.280, SLG: 0.197 (1, 3) (8, 1) (9, 1) (9, PH)										3	0	1	0	0	1	1												
Walt Weiss, S OBP: 0.352, SLG: 0.347 Ozzie Guillen, L OBP: 0.160, SLG: 0.200 (1, 6) (5, PH) (6, 6)										1	0	0	0	0	0	0												
Greg Maddux, R OBP: 0.357, SLG: 0.692 Brian Hunter, R OBP: 0.367, SLG: 0.724 (1, 1) (5, 7)										2	1	1	1	0	0	1												
Inning Stats	R: 0 E: 0 K: 0 S: 11	H: 0 LOB: 1 BB: 1 P: 19	R: 0 E: 0 K: 0 S: 9	H: 0 LOB: 0 BB: 0 P: 15	R: 0 E: 1 K: 0 S: 12	H: 1 LOB: 1 BB: 0 P: 17	R: 0 E: 0 K: 0 S: 5	H: 1 LOB: 0 BB: 0 P: 6	R: 0 E: 1 K: 3 S: 12	H: 0 LOB: 1 BB: 0 P: 17	R: 1 E: 1 K: 0 S: 12	H: 1 LOB: 3 BB: 2 P: 24	R: 0 E: 0 K: 0 S: 8	H: 0 LOB: 0 BB: 0 P: 11	1B: 3 2B: 0 3B: 0 HR: 1	SF: 0 SAC: 0 DP: 1 HBP: 0		WP: 0 PB: 0 SB: 0 CS: 0	PA: 35									
PITCHER	IP	WLS	BF	H	R	ER	SO	BB	IBB	HBP	BLK	WP	HR	S	P	ERA		WHIP										
Kent Mercker, L ERA: 7.0 Manny Aybar, R ERA: 2.0 Lance Painter, L ERA: 3.86 Mike Busby, R ERA: 6.75 (1, 1) (2, 1) (8, 1) (9, 1)	1.0		21	3	0	0	3	1	0	0	0	0	0	50	73	0.00		0.500										

AB	42
R	9
H	16
RBI	9
BB	2
SO	7
LOB	18



Batter	1	2	3	4	5	6	7	8	9	AB	R	H	RBI	BB	SO	LOB	TOP										
Plácido Polanco, R OBP: 0.348, SLG: 0.361 (1.6) (7.4)	G5-3		1B		G4-3			G3		4	1	1	0	0	0	0	St. Louis Cardinals @ Atlanta Braves Turner Field, Atlanta, GA Wed May 05 1999, 1:10 PM EDT Att: 44,350 - Cloudy - 67 F										
Willie McGee, S OBP: 0.396, SLG: 0.333 (1.7) (7.7)	G6-3		1B			K		BB	1B	4	1	2	0	0	1	0											
Mark McGwire, R OBP: 0.419, SLG: 0.548 (1.3) (7.4)	F9		1B			P3		BB	BB	3	0	1	2	1	0	0											
Eric Davis, R OBP: 0.353, SLG: 0.395 (1.9) (7.4)		CS	K			K		G6-4-3	BB	2	0	0	0	2	2	1											
Fernando Tatis, R OBP: 0.407, SLG: 0.667 Shawon Dunston, R OBP: 0.365, SLG: 0.469 (1.5) (7.6)	K				F7			G5-3	G6-4-3	3	0	0	0	0	1	1											
Darren Bragg, L OBP: 0.325, SLG: 0.338 (1.8) (7.4)	G4-3				G4-3			1B	BB	3	0	1	0	1	0	0											
Eli Marrero, R OBP: 0.280, SLG: 0.385 (1.2) (7.4)			P3		F8			1B	G6-3	4	0	1	0	0	0	1											
Joe McEwing, R OBP: 0.450, SLG: 0.500 (1.4) (7.5)			K			G6-3		F8	K	4	0	0	0	0	2	3											
Kent Bottenfield, R OBP: 0.214, SLG: 0.214 Mike Moyer, R OBP: 0.279, SLG: 0.300 Ray Lankford, L OBP: 0.279, SLG: 0.300 Mike Busby, R OBP: 0.279, SLG: 0.300 Juan Acevedo, R OBP: 0.279, SLG: 0.300 J.D. Drew, L OBP: 0.279, SLG: 0.300 (1.1) (5.1) (7.7) (7.1) (8.1) (9.7)	1B		1B			G6-3		G3-1	K	2	1	1	0	0	0	0											
Inning Stats	R: 0 E: 0 K: 0 S: 4	H: 0 LOB: 0 BB: 0 P: 5	R: 0 E: 0 K: 1 S: 6	H: 0 LOB: 0 BB: 1 P: 15	R: 3 E: 1 K: 2 S: 17	H: 4 LOB: 1 BB: 0 P: 25	R: 0 E: 0 K: 0 S: 9	H: 0 LOB: 0 BB: 0 P: 15	R: 0 E: 0 K: 0 S: 7	H: 0 LOB: 0 BB: 0 P: 10	R: 0 E: 0 K: 0 S: 17	H: 1 LOB: 2 BB: 1 P: 28	R: 0 E: 0 K: 0 S: 10	H: 1 LOB: 2 BB: 2 P: 20	R: 0 E: 0 K: 2 S: 9	H: 1 LOB: 1 BB: 0 P: 10		1B: 7 2B: 1 3B: 0 HR: 0	SF: 0 SAC: 0 DP: 2 HBP: 0	WP: 0 PB: 0 SB: 0 CS: 1	PA: 36						
PITCHER	IP	WLS	BF	H	R	ER	SO	BB	IBB	HBP	BLK	WP	HR	S	P	ERA	WHIP										
29 John Smoltz, R ERA: 1.69 (1.1)	7.0	W	27	5	3	2	5	2	0	0	0	0	0	67	108	2.57	1.000										
30 Kevin McGlinchy, R ERA: 0.73 (8.1)	1.0		5	1	0	0	0	2	0	0	0	0	0	10	20	0.00	3.000										
Rudy Seanez, R ERA: 0.69 (9.1)	1.0		4	1	0	0	2	0	0	0	0	0	0	9	10	0.00	1.000										

Batter	1	2	3	4	5	6	7	8	9	AB	R	H	RBI	BB	SO	LOB	BOTTOM										
Otis Nixon, S OBP: 0.282, SLG: 0.203 Gerald Williams, R OBP: 0.353, SLG: 0.477 (1.7) (7.7)	CS	K		G1		2B		FC5-4		3	0	1	0	0	1	2	St. Louis Cardinals @ Atlanta Braves Turner Field, Atlanta, GA Wed May 05 1999, 1:10 PM EDT Att: 44,350 - Cloudy - 67 F										
Bret Boone, R OBP: 0.333, SLG: 0.463 (1.4) (7.7)	G4-3		HR		G5-3	HR	FC6-4	BB	1B	5	2	2	3	0	0	4											
10 Chipper Jones, S OBP: 0.360, SLG: 0.535 (1.5) (7.7)	1B		G3-1			BB	G5-3	1B	BB	4	0	2	0	1	0	1											
Brian Jordan, R OBP: 0.393, SLG: 0.598 (1.9) (7.7)	F9		K		F9	HR	P4			5	1	1	2	0	1	5											
Javy Lopez, R OBP: 0.337, SLG: 0.529 Eddie Pérez, R OBP: 0.333, SLG: 0.333 (1.2) (8.2)		3B	2B	HR	BB		G6-3		F9	3	2	2	0	1	0	0											
Ryan Klesko, L OBP: 0.373, SLG: 0.481 Brian Hunter, R OBP: 0.355, SLG: 0.700 (1.3) (8.3)	L3		HR			1B		P4	E5	3	1	1	2	1	0	1											
Andruw Jones, R OBP: 0.391, SLG: 0.552 (1.8) (7.7)	SF9	3B		F7		G4-6-3	BB	BB	HBP	5	2	3	2	0	0	3											
Walt Weiss, S OBP: 0.359, SLG: 0.351 Ozzie Guillen, L OBP: 0.154, SLG: 0.192 (1.6) (8.6)	SF9			G1		G5-3		F7		2	1	1	1	0	0	0											
29 John Smoltz, R OBP: 0.375, SLG: 0.500 Randall Simon, L OBP: 0.421, SLG: 0.500 30 Kevin McGlinchy, R OBP: 0.421, SLG: 0.500 Keith Lockhart, L OBP: 0.320, SLG: 0.273 Rudy Seanez, R (1.1) (7.7) (8.1) (9.1)	SH1-4					BB	FC6-4	BB	FC5-4	2	1	2	0	0	0	0											
Inning Stats	R: 0 E: 0 K: 0 S: 12	H: 2 LOB: 1 BB: 0 P: 17	R: 2 E: 0 K: 1 S: 17	H: 3 LOB: 1 BB: 0 P: 26	R: 3 E: 0 K: 1 S: 11	H: 2 LOB: 0 BB: 1 P: 19	R: 0 E: 0 K: 0 S: 8	H: 1 LOB: 1 BB: 0 P: 12	R: 0 E: 0 K: 0 S: 7	H: 2 LOB: 2 BB: 1 P: 13	R: 4 E: 0 K: 0 S: 13	H: 3 LOB: 3 BB: 1 P: 23	R: 2 E: 0 K: 0 S: 15	H: 2 LOB: 3 BB: 2 P: 27	R: 1 E: 1 K: 0 S: 14	H: 1 LOB: 2 BB: 1 P: 20		1B: 8 2B: 4 3B: 1 HR: 3	SF: 1 SAC: 1 DP: 1 HBP: 1	WP: 1 PB: 0 SB: 0 CS: 1	PA: 46						
PITCHER	IP	WLS	BF	H	R	ER	SO	BB	IBB	HBP	BLK	WP	HR	S	P	ERA	WHIP										
Kent Bottenfield, R ERA: 2.87 (1.1)	4.1	L	23	10	5	5	2	1	0	0	0	1	1	15	29	21.60	3.000										
Mike Moyer, L ERA: 6.92 (5.1)	1.2		9	3	4	4	0	2	0	0	0	0	0	15	27	18.00	4.000										
Mike Busby, R ERA: 7.71 (7.1)	1.0		8	2	2	2	0	2	0	1	0	0	0	15	27	18.00	4.000										
Juan Acevedo, R ERA: 5.68 (8.1)	1.0		6	1	1	0	0	1	0	0	0	0	0	14	20	0.00	2.000										

Batter	1	2	3	4	5	6	7	8	9	AB	R	H	RBI	BB	SO	LOB	TOP										
Adrian Brown, S OBP: 0.326, SLG: 0.194 (1, 8)	G5-3	F9		1B		G6-3 WP 1B	G5-3		F8	6	1	2	1	0	0	2	Pittsburgh Pirates @ St. Louis Cardinals Busch Stadium, St. Louis, MO Thu May 06 1999, 7:10 PM CDT Att: 36,615 - Cloudy - 73 F										
Pat Meares, R OBP: 0.305, SLG: 0.250 (1, 6)	L7		F8	1B		G6-3	F8		1B G3 BB	5	1	1	1	1	0	1											
Brian Giles, L OBP: 0.442, SLG: 0.639 (1, 9)	K		K	L6		1B SF9 1B	F9		G3 1B	6	1	2	1	0	2	2											
Kevin Young, R OBP: 0.432, SLG: 0.543 (1, 3)		18 FC1-4 BB		1B		18 S 1B BB			G3	2	3	1	1	4	0	1											
1B Jason Kendall, R OBP: 0.434, SLG: 0.490 (1, 2)	FC1-4 1B		G1-3			K	1B 1B		HR	5	3	2	2	1	1	3											
Ed Sprague, R OBP: 0.422, SLG: 0.506 (1, 5)	1B 1B			1B 1B		1B IBB	SF9		G6-3 F9	4	2	2	1	1	0	2											
Freddy Garcia, R OBP: 0.194, SLG: 0.206 (1, 7)	SH3-4 1B			1B BB		1B 1B	E		K	4	2	3	3	1	1	0											
Mike Benjamin, R OBP: 0.351, SLG: 0.373 (1, 4)	SH3-4 1B			P3		F8	E7		E6	5	0	2	2	0	0	4											
Todd Ritchie, R OBP: 0.286, SLG: 0.286 (8, PH)	SH3-4			K		K	G4-3		G4-3	3	0	0	0	0	2	5											
Turner Ward, S OBP: 0.256, SLG: 0.211 (8, PH)										1	0	0	0	0	0	1											
Jeff Wallace, L (8, PH)										0	0	0	0	0	0	0											
Jason Christiansen, R (9, 1)										0	0	0	0	0	0	0											
Inning Stats	R: 0 E: 0 K: 1 S: 7	H: 0 LOB: 0 BB: 0 P: 12	R: 2 E: 0 K: 0 S: 13	H: 3 LOB: 2 BB: 1 P: 23	R: 0 E: 0 K: 1 S: 9	H: 1 LOB: 1 BB: 0 P: 15	R: 2 E: 0 K: 1 S: 17	H: 3 LOB: 2 BB: 1 P: 25	R: 1 E: 0 K: 2 S: 16	H: 1 LOB: 2 BB: 2 P: 32	R: 5 E: 1 K: 0 S: 19	H: 5 LOB: 1 BB: 1 P: 35	R: 0 E: 0 K: 0 S: 7	H: 0 LOB: 0 BB: 0 P: 11	R: 2 E: 1 K: 1 S: 14	H: 1 LOB: 1 BB: 1 P: 24	R: 1 E: 0 K: 0 S: 16	H: 1 LOB: 2 BB: 2 P: 28	1B: 14 2B: 0 3B: 0 HR: 1	SF: 1 SAC: 1 DP: 0 HBP: 0	WP: 1 PB: 0 SB: 1 CS: 0	PA: 51					
PITCHER	IP	WLS	BF	H	R	ER	SO	BB	IBB	HBP	BLK	WP	HR	S	P	ERA	WHIP										
Donovan Osborne, L ERA: 5.52 (1, 1)	4.0	L	21	7	4	4	3	2	0	0	0	0	0	46	75	9.00	2.250										
Lance Painter, L ERA: 6.23 (5, 1)	1.1		10	3	4	4	2	2	1	0	0	1	0	26	52	27.00	3.750										
Kent Mercker, L ERA: 7.48 (6, 1)	3.2		20	5	5	4	1	3	0	0	0	0	1	46	78	9.82	2.182										

AB	41
R	13
H	15
RBI	12
BB	8
SO	6
LOB	21




Batter	1	2	3	4	5	6	7	8	9	AB	R	H	RBI	BB	SO	LOB	BOTTOM										
Darren Bragg, L OBP: 0.328, SLG: 0.324 (1, 8)	F7		G4-1			FC6-4 BB	F8		FC6-4 BB	3	0	0	0	2	0	1	Pittsburgh Pirates @ St. Louis Cardinals Busch Stadium, St. Louis, MO Thu May 06 1999, 7:10 PM CDT Att: 36,615 - Cloudy - 73 F										
Edgar Renteria, R OBP: 0.312, SLG: 0.313 (1, 6)	G6-4-3 1B		CS		FC6-4		G5-3		P4	5	0	2	0	0	0	4											
Mark McGwire, R OBP: 0.523, SLG: 0.523 (1, 3)	G6-4-3		CS		G6-3		F8		G5-3	4	0	0	0	0	0	1											
Eli Marrero, R OBP: 0.277, SLG: 0.380 (9, 3)	1-2		1-2						FC6-4	1	0	0	0	0	0	2											
Ray Lankford, L OBP: 0.500, SLG: 0.917 (1, 7)					G4-3		F7		FC5-4 1B	2	1	1	0	1	0	0											
Shawon Dunston, R OBP: 0.377, SLG: 0.480 (7, 7)					G4-3		F7		FC5-4 1B	1	0	1	0	0	0	0											
Fernando Tatis, R OBP: 0.420, SLG: 0.710 (8, PR)					G4-3				FC5-4 BB	3	2	2	2	1	0	1											
Placido Polanco, R OBP: 0.348, SLG: 0.361 (9, 4)					G4-3		2B		1-2 BB	0	0	0	0	0	0	0											
Eric Davis, R OBP: 0.360, SLG: 0.405 (1, 9)	F8				G4-3		2B		BB	3	0	1	1	1	0	2											
Alberto Castillo, R OBP: 0.317, SLG: 0.421 (1, 2)	F9				G6-3		G6-3		K	4	0	0	0	0	1	5											
Joe McEwing, R OBP: 0.433, SLG: 0.479 (1, 4)	K				G4-3		G4-3		G1-3	4	0	0	0	0	1	0											
Donovan Osborne, S OBP: 0.100, SLG: 0.200 (5, 1)			F7				G3			1	0	0	0	0	0	0											
Lance Painter, L (5, 1)										1	0	0	0	0	0	0											
Kent Mercker, L OBP: 0.286, SLG: 0.167 (6, PH)									BB	0	0	0	0	1	0	0											
Willie McGee, S OBP: 0.408, SLG: 0.333 (9, PH)									BB	0	0	0	0	1	0	0											
Inning Stats	R: 0 E: 0 K: 0 S: 6	H: 1 LOB: 0 BB: 0 P: 12	R: 2 E: 0 K: 1 S: 11	H: 1 LOB: 1 BB: 1 P: 19	R: 0 E: 0 K: 0 S: 11	H: 1 LOB: 0 BB: 0 P: 17	R: 0 E: 0 K: 0 S: 9	H: 1 LOB: 2 BB: 1 P: 19	R: 0 E: 0 K: 0 S: 11	H: 0 LOB: 1 BB: 1 P: 17	R: 1 E: 0 K: 0 S: 9	H: 2 LOB: 1 BB: 0 P: 15	R: 0 E: 0 K: 0 S: 12	H: 0 LOB: 1 BB: 1 P: 19	R: 0 E: 0 K: 1 S: 14	H: 1 LOB: 2 BB: 1 P: 24	R: 0 E: 0 K: 0 S: 8	H: 0 LOB: 2 BB: 2 P: 20	1B: 3 2B: 3 3B: 0 HR: 1	SF: 0 SAC: 0 DP: 1 HBP: 0	WP: 0 PB: 0 SB: 0 CS: 1	PA: 40					
PITCHER	IP	WLS	BF	H	R	ER	SO	BB	IBB	HBP	BLK	WP	HR	S	P	ERA	WHIP										
Todd Ritchie, R ERA: 2.93 (1, 1)	7.0	W	29	6	3	3	1	4	0	0	0	0	0	69	118	3.86	1.429										
Jeff Wallace, L ERA: 1.08 (8, 1)	1.0		5	1	0	0	1	1	0	0	0	0	0	14	24	0.00	2.000										
Jason Christiansen, L ERA: 4.11 (9, 1)	1.0		5	0	0	0	0	2	0	0	0	0	0	8	20	0.00	2.000										



Batter	1	2	3	4	5	6	7	8	9	AB	R	H	RBI	BB	SO	LOB	TOP										
Adrian Brown, S OBP: 0.319, SLG: 0.200 Brant Brown, L OBP: 0.306, SLG: 0.403	1-1 G3		0-1 G4-3		0-1 S 1B		2-1 L6		2-2 L6	4	0	1	0	0	0	0											
Pat Meares, R OBP: 0.344, SLG: 0.286	4-1 E BB		2-0 1B		1-2 P4		2-0 1B		0-1 2B E 1B	4	1	3	0	1	0	1											
Brian Giles, L OBP: 0.440, SLG: 0.637	3-2 E4 G6-4-3		1-1 FC6-4 1B		2-2 F8		0-2 P5		1-2 E9 2B	5	1	2	0	0	0	3											
Kevin Young, R OBP: 0.431, SLG: 0.545	2-1 G6-4-3		0-1 FC6-4		0-0 G6-3		0-0 1B		1-0 1B CS 2B	5	0	2	1	0	0	4											
Ed Sprague, R OBP: 0.421, SLG: 0.494		3-1 WP 1B		0-1 G4-3		3-2 F8		1-0 F9	4	0	1	0	1	0	1												
Freddy Garcia, R OBP: 0.205, SLG: 0.216 Al Martin, L OBP: 0.371, SLG: 0.426	2-3 K		1-0 F8		0-0 1B		1-2 BB 1B		3-3 K	3	0	1	0	0	1	1											
Keith Osik, R OBP: 0.357, SLG: 0.308	3-2 P6		0-0 FC5-4 1B		0-0 1B		1-2 BB		4-0 BB	3	0	2	0	1	0	1											
Mike Benjamin, R OBP: 0.333, SLG: 0.352	0-1 G5-3		0-1 FC5-4		0-0 P2		1-0 P4			4	0	0	0	0	0	7											
Jason Schmidt, R OBP: 0.182, SLG: 0.182 Turner Ward, S OBP: 0.289, SLG: 0.205 Rich Loiselle, R OBP: 0.182, SLG: 0.182			2-3 K		0-0 F9		0-1 B1-3		3-3 K	3	0	0	0	0	1	0											
Inning Stats	R: 0 E: 1 K: 0 S: 8	H: 0 LOB: 1 BB: 1 P: 18	R: 0 E: 0 K: 1 S: 13	H: 1 LOB: 1 BB: 0 P: 21	R: 0 E: 0 K: 1 S: 10	H: 2 LOB: 2 BB: 0 P: 15	R: 0 E: 0 K: 0 S: 6	H: 1 LOB: 1 BB: 0 P: 7	R: 0 E: 0 K: 0 S: 9	H: 1 LOB: 2 BB: 0 P: 12	R: 0 E: 0 K: 0 S: 9	H: 2 LOB: 2 BB: 0 P: 12	R: 0 E: 0 K: 1 S: 8	H: 1 LOB: 1 BB: 1 P: 12	R: 0 E: 0 K: 1 S: 9	H: 2 LOB: 3 BB: 1 P: 19	R: 2 E: 1 K: 1 S: 20	H: 3 LOB: 1 BB: 1 P: 31	1B: 11 2B: 2 3B: 0 HR: 0	SF: 0 SAC: 0 DP: 1 HBP: 0	WP: 1 PB: 0 SB: 1 CS: 1	PA: 42					
PITCHER	IP	WLS	BF	H	R	ER	SO	BB	IBB	HBP	BLK	WP	HR	S	P	ERA	WHIP										
Darren Oliver, L ERA: 2.72	7.0		31	9	0	0	2	1	0	0	0	1	0	64	98	0.00	1.429										
Ricky Bottalico, R ERA: 1.17	1.0	H	5	1	0	0	1	1	0	0	0	0	0	8	18	0.00	2.000										
Juan Acevedo, R ERA: 6.75	0.2	B	5	3	2	2	0	1	0	0	0	0	0	17	25	27.00	6.000										
Scott Radinsky, L ERA: 6.48	0.1	W	1	0	0	0	1	0	0	0	0	0	0	3	6	0.00	0.000										

Pittsburgh Pirates @ St. Louis Cardinals
 Busch Stadium, St. Louis, MO
 Fri May 07 1999, 7:10 PM CDT
 Att: 39,620 - Cloudy - 69 F


AB 39
 R 2
 H 13
 RBI 1
 BB 3
 SO 4
 LOB 22



Batter	1	2	3	4	5	6	7	8	9	AB	R	H	RBI	BB	SO	LOB	BOTTOM										
Shawon Dunston, R OBP: 0.397, SLG: 0.545	1-0 F9		3-2 BB E 1B		1-2 F9		2-2 1B		2-0 HR	5	1	3	2	0	0	0											
Edgar Renteria, R OBP: 0.305, SLG: 0.310	2-3 K		1-2 E1 BB		2-3 K		1-1 FC6-4 1B			4	0	1	0	0	2	1											
Mark McGwire, R OBP: 0.407, SLG: 0.511	1-0 G5-3		3-H 4-2 BB		4-1 BB		0-0 FC6-4			2	0	0	0	2	0	2											
Ray Lankford, L OBP: 0.433, SLG: 0.786		0-3 K	2-2 F7		2-2 F8				3-3 K	4	0	0	0	0	2	4											
Fernando Tatis, R OBP: 0.422, SLG: 0.695		0-1 P2		4-2 E BB		1-3 K		4-2 CS BB		2	1	0	0	2	1	0											
Eric Davis, R OBP: 0.344, SLG: 0.386 Juan Acevedo, R OBP: 0.344, SLG: 0.386 Scott Radinsky, L OBP: 0.344, SLG: 0.386		2-0 G5-3		2-3 K		1-2 F9		2-0 P3		4	0	0	0	0	1	2											
Eli Marrero, R OBP: 0.284, SLG: 0.361			0-0 F9		1-2 F9		0-1 G6-3		1-2 F8	4	0	0	0	0	0	1											
Piacedo Polanco, R OBP: 0.342, SLG: 0.354			0-0 F9		2-0 E5 FC5-4 1B		0-1 G6-3		1-1 G4-3	4	0	1	0	0	0	0											
Darren Oliver, R OBP: 0.375, SLG: 0.400 Ricky Bottalico, L OBP: 0.375, SLG: 0.400 Darren Bragg, L OBP: 0.337, SLG: 0.324			1-2 1B PB E 1B		1-1 FC5-4		0-0 P4		4-1 HR BB	3	1	1	0	0	0	1											
Inning Stats	R: 0 E: 0 K: 1 S: 5	H: 0 LOB: 0 BB: 0 P: 9	R: 0 E: 0 K: 1 S: 6	H: 0 LOB: 0 BB: 0 P: 8	R: 1 E: 1 K: 0 S: 18	H: 2 LOB: 3 BB: 1 P: 29	R: 1 E: 2 K: 1 S: 12	H: 1 LOB: 1 BB: 1 P: 22	R: 0 E: 0 K: 1 S: 11	H: 0 LOB: 0 BB: 1 P: 20	R: 0 E: 0 K: 1 S: 8	H: 0 LOB: 0 BB: 0 P: 10	R: 0 E: 0 K: 1 S: 9	H: 2 LOB: 2 BB: 0 P: 12	R: 0 E: 0 K: 1 S: 6	H: 0 LOB: 0 BB: 1 P: 15	R: 2 E: 0 K: 0 S: 8	H: 1 LOB: 0 BB: 1 P: 16	1B: 5 2B: 0 3B: 0 HR: 1	SF: 0 SAC: 0 DP: 0 HBP: 0	WP: 0 PB: 1 SB: 0 CS: 1	PA: 37					
PITCHER	IP	WLS	BF	H	R	ER	SO	BB	IBB	HBP	BLK	WP	HR	S	P	ERA	WHIP										
Jason Schmidt, R ERA: 3.09	7.0		30	5	2	0	5	3	0	0	0	0	1	69	110	0.00	1.143										
Rich Loiselle, R ERA: 5.28	1.2	L	7	1	2	2	1	2	0	0	0	0	1	14	31	10.80	1.800										

Pittsburgh Pirates @ St. Louis Cardinals
 Busch Stadium, St. Louis, MO
 Fri May 07 1999, 7:10 PM CDT
 Att: 39,620 - Cloudy - 69 F

AB 32
 R 4
 H 6
 RBI 2
 BB 5
 SO 6
 LOB 11



Batter	1	2	3	4	5	6	7	8	9	AB	R	H	RBI	BB	SO	LOB	TOP			
Al Martin, L OBP: 0.358, SLG: 0.444 (1, 7)										6	2	2	2	0	1	1	Pittsburgh Pirates @ St. Louis Cardinals Busch Stadium, St. Louis, MO Sun May 09 1999, 1:10 PM CDT Att: 45,458 - Sunny - 74 F			
Pat Meares, R OBP: 0.387, SLG: 0.348 Mike Williams, R (9, 1)										6	3	5	2	0	0	0				
Brian Giles, L OBP: 0.467, SLG: 0.679 (1, 9)										3	2	2	1	2	0	1				
Brant Brown, L OBP: 0.296, SLG: 0.440 Jeff Wallace, L (7, 1)										4	1	2	4	0	0	1				
Brad Clontz, R Mike Benjamin, R OBP: 0.333, SLG: 0.352 (9, 6)										0	0	0	0	0	0	0				
1B Jason Kendall, R OBP: 0.432, SLG: 0.487 (1, 2)										4	1	1	1	1	0	3				
Turner Ward, S OBP: 0.320, SLG: 0.214 (1, 8)										3	0	1	1	2	1	0				
Ed Sprague, R OBP: 0.414, SLG: 0.500 (1, 5)										5	1	2	1	0	2	4				
Warren Morris, L OBP: 0.351, SLG: 0.346 (1, 4)										3	2	0	0	2	2	2				
Jose Silva, R Chris Peters, L OBP: 0.125, SLG: 0.125 Marc Wilkins, R Kevin Young, R OBP: 0.426, SLG: 0.543 (7, 3)										2	0	0	0	0	1	2				
Inning Stats	R: 2 E: 0 K: 1 S: 20	H: 2 LOB: 2 BB: 2 P: 36	R: 0 E: 0 K: 0 S: 6	H: 0 LOB: 0 BB: 0 P: 9	R: 1 E: 0 K: 0 S: 10	H: 2 LOB: 0 BB: 0 P: 15	R: 6 E: 0 K: 2 S: 17	H: 5 LOB: 2 BB: 3 P: 39	R: 1 E: 0 K: 0 S: 10	H: 1 LOB: 1 BB: 1 P: 18	R: 2 E: 0 K: 2 S: 15	H: 3 LOB: 2 BB: 1 P: 30	R: 0 E: 0 K: 1 S: 7	H: 0 LOB: 0 BB: 0 P: 8	R: 0 E: 0 K: 0 S: 5	H: 0 LOB: 0 BB: 0 P: 8	1B: 8 2B: 5 3B: 1 HR: 1	SF: 1 SAC: 1 DP: 0 HBP: 0	WP: 0 PB: 0 SB: 0 CS: 0	PA: 47
PITCHER	IP WLS BF H R ER SO BB IBB HBP BLK WP HR S P ERA WHIP																			
Manny Aybar, R ERA: 5.4 (1, 1)	3.2 L 22 8 9 9 3 4 0 0 0 0 0 0 49 88 22.09 3.273																			
Mike Busby, R ERA: 7.5 (4, 1)	0.1 3 1 0 0 0 1 0 0 0 0 0 0 4 11 0.00 6.000																			
Lance Painter, L ERA: 7.53 (5, 1)	1.1 8 3 3 3 0 2 0 0 0 0 0 0 18 35 20.25 3.750																			
Rick Croushore, R ERA (6, 1)	1.2 8 3 0 0 3 0 0 0 0 0 0 0 17 27 0.00 1.800																			
Mike Mohler, L ERA: 5.63 (8, 1)	2.0 6 0 0 0 2 0 0 0 0 0 0 0 12 16 0.00 0.000																			

Batter	1	2	3	4	5	6	7	8	9	AB	R	H	RBI	BB	SO	LOB	BOTTOM					
J.D. Drew, L OBP: 0.342, SLG: 0.471 Lance Painter, L (5, 1)										3	0	0	0	0	1	1	Pittsburgh Pirates @ St. Louis Cardinals Busch Stadium, St. Louis, MO Sun May 09 1999, 1:10 PM CDT Att: 45,458 - Sunny - 74 F					
Darren Bragg, L OBP: 0.341, SLG: 0.311 Eli Marrero, R OBP: 0.261, SLG: 0.345 (8, 2)										1	0	0	0	0	0	0						
Edgar Renteria, R OBP: 0.321, SLG: 0.337 (1, 6)										5	2	3	0	0	2	1						
Mark McGwire, R OBP: 0.393, SLG: 0.480 (1, 3)										5	1	1	1	0	2	3						
Fernando Tatis, R OBP: 0.416, SLG: 0.657 (1, 5)										4	1	0	0	0	1	2						
Eric Davis, R OBP: 0.364, SLG: 0.443 (1, 9)										4	3	2	2	1	0	0						
Shawon Dunston, R OBP: 0.391, SLG: 0.607 (1, 8)										5	2	2	5	0	1	0						
Alberto Castillo, R OBP: 0.356, SLG: 0.410 Mike Mohler, R Ray Lankford, L OBP: 0.412, SLG: 0.710 (9, PH)										1	0	0	0	3	0	0						
Piacleo Polanco, R OBP: 0.346, SLG: 0.348 (1, 4)										4	0	1	1	1	1	2						
Manny Aybar, R OBP: 0.143, SLG: 0.143 Mike Busby, R Joe McEwing, R OBP: 0.413, SLG: 0.455 Rick Croushore, R Willie McGee, S OBP: 0.426, SLG: 0.348 (8, 7)										1	0	0	0	0	0	0						
Inning Stats	R: 5 E: 0 K: 0 S: 14	H: 3 LOB: 1 BB: 1 P: 27	R: 0 E: 0 K: 2 S: 11	H: 1 LOB: 1 BB: 0 P: 16	R: 0 E: 0 K: 1 S: 8	H: 0 LOB: 0 BB: 0 P: 12	R: 0 E: 0 K: 0 S: 8	H: 0 LOB: 1 BB: 1 P: 16	R: 3 E: 0 K: 2 S: 22	H: 4 LOB: 2 BB: 1 P: 35	R: 0 E: 0 K: 1 S: 9	H: 0 LOB: 0 BB: 0 P: 14	R: 1 E: 0 K: 1 S: 13	H: 1 LOB: 2 BB: 2 P: 27	R: 0 E: 0 K: 1 S: 9	H: 0 LOB: 1 BB: 1 P: 15	R: 0 E: 0 K: 1 S: 16	H: 0 LOB: 1 BB: 1 P: 23	1B: 3 2B: 3 3B: 1 HR: 2	SF: 0 SAC: 0 DP: 0 HBP: 1	WP: 0 PB: 0 SB: 0 CS: 0	PA: 44
PITCHER	IP WLS BF H R ER SO BB IBB HBP BLK WP HR S P ERA WHIP																					
Jose Silva, R ERA: 8.5 (1, 1)	4.2 W 26 8 8 8 5 3 0 0 0 0 0 1 59 99 15.43 2.357																					
Chris Peters, L ERA: 5.74 (5, 1)	2.0 W 8 1 1 1 1 1 0 0 0 0 0 1 23 40 4.50 1.000																					
Marc Wilkins, R ERA (7, 1)	0.0 1 0 0 0 0 1 0 0 0 0 0 0 4 9 0.00 3.000																					
Jeff Wallace, L ERA: 1.06 Brad Clontz, R ERA (8, 1)	0.1 H 2 0 0 0 1 1 0 0 0 0 0 0 4 9 0.00 3.000																					
1.2 H 6 0 0 0 1 1 0 0 0 0 0 0 21 29 0.00 0.600																						



Batter	1	2	3	4	5	6	7	8	9	AB	R	H	RBI	BB	SO	LOB	TOP			
Doug Glanville, R OBP: 0.391, SLG: 0.441	G6-3		FC1-6 2B				G5-3		WP BB 1B	5	1	2	0	0	0	1	Philadelphia Phillies @ St. Louis Cardinals Busch Stadium, St. Louis, MO Mon May 10 1999, 7:10 PM CDT Att: 34,789 - Unknown - 83 F			
Marlon Anderson, L OBP: 0.255, SLG: 0.324	L4		2B		P3		F8		WP BB 1-2	4	0	1	1	1	0	1				
Scott Rolen, R OBP: 0.355, SLG: 0.532	1B		BB		BB 1-2		1B		G4-6-3 BB 1-2 2-3	2	0	2	0	3	0	0				
Rico Brogna, L OBP: 0.299, SLG: 0.462	F7		G4-3		K		G4-3		G4-6-3 1-2	5	0	0	0	0	1	9				
Ron Gant, R OBP: 0.325, SLG: 0.371		G6-3			L8				G1-3	3	0	0	0	1	0	0				
Mike Lieberthal, R OBP: 0.441, SLG: 0.588		K			2B 1B		P5		F9	4	1	1	0	0	1	3				
Rob Ducey, L OBP: 0.300, SLG: 0.472		G4-3			F7		P4		BB	3	0	0	0	1	0	1				
Desi Relaford, S OBP: 0.400, SLG: 0.464					L7 1-2 2B		K		F9	4	0	1	1	0	1	1				
Carlton Loewer, R ERA: 2.99					FC1-6 BB		K		G5-3	2	0	0	0	1	2	1				
Jim Poole, L ERA: 1.15										0	0	0	0	0	0	0				
Ken Ryan, R OBP: 0.353, SLG: 0.500										1	0	0	0	0	0	0				
Inning Stats	R: 0 E: 0 K: 0 S: 7	H: 1 LOB: 1 BB: 0 P: 12	R: 0 E: 0 K: 1 S: 6	H: 0 LOB: 0 BB: 0 P: 10	R: 1 E: 0 K: 0 S: 9	H: 1 LOB: 2 BB: 2 P: 21	R: 1 E: 0 K: 1 S: 10	H: 2 LOB: 1 BB: 0 P: 14	R: 0 E: 0 K: 1 S: 16	H: 0 LOB: 3 BB: 2 P: 30	R: 0 E: 0 K: 0 S: 9	H: 1 LOB: 1 BB: 0 P: 11	R: 0 E: 0 K: 0 S: 6	H: 0 LOB: 2 BB: 1 P: 14	R: 0 E: 0 K: 0 S: 8	H: 1 LOB: 2 BB: 2 P: 20	1B: 5 2B: 2 3B: 0 HR: 0	SF: 0 SAC: 0 DP: 1 HBP: 0	WP: 1 PB: 0 SB: 1 CS: 0	PA: 40
PITCHER	IP WLS BF H R ER SO	IP WLS BF H R ER SO	IP WLS BF H R ER SO	IP WLS BF H R ER SO	IP WLS BF H R ER SO	IP WLS BF H R ER SO	IP WLS BF H R ER SO	IP WLS BF H R ER SO	IP WLS BF H R ER SO	IP WLS BF H R ER SO	IP WLS BF H R ER SO	IP WLS BF H R ER SO	IP WLS BF H R ER SO	IP WLS BF H R ER SO	IP WLS BF H R ER SO	IP WLS BF H R ER SO	ERA WHIP	ERA WHIP		
Kent Bottenfield, R ERA: 2.99	(1, 1)	8.0	W	35	6	2	2	5	5	0	0	0	0	0	0	0	0	2.25	1.375	
Ricky Bottalico, R ERA: 1.15	(9, 1)	0.1	H	4	1	0	0	0	2	0	0	0	0	1	0	6	17	0.00	9.000	
Scott Radinsky, L ERA: 6.0	(9, 1)	0.2	S	1	0	0	0	0	0	0	0	0	0	0	0	2	3	0.00	0.000	


Batter	1	2	3	4	5	6	7	8	9	AB	R	H	RBI	BB	SO	LOB	BOTTOM			
Shawon Dunston, R OBP: 0.397, SLG: 0.600	G6-3		G4-6-3			HR 1B		BB HBP 1B		4	2	2	0	0	0	2	Philadelphia Phillies @ St. Louis Cardinals Busch Stadium, St. Louis, MO Mon May 10 1999, 7:10 PM CDT Att: 34,789 - Unknown - 83 F			
Ricky Bottalico, L										0	0	0	0	0	0	0				
Scott Radinsky, L										0	0	0	0	0	0	0				
Edgar Renteria, R OBP: 0.327, SLG: 0.337	L8				G6-4-3 BB		K		HBP BB 1B	3	1	1	0	1	1	1				
Mark McGwire, R OBP: 0.397, SLG: 0.505	K				G6-4-3		HR		HBP BB	3	2	1	2	1	1	1				
Ray Lankford, L OBP: 0.421, SLG: 0.676		F7			G3		FC6-4 1B		E FC6-2 HBP	3	0	1	1	0	0	0				
Fernando Tatis, R OBP: 0.411, SLG: 0.642		G2				G5-3		K	E8 FC6-2	4	0	1	2	0	1	1				
Eric Davis, R OBP: 0.359, SLG: 0.429						1B BB		FC6-4	P6	3	0	0	0	1	1	3				
Eli Marrero, R OBP: 0.271, SLG: 0.352						1B 1B			FC6-2	4	0	2	0	0	0	2				
Joe McEwing, R OBP: 0.407, SLG: 0.447						K		G4-3	G3-1	4	0	1	0	0	1	4				
Kent Bottenfield, R OBP: 0.176, SLG: 0.176						K				3	0	0	0	0	3	4				
Darren Bragg, L OBP: 0.341, SLG: 0.311						K				0	0	0	0	0	0	0				
Inning Stats	R: 0 E: 0 K: 1 S: 10	H: 0 LOB: 0 BB: 0 P: 17	R: 0 E: 0 K: 1 S: 7	H: 0 LOB: 0 BB: 0 P: 11	R: 0 E: 0 K: 1 S: 9	H: 2 LOB: 1 BB: 0 P: 13	R: 0 E: 0 K: 0 S: 5	H: 0 LOB: 0 BB: 1 P: 11	R: 0 E: 0 K: 2 S: 13	H: 1 LOB: 2 BB: 1 P: 21	R: 2 E: 0 K: 2 S: 14	H: 3 LOB: 1 BB: 0 P: 18	R: 0 E: 0 K: 1 S: 7	H: 0 LOB: 0 BB: 0 P: 9	R: 3 E: 1 K: 0 S: 18	H: 3 LOB: 2 BB: 1 P: 35	1B: 8 2B: 0 3B: 0 HR: 1	SF: 0 SAC: 0 DP: 2 HBP: 1	WP: 0 PB: 0 SB: 1 CS: 0	PA: 35
PITCHER	IP WLS BF H R ER SO	IP WLS BF H R ER SO	IP WLS BF H R ER SO	IP WLS BF H R ER SO	IP WLS BF H R ER SO	IP WLS BF H R ER SO	IP WLS BF H R ER SO	IP WLS BF H R ER SO	IP WLS BF H R ER SO	IP WLS BF H R ER SO	IP WLS BF H R ER SO	IP WLS BF H R ER SO	IP WLS BF H R ER SO	IP WLS BF H R ER SO	IP WLS BF H R ER SO	IP WLS BF H R ER SO	ERA WHIP	ERA WHIP		
Carlton Loewer, R ERA: 4.44	(1, 1)	7.0	L	30	8	5	5	8	3	0	0	0	0	0	0	0	6.43	1.571		
Jim Poole, L ERA: 4.32	(8, 1)	0.0		1	0	0	0	0	0	0	0	2	5							
Ken Ryan, R ERA: 6.14	(8, 1)	1.0		4	1	0	0	0	0	0	0	11	18	0.00	1.000					



Batter	1	2	3	4	5	6	7	8	9	AB	R	H	RBI	BB	SO	LOB	TOP					
Doug Glanville, R OBP: 0.405, SLG: 0.464	1-1 G6-3		4-1 1B G1-3 BB		2-1 G6-3		3-2 HR	0-1 2H 3H 1B		4	1	2	3	1	0	0						
Kevin Seifick, R OBP: 0.386, SLG: 0.500	4-0 FC6-4 BB		0-0 G1-3			0-1 G4-3	0-1 G3 1B	0-2 G4-3		4	0	1	0	1	0	2						
Scott Rolen, R OBP: 0.358, SLG: 0.549	2-2 FC6-4 1B 1-2		0-0 G4-6-3 1B			4-0 2B HR BB	1-2 F9		2-1 F8	4	1	1	0	1	0	2						
Rico Brogna, L OBP: 0.306, SLG: 0.471	2-1 SAFE 1B		1-1 G4-6-3			0-1 HR 2B	0-0 G3		0-1 F8	5	1	2	0	0	0	3						
Ron Gant, R OBP: 0.331, SLG: 0.362 Rob Ducey, L OBP: 0.300, SLG: 0.472	0-0 G6-3			1-1 G4-3		2-3 K	1-0 F7		2-0 F8	5	0	0	0	0	1	5						
Mike Lieberthal, R OBP: 0.434, SLG: 0.604		0-0 P4		2-1 F8		1-1 HR		2-1 F7		4	1	1	3	0	0	0						
Alex Arias, R OBP: 0.439, SLG: 0.615		2-2 CS 2B		2-1 F8		2H 3H 15 HR 1B		0-1 15 1B		4	2	3	0	0	0	0						
15 David Doster, R OBP: 0.400, SLG: 0.500		4-2 BB				1-1 F7	0-0 1H HR	2-1 SH1-4 1B		3	2	2	2	1	0	0						
Curt Schilling, R OBP: 0.227, SLG: 0.300		3-3 SAFE K				1-3 K	2-2 G4-3	0-0 SH1-4 1B		3	0	0	0	0	2	2						
Inning Stats	R: 0 E: 0 K: 0 S: 8	H: 1 LOB: 2 BB: 1 P: 17	R: 0 E: 0 K: 1 S: 15	H: 1 LOB: 2 BB: 1 P: 24	R: 0 E: 0 K: 0 S: 5	H: 1 LOB: 1 BB: 1 P: 10	R: 0 E: 0 K: 0 S: 6	H: 0 LOB: 0 BB: 0 P: 11	R: 0 E: 0 K: 1 S: 8	H: 0 LOB: 0 BB: 0 P: 12	R: 5 E: 0 K: 1 S: 17	H: 4 LOB: 0 BB: 1 P: 26	R: 1 E: 0 K: 0 S: 12	H: 2 LOB: 1 BB: 0 P: 16	R: 2 E: 0 K: 0 S: 12	H: 3 LOB: 1 BB: 0 P: 16	R: 0 E: 0 K: 0 S: 5	H: 0 LOB: 0 BB: 0 P: 9	1B: 7 2B: 3 3B: 0 HR: 3	SF: 0 SAC: 1 DP: 2 HBP: 0	WP: 0 PB: 0 SB: 0 CS: 1	PA: 41
PITCHER	IP	WLS	BF	H	R	ER	SO	BB	IBB	HBP	BLK	WP	HR	S	P	ERA	WHIP					
Darren Oliver, L ERA: 3.35	6.0	L	27	7	5	5	3	4	0	0	0	0	2	59	100	7.50	1.833					
Juan Acevedo, R ERA: 6.75	2.0		11	5	3	3	0	0	0	0	0	0	1	24	32	13.50	2.500					
Ricky Bottalico, R ERA: 1.08	1.0		3	0	0	0	0	0	0	0	0	0	0	5	9	0.00	0.000					

Philadelphia Phillies @ St. Louis Cardinals
 Busch Stadium, St. Louis, MO
 Wed May 12 1999, 12:40 PM CDT
 Att: 45,540 - Cloudy - 80 F


AB 36
 R 8
 H 12
 RBI 8
 BB 4
 SO 3
 LOB 14



Batter	1	2	3	4	5	6	7	8	9	AB	R	H	RBI	BB	SO	LOB	BOTTOM					
Joe McEwing, R OBP: 0.403, SLG: 0.440	0-2 G3		0-0 G5-3							4	0	1	0	0	0	0						
Edgar Renteria, R OBP: 0.314, SLG: 0.330	0-0 F9			3-2 HR 2B	1-0 L5-3 1B			1-0 G6-3		4	1	1	0	0	0	1						
Mark McGwire, R OBP: 0.388, SLG: 0.509	1-1 G6-3			1-0 2H HR		1-0 G6-3		0-0 F8		4	1	1	2	0	0	0						
Willie McGee, S OBP: 0.397, SLG: 0.320		0-1 G4-3		0-2 G3		0-1 G3-1			1-0 G4-3	4	0	0	0	0	0	0						
Shawon Dunston, R OBP: 0.382, SLG: 0.562		1-2 P4		0-0 HR 1B		1-1 G6-3			1-0 F9	4	1	1	0	0	0	0						
Darren Bragg, L OBP: 0.337, SLG: 0.308		0-1 1B		1 SAFE 1-3 K			0-3 K		1-2 G4-3	4	0	1	0	0	2	1						
Eli Marrero, R OBP: 0.291, SLG: 0.429		2-1 F9		1-1 1H HR			2-0 P5			3	1	1	2	0	0	1						
Piacleo Polanco, R OBP: 0.337, SLG: 0.338			2-2 G5-3		0-0 F8			1-0 1B		3	0	1	0	0	0	0						
Darren Oliver, R OBP: 0.333, SLG: 0.353 Juan Acevedo, R Ricky Bottalico, L			2-3 K			0-3 K				2	0	0	0	0	2	0						
Inning Stats	R: 0 E: 0 K: 0 S: 6	H: 0 LOB: 0 BB: 0 P: 7	R: 0 E: 0 K: 0 S: 9	H: 1 LOB: 0 BB: 0 P: 12	R: 0 E: 0 K: 1 S: 8	H: 0 LOB: 0 BB: 0 P: 12	R: 4 E: 0 K: 1 S: 18	H: 4 LOB: 0 BB: 0 P: 24	R: 0 E: 0 K: 1 S: 8	H: 1 LOB: 0 BB: 0 P: 10	R: 0 E: 0 K: 0 S: 5	H: 0 LOB: 0 BB: 0 P: 7	R: 0 E: 0 K: 2 S: 8	H: 1 LOB: 1 BB: 0 P: 14	R: 0 E: 0 K: 0 S: 5	H: 0 LOB: 0 BB: 0 P: 8	R: 0 E: 0 K: 0 S: 5	H: 0 LOB: 0 BB: 0 P: 8	1B: 4 2B: 2 3B: 0 HR: 2	SF: 0 SAC: 0 DP: 1 HBP: 0	WP: 0 PB: 0 SB: 0 CS: 0	PA: 33
PITCHER	IP	WLS	BF	H	R	ER	SO	BB	IBB	HBP	BLK	WP	HR	S	P	ERA	WHIP					
Curt Schilling, R ERA: 2.8	9.0	W	33	7	4	4	5	0	0	0	0	0	2	72	102	4.00	0.778					

Philadelphia Phillies @ St. Louis Cardinals
 Busch Stadium, St. Louis, MO
 Wed May 12 1999, 12:40 PM CDT
 Att: 45,540 - Cloudy - 80 F


AB 33
 R 4
 H 7
 RBI 4
 BB 0
 SO 5
 LOB 4



Batter	1	2	3	4	5	6	7	8	9	AB	R	H	RBI	BB	SO	LOB	TOP											
Eric Young Sr. R OBP: 0.410, SLG: 0.393	G3		1B		G1-3		E5 1B	L6-4		5	1	2	1	0	0	3												
Adrian Beltré R OBP: 0.422, SLG: 0.527	F7		G5-3			P7	1B 2B		P4	5	1	1	1	0	0	1												
Gary Sheffield R OBP: 0.404, SLG: 0.496	1B						1B 2B		K	4	1	2	0	0	2	0												
Raul Mondesi R OBP: 0.376, SLG: 0.611	F7				K		1B 2B		P2	5	1	1	2	0	1	2												
Todd Hundley S OBP: 0.315, SLG: 0.469		F7			E6					4	0	1	1	0	1	1												
Eric Karros R OBP: 0.331, SLG: 0.447		G5-3			G6-4-3					4	0	0	0	0	0	3												
Todd Hollandsworth L OBP: 0.241, SLG: 0.296						G5-3				4	1	1	0	0	0	0												
Mark Grudzielanek R OBP: 0.317, SLG: 0.357					G5-3					3	1	2	0	1	0	0												
Kevin Brown R OBP: 0.136, SLG: 0.050					G5-3					2	1	0	0	1	1	1												
Dave Hansen L OBP: 0.567, SLG: 0.875										0	0	0	0	1	0	0												
Alan Mills R OBP: 0.317, SLG: 0.357										0	0	0	0	0	0	0												
Jeff Shaw R OBP: 0.317, SLG: 0.357										0	0	0	0	0	0	0												
Inning Stats	R: 0 H: 1 E: 0 K: 0 S: 8	H: 1 LOB: 1 BB: 0 P: 11	R: 0 H: 0 E: 0 K: 0 S: 8	H: 0 LOB: 0 BB: 0 P: 15	R: 0 H: 1 E: 0 K: 0 S: 6	H: 1 LOB: 1 BB: 0 P: 9	R: 0 H: 0 E: 1 K: 1 S: 8	H: 0 LOB: 1 BB: 0 P: 11	R: 0 H: 0 E: 0 K: 1 S: 7	H: 0 LOB: 1 BB: 1 P: 14	R: 0 H: 0 E: 0 K: 1 S: 6	H: 0 LOB: 0 BB: 0 P: 7	R: 7 H: 7 E: 1 K: 1 S: 16	H: 7 LOB: 1 BB: 1 P: 31	R: 0 H: 1 E: 0 K: 0 S: 8	H: 1 LOB: 1 BB: 1 P: 17	R: 0 H: 0 E: 0 K: 1 S: 7	H: 0 LOB: 0 BB: 0 P: 12	1B: 9 2B: 2 3B: 0 HR: 0	SF: 0 SAC: 0 DP: 2 HBP: 1	WP: 0 PA: 40 PB: 0 SB: 0 CS: 0							
PITCHER	IP	WLS	BF	H	R	ER	SO	BB	IBB	HBP	BLK	WP	HR	S	P	ERA	WHIP											
Jose Jimenez R ERA: 6.38	(1, 1)	6.2	L	30	7	6	6	4	2	0	1	0	0	0	56	89	8.10	1.350										
Clint Sodowsky R ERA: 9.0	(7, 1)	0.2		5	3	1	1	0	0	0	0	0	0	0	9	19	13.50	4.500										
Scott Radinsky L ERA: 5.59	(8, 1)	0.2		2	0	0	0	0	1	0	0	0	0	2	7	0.00	1.500											
Manny Aybar R ERA: 5.16	(9, 1)	1.0		3	0	0	0	1	0	0	0	0	0	7	12	0.00	0.000											

Los Angeles Dodgers @ St. Louis Cardinals
 Busch Stadium, St. Louis, MO
 Fri May 14 1999, 7:10 PM CDT
 Att: 48,036 - Cloudy - 64 F


AB	36
R	7
H	10
RBI	5
BB	3
SO	5
LOB	11



Batter	1	2	3	4	5	6	7	8	9	AB	R	H	RBI	BB	SO	LOB	BOTTOM										
J.D. Drew L OBP: 0.329, SLG: 0.438	G6-4-3 1B BB		F8		K		K		K	4	0	0	0	1	3	1											
Edgar Renteria R OBP: 0.317, SLG: 0.333	G6-4-3 1B		PB S 1B		E5		G4-3		FC6-4	5	0	2	0	0	0	1											
Mark McGwire R OBP: 0.391, SLG: 0.500	G6-4-3 1-2 2-3		1-2 BB		G5-3					2	1	0	0	2	0	3											
Ray Lankford L OBP: 0.391, SLG: 0.690	K		K			G4-3				4	1	1	2	0	2	3											
Shawon Dunston R OBP: 0.375, SLG: 0.545		G5-3	P9			G5-3				4	0	1	0	0	0	2											
Darren Bragg L OBP: 0.344, SLG: 0.329		1B 2B			K		BB 1B		L8	4	1	2	0	0	1	1											
Eli Marrero R OBP: 0.299, SLG: 0.426		2H 1B			F9		BB		F9-3	3	0	1	1	1	0	1											
Joe McEwing R OBP: 0.393, SLG: 0.429	1 SAFE 1 SAFE				G4-3		L7			3	0	0	0	0	1	3											
Clint Sodowsky L ERA: 9.0										0	0	0	0	0	0	0											
Scott Radinsky L ERA: 5.59										0	0	0	0	0	0	0											
Manny Aybar R OBP: 0.390, SLG: 0.314										0	0	0	0	0	0	0											
Willie McGee S OBP: 0.390, SLG: 0.314										1	0	0	0	0	0	0											
Jose Jimenez R OBP: 0.125, SLG: 0.125										2	0	0	0	0	1	1											
Placido Polanco R OBP: 0.341, SLG: 0.342									FC6-4 1B	2	0	1	0	0	0	0											
Inning Stats	R: 0 H: 1 E: 0 K: 1 S: 11	H: 2 LOB: 1 BB: 0 P: 13	R: 1 H: 2 E: 0 K: 1 S: 9	H: 2 LOB: 0 BB: 0 P: 13	R: 0 H: 1 E: 0 K: 1 S: 14	H: 1 LOB: 2 BB: 1 P: 23	R: 0 H: 0 E: 0 K: 1 S: 8	H: 0 LOB: 0 BB: 0 P: 10	R: 0 H: 0 E: 1 K: 2 S: 9	H: 0 LOB: 1 BB: 0 P: 10	R: 0 H: 1 E: 0 K: 0 S: 9	H: 1 LOB: 2 BB: 1 P: 18	R: 0 H: 0 E: 0 K: 1 S: 9	H: 0 LOB: 0 BB: 0 P: 11	R: 2 H: 2 E: 0 K: 0 S: 11	H: 2 LOB: 0 BB: 1 P: 18	R: 0 H: 1 E: 0 K: 1 S: 10	H: 1 LOB: 1 BB: 0 P: 12	1B: 6 2B: 2 3B: 0 HR: 1	SF: 0 SAC: 0 DP: 2 HBP: 0	WP: 0 PA: 38 PB: 1 SB: 1 CS: 0						
PITCHER	IP	WLS	BF	H	R	ER	SO	BB	IBB	HBP	BLK	WP	HR	S	P	ERA	WHIP										
Kevin Brown R ERA: 2.75	(1, 1)	7.0	W	29	5	1	1	7	3	0	0	0	0	69	103	1.29	1.143										
Alan Mills R ERA: 2.75	(8, 1)	1.1		7	3	2	2	0	1	0	0	0	1	15	23	13.50	3.000										
Jeff Shaw R ERA: 2.0	(9, 1)	0.2		2	0	0	0	1	0	0	0	0	0	6	7	0.00	0.000										

Los Angeles Dodgers @ St. Louis Cardinals
 Busch Stadium, St. Louis, MO
 Fri May 14 1999, 7:10 PM CDT
 Att: 48,036 - Cloudy - 64 F

AB	34
R	3
H	8
RBI	3
BB	4
SO	8
LOB	16



Batter	1	2	3	4	5	6	7	8	9	AB	R	H	RBI	BB	SO	LOB	TOP				
Eric Young Sr., R OBP: 0.417, SLG: 0.392 (1, 4)	F9		G6-3						G6-3	3	2	1	0	2	0	0	Los Angeles Dodgers @ St. Louis Cardinals Busch Stadium, St. Louis, MO Sat May 15 1999, 7:10 PM CDT Att: 48,308 - Cloudy - 73 F				
Adrian Beltré, R OBP: 0.414, SLG: 0.513 (1, 5)	F9		G5-3						G6-3	5	0	1	1	0	0	2					
Gary Sheffield, R OBP: 0.410, SLG: 0.515 (1, 7)	K									5	1	3	2	0	1	0					
Raul Mondesi, R OBP: 0.383, SLG: 0.607 (1, 9)										4	1	2	0	1	0	1					
Todd Hundley, S OBP: 0.319, SLG: 0.466 (1, 2)										5	0	2	0	0	1	4					
Eric Karros, R OBP: 0.322, SLG: 0.434 (1, 3)										4	0	0	0	0	1	5					
Todd Hollandsworth, L OBP: 0.333, SLG: 0.345 (1, 8)										2	0	2	0	2	0	0					
Mark Grudzielanek, R OBP: 0.315, SLG: 0.353 (1, 6)										4	1	1	1	0	1	4					
Chan Ho Park, R OBP: 0.105, SLG: 0.158 (1, 1)										3	0	0	0	0	2	3					
Jamie Arnold, R OBP: 0.097, SLG: 0.667 (6, 1)										0	0	0	0	0	0	0					
Tripp Cramer, R OBP: 0.286, SLG: 0.167 (8, PH)										1	0	0	0	0	0	1					
Mike Maddux, L (8, 1)										0	0	0	0	0	0	0					
Inning Stats	R: 0 E: 0 K: 1 S: 8	H: 0 LOB: 0 BB: 0 P: 10	R: 0 E: 0 K: 2 S: 13	H: 3 LOB: 2 BB: 0 P: 25	R: 0 E: 0 K: 1 S: 7	H: 0 LOB: 0 BB: 0 P: 9	R: 2 E: 1 K: 2 S: 20	H: 3 LOB: 2 BB: 1 P: 34	R: 1 E: 0 K: 0 S: 12	H: 1 LOB: 2 BB: 2 P: 25	R: 0 E: 0 K: 0 S: 5	H: 1 LOB: 1 BB: 0 P: 10	R: 0 E: 0 K: 0 S: 6	H: 0 LOB: 0 BB: 1 P: 12	R: 1 E: 0 K: 0 S: 13	H: 2 LOB: 1 BB: 0 P: 16	1B: 10 2B: 2 3B: 0 HR: 0	SF: 0 SAC: 0 DP: 1 HBP: 0	WP: 0 PB: 0 SB: 2 CS: 0	PA: 41	
PITCHER	IP	WLS	BF	H	R	ER	SO	BB	IBB	HBP	BLK	WP	HR	S	P	ERA	WHIP				
Kent Bottenfield, R ERA: 3.02	6.0	W	29	9	4	4	6	3	1	0	0	0	0	69	119	6.00	2.000				
Rick Croushore, R ERA:	1.0	H	4	1	0	0	0	0	0	0	0	0	0	5	10	0.00	1.000				
Scott Radinsky, L ERA: 5.06	1.0	H	3	0	0	0	0	1	0	0	0	0	0	6	12	0.00	1.000				
Ricky Bottalico, R ERA: 1.53	1.0		5	2	1	1	0	0	0	0	0	0	0	13	16	9.00	2.000				

Batter	1	2	3	4	5	6	7	8	9	AB	R	H	RBI	BB	SO	LOB	BOTTOM				
Darren Bragg, L OBP: 0.366, SLG: 0.341 (1, 8)	F8		FC1-4							3	1	2	0	1	0	0	Los Angeles Dodgers @ St. Louis Cardinals Busch Stadium, St. Louis, MO Sat May 15 1999, 7:10 PM CDT Att: 48,308 - Cloudy - 73 F				
Joe McEwing, R OBP: 0.394, SLG: 0.453 (1, 4)			FC1-4							5	2	2	2	0	1	3					
Mark McGwire, R OBP: 0.385, SLG: 0.496 (1, 3)	F8									5	0	1	1	0	2	2					
Ray Lankford, L OBP: 0.420, SLG: 0.689 (1, 7)										3	2	2	0	1	1	2					
Scott Radinsky, L (8, 1)	K									0	0	0	0	0	0	0					
Ricky Bottalico, L (9, 1)										0	0	0	0	0	0	0					
Fernando Tatis, R OBP: 0.412, SLG: 0.622 (1, 5)										2	1	1	0	1	1	2					
Edgar Renteria, R OBP: 0.323, SLG: 0.339 (7, 6)										1	0	1	0	0	0	0					
Eric Davis, R OBP: 0.351, SLG: 0.444 (1, 9)	FC5-4									4	1	1	1	0	0	6					
Eli Marrero, R OBP: 0.288, SLG: 0.410 (1, 2)										4	0	0	0	0	1	3					
Piacleo Polanco, R OBP: 0.333, SLG: 0.333 (6, PH)										2	0	0	0	0	2	0					
J.D. Drew, L OBP: 0.337, SLG: 0.459 (6, PR)										1	0	1	2	0	0	0					
Jose Jimenez, R OBP: 0.125, SLG: 0.125 (6, PR)										0	1	0	0	0	0	0					
Rick Croushore, R (7, 1)										0	0	0	0	0	0	0					
Willie McGee, S OBP: 0.383, SLG: 0.308 (8, 7)										1	0	0	0	0	1	0					
Kent Bottenfield, R OBP: 0.158, SLG: 0.158 (1, 1)										2	0	0	0	0	2	0					
Shawon Dunston, R OBP: 0.378, SLG: 0.544 (7, 5)										2	0	1	1	0	0	0					
Inning Stats	R: 0 E: 0 K: 1 S: 10	H: 1 LOB: 3 BB: 1 P: 20	R: 0 E: 0 K: 2 S: 7	H: 0 LOB: 0 BB: 0 P: 8	R: 1 E: 0 K: 1 S: 10	H: 2 LOB: 0 BB: 1 P: 19	R: 0 E: 0 K: 3 S: 11	H: 0 LOB: 0 BB: 0 P: 15	R: 0 E: 0 K: 1 S: 8	H: 0 LOB: 0 BB: 0 P: 13	R: 4 E: 0 K: 1 S: 17	H: 5 LOB: 2 BB: 1 P: 32	R: 1 E: 1 K: 1 S: 14	H: 2 LOB: 1 BB: 0 P: 20	R: 2 E: 0 K: 1 S: 10	H: 2 LOB: 0 BB: 0 P: 15	1B: 9 2B: 2 3B: 0 HR: 1	SF: 0 SAC: 0 DP: 0 HBP: 1	WP: 0 PB: 1 SB: 0 CS: 1	PA: 39	
PITCHER	IP	WLS	BF	H	R	ER	SO	BB	IBB	HBP	BLK	WP	HR	S	P	ERA	WHIP				
Chan Ho Park, R ERA: 5.32	5.1	L	26	7	5	5	8	2	0	1	0	0	0	58	94	8.44	1.688				
Jamie Arnold, R ERA: 1.17	1.2		8	3	1	0	2	1	0	0	0	0	0	19	33	0.00	2.400				
Mike Maddux, R ERA: 6.1	1.0		5	2	2	2	1	0	0	0	0	0	1	10	15	18.00	2.000				

Batter	1	2	3	4	5	6	7	8	9	AB	R	H	RBI	BB	SO	LOB	TOP										
Eric Young Sr., R OBP: 0.403, SLG: 0.379	1-1 P6	0-0 SF8		3-1 P3		0-3 K		1-0 L8	4 0 0 1 0 1 2																		
Todd Hollandsworth, L OBP: 0.366, SLG: 0.441	1-2 SF7	3-H 3B	1-2 1B	2-2 P6		0-3 K		0-1 E4	5 1 3 0 0 1 0																		
Gary Sheffield, R OBP: 0.404, SLG: 0.507	1-2 SF7	1-0 L7			1-2 CS		2-1 P4	2-1 P3	4 0 1 1 0 0 4																		
Raul Mondesi, R OBP: 0.380, SLG: 0.597	0-2 G6-3		3-2 F9		3-2 F8		1-1 G5-3		4 0 1 0 0 0 1																		
Dave Hansen, L OBP: 0.588, SLG: 0.885 Pedro Borbon, R Jeff Shaw, R		4-2 2B	2-2 F7		3-1 2B		4-2 G6-3		2 1 1 0 2 0 1 0 0 0 0 0 0 0 0 0 0 0 0 0 0																		
Mark Grudzielanek, R OBP: 0.313, SLG: 0.358	0-0 1B	0-0 2B	3-1 F9		1-1 P4		0-2 G6-3		4 1 1 0 0 0 3																		
Jose Vizcaino, S OBP: 0.321, SLG: 0.304 Adrián Beltré, R OBP: 0.413, SLG: 0.504	1-1 E	1-1 SF8	4-0 FC6-4		1-1 G5-3		0-3 K		1 1 1 1 0 0 0 2 0 0 0 1 1 0																		
Paul Lo Duca, R OBP: 0.209, SLG: 0.056	1-3 K	2-3 K	0-0 FC6-4		0-1 G6-3		1-1 F8		4 0 0 0 0 1 4																		
Ismael Valdez, R OBP: 0.095, SLG: 0.050 Antonio Osuna, R Alan Mills, R Eric Karros, R OBP: 0.327, SLG: 0.434	1-0 E1		3-2 G6-3		0-0 1B		4-2 E		3 0 1 1 0 0 1 0 0 0 0 0 0 0 0 0 0 0 0 0 0 0 0 0 0 1 0 0																		
Inning Stats	R: 1 E: 0 K: 0 S: 12	H: 1 LOB: 0 BB: 0 P: 15	R: 3 E: 1 K: 1 S: 14	H: 3 LOB: 2 BB: 1 P: 24	R: 0 E: 0 K: 0 S: 12	H: 1 LOB: 0 BB: 0 P: 24	R: 0 E: 0 K: 0 S: 11	H: 0 LOB: 0 BB: 0 P: 19	R: 0 E: 0 K: 1 S: 10	H: 2 LOB: 1 BB: 0 P: 18	R: 0 E: 0 K: 1 S: 10	H: 1 LOB: 1 BB: 0 P: 11	R: 0 E: 0 K: 1 S: 7	H: 0 LOB: 0 BB: 0 P: 10	R: 0 E: 0 K: 1 S: 9	H: 0 LOB: 0 BB: 1 P: 13	R: 0 E: 1 K: 0 S: 10	H: 1 LOB: 2 BB: 1 P: 18	1B: 6 2B: 2 3B: 1 HR: 0	SF: 2 SAC: 0 DP: 1 HBP: 0	WP: 0 PB: 0 SB: 1 CS: 1	PA: 39					
PITCHER	IP	WLS	BF	H	R	ER	SO	BB	IBB	HBP	BLK	WP	HR	S	P	ERA	WHIP										
Juan Acevedo, R ERA: 7.45	2.0		13	5	4	3	1	1	0	0	0	0	0	32	48	13.50	3.000										
Mike Mohler, L ERA: 4.58	3.0		11	2	0	0	0	1	0	0	0	0	0	27	52	0.00	1.000										
Manny Aybar, R ERA: 4.94	1.0		4	1	0	0	1	0	0	0	0	0	0	10	11	0.00	1.000										
Rick Croushore, R ERA: 1.45	2.0		6	0	0	0	2	1	0	0	0	0	0	16	23	0.00	0.500										
Ricky Bottalico, R ERA: 1.45	1.0	W	5	1	0	0	0	1	0	0	0	0	0	10	18	0.00	2.000										
Batter	1	2	3	4	5	6	7	8	9	AB	R	H	RBI	BB	SO	LOB	BOTTOM										
Darren Bragg, L OBP: 0.358, SLG: 0.344	3-1 FC3-6		0-1 G3		1-0 G3		0-0 F8	1-0 F8	5 1 1 0 0 0 1																		
Edgar Renteria, R OBP: 0.326, SLG: 0.362	1-3 K		0-0 HR		2-1 L6		4-2 BB	0-1 G4-3	4 1 1 1 1 1 1																		
Mark McGwire, R OBP: 0.385, SLG: 0.483	4-1 FC3-6		1-0 P5		0-0 P3		2-3 K	4-1 HR	3 1 0 0 2 1 1																		
Ray Lankford, L OBP: 0.436, SLG: 0.796	1-2 FC3-6		1-1 F8		2-2 HR		4-0 BB	1-0 HR	4 2 2 3 1 0 2																		
Fernando Tatis, R OBP: 0.414, SLG: 0.611	3-2 F9		1-2 F9		4-0 FC6-4		4-2 BB	1-2 BB	2 0 0 0 2 0 1																		
Eric Davis, R OBP: 0.357, SLG: 0.441		0-1 F9		3-2 G5-3		4-1 FC6-4	0-1 F9		3 0 1 0 1 0 3																		
Eli Marrero, R OBP: 0.296, SLG: 0.413		1-0 G6-3		0-0 1B		2-1 FC6-4	2-2 SH1-4		4 0 2 0 0 0 2																		
Joe McEwing, R OBP: 0.400, SLG: 0.454		1-1 1B		0-0 G5-3		1-2 HBP	0-0 SH1-4		2 0 1 0 0 0 2																		
Juan Acevedo, R Mike Mohler, R Placido Polanco, R Manny Aybar, R Willie McGee, S Rick Croushore, R Shawon Dunston, R Ricky Bottalico, L		2-3 K		1-2 G4-3		0-0 G1-3	0-3 K		1 0 0 0 0 0 1 0 0 0 0 0 0 0 1 0 0 0 0 0 0 0 0 0 0 0 0 0 1 0 0 0 0 0 0 0 0 0 0 0 0 0 1 0 0 0 0 0 1 0 0 0 0 0 0 0																		
Inning Stats	R: 1 E: 0 K: 1 S: 14	H: 1 LOB: 1 BB: 1 P: 26	R: 0 E: 0 K: 1 S: 8	H: 1 LOB: 0 BB: 0 P: 12	R: 1 E: 0 K: 0 S: 6	H: 1 LOB: 0 BB: 0 P: 8	R: 0 E: 0 K: 0 S: 9	H: 2 LOB: 1 BB: 0 P: 13	R: 0 E: 0 K: 0 S: 6	H: 0 LOB: 0 BB: 0 P: 10	R: 1 E: 0 K: 0 S: 12	H: 1 LOB: 3 BB: 2 P: 26	R: 0 E: 0 K: 1 S: 13	H: 0 LOB: 3 BB: 3 P: 27	R: 0 E: 0 K: 1 S: 8	H: 1 LOB: 1 BB: 0 P: 11	R: 2 E: 0 K: 0 S: 4	H: 1 LOB: 0 BB: 1 P: 9	1B: 4 2B: 1 3B: 0 HR: 3	SF: 0 SAC: 1 DP: 1 HBP: 1	WP: 1 PB: 0 SB: 0 CS: 0	PA: 40					
PITCHER	IP	WLS	BF	H	R	ER	SO	BB	IBB	HBP	BLK	WP	HR	S	P	ERA	WHIP										
Ismael Valdez, R ERA: 3.4	5.1		24	6	3	3	2	3	0	0	0	0	0	5	9	0.00	0.000										
Antonio Osuna, R ERA: 7.71	0.2	H	3	0	0	0	0	0	0	1	0	0	0	5	9	0.00	0.000										
Alan Mills, R ERA: 2.5	1.2	H	9	1	0	0	2	3	0	0	0	0	0	20	36	0.00	2.400										
Pedro Borbon, L ERA: 1.76	0.1	H	1	0	0	0	0	0	0	0	0	0	0	1	2	0.00	0.000										
Jeff Shaw, R ERA: 2.95	0.1	L	3	1	2	2	0	1	0	0	0	0	1	4	9	54.00	6.000										

Los Angeles Dodgers @ St. Louis Cardinals
 Busch Stadium, St. Louis, MO
 Sun May 16 1999, 1:10 PM CDT
 Att: 46,097 - Cloudy - 82 F

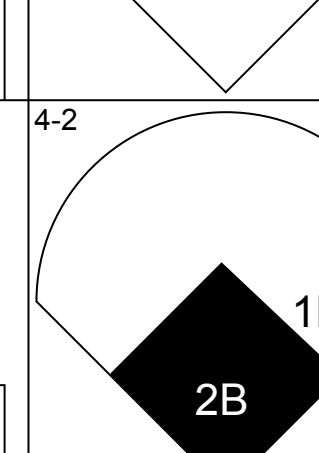

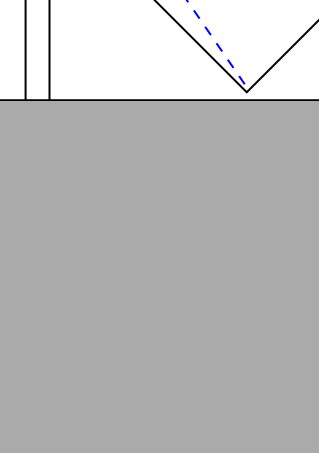


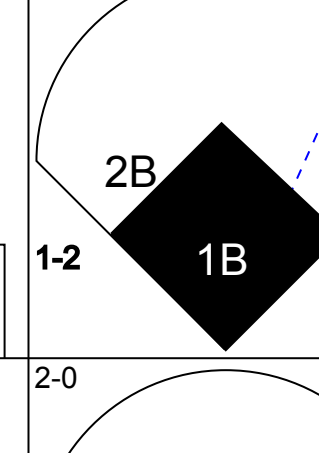
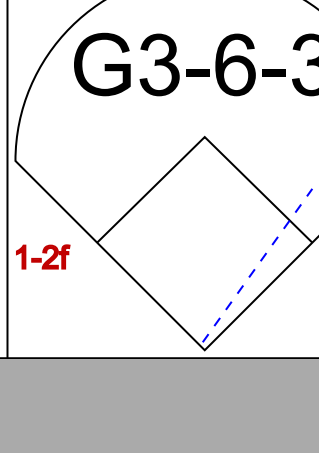

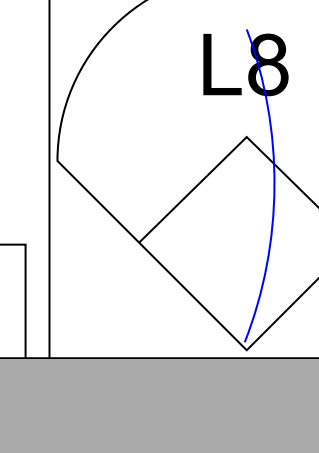
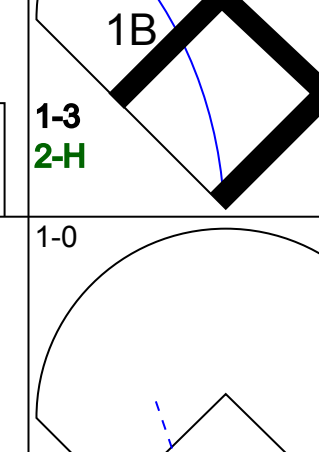

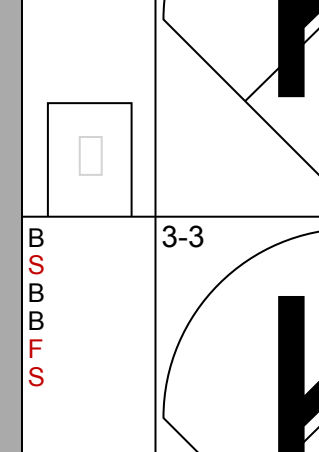
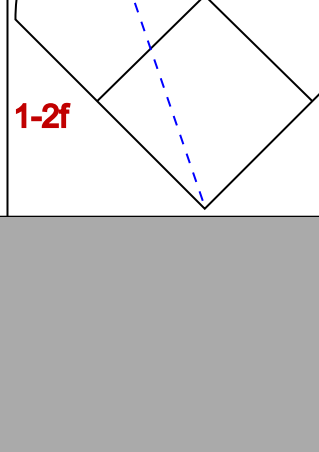

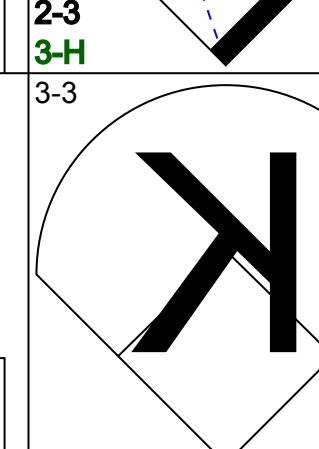






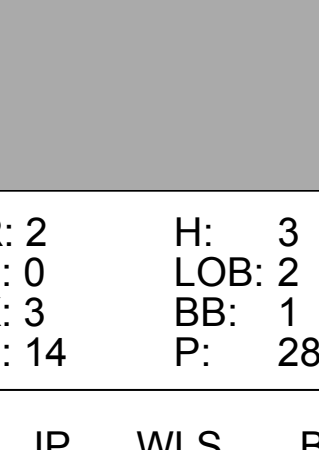
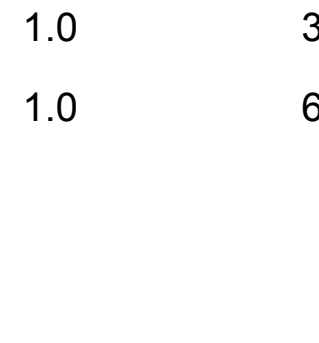
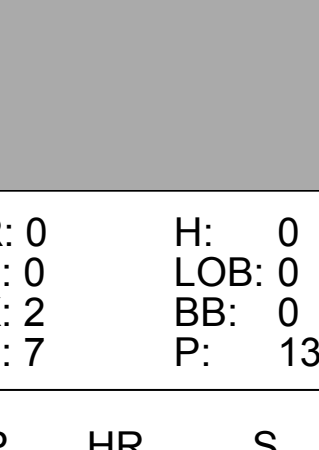
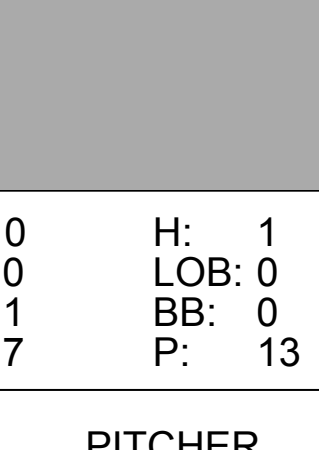
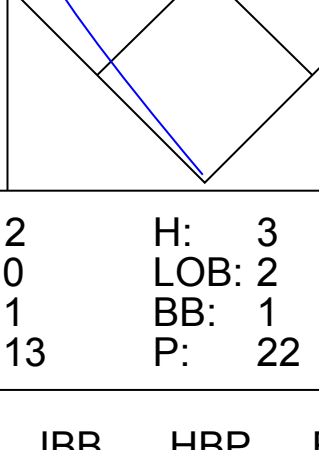
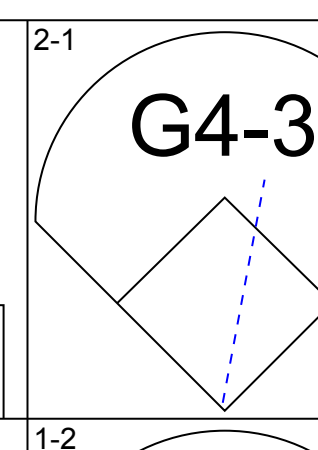

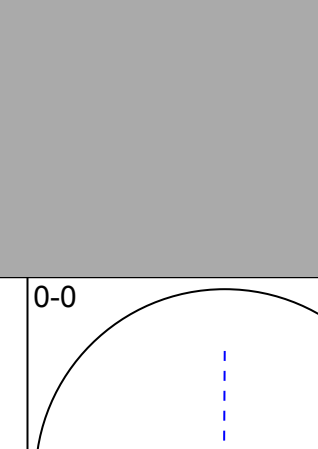


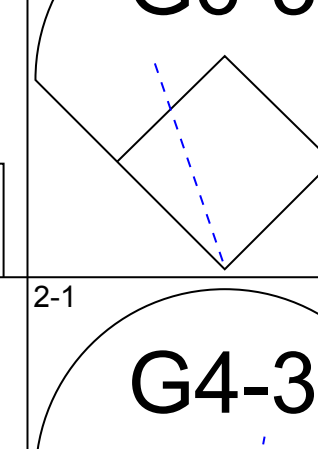
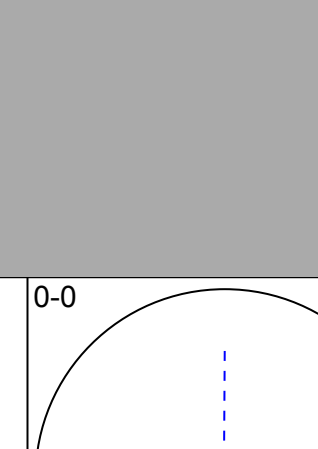
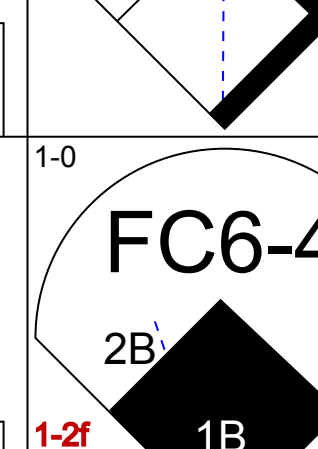

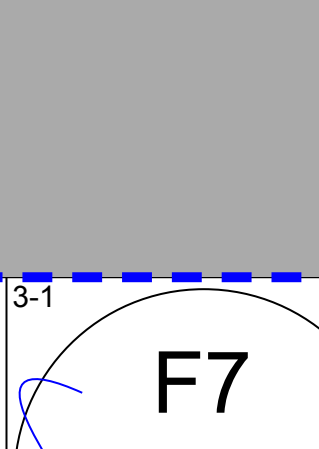
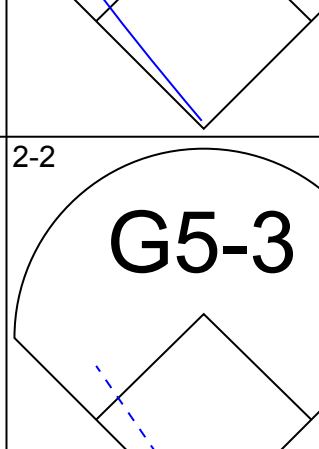
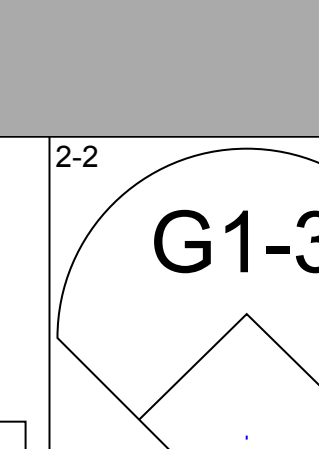



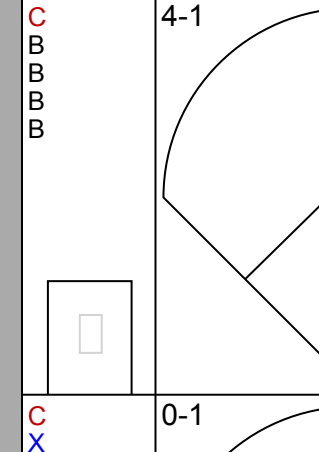
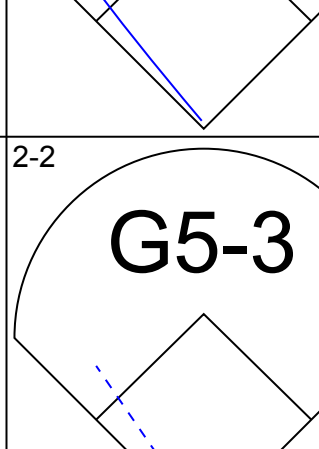
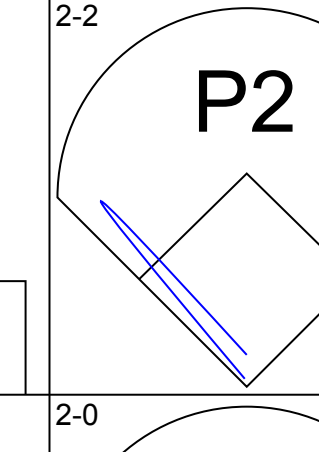

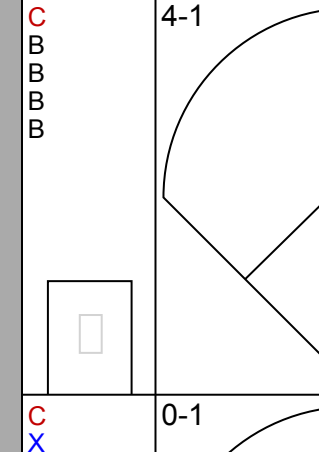
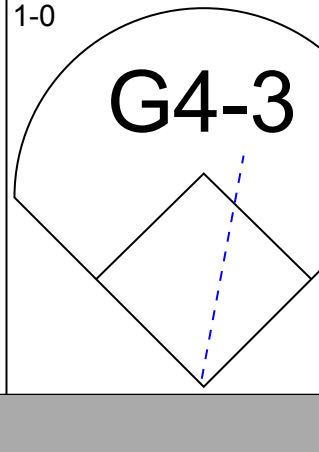
AB	33
R	4
H	9
RBI	4
BB	4
SO	4
LOB	16



Los Angeles Dodgers @ St. Louis Cardinals
 Busch Stadium, St. Louis, MO
 Sun May 16 1999, 1:10 PM CDT
 Att: 46,097 - Cloudy - 82 F

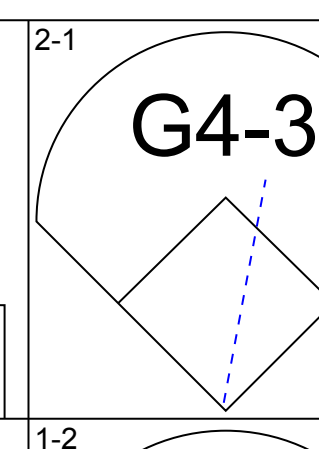
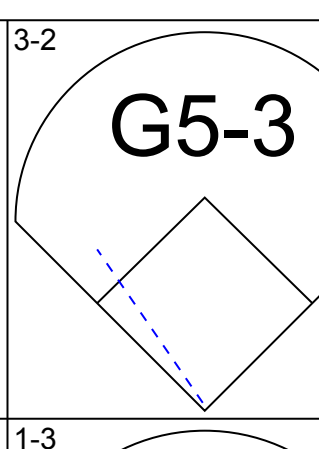
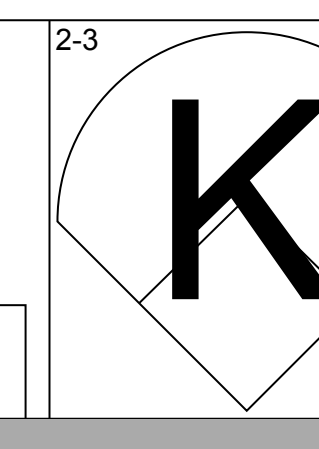
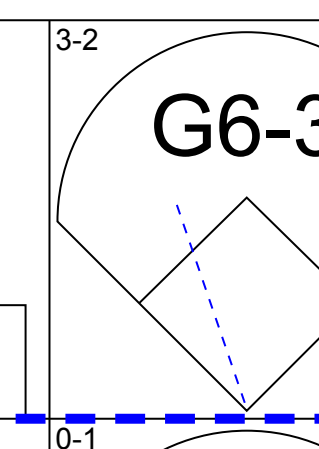
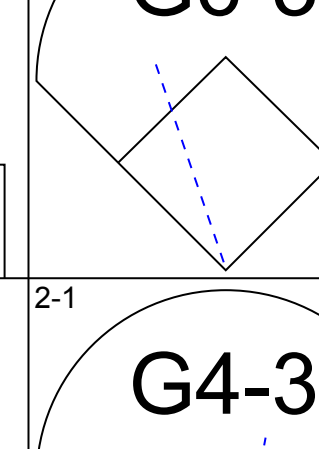
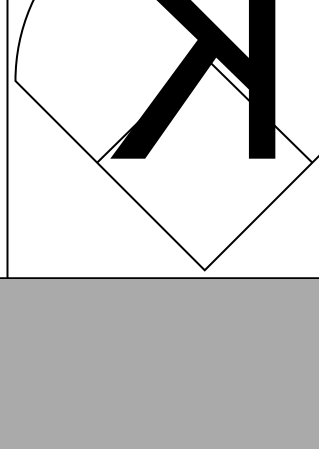
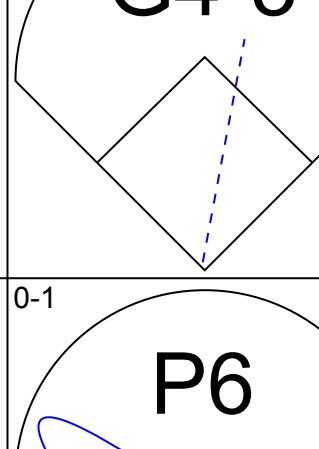
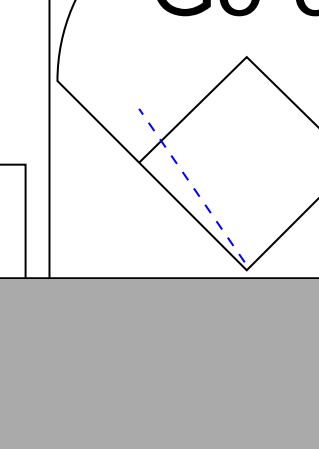
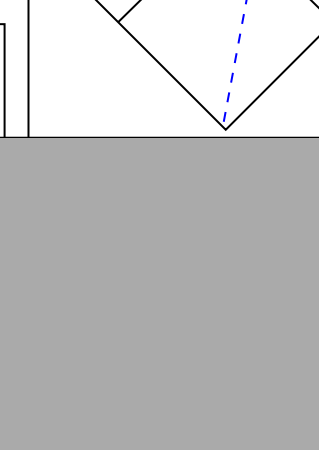
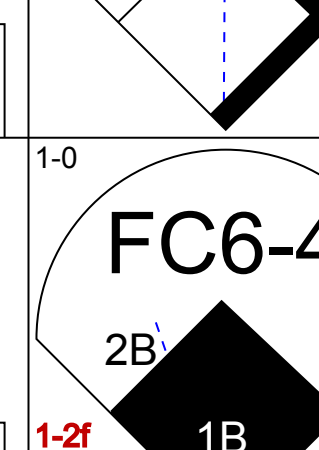
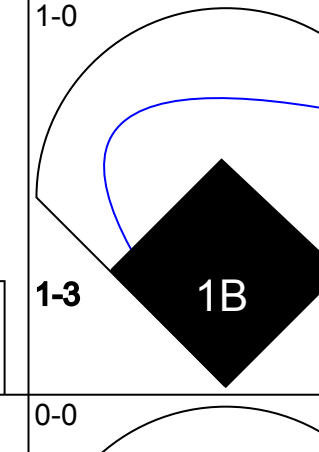
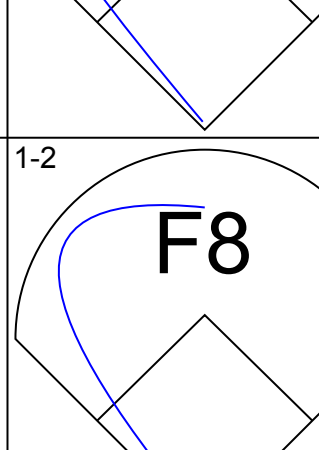
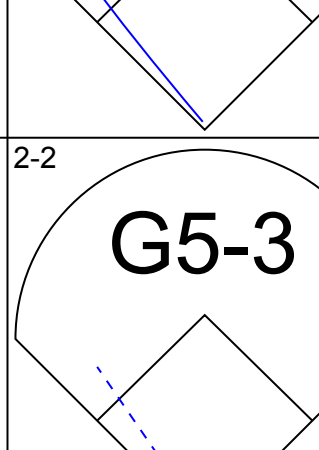
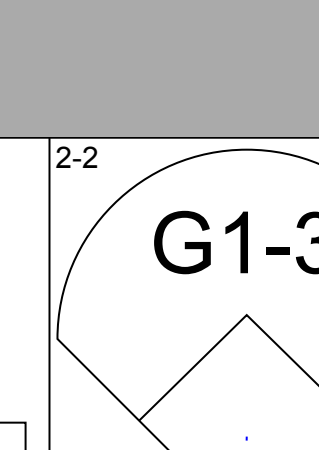
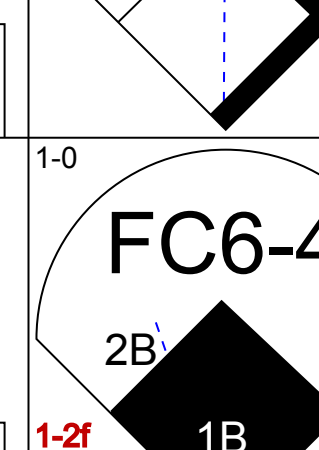
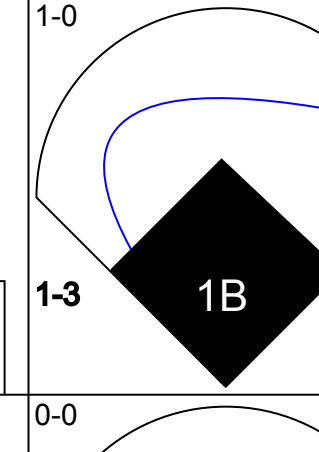
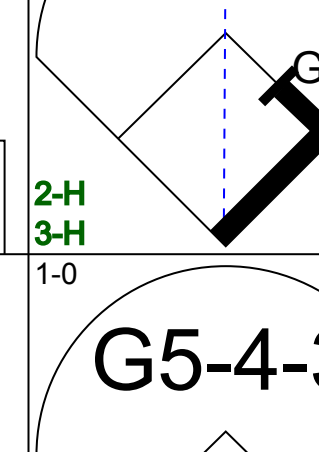
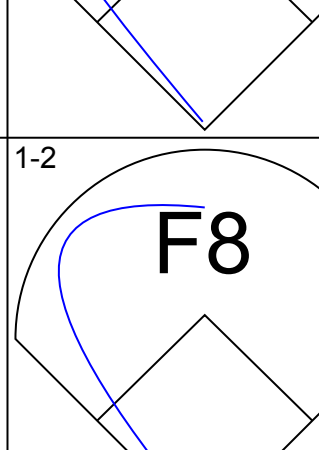
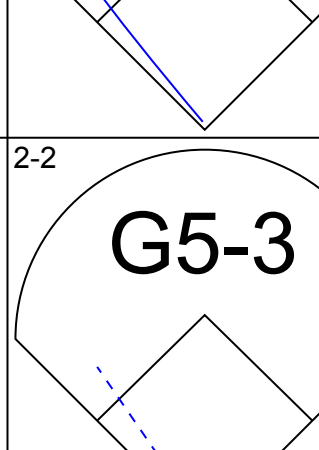
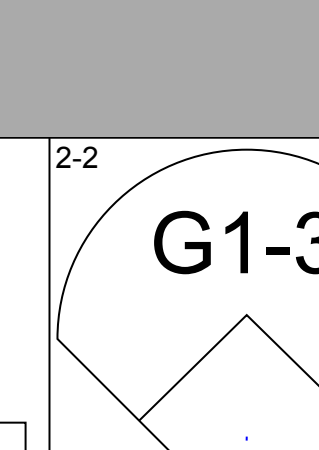
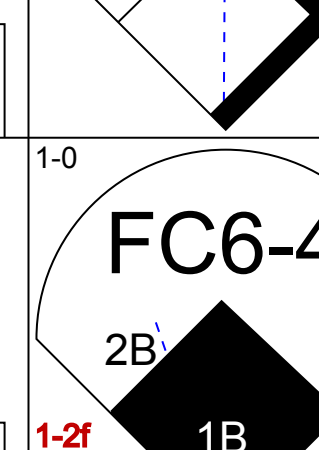
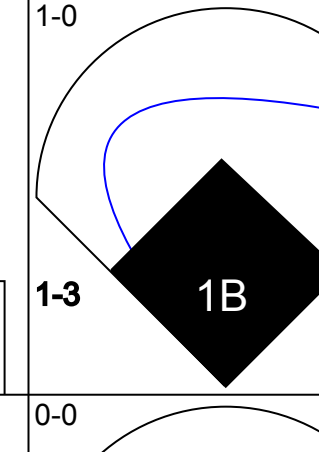

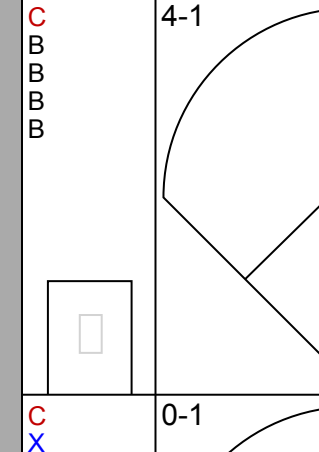
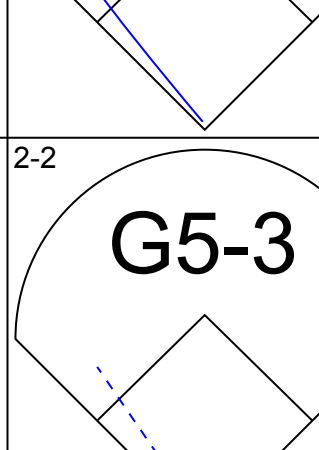
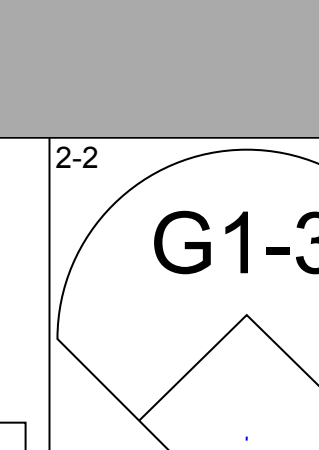
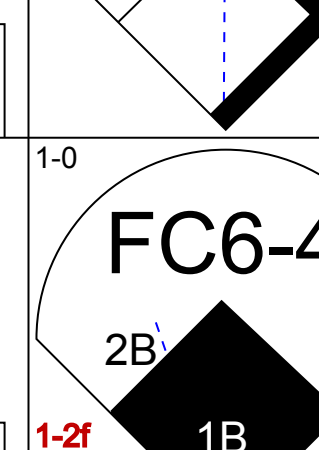
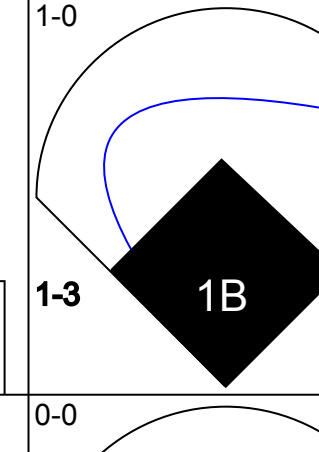

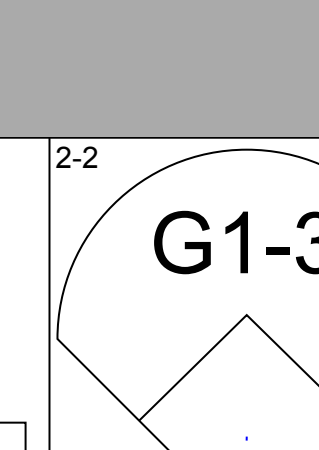
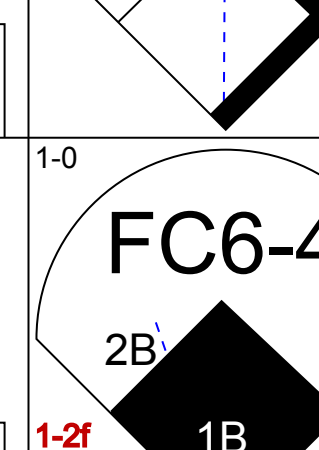
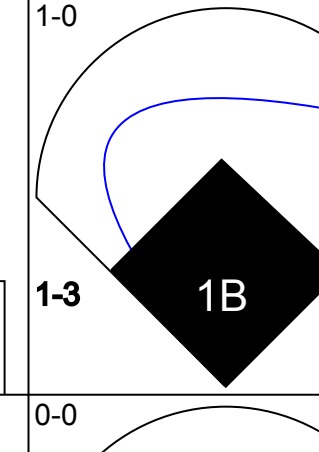








AB	31
R	5
H	8
RBI	4
BB	7
SO	4
LOB	18



Batter	1	2	3	4	5	6	7	8	9	AB	R	H	RBI	BB	SO	LOB	TOP					
Darren Bragg, L (1, 8) OBP: 0.351, SLG: 0.337										5	0	1	1	0	2	3	St. Louis Cardinals @ San Diego Padres Qualcomm Stadium, San Diego, CA Tue May 18 1999, 10:05 PM EDT Att: 29,222 - Unknown - 64 F					
Edgar Renteria, R (1, 6) OBP: 0.316, SLG: 0.350										4	0	0	0	0	1	0						
Mark McGwire, R (1, 3) OBP: 0.388, SLG: 0.475										2	1	0	0	2	2	0						
Ray Lankford, L (1, 7) OBP: 0.441, SLG: 0.774										4	1	2	0	0	0	1						
Fernando Tatis, R (1, 5) OBP: 0.417, SLG: 0.612										3	1	1	1	1	1	1						
Eric Davis, R (1, 9) OBP: 0.361, SLG: 0.438										3	0	1	1	1	2	1						
Eli Marrero, R (1, 2) OBP: 0.294, SLG: 0.407										4	1	1	0	0	1	3						
Joe McEwing, R (1, 4) OBP: 0.410, SLG: 0.459										3	1	2	1	1	0	0						
Darren Oliver, R (1, 1) OBP: 0.350, SLG: 0.368										2	0	1	0	0	1	0						
Lance Painter, L (8, 1)										0	0	0	0	0	0	0						
Manny Aybar, R (8, 1) OBP: 0.143, SLG: 0.143										0	0	0	0	0	0	0						
Willie McGee, S (9, PH) OBP: 0.371, SLG: 0.296										1	0	0	0	0	0	2						
Ricky Bottalico, L (9, 1)										0	0	0	0	0	0	0						
Inning Stats	R: 2 E: 0 K: 3 S: 14	H: 3 LOB: 2 BB: 1 P: 28	R: 0 E: 0 K: 1 S: 10	H: 0 LOB: 0 BB: 0 P: 13	R: 0 E: 0 K: 0 S: 6	H: 0 LOB: 0 BB: 1 P: 12	R: 0 E: 0 K: 2 S: 7	H: 0 LOB: 0 BB: 0 P: 13	R: 1 E: 0 K: 0 S: 7	H: 2 LOB: 0 BB: 0 P: 11	R: 0 E: 0 K: 1 S: 7	H: 1 LOB: 0 BB: 0 P: 13	R: 0 E: 0 K: 1 S: 10	H: 0 LOB: 2 BB: 2 P: 20	R: 0 E: 0 K: 1 S: 9	H: 0 LOB: 0 BB: 0 P: 12	R: 2 E: 0 K: 1 S: 13	H: 3 LOB: 2 BB: 1 P: 22	1B: 8 2B: 1 3B: 0 HR: 0	SF: 0 SAC: 1 DP: 3 HBP: 0	WP: 0 PB: 0 SB: 0 CS: 0	PA: 37
PITCHER	IP WLS BF H R ER SO BB IBB HBP BLK WP HR S P ERA WHIP																					
Matt Clement, R (1, 1) ERA: 4.58	7.0 L 28 6 3 3 8 4 0 0 0 0 0 0 61 110 3.86 1.429																					
Donne Wall, R (8, 1) ERA: 2.3	1.0 3 0 0 0 1 0 0 0 0 0 0 0 9 12 0.00 0.000																					
Dan Miceli, R (9, 1) ERA: 5.4	1.0 6 3 2 2 1 1 0 0 0 0 0 0 13 22 18.00 4.000																					

AB	31
R	5
H	9
RBI	4
BB	5
SO	10
LOB	11



Batter	1	2	3	4	5	6	7	8	9	AB	R	H	RBI	BB	SO	LOB	BOTTOM					
Quilvio Veras, S (1, 4) OBP: 0.321, SLG: 0.283										4	0	0	0	0	1	1	St. Louis Cardinals @ San Diego Padres Qualcomm Stadium, San Diego, CA Tue May 18 1999, 10:05 PM EDT Att: 29,222 - Unknown - 64 F					
Reggie Sanders, R (1, 7) OBP: 0.368, SLG: 0.514										4	0	0	0	0	1	1						
Dan Miceli, R (9, 1)										0	0	0	0	0	0	0						
Tony Gwynn, L (1, 9) OBP: 0.415, SLG: 0.489										4	0	1	0	0	0	0						
Jim Leyritz, R (1, 3) OBP: 0.340, SLG: 0.500										4	1	0	0	0	0	1						
Phil Nevin, R (1, 2) OBP: 0.322, SLG: 0.510										3	1	1	0	1	0	0						
Eric Owens, R (1, 8) OBP: 0.343, SLG: 0.444										3	0	1	2	0	0	1						
George Arias, R (1, 5) OBP: 0.289, SLG: 0.472										2	0	0	0	1	0	2						
Chris Gomez, R (1, 6) OBP: 0.286, SLG: 0.256										3	0	1	0	0	0	1						
Matt Clement, R (1, 1) OBP: 0.125, SLG: 0.125										1	0	0	0	0	1	0						
Donne Wall, R (8, 1)										0	0	0	0	0	0	0						
Ruben Rivera, R (8, PH) OBP: 0.193, SLG: 0.321										1	0	0	0	0	0	0						
Inning Stats	R: 0 E: 0 K: 0 S: 7	H: 0 LOB: 0 BB: 0 P: 12	R: 0 E: 1 K: 0 S: 8	H: 0 LOB: 1 BB: 0 P: 15	R: 0 E: 0 K: 1 S: 12	H: 1 LOB: 1 BB: 0 P: 18	R: 2 E: 0 K: 0 S: 5	H: 3 LOB: 0 BB: 0 P: 8	R: 0 E: 0 K: 2 S: 10	H: 0 LOB: 0 BB: 0 P: 14	R: 0 E: 0 K: 0 S: 6	H: 0 LOB: 0 BB: 0 P: 7	R: 0 E: 0 K: 0 S: 4	H: 0 LOB: 1 BB: 2 P: 13	R: 0 E: 0 K: 0 S: 6	H: 0 LOB: 0 BB: 0 P: 10	R: 0 E: 0 K: 0 S: 6	H: 0 LOB: 0 BB: 0 P: 12	1B: 2 2B: 2 3B: 0 HR: 0	SF: 0 SAC: 1 DP: 2 HBP: 0	WP: 0 PB: 0 SB: 0 CS: 0	PA: 32
PITCHER	IP WLS BF H R ER SO BB IBB HBP BLK WP HR S P ERA WHIP																					
Darren Oliver, L (1, 1) ERA: 3.25	7.0 W 26 4 2 2 3 2 0 0 0 0 0 0 4 8 2.57 0.857																					
Lance Painter, L (8, 1) ERA: 7.2	0.2 H 2 0 0 0 0 0 0 0 0 0 0 0 4 8 0.00 0.000																					
Manny Aybar, R (8, 1) ERA: 4.88	0.1 H 1 0 0 0 0 0 0 0 0 0 0 0 2 2 0.00 0.000																					
Ricky Bottalico, R (9, 1) ERA: 1.37	1.0 S 3 0 0 0 0 0 0 0 0 0 0 0 6 12 0.00 0.000																					

AB	29
R	2
H	4
RBI	2
BB	2
SO	3
LOB	7



Batter	1	2	3	4	5	6	7	8	9	AB R H RBI BB SO LOB	TOP		
Joe McEwing, R OBP: 0.406, SLG: 0.469 (1, 7)	1-1 L7		2-2 F9			0-0 S 1B 2B 1B	2-2 HR		2-1 L5	5 2 2 1 0 0 0	St. Louis Cardinals @ San Diego Padres Qualcomm Stadium, San Diego, CA Thu May 20 1999, 5:05 PM EDT Att: 33,316 - Unknown - 68 F AB 36 R 6 H 9 RBI 6 BB 2 SO 9 LOB 8		
Edgar Renteria, R OBP: 0.315, SLG: 0.346 (1, 6)	1-0 F8			2-1 P6		1-2 S 2B 1B	0-1 L1		0-0 G5-3	5 1 1 0 0 0 0			
Mark McGwire, R OBP: 0.410, SLG: 0.543 (1, 3)	4-2 BB			1-1 HR		2-3 K	1-1 1B			3 1 2 1 1 1 2			
Fernando Tatis, R OBP: 0.408, SLG: 0.593 Willie McGee, S OBP: 0.375, SLG: 0.304 (6, 7)	3-3 K			2-3 K		2-2 HR 2B	1-3 K			3 1 1 2 0 2 1 1 0 0 0 0 1 1			
Eric Davis, R OBP: 0.354, SLG: 0.446 Scott Radinsky, L Ricky Bottalico, L (7, 1) (8, 1)	1-0 P3			0-3 K		1-1 HR	0-0 F9			4 1 1 2 0 1 1 0 0 0 0 0 0 0 0 0 0 0 0 0 0			
Shawon Dunston, R OBP: 0.356, SLG: 0.512 (6, 5)	0-3 K			2-2 G6-3		2-1 F9		1-0 F7		4 0 0 0 0 1 0			
Eli Marrero, R OBP: 0.293, SLG: 0.410 (1, 2)	0-2 G6-3			2-2 G1-3		0-0 2B		3-2 L8		4 0 1 0 0 0 0			
Placido Polanco, R OBP: 0.337, SLG: 0.329 (1, 4)			1-1 F9		2-1 1B	4-0 IBB		0-2 P8		3 0 1 0 1 0 0			
Kent Bottenfield, R OBP: 0.136, SLG: 0.136 Darren Bragg, L OBP: 0.350, SLG: 0.330 (7, 9)			0-3 K		1-3 K	1-3 K		2-0 F7		3 0 0 0 0 3 3 1 0 0 0 0 0 0			
Inning Stats	R: 0 H: 0 E: 0 LOB: 1 K: 1 BB: 1 S: 8 P: 17	R: 0 H: 0 E: 0 LOB: 0 K: 1 BB: 0 S: 8 P: 9	R: 0 H: 0 E: 0 LOB: 0 K: 1 BB: 0 S: 9 P: 12	R: 1 H: 1 E: 0 LOB: 0 K: 2 BB: 0 S: 10 P: 15	R: 0 H: 1 E: 0 LOB: 1 K: 1 BB: 0 S: 11 P: 18	R: 4 H: 5 E: 0 LOB: 2 K: 2 BB: 1 S: 20 P: 33	R: 1 H: 2 E: 0 LOB: 1 K: 1 BB: 0 S: 13 P: 17	R: 0 H: 0 E: 0 LOB: 0 K: 0 BB: 0 S: 9 P: 13	R: 0 H: 0 E: 0 LOB: 0 K: 0 BB: 0 S: 4 P: 8	1B: 4 SF: 0 2B: 2 SAC: 0 3B: 0 DP: 0 HR: 3 HBP: 0		WP: 0 PA: 38 PB: 0 SB: 2 CS: 0	
PITCHER	IP WLS BF H R ER SO BB IBB HBP BLK WP HR S P ERA WHIP											PITCHER	IP WLS BF H R ER SO BB IBB HBP BLK WP HR S P ERA WHIP
Sterling Hitchcock, L ERA: 5.02 Donne Wall, R ERA: 2.55 Trevor Hoffman, R ERA: 2.93 (1, 1) (7, 1) (9, 1)	6.0 L 27 7 5 5 8 1 1 0 0 0 2 66 104 7.50 1.333												

Batter	1	2	3	4	5	6	7	8	9	AB R H RBI BB SO LOB	BOTTOM		
Quiuvio Veras, S OBP: 0.327, SLG: 0.305 (1, 4)	1-1 F7		2-2 G4-3				1-2 G4-3		3-2 G3-1 1B	4 0 1 0 1 0 0	St. Louis Cardinals @ San Diego Padres Qualcomm Stadium, San Diego, CA Thu May 20 1999, 5:05 PM EDT Att: 33,316 - Unknown - 68 F AB 34 R 4 H 9 RBI 4 BB 4 SO 7 LOB 14		
Eric Owens, R OBP: 0.342, SLG: 0.464 (9, 8)	0-0 L9		1-2 1B		1 SAFE F8		1-1 3B		1-2 G3-1	5 0 2 0 0 0 3			
Tony Gwynn, L OBP: 0.395, SLG: 0.464 (1, 9)	3-1 G6-3		2-2 G3			0-1 G6-3	0-0 L6		1-0 F8	5 0 0 0 0 0 4			
Dave Magadan, L OBP: 0.363, SLG: 0.366 (1, 5)		2-2 CS 2B		1-1 G4-3		4-1 BB 1B BB	3-2 G3-1			3 1 1 0 1 0 1			
John Vander Wal, L OBP: 0.378, SLG: 0.429 (1, 3)		4-2 1B BB		1-1 FC5-4 1B		4-1 1B SF8 BB		2-3 K		2 1 1 0 2 1 0			
Jim Leyritz, R OBP: 0.350, SLG: 0.506 Phil Nevin, R OBP: 0.338, SLG: 0.491 (1, 2) (8, 2)		3-2 1B		1 SAFE 2-3 K		0-1 HR 1B		0-0 G3		3 1 2 1 0 1 1 1 0 0 0 0 0 0			
Ruben Rivera, R OBP: 0.187, SLG: 0.299 Trevor Hoffman, R (9, 1)		2-3 K		1-3 2-3 1B		3-2 SF8		0-0 F8		3 0 0 1 0 1 3 0 0 0 0 0 0 0			
Damian Jackson, R OBP: 0.294, SLG: 0.365 (1, 6)		1-3 K		FC5-4		2-3 K	0-0 HR		2-2 G4-3	4 1 1 2 0 2 2			
Sterling Hitchcock, L ERA: 3.33 George Arias, R OBP: 0.279, SLG: 0.425 Donne Wall, R Greg Myers, L OBP: 0.444, SLG: 0.509 (1, 1) (6, PH) (7, 1) (9, 2)			2-3 K		0-0 P5	0-3 K			3-1 G3-1 1B	2 0 0 0 0 1 0 1 0 0 0 0 1 0 0 0 0 0 0 0 0 1 0 1 0 0 0 0			
Inning Stats	R: 0 H: 0 E: 0 LOB: 0 K: 0 BB: 0 S: 5 P: 9	R: 0 H: 2 E: 0 LOB: 2 K: 2 BB: 1 S: 15 P: 27	R: 0 H: 1 E: 0 LOB: 1 K: 1 BB: 0 S: 13 P: 20	R: 0 H: 1 E: 0 LOB: 1 K: 1 BB: 0 S: 9 P: 14	R: 0 H: 0 E: 0 LOB: 1 K: 1 BB: 1 S: 10 P: 18	R: 4 H: 2 E: 0 LOB: 0 K: 1 BB: 2 S: 15 P: 26	R: 0 H: 1 E: 0 LOB: 1 K: 0 BB: 0 S: 13 P: 18	R: 0 H: 0 E: 0 LOB: 0 K: 1 BB: 0 S: 5 P: 7	R: 0 H: 2 E: 0 LOB: 2 K: 0 BB: 0 S: 14 P: 24	1B: 6 SF: 1 2B: 1 SAC: 0 3B: 1 DP: 0 HR: 1 HBP: 0		WP: 0 PA: 39 PB: 0 SB: 0 CS: 1	
PITCHER	IP WLS BF H R ER SO BB IBB HBP BLK WP HR S P ERA WHIP											PITCHER	IP WLS BF H R ER SO BB IBB HBP BLK WP HR S P ERA WHIP
Kent Bottenfield, R ERA: 3.33 Scott Radinsky, L ERA: 5.4 Ricky Bottalico, R ERA: 2.53 (1, 1) (7, 1) (8, 1)	6.1 W 29 7 4 4 6 4 0 0 0 0 0 0 11 16 0.00 0.000												

Batter	1	2	3	4	5	6	7	8	9	AB	R	H	RBI	BB	SO	LOB	TOP					
Darren Bragg, L OBP: 0.368, SLG: 0.352	F8	1B				1B SF8	1B	HR		5	2	4	2	0	0	0	St. Louis Cardinals @ Los Angeles Dodgers Dodger Stadium, Los Angeles, CA Fri May 21 1999, 7:10 PM PDT Att: 53,683 - Cloudy - 56 F					
Edgar Renteria, R OBP: 0.311, SLG: 0.341	K	F9				F S	K	F9		5	1	1	0	0	2	4						
Mark McGwire, R OBP: 0.404, SLG: 0.531	P2			P6		SF8		P6		3	0	0	1	1	0	1						
Ray Lankford, L OBP: 0.449, SLG: 0.820		HR		K		BB S		HR		4	2	2	3	0	1	3						
Manny Aybar, R OBP: 0.125, SLG: 0.125						BB S				0	0	0	0	0	0	0						
Fernando Tatis, R OBP: 0.414, SLG: 0.614		HR		K		BB		F9		4	2	2	1	1	1	0						
Eric Davis, R OBP: 0.356, SLG: 0.435	E5					G6-4-3		G4-3		3	2	0	1	2	0	1						
Eli Marrero, R OBP: 0.297, SLG: 0.405	SH3			P4		G6-4-3		G4-3		4	1	1	0	1	0	5						
Joe McEwing, R OBP: 0.399, SLG: 0.462	SF8					K		SF9		2	0	0	2	1	1	1						
Juan Acevedo, R OBP: 0.352, SLG: 0.506	SH3			G4-3		E5		G1-3		1	0	0	0	0	0	2						
Shawon Dunston, R OBP: 0.352, SLG: 0.506						S				1	0	0	0	0	0	0						
Mike Mohler, R OBP: 0.399, SLG: 0.462						S				0	0	0	0	0	0	0						
Rick Croushore, R OBP: 0.399, SLG: 0.462						S				1	0	0	0	0	0	1						
Willie McGee, S OBP: 0.369, SLG: 0.298						S				1	0	0	0	0	0	0						
Inning Stats	R: 0 E: 0 K: 1 S: 7	H: 0 LOB: 0 BB: 0 P: 8	R: 4 E: 1 K: 0 S: 15	H: 4 LOB: 1 BB: 0 P: 25	R: 0 E: 0 K: 2 S: 7	H: 0 LOB: 0 BB: 0 P: 9	R: 0 E: 1 K: 0 S: 8	H: 0 LOB: 1 BB: 1 P: 14	R: 2 E: 0 K: 0 S: 10	H: 2 LOB: 2 BB: 2 P: 26	R: 0 E: 1 K: 2 S: 13	H: 1 LOB: 3 BB: 1 P: 22	R: 1 E: 0 K: 0 S: 10	H: 1 LOB: 1 BB: 1 P: 19	R: 2 E: 0 K: 0 S: 11	H: 2 LOB: 0 BB: 0 P: 16	R: 1 E: 0 K: 0 S: 10	H: 0 LOB: 0 BB: 1 P: 18	1B: 7 2B: 0 3B: 0 HR: 3	SF: 3 SAC: 1 DP: 1 HBP: 1	WP: 0 PB: 0 SB: 1 CS: 7	PA: 45
PITCHER	IP WLS BF H R ER SO BB IBB HBP BLK WP HR S P ERA WHIP																					
Ismael Valdez, R ERA: 3.77	4.1 L 23 6 6 4 3 2 0 1 0 0 0 1 44 74 8.31 1.846																					
Mike Maddux, R ERA: 4.85	0.2 2 0 0 0 0 1 0 0 0 0 0 0 3 8 0.00 1.500																					
Onan Masaoka, L ERA: 4.11	2.0 11 2 1 1 2 1 1 0 0 0 0 1 23 41 4.50 1.500																					
Doug Bachtler, R ERA: 10.13	2.0 9 2 3 3 0 1 0 0 0 0 0 1 21 34 13.50 1.500																					

Batter	1	2	3	4	5	6	7	8	9	AB	R	H	RBI	BB	SO	LOB	BOTTOM					
Eric Young Sr., R OBP: 0.411, SLG: 0.381	CS		G4-3			1B	HR		F9	2	2	0	0	3	0	3	St. Louis Cardinals @ Los Angeles Dodgers Dodger Stadium, Los Angeles, CA Fri May 21 1999, 7:10 PM PDT Att: 53,683 - Cloudy - 56 F					
Adrián Beltré, R OBP: 0.391, SLG: 0.471	K			P6		1B	P5		K	5	1	1	0	0	2	4						
Gary Sheffield, R OBP: 0.391, SLG: 0.523	P2			HR		F9	HR		FC6-4	5	2	2	3	0	0	4						
Raul Mondesi, R OBP: 0.372, SLG: 0.606		F7				K	K			3	0	0	0	1	2	2						
Todd Hundley, S OBP: 0.315, SLG: 0.447		P3		F7		22 1B		G4-3		4	1	1	1	0	0	1						
Eric Karros, R OBP: 0.341, SLG: 0.450		G3		P4		22 1B		P4		4	0	1	1	0	0	1						
22 Devon White, S OBP: 0.336, SLG: 0.402			F8			G4-3		K		4	0	1	1	0	1	0						
Mark Grudzielanek, R OBP: 0.329, SLG: 0.368			SH1-4			K	F8		F9	3	0	1	0	0	1	2						
Ismael Valdez, R ERA: 3.77										0	0	0	0	0	0	0						
Mike Maddux, L ERA: 4.85										0	0	0	0	0	0	0						
Trenidad Hubbard, R ERA: 5.75										1	0	0	0	0	0	0						
Onan Masaoka, R ERA: 4.11										1	0	0	0	0	0	0						
Todd Hollandsworth, L ERA: 3.99										1	0	0	0	0	0	0						
Doug Bachtler, R ERA: 10.13										0	0	0	0	1	0	0						
Dave Hansen, L ERA: 0.832										0	0	0	0	1	0	0						
Inning Stats	R: 0 E: 0 K: 1 S: 5	H: 0 LOB: 1 BB: 1 P: 12	R: 0 E: 0 K: 0 S: 15	H: 0 LOB: 0 BB: 0 P: 20	R: 0 E: 0 K: 0 S: 8	H: 0 LOB: 1 BB: 0 P: 12	R: 1 E: 0 K: 0 S: 11	H: 1 LOB: 1 BB: 1 P: 21	R: 0 E: 0 K: 1 S: 8	H: 0 LOB: 0 BB: 0 P: 12	R: 3 E: 0 K: 1 S: 17	H: 4 LOB: 2 BB: 1 P: 30	R: 2 E: 0 K: 1 S: 15	H: 1 LOB: 0 BB: 1 P: 25	R: 0 E: 0 K: 1 S: 5	H: 0 LOB: 0 BB: 0 P: 6	R: 0 E: 0 K: 1 S: 10	H: 1 LOB: 2 BB: 1 P: 20	1B: 4 2B: 1 3B: 0 HR: 2	SF: 0 SAC: 1 DP: 0 HBP: 1	WP: 0 PB: 0 SB: 1 CS: 1	PA: 39
PITCHER	IP WLS BF H R ER SO BB IBB HBP BLK WP HR S P ERA WHIP																					
Juan Acevedo, R ERA: 6.29	5.0 W 18 1 1 1 2 2 0 1 0 0 0 0 16 29 40.50 7.500																					
Mike Mohler, L ERA: 5.75	0.2 7 4 3 3 1 1 0 0 0 0 0 0 16 29 40.50 7.500																					
Rick Croushore, R ERA: 2.08	1.1 H 6 1 2 2 1 1 0 0 0 0 0 1 16 26 13.50 1.500																					
Manny Aybar, R ERA: 4.28	2.0 S 8 1 0 0 2 1 0 0 0 0 0 0 15 26 0.00 1.000																					

Batter	1	2	3	4	5	6	7	8	9	AB	R	H	RBI	BB	SO	LOB	TOP				
Darren Bragg, L (1.8) OBP: 0.354, SLG: 0.336	G6-3		G3-1		F7		G4-3		K	5	0	0	0	0	1	1	St. Louis Cardinals @ Los Angeles Dodgers Dodger Stadium, Los Angeles, CA Sat May 22 1999, 7:10 PM PDT Att: 54,179 - Unknown - 63 F				
Edgar Renteria, R (1.6) OBP: 0.320, SLG: 0.350	P3			1B	G6-4-3			HR	1B	5	2	3	0	0	0	1					
Mark McGwire, R (1.3) OBP: 0.415, SLG: 0.582	HR			2B	HR		K	HR	1B	4	3	3	3	1	1	0					
Ray Lankford, L (1.7) OBP: 0.446, SLG: 0.803	G4-3			HR	HR		K	HR	1B	5	1	2	1	0	1	2					
Fernando Tatis, R (1.5) OBP: 0.416, SLG: 0.634		K		HR	HR		P3			4	1	2	3	0	1	1					
Thomas Howard, S (1.9)	F7			G4-6-3	BB		K			2	0	0	0	2	1	1					
Eli Marrero, R (1.2) OBP: 0.295, SLG: 0.400	K			G4-6-3	G4-6-3		K			4	0	1	0	0	2	3					
Joe McEwing, R (1.4) Lance Painter, L (4.1) Eric Davis, R (7.7) Mike Mohler, R (7.1) Willie McGee, S (8.7) Manny Aybar, R (8.1)	G4-3		G4-3	F9			G6-4-3	G4-3		2	0	0	0	0	0	0					
Clint Sodowsky, L (1.1)			K				G6-4-3		G5-3	1	0	0	0	0	1	0					
Placido Polanco, R (4.4) OBP: 0.337, SLG: 0.321			K		BB		G6-4-3			2	0	0	0	1	0	1					
Inning Stats	R: 1 E: 0 K: 0 S: 6	H: 1 LOB: 0 BB: 0 P: 9	R: 0 E: 0 K: 2 S: 11	H: 0 LOB: 0 BB: 0 P: 15	R: 0 E: 0 K: 1 S: 9	H: 0 LOB: 0 BB: 0 P: 11	R: 4 E: 0 K: 0 S: 14	H: 4 LOB: 0 BB: 1 P: 24	R: 0 E: 0 K: 3 S: 10	H: 1 LOB: 2 BB: 1 P: 17	R: 0 E: 0 K: 0 S: 8	H: 1 LOB: 0 BB: 0 P: 9	R: 2 E: 0 K: 1 S: 13	H: 4 LOB: 2 BB: 0 P: 18	R: 0 E: 0 K: 1 S: 13	H: 1 LOB: 2 BB: 1 P: 21	1B: 8 2B: 1 3B: 0 HR: 3	SF: 0 SAC: 0 DP: 3 HBP: 0	WP: 0 PB: 0 SB: 1 CS: 0	PA: 40	
PITCHER	IP	WLS	BF	H	R	ER	SO	BB	IBB	HBP	BLK	WP	HR	S	P	ERA	WHIP				
37 Darren Dreifort, R (1.1) ERA: 4.98	6.0	W	25	6	5	5	6	3	0	0	0	0	2	54	86	7.50	1.500				
Jamie Arnold, L (7.1) ERA: 4.15	1.0		5	3	2	2	0	0	0	0	0	0	1	10	13	18.00	3.000				
Pedro Borbon, L (8.1) ERA: 1.76	0.0		1	1	0	0	0	0	0	0	0	0	0	3	5	∞	∞				
Alan Mills, R (8.1) ERA: 2.14	1.0	H	4	1	0	0	1	0	0	0	0	0	0	8	9	0.00	1.000				
Jeff Shaw, R (9.1) ERA: 3.48	1.0	S	5	1	0	0	1	1	0	0	0	0	0	13	21	0.00	2.000				

Batter	1	2	3	4	5	6	7	8	9	AB	R	H	RBI	BB	SO	LOB	BOTTOM				
22 Devon White, S (1.8) OBP: 0.338, SLG: 0.397	HR		G4-3		G6-3		G6-3			4	2	1	0	1	0	2	St. Louis Cardinals @ Los Angeles Dodgers Dodger Stadium, Los Angeles, CA Sat May 22 1999, 7:10 PM PDT Att: 54,179 - Unknown - 63 F				
Todd Hollandsworth, L (1.3) Jeff Shaw, R (9.1)	L9				1B		G6-3			5	2	2	2	0	0	1					
Gary Sheffield, R (1.7) OBP: 0.392, SLG: 0.519	HR			G5-3	1B		F8			5	2	2	0	0	1	1					
Raul Mondesi, R (1.9) OBP: 0.378, SLG: 0.635	1B			G5-3	1B		P3			4	3	2	2	1	1	1					
Todd Hundley, S (1.2) OBP: 0.318, SLG: 0.445	F8			1B	3B		K			5	0	2	1	0	1	2					
Dave Hansen, L (1.5) OBP: 0.575, SLG: 0.800	F7			1B	1B		P6			3	0	1	1	1	0	3					
Jamie Arnold, R (7.1) OBP: 0.667, SLG: 0.667	F7			F9			P6			0	0	0	0	0	0	0					
Pedro Borbon, R (8.1)				FC5-4			P6			0	0	0	0	0	0	0					
Eric Karros, R (8.3) OBP: 0.339, SLG: 0.447				1B			P6			1	0	0	0	0	0	0					
Mark Grudzielanek, R (1.6) OBP: 0.340, SLG: 0.315	HR			1B	BB		1B			3	1	2	0	1	0	2					
Tripp Cromer, R (1.4) OBP: 0.261, SLG: 0.333	HR			P4	G1-3		K			4	0	1	1	0	1	4					
37 Darren Dreifort, R (1.1) OBP: 0.235, SLG: 0.200	E7			F8			F8			3	0	1	2	0	0	0					
Adrian Beltré, R (7.5) OBP: 0.389, SLG: 0.467							K			1	0	0	0	0	1	0					
Inning Stats	R: 5 E: 1 K: 0 S: 19	H: 4 LOB: 2 BB: 3 P: 42	R: 1 E: 0 K: 1 S: 11	H: 3 LOB: 0 BB: 0 P: 16	R: 0 E: 0 K: 0 S: 7	H: 0 LOB: 0 BB: 0 P: 12	R: 2 E: 0 K: 0 S: 17	H: 4 LOB: 2 BB: 0 P: 25	R: 1 E: 0 K: 1 S: 13	H: 1 LOB: 0 BB: 0 P: 19	R: 0 E: 0 K: 2 S: 13	H: 1 LOB: 2 BB: 1 P: 23	R: 0 E: 0 K: 1 S: 8	H: 0 LOB: 0 BB: 0 P: 10	R: 1 E: 0 K: 0 S: 6	H: 1 LOB: 0 BB: 0 P: 8	1B: 11 2B: 0 3B: 1 HR: 2	SF: 0 SAC: 0 DP: 0 HBP: 0	WP: 1 PB: 0 SB: 2 CS: 0	PA: 42	
PITCHER	IP	WLS	BF	H	R	ER	SO	BB	IBB	HBP	BLK	WP	HR	S	P	ERA	WHIP				
Clint Sodowsky, R (1.1) ERA: 15.63	3.1	L	22	4	1	1	3	1	0	0	0	1	0	35	55	3.38	1.875				
Lance Painter, L (4.1) ERA: 7.13	2.2		13	4	1	1	3	1	0	0	0	1	0	8	10	0.00	0.000				
Mike Mohler, L (7.1) ERA: 5.48	1.0		3	0	0	0	1	0	0	0	0	0	0	8	10	0.00	0.000				
Manny Aybar, R (8.1) ERA: 4.45	1.0		4	1	1	1	0	0	0	0	0	0	1	6	8	9.00	1.000				

AB	36
R	7
H	12
RBI	7
BB	4
SO	8
LOB	12



Batter	1	2	3	4	5	6	7	8	9	AB	R	H	RBI	BB	SO	LOB	TOP					
Marvin Benard, L (1, 8) OBP: 0.333, SLG: 0.388	L1-6 2B	G4-3		G4-3 1B		G4-3			K	5	0	2	0	0	1	1	San Francisco Giants @ St. Louis Cardinals Busch Stadium, St. Louis, MO Wed May 26 1999, 7:10 PM CDT Att: 36,143 - Cloudy - 75 F					
Bill Mueller, S (1, 5) OBP: 0.371, SLG: 0.393	L1-6		G4-6-3 1-2		F8			F9	5	0	1	1	0	0	2							
J.T. Snow, L (1, 3) OBP: 0.407, SLG: 0.464		F8				L9		G6-3	4	1	1	1	1	0	1							
Jeff Kent, R (1, 4) OBP: 0.381, SLG: 0.497				E5 2B SF8		P4		G5-3	3	1	0	0	1	0	1							
Ellis Burks, R (1, 9) OBP: 0.380, SLG: 0.444	K							G6-3	4	1	1	0	0	2	1							
Stan Javier, S (1, 7) OBP: 0.359, SLG: 0.455			SF8			G3-1 2B		G3	3	1	2	1	0	0	0							
Rich Aurilia, R (1, 6) OBP: 0.378, SLG: 0.533						G3-1			4	2	3	2	0	0	1							
Brent Mayne, L (1, 2) OBP: 0.412, SLG: 0.414								K	3	1	2	1	1	1	1							
Kirk Rueter, L (1, 1) OBP: 0.111, SLG: 0.118						G4-3			2	0	0	1	0	0	3							
Armando Rios, L (8, PH) OBP: 0.317, SLG: 0.482	SF8		G4-6-3		G4-3			K2-3	1	0	0	0	0	1	0							
John Johnstone, R (8, 1)									0	0	0	0	0	0	0							
Robb Nen, R (9, 1)									0	0	0	0	0	0	0							
Inning Stats	R: 1 E: 0 K: 1 S: 13	H: 2 LOB: 1 BB: 1 P: 25	R: 3 E: 0 K: 0 S: 16	H: 4 LOB: 1 BB: 0 P: 27	R: 3 E: 1 K: 0 S: 10	H: 3 LOB: 0 BB: 0 P: 15	R: 0 E: 0 K: 0 S: 9	H: 1 LOB: 1 BB: 1 P: 17	R: 0 E: 0 K: 1 S: 11	H: 1 LOB: 2 BB: 1 P: 16	R: 0 E: 0 K: 0 S: 6	H: 0 LOB: 0 BB: 0 P: 10	R: 0 E: 0 K: 0 S: 7	H: 0 LOB: 0 BB: 0 P: 15	R: 0 E: 0 K: 2 S: 7	H: 1 LOB: 0 BB: 0 P: 14	R: 0 E: 0 K: 1 S: 8	H: 0 LOB: 0 BB: 0 P: 11	1B: 5 2B: 7 3B: 0 HR: 2	SF: 2 SAC: 0 DP: 4 HBP: 0	WP: 0 PB: 0 SB: 0 CS: 1	PA: 39
PITCHER	IP WLS BF H R ER SO BB IBB HBP BLK WP HR S P ERA WHIP																					
Kent Bottenfield, R (1, 1) ERA: 4.11	3.0 L 18 9 7 6 1 1 0 0 0 0 2 39 67 18.00 3.333																					
Heathcliff Slocumb, R (4, 1) ERA: 10.13	2.0 0 9 2 0 0 1 2 0 0 0 0 20 33 0.00 2.000																					
Rick Croushore, R (6, 1) ERA: 1.69	2.0 6 0 0 0 0 0 0 0 0 0 0 13 25 0.00 0.000																					
Ricky Bottalico, R (8, 1) ERA: 2.22	1.0 3 1 0 0 2 0 0 0 0 0 0 7 14 0.00 1.000																					
Scott Radinsky, L (9, 1) ERA: 4.61	1.0 3 0 0 0 1 0 0 0 0 0 0 8 11 0.00 0.000																					

Batter	1	2	3	4	5	6	7	8	9	AB	R	H	RBI	BB	SO	LOB	BOTTOM					
Shawon Dunston, R (1, 8) OBP: 0.370, SLG: 0.537	K					B5-3			SF8	4	1	2	3	0	1	1	San Francisco Giants @ St. Louis Cardinals Busch Stadium, St. Louis, MO Wed May 26 1999, 7:10 PM CDT Att: 36,143 - Cloudy - 75 F					
Edgar Renteria, R (1, 6) OBP: 0.325, SLG: 0.349	F9				G5-3			HR	5	0	1	0	0	0	3							
Mark McGwire, R (1, 3) OBP: 0.412, SLG: 0.577	K				F8				3	0	0	0	1	1	1							
Ray Lankford, L (1, 7) OBP: 0.395, SLG: 0.692										4	0	0	0	0	3							
Fernando Tatis, R (1, 5) OBP: 0.410, SLG: 0.621										4	1	1	1	0	1							
Eric Davis, R (1, 9) OBP: 0.347, SLG: 0.413										4	1	1	0	0	1							
Eli Marrero, R (1, 2) OBP: 0.285, SLG: 0.385										4	0	0	0	0	1							
Joe McEwing, R (1, 4) OBP: 0.399, SLG: 0.483										3	3	2	1	1	0							
Kent Bottenfield, R (1, 1) OBP: 0.138, SLG: 0.136										0	0	0	0	0	0							
Alberto Castillo, R (3, PH) OBP: 0.327, SLG: 0.392										1	0	0	0	0	1							
Heathcliff Slocumb, R (4, 1) ERA: 10.13										0	0	0	0	0	0							
Rick Croushore, R (6, 1) ERA: 1.69										1	0	1	0	0	0							
Willie McGee, S (7, PH) OBP: 0.357, SLG: 0.350										1	0	0	0	0	0							
Ricky Bottalico, L (8, 1) ERA: 2.22										0	0	0	0	0	0							
Scott Radinsky, L (9, 1) ERA: 4.61										1	0	1	1	0	0							
Thomas Howard, S (9, PH) OBP: 0.025, SLG: 0.000										1	0	1	1	0	0							
Inning Stats	R: 0 E: 0 K: 2 S: 9	H: 0 LOB: 0 BB: 0 P: 11	R: 0 E: 0 K: 1 S: 9	H: 0 LOB: 0 BB: 0 P: 14	R: 1 E: 0 K: 0 S: 13	H: 2 LOB: 1 BB: 0 P: 20	R: 0 E: 0 K: 0 S: 6	H: 0 LOB: 0 BB: 0 P: 11	R: 0 E: 0 K: 1 S: 13	H: 0 LOB: 0 BB: 0 P: 19	R: 0 E: 0 K: 0 S: 8	H: 1 LOB: 2 BB: 1 P: 15	R: 2 E: 0 K: 0 S: 10	H: 2 LOB: 0 BB: 0 P: 14	R: 1 E: 0 K: 1 S: 14	H: 2 LOB: 1 BB: 0 P: 22	R: 2 E: 0 K: 0 S: 12	H: 2 LOB: 1 BB: 1 P: 18	1B: 5 2B: 1 3B: 0 HR: 3	SF: 1 SAC: 0 DP: 0 HBP: 0	WP: 0 PB: 0 SB: 1 CS: 0	PA: 38
PITCHER	IP WLS BF H R ER SO BB IBB HBP BLK WP HR S P ERA WHIP																					
Kirk Rueter, L (1, 1) ERA: 5.86	7.0 W 27 5 3 3 4 1 0 0 0 0 2 68 104 3.86 0.857																					
John Johnstone, R (8, 1) ERA: 1.59	1.0 5 2 1 1 1 0 0 0 0 0 1 14 22 9.00 2.000																					
Robb Nen, R (9, 1) ERA: 3.81	1.0 S 6 2 2 2 0 1 0 0 0 0 0 12 18 18.00 3.000																					



Batter	1	2	3	4	5	6	7	8	9	10	11	12	AB	R	H	RBI	BB	SO	LOB	TOP	
Marvin Benard, L <small>OBP: 0.339, SLG: 0.392</small> 													6	0	3	1	0	0	1		
Bill Mueller, S <small>OBP: 0.317, SLG: 0.324</small> 													6	0	0	0	0	1	6		
J.T. Snow, L <small>OBP: 0.405, SLG: 0.453</small> 													4	0	0	0	2	1	0		
Jeff Kent, R <small>OBP: 0.379, SLG: 0.488</small> 													5	0	1	0	1	0	3		
Ellis Burks, R <small>OBP: 0.386, SLG: 0.438</small> Felix Rodriguez, R <small>OBP: 0.333, SLG: 1.333</small> Brent Mayne, L <small>OBP: 0.409, SLG: 0.410</small> Jerry Spradlin, S <small>OBP: 0.333, SLG: 0.357</small> 													2	1	0	0	2	0	1		
Stan Javier, S <small>OBP: 0.360, SLG: 0.449</small> 													4	1	1	0	1	0	2		
Rich Aurilia, R <small>OBP: 0.369, SLG: 0.519</small> Robb Nen, R <small>OBP: 0.311, SLG: 0.474</small> 													4	0	0	0	0	1	4	AB 42	
Scott Servais, R <small>OBP: 0.381, SLG: 0.493</small> 													5	0	1	0	0	1	2	R 2	
Mark Gardner, R <small>OBP: 0.273, SLG: 0.500</small> F.P. Santangelo, S <small>OBP: 0.410, SLG: 0.274</small> Alan Embree, L <small>OBP: 0.333, SLG: 0.357</small> 													1	0	0	0	0	1	0	H 8	
Inning Stats <small>R: 0, H: 0, E: 0, K: 5</small> <small>H: 0, LOB: 0, BB: 11</small> <small>R: 0, H: 0, E: 0, K: 6</small> <small>H: 0, LOB: 0, BB: 7</small> <small>R: 0, H: 2, E: 0, K: 2</small> <small>LOB: 2, BB: 0, P: 13</small> <small>R: 0, H: 0, E: 0, K: 6</small> <small>LOB: 0, BB: 13</small> <small>R: 0, H: 0, E: 0, K: 7</small> <small>LOB: 0, BB: 13</small> <small>R: 2, H: 2, E: 0, K: 12</small> <small>LOB: 2, BB: 23</small> <small>R: 0, H: 1, E: 0, K: 1</small> <small>LOB: 2, BB: 20</small> <small>R: 2, H: 2, E: 0, K: 1</small> <small>LOB: 2, BB: 23</small> <small>R: 0, H: 1, E: 0, K: 12</small> <small>LOB: 2, BB: 22</small> <small>R: 0, H: 1, E: 0, K: 9</small> <small>LOB: 1, BB: 11</small> <small>R: 0, H: 1, E: 0, K: 6</small> <small>LOB: 2, BB: 10</small> <small>R: 0, H: 0, E: 0, K: 3</small> <small>LOB: 0, BB: 3</small> <small>R: 0, H: 0, E: 0, K: 3</small> <small>LOB: 0, BB: 3</small> <small>R: 0, H: 0, E: 0, K: 3</small> <small>LOB: 1, BB: 7</small> <small>1B: 8, 2B: 0, 3B: 0, HR: 0</small> <small>SF: 0, SAC: 1, DP: 1, HBP: 1</small> <small>WP: 0, PB: 0, SB: 0, CS: 0</small> <small>PA: 50</small>																					
PITCHER Juan Acevedo, R <small>ERA: 5.04</small> Manny Aybar, R <small>ERA: 4.8</small> Scott Radinsky, L <small>ERA: 4.4</small> Rick Croushore, R <small>ERA: 1.54</small> Mike Mohler, L <small>ERA: 5.01</small>	<small>IP: 6.0, WLS: 22, BF: 33, H: 3, R: 0, ER: 3, SO: 3, BB: 2, IBB: 0, HBP: 0, BLK: 0, WP: 0, HR: 0, S: 44, P: 77, ERA: 0.00, WHIP: 0.833</small>					PITCHER Ricky Bottalico, R <small>ERA: 3.25</small> Heathcliff Slocumb, R <small>ERA: 9.26</small>	<small>IP: 2.0, WLS: 8, BF: 10, H: 1, R: 0, ER: 1, SO: 1, BB: 1, IBB: 0, HBP: 0, BLK: 0, WP: 0, HR: 0, S: 13, P: 13, ERA: 0.00, WHIP: 1.000</small>														
Darren Bragg, L <small>OBP: 0.303, SLG: 0.342</small> Eric Davis, R <small>OBP: 0.354, SLG: 0.442</small> 													2	0	0	0	1	0	0		
Joe McEwing, R <small>OBP: 0.387, SLG: 0.467</small> 													6	0	0	0	0	1	2		
Mark McGwire, R <small>OBP: 0.417, SLG: 0.593</small> 													3	1	1	1	2	1	1		
Ray Lankford, L <small>OBP: 0.382, SLG: 0.667</small> Manny Aybar, R <small>OBP: 0.125, SLG: 0.125</small> Scott Radinsky, L <small>OBP: 0.321, SLG: 0.344</small> 													3	0	0	0	0	1	1		
Fernando Tatis, R <small>OBP: 0.410, SLG: 0.611</small> 													4	1	1	0	1	1	0		
Thomas Howard, S <small>OBP: 0.619, SLG: 0.750</small> 													3	0	1	0	1	1	0		
Eli Marrero, R <small>OBP: 0.275, SLG: 0.370</small> 													5	0	0	0	0	4			
Placido Polanco, R <small>OBP: 0.302, SLG: 0.307</small> Rick Croushore, R <small>OBP: 0.300, SLG: 0.300</small> Mike Mohler, R <small>OBP: 0.300, SLG: 0.300</small> Shawon Dunston, R <small>OBP: 0.300, SLG: 0.300</small> Ricky Bottalico, R <small>OBP: 0.300, SLG: 0.300</small> Alberto Castillo, R <small>OBP: 0.300, SLG: 0.300</small> Heathcliff Slocumb, R <small>OBP: 0.300, SLG: 0.300</small> 													3	0	0	0	0	2	1		
Juan Acevedo, R <small>OBP: 0.342, SLG: 0.277</small> 													2	0	0	0	0	1	0		
Inning Stats <small>R: 0, H: 0, E: 0, K: 16</small> <small>H: 0, LOB: 1, BB: 27</small> <small>R: 0, H: 0, E: 0, K: 12</small> <small>H: 0, LOB: 1, BB: 16</small> <small>R: 0, H: 0, E: 0, K: 11</small> <small>H: 0, LOB: 0, BB: 11</small> <small>R: 0, H: 0, E: 0, K: 11</small> <small>H: 0, LOB: 0, BB: 25</small> <small>R: 0, H: 0, E: 0, K: 10</small> <small>H: 0, LOB: 0, BB: 14</small> <small>R: 1, H: 1, E: 0, K: 10</small> <small>LOB: 0, BB: 18</small> <small>R: 0, H: 0, E: 0, K: 6</small> <small>LOB: 0, BB: 20</small> <small>R: 1, H: 3, E: 0, K: 16</small> <small>LOB: 1, BB: 19</small> <small>R: 0, H: 0, E: 0, K: 9</small> <small>LOB: 1, BB: 6</small> <small>R: 0, H: 0, E: 0, K: 6</small> <small>LOB: 0, BB: 2</small> <small>R: 1, H: 1, E: 0, K: 2</small> <small>LOB: 0, BB: 2</small> <small>1B: 3, 2B: 1, 3B: 1, HR: 1</small> <small>SF: 0, SAC: 0, DP: 1, HBP: 1</small> <small>WP: 1, PB: 0, SB: 0, CS: 0</small> <small>PA: 47</small>																					
PITCHER Mark Gardner, R <small>ERA: 5.05</small> Alan Embree, L <small>ERA: 2.65</small> John Johnstone, R <small>ERA: 1.57</small> Robb Nen, R <small>ERA: 3.95</small> Felix Rodriguez, R <small>ERA: 5.4</small>	<small>IP: 6.0, WLS: 23, BF: 33, H: 1, R: 1, ER: 7, SO: 7, BB: 3, IBB: 0, HBP: 1, BLK: 0, WP: 0, HR: 1, S: 67, P: 111, ERA: 1.50, WHIP: 0.667</small>					PITCHER Jerry Spradlin, R <small>ERA: 5.1</small>	<small>IP: 0.1, WLS: 3, BF: 1, R: 1, ER: 1, SO: 0, BB: 0, IBB: 0, HBP: 0, BLK: 0, WP: 1, HR: 0, S: 2, P: 2, ERA: 27.00, WHIP: 3.000</small>														

San Francisco Giants @ St. Louis Cardinals
 Busch Stadium, St. Louis, MO
 Thu May 27 1999, 12:40 PM CDT
 Att. 47,829 - Sunny - 79 F

AB 42
 R 2
 H 8
 RBI 2
 BB 6
 SO 6
 LOB 22



San Francisco Giants @ St. Louis Cardinals
 Busch Stadium, St. Louis, MO
 Thu May 27 1999, 12:40 PM CDT
 Att. 47,829 - Sunny - 79 F

AB 41
 R 3
 H 6
 RBI 1
 BB 5
 SO 12
 LOB 14



Batter	1	2	3	4	5	6	7	8	9	AB	R	H	RBI	BB	SO	LOB	TOP				
Darren Bragg, L (1,8) OBP: 0.360, SLG: 0.333	L3		G6-3 BB			K		G6-3		3	0	0	0	1	1	1	St. Louis Cardinals @ Chicago Cubs Wrigley Field, Chicago, IL Fri May 28 1999, 2:20 PM CDT Att: 39,287 - Sunny - 74 F				
Edgar Renteria, R (1,6) OBP: 0.314, SLG: 0.335	G6-3		G6-3			P2		F7		4	0	0	0	0	0	2					
Mark McGwire, R (1,3) OBP: 0.408, SLG: 0.577	G3					K			F7	4	0	0	0	0	2	0					
Ray Lankford, L (1,7) OBP: 0.398, SLG: 0.667		1B SF8 BB				K			1B	3	2	2	0	1	1	0					
Fernando Tatis, R (1,5) OBP: 0.407, SLG: 0.601		1B				L1			K	4	0	1	0	0	1	2					
Eric Davis, R (1,9) OBP: 0.358, SLG: 0.447	SF8					G6-4-3 1B			K	3	0	2	2	0	1	1					
Eli Marrero, R (1,2) OBP: 0.274, SLG: 0.388	P3					G6-4-3			G5-3	4	1	1	1	0	0	3					
Joe McEwing, R (1,4) Manny Aybar, R (5,1) Willie McCree, S (8,PH) Heathcliff Slocumb, R (8,1) Scott Radinsky, L (8,1) Mike Mohler, R (8,1)	G5-3					G1-3			G4-3	2	0	0	0	0	0	1					
Lance Painter, L (1,1) Placido Polanco, R (5,4) OBP: 0.327, SLG: 0.322						G4-3			G6-3 2B	1	0	0	0	0	0	0					
Inning Stats	R: 0 E: 0 K: 0 S: 7	H: 0 LOB: 0 BB: 0 P: 12	R: 1 E: 0 K: 0 S: 11	H: 1 LOB: 1 BB: 1 P: 19	R: 0 E: 0 K: 2 S: 14	H: 0 LOB: 0 BB: 1 P: 20	R: 0 E: 0 K: 2 S: 10	H: 0 LOB: 0 BB: 0 P: 14	R: 0 E: 0 K: 1 S: 7	H: 0 LOB: 0 BB: 0 P: 7	R: 0 E: 0 K: 2 S: 12	H: 1 LOB: 1 BB: 0 P: 16	R: 1 E: 0 K: 0 S: 13	H: 2 LOB: 1 BB: 0 P: 17	R: 1 E: 0 K: 1 S: 11	H: 2 LOB: 1 BB: 0 P: 14		1B: 5 2B: 1 3B: 0 HR: 1	SF: 1 SAC: 0 DP: 2 HBP: 0	WP: 0 PB: 0 SB: 0 CS: 0	PA: 34
PITCHER	IP	WLS	BF	H	R	ER	SO	BB	IBB	HBP	BLK	WP	HR	S	P	ERA	WHIP				
Kevin Tapani, R (1,1) ERA: 2.3	8.0	W	29	5	2	2	5	2	0	0	0	0	1	84	118	2.25	0.875				
Scott Sanders, R (9,1) ERA: 4.53	0.2		4	2	1	1	1	0	0	0	0	0	0	8	9	13.50	3.000				
Rick Aguilera, R (9,1) ERA: 2.55	0.1	S	1	0	0	0	0	0	0	0	0	0	0	3	5	0.00	0.000				

AB	31
R	3
H	7
RBI	3
BB	2
SO	6
LOB	10



Batter	1	2	3	4	5	6	7	8	9	AB	R	H	RBI	BB	SO	LOB	BOTTOM					
Lance Johnson, L (1,8) OBP: 0.326, SLG: 0.360	G3		G4-3					F9	G4-6-3	5	0	1	0	0	0	2	St. Louis Cardinals @ Chicago Cubs Wrigley Field, Chicago, IL Fri May 28 1999, 2:20 PM CDT Att: 39,287 - Sunny - 74 F					
José Hernández, R (1,6) OBP: 0.386, SLG: 0.452	K		K			G6-3				4	0	1	0	0	2	1						
Mark Grace, L (1,3) OBP: 0.408, SLG: 0.488	F8		G6-3					G4-3		4	1	1	0	0	0	1						
Sammy Sosa, R (1,9) OBP: 0.366, SLG: 0.630		G5-4-3 HR 1B				G6-3		F9 1B	G4-3 HR	4	2	3	1	0	0	0						
Gary Gaetti, R (1,5) OBP: 0.273, SLG: 0.327		G5-4-3				G3		F7	G4-3	2	0	1	0	0	0	1						
Tyler Houston, L (6,PH) OBP: 0.430, SLG: 0.653		1B								2	0	0	0	0	0	2						
Henry Rodriguez, L (1,7) OBP: 0.416, SLG: 0.634		HR				G3				4	2	3	4	0	0	1						
Curtis Goodwin, L (9,7) OBP: 0.200, SLG: 0.208		HR				G3				0	0	0	0	0	0	0						
Benito Santiago, R (1,2) OBP: 0.298, SLG: 0.391		G4-3 WP 1B				G6-3		F9	G4-3 1B 2B	4	1	2	0	0	0	3						
Jeff Blauser, R (1,4) OBP: 0.382, SLG: 0.458		G4-3				G5-3		F8		4	0	1	0	0	0	3						
Kevin Tapani, R (1,1) OBP: 0.190, SLG: 0.111						G6-3				3	0	0	0	0	2	1						
Glenallen Hill, R (8,PH) OBP: 0.461, SLG: 0.826										1	0	1	1	0	0	0						
Scott Sanders, R (9,1) OBP: 0.182, SLG: 0.273										0	0	0	0	0	0	0						
Rick Aguilera, R (9,1)										0	0	0	0	0	0	0						
Inning Stats	R: 0 E: 0 K: 1 S: 5	H: 0 LOB: 0 BB: 0 P: 10	R: 2 E: 0 K: 1 S: 17	H: 3 LOB: 1 BB: 0 P: 28	R: 0 E: 0 K: 1 S: 9	H: 0 LOB: 0 BB: 0 P: 17	R: 0 E: 0 K: 0 S: 7	H: 1 LOB: 1 BB: 0 P: 15	R: 0 E: 0 K: 0 S: 7	H: 1 LOB: 1 BB: 0 P: 10	R: 1 E: 0 K: 0 S: 11	H: 3 LOB: 2 BB: 0 P: 19	R: 0 E: 0 K: 1 S: 11	H: 1 LOB: 1 BB: 0 P: 15	R: 3 E: 0 K: 0 S: 14	H: 5 LOB: 1 BB: 0 P: 21	1B: 9 2B: 1 3B: 1 HR: 3	SF: 0 SAC: 0 DP: 1 HBP: 0	WP: 1 PB: 0 SB: 0 CS: 0	PA: 37		
PITCHER	IP	WLS	BF	H	R	ER	SO	BB	IBB	HBP	BLK	WP	HR	S	P	ERA	WHIP					
Lance Painter, L (1,1) ERA: 6.65	4.0	L	16	4	2	2	3	0	0	0	0	0	0	29	44	3.00	1.667					
Manny Aybar, R (5,1) ERA: 4.64	3.0		14	5	1	1	1	0	0	0	0	0	0	1	2	3	∞	∞				
Heathcliff Slocumb, R (8,1) ERA: 10.03	0.0		1	1	1	1	0	0	0	0	0	0	0	1	2	3	∞	∞				
Scott Radinsky, L (8,1) ERA: 5.52	0.1		4	3	1	1	0	0	0	0	0	0	0	1	7	10	27.00	9.000				
Mike Mohler, L (8,1) ERA: 4.98	0.2		2	1	1	1	0	0	0	0	0	0	0	5	8	13.50	1.500					



Batter	1	2	3	4	5	6	7	8	9	AB	R	H	RBI	BB	SO	LOB	TOP										
Darren Bragg, L (1, 8) OBP: 0.361, SLG: 0.336	G4-3		FC6-4 1B		G4-3		G6-3 2H 1B		K	5	0	2	1	0	1	1											
Edgar Renteria, R (1, 6) OBP: 0.316, SLG: 0.352	F9 2B		P6		3-2 2B		G6-3			4	0	2	1	0	0	2											
Ray Lankford, L (1, 7) OBP: 0.381, SLG: 0.636	F9 2-3		F8		L7		P2			4	0	0	0	0	0	4											
Fernando Tatis, R (1, 5) OBP: 0.403, SLG: 0.599	K		FC6-4 1-2				E9 2B		F7	4	0	1	0	0	1	2											
Eric Davis, R (1, 9) OBP: 0.361, SLG: 0.444		E SF9 1B		G6-4-3 BB			F9		P4	3	1	1	0	1	0	1											
Eli Marrero, R (1, 3) OBP: 0.273, SLG: 0.385	E1 SF9 1-3		F7				P7			4	0	1	0	0	0	3											
Alberto Castillo, R (1, 2) OBP: 0.297, SLG: 0.333	G5-3		G6-4-3 1-2		G6-3		G6-3		P4	4	0	0	0	0	0	5											
Joe McEwing, R (1, 4) OBP: 0.385, SLG: 0.465	SF9				G4-3 SH1-4 2B 1B		E5 SH1-3 1B		CS 1B	3	2	2	1	0	0	0											
Darren Oliver, R (1, 1) OBP: 0.360, SLG: 0.375	K				SH1-4		SH1-3		K	1	0	0	0	0	1	1											
Rick Croushore, R (7, 1) OBP: 0.500, SLG: 0.520										0	0	0	0	0	0	0											
Thomas Howard, S (9, PH) OBP: 0.615, SLG: 0.750										0	0	0	0	0	0	0											
Shawon Dunston, R (9, PH) OBP: 0.373, SLG: 0.536										1	0	0	0	0	1	1											
Ricky Bottalico, L (9, 1)										0	0	0	0	0	0	0											
Inning Stats	R: 0 E: 0 K: 1 S: 12	H: 1 LOB: 1 BB: 0 P: 17	R: 1 E: 1 K: 1 S: 9	H: 1 LOB: 1 BB: 0 P: 12	R: 0 E: 0 K: 0 S: 10	H: 1 LOB: 1 BB: 0 P: 14	R: 0 E: 0 K: 0 S: 9	H: 0 LOB: 0 BB: 1 P: 15	R: 1 E: 0 K: 0 S: 10	H: 2 LOB: 1 BB: 0 P: 15	R: 0 E: 1 K: 0 S: 8	H: 1 LOB: 1 BB: 0 P: 9	R: 1 E: 1 K: 0 S: 9	H: 1 LOB: 1 BB: 0 P: 15	R: 0 E: 0 K: 0 S: 9	H: 1 LOB: 1 BB: 0 P: 13	R: 0 E: 0 K: 2 S: 7	H: 1 LOB: 0 BB: 0 P: 8	1B: 6 2B: 4 3B: 0 HR: 0	SF: 1 SAC: 2 DP: 2 HBP: 0	WP: 0 PB: 0 SB: 0 CS: 1	PA: 37					
PITCHER	IP	WLS	BF	H	R	ER	SO	BB	IBB	HBP	BLK	WP	HR	S	P	ERA	WHIP										
Terry Mulholland, L (1, 1) ERA: 2.69	7.0		30	7	3	1	2	1	0	0	0	0	0	67	97	1.29	1.143										
Scott Sanders, R (8, 1) ERA: 4.81	1.0	W	5	2	0	0	0	0	0	0	0	0	0	10	15	0.00	2.000										
Felix Heredia, L (9, 1) ERA: 2.95	1.0		2	0	0	0	2	0	0	0	0	0	0	6	6	0.00	0.000										

St. Louis Cardinals @ Chicago Cubs
Wrigley Field, Chicago, IL
Sat May 29 1999, 1:20 PM CDT
Att: 40,478 - Sunny - 76 F

AB 33
R 3
H 9
RBI 3
BB 1
SO 4
LOB 20



Batter	1	2	3	4	5	6	7	8	9	AB	R	H	RBI	BB	SO	LOB	BOTTOM										
Jeff Blausler, R (1, 6) OBP: 0.379, SLG: 0.440	P3				F8 SH1-3 1B		SH3-4			2	1	0	0	1	0	3											
Scott Sanders, R (8, 1) OBP: 0.182, SLG: 0.273	F7									0	0	0	0	0	0	0											
Felix Heredia, L (9, 1)										0	0	0	0	0	0	0											
Glenallen Hill, R (9, PH) OBP: 0.491, SLG: 0.894										1	1	1	1	0	0	0											
José Hernández, R (1, 8) OBP: 0.385, SLG: 0.450	G5-3		K		SH1-3				HR	3	1	1	0	1	1	0											
Mark Grace, L (1, 3) OBP: 0.403, SLG: 0.485	L7		F8		F8				2B	5	0	1	1	0	1	3											
Sammy Sosa, R (1, 9) OBP: 0.364, SLG: 0.622		F7	K							4	0	1	1	0	2	2											
Gary Gaetti, R (1, 5) OBP: 0.274, SLG: 0.346										3	1	1	0	0	0	1											
Lance Johnson, L (8, PH) OBP: 0.330, SLG: 0.360		SF8 3B			P6		F7			0	0	0	0	1	0	0											
Henry Rodriguez, L (1, 7) OBP: 0.418, SLG: 0.635										3	0	1	0	1	1	1											
Benito Santiago, R (1, 2) OBP: 0.291, SLG: 0.383		SF8			P4		P4		K	3	0	0	1	0	1	2											
Mickey Morandini, L (1, 4) OBP: 0.331, SLG: 0.344		E1 1B			E6		L3		P5	4	0	0	0	0	0	3											
Terry Mulholland, R (1, 1) OBP: 0.077, SLG: 0.077										2	0	1	0	0	0	2											
Manny Alexander, R (7, PH) OBP: 0.375, SLG: 0.429					B1-3					1	0	1	0	0	0	0											
Tyler Houston, L (9, PH) OBP: 0.425, SLG: 0.644							SH3-4 1B		P6	1	0	0	0	0	0	0											
Inning Stats	R: 0 E: 0 K: 0 S: 9	H: 0 LOB: 0 BB: 0 P: 16	R: 1 E: 1 K: 0 S: 15	H: 2 LOB: 3 BB: 1 P: 25	R: 0 E: 0 K: 2 S: 8	H: 0 LOB: 0 BB: 0 P: 10	R: 0 E: 1 K: 0 S: 9	H: 1 LOB: 2 BB: 0 P: 11	R: 1 E: 0 K: 0 S: 11	H: 1 LOB: 1 BB: 1 P: 19	R: 0 E: 0 K: 0 S: 7	H: 0 LOB: 0 BB: 0 P: 11	R: 0 E: 0 K: 2 S: 8	H: 1 LOB: 2 BB: 1 P: 15	R: 0 E: 0 K: 2 S: 12	H: 0 LOB: 1 BB: 1 P: 19	R: 2 E: 0 K: 0 S: 8	H: 3 LOB: 1 BB: 0 P: 13	1B: 4 2B: 2 3B: 1 HR: 1	SF: 1 SAC: 2 DP: 0 HBP: 0	WP: 0 PB: 0 SB: 0 CS: 0	PA: 39					
PITCHER	IP	WLS	BF	H	R	ER	SO	BB	IBB	HBP	BLK	WP	HR	S	P	ERA	WHIP										
Darren Oliver, L (1, 1) ERA: 3.34	6.2		30	5	2	2	3	3	0	0	0	0	0	64	103	2.70	1.200										
Rick Croushore, R (7, 1) ERA: 1.38	1.1	H	5	0	0	0	3	1	0	0	0	0	0	15	23	0.00	0.750										
Ricky Bottalico, R (9, 1) ERA: 2.7	0.1	L	4	3	2	2	0	0	0	0	0	0	1	8	13	54.00	9.000										

St. Louis Cardinals @ Chicago Cubs
Wrigley Field, Chicago, IL
Sat May 29 1999, 1:20 PM CDT
Att: 40,478 - Sunny - 76 F

AB 32
R 4
H 8
RBI 4
BB 4
SO 6
LOB 17



Batter	1	2	3	4	5	6	7	8	9	AB	R	H	RBI	BB	SO	LOB	TOP										
Edgar Renteria, R OBP: 0.326, SLG: 0.359 (1, 6)	G6-3 ①		E6				G4-3 1B		G5-3 HR 1B	5	1	3	0	0	0	0											
Willie McGee, S OBP: 0.329, SLG: 0.268 (1, 8)	G3-1 ②		K				G4-3 1B		G5-3 1B	5	0	1	0	0	1	3											
Mark McGwire, R OBP: 0.408, SLG: 0.591 (1, 3)				K	G6-3 ③		K		HR	5	1	2	2	0	2	3											
Ray Lankford, L OBP: 0.382, SLG: 0.688 (1, 7)	F9 ③			E6 G1-3 BB			HR		F7	5	2	2	2	0	0	1											
Fernando Tatis, R OBP: 0.411, SLG: 0.597 (1, 5)		K		G1-3 BB			1B		1B S BB	2	0	1	0	2	1	0											
Eric Davis, R OBP: 0.352, SLG: 0.432 (1, 9)	G3			G1-3			F9		K	4	0	0	0	0	1	4											
Alberto Castillo, R OBP: 0.289, SLG: 0.322 Heathcliff Slocumb, R OBP: 0.643, SLG: 0.778 Thomas Howard, S OBP: 0.643, SLG: 0.778 Mike Mohler, R OBP: 0.643, SLG: 0.778 (6, PH)	L4			L9			K		G4-6-3 1B	2	0	0	0	0	0	2											
Joe McEwing, R OBP: 0.376, SLG: 0.453 (1, 4)				G5-3			L4		G4-6-3 1B	4	0	0	0	0	0	3											
Jose Jimenez, R OBP: 0.143, SLG: 0.143 Kent Mercker, L OBP: 0.250, SLG: 0.143 Eli Martero, R OBP: 0.268, SLG: 0.377 Shawon Dunston, R OBP: 0.369, SLG: 0.531 (6, PH)				G4-3			G6-3		L8	1	0	0	0	0	0	0											
Inning Stats	R: 0 E: 0 K: 0 S: 12	H: 1 LOB: 1 BB: 0 P: 13	R: 0 E: 0 K: 1 S: 8	H: 0 LOB: 0 BB: 0 P: 13	R: 0 E: 1 K: 1 S: 7	H: 0 LOB: 1 BB: 0 P: 14	R: 0 E: 1 K: 1 S: 13	H: 0 LOB: 2 BB: 1 P: 21	R: 0 E: 0 K: 1 S: 11	H: 2 LOB: 1 BB: 0 P: 22	R: 0 E: 0 K: 1 S: 11	H: 1 LOB: 1 BB: 0 P: 14	R: 1 E: 0 K: 1 S: 11	H: 2 LOB: 1 BB: 0 P: 21	R: 2 E: 0 K: 0 S: 9	H: 2 LOB: 0 BB: 0 P: 14	1B: 7 2B: 0 3B: 0 HR: 3	SF: 0 SAC: 0 DP: 1 HBP: 0	WP: 0 PB: 0 SB: 1 CS: 0	PA: 40							
PITCHER	IP	WLS	BF	H	R	ER	SO	BB	IBB	HBP	BLK	WP	HR	S	P	ERA	WHIP										
Jon Lieber, R ERA: 3.2 (1, 1)	7.0	W	30	6	1	1	5	1	0	0	0	0	1	73	110	1.29	1.000										
Terry Adams, R ERA: 4.97 (8, 1)	1.2		9	4	3	3	1	1	0	0	0	0	2	19	33	16.20	3.000										
Felix Heredia, L ERA: 2.89 (9, 1)	0.1		1	0	0	0	0	0	0	0	0	0	0	1	2	0.00	0.000										

St. Louis Cardinals @ Chicago Cubs
Wrigley Field, Chicago, IL
Sun May 30 1999, 7:05 PM CDT
Att: 40,425 - Unknown - 71 F

AB 38
R 4
H 10
RBI 4
BB 2
SO 6
LOB 17



Batter	1	2	3	4	5	6	7	8	9	AB	R	H	RBI	BB	SO	LOB	BOTTOM										
Lance Johnson, L OBP: 0.332, SLG: 0.354 (1, 8)	P4				G6-4-3 1-2		G4-3			3	0	0	0	2	0	1											
Mickey Morandini, L OBP: 0.339, SLG: 0.352 (1, 4)	BB 1B		G1-3		BB 2B 1B		G4-3			5	1	3	1	0	0	2											
Sammy Sosa, R OBP: 0.369, SLG: 0.617 (1, 9)	BB 1B				1B BLK E BB				L8	3	1	1	0	2	0	2											
Mark Grace, L OBP: 0.408, SLG: 0.494 (1, 3)	L7				1B HR				F8	5	2	3	1	0	0	2											
Henry Rodriguez, L OBP: 0.425, SLG: 0.662 Curtis Goodwin, L OBP: 0.200, SLG: 0.208 (8, PR) (9, 7)					P5		P7			4	1	2	2	1	0	4											
Tyler Houston, L OBP: 0.415, SLG: 0.627 Gary Gaetti, R OBP: 0.268, SLG: 0.336 (5, 5)	G3				E5 G4-3		G6-3		G5-3	2	0	0	0	0	1	3											
José Hernández, R OBP: 0.366, SLG: 0.445 (1, 6)					G4-3		K			4	1	1	0	0	1	1											
Benito Santiago, R OBP: 0.284, SLG: 0.373 (1, 2)					G5-3		K			4	0	0	0	0	1	2											
Jon Lieber, L OBP: 0.190, SLG: 0.200 Roosevelt Brown, L (7, PH) Terry Adams, R Felix Heredia, L (9, 1)					G6-4-3 1B				P7	2	1	2	1	1	0	0											
Inning Stats	R: 0 E: 0 K: 0 S: 11	H: 2 LOB: 3 BB: 1 P: 20	R: 1 E: 0 K: 0 S: 14	H: 1 LOB: 2 BB: 2 P: 27	R: 3 E: 0 K: 1 S: 18	H: 4 LOB: 2 BB: 1 P: 29	R: 2 E: 1 K: 0 S: 14	H: 1 LOB: 1 BB: 1 P: 26	R: 1 E: 0 K: 2 S: 9	H: 3 LOB: 2 BB: 1 P: 21	R: 0 E: 0 K: 0 S: 6	H: 0 LOB: 0 BB: 0 P: 7	R: 0 E: 0 K: 0 S: 10	H: 1 LOB: 1 BB: 0 P: 15	R: 0 E: 0 K: 0 S: 9	H: 0 LOB: 0 BB: 0 P: 14	1B: 8 2B: 3 3B: 0 HR: 1	SF: 0 SAC: 0 DP: 1 HBP: 0	WP: 0 PB: 0 SB: 0 CS: 0	PA: 42							
PITCHER	IP	WLS	BF	H	R	ER	SO	BB	IBB	HBP	BLK	WP	HR	S	P	ERA	WHIP										
Jose Jimenez, R ERA: 6.95 (1, 1)	3.0	L	21	7	5	4	1	5	0	0	0	0	1	44	81	12.00	4.000										
Kent Mercker, L ERA: 7.98 (4, 1)	2.0		11	4	2	1	0	1	0	0	0	0	0	24	42	4.50	2.500										
Heathcliff Slocumb, R ERA: 9.56 (6, 1)	2.0		6	0	0	0	2	0	0	0	0	0	0	15	21	0.00	0.000										
Mike Mohler, L ERA: 4.68 (8, 1)	1.0		4	1	0	0	0	0	0	0	0	0	0	10	15	0.00	1.000										

St. Louis Cardinals @ Chicago Cubs
Wrigley Field, Chicago, IL
Sun May 30 1999, 7:05 PM CDT
Att: 40,425 - Unknown - 71 F

AB 36
R 7
H 12
RBI 5
BB 6
SO 3
LOB 18



Batter	1	2	3	4	5	6	7	8	9	AB	R	H	RBI	BB	SO	LOB	TOP		
Darren Bragg, L OBP: 0.368, SLG: 0.357 (1, 8)	3-2 2B		0-0 SH5-3 2B	4-2 PO BB			0-3 K		1-1 F7	4	2	2	0	1	1	0			
Edgar Renteria, R OBP: 0.335, SLG: 0.400 (1, 6)	4-1 2B BB		0-1 SH5-3 2-3	3-1 PO 1-2	1-1 HR		3-2 F8		1-0 HR	3	3	2	2	1	0	0			
Mark McGwire, R OBP: 0.408, SLG: 0.591 (1, 3)	3-3 K		1-1 1B 2B		2-3 K		2-2 1B		1-2 F8	5	0	2	1	0	2	2			
Ray Lankford, L OBP: 0.393, SLG: 0.704 (1, 7)	2-2 1-H 2-H 2B		0-1 2-3 1B		1-3 K		2-2 P6		2-1 2B	5	0	3	2	0	1	1			
Fernando Tatis, R OBP: 0.410, SLG: 0.589 (1, 5)	0-2 P4		0-3 K		3-2 1B		2-3 K		4-0 IBB	4	0	1	0	1	2	3			
Thomas Howard, S OBP: 0.556, SLG: 0.583 Ricky Bottalico, L (8, 1)	1-0 G4-3		0-1 F7		1-0 G4-3		4-1 WP BB		1-3 K	3	0	0	0	1	0	4			
Eli Marrero, R OBP: 0.261, SLG: 0.367 (1, 2)		1-2 P3		1-1 G4-3		0-0 P6		1-2 P6		4	0	0	0	0	0	1			
Joe McEwing, R OBP: 0.379, SLG: 0.451 (1, 4)		0-1 L5		2-1 SH3-4 1B		0-1 G6-3		4-0 IBB		3	0	1	0	1	0	0			
Kent Bottenfield, R OBP: 0.130, SLG: 0.130 Shawon Dunston, R OBP: 0.355, SLG: 0.525 Manny Aybar, R OBP: 0.125, SLG: 0.125 Willie McGee, S OBP: 0.325, SLG: 0.264 (8, 9)		1-1 G4-3		0-0 SH3-4 1-2		2-1 G6-3		0-1 G5-3		1	0	0	0	0	0	0			
Inning Stats	R: 2 E: 0 K: 1 S: 16	H: 2 LOB: 1 BB: 1 P: 29	R: 0 E: 0 K: 0 S: 7	H: 0 LOB: 0 BB: 0 P: 9	R: 1 E: 0 K: 1 S: 12	H: 3 LOB: 2 BB: 0 P: 13	R: 0 E: 0 K: 0 S: 8	H: 1 LOB: 1 BB: 1 P: 18	R: 1 E: 0 K: 2 S: 19	H: 2 LOB: 0 BB: 0 P: 27	R: 0 E: 0 K: 1 S: 15	H: 1 LOB: 1 BB: 0 P: 22	R: 0 E: 0 K: 1 S: 11	H: 0 LOB: 2 BB: 2 P: 22	R: 1 E: 0 K: 1 S: 12	H: 2 LOB: 2 BB: 1 P: 22	1B: 4 2B: 5 3B: 0 HR: 2	SF: 0 SAC: 2 DP: 0 HBP: 0	WP: 1 PA: 43
PITCHER	IP	WLS	BF	H	R	ER	SO	BB	IBB	HBP	BLK	WP	HR	S	P	ERA	WHIP		
Brian Meadows, R ERA: 4.82	(1, 1)	6.0	L	27	8	4	4	4	2	0	0	0	0	1	67	103	6.00	1.667	
Braden Looper, R ERA: 4.45	(7, 1)	0.2		3	1	0	0	1	0	0	0	0	0	0	11	16	0.00	1.500	
Jesus Sanchez, L ERA: 6.5	(7, 1)	1.2		7	0	0	0	1	1	1	0	0	0	17	31	0.00	0.600		
Antonio Alfonseca, R ERA: 4.55	(9, 1)	0.2		5	2	1	1	1	0	1	0	0	0	1	10	19	13.50	3.000	

St. Louis Cardinals @ Florida Marlins
Pro Player Stadium, Miami, FL
Mon May 31 1999, 4:05 PM EDT
Att: 21,943 - Cloudy - 85 F

AB 35
R 5
H 11
RBI 5
BB 5
SO 7
LOB 15



Batter	1	2	3	4	5	6	7	8	9	AB	R	H	RBI	BB	SO	LOB	BOTTOM				
Craig Counsell, L OBP: 0.200, SLG: 0.127 Luis Castillo, S OBP: 0.349, SLG: 0.341 (1, 4)	1-3 K		4-2 BB		1-3 K		1-3 K		2-2 2B	3	0	0	0	1	3	0					
Alex Gonzalez, R OBP: 0.312, SLG: 0.462 (1, 6)	0-2 P4		0-2 G3		0-2 2B		2-2 1B		1-2 G1-3	5	1	2	0	0	0	3					
Cliff Floyd, L OBP: 0.341, SLG: 0.492 (1, 7)	1-0 F7			1-3 K	0-1 1B 2B		2-1 P3		0-0 G4-3	5	0	1	1	0	1	2					
Kevin Millar, R OBP: 0.476, SLG: 0.600 (1, 3)		0-2 P6		2-2 1B 1B	1-1 2-3 1B		0-0 P2			4	1	2	0	0	0	1					
Mark Kotsay, L OBP: 0.292, SLG: 0.362 (1, 9)		0-0 F8		1-0 1B	3-2 L7		2-1 G1-5-4 1B			4	0	2	0	0	0	2					
Preston Wilson, R OBP: 0.324, SLG: 0.551 (1, 8)		1-0 F8		1-3 K		2-3 K		1-1 G1-5-4 HBP		3	0	0	0	0	2	2					
Mike Lowell, R OBP: 0.250, SLG: 0.364 (1, 5)			0-1 F8	1-2 1B	2-2 1B		2-1 G6-3		0-1 G1-5-4	4	0	1	1	0	0	2					
Jorge Fabregas, L OBP: 0.275, SLG: 0.340 (1, 2)			2-2 SH2-4 1B		1-2 K		1-1 E6 FC6-4		0-0 F7	4	0	1	0	0	1	3					
Brian Meadows, R ERA: 4.08 Tim Lincecum, L ERA: 2.31, SLG: 0.217 Braden Looper, R ERA: 4.37 Jesus Sanchez, L ERA: 6.5 Antonio Alfonseca, R ERA: 4.55 Dave Berg, R OBP: 0.324, SLG: 0.369 (8, 9)		0-0 SH2-4		0-0 G6-3	2-2 FC6-4		2-1 FC6-4		2-2 F9	1	0	0	0	0	0	0					
Inning Stats	R: 0 E: 0 K: 1 S: 9	H: 0 LOB: 0 BB: 0 P: 11	R: 0 E: 0 K: 0 S: 5	H: 0 LOB: 0 BB: 0 P: 6	R: 0 E: 0 K: 0 S: 11	H: 1 LOB: 2 BB: 1 P: 17	R: 1 E: 0 K: 3 S: 19	H: 3 LOB: 2 BB: 0 P: 27	R: 1 E: 0 K: 1 S: 19	H: 3 LOB: 2 BB: 0 P: 26	R: 0 E: 1 K: 1 S: 9	H: 0 LOB: 1 BB: 0 P: 16	R: 0 E: 0 K: 1 S: 13	H: 1 LOB: 1 BB: 0 P: 18	R: 0 E: 0 K: 0 S: 6	H: 1 LOB: 1 BB: 0 P: 9	R: 0 E: 0 K: 0 S: 11	H: 1 LOB: 1 BB: 0 P: 16	1B: 7 2B: 3 3B: 0 HR: 0	SF: 0 SAC: 1 DP: 1 HBP: 1	WP: 0 PA: 39
PITCHER	IP	WLS	BF	H	R	ER	SO	BB	IBB	HBP	BLK	WP	HR	S	P	ERA	WHIP				
Kent Bottenfield, R ERA: 4.08	(1, 1)	5.0	W	23	7	2	2	5	1	0	0	0	0	63	87	3.60	1.600				
Manny Aybar, R ERA: 4.37	(6, 1)	2.0	H	8	1	0	0	2	0	0	0	0	0	22	34	0.00	0.500				
Ricky Bottalico, R ERA: 2.51	(8, 1)	2.0	S	8	2	0	0	0	0	0	1	0	0	17	25	0.00	1.000				

St. Louis Cardinals @ Florida Marlins
Pro Player Stadium, Miami, FL
Mon May 31 1999, 4:05 PM EDT
Att: 21,943 - Cloudy - 85 F

AB 36
R 2
H 10
RBI 2
BB 1
SO 7
LOB 16



Batter	1	2	3	4	5	6	7	8	9	AB	R	H	RBI	BB	SO	LOB	TOP										
Darren Bragg, L OBP: 0.365, SLG: 0.343	1-3 K		1-3 K	1 SAFE 0-0 F7			4-2 BB BB		3-3 K	4	0	0	0	1	3	2	St. Louis Cardinals @ Florida Marlins Pro Player Stadium, Miami, FL Wed Jun 02 1999, 7:05 PM EDT Att: 16,733 - Cloudy - 83 F										
Edgar Renteria, R OBP: 0.340, SLG: 0.401 Alberto Castillo, R OBP: 0.299, SLG: 0.333	4-0 BB BB		4-2 1B BB BB		1-1 S 1B		1-2 K		2-2 1B	2	1	1	0	2	1	1											
Mark McGwire, R OBP: 0.419, SLG: 0.610 Mike Mohler, R	4-1 BB SAFE		4-2 1B BB		1-3 K		4-1 G4-6-3 BB		1-1 F8	1	0	0	0	3	1	1											
Kent Mercker, L OBP: 0.250, SLG: 0.143 Ray Lankford, L OBP: 0.398, SLG: 0.718	1-2 BB		1-2 BB		1-3 K		2-1 G4-6-3		1-1 F8	0	0	0	0	0	0	0											
Thomas Howard, S OBP: 0.500, SLG: 0.500	2-1 L8		1-1 1B		1-2 K		1-2 G4-6-3			4	0	1	0	0	1	5											
Fernando Tatis, R OBP: 0.414, SLG: 0.579 Shawon Dunston, R OBP: 0.362, SLG: 0.520	0-3 K		0-1 1B		0-1 G4-3				1-3 K	3	0	1	1	0	1	3											
Willie McGee, S OBP: 0.326, SLG: 0.272		1-3 K	0-0 F7			3-2 L7		2-2 G6-4-3 1B		4	0	1	0	0	1	3											
Eli Marrero, R OBP: 0.267, SLG: 0.359	1-1 G5-3		4-0 BB		0-1 1B		3-1 G6-4-3 1B		2-1 F8 1B 2B	3	0	1	0	1	0	1											
Joe McEwing, R OBP: 0.380, SLG: 0.455	1-1 P4		0-1 L9		2-1 1B		2-1 1B			4	1	2	0	0	0	1											
Lance Painter, L Heathcliff Slocumb, R Placido Polanco, R OBP: 0.327, SLG: 0.344			0-3 K	1 SAFE 0-3 K		0-2 G4-3		2-1 F8		2	0	0	0	0	2	1											
Inning Stats	R: 0 E: 0 K: 2 S: 9	H: 0 LOB: 2 BB: 2 P: 20	R: 0 E: 0 K: 1 S: 7	H: 0 LOB: 0 BB: 0 P: 10	R: 1 E: 0 K: 2 S: 19	H: 2 LOB: 3 BB: 2 P: 29	R: 0 E: 0 K: 1 S: 6	H: 0 LOB: 1 BB: 1 P: 10	R: 0 E: 0 K: 2 S: 10	H: 2 LOB: 1 BB: 0 P: 13	R: 0 E: 0 K: 0 S: 11	H: 2 LOB: 1 BB: 0 P: 16	R: 0 E: 0 K: 1 S: 10	H: 0 LOB: 1 BB: 2 P: 21	R: 0 E: 0 K: 1 S: 8	H: 1 LOB: 0 BB: 0 P: 14	R: 1 E: 0 K: 1 S: 13	H: 2 LOB: 1 BB: 0 P: 23	1B: 7 2B: 1 3B: 0 HR: 0	SF: 0 SAC: 0 DP: 2 HBP: 0	WP: 0 PB: 0 SB: 1 CS: 1	PA: 39					
PITCHER	IP	WLS	BF	H	R	ER	SO	BB	IBB	HBP	BLK	WP	HR	S	P	ERA	WHIP										
Ryan Dempster, R ERA: 2.99	7.0	W	31	5	1	1	9	7	0	0	0	0	0	72	119	1.29	1.714										
Antonio Alfonseca, R ERA: 4.4	1.0		3	1	0	0	1	0	0	0	0	0	0	8	14	0.00	1.000										
Rafael Medina, R ERA: 7.88	1.0		5	2	1	1	1	0	0	0	0	0	0	13	23	9.00	2.000										

Batter	1	2	3	4	5	6	7	8	9	AB	R	H	RBI	BB	SO	LOB	BOTTOM										
Luis Castillo, S OBP: 0.363, SLG: 0.373	0-2 1B 3B		0-0 F9		3-1 SF 1B 2B	2-2 E6 3B 1B		2-2 F9		5	3	3	0	0	0	0	St. Louis Cardinals @ Florida Marlins Pro Player Stadium, Miami, FL Wed Jun 02 1999, 7:05 PM EDT Att: 16,733 - Cloudy - 83 F										
Alex Gonzalez, R OBP: 0.313, SLG: 0.477	1-0 G6-4-3 BB 1B		3-2 G5-3		1-2 SF 1B HR	0-2 G6-3		1-0 2B		4	2	2	2	0	0	1											
Cliff Floyd, L OBP: 0.367, SLG: 0.488 Mark Kotsay, L OBP: 0.295, SLG: 0.368	4-1 G6-4-3 BB		0-2 1B		2-3 3-H 1B	4-0 3B IBB		0-1 1B 2B		2	2	2	1	2	0	0											
Kevin Millar, R OBP: 0.451, SLG: 0.545	1-2 G6-4-3		2-0 1B		3-3 K	2-0 F7		2-1 G5-4-3 1B		5	0	2	0	0	1	6											
Bruce Aven, R OBP: 0.447, SLG: 0.603	2-3 K		0-0 L7		0-1 P4	1-0 1-H 2-H 3B		1-0 G5-4-3		5	0	1	2	0	1	7											
Preston Wilson, R OBP: 0.327, SLG: 0.583		0-0 SF9 3B		2-2 G4-3	3-2 1-H 3-H HR	3-2 G5-3				4	2	2	3	0	0	1											
Mike Lowell, R OBP: 0.250, SLG: 0.294	1-2 SF9		1-2 F7		1-2 1B BB		1-0 F7			2	0	0	1	1	0	0											
Mike Redmond, R OBP: 0.324, SLG: 0.309	3-H G1-3		0-0 G4-3		0-2 1B		0-1 G4-3			4	0	1	0	0	0	0											
Ryan Dempster, R ERA: 6.68 Craig Counsell, L OBP: 0.157, SLG: 0.125 Antonio Alfonseca, R Rafael Medina, R	1-3 K				2-2 E6 SF		2-2 F7			3	1	0	0	0	2	2											
Inning Stats	R: 1 E: 0 K: 1 S: 11	H: 2 LOB: 1 BB: 1 P: 19	R: 1 E: 0 K: 1 S: 9	H: 1 LOB: 0 BB: 0 P: 14	R: 0 E: 0 K: 0 S: 10	H: 2 LOB: 2 BB: 0 P: 15	R: 0 E: 0 K: 0 S: 8	H: 0 LOB: 0 BB: 0 P: 11	R: 5 E: 2 K: 2 S: 27	H: 4 LOB: 2 BB: 1 P: 45	R: 2 E: 1 K: 0 S: 13	H: 2 LOB: 1 BB: 1 P: 25	R: 0 E: 0 K: 0 S: 6	H: 0 LOB: 0 BB: 0 P: 9	R: 1 E: 0 K: 0 S: 11	H: 3 LOB: 1 BB: 0 P: 17		1B: 7 2B: 3 3B: 3 HR: 1	SF: 2 SAC: 0 DP: 2 HBP: 0	WP: 0 PB: 0 SB: 0 CS: 0	PA: 41						
PITCHER	IP	WLS	BF	H	R	ER	SO	BB	IBB	HBP	BLK	WP	HR	S	P	ERA	WHIP										
Lance Painter, L ERA: 9.19	4.0	L	21	7	6	4	2	1	0	0	0	0	1	30	53	9.00	2.500										
Mike Mohler, L ERA: 4.5	1.0		3	0	0	0	0	0	0	0	0	0	0	6	9	0.00	0.000										
Kent Mercker, L ERA: 8.01	1.0		5	3	1	1	0	0	0	0	0	0	0	11	17	9.00	3.000										

Batter	1	2	3	4	5	6	7	8	9	AB	R	H	RBI	BB	SO	LOB	TOP			
Joe McEwing, R OBP: 0.380, SLG: 0.453 (1, 8)										5	0	2	0	0	1	1	St. Louis Cardinals @ Florida Marlins Pro Player Stadium, Miami, FL Thu Jun 03 1999, 7:05 PM EDT Att: 15,751 - Cloudy - 80 F			
Edgar Renteria, R OBP: 0.337, SLG: 0.396 (1, 6)										5	0	1	0	0	0	2				
Mark McGwire, R OBP: 0.427, SLG: 0.630 Willie McGee, S OBP: 0.319, SLG: 0.265 (6, 8)										1	2	1	1	2	0	0				
Ray Lankford, L OBP: 0.393, SLG: 0.710 (1, 7)										4	0	1	0	0	1	1				
Fernando Tatis, R OBP: 0.411, SLG: 0.571 (1, 5)										4	0	1	0	0	1	2				
Eric Davis, R OBP: 0.382, SLG: 0.429 (1, 9)										1	0	0	0	3	0	0				
Alberto Castillo, R OBP: 0.265, SLG: 0.357 Eli Marrero, R OBP: 0.265, SLG: 0.357 (8, PH)										3	0	0	1	0	0	3				
Placido Polanco, R OBP: 0.327, SLG: 0.343 Darren Bragg, L OBP: 0.353, SLG: 0.341 (9, PH)										3	0	1	0	0	0	3				
Darren Oliver, R OBP: 0.357, SLG: 0.407 Scott Radinsky, L OBP: 0.500, SLG: 0.500 Rick Croushore, R OBP: 0.478, SLG: 0.471 Thomas Howard, S OBP: 0.478, SLG: 0.471 (9, PH)										3	0	1	0	0	0	4				
Inning Stats	R: 1 E: 0 K: 2 S: 11	H: 1 LOB: 0 BB: 0 P: 14	R: 0 E: 0 K: 0 S: 7	H: 1 LOB: 1 BB: 0 P: 13	R: 0 E: 0 K: 0 S: 9	H: 1 LOB: 3 BB: 2 P: 16	R: 1 E: 1 K: 0 S: 15	H: 1 LOB: 2 BB: 1 P: 26	R: 0 E: 0 K: 0 S: 6	H: 1 LOB: 1 BB: 1 P: 11	R: 0 E: 0 K: 0 S: 5	H: 1 LOB: 0 BB: 0 P: 6	R: 0 E: 0 K: 0 S: 8	H: 0 LOB: 1 BB: 1 P: 18	R: 0 E: 0 K: 1 S: 12	H: 2 LOB: 2 BB: 0 P: 17		1B: 5 2B: 2 3B: 0 HR: 1	SF: 0 SAC: 0 DP: 2 HBP: 0	WP: 0 PB: 0 SB: 0 CS: 0
PITCHER	IP WLS BF H R ER SO BB IBB HBP BLK WP HR S P ERA WHIP																			
Alex Fernandez, R ERA: 2.92 (1, 1)	5.0 W 23 4 2 2 3 3 0 0 0 0 0 1 52 87 3.60 1.400																			
Braden Looper, L ERA: 4.18 (8, 1)	2.0 W 7 2 0 0 0 1 0 0 0 0 0 0 5 17 0.00 1.500																			
Jesus Sanchez, L ERA: 6.41 (8, 1)	0.2 H 3 0 0 0 0 1 0 0 0 0 0 0 1 12 0.00 1.500																			
Brian Edmondson, R ERA: 4.3 (9, 1)	0.1 H 1 0 0 0 0 0 0 0 0 0 0 0 3 6 0.00 0.000																			
Matt Mantei, R ERA: 1.73 (9, 1)	1.0 S 5 2 0 0 1 0 0 0 0 0 0 0 12 17 0.00 2.000																			

Batter	1	2	3	4	5	6	7	8	9	AB	R	H	RBI	BB	SO	LOB	BOTTOM			
Luis Castillo, S OBP: 0.356, SLG: 0.367 (1, 4)										3	0	0	1	0	0	0	St. Louis Cardinals @ Florida Marlins Pro Player Stadium, Miami, FL Thu Jun 03 1999, 7:05 PM EDT Att: 15,751 - Cloudy - 80 F			
Alex Gonzalez, R OBP: 0.307, SLG: 0.468 (1, 6)										4	0	0	0	0	1	1				
Cliff Floyd, L OBP: 0.354, SLG: 0.481 (1, 7)										4	0	1	0	0	1	1				
Kevin Millar, R OBP: 0.436, SLG: 0.511 (1, 3)										3	1	0	0	1	2	0				
Bruce Aven, R OBP: 0.438, SLG: 0.582 (1, 9)										4	0	1	0	0	1	1				
Preston Wilson, R OBP: 0.325, SLG: 0.571 (1, 8)										3	1	0	0	0	2	2				
Mike Lowell, R OBP: 0.348, SLG: 0.500 (1, 5)										1	1	1	2	2	0	0				
Mike Redmond, R OBP: 0.338, SLG: 0.314 (1, 2)										2	1	1	1	1	1	2				
Alex Fernandez, R OBP: 0.115, SLG: 0.444 Craig Counsell, L OBP: 0.194, SLG: 0.123 Braden Looper, L OBP: 0.259, SLG: 0.259 Jesus Sanchez, L OBP: 0.271, SLG: 0.357 Brian Edmondson, R OBP: 0.271, SLG: 0.357 Matt Mantei, R OBP: 0.271, SLG: 0.357 (9, 1)										1	0	0	0	0	0	2				
Inning Stats	R: 0 E: 0 K: 1 S: 9	H: 0 LOB: 0 BB: 0 P: 15	R: 1 E: 0 K: 2 S: 18	H: 1 LOB: 2 BB: 2 P: 36	R: 0 E: 0 K: 0 S: 9	H: 1 LOB: 0 BB: 0 P: 14	R: 0 E: 0 K: 2 S: 14	H: 1 LOB: 2 BB: 1 P: 24	R: 0 E: 0 K: 0 S: 9	H: 0 LOB: 0 BB: 0 P: 12	R: 0 E: 0 K: 0 S: 3	H: 0 LOB: 0 BB: 0 P: 5	R: 3 E: 0 K: 1 S: 16	H: 2 LOB: 1 BB: 1 P: 28	R: 0 E: 0 K: 2 S: 10	H: 0 LOB: 0 BB: 0 P: 15		1B: 4 2B: 0 3B: 0 HR: 1	SF: 1 SAC: 0 DP: 0 HBP: 1	WP: 1 PB: 0 SB: 0 CS: 1
PITCHER	IP WLS BF H R ER SO BB IBB HBP BLK WP HR S P ERA WHIP																			
Darren Oliver, L ERA: 3.57 (7, 1)	6.0 L 26 4 4 4 4 4 0 0 0 1 0 0 65 115 6.00 1.333																			
Scott Radinsky, L ERA: 4.98 (8, 1)	1.0 4 1 0 0 1 0 0 0 0 1 1 0 13 19 0.00 1.000																			
Rick Croushore, R ERA: 1.13 (8, 1)	1.0 3 0 0 0 2 0 0 0 0 0 0 0 10 15 0.00 0.000																			

Batter	1	2	3	4	5	6	7	8	9	AB	R	H	RBI	BB	SO	LOB	TOP								
Darren Bragg, L (1, 8) OBP: 0.368, SLG: 0.340	G4-3			G6-4-3 1B		F7			G4-6-3 BB	3	0	1	0	1	0	0									
Edgar Renteria, R (1, 6) OBP: 0.330, SLG: 0.387	K			G6-4-3 1-2f		G4-3			G4-6-3 1-2f	4	0	0	0	0	1	2									
Mark McGwire, R (1, 3) OBP: 0.419, SLG: 0.615	P3			P3		G4-3			G6-3	4	0	0	0	0	0	0									
Ray Lankford, L (1, 7) OBP: 0.383, SLG: 0.691		K				K			G6-3	3	0	0	0	0	2	0									
Fernando Tatis, R (1, 5) OBP: 0.410, SLG: 0.573		E6 G6-4-3				FC6-4 2B			F8	3	1	1	0	0	0	0									
Eric Davis, R (1, 9) OBP: 0.361, SLG: 0.423		G6-4-3 1-2f				FC6-4 BB			K	2	0	0	0	1	1	1									
Thomas Howard, S (1, 10) OBP: 0.423, SLG: 0.400				F7		FC6-4 2B 1-2f 2-3			G4-3	3	0	0	0	0	0	2									
Eli Marrero, R (1, 2) OBP: 0.272, SLG: 0.369				L4-3 1B		L4-3 2B 3-H			P4	3	0	2	1	0	0	0									
Joe McEwing, R (1, 4) OBP: 0.374, SLG: 0.446				L4-3		G3			F8	3	0	0	0	0	0	3									
Inning Stats	R: 0 E: 0 K: 1 S: 6	H: 0 LOB: 0 BB: 0 P: 10	R: 0 E: 1 K: 1 S: 9	H: 0 LOB: 0 BB: 0 P: 13	R: 0 E: 0 K: 0 S: 7	H: 1 LOB: 0 BB: 0 P: 11	R: 0 E: 0 K: 0 S: 5	H: 1 LOB: 0 BB: 0 P: 8	R: 1 E: 0 K: 1 S: 13	H: 2 LOB: 2 BB: 1 P: 20	R: 0 E: 0 K: 0 S: 9	H: 0 LOB: 0 BB: 0 P: 13	R: 0 E: 0 K: 1 S: 5	H: 0 LOB: 0 BB: 0 P: 9	R: 0 E: 0 K: 0 S: 8	H: 0 LOB: 0 BB: 0 P: 12	R: 0 E: 0 K: 0 S: 6	H: 0 LOB: 0 BB: 1 P: 12	1B: 2 2B: 3 3B: 0 HR: 0	SF: 0 SAC: 0 DP: 4 HBP: 0	WP: 0 PB: 0 SB: 0 CS: 0	PA: 30			
PITCHER	IP	WLS	BF	H	R	ER	SO	BB	IBB	HBP	BLK	WP	HR	S	P	ERA	WHIP								
Brian Moehler, R (1, 1) ERA: 4.22	7.0	W	24	4	1	1	4	1	0	0	0	0	0	54	84	1.29	0.714								
Doug Brocail, R (8, 1) ERA: 3.13	1.0	H	3	0	0	0	0	0	0	0	0	0	0	8	12	0.00	0.000								
Todd Jones, R (9, 1) ERA: 5.48	1.0	S	3	0	0	0	0	1	0	0	0	0	0	6	12	0.00	1.000								

St. Louis Cardinals @ Detroit Tigers
Tiger Stadium, Detroit, MI
Fri Jun 04 1999, 7:05 PM EDT
Att: 40,794 - Cloudy - 70 F

AB 28
R 1
H 4
RBI 1
BB 2
SO 4
LOB 8



Batter	1	2	3	4	5	6	7	8	9	AB	R	H	RBI	BB	SO	LOB	BOTTOM								
Luis Polonia, L (1, 10) OBP: 0.467, SLG: 0.586	G6-4-3 1B		E1 CS		G6-3 1-2			FC5 BB BB		3	1	1	0	1	0	1									
Brad Ausmus, R (1, 2) OBP: 0.348, SLG: 0.447	G6-4-3 1B		G5-4-3 1B			CS 1B		K		4	0	3	0	0	1	1									
Damion Easley, R (1, 4) OBP: 0.351, SLG: 0.438	G6-4-3 1-2f 3-H		G5-4-3 1-2f			K		P6		4	0	0	0	0	1	4									
Bobby Higginson, L (1, 9) OBP: 0.367, SLG: 0.446	F7				K		G3			3	0	0	0	1	1	0									
Dean Palmer, R (1, 5) OBP: 0.338, SLG: 0.503				F9				K	FC5 2-3f	3	1	0	0	1	1	2									
Gabe Kapler, R (1, 8) OBP: 0.331, SLG: 0.470				G5-3				G5-3		3	0	0	0	0	1	1									
Juan Encarnacion, R (1, 7) OBP: 0.314, SLG: 0.463					F7 1-H			HR BB		2	1	1	1	1	0	0									
Frank Catalanotto, L (1, 3) OBP: 0.331, SLG: 0.475			K2-3					HR		3	1	1	2	0	1	1									
Deivi Cruz, R (1, 6) OBP: 0.250, SLG: 0.293			G6-3					K		3	0	1	0	0	1	1									
Inning Stats	R: 1 E: 0 K: 0 S: 8	H: 2 LOB: 0 BB: 0 P: 11	R: 1 E: 0 K: 2 S: 15	H: 1 LOB: 1 BB: 1 P: 24	R: 0 E: 1 K: 0 S: 7	H: 1 LOB: 0 BB: 0 P: 11	R: 0 E: 0 K: 1 S: 5	H: 0 LOB: 0 BB: 0 P: 7	R: 0 E: 0 K: 0 S: 9	H: 1 LOB: 1 BB: 0 P: 18	R: 0 E: 0 K: 1 S: 7	H: 1 LOB: 0 BB: 0 P: 12	R: 2 E: 0 K: 2 S: 11	H: 1 LOB: 0 BB: 1 P: 19	R: 0 E: 0 K: 1 S: 8	H: 0 LOB: 2 BB: 2 P: 17	R: 0 E: 0 K: 1 S: 8	H: 0 LOB: 2 BB: 2 P: 17	1B: 5 2B: 1 3B: 1 HR: 1	SF: 0 SAC: 0 DP: 3 HBP: 0	WP: 1 PB: 0 SB: 0 CS: 2	PA: 32			
PITCHER	IP	WLS	BF	H	R	ER	SO	BB	IBB	HBP	BLK	WP	HR	S	P	ERA	WHIP								
Jose Jimenez, R (1, 1) ERA: 6.75	7.0	L	28	7	4	4	6	3	0	0	0	0	0	62	106	5.14	1.429								
Manny Aybar, R (8, 1) ERA: 4.14	1.0		4	0	0	0	1	1	0	0	0	0	0	8	13	0.00	1.000								

St. Louis Cardinals @ Detroit Tigers
Tiger Stadium, Detroit, MI
Fri Jun 04 1999, 7:05 PM EDT
Att: 40,794 - Cloudy - 70 F

AB 28
R 4
H 7
RBI 3
BB 4
SO 7
LOB 11



Batter	1	2	3	4	5	6	7	8	9	AB	R	H	RBI	BB	SO	LOB	TOP											
Shawon Dunston, R OBP: 0.358, SLG: 0.519	G6-3		CS 2B		P2		SH2-3	L6		4	0	1	0	0	0	0	St. Louis Cardinals @ Detroit Tigers Tiger Stadium, Detroit, MI Sat Jun 05 1999, 5:05 PM EDT Att: 43,679 - Cloudy - 81 F											
Edgar Renteria, R OBP: 0.332, SLG: 0.393	G3		2-3		K		CS 2B	WP 1B		5	1	2	1	0	2	1												
Mark McGwire, R OBP: 0.419, SLG: 0.607	K		2-3		K		1-1	1B		4	1	1	0	1	2	0												
Ray Lankford, L OBP: 0.392, SLG: 0.684		G4-3			1B		1-0	BB		4	2	2	1	1	1	0												
Fernando Tatis, R OBP: 0.414, SLG: 0.571		P3			1B		2-2	BB		4	2	2	1	0	1	2												
Eric Davis, R OBP: 0.368, SLG: 0.421		1B			F7		1-2	BB		3	0	1	0	2	1	2												
Darren Bragg, L OBP: 0.379, SLG: 0.359		BB			1B		1-2	BB		4	0	3	2	1	1	2												
Eli Marrero, R OBP: 0.276, SLG: 0.370		FC6-4			1B		1-2	BB		5	0	2	2	0	0	5												
Joe McEwing, R OBP: 0.375, SLG: 0.441		FC6-4			1B		1-2	BB		4	1	1	0	1	1	1												
Inning Stats	R: 0 E: 0 K: 1 S: 7	H: 0 LOB: 0 BB: 0 P: 8	R: 0 E: 0 K: 0 S: 9	H: 1 LOB: 2 BB: 1 P: 15	R: 0 E: 0 K: 1 S: 5	H: 1 LOB: 0 BB: 0 P: 9	R: 2 E: 0 K: 1 S: 15	H: 4 LOB: 2 BB: 1 P: 24	R: 0 E: 0 K: 2 S: 18	H: 1 LOB: 2 BB: 0 P: 25	R: 4 E: 0 K: 0 S: 11	H: 5 LOB: 2 BB: 3 P: 30	R: 1 E: 0 K: 1 S: 13	H: 2 LOB: 2 BB: 1 P: 21	R: 0 E: 0 K: 2 S: 11	H: 1 LOB: 1 BB: 0 P: 19	1B: 12 2B: 3 3B: 0 HR: 0	SF: 0 SAC: 1 DP: 0 HBP: 1	WP: 1 PB: 0 SB: 2 CS: 2	PA: 45								
PITCHER	IP	WLS	BF	H	R	ER	SO	BB	IBB	HBP	BLK	WP	HR	S	P	ERA	WHIP											
Dave Milck, R ERA: 4.57	(1, 1)	6.0	L	26	7	2	2	6	2	0	1	0	0	0	61	94	3.00	1.500										
Wille Blair, R ERA: 9.07	(7, 1)	0.2	L	4	2	2	2	0	1	0	0	0	0	0	7	15	27.00	4.500										
C.J. Nitkowski, L ERA: 6.38	(7, 1)	0.0		1	1	0	0	0	0	0	0	0	0	1	2	∞	∞											
Matt Anderson, R ERA: 6.08	(7, 1)	0.0		3	1	1	1	0	2	0	0	0	0	2	10	∞	∞											
Masao Kida, R ERA: 5.19	(7, 1)	2.1		11	4	2	2	3	1	0	0	0	1	0	25	43	7.71	2.143										

AB	37
R	7
H	15
RBI	7
BB	6
SO	9
LOB	13



Batter	1	2	3	4	5	6	7	8	9	AB	R	H	RBI	BB	SO	LOB	BOTTOM											
Luis Polonia, L OBP: 0.441, SLG: 0.545	K		K		1B		G6-3			4	0	1	0	0	2	0	St. Louis Cardinals @ Detroit Tigers Tiger Stadium, Detroit, MI Sat Jun 05 1999, 5:05 PM EDT Att: 43,679 - Cloudy - 81 F											
Brad Ausmus, R OBP: 0.353, SLG: 0.441	BB		BB		K		L8			2	0	0	0	2	1	2												
Damion Easley, R OBP: 0.345, SLG: 0.429	P2		K		F7		F7			4	0	0	0	0	1	4												
Bobby Higginson, L OBP: 0.361, SLG: 0.437	L8				P5		K			4	0	0	0	0	1	3												
Dean Palmer, R OBP: 0.332, SLG: 0.492		G3-1			K		K			4	0	0	0	0	3	0												
Gabe Kapler, R OBP: 0.336, SLG: 0.479		F9			HR		G5-3			4	1	2	0	0	0	0												
Juan Encarnacion, R OBP: 0.312, SLG: 0.475		F9			HR		L5			4	1	1	2	0	1	1												
Frank Catalanotto, L OBP: 0.323, SLG: 0.463		F7			G3		P6			3	0	0	0	0	0	1												
Deivi Cruz, R OBP: 0.252, SLG: 0.294		G4-3			1B		K			3	0	1	0	0	1	0												
Inning Stats	R: 0 E: 0 K: 1 S: 8	H: 0 LOB: 1 BB: 1 P: 13	R: 0 E: 0 K: 0 S: 13	H: 1 LOB: 0 BB: 0 P: 19	R: 0 E: 0 K: 2 S: 9	H: 0 LOB: 1 BB: 1 P: 17	R: 2 E: 0 K: 1 S: 8	H: 2 LOB: 0 BB: 0 P: 12	R: 0 E: 0 K: 2 S: 13	H: 2 LOB: 2 BB: 0 P: 17	R: 0 E: 0 K: 1 S: 6	H: 0 LOB: 0 BB: 0 P: 10	R: 0 E: 0 K: 0 S: 7	H: 0 LOB: 0 BB: 0 P: 10	R: 0 E: 0 K: 0 S: 9	H: 0 LOB: 0 BB: 0 P: 16	R: 0 E: 0 K: 2 S: 10	H: 0 LOB: 0 BB: 0 P: 16	1B: 3 2B: 1 3B: 0 HR: 1	SF: 0 SAC: 0 DP: 0 HBP: 0	WP: 0 PB: 0 SB: 0 CS: 0	PA: 34						
PITCHER	IP	WLS	BF	H	R	ER	SO	BB	IBB	HBP	BLK	WP	HR	S	P	ERA	WHIP											
Kent Bothenfield, R ERA: 3.97	(1, 1)	6.0	W	25	5	2	2	7	2	0	0	0	0	0	57	88	3.00	1.167										
Ricky Bottalico, R ERA: 2.27	(7, 1)	3.0	S	9	0	0	0	3	0	0	0	0	0	26	42	0.00	0.000											

AB	32
R	2
H	5
RBI	2
BB	2
SO	10
LOB	11



Batter	1	2	3	4	5	6	7	8	9	AB	R	H	RBI	BB	SO	LOB	TOP								
Joe McEwing, R OBP: 0.373, SLG: 0.437	G6-3		K		SH		E	SH3-4	G5-3	4	1	1	1	0	1	2									
Willie McGee, S OBP: 0.333, SLG: 0.287	G6-3			1B	BB		E6			4	2	2	2	1	0	1									
Mark McGwire, R OBP: 0.423, SLG: 0.695 Alberto Castillo, R OBP: 0.296, SLG: 0.317	1B			K	BB		1B	F7		4	0	2	1	1	1	3									
Ray Lankford, L OBP: 0.385, SLG: 0.664	G4-3			1B	K		K	L7		5	0	1	1	0	2	8									
Fernando Tatis, R OBP: 0.409, SLG: 0.559	G5-3			BB	F9		F8		K	4	0	0	0	1	1	5									
Eric Davis, R OBP: 0.375, SLG: 0.443	L6			K		G3-1	1B		HR	4	1	2	2	1	1	1									
Darren Bragg, L OBP: 0.385, SLG: 0.362	L6			1B	SH	K			2B	4	2	2	0	1	1	1									
Eli Marrero, R OBP: 0.274, SLG: 0.371			G3		G6-3	L9	F8		SF8	5	0	1	0	0	0	4									
Piacleo Polanco, R OBP: 0.348, SLG: 0.363					SH		E	SH3-4	SF8	3	2	3	1	1	0	0									
Inning Stats	R: 0 E: 0 K: 0 S: 6	H: 1 LOB: 1 BB: 0 P: 7	R: 0 E: 0 K: 0 S: 6	H: 0 LOB: 0 BB: 1 P: 13	R: 0 E: 0 K: 1 S: 7	H: 1 LOB: 0 BB: 0 P: 8	R: 1 E: 0 K: 2 S: 12	H: 2 LOB: 1 BB: 1 P: 24	R: 2 E: 1 K: 1 S: 17	H: 2 LOB: 3 BB: 2 P: 31	R: 0 E: 0 K: 1 S: 5	H: 0 LOB: 0 BB: 0 P: 8	R: 3 E: 1 K: 1 S: 21	H: 4 LOB: 3 BB: 1 P: 34	R: 0 E: 0 K: 0 S: 8	H: 1 LOB: 2 BB: 1 P: 14	R: 2 E: 0 K: 1 S: 11	H: 3 LOB: 1 BB: 0 P: 13	1B: 11 2B: 3 3B: 0 HR: 1	SF: 1 SAC: 2 DP: 1 HBP: 0	WP: 0 PB: 0 SB: 0 CS: 1	PA: 46			
PITCHER	IP	WLS	BF	H	R	ER	SO	BB	IBB	HBP	BLK	WP	HR	S	P	ERA	WHIP								
Bryce Florie, R ERA: 4.1	4.1		21	6	3	3	3	4	0	0	0	0	0	43	76	6.23	2.308								
C.J. Nitkowski, L ERA: 6.3	1.2	L	8	1	3	1	2	1	0	0	0	0	0	16	27	5.40	1.200								
Doug Brocail, R ERA: 3.03	1.0		6	3	0	0	1	0	0	0	0	0	0	15	22	0.00	3.000								
Willie Blair, R ERA: 9.06	2.0		11	4	2	2	1	1	0	0	0	0	1	19	27	9.00	2.500								

St. Louis Cardinals @ Detroit Tigers
Tiger Stadium, Detroit, MI
Sun Jun 06 1999, 1:05 PM EDT
Att: 40,898 - Cloudy - 84 F

AB 37
R 8
H 14
RBI 8
BB 6
SO 7
LOB 25



Batter	1	2	3	4	5	6	7	8	9	AB	R	H	RBI	BB	SO	LOB	BOTTOM								
Luis Polonia, L OBP: 0.421, SLG: 0.514	G6-4-3		G3		G5-3		G3			4	0	1	0	0	0	3									
Gregg Jefferies, S OBP: 0.277, SLG: 0.307 Damon Easley, R OBP: 0.348, SLG: 0.431	G6-4-3			G6-3		G3	SH1-4		G5-4-3	3	1	1	0	0	0	1									
Gabe Kapler, R OBP: 0.328, SLG: 0.467	F8			K		SH1-4			G5-4-3	1	0	1	0	0	0	0									
Bobby Higginson, L OBP: 0.359, SLG: 0.433		G4-3		F7		G3			FC6-4	3	0	0	0	0	1	1									
Dean Palmer, R OBP: 0.335, SLG: 0.508		K			1B				FC6-4	4	2	2	2	0	1	1									
Frank Catalanotto, L OBP: 0.314, SLG: 0.449		K			L8		F8			4	0	0	0	0	1	1									
Juan Encarnacion, R OBP: 0.311, SLG: 0.470			K		1B				P6	4	0	1	0	0	2	0									
Bill Haselman, R OBP: 0.351, SLG: 0.472		G4-1			P4		E4		L7	4	0	0	0	0	2										
Deivi Cruz, R OBP: 0.260, SLG: 0.322					1B		K			3	1	2	2	0	1	1									
Inning Stats	R: 0 E: 0 K: 0 S: 4	H: 1 LOB: 0 BB: 0 P: 8	R: 0 E: 0 K: 2 S: 7	H: 0 LOB: 0 BB: 0 P: 11	R: 1 E: 0 K: 1 S: 10	H: 1 LOB: 0 BB: 0 P: 12	R: 0 E: 0 K: 1 S: 7	H: 0 LOB: 0 BB: 0 P: 12	R: 1 E: 0 K: 0 S: 8	H: 3 LOB: 2 BB: 0 P: 13	R: 2 E: 0 K: 0 S: 16	H: 2 LOB: 1 BB: 0 P: 26	R: 0 E: 0 K: 2 S: 13	H: 0 LOB: 1 BB: 0 P: 17	R: 0 E: 0 K: 0 S: 10	H: 2 LOB: 1 BB: 0 P: 15	R: 0 E: 0 K: 0 S: 8	H: 0 LOB: 0 BB: 0 P: 9	1B: 7 2B: 0 3B: 0 HR: 2	SF: 0 SAC: 1 DP: 2 HBP: 0	WP: 0 PB: 0 SB: 0 CS: 0	PA: 35			
PITCHER	IP	WLS	BF	H	R	ER	SO	BB	IBB	HBP	BLK	WP	HR	S	P	ERA	WHIP								
Juan Azevedo, R ERA: 5.23	5.2		22	6	3	3	4	0	0	0	0	0	1	47	73	4.76	1.059								
Rick Croushore, R ERA: 1.56	1.1	W	6	1	1	1	2	0	0	0	0	0	1	18	26	6.75	0.750								
Manny Aybar, R ERA: 3.92	2.0	S	7	2	0	0	0	0	0	0	0	0	0	18	24	0.00	1.000								

St. Louis Cardinals @ Detroit Tigers
Tiger Stadium, Detroit, MI
Sun Jun 06 1999, 1:05 PM EDT
Att: 40,898 - Cloudy - 84 F

AB 34
R 4
H 9
RBI 4
BB 0
SO 6
LOB 11



Batter	1	2	3	4	5	6	7	8	9	AB	R	H	RBI	BB	SO	LOB	TOP			
Shawn Dunston, R (1.10) OBP: 0.373, SLG: 0.566			G4-3			K		K		6	2	3	1	0	2	2	St. Louis Cardinals @ Kansas City Royals Kauffman Stadium, Kansas City, MO Wed Jun 09 1999, 7:05 PM CDT Att: 37,484 - Cloudy - 88 F			
Edgar Renteria, R (1.6) OBP: 0.344, SLG: 0.407					HR	FC5-4		BB	G6-3	4	2	2	2	2	0	3				
Mark McGwire, R (1.3) OBP: 0.420, SLG: 0.620			L5		HR			BB	HBP	5	1	2	3	1	1	3				
Ray Lankford, L (1.7) OBP: 0.386, SLG: 0.644				G4-3				BB	HBP	5	0	3	3	0	0	0				
Fernando Tatis, R (1.5) OBP: 0.417, SLG: 0.583		F9		1B	G5-3			HR	FC6-4	5	2	2	1	0	0	3				
Eric Davis, R (1.9) OBP: 0.377, SLG: 0.432						L6			FC6-4	6	0	1	1	0	3	3				
Darren Bragg, L (1.8) OBP: 0.399, SLG: 0.373						G1-3			FC5-4	3	1	2	0	2	0	0				
Eli Marrero, R (1.2) OBP: 0.277, SLG: 0.384									FC5-4	4	3	1	2	1	0	3				
Joe McEwing, R (1.4) OBP: 0.364, SLG: 0.423										3	0	1	0	0	1	0				
Thomas Howard, S (8, PH) OBP: 0.464, SLG: 0.429										0	1	0	0	1	0	0				
Piaclido Polanco, R (8.4) OBP: 0.352, SLG: 0.367										1	1	1	0	0	0	0				
Inning Stats	R: 1 E: 0 K: 0 S: 7	H: 2 LOB: 0 BB: 0 P: 11	R: 0 E: 0 K: 1 S: 10	H: 1 LOB: 1 BB: 0 P: 14	R: 0 E: 0 K: 1 S: 8	H: 0 LOB: 1 BB: 1 P: 17	R: 1 E: 0 K: 0 S: 14	H: 3 LOB: 1 BB: 0 P: 23	R: 2 E: 0 K: 1 S: 13	H: 2 LOB: 1 BB: 1 P: 21	R: 1 E: 0 K: 2 S: 12	H: 1 LOB: 0 BB: 0 P: 21	R: 3 E: 0 K: 1 S: 17	H: 2 LOB: 3 BB: 3 P: 32	R: 4 E: 0 K: 1 S: 17	H: 5 LOB: 3 BB: 1 P: 29	1B: 13 2B: 2 3B: 0 HR: 3	SF: 1 SAC: 0 DP: 0 HBP: 1	WP: 0 PB: 0 CS: 2	PA: 52
PITCHER	IP WLS BF H R ER SO BB IBB HBP BLK WP HR S P ERA WHIP	IP WLS BF H R ER SO BB IBB HBP BLK WP HR S P ERA WHIP	IP WLS BF H R ER SO BB IBB HBP BLK WP HR S P ERA WHIP	IP WLS BF H R ER SO BB IBB HBP BLK WP HR S P ERA WHIP	IP WLS BF H R ER SO BB IBB HBP BLK WP HR S P ERA WHIP	IP WLS BF H R ER SO BB IBB HBP BLK WP HR S P ERA WHIP	IP WLS BF H R ER SO BB IBB HBP BLK WP HR S P ERA WHIP	IP WLS BF H R ER SO BB IBB HBP BLK WP HR S P ERA WHIP	IP WLS BF H R ER SO BB IBB HBP BLK WP HR S P ERA WHIP	IP WLS BF H R ER SO BB IBB HBP BLK WP HR S P ERA WHIP	IP WLS BF H R ER SO BB IBB HBP BLK WP HR S P ERA WHIP	IP WLS BF H R ER SO BB IBB HBP BLK WP HR S P ERA WHIP	IP WLS BF H R ER SO BB IBB HBP BLK WP HR S P ERA WHIP	IP WLS BF H R ER SO BB IBB HBP BLK WP HR S P ERA WHIP	IP WLS BF H R ER SO BB IBB HBP BLK WP HR S P ERA WHIP	IP WLS BF H R ER SO BB IBB HBP BLK WP HR S P ERA WHIP				

AB 42
R 13
H 18
RBI 13
BB 7
SO 7
LOB 17



Batter	1	2	3	4	5	6	7	8	9	AB	R	H	RBI	BB	SO	LOB	BOTTOM			
Carlos Febles, R (1.4) OBP: 0.374, SLG: 0.474			G5-3	G6-3		SF8		1B		4	1	1	3	1	0	1	St. Louis Cardinals @ Kansas City Royals Kauffman Stadium, Kansas City, MO Wed Jun 09 1999, 7:05 PM CDT Att: 37,484 - Cloudy - 88 F			
Carlos Beltrán, S (1.8) OBP: 0.326, SLG: 0.464				L7				WP		6	3	3	3	0	0	3				
Johnny Damon, L (1.7) OBP: 0.374, SLG: 0.474										5	2	2	2	1	0	0				
Scott Pose, L (9.7) OBP: 0.420, SLG: 0.419										0	0	0	0	0	0	0				
29 Mike Sweeney, R (1.3) OBP: 0.380, SLG: 0.490										6	1	3	3	0	0	1				
Steve Scarsone, R (9.3) OBP: 0.293, SLG: 0.224										0	0	0	0	0	0	0				
Jeremy Giambi, L (1.10) OBP: 0.579, SLG: 0.571										3	2	2	0	3	0	0				
Jermaine Dye, R (1.9) OBP: 0.346, SLG: 0.517										6	1	1	1	0	0	6				
Joe Randa, R (1.5) OBP: 0.340, SLG: 0.415										5	4	5	2	0	0	0				
Scott Leius, R (9.5) OBP: 0.271, SLG: 0.308										0	0	0	0	0	0	0				
Tim Spehr, R (1.2) OBP: 0.379, SLG: 0.500										4	2	1	2	1	1	3				
Rey Sanchez, R (1.6) OBP: 0.294, SLG: 0.363										3	1	1	0	1	0	2				
Inning Stats	R: 0 E: 0 K: 0 S: 6	H: 0 LOB: 0 BB: 0 P: 10	R: 1 E: 0 K: 0 S: 15	H: 2 LOB: 1 BB: 0 P: 25	R: 2 E: 0 K: 0 S: 13	H: 3 LOB: 2 BB: 1 P: 27	R: 1 E: 0 K: 0 S: 5	H: 1 LOB: 1 BB: 1 P: 11	R: 0 E: 0 K: 0 S: 5	H: 1 LOB: 1 BB: 0 P: 10	R: 3 E: 0 K: 1 S: 14	H: 4 LOB: 1 BB: 0 P: 17	R: 2 E: 0 K: 0 S: 15	H: 3 LOB: 2 BB: 1 P: 25	R: 8 E: 0 K: 0 S: 22	H: 5 LOB: 2 BB: 4 P: 42	1B: 10 2B: 8 3B: 1 HR: 0	SF: 1 SAC: 1 DP: 0 HBP: 0	WP: 1 PB: 1 SB: 0 CS: 0	PA: 51
PITCHER	IP WLS BF H R ER SO BB IBB HBP BLK WP HR S P ERA WHIP	IP WLS BF H R ER SO BB IBB HBP BLK WP HR S P ERA WHIP	IP WLS BF H R ER SO BB IBB HBP BLK WP HR S P ERA WHIP	IP WLS BF H R ER SO BB IBB HBP BLK WP HR S P ERA WHIP	IP WLS BF H R ER SO BB IBB HBP BLK WP HR S P ERA WHIP	IP WLS BF H R ER SO BB IBB HBP BLK WP HR S P ERA WHIP	IP WLS BF H R ER SO BB IBB HBP BLK WP HR S P ERA WHIP	IP WLS BF H R ER SO BB IBB HBP BLK WP HR S P ERA WHIP	IP WLS BF H R ER SO BB IBB HBP BLK WP HR S P ERA WHIP	IP WLS BF H R ER SO BB IBB HBP BLK WP HR S P ERA WHIP	IP WLS BF H R ER SO BB IBB HBP BLK WP HR S P ERA WHIP	IP WLS BF H R ER SO BB IBB HBP BLK WP HR S P ERA WHIP	IP WLS BF H R ER SO BB IBB HBP BLK WP HR S P ERA WHIP	IP WLS BF H R ER SO BB IBB HBP BLK WP HR S P ERA WHIP	IP WLS BF H R ER SO BB IBB HBP BLK WP HR S P ERA WHIP	IP WLS BF H R ER SO BB IBB HBP BLK WP HR S P ERA WHIP				

AB 42
R 17
H 19
RBI 16
BB 7
SO 1
LOB 16



Batter	1	2	3	4	5	6	7	8	9	10	11	12	13	14	AB	R	H	RBI	BB	SO	LOB	TOP				
Luis Polonia, L OBP: 0.455, SLG: 0.623 (8, 8)	G6-3			FC6-4 1B		F7	1B		K			G5-3			4	0	2	1	0	0	0					
Brad Ausmus, R OBP: 0.359, SLG: 0.451 (1, 2)	G6-3			FC6-4 CS		G5-3	K			CS BB			CS BB		4	0	0	0	2	1	3					
Juan Encarnacion, R OBP: 0.318, SLG: 0.495 (8, 7)	K			P4			G3			F2			K		6	1	1	0	0	2	5					
Dean Palmer, R OBP: 0.345, SLG: 0.552 (1, 5)		L9		CS			HR			K			K		5	2	2	1	1	2	2					
Tony Clark, S OBP: 0.296, SLG: 0.366 (1, 3)		G3-1				L7	HR			F9					6	1	1	3	0	2	1					
Damon Easley, R OBP: 0.352, SLG: 0.456 (1, 4)		G5-3				L6	HR			F8					5	0	0	0	1	0	1					
Bobby Higginson, L OBP: 0.363, SLG: 0.416 (1, 9)				L4			HR			K					4	2	0	0	2	1	2					
Delvi Cruz, R OBP: 0.250, SLG: 0.321 (1, 6)				L9			HR			F8					6	1	1	2	0	0	2					
Jeff Weaver, R ERA: 5.89 C.J. Nitkowski, L Doug Brocail, L Karin Garcia, L Todd Jones, R Willie Blair, R				K			G4-3			P6					2	0	0	0	0	1	0					
Inning Stats	R: 0 E: 0 K: 1 S: 9	H: 0 LOB: 0 BB: 0 P: 13	R: 0 E: 0 K: 0 S: 5	H: 0 LOB: 0 BB: 0 P: 8	R: 0 E: 0 K: 1 S: 6	H: 0 LOB: 0 BB: 0 P: 9	R: 0 E: 0 K: 0 S: 6	H: 1 LOB: 0 BB: 0 P: 6	R: 3 E: 0 K: 0 S: 14	H: 2 LOB: 2 BB: 1 P: 24	R: 1 E: 0 K: 1 S: 13	H: 2 LOB: 1 BB: 1 P: 24	R: 0 E: 0 K: 1 S: 9	H: 0 LOB: 0 BB: 0 P: 15	R: 0 E: 0 K: 1 S: 5	H: 0 LOB: 0 BB: 0 P: 5	R: 0 E: 0 K: 2 S: 6	H: 0 LOB: 1 BB: 1 P: 10	R: 0 E: 0 K: 1 S: 5	H: 0 LOB: 1 BB: 1 P: 9	1B: 5 2B: 2 3B: 0 HR: 3	SF: 0 SAC: 0 DP: 2 HBP: 0	WP: 0 PB: 0 SB: 1 CS: 3	PA: 54		
PITCHER	IP	WLS	BF	H	R	ER	SO	BB	IBB	HBP	BLK	WP	HR	S	P	ERA	WHIP									
Juan Acevedo, R ERA: 5.89	6.0		25	5	7	2	2	3	0	0	0	0	0	3	49	82	10.50	1.333								
Heathcliff Slocumb, R ERA: 6.35	1.0		5	2	0	0	1	0	0	0	0	0	0	13	20	0.00	2.000									
Kent Mercker, L ERA: 7.79	1.0		4	1	0	0	1	0	0	0	0	0	0	11	16	0.00	1.000									
Ricky Bottalico, R ERA: 3.53	2.0		6	0	0	0	2	1	0	0	0	0	0	13	23	0.00	0.500									
Manny Aybar, R ERA: 4.37	3.0		9	0	0	0	3	1	0	0	0	0	0	14	18	0.00	0.333									

Detroit Tigers @ St. Louis Cardinals
Busch Stadium, St. Louis, MO
Sat Jun 12 1999, 7:10 PM CDT
Att: 47,716 - Cloudy - 82 F

AB	47
R	7
H	8
RBI	7
BB	6
SO	10
LOB	16



Batter	1	2	3	4	5	6	7	8	9	10	11	12	13	14	AB	R	H	RBI	BB	SO	LOB	BOTTOM				
Joe Mewing, R OBP: 0.362, SLG: 0.423 (1, 4)	L9				G6-3		1B			G5-3			G1-3		7	1	1	0	0	1	2					
Willie McGee, S OBP: 0.330, SLG: 0.289 (1, 8)	F7			L7	G4-3		1B			G4-3					7	2	3	1	0	0	0					
Mark McGwire, R OBP: 0.420, SLG: 0.607 (1, 3)	BB				K		1B			F8					6	1	1	0	1	1	6					
Ray Lankford, L OBP: 0.395, SLG: 0.674 (1, 7)	F8				F9		1B			P6					7	1	3	4	0	0	1					
Fernando Tatis, R OBP: 0.419, SLG: 0.574 (1, 5)		F9			G6-3		1B			K					7	0	3	0	0	3	1					
Darren Bragg, L OBP: 0.397, SLG: 0.371 (1, 9)		F9			F9		1B			1B					6	1	2	0	1	1	6					
Edgar Renteria, R OBP: 0.343, SLG: 0.407 (1, 6)					G6-3		1B			F9					7	1	3	2	0	0	3					
Eli Marrero, R OBP: 0.268, SLG: 0.368 (1, 2)		G6-3					1B			K					4	0	0	1	1	2	1					
Inning Stats	R: 0 E: 0 K: 0 S: 9	H: 0 LOB: 1 BB: 1 P: 17	R: 0 E: 0 K: 0 S: 11	H: 1 LOB: 1 BB: 0 P: 19	R: 0 E: 0 K: 2 S: 8	H: 0 LOB: 0 BB: 0 P: 10	R: 2 E: 0 K: 1 S: 21	H: 3 LOB: 2 BB: 1 P: 34	R: 0 E: 0 K: 1 S: 10	H: 0 LOB: 0 BB: 0 P: 11	R: 0 E: 0 K: 3 S: 16	H: 3 LOB: 1 BB: 0 P: 24	R: 2 E: 0 K: 1 S: 14	H: 4 LOB: 2 BB: 0 P: 19	R: 0 E: 0 K: 1 S: 14	H: 0 LOB: 0 BB: 0 P: 5	R: 0 E: 0 K: 0 S: 3	H: 0 LOB: 0 BB: 0 P: 3	R: 0 E: 0 K: 1 S: 5	H: 0 LOB: 0 BB: 0 P: 5	R: 1 E: 0 K: 1 S: 8	H: 4 LOB: 3 BB: 0 P: 8	1B: 13 2B: 5 3B: 0 HR: 0	SF: 1 SAC: 0 DP: 1 HBP: 0	WP: 1 PB: 0 SB: 0 CS: 0	PA: 61
PITCHER	IP	WLS	BF	H	R	ER	SO	BB	IBB	HBP	BLK	WP	HR	S	P	ERA	WHIP									
Jeff Weaver, R ERA: 3.17	6.0		25	5	2	2	5	1	0	0	0	0	0	11	15	3.00	1.000									
Bryce Florie, R ERA: 4.82	0.2		5	2	3	3	2	0	0	0	0	0	0	1	15	40.50	3.000									
C.J. Nitkowski, L ERA: 5.64	0.0		H	1	1	0	0	0	0	0	0	0	0	2	3	∞	∞									
Doug Brocail, R ERA: 3.25	1.1		B	8	4	2	2	1	0	0	0	0	0	17	25	13.50	3.000									
Todd Jones, R ERA: 4.97	2.0		7	0	0	0	2	1	0	0	0	0	0	19	26	0.00	0.500									

Detroit Tigers @ St. Louis Cardinals
Busch Stadium, St. Louis, MO
Sat Jun 12 1999, 7:10 PM CDT
Att: 47,716 - Cloudy - 82 F

AB	57
R	8
H	17
RBI	8
BB	3
SO	12
LOB	22



Batter	1	2	3	4	5	6	7	8	9	10	AB	R	H	RBI	BB	SO	LOB	TOP						
Juan Encarnacion, R (1, 7) OBP: 0.324, SLG: 0.495	2-2 CS 1B			4-1 CS BB		1-0 G6-4-3 1B		0-0 P4		0-0 F9	4	0	2	0	1	0	1							
Gabe Kapler, R (1, 8) OBP: 0.315, SLG: 0.432	3-2 P2			1-2 G6-3		1-0 G6-4-3			2-3 K	0-0 2B	3	0	0	0	0	0	3							
Bobby Higginson, L (9, PH) OBP: 0.354, SLG: 0.421	1-2			1-2		1-2f					2	0	1	0	0	1	0							
Damion Easley, R (1, 4) OBP: 0.349, SLG: 0.450	0-0 G5-3			2-3 K		1-1 F8			3-1 1B	0-3 K	5	0	1	0	0	2	1							
Dean Palmer, R (1, 5) OBP: 0.347, SLG: 0.551					2-1 2B 1B		2-1 CS 1B		3-2 F7		4	1	2	0	0	1	1							
Tony Clark, S (1, 3) OBP: 0.301, SLG: 0.376	2-2 P8			0-0 1B 2B		0-0 1B 2B		3-2 P3	0-2 1B	1-3 1B	4	0	2	1	0	0	1							
Bill Haselman, R (1, 2) OBP: 0.317, SLG: 0.424	3-3 K			2-2 G6-3		2-2 G6-3		1-2 G6-3	1-3 K		4	0	0	0	0	2	4							
Karim Garcia, L (1, 9) OBP: 0.260, SLG: 0.381				1-3 K		2-2 G1-3 1B		4-2 SH1-3 BB		0-0 F7	3	0	1	0	1	1	0							
Deivi Cruz, R (1, 6) OBP: 0.251, SLG: 0.322				3-1 F7		1-0 G1-3		0-0 SH1-3		0-0 HR 1B	3	1	1	0	0	0	2							
Justin Thompson, L Bryce Florie, R Todd Jones, L Frank Catalanotto, L C.J. Nitkowski, L Doug Brocail, L	3-2 L6			2-2 G4-3		2-2 G4-3		2-3 K		0-0 HR	3	0	0	0	0	1	3							
Inning Stats	R: 0 E: 0 K: 0 S: 8	H: 1 LOB: 0 P: 13	R: 0 E: 0 K: 2 S: 10	H: 0 LOB: 0 BB: 0 P: 18	R: 0 E: 0 K: 1 S: 8	H: 0 LOB: 0 BB: 0 P: 15	R: 0 E: 0 K: 1 S: 9	H: 0 LOB: 0 BB: 1 P: 16	R: 1 E: 0 K: 0 S: 14	H: 3 LOB: 2 BB: 0 P: 23	R: 0 E: 0 K: 0 S: 4	H: 1 LOB: 0 BB: 0 P: 7	R: 0 E: 0 K: 0 S: 7	H: 1 LOB: 0 BB: 0 P: 15	R: 0 E: 0 K: 1 S: 8	H: 0 LOB: 1 BB: 1 P: 14	R: 0 E: 0 K: 2 S: 16	H: 2 LOB: 2 BB: 0 P: 25	R: 2 E: 0 K: 1 S: 8	H: 3 LOB: 1 BB: 0 P: 8	1B: 8 2B: 2 3B: 0 HR: 1	SF: 0 SAC: 1 DP: 1 HBP: 0	WP: 0 PA: 39 PB: 0 SB: 0 CS: 3	
PITCHER	IP WLS BF H R ER SO BB IBB HBP BLK WP HR S P ERA WHIP	Lance Painter, L ERA: 5.55	Kent Mercker, L ERA: 7.2	Heathcliff Slocumb, R ERA: 7.78	Ricky Stotescu, R ERA: 4.04																			

Detroit Tigers @ St. Louis Cardinals
 Busch Stadium, St. Louis, MO
 Sun Jun 13 1999, 1:10 PM CDT
 Att. 46,269 - Cloudy - 86 F
 livebaseballscores.com

AB	36
R	3
H	11
RBI	3
BB	2
SO	8
LOB	16



Batter	1	2	3	4	5	6	7	8	9	10	AB	R	H	RBI	BB	SO	LOB	BOTTOM					
Joe McEwing, R (1, 4) OBP: 0.368, SLG: 0.425	1-1 G5-4-3 1B		3-2 1B			2-3 K		0-1 G1-3		4-0 BB	4	0	2	0	1	1	0						
Placido Polanco, R (1, 6) OBP: 0.349, SLG: 0.363	0-1 G5-4-3		0-1 1B			1-0 P3			2-1 HR	0-0 G1-3	3	0	1	0	0	0	1						
Eli Manero, R (8, 2) OBP: 0.270, SLG: 0.385	1-2f		1-3 1B			2-0 G4-3					2	1	1	1	0	0	1						
Mark McGwire, R (1, 3) OBP: 0.417, SLG: 0.600	1-3 K		1-3 K			2-0 G4-3		2-0 G4-3		1-1 1B 1B	4	0	1	0	0	2	2						
Fernando Tatis, R (1, 5) OBP: 0.412, SLG: 0.563			2-3 K		3-2 F8		0-0 G3		0-3 K		4	0	0	0	0	2	1						
Ray Lankford, L (1, 7) OBP: 0.391, SLG: 0.662			2-2 1B 1B		2-3 K2-3		0-1 P5		1-3 K		4	0	1	0	0	2	1						
Thomas Howard, S (1, 9) OBP: 0.469, SLG: 0.417	2-0 1B				1-0 P5		4-2 BB		0-1 1B		2	0	1	0	1	0	0						
Heathcliff Slocumb, R (8, 1)	1-3 CS 1B								1-2 1B		0	0	0	0	0	0	0						
Shawon Dunston, R (9, PH) OBP: 0.383, SLG: 0.574											1	0	1	0	0	0	0						
Ricky Bottalico, L (10, 1)											0	0	0	0	0	0	0						
Alberto Castillo, R (1, 2) OBP: 0.276, SLG: 0.304	1-1 G5-3					1-1 G5-3		1-1 F9		1-0 L6	2	0	0	0	0	0	2						
Edgar Renteria, R (7, PH) OBP: 0.340, SLG: 0.404	1-2										2	0	0	0	0	0	3						
Darren Bragg, L (1, 8) OBP: 0.389, SLG: 0.362			0-2 G3		1-0 G3			2-2 G4-3		0-0 L7	4	0	0	0	0	0	0						
Lance Painter, L (1, 1)			0-3 K		1-3 K			1-3 K		0-0 CS 1B	1	0	0	0	0	1	0						
Darren Oliver, R (5, PH) OBP: 0.333, SLG: 0.379											1	0	0	0	1	0	0						
Kent Mercker, L (6, 1) OBP: 0.250, SLG: 0.143											0	0	0	0	0	0	0						
Willie McCee, S (8, 8) OBP: 0.333, SLG: 0.283											2	0	1	0	0	1	0						
Inning Stats	R: 0 E: 0 K: 1 S: 7	H: 1 LOB: 0 BB: 0 P: 9	R: 0 E: 0 K: 1 S: 10	H: 2 LOB: 1 BB: 0 P: 17	R: 0 E: 0 K: 2 S: 14	H: 2 LOB: 2 BB: 0 P: 18	R: 0 E: 0 K: 1 S: 11	H: 0 LOB: 0 BB: 0 P: 17	R: 0 E: 0 K: 1 S: 7	H: 0 LOB: 0 BB: 0 P: 10	R: 0 E: 0 K: 1 S: 6	H: 0 LOB: 0 BB: 0 P: 11	R: 0 E: 0 K: 0 S: 9	H: 0 LOB: 1 BB: 1 P: 15	R: 0 E: 0 K: 1 S: 9	H: 0 LOB: 0 BB: 0 P: 12	R: 1 E: 0 K: 2 S: 15	H: 3 LOB: 2 BB: 0 P: 20	R: 0 E: 0 K: 0 S: 3	H: 1 LOB: 1 BB: 0 P: 7	1B: 8 2B: 0 3B: 0 HR: 1	SF: 0 SAC: 0 DP: 1 HBP: 0	WP: 0 PA: 38 PB: 0 SB: 0 CS: 2
PITCHER	IP WLS BF H R ER SO BB IBB HBP BLK WP HR S P ERA WHIP	Justin Thompson, L ERA: 4.28	Bryce Florie, R ERA: 4.76	Todd Jones, R ERA: 5.13	C.J. Nitkowski, L ERA: 5.56	Doug Brocail, R ERA: 3.19																	

Detroit Tigers @ St. Louis Cardinals
 Busch Stadium, St. Louis, MO
 Sun Jun 13 1999, 1:10 PM CDT
 Att. 46,269 - Cloudy - 86 F
 livebaseballscores.com

AB	36
R	1
H	9
RBI	1
BB	2
SO	10
LOB	11



Batter	1	2	3	4	5	6	7	8	9	AB	R	H	RBI	BB	SO	LOB	TOP					
Orlando Cabrera, R OBP: 0.308, SLG: 0.417	1-2 2B		G5-3		G5-3	G6-3			F8	5	1	1	0	0	0	0	Montreal Expos @ St. Louis Cardinals Busch Stadium, St. Louis, MO Mon Jun 14 1999, 7:10 PM CDT Att: 47,256 - Unknown - 80 F					
Wilton Guerrero, S OBP: 0.323, SLG: 0.390 Mike Mordecai, R OBP: 0.323, SLG: 0.471	0-2 G4-3 2H 2B		1B		2B		G3-1 2B		P6	5	3	4	1	0	0	0						
Michael Barrett, R OBP: 0.335, SLG: 0.420 Guillermo Mota, R OBP: 1.000, SLG: 4.000 Steve Kline, S	0-0 G4-3		F7		2B		G3-1		L9	4	1	1	1	0	0	3						
Orlando Merced, S OBP: 0.361, SLG: 0.473 Ugueth Urbina, R	2-3 G6-3		1B		2B		2-3 G6-3			3	1	2	2	1	0	0						
Vladimir Guerrero, R OBP: 0.375, SLG: 0.552	1-2 G6-3		1B		2B		3-H G6-3			3	0	1	2	1	0	3						
Chris Widger, R OBP: 0.350, SLG: 0.545	4-2 BB		L7		2B		3-1 G6-3			4	1	1	1	0	1	2						
James Mouton, R OBP: 0.456, SLG: 0.500	2-1 P3			K	F8				HR	4	0	0	0	0	0	1						
Shane Andrews, R OBP: 0.349, SLG: 0.409		G6-3		P6	P2				F7	4	0	0	0	0	0	1						
Manny Martinez, R OBP: 0.276, SLG: 0.407		P4		1B		G6-3			P2	4	0	1	0	0	0	0						
Dan Smith, R Anthony Telford, R Ryan McGuire, L OBP: 0.421, SLG: 0.487		G3		K		K			K	3	0	0	0	0	2	1						
Inning Stats	R: 2 E: 0 K: 0 S: 17	H: 2 LOB: 1 BB: 1 P: 25	R: 0 E: 0 K: 0 S: 4	H: 0 LOB: 0 BB: 0 P: 6	R: 0 E: 0 K: 0 S: 11	H: 2 LOB: 2 BB: 0 P: 19	R: 0 E: 0 K: 2 S: 9	H: 1 LOB: 1 BB: 0 P: 12	R: 3 E: 0 K: 0 S: 12	H: 3 LOB: 1 BB: 1 P: 23	R: 0 E: 0 K: 1 S: 6	H: 0 LOB: 0 BB: 0 P: 9	R: 1 E: 0 K: 0 S: 8	H: 2 LOB: 0 BB: 0 P: 12	R: 1 E: 0 K: 1 S: 8	H: 1 LOB: 0 BB: 0 P: 9	R: 0 E: 0 K: 0 S: 9	H: 0 LOB: 0 BB: 0 P: 14	1B: 4 2B: 6 3B: 0 HR: 1	SF: 0 SAC: 0 DP: 1 HBP: 0	WP: 0 PB: 0 SB: 0 CS: 0	PA: 39
PITCHER	IP WLS BF H R ER SO BB IBB HBP BLK WP HR S P ERA WHIP	IP WLS BF H R ER SO BB IBB HBP BLK WP HR S P ERA WHIP															IP WLS BF H R ER SO BB IBB HBP BLK WP HR S P ERA WHIP					
Darren Oliver, L ERA: 4.46 Manny Aybar, R ERA: 4.37	(1, 1) 7.0 L 32 10 6 6 3 2 0 0 0 0 0 0 67 106 7.71 1.714	(8, 1) 2.0 7 1 1 1 1 0 0 0 0 0 0 1 17 23 4.50 0.500															(1, 1) 7.0 L 32 10 6 6 3 2 0 0 0 0 0 0 67 106 7.71 1.714					

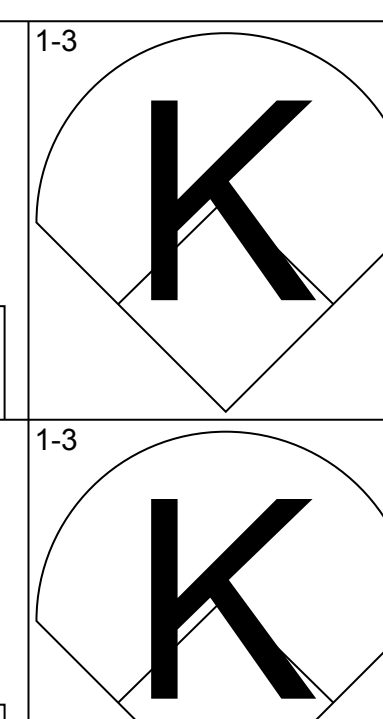
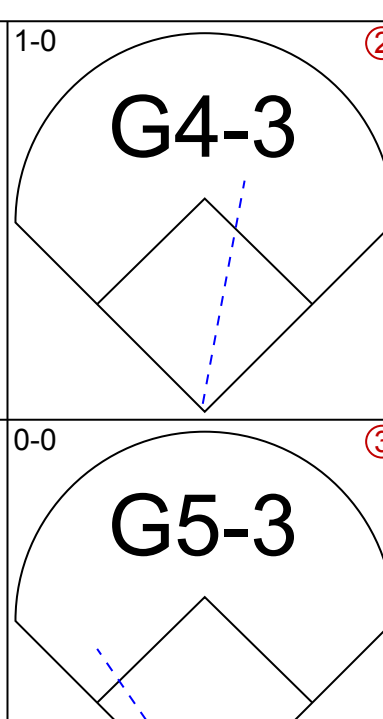
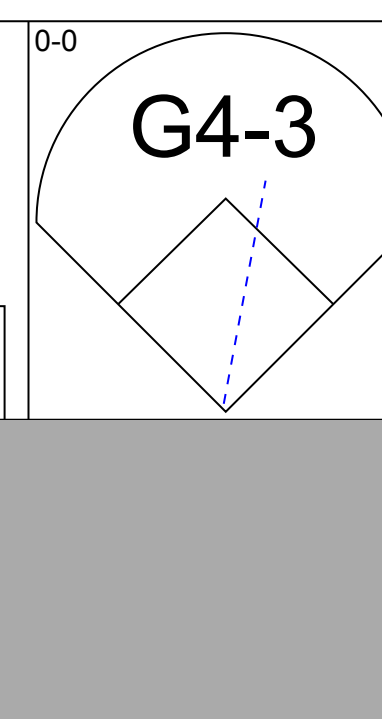
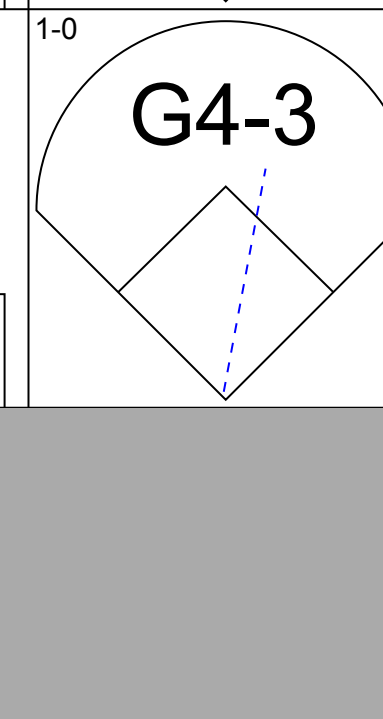


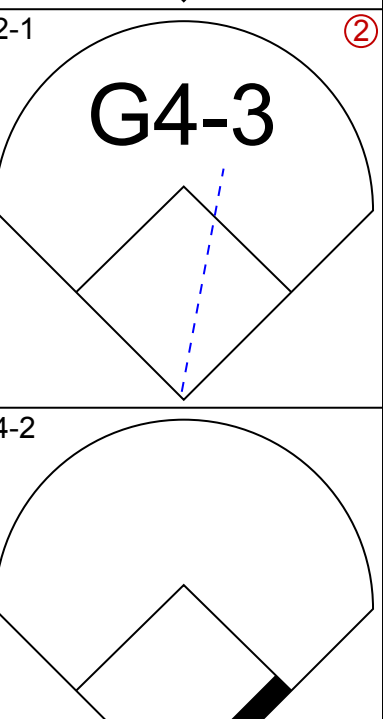

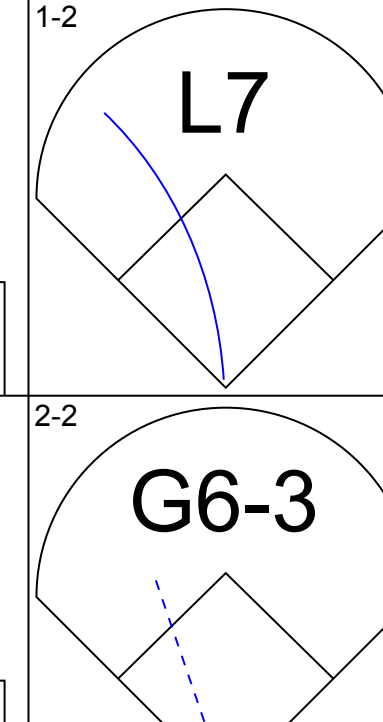
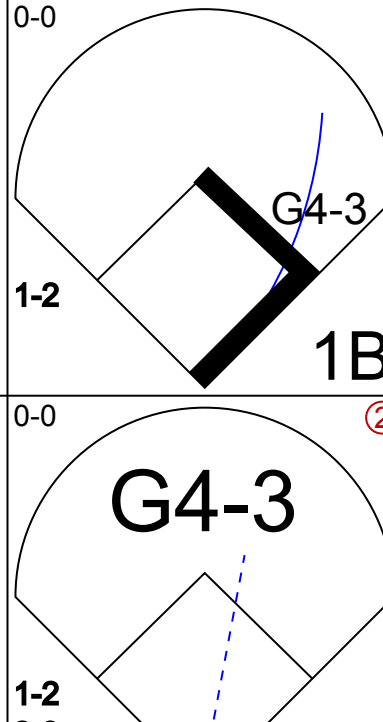
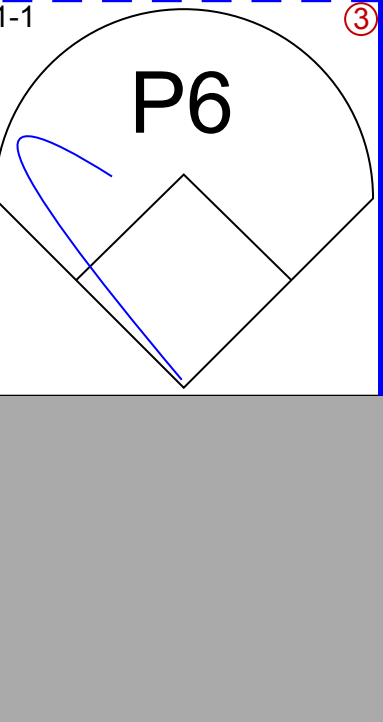
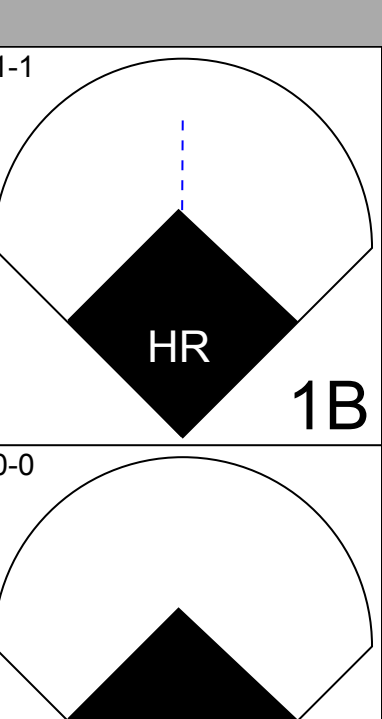
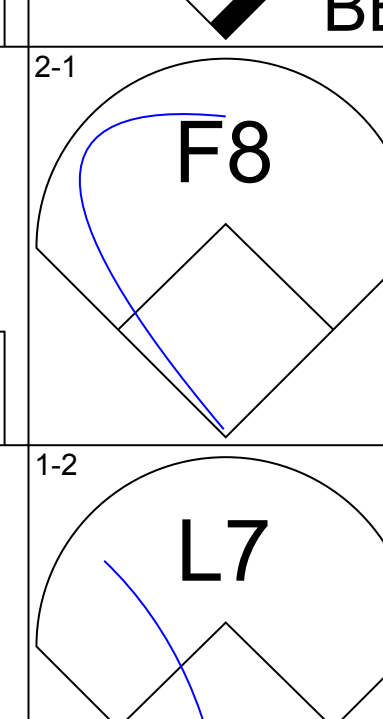
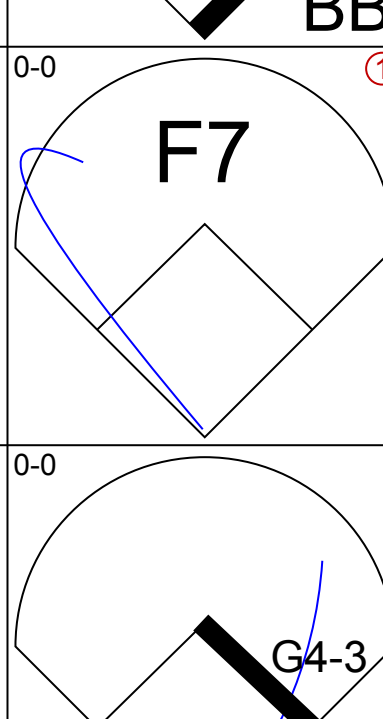
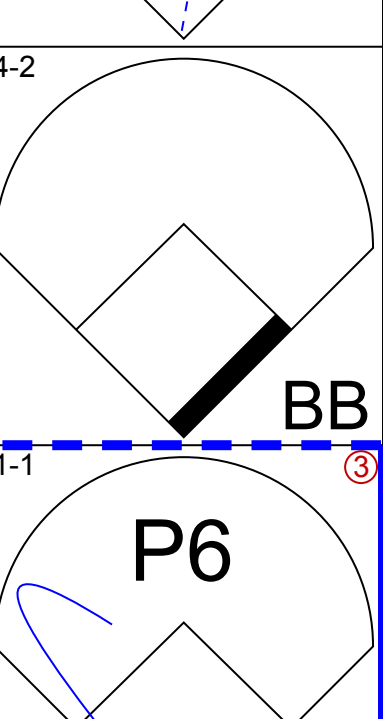
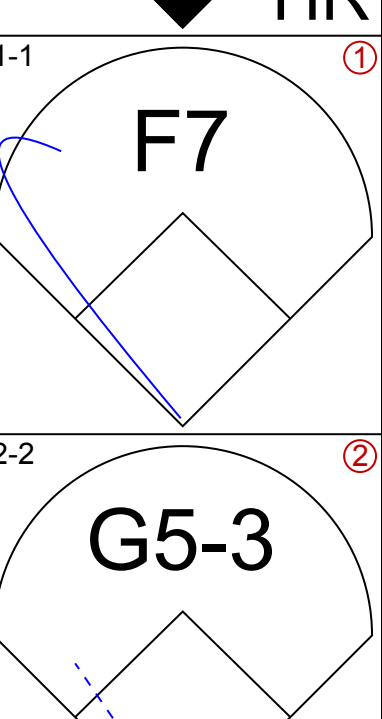
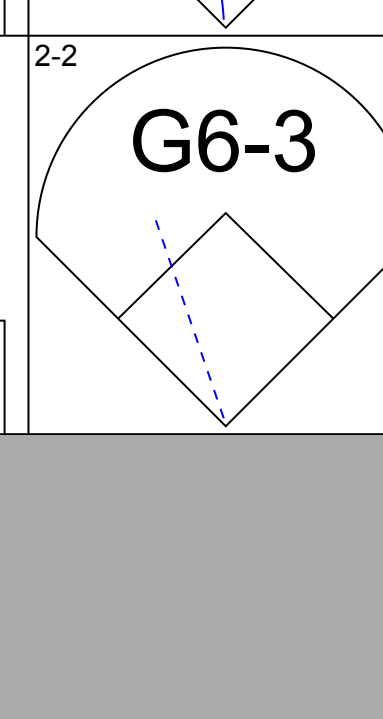
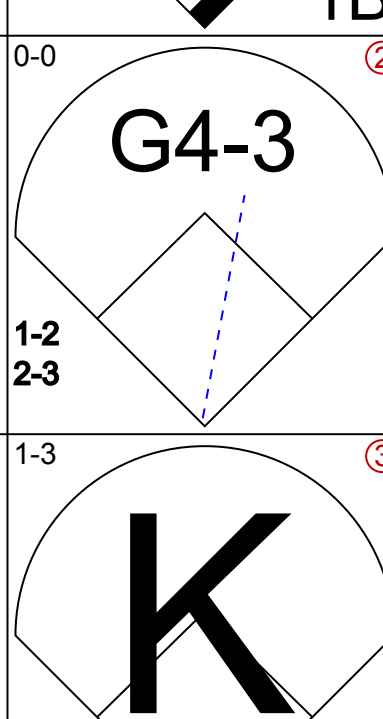




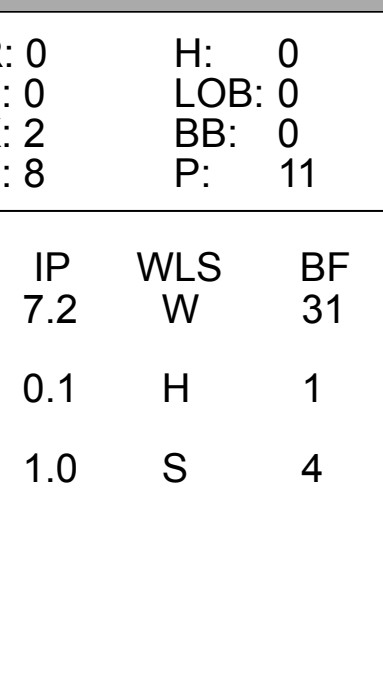
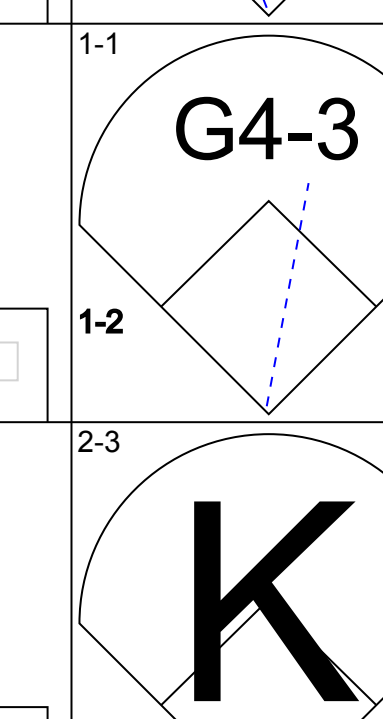
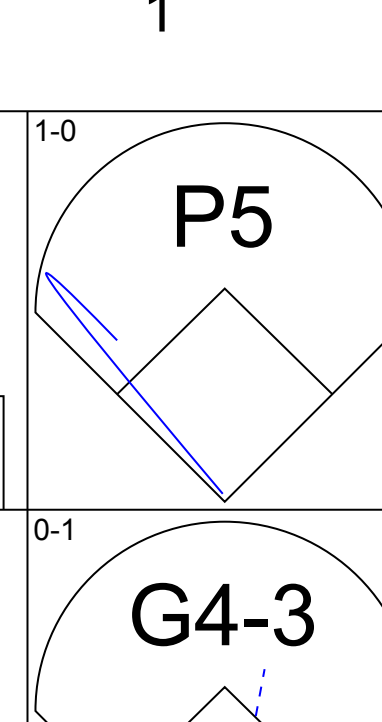
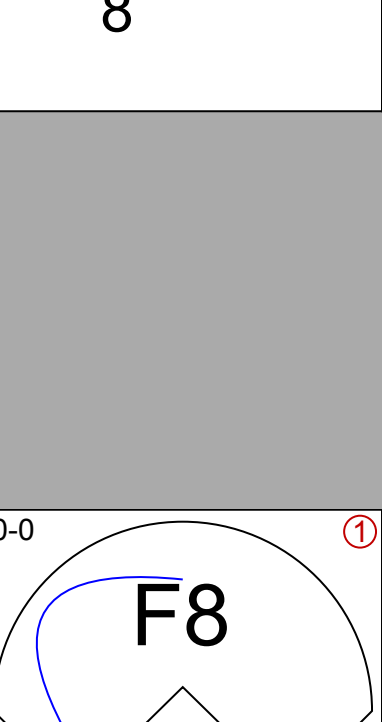
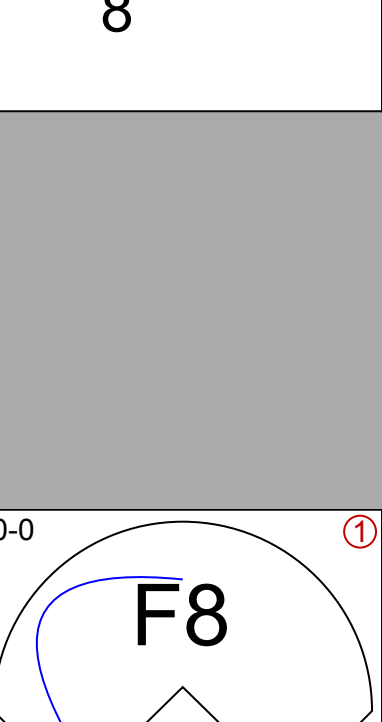



AB	37
R	7
H	11
RBI	7
BB	2
SO	4
LOB	10



Batter	1	2	3	4	5	6	7	8	9	AB	R	H	RBI	BB	SO	LOB	BOTTOM		
Joe McEwing, R OBP: 0.368, SLG: 0.421	2-1 F8	G4-3		1-1 1B		2B SF7 BB		G1-3		4	1	1	0	1	0	2	Montreal Expos @ St. Louis Cardinals Busch Stadium, St. Louis, MO Mon Jun 14 1999, 7:10 PM CDT Att: 47,256 - Unknown - 80 F		
Willie McGee, S OBP: 0.413, SLG: 0.298	1-3 K		L9	0-1 F7		1-2 2B		F8		5	0	1	2	0	1	2			
Mark McGwire, R OBP: 0.413, SLG: 0.588	2-1 L7		F8		G3-1	K		BB		4	0	0	0	1	1	2			
Ray Lankford, L OBP: 0.398, SLG: 0.658		P5	BB	1B	2B	1B		K2-3		4	0	2	0	1	1	1			
Fernando Tatis, R OBP: 0.416, SLG: 0.569		E7 BB	BB	FC6-4 BB	2B	SF7		G6-3		3	1	2	1	1	0	0			
Edgar Renteria, R OBP: 0.337, SLG: 0.396		P9	FC6-4		P4	F8		BB		4	0	0	0	1	0	7			
Darren Bragg, L OBP: 0.389, SLG: 0.356		BB	BB	1B	BB	K		F8		3	1	0	0	2	2	3			
Eli Marrero, R OBP: 0.273, SLG: 0.382		2B	BB	P9		1B		G6-3		4	1	1	0	1	0	2			
Darren Oliver, R OBP: 0.364, SLG: 0.438 Thomas Howard, S OBP: 0.455, SLG: 0.400 Manny Aybar, R OBP: 0.125, SLG: 0.125		BB	BB	K		BB		K		3	1	2	2	0	1	1			
Inning Stats	R: 0 E: 0 K: 1 S: 7	H: 0 LOB: 0 BB: 0 P: 12	R: 2 E: 1 K: 0 S: 11	H: 2 LOB: 2 BB: 2 P: 25	R: 0 E: 0 K: 0 S: 12	H: 1 LOB: 2 BB: 1 P: 19	R: 0 E: 0 K: 1 S: 9	H: 1 LOB: 2 BB: 1 P: 16	R: 0 E: 0 K: 1 S: 10	H: 0 LOB: 0 BB: 0 P: 16	R: 0 E: 0 K: 1 S: 12	H: 0 LOB: 1 BB: 1 P: 19	R: 0 E: 0 K: 1 S: 10	H: 0 LOB: 1 BB: 1 P: 16	1B: 6 2B: 3 3B: 0 HR: 0	SF: 1 SAC: 0 DP: 0 HBP: 0		WP: 0 PB: 0 SB: 1 CS: 0	PA: 44
PITCHER	IP WLS BF H R ER SO BB IBB HBP BLK WP HR S P ERA WHIP	IP WLS BF H R ER SO BB IBB HBP BLK WP HR S P ERA WHIP															IP WLS BF H R ER SO BB IBB HBP BLK WP HR S P ERA WHIP		
Dan Smith, R ERA: 3.0 Anthony Telford, R ERA: 2.95 Guillermo Mota, R ERA: 1.47 Steve Kline, L ERA: 5.18 Ugueth Urbina, R ERA: 3.94	(1, 1) 5.0 W 7 2 2 2 1 1 1 0 0 0 0 0 19 33 18.00 3.000	(7, 1) 1.2 H 6 0 0 0 1 1 0 0 0 0 0 0 18 30 0.00 0.600	(8, 1) 0.1 H 1 0 0 0 1 0 0 0 0 0 0 0 4 5 0.00 0.000	(9, 1) 1.0 S 4 0 0 0 1 1 0 0 0 0 0 0 10 16 0.00 1.000															(1, 1) 5.0 W 7 2 2 2 1 1 1 0 0 0 0 0 19 33 18.00 3.000

AB	35
R	5
H	9
RBI	5
BB	8
SO	7
LOB	20

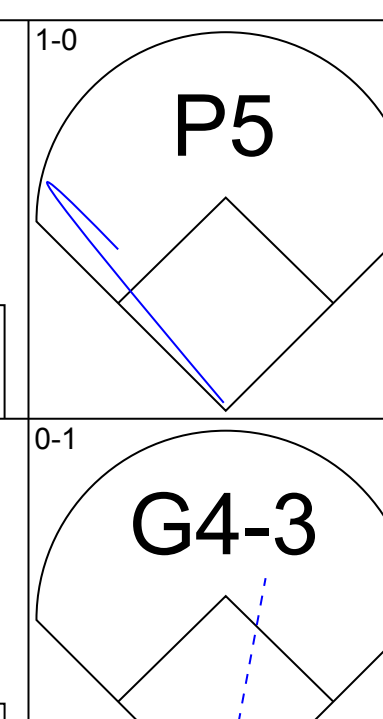
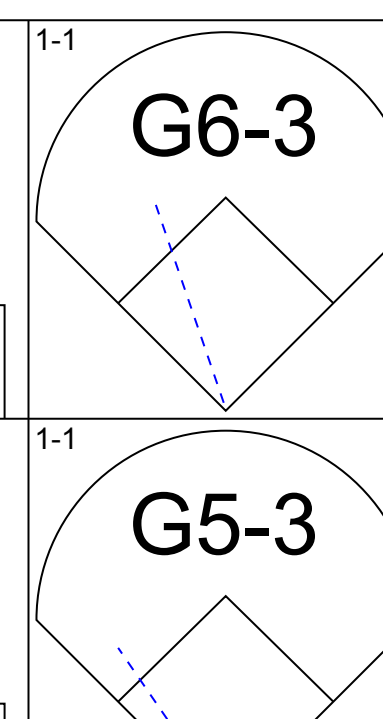
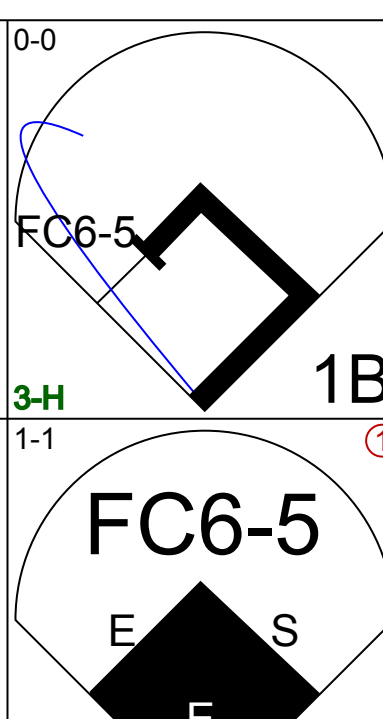

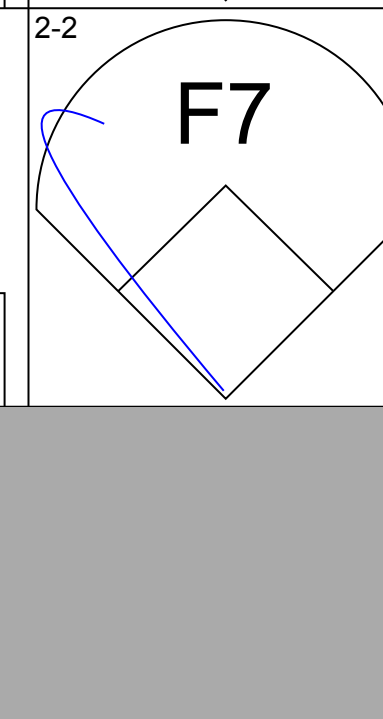
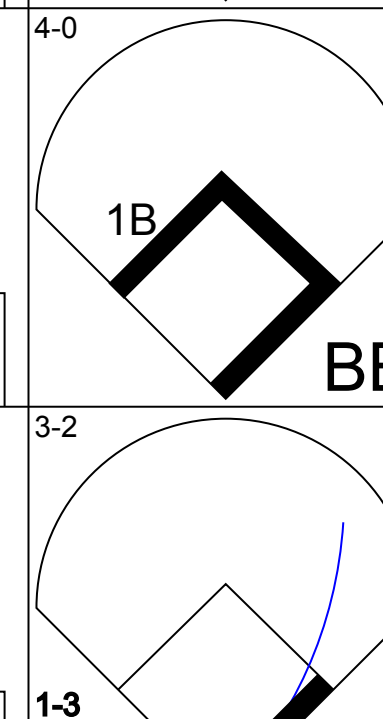
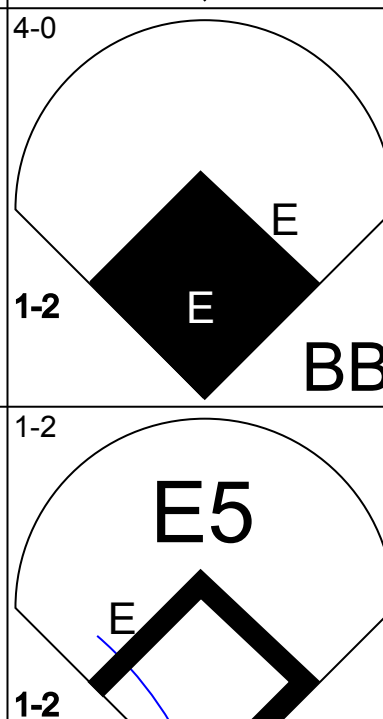
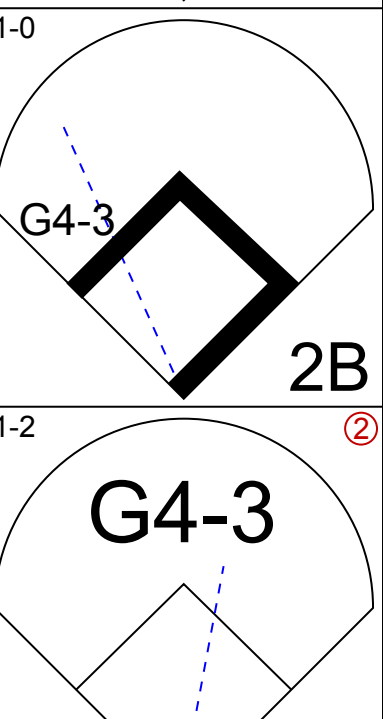

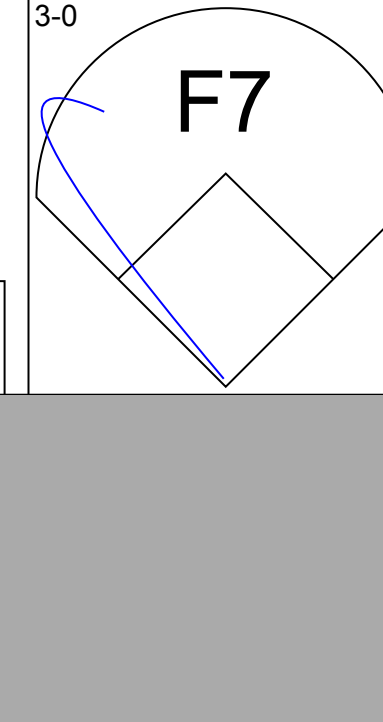
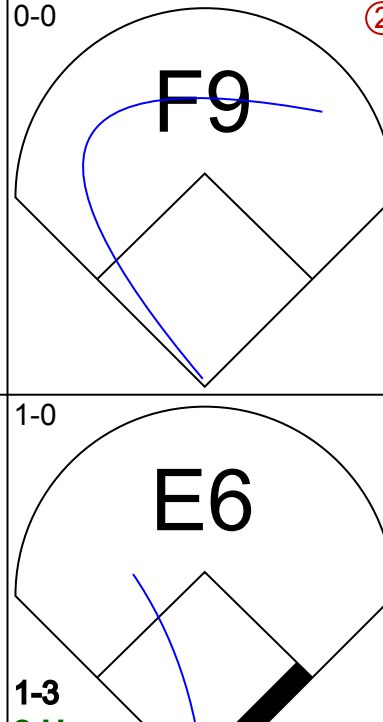

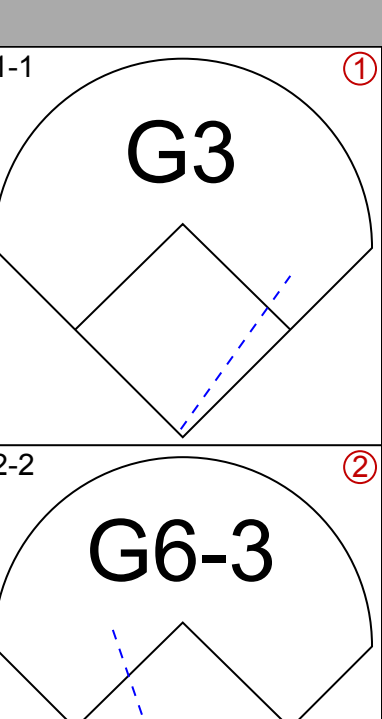
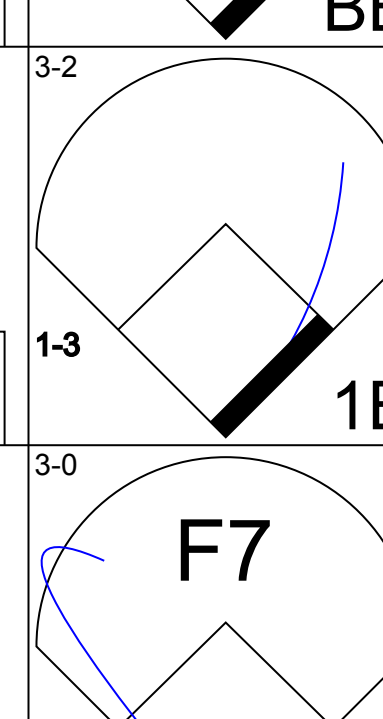
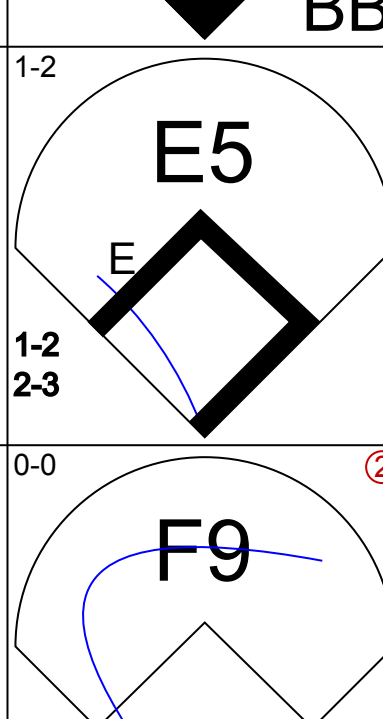
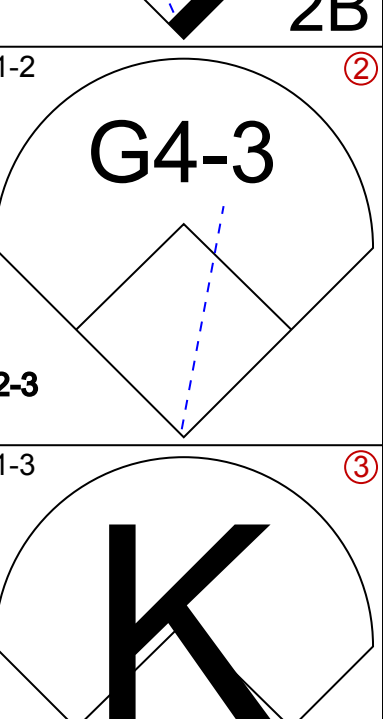
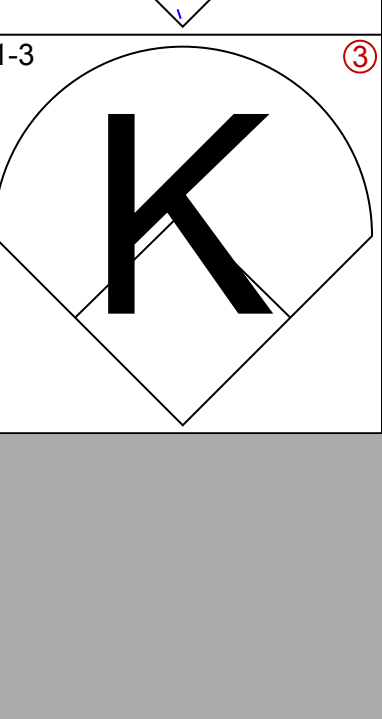

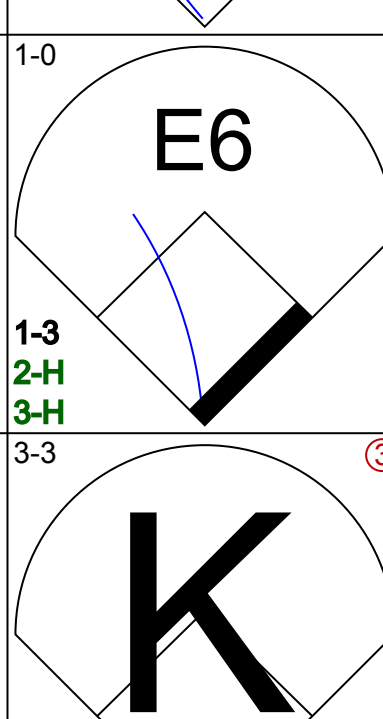


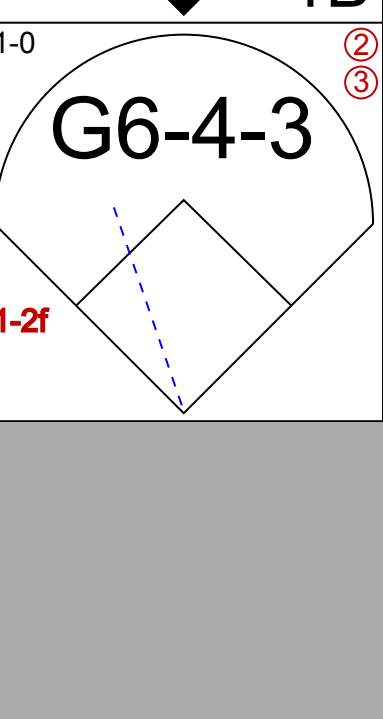
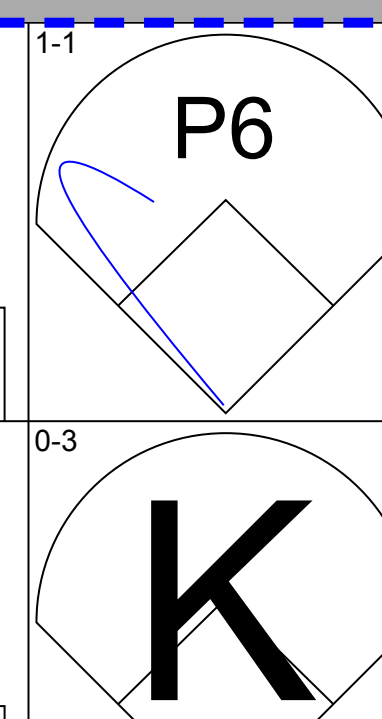
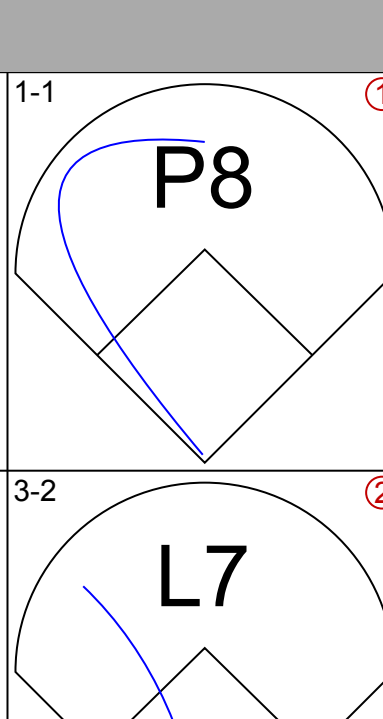
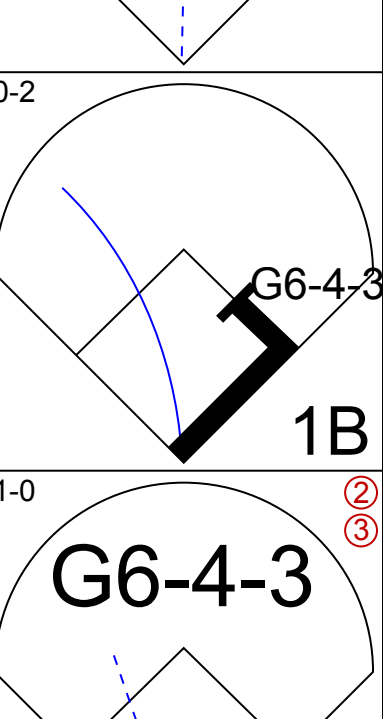
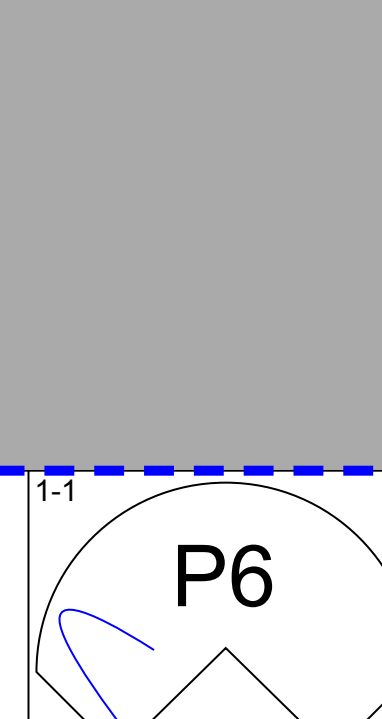
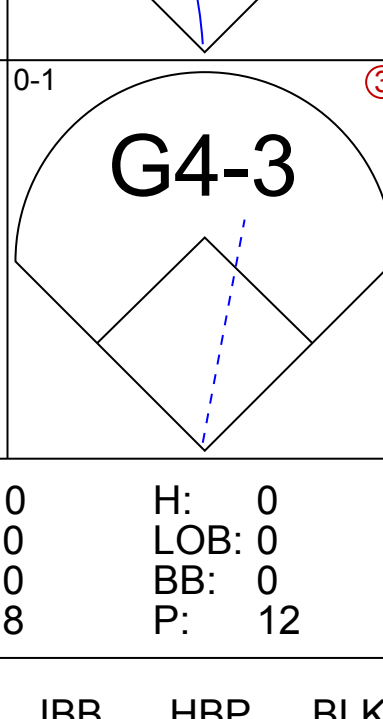
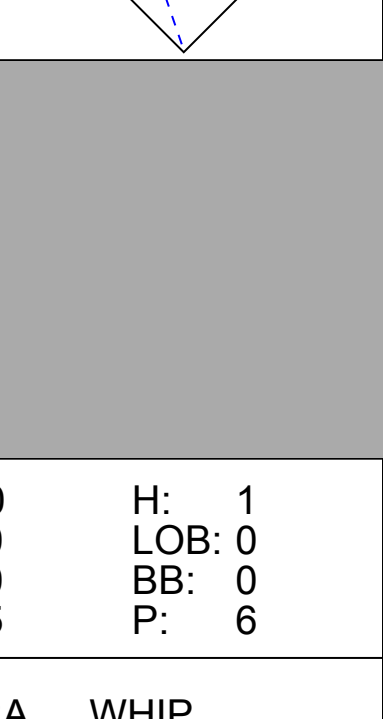
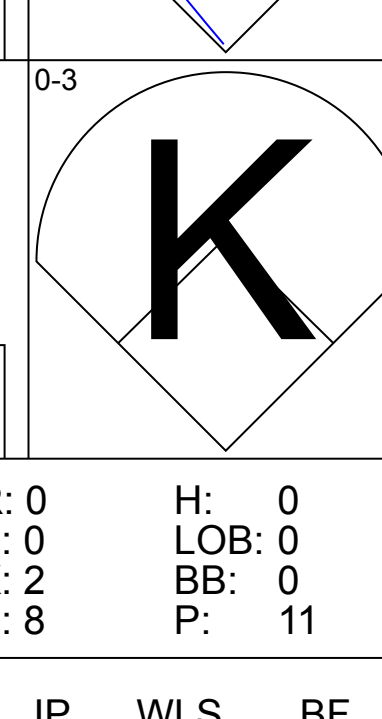




Batter	1	2	3	4	5	6	7	8	9	AB	R	H	RBI	BB	SO	LOB	TOP					
Ryan McGuire, L (1, 3) OBP: 0.414, SLG: 0.469										3	0	0	0	1	1	0						
Manny Martinez, R (1, 8) OBP: 0.269, SLG: 0.396										4	0	0	0	0	1	2						
Orlando Merced, S (1, 7) OBP: 0.366, SLG: 0.462										2	0	0	0	2	0	0						
Vladimir Guerrero, R (1, 9) OBP: 0.377, SLG: 0.549										3	1	1	0	1	0	2						
Jose Vidro, S (1, 4) OBP: 0.353, SLG: 0.559										3	1	2	2	0	0	1						
Chris Widger, R (8, PH) OBP: 0.348, SLG: 0.541										1	0	0	0	0	0	1						
Mike Mordecai, R (8, 4) OBP: 0.323, SLG: 0.471										0	0	0	0	0	0	0						
Michael Barrett, R (1, 2) OBP: 0.333, SLG: 0.417										4	0	1	0	0	0	3						
Shane Andrews, R (1, 5) OBP: 0.345, SLG: 0.402										4	0	1	0	0	1	3						
Orlando Cabrera, R (1, 6) OBP: 0.303, SLG: 0.409										4	0	0	0	0	2							
Mike Thurman, R (1, 1)										2	0	0	0	0	1	1						
Wilton Guerrero, S (7, PH) OBP: 0.321, SLG: 0.387										1	0	0	0	0	0	0						
Bobby Ayala, R (7, 1) OBP: 0.452, SLG: 0.491										1	0	0	0	0	0	1						
Inning Stats	R: 0 E: 0 K: 2 S: 8	H: 0 LOB: 0 BB: 0 P: 11	R: 2 E: 0 K: 0 S: 11	H: 2 LOB: 0 BB: 0 P: 16	R: 0 E: 0 K: 1 S: 5	H: 0 LOB: 0 BB: 0 P: 6	R: 0 E: 0 K: 0 S: 8	H: 0 LOB: 1 BB: 1 P: 17	R: 0 E: 0 K: 0 S: 11	H: 1 LOB: 2 BB: 1 P: 18	R: 0 E: 0 K: 1 S: 9	H: 1 LOB: 0 BB: 1 P: 14	R: 0 E: 0 K: 0 S: 7	H: 0 LOB: 0 BB: 0 P: 10	R: 0 E: 0 K: 0 S: 10	H: 0 LOB: 1 BB: 0 P: 19	R: 0 E: 0 K: 1 S: 10	H: 1 LOB: 1 BB: 0 P: 13	1B: 4 2B: 0 3B: 0 HR: 1	SF: 0 SAC: 0 DP: 0 HBP: 0	WP: 0 PB: 0 SB: 0 CS: 0	PA: 36
PITCHER	IP	WLS	BF	H	R	ER	SO	BB	IBB	HBP	BLK	WP	HR	S	P	ERA	WHIP					
Jose Jimenez, R (1, 1) ERA: 6.45	7.2	W	31	4	2	2	4	4	0	0	0	0	1	67	108	2.35	1.043					
Scott Radinsky, L (8, 1) ERA: 8.16	0.1	H	1	0	0	0	0	0	0	0	0	0	0	2	3	0.00	0.000					
Ricky Bottalico, R (9, 1) ERA: 3.93	1.0	S	4	1	0	0	1	0	0	0	0	0	0	10	13	0.00	1.000					

Montreal Expos @ St. Louis Cardinals
 Busch Stadium, St. Louis, MO
 Tue Jun 15 1999, 7:10 PM CDT
 Att: 34,222 - Cloudy - 77 F

AB	32
R	2
H	5
RBI	2
BB	4
SO	5
LOB	16



Batter	1	2	3	4	5	6	7	8	9	AB	R	H	RBI	BB	SO	LOB	BOTTOM				
Joe McEwing, R (1, 4) OBP: 0.366, SLG: 0.418										4	0	1	1	0	1	0					
Edgar Renteria, R (1, 6) OBP: 0.332, SLG: 0.389										4	1	0	0	0	0	1					
Mark McGwire, R (1, 3) OBP: 0.418, SLG: 0.592										2	1	1	0	2	0	0					
Ray Lankford, L (1, 7) OBP: 0.394, SLG: 0.647										4	0	1	0	0	0	3					
Fernando Tatis, R (1, 5) OBP: 0.409, SLG: 0.559										4	0	0	0	0	1	6					
Thomas Howard, S (1, 9) OBP: 0.417, SLG: 0.357										3	0	0	0	0	1	1					
Alberto Castillo, R (1, 2) OBP: 0.276, SLG: 0.306										3	0	1	0	0	1	2					
Darren Bragg, L (1, 8) OBP: 0.384, SLG: 0.350										3	0	0	0	0	0	1					
Jose Jimenez, R (1, 1) OBP: 0.167, SLG: 0.250										3	1	1	0	0	1	0					
Scott Radinsky, L (8, 1) ERA: 8.16										0	0	0	0	0	0	0					
Ricky Bottalico, L (9, 1) ERA: 3.24										0	0	0	0	0	0	0					
Inning Stats	R: 0 E: 0 K: 0 S: 7	H: 0 LOB: 0 BB: 0 P: 10	R: 0 E: 0 K: 1 S: 8	H: 0 LOB: 0 BB: 0 P: 12	R: 0 E: 0 K: 0 S: 8	H: 0 LOB: 0 BB: 0 P: 12	R: 0 E: 0 K: 0 S: 9	H: 1 LOB: 2 BB: 1 P: 21	R: 0 E: 0 K: 0 S: 5	H: 1 LOB: 0 BB: 0 P: 6	R: 3 E: 2 K: 1 S: 12	H: 2 LOB: 1 BB: 1 P: 22	R: 0 E: 0 K: 2 S: 8	H: 0 LOB: 0 BB: 0 P: 11	R: 0 E: 0 K: 1 S: 9	H: 1 LOB: 1 BB: 0 P: 12	1B: 3 2B: 1 3B: 1 HR: 0	SF: 0 SAC: 0 DP: 1 HBP: 0	WP: 0 PB: 0 SB: 1 CS: 0	PA: 32	
PITCHER	IP	WLS	BF	H	R	ER	SO	BB	IBB	HBP	BLK	WP	HR	S	P	ERA	WHIP				
Mike Thurman, R (1, 1) ERA: 5.03	6.0	L	25	4	3	1	2	2	0	0	0	0	0	49	83	1.50	1.000				
Bobby Ayala, R (7, 1) ERA: 3.24	2.0	7	1	0	0	0	3	0	0	0	0	0	0	17	23	0.00	0.500				

Montreal Expos @ St. Louis Cardinals
 Busch Stadium, St. Louis, MO
 Tue Jun 15 1999, 7:10 PM CDT
 Att: 34,222 - Cloudy - 77 F

AB	30
R	3
H	5
RBI	1
BB	2
SO	5
LOB	14



Batter	1	2	3	4	5	6	7	8	9	AB	R	H	RBI	BB	SO	LOB	TOP										
Rickey Henderson, R OBP: 0.428, SLG: 0.439	F7		2B		G5-3	1B		FC6-4 BB		4	1	2	2	1	0	0	New York Mets @ St. Louis Cardinals Busch Stadium, St. Louis, MO Fri Jun 18 1999, 7:10 PM CDT Att: 47,191 - Cloudy - 78 F										
Eduardo Alfonzo, R OBP: 0.375, SLG: 0.466	F9		WP		2B	K		FC6-4		5	0	2	2	0	1	4											
John Olerud, L OBP: 0.442, SLG: 0.528	F8		3B		F7			F7		4	0	1	0	1	0	3											
31 Mike Piazza, R OBP: 0.371, SLG: 0.595		L6	G6-4-3		P5			L9		5	1	1	1	0	0	4											
Robin Ventura, L OBP: 0.355, SLG: 0.506		G6-3			F7			F9		5	0	1	0	0	0	1											
Brian McRae, S OBP: 0.355, SLG: 0.414		G6-3			F7			F8		5	1	1	0	0	0	2											
Roger Cedeno, S OBP: 0.441, SLG: 0.432		FC6-4			E			1B		3	3	3	0	2	0	0											
Rey Ordenez, R OBP: 0.335, SLG: 0.370		FC6-4			1B			FC6-4		4	0	3	1	1	0	2											
Orel Hershiser, R OBP: 0.185, SLG: 0.200			G6-3		G1-3			K		2	0	0	0	0	0	1											
Matt Franco, L OBP: 0.348, SLG: 0.452								K		1	0	0	0	0	1	3											
Turk Wendell, L OBP: 0.351, SLG: 0.359								K		1	0	0	0	0	1	2											
Armando Benitez, R ERA: 5.14								K		1	0	0	0	0	2												
Inning Stats	R: 0 E: 0 K: 0 S: 4	H: 0 LOB: 0 BB: 0 P: 7	R: 0 E: 0 K: 0 S: 11	H: 1 LOB: 2 BB: 1 P: 21	R: 1 E: 0 K: 0 S: 9	H: 2 LOB: 1 BB: 1 P: 17	R: 1 E: 1 K: 0 S: 12	H: 2 LOB: 1 BB: 0 P: 16	R: 0 E: 0 K: 2 S: 18	H: 1 LOB: 1 BB: 1 P: 12	R: 0 E: 0 K: 0 S: 6	H: 1 LOB: 1 BB: 0 P: 19	R: 1 E: 0 K: 1 S: 15	H: 2 LOB: 2 BB: 1 P: 25	R: 1 E: 0 K: 0 S: 7	H: 2 LOB: 2 BB: 1 P: 15	1B: 9 2B: 4 3B: 0 HR: 1	SF: 0 SAC: 0 DP: 1 HBP: 0	WP: 1 PB: 0 SB: 2 CS: 0	PA: 45							
PITCHER	IP	WLS	BF	H	R	ER	SO	BB	IBB	HBP	BLK	WP	HR	S	P	ERA	WHIP										
Juan Acevedo, R ERA: 5.77	5.2	L	28	9	4	3	1	2	1	0	0	0	0	55	97	4.76	1.941										
Rick Croushore, R ERA: 3.47	2.0		10	3	1	1	2	1	0	0	0	0	0	29	51	4.50	2.000										
Mike Mohler, L ERA: 5.14	1.1		7	2	1	1	0	1	0	0	0	0	1	8	16	6.75	2.250										

AB 40
R 6
H 14
RBI 6
BB 5
SO 3
LOB 24



Batter	1	2	3	4	5	6	7	8	9	AB	R	H	RBI	BB	SO	LOB	BOTTOM										
Joe McEwing, R OBP: 0.373, SLG: 0.417	G1-3				G6-4-3	1B		F7		4	0	2	0	0	0	0	New York Mets @ St. Louis Cardinals Busch Stadium, St. Louis, MO Fri Jun 18 1999, 7:10 PM CDT Att: 47,191 - Cloudy - 78 F										
Edgar Renteria, R OBP: 0.326, SLG: 0.388	F9				G6-4-3	1B		G4-3		3	0	0	0	1	0	1											
Mark McGwire, R OBP: 0.404, SLG: 0.571	G4-3				K			P3		4	0	0	0	0	2	2											
Ray Lankford, L OBP: 0.385, SLG: 0.617					L4			F9		3	0	0	0	1	1	0											
Fernando Tatis, R OBP: 0.411, SLG: 0.568					K			K		2	0	0	0	1	2	1											
Mike Mohler, R OBP: 0.311, SLG: 0.286					G6-3			K		0	0	0	0	0	0	0											
Willie McGee, S OBP: 0.311, SLG: 0.286					BB			K		1	0	0	0	0	0	0											
Eric Davis, R OBP: 0.377, SLG: 0.423					G6-3			G6-3		2	1	0	0	2	1	1											
Darren Bragg, L OBP: 0.362, SLG: 0.346					G6-3			G5-4-3		2	0	0	0	1	2	1											
Rick Croushore, R OBP: 0.500, SLG: 0.500					F7			BB		1	0	0	0	0	0	0											
Placido Polanco, R OBP: 0.351, SLG: 0.359					F7			G5-4-3		1	0	0	0	1	0	1											
Eli Marrero, R OBP: 0.264, SLG: 0.363					G5-3			F9		3	0	0	0	0	0	4											
Juan Acevedo, R OBP: 0.410, SLG: 0.452					K			K		1	0	0	0	0	1	0											
Thomas Howard, S ERA: 1.57					K			K		2	1	1	2	0	1	0											
Inning Stats	R: 0 E: 0 K: 0 S: 7	H: 0 LOB: 0 BB: 0 P: 11	R: 0 E: 0 K: 2 S: 11	H: 0 LOB: 0 BB: 1 P: 16	R: 0 E: 0 K: 1 S: 7	H: 0 LOB: 0 BB: 0 P: 8	R: 0 E: 0 K: 1 S: 9	H: 1 LOB: 0 BB: 0 P: 10	R: 0 E: 0 K: 0 S: 12	H: 0 LOB: 2 BB: 2 P: 24	R: 0 E: 0 K: 1 S: 8	H: 0 LOB: 0 BB: 0 P: 12	R: 0 E: 0 K: 1 S: 11	H: 0 LOB: 0 BB: 0 P: 17	R: 2 E: 0 K: 1 S: 9	H: 2 LOB: 2 BB: 3 P: 24	R: 0 E: 0 K: 1 S: 11	H: 0 LOB: 1 BB: 1 P: 16	1B: 2 2B: 0 3B: 0 HR: 1	SF: 0 SAC: 0 DP: 2 HBP: 0	WP: 0 PB: 0 SB: 0 CS: 0	PA: 34					
PITCHER	IP	WLS	BF	H	R	ER	SO	BB	IBB	HBP	BLK	WP	HR	S	P	ERA	WHIP										
Orel Hershiser, R ERA: 5.14	5.0	W	17	1	0	0	4	3	0	0	0	0	0	46	69	0.00	0.800										
Turk Wendell, R ERA: 3.29	2.2		11	2	2	2	2	2	0	0	0	0	1	25	43	6.75	1.500										
Armando Benitez, R ERA: 1.57	1.1	S	6	0	0	0	2	2	0	0	0	0	0	14	26	0.00	1.500										

AB 27
R 2
H 3
RBI 2
BB 7
SO 8
LOB 10



Batter	1	2	3	4	5	6	7	8	9	AB	R	H	RBI	BB	SO	LOB	TOP					
Rickey Henderson, R OBP: 0.438, SLG: 0.482	G3-1 1B		HR	G4-3	1B			2B		5	1	4	3	0	0	1	New York Mets @ St. Louis Cardinals Busch Stadium, St. Louis, MO Sat Jun 19 1999, 12:15 PM CDT Att: 47,638 - Cloudy - 77 F					
Edgardo Alfonzo, R OBP: 0.369, SLG: 0.457	K		P6	G6-3	CS			P3		5	0	0	0	0	2	3						
John Olerud, L OBP: 0.441, SLG: 0.523	G3-1		BB		1B			P5	G4-3	4	1	1	0	1	0	1						
31 Mike Piazza, R OBP: 0.371, SLG: 0.603	G6-3		BB		HR			G6-3	F7	4	1	1	2	1	0	1						
Robin Ventura, L OBP: 0.356, SLG: 0.502		K			1B			F9	K	4	1	1	0	1	2	0						
Benny Agbayani, R OBP: 0.434, SLG: 0.767	S		G5-3		BB			G5-3		2	1	0	0	2	0	3						
Roger Cedeno, S OBP: 0.437, SLG: 0.427										2	0	0	0	0	2	1						
Bobby Bonilla, S OBP: 0.274, SLG: 0.303	K				1B			P5		1	0	0	0	1	0	0						
Dennis Cook, L					CS					0	0	0	0	0	0	0						
Rey Ordóñez, R OBP: 0.333, SLG: 0.368	K				F8			G4-3		4	1	1	0	0	1	4						
Jason Isringhausen, R OBP: 0.111, SLG: 0.222			F8					G6-3		1	0	0	0	0	0	0						
Pat Mahomes, R OBP: 0.256, SLG: 0.571										1	0	1	1	0	0	0						
Brian McRae, S OBP: 0.354, SLG: 0.412										1	0	0	0	0	1	3						
Greg McMichael, R										0	0	0	0	0	0	0						
Matt Franco, L OBP: 0.343, SLG: 0.444										1	0	0	0	0	0	0						
Inning Stats	R: 0 E: 0 K: 1 S: 16	H: 1 LOB: 1 BB: 0 P: 27	R: 0 E: 0 K: 3 S: 10	H: 0 LOB: 1 BB: 1 P: 20	R: 1 E: 0 K: 0 S: 15	H: 1 LOB: 3 BB: 3 P: 34	R: 1 E: 0 K: 1 S: 13	H: 2 LOB: 1 BB: 0 P: 21	R: 4 E: 0 K: 1 S: 22	H: 4 LOB: 1 BB: 2 P: 41	R: 0 E: 0 K: 0 S: 11	H: 0 LOB: 0 BB: 0 P: 15	R: 0 E: 0 K: 0 S: 8	H: 0 LOB: 0 BB: 0 P: 9	R: 0 E: 0 K: 0 S: 10	H: 1 LOB: 1 BB: 0 P: 17	R: 0 E: 0 K: 1 S: 9	H: 0 LOB: 0 BB: 0 P: 16	1B: 5 2B: 2 3B: 0 HR: 2	SF: 0 SAC: 0 DP: 0 HBP: 0	WP: 0 PB: 0 SB: 2 CS: 1	PA: 42
PITCHER	IP WLS BF H R ER SO BB IBB HBP BLK WP HR S P ERA WHIP																					
Darren Oliver, L ERA: 4.88	4.0 W 14 2 0 0 2 1 0 0 0 0 0 42 63 13.50 3.000																					
Manny Aybar, R ERA: 4.13	0.1 H 1 0 0 0 0 0 0 0 0 0 0 4 7 0.00 0.000																					
Scott Radinsky, L ERA: 5.85	0.2 S 2 0 0 0 1 0 0 0 0 0 0 5 9 0.00 0.000																					
Ricky Bottalico, R ERA: 3.72																						

AB 35
R 6
H 9
RBI 6
BB 6
SO 8
LOB 17



Batter	1	2	3	4	5	6	7	8	9	AB	R	H	RBI	BB	SO	LOB	BOTTOM			
Joe McEwing, R OBP: 0.373, SLG: 0.426	HR	G3-1	F9		F9			BB		5	1	2	0	0	0	6	New York Mets @ St. Louis Cardinals Busch Stadium, St. Louis, MO Sat Jun 19 1999, 12:15 PM CDT Att: 47,638 - Cloudy - 77 F			
Darren Bragg, L OBP: 0.392, SLG: 0.358	HR		SF7	2B	F9			BB		2	3	1	0	3	0	2				
Mark McGwire, R OBP: 0.404, SLG: 0.579	HR		P3					P2		4	1	1	3	1	1	4				
Fernando Tatis, R OBP: 0.411, SLG: 0.560			SF7					G6-4-3		3	1	0	0	2	3	2				
Willie McGee, S OBP: 0.307, SLG: 0.293	L5		SF7					G6-4-3		4	0	1	2	0	1	4				
Ricky Bottalico, L										0	0	0	0	0	0	0				
Eric Davis, R OBP: 0.374, SLG: 0.415	P4		1B		L3			FC6-4		3	1	0	0	1	0	2				
Alberto Castillo, R OBP: 0.289, SLG: 0.316		K	1B		1B			G5-3		4	0	2	1	0	1	0				
Piácido Polanco, R OBP: 0.356, SLG: 0.364		G6-3			1B			K		4	0	2	1	0	1	0				
Darren Oliver, R OBP: 0.400, SLG: 0.485										1	0	1	0	1	0	0				
Manny Aybar, R OBP: 0.100, SLG: 0.100										2	0	0	0	0	2	2				
Scott Radinsky, L										0	0	0	0	0	0	0				
Edgar Rentería, R OBP: 0.328, SLG: 0.388										0	0	0	0	0	0	0				
Inning Stats	R: 3 E: 0 K: 1 S: 14	H: 2 LOB: 1 BB: 1 P: 25	R: 0 E: 0 K: 1 S: 9	H: 1 LOB: 0 BB: 0 P: 11	R: 3 E: 0 K: 0 S: 13	H: 3 LOB: 3 BB: 3 P: 35	R: 1 E: 0 K: 2 S: 15	H: 1 LOB: 1 BB: 1 P: 28	R: 0 E: 0 K: 2 S: 11	H: 2 LOB: 2 BB: 0 P: 20	R: 0 E: 0 K: 2 S: 9	H: 0 LOB: 0 BB: 0 P: 11	R: 0 E: 0 K: 0 S: 12	H: 1 LOB: 2 BB: 2 P: 23	R: 0 E: 0 K: 0 S: 12	H: 1 LOB: 2 BB: 2 P: 23	1B: 5 2B: 2 3B: 2 HR: 1	SF: 1 SAC: 0 DP: 1 HBP: 0	WP: 0 PB: 0 SB: 1 CS: 0	PA: 41
PITCHER	IP WLS BF H R ER SO BB IBB HBP BLK WP HR S P ERA WHIP																			
Jason Isringhausen, R ERA: 7.3	2.2 L 18 6 6 6 2 3 1 0 0 0 0 0 1 35 20.25 3.375																			
Pat Mahomes, R ERA: 4.5	1.1 6 1 1 1 2 1 0 0 0 0 0 0 16 30 6.75 1.500																			
Greg McMichael, R ERA: 3.38	2.0 9 2 0 0 3 1 0 0 0 0 0 0 24 37 0.00 1.500																			
Dennis Cook, L ERA: 2.51	2.0 8 1 0 0 2 2 0 0 0 0 0 0 21 34 0.00 1.500																			

AB 32
R 7
H 10
RBI 7
BB 8
SO 9
LOB 22



Batter	1	2	3	4	5	6	7	8	9	AB	R	H	RBI	BB	SO	LOB	TOP																			
Roger Cedeno, S OBP: 0.436, SLG: 0.426	G4-3		2B 1B		K	CS 1B			FC6-4 31 1B	5	2	2	1	0	1	2																				
Luis Lopez, S OBP: 0.367, SLG: 0.348	F9		2B BB		F7	CS	K		SF7	3	0	0	1	1	1	0																				
John Olerud, L OBP: 0.444, SLG: 0.527	F7		1-3 2H 2B			31 1B 1B	K		31 1B HBP	4	1	2	1	0	1	0																				
31 Mike Piazza, R OBP: 0.372, SLG: 0.598		K	K			1B 2B 1B	K		1-3 2H 1B	5	1	2	1	0	3	2																				
Robin Ventura, L OBP: 0.353, SLG: 0.496	G6-3			G6-3		2B 1B 1B		K	K	5	1	1	1	0	2	2																				
Brian McRae, S OBP: 0.352, SLG: 0.406	G4-3			WP BB		K		P4		3	0	0	0	1	1	2																				
Benny Agbavani, R Armando Benitez, R John Franco, L			G1-3	G6-3		1-3 3H 2B		K		4	1	1	1	0	1	1	AB 36 R 9 H 12 RBI 8 BB 2 SO 10 LOB 11																			
Rey Ordenez, R OBP: 0.341, SLG: 0.376			SH2-3 1B	G5-3		1-3 2H 3H 1B	G4-3 1B		1B SF7 1B	4	3	3	2	0	0	1																				
Rick Reed, R Matt Franco, L Turk Wendell, L Dennis Cook, L Rickey Henderson, R	SH2-3			G5-3	G4-3				FC6-4 1B	1	0	0	0	0	0	0																				
Inning Stats	R: 0 E: 0 K: 0 S: 11	H: 0 LOB: 0 BB: 0 P: 19	R: 0 E: 0 K: 1 S: 7	H: 0 LOB: 0 BB: 0 P: 10	R: 2 E: 0 K: 1 S: 15	H: 3 LOB: 2 BB: 1 P: 22	R: 0 E: 0 K: 0 S: 8	H: 0 LOB: 1 BB: 1 P: 19	R: 0 E: 0 K: 1 S: 6	H: 0 LOB: 0 BB: 0 P: 11	R: 5 E: 0 K: 1 S: 26	H: 6 LOB: 0 BB: 0 P: 37	R: 0 E: 0 K: 3 S: 9	H: 0 LOB: 0 BB: 0 P: 11	R: 0 E: 0 K: 2 S: 7	H: 0 LOB: 0 BB: 0 P: 9	R: 2 E: 0 K: 1 S: 12	H: 3 LOB: 2 BB: 0 P: 19	1B: 10 2B: 2 3B: 0 HR: 0	SF: 1 SAC: 1 DP: 0 HBP: 1	WP: 1 PB: 0 SB: 2 CS: 1	PA: 42														
PITCHER	IP	WLS	BF	H	R	ER	SO	BB	IBB	HBP	BLK	WP	HR	S	P	ERA	WHIP	PITCHER	IP	WLS	BF	H	R	ER	SO	BB	IBB	HBP	BLK	WP	HR	S	P	ERA	WHIP	
Jose Jimenez, R ERA: 6.68	(1, 1)	5.1	25	7	6	6	4	2	0	0	0	1	0	61	102	10.12	1.688																			
Rick Croushore, R ERA: 3.6	(6, 1)	1.2	L	2	1	1	3	0	0	0	0	0	0	21	27	5.40	1.200																			
Heathcliff Slocumb, R ERA: 0.75	(8, 1)	1.0		3	0	0	2	0	0	0	0	0	0	7	9	0.00	0.000																			
Curtis King, R ERA: 18.0	(9, 1)	0.0		2	2	2	0	0	0	0	0	0	0	5	6	=	=																			
Scott Radinsky, L ERA: 5.57	(9, 1)	1.0		5	1	0	1	0	0	1	0	0	0	7	13	0.00	1.000																			

Batter	1	2	3	4	5	6	7	8	9	AB	R	H	RBI	BB	SO	LOB	BOTTOM																				
Joe McEwing, R OBP: 0.371, SLG: 0.427	F9		G3-1		SH3-4		G6-3		G4-3 2B	4	0	1	0	0	0	0																					
Darren Bragg, L OBP: 0.385, SLG: 0.351	L4		F9		K		K		G4-3	4	0	0	0	0	2	2																					
Fernando Tatis, R OBP: 0.409, SLG: 0.558									2-3 G4-3	1	0	0	0	0	0	1																					
Mark McGwire, R OBP: 0.407, SLG: 0.589	HR BB		G6-3		2-1 2H HR				F8	3	2	1	3	2	0	1																					
Ray Lankford, L OBP: 0.387, SLG: 0.632	1-3 HR			K	1-2 1B		F9			4	1	2	2	0	1	1																					
Eric Davis, R OBP: 0.374, SLG: 0.414	K			K	1-2 1B				K	3	0	1	0	0	2	0																					
Rick Croushore, R Heathcliff Slocumb, R Shawon Dunston, R Eli Marrero, R	K			K	1-2 1B				K	0	0	0	0	0	0	0																					
Edgar Renteria, R OBP: 0.323, SLG: 0.382	G4-3			G5-3	F9		K		K	4	0	0	0	0	1	2																					
Alberto Castillo, R Thomas Howard, S Curtis King, R Scott Radinsky, L			2B		2-1 1B 1B		K		1B	3	1	2	0	0	1	0	AB 36 R 6 H 10 RBI 6 BB 2 SO 9 LOB 10																				
Placido Polanco, R OBP: 0.353, SLG: 0.360	L9				SH3-4 HR 1B		P3		L4	4	1	1	0	0	2																						
Jose Jimenez, R Willie McGee, S	K				1-2 HR 1B		G4-3		G3	2	1	1	1	0	1	1	WP: 0 PB: 0 SB: 0 CS: 0																				
Inning Stats	R: 2 E: 0 K: 1 S: 14	H: 1 LOB: 1 BB: 1 P: 22	R: 0 E: 0 K: 1 S: 9	H: 1 LOB: 0 BB: 0 P: 11	R: 0 E: 0 K: 0 S: 11	H: 0 LOB: 0 BB: 0 P: 14	R: 0 E: 0 K: 2 S: 9	H: 0 LOB: 0 BB: 0 P: 13	R: 4 E: 0 K: 1 S: 23	H: 6 LOB: 2 BB: 0 P: 33	R: 0 E: 0 K: 1 S: 8	H: 0 LOB: 0 BB: 0 P: 15	R: 0 E: 0 K: 1 S: 9	H: 0 LOB: 1 BB: 1 P: 16	R: 0 E: 0 K: 2 S: 16	H: 1 LOB: 1 BB: 0 P: 21	R: 0 E: 0 K: 0 S: 8	H: 1 LOB: 1 BB: 0 P: 13	1B: 6 2B: 2 3B: 0 HR: 2	SF: 0 SAC: 1 DP: 0 HBP: 0	WP: 0 PB: 0 SB: 0 CS: 0	PA: 39															
PITCHER	IP	WLS	BF	H	R	ER	SO	BB	IBB	HBP	BLK	WP	HR	S	P	ERA	WHIP	PITCHER	IP	WLS	BF	H	R	ER	SO	BB	IBB	HBP	BLK	WP	HR	S	P	ERA	WHIP		
Rick Reed, R ERA: 5.29	(1, 1)	5.0	W	24	8	6	5	1	0	0	0	0	0	15	29	0.00	0.600																				
Turk Wendell, R ERA: 3.16	(6, 1)	1.2	H	6	0	0	2	1	0	0	0	0	0	2	2	0.00	0.000																				
Dennis Cook, L ERA: 2.48	(7, 1)	0.1	H	1	0	0	0	0	0	0	0	0	0	2	2	0.00	0.000																				
Armando Benitez, R ERA: 1.53	(8, 1)	1.0	H	4	1	0	2	0	0	0	0	0	0	16	21	0.00	1.000																				
John Franco, L ERA: 2.93	(9, 1)	1.0	S	4	1	0	0	0	0	0	0	0	0	8	13	0.00	1.000																				

New York Mets @ St. Louis Cardinals
 Busch Stadium, St. Louis, MO
 Sun Jun 20 1999, 1:10 PM CDT
 Att: 44,705 - Cloudy - 82 F

AB 36
 R 9
 H 12
 RBI 8
 BB 2
 SO 10
 LOB 11



New York Mets @ St. Louis Cardinals
 Busch Stadium, St. Louis, MO
 Sun Jun 20 1999, 1:10 PM CDT
 Att: 44,705 - Cloudy - 82 F

AB 36
 R 6
 H 10
 RBI 6
 BB 2
 SO 9
 LOB 10



Batter	1	2	3	4	5	6	7	8	9	AB	R	H	RBI	BB	SO	LOB	TOP									
Craig Biggio, R OBP: 0.370, SLG: 0.447 (1, 4)										3	0	0	0	1	0	0	Houston Astros @ St. Louis Cardinals Busch Stadium, St. Louis, MO Mon Jun 21 1999, 7:10 PM CDT Att: 41,506 - Cloudy - 83 F									
Bill Spillers, L OBP: 0.360, SLG: 0.438 (1, 5)										4	1	1	0	0	0	1										
Jeff Bagwell, R OBP: 0.469, SLG: 0.675 (1, 3)										2	1	1	1	1	0	0										
Derek Bell, R OBP: 0.294, SLG: 0.361 (1, 9)										4	0	0	0	0	2	2										
Carl Everett, S OBP: 0.372, SLG: 0.459 (1, 8)										3	1	2	1	0	0	0										
Richard Hidalgo, R OBP: 0.321, SLG: 0.502 (1, 7)										3	0	0	1	0	0	1										
Paul Bako, L OBP: 0.378, SLG: 0.420 (1, 2)										4	0	0	0	0	1	1										
Ricky Gutierrez, R OBP: 0.360, SLG: 0.372 (1, 6)										3	0	1	0	0	0	0										
Sean Bergman, R OBP: 0.115, SLG: 0.346 (5, PH)										1	0	0	0	0	0	0										
Glen Barker, S OBP: 0.412, SLG: 0.438 (5, PH)										1	0	0	0	0	0	0										
Brian Williams, R OBP: 0.500, SLG: 0.500 (7, PH)										0	0	0	0	0	0	0										
Daryle Ward, L OBP: 0.323, SLG: 0.345 (7, PH)										1	0	0	0	0	1	1										
Scott Elarton, R (7, 1)										0	0	0	0	0	0	0										
Inning Stats	R: 0 E: 0 K: 1 S: 13	H: 0 LOB: 1 BB: 1 P: 22	R: 0 E: 0 K: 1 S: 8	H: 0 LOB: 0 BB: 0 P: 14	R: 0 E: 0 K: 0 S: 5	H: 0 LOB: 1 BB: 1 P: 11	R: 2 E: 0 K: 0 S: 17	H: 2 LOB: 0 BB: 0 P: 23	R: 0 E: 0 K: 0 S: 7	H: 0 LOB: 0 BB: 0 P: 10	R: 1 E: 1 K: 0 S: 10	H: 1 LOB: 0 BB: 0 P: 15	R: 0 E: 0 K: 1 S: 8	H: 1 LOB: 1 BB: 0 P: 13	R: 0 E: 0 K: 0 S: 7	H: 0 LOB: 0 BB: 0 P: 12	R: 0 E: 0 K: 1 S: 7	H: 1 LOB: 1 BB: 0 P: 10	1B: 3 2B: 2 3B: 0 HR: 0	SF: 2 SAC: 0 DP: 0 HBP: 1	WP: 0 PB: 0 SB: 1 CS: 0	PA: 35				
PITCHER	IP	WLS	BF	H	R	ER	SO	BB	IBB	HBP	BLK	WP	HR	S	P	ERA	WHIP									
Kent Bottenfield, R ERA: 3.72	(1, 1)	7.0	W	27	4	3	1	3	2	0	1	0	0	0	68	108	1.29	0.857								
Ricky Bottalico, R ERA: 3.54	(8, 1)	2.0	S	7	1	0	0	1	0	0	0	0	0	14	22	0.00	0.500									

AB	29
R	3
H	5
RBI	3
BB	2
SO	4
LOB	6




Batter	1	2	3	4	5	6	7	8	9	AB	R	H	RBI	BB	SO	LOB	BOTTOM									
Joe McEwing, R OBP: 0.373, SLG: 0.432 (7, 8)										4	0	2	1	0	1	1	Houston Astros @ St. Louis Cardinals Busch Stadium, St. Louis, MO Mon Jun 21 1999, 7:10 PM CDT Att: 41,506 - Cloudy - 83 F									
Thomas Howard, S OBP: 0.409, SLG: 0.444 (8, 1)										4	0	1	0	0	0	0										
Mark McGwire, R OBP: 0.405, SLG: 0.596 (1, 3)										4	1	1	1	0	1	2										
Ray Lankford, L OBP: 0.389, SLG: 0.632 (1, 7)										3	0	1	0	1	1	0										
Fernando Tatis, R OBP: 0.411, SLG: 0.555 (1, 5)										3	1	1	0	0	1	2										
Shawon Dunston, R OBP: 0.376, SLG: 0.558 (7, 4)										3	1	1	0	0	1	1										
Placido Polanco, R OBP: 0.350, SLG: 0.357 (1, 6)										3	1	2	1	0	0	0										
Edgar Renteria, R OBP: 0.327, SLG: 0.385 (1, 2)										3	1	0	0	0	3											
Eli Marrero, R OBP: 0.260, SLG: 0.358 (1, 2)										1	0	1	2	0	0	0										
Kent Bottenfield, R OBP: 0.172, SLG: 0.241 (7, PH)										1	0	0	0	0	0	0										
Darren Bragg, L OBP: 0.363, SLG: 0.349 (8, 9)										1	0	0	0	0	0	0										
Inning Stats	R: 0 E: 0 K: 0 S: 12	H: 2 LOB: 0 BB: 0 P: 19	R: 3 E: 0 K: 0 S: 14	H: 3 LOB: 1 BB: 0 P: 26	R: 1 E: 0 K: 1 S: 9	H: 2 LOB: 1 BB: 0 P: 15	R: 1 E: 0 K: 0 S: 8	H: 2 LOB: 1 BB: 0 P: 12	R: 1 E: 0 K: 2 S: 10	H: 1 LOB: 1 BB: 0 P: 14	R: 0 E: 0 K: 1 S: 8	H: 0 LOB: 0 BB: 0 P: 10	R: 0 E: 0 K: 1 S: 9	H: 0 LOB: 0 BB: 0 P: 13	R: 0 E: 0 K: 0 S: 4	H: 0 LOB: 1 BB: 1 P: 10	R: 0 E: 0 K: 0 S: 4	H: 0 LOB: 1 BB: 1 P: 10	1B: 6 2B: 3 3B: 0 HR: 1	SF: 0 SAC: 1 DP: 1 HBP: 1	WP: 0 PB: 0 SB: 0 CS: 0	PA: 33				
PITCHER	IP	WLS	BF	H	R	ER	SO	BB	IBB	HBP	BLK	WP	HR	S	P	ERA	WHIP									
Sean Bergman, R ERA: 4.63	(1, 1)	4.0	L	19	9	5	5	1	0	0	0	0	0	1	43	72	11.25	2.250								
Brian Williams, R ERA: 3.23	(5, 1)	2.0	7	1	0	0	3	0	0	0	0	0	0	18	24	0.00	0.500									
Scott Elarton, R ERA: 2.62	(7, 1)	2.0	7	0	0	0	1	1	0	0	0	0	0	13	23	0.00	0.500									



Batter	1	2	3	4	5	6	7	8	9	AB	R	H	RBI	BB	SO	LOB	TOP				
Joe McEwing, R OBP: 0.366, SLG: 0.425	G5-3		G1-6-3 1B		L9		K	K		5	0	1	0	0	2	3					
Placido Polanco, R OBP: 0.340, SLG: 0.353 Darren Bragg, L OBP: 0.383, SLG: 0.362	HR		G1-6-3 1-2		P6		BB HBP		K	3	1	1	0	0	0	2					
Mark McGwire, R OBP: 0.415, SLG: 0.604	2H HR		F8			2B BB			E SF9 BB	2	3	1	2	3	0	0					
Eric Davis, R OBP: 0.365, SLG: 0.412	K				F9		L9		E9 SF9 1B	5	1	2	0	0	1	2					
Willie McGee, S OBP: 0.319, SLG: 0.310	G5-3				G6-3		K		SF9 IBB	4	0	1	1	1	1	2					
Edgar Renteria, R OBP: 0.336, SLG: 0.409					S 1B				SF9	4	2	3	2	0	1	0					
Eli Marrero, R OBP: 0.298, SLG: 0.355					K		G6-3		G6-3	5	0	1	0	0	2	5					
David Howard, S OBP: 0.364, SLG: 0.300										4	0	3	1	0	1	1					
Darren Oliver, R OBP: 0.378, SLG: 0.457 Rick Croushore, R OBP: 0.500, SLG: 0.500 Thomas Howard, S OBP: 0.412, SLG: 0.442 Scott Radinsky, L OBP: 0.412, SLG: 0.442 Ricky Bottalico, L OBP: 0.333, SLG: 0.511	G1-3				SH2-4 1B		G1-3			2	0	0	0	0	0	2					
Inning Stats	R: 2 E: 0 K: 1 S: 14	H: 2 LOB: 0 BB: 0 P: 24	R: 0 E: 0 K: 2 S: 9	H: 1 LOB: 1 BB: 0 P: 12	R: 0 E: 0 K: 0 S: 8	H: 1 LOB: 0 BB: 0 P: 16	R: 0 E: 0 K: 1 S: 10	H: 1 LOB: 1 BB: 0 P: 17	R: 0 E: 0 K: 0 S: 6	H: 1 LOB: 1 BB: 0 P: 8	R: 3 E: 0 K: 0 S: 13	H: 4 LOB: 1 BB: 1 P: 23	R: 0 E: 0 K: 2 S: 13	H: 0 LOB: 2 BB: 1 P: 27	R: 1 E: 0 K: 1 S: 13	H: 1 LOB: 2 BB: 2 P: 27	1B: 10 2B: 4 3B: 0 HR: 1	SF: 1 SAC: 1 DP: 2 HBP: 1	WP: 0 PB: 0 SB: 1 CS: 1	PA: 43	
PITCHER	IP	WLS	BF	H	R	ER	SO	BB	IBB	HBP	BLK	WP	HR	S	P	ERA	WHIP				
Omar Daal, L ERA: 3.54	6.0		27	10	5	5	4	1	0	0	0	0	1	60	100	7.50	1.833				
Byung-Hyun Kim, R ERA: 3.14	2.0		10	3	1	1	4	1	0	1	0	0	0	25	49	4.50	2.000				
Vladimir Nunez, R ERA: 3.04	1.0	W	6	1	1	1	1	1	1	0	0	0	0	13	27	9.00	2.000				

St. Louis Cardinals @ Arizona Diamondbacks
Bank One Ballpark, Phoenix, AZ
Thu Jun 24 1999, 10:05 PM EDT
Att: 41,459 - Dome - 72 F


AB 36
R 7
H 14
RBI 7
BB 4
SO 9
LOB 17



Batter	1	2	3	4	5	6	7	8	9	AB	R	H	RBI	BB	SO	LOB	BOTTOM					
Tony Womack, L OBP: 0.324, SLG: 0.356 Vladimir Nunez, R OBP: 0.377, SLG: 0.432	E SF8 1B		K		BLK S 2B 1B		P5		L6	5	2	2	0	0	1	2						
Jay Bell, R OBP: 0.373, SLG: 0.592	PB BB		1B G6-4-3 2B		P4				G4-3	3	1	1	0	2	0	1						
Luis Gonzalez, L OBP: 0.433, SLG: 0.609	SF8		G6-4-3 1B		BLK S 2B		F7		BB 1B	4	2	3	2	0	0	2						
Matt Williams, R OBP: 0.364, SLG: 0.607	P2		G6-4-3		BLK 3B IBB		P2		K	4	1	0	0	1	1	3						
Greg Colbrunn, R OBP: 0.382, SLG: 0.500 Travis Lee, L OBP: 0.364, SLG: 0.435	HBP		G5-3		1H 2H 3B		FC6-2 BB		HBP 1B BB	2	0	1	2	0	0	0						
Bernard Gilkey, R OBP: 0.400, SLG: 0.510	G6-3				P4		E1		HBP 2B 1B	4	1	2	1	1	0	3						
Kelly Stinnett, R OBP: 0.287, SLG: 0.429 Andy Fox, L OBP: 0.377, SLG: 0.432			K		G6-3 1B		F8		FC6-2	4	0	1	0	0	1	3						
Hanley Frias, S OBP: 0.345, SLG: 0.304	F8				L4				P6	4	0	1	2	1	0	4						
Omar Daal, L OBP: 0.235, SLG: 0.219 David Dellucci, L OBP: 0.443, SLG: 0.459 Byung-Hyun Kim, R OBP: 0.377, SLG: 0.432 Steve Finley, L OBP: 0.333, SLG: 0.511					G6-3 1B		F8		G6-3	1	0	0	0	1	0	2						
Inning Stats	R: 1 E: 0 K: 0 S: 13	H: 1 LOB: 2 BB: 1 P: 28	R: 0 E: 0 K: 2 S: 13	H: 0 LOB: 1 BB: 1 P: 20	R: 1 E: 0 K: 0 S: 7	H: 2 LOB: 0 BB: 0 P: 11	R: 0 E: 0 K: 0 S: 11	H: 1 LOB: 1 BB: 1 P: 15	R: 3 E: 0 K: 1 S: 14	H: 3 LOB: 2 BB: 1 P: 28	R: 0 E: 0 K: 1 S: 12	H: 0 LOB: 2 BB: 2 P: 25	R: 0 E: 0 K: 0 S: 12	H: 1 LOB: 2 BB: 1 P: 23	R: 0 E: 0 K: 0 S: 7	H: 0 LOB: 0 BB: 0 P: 10	R: 3 E: 0 K: 1 S: 19	H: 3 LOB: 2 BB: 1 P: 31	1B: 7 2B: 3 3B: 1 HR: 0	SF: 1 SAC: 0 DP: 2 HBP: 2	WP: 0 PB: 1 SB: 3 CS: 0	PA: 44
PITCHER	IP	WLS	BF	H	R	ER	SO	BB	IBB	HBP	BLK	WP	HR	S	P	ERA	WHIP					
Darren Oliver, L ERA: 5.01	5.0		25	7	5	4	2	3	1	1	2	0	0	24	48	0.00	2.000					
Rick Croushore, R ERA: 3.1	2.0		10	1	0	0	1	3	0	0	0	0	0	9	13	9.00	1.000					
Scott Radinsky, L ERA: 5.64	1.0	H	4	1	1	1	0	0	0	0	0	0	0	17	28	54.00	9.000					
Ricky Bottalico, R ERA: 3.89	0.1	L	5	2	2	2	1	1	0	1	0	0	0	0	0	0	0					

St. Louis Cardinals @ Arizona Diamondbacks
Bank One Ballpark, Phoenix, AZ
Thu Jun 24 1999, 10:05 PM EDT
Att: 41,459 - Dome - 72 F

AB 33
R 8
H 11
RBI 7
BB 8
SO 4
LOB 21



Batter	1	2	3	4	5	6	7	8	9	10	AB	R	H	RBI	BB	SO	LOB	TOP							
Joe McEwing, R OBP: 0.362, SLG: 0.422 (1, 4)											5	0	1	0	0	1	2								
Darren Bragg, L OBP: 0.380, SLG: 0.356 (1, 8)											4	0	1	0	0	0	1								
Mark McGwire, R OBP: 0.413, SLG: 0.594 (1, 3)											1	0	0	0	1	0	1								
Willie McCree, S OBP: 0.321, SLG: 0.313 (4, 3)											2	0	1	0	0	0	0								
Scott Radinsky, L (9, 1)											0	0	0	0	0	0	0								
Manny Aybar, R OBP: 0.100, SLG: 0.100 (9, 1)											0	0	0	0	0	0	0								
Ray Lankford, L OBP: 0.380, SLG: 0.601 (1, 7)											4	1	0	0	0	1	2								
Thomas Howard, S OBP: 0.390, SLG: 0.412 (1, 9)											4	0	1	0	0	2	1								
Edgar Renteria, R OBP: 0.340, SLG: 0.412 (1, 6)											3	1	1	1	1	0	0								
Eli Marrero, R OBP: 0.253, SLG: 0.349 (1, 2)											4	0	0	0	0	0	2								
David Howard, S OBP: 0.333, SLG: 0.313 (1, 5)											3	0	0	0	1	1	0								
Kent Bottenfield, R OBP: 0.156, SLG: 0.219 (1, 1)											3	0	0	0	0	2	0								
Alberto Castillo, R OBP: 0.305, SLG: 0.337 (9, 2)											0	0	0	1	0	0	0								
Inning Stats	R: 0 E: 0 K: 1 S: 10	H: 1 LOB: 1 BB: 0 P: 15	R: 0 E: 0 K: 1 S: 7	H: 0 LOB: 0 BB: 0 P: 12	R: 0 E: 0 K: 1 S: 12	H: 1 LOB: 1 BB: 0 P: 17	R: 0 E: 0 K: 0 S: 5	H: 0 LOB: 1 BB: 1 P: 13	R: 0 E: 0 K: 0 S: 9	H: 0 LOB: 0 BB: 0 P: 14	R: 0 E: 0 K: 0 S: 9	H: 0 LOB: 0 BB: 0 P: 10	R: 1 E: 1 K: 0 S: 9	H: 2 LOB: 1 BB: 0 P: 18	R: 0 E: 0 K: 2 S: 8	H: 0 LOB: 0 BB: 0 P: 12	R: 0 E: 0 K: 1 S: 8	H: 1 LOB: 0 BB: 0 P: 10	R: 1 E: 1 K: 1 S: 6	H: 0 LOB: 2 BB: 2 P: 14	1B: 5 2B: 0 3B: 0 HR: 0	SF: 1 SAC: 0 DP: 0 HBP: 0	WP: 1 PB: 0 SB: 0 CS: 0	PA: 37	
PITCHER	IP	WLS	BF	H	R	ER	SO	BB	IBB	HBP	BLK	WP	HR	S	P	ERA	WHIP								
Brian Anderson, L ERA: 6.57 (1, 1)	8.0		28	4	1	0	5	1	0	0	0	0	0	69	111	0.00	0.625								
Dan Plesac, L ERA: 7.67 (9, 1)	1.1		4	1	0	0	2	0	0	0	0	0	0	11	13	0.00	0.750								
Vladimir Nunez, R ERA: 2.96 (10, 1)	0.2	L	5	0	1	0	0	1	1	0	0	1	0	3	11	0.00	1.500								

St. Louis Cardinals @ Arizona Diamondbacks
Bank One Ballpark, Phoenix, AZ
Sat Jun 26 1999, 10:05 PM EDT
Att. 48,053 - Dome - 72 F

AB 33
R 2
H 5
RBI 2
BB 3
SO 7
LOB 9



Batter	1	2	3	4	5	6	7	8	9	10	AB	R	H	RBI	BB	SO	LOB	BOTTOM							
Tony Womack, L OBP: 0.316, SLG: 0.345 (1, 4)											4	0	0	0	0	1	2								
Bernard Gilkey, R OBP: 0.387, SLG: 0.490 (1, 9)											4	1	0	0	0	2	2								
Dan Plesac, L (9, 1)											0	0	0	0	0	0	0								
Hanley Frias, S OBP: 0.333, SLG: 0.292 (10, 6)											1	0	0	0	0	0	0								
Luis Gonzalez, L OBP: 0.431, SLG: 0.608 (1, 7)											5	0	2	1	0	0	1								
Matt Williams, R OBP: 0.359, SLG: 0.594 (1, 5)											5	0	1	0	0	3	2								
Steve Finley, L OBP: 0.329, SLG: 0.500 (1, 8)											4	0	0	0	0	1	1								
Travis Lee, L OBP: 0.359, SLG: 0.427 (1, 3)											4	0	1	0	0	0	1								
Kelly Stinnett, R OBP: 0.307, SLG: 0.433 (1, 2)											1	0	1	0	3	0	0								
Andy Fox, L OBP: 0.375, SLG: 0.423 (1, 6)											3	0	1	0	0	1	3								
Jay Bell, R OBP: 0.369, SLG: 0.583 (9, PH)											1	0	0	0	0	0	2								
Brian Anderson, R OBP: 0.133, SLG: 0.133 (1, 1)											2	0	0	0	0	0	2								
David Dellucci, L OBP: 0.438, SLG: 0.453 (8, PH)											2	0	1	0	0	1	2								
Vladimir Nunez, R (10, 1)											0	0	0	0	0	0	0								
Inning Stats	R: 0 E: 0 K: 1 S: 7	H: 0 LOB: 0 BB: 0 P: 9	R: 0 E: 1 K: 2 S: 10	H: 1 LOB: 2 BB: 1 P: 18	R: 0 E: 2 K: 1 S: 9	H: 0 LOB: 1 BB: 0 P: 13	R: 0 E: 0 K: 1 S: 9	H: 0 LOB: 0 BB: 0 P: 14	R: 0 E: 0 K: 0 S: 15	H: 1 LOB: 1 BB: 1 P: 21	R: 0 E: 0 K: 2 S: 10	H: 1 LOB: 1 BB: 0 P: 14	R: 1 E: 0 K: 1 S: 8	H: 2 LOB: 1 BB: 0 P: 14	R: 0 E: 0 K: 1 S: 9	H: 1 LOB: 2 BB: 1 P: 16	R: 0 E: 0 K: 0 S: 4	H: 1 LOB: 1 BB: 0 P: 4	1B: 6 2B: 0 3B: 1 HR: 0	SF: 0 SAC: 1 DP: 1 HBP: 0	WP: 0 PB: 0 SB: 1 CS: 0	PA: 40			
PITCHER	IP	WLS	BF	H	R	ER	SO	BB	IBB	HBP	BLK	WP	HR	S	P	ERA	WHIP								
Kent Bottenfield, R ERA: 3.51 (1, 1)	8.0		31	5	1	1	8	2	0	0	0	0	0	75	113	1.12	0.875								
Scott Radinsky, L ERA: 3.56 (9, 1)	0.1		3	1	0	0	0	1	0	0	0	0	0	3	8	0.00	6.000								
Manny Aybar, R ERA: 3.86 (9, 1)	1.2	W	6	1	0	0	1	0	0	0	0	0	0	10	12	0.00	0.600								

St. Louis Cardinals @ Arizona Diamondbacks
Bank One Ballpark, Phoenix, AZ
Sat Jun 26 1999, 10:05 PM EDT
Att. 48,053 - Dome - 72 F

AB 36
R 1
H 7
RBI 1
BB 3
SO 9
LOB 18



Batter	1	2	3	4	5	6	7	8	9	10	AB	R	H	RBI	BB	SO	LOB	TOP				
Joe McEwing, R OBP: 0.359, SLG: 0.421 (1, 4)	G6-3		G6-3		1B 2B			G1-6-3		K	5	0	1	0	0	1	1	St. Louis Cardinals @ Arizona Diamondbacks Bank One Ballpark, Phoenix, AZ Sun Jun 27 1999, 8:05 PM EDT Att. 44,458 - Dome - 72 F				
Willie McGee, S OBP: 0.324, SLG: 0.311 (1, 8)	G3-1		L5					F7		2B BB	4	0	1	0	1	0	1					
Ray Lankford, L OBP: 0.376, SLG: 0.589 (1, 7)	K				BB SF7 1B			E1		F7	4	1	0	0	1	1	2					
Thomas Howard, S OBP: 0.391, SLG: 0.429 (1, 9)								G4-3		2B	5	0	2	0	0	0	1					
Fernando Tatis, R OBP: 0.416, SLG: 0.553 (1, 5)								G6-3			3	1	1	0	2	0	0					
Edgar Renteria, R OBP: 0.341, SLG: 0.418 (1, 6)								F8		F9	3	0	1	2	1	0	3					
Alberto Castillo, R OBP: 0.296, SLG: 0.326 Mark McGwire, R OBP: 0.415, SLG: 0.594 Eric Davis, R OBP: 0.399, SLG: 0.403 El Marrero, R OBP: 0.253, SLG: 0.349 (1, 2)								P9		K IBB	3	0	0	0	0	0	3					
David Howard, S OBP: 0.273, SLG: 0.250 (1, 3)								K		FC4-2-5	4	0	0	0	0	2	4					
Kent Mercker, L OBP: 0.214, SLG: 0.231 Rick Croushore, R OBP: 0.500, SLG: 0.500 Darren Bragg, L OBP: 0.379, SLG: 0.354 Ricky Bottalico, L (8, 1)								G2-3		K	1	0	0	0	0	1	2					
Inning Stats	R: 0 E: 0 K: 1 S: 6	H: 0 LOB: 0 BB: 0 P: 7	R: 0 E: 0 K: 0 S: 8	H: 0 LOB: 1 BB: 1 P: 16	R: 0 E: 0 K: 1 S: 8	H: 1 LOB: 1 BB: 0 P: 9	R: 1 E: 0 K: 0 S: 9	H: 1 LOB: 2 BB: 2 P: 18	R: 0 E: 0 K: 1 S: 5	H: 2 LOB: 1 BB: 0 P: 5	R: 0 E: 0 K: 0 S: 5	H: 0 LOB: 0 BB: 0 P: 10	R: 0 E: 1 K: 0 S: 13	H: 0 LOB: 1 BB: 0 P: 21	R: 1 E: 0 K: 1 S: 9	H: 2 LOB: 1 BB: 2 P: 18	R: 0 E: 0 K: 1 S: 6		H: 1 LOB: 3 BB: 2 P: 14	1B: 2 2B: 4 3B: 1 HR: 0	SF: 1 SAC: 0 DP: 0 HBP: 0	WP: 0 PB: 0 SB: 0 CS: 0
PITCHER	IP	WLS	BF	H	R	ER	SO	BB	IBB	HBP	BLK	WP	HR	S	P	ERA	WHIP					
Armando Reynoso, R ERA: 3.67 Byung-Hyun Kim, R ERA: 3.45 Dan Plesac, L ERA: 7.57 Vladimir Nunez, R ERA: 2.93 (1, 1)	8.0		31	4	1	1	3	3	0	0	0	0	0	63	99	1.12	0.875					
(9, 1)	1.1	B	7	2	1	1	2	1	1	0	0	0	0	12	25	6.75	2.250					
(10, 1)	0.1		2	1	0	0	0	0	0	0	0	0	0	2	2	0.00	3.000					
(10, 1)	0.1	W	2	0	0	0	0	0	1	0	0	0	0	1	5	0.00	0.000					

AB	35
R	2
H	7
RBI	2
BB	6
SO	5
LOB	17



Batter	1	2	3	4	5	6	7	8	9	10	AB	R	H	RBI	BB	SO	LOB	BOTTOM						
Tony Womack, L OBP: 0.315, SLG: 0.348 (1, 9)	2B		G3			K		F9			4	0	1	0	0	1	0	St. Louis Cardinals @ Arizona Diamondbacks Bank One Ballpark, Phoenix, AZ Sun Jun 27 1999, 8:05 PM EDT Att. 44,458 - Dome - 72 F						
Jay Bell, R OBP: 0.364, SLG: 0.575 (1, 4)	P6				P5			K		K	4	0	0	0	0	2	1							
Luis Gonzalez, L OBP: 0.432, SLG: 0.605 (1, 7)	K				F7			HR 1B		BB	3	1	1	0	1	1	1							
Matt Williams, R OBP: 0.357, SLG: 0.599 (1, 5)	P3				F7			HR		F7	4	1	1	2	0	0	2							
Steve Finley, L OBP: 0.331, SLG: 0.500 (1, 8)								K		K	4	0	2	0	0	2	1							
Damian Miller, R OBP: 0.314, SLG: 0.429 David Dellucci, L OBP: 0.432, SLG: 0.446 Kelly Stinnett, R OBP: 0.307, SLG: 0.433 (1, 2)								G1-3 1B		L4	3	0	0	0	0	0	2							
(9, PH)								G1-3			1	0	0	0	0	0	1							
(10, 2)											0	0	0	0	0	0	0							
Travis Lee, L OBP: 0.360, SLG: 0.434 (1, 3)											3	1	1	0	1	0	0							
Hanley Frias, S OBP: 0.324, SLG: 0.286 (1, 6)											4	0	1	0	0	0	2							
Armando Reynoso, R OBP: 0.316, SLG: 0.222 Bernard Gilkey, R OBP: 0.385, SLG: 0.454 Byung-Hyun Kim, R OBP: 0.399, SLG: 0.403 Dan Plesac, L OBP: 0.379, SLG: 0.354 Vladimir Nunez, R OBP: 0.253, SLG: 0.349 Andy Cox, L OBP: 0.379, SLG: 0.427 (1, 1)								F8		1B	2	0	0	0	0	0	0							
(8, PH)											1	0	0	0	0	0	0							
(9, 1)											0	0	0	0	0	0	0							
(10, 1)											0	0	0	0	0	0	0							
(10, PH)											1	0	1	1	0	0	0							
Inning Stats	R: 0 E: 0 K: 1 S: 11	H: 1 LOB: 1 BB: 0 P: 18	R: 0 E: 0 K: 0 S: 7	H: 1 LOB: 0 BB: 0 P: 13	R: 0 E: 0 K: 1 S: 7	H: 0 LOB: 0 BB: 0 P: 10	R: 0 E: 0 K: 0 S: 6	H: 0 LOB: 0 BB: 0 P: 8	R: 0 E: 0 K: 1 S: 8	H: 0 LOB: 0 BB: 0 P: 14	R: 0 E: 0 K: 2 S: 9	H: 0 LOB: 2 BB: 0 P: 13	R: 2 E: 0 K: 1 S: 14	H: 3 LOB: 2 BB: 1 P: 25	R: 0 E: 0 K: 1 S: 9	H: 0 LOB: 0 BB: 0 P: 12	R: 0 E: 0 K: 1 S: 10	H: 0 LOB: 1 BB: 0 P: 17	R: 1 E: 0 K: 0 S: 3	H: 3 LOB: 2 BB: 0 P: 3	1B: 5 2B: 1 3B: 1 HR: 1	SF: 0 SAC: 0 DP: 1 HBP: 0	WP: 0 PB: 0 SB: 0 CS: 0	PA: 36
PITCHER	IP	WLS	BF	H	R	ER	SO	BB	IBB	HBP	BLK	WP	HR	S	P	ERA	WHIP							
Kent Mercker, L ERA: 6.17 Rick Croushore, R ERA: 3.0 Ricky Bottalico, R ERA: 4.01 (1, 1)	7.0		26	5	2	2	6	6	1	0	0	0	1	62	101	2.57	0.714							
(8, 1)	1.0		3	0	0	0	1	0	0	0	0	0	0	9	12	0.00	0.000							
(9, 1)	1.0	L	7	3	1	1	1	1	0	0	0	0	0	13	20	9.00	4.000							

AB	34
R	3
H	8
RBI	3
BB	2
SO	8
LOB	10



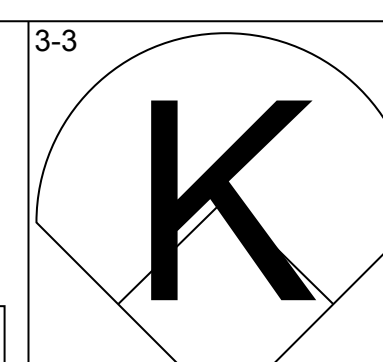
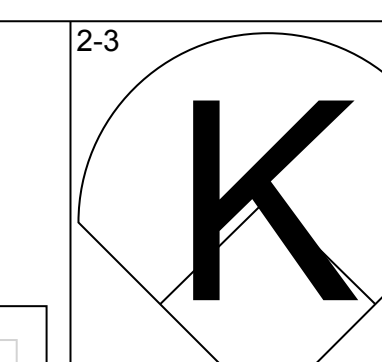
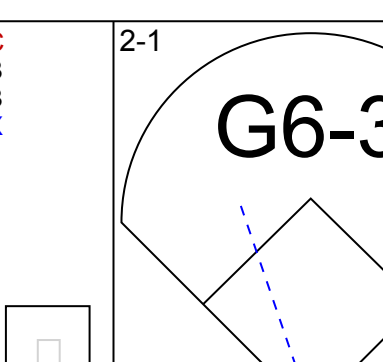
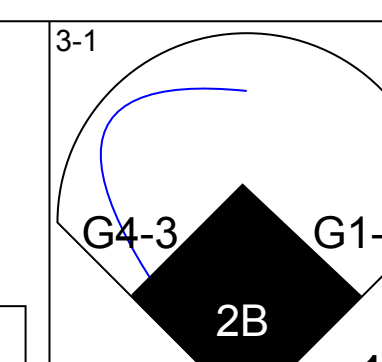
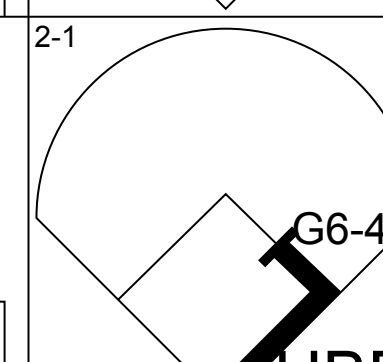
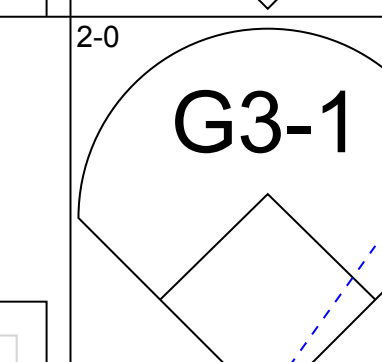
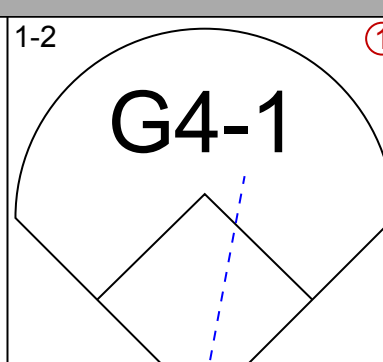
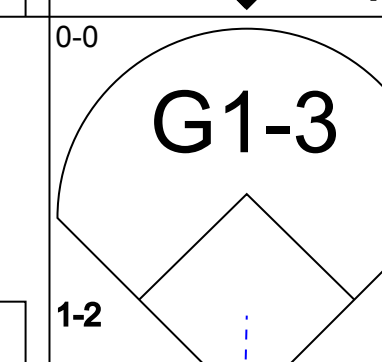
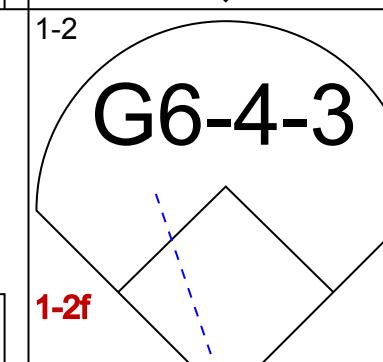
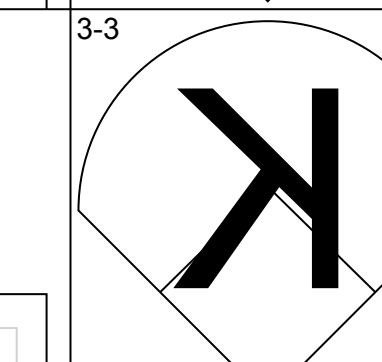
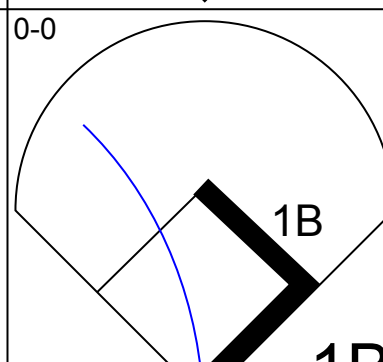
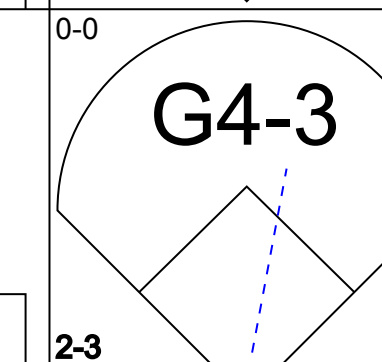
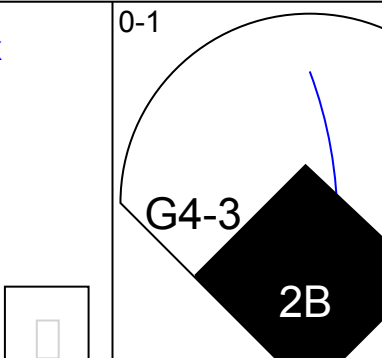
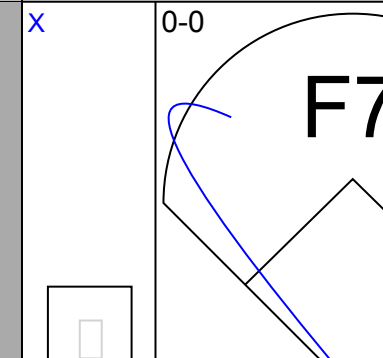
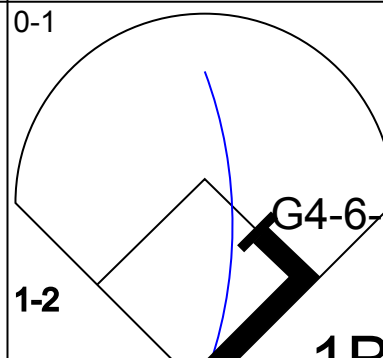
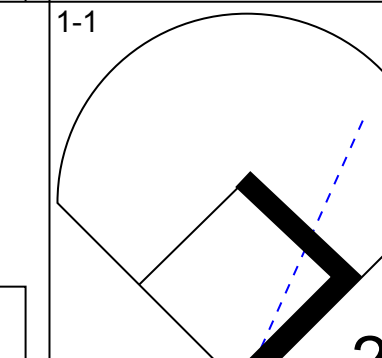


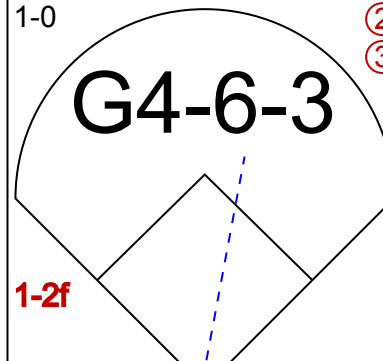
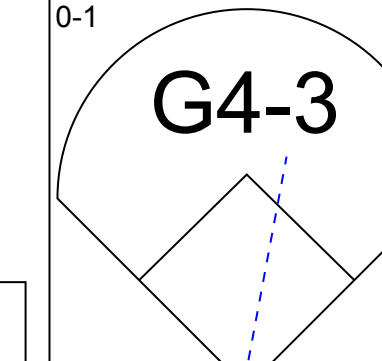



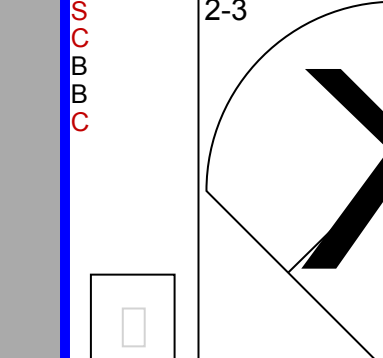



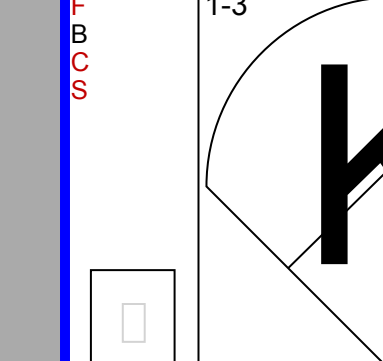

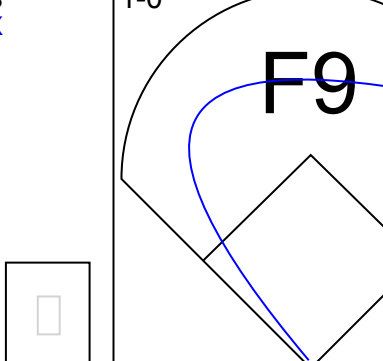
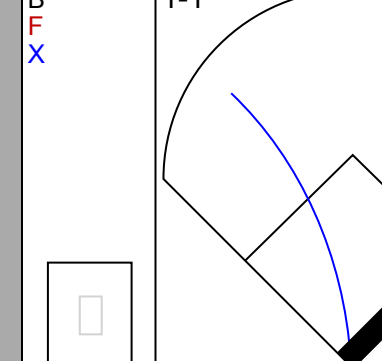
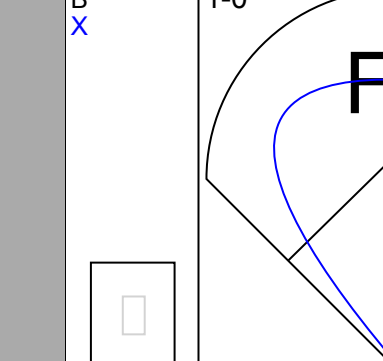

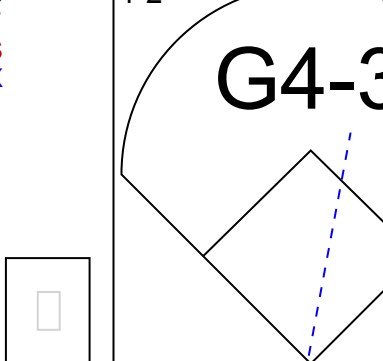
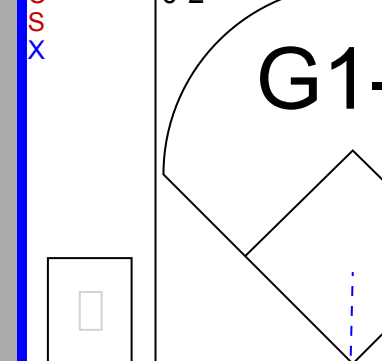
Batter	1	2	3	4	5	6	7	8	9	AB	R	H	RBI	BB	SO	LOB	TOP								
Joe McEwing, R (1,4) OBP: 0.361, SLG: 0.426	L6		K			1B		1B		4	2	2	0	0	1	0	St. Louis Cardinals @ Houston Astros Astrodome, Houston, TX Tue Jun 29 1999, 8:05 PM EDT Att: 34,797 - Dome - 72 F								
Edgar Renteria, R (1,6) OBP: 0.340, SLG: 0.416	G3		L3			2B		F8		4	0	1	1	0	0	2									
Mark McGwire, R (1,3) OBP: 0.413, SLG: 0.589	K				G5-3	P3		1B		4	0	1	1	0	1	1									
Ray Lankford, L (1,7) OBP: 0.374, SLG: 0.582		K			L3	K		1B		4	0	1	1	0	2	1									
Fernando Tatis, R (1,5) OBP: 0.414, SLG: 0.560 Manny Aybar, R (8,1) OBP: 0.100, SLG: 0.100		HR			K	P4		K		4	1	1	1	0	2	3									
Willie McGee, S (1,9) OBP: 0.315, SLG: 0.301		G5-3				F7		K		4	0	0	0	0	1	2									
Alberto Castillo, R (1,2) OBP: 0.304, SLG: 0.326						FC3-6		K		3	0	1	0	1	2	0									
Darren Bragg, L (1,8) OBP: 0.374, SLG: 0.349 Thomas Howard, S (9,PH) OBP: 0.385, SLG: 0.421						FC3-6		K		3	0	0	0	0	2	2									
Juan Acevedo, R (1,1) OBP: 0.300, SLG: 0.530 Rick Croushore, R (6,PH) OBP: 0.342, SLG: 0.355 Placido Polanco, R (8,5) OBP: 0.342, SLG: 0.355						K		1B		2	0	0	0	0	2	1									
						K		F9		0	0	0	0	0	0	0									
						1B		1B		2	1	1	0	0	0	0									
Inning Stats	R: 0 E: 0 K: 1 S: 11	H: 0 LOB: 0 BB: 0 P: 17	R: 1 E: 0 K: 2 S: 10	H: 1 LOB: 1 BB: 1 P: 19	R: 0 E: 0 K: 2 S: 10	H: 0 LOB: 0 BB: 0 P: 12	R: 0 E: 0 K: 1 S: 10	H: 0 LOB: 0 BB: 0 P: 15	R: 0 E: 0 K: 1 S: 8	H: 1 LOB: 1 BB: 0 P: 9	R: 1 E: 0 K: 2 S: 9	H: 2 LOB: 1 BB: 0 P: 10	R: 0 E: 0 K: 2 S: 8	H: 0 LOB: 0 BB: 0 P: 13	R: 2 E: 0 K: 2 S: 16	H: 4 LOB: 2 BB: 0 P: 21	R: 0 E: 0 K: 1 S: 8	H: 0 LOB: 0 BB: 0 P: 10	1B: 6 2B: 1 3B: 0 HR: 1	SF: 0 SAC: 0 DP: 0 HBP: 0	WP: 0 PB: 0 SB: 0 CS: 0	PA: 36			
PITCHER	IP WLS BF H R ER SO BB IBB HBP BLK WP HR S P ERA WHIP	IP WLS BF H R ER SO BB IBB HBP BLK WP HR S P ERA WHIP	IP WLS BF H R ER SO BB IBB HBP BLK WP HR S P ERA WHIP	IP WLS BF H R ER SO BB IBB HBP BLK WP HR S P ERA WHIP	IP WLS BF H R ER SO BB IBB HBP BLK WP HR S P ERA WHIP	IP WLS BF H R ER SO BB IBB HBP BLK WP HR S P ERA WHIP	IP WLS BF H R ER SO BB IBB HBP BLK WP HR S P ERA WHIP	IP WLS BF H R ER SO BB IBB HBP BLK WP HR S P ERA WHIP	IP WLS BF H R ER SO BB IBB HBP BLK WP HR S P ERA WHIP	IP WLS BF H R ER SO BB IBB HBP BLK WP HR S P ERA WHIP	IP WLS BF H R ER SO BB IBB HBP BLK WP HR S P ERA WHIP	IP WLS BF H R ER SO BB IBB HBP BLK WP HR S P ERA WHIP	IP WLS BF H R ER SO BB IBB HBP BLK WP HR S P ERA WHIP	IP WLS BF H R ER SO BB IBB HBP BLK WP HR S P ERA WHIP	IP WLS BF H R ER SO BB IBB HBP BLK WP HR S P ERA WHIP	IP WLS BF H R ER SO BB IBB HBP BLK WP HR S P ERA WHIP	IP WLS BF H R ER SO BB IBB HBP BLK WP HR S P ERA WHIP	IP WLS BF H R ER SO BB IBB HBP BLK WP HR S P ERA WHIP	IP WLS BF H R ER SO BB IBB HBP BLK WP HR S P ERA WHIP	IP WLS BF H R ER SO BB IBB HBP BLK WP HR S P ERA WHIP	IP WLS BF H R ER SO BB IBB HBP BLK WP HR S P ERA WHIP	IP WLS BF H R ER SO BB IBB HBP BLK WP HR S P ERA WHIP	IP WLS BF H R ER SO BB IBB HBP BLK WP HR S P ERA WHIP	IP WLS BF H R ER SO BB IBB HBP BLK WP HR S P ERA WHIP	IP WLS BF H R ER SO BB IBB HBP BLK WP HR S P ERA WHIP

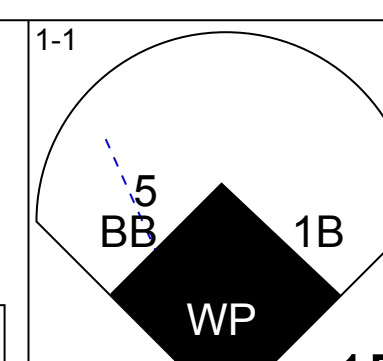
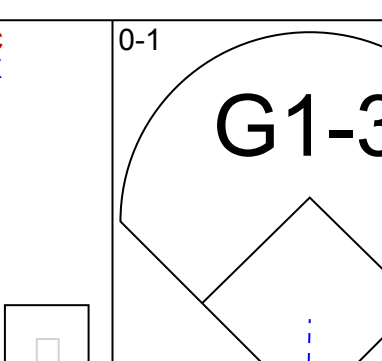
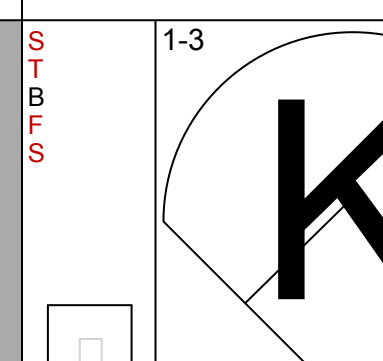
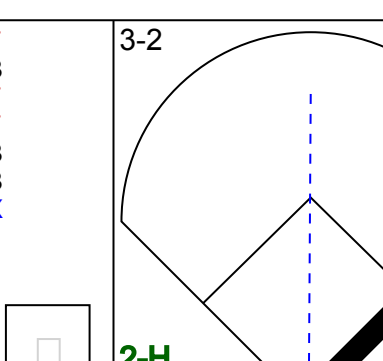
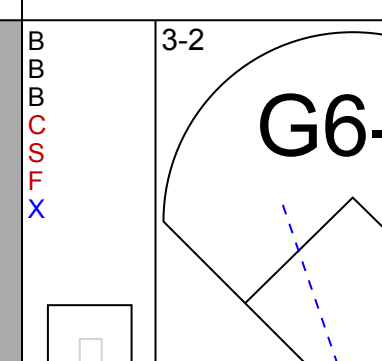
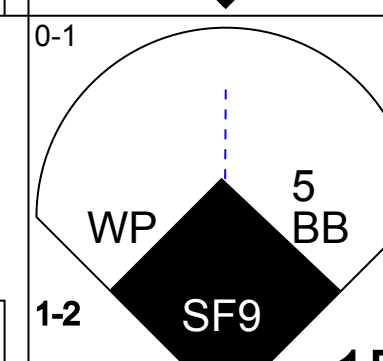
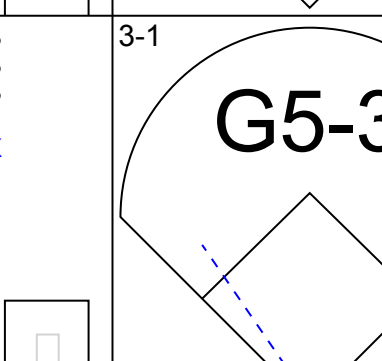
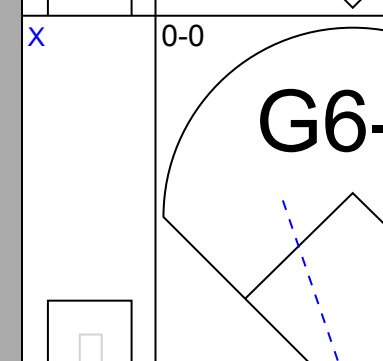
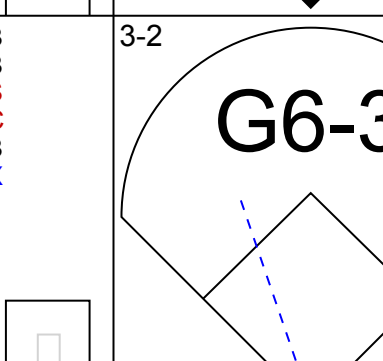
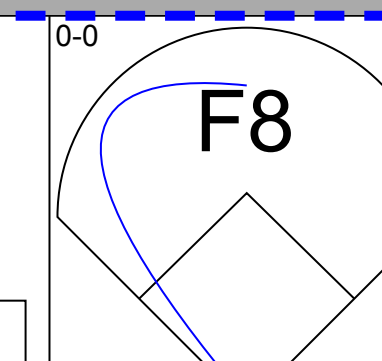
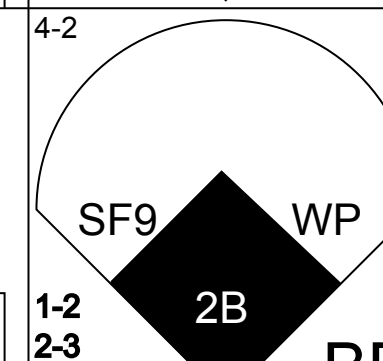
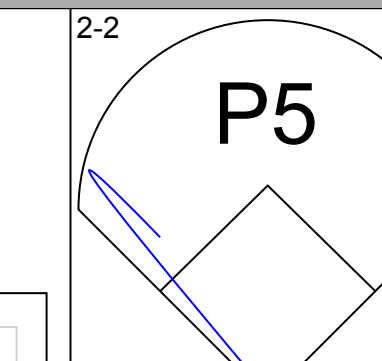
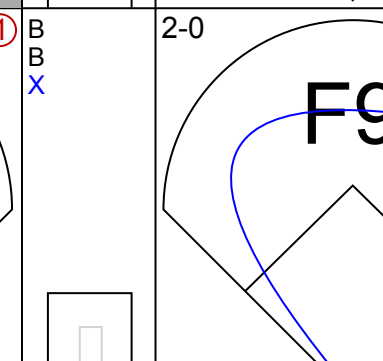
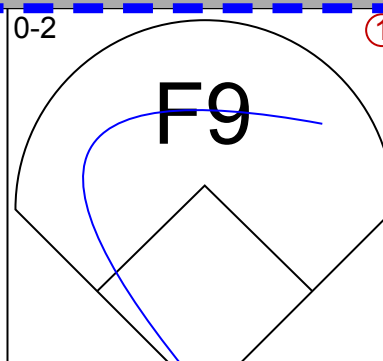
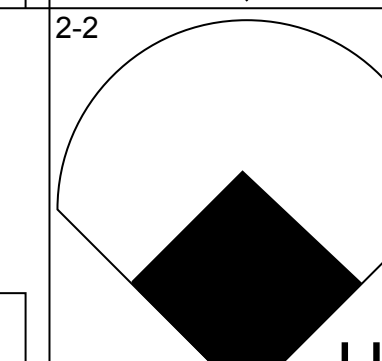
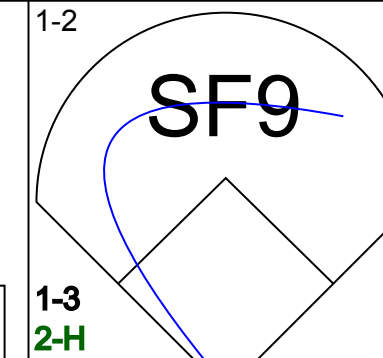
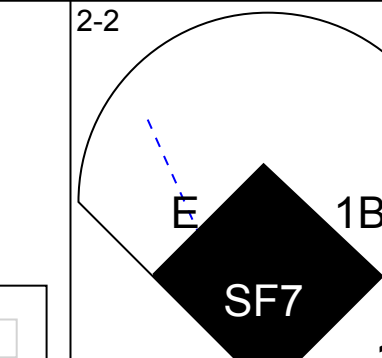
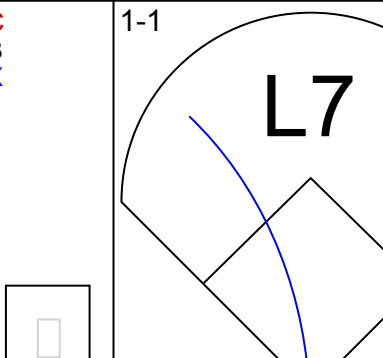
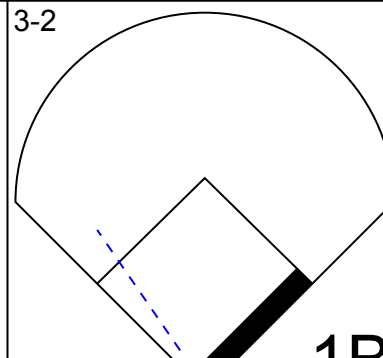
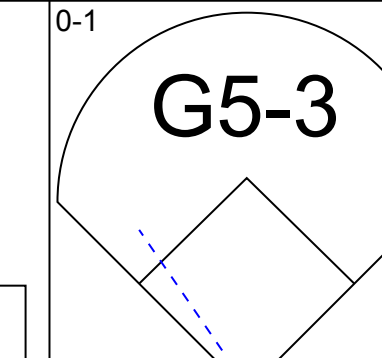
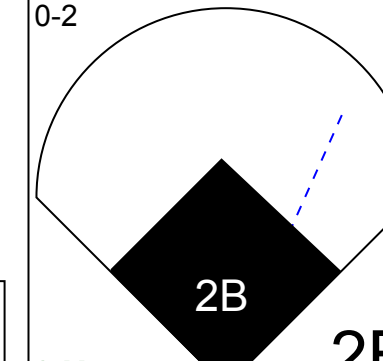
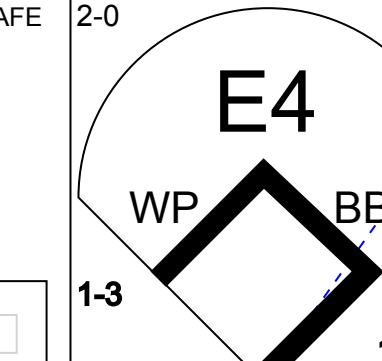
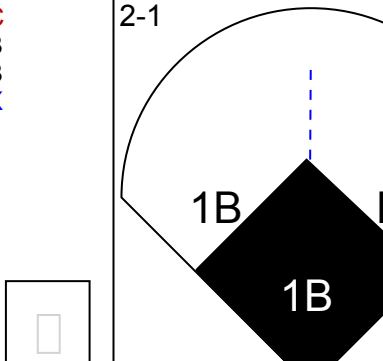
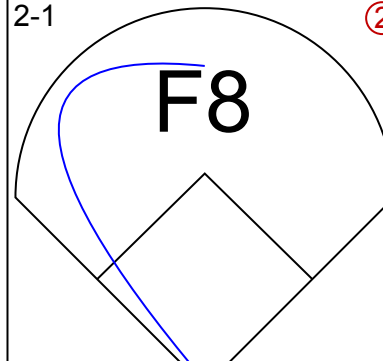
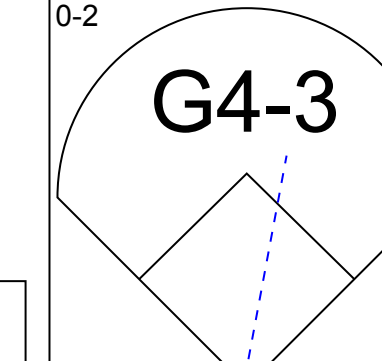
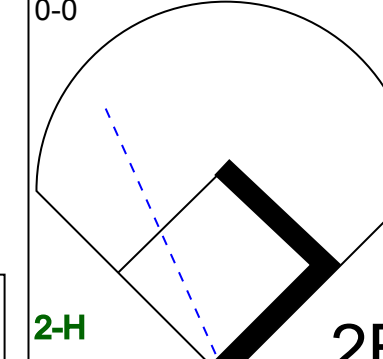
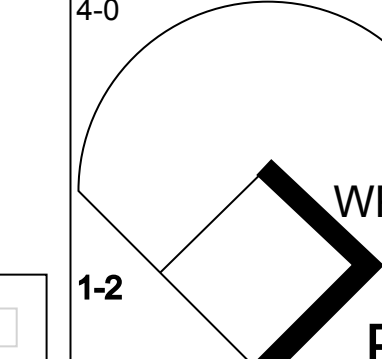
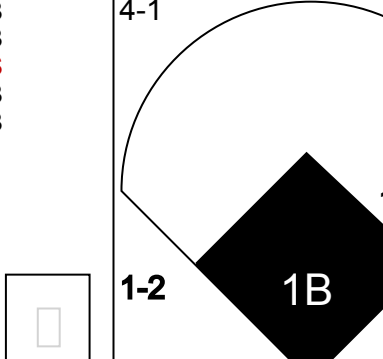
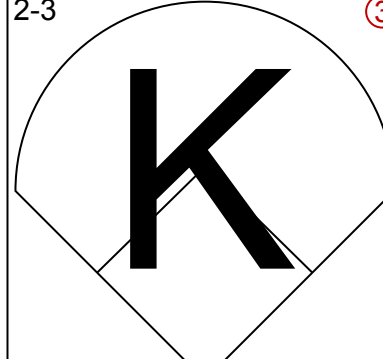
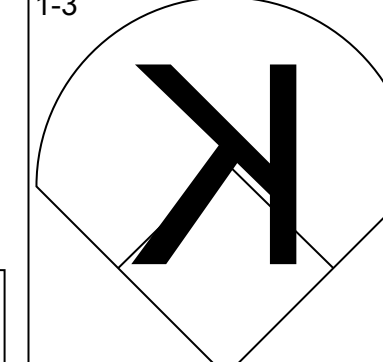
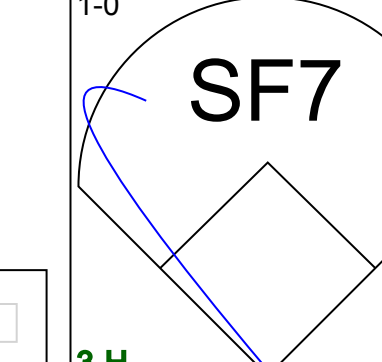
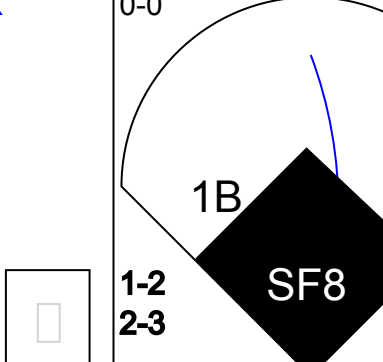

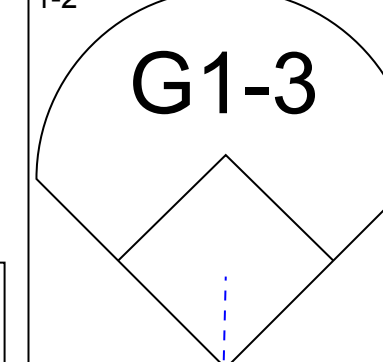
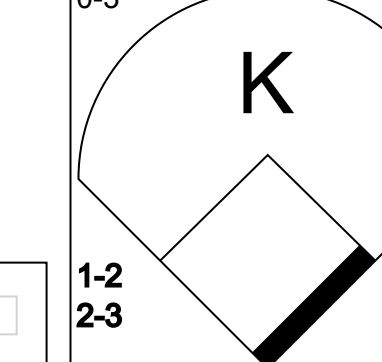
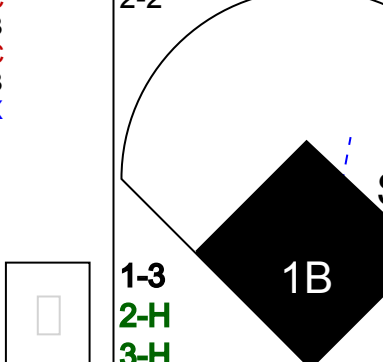


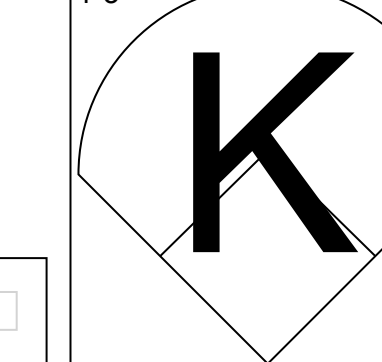
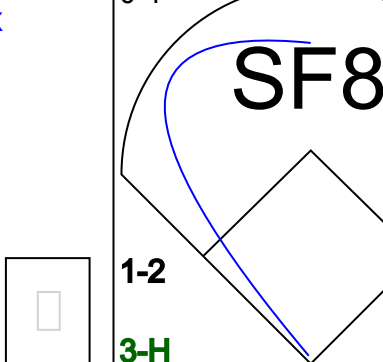
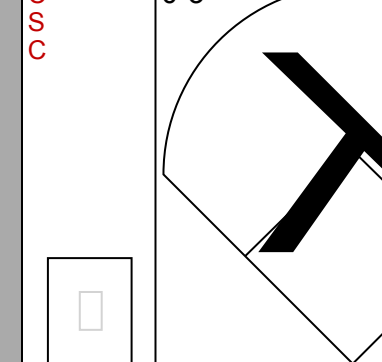
AB	35
R	4
H	8
RBI	4
BB	1
SO	13
LOB	12



Batter	1	2	3	4	5	6	7	8	9	AB	R	H	RBI	BB	SO	LOB	BOTTOM								
Craig Biggio, R (1,4) OBP: 0.364, SLG: 0.429	L7	G5-3		F7		CS		1B		5	0	2	2	0	0	2	St. Louis Cardinals @ Houston Astros Astrodome, Houston, TX Tue Jun 29 1999, 8:05 PM EDT Att: 34,797 - Dome - 72 F								
Derek Bell, R (1,9) OBP: 0.298, SLG: 0.368 Billy Wagner, L (9,1)	4-2	F9		5 HBP		1B		K		3	0	0	0	2	2	5									
5 Jeff Bagwell, R (1,3) OBP: 0.463, SLG: 0.658	P6			1B		G4-3		2B		3	1	1	0	0	0	1									
Carl Everett, S (1,8) OBP: 0.372, SLG: 0.472	0-0	1B		G4-3		G4-3		K		4	1	2	0	0	1	2									
Bill Spiers, L (1,5) OBP: 0.335, SLG: 0.391	G3-1			G4-3		K		P6		4	0	0	1	0	1	3									
Richard Hidalgo, R (1,7) OBP: 0.322, SLG: 0.479		HBP		E6		F8		P6		4	1	1	1	0	0	0									
Tony Eusebio, R (1,2) OBP: 0.337, SLG: 0.307 Glen Barker, S (6,PR) OBP: 0.389, SLG: 0.412	4-1	G6-3		F9		P4		E5		3	0	0	0	1	0	1									
Ricky Gutierrez, R (1,6) OBP: 0.371, SLG: 0.396	2-0	G6-3		K		1B		K		3	1	1	0	0	2	2									
Shane Reynolds, R (1,1) OBP: 0.273, SLG: 0.290 Scott Elarton, R (8,1)	0-0	G6-3		F8		K		1B		3	0	0	1	0	1	3									
Jack Howell, L (6,PH) OBP: 0.280, SLG: 0.238 Paul Bako, L (9,2) OBP: 0.384, SLG: 0.438	1-2	G6-3		1B		3B		BB		0	0	0	0	0	0	0									
										0	0	0	0	1	0	0									
										0	0	0	0	0	0	0									
Inning Stats	R: 0 E: 0 K: 0 S: 12	H: 1 LOB: 2 BB: 1 P: 19	R: 1 E: 0 K: 0 S: 5	H: 1 LOB: 2 BB: 1 P: 14	R: 2 E: 1 K: 1 S: 19	H: 2 LOB: 1 BB: 0 P: 24	R: 0 E: 0 K: 0 S: 8	H: 0 LOB: 2 BB: 1 P: 16	R: 0 E: 0 K: 1 S: 7	H: 0 LOB: 0 BB: 0 P: 10	R: 1 E: 0 K: 2 S: 8	H: 2 LOB: 1 BB: 0 P: 11	R: 0 E: 0 K: 1 S: 8	H: 0 LOB: 0 BB: 0 P: 13	R: 1 E: 1 K: 2 S: 10	H: 1 LOB: 2 BB: 1 P: 16	R: 0 E: 0 K: 2 S: 8	H: 0 LOB: 0 BB: 0 P: 10	1B: 4 2B: 3 3B: 1 HR: 0	SF: 0 SAC: 0 DP: 1 HBP: 2	WP: 0 PB: 0 SB: 2 CS: 1	PA: 38			
PITCHER	IP WLS BF H R ER SO BB IBB HBP BLK WP HR S P ERA WHIP	IP WLS BF H R ER SO BB IBB HBP BLK WP HR S P ERA WHIP	IP WLS BF H R ER SO BB IBB HBP BLK WP HR S P ERA WHIP	IP WLS BF H R ER SO BB IBB HBP BLK WP HR S P ERA WHIP	IP WLS BF H R ER SO BB IBB HBP BLK WP HR S P ERA WHIP	IP WLS BF H R ER SO BB IBB HBP BLK WP HR S P ERA WHIP	IP WLS BF H R ER SO BB IBB HBP BLK WP HR S P ERA WHIP	IP WLS BF H R ER SO BB IBB HBP BLK WP HR S P ERA WHIP	IP WLS BF H R ER SO BB IBB HBP BLK WP HR S P ERA WHIP	IP WLS BF H R ER SO BB IBB HBP BLK WP HR S P ERA WHIP	IP WLS BF H R ER SO BB IBB HBP BLK WP HR S P ERA WHIP	IP WLS BF H R ER SO BB IBB HBP BLK WP HR S P ERA WHIP	IP WLS BF H R ER SO BB IBB HBP BLK WP HR S P ERA WHIP	IP WLS BF H R ER SO BB IBB HBP BLK WP HR S P ERA WHIP	IP WLS BF H R ER SO BB IBB HBP BLK WP HR S P ERA WHIP	IP WLS BF H R ER SO BB IBB HBP BLK WP HR S P ERA WHIP	IP WLS BF H R ER SO BB IBB HBP BLK WP HR S P ERA WHIP	IP WLS BF H R ER SO BB IBB HBP BLK WP HR S P ERA WHIP	IP WLS BF H R ER SO BB IBB HBP BLK WP HR S P ERA WHIP	IP WLS BF H R ER SO BB IBB HBP BLK WP HR S P ERA WHIP	IP WLS BF H R ER SO BB IBB HBP BLK WP HR S P ERA WHIP	IP WLS BF H R ER SO BB IBB HBP BLK WP HR S P ERA WHIP	IP WLS BF H R ER SO BB IBB HBP BLK WP HR S P ERA WHIP	IP WLS BF H R ER SO BB IBB HBP BLK WP HR S P ERA WHIP	IP WLS BF H R ER SO BB IBB HBP BLK WP HR S P ERA WHIP



Batter	1	2	3	4	5	6	7	8	9	AB	R	H	RBI	BB	SO	LOB	TOP
Joe McEwing, R OBP: 0.359, SLG: 0.423 (1, 9)										4	1	1	0	0	2	0	St. Louis Cardinals @ Houston Astros Astrodome, Houston, TX Wed Jun 30 1999, 8:05 PM EDT Att: 42,475 - Dome - 72 F
J.D. Drew, L OBP: 0.333, SLG: 0.442 (1, 8)										3	0	0	0	0	0	1	
Mark McGwire, R OBP: 0.411, SLG: 0.583 Mike Mohler, R (8, 1)										4	0	1	0	0	1	2	
Fernando Tatis, R OBP: 0.418, SLG: 0.571 (1, 5)										4	1	3	1	0	0	0	
Ray Lankford, L Garrett Stephenson, R Eli Marrero, R (8, 3)										3	0	0	0	0	1	3	
Edgar Renteria, R David Howard, S (9, PH)										2	1	1	1	1	0	0	
Alberto Castillo, R Willie McGee, S (9, PH)										3	0	0	0	0	1	2	
Placido Polanco, R OBP: 0.346, SLG: 0.359 (1, 4)										4	0	2	1	0	0	0	
Jose Jimenez, R Lance Painter, L Thomas Howard, S (6, 9)										2	0	0	0	0	0	1	
Inning Stats	R: 0 E: 0 K: 1 S: 8	H: 0 LOB: 0 BB: 0 P: 14	R: 2 E: 0 K: 1 S: 11	H: 3 LOB: 1 BB: 0 P: 15	R: 0 E: 0 K: 2 S: 7	H: 0 LOB: 0 BB: 0 P: 14	R: 0 E: 0 K: 1 S: 8	H: 2 LOB: 1 BB: 0 P: 9	R: 0 E: 0 K: 0 S: 8	H: 1 LOB: 1 BB: 0 P: 9	R: 1 E: 0 K: 0 S: 8	H: 2 LOB: 1 BB: 0 P: 12	R: 0 E: 0 K: 2 S: 7	H: 0 LOB: 0 BB: 0 P: 11	1B: 5 2B: 3 3B: 0 HR: 0	SF: 0 SAC: 0 DP: 2 HBP: 1	
PITCHER	IP WLS BF H R ER SO BB IBB HBP BLK WP HR S P ERA WHIP																
Mike Hampton, L ERA: 3.04 Brian Williams, R ERA: 2.86	(1, 1) 8.0 W 32 8 3 3 5 1 0 0 0 0 0 0 63 97 3.38 1.125	(9, 1) 1.0 3 0 0 0 2 0 0 0 0 0 0 0 7 11 0.00 0.000															

Batter	1	2	3	4	5	6	7	8	9	AB	R	H	RBI	BB	SO	LOB	BOTTOM		
Craig Biggio, R OBP: 0.365, SLG: 0.429 (1, 4)										5	1	2	1	0	1	0	St. Louis Cardinals @ Houston Astros Astrodome, Houston, TX Wed Jun 30 1999, 8:05 PM EDT Att: 42,475 - Dome - 72 F		
Derek Bell, R OBP: 0.297, SLG: 0.366 (1, 9)										5	1	1	0	0	1				
5 Jeff Bagwell, R OBP: 0.462, SLG: 0.663 (1, 3)										4	2	1	1	1	0	0			
Carl Everett, S OBP: 0.372, SLG: 0.473 (1, 8)										4	1	2	1	0	0	0			
Bill Spiers, L Tim Bogar, R (8, PH)										4	2	3	1	0	0	1			
Richard Hidalgo, R OBP: 0.328, SLG: 0.483 (1, 7)										2	1	1	1	2	1	1			
Paul Bako, L OBP: 0.376, SLG: 0.434 (1, 2)										3	1	1	1	0	2	1			
Ricky Gutierrez, R OBP: 0.375, SLG: 0.429 (1, 6)										4	2	2	3	0	1	3			
Mike Hampton, R Brian Williams, R (9, 1)										3	0	0	1	0	3	3			
Inning Stats	R: 4 E: 0 K: 1 S: 21	H: 4 LOB: 1 BB: 1 P: 29	R: 0 E: 0 K: 1 S: 7	H: 0 LOB: 0 BB: 0 P: 12	R: 1 E: 1 K: 2 S: 16	H: 2 LOB: 3 BB: 1 P: 28	R: 0 E: 0 K: 1 S: 6	H: 0 LOB: 0 BB: 0 P: 9	R: 4 E: 0 K: 0 S: 18	H: 4 LOB: 1 BB: 1 P: 33	R: 0 E: 0 K: 1 S: 13	H: 1 LOB: 1 BB: 0 P: 20	R: 1 E: 0 K: 2 S: 12	H: 1 LOB: 0 BB: 0 P: 17	R: 1 E: 0 K: 0 S: 9	H: 1 LOB: 0 BB: 0 P: 11		1B: 9 2B: 2 3B: 0 HR: 2	SF: 3 SAC: 0 DP: 0 HBP: 0
PITCHER	IP WLS BF H R ER SO BB IBB HBP BLK WP HR S P ERA WHIP																		
Jose Jimenez, R Lance Painter, L Garrett Stephenson, R Mike Mohler, L ERA: 5.34	(1, 1) 4.1 L 24 7 7 7 5 3 0 0 0 0 0 0 0 13 21 14.54 2.308	(5, 1) 0.2 5 3 2 2 0 0 0 0 0 0 0 1 25 37 4.50 1.000	(6, 1) 2.0 8 2 1 1 3 0 0 0 0 0 0 1 9 11 9.00 1.000	(8, 1) 1.0 4 1 1 1 0 0 0 0 0 0 0 1 9 11 9.00 1.000															

AB	33
R	3
H	8
RBI	3
BB	1
SO	7
LOB	11



WP	0	PA	35
PB	0		
SB	0		
CS	0		

AB	35
R	11
H	13
RBI	10
BB	3
SO	8
LOB	10



WP	2	PA	41
PB	0		
SB	0		
CS	0		

Batter	1	2	3	4	5	6	7	8	9	AB	R	H	RBI	BB	SO	LOB	TOP										
Joe McEwing, R OBP: 0.360, SLG: 0.425 (1, 4)	2-2 G1-6-3 1B		0-3 K		1-1 SF9	1-1 G5-3		0-1 E2 IHR 1B		4	1	2	2	0	1	1	St. Louis Cardinals @ Houston Astros Astrodome, Houston, TX Thu Jul 01 1999, 1:35 PM EDT Att: 43,727 - Dome - 72 F										
J.D. Drew, L OBP: 0.337, SLG: 0.476 (1, 8)	0-1 G1-6-3		0-0 WP 1B		2-3 K		0-0 G5-3	0-2 IHR		5	2	2	2	0	1	1											
Mark McGwire, R OBP: 0.414, SLG: 0.580 Alberto Castillo, R OBP: 0.295, SLG: 0.316 (1, 3)	0-0 P3		2-2 1B		4-2 2B 1B BB	4-2 1B 1B BB		3-3 IHR		3	1	1	1	2	1	0											
Ray Lankford, L OBP: 0.374, SLG: 0.576 (1, 7)		4-0 F9 1B WP BB	3-3 K		2-1 1B 2B	1-2 1B		1-3 K		4	2	2	0	1	2	1											
Fernando Tatis, R OBP: 0.421, SLG: 0.570 (1, 5)		2-1 WP 1B		4-0 CS BB	1-0 WP 2B 1B	1-1 P4		2-3 K		4	1	2	1	1	1	2											
Edgar Renteria, R OBP: 0.341, SLG: 0.418 (1, 6)		2-3 K		2-1 L5	0-0 SF7	1-1		0-2 G5-3		4	0	1	1	0	1	3											
Darren Bragg, L OBP: 0.344, SLG: 0.344 Placido Polanco, R OBP: 0.344, SLG: 0.357 Manny Aybar, R OBP: 0.300, SLG: 0.100 Scott Radinsky, L OBP: 0.273, SLG: 0.407 Thomas Howard, S OBP: 0.377, SLG: 0.407 Ricky Bottalico, L OBP: 0.300, SLG: 0.316 (1, 9)	2-1 F9		1-3 K		1-3 K	3-2 F8		0-0 G4-3		3	0	0	0	0	2	3											
Eli Marrero, R OBP: 0.256, SLG: 0.347 (1, 2)	1-1 G4-3		1-0 SH1-4 SF9 1B		4-0 2B IBB			0-1 F8		3	2	1	0	1	0	1											
Kent Bottenfield, R OBP: 0.176, SLG: 0.265 Rick Croushore, R OBP: 0.500, SLG: 0.500 Willie McGee, S OBP: 0.316, SLG: 0.299 David Howard, S OBP: 0.261, SLG: 0.238 (1, 1)		1-0 G6-3		0-1 SH1-4	3-2 2B			4-0 S BB		2	0	1	2	0	0	0											
Inning Stats	R: 0 E: 0 K: 0 S: 7	H: 1 LOB: 0 BB: 0 P: 9	R: 1 E: 0 K: 1 S: 9	H: 1 LOB: 1 BB: 1 P: 20	R: 1 E: 0 K: 2 S: 11	H: 2 LOB: 1 BB: 0 P: 17	R: 0 E: 0 K: 1 S: 5	H: 0 LOB: 0 BB: 1 P: 12	R: 1 E: 0 K: 1 S: 10	H: 1 LOB: 0 BB: 0 P: 14	R: 4 E: 0 K: 1 S: 15	H: 3 LOB: 1 BB: 2 P: 31	R: 0 E: 0 K: 0 S: 20	H: 2 LOB: 3 BB: 1 P: 30	R: 3 E: 1 K: 2 S: 13	H: 2 LOB: 0 BB: 1 P: 21		R: 0 E: 0 K: 1 S: 8	H: 0 LOB: 0 BB: 0 P: 10	1B: 9 2B: 2 3B: 0 HR: 1	SF: 2 SAC: 1 DP: 1 HBP: 0	WP: 3 PB: 0 SB: 2 CS: 1	PA: 43				
PITCHER	IP	WLS	BF	H	R	ER	SO	BB	IBB	HBP	BLK	WP	HR	S	P	ERA	WHIP										
Chris Holt, R ERA: 5.11 (1, 1)	5.0	L	22	6	5	5	5	3	0	0	0	2	0	47	83	9.00	1.800										
Jose Cabrera, R ERA: 7.35 (6, 1)	1.0		6	2	2	2	1	0	1	0	0	1	0	10	20	18.00	2.000										
Trevor Miller, L ERA: 5.14 (7, 1)	2.0		12	4	3	3	2	2	0	0	0	0	0	33	51	13.50	3.000										
Jay Powell, R ERA: 3.45 (9, 1)	1.0		3	0	0	0	1	0	0	0	0	0	0	8	10	0.00	0.000										

Batter	1	2	3	4	5	6	7	8	9	AB	R	H	RBI	BB	SO	LOB	BOTTOM										
Craig Biggio, R OBP: 0.365, SLG: 0.436 (1, 4)	3-2 HR	4-1 FC6-4 BB		1-1 F9		1-3 K		0-0 F9		4	1	1	1	1	1	4	St. Louis Cardinals @ Houston Astros Astrodome, Houston, TX Thu Jul 01 1999, 1:35 PM EDT Att: 43,727 - Dome - 72 F										
Derek Bell, R OBP: 0.295, SLG: 0.361 (1, 9)	1-3 K	2-2 FC6-4 5 FC6-4		2-2 L8		4-2 5 BB		0-1 F9		4	0	0	0	1	1	3											
5 Jeff Bagwell, R OBP: 0.464, SLG: 0.659 (1, 3)	4-2 HR BB	2-2 FC6-4		2-1 F7		4-2 1-2 2-3 BB		0-0 1B		3	1	1	1	2	0	1											
Carl Everett, S OBP: 0.369, SLG: 0.478 Jay Powell, R (1, 8)	1-0 HR	1-2 G1		2-2 F7		3-3 K		2-2 L8		5	1	1	2	0	1	7											
Bill Spiers, L OBP: 0.340, SLG: 0.395 (1, 5)	0-1 F7		3-1 G4-3		0-3 K		4-0 G6-4-3 BB		2-1 G4-3		4	0	0	0	1	1		0									
Richard Hidalgo, R OBP: 0.326, SLG: 0.478 (1, 7)	0-2 BB 1B		0-3 K		1-2 F8		0-1 F8		2-3 K		5	0	1	0	0	2		1									
Tony Eusebio, R OBP: 0.344, SLG: 0.322 (1, 2)	0-0 BB 1B		0-1 K		2-2 BB 5 BB 1B		1-0 G6-4-3		3-3 K		5	1	3	0	0	1		1									
Ricky Gutierrez, R OBP: 0.395, SLG: 0.439 (1, 6)	4-2 1-2 2-3 BB		4-0 K		1-1 5 BB 1B		1-2 5 BB 1B				2	0	2	0	2	0		0									
Chris Holt, R ERA: 3.69 Jose Cabrera, R ERA: 2.76 Russ Johnson, R ERA: 3.68 Trevor Miller, L ERA: 5.48 Jack Howell, L OBP: 0.300, SLG: 0.273 Matt Miaske, R OBP: 0.373, SLG: 0.625 (1, 1)	0-1 G1-3		0-1 L6		3-3 K		0-1 5 BB 1B		1-2 1B		2	0	0	0	0	5											
Inning Stats	R: 3 E: 0 K: 1 S: 21	H: 4 LOB: 3 BB: 2 P: 34	R: 0 E: 0 K: 0 S: 11	H: 0 LOB: 1 BB: 1 P: 20	R: 0 E: 0 K: 1 S: 9	H: 1 LOB: 2 BB: 1 P: 16	R: 0 E: 0 K: 0 S: 7	H: 0 LOB: 0 BB: 0 P: 12	R: 0 E: 0 K: 1 S: 12	H: 0 LOB: 0 BB: 0 P: 15	R: 1 E: 0 K: 3 S: 23	H: 2 LOB: 3 BB: 2 P: 41	R: 0 E: 0 K: 0 S: 3	H: 0 LOB: 0 BB: 1 P: 8	R: 0 E: 0 K: 0 S: 12	H: 3 LOB: 3 BB: 0 P: 15		R: 0 E: 0 K: 2 S: 9	H: 0 LOB: 0 BB: 0 P: 16	1B: 7 2B: 1 3B: 0 HR: 2	SF: 0 SAC: 0 DP: 1 HBP: 0	WP: 0 PB: 0 SB: 0 CS: 0	PA: 43				
PITCHER	IP	WLS	BF	H	R	ER	SO	BB	IBB	HBP	BLK	WP	HR	S	P	ERA	WHIP										
Kent Bottenfield, R ERA: 3.69 (1, 1)	5.0	W	26	7	4	4	3	4	0	0	0	0	2	67	107	7.20	2.200										
Rick Croushore, R ERA: 2.76 (6, 1)	1.0	H	5	0	0	0	3	2	0	0	0	0	0	16	31	0.00	2.000										
Manny Aybar, R ERA: 3.68 (7, 1)	1.2	H	8	3	0	0	0	1	0	0	0	0	0	12	18	0.00	2.400										
Scott Radinsky, L ERA: 5.48 (8, 1)	0.1		1	0	0	0	0	0	0	0	0	0	0	3	5	0.00	0.000										
Ricky Bottalico, R ERA: 3.92 (9, 1)	1.0		3	0	0	0	2	0	0	0	0	0	0	9	16	0.00	0.000										

AB	34
R	10
H	12
RBI	9
BB	6
SO	9
LOB	15



Batter	1	2	3	4	5	6	7	8	9	10	AB	R	H	RBI	BB	SO	LOB	TOP
Steve Finley, L OBP: 0.322, SLG: 0.482 (1, 8)	L8		G4-3		P6			G6-3		FC4-6	5	0	0	0	0	0	4	Arizona Diamondbacks @ St. Louis Cardinals Busch Stadium, St. Louis, MO Sat Jul 03 1999, 3:10 PM CDT Alt. 41,278 - Sunny - 95 F
Jay Bell, R OBP: 0.368, SLG: 0.556 Byung-Hyun Kim, R (10, 1) Dan Plesac, L (10, 1) Vicente Padilla, R (10, 1)	F8		F8		K				FC1-2 1B	P4	0	0	1	0	0	1	2	
Luis Gonzalez, L OBP: 0.427, SLG: 0.589 (1, 7)	FC6-4 1B			K2-3		G4-3			FC1-2 2B		4	0	2	0	0	1	0	
Matt Williams, R OBP: 0.357, SLG: 0.588 (1, 5)	FC6-4			L8		K			FC1-2 E		4	1	0	0	0	1	3	
Greg Colbrunn, R OBP: 0.375, SLG: 0.474 Tony Womack, L OBP: 0.329, SLG: 0.363 (7, 9) (7, 9)		K		F9			F7		FC3-5-2		2	0	0	0	0	1	0	
Bernard Gilkey, R OBP: 0.394, SLG: 0.491 Travis Lee, L OBP: 0.355, SLG: 0.418 (7, 3) (7, 3)	P4				SH1-4 2B		P5				2	0	1	0	0	0	0	
Kelly Stinnett, R OBP: 0.295, SLG: 0.414 David Dellucci, L OBP: 0.416, SLG: 0.426 Damian Miller, R OBP: 0.299, SLG: 0.405 (1, 2) (9, PH) (9, 2)		K					F9			IBB	3	0	0	0	0	2	1	
Andy Fox, L OBP: 0.390, SLG: 0.426 (1, 6)				G4-3 SH2-4 BB						K	2	0	0	0	2	2	0	
Armando Reynoso, R OBP: 0.185, SLG: 0.222 LeJon Powell, R OBP: 0.308, SLG: 0.364 Bobby Chouinard, R (8, 1) Hanley Frias, S OBP: 0.275, SLG: 0.209 (10, PH) (10, 4)			SH2-4		SH1-4 BB			P4		FC4-6 BB	0	0	0	0	0	0	0	
Inning Stats	R: 0 E: 0 K: 1 S: 10	H: 1 LOB: 1 BB: 0 P: 14	R: 0 E: 0 K: 2 S: 9	H: 0 LOB: 0 BB: 0 P: 13	R: 0 E: 0 K: 0 S: 6	H: 0 LOB: 1 BB: 1 P: 13	R: 0 E: 0 K: 1 S: 17	H: 0 LOB: 2 BB: 0 P: 15	R: 0 E: 0 K: 0 S: 4	H: 0 LOB: 0 BB: 0 P: 6	R: 0 E: 1 K: 1 S: 12	H: 2 LOB: 2 BB: 1 P: 24	R: 0 E: 0 K: 1 S: 5	H: 0 LOB: 1 BB: 1 P: 9	1B: 2 2B: 2 3B: 0 HR: 0	SF: 0 SAC: 2 DP: 0 HBP: 0	WP: 0 PA: 38 PB: 0 SB: 0 CS: 0	
PITCHER	IP WLS BF H R ER SO BB IBB HBP BLK WP HR S P ERA WHIP	5.0 19 2 0 0 4 2 0 0 0 0 0 0 51 82 0.00 0.800	2.0 H 6 0 0 0 2 0 0 0 0 0 0 12 20 0.00 0.000	1.0 H 3 0 0 0 1 0 0 0 0 0 0 7 13 0.00 0.000	1.0 B 6 2 1 0 1 0 1 0 0 0 0 12 24 0.00 2.000	1.0 W 4 0 0 0 1 1 0 0 0 0 0 5 9 0.00 1.000	PITCHER										IP WLS BF H R ER SO BB IBB HBP BLK WP HR S P ERA WHIP	5.0 19 2 0 0 4 2 0 0 0 0 0 0 51 82 0.00 0.800

Batter	1	2	3	4	5	6	7	8	9	10	AB	R	H	RBI	BB	SO	LOB	BOTTOM	
Joe McEwing, R OBP: 0.358, SLG: 0.422 (1, 4)	G6-3					FC6-4 BB		K		K	4	0	1	1	1	2	2	Arizona Diamondbacks @ St. Louis Cardinals Busch Stadium, St. Louis, MO Sat Jul 03 1999, 3:10 PM CDT Alt. 41,278 - Sunny - 95 F	
J.D. Drew, L OBP: 0.362, SLG: 0.489 (1, 8)	F7		G5-3			FC6-4 BB			F7	BB	4	0	1	0	1	0	1		
Mark McGwire, R OBP: 0.417, SLG: 0.597 (1, 3)	K			E5 G1-6-3		FC6-4					4	0	0	1	1	2	2		
Thomas Howard, S OBP: 0.361, SLG: 0.391 (1, 9)		K			F8		P4				4	0	1	0	0	1	3		
Fernando Tatis, R OBP: 0.412, SLG: 0.554 (1, 5)		P6			G1-6-3			L6			4	0	1	0	0	0	1		
Willie McGee, S OBP: 0.312, SLG: 0.294 Lance Painter, L (10, 1)		G6-3					F7		G4-3		4	0	0	0	0	0	2		
Eli Marrero, R OBP: 0.257, SLG: 0.347 Scott Radinsky, L (8, 1) Ricky Bottalico, L (9, 1) Darren Bragg, L OBP: 0.368, SLG: 0.340 (10, 7)							P5			G5-3	3	1	1	0	0	0	0		
David Howard, S OBP: 0.240, SLG: 0.217 Manny Aybar, R OBP: 0.190, SLG: 0.100 Alberto Castillo, R OBP: 0.282, SLG: 0.300 (8, 1) (8, 2)											1B SH1-4 BB	0	0	0	0	0	0		
Kent Mercker, L OBP: 0.214, SLG: 0.231 Edgar Renteria, R OBP: 0.337, SLG: 0.409 (1, 1) (6, 6)											2	0	0	0	1	0	0		
Inning Stats	R: 0 E: 0 K: 1 S: 9	H: 0 LOB: 0 BB: 0 P: 15	R: 0 E: 0 K: 1 S: 8	H: 0 LOB: 0 BB: 0 P: 15	R: 1 E: 0 K: 1 S: 7	H: 2 LOB: 1 BB: 0 P: 9	R: 0 E: 1 K: 0 S: 7	H: 0 LOB: 0 BB: 0 P: 8	R: 0 E: 0 K: 0 S: 5	H: 0 LOB: 2 BB: 2 P: 16	R: 0 E: 0 K: 1 S: 10	H: 0 LOB: 0 BB: 0 P: 16	R: 0 E: 0 K: 1 S: 8	H: 2 LOB: 2 BB: 3 P: 15	R: 1 E: 0 K: 1 S: 5	H: 1 LOB: 3 BB: 3 P: 17	1B: 5 2B: 0 3B: 0 HR: 0		SF: 0 SAC: 2 DP: 1 HBP: 0
PITCHER	IP WLS BF H R ER SO BB IBB HBP BLK WP HR S P ERA WHIP	7.0 25 2 1 1 3 2 0 0 0 0 0 0 47 79 1.29 0.571	2.0 8 2 0 0 2 0 0 0 0 0 0 0 18 31 0.00 1.000	0.2 L 4 0 1 1 1 2 0 0 0 0 0 4 12 13.50 3.000	0.0 1 1 0 0 0 0 0 0 0 0 0 0 1 1 ∞ ∞	0.0 1 0 0 0 0 1 0 0 0 0 0 0 4 ∞ ∞	PITCHER										IP WLS BF H R ER SO BB IBB HBP BLK WP HR S P ERA WHIP	7.0 25 2 1 1 3 2 0 0 0 0 0 0 47 79 1.29 0.571	

AB	32
R	1
H	4
RBI	0
BB	4
SO	9
LOB	13



AB	32
R	2
H	5
RBI	2
BB	5
SO	6
LOB	12



Batter	1	2	3	4	5	6	7	8	9	AB	R	H	RBI	BB	SO	LOB	TOP				
Tony Womack, L (1,9) OBP: 0.332, SLG: 0.364	F9			G3		G3-6			L8	4	0	0	0	0	0	1					
Jay Bell, R (1,4) OBP: 0.364, SLG: 0.549	K			F9			G6-3		K	4	0	0	0	0	2	0					
Luis Gonzalez, L (1,7) OBP: 0.425, SLG: 0.591	G3			G1-3			G1-3			3	0	0	0	0	0	0					
Matt Williams, R (1,5) OBP: 0.357, SLG: 0.583		G4-3			G5-3			L7		3	0	0	0	0	0	0					
Steve Finley, L (1,8) OBP: 0.329, SLG: 0.495		G3			2B				BB	2	0	1	0	1	0	0					
Travis Lee, L (1,3) OBP: 0.348, SLG: 0.408		F9			F8				F8	3	0	0	0	0	0	2					
Damian Miller, R (1,2) OBP: 0.294, SLG: 0.398			G6-3		K				K	3	0	0	0	0	2	2					
Andy Fox, L (1,6) OBP: 0.393, SLG: 0.445			K						K	3	0	1	0	0	2	1					
Randy Johnson, R (1,1) OBP: 0.145, SLG: 0.182			K						K	2	0	0	0	0	2	1					
David Dellucci, L (9, PH) OBP: 0.429, SLG: 0.473			K						K	1	0	0	0	0	1	0					
Inning Stats	R: 0 H: 0 E: 0 K: 1 S: 9	H: 0 LOB: 0 BB: 0 P: 13	R: 0 H: 0 E: 0 K: 0 S: 5	H: 0 LOB: 0 BB: 0 P: 8	R: 0 H: 0 E: 0 K: 2 S: 10	H: 0 LOB: 0 BB: 0 P: 13	R: 0 H: 0 E: 0 K: 0 S: 7	H: 0 LOB: 1 BB: 0 P: 10	R: 0 H: 1 E: 0 K: 1 S: 9	H: 1 LOB: 0 BB: 0 P: 16	R: 0 H: 1 E: 0 K: 1 S: 6	H: 1 LOB: 0 BB: 0 P: 9	R: 0 H: 0 E: 0 K: 0 S: 6	H: 0 LOB: 1 BB: 0 P: 8	R: 0 H: 0 E: 0 K: 2 S: 9	H: 0 LOB: 1 BB: 1 P: 17	R: 0 H: 0 E: 0 K: 2 S: 8	H: 0 LOB: 0 BB: 0 P: 13	1B: 1 2B: 1 3B: 0 HR: 0	SF: 0 SAC: 0 DP: 1 HBP: 0	WP: 0 PA: 29 PB: 0 SB: 0 CS: 0
PITCHER Jose Jimenez, R (1,1) ERA: 5.85	IP: 9.0 WLS: W BF: 29 H: 2 R: 0 ER: 0 SO: 9 BB: 1 IBB: 0 HBP: 0 BLK: 0 WP: 0 HR: 0 S: 69 P: 107 ERA: 0.00 WHIP: 0.333															PITCHER					

Arizona Diamondbacks @ St. Louis Cardinals
 Busch Stadium, St. Louis, MO
 Mon Jul 05 1999, 3:10 PM CDT
 Att: 33,700 - Sunny - 93 F

AB 28
 R 0
 H 2
 RBI 0
 BB 1
 SO 9
 LOB 7



Batter	1	2	3	4	5	6	7	8	9	AB	R	H	RBI	BB	SO	LOB	BOTTOM				
Joe McEwing, R (1,8) OBP: 0.355, SLG: 0.424	L5			P3	K				L7	4	0	0	0	0	1	4					
Placido Polanco, R (1,4) OBP: 0.345, SLG: 0.360	CS BB			G5-3		L5			K	3	0	0	0	1	1	0					
Mark McGwire, R (1,3) OBP: 0.416, SLG: 0.600	K			WP 1B		K			K	4	1	1	0	0	3	1					
Fernando Tatis, R (1,5) OBP: 0.413, SLG: 0.553		K		1B	BB				K	3	0	1	0	1	2	0					
Thomas Howard, S (1,9) OBP: 0.355, SLG: 0.382		K		1B		CS			K	3	0	1	1	0	2	0					
Edgar Renteria, R (1,6) OBP: 0.340, SLG: 0.410		F9		1B	F8				FC S BB	2	0	0	0	1	0	2					
Alberto Castillo, R (1,2) OBP: 0.287, SLG: 0.305			K		K				P3	3	0	0	0	0	2	1					
David Howard, S (1,7) OBP: 0.300, SLG: 0.333			P3						FC IBB	2	0	1	0	1	0	0					
Jose Jimenez, R (1,1) OBP: 0.147, SLG: 0.206			K		F8				FC	3	0	0	0	0	1	3					
Inning Stats	R: 0 H: 0 E: 0 K: 1 S: 7	H: 0 LOB: 1 BB: 1 P: 13	R: 0 H: 0 E: 0 K: 2 S: 9	H: 0 LOB: 0 BB: 0 P: 11	R: 0 H: 0 E: 0 K: 2 S: 7	H: 0 LOB: 0 BB: 0 P: 11	R: 1 H: 2 E: 0 K: 0 S: 12	H: 2 LOB: 2 BB: 1 P: 22	R: 0 H: 1 E: 0 K: 2 S: 10	H: 1 LOB: 1 BB: 0 P: 16	R: 0 H: 1 E: 0 K: 1 S: 8	H: 1 LOB: 0 BB: 0 P: 14	R: 0 H: 0 E: 0 K: 1 S: 11	H: 0 LOB: 3 BB: 2 P: 27	R: 0 H: 0 E: 0 K: 3 S: 12	H: 0 LOB: 0 BB: 0 P: 18	R: 0 H: 0 E: 0 K: 3 S: 12	H: 0 LOB: 0 BB: 0 P: 18	1B: 3 2B: 2 3B: 0 HR: 0	SF: 0 SAC: 0 DP: 1 HBP: 0	WP: 1 PA: 32 PB: 0 SB: 1 CS: 2
PITCHER Randy Johnson, L (1,1) ERA: 3.03	IP: 8.0 WLS: L BF: 31 H: 4 R: 1 ER: 1 SO: 12 BB: 3 IBB: 1 HBP: 0 BLK: 0 WP: 1 HR: 0 S: 76 P: 132 ERA: 1.12 WHIP: 0.875															PITCHER					

Arizona Diamondbacks @ St. Louis Cardinals
 Busch Stadium, St. Louis, MO
 Mon Jul 05 1999, 3:10 PM CDT
 Att: 33,700 - Sunny - 93 F

AB 27
 R 1
 H 4
 RBI 1
 BB 4
 SO 12
 LOB 11



Batter	1	2	3	4	5	6	7	8	9	AB	R	H	RBI	BB	SO	LOB	TOP											
Pokey Reese, R OBP: 0.334, SLG: 0.442										5	1	1	0	0	1	3	Cincinnati Reds @ St. Louis Cardinals Busch Stadium, St. Louis, MO Tue Jul 06 1999, 7:10 PM CDT Att: 40,449 - Cloudy - 81 F											
Michael Tucker, L OBP: 0.337, SLG: 0.444										3	0	0	1	2	0	0												
Sean Casey, L OBP: 0.422, SLG: 0.635										5	0	2	1	0	0	2												
Greg Vaughn, R OBP: 0.321, SLG: 0.468										5	1	2	1	0	1	4												
Barry Larkin, R OBP: 0.396, SLG: 0.468										5	1	2	0	0	1	3												
Eddie Taubensee, L OBP: 0.342, SLG: 0.460										4	0	0	0	0	0	4												
Mike Cameron, R OBP: 0.358, SLG: 0.456										3	1	0	0	1	0	0												
Aaron Boone, R OBP: 0.351, SLG: 0.456										3	0	1	1	1	0	2												
Brett Tomko, R OBP: 0.320, SLG: 0.375										1	1	1	0	1	0	0												
Scott Sullivan, R OBP: 0.276, SLG: 0.368										0	0	0	0	0	0	0												
Dmitri Young, S OBP: 0.276, SLG: 0.368										1	0	0	0	0	1	1												
Gabe White, L OBP: 0.276, SLG: 0.368										0	0	0	0	0	0	0												
Inning Stats	R: 0 E: 0 K: 1 S: 8	H: 0 LOB: 0 BB: 0 P: 12	R: 1 E: 0 K: 0 S: 6	H: 1 LOB: 0 BB: 0 P: 9	R: 1 E: 0 K: 0 S: 12	H: 2 LOB: 2 BB: 1 P: 24	R: 0 E: 0 K: 0 S: 6	H: 1 LOB: 1 BB: 1 P: 15	R: 1 E: 0 K: 0 S: 13	H: 1 LOB: 1 BB: 1 P: 19	R: 2 E: 1 K: 0 S: 14	H: 2 LOB: 1 BB: 0 P: 24	R: 0 E: 0 K: 0 S: 10	H: 2 LOB: 1 BB: 0 P: 13	R: 0 E: 0 K: 1 S: 12	H: 0 LOB: 1 BB: 1 P: 18	R: 0 E: 0 K: 2 S: 8	H: 0 LOB: 1 BB: 1 P: 17	1B: 5 2B: 4 3B: 0 HR: 1	SF: 0 SAC: 1 DP: 1 HBP: 0	WP: 0 PA: 41 PB: 0 SB: 0 CS: 0							
PITCHER	IP	WLS	BF	H	R	ER	SO	BB	IBB	HBP	BLK	WP	HR	S	P	ERA	WHIP											
Kent Bottenfield, R ERA: 3.82	(1, 1)	6.0	W	28	7	5	4	1	3	0	0	0	0	1	59	103	6.00	1.667										
Manny Aybar, R ERA: 3.45	(7, 1)	2.0	H	10	2	0	0	1	2	0	0	0	0	0	23	36	0.00	2.000										
Lance Painter, L ERA: 6.05	(9, 1)	0.1	H	1	0	0	0	0	0	0	0	0	0	1	2	0.00	0.000											
Ricky Bottalico, R ERA: 3.77	(9, 1)	0.2	S	2	0	0	0	2	0	0	0	0	0	6	10	0.00	0.000											

Batter	1	2	3	4	5	6	7	8	9	AB	R	H	RBI	BB	SO	LOB	BOTTOM											
Joe McEwing, R OBP: 0.356, SLG: 0.428										4	1	2	0	0	0	1	Cincinnati Reds @ St. Louis Cardinals Busch Stadium, St. Louis, MO Tue Jul 06 1999, 7:10 PM CDT Att: 40,449 - Cloudy - 81 F											
J.D. Drew, L OBP: 0.354, SLG: 0.464										3	1	1	0	0	0	1												
Mark McGwire, R OBP: 0.417, SLG: 0.608										3	1	1	2	1	0	1												
Thomas Howard, S OBP: 0.338, SLG: 0.361										4	0	0	0	0	1	3												
Fernando Tatis, R OBP: 0.414, SLG: 0.554										3	2	1	0	1	0	1												
Edgar Renteria, R OBP: 0.342, SLG: 0.415										4	1	2	1	0	0	0												
Darren Bragg, L OBP: 0.372, SLG: 0.350										4	0	3	1	0	0	2												
Eli Marrero, R OBP: 0.250, SLG: 0.338										1	0	0	1	0	0	1												
Manny Aybar, R OBP: 0.100, SLG: 0.100										0	0	0	0	0	0	0												
Lance Painter, L OBP: 0.276, SLG: 0.368										0	0	0	0	0	0	0												
Ricky Bottalico, L OBP: 0.276, SLG: 0.368										0	0	0	0	0	0	0												
Kent Bottenfield, R OBP: 0.167, SLG: 0.250	(1, 1)	5.0	L	25	8	6	5	2	1	0	0	0	0	12	17	9.00	1.800											
Willie McGee, S OBP: 0.315, SLG: 0.297	(6, PH)	2.0	7	1	0	0	0	1	0	0	0	0	0	0	0	0	0.00	1.000										
Alberto Castillo, R OBP: 0.284, SLG: 0.302	(7, 2)	1.0	4	1	0	0	0	0	0	0	0	0	0	13	19	0.00	1.000											
Inning Stats	R: 2 E: 1 K: 0 S: 8	H: 1 LOB: 0 BB: 0 P: 11	R: 0 E: 0 K: 1 S: 8	H: 1 LOB: 1 BB: 0 P: 13	R: 0 E: 1 K: 0 S: 6	H: 1 LOB: 1 BB: 0 P: 12	R: 1 E: 0 K: 0 S: 8	H: 1 LOB: 1 BB: 1 P: 13	R: 1 E: 0 K: 0 S: 13	H: 1 LOB: 0 BB: 0 P: 19	R: 2 E: 0 K: 0 S: 12	H: 3 LOB: 1 BB: 0 P: 14	R: 0 E: 0 K: 0 S: 7	H: 1 LOB: 1 BB: 1 P: 12	R: 0 E: 0 K: 0 S: 13	H: 1 LOB: 1 BB: 0 P: 19	1B: 5 2B: 4 3B: 0 HR: 1	SF: 1 SAC: 3 DP: 1 HBP: 0	WP: 0 PA: 36 PB: 0 SB: 0 CS: 0									
PITCHER	IP	WLS	BF	H	R	ER	SO	BB	IBB	HBP	BLK	WP	HR	S	P	ERA	WHIP											
Brett Tomko, R ERA: 5.4	(1, 1)	5.0	L	25	8	6	5	2	1	0	0	0	0	12	17	9.00	1.800											
Scott Sullivan, R ERA: 2.34	(6, 1)	2.0	7	1	0	0	0	1	0	0	0	0	0	0	0	0	0.00	1.000										
Gabe White, L ERA: 3.89	(8, 1)	1.0	4	1	0	0	0	0	0	0	0	0	0	13	19	0.00	1.000											

AB	35
R	5
H	9
RBI	4
BB	5
SO	4
LOB	19



Batter	1	2	3	4	5	6	7	8	9	AB	R	H	RBI	BB	SO	LOB	TOP										
Pokey Reese, R OBP: 0.330, SLG: 0.436 (1, 4)	G4-3		F7		L8			F8		4	0	0	0	0	0	0	Cincinnati Reds @ St. Louis Cardinals Busch Stadium, St. Louis, MO Wed Jul 07 1999, 7:10 PM CDT Att: 34,769 - Unknown - 89 F livebaseballscorecards.com										
Jeffrey Hammonds, R OBP: 0.312, SLG: 0.452 (1, 9)	1B		F8		G4-3			1B		4	1	2	0	0	0	0											
Sean Casey, L OBP: 0.423, SLG: 0.634 (1, 3)	L6-4		1B		K			F8		4	0	2	0	0	1	1											
Greg Vaughn, R OBP: 0.323, SLG: 0.469 (1, 7)	1B		1B					K		4	0	2	1	0	1	1											
Barry Larkin, R OBP: 0.391, SLG: 0.462 (1, 6)	L6-4		FC5-4							4	0	0	0	0	0	4											
Aaron Boone, R OBP: 0.354, SLG: 0.457 (1, 5)					G6-3					4	0	2	0	0	0	0											
Mike Cameron, R OBP: 0.360, SLG: 0.453 (1, 8)			F8							2	0	0	0	2	1	1											
Jason LaRue, R OBP: 0.190, SLG: 0.105 (1, 2)			L8		G6-3					4	0	1	0	0	0	4											
Steve Parris, R OBP: 0.250, SLG: 0.250 (1, 1)			F8		L4					2	0	0	0	0	0	2											
Michael Tucker, L OBP: 0.335, SLG: 0.441 (7, PH)										1	0	0	0	0	1	1											
Scott Williamson, R (7, 1)										0	0	0	0	0	0	0											
Inning Stats	R: 1 E: 0 K: 0 S: 13	H: 3 LOB: 1 BB: 0 P: 16	R: 0 E: 0 K: 0 S: 9	H: 1 LOB: 1 BB: 0 P: 14	R: 0 E: 0 K: 0 S: 9	H: 2 LOB: 2 BB: 0 P: 18	R: 0 E: 0 K: 0 S: 7	H: 1 LOB: 1 BB: 1 P: 15	R: 0 E: 0 K: 1 S: 6	H: 0 LOB: 0 BB: 0 P: 10	R: 0 E: 0 K: 0 S: 6	H: 0 LOB: 0 BB: 0 P: 9	R: 0 E: 0 K: 2 S: 8	H: 1 LOB: 0 BB: 0 P: 12	R: 0 E: 0 K: 1 S: 9	H: 1 LOB: 1 BB: 0 P: 13	R: 0 E: 0 K: 0 S: 9	H: 0 LOB: 1 BB: 1 P: 17	1B: 8 2B: 2 3B: 0 HR: 0	SF: 0 SAC: 0 DP: 2 HBP: 0	WP: 0 PA: 35 ER: 0 WHIP: 1.000						
PITCHER	IP	WLS	BF	H	R	ER	SO	BB	IBB	HBP	BLK	WP	HR	S	P	ERA	WHIP										
Darren Oliver, L ERA: 5.1 (1, 1)	6.0		24	7	1	1	1	1	0	0	0	0	0	51	82	1.50	1.333										
Rick Croushore, R ERA: 2.43 (7, 1)	3.0	W	11	2	0	0	3	1	0	0	0	0	0	26	42	0.00	1.000										

Batter	1	2	3	4	5	6	7	8	9	AB	R	H	RBI	BB	SO	LOB	BOTTOM										
Darren Bragg, L OBP: 0.380, SLG: 0.368 (1, 7)	FC6-4		BB		G4-6-3					3	1	2	2	2	1	0	Cincinnati Reds @ St. Louis Cardinals Busch Stadium, St. Louis, MO Wed Jul 07 1999, 7:10 PM CDT Att: 34,769 - Unknown - 89 F livebaseballscorecards.com										
J.D. Drew, L OBP: 0.350, SLG: 0.450 (1, 8)	FC6-4		P5		G4-6-3					3	0	0	0	1	0	3											
Mark McGwire, R OBP: 0.420, SLG: 0.607 (1, 3)	F9		1B		1B					2	0	1	0	2	0	1											
Thomas Howard, S OBP: 0.333, SLG: 0.355 (1, 9)	L6		G3		1B					4	0	1	0	0	1	5											
Fernando Tatis, R OBP: 0.412, SLG: 0.553 (1, 5)			F8		L4					4	0	1	0	0	0	4											
Edgar Renteria, R OBP: 0.344, SLG: 0.416 (1, 6)	P6		G3-1		G3					4	0	2	0	0	0	1											
Alberto Castillo, R OBP: 0.343, SLG: 0.358 (1, 2)			F8		G3-1					2	0	0	0	0	0	2											
Joe McEwing, R OBP: 0.355, SLG: 0.427 (8, PH) (9, 4)										1	0	0	0	0	0	0											
David Howard, S OBP: 0.294, SLG: 0.300 (1, 4)			P7							3	0	0	0	1	2	2											
Eli Marrero, R OBP: 0.250, SLG: 0.338 (9, 2)										0	0	0	0	0	0	0											
Darren Oliver, R OBP: 0.366, SLG: 0.421 (1, 1)										2	0	0	0	0	2	2											
Piacleo Polanco, R OBP: 0.343, SLG: 0.358 (6, PH)										1	0	0	0	0	0	0											
Rick Croushore, R OBP: 0.500, SLG: 0.500 (7, 1)										0	0	0	0	0	0	0											
Willie McGee, S OBP: 0.313, SLG: 0.295 (9, PH)										1	1	0	0	0	0	0											
Inning Stats	R: 0 E: 0 K: 0 S: 11	H: 0 LOB: 1 BB: 1 P: 19	R: 0 E: 0 K: 0 S: 10	H: 1 LOB: 1 BB: 0 P: 16	R: 0 E: 0 K: 1 S: 14	H: 1 LOB: 2 BB: 1 P: 22	R: 0 E: 0 K: 1 S: 12	H: 1 LOB: 2 BB: 1 P: 21	R: 0 E: 0 K: 0 S: 12	H: 2 LOB: 2 BB: 1 P: 22	R: 0 E: 0 K: 1 S: 9	H: 1 LOB: 1 BB: 0 P: 12	R: 0 E: 0 K: 2 S: 10	H: 0 LOB: 2 BB: 2 P: 20	R: 0 E: 0 K: 1 S: 6	H: 0 LOB: 0 BB: 0 P: 7	R: 2 E: 1 K: 0 S: 4	H: 1 LOB: 0 BB: 0 P: 6	1B: 5 2B: 1 3B: 0 HR: 1	SF: 0 SAC: 1 DP: 1 HBP: 0	WP: 1 PA: 37 ER: 0 WHIP: 1.500						
PITCHER	IP	WLS	BF	H	R	ER	SO	BB	IBB	HBP	BLK	WP	HR	S	P	ERA	WHIP										
Steve Parris, R ERA: 3.88 (1, 1)	6.0		27	6	0	0	3	3	1	0	0	0	0	68	112	0.00	1.500										
Scott Williamson, R ERA: 1.55 (7, 1)	2.0	L	10	1	2	1	3	2	0	0	0	1	1	20	33	4.50	1.500										



Batter	1	2	3	4	5	6	7	8	9	AB	R	H	RBI	BB	SO	LOB	TOP										
Pokey Reese, R OBP: 0.331, SLG: 0.445 (1, 4)	G4-3	2B		3B	G5-3			F9		5	0	2	0	0	0	1	Cincinnati Reds @ St. Louis Cardinals Busch Stadium, St. Louis, MO Thu Jul 08 1999, 7:10 PM CDT Att: 39,603 - Unknown - 92 F										
Jeffrey Hammonds, R OBP: 0.308, SLG: 0.490 (1, 9)	P3	G6-3		K		1B		F8		5	1	1	0	0	1	2											
Sean Casey, L OBP: 0.429, SLG: 0.637 (1, 3)	HR		1B	BB		2B		P6		3	2	2	1	1	0	0											
Greg Vaughn, R OBP: 0.328, SLG: 0.482 Michael Tucker, L OBP: 0.339, SLG: 0.441 (6, 9)	HR		FC5-4	G4-3		K		SF8		3	1	2	2	1	1	1											
Barry Larkin, R OBP: 0.391, SLG: 0.459 Chris Stynes, R OBP: 0.191, SLG: 0.098 (4, 4)	HR		FC5-4	G4-3		G4-3		E1		2	1	0	0	1	0	4											
Eddie Taubensee, L OBP: 0.339, SLG: 0.461 (1, 2)	L6		FC5-4			L4		SF8		4	0	1	1	0	0	1											
Mike Cameron, R OBP: 0.360, SLG: 0.460 (1, 8)	HR		FC5-4			K		L6		4	1	1	1	1	2	1											
Aaron Boone, R OBP: 0.351, SLG: 0.453 (1, 5)	K		FC5-4			CI		F8		4	1	1	1	0	1	3											
Pete Harnisch, S OBP: 0.114, SLG: 0.257 Scott Sullivan, R (6, 1)	P3		FC6-4							3	0	1	1	0	0	2											
Dennys Reyes, R Danny Graves, R (9, 1)										1	0	0	0	0	1	1											
Inning Stats	R: 2 E: 0 K: 0 S: 11	H: 1 LOB: 1 BB: 1 P: 23	R: 1 E: 0 K: 1 S: 12	H: 2 LOB: 1 BB: 0 P: 15	R: 2 E: 1 K: 0 S: 16	H: 3 LOB: 2 BB: 1 P: 28	R: 0 E: 0 K: 1 S: 9	H: 1 LOB: 2 BB: 2 P: 24	R: 1 E: 0 K: 1 S: 8	H: 1 LOB: 0 BB: 0 P: 13	R: 1 E: 0 K: 1 S: 11	H: 2 LOB: 0 BB: 0 P: 14	R: 0 E: 0 K: 2 S: 10	H: 1 LOB: 1 BB: 0 P: 15	R: 0 E: 0 K: 0 S: 11	H: 0 LOB: 0 BB: 0 P: 14	R: 1 E: 1 K: 0 S: 9	H: 0 LOB: 1 BB: 1 P: 18	1B: 3 2B: 5 3B: 1 HR: 2	SF: 1 SAC: 0 DP: 2 HBP: 1	WP: 1 PB: 0 SB: 0 CS: 0	PA: 44					
PITCHER	IP	WLS	BF	H	R	ER	SO	BB	IBB	HBP	BLK	WP	HR	S	P	ERA	WHIP										
Kent Mercker, L ERA: 5.97 Mike Busby, R ERA: 7.15 Garrett Stephenson, R ERA: 7.71 Manny Aybar, R ERA: 3.39 Scott Radinsky, L ERA: 5.04	2.1	L	15	6	5	3	1	1	0	1	0	0	2	35	56	11.57	3.000										
	2.2		13	2	1	0	2	3	0	0	0	0	0	21	47	0.00	1.875										
	2.0		3	3	1	1	3	0	0	0	0	0	0	21	29	4.50	1.500										
	1.0		3	0	0	0	0	0	0	0	0	0	0	11	14	0.00	0.000										
	1.0		5	0	1	0	0	1	0	0	0	1	0	9	18	0.00	1.000										

Batter	1	2	3	4	5	6	7	8	9	AB	R	H	RBI	BB	SO	LOB	BOTTOM										
Joe McEwing, R OBP: 0.359, SLG: 0.431 (1, 4)	G4-3	F9			G3	K		G3		4	1	2	0	1	1	3	Cincinnati Reds @ St. Louis Cardinals Busch Stadium, St. Louis, MO Thu Jul 08 1999, 7:10 PM CDT Att: 39,603 - Unknown - 92 F										
Willie McGee, S OBP: 0.310, SLG: 0.288 (1, 8)	G4-3			BB	G3			G3		4	0	0	0	1	0	3											
Mark McGwire, R OBP: 0.417, SLG: 0.600 (1, 3)	K			P6				F9		5	0	1	1	0	1	3											
Thomas Howard, S ERA: 7.71 Garrett Stephenson, R ERA: 7.71 David Howard, S ERA: 7.71 Manny Aybar, R ERA: 3.39 Scott Radinsky, L ERA: 5.04 Piaclido Polanco, R OBP: 0.341, SLG: 0.395 (9, 9)	G4-3			F8	G4-3			K		3	0	0	0	0	0	3											
Fernando Tatis, R OBP: 0.407, SLG: 0.545 (1, 5)	F9			G3				F8		4	0	0	0	0	0	1											
Edgar Renteria, R OBP: 0.346, SLG: 0.420 (1, 6)	L7			P3				1B		4	2	2	0	0	0	0											
Darren Bragg, L OBP: 0.386, SLG: 0.383 (1, 7)	1B			F8				WP		4	1	3	1	0	0	0											
Alberto Castillo, R OBP: 0.279, SLG: 0.295 (1, 2)	BB			F9				F7		4	0	1	1	0	0	2											
Kent Mercker, L OBP: 0.267, SLG: 0.231 Mike Busby, R (3, 1)					G3-1			K		0	0	0	0	1	0	0											
Darren Oliver, R OBP: 0.357, SLG: 0.410 J.D. Drew, L OBP: 0.353, SLG: 0.480 (6, 8)								HR		1	0	0	0	0	0	0											
Inning Stats	R: 0 E: 0 K: 1 S: 8	H: 1 LOB: 0 BB: 0 P: 11	R: 0 E: 0 K: 0 S: 15	H: 2 LOB: 3 BB: 1 P: 22	R: 0 E: 0 K: 0 S: 9	H: 0 LOB: 0 BB: 1 P: 18	R: 0 E: 0 K: 0 S: 8	H: 0 LOB: 0 BB: 0 P: 10	R: 1 E: 0 K: 0 S: 12	H: 2 LOB: 1 BB: 0 P: 19	R: 3 E: 0 K: 1 S: 15	H: 3 LOB: 0 BB: 0 P: 26	R: 0 E: 0 K: 1 S: 6	H: 0 LOB: 0 BB: 0 P: 12	R: 1 E: 0 K: 1 S: 13	H: 2 LOB: 1 BB: 0 P: 23	R: 0 E: 0 K: 0 S: 9	H: 0 LOB: 1 BB: 1 P: 21	1B: 5 2B: 4 3B: 0 HR: 1	SF: 0 SAC: 0 DP: 0 HBP: 0	WP: 1 PB: 0 SB: 0 CS: 0	PA: 40					
PITCHER	IP	WLS	BF	H	R	ER	SO	BB	IBB	HBP	BLK	WP	HR	S	P	ERA	WHIP										
Pete Harnisch, R ERA: 3.42 Scott Sullivan, R ERA: 2.4 Dennys Reyes, L ERA: 1.83 Danny Graves, R ERA: 3.45	5.2	W	27	8	4	4	1	2	0	0	0	0	0	19	35	4.50	1.000										
	0.1		1	0	0	0	1	0	0	0	0	0	0	3	5	0.00	0.000										
	1.0	S	4	0	0	0	0	1	0	0	0	0	0	9	21	0.00	1.000										

Batter	1	2	3	4	5	6	7	8	9	AB	R	H	RBI	BB	SO	LOB	TOP					
Joe McEwing, R OBP: 0.391, SLG: 0.421 (1, 4)	G5-3		K			K			G6-3	4	0	0	0	0	2	0	St. Louis Cardinals @ San Francisco Giants 3Com Park at Candlestick Point, San Francisco, CA Sat Jul 10 1999, 4:05 PM EDT Att: 46,043 - Sunny - 65 F livebaseballscorecards.com					
J.D. Drew, L OBP: 0.326, SLG: 0.438 (1, 8)	F7			G3-1		G3-1			F7	4	0	0	0	0	0	0						
Mark McGwire, R OBP: 0.423, SLG: 0.612 (1, 3)	HR			K					K	3	1	1	1	1	2	0						
Fernando Tatis, R OBP: 0.405, SLG: 0.546 (1, 5)	K			P3					K	4	1	1	1	0	2	1						
Willie McGee, S OBP: 0.302, SLG: 0.280 (1, 9)		P8				K			F7	3	0	0	0	0	1	0						
Edgar Renteria, R OBP: 0.346, SLG: 0.429 (1, 6)		K				F9			P8	3	0	0	0	0	1	0						
Alberto Castillo, R OBP: 0.297, SLG: 0.297 (8, PH)										1	0	0	0	1	0	0						
Shawon Dunston, R OBP: 0.372, SLG: 0.548 (8, 2)										1	0	0	0	0	0	0						
Eli Marrero, R OBP: 0.249, SLG: 0.336 (8, 1)										0	0	0	0	0	0	0						
Darren Bragg, L OBP: 0.380, SLG: 0.376 (1, 7)				G1						3	0	0	0	0	1	1						
Jose Jimenez, R OBP: 0.139, SLG: 0.194 (8, PH)										2	0	0	0	0	2	0						
Thomas Howard, S OBP: 0.315, SLG: 0.333 (8, 1)										1	0	0	0	0	0	0						
Ricky Bottalico, L (8, 1)										0	0	0	0	0	0	0						
Inning Stats	R: 1 E: 0 K: 1 S: 8	H: 1 LOB: 0 BB: 0 P: 12	R: 0 E: 0 K: 1 S: 17	H: 0 LOB: 0 BB: 0 P: 23	R: 0 E: 0 K: 2 S: 10	H: 0 LOB: 0 BB: 0 P: 17	R: 0 E: 0 K: 1 S: 10	H: 0 LOB: 1 BB: 0 P: 22	R: 0 E: 0 K: 2 S: 10	H: 0 LOB: 0 BB: 0 P: 12	R: 1 E: 0 K: 1 S: 9	H: 1 LOB: 0 BB: 0 P: 15	R: 0 E: 0 K: 0 S: 8	H: 0 LOB: 1 BB: 1 P: 12	R: 0 E: 0 K: 1 S: 9	H: 0 LOB: 1 BB: 1 P: 16	1B: 0 2B: 0 3B: 0 HR: 2	SF: 0 SAC: 0 DP: 0 HBP: 0	WP: 0 PB: 0 SB: 0 CS: 0	PA: 31		
PITCHER	IP WLS BF H R ER SO BB IBB HBP BLK WP HR S P ERA WHIP	8.2 W 30 2 2 2 10 2 0 0 0 0 2 88 142 2.08 0.462	0.1 S 1 0 0 0 1 0 0 0 0 0 0 3 4 0.00 0.000																			

Batter	1	2	3	4	5	6	7	8	9	AB	R	H	RBI	BB	SO	LOB	BOTTOM				
Marvin Benard, L OBP: 0.361, SLG: 0.448 (1, 8)	G6-3		G1-3			K			K	4	0	0	0	0	2	3	St. Louis Cardinals @ San Francisco Giants 3Com Park at Candlestick Point, San Francisco, CA Sat Jul 10 1999, 4:05 PM EDT Att: 46,043 - Sunny - 65 F livebaseballscorecards.com				
F.P. Santangelo, S OBP: 0.444, SLG: 0.405 (1, 7)	G4-3 BB			FC5-4 BB					WP 1B	2	1	2	1	2	0	0					
J.T. Snow, L OBP: 0.379, SLG: 0.436 (1, 3)	G4-3			FC5-4 WP G4-3 1-2					K	4	1	0	0	0	1	3					
Jeff Kent, R OBP: 0.378, SLG: 0.517 (1, 4)	G1-3			G4-3 WP 1B HBP					K	3	1	0	0	0	1	2					
Stan Javier, S OBP: 0.344, SLG: 0.379 (1, 9)		K		G4-3					P8	4	0	1	2	0	1	1					
Bill Mueller, S OBP: 0.404, SLG: 0.349 (1, 5)		F8		1-3 2-H					1B	3	0	2	1	0	0	0					
Rich Aurilia, R OBP: 0.358, SLG: 0.470 (1, 6)				3-H 1B					1B	3	0	1	0	0	1	1					
Brent Mayne, L OBP: 0.382, SLG: 0.421 (1, 2)				G5-3					FC6-2 1B	3	1	1	0	0	2	2					
Russ Ortiz, R OBP: 0.233, SLG: 0.349 (9, 1)									SH1-4 1B 2B	2	0	0	0	0	0	2					
John Johnstone, R (9, 1)				G4-3					FC6-2	0	0	0	0	0	0	0					
Inning Stats	R: 0 E: 0 K: 0 S: 7	H: 0 LOB: 1 BB: 1 P: 14	R: 0 E: 0 K: 2 S: 10	H: 0 LOB: 0 BB: 0 P: 16	R: 0 E: 0 K: 1 S: 7	H: 0 LOB: 0 BB: 0 P: 15	R: 2 E: 0 K: 0 S: 14	H: 1 LOB: 1 BB: 1 P: 26	R: 1 E: 0 K: 1 S: 9	H: 2 LOB: 1 BB: 0 P: 12	R: 0 E: 0 K: 0 S: 4	H: 0 LOB: 0 BB: 0 P: 6	R: 0 E: 0 K: 2 S: 16	H: 2 LOB: 2 BB: 0 P: 22	R: 1 E: 0 K: 2 S: 11	H: 2 LOB: 1 BB: 0 P: 21	1B: 6 2B: 1 3B: 0 HR: 0	SF: 0 SAC: 1 DP: 0 HBP: 1	WP: 3 PB: 0 SB: 1 CS: 0	PA: 32	
PITCHER	IP WLS BF H R ER SO BB IBB HBP BLK WP HR S P ERA WHIP	7.0 L 28 5 3 3 6 2 0 1 0 0 1 0 67 11 3.86 1.000	1.0 4 2 1 1 2 0 0 0 0 0 1 0 11 21 9.00 2.000																		

AB	29
R	2
H	2
RBI	2
BB	2
SO	11
LOB	2



AB	28
R	4
H	7
RBI	4
BB	2
SO	8
LOB	14



Batter	1	2	3	4	5	6	7	8	9	AB	R	H	RBI	BB	SO	LOB	TOP				
Joe McEwing, R OBP: 0.350, SLG: 0.418	1-0 HR 1B	3-2 F8			2-3 K		0-0 F9			4	1	1	0	0	1	1					
J.D. Drew, L OBP: 0.323, SLG: 0.457	2-2 1-H HR	1-1 G3-1			2-1 F9		1-3 K			4	1	1	2	0	1	0					
Mark McGwire, R OBP: 0.422, SLG: 0.606	3-3 K				1-0 F8		3-3 K			3	0	0	0	1	2	0					
Thomas Howard, S OBP: 0.315, SLG: 0.333	0-2 2B				0-1 P6		0-1 P5		0-2 P8	3	1	1	0	0	0	1					
Placido Polanco, R OBP: 0.329, SLG: 0.344	2B									1	0	0	0	0	0	0					
Fernando Tatis, R OBP: 0.406, SLG: 0.547	2-0 1-H 2B				2-1 G5-3		4-0 CS BB		1-2 F8	3	1	1	1	1	0	1					
Edgar Renteria, R OBP: 0.351, SLG: 0.433	2-1 2-H 1B				3-2 G4-3		3-3 K		0-0 S S	4	1	2	1	0	1	2					
Darren Bragg, L OBP: 0.385, SLG: 0.377	1-1 2-H 1B				1-2 G3		4-1 SH3-4 BB		4-2 S BB	2	0	1	1	2	0	0					
Eli Marrero, R OBP: 0.246, SLG: 0.332	1-2 G4-6-3				2-3 K		0-0 SH3-4		3-3 K	3	0	0	0	0	2	3					
Kent Bottenfield, R OBP: 0.136, SLG: 0.237					2-3 K		2-3 K		1-2 F7	2	0	0	0	0	2	0					
Shawon Dunston, R OBP: 0.296, SLG: 0.544										1	0	0	0	0	1	1					
Rick Croushore, R OBP: 0.260, SLG: 0.500										0	0	0	0	0	0	0					
Manny Aybar, R OBP: 0.350, SLG: 0.609										0	0	0	0	0	0	0					
Willie Moses, S OBP: 0.350, SLG: 0.278										1	0	0	0	0	0	2					
Ricky Bottalico, L OBP: 0.278, SLG: 0.278										0	0	0	0	0	0	0					
Inning Stats	R: 5 E: 0 K: 1 S: 21	H: 6 LOB: 0 BB: 0 P: 33	R: 0 E: 0 K: 1 S: 9	H: 0 LOB: 0 BB: 0 P: 13	R: 0 E: 0 K: 0 S: 7	H: 0 LOB: 1 BB: 1 P: 16	R: 0 E: 0 K: 2 S: 13	H: 0 LOB: 0 BB: 0 P: 18	R: 0 E: 0 K: 1 S: 7	H: 0 LOB: 0 BB: 0 P: 12	R: 0 E: 0 K: 1 S: 6	H: 0 LOB: 1 BB: 1 P: 13	R: 0 E: 0 K: 1 S: 7	H: 0 LOB: 1 BB: 1 P: 13	R: 0 E: 0 K: 2 S: 9	H: 1 LOB: 2 BB: 1 P: 22	1B: 4 2B: 3 3B: 0 HR: 1	SF: 0 SAC: 1 DP: 2 HBP: 0	WP: 0 PB: 0 SB: 3 CS: 1	PA: 36	
PITCHER	IP WLS BF H R ER SO BB IBB HBP BLK WP HR S P ERA WHIP	IP WLS BF H R ER SO BB IBB HBP BLK WP HR S P ERA WHIP	IP WLS BF H R ER SO BB IBB HBP BLK WP HR S P ERA WHIP	IP WLS BF H R ER SO BB IBB HBP BLK WP HR S P ERA WHIP	IP WLS BF H R ER SO BB IBB HBP BLK WP HR S P ERA WHIP	IP WLS BF H R ER SO BB IBB HBP BLK WP HR S P ERA WHIP	IP WLS BF H R ER SO BB IBB HBP BLK WP HR S P ERA WHIP	IP WLS BF H R ER SO BB IBB HBP BLK WP HR S P ERA WHIP	IP WLS BF H R ER SO BB IBB HBP BLK WP HR S P ERA WHIP	IP WLS BF H R ER SO BB IBB HBP BLK WP HR S P ERA WHIP	IP WLS BF H R ER SO BB IBB HBP BLK WP HR S P ERA WHIP	IP WLS BF H R ER SO BB IBB HBP BLK WP HR S P ERA WHIP	IP WLS BF H R ER SO BB IBB HBP BLK WP HR S P ERA WHIP	IP WLS BF H R ER SO BB IBB HBP BLK WP HR S P ERA WHIP	IP WLS BF H R ER SO BB IBB HBP BLK WP HR S P ERA WHIP	IP WLS BF H R ER SO BB IBB HBP BLK WP HR S P ERA WHIP	IP WLS BF H R ER SO BB IBB HBP BLK WP HR S P ERA WHIP	IP WLS BF H R ER SO BB IBB HBP BLK WP HR S P ERA WHIP	IP WLS BF H R ER SO BB IBB HBP BLK WP HR S P ERA WHIP	IP WLS BF H R ER SO BB IBB HBP BLK WP HR S P ERA WHIP	IP WLS BF H R ER SO BB IBB HBP BLK WP HR S P ERA WHIP
Mark Gardner, R ERA: 6.67	7.0 L	28 6	5 5	7 5	3 3	0 0	0 0	0 0	0 0	0 0	1 1	70 118	6.43 1.286								
Rich Rodriguez, L ERA: 4.73	0.1	1 0	0 0	0 1	0 0	0 0	0 0	0 0	0 0	0 0	3 4	0.00 0.000									
Jerry Spradlin, R ERA: 5.58	0.2	2 0	0 0	0 1	0 0	0 0	0 0	0 0	0 0	6 9	0.00 0.000										
John Johnstone, R ERA: 1.94	1.0	5 1	0 0	0 1	1 1	0 0	0 0	0 0	0 0	13 22	0.00 2.000										

St. Louis Cardinals @ San Francisco Giants
3Com Park at Candlestick Point, San Francisco, CA

AB 31
R 5
H 7
RBI 5
BB 4
SO 10
LOB 11



WP: 0 PA: 36
PB: 0
SB: 3
CS: 1

Sun Jul 11 1999, 4:05 PM EDT
Att: 50,435 - Unknown - 73 F

livebaseballscorecards.com

Batter	1	2	3	4	5	6	7	8	9	AB	R	H	RBI	BB	SO	LOB	BOTTOM					
Marvin Benard, L OBP: 0.361, SLG: 0.455	2-3 K		3-2 1-H HR		4-0 G3-4-1 BB		3-3 K		2-3 K	4	1	1	2	1	3	2						
F.P. Santangelo, S OBP: 0.445, SLG: 0.410	2-2 G4-3		1-1 2B		1-0 G3-4-1		4-0 BB BB		4-2 1B BB	3	1	1	0	2	0	1						
J.T. Snow, L OBP: 0.432, SLG: 0.432	1-3 K		0-0 F8		2-2 G1-3		4-0 BB BB		4-0 BB BB	3	0	0	0	2	1	2						
Shawn Estes, R OBP: 0.242, SLG: 0.267									1-2 2-3 BB	0	0	0	0	0	0	0						
Jeff Kent, R OBP: 0.379, SLG: 0.514		0-0 G4-3	4-2 BB		2-1 G5-3		2-3 K		0-0 E5	4	0	1	1	1	1	2						
Stan Javier, S OBP: 0.342, SLG: 0.376		0-1 CS 1B	2-3 K		1-0 G6-3		1-0 G6-3		0-0 F8	5	0	1	0	0	2	6						
Bill Mueller, S OBP: 0.410, SLG: 0.354		0-1 1B			2-2 G6-3 1B		3-2 F9		4-1 1-2 2-3 BB	3	0	2	0	1	0	0						
Rich Aurilia, R OBP: 0.465, SLG: 0.465		3-3 K			0-1 F9		0-0 P9		1-1 P2	3	0	0	0	0	1	3						
Barry Bonds, L OBP: 0.421, SLG: 0.574										1	0	0	0	0	0	3						
John Johnstone, R OBP: 0.389, SLG: 0.389										0	0	0	0	0	0	0						
Brent Mayne, L OBP: 0.380, SLG: 0.418			1-1 HR 1B		1-2 G6-3		1-3 K		2-1 F8	4	1	1	0	0	1	1						
Mark Gardner, R OBP: 0.207, SLG: 0.231			2-2 K		2-1 P7		1-0 K		4-1 BB BB	2	0	0	0	0	1	1						
Wilson Delgado, S OBP: 0.405, SLG: 0.351										1	0	1	0	0	0	0						
Rich Rodriguez, L OBP: 1.000, SLG: 1.000										0	0	0	0	0	0	0						
Jerry Spradlin, S OBP: 0.322, SLG: 0.389										0	0	0	0	0	0	0						
Ramon Martinez, R OBP: 0.322, SLG: 0.389										0	1	0	0	1	0	0						
Inning Stats	R: 0 E: 0 K: 2 S: 11	H: 0 LOB: 0 BB: 0 P: 16	R: 0 E: 0 K: 1 S: 9	H: 2 LOB: 0 BB: 0 P: 12	R: 2 E: 0 K: 2 S: 23	H: 3 LOB: 2 BB: 1 P: 36	R: 0 E: 0 K: 0 S: 9	H: 1 LOB: 0 BB: 0 P: 12	R: 0 E: 0 K: 0 S: 6	H: 0 LOB: 0 BB: 0 P: 15	R: 0 E: 0 K: 0 S: 7	H: 0 LOB: 0 BB: 0 P: 13	R: 0 E: 0 K: 2 S: 8	H: 1 LOB: 1 BB: 0 P: 13	R: 0 E: 0 K: 1 S: 7	H: 0 LOB: 3 BB: 3 P: 22	R: 2 E: 1 K: 2 S: 15	H: 1 LOB: 2 BB: 3 P: 33	1B: 6 2B: 2 3B: 0 HR: 1	SF: 0 SAC: 0 DP: 2 HBP: 0	WP: 0 PB: 0 SB: 0 CS: 1	PA: 41
PITCHER	IP WLS BF H R ER SO BB IBB HBP BLK WP HR S P ERA WHIP	IP WLS BF H R ER SO BB IBB HBP BLK WP HR S P ERA WHIP	IP WLS BF H R ER SO BB IBB HBP BLK WP HR S P ERA WHIP	IP WLS BF H R ER SO BB IBB HBP BLK WP HR S P ERA WHIP	IP WLS BF H R ER SO BB IBB HBP BLK WP HR S P ERA WHIP	IP WLS BF H R ER SO BB IBB HBP BLK WP HR S P ERA WHIP	IP WLS BF H R ER SO BB IBB HBP BLK WP HR S P ERA WHIP	IP WLS BF H R ER SO BB IBB HBP BLK WP HR S P ERA WHIP	IP WLS BF H R ER SO BB IBB HBP BLK WP HR S P ERA WHIP	IP WLS BF H R ER SO BB IBB HBP BLK WP HR S P ERA WHIP	IP WLS BF H R ER SO BB IBB HBP BLK WP HR S P ERA WHIP	IP WLS BF H R ER SO BB IBB HBP BLK WP HR S P ERA WHIP	IP WLS BF H R ER SO BB IBB HBP BLK WP HR S P ERA WHIP	IP WLS BF H R ER SO BB IBB HBP BLK WP HR S P ERA WHIP	IP WLS BF H R ER SO BB IBB HBP BLK WP HR S P ERA WHIP	IP WLS BF H R ER SO BB IBB HBP BLK WP HR S P ERA WHIP	IP WLS BF H R ER SO BB IBB HBP BLK WP HR S P ERA WHIP	IP WLS BF H R ER SO BB IBB HBP BLK WP HR S P ERA WHIP	IP WLS BF H R ER SO BB IBB HBP BLK WP HR S P ERA WHIP	IP WLS BF H R ER SO BB IBB HBP BLK WP HR S P ERA WHIP	IP WLS BF H R ER SO BB IBB HBP BLK WP HR S P ERA WHIP	
Kent Bottenfield, R ERA: 3.78	6.0 H	24 6	2 1	2 0	5 2	2 0	2 0	0 0	0 0	0 0	8 21	0.00 3.000										
Rick Croushore, R ERA: 2.52	1.0 H	6 4	0 0	0 1	1 1	0 0	0 0	0 0	0 0	7 14	0.00 1.000											
Manny Aybar, R ERA: 5.34	1.0 S	7 1	2 1	2 2	3 3	0 0	0 0	0 0	0 0	15 33	9.00 4.000											

St. Louis Cardinals @ San Francisco Giants
3Com Park at Candlestick Point, San Francisco, CA

AB 33
R 4
H 8
RBI 3
BB 8
SO 10
LOB 21



WP: 0 PA: 41
PB: 0
SB: 0
CS: 1

Sun Jul 11 1999, 4:05 PM EDT
Att: 50,435 - Unknown - 73 F

livebaseballscorecards.com

Batter	1	2	3	4	5	6	7	8	9	AB	R	H	RBI	BB	SO	LOB	TOP																
Ray Durham, S (1.4) OBP: 0.380, SLG: 0.490	G4-3		1B				K		K	4	1	0	1	2	1		Chicago White Sox @ St. Louis Cardinals Busch Stadium, St. Louis, MO Sat Jul 17 1999, 7:10 PM CDT Att: 48,650 - Cloudy - 92 F																
Chris Singleton, L (1.8) OBP: 0.344, SLG: 0.534	G6-3		G4-3							3	1	1	1	2	0	1																	
Frank Thomas, R (1.3) OBP: 0.418, SLG: 0.509				G4-3						3	1	1	0	2	0	1																	
Magglio Ordonez, R (1.9) OBP: 0.374, SLG: 0.573	L9			G5-3						5	1	2	4	0	0	4																	
Carlos Lee, R (1.7) OBP: 0.318, SLG: 0.405			P9							4	0	0	0	0	0	1																	
Darrin Jackson, R (8.7) OBP: 0.280, SLG: 0.398				F9						1	0	0	0	0	0	3																	
Brook Fordyce, R (1.2) OBP: 0.341, SLG: 0.461					G6-3					4	0	0	0	0	0	1																	
Craig Wilson, R (1.5) OBP: 0.336, SLG: 0.357										3	1	1	0	1	0	0																	
55 Liu Rodriguez, S (1.6) OBP: 0.286, SLG: 0.241				G4-3						3	0	0	0	0	0	1																	
14 Paul Konerko, R (8. PH) OBP: 0.323, SLG: 0.477					F7					0	0	0	0	0	0	0																	
Bryan Ward, L (8.1) OBP: 0.289, SLG: 0.294										0	0	0	0	0	0	0																	
41 Bill Simas, L (8.1)										0	0	0	0	0	0	0																	
James Baldwin, R (1.1) OBP: 0.500, SLG: 1.500										2	1	1	1	0	1	0																	
Mike Caruso, S (6.6) OBP: 0.282, SLG: 0.314				K						2	0	1	0	0	0	0																	
Inning Stats	R: 0 E: 0 K: 0 S: 12	H: 0 LOB: 1 BB: 1 P: 20	R: 0 E: 0 K: 0 S: 7	H: 0 LOB: 0 BB: 0 P: 11	R: 0 E: 0 K: 1 S: 14	H: 1 LOB: 1 BB: 0 P: 17	R: 0 E: 0 K: 0 S: 6	H: 0 LOB: 0 BB: 0 P: 9	R: 6 E: 0 K: 0 S: 16	H: 4 LOB: 2 BB: 2 P: 30	R: 0 E: 0 K: 0 S: 10	H: 0 LOB: 0 BB: 0 P: 17	R: 0 E: 0 K: 1 S: 13	H: 0 LOB: 1 BB: 1 P: 20	R: 0 E: 0 K: 0 S: 10	H: 1 LOB: 2 BB: 1 P: 22	R: 0 E: 0 K: 1 S: 11	H: 2 LOB: 3 BB: 1 P: 20	1B: 6 2B: 0 3B: 1 HR: 1	SF: 0 SAC: 0 DP: 0 HBP: 0	WP: 0 PB: 0 SB: 1 CS: 0	PA: 41											
PITCHER	IP WLS BF H R ER SO BB IBB HBP BLK WP HR S P ERA WHIP																																
Kent Bottenfield, R (1.1) ERA: 4.91	7.0	30	5	6	6	2	4	0	0	0	0	0	1	78	124	7.71	1.286																
Garrett Stephenson, R (8.1) ERA: 6.97	1.0	W 5	1	0	0	0	1	0	0	0	0	0	0	10	22	0.00	2.000																
Ricky Bottalico, R (9.1) ERA: 3.78	1.0	S 6	2	0	0	1	1	0	0	0	0	0	0	11	20	0.00	3.000																

Batter	1	2	3	4	5	6	7	8	9	AB	R	H	RBI	BB	SO	LOB	BOTTOM															
J.D. Drew, L (1.8) OBP: 0.329, SLG: 0.477	G4-3		HR				K		P6	5	1	2	3	0	1	1	Chicago White Sox @ St. Louis Cardinals Busch Stadium, St. Louis, MO Sat Jul 17 1999, 7:10 PM CDT Att: 48,650 - Cloudy - 92 F															
Edgar Renteria, R (1.6) OBP: 0.351, SLG: 0.430	F8		F8							4	0	1	0	0	1	0																
Mark McGwire, R (1.3) OBP: 0.424, SLG: 0.628										1	0	0	0	0	1	0																
Shawon Dunston, R (2.3) OBP: 0.358, SLG: 0.527										3	0	0	1	0	0	3																
David Howard, S (9.3) OBP: 0.289, SLG: 0.294										0	0	0	0	0	0	0																
Ray Lankford, L (1.7) OBP: 0.378, SLG: 0.557										4	1	1	0	0	1	2																
Fernando Tatis, R (1.5) OBP: 0.401, SLG: 0.543										4	2	2	1	0	1	0																
Darren Bragg, L (1.9) OBP: 0.380, SLG: 0.369										3	0	0	0	0	1	0																
Joe McEwing, R (1.4) OBP: 0.349, SLG: 0.411										2	1	0	0	1	0	0																
Eli Marrero, R (1.2) OBP: 0.249, SLG: 0.338										4	1	2	3	0	0	1																
Kent Bottenfield, R (1.1) OBP: 0.179, SLG: 0.256										1	2	1	0	0	0	0																
Willie McGee, S (7. PH) OBP: 0.235, SLG: 0.273										1	0	0	0	0	0	0																
Garrett Stephenson, R (8.1) ERA: 2.62										0	0	0	0	0	0	0																
Thomas Howard, S (8. PH) OBP: 0.305, SLG: 0.322										1	0	0	0	0	1	1																
Ricky Bottalico, L (9.1) ERA: 4.31										0	0	0	0	0	0	0																
Inning Stats	R: 0 E: 0 K: 1 S: 6	H: 0 LOB: 0 BB: 0 P: 8	R: 1 E: 0 K: 2 S: 13	H: 1 LOB: 0 BB: 0 P: 18	R: 3 E: 0 K: 0 S: 13	H: 2 LOB: 0 BB: 0 P: 20	R: 0 E: 0 K: 1 S: 12	H: 0 LOB: 0 BB: 0 P: 19	R: 1 E: 0 K: 0 S: 13	H: 3 LOB: 2 BB: 0 P: 17	R: 0 E: 0 K: 0 S: 9	H: 0 LOB: 1 BB: 0 P: 15	R: 0 E: 0 K: 2 S: 14	H: 0 LOB: 1 BB: 0 P: 21	R: 3 E: 0 K: 1 S: 12	H: 3 LOB: 1 BB: 1 P: 20	1B: 6 2B: 1 3B: 0 HR: 2	SF: 0 SAC: 2 DP: 0 HBP: 1	WP: 1 PB: 0 SB: 1 CS: 0	PA: 37												
PITCHER	IP WLS BF H R ER SO BB IBB HBP BLK WP HR S P ERA WHIP																															
James Baldwin, R (1.1) ERA: 6.73	5.0	22	6	5	5	4	0	0	1	0	1	0	23	36	0.00	0.000																
Sean Lowe, R (6.1) ERA: 2.62	2.0	H 8	0	0	0	2	0	0	1	0	0	5	6	∞	∞																	
Bryan Ward, L (8.1) ERA: 5.97	0.0	L 2	2	2	2	0	0	0	0	0	0	5	6	∞	∞																	
41 Bill Simas, R (8.1) ERA: 4.31	1.0	B 5	1	1	1	1	0	1	0	0	0	7	14	9.00	1.000																	

Batter	1	2	3	4	5	6	7	8	9	AB	R	H	RBI	BB	SO	LOB	TOP								
Denny Hocking, S OBP: 0.328, SLG: 0.391 (1, 7)										4	1	1	1	0	1	1	Minnesota Twins @ St. Louis Cardinals Busch Stadium, St. Louis, MO Sun Jul 18 1999, 1:10 PM CDT Att: 45,665 - Cloudy - 94 F								
Cristian Guzman, S OBP: 0.271, SLG: 0.291 (1, 6)										4	0	1	0	0	0	1									
Brent Gates, S OBP: 0.374, SLG: 0.398 (1, 4)										4	0	1	0	0	0	1									
Ron Coomer, R OBP: 0.310, SLG: 0.458 (9, PR)										4	0	0	0	0	2	2									
Chad Allen, R OBP: 0.371, SLG: 0.405 (9, 7)										0	1	0	0	0	0	0									
Matt Lawton, L OBP: 0.343, SLG: 0.403 (1, 9)										4	1	1	0	0	1	2									
Tori Hunter, R OBP: 0.295, SLG: 0.353 (9, PH)										3	0	1	0	0	0	1									
Jacque Jones, L OBP: 0.336, SLG: 0.430 (9, 8)										0	1	0	0	1	0	0									
Doug Mientkiewicz, L OBP: 0.350, SLG: 0.344 (1, 3)										4	0	1	1	0	2	1									
Javier Valentin, S OBP: 0.315, SLG: 0.401 (1, 2)										3	1	0	1	1	0	2									
LaTroy Hawkins, R OBP: 0.327, SLG: 0.470 (1, 8)										4	0	1	0	0	1	0									
Todd Walker, L OBP: 0.302, SLG: 0.318 (8, PH)										4	0	1	0	0	1	0									
Bob Wells, R OBP: 0.290, SLG: 0.307 (8, 1)										4	0	2	0	0	0	0									
Eddie Guardado, R OBP: 0.667, SLG: 0.500 (8, 1)										4	0	1	0	0	2	3									
Marty Cordova, R OBP: 0.321, SLG: 0.423 (9, PH)										4	0	1	0	0	2	3									
Mike Trombley, R OBP: 0.294, SLG: 0.272 (9, 1)										4	0	1	0	0	2	3									
Inning Stats	R: 1 E: 0 K: 1 S: 10	H: 1 LOB: 0 BB: 0 P: 14	R: 0 E: 0 K: 1 S: 6	H: 1 LOB: 1 BB: 0 P: 8	R: 0 E: 0 K: 1 S: 9	H: 0 LOB: 0 BB: 0 P: 15	R: 0 E: 0 K: 0 S: 6	H: 1 LOB: 1 BB: 0 P: 8	R: 0 E: 0 K: 0 S: 8	H: 0 LOB: 0 BB: 0 P: 11	R: 0 E: 0 K: 1 S: 11	H: 1 LOB: 1 BB: 0 P: 15	R: 0 E: 0 K: 2 S: 13	H: 0 LOB: 0 BB: 0 P: 21	R: 0 E: 0 K: 1 S: 12	H: 0 LOB: 1 BB: 1 P: 18	R: 4 E: 2 K: 0 S: 22	H: 3 LOB: 1 BB: 1 P: 34	1B: 6 2B: 0 3B: 0 HR: 1	SF: 0 SAC: 0 DP: 0 HBP: 0	WP: 0 PB: 0 SB: 0 CS: 0	PA: 36			
PITCHER	IP	WLS	BF	H	R	ER	SO	BB	IBB	HBP	BLK	WP	HR	S	P	ERA	WHIP								
Darren Oliver, L ERA: 4.86 (1, 1)	7.0	L	25	4	1	1	6	0	0	0	0	0	1	63	92	1.29	0.571								
Rick Croushore, R ERA: 2.27 (8, 1)	1.1		9	2	4	0	1	1	1	0	0	0	0	27	41	0.00	2.250								
Scott Radinsky, L ERA: 4.67 (9, 1)	0.2		2	1	0	0	0	0	0	0	0	0	0	7	11	0.00	1.500								

Batter	1	2	3	4	5	6	7	8	9	AB	R	H	RBI	BB	SO	LOB	BOTTOM								
J.D. Drew, L OBP: 0.327, SLG: 0.470 (1, 8)										4	0	1	0	0	1	0	Minnesota Twins @ St. Louis Cardinals Busch Stadium, St. Louis, MO Sun Jul 18 1999, 1:10 PM CDT Att: 45,665 - Cloudy - 94 F								
Edgar Renteria, R OBP: 0.302, SLG: 0.318 (1, 6)										4	0	1	0	0	1	0									
Fernando Tatis, R OBP: 0.402, SLG: 0.542 (1, 5)										4	0	2	0	0	0	0									
Ray Lankford, L OBP: 0.376, SLG: 0.556 (1, 7)										4	0	1	0	0	2	3									
Shawon Dunston, R OBP: 0.355, SLG: 0.515 (1, 9)										3	1	0	0	0	0	1									
Joe McEwing, R OBP: 0.350, SLG: 0.412 (1, 4)										4	0	2	0	0	1	2									
Alberto Castillo, R OBP: 0.290, SLG: 0.307 (1, 2)										3	0	1	0	0	0	2									
Darren Bragg, L OBP: 0.382, SLG: 0.384 (9, PH)										1	1	1	2	0	0	0									
Eli Marrero, R OBP: 0.249, SLG: 0.333 (1, 3)										3	0	0	0	0	0	4									
Darren Oliver, R OBP: 0.341, SLG: 0.390 (1, 1)										2	0	0	0	0	1	2									
Thomas Howard, S OBP: 0.302, SLG: 0.318 (7, PH)										1	0	0	0	0	0	2									
Rick Croushore, R OBP: 0.667, SLG: 0.500 (8, 1)										0	0	0	0	0	0	0									
Scott Radinsky, L OBP: 0.667, SLG: 0.500 (9, 1)										0	0	0	0	0	0	0									
Willie McGee, S OBP: 0.294, SLG: 0.272 (9, PH)										1	0	0	0	0	0	1									
Inning Stats	R: 0 E: 0 K: 0 S: 8	H: 1 LOB: 1 BB: 0 P: 15	R: 0 E: 0 K: 1 S: 15	H: 2 LOB: 2 BB: 0 P: 20	R: 0 E: 0 K: 0 S: 5	H: 0 LOB: 0 BB: 0 P: 7	R: 0 E: 0 K: 0 S: 7	H: 1 LOB: 1 BB: 0 P: 12	R: 0 E: 0 K: 0 S: 7	H: 1 LOB: 0 BB: 0 P: 9	R: 0 E: 0 K: 2 S: 11	H: 0 LOB: 0 BB: 0 P: 19	R: 0 E: 1 K: 0 S: 12	H: 1 LOB: 2 BB: 0 P: 19	R: 0 E: 0 K: 2 S: 12	H: 2 LOB: 1 BB: 0 P: 22		R: 2 E: 0 K: 1 S: 12	H: 1 LOB: 0 BB: 0 P: 23	1B: 7 2B: 1 3B: 0 HR: 1	SF: 0 SAC: 0 DP: 1 HBP: 2	WP: 1 PB: 0 SB: 0 CS: 1	PA: 37		
PITCHER	IP	WLS	BF	H	R	ER	SO	BB	IBB	HBP	BLK	WP	HR	S	P	ERA	WHIP								
LaTroy Hawkins, R ERA: 7.28 (1, 1)	7.0	W	27	6	0	0	3	0	0	0	0	0	0	65	101	0.00	0.857								
Bob Wells, R ERA: 4.23 (8, 1)	0.1	H	3	2	0	0	1	0	0	0	0	0	0	8	16	0.00	6.000								
Eddie Guardado, L ERA: 4.5 (8, 1)	0.2	H	1	0	0	0	1	0	0	0	0	0	0	4	6	0.00	0.000								
Mike Trombley, R ERA: 4.01 (9, 1)	1.0		5	1	2	2	1	0	0	2	0	1	1	12	23	18.00	1.000								

AB	34
R	5
H	7
RBI	4
BB	2
SO	7
LOB	12



AB	34
R	2
H	9
RBI	2
BB	0
SO	6
LOB	17



Batter	1	2	3	4	5	6	7	8	9	AB	R	H	RBI	BB	SO	LOB	TOP			
Denny Hocking, S OBP: 0.325, SLG: 0.391 (1, 4)										5	0	1	0	0	1	2	Minnesota Twins @ St. Louis Cardinals Busch Stadium, St. Louis, MO Mon Jul 19 1999, 7:10 PM CDT Att: 37,408 - Unknown - 93 F			
Cristian Guzman, S OBP: 0.276, SLG: 0.293 Todd Walker, L OBP: 0.335, SLG: 0.397 (7, PH)										2	0	1	0	1	0	0				
Brent Gates, S OBP: 0.375, SLG: 0.395 (1, 5)										4	1	1	0	1	1	3				
Ron Coomer, R OBP: 0.311, SLG: 0.461 (1, 3)										5	0	2	1	0	0	4				
Terry Steinbach, R OBP: 0.383, SLG: 0.438 (1, 2)										4	1	0	0	1	0	2				
Chad Allen, R OBP: 0.337, SLG: 0.404 Corey Koskie, L OBP: 0.370, SLG: 0.466 (8, PH)										3	1	1	0	0	0	0				
Matt Lawton, L OBP: 0.342, SLG: 0.400 (8, 7)										4	0	1	1	0	1	2				
Tori Hunter, R OBP: 0.294, SLG: 0.355 (1, 8)										4	0	1	1	0	0	1				
Mike Lincoln, R 23 Benj Sampson, R Marty Cordova, R Travis Miller, L Jacque Jones, L Hector Carrasco, R (8, 1)										1	0	0	0	0	0	0				
Inning Stats	R: 0 E: 0 K: 1 S: 8	H: 1 LOB: 1 BB: 1 P: 17	R: 0 E: 0 K: 0 S: 6	H: 1 LOB: 1 BB: 0 P: 11	R: 0 E: 0 K: 1 S: 10	H: 1 LOB: 1 BB: 0 P: 16	R: 2 E: 1 K: 1 S: 14	H: 1 LOB: 1 BB: 1 P: 25	R: 1 E: 0 K: 0 S: 7	H: 0 LOB: 0 BB: 0 P: 11	R: 0 E: 0 K: 2 S: 13	H: 1 LOB: 2 BB: 1 P: 23	R: 1 E: 0 K: 1 S: 16	H: 2 LOB: 2 BB: 1 P: 24	R: 0 E: 0 K: 0 S: 10	H: 1 LOB: 1 BB: 0 P: 15		1B: 6 2B: 3 3B: 0 HR: 0	SF: 0 SAC: 0 DP: 1 HBP: 0	WP: 0 PB: 0 SB: 0 CS: 0
PITCHER	IP WLS BF H R ER SO BB IBB HBP BLK WP HR S P ERA WHIP	6.0 W 28 6 3 2 2 4 0 0 0 0 0 56 107 3.00 1.667	1.2 S 8 2 1 1 3 1 0 0 0 0 0 22 31 5.40 1.800	1.1 S 5 1 0 0 0 0 0 0 0 0 0 13 21 0.00 0.750											IP WLS BF H R ER SO BB IBB HBP BLK WP HR S P ERA WHIP					
Kent Mercker, L ERA: 5.61 (1, 1)											4	1	1	2	1	0	2			
Manny Aybar, R ERA: 3.68 (7, 1)											5	0	3	0	0	0	2			
Ricky Bottalico, R ERA: 3.68 (8, 1)											5	0	1	0	0	1	3			
Fernando Tatis, R OBP: 0.403, SLG: 0.561 (1, 5)											4	2	2	4	0	0	1			
Darren Bragg, L OBP: 0.380, SLG: 0.386 (1, 9)											4	1	1	0	0	0	0			
Alberto Castillo, R OBP: 0.296, SLG: 0.313 (1, 2)											4	1	2	1	0	1	0			
David Howard, S OBP: 0.310, SLG: 0.316 Ricky Bottalico, L (8, 1)											4	0	2	0	0	1	1			
Kent Mercker, L OBP: 0.353, SLG: 0.333 Manny Aybar, R OBP: 0.091, SLG: 0.091 Shawon Dunston, R OBP: 0.353, SLG: 0.511 (8, 3)											2	1	2	1	0	0	0			
Inning Stats	R: 0 E: 0 K: 0 S: 5	H: 1 LOB: 1 BB: 0 P: 10	R: 0 E: 0 K: 0 S: 6	H: 1 LOB: 1 BB: 0 P: 9	R: 6 E: 0 K: 1 S: 18	H: 7 LOB: 2 BB: 1 P: 35	R: 2 E: 0 K: 0 S: 10	H: 2 LOB: 0 BB: 0 P: 18	R: 0 E: 0 K: 1 S: 11	H: 1 LOB: 2 BB: 1 P: 13	R: 0 E: 0 K: 2 S: 10	H: 0 LOB: 0 BB: 0 P: 16	R: 0 E: 0 K: 0 S: 8	H: 1 LOB: 1 BB: 0 P: 10	1B: 7 2B: 4 3B: 0 HR: 3	SF: 0 SAC: 1 DP: 1 HBP: 0	WP: 0 PB: 0 SB: 0 CS: 0	PA: 39		
PITCHER	IP WLS BF H R ER SO BB IBB HBP BLK WP HR S P ERA WHIP	2.2 L 16 6 2 2 1 1 0 0 0 0 1 33 54 5.40 2.100	3.1 L 16 6 2 2 1 1 0 0 0 0 0 10 16 0.00 0.000	1.0 L 3 0 0 0 2 0 0 0 0 0 0 10 16 0.00 0.000	1.0 L 4 1 0 0 0 0 0 0 0 0 0 8 10 0.00 1.000											IP WLS BF H R ER SO BB IBB HBP BLK WP HR S P ERA WHIP				

AB	36
R	4
H	9
RBI	3
BB	5
SO	5
LOB	17



Batter	1	2	3	4	5	6	7	8	9	AB	R	H	RBI	BB	SO	LOB	BOTTOM	
Joe McEwing, R OBP: 0.351, SLG: 0.419 (1, 4)										4	1	1	2	1	0	2	Minnesota Twins @ St. Louis Cardinals Busch Stadium, St. Louis, MO Mon Jul 19 1999, 7:10 PM CDT Att: 37,408 - Unknown - 93 F	
J.D. Drew, L OBP: 0.335, SLG: 0.496 (1, 8)										5	0	3	0	0	0	2		
Edgar Renteria, R OBP: 0.348, SLG: 0.424 (1, 6)										5	0	1	0	0	1	3		
Ray Lankford, L OBP: 0.373, SLG: 0.549 (1, 7)										3	2	0	0	1	1	3		
Fernando Tatis, R OBP: 0.403, SLG: 0.561 (1, 5)										4	2	2	4	0	0	1		
Darren Bragg, L OBP: 0.380, SLG: 0.386 (1, 9)										4	1	1	0	0	0	0		
Alberto Castillo, R OBP: 0.296, SLG: 0.313 (1, 2)										4	1	2	1	0	1	0		
David Howard, S OBP: 0.310, SLG: 0.316 Ricky Bottalico, L (8, 1)										4	0	2	0	0	1	1		
Kent Mercker, L OBP: 0.353, SLG: 0.333 Manny Aybar, R OBP: 0.091, SLG: 0.091 Shawon Dunston, R OBP: 0.353, SLG: 0.511 (8, 3)										1	0	0	0	0	0	0		
Inning Stats	R: 0 E: 0 K: 0 S: 5	H: 1 LOB: 1 BB: 0 P: 10	R: 0 E: 0 K: 0 S: 6	H: 1 LOB: 1 BB: 0 P: 9	R: 6 E: 0 K: 1 S: 18	H: 7 LOB: 2 BB: 1 P: 35	R: 2 E: 0 K: 0 S: 10	H: 2 LOB: 0 BB: 0 P: 18	R: 0 E: 0 K: 1 S: 11	H: 1 LOB: 2 BB: 1 P: 13	R: 0 E: 0 K: 2 S: 10	H: 0 LOB: 0 BB: 0 P: 16	R: 0 E: 0 K: 0 S: 8	H: 1 LOB: 1 BB: 0 P: 10	1B: 7 2B: 4 3B: 0 HR: 3	SF: 0 SAC: 1 DP: 1 HBP: 0		WP: 0 PB: 0 SB: 0 CS: 0
PITCHER	IP WLS BF H R ER SO BB IBB HBP BLK WP HR S P ERA WHIP	2.2 L 16 6 2 2 1 1 0 0 0 0 1 33 54 5.40 2.100	3.1 L 16 6 2 2 1 1 0 0 0 0 0 10 16 0.00 0.000	1.0 L 3 0 0 0 2 0 0 0 0 0 0 10 16 0.00 0.000	1.0 L 4 1 0 0 0 0 0 0 0 0 0 8 10 0.00 1.000											IP WLS BF H R ER SO BB IBB HBP BLK WP HR S P ERA WHIP		

AB	36
R	8
H	14
RBI	8
BB	2
SO	4
LOB	12



Batter	1	2	3	4	5	6	7	8	9	AB	R	H	RBI	BB	SO	LOB	TOP	
J.D. Drew, L OBP: 0.343, SLG: 0.500 (1, 8)	1-1 2B		0-2 F8			0-1 G6-3			4-1 BB	3	0	1	0	1	0	0		
Joe Mauer, R OBP: 0.381, SLG: 0.415 (1, 7)	1-0 HBP		0-1 G4-3			0-2 F9			1-3 K	2	0	0	0	0	0	0		
Ray Lankford, L OBP: 0.366, SLG: 0.537 (9, PH)									SAFE	1	0	0	0	0	1	1		
Mark McGwire, R OBP: 0.418, SLG: 0.624 (1, 3)	0-0 P5				1-1 L7				1-3 K	4	0	0	0	0	1	3		
Fernando Tatis, R OBP: 0.399, SLG: 0.552 (1, 5)	1-3 K				3-3 K				0-3 K	4	0	0	0	0	3	3		
Edgar Renteria, R OBP: 0.341, SLG: 0.415 (1, 6)	2-3 K				0-0 L4				1-2 G3	3	0	0	0	0	1	2		
Darren Bragg, L OBP: 0.375, SLG: 0.391 (1, 9)									1-0 P6	3	0	0	0	0	1	0		
Alberto Castillo, R OBP: 0.299, SLG: 0.311 (1, 2)									2-1 F8	1	0	0	0	1	0	0		
Shawon Dunston, R OBP: 0.350, SLG: 0.507 (8, PH)	1-2 F8								4-0 BB	1	0	0	0	0	0	0		
Manny Aybar, R OBP: 0.091, SLG: 0.091 (8, 1)									3-1 P3	2	3	0	0	0	0	1		
David Howard, S OBP: 0.289, SLG: 0.293 (1, 4)	0-0 G5-3								2-1 E8	2	3	0	0	0	0	1		
Jose Jimenez, R OBP: 0.125, SLG: 0.175 (1, 1)									3-2 L9	3	2	0	0	0	1	1		
Thomas Howard, S OBP: 0.206, SLG: 0.333 (8, PH)									1-0 L9	1	1	0	0	0	0	0		
Eli Marrero, R OBP: 0.247, SLG: 0.331 (8, 2)										0	0	0	0	0	0	0		
Inning Stats	R: 0 H: 1 E: 0 LOB: 2 K: 2 S: 9	H: 0 R: 0 ER: 0 SO: 0 BB: 0 P: 14	H: 0 R: 0 ER: 0 SO: 0 BB: 0 P: 8	H: 0 R: 0 ER: 0 SO: 0 BB: 0 P: 8	H: 0 R: 0 ER: 0 SO: 0 BB: 0 P: 11	H: 0 R: 0 ER: 0 SO: 0 BB: 1 P: 18	H: 0 R: 0 ER: 0 SO: 0 BB: 0 P: 9	H: 0 R: 0 ER: 0 SO: 0 BB: 0 P: 11	H: 0 R: 0 ER: 0 SO: 0 BB: 0 P: 14	H: 0 R: 0 ER: 0 SO: 0 BB: 1 P: 16	1B: 0 2B: 1 3B: 0 HR: 0	SF: 0 SAC: 0 DP: 0 HBP: 1	WP: 0 PA: 31					
PITCHER	IP: 8.0 WLS: W BF: 28 ERA: 3.48 Scott Williamson, R ERA: 1.86	IP: 1.0 WLS: S BF: 3 ERA: 1.86	IP: 0.0 WLS: 0 BF: 0 ERA: 0.00	IP: 0.0 WLS: 0 BF: 0 ERA: 0.00	IP: 0.0 WLS: 0 BF: 0 ERA: 0.00	IP: 0.0 WLS: 0 BF: 0 ERA: 0.00	IP: 0.0 WLS: 0 BF: 0 ERA: 0.00	IP: 0.0 WLS: 0 BF: 0 ERA: 0.00	IP: 0.0 WLS: 0 BF: 0 ERA: 0.00	IP: 0.0 WLS: 0 BF: 0 ERA: 0.00	IP: 0.0 WLS: 0 BF: 0 ERA: 0.00	IP: 0.0 WLS: 0 BF: 0 ERA: 0.00	IP: 0.0 WLS: 0 BF: 0 ERA: 0.00	IP: 0.0 WLS: 0 BF: 0 ERA: 0.00	IP: 0.0 WLS: 0 BF: 0 ERA: 0.00	IP: 0.0 WLS: 0 BF: 0 ERA: 0.00	IP: 0.0 WLS: 0 BF: 0 ERA: 0.00	IP: 0.0 WLS: 0 BF: 0 ERA: 0.00

St. Louis Cardinals @ Cincinnati Reds
Cinergy Field, Cincinnati, OH
Wed Jul 21 1999, 7:05 PM EDT
Att: 33,958 - Cloudy - 92 F

AB 28
R 0
H 1
RBI 0
BB 2
SO 8
LOB 11



Batter	1	2	3	4	5	6	7	8	9	AB	R	H	RBI	BB	SO	LOB	BOTTOM	
Pokey Reese, R OBP: 0.325, SLG: 0.436 (1, 4)	1-2 G4-6-3 1B			0-0 HR		0-1 G5-3			3-3 K	4	1	2	1	0	1	0		
Dmitri Young, S OBP: 0.303, SLG: 0.413 (1, 9)	3-2 G4-6-3			1-0 S 1B		2-2 G4-3				3	0	1	0	0	0	1		
Michael Tucker, L OBP: 0.330, SLG: 0.413 (8, 9)	SAFE 1-2F									0	0	0	0	0	0	0		
Sean Casey, L OBP: 0.429, SLG: 0.614 (1, 3)	2-1 F7			0-0 F7		4-0 BB			2-3 K	2	0	0	0	1	0	1		
Greg Vaughn, R OBP: 0.324, SLG: 0.503 (1, 7)				3-3 K		2-3 K				3	0	0	0	0	2	2		
Barry Larkin, R OBP: 0.393, SLG: 0.439 (1, 6)				4-2 FC4-6 BB					2-2 F9	1	2	0	0	1	0	0		
Aaron Boone, R OBP: 0.339, SLG: 0.433 (1, 5)				2-1 FC4-6					0-0 G6-3	2	3	0	0	0	0	2		
Mike Cameron, R OBP: 0.358, SLG: 0.460 (1, 8)				3-1 G6-3		2-2 G6-3			0-0 G6-3	3	0	0	0	0	0	0		
Jason LaRue, R OBP: 0.257, SLG: 0.258 (1, 2)				0-2 G5-3		1-2 G3			2-2 G5-3	1	3	0	0	0	0	0		
Ron Villone, L OBP: 0.167, SLG: 0.118 (1, 1)				2-1 G4-3		0-0 G1-3			0-3 K	2	3	0	0	0	1	0		
Scott Williamson, R ERA: 3.63 (9, 1)										0	0	0	0	0	0	0		
Inning Stats	R: 0 H: 1 E: 0 LOB: 0 K: 0 S: 11	H: 0 R: 0 ER: 0 SO: 0 BB: 0 P: 17	H: 0 R: 0 ER: 0 SO: 0 BB: 0 P: 11	H: 0 R: 0 ER: 0 SO: 0 BB: 0 P: 12	H: 2 R: 1 ER: 0 SO: 0 BB: 1 P: 20	H: 0 R: 0 ER: 0 SO: 0 BB: 0 P: 10	H: 0 R: 0 ER: 0 SO: 0 BB: 1 P: 17	H: 0 R: 0 ER: 0 SO: 0 BB: 0 P: 7	H: 0 R: 0 ER: 0 SO: 0 BB: 0 P: 18	H: 0 R: 0 ER: 0 SO: 0 BB: 0 P: 16	1B: 2 2B: 0 3B: 0 HR: 1	SF: 0 SAC: 0 DP: 1 HBP: 0	WP: 0 PA: 28					
PITCHER	IP: 7.0 WLS: L BF: 25 ERA: 5.3 Manny Aybar, R ERA: 3.63	IP: 1.0 WLS: 3 BF: 3 ERA: 3.63	IP: 0.0 WLS: 0 BF: 0 ERA: 0.00	IP: 0.0 WLS: 0 BF: 0 ERA: 0.00	IP: 0.0 WLS: 0 BF: 0 ERA: 0.00	IP: 0.0 WLS: 0 BF: 0 ERA: 0.00	IP: 0.0 WLS: 0 BF: 0 ERA: 0.00	IP: 0.0 WLS: 0 BF: 0 ERA: 0.00	IP: 0.0 WLS: 0 BF: 0 ERA: 0.00	IP: 0.0 WLS: 0 BF: 0 ERA: 0.00	IP: 0.0 WLS: 0 BF: 0 ERA: 0.00	IP: 0.0 WLS: 0 BF: 0 ERA: 0.00	IP: 0.0 WLS: 0 BF: 0 ERA: 0.00	IP: 0.0 WLS: 0 BF: 0 ERA: 0.00	IP: 0.0 WLS: 0 BF: 0 ERA: 0.00	IP: 0.0 WLS: 0 BF: 0 ERA: 0.00	IP: 0.0 WLS: 0 BF: 0 ERA: 0.00	IP: 0.0 WLS: 0 BF: 0 ERA: 0.00

St. Louis Cardinals @ Cincinnati Reds
Cinergy Field, Cincinnati, OH
Wed Jul 21 1999, 7:05 PM EDT
Att: 33,958 - Cloudy - 92 F

AB 26
R 1
H 3
RBI 1
BB 2
SO 4
LOB 6



Batter	1	2	3	4	5	6	7	8	9	AB	R	H	RBI	BB	SO	LOB	TOP										
J.D. Drew, L OBP: 0.337, SLG: 0.481 (1, 8)	0-1 P4	1-3 K					0-0 G5-4-3 1B	0-0 G4-3	3-2 G4-3								5 0 1 0 0 1 2										
Shawn Dunston, R OBP: 0.340, SLG: 0.493 Darren Bragg, L OBP: 0.373, SLG: 0.389 (8, 9)	2-3 K		1-2 G5-3				0-1 G5-4-3 1-2	0-2 F9		2-3 K							4 0 0 0 0 1 1 1 0 0 0 0 1 0										
Mark McGwire, R OBP: 0.419, SLG: 0.640 (1, 3)	2-2 2B		4-2				2-1 G4-3	2-2 HR		1-2 P3							4 2 2 1 1 0 0										
Fernando Tatis, R OBP: 0.398, SLG: 0.567 (1, 5)	3-0 2B		0-0 F7				2-1 G6-3	1-2 G4-3		0-1 F8							5 0 1 1 0 0 1										
Ray Lankford, L OBP: 0.366, SLG: 0.536 (1, 7)	0-3 K		1-3 K				2-2 E 2B			1-0 L5							4 1 1 0 0 2 2										
Edgar Renteria, R OBP: 0.334, SLG: 0.406 (1, 6)		1-0 F9				2-1 P3	1-0 F7			0-0 F8							4 0 0 0 0 0 1										
Alberto Castillo, R OBP: 0.309, SLG: 0.311 (1, 2)		0-0 F7				4-2 FC5-4 BB	4-1 E BB			1-0 1B 1B							2 1 1 0 2 0 0										
Joe McEwing, R OBP: 0.355, SLG: 0.428 (1, 4)		3-1 HR				0-3 K	1-0 E4 1B			2-1 1B WP 1B							4 2 3 2 0 1 1										
Darren Oliver, R OBP: 0.345, SLG: 0.366 Thomas Howard, S OBP: 0.310, SLG: 0.337 Manny Aybar, R OBP: 0.291, SLG: 0.291 Lance Painter, L OBP: 0.291, SLG: 0.291 Ricky Bottalico, L OBP: 0.291, SLG: 0.291 Scott Radinsky, L OBP: 0.291, SLG: 0.291 Heathcliff Slocumb, R OBP: 0.291, SLG: 0.291 (11, 1) (8, PH) (8, 1) (8, 1) (9, 1) (9, 1) (9, 1)		1-0 1B				0-2 FC5-4 1-2	0-3 K			2-1 1-3 2-H WP 1B							3 0 1 0 0 0 1 3 1 0 1 1 0										
Inning Stats	R: 1 E: 0 K: 2 S: 12	H: 2 LOB: 1 BB: 0 P: 19	R: 1 E: 0 K: 1 S: 8	H: 2 LOB: 1 BB: 0 P: 14	R: 0 E: 0 K: 1 S: 9	H: 0 LOB: 1 BB: 1 P: 15	R: 0 E: 0 K: 1 S: 10	H: 0 LOB: 1 BB: 1 P: 16	R: 0 E: 0 K: 0 S: 5	H: 1 LOB: 0 BB: 0 P: 7	R: 1 E: 1 K: 1 S: 12	H: 2 LOB: 2 BB: 1 P: 22	R: 1 E: 0 K: 0 S: 10	H: 1 LOB: 0 BB: 0 P: 13	R: 2 E: 0 K: 0 S: 11	H: 3 LOB: 1 BB: 0 P: 20	R: 0 E: 0 K: 1 S: 9	H: 0 LOB: 0 BB: 0 P: 12	1B: 6 2B: 3 3B: 0 HR: 2	SF: 0 SAC: 0 DP: 1 HBP: 0	WP: 1 PB: 0 SB: 0 CS: 0	PA: 40					
PITCHER	IP	WLS	BF	H	R	ER	SO	BB	IBB	HBP	BLK	WP	HR	S	P	ERA	WHIP										
Roberto Ramirez, L ERA: 10.55 (1, 1)	6.0	L	27	7	3	3	6	3	0	0	0	0	1	56	93	4.50	1.667										
Mike DeJean, R ERA: 7.04 (7, 1)	1.2		8	3	3	3	0	0	0	0	0	0	1	15	22	16.20	1.800										
Chuck McElroy, L ERA: 6.1 (8, 1)	0.1		2	1	0	0	0	0	0	0	0	0	1	6	11	0.00	3.000										
David Lee, R ERA: 5.4 (9, 1)	1.0		3	0	0	0	1	0	0	0	0	0	0	9	12	0.00	0.000										

St. Louis Cardinals @ Colorado Rockies
Coors Field, Denver, CO
Fri Jul 23, 1999, 7:05 PM MDT
Att: 48,824 - Unknown - 89 F

AB	37
R	6
H	11
RBI	5
BB	3
SO	7
LOB	11



Batter	1	2	3	4	5	6	7	8	9	AB	R	H	RBI	BB	SO	LOB	BOTTOM										
Neftali Perez, S OBP: 0.316, SLG: 0.418 (1, 6)	0-1 G5-3	0-1 G4-3		0-0 FC6-4 1-2			0-1 G5-3 HR 1B	3-2 1B									5 1 2 1 0 0 4										
Jeff Barry, S OBP: 0.382, SLG: 0.592 David Lee, R OBP: 0.200, SLG: 0.200 (1, 8) (9, 1)	1-1 G6-3		0-0 G6-3		1-1 G4-3 1B		1-0 G5-3 1-2	0-2 P6									5 0 1 0 0 0 2 0 0 0 0 0 0 0										
Larry Walker, L OBP: 0.437, SLG: 0.712 (1, 9)	4-2 BB		1-0 1B		2-1 G4-3 1-2		2-1 HR			0-0 B1-3							4 1 2 2 1 0 1										
Dante Bichette, R OBP: 0.332, SLG: 0.522 (1, 7)	4-0 FC6-4 BB		2-1 P7		4-2 G5-4-3 BB		0-0 G5-3			0-2 17 WP 1B							3 0 1 0 2 0 1										
Vinny Castilla, R OBP: 0.319, SLG: 0.480 (1, 5)	0-0 FC6-4 1-2		3-2 K		0-1 G5-4-3 1-2		0-2 G1-3			1-1 F9							5 0 0 0 0 1 6										
17 Todd Helton, L OBP: 0.377, SLG: 0.529 (1, 3)		1-1 G3-1		2-1 G3		1-2 1B		3-2 G4-3		4-2 BB							4 0 1 0 1 0 0										
Henry Blanco, R OBP: 0.354, SLG: 0.484 Darryl Hamilton, L OBP: 0.374, SLG: 0.401 (1, 2) (8, PH)		2-2 F7		2-2 F8		2-1 F9		3-2 2B 2B		2-2 G4-3							4 1 1 0 0 0 1 1 0 0 0 0 0 2										
Terry Shumpert, R OBP: 0.390, SLG: 0.591 (1, 4) (8, 8)		0-0 2B		0-1 1B 1B		0-0 F8		1-1 F8									4 0 2 0 0 0 2										
Roberto Ramirez, L OBP: 0.400, SLG: 0.520 Angel Escobar, R OBP: 0.345, SLG: 0.520 Mike DeJean, R ERA: 3.94 Chuck McElroy, L ERA: 3.59 Lenny Harris, L OBP: 0.288, SLG: 0.302 (11, 1) (8, PH) (7, 1) (8, 1) (8, PH) (9, 4)		1-1 HBP		0-0 FC6-4 1-2		0-1 L1		1-0 1B 2B									1 0 1 0 0 0 0 1 0 0 0 0 0 1 0 0 0 0 0 0 0 0 0 0 0 0 0 0 1 1 1 1 0 0 0										
Inning Stats	R: 0 E: 0 K: 0 S: 9	H: 0 LOB: 2 BB: 2 P: 18	R: 0 E: 0 K: 0 S: 10	H: 1 LOB: 2 BB: 0 P: 14	R: 0 E: 0 K: 1 S: 7	H: 1 LOB: 1 BB: 0 P: 13	R: 0 E: 0 K: 0 S: 9	H: 2 LOB: 2 BB: 0 P: 13	R: 0 E: 0 K: 0 S: 10	H: 1 LOB: 1 BB: 1 P: 17	R: 0 E: 0 K: 0 S: 9	H: 1 LOB: 1 BB: 0 P: 12	R: 2 E: 0 K: 0 S: 9	H: 2 LOB: 0 BB: 0 P: 12	R: 2 E: 0 K: 0 S: 19	H: 3 LOB: 1 BB: 0 P: 30	R: 0 E: 0 K: 0 S: 14	H: 1 LOB: 2 BB: 1 P: 21	1B: 8 2B: 3 3B: 0 HR: 1	SF: 0 SAC: 0 DP: 1 HBP: 1	WP: 1 PB: 0 SB: 0 CS: 0	PA: 43					
PITCHER	IP	WLS	BF	H	R	ER	SO	BB	IBB	HBP	BLK	WP	HR	S	P	ERA	WHIP										
Darren Oliver, L ERA: 4.72 (1, 1)	7.0	W	32	8	2	2	1	3	0	0	0	0	0	63	99	2.57	1.571										
Manny Aybar, R ERA: 3.94 (8, 1)	0.2		5	3	2	2	0	0	0	0	0	0	0	16	27	27.00	4.500										
Lance Painter, L ERA: 5.36 (8, 1)	0.2	H	2	0	0	0	0	0	0	0	0	0	0	4	4	0.00	0.000										
Ricky Bottalico, R ERA: 3.59 (9, 1)	0.1	H	2	1	0	0	0	0	0	0	0	0	0	5	6	0.00	3.000										
Scott Radinsky, L ERA: 4.67 (9, 1)	0.0		1	0	0	0	0	1	0	0	0	1	0	4	8	∞	∞										

St. Louis Cardinals @ Colorado Rockies
Coors Field, Denver, CO
Fri Jul 23, 1999, 7:05 PM MDT
Att: 48,824 - Unknown - 89 F

AB	38
R	4
H	12
RBI	4
BB	4
SO	1
LOB	20



Batter	1	2	3	4	5	6	7	8	9	AB	R	H	RBI	BB	SO	LOB	TOP				
Darren Bragg, L OBP: 0.372, SLG: 0.386 (1, 9)	G4-3 ①		K ②		K ③			K ④		4	0	0	0	0	3	0	St. Louis Cardinals @ San Francisco Giants 3Com Park at Candlestick Point, San Francisco, CA Tue Jul 27 1999, 4:05 PM EDT Att: 26,338 - Cloudy - 61 F livebaseballscorecards.com				
Joe McEwing, R OBP: 0.356, SLG: 0.423 (1, 8)	F7 ②		2B ①			L1 ①		G3-1 1B ①	4	0	2	0	0	0	0	0					
Mark McGwire, R OBP: 0.415, SLG: 0.648 (1, 3)	HR ①		IBB ③			P4 ②		K ①	3	1	1	1	1	1	1	1					
Fernando Tatis, R OBP: 0.397, SLG: 0.551 (1, 5)	1B ③		K ③			P2 ③		G3-1 ②	4	0	1	0	0	1	3	0					
Edgar Renteria, R OBP: 0.344, SLG: 0.410 (1, 6)	K ③			P7 ①			K ①	G6-3 ③	4	0	0	0	0	2	2	0					
Shawn Dunston, R OBP: 0.327, SLG: 0.472 (1, 7)		E6 CS ①		F9 ②			G6-3 ②		3	0	0	0	0	0	0	0					
David Howard, S OBP: 0.276, SLG: 0.278 (1, 4)		G3 ②		L7 ③			F7 ③		3	0	0	0	0	0	1	0					
Eli Marrero, R OBP: 0.246, SLG: 0.328 (8, PH)					P5 ①			K ①	2	0	0	0	0	1	0	0					
Ray Lankford, L OBP: 0.392, SLG: 0.516 (8, PH)									1	0	0	0	0	1	0	0					
Manny Aybar, R OBP: 0.091, SLG: 0.091 (8, 1)									0	0	0	0	0	0	0	0					
Lance Painter, L (8, 1)									0	0	0	0	0	0	0	0					
Kent Bottenfield, R OBP: 0.163, SLG: 0.233 (8, PH)									2	0	0	0	0	2	0	0					
Alberto Castillo, R OBP: 0.325, SLG: 0.331 (8, 2)								F9 ②	1	0	0	0	0	0	0	0					
Inning Stats	R: 1 E: 0 K: 1 S: 12	H: 2 LOB: 1 BB: 0 P: 18	R: 0 E: 1 K: 1 S: 6	H: 0 LOB: 0 BB: 0 P: 11	R: 0 E: 0 K: 3 S: 15	H: 1 LOB: 2 BB: 1 P: 25	R: 0 E: 0 K: 0 S: 5	H: 0 LOB: 0 BB: 0 P: 9	R: 0 E: 0 K: 2 S: 11	H: 0 LOB: 0 BB: 0 P: 14	R: 0 E: 0 K: 1 S: 9	H: 0 LOB: 0 BB: 0 P: 14	R: 0 E: 0 K: 2 S: 11	H: 0 LOB: 0 BB: 0 P: 16	R: 0 E: 0 K: 1 S: 9	H: 1 LOB: 1 BB: 0 P: 13	1B: 2 2B: 1 3B: 0 HR: 1	SF: 0 SAC: 0 DP: 0 HBP: 0	WP: 0 PB: 0 SB: 1 CS: 1	PA: 32	
PITCHER	IP	WLS	BF	H	R	ER	SO	BB	IBB	HBP	BLK	WP	HR	S	P	ERA	WHIP				
Kirk Rueter, L ERA: 5.21 (1, 1)	8.0	W	28	3	1	1	10	0	1	0	0	0	1	75	117	1.12	0.375				
John Johnstone, R ERA: 1.99 (9, 1)	1.0	S	4	1	0	0	1	0	0	0	0	0	0	9	13	0.00	1.000				

Batter	1	2	3	4	5	6	7	8	9	AB	R	H	RBI	BB	SO	LOB	BOTTOM				
Marvin Benard, L OBP: 0.365, SLG: 0.471 (1, 8)	K ①		K ③			G3 1B BB ①		G3 G6-3 1B ①	3	1	1	0	1	2	0	0	St. Louis Cardinals @ San Francisco Giants 3Com Park at Candlestick Point, San Francisco, CA Tue Jul 27 1999, 4:05 PM EDT Att: 26,338 - Cloudy - 61 F livebaseballscorecards.com				
Bill Mueller, S OBP: 0.390, SLG: 0.335 (1, 5)	L4-3 1B ①					F7 ①		G6-3 ①	4	0	2	0	0	0	3	0					
Charlie Hayes, R OBP: 0.266, SLG: 0.266 (8, PH)	L4-3 ②					F9 ①		G3 ②	3	0	1	0	0	0	2	0					
J.T. Snow, L OBP: 0.374, SLG: 0.439 (9, 3)	L4-3 ③					F9 ②		G3 ③	1	0	0	0	0	0	1	0					
Barry Bonds, L OBP: 0.402, SLG: 0.534 (1, 7)		K ①				G3 ②		G4-3 ③	4	0	0	1	0	1	4	0					
Ellis Burks, R OBP: 0.386, SLG: 0.541 (1, 9)		G4-3 ①				G3 ②		G4-3 ③	3	0	2	1	0	0	1	0					
Brent Mayne, L OBP: 0.387, SLG: 0.414 (1, 2)		2B ②				G3 ③		G4-3 ④	3	0	2	1	0	0	1	0					
Rich Aurilia, R OBP: 0.346, SLG: 0.455 (1, 6)		P2 ②				K ①		F8 ③	3	0	0	0	0	1	3	0					
F.P. Santangelo, S ERA: 3.98 (1, 4)						G4-3 ②		F8 ①	3	0	0	0	0	1	1	0					
Wilson Delgado, S OBP: 0.340, SLG: 0.292 (9, 4)						F7 ③		F7 ②	0	0	0	0	0	0	0	0					
Kirk Rueter, L OBP: 0.216, SLG: 0.229 (9, 1)						F7 ②		F7 ③	3	1	1	0	0	0	0	0					
John Johnstone, R (9, 1)						F7 ①		F7 ②	0	0	0	0	0	0	0	0					
Inning Stats	R: 0 E: 0 K: 1 S: 9	H: 1 LOB: 0 BB: 0 P: 15	R: 0 E: 0 K: 2 S: 11	H: 1 LOB: 0 BB: 0 P: 16	R: 0 E: 0 K: 1 S: 5	H: 0 LOB: 0 BB: 0 P: 6	R: 0 E: 0 K: 0 S: 8	H: 1 LOB: 1 BB: 0 P: 10	R: 0 E: 0 K: 1 S: 5	H: 0 LOB: 0 BB: 0 P: 7	R: 2 E: 0 K: 0 S: 16	H: 3 LOB: 2 BB: 1 P: 31	R: 0 E: 0 K: 0 S: 5	H: 0 LOB: 0 BB: 0 P: 5	R: 0 E: 0 K: 0 S: 7	H: 1 LOB: 1 BB: 0 P: 10	1B: 6 2B: 2 3B: 0 HR: 0	SF: 0 SAC: 0 DP: 1 HBP: 0	WP: 0 PB: 0 SB: 0 CS: 0	PA: 31	
PITCHER	IP	WLS	BF	H	R	ER	SO	BB	IBB	HBP	BLK	WP	HR	S	P	ERA	WHIP				
Kent Bottenfield, R ERA: 3.98 (1, 1)	7.0	L	27	6	2	2	5	1	0	0	0	0	0	59	90	2.57	1.000				
Manny Aybar, R ERA: 3.93 (8, 1)	0.1		2	1	0	0	0	0	0	0	0	0	0	3	3	0.00	3.000				
Lance Painter, L ERA: 5.28 (8, 1)	0.2		2	0	0	0	0	0	0	0	0	0	0	4	7	0.00	0.000				

AB	31
R	1
H	4
RBI	1
BB	1
SO	11
LOB	7



AB	30
R	2
H	7
RBI	2
BB	1
SO	5
LOB	15

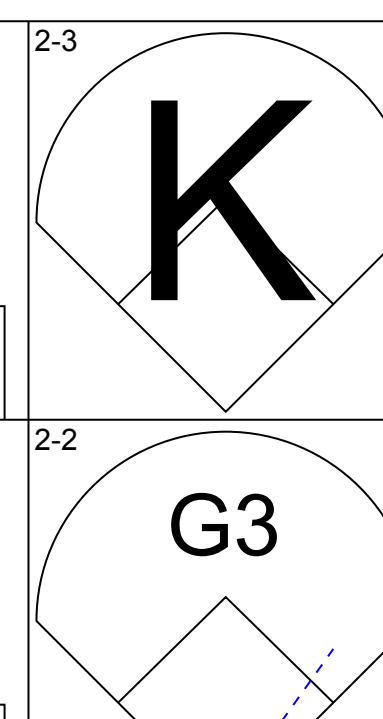
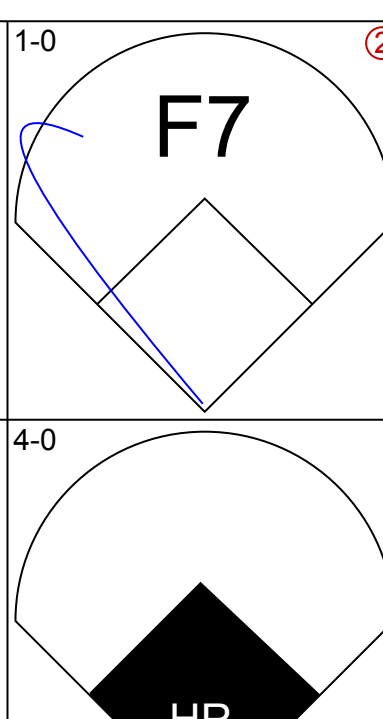
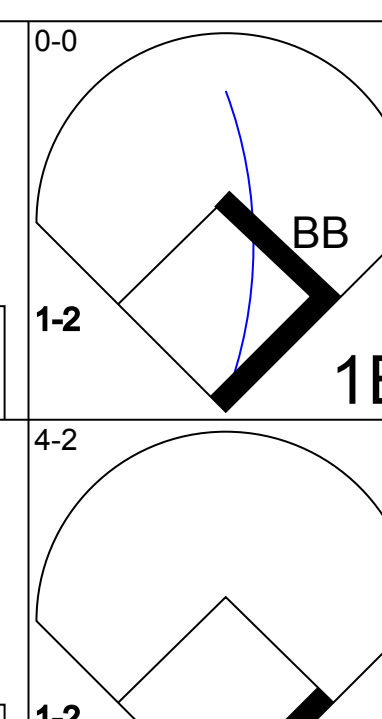
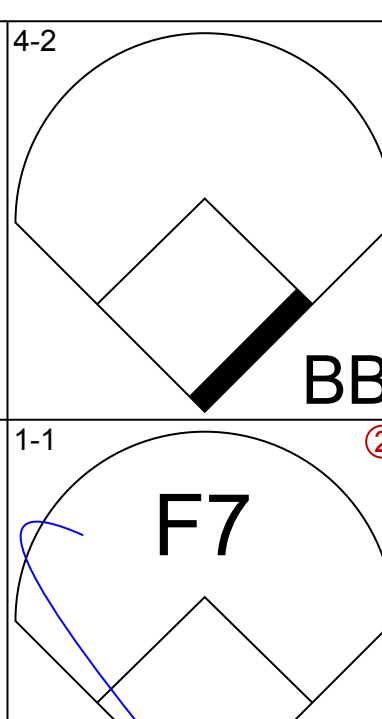
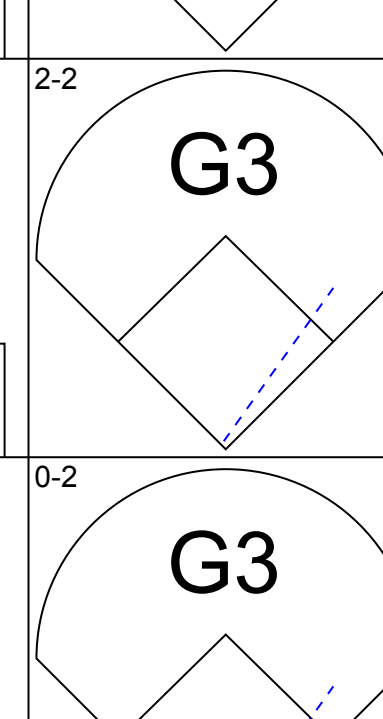
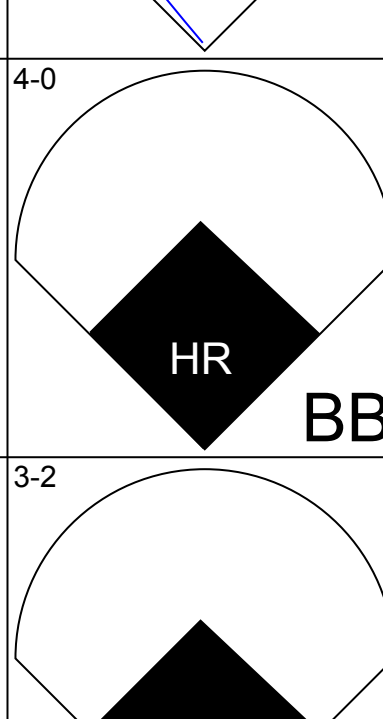
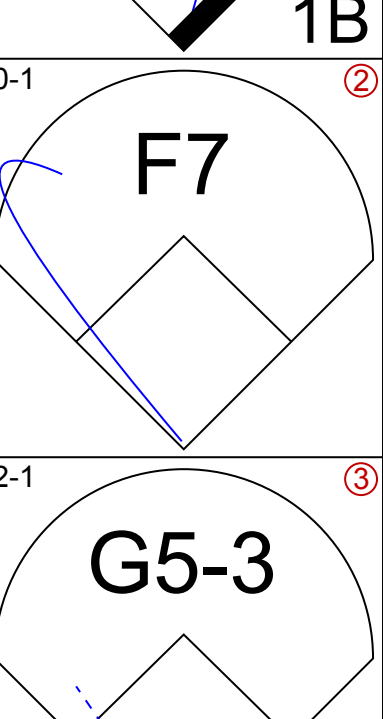
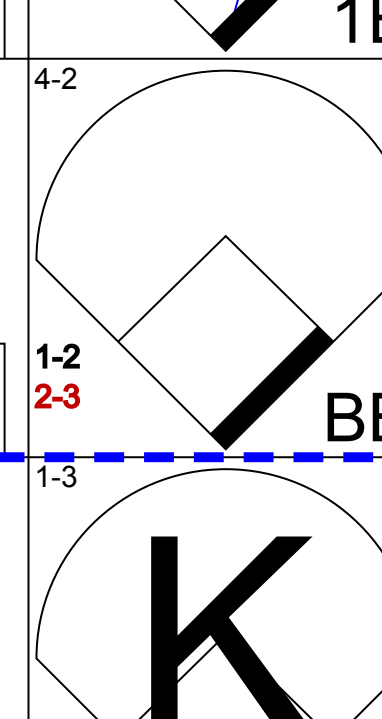
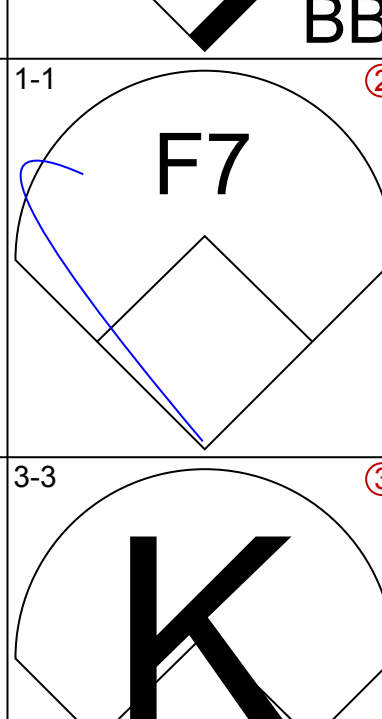
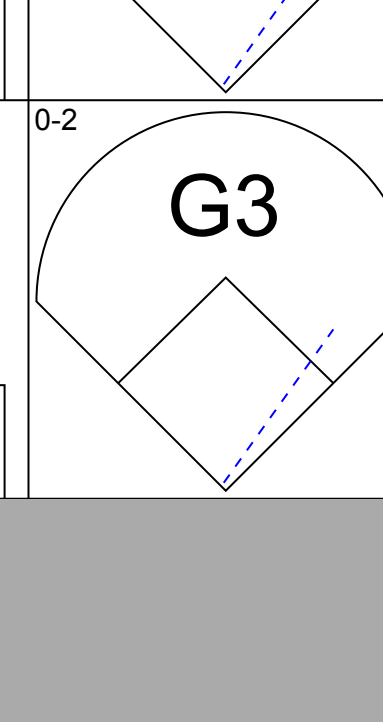
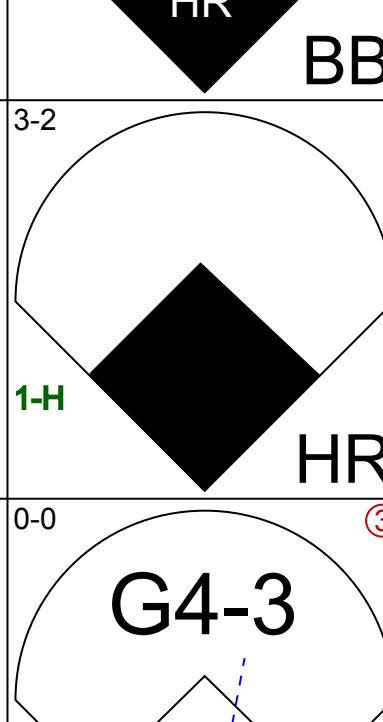
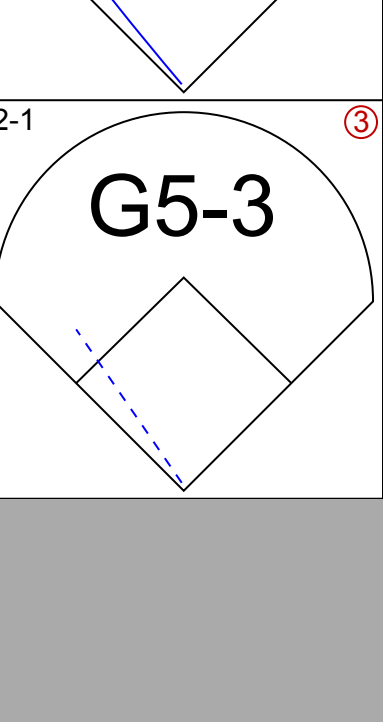
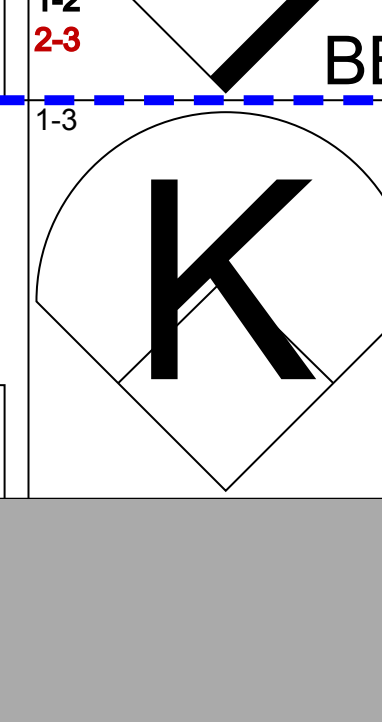
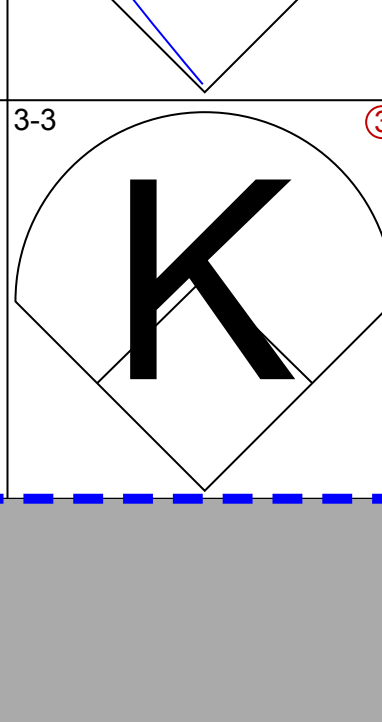
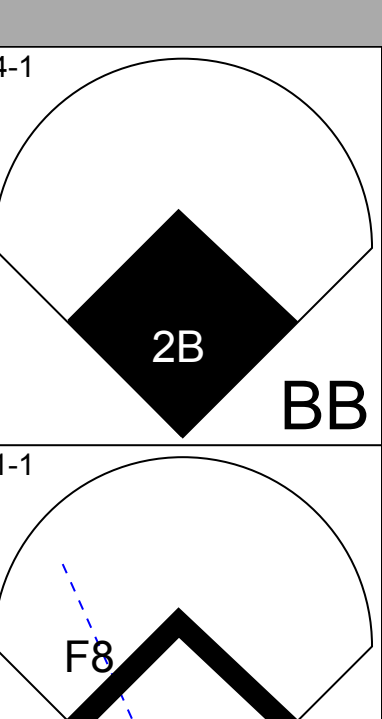
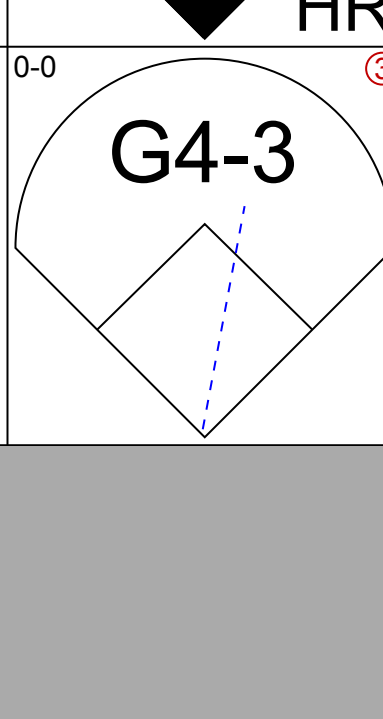
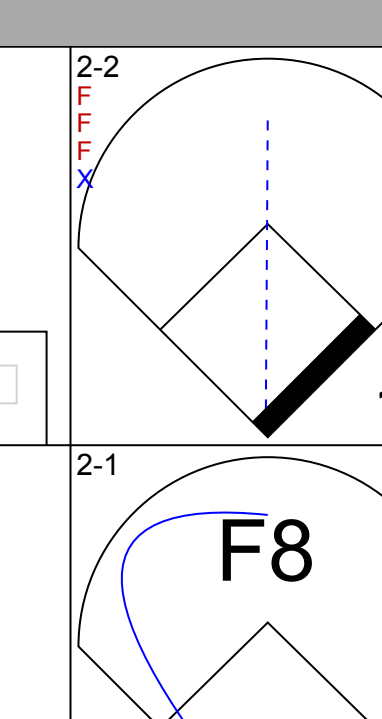
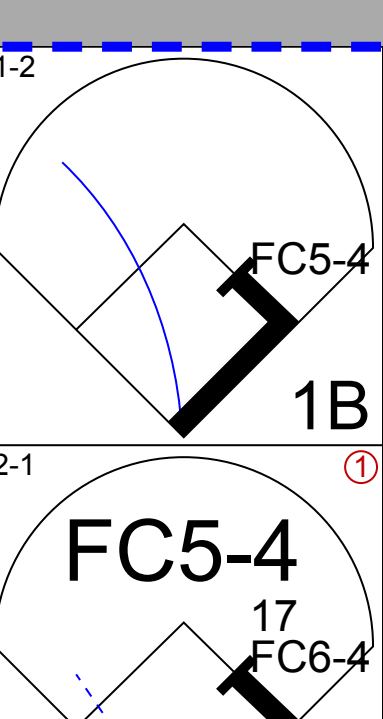
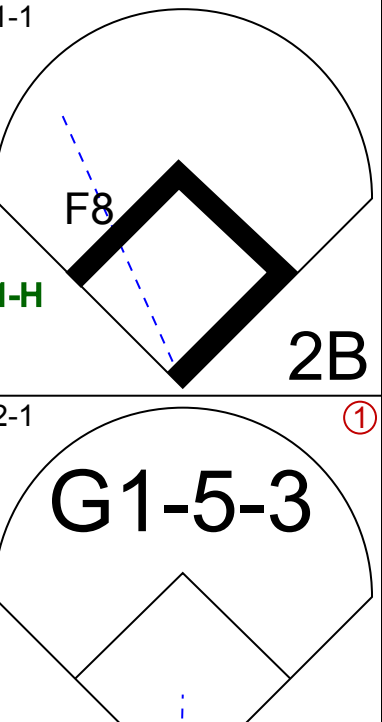
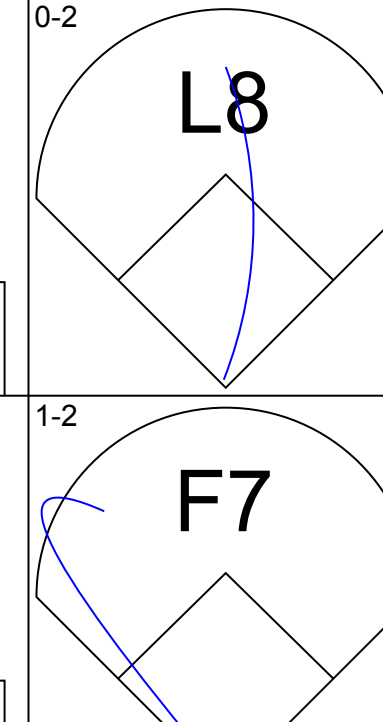
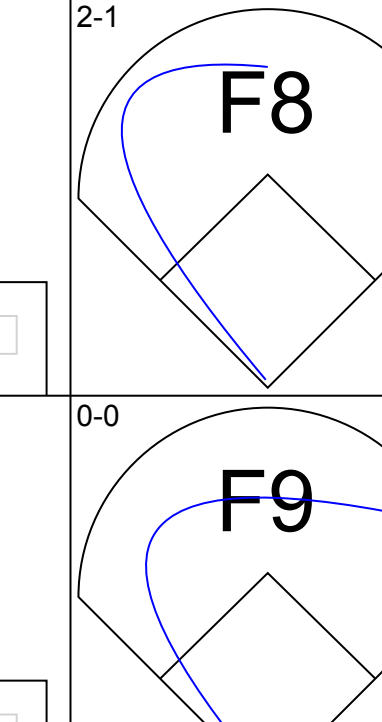
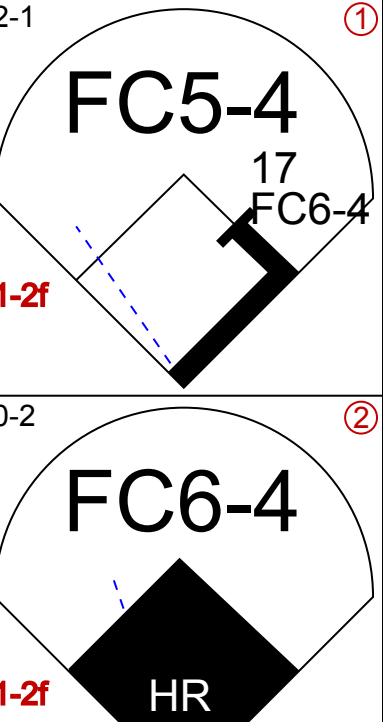
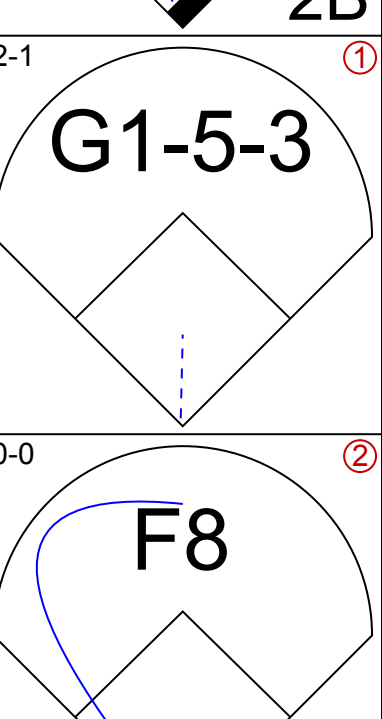
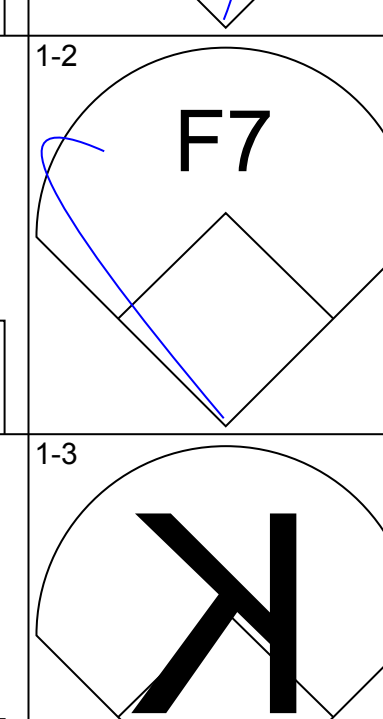
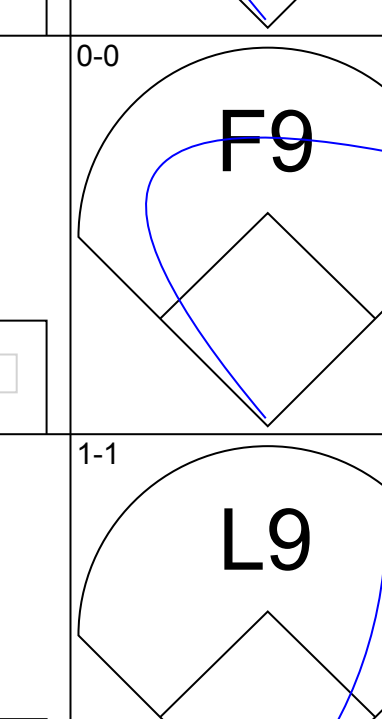
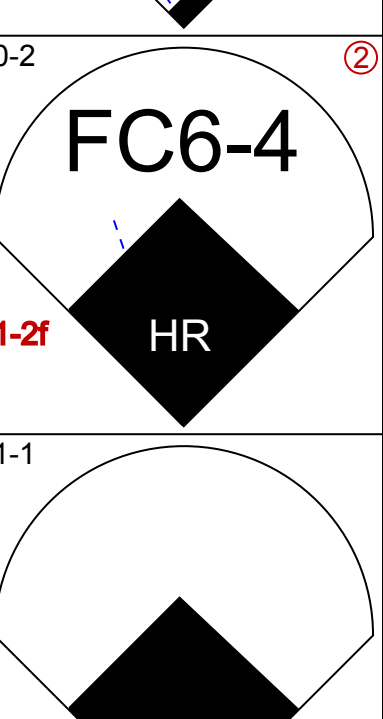
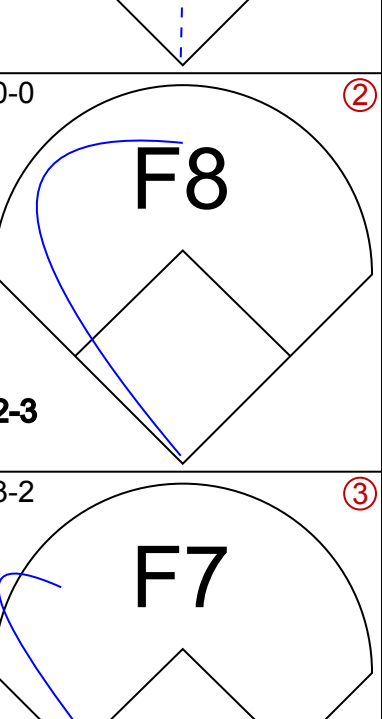
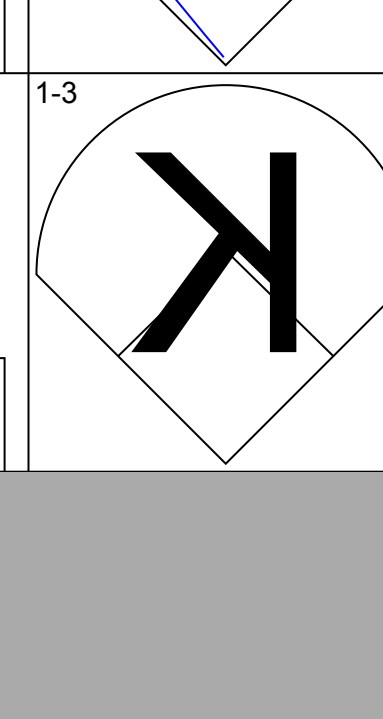
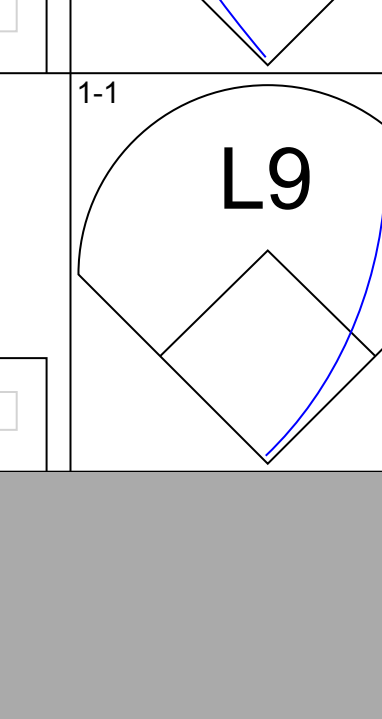
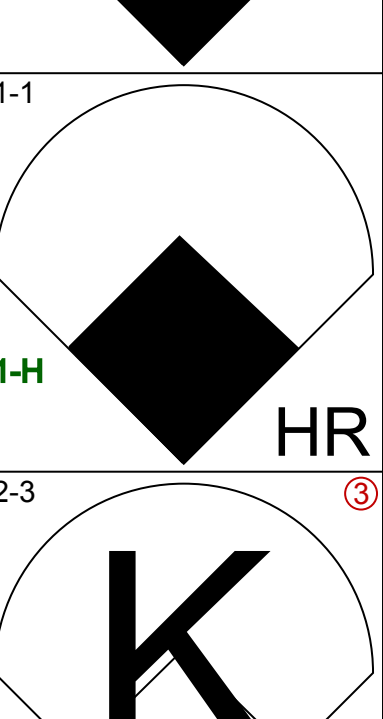
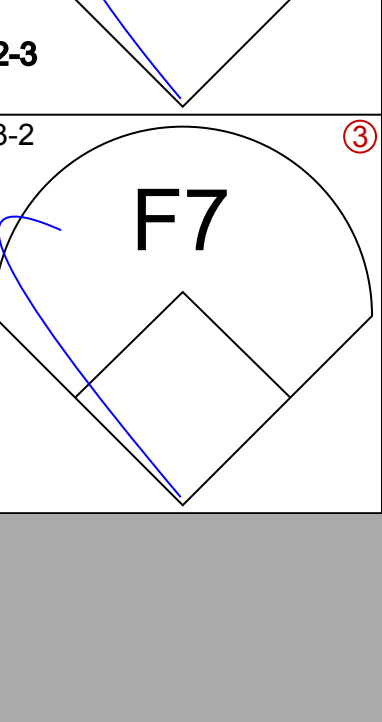
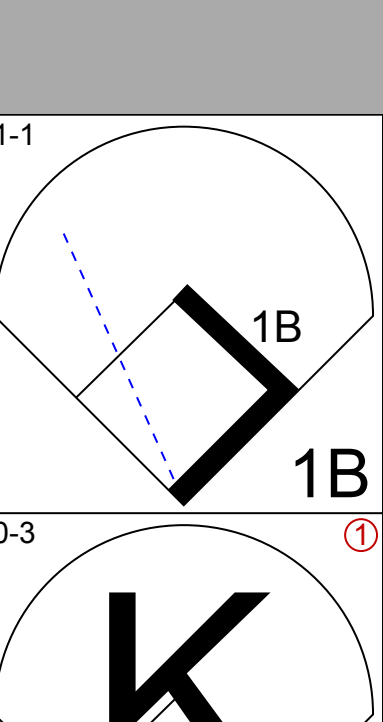
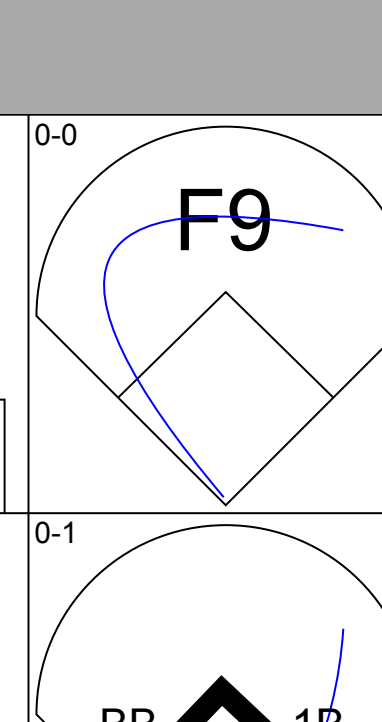
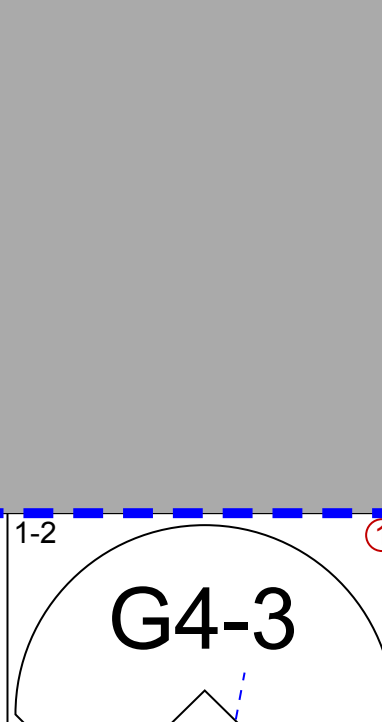
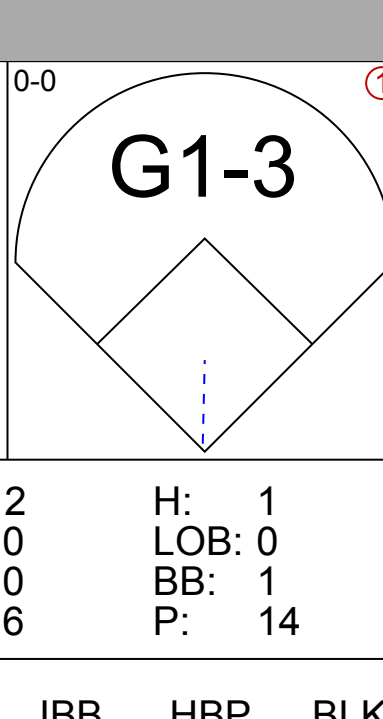
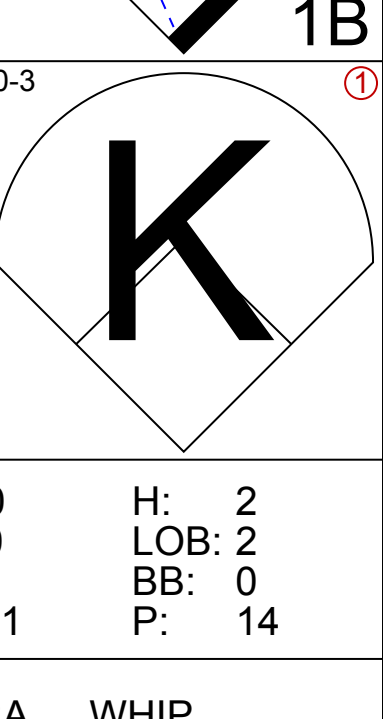
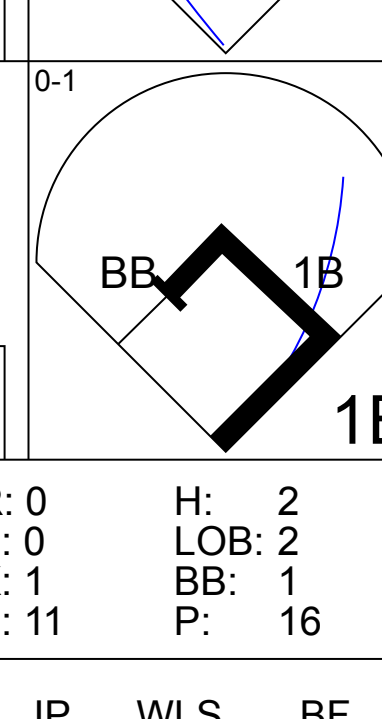
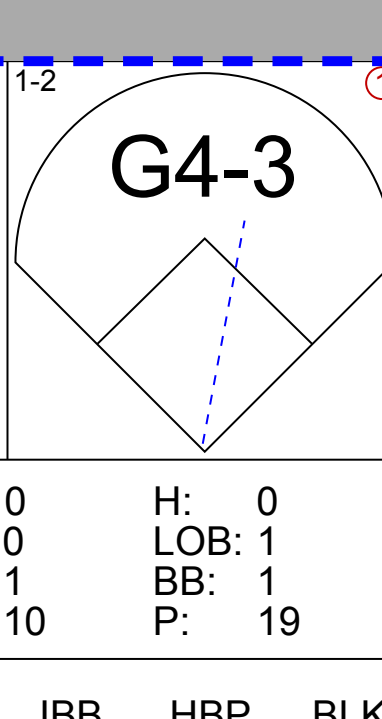
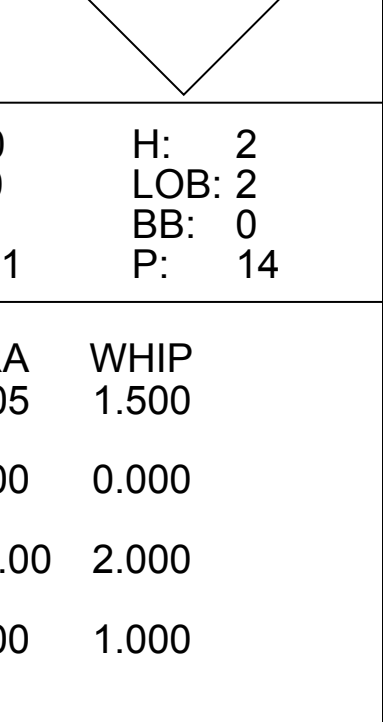


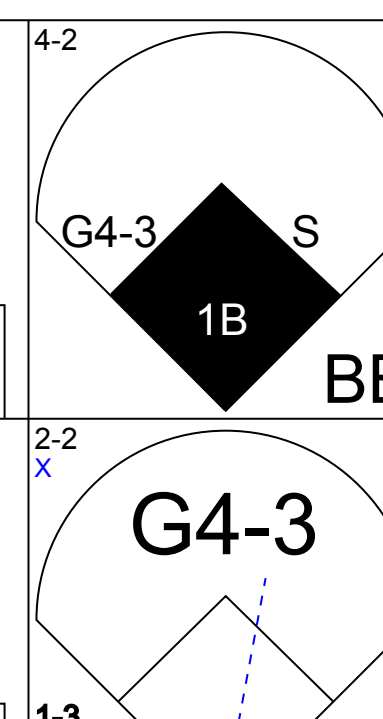
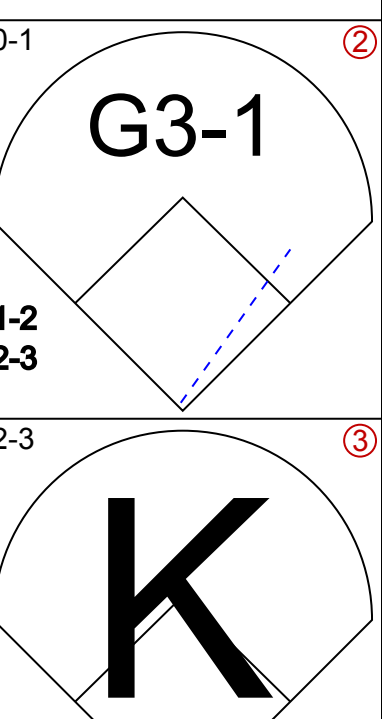
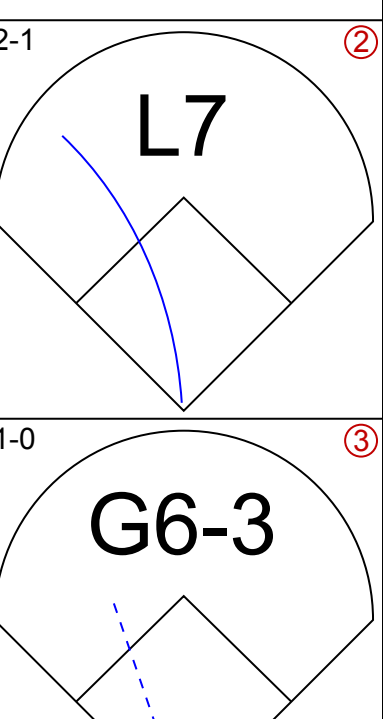
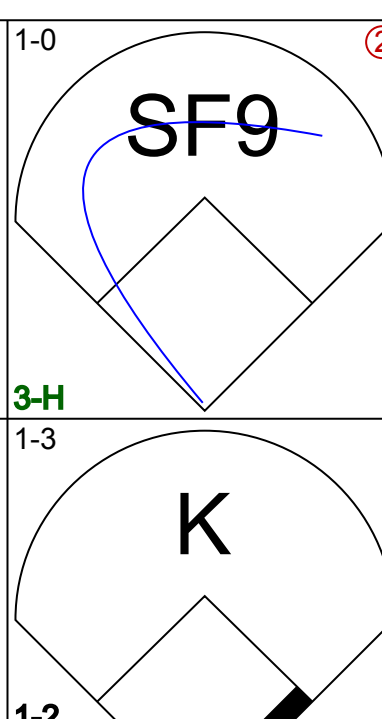
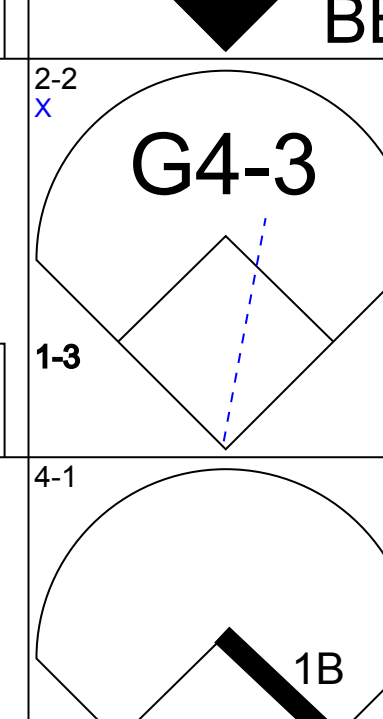
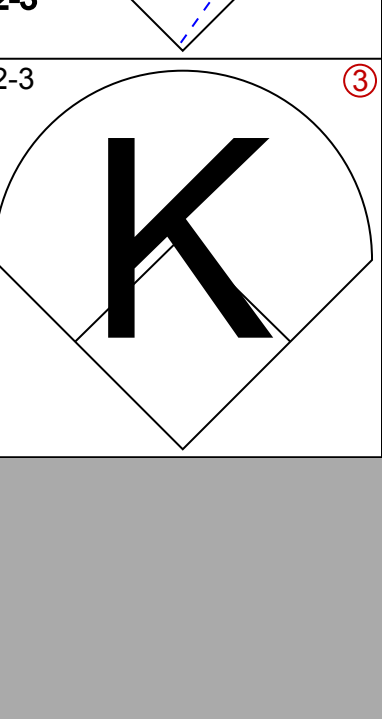
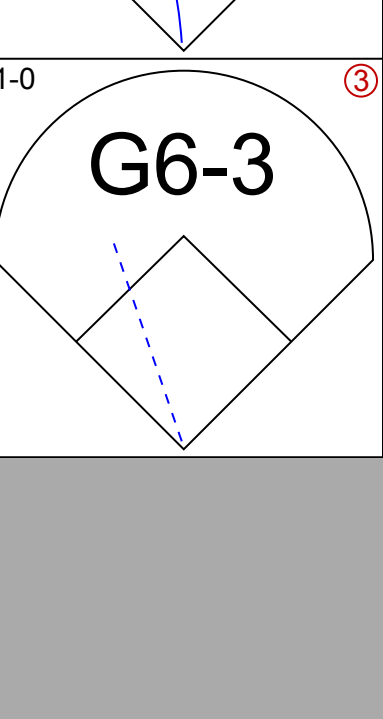
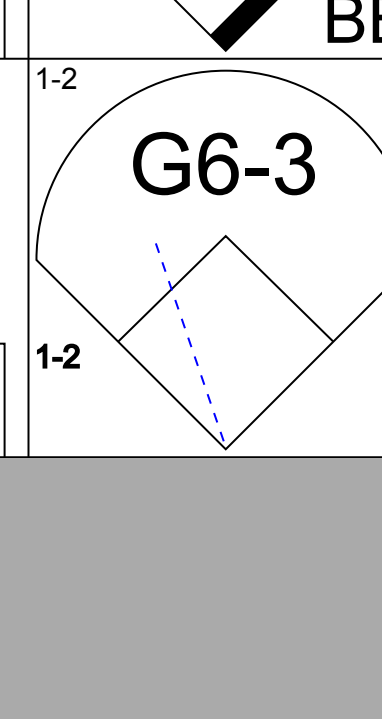
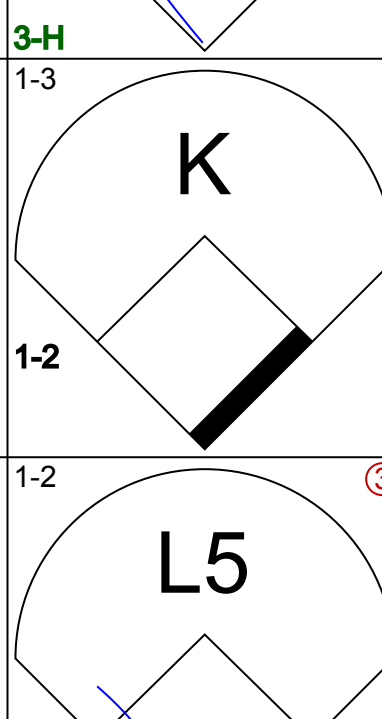

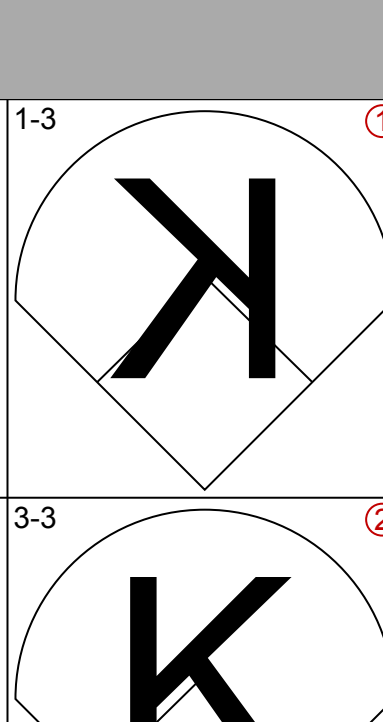
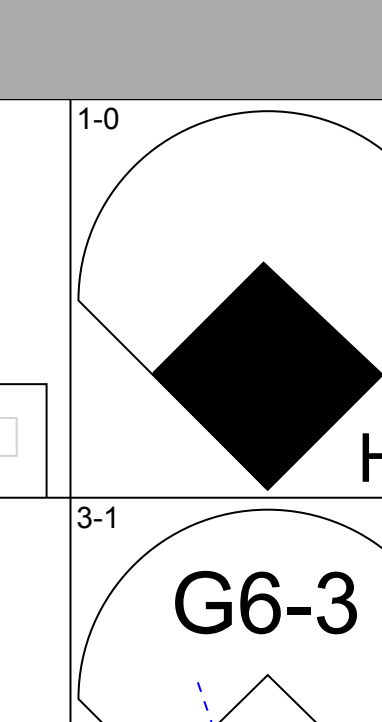
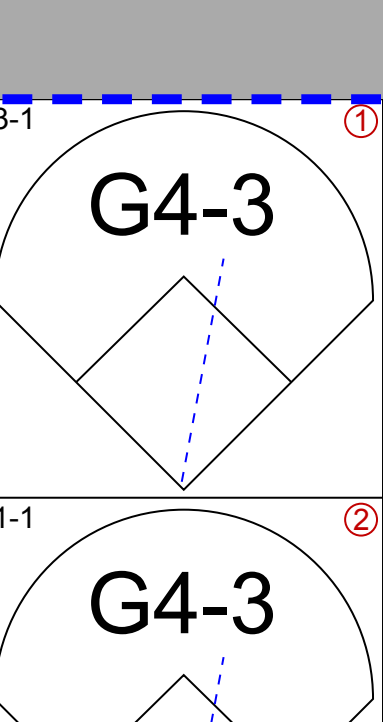
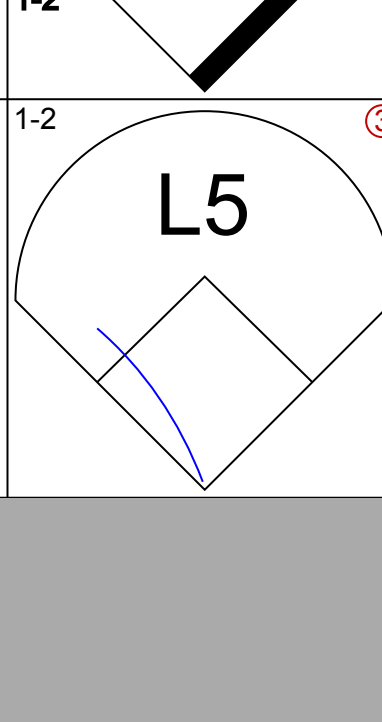

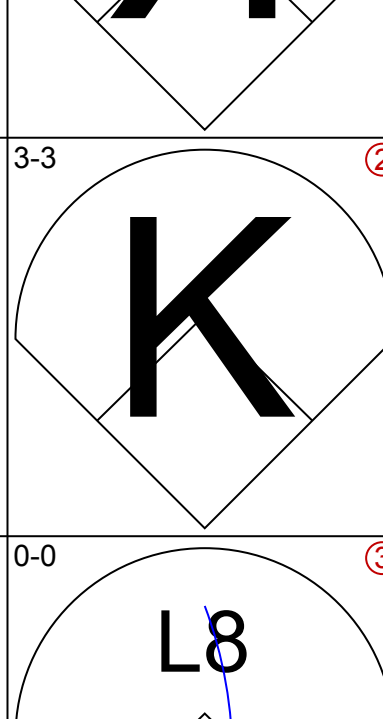
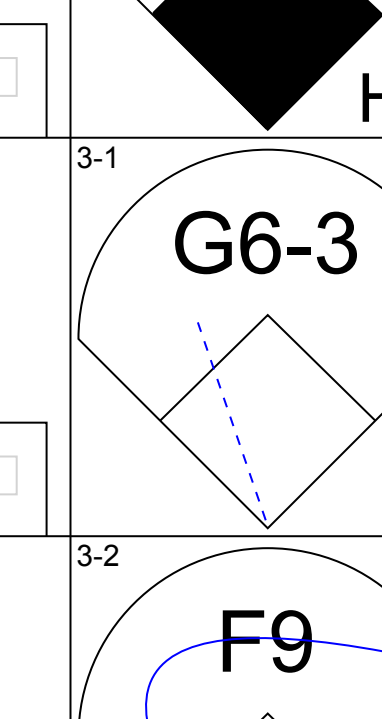
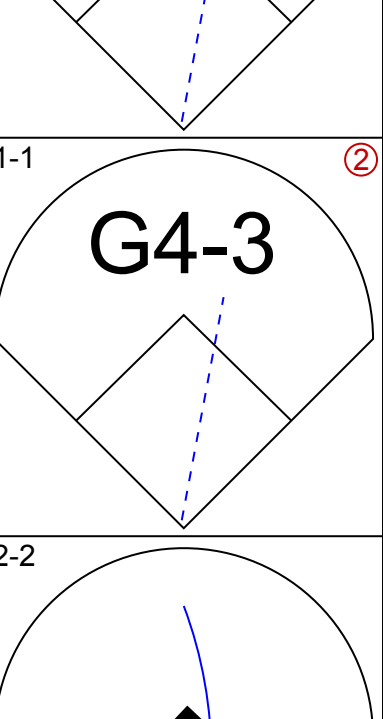
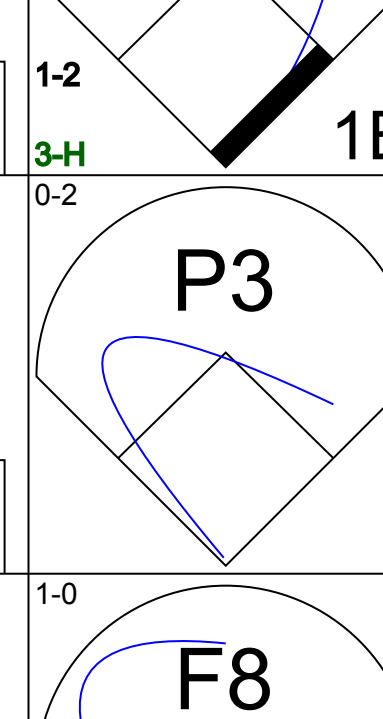
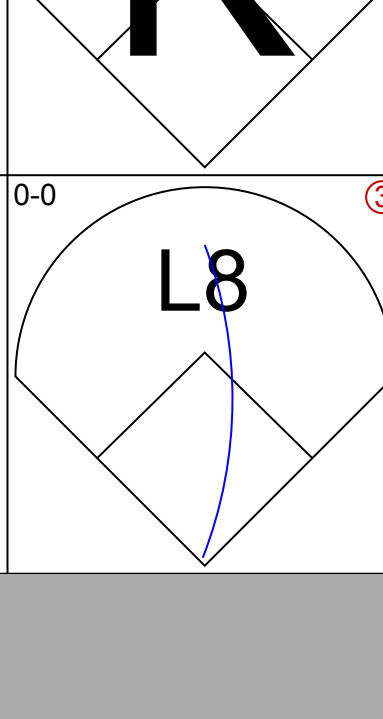
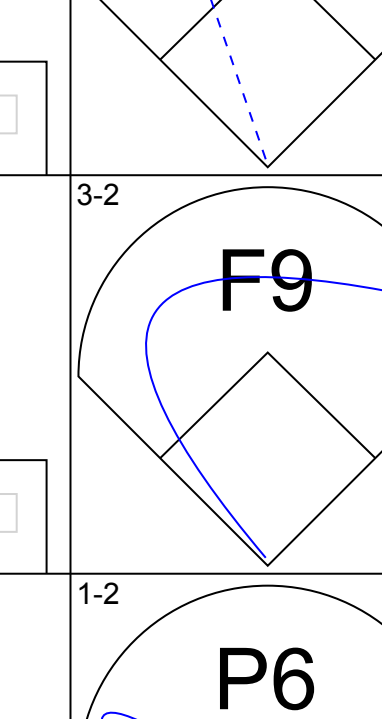
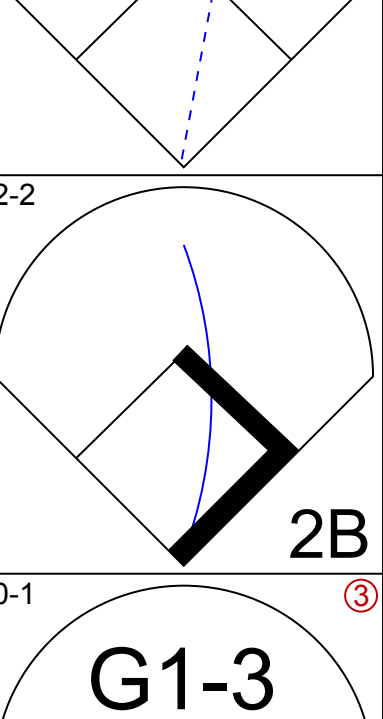
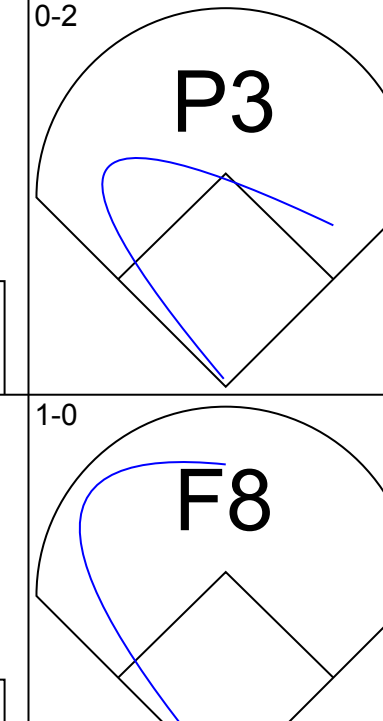
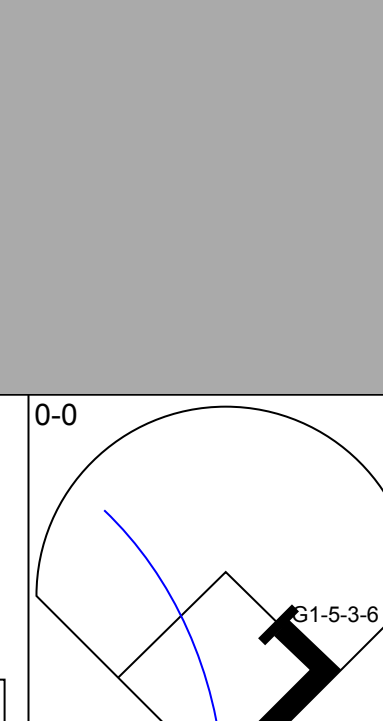
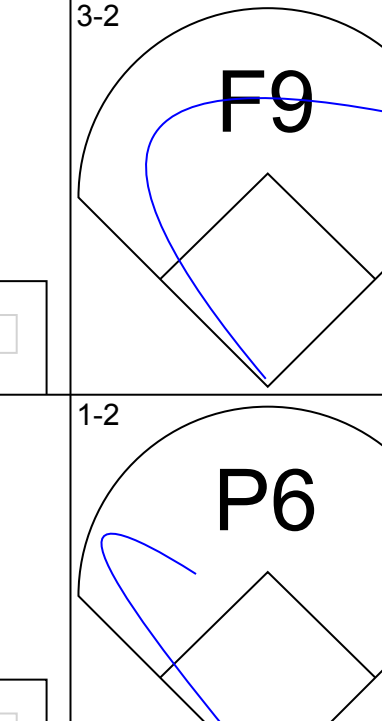
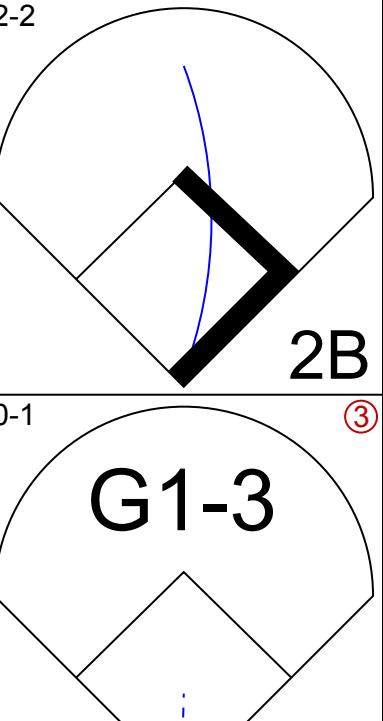
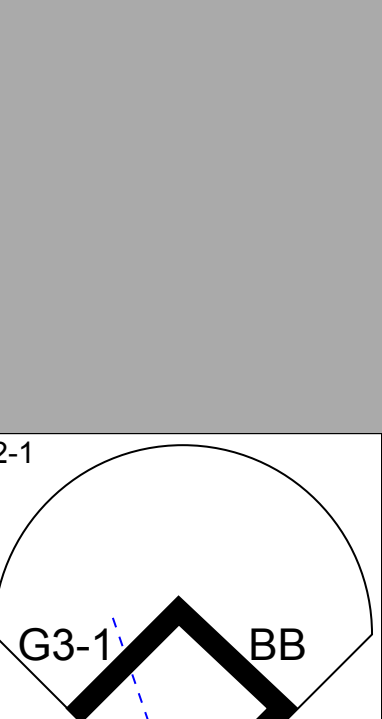
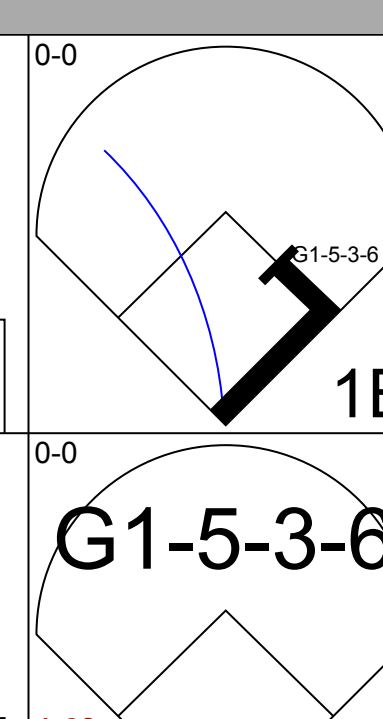
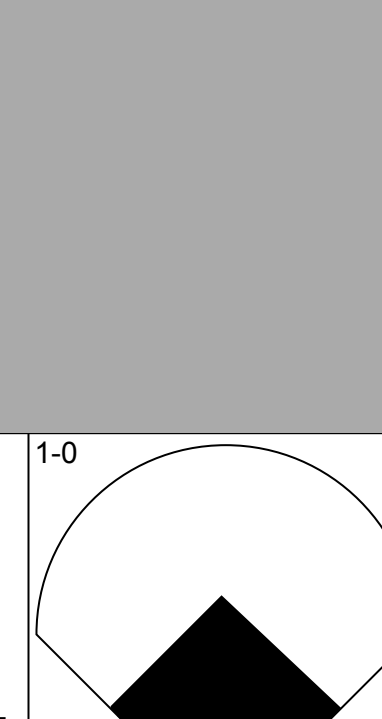
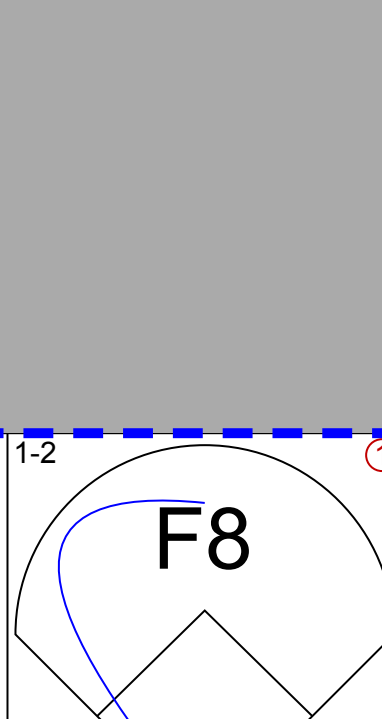
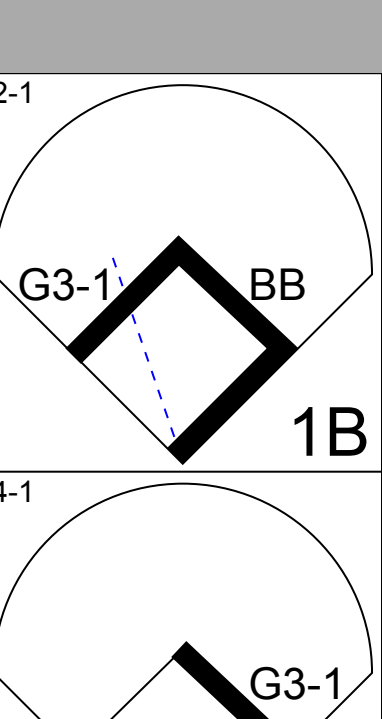
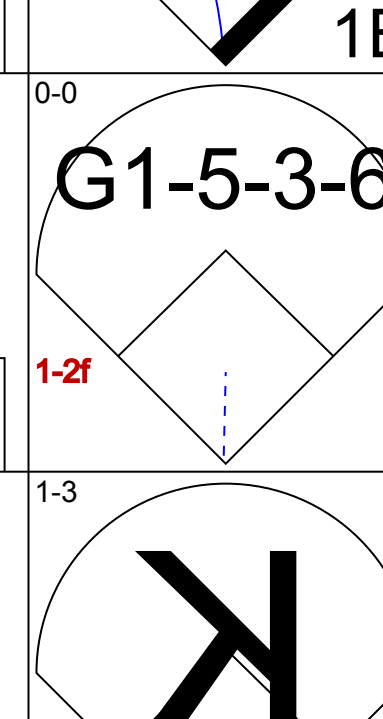
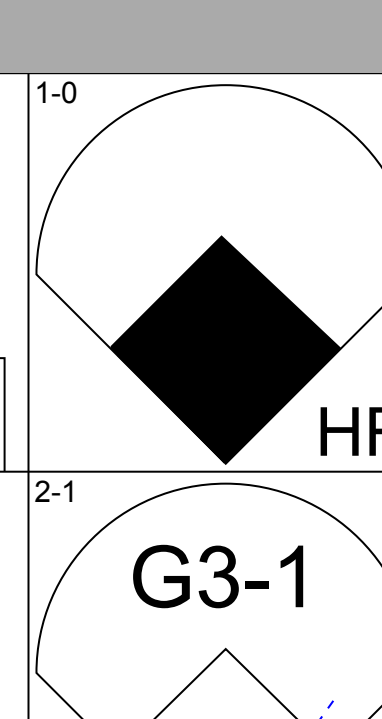
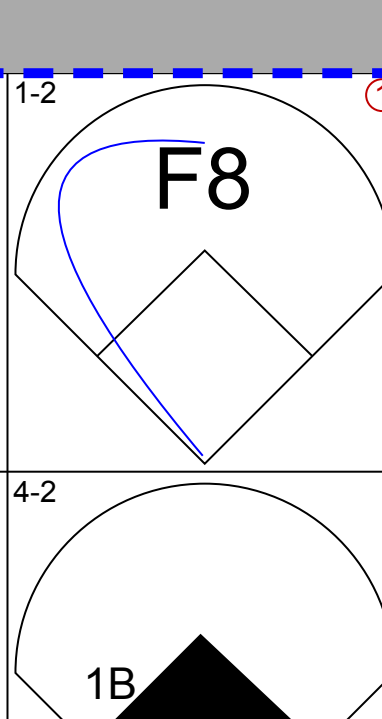
Batter	1	2	3	4	5	6	7	8	9	AB	R	H	RBI	BB	SO	LOB	TOP								
J.D. Drew, L OBP: 0.340, SLG: 0.494 (1, 8)	F8			F7		SH1-4 3B BB	HR		G3-1	4	2	1	1	1	0	0	St. Louis Cardinals @ San Francisco Giants 3Com Park at Candlestick Point, San Francisco, CA Wed Jul 28 1999, 3:35 PM EDT Att: 38,740 - Cloudy - 62 F								
Willie McGee, S OBP: 0.295, SLG: 0.281 (1, 9)	K			K		SH1-4 3B 1B	1B			4	1	2	0	0	2	0									
Mark McGwire, R OBP: 0.413, SLG: 0.644 Shawon Dunston, R OBP: 0.325, SLG: 0.469 David Howard, S OBP: 0.276, SLG: 0.278 (1, 3) (4, 3) (7, 3)	G5-3			K		SH1-4	F9			2	0	0	0	0	1	0									
Ray Lankford, L OBP: 0.364, SLG: 0.512 (1, 7)		G4-3			L6	3B		FC6-5 G5-3 BB		2	1	0	0	2	0	0									
Fernando Tatis, R OBP: 0.398, SLG: 0.555 (1, 5)		P4			2B 1B BB	1B	1-H 2-H 3-H	G5-3		3	1	1	3	1	0	1									
Edgar Renteria, R OBP: 0.343, SLG: 0.411 (1, 6)		F9			1B	2B	P9	FC6-5		4	1	1	0	0	0	2									
Alberto Castillo, R OBP: 0.329, SLG: 0.336 (1, 2)				FC1-4 1B		G5-3		K		4	0	2	1	0	1	2									
Joe McEwing, R OBP: 0.353, SLG: 0.419 (1, 4)				FC1-4 G1-6-3				F9	G4-3	4	0	0	0	0	1	2									
Darren Oliver, R OBP: 0.320, SLG: 0.362 Heathcliff Slocumb, R (8, 1) Thomas Howard, S OBP: 0.371, SLG: 0.347 Ricky Bottalico, L (9, 1)				G1-6-3		F7			F9	3	0	0	0	0	1	2									
										0	0	0	0	0	0	0									
Inning Stats	R: 0 E: 0 K: 1 S: 6	H: 0 LOB: 0 BB: 0 P: 10	R: 0 E: 0 K: 0 S: 8	H: 0 LOB: 0 BB: 0 P: 12	R: 0 E: 0 K: 0 S: 5	H: 1 LOB: 0 BB: 0 P: 7	R: 0 E: 0 K: 2 S: 7	H: 0 LOB: 0 BB: 0 P: 12	R: 2 E: 0 K: 1 S: 16	H: 2 LOB: 1 BB: 1 P: 26	R: 3 E: 0 K: 0 S: 8	H: 2 LOB: 1 BB: 2 P: 18	R: 1 E: 0 K: 1 S: 15	H: 2 LOB: 1 BB: 0 P: 20	R: 0 E: 0 K: 1 S: 13	H: 0 LOB: 1 BB: 1 P: 22	R: 0 E: 0 K: 0 S: 4	H: 0 LOB: 0 BB: 0 P: 7	1B: 4 2B: 1 3B: 1 HR: 1	SF: 0 SAC: 1 DP: 1 HBP: 0	WP: 0 PB: 0 SB: 0 CS: 0	PA: 37			
PITCHER	IP	WLS	BF	H	R	ER	SO	BB	IBB	HBP	BLK	WP	HR	S	P	ERA	WHIP								
Livan Hernandez, R ERA: 4.91 (1, 1)	7.0	L	30	7	6	6	5	2	1	0	0	0	1	65	105	7.71	1.286								
Jerry Spradlin, R ERA: 4.46 (8, 1)	1.1		5	0	0	0	1	1	0	0	0	0	0	15	25	0.00	0.750								
Alan Embree, L ERA: 3.47 (9, 1)	0.2		2	0	0	0	0	0	0	0	0	0	0	2	4	0.00	0.000								

Batter	1	2	3	4	5	6	7	8	9	AB	R	H	RBI	BB	SO	LOB	BOTTOM								
F.P. Santangelo, S OBP: 0.435, SLG: 0.379 (1, 4)	K				G6-3				K	5	0	0	1	0	3	3	St. Louis Cardinals @ San Francisco Giants 3Com Park at Candlestick Point, San Francisco, CA Wed Jul 28 1999, 3:35 PM EDT Att: 38,740 - Cloudy - 62 F								
Marvin Benard, L OBP: 0.394, SLG: 0.467 (1, 8)	1B HBP				F7				G3	3	0	0	0	0	1	1									
Charlie Hayes, R OBP: 0.275, SLG: 0.260 (1, 5)	P4				F9				K	4	0	0	0	0	1	1									
J.T. Snow, L OBP: 0.378, SLG: 0.441 (1, 3)	BB 1B				F8				G1-3 BB	3	1	2	0	1	0	0									
Ellis Burks, R OBP: 0.387, SLG: 0.551 (1, 9)					G4-3				G1-3 BB	3	1	1	2	1	0	1									
Stan Javier, S OBP: 0.331, SLG: 0.361 Alan Embree, L (1, 7) (9, 1)	G1-3				F8				G1-3	4	0	0	0	0	0	4									
Rich Aurilia, R OBP: 0.345, SLG: 0.453 (1, 6)					SH1-4 G6-3 1B				F9	4	1	1	0	0	1	0									
Scott Servais, R OBP: 0.342, SLG: 0.431 Brent Mayne, L OBP: 0.369, SLG: 0.416 (1, 2) (9, PH)	G1-3				G6-3 SH1-4 1B				1B	3	0	2	0	0	0	0									
Livan Hernandez, R OBP: 0.277, SLG: 0.457 Jeff Kent, R OBP: 0.375, SLG: 0.490 Jerry Spradlin, S (8, 1) Barry Bonds, L OBP: 0.400, SLG: 0.531 (9, 7)	K				SH1-4				F9	1	0	0	0	0	1	0									
										1	0	0	0	0	1	1									
										1	0	0	0	0	0	1									
Inning Stats	R: 0 E: 0 K: 1 S: 13	H: 1 LOB: 3 BB: 1 P: 25	R: 0 E: 0 K: 2 S: 11	H: 0 LOB: 0 BB: 0 P: 14	R: 0 E: 0 K: 2 S: 8	H: 0 LOB: 0 BB: 0 P: 10	R: 0 E: 0 K: 0 S: 7	H: 0 LOB: 0 BB: 0 P: 11	R: 0 E: 0 K: 0 S: 9	H: 2 LOB: 1 BB: 0 P: 14	R: 0 E: 0 K: 0 S: 8	H: 0 LOB: 1 BB: 1 P: 15	R: 0 E: 0 K: 1 S: 10	H: 1 LOB: 0 BB: 0 P: 17	R: 2 E: 0 K: 1 S: 13	H: 2 LOB: 0 BB: 0 P: 18	R: 0 E: 0 K: 1 S: 13	H: 1 LOB: 1 BB: 0 P: 20	1B: 6 2B: 0 3B: 0 HR: 1	SF: 0 SAC: 1 DP: 0 HBP: 1	WP: 0 PB: 0 SB: 0 CS: 0	PA: 37			
PITCHER	IP	WLS	BF	H	R	ER	SO	BB	IBB	HBP	BLK	WP	HR	S	P	ERA	WHIP								
Darren Oliver, L ERA: 5.17 (1, 1)	7.2	W	32	6	3	3	7	2	0	1	0	0	0	4	5	0.00	1.043								
Heathcliff Slocumb, R ERA: 5.17 (8, 1)	0.1	H	1	0	0	0	0	0	0	0	0	0	0	4	5	0.00	0.000								
Ricky Bottalico, R ERA: 9.52 (9, 1)	1.0	S	4	1	0	0	1	0	0	0	0	0	0	13	20	0.00	1.000								

AB	32
R	6
H	7
RBI	5
BB	4
SO	6
LOB	10



Batter	1	2	3	4	5	6	7	8	9	AB	R	H	RBI	BB	SO	LOB	TOP				
Neft Perez, S OBP: 0.317, SLG: 0.414 (1, 6)										4	0	2	0	1	1	0	Colorado Rockies @ St. Louis Cardinals Busch Stadium, St. Louis, MO Fri Jul 30 1999, 7:10 PM CDT Att: 46,208 - Cloudy - 99 F				
Darryl Hamilton, L OBP: 0.374, SLG: 0.389 (1, 8)										3	1	0	0	2	0	3					
Angel Echevarria, R OBP: 0.344, SLG: 0.535 Larry Walker, L OBP: 0.441, SLG: 0.716 (7, PH) (7, 9)										3	1	1	2	0	0	2					
Dante Bichette, R OBP: 0.333, SLG: 0.525 (1, 7)										3	1	2	0	1	0	0					
Vinny Castilla, R OBP: 0.317, SLG: 0.476 (1, 5)										4	0	1	1	0	0	2					
17 Todd Helton, L OBP: 0.371, SLG: 0.510 (1, 3)										4	1	0	0	0	0	3					
Terry Shumpert, R OBP: 0.408, SLG: 0.593 (1, 4)										4	1	1	2	0	1	2					
Henry Blanco, R OBP: 0.366, SLG: 0.479 (1, 2)										4	0	1	0	0	1	1					
Pedro Astacio, R OBP: 0.316, SLG: 0.321 Jerry Dipoto, R (8, 1)										3	0	1	0	0	1	1					
Lenny Harris, L OBP: 0.306, SLG: 0.328 Dave Veres, R (9, 1)										0	0	0	0	0	0	0					
Inning Stats	R: 0 E: 0 K: 1 S: 9	H: 0 LOB: 0 BB: 0 P: 13	R: 1 E: 0 K: 0 S: 9	H: 1 LOB: 1 BB: 1 P: 19	R: 2 E: 0 K: 0 S: 6	H: 1 LOB: 0 BB: 1 P: 14	R: 0 E: 0 K: 1 S: 9	H: 0 LOB: 0 BB: 0 P: 11	R: 0 E: 0 K: 1 S: 11	H: 2 LOB: 2 BB: 0 P: 14	R: 0 E: 0 K: 0 S: 16	H: 1 LOB: 1 BB: 0 P: 21	R: 0 E: 0 K: 1 S: 11	H: 2 LOB: 2 BB: 1 P: 16	R: 2 E: 0 K: 1 S: 14	H: 2 LOB: 0 BB: 0 P: 20	R: 0 E: 0 K: 1 S: 10	H: 0 LOB: 1 BB: 1 P: 19	1B: 6 2B: 1 3B: 0 HR: 2	SF: 0 SAC: 0 DP: 0 HBP: 0	WP: 0 PA: 39 PB: 0 SB: 0 CS: 0
PITCHER	IP	WLS	BF	H	R	ER	SO	BB	IBB	HBP	BLK	WP	HR	S	P	ERA	WHIP				
Kent Mercker, L ERA: 5.06 (1, 1)	6.2		29	7	3	3	3	3	0	0	0	0	1	68	104	4.05	1.500				
Rick Croushore, R ERA: 2.96 (7, 1)	0.1	1	0	0	0	1	0	0	0	0	0	0	0	3	4	0.00	0.000				
Manny Aybar, R ERA: 4.11 (8, 1)	1.0	L	5	2	2	2	1	0	0	0	0	0	1	14	20	18.00	2.000				
Mike Mohler, L ERA: 5.18 (9, 1)	1.0		4	0	0	0	1	1	0	0	0	0	0	10	19	0.00	1.000				

Batter	1	2	3	4	5	6	7	8	9	AB	R	H	RBI	BB	SO	LOB	BOTTOM				
J.D. Drew, L OBP: 0.342, SLG: 0.489 (1, 8)										2	1	0	1	2	0	2	Colorado Rockies @ St. Louis Cardinals Busch Stadium, St. Louis, MO Fri Jul 30 1999, 7:10 PM CDT Att: 46,208 - Cloudy - 99 F				
Joe McEwing, R OBP: 0.349, SLG: 0.413 (1, 4)										5	0	0	0	0	2	5					
Mark McGwire, R OBP: 0.413, SLG: 0.648 (1, 3)										4	1	1	1	1	1	2					
Ray Lankford, L OBP: 0.362, SLG: 0.508 (1, 7)										4	0	1	1	0	1	0					
Fernando Tatis, R OBP: 0.396, SLG: 0.555 (1, 5)										4	0	1	0	0	0	2					
Edgar Renteria, R OBP: 0.342, SLG: 0.409 (1, 6)										4	0	1	0	0	0	3					
Alberto Castillo, R OBP: 0.335, SLG: 0.582 Shawon Dunston, R OBP: 0.322, SLG: 0.466 (9, PH)										3	1	2	1	0	0	1					
Darren Bragg, L OBP: 0.373, SLG: 0.383 (1, 9)										2	1	0	0	2	1	0					
Kent Mercker, L ERA: 5.06 (7, 1)	7.0		29	7	3	3	3	4	0	0	0	0	0	0	0	0					
Willie McGee, S OBP: 0.299, SLG: 0.295 El Marrero, R OBP: 0.246, SLG: 0.328 (9, PH)	1.0		6	1	1	1	1	1	0	0	0	0	0	0	0	0					
Inning Stats	R: 1 E: 0 K: 0 S: 17	H: 1 LOB: 2 BB: 2 P: 31	R: 0 E: 0 K: 2 S: 12	H: 1 LOB: 1 BB: 1 P: 21	R: 0 E: 0 K: 2 S: 7	H: 0 LOB: 0 BB: 0 P: 11	R: 0 E: 0 K: 1 S: 5	H: 1 LOB: 0 BB: 0 P: 6	R: 0 E: 0 K: 0 S: 4	H: 0 LOB: 0 BB: 0 P: 8	R: 1 E: 0 K: 0 S: 13	H: 1 LOB: 1 BB: 0 P: 21	R: 1 E: 0 K: 0 S: 9	H: 1 LOB: 1 BB: 1 P: 18	R: 0 E: 0 K: 0 S: 9	H: 1 LOB: 0 BB: 0 P: 15	R: 1 E: 0 K: 1 S: 15	H: 1 LOB: 2 BB: 1 P: 23	1B: 4 2B: 2 3B: 0 HR: 2	SF: 1 SAC: 0 DP: 1 HBP: 0	WP: 1 PA: 39 PB: 0 SB: 2 CS: 0
PITCHER	IP	WLS	BF	H	R	ER	SO	BB	IBB	HBP	BLK	WP	HR	S	P	ERA	WHIP				
Pedro Astacio, R ERA: 5.39 (1, 1)	7.0		29	7	3	3	3	4	0	0	0	0	0	67	116	3.86	1.286				
Jerry Dipoto, R ERA: 4.91 (8, 1)	1.0	H	4	1	0	0	0	0	0	0	0	0	0	9	15	0.00	1.000				
Dave Veres, R ERA: 4.1 (9, 1)	1.0	S	6	1	1	1	1	1	0	0	0	1	0	15	23	9.00	2.000				

Batter	1	2	3	4	5	6	7	8	9	AB	R	H	RBI	BB	SO	LOB	TOP										
Neftali Feliz, S OBP: 0.316, SLG: 0.410	1-2 G6-3		4-0 17 HR BB	0-0 F8		3-1 F9		0-1 F8		4	1	0	0	1	0	2											
17 Todd Helton, L OBP: 0.373, SLG: 0.528	2-1 P5		1-0 1-H HR	3-1 P6			0-0 S 1B		3-1 HR	5	2	3	3	0	0	0											
Larry Walker, L OBP: 0.441, SLG: 0.713	2-2 S CS 2B		1-2 F7		2-2 G6-3		2-2 L9		4-0 FC6-4 BB	4	0	1	0	1	0	1											
Dante Bichette, R OBP: 0.336, SLG: 0.533	4-0 2-3 BB		1-0 HR		1-2 G5-3		1-1 BB 1B		1-1 FC6-4 BB	4	1	2	1	1	0	1											
Vinny Castilla, R OBP: 0.323, SLG: 0.485	0-1 CS	1-0 FC6-4 1B	1-1 HR		4-2 BB		4-0 BB IBB		1-3 K	3	1	2	1	2	1	1											
Jeff Barry, S OBP: 0.342, SLG: 0.528		0-1 FC6-4 1B	1-1 P4		3-3 K		4-2 1-2 2-3 BB		0-1 F7	4	0	1	0	1	1	2											
Terry Shumpert, R OBP: 0.410, SLG: 0.598		0-1 P4	3-2 1B			1-2 FC1-5 2B		0-1 F7		4	0	2	0	0	0	5	AB 35										
Roberto Ramirez, L OBP: 0.400, SLG: 0.250										0	0	0	0	0	0	0	R 5										
Mike DeJean, R OBP: 0.305, SLG: 0.479										0	0	0	0	0	0	0	H 11										
Kirt Manwaring, R OBP: 0.400, SLG: 0.439		2-2 FC6-4 SAFE	1-0 P6			0-0 FC1-5		1-0 G4-6-3 HBP		3	0	0	0	0	0	4	RBI 5										
Henry Blanco, R OBP: 0.356, SLG: 0.479		1-2 2-3				2-3				0	0	0	0	0	0	0	BB 6										
Bobby Jones, R OBP: 0.222, SLG: 0.208		1-1 F8			1-1 P2		1-1 F8		1-1 G4-6-3	2	0	0	0	0	0	2	SO 2										
David Lee, R OBP: 0.250, SLG: 0.200										0	0	0	0	0	0	0	LOB 20										
Angel Echevarria, R OBP: 0.341, SLG: 0.530										0	0	0	0	0	0	0											
Curt Leskanic, R OBP: 0.667, SLG: 1.667										0	0	0	0	0	0	0											
Lenny Harris, L OBP: 0.325										1	0	0	0	0	0	1											
Inning Stats	R: 0 E: 0 K: 0 S: 11	H: 1 LOB: 1 BB: 1 P: 20	R: 0 E: 0 K: 0 S: 10	H: 2 LOB: 2 BB: 0 P: 14	R: 4 E: 0 K: 0 S: 13	H: 4 LOB: 1 BB: 1 P: 26	R: 0 E: 0 K: 0 S: 5	H: 0 LOB: 0 BB: 0 P: 9	R: 0 E: 0 K: 1 S: 11	H: 0 LOB: 1 BB: 1 P: 21	R: 0 E: 0 K: 0 S: 8	H: 1 LOB: 1 BB: 0 P: 13	R: 0 E: 0 K: 0 S: 11	H: 2 LOB: 3 BB: 2 P: 22	R: 0 E: 0 K: 0 S: 4	H: 0 LOB: 1 BB: 0 P: 6	R: 1 E: 0 K: 1 S: 9	H: 1 LOB: 1 BB: 1 P: 18	1B: 5 2B: 2 3B: 0 HR: 4	SF: 0 SAC: 0 DP: 1 HBP: 1	WP: 0 PB: 0 SB: 2 CS: 1	PA: 43					
PITCHER	IP	WLS	BF	H	R	ER	SO	BB	IBB	HBP	BLK	WP	HR	S	P	ERA	WHIP										
Larry Luebbers, R ERA: 4.67	5.2		27	8	4	4	1	3	0	0	0	0	3	56	98	6.35	1.941										
Lance Painter, L ERA: 5.2	0.2	W	3	1	0	0	0	0	0	0	0	0	0	7	12	0.00	1.500										
Heathcliff Slocumb, R ERA: 5.08	0.2	H	4	1	0	0	0	1	1	0	0	0	0	6	15	0.00	3.000										
Rick Croushore, R ERA: 2.81	1.0	H	3	0	0	0	0	0	0	1	0	0	0	4	6	0.00	0.000										
Ricky Bottalico, R ERA: 3.62	1.0	S	5	1	1	1	1	1	0	0	0	0	1	9	18	9.00	2.000										

Colorado Rockies @ St. Louis Cardinals
 Busch Stadium, St. Louis, MO
 Sat Jul 31 1999, 7:10 PM CDT
 Att: 46,849 - Cloudy - 93 F



Batter	1	2	3	4	5	6	7	8	9	AB	R	H	RBI	BB	SO	LOB	BOTTOM										
J.D. Drew, L OBP: 0.353, SLG: 0.517	4-0 S G4-3 BB		2-0 F8	2-2 BB 1B		2-0 HR		3-2 SH1-4 1B 2B		4	3	3	1	1	0	2											
Joe Mauer, R OBP: 0.348, SLG: 0.414	0-1 G4-3		2-1 HR 2B	3-2 L7		0-0 G3-1		0-1 SH1-4		4	1	1	0	0	0	2											
Mark McGwire, R OBP: 0.418, SLG: 0.656	2-2 P4		1-0 2-H HR	4-1 1B BB		4-2 BB BB		4-0 1B IBB		2	1	1	2	3	0	1											
Fernando Tatis, R OBP: 0.403, SLG: 0.567	4-2 S BB		0-1 HR	0-0 1-2 2-H 1B		4-0 1-2 BB		1-0 1-2 3-H 1B		3	1	3	3	2	0	0											
Edgar Renteria, R OBP: 0.337, SLG: 0.403	1-2 L5		1-0 F8	1-3 K		1-1 F9		1-3 K		5	0	0	0	0	2	8											
Shawn Dunston, R OBP: 0.327, SLG: 0.467		1-1 FC6-4 1B	0-0 B5-3		0-3 K		3-2 G4-3 1B		2-0 F8	4	0	2	0	0	1	0											
Rick Croushore, R OBP: 0.667, SLG: 0.500										0	0	0	0	0	0	0											
Thomas Howard, S OBP: 0.305, SLG: 0.340										1	0	0	0	0	0	2											
Ricky Bottalico, L ERA: 6.7										0	0	0	0	0	0	0											
Eli Marrero, R OBP: 0.246, SLG: 0.324		1-2 FC6-4 G4-3 HBP 1-2	4-2 BB		0-2 P4		2-1 G4-3			3	0	0	0	1	0	2											
David Howard, S OBP: 0.279, SLG: 0.268		1-1 SAFE	1-0 P3		3-2 F9		1-0 P4			2	0	0	0	0	0	1											
Lance Painter, L ERA: 5.08										0	0	0	0	0	0	0											
Heathcliff Slocumb, R ERA: 5.08										0	0	0	0	0	0	0											
Willie McGee, S OBP: 0.297, SLG: 0.283										1	0	0	0	0	0	1											
Larry Luebbers, R ERA: 6.7										2	0	0	0	0	0	2											
Ray Lankford, L OBP: 0.360, SLG: 0.504		1-2 2-3 G4-3		2-2 G5-3		2-2 G4-3		2-3 K		2	0	0	0	0	1	1											
Inning Stats	R: 0 E: 0 K: 0 S: 11	H: 0 LOB: 2 BB: 2 P: 22	R: 0 E: 0 K: 0 S: 8	H: 1 LOB: 2 BB: 0 P: 13	R: 3 E: 0 K: 0 S: 10	H: 3 LOB: 1 BB: 1 P: 19	R: 1 E: 0 K: 1 S: 16	H: 2 LOB: 2 BB: 1 P: 28	R: 0 E: 0 K: 1 S: 10	H: 0 LOB: 0 BB: 0 P: 13	R: 1 E: 0 K: 0 S: 9	H: 1 LOB: 2 BB: 2 P: 22	R: 0 E: 0 K: 1 S: 13	H: 1 LOB: 1 BB: 0 P: 21	R: 1 E: 0 K: 1 S: 10	H: 2 LOB: 2 BB: 1 P: 21	1B: 5 2B: 2 3B: 0 HR: 3	SF: 0 SAC: 1 DP: 0 HBP: 1	WP: 0 PB: 0 SB: 2 CS: 0	PA: 42							
PITCHER	IP	WLS	BF	H	R	ER	SO	BB	IBB	HBP	BLK	WP	HR	S	P	ERA	WHIP										
Bobby Jones, L ERA: 5.71	3.2		22	6	4	4	0	4	0	0	0	0	0	13	17	0.00	0.000										
David Lee, R ERA: 5.08	1.1	L	8	2	1	1	0	2	0	0	0	0	1	17	35	6.75	3.000										
Curt Leskanic, R ERA: 5.08	1.1		3	1	1	1	1	0	0	0	0	0	0	8	14	13.50	1.500										
Roberto Ramirez, L ERA: 10.87	0.2		3	1	1	1	1	0	0	0	0	0	0	8	14	13.50	1.500										
Mike DeJean, R ERA: 6.7	1.0		5	1	0	0	1	0	1	0	0	0	0	7	15	0.00	1.000										

Colorado Rockies @ St. Louis Cardinals
 Busch Stadium, St. Louis, MO
 Sat Jul 31 1999, 7:10 PM CDT
 Att: 46,849 - Cloudy - 93 F



Batter	1	2	3	4	5	6	7	8	9	AB	R	H	RBI	BB	SO	LOB	TOP								
Neftali Feliz, S OBP: 0.315, SLG: 0.407										5	0	1	0	0	0	2									
17 Todd Helton, L OBP: 0.376, SLG: 0.528										4	1	2	0	1	0	1									
Larry Walker, L OBP: 0.445, SLG: 0.712											2	2	1	0	3	0									
Dante Bichette, R OBP: 0.339, SLG: 0.536											5	2	3	2	0	0	3								
Dave Veres, R (9, 1)											4	0	2	2	1	0	2								
Vinny Castilla, R OBP: 0.326, SLG: 0.485											2	0	0	0	1	1	0								
Brian McRae, S OBP: 0.322, SLG: 0.347											3	0	2	1	0	1	2								
Jerry Dipoto, R (7, 1)											3	0	1	0	0	1	2								
Lenny Harris, L OBP: 0.303, SLG: 0.325										3	0	1	0	0	1	4									
Angel Echevarria, R OBP: 0.309, SLG: 0.526											0	0	0	0	0	0									
Terry Shumpert, R OBP: 0.413, SLG: 0.600											1	0	0	0	0	1									
Henry Blanco, R OBP: 0.366, SLG: 0.477										3	0	1	0	0	1	2									
Brian Bohanon, L OBP: 0.192, SLG: 0.163											3	0	1	0	0	1	4								
David Lee, R OBP: 0.200, SLG: 0.200											0	0	0	0	0	0									
Jeff Barry, S OBP: 0.338, SLG: 0.521											1	0	0	0	0	1									
Inning Stats	R: 0 H: 2 E: 0 K: 0 S: 11	H: 2 R: 5 ER: 5 LOB: 2 BB: 1 P: 21	R: 0 H: 2 E: 0 K: 0 S: 10	H: 2 R: 5 ER: 5 LOB: 1 BB: 0 P: 14	R: 3 H: 3 E: 0 K: 1 S: 17	H: 3 R: 5 ER: 5 LOB: 2 BB: 1 P: 32	R: 0 H: 1 E: 1 K: 1 S: 8	H: 1 R: 0 ER: 0 LOB: 1 BB: 0 P: 12	R: 2 H: 2 E: 0 K: 1 S: 13	H: 2 R: 0 ER: 0 LOB: 2 BB: 2 P: 28	R: 0 H: 0 E: 0 K: 0 S: 8	H: 0 R: 0 ER: 0 LOB: 0 BB: 0 P: 12	R: 0 H: 0 E: 0 K: 1 S: 6	H: 0 R: 0 ER: 0 LOB: 0 BB: 0 P: 8	R: 0 H: 1 E: 0 K: 0 S: 6	H: 1 R: 0 ER: 0 LOB: 1 BB: 2 P: 9	R: 0 H: 2 E: 0 K: 1 S: 18	H: 2 R: 5 ER: 5 LOB: 2 BB: 3 P: 30	1B: 12 2B: 2 3B: 0 HR: 0	SF: 1 SAC: 1 DP: 3 HBP: 1	WP: 2 PB: 0 SB: 0 CS: 3	PA: 42			
PITCHER	IP	WLS	BF	H	R	ER	SO	BB	IBB	HBP	BLK	WP	HR	S	P	ERA	WHIP								
Jose Jimenez, R ERA: 5.8	4.0	L	23	10	5	5	2	3	0	1	1	2	0	51	89	11.25	3.250								
Juan Acevedo, R ERA: 6.27	2.0		7	0	0	0	1	1	0	0	0	0	0	16	30	0.00	0.500								
Manny Aybar, R ERA: 3.97	2.2		11	3	0	0	1	2	0	0	0	0	0	27	42	0.00	1.875								
Mike Mohler, L ERA: 5.13	0.1		1	0	0	0	1	0	0	0	0	0	0	3	5	0.00	0.000								

Colorado Rockies @ St. Louis Cardinals
 Busch Stadium, St. Louis, MO
 Sun Aug 01 1999, 1:10 PM CDT
 Att: 45,906 - Cloudy - 88 F

AB	33
R	5
H	13
RBI	5
BB	6
SO	5
LOB	19



Batter	1	2	3	4	5	6	7	8	9	AB	R	H	RBI	BB	SO	LOB	BOTTOM								
J.D. Drew, L OBP: 0.355, SLG: 0.514											3	2	1	0	0	1									
Joe Mauer, R OBP: 0.349, SLG: 0.415											4	0	2	0	0	1	3								
Mark McGwire, R OBP: 0.421, SLG: 0.668											3	1	2	4	1	0	2								
Fernando Tatis, R OBP: 0.400, SLG: 0.561											4	0	0	0	0	2	3								
Ray Lankford, L OBP: 0.358, SLG: 0.500											4	0	1	0	0	0	1								
Edgar Renteria, R OBP: 0.337, SLG: 0.402											4	0	1	0	0	0	1								
Alberto Castillo, R OBP: 0.335, SLG: 0.361											3	0	1	0	0	0	0								
Thomas Howard, S OBP: 0.302, SLG: 0.337											1	0	0	0	0	0	0								
Darren Bragg, L OBP: 0.371, SLG: 0.380											2	0	0	0	0	1	2								
Manny Aybar, R OBP: 0.091, SLG: 0.091											0	0	0	0	0	0	0								
Mike Mohler, R (9, 1)											0	0	0	0	0	0	0								
Eli Marrero, R OBP: 0.245, SLG: 0.323											1	0	0	0	0	1	0								
Jose Jimenez, R OBP: 0.116, SLG: 0.163											1	0	0	0	0	1	0								
Juan Acevedo, R OBP: 0.053, SLG: 0.053											0	0	0	0	0	0	0								
Willie McGee, S OBP: 0.303, SLG: 0.290											3	1	2	0	0	0	0								
David Howard, S OBP: 0.274, SLG: 0.263											1	0	0	0	0	1	0								
Inning Stats	R: 1 H: 2 E: 0 K: 1 S: 12	H: 2 R: 4 ER: 4 LOB: 0 BB: 0 P: 22	R: 0 H: 0 E: 0 K: 1 S: 8	H: 0 R: 4 ER: 4 LOB: 0 BB: 0 P: 14	R: 0 H: 1 E: 1 K: 0 S: 7	H: 2 R: 1 ER: 1 LOB: 1 BB: 0 P: 12	R: 0 H: 2 E: 0 K: 2 S: 12	H: 2 R: 0 ER: 0 LOB: 0 BB: 0 P: 21	R: 0 H: 0 E: 0 K: 1 S: 9	H: 0 R: 0 ER: 0 LOB: 1 BB: 0 P: 15	R: 0 H: 2 E: 1 K: 1 S: 10	H: 2 R: 0 ER: 0 LOB: 0 BB: 0 P: 16	R: 0 H: 1 E: 0 K: 0 S: 8	H: 1 R: 0 ER: 0 LOB: 0 BB: 0 P: 13	R: 0 H: 0 E: 0 K: 1 S: 6	H: 0 R: 0 ER: 0 LOB: 0 BB: 0 P: 10	R: 0 H: 0 E: 0 K: 1 S: 6	H: 0 R: 0 ER: 0 LOB: 0 BB: 0 P: 10	1B: 8 2B: 1 3B: 0 HR: 1	SF: 0 SAC: 0 DP: 2 HBP: 1	WP: 0 PB: 0 SB: 2 CS: 1	PA: 36			
PITCHER	IP	WLS	BF	H	R	ER	SO	BB	IBB	HBP	BLK	WP	HR	S	P	ERA	WHIP								
Brian Bohanon, L ERA: 6.8	5.0	W	23	7	4	4	5	1	0	1	0	0	0	55	97	7.20	1.600								
David Lee, R ERA: 4.88	1.0	H	3	0	0	0	1	0	0	0	0	0	0	9	15	0.00	0.000								
Jerry Dipoto, R ERA: 4.74	2.0	H	7	3	0	0	1	0	0	0	0	0	0	18	29	0.00	1.500								
Dave Veres, R ERA: 4.02	1.0	S	3	0	0	0	1	0	0	0	0	0	0	6	10	0.00	0.000								

Colorado Rockies @ St. Louis Cardinals
 Busch Stadium, St. Louis, MO
 Sun Aug 01 1999, 1:10 PM CDT
 Att: 45,906 - Cloudy - 88 F

AB	34
R	4
H	10
RBI	4
BB	1
SO	8
LOB	13



Batter	1	2	3	4	5	6	7	8	9	AB	R	H	RBI	BB	SO	LOB	TOP											
Eric Owens, R OBP: 0.352, SLG: 0.437 (1, 8)	F8		K				F9		1B	5	1	2	1	0	1	0	San Diego Padres @ St. Louis Cardinals Busch Stadium, St. Louis, MO Mon Aug 02 1999, 7:10 PM CDT Att: 35,202 - Unknown - 86 F											
Tony Gwynn, L OBP: 0.371, SLG: 0.432 Damian Jackson, R OBP: 0.329, SLG: 0.391 (9, FR)	L9		G4-3				P4		P6	5	0	1	2	0	0	2												
Reggie Sanders, R OBP: 0.395, SLG: 0.559 (1, 7)	BB						1B		G5-3	3	1	2	1	2	0	0												
Phil Nevin, R OBP: 0.350, SLG: 0.570 (1, 5)	BB						F9		HR	4	1	2	1	1	0	2												
Wally Joyner, L OBP: 0.369, SLG: 0.355 Trevor Hoffman, R (8, 1)	F9						FC3-6		P4	4	0	0	0	0	0	3												
Carlos Baerga, S OBP: 0.282, SLG: 0.281 (1, 4)		G4-3					K		FC1-6	4	0	1	0	0	1	1												
Ben Davis, S OBP: 0.361, SLG: 0.468 (1, 2)		K					P4		FC1-6	4	1	1	0	0	1	1												
Chris Gomez, R OBP: 0.319, SLG: 0.275 (1, 6)		F8					F8		G3-4-3	4	0	0	0	0	0	1												
Woody Williams, R OBP: 0.196, SLG: 0.205 John Vander Wal, L OBP: 0.375, SLG: 0.467 (7, PH) Will Cunnane, R (7, 1) Dave Magadan, L OBP: 0.362, SLG: 0.356 (8, 3)			F7				1B		F9	2	0	1	0	0	0	0												
Inning Stats	R: 0 E: 0 K: 0 S: 9	H: 0 LOB: 2 BB: 2 P: 21	R: 0 E: 0 K: 1 S: 10	H: 0 LOB: 0 BB: 0 P: 15	R: 0 E: 0 K: 1 S: 8	H: 0 LOB: 0 BB: 0 P: 12	R: 0 E: 0 K: 1 S: 9	H: 2 LOB: 1 BB: 0 P: 10	R: 0 E: 0 K: 0 S: 10	H: 2 LOB: 1 BB: 0 P: 13	R: 1 E: 0 K: 0 S: 11	H: 2 LOB: 1 BB: 0 P: 18	R: 0 E: 0 K: 0 S: 4	H: 0 LOB: 0 BB: 0 P: 5	R: 1 E: 0 K: 0 S: 11	H: 1 LOB: 0 BB: 0 P: 15		R: 3 E: 0 K: 0 S: 18	H: 3 LOB: 2 BB: 2 P: 33	1B: 6 2B: 2 3B: 0 HR: 2	SF: 0 SAC: 0 DP: 0 HBP: 0	WP: 0 PB: 0 SB: 0 CS: 0	PA: 40					
PITCHER	IP	WLS	BF	H	R	ER	SO	BB	IBB	HBP	BLK	WP	HR	S	P	ERA	WHIP											
Kent Bottenfield, R ERA: 3.86 Ricky Bottalico, R ERA: 4.07 Rick Croushore, R ERA: 2.79	(1, 1)	8.0	W	32	7	2	2	3	2	0	0	0	0	2	72	109	2.25	1.125										
	(9, 1)	0.2		6	3	3	3	0	1	0	0	0	0	0	13	23	40.50	6.000										
	(9, 1)	0.1	S	2	0	0	0	0	1	0	0	0	0	0	5	10	0.00	3.000										

Batter	1	2	3	4	5	6	7	8	9	AB	R	H	RBI	BB	SO	LOB	BOTTOM											
J.D. Drew, L OBP: 0.353, SLG: 0.508 (1, 8)	F9		F9				K			4	0	1	0	0	1	1	San Diego Padres @ St. Louis Cardinals Busch Stadium, St. Louis, MO Mon Aug 02 1999, 7:10 PM CDT Att: 35,202 - Unknown - 86 F											
Darren Bragg, L OBP: 0.368, SLG: 0.377 Willie McGee, S OBP: 0.305, SLG: 0.292 (5, 9)	G3		K				HR		F7	2	0	0	0	0	1	0												
Mark McGwire, R OBP: 0.421, SLG: 0.680 (1, 3)	K		P2				1B			4	2	2	3	0	1	0												
Ray Lankford, L OBP: 0.364, SLG: 0.515 (1, 7)							HR		F8	4	2	3	2	0	0	0												
Fernando Tatis, R OBP: 0.398, SLG: 0.557 (1, 5)							1B		F8	4	2	3	2	0	0	0												
Edgar Renteria, R OBP: 0.334, SLG: 0.398 (1, 6)							1B		F9	4	0	1	0	0	1	2												
Eli Marrero, R OBP: 0.242, SLG: 0.318 (1, 2)							1B		F9	3	0	0	0	0	0	1												
Joe McEwing, R OBP: 0.349, SLG: 0.413 (1, 4)							1B		G6-3	4	0	0	0	0	0	2												
Kent Bottenfield, R OBP: 0.174, SLG: 0.239 Ricky Bottalico, L ERA: 4.03 Rick Croushore, R OBP: 0.687, SLG: 0.500 (9, 1)							1B		P3	2	0	0	0	1	1	0												
Inning Stats	R: 0 E: 0 K: 1 S: 8	H: 0 LOB: 0 BB: 0 P: 14	R: 1 E: 0 K: 0 S: 13	H: 2 LOB: 2 BB: 1 P: 23	R: 0 E: 0 K: 1 S: 6	H: 0 LOB: 0 BB: 0 P: 11	R: 0 E: 0 K: 1 S: 16	H: 1 LOB: 1 BB: 0 P: 19	R: 3 E: 0 K: 1 S: 15	H: 3 LOB: 0 BB: 0 P: 22	R: 0 E: 0 K: 0 S: 5	H: 0 LOB: 0 BB: 0 P: 5	R: 0 E: 0 K: 1 S: 15	H: 1 LOB: 1 BB: 0 P: 22	R: 2 E: 0 K: 0 S: 10	H: 2 LOB: 0 BB: 0 P: 19		R: 3 E: 0 K: 0 S: 10	H: 2 LOB: 0 BB: 0 P: 19	1B: 6 2B: 0 3B: 1 HR: 2	SF: 0 SAC: 1 DP: 0 HBP: 0	WP: 3 PB: 0 SB: 2 CS: 0	PA: 34					
PITCHER	IP	WLS	BF	H	R	ER	SO	BB	IBB	HBP	BLK	WP	HR	S	P	ERA	WHIP											
Woody Williams, R ERA: 4.66 Will Cunnane, R ERA: 4.03 Trevor Hoffman, R ERA: 2.98	(1, 1)	6.0	L	25	6	4	4	4	0	0	0	0	0	1	63	94	6.00	1.000										
	(7, 1)	1.0		4	1	0	0	1	0	0	0	0	0	1	15	22	0.00	1.000										
	(8, 1)	1.0		5	2	2	1	0	0	0	0	0	0	1	10	19	9.00	2.000										



Batter	1	2	3	4	5	6	7	8	9	AB	R	H	RBI	BB	SO	LOB	TOP			
Eric Owens, R OBP: 0.351, SLG: 0.434 (1,5)	F8		P3			WP 1B		K		4	0	1	0	0	1	0	San Diego Padres @ St. Louis Cardinals Busch Stadium, St. Louis, MO Tue Aug 03 1999, 7:10 PM CDT Att: 40,652 - Cloudy - 83 F			
Tony Gwynn, L OBP: 0.355, SLG: 0.424 (1,9)	G3		F7			F8		G6-3		4	0	0	0	0	0	1				
Reggie Sanders, R OBP: 0.397, SLG: 0.557 (1,7)	BB BB			CS 1B		F9		F9		3	0	1	0	1	0	1				
Phil Nevin, R OBP: 0.348, SLG: 0.560 (1,3)	BB SAFE		P3	SAFE SAFE		K		K		3	0	0	0	1	2	2				
Ruben Rivera, R OBP: 0.299, SLG: 0.476 (1,8)	K		F9			K		K		4	0	0	0	0	3	2				
Ben Davis, S OBP: 0.360, SLG: 0.465 (1,2)		K				K		E9 1B		3	0	1	0	0	2	0				
Damian Jackson, R OBP: 0.326, SLG: 0.387 (1,4)		F9				F8		P3		3	0	0	0	0	0	1				
Chris Gomez, R OBP: 0.319, SLG: 0.276 (1,6)		K						F7		3	0	1	0	0	1	1				
Brian Boehringer, S (8, PH) Quilvio Veras, S OBP: 0.353, SLG: 0.356 (8, 1) Dan Miceli, R (8, 1)			K			K		L7		2	0	0	0	0	2	1				
Inning Stats	R: 0 E: 0 K: 1 S: 12	H: 0 LOB: 2 BB: 2 P: 24	R: 0 E: 0 K: 2 S: 7	H: 0 LOB: 0 BB: 0 P: 11	R: 0 E: 0 K: 1 S: 5	H: 0 LOB: 0 BB: 0 P: 9	R: 0 E: 0 K: 0 S: 8	H: 1 LOB: 0 BB: 0 P: 15	R: 0 E: 0 K: 2 S: 12	H: 1 LOB: 1 BB: 0 P: 18	R: 0 E: 0 K: 1 S: 8	H: 1 LOB: 1 BB: 0 P: 14	R: 0 E: 0 K: 1 S: 8	H: 0 LOB: 0 BB: 0 P: 11	R: 0 E: 0 K: 2 S: 11	H: 0 LOB: 0 BB: 0 P: 13	1B: 4 2B: 0 3B: 0 HR: 0	SF: 0 SAC: 0 DP: 0 HBP: 0	WP: 1 PB: 0 SB: 0 CS: 1	PA: 32
PITCHER Darren Oliver, L ERA: 4.33 (1,1)	IP: 9.0 WLS: W BF: 32 H: 4 R: 0 ER: 0 SO: 11 BB: 2 IBB: 0 HBP: 0 BLK: 0 WP: 1 HR: 0 S: 78 P: 127 ERA: 0.00 WHIP: 0.667															PITCHER				

Batter	1	2	3	4	5	6	7	8	9	AB	R	H	RBI	BB	SO	LOB	BOTTOM	
J.D. Drew, L OBP: 0.352, SLG: 0.500 (1,8)	G4-3		G6-3			BB		F8		3	0	0	0	1	0	0	San Diego Padres @ St. Louis Cardinals Busch Stadium, St. Louis, MO Tue Aug 03 1999, 7:10 PM CDT Att: 40,652 - Cloudy - 83 F	
Edgar Renteria, R OBP: 0.333, SLG: 0.395 (1,6)	G4-3		K			K		S 1B BB		3	1	0	0	1	2	1		
Mark McGwire, R OBP: 0.422, SLG: 0.677 (1,3)	3B 1B			1B 2B HBP		F9		F9		3	2	1	0	0	0	2		
Ray Lankford, L OBP: 0.362, SLG: 0.518 (1,7)	1-H 3B		F7			F8		F9		4	0	1	1	0	0	3		
Fernando Tatis, R OBP: 0.401, SLG: 0.559 (1,5)	G1-3		2B 1B 1B			G4-6-3 1B		E S HR 1B		4	2	3	1	0	0	1		
Craig Panquette, R OBP: 0.500, SLG: 1.500 (1,9)	F7		1B 2B			G4-6-3 1-2		1-H HR		4	1	2	3	0	0	1		
Alberto Castillo, R OBP: 0.359, SLG: 0.365 (1,2)	G5-3		2-3 3-H 1B			F8		1B		4	0	2	1	0	0	0		
Joe McEwing, R OBP: 0.346, SLG: 0.409 (1,4)	K		K			G5-3		L8		4	0	0	0	0	2	3		
Darren Oliver, R OBP: 0.302, SLG: 0.340 (1,1)	G4-3		G4-3 FC6-4			G3				3	0	0	0	0	0	2		
Inning Stats	R: 1 E: 0 K: 0 S: 15	H: 2 LOB: 1 BB: 0 P: 21	R: 0 E: 0 K: 1 S: 6	H: 0 LOB: 0 BB: 0 P: 9	R: 0 E: 0 K: 1 S: 6	H: 0 LOB: 0 BB: 0 P: 7	R: 2 E: 0 K: 1 S: 16	H: 3 LOB: 2 BB: 0 P: 22	R: 0 E: 0 K: 0 S: 5	H: 0 LOB: 0 BB: 0 P: 6	R: 0 E: 0 K: 0 S: 7	H: 0 LOB: 0 BB: 0 P: 11	R: 3 E: 0 K: 0 S: 19	H: 3 LOB: 1 BB: 1 P: 33	1B: 6 2B: 1 3B: 1 HR: 1	SF: 0 SAC: 0 DP: 1 HBP: 1	WP: 0 PB: 0 SB: 2 CS: 0	PA: 35
PITCHER Brian Boehringer, R ERA: 3.42 (1,1) Dan Miceli, R ERA: 4.66 (8,1)	IP: 7.0 WLS: L BF: 28 H: 6 R: 3 ER: 3 SO: 4 BB: 3 IBB: 0 HBP: 0 BLK: 0 WP: 0 HR: 0 S: 65 P: 92 ERA: 3.86 WHIP: 1.000															PITCHER		



Batter	1	2	3	4	5	6	7	8	9	AB	R	H	RBI	BB	SO	LOB	TOP					
Quijivo Veras, S OBP: 0.363, SLG: 0.364 (1, 4)	G6-3			CS BB	HR 1B		F7		K	4	1	1	0	1	1	0	San Diego Padres @ St. Louis Cardinals Busch Stadium, St. Louis, MO Wed Aug 04 1999, 7:10 PM CDT Att: 43,546 - Unknown - 89 F					
Tony Gwynn, L OBP: 0.371, SLG: 0.443 (1, 9)	P2			HR 1B	HR 1B		BB 1B			4	2	3	4	0	0							
Reggie Sanders, R OBP: 0.398, SLG: 0.565 (1, 7)	F9			HR	F9		BB 1B			3	1	1	2	1	0							
Phil Nevin, R OBP: 0.341, SLG: 0.547 (8, 5)		K		F7	F8		K			4	0	0	0	0	2							
Eric Owens, R OBP: 0.319, SLG: 0.431 Ed Giovannola, L OBP: 0.317, SLG: 0.255 Wally Joyner, L OBP: 0.367, SLG: 0.353 (8, 3)	G6-3			FC6-4 BB		G5-3		P5		2	0	0	0	1	0							
Ruben Rivera, R OBP: 0.299, SLG: 0.471 (1, 8)	K2-3			FC6-4 BB	G4-3 S BB		F8			3	0	0	0	1	1							
Ben Davis, S OBP: 0.350, SLG: 0.450 (1, 2)			P6		K	G4-3		K		4	0	0	0	0	2							
Chris Gomez, R OBP: 0.319, SLG: 0.278 John Vander Wal, L OBP: 0.373, SLG: 0.454 (9, PH)	G4-3			HR 1B	G6-3		K		K	3	1	1	0	0	0	1						
Matt Clement, R OBP: 0.147, SLG: 0.094 Carlos Reyes, S (6, 1)	K				E1 1B		F9		G6-3	2	1	0	0	0	1							
Carlos Baerga, S OBP: 0.258, SLG: 0.276 Donne Wall, R (7, 1)					HR					0	0	0	0	0	0							
Dave Magadan, L OBP: 0.381, SLG: 0.354 (9, PH)										1	0	0	0	0	0							
Inning Stats	R: 0 E: 0 K: 0 S: 8	H: 0 LOB: 0 BB: 0 P: 14	R: 0 E: 0 K: 2 S: 10	H: 0 LOB: 0 BB: 0 P: 15	R: 0 E: 0 K: 1 S: 7	H: 0 LOB: 0 BB: 0 P: 11	R: 2 E: 0 K: 0 S: 11	H: 2 LOB: 1 BB: 2 P: 25	R: 4 E: 1 K: 1 S: 14	H: 3 LOB: 1 BB: 1 P: 18	R: 0 E: 0 K: 0 S: 8	H: 0 LOB: 1 BB: 1 P: 16	R: 0 E: 0 K: 1 S: 15	H: 1 LOB: 2 BB: 1 P: 25	R: 0 E: 0 K: 2 S: 6	H: 0 LOB: 0 BB: 0 P: 12	R: 0 E: 0 K: 2 S: 10	H: 0 LOB: 0 BB: 0 P: 16	1B: 4 2B: 0 3B: 0 HR: 2	SF: 0 SAC: 0 DP: 0 HBP: 0	WP: 0 PB: 0 SB: 1 CS: 1	PA: 37
PITCHER	IP WLS BF H R ER SO BB IBB HBP BLK WP HR S P ERA WHIP																					
Kent Mercker, L ERA: 5.25 Manny Aybar, R ERA: 3.92 Mike Mohler, L ERA: 5.03 Heathcliff Slocumb, R ERA: 4.86 Rick Croushore, R ERA: 2.75	5.0 22 5 6 5 4 2 0 0 0 0 2 50 83 9.00 1.400																					
	1.0 4 0 0 0 0 1 0 0 0 0 0 8 16 0.00 1.000																					
	0.2 3 1 0 0 0 0 0 0 0 0 0 11 17 0.00 1.500																					
	1.1 W 5 0 0 0 2 1 0 0 0 0 0 10 20 0.00 0.750																					
	1.0 S 3 0 0 0 2 0 0 0 0 0 0 10 16 0.00 0.000																					

AB 33
R 6
H 6
RBI 6
BB 4
SO 8
LOB 6



Batter	1	2	3	4	5	6	7	8	9	AB	R	H	RBI	BB	SO	LOB	BOTTOM	
J.D. Drew, L OBP: 0.353, SLG: 0.497 (1, 8)	G3		1B 1B		CS 1B	G1-3		F8		5	0	2	0	0	0	3	San Diego Padres @ St. Louis Cardinals Busch Stadium, St. Louis, MO Wed Aug 04 1999, 7:10 PM CDT Att: 43,546 - Unknown - 89 F	
Willie McGee, S OBP: 0.304, SLG: 0.291 (1, 9)	G4-3		1B		F7		G3-1			4	0	1	0	0	0	1		
Mark McGwire, R OBP: 0.423, SLG: 0.684 (1, 3)	F8		G4-6-3 1B		K		HR			4	1	2	2	0	1	1		
Ray Lankford, L OBP: 0.364, SLG: 0.522 (1, 7)	WP 1B		G4-6-3		G4-6-3 2B		P5			4	1	2	0	0	0	3		
Fernando Tatis, R OBP: 0.400, SLG: 0.555 (1, 5)	K			E G4-3 BB	K		F8			3	1	0	0	1	2	2		
Craig Panquette, R OBP: 0.500, SLG: 1.000 (1, 4)	G5-3		G4-3 G3 1B		E5 G4-3 1B		G1-3			4	2	2	0	0	0	1		
Alberto Castillo, R OBP: 0.336, SLG: 0.360 Edgar Renteria, R OBP: 0.332, SLG: 0.394 (7, 6)	G6-3		G4-3		G4-3		SF8		E5 G4-3 1B	2	0	0	1	0	0	2		
David Howard, S OBP: 0.277, SLG: 0.267 Mike Mohler, R (7, 1)	G3		G3		G3		G4-3		G4-3	0	0	0	0	0	0	0		
Heathcliff Slocumb, R (7, 1)							1B		G4-3	0	0	0	0	0	0	0		
Thomas Howard, S OBP: 0.299, SLG: 0.333 Rick Croushore, R OBP: 0.667, SLG: 0.500 (9, 1)							1B		G4-3	1	0	0	0	0	0	1		
Kent Mercker, L OBP: 0.318, SLG: 0.300 Manny Aybar, R OBP: 0.091, SLG: 0.091 Eli Marrero, R OBP: 0.247, SLG: 0.323 (7, 2)			1B 1B		K		1B		G4-3	2	0	2	2	0	0	0		
Inning Stats	R: 0 E: 0 K: 0 S: 10	H: 1 LOB: 1 BB: 0 P: 16	R: 1 E: 0 K: 0 S: 14	H: 4 LOB: 0 BB: 0 P: 20	R: 2 E: 1 K: 1 S: 7	H: 1 LOB: 0 BB: 1 P: 13	R: 0 E: 0 K: 1 S: 8	H: 1 LOB: 1 BB: 0 P: 12	R: 2 E: 0 K: 1 S: 16	H: 4 LOB: 2 BB: 0 P: 26	R: 1 E: 0 K: 0 S: 9	H: 1 LOB: 0 BB: 0 P: 13	R: 1 E: 1 K: 0 S: 17	H: 1 LOB: 1 BB: 0 P: 29	1B: 11 2B: 2 3B: 0 HR: 1	SF: 1 SAC: 0 DP: 2 HBP: 0	WP: 1 PB: 0 SB: 0 CS: 1	PA: 37
PITCHER	IP WLS BF H R ER SO BB IBB HBP BLK WP HR S P ERA WHIP																	
Matt Clement, R ERA: 4.82 Carlos Reyes, R ERA: 2.69 Donne Wall, R ERA: 3.4	5.1 24 9 5 4 4 1 0 0 0 0 1 56 89 6.75 1.875																	
	0.2 H 4 2 0 0 0 0 0 0 0 0 0 8 13 0.00 3.000																	
	2.0 L 9 2 2 1 0 0 0 0 0 0 1 26 42 4.50 1.000																	

AB 35
R 7
H 13
RBI 7
BB 1
SO 4
LOB 14



Batter	1	2	3	4	5	6	7	8	9	AB	R	H	RBI	BB	SO	LOB	TOP					
Quilvio Veras, S OBP: 0.361, SLG: 0.360 (1, 4)										4	2	0	0	1	1	4	San Diego Padres @ St. Louis Cardinals Busch Stadium, St. Louis, MO Thu Aug 05 1999, 7:10 PM CDT Att: 45,106 - Unknown - 87 F					
Tony Gwynn, L OBP: 0.372, SLG: 0.444 (1, 9)										4	1	1	2	1	0	1						
Reggie Sanders, R OBP: 0.398, SLG: 0.561 (1, 7)										4	1	1	0	1	0	4						
Phil Nevin, R OBP: 0.338, SLG: 0.543 (1, 5)										5	1	1	2	0	0	2						
Wally Joyner, L OBP: 0.368, SLG: 0.351 (1, 3)										4	1	1	1	1	0	1						
Eric Owens, R OBP: 0.352, SLG: 0.432 Trevor Hoffman, R OBP: 0.500, SLG: 1.000 (8, 1)										4	2	2	0	0	0	0						
Ben Davis, S OBP: 0.345, SLG: 0.437 (1, 2)										4	0	0	0	1	1	2						
Chris Gomez, R OBP: 0.317, SLG: 0.279 (1, 6)										3	1	1	2	0	0	0						
Andy Ashby, R OBP: 0.167, SLG: 0.150 Ruben Rivera, R OBP: 0.301, SLG: 0.473 (8, 8)										2	0	1	0	0	0	0						
										1	1	1	0	0	0	0						
Inning Stats	R: 1 E: 0 K: 0 S: 11	H: 0 LOB: 1 BB: 2 P: 19	R: 1 E: 0 K: 0 S: 9	H: 2 LOB: 3 BB: 2 P: 19	R: 0 E: 0 K: 1 S: 8	H: 0 LOB: 0 BB: 0 P: 12	R: 0 E: 0 K: 1 S: 9	H: 0 LOB: 0 BB: 0 P: 12	R: 2 E: 0 K: 0 S: 7	H: 3 LOB: 1 BB: 0 P: 11	R: 1 E: 0 K: 1 S: 11	H: 2 LOB: 1 BB: 0 P: 14	R: 0 E: 0 K: 0 S: 8	H: 0 LOB: 0 BB: 0 P: 12	R: 0 E: 0 K: 0 S: 10	H: 0 LOB: 0 BB: 0 P: 14	R: 5 E: 2 K: 0 S: 13	H: 3 LOB: 1 BB: 1 P: 22	1B: 7 2B: 3 3B: 0 HR: 0	SF: 1 SAC: 1 DP: 0 HBP: 0	WP: 0 PB: 0 SB: 5 CS: 0	PA: 43
PITCHER	IP WLS BF H R ER SO BB IBB HBP BLK WP HR S P ERA WHIP																					
Larry Luebbers, R ERA: 5.24 (1, 1)	5.0 L 23 5 4 4 1 4 0 0 0 0 0 0 44 73 7.20 1.800																					
Juan Acevedo, R ERA: 6.23 (6, 1)	2.0 8 2 1 1 1 0 0 0 0 0 0 0 19 26 4.50 1.000																					
Mike Mohler, L ERA: 4.89 (8, 1)	1.0 3 0 0 0 0 0 0 0 0 0 0 0 10 14 0.00 0.000																					
Manny Aybar, R ERA: 3.98 (9, 1)	1.0 9 3 5 1 0 0 1 0 0 0 0 0 13 22 9.00 3.000																					

Batter	1	2	3	4	5	6	7	8	9	AB	R	H	RBI	BB	SO	LOB	BOTTOM					
J.D. Drew, L OBP: 0.346, SLG: 0.487 (1, 8)										4	0	0	0	0	1	1	San Diego Padres @ St. Louis Cardinals Busch Stadium, St. Louis, MO Thu Aug 05 1999, 7:10 PM CDT Att: 45,106 - Unknown - 87 F					
Willie McGee, S OBP: 0.298, SLG: 0.285 (1, 9)										4	0	0	0	0	0	1						
Mark McGwire, R OBP: 0.424, SLG: 0.698 (1, 3)										4	2	2	2	0	0	0						
Ray Lankford, L OBP: 0.369, SLG: 0.529 (1, 7)										4	1	3	0	0	0	0						
Fernando Tatis, R OBP: 0.401, SLG: 0.553 (1, 5)										3	0	1	0	1	1	1						
Edgar Renteria, R OBP: 0.325, SLG: 0.390 (1, 6)										4	0	0	1	0	1	3						
Craig Paquette, R OBP: 0.333, SLG: 0.667 (1, 4)										4	0	0	0	0	1	1						
Eli Marrero, R OBP: 0.247, SLG: 0.320 (1, 2)										3	0	0	0	1	0	0						
Larry Luebbers, R David Howard, S Juan Nieves, R Placido Polanco, R Mike Mohler, R Manny Aybar, R (1, 1) (5, 1) (8, 1) (7, 1) (8, 1) (9, 1)										1	0	0	0	0	0	2						
										0	0	0	0	1	0	0						
										0	0	0	0	0	0	0						
										0	0	0	0	0	0	0						
										0	0	0	0	0	0	0						
										0	0	0	0	0	0	0						
Inning Stats	R: 0 E: 0 K: 1 S: 8	H: 0 LOB: 0 BB: 0 P: 15	R: 1 E: 0 K: 0 S: 8	H: 2 LOB: 2 BB: 1 P: 15	R: 1 E: 0 K: 0 S: 9	H: 1 LOB: 0 BB: 0 P: 12	R: 0 E: 0 K: 2 S: 11	H: 0 LOB: 0 BB: 0 P: 15	R: 0 E: 0 K: 0 S: 8	H: 0 LOB: 1 BB: 1 P: 16	R: 0 E: 0 K: 0 S: 7	H: 1 LOB: 1 BB: 1 P: 17	R: 0 E: 0 K: 0 S: 8	H: 0 LOB: 0 BB: 0 P: 9	R: 1 E: 0 K: 1 S: 10	H: 2 LOB: 1 BB: 0 P: 16	R: 0 E: 0 K: 0 S: 8	H: 0 LOB: 0 BB: 0 P: 13	1B: 3 2B: 1 3B: 0 HR: 2	SF: 0 SAC: 0 DP: 1 HBP: 0	WP: 0 PB: 0 SB: 1 CS: 0	PA: 35
PITCHER	IP WLS BF H R ER SO BB IBB HBP BLK WP HR S P ERA WHIP																					
Andy Ashby, R ERA: 3.47 (1, 1)	7.2 W 30 5 3 3 3 2 1 0 0 0 0 2 65 109 3.52 0.913																					
Trevor Hoffman, R ERA: 2.89 (8, 1)	1.1 S 5 1 0 0 1 0 0 0 0 0 0 0 12 19 0.00 0.750																					

AB	36
R	10
H	10
RBI	9
BB	5
SO	2
LOB	14



Batter	1	2	3	4	5	6	7	8	9	AB	R	H	RBI	BB	SO	LOB	TOP																					
J.D. Drew, L (1, 8) OBP: 0.346, SLG: 0.480										4	1	1	0	1	1	0	St. Louis Cardinals @ Pittsburgh Pirates Three Rivers Stadium, Pittsburgh, PA Fri Aug 06 1999, 8:05 PM EDT Att: 35,521 - Cloudy - 78 F																					
Joe McEwing, R (1, 4) OBP: 0.346, SLG: 0.420										4	2	2	1	0	0	2																						
Ray Lankford, L (1, 7) OBP: 0.368, SLG: 0.528										5	1	2	2	0	2	2																						
Thomas Howard, S (1, 9) OBP: 0.300, SLG: 0.333 Craig Paquette, R (6, 3) OBP: 0.353, SLG: 0.588										3	0	1	0	0	0	2																						
Fernando Tatis, R (1, 5) OBP: 0.406, SLG: 0.559										3	0	3	1	2	0	0																						
Willie McGee, S (1, 3) OBP: 0.290, SLG: 0.276										5	0	0	0	0	2	8																						
Edgar Renteria, R (1, 6) OBP: 0.326, SLG: 0.384										3	0	0	1	1	0	4																						
Eli Marrero, R (1, 2) OBP: 0.244, SLG: 0.315										4	0	0	0	0	2	5																						
Garrett Stephenson, R (1, 1) Mark McGwire, R (8, PH) Rick Croushore, R (8, 1) OBP: 0.687, SLG: 0.500										3	0	0	0	0	1	0																						
Inning Stats	R: 0 H: 0 E: 0 K: 1 S: 15	H: 0 LOB: 1 BB: 1 P: 21	R: 0 H: 0 E: 0 K: 1 S: 9	H: 0 LOB: 1 BB: 1 P: 18	R: 0 H: 0 E: 1 K: 1 S: 7	H: 2 LOB: 1 BB: 0 P: 8	R: 0 H: 0 E: 0 K: 1 S: 11	H: 0 LOB: 0 BB: 0 P: 18	R: 1 H: 2 E: 0 K: 0 S: 14	H: 2 LOB: 3 BB: 0 P: 25	R: 1 H: 1 E: 0 K: 0 S: 9	H: 1 LOB: 0 BB: 0 P: 16	R: 1 H: 2 E: 1 K: 1 S: 16	H: 2 LOB: 2 BB: 0 P: 22	R: 2 H: 3 E: 0 K: 1 S: 11	H: 3 LOB: 1 BB: 0 P: 18	1B: 7 2B: 2 3B: 0 HR: 1	SF: 0 SAC: 1 DP: 1 HBP: 0	WP: 0 PB: 0 SB: 1 CS: 0	PA: 42																		
PITCHER	IP	WLS	BF	H	R	ER	SO	BB	IBB	HBP	BLK	WP	HR	S	P	ERA	WHIP	PITCHER				IP	WLS	BF	H	R	ER	SO	BB	IBB	HBP	BLK	WP	HR	S	P	ERA	WHIP
Jason Schmidt, R (1, 1) ERA: 3.91	8.0	L	36	7	3	3	9	4	0	0	0	0	1	88	136	3.38	1.375																					
Scott Sauerbeck, L (9, 1) ERA: 2.98	0.1		3	2	2	2	0	0	0	0	0	0	0	5	6	54.00	6.000																					
Brad Clontz, R (9, 1) ERA: 2.27	0.2		3	1	0	0	1	0	0	0	0	0	0	6	12	0.00	1.500																					

AB	37
R	5
H	10
RBI	5
BB	4
SO	10
LOB	26



Batter	1	2	3	4	5	6	7	8	9	AB	R	H	RBI	BB	SO	LOB	BOTTOM																					
Al Martin, L (1, 7) OBP: 0.342, SLG: 0.539										4	0	0	0	0	2	0	St. Louis Cardinals @ Pittsburgh Pirates Three Rivers Stadium, Pittsburgh, PA Fri Aug 06 1999, 8:05 PM EDT Att: 35,521 - Cloudy - 78 F																					
Abraham Nunez, S (1, 6) OBP: 0.298, SLG: 0.252										3	0	0	0	1	2	0																						
Brian Giles, L (1, 8) OBP: 0.404, SLG: 0.576										4	1	1	0	0	3	1																						
Kevin Young, R (1, 3) OBP: 0.396, SLG: 0.536										4	0	0	0	0	0	2																						
Dale Sveum, S (1, 5) OBP: 0.250, SLG: 0.389										3	0	1	1	0	0	0																						
Warren Morris, L (1, 4) OBP: 0.373, SLG: 0.440										3	0	1	0	0	1	1																						
Adrian Brown, S (1, 9) OBP: 0.358, SLG: 0.359										3	0	0	0	0	1	1																						
Joe Oliver, R (1, 2) OBP: 0.304, SLG: 0.293										3	0	0	0	0	2	0																						
Jason Schmidt, R (1, 1) OBP: 0.116, SLG: 0.073 Brant Brown, L (8, PH) Scott Sauerbeck, R (9, 1) Brad Clontz, R (9, 1)										2	0	0	0	0	1	0																						
Inning Stats	R: 0 H: 0 E: 0 K: 3 S: 9	H: 1 LOB: 1 BB: 0 P: 15	R: 0 H: 0 E: 0 K: 0 S: 8	H: 0 LOB: 0 BB: 0 P: 11	R: 0 H: 0 E: 0 K: 1 S: 8	H: 0 LOB: 0 BB: 0 P: 10	R: 0 H: 0 E: 0 K: 1 S: 9	H: 0 LOB: 0 BB: 0 P: 10	R: 0 H: 0 E: 0 K: 2 S: 9	H: 0 LOB: 1 BB: 0 P: 12	R: 1 H: 2 E: 0 K: 1 S: 9	H: 2 LOB: 1 BB: 0 P: 14	R: 0 H: 0 E: 0 K: 3 S: 10	H: 0 LOB: 0 BB: 0 P: 14	R: 0 H: 0 E: 0 K: 2 S: 11	H: 0 LOB: 1 BB: 1 P: 19	1B: 2 2B: 0 3B: 1 HR: 0	SF: 0 SAC: 0 DP: 0 HBP: 0	WP: 0 PB: 0 SB: 1 CS: 0	PA: 31																		
PITCHER	IP	WLS	BF	H	R	ER	SO	BB	IBB	HBP	BLK	WP	HR	S	P	ERA	WHIP	PITCHER				IP	WLS	BF	H	R	ER	SO	BB	IBB	HBP	BLK	WP	HR	S	P	ERA	WHIP
Garrett Stephenson, R (1, 1) ERA: 4.67	7.0	W	24	3	1	1	8	0	0	0	0	0	0	63	84	1.29	0.429																					
Rick Croushore, R (8, 1) ERA: 2.63	2.0	S	7	0	0	0	5	1	0	0	0	0	0	21	33	0.00	0.500																					



Batter	1	2	3	4	5	6	7	8	9	AB	R	H	RBI	BB	SO	LOB	TOP			
Edgar Renteria, R OBP: 0.323, SLG: 0.378	L9	K		E5 1B S BB		G6-3		S 1B BB		4	1	0	0	1	1	3	St. Louis Cardinals @ Philadelphia Phillies Veterans Stadium, Philadelphia, PA Tue Aug 10 1999, 7:35 PM EDT Att. 48,514 - Overcast - 77 F			
J.D. Drew, L OBP: 0.346, SLG: 0.481	F7		2B 3B	BB 1B 1-2 BB		G1-3		S 1-2 2-H 1B		4	2	2	1	1	0	0				
Mark McGwire, R OBP: 0.428, SLG: 0.687			K		0-0					0	0	0	0	1	0	0				
Craig Paquette, R OBP: 0.333, SLG: 0.593										4	1	1	0	0	3	3				
Ricky Bottalico, L (8, 1)										0	0	0	0	0	0	0				
Lance Painter, L (8, 1)										0	0	0	0	0	0	0				
Ray Lankford, L OBP: 0.379, SLG: 0.538	FC5-4							L4	L7	4	0	1	2	1	0	3				
Thomas Howard, S OBP: 0.346, SLG: 0.391										3	0	3	2	1	0	0				
Manny Aybar, R OBP: 0.091, SLG: 0.091										0	0	0	0	0	0	0				
David Howard, S OBP: 0.301, SLG: 0.262										0	0	0	0	1	0	0				
Fernando Tatis, R OBP: 0.399, SLG: 0.547										5	0	0	0	0	2	7				
Alberto Castillo, R OBP: 0.289, SLG: 0.275										4	0	1	0	0	2	3				
Willie McGee, S (9, PH)										1	0	0	0	0	0	1				
Joe McEwing, R OBP: 0.343, SLG: 0.412										4	1	2	0	1	1	0				
Jose Jimenez, R OBP: 0.104, SLG: 0.146										3	0	0	0	0	0	3				
Rick Croushore, R OBP: 0.097, SLG: 0.500										0	0	0	0	0	0	0				
Piacleo Polanco, R OBP: 0.319, SLG: 0.331										2	0	0	0	0	0	3				
Inning Stats	R: 0 E: 0 K: 0 S: 13	H: 0 LOB: 1 BB: 1 P: 22	R: 0 E: 0 K: 2 S: 16	H: 2 LOB: 3 BB: 1 P: 28	R: 1 E: 0 K: 2 S: 14	H: 2 LOB: 2 BB: 1 P: 29	R: 3 E: 1 K: 0 S: 14	H: 2 LOB: 2 BB: 2 P: 28	R: 0 E: 0 K: 1 S: 9	H: 0 LOB: 0 BB: 0 P: 12	R: 0 E: 0 K: 1 S: 8	H: 1 LOB: 1 BB: 0 P: 14	R: 1 E: 0 K: 1 S: 14	H: 2 LOB: 2 BB: 1 P: 23	R: 0 E: 0 K: 0 S: 13	H: 1 LOB: 2 BB: 1 P: 19	1B: 6 2B: 3 3B: 1 HR: 0	SF: 0 SAC: 0 DP: 0 HBP: 0	WP: 0 PB: 0 SB: 3 CS: 0	PA: 45
PITCHER	IP	WLS	BF	H	R	ER	SO	BB	IBB	HBP	BLK	WP	HR	S	P	ERA	WHIP			
Robert Person, R ERA: 4.69	6.0		30	6	4	1	7	5	0	0	0	0	0	74	131	1.50	1.833			
Amaury Telemaco, R ERA: 3.05	1.1	7	2	1	1	1	1	0	0	0	0	0	0	14	25	6.75	2.250			
Jim Poole, L ERA: 4.33	0.2	W	3	1	0	0	1	0	0	0	0	0	0	8	12	0.00	1.500			
Wayne Gomes, R ERA: 3.74	1.0	S	5	1	0	0	0	1	0	0	0	0	0	13	19	0.00	2.000			

Batter	1	2	3	4	5	6	7	8	9	AB	R	H	RBI	BB	SO	LOB	BOTTOM			
Doug Glanville, R OBP: 0.379, SLG: 0.455	P3			K		P6		2B BB		4	1	1	1	1	1	1	St. Louis Cardinals @ Philadelphia Phillies Veterans Stadium, Philadelphia, PA Tue Aug 10 1999, 7:35 PM EDT Att. 48,514 - Overcast - 77 F			
Ron Gant, R OBP: 0.363, SLG: 0.445										2	2	2	3	3	0	0				
Bobby Abreu, L OBP: 0.434, SLG: 0.568										4	0	1	0	1	1	5				
Scott Rolen, R OBP: 0.362, SLG: 0.528										3	0	1	2	1	1	2				
Rico Brogna, L OBP: 0.334, SLG: 0.445										4	0	0	0	1	1	6				
Mike Lieberthal, R OBP: 0.373, SLG: 0.569										4	0	0	0	0	1	2				
Marlon Anderson, L OBP: 0.286, SLG: 0.351										2	2	0	0	2	0	1				
15 David Doster, R OBP: 0.333, SLG: 0.379										0	0	0	0	0	0	0				
Alex Arias, R OBP: 0.378, SLG: 0.403										3	1	1	1	1	1	0				
Robert Person, R ERA: 4.69										2	0	0	0	0	2	2				
Rob Ducey, R ERA: 2.54										0	0	0	0	0	0	0				
Amaury Telemaco, R ERA: 3.05										0	0	0	0	0	0	0				
Jim Poole, L ERA: 4.33										0	0	0	0	0	0	0				
23 Kevin Jordan, R ERA: 5.05										0	1	0	0	1	0	0				
Wayne Gomes, R ERA: 3.74										0	0	0	0	0	0	0				
Inning Stats	R: 0 E: 0 K: 1 S: 10	H: 0 LOB: 2 BB: 2 P: 19	R: 1 E: 0 K: 1 S: 16	H: 1 LOB: 3 BB: 3 P: 31	R: 0 E: 0 K: 1 S: 10	H: 0 LOB: 1 BB: 1 P: 17	R: 0 E: 0 K: 3 S: 9	H: 0 LOB: 0 BB: 0 P: 14	R: 1 E: 0 K: 0 S: 9	H: 2 LOB: 1 BB: 0 P: 13	R: 0 E: 0 K: 0 S: 8	H: 0 LOB: 1 BB: 1 P: 14	R: 0 E: 0 K: 1 S: 8	H: 0 LOB: 1 BB: 2 P: 19	R: 5 E: 0 K: 1 S: 18	H: 3 LOB: 1 BB: 3 P: 39	1B: 3 2B: 3 3B: 0 HR: 0	SF: 1 SAC: 0 DP: 1 HBP: 0	WP: 0 PB: 0 SB: 0 CS: 0	PA: 41
PITCHER	IP	WLS	BF	H	R	ER	SO	BB	IBB	HBP	BLK	WP	HR	S	P	ERA	WHIP			
Jose Jimenez, R ERA: 5.58	6.0		28	3	2	2	6	7	0	0	0	0	0	62	108	3.00	1.667			
Rick Croushore, R ERA: 2.54	1.0	H	4	0	0	0	1	2	0	0	0	0	0	8	19	0.00	2.000			
Manny Aybar, R ERA: 4.19	0.1	H	3	1	2	2	0	1	0	0	0	0	0	6	13	54.00	6.000			
Ricky Bottalico, R ERA: 4.45	0.1	L	5	2	3	3	0	2	0	0	0	0	0	9	21	81.00	12.000			
Lance Painter, L ERA: 5.05	0.1		1	0	0	0	1	0	0	0	0	0	0	3	5	0.00	0.000			

AB 38
R 5
H 10
RBI 5
BB 7
SO 9
LOB 26




AB 28
R 7
H 6
RBI 7
BB 12
SO 8
LOB 19



Batter	1	2	3	4	5	6	7	8	9	AB	R	H	RBI	BB	SO	LOB	TOP										
Joe McEwing, R OBP: 0.343, SLG: 0.410 (1, 9)	1-3 K		4-2 BB BB	3-2 G1-3		2-1 FC3-6 1B		3-2 G6-3		4	0	1	1	1	1	2											
J.D. Drew, L OBP: 0.343, SLG: 0.488 (1, 8)	3-2 F7		1-3 K		3-2 HR	1-1 FC3-6 1-2		0-0 G3		5	1	1	1	0	1	2											
Edgar Renteria, R OBP: 0.324, SLG: 0.375 (1, 6)	1-3 K2-3		4-0 BB BB	1-2 BB	0-2 F9	1-0 L5		4-2 G6-3 S BB		3	0	0	0	2	1	1											
Fernando Tatis, R OBP: 0.397, SLG: 0.542 (1, 5)		4-2 BB 1B BB	1-3 K		2-3 K		3-3 K	1-1 G6-3		4	1	0	0	1	3	3											
Ray Lankford, L OBP: 0.382, SLG: 0.546 (1, 7)		4-0 1B 1B BB	4-1 BB		3-1 HR		1-2 G4-3	2-2 G3		3	1	1	1	2	0	1											
Craig Paquette, R OBP: 0.323, SLG: 0.548 (1, 3)		0-2 1B 1-2 2-H	3-2 P3		3-3 K		1-2 F9			4	0	1	1	0	1	3											
Placido Polanco, R OBP: 0.328, SLG: 0.337 (1, 4)		2-2 G1-2-3 1B		1-0 G3-5-4 1B		4-1 2B BB		2-2 G5-3		3	1	2	0	1	0	0											
Eli Marrero, R OBP: 0.248, SLG: 0.321 (1, 2)		0-3 K		1-2 G3-5-4 1B		2-2 SH3-4 1B 2B		1-2 SH3-4 1B		4	1	3	1	0	1	3											
Garrett Stephenson, R Heathcliff Slocumb, R (1, 1) (8, 1)	0-0 G1-2-3		0-0 G3-5-4		2-0 SH3-4		0-0 SH3-4			2	0	0	0	0	0	5											
	R: 0 K: 2 S: 9	H: 0 BB: 0 P: 14	R: 1 K: 1 S: 14	H: 2 LOB: 2 BB: 2 P: 24	R: 0 K: 2 S: 18	H: 0 LOB: 1 BB: 3 P: 35	R: 0 K: 0 S: 9	H: 2 LOB: 0 BB: 0 P: 14	R: 2 K: 2 S: 16	H: 2 LOB: 0 BB: 0 P: 27	R: 0 K: 1 S: 10	H: 0 LOB: 0 BB: 0 P: 15	R: 0 K: 0 S: 12	H: 1 LOB: 1 BB: 0 P: 18	R: 0 K: 0 S: 9	H: 0 LOB: 1 BB: 1 P: 16	1B: 6 2B: 1 3B: 0 HR: 2	SF: 0 SAC: 2 DP: 2 HBP: 0	WP: 0 PB: 0 SB: 1 CS: 0	PA: 41							
PITCHER	IP	WLS	BF	H	R	ER	SO	BB	IBB	HBP	BLK	WP	HR	S	P	ERA	WHIP										
Randy Wolf, L ERA: 5.0 (1, 1)	5.0	L	24	6	3	3	7	5	0	0	0	0	2	66	114	5.40	2.200										
Amaury Telemaco, R ERA: 3.47 (6, 1)	1.0		6	2	2	2	0	1	0	0	0	0	0	10	22	18.00	3.000										
Billy Brewer, L ERA: 7.94 (7, 1)	2.0		7	1	0	0	1	0	0	0	0	0	0	22	33	0.00	0.500										
Wayne Gomes, R ERA: 3.67 (9, 1)	1.0		4	0	0	0	0	1	0	0	0	0	0	9	16	0.00	1.000										

St. Louis Cardinals @ Philadelphia Phillies
Veterans Stadium, Philadelphia, PA
Wed Aug 11 1999, 7:35 PM EDT
Att: 45,830 - Cloudy - 88 F


AB 32
R 5
H 9
RBI 5
BB 7
SO 8
LOB 20



Batter	1	2	3	4	5	6	7	8	9	AB	R	H	RBI	BB	SO	LOB	BOTTOM										
Doug Glanville, R OBP: 0.378, SLG: 0.453 (1, 8)	3-2 P6		0-1 G4-3		0-3 K			0-1 1B		4	0	1	0	0	1	0											
Ron Gant, R OBP: 0.364, SLG: 0.452 (1, 7)	3-2 HR		4-0 G4-3 BB		3-3 K		1-1 G1-5-3	0-3 K		3	1	1	1	1	2	2											
Bobby Abreu, L OBP: 0.433, SLG: 0.565 (1, 9)	1-2 G6-3		3-2 G4-3		1-1 G1-5-3		3-2 1B	1-2 2-3 1B		4	0	1	0	0	0	1											
Scott Rolen, R OBP: 0.359, SLG: 0.522 Wayne Gomes, R (9, 1)	1-2 F8		1-2 F8		1-3 K		3-2 F9			4	0	0	0	0	1	4											
	R: 0 K: 0 S: 12	H: 1 LOB: 0 BB: 0 P: 20	R: 0 K: 0 S: 12	H: 2 LOB: 2 BB: 0 P: 16	R: 0 K: 0 S: 9	H: 0 LOB: 0 BB: 1 P: 17	R: 0 K: 0 S: 9	H: 0 LOB: 0 BB: 0 P: 13	R: 0 K: 1 S: 11	H: 0 LOB: 0 BB: 0 P: 16	R: 0 K: 2 S: 9	H: 0 LOB: 0 BB: 0 P: 14	R: 0 K: 1 S: 11	H: 3 LOB: 3 BB: 0 P: 26	R: 0 K: 0 S: 8	H: 0 LOB: 0 BB: 0 P: 13	1B: 5 2B: 0 3B: 0 HR: 1	SF: 0 SAC: 0 DP: 0 HBP: 0	WP: 0 PB: 0 SB: 0 CS: 0	PA: 34							
PITCHER	IP	WLS	BF	H	R	ER	SO	BB	IBB	HBP	BLK	WP	HR	S	P	ERA	WHIP										
Garrett Stephenson, R ERA: 3.65 (1, 1)	7.1	W	28	5	1	1	4	1	0	0	0	0	1	79	122	1.23	0.818										
Heathcliff Slocumb, R ERA: 4.78 (8, 1)	1.2	S	6	1	0	0	1	0	0	0	0	0	0	18	29	0.00	0.600										

St. Louis Cardinals @ Philadelphia Phillies
Veterans Stadium, Philadelphia, PA
Wed Aug 11 1999, 7:35 PM EDT
Att: 45,830 - Cloudy - 88 F

AB 33
R 1
H 6
RBI 1
BB 1
SO 5
LOB 10



Batter	1	2	3	4	5	6	7	8	9	AB	R	H	RBI	BB	SO	LOB	TOP			
Chad Meyers, R (1, 8) OBP: 0.231, SLG: 0.280	F8		BB BB 1-2		F9		1B		G6-4-3	5	0	3	0	0	0	0				
Mickey Morandini, L (1, 4) OBP: 0.330, SLG: 0.354 Gary Gaetti, R (9, PH) OBP: 0.262, SLG: 0.339	F9		P6		L3		1B		G6-4-3	4	0	1	0	0	0	2				
Mark Grace, L (1, 3) OBP: 0.408, SLG: 0.488	P4		BB 1-2 2-3		G6-3		K			3	0	0	0	1	1	2				
Sammy Sosa, R (1, 9) OBP: 0.360, SLG: 0.631		K	BB 1-2 2-3 3-H				K		1B BB	2	0	0	1	2	2	0				
Henry Rodriguez, L (1, 7) OBP: 0.423, SLG: 0.666	1B		K				F7		G6-4-3 1B	4	0	2	0	0	1	3				
Jeff Reed, L (1, 2) OBP: 0.347, SLG: 0.367	P6				F8		2B		K	4	0	1	0	0	1	3				
Tyler Houston, L (1, 5) OBP: 0.315, SLG: 0.410	G4-3						G3		G6-4-3	3	0	0	0	1	0	4				
Jose Nieves, R (1, 6) OBP: 0.333, SLG: 0.357			F8		P9		F9		1B 1B	4	0	1	0	0	0	1				
Kyle Farnsworth, R (1, 1) OBP: 0.167, SLG: 0.091 Jeff Blauser, R (7, PH) OBP: 0.360, SLG: 0.438 Steve Rain, R (7, 1) Rod Beck, R (8, 1) Manny Alexander, R (9, PH) OBP: 0.325, SLG: 0.364			BB BB 1B BB		F9		G6-3		P6	1	1	0	0	1	0	1				
Inning Stats	R: 0 E: 0 K: 0 S: 6	H: 0 LOB: 0 BB: 0 P: 10	R: 0 E: 0 K: 1 S: 10	H: 1 LOB: 1 BB: 0 P: 16	R: 1 E: 0 K: 1 S: 14	H: 1 LOB: 3 BB: 3 P: 29	R: 0 E: 0 K: 0 S: 9	H: 0 LOB: 1 BB: 1 P: 14	R: 0 E: 0 K: 1 S: 14	H: 1 LOB: 1 BB: 0 P: 21	R: 0 E: 0 K: 1 S: 14	H: 2 LOB: 2 BB: 0 P: 18	R: 0 E: 0 K: 1 S: 9	H: 1 LOB: 1 BB: 0 P: 18	R: 0 E: 0 K: 0 S: 14	H: 2 LOB: 1 BB: 0 P: 18	1B: 7 2B: 1 3B: 0 HR: 0	SF: 0 SAC: 0 DP: 2 HBP: 0	WP: 0 PA: 38 PB: 0 SB: 0 CS: 0	
PITCHER	IP	WLS	BF	H	R	ER	SO	BB	IBB	HBP	BLK	WP	HR	S	P	ERA	WHIP			
Kent Bottenfield, R (1, 1) ERA: 3.73 Rick Croushore, R (7, 1) ERA: 2.47 Lance Painter, L (9, 1) ERA: 4.98	6.2	W	29	5	1	1	3	4	0	0	0	0	0	73	118	1.35	1.350			

Chicago Cubs @ St. Louis Cardinals
Busch Stadium, St. Louis, MO

AB 33
R 1
H 8
RBI 1
BB 5
SO 5
LOB 19



WP: 0 PA: 38
PB: 0
SB: 0
CS: 0

Fri Aug 13 1999, 7:10 PM CDT
Att: 48,628 - Cloudy - 78 F

Batter	1	2	3	4	5	6	7	8	9	AB	R	H	RBI	BB	SO	LOB	BOTTOM			
Edgar Renteria, R (1, 6) OBP: 0.323, SLG: 0.374	P4		F9		WP 1B		G5-3			4	1	1	0	0	0	1				
J.D. Drew, L (1, 8) OBP: 0.349, SLG: 0.502	HR		FC4-6 HR		1B BB				HR BB	2	3	1	1	2	0	1				
Mark McGwire, R (1, 3) OBP: 0.430, SLG: 0.704	F8		HR		G6-4-3 1B				HR	4	2	3	5	0	0	0				
Ray Lankford, L (1, 7) OBP: 0.381, SLG: 0.542 David Howard, S (9, 7) OBP: 0.301, SLG: 0.262	K		K		G6-4-3				FC5-4 1B	4	0	1	0	0	2	2				
Thomas Howard, S (1, 9) OBP: 0.338, SLG: 0.381 Placido Polanco, R (7, 4) OBP: 0.326, SLG: 0.335	P5				G6-3		F8		FC5-4 BB	3	0	0	0	0	0	0				
Fernando Tatis, R (1, 5) OBP: 0.400, SLG: 0.549	G6-3 BB				HR		G6-3		BB	2	1	1	1	2	0	0				
Joe McEwing, R (1, 4) OBP: 0.341, SLG: 0.407 Rick Croushore, R (7, 1) OBP: 0.500, SLG: 0.333 Lance Painter, L (9, 1)	G6-3				K		K		K	3	0	0	0	0	2	1				
Eli Marrero, R (1, 2) OBP: 0.245, SLG: 0.317	F8				K				K	4	0	0	0	0	2	3				
Kent Bottenfield, R (1, 1) OBP: 0.176, SLG: 0.220 Willie McGee, S (7, 9) OBP: 0.266, SLG: 0.274			FC4-6 BB		F8		F7			1	0	0	0	1	0	0				
Inning Stats	R: 1 E: 0 K: 1 S: 12	H: 1 LOB: 0 BB: 0 P: 20	R: 0 E: 0 K: 0 S: 7	H: 0 LOB: 1 BB: 1 P: 13	R: 2 E: 0 K: 1 S: 15	H: 1 LOB: 0 BB: 1 P: 29	R: 1 E: 0 K: 2 S: 11	H: 1 LOB: 0 BB: 0 P: 15	R: 1 E: 0 K: 1 S: 7	H: 2 LOB: 1 BB: 1 P: 16	R: 0 E: 0 K: 1 S: 11	H: 0 LOB: 0 BB: 0 P: 14	R: 0 E: 0 K: 1 S: 11	H: 2 LOB: 2 BB: 2 P: 25	R: 2 E: 0 K: 1 S: 11	H: 2 LOB: 2 BB: 2 P: 25	1B: 3 2B: 0 3B: 0 HR: 4	SF: 0 SAC: 0 DP: 1 HBP: 0	WP: 1 PA: 35 PB: 0 SB: 2 CS: 0	
PITCHER	IP	WLS	BF	H	R	ER	SO	BB	IBB	HBP	BLK	WP	HR	S	P	ERA	WHIP			
Kyle Farnsworth, R (1, 1) ERA: 6.12 Steve Rain, R (7, 1) ERA: 7.56 Rod Beck, R (8, 1) ERA: 10.55	6.0	L	25	5	5	5	5	3	0	0	0	0	0	60	105	7.50	1.333			

Chicago Cubs @ St. Louis Cardinals
Busch Stadium, St. Louis, MO

AB 30
R 7
H 7
RBI 7
BB 5
SO 7
LOB 11



WP: 1 PA: 35
PB: 0
SB: 2
CS: 0

Fri Aug 13 1999, 7:10 PM CDT
Att: 48,628 - Cloudy - 78 F

Batter	1	2	3	4	5	6	7	8	9	AB	R	H	RBI	BB	SO	LOB	TOP					
Chad Meyers, R OBP: 0.258, SLG: 0.310 Mickey Morandini, L OBP: 0.330, SLG: 0.354	3-1 G4-3 1B 2B	1-2 G5-3		1-0 G1-3			0-1 FC1-6 FC6 HR		4-0 SH FC6-4 BB	4	3	1	0	1	0	2						
Jose Nieves, R OBP: 0.347, SLG: 0.341	0-2 G4-3 2-3	1-2 P6			4-0 BB		4-2 FC6 BB		0-1 SH FC6-4 1B	2	1	0	0	2	0	1						
Mark Grace, L OBP: 0.408, SLG: 0.489	1-1 1B 2B		3-2 2B		1-3 BB		0-2 FC6 HR		2-3 K	5	2	2	1	0	2	5						
Sammy Sosa, R OBP: 0.363, SLG: 0.636	1-1 2B 1B		1-0 F8		1-3 K		2-0 HR		4-0 FC6-4 IBB	4	2	2	3	1	1	2						
Glenallen Hill, R OBP: 0.374, SLG: 0.632	0-0 1B 2B		2-3 K		2-1 F9		1-1 G6-3		0-2 FC6-4 1B	5	1	1	3	0	1	4						
Henry Rodriguez, L OBP: 0.421, SLG: 0.600	0-0 G3		1-1 G4-3			1-3 K		2-0 F8	0-1 FC1-4 1B	5	0	1	1	0	1	2						
Gary Gaetti, R OBP: 0.263, SLG: 0.339	0-0 1B			1-3 K		3-3 K		2-2 1B	0-1 FC1-4	3	0	1	1	0	2	0						
Benito Santiago, R OBP: 0.310, SLG: 0.361 Jeff Reed, L OBP: 0.345, SLG: 0.365	1-3 K			4-2 FC1-6 BB		0-0 G5-3		2-3 K		2	0	0	0	1	1	1						
Micah Bowie, L OBP: 0.201, SLG: 0.250 Steve Rain, R OBP: 0.299, SLG: 0.359 Felix Heredia, L OBP: 0.299, SLG: 0.359 Manny Alexander, R OBP: 0.299, SLG: 0.359 Scott Sanders, R OBP: 0.302, SLG: 0.412 Jeff Blausler, R OBP: 0.302, SLG: 0.412 Terry Adams, R OBP: 0.302, SLG: 0.412		0-2 G5-3		1-1 FC1-6			1-2 FC1-6 1B		1-3 K	2	0	0	0	0	0	0						
Inning Stats	R: 4 E: 0 K: 1 S: 15	H: 5 LOB: 1 BB: 0 P: 21	R: 0 E: 0 K: 0 S: 9	H: 0 LOB: 0 BB: 0 P: 11	R: 0 E: 0 K: 1 S: 9	H: 1 LOB: 1 BB: 0 P: 16	R: 0 E: 0 K: 1 S: 9	H: 0 LOB: 1 BB: 1 P: 16	R: 0 E: 0 K: 2 S: 8	H: 0 LOB: 0 BB: 0 P: 12	R: 3 E: 0 K: 0 S: 15	H: 2 LOB: 0 BB: 1 P: 23	R: 0 E: 0 K: 2 S: 11	H: 1 LOB: 1 BB: 0 P: 18	R: 2 E: 1 K: 1 S: 12	H: 1 LOB: 2 BB: 2 P: 22	1B: 6 2B: 3 3B: 0 HR: 1	SF: 0 SAC: 1 DP: 0 HBP: 0	WP: 0 PB: 0 SB: 1 CS: 0	PA: 43		
PITCHER	IP WLS BF H R ER SO BB IBB HBP BLK WP HR S P ERA WHIP	IP WLS BF H R ER SO BB IBB HBP BLK WP HR S P ERA WHIP	IP WLS BF H R ER SO BB IBB HBP BLK WP HR S P ERA WHIP	IP WLS BF H R ER SO BB IBB HBP BLK WP HR S P ERA WHIP	IP WLS BF H R ER SO BB IBB HBP BLK WP HR S P ERA WHIP	IP WLS BF H R ER SO BB IBB HBP BLK WP HR S P ERA WHIP	IP WLS BF H R ER SO BB IBB HBP BLK WP HR S P ERA WHIP	IP WLS BF H R ER SO BB IBB HBP BLK WP HR S P ERA WHIP	IP WLS BF H R ER SO BB IBB HBP BLK WP HR S P ERA WHIP	IP WLS BF H R ER SO BB IBB HBP BLK WP HR S P ERA WHIP	IP WLS BF H R ER SO BB IBB HBP BLK WP HR S P ERA WHIP	IP WLS BF H R ER SO BB IBB HBP BLK WP HR S P ERA WHIP	IP WLS BF H R ER SO BB IBB HBP BLK WP HR S P ERA WHIP	IP WLS BF H R ER SO BB IBB HBP BLK WP HR S P ERA WHIP	IP WLS BF H R ER SO BB IBB HBP BLK WP HR S P ERA WHIP	IP WLS BF H R ER SO BB IBB HBP BLK WP HR S P ERA WHIP	IP WLS BF H R ER SO BB IBB HBP BLK WP HR S P ERA WHIP	IP WLS BF H R ER SO BB IBB HBP BLK WP HR S P ERA WHIP	IP WLS BF H R ER SO BB IBB HBP BLK WP HR S P ERA WHIP	IP WLS BF H R ER SO BB IBB HBP BLK WP HR S P ERA WHIP	IP WLS BF H R ER SO BB IBB HBP BLK WP HR S P ERA WHIP	
Darren Oliver, L ERA: 4.56 Lance Painter, L ERA: 4.91 Heathcliff Slocumb, R ERA: 4.62	7.0 32 8 7 7 7 3 0 0 0 0 0 1 73 115 9.00 1.571	0.2 3 1 0 0 1 0 0 0 0 0 0 0 8 14 0.00 1.500	1.1 8 1 2 0 2 1 1 0 0 0 0 0 15 26 0.00 1.500																			

Chicago Cubs @ St. Louis Cardinals
Busch Stadium, St. Louis, MO
Sat Aug 14, 1999, 12:15 PM CDT
Att: 48,615 - Cloudy - 75 F

AB 37
R 9
H 10
RBI 9
BB 5
SO 10
LOB 22



Batter	1	2	3	4	5	6	7	8	9	AB	R	H	RBI	BB	SO	LOB	BOTTOM						
Edgar Renteria, R OBP: 0.324, SLG: 0.373	1-0 P5		4-2 1B HR BB	1-2 L8		0-2 1B		1-1 G4-3		4	1	1	1	1	0	0							
J.D. Drew, L OBP: 0.358, SLG: 0.505	4-1 HBP		0-0 1B HR		1-1 S	4-2 1B BB		1-3 K		3	1	2	0	1	1	0							
Mark McGwire, R OBP: 0.428, SLG: 0.705	2-3 K		0-0 1B HR		0-1 F8	2-3 K		0-3 K		5	1	1	3	0	3	5							
Fernando Tatis, R OBP: 0.400, SLG: 0.545	2-1 F8		3-3 K		1 SAFE 4-0 CS BB	1-2 BB	4-2 BB BB		0-1 F8	3	1	0	0	2	1	1							
Ray Lankford, L OBP: 0.378, SLG: 0.535		2-3 K	3-3 K		1-0 F7		4-2 1B BLK BB		3-2 L3	4	1	0	0	1	2	2							
Craig Paquette, R OBP: 0.333, SLG: 0.611		1-2 F9	2-2 HR		2-1 CS	0-0 G5-3	1-0 WP BLK FC6-2 1B		1-3 K	5	1	2	2	0	1	0							
Alberto Castillo, R OBP: 0.338, SLG: 0.363 Willie McGee, S OBP: 0.285, SLG: 0.272		1-2 1B 1B	0-1 L4			2-2 1B 1B	2-3 K FC6-2			3	1	2	0	0	0	0							
Joe McEwing, R OBP: 0.340, SLG: 0.406 Eli Marrero, R OBP: 0.245, SLG: 0.317		0-0 E1 1B		0-3 K		1-3 K	0-2 FC6-2 G1-6-3			4	0	1	0	0	2	3							
Darren Oliver, R OBP: 0.293, SLG: 0.327 Thomas Howard, S OBP: 0.336, SLG: 0.378 Lance Painter, L OBP: 0.333, SLG: 0.611 Heathcliff Slocumb, R OBP: 0.302, SLG: 0.412		2-1 G5-3		0-0 F8		0-2 1B 1B	0-2 G1-6-3			3	0	1	0	0	0	2							
Inning Stats	R: 0 E: 0 K: 1 S: 8	H: 0 LOB: 1 BB: 0 P: 17	R: 0 E: 1 K: 1 S: 15	H: 2 LOB: 2 BB: 0 P: 21	R: 4 E: 0 K: 2 S: 15	H: 3 LOB: 0 BB: 1 P: 27	R: 0 E: 0 K: 1 S: 7	H: 0 LOB: 0 BB: 0 P: 8	R: 0 E: 0 K: 0 S: 6	H: 1 LOB: 1 BB: 1 P: 14	R: 1 E: 0 K: 2 S: 20	H: 3 LOB: 3 BB: 1 P: 29	R: 2 E: 0 K: 1 S: 19	H: 1 LOB: 1 BB: 2 P: 32	R: 0 E: 0 K: 2 S: 8	H: 0 LOB: 0 BB: 0 P: 10	R: 0 E: 0 K: 1 S: 9	H: 0 LOB: 0 BB: 0 P: 13	1B: 8 2B: 0 3B: 0 HR: 2	SF: 0 SAC: 0 DP: 1 HBP: 1	WP: 1 PB: 0 SB: 1 CS: 1	PA: 43	
PITCHER	IP WLS BF H R ER SO BB IBB HBP BLK WP HR S P ERA WHIP	IP WLS BF H R ER SO BB IBB HBP BLK WP HR S P ERA WHIP	IP WLS BF H R ER SO BB IBB HBP BLK WP HR S P ERA WHIP	IP WLS BF H R ER SO BB IBB HBP BLK WP HR S P ERA WHIP	IP WLS BF H R ER SO BB IBB HBP BLK WP HR S P ERA WHIP	IP WLS BF H R ER SO BB IBB HBP BLK WP HR S P ERA WHIP	IP WLS BF H R ER SO BB IBB HBP BLK WP HR S P ERA WHIP	IP WLS BF H R ER SO BB IBB HBP BLK WP HR S P ERA WHIP	IP WLS BF H R ER SO BB IBB HBP BLK WP HR S P ERA WHIP	IP WLS BF H R ER SO BB IBB HBP BLK WP HR S P ERA WHIP	IP WLS BF H R ER SO BB IBB HBP BLK WP HR S P ERA WHIP	IP WLS BF H R ER SO BB IBB HBP BLK WP HR S P ERA WHIP	IP WLS BF H R ER SO BB IBB HBP BLK WP HR S P ERA WHIP	IP WLS BF H R ER SO BB IBB HBP BLK WP HR S P ERA WHIP	IP WLS BF H R ER SO BB IBB HBP BLK WP HR S P ERA WHIP	IP WLS BF H R ER SO BB IBB HBP BLK WP HR S P ERA WHIP	IP WLS BF H R ER SO BB IBB HBP BLK WP HR S P ERA WHIP	IP WLS BF H R ER SO BB IBB HBP BLK WP HR S P ERA WHIP	IP WLS BF H R ER SO BB IBB HBP BLK WP HR S P ERA WHIP	IP WLS BF H R ER SO BB IBB HBP BLK WP HR S P ERA WHIP	IP WLS BF H R ER SO BB IBB HBP BLK WP HR S P ERA WHIP		
Micah Bowie, L ERA: 10.61 Steve Rain, R ERA: 7.56 Felix Heredia, L ERA: 4.43 Scott Sanders, R ERA: 5.67 Terry Adams, R ERA: 3.29	5.2 27 1 1 0 0 0 2 0 0 0 0 0 3 3 7.94 1.765	0.0 1 1 0 0 0 0 0 0 0 0 0 0 2 6 ∞ ∞	0.0 1 0 0 0 0 1 0 0 0 0 0 0 2 6 ∞ ∞	1.1 7 1 2 2 2 2 0 0 1 1 0 22 37 13.50 2.250	2.0 6 0 0 0 0 3 0 0 0 0 0 0 17 23 0.00 0.000																		

Chicago Cubs @ St. Louis Cardinals
Busch Stadium, St. Louis, MO
Sat Aug 14, 1999, 12:15 PM CDT
Att: 48,615 - Cloudy - 75 F

AB 36
R 7
H 10
RBI 6
BB 5
SO 11
LOB 16



Batter	1	2	3	4	5	6	7	8	9	AB	R	H	RBI	BB	SO	LOB	TOP					
Kevin Seick, R OBP: 0.360, SLG: 0.403 (1, 8)																	5 0 2 0 0 1 3					
Ron Cant, R OBP: 0.366, SLG: 0.455 (1, 7)																	3 0 0 0 2 1 4					
Bobby Abreu, L OBP: 0.428, SLG: 0.553 (1, 9)																	4 0 0 0 1 1 5					
Scott Rolen, R OBP: 0.367, SLG: 0.535 (1, 5)																	3 1 0 0 2 2 5					
Rico Brogna, L OBP: 0.326, SLG: 0.433 Marlon Anderson, L OBP: 0.283, SLG: 0.360 (9, PR)																	5 0 0 0 0 2 6 0 0 0 0 0 0 0					
Mike Lieberthal, R OBP: 0.374, SLG: 0.577 (1, 2)																	3 2 2 2 1 0 1					
23 Kevin Jordan, R OBP: 0.374, SLG: 0.449 (1, 4)																	4 0 3 0 1 0 1					
Alex Arias, R OBP: 0.383, SLG: 0.404 (1, 6)																	5 0 2 1 0 0 5					
Randy Wolf, L OBP: 0.238, SLG: 0.158 Domingo Cedeno, S OBP: 0.272, SLG: 0.369 Amaury Telemaco, R (8, 1)																	2 0 0 0 0 1 0 1 0 0 0 0 0 2 0 0 0 0 0 0 0					
Inning Stats	R: 0 E: 0 K: 1 S: 8	H: 1 LOB: 1 BB: 0 P: 11	R: 0 E: 0 K: 1 S: 13	H: 1 LOB: 1 BB: 1 P: 21	R: 0 E: 0 K: 1 S: 6	H: 0 LOB: 0 BB: 0 P: 9	R: 2 E: 0 K: 0 S: 19	H: 2 LOB: 1 BB: 1 P: 33	R: 0 E: 1 K: 3 S: 15	H: 0 LOB: 3 BB: 2 P: 28	R: 0 E: 0 K: 0 S: 10	H: 2 LOB: 2 BB: 0 P: 17	R: 0 E: 0 K: 0 S: 5	H: 0 LOB: 1 BB: 1 P: 13	R: 1 E: 0 K: 2 S: 14	H: 2 LOB: 3 BB: 1 P: 25	R: 0 E: 0 K: 0 S: 9	H: 1 LOB: 2 BB: 1 P: 16	1B: 8 2B: 0 3B: 0 HR: 1	SF: 0 SAC: 1 DP: 0 HBP: 1	WP: 0 PB: 0 SB: 0 CS: 0	PA: 45
PITCHER	IP	WLS	BF	H	R	ER	SO	BB	IBB	HBP	BLK	WP	HR	S	P	ERA	WHIP					
Kent Mercker, L ERA: 4.96 Manny Aybar, R ERA: 4.25 Lance Painter, L ERA: 4.81 Ricky Bottalico, R ERA: 4.22	6.0	W	28	6	2	2	6	4	0	0	0	0	1	71	119	3.00	1.667					

Philadelphia Phillies @ St. Louis Cardinals
 Busch Stadium, St. Louis, MO
 Mon Aug 16 1999, 7:10 PM CDT
 Att: 36,741 - Unknown - 90 F

AB 35
 R 3
 H 9
 RBI 3
 BB 7
 SO 8
 LOB 32

Batter	1	2	3	4	5	6	7	8	9	AB	R	H	RBI	BB	SO	LOB	BOTTOM				
Edgar Renteria, R OBP: 0.324, SLG: 0.371 (1, 6)																	3 1 0 0 1 1 1				
J.D. Drew, L OBP: 0.355, SLG: 0.504 (1, 8)																	4 1 1 1 0 0 0				
Mark McGwire, R OBP: 0.426, SLG: 0.699 (1, 3)																	3 1 0 0 1 1 0				
Fernando Tatis, R OBP: 0.401, SLG: 0.548 (1, 5)																	4 0 0 0 0 2 2				
Craig Paquette, R OBP: 0.326, SLG: 0.628 (1, 9)																	3 1 1 3 0 0 0				
Joe Mewing, R OBP: 0.342, SLG: 0.406 Manny Aybar, R OBP: 0.091, SLG: 0.091 Lance Painter, L Ricky Bottalico, L																	2 0 0 0 1 1 0				
Alberto Castillo, R OBP: 0.338, SLG: 0.364 (1, 2)																	3 0 1 0 0 1 1				
Piacion Polanco, R OBP: 0.325, SLG: 0.333 (1, 4)																	3 0 1 0 0 0 1				
Kent Mercker, L OBP: 0.259, SLG: 0.240 David Howard, S OBP: 0.289, SLG: 0.250 (7, 7)																	1 0 0 0 0 1 0 2 0 0 0 0 1 1				
Inning Stats	R: 0 E: 0 K: 1 S: 11	H: 0 LOB: 0 BB: 0 P: 16	R: 0 E: 0 K: 0 S: 5	H: 0 LOB: 1 BB: 1 P: 13	R: 0 E: 0 K: 1 S: 9	H: 0 LOB: 0 BB: 0 P: 12	R: 0 E: 0 K: 0 S: 6	H: 0 LOB: 0 BB: 0 P: 8	R: 0 E: 0 K: 0 S: 8	H: 1 LOB: 1 BB: 0 P: 13	R: 4 E: 0 K: 3 S: 17	H: 2 LOB: 0 BB: 2 P: 30	R: 0 E: 0 K: 1 S: 9	H: 1 LOB: 1 BB: 0 P: 18	R: 0 E: 0 K: 2 S: 8	H: 0 LOB: 0 BB: 0 P: 12	1B: 2 2B: 0 3B: 1 HR: 1	SF: 0 SAC: 0 DP: 0 HBP: 0	WP: 0 PB: 0 SB: 0 CS: 0	PA: 31	
PITCHER	IP	WLS	BF	H	R	ER	SO	BB	IBB	HBP	BLK	WP	HR	S	P	ERA	WHIP				
Randy Wolf, L ERA: 5.01 Amaury Telemaco, R ERA: 3.29	7.0	L	28	4	4	4	6	3	0	0	0	0	0	65	110	5.14	1.000				

Philadelphia Phillies @ St. Louis Cardinals
 Busch Stadium, St. Louis, MO
 Mon Aug 16 1999, 7:10 PM CDT
 Att: 36,741 - Unknown - 90 F

AB 28
 R 4
 H 4
 RBI 4
 BB 3
 SO 8
 LOB 6

Batter	1	2	3	4	5	6	7	8	9	AB	R	H	RBI	BB	SO	LOB	TOP								
Doug Glavinville, R OBP: 0.380, SLG: 0.452	1-3 K		1-1 1B		0-2 PB FC6-5 2B 1B		2-1 E4 WP 1B 1B		1-2 G4-3	5	2	3	0	0	1	0									
Ron Gant, R OBP: 0.364, SLG: 0.451	0-1 G5-3		2-2 F9		1-1 FC6-5 PB 2B 1-2 2-3f		2-1 BB 1B		1-3 K	5	1	1	1	0	1	3									
Bobby Abreu, L OBP: 0.428, SLG: 0.552	3-2 G5-3		3-2 P6		1-0 2B 1-H 2-H		4-2 BB 1-2		0-2 G4-3	4	1	1	2	1	0	1									
Scott Rolen, R OBP: 0.368, SLG: 0.536		2-3 K		1-2 1B G1-6-3 HBP		1-0 2B 2-H		1-3 K		3	1	1	1	0	2	2									
Rico Brogna, L OBP: 0.327, SLG: 0.434		1-2 S 1B		3-1 G1-6-3 1B		2-1 P3		1-2 L8		4	0	2	0	0	0	3									
Mike Lieberthal, R OBP: 0.371, SLG: 0.571		3-1 F9		0-0 G1-6-3		1-3 K2-3		0-2 K		4	0	0	0	0	2	2									
Marlon Anderson, L OBP: 0.283, SLG: 0.356 15 David Doster, R OBP: 0.329, SLG: 0.373		4-1 BB		1-2 F9		0-0 L3		1-1 L4		3	0	0	0	1	0	0									
Alex Arias, R OBP: 0.381, SLG: 0.402		2-1 G4-3		0-1 L9		2-2 L8		1-0 1B		4	0	1	0	0	0	2									
Anthony Shumaker, L Rob Ducey, L Scott Adreoni, L 23 Kevin Jordan, R Amaury Telemaco, R Jim Poole, L Wayne Gomes, R				1-3 K		1-1 FC6-5 1B 1B		2-2 G1-3		0-3 K	2	0	1	0	0	1									
Inning Stats	R: 0 E: 0 K: 1 S: 10	H: 0 LOB: 0 BB: 0 P: 14	R: 0 E: 0 K: 1 S: 12	H: 1 LOB: 2 BB: 1 P: 24	R: 0 E: 0 K: 1 S: 13	H: 1 LOB: 0 BB: 0 P: 20	R: 1 E: 0 K: 0 S: 8	H: 1 LOB: 0 BB: 0 P: 12	R: 3 E: 0 K: 0 S: 16	H: 4 LOB: 1 BB: 0 P: 22	R: 0 E: 0 K: 1 S: 7	H: 0 LOB: 0 BB: 0 P: 10	R: 1 E: 1 K: 1 S: 15	H: 2 LOB: 2 BB: 1 P: 27	R: 0 E: 0 K: 2 S: 10	H: 1 LOB: 1 BB: 0 P: 12	R: 0 E: 0 K: 1 S: 9	H: 0 LOB: 0 BB: 0 P: 11	1B: 8 2B: 2 3B: 0 HR: 0	SF: 0 SAC: 0 DP: 1 HBP: 1	WP: 1 PB: 1 SB: 1 CS: 0	PA: 39			
PITCHER	IP WLS BF H R ER SO BB IBB HBP BLK WP HR S P ERA WHIP	IP WLS BF H R ER SO BB IBB HBP BLK WP HR S P ERA WHIP	IP WLS BF H R ER SO BB IBB HBP BLK WP HR S P ERA WHIP	IP WLS BF H R ER SO BB IBB HBP BLK WP HR S P ERA WHIP	IP WLS BF H R ER SO BB IBB HBP BLK WP HR S P ERA WHIP	IP WLS BF H R ER SO BB IBB HBP BLK WP HR S P ERA WHIP	IP WLS BF H R ER SO BB IBB HBP BLK WP HR S P ERA WHIP	IP WLS BF H R ER SO BB IBB HBP BLK WP HR S P ERA WHIP	IP WLS BF H R ER SO BB IBB HBP BLK WP HR S P ERA WHIP	IP WLS BF H R ER SO BB IBB HBP BLK WP HR S P ERA WHIP	IP WLS BF H R ER SO BB IBB HBP BLK WP HR S P ERA WHIP	IP WLS BF H R ER SO BB IBB HBP BLK WP HR S P ERA WHIP	IP WLS BF H R ER SO BB IBB HBP BLK WP HR S P ERA WHIP	IP WLS BF H R ER SO BB IBB HBP BLK WP HR S P ERA WHIP	IP WLS BF H R ER SO BB IBB HBP BLK WP HR S P ERA WHIP	IP WLS BF H R ER SO BB IBB HBP BLK WP HR S P ERA WHIP	IP WLS BF H R ER SO BB IBB HBP BLK WP HR S P ERA WHIP	IP WLS BF H R ER SO BB IBB HBP BLK WP HR S P ERA WHIP	IP WLS BF H R ER SO BB IBB HBP BLK WP HR S P ERA WHIP	IP WLS BF H R ER SO BB IBB HBP BLK WP HR S P ERA WHIP	IP WLS BF H R ER SO BB IBB HBP BLK WP HR S P ERA WHIP	IP WLS BF H R ER SO BB IBB HBP BLK WP HR S P ERA WHIP	IP WLS BF H R ER SO BB IBB HBP BLK WP HR S P ERA WHIP	IP WLS BF H R ER SO BB IBB HBP BLK WP HR S P ERA WHIP	IP WLS BF H R ER SO BB IBB HBP BLK WP HR S P ERA WHIP

Philadelphia Phillies @ St. Louis Cardinals
 Busch Stadium, St. Louis, MO
 Tue Aug 17 1999, 7:10 PM CDT
 Att: 38,557 - Unknown - 92 F

AB 36
 R 5
 H 10
 RBI 4
 BB 2
 SO 8
 LOB 14



Batter	1	2	3	4	5	6	7	8	9	AB	R	H	RBI	BB	SO	LOB	BOTTOM								
Edgar Renteria, R OBP: 0.325, SLG: 0.368	3-2 G4-3		4-1 BLK BB BB		4-1 BB BB		1-1 P6 1-2	1-1 P4		3	0	0	0	2	0	4									
J.D. Drew, L OBP: 0.356, SLG: 0.500	2-2 F8		2-2 F9		4-1 BB		1-0 PO 2-3 1B	G4-3		4	0	1	0	1	0	4									
Mark McGwire, R OBP: 0.428, SLG: 0.701 Kent Mercker, L OBP: 0.259, SLG: 0.240	1-0 1B 2B		4-1 BLK BB		2-3 K		0-1 SF9	4-1 E 1B BB		2	1	1	1	2	1	2									
Ray Lankford, L OBP: 0.379, SLG: 0.530	2-2 2H 1B		3-2 G4-3		1-3 K		1 SAFE 2-2 1 SAFE 1 SAFE 1 SAFE 1-2	G2-3 1B 1B	2-2 E 1B	5	2	3	1	0	1	4									
Fernando Tatis, R OBP: 0.403, SLG: 0.547	1-0 P4		4-2 FC5-4 BB		0-0 E8 1B		1-2 G2-3 1B 1B	2-1 E5 2B	1-2 2-3	4	1	2	0	1	0	3									
Craig Paquette, R OBP: 0.313, SLG: 0.604		1-0 G5-3		1-3 K		3-3 K		2-1 G2-3	0-0 2B	5	0	1	2	0	2	4									
Alberto Castillo, R OBP: 0.337, SLG: 0.362		0-1 G5-3		1 SAFE 1 SAFE 1 SAFE 1 SAFE 1-2	1-2 F9		2-0 L9	2-1 BB WP 1B		4	0	1	2	0	0	2									
Joe McEwing, R OBP: 0.340, SLG: 0.403 Rick Heiserman, R		0-3 K		1 SAFE 1-0 FC5-4		2-1 G5-3		4-2 BB BB		3	0	0	0	0	1	2									
Thomas Howard, S OBP: 0.346, SLG: 0.378 David Howard, S OBP: 0.289, SLG: 0.250 Juan Acevedo, R OBP: 0.053, SLG: 0.053				1-2 G4-3		1-3 K		4-2 1B S SF9 1B	1-2 2-3	1	0	0	0	0	0	0									
Garrett Stephenson, R Manny Aybar, R Willie McGee, S										1	0	0	0	0	0	0									
Inning Stats	R: 1 E: 0 K: 0 S: 12	H: 2 LOB: 1 BB: 0 P: 21	R: 0 E: 0 K: 1 S: 6	H: 0 LOB: 0 BB: 0 P: 7	R: 0 E: 0 K: 0 S: 11	H: 0 LOB: 2 BB: 2 P: 25	R: 0 E: 0 K: 1 S: 11	H: 0 LOB: 1 BB: 1 P: 18	R: 0 E: 0 K: 3 S: 11	H: 0 LOB: 2 BB: 2 P: 23	R: 0 E: 1 K: 1 S: 8	H: 1 LOB: 1 BB: 0 P: 15	R: 1 E: 0 K: 0 S: 11	H: 2 LOB: 0 BB: 0 P: 16	R: 2 E: 0 K: 0 S: 20	H: 3 LOB: 3 BB: 2 P: 36	R: 2 E: 1 K: 0 S: 8	H: 2 LOB: 2 BB: 1 P: 16	1B: 8 2B: 2 3B: 0 HR: 0	SF: 1 SAC: 0 DP: 0 HBP: 0	WP: 1 PB: 0 SB: 1 CS: 0	PA: 43			
PITCHER	IP WLS BF H R ER SO BB IBB HBP BLK WP HR S P ERA WHIP	IP WLS BF H R ER SO BB IBB HBP BLK WP HR S P ERA WHIP	IP WLS BF H R ER SO BB IBB HBP BLK WP HR S P ERA WHIP	IP WLS BF H R ER SO BB IBB HBP BLK WP HR S P ERA WHIP	IP WLS BF H R ER SO BB IBB HBP BLK WP HR S P ERA WHIP	IP WLS BF H R ER SO BB IBB HBP BLK WP HR S P ERA WHIP	IP WLS BF H R ER SO BB IBB HBP BLK WP HR S P ERA WHIP	IP WLS BF H R ER SO BB IBB HBP BLK WP HR S P ERA WHIP	IP WLS BF H R ER SO BB IBB HBP BLK WP HR S P ERA WHIP	IP WLS BF H R ER SO BB IBB HBP BLK WP HR S P ERA WHIP	IP WLS BF H R ER SO BB IBB HBP BLK WP HR S P ERA WHIP	IP WLS BF H R ER SO BB IBB HBP BLK WP HR S P ERA WHIP	IP WLS BF H R ER SO BB IBB HBP BLK WP HR S P ERA WHIP	IP WLS BF H R ER SO BB IBB HBP BLK WP HR S P ERA WHIP	IP WLS BF H R ER SO BB IBB HBP BLK WP HR S P ERA WHIP	IP WLS BF H R ER SO BB IBB HBP BLK WP HR S P ERA WHIP	IP WLS BF H R ER SO BB IBB HBP BLK WP HR S P ERA WHIP	IP WLS BF H R ER SO BB IBB HBP BLK WP HR S P ERA WHIP	IP WLS BF H R ER SO BB IBB HBP BLK WP HR S P ERA WHIP	IP WLS BF H R ER SO BB IBB HBP BLK WP HR S P ERA WHIP	IP WLS BF H R ER SO BB IBB HBP BLK WP HR S P ERA WHIP	IP WLS BF H R ER SO BB IBB HBP BLK WP HR S P ERA WHIP	IP WLS BF H R ER SO BB IBB HBP BLK WP HR S P ERA WHIP	IP WLS BF H R ER SO BB IBB HBP BLK WP HR S P ERA WHIP	IP WLS BF H R ER SO BB IBB HBP BLK WP HR S P ERA WHIP

Philadelphia Phillies @ St. Louis Cardinals
 Busch Stadium, St. Louis, MO
 Tue Aug 17 1999, 7:10 PM CDT
 Att: 38,557 - Unknown - 92 F

AB 33
 R 6
 H 10
 RBI 6
 BB 8
 SO 6
 LOB 25




Batter	1	2	3	4	5	6	7	8	9	AB	R	H	RBI	BB	SO	LOB	TOP				
Doug Glanville, R OBP: 0.382, SLG: 0.454	1-1 1B	3-2 F7		0-0 SF8		4-1 FC4 BB	0-0 P2		0-1 1B	4	1	2	1	1	0	3					
Ron Gant, R OBP: 0.363, SLG: 0.448 Wayne Gomes, R (9, 1)	0-1 G6-3		1-0 F8	4-2 E BB		2-1 FC4 G4-6-3		0-0 1B HR 1B	0-3 K	5	1	1	0	1	1	3					
Bobby Abreu, L OBP: 0.427, SLG: 0.550	3-2 2H 1B		1-2 1B	3-1 E6 1-2 2-3		1-1 G4-6-3		2-0 F9		5	0	2	1	0	0	4					
Scott Rolen, R OBP: 0.370, SLG: 0.537	2-2 HBP BB 1B		0-1 L8	1-3 K			1-1 1B 1B	1-2 HR 1B		5	2	3	0	0	1	4					
Rico Brogna, L OBP: 0.330, SLG: 0.434	4-1 HBP BB		1-0 1B		0-0 FC1-5 1B		1-3 K	3-3 K		4	0	2	0	1	2	3					
Mike Lieberthal, R OBP: 0.376, SLG: 0.581	3-2 1-2 2-3 HBP		0-0 F7		0-1 FC1-5 1B		3-2 1B 1B	0-0 1-H 3-H HR		4	1	3	3	0	0	2					
Marton Anderson, L OBP: 0.357, SLG: 0.445 15 David Doster, R OBP: 0.329, SLG: 0.373	2-1 G4-3		1-2 SH2-4 1B	2-2 FC1-5		1-2 1-2 2-3	1-2 1B	0-0 F7		5	1	2	1	0	0	5					
Alex Arias, R OBP: 0.381, SLG: 0.402		0-1 F8		0-1 E SH2-4 1B		0-1 L9		1-3 K		5	0	2	0	0	1	2					
Chad Ogea, R OBP: 0.182, SLG: 0.100 Steve Schrenk, R OBP: 0.365, SLG: 0.460 Rob Ducey, L OBP: 0.365, SLG: 0.460 Billy Brewer, L OBP: 0.365, SLG: 0.460 23 Kevin Jordan, R OBP: 0.370, SLG: 0.445 Scott Aldred, L OBP: 0.368, SLG: 0.400 Kevin Sefcik, R OBP: 0.368, SLG: 0.400		1-3 K		0-1 SH2-4 1B	1-0 L4		0-0 P4	2-3 K		1	0	0	0	0	1	0					
Inning Stats	R: 1 E: 0 K: 0 S: 16	H: 3 LOB: 3 BB: 1 P: 31	R: 0 E: 0 K: 1 S: 9	H: 0 LOB: 0 BB: 0 P: 13	R: 0 E: 0 K: 0 S: 8	H: 2 LOB: 2 BB: 0 P: 11	R: 1 E: 1 K: 1 S: 17	H: 2 LOB: 3 BB: 1 P: 26	R: 0 E: 0 K: 0 S: 5	H: 0 LOB: 0 BB: 1 P: 12	R: 1 E: 0 K: 1 S: 14	H: 4 LOB: 3 BB: 0 P: 20	R: 3 E: 0 K: 1 S: 10	H: 3 LOB: 0 BB: 0 P: 16	R: 0 E: 0 K: 3 S: 11	H: 1 LOB: 1 BB: 0 P: 14	1B: 15 2B: 1 3B: 0 HR: 1	SF: 1 SAC: 1 DP: 1 HBP: 1	WP: 0 PB: 0 SB: 0 CS: 0	PA: 47	
PITCHER	IP WLS BF H R ER SO BB IBB HBP BLK WP HR S P ERA WHIP	IP WLS BF H R ER SO BB IBB HBP BLK WP HR S P ERA WHIP	IP WLS BF H R ER SO BB IBB HBP BLK WP HR S P ERA WHIP	IP WLS BF H R ER SO BB IBB HBP BLK WP HR S P ERA WHIP	IP WLS BF H R ER SO BB IBB HBP BLK WP HR S P ERA WHIP	IP WLS BF H R ER SO BB IBB HBP BLK WP HR S P ERA WHIP	IP WLS BF H R ER SO BB IBB HBP BLK WP HR S P ERA WHIP	IP WLS BF H R ER SO BB IBB HBP BLK WP HR S P ERA WHIP	IP WLS BF H R ER SO BB IBB HBP BLK WP HR S P ERA WHIP	IP WLS BF H R ER SO BB IBB HBP BLK WP HR S P ERA WHIP	IP WLS BF H R ER SO BB IBB HBP BLK WP HR S P ERA WHIP	IP WLS BF H R ER SO BB IBB HBP BLK WP HR S P ERA WHIP	IP WLS BF H R ER SO BB IBB HBP BLK WP HR S P ERA WHIP	IP WLS BF H R ER SO BB IBB HBP BLK WP HR S P ERA WHIP	IP WLS BF H R ER SO BB IBB HBP BLK WP HR S P ERA WHIP	IP WLS BF H R ER SO BB IBB HBP BLK WP HR S P ERA WHIP	IP WLS BF H R ER SO BB IBB HBP BLK WP HR S P ERA WHIP	IP WLS BF H R ER SO BB IBB HBP BLK WP HR S P ERA WHIP	IP WLS BF H R ER SO BB IBB HBP BLK WP HR S P ERA WHIP	IP WLS BF H R ER SO BB IBB HBP BLK WP HR S P ERA WHIP	IP WLS BF H R ER SO BB IBB HBP BLK WP HR S P ERA WHIP

Batter	1	2	3	4	5	6	7	8	9	AB	R	H	RBI	BB	SO	LOB	BOTTOM				
Edgar Renteria, R OBP: 0.326, SLG: 0.376	3-2 BLK E 1B	2-2 HR		0-1 F9			1-0 L8			4	2	2	1	0	0	0					
J.D. Drew, L OBP: 0.358, SLG: 0.498	1-1 E4 1-H HR 1B	4-0 BB BB			0-0 L8		0-1 G3			3	1	1	0	1	0	0					
Mark McGwire, R OBP: 0.429, SLG: 0.706	0-0 1-H HR	4-1 G4-6-3 BB			0-2 G4-3			3-3 K		3	1	1	2	1	1	0					
Ray Lankford, L OBP: 0.377, SLG: 0.536	1-2 HR	3-2 G4-6-3			3-2 G6-3			1-3 K		4	1	1	1	0	1	2					
Thomas Howard, S OBP: 0.346, SLG: 0.385 David Howard, S OBP: 0.286, SLG: 0.246 Ricky Bottalico, L (9, 1)	1-0 2B		2-2 F7		3-1 G5-3			3-2 P7		3	0	1	0	0	0	0					
Fernando Tatis, R OBP: 0.402, SLG: 0.544	3-1 G5-3		1-1 G5-3		2-2 CS 1B			3-2 F8		4	0	1	0	0	0	1					
Craig Paquette, R OBP: 0.314, SLG: 0.608 Rick Croushore, R OBP: 0.500, SLG: 0.333 Joe McEwing, R OBP: 0.341, SLG: 0.403	2-1 P3		1-2 F9		1-0 SAFE 1B		1-0 2B		4-0 BB	3	0	1	0	0	0	1					
Eli Marrero, R OBP: 0.242, SLG: 0.312	0-3 K		1-2 P4		0-0 G5-3			1-3 K		4	0	0	0	0	2	3					
Kent Bottenfield, R OBP: 0.170, SLG: 0.212 Juan Acevedo, R OBP: 0.053, SLG: 0.053 Willie McGee, S OBP: 0.295, SLG: 0.281		1-0 F7		1-3 K			1-1 G4-3		2-3 K	2	0	0	0	0	1	0					
Inning Stats	R: 4 E: 1 K: 1 S: 17	H: 5 LOB: 1 BB: 0 P: 28	R: 1 E: 0 K: 0 S: 11	H: 1 LOB: 1 BB: 2 P: 25	R: 0 E: 0 K: 0 S: 8	H: 0 LOB: 0 BB: 0 P: 12	R: 0 E: 0 K: 1 S: 9	H: 0 LOB: 0 BB: 0 P: 11	R: 0 E: 0 K: 0 S: 7	H: 2 LOB: 1 BB: 0 P: 13	R: 0 E: 0 K: 0 S: 5	H: 0 LOB: 0 BB: 0 P: 7	R: 0 E: 0 K: 2 S: 9	H: 0 LOB: 0 BB: 0 P: 16	R: 0 E: 0 K: 2 S: 11	H: 0 LOB: 1 BB: 1 P: 21	1B: 3 2B: 2 3B: 0 HR: 3	SF: 0 SAC: 0 DP: 1 HBP: 0	WP: 0 PB: 0 SB: 0 CS: 1	PA: 36	
PITCHER	IP WLS BF H R ER SO BB IBB HBP BLK WP HR S P ERA WHIP	IP WLS BF H R ER SO BB IBB HBP BLK WP HR S P ERA WHIP	IP WLS BF H R ER SO BB IBB HBP BLK WP HR S P ERA WHIP	IP WLS BF H R ER SO BB IBB HBP BLK WP HR S P ERA WHIP	IP WLS BF H R ER SO BB IBB HBP BLK WP HR S P ERA WHIP	IP WLS BF H R ER SO BB IBB HBP BLK WP HR S P ERA WHIP	IP WLS BF H R ER SO BB IBB HBP BLK WP HR S P ERA WHIP	IP WLS BF H R ER SO BB IBB HBP BLK WP HR S P ERA WHIP	IP WLS BF H R ER SO BB IBB HBP BLK WP HR S P ERA WHIP	IP WLS BF H R ER SO BB IBB HBP BLK WP HR S P ERA WHIP	IP WLS BF H R ER SO BB IBB HBP BLK WP HR S P ERA WHIP	IP WLS BF H R ER SO BB IBB HBP BLK WP HR S P ERA WHIP	IP WLS BF H R ER SO BB IBB HBP BLK WP HR S P ERA WHIP	IP WLS BF H R ER SO BB IBB HBP BLK WP HR S P ERA WHIP	IP WLS BF H R ER SO BB IBB HBP BLK WP HR S P ERA WHIP	IP WLS BF H R ER SO BB IBB HBP BLK WP HR S P ERA WHIP	IP WLS BF H R ER SO BB IBB HBP BLK WP HR S P ERA WHIP	IP WLS BF H R ER SO BB IBB HBP BLK WP HR S P ERA WHIP	IP WLS BF H R ER SO BB IBB HBP BLK WP HR S P ERA WHIP	IP WLS BF H R ER SO BB IBB HBP BLK WP HR S P ERA WHIP	IP WLS BF H R ER SO BB IBB HBP BLK WP HR S P ERA WHIP


Philadelphia Phillies @ St. Louis Cardinals
 Busch Stadium, St. Louis, MO
 Wed Aug 18 1999, 7:10 PM CDT
 Att: 38,047 - Cloudy - 86 F

AB 41
 R 6
 H 17
 RBI 6
 BB 3
 SO 7
 LOB 31




Philadelphia Phillies @ St. Louis Cardinals
 Busch Stadium, St. Louis, MO
 Wed Aug 18 1999, 7:10 PM CDT
 Att: 38,047 - Cloudy - 86 F


AB 33
 R 5
 H 8
 RBI 4
 BB 3
 SO 6
 LOB 8



Batter	1	2	3	4	5	6	7	8	9	AB R H RBI BB SO LOB	TOP																	
Edgar Renteria, R OBP: 0.327, SLG: 0.377 (1, 6)	2-2 1B 2B	4-1 1-2 BB		3-2 P4			2-3 K		3-3 K	4 1 1 0 1 2 0	St. Louis Cardinals @ New York Mets Shea Stadium, Flushing, NY Sat Aug 21 1999, 1:15 PM EDT Att: 45,491 - Overcast - 61 F livebaseballscores.com																	
J.D. Drew, L OBP: 0.358, SLG: 0.494 (1, 8)	0-0 BB 2-3 1B	1-0 G3-1		3-2 P2			4-2 FS BB		2-3 K	4 1 1 0 1 1 2																		
Mark McGwire, R OBP: 0.427, SLG: 0.701 (1, 3)	2-3 K		0-0 1B 2B		1-3 K		2-3 K		1-3 K	4 1 1 0 0 3 3																		
Ray Lankford, L OBP: 0.381, SLG: 0.535 (1, 7)	4-2 1B 1-2 BB		2-2 2B 1-2 SF9 1B		4-2 S BB		2-3 K			2 1 1 0 2 1 1																		
Fernando Tatis, R OBP: 0.404, SLG: 0.548 (1, 5)	2-0 G6-4-3 1B		1-1 SF9 1-3 2-H 2B		4-2 CS BB		0-3 K			3 0 2 3 1 1 0																		
Craig Paquette, R OBP: 0.305, SLG: 0.593 (1, 9)	1-0 G6-4-3 1-2		0-0 SF9		1-3 K		3-2 G4-3 1B			3 0 1 1 0 1 4																		
Alberto Castillo, R OBP: 0.233, SLG: 0.214 Thomas Howard, S OBP: 0.343, SLG: 0.382 Eli Marrero, R OBP: 0.242, SLG: 0.312 (8, PH)		1-2 BB 1B		0-0 G6-3		2-2 G6-3		1-2 G4-3		3 0 1 0 0 0 1 1 0 0 0 0 0 1 0 0 0 0 0 0 0																		
Adam Kennedy, L (1, 4)		1-3 K		0-0 G1-3		0-2 L7		2-2 F8		4 0 0 0 0 1 3																		
Kent Mercker, L OBP: 0.233, SLG: 0.214 Heathcliff Slocumb, R (6, 1) Manny Aybar, R OBP: 0.283, SLG: 0.083 Willie McGee, S OBP: 0.294, SLG: 0.280 (9, PH)		1-1 SAFE B5		1-3 K		1-3 K		2-3 K		3 0 0 0 0 2 1 0 0 0 0 0 0 0 0 0 0 0 0 0 0 1 0 0 0 0 1 0																		
Inning Stats	R: 2 E: 0 K: 1 S: 14	H: 3 LOB: 1 BB: 1 P: 25	R: 0 E: 0 K: 1 S: 12	H: 1 LOB: 2 BB: 1 P: 19	R: 2 E: 0 K: 0 S: 10	H: 3 LOB: 1 BB: 0 P: 13	R: 0 E: 0 K: 1 S: 10	H: 0 LOB: 0 BB: 0 P: 17	R: 0 E: 0 K: 2 S: 14	H: 0 LOB: 1 BB: 2 P: 24		R: 0 E: 0 K: 3 S: 12	H: 0 LOB: 1 BB: 1 P: 22	R: 0 E: 0 K: 1 S: 14	H: 1 LOB: 1 BB: 0 P: 20	R: 0 E: 0 K: 3 S: 9	H: 0 LOB: 0 BB: 0 P: 16	1B: 6 2B: 2 3B: 0 HR: 0	SF: 1 SAC: 0 DP: 1 HBP: 0	WP: 0 PB: 0 SB: 2 CS: 1	PA: 38							
PITCHER	IP WLS BF H R ER SO BB IBB HBP BLK WP HR S P ERA WHIP											PITCHER	IP WLS BF H R ER SO BB IBB HBP BLK WP HR S P ERA WHIP															
Kenny Rogers, L ERA: 4.46 (1, 1)	3.0	17	7	4	4	2	2	0	0	0	0	0	0	0	36	57	12.00	3.000										
Pat Mahomes, R ERA: 3.17 (4, 1)	3.1	12	0	0	0	5	3	0	0	0	0	0	0	0	40	66	0.00	0.900										
Turk Wendell, R ERA: 2.6 (7, 1)	1.2	6	1	0	0	3	0	0	0	0	0	0	0	20	30	0.00	0.600											
Armando Benitez, R ERA: 2.08 (9, 1)	1.0	3	0	0	0	3	0	0	0	0	0	0	0	9	16	0.00	0.000											

Batter	1	2	3	4	5	6	7	8	9	AB R H RBI BB SO LOB	BOTTOM																
Rickey Henderson, R OBP: 0.453, SLG: 0.507 (8, PH) Roger Cedeno, S OBP: 0.401, SLG: 0.417 (9, 9)	4-2 31 HR BB	0-1 1B		4-1 BB		1-2 1B		2-2 CS 1B		3 1 3 1 2 0 0 0 0 0 0 0 0 0	St. Louis Cardinals @ New York Mets Shea Stadium, Flushing, NY Sat Aug 21 1999, 1:15 PM EDT Att: 45,491 - Overcast - 61 F livebaseballscores.com																
Edgardo Alfonzo, R OBP: 0.380, SLG: 0.510 (1, 4)	1-3 K	1-2 G4-3		0-0 F9		3-2 G5-3		1-0 P4		5 0 0 0 0 1 5																	
John Olerud, L OBP: 0.443, SLG: 0.472 (1, 3)	4-1 31 HR BB		2-1 G3		1-1 G6-3		4-2 G3 31 BB G4-3 BB	2-3 K		3 2 0 0 2 1 1																	
31 Mike Piazza, R OBP: 0.371, SLG: 0.593 (1, 2)	3-2 HR		1-1 1B FC5-4 1B		4-2 BB		4-0 G4-3 G3 1B BB			2 3 2 3 2 0 0																	
Robin Ventura, L OBP: 0.379, SLG: 0.568 (1, 5)	0-0 F8		1-2 FC5-4 1B		0-3 K		1-2 G3			4 0 1 0 0 1 3																	
Shawon Dunston, R OBP: 0.330, SLG: 0.440 (1, 8)	3-2 FC5-4 1B		0-0 FC5-4 E		2-3 K		0-1 G4-3			4 0 1 2 0 1 3																	
Benny Agbayani, R OBP: 0.361, SLG: 0.520 (9, 7)	0-1 FC5-4		1-2 K		2-1 G4-3 1B		1-1 BB 1B			4 1 2 1 0 1 2																	
Rey Ordenez, R OBP: 0.312, SLG: 0.313 (1, 6)		2-1 P6		4-0 CS BB		3-1 G1-3		4-1 BB		2 0 0 0 2 0 1																	
Kenny Rogers, L ERA: 5.12 OBP: 0.286, SLG: 0.231 (1, 1) Pat Mahomes, R OBP: 0.333, SLG: 0.533 (4, 1) Turk Wendell, L (7, 1) Armando Benitez, R (9, 1)		1-3 K		3-3 K		1-0 G4-3		0-1 P5		1 0 0 0 0 1 0 2 0 0 0 0 1 2 1 0 0 0 0 0 2 0 0 0 0 0 0 0																	
Inning Stats	R: 3 E: 0 K: 1 S: 20	H: 2 LOB: 1 BB: 2 P: 35	R: 0 E: 0 K: 1 S: 10	H: 1 LOB: 0 BB: 0 P: 14	R: 1 E: 1 K: 1 S: 12	H: 2 LOB: 1 BB: 0 P: 18	R: 0 E: 0 K: 1 S: 5	H: 0 LOB: 1 BB: 2 P: 16	R: 0 E: 0 K: 2 S: 11	H: 0 LOB: 1 BB: 1 P: 18		R: 1 E: 0 K: 0 S: 14	H: 2 LOB: 0 BB: 0 P: 24	R: 2 E: 0 K: 0 S: 15	H: 1 LOB: 2 BB: 3 P: 29	R: 0 E: 0 K: 1 S: 11	H: 1 LOB: 1 BB: 0 P: 16	1B: 7 2B: 2 3B: 0 HR: 1	SF: 0 SAC: 0 DP: 1 HBP: 0	WP: 0 PB: 0 SB: 0 CS: 2	PA: 39						
PITCHER	IP WLS BF H R ER SO BB IBB HBP BLK WP HR S P ERA WHIP											PITCHER	IP WLS BF H R ER SO BB IBB HBP BLK WP HR S P ERA WHIP														
Kent Mercker, L ERA: 4.91 (6, 1)	1.1	9	2	2	2	0	3	0	0	0	0	0	0	24	42	13.50	3.750										
Manny Aybar, R ERA: 4.38 (8, 1)	1.0	3	1	0	0	1	0	0	0	0	0	0	0	11	16	0.00	1.000										


Batter	1	2	3	4	5	6	7	8	9	AB	R	H	RBI	BB	SO	LOB	TOP										
Edgar Renteria, R OBP: 0.329, SLG: 0.379	4-2 BB 1B	3-1 F9		1-2 CS 1B			2-1 F8		1-2 F8	4	1	1	1	1	0	1	St. Louis Cardinals @ Montreal Expos Olympic Stadium, Montreal, QB Mon Aug 23 1999, 7:05 PM EDT Att: 13,668 - Dome - 72 F AB 34 R 7 H 11 RBI 6 BB 5 SO 9 LOB 14 										
J.D. Drew, L OBP: 0.361, SLG: 0.480	4-0 F9 1B G3 BB	3-3 K		0-1 CS	1-3 K		4-1 1B WP BB		2-2 1B WP SF8 1B	3	3	1	0	2	2	1											
Mark McGwire, R OBP: 0.428, SLG: 0.706	0-1 G3 1B		2-3 K		1-2 F8		1-3 K		3-1 1B	5	0	2	1	0	2	1											
Ray Lankford, L OBP: 0.379, SLG: 0.531	2-2 F9		0-0 G4-3		4-2 BB		1-2 WP 1B		3-2 SF8	3	1	1	1	1	0	2											
Fernando Tatis, R OBP: 0.404, SLG: 0.545	2-1 G3		3-2 2B		2-0 F9		3-2 1B		3-H K	5	0	2	2	0	1	3											
Craig Paquette, R OBP: 0.302, SLG: 0.597 Manny Aybar, R OBP: 0.083, SLG: 0.083	1-3 K		0-0 G5-3			1-3 K		0-0 G6-3		4	0	0	0	0	2	3											
Adam Kennedy, L OBP: 0.500, SLG: 0.818		2-1 1B 3B		0-0 F7 1B		3-1 G4-3		0-1 G3-1		4	2	2	0	0	0	0											
Alberto Castillo, R OBP: 0.346, SLG: 0.381		2-2 F9 SH1-4 1B		0-0 1B F7 1B		4-2 BB		0-1 G6-3		3	0	2	1	1	0	0											
Rick Ankiel, L OBP: 0.500, SLG: 0.333 Heathcliff Slocumb, R OBP: 0.299, SLG: 0.286		0-0 SH1-4		0-1 F7		1-3 K		2-3 K		2	0	0	0	0	1	3											
Inning Stats	R: 2 E: 0 K: 1 S: 14	H: 1 LOB: 1 BB: 2 P: 27	R: 1 E: 0 K: 1 S: 11	H: 2 LOB: 1 BB: 0 P: 21	R: 0 E: 0 K: 1 S: 8	H: 1 LOB: 0 BB: 0 P: 13	R: 1 E: 0 K: 0 S: 8	H: 3 LOB: 0 BB: 0 P: 9	R: 0 E: 0 K: 2 S: 10	H: 0 LOB: 1 BB: 1 P: 19	R: 2 E: 0 K: 1 S: 15	H: 2 LOB: 1 BB: 1 P: 26	R: 0 E: 0 K: 1 S: 7	H: 0 LOB: 0 BB: 0 P: 9	R: 1 E: 0 K: 1 S: 16	H: 2 LOB: 1 BB: 0 P: 28		1B: 9 2B: 1 3B: 1 HR: 0	SF: 1 SAC: 1 DP: 0 HBP: 0	WP: 2 PB: 0 SB: 1 CS: 1	PA: 42						
PITCHER	IP	WLS	BF	H	R	ER	SO	BB	IBB	HBP	BLK	WP	HR	S	P	ERA	WHIP										
Dan Smith, R ERA: 5.27	6.0		27	7	4	4	6	4	0	0	0	0	0	61	107	6.00	1.833										
Miguel Batista, R ERA: 5.09	1.0	W	6	2	2	2	1	1	0	0	0	1	0	15	26	18.00	3.000										
Anthony Telford, R ERA: 3.67	2.0		8	2	1	1	2	0	0	0	0	1	0	23	37	4.50	1.000										

Batter	1	2	3	4	5	6	7	8	9	AB	R	H	RBI	BB	SO	LOB	BOTTOM										
Rondell White, R OBP: 0.361, SLG: 0.503	1-3 K		4-1 1B BB		2-1 1B		1-0 G3 1B	0-2 G6-3		4	1	2	0	1	1	1	St. Louis Cardinals @ Montreal Expos Olympic Stadium, Montreal, QB Mon Aug 23 1999, 7:05 PM EDT Att: 13,668 - Dome - 72 F AB 36 R 11 H 14 RBI 11 BB 5 SO 8 LOB 16 										
Wilton Guerrero, S OBP: 0.340, SLG: 0.416 Manny Martinez, R OBP: 0.286, SLG: 0.354	1-2 G4-3		3-1 1B		0-2 G5-3		0-0 1B G3	0-2 S 1B		5	2	3	2	0	0	2											
Jose Vidro, S OBP: 0.350, SLG: 0.505	0-2 P3		0-3 K		0-0 G5-3 1B		1-1 G3	4-2 HR BB		4	2	1	1	1	1	4											
Vladimir Guerrero, R OBP: 0.371, SLG: 0.582		1-1 G3		0-0 HR		1-0 P3	0-0 1B	0-0 HR 1B		5	2	3	3	0	0	1											
Michael Barrett, R OBP: 0.343, SLG: 0.426		1-1 F7		0-0 F7		1-1 1B	0-0 1B	1-0 HR 1B		5	1	3	4	0	0	0											
Shane Andrews, R OBP: 0.291, SLG: 0.357		2-3 K		2-3 K		1-1 G5-3	0-3 K	1-2 K		5	0	0	1	0	4	3											
Brad Fuller, L OBP: 0.347, SLG: 0.520 Anthony Telford, R			1-2 L8		2-3 K		1-2 F9			3	0	0	0	1	1	2											
Mike Mordecai, R OBP: 0.326, SLG: 0.389 Orlando Merced, S OBP: 0.337, SLG: 0.424 Miguel Batista, R OBP: 0.250, SLG: 0.333 Ryan McGuire, L OBP: 0.345, SLG: 0.344			1-1 F8		3-2 G5-3 1B		0-1 G4-3	1-2 SH1-4 1B		2	0	1	0	0	0	0											
Dan Smith, R OBP: 0.190, SLG: 0.105 Geoff Blum, S OBP: 0.365, SLG: 0.614			4-2 BB 1B		3-3 K		4-1 1B G3 BB	0-0 SH1-4		1	1	0	0	1	1	1											
Inning Stats	R: 0 E: 0 K: 1 S: 10	H: 0 LOB: 0 BB: 0 P: 12	R: 0 E: 0 K: 1 S: 7	H: 0 LOB: 0 BB: 0 P: 11	R: 1 E: 0 K: 1 S: 13	H: 1 LOB: 2 BB: 2 P: 26	R: 1 E: 0 K: 2 S: 9	H: 1 LOB: 0 BB: 0 P: 13	R: 0 E: 0 K: 1 S: 11	H: 2 LOB: 1 BB: 0 P: 19	R: 1 E: 0 K: 0 S: 8	H: 2 LOB: 2 BB: 1 P: 15	R: 3 E: 0 K: 1 S: 13	H: 4 LOB: 2 BB: 1 P: 20	R: 5 E: 0 K: 1 S: 19	H: 4 LOB: 0 BB: 1 P: 25		1B: 12 2B: 0 3B: 0 HR: 2	SF: 0 SAC: 1 DP: 1 HBP: 0	WP: 0 PB: 0 SB: 1 CS: 0	PA: 42						
PITCHER	IP	WLS	BF	H	R	ER	SO	BB	IBB	HBP	BLK	WP	HR	S	P	ERA	WHIP										
Rick Ankiel, L ERA: 5.44	5.0		21	5	3	3	6	2	0	0	0	0	0	10	22	27.00	4.000										
Heathcliff Slocumb, R ERA: 5.44	1.0	H	8	3	3	3	0	1	1	0	0	0	0	25	32	27.00	4.200										
Rick Croushore, R ERA: 3.9	1.2	L	12	6	5	5	1	1	0	0	0	0	1	4	5	0.00	0.000										
Manny Aybar, R ERA: 4.55	0.1		1	0	0	0	1	0	0	0	0	0	0	4	5	0.00	0.000										

Batter	1	2	3	4	5	6	7	8	9	AB	R	H	RBI	BB	SO	LOB	TOP				
Edgar Renteria, R OBP: 0.329, SLG: 0.379 (1, 6)	F9		S 1B		1B B5-3		K		K	5	0	2	0	0	2	2					
J.D. Drew, L OBP: 0.355, SLG: 0.477 (1, 8)	HR 1B		K		B5-3			K		4	1	1	0	0	2	2					
Mark McGwire, R OBP: 0.431, SLG: 0.713 (1, 3)	HR 1B				1B			K		3	1	2	2	1	1	0					
Ray Lankford, L OBP: 0.375, SLG: 0.525 (1, 7)	P2		G3		K			K		4	0	0	0	0	2	4					
Fernando Tatis, R OBP: 0.405, SLG: 0.547 (1, 5)	G1-3			2B 2B		G4-3			1B DI 1B	4	2	2	0	0	0	0					
Adam Kennedy, L OBP: 0.438, SLG: 0.733 (1, 4)		G3-1		2B		G3			F9	4	0	1	1	0	0	1					
Joe McEwing, R OBP: 0.337, SLG: 0.404 (1, 9)		G6-3		G1-3		G6-3			1B	3	0	0	0	0	0	1					
Willie McGee, S OBP: 0.302, SLG: 0.289 (9, PH)									1B	1	0	1	0	0	0	0					
Eli Marrero, R OBP: 0.236, SLG: 0.305 (1, 2)		G6-3		K			P9		F8	3	0	0	0	0	1	1					
Thomas Howard, S OBP: 0.345, SLG: 0.396 (9, PH)				2-3						1	0	0	0	0	0	2					
Kent Bottenfield, R OBP: 0.161, SLG: 0.200 (1, 1)										3	0	0	0	0	1	0					
Juan Acevedo, R OBP: 0.053, SLG: 0.053 (8, 1)										0	0	0	0	0	0	0					
Craig Paquette, R OBP: 0.313, SLG: 0.603 (9, PH)									1B	1	0	1	1	0	0	0					
Inning Stats	R: 2 E: 0 K: 0 S: 14	H: 2 LOB: 0 BB: 0 P: 18	R: 0 E: 0 K: 0 S: 8	H: 0 LOB: 0 BB: 0 P: 11	R: 0 E: 0 K: 2 S: 12	H: 1 LOB: 2 BB: 1 P: 19	R: 1 E: 0 K: 1 S: 10	H: 2 LOB: 0 BB: 0 P: 14	R: 0 E: 0 K: 0 S: 6	H: 0 LOB: 0 BB: 0 P: 8	R: 0 E: 0 K: 1 S: 8	H: 0 LOB: 0 BB: 0 P: 9	R: 0 E: 0 K: 3 S: 11	H: 0 LOB: 0 BB: 0 P: 17	R: 1 E: 0 K: 1 S: 11	H: 3 LOB: 2 BB: 0 P: 16	1B: 7 2B: 2 3B: 0 HR: 1	SF: 0 SAC: 0 DP: 0 HBP: 0	WP: 0 PB: 0 SB: 1 CS: 0	PA: 37	
PITCHER	IP	WLS	BF	H	R	ER	SO	BB	IBB	HBP	BLK	WP	HR	S	P	ERA	WHIP				
Javier Vazquez, R ERA: 5.5 (1, 1)	7.0	W	28	7	3	3	5	1	0	0	0	0	1	67	91	3.86	1.143				
Steve Kline, L ERA: 3.5 (8, 1)	1.0	H	3	0	0	0	3	0	0	0	0	0	0	11	17	0.00	0.000				
Miguel Batista, R ERA: 5.14 (9, 1)	0.2	S	5	3	1	1	0	0	0	0	0	0	0	7	10	13.50	4.500				
Ugueth Urbina, R ERA: 3.75 (9, 1)	0.1	S	1	0	0	0	1	0	0	0	0	0	0	4	6	0.00	0.000				

St. Louis Cardinals @ Montreal Expos
Olympic Stadium, Montreal, QB
Tue Aug 24 1999, 7:05 PM EDT
Att: 17,142 - Dome - 72 F


AB 36
R 4
H 10
RBI 4
BB 1
SO 9
LOB 13



Batter	1	2	3	4	5	6	7	8	9	AB	R	H	RBI	BB	SO	LOB	BOTTOM				
Rondell White, R OBP: 0.366, SLG: 0.505 (1, 8)	G6-4-3 1B		P4		FC6-4 2H 1B		1B 1B	1B IBB		4	2	3	1	1	0	0					
Wilton Guerrero, S OBP: 0.335, SLG: 0.409 (1, 7)	G6-4-3 1B		G4-3		FC6-4		P6	1B		4	0	0	0	0	0	5					
James Mouton, R OBP: 0.392, SLG: 0.420 (8, PH)								1B		1	0	1	2	0	0	0					
Miguel Batista, R OBP: 0.250, SLG: 0.333 (9, 1)								1B		0	0	0	0	0	0	0					
Ugueth Urbina, R OBP: 0.355, SLG: 0.509 (9, 1)								1B		0	0	0	0	0	0	0					
Jose Vidro, S OBP: 0.355, SLG: 0.509 (1, 4)	1B		K			2B 1B		1B		5	1	4	3	0	1	0					
Vladimir Guerrero, R OBP: 0.370, SLG: 0.578 (1, 9)	1B				F9	F9	P4	F9		5	0	1	0	0	0	4					
Brad Fullmer, L OBP: 0.346, SLG: 0.520 (1, 3)	G4-3				F9					4	0	1	1	0	0	2					
Ryan McGuire, L OBP: 0.345, SLG: 0.344 (9, 3)							2B		G1-3	0	0	0	0	0	0	0					
Michael Barrett, R OBP: 0.342, SLG: 0.424 (1, 2)		F9		G6-3		L9		BB SF8 1B		4	1	1	0	0	0	1					
Shane Andrews, R OBP: 0.294, SLG: 0.354 (1, 5)		BB			F8	G6-3		SF8 BB 1B BB		2	1	0	0	2	0	1					
Geoff Blum, S OBP: 0.375, SLG: 0.587 (1, 6)	P3				SH2-4 1B BB		F8	SF8 1B BB		2	2	0	0	2	0	1					
Javier Vazquez, R OBP: 0.333, SLG: 0.300 (1, 1)					SH2-4			1B BB		1	0	0	0	0	0	1					
Orlando Merced, S OBP: 0.340, SLG: 0.428 (7, PH)									SF8	1	0	1	0	0	0	0					
Manny Martinez, R OBP: 0.285, SLG: 0.354 (8, 8)								1B		0	1	0	1	0	0	0					
Inning Stats	R: 0 E: 0 K: 0 S: 14	H: 3 LOB: 2 BB: 0 P: 22	R: 0 E: 0 K: 0 S: 11	H: 0 LOB: 1 BB: 1 P: 17	R: 0 E: 0 K: 1 S: 7	H: 0 LOB: 0 BB: 0 P: 11	R: 1 E: 0 K: 0 S: 11	H: 1 LOB: 1 BB: 1 P: 22	R: 1 E: 0 K: 0 S: 12	H: 2 LOB: 1 BB: 0 P: 19	R: 2 E: 0 K: 0 S: 11	H: 3 LOB: 1 BB: 0 P: 19	R: 4 E: 0 K: 0 S: 17	H: 3 LOB: 2 BB: 3 P: 33	1B: 11 2B: 1 3B: 0 HR: 0	SF: 1 SAC: 1 DP: 1 HBP: 0	WP: 0 PB: 0 SB: 0 CS: 0	PA: 40			
PITCHER	IP	WLS	BF	H	R	ER	SO	BB	IBB	HBP	BLK	WP	HR	S	P	ERA	WHIP				
Kent Bottenfield, R ERA: 3.99 (1, 1)	7.2	L	38	11	8	8	1	4	1	0	0	0	0	2	4	0.00	3.000				
Juan Acevedo, R ERA: 5.94 (8, 1)	0.1		2	1	0	0	0	0	0	0	0	0	0	2	4	0.00	3.000				

St. Louis Cardinals @ Montreal Expos
Olympic Stadium, Montreal, QB
Tue Aug 24 1999, 7:05 PM EDT
Att: 17,142 - Dome - 72 F

AB 33
R 8
H 12
RBI 8
BB 5
SO 1
LOB 15



Batter	1	2	3	4	5	6	7	8	9	AB	R	H	RBI	BB	SO	LOB	TOP										
Edgar Renteria, R (1, 6) OBP: 0.331, SLG: 0.382	0-1 E 2B		1-1 CS 1B		1-2 F8		1-0 F7			4	1	2	0	0	0	1	St. Louis Cardinals @ Montreal Expos Olympic Stadium, Montreal, QB Wed Aug 25 1999, 7:05 PM EDT Att: 15,322 - Dome - 72 F livebaseballscores.com										
J.D. Drew, L (1, 8) OBP: 0.364, SLG: 0.479	0-0 E1 L5-4 1B 2H		2-1 G3-1 1-2		0-0 BB 1B		4-0 FC6-4 BB			3	0	2	0	1	0	1											
Mark McGwire, R (1, 3) OBP: 0.429, SLG: 0.708	0-1 1B		0-0 F8		3-0 F9		1-1 FC6-4 1-2			4	0	1	0	0	0	3											
Fernando Tatis, R (1, 5) OBP: 0.404, SLG: 0.544	0-2 L5-4 2-3			0-2 F8	4-1 FC5-4 2-3 BB		2-0 F7			3	0	0	0	1	0	2											
Craig Paquette, R (1, 9) OBP: 0.309, SLG: 0.597	2-2 G6-3			0-0 F9 2B	1-1 FC5-4 1-2		0-2 F9			4	0	1	0	0	0	4											
Adam Kennedy, L (1, 4)		0-0 G1-3		2-0 F9 2-3		1-2 P5		0-0 G4-3		4	0	0	0	0	0	1											
Alberto Castillo, R (1, 2) Willie McGee, S (9, PH) OBP: 0.349, SLG: 0.377 OBP: 0.300, SLG: 0.288		1-1 G5-3		4-1 FC5-4 BB		1-2 G5-3		0-3 K		2	0	0	0	1	0	0											
Joe McEwing, R (1, 7) OBP: 0.336, SLG: 0.401		4-1 BB		0-2 FC5-4 1-2		1-0 F9		2-1 L1		3	0	0	0	1	0	2											
Larry Luebbers, R (1, 1) Thomas Howard, S (7, PH) Ricky Bottalico, L (7, 1) Ray Lankford, L (9, PH) OBP: 0.111, SLG: 0.111 OBP: 0.343, SLG: 0.383 OBP: 0.374, SLG: 0.523		0-3 K			1-2 BB 1B		0-1 G4-3		2-2 F9	2	0	1	0	0	1	1											
Inning Stats	R: 1 E: 1 K: 0 S: 12	H: 3 LOB: 1 BB: 0 P: 14	R: 0 E: 0 K: 1 S: 7	H: 0 LOB: 1 BB: 1 P: 12	R: 0 E: 0 K: 0 S: 5	H: 1 LOB: 0 BB: 0 P: 8	R: 0 E: 0 K: 0 S: 11	H: 1 LOB: 2 BB: 1 P: 17	R: 0 E: 0 K: 0 S: 11	H: 2 LOB: 3 BB: 1 P: 21	R: 0 E: 0 K: 0 S: 7	H: 0 LOB: 0 BB: 0 P: 10	R: 0 E: 0 K: 0 S: 5	H: 0 LOB: 1 BB: 1 P: 11	R: 0 E: 0 K: 0 S: 5	H: 0 LOB: 0 BB: 0 P: 7		R: 0 E: 0 K: 1 S: 9	H: 0 LOB: 0 BB: 0 P: 13	1B: 5 2B: 3 3B: 0 HR: 0	SF: 0 SAC: 0 DP: 1 HBP: 0	WP: 0 PB: 0 SB: 0 CS: 1	PA: 36				
PITCHER	IP	WLS	BF	H	R	ER	SO	BB	IBB	HBP	BLK	WP	HR	S	P	ERA	WHIP										
Jeremy Powell, R (1, 1) ERA: 3.21	8.0	W	33	7	1	1	1	4	0	0	0	0	0	63	100	1.12	1.375										
Ugueth Urbina, R (9, 1) ERA: 3.69	1.0	S	3	0	0	0	1	0	0	0	0	0	0	9	13	0.00	0.000										

Batter	1	2	3	4	5	6	7	8	9	AB	R	H	RBI	BB	SO	LOB	BOTTOM										
Rondell White, R (1, 8) OBP: 0.364, SLG: 0.509	1-1 F7	1-3 K		1-0 G5-3			1-0 HR	2-2 G6-3		5	1	1	1	0	1	2	St. Louis Cardinals @ Montreal Expos Olympic Stadium, Montreal, QB Wed Aug 25 1999, 7:05 PM EDT Att: 15,322 - Dome - 72 F livebaseballscores.com										
Wilton Guerrero, S (1, 7) Manny Martinez, R (7, 8) OBP: 0.335, SLG: 0.408 OBP: 0.287, SLG: 0.354	0-2 G4-3		0-0 G3		1-1 G3-1 BLK 1B		4-2 CS BB			3	1	1	0	0	0	0											
Jose Vidro, S (1, 4) OBP: 0.359, SLG: 0.513	0-2 HR		1-1 1B		2-1 G3-1		4-1 BB 1B BB			3	1	2	0	1	0	1											
Vladimir Guerrero, R (1, 9) OBP: 0.371, SLG: 0.584	1-0 HR		0-0 F9		2-3 K		1-0 BB 1B			4	1	2	2	0	1	2											
Brad Fullmer, L (1, 3) OBP: 0.348, SLG: 0.520	0-0 G3-1		2-1 BB		1-0 FC6-4 1B		0-0 F8			4	0	2	1	0	0	2											
Chris Widger, R (1, 2) OBP: 0.340, SLG: 0.490		2-1 G5-3	4-1 BB		0-0 FC6-4		4-1 BB			2	0	0	0	2	0	1											
Geoff Blum, S (1, 6) OBP: 0.350, SLG: 0.540		1-1 P6	3-2 L3		0-0 G3-1		3-3 K			4	0	0	0	0	1	6											
Mike Mordecai, R (1, 5) OBP: 0.324, SLG: 0.382		2-1 BB HBP		1-3 K		1-0 F9		3-3 K		3	0	0	0	0	2	0											
Jeremy Powell, R (1, 1) Orlando Merced, S (8, PH) Ugueth Urbina, R (9, 1) OBP: 0.158, SLG: 0.059 OBP: 0.339, SLG: 0.425		4-0 BB		2-2 F8		0-2 G3-1		2-0 L9		2	0	0	0	1	0	0											
Inning Stats	R: 2 E: 0 K: 0 S: 10	H: 2 LOB: 0 BB: 0 P: 12	R: 0 E: 0 K: 1 S: 9	H: 0 LOB: 2 BB: 1 P: 19	R: 0 E: 0 K: 0 S: 10	H: 2 LOB: 3 BB: 1 P: 20	R: 0 E: 0 K: 1 S: 7	H: 0 LOB: 0 BB: 0 P: 11	R: 1 E: 0 K: 0 S: 9	H: 2 LOB: 1 BB: 0 P: 15	R: 0 E: 0 K: 0 S: 5	H: 0 LOB: 0 BB: 0 P: 6	R: 1 E: 0 K: 1 S: 10	H: 2 LOB: 3 BB: 3 P: 27	R: 0 E: 0 K: 1 S: 9	H: 0 LOB: 0 BB: 0 P: 16		1B: 5 2B: 1 3B: 0 HR: 2	SF: 0 SAC: 0 DP: 0 HBP: 1	WP: 0 PB: 0 SB: 0 CS: 1	PA: 37						
PITCHER	IP	WLS	BF	H	R	ER	SO	BB	IBB	HBP	BLK	WP	HR	S	P	ERA	WHIP										
Larry Luebbers, R (1, 1) ERA: 5.08	6.0	L	27	6	3	3	3	2	0	1	1	0	1	50	83	4.50	1.333										
Ricky Bottalico, R (7, 1) ERA: 4.45	2.0		10	2	1	1	2	3	0	0	0	0	1	19	43	4.50	2.500										



Batter	1	2	3	4	5	6	7	8	9	AB	R	H	RBI	BB	SO	LOB	TOP								
Gerald Williams, R OBP: 0.327, SLG: 0.450 (1, 9)	4-0 F8 10 G4-3 BB		3-2 P7		1-2 P7		0-3 K		1-1 1B	4	1	1	0	1	1	0	Atlanta Braves @ St. Louis Cardinals Busch Stadium, St. Louis, MO Fri Aug 27 1999, 7:10 PM CDT Att: 46,723 - Unknown - 89 F livebaseballscores.com								
Bret Boone, R OBP: 0.317, SLG: 0.423 (1, 4)	2-1 F8		1-1 BB 10 S		2-2 F8			2-2 P3	1B	5	0	2	1	0	0	1									
10 Chipper Jones, S OBP: 0.444, SLG: 0.626 (1, 5)	0-1 G4-3		4-2 BB		1-1 P6			2-2 FC4-6 1B	G4-3	4	0	1	1	1	0	2									
Ryan Klesko, L OBP: 0.378, SLG: 0.545 (1, 7)	4-2 3-H		4-1 BB		2-0 P5			1-0 FC4-6 1B		2	0	0	0	2	0	1									
Andruw Jones, R OBP: 0.359, SLG: 0.493 (1, 8)	1-2 BB		1-2 BB		4-2 1B BB			1-1 FC4-6 1B		3	0	1	0	1	0	4									
Randall Simon, L OBP: 0.373, SLG: 0.448 (1, 3)		2-1 G6-3		0-2 CS 1B		1-0 1B BB		0-0 G3		4	0	2	0	0	0	2									
José Hernández, R OBP: 0.350, SLG: 0.442 (1, 6)		1-3 K		2-3 SAFE K		1-1 G4-3		3-2 F9		4	0	0	0	0	2	3									
Greg Myers, L OBP: 0.361, SLG: 0.409 (9, PR)		0-0 F8		2-1 F7		1-0 F9		1-2 1B G3 1B		4	0	1	0	0	0	0									
Brian Jordan, R OBP: 0.363, SLG: 0.494 (9, PR)										0	1	0	0	0	0	0									
Eddie Pérez, R OBP: 0.306, SLG: 0.355 (9, 2)										0	0	0	0	0	0	0									
Terry Mulholland, R ERA: 4.7 Ozzie Guillen, L ERA: 2.9 Mike Remlinger, L ERA: 2.19 Russ Springer, R ERA: 3.93 Keith Lockhart, L ERA: 2.28 John Rocker, R ERA: 2.75			1-2 B3-1		1-1 G4-3		0-0 F7		0-1 G3	2	0	0	0	0	0	0									
Inning Stats	R: 1 E: 0 K: 0 S: 9	H: 0 LOB: 1 BB: 2 P: 20	R: 0 E: 0 K: 1 S: 6	H: 0 LOB: 0 BB: 0 P: 9	R: 0 E: 0 K: 1 S: 13	H: 1 LOB: 3 BB: 2 P: 27	R: 0 E: 0 K: 1 S: 10	H: 1 LOB: 0 BB: 0 P: 14	R: 0 E: 0 K: 0 S: 8	H: 0 LOB: 0 BB: 0 P: 12	R: 0 E: 0 K: 0 S: 8	H: 1 LOB: 2 BB: 1 P: 17	R: 0 E: 0 K: 1 S: 5	H: 0 LOB: 0 BB: 0 P: 6	R: 0 E: 0 K: 0 S: 10	H: 2 LOB: 2 BB: 0 P: 16	R: 1 E: 0 K: 0 S: 16	H: 3 LOB: 2 BB: 0 P: 23	1B: 8 2B: 1 3B: 0 HR: 0	SF: 0 SAC: 0 DP: 1 HBP: 0	WP: 0 PB: 0 SB: 2 CS: 1	PA: 39			
PITCHER	IP	WLS	BF	H	R	ER	SO	BB	IBB	HBP	BLK	WP	HR	S	P	ERA	WHIP								
Garrett Stephenson, R ERA: 2.7	8.0		33	5	1	1	3	5	0	0	0	0	0	69	121	1.12	1.250								
Juan Acevedo, R ERA: 5.98	1.0	L	6	3	1	1	0	0	0	0	0	0	0	16	23	9.00	3.000								

Batter	1	2	3	4	5	6	7	8	9	AB	R	H	RBI	BB	SO	LOB	BOTTOM								
Edgar Renteria, R OBP: 0.334, SLG: 0.385 (1, 6)	0-2 1B		1-0 1B G3 1B		3-1 1B		1-0 G4-3			4	1	3	0	0	0	0	Atlanta Braves @ St. Louis Cardinals Busch Stadium, St. Louis, MO Fri Aug 27 1999, 7:10 PM CDT Att: 46,723 - Unknown - 89 F livebaseballscores.com								
J.D. Drew, L OBP: 0.363, SLG: 0.475 (1, 8)	0-0 SAFE		1-0 G3		3-3 K		3-3 K			4	0	1	0	0	2	2									
Mark McGwire, R OBP: 0.428, SLG: 0.704 (1, 3)	2-3 K		1-0 1B FC5-2 1B		3-3 K		3-3 K			4	0	1	0	0	3	2									
Fernando Tatis, R OBP: 0.403, SLG: 0.541 (1, 5)	2-3 K		1-0 FC5-2 1B		0-3 K		2-1 G5-3			4	0	1	1	0	2	2									
Ray Lankford, L OBP: 0.373, SLG: 0.520 Juan Acevedo, R OBP: 0.053, SLG: 0.053 (9, 1)	2-2 F7		3-2 FC5-2 1B		0-1 G3		1-3 K			4	0	1	0	0	1	2									
Craig Panquette, R OBP: 0.292, SLG: 0.563 (1, 9)		3-2 G5-3		1-2 FC5-2		3-1 F8		1-3 K		4	0	0	0	0	1	3									
Joe McEwing, R OBP: 0.335, SLG: 0.402 (1, 4)		0-1 2B		0-2 F9		0-2 F8		3-3 K		4	0	1	0	0	1	3									
Eli Marrero, R OBP: 0.234, SLG: 0.302 Thomas Howard, S OBP: 0.340, SLG: 0.380 (9, PH)		0-3 K		1-0 P8		0-1 G4-3		1-3 K		3	0	0	0	0	1	1									
Garrett Stephenson, R Willie McGee, S OBP: 0.300, SLG: 0.288 (9, 7)		0-0 G1-3		3-3 K		2-3 K				3	0	0	0	0	2	1									
Inning Stats	R: 0 E: 0 K: 2 S: 13	H: 2 LOB: 2 BB: 0 P: 19	R: 0 E: 0 K: 1 S: 9	H: 1 LOB: 1 BB: 0 P: 12	R: 1 E: 0 K: 0 S: 14	H: 4 LOB: 3 BB: 0 P: 22	R: 0 E: 0 K: 2 S: 12	H: 1 LOB: 1 BB: 0 P: 22	R: 0 E: 0 K: 2 S: 8	H: 0 LOB: 0 BB: 0 P: 11	R: 0 E: 0 K: 0 S: 8	H: 0 LOB: 0 BB: 0 P: 14	R: 0 E: 0 K: 2 S: 9	H: 0 LOB: 0 BB: 0 P: 15	R: 0 E: 0 K: 3 S: 11	H: 0 LOB: 0 BB: 0 P: 16		1B: 7 2B: 1 3B: 0 HR: 0	SF: 0 SAC: 0 DP: 0 HBP: 0	WP: 0 PB: 0 SB: 0 CS: 0	PA: 35				
PITCHER	IP	WLS	BF	H	R	ER	SO	BB	IBB	HBP	BLK	WP	HR	S	P	ERA	WHIP								
Terry Mulholland, L ERA: 4.7	6.0		26	8	1	1	7	0	0	0	0	0	0	64	97	1.50	1.333								
Mike Remlinger, L ERA: 2.19	1.0		3	0	0	0	2	0	0	0	0	0	0	8	14	0.00	0.000								
Russ Springer, R ERA: 3.93	1.0	W	3	0	0	0	2	0	0	0	0	0	0	9	15	0.00	0.000								
John Rocker, L ERA: 2.75	1.0	S	3	0	0	0	3	0	0	0	0	0	0	11	16	0.00	0.000								

Atlanta Braves @ St. Louis Cardinals
 Busch Stadium, St. Louis, MO
 Fri Aug 27 1999, 7:10 PM CDT
 Att: 46,723 - Unknown - 89 F

AB 34
 R 2
 H 8
 RBI 2
 BB 5
 SO 3
 LOB 14



Atlanta Braves @ St. Louis Cardinals
 Busch Stadium, St. Louis, MO
 Fri Aug 27 1999, 7:10 PM CDT
 Att: 46,723 - Unknown - 89 F

AB 35
 R 1
 H 8
 RBI 1
 BB 0
 SO 14
 LOB 16



Batter	1	2	3	4	5	6	7	8	9	10	11	12	13	AB	R	H	RBI	BB	SO	LOB	TOP	
Gerald Williams, R OBP: 0.328, SLG: 0.449	K		F7			F7		G5-4-3			SH1-4		E3	5	1	2	1	0	1	1		
Bret Boone, R OBP: 0.315, SLG: 0.419			K			L4			G5-3		K		K	5	0	0	0	0	3	5		
10 Chipper Jones, S OBP: 0.441, SLG: 0.619	P6						G6-3		F8				E3	5	1	0	0	1	1	2		
Andrew Jones, R OBP: 0.357, SLG: 0.488	CS					F7		G5-3		F8		F7		5	0	0	0	1	1	3		
José Hernández, R OBP: 0.361, SLG: 0.447						G6-3								5	0	0	0	1	1	3		
John Rocker, R (13, 1)										G4-3		P3		6	0	3	1	0	0	0		
Brian Hunter, R OBP: 0.366, SLG: 0.433														3	0	0	0	1	0	1		
Randall Simon, L OBP: 0.369, SLG: 0.443														2	0	0	0	0	0	2		
Ryan Klesko, L OBP: 0.376, SLG: 0.539														4	0	0	0	1	2	3		
Eddie Pérez, R OBP: 0.304, SLG: 0.356														5	0	1	0	0	0	1		
Ozzie Guillen, L OBP: 0.296, SLG: 0.284														0	1	0	0	0	0	0		
Greg Myers, L OBP: 0.361, SLG: 0.409														0	0	0	0	0	0	0		
Kevin Millwood, R OBP: 0.175, SLG: 0.160														3	0	1	0	0	1	0		
Keith Lockhart, L OBP: 0.152, SLG: 0.205														0	0	0	0	0	0	0		
Brian Jordan, R OBP: 0.152, SLG: 0.205														0	0	0	0	0	0	0		
Mike Reminger, L OBP: 0.297, SLG: 0.296														0	0	0	0	0	0	0		
Walt Weiss, S OBP: 0.297, SLG: 0.296														0	0	0	0	0	0	0		
Inning Stats	R: 0 E: 0 K: 1 S: 6	H: 0 LOB: 0 BB: 0 P: 11	R: 0 E: 0 K: 1 S: 10	H: 1 LOB: 1 BB: 0 P: 14	R: 0 E: 0 K: 2 S: 11	H: 1 LOB: 1 BB: 0 P: 14	R: 0 E: 0 K: 0 S: 6	H: 0 LOB: 0 BB: 0 P: 9	R: 0 E: 0 K: 0 S: 7	H: 1 LOB: 2 BB: 1 P: 27	R: 0 E: 0 K: 0 S: 3	H: 1 LOB: 0 BB: 0 P: 5	R: 0 E: 0 K: 1 S: 6	H: 0 LOB: 3 BB: 1 P: 10	R: 0 E: 0 K: 1 S: 5	H: 0 LOB: 0 BB: 0 P: 5	R: 0 E: 0 K: 1 S: 9	H: 3 LOB: 2 BB: 1 P: 13	1B: 4 2B: 3 3B: 0 HR: 0	SF: 0 SAC: 2 DP: 1 HBP: 1	W/P: 0 PB: 1 SB: 2 CS: 1	PA: 52
PITCHER	IP 9.0	WLS 31	BF 4	H 0	R 0	ER 0	SO 6	BB 1	IBB 0	HBP 1	BLK 0	WP 0	HR 0	S 73	P 113	ERA 0.00	WHIP 0.556					
Darren Oliver, L ERA: 4.27	2.0	9	0	0	0	1	1	0	0	0	0	0	0	9	17	0.00	0.500					
Rick Crouchmore, R ERA: 3.78	0.1	1	0	0	0	0	0	0	0	0	0	0	1	1	0.00	0.000						
Manny Aybar, R ERA: 4.53	1.0	L	4	1	2	1	1	0	0	0	0	0	0	6	6	9.00	1.000					
Lance Painter, L ERA: 4.91	0.1	5	2	1	0	1	1	0	0	0	0	0	0	6	10	0.00	9.000					
Ricky Bottalico, R ERA: 4.43																						

Atlanta Braves @ St. Louis Cardinals
Busch Stadium, St. Louis, MO
Sat Aug 28 1999, 12:15 PM CDT
Att: 48,068 - Sunny - 90 F

AB 44
R 3
H 7
RBI 2
BB 4
SO 9
LOB 18

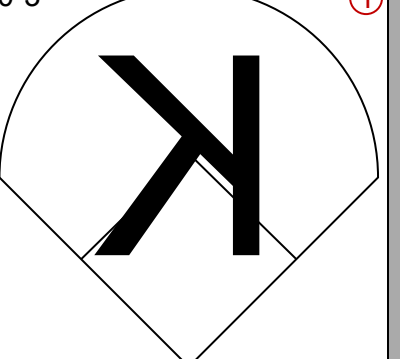


Batter	1	2	3	4	5	6	7	8	9	10	11	12	13	AB	R	H	RBI	BB	SO	LOB	BOTTOM	
Edgar Renteria, R OBP: 0.332, SLG: 0.383	F9					G5-3					FC1-6		FC1-4-6	6	0	1	0	0	0	5		
J.D. Drew, L OBP: 0.366, SLG: 0.468											F8		L7	4	0	0	0	1	1	2		
Mark McGwire, R OBP: 0.424, SLG: 0.696													G6-3	5	0	0	0	0	2	2		
Ray Lankford, L OBP: 0.368, SLG: 0.513													K	5	0	0	0	0	3	1		
Willie McGee, S OBP: 0.294, SLG: 0.281													K	5	0	0	0	0	4	0		
Fernando Tatis, R OBP: 0.401, SLG: 0.537														5	0	1	0	0	0	0		
Alberto Castillo, R OBP: 0.342, SLG: 0.369														4	0	0	0	1	0	0		
Adam Kennedy, L OBP: 0.320, SLG: 0.478														4	0	0	0	0	0	2		
Darrell Oliver, L ERA: 4.27	10.0	WLS 33	BF 2	H 0	R 0	ER 0	SO 9	BB 1	IBB 0	HBP 0	BLK 0	WP 0	HR 0	S 82	P 113	ERA 0.00	WHIP 0.300					
Mike Reminger, L ERA: 2.13	2.0	W	7	0	0	0	1	0	0	1	0	0	0	8	9	0.00	0.000					
John Rocker, L ERA: 2.7	1.0	S	6	2	0	0	1	1	0	0	0	0	0	7	11	0.00	3.000					

Atlanta Braves @ St. Louis Cardinals
Busch Stadium, St. Louis, MO
Sat Aug 28 1999, 12:15 PM CDT
Att: 48,068 - Sunny - 90 F

AB 43
R 0
H 4
RBI 0
BB 2
SO 11
LOB 13




Batter	1	2	3	4	5	6	7	8	9	10	11	12	AB	R	H	RBI	BB	SO	LOB	TOP				
Gerald Williams, R (1.9) OBP: 0.322, SLG: 0.441			P2	FC5-4		FC6			P3		K		6	0	0	0	0	2	6					
Bret Boone, R (1.4) OBP: 0.313, SLG: 0.416	P4		F8					F9	K			G5-3	6	0	1	0	0	1	0					
10 Chipper Jones, S (1.5) OBP: 0.441, SLG: 0.623			F9						P5				5	2	2	1	1	1	1					
Andruw Jones, R (1.8) OBP: 0.355, SLG: 0.484	F8																							
José Hernández, R (1.7) OBP: 0.349, SLG: 0.443			K																					
Brian Hunter, R (1.3) OBP: 0.363, SLG: 0.428																								
Ryan Klesko, L (10, PH) OBP: 0.375, SLG: 0.537																								
Eddie Pérez, R (1.2) OBP: 0.306, SLG: 0.354																								
Ozzie Guillen, L (11, PR) OBP: 0.286, SLG: 0.284																								
Greg Myers, L (11, 2) OBP: 0.361, SLG: 0.409																								
Walt Weiss, S (1.6) OBP: 0.313, SLG: 0.302																								
29 John Smoltz, R (1.1) OBP: 0.302, SLG: 0.367																								
Russ Springer, R (9, 1)																								
Mike Remlinger, L (10, 1)																								
Brian Jordan, R (11, PH) OBP: 0.363, SLG: 0.493																								
30 Kevin McElinchy, R (11, 1)																								
Inning Stats	R: 0 E: 0 K: 1 S: 7	H: 0 LOB: 1 BB: 1 P: 13	R: 0 E: 0 K: 1 S: 10	H: 1 LOB: 2 BB: 1 P: 18	R: 0 E: 0 K: 0 S: 3	H: 0 LOB: 0 BB: 0 P: 6	R: 2 E: 0 K: 0 S: 14	H: 2 LOB: 2 BB: 1 P: 30	R: 0 E: 0 K: 1 S: 8	H: 1 LOB: 1 BB: 0 P: 12	R: 1 E: 0 K: 1 S: 10	H: 2 LOB: 1 BB: 0 P: 16	R: 0 E: 0 K: 1 S: 7	H: 0 LOB: 0 BB: 0 P: 10	R: 0 E: 0 K: 1 S: 9	H: 0 LOB: 0 BB: 0 P: 9	R: 0 E: 0 K: 2 S: 8	H: 1 LOB: 2 BB: 0 P: 8	R: 1 E: 0 K: 0 S: 4	H: 1 LOB: 0 BB: 0 P: 4	1B: 7 2B: 1 3B: 0 HR: 1	SF: 0 SAC: 1 DP: 0 HBP: 0	WP: 1 PB: 0 SB: 0 CS: 0	PA: 50
PITCHER	IP WLS BF H R ER SO BB IBB HBP BLK WP HR S P ERA WHIP																							
Rick Ankiel, L (1.1) ERA: 4.99	6.0 28 5 2 2 3 5 0 0 0 0 0 0 0 0 3.00 1.667																							
Manny Aybar, R (7, 1) ERA: 4.53	2.0 8 2 1 1 2 0 0 0 1 0 0 0 17 26 4.50 1.000																							
Heathcliff Stocumb, R (9, 1) ERA: 5.23	1.2 5 0 0 0 1 0 0 0 0 0 0 0 11 11 0.00 0.000																							
Lance Painter, L (10, 1) ERA: 4.78	1.1 5 1 0 0 3 0 0 0 0 1 0 0 11 11 0.00 0.750																							
Juan Acevedo, R (12, 1) ERA: 6.01	1.0 L 4 1 1 1 0 0 0 0 0 0 0 1 4 4 9.00 1.000																							

Atlanta Braves @ St. Louis Cardinals
 Busch Stadium, St. Louis, MO
 Sun Aug 29 1999, 7:05 PM CDT
 Alt. 45,569 - Cloudy - 84 F

livebaseballscorecards.com

AB 44
 R 4
 H 9
 RBI 4
 BB 5
 SO 9
 LOB 19




Batter	1	2	3	4	5	6	7	8	9	10	11	12	AB	R	H	RBI	BB	SO	LOB	BOTTOM						
Edgar Renteria, R (1.6) OBP: 0.331, SLG: 0.383	F9		P2						G4-3		K		5	0	1	0	0	0	0							
Lance Painter, L (10, 1)													1	0	0	0	0	1	2							
Juan Acevedo, R (12, 1) OBP: 0.053, SLG: 0.053													0	0	0	0	0	0	0							
J.D. Drew, L (1.8) OBP: 0.353, SLG: 0.458	F7		F7						G6-3			K	6	0	0	0	0	1	1							
Mark McGwire, R (1.3) OBP: 0.423, SLG: 0.689	G6-3												4	1	0	0	2	1	0							
Ray Lankford, L (1.7) OBP: 0.370, SLG: 0.513													4	1	1	0	2	0	1							
Fernando Tatis, R (1.5) OBP: 0.404, SLG: 0.539													4	0	3	0	1	1	0							
Craig Paquette, R (1.9) OBP: 0.289, SLG: 0.547													3	0	0	0	0	3	5							
Manny Aybar, R (7, 1) OBP: 0.083, SLG: 0.083													0	0	0	0	0	0	0							
Thomas Howard, S (8, PH) OBP: 0.342, SLG: 0.382													1	0	0	0	0	0	2							
Eli Marrero, R (8, PR) OBP: 0.233, SLG: 0.301													1	0	0	0	0	0	2							
Alberto Castillo, R (1.2) OBP: 0.342, SLG: 0.369													3	0	1	1	0	1	2							
Willie McGee, S (8, PH) OBP: 0.283, SLG: 0.280													1	0	0	0	0	0	0							
Heathcliff Stocumb, R (9, 1) OBP: 0.293, SLG: 0.270													1	0	1	0	0	0	0							
Adam Kennedy, L (1.4) OBP: 0.276, SLG: 0.423													3	0	0	1	0	0	2							
Rick Ankiel, L (1.1) OBP: 0.337, SLG: 0.408													2	0	0	0	0	0	2							
Joe McEwing, R (7, 9)													2	1	1	1	1	0	0							
Inning Stats	R: 0 E: 0 K: 1 S: 4	H: 0 LOB: 0 BB: 0 P: 4	R: 0 E: 0 K: 2 S: 16	H: 1 LOB: 2 BB: 1 P: 24	R: 0 E: 0 K: 0 S: 3	H: 0 LOB: 0 BB: 0 P: 6	R: 2 E: 0 K: 1 S: 15	H: 2 LOB: 2 BB: 2 P: 24	R: 0 E: 0 K: 0 S: 6	H: 0 LOB: 0 BB: 0 P: 9	R: 1 E: 0 K: 0 S: 9	H: 2 LOB: 1 BB: 0 P: 11	R: 0 E: 0 K: 2 S: 11	H: 1 LOB: 2 BB: 1 P: 19	R: 0 E: 0 K: 0 S: 7	H: 0 LOB: 0 BB: 0 P: 8	R: 0 E: 0 K: 0 S: 4	H: 1 LOB: 2 BB: 1 P: 8	R: 0 E: 0 K: 1 S: 5	H: 1 LOB: 1 BB: 1 P: 9	R: 0 E: 0 K: 1 S: 5	H: 0 LOB: 0 BB: 0 P: 6	1B: 4 2B: 3 3B: 0 HR: 1	SF: 1 SAC: 1 DP: 0 HBP: 0	WP: 0 PB: 0 SB: 0 CS: 1	PA: 49
PITCHER	IP WLS BF H R ER SO BB IBB HBP BLK WP HR S P ERA WHIP																									
29 John Smoltz, R (1.1) ERA: 3.49	8.0 34 6 3 3 7 3 1 0 0 0 0 0 75 112 3.38 1.125																									
Russ Springer, R (9, 1) ERA: 3.82	1.0 3 0 0 0 0 0 0 0 0 0 0 0 7 8 0.00 0.000																									
Mike Remlinger, L (10, 1) ERA: 2.1	1.0 5 1 0 0 0 0 0 1 0 0 0 0 4 8 0.00 1.000																									
30 Kevin McElinchy, R (11, 1) ERA: 2.97	2.0 W 7 1 0 0 2 1 0 0 0 0 0 0 10 14 0.00 1.000																									

Atlanta Braves @ St. Louis Cardinals
 Busch Stadium, St. Louis, MO
 Sun Aug 29 1999, 7:05 PM CDT
 Alt. 45,569 - Cloudy - 84 F

livebaseballscorecards.com

AB 41
 R 3
 H 8
 RBI 3
 BB 6
 SO 9
 LOB 21



Batter	1	2	3	4	5	6	7	8	9	AB	R	H	RBI	BB	SO	LOB	TOP										
Luis Castillo, S OBP: 0.381, SLG: 0.369 (1, 4)	F7	1B		G1-3		BB		BB		3	0	1	0	2	0	0	Florida Marlins @ St. Louis Cardinals Busch Stadium, St. Louis, MO Mon Aug 30 1999, 7:10 PM CDT Att: 33,157 - Cloudy - 80 F										
Alex Gonzalez, R OBP: 0.307, SLG: 0.425 (1, 6)	1B	2B		2B				F8		5	1	2	0	0	1	5											
Todd Dunwoody, L OBP: 0.267, SLG: 0.322 (1, 7)	E4			K				G4-3		5	1	0	0	0	1	4											
Preston Wilson, R OBP: 0.351, SLG: 0.520 (1, 8)	1B			1B		F8		F9		5	0	3	1	0	0	0											
Mark Kotsay, L OBP: 0.298, SLG: 0.391 (1, 3)	F7			FC6		F7		F9		5	1	0	0	0	0	4											
Danny Bautista, R OBP: 0.302, SLG: 0.417 (1, 9)	1B			2B		G6-3		1B		5	1	4	1	0	0	0											
Mike Lowell, R OBP: 0.331, SLG: 0.397 (1, 5)	F9			2B		2B		G5-3		5	0	2	2	0	0	6											
Ramon Castro, R OBP: 0.333, SLG: 0.364 (1, 2)				F8		F8		F8		4	0	1	0	0	1	2											
Vladimir Nunez, R OBP: 0.056, SLG: 0.056 (1, 1)						F9		SH3		3	0	0	0	0	0	1											
Armando Almanza, L (8, 1)				G1-3						0	0	0	0	0	0	0											
Antonio Alfonseca, R (9, 1)										0	0	0	0	0	0	0											
Inning Stats	R: 2 E: 1 K: 0 S: 21	H: 3 LOB: 2 BB: 0 P: 33	R: 0 E: 0 K: 2 S: 12	H: 1 LOB: 1 BB: 0 P: 16	R: 2 E: 0 K: 1 S: 12	H: 3 LOB: 1 BB: 0 P: 14	R: 0 E: 0 K: 1 S: 9	H: 1 LOB: 1 BB: 0 P: 15	R: 0 E: 0 K: 0 S: 6	H: 0 LOB: 0 BB: 0 P: 10	R: 0 E: 0 K: 0 S: 8	H: 1 LOB: 2 BB: 1 P: 19	R: 0 E: 0 K: 0 S: 10	H: 2 LOB: 2 BB: 0 P: 16	R: 0 E: 0 K: 0 S: 9	H: 1 LOB: 2 BB: 1 P: 16	R: 0 E: 1 K: 0 S: 10	H: 1 LOB: 1 BB: 0 P: 13	1B: 8 2B: 5 3B: 0 HR: 0	SF: 0 SAC: 1 DP: 1 HBP: 0	WP: 0 PB: 0 SB: 1 CS: 0	PA: 43					
PITCHER	IP	WLS	BF	H	R	ER	SO	BB	IBB	HBP	BLK	WP	HR	S	P	ERA	WHIP										
Kent Bottenfield, R (1, 1)	7.0	L	34	11	4	3	3	1	0	0	0	0	0	78	123	3.86	1.714										
Heathcliff Slocumb, R ERA: 5.0 (8, 1)	2.0		9	2	0	0	0	1	0	0	0	0	0	19	29	0.00	1.500										

Batter	1	2	3	4	5	6	7	8	9	AB	R	H	RBI	BB	SO	LOB	BOTTOM										
Edgar Renteria, R OBP: 0.331, SLG: 0.382 (1, 6)	G3			E6		L3		CS		4	0	1	0	1	0	0	Florida Marlins @ St. Louis Cardinals Busch Stadium, St. Louis, MO Mon Aug 30 1999, 7:10 PM CDT Att: 33,157 - Cloudy - 80 F										
J.D. Drew, L OBP: 0.352, SLG: 0.455 (1, 8)	FC1-6			L5		G5-3		CS		4	1	1	0	0	0	1											
Mark McGwire, R OBP: 0.425, SLG: 0.688 (1, 3)	1B			K		FC4-6		E7		2	0	1	0	2	1	1											
Ray Lankford, L OBP: 0.374, SLG: 0.513 (1, 7)	FC1-6			E		G6-3		1B		2	1	1	0	2	0	2											
Thomas Howard, S OBP: 0.333, SLG: 0.373 (1, 9)	G1-3			L5		FC4-6		SF9		3	0	0	1	0	0	5											
Fernando Tatis, R OBP: 0.403, SLG: 0.535 (1, 5)				G6-3		FC4-6		K		3	0	0	1	1	1	2											
Adam Kennedy, L OBP: 0.250, SLG: 0.379 (1, 4)				P6		F7		K		3	0	0	0	0	0	3											
Craig Paquette, R OBP: 0.286, SLG: 0.539 (8, PH) (9, 4)								K		1	0	0	0	0	1	2											
Eli Marrero, R OBP: 0.231, SLG: 0.298 (1, 2)				B1-3				L3		3	0	0	0	0	2	0											
David Howard, S OBP: 0.289, SLG: 0.267 (9, PH)										1	0	0	0	0	0	0											
Kent Bottenfield, R OBP: 0.155, SLG: 0.193 (1, 1)				P6		G6-3				2	0	0	0	0	0	0											
Joe McEwing, R OBP: 0.336, SLG: 0.407 (7, PH)										1	0	0	0	0	0	0											
Heathcliff Slocumb, R (8, 1)										0	0	0	0	0	0	0											
Willie McGee, S OBP: 0.296, SLG: 0.283 (9, PH)								1B		1	0	1	0	0	0	0											
Inning Stats	R: 0 E: 0 K: 0 S: 9	H: 1 LOB: 2 BB: 1 P: 15	R: 0 E: 0 K: 1 S: 10	H: 0 LOB: 0 BB: 0 P: 14	R: 0 E: 1 K: 1 S: 7	H: 1 LOB: 1 BB: 0 P: 10	R: 1 E: 0 K: 0 S: 6	H: 0 LOB: 0 BB: 1 P: 12	R: 0 E: 0 K: 0 S: 4	H: 0 LOB: 0 BB: 0 P: 7	R: 0 E: 0 K: 0 S: 9	H: 1 LOB: 3 BB: 2 P: 23	R: 0 E: 0 K: 1 S: 7	H: 0 LOB: 0 BB: 1 P: 15	R: 1 E: 2 K: 2 S: 15	H: 1 LOB: 2 BB: 1 P: 27	R: 0 E: 0 K: 0 S: 5	H: 1 LOB: 0 BB: 0 P: 5	1B: 5 2B: 0 3B: 0 HR: 0	SF: 1 SAC: 0 DP: 0 HBP: 0	WP: 0 PB: 0 SB: 2 CS: 1	PA: 38					
PITCHER	IP	WLS	BF	H	R	ER	SO	BB	IBB	HBP	BLK	WP	HR	S	P	ERA	WHIP										
Vladimir Nunez, R (1, 1)	7.0	W	30	4	2	0	3	5	0	0	0	0	0	57	104	0.00	1.286										
Armando Almanza, L ERA: 1.72 (8, 1)	1.0	H	4	0	0	0	2	1	0	0	0	0	0	10	19	0.00	1.000										
Antonio Alfonseca, R ERA: 3.36 (9, 1)	1.0	S	3	1	0	0	0	0	0	0	0	0	0	5	5	0.00	1.000										

AB	40
R	4
H	13
RBI	4
BB	2
SO	3
LOB	22



Batter	1	2	3	4	5	6	7	8	9	AB	R	H	RBI	BB	SO	LOB	TOP						
Luis Castillo, S (1,4) OBP: 0.380, SLG: 0.368 Chris Clapinski, S (8,4) OBP: 0.365, SLG: 0.364	G1-3		G6-3					G6-3		4	0	1	0	0	0	1	Florida Marlins @ St. Louis Cardinals Busch Stadium, St. Louis, MO Tue Aug 31 1999, 7:10 PM CDT Att: 27,476 - Cloudy - 81 F						
Alex Gonzalez, R (1,6) OBP: 0.305, SLG: 0.422	G6-3			G5-3		P3		E5		4	0	0	0	0	0	1							
Bruce Aven, R (1,7) OBP: 0.365, SLG: 0.463	K			G5-3			G4-3 HBP	P4		3	0	0	0	0	1	1							
Preston Wilson, R (1,8) OBP: 0.348, SLG: 0.515		L6		G1-3		G4-3			K	4	0	0	0	0	1	2							
Mark Kotsay, L (1,3) OBP: 0.298, SLG: 0.392	G4-3				E9 G6-3 2B		G4-3		F7	4	1	1	0	0	0	0							
Danny Bautista, R (1,9) OBP: 0.301, SLG: 0.414	G6-3				G6-3		WP G5-3 1B		K	4	0	1	1	0	1	0							
Mike Lowell, R (1,5) OBP: 0.331, SLG: 0.397			SH1-4 1B		K		G5-3			3	0	1	0	0	1	1							
Ramon Castro, R (1,2) OBP: 0.333, SLG: 0.357			K				G5-3			3	0	1	0	0	1	2							
Brian Meadows, R (1,1) OBP: 0.182, SLG: 0.190 Todd Dunwoody, L (5,PH) OBP: 0.266, SLG: 0.320 Dennis Springer, R (5,1) OBP: 0.150, SLG: 0.179 Dave Berg, R (8,PH) OBP: 0.372, SLG: 0.399 Braden Looper, R (8,1) OBP: 0.372, SLG: 0.399			SH1-4			F7		G4-3		0	0	0	0	0	0	0							
Inning Stats	R: 0 E: 0 K: 1 S: 7	H: 0 LOB: 0 BB: 0 P: 10	R: 0 E: 0 K: 0 S: 7	H: 0 LOB: 0 BB: 0 P: 9	R: 0 E: 0 K: 1 S: 13	H: 1 LOB: 0 BB: 0 P: 19	R: 0 E: 0 K: 0 S: 5	H: 0 LOB: 0 BB: 0 P: 8	R: 1 E: 1 K: 1 S: 11	H: 2 LOB: 1 BB: 0 P: 20	R: 0 E: 0 K: 0 S: 9	H: 1 LOB: 1 BB: 0 P: 13	R: 0 E: 0 K: 0 S: 7	H: 1 LOB: 1 BB: 0 P: 11	R: 0 E: 1 K: 0 S: 9	H: 0 LOB: 1 BB: 0 P: 13		R: 0 E: 0 K: 2 S: 8	H: 0 LOB: 0 BB: 0 P: 11	1B: 4 2B: 1 3B: 0 HR: 0	SF: 0 SAC: 1 DP: 1 HBP: 1	WP: 1 PA: 33 PB: 0 SB: 0 CS: 0	
PITCHER Larry Luebbers, R (1,1) ERA: 4.1	IP: 9.0 WLS: W BF: 33 H: 5 R: 1 ER: 1 SO: 5 BB: 0 IBB: 0 HBP: 1 BLK: 0 WP: 1 HR: 0 S: 76 P: 114 ERA: 1.00 WHIP: 0.556											PITCHER	IP: 9.0 WLS: W BF: 33 H: 5 R: 1 ER: 1 SO: 5 BB: 0 IBB: 0 HBP: 1 BLK: 0 WP: 1 HR: 0 S: 76 P: 114 ERA: 1.00 WHIP: 0.556										

Batter	1	2	3	4	5	6	7	8	9	AB	R	H	RBI	BB	SO	LOB	BOTTOM						
Edgar Renteria, R (1,6) OBP: 0.336, SLG: 0.388	SH3 2B	1-2 2H 1B		F8 1B		2H 1B		G4-3		5	0	4	1	0	0	0	Florida Marlins @ St. Louis Cardinals Busch Stadium, St. Louis, MO Tue Aug 31 1999, 7:10 PM CDT Att: 27,476 - Cloudy - 81 F						
J.D. Drew, L (1,8) OBP: 0.348, SLG: 0.448	SH3		L6	P6		F8		G4-3		4	0	0	0	0	2								
Mark McGwire, R (1,3) OBP: 0.684 David Howard, S (9,3) OBP: 0.289, SLG: 0.267	BB		1B BB	F8		F9		F9		3	1	0	0	2	2	0							
Ray Lankford, L (1,7) OBP: 0.378, SLG: 0.514 Joe McEwing, R (9,7) OBP: 0.336, SLG: 0.407	G6-4-3 BB		1B 1B	G3		G5-4-3 HR 1B				3	2	2	0	1	0	1							
Fernando Tatis, R (1,5) OBP: 0.402, SLG: 0.533	G6-4-3		1B E 1B		G4-3		E1 G5-4-3			4	1	1	1	0	0	4							
Craig Parquette, R (1,9) OBP: 0.296, SLG: 0.538		FC5-4 1B	FC3-6 1B		G5-3		G5-4-3			4	0	2	1	0	0	2							
Alberto Castillo, R (1,2) OBP: 0.341, SLG: 0.381	FC5-4 F8 1B		FC3-6 HR		P3		HR			4	2	1	2	0	0	2							
Adam Kennedy, L (1,4) OBP: 0.306, SLG: 0.500	F8		HR			SH3-4 1B				3	2	2	2	1	0	1							
Larry Luebbers, R (1,1) OBP: 0.167, SLG: 0.091	1B BB		G6-3			SH3-4 1B		L8		2	0	0	0	1	0	1							
Inning Stats	R: 0 E: 0 K: 0 S: 7	H: 1 LOB: 2 BB: 2 P: 15	R: 0 E: 0 K: 0 S: 13	H: 2 LOB: 1 BB: 1 P: 20	R: 5 E: 1 K: 0 S: 17	H: 4 LOB: 0 BB: 1 P: 25	R: 0 E: 0 K: 0 S: 7	H: 1 LOB: 1 BB: 0 P: 9	R: 0 E: 0 K: 0 S: 6	H: 0 LOB: 0 BB: 0 P: 10	R: 1 E: 0 K: 0 S: 9	H: 2 LOB: 1 BB: 0 P: 15	R: 2 E: 1 K: 0 S: 12	H: 2 LOB: 1 BB: 1 P: 20	R: 0 E: 0 K: 0 S: 4	H: 0 LOB: 0 BB: 0 P: 6		1B: 9 2B: 1 3B: 0 HR: 2	SF: 0 SAC: 2 DP: 2 HBP: 0	WP: 0 PA: 39 PB: 0 SB: 0 CS: 0			
PITCHER Brian Meadows, R (1,1) ERA: 5.66 Dennis Springer, R (5,1) ERA: 4.45 Braden Looper, R (8,1) ERA: 3.6	IP: 4.0 WLS: L BF: 22 H: 8 R: 5 ER: 5 SO: 0 BB: 1 IBB: 0 HBP: 0 BLK: 0 WP: 0 HR: 1 S: 44 P: 69 ERA: 11.25 WHIP: 3.000											PITCHER	IP: 4.0 WLS: L BF: 22 H: 8 R: 5 ER: 5 SO: 0 BB: 1 IBB: 0 HBP: 0 BLK: 0 WP: 0 HR: 1 S: 44 P: 69 ERA: 11.25 WHIP: 3.000										

Batter	1	2	3	4	5	6	7	8	9	AB	R	H	RBI	BB	SO	LOB	TOP					
Joe McEwing, R OBP: 0.335, SLG: 0.405	(1, 8) K		(0, 2) G3			(1, 1) G3	(2, 2) G3		(0, 1) 1B	5	0	1	1	0	1	2						
Adam Kennedy, L OBP: 0.289, SLG: 0.463	(1, 4) F7		(0, 0) G1			(3, 2) 2B		(1, 2) F7	(1, 0) P8	5	1	1	1	0	0	3						
Mark McGwire, R OBP: 0.424, SLG: 0.682	(1, 3) F7			(2, 1) G6-3		(1, 0) F8		(2, 0) F7		4	0	0	0	0	0	2						
Ray Lankford, L OBP: 0.386, SLG: 0.527	(1, 7) K			(2, 1) P3-1		(1, 2) 2B		(0, 1) 1B		4	0	3	1	0	1	1						
Fernando Tatis, R OBP: 0.397, SLG: 0.525		(1, 0) G6-3		(1, 0) P3-1		(2, 3) K		(1, 2) P8		4	0	0	0	0	1	3						
Craig Panquette, R OBP: 0.322, SLG: 0.568		(0, 3) K			(2, 1) G5-3		(0, 1) SH5-4		(2, 2) 1B	4	2	2	0	0	1	0						
Alberto Castillo, R OBP: 0.342, SLG: 0.375		(1, 1) 1B			(1, 2) G5-3		(2, 1) G3		(2, 1) G3	3	0	1	0	0	0	1						
David Howard, S OBP: 0.276, SLG: 0.253		(3, 3) K			(0, 3) K		(1, 1) SH5-4		(0, 3) K	2	0	0	0	0	2	1						
Luis Ordez, R OBP: 0.500, SLG: 0.333							(1, 2) SH5-4		(2, 3) K	1	0	0	0	0	1	1						
Darren Oliver, R OBP: 0.288, SLG: 0.317					(1, 1) F9		(1, 1) G3		(4, 0) 1B	2	1	1	0	0	0	0						
Thomas Howard, S OBP: 0.331, SLG: 0.370							(2, 3) 2B			1	0	0	0	0	0	1						
Rick Croushore, R OBP: 0.260, SLG: 0.333										0	0	0	0	0	0	0						
Lance Painter, L OBP: 0.299, SLG: 0.282										0	0	0	0	0	0	0						
Willie McGee, S OBP: 0.299, SLG: 0.282										0	0	0	0	0	1	0						
Ricky Bottalico, L OBP: 0.299, SLG: 0.282										0	0	0	0	0	0	0						
Inning Stats	R: 0 E: 1 K: 2 S: 9	H: 0 LOB: 1 BB: 0 P: 13	R: 0 E: 0 K: 2 S: 9	H: 1 LOB: 1 BB: 0 P: 14	R: 0 E: 0 K: 0 S: 6	H: 0 LOB: 0 BB: 0 P: 7	R: 0 E: 0 K: 0 S: 5	H: 1 LOB: 0 BB: 0 P: 10	R: 0 E: 0 K: 1 S: 8	H: 0 LOB: 0 BB: 0 P: 11	R: 2 E: 0 K: 1 S: 15	H: 3 LOB: 1 BB: 0 P: 24	R: 1 E: 0 K: 0 S: 10	H: 1 LOB: 1 BB: 0 P: 18	R: 0 E: 0 K: 0 S: 8	H: 1 LOB: 1 BB: 0 P: 13	R: 1 E: 0 K: 1 S: 14	H: 2 LOB: 2 BB: 1 P: 23	1B: 7 2B: 3 3B: 0 HR: 0	SF: 0 SAC: 1 DP: 1 HBP: 1	WP: 0 PB: 1 SB: 1 CS: 0	PA: 38
PITCHER	IP WLS BF H R ER SO BB IBB HBP BLK WP HR S P ERA WHIP																					
Hideo Nomo, R ERA: 4.34	(1, 1) 7.0 28 6 3 3 6 0 0 1 0 0 0 62 97 3.86 0.857																					
Hector Ramirez, R ERA: 3.0	(8, 1) 2.0 L 10 3 1 1 1 0 1 0 0 0 0 22 36 4.50 1.500																					

St. Louis Cardinals @ Milwaukee Brewers
Milwaukee County Stadium, Milwaukee, WI

AB 35
R 4
H 9
RBI 4
BB 1
SO 7
LOB 15



Thu Sep 02 1999, 8:05 PM EDT
Att: 23,041 - Cloudy - 81 F

Batter	1	2	3	4	5	6	7	8	9	AB	R	H	RBI	BB	SO	LOB	BOTTOM			
Marquis Grissom, R OBP: 0.316, SLG: 0.386	(1, 8) L6		(0, 0) 1B		(1, 1) P5		(1, 3) K			4	1	1	0	0	1	2				
Mark Loretta, R OBP: 0.397, SLG: 0.398	(1, 3) P3		(3, 2) G5-3		(1, 2) 1B			(1, 2) L3		4	0	2	0	0	0	0				
Jeff Cirillo, R OBP: 0.391, SLG: 0.423			(2, 1) G5-3		(1, 2) FC5			(1, 3) K		3	0	0	1	0	1	3				
Jose Valentin, S OBP: 0.337, SLG: 0.400			(1, 2) 3-H		(2, 3) 1B			(3, 3) K		1	0	0	0	0	1	0				
Jeremy Burnitz, L OBP: 0.383, SLG: 0.564		(2, 2) G4-3		(1, 2) F8		(4, 1) CS		(3, 3) K		3	0	1	0	1	1	1				
Alex Ochoa, R OBP: 0.397, SLG: 0.495		(0, 0) F8		(1, 2) G6-4-3		(2, 3) K		(4, 0) G4-3		3	0	1	0	1	1	2				
Ronnie Belliard, R OBP: 0.375, SLG: 0.394		(2, 0) G4-3		(0, 1) G6-4-3		(3, 3) K		(1, 1) SH1-4		3	0	0	0	0	1	3				
Lou Collier, R OBP: 0.333, SLG: 0.376			(0, 1) HR		(2, 0) G5-3		(4, 0) G3		(0, 2) G4-3	3	1	1	0	1	0	1				
Brian Banks, S OBP: 0.330, SLG: 0.379			(1, 0) HR		(2, 3) K		(1, 2) G3		(3, 3) K	4	1	1	2	0	2	2				
Hideo Nomo, R OBP: 0.250, SLG: 0.318			(1, 1) F9		(2, 2) FC5		(0, 0) P4			2	0	1	0	0	0	0				
Kevin Barker, L OBP: 0.333, SLG: 0.341										0	0	0	0	0	0	0				
Sean Berry, R OBP: 0.279, SLG: 0.302										1	0	0	0	0	0	1				
Hector Ramirez, R ERA: 4.29										0	0	0	0	0	0	0				
Inning Stats	R: 0 E: 0 K: 1 S: 8	H: 0 LOB: 0 BB: 0 P: 16	R: 0 E: 0 K: 0 S: 5	H: 1 LOB: 0 BB: 0 P: 9	R: 3 E: 0 K: 0 S: 15	H: 4 LOB: 1 BB: 0 P: 23	R: 0 E: 0 K: 0 S: 6	H: 1 LOB: 0 BB: 0 P: 9	R: 0 E: 0 K: 2 S: 7	H: 0 LOB: 0 BB: 1 P: 16	R: 0 E: 0 K: 1 S: 7	H: 0 LOB: 1 BB: 1 P: 13	R: 0 E: 0 K: 2 S: 9	H: 0 LOB: 0 BB: 0 P: 14	R: 0 E: 0 K: 1 S: 10	H: 0 LOB: 1 BB: 1 P: 18	1B: 7 2B: 0 3B: 0 HR: 1	SF: 0 SAC: 1 DP: 2 HBP: 0	WP: 0 PB: 0 SB: 1 CS: 1	PA: 35
PITCHER	IP WLS BF H R ER SO BB IBB HBP BLK WP HR S P ERA WHIP																			
Darren Oliver, L ERA: 4.28	(1, 1) 6.0 24 8 3 3 4 1 0 0 0 0 0 3 8 0.00 3.000																			
Rick Croushore, R ERA: 3.72	(7, 1) 0.1 2 0 0 0 0 1 0 0 0 0 0 0 3 8 0.00 0.000																			
Lance Painter, L ERA: 4.64	(7, 1) 1.2 W 5 0 0 0 3 0 0 0 0 0 0 0 13 19 0.00 0.000																			
Ricky Bottalico, R ERA: 4.29	(9, 1) 1.0 S 4 0 0 0 1 1 0 0 0 0 0 0 10 18 0.00 1.000																			

St. Louis Cardinals @ Milwaukee Brewers
Milwaukee County Stadium, Milwaukee, WI

AB 31
R 3
H 8
RBI 3
BB 3
SO 8
LOB 15



Thu Sep 02 1999, 8:05 PM EDT
Att: 23,041 - Cloudy - 81 F

Batter	1	2	3	4	5	6	7	8	9	10	11	AB	R	H	RBI	BB	SO	LOB	TOP					
Edgar Renteria, R OBP: 0.336, SLG: 0.392	F7		F8		F9		P5		L6-4 BB 1B		G5-3	6	0	1	0	0	0	0						
Ray Lankford, L OBP: 0.389, SLG: 0.524	G3-1		G1-3		HR BB			S 1B 1B			L9	4	2	1	0	2	0	0						
Mark McGwire, R OBP: 0.425, SLG: 0.694	HR		1B		HR			K 1B		L6-4		5	2	3	3	0	1	4						
Fernando Tatis, R OBP: 0.397, SLG: 0.524	G4-3		1B		G5-3			1B			F7	5	0	2	0	0	0	0						
Craig Paquette, R OBP: 0.337, SLG: 0.570	G6-3 1B		K				K				1B	5	0	3	1	0	2	2						
Willie McGee, S OBP: 0.289, SLG: 0.280	G6-3 1-2		G4-3		L9		L9		K		1B	5	0	1	0	0	1	3						
Alberto Castillo, R OBP: 0.358, SLG: 0.388	K		L3		F9		F9		K		K	4	0	0	0	0	2	3						
Adam Kennedy, L OBP: 0.263, SLG: 0.452	K		L3		F9		F9		K		K	1	0	0	0	0	1	2						
Joe McEwing, R OBP: 0.333, SLG: 0.401			G4-3		G4-3		F7		G5-3		F7	4	0	0	0	1	0	2						
Juan Acevedo, R OBP: 0.053, SLG: 0.053	IBB		G1-3		K		P2		1B		K	0	0	0	0	0	0	0						
Rick Ankiel, L OBP: 0.318, SLG: 0.357	G1-3		G1-3		K				1B		K	2	0	0	0	0	1	2						
Inning Stats	R: 1 E: 0 K: 0 S: 10	H: 1 LOB: 0 BB: 0 P: 18	R: 0 E: 0 K: 1 S: 11	H: 1 LOB: 2 BB: 1 P: 18	R: 0 E: 0 K: 1 S: 9	H: 2 LOB: 2 BB: 0 P: 12	R: 0 E: 0 K: 0 S: 7	H: 0 LOB: 0 BB: 0 P: 11	R: 2 E: 0 K: 1 S: 11	H: 1 LOB: 0 BB: 1 P: 17	R: 0 E: 0 K: 0 S: 8	H: 0 LOB: 0 BB: 0 P: 12	R: 0 E: 0 K: 3 S: 17	H: 3 LOB: 2 BB: 0 P: 22	R: 0 E: 0 K: 0 S: 8	H: 2 LOB: 2 BB: 1 P: 16	R: 0 E: 0 K: 1 S: 7	H: 2 LOB: 2 BB: 0 P: 7	R: 0 E: 0 K: 1 S: 5	H: 0 LOB: 0 BB: 0 P: 5	1B: 10 2B: 1 3B: 0 HR: 2	SF: 0 SAC: 0 DP: 1 HBP: 0	WP: 0 PB: 0 SB: 2 CS: 0	PA: 47
PITCHER	IP ERA WLS BF H R ER SO BB IBB HBP BLK WP HR S P ERA WHIP	7.0 4.76 0.0 1 1 1 1 0 0 0 0 0 0 0 0 2 3 ∞ ∞	1.0 5.05 1.0 5 2 0 0 3 0 0 0 0 0 0 15 19 0.00 2.000	1.0 4.23 1.0 5 2 0 0 0 1 0 0 0 0 0 0 8 16 0.00 3.000	2.0 4.31 2.0 W 8 2 0 0 2 0 0 0 0 0 0 12 12 0.00 1.000																			

St. Louis Cardinals @ Milwaukee Brewers
Milwaukee County Stadium, Milwaukee, WI

AB 44
R 4
H 12
RBI 4
BB 3
SO 9
LOB 18



WP: 0 PA: 47
PB: 0
SB: 2
CS: 0

Batter	1	2	3	4	5	6	7	8	9	10	11	AB	R	H	RBI	BB	SO	LOB	BOTTOM							
Marquis Grissom, R OBP: 0.316, SLG: 0.384	P2		FC3-6 1B		G4-3		P3		F8		HBP 1B BB	5	0	1	0	1	0	3								
Ronnie Belliard, R OBP: 0.360, SLG: 0.397	K		FC3-6 1-2 2-3		BB 1B			2B G4-3 BB	BB 1B 1B		HBP 1B	5	2	3	1	1	1	2								
Mark Loretta, R OBP: 0.359, SLG: 0.400	K		P8		B1			G4-3 2B	BB 1B		HBP	5	0	2	2	0	1	3								
Jeremy Burnitz, L OBP: 0.386, SLG: 0.561		HBP			K			G4-3 1B	BB 1B			2	0	0	1	2	1	1								
Alex Ochoa, R OBP: 0.380, SLG: 0.493		L9			K			P6 1-3 2-H	G1-3			3	0	1	1	0	1	1								
Geoff Jenkins, L OBP: 0.386, SLG: 0.562		L9			K			P6	G1-3			2	0	0	0	0	0	4								
Lou Collier, R OBP: 0.318, SLG: 0.357		K			F8			F9	F7		G4-3	5	0	0	0	0	1	4								
Brian Banks, S OBP: 0.321, SLG: 0.367		K			G6-3			F7	G3		K	5	0	0	0	0	2	1								
Charlie Greene, R OBP: 0.172, SLG: 0.143					K			P7			K	2	0	0	0	0	1	0								
Kevin Barker, L OBP: 0.326, SLG: 0.333					K			P5			K	1	0	0	0	0	0	0								
Robinson Cancel, R OBP: 0.500, SLG: 0.500					K			P5			K	2	1	1	0	0	1	0								
Scott Karl, L ERA: 4.76					F8			F8			HBP 1B WP	2	0	1	0	0	0	0								
Joe Mauer, L ERA: 4.03					FC3-6 1B						1B HBP	1	0	0	0	0	0	0								
Mike Myers, L ERA: 5.05					F8							0	0	0	0	0	0	0								
Eric Plunk, R ERA: 4.23					F8							0	0	0	0	0	0	0								
David Weathers, R ERA: 4.31					FC3-6 1B							1	1	1	0	0	0	0								
Sean Berry, R ERA: 5.02												0	0	0	0	0	0	0								
Ricky Bottalico, L ERA: 3.68												0	0	0	0	0	0	0								
Ricky Bottalico, R ERA: 4.52												1	1	1	0	0	0	0								
Inning Stats	R: 0 E: 0 K: 2 S: 10	H: 0 LOB: 0 BB: 0 P: 12	R: 0 E: 0 K: 2 S: 11	H: 0 LOB: 1 BB: 0 P: 14	R: 0 E: 0 K: 1 S: 10	H: 2 LOB: 2 BB: 0 P: 14	R: 0 E: 0 K: 2 S: 9	H: 0 LOB: 0 BB: 0 P: 15	R: 0 E: 0 K: 0 S: 5	H: 0 LOB: 0 BB: 0 P: 9	R: 1 E: 0 K: 0 S: 13	H: 2 LOB: 2 BB: 1 P: 25	R: 0 E: 0 K: 0 S: 8	H: 1 LOB: 1 BB: 0 P: 10	R: 1 E: 0 K: 0 S: 10	H: 1 LOB: 1 BB: 1 P: 20	R: 2 E: 0 K: 0 S: 19	H: 4 LOB: 3 BB: 1 P: 34	R: 0 E: 0 K: 2 S: 7	H: 0 LOB: 0 BB: 0 P: 7	R: 1 E: 0 K: 0 S: 2	H: 2 LOB: 3 BB: 1 P: 7	1B: 11 2B: 1 3B: 0 HR: 0	SF: 0 SAC: 0 DP: 0 HBP: 2	WP: 1 PB: 0 SB: 0 CS: 0	PA: 48
PITCHER	IP ERA WLS BF H R ER SO BB IBB HBP BLK WP HR S P ERA WHIP	6.0 3.18 0.1 H 6 2 1 1 0 1 0 0 0 0 0 58 89 1.50 0.833	7.1 1.0 H 6 2 1 1 0 1 0 0 0 0 0 0 11 17 9.00 3.000	8.1 0.1 H 1 0 0 0 0 0 0 0 0 0 0 2 4 0.00 0.000	8.1 0.2 H 2 0 0 0 0 0 0 0 0 0 0 5 9 0.00 0.000	9.1 0.2 B 6 4 2 2 0 0 0 0 0 0 0 16 25 27.00 6.000																				

St. Louis Cardinals @ Milwaukee Brewers
Milwaukee County Stadium, Milwaukee, WI

AB 42
R 5
H 12
RBI 5
BB 4
SO 9
LOB 19



WP: 1 PA: 48
PB: 0
SB: 0
CS: 0

Fri Sep 03 1999, 8:05 PM EDT
Att: 24,031 - Cloudy - 84 F

livebaseballscorecards.com

livebaseballscorecards.com

Batter	1	2	3	4	5	6	7	8	9	AB	R	H	RBI	BB	SO	LOB	TOP								
Joe McEwing, R OBP: 0.333, SLG: 0.402	G1-3		B5-3 2B		B1-3			K		4	0	1	1	0	1	0	St. Louis Cardinals @ Milwaukee Brewers Milwaukee County Stadium, Milwaukee, WI Sat Sep 04 1999, 1:15 PM EDT Att: 31,347 - Sunny - 80 F								
J.D. Drew, L OBP: 0.347, SLG: 0.443	K		B5-3			G3		G4-3		4	0	0	0	0	1										
Mark McGwire, R OBP: 0.424, SLG: 0.690	G5-3					F9		P3		3	0	0	0	1	0										
Craig Paquette, R OBP: 0.333, SLG: 0.557		E5 G4-3 G3	L7			FC5-4 1B		K		4	1	1	0	0	1	2									
Thomas Howard, S OBP: 0.327, SLG: 0.364	G4-3				P3	FC5-4 1-2		L7		4	0	0	0	0	2										
Adam Kennedy, L OBP: 0.280, SLG: 0.457	G3				F7			G4-3		4	0	1	1	0	0										
Marcus Jensen, S OBP: 0.280, SLG: 0.457	K							G6-3		3	0	0	0	0	2										
Luis Ordez, R OBP: 0.333, SLG: 0.200										2	1	0	0	0	1										
Eduardo Perez, R (7, PH)			E4 SH1-4 2B		K2-3			P3		1	0	0	0	0	0										
Mike Mohler, R (7, 1)										0	0	0	0	0	0										
Mark Thompson, R (1, 1)			SH1-4		K			F8		1	0	0	0	0	1										
Edgar Renteria, R (7, PH)										1	0	0	0	0	0										
Inning Stats	R: 0 E: 0 K: 1 S: 8	H: 0 LOB: 0 BB: 0 P: 10	R: 1 E: 1 K: 1 S: 8	H: 0 LOB: 0 BB: 0 P: 13	R: 1 E: 2 K: 0 S: 14	H: 1 LOB: 2 BB: 1 P: 23	R: 0 E: 0 K: 1 S: 11	H: 0 LOB: 0 BB: 0 P: 16	R: 0 E: 0 K: 2 S: 9	H: 1 LOB: 1 BB: 0 P: 12	R: 0 E: 0 K: 0 S: 11	H: 1 LOB: 1 BB: 0 P: 14	R: 0 E: 0 K: 1 S: 11	H: 0 LOB: 0 BB: 0 P: 16	R: 0 E: 0 K: 1 S: 8	H: 0 LOB: 0 BB: 0 P: 11	1B: 1 2B: 2 3B: 0 HR: 0	SF: 0 SAC: 1 DP: 0 HBP: 0	WP: 0 PB: 0 SB: 0 CS: 0	PA: 33					
PITCHER	IP	WLS	BF	H	R	ER	SO	BB	IBB	HBP	BLK	WP	HR	S	P	ERA	WHIP								
Bill Pulsipher, L ERA: 5.12	(1, 1)	7.0	W	27	3	2	0	5	0	1	0	0	0	68	102	0.00	0.429								
Hector Ramirez, R ERA: 2.57	(8, 1)	1.0	H	3	0	0	0	1	0	0	0	0	0	11	16	0.00	0.000								
Bob Wickman, R ERA: 3.09	(9, 1)	1.0	S	3	0	0	0	1	0	0	0	0	0	8	11	0.00	0.000								

Batter	1	2	3	4	5	6	7	8	9	AB	R	H	RBI	BB	SO	LOB	BOTTOM								
Mark Loretta, R OBP: 0.358, SLG: 0.399	G5-3		F8			K				1	0	0	0	0	0		St. Louis Cardinals @ Milwaukee Brewers Milwaukee County Stadium, Milwaukee, WI Sat Sep 04 1999, 1:15 PM EDT Att: 31,347 - Sunny - 80 F								
Lou Collier, R OBP: 0.319, SLG: 0.356			F8							3	0	1	2	0	1										
Ronnie Belliard, R OBP: 0.376, SLG: 0.393	G6-3		F9		CS			G5-3		4	0	0	0	0	1										
Geoff Jenkins, L OBP: 0.372, SLG: 0.570					1B			G1-3		3	1	3	0	0	0										
Jeromy Burnitz, L OBP: 0.384, SLG: 0.557	G5-3				1B			G1-3		3	1	0	0	1	1										
Alex Ochoa, R OBP: 0.394, SLG: 0.489					1B			P3		4	1	1	0	0	2										
Kevin Barker, L OBP: 0.320, SLG: 0.327	G3-1				1B			F7		4	1	1	1	0	0										
Jose Valentin, S OBP: 0.339, SLG: 0.397	P2				1B			F7		4	1	1	1	0	0										
Robinson Cancel, R OBP: 0.500, SLG: 0.250					E6			F8		2	0	0	1	1	0										
Bill Pulsipher, L OBP: 0.056, SLG: 0.056					SH1-4					1	0	0	0	0	0										
Hector Ramirez, R (8, 1)			SH1-4		B1					0	0	0	0	0	0										
Bob Wickman, R (9, 1)										0	0	0	0	0	0										
Inning Stats	R: 0 E: 0 K: 0 S: 9	H: 1 LOB: 1 BB: 0 P: 14	R: 0 E: 0 K: 0 S: 5	H: 0 LOB: 0 BB: 0 P: 7	R: 0 E: 0 K: 0 S: 7	H: 0 LOB: 1 BB: 1 P: 11	R: 4 E: 1 K: 0 S: 11	H: 4 LOB: 1 BB: 1 P: 19	R: 0 E: 0 K: 1 S: 10	H: 1 LOB: 1 BB: 0 P: 16	R: 0 E: 0 K: 0 S: 9	H: 0 LOB: 2 BB: 1 P: 16	R: 0 E: 0 K: 0 S: 7	H: 0 LOB: 1 BB: 0 P: 11	R: 0 E: 0 K: 0 S: 8	H: 0 LOB: 0 BB: 0 P: 15	1B: 4 2B: 2 3B: 0 HR: 0	SF: 0 SAC: 2 DP: 0 HBP: 2	WP: 0 PB: 0 SB: 0 CS: 1	PA: 36					
PITCHER	IP	WLS	BF	H	R	ER	SO	BB	IBB	HBP	BLK	WP	HR	S	P	ERA	WHIP								
Mark Thompson, R ERA: 3.0	(1, 1)	6.0	L	28	6	4	2	2	3	0	1	0	0	51	83	3.00	1.500								
Mike Mohler, L ERA: 4.75	(7, 1)	2.0		7	0	0	0	0	0	0	1	0	0	15	26	0.00	0.000								

livebaseballscores.com



Batter	1	2	3	4	5	6	7	8	9	AB	R	H	RBI	BB	SO	LOB	TOP					
Edgar Renteria, R (1, 6) OBP: 0.334, SLG: 0.389	L6		G6-3			G5-3			G4-3	4	0	0	0	0	0	0	St. Louis Cardinals @ Atlanta Braves Turner Field, Atlanta, GA Mon Sep 06 1999, 7:40 PM EDT Att: 41,678 - Unknown - 93 F					
J.D. Drew, L (1, 8) OBP: 0.347, SLG: 0.436	1B		P5			G3-1			G3-1	4	0	1	0	0	0	0						
Mark McGwire, R (1, 3) OBP: 0.420, SLG: 0.678	P3		G5-3			K			G5-3	4	0	0	0	0	1	1						
Ray Lankford, L (1, 7) OBP: 0.394, SLG: 0.525	K					K				3	0	0	0	0	3	1						
Craig Paquette, R (1, 5) OBP: 0.333, SLG: 0.552		K				G1-3			K	3	0	0	0	0	2	0						
Adam Kennedy, L (1, 4) OBP: 0.322, SLG: 0.491	1B SF9		G4-3			G3				3	1	1	0	0	0	0						
Alberto Castillo, R (1, 2) OBP: 0.333, SLG: 0.364		1B				G3-1			G5-3	3	0	1	0	0	0	0						
Joe McEwing, R (1, 9) OBP: 0.333, SLG: 0.407		SF9				G6-3			G4-3	2	0	0	1	0	0	0						
Garrett Stephenson, R (1, 1) OBP: 0.353, SLG: 0.359		3-H				G1-3			G3-1	2	0	0	0	0	1	1						
Thomas Howard, S (8, PH) OBP: 0.359, SLG: 0.083		G1-3				K				1	0	0	0	0	0	0						
Manny Aybar, R (8, 1) OBP: 0.083, SLG: 0.083										0	0	0	0	0	0	0						
Inning Stats	R: 0 E: 0 K: 1 S: 7	H: 1 LOB: 1 BB: 0 P: 8	R: 1 E: 0 K: 1 S: 12	H: 2 LOB: 1 BB: 0 P: 18	R: 0 E: 0 K: 0 S: 4	H: 0 LOB: 0 BB: 0 P: 6	R: 0 E: 0 K: 1 S: 9	H: 0 LOB: 0 BB: 0 P: 13	R: 0 E: 0 K: 1 S: 11	H: 0 LOB: 0 BB: 0 P: 13	R: 0 E: 0 K: 2 S: 8	H: 0 LOB: 0 BB: 0 P: 13	R: 0 E: 0 K: 1 S: 7	H: 0 LOB: 0 BB: 0 P: 10	R: 0 E: 0 K: 0 S: 8	H: 0 LOB: 0 BB: 0 P: 12	R: 0 E: 0 K: 0 S: 8	H: 0 LOB: 0 BB: 0 P: 11	1B: 3 2B: 0 3B: 0 HR: 0	SF: 1 SAC: 0 DP: 0 HBP: 0	WP: 0 PB: 0 SB: 1 CS: 0	PA: 30
PITCHER Greg Maddux, R (1, 1) ERA: 3.36	IP: 9.0 WLS: W BF: 30 H: 3 R: 1 ER: 1 SO: 7 BB: 0 IBB: 0 HBP: 0 BLK: 0 WP: 0 HR: 0 S: 74 P: 104 ERA: 1.00 WHIP: 0.333															PITCHER						

AB	29
R	1
H	3
RBI	1
BB	0
SO	7
LOB	3



Batter	1	2	3	4	5	6	7	8	9	AB	R	H	RBI	BB	SO	LOB	BOTTOM					
Gerald Williams, R (1, 7) OBP: 0.327, SLG: 0.444	HR		SH5-3			G5-3			L6	3	1	1	1	0	0	0	St. Louis Cardinals @ Atlanta Braves Turner Field, Atlanta, GA Mon Sep 06 1999, 7:40 PM EDT Att: 41,678 - Unknown - 93 F					
Bret Boone, R (1, 4) OBP: 0.313, SLG: 0.416	G6-3		F9			1B			G6-3	4	0	1	0	0	0	1						
10 Chipper Jones, S (1, 5) OBP: 0.444, SLG: 0.636	G4-3		FC5-4 1B			P6			HR	4	1	2	2	0	0	1						
Brian Jordan, R (1, 9) OBP: 0.356, SLG: 0.482	K		FC5-4 1B			G3-1			G5-3	4	0	0	0	0	1	1						
Ryan Klesko, L (1, 3) OBP: 0.376, SLG: 0.549		F9				F8			F9	4	1	1	0	0	0	0						
Brian Hunter, R (9, 3) OBP: 0.359, SLG: 0.433						1B SF9 1B				0	0	0	0	0	0	0						
Andruw Jones, R (1, 8) OBP: 0.360, SLG: 0.494		F8 2B				F8			P5	4	0	2	0	0	0	0						
José Hernández, R (1, 6) OBP: 0.345, SLG: 0.432		FC1-5-4 2-2				FC5-4 1B			K	3	0	1	0	1	1	1						
Watt Weiss, S (9, 6) OBP: 0.310, SLG: 0.308										0	0	0	0	0	0	0						
Eddie Pérez, R (1, 2) OBP: 0.296, SLG: 0.364		G5-3				FC5-4			SF9	2	0	0	1	0	0	2						
Greg Maddux, R (1, 1) OBP: 0.224, SLG: 0.357			F9 SH5-3 10 1B			G4-3			K	3	1	1	0	0	1	2						
Inning Stats	R: 1 E: 0 K: 1 S: 7	H: 1 LOB: 0 BB: 0 P: 11	R: 0 E: 0 K: 0 S: 10	H: 1 LOB: 1 BB: 0 P: 11	R: 1 E: 0 K: 0 S: 12	H: 2 LOB: 1 BB: 0 P: 17	R: 0 E: 0 K: 0 S: 9	H: 1 LOB: 1 BB: 0 P: 15	R: 0 E: 0 K: 0 S: 11	H: 1 LOB: 1 BB: 0 P: 13	R: 1 E: 0 K: 1 S: 13	H: 2 LOB: 2 BB: 1 P: 23	R: 1 E: 0 K: 0 S: 8	H: 1 LOB: 0 BB: 0 P: 15	R: 0 E: 0 K: 1 S: 8	H: 0 LOB: 0 BB: 0 P: 14	R: 0 E: 0 K: 1 S: 8	H: 0 LOB: 0 BB: 0 P: 14	1B: 6 2B: 1 3B: 0 HR: 2	SF: 1 SAC: 1 DP: 0 HBP: 0	WP: 0 PB: 0 SB: 1 CS: 0	PA: 34
PITCHER Garrett Stephenson, R (1, 1) ERA: 2.86 Manny Aybar, R (8, 1) ERA: 4.61	IP: 7.0 WLS: L BF: 31 H: 9 R: 4 ER: 4 SO: 2 BB: 4 IBB: 4 HBP: 2 BLK: 2 WP: 0 HR: 2 S: 20 P: 70 ERA: 5.14 WHIP: 1.286															PITCHER						

AB	31
R	4
H	9
RBI	4
BB	1
SO	3
LOB	8



Batter	1	2	3	4	5	6	7	8	9	AB	R	H	RBI	BB	SO	LOB	TOP				
Edgar Renteria, R (1, 6) OBP: 0.335, SLG: 0.397	0-1 HR		1-1 F8		1-0 2B		0-1 G6-3		0-3 K	5	2	2	1	0	1	1	St. Louis Cardinals @ Atlanta Braves Turner Field, Atlanta, GA Wed Sep 08 1999, 7:40 PM EDT Att: 36,454 - Overcast - 75 F				
J.D. Drew, L (1, 8) OBP: 0.341, SLG: 0.430	2-2 F9		2-3 K		3-1 2B		2-0 F8		1-3 K	5	0	1	1	0	2	1					
Mark McGwire, R (1, 3) OBP: 0.416, SLG: 0.669	1-2 F9		1-0 1B		2-2 G6-3			1-3 K		4	0	1	0	0	1	1					
Ray Lankford, L (1, 7) OBP: 0.389, SLG: 0.517	2-3 K		2-3 K		2-3 K			0-1 E4 HR		4	1	0	0	0	3	2					
Thomas Howard, S (1, 9) OBP: 0.321, SLG: 0.356		2-0 2B 1B		1-2 G4-3		0-1 L3		2-1 F8		4	0	1	0	0	0	1					
Craig Paquette, R (1, 5) OBP: 0.336, SLG: 0.575	0-3 K		0-0 F7		3-2 2B		1-1 HR			4	1	2	2	0	1	1					
Marcus Jensen, S (1, 2) OBP: 0.250, SLG: 0.286	2-0 2B		4-0 BB		1-3 K		2-3 K			3	0	1	0	1	2	1					
Adam Kennedy, L (1, 4) OBP: 0.306, SLG: 0.466	2-2 F7		0-0 F8		0-2 G4-3			1-1 SH1-4 1B		3	0	0	0	0	0	4					
Placido Polanco, R (9, PH) OBP: 0.332, SLG: 0.557								0-1 SH1-4		1	0	1	0	0	0	0					
Rick Ankiel, L (1, 1) OBP: 0.332, SLG: 0.407	0-0 F8				0-0 G4-3		1-3 K		0-1 SH1-4	2	0	0	0	0	0	2					
Willie McGee, S (7, PH) OBP: 0.300, SLG: 0.285								1-2		1	0	0	0	0	1	0					
Heathcliff Slocumb, R (7, 1) OBP: 0.332, SLG: 0.407										0	0	0	0	0	0	0					
Joe McEwing, R (9, PH) OBP: 0.332, SLG: 0.407										0	0	0	0	0	0	0					
Inning Stats	R: 1 E: 0 K: 1 S: 12	H: 1 LOB: 0 BB: 0 P: 17	R: 0 E: 0 K: 1 S: 11	H: 2 LOB: 2 BB: 0 P: 17	R: 0 E: 0 K: 2 S: 9	H: 1 LOB: 1 BB: 0 P: 15	R: 0 E: 0 K: 0 S: 5	H: 0 LOB: 1 BB: 1 P: 10	R: 1 E: 0 K: 1 S: 11	H: 2 LOB: 1 BB: 0 P: 19	R: 0 E: 0 K: 1 S: 12	H: 0 LOB: 0 BB: 0 P: 9	R: 2 E: 1 K: 2 S: 12	H: 1 LOB: 0 BB: 0 P: 18	R: 0 E: 0 K: 2 S: 10	H: 1 LOB: 1 BB: 0 P: 12	1B: 3 2B: 4 3B: 0 HR: 2	SF: 0 SAC: 1 DP: 0 HBP: 0	WP: 0 PB: 0 SB: 0 CS: 0	PA: 38	
PITCHER	IP	WLS	BF	H	R	ER	SO	BB	IBB	HBP	BLK	WP	HR	S	P	ERA	WHIP				
Kevin Millwood, R (1, 1) ERA: 2.91	6.0	W	26	7	2	2	6	1	0	0	0	0	1	60	94	3.00	1.333				
Russ Springer, R (7, 1) ERA: 3.99	2.0	H	8	1	2	0	3	0	0	0	0	0	1	18	27	0.00	0.500				
John Rocker, L (9, 1) ERA: 2.7	1.0	S	4	1	0	0	2	0	0	0	0	0	0	10	12	0.00	1.000				

livebaseballscorecards.com

AB 36
R 4
H 9
RBI 4
BB 1
SO 11
LOB 14



Batter	1	2	3	4	5	6	7	8	9	AB	R	H	RBI	BB	SO	LOB	BOTTOM				
Gerald Williams, R (1, 7) OBP: 0.329, SLG: 0.450	1-0 F8		1-3 K		2-2 3B		1-0 1B			4	0	2	2	0	1	0	St. Louis Cardinals @ Atlanta Braves Turner Field, Atlanta, GA Wed Sep 08 1999, 7:40 PM EDT Att: 36,454 - Overcast - 75 F				
Bret Boone, R (1, 4) OBP: 0.310, SLG: 0.414	0-1 G4-3		2-1 G6-3		1-3 K		0-0 G5-3			4	0	0	0	0	1	1					
10 Chipper Jones, S (1, 5) OBP: 0.441, SLG: 0.637	0-1 1B				0-2 HR		1-1 G6-3		1-1 G3-1	4	1	2	1	0	0	1					
Brian Jordan, R (1, 9) OBP: 0.356, SLG: 0.479	3-2 1B				4-0 WP 2B BB		1-3 K		2-3 K	3	1	1	0	1	2	0					
Andruw Jones, R (1, 8) OBP: 0.360, SLG: 0.492	0-0 F9				0-3 K		4-2 BB BB BB		0-3 K	3	1	0	0	1	2	3					
José Hernández, R (1, 6) OBP: 0.344, SLG: 0.428		2-1 G5-3		3-3 K		4-1 BB BB		2-2 L6		3	1	0	0	1	1	1					
John Rocker, R (9, 1) ERA: 4.88					1-2 1B BB		1-2 1B BB			0	0	0	0	0	0	0					
Brian Hunter, R (1, 3) OBP: 0.370, SLG: 0.442	2-2 G5-3		1-1 2B		1-1 2B		4-1 1B BB		0-2 1B	3	1	2	1	1	0	0					
Eddie Pérez, R (1, 2) OBP: 0.295, SLG: 0.358	0-1 G4-3		0-3 K		0-3 K		0-3 K		1-1 G1-3	4	0	0	0	0	2	5					
Kevin Millwood, R (1, 1) OBP: 0.191, SLG: 0.197			0-3 K		0-3 K		4-1 1B BB			2	0	0	0	0	2	0					
Howard Battle, R (6, PH) OBP: 0.600, SLG: 0.500										0	0	0	1	1	0	0					
Russ Springer, R (7, 1) ERA: 4.88										0	0	0	0	0	0	0					
Walt Weiss, S (9, 6) OBP: 0.309, SLG: 0.307										0	0	0	0	0	0	0					
Inning Stats	R: 0 E: 0 K: 0 S: 12	H: 2 LOB: 2 BB: 0 P: 16	R: 0 E: 0 K: 0 S: 7	H: 0 LOB: 0 BB: 0 P: 11	R: 0 E: 0 K: 2 S: 8	H: 0 LOB: 0 BB: 0 P: 11	R: 2 E: 0 K: 3 S: 15	H: 2 LOB: 1 BB: 1 P: 23	R: 0 E: 0 K: 2 S: 12	H: 1 LOB: 1 BB: 0 P: 16	R: 3 E: 0 K: 2 S: 14	H: 1 LOB: 2 BB: 4 P: 32	R: 0 E: 0 K: 1 S: 6	H: 0 LOB: 0 BB: 0 P: 9	R: 0 E: 0 K: 1 S: 11	H: 1 LOB: 1 BB: 0 P: 14	1B: 4 2B: 1 3B: 1 HR: 1	SF: 0 SAC: 0 DP: 0 HBP: 0	WP: 1 PB: 0 SB: 0 CS: 0	PA: 35	
PITCHER	IP	WLS	BF	H	R	ER	SO	BB	IBB	HBP	BLK	WP	HR	S	P	ERA	WHIP				
Rick Ankiel, L (1, 1) ERA: 4.3	6.0	L	28	6	5	5	9	5	0	0	0	0	0	68	109	7.50	1.833				
Heathcliff Slocumb, R (7, 1) ERA: 4.88	2.0		7	1	0	0	2	0	0	0	0	0	0	17	23	0.00	0.500				

livebaseballscorecards.com

AB 30
R 5
H 7
RBI 5
BB 5
SO 11
LOB 11



Batter	1	2	3	4	5	6	7	8	9	AB	R	H	RBI	BB	SO	LOB	TOP			
Al Martin, L OBP: 0.346, SLG: 0.535 (1, 7)	F8		FC5 BB		SH1-4 HR	2B BB	1-2 BB		1-1 2B	3	2	2	0	3	0	0				
Abraham Nunez, S OBP: 0.300, SLG: 0.243 (1, 6)	P3		P3		SH1-4	1B	0-3		4-2 2B	2	0	0	0	0	0	1				
Dale Sveum, S OBP: 0.258, SLG: 0.446 (6, PH)	P3		P3		SH1-4	1B	0-3		4-2 2B	1	1	1	2	0	0	0				
Brad Clontz, R (6, 1)										1	0	0	0	0	1	2				
Scott Sauerbeck, R (8, 1)										0	0	0	0	0	0	0				
Aramis Ramirez, R OBP: 0.600, SLG: 0.333 (8, 5)										0	0	0	0	1	0	0				
Brian Giles, L OBP: 0.417, SLG: 0.606 (1, 8)	G5-3		1-2 BB		P6	1B			1-3 K	4	0	0	0	2	2	4				
Kevin Young, R OBP: 0.391, SLG: 0.522 (1, 3)		3-3 K	FC5		HR	1B			1-3 K	4	1	1	1	0	2	2				
Ed Sprague, R OBP: 0.353, SLG: 0.473 (1, 5)		2-2 P7			G6-3 BB				4-1	3	1	1	3	2	1	2				
Jose Silva, R OBP: 0.100, SLG: 0.100 (8, 1)					HR	1B				0	0	0	0	0	0	0				
Warren Morris, L OBP: 0.373, SLG: 0.443 (1, 4)		2-0			P3				1-3 K	5	1	2	0	0	1	2				
Chad Hermansen, R OBP: 0.154, SLG: 0.083 (1, 9)		2-3			G6-3 BB				G6-3 SH5-3 1B	3	1	1	0	1	1	1				
Keith Osik, R OBP: 0.268, SLG: 0.282 (1, 2)					G6-3				3-2 F8	4	1	1	1	0	0	3				
Chris Peters, L OBP: 0.250, SLG: 0.211 (1, 1)					HR				0-1	2	0	0	0	0	2	2				
Brant Brown, L OBP: 0.294, SLG: 0.450 (6, PH)					K				2B	1	0	0	0	0	0	1				
Mike Benjamin, R OBP: 0.282, SLG: 0.350 (6, 6)					K				1B	2	0	2	1	0	0	0				
Inning Stats	R: 0 E: 0 K: 0 S: 10	H: 0 LOB: 0 BB: 0 P: 15	R: 0 E: 0 K: 2 S: 11	H: 1 LOB: 1 BB: 0 P: 20	R: 1 E: 0 K: 1 S: 12	H: 1 LOB: 2 BB: 2 P: 25	R: 0 E: 0 K: 1 S: 13	H: 0 LOB: 2 BB: 2 P: 26	R: 3 E: 0 K: 0 S: 13	H: 2 LOB: 0 BB: 0 P: 22	R: 3 E: 0 K: 1 S: 14	H: 3 LOB: 2 BB: 2 P: 25	R: 0 E: 0 K: 3 S: 10	H: 0 LOB: 1 BB: 1 P: 18	R: 0 E: 0 K: 1 S: 14	H: 2 LOB: 3 BB: 1 P: 25	1B: 7 2B: 2 3B: 0 HR: 2	SF: 0 SAC: 3 DP: 0 HBP: 1	WP: 0 PB: 0 SB: 0 CS: 0	PA: 48
PITCHER	IP	WLS	BF	H	R	ER	SO	BB	IBB	HBP	BLK	WP	HR	S	P	ERA	WHIP			
Garrett Stephenson, R ERA: 3.21 (1, 1)	5.0		24	4	4	4	4	4	0	1	0	0	2	59	108	7.20	1.600			
Jose Jimenez, R ERA: 5.98 (6, 1)	2.0	L	14	5	4	4	2	2	1	0	0	0	0	26	42	18.00	3.500			
Rick Croushore, R ERA: 3.9 (8, 1)	1.0		4	0	0	0	3	1	0	0	0	0	0	10	18	0.00	1.000			
Ricky Bottalico, R ERA: 4.46 (9, 1)	1.0		6	2	0	0	1	1	0	0	0	0	0	14	25	0.00	3.000			

Pittsburgh Pirates @ St. Louis Cardinals
 Busch Stadium, St. Louis, MO
 Sat Sep 11 1999, 7:10 PM CDT
 Att: 46,011 - Cloudy - 83 F

AB 35
 R 8
 H 11
 RBI 8
 BB 9
 SO 10
 LOB 20



Batter	1	2	3	4	5	6	7	8	9	AB	R	H	RBI	BB	SO	LOB	BOTTOM					
Edgar Renteria, R OBP: 0.338, SLG: 0.402 (1, 6)	F7		BB		F7 BB	1B		F9		4	1	1	0	1	0	4						
Ray Lankford, L OBP: 0.387, SLG: 0.510 (1, 7)	F7		K		F8				L4-6 1B	4	0	0	0	1	2	2						
Mark McGwire, R OBP: 0.419, SLG: 0.671 (1, 3)	L8		BB		HR	BB			K	3	1	0	0	2	2	1						
Fernando Tatis, R OBP: 0.397, SLG: 0.527 (1, 5)		0-1 HR	L7		F7				1-1 1B	5	1	2	1	0	1	4						
Craig Paquette, R OBP: 0.328, SLG: 0.598 (1, 9)	F9		K		K				L4-6	5	1	1	3	0	2	2						
Joe McEwing, R OBP: 0.334, SLG: 0.409 (1, 8)		1-2			G1-3					3	1	2	0	0	0	0						
Jose Jimenez, R OBP: 0.102, SLG: 0.143 (6, 1)					1B					0	0	0	0	0	0	0						
Rick Croushore, R OBP: 0.500, SLG: 0.333 (8, 1)					1B					0	0	0	0	0	0	0						
Adam Kennedy, L OBP: 0.328, SLG: 0.508 (6, PH)					1B					1	0	1	0	0	0	0						
Placido Polanco, R OBP: 0.330, SLG: 0.355 (1, 4)		2-2			1B				G3	3	0	1	0	0	0	1						
Thomas Howard, S OBP: 0.329, SLG: 0.360 (6, PH)					1B				BB	0	0	0	0	1	0	0						
Ricky Bottalico, L (9, 1)					1B					0	0	0	0	0	0	0						
Eli Marrero, R OBP: 0.232, SLG: 0.296 (1, 2)		0-1			1B				G3	4	0	1	1	0	0	3						
Garrett Stephenson, R (1, 1)					G4-1					2	0	0	0	0	0	2						
J.D. Drew, L OBP: 0.341, SLG: 0.431 (6, 8)					L4					1	0	1	0	0	0	0						
Eduardo Perez, R (8, PH)										0	0	0	0	0	0	0						
Willie McGee, S OBP: 0.303, SLG: 0.285 (8, PH)										0	0	0	0	1	0	0						
Inning Stats	R: 0 E: 0 K: 0 S: 7	H: 2 LOB: 1 BB: 0 P: 12	R: 1 E: 0 K: 0 S: 13	H: 2 LOB: 1 BB: 0 P: 17	R: 0 E: 0 K: 1 S: 9	H: 0 LOB: 2 BB: 2 P: 19	R: 0 E: 0 K: 1 S: 14	H: 3 LOB: 1 BB: 0 P: 21	R: 3 E: 0 K: 0 S: 16	H: 2 LOB: 0 BB: 1 P: 30	R: 0 E: 0 K: 0 S: 10	H: 1 LOB: 1 BB: 0 P: 13	R: 0 E: 0 K: 3 S: 9	H: 0 LOB: 0 BB: 0 P: 15	R: 0 E: 0 K: 1 S: 18	H: 1 LOB: 3 BB: 2 P: 33	R: 0 E: 0 K: 1 S: 7	H: 1 LOB: 1 BB: 1 P: 15	1B: 7 2B: 2 3B: 0 HR: 2	SF: 0 SAC: 0 DP: 1 HBP: 0	WP: 0 PB: 0 SB: 0 CS: 1	PA: 41
PITCHER	IP	WLS	BF	H	R	ER	SO	BB	IBB	HBP	BLK	WP	HR	S	P	ERA	WHIP					
Chris Peters, L ERA: 6.44 (1, 1)	5.0		24	7	5	5	2	3	0	0	0	0	0	25	36	0.00	0.857					
Brad Clontz, R ERA: 2.39 (6, 1)	2.1	H	9	2	0	0	4	0	0	0	0	0	0	4	11	0.00	3.000					
Scott Sauerbeck, L ERA: 2.07 (8, 1)	0.1	H	2	0	0	0	0	1	0	0	0	0	0	15	29	0.00	2.250					
Jose Silva, R ERA: 5.77 (8, 1)	1.1	S	6	1	0	0	1	2	0	0	0	0	0	15	29	0.00	2.250					

Pittsburgh Pirates @ St. Louis Cardinals
 Busch Stadium, St. Louis, MO
 Sat Sep 11 1999, 7:10 PM CDT
 Att: 46,011 - Cloudy - 83 F

AB 35
 R 5
 H 10
 RBI 5
 BB 6
 SO 7
 LOB 19



Batter	1	2	3	4	5	6	7	8	9	AB	R	H	RBI	BB	SO	LOB	TOP			
Marquis Grissom, R OBP: 0.322, SLG: 0.411										4	1	0	0	1	1	4	Milwaukee Brewers @ St. Louis Cardinals Busch Stadium, St. Louis, MO Mon Sep 13 1999, 7:10 PM CDT Att: 28,239 - Unknown - 76 F			
Mark Loretta, R OBP: 0.354, SLG: 0.394										5	1	1	0	0	1	1				
Jeff Cirillo, R OBP: 0.395, SLG: 0.428										5	1	3	0	0	0	0				
Jeremy Burnitz, L OBP: 0.397, SLG: 0.586										4	0	1	1	1	2	2				
Kevin Barker, L Eric Plunk, R Mike Myers, L David Weathers, R Lyle Mouton, R Bob Wickman, R										4	1	1	2	0	1	3				
Ronnie Belliard, R OBP: 0.383, SLG: 0.415										4	0	2	0	0	0	0				
Alex Ochoa, R OBP: 0.391, SLG: 0.467										2	0	0	0	2	0	1				
Charlie Greene, R OBP: 0.171, SLG: 0.147										3	0	1	0	0	1	3				
Hideo Nomo, R Rocky Coppingier, R 52 Rafael Roque, L Jose Valentin, S										3	0	0	0	0	1	2				
Inning Stats	R: 1 E: 0 K: 0 S: 9	H: 2 LOB: 1 BB: 0 P: 14	R: 0 E: 0 K: 1 S: 8	H: 0 LOB: 0 BB: 1 P: 14	R: 1 E: 1 K: 0 S: 11	H: 1 LOB: 2 BB: 2 P: 23	R: 0 E: 0 K: 1 S: 8	H: 1 LOB: 2 BB: 1 P: 13	R: 2 E: 1 K: 1 S: 15	H: 3 LOB: 2 BB: 0 P: 24	R: 0 E: 0 K: 2 S: 8	H: 0 LOB: 0 BB: 0 P: 11	R: 0 E: 0 K: 0 S: 8	H: 1 LOB: 2 BB: 1 P: 16	R: 0 E: 0 K: 0 S: 13	H: 1 LOB: 1 BB: 0 P: 18		1B: 6 2B: 2 3B: 0 HR: 1	SF: 0 SAC: 1 DP: 0 HBP: 0	WP: 0 PB: 0 SB: 1 CS: 1
PITCHER	IP WLS BF H R ER SO BB IBB HBP BLK WP HR S P ERA WHIP																			
Mark Thompson, R Mike Mohler, L Heathcliff Slocumb, R	(1, 1) (7, 1) (8, 1)	6.0 1.0 2.0	L 3 9	29 3 2	7 0 0	4 0 0	3 0 0	5 2 0	4 0 1	0 0 0	0 0 0	0 0 0	0 0 0	0 8 21	59 11 34	99 11 34	4.50 0.00 0.00	1.833 0.000 1.500		

Batter	1	2	3	4	5	6	7	8	9	AB	R	H	RBI	BB	SO	LOB	BOTTOM					
Edgar Renteria, R OBP: 0.336, SLG: 0.400										5	0	1	0	0	1	2	Milwaukee Brewers @ St. Louis Cardinals Busch Stadium, St. Louis, MO Mon Sep 13 1999, 7:10 PM CDT Att: 28,239 - Unknown - 76 F					
J.D. Drew, L OBP: 0.339, SLG: 0.425										4	0	0	0	1	1	2						
Mark McGwire, R Eduardo Perez, R										1	0	0	0	1	0	1						
Ray Lankford, L OBP: 0.385, SLG: 0.506										5	0	1	0	0	3	3						
Fernando Tatis, R OBP: 0.397, SLG: 0.524										3	1	0	0	2	0	0						
Craig Paquette, R OBP: 0.331, SLG: 0.611										4	1	1	2	1	1	3						
Alberto Castillo, R Thomas Howard, S Heathcliff Slocumb, R										2	1	1	0	1	0	0						
Adam Kennedy, L OBP: 0.338, SLG: 0.522										4	0	2	1	0	1	2						
Mark Thompson, R Joe McEwing, R Mike Mohler, R Marcus Jensen, S										2	0	0	0	2	2	0						
Inning Stats	R: 0 E: 0 K: 2 S: 9	H: 0 LOB: 1 BB: 1 P: 16	R: 2 E: 0 K: 1 S: 12	H: 1 LOB: 1 BB: 1 P: 19	R: 0 E: 0 K: 0 S: 8	H: 0 LOB: 1 BB: 1 P: 17	R: 0 E: 0 K: 2 S: 11	H: 1 LOB: 2 BB: 1 P: 18	R: 0 E: 0 K: 0 S: 10	H: 1 LOB: 1 BB: 0 P: 18	R: 1 E: 0 K: 0 S: 13	H: 1 LOB: 2 BB: 2 P: 29	R: 0 E: 0 K: 1 S: 11	H: 2 LOB: 3 BB: 1 P: 23	R: 0 E: 0 K: 0 S: 11	H: 2 LOB: 2 BB: 0 P: 15		R: 0 E: 0 K: 1 S: 6	H: 0 LOB: 0 BB: 0 P: 9	1B: 6 2B: 1 3B: 0 HR: 1	SF: 0 SAC: 1 DP: 0 HBP: 0	WP: 0 PB: 0 SB: 1 CS: 0
PITCHER	IP WLS BF H R ER SO BB IBB HBP BLK WP HR S P ERA WHIP																					
Hideo Nomo, R Rocky Coppingier, R 52 Rafael Roque, L Eric Plunk, R Mike Myers, L	(1, 1) (6, 1) (7, 1) (7, 1) (8, 1)	5.2 0.1 0.1 1.0 0.1	W H H H H	27 1 3 6 1	4 0 2 2 0	3 0 0 0 0	0 0 0 1 0	0 0 0 0 0	0 0 0 16 1	62 3 7 29 1	114 3 7 29 1	0.00 0.00 6.000 0.00 0.000	4.76 0.000 0.000 3.000 0.000									

Batter	1	2	3	4	5	6	7	8	9	AB	R	H	RBI	BB	SO	LOB	TOP						
Craig Biggio, R OBP: 0.391, SLG: 0.463 (1, 4)	1-3 K	1-0 2H 1B		1-2 G6-3		2-2 FC6-4 5 BLK 1-2 HR		2-1 F9		5	1	1	1	0	1	1							
Bill Spiers, L OBP: 0.372, SLG: 0.407 (1, 9)	1-2 5 2B HBP	3-1 G4-3		2-2 3B		2-3 K		4-2 G3 5 BB		4	1	2	0	1	1	2							
5 Jeff Bagwell, R OBP: 0.454, SLG: 0.612 (1, 3)	0-1 HBP SF8-4		1-2 F7 BB 1B HBP	1-3 K		2-0 2H HR		4-2 G3 BB		3	3	2	2	1	1	1							
Carl Everett, S OBP: 0.401, SLG: 0.596 (1, 8)	4-1 SF8-4 HBP BB		4-1 1B BB		2-0 HR		0-3 K		1-3 K		3	1	1	1	2	2							
Ken Caminiti, S OBP: 0.381, SLG: 0.487 (1, 5)	1-2 SF8-4 HBP		3-2 F7		0-0 HR		2-3 K		2-0 G3		4	1	1	2	0	1	4						
Darby Ward, L OBP: 0.308, SLG: 0.475 (1, 7)	2-2 SF8-4		1-2 3H 1B		1-3 K		2-3 K		2-2 G3-1		4	0	1	2	0	2							
Tony Eusebio, R OBP: 0.360, SLG: 0.365 (1, 2)		0-0 F9		1-3 K		1-3 K		3-3 K		4	0	0	0	0	3	2							
Ricky Gutierrez, R OBP: 0.375, SLG: 0.373 (1, 6)		4-1 SH1-4 1B BB		0-0 L5		0-3 K		1-2 G1-3		3	1	0	0	1	1	2							
Jose Lima, R OBP: 0.327, SLG: 0.088 (1, 1)		0-0 SH1-4		0-1 G4-3		4-2 FC6-4 BB		2-3 K		1	0	0	0	0	0	0							
Brian Williams, R OBP: 0.333, SLG: 0.333 (4, 1)										0	0	0	0	0	0	0							
Stan Javier, R OBP: 0.349, SLG: 0.347 (6, 1)										0	0	0	0	0	0	0							
Trever Miller, R OBP: 0.352, SLG: 0.432 (6, 1)										0	0	0	0	0	0	0							
Russ Johnson, R OBP: 0.352, SLG: 0.432 (8, 1)										0	0	0	0	0	0	0							
Jay Powell, R OBP: 0.352, SLG: 0.432 (8, 1)										0	0	0	0	0	0	0							
Inning Stats	R: 2 E: 0 K: 1 S: 14	H: 2 LOB: 1 BB: 1 P: 23	R: 1 E: 0 K: 0 S: 6	H: 1 LOB: 1 BB: 1 P: 14	R: 1 E: 0 K: 1 S: 19	H: 1 LOB: 2 BB: 1 P: 30	R: 0 E: 0 K: 1 S: 11	H: 1 LOB: 0 BB: 0 P: 15	R: 2 E: 0 K: 3 S: 14	H: 1 LOB: 0 BB: 1 P: 24	R: 0 E: 0 K: 3 S: 9	H: 0 LOB: 0 BB: 0 P: 16	R: 0 E: 0 K: 1 S: 9	H: 0 LOB: 0 BB: 2 P: 14	R: 0 E: 0 K: 1 S: 12	H: 0 LOB: 2 BB: 2 P: 25	1B: 3 2B: 2 3B: 1 HR: 3	SF: 1 SAC: 1 DP: 1 HBP: 2	WP: 0 PB: 0 SB: 0 CS: 0	PA: 42			
PITCHER	IP WLS BF H R ER SO BB IBB HBP BLK WP HR S P ERA WHIP	IP WLS BF H R ER SO BB IBB HBP BLK WP HR S P ERA WHIP	IP WLS BF H R ER SO BB IBB HBP BLK WP HR S P ERA WHIP	IP WLS BF H R ER SO BB IBB HBP BLK WP HR S P ERA WHIP	IP WLS BF H R ER SO BB IBB HBP BLK WP HR S P ERA WHIP	IP WLS BF H R ER SO BB IBB HBP BLK WP HR S P ERA WHIP	IP WLS BF H R ER SO BB IBB HBP BLK WP HR S P ERA WHIP	IP WLS BF H R ER SO BB IBB HBP BLK WP HR S P ERA WHIP	IP WLS BF H R ER SO BB IBB HBP BLK WP HR S P ERA WHIP	IP WLS BF H R ER SO BB IBB HBP BLK WP HR S P ERA WHIP	IP WLS BF H R ER SO BB IBB HBP BLK WP HR S P ERA WHIP	IP WLS BF H R ER SO BB IBB HBP BLK WP HR S P ERA WHIP	IP WLS BF H R ER SO BB IBB HBP BLK WP HR S P ERA WHIP	IP WLS BF H R ER SO BB IBB HBP BLK WP HR S P ERA WHIP	IP WLS BF H R ER SO BB IBB HBP BLK WP HR S P ERA WHIP	IP WLS BF H R ER SO BB IBB HBP BLK WP HR S P ERA WHIP	IP WLS BF H R ER SO BB IBB HBP BLK WP HR S P ERA WHIP	IP WLS BF H R ER SO BB IBB HBP BLK WP HR S P ERA WHIP	IP WLS BF H R ER SO BB IBB HBP BLK WP HR S P ERA WHIP	IP WLS BF H R ER SO BB IBB HBP BLK WP HR S P ERA WHIP	IP WLS BF H R ER SO BB IBB HBP BLK WP HR S P ERA WHIP		
Garrett Stephenson, R ERA: 3.78 (1, 1)	5.0 W 26	7 6 6 6	3 0 2 0	0 0 0 0	0 2 61 97	10.80 2.000																	
Manny Aybar, R ERA: 4.91 (6, 1)	1.0 H 5	1 2 2 2	1 0 0 1	0 0 0 0	0 1 14 24	18.00 2.000																	
Heathcliff Slocumb, R ERA: 4.35 (7, 1)	2.0 H 6	0 0 0 4	0 0 0 0	0 0 0 0	0 0 18 30	0.00 0.000																	
Rick Croushore, R ERA: 3.84 (9, 1)	0.0 H 2	0 0 0 0	2 0 0 0	0 0 0 0	0 0 4 12	= =																	
Mike Mohler, L ERA: 4.36 (9, 1)	0.1 H 1	0 0 0 1	0 0 0 0	0 0 0 0	0 0 3 4	0.00 0.000																	

Houston Astros @ St. Louis Cardinals
 Busch Stadium, St. Louis, MO
 Fri Sep 17 1999, 7:10 PM CDT
 Att: 37,027 - Cloudy - 76 F

AB	32
R	8
H	8
RBI	8
BB	6
SO	13
LOB	16



Batter	1	2	3	4	5	6	7	8	9	AB	R	H	RBI	BB	SO	LOB	BOTTOM					
Edgar Renteria, R OBP: 0.334, SLG: 0.400 (1, 6)	1-3 K		1-0 G5-3	4-2 1B HR BB	1-2 L6		2-1 F9	3-1 FC4-6		5	1	0	0	1	1	3						
Willie McGee, S OBP: 0.311, SLG: 0.295 (1, 7)	0-0 G1-3		0-2 FC6-4 1B	1-2 HR 1B	0-1 1B		0-0 G6-3			5	1	3	1	0	0	0						
Mark McGwire, R OBP: 0.419, SLG: 0.673 (1, 3)	0-3 K		1-0 FC6-4	1-0 HR	0-1 F8		3-1 1B			5	1	2	4	0	1	3						
Thomas Howard, S OBP: 0.354, SLG: 0.401 (1, 9)		0-2 1B		0-2 SF8 1B		4-0 F8 HBP 1B BB	2-1 FC5-4 1B			4	3	4	1	1	0	0						
Joe McEwing, R OBP: 0.333, SLG: 0.404 (9, 7)							1-2 FC5-4 1B			0	0	0	0	0	0	0						
Fernando Tatis, R OBP: 0.398, SLG: 0.531 (1, 5)		0-3 K		E1 SF8 1B		3-3 K	0-0 FC5-4			4	2	2	1	0	2	2						
Placido Polanco, R OBP: 0.324, SLG: 0.352 (7, 5)							1-2 FC5-4			1	0	0	0	0	0	2						
J.D. Drew, L OBP: 0.340, SLG: 0.425 (1, 8)	0-1 P6		0-1 SF8			3-1 1B HBP		3-1 3B		3	0	2	1	0	0	1						
Adam Kennedy, L OBP: 0.325, SLG: 0.500 (1, 4)	1-1 G3					1-0 F8		0-1 G1-3		5	1	1	1	0	0	5						
Eli Marrero, R OBP: 0.237, SLG: 0.298 (1, 2)			1-2 G6-3	1-1 F7	0-1 L6		2-2 FC6-4 1B	0-3 K		5	0	1	1	0	1	2						
Garrett Stephenson, R ERA: 3.67 (1, 1)			0-0 1B	0-2 1B BB	1-2 HR		4-2 FC6-4			2	1	2	0	0	0	0						
David Howard, S ERA: 4.29 (4, 1)							1-2 FC6-4			1	1	1	1	0	0	0						
Manny Aybar, R ERA: 4.91 (6, 1)							1-2 FC6-4			0	0	0	0	0	0	0						
Heathcliff Slocumb, R ERA: 4.35 (7, 1)							1-2 FC6-4			0	0	0	0	0	0	0						
Manny Aybar, R ERA: 4.91 (6, 1)							1-2 FC6-4			0	0	0	0	0	0	0						
Rick Croushore, R ERA: 3.84 (9, 1)							1-2 FC6-4			0	0	0	0	0	0	0						
Mike Mohler, L ERA: 4.36 (9, 1)							1-2 FC6-4			0	0	0	0	0	0	0						
Inning Stats	R: 0 E: 0 K: 2 S: 8	H: 0 LOB: 0 BB: 0 P: 9	R: 0 E: 0 K: 1 S: 13	H: 1 LOB: 1 BB: 0 P: 14	R: 0 E: 0 K: 0 S: 10	H: 2 LOB: 2 BB: 0 P: 13	R: 0 E: 0 K: 0 S: 29	H: 9 LOB: 1 BB: 1 P: 50	R: 1 E: 0 K: 0 S: 13	H: 2 LOB: 1 BB: 0 P: 15	R: 1 E: 0 K: 0 S: 11	H: 1 LOB: 2 BB: 1 P: 26	R: 0 E: 0 K: 0 S: 8	H: 2 LOB: 2 BB: 0 P: 15	R: 0 E: 0 K: 1 S: 12	H: 1 LOB: 2 BB: 1 P: 22	1B: 12 2B: 1 3B: 1 HR: 4	SF: 1 SAC: 0 DP: 0 HBP: 1	WP: 0 PB: 0 SB: 0 CS: 0	PA: 46		
PITCHER	IP WLS BF H R ER SO BB IBB HBP BLK WP HR S P ERA WHIP	IP WLS BF H R ER SO BB IBB HBP BLK WP HR S P ERA WHIP	IP WLS BF H R ER SO BB IBB HBP BLK WP HR S P ERA WHIP	IP WLS BF H R ER SO BB IBB HBP BLK WP HR S P ERA WHIP	IP WLS BF H R ER SO BB IBB HBP BLK WP HR S P ERA WHIP	IP WLS BF H R ER SO BB IBB HBP BLK WP HR S P ERA WHIP	IP WLS BF H R ER SO BB IBB HBP BLK WP HR S P ERA WHIP	IP WLS BF H R ER SO BB IBB HBP BLK WP HR S P ERA WHIP	IP WLS BF H R ER SO BB IBB HBP BLK WP HR S P ERA WHIP	IP WLS BF H R ER SO BB IBB HBP BLK WP HR S P ERA WHIP	IP WLS BF H R ER SO BB IBB HBP BLK WP HR S P ERA WHIP	IP WLS BF H R ER SO BB IBB HBP BLK WP HR S P ERA WHIP	IP WLS BF H R ER SO BB IBB HBP BLK WP HR S P ERA WHIP	IP WLS BF H R ER SO BB IBB HBP BLK WP HR S P ERA WHIP	IP WLS BF H R ER SO BB IBB HBP BLK WP HR S P ERA WHIP	IP WLS BF H R ER SO BB IBB HBP BLK WP HR S P ERA WHIP	IP WLS BF H R ER SO BB IBB HBP BLK WP HR S P ERA WHIP	IP WLS BF H R ER SO BB IBB HBP BLK WP HR S P ERA WHIP	IP WLS BF H R ER SO BB IBB HBP BLK WP HR S P ERA WHIP	IP WLS BF H R ER SO BB IBB HBP BLK WP HR S P ERA WHIP	IP WLS BF H R ER SO BB IBB HBP BLK WP HR S P ERA WHIP	
Jose Lima, R ERA: 3.67 (1, 1)	3.2 L 23	11 9 9 3	0 0 0 0	0 0 0 0	0 1 17 24	6.75 2.250																
Brian Williams, R ERA: 4.29 (4, 1)	1.1 H 7	3 1 1 0	1 0 1 0	0 0 0 0	0 0 19 41	4.50 2.000																
Trever Miller, L ERA: 5.4 (6, 1)	2.0 H 11	3 1 1 1	1 0 1 0	0 0 0 0	0 0 12 22	0.00 2.000																
Jay Powell, R ERA: 3.86 (8, 1)	1.0 H 5	1 0 0 1	1 0 0 0	0 0 0 0	0 0 12 22	0.00 2.000																

Houston Astros @ St. Louis Cardinals
 Busch Stadium, St. Louis, MO
 Fri Sep 17 1999, 7:10 PM CDT
 Att: 37,027 - Cloudy - 76 F

AB	41
R	11
H	18
RBI	11
BB	3
SO	5
LOB	20



Batter	1	2	3	4	5	6	7	8	9	AB	R	H	RBI	BB	SO	LOB	TOP								
Craig Biggio, R OBP: 0.394, SLG: 0.471 (1, 4)	P4		HR				SH5-4 5 HR 2B		F8	5	2	3	1	0	0	0									
Stan Javier, S OBP: 0.338, SLG: 0.345 (1, 9) (7, 7)	F8		G3		E3		SH5-4		WP 5 1B	4	0	1	1	0	0	1									
5 Jeff Bagwell, R OBP: 0.354, SLG: 0.613 (1, 3)	F8			1B	F7		HR		WP 1B	4	1	2	2	1	0	2									
Carl Everett, S OBP: 0.401, SLG: 0.592 (1, 8) (7, 9)		G4-3		1B	K		P4		K	5	0	1	0	0	2	4									
Ken Caminiti, S OBP: 0.390, SLG: 0.485 (8, 1) Jose Cabrera, R (8, 1)		K		1B			F8			2	0	0	0	0	1	1									
Tony Eusebio, R OBP: 0.363, SLG: 0.366 (8, 2)		K		BB			F8			0	0	0	0	0	0	0									
Bill Spiers, L OBP: 0.375, SLG: 0.407 (1, 7) (7, 5)		1B		BB			F7		SH3 1B	4	0	2	0	1	0	4									
Paul Bako, L OBP: 0.356, SLG: 0.356 (8, 1) Billy Wagner, L (8, 1)		K		G1-3			BB 1B		SH3	3	0	1	0	0	1	3									
Ricky Gutierrez, R OBP: 0.377, SLG: 0.368 (1, 6)			G6-3		E4 1B SH3-4 E		G5-4-3 BB		K	3	1	0	0	1	1	1									
Chris Holt, R OBP: 0.125, SLG: 0.067 (7, 1) Trever Miller, R (7, 1) Glen Barker, S OBP: 0.358, SLG: 0.343 (7, 8)			K		SH3-4		G5-4-3		P5	2	0	0	0	0	1	3									
Inning Stats	R: 0 E: 0 K: 0 S: 5	H: 0 LOB: 0 BB: 0 P: 8	R: 0 E: 0 K: 2 S: 12	H: 1 LOB: 1 BB: 0 P: 21	R: 1 E: 0 K: 1 S: 10	H: 1 LOB: 0 BB: 0 P: 13	R: 0 E: 0 K: 0 S: 9	H: 1 LOB: 2 BB: 3 P: 22	R: 1 E: 2 K: 1 S: 11	H: 1 LOB: 2 BB: 0 P: 16	R: 0 E: 0 K: 0 S: 11	H: 1 LOB: 2 BB: 1 P: 21	R: 2 E: 0 K: 0 S: 11	H: 2 LOB: 0 BB: 0 P: 20	R: 0 E: 0 K: 1 S: 12	H: 1 LOB: 1 BB: 0 P: 15	R: 0 E: 0 K: 1 S: 13	H: 2 LOB: 3 BB: 1 P: 21	1B: 7 2B: 1 3B: 0 HR: 2	SF: 0 SAC: 3 DP: 1 HBP: 1	WP: 1 PB: 0 SB: 0 CS: 2	PA: 42			
PITCHER	IP	WLS	BF	H	R	ER	SO	BB	IBB	HBP	BLK	WP	HR	S	P	ERA	WHIP								
Jose Jimenez, R ERA: 5.8 (1, 1)	6.0		27	5	2	1	4	4	0	1	0	0	1	58	101	1.50	1.500								
Rick Croushore, R ERA: 4.04 (7, 1)	1.0	L	5	2	2	2	0	0	0	0	0	0	1	11	20	18.00	2.000								
Rick Ankiel, L ERA: 3.72 (8, 1)	1.0		4	1	0	0	1	0	0	0	0	0	0	12	15	0.00	1.000								
Heathcliff Slocumb, R ERA: 4.25 (9, 1)	1.0		6	2	0	0	1	1	0	0	0	1	0	13	21	0.00	3.000								

Houston Astros @ St. Louis Cardinals
 Busch Stadium, St. Louis, MO
 Sun Sep 19 1999, 1:10 PM CDT
 Att: 41,233 - Overcast - 73 F

AB 33
 R 4
 H 10
 RBI 4
 BB 5
 SO 6
 LOB 19



Batter	1	2	3	4	5	6	7	8	9	AB	R	H	RBI	BB	SO	LOB	BOTTOM								
Edgar Renteria, R OBP: 0.334, SLG: 0.396 (1, 6)	P4		K		F7		FC5-4 1-2 2-3		K	5	0	0	0	0	2	2									
J.D. Drew, L OBP: 0.341, SLG: 0.429 (1, 8)	L6			HR 1B	G4-3		G3		K	5	1	1	0	0	1	2									
Mark McGwire, R OBP: 0.422, SLG: 0.685 (8, PR) Luis Ordez, R OBP: 0.290, SLG: 0.111 (9, 1) Heathcliff Slocumb, R ERA: 4.25 (9, 1)		K		HR			HR		BB BB	3	2	2	3	1	1	0									
Ray Lankford, L OBP: 0.383, SLG: 0.502 (1, 7)		G4-3 BB 1B		K			K		F9	4	0	1	0	0	2	1									
Thomas Howard, S OBP: 0.365, SLG: 0.432 (7, 1) Rick Croushore, R OBP: 0.300, SLG: 0.333 (8, 1) Rick Ankiel, L OBP: 0.100, SLG: 0.100 (8, PH) Craig Paquette, R OBP: 0.333, SLG: 0.585 (9, 3)				G4-3 BB			G4-3		BB BB	2	0	1	0	1	0	0									
Fernando Tatis, R OBP: 0.398, SLG: 0.525 (1, 5)		G4-3		G5-3			F8		BB	3	0	0	0	1	0	3									
Marcus Jensen, S OBP: 0.365, SLG: 0.300 (1, 2) Eli Marrero, R OBP: 0.237, SLG: 0.297 (7, PR) (8, 2)		G4-1					FC5-4 1B		K	2	0	1	0	1	0	1									
Adam Kennedy, L OBP: 0.317, SLG: 0.487 (7, PH) Placido Polanco, R OBP: 0.330, SLG: 0.358 (8, 4)				F7	F8		FC5-4 1B		F7	2	0	1	0	0	0	3									
Jose Jimenez, R OBP: 0.098, SLG: 0.137 (1, 1) Willie McGee, S OBP: 0.308, SLG: 0.291 (7, 9)				K			K		K	2	0	0	0	1	0	2									
Inning Stats	R: 0 E: 0 K: 1 S: 9	H: 0 LOB: 0 BB: 0 P: 16	R: 0 E: 0 K: 0 S: 10	H: 1 LOB: 1 BB: 1 P: 21	R: 0 E: 0 K: 2 S: 7	H: 0 LOB: 0 BB: 0 P: 9	R: 2 E: 0 K: 1 S: 13	H: 3 LOB: 2 BB: 1 P: 24	R: 0 E: 0 K: 0 S: 8	H: 0 LOB: 0 BB: 0 P: 11	R: 1 E: 0 K: 1 S: 10	H: 1 LOB: 0 BB: 0 P: 14	R: 0 E: 0 K: 1 S: 11	H: 2 LOB: 2 BB: 0 P: 12	R: 0 E: 0 K: 1 S: 17	H: 0 LOB: 3 BB: 3 P: 32	R: 0 E: 0 K: 3 S: 9	H: 0 LOB: 0 BB: 0 P: 13	1B: 4 2B: 1 3B: 0 HR: 2	SF: 0 SAC: 0 DP: 1 HBP: 0	WP: 0 PB: 0 SB: 0 CS: 0	PA: 38			
PITCHER	IP	WLS	BF	H	R	ER	SO	BB	IBB	HBP	BLK	WP	HR	S	P	ERA	WHIP								
Chris Holt, R ERA: 4.45 (1, 1)	6.0		25	6	3	3	5	2	0	0	0	0	2	59	97	4.50	1.333								
Trever Miller, L ERA: 5.29 (7, 1)	1.0		4	1	0	0	1	0	0	0	0	0	0	9	10	0.00	1.000								
Jose Cabrera, R ERA: 2.25 (8, 1)	0.1	H	2	0	0	0	0	1	0	0	0	0	0	2	7	0.00	3.000								
Billy Wagner, L ERA: 1.66 (8, 1)	1.2	S	7	0	0	0	4	2	0	0	0	0	0	24	38	0.00	1.200								

Houston Astros @ St. Louis Cardinals
 Busch Stadium, St. Louis, MO
 Sun Sep 19 1999, 1:10 PM CDT
 Att: 41,233 - Overcast - 73 F

AB 33
 R 3
 H 7
 RBI 3
 BB 5
 SO 10
 LOB 19

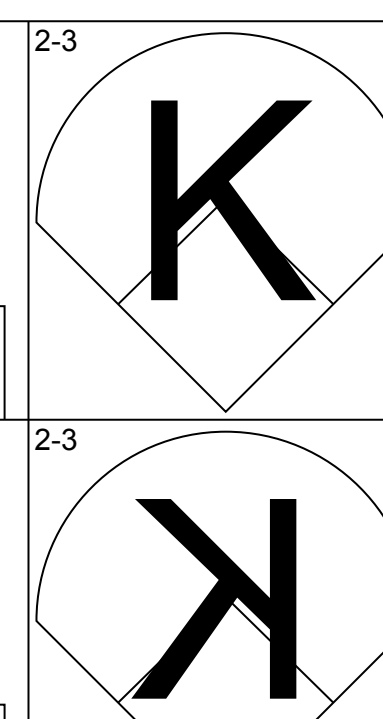
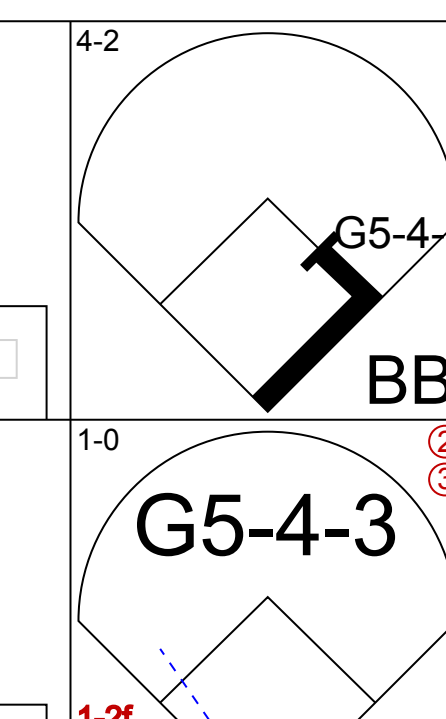
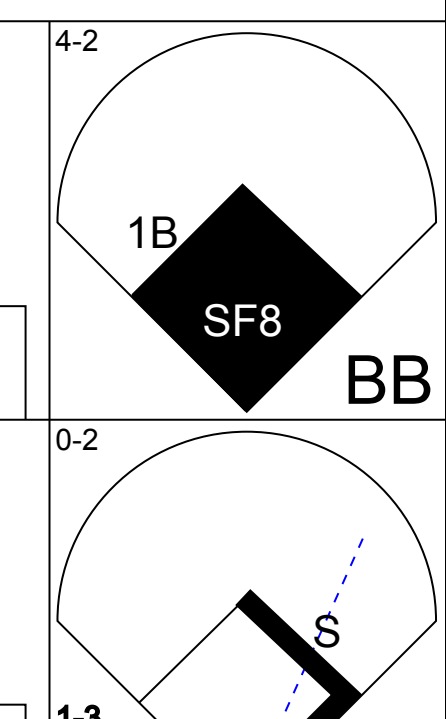
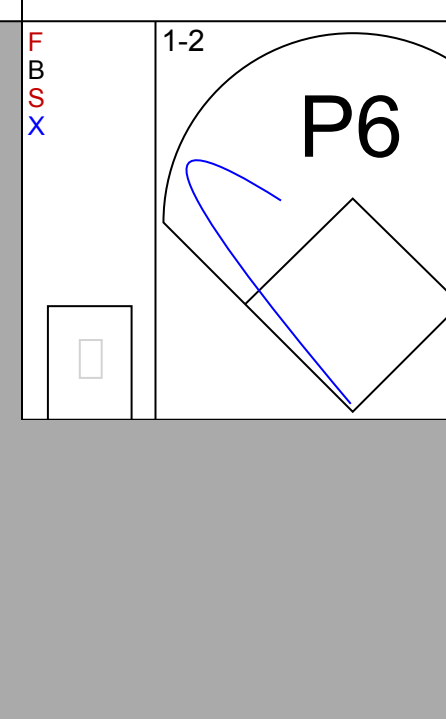
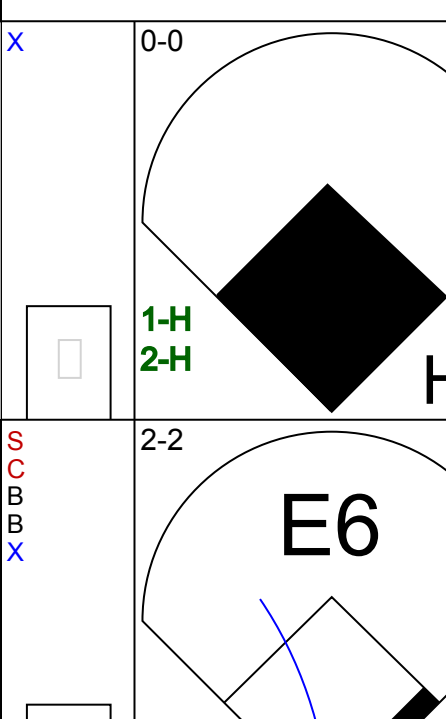
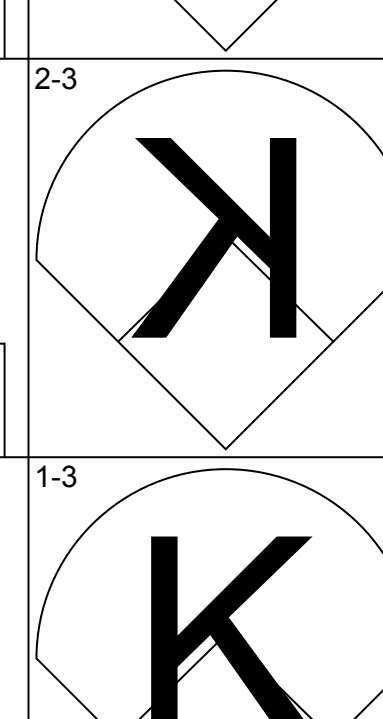
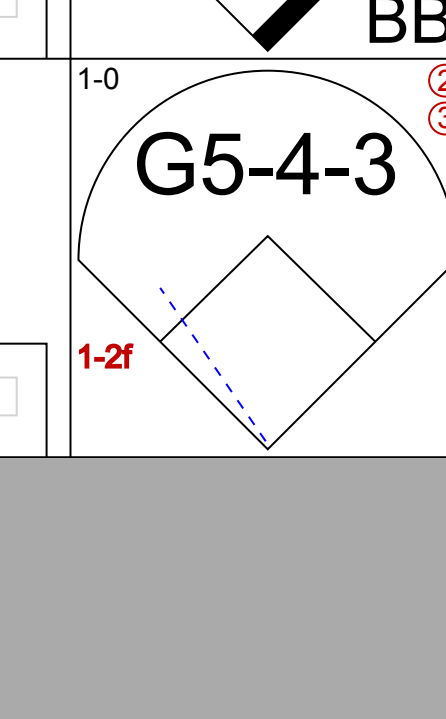
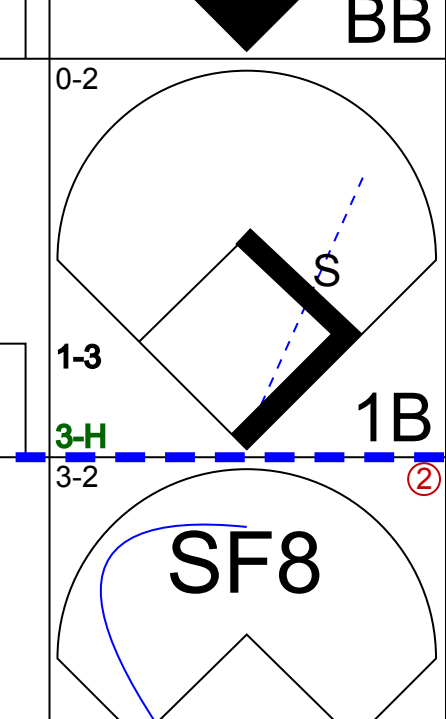
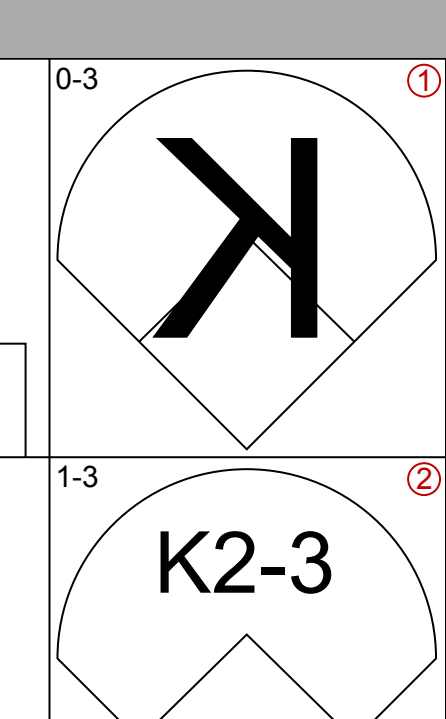
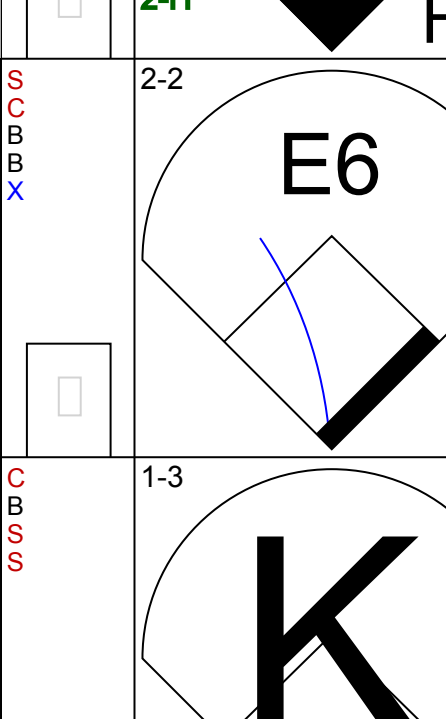
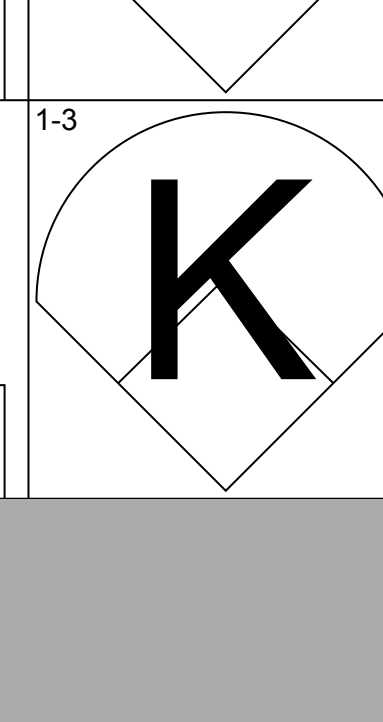
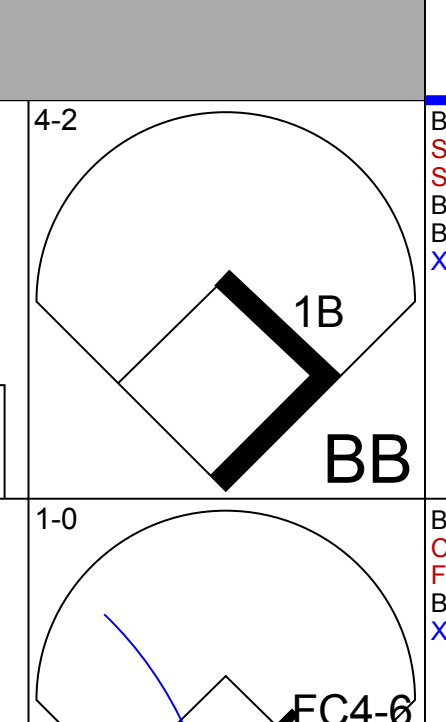
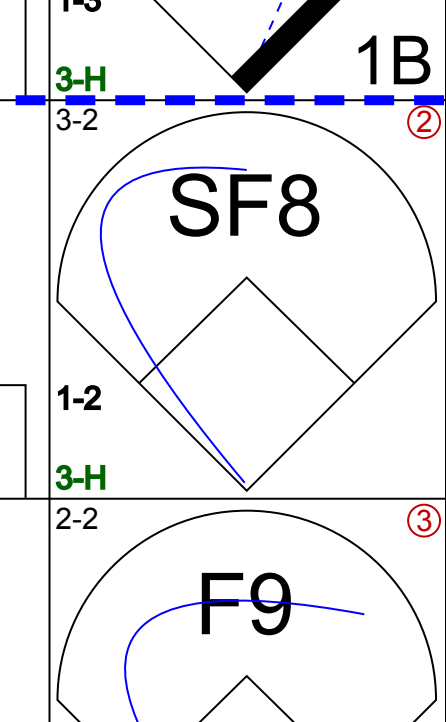
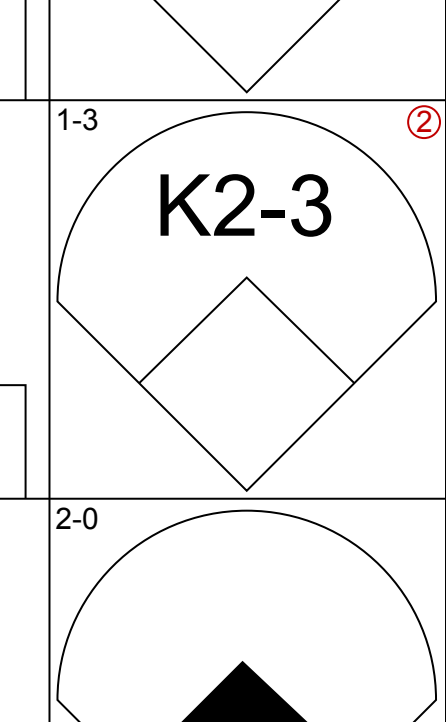
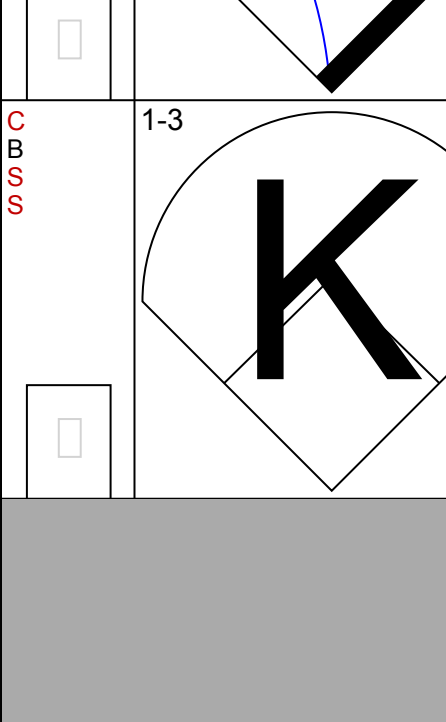
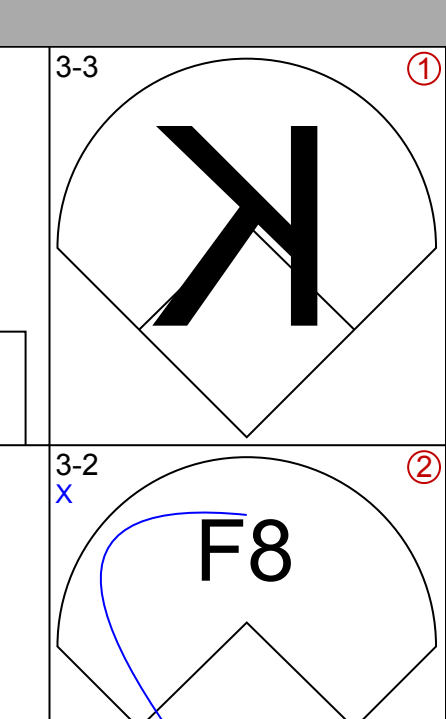
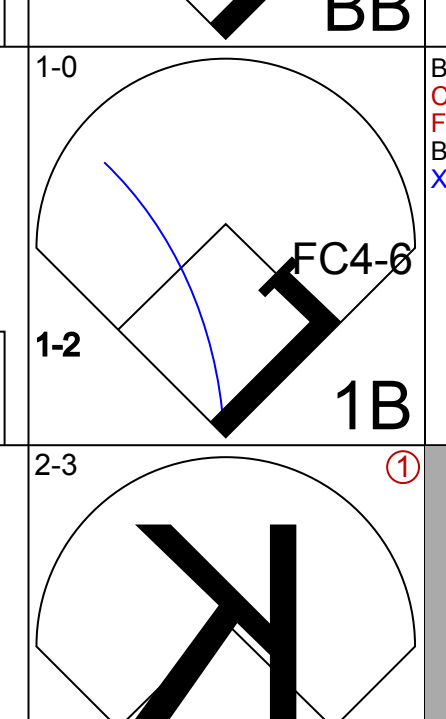
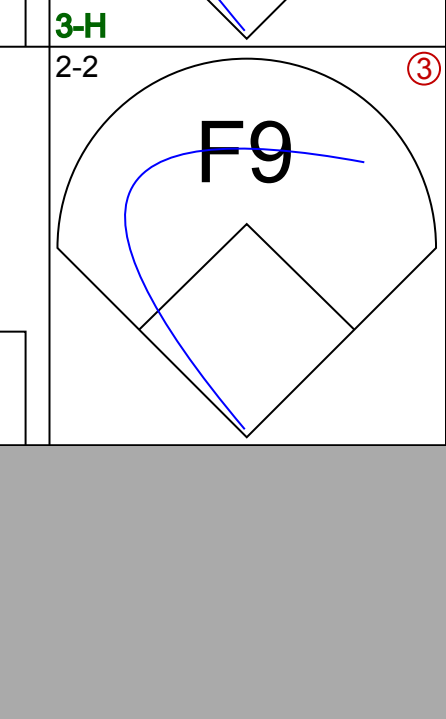
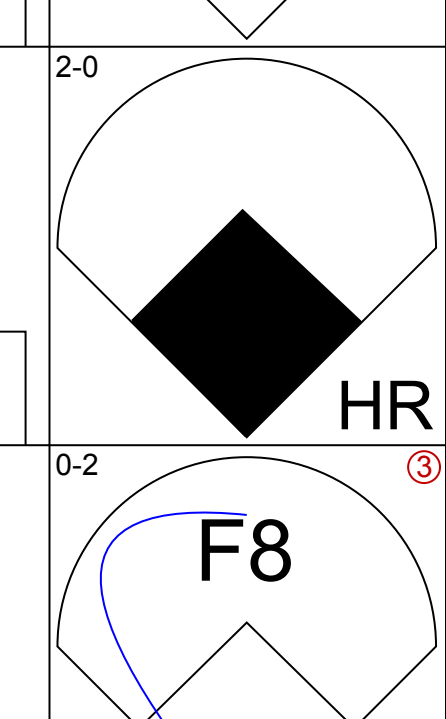
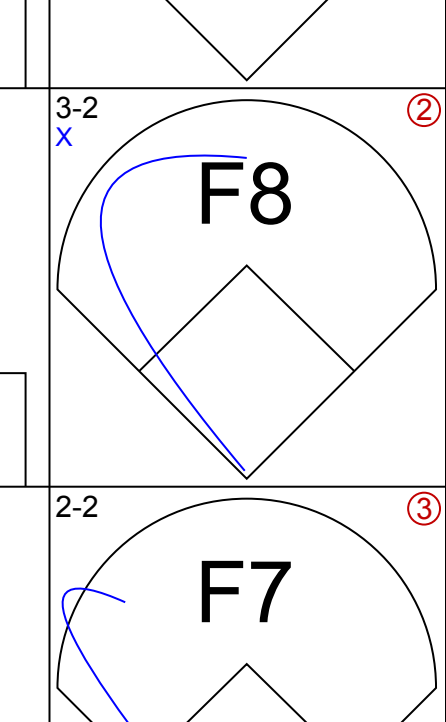
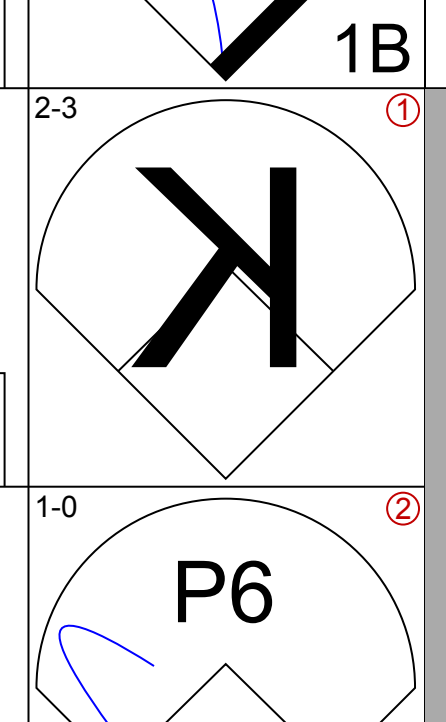
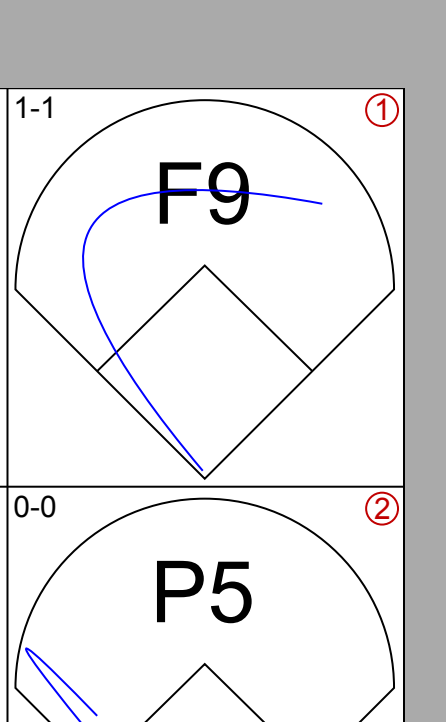
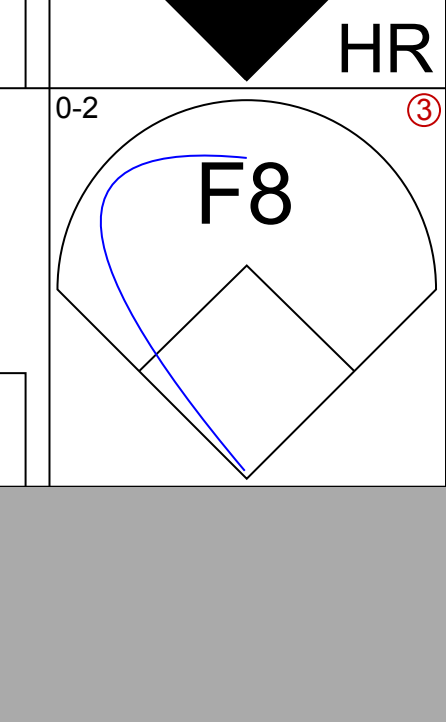
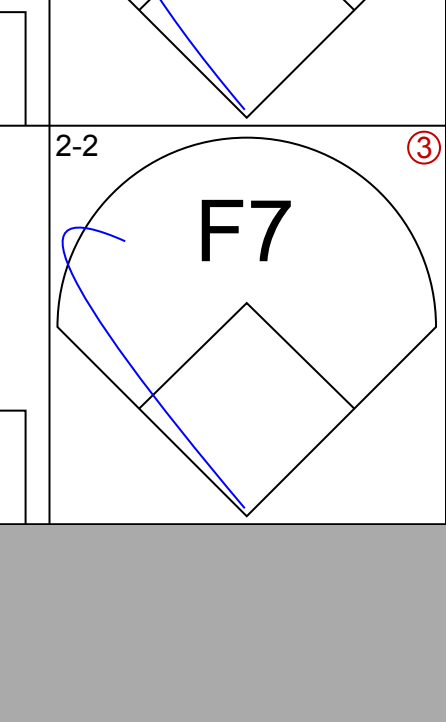
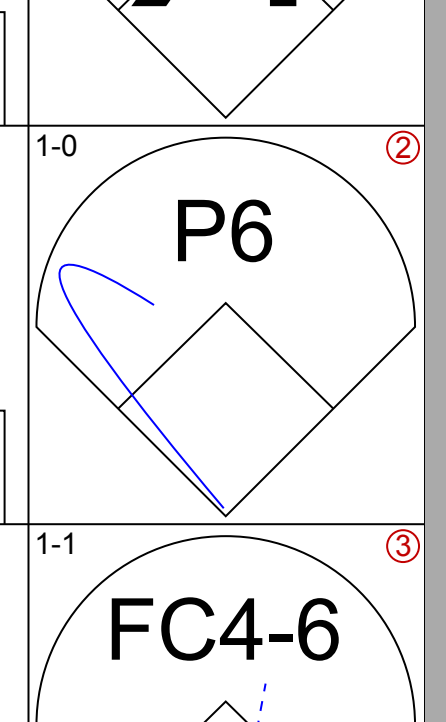
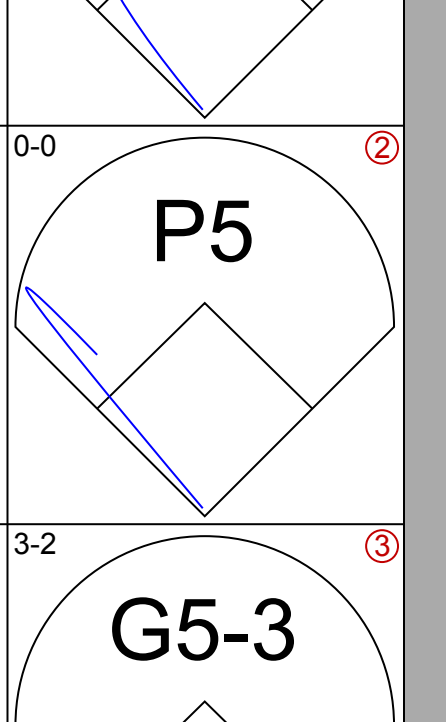
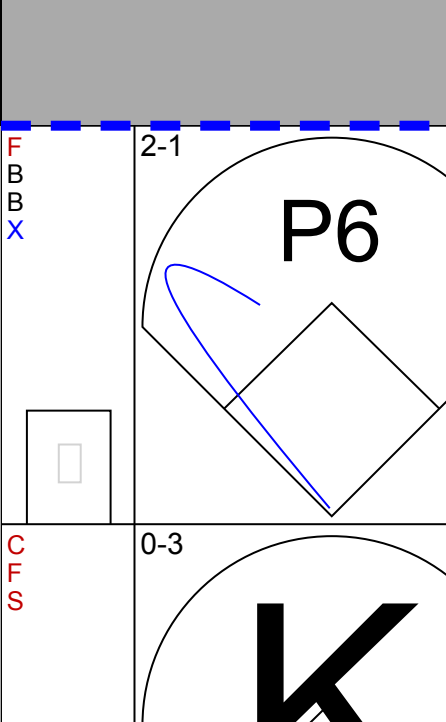
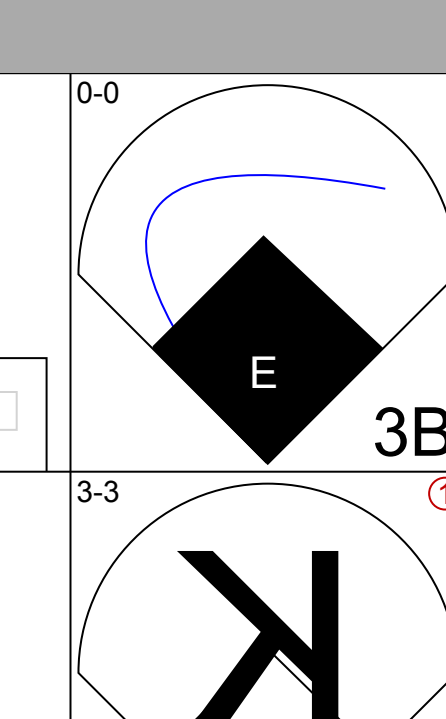
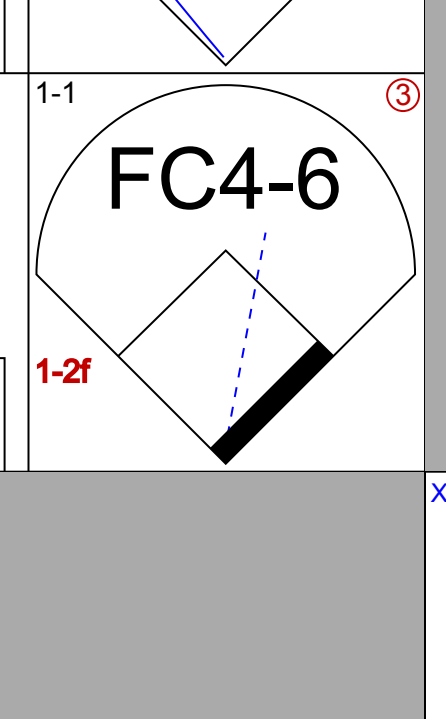
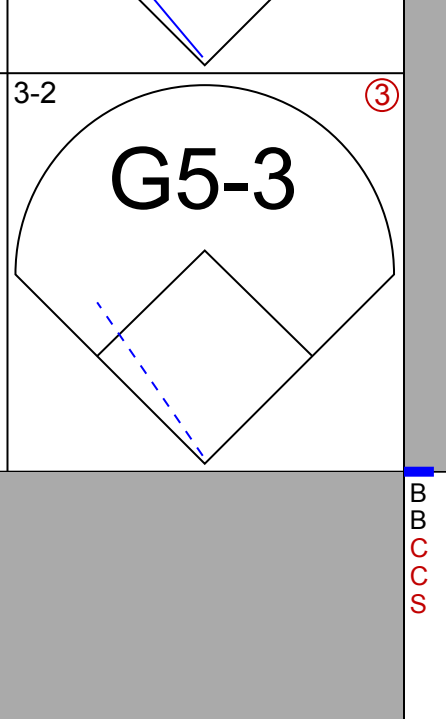
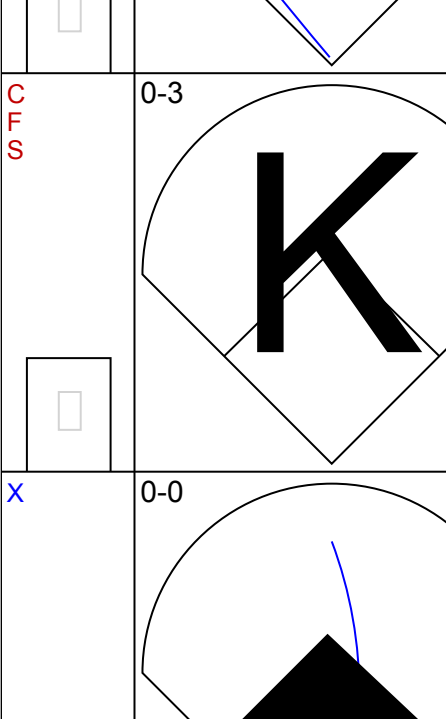
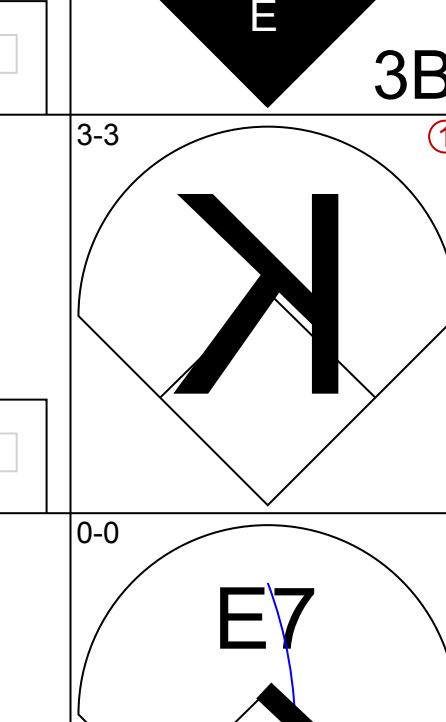
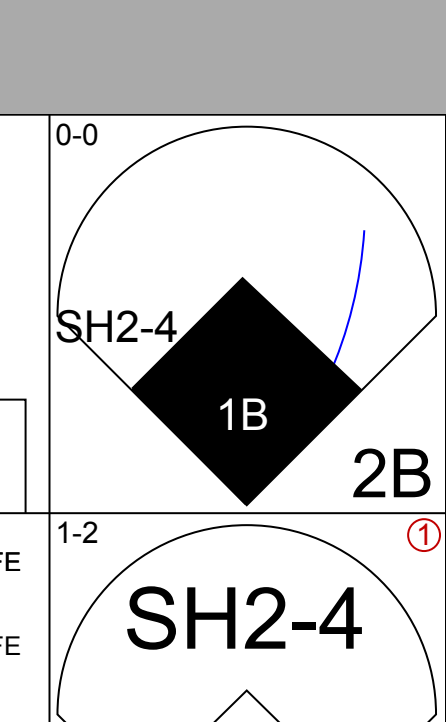
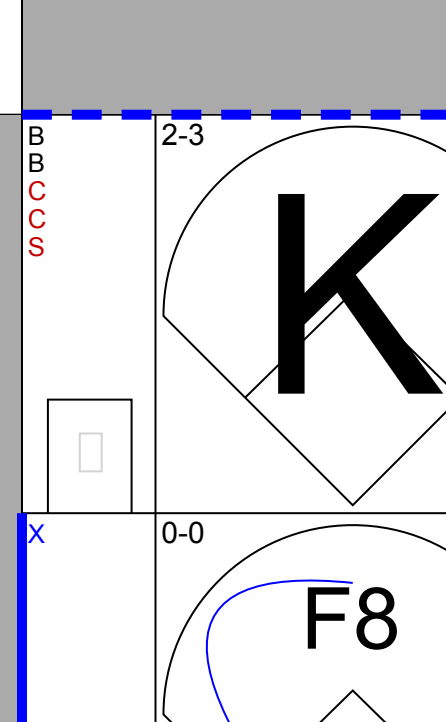
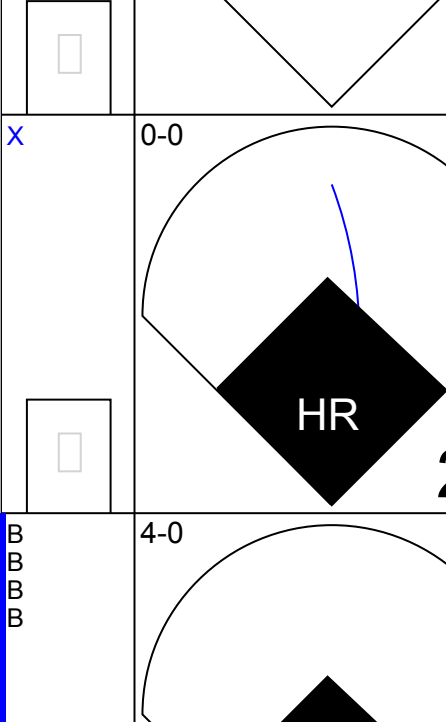
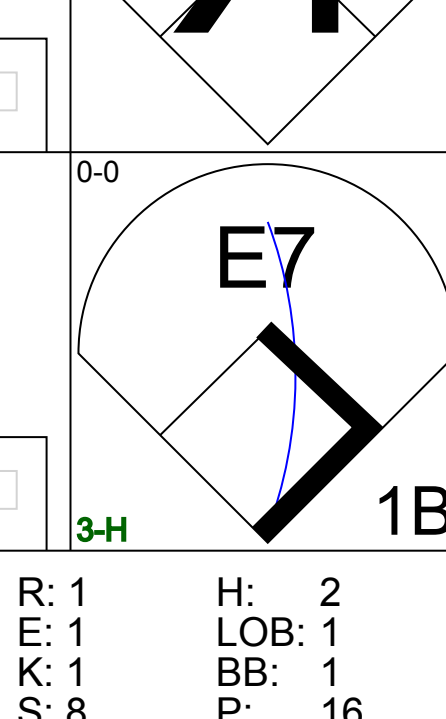
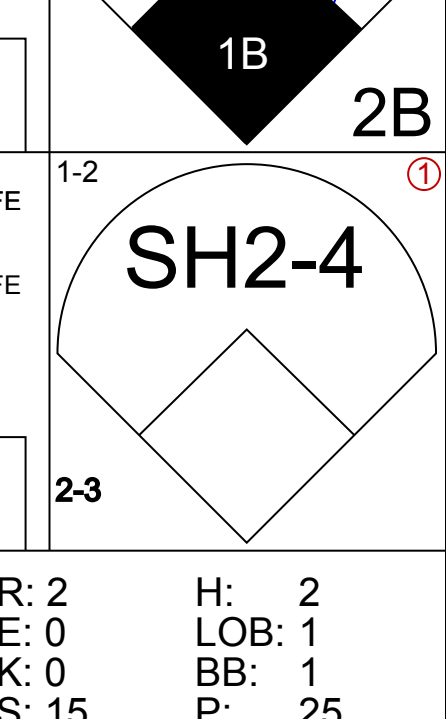
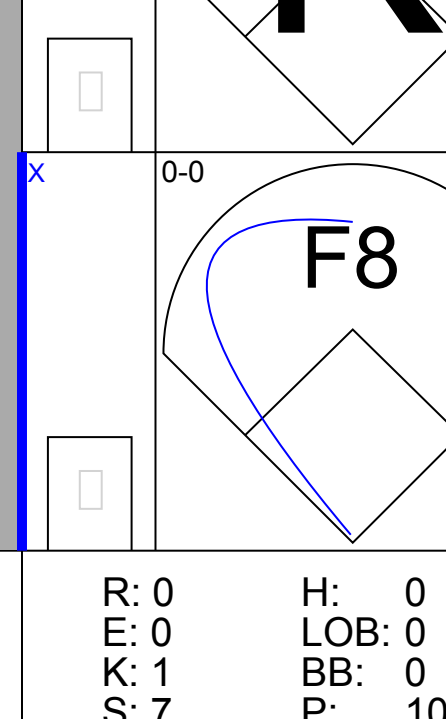
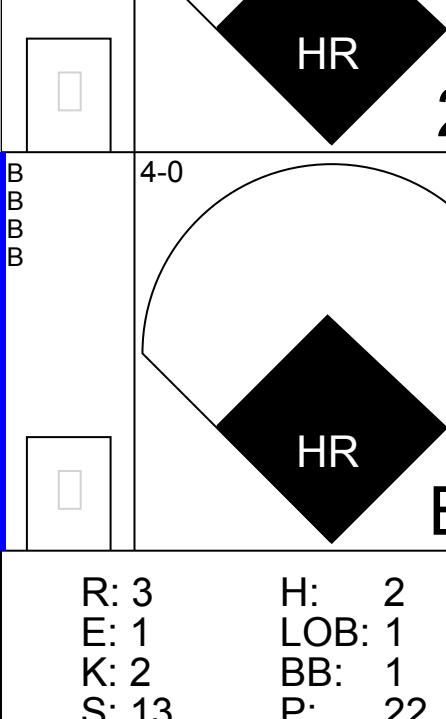


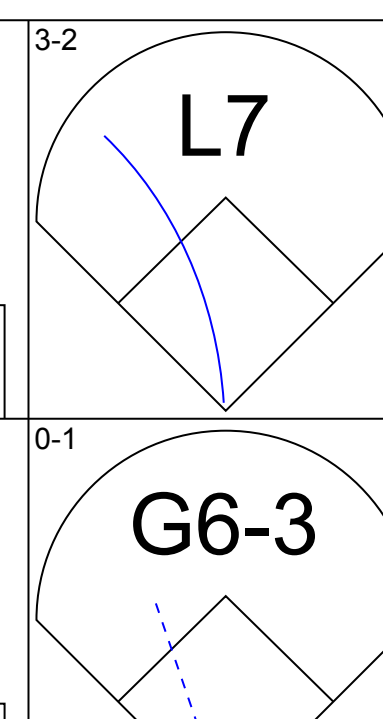
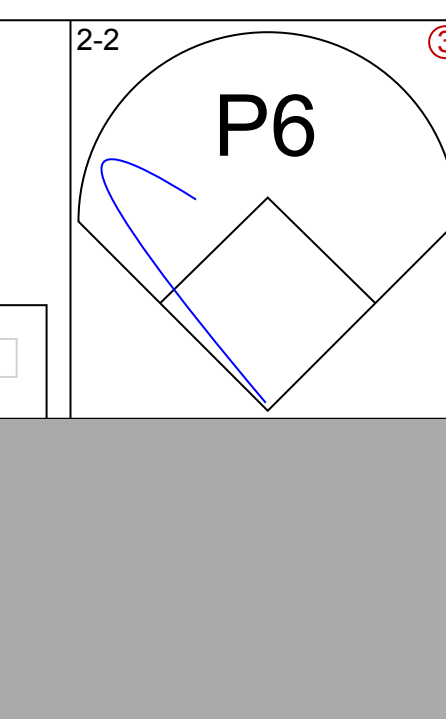
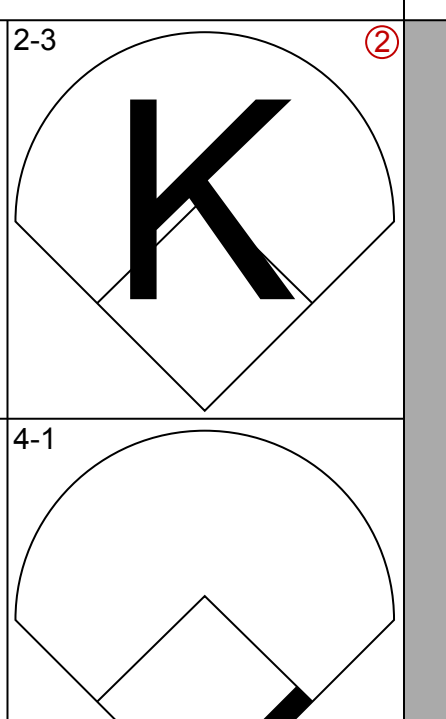
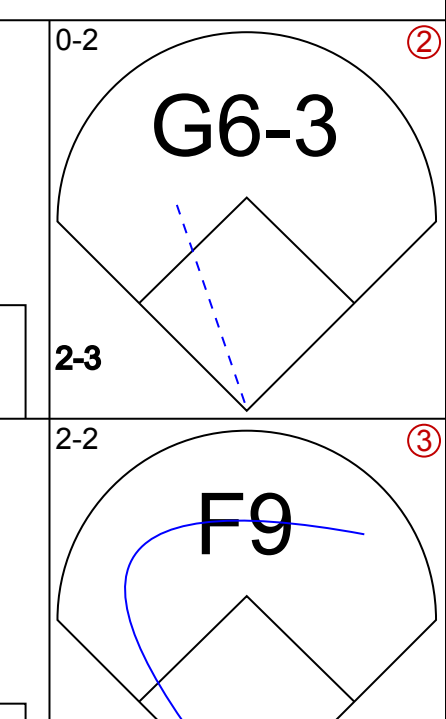
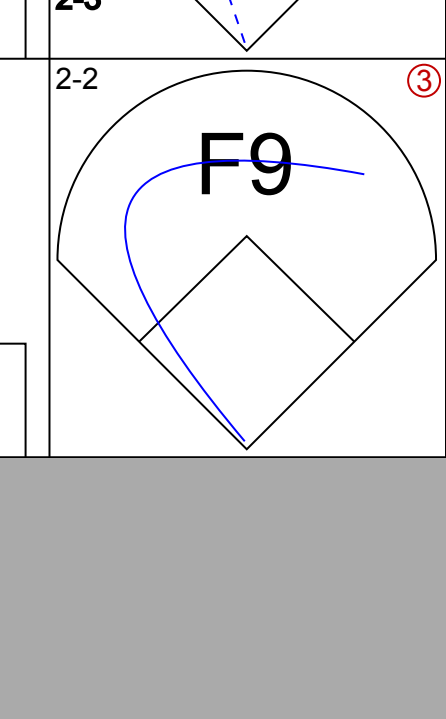
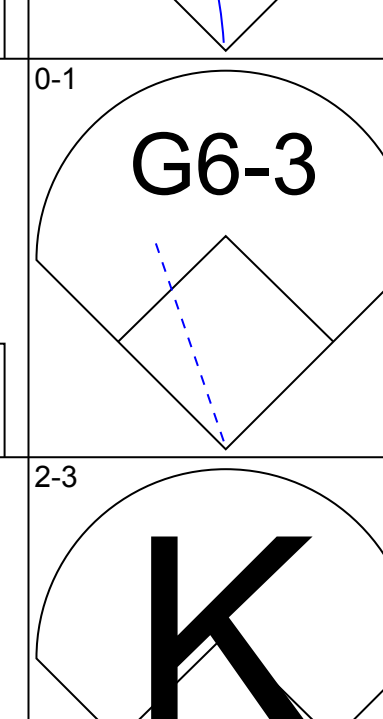
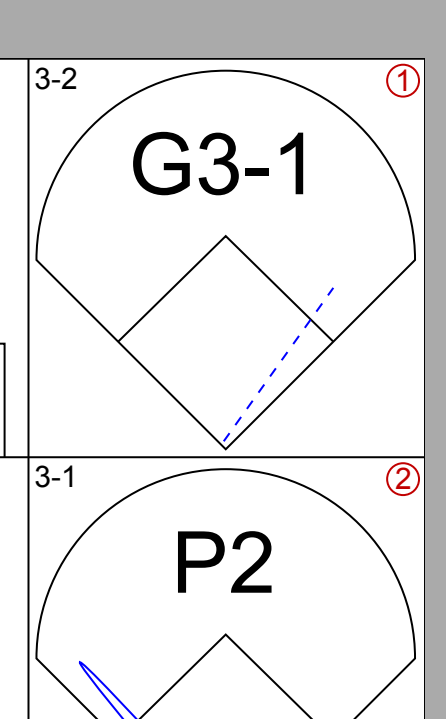
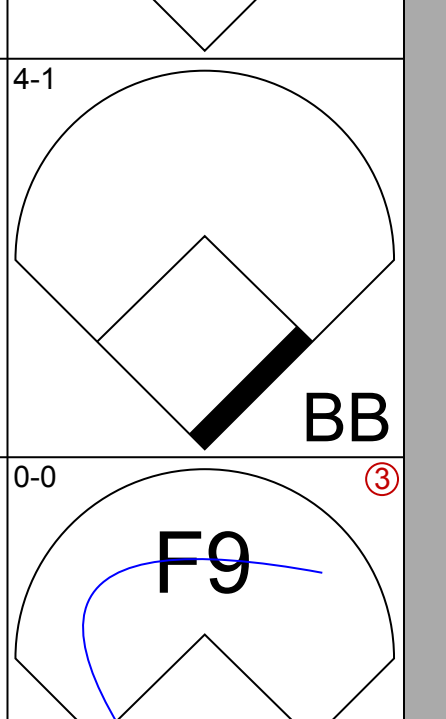
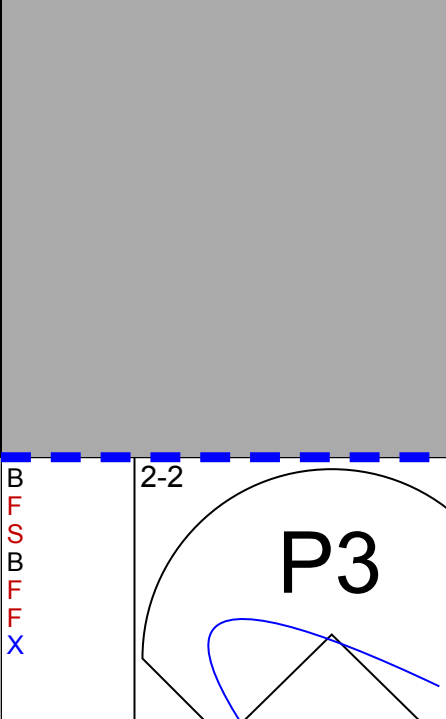
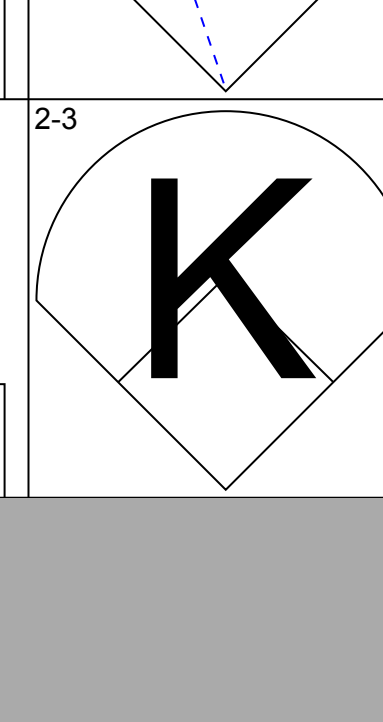
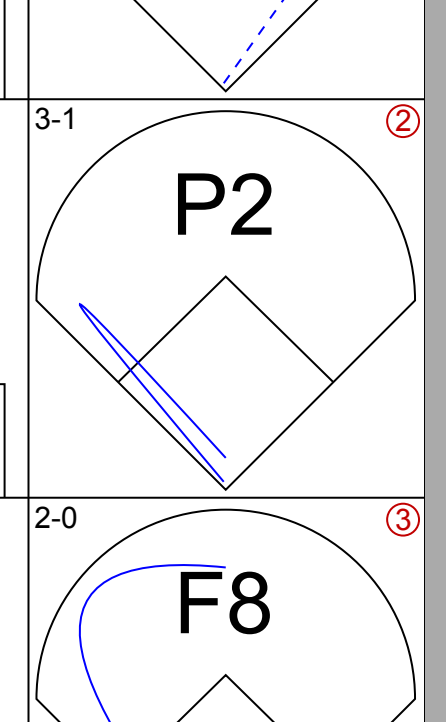
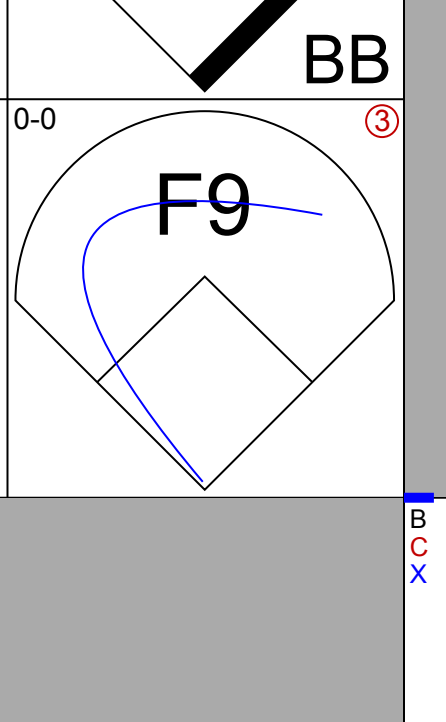
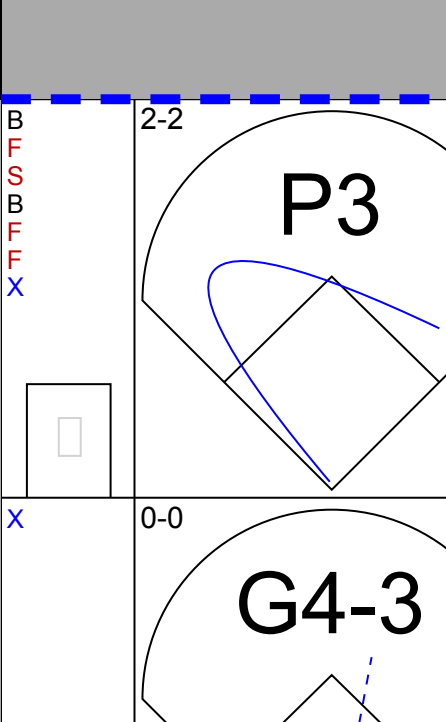
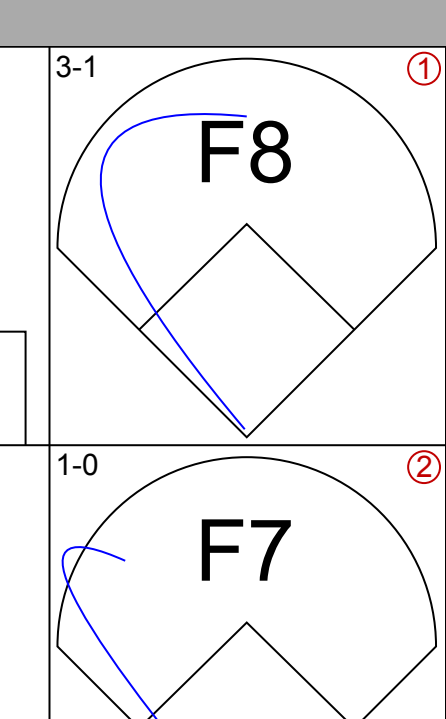
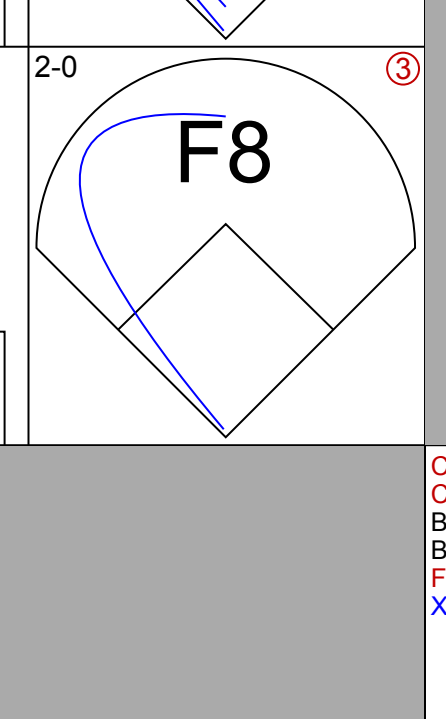
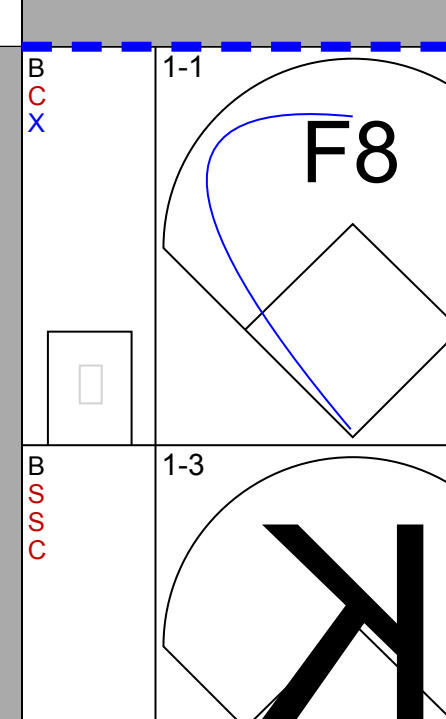
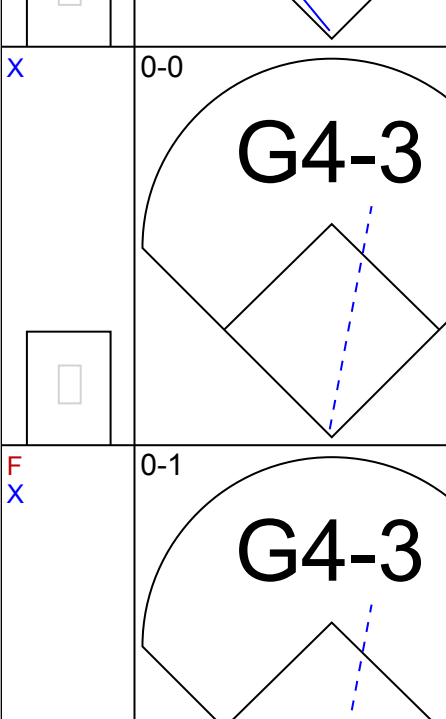
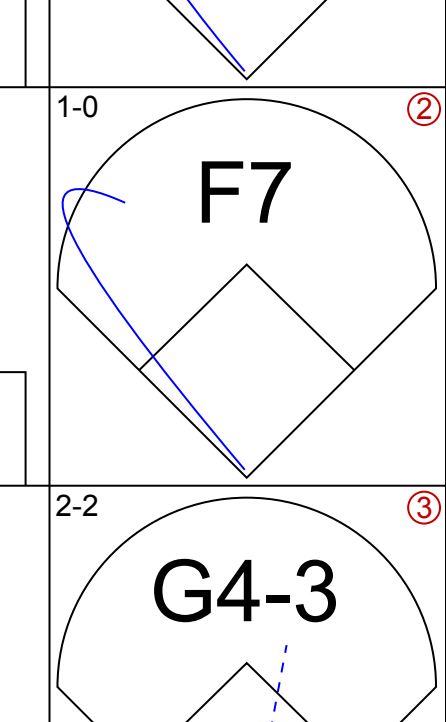
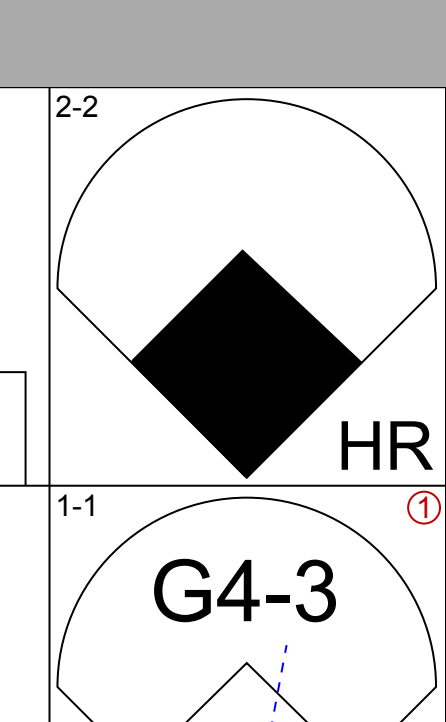
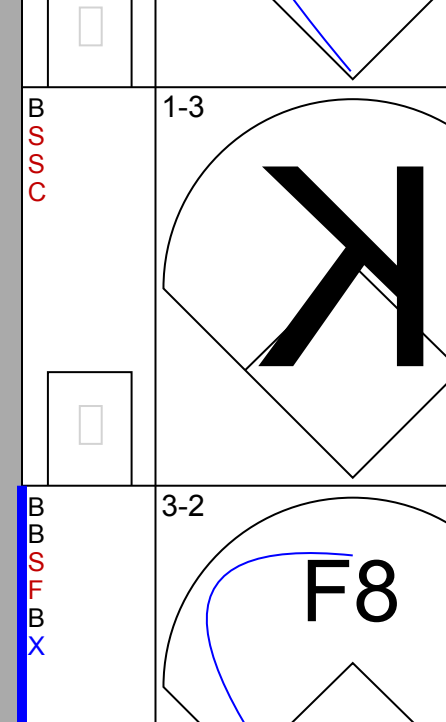
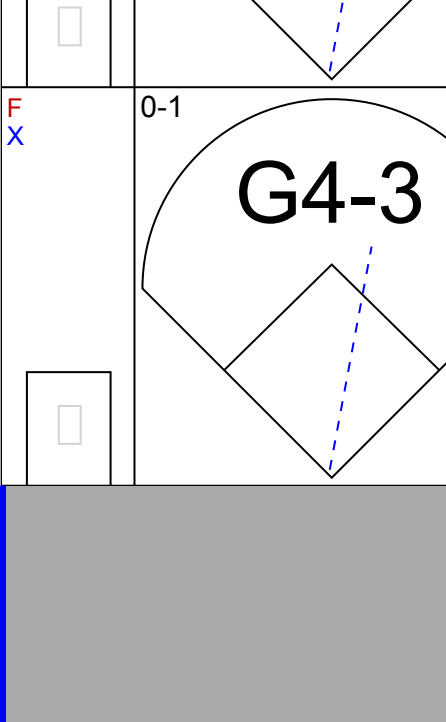
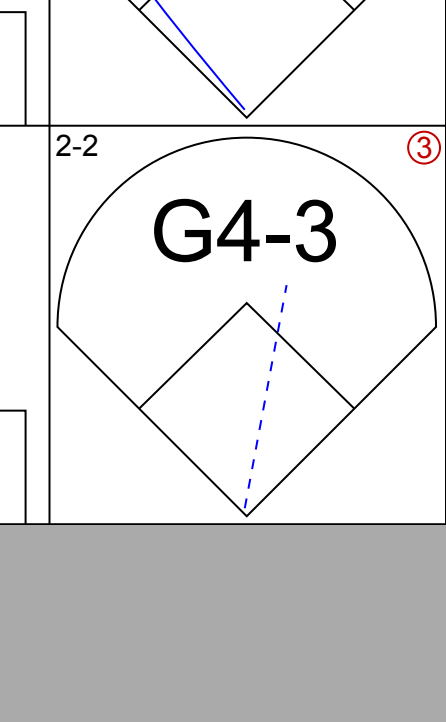
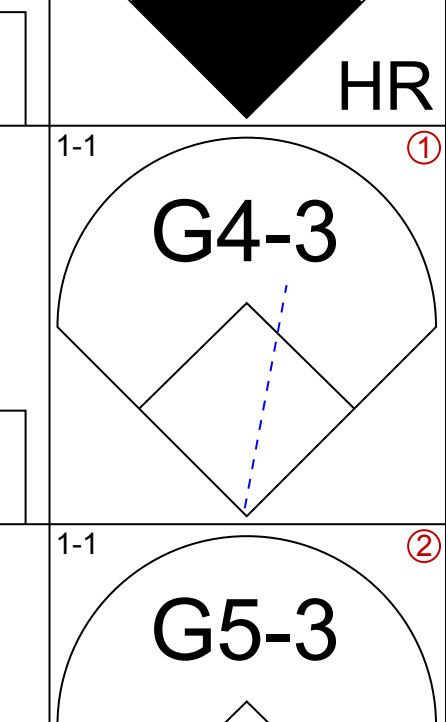
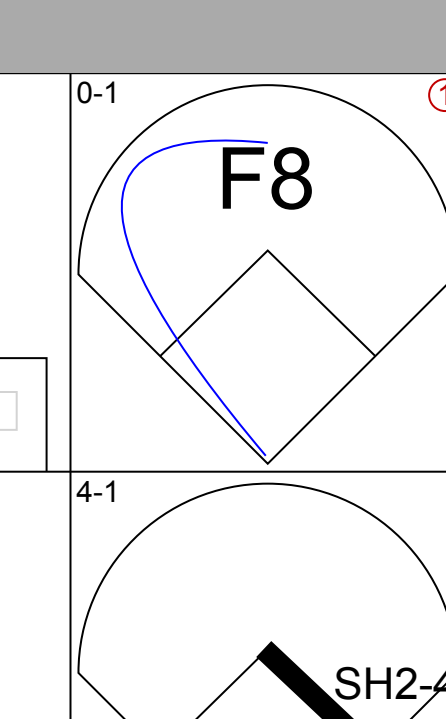
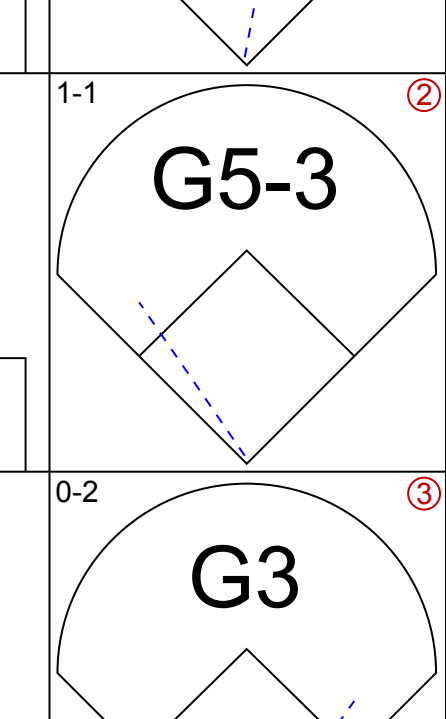
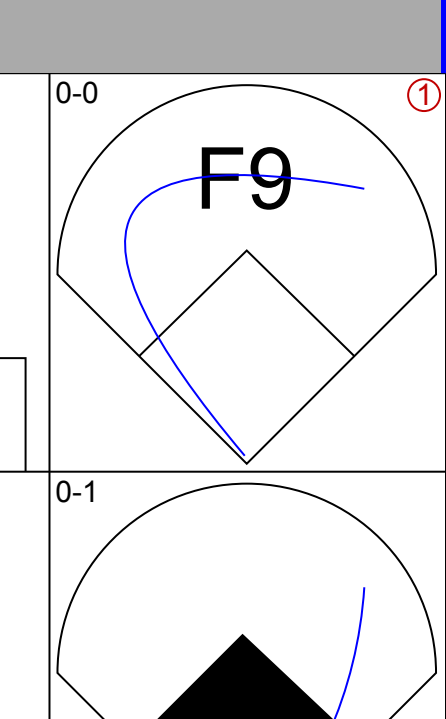
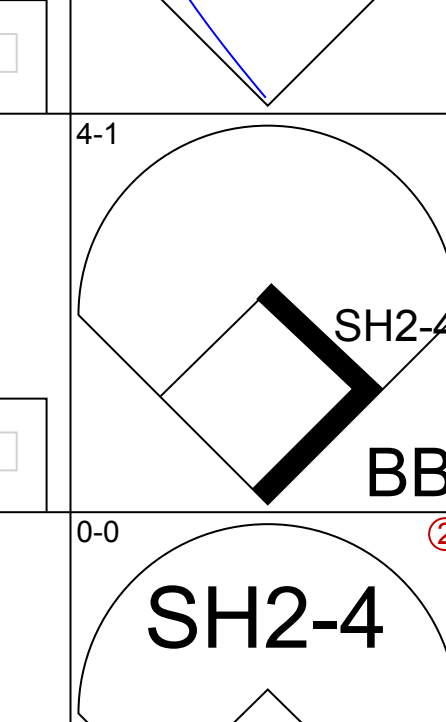
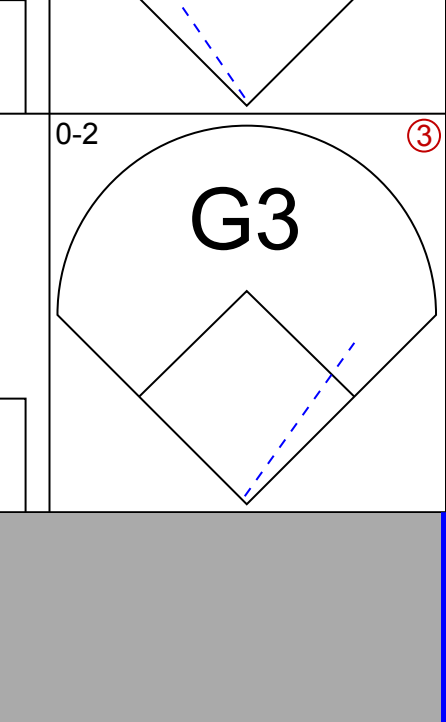
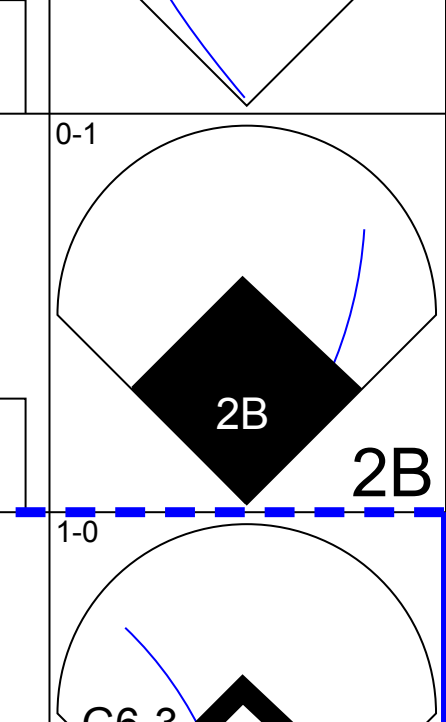

Batter	1	2	3	4	5	6	7	8	9	AB	R	H	RBI	BB	SO	LOB	TOP			
Edgar Renteria, R (1, 6) OBP: 0.333, SLG: 0.396	G5-3			F9			G3			4	0	1	1	0	0	0	St. Louis Cardinals @ Chicago Cubs Wrigley Field, Chicago, IL Mon Sep 20 1999, 7:05 PM CDT Att: 38,085 - Cloudy - 61 F			
Adam Kennedy, L (1, 4) OBP: 0.302, SLG: 0.463	F8			K			G3			4	0	0	0	0	1	1				
Heathcliff Slocumb, R (7, 1)										0	0	0	0	0	0	0				
Lance Painter, L (8, 1)										0	0	0	0	0	0	0				
Ricky Bottalico, L (9, 1)							F7			0	0	0	0	0	0	0				
Mark McGwire, R (1, 3) OBP: 0.421, SLG: 0.688	K			K			HR		F8	4	1	1	1	0	2	0				
Joe McEwing, R (8, 9)										0	0	0	0	0	0	0				
Ray Lankford, L (1, 7) OBP: 0.384, SLG: 0.502		G4-3			K					4	1	2	0	0	1	0				
Thomas Howard, S (1, 9) OBP: 0.364, SLG: 0.448																				
Craig Paquette, R (7, 9) OBP: 0.331, SLG: 0.581		K			G3				G6-4-3	3	1	1	2	0	1	0				
										1	0	0	0	0	0	1				
Fernando Tatis, R (1, 5) OBP: 0.399, SLG: 0.524																				
Eli Marrero, R (9, PR) OBP: 0.237, SLG: 0.297		K			K					3	1	1	0	1	2	0				
										0	0	0	0	0	0	0				
J.D. Drew, L (1, 8) OBP: 0.340, SLG: 0.436				G3			G4-3			4	1	1	2	0	0	1				
Marcus Jensen, S (1, 2) OBP: 0.353, SLG: 0.286				K			K			4	1	1	0	0	2	1				
Mark Thompson, R (1, 1)				L8			L3			2	0	0	0	0	0	0				
Eduardo Perez, R (7, PH) OBP: 0.529, SLG: 0.690										1	1	1	1	0	0	0				
Placido Polanco, R (7, 4) OBP: 0.329, SLG: 0.356										1	0	0	0	0	1	2				
Inning Stats	R: 0 E: 0 K: 1 S: 8	H: 0 LOB: 0 BB: 0 P: 9	R: 0 E: 0 K: 2 S: 10	H: 0 LOB: 0 BB: 0 P: 16	R: 0 E: 0 K: 1 S: 9	H: 0 LOB: 0 BB: 0 P: 12	R: 0 E: 0 K: 2 S: 8	H: 0 LOB: 0 BB: 0 P: 10	R: 0 E: 0 K: 2 S: 7	H: 0 LOB: 0 BB: 0 P: 14	R: 7 E: 0 K: 0 S: 23	H: 8 LOB: 1 BB: 0 P: 33	R: 0 E: 0 K: 0 S: 6	H: 1 LOB: 0 BB: 0 P: 9	R: 0 E: 0 K: 1 S: 11	H: 0 LOB: 2 BB: 1 P: 19	1B: 5 2B: 1 3B: 0 HR: 3	SF: 0 SAC: 0 DP: 1 HBP: 0	WP: 1 PB: 0 SB: 0 CS: 0	PA: 36
PITCHER	IP	WLS	BF	H	R	ER	SO	BB	IBB	HBP	BLK	WP	HR	S	P	ERA	WHIP			
Jon Lieber, R (1, 1) ERA: 4.32	6.2	L	26	6	6	6	9	0	0	0	0	0	3	65	91	8.10	0.900			
Rodney Myers, R (7, 1) ERA: 4.38	1.1		6	3	1	1	0	0	0	0	0	1	0	15	24	6.75	2.250			
33 Brian McNichol, L (9, 1) ERA: 9.53	1.0		4	0	0	0	1	1	0	0	0	0	0	11	19	0.00	1.000			

Batter	1	2	3	4	5	6	7	8	9	AB	R	H	RBI	BB	SO	LOB	BOTTOM					
Lance Johnson, L (1, 8) OBP: 0.323, SLG: 0.334	G3		G4-3					G6-3		3	0	0	0	1	0	1	St. Louis Cardinals @ Chicago Cubs Wrigley Field, Chicago, IL Mon Sep 20 1999, 7:05 PM CDT Att: 38,085 - Cloudy - 61 F					
Roosevelt Brown, L (1, 7) OBP: 0.220, SLG: 0.256	K									3	0	0	0	0	2	1						
Bo Porter, R (8, PH) OBP: 0.214, SLG: 0.231			F7							1	0	0	0	0	1	1						
Sammy Sosa, R (1, 9) OBP: 0.371, SLG: 0.657	F9									3	0	1	0	1	1	0						
Mark Grace, L (1, 3) OBP: 0.386, SLG: 0.471										4	1	1	0	0	1	3						
Shane Andrews, R (1, 5) OBP: 0.297, SLG: 0.367		G1-3								4	1	1	2	0	1	0						
Benito Santiago, R (1, 2) OBP: 0.309, SLG: 0.370										4	0	2	0	0	0	0						
Jose Nieves, R (1, 6) OBP: 0.284, SLG: 0.329										4	0	1	0	0	0	1						
Chad Meyers, R (1, 4) OBP: 0.285, SLG: 0.283										3	0	1	0	0	1	2						
Mickey Morandini, L (9, PH) OBP: 0.319, SLG: 0.331										1	0	0	0	0	1	1						
Jon Lieber, L (1, 1) OBP: 0.207, SLG: 0.154										2	0	0	0	0	1	1						
Rodney Myers, R (7, 1) OBP: 0.429, SLG: 0.571										0	0	0	0	0	0	0						
Cole Liniak, R (8, PH) OBP: 0.276, SLG: 0.321										1	0	1	0	0	0	0						
33 Brian McNichol, L (9, 1) ERA: 4.6										0	0	0	0	0	0	0						
Inning Stats	R: 0 E: 0 K: 1 S: 6	H: 0 LOB: 0 BB: 0 P: 11	R: 0 E: 0 K: 2 S: 15	H: 2 LOB: 2 BB: 0 P: 23	R: 0 E: 0 K: 1 S: 8	H: 0 LOB: 0 BB: 0 P: 10	R: 0 E: 0 K: 0 S: 4	H: 0 LOB: 0 BB: 1 P: 10	R: 0 E: 0 K: 0 S: 9	H: 1 LOB: 1 BB: 0 P: 17	R: 0 E: 0 K: 1 S: 7	H: 1 LOB: 1 BB: 1 P: 14	R: 0 E: 0 K: 1 S: 7	H: 0 LOB: 0 BB: 0 P: 11	R: 0 E: 0 K: 1 S: 10	H: 1 LOB: 1 BB: 0 P: 17	R: 2 E: 0 K: 2 S: 12	H: 3 LOB: 1 BB: 0 P: 18	1B: 6 2B: 1 3B: 0 HR: 1	SF: 0 SAC: 0 DP: 2 HBP: 0	WP: 0 PB: 0 SB: 0 CS: 0	PA: 35
PITCHER	IP	WLS	BF	H	R	ER	SO	BB	IBB	HBP	BLK	WP	HR	S	P	ERA	WHIP					
Mark Thompson, R (1, 1) ERA: 2.9	4		22	4	0	0	5	2	0	0	0	0	0	49	85	0.00	1.000					
Heathcliff Slocumb, R (7, 1) ERA: 4.15	1.1		5	1	0	0	1	0	0	0	0	0	0	11	17	0.00	0.750					
Lance Painter, L (8, 1) ERA: 4.98	0.2		2	0	0	0	1	0	0	0	0	0	0	6	11	0.00	0.000					
Ricky Bottalico, R (9, 1) ERA: 4.6	1.0		6	3	2	2	2	0	0	0	0	0	1	12	18	18.00	3.000					

AB	35
R	7
H	9
RBI	7
BB	1
SO	10
LOB	6



Batter	1	2	3	4	5	6	7	8	9	AB	R	H	RBI	BB	SO	LOB	TOP					
Edgar Renteria, R OBP: 0.336, SLG: 0.401 (1, 6)										3	2	1	3	2	1	0	St. Louis Cardinals @ Chicago Cubs Wrigley Field, Chicago, IL Tue Sep 21 1999, 7:05 PM CDT Att: 38,254 - Overcast - 55 F					
Ray Lankford, L OBP: 0.392, SLG: 0.499 (1, 7)										5	0	1	1	0	2	2						
Mark McGwire, R OBP: 0.419, SLG: 0.684 (1, 3)										3	0	0	1	1	3	1						
Fernando Tatis, R OBP: 0.400, SLG: 0.530 (1, 5)										4	1	2	1	0	1	1						
Craig Paquette, R OBP: 0.322, SLG: 0.564 (1, 9)										4	0	0	0	0	1	2						
J.D. Drew, L OBP: 0.337, SLG: 0.431 (1, 8)										4	0	0	0	0	0	2						
Placido Polanco, R OBP: 0.327, SLG: 0.364 (1, 4)										4	1	1	0	0	1	2						
Marcus Jensen, S OBP: 0.381, SLG: 0.444 (1, 2)										4	2	2	0	0	2	1						
Kent Bottenfield, R OBP: 0.345, SLG: 0.197 (7, PH)										1	0	1	1	0	0	0						
Willie McCovey, S OBP: 0.307, SLG: 0.290 (7, PH)										0	0	0	0	0	0	0						
Mike Moyer, R OBP: 0.334, SLG: 0.362 (7, PH)										0	0	0	0	0	0	0						
Rick Croushore, R OBP: 0.295, SLG: 0.200 (8, PH)										0	0	0	0	0	0	0						
Eduardo Perez, R OBP: 0.256, SLG: 0.200 (9, PH)										0	1	0	1	0	0	0						
Juan Acevedo, R OBP: 0.250, SLG: 0.200 (9, PH)										0	0	0	0	0	0	0						
Inning Stats	R: 0 E: 0 K: 3 S: 9	H: 0 LOB: 0 BB: 0 P: 14	R: 0 E: 0 K: 1 S: 13	H: 0 LOB: 0 BB: 0 P: 21	R: 1 E: 1 K: 1 S: 8	H: 2 LOB: 1 BB: 1 P: 16	R: 0 E: 0 K: 1 S: 10	H: 1 LOB: 2 BB: 1 P: 19	R: 2 E: 0 K: 0 S: 15	H: 2 LOB: 1 BB: 1 P: 25	R: 0 E: 0 K: 0 S: 6	H: 0 LOB: 0 BB: 0 P: 10	R: 0 E: 0 K: 1 S: 7	H: 0 LOB: 0 BB: 0 P: 10	R: 1 E: 0 K: 2 S: 11	H: 1 LOB: 0 BB: 0 P: 14	R: 3 E: 1 K: 2 S: 13	H: 2 LOB: 1 BB: 1 P: 22	1B: 3 2B: 2 3B: 1 HR: 2	SF: 1 SAC: 1 DP: 1 HBP: 0	WP: 0 PB: 0 SB: 1 CS: 0	PA: 39
PITCHER	IP	WLS	BF	H	R	ER	SO	BB	IBB	HBP	BLK	WP	HR	S	P	ERA	WHIP					
Andrew Lorraine, L ERA: 5.68 (1, 1)	4.1	L	20	5	3	3	6	3	0	0	0	0	0	49	84	6.23	1.846					
Scott Sanders, R ERA: 5.69 (5, 1)	1.2		5	0	0	0	0	0	0	0	0	0	0	12	21	0.00	0.000					
Bobby Ayala, R ERA: 3.74 (7, 1)	2.0		7	1	1	1	3	0	0	0	0	0	1	18	24	4.50	0.500					
Felix Heredia, L ERA: 5.04 (9, 1)	1.0		7	2	3	3	2	1	0	0	0	0	1	13	22	27.00	3.000					

Batter	1	2	3	4	5	6	7	8	9	AB	R	H	RBI	BB	SO	LOB	BOTTOM					
Chad Meyers, R OBP: 0.278, SLG: 0.276 (1, 4)										3	0	0	0	0	1	1	St. Louis Cardinals @ Chicago Cubs Wrigley Field, Chicago, IL Tue Sep 21 1999, 7:05 PM CDT Att: 38,254 - Overcast - 55 F					
Glenallen Hill, R OBP: 0.363, SLG: 0.594 (8, PH)										1	0	0	0	0	1							
Lance Johnson, L OBP: 0.322, SLG: 0.331 (1, 8)										3	0	0	0	1	0	1						
Sammy Sosa, R OBP: 0.368, SLG: 0.652 (1, 9)										4	0	0	0	0	1	1						
Mark Grace, L OBP: 0.383, SLG: 0.468 (1, 3)										4	0	0	0	0	0	0						
Shane Andrews, R OBP: 0.297, SLG: 0.375 (1, 5)										4	1	1	1	0	1	0						
Roosevelt Brown, L OBP: 0.231, SLG: 0.244 (1, 7)										2	0	0	0	0	0	0						
Bo Porter, R OBP: 0.200, SLG: 0.214 (7, PH)										1	0	0	0	0	0	0						
Mickey Morandini, L OBP: 0.319, SLG: 0.331 (9, 4)										0	0	0	0	0	0	0						
Benito Santiago, R OBP: 0.306, SLG: 0.367 (1, 2)										3	0	0	0	0	0	0						
Jose Nieves, R OBP: 0.291, SLG: 0.338 (1, 6)										2	1	1	0	1	0	0						
Andrew Lorraine, L ERA: 3.97 (1, 1)										0	0	0	0	0	0	0						
Scott Sanders, R ERA: 4.34 (5, PH)										0	0	0	0	0	0	0						
Manny Alexander, R OBP: 0.278, SLG: 0.389 (6, PH)										1	0	0	0	0	1	0						
Bobby Ayala, R ERA: 4.0 (7, 1)										0	0	0	0	0	0	0						
Gary Gaetti, R OBP: 0.281, SLG: 0.342 (8, PH)										1	0	1	1	0	0	0						
Felix Heredia, L OBP: 0.250, SLG: 0.200 (9, 1)										0	0	0	0	0	0	0						
Inning Stats	R: 0 E: 0 K: 1 S: 10	H: 0 LOB: 0 BB: 0 P: 15	R: 0 E: 0 K: 0 S: 10	H: 0 LOB: 0 BB: 0 P: 16	R: 0 E: 0 K: 0 S: 8	H: 0 LOB: 0 BB: 1 P: 14	R: 0 E: 0 K: 0 S: 6	H: 0 LOB: 0 BB: 0 P: 14	R: 1 E: 0 K: 0 S: 11	H: 1 LOB: 0 BB: 0 P: 15	R: 0 E: 0 K: 2 S: 11	H: 0 LOB: 1 BB: 1 P: 18	R: 0 E: 0 K: 1 S: 8	H: 0 LOB: 0 BB: 0 P: 13	R: 1 E: 0 K: 0 S: 11	H: 2 LOB: 1 BB: 0 P: 14	R: 0 E: 0 K: 0 S: 8	H: 0 LOB: 0 BB: 0 P: 10	1B: 0 2B: 2 3B: 0 HR: 1	SF: 0 SAC: 1 DP: 0 HBP: 0	WP: 0 PB: 0 SB: 0 CS: 0	PA: 32
PITCHER	IP	WLS	BF	H	R	ER	SO	BB	IBB	HBP	BLK	WP	HR	S	P	ERA	WHIP					
Kent Bottenfield, R ERA: 3.97 (1, 1)	6.0	W	21	1	1	1	3	2	0	0	0	0	0	11	16	6.75	0.750					
Mike Moyer, L ERA: 4.34 (7, 1)	1.1	H	5	1	1	1	1	0	0	0	0	0	0	8	11	0.00	1.500					
Rick Croushore, R ERA: 4.0 (8, 1)	0.2	H	3	1	0	0	0	0	0	0	0	0	0	8	10	0.00	0.000					
Juan Acevedo, R ERA: 6.1 (9, 1)	1.0		3	0	0	0	0	0	0	0	0	0	0	8	10	0.00	0.000					

AB	33
R	7
H	8
RBI	7
BB	4
SO	11
LOB	11



Batter	1	2	3	4	5	6	7	8	9	AB	R	H	RBI	BB	SO	LOB	TOP										
Edgar Renteria, R OBP: 0.336, SLG: 0.400										4	1	1	0	1	1	2	St. Louis Cardinals @ Chicago Cubs Wrigley Field, Chicago, IL Wed Sep 22 1999, 1:20 PM CDT Att: 38,278 - Sunny - 65 F										
Willie McGee, S OBP: 0.305, SLG: 0.288										5	0	1	0	0	2	2											
Mark McGwire, R OBP: 0.419, SLG: 0.680										3	0	0	0	2	1	3											
Fernando Tatis, R OBP: 0.398, SLG: 0.528										4	0	1	1	0	0	2											
Thomas Howard, S OBP: 0.367, SLG: 0.464										3	1	1	1	0	1	3											
Craig Panquette, R OBP: 0.320, SLG: 0.556										4	0	1	0	0	2	1											
J.D. Drew, L OBP: 0.338, SLG: 0.430										3	0	1	0	1	1	1											
Marcus Jensen, S OBP: 0.417, SLG: 0.600										2	1	1	1	1	0	1											
Joe McEwing, R OBP: 0.331, SLG: 0.401										1	0	0	0	0	0	2											
Alberto Castillo, R OBP: 0.336, SLG: 0.360										0	0	0	0	0	0	0											
Garrett Stephenson, R OBP: 0.287, SLG: 0.130										2	0	0	0	0	0	1											
Edgardo Ferriz, R OBP: 0.291, SLG: 0.563										1	0	0	0	0	1	2											
Rick Ankiel, L OBP: 0.100, SLG: 0.100										0	0	0	0	0	0	0											
Juan Acevedo, R OBP: 0.301, SLG: 0.600										1	0	0	0	0	1	2											
Ray Lankford, L OBP: 0.311, SLG: 0.698										0	0	0	0	0	0	0											
Lance Painter, L OBP: 0.301, SLG: 0.698										0	0	0	0	0	0	0											
Inning Stats	R: 0 E: 0 K: 3 S: 12	H: 1 LOB: 2 BB: 1 P: 21	R: 1 E: 0 K: 1 S: 9	H: 1 LOB: 0 BB: 0 P: 12	R: 1 E: 0 K: 0 S: 9	H: 1 LOB: 1 BB: 1 P: 19	R: 0 E: 0 K: 1 S: 11	H: 1 LOB: 1 BB: 0 P: 15	R: 0 E: 1 K: 1 S: 9	H: 2 LOB: 2 BB: 1 P: 27	R: 0 E: 0 K: 0 S: 4	H: 1 LOB: 0 BB: 0 P: 9	R: 0 E: 0 K: 2 S: 10	H: 0 LOB: 2 BB: 1 P: 18	R: 0 E: 0 K: 1 S: 6	H: 0 LOB: 1 BB: 1 P: 14	1B: 5 2B: 0 3B: 0 HR: 2	SF: 1 SAC: 0 DP: 1 HBP: 1	WP: 0 PB: 0 SB: 0 CS: 0	PA: 40							
PITCHER	IP	WLS	BF	H	R	ER	SO	BB	IBB	HBP	BLK	WP	HR	S	P	ERA	WHIP										
Steve Trachsel, R ERA: 5.54	6.0	W	28	6	3	3	7	3	0	0	1	0	2	63	109	4.50	1.500										
Bobby Ayala, R ERA: 3.69	1.1	H	5	1	0	0	1	0	0	1	0	0	0	8	15	0.00	0.750										
Mark Guthrie, L ERA: 5.34	0.2	H	3	0	0	0	1	1	0	0	0	0	0	6	12	0.00	1.500										
Rick Aguilera, R ERA: 3.02	1.0	S	4	0	0	0	1	1	0	0	0	0	0	6	14	0.00	1.000										

Batter	1	2	3	4	5	6	7	8	9	AB	R	H	RBI	BB	SO	LOB	BOTTOM										
Lance Johnson, L OBP: 0.318, SLG: 0.327										4	0	0	0	0	0	1	St. Louis Cardinals @ Chicago Cubs Wrigley Field, Chicago, IL Wed Sep 22 1999, 1:20 PM CDT Att: 38,278 - Sunny - 65 F										
Mickey Morandini, L OBP: 0.322, SLG: 0.337										4	0	3	0	0	0	1											
Sammy Sosa, R OBP: 0.369, SLG: 0.650										2	1	0	0	2	0	2											
Mark Grace, L OBP: 0.382, SLG: 0.470										4	0	1	2	0	1	2											
Shane Andrews, R OBP: 0.296, SLG: 0.371										3	1	0	0	1	2	3											
Jeff Reed, L OBP: 0.377, SLG: 0.368										4	1	1	0	0	1	0											
Roosevelt Brown, L OBP: 0.222, SLG: 0.279										2	0	1	1	0	0	0											
Bo Porter, R OBP: 0.188, SLG: 0.200										1	0	0	0	0	0	0											
Jose Nieves, R OBP: 0.286, SLG: 0.333										2	0	0	1	0	0	0											
Bobby Ayala, R ERA: 3.77										0	0	0	0	0	0	0											
Mark Guthrie, R ERA: 5.34										0	0	0	0	0	0	0											
Rick Aguilera, R ERA: 3.02										0	0	0	0	0	0	0											
Steve Trachsel, R OBP: 0.317, SLG: 0.119										2	1	1	0	0	1	1											
Jeff Blausler, R OBP: 0.341, SLG: 0.415										1	1	1	1	0	0	0											
Inning Stats	R: 0 E: 0 K: 0 S: 4	H: 1 LOB: 0 BB: 0 P: 8	R: 2 E: 0 K: 1 S: 13	H: 2 LOB: 1 BB: 1 P: 25	R: 0 E: 0 K: 0 S: 10	H: 1 LOB: 2 BB: 1 P: 20	R: 0 E: 0 K: 0 S: 13	H: 0 LOB: 0 BB: 0 P: 21	R: 2 E: 0 K: 1 S: 18	H: 2 LOB: 1 BB: 1 P: 30	R: 0 E: 0 K: 1 S: 8	H: 0 LOB: 0 BB: 0 P: 12	R: 1 E: 0 K: 0 S: 6	H: 2 LOB: 0 BB: 0 P: 9	R: 0 E: 0 K: 2 S: 9	H: 0 LOB: 0 BB: 0 P: 15	1B: 4 2B: 3 3B: 1 HR: 1	SF: 1 SAC: 0 DP: 2 HBP: 0	WP: 0 PB: 0 SB: 0 CS: 0	PA: 33							
PITCHER	IP	WLS	BF	H	R	ER	SO	BB	IBB	HBP	BLK	WP	HR	S	P	ERA	WHIP										
Garrett Stephenson, R ERA: 3.77	5.0	L	23	6	4	2	2	3	0	0	0	0	0	58	104	3.60	1.800										
Rick Ankiel, L ERA: 3.6	1.0		3	0	0	0	1	0	0	0	0	0	0	8	12	0.00	0.000										
Juan Acevedo, R ERA: 6.13	1.0		4	2	1	1	0	0	0	0	0	0	1	6	9	9.00	2.000										
Lance Painter, L ERA: 4.8	1.0		3	0	0	0	2	0	0	0	0	0	0	9	15	0.00	0.000										

AB	33
R	3
H	7
RBI	3
BB	5
SO	10
LOB	22



Batter	1	2	3	4	5	6	7	8	9	AB	R	H	RBI	BB	SO	LOB	TOP					
Edgar Renteria, R OBP: 0.337, SLG: 0.401	F9		L5		SH5-3		BB		FC4	4	0	2	0	0	0	0	St. Louis Cardinals @ Cincinnati Reds Cinergy Field, Cincinnati, OH Fri Sep 24 1999, 7:05 PM EDT Att: 36,974 - Overcast - 77 F					
Adam Kennedy, L OBP: 0.286, SLG: 0.442	G4-3		G3		SF8		F7		FC4	4	0	0	1	0	0	2						
Mark McGwire, R OBP: 0.419, SLG: 0.677	E6		K		1B		BB			2	1	0	0	2	1	0						
Ray Lankford, L OBP: 0.384, SLG: 0.499	E4				FC6-4		BB			3	1	2	1	1	1	2						
Thomas Howard, S OBP: 0.365, SLG: 0.459					FC6-4		G4-3			4	0	1	1	0	0	3						
Fernando Tatis, R OBP: 0.399, SLG: 0.527					K					3	0	1	0	0	2	2						
J.D. Drew, L Manny Aybar, R			G6-3		F9		G4-6-3		G6-4-3	3	0	0	0	0	0	2						
Alberto Castillo, R Marcus Jensen, S			G4-3				SH5-3		G4-3	2	1	0	0	1	0	0						
Darren Oliver, R Rick Grosshans, R Mike Mohler, L Heathcliff Slocumb, R Willie McGee, S Craig Paquette, R			F7				1B		G4-3	2	1	1	0	0	0	0						
							SH5-3		G4-3	1	0	0	0	0	0	1						
Inning Stats	R: 2 E: 2 K: 1 S: 17	H: 2 LOB: 1 BB: 0 P: 28	R: 0 E: 0 K: 0 S: 5	H: 0 LOB: 0 BB: 0 P: 7	R: 0 E: 0 K: 1 S: 10	H: 0 LOB: 1 BB: 1 P: 14	R: 0 E: 0 K: 1 S: 12	H: 0 LOB: 1 BB: 1 P: 21	R: 2 E: 0 K: 0 S: 9	H: 2 LOB: 2 BB: 2 P: 19	R: 0 E: 0 K: 0 S: 8	H: 0 LOB: 0 BB: 0 P: 15	R: 0 E: 0 K: 1 S: 9	H: 1 LOB: 2 BB: 1 P: 18	R: 0 E: 0 K: 0 S: 5	H: 1 LOB: 0 BB: 0 P: 6	R: 0 E: 0 K: 0 S: 7	H: 1 LOB: 1 BB: 0 P: 12	1B: 7 2B: 0 3B: 0 HR: 0	SF: 1 SAC: 1 DP: 2 HBP: 1	WP: 0 PB: 0 SB: 1 CS: 0	PA: 38
PITCHER	IP WLS BF H R ER SO BB IBB HBP BLK WP HR S P ERA WHIP																					
Steve Parris, R ERA: 3.42	6.0 W 26 4 4 2 3 2 1 1 0 0 0 61 104 3.00 1.000																					
Scott Sullivan, R ERA: 2.53	0.2 H 4 1 0 0 0 1 0 0 0 0 0 6 15 0.00 3.000																					
Dennys Reyes, L ERA: 3.47	0.2 H 3 1 0 0 1 0 0 0 0 0 0 7 8 0.00 1.500																					
Danny Graves, R ERA: 3.17	1.2 S 5 1 0 0 0 0 0 0 0 0 0 8 13 0.00 0.600																					

Batter	1	2	3	4	5	6	7	8	9	AB	R	H	RBI	BB	SO	LOB	BOTTOM			
Mike Cameron, R OBP: 0.351, SLG: 0.465	G3-1		K		F9		BB		K	4	1	1	0	1	2	0	St. Louis Cardinals @ Cincinnati Reds Cinergy Field, Cincinnati, OH Fri Sep 24 1999, 7:05 PM EDT Att: 36,974 - Overcast - 77 F			
Barry Larkin, R OBP: 0.392, SLG: 0.424	L8		1B		F9		K		F9	4	1	0	0	1	1	4				
Sean Casey, L OBP: 0.405, SLG: 0.548	G3-1		1B		BB		BB		F7	4	0	2	2	1	0	1				
Greg Vaughn, R OBP: 0.348, SLG: 0.532			1B		BB		BB		1B	2	0	2	2	2	0	0				
Aaron Boone, R Dennys Reyes, L			1B		BB		BB		1B	4	0	0	0	0	0	8				
Eddie Taubensee, L OBP: 0.355, SLG: 0.528	F8		FC4-6		F9		P4			0	0	0	0	0	0	0				
Jeffrey Hammonds, R OBP: 0.288, SLG: 0.534			G6-3		FC5-4		HR		K2-3	4	1	3	1	0	1	0				
Pokey Reese, R OBP: 0.319, SLG: 0.408			G6-3		FC5-4		1B		K	4	1	1	0	0	1	2				
Jason LaRue, R Brian Johnson, R			K		K		K		K	2	0	0	0	0	2	1				
Danny Graves, R					K		K		K	2	0	0	0	0	2	1				
Steve Parris, R Dmitri Young, S Scott Sullivan, R Mark Lewis, R			K		FC6		BB		F8	2	0	0	0	0	1	1				
					1B		1B			1	1	1	0	0	0	0				
										1	0	0	0	0	0	1				
Inning Stats	R: 0 E: 0 K: 0 S: 10	H: 1 LOB: 2 BB: 1 P: 20	R: 0 E: 0 K: 1 S: 8	H: 1 LOB: 0 BB: 0 P: 10	R: 1 E: 0 K: 2 S: 16	H: 2 LOB: 1 BB: 1 P: 25	R: 0 E: 0 K: 1 S: 8	H: 1 LOB: 1 BB: 0 P: 11	R: 0 E: 0 K: 0 S: 8	H: 0 LOB: 2 BB: 2 P: 21	R: 4 E: 0 K: 2 S: 21	H: 5 LOB: 1 BB: 1 P: 38	R: 0 E: 0 K: 3 S: 12	H: 0 LOB: 1 BB: 0 P: 15	R: 0 E: 0 K: 1 S: 8	H: 0 LOB: 0 BB: 0 P: 9	1B: 9 2B: 0 3B: 0 HR: 1	SF: 0 SAC: 0 DP: 1 HBP: 0	WP: 0 PB: 1 SB: 1 CS: 0	PA: 39
PITCHER	IP WLS BF H R ER SO BB IBB HBP BLK WP HR S P ERA WHIP																			
Darren Oliver, L ERA: 4.3	5.1 27 0 0 0 1 1 0 0 0 0 0 5 9 0.00 3.000																			
Rick Croushore, R ERA: 4.11	0.1 L 2 0 0 0 0 1 0 0 0 0 0 0 1 3 ∞ ∞																			
Mike Mohler, L ERA: 4.36	0.0 B 1 1 0 0 0 0 0 0 0 0 0 0 1 3 ∞ ∞																			
Heathcliff Slocumb, R ERA: 4.06	1.1 6 1 1 1 3 0 0 0 0 0 0 0 15 20 6.75 0.750																			
Manny Aybar, R ERA: 5.03	1.0 3 0 0 0 1 0 0 0 0 0 0 0 8 9 0.00 0.000																			

AB 31
R 4
H 7
RBI 3
BB 4
SO 4
LOB 12



AB 34
R 5
H 10
RBI 5
BB 5
SO 10
LOB 19



Batter	1	2	3	4	5	6	7	8	9	AB	R	H	RBI	BB	SO	LOB	TOP											
Edgar Renteria, R OBP: 0.337, SLG: 0.399	4-2 SH1 1B	0-1 F8			0-0 G5-3		0-3 K			3	1	0	0	1	1	1	St. Louis Cardinals @ Cincinnati Reds Cinergy Field, Cincinnati, OH Sat Sep 25 1999, 1:15 PM EDT Att: 38,936 - Sunny - 80 F											
Placido Polanco, R OBP: 0.327, SLG: 0.368	2-1 SH1	2-1 P3			1-1 G6-3			0-2 F9 2B		3	0	1	0	0	0	1												
Mark McGwire, R OBP: 0.417, SLG: 0.671	2-3 K		3-3 K		1-0 F8			0-0 F9 2-3		4	0	0	0	0	2	2												
Eduardo Perez, R OBP: 0.545, SLG: 0.556 Willie McGee, S OBP: 0.301, SLG: 0.285	0-1 BB HBP 1B		2-2 P4		4-1 BB			0-1 P6		2	0	1	1	1	0	0												
Fernando Tatis, R OBP: 0.399, SLG: 0.527	3-2 BB HBP		1-2 S 2B		1-0 F8			1-0 F8		3	0	1	0	0	0	2												
Craig Paquette, R OBP: 0.316, SLG: 0.541	4-0 BB		3-0 F7		1-1 F7			0-2 F9		3	0	0	0	1	0	2												
Alberto Castillo, R OBP: 0.335, SLG: 0.352 Adam Kennedy, L OBP: 0.283, SLG: 0.437	0-1 F8		1-2 G4-3		2-3 K			3-2 P5		3	0	0	0	0	1	4												
Joe McEwing, R OBP: 0.332, SLG: 0.402	4-2 SH1-4 BB		2-2 P3		1-3 K			1-1 2B		3	0	1	0	1	1	0												
Jose Jimenez, R OBP: 0.298, SLG: 0.135 J.D. Drew, L OBP: 0.338, SLG: 0.425 Juan Nieves, R OBP: 0.292, SLG: 0.050 Lance Parrish, L OBP: 0.281, SLG: 0.150 Ricky Bottalico, L OBP: 0.281, SLG: 0.150 Thomas Howard, S OBP: 0.281, SLG: 0.150	0-0 SH1-4		0-3 K		1-1 F8			0-0 G5-3		1	0	0	0	0	1	0												
Inning Stats	R: 1 E: 0 K: 1 S: 13	H: 1 LOB: 3 BB: 2 P: 28	R: 0 E: 0 K: 0 S: 7	H: 0 LOB: 1 BB: 1 P: 13	R: 0 E: 0 K: 1 S: 10	H: 1 LOB: 0 BB: 0 P: 19	R: 0 E: 0 K: 1 S: 10	H: 0 LOB: 0 BB: 0 P: 13	R: 0 E: 0 K: 0 S: 4	H: 0 LOB: 1 BB: 1 P: 6	R: 0 E: 0 K: 1 S: 7	H: 0 LOB: 1 BB: 1 P: 15	R: 0 E: 0 K: 2 S: 10	H: 0 LOB: 0 BB: 0 P: 12	R: 0 E: 0 K: 0 S: 7	H: 1 LOB: 1 BB: 0 P: 8		R: 0 E: 0 K: 0 S: 10	H: 1 LOB: 1 BB: 0 P: 14	1B: 1 2B: 3 3B: 0 HR: 0	SF: 0 SAC: 2 DP: 0 HBP: 1	WP: 0 PB: 0 SB: 2 CS: 0	PA: 36					
PITCHER	IP	WLS	BF	H	R	ER	SO	BB	IBB	HBP	BLK	WP	HR	S	P	ERA	WHIP											
Denny Neagle, L ERA: 4.44	(1, 1)	7.0	W	29	3	1	1	6	4	0	1	0	0	0	64	109	1.29	1.000										
Danny Graves, R ERA: 3.11	(8, 1)	2.0	S	7	1	0	0	0	0	0	0	0	0	14	19	0.00	0.500											

AB	29
R	1
H	4
RBI	1
BB	4
SO	6
LOB	14



Batter	1	2	3	4	5	6	7	8	9	AB	R	H	RBI	BB	SO	LOB	BOTTOM											
Mike Cameron, R OBP: 0.354, SLG: 0.467	3-1 CS BB 1B		2-0 G6-3 1B		3-1 G4-3		4-1 CS BB			3	1	2	0	1	0	0	St. Louis Cardinals @ Cincinnati Reds Cinergy Field, Cincinnati, OH Sat Sep 25 1999, 1:15 PM EDT Att: 38,936 - Sunny - 80 F											
Barry Larkin, R OBP: 0.392, SLG: 0.424	4-2 SAFE SAFE SAFE SAFE BB		1-1 SAFE SAFE SAFE SAFE G6-3		1-3 K		3-2 1-2 1B		3	0	1	0	1	1	1													
Sean Casey, L OBP: 0.406, SLG: 0.548	3-3 K		1-2 G6-3		0-0 HR 1B		2-1 F8		4	1	2	1	0	1	3													
Greg Vaughn, R OBP: 0.347, SLG: 0.536	2-1 F7		0-0 F8		2-2 HR			0-1 G5-3		4	1	1	2	0	0	2												
Dmitri Young, S OBP: 0.352, SLG: 0.504 Kerry Robinson, L OBP: 0.352, SLG: 0.504	0-1 E4		2-3 K		2-3 K			0-0 E7		4	0	1	0	0	2	0												
Michael Tucker, L OBP: 0.337, SLG: 0.418	FC6-4							2B E		0	1	0	0	0	0	0												
Eddie Taubensee, L OBP: 0.357, SLG: 0.529	3-3 K		2-2 BB HBP		0-1 G6-3			0-0 E6		3	1	1	1	0	1	1												
Aaron Boone, R OBP: 0.333, SLG: 0.456	0-2 FC6-4		0-0 L4		1-0 G5-4-3 HBP			3-2 2B 2B		3	1	1	1	0	0	2												
Pokey Reese, R OBP: 0.319, SLG: 0.405	1-0 G5-3		4-2 BB		0-0 G5-4-3			3-2 2B 2B		3	0	0	0	1	0	4												
Denny Neagle, L OBP: 0.194, SLG: 0.200 Danny Graves, R OBP: 0.194, SLG: 0.200	2-1 F7		0-0 G6-3		1-3 K			2-2 G5-3		3	0	0	0	0	1	2												
Inning Stats	R: 0 E: 0 K: 1 S: 13	H: 1 LOB: 1 BB: 1 P: 25	R: 0 E: 1 K: 1 S: 9	H: 0 LOB: 0 BB: 0 P: 13	R: 1 E: 0 K: 0 S: 9	H: 2 LOB: 1 BB: 0 P: 15	R: 0 E: 0 K: 1 S: 10	H: 0 LOB: 2 BB: 1 P: 18	R: 2 E: 0 K: 2 S: 13	H: 2 LOB: 0 BB: 0 P: 21	R: 0 E: 0 K: 0 S: 3	H: 0 LOB: 0 BB: 0 P: 4	R: 0 E: 0 K: 1 S: 11	H: 1 LOB: 1 BB: 1 P: 21	R: 3 E: 2 K: 0 S: 13	H: 3 LOB: 1 BB: 0 P: 19	1B: 5 2B: 4 3B: 0 HR: 1	SF: 0 SAC: 0 DP: 2 HBP: 2	WP: 0 PB: 2 SB: 1 CS: 2	PA: 36								
PITCHER	IP	WLS	BF	H	R	ER	SO	BB	IBB	HBP	BLK	WP	HR	S	P	ERA	WHIP											
Jose Jimenez, R ERA: 5.75	(1, 1)	6.0	L	26	5	3	3	5	2	0	2	0	0	9	96	4.50	1.167											
Juan Acevedo, R ERA: 6.09	(7, 1)	0.2		3	1	0	0	1	1	0	0	0	0	0	9	17	0.00	3.000										
Lance Painter, L ERA: 4.77	(7, 1)	0.1		1	0	0	0	0	0	0	0	0	0	2	4	0.00	0.000											
Ricky Bottalico, R ERA: 4.79	(8, 1)	1.0		6	3	3	2	0	0	0	0	0	0	13	19	18.00	3.000											



Batter	1	2	3	4	5	6	7	8	9	10	11	12	AB	R	H	RBI	BB	SO	LOB	TOP			
Edgar Renteria, R OBP: 0.335, SLG: 0.398 (1.6)	G5-3		F9		K			L5		K			6	0	1	1	0	2	0				
Adam Kennedy, L OBP: 0.265, SLG: 0.409 Ricky Bottalico, L (12.1)	G4-3		F7			F7		F7		G6-3		K	6	0	0	0	0	1	1				
Mark McGwire, R OBP: 0.417, SLG: 0.677 (1.3)	F9		P4							G5-3			5	1	2	1	0	0	0				
Ray Lankford, L OBP: 0.380, SLG: 0.493 (1.7)		K						K				K2-3	5	0	0	0	0	4	1				
Thomas Howard, S OBP: 0.360, SLG: 0.452 Eli Marrero, R OBP: 0.237, SLG: 0.297 Joe McEwing, R OBP: 0.332, SLG: 0.402 (9.8)	G3		G6-3			G4-3						P3	4	0	1	0	0	0	1				
Fernando Tatis, R OBP: 0.401, SLG: 0.540 Rick Croushore, R OBP: 0.500, SLG: 0.333 Mike Mohler, R (11.1)												K	5	2	3	3	0	1	0				
J.D. Drew, L OBP: 0.327, SLG: 0.425 Heathcliff Slocumb, R OBP: 0.321, SLG: 0.541 (11.5)			K							G4-3			3	0	1	0	1	1	2				
Marcus Jensen, S OBP: 0.379, SLG: 0.560 (1.2)					G3			G4-3		K		SH1-4	4	0	1	0	0	1	2				
Mark Thompson, R OBP: 0.352, SLG: 0.526 Manny Aybar, R OBP: 0.265, SLG: 0.409 Lance Painter, L OBP: 0.286, SLG: 0.419 Juan Acevedo, R OBP: 0.286, SLG: 0.419 Willie McCree, S OBP: 0.286, SLG: 0.419 (11.1)	K		K					G5-3		F7		L6	2	0	0	0	0	2	2				
Inning Stats	R: 0 E: 0 K: 8 S: 8	H: 0 LOB: 0 BB: 0 P: 9	R: 1 E: 0 K: 2 S: 14	H: 2 LOB: 2 BB: 1 P: 24	R: 0 E: 0 K: 0 S: 7	H: 0 LOB: 0 BB: 0 P: 9	R: 0 E: 0 K: 2 S: 14	H: 1 LOB: 0 BB: 0 P: 20	R: 0 E: 0 K: 1 S: 8	H: 0 LOB: 0 BB: 0 P: 11	R: 0 E: 0 K: 0 S: 11	H: 1 LOB: 1 BB: 0 P: 16	R: 1 E: 0 K: 1 S: 7	H: 0 LOB: 0 BB: 0 P: 5	R: 0 E: 0 K: 2 S: 7	H: 0 LOB: 0 BB: 0 P: 7	R: 1 E: 0 K: 1 S: 6	H: 1 LOB: 1 BB: 1 P: 10	1B: 3 2B: 3 3B: 0 HR: 3	SF: 0 SAC: 1 DP: 0 HBP: 0	WP: 0 PB: 0 SB: 2 CS: 0	PA: 47	
PITCHER	IP WLS BF H R ER SO BB IBB HBP BLK WP HR S P ERA WHIP	IP WLS BF H R ER SO BB IBB HBP BLK WP HR S P ERA WHIP	IP WLS BF H R ER SO BB IBB HBP BLK WP HR S P ERA WHIP	IP WLS BF H R ER SO BB IBB HBP BLK WP HR S P ERA WHIP	IP WLS BF H R ER SO BB IBB HBP BLK WP HR S P ERA WHIP	IP WLS BF H R ER SO BB IBB HBP BLK WP HR S P ERA WHIP	IP WLS BF H R ER SO BB IBB HBP BLK WP HR S P ERA WHIP	IP WLS BF H R ER SO BB IBB HBP BLK WP HR S P ERA WHIP	IP WLS BF H R ER SO BB IBB HBP BLK WP HR S P ERA WHIP	IP WLS BF H R ER SO BB IBB HBP BLK WP HR S P ERA WHIP	IP WLS BF H R ER SO BB IBB HBP BLK WP HR S P ERA WHIP	IP WLS BF H R ER SO BB IBB HBP BLK WP HR S P ERA WHIP	IP WLS BF H R ER SO BB IBB HBP BLK WP HR S P ERA WHIP	IP WLS BF H R ER SO BB IBB HBP BLK WP HR S P ERA WHIP	IP WLS BF H R ER SO BB IBB HBP BLK WP HR S P ERA WHIP	IP WLS BF H R ER SO BB IBB HBP BLK WP HR S P ERA WHIP	IP WLS BF H R ER SO BB IBB HBP BLK WP HR S P ERA WHIP	IP WLS BF H R ER SO BB IBB HBP BLK WP HR S P ERA WHIP	IP WLS BF H R ER SO BB IBB HBP BLK WP HR S P ERA WHIP	IP WLS BF H R ER SO BB IBB HBP BLK WP HR S P ERA WHIP	IP WLS BF H R ER SO BB IBB HBP BLK WP HR S P ERA WHIP	IP WLS BF H R ER SO BB IBB HBP BLK WP HR S P ERA WHIP	IP WLS BF H R ER SO BB IBB HBP BLK WP HR S P ERA WHIP

St. Louis Cardinals @ Cincinnati Reds
Cinergy Field, Cincinnati, OH

AB 44
R 5
H 9
RBI 5
BB 2
SO 12
LOB 12



Batter	1	2	3	4	5	6	7	8	9	10	11	12	AB	R	H	RBI	BB	SO	LOB	BOTTOM				
Mike Cameron, R OBP: 0.397, SLG: 0.471 (1.8)													3	1	1	3	2	1	1					
Barry Larkin, R OBP: 0.393, SLG: 0.426 (1.6)			F7		L8		F8						4	1	1	0	1	0	3					
Sean Casey, L OBP: 0.403, SLG: 0.544 (1.3)			G3		G3		K				K		6	0	1	1	0	2	8					
Greg Vaughn, R OBP: 0.544, SLG: 0.530 (1.7)	K		K			P3	K			K			6	0	0	0	0	4	5					
Dmitri Young, S OBP: 0.355, SLG: 0.503 Michael Tucker, L OBP: 0.338, SLG: 0.418 Jeffrey Hammonds, R OBP: 0.346, SLG: 0.522 (12.1)						F7		K				K	1	0	0	0	2	0	0					
Eddie Taubensee, L OBP: 0.359, SLG: 0.528 Kerry Robinson, L (12.1)	K									K			5	0	2	0	1	2	4					
Aaron Boone, R OBP: 0.330, SLG: 0.452 Scott Williamson, R (11.1)		L8			F8		P2			K			4	0	0	0	0	1	2					
Brian Johnson, R OBP: 0.286, SLG: 0.419 Jason LaRue, R OBP: 0.313, SLG: 0.402 (12.1)								K		G5-3			0	0	0	0	0	0	0					
Pokey Reese, R OBP: 0.321, SLG: 0.412 (1.4)	K		K						F9		P9			6	2	3	3	0	1	1				
Juan Guzman, R OBP: 0.326, SLG: 0.429 Scott Sullivan, R OBP: 0.265, SLG: 0.409 Dennis Reyes, R OBP: 0.286, SLG: 0.419 Mark Lewis, R OBP: 0.286, SLG: 0.419 Heathcliff Slocumb, R OBP: 0.321, SLG: 0.541 (10.1)	K		K		K								2	0	0	0	0	2	1					
Inning Stats	R: 1 E: 0 K: 3 S: 15	H: 2 LOB: 2 BB: 1 P: 25	R: 0 E: 0 K: 2 S: 7	H: 0 LOB: 0 BB: 0 P: 11	R: 0 E: 0 K: 1 S: 14	H: 0 LOB: 1 BB: 0 P: 14	R: 0 E: 0 K: 0 S: 7	H: 0 LOB: 0 BB: 1 P: 13	R: 0 E: 0 K: 1 S: 10	H: 1 LOB: 2 BB: 1 P: 19	R: 0 E: 0 K: 0 S: 8	H: 0 LOB: 1 BB: 2 P: 21	R: 0 E: 0 K: 0 S: 11	H: 1 LOB: 1 BB: 0 P: 8	R: 0 E: 0 K: 2 S: 8	H: 1 LOB: 1 BB: 0 P: 6	R: 0 E: 1 K: 1 S: 5	H: 1 LOB: 3 BB: 0 P: 8	R: 3 E: 0 K: 1 S: 5	H: 2 LOB: 1 BB: 1 P: 10	1B: 6 2B: 1 3B: 1 HR: 2	SF: 0 SAC: 1 DP: 2 HBP: 2	WP: 1 PB: 1 SB: 2 CS: 0	PA: 53
PITCHER	IP WLS BF H R ER SO BB IBB HBP BLK WP HR S P ERA WHIP	IP WLS BF H R ER SO BB IBB HBP BLK WP HR S P ERA WHIP	IP WLS BF H R ER SO BB IBB HBP BLK WP HR S P ERA WHIP	IP WLS BF H R ER SO BB IBB HBP BLK WP HR S P ERA WHIP	IP WLS BF H R ER SO BB IBB HBP BLK WP HR S P ERA WHIP	IP WLS BF H R ER SO BB IBB HBP BLK WP HR S P ERA WHIP	IP WLS BF H R ER SO BB IBB HBP BLK WP HR S P ERA WHIP	IP WLS BF H R ER SO BB IBB HBP BLK WP HR S P ERA WHIP	IP WLS BF H R ER SO BB IBB HBP BLK WP HR S P ERA WHIP	IP WLS BF H R ER SO BB IBB HBP BLK WP HR S P ERA WHIP	IP WLS BF H R ER SO BB IBB HBP BLK WP HR S P ERA WHIP	IP WLS BF H R ER SO BB IBB HBP BLK WP HR S P ERA WHIP	IP WLS BF H R ER SO BB IBB HBP BLK WP HR S P ERA WHIP	IP WLS BF H R ER SO BB IBB HBP BLK WP HR S P ERA WHIP	IP WLS BF H R ER SO BB IBB HBP BLK WP HR S P ERA WHIP	IP WLS BF H R ER SO BB IBB HBP BLK WP HR S P ERA WHIP	IP WLS BF H R ER SO BB IBB HBP BLK WP HR S P ERA WHIP	IP WLS BF H R ER SO BB IBB HBP BLK WP HR S P ERA WHIP	IP WLS BF H R ER SO BB IBB HBP BLK WP HR S P ERA WHIP	IP WLS BF H R ER SO BB IBB HBP BLK WP HR S P ERA WHIP	IP WLS BF H R ER SO BB IBB HBP BLK WP HR S P ERA WHIP	IP WLS BF H R ER SO BB IBB HBP BLK WP HR S P ERA WHIP	IP WLS BF H R ER SO BB IBB HBP BLK WP HR S P ERA WHIP	IP WLS BF H R ER SO BB IBB HBP BLK WP HR S P ERA WHIP

St. Louis Cardinals @ Cincinnati Reds
Cinergy Field, Cincinnati, OH

AB 43
R 7
H 10
RBI 7
BB 7
SO 15
LOB 26



Batter	1	2	3	4	5	6	7	8	9	AB	R	H	RBI	BB	SO	LOB	TOP										
Edgar Renteria, R OBP: 0.334, SLG: 0.398	L6		K		F9		F8		F9	5	1	1	0	0	1	0	St. Louis Cardinals @ Cincinnati Reds Cinergy Field, Cincinnati, OH Mon Sep 27 1999, 12:35 PM EDT Att: 28,701 - Cloudy - 69 F										
Craig Paquette, R OBP: 0.314, SLG: 0.530 J.D. Drew, L OBP: 0.340, SLG: 0.429	G1-3		G6-3		F9		FC4-6 BB		1B 2B	3	0	0	0	0	0	1											
Mark McGwire, R OBP: 0.418, SLG: 0.681	K			HR	HR		FC4-6 1-2		1B 2H	4	2	2	2	1	1	1											
Eduardo Perez, R OBP: 0.293, SLG: 0.333 Rick Crouchmore, R OBP: 0.293, SLG: 0.333 Manny Aybar, R OBP: 0.293, SLG: 0.333 Mike Mohler, R OBP: 0.293, SLG: 0.333 Juan Acevedo, R OBP: 0.293, SLG: 0.333 Adam Kennedy, R OBP: 0.293, SLG: 0.333 El Martinez, R OBP: 0.293, SLG: 0.333	F8			HR	HR		K		K	3	2	1	3	1	1	1											
Fernando Tatis, R OBP: 0.403, SLG: 0.543	BB 1B			SH1 SF7 2B	S 1B				G4-3	4	1	3	1	0	0	0											
Joe McEwing, R OBP: 0.332, SLG: 0.400	SAFE SAFE SAFE SAFE SAFE			SH1	F9				K	2	0	0	0	1	1	1											
Alberto Castillo, R OBP: 0.331, SLG: 0.349 Marcus Jensen, S OBP: 0.400, SLG: 0.560	K			SF7			P2		BB	2	0	0	1	0	1	2											
Placido Polanco, R OBP: 0.323, SLG: 0.363 Thomas Howard, S OBP: 0.359, SLG: 0.449	L3			B1-3			L9		F9	3	0	0	0	0	0	2											
Garrett Stephenson, R OBP: 0.077, SLG: 0.115 Willie McGee, S OBP: 0.258, SLG: 0.282				F9			G6-3		P3	3	0	0	0	0	0	0											
Willie McGee, S OBP: 0.258, SLG: 0.282				F9			G6-3		P3	1	0	0	0	0	1	0											
Inning Stats	R: 0 E: 0 K: 1 S: 10	H: 0 LOB: 0 BB: 0 P: 14	R: 0 E: 0 K: 1 S: 14	H: 1 LOB: 2 BB: 1 P: 21	R: 0 E: 0 K: 1 S: 12	H: 0 LOB: 0 BB: 0 P: 17	R: 3 E: 1 K: 0 S: 12	H: 2 LOB: 0 BB: 1 P: 20	R: 3 E: 0 K: 0 S: 15	H: 3 LOB: 1 BB: 0 P: 29	R: 0 E: 0 K: 0 S: 7	H: 0 LOB: 0 BB: 0 P: 11	R: 0 E: 0 K: 1 S: 9	H: 0 LOB: 1 BB: 1 P: 17	R: 0 E: 0 K: 1 S: 15	H: 0 LOB: 1 BB: 1 P: 24	R: 1 E: 0 K: 2 S: 12	H: 2 LOB: 1 BB: 0 P: 17	1B: 3 2B: 3 3B: 0 HR: 2	SF: 1 SAC: 1 DP: 0 HBP: 0	WP: 0 PB: 0 SB: 1 CS: 0	PA: 40					
PITCHER	IP	WLS	BF	H	R	ER	SO	BB	IBB	HBP	BLK	WP	HR	S	P	ERA	WHIP										
Ron Villone, L ERA: 4.29	4.2		21	4	5	4	3	2	1	0	0	0	1	56	89	7.71	1.286										
Brett Tomko, R ERA: 4.99	1.1	W	6	2	1	1	0	0	0	0	0	0	1	14	23	6.75	1.500										
Stan Belinda, R ERA: 5.13	1.0		4	0	0	0	1	1	0	0	0	0	0	9	17	0.00	1.000										
Scott Sullivan, R ERA: 2.94	1.2	H	8	2	1	1	2	1	0	0	0	0	0	24	36	5.40	1.800										
Dennys Reyes, L ERA: 3.59	0.1	S	1	0	0	0	1	0	0	0	0	0	0	3	5	0.00	0.000										

Batter	1	2	3	4	5	6	7	8	9	AB	R	H	RBI	BB	SO	LOB	BOTTOM										
Mike Cameron, R OBP: 0.356, SLG: 0.468	K		K		F8		F8		G1-3 BB 1B BB	4	1	0	0	1	2	1	St. Louis Cardinals @ Cincinnati Reds Cinergy Field, Cincinnati, OH Mon Sep 27 1999, 12:35 PM EDT Att: 28,701 - Cloudy - 69 F										
Barry Larkin, R OBP: 0.393, SLG: 0.427	F7		BB 2H 2B		F7		F9		1B BB G1-3 BB	4	1	1	1	1	0	0											
Sean Casey, L OBP: 0.405, SLG: 0.543	1B		BB		G4-3		2B		1B G1-3	4	1	2	0	1	0	2											
Greg Vaughn, R OBP: 0.347, SLG: 0.534	K		BB		HR		1B 2B		1B IBB	3	2	2	1	2	1	1											
Dmitri Young, S OBP: 0.358, SLG: 0.513 Jeffrey Hammonds, R OBP: 0.346, SLG: 0.532	F8		F7		HR		HR		1B 1B	5	2	3	5	0	0	3											
Eddie Taubensee, L OBP: 0.357, SLG: 0.531	G4-3				P6		F8		P5	5	1	1	2	0	0	2											
Aaron Boone, R OBP: 0.333, SLG: 0.454	F9				1B		1B		F8	5	0	3	0	0	0	2											
Pokey Reese, R OBP: 0.322, SLG: 0.412			SH1-4 2B 1B		F7		F8		1B	4	1	2	0	0	0	2											
Ron Villone, L ERA: 4.14 Brett Tomko, R ERA: 4.2 Mark Swenseth, L ERA: 4.74 Stan Belinda, R ERA: 5.13 Michael Tucker, R ERA: 3.07 Scott Sullivan, R ERA: 2.94 Dennys Reyes, R ERA: 3.59	SH1-4 1B		SH1-4 1B		G4-3		F7		L9	1	0	0	0	0	0	1											
Inning Stats	R: 0 E: 0 K: 2 S: 11	H: 1 LOB: 1 BB: 0 P: 18	R: 0 E: 0 K: 0 S: 5	H: 0 LOB: 0 BB: 0 P: 9	R: 1 E: 0 K: 1 S: 13	H: 2 LOB: 3 BB: 2 P: 25	R: 0 E: 0 K: 0 S: 9	H: 1 LOB: 1 BB: 0 P: 15	R: 0 E: 0 K: 0 S: 5	H: 0 LOB: 0 BB: 0 P: 8	R: 2 E: 0 K: 0 S: 13	H: 3 LOB: 1 BB: 0 P: 18	R: 4 E: 0 K: 0 S: 17	H: 6 LOB: 2 BB: 0 P: 28	R: 2 E: 0 K: 0 S: 7	H: 1 LOB: 3 BB: 3 P: 21		1B: 9 2B: 3 3B: 0 HR: 2	SF: 0 SAC: 1 DP: 0 HBP: 0	WP: 0 PB: 0 SB: 2 CS: 0	PA: 43						
PITCHER	IP	WLS	BF	H	R	ER	SO	BB	IBB	HBP	BLK	WP	HR	S	P	ERA	WHIP										
Garrett Stephenson, R ERA: 4.14	6.2		32	10	6	6	3	2	0	0	0	0	1	64	109	8.10	1.800										
Rick Crouchmore, R ERA: 4.2	0.1	L	4	3	1	1	0	0	0	0	0	0	1	9	12	27.00	9.000										
Manny Aybar, R ERA: 4.47	0.0		2	0	2	2	0	2	0	0	0	0	0	0	8	∞	∞										
Mike Mohler, L ERA: 4.56	0.2	A	1	0	0	0	0	0	1	0	0	0	0	5	10	0.00	1.500										
Juan Acevedo, R ERA: 6.03	0.1		1	0	0	0	0	0	0	0	0	0	0	2	3	0.00	0.000										

AB 33
R 7
H 8
RBI 7
BB 5
SO 7
LOB 10



AB 37
R 9
H 14
RBI 9
BB 5
SO 3
LOB 17



Batter	1	2	3	4	5	6	7	8	9	AB	R	H	RBI	BB	SO	LOB	TOP										
Lance Johnson, L (1.8) OBP: 0.326, SLG: 0.332	G6-3	G4-3				F8		F7	K	5	0	0	0	0	1	3	Chicago Cubs @ St. Louis Cardinals Busch Stadium, St. Louis, MO Fri Oct 01 1999, 7:10 PM CDT Att: 49,085 - Cloudy - 77 F										
Roosevelt Brown, L (1.7) OBP: 0.242, SLG: 0.356			F7		G6-3				K	3	0	1	0	0	0	0											
Bo Porter, R (7.7) OBP: 0.250, SLG: 0.231	1B									2	0	1	0	0	1	0											
Sammy Sosa, R (1.9) OBP: 0.368, SLG: 0.635	K				K2-3					3	0	0	0	1	2	2											
Mark Grace, L (1.3) OBP: 0.391, SLG: 0.483	F9		L8-4-3							4	0	0	0	0	0	3											
Shane Andrews, R (1.5) OBP: 0.291, SLG: 0.367		E6							E6	4	2	2	0	0	0	0											
Bento Santiago, R (1.2) OBP: 0.313, SLG: 0.377					P4				F9	3	0	1	0	1	0	2											
Jose Nieves, R (1.6) OBP: 0.297, SLG: 0.350					F8				FC5-4	3	0	1	1	1	0	2											
Chad Meyers, R (1.4) OBP: 0.295, SLG: 0.299									FC4	3	1	1	1	1	0	4											
Jon Lieber, L (1.1) OBP: 0.188, SLG: 0.138	K								K	4	0	0	0	0	2	6											
Inning Stats	R: 0 E: 0 K: 1 S: 10	H: 1 LOB: 1 BB: 0 P: 14	R: 0 E: 1 K: 1 S: 16	H: 1 LOB: 3 BB: 1 P: 30	R: 0 E: 0 K: 0 S: 5	H: 0 LOB: 0 BB: 1 P: 12	R: 2 E: 0 K: 0 S: 10	H: 2 LOB: 0 BB: 0 P: 13	R: 0 E: 0 K: 0 S: 6	H: 0 LOB: 0 BB: 0 P: 11	R: 1 E: 0 K: 0 S: 10	H: 2 LOB: 2 BB: 2 P: 21	R: 0 E: 0 K: 0 S: 9	H: 1 LOB: 1 BB: 0 P: 9	R: 0 E: 1 K: 0 S: 9	H: 0 LOB: 1 BB: 0 P: 16	R: 0 E: 0 K: 3 S: 9	H: 0 LOB: 0 BB: 0 P: 12	1B: 3 2B: 5 3B: 0 HR: 0	SF: 0 SAC: 0 DP: 2 HBP: 0	WP: 2 PB: 0 SB: 0 CS: 0	PA: 38					
PITCHER	IP	WLS	BF	H	R	ER	SO	BB	IBB	HBP	BLK	WP	HR	S	P	ERA	WHIP										
Mark Thompson, R (1.1) ERA: 2.78	5.1	L	26	6	3	3	3	3	1	0	0	1	0	55	99	5.06	1.688										
Mike Mohler, L (6.1) ERA: 4.38	1.0		2	0	0	0	0	0	0	0	0	0	0	4	6	0.00	0.000										
Juan Acevedo, R (7.1) ERA: 5.89	1.2		7	1	0	0	0	0	0	0	0	0	0	12	21	0.00	0.600										
Heathcliff Slocumb, R (9.1) ERA: 3.77	1.0		3	0	0	0	3	0	0	0	0	0	0	9	12	0.00	0.000										

Batter	1	2	3	4	5	6	7	8	9	AB	R	H	RBI	BB	SO	LOB	BOTTOM										
Edgar Renteria, R (1.6) OBP: 0.334, SLG: 0.399	K								F9	4	1	2	0	0	1	0	Chicago Cubs @ St. Louis Cardinals Busch Stadium, St. Louis, MO Fri Oct 01 1999, 7:10 PM CDT Att: 49,085 - Cloudy - 77 F										
J.D. Drew, L (1.8) OBP: 0.340, SLG: 0.426	F7								G4-3	4	0	1	1	0	1	1											
Mark McGwire, R (1.3) OBP: 0.684										4	0	1	0	0	1	2											
David Howard, S (9.7) OBP: 0.286, SLG: 0.293	K									0	0	0	0	0	0	0											
Thomas Howard, S (1.9) OBP: 0.351, SLG: 0.435		G4-3							F8	4	0	0	0	0	0	2											
Fernando Tatis, R (1.5) OBP: 0.402, SLG: 0.551		E5							K	3	1	1	1	0	1	0											
Marcus Jensen, S (1.2) OBP: 0.368, SLG: 0.500										3	0	0	0	0	0	1											
Adam Kennedy, L (1.4) OBP: 0.287, SLG: 0.406									K	3	0	1	0	0	1	0											
Joe McEwing, R (1.7) OBP: 0.333, SLG: 0.399										2	0	0	0	0	0	1											
Mike Mohler, R (6.1) ERA: 4.38										0	0	0	0	0	0	0											
Juan Acevedo, R (7.1) ERA: 5.89										1	0	1	0	0	0	0											
Eduardo Perez, R (8.7) OBP: 0.313, SLG: 0.377										0	0	0	0	0	0	0											
Eli Marrero, R (8.7) OBP: 0.250, SLG: 0.231										0	0	0	0	0	0	0											
Heathcliff Slocumb, R (9.1) ERA: 3.77										0	0	0	0	0	0	0											
Mark Thompson, R (1.1) ERA: 2.78										1	0	0	0	0	1	0											
Willie McGee, S (6.7) OBP: 0.295, SLG: 0.279										2	0	0	0	0	1	1											
Inning Stats	R: 0 E: 0 K: 2 S: 9	H: 0 LOB: 0 BB: 0 P: 12	R: 0 E: 1 K: 0 S: 6	H: 0 LOB: 0 BB: 0 P: 10	R: 0 E: 0 K: 1 S: 7	H: 0 LOB: 0 BB: 0 P: 7	R: 1 E: 0 K: 0 S: 6	H: 2 LOB: 0 BB: 0 P: 9	R: 1 E: 0 K: 0 S: 10	H: 2 LOB: 0 BB: 0 P: 17	R: 0 E: 0 K: 2 S: 10	H: 1 LOB: 1 BB: 0 P: 11	R: 0 E: 0 K: 1 S: 8	H: 0 LOB: 0 BB: 0 P: 14	R: 0 E: 0 K: 1 S: 9	H: 1 LOB: 1 BB: 0 P: 12	R: 0 E: 0 K: 0 S: 9	H: 1 LOB: 1 BB: 0 P: 9	1B: 5 2B: 1 3B: 0 HR: 1	SF: 0 SAC: 0 DP: 3 HBP: 0	WP: 0 PB: 0 SB: 0 CS: 1	PA: 32					
PITCHER	IP	WLS	BF	H	R	ER	SO	BB	IBB	HBP	BLK	WP	HR	S	P	ERA	WHIP										
Jon Lieber, R (1.1) ERA: 4.07	9.0	W	31	7	2	2	7	0	0	0	0	0	1	74	101	2.00	0.778										

AB	34
R	3
H	7
RBI	2
BB	4
SO	6
LOB	22



AB	31
R	2
H	7
RBI	2
BB	0
SO	7
LOB	8



Batter	1	2	3	4	5	6	7	8	9	AB	R	H	RBI	BB	SO	LOB	TOP			
Lance Johnson, L OBP: 0.330, SLG: 0.334 (1, 8)										4	2	2	0	1	0	0	Chicago Cubs @ St. Louis Cardinals Busch Stadium, St. Louis, MO Sat Oct 02 1999, 12:15 PM CDT Att: 48,841 - Cloudy - 67 F			
Roosevelt Brown, L OBP: 0.239, SLG: 0.391 Rick Aguilera, R (9, 1)										5	1	1	2	0	2	2				
Sammy Sosa, R OBP: 0.367, SLG: 0.632 (1, 9)										5	0	1	0	0	2	1				
Mark Grace, L OBP: 0.391, SLG: 0.483 (1, 3)										4	1	2	1	0	0	0				
Shane Andrews, R OBP: 0.296, SLG: 0.370 (1, 5)										3	1	2	0	1	0	0				
Jeff Reed, L OBP: 0.373, SLG: 0.371 (1, 2)										3	1	2	3	1	0	3				
Jose Nieves, R OBP: 0.291, SLG: 0.343 (1, 6)										4	0	0	0	0	0	3				
Chad Meyers, R OBP: 0.288, SLG: 0.291 (9, 7)										4	0	0	0	0	1	2				
Andrew Lorraine, L OBP: 0.188, SLG: 0.200 Manny Alexander, R OBP: 0.309, SLG: 0.356 Bobby Ayala, R (7, PH) Mickey Morandini, L OBP: 0.321, SLG: 0.331 (9, 4)										2	0	0	0	0	2	2				
Inning Stats	R: 1 E: 0 K: 1 S: 13	H: 3 LOB: 2 BB: 1 P: 22	R: 0 E: 0 K: 2 S: 7	H: 0 LOB: 0 BB: 0 P: 8	R: 0 E: 0 K: 0 S: 7	H: 0 LOB: 0 BB: 0 P: 7	R: 1 E: 0 K: 1 S: 14	H: 3 LOB: 2 BB: 0 P: 25	R: 0 E: 0 K: 1 S: 8	H: 0 LOB: 1 BB: 0 P: 12	R: 2 E: 0 K: 1 S: 11	H: 1 LOB: 0 BB: 1 P: 18	R: 2 E: 0 K: 0 S: 10	H: 2 LOB: 2 BB: 0 P: 17	R: 0 E: 0 K: 3 S: 10	H: 1 LOB: 1 BB: 0 P: 13	1B: 7 2B: 2 3B: 0 HR: 2	SF: 0 SAC: 0 DP: 1 HBP: 0	WP: 0 PB: 0 SB: 0 CS: 0	PA: 39
PITCHER	IP WLS BF H R ER SO BB IBB HBP BLK WP HR S P ERA WHIP	IP WLS BF H R ER SO BB IBB HBP BLK WP HR S P ERA WHIP	IP WLS BF H R ER SO BB IBB HBP BLK WP HR S P ERA WHIP	IP WLS BF H R ER SO BB IBB HBP BLK WP HR S P ERA WHIP	IP WLS BF H R ER SO BB IBB HBP BLK WP HR S P ERA WHIP	IP WLS BF H R ER SO BB IBB HBP BLK WP HR S P ERA WHIP	IP WLS BF H R ER SO BB IBB HBP BLK WP HR S P ERA WHIP	IP WLS BF H R ER SO BB IBB HBP BLK WP HR S P ERA WHIP	IP WLS BF H R ER SO BB IBB HBP BLK WP HR S P ERA WHIP	IP WLS BF H R ER SO BB IBB HBP BLK WP HR S P ERA WHIP	IP WLS BF H R ER SO BB IBB HBP BLK WP HR S P ERA WHIP	IP WLS BF H R ER SO BB IBB HBP BLK WP HR S P ERA WHIP	IP WLS BF H R ER SO BB IBB HBP BLK WP HR S P ERA WHIP	IP WLS BF H R ER SO BB IBB HBP BLK WP HR S P ERA WHIP	IP WLS BF H R ER SO BB IBB HBP BLK WP HR S P ERA WHIP	IP WLS BF H R ER SO BB IBB HBP BLK WP HR S P ERA WHIP	IP WLS BF H R ER SO BB IBB HBP BLK WP HR S P ERA WHIP			

Chicago Cubs @ St. Louis Cardinals
 Busch Stadium, St. Louis, MO
 Sat Oct 02 1999, 12:15 PM CDT
 Att: 48,841 - Cloudy - 67 F

AB	36
R	6
H	10
RBI	6
BB	3
SO	9
LOB	13



Batter	1	2	3	4	5	6	7	8	9	AB	R	H	RBI	BB	SO	LOB	BOTTOM					
Edgar Renteria, R OBP: 0.334, SLG: 0.400 (1, 6)										4	1	1	1	0	0	0	Chicago Cubs @ St. Louis Cardinals Busch Stadium, St. Louis, MO Sat Oct 02 1999, 12:15 PM CDT Att: 48,841 - Cloudy - 67 F					
Craig Parquette, R OBP: 0.305, SLG: 0.516 (1, 9)										4	0	0	0	0	1	1						
Mark McGwire, R OBP: 0.421, SLG: 0.690 (1, 3)										1	1	1	1	3	0	0						
Fernando Tatis, R OBP: 0.403, SLG: 0.552 (1, 5)										4	0	2	1	0	0	1						
Eduardo Perez, R OBP: 0.459, SLG: 0.500 (1, 7)										4	0	0	0	0	2	4						
Joe McEwing, R OBP: 0.333, SLG: 0.398 Rick Croushore, R OBP: 0.500, SLG: 0.333 (9, 1)										4	0	1	0	0	0	2						
Alberto Castillo, R OBP: 0.339, SLG: 0.341 Willie McGee, S OBP: 0.294, SLG: 0.278 (9, PH)										3	0	0	0	0	0	1						
Piacleo Polanco, R OBP: 0.319, SLG: 0.358 Adam Kennedy, L OBP: 0.294, SLG: 0.402 (9, PH)										3	1	1	0	0	0	1						
Garrett Stephenson, R OBP: 0.074, SLG: 0.111 Thomas Howard, S OBP: 0.349, SLG: 0.432 Lance Painter, L (8, 1) J.D. Drew, L OBP: 0.340, SLG: 0.425 (9, 8)										1	0	0	0	0	0	1						
Inning Stats	R: 1 E: 0 K: 1 S: 8	H: 1 LOB: 0 BB: 0 P: 13	R: 0 E: 0 K: 0 S: 6	H: 0 LOB: 0 BB: 0 P: 8	R: 2 E: 0 K: 1 S: 13	H: 3 LOB: 1 BB: 1 P: 23	R: 0 E: 0 K: 0 S: 10	H: 1 LOB: 1 BB: 0 P: 14	R: 0 E: 0 K: 0 S: 5	H: 0 LOB: 0 BB: 1 P: 12	R: 0 E: 0 K: 0 S: 6	H: 0 LOB: 0 BB: 0 P: 9	R: 0 E: 0 K: 1 S: 9	H: 0 LOB: 2 BB: 1 P: 15	R: 0 E: 0 K: 1 S: 10	H: 1 LOB: 1 BB: 1 P: 20	R: 0 E: 0 K: 1 S: 10	H: 0 LOB: 0 BB: 0 P: 15	1B: 3 2B: 2 3B: 0 HR: 1	SF: 0 SAC: 1 DP: 0 HBP: 0	WP: 0 PB: 0 SB: 1 CS: 0	PA: 36
PITCHER	IP WLS BF H R ER SO BB IBB HBP BLK WP HR S P ERA WHIP	IP WLS BF H R ER SO BB IBB HBP BLK WP HR S P ERA WHIP	IP WLS BF H R ER SO BB IBB HBP BLK WP HR S P ERA WHIP	IP WLS BF H R ER SO BB IBB HBP BLK WP HR S P ERA WHIP	IP WLS BF H R ER SO BB IBB HBP BLK WP HR S P ERA WHIP	IP WLS BF H R ER SO BB IBB HBP BLK WP HR S P ERA WHIP	IP WLS BF H R ER SO BB IBB HBP BLK WP HR S P ERA WHIP	IP WLS BF H R ER SO BB IBB HBP BLK WP HR S P ERA WHIP	IP WLS BF H R ER SO BB IBB HBP BLK WP HR S P ERA WHIP	IP WLS BF H R ER SO BB IBB HBP BLK WP HR S P ERA WHIP	IP WLS BF H R ER SO BB IBB HBP BLK WP HR S P ERA WHIP	IP WLS BF H R ER SO BB IBB HBP BLK WP HR S P ERA WHIP	IP WLS BF H R ER SO BB IBB HBP BLK WP HR S P ERA WHIP	IP WLS BF H R ER SO BB IBB HBP BLK WP HR S P ERA WHIP	IP WLS BF H R ER SO BB IBB HBP BLK WP HR S P ERA WHIP	IP WLS BF H R ER SO BB IBB HBP BLK WP HR S P ERA WHIP	IP WLS BF H R ER SO BB IBB HBP BLK WP HR S P ERA WHIP					

Chicago Cubs @ St. Louis Cardinals
 Busch Stadium, St. Louis, MO
 Sat Oct 02 1999, 12:15 PM CDT
 Att: 48,841 - Cloudy - 67 F

AB	32
R	3
H	6
RBI	3
BB	3
SO	4
LOB	11



Batter	1	2	3	4	5	6	7	8	9	AB	R	H	RBI	BB	SO	LOB	TOP					
Lance Johnson, L (1,8) OBP: 0.332, SLG: 0.337 Scott Sanders, R (5,1) OBP: 0.278, SLG: 0.389	G4-3		FC6-4 1B		G6-3 FC4 1B					3	0	2	1	0	0	0	Chicago Cubs @ St. Louis Cardinals Busch Stadium, St. Louis, MO Sun Oct 03 1999, 1:10 PM CDT Att: 47,998 - Cloudy - 67 F					
Mickey Morandini, L (1,4) OBP: 0.319, SLG: 0.329	P8		FC6-4 HR		FC4 G6-3					3	1	0	0	0	0	4						
Sammy Sosa, R (1,9) OBP: 0.367, SLG: 0.635	F8		HR		G6-3					3	1	1	3	0	0	2						
Mark Grace, L (1,3) OBP: 0.390, SLG: 0.481 Manny Alexander, R (5,5) OBP: 0.309, SLG: 0.356		G4-3	E3		K					3	0	0	0	0	1	1						
Glenallen Hill, R (1,7) OBP: 0.353, SLG: 0.581 Roosevelt Brown, L (4,7) OBP: 0.239, SLG: 0.391		G6-3	K2-3							2	0	0	0	0	1	1						
Shane Andrews, R (1,5) OBP: 0.295, SLG: 0.368		G2-3			P5					2	0	0	0	0	0	0						
Jeff Blauser, R (1,6) OBP: 0.347, SLG: 0.420			FC3-5 1B		G6-3					2	0	1	0	0	0	0						
José Molina, R (1,2) OBP: 0.333, SLG: 0.316			FC3-5 1B		G6-3					2	1	1	0	0	0	0						
Steve Trachsel, R (1,1) OBP: 0.125, SLG: 0.127 Rodney Myers, R (4,1) OBP: 0.429, SLG: 0.571 Chad Meyers, R (5,PH) OBP: 0.292, SLG: 0.296			FC3-5 FC6-4 HR 1B		FC4 G6-3 1B					1	1	0	0	0	0	2						
Inning Stats	R: 0 E: 0 K: 0 S: 11	H: 0 LOB: 0 BB: 0 P: 17	R: 0 E: 0 K: 0 S: 5	H: 0 LOB: 0 BB: 0 P: 8	R: 4 E: 1 K: 1 S: 14	H: 4 LOB: 1 BB: 0 P: 23	R: 0 E: 0 K: 0 S: 11	H: 0 LOB: 0 BB: 0 P: 17	R: 1 E: 0 K: 1 S: 10	H: 2 LOB: 1 BB: 0 P: 18						1B: 5 2B: 0 3B: 0 HR: 1		SF: 0 SAC: 0 DP: 1 HBP: 0	WP: 0 PA: 22 PB: 0 SB: 0 CS: 0			
PITCHER	IP	WLS	BF	H	R	ER	SO	BB	IBB	HBP	BLK	WP	HR	S	P	ERA	WHIP	PITCHER				
Larry Luebbers, R (1,1) ERA: 5.12 Rick Ankiel, L (5,1) ERA: 3.27	4.0	W	20	6	5	5	1	0	0	0	0	0	1	46	73	11.25	1.500					

Batter	1	2	3	4	5	6	7	8	9	AB	R	H	RBI	BB	SO	LOB	BOTTOM					
Edgar Renteria, R (1,6) OBP: 0.334, SLG: 0.400	G5-3	SF9			E 1B					2	1	1	1	0	0	0	Chicago Cubs @ St. Louis Cardinals Busch Stadium, St. Louis, MO Sun Oct 03 1999, 1:10 PM CDT Att: 47,998 - Cloudy - 67 F					
J.D. Drew, L (1,8) OBP: 0.340, SLG: 0.424	K	F7			E9 1B					3	1	1	0	0	1	1						
Mark McGwire, R (1,3) OBP: 0.424, SLG: 0.697	HR			FC4-6 G4-3 1B	1B					1	3	1	1	2	0	0						
Fernando Tatis, R (1,5) OBP: 0.404, SLG: 0.553	F9			FC4-6 1B	1B					3	0	2	2	0	0	0						
Thomas Howard, S (1,9) OBP: 0.353, SLG: 0.436		FC4-6 1B		FC4-6 G4-3 1B	G4-6-3 1B					3	1	2	1	0	0	2						
Eduardo Perez, R (1,7) OBP: 0.462, SLG: 0.500 Willie McGee, S (4,PH) OBP: 0.293, SLG: 0.277		FC4-6 1B		G4-3	G4-6-3					2	0	1	1	0	0	1						
Joe McEwing, R (5,7) OBP: 0.333, SLG: 0.398		FC4-6 1B		G4-3	G4-6-3					1	0	0	0	0	0	2						
Marcus Jensen, S (1,2) OBP: 0.350, SLG: 0.471		FC4-6 E 1B		P6						3	1	0	0	0	0	3						
Placido Polanco, R (1,4) OBP: 0.321, SLG: 0.359		E SF9 1B			G6-3					2	1	1	1	0	0	0						
Larry Luebbers, R (1,1) OBP: 0.176, SLG: 0.125 Rick Ankiel, L (5,1) OBP: 0.100, SLG: 0.100		E3			E 1B					2	1	1	0	0	0	1						
Inning Stats	R: 1 E: 0 K: 1 S: 11	H: 1 LOB: 0 BB: 0 P: 15	R: 3 E: 1 K: 0 S: 17	H: 3 LOB: 1 BB: 0 P: 23	R: 1 E: 0 K: 0 S: 15	H: 1 LOB: 1 BB: 1 P: 22	R: 4 E: 1 K: 0 S: 13	H: 5 LOB: 1 BB: 1 P: 23	R: 0 E: 0 K: 0 S: 0	H: 0 LOB: 0 BB: 0 P: 0						1B: 9 2B: 0 3B: 0 HR: 1	SF: 1 SAC: 0 DP: 1 HBP: 0	WP: 0 PA: 25 PB: 0 SB: 0 CS: 0				
PITCHER	IP	WLS	BF	H	R	ER	SO	BB	IBB	HBP	BLK	WP	HR	S	P	ERA	WHIP	PITCHER				
Steve Trachsel, R (1,1) ERA: 5.56 Rodney Myers, R (4,1) ERA: 4.39 Scott Sanders, R (5,1) ERA: 5.52	3.1	L	20	8	8	6	1	1	0	0	0	0	0	5	9	13.50	4.500					

Chicago Cubs @ St. Louis Cardinals
 Busch Stadium, St. Louis, MO
 Sun Oct 03 1999, 1:10 PM CDT
 Att: 47,998 - Cloudy - 67 F

AB 22
 R 5
 H 6
 RBI 4
 BB 0
 SO 2
 LOB 10



Chicago Cubs @ St. Louis Cardinals
 Busch Stadium, St. Louis, MO
 Sun Oct 03 1999, 1:10 PM CDT
 Att: 47,998 - Cloudy - 67 F

AB 22
 R 9
 H 10
 RBI 7
 BB 2
 SO 1
 LOB 10

