

St. Louis Cardinals - 2000

Batter	1	2	3	4	5	6	7	8	9	AB	R	H	RBI	BB	SO	LOB	TOP			
Eric Young Sr. R OBP: 0.308, SLG: 0.182	(1,4) B C X 2-1 G5-4-3 1B		(1,0) B X L4		(2,1) B B X G1-3			(4,1) B B B B X CS BB		3	0	1	0	1	0	3				
Ricky Gutierrez, R (1,6) C B X	(2,1) G5-4-3 1-2			(1,1) B K C X G6-3		(1,2) B X C X G1-3		(3,1) B B B X F9		4	0	0	0	0	0	3				
Sammy Sosa, R OBP: 0.357, SLG: 0.273	(1,9) B B X 2-1 P4			(2,3) C B B B X K		(3,3) F B B B X K		(1,1) C B SAFE X CS	(1,3) K	4	0	0	0	0	3	0				
Mark Grace, L OBP: 0.500, SLG: 0.600		(3,3) C B B B X K		(1,0) B X G3		(3,2) C B B X F8			(2,0) B X F5		4	0	0	0	1	0				
Henry Rodriguez, L OBP: 0.154, SLG: 0.083	(1,7) C X 1-1 P6				(0,0) B X F8		(0,0) X B G3		(0,3) S F K		4	0	0	0	1	0				
Shane Andrews, R OBP: 0.482, SLG: 0.600	(1,5) C B X 3-3 K				(2,0) B X HBP BB SF7 1B		(1,3) B S K				3	1	1	0	0	2				
Damon Buford, R OBP: 0.462, SLG: 0.222	(1,8) B X 2-2 F8				(4,2) B X HBP BB 1-2		(3,2) C B X G5-3				2	0	0	0	1	0				
Joe Girardi, R OBP: 0.538, SLG: 0.400	(1,2) B B X 4-1 BB				(2,2) B X HBP BB 1-2 2-3		(2,2) B X G6-3				1	0	0	0	1	0				
Kevin Tapani, R Jeff Reed, L Danny Young, R Matt Karchner, R Andrew Lorraine, L Roosevelt Brown, L Felix Heredia, L	(1,1) (5,PH) (5,1) (5,1) (6,1) (6,PH) (8,1)			(0,2) F X F2		(0,0) X B SF7		(1,0) B X F9 2B			1	0	0	0	0	0	1			
Inning Stats	R: 0 E: 0 K: 0 S: 6	H: 1 LOB: 0 BB: 0 P: 12	R: 0 E: 0 K: 2 S: 10	H: 0 LOB: 0 BB: 0 P: 17	R: 0 E: 0 K: 0 S: 9	H: 0 LOB: 1 BB: 1 P: 16	R: 0 E: 0 K: 1 S: 8	H: 0 LOB: 0 BB: 0 P: 12	R: 0 E: 0 K: 1 S: 9	H: 0 LOB: 0 BB: 0 P: 16	R: 0 E: 0 K: 1 S: 8	H: 0 LOB: 0 BB: 0 P: 12	R: 0 E: 0 K: 0 S: 7	H: 1 LOB: 1 BB: 0 P: 10	R: 0 E: 0 K: 2 S: 7	H: 0 LOB: 0 BB: 0 P: 10	1B: 2 2B: 1 3B: 0 HR: 0	SF: 1 SAC: 0 DP: 1 HBP: 1	WP: 0 PA: 33 PB: 0 SB: 0 CS: 1	
PITCHER	IP WLS BF H R ER SO BB IBB HBP BLK WP HR S P ERA WHIP																			
Darryl Kile, R ERA: 1.5	(1,1) 6.0 WLS: 2 BF: 22 H: 2 R: 1 ER: 1 SO: 4 BB: 2 IBB: 0 HBP: 1 BLK: 0 WP: 0 HR: 0 S: 55 P: 96 ERA: 1.50 WHIP: 0.667																			
Heathcliff Slocumb, R ERA: 1.0	(7,1) 1.0 WLS: 3 BF: 4 H: 1 R: 0 ER: 0 SO: 1 BB: 0 IBB: 0 HBP: 0 BLK: 0 WP: 0 HR: 0 S: 8 P: 12 ERA: 0.00 WHIP: 0.000																			
Mark Thompson, R ERA: 1.0	(8,1) 1.0 WLS: 4 BF: 1 H: 0 R: 0 ER: 0 SO: 0 BB: 1 IBB: 0 HBP: 0 BLK: 0 WP: 0 HR: 0 S: 8 P: 19 ERA: 0.00 WHIP: 2.000																			
Dave Veres, R ERA: 1.0	(9,1) 1.0 WLS: 3 BF: 0 H: 0 R: 0 ER: 0 SO: 2 BB: 0 IBB: 0 HBP: 0 BLK: 0 WP: 0 HR: 0 S: 7 P: 10 ERA: 0.00 WHIP: 0.000																			

Chicago Cubs @ St. Louis Cardinals
 Busch Stadium, St. Louis, MO
 Mon Apr 03 2000, 3:10 PM CDT
 Att: 48,156 - Cloudy - 60 F

livebaseballscorecards.com

AB 27
R 1
H 3
RBI 1
BB 3
SO 7
LOB 7



Batter	1	2	3	4	5	6	7	8	9	AB	R	H	RBI	BB	SO	LOB	BOTTOM			
Fernando Vina, L OBP: 0.600, SLG: 1.000	(1,4) C B X 2-2 1B 3B			(3,2) B B X FC5-4 1B		(2,1) B X C X F8	(0,0) G4-3			5	1	3	1	0	0	0				
Edgar Renteria, R OBP: 0.200, SLG: 0.200	(1,6) F B X 1-1 P4		(1,0) B X L9	(2,2) S B X FC5-4 1-2		(2,1) B X C X F9 S 1B	(2,1) P3			5	0	1	0	0	0	4				
Ray Lankford, L (1,7) C B X 2-3 K			(0,1) S X F5		(0,0) X B G4-3	(4,0) B X C X F8 BB		(2,2) B X C X G4-3		4	0	0	0	1	1	1				
Fernando Tatis, R OBP: 0.400, SLG: 0.250	(1,5) X B X 1-2 HR 15 1B		(2,2) S B X G5-3		(4,0) B B X S BB 15	(3,1) B X C X F9		(0,3) B X K		4	1	1	1	1	2					
15 Jim Edmonds, L (1,8) B B B B X 4-1 HR BB			(4,0) B B B B X F8		(3,1) B B X C X F8	(2,3) B B X K		(3,3) B B X K		3	1	0	0	2	2	3				
Craig Panquette, R OBP: 0.500, SLG: 1.333	(1,3) X B X 0-0 HR 1H 2H		(1,0) B X F8		(4,1) B B X BB BB		(0,0) X B F8			3	1	1	3	1	0	1				
Eric Davis, R OBP: 0.750, SLG: 2.000 J.D. Drew, L (8,9) B B B X 4-1 BB				(0,0) X B G6-3		(4,1) B B X BB BB		(2,0) B X HR		2	1	1	1	2	0	0				
Mike Matheny, R OBP: 0.500, SLG: 0.750	(1,2) F B X 1-2 G6-3			(3,2) S B X 1B 2B		(2,3) X B X K		(0,0) X B 1B 1B		4	1	2	0	0	1	4				
Darryl Kile, R Shawon Dunston, R Heathcliff Slocumb, R Placido Polanco, R Mark Thompson, R Dave Veres, R	(1,1) (5,PH) (7,1) (7,PH) (8,1) (9,1)		(0,0) X B G6-3		(1,3) C B X K		(2,2) X B X HR		(2,2) B X F9		2	0	0	0	0	1	1			
Inning Stats	R: 4 E: 0 K: 1 S: 20	H: 3 LOB: 1 BB: 2 P: 35	R: 0 E: 0 K: 0 S: 5	H: 0 LOB: 0 BB: 0 P: 8	R: 0 E: 0 K: 0 S: 6	H: 0 LOB: 1 BB: 1 P: 13	R: 1 E: 0 K: 1 S: 15	H: 2 LOB: 1 BB: 0 P: 23	R: 0 E: 0 K: 1 S: 9	H: 0 LOB: 3 BB: 3 P: 26	R: 1 E: 0 K: 0 S: 13	H: 3 LOB: 2 BB: 1 P: 28	R: 1 E: 0 K: 0 S: 9	H: 0 LOB: 0 BB: 0 P: 15	R: 0 E: 0 K: 2 S: 9	H: 0 LOB: 0 BB: 0 P: 14	1B: 5 2B: 1 3B: 1 HR: 3	SF: 0 SAC: 0 DP: 0 HBP: 0	WP: 0 PA: 41 PB: 0 SB: 3 CS: 0	
PITCHER	IP WLS BF H R ER SO BB IBB HBP BLK WP HR S P ERA WHIP																			
Kevin Tapani, R ERA: 11.25	(1,1) 4.0 WLS: 0 BF: 20 H: 5 R: 5 ER: 5 SO: 2 BB: 3 IBB: 0 HBP: 0 BLK: 0 WP: 0 HR: 0 S: 46 P: 79 ERA: 11.25 WHIP: 2.000																			
Danny Young, L ERA: 21.6	(5,1) 0.2 WLS: 4 BF: 0 H: 0 R: 0 ER: 0 SO: 0 BB: 2 IBB: 0 HBP: 0 BLK: 0 WP: 0 HR: 0 S: 4 P: 15 ERA: 0.00 WHIP: 3.000																			
Matt Karchner, R ERA: 3.86	(5,1) 1.0 WLS: 7 BF: 2 H: 1 R: 1 ER: 1 SO: 1 BB: 2 IBB: 0 HBP: 0 BLK: 0 WP: 0 HR: 1 S: 14 P: 33 ERA: 9.00 WHIP: 4.000																			
Andrew Lorraine, L ERA: 6.75	(6,1) 1.1 WLS: 7 BF: 3 H: 3 R: 1 ER: 1 SO: 1 BB: 0 IBB: 0 HBP: 0 BLK: 0 WP: 0 HR: 1 S: 13 P: 21 ERA: 6.75 WHIP: 2.250																			
Felix Heredia, L ERA: 1.0	(8,1) 1.0 WLS: 3 BF: 0 H: 0 R: 0 ER: 0 SO: 2 BB: 0 IBB: 0 HBP: 0 BLK: 0 WP: 0 HR: 0 S: 9 P: 14 ERA: 0.00 WHIP: 0.000																			

Chicago Cubs @ St. Louis Cardinals
 Busch Stadium, St. Louis, MO
 Mon Apr 03 2000, 3:10 PM CDT
 Att: 48,156 - Cloudy - 60 F

livebaseballscorecards.com

AB 34
R 7
H 10
RBI 7
BB 7
SO 6
LOB 17



Batter	1	2	3	4	5	6	7	8	9	AB	R	H	RBI	BB	SO	LOB	TOP					
Marquis Grissom, R OBP: 0.370, SLG: 0.462 David Weathers, R Bob Wickman, R	G5-3			G5-3		L7	F9			5	0	1	2	0	0	7	Milwaukee Brewers @ St. Louis Cardinals Busch Stadium, St. Louis, MO Sat Apr 08 2000, 1:10 PM CDT Att: 40,909 - Sunny - 48 F					
Mark Loretta, R OBP: 0.192, SLG: 0.320								G4-3		5	1	2	0	0	2	1						
Jeremy Burnitz, L OBP: 0.538, SLG: 1.200										5	3	3	2	0	1	1						
Geoff Jenkins, L OBP: 0.269, SLG: 0.400										5	0	1	0	0	3	3						
José Hernández, R OBP: 0.346, SLG: 0.227										3	1	0	0	0	1	3						
Tyler Houston, L OBP: 0.143, SLG: 0.571 Lyle Mouton, R OBP: 0.400, SLG: 0.250										3	0	0	0	0	1	2						
Kevin Barker, L OBP: 0.000, SLG: 0.727 Charlie Hayes, R OBP: 0.538, SLG: 0.778										2	1	1	0	1	0	0						
Ronnie Belliard, R OBP: 0.520, SLG: 0.619										3	1	1	1	2	1	0						
Steve Woodard, L Sean Berry, R Jim Bruske, R James Mouton, R Henry Blanco, R OBP: 0.333, SLG: 0.167										0	0	0	1	1	0	0						
Inning Stats	R: 0 E: 0 K: 2 S: 14	H: 1 LOB: 1 BB: 0 P: 18	R: 3 E: 0 K: 1 S: 11	H: 2 LOB: 1 BB: 1 P: 21	R: 1 E: 0 K: 1 S: 12	H: 2 LOB: 0 BB: 0 P: 14	R: 0 E: 0 K: 1 S: 8	H: 0 LOB: 1 BB: 1 P: 14	R: 0 E: 0 K: 1 S: 6	H: 0 LOB: 0 BB: 0 P: 6	R: 0 E: 0 K: 0 S: 12	H: 1 LOB: 3 BB: 3 P: 23	R: 3 E: 0 K: 1 S: 22	H: 2 LOB: 3 BB: 3 P: 43	R: 1 E: 0 K: 2 S: 12	H: 1 LOB: 0 BB: 0 P: 18		R: 0 E: 0 K: 2 S: 7	H: 0 LOB: 0 BB: 0 P: 10	1B: 5 2B: 2 3B: 0 HR: 2	SF: 0 SAC: 1 DP: 1 HBP: 3	WP: 0 PB: 0 SB: 0 CS: 0
PITCHER	IP: 5.1 WLS: W BF: 26 ERA: 6.75	H: 6 R: 4 ER: 4 SO: 6	H: 6 R: 0 ER: 0 SO: 0	H: 4 R: 0 ER: 0 SO: 1	H: 4 R: 0 ER: 0 SO: 6	H: 5 R: 0 ER: 0 SO: 6	H: 5 R: 0 ER: 0 SO: 4	H: 0 R: 0 ER: 0 SO: 4	H: 0 R: 0 ER: 0 SO: 4	H: 0 R: 0 ER: 0 SO: 4	IP: 1.2 WLS: S BF: 5 ERA: 6.00	H: 0 R: 0 ER: 0 SO: 0	H: 0 R: 0 ER: 0 SO: 0	H: 0 R: 0 ER: 0 SO: 0	H: 0 R: 0 ER: 0 SO: 0	H: 0 R: 0 ER: 0 SO: 0	H: 0 R: 0 ER: 0 SO: 0	H: 0 R: 0 ER: 0 SO: 0	WP: 0 HR: 0 S: 14 P: 20	ERA: 0.00 WHIP: 0.000		

AB	34
R	8
H	9
RBI	8
BB	6
SO	11
LOB	20



Batter	1	2	3	4	5	6	7	8	9	AB	R	H	RBI	BB	SO	LOB	BOTTOM					
Fernando Vina, L OBP: 0.462, SLG: 0.667										6	2	4	1	0	1	1	Milwaukee Brewers @ St. Louis Cardinals Busch Stadium, St. Louis, MO Sat Apr 08 2000, 1:10 PM CDT Att: 40,909 - Sunny - 48 F					
Edgar Renteria, R OBP: 0.385, SLG: 0.474										5	1	2	1	0	0	3						
Ray Lankford, L OBP: 0.217, SLG: 0.318										5	2	1	0	0	2	6						
Mark McGwire, R OBP: 0.538, SLG: 0.571										4	2	1	1	1	2	4						
15 Jim Edmonds, L OBP: 0.545, SLG: 0.600										3	0	1	1	2	0	2						
Fernando Tatis, R OBP: 0.609, SLG: 0.765 Craig Paquette, R OBP: 0.300, SLG: 0.750										4	0	3	4	1	0	0						
Eric Davis, R OBP: 0.385, SLG: 0.636 J.D. Drew, L OBP: 0.444, SLG: 1.143 Dave Veres, R										4	1	1	0	0	1	6						
Mike Matheny, R OBP: 0.550, SLG: 0.813										3	2	1	0	2	1	2						
Darryl Kile, R Heathcliff Slocumb, R Thomas Howard, S Mike Mohler, R Mark Thompson, R Jesse Orosco, R Placido Polanco, R OBP: 0.222, SLG: 0.222										3	0	0	0	0	1	4						
Inning Stats	R: 2 E: 0 K: 2 S: 16	H: 4 LOB: 2 BB: 0 P: 28	R: 2 E: 0 K: 1 S: 12	H: 3 LOB: 1 BB: 0 P: 18	R: 0 E: 0 K: 1 S: 14	H: 0 LOB: 2 BB: 2 P: 23	R: 2 E: 1 K: 0 S: 12	H: 2 LOB: 2 BB: 1 P: 23	R: 0 E: 0 K: 1 S: 12	H: 1 LOB: 2 BB: 1 P: 18	R: 3 E: 0 K: 0 S: 11	H: 3 LOB: 1 BB: 1 P: 21	R: 1 E: 0 K: 2 S: 16	H: 2 LOB: 2 BB: 1 P: 28	R: 0 E: 0 K: 2 S: 7	H: 0 LOB: 0 BB: 0 P: 9		1B: 10 2B: 2 3B: 2 HR: 1	SF: 0 SAC: 0 DP: 0 HBP: 0	WP: 0 PB: 1 SB: 2 CS: 0	PA: 46	
PITCHER	IP: 5.0 WLS: L BF: 30 ERA: 6.3	H: 6 R: 4 ER: 4 SO: 0	H: 6 R: 3 ER: 3 SO: 0	H: 4 R: 0 ER: 0 SO: 1	H: 4 R: 0 ER: 0 SO: 6	H: 5 R: 0 ER: 0 SO: 6	H: 5 R: 0 ER: 0 SO: 4	H: 0 R: 0 ER: 0 SO: 4	H: 0 R: 0 ER: 0 SO: 4	H: 0 R: 0 ER: 0 SO: 4	IP: 1.0 WLS: 7 BF: 3 ERA: 7.30	H: 3 R: 3 ER: 3 SO: 0	IP: 1.0 WLS: 6 BF: 2 ERA: 1.93	H: 2 R: 1 ER: 1 SO: 2	IP: 1.0 WLS: 3 BF: 0 ERA: 0.00	H: 0 R: 0 ER: 0 SO: 2	WP: 0 HR: 0 S: 11 P: 28	ERA: 27.00 WHIP: 3.000	ERA: 9.00 WHIP: 3.000	ERA: 0.00 WHIP: 0.000		



Batter	1	2	3	4	5	6	7	8	9	AB	R	H	RBI	BB	SO	LOB	TOP										
Fernando Vina, L OBP: 0.476, SLG: 0.649	G3		SF9 3B			G5-4-3 1B	HR BB		F3	4	2	2	1	1	0	0	St. Louis Cardinals @ Houston Astros Enron Field, Houston, TX Tue Apr 11 2000, 8:05 PM EDT Att: 37,463 - Cloudy - 73 F										
Edgar Renteria, R OBP: 0.382, SLG: 0.710	K		SF9			G5-4-3 1-2	HR		1B	4	1	2	4	0	1	1											
Ray Lankford, L OBP: 0.188, SLG: 0.355	K		G4-3			F8	F7		P5	5	0	0	0	0	1	1											
Mark McGwire, R OBP: 0.481, SLG: 0.722		G4-3			G6-3					3	1	0	0	1	1	0											
15 Jim Edmonds, L OBP: 0.667, SLG: 1.000		HR			G4-6-3 1B		HR BB	G6-3 BB	L6-5 BB	3	2	3	1	1	0	0											
Fernando Tatis, R OBP: 0.500, SLG: 0.565	K		G4-6-3			K		G6-3 BB		3	0	0	0	1	2	3											
Eric Davis, R OBP: 0.381, SLG: 0.529	G2-3					FC1-6 BB	HR BB	G6-3		2	1	0	0	2	0	2											
Mike Matheny, R OBP: 0.345, SLG: 0.500 Thomas Howard, S OBP: 0.449, SLG: 0.200 David Wainhouse, L OBP: 0.275, SLG: 0.333 Shawon Dunston, R OBP: 0.275, SLG: 0.333 Mike Mohler, R OBP: 0.275, SLG: 0.333 Dave Veres, R OBP: 0.275, SLG: 0.333			3B 2B			FC1-6 BB	HR	L6-5		2	1	1	0	0	0	1											
Garrett Stephenson, R OBP: 0.500, SLG: 0.500			K			B3-6-4	HR BB		G1-3	2	0	0	0	0	1	2											
Eli Marrero, R OBP: 0.500, SLG: 0.500										1	1	0	0	1	0	0											
Inning Stats	R: 0 H: 0 E: 0 K: 2 S: 9	H: 0 LOB: 0 BB: 0 P: 13	R: 1 H: 1 E: 0 K: 1 S: 12	LOB: 0 BB: 0 P: 17	R: 2 H: 2 E: 0 K: 1 S: 12	LOB: 0 BB: 0 P: 17	R: 0 H: 1 E: 0 K: 0 S: 3	LOB: 0 BB: 0 P: 5	R: 0 H: 0 E: 0 K: 0 S: 2	LOB: 0 BB: 0 P: 6	R: 0 H: 1 E: 0 K: 0 S: 5	LOB: 0 BB: 0 P: 5	R: 7 H: 3 E: 0 K: 2 S: 21	LOB: 0 BB: 4 P: 44	R: 0 H: 0 E: 0 K: 0 S: 5	LOB: 1 BB: 2 P: 16	R: 0 H: 1 E: 0 K: 0 S: 6	LOB: 1 BB: 0 P: 11	1B: 4 2B: 2 3B: 1 HR: 3	SF: 1 SAC: 0 DP: 4 HBP: 0	WP: 0 PB: 0 SB: 0 CS: 0	PA: 39					
PITCHER	IP	WLS	BF	H	R	ER	SO	BB	IBB	HBP	BLK	WP	HR	S	P	ERA	WHIP										
Chris Holt, R ERA: 8.74	6.1	L	28	7	9	9	5	5	0	0	0	0	2	56	95	12.79	1.895										
Doug Henry, R ERA: 4.75	1.2		7	1	1	1	1	2	0	0	0	0	1	13	28	5.40	1.800										
Mike Maddux, R ERA: 9.0	1.0		4	1	0	0	0	0	0	0	0	0	0	6	11	0.00	1.000										

Batter	1	2	3	4	5	6	7	8	9	AB	R	H	RBI	BB	SO	LOB	BOTTOM										
Craig Biggio, R OBP: 0.394, SLG: 0.423	G1-3		3B 1B	G4-6-3			F9		K	5	1	1	0	0	1	1	St. Louis Cardinals @ Houston Astros Enron Field, Houston, TX Tue Apr 11 2000, 8:05 PM EDT Att: 37,463 - Cloudy - 73 F										
Roger Cedeno, S OBP: 0.192, SLG: 0.292	K		5 HR 3B			F8	K			4	1	1	2	0	2	0											
5 Jeff Bagwell, R OBP: 0.303, SLG: 0.429	L6		HR			G6-3	K			4	1	1	2	0	1	0											
Richard Hidalgo, R OBP: 0.423, SLG: 0.783	K		HR HBP			P4		G6-3		3	1	0	0	0	1	0											
Moises Alou, R OBP: 0.414, SLG: 0.583		BB	HR			F9		P4		3	1	1	2	1	0	0											
Bill Spiers, L OBP: 0.208, SLG: 0.304	F2		F8			1B 1B		2B		4	0	2	0	0	0	1											
Mitch Meluskey, S OBP: 0.176, SLG: 0.188	G3		K			F7		G6-3		4	0	0	0	0	1	3											
Tim Lincecum, R OBP: 0.269, SLG: 0.348			1B 3B SH1-4 BB	G2-3			1B		F9	3	1	1	0	1	0	0											
Chris Holt, R OBP: 0.333, SLG: 0.333			SH1-4						F8	2	0	1	0	0	1	2											
Daryl Ward, L OBP: 0.375, SLG: 0.929				G4-6-3 1B			K			0	0	0	0	0	0	0											
Inning Stats	R: 0 H: 0 E: 0 K: 1 S: 9	H: 0 LOB: 0 BB: 0 P: 13	R: 0 H: 0 E: 0 K: 1 S: 6	LOB: 1 BB: 1 P: 16	R: 6 H: 4 E: 0 K: 1 S: 21	LOB: 0 BB: 1 P: 37	R: 0 H: 1 E: 0 K: 0 S: 6	LOB: 0 BB: 0 P: 10	R: 0 H: 0 E: 0 K: 0 S: 7	LOB: 0 BB: 0 P: 11	R: 0 H: 2 E: 0 K: 1 S: 14	LOB: 2 BB: 0 P: 21	R: 0 H: 0 E: 0 K: 2 S: 8	LOB: 0 BB: 0 P: 8	R: 0 H: 1 E: 0 K: 0 S: 7	LOB: 1 BB: 0 P: 11	R: 0 H: 0 E: 0 K: 1 S: 8	LOB: 0 BB: 0 P: 13	1B: 4 2B: 1 3B: 1 HR: 2	SF: 0 SAC: 1 DP: 1 HBP: 1	WP: 0 PB: 0 SB: 1 CS: 0	PA: 37					
PITCHER	IP	WLS	BF	H	R	ER	SO	BB	IBB	HBP	BLK	WP	HR	S	P	ERA	WHIP										
Garrett Stephenson, R ERA: 9.0	6.0	W	27	7	6	6	4	2	0	1	0	0	0	8	8	0.00	0.000										
David Wainhouse, R ERA: 9.0	1.0		3	0	0	0	2	0	0	0	0	0	0	8	8	0.00	0.000										
Mike Mohler, L ERA: 9.0	1.0		4	1	0	0	0	0	0	0	0	0	0	7	11	0.00	1.000										
Dave Veres, R ERA: 3.6	1.0		3	0	0	0	1	0	0	0	0	0	0	8	13	0.00	0.000										

AB	31
R	10
H	9
RBI	10
BB	7
SO	6
LOB	12



Batter	1	2	3	4	5	6	7	8	9	AB	R	H	RBI	BB	SO	LOB	TOP										
Fernando Vina, L (1.4) OBP: 0.468, SLG: 0.610	L9		FC5 1B	F8		F8		G1-3		4	0	1	0	1	0	1	St. Louis Cardinals @ Houston Astros Enron Field, Houston, TX Wed Apr 12 2000, 8:05 PM EDT Att: 38,783 - Cloudy - 72 F										
Edgar Renteria, R (1.6) OBP: 0.335, SLG: 0.611	K		FC5 1-2 2-3f	F8		F8		F9		5	0	0	0	0	1	4											
Ray Lankford, L (1.7) OBP: 0.167, SLG: 0.314 David Wainhouse, L (7.1)	K		K	F7		F7		G5-3		4	0	0	0	0	2	2											
Fernando Tatis, R (1.5) OBP: 0.471, SLG: 0.519		15 CS 1B	K	F7		F7		F2		4	0	1	0	0	1	2											
15 Jim Edmonds, L (1.8) OBP: 0.675, SLG: 1.107		1-2 HR				HR BB		K		3	3	2	1	1	1	0											
Thomas Howard, S (1.9) OBP: 0.556, SLG: 1.625		BB		2H 3B		HR		K		3	2	2	3	1	1	0											
Craig Paquette, R (1.3) OBP: 0.381, SLG: 0.842	K		SH3-4 1B	F7		F7		G6-3		4	0	1	1	0	1	1											
Mike Matheny, R (1.2) OBP: 0.400, SLG: 0.577	K		F5	F8		F8		F9		4	0	0	0	0	1	2											
Andy Benes, R (1.1) OBP: 0.500, SLG: 0.500 Eric Davis, R (6, PH) OBP: 0.409, SLG: 0.556 Mark Thompson, R (6.1)			FC5 1B	SH3-4 1B		BB 1B		P4		1	0	1	0	0	0	0											
Shawon Dunston, R (7.7) OBP: 0.250, SLG: 0.750			1B	1-2						1	0	1	0	0	0	0											
Inning Stats	R: 0 E: 0 K: 2 S: 8	H: 0 LOB: 0 BB: 0 P: 11	R: 1 E: 0 K: 2 S: 18	H: 2 LOB: 1 BB: 1 P: 25	R: 0 E: 0 K: 2 S: 14	H: 2 LOB: 2 BB: 0 P: 22	R: 2 E: 0 K: 0 S: 8	H: 3 LOB: 1 BB: 0 P: 11	R: 0 E: 0 K: 0 S: 6	H: 0 LOB: 0 BB: 0 P: 7	R: 2 E: 0 K: 0 S: 9	H: 2 LOB: 2 BB: 2 P: 20	R: 0 E: 0 K: 1 S: 7	H: 0 LOB: 0 BB: 0 P: 14	R: 0 E: 0 K: 1 S: 6	H: 0 LOB: 0 BB: 0 P: 9	R: 0 E: 0 K: 0 S: 5	H: 0 LOB: 0 BB: 0 P: 7	1B: 5 2B: 1 3B: 1 HR: 2	SF: 0 SAC: 1 DP: 0 HBP: 0	WP: 0 PB: 0 SB: 0 CS: 1	PA: 38					
PITCHER	IP	WLS	BF	H	R	ER	SO	BB	IBB	HBP	BLK	WP	HR	S	P	ERA	WHIP										
Octavio Dotel, R (1.1) ERA: 5.25	6.0		29	9	5	5	6	3	0	0	0	0	2	63	96	7.50	2.000										
Yorkis Perez, L (7.1) ERA: 3.0	1.1	W	4	0	0	0	2	0	0	0	0	0	0	10	18	0.00	0.000										
Jay Powell, R (8.1) ERA: 1.59	0.2	H	2	0	0	0	0	0	0	0	0	0	0	3	5	0.00	0.000										
Billy Wagner, L (9.1) ERA:	1.0	S	3	0	0	0	0	0	0	0	0	0	0	5	7	0.00	0.000										

AB	34
R	5
H	9
RBI	5
BB	3
SO	8
LOB	12



Batter	1	2	3	4	5	6	7	8	9	AB	R	H	RBI	BB	SO	LOB	BOTTOM										
Roger Cedeno, S (1.8) OBP: 0.161, SLG: 0.241	K		F8		G4-3		E6 2B	K		5	1	0	0	0	2	1	St. Louis Cardinals @ Houston Astros Enron Field, Houston, TX Wed Apr 12 2000, 8:05 PM EDT Att: 38,783 - Cloudy - 72 F										
Bill Spiers, L (1.5) OBP: 0.250, SLG: 0.280	F9		K		5 2B	BB	2B	BB		2	2	0	0	2	1	0											
5 Jeff Bagwell, R (1.3) OBP: 0.297, SLG: 0.438	K			K	1H 2B		F7			4	0	1	1	0	2	2											
Richard Hidalgo, R (1.7) OBP: 0.500, SLG: 1.000		HR		1B 2B	BB		G5-4-3 1H 2H	2B		3	2	3	3	1	0	0											
Moises Alou, R (1.9) OBP: 0.424, SLG: 0.667		HR		G5-3	F8		G5-4-3 IBB			3	1	1	1	1	0	3											
Russ Johnson, R (1.4) OBP: 0.286, SLG: 0.167	K		1B BB			CS 1B	G5-4-3 1-2 2-3			3	0	1	0	1	1	2											
Tony Eusebio, R (1.2) OBP: 0.333, SLG: 0.143	F9		1-2 2H	1B		G5-3		F9		4	0	1	1	0	0	1											
Tim Bogar, R (1.6) OBP: 0.300, SLG: 0.481	K		K		K		HR	G1-3 WP 1B		4	1	2	1	0	2	2											
Octavio Dotel, R (1.1) Mitch Meluskey, S (6, PH) Yorkis Perez, L (7.1) Jay Powell, R (8.1) Daryle Ward, L (8, PH) Billy Wagner, L (9.1)			K		K		F8	G1-3		2	0	0	0	0	2	0											
Inning Stats	R: 0 E: 0 K: 2 S: 8	H: 0 LOB: 0 BB: 0 P: 12	R: 2 E: 0 K: 2 S: 14	H: 2 LOB: 0 BB: 0 P: 19	R: 0 E: 0 K: 2 S: 8	H: 0 LOB: 0 BB: 0 P: 12	R: 1 E: 0 K: 1 S: 13	H: 2 LOB: 2 BB: 1 P: 27	R: 1 E: 0 K: 0 S: 10	H: 1 LOB: 0 BB: 0 P: 16	R: 2 E: 1 K: 0 S: 6	H: 1 LOB: 1 BB: 2 P: 21	R: 0 E: 0 K: 1 S: 15	H: 1 LOB: 1 BB: 0 P: 23	R: 0 E: 0 K: 0 S: 5	H: 0 LOB: 0 BB: 0 P: 7		1B: 3 2B: 3 3B: 0 HR: 3	SF: 0 SAC: 0 DP: 1 HBP: 0	WP: 1 PB: 0 SB: 1 CS: 1	PA: 37						
PITCHER	IP	WLS	BF	H	R	ER	SO	BB	IBB	HBP	BLK	WP	HR	S	P	ERA	WHIP										
Andy Benes, R (1.1) ERA: 5.4	5.0		23	5	4	4	9	3	0	0	0	0	2	57	93	7.20	1.600										
Mark Thompson, R (6.1) ERA: 2.25	1.0	B	4	2	1	1	0	0	0	0	0	0	1	10	16	9.00	2.000										
David Wainhouse, R (7.1) ERA: 7.5	2.0	L	10	2	2	1	1	1	1	0	0	1	0	21	44	4.50	1.500										



Batter	1	2	3	4	5	6	7	8	9	AB	R	H	RBI	BB	SO	LOB	TOP								
Plácido Polanco, R OBP: 0.467, SLG: 0.667 (1, 4)	0-0 HR		1-2 1B G4-6-3	1-0 1B FC6-4		1-0 E5			3-2 DI G6-3	5	3	4	2	0	0	0									
Edgar Rentería, R OBP: 0.339, SLG: 0.564 Heathcliff Slocumb, R (6, 1)	0-3 K		4-0 1B G4-6-3	1-2 1B 3-H		1-0 L6			2-1 G6-3	3	0	0	0	0	1	2	3								
Mike Mohler, R (8, 1)										0	0	0	0	0	0	0	0								
J.D. Drew, L OBP: 0.600, SLG: 1.545 Eli Marrero, R OBP: 0.455, SLG: 0.444 (9, PH)			1-2 BB						1-2	0	0	0	0	0	0	0	1								
Shawon Dunston, R OBP: 0.286, SLG: 0.714 Ray Lankford, L OBP: 0.179, SLG: 0.297 (4, PH)	1-0 F8		0-2 1B G4-6-3	1-3 K			2-3 K		4-1 DI BB	2	0	1	0	0	0	0	0								
Fernando Tatís, R OBP: 0.459, SLG: 0.600 Thomas Howard, S OBP: 0.455, SLG: 1.300 (5, 3)			1-1 G4-6-3	1-2 FC6-4			0-1 G6-3		3-1 G6-3	3	1	1	1	0	0	4									
15 Jim Edmonds, L OBP: 0.644, SLG: 1.094 (1, 8)	1-1 HR		2-0 BB HBP			0-0 G3			3-3 K	4	1	1	1	0	2	1									
Eric Davis, R OBP: 0.385, SLG: 0.476 (1, 9)	0-0 G3		4-1 BB			2-0 G6-3			0-0 G5-3	3	0	0	0	1	0	0									
Craig Paquette, R OBP: 0.360, SLG: 0.739 (1, 3)		3-2 1B L5-3	1-2 F7			0-0 F9			2-3 K	4	0	1	0	0	1	3									
Mike Matheny, R OBP: 0.412, SLG: 0.633 (1, 2)		1-0 L5-3		2-1 1B 2B			3-3 K		0-0 2B	4	1	2	0	0	1	1									
Darryl Kile, R (1, 1)		3-2 G5-3		1-0 FC6-4 1B			0-0 L8		0-0 F7	1	0	0	0	0	0	0									
Justin Brunette, L OBP: 1.000, SLG: 1.000 Mike James, R (4, 1)										1	0	0	0	0	0	0									
Fernando Vina, L OBP: 0.449, SLG: 0.581 (6, PH)										2	0	0	0	0	0	1									
Inning Stats	R: 3 E: 0 K: 1 S: 9	H: 3 LOB: 0 BB: 0 P: 14	R: 0 E: 0 K: 0 S: 8	H: 1 LOB: 0 BB: 0 P: 15	R: 1 E: 0 K: 0 S: 12	H: 2 LOB: 3 BB: 2 P: 25	R: 1 E: 0 K: 2 S: 13	H: 3 LOB: 2 BB: 0 P: 21	R: 0 E: 0 K: 0 S: 3	H: 0 LOB: 0 BB: 0 P: 5	R: 0 E: 1 K: 1 S: 7	H: 0 LOB: 1 BB: 0 P: 12	R: 0 E: 0 K: 2 S: 9	H: 0 LOB: 0 BB: 0 P: 11	R: 0 E: 0 K: 1 S: 6	H: 1 LOB: 1 BB: 0 P: 8	R: 1 E: 0 K: 1 S: 11	H: 1 LOB: 1 BB: 1 P: 26	1B: 6 2B: 3 3B: 0 HR: 3	SF: 0 SAC: 0 DP: 2 HBP: 1	WP: 0 PB: 0 SB: 0 CS: 0	PA: 41			
PITCHER	IP	WLS	BF	H	R	ER	SO	BB	IBB	HBP	BLK	WP	HR	S	P	ERA	WHIP								
Scott Karl, L ERA: 7.0 (1, 1)	3.0		19	9	5	5	1	2	0	1	0	0	3	33	62	15.00	3.667								
Rick Croushore, R ERA: 1.8 (4, 1)	3.0	W	10	0	0	0	3	0	0	0	0	0	0	19	30	0.00	0.000								
Gabe White, L ERA: 3.68 (7, 1)	2.0		7	1	0	0	3	0	0	0	0	0	0	15	19	0.00	0.500								
David Lee, R ERA: 15.0 (9, 1)	0.0		1	1	1	1	0	0	0	0	0	0	0	3	6	∞	∞								
Mike Myers, L ERA: (9, 1)	1.0		4	0	0	0	1	1	0	0	0	0	0	8	20	0.00	1.000								

St. Louis Cardinals @ Colorado Rockies
Coors Field, Denver, CO
Thu Apr 13 2000, 7:05 PM MDT
Att: 39,365 - Sunny - 68 F

AB	37
R	6
H	11
RBI	5
BB	3
SO	8
LOB	17



Batter	1	2	3	4	5	6	7	8	9	AB	R	H	RBI	BB	SO	LOB	BOTTOM								
Tom Goodwin, L OBP: 0.326, SLG: 0.436 (1, 8)	4-1 WP 1B		E9 1B	4-2 BB			2-1 G3	0-0 FC4-6		4	2	2	1	2	0	1									
3 Mike Lansing, R OBP: 0.400, SLG: 0.564 (1, 4)	0-3 K		2B 1B	3-3 K			3-1 L9			5	1	2	3	0	2	3									
Larry Walker, L OBP: 0.400, SLG: 0.406 (1, 9)	2-1 G6-3 1B		2B P6			3-2 F7		4-0 BB		4	1	2	2	1	0	2									
Jeff Cirillo, R OBP: 0.371, SLG: 0.429 (1, 5)	2-2 G6-3		1-0 HBP	2-1 G6-3		2-2 G4-3		4-0 BB		3	1	0	0	1	0	1									
17 Todd Helton, L OBP: 0.432, SLG: 0.692 (1, 3)	2-1 HBP		0-1 HBP	1-1 L8		2-3 K		1-2 BB		4	1	1	3	0	1	2									
Darren Bragg, L OBP: 0.276, SLG: 0.481 (1, 7)	2-0 G3		0-2 HR	3-3 K			0-2 F7	1-0 G6-3		5	1	1	1	0	1	2									
Neifi Pérez, S OBP: 0.233, SLG: 0.325 (1, 6)			E6 HBP		2-0 G5-3		0-1 FC6-4 1B	1-1 HR		5	3	3	1	0	0	0									
Scott Servais, R (1, 2)			F9 SF9		1-0 L5		0-1 FC6-4	2-0 F8		4	0	0	1	0	0	2									
Scott Karl, L OBP: 0.736, SLG: 0.667 Rick Croushore, R OBP: 1.000, SLG: 1.000 Aaron Lyles, R OBP: 0.429, SLG: 0.429 Gabe White, L Jeff Manto, R OBP: 0.460, SLG: 1.750 David Lee, R Mike Myers, L (9, 1)			E3 HBP		1-0 BB 1B		1-2 G1-3	2-1 FC4-6 1B		1	2	1	0	0	0	0									
Inning Stats	R: 1 E: 0 K: 1 S: 11	H: 1 LOB: 2 BB: 1 P: 23	R: 10 E: 2 K: 0 S: 28	H: 9 LOB: 2 BB: 0 P: 43	R: 0 E: 0 K: 1 S: 7	H: 0 LOB: 0 BB: 0 P: 13	R: 0 E: 0 K: 1 S: 8	H: 1 LOB: 2 BB: 1 P: 19	R: 0 E: 0 K: 0 S: 13	H: 0 LOB: 0 BB: 0 P: 20	R: 0 E: 0 K: 0 S: 10	H: 1 LOB: 1 BB: 0 P: 11	R: 0 E: 0 K: 0 S: 8	H: 0 LOB: 2 BB: 2 P: 22	R: 1 E: 0 K: 0 S: 7	H: 2 LOB: 1 BB: 0 P: 13	1B: 9 2B: 1 3B: 1 HR: 3	SF: 1 SAC: 0 DP: 0 HBP: 3	WP: 2 PB: 0 SB: 0 CS: 0	PA: 46					
PITCHER	IP	WLS	BF	H	R	ER	SO	BB	IBB	HBP	BLK	WP	HR	S	P	ERA	WHIP								
Darryl Kile, R ERA: 9.0 (1, 1)	1.2	L	18	8	11	8	1	1	0	3	0	0	0	18	35	0.00	2.000								
Justin Brunette, L ERA: (2, 1)	2.0		10	3	0	0	1	1	0	0	0	0	0	16	26	0.00	0.000								
Mike James, R ERA: (4, 1)	1.1		4	0	0	0	2	0	0	0	0	0	0	16	26	0.00	0.000								
Heathcliff Slocumb, R ERA: 2.84 (6, 1)	2.0		9	1	0	0	0	2	0	0	0	0	0	18	33	0.00	1.500								
Mike Matheny, L ERA: 9.0 (8, 1)	1.0		5	2	1	1	0	0	0	0	0	0	1	7	13	9.00	2.000								

St. Louis Cardinals @ Colorado Rockies
Coors Field, Denver, CO
Thu Apr 13 2000, 7:05 PM MDT
Att: 39,365 - Sunny - 68 F

AB	38
R	12
H	14
RBI	12
BB	4
SO	4
LOB	14

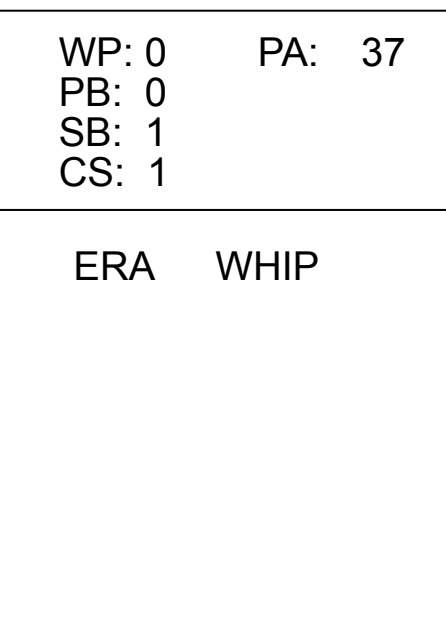



Batter	1	2	3	4	5	6	7	8	9	AB	R	H	RBI	BB	SO	LOB	TOP										
Fernando Vina, L OBP: 0.434, SLG: 0.574	F7		G1-3		E5			15 S 2B		4	0	1	0	0	0	0	St. Louis Cardinals @ Colorado Rockies Coors Field, Denver, CO Fri Apr 14, 2000, 7:05 PM MDT Att: 40,248 - Cloudy - 62 F										
Edgar Renteria, R OBP: 0.296, SLG: 0.512	G6-3		K		FC5-2			G6-3		4	0	0	0	0	1	2											
15 Jim Edmonds, L OBP: 0.612, SLG: 1.000			G1-3		K			K		3	0	0	0	1	2	2											
Ray Lankford, L OBP: 0.163, SLG: 0.268 Dave Veres, R	K				G4-3			K		4	0	0	0	0	2	2											
Eric Davis, R OBP: 0.379, SLG: 0.583 Alan Benes, R			K		HR			G6-3		3	1	1	1	0	1	0											
Shawon Dunston, R OBP: 0.333, SLG: 0.733								G6-3		0	0	0	0	0	0	0											
J.D. Drew, L OBP: 0.632, SLG: 1.429			1B SF7		FC5-4 BB			G6-3		1	0	1	0	0	0	0											
Craig Paquette, R OBP: 0.345, SLG: 0.667					FC5-4 1-2			F7		4	0	1	0	0	1	2											
Eli Marrero, R OBP: 0.357, SLG: 0.364 Thomas Howard, S			SF7		K			K		2	0	0	1	0	2	1											
Rick Ankiel, L OBP: 0.333, SLG: 0.667 Placido Polanco, R			K					G4-3		2	0	0	0	0	2	1											
Inning Stats	R: 0 E: 0 K: 1 S: 9	H: 0 LOB: 1 BB: 1 P: 15	R: 1 E: 0 K: 2 S: 15	H: 2 LOB: 1 BB: 0 P: 18	R: 0 E: 0 K: 1 S: 8	H: 0 LOB: 0 BB: 0 P: 11	R: 1 E: 0 K: 1 S: 13	H: 1 LOB: 1 BB: 1 P: 21	R: 0 E: 0 K: 2 S: 11	H: 0 LOB: 0 BB: 0 P: 17	R: 0 E: 0 K: 0 S: 10	H: 0 LOB: 0 BB: 0 P: 16	R: 0 E: 0 K: 1 S: 11	H: 0 LOB: 0 BB: 0 P: 17	R: 0 E: 0 K: 2 S: 12	H: 1 LOB: 1 BB: 0 P: 18	R: 0 E: 0 K: 1 S: 10	H: 2 LOB: 1 BB: 0 P: 16	1B: 3 2B: 2 3B: 0 HR: 1	SF: 1 SAC: 0 DP: 0 HBP: 0	WP: 0 PB: 0 SB: 1 CS: 1	PA: 35					
PITCHER	IP	WLS	BF	H	R	ER	SO	BB	IBB	HBP	BLK	WP	HR	S	P	ERA	WHIP										
Pedro Astacio, R ERA: 4.74	7.1	W	29	4	2	2	8	2	0	0	0	0	1	81	122	2.46	0.818										
Mike Myers, L ERA:	0.2	H	2	0	0	0	2	0	0	0	0	0	0	8	11	0.00	0.000										
Julian Tavaroz, R ERA:	1.0		4	2	0	0	1	0	0	0	0	0	0	10	16	0.00	2.000										


Batter	1	2	3	4	5	6	7	8	9	AB	R	H	RBI	BB	SO	LOB	BOTTOM										
Brian Hunter, R OBP: 0.316, SLG: 0.235	G4-3 HR		G5-3		P4		F7	L5		5	1	1	0	0	0	2	St. Louis Cardinals @ Colorado Rockies Coors Field, Denver, CO Fri Apr 14, 2000, 7:05 PM MDT Att: 40,248 - Cloudy - 62 F										
3 Mike Lansing, R OBP: 0.429, SLG: 0.643	L6		HR		17 BB BB		HBP			3	1	2	1	1	0	1											
Larry Walker, L OBP: 0.385, SLG: 0.371	G4-3		L3		F9		G4-6-3 HBP			3	0	0	0	0	0	2											
Jeff Cirillo, R OBP: 0.410, SLG: 0.548	HR		FC5 17 BB		17 BB BB		G4-6-3			3	1	2	2	1	0	2											
17 Todd Helton, L OBP: 0.458, SLG: 0.675	G4-3		BB		FC6-4 BB			SH1-3 E BB		1	1	0	0	3	0	0											
Terry Shumpert, R OBP: 0.250, SLG: 0.227 Tom Goodwin, L			FC5		FC6-4			SH1-3		2	0	0	0	1	0	5											
Neifi Perez, S OBP: 0.234, SLG: 0.318	P4				G6-3			E8		4	1	1	1	0	0	1											
Scott Servais, R OBP: 0.167, SLG: 0.313					F9			L5		4	1	2	2	0	0	0											
Pedro Astacio, R OBP: 0.125, SLG: 0.125 Mike Myers, L					G4-3			F8		3	0	0	0	0	1	0											
Darren Bragg, L OBP: 0.300, SLG: 0.536 Julian Tavaroz, L								F8		0	0	0	0	0	0	0											
Inning Stats	R: 2 E: 0 K: 0 S: 10	H: 2 LOB: 0 BB: 0 P: 19	R: 1 E: 0 K: 1 S: 11	H: 1 LOB: 0 BB: 1 P: 15	R: 1 E: 0 K: 0 S: 13	H: 2 LOB: 2 BB: 1 P: 22	R: 0 E: 0 K: 0 S: 8	H: 0 LOB: 0 BB: 0 P: 13	R: 0 E: 0 K: 0 S: 3	H: 0 LOB: 3 BB: 3 P: 22	R: 0 E: 0 K: 0 S: 8	H: 0 LOB: 0 BB: 0 P: 4	R: 0 E: 0 K: 0 S: 8	H: 1 LOB: 1 BB: 0 P: 16	R: 2 E: 1 K: 0 S: 12	H: 3 LOB: 1 BB: 1 P: 23	R: 0 E: 0 K: 0 S: 10	H: 0 LOB: 0 BB: 0 P: 16	1B: 5 2B: 2 3B: 0 HR: 3	SF: 0 SAC: 1 DP: 2 HBP: 1	WP: 0 PB: 0 SB: 1 CS: 1	PA: 37					
PITCHER	IP	WLS	BF	H	R	ER	SO	BB	IBB	HBP	BLK	WP	HR	S	P	ERA	WHIP										
Rick Ankiel, L ERA: 4.15	5.0	L	24	5	4	4	1	5	0	0	0	0	3	50	91	7.20	2.000										
Alan Benes, R ERA: 7.71	2.1		11	3	2	2	0	1	0	1	0	0	0	20	37	7.71	1.714										
Dave Veres, R ERA: 3.18	0.2		2	1	0	0	0	0	0	0	0	0	0	3	6	0.00	1.500										

AB 32
R 2
H 6
RBI 2
BB 2
SO 11
LOB 11

AB 29
R 6
H 9
RBI 6
BB 6
SO 1
LOB 13



Batter	1	2	3	4	5	6	7	8	9	AB R H RBI BB SO LOB	TOP																								
												St. Louis Cardinals @ Colorado Rockies Coors Field, Denver, CO Sat Apr 15 2000, 1:05 PM MDT livebaseballscorecards.com																							
		AB 0 R 0 H 0 RBI 0 BB 0 SO 0 LOB 0																																	
																																			
Inning Stats		1B: 0 SF: 0 2B: 0 SAC: 0 3B: 0 DP: 0 HR: 0 HBP: 0	WP: 0 PA: 0 PB: 0 SB: 0 CS: 0																																
PITCHER	IP	WLS	BF	H	R	ER	SO	BB	IBB	HBP	BLK	WP	HR	S	P	ERA	WHIP	PITCHER	IP	WLS	BF	H	R	ER	SO	BB	IBB	HBP	BLK	WP	HR	S	P	ERA	WHIP

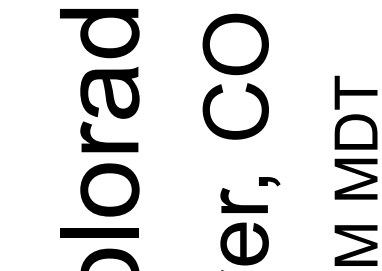
Batter	1	2	3	4	5	6	7	8	9	AB R H RBI BB SO LOB	BOTTOM																								
												St. Louis Cardinals @ Colorado Rockies Coors Field, Denver, CO Sat Apr 15 2000, 1:05 PM MDT livebaseballscorecards.com																							
		AB 0 R 0 H 0 RBI 0 BB 0 SO 0 LOB 0																																	
																																			
Inning Stats		1B: 0 SF: 0 2B: 0 SAC: 0 3B: 0 DP: 0 HR: 0 HBP: 0	WP: 0 PA: 0 PB: 0 SB: 0 CS: 0																																
PITCHER	IP	WLS	BF	H	R	ER	SO	BB	IBB	HBP	BLK	WP	HR	S	P	ERA	WHIP	PITCHER	IP	WLS	BF	H	R	ER	SO	BB	IBB	HBP	BLK	WP	HR	S	P	ERA	WHIP

Batter	1	2	3	4	5	6	7	8	9	AB	R	H	RBI	BB	SO	LOB	TOP																			
Fernando Vina, L (1.4) OBP: 0.484, SLG: 0.607	0-2 CS 15 HR BB 1B	4-0 1B BB		1-1 FC6-4 15 WP 2B		2-2 1B G6-3 1B	1-0 1B		2-1 2B 15 SF8 1B	5	4	5	0	1	0	0	St. Louis Cardinals @ Colorado Rockies Coors Field, Denver, CO Sun Apr 16 2000, 7:05 PM MDT Att: 35,095 - Overcast - 58 F																			
Edgar Renteria, R (1.6) OBP: 0.356, SLG: 0.553	4-2 CS BB	1-3 K		4-2 FC6-4 BB		1-2 G6-3 S 1B	1-1 1B		2-1 15 SF8 BB 1-3 2-H 2B	4	2	3	1	2	1	2																				
Fernando Tatis, R (1.5) OBP: 0.417, SLG: 0.525	0-3 K	1-1 BB 1-3 2-H 1B		1-3 K		2-2 G6-3 1-3 3-H 1B	0-1 F8		1-3 K	6	0	1	2	0	3	9																				
Eric Davis, R (1.9) OBP: 0.444, SLG: 0.571	4-1 15 HR BB 1-2 2-3	4-1 BB 1-2 BB		0-2 FC6-4 15 WP 1-2 2-3		1-2 FC6-4 15 1B 3-H 1B			4-1 BB DI HBP BB	3	2	2	1	3	0	2																				
15 Jim Edmonds, L (1.8) OBP: 0.567, SLG: 0.930	2-1 HR 1-H 3-H	1-2 G3		4-1 1-2 3-H IBB		2-1 FC6-4 1-2 1B			2-1 SF8 2-3 3-H BB	4	1	2	4	1	1	4																				
Shawn Dunston, R (1.7) OBP: 0.250, SLG: 0.550 Ray Lankford, L (6.7) OBP: 0.196, SLG: 0.255	0-0 G6-3		0-1 F9	1-1 F8		2-3 K			4-2 HBP BB 1-2 BB	3	0	0	0	0	0	2																				
Craig Paquette, R (1.3) Mike Mohler, R (6.1) Mike James, R (6.1) Thomas Howard, S (6.1) Dave Varos, R (6.1) Mike Matheny, R (6.1)		2-2 2B	2-2 G5-3		1-2 F9	0-0 FC6-4 1-2 2-3			4-2 HBP 1-2 2-3 3-H BB	4	1	1	0	0	0	2																				
Eli Marrero, R (1.2) OBP: 0.400, SLG: 0.625		0-1 1B 2B 2-H	1-1 HR		3-2 F2				3-2 1-2 2-3 3-H HBP	5	2	2	3	0	1	2																				
Garrett Stephenson, R (1.1) Placido Polanco, R (6.3) David Wainhouse, L (6.1)		0-0 B3	0-3 K		1-3 K				1-2 BB L9	3	0	0	0	0	2	1																				
Inning Stats	R: 3 E: 0 K: 1 S: 12	H: 2 LOB: 0 BB: 2 P: 22	R: 2 E: 0 K: 1 S: 15	H: 3 LOB: 3 BB: 2 P: 28	R: 1 E: 0 K: 1 S: 12	H: 1 LOB: 0 BB: 0 P: 15	R: 1 E: 0 K: 1 S: 13	H: 1 LOB: 2 BB: 0 P: 24	R: 0 E: 0 K: 1 S: 12	H: 0 LOB: 0 BB: 0 P: 17	R: 2 E: 0 K: 1 S: 19	H: 4 LOB: 2 BB: 0 P: 29	R: 0 E: 0 K: 2 S: 13	H: 2 LOB: 2 BB: 0 P: 20	R: 0 E: 0 K: 2 S: 12	H: 1 LOB: 2 BB: 1 P: 25		R: 4 E: 0 K: 1 S: 24	H: 3 LOB: 3 BB: 3 P: 48	1B: 11 2B: 4 3B: 0 HR: 2	SF: 1 SAC: 0 DP: 0 HBP: 1	WP: 1 PB: 0 SB: 1 CS: 2	PA: 54													
PITCHER	IP	WLS	BF	H	R	ER	SO	BB	IBB	HBP	BLK	WP	HR	S	P	ERA	WHIP	PITCHER		IP	WLS	BF	H	R	ER	SO	BB	IBB	HBP	BLK	WP	HR	S	P	ERA	WHIP
Brian Bohanon, L (1.1) ERA: 15.68	3.0		20	7	7	7	3	5	0	0	0	0	2	43	74	21.00	4.000	Julian Tavarez, R (8.1) ERA: 5.68		0.2	H	6	3	4	4	1	1	0	0	0	0	0	12	25	54.00	6.000
Rick Croushore, R (4.1) ERA: 3.69	2.1	12	4	2	2	2	0	0	1	0	0	1	0	36	55	7.71	1.714	Gabe White, L (9.1) ERA: 2.45		0.2	S	5	0	0	0	0	2	0	1	0	0	0	14	27	0.00	3.000
Jose Jimenez, R (6.1) ERA: 2.35	0.2	W	2	0	0	0	2	1	0	0	0	0	0	4	6	0.00	0.000																			
Stan Belinda, R (7.1) ERA: 1.59	1.0	6	3	0	0	0	2	0	0	0	0	0	0	16	25	0.00	3.000																			
Mike Myers, L (8.1) ERA:	0.2	3	0	0	0	0	2	1	0	0	0	0	0	7	16	0.00	1.500																			
Batter	1	2	3	4	5	6	7	8	9	AB	R	H	RBI	BB	SO	LOB	BOTTOM																			
Brian Hunter, R (1.8) OBP: 0.333, SLG: 0.273	3-3 K	0-1 L8		0-1 G5-3		0-1 SH1-3 1B		1-1 S 1B		5	1	2	1	0	1	3	St. Louis Cardinals @ Colorado Rockies Coors Field, Denver, CO Sun Apr 16 2000, 7:05 PM MDT Att: 35,095 - Overcast - 58 F																			
Terry Shumpert, R (1.4) OBP: 0.281, SLG: 0.241	0-0 17 1B 2B	0-2 F7		2-1 F3		1-2 BB L6		2-1 1-H 1B		5	2	2	1	1	0	6																				
Larry Walker, L (1.9) OBP: 0.388, SLG: 0.364	2-0 F8		1-1 G4-3-6 17 BB 1B	1-3 K		4-0 17 1B 2B	0-0 FC4-6 17 BB 1B	0-1 F7		5	1	2	0	1	1	3																				
17 Todd Helton, L (1.3) OBP: 0.491, SLG: 0.723	2-2 BB 1B	1-3 2B	4-0 G4-3-6 BB	1-2 BB		2-1 F8	2-1 2B 1B	4-2 FC4-6 BB		3	2	2	2	2	0	0																				
Darren Bragg, L (1.7) Jeff Martini, R (6.1) Stan Belinda, R (7.1) Mike Myers, L (8.1) Julian Tavarez, L (8.1) Gabe White, L (9.1)	4-2 2B BB		0-1 G4-3-6	1-2 1-2 2-3		3-3 K	0-0 1B 2B	0-3 K		2	1	0	0	1	1	2																				
Aaron Ledesma, R (1.5) OBP: 0.384, SLG: 0.455 Jose Jimenez, R (6.1)	0-0 BB		2-2 F8		2-2 G6-3	0-0 F7	1-0 FC4-6			3	0	1	3	0	0	1																				
Tom Goodwin, L (6.7) OBP: 0.306, SLG: 0.400	1-1 1-H 2-H 3-H 2B		2-2 F8		2-2 G6-3	0-0 F7	1-0 FC4-6			2	0	0	0	0	0	4																				
Neifi Perez, S (1.6) OBP: 0.250, SLG: 0.346	1-1 G3			1-2 SH 2B		1-2 SH BB		0-2 F8		4	3	2	0	1	0	3																				
Scott Servais, R (1.2) OBP: 0.304, SLG: 0.368		0-0 1B		2-1 SH BLK HBP		2-1 SH BB		3-3 K		3	2	2	2	1	1	0																				
Brian Bohanon, L (1.1) Rick Croushore, R (4.1) Jeff Cirillo, R (6.5)		1-3 K		0-0 SH BLK		0-1 SH1-3 17 BB 2B		1-1 G5-3		1	0	0	0	0	1	1																				
Inning Stats	R: 3 E: 0 K: 1 S: 16	H: 3 LOB: 1 BB: 1 P: 28	R: 0 E: 0 K: 1 S: 9	H: 1 LOB: 1 BB: 0 P: 10	R: 0 E: 0 K: 0 S: 7	H: 1 LOB: 1 BB: 1 P: 14	R: 2 E: 1 K: 1 S: 12	H: 1 LOB: 0 BB: 0 P: 18	R: 0 E: 0 K: 1 S: 8	H: 0 LOB: 0 BB: 0 P: 15	R: 8 E: 0 K: 0 S: 21	H: 6 LOB: 3 BB: 5 P: 53	R: 0 E: 0 K: 1 S: 10	H: 1 LOB: 2 BB: 1 P: 15	R: 1 E: 0 K: 1 S: 11	H: 2 LOB: 1 BB: 0 P: 18	1B: 10 2B: 5 3B: 0 HR: 0	SF: 0 SAC: 2 DP: 1 HBP: 1	WP: 0 PB: 0 SB: 1 CS: 0	PA: 48																
PITCHER	IP	WLS	BF	H	R	ER	SO	BB	IBB	HBP	BLK	WP	HR	S	P	ERA	WHIP	PITCHER		IP	WLS	BF	H	R	ER	SO	BB	IBB	HBP	BLK	WP	HR	S	P	ERA	WHIP
Garrett Stephenson, R (1.1) ERA: 7.0	5.0		26	7	7	5	4	3	0	1	1	1	1	6	11	9.00	2.000	David Wainhouse, R (6.1) ERA: 9.55		0.1	H	3	1	0	0	0	1	0	0	0	0	6	11	0.00	6.000	
Mike Mohler, L (6.1) ERA: 11.74	0.1	L	6	3	5	5	0	2	0	0	0	0	0	6	19	135.00	15.000	Mike James, R (6.1) ERA:		1.1	8	2	1	1	1	1	2	0	0	0	0	17	29	6.75	3.000	
Dave Varos, R (8.1) ERA: 4.05	1.0	5	2	1	1	1	1	0	0	0	0	0	0	11	18	9.00	2.000																			

AB 42
R 13
H 17
RBI 12
BB 10
SO 11
LOB 30



AB 37
R 14
H 15
RBI 12
BB 8
SO 6
LOB 25



Batter	1	2	3	4	5	6	7	8	9	AB	R	H	RBI	BB	SO	LOB	TOP			
Al Martin, L OBP: 0.381, SLG: 0.610 (1, 7)										5	0	3	0	0	0	1				
Damian Jackson, R OBP: 0.417, SLG: 0.473 (1, 6)										5	2	2	0	0	1	3				
Ryan Klesko, L OBP: 0.245, SLG: 0.479 (1, 3)										5	1	1	2	0	2	3				
Phil Nevin, R OBP: 0.390, SLG: 0.745 (1, 5)										3	0	0	0	1	1	1				
Eric Owens, R OBP: 0.442, SLG: 0.438 (1, 8)										4	0	1	1	0	0	2				
Bret Boone, R OBP: 0.304, SLG: 0.396 (1, 4)										4	1	2	0	0	1	0				
Mike Darr, L OBP: 0.308, SLG: 0.100 (1, 9)										2	0	0	0	2	1	0				
Ben Davis, S OBP: 0.118, SLG: 0.063 (1, 2)										2	0	0	0	1	2	3				
Brian Meadows, R (1, 1)										2	0	0	0	0	2	1				
Tony Gwynn, L OBP: 0.222, SLG: 0.250 (7, PH)										0	0	0	1	0	0	0				
Donne Wall, R (7, 1)										0	0	0	0	0	0	0				
Ed Sprague, R OBP: 0.348, SLG: 0.800 (9, PH)										1	0	0	0	0	1	0				
Inning Stats	R: 2 E: 0 K: 0 S: 14	H: 2 LOB: 0 BB: 0 P: 22	R: 0 E: 0 K: 2 S: 10	H: 0 LOB: 0 BB: 0 P: 15	R: 0 E: 0 K: 1 S: 10	H: 1 LOB: 0 BB: 0 P: 18	R: 0 E: 0 K: 1 S: 10	H: 0 LOB: 0 BB: 0 P: 16	R: 0 E: 0 K: 2 S: 11	H: 0 LOB: 1 BB: 1 P: 16	R: 0 E: 0 K: 0 S: 5	H: 1 LOB: 2 BB: 1 P: 10	R: 1 E: 0 K: 2 S: 16	H: 3 LOB: 3 BB: 1 P: 26	R: 0 E: 0 K: 3 S: 11	H: 1 LOB: 1 BB: 0 P: 18	1B: 4 2B: 4 3B: 0 HR: 1	SF: 1 SAC: 1 DP: 0 HBP: 0	WP: 0 PB: 0 SB: 1 CS: 1	PA: 40
PITCHER	IP	WLS	BF	H	R	ER	SO	BB	IBB	HBP	BLK	WP	HR	S	P	ERA	WHIP			
Andy Benes, R ERA: 5.08 (1, 1)	6.0	W	25	5	3	3	6	3	0	0	0	0	1	65	106	4.50	1.333			
Heathcliff Slocumb, R ERA: 2.7 (7, 1)	1.2	H	8	3	1	1	1	0	0	0	0	0	0	17	26	5.40	1.800			
Dave Veres, R ERA: 3.38 (8, 1)	1.1	S	6	1	0	0	4	1	0	0	0	0	0	17	29	0.00	1.500			

San Diego Padres @ St. Louis Cardinals
 Busch Stadium, St. Louis, MO
 Tue Apr 18 2000, 7:10 PM CDT
 Att: 32,062 - Sunny - 66 F

AB	33
R	4
H	9
RBI	4
BB	4
SO	11
LOB	14

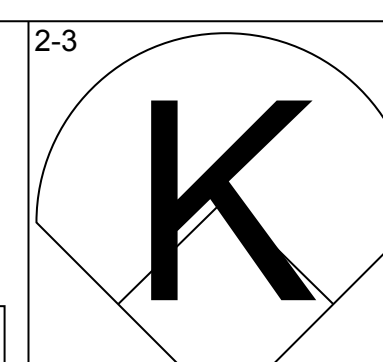
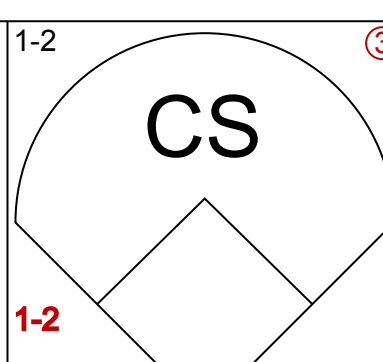
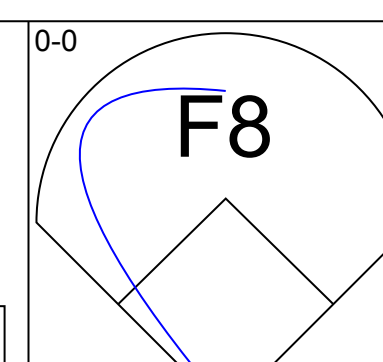
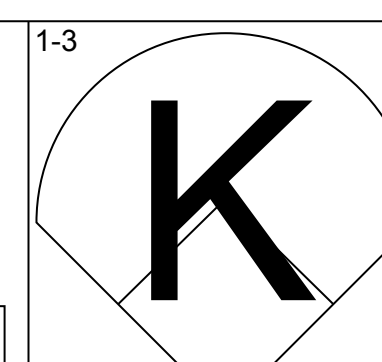
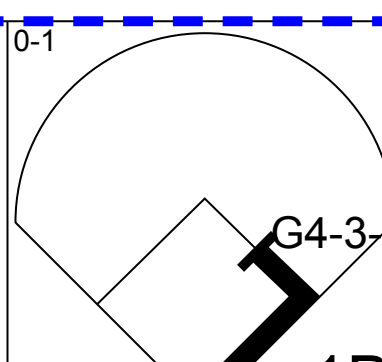
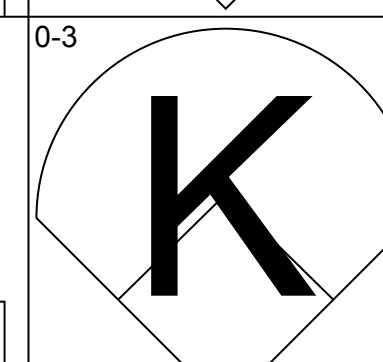
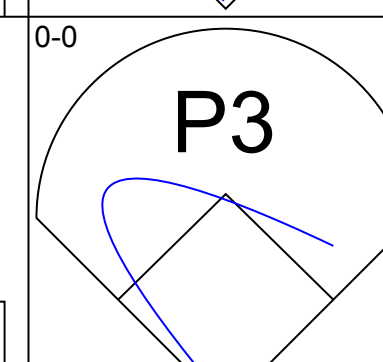
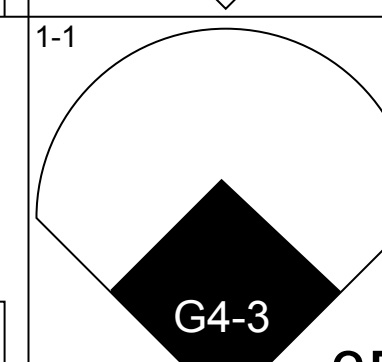
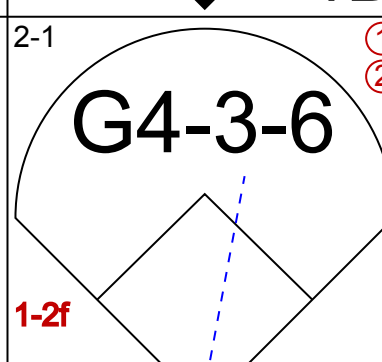
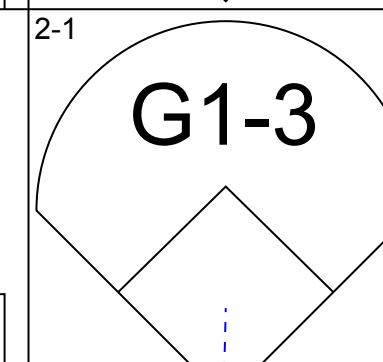
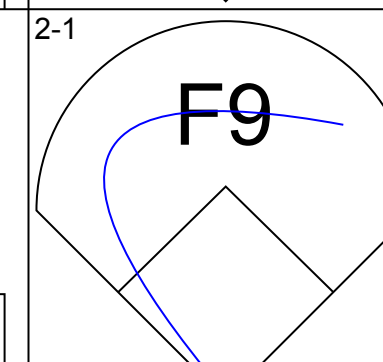
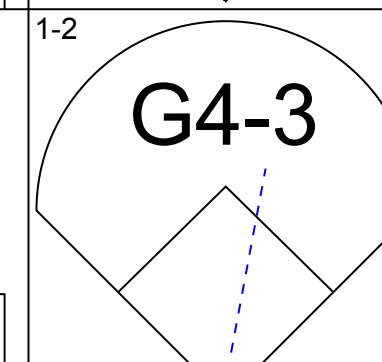
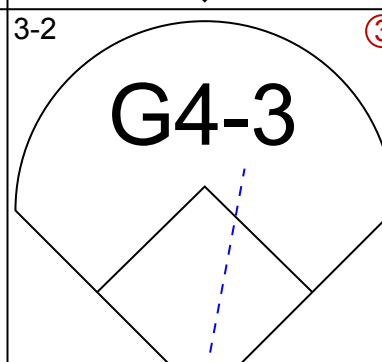
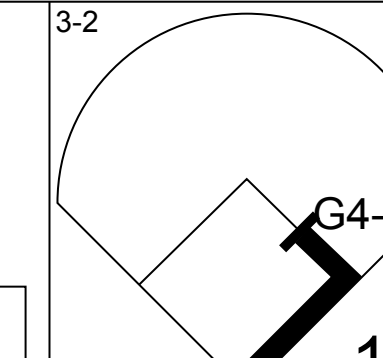
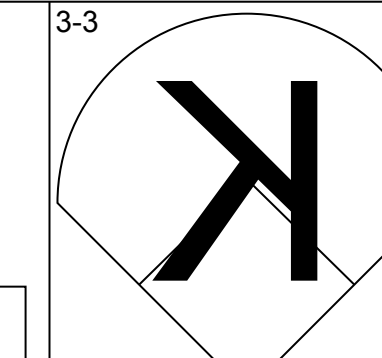
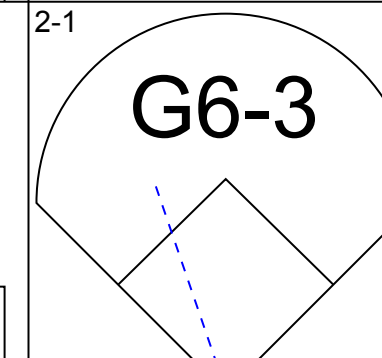
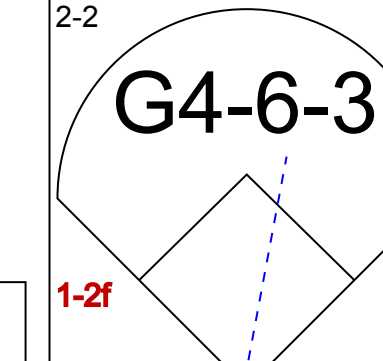
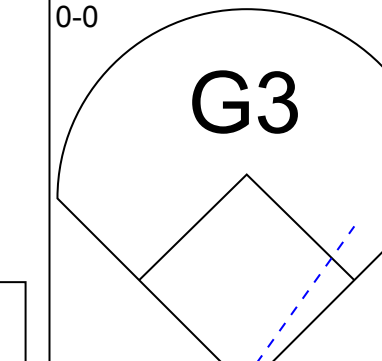
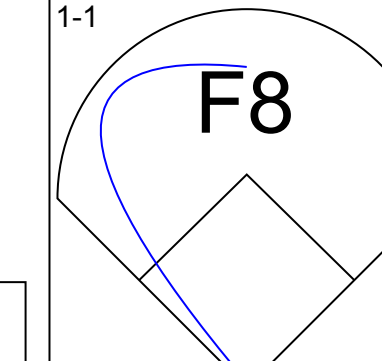
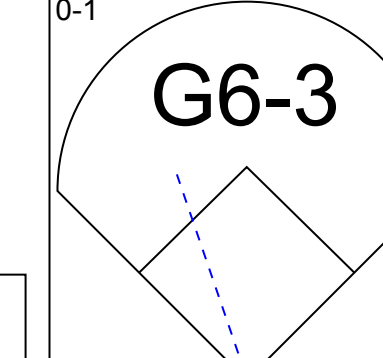
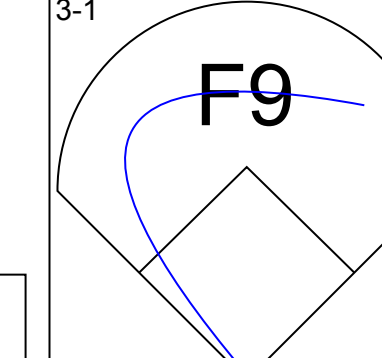
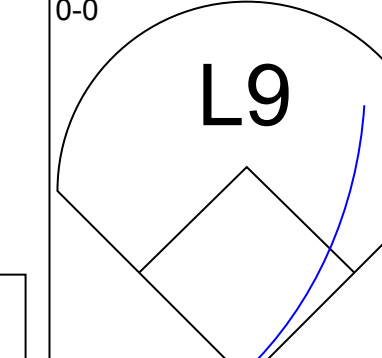
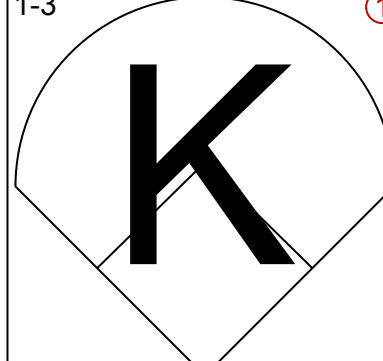
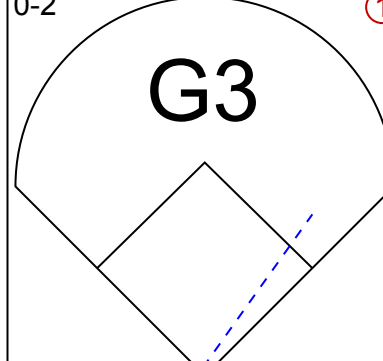
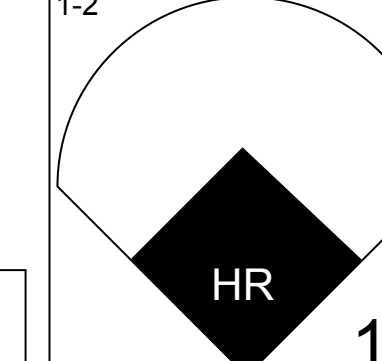
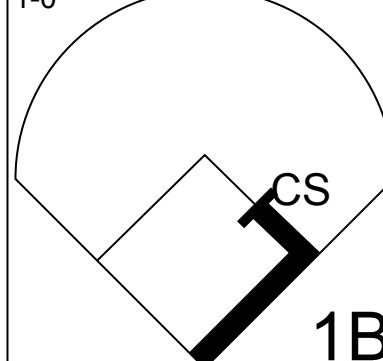
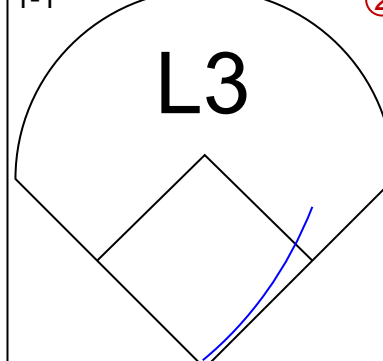
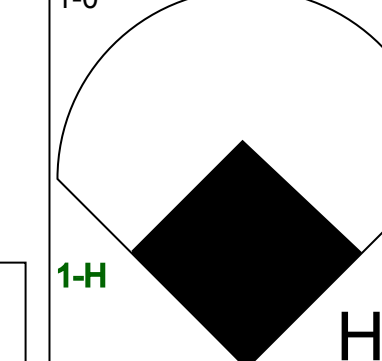


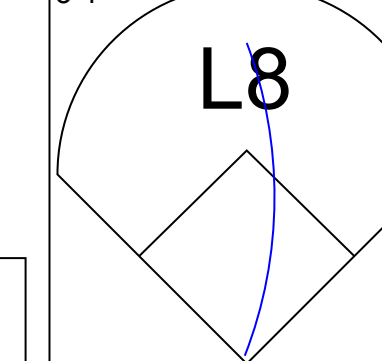


Batter	1	2	3	4	5	6	7	8	9	AB	R	H	RBI	BB	SO	LOB	BOTTOM			
Fernando Vina, L OBP: 0.471, SLG: 0.583 (1, 4)										4	0	1	0	0	0	1				
Edgar Renteria, R OBP: 0.386, SLG: 0.667 (1, 6)										4	2	3	1	0	0	1				
Ray Lankford, L OBP: 0.200, SLG: 0.240 (1, 7)										3	0	0	0	1	1	1				
Eric Davis, R OBP: 0.425, SLG: 0.516 (1, 9)										3	1	0	0	1	0	3				
15 Jim Edmonds, L OBP: 0.578, SLG: 0.936 (1, 8)										4	1	3	2	0	0	2				
Fernando Tatis, R OBP: 0.423, SLG: 0.568 (1, 5)										4	1	2	1	0	0	2				
Dave Veres, R (8, 1)										0	0	0	0	0	0	0				
Craig Paquette, R OBP: 0.308, SLG: 0.595 (1, 3)										4	0	0	0	0	0	2				
Mike Matheny, R OBP: 0.409, SLG: 0.541 (1, 2)										3	0	1	1	1	0	0				
Andy Benes, R OBP: 0.250, SLG: 0.250 (1, 1)										2	0	0	0	0	2	0				
Heathcliff Slocumb, R (7, 1)										0	0	0	0	0	0	0				
Placido Polanco, R OBP: 0.440, SLG: 0.880 (8, 5)										1	0	0	0	0	0	1				
Inning Stats	R: 0 E: 1 K: 0 S: 12	H: 1 LOB: 2 BB: 1 P: 23	R: 1 E: 0 K: 1 S: 9	H: 1 LOB: 0 BB: 0 P: 13	R: 3 E: 0 K: 1 S: 18	H: 3 LOB: 1 BB: 1 P: 32	R: 0 E: 0 K: 1 S: 9	H: 1 LOB: 1 BB: 0 P: 16	R: 0 E: 0 K: 0 S: 8	H: 1 LOB: 1 BB: 0 P: 12	R: 0 E: 0 K: 0 S: 6	H: 1 LOB: 1 BB: 0 P: 9	R: 1 E: 0 K: 0 S: 9	H: 2 LOB: 1 BB: 0 P: 16	R: 0 E: 0 K: 0 S: 5	H: 0 LOB: 0 BB: 1 P: 11	1B: 4 2B: 6 3B: 0 HR: 1	SF: 0 SAC: 1 DP: 1 HBP: 0	WP: 0 PB: 0 SB: 1 CS: 0	PA: 36
PITCHER	IP	WLS	BF	H	R	ER	SO	BB	IBB	HBP	BLK	WP	HR	S	P	ERA	WHIP			
Brian Meadows, R ERA: 4.91 (1, 1)	6.0	L	28	8	4	4	3	2	0	0	0	0	0	62	105	6.00	1.667			
Donne Wall, R ERA: 4.66 (7, 1)	2.0		8	2	1	1	0	1	0	0	0	0	0	14	27	4.50	1.500			

San Diego Padres @ St. Louis Cardinals
 Busch Stadium, St. Louis, MO
 Tue Apr 18 2000, 7:10 PM CDT
 Att: 32,062 - Sunny - 66 F

AB	32
R	5
H	10
RBI	5
BB	3
SO	3
LOB	13

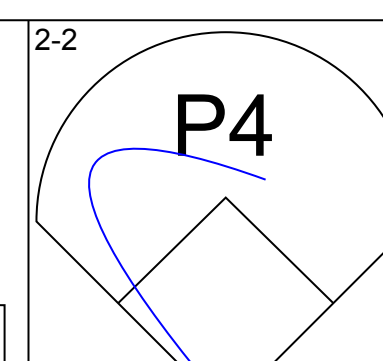
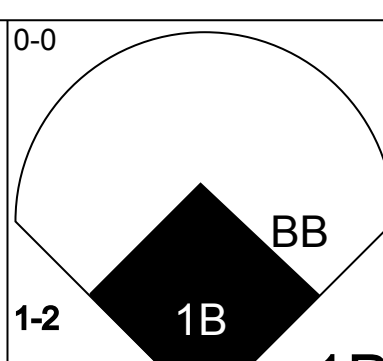
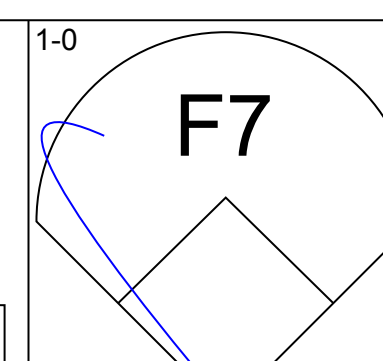
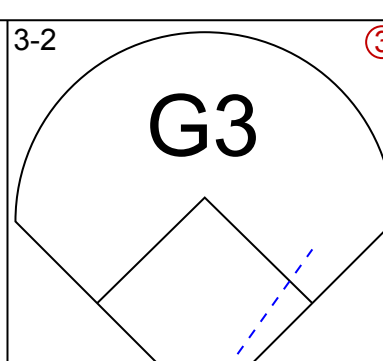
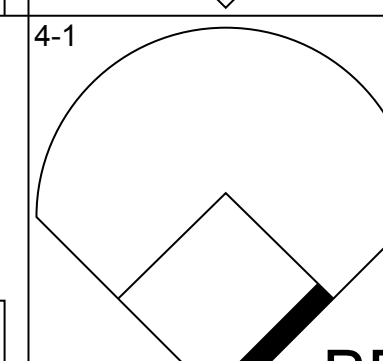
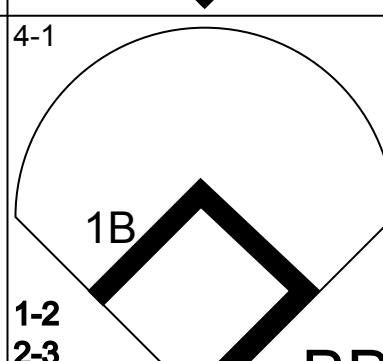
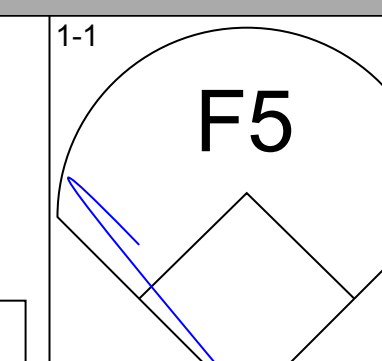
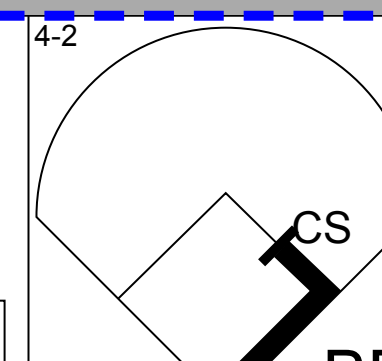
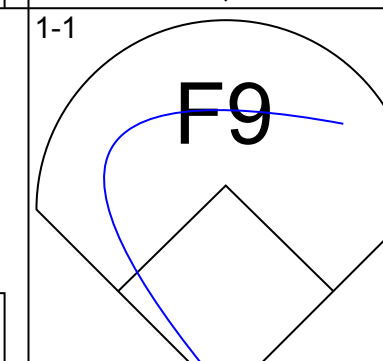
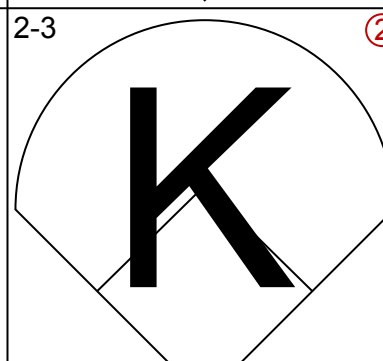
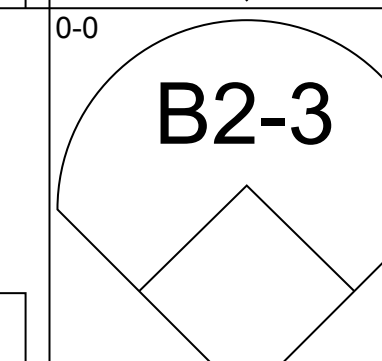
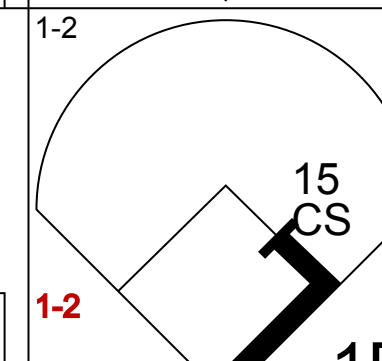
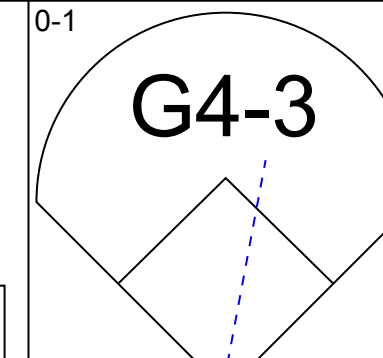
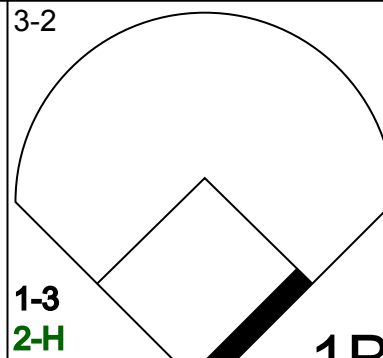
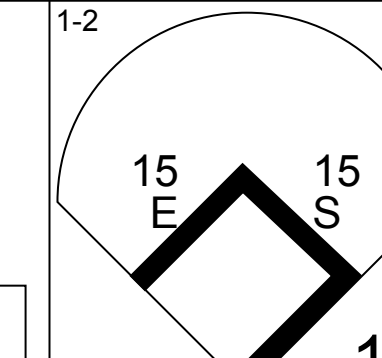
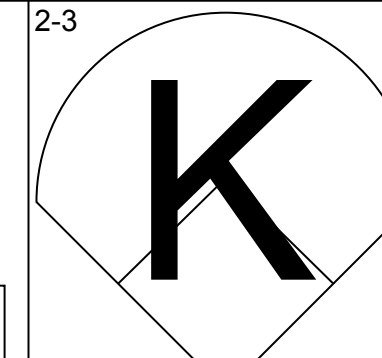

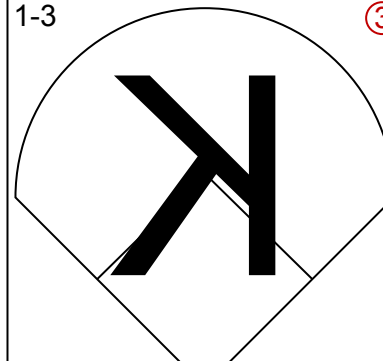
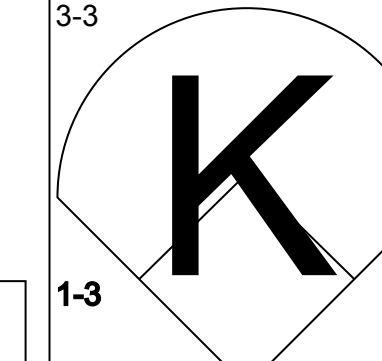
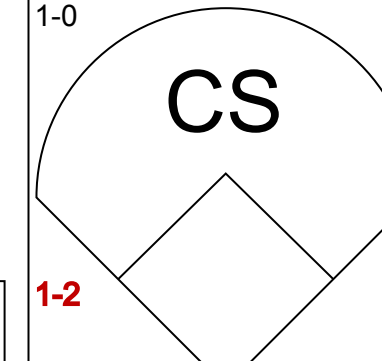
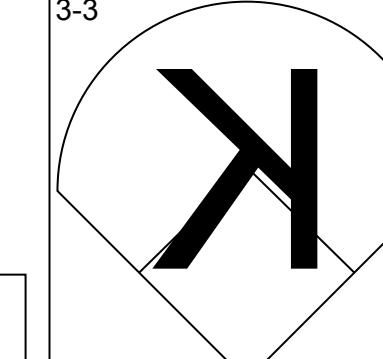


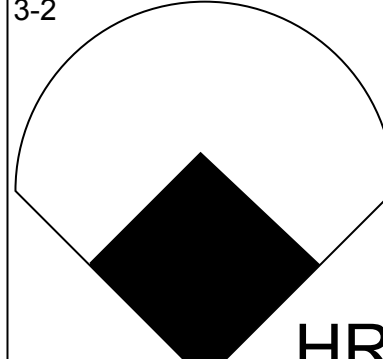

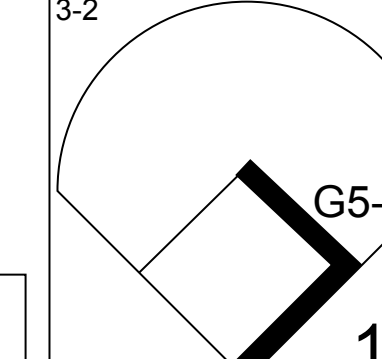
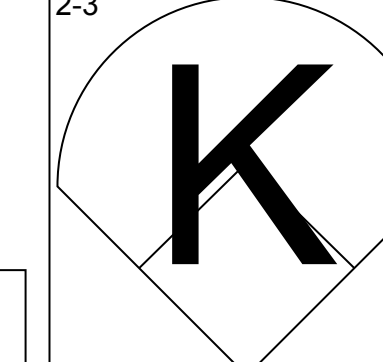
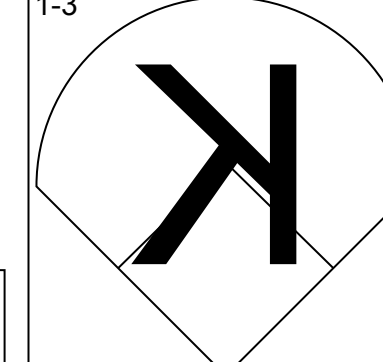
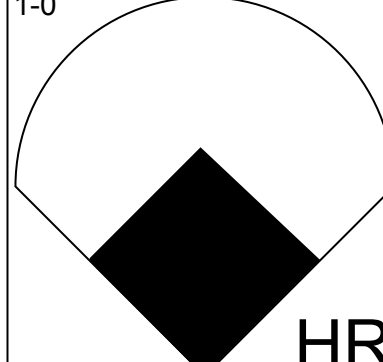
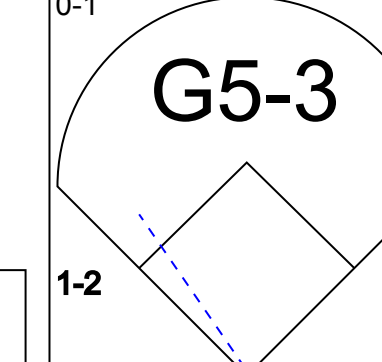

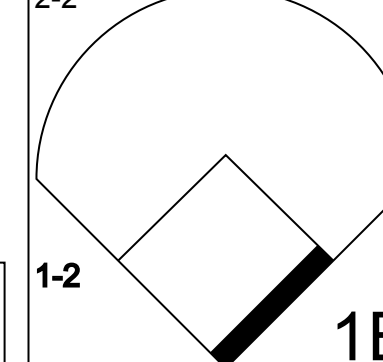
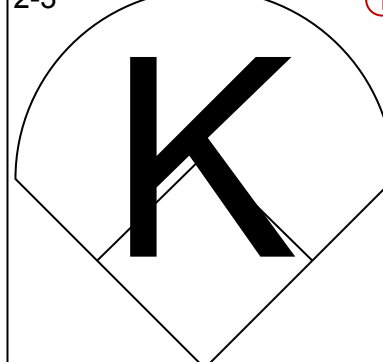
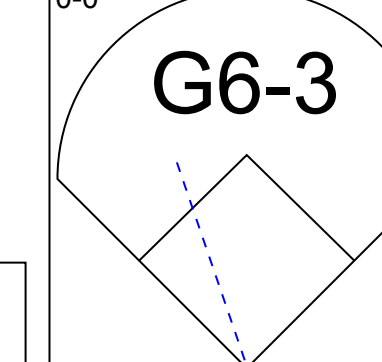
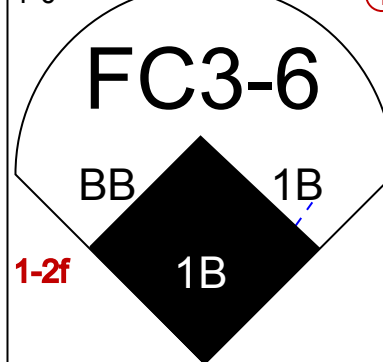
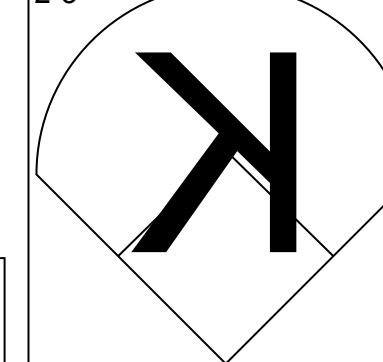
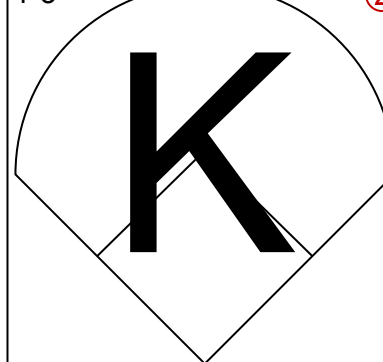

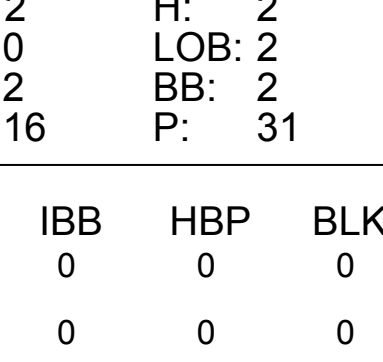
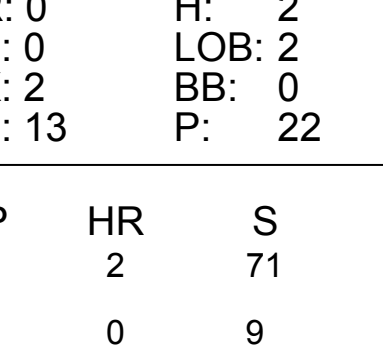
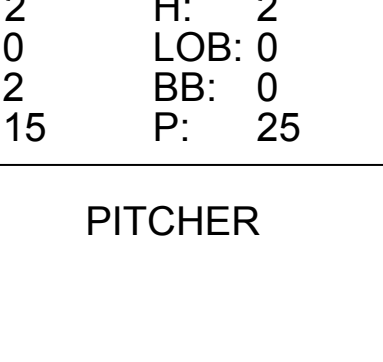





Batter	1	2	3	4	5	6	7	8	9	AB	R	H	RBI	BB	SO	LOB	TOP					
Al Martin, L OBP: 0.373, SLG: 0.587 (1, 7)									 1B	4	0	1	0	0	2	0						
Damian Jackson, R OBP: 0.496, SLG: 0.492 (1, 6)							 3B		 1-2f	4	1	1	0	0	1	1						
Tony Gwynn, L OBP: 0.182, SLG: 0.200 (1, 9)										4	0	0	1	0	0	0						
Phil Nevin, R OBP: 0.387, SLG: 0.724 (1, 5)		 1B					 3-H 2-1			3	0	1	0	0	1	0						
Ryan Klesko, L OBP: 0.231, SLG: 0.451 (1, 3)		 1-2f								3	0	0	0	0	0	1						
Bret Boone, R OBP: 0.288, SLG: 0.375 (1, 4)										3	0	0	0	0	0	0						
Eric Owens, R OBP: 0.436, SLG: 0.431 (1, 8)									 1B	3	1	1	0	0	1	0						
Wiki Gonzalez, R OBP: 0.429, SLG: 0.581 (1, 2)			 1B						 1-H	3	1	2	2	0	0	0						
Sterling Hitchcock, L (1, 1)										2	0	0	0	0	2	1						
Will Cunnane, R (7, 1)										0	0	0	0	0	0	0						
Ed Sprague, R OBP: 0.333, SLG: 0.762 (8, PH)										1	0	0	0	0	0	0						
Kevin Walker, L (8, 1)										0	0	0	0	0	0	0						
Carlos Almanzar, R (8, 1)										0	0	0	0	0	0	0						
Inning Stats	R: 0 E: 0 K: 2 S: 8	H: 0 LOB: 0 BB: 0 P: 12	R: 0 E: 0 K: 0 S: 9	H: 1 LOB: 0 BB: 0 P: 14	R: 0 E: 0 K: 2 S: 11	H: 1 LOB: 0 BB: 0 P: 14	R: 0 E: 0 K: 0 S: 4	H: 0 LOB: 0 BB: 0 P: 6	R: 0 E: 0 K: 1 S: 6	H: 0 LOB: 0 BB: 0 P: 12	R: 0 E: 0 K: 1 S: 8	H: 0 LOB: 0 BB: 0 P: 11	R: 1 E: 0 K: 1 S: 13	H: 1 LOB: 0 BB: 0 P: 18	R: 2 E: 0 K: 0 S: 9	H: 2 LOB: 0 BB: 0 P: 15	R: 0 E: 0 K: 0 S: 9	H: 1 LOB: 0 BB: 0 P: 14	1B: 4 2B: 0 3B: 1 HR: 1	SF: 0 SAC: 0 DP: 2 HBP: 0	WP: 0 PB: 0 SB: 0 CS: 1	PA: 31
PITCHER	IP	WLS	BF	H	R	ER	SO	BB	IBB	HBP	BLK	WP	HR	S	P	ERA	WHIP					
Darryl Kile, R ERA: 6.86 (1, 1)	8.0	W	27	5	3	3	7	0	0	0	0	0	1	68	102	3.38	0.625					
Dave Veres, R ERA: 3.0 (9, 1)	1.0	S	3	1	0	0	0	0	0	0	0	0	0	9	14	0.00	1.000					

San Diego Padres @ St. Louis Cardinals
Busch Stadium, St. Louis, MO
Wed Apr 19 2000, 7:10 PM CDT
Att: 27,997 - Cloudy - 85 F

AB	30
R	3
H	6
RBI	3
BB	0
SO	7
LOB	3



Batter	1	2	3	4	5	6	7	8	9	AB	R	H	RBI	BB	SO	LOB	BOTTOM				
Fernando Vina, L OBP: 0.458, SLG: 0.563 (1, 4)			 1B							4	1	1	0	0	0	2					
Edgar Renteria, R OBP: 0.410, SLG: 0.654 (1, 6)			 1B				 BB			1	0	0	0	3	0	0					
Craig Paquette, R OBP: 0.302, SLG: 0.561 (1, 3)							 15 1B			4	0	1	0	0	1	4					
Eric Davis, R OBP: 0.432, SLG: 0.514 (1, 9)			 1B	 15 1B						4	0	2	2	0	1	2					
J.D. Drew, L OBP: 0.636, SLG: 1.375 (8, 9)			 1B	 15 1B						0	0	0	0	0	0	0					
15 Jim Edmonds, L OBP: 0.544, SLG: 0.863 (1, 8)										4	0	0	0	0	3	3					
Fernando Tatis, R OBP: 0.446, SLG: 0.646 (1, 5)				 1B					 1B	4	1	3	1	0	1	0					
Shawon Dunston, R OBP: 0.250, SLG: 0.625 (1, 7)									 1-2	4	1	1	1	0	2	2					
Mike Matheny, R OBP: 0.417, SLG: 0.525 (1, 2)			 BB 1B	 1-2						3	0	1	0	1	1	1					
Darryl Kile, R (1, 1)			 BB 1B							3	1	0	0	0	2	3					
Dave Veres, R (9, 1)			 BB 1B							0	0	0	0	0	0	0					
Inning Stats	R: 0 E: 0 K: 0 S: 9	H: 0 LOB: 1 BB: 1 P: 16	R: 0 E: 0 K: 2 S: 9	H: 0 LOB: 0 BB: 0 P: 14	R: 2 E: 0 K: 2 S: 16	H: 2 LOB: 2 BB: 2 P: 31	R: 0 E: 0 K: 2 S: 13	H: 2 LOB: 2 BB: 0 P: 22	R: 0 E: 0 K: 1 S: 9	H: 1 LOB: 1 BB: 0 P: 14	R: 2 E: 0 K: 2 S: 15	H: 2 LOB: 0 BB: 0 P: 25	R: 0 E: 0 K: 1 S: 9	H: 1 LOB: 0 BB: 1 P: 17	R: 0 E: 0 K: 1 S: 10	H: 1 LOB: 1 BB: 0 P: 16	1B: 7 2B: 0 3B: 0 HR: 2	SF: 0 SAC: 0 DP: 0 HBP: 0	WP: 0 PB: 0 SB: 1 CS: 2	PA: 36	
PITCHER	IP	WLS	BF	H	R	ER	SO	BB	IBB	HBP	BLK	WP	HR	S	P	ERA	WHIP				
Sterling Hitchcock, L ERA: 4.25 (1, 1)	6.0	L	28	7	4	4	9	3	0	0	0	0	0	9	17	0.00	2.000				
Will Cunnane, R ERA: 4.05 (7, 1)	1.0		3	1	0	0	1	1	0	0	0	0	0	3	6	0.00	0.000				
Kevin Walker, L ERA: 10.5 (8, 1)	0.1		1	0	0	0	1	0	0	0	0	0	0	3	6	0.00	0.000				
Carlos Almanzar, R ERA: (8, 1)	0.2		3	1	0	0	0	0	0	0	0	0	0	7	10	0.00	1.500				

San Diego Padres @ St. Louis Cardinals
Busch Stadium, St. Louis, MO
Wed Apr 19 2000, 7:10 PM CDT
Att: 27,997 - Cloudy - 85 F

AB	31
R	4
H	9
RBI	4
BB	4
SO	11
LOB	17



Batter	1	2	3	4	5	6	7	8	9	AB	R	H	RBI	BB	SO	LOB	TOP										
Al Martin, L OBP: 0.375, SLG: 0.574 (1, 7)										5	0	2	0	0	1	1	San Diego Padres @ St. Louis Cardinals Busch Stadium, St. Louis, MO Thu Apr 20 2000, 7:10 PM CDT Att: 32,510 - Cloudy - 52 F										
Damian Jackson, R OBP: 0.406, SLG: 0.468 (1, 6)										3	0	0	0	2	0	2											
Eric Owens, R OBP: 0.433, SLG: 0.407 (1, 8)										3	0	0	0	2	0	2											
Phil Nevin, R OBP: 0.391, SLG: 0.712 David Newhan, L OBP: 0.350, SLG: 0.438 (3, 5)										1	0	0	0	1	1	1											
Ed Sprague, R OBP: 0.296, SLG: 0.667 Kevin Walker, L OBP: 1.000, SLG: 1.000 Will Cunnane, R (7, 1) Matt Whisenant, R (8, 1)										3	0	0	0	0	1	6											
Ryan Klesko, L OBP: 0.226, SLG: 0.442 (9, PH)										1	0	0	0	0	0	0											
Bret Boone, R OBP: 0.278, SLG: 0.362 Mike Darr, L OBP: 0.267, SLG: 0.083 (5, 9)										2	0	0	0	0	3	3											
Wiki Gonzalez, R OBP: 0.462, SLG: 0.576 (1, 2)										2	1	1	0	2	0	0											
John Roskos, R OBP: 0.071, SLG: 0.143 (5, 3)										4	0	1	0	0	2	2											
Brian Boehringer, S OBP: 0.250, SLG: 0.500 Vicente Palacios, R (4, 1) Chris Gomez, R OBP: 0.375, SLG: 0.286 (4, 4)										1	0	0	0	0	0	1											
Inning Stats	R: 0 H: 0 E: 0 K: 2 S: 20	H: 0 R: 0 ER: 0 LOB: 3 P: 36	R: 0 H: 1 E: 0 K: 1 S: 9	H: 1 R: 0 ER: 0 LOB: 1 P: 15	R: 0 H: 0 E: 0 K: 1 S: 9	H: 0 R: 0 ER: 0 LOB: 1 P: 17	R: 0 H: 1 E: 0 K: 0 S: 8	H: 1 R: 0 ER: 0 LOB: 3 P: 16	R: 0 H: 1 E: 0 K: 1 S: 10	H: 1 R: 0 ER: 0 LOB: 2 P: 22	R: 0 H: 1 E: 0 K: 0 S: 9	H: 1 R: 0 ER: 0 LOB: 2 P: 19	R: 0 H: 2 E: 0 K: 1 S: 15	H: 0 R: 0 ER: 0 LOB: 0 P: 24	H: 0 R: 0 ER: 0 LOB: 0 P: 3	1B: 5 2B: 1 3B: 0 HR: 0	SF: 0 SAC: 0 DP: 1 HBP: 0	WP: 0 PB: 1 SB: 0 CS: 0	PA: 41								
PITCHER	IP	WLS	BF	H	R	ER	SO	BB	IBB	HBP	BLK	WP	HR	S	P	ERA	WHIP										
Rick Ankiel, L ERA: 3.0 (1, 1)	5.0	W	23	2	0	0	4	7	0	0	0	0	0	59	110	0.00	1.800										
Gene Stechschulte, R ERA: 9.0 (6, 1)	1.0		5	1	1	1	1	1	0	0	0	0	0	10	22	9.00	2.000										
Mike Mohler, L ERA: 10.39 (7, 1)	1.0		5	1	0	0	0	1	0	0	0	0	0	9	19	0.00	2.000										
David Wainhouse, R ERA: 8.59 (8, 1)	1.0		5	2	0	0	1	0	0	0	0	0	0	15	24	0.00	2.000										
Mike James, R ERA: (9, 1)	1.0		3	0	0	0	0	0	0	0	0	0	0	3	3	0.00	0.000										

Batter	1	2	3	4	5	6	7	8	9	AB	R	H	RBI	BB	SO	LOB	BOTTOM										
Fernando Vina, L OBP: 0.449, SLG: 0.543 (1, 4)										6	2	2	0	0	1	1	San Diego Padres @ St. Louis Cardinals Busch Stadium, St. Louis, MO Thu Apr 20 2000, 7:10 PM CDT Att: 32,510 - Cloudy - 52 F										
Edgar Renteria, R OBP: 0.385, SLG: 0.607 Placido Polanco, R OBP: 0.407, SLG: 0.630 (6, 6)										4	0	0	0	0	1	3											
15 Jim Edmonds, L OBP: 0.542, SLG: 0.833 Mike Matheny, R OBP: 0.440, SLG: 0.537 (6, 3)										3	2	1	0	1	2	2											
Mark McGwire, R OBP: 0.484, SLG: 0.650 Craig Paquette, R OBP: 0.299, SLG: 0.535 (6, 5)										2	2	0	0	2	0	1											
Ray Lankford, L OBP: 0.267, SLG: 0.269 (1, 7)										2	2	2	3	3	0	0											
Fernando Tatis, R OBP: 0.497, SLG: 0.660 Gene Stechschulte, R (6, 1) Mike Mohler, R OBP: 1.000, SLG: 1.000 David Wainhouse, L (8, 1) Mike James, R (9, 1)										2	1	1	4	2	1	1											
J.D. Drew, L OBP: 0.593, SLG: 1.150 (6, 8)										4	0	1	1	1	3	6											
Eli Marrero, R OBP: 0.400, SLG: 0.857 (1, 2)										5	2	2	5	0	0	6											
Rick Ankiel, L OBP: 0.556, SLG: 1.111 Thomas Howard, S OBP: 0.444, SLG: 1.125 (6, 9)										3	2	3	1	0	0	0											
Inning Stats	R: 6 H: 2 E: 1 K: 1 S: 21	H: 2 R: 0 ER: 0 LOB: 1 P: 44	H: 0 R: 0 ER: 0 LOB: 0 P: 9	H: 1 R: 0 ER: 0 LOB: 1 P: 20	H: 4 R: 4 ER: 0 LOB: 1 P: 27	H: 4 R: 1 ER: 1 LOB: 3 P: 37	H: 1 R: 0 ER: 0 LOB: 2 P: 20	H: 1 R: 0 ER: 0 LOB: 2 P: 23	H: 1 R: 0 ER: 0 LOB: 1 P: 22	1B: 10 2B: 2 3B: 0 HR: 3	SF: 0 SAC: 0 DP: 1 HBP: 0	WP: 2 PB: 0 SB: 0 CS: 1	PA: 49														
PITCHER	IP	WLS	BF	H	R	ER	SO	BB	IBB	HBP	BLK	WP	HR	S	P	ERA	WHIP										
Brian Boehringer, R ERA: 6.08 (1, 1)	3.0	L	19	5	8	3	3	5	0	0	0	0	2	29	49	21.60	3.600										
Kevin Walker, L ERA: 6.0 (5, 1)	1.1		8	2	0	0	1	2	0	0	0	1	0	16	31	0.00	3.000										
Will Cunnane, R ERA: 3.52 (7, 1)	1.0		5	1	0	0	2	1	0	0	0	0	0	14	23	0.00	2.000										
Matt Whisenant, L ERA: (8, 1)	1.0		4	1	0	0	1	0	0	0	0	1	0	12	22	0.00	1.000										



Batter	1	2	3	4	5	6	7	8	9	AB	R	H	RBI	BB	SO	LOB	TOP
Brian Hunter, R (1, 8) OBP: 0.289, SLG: 0.229 Brent Mayne, L (7, PH) OBP: 0.336, SLG: 0.375	K		F7		B5-3		L7-6-4			3	0	0	0	0	1	1	Colorado Rockies @ St. Louis Cardinals Busch Stadium, St. Louis, MO Sun Apr 23 2000, 3:10 PM CDT Att: 30,253 - Cloudy - 65 F
3 Mike Lansing, R (1, 4) OBP: 0.385, SLG: 0.473	BB		K		F8					2	0	0	0	1	1		
Larry Walker, L (1, 9) OBP: 0.425, SLG: 0.444	F7				17 BB 3B					3	2	2	1	0	0		
17 Todd Helton, L (1, 3) OBP: 0.437, SLG: 0.625	K				3B					2	1	0	0	1	2		
Jeff Cirillo, R (1, 5) OBP: 0.400, SLG: 0.508			G6-3		3B					3	0	1	2	0	0		
Jeffrey Hammonds, R (1, 7) OBP: 0.364, SLG: 0.618	K				F8					3	0	0	0	0	2		
Ben Petrick, R (1, 2) OBP: 0.300, SLG: 0.600 Stan Belinda, R (7, 1)	K				FC9-6					3	0	1	0	0	1		
Neff Perez, S (1, 6) OBP: 0.244, SLG: 0.316			K		L9					2	0	0	0	1	1		
Scott Karl, L (1, 1) OBP: 0.667, SLG: 0.500 Darren Bragg, L (5, PH) OBP: 0.273, SLG: 0.385 Julian Tavaréz, L (5, 1) Tom Goodwin, L (7, PH) OBP: 0.319, SLG: 0.375					BB					0	0	0	0	1	0		
					BB					1	0	0	0	0	1		
					BB					1	0	0	0	0	2		
Inning Stats	R: 0 H: 0 E: 0 K: 2 S: 9	H: 0 LOB: 1 BB: 1 P: 14	R: 0 H: 0 E: 0 K: 2 S: 7	H: 0 LOB: 0 BB: 0 P: 10	R: 0 H: 0 E: 0 K: 2 S: 9	H: 0 LOB: 1 BB: 1 P: 13	R: 2 H: 2 E: 0 K: 0 S: 20	H: 2 LOB: 1 BB: 1 P: 35	R: 0 H: 0 E: 0 K: 1 S: 6	H: 0 LOB: 0 BB: 0 P: 10	R: 1 H: 1 E: 0 K: 2 S: 14	H: 1 LOB: 1 BB: 1 P: 21	R: 0 H: 1 E: 0 K: 1 S: 8	H: 1 LOB: 1 BB: 1 P: 18			
PITCHER	IP WLS BF H R ER SO BB IBB HBP BLK WP HR S P ERA WHIP																
Andy Benes, R (1, 1) ERA: 4.81 Heathcliff Slocumb, R (7, 1) ERA: 2.08	6.0 W 25 4 3 3 9 3 0 0 0 0 0 1 66 104 4.50 1.167	1.0 S 3 0 0 0 1 1 0 0 0 0 0 0 7 17 0.00 1.000															

AB	24
R	3
H	4
RBI	3
BB	4
SO	10
LOB	11



Batter	1	2	3	4	5	6	7	8	9	AB	R	H	RBI	BB	SO	LOB	BOTTOM
Piacleo Polanco, R (1, 4) OBP: 0.406, SLG: 0.688	F7				FC9-6					4	1	1	4	0	0	1	Colorado Rockies @ St. Louis Cardinals Busch Stadium, St. Louis, MO Sun Apr 23 2000, 3:10 PM CDT Att: 30,253 - Cloudy - 65 F
Edgar Renteria, R (1, 6) OBP: 0.346, SLG: 0.536	L7				F8					4	0	0	0	0	0		
Shawon Dunston, R (1, 8) OBP: 0.233, SLG: 0.517	L4				F2					3	0	0	0	0	0		
Mark McGwire, R (1, 3) OBP: 0.523, SLG: 0.839										4	2	3	1	0	0		
Fernando Tatis, R (1, 5) OBP: 0.479, SLG: 0.763 15 Jim Edmonds, L (7, 8) OBP: 0.513, SLG: 0.776										1	1	1	1	2	0		
										1	0	0	0	0	0		
Eric Davis, R (1, 9) OBP: 0.434, SLG: 0.512										3	0	2	0	0	0		
Craig Paquette, R (1, 7) OBP: 0.292, SLG: 0.511										2	1	0	0	1	0		
Eli Marrero, R (1, 2) OBP: 0.393, SLG: 0.783										2	1	0	0	0	1		
Andy Benes, R (1, 1) OBP: 0.286, SLG: 0.286 Heathcliff Slocumb, R (7, 1) J.D. Drew, L (7, 7) OBP: 0.514, SLG: 0.889										3	0	1	0	0	2		
										0	0	0	0	0	0		
										0	0	0	0	0	0		
Inning Stats	R: 0 H: 0 E: 0 K: 0 S: 4	H: 3 LOB: 0 BB: 1 P: 8	R: 5 H: 3 E: 0 K: 1 S: 23	H: 3 LOB: 0 BB: 1 P: 38	R: 0 H: 2 E: 0 K: 0 S: 13	H: 2 LOB: 3 BB: 1 P: 21	R: 0 H: 1 E: 0 K: 0 S: 6	H: 1 LOB: 1 BB: 0 P: 8	R: 1 H: 2 E: 0 K: 2 S: 13	H: 2 LOB: 2 BB: 1 P: 26	R: 0 H: 0 E: 0 K: 0 S: 12	H: 0 LOB: 1 BB: 0 P: 17	R: 0 H: 0 E: 0 K: 0 S: 0	H: 0 LOB: 0 BB: 0 P: 0			
PITCHER	IP WLS BF H R ER SO BB IBB HBP BLK WP HR S P ERA WHIP																
Scott Karl, L (1, 1) ERA: 6.41 Julian Tavaréz, R (5, 1) ERA: 5.0 Stan Belinda, R (7, 1) ERA: 1.42	4.0 L 21 2 1 1 2 0 1 1 0 0 0 25 43 4.50 1.000	2.0 10 2 1 1 2 0 0 0 0 0 0 0 0 0 0 0 0															

AB	27
R	6
H	8
RBI	6
BB	3
SO	3
LOB	20



Batter	1	2	3	4	5	6	7	8	9	AB R H RBI BB SO LOB	TOP																									
												Colorado Rockies @ St. Louis Cardinals Busch Stadium, St. Louis, MO Mon Apr 24 2000, 12:10 PM CDT livebaseballscorecards.com																								
Inning Stats											AB 0 R 0 H 0 RBI 0 BB 0 SO 0 LOB 0																									
PITCHER	IP	WLS	BF	H	R	ER	SO	BB	IBB	HBP	BLK	WP	HR	S	P	ERA	WHIP	PITCHER	IP	WLS	BF	H	R	ER	SO	BB	IBB	HBP	BLK	WP	HR	S	P	ERA	WHIP	WP: 0 PA: 0 1B: 0 SF: 0 2B: 0 SAC: 0 3B: 0 DP: 0 HR: 0 HBP: 0 CS: 0

Colorado Rockies @ St. Louis Cardinals
 Busch Stadium, St. Louis, MO
 Mon Apr 24 2000, 12:10 PM CDT

AB 0
 R 0
 H 0
 RBI 0
 BB 0
 SO 0
 LOB 0



WP: 0 PA: 0
 1B: 0 SF: 0
 2B: 0 SAC: 0
 3B: 0 DP: 0
 HR: 0 HBP: 0
 CS: 0

Batter	1	2	3	4	5	6	7	8	9	AB R H RBI BB SO LOB	BOTTOM																									
												Colorado Rockies @ St. Louis Cardinals Busch Stadium, St. Louis, MO Mon Apr 24 2000, 12:10 PM CDT livebaseballscorecards.com																								
Inning Stats											AB 0 R 0 H 0 RBI 0 BB 0 SO 0 LOB 0																									
PITCHER	IP	WLS	BF	H	R	ER	SO	BB	IBB	HBP	BLK	WP	HR	S	P	ERA	WHIP	PITCHER	IP	WLS	BF	H	R	ER	SO	BB	IBB	HBP	BLK	WP	HR	S	P	ERA	WHIP	WP: 0 PA: 0 1B: 0 SF: 0 2B: 0 SAC: 0 3B: 0 DP: 0 HR: 0 HBP: 0 CS: 0

Colorado Rockies @ St. Louis Cardinals
 Busch Stadium, St. Louis, MO
 Mon Apr 24 2000, 12:10 PM CDT

AB 0
 R 0
 H 0
 RBI 0
 BB 0
 SO 0
 LOB 0



WP: 0 PA: 0
 1B: 0 SF: 0
 2B: 0 SAC: 0
 3B: 0 DP: 0
 HR: 0 HBP: 0
 CS: 0

Batter	1	2	3	4	5	6	7	8	9	AB	R	H	RBI	BB	SO	LOB	TOP										
Marquis Grissom, R OBP: 0.303, SLG: 0.376	L8			G6-3		1B BB		G6-3		3	0	0	0	1	0	0	Milwaukee Brewers @ St. Louis Cardinals Busch Stadium, St. Louis, MO Wed Apr 26 2000, 7:10 PM CDT Att: 29,890 - Sunny - 73 F										
Mark Loretta, R OBP: 0.348, SLG: 0.413	F9			G4-3		P6			G2-3	4	0	0	0	0	0	1											
Jeremy Bumitz, L OBP: 0.364, SLG: 0.528	CS			HBP		G4-6-3			1B	3	0	3	0	0	0	0											
Charlie Hayes, R OBP: 0.436, SLG: 0.524	CS	K		G3		G4-6-3			K	4	0	0	0	0	2	4											
Geoff Jenkins, L OBP: 0.325, SLG: 0.644		K			G1-3			F7	G2-3	4	0	0	0	0	1	1											
Ronnie Belliard, R OBP: 0.376, SLG: 0.467	F9				FC6			F9		3	0	1	0	0	0	0											
José Hernández, R OBP: 0.253, SLG: 0.221								G5-3		2	0	0	0	1	1	1											
Raul Casanova, S OBP: 0.174, SLG: 0.136								F7		2	0	0	0	1	1	1											
Steve Woodard, L OBP: 0.154, SLG: 0.083										2	0	0	0	0	0	2											
Everett Stull, R OBP: 0.376, SLG: 0.467										0	0	0	0	0	0	0											
Curt Leskanic, R OBP: 0.154, SLG: 0.083										1	0	0	0	0	1	0											
Bob Wickman, R OBP: 0.154, SLG: 0.083										0	0	0	0	0	0	0											
Inning Stats	R: 0 E: 0 K: 0 S: 8	H: 1 LOB: 0 BB: 0 P: 14	R: 0 E: 0 K: 2 S: 8	H: 0 LOB: 0 BB: 0 P: 13	R: 0 E: 0 K: 1 S: 9	H: 0 LOB: 0 BB: 1 P: 15	R: 0 E: 0 K: 0 S: 6	H: 0 LOB: 1 BB: 0 P: 11	R: 0 E: 0 K: 1 S: 12	H: 1 LOB: 2 BB: 1 P: 22	R: 0 E: 0 K: 0 S: 5	H: 0 LOB: 0 BB: 0 P: 9	R: 0 E: 0 K: 1 S: 5	H: 0 LOB: 0 BB: 0 P: 10	R: 0 E: 0 K: 1 S: 11	H: 1 LOB: 1 BB: 0 P: 12	1B: 3 2B: 2 3B: 0 HR: 0	SF: 0 SAC: 0 DP: 2 HBP: 1	WP: 0 PB: 0 SB: 0 CS: 1	PA: 33							
PITCHER	IP	WLS	BF	H	R	ER	SO	BB	IBB	HBP	BLK	WP	HR	S	P	ERA	WHIP										
Rick Ankiel, L ERA: 2.16	7.0	W	25	3	0	0	4	3	0	1	0	0	0	56	99	0.00	0.857										
David Wainhouse, R ERA: 7.59	1.0		3	0	0	0	1	0	0	0	0	0	0	5	10	0.00	0.000										
Dave Veres, R ERA: 2.45	1.0		4	1	0	0	1	0	0	0	0	0	0	11	12	0.00	1.000										

Batter	1	2	3	4	5	6	7	8	9	AB	R	H	RBI	BB	SO	LOB	BOTTOM										
Fernando Vina, L OBP: 0.429, SLG: 0.477	K			F8		BB 1B		G4-3		4	1	1	0	1	1	0	Milwaukee Brewers @ St. Louis Cardinals Busch Stadium, St. Louis, MO Wed Apr 26 2000, 7:10 PM CDT Att: 29,890 - Sunny - 73 F										
Edgar Renteria, R OBP: 0.356, SLG: 0.564				F7		BB			K	4	0	2	0	0	0	1											
Placido Polanco, R OBP: 0.394, SLG: 0.667	1B			G4-3		BB			K	1	0	0	0	0	1	0											
15 Jim Edmonds, L OBP: 0.482, SLG: 0.754	FC3-6			SF9		HR			K	4	1	1	2	0	2	3											
Mark McGwire, R OBP: 0.558, SLG: 0.886	K									1	0	0	0	2	1	1											
Eli Marrero, R OBP: 0.393, SLG: 0.783	K			HBP		FC4-6			BB	0	0	0	0	0	0	0											
Ray Lankford, L OBP: 0.299, SLG: 0.358				G6-3		FC4-6			K	4	1	1	0	0	1	5											
Fernando Tatis, R OBP: 0.487, SLG: 0.785									K	3	2	2	2	0	1	1											
Thomas Howard, S OBP: 0.409, SLG: 0.947										1	0	0	0	0	1	0											
David Wainhouse, L OBP: 0.393, SLG: 0.783										0	0	0	0	0	0	0											
Dave Veres, R OBP: 0.393, SLG: 0.783										0	0	0	0	0	0	0											
J.D. Drew, L OBP: 0.535, SLG: 0.813										3	1	1	0	1	0	1											
Mike Matheny, R OBP: 0.438, SLG: 0.509										2	0	0	0	1	1	1											
Rick Ankiel, L OBP: 0.500, SLG: 1.167										3	1	1	3	0	2	2											
Craig Paquette, R OBP: 0.286, SLG: 0.500										1	0	0	0	0	1	1											
Inning Stats	R: 0 E: 0 K: 2 S: 9	H: 1 LOB: 2 BB: 1 P: 12	R: 0 E: 0 K: 2 S: 12	H: 1 LOB: 1 BB: 1 P: 21	R: 1 E: 0 K: 0 S: 7	H: 0 LOB: 1 BB: 1 P: 17	R: 3 E: 0 K: 0 S: 12	H: 3 LOB: 0 BB: 0 P: 17	R: 3 E: 0 K: 3 S: 15	H: 2 LOB: 3 BB: 1 P: 25	R: 0 E: 0 K: 3 S: 12	H: 0 LOB: 1 BB: 1 P: 21	R: 0 E: 0 K: 2 S: 7	H: 0 LOB: 0 BB: 0 P: 8	R: 0 E: 0 K: 2 S: 7	H: 0 LOB: 0 BB: 0 P: 8	1B: 5 2B: 1 3B: 0 HR: 3	SF: 1 SAC: 1 DP: 0 HBP: 1	WP: 0 PB: 0 SB: 1 CS: 0	PA: 39							
PITCHER	IP	WLS	BF	H	R	ER	SO	BB	IBB	HBP	BLK	WP	HR	S	P	ERA	WHIP										
Steve Woodard, R ERA: 6.11	5.0	L	26	7	7	6	4	3	0	1	0	0	0	15	25	0.00	3.000										
Everett Stull, R ERA: 3.86	1.0		6	2	0	0	3	1	0	0	0	0	0	12	21	0.00	1.000										
Curt Leskanic, R ERA: 6.75	1.0		4	0	0	0	3	1	0	0	0	0	0	7	8	0.00	0.000										
Bob Wickman, R ERA:	1.0		3	0	0	0	2	0	0	0	0	0	0	7	8	0.00	0.000										



Batter	1	2	3	4	5	6	7	8	9	AB	R	H	RBI	BB	SO	LOB	TOP				
James Mouton, R (1, 8) OBP: 0.522, SLG: 0.706	G6-3		K						F9	5	0	2	0	0	1	1	Milwaukee Brewers @ St. Louis Cardinals Busch Stadium, St. Louis, MO Thu Apr 27 2000, 12:10 PM CDT Att: 34,572 - Cloudy - 52 F				
Mark Loretta, R (1, 6) OBP: 0.352, SLG: 0.405	E8 FC4-6 BB		G4-3						G3	4	1	1	1	1	0	1					
Jeremy Bumitz, L (1, 9) OBP: 0.376, SLG: 0.520									G3	3	2	1	0	2	0	1					
Geoff Jenkins, L (1, 7) OBP: 0.329, SLG: 0.667	FC4-6								F7	5	2	2	3	0	0	3					
Sean Berry, R (1, 5) OBP: 0.176, SLG: 0.125	K									4	0	1	0	0	1	4					
Ronnie Belliard, R (1, 4) OBP: 0.382, SLG: 0.500										3	1	1	3	1	0	0					
Kevin Barker, L (1, 3) OBP: 0.353, SLG: 0.419										3	0	0	0	1	0	0					
Tyler Houston, L (1, 2) OBP: 0.188, SLG: 0.387										4	1	1	1	0	0	2					
Jimmy Haynes, R (1, 1) OBP: 0.091, SLG: 0.182 David Weathers, R (8, 1) Lyle Mouton, R (9, PH) Matt Williams, S (9, 1)										3	0	0	0	0	2	1					
Inning Stats	R: 0 E: 1 K: 1 S: 16	H: 0 LOB: 2 BB: 1 P: 26	R: 0 E: 0 K: 0 S: 7	H: 0 LOB: 0 BB: 0 P: 9	R: 0 E: 0 K: 2 S: 10	H: 0 LOB: 0 BB: 0 P: 13	R: 0 E: 0 K: 0 S: 10	H: 1 LOB: 1 BB: 2 P: 14	R: 0 E: 0 K: 1 S: 7	H: 0 LOB: 1 BB: 2 P: 18	R: 4 E: 0 K: 0 S: 16	H: 4 LOB: 0 BB: 1 P: 26	R: 0 E: 0 K: 0 S: 12	H: 1 LOB: 1 BB: 0 P: 18	R: 2 E: 0 K: 0 S: 7	H: 1 LOB: 0 BB: 1 P: 14	R: 2 E: 0 K: 0 S: 20	H: 3 LOB: 1 BB: 0 P: 31	1B: 5 2B: 2 3B: 0 HR: 3	SF: 0 SAC: 0 DP: 1 HBP: 0	WP: 0 PA: 41 PB: 0 CS: 2
PITCHER	IP WLS BF H R ER SO BB IBB HBP BLK WP HR S P ERA WHIP																				
Pat Hentgen, R (1, 1) ERA: 5.22	6.0 L 25 5 4 4 4 4 0 0 0 0 0 1 66 106 6.00 1.500																				
Gene Stechschulte, R (7, 1) ERA: 6.75	2.0 9 2 2 2 0 1 0 0 0 0 0 1 19 32 9.00 1.500																				
David Wainhouse, R (9, 1) ERA: 9.35	0.1 4 3 2 2 0 0 0 0 0 0 0 1 16 24 54.00 9.000																				
Mike Mohler, L (9, 1) ERA: 9.28	0.2 2 0 0 0 0 0 0 0 0 0 0 0 4 7 0.00 0.000																				

Batter	1	2	3	4	5	6	7	8	9	AB	R	H	RBI	BB	SO	LOB	BOTTOM				
Fernando Vina, L (1, 4) OBP: 0.422, SLG: 0.467	F9 15 WP 1B		G1-6-3							4	1	1	0	0	0	3	Milwaukee Brewers @ St. Louis Cardinals Busch Stadium, St. Louis, MO Thu Apr 27 2000, 12:10 PM CDT Att: 34,572 - Cloudy - 52 F				
Placido Polanco, R (1, 6) OBP: 0.378, SLG: 0.622	F9								G6-3	4	0	1	0	0	0	1					
15 Jim Edmonds, L (1, 8) OBP: 0.489, SLG: 0.742 Eli Marrero, R (9, PH) OBP: 0.414, SLG: 0.783										1	0	0	0	2	1	0					
Mark McGwire, R (1, 3) OBP: 0.536, SLG: 0.897										0	1	0	0	1	0	0					
Ray Lankford, L (1, 7) OBP: 0.288, SLG: 0.343 Shawon Dunston, R (9, PH) OBP: 0.219, SLG: 0.484										4	1	1	2	0	0	3					
Eric Davis, R (1, 9) OBP: 0.421, SLG: 0.553										3	0	0	0	0	1	2					
Craig Paquette, R (1, 5) OBP: 0.302, SLG: 0.479										1	0	0	0	0	0	0					
Mike Matheny, R (1, 2) OBP: 0.412, SLG: 0.474										4	1	1	1	0	2	0					
Pat Hentgen, R (1, 1) OBP: 0.333, SLG: 0.333 Gene Stechschulte, R (7, 1) J.D. Drew, L (8, PH) OBP: 0.523, SLG: 0.788 David Wainhouse, L (9, 1) Mike Mohler, R (9, 1) OBP: 1.000, SLG: 1.000										2	0	2	0	0	0	0					
Inning Stats	R: 1 E: 0 K: 0 S: 7	H: 1 LOB: 0 BB: 1 P: 13	R: 0 E: 0 K: 1 S: 10	H: 0 LOB: 0 BB: 0 P: 16	R: 0 E: 0 K: 0 S: 7	H: 1 LOB: 0 BB: 0 P: 9	R: 0 E: 0 K: 0 S: 8	H: 1 LOB: 1 BB: 1 P: 16	R: 0 E: 0 K: 1 S: 12	H: 1 LOB: 2 BB: 1 P: 19	R: 0 E: 0 K: 1 S: 6	H: 0 LOB: 0 BB: 0 P: 8	R: 1 E: 0 K: 0 S: 8	H: 1 LOB: 0 BB: 0 P: 17	R: 0 E: 0 K: 1 S: 8	H: 0 LOB: 0 BB: 0 P: 13	R: 2 E: 0 K: 1 S: 13	H: 1 LOB: 1 BB: 2 P: 28	1B: 4 2B: 0 3B: 0 HR: 2	SF: 0 SAC: 0 DP: 3 HBP: 0	WP: 2 PA: 35 PB: 0 CS: 0
PITCHER	IP WLS BF H R ER SO BB IBB HBP BLK WP HR S P ERA WHIP																				
Jimmy Haynes, R (1, 1) ERA: 3.98	7.0 W 26 5 2 2 3 3 0 0 0 0 0 0 58 98 2.57 1.143																				
David Weathers, R (8, 1) ERA: 0.66	1.0 3 0 0 0 1 0 0 0 0 0 0 0 8 13 0.00 0.000																				
Matt Williams, L (9, 1) ERA: 4.5	1.0 6 1 2 2 1 2 0 0 0 0 0 1 13 28 18.00 3.000																				

Batter	1	2	3	4	5	6	7	8	9	AB	R	H	RBI	BB	SO	LOB	TOP																			
Fernando Vina, L (1,4) OBP: 0.439, SLG: 0.473										3	3	2	1	2	0	2																				
Edgar Renteria, R (1,6) OBP: 0.355, SLG: 0.556										3	1	1	1	1	1	2																				
15 Jim Edmonds, L (1,8) OBP: 0.505, SLG: 0.765										2	0	2	1	2	0	0																				
Mark McGwire, R (1,3) OBP: 0.525, SLG: 0.881										3	0	1	3	1	2	3																				
Ray Lankford, L (1,7) OBP: 0.277, SLG: 0.329										3	0	0	0	0	3	3																				
Craig Paquette, R (6, PH) OBP: 0.291, SLG: 0.460										2	0	0	0	0	1	3																				
Fernando Tatis, R (1,5) OBP: 0.482, SLG: 0.786										5	1	2	0	0	2	2																				
J.D. Drew, L (1,9) OBP: 0.500, SLG: 0.730										4	1	1	1	0	1	2																				
Mike Matheny, R (1,2) OBP: 0.397, SLG: 0.452										5	1	1	0	0	2	1																				
Garrett Stephenson, R (1,1) OBP: 0.414, SLG: 0.542										1	0	0	0	1	1	0																				
Eric Davis, R (6, PH)										1	0	0	0	0	0	0																				
Mike James, R (6, 1)										1	0	0	0	0	0	1																				
Heathcliff Slocumb, R (8, 1)										0	0	0	0	0	0	0																				
Dave Veres, R (9, 1)										0	0	0	0	0	0	0																				
Inning Stats	R: 1 E: 0 K: 2 S: 13	H: 2 LOB: 1 BB: 0 P: 22	R: 3 E: 0 K: 1 S: 14	H: 3 LOB: 2 BB: 2 P: 31	R: 0 E: 0 K: 3 S: 9	H: 0 LOB: 0 BB: 0 P: 15	R: 0 E: 0 K: 3 S: 11	H: 1 LOB: 1 BB: 0 P: 15	R: 0 E: 0 K: 1 S: 14	H: 1 LOB: 2 BB: 1 P: 26	R: 2 E: 0 K: 0 S: 6	H: 1 LOB: 2 BB: 3 P: 21	R: 0 E: 0 K: 1 S: 7	H: 1 LOB: 1 BB: 0 P: 12	R: 1 E: 0 K: 1 S: 8	H: 1 LOB: 1 BB: 1 P: 18	R: 0 E: 0 K: 1 S: 7	H: 0 LOB: 0 BB: 0 P: 11	1B: 6 2B: 4 3B: 0 HR: 0	SF: 3 SAC: 1 DP: 0 HBP: 0	WP: 1 PB: 0 SB: 1 CS: 0	PA: 44														
PITCHER	IP WLS BF H R ER SO BB IBB HBP BLK WP HR S P ERA WHIP																																			
Robert Person, R (1, 1) ERA: 3.72	5.0	L	25	7	4	4	10	3	0	0	1	1	0	61	109	7.20	2.000																			
Carlos Reyes, R (6, 1) ERA: 5.4	0.2	L	6	1	2	2	0	3	0	0	0	0	0	5	19	27.00	6.000																			
Trever Miller, L (6, 1) ERA: 7.27	1.1		5	1	0	0	1	0	0	0	0	0	0	8	14	0.00	0.750																			
Scott Aldred, L (8, 1) ERA: 5.4	1.0		5	1	1	1	1	1	0	0	0	0	0	8	18	9.00	2.000																			
Steve Schrenk, R (9, 1) ERA: 6.3	1.0		3	0	0	0	1	0	0	0	0	0	0	7	11	0.00	0.000																			

St. Louis Cardinals @ Philadelphia Phillies
Veterans Stadium, Philadelphia, PA
Fri Apr 28 2000, 7:05 PM EDT
Att: 25,877 - Overcast - 57 F

AB 33
R 7
H 10
RBI 7
BB 7
SO 13
LOB 19



Batter	1	2	3	4	5	6	7	8	9	AB	R	H	RBI	BB	SO	LOB	BOTTOM																			
Doug Glanville, R (1,8) OBP: 0.309, SLG: 0.326										4	0	1	0	0	0	0																				
Ron Gant, R (1,7) OBP: 0.297, SLG: 0.407										3	2	1	0	1	1	3																				
Bobby Abreu, L (1,9) OBP: 0.455, SLG: 0.547										3	1	2	0	1	0	1																				
Scott Rolen, R (1,5) OBP: 0.355, SLG: 0.610										4	1	3	3	0	0	0																				
Rico Brogna, L (1,3) OBP: 0.250, SLG: 0.351										4	0	0	0	0	0	4																				
Mike Lieberthal, R (1,2) OBP: 0.313, SLG: 0.370										4	0	1	1	0	0	2																				
Mickey Morandini, L (1,4) OBP: 0.339, SLG: 0.250										3	0	0	0	1	1	1																				
Desi Relaford, S (1,6) OBP: 0.357, SLG: 0.233										4	0	0	0	0	1	3																				
Robert Person, R (1, 1) Kevin Seitzer, R (5, PH) Carlos Reyes, S (8, 1) Trever Miller, R (6, 1) Rob Ducey, L (7, PH) Scott Aldred, L (8, 1) Steve Schrenk, R (9, 1) Alex Arias, R (9, PH)	R: 0 E: 0 K: 1 S: 17	H: 1 LOB: 0 BB: 0 P: 23	R: 1 E: 0 K: 1 S: 8	H: 1 LOB: 0 BB: 0 P: 12	R: 0 E: 0 K: 0 S: 7	H: 0 LOB: 0 BB: 0 P: 11	R: 1 E: 0 K: 0 S: 17	H: 2 LOB: 3 BB: 2 P: 34	R: 2 E: 0 K: 0 S: 14	H: 3 LOB: 1 BB: 0 P: 19	R: 0 E: 0 K: 1 S: 7	H: 0 LOB: 0 BB: 0 P: 12	R: 0 E: 0 K: 0 S: 9	H: 1 LOB: 1 BB: 1 P: 18	R: 0 E: 0 K: 0 S: 14	H: 1 LOB: 1 BB: 0 P: 22	R: 0 E: 0 K: 0 S: 7	H: 0 LOB: 0 BB: 0 P: 9	1B: 6 2B: 3 3B: 0 HR: 0	SF: 0 SAC: 0 DP: 1 HBP: 1	WP: 0 PB: 0 SB: 0 CS: 2	PA: 39														
PITCHER	IP WLS BF H R ER SO BB IBB HBP BLK WP HR S P ERA WHIP																																			
Garrett Stephenson, R (1, 1) ERA: 6.83	5.0	W	23	7	4	4	2	2	0	0	0	0	0	63	99	7.20	1.800																			
Mike James, R (6, 1) ERA: 1.17	2.0	H	7	1	0	0	1	1	0	1	0	0	0	16	30	0.00	1.000																			
Heathcliff Slocumb, R (8, 1) ERA: 1.84	1.0	H	4	1	0	0	0	0	0	0	0	0	0	14	22	0.00	1.000																			
Dave Veres, R (9, 1) ERA: 2.25	1.0	S	3	0	0	0	0	0	0	0	0	0	0	7	9	0.00	0.000																			

St. Louis Cardinals @ Philadelphia Phillies
Veterans Stadium, Philadelphia, PA
Fri Apr 28 2000, 7:05 PM EDT
Att: 25,877 - Overcast - 57 F

AB 33
R 4
H 9
RBI 4
BB 3
SO 3
LOB 14



Batter	1	2	3	4	5	6	7	8	9	10	AB	R	H	RBI	BB	SO	LOB	TOP									
Fernando Vina, L (1.4) OBP: 0.438, SLG: 0.469	G3			FC5-4 1B		F8		G4-3		G5-3 1B	5	1	2	0	0	0	0	St. Louis Cardinals @ Philadelphia Phillies Veterans Stadium, Philadelphia, PA Sat: Apr 29 2000, 7:05 PM EDT Att: 23,031 - Sunny - 70 F									
Edgar Renteria, R (1.6) OBP: 0.351, SLG: 0.535	L4			F9		F7		2B 1B		G5-3	5	1	1	0	0	0	2										
15 Jim Edmonds, L (1.8) OBP: 0.500, SLG: 0.740	K			FC5-4 1-2r				E4 2B SF8			5	1	2	0	0	1	2										
Mark McGwire, R (1.3) OBP: 0.500, SLG: 0.848		G6-3		K		K		SF8 2B		SF9	4	0	1	2	0	2	2										
Fernando Tatis, R (1.5) OBP: 0.471, SLG: 0.764		K			F7		HR BB	SF8		K	2	1	0	1	1	1	0										
Placido Polanco, R (8.5) OBP: 0.368, SLG: 0.605		K						K		K	1	0	0	0	0	1	1										
Eric Davis, R (1.9) OBP: 0.410, SLG: 0.529		K						K			3	1	1	0	0	2	1										
J.D. Drew, L (7.9) OBP: 0.490, SLG: 0.711											1	0	0	0	0	1	1										
Dave Veres, R (8.1) OBP: 1.000, SLG: 1.000											0	0	0	0	0	0	0										
Mike Mohler, R (9.1) OBP: 1.000, SLG: 1.000											0	0	0	0	0	0	0										
Craig Paquette, R (1.7) OBP: 0.305, SLG: 0.537		G6-3								G5-3	4	2	2	3	0	0	0										
Eli Marrero, R (1.2) OBP: 0.375, SLG: 0.720																											
Ray Lankford, L (8.7) OBP: 0.274, SLG: 0.324		F7				SF8		G5-3		G4-3	2	0	0	1	0	0	0										
Andy Benes, R (1.1) OBP: 0.200, SLG: 0.200																											
Heathcliff Slocumb, R (7.1) OBP: 0.392, SLG: 0.444										G6-3	3	0	0	0	0	3	0										
Mike Matheny, R (8.2) OBP: 0.392, SLG: 0.444											0	0	0	0	0	0	0										
											1	0	0	0	0	0	0										
Inning Stats	R: 0 E: 0 K: 1 S: 8	H: 0 LOB: 0 BB: 11	R: 0 E: 0 K: 2 S: 12	H: 0 LOB: 0 BB: 19	R: 0 E: 0 K: 1 S: 8	H: 0 LOB: 0 BB: 10	R: 0 E: 0 K: 1 S: 13	H: 1 LOB: 1 BB: 0 P: 21	R: 2 E: 0 K: 1 S: 10	H: 2 LOB: 0 BB: 0 P: 14	R: 0 E: 0 K: 1 S: 9	H: 1 LOB: 1 BB: 0 P: 13	R: 2 E: 0 K: 2 S: 11	H: 1 LOB: 0 BB: 1 P: 20	R: 2 E: 1 K: 1 S: 13	H: 2 LOB: 1 BB: 0 P: 21	R: 0 E: 0 K: 0 S: 6	H: 0 LOB: 0 BB: 0 P: 9	R: 1 E: 0 K: 1 S: 8	H: 2 LOB: 1 BB: 0 P: 10	1B: 6 2B: 2 3B: 0 HR: 1	SF: 3 SAC: 0 DP: 0 HBP: 0	WP: 0 PB: 0 SB: 0 CS: 0	PA: 41			
PITCHER	IP 7.0	WLS 0.1	BF 27	H 5	R 4	ER 4	SO 9	BB 1	IBB 0	HBP 0	BLK 0	WP 0	HR 1	S 71	P 108	ERA 5.14	WHIP 0.857										
Randy Wolf, L ERA: 3.18																											
Trevor Miller, L ERA: 7.0																											
Chris Brock, R ERA: 6.2																											
Wayne Gomes, R ERA: 1.2																											

AB	37
R	7
H	9
RBI	7
BB	1
SO	11
LOB	9



Batter	1	2	3	4	5	6	7	8	9	10	AB	R	H	RBI	BB	SO	LOB	BOTTOM									
Doug Gianville, R (1.8) OBP: 0.307, SLG: 0.344	SF7 3B		F2		G5-3			K		SH2-4	4	1	1	0	0	1	0	St. Louis Cardinals @ Philadelphia Phillies Veterans Stadium, Philadelphia, PA Sat: Apr 29 2000, 7:05 PM EDT Att: 23,031 - Sunny - 70 F									
Ron Gant, R (1.7) OBP: 0.302, SLG: 0.393	S BB		K			F8		F9		FC4-6 BB	3	0	0	0	2	1	0										
Bobby Abreu, L (1.9) OBP: 0.441, SLG: 0.532	SF7 3H		F9			F8		BB 1B		FC4-6 1B	4	1	1	1	0	0	2										
Scott Rolen, R (1.5) OBP: 0.367, SLG: 0.600	G6-3					K		BB 1B		1B 2B BB	3	1	1	0	2	1	1										
Rico Brogna, L (1.3) OBP: 0.270, SLG: 0.376	K					2B 1B		2B 1B		L7	5	2	3	1	0	1	4										
Mike Lieberthal, R (1.2) OBP: 0.306, SLG: 0.372		L4				K		2B 2B		L1	5	1	1	2	0	2	2										
Mickey Morandini, L (1.4) OBP: 0.348, SLG: 0.300		P6						1H 2B		G5-3	4	0	2	2	0	0	1										
Wayne Gomes, R (9.1) OBP: 0.200, SLG: 0.300								2B			0	0	0	0	0	0	0										
Kevin Seifak, R (10. PH) OBP: 0.200, SLG: 0.300								2B			1	0	0	0	0	0	0										
Desi Relaford, S (1.6) OBP: 0.362, SLG: 0.227								K		G6-3	1	0	0	0	1	0	0										
Rob Ducey, L (7. PH) OBP: 0.400, SLG: 0.400											1	0	0	0	0	1	1										
Alex Arias, R (8.6) OBP: 0.152, SLG: 0.034											2	0	0	0	0	1	1										
Randy Wolf, L (1.1) OBP: 0.251, SLG: 0.462											2	0	0	0	0	2	1										
Brian Hunter, R (7. PH) OBP: 0.251, SLG: 0.462											1	0	0	0	0	1	1										
Trevor Miller, R (8.1) OBP: 0.200, SLG: 0.300											0	0	0	0	0	0	0										
Chris Brock, R (8.1) OBP: 0.200, SLG: 0.300											0	0	0	0	0	0	0										
23 Kevin Jordan, R (9.4) OBP: 0.171, SLG: 0.206											1	0	1	0	0	0	0										
Inning Stats	R: 1 E: 0 K: 1 S: 12	H: 1 LOB: 1 BB: 21	R: 0 E: 0 K: 1 S: 12	H: 0 LOB: 1 BB: 17	R: 0 E: 0 K: 1 S: 10	H: 0 LOB: 0 BB: 17	R: 0 E: 0 K: 1 S: 10	H: 2 LOB: 1 BB: 0 P: 14	R: 0 E: 0 K: 1 S: 10	H: 0 LOB: 0 BB: 0 P: 15	R: 0 E: 0 K: 3 S: 20	H: 0 LOB: 1 BB: 0 P: 27	R: 4 E: 0 K: 1 S: 22	H: 4 LOB: 1 BB: 1 P: 32	R: 0 E: 0 K: 0 S: 12	H: 1 LOB: 3 BB: 23	R: 0 E: 0 K: 1 S: 8	H: 0 LOB: 0 BB: 10	1B: 5 2B: 4 3B: 1 HR: 0	SF: 1 SAC: 1 DP: 0 HBP: 0	WP: 0 PB: 0 SB: 1 CS: 0	PA: 44					
PITCHER	IP 6.2	WLS 1.0	BF 26	H 5	R 2	ER 2	SO 8	BB 2	IBB 0	HBP 0	BLK 0	WP 0	HR 0	S 76	P 115	ERA 2.70	WHIP 1.050										
Andy Benes, R ERA: 4.4																											
Heathcliff Slocumb, R ERA: 3.87																											
Dave Veres, R ERA: 3.59																											
Mike Mohler, L ERA: 8.03																											

AB	37
R	6
H	10
RBI	6
BB	5
SO	11
LOB	14



Batter	1	2	3	4	5	6	7	8	9	AB	R	H	RBI	BB	SO	LOB	TOP							
Fernando Vina, L OBP: 0.436, SLG: 0.471	1-2 G4-3 15 1B 2B		1-0 B3		1-2 G4-3		1-1 F9		4-1 BB 15 G6-4-3	4	1	1	0	1	0	2								
Placido Polanco, R OBP: 0.349, SLG: 0.558	1-0 G4-3 2-3		2-3 K			1-0 G5-3	0-1 BB 15 1B		1-0 F2	5	0	1	0	0	1	4								
15 Jim Edmonds, L OBP: 0.515, SLG: 0.776	2-2 CS 1B			0-0 HR		4-1 HR BB	4-1 BB		0-0 G6-4-3 1-2 2-3	3	2	2	2	2	0	2								
Mark McGwire, R OBP: 0.486, SLG: 0.860	1-3 K			3-3 K		0-1 HR BB	3-3 K			4	1	1	2	0	3	3								
Thomas Howard, S OBP: 0.360, SLG: 0.818 Shawon Dunston, R OBP: 0.212, SLG: 0.469		0-3 K		0-2 F7		2-2 G4-3		0-0 F7		3	0	0	0	0	1	0								
Craig Paquette, R OBP: 0.302, SLG: 0.509 Mike James, R		0-3 K		0-0 G6-3		4-1 FC5-4 1B BB		2-1 G5-3		3	0	0	0	1	1	0								
J.D. Drew, L OBP: 0.491, SLG: 0.690		2-3 K			3-3 K	1-1 FC5-4 1B		1-0 1B		4	0	2	0	0	2	0								
Mike Matheny, R OBP: 0.397, SLG: 0.463			3-2 B3 SH3 1B		3-2 2B	0-0 FC5-4 1-2 2-3		2-2 G4-3		4	0	2	0	0	0	3								
Darryl Kile, R Mike Mohler, R OBP: 1.000, SLG: 1.000 Edgar Renteria, R OBP: 0.347, SLG: 0.529			0-0 SH3		3-3 K		0-0 F7		0-2 E6 15 G6-4-3 WP	2	0	0	0	0	1	1								
Inning Stats	R: 1 E: 0 K: 1 S: 12	H: 2 LOB: 0 BB: 0 P: 18	R: 0 E: 0 K: 3 S: 9	H: 0 LOB: 0 BB: 0 P: 11	R: 0 E: 0 K: 1 S: 10	H: 1 LOB: 1 BB: 0 P: 16	R: 1 E: 0 K: 1 S: 9	H: 1 LOB: 0 BB: 0 P: 12	R: 0 E: 0 K: 2 S: 16	H: 1 LOB: 1 BB: 0 P: 26	R: 2 E: 0 K: 0 S: 12	H: 2 LOB: 2 BB: 1 P: 24	R: 0 E: 0 K: 1 S: 9	H: 1 LOB: 1 BB: 1 P: 17	R: 0 E: 0 K: 0 S: 9	H: 1 LOB: 1 BB: 1 P: 14	R: 0 E: 1 K: 0 S: 6	H: 0 LOB: 1 BB: 1 P: 11	1B: 5 2B: 2 3B: 0 HR: 2	SF: 0 SAC: 1 DP: 1 HBP: 0	WP: 1 PB: 0 SB: 0 CS: 1	PA: 39		
PITCHER	IP WLS BF H R ER SO BB IBB HBP BLK WP HR S P ERA WHIP	IP WLS BF H R ER SO BB IBB HBP BLK WP HR S P ERA WHIP	IP WLS BF H R ER SO BB IBB HBP BLK WP HR S P ERA WHIP	IP WLS BF H R ER SO BB IBB HBP BLK WP HR S P ERA WHIP	IP WLS BF H R ER SO BB IBB HBP BLK WP HR S P ERA WHIP	IP WLS BF H R ER SO BB IBB HBP BLK WP HR S P ERA WHIP	IP WLS BF H R ER SO BB IBB HBP BLK WP HR S P ERA WHIP	IP WLS BF H R ER SO BB IBB HBP BLK WP HR S P ERA WHIP	IP WLS BF H R ER SO BB IBB HBP BLK WP HR S P ERA WHIP	IP WLS BF H R ER SO BB IBB HBP BLK WP HR S P ERA WHIP	IP WLS BF H R ER SO BB IBB HBP BLK WP HR S P ERA WHIP	IP WLS BF H R ER SO BB IBB HBP BLK WP HR S P ERA WHIP	IP WLS BF H R ER SO BB IBB HBP BLK WP HR S P ERA WHIP	IP WLS BF H R ER SO BB IBB HBP BLK WP HR S P ERA WHIP	IP WLS BF H R ER SO BB IBB HBP BLK WP HR S P ERA WHIP	IP WLS BF H R ER SO BB IBB HBP BLK WP HR S P ERA WHIP	IP WLS BF H R ER SO BB IBB HBP BLK WP HR S P ERA WHIP	IP WLS BF H R ER SO BB IBB HBP BLK WP HR S P ERA WHIP	IP WLS BF H R ER SO BB IBB HBP BLK WP HR S P ERA WHIP					
Curt Schilling, R ERA: 6.0	6.0 L 26 7 4 4 8 2 0 0 0 0 2 68 107 6.00 1.500																							
Carlos Reyes, R ERA: 4.52	7.1 1.0 5 1 0 0 1 1 0 0 0 0 0 9 17 0.00 2.000																							
Trever Miller, L ERA: 6.3	8.1 1.0 4 1 0 0 0 0 0 0 0 0 0 9 14 0.00 1.000																							
Wayne Gomes, R ERA: 1.13	9.1 1.0 4 0 0 0 0 1 0 0 0 0 1 6 11 0.00 1.000																							

St. Louis Cardinals @ Philadelphia Phillies
Veterans Stadium, Philadelphia, PA
Sun Apr 30 2000, 1:35 PM EDT
Att: 34,033 - Sunny - 67 F

AB 34
R 4
H 9
RBI 4
BB 4
SO 9
LOB 15



Batter	1	2	3	4	5	6	7	8	9	AB	R	H	RBI	BB	SO	LOB	BOTTOM						
Doug Glanville, R OBP: 0.295, SLG: 0.330	0-1 P4		1-0 SH1-3		1-2 G5-3		2-3 K		1-3 K	4	0	0	0	0	2	3							
Ron Gant, R OBP: 0.300, SLG: 0.386	2-2 1B		2-0 G6-3			1-3 K	3-3 K			4	0	1	0	0	2	3							
Bobby Abreu, L OBP: 0.443, SLG: 0.537	1-1 P4			4-2 G1-6-3 BB		3-2 G4-3		1-1 F8 2B		3	0	1	0	1	0	1							
Scott Rolen, R OBP: 0.353, SLG: 0.573	0-1 L6			3-2 F8		1-2 G5-3		1-2 F8		4	0	0	0	0	0	3							
Rico Brogna, L OBP: 0.280, SLG: 0.388		1-3 K		1-1 G1-6-3			1-1 2B 2B	4-2 BB		3	1	1	0	1	1	1							
Mike Lieberthal, R OBP: 0.303, SLG: 0.378		1-3 K			2-1 F9		1-1 2B 2B	1-1 L4		4	1	1	1	0	1	2							
Mickey Morandini, L ERA: 7.82 Wayne Gomes, R		3-2 P4			3-2 2B FC4-5-6 1B		1-3 K	1-2 G6-3		4	1	1	0	0	1	3							
Desi Relaford, S OBP: 0.403, SLG: 0.283			2-2 SH1-3 1B		0-0 FC4-5-6 2B		1-2 2B HBP	4-0 23 G5-4-3 BB		2	0	2	0	1	0	0							
Curt Schilling, R Carlos Reyes, S Rob Ducey, L OBP: 0.423, SLG: 0.476 Trever Miller, R 23 Kevin Jordan, R OBP: 0.167, SLG: 0.200			1-2 B3		0-1 FC4-5-6 2B		1-0 2B	1-2 G5-4-3		2	0	0	1	0	0	2							
Inning Stats	R: 0 E: 0 K: 0 S: 9	H: 1 LOB: 1 BB: 0 P: 12	R: 0 E: 0 K: 2 S: 9	H: 0 LOB: 0 BB: 0 P: 14	R: 0 E: 0 K: 0 S: 8	H: 1 LOB: 1 BB: 0 P: 14	R: 0 E: 0 K: 0 S: 8	H: 0 LOB: 0 BB: 1 P: 16	R: 1 E: 0 K: 0 S: 11	H: 2 LOB: 1 BB: 0 P: 17	R: 0 E: 0 K: 1 S: 10	H: 0 LOB: 0 BB: 0 P: 15	R: 2 E: 0 K: 3 S: 17	H: 3 LOB: 2 BB: 0 P: 27	R: 0 E: 0 K: 0 S: 13	H: 1 LOB: 2 BB: 1 P: 21	R: 0 E: 0 K: 1 S: 6	H: 0 LOB: 0 BB: 1 P: 12	1B: 3 2B: 5 3B: 0 HR: 0	SF: 0 SAC: 1 DP: 2 HBP: 1	WP: 0 PB: 0 SB: 0 CS: 0	PA: 37	
PITCHER	IP WLS BF H R ER SO BB IBB HBP BLK WP HR S P ERA WHIP	IP WLS BF H R ER SO BB IBB HBP BLK WP HR S P ERA WHIP	IP WLS BF H R ER SO BB IBB HBP BLK WP HR S P ERA WHIP	IP WLS BF H R ER SO BB IBB HBP BLK WP HR S P ERA WHIP	IP WLS BF H R ER SO BB IBB HBP BLK WP HR S P ERA WHIP	IP WLS BF H R ER SO BB IBB HBP BLK WP HR S P ERA WHIP	IP WLS BF H R ER SO BB IBB HBP BLK WP HR S P ERA WHIP	IP WLS BF H R ER SO BB IBB HBP BLK WP HR S P ERA WHIP	IP WLS BF H R ER SO BB IBB HBP BLK WP HR S P ERA WHIP	IP WLS BF H R ER SO BB IBB HBP BLK WP HR S P ERA WHIP	IP WLS BF H R ER SO BB IBB HBP BLK WP HR S P ERA WHIP	IP WLS BF H R ER SO BB IBB HBP BLK WP HR S P ERA WHIP	IP WLS BF H R ER SO BB IBB HBP BLK WP HR S P ERA WHIP	IP WLS BF H R ER SO BB IBB HBP BLK WP HR S P ERA WHIP	IP WLS BF H R ER SO BB IBB HBP BLK WP HR S P ERA WHIP	IP WLS BF H R ER SO BB IBB HBP BLK WP HR S P ERA WHIP	IP WLS BF H R ER SO BB IBB HBP BLK WP HR S P ERA WHIP	IP WLS BF H R ER SO BB IBB HBP BLK WP HR S P ERA WHIP	IP WLS BF H R ER SO BB IBB HBP BLK WP HR S P ERA WHIP				
Darryl Kile, R ERA: 5.4	7.0 W 29 7 3 3 6 1 0 1 0 0 0 8 14 0.00 6.000																						
Mike Mohler, L ERA: 7.82	8.1 0.1 H 3 1 0 0 0 1 0 0 0 0 0 8 14 0.00 6.000																						
Mike James, R ERA: 0.96	8.1 1.2 S 5 0 0 0 1 1 0 0 0 0 0 11 19 0.00 0.600																						

St. Louis Cardinals @ Philadelphia Phillies
Veterans Stadium, Philadelphia, PA
Sun Apr 30 2000, 1:35 PM EDT
Att: 34,033 - Sunny - 67 F

AB 32
R 3
H 8
RBI 3
BB 3
SO 7
LOB 19



Batter	1	2	3	4	5	6	7	8	9	AB	R	H	RBI	BB	SO	LOB	TOP										
Bruce Aven, R OBP: 0.259, SLG: 0.308 (1, 8)										5	1	1	0	1	2	3	Pittsburgh Pirates @ St. Louis Cardinals Busch Stadium, St. Louis, MO Tue May 02 2000, 7:10 PM CDT Att: 38,588 - Cloudy - 78 F										
Warren Morris, L OBP: 0.413, SLG: 0.373 (1, 4)										5	1	2	1	0	0	3											
18 Jason Kendall, R OBP: 0.427, SLG: 0.389 (1, 2)										3	1	0	0	2	1	3											
Brian Giles, L OBP: 0.432, SLG: 0.641 (1, 9)										4	2	2	3	1	0	2											
Kevin Young, R OBP: 0.281, SLG: 0.378 (1, 3)										5	0	2	1	0	0	5											
Wil Cordero, R OBP: 0.227, SLG: 0.323 Jason Christiansen, R Mike Williams, R (1, 7) (8, 1) (8, 1)										5	1	2	1	0	0	3											
Pat Meares, R OBP: 0.284, SLG: 0.396 (1, 6)										4	2	1	0	1	0	1											
Luis Sojo, R OBP: 0.314, SLG: 0.233 Mike Benjamin, R OBP: 0.397, SLG: 0.448 (8, FR) (8, 5)										1	1	1	1	3	0	0											
Jason Schmidt, R Scott Sauerbeck, R Jose Silva, R Jeff Wallace, L John Vander Wal, L Adrian Brown, S (1, 1) (5, 1) (8, 1) (7, 1) (8, PH) (8, 9)										1	0	0	0	0	1	2											
Inning Stats	R: 0 E: 0 K: 1 S: 8	H: 0 LOB: 0 BB: 0 P: 13	R: 0 E: 0 K: 0 S: 12	H: 1 LOB: 0 BB: 0 P: 16	R: 2 E: 0 K: 1 S: 13	H: 2 LOB: 1 BB: 1 P: 23	R: 1 E: 0 K: 1 S: 10	H: 1 LOB: 2 BB: 2 P: 25	R: 1 E: 0 K: 0 S: 11	H: 1 LOB: 1 BB: 1 P: 19	R: 0 E: 0 K: 0 S: 14	H: 0 LOB: 1 BB: 1 P: 20	R: 0 E: 0 K: 0 S: 12	H: 1 LOB: 2 BB: 1 P: 23	R: 6 E: 1 K: 0 S: 19	H: 5 LOB: 2 BB: 2 P: 34		R: 0 E: 0 K: 0 S: 8	H: 2 LOB: 2 BB: 0 P: 13	1B: 9 2B: 4 3B: 0 HR: 0	SF: 0 SAC: 2 DP: 2 HBP: 0	WP: 0 PB: 0 SB: 1 CS: 0	PA: 47				
PITCHER	IP	WLS	BF	H	R	ER	SO	BB	IBB	HBP	BLK	WP	HR	S	P	ERA	WHIP										
Rick Ankiel, L ERA: 2.9	6.0		27	5	4	4	4	5	0	0	0	0	0	68	116	6.00	1.667										
Heathcliff Slocumb, R ERA: 4.32	1.0	L	8	3	3	3	0	2	0	0	0	0	0	19	34	27.00	5.000										
Mike Mohler, L ERA: 9.45	0.2	B	5	2	2	2	0	1	0	0	0	0	0	8	15	27.00	4.500										
Mike James, R ERA: 0.93	0.1		2	1	1	1	0	0	0	0	0	0	0	4	8	27.00	3.000										
Justin Brunette, L ERA:	1.0		5	2	0	0	0	0	0	0	0	0	0	8	13	0.00	2.000										

Batter	1	2	3	4	5	6	7	8	9	AB	R	H	RBI	BB	SO	LOB	BOTTOM										
Fernando Vina, L OBP: 0.426, SLG: 0.458 (1, 4)										5	0	1	0	0	1	2	Pittsburgh Pirates @ St. Louis Cardinals Busch Stadium, St. Louis, MO Tue May 02 2000, 7:10 PM CDT Att: 38,588 - Cloudy - 78 F										
Edgar Renteria, R OBP: 0.330, SLG: 0.500 (1, 6)										5	0	0	0	0	2	2											
15 Jim Edmonds, L OBP: 0.519, SLG: 0.797 (1, 8)										3	3	1	1	2	2	0											
Mark McGwire, R OBP: 0.493, SLG: 0.887 (1, 3)										3	1	1	2	2	0	0											
Ray Lankford, L OBP: 0.292, SLG: 0.410 (1, 7)										4	2	2	2	1	0	2											
Craig Paquette, R OBP: 0.324, SLG: 0.516 (1, 5)										5	0	3	0	0	1	2											
J.D. Drew, L OBP: 0.474, SLG: 0.652 Mike James, R Justin Brunette, L OBP: 1.000, SLG: 1.000 (1, 9) (8, 1) (9, 1)										4	0	1	0	0	1	4											
Mike Matheny, R OBP: 0.383, SLG: 0.443 (1, 2)										3	0	0	0	0	2	1											
Rick Ankiel, L OBP: 0.500, SLG: 1.077 Eric Davis, R OBP: 0.453, SLG: 0.519 Heathcliff Slocumb, R Mike Mohler, R Shawon Dunston, R (1, 1) (8, PH) (7, 1) (8, 1) (8, 9)										1	1	0	0	0	0	0											
Inning Stats	R: 2 E: 0 K: 1 S: 18	H: 2 LOB: 2 BB: 2 P: 32	R: 0 E: 0 K: 2 S: 10	H: 0 LOB: 0 BB: 0 P: 14	R: 0 E: 0 K: 1 S: 8	H: 0 LOB: 1 BB: 1 P: 19	R: 0 E: 0 K: 1 S: 7	H: 1 LOB: 0 BB: 0 P: 10	R: 2 E: 1 K: 0 S: 13	H: 0 LOB: 2 BB: 3 P: 31	R: 0 E: 0 K: 1 S: 7	H: 1 LOB: 1 BB: 0 P: 12	R: 2 E: 1 K: 0 S: 17	H: 3 LOB: 1 BB: 0 P: 22	R: 0 E: 0 K: 3 S: 11	H: 1 LOB: 1 BB: 0 P: 13		R: 1 E: 0 K: 2 S: 12	H: 1 LOB: 0 BB: 0 P: 19	1B: 5 2B: 0 3B: 0 HR: 4	SF: 0 SAC: 1 DP: 1 HBP: 0	WP: 1 PB: 0 SB: 0 CS: 0	PA: 42				
PITCHER	IP	WLS	BF	H	R	ER	SO	BB	IBB	HBP	BLK	WP	HR	S	P	ERA	WHIP										
Jason Schmidt, R ERA: 4.5	4.0		17	3	2	2	5	3	0	0	0	1	0	16	35	0.00	2.250										
Scott Sauerbeck, L ERA: 4.8	1.1		9	1	2	0	0	2	1	0	0	0	2	20	29	13.50	2.250										
Jose Silva, R ERA: 4.15	1.1		7	3	2	2	1	0	0	0	0	0	2	20	29	13.50	2.250										
Jeff Wallace, L ERA: 5.4	0.1	W	1	0	0	0	0	0	0	0	0	0	0	1	1	0.00	0.000										
Jason Christiansen, L ERA: 1.74	0.2		3	1	0	0	2	0	0	0	0	0	0	8	10	0.00	1.500										

Batter	1	2	3	4	5	6	7	8	9	AB R H RBI BB SO LOB	TOP											
Bruce Aven, R (1, 8) OBP: 0.258, SLG: 0.276 Adrian Brown, S (8, PH) OBP: 0.294, SLG: 0.500	F7	K			K		BB	FC9-2		3 1 0 0 1 2 1 1 0 0 0 0 0 1	Pittsburgh Pirates @ St. Louis Cardinals Busch Stadium, St. Louis, MO Wed May 03 2000, 7:10 PM CDT Att: 32,270 - Cloudy - 73 F											
Warren Morris, L (1, 4) OBP: 0.392, SLG: 0.350	K		F8		F7		F7		G6-3	5 0 0 0 0 1 1												
18 Jason Kendall, R (1, 2) OBP: 0.452, SLG: 0.426	1B	2B		CS	1B		HR	BB	1B	4 3 4 0 1 0 0												
Brian Giles, L (1, 9) OBP: 0.448, SLG: 0.674	1B	BB		1B	P4		HR	BB	1B	3 2 2 3 2 0 1												
Kevin Young, R (1, 3) OBP: 0.297, SLG: 0.432	1B	BB		CS	P4		HR	BB	F7	5 2 3 3 0 0 2												
Wil Cordero, R (1, 7) OBP: 0.225, SLG: 0.337	P4			1-2	F9		G4-3		K	5 0 1 1 0 1 4												
Pat Meares, R (1, 6) OBP: 0.283, SLG: 0.390		K			1B		K	F8		4 0 1 0 0 2 1												
Luis Sojo, R (1, 5) OBP: 0.333, SLG: 0.324		2B			F8		G6-3		G3-1	4 0 2 0 0 0 1												
Kris Benson, R (1, 1) OBP: 0.182, SLG: 0.200 John Vander Wal, L (8, PH) OBP: 0.439, SLG: 0.750 Mike Garcia, R (8, 1) OBP: 0.500, SLG: 0.500 Jason Christiansen, R (9, 1)		K			K		F8		G3-1	3 0 0 0 0 2 1 1 0 0 0 0 0 1 0 0 0 0 0 0 0 0 0 0 0 0 0 0												
Inning Stats	R: 1 E: 0 K: 1 S: 15	H: 2 LOB: 2 BB: 1 P: 30	R: 0 E: 0 K: 3 S: 11	H: 1 LOB: 1 BB: 0 P: 18	R: 0 E: 0 K: 0 S: 7	H: 1 LOB: 1 BB: 0 P: 12	R: 0 E: 0 K: 0 S: 7	H: 1 LOB: 1 BB: 0 P: 8	R: 0 E: 0 K: 2 S: 8	H: 0 LOB: 0 BB: 0 P: 12		R: 3 E: 0 K: 1 S: 15	H: 2 LOB: 0 BB: 1 P: 23	R: 4 E: 0 K: 0 S: 18	H: 4 LOB: 1 BB: 1 P: 31	R: 0 E: 0 K: 1 S: 4	H: 1 LOB: 0 BB: 0 P: 6	R: 0 E: 0 K: 1 S: 15	H: 1 LOB: 2 BB: 1 P: 27	1B: 6 2B: 5 3B: 1 HR: 2	SF: 0 SAC: 0 DP: 1 HBP: 0	WP: 1 PB: 0 SB: 0 CS: 1
PITCHER	IP WLS BF H R ER SO BB IBB HBP BLK WP HR S P ERA WHIP											IP WLS BF H R ER SO BB IBB HBP BLK WP HR S P ERA WHIP										
Pat Hentgen, R (1, 1) ERA: 5.38	6.0 L 26 7 4 4 7 2 0 0 0 0 0 2 63 103 6.00 1.500																					
Gene Stechschulte, R (7, 1) ERA: 10.5	2.0 11 5 4 4 0 1 0 0 0 0 1 0 22 37 18.00 3.000																					
Dave Veres, R (9, 1) ERA: 3.29	1.0 5 1 0 0 1 1 0 0 0 0 0 0 15 27 0.00 2.000																					

Batter	1	2	3	4	5	6	7	8	9	AB R H RBI BB SO LOB	BOTTOM									
Fernando Vina, L (1, 4) OBP: 0.409, SLG: 0.438	F9	G6-3		G3		G3-1			F5	5 0 0 0 0 0 3	Pittsburgh Pirates @ St. Louis Cardinals Busch Stadium, St. Louis, MO Wed May 03 2000, 7:10 PM CDT Att: 32,270 - Cloudy - 73 F									
Edgar Renteria, R (1, 6) OBP: 0.324, SLG: 0.479	F9	G1-3			K		K		G5-3	4 1 0 0 1 2 0										
15 Jim Edmonds, L (1, 8) OBP: 0.532, SLG: 0.817 Thomas Howard, S (7, PH) OBP: 0.333, SLG: 0.750	BB	BB		F9	1B		2B		G4-3	3 1 3 0 0 0 0 2 0 0 0 0 1 0										
Mark McGwire, R (1, 3) OBP: 0.494, SLG: 0.855	F9			F9			BB			2 0 0 0 2 0 3										
Ray Lankford, L (1, 7) OBP: 0.290, SLG: 0.395	BB	BB		K		F7		K		3 0 0 0 1 2 4										
Craig Paquette, R (1, 5) OBP: 0.319, SLG: 0.492	BB	BB		F7		F9		G5-3		3 0 0 1 1 0 3										
J.D. Drew, L (1, 9) OBP: 0.475, SLG: 0.625		BB		G4-3			S	K		2 0 0 1 2 1 0										
Mike Matheny, R (1, 2) OBP: 0.388, SLG: 0.438	F9				1B		K			3 0 1 0 1 1 4										
Pat Hentgen, R (1, 1) OBP: 0.364, SLG: 0.364 Larry Sutton, L (8, PH) OBP: 0.200, SLG: 0.441 Gene Stechschulte, R (7, 1) OBP: 0.200, SLG: 0.441 Shawon Dunston, R (8, PH) OBP: 0.200, SLG: 0.441 Dave Veres, R (9, 1)		G6-3		B1		K		K		2 0 1 0 0 0 1 1 0 0 0 0 1 1 0 0 0 0 0 0 0 1 0 0 0 0 1 1 0 0 0 0 0 0 0										
Inning Stats	R: 2 E: 0 K: 0 S: 14	H: 1 LOB: 3 BB: 4 P: 35	R: 0 E: 0 K: 0 S: 11	H: 1 LOB: 0 BB: 0 P: 17	R: 0 E: 0 K: 1 S: 7	H: 1 LOB: 1 BB: 0 P: 8	R: 0 E: 0 K: 0 S: 6	H: 1 LOB: 1 BB: 0 P: 12	R: 0 E: 0 K: 2 S: 10	H: 0 LOB: 1 BB: 1 P: 17		R: 0 E: 0 K: 3 S: 12	H: 0 LOB: 1 BB: 1 P: 20	R: 0 E: 0 K: 2 S: 10	H: 0 LOB: 1 BB: 1 P: 18	R: 0 E: 0 K: 0 S: 10	H: 0 LOB: 0 BB: 0 P: 16	1B: 4 2B: 1 3B: 0 HR: 0	SF: 0 SAC: 0 DP: 1 HBP: 0	WP: 0 PB: 0 SB: 2 CS: 0
PITCHER	IP WLS BF H R ER SO BB IBB HBP BLK WP HR S P ERA WHIP											IP WLS BF H R ER SO BB IBB HBP BLK WP HR S P ERA WHIP								
Kris Benson, R (1, 1) ERA: 4.3	7.0 W 32 5 2 2 7 7 0 0 0 0 0 0 70 128 2.57 1.714																			
Mike Garcia, R (8, 1) ERA: 5.4	1.0 4 0 0 0 2 1 0 0 0 0 0 0 10 18 0.00 1.000																			
Jason Christiansen, L (9, 1) ERA: 1.58	1.0 3 0 0 0 0 0 0 0 0 0 0 0 10 16 0.00 0.000																			



Batter	1	2	3	4	5	6	7	8	9	AB	R	H	RBI	BB	SO	LOB	TOP										
Chad Hermansen, R (1, 8) OBP: 0.254, SLG: 0.292	1-3 K		4-2 BB		1-3 K			0-0 F9		3	0	0	0	1	2	1	Pittsburgh Pirates @ St. Louis Cardinals Busch Stadium, St. Louis, MO Thu May 04 2000, 12:10 PM CDT Att: 45,994 - Cloudy - 75 F										
Warren Morris, L (1, 4) OBP: 0.395, SLG: 0.357	1-1 2B		2-1 F5			2-2 G4-3		2-2 G1-3		4	0	1	0	0	0	1											
18 Jason Kendall, R (1, 2) OBP: 0.445, SLG: 0.418	2-3 K		0-0 G6-4-3			0-1 G6-3		2-1 BB		4	0	1	0	0	1	2											
Brian Giles, L (1, 9) OBP: 0.458, SLG: 0.667	4-0 BB			1-0 G3		4-1 BB		4-2 BB		1	0	0	0	3	0	0											
Kevin Young, R (1, 3) OBP: 0.295, SLG: 0.418	1-3 K			3-2 F9		4-2 BB		3-3 BB		3	0	0	0	1	2	4											
John Vander Wal, L (1, 7) OBP: 0.422, SLG: 0.692		1-2 G4-3		1-2 G6-3		1-0 G3			4-2 BB	3	0	0	0	1	0	2											
Pat Meares, R (1, 6) OBP: 0.299, SLG: 0.407		4-1 BB			1-0 BB		3-2 F8		0-1 BB	3	0	2	0	1	0	0											
Mike Benjamin, R (1, 5) OBP: 0.343, SLG: 0.394	1-3 K		1-2 K		0-0 G5-3		1-0 F9		1-1 G6-4-3	4	0	0	0	0	1	4											
67 Francisco Cordova, R (1, 1) OBP: 0.250, SLG: 0.267		0-3 K			1-0 G4-3		2-2 F8		1-2 L7	2	0	0	0	0	1	2											
Bruce Aven, R (7, PH) OBP: 0.250, SLG: 0.267										1	0	0	0	0	0	0											
Jose Parra, R (7, PH) OBP: 0.250, SLG: 0.267										0	0	0	0	0	0	0											
Jeff Wallace, L (8, PH) OBP: 0.250, SLG: 0.267										0	0	0	0	0	0	0											
Adrian Brown, S (9, PH) OBP: 0.250, SLG: 0.486										1	0	0	0	0	0	1											
Inning Stats	R: 0 H: 1 E: 0 K: 3 S: 12	H: 1 R: 0 ER: 0 LOB: 2 BB: 1 P: 21	R: 0 H: 0 E: 0 K: 2 S: 15	H: 0 R: 0 ER: 0 LOB: 1 BB: 1 P: 21	R: 0 H: 0 E: 0 K: 0 S: 5	H: 0 R: 0 ER: 0 LOB: 0 BB: 1 P: 11	R: 0 H: 0 E: 0 K: 0 S: 8	H: 0 R: 0 ER: 0 LOB: 0 BB: 0 P: 13	R: 0 H: 1 E: 0 K: 1 S: 6	H: 1 R: 0 ER: 0 LOB: 1 BB: 0 P: 9	R: 0 H: 0 E: 0 K: 0 S: 9	H: 0 R: 0 ER: 0 LOB: 2 BB: 2 P: 20	R: 0 H: 0 E: 0 K: 0 S: 8	H: 0 R: 0 ER: 0 LOB: 0 BB: 0 P: 14	R: 0 H: 1 E: 0 K: 1 S: 11	H: 1 R: 0 ER: 0 LOB: 2 BB: 1 P: 22	R: 0 H: 1 E: 0 K: 0 S: 9	H: 1 R: 0 ER: 0 LOB: 1 BB: 1 P: 15	1B: 2 2B: 2 3B: 0 HR: 0	SF: 0 SAC: 0 DP: 2 HBP: 0	WP: 1 PB: 0 SB: 0 CS: 0	PA: 36					
PITCHER	IP	WLS	BF	H	R	ER	SO	BB	IBB	HBP	BLK	WP	HR	S	P	ERA	WHIP										
Garrett Stephenson, R (1, 1) ERA: 5.4	7.2	W	31	3	0	0	6	6	0	0	0	1	0	71	125	0.00	1.174										
Mike James, R (8, 1) ERA: 0.82	1.1		5	1	0	0	1	1	0	0	0	0	0	12	21	0.00	1.500										

AB	29
R	0
H	4
RBI	0
BB	7
SO	7
LOB	17



Batter	1	2	3	4	5	6	7	8	9	AB	R	H	RBI	BB	SO	LOB	BOTTOM										
Fernando Vina, L (1, 4) OBP: 0.405, SLG: 0.440	3-2 1B		3-3 K			0-0 F2	0-0 P4			4	1	1	0	0	1	2	Pittsburgh Pirates @ St. Louis Cardinals Busch Stadium, St. Louis, MO Thu May 04 2000, 12:10 PM CDT Att: 45,994 - Cloudy - 75 F										
Shawon Dunston, R (1, 6) OBP: 0.211, SLG: 0.432	0-2 2B			1-0 G1-3		1-1 G5-3	2-1 L7			3	0	1	1	0	0	0											
Placido Polanco, R (7, 6) OBP: 0.341, SLG: 0.545	2H 1B									1	0	0	0	0	2												
15 Jim Edmonds, L (1, 8) OBP: 0.530, SLG: 0.835	2-1 G3-6-3			3-3 K		0-0 HR		4-1 BB		3	1	1	1	1	1	1											
Mark McGwire, R (1, 3) OBP: 0.494, SLG: 0.881	3-3 K			0-0 HR		0-0 1B		1-3 BB		4	2	2	1	0	2	1											
Ray Lankford, L (1, 7) OBP: 0.309, SLG: 0.440		1-3 K		2-2 HR		0-0 1B		4-1 BB		3	1	2	2	1	1	0											
Eric Davis, R (1, 9) OBP: 0.394, SLG: 0.500		2-1 CS		1-3 K		2-0 G6-3		0-1 G6-3		4	0	1	0	0	1	3											
Craig Paquette, R (1, 5) OBP: 0.316, SLG: 0.478	2-3 SAFE				3-3 K		2-0 SH1-4	1-0 F9		4	0	1	0	0	2	3											
Eli Marrero, R (1, 2) OBP: 0.343, SLG: 0.643			2-1 L7		1-0 G5-3		0-1 E5			3	0	0	0	0	0	1											
Garrett Stephenson, R (1, 1) ERA: 5.25										2	0	0	0	0	1	0											
Mike James, R (8, 1) ERA: 0.82										0	0	0	0	0	0	0											
Inning Stats	R: 1 H: 2 E: 0 K: 1 S: 11	H: 2 R: 0 ER: 0 LOB: 0 BB: 0 P: 19	R: 0 H: 1 E: 0 K: 2 S: 8	H: 1 R: 0 ER: 0 LOB: 0 BB: 0 P: 13	R: 0 H: 0 E: 0 K: 1 S: 6	H: 0 R: 0 ER: 0 LOB: 0 BB: 0 P: 11	R: 2 H: 2 E: 0 K: 2 S: 11	H: 2 R: 0 ER: 0 LOB: 0 BB: 0 P: 18	R: 0 H: 0 E: 0 K: 2 S: 8	H: 0 R: 0 ER: 0 LOB: 0 BB: 0 P: 13	R: 2 H: 3 E: 0 K: 0 S: 7	H: 3 R: 0 ER: 0 LOB: 1 BB: 0 P: 10	R: 0 H: 1 E: 1 K: 0 S: 8	H: 1 R: 0 ER: 0 LOB: 2 BB: 0 P: 12	R: 0 H: 0 E: 0 K: 1 S: 8	H: 0 R: 0 ER: 0 LOB: 2 BB: 2 P: 18	1B: 5 2B: 1 3B: 0 HR: 3	SF: 0 SAC: 1 DP: 1 HBP: 0	WP: 0 PB: 0 SB: 0 CS: 1	PA: 34							
PITCHER	IP	WLS	BF	H	R	ER	SO	BB	IBB	HBP	BLK	WP	HR	S	P	ERA	WHIP										
67 Francisco Cordova, R (1, 1) ERA: 5.25	6.0	L	24	8	5	5	8	0	0	0	0	0	0	8	12	0.00	1.000										
Jose Parra, R (7, 1) ERA: 7.88	1.0		5	1	0	0	0	0	0	0	0	0	0	8	18	0.00	2.000										
Jeff Wallace, L (8, 1) ERA: 0.38	1.0		5	0	0	0	1	2	0	0	0	0	0	8	18	0.00	2.000										



Batter	1	2	3	4	5	6	7	8	9	AB	R	H	RBI	BB	SO	LOB	TOP									
Fernando Vina, L OBP: 0.411, SLG: 0.445	0-0 1B 2B		1-0 L9		0-1 F9		2-1 1B		2-1 L4-3 HBP	4	0	2	0	0	0	1	St. Louis Cardinals @ San Francisco Giants PacBell Park, San Francisco, CA Mon May 08 2000, 10:15 PM EDT Att: 40,930 - Cloudy - 58 F									
Edgar Renteria, R OBP: 0.317, SLG: 0.442	1-0 G1-3		1-0 G4-3			1-2 G4-3	0-1 1B		0-0 L4-3	5	0	1	0	0	0	2										
Ray Lankford, L OBP: 0.303, SLG: 0.411	2-1 1B			3-2 1B		0-2 G3-1	1-3 K			4	0	2	0	0	1	2										
Mark McGwire, R OBP: 0.495, SLG: 0.899	2-3 K			1-0 F8		0-1 HR		0-3 K		4	1	1	1	0	2	3										
15 Jim Edmonds, L OBP: 0.534, SLG: 0.814	3-3 K			1-0 L7		4-1 HR		0-0 S HR 1B		3	1	1	0	1	1	3										
Craig Paquette, R OBP: 0.293, SLG: 0.440		0-0 G5-3		3-3 K		2-2 G4-3		1-1 F8		4	0	0	0	0	1	3										
J.D. Drew, L Mike James, R	2-3 K			0-0 G6-3			1-2 G1-3	2-1 HR		4	1	1	2	0	1	0										
Mike Matheny, R OBP: 0.344, SLG: 0.381	2-3 K			2-2 G6-3		1-2 F9	0-3 K			4	0	0	0	0	2	0										
Pat Hentgen, R OBP: 0.385, SLG: 0.333			1-3 K		4-1 BB		2-1 HR		2-1 G3	1	0	0	0	1	1	0										
Larry Sutton, L OBP: 0.250, SLG: 1.333										1	1	1	1	0	0	0										
Mike Mohler, R OBP: 1.000, SLG: 1.000										0	0	0	0	0	0	0										
Thomas Howard, S OBP: 0.303, SLG: 0.633										1	0	0	0	0	0	0										
Inning Stats	R: 0 E: 0 K: 2 S: 11	H: 2 LOB: 2 BB: 0 P: 19	R: 0 E: 0 K: 2 S: 7	H: 0 LOB: 0 BB: 0 P: 11	R: 0 E: 0 K: 1 S: 5	H: 0 LOB: 0 BB: 0 P: 8	R: 0 E: 0 K: 1 S: 8	H: 1 LOB: 1 BB: 0 P: 16	R: 0 E: 0 K: 0 S: 7	H: 0 LOB: 1 BB: 1 P: 13	R: 1 E: 0 K: 0 S: 13	H: 1 LOB: 1 BB: 1 P: 20	R: 1 E: 0 K: 1 S: 17	H: 3 LOB: 2 BB: 0 P: 24	R: 2 E: 0 K: 2 S: 13	H: 2 LOB: 0 BB: 0 P: 16		R: 0 E: 0 K: 0 S: 4	H: 0 LOB: 0 BB: 0 P: 8	1B: 5 2B: 2 3B: 0 HR: 3	SF: 0 SAC: 0 DP: 1 HBP: 1	WP: 0 PB: 0 SB: 1 CS: 0	PA: 38			
PITCHER	IP	WLS	BF	H	R	ER	SO	BB	IBB	HBP	BLK	WP	HR	S	P	ERA		WHIP								
Livan Hernandez, R ERA: 4.01	6.2	W	29	7	2	2	6	2	0	0	0	0	2	63	105	2.70		1.350								
Alan Embree, L ERA: 5.94	0.1	H	1	0	0	0	1	0	0	0	0	0	0	5	6	0.00	0.000									
John Johnstone, R ERA: 8.56	1.0	H	5	2	2	2	2	0	0	0	0	0	1	13	16	18.00	2.000									
Robb Nen, R ERA: 1.64	1.0	S	3	0	0	0	0	0	0	1	0	0	0	4	8	0.00	0.000									

Batter	1	2	3	4	5	6	7	8	9	AB	R	H	RBI	BB	SO	LOB	BOTTOM								
Marvin Benard, L OBP: 0.293, SLG: 0.317	1-1 G3	1-0 F9			2-2 SF8 3B		0-1 F7			4	1	1	0	0	0	1	St. Louis Cardinals @ San Francisco Giants PacBell Park, San Francisco, CA Mon May 08 2000, 10:15 PM EDT Att: 40,930 - Cloudy - 58 F								
Bill Mueller, S OBP: 0.322, SLG: 0.429	0-3 K		0-0 G3 WP 1B		2-2 SF8		1-2 1B 2B			3	1	2	1	0	1	0									
Barry Bonds, L OBP: 0.421, SLG: 0.667	4-0 CS BB		1-1 F5		3-1 F3		4-0 1B BB			2	0	0	0	2	0	1									
Jeff Kent, R OBP: 0.376, SLG: 0.626	2-1 CS	3-3 K	4-1 G3 BB		2-2 L6		1-1 F9			3	0	0	0	1	1	2									
J.T. Snow, L OBP: 0.313, SLG: 0.346		2-1 G4-3	0-1 G3		2-2 G4-3		2-2 1B			4	0	1	1	0	0	2									
Ellis Burks, R OBP: 0.426, SLG: 0.534		2-1 BB HR 1B	2-1 G4-3		3-2 G6-3		1-2 G4-3			3	1	1	0	0	0	2									
Armando Rios, L OBP: 0.354, SLG: 0.452										1	0	0	0	0	0	0									
Rich Aurilia, R OBP: 0.284, SLG: 0.343		4-1 HR BB 1B		0-0 G4-3		4-0 BB BB		2-2 G6-3		2	1	0	0	2	0	0									
Bobby Estalella, R OBP: 0.433, SLG: 0.745		2-2 HR		3-3 K		4-1 BB BB		0-0 HR		3	2	2	4	1	1	0									
Livan Hernandez, R OBP: 0.235, SLG: 0.235		3-2 HR		0-1 G6-3		0-0 BB		0-1 F8		3	0	1	0	0	0	2									
Alan Embree, L ERA: 5.44										0	0	0	0	0	0	0									
John Johnstone, R ERA: 8.54										0	0	0	0	0	0	0									
Russ Davis, R OBP: 0.317, SLG: 0.385										1	0	0	0	0	0	0									
Robb Nen, R ERA: 2.25										0	0	0	0	0	0	0									
Inning Stats	R: 0 E: 0 K: 1 S: 6	H: 0 LOB: 1 BB: 1 P: 13	R: 3 E: 0 K: 1 S: 16	H: 3 LOB: 1 BB: 1 P: 33	R: 0 E: 0 K: 0 S: 8	H: 1 LOB: 2 BB: 1 P: 15	R: 0 E: 0 K: 1 S: 6	H: 0 LOB: 0 BB: 0 P: 9	R: 1 E: 0 K: 0 S: 13	H: 1 LOB: 0 BB: 0 P: 20	R: 0 E: 0 K: 0 S: 7	H: 0 LOB: 2 BB: 2 P: 20	R: 1 E: 0 K: 0 S: 10	H: 2 LOB: 1 BB: 1 P: 18	R: 1 E: 0 K: 0 S: 10	H: 1 LOB: 0 BB: 0 P: 13		1B: 4 2B: 1 3B: 1 HR: 2	SF: 1 SAC: 0 DP: 0 HBP: 0	WP: 1 PB: 0 SB: 0 CS: 1	PA: 37				
PITCHER	IP	WLS	BF	H	R	ER	SO	BB	IBB	HBP	BLK	WP	HR	S	P	ERA	WHIP								
Pat Hentgen, R ERA: 5.44	6.0	L	27	5	4	4	3	5	0	0	0	0	1	56	110	6.00	1.667								
Mike Mohler, L ERA: 8.54	1.1		6	2	1	1	0	1	0	0	0	0	0	14	23	6.75	2.250								
Mike James, R ERA: 2.25	0.2		3	1	1	1	0	0	0	0	0	0	1	6	8	13.50	1.500								

AB 35
R 4
H 9
RBI 4
BB 2
SO 9
LOB 14



AB 29
R 6
H 8
RBI 6
BB 6
SO 3
LOB 10



Batter	1	2	3	4	5	6	7	8	9	AB	R	H	RBI	BB	SO	LOB	TOP								
Fernando Vina, L OBP: 0.410, SLG: 0.460	2-1 1B 2B HBP	3-3 K			2-2 L4		0-0 L6			3	1	0	0	0	1	1									
Edgar Renteria, R OBP: 0.326, SLG: 0.492	2-0 15 2B FC5 1B		1-2 G6-3		1-1 HR			2-3 K		4	2	2	1	0	1	0									
15 Jim Edmonds, L OBP: 0.532, SLG: 0.792	2-2 FC5 1-3 2-H 2B		2-2 F7		2-2 1B			3-3 K		4	0	2	1	0	1	0									
Mark McGwire, R OBP: 0.529, SLG: 0.903	4-0 FC5 IBB		4-0 FC5-4 BB		2-2 F8			4-0 IBB		1	0	0	0	3	0	1									
Eric Davis, R OBP: 0.373, SLG: 0.508	1-0 FC5 G1-6-3 1-2 2-3 3-H 2-2		1-2 FC5-4		1-0 G6-4-3 1B			1-2 L8		4	0	1	1	0	0	4									
Shawon Dunston, R OBP: 0.176, SLG: 0.364 J.D. Drew, L OBP: 0.450, SLG: 0.652	2-2 G1-6-3		1-0 F7		1-3 K			2-3 K		3	0	0	0	0	1	3									
Craig Paquette, R OBP: 0.280, SLG: 0.424 Ray Lankford, L OBP: 0.310, SLG: 0.436		2-1 L5		3-1 G6-3		2-0 G6-4-3		1-0 G3		3	0	0	0	0	0	1									
Mike Matheny, R OBP: 0.343, SLG: 0.379 Thomas Howard, S OBP: 0.314, SLG: 0.625 Eli Marrero, R OBP: 0.326, SLG: 0.629		2-1 SH1-3 1B		2-3 K		0-0 F9		3-2 S 1B		3	0	1	0	0	1	0									
Andy Benes, R OBP: 0.143, SLG: 0.143 Heathcliff Slocumb, R OBP: 0.333, SLG: 1.000		1-2 SH1-3		1-2 G6-3		1-2 G1-3		0-3 K		2	0	0	0	0	0	0									
Inning Stats	R: 2 E: 0 K: 0 S: 9	H: 2 LOB: 1 BB: 1 P: 22	R: 0 E: 0 K: 1 S: 11	H: 1 LOB: 1 BB: 0 P: 19	R: 0 E: 0 K: 0 S: 10	H: 0 LOB: 1 BB: 1 P: 18	R: 0 E: 0 K: 1 S: 8	H: 0 LOB: 0 BB: 0 P: 14	R: 1 E: 0 K: 0 S: 15	H: 2 LOB: 1 BB: 0 P: 23	R: 0 E: 0 K: 1 S: 6	H: 1 LOB: 0 BB: 0 P: 9	R: 0 E: 0 K: 2 S: 5	H: 0 LOB: 1 BB: 0 P: 6	R: 0 E: 0 K: 2 S: 12	H: 0 LOB: 1 BB: 1 P: 22	R: 0 E: 0 K: 2 S: 12	H: 1 LOB: 2 BB: 0 P: 18	1B: 5 2B: 1 3B: 0 HR: 1	SF: 0 SAC: 1 DP: 2 HBP: 1	WP: 0 PB: 0 SB: 1 CS: 0	PA: 36			
PITCHER	IP	WLS	BF	H	R	ER	SO	BB	IBB	HBP	BLK	WP	HR	S	P	ERA	WHIP								
Kirk Rueter, L ERA: 4.28	7.0		28	6	3	3	3	1	1	1	0	0	1	64	111	3.86	1.000								
Felix Rodriguez, R ERA: 1.55	1.0	W	4	0	0	0	2	0	1	0	0	0	0	12	22	0.00	0.000								
Robb Nen, R ERA: 1.5	1.0	S	4	1	0	0	2	0	0	0	0	0	0	12	18	0.00	1.000								

St. Louis Cardinals @ San Francisco Giants
PacBell Park, San Francisco, CA
Wed May 10 2000, 3:35 PM EDT
Att: 40,930 - Cloudy - 59 F

AB 31
R 3
H 7
RBI 3
BB 3
SO 7
LOB 11



Batter	1	2	3	4	5	6	7	8	9	AB	R	H	RBI	BB	SO	LOB	BOTTOM								
Calvin Murray, R OBP: 0.436, SLG: 0.458	2-3 K		3-2 F7		3-2 1B 1B		2-1 F8			4	1	1	0	0	1	0									
Bill Mueller, S OBP: 0.323, SLG: 0.416	2-2 F8		0-0 G3		2-2 1-H 1B		0-1 G3			4	0	1	1	0	0	0									
Barry Bonds, L OBP: 0.425, SLG: 0.734	3-3 K		2-1 HR		4-1 1-2 BB			2-1 HR		3	2	2	2	1	1	0									
Jeff Kent, R OBP: 0.373, SLG: 0.634		0-1 G5-3	3-3 K		2-2 F8			2-2 P3		4	0	0	0	0	1	2									
J.T. Snow, L OBP: 0.331, SLG: 0.372		1-3 K		2-1 E8 FC1-6		2-2 FC5-4 1B		1-0 G4-3		4	0	1	0	0	1	0									
Rich Aurilia, R OBP: 0.297, SLG: 0.333		4-2 1B BB		1-1 FC1-6 G6-4-3		2-3 K		1-0 F3		3	1	0	0	1	1	2									
Armando Rios, L OBP: 0.364, SLG: 0.438		1-1 1B 1-2 1B		1-2 G6-4-3		0-2 F8				3	0	1	0	0	0	2									
Doug Mirabeli, R OBP: 0.364, SLG: 0.509		1-0 1-3 2-H 1B			0-0 F9		0-0 FC5-4			3	0	1	1	0	0	1									
Kirk Rueter, L ERA: 4.33 Russ Davis, R OBP: 0.302, SLG: 0.366 Felix Rodriguez, R OBP: 0.297, SLG: 0.333 Robb Nen, R ERA: 1.5		0-0 F8			0-1 G4-3			2-2 L8		2	0	0	0	0	0	2									
Inning Stats	R: 0 E: 0 K: 2 S: 12	H: 0 LOB: 0 BB: 0 P: 19	R: 1 E: 0 K: 1 S: 11	H: 2 LOB: 2 BB: 1 P: 18	R: 1 E: 0 K: 1 S: 9	H: 1 LOB: 0 BB: 0 P: 17	R: 0 E: 0 K: 0 S: 8	H: 0 LOB: 0 BB: 0 P: 12	R: 1 E: 0 K: 0 S: 15	H: 2 LOB: 1 BB: 1 P: 25	R: 0 E: 0 K: 1 S: 10	H: 1 LOB: 0 BB: 0 P: 14	R: 0 E: 0 K: 0 S: 8	H: 0 LOB: 0 BB: 0 P: 12	R: 1 E: 0 K: 0 S: 8	H: 1 LOB: 0 BB: 0 P: 14	1B: 5 2B: 0 3B: 0 HR: 2	SF: 0 SAC: 0 DP: 1 HBP: 0	WP: 0 PB: 0 SB: 0 CS: 0	PA: 33					
PITCHER	IP	WLS	BF	H	R	ER	SO	BB	IBB	HBP	BLK	WP	HR	S	P	ERA	WHIP								
Andy Benes, R ERA: 4.5	7.0		29	6	3	3	5	2	0	0	0	0	1	73	117	3.86	1.143								
Heathcliff Slocumb, R ERA: 4.5	1.0	L	4	1	1	1	0	0	0	0	0	0	1	8	14	9.00	1.000								

St. Louis Cardinals @ San Francisco Giants
PacBell Park, San Francisco, CA
Wed May 10 2000, 3:35 PM EDT
Att: 40,930 - Cloudy - 59 F

AB 31
R 4
H 7
RBI 4
BB 2
SO 5
LOB 9



Batter	1	2	3	4	5	6	7	8	9	AB	R	H	RBI	BB	SO	LOB	TOP					
F.P. Santangelo, S OBP: 0.289, SLG: 0.103 Todd Hollandsworth, L OBP: 0.326, SLG: 0.500	G1-3		BLK S 1B		P4			BB 1B SF8 HBP	K	3	1	1	0	0	0	0						
Mark Chudzianek, R OBP: 0.314, SLG: 0.584	G4-3		G5-3		K			SF8 BB 1B	E7 1-H 3-H 2B	5	0	2	2	0	1	1						
Shawn Green, L OBP: 0.431, SLG: 0.560	K		BLK BB		K			BB 1B	G3	3	0	0	0	2	2	1						
Gary Sheffield, R OBP: 0.430, SLG: 0.648		BB 1B BB	1-2 BB		K			P5		2	0	0	0	2	1	3						
Eric Karros, R OBP: 0.333, SLG: 0.525	K		L8		PB 1B			SF8		3	0	1	1	0	1	4						
Adrián Beltré, R OBP: 0.333, SLG: 0.402	G5-3 1B				K			L9		4	0	1	0	0	2	3						
Chad Kreuter, S OBP: 0.479, SLG: 0.412	1-2 BB		L8		L8			G6-3 1B		2	1	1	0	2	0	0						
Jose Vizcaino, S OBP: 0.333, SLG: 0.311	G5-3		K2-3		G6-3			G6-3	SH1-3 BB	3	0	0	0	0	1	4						
Chan Ho Park, R OBP: 0.143, SLG: 0.238 Dave Hansen, L OBP: 0.519, SLG: 0.714 Jeff Shaw, R			K		G1-3			G6-3	E 1B	3	0	0	0	0	1	0						
Inning Stats	R: 0 H: 0 E: 0 K: 1 S: 8	H: 0 LOB: 0 BB: 0 P: 10	R: 0 H: 1 E: 0 K: 1 S: 11	LOB: 2 BB: 22 P: 22	R: 0 H: 1 E: 0 K: 1 S: 13	H: 0 LOB: 3 BB: 2 P: 24	R: 0 H: 0 E: 0 K: 2 S: 9	H: 0 LOB: 0 BB: 0 P: 16	R: 0 H: 0 E: 0 K: 1 S: 8	H: 1 LOB: 0 BB: 0 P: 11	R: 0 H: 1 E: 0 K: 3 S: 14	H: 1 LOB: 1 BB: 0 P: 20	R: 0 H: 1 E: 0 K: 0 S: 9	H: 1 LOB: 0 BB: 0 P: 15	R: 1 H: 1 E: 0 K: 0 S: 13	H: 1 LOB: 2 BB: 1 P: 29	R: 2 H: 2 E: 1 K: 1 S: 14	H: 2 LOB: 1 BB: 1 P: 24	1B: 6 2B: 1 3B: 0 HR: 0	SF: 1 SAC: 1 DP: 2 HBP: 1	WP: 0 PB: 1 SB: 1 CS: 0	PA: 39
PITCHER	IP	WLS	BF	H	R	ER	SO	BB	IBB	HBP	BLK	WP	HR	S	P	ERA	WHIP					
Rick Ankiel, L ERA: 2.72	7.0		27	4	0	0	9	4	0	0	1	0	0	72	118	0.00	1.143					
Mike Mohler, L ERA: 9.0	0.0		3	1	1	1	0	1	0	1	0	0	0	6	14	∞	∞					
Dave Veres, R ERA: 3.57	2.0	L	9	2	2	2	1	1	0	0	0	0	0	21	39	9.00	1.500					

Los Angeles Dodgers @ St. Louis Cardinals
 Busch Stadium, St. Louis, MO
 Sat May 13 2000, 7:10 PM CDT
 Att: 48,372 - Sunny - 66 F

livebaseballscores.com

AB 30
 R 3
 H 7
 RBI 3
 BB 6
 SO 10
 LOB 18




Batter	1	2	3	4	5	6	7	8	9	AB	R	H	RBI	BB	SO	LOB	BOTTOM					
Fernando Vina, L OBP: 0.427, SLG: 0.482	HR		G5-3			SH1-4 BB		1B BB		2	1	1	1	2	0	0						
Placido Polanco, R OBP: 0.333, SLG: 0.500	L5		F9		SH1-4			1B		3	0	1	0	0	0	0						
15 Jim Edmonds, L OBP: 0.507, SLG: 0.743	G3		K		K			K		4	0	0	0	0	3	3						
Mark McGwire, R OBP: 0.505, SLG: 0.833	L4				G1-3			K		4	0	0	0	0	2	1						
Ray Lankford, L OBP: 0.300, SLG: 0.419			K		K			G6-3		4	0	0	0	0	3	0						
J.D. Drew, L OBP: 0.430, SLG: 0.611	WP BB 1B		K		K			L4		3	0	1	0	0	1	0						
Edgar Renteria, R OBP: 0.317, SLG: 0.469	WP BB		F3		P4					2	0	0	0	1	0	0						
Mike Matheny, R OBP: 0.324, SLG: 0.355	K		K		K			K		3	0	0	0	0	3	2						
Rick Ankiel, L OBP: 0.421, SLG: 0.833 Mike Mohler, R OBP: 1.000, SLG: 1.000 Dave Veres, R	G4-3				K			F8		2	0	0	0	0	1	2						
Thomas Howard, S OBP: 0.297, SLG: 0.588 Shawon Dunston, R OBP: 0.174, SLG: 0.356										0	0	0	0	0	0	0						
Inning Stats	R: 1 H: 1 E: 0 K: 0 S: 9	H: 1 LOB: 2 BB: 1 P: 15	R: 0 H: 1 E: 0 K: 2 S: 11	H: 1 LOB: 2 BB: 1 P: 20	R: 0 H: 0 E: 0 K: 1 S: 7	H: 0 LOB: 0 BB: 0 P: 12	R: 0 H: 0 E: 0 K: 3 S: 10	H: 0 LOB: 0 BB: 0 P: 16	R: 0 H: 0 E: 0 K: 2 S: 10	H: 0 LOB: 0 BB: 0 P: 12	R: 0 H: 0 E: 0 K: 1 S: 9	H: 0 LOB: 1 BB: 1 P: 13	R: 0 H: 0 E: 0 K: 1 S: 8	H: 0 LOB: 0 BB: 0 P: 12	R: 0 H: 1 E: 0 K: 2 S: 13	H: 1 LOB: 2 BB: 1 P: 22	R: 0 H: 0 E: 0 K: 1 S: 6	H: 0 LOB: 0 BB: 0 P: 7	1B: 2 2B: 0 3B: 0 HR: 1	SF: 0 SAC: 1 DP: 0 HBP: 0	WP: 1 PB: 0 SB: 0 CS: 0	PA: 33
PITCHER	IP	WLS	BF	H	R	ER	SO	BB	IBB	HBP	BLK	WP	HR	S	P	ERA	WHIP					
Chan Ho Park, R ERA: 4.94	8.0	W	30	3	1	1	12	3	0	0	0	0	0	77	122	1.12	0.750					
Jeff Shaw, R ERA: 7.11	1.0	S	3	0	0	0	1	0	0	0	0	0	0	6	7	0.00	0.000					

Los Angeles Dodgers @ St. Louis Cardinals
 Busch Stadium, St. Louis, MO
 Sat May 13 2000, 7:10 PM CDT
 Att: 48,372 - Sunny - 66 F

livebaseballscores.com

AB 29
 R 1
 H 3
 RBI 1
 BB 3
 SO 13
 LOB 8



Batter	1	2	3	4	5	6	7	8	9	AB	R	H	RBI	BB	SO	LOB	TOP					
Todd Hollandsworth, L OBP: 0.341, SLG: 0.488	4-0 1B BB		0-1 G3-1	2-3 K		4-2 G5-3 HR BB	4-0 BB			2	1	0	0	3	1	1	Los Angeles Dodgers @ St. Louis Cardinals Busch Stadium, St. Louis, MO Sun May 14 2000, 1:10 PM CDT Att: 45,151 - Sunny - 69 F					
Mark Cudzielnick, R OBP: 0.323, SLG: 0.397	0-0 1-2 1B		2-1 FC6-4 1B		1-0 1B SF9 2B	3-1 G5-3	3-1 F9			5	1	3	0	0	0	3						
Gary Sheffield, R OBP: 0.429, SLG: 0.661	1-0 L8		2-2 FC6-4 HR BB		1-2 HR 1B	0-1 HR		0-0 G6-3		5	3	2	2	0	0	3						
Shawn Green, L OBP: 0.424, SLG: 0.547	2-3 K		4-1 HR BB		3-1 SF9	3-2 G3		1-1 P6		3	1	0	1	1	1	2						
Eric Karros, R OBP: 0.336, SLG: 0.569	0-0 L7		1-1 HR		3-H 2-1 HR		2-3 K	0-1 F8		5	2	2	5	0	1	2						
Todd Hundley, S OBP: 0.376, SLG: 0.674		4-2 G3 G2-3 BB	3-3 K		0-0 2B		0-1 HR	0-2 L7		4	1	2	1	1	1	0						
Adrian Beltré, R OBP: 0.322, SLG: 0.386		0-0 G2-3		0-1 G6-3	1-1 P3		0-1 G1-3	0-1 G5-3		5	0	0	0	0	0	2						
Alex Cora, L OBP: 0.385, SLG: 0.417		0-2 G3		1-1 SH4-3 1B	0-2 L6		4-1 2B BB	0-1 G4-3		4	1	1	0	1	0	2						
Carlos Perez, L Eric Osuna, R F.P. Santiago, S Matt Herge, L Dave Hansen, L Antonio Osuna, R Onan Masaoka, R	0-2 B1-3		0-0 SH4-3		0-2 G6-3		2-1 2B			1	0	0	0	0	0	1						
Inning Stats	R: 0 E: 0 K: 1 S: 7	H: 1 LOB: 2 BB: 1 P: 14	R: 0 E: 0 K: 0 S: 9	H: 0 LOB: 1 BB: 1 P: 13	R: 3 E: 0 K: 1 S: 14	H: 2 LOB: 0 BB: 1 P: 26	R: 0 E: 0 K: 1 S: 8	H: 1 LOB: 1 BB: 0 P: 11	R: 3 E: 0 K: 0 S: 15	H: 4 LOB: 1 BB: 0 P: 23	R: 2 E: 0 K: 0 S: 12	H: 1 LOB: 0 BB: 1 P: 22	R: 2 E: 0 K: 1 S: 13	H: 2 LOB: 2 BB: 2 P: 28	R: 0 E: 0 K: 0 S: 5	H: 0 LOB: 0 BB: 0 P: 6		R: 0 E: 0 K: 0 S: 7	H: 0 LOB: 0 BB: 0 P: 7	1B: 4 2B: 3 3B: 0 HR: 4	SF: 1 SAC: 1 DP: 0 HBP: 0	WP: 0 PB: 0 SB: 0 CS: 0
PITCHER	IP WLS BF H R ER SO BB IBB HBP BLK WP HR S P ERA WHIP	IP WLS BF H R ER SO BB IBB HBP BLK WP HR S P ERA WHIP	IP WLS BF H R ER SO BB IBB HBP BLK WP HR S P ERA WHIP	IP WLS BF H R ER SO BB IBB HBP BLK WP HR S P ERA WHIP	IP WLS BF H R ER SO BB IBB HBP BLK WP HR S P ERA WHIP	IP WLS BF H R ER SO BB IBB HBP BLK WP HR S P ERA WHIP	IP WLS BF H R ER SO BB IBB HBP BLK WP HR S P ERA WHIP	IP WLS BF H R ER SO BB IBB HBP BLK WP HR S P ERA WHIP	IP WLS BF H R ER SO BB IBB HBP BLK WP HR S P ERA WHIP													
Pat Hentgen, R ERA: 6.11	4.1	24	8	6	6	3	3	0	0	0	0	0	0	2	47	80	12.46	2.538				
Heathcliff Slocumb, R ERA: 4.94	1.2	W	7	1	2	2	0	1	0	0	0	0	0	1	18	29	10.80	1.200				
Mike James, R ERA: 3.46	1.0	T	7	2	2	2	1	2	0	0	0	0	0	1	13	28	18.00	4.000				
Garrett Stephenson, R ERA: 5.19	1.0	H	3	0	0	0	0	0	0	0	0	0	0	5	6	0.00	0.000					
Dave Veres, R ERA: 3.38	1.0	S	3	0	0	0	0	0	0	0	0	0	0	7	7	0.00	0.000					

Batter	1	2	3	4	5	6	7	8	9	AB	R	H	RBI	BB	SO	LOB	BOTTOM			
Fernando Vina, L OBP: 0.432, SLG: 0.486	2-1 SH5-3 15 2B	4-1 CS BB	4-1 1-2 BB		2-2 G3		0-1 G4-3			3	1	1	0	2	0	1	Los Angeles Dodgers @ St. Louis Cardinals Busch Stadium, St. Louis, MO Sun May 14 2000, 1:10 PM CDT Att: 45,151 - Sunny - 69 F			
Shawon Dunston, R OBP: 0.200, SLG: 0.367	0-0 SH5-3	0-1 SAFE 15 HR 1B	2-1 L5-4		2-3 G6-3		0-2 15 WP 15 BLK 1B			4	1	2	0	0	0	3				
15 Jim Edmonds, L OBP: 0.516, SLG: 0.778	1-2 HR 2B	3-2 HR HR		3-2 F8		2-1 1B 1B	4-0 G6-4-3 BB			4	3	3	3	1	0	0				
Mark McGwire, R OBP: 0.509, SLG: 0.892	0-2 HR HR	0-0 HR HR		3-3 K		0-0 1B 1B	2-0 G6-4-3			5	3	3	3	0	1	2				
Eric Davis, R J.D. Drew, L	2-2 1B 2B	4-0 1B BB		4-2 HR BB		1-3 K 1B		2-2 P5		2	2	1	0	2	1	2				
Craig Panquette, R OBP: 0.318, SLG: 0.480	0-1 S 2H 1B	0-1 1-3 1B		1-0 HR HR		0-2 1-2 2H 1B 1B		0-0 CS WP 1B		5	2	5	4	0	0	0				
Edgar Renteria, R Heathcliff Slocumb, R Thomas Howard, S Mike James, R Garrett Stephenson, R Larry Sutton, L Dave Veres, R	2-1 G5-4-3 HBP	0-0 G5-3		2-3 K		3-2 E4 1B		1-3 K		2	0	0	0	0	1	2				
Mike Matheny, R OBP: 0.321, SLG: 0.351	3-0 G5-4-3		1-3 K		0-2 F7		0-1 G6-3 1B			4	0	1	2	0	1	2				
Pat Hentgen, R Placido Polanco, R		1-3 K	4-2 L5-4 BB BB		0-0 G3 2B		1-0 G6-3			1	0	0	0	1	1	0				
Inning Stats	R: 4 E: 0 K: 0 S: 17	H: 5 LOB: 1 BB: 0 P: 27	R: 3 E: 0 K: 1 S: 13	H: 4 LOB: 2 BB: 2 P: 25	R: 0 E: 0 K: 1 S: 9	H: 0 LOB: 1 BB: 2 P: 20	R: 2 E: 0 K: 2 S: 13	H: 1 LOB: 0 BB: 1 P: 26	R: 0 E: 0 K: 0 S: 10	H: 1 LOB: 1 BB: 0 P: 13	R: 3 E: 1 K: 1 S: 19	H: 4 LOB: 1 BB: 0 P: 26	R: 0 E: 0 K: 0 S: 6	H: 1 LOB: 1 BB: 1 P: 12	R: 0 E: 0 K: 1 S: 11	H: 1 LOB: 0 BB: 0 P: 14		1B: 9 2B: 5 3B: 0 HR: 4	SF: 0 SAC: 1 DP: 4 HBP: 1	WP: 2 PB: 0 SB: 1 CS: 2
PITCHER	IP WLS BF H R ER SO BB IBB HBP BLK WP HR S P ERA WHIP	IP WLS BF H R ER SO BB IBB HBP BLK WP HR S P ERA WHIP	IP WLS BF H R ER SO BB IBB HBP BLK WP HR S P ERA WHIP	IP WLS BF H R ER SO BB IBB HBP BLK WP HR S P ERA WHIP	IP WLS BF H R ER SO BB IBB HBP BLK WP HR S P ERA WHIP	IP WLS BF H R ER SO BB IBB HBP BLK WP HR S P ERA WHIP	IP WLS BF H R ER SO BB IBB HBP BLK WP HR S P ERA WHIP	IP WLS BF H R ER SO BB IBB HBP BLK WP HR S P ERA WHIP	IP WLS BF H R ER SO BB IBB HBP BLK WP HR S P ERA WHIP											
Carlos Perez, L ERA: 5.93	1.2	L	13	3	2	2	3	4	0	1	0	0	0	0	35	66	5.40	2.100		
Eric Gagne, R ERA: 4.3	3.1	16	3	2	2	3	4	0	0	0	0	0	0	19	26	18.00	4.000			
Matt Herge, R ERA: 3.68	1.0	T	4	3	2	1	0	0	0	0	0	0	0	6	12	0.00	2.000			
Antonio Osuna, R ERA: 6.43	1.0	4	1	0	0	0	1	0	0	1	1	0	6	14	0.00	1.000				

AB 36
R 10
H 11
RBI 10
BB 6
SO 4
LOB 16

AB 35
R 12
H 17
RBI 12
BB 6
SO 6
LOB 17




livebaseballscores.com

livebaseballscores.com

Batter	1	2	3	4	5	6	7	8	9	AB	R	H	RBI	BB	SO	LOB	TOP							
Fernando Vina, L (1.4) OBP: 0.425, SLG: 0.473	1-1 L3		2-3 K		1-1 F9		2-0 2B 15 1B HBP		2-2 F7	4	1	0	0	0	1	0								
Edgar Renteria, R (1.6) OBP: 0.327, SLG: 0.474	3-3 K		1-2 G6-3			1-1 WP FC4-6 15 BB 1B	1-0 15 1B 2B		1-1 BB 1B	5	3	3	1	0	1	0								
15 Jim Edmonds, L (1.8) OBP: 0.519, SLG: 0.793	3-2 HR		2-3 K			4-1 FC4-6 WP 1-2 BB	0-1 BB 1B		1-1 F8	4	1	2	3	1	1	1								
Mark McGwire, R (1.3) OBP: 0.512, SLG: 0.871	1-1 P3			1-3 K		4-2 FC4-6 BB	4-1 BB		4-2 1B BB	2	0	0	0	3	1	0								
Thomas Howard, S (1.9) OBP: 0.262, SLG: 0.513		1-0 P4		1-0 G4-3		1-2 F8	2-3 K		3-2 BB	4	0	0	0	0	1	5								
Ray Lankford, L (7.7) OBP: 0.306, SLG: 0.425									1-3 2-H 1B	1	0	1	1	0	0	0								
J.D. Drew, L (1.7) OBP: 0.413, SLG: 0.571		3-2 2B G4-3 HBP		1-0 P6		0-2 FC4-6	0-3 K		2-1 F7	4	1	0	1	0	1	6								
Craig Paquette, R (1.5) OBP: 0.324, SLG: 0.490		0-0 G4-3 1-3 2B		0-0 CS 1B		1-3 K			3-2 P4	4	0	2	0	0	1	2								
Eli Marrero, R (1.2) OBP: 0.319, SLG: 0.579		3-2 G4-3		1-3 1-2 K			4-0 SH3 2B BB		0-3 K	3	1	0	1	1	2	2								
Andy Benes, R (1.1) OBP: 0.188, SLG: 0.375		0-0 L9		3-1 HR			0-0 SH3		2-0 F9	2	1	1	1	0	0	1								
Eric Davis, R (8. PH) OBP: 0.356, SLG: 0.521										1	0	0	0	0	0	0								
Heathcliff Slocumb, R (8.1) OBP: 0.356, SLG: 0.521										0	0	0	0	0	0	0								
Mark Thompson, R (9.1) OBP: 0.356, SLG: 0.521										0	0	0	0	0	0	0								
Inning Stats	R: 1 E: 0 K: 1 S: 10	H: 1 LOB: 0 BB: 0 P: 18	R: 1 E: 0 K: 0 S: 9	H: 1 LOB: 1 BB: 0 P: 16	R: 0 E: 0 K: 2 S: 10	H: 0 LOB: 0 BB: 0 P: 15	R: 0 E: 0 K: 1 S: 5	H: 0 LOB: 0 BB: 0 P: 8	R: 1 E: 0 K: 1 S: 9	H: 2 LOB: 0 BB: 0 P: 14	R: 1 E: 0 K: 1 S: 20	H: 1 LOB: 2 BB: 2 P: 31	R: 3 E: 0 K: 2 S: 11	H: 2 LOB: 2 BB: 2 P: 24	R: 0 E: 0 K: 1 S: 8	H: 0 LOB: 0 BB: 0 P: 13	R: 1 E: 0 K: 0 S: 14	H: 2 LOB: 2 BB: 1 P: 27	1B: 5 2B: 2 3B: 0 HR: 2	SF: 0 SAC: 1 DP: 0 HBP: 2	WP: 1 PB: 0 SB: 0 CS: 1	PA: 42		
PITCHER	IP WLS BF H R ER SO BB IBB HBP BLK WP HR S P ERA WHIP	6.1 L 29 6 7 7 6 3 0 2 0 1 2 65 111 9.95 1.421	0.2 4 1 0 0 2 1 0 0 0 0 0 9 15 0.00 3.000	1.0 3 0 0 0 1 0 0 0 0 0 0 8 13 0.00 0.000	1.0 6 2 1 1 0 1 0 0 0 0 0 14 27 9.00 3.000																			

St. Louis Cardinals @ Philadelphia Phillies
Veterans Stadium, Philadelphia, PA
Tue May 16 2000, 7:05 PM EDT
Att. 18,399 - Sunny - 67 F


AB 34
R 8
H 9
RBI 8
BB 5
SO 9
LOB 17



Batter	1	2	3	4	5	6	7	8	9	AB	R	H	RBI	BB	SO	LOB	BOTTOM							
Doug Glanville, R (1.8) OBP: 0.335, SLG: 0.392	1-0 G4-3		1-2 S 2B 1B		1-1 1B		2-1 1B			4	1	3	0	0	0	0								
Mickey Morandini, L (1.4) OBP: 0.327, SLG: 0.319	2-2 F7		2-1 1-H 2B			3-2 1B 1B	1-1 1B 1B		1-2 1B	4	1	3	1	0	0	0								
Bobby Abreu, L (1.9) OBP: 0.426, SLG: 0.496	2-0 1B		0-2 P5			2-2 F8 1B 1B	1-1 F7			4	0	2	0	0	0	3								
Scott Rolen, R (1.5) OBP: 0.364, SLG: 0.577	1-2 1B		0-1 G1-3			3-2 1B			2-2 F7	4	0	2	1	0	0	1								
Mike Lieberthal, R (1.2) OBP: 0.333, SLG: 0.426	0-1 F8			1-3 K		0-0 F8	1-3 K		1-3 K	4	0	0	0	0	2	4								
Ron Gant, R (1.7) OBP: 0.297, SLG: 0.375			2-3 K		2-3 K		0-0 F7		0-0 F3	4	0	0	0	0	2	2								
Chris Pritchett, L (1.3) OBP: 0.143, SLG: 0.143			2-3 K		2-3 K		0-1 G3			4	0	0	0	0	2	2								
Desi Relaford, S (1.6) OBP: 0.375, SLG: 0.308		0-1 G6-3				3-2 P3			0-2 G3	4	0	0	0	0	1	0								
Robert Person, R (1.1) OBP: 0.115, SLG: 0.176			1-3 K			2-3 K			0-2 G1-3	2	0	0	0	0	2	0								
Rob Ducey, L (7. PH) OBP: 0.445, SLG: 0.545										0	0	0	0	0	0	0								
Jason Boyd, R (8.1) OBP: 0.445, SLG: 0.545										1	0	0	0	0	0	0								
Wayne Gomes, R (9.1) OBP: 0.445, SLG: 0.545										0	0	0	0	0	0	0								
Brian Hunter, R (9. PH) OBP: 0.222, SLG: 0.320										1	0	0	0	0	0	0								
Inning Stats	R: 0 E: 0 K: 0 S: 12	H: 2 LOB: 2 BB: 0 P: 18	R: 0 E: 0 K: 2 S: 8	H: 0 LOB: 0 BB: 0 P: 12	R: 1 E: 0 K: 1 S: 14	H: 2 LOB: 1 BB: 0 P: 18	R: 0 E: 0 K: 3 S: 11	H: 0 LOB: 0 BB: 0 P: 16	R: 0 E: 0 K: 1 S: 8	H: 1 LOB: 1 BB: 0 P: 14	R: 1 E: 0 K: 0 S: 15	H: 3 LOB: 2 BB: 0 P: 23	R: 0 E: 0 K: 1 S: 15	H: 2 LOB: 2 BB: 0 P: 22	R: 0 E: 0 K: 1 S: 7	H: 0 LOB: 0 BB: 0 P: 10	R: 0 E: 0 K: 0 S: 8	H: 0 LOB: 0 BB: 0 P: 8	1B: 9 2B: 1 3B: 0 HR: 0	SF: 0 SAC: 0 DP: 0 HBP: 0	WP: 0 PB: 0 SB: 1 CS: 0	PA: 36		
PITCHER	IP WLS BF H R ER SO BB IBB HBP BLK WP HR S P ERA WHIP	7.0 W 30 10 2 2 8 2 0 0 0 0 9 12 0.00 1.429	1.1 4 0 0 0 1 0 0 0 0 0 0 9 12 0.00 0.000	0.2 2 0 0 0 0 0 0 0 0 0 0 6 6 0.00 0.000																				

St. Louis Cardinals @ Philadelphia Phillies
Veterans Stadium, Philadelphia, PA
Tue May 16 2000, 7:05 PM EDT
Att. 18,399 - Sunny - 67 F

AB 36
R 2
H 10
RBI 2
BB 0
SO 9
LOB 12




Batter	1	2	3	4	5	6	7	8	9	AB	R	H	RBI	BB	SO	LOB	TOP					
Fernando Vina, L (1.4) OBP: 0.424, SLG: 0.471	0-1 15 1B HR G5-3	0-0 SH1-4 HR 2B		2-2 F9		1-1 G6-3		2-0 G4-6-3 HBP		4	2	2	0	0	0	0						
Placido Polanco, R (1.6) OBP: 0.345, SLG: 0.517	1-1 G5-3	0-1 SH1-4		0-1 15 G3-1 2B		0-2 G6-3 15 BB 1B		1-0 G4-6-3		1	0	0	0	0	0	1						
Edgar Renteria, R (2.6) OBP: 0.331, SLG: 0.500	1-2	2-3						1-2		3	0	2	0	0	0	1						
15 Jim Edmonds, L (1.8) OBP: 0.515, SLG: 0.767	0-2 HR 1B	3-3 K		0-0 G3-1		4-0 G6-3 1-2 BB		3-1 HR 1B		4	2	2	0	1	1	2						
Mark McGwire, R (1.3) OBP: 0.508, SLG: 0.925	0-1 HR 1B	0-0 HR		4-0 IBB		2-1 G6-3		0-1 HR		4	3	3	7	1	0	2						
Ray Lankford, L (1.7) OBP: 0.302, SLG: 0.400	1-1 P4	4-1 E BB		2-3 K		1-3 K		0-1 F5		3	0	0	0	1	2	4						
Mike James, R (6.1) OBP: 0.273, SLG: 0.500										0	0	0	0	0	0	0						
Thomas Howard, S (6.1) OBP: 0.273, SLG: 0.500										0	0	0	0	0	0	0						
Jose Rodriguez, L (8.1) OBP: 0.273, SLG: 0.500										0	0	0	0	0	0	0						
Mark Thompson, R (8.1) OBP: 0.273, SLG: 0.500										0	0	0	0	0	0	0						
Dave Veres, R (9.1) OBP: 0.273, SLG: 0.500										0	0	0	0	0	0	0						
J.D. Drew, L (1.9) OBP: 0.412, SLG: 0.556	4-2 2B BB	3-2 SAFE G4-3		0-3 K		3-2 F7		2-1 FC6-4 1B		4	0	1	0	1	1	1						
Craig Paquette, R (1.5) OBP: 0.342, SLG: 0.527	0-0 2B		1-0 F8		1-3 K		2-0 E 2B		2-2 FC6-4 G6-4-3	5	0	2	0	0	1	1						
Mike Matheny, R (1.2) OBP: 0.316, SLG: 0.346	4-1 IBB		1-2 G5-3		2-2 2B		0-1 E6 G6-4-3		1-1 G6-4-3	4	0	1	0	1	0	2						
Garrett Stephenson, R (1.1) OBP: 0.182, SLG: 0.333	0-1 G6-3		0-0 P4		0-0 G4-3		0-0 G6-4-3			3	0	0	0	0	0	4						
Shawon Dunston, R (6.7) OBP: 0.182, SLG: 0.333										1	0	0	0	0	0	2						
Inning Stats	R: 3 E: 0 K: 0 S: 17	H: 4 LOB: 3 BB: 2 P: 27	R: 2 E: 1 K: 1 S: 13	H: 2 LOB: 1 BB: 1 P: 23	R: 0 E: 0 K: 0 S: 5	H: 0 LOB: 0 BB: 0 P: 7	R: 0 E: 0 K: 1 S: 10	H: 1 LOB: 2 BB: 1 P: 18	R: 0 E: 0 K: 1 S: 11	H: 1 LOB: 1 BB: 1 P: 19	R: 0 E: 0 K: 0 S: 10	H: 1 LOB: 0 BB: 0 P: 15	R: 2 E: 0 K: 0 S: 7	H: 2 LOB: 0 BB: 0 P: 13	R: 0 E: 0 K: 0 S: 7	H: 1 LOB: 0 BB: 0 P: 12	1B: 5 2B: 5 3B: 0 HR: 3	SF: 0 SAC: 1 DP: 3 HBP: 1	WP: 0 PB: 0 SB: 0 CS: 0	PA: 44		
PITCHER	IP WLS BF H R ER SO BB IBB HBP BLK WP HR S P ERA WHIP	IP WLS BF H R ER SO BB IBB HBP BLK WP HR S P ERA WHIP	IP WLS BF H R ER SO BB IBB HBP BLK WP HR S P ERA WHIP	IP WLS BF H R ER SO BB IBB HBP BLK WP HR S P ERA WHIP	IP WLS BF H R ER SO BB IBB HBP BLK WP HR S P ERA WHIP	IP WLS BF H R ER SO BB IBB HBP BLK WP HR S P ERA WHIP	IP WLS BF H R ER SO BB IBB HBP BLK WP HR S P ERA WHIP	IP WLS BF H R ER SO BB IBB HBP BLK WP HR S P ERA WHIP	IP WLS BF H R ER SO BB IBB HBP BLK WP HR S P ERA WHIP	IP WLS BF H R ER SO BB IBB HBP BLK WP HR S P ERA WHIP	IP WLS BF H R ER SO BB IBB HBP BLK WP HR S P ERA WHIP	IP WLS BF H R ER SO BB IBB HBP BLK WP HR S P ERA WHIP	IP WLS BF H R ER SO BB IBB HBP BLK WP HR S P ERA WHIP	IP WLS BF H R ER SO BB IBB HBP BLK WP HR S P ERA WHIP	IP WLS BF H R ER SO BB IBB HBP BLK WP HR S P ERA WHIP	IP WLS BF H R ER SO BB IBB HBP BLK WP HR S P ERA WHIP	IP WLS BF H R ER SO BB IBB HBP BLK WP HR S P ERA WHIP	IP WLS BF H R ER SO BB IBB HBP BLK WP HR S P ERA WHIP	IP WLS BF H R ER SO BB IBB HBP BLK WP HR S P ERA WHIP	IP WLS BF H R ER SO BB IBB HBP BLK WP HR S P ERA WHIP	IP WLS BF H R ER SO BB IBB HBP BLK WP HR S P ERA WHIP	IP WLS BF H R ER SO BB IBB HBP BLK WP HR S P ERA WHIP

St. Louis Cardinals @ Philadelphia Phillies
Veterans Stadium, Philadelphia, PA
Thu May 18 2000, 7:05 PM EDT
Att: 17,137 - Overcast - 79 F

livebaseballscores.com

AB 37
R 7
H 13
RBI 7
BB 5
SO 5
LOB 20

WP: 0 PA: 44
PB: 0
SB: 0
CS: 0




Batter	1	2	3	4	5	6	7	8	9	AB	R	H	RBI	BB	SO	LOB	BOTTOM					
Doug Glanville, R (1.8) OBP: 0.341, SLG: 0.391	1-3 K		1-2 G4-3		0-1 S 1B	0-3 K		1-2 G3-1		5	0	1	0	0	2	4						
Ron Gant, R (1.7) OBP: 0.289, SLG: 0.393	1-2 F9		2-2 1B		3-3 K		0-2 S 1B		3-3 K	5	0	2	0	0	2	1						
Bobby Abreu, L (1.9) OBP: 0.409, SLG: 0.471	1-2 G4-3		3-2 F8		3-2 F7		3-3 K		0-1 F8	5	0	0	0	0	1	3						
Scott Rolen, R (1.5) OBP: 0.356, SLG: 0.596		0-0 F9	2-1 F8		0-0 G6-3		2-2 G5-3		1-2 P6	5	0	0	0	0	0	3						
Mike Lieberthal, R (1.2) OBP: 0.329, SLG: 0.423		0-1 2B 2B		2-1 F7		0-0 F7		0-0 G6-3		4	1	1	0	0	0	1						
23 Kevin Jordan, R (1.3) OBP: 0.276, SLG: 0.329		3-2 F7		2-2 G6-3		1-0 1B 1B		2-2 G6-3		4	1	1	0	0	0	1						
Mickey Morandini, L (1.4) OBP: 0.349, SLG: 0.356		1-0 1B 2B		3-2 2B		0-1 1B 1B		3-1 BB HBP		3	0	3	1	0	0	0						
Desi Relaford, S (1.6) OBP: 0.383, SLG: 0.309		1-0 1B		3-2 HBP		0-1 1B		4-1 BB		2	0	2	1	1	0	0						
Curt Schilling, R (1.1) OBP: 0.125, SLG: 0.125		0-0 L4		1-2 G4-3		1-2 K		1-3 K		2	0	0	0	0	0	4						
Chris Fritchell, L (6.1) OBP: 0.125, SLG: 0.125										1	0	0	0	0	0	1						
Jason Boyd, L (7.1) OBP: 0.125, SLG: 0.125										0	0	0	0	0	0	0						
Scott Aldred, L (8.1) OBP: 0.125, SLG: 0.125										0	0	0	0	0	0	0						
Wayne Gomes, R (8.1) OBP: 0.125, SLG: 0.125										0	0	0	0	0	0	0						
Alex Arias, R (8.1) OBP: 0.125, SLG: 0.125										0	0	0	0	0	0	0						
Chris Brock, R (9.1) OBP: 0.125, SLG: 0.125										1	0	0	0	0	1	2						
Dave Veres, R (9.1) OBP: 0.125, SLG: 0.125										0	0	0	0	0	0	0						
Inning Stats	R: 0 E: 0 K: 1 S: 9	H: 0 LOB: 0 BB: 0 P: 12	R: 1 E: 0 K: 0 S: 13	H: 3 LOB: 2 BB: 0 P: 18	R: 0 E: 0 K: 0 S: 11	H: 1 LOB: 1 BB: 0 P: 19	R: 0 E: 0 K: 0 S: 20	H: 1 LOB: 2 BB: 0 P: 31	R: 0 E: 0 K: 2 S: 13	H: 3 LOB: 2 BB: 0 P: 16	R: 0 E: 0 K: 1 S: 10	H: 1 LOB: 1 BB: 0 P: 15	R: 0 E: 0 K: 1 S: 14	H: 0 LOB: 2 BB: 1 P: 25	R: 0 E: 0 K: 1 S: 10	H: 0 LOB: 0 BB: 0 P: 14	1B: 7 2B: 3 3B: 0 HR: 0	SF: 0 SAC: 0 DP: 0 HBP: 2	WP: 0 PB: 0 SB: 2 CS: 0	PA: 40		
PITCHER	IP WLS BF H R ER SO BB IBB HBP BLK WP HR S P ERA WHIP	IP WLS BF H R ER SO BB IBB HBP BLK WP HR S P ERA WHIP	IP WLS BF H R ER SO BB IBB HBP BLK WP HR S P ERA WHIP	IP WLS BF H R ER SO BB IBB HBP BLK WP HR S P ERA WHIP	IP WLS BF H R ER SO BB IBB HBP BLK WP HR S P ERA WHIP	IP WLS BF H R ER SO BB IBB HBP BLK WP HR S P ERA WHIP	IP WLS BF H R ER SO BB IBB HBP BLK WP HR S P ERA WHIP	IP WLS BF H R ER SO BB IBB HBP BLK WP HR S P ERA WHIP	IP WLS BF H R ER SO BB IBB HBP BLK WP HR S P ERA WHIP	IP WLS BF H R ER SO BB IBB HBP BLK WP HR S P ERA WHIP	IP WLS BF H R ER SO BB IBB HBP BLK WP HR S P ERA WHIP	IP WLS BF H R ER SO BB IBB HBP BLK WP HR S P ERA WHIP	IP WLS BF H R ER SO BB IBB HBP BLK WP HR S P ERA WHIP	IP WLS BF H R ER SO BB IBB HBP BLK WP HR S P ERA WHIP	IP WLS BF H R ER SO BB IBB HBP BLK WP HR S P ERA WHIP	IP WLS BF H R ER SO BB IBB HBP BLK WP HR S P ERA WHIP	IP WLS BF H R ER SO BB IBB HBP BLK WP HR S P ERA WHIP	IP WLS BF H R ER SO BB IBB HBP BLK WP HR S P ERA WHIP	IP WLS BF H R ER SO BB IBB HBP BLK WP HR S P ERA WHIP	IP WLS BF H R ER SO BB IBB HBP BLK WP HR S P ERA WHIP	IP WLS BF H R ER SO BB IBB HBP BLK WP HR S P ERA WHIP	IP WLS BF H R ER SO BB IBB HBP BLK WP HR S P ERA WHIP

St. Louis Cardinals @ Philadelphia Phillies
Veterans Stadium, Philadelphia, PA
Thu May 18 2000, 7:05 PM EDT
Att: 17,137 - Overcast - 79 F

livebaseballscores.com

AB 37
R 2
H 10
RBI 2
BB 1
SO 7
LOB 21



Batter	1	2	3	4	5	6	7	8	9	AB	R	H	RBI	BB	SO	LOB	TOP	
Fernando Vina, L (1,4) OBP: 0.422, SLG: 0.465 Shawon Dunston, R (5,5)	F9		E3		HBP			F9		2	0	0	0	0	0	1		
Ray Lankford, L (1,7) OBP: 0.292, SLG: 0.395	F8		K					K		4	0	0	0	0	2	3		
Mark McGwire, R (1,3) OBP: 0.496, SLG: 0.896 Eli Marrero, R (7,3) OBP: 0.313, SLG: 0.564	G5-3		K						G6-3	3	0	0	0	0	1	2		
15 Jim Edmonds, L (1,8) OBP: 0.512, SLG: 0.756 Mike Mohler, R (7,1) Eric Davis, R (9,PH) OBP: 0.409, SLG: 0.547		1B SF9 HBP							K	2	1	0	0	0	1	0		
J.D. Drew, L (1,9) OBP: 0.416, SLG: 0.548		G6-4-3 1B							K	3	0	1	0	1	1	0		
Craig Paquette, R (1,5) OBP: 0.339, SLG: 0.522	SF9									3	0	1	1	0	2	1		
Edgar Renteria, R (1,6) OBP: 0.325, SLG: 0.490		G6-4-3 1-2f								3	0	0	0	0	1	2		
Mike Matheny, R (1,2) OBP: 0.317, SLG: 0.346										3	0	1	0	0	1	0		
Rick Ankiel, L (1,1) OBP: 0.400, SLG: 0.789 Darren Holmes, R (3,1) Thomas Howard, S (7,9) OBP: 0.267, SLG: 0.488			FC2-6 1B							1	0	0	0	0	0	1		
										1	0	0	0	0	1	0		
										1	0	0	0	0	0	0		
Inning Stats	R: 0 E: 0 K: 0 S: 7	H: 0 LOB: 0 BB: 0 P: 10	R: 1 E: 1 K: 0 S: 8	H: 1 LOB: 2 BB: 0 P: 12	R: 0 E: 0 K: 2 S: 11	H: 1 LOB: 1 BB: 0 P: 13	R: 0 E: 0 K: 0 S: 4	H: 0 LOB: 0 BB: 0 P: 4	R: 0 E: 0 K: 3 S: 9	H: 0 LOB: 0 BB: 0 P: 13	R: 0 E: 0 K: 1 S: 9	H: 0 LOB: 1 BB: 0 P: 14	R: 0 E: 0 K: 2 S: 14	H: 0 LOB: 1 BB: 1 P: 20	1B: 3 2B: 0 3B: 0 HR: 0	SF: 1 SAC: 0 DP: 1 HBP: 2	WP: 0 PB: 0 SB: 0 CS: 0	PA: 33
PITCHER Kris Benson, R (1,1) ERA: 3.02	IP: 9.0 WLS: W BF: 33 H: 3 R: 1 ER: 1 SO: 11 BB: 1 IBB: 0 HBP: 2 BLK: 0 WP: 0 HR: 0 S: 83 P: 116 ERA: 1.00 WHIP: 0.444																	

St. Louis Cardinals @ Pittsburgh Pirates
Three Rivers Stadium, Pittsburgh, PA
Fri May 19 2000, 7:05 PM EDT
Att: 24,281 - Sunny - 78 F

AB 29
R 1
H 3
RBI 1
BB 1
SO 11
LOB 10



Batter	1	2	3	4	5	6	7	8	9	AB	R	H	RBI	BB	SO	LOB	BOTTOM			
Mike Benjamin, R (1,4) OBP: 0.412, SLG: 0.531	18 WP HR	SH G4-3 1B	18 2B		FC6-4 1-2f			18 3B		3	3	2	2	1	0	1				
18 Jason Kendall, R (1,2) OBP: 0.496, SLG: 0.453	HR	FC3-2 G4-3 1B	2B		K			1B 3B		5	3	4	5	0	1	1				
Bruce Aven, R (1,7) OBP: 0.291, SLG: 0.481	F7 1B BB	G4-3	1B					L4		4	1	2	2	1	0	3				
Brian Giles, L (1,9) OBP: 0.430, SLG: 0.658 Adrian Brown, S (9,9) OBP: 0.300, SLG: 0.448	1B	FC3-2			P6			1B E 1B		5	1	2	1	0	0	3				
Kevin Young, R (1,3) OBP: 0.292, SLG: 0.444	F7	K						K		5	1	1	1	0	2	6				
Luis Sojo, R (1,5) OBP: 0.356, SLG: 0.488	K		G4-3		F8			E 1B		5	0	1	0	0	1	2				
Pat Meares, R (1,6) OBP: 0.301, SLG: 0.380	FC6-4 1B	SH5-4 2B 1B			G3			E9		5	1	2	1	0	0	1				
Chad Hermansen, R (1,8) OBP: 0.228, SLG: 0.298	FC6-4	SH5-4 2B BB						G5-3		4	1	0	0	1	2	4				
Kris Benson, R (1,1) OBP: 0.263, SLG: 0.188		18 1B SH G4-3 BB	SH5-4		FC6-4 HBP			18 3B 1B		1	2	1	0	1	0	0				
Inning Stats	R: 3 E: 0 K: 1 S: 21	H: 4 LOB: 2 BB: 1 P: 36	R: 1 E: 1 K: 1 S: 12	H: 1 LOB: 1 BB: 1 P: 21	R: 4 E: 0 K: 0 S: 17	H: 4 LOB: 1 BB: 1 P: 28	R: 0 E: 0 K: 0 S: 8	H: 0 LOB: 0 BB: 0 P: 16	R: 0 E: 0 K: 2 S: 9	H: 1 LOB: 1 BB: 0 P: 17	R: 0 E: 0 K: 0 S: 4	H: 0 LOB: 0 BB: 0 P: 5	R: 0 E: 0 K: 1 S: 8	H: 0 LOB: 0 BB: 0 P: 12	R: 4 E: 1 K: 1 S: 17	H: 4 LOB: 2 BB: 1 P: 27	1B: 10 2B: 2 3B: 1 HR: 2	SF: 0 SAC: 2 DP: 1 HBP: 1	WP: 1 PB: 0 SB: 0 CS: 0	PA: 44
PITCHER Rick Ankiel, L (1,1) ERA: 3.94 Darren Holmes, R (3,1) ERA: 10.8 Mike Mohler, L (7,1) ERA: 9.0	IP: 2.2 WLS: L BF: 19 H: 7 R: 7 ER: 7 SO: 7 BB: 3 IBB: 7 HBP: 0 BLK: 0 WP: 0 HR: 1 S: 44 P: 76 ERA: 23.62 WHIP: 3.750																			

St. Louis Cardinals @ Pittsburgh Pirates
Three Rivers Stadium, Pittsburgh, PA
Fri May 19 2000, 7:05 PM EDT
Att: 24,281 - Sunny - 78 F

AB 37
R 13
H 15
RBI 12
BB 4
SO 6
LOB 21



Batter	1	2	3	4	5	6	7	8	9	AB	R	H	RBI	BB	SO	LOB	TOP		
Fernando Vina, L (1,4) OBP: 0.424, SLG: 0.485 Placido Polanco, R (7,4) OBP: 0.361, SLG: 0.525	0-0 G4-6-3 1B	2-1 1-H 2-H HR		0-1 G3-1		1-3 K		2-0 1B 2B 1B	0-0 G5-3	4	1	2	3	0	1	0			
Ray Lankford, L (1,7) OBP: 0.301, SLG: 0.395	2-2 G4-6-3 1-2	3-3 K		0-0 15 E 1B		0-3 K		1-2 2B 1B	4-2 FC6-4 HBP	5	2	2	0	0	2	1			
Mark McGwire, R (1,3) OBP: 0.507, SLG: 0.898 Eli Marrero, R (8,3) OBP: 0.306, SLG: 0.550	4-1 15 1B BB			2-0 F6 1-2 15 FC6 BB		4-0 BB		2-1 15 1B E 2B	0-1 FC6-4 HR WP	2	1	1	3	3	0	0			
15 Jim Edmonds, L (1,8) OBP: 0.514, SLG: 0.748 Thomas Howard, S (9, PH) OBP: 0.293, SLG: 0.571	2-1 BB			4-2 G1-3 E BB		1-2 FC6 2-H 1-2		1-1 WP E HR 1B	3-0 HR 1-H 3-H	4	2	2	0	1	1	2			
Eric Davis, R (1,9) OBP: 0.402, SLG: 0.532 J.D. Drew, L (7, PR) OBP: 0.417, SLG: 0.547	2-1 G5-3			0-0 G1-3		1-2 F8		0-0 P6	1-0 2B 1B	4	0	1	0	0	0	4			
Craig Paquette, R (1,5) OBP: 0.354, SLG: 0.547		4-2 FC5-4 BB		4-2 E BB		2-0 FC5-2 3B		1-2 G4-3	0-0 E5 WP HR 1B 2B	4	3	2	2	2	0	2			
Edgar Renteria, R (1,6) OBP: 0.350, SLG: 0.477 Shawon Dunston, R (9, PH) OBP: 0.193, SLG: 0.339		0-0 FC5-4 1B HR		0-2 E4 E		3-2 G5-3		1-0 SF9	1-3 K	4	1	0	1	0	1	5			
Mike Matheny, R (1,2) OBP: 0.333, SLG: 0.384		0-0 HR		0-0 E8		0-2 FC5-2		0-1 P5	1-2 HR	5	2	3	4	0	0	2			
Pat Hentgen, R (1,1) OBP: 0.350, SLG: 0.278 Jose Rodriguez, L (8,1) Heathcliff Slocumb, R (9,1)		1-3 K		1-3 3-H 1B		1-1 G5-3		0-1 1B 1B G2-3	0-3 K	5	1	1	0	0	1	5			
Inning Stats	R: 0 E: 0 K: 0 S: 9	H: 2 LOB: 2 BB: 1 P: 19	R: 3 E: 0 K: 2 S: 14	H: 2 LOB: 0 BB: 1 P: 24	R: 2 E: 2 K: 0 S: 13	H: 1 LOB: 2 BB: 2 P: 24	R: 1 E: 1 K: 0 S: 12	H: 1 LOB: 1 BB: 1 P: 18	R: 0 E: 0 K: 3 S: 9	H: 0 LOB: 1 BB: 1 P: 15	R: 1 E: 0 K: 0 S: 8	H: 1 LOB: 1 BB: 0 P: 10	R: 7 E: 1 K: 1 S: 21	H: 6 LOB: 0 BB: 0 P: 30	R: 5 E: 0 K: 1 S: 20	H: 5 LOB: 2 BB: 0 P: 32	1B: 13 2B: 2 3B: 1 HR: 3	SF: 1 SAC: 0 DP: 1 HBP: 2	WP: 2 PA: 55 PB: 0 SB: 1 CS: 0
PITCHER	IP WLS BF H R ER SO BB IBB HBP BLK WP HR S P ERA WHIP	IP WLS BF H R ER SO BB IBB HBP BLK WP HR S P ERA WHIP	IP WLS BF H R ER SO BB IBB HBP BLK WP HR S P ERA WHIP	IP WLS BF H R ER SO BB IBB HBP BLK WP HR S P ERA WHIP	IP WLS BF H R ER SO BB IBB HBP BLK WP HR S P ERA WHIP	IP WLS BF H R ER SO BB IBB HBP BLK WP HR S P ERA WHIP	IP WLS BF H R ER SO BB IBB HBP BLK WP HR S P ERA WHIP	IP WLS BF H R ER SO BB IBB HBP BLK WP HR S P ERA WHIP	IP WLS BF H R ER SO BB IBB HBP BLK WP HR S P ERA WHIP	IP WLS BF H R ER SO BB IBB HBP BLK WP HR S P ERA WHIP	IP WLS BF H R ER SO BB IBB HBP BLK WP HR S P ERA WHIP	IP WLS BF H R ER SO BB IBB HBP BLK WP HR S P ERA WHIP	IP WLS BF H R ER SO BB IBB HBP BLK WP HR S P ERA WHIP	IP WLS BF H R ER SO BB IBB HBP BLK WP HR S P ERA WHIP	IP WLS BF H R ER SO BB IBB HBP BLK WP HR S P ERA WHIP	IP WLS BF H R ER SO BB IBB HBP BLK WP HR S P ERA WHIP	IP WLS BF H R ER SO BB IBB HBP BLK WP HR S P ERA WHIP	IP WLS BF H R ER SO BB IBB HBP BLK WP HR S P ERA WHIP	IP WLS BF H R ER SO BB IBB HBP BLK WP HR S P ERA WHIP

St. Louis Cardinals @ Pittsburgh Pirates
Three Rivers Stadium, Pittsburgh, PA
Sat May 20 2000, 7:05 PM EDT
Att: 36,331 - Overcast - 62 F

AB	46
R	19
H	19
RBI	16
BB	6
SO	7
LOB	29



Batter	1	2	3	4	5	6	7	8	9	AB	R	H	RBI	BB	SO	LOB	BOTTOM		
Warren Morris, L (1,4) OBP: 0.362, SLG: 0.304	4-0 G4-6-3 BB		0-0 F7			1-1 18 G6-4-3 1B		4-1 BB	0-0 G4-3	3	0	1	0	2	0	3			
18 Jason Kendall, R (1,2) OBP: 0.461, SLG: 0.448	2-3 K			1-0 2B SF8 1B		1-2 G6-4-3 1-2		1-1 F9		4	1	1	0	0	1	3			
John Vander Wal, L (1,9) OBP: 0.452, SLG: 0.623	0-1 G4-6-3 1-2			0-1 F9		2-1 G1-3		3-3 K		4	0	0	0	0	1	3			
Brian Giles, L (1,8) OBP: 0.432, SLG: 0.660		0-2 P5		1-0 2B		2-2 G5-4-3 1B		0-0 F8		4	0	2	0	0	0	1			
Kevin Young, R (1,3) OBP: 0.291, SLG: 0.442		2-0 F9		2-2 SF8		1-2 G5-4-3 1-2		0-0 E8 1B 1B		3	1	1	1	0	0	1			
Wil Cordero, R (1,7) OBP: 0.329, SLG: 0.511		2-2 G5-3		0-2 G6-3		4-2 BB		1-0 G1-3 1B		3	0	1	1	1	0	1			
Pat Meares, R (1,6) OBP: 0.295, SLG: 0.373 Luis Sojo, R (9,5) OBP: 0.352, SLG: 0.482			0-0 G5-3		0-2 F8		0-3 K		2-1 G1-3	3	0	0	0	0	1	1			
Mike Benjamin, R (1,5) OBP: 0.417, SLG: 0.529			1-0 E5		0-0 G6-3 1B			2-1 HR 1B	0-0 G5-3	4	1	2	0	0	0	1			
67 Francisco Cordova, R (1,1) Josias Manzanillo, R (4,1) Ivan Cruz, L (5, PH) Scott Sauerbeck, R (8,1) Mike Garcia, R (7,1) Keith Osik, R (8,9) Jeff Wallace, L (8,1) Keith Osik, R (9,1)			1-3 K		2-1 G6-3			0-0 HR	4-1 BB	1	0	0	0	0	1	1			
Inning Stats	R: 0 E: 0 K: 1 S: 5	H: 0 LOB: 0 BB: 1 P: 11	R: 0 E: 0 K: 0 S: 7	H: 0 LOB: 0 BB: 0 P: 11	R: 0 E: 1 K: 1 S: 6	H: 0 LOB: 1 BB: 0 P: 8	R: 1 E: 0 K: 0 S: 11	H: 2 LOB: 1 BB: 0 P: 15	R: 0 E: 0 K: 0 S: 7	H: 1 LOB: 0 BB: 0 P: 11	R: 0 E: 0 K: 1 S: 14	H: 1 LOB: 1 BB: 1 P: 21	R: 2 E: 0 K: 1 S: 11	H: 2 LOB: 1 BB: 1 P: 21	R: 1 E: 1 K: 0 S: 7	H: 2 LOB: 2 BB: 1 P: 14	1B: 7 2B: 1 3B: 0 HR: 1	SF: 1 SAC: 0 DP: 4 HBP: 0	WP: 0 PA: 37 PB: 0 SB: 0 CS: 0
PITCHER	IP WLS BF H R ER SO BB IBB HBP BLK WP HR S P ERA WHIP	IP WLS BF H R ER SO BB IBB HBP BLK WP HR S P ERA WHIP	IP WLS BF H R ER SO BB IBB HBP BLK WP HR S P ERA WHIP	IP WLS BF H R ER SO BB IBB HBP BLK WP HR S P ERA WHIP	IP WLS BF H R ER SO BB IBB HBP BLK WP HR S P ERA WHIP	IP WLS BF H R ER SO BB IBB HBP BLK WP HR S P ERA WHIP	IP WLS BF H R ER SO BB IBB HBP BLK WP HR S P ERA WHIP	IP WLS BF H R ER SO BB IBB HBP BLK WP HR S P ERA WHIP	IP WLS BF H R ER SO BB IBB HBP BLK WP HR S P ERA WHIP	IP WLS BF H R ER SO BB IBB HBP BLK WP HR S P ERA WHIP	IP WLS BF H R ER SO BB IBB HBP BLK WP HR S P ERA WHIP	IP WLS BF H R ER SO BB IBB HBP BLK WP HR S P ERA WHIP	IP WLS BF H R ER SO BB IBB HBP BLK WP HR S P ERA WHIP	IP WLS BF H R ER SO BB IBB HBP BLK WP HR S P ERA WHIP	IP WLS BF H R ER SO BB IBB HBP BLK WP HR S P ERA WHIP	IP WLS BF H R ER SO BB IBB HBP BLK WP HR S P ERA WHIP	IP WLS BF H R ER SO BB IBB HBP BLK WP HR S P ERA WHIP	IP WLS BF H R ER SO BB IBB HBP BLK WP HR S P ERA WHIP	IP WLS BF H R ER SO BB IBB HBP BLK WP HR S P ERA WHIP

St. Louis Cardinals @ Pittsburgh Pirates
Three Rivers Stadium, Pittsburgh, PA
Sat May 20 2000, 7:05 PM EDT
Att: 36,331 - Overcast - 62 F

AB	32
R	4
H	9
RBI	4
BB	4
SO	4
LOB	17



Batter	1	2	3	4	5	6	7	8	9	AB	R	H	RBI	BB	SO	LOB	TOP					
Plácido Polanco, R OBP: 0.379, SLG: 0.561	G5-3	L4		BB BB 1-3 2-H 1B		BB 1-1 1B		BB 1-1 1B 3B		5	1	3	3	0	0	0	St. Louis Cardinals @ Pittsburgh Pirates Three Rivers Stadium, Pittsburgh, PA Sun May 21 2000, 1:35 PM EDT Att: 33,034 - Overcast - 63 F					
Ray Lankford, L OBP: 0.319, SLG: 0.397	HR BB	K		BB 1-2 BB		BB 1-2 BB		CS 1B		2	1	1	1	3	1	0						
Mark McGwire, R OBP: 0.503, SLG: 0.902	HR			BB 1-2 2-3 3-H 2-2		BB 1-2 BB		K		4	1	1	3	1	1	3						
15 Jim Edmonds, L OBP: 0.500, SLG: 0.721	K			K		G5-3		K		5	0	0	0	0	4	6						
Craig Paquette, R OBP: 0.348, SLG: 0.529	E 1B BB			G5-3		P4		K		4	0	0	0	1	1	0						
J.D. Drew, L OBP: 0.417, SLG: 0.538	E 1-2 1B			BB 1B 1B		G4-3		K		5	1	2	0	0	1	0						
Edgar Renteria, R OBP: 0.318, SLG: 0.474	E5			BB 1B 1B		F4		FC4-6 1B		5	1	2	0	0	1	2						
Eli Marrero, R OBP: 0.302, SLG: 0.568	G6-3			K		BB 1B 3B		FC4-6		4	1	1	0	0	1	6						
Andy Benes, R OBP: 0.158, SLG: 0.316		G6-3		K		K				3	0	0	0	0	2	3						
Eric Davis, R OBP: 0.409, SLG: 0.532										0	1	0	0	1	0	0						
Mike James, R										0	0	0	0	0	0	0						
Jose Rodriguez, L										0	0	0	0	0	0	0						
Dave Veres, R								BB 3B		0	0	0	0	0	0	0						
Inning Stats	R: 2 E: 1 K: 1 S: 14	H: 2 LOB: 3 BB: 2 P: 26	R: 0 E: 0 K: 1 S: 8	H: 0 LOB: 0 BB: 0 P: 15	R: 0 E: 0 K: 1 S: 7	H: 0 LOB: 0 BB: 0 P: 10	R: 2 E: 0 K: 2 S: 16	H: 3 LOB: 3 BB: 2 P: 31	R: 0 E: 0 K: 0 S: 4	H: 0 LOB: 0 BB: 0 P: 5	R: 1 E: 0 K: 2 S: 17	H: 2 LOB: 2 BB: 1 P: 25	R: 0 E: 0 K: 2 S: 14	H: 1 LOB: 1 BB: 0 P: 19	R: 2 E: 0 K: 2 S: 13	H: 2 LOB: 0 BB: 1 P: 20	R: 0 E: 0 K: 1 S: 9	H: 0 LOB: 0 BB: 0 P: 13	1B: 7 2B: 0 3B: 2 HR: 1	SF: 0 SAC: 0 DP: 0 HBP: 0	WP: 0 PB: 0 SB: 0 CS: 1	PA: 44
PITCHER	IP WLS BF H R ER SO BB IBB HBP BLK WP HR S P ERA WHIP	IP WLS BF H R ER SO BB IBB HBP BLK WP HR S P ERA WHIP																				
Todd Ritchie, R ERA: 4.25	5.1 L 28 7 5 5 6 4 0 0 0 0 1 57 97 8.44 2.062																					
Jeff Wallace, L ERA: 2.31	0.2 3 0 0 0 1 1 0 0 0 0 0 0 9 15 0.00 1.500																					
Jose Silva, R ERA: 4.73	1.0 4 1 0 0 2 0 0 0 0 0 0 0 14 19 0.00 1.000																					
Scott Sauerbeck, L ERA: 3.6	0.2 5 2 2 2 2 1 0 0 0 0 0 0 12 18 27.00 4.500																					
Mike Williams, R ERA: 2.09	1.1 3 0 0 0 1 0 0 0 0 0 0 0 10 15 0.00 0.000																					

AB 37
R 7
H 10
RBI 7
BB 6
SO 12
LOB 20



Batter	1	2	3	4	5	6	7	8	9	AB	R	H	RBI	BB	SO	LOB	BOTTOM					
Warren Morris, L OBP: 0.351, SLG: 0.292	K	L3			G4-3			G4-3	G1-3	5	0	0	0	0	1	1	St. Louis Cardinals @ Pittsburgh Pirates Three Rivers Stadium, Pittsburgh, PA Sun May 21 2000, 1:35 PM EDT Att: 33,034 - Overcast - 63 F					
18 Jason Kendall, R OBP: 0.462, SLG: 0.466	HR BB				G5-3			HR		3	2	1	1	1	0	0						
John Vander Wal, L OBP: 0.442, SLG: 0.594	K				G5-3		F7	2B BB		3	0	0	0	1	1	1						
Brian Giles, L OBP: 0.433, SLG: 0.675	HR				1B		K	F7		4	1	2	2	0	1	1						
Wil Cordero, R OBP: 0.333, SLG: 0.518	1B				F7		L7	1B		4	0	2	0	0	0	1						
Ivan Cruz, L OBP: 0.200, SLG: 0.200	1B				K		F7	K		4	0	1	0	0	2	2						
Pat Meares, R OBP: 0.294, SLG: 0.389		F7			F7		F4	HR		4	1	1	1	0	0	0						
Luis Sojo, R OBP: 0.347, SLG: 0.506		F9			G6-3		HR	F8		4	1	1	1	0	0	0						
Todd Ritchie, R ERA: 4.25										2	0	1	0	0	1	0						
Jeff Wallace, L ERA: 2.31										0	0	0	0	0	0	0						
Jose Silva, R ERA: 4.73										0	0	0	0	0	0	0						
Bruce Aven, R ERA: 3.69										1	0	0	0	0	0	0						
Scott Sauerbeck, R ERA: 3.6										0	0	0	0	0	0	0						
Mike Williams, R ERA: 2.09										0	0	0	0	0	0	0						
Kevin Young, R ERA: 2.09										1	0	0	0	0	0	0						
Inning Stats	R: 2 E: 0 K: 2 S: 15	H: 3 LOB: 1 BB: 1 P: 24	R: 0 E: 0 K: 0 S: 11	H: 1 LOB: 1 BB: 0 P: 17	R: 0 E: 0 K: 0 S: 11	H: 1 LOB: 1 BB: 0 P: 15	R: 0 E: 0 K: 1 S: 6	H: 0 LOB: 0 BB: 0 P: 8	R: 0 E: 0 K: 1 S: 10	H: 0 LOB: 0 BB: 0 P: 16	R: 0 E: 0 K: 1 S: 7	H: 0 LOB: 0 BB: 0 P: 10	R: 1 E: 0 K: 0 S: 13	H: 1 LOB: 0 BB: 0 P: 20	R: 1 E: 0 K: 1 S: 14	H: 2 LOB: 2 BB: 1 P: 28	R: 1 E: 0 K: 0 S: 12	H: 1 LOB: 0 BB: 0 P: 15	1B: 4 2B: 1 3B: 0 HR: 4	SF: 0 SAC: 0 DP: 0 HBP: 0	WP: 0 PB: 0 SB: 0 CS: 0	PA: 37
PITCHER	IP WLS BF H R ER SO BB IBB HBP BLK WP HR S P ERA WHIP	IP WLS BF H R ER SO BB IBB HBP BLK WP HR S P ERA WHIP																				
Andy Benes, R ERA: 4.04	7.0 W 27 6 3 3 5 1 0 0 0 0 2 73 110 3.86 1.000																					
Mike James, R ERA: 3.69	0.1 3 1 1 1 0 1 0 0 0 0 0 1 8 15 27.00 6.000																					
Jose Rodriguez, L ERA: 4.73	0.1 H 1 0 0 0 0 0 0 0 0 0 0 2 5 0.00 0.000																					
Dave Veres, R ERA: 3.43	1.1 S 6 2 1 1 1 0 0 0 0 0 1 16 23 6.75 1.500																					

AB 35
R 5
H 9
RBI 5
BB 2
SO 6
LOB 6



Batter	1	2	3	4	5	6	7	8	9	AB	R	H	RBI	BB	SO	LOB	TOP					
Luis Castillo, S OBP: 0.473, SLG: 0.422 Chris Clapinski, S OBP: 0.314, SLG: 0.441	(1, 4) G1-3		(2) G6-3			(4-1) G2-3 BB		(1-0) SF8 1-3 2B		3	0	1	0	1	0	0	0					
Mark Kotsay, L OBP: 0.307, SLG: 0.437	(1, 9) HR		(3) G4-3			(1-0) F7		(0-3) K		4	1	1	1	0	1	3						
Cliff Floyd, L OBP: 0.377, SLG: 0.425 Danny Bautista, R OBP: 0.268, SLG: 0.418	(1, 7) BB				(1-1) 2B	(2-2) G2-3		(1-2) SF8		2	0	1	1	1	0	1						
Preston Wilson, R OBP: 0.343, SLG: 0.489 Ron Mahay, L OBP: 1.000, SLG: 1.000	(1, 8) K				(2-3) K	(4-0) BB		(2-3, 3-H) K		3	0	0	0	1	3	3						
Kevin Millar, R OBP: 0.348, SLG: 0.459	(1, 5) P4				(1-1) F8	(2-2) F9				4	1	1	1	0	0	4						
Derrek Lee, R OBP: 0.357, SLG: 0.420			(1) G5-3		(1-3) K			(0-2) F8		4	0	0	0	0	1	1						
Alex Gonzalez, R OBP: 0.206, SLG: 0.230			(2) K			(1-3) K		(1-3) F9		4	0	0	0	0	3	0						
Paul Bako, L OBP: 0.347, SLG: 0.323			(3) K			(2-3) K		(0-1) L5		4	0	0	0	0	2	0						
Ryan Dempster, R OBP: 0.080, SLG: 0.160 Joe Strong, S	(1, 1)				(0-3) K			(1-2) 2B SF8 1B		2	0	0	0	0	1	0						
Brant Brown, L OBP: 0.250, SLG: 0.393	(8, PH)					(0-0) G5-3				0	0	0	0	0	0	0						
										1	1	1	0	0	0	0						
Inning Stats	R: 1 E: 0 K: 1 S: 11	H: 1 LOB: 1 BB: 1 P: 20	R: 0 E: 0 K: 2 S: 9	H: 0 LOB: 0 BB: 0 P: 11	R: 0 E: 0 K: 1 S: 7	H: 0 LOB: 0 BB: 0 P: 10	R: 0 E: 0 K: 2 S: 10	H: 1 LOB: 1 BB: 0 P: 15	R: 0 E: 0 K: 1 S: 7	H: 0 LOB: 0 BB: 0 P: 10	R: 0 E: 0 K: 0 S: 8	H: 0 LOB: 2 BB: 2 P: 21	R: 0 E: 0 K: 1 S: 8	H: 0 LOB: 0 BB: 0 P: 9	R: 1 E: 0 K: 2 S: 15	H: 2 LOB: 1 BB: 0 P: 21	R: 1 E: 0 K: 0 S: 4	H: 1 LOB: 0 BB: 0 P: 6	1B: 1 2B: 2 3B: 0 HR: 2	SF: 1 SAC: 0 DP: 0 HBP: 0	WP: 0 PB: 0 SB: 0 CS: 0	PA: 35
PITCHER	IP WLS BF H R ER SO BB IBB HBP BLK WP HR S P ERA WHIP																					
Darryl Kile, R ERA: 5.14	(1, 1) 8.0 W 31 4 2 2 11 3 0 0 0 0 0 1 75 117 2.25 0.875																					
Mark Thompson, R ERA: 2.64	(9, 1) 1.0 4 1 1 1 0 0 0 0 0 0 0 1 4 6 9.00 1.000																					

Florida Marlins @ St. Louis Cardinals
Busch Stadium, St. Louis, MO
Tue May 23 2000, 7:10 PM CDT
Att: 37,495 - Cloudy - 88 F

AB 31
R 3
H 5
RBI 3
BB 3
SO 11
LOB 12



Batter	1	2	3	4	5	6	7	8	9	AB	R	H	RBI	BB	SO	LOB	BOTTOM			
Fernando Vina, L OBP: 0.423, SLG: 0.479	(1, 4) G6-3		(1) F9		(2) F9			(4-2) BB 1B SF7 BB		4	2	1	0	1	0	2				
Edgar Renteria, R OBP: 0.320, SLG: 0.478	(1, 6) G5-3		(2) F9		(3) K		(1-1) 15 F8 1-H 2B	(3-2) WP BB 1B		5	0	2	1	0	1	2				
15 Jim Edmonds, L OBP: 0.492, SLG: 0.724	(1, 8) K		(3) HR			(1-0) F8		(1-3) K		5	1	1	1	0	3	3				
Mark McGwire, R OBP: 0.507, SLG: 0.915 Eli Marrero, R OBP: 0.302, SLG: 0.568	(1, 3) HR		(3) G5-3			(2-3) F9 1B 1B		(4-2) WP BB		4	2	2	1	1	1	1				
Ray Lankford, L OBP: 0.329, SLG: 0.427 Mark Thompson, R	(1, 7) HR				(4-2) 2B 1B BB	(3-1) 1B 2B 1B		(0-1) SF7		3	3	2	2	1	0	1				
Craig Panquette, R OBP: 0.343, SLG: 0.524	(1, 5) G5-3				(1-0) 1B 2B	(2-3) F9		(3-H) F7		5	1	1	0	0	4					
J.D. Drew, L OBP: 0.429, SLG: 0.538	(1, 9) BB				(4-2) 1B BB	(0-0) F7				2	1	1	1	2	0	0				
Mike Matheny, R OBP: 0.338, SLG: 0.397	(1, 2) F2				(0-3) K	(1-H) 2B				4	0	2	2	0	1	4				
Darryl Kile, R OBP: 0.043, SLG: 0.043 Placido Polanco, R OBP: 0.379, SLG: 0.561	(1, 1) K				(2-2) 1B BB	(1-3) 3-H 2B 1B		(0-2) G4-3		4	0	1	2	0	1	3				
										0	0	0	0	0	0	0				
Inning Stats	R: 0 E: 0 K: 1 S: 9	H: 0 LOB: 0 BB: 0 P: 12	R: 2 E: 0 K: 1 S: 11	H: 2 LOB: 1 BB: 1 P: 22	R: 1 E: 0 K: 0 S: 10	H: 1 LOB: 0 BB: 0 P: 13	R: 2 E: 0 K: 2 S: 18	H: 2 LOB: 2 BB: 2 P: 29	R: 3 E: 0 K: 1 S: 14	H: 4 LOB: 1 BB: 0 P: 18	R: 1 E: 0 K: 1 S: 8	H: 2 LOB: 1 BB: 0 P: 11	R: 0 E: 0 K: 0 S: 8	H: 1 LOB: 1 BB: 0 P: 11	R: 1 E: 0 K: 1 S: 16	H: 1 LOB: 3 BB: 2 P: 29	1B: 7 2B: 3 3B: 0 HR: 3	SF: 1 SAC: 0 DP: 0 HBP: 0	WP: 1 PB: 0 SB: 0 CS: 0	PA: 42
PITCHER	IP WLS BF H R ER SO BB IBB HBP BLK WP HR S P ERA WHIP																			
Ryan Dempster, R ERA: 3.61	(1, 1) 5.0 L 27 9 3 1 1 1 0 0 0 0 0 0 0 16 22 4.50 1.500																			
Joe Strong, R ERA: 5.63	(6, 1) 2.0 9 3 1 1 1 0 0 0 0 0 0 0 16 22 4.50 1.500																			
Ron Mahay, L ERA: 8.37	(8, 1) 1.0 6 1 1 1 1 2 0 0 0 0 1 0 16 29 9.00 3.000																			

Florida Marlins @ St. Louis Cardinals
Busch Stadium, St. Louis, MO
Tue May 23 2000, 7:10 PM CDT
Att: 37,495 - Cloudy - 88 F

AB 36
R 10
H 13
RBI 10
BB 5
SO 7
LOB 20



Batter	1	2	3	4	5	6	7	8	9	AB	R	H	RBI	BB	SO	LOB	TOP			
Luis Castillo, S (1,4) OBP: 0.477, SLG: 0.423 Alex Gonzalez, R (5,6) OBP: 0.205, SLG: 0.229	4-2 CS BB		0-3 K		2-2 CS 1B		0-0 F9			2	0	1	0	1	1	0	Florida Marlins @ St. Louis Cardinals Busch Stadium, St. Louis, MO Wed May 24, 2000, 7:10 PM CDT Att: 34,105 - Cloudy - 87 F			
Mark Kotsay, L (1,9) OBP: 0.438	1-2 P4		0-0 F 2B		2-0 F8 1-2		0-0 G1-3			4	0	1	0	0	0	2				
Cliff Floyd, L (1,7) OBP: 0.374, SLG: 0.427	1-3 K 1-2		0-2 F2		1-2 2B		2-2 F9			4	0	1	0	0	1	2				
Preston Wilson, R (1,8) OBP: 0.347, SLG: 0.492		1-1 1B E 2B	4-2 BB 2-3		1-1 G5-3		1-1 G4-3			3	1	1	0	1	0	1				
Kevin Millar, R (1,5) OBP: 0.353, SLG: 0.455		0-0 E 1B	4-0 BB 1-2		0-2 F7		1-1 F7			3	0	1	0	1	0	0				
Brant Brown, L (1,3) OBP: 0.235, SLG: 0.369		0-3 K F8	3-2 F8		0-0 P6		0-0 G1-3			4	0	0	0	0	1	5				
Dave Berg, R (1,6) OBP: 0.323, SLG: 0.339 (5,4)		3-2 E4 1-2 3-H		0-2 F9		0-1 L8		1-1 G6-3		4	0	0	1	0	0	1				
Paul Bako, L (1,2) OBP: 0.333, SLG: 0.309		1-1 F8	1-2 F2		1-1 G4-3					3	0	0	0	0	0	2				
Vladimir Nunez, R (1,1) OBP: 0.143, SLG: 0.357 Derrek Lee, R (7,PH) OBP: 0.353, SLG: 0.416 Armando Almanza, L (7,1) Braden Looper, R (8,1)		1-3 K	0-0 G3		1-3 K					2	0	0	0	0	1	2				
Inning Stats	R: 0 E: 0 K: 1 S: 10	H: 0 LOB: 0 BB: 1 P: 16	R: 1 E: 1 K: 2 S: 14	H: 2 LOB: 2 BB: 0 P: 20	R: 0 E: 1 K: 1 S: 13	H: 1 LOB: 3 BB: 2 P: 24	R: 0 E: 0 K: 0 S: 7	H: 0 LOB: 0 BB: 0 P: 8	R: 0 E: 0 K: 0 S: 7	H: 0 LOB: 1 BB: 0 P: 7	R: 0 E: 0 K: 1 S: 6	H: 0 LOB: 0 BB: 0 P: 8	R: 0 E: 0 K: 0 S: 6	H: 0 LOB: 0 BB: 0 P: 9	R: 0 E: 0 K: 0 S: 5	H: 0 LOB: 0 BB: 0 P: 7		1B: 2 2B: 3 3B: 0 HR: 0	SF: 0 SAC: 0 DP: 0 HBP: 0	WP: 0 PB: 0 SB: 0 CS: 2
PITCHER Garrett Stephenson, R (1,1) ERA: 4.34	IP: 9.0 WLS: W BF: 34 H: 5 R: 1 ER: 1 SO: 5 BB: 3 IBB: 0 HBP: 0 BLK: 0 WP: 0 HR: 0 S: 78 P: 115 ERA: 1.00 WHIP: 0.889															PITCHER				

Batter	1	2	3	4	5	6	7	8	9	AB	R	H	RBI	BB	SO	LOB	BOTTOM			
Fernando Vina, L (1,4) OBP: 0.420, SLG: 0.480	0-0 F8		0-1 FC4-6 1-2 3-H		0-0 G3		0-0 G4-3 2B			4	0	1	1	0	0	1	Florida Marlins @ St. Louis Cardinals Busch Stadium, St. Louis, MO Wed May 24, 2000, 7:10 PM CDT Att: 34,105 - Cloudy - 87 F			
Edgar Renteria, R (1,6) OBP: 0.316, SLG: 0.472	0-0 P5		1-3 K		2-1 15 1B HR		2-1 G4-3 2-3			4	1	1	0	0	1	2				
15 Jim Edmonds, L (1,8) OBP: 0.492, SLG: 0.718	1-1 F8			0-0 1B BB 1B		1-0 1B HR		1-0 G4-3		4	1	2	0	0	0	1				
Mark McGwire, R (1,3) OBP: 0.513, SLG: 0.935		1-1 G5-3		4-2 1B BB 1-2		0-0 HR 1-H 2-H		4-1 2B BB		2	1	1	3	2	0	0				
Ray Lankford, L (1,7) OBP: 0.333, SLG: 0.453		1-1 CS 1B		0-3 K		0-1 HR		1-2 L7		4	1	2	1	0	1	3				
Craig Panquette, R (1,5) OBP: 0.340, SLG: 0.515		0-0 F9		0-1 G6-4-3 1B		2-2 L7		1-1 F9		4	0	1	0	0	0	2				
J.D. Drew, L (1,9) OBP: 0.431, SLG: 0.557		1-0 CS 1-2	3-2 G4-3 FC4-6 2B	2-0 G6-4-3 1B 1-2 2-3		2-3 K		2-0 2B		4	1	2	0	0	1	3				
Eli Marrero, R (1,2) OBP: 0.298, SLG: 0.542			0-0 G4-3		1-2 G1-3 1B		0-1 F9		0-0 G5-3		4	0	1	0	0	3				
Garrett Stephenson, R (1,1) ERA: 4.34			4-2 FC4-6 BB		1 SAFE G1-3 1-2		1-3 K			2	0	0	0	1	1	1				
Inning Stats	R: 0 E: 0 K: 0 S: 4	H: 0 LOB: 0 BB: 0 P: 5	R: 0 E: 0 K: 0 S: 5	H: 1 LOB: 0 BB: 0 P: 8	R: 1 E: 0 K: 1 S: 16	H: 1 LOB: 1 BB: 1 P: 23	R: 0 E: 0 K: 1 S: 9	H: 2 LOB: 2 BB: 1 P: 15	R: 0 E: 0 K: 0 S: 6	H: 1 LOB: 0 BB: 0 P: 7	R: 4 E: 0 K: 1 S: 14	H: 4 LOB: 1 BB: 0 P: 21	R: 0 E: 0 K: 1 S: 7	H: 1 LOB: 1 BB: 0 P: 11	R: 0 E: 0 K: 0 S: 8	H: 1 LOB: 2 BB: 1 P: 16		1B: 6 2B: 3 3B: 0 HR: 2	SF: 0 SAC: 0 DP: 1 HBP: 0	WP: 0 PB: 0 SB: 0 CS: 1
PITCHER Vladimir Nunez, R (1,1) ERA: 7.74 Armando Almanza, L (7,1) ERA: 1.53 Braden Looper, R (8,1) ERA: 2.35	IP: 6.0 WLS: L BF: 26 H: 9 R: 5 ER: 5 SO: 3 BB: 2 IBB: 0 HBP: 0 BLK: 0 WP: 0 HR: 2 S: 54 P: 79 ERA: 7.50 WHIP: 1.833															PITCHER				

AB	31
R	1
H	5
RBI	1
BB	3
SO	5
LOB	15

AB	32
R	5
H	11
RBI	5
BB	3
SO	4
LOB	16



Batter	1	2	3	4	5	6	7	8	9	AB	R	H	RBI	BB	SO	LOB	TOP										
Luis Castillo, S OBP: 0.467, SLG: 0.413	L9		F2		FC6-4				B2-3	5	0	1	1	0	0	1											
Danny Bautista, R OBP: 0.250, SLG: 0.389	G6-3			L6		K	P5		G6-3	5	0	0	0	0	1	2											
Cliff Floyd, L OBP: 0.377, SLG: 0.459	G3					K				4	1	2	1	0	1	0											
Preston Wilson, R OBP: 0.345, SLG: 0.503		K		K		K			HR	4	1	1	1	0	3	1											
Kevin Millar, R OBP: 0.350, SLG: 0.476		HR		P4			K	K		4	1	1	1	0	2	1											
Derrek Lee, R OBP: 0.358, SLG: 0.448		K			HR		1B	G6-3		4	2	2	1	0	1	0											
Alex Gonzalez, R OBP: 0.356, SLG: 0.346							1B	1B		3	0	0	0	0	3	1											
Mark Kotsay, L OBP: 0.304, SLG: 0.435										1	0	1	0	0	0	0											
Paul Bako, L OBP: 0.333, SLG: 0.309			G3				1B	P6		3	1	2	0	0	0	0											
3B Reid Cornelius, R OBP: 0.348, SLG: 0.482							1B			1	0	0	0	0	0	0											
Vic Darenbourg, L OBP: 0.300, SLG: 0.500										1	0	0	0	0	0	1											
Chris Clapinski, S OBP: 0.333, SLG: 0.457										1	0	1	1	0	0	0											
Ricky Bones, R OBP: 0.333, SLG: 0.309										0	0	0	0	0	0	0											
Brant Brown, L OBP: 0.232, SLG: 0.364										1	0	0	0	0	1	0											
Inning Stats	R: 0 E: 0 K: 0 S: 9	H: 0 LOB: 0 BB: 0 P: 14	R: 1 E: 0 K: 3 S: 11	H: 1 LOB: 0 BB: 0 P: 16	R: 0 E: 0 K: 1 S: 10	H: 0 LOB: 0 BB: 0 P: 16	R: 0 E: 0 K: 1 S: 12	H: 1 LOB: 1 BB: 0 P: 21	R: 1 E: 0 K: 1 S: 9	H: 2 LOB: 1 BB: 0 P: 17	R: 0 E: 0 K: 3 S: 9	H: 0 LOB: 0 BB: 0 P: 15	R: 2 E: 0 K: 2 S: 18	H: 4 LOB: 2 BB: 0 P: 28	R: 2 E: 0 K: 1 S: 15	H: 3 LOB: 1 BB: 0 P: 22	R: 0 E: 0 K: 1 S: 6	H: 0 LOB: 0 BB: 0 P: 10	1B: 6 2B: 1 3B: 0 HR: 4	SF: 0 SAC: 0 DP: 0 HBP: 0	WP: 0 PB: 0 SB: 0 CS: 0	PA: 38					
PITCHER	IP	WLS	BF	H	R	ER	SO	BB	IBB	HBP	BLK	WP	HR	S	P	ERA	WHIP										
Rick Ankiel, L ERA: 4.13	6.2	W	27	7	4	4	11	0	0	0	0	0	2	73	120	5.40	1.050										
Mike James, R ERA: 4.5	0.1	H	4	3	2	2	0	0	0	0	0	0	2	10	12	54.00	9.000										
Dave Veres, R ERA: 3.13	2.0	S	7	1	0	0	2	0	0	0	0	0	0	16	27	0.00	0.500										

Florida Marlins @ St. Louis Cardinals
 Busch Stadium, St. Louis, MO
 Thu May 25 2000, 12:10 PM CDT
 Att: 44,337 - Sunny - 73 F

AB 38
 R 6
 H 11
 RBI 6
 BB 0
 SO 13
 LOB 8

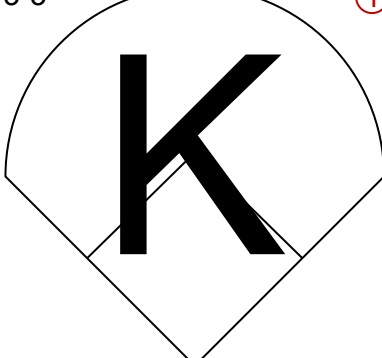

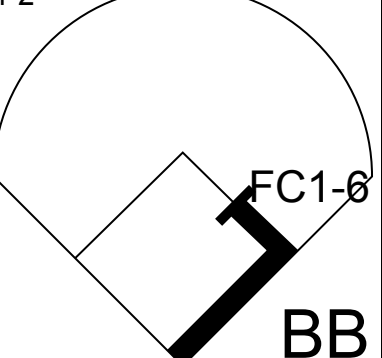
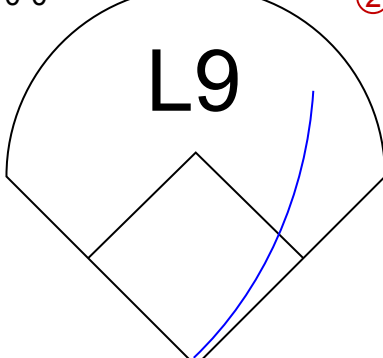
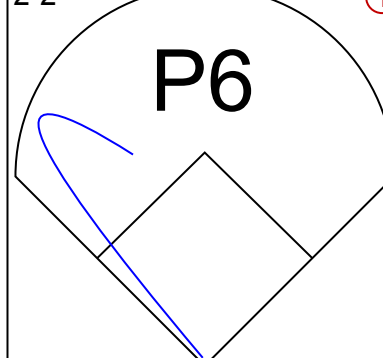
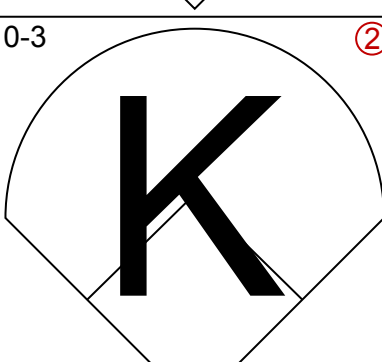
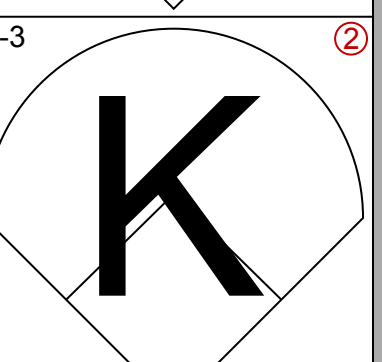
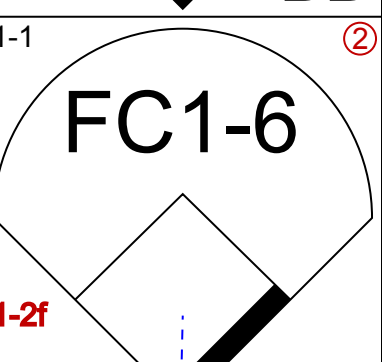
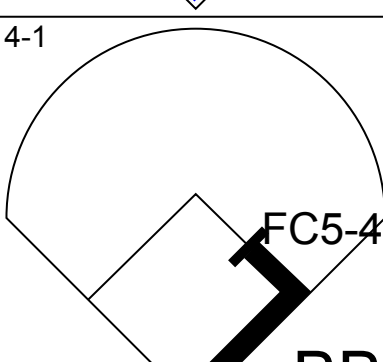
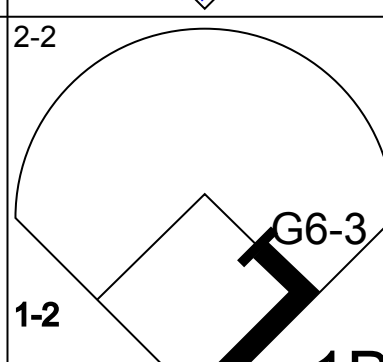
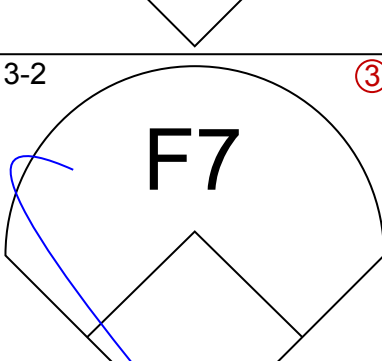
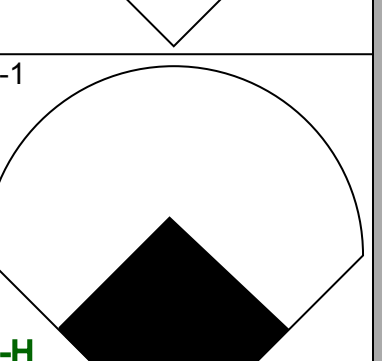
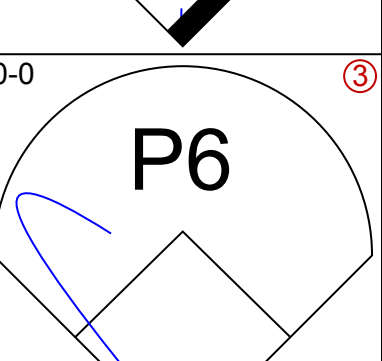
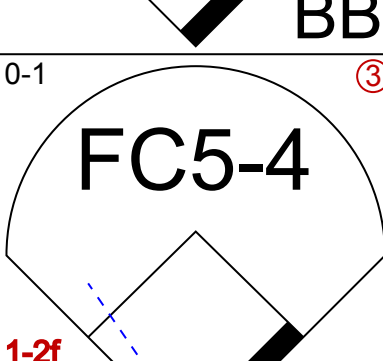
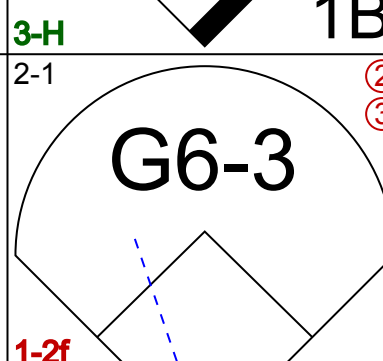
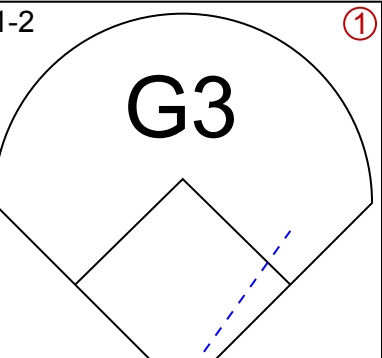
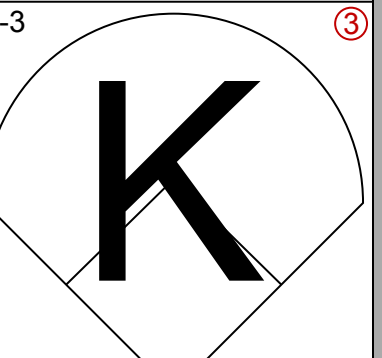
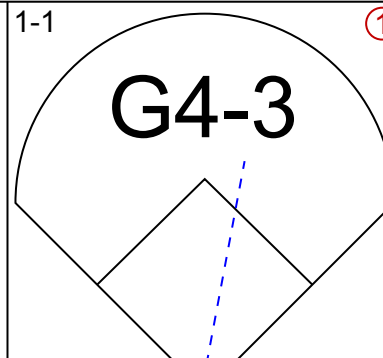
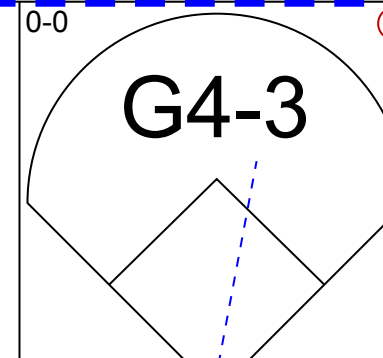
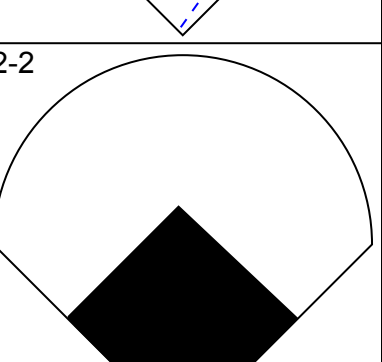
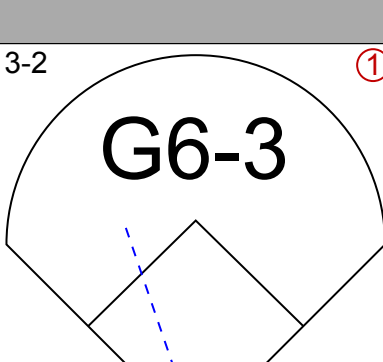
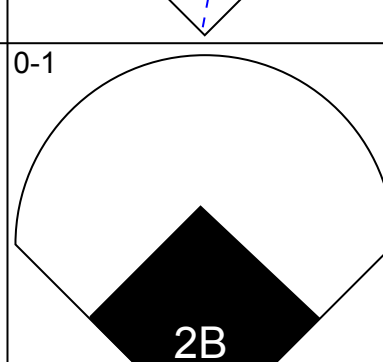
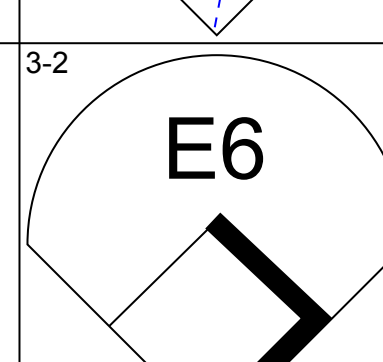

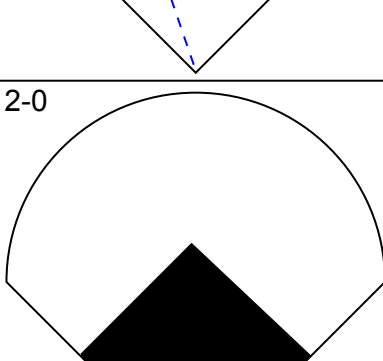
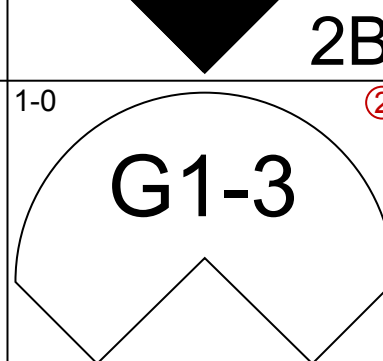
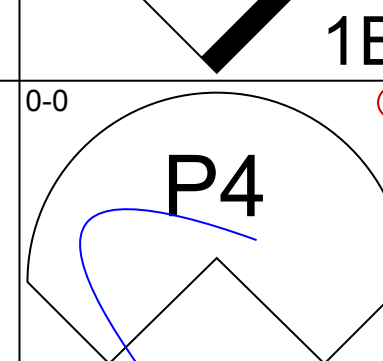
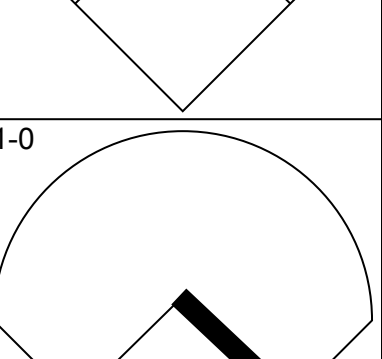
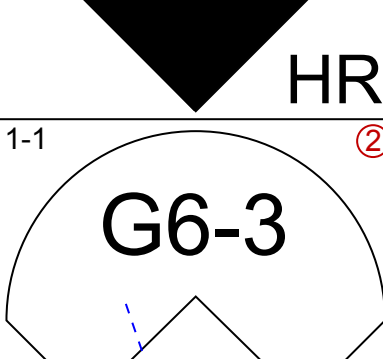
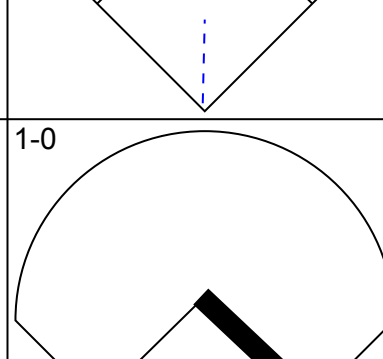
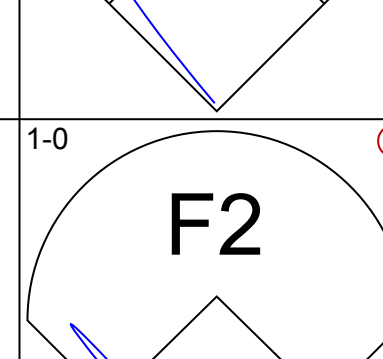

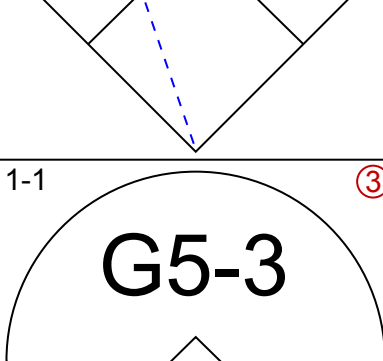
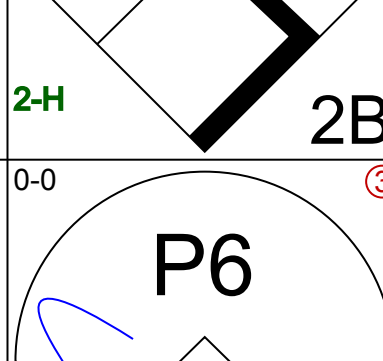
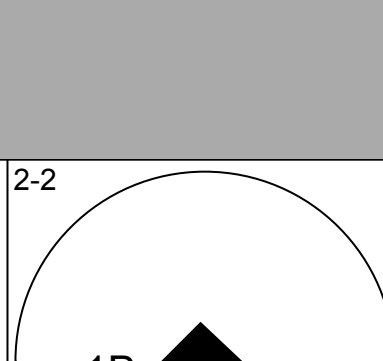
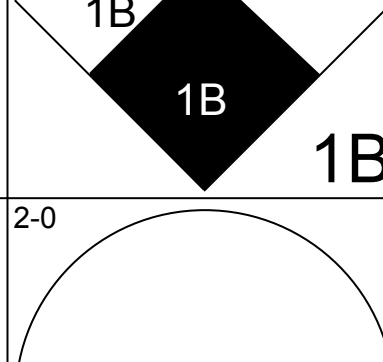
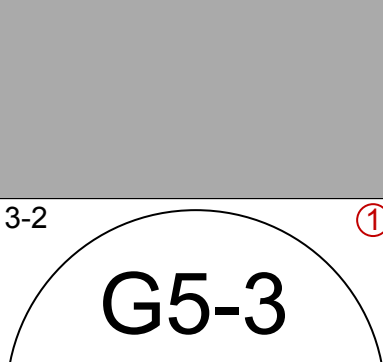
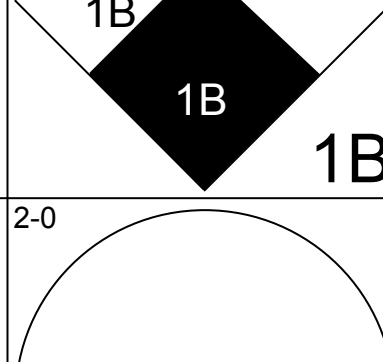
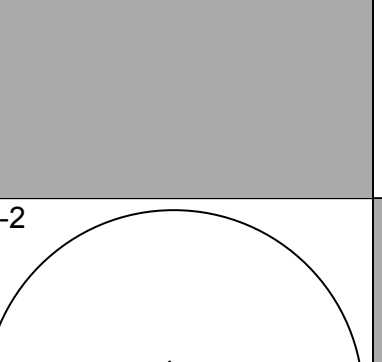
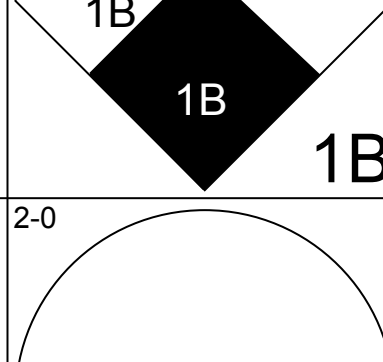


Batter	1	2	3	4	5	6	7	8	9	AB	R	H	RBI	BB	SO	LOB	BOTTOM										
Fernando Vina, L OBP: 0.426, SLG: 0.483	15 2B									3	1	2	0	1	0	2											
Placido Polanco, R OBP: 0.373, SLG: 0.552										1	0	0	0	0	1	0											
Edgar Renteria, R OBP: 0.315, SLG: 0.464	F9									5	1	1	0	0	0	2											
15 Jim Edmonds, L OBP: 0.497, SLG: 0.745	1B									4	3	3	3	0	1	0											
Mark McGwire, R OBP: 0.519, SLG: 0.927	1B									1	1	0	0	3	1	0											
Ray Lankford, L OBP: 0.338, SLG: 0.450										3	0	1	1	1	0	1											
Craig Paquette, R OBP: 0.345, SLG: 0.538	G5-3									2	1	1	3	0	0	2											
J.D. Drew, L OBP: 0.417, SLG: 0.535										4	0	0	0	0	2	3											
Mike Matheny, R OBP: 0.336, SLG: 0.392										4	0	1	0	0	1	0											
Rick Ankiel, L OBP: 0.348, SLG: 0.682										3	0	0	0	0	1	1											
Mike James, R ERA: 3.57										0	0	0	0	0	0	0											
Eric Davis, R OBP: 0.404, SLG: 0.525										1	0	0	0	0	1	0											
Dave Veres, R ERA: 0.37										0	0	0	0	0	0	0											
Inning Stats	R: 1 E: 0 K: 0 S: 9	H: 3 LOB: 2 BB: 1 P: 17	R: 0 E: 0 K: 1 S: 8	H: 0 LOB: 0 BB: 0 P: 11	R: 5 E: 1 K: 0 S: 20	H: 4 LOB: 2 BB: 2 P: 38	R: 1 E: 0 K: 1 S: 10	H: 1 LOB: 2 BB: 2 P: 23	R: 0 E: 0 K: 1 S: 7	H: 1 LOB: 1 BB: 0 P: 7	R: 0 E: 0 K: 2 S: 8	H: 0 LOB: 0 BB: 0 P: 12	R: 0 E: 0 K: 1 S: 5	H: 0 LOB: 0 BB: 0 P: 8	R: 0 E: 0 K: 2 S: 7	H: 0 LOB: 0 BB: 0 P: 9	1B: 6 2B: 2 3B: 0 HR: 2	SF: 1 SAC: 0 DP: 1 HBP: 1	WP: 0 PB: 0 SB: 1 CS: 0	PA: 38							
PITCHER	IP	WLS	BF	H	R	ER	SO	BB	IBB	HBP	BLK	WP	HR	S	P	ERA	WHIP										
3B Reid Cornelius, R ERA: 18.9	3.1	L	22	8	7	7	1	3	0	0	0	0	2	40	74	18.90	3.300										
Vic Darenbourg, L ERA: 3.57	2.2		10	1	0	0	4	1	0	0	0	0	0	22	34	0.00	0.750										
Ricky Bones, R ERA: 0.37	2.0		6	0	0	0	3	0	0	1	0	0	0	12	17	0.00	0.000										

Florida Marlins @ St. Louis Cardinals
 Busch Stadium, St. Louis, MO
 Thu May 25 2000, 12:10 PM CDT
 Att: 44,337 - Sunny - 73 F

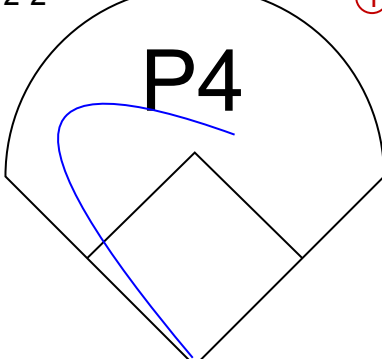
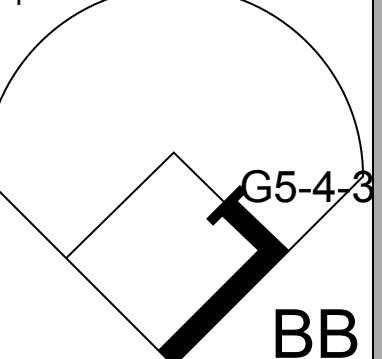
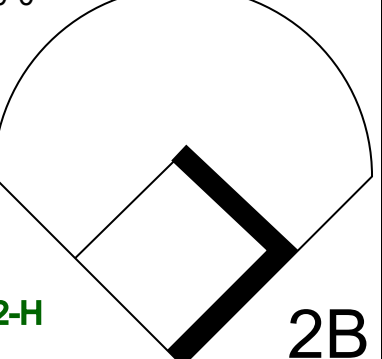
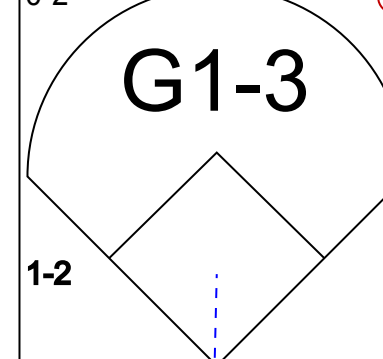
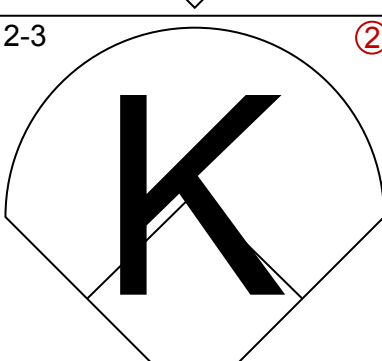
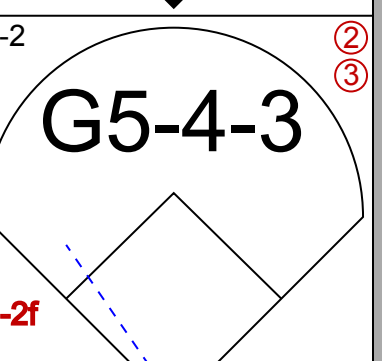
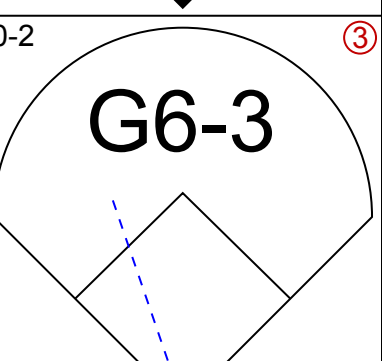
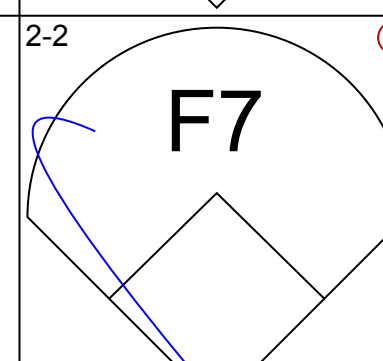
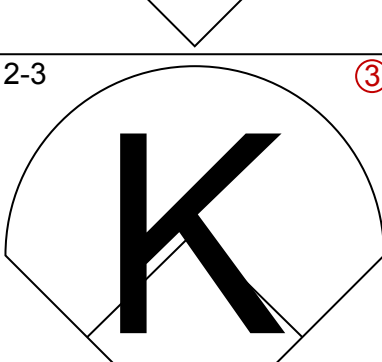
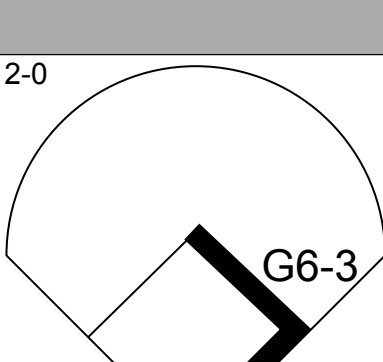
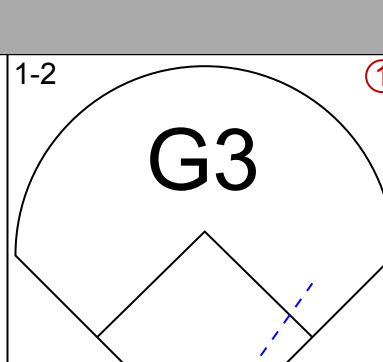
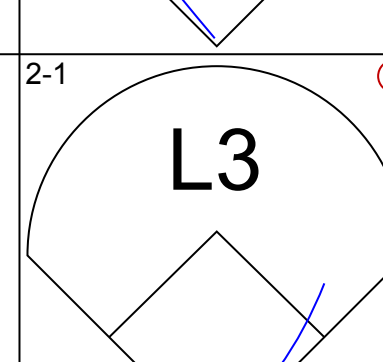
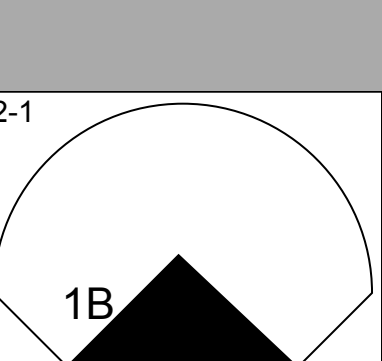

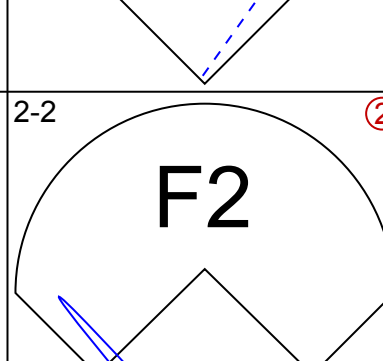
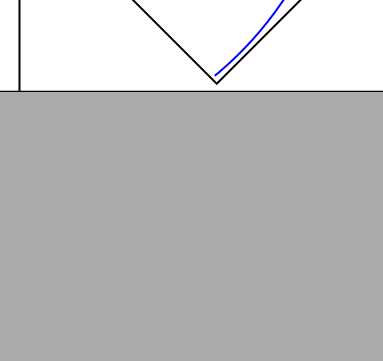
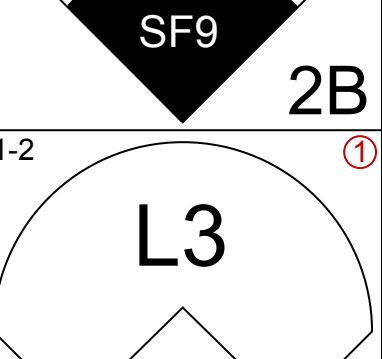
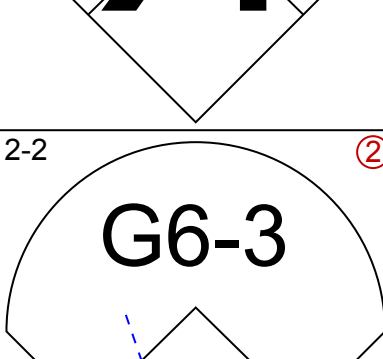
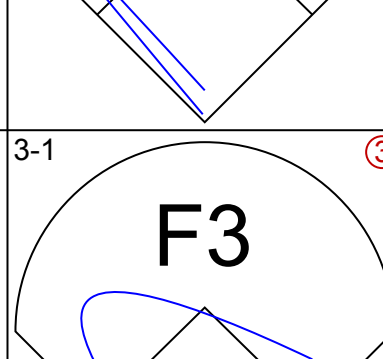

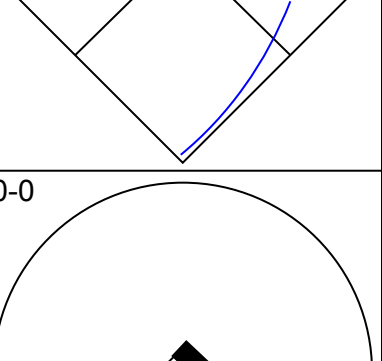
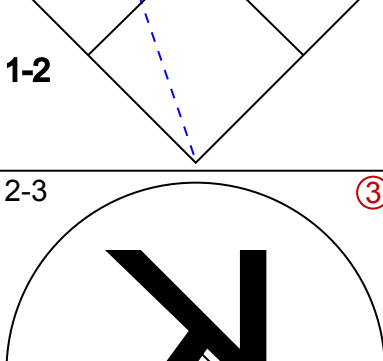
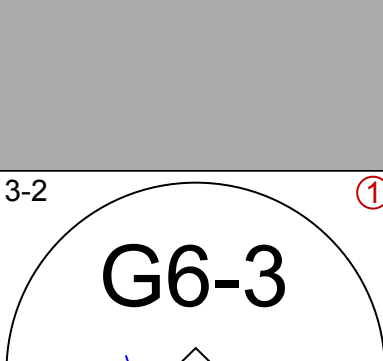
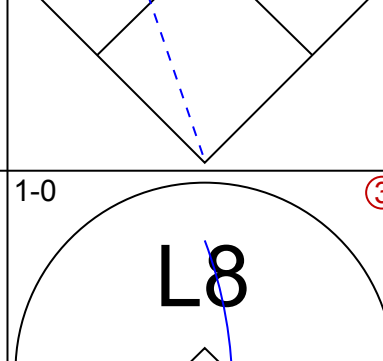
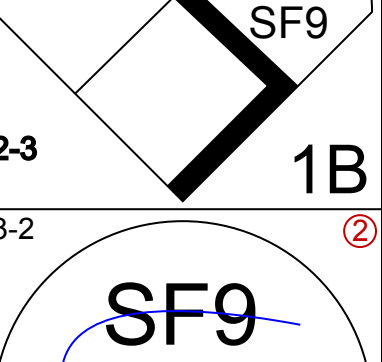
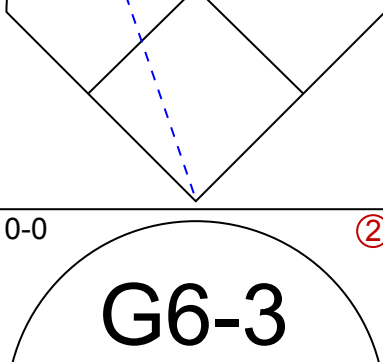
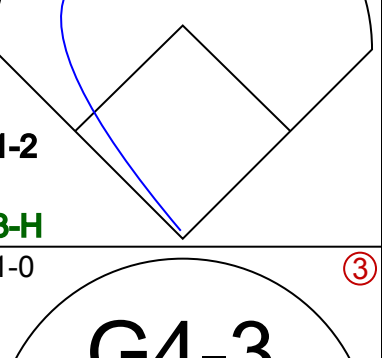
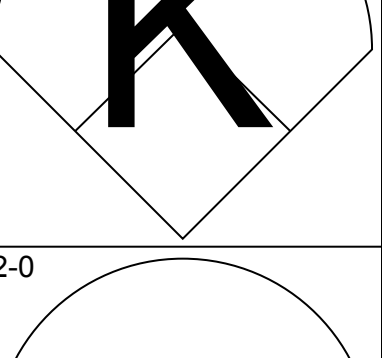
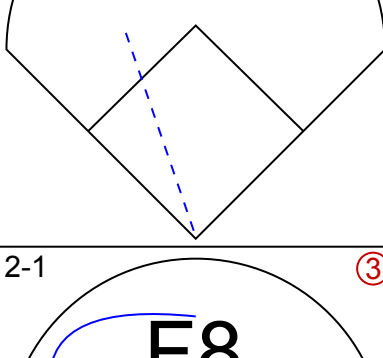
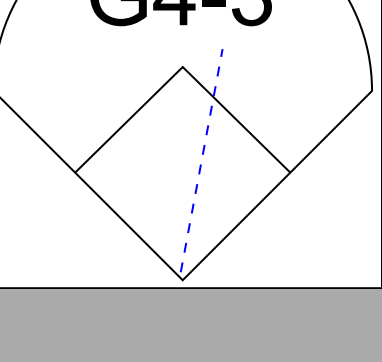
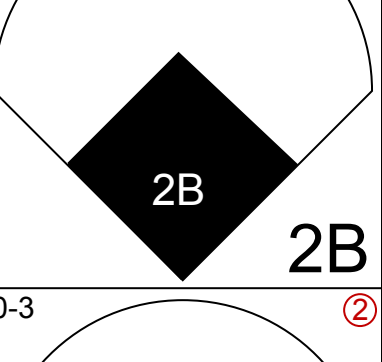
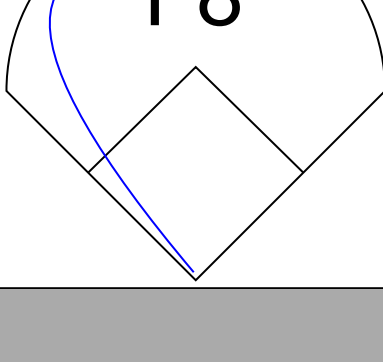

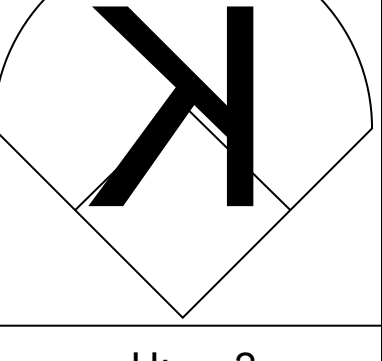
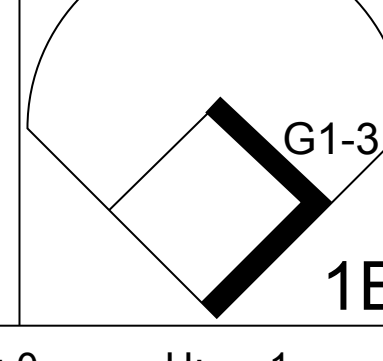

AB 31
 R 7
 H 9
 RBI 7
 BB 5
 SO 8
 LOB 11



Batter	1	2	3	4	5	6	7	8	9	AB	R	H	RBI	BB	SO	LOB	TOP																					
Jon Nunnally, L (1, 9) OBP: 0.333, SLG: 0.361										4	0	0	0	1	2	3	New York Mets @ St. Louis Cardinals Busch Stadium, St. Louis, MO Sun May 28 2000, 1:10 PM CDT Att: 46,344 - Cloudy - 67 F																					
Jay Payton, R (1, 8) OBP: 0.272, SLG: 0.343										4	0	1	1	1	2	2																						
Edgardo Alfonso, R (1, 4) OBP: 0.454, SLG: 0.610										5	1	1	2	0	0	4																						
Robin Ventura, L (1, 5) OBP: 0.354, SLG: 0.527										4	0	0	0	0	1	0																						
Todd Zeile, R (1, 3) OBP: 0.386, SLG: 0.544										4	2	3	1	0	0	0																						
Todd Pratt, R (1, 2) OBP: 0.393, SLG: 0.611										4	1	1	1	0	1	2																						
Joe McEwing, R (1, 7) OBP: 0.292, SLG: 0.489										4	0	2	1	0	0	1																						
20 Kurt Abbott, R (1, 6) OBP: 0.237, SLG: 0.250										3	0	0	0	0	0	2																						
Rey Ordóñez, R (8, 6) OBP: 0.276, SLG: 0.226										1	1	1	0	0	0	0																						
Glendon Rusch, L (1, 1) OBP: 0.118, SLG: 0.063										3	1	1	0	0	1	0																						
John Franco, L (8, 1) Matt Franco, L (9, PH) Armando Benitez, R (9, 1) OBP: 0.327, SLG: 0.186										0	0	0	0	0	0	0																						
Inning Stats	R: 0 H: 0 E: 0 K: 2 S: 12	H: 0 LOB: 0 BB: 0 P: 18	R: 1 H: 2 E: 0 K: 1 S: 13	H: 2 LOB: 1 BB: 0 P: 18	R: 2 H: 2 E: 0 K: 3 S: 25	H: 2 LOB: 0 BB: 0 P: 37	R: 1 H: 1 E: 0 K: 0 S: 8	H: 1 LOB: 0 BB: 0 P: 15	R: 0 H: 0 E: 0 K: 1 S: 8	H: 0 LOB: 1 BB: 1 P: 14	R: 1 H: 2 E: 0 K: 0 S: 7	H: 2 LOB: 1 BB: 0 P: 10	R: 0 H: 0 E: 0 K: 0 S: 7	H: 0 LOB: 1 BB: 1 P: 14	R: 0 H: 1 E: 1 K: 0 S: 6	H: 1 LOB: 1 BB: 0 P: 10	R: 1 H: 3 E: 0 K: 0 S: 15	H: 3 LOB: 1 BB: 0 P: 25	1B: 5 2B: 3 3B: 0 HR: 3	SF: 0 SAC: 0 DP: 1 HBP: 0	WP: 0 PB: 0 SB: 0 CS: 0	PA: 39																
PITCHER	IP	WLS	BF	H	R	ER	SO	BB	IBB	HBP	BLK	WP	HR	S	P	ERA	WHIP	PITCHER				IP	WLS	BF	H	R	ER	SO	BB	IBB	HBP	BLK	WP	HR	S	P	ERA	WHIP
Darryl Kile, R (1, 1) ERA: 5.27	7.0	L	30	7	5	5	7	2	0	0	0	0	3	80	126	6.43	1.286																					
Alan Benes, R (8, 1) ERA: 6.23	2.0		9	4	1	1	0	0	0	0	0	0	0	21	35	4.50	2.000																					

AB	37
R	6
H	11
RBI	6
BB	2
SO	7
LOB	14



Batter	1	2	3	4	5	6	7	8	9	AB	R	H	RBI	BB	SO	LOB	BOTTOM																					
Fernando Vina, L (1, 4) OBP: 0.431, SLG: 0.478										3	0	1	1	1	0	1	New York Mets @ St. Louis Cardinals Busch Stadium, St. Louis, MO Sun May 28 2000, 1:10 PM CDT Att: 46,344 - Cloudy - 67 F																					
Edgar Renteria, R (1, 6) OBP: 0.305, SLG: 0.448										4	0	0	0	0	1	3																						
15 Jim Edmonds, L (1, 8) OBP: 0.493, SLG: 0.732										4	0	1	0	0	1	1																						
Mark McGwire, R (1, 3) OBP: 0.509, SLG: 0.875										4	1	1	0	0	1	1																						
Eric Davis, R (1, 9) OBP: 0.392, SLG: 0.511										4	0	0	0	0	0	2																						
Shawon Dunston, R (1, 7) OBP: 0.197, SLG: 0.333										3	0	1	0	0	1	1																						
Alan Benes, R (8, 1) Thomas Howard, S (9, PH) OBP: 0.271, SLG: 0.545										0	0	0	0	0	0	0																						
Placido Polanco, R (1, 5) OBP: 0.365, SLG: 0.534										2	0	0	1	0	1	0																						
Mike Matheny, R (1, 2) OBP: 0.333, SLG: 0.389										3	1	1	0	0	0	1																						
Darryl Kile, R (1, 1) OBP: 0.040, SLG: 0.040										2	0	0	0	0	2	1																						
J.D. Drew, L (8, 7) OBP: 0.425, SLG: 0.546										1	0	1	0	0	0	0																						
Inning Stats	R: 0 H: 0 E: 0 K: 2 S: 11	H: 0 LOB: 0 BB: 0 P: 17	R: 1 H: 2 E: 0 K: 0 S: 11	H: 2 LOB: 1 BB: 0 P: 18	R: 0 H: 0 E: 0 K: 1 S: 7	H: 0 LOB: 1 BB: 1 P: 12	R: 0 H: 1 E: 0 K: 2 S: 11	H: 1 LOB: 0 BB: 0 P: 19	R: 1 H: 2 E: 0 K: 2 S: 12	H: 2 LOB: 1 BB: 0 P: 16	R: 0 H: 0 E: 0 K: 0 S: 9	H: 0 LOB: 0 BB: 0 P: 15	R: 0 H: 0 E: 0 K: 0 S: 7	H: 0 LOB: 0 BB: 0 P: 12	R: 0 H: 1 E: 0 K: 0 S: 10	H: 1 LOB: 1 BB: 0 P: 15	R: 0 H: 0 E: 0 K: 0 S: 4	H: 0 LOB: 0 BB: 0 P: 5	1B: 3 2B: 3 3B: 0 HR: 0	SF: 1 SAC: 0 DP: 1 HBP: 0	WP: 0 PB: 0 SB: 0 CS: 0	PA: 33																
PITCHER	IP	WLS	BF	H	R	ER	SO	BB	IBB	HBP	BLK	WP	HR	S	P	ERA	WHIP	PITCHER				IP	WLS	BF	H	R	ER	SO	BB	IBB	HBP	BLK	WP	HR	S	P	ERA	WHIP
Glendon Rusch, L (1, 1) ERA: 3.46	7.0		26	5	2	2	7	1	0	0	0	0	0	10	15	0.00	1.000																					
John Franco, L (8, 1) ERA: 3.69	1.0	H	4	1	0	0	0	0	0	0	0	0	0	4	5	0.00	0.000																					
Armando Benitez, R (9, 1) ERA: 4.33	1.0		3	0	0	0	0	0	0	0	0	0	0	4	5	0.00	0.000																					



Batter	1	2	3	4	5	6	7	8	9	AB	R	H	RBI	BB	SO	LOB	TOP			
Fernando Vina, L (1,4) OBP: 0.426, SLG: 0.471	1-2 F8		1-1 G6-3		1-1 G4-3		0-2		1-2 F7	5	0	1	2	0	0	2				
Edgar Renteria, R (1,6) OBP: 0.307, SLG: 0.443	0-0 F8		0-1			2-3 K	0-0 L4			4	0	1	1	0	1	2				
15 Jim Edmonds, L (1,8) OBP: 0.488, SLG: 0.719	1-1 F8		0-2 CS	4-0		3-2 F8		0-2 F7		3	0	0	0	1	0	0				
Mark McGwire, R (1,3) OBP: 0.509, SLG: 0.862		4-2		0-0 F9		3-3 K		0-1		3	0	1	0	1	1	1				
Ray Lankford, L (1,7) OBP: 0.350, SLG: 0.478	1-2 F8		4-1	1-2			4-2	0-1 F7		2	1	0	0	2	0	2				
Craig Paquette, R (1,5) OBP: 0.323, SLG: 0.497	2-3 K		3-2	1-2			2-3	1-0 F9		4	0	0	0	0	2	5				
J.D. Drew, L (1,9) OBP: 0.420, SLG: 0.532	1-0 FC3-6		3-3				4-0	2-1 F9		3	1	0	0	1	1	3				
Mike Matheny, R (1,2) OBP: 0.338, SLG: 0.392			0-1		1-2 L4		1-0 F9	0-1		4	1	2	0	0	0	2				
Garrett Stephenson, R (1,1) OBP: 0.338, SLG: 0.392			1-0 SH3		0-3 K		4-1	0-1 SH1-4		1	0	0	0	1	1	0				
Inning Stats	R: 0 E: 0 K: 0 S: 7	H: 0 LOB: 0 BB: 0 P: 9	R: 0 E: 0 K: 1 S: 11	H: 0 LOB: 1 BB: 1 P: 19	R: 1 E: 0 K: 0 S: 9	H: 2 LOB: 0 BB: 0 P: 11	R: 0 E: 0 K: 1 S: 8	H: 0 LOB: 2 BB: 2 P: 22	R: 0 E: 0 K: 1 S: 14	H: 0 LOB: 0 BB: 0 P: 10	R: 2 E: 0 K: 1 S: 16	H: 1 LOB: 2 BB: 3 P: 31	R: 0 E: 0 K: 0 S: 10	H: 1 LOB: 1 BB: 0 P: 11	R: 0 E: 0 K: 0 S: 9	H: 1 LOB: 1 BB: 0 P: 12	1B: 5 2B: 0 3B: 0 HR: 0	SF: 0 SAC: 2 DP: 0 HBP: 0	WP: 0 PB: 0 SB: 1 CS: 1	PA: 38
PITCHER	IP WLS BF H R ER SO BB IBB HBP BLK WP HR S P ERA WHIP																			
Todd Stottlemyre, R (1,1) ERA: 4.38	5.1 L 20 2 1 1 4 3 0 0 0 0 0 0 50 80 1.69 0.938																			
Russ Springer, R (6,1) ERA: 5.31	1.2 9 1 2 2 2 2 1 0 0 0 0 0 23 44 10.80 1.800																			
Greg Swindell, L (8,1) ERA: 3.32	2.0 8 2 0 0 0 0 0 0 0 0 0 0 19 23 0.00 1.000																			

St. Louis Cardinals @ Arizona Diamondbacks
Bank One Ballpark, Phoenix, AZ
Mon May 29 2000, 4:05 PM EDT
Att: 47,014 - Dome - 72 F

AB 29
R 3
H 5
RBI 3
BB 6
SO 6
LOB 17



Batter	1	2	3	4	5	6	7	8	9	AB	R	H	RBI	BB	SO	LOB	BOTTOM			
Tony Womack, L (1,6) OBP: 0.325, SLG: 0.450	0-1 1B		3-1 F3			0-1		0-0		4	0	3	0	0	0	0				
Jay Bell, R (1,4) OBP: 0.413, SLG: 0.474	3-1 F9		1-2 P6			0-1		1-1 F8		4	0	0	0	0	0	3				
Luis Gonzalez, L (1,7) OBP: 0.407, SLG: 0.532	1-0			0-0		0-3		0-0 P6		4	0	2	0	0	1	2				
Erubiel Durazo, L (1,3) OBP: 0.402, SLG: 0.463	2-3 K		2-3			0-0		3-3 K		4	0	0	0	0	3	4				
Steve Finley, L (1,8) OBP: 0.384, SLG: 0.679	1-2 L9		1-1			3-2		0-3 K		4	0	1	0	0	1	3				
Turner Ward, S (1,9) OBP: 0.222, SLG: 0.278		1-3		2-0		1-2		0-0 G3		4	0	0	0	0	1	2				
Andy Fox, L (1,5) OBP: 0.250, SLG: 0.288		2-2			1-1	2-0				3	0	0	0	0	0	1				
Greg Swindell, L (8,1) OBP: 0.286, SLG: 0.256										0	0	0	0	0	0	0				
Damian Miller, R (1,2) OBP: 0.333, SLG: 0.488		3-0			1-3	1-1				3	0	0	0	0	1	1				
Todd Stottlemyre, L (1,1) OBP: 0.292, SLG: 0.409			3-2		3-3			0-2		2	0	0	0	0	1	0				
Russ Springer, R (6,1) OBP: 0.333, SLG: 0.333										0	0	0	0	0	0	0				
Hanley Frías, S (8,5) OBP: 0.286, SLG: 0.256										1	0	0	0	0	0	0				
Inning Stats	R: 0 E: 0 K: 1 S: 12	H: 2 LOB: 2 BB: 0 P: 18	R: 0 E: 0 K: 1 S: 7	H: 0 LOB: 0 BB: 0 P: 13	R: 0 E: 0 K: 0 S: 13	H: 0 LOB: 0 BB: 0 P: 20	R: 0 E: 0 K: 1 S: 8	H: 1 LOB: 1 BB: 0 P: 13	R: 0 E: 0 K: 2 S: 9	H: 0 LOB: 0 BB: 0 P: 14	R: 0 E: 0 K: 1 S: 8	H: 1 LOB: 1 BB: 0 P: 8	R: 0 E: 0 K: 0 S: 7	H: 1 LOB: 1 BB: 0 P: 8	R: 0 E: 0 K: 2 S: 9	H: 0 LOB: 0 BB: 0 P: 12	1B: 5 2B: 1 3B: 0 HR: 0	SF: 0 SAC: 0 DP: 0 HBP: 0	WP: 0 PB: 0 SB: 0 CS: 0	PA: 33
PITCHER	IP WLS BF H R ER SO BB IBB HBP BLK WP HR S P ERA WHIP																			
Garrett Stephenson, R (1,1) ERA: 3.76	9.0 W 33 6 0 0 8 0 0 0 0 0 0 0 82 122 0.00 0.667																			

St. Louis Cardinals @ Arizona Diamondbacks
Bank One Ballpark, Phoenix, AZ
Mon May 29 2000, 4:05 PM EDT
Att: 47,014 - Dome - 72 F

AB 33
R 0
H 6
RBI 0
BB 0
SO 8
LOB 16



Batter	1	2	3	4	5	6	7	8	9	AB	R	H	RBI	BB	SO	LOB	TOP					
Fernando Vina, L (1,4) OBP: 0.418, SLG: 0.457	G6-3 G4-3 1B		1-1 G6-4-3 HBP			1-2 G3		1-1 G4-3		3	0	1	0	0	0	1						
Placido Polanco, R (1,6) OBP: 0.354, SLG: 0.519	G4-3		2-1 G6-4-3			3-2 G1-3		0-3 K		4	0	0	0	0	1	4						
Shawon Dunston, R (1,3) OBP: 0.219, SLG: 0.493	G6-3			1-0 F8				G6-3		4	0	0	0	0	1	1						
15 Jim Edmonds, L (1,8) OBP: 0.475, SLG: 0.695	G4-3			0-3 K				FC6-4 1B		4	0	1	0	0	1	1						
Ray Lankford, L (1,7) OBP: 0.351, SLG: 0.471		0-1 F7		1-0 G4-1				FC6-4 1B		3	0	1	0	1	0	0						
Craig Paquette, R (1,5) OBP: 0.331, SLG: 0.484		1-1 1B			0-0 F7			F7		3	0	1	0	1	0	2						
J.D. Drew, L (1,9) OBP: 0.410, SLG: 0.513		2-3 K			2-2 G3			FC6-4		4	0	0	0	0	1	5						
Mike Matheny, R (1,2) OBP: 0.325, SLG: 0.377		2-3 K			0-3 K			K		2	0	0	0	0	2	1						
Edgar Renteria, R (8, PH) OBP: 0.316, SLG: 0.443										1	0	0	0	0	1	0						
Alan Benes, R (8, 1)										0	0	0	0	0	0	0						
Andy Benes, R (1, 1) Scott Radinsky, L (7, 1) Heathcliff Slocumb, R (7, 1) Thomas Howard, S (8, PH) Eli Marrero, R (8, PH) Alan Benes, R (8, 2)			2-1 F9			3-2 L6		0-0 E3		2	0	0	0	0	0	0						
Inning Stats	R: 0 E: 0 K: 0 S: 7	H: 1 LOB: 1 BB: 0 P: 12	R: 0 E: 0 K: 2 S: 10	H: 1 LOB: 1 BB: 0 P: 15	R: 0 E: 0 K: 0 S: 5	H: 0 LOB: 0 BB: 0 P: 10	R: 0 E: 0 K: 1 S: 6	H: 0 LOB: 0 BB: 0 P: 8	R: 0 E: 0 K: 1 S: 7	H: 0 LOB: 0 BB: 0 P: 9	R: 0 E: 0 K: 0 S: 10	H: 0 LOB: 0 BB: 0 P: 17	R: 0 E: 0 K: 0 S: 11	H: 2 LOB: 2 BB: 0 P: 17	R: 0 E: 1 K: 2 S: 11	H: 0 LOB: 2 BB: 2 P: 15	R: 0 E: 0 K: 1 S: 19	H: 0 LOB: 2 BB: 2 P: 30	1B: 4 2B: 0 3B: 0 HR: 0	SF: 0 SAC: 0 DP: 1 HBP: 1	WP: 0 PB: 0 SB: 0 CS: 0	PA: 34
PITCHER	IP WLS BF H R ER SO BB IBB HBP BLK WP HR S P ERA WHIP																					
Armando Reynoso, R (1, 1) ERA: 5.37	7.0 W 25 4 0 0 4 0 0 0 0 0 0 56 88 0.00 0.571																					
Vicente Padilla, R (8, 1) ERA: 0.9	1.0 4 0 0 0 2 0 0 0 0 0 0 11 15 0.00 0.000																					
Matt Mantei, R (9, 1) ERA: 4.91	1.0 5 0 0 0 1 2 0 0 0 0 0 19 30 0.00 2.000																					

St. Louis Cardinals @ Arizona Diamondbacks
Bank One Ballpark, Phoenix, AZ
Thu Jun 01 2000, 10:05 PM EDT
Att: 37,131 - Dome - 72 F

AB 31
R 0
H 4
RBI 0
BB 2
SO 7
LOB 15



Batter	1	2	3	4	5	6	7	8	9	AB	R	H	RBI	BB	SO	LOB	BOTTOM			
Tony Womack, L (1,6) OBP: 0.312, SLG: 0.431	G4-3		2-0 F5			1-1 F7	2-2 FC5-2			4	0	0	0	0	0	4				
Jay Bell, R (1,4) OBP: 0.409, SLG: 0.465	G4-6-3 1B		3-1 F7			2-1 G6-3	0-3 K			4	0	1	0	0	1	4				
Luis Gonzalez, L (1,7) OBP: 0.412, SLG: 0.540	G4-6-3			1-2 P3		2-1 HR		0-3 K		4	1	1	1	0	1	1				
Matt Williams, R (1,5) OBP: 0.310, SLG: 0.481		3-1 HR		1-1 P4		1-3 K2-3		0-1 P4		4	1	1	1	0	1	0				
Steve Finley, L (1,8) OBP: 0.395, SLG: 0.689		1-1 G6-4-3 1B		3-2 HR			3-1 G3	4-2 1B BB		3	1	2	1	1	0	0				
Greg Colbrunn, R (1,3) OBP: 0.513, SLG: 0.627		0-1 G6-4-3		3-2 F3			4-2 BB 2B	1-2 1B		3	1	1	0	1	0	1				
Turner Ward, S (1,9) OBP: 0.231, SLG: 0.250		1-3 K			0-0 G3		4-2 2B FC5-2 BB	0-0 L9		3	0	0	0	1	1	2				
Kelly Stinnett, R (1,2) OBP: 0.298, SLG: 0.477			1-1 E5 SH1-3		3-3 K2-3		2-2 FC5-2 2B			3	0	1	1	0	1	0				
Armando Reynoso, R (1, 1) ERA: 4.7	6.1 L 26 6 4 4 4 2 0 0 0 0 0 0 65 113 5.68 1.263																			
Hanley Frias, S (7, PH) OBP: 0.278, SLG: 0.234	1.0 5 1 0 0 1 1 0 0 0 0 0 11 16 0.00 2.000																			
Vicente Padilla, R (8, 1) Matt Mantei, R (9, 1)	1.0 5 1 0 0 1 1 0 0 0 0 0 11 16 0.00 2.000																			
Inning Stats	R: 0 E: 0 K: 0 S: 8	H: 1 LOB: 0 BB: 0 P: 12	R: 1 E: 0 K: 1 S: 9	H: 2 LOB: 0 BB: 0 P: 14	R: 0 E: 1 K: 0 S: 8	H: 0 LOB: 1 BB: 0 P: 16	R: 1 E: 0 K: 0 S: 12	H: 1 LOB: 0 BB: 0 P: 20	R: 0 E: 0 K: 2 S: 7	H: 0 LOB: 0 BB: 0 P: 11	R: 1 E: 0 K: 1 S: 9	H: 1 LOB: 0 BB: 0 P: 15	R: 1 E: 0 K: 1 S: 19	H: 1 LOB: 3 BB: 3 P: 38	R: 0 E: 0 K: 1 S: 11	H: 1 LOB: 2 BB: 1 P: 16	1B: 3 2B: 1 3B: 0 HR: 3	SF: 0 SAC: 1 DP: 2 HBP: 0	WP: 0 PB: 0 SB: 0 CS: 0	PA: 34
PITCHER	IP WLS BF H R ER SO BB IBB HBP BLK WP HR S P ERA WHIP																			
Andy Benes, R (1, 1) ERA: 4.7	6.1 L 26 6 4 4 4 2 0 0 0 0 0 0 65 113 5.68 1.263																			
Scott Radinsky, L (7, 1) ERA: 4.7	0.0 1 0 0 0 0 1 0 0 0 0 0 0 1 5 - - -																			
Heathcliff Slocumb, R (7, 1) ERA: 4.91	0.2 2 0 0 0 1 0 0 0 0 0 0 0 6 8 0.00 0.000																			
Alan Benes, R (8, 1) ERA: 5.06	1.0 5 1 0 0 1 1 0 0 0 0 0 0 11 16 0.00 2.000																			

St. Louis Cardinals @ Arizona Diamondbacks
Bank One Ballpark, Phoenix, AZ
Thu Jun 01 2000, 10:05 PM EDT
Att: 37,131 - Dome - 72 F

AB 29
R 4
H 7
RBI 4
BB 4
SO 6
LOB 12



Batter	1	2	3	4	5	6	7	8	9	AB	R	H	RBI	BB	SO	LOB	TOP					
Kenny Lofton, L OBP: 0.360, SLG: 0.363 (1, 8)										3	0	0	0	1	1	1						
Omar Vizquel, S OBP: 0.350, SLG: 0.366 (1, 6)										3	0	0	0	1	0	0						
Roberto Alomar, S OBP: 0.351, SLG: 0.456 (1, 4)										4	0	1	0	0	1	2						
Jim Thome, L OBP: 0.361, SLG: 0.581 (1, 3)										3	1	2	1	1	0	2						
David Justice, L OBP: 0.380, SLG: 0.553 (1, 9)										3	0	0	0	1	1	3						
Travis Fryman, R OBP: 0.373, SLG: 0.513 (1, 5)											3	0	0	0	1	1	3					
Richie Sexson, R OBP: 0.295, SLG: 0.402 (1, 7)										4	0	0	0	0	2	2						
Sandy Alomar Jr., R OBP: 0.354, SLG: 0.466 (1, 2)										3	0	0	0	0	2	2						
Jaret Wright, R (1, 1)																						
Mark Watson, R (5, 1)																						
Jamie Brewington, R (6, 1)																						
Enrique Wilson, S OBP: 0.445, SLG: 0.551 (7, PH)																						
Tom Martin, L (7, 1)																						
Scott Kamieniecki, R (8, 1)																						
Inning Stats	R: 0 E: 0 K: 2 S: 14	H: 0 LOB: 2 BB: 2 P: 27	R: 0 E: 0 K: 2 S: 8	H: 0 LOB: 0 BB: 0 P: 13	R: 0 E: 0 K: 1 S: 6	H: 0 LOB: 0 BB: 0 P: 7	R: 1 E: 0 K: 1 S: 9	H: 1 LOB: 0 BB: 0 P: 13	R: 0 E: 0 K: 1 S: 11	H: 0 LOB: 1 BB: 0 P: 17	R: 0 E: 0 K: 0 S: 8	H: 2 LOB: 2 BB: 1 P: 16	R: 0 E: 0 K: 2 S: 12	H: 0 LOB: 0 BB: 0 P: 19	R: 0 E: 0 K: 0 S: 8	H: 0 LOB: 0 BB: 0 P: 15	R: 0 E: 0 K: 0 S: 10	H: 0 LOB: 2 BB: 2 P: 23	1B: 2 2B: 0 3B: 0 HR: 1	SF: 0 SAC: 1 DP: 1 HBP: 1	WP: 1 PB: 0 SB: 0 CS: 0	PA: 35
PITCHER	IP	WLS	BF	H	R	ER	SO	BB	IBB	HBP	BLK	WP	HR	S	P	ERA	WHIP					
Darryl Kile, R ERA: 4.83 (1, 1)	8.0	W	30	3	1	1	9	3	0	1	0	1	1	76	127	1.12	0.750					
Mike Matthews, L ERA: (9, 1)	0.1		2	0	0	0	0	1	0	0	0	0	0	4	9	0.00	3.000					
Dave Veres, R ERA: 3.86 (9, 1)	0.2		3	0	0	0	0	1	0	0	0	0	0	6	14	0.00	1.500					

Cleveland Indians @ St. Louis Cardinals
Busch Stadium, St. Louis, MO

AB 28
R 1
H 3
RBI 1
BB 5
SO 9
LOB 15



WP: 1 PA: 35
PB: 0
SB: 0
CS: 0

Cleveland Indians @ St. Louis Cardinals
Busch Stadium, St. Louis, MO

AB 29
R 5
H 8
RBI 4
BB 4
SO 7
LOB 16



WP: 0 PA: 35
PB: 0
SB: 2
CS: 1

Batter	1	2	3	4	5	6	7	8	9	AB	R	H	RBI	BB	SO	LOB	BOTTOM					
Fernando Vina, L OBP: 0.419, SLG: 0.455 (1, 4)										3	0	1	1	0	0	1						
Edgar Renteria, R OBP: 0.315, SLG: 0.444 (1, 6)										4	0	2	0	0	0	1						
15 Jim Edmonds, L OBP: 0.476, SLG: 0.691 (1, 8)										4	1	2	0	0	2	4						
Mark McGwire, R OBP: 0.497, SLG: 0.833 (1, 3)										3	1	0	0	1	2	5						
Ray Lankford, L OBP: 0.355, SLG: 0.483 (1, 7)										3	1	1	2	1	1	3						
J.D. Drew, L OBP: 0.406, SLG: 0.500 (1, 9)										3	1	0	0	1	1	1						
Placido Polanco, R OBP: 0.349, SLG: 0.506 (1, 5)										4	0	1	1	0	0	0						
Eli Marrero, R OBP: 0.308, SLG: 0.509 (1, 2)										4	1	1	0	0	1	1						
Darryl Kile, R OBP: 0.074, SLG: 0.038 (1, 1)										1	0	0	0	1	0	0						
Mike Matthews, L (9, 1)										0	0	0	0	0	0	0						
Dave Veres, R (9, 1)										0	0	0	0	0	0	0						
Inning Stats	R: 0 E: 0 K: 3 S: 16	H: 1 LOB: 2 BB: 0 P: 25	R: 0 E: 0 K: 0 S: 7	H: 0 LOB: 0 BB: 0 P: 12	R: 0 E: 0 K: 2 S: 11	H: 1 LOB: 2 BB: 1 P: 23	R: 2 E: 0 K: 0 S: 10	H: 1 LOB: 0 BB: 2 P: 23	R: 2 E: 0 K: 0 S: 13	H: 2 LOB: 1 BB: 1 P: 22	R: 1 E: 0 K: 0 S: 11	H: 2 LOB: 1 BB: 0 P: 12	R: 0 E: 0 K: 0 S: 7	H: 1 LOB: 0 BB: 0 P: 11	R: 0 E: 0 K: 2 S: 8	H: 0 LOB: 0 BB: 0 P: 12	R: 0 E: 0 K: 0 S: 10	H: 0 LOB: 0 BB: 0 P: 12	1B: 7 2B: 0 3B: 1 HR: 0	SF: 0 SAC: 1 DP: 1 HBP: 1	WP: 0 PB: 0 SB: 2 CS: 1	PA: 35
PITCHER	IP	WLS	BF	H	R	ER	SO	BB	IBB	HBP	BLK	WP	HR	S	P	ERA	WHIP					
Jaret Wright, R ERA: 4.7 (1, 1)	4.2	L	22	4	4	4	5	4	0	1	0	0	0	52	98	7.71	1.714					
Mark Watson, L ERA: 9.53 (5, 1)	0.1		2	1	0	0	0	0	0	0	0	0	0	5	7	0.00	3.000					
Jamie Brewington, R ERA: 9.0 (6, 1)	1.0		5	2	1	1	0	0	0	0	0	0	0	11	12	9.00	2.000					
Tom Martin, L ERA: 3.98 (7, 1)	1.0		3	1	0	0	0	0	0	0	0	0	0	7	11	0.00	1.000					
Scott Kamieniecki, R ERA: 5.56 (8, 1)	1.0		3	0	0	0	2	0	0	0	0	0	0	8	12	0.00	0.000					

WP: 0 PA: 35
PB: 0
SB: 2
CS: 1

Batter	1	2	3	4	5	6	7	8	9	AB	R	H	RBI	BB	SO	LOB	TOP									
Kenny Lofton, L OBP: 0.369, SLG: 0.385	1-1 2B		3-2 G4-3 1B 2B	3-2 G4-3		1-0 P6			4-2 BB BB	4	1	2	0	1	0	3	Cleveland Indians @ St. Louis Cardinals Busch Stadium, St. Louis, MO Sat Jun 03 2000, 7:10 PM CDT Att: 48,252 - Sunny - 78 F									
Omar Vizquel, S OBP: 0.342, SLG: 0.357	1-3 K		1-0 G4-3 2-3		2-1 F5		1-3 K	2-3 K	5	0	0	0	0	0	3	4										
Roberto Alomar, S OBP: 0.352, SLG: 0.452	1-3 K		1-1 HR 1B		0-2 G4-3		0-0 F8	4-2 1-2 2-3 BB	4	1	1	1	1	1	1	1										
Jim Thome, L OBP: 0.357, SLG: 0.568	4-1 BB		0-0 F7		1-3 K		0-1 G6-3	1-2 F8	4	0	0	0	1	1	4											
David Justice, L OBP: 0.382, SLG: 0.570	1-1 G4-3		0-0 HR			1-2 BB BB 1B		0-1 F3	4	1	2	2	0	0	2											
Travis Fryman, R OBP: 0.371, SLG: 0.505		2-3 K	3-2 L9			4-2 BB BB		0-3 K	3	0	0	0	1	2	0											
Richie Sexson, R OBP: 0.294, SLG: 0.415		1-2 F9		1-1 HR		0-3 K		3-3 K	4	1	1	1	0	2	2											
Jolbert Cabrera, R OBP: 0.328, SLG: 0.327									0	0	0	0	0	0	0											
Einar Diaz, R OBP: 0.363, SLG: 0.479		3-1 1B		0-1 G6-3		4-1 BB BB		0-1 BB WP 1B	3	0	2	0	1	0	0											
Bartolo Colon, R OBP: 0.600, SLG: 2.000		1-3 K		1-3 K		1-3 K		3-3 K	3	0	0	0	0	3	4											
Russell Branyan, L OBP: 0.600, SLG: 2.000								1-2 K	1	0	0	0	0	1	1											
Steve Karsay, R OBP: 0.328, SLG: 0.327									0	0	0	0	0	0	0											
Inning Stats	R: 0 H: 1 E: 0 K: 2 S: 11	H: 1 R: 4 ER: 0 LOB: 2 BB: 1 P: 19	R: 0 H: 1 E: 0 K: 0 S: 12	H: 1 R: 4 ER: 0 LOB: 1 BB: 0 P: 19	R: 3 H: 3 E: 0 K: 0 S: 13	H: 3 R: 0 ER: 0 LOB: 0 BB: 0 P: 21	R: 1 H: 1 E: 0 K: 1 S: 12	H: 1 R: 63 ER: 7.20 LOB: 0 BB: 0 P: 17	R: 0 H: 0 E: 0 K: 1 S: 8	H: 0 R: 99 ER: 1.800 LOB: 0 BB: 0 P: 11	R: 0 H: 0 E: 0 K: 2 S: 16	H: 1 R: 3 ER: 0.000 LOB: 3 BB: 2 P: 27	R: 0 H: 0 E: 0 K: 1 S: 6	H: 0 R: 0 ER: 0.750 LOB: 0 BB: 0 P: 7	R: 0 H: 0 E: 0 K: 2 S: 8	H: 0 R: 11 ER: 0.000 LOB: 0 BB: 0 P: 11	R: 0 H: 1 E: 0 K: 2 S: 18	H: 1 R: 32 ER: 0 LOB: 3 BB: 2 P: 32	1B: 4 2B: 2 3B: 0 HR: 2	SF: 0 SAC: 0 DP: 0 HBP: 0	WP: 1 PB: 0 SB: 0 CS: 0	PA: 40				
PITCHER	IP	WLS	BF	H	R	ER	SO	BB	IBB	HBP	BLK	WP	HR	S	P	ERA	WHIP									
Garrett Stephenson, R ERA: 4.0	(1, 1)	5.0	L	24	7	4	4	6	2	0	0	0	0	2	63	99	7.20	1.800								
Heathcliff Slocumb, R ERA: 4.8	(6, 1)	1.0		4	0	0	0	2	1	0	0	0	0	0	9	15	0.00	1.000								
Jose Rodriguez, L ERA: 4.8	(7, 1)	1.0		3	0	0	0	1	0	0	0	0	0	6	7	0.00	0.000									
Mark Thompson, R ERA: 3.27	(8, 1)	1.1		5	1	0	0	3	0	0	0	0	1	0	13	19	0.00	0.750								
Mike Matthews, L ERA: 3.27	(9, 1)	0.2		4	0	0	0	1	2	0	0	0	0	0	13	24	0.00	3.000								

Cleveland Indians @ St. Louis Cardinals
 Busch Stadium, St. Louis, MO
 Sat Jun 03 2000, 7:10 PM CDT
 Att: 48,252 - Sunny - 78 F

AB	35
R	4
H	8
RBI	4
BB	5
SO	13
LOB	21



Batter	1	2	3	4	5	6	7	8	9	AB	R	H	RBI	BB	SO	LOB	BOTTOM									
Fernando Vina, L OBP: 0.413, SLG: 0.446	1-2 G4-3		0-3 K			0-0 F7		0-1 B1-3		4	0	0	0	0	1	0	Cleveland Indians @ St. Louis Cardinals Busch Stadium, St. Louis, MO Sat Jun 03 2000, 7:10 PM CDT Att: 48,252 - Sunny - 78 F									
Edgar Renteria, R OBP: 0.314, SLG: 0.436	1-3 K			0-0 G4-3		1-0 G4-3		1-3 K		4	0	0	0	0	2	0										
15 Jim Edmonds, L OBP: 0.476, SLG: 0.683	4-2 BB			2-3 K			4-2 FC3-6 1B BB	1-3 K		2	1	0	0	2	2	0										
Mark McGwire, R OBP: 0.497, SLG: 0.824	1-3 K			1-3 K			1-0 FC3-6 1B		1-1 FC5-4 BB 1B	4	0	2	0	0	2	1										
Ray Lankford, L OBP: 0.349, SLG: 0.473		3-2 L8			1-3 K		1-0 FC3-6 1B		1-2 F7	3	1	0	0	0	1	2										
Craig Paquette, R OBP: 0.329, SLG: 0.481							1-2 2-3 1B			1	0	0	0	0	0	1										
J.D. Drew, L OBP: 0.408, SLG: 0.496		2-2 G3-1			2-2 G4-3		0-0 1B 1B		4-1 FC5-4 BB	3	0	1	1	1	0	0										
Placido Polanco, R OBP: 0.333, SLG: 0.483		2-2 G4-3			2-2 E1		1-3 K		1-2 FC5-4	4	0	0	0	0	1	4										
Mike Matheny, R OBP: 0.321, SLG: 0.371			0-1 G4-3		0-3 K		0-0 FC6-4 1B		2-2 F1	2	0	0	0	0	1	1										
Thomas Howard, S OBP: 0.275, SLG: 0.532							1-3 2H 1B			1	0	1	1	0	0	0										
Mark Thompson, R ERA: 3.27										0	0	0	0	0	0	0										
Mike Matthews, L ERA: 3.27										0	0	0	0	0	0	0										
Eric Davis, R OBP: 0.400, SLG: 0.516										1	0	0	0	0	0	2										
Garrett Stephenson, R ERA: 4.0										1	0	0	0	0	1	0										
Heathcliff Slocumb, R ERA: 4.8										0	0	0	0	0	0	0										
Shawon Dunston, R OBP: 0.275, SLG: 0.532										1	0	0	0	0	1	0										
Jose Rodriguez, L ERA: 4.8										0	0	0	0	0	0	0										
Eli Marrero, R OBP: 0.350, SLG: 0.500										1	0	0	0	0	0	2										
Inning Stats	R: 0 H: 0 E: 0 K: 2 S: 14	H: 0 R: 30 ER: 0 LOB: 1 BB: 1 P: 21	R: 0 H: 0 E: 0 K: 0 S: 9	H: 0 R: 2 ER: 0 LOB: 0 BB: 0 P: 16	R: 0 H: 0 E: 0 K: 2 S: 8	H: 0 R: 0 ER: 0 LOB: 0 BB: 0 P: 8	R: 0 H: 0 E: 0 K: 2 S: 7	H: 0 R: 82 ER: 2.25 LOB: 0 BB: 0 P: 10	R: 0 H: 0 E: 0 K: 1 S: 5	H: 0 R: 0 ER: 0.625 LOB: 0 BB: 0 P: 20	R: 2 H: 3 E: 0 K: 1 S: 15	H: 3 R: 0 ER: 0.000 LOB: 2 BB: 1 P: 23	R: 0 H: 0 E: 0 K: 2 S: 9	H: 0 R: 11 ER: 0.000 LOB: 0 BB: 0 P: 11	R: 0 H: 1 E: 0 K: 0 S: 12	H: 2 R: 0 ER: 0 LOB: 2 BB: 1 P: 21	1B: 4 2B: 0 3B: 0 HR: 0	SF: 0 SAC: 0 DP: 0 HBP: 0	WP: 0 PB: 0 SB: 0 CS: 0	PA: 35						
PITCHER	IP	WLS	BF	H	R	ER	SO	BB	IBB	HBP	BLK	WP	HR	S	P	ERA	WHIP									
Bartolo Colon, R ERA: 4.23	(1, 1)	8.0	W	30	3	2	2	12	2	0	0	0	0	0	82	115	2.25	0.625								
Steve Karsay, R ERA: 2.42	(9, 1)	1.0	S	5	1	0	0	0	1	0	0	0	0	12	21	0.00	2.000									

Cleveland Indians @ St. Louis Cardinals
 Busch Stadium, St. Louis, MO
 Sat Jun 03 2000, 7:10 PM CDT
 Att: 48,252 - Sunny - 78 F

AB	32
R	2
H	4
RBI	2
BB	3
SO	12
LOB	13




Batter	1	2	3	4	5	6	7	8	9	AB	R	H	RBI	BB	SO	LOB	TOP										
Johnny Damon, L (1,7) OBP: 0.339, SLG: 0.401	G4-3			G3-1				F8		3	1	0	0	2	0	2	Kansas City Royals @ St. Louis Cardinals Busch Stadium, St. Louis, MO Mon Jun 05 2000, 7:10 PM CDT Att: 43,625 - Cloudy - 65 F										
Jeff Reboulet, R (1,4) OBP: 0.475, SLG: 0.383				K				F3		3	1	0	0	2	1	5											
29 Mike Sweeney, R (1,3) OBP: 0.414, SLG: 0.590				G6-3				F9		5	1	2	2	0	0	0											
Jemaine Dye, R (1,9) OBP: 0.413, SLG: 0.706	G5-3									5	2	3	1	0	1	4											
Carlos Beltrán, S (1,8)				G4-3						4	1	0	0	1	0	2											
Joe Randa, R (1,5) OBP: 0.395, SLG: 0.488				L4						4	0	1	1	0	0	2											
Gregg Zaun, S (1,2) OBP: 0.381, SLG: 0.444										5	0	1	0	0	0	4											
Rey Sanchez, R (1,6) OBP: 0.264, SLG: 0.308										4	0	2	1	0	1	0											
Mac Suzuki, R (1,1) OBP: 0.500, SLG: 0.500										2	1	1	0	0	0	2											
Jason Rakers, R (6,1)										0	0	0	0	0	0	0											
Todd Dunwoody, L (7,PH)										1	0	0	0	0	0	0											
Jeff D'Amico, R (7,1)										0	0	0	0	0	0	0											
Jerry Spradlin, S (9,1)										0	0	0	0	0	0	0											
Inning Stats	R: 0 E: 0 K: 0 S: 11	H: 1 LOB: 1 BB: 1 P: 23	R: 1 E: 0 K: 0 S: 11	H: 2 LOB: 3 BB: 2 P: 21	R: 1 E: 0 K: 0 S: 7	H: 1 LOB: 0 BB: 0 P: 14	R: 0 E: 0 K: 1 S: 14	H: 2 LOB: 2 BB: 0 P: 17	R: 1 E: 1 K: 0 S: 13	H: 1 LOB: 1 BB: 0 P: 18	R: 4 E: 1 K: 1 S: 20	H: 2 LOB: 1 BB: 2 P: 38	R: 0 E: 0 K: 0 S: 9	H: 0 LOB: 0 BB: 0 P: 12	R: 0 E: 0 K: 0 S: 5	H: 0 LOB: 0 BB: 0 P: 9	R: 0 E: 0 K: 0 S: 9	H: 1 LOB: 1 BB: 0 P: 11	1B: 7 2B: 2 3B: 0 HR: 1	SF: 1 SAC: 1 DP: 0 HBP: 0	WP: 0 PB: 0 SB: 0 CS: 2	PA: 43					
PITCHER	IP	WLS	BF	H	R	ER	SO	BB	IBB	HBP	BLK	WP	HR	S	P	ERA	WHIP										
Pat Hentgen, R (1,1) ERA: 5.53	5.0	L	25	7	3	2	1	3	0	0	0	0	1	56	93	3.60	2.000										
Mark Thompson, R (6,1) ERA: 4.15	2.0		11	2	4	2	2	2	0	0	0	0	0	29	50	9.00	2.000										
Alan Benes, R (8,1) ERA: 3.68	2.0		7	1	0	0	0	0	0	0	0	0	0	14	20	0.00	0.500										

AB	36
R	7
H	10
RBI	5
BB	5
SO	3
LOB	21



Batter	1	2	3	4	5	6	7	8	9	AB	R	H	RBI	BB	SO	LOB	BOTTOM											
Fernando Vina, L (1,4) OBP: 0.401, SLG: 0.431	G4-3									2	0	0	0	0	0	0	Kansas City Royals @ St. Louis Cardinals Busch Stadium, St. Louis, MO Mon Jun 05 2000, 7:10 PM CDT Att: 43,625 - Cloudy - 65 F											
Placido Polanco, R (4,4) OBP: 0.348, SLG: 0.489										1	1	1	0	1	0	0												
Edgar Renteria, R (1,6) OBP: 0.314, SLG: 0.431										4	1	2	1	0	0	1												
Mark McGwire, R (1,3) OBP: 0.495, SLG: 0.800										2	0	0	0	0	1	1												
Eric Davis, R (5,9) OBP: 0.414, SLG: 0.525										2	1	1	1	0	1	0												
15 Jim Edmonds, L (1,8) OBP: 0.471, SLG: 0.681										3	0	0	0	1	0	2												
J.D. Drew, L (1,9) OBP: 0.406, SLG: 0.481										3	1	1	1	1	0	1												
Shawon Dunston, R (1,7) OBP: 0.218, SLG: 0.403										4	0	1	1	0	1	2												
Craig Paquette, R (1,5) OBP: 0.320, SLG: 0.463										4	0	0	0	0	1	2												
Mike Matheny, R (1,2) OBP: 0.313, SLG: 0.361										3	0	0	0	0	1	1												
Ray Lankford, L (9,PH) OBP: 0.347, SLG: 0.469										1	0	0	0	0	0	0												
Pat Hentgen, R (1,1) OBP: 0.360, SLG: 0.304										1	0	0	0	0	1	1												
Rick Ankiel, L (5,PH) OBP: 0.276, SLG: 0.536										1	0	0	0	0	1	0												
Mark Thompson, R (6,1)										1	0	0	0	0	1	0												
Alan Benes, R (8,1)										0	0	0	0	0	0	0												
Thomas Howard, S (9,PH) OBP: 0.264, SLG: 0.510										1	0	0	0	0	1	0												
Inning Stats	R: 0 E: 0 K: 0 S: 6	H: 1 LOB: 1 BB: 0 P: 12	R: 1 E: 0 K: 2 S: 14	H: 1 LOB: 1 BB: 1 P: 24	R: 0 E: 0 K: 1 S: 8	H: 0 LOB: 0 BB: 0 P: 11	R: 0 E: 0 K: 0 S: 3	H: 0 LOB: 0 BB: 0 P: 4	R: 0 E: 0 K: 1 S: 7	H: 0 LOB: 0 BB: 0 P: 11	R: 3 E: 0 K: 0 S: 18	H: 3 LOB: 1 BB: 1 P: 30	R: 0 E: 0 K: 2 S: 13	H: 1 LOB: 1 BB: 0 P: 17	R: 0 E: 0 K: 2 S: 12	H: 0 LOB: 1 BB: 1 P: 23	R: 0 E: 0 K: 1 S: 8	H: 0 LOB: 0 BB: 0 P: 13	1B: 4 2B: 2 3B: 0 HR: 0	SF: 0 SAC: 0 DP: 0 HBP: 0	WP: 1 PB: 0 SB: 3 CS: 0	PA: 36						
PITCHER	IP	WLS	BF	H	R	ER	SO	BB	IBB	HBP	BLK	WP	HR	S	P	ERA	WHIP											
Mac Suzuki, R (1,1) ERA: 4.39	0.2	H	2	0	0	0	0	0	0	0	0	0	1	0	7	11	0.00	0.000										
Jason Rakers, R (6,1) ERA: 9.14	2.0	H	8	1	0	0	4	1	0	0	0	0	0	25	40	0.00	1.000											
Jeff D'Amico, R (7,1) ERA:	2.0	H	8	1	0	0	4	1	0	0	0	0	0	25	40	0.00	1.000											
Jerry Spradlin, R (9,1) ERA: 3.03	1.0	S	3	0	0	0	1	0	0	0	0	0	0	8	13	0.00	0.000											

AB	33
R	4
H	6
RBI	4
BB	3
SO	9
LOB	11



Batter	1	2	3	4	5	6	7	8	9	AB	R	H	RBI	BB	SO	LOB	TOP					
Johnny Damon, L (1, 7) OBP: 0.338, SLG: 0.403	F7		K			SH1-3 1B		F7		4	0	1	0	0	1	0	Kansas City Royals @ St. Louis Cardinals Busch Stadium, St. Louis, MO Wed Jun 07 2000, 7:10 PM CDT Att: 37,444 - Sunny - 84 F					
Jeff Reboulet, R (1, 4) OBP: 0.446, SLG: 0.382	G4-3		K			SH1-3		G6-3		3	0	0	0	0	1	0						
29 Mike Sweeney, R (1, 3) OBP: 0.412, SLG: 0.587					G4-3	SF8			G4-3	3	0	1	1	0	0	0						
Jermaine Dye, R (1, 9) OBP: 0.411, SLG: 0.696	F9				K	K			1B 1B	4	1	1	0	0	2	2						
Carlos Beltrán, S (1, 8) OBP: 0.315, SLG: 0.381			K		G5-3				1B 1B	4	0	1	0	0	2	0						
Joe Randa, R (1, 5) OBP: 0.402, SLG: 0.502						K			1B 1B	4	0	2	1	0	1	0						
Gregg Zaun, S (1, 2) OBP: 0.383, SLG: 0.425						F8			G1-6-3 1B	4	0	1	0	0	0	3						
Rey Sanchez, R (1, 6) OBP: 0.255, SLG: 0.297						G4-3			G1-6-3 1-2	3	0	0	0	0	2	2						
Miguel Batista, R (1, 1) Scott Pose, L (6, PH) Dan Reichert, R (6, 1) Todd Dunwoody, L (8, PH) Jose Santiago, R (8, 1)						K			G4-3	1	0	0	0	0	1	0						
Inning Stats	R: 0 E: 0 K: 0 S: 6	H: 1 LOB: 1 BB: 0 P: 9	R: 0 E: 0 K: 2 S: 10	H: 1 LOB: 1 BB: 0 P: 14	R: 0 E: 0 K: 3 S: 10	H: 0 LOB: 0 BB: 0 P: 15	R: 0 E: 0 K: 1 S: 7	H: 0 LOB: 0 BB: 0 P: 11	R: 0 E: 0 K: 1 S: 7	H: 0 LOB: 0 BB: 0 P: 9	R: 1 E: 0 K: 1 S: 9	H: 1 LOB: 1 BB: 1 P: 15	R: 0 E: 0 K: 2 S: 11	H: 1 LOB: 1 BB: 0 P: 17	R: 0 E: 0 K: 0 S: 12	H: 0 LOB: 0 BB: 0 P: 16		R: 1 E: 0 K: 0 S: 5	H: 3 LOB: 1 BB: 0 P: 8	1B: 6 2B: 1 3B: 0 HR: 0	SF: 1 SAC: 1 DP: 1 HBP: 0	WP: 0 PB: 0 SB: 0 CS: 0
PITCHER Darryl Kile, R (1, 1) ERA: 4.54	IP: 9.0 WLS: W BF: 34 H: 7 R: 2 ER: 2 SO: 10 BB: 1 IBB: 0 HBP: 0 BLK: 0 WP: 0 HR: 0 S: 77 P: 114 ERA: 2.00 WHIP: 0.889															PITCHER						

Batter	1	2	3	4	5	6	7	8	9	AB	R	H	RBI	BB	SO	LOB	BOTTOM			
Placido Polanco, R (1, 4) OBP: 0.353, SLG: 0.475	2B 1B	E9 1B			FC6-4 G3 1B		L8	G6-3		5	2	2	0	0	0	1	Kansas City Royals @ St. Louis Cardinals Busch Stadium, St. Louis, MO Wed Jun 07 2000, 7:10 PM CDT Att: 37,444 - Sunny - 84 F			
Edgar Renteria, R (1, 6) OBP: 0.322, SLG: 0.445	15 F8 1B 2B	15 S 1B			G3		1B 15 BB 1B			4	1	3	2	0	0	1				
15 Jim Edmonds, L (1, 8) OBP: 0.472, SLG: 0.675	F8	G6-3			FC6-4 IBB		1B BB			2	0	0	0	2	0	2				
Eric Davis, R (1, 9) OBP: 0.403, SLG: 0.500	1B				G5-3	FC6-4 FC6	K			4	0	1	1	0	1	4				
Larry Sutton, L (1, 3) OBP: 0.267, SLG: 0.455	F8				G6-3	FC6				4	0	1	0	0	0	3				
J.D. Drew, L (1, 7) OBP: 0.399, SLG: 0.511	K				F2					4	0	0	0	0	2	4				
Craig Paquette, R (1, 5) OBP: 0.317, SLG: 0.446		F9			F3					4	0	0	0	0	1	0				
Eli Marrero, R (1, 2) OBP: 0.311, SLG: 0.476		F7			G6-3					4	0	2	0	0	0	0				
Darryl Kile, R (1, 1) OBP: 0.097, SLG: 0.067		E 1B			K					4	1	1	0	0	2	2				
Inning Stats	R: 2 E: 0 K: 1 S: 14	H: 3 LOB: 1 BB: 0 P: 20	R: 2 E: 1 K: 0 S: 11	H: 2 LOB: 1 BB: 0 P: 17	R: 0 E: 0 K: 0 S: 6	H: 0 LOB: 0 BB: 0 P: 7	R: 0 E: 0 K: 1 S: 7	H: 0 LOB: 0 BB: 0 P: 10	R: 0 E: 0 K: 0 S: 12	H: 1 LOB: 2 BB: 1 P: 23	R: 0 E: 0 K: 1 S: 9	H: 1 LOB: 1 BB: 0 P: 14	R: 0 E: 0 K: 2 S: 17	H: 2 LOB: 3 BB: 1 P: 23	R: 0 E: 0 K: 1 S: 9	H: 1 LOB: 1 BB: 0 P: 10		1B: 9 2B: 1 3B: 0 HR: 0	SF: 0 SAC: 0 DP: 0 HBP: 0	WP: 0 PB: 0 SB: 1 CS: 0
PITCHER Miguel Batista, R (1, 1) ERA: 7.08 Dan Reichert, R (6, 1) ERA: 4.02 Jose Santiago, R (8, 1) ERA: 2.97	IP: 5.0 WLS: L BF: 23 H: 6 R: 4 ER: 2 SO: 2 BB: 4 IBB: 2 HBP: 2 BLK: 0 WP: 0 HR: 0 S: 42 P: 77 ERA: 3.60 WHIP: 1.200															PITCHER				

Batter	1	2	3	4	5	6	7	8	9	AB	R	H	RBI	BB	SO	LOB	TOP								
Fernando Vina, L (1.4) OBP: 0.394, SLG: 0.423	L9		G4-3			G4-3		G5-3		4	0	0	0	0	0	1									
Edgar Renteria, R (1.6) OBP: 0.317, SLG: 0.437	G6-3			P3		G6-3		G6-3		4	0	0	0	0	0	1									
15 Jim Edmonds, L (1.8) OBP: 0.468, SLG: 0.667	G4-3			F8			HR		E5	4	1	1	0	0	0	0									
Mark McGwire, R (1.3) OBP: 0.485, SLG: 0.778		K		L7			K		K	4	0	0	0	0	3	2									
Thomas Howard, S (1.10) OBP: 0.281, SLG: 0.558		HBP			F8		HR		G6-3	3	1	1	2	0	0	1									
Larry Sutton, L (1.9) OBP: 0.276, SLG: 0.429		K				G3				3	0	1	0	0	1	1									
J.D. Drew, L (1.7) OBP: 0.392, SLG: 0.500		K					G3-1			3	0	0	0	0	2	2									
Eli Marrero, R (1.2) OBP: 0.299, SLG: 0.455			F7		F7			G6-3		3	0	0	0	0	0	1									
Piacleo Polanco, R (1.5) OBP: 0.352, SLG: 0.471		G6-3				G3			G5-3	3	0	1	0	0	0	0									
Inning Stats	R: 0 E: 0 K: 0 S: 6	H: 0 LOB: 0 BB: 0 P: 11	R: 0 E: 0 K: 3 S: 11	H: 0 LOB: 1 BB: 0 P: 17	R: 0 E: 0 K: 0 S: 6	H: 0 LOB: 0 BB: 0 P: 8	R: 0 E: 0 K: 0 S: 5	H: 0 LOB: 0 BB: 0 P: 9	R: 0 E: 0 K: 1 S: 13	H: 1 LOB: 1 BB: 0 P: 21	R: 0 E: 0 K: 0 S: 5	H: 0 LOB: 0 BB: 0 P: 7	R: 2 E: 0 K: 1 S: 11	H: 2 LOB: 0 BB: 0 P: 17	R: 0 E: 0 K: 0 S: 10	H: 1 LOB: 1 BB: 0 P: 11	R: 0 E: 1 K: 1 S: 9	H: 0 LOB: 0 BB: 0 P: 14	1B: 3 2B: 0 3B: 0 HR: 1	SF: 0 SAC: 0 DP: 1 HBP: 1	WP: 0 PB: 0 SB: 0 CS: 0	PA: 32			
PITCHER	IP	WLS	BF	H	R	ER	SO	BB	IBB	HBP	BLK	WP	HR	S	P	ERA	WHIP								
Jeff Weaver, R (1.1) ERA: 4.04	8.0	W	29	4	2	2	5	0	0	1	0	0	1	67	101	2.25	0.500								
Todd Jones, R (9.1) ERA: 3.66	1.0	S	3	0	0	0	1	0	0	0	0	0	0	9	14	0.00	0.000								

St. Louis Cardinals @ Detroit Tigers
Comerica Park, Detroit, MI
Fri Jun 09 2000, 7:05 PM EDT
Att: 39,081 - Sunny - 88 F

AB 31
R 2
H 4
RBI 2
BB 0
SO 6
LOB 9



Batter	1	2	3	4	5	6	7	8	9	AB	R	H	RBI	BB	SO	LOB	BOTTOM								
Luis Polonia, L (1.10) OBP: 0.306, SLG: 0.355	B1-3	F7		G3			G4-3			4	0	0	0	0	0	2									
Damion Easley, R (1.4) OBP: 0.287, SLG: 0.253	FC5-4 BB		K		P4		K			3	0	0	0	1	2	0									
Juan Encarnacion, R (1.8) OBP: 0.345, SLG: 0.415	FC5-4 1-2		G4-3			HBP	F9			3	0	0	0	0	0	1									
Juan Gonzalez, R (1.9) OBP: 0.321, SLG: 0.516	F7			2B		F8		F9		4	1	1	0	0	0	2									
Bobby Higginson, L (1.7) OBP: 0.338, SLG: 0.446		G4-3		2B		G4-3		G4-3		4	0	1	1	0	0	1									
Dean Palmer, R (1.5) OBP: 0.336, SLG: 0.529		1B					HR			4	2	2	1	0	2	1									
Shane Halter, R (9.5) OBP: 0.299, SLG: 0.370		1B		K				K		0	0	0	0	0	0	0									
Robert Fick, L (1.3) OBP: 0.353, SLG: 0.330		F5		G6-3			CS HBP			2	1	1	0	0	0	1									
Brad Ausmus, R (1.2) OBP: 0.347, SLG: 0.315		1B		G6-3			F9			3	0	1	1	0	0	1									
Deivi Cruz, R (1.6) OBP: 0.279, SLG: 0.374		1B		K			L5			3	0	1	1	0	1	1									
Inning Stats	R: 0 E: 0 K: 0 S: 10	H: 0 LOB: 1 BB: 1 P: 17	R: 1 E: 0 K: 0 S: 14	H: 3 LOB: 2 BB: 0 P: 18	R: 1 E: 0 K: 2 S: 10	H: 2 LOB: 1 BB: 0 P: 18	R: 1 E: 0 K: 1 S: 10	H: 1 LOB: 0 BB: 0 P: 15	R: 0 E: 0 K: 0 S: 7	H: 0 LOB: 1 BB: 0 P: 9	R: 1 E: 0 K: 0 S: 12	H: 1 LOB: 0 BB: 0 P: 17	R: 0 E: 0 K: 1 S: 9	H: 0 LOB: 0 BB: 0 P: 16	R: 0 E: 0 K: 1 S: 6	H: 0 LOB: 0 BB: 0 P: 9	R: 0 E: 0 K: 1 S: 9	H: 0 LOB: 0 BB: 0 P: 14	1B: 4 2B: 1 3B: 1 HR: 1	SF: 0 SAC: 0 DP: 0 HBP: 2	WP: 0 PB: 0 SB: 0 CS: 1	PA: 33			
PITCHER	IP	WLS	BF	H	R	ER	SO	BB	IBB	HBP	BLK	WP	HR	S	P	ERA	WHIP								
Garrett Stephenson, R (1.1) ERA: 4.15	6.0	L	27	7	4	4	3	1	0	2	0	0	0	63	94	6.00	1.333								
Alan Benes, R (7.1) ERA: 2.89	2.0		6	0	0	0	2	0	0	0	0	0	0	15	25	0.00	0.000								

St. Louis Cardinals @ Detroit Tigers
Comerica Park, Detroit, MI
Fri Jun 09 2000, 7:05 PM EDT
Att: 39,081 - Sunny - 88 F

AB 30
R 4
H 7
RBI 4
BB 1
SO 5
LOB 10



Batter	1	2	3	4	5	6	7	8	9	AB	R	H	RBI	BB	SO	LOB	TOP								
Fernando Vina, L (1,4) OBP: 0.392, SLG: 0.420										4	0	1	0	0	1	1	St. Louis Cardinals @ Detroit Tigers Comerica Park, Detroit, MI Sat Jun 10 2000, 5:05 PM EDT Att: 39,053 - Cloudy - 91 F								
Edgar Renteria, R (1,6) OBP: 0.316, SLG: 0.434										4	0	1	0	0	2										
15 Jim Edmonds, L (1,8) OBP: 0.461, SLG: 0.654										4	0	0	0	2	2										
Mark McGwire, R (1,3) OBP: 0.485, SLG: 0.770										4	0	2	0	0	1										
Thomas Howard, S (1,10)										4	0	0	0	1	3										
Eric Davis, R (1,9) OBP: 0.398, SLG: 0.486										3	0	0	0	1	0										
J.D. Drew, L (1,7) OBP: 0.388, SLG: 0.514										4	1	1	1	0	1										
Mike Matheny, R (1,2) OBP: 0.317, SLG: 0.364										4	0	2	0	0	1										
Craig Paquette, R (1,5) OBP: 0.313, SLG: 0.439										3	0	0	0	0	2										
Inning Stats	R: 0 E: 0 K: 1 S: 13	H: 1 LOB: 1 BB: 0 P: 21	R: 0 E: 0 K: 1 S: 7	H: 0 LOB: 0 BB: 0 P: 13	R: 0 E: 0 K: 0 S: 7	H: 1 LOB: 1 BB: 0 P: 10	R: 0 E: 0 K: 1 S: 10	H: 1 LOB: 2 BB: 1 P: 18	R: 0 E: 0 K: 0 S: 9	H: 0 LOB: 0 BB: 0 P: 12	R: 0 E: 0 K: 1 S: 7	H: 0 LOB: 1 BB: 0 P: 8	R: 1 E: 0 K: 0 S: 12	H: 2 LOB: 1 BB: 0 P: 16	R: 0 E: 0 K: 2 S: 13	H: 2 LOB: 2 BB: 0 P: 22	R: 0 E: 0 K: 1 S: 8	H: 0 LOB: 0 BB: 0 P: 13	1B: 6 2B: 0 3B: 0 HR: 1	SF: 0 SAC: 0 DP: 0 HBP: 0	WP: 0 PB: 0 SB: 1 CS: 0	PA: 35			
PITCHER	IP	WLS	BF	H	R	ER	SO	BB	IBB	HBP	BLK	WP	HR	S	P	ERA	WHIP								
Brian Moehler, R (1,1) ERA: 3.22	7.0	W	27	5	1	1	4	1	0	0	0	0	1	65	98	1.29	0.857								
Doug Brocail, R (8,1) ERA: 4.71	1.0		5	2	0	0	2	0	0	0	0	0	0	13	22	0.00	2.000								
Allen McDill, L (9,1) ERA: 9.53	1.0		3	0	0	0	1	0	0	0	0	0	0	8	13	0.00	0.000								

Batter	1	2	3	4	5	6	7	8	9	AB	R	H	RBI	BB	SO	LOB	BOTTOM								
Damon Easley, R (1,4) OBP: 0.303, SLG: 0.318										5	3	3	2	0	1	0	St. Louis Cardinals @ Detroit Tigers Comerica Park, Detroit, MI Sat Jun 10 2000, 5:05 PM EDT Att: 39,053 - Cloudy - 91 F								
Jose Macias, S (9,4) OBP: 0.338, SLG: 0.324										4	2	2	5	1	1	0									
Brad Ausmus, R (1,2) OBP: 0.353, SLG: 0.335										0	0	0	0	0	0	0									
Javier Cardona, R (9,2) OBP: 0.250, SLG: 0.250										4	1	0	0	1	0	1									
Juan Encarnacion, R (1,8) OBP: 0.342, SLG: 0.496										4	0	2	1	1	1	1									
Juan Gonzalez, R (1,10) OBP: 0.328, SLG: 0.522										4	0	2	1	1	1	1									
Bobby Higginson, L (1,7) OBP: 0.336, SLG: 0.447										4	0	1	0	0	2										
Dean Palmer, R (1,5) OBP: 0.342, SLG: 0.543										3	1	1	1	1	1	0									
Shane Halter, R (9,5) OBP: 0.299, SLG: 0.370										0	0	0	0	0	0	0									
Wendell Magee, R (1,9) OBP: 0.345, SLG: 0.529										3	0	1	0	1	0	2									
Robert Fick, L (1,3) OBP: 0.350, SLG: 0.327										4	1	1	0	0	1	4									
Deivi Cruz, R (1,6) OBP: 0.284, SLG: 0.377										4	2	2	0	0	1										
Inning Stats	R: 0 E: 0 K: 1 S: 7	H: 0 LOB: 0 BB: 0 P: 10	R: 0 E: 0 K: 1 S: 15	H: 0 LOB: 2 BB: 2 P: 29	R: 2 E: 1 K: 0 S: 11	H: 2 LOB: 2 BB: 1 P: 17	R: 0 E: 0 K: 0 S: 6	H: 1 LOB: 0 BB: 0 P: 9	R: 2 E: 0 K: 0 S: 13	H: 4 LOB: 1 BB: 0 P: 20	R: 0 E: 0 K: 1 S: 7	H: 0 LOB: 1 BB: 1 P: 13	R: 1 E: 0 K: 2 S: 9	H: 1 LOB: 0 BB: 0 P: 15	R: 5 E: 0 K: 0 S: 23	H: 5 LOB: 1 BB: 1 P: 34	1B: 7 2B: 4 3B: 0 HR: 3	SF: 0 SAC: 0 DP: 2 HBP: 0	WP: 0 PB: 0 SB: 0 CS: 0	PA: 40					
PITCHER	IP	WLS	BF	H	R	ER	SO	BB	IBB	HBP	BLK	WP	HR	S	P	ERA	WHIP								
Rick Ankiel, L (1,1) ERA: 3.63	6.0	L	27	7	4	2	3	4	0	0	0	0	0	59	98	3.00	1.833								
Heathcliff Slocumb, R (7,1) ERA: 4.94	1.0		4	1	1	1	2	0	0	0	0	0	1	9	15	9.00	1.000								
Mike Matthews, L (8,1) ERA: 27.0	0.2		8	5	5	5	0	1	0	0	0	0	2	22	33	67.50	9.000								
Dave Veres, R (8,1) ERA: 3.45	0.1		1	0	0	0	0	0	0	0	0	0	0	1	1	0.00	0.000								

AB	34
R	1
H	7
RBI	1
BB	1
SO	7
LOB	13



AB	35
R	10
H	13
RBI	9
BB	5
SO	5
LOB	11



Batter	1	2	3	4	5	6	7	8	9	AB	R	H	RBI	BB	SO	LOB	TOP			
Fernando Vina, L OBP: 0.388, SLG: 0.413	1-1 G1-3	2-3 K		1-1 G6-3			3-2 F8		4-2 1B BB	4	0	0	0	1	1	2	St. Louis Cardinals @ Detroit Tigers Comerica Park, Detroit, MI Sun Jun 11 2000, 1:05 PM EDT Att: 38,139 - Cloudy - 82 F			
Edgar Renteria, R OBP: 0.321, SLG: 0.442	1-1 G6-3	0-0 15 HR 1B		1-2 F7			0-0 2B		0-0 1B	5	1	3	1	0	0	0				
15 Jim Edmonds, L OBP: 0.459, SLG: 0.662	3-2 HR	1-2 3-H 1B		0-3 K			2-3 K		2-3 K	5	2	2	3	0	3	3				
Mark McGwire, R OBP: 0.488, SLG: 0.789	1-2 1-H HR	1-1 2B		1-1 F9			4-0 IBB		3-3 K	4	1	2	2	1	1	2				
Ray Lankford, L OBP: 0.348, SLG: 0.477 Eric Davis, R OBP: 0.392, SLG: 0.477	3-2 1B 2B	3-3 K		1-3 K			1-3 K			2	1	1	0	0	1	1				
Shawon Dunston, R OBP: 0.217, SLG: 0.390	0-0 2-H 1B	2-3 K		0-1 F7						4	0	1	1	0	2	1				
J.D. Drew, L OBP: 0.379, SLG: 0.500	0-1 G4-3			0-0 F7			3-2 F7		3-2 G1-3	4	0	0	0	0	0	1				
Mike Matheny, R OBP: 0.316, SLG: 0.368		0-2 1B 2B		1-2 G6-3			1-1 G6-3			4	1	1	0	0	1	0				
Piacleo Polanco, R OBP: 0.349, SLG: 0.462		0-0 15 HR 1B		2-1 G4-3			1-1 G1-3		2-1 G4-3	4	1	1	0	0	0	0				
Inning Stats	R: 3 E: 0 K: 0 S: 16	H: 4 LOB: 1 BB: 0 P: 25	R: 4 E: 0 K: 3 S: 19	H: 5 LOB: 1 BB: 0 P: 30	R: 0 E: 0 K: 1 S: 8	H: 0 LOB: 0 BB: 0 P: 12	R: 0 E: 0 K: 1 S: 12	H: 0 LOB: 0 BB: 0 P: 17	R: 0 E: 0 K: 0 S: 9	H: 0 LOB: 0 BB: 0 P: 14	R: 0 E: 0 K: 2 S: 13	H: 1 LOB: 2 BB: 1 P: 23	R: 0 E: 0 K: 1 S: 8	H: 0 LOB: 2 BB: 1 P: 12	R: 0 E: 0 K: 2 S: 11	H: 1 LOB: 2 BB: 1 P: 22	1B: 5 2B: 4 3B: 0 HR: 2	SF: 0 SAC: 0 DP: 0 HBP: 0	WP: 0 PB: 0 SB: 0 CS: 0	PA: 40
PITCHER	IP WLS BF H R ER SO BB IBB HBP BLK WP HR S P ERA WHIP	IP WLS BF H R ER SO BB IBB HBP BLK WP HR S P ERA WHIP	IP WLS BF H R ER SO BB IBB HBP BLK WP HR S P ERA WHIP	IP WLS BF H R ER SO BB IBB HBP BLK WP HR S P ERA WHIP	IP WLS BF H R ER SO BB IBB HBP BLK WP HR S P ERA WHIP	IP WLS BF H R ER SO BB IBB HBP BLK WP HR S P ERA WHIP	IP WLS BF H R ER SO BB IBB HBP BLK WP HR S P ERA WHIP	IP WLS BF H R ER SO BB IBB HBP BLK WP HR S P ERA WHIP	IP WLS BF H R ER SO BB IBB HBP BLK WP HR S P ERA WHIP	IP WLS BF H R ER SO BB IBB HBP BLK WP HR S P ERA WHIP	IP WLS BF H R ER SO BB IBB HBP BLK WP HR S P ERA WHIP	IP WLS BF H R ER SO BB IBB HBP BLK WP HR S P ERA WHIP	IP WLS BF H R ER SO BB IBB HBP BLK WP HR S P ERA WHIP	IP WLS BF H R ER SO BB IBB HBP BLK WP HR S P ERA WHIP	IP WLS BF H R ER SO BB IBB HBP BLK WP HR S P ERA WHIP	IP WLS BF H R ER SO BB IBB HBP BLK WP HR S P ERA WHIP	IP WLS BF H R ER SO BB IBB HBP BLK WP HR S P ERA WHIP			
Dave Milick, R ERA: 6.22	1.1 L	13 9	7 7	1 1	0 0	0 0	0 0	0 0	0 0	26 40	0.00	0.000								
Allen McDill, L ERA: 6.48	2.2 8	0 0	0 0	4 1	0 0	0 0	0 0	0 0	0 0	7 9	0.00	0.000								
Willie Blair, R ERA: 4.31	1.0 3	0 0	0 0	1 0	0 0	0 0	0 0	0 0	0 0	19 33	0.00	0.600								
C.J. Nitkowski, L ERA: 6.71	1.2 7	1 0	0 0	1 1	0 1	0 0	0 0	0 0	0 0	22 38	0.00	0.857								
Matt Anderson, R ERA: 4.0	2.1 9	1 0	0 0	4 4	1 0	0 0	0 0	0 0	0 0											

AB	38
R	7
H	11
RBI	7
BB	2
SO	11
LOB	12



Batter	1	2	3	4	5	6	7	8	9	AB	R	H	RBI	BB	SO	LOB	BOTTOM			
Luis Polonia, L OBP: 0.305, SLG: 0.359	0-0 F8		2-2 P6			2-0 F9		1-1 FC6-4 2B		4	0	1	0	0	0	0	St. Louis Cardinals @ Detroit Tigers Comerica Park, Detroit, MI Sun Jun 11 2000, 1:05 PM EDT Att: 38,139 - Cloudy - 82 F			
Rich Becker, L OBP: 0.402, SLG: 0.380	4-1 FC4-6 BB			0-3 K			1-0 G3	2-1 L7		3	0	0	0	1	1	1				
Bobby Higginson, L OBP: 0.339, SLG: 0.446	0-1 FC4-6 1-2			1-2 G5-3			0-2 1B 1B	4-1 FC6-4 BB		3	1	1	0	1	0	1				
Juan Gonzalez, R OBP: 0.327, SLG: 0.516	1-0 F8			1-1 P4			3-1 1B 2B 1B	1-0 FC6-4 1-2 2-3		4	1	1	0	0	0	3				
Dean Palmer, R OBP: 0.340, SLG: 0.537		1-1 E6 G5-4-3		3-2 F9			1-3 K	2-2 G5-4-3 1B		4	0	1	0	0	1	2				
Brad Ausmus, R OBP: 0.351, SLG: 0.333		2-2 L9		1-0 G6-3			2-1 2B 1B	2-0 G5-4-3 1-2		4	1	1	1	0	0	2				
Damion Easley, R OBP: 0.301, SLG: 0.326		2-1 G5-4-3 1-2		2-1 F9			2-0 2B 1-H 2-H	1-2 P6		4	0	1	2	0	0	1				
Robert Flick, L OBP: 0.341, SLG: 0.318			0-0 F8			1-3 K	1-0 F9			3	0	0	0	0	1	1				
Shane Halter, R OBP: 0.288, SLG: 0.355			2-1 G6-3			0-0 G5-3		1-2 G5-3		3	0	0	0	0	0	0				
Inning Stats	R: 0 E: 0 K: 0 S: 5	H: 0 LOB: 1 BB: 1 P: 10	R: 0 E: 1 K: 0 S: 8	H: 0 LOB: 0 BB: 0 P: 13	R: 0 E: 0 K: 0 S: 7	H: 0 LOB: 0 BB: 0 P: 11	R: 0 E: 0 K: 1 S: 8	H: 0 LOB: 0 BB: 0 P: 10	R: 0 E: 0 K: 0 S: 8	H: 0 LOB: 0 BB: 0 P: 14	R: 3 E: 0 K: 1 S: 14	H: 4 LOB: 1 BB: 0 P: 24	R: 0 E: 0 K: 0 S: 9	H: 1 LOB: 2 BB: 1 P: 18	R: 0 E: 0 K: 0 S: 8	H: 1 LOB: 0 BB: 0 P: 13	1B: 4 2B: 2 3B: 0 HR: 0	SF: 0 SAC: 0 DP: 2 HBP: 0	WP: 0 PB: 0 SB: 0 CS: 0	PA: 34
PITCHER	IP WLS BF H R ER SO BB IBB HBP BLK WP HR S P ERA WHIP	IP WLS BF H R ER SO BB IBB HBP BLK WP HR S P ERA WHIP	IP WLS BF H R ER SO BB IBB HBP BLK WP HR S P ERA WHIP	IP WLS BF H R ER SO BB IBB HBP BLK WP HR S P ERA WHIP	IP WLS BF H R ER SO BB IBB HBP BLK WP HR S P ERA WHIP	IP WLS BF H R ER SO BB IBB HBP BLK WP HR S P ERA WHIP	IP WLS BF H R ER SO BB IBB HBP BLK WP HR S P ERA WHIP	IP WLS BF H R ER SO BB IBB HBP BLK WP HR S P ERA WHIP	IP WLS BF H R ER SO BB IBB HBP BLK WP HR S P ERA WHIP	IP WLS BF H R ER SO BB IBB HBP BLK WP HR S P ERA WHIP	IP WLS BF H R ER SO BB IBB HBP BLK WP HR S P ERA WHIP	IP WLS BF H R ER SO BB IBB HBP BLK WP HR S P ERA WHIP	IP WLS BF H R ER SO BB IBB HBP BLK WP HR S P ERA WHIP	IP WLS BF H R ER SO BB IBB HBP BLK WP HR S P ERA WHIP	IP WLS BF H R ER SO BB IBB HBP BLK WP HR S P ERA WHIP	IP WLS BF H R ER SO BB IBB HBP BLK WP HR S P ERA WHIP				
Pat Hentgen, R ERA: 5.38	7.0 W	26 4	3 3	3 3	0 0	0 0	0 0	0 0	0 0	55 90	3.86	0.714								
Matt Morris, R ERA: 1.13	2.0 8	2 0	0 0	0 0	1 0	0 0	0 0	0 0	0 0	17 31	0.00	1.500								

AB	32
R	3
H	6
RBI	3
BB	2
SO	3
LOB	11



Batter	1	2	3	4	5	6	7	8	9	AB	R	H	RBI	BB	SO	LOB	TOP								
Fernando Vina, L OBP: 0.381, SLG: 0.405 (1,4)										5	0	1	0	0	0	3									
Edgar Renteria, R OBP: 0.317, SLG: 0.432 (1,6)										5	0	2	0	0	1	1									
15 Jim Edmonds, L OBP: 0.465, SLG: 0.654 (1,8)										5	1	3	0	0	1	1									
Mark McGwire, R OBP: 0.493, SLG: 0.791 (1,3)										2	1	0	0	3	2	3									
Eric Davis, R OBP: 0.387, SLG: 0.466 (1,9)										5	1	2	1	0	0	2									
J.D. Drew, L OBP: 0.386, SLG: 0.513 (1,7)										4	2	3	2	1	0	0									
Placido Polanco, R OBP: 0.361, SLG: 0.474 (1,5)										5	1	2	1	0	0	3									
Eli Marrero, R OBP: 0.317, SLG: 0.500 (1,2)										4	2	2	3	1	0	2									
Darryl Kile, R OBP: 0.118, SLG: 0.091 (8, PH)										3	0	1	0	0	1	0									
Larry Sutton, L OBP: 0.350, SLG: 0.438 (8, PH)										1	0	0	0	0	1	2									
Heathcliff Slocumb, R (8, PH)										0	0	0	0	0	0	0									
Dave Veres, R (8, PH)										0	0	0	0	0	0	0									
Inning Stats	R: 0 E: 0 K: 1 S: 9	H: 1 LOB: 1 BB: 0 P: 12	R: 0 E: 0 K: 0 S: 9	H: 1 LOB: 1 BB: 1 P: 17	R: 1 E: 0 K: 1 S: 10	H: 3 LOB: 2 BB: 1 P: 15	R: 3 E: 0 K: 1 S: 13	H: 4 LOB: 1 BB: 0 P: 23	R: 2 E: 0 K: 1 S: 11	H: 3 LOB: 0 BB: 0 P: 18	R: 0 E: 0 K: 0 S: 6	H: 0 LOB: 0 BB: 0 P: 9	R: 0 E: 0 K: 0 S: 11	H: 0 LOB: 1 BB: 1 P: 19	R: 0 E: 0 K: 1 S: 9	H: 2 LOB: 2 BB: 0 P: 14	R: 2 E: 0 K: 1 S: 16	H: 2 LOB: 2 BB: 2 P: 28	1B: 13 2B: 2 3B: 0 HR: 2	SF: 0 SAC: 0 DP: 3 HBP: 0	WP: 0 PB: 1 SB: 0 CS: 1	PA: 44			
PITCHER	IP	WLS	BF	H	R	ER	SO	BB	IBB	HBP	BLK	WP	HR	S	P	ERA	WHIP								
Rodrigo Lopez, R ERA: 8.76 (1, 1)	5.0	L	25	12	6	6	4	2	0	0	0	0	2	52	85	10.80	2.800								
Matt Whiteside, R ERA: 2.18 (6, 1)	2.0		7	0	0	0	0	1	0	0	0	0	0	17	28	0.00	0.500								
Brandon Kolb, R ERA: 4.66 (8, 1)	2.0		12	4	2	2	2	2	0	0	0	0	0	25	42	9.00	3.000								

St. Louis Cardinals @ San Diego Padres
Qualcomm Stadium, San Diego, CA
Tue Jun 13 2000, 5:05 PM EDT
Att: 29,055 - Sunny - 75 F

AB	39
R	8
H	16
RBI	7
BB	5
SO	6
LOB	17



Batter	1	2	3	4	5	6	7	8	9	AB	R	H	RBI	BB	SO	LOB	BOTTOM								
Eric Owens, R OBP: 0.391, SLG: 0.445 (1,8)										5	0	2	0	0	0	4									
Al Martin, L OBP: 0.364, SLG: 0.516 (1,7)										3	0	0	0	0	0	3									
Matt Whiteside, R (6, 1)										0	0	0	0	0	0	0									
Chris Gomez, R OBP: 0.346, SLG: 0.250 (7, PH)										1	0	1	0	0	0	0									
Brandon Kolb, R (8, 1)										0	0	0	0	0	0	0									
Ed Sprague, R OBP: 0.355, SLG: 0.667 (8, PH)										1	0	0	0	0	0	0									
Tony Gwynn, L OBP: 0.354, SLG: 0.427 (1,9)										5	0	1	1	0	0	3									
Phil Nevin, R OBP: 0.351, SLG: 0.540 (1,5)										5	0	0	0	0	2	2									
Ryan Klesko, L OBP: 0.403, SLG: 0.579 (1,3)										3	1	1	0	1	0	1									
Bret Boone, R OBP: 0.314, SLG: 0.398 (1,4)										3	1	2	0	1	1	0									
Wiki Gonzalez, R OBP: 0.375, SLG: 0.412 (1,2)										4	0	2	1	0	0	3									
Damian Jackson, R OBP: 0.352, SLG: 0.389 (1,6)										4	0	1	0	0	0	4									
Rodrigo Lopez, R OBP: 0.111, SLG: 0.111 (1, 1)										1	1	1	0	0	0	0									
29 Kory DeHaan, L OBP: 0.213, SLG: 0.250 (5, PH)										1	0	0	0	1	1	0									
Dave Magadan, L OBP: 0.288, SLG: 0.261 (8, PH)										1	0	0	0	0	0	0									
Ruban Rivera, R OBP: 0.336, SLG: 0.455 (9, 8)										0	0	0	0	0	0	0									
Inning Stats	R: 0 E: 0 K: 1 S: 8	H: 1 LOB: 1 BB: 0 P: 13	R: 0 E: 0 K: 0 S: 7	H: 1 LOB: 0 BB: 0 P: 10	R: 1 E: 0 K: 0 S: 9	H: 2 LOB: 0 BB: 0 P: 12	R: 0 E: 0 K: 0 S: 13	H: 1 LOB: 2 BB: 1 P: 25	R: 0 E: 0 K: 0 S: 9	H: 1 LOB: 1 BB: 0 P: 16	R: 2 E: 2 K: 0 S: 13	H: 2 LOB: 2 BB: 2 P: 27	R: 0 E: 0 K: 1 S: 12	H: 1 LOB: 1 BB: 0 P: 15	R: 0 E: 0 K: 1 S: 12	H: 2 LOB: 2 BB: 0 P: 16	R: 0 E: 0 K: 0 S: 7	H: 0 LOB: 0 BB: 0 P: 11	1B: 10 2B: 1 3B: 0 HR: 0	SF: 0 SAC: 0 DP: 0 HBP: 0	WP: 0 PB: 0 SB: 0 CS: 1	PA: 41			
PITCHER	IP	WLS	BF	H	R	ER	SO	BB	IBB	HBP	BLK	WP	HR	S	P	ERA	WHIP								
Darryl Kile, R ERA: 4.38 (1, 1)	7.0	W	32	9	3	2	3	3	0	0	0	0	0	71	118	2.57	1.714								
Heathcliff Slocumb, R ERA: 4.83 (8, 1)	0.1	H	3	2	0	0	1	0	0	0	0	0	0	7	9	0.00	6.000								
Dave Veres, R ERA: 3.16 (8, 1)	1.2	S	5	0	0	0	0	0	0	0	0	0	0	12	18	0.00	0.000								

St. Louis Cardinals @ San Diego Padres
Qualcomm Stadium, San Diego, CA
Tue Jun 13 2000, 5:05 PM EDT
Att: 29,055 - Sunny - 75 F

AB	37
R	3
H	11
RBI	2
BB	3
SO	4
LOB	22



Batter	1	2	3	4	5	6	7	8	9	AB	R	H	RBI	BB	SO	LOB	TOP								
Fernando Vina, L (1,4) OBP: 0.387, SLG: 0.409	1-2 CS HBP			3-2 1B		1-1 2H BB 1B	0-0 B1-3			3	1	2	1	0	0	0									
Edgar Renteria, R (1,6) OBP: 0.315, SLG: 0.433	2-0 CS 1B			1-1 F8		0-0 BB HBP 1B		1-0 E6 15 F5		4	1	2	0	0	0	0									
15 Jim Edmonds, L (1,8) OBP: 0.458, SLG: 0.643	1-1 F5			1-1 P6		1-3 K		2-1 F5		4	0	0	0	0	1	4									
Mark McGwire, R (1,3)		2-2 G6-3			1-0 G3-6 1B	4-2 HBP BB 1B		0-1 G5-3		3	0	1	0	1	0	1									
Ray Lankford, L (1,7) OBP: 0.346, SLG: 0.467				1-3 K	1-2 G3-6	4-2 HBP BB		1-1 L6		3	0	0	1	1	1	2									
J.D. Drew, L (1,9) OBP: 0.388, SLG: 0.509				1-0 G4-3	0-0 FC6-4 1B	1-0 HBP			0-1 G2-3	3	0	1	1	0	0	0									
Mike Matheny, R (1,2)				0-1 G6-3	1-1 FC6-4 1B	0-0 P6			2-3 K	4	0	0	0	0	1	4									
Pacido Polanco, R (1,5) OBP: 0.358, SLG: 0.467				0-1 F9		0-1 SH3-4 1B	0-1 G4-3		1-2 E5	4	1	1	0	0	0	0									
Garrett Stephenson, R (1,1)				2-1 G5-3		1-0 SH3-4	2-3 K		2-2 L5	2	0	0	0	0	1	0									
Jesse Orosco, R (8,1)										0	0	0	0	0	0	0									
Matt Morris, R (8,1)										0	0	0	0	0	0	0									
Shawon Dunston, R (8,7) OBP: 0.214, SLG: 0.386										1	0	0	0	0	0	1									
Inning Stats	R: 0 E: 0 K: 0 S: 5	H: 1 LOB: 0 BB: 0 P: 9	R: 0 E: 0 K: 1 S: 7	H: 0 LOB: 0 BB: 0 P: 11	R: 0 E: 0 K: 0 S: 6	H: 0 LOB: 0 BB: 0 P: 8	R: 0 E: 0 K: 0 S: 7	H: 1 LOB: 0 BB: 0 P: 12	R: 0 E: 0 K: 0 S: 8	H: 2 LOB: 1 BB: 0 P: 11	R: 3 E: 0 K: 1 S: 15	H: 3 LOB: 3 BB: 2 P: 27	R: 0 E: 0 K: 1 S: 6	H: 0 LOB: 0 BB: 0 P: 8	R: 0 E: 1 K: 0 S: 7	H: 0 LOB: 1 BB: 0 P: 11	R: 0 E: 1 K: 1 S: 13	H: 0 LOB: 1 BB: 0 P: 18	1B: 7 2B: 0 3B: 0 HR: 0	SF: 0 SAC: 1 DP: 1 HBP: 2	WP: 0 PB: 0 SB: 0 CS: 2	PA: 36			
PITCHER	IP	WLS	BF	H	R	ER	SO	BB	IBB	HBP	BLK	WP	HR	S	P	ERA	WHIP								
32 Stan Spencer, R (1,1) ERA: 3.63	5.2	L	23	7	3	3	2	2	0	1	0	0	0	47	76	4.76	1.588								
Kevin Walker, L (8,1) ERA: 4.5	1.1		5	0	0	0	1	0	0	1	0	0	0	7	10	0.00	0.000								
Carlos Almanzar, R (8,1) ERA: 4.41	1.0		4	0	0	0	0	0	0	0	0	0	0	7	11	0.00	0.000								
Trevor Hoffman, R (9,1) ERA: 2.92	1.0		4	0	0	0	1	0	0	0	0	0	0	13	18	0.00	0.000								

St. Louis Cardinals @ San Diego Padres
Qualcomm Stadium, San Diego, CA
Wed Jun 14 2000, 10:05 PM EDT
Att: 30,952 - Sunny - 72 F

AB 31
R 3
H 7
RBI 3
BB 2
SO 4
LOB 12



Batter	1	2	3	4	5	6	7	8	9	AB	R	H	RBI	BB	SO	LOB	BOTTOM								
Eric Owens, R (1,8) OBP: 0.389, SLG: 0.439	0-1 G4-3		3-2 F8		4-2 G4-3 BB			3-2 L6		3	0	0	0	1	0	0									
Al Martin, L (1,7) OBP: 0.366, SLG: 0.529	1-1 HR		2-1 F9		2-2 G4-3			1-0 1B		4	1	2	1	0	0	2									
Tony Gwynn, L (1,9) OBP: 0.351, SLG: 0.421	2-1 F5			0-1 L4	3-1 P6			3-2 1B		4	0	1	0	0	0	2									
Phil Nevin, R (1,5) OBP: 0.346, SLG: 0.531	1-3 K			2-3 K		1-1 G5-3		2-3 K		4	0	0	0	0	3	2									
Ryan Klesko, L (1,3) OBP: 0.405, SLG: 0.588		1-2 2B		0-1 2B		0-0 G3-1		1-2 F2		4	0	2	0	0	0	2									
Bret Boone, R (1,4) OBP: 0.313, SLG: 0.393		2-1 L6		4-1 BB		2-1 G5-3			1-3 K	3	0	0	0	1	1	1									
Wiki Gonzalez, R (1,2) OBP: 0.360, SLG: 0.393		1-2 P3		2-0 F7			0-0 F9		1-1 F8	4	0	0	0	0	0	3									
Chris Gomez, R (1,6) OBP: 0.327, SLG: 0.234		3-2 F8			1-1 P5		3-1 G6-3		1-1 F7	3	0	0	0	0	0	1									
Dave Magadan, L (9,PH) OBP: 0.283, SLG: 0.255										1	0	0	0	0	0	0									
32 Stan Spencer, R (1,1) OBP: 0.400, SLG: 0.500			1-3 K		2-2 G4-3 2B		1-0 F8			2	0	1	0	0	1	0									
Kevin Walker, L (6,1) ERA: 3.9										0	0	0	0	0	0	0									
29 Kory DeHaan, L (7,PH) OBP: 0.208, SLG: 0.244										1	0	0	0	0	0	0									
Carlos Almanzar, R (8,1)										0	0	0	0	0	0	0									
Trevor Hoffman, R (9,1) ERA: 0.95										0	0	0	0	0	0	0									
Inning Stats	R: 1 E: 0 K: 1 S: 9	H: 1 LOB: 0 BB: 0 P: 13	R: 0 E: 0 K: 0 S: 13	H: 1 LOB: 1 BB: 0 P: 20	R: 0 E: 0 K: 1 S: 8	H: 0 LOB: 0 BB: 0 P: 14	R: 0 E: 0 K: 1 S: 9	H: 1 LOB: 2 BB: 1 P: 17	R: 0 E: 0 K: 0 S: 14	H: 1 LOB: 2 BB: 1 P: 26	R: 0 E: 0 K: 0 S: 5	H: 0 LOB: 0 BB: 0 P: 8	R: 0 E: 0 K: 0 S: 4	H: 0 LOB: 0 BB: 0 P: 8	R: 0 E: 0 K: 1 S: 17	H: 2 LOB: 2 BB: 0 P: 27	R: 0 E: 0 K: 1 S: 8	H: 0 LOB: 0 BB: 0 P: 11	1B: 2 2B: 3 3B: 0 HR: 1	SF: 0 SAC: 0 DP: 0 HBP: 0	WP: 0 PB: 0 SB: 0 CS: 0	PA: 35			
PITCHER	IP	WLS	BF	H	R	ER	SO	BB	IBB	HBP	BLK	WP	HR	S	P	ERA	WHIP								
Garrett Stephenson, R (1,1) ERA: 3.9	7.1	W	29	5	1	1	3	2	0	0	0	0	0	66	114	1.23	0.955								
Jesse Orosco, L (8,1) ERA: 4.5	0.0		1	1	0	0	0	0	0	0	0	0	0	3	6	-	-								
Matt Morris, R (8,1) ERA: 0.95	1.2	S	5	0	0	0	2	0	0	0	0	0	0	18	24	0.00	0.000								

St. Louis Cardinals @ San Diego Padres
Qualcomm Stadium, San Diego, CA
Wed Jun 14 2000, 10:05 PM EDT
Att: 30,952 - Sunny - 72 F

AB 33
R 1
H 6
RBI 1
BB 2
SO 5
LOB 13



Batter	1	2	3	4	5	6	7	8	9	AB	R	H	RBI	BB	SO	LOB	TOP					
Fernando Vina, L OBP: 0.380, SLG: 0.400	F7	G3		F7		K			G3	5	0	0	0	0	1	1	St. Louis Cardinals @ Los Angeles Dodgers Dodger Stadium, Los Angeles, CA Fri Jun 16 2000, 7:10 PM PDT Att: 43,971 - Cloudy - 73 F livebaseballscorecards.com					
Edgar Renteria, R OBP: 0.317, SLG: 0.426	F4	G5-3			1B 1B	G5-3			G6-3	4	1	0	0	1	0	0						
15 Jim Edmonds, L OBP: 0.460, SLG: 0.668			F8		1B 1B		G4-3		HR	5	3	3	2	0	0	0						
Mark McGwire, R OBP: 0.496, SLG: 0.774		BB 2B HBP	G4-3 1B		K				HR	3	1	1	0	1	2	2						
Ray Lankford, L OBP: 0.348, SLG: 0.458			G4-3		K					3	1	0	0	2	1	4						
Eric Davis, R OBP: 0.397, SLG: 0.484										4	0	3	2	0	0	1						
Alan Benes, R OBP: 0.366, SLG: 0.506										0	0	0	0	0	0	0						
Dave Veres, R										0	0	0	0	0	0	0						
Mike Matheny, R OBP: 0.321, SLG: 0.386										3	0	1	1	1	0	0						
Placido Polanco, R OBP: 0.354, SLG: 0.455										3	0	0	0	1	0	4						
Pat Hentgen, R OBP: 0.357, SLG: 0.308										3	0	1	0	0	2	0						
J.D. Drew, L OBP: 0.366, SLG: 0.506										1	0	0	0	0	1	1						
Mike Matthews, L										0	0	0	0	0	0	0						
Inning Stats	R: 3 E: 0 K: 0 S: 16	H: 2 LOB: 2 BB: 2 P: 32	R: 0 E: 0 K: 1 S: 6	H: 0 LOB: 0 BB: 0 P: 9	R: 0 E: 0 K: 0 S: 11	H: 2 LOB: 2 BB: 0 P: 19	R: 0 E: 0 K: 0 S: 5	H: 1 LOB: 1 BB: 0 P: 5	R: 2 E: 0 K: 2 S: 16	H: 3 LOB: 2 BB: 1 P: 29	R: 0 E: 0 K: 2 S: 8	H: 0 LOB: 0 BB: 0 P: 14	R: 0 E: 0 K: 1 S: 8	H: 0 LOB: 1 BB: 1 P: 15	R: 0 E: 0 K: 1 S: 5	H: 0 LOB: 1 BB: 1 P: 14	R: 1 E: 0 K: 0 S: 12	H: 1 LOB: 1 BB: 1 P: 18	1B: 6 2B: 2 3B: 0 HR: 2	SF: 0 SAC: 0 DP: 1 HBP: 1	WP: 0 PB: 0 SB: 0 CS: 1	PA: 41
PITCHER	IP WLS BF H R ER SO BB IBB HBP BLK WP HR S P ERA WHIP																					
Orel Hershiser, R ERA: 10.8	(1, 1) 4.0 L 21 6 5 5 1 3 0 0 0 0 0 1 42 76 11.25 2.250																					
Matt Herges, R ERA: 3.23	(5, 1) 3.0 12 2 0 0 5 1 0 0 0 0 0 28 47 0.00 1.000																					
Terry Adams, R ERA: 3.08	(8, 1) 1.0 3 0 0 0 1 1 0 0 0 0 0 5 14 0.00 1.000																					
Mike Fetters, R ERA: 2.2	(9, 1) 1.0 5 1 1 1 0 1 0 0 0 0 0 1 12 18 9.00 2.000																					

Batter	1	2	3	4	5	6	7	8	9	AB	R	H	RBI	BB	SO	LOB	BOTTOM					
Todd Hollandsworth, L OBP: 0.318, SLG: 0.426	L6		G1-3		E6 1B		F3			4	0	1	0	0	0	1	St. Louis Cardinals @ Los Angeles Dodgers Dodger Stadium, Los Angeles, CA Fri Jun 16 2000, 7:10 PM PDT Att: 43,971 - Cloudy - 73 F livebaseballscorecards.com					
Mark Czuzielanek, R OBP: 0.338, SLG: 0.409	G6-3			1B 2B	F8					3	1	1	0	1	0	1						
Gary Sheffield, R OBP: 0.453, SLG: 0.650	G5-3			1B 2B	G1-6-3 1B		G4-3			4	1	2	0	0	0	2						
Shawn Green, L OBP: 0.434, SLG: 0.567		G4-3		G3 2B	G1-6-3					4	0	1	2	0	1	2						
Eric Karros, R OBP: 0.343, SLG: 0.570				K						4	1	1	1	0	2	1						
Dave Hansen, L OBP: 0.452, SLG: 0.617				FC5 G3 BB						3	0	1	0	1	1	0						
Chad Kreuter, S OBP: 0.436, SLG: 0.467		L5-3		G3			G6-3			4	0	0	0	0	0	3						
Alex Cora, L OBP: 0.360, SLG: 0.377				G1-3	FC5 IBB					2	0	0	0	1	0	0						
Orel Hershiser, R ERA: 5.31	(1, 1) 6.0 W 26 7 3 3 3 1 0 0 0 0 0 0 62 100 4.50 1.333																					
Mike Matthews, L ERA: 19.29	(7, 1) 0.2 H 2 0 0 0 1 0 0 0 0 0 0 6 8 0.00 0.000																					
Alan Benes, R ERA: 2.25	(7, 1) 1.1 H 5 0 0 0 1 1 0 0 0 0 0 0 12 21 0.00 0.750																					
Dave Veres, R ERA: 3.06	(9, 1) 1.0 S 3 0 0 0 1 0 0 0 0 0 0 11 16 0.00 0.000																					
Inning Stats	R: 0 E: 0 K: 0 S: 4	H: 0 LOB: 0 BB: 0 P: 8	R: 1 E: 0 K: 0 S: 12	H: 2 LOB: 0 BB: 0 P: 18	R: 0 E: 0 K: 0 S: 7	H: 0 LOB: 0 BB: 0 P: 9	R: 2 E: 0 K: 1 S: 17	H: 3 LOB: 3 BB: 2 P: 30	R: 0 E: 0 K: 0 S: 11	H: 2 LOB: 1 BB: 0 P: 18	R: 0 E: 0 K: 2 S: 10	H: 0 LOB: 0 BB: 0 P: 13	R: 0 E: 0 K: 1 S: 11	H: 0 LOB: 2 BB: 1 P: 22	R: 0 E: 0 K: 1 S: 8	H: 0 LOB: 0 BB: 0 P: 11	R: 0 E: 0 K: 1 S: 11	H: 0 LOB: 0 BB: 0 P: 16	1B: 5 2B: 2 3B: 0 HR: 1	SF: 0 SAC: 0 DP: 2 HBP: 1	WP: 0 PB: 0 SB: 0 CS: 0	PA: 36
PITCHER	IP WLS BF H R ER SO BB IBB HBP BLK WP HR S P ERA WHIP																					
Pat Hentgen, R ERA: 5.31	(1, 1) 6.0 W 26 7 3 3 3 1 0 0 0 0 0 0 62 100 4.50 1.333																					
Mike Matthews, L ERA: 19.29	(7, 1) 0.2 H 2 0 0 0 1 0 0 0 0 0 0 6 8 0.00 0.000																					
Alan Benes, R ERA: 2.25	(7, 1) 1.1 H 5 0 0 0 1 1 0 0 0 0 0 0 12 21 0.00 0.750																					
Dave Veres, R ERA: 3.06	(9, 1) 1.0 S 3 0 0 0 1 0 0 0 0 0 0 11 16 0.00 0.000																					

Batter	1	2	3	4	5	6	7	8	9	AB	R	H	RBI	BB	SO	LOB	TOP										
Fernando Vina, L (1.4) Eric Davis, R (8, FR) OBP: 0.384, SLG: 0.412 (8, FR) (8, 9)	1-1 1B		0-0 15 WP 2B	1-3 K		0-0 G4-3 2B		0-0 FC4-6 BB 1-2		5	0	3	0	0	1	4	St. Louis Cardinals @ Los Angeles Dodgers Dodger Stadium, Los Angeles, CA Sat Jun 17 2000, 1:05 PM PDT Att: 46,048 - Sunny - 76 F livebaseballscorecards.com										
Edgar Renteria, R (1.6) OBP: 0.322, SLG: 0.427	0-1 1B		0-0 G1-3		0-2 15 HBP HR 1B	1-2 G4-3		4-2 BB 1-2		4	1	2	0	1	0	2											
15 Jim Edmonds, L (1.8) OBP: 0.459, SLG: 0.659	3-3 K		4-1 BB 2-3		1-1 HR HBP 1B	2-2 F7		3-1 G3		3	1	0	0	1	1	5											
Mark McGwire, R (1.3) OBP: 0.489, SLG: 0.775	1-3 K		2-2 P3		1-3 K			2-3 K		5	1	1	1	0	3	6											
Ray Lankford, L (1.7) OBP: 0.349, SLG: 0.456	1-3 K			1-1 FC4-6 1B	3-3 K			2-3 K		5	0	2	0	0	3	4											
J.D. Drew, L (1.9) Matt Morris, R (7.1) Thomas Howard, S (9, PH) Dave Veres, R (9.1)		1-3 K2-3		2-2 FC4-6 1B 1-2	0-2 HR		1-2 G6-3		0-1 FC5-4 1B	4	1	1	3	0	1	1											
Mike Matheny, R (1.2) OBP: 0.323, SLG: 0.382		2-3 K		4-2 1B BB 1-2	2-1 1B		1-3 K		1-1 FC5-4 1B 1-2	4	0	1	0	1	2	2											
Piacedo Polanco, R (1.5) OBP: 0.356, SLG: 0.453		0-0 G3-1		2-2 1B 1-2 2-3	1-1 P4			1-0 FC4-6 1B		5	0	2	0	0	0	3											
Andy Benes, R (1.1) Craig Paquette, R (7.9) OBP: 0.311, SLG: 0.436 (8, 5)			1-1 G5-3	3-3 K		1-0 L6		2-2 B1		3	0	0	0	0	1	3											
										1	0	0	0	0	0	1											
Inning Stats	R: 0 H: 2 E: 0 K: 3 S: 13	H: 2 LOB: 2 BB: 0 P: 19	R: 0 H: 0 E: 0 K: 2 S: 7	H: 0 LOB: 0 BB: 0 P: 10	R: 0 H: 1 E: 0 K: 0 S: 8	H: 1 LOB: 2 BB: 1 P: 15	R: 0 H: 2 E: 0 K: 2 S: 18	H: 2 LOB: 3 BB: 1 P: 31	R: 3 H: 3 E: 0 K: 2 S: 17	H: 3 LOB: 1 BB: 0 P: 25	R: 0 H: 1 E: 0 K: 0 S: 9	H: 1 LOB: 1 BB: 0 P: 13	R: 1 H: 1 E: 0 K: 2 S: 11	H: 1 LOB: 0 BB: 0 P: 16	R: 0 H: 1 E: 0 K: 0 S: 10	H: 1 LOB: 2 BB: 1 P: 20	R: 0 H: 2 E: 0 K: 1 S: 13	H: 2 LOB: 2 BB: 0 P: 18	1B: 9 2B: 2 3B: 0 HR: 2	SF: 0 SAC: 0 DP: 0 HBP: 1	WP: 1 PB: 0 SB: 1 CS: 0	PA: 44					
PITCHER	IP	WLS	BF	H	R	ER	SO	BB	IBB	HBP	BLK	WP	HR	S	P	ERA	WHIP										
37 Darren Dreifort, R (1.1) ERA: 4.84	5.0	L	26	8	3	3	9	2	0	1	0	1	1	63	100	5.40	2.000										
Antonio Osuna, R (6.1) ERA: 4.22	2.0		8	2	1	1	2	0	0	0	0	0	1	20	29	4.50	1.000										
Terry Adams, R (8.1) ERA: 3.0	1.0		5	1	0	0	0	1	0	0	0	0	0	10	20	0.00	2.000										
Jeff Shaw, R (9.1) ERA: 6.85	1.0		5	2	0	0	1	0	0	0	0	0	0	13	18	0.00	2.000										

Batter	1	2	3	4	5	6	7	8	9	AB	R	H	RBI	BB	SO	LOB	BOTTOM										
Todd Hollandsworth, L (1.8) OBP: 0.316, SLG: 0.421	2-1 1B	2-2 G4-3			2-2 G3		2-3 K2-3			4	0	1	0	0	1	2	St. Louis Cardinals @ Los Angeles Dodgers Dodger Stadium, Los Angeles, CA Sat Jun 17 2000, 1:05 PM PDT Att: 46,048 - Sunny - 76 F livebaseballscorecards.com										
Mark Czuzdzianek, R (1.4) OBP: 0.337, SLG: 0.406	2-3 K		2-3 K		1-1 HR 1B	1-0 G6-3				4	1	1	0	0	2	1											
Gary Sheffield, R (1.7) OBP: 0.457, SLG: 0.670	1-2 1B		1-3 K		0-0 1-H HR			0-1 E9 G4-3 2B		4	2	3	2	0	1	0											
Shawn Green, L (1.9) OBP: 0.431, SLG: 0.560	1-0 F7		4-2 S BB		3-3 K			0-0 G4-3		3	0	0	1	1	1	2											
Eric Karros, R (1.3) OBP: 0.342, SLG: 0.563	3-3 K		3-3 K		1-2 K			4-2 BB		3	0	0	0	1	2	3											
Adrian Beltré, R (1.5) Jeff Shaw, R (9.1)		0-1 1B 2B		1-2 G5-4-3 1B		0-2 P4		1-0 G4-3		4	0	2	0	0	0	1											
Paul Lo Duca, R (1.2) OBP: 0.333, SLG: 0.524		2-0 1B		1-0 G5-4-3		1-3 K			2-3 K	4	0	1	0	0	2	2											
Alex Cora, L (1.6) OBP: 0.344, SLG: 0.358		1-2 L6		2-1 G4-3		0-3 K			0-0 F8	4	0	0	0	0	1	3											
37 Darren Dreifort, R (1.1) F. B. ... Antonio Osuna, R (6.1) Jose Vizcaino, S (7.9) Terry Adams, R (8.1) Dave Hansen, L (9.5)			2-3 K		3-3 K		0-1 F8		3-2 F8	1	0	0	0	0	1	2											
										1	0	0	0	0	0	0											
Inning Stats	R: 0 H: 2 E: 0 K: 2 S: 13	H: 2 LOB: 2 BB: 0 P: 22	R: 0 H: 0 E: 0 K: 1 S: 13	H: 0 LOB: 0 BB: 0 P: 20	R: 0 H: 1 E: 0 K: 0 S: 6	H: 1 LOB: 0 BB: 0 P: 10	R: 2 H: 2 E: 0 K: 2 S: 14	H: 2 LOB: 0 BB: 0 P: 23	R: 0 H: 0 E: 0 K: 2 S: 11	H: 0 LOB: 1 BB: 1 P: 16	R: 0 H: 0 E: 0 K: 1 S: 6	H: 0 LOB: 0 BB: 0 P: 9	R: 1 H: 1 E: 1 K: 0 S: 7	H: 1 LOB: 0 BB: 0 P: 10	R: 0 H: 0 E: 0 K: 1 S: 8	H: 0 LOB: 0 BB: 0 P: 13	1B: 5 2B: 2 3B: 0 HR: 1	SF: 0 SAC: 0 DP: 1 HBP: 0	WP: 0 PB: 0 SB: 1 CS: 0	PA: 36							
PITCHER	IP	WLS	BF	H	R	ER	SO	BB	IBB	HBP	BLK	WP	HR	S	P	ERA	WHIP										
Andy Benes, R (1.1) ERA: 4.59	6.0	W	26	7	2	2	10	2	0	0	0	0	0	13	19	4.50	1.500										
Matt Morris, R (7.1) ERA: 1.54	2.0	H	7	1	1	1	1	0	0	0	0	0	0	8	13	0.00	0.000										
Dave Veres, R (9.1) ERA: 2.97	1.0	S	3	0	0	0	1	0	0	0	0	0	0	8	13	0.00	0.000										

Batter	1	2	3	4	5	6	7	8	9	AB	R	H	RBI	BB	SO	LOB	TOP					
Plácido Polanco, R OBP: 0.346, SLG: 0.439	F7	G4-3			K		L9			4	0	0	0	0	1	4						
Shawon Dunston, R OBP: 0.227, SLG: 0.402	HR				G6-3			K		4	1	2	0	0	1	1						
15 Jim Edmonds, L OBP: 0.456, SLG: 0.651	K		F7			G3-1		BB		3	0	0	0	1	1							
Mark McGwire, R OBP: 0.485, SLG: 0.780	HR		G6-3			K		K		4	1	1	2	0	2	1						
Ray Lankford, L OBP: 0.342, SLG: 0.445 Mike Matthews, L (8.1)	F8				G3-1			G3-1		4	0	0	0	0	0	1						
J.D. Drew, L OBP: 0.376, SLG: 0.506					K					4	0	0	0	0	3	0						
Craig Paquette, R OBP: 0.315, SLG: 0.440					K					3	1	1	0	0	2	0						
Eli Marrero, R OBP: 0.326, SLG: 0.500					K					4	0	2	1	0	1	0						
Darryl Kile, R OBP: 0.139, SLG: 0.143 Thomas Howard, S OBP: 0.259, SLG: 0.500 Heathcliff Slocumb, R (7.1) Eric Davis, R OBP: 0.397, SLG: 0.484										2	0	1	0	0	1	2						
										1	0	0	0	0	0	1						
										0	0	0	0	0	0	0						
										0	0	0	0	0	0	0						
Inning Stats	R: 2 E: 0 K: 1 S: 8	H: 2 LOB: 0 BB: 0 P: 15	R: 0 E: 0 K: 2 S: 14	H: 1 LOB: 2 BB: 0 P: 24	R: 0 E: 0 K: 0 S: 3	H: 1 LOB: 0 BB: 0 P: 5	R: 0 E: 0 K: 2 S: 7	H: 0 LOB: 0 BB: 0 P: 10	R: 0 E: 0 K: 1 S: 12	H: 1 LOB: 1 BB: 0 P: 15	R: 0 E: 0 K: 1 S: 7	H: 0 LOB: 0 BB: 0 P: 10	R: 1 E: 0 K: 1 S: 13	H: 2 LOB: 1 BB: 0 P: 21	R: 0 E: 0 K: 2 S: 9	H: 0 LOB: 1 BB: 1 P: 16	R: 0 E: 0 K: 1 S: 14	H: 0 LOB: 0 BB: 0 P: 20	1B: 3 2B: 3 3B: 0 HR: 1	SF: 0 SAC: 0 DP: 0 HBP: 1	WP: 0 PB: 0 SB: 1 CS: 0	PA: 35
PITCHER	IP	WLS	BF	H	R	ER	SO	BB	IBB	HBP	BLK	WP	HR	S	P	ERA	WHIP					
Chan Ho Park, R ERA: 3.98	7.0	W	28	7	3	3	9	0	0	1	0	0	1	64	100	3.86	1.000					
Mike Fetters, R ERA: 2.08	1.0	H	4	0	0	0	2	1	0	0	0	0	0	9	16	0.00	1.000					
Jeff Shaw, R ERA: 6.57	1.0	S	3	0	0	0	2	0	0	0	0	0	0	14	20	0.00	0.000					

St. Louis Cardinals @ Los Angeles Dodgers
 Dodger Stadium, Los Angeles, CA
 Sun Jun 18 2000, 1:10 PM PDT
 Att: 50,713 - Sunny - 76 F

AB 33
 R 3
 H 7
 RBI 3
 BB 1
 SO 12
 LOB 11



Batter	1	2	3	4	5	6	7	8	9	AB	R	H	RBI	BB	SO	LOB	BOTTOM					
Todd Hollandsworth, L OBP: 0.315, SLG: 0.416	P6		FC6-4	F9			F8			4	1	1	0	0	0	1						
Mark Czuzdzianek, R OBP: 0.330, SLG: 0.404	K		E9		K		K			4	1	1	0	0	3	1						
Gary Sheffield, R OBP: 0.454, SLG: 0.670			SF9		F7		F8			3	0	1	1	0	0	1						
Shawn Green, L OBP: 0.432, SLG: 0.560	K		BB		G3					4	1	2	0	0	1	1						
Eric Karros, R OBP: 0.344, SLG: 0.572		HR	HR			K		K		3	2	1	1	1	2	1						
Adrian Beltré, R OBP: 0.318, SLG: 0.454		G5-3			K			FC5-4		4	1	1	3	0	1	1						
Chad Kreuter, S OBP: 0.438, SLG: 0.457		G4-3	G4-3			BB		FC6-4		2	0	0	0	2	0	0						
Alex Cora, L OBP: 0.340, SLG: 0.345	L3				G4-3			FC6-4		3	0	0	0	1	0	2						
Chan Ho Park, R OBP: 0.152, SLG: 0.212 Mike Fetters, R (8.1) Jeff Shaw, R (9.1)										3	0	1	0	0	1	2						
										0	0	0	0	0	0	0						
										0	0	0	0	0	0	0						
Inning Stats	R: 0 E: 0 K: 2 S: 12	H: 1 LOB: 1 BB: 0 P: 19	R: 1 E: 0 K: 0 S: 12	H: 1 LOB: 0 BB: 0 P: 16	R: 5 E: 1 K: 0 S: 21	H: 4 LOB: 0 BB: 1 P: 32	R: 0 E: 0 K: 1 S: 8	H: 0 LOB: 0 BB: 0 P: 9	R: 0 E: 0 K: 1 S: 6	H: 0 LOB: 0 BB: 0 P: 7	R: 0 E: 0 K: 2 S: 16	H: 0 LOB: 2 BB: 2 P: 28	R: 0 E: 0 K: 1 S: 9	H: 1 LOB: 0 BB: 0 P: 12	R: 0 E: 0 K: 1 S: 9	H: 1 LOB: 2 BB: 1 P: 15	1B: 5 2B: 1 3B: 0 HR: 2	SF: 1 SAC: 0 DP: 0 HBP: 0	WP: 0 PB: 0 SB: 0 CS: 0	PA: 35		
PITCHER	IP	WLS	BF	H	R	ER	SO	BB	IBB	HBP	BLK	WP	HR	S	P	ERA	WHIP					
Darryl Kile, R ERA: 4.67	6.0	L	27	6	6	6	6	3	0	0	0	0	0	16	24	0.00	1.800					
Heathcliff Slocumb, R ERA: 4.59	1.2		7	2	0	0	2	1	0	0	0	0	0	2	3	0.00	0.000					
Mike Matthews, L ERA: 16.88	0.1		1	0	0	0	0	0	0	0	0	0	0	2	3	0.00	0.000					

St. Louis Cardinals @ Los Angeles Dodgers
 Dodger Stadium, Los Angeles, CA
 Sun Jun 18 2000, 1:10 PM PDT
 Att: 50,713 - Sunny - 76 F

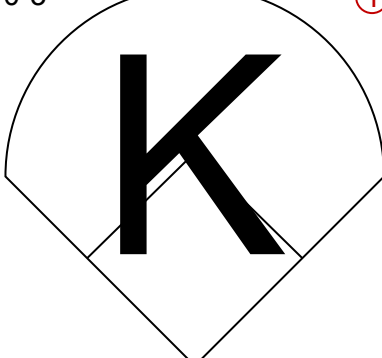
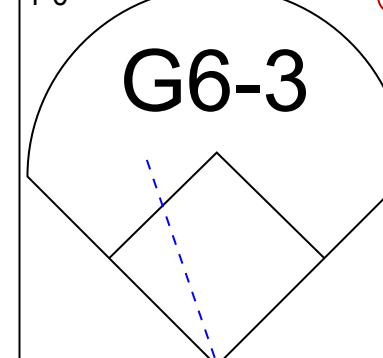
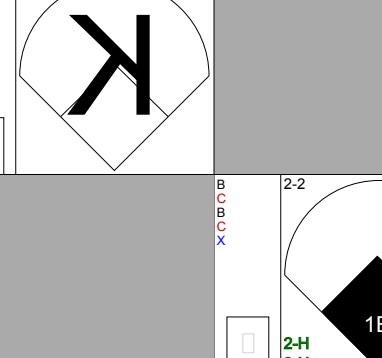
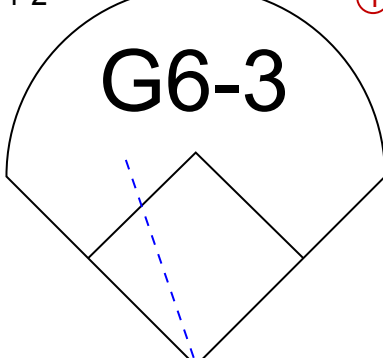
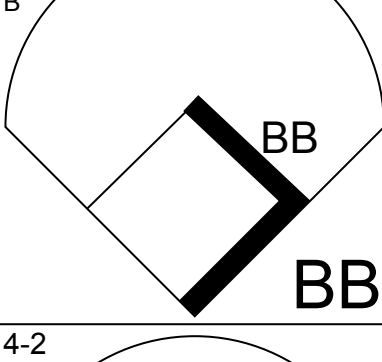
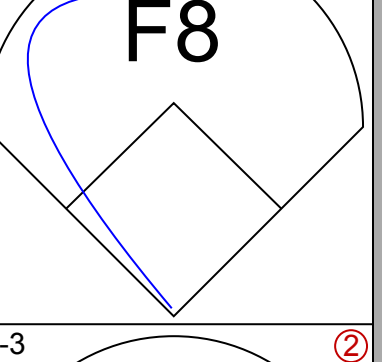
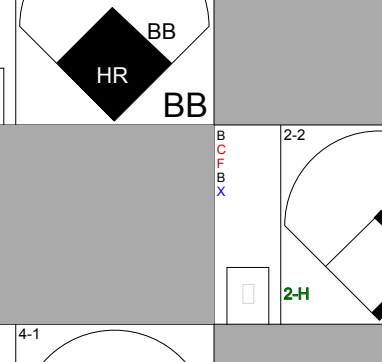
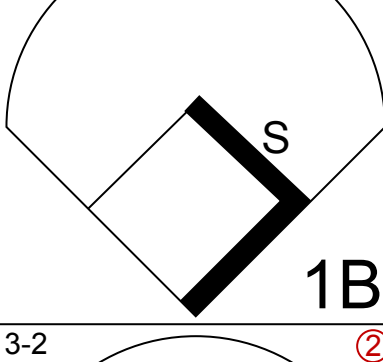
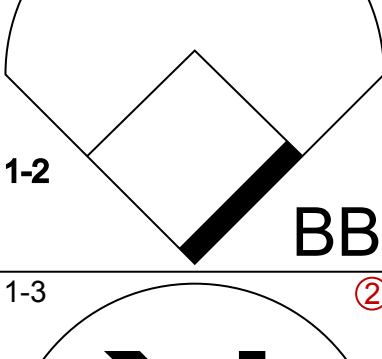
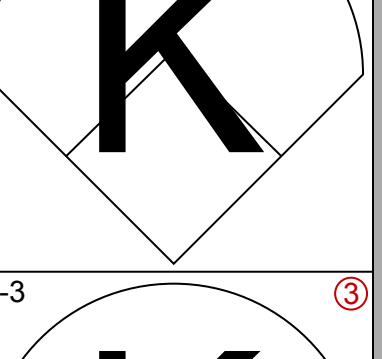
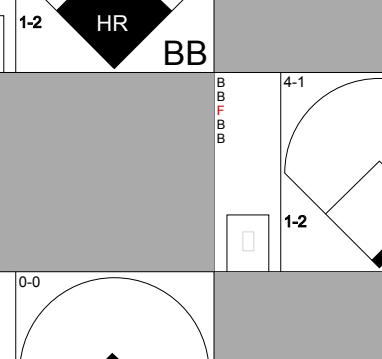
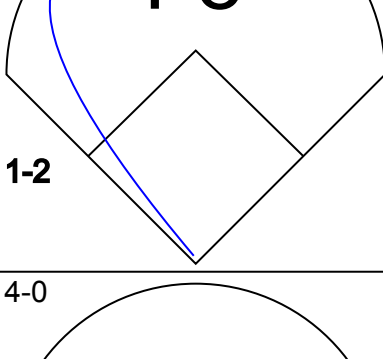
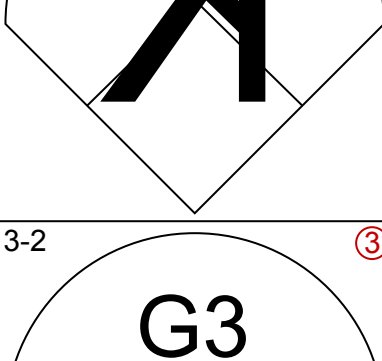

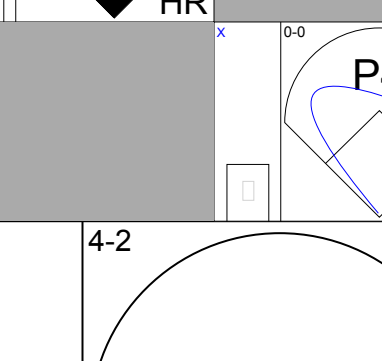
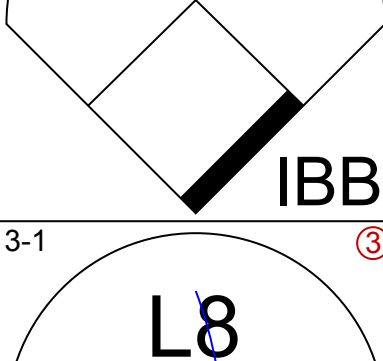
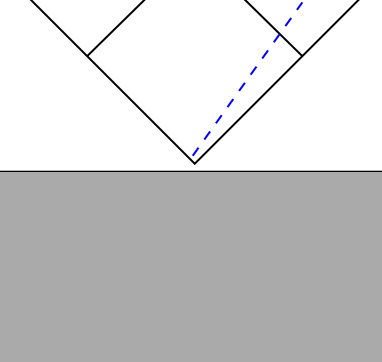
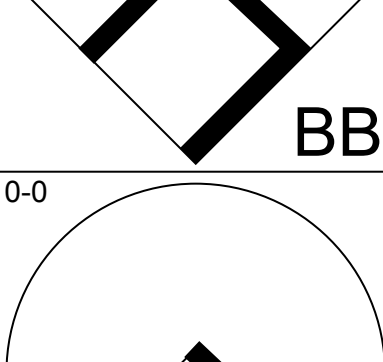
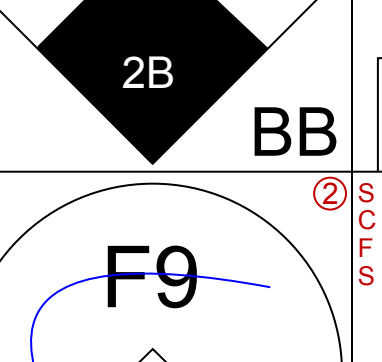
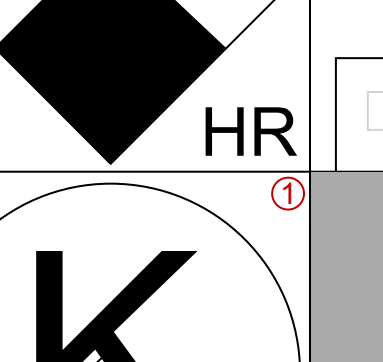
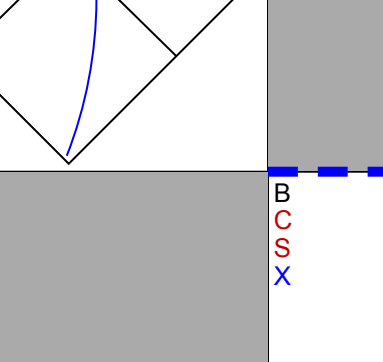
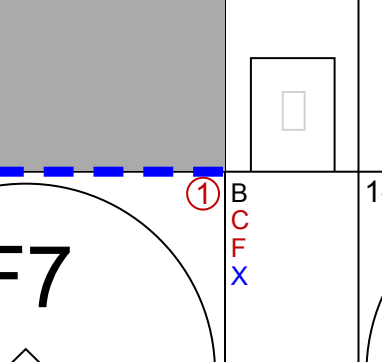
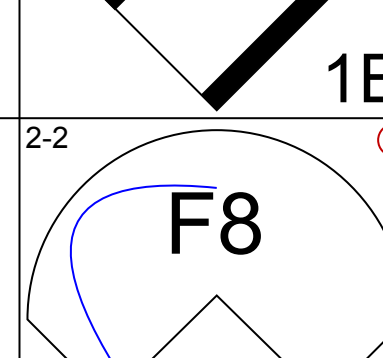
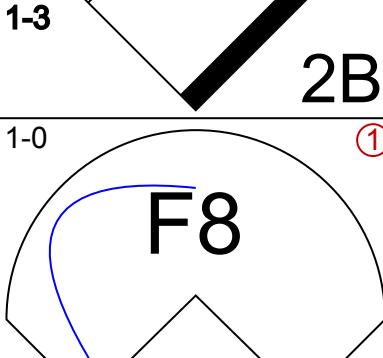
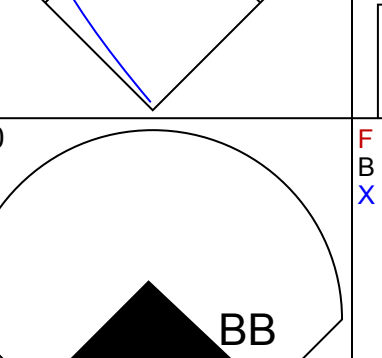
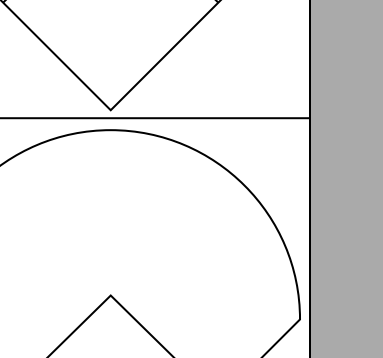
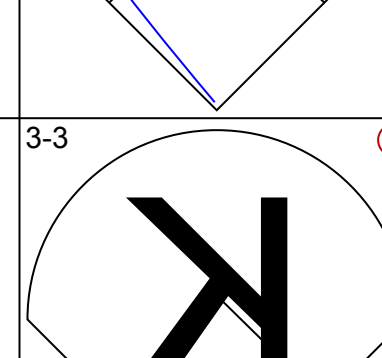
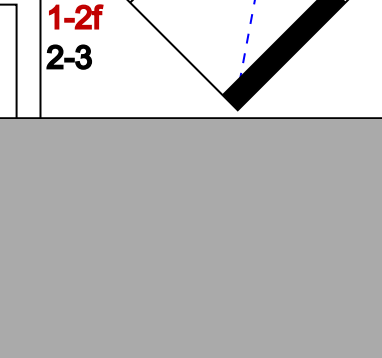
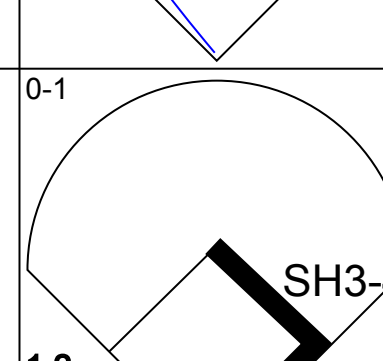
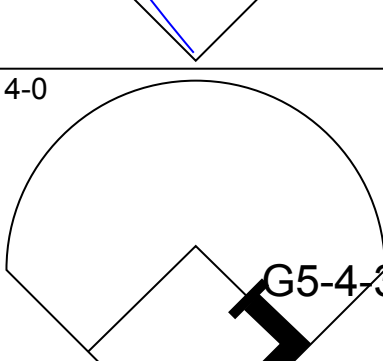
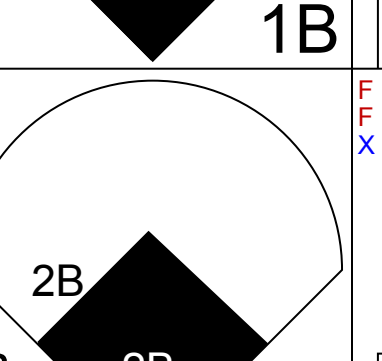
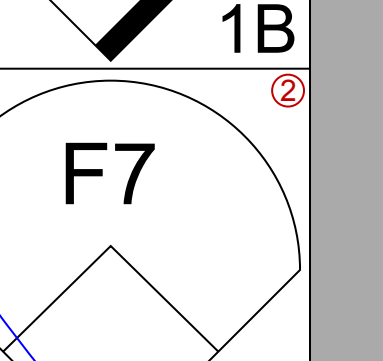
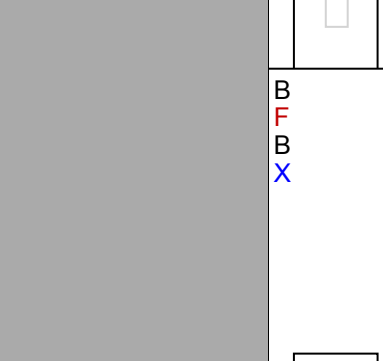
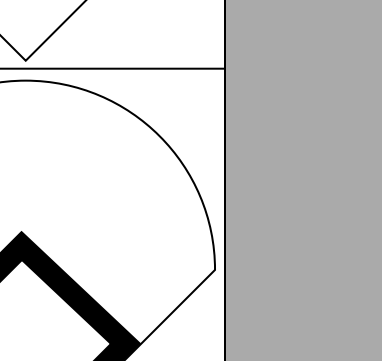
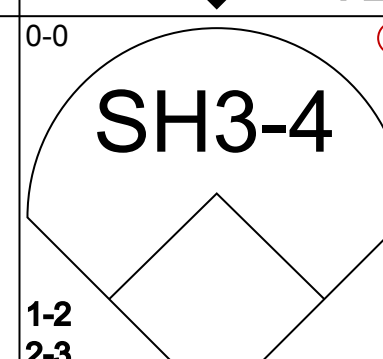
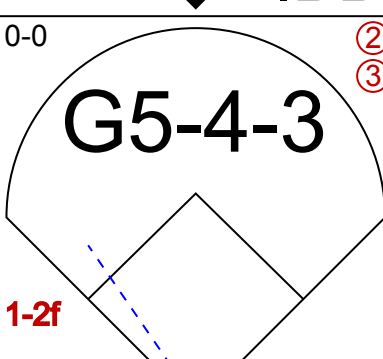
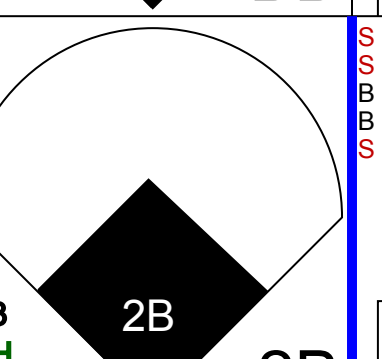
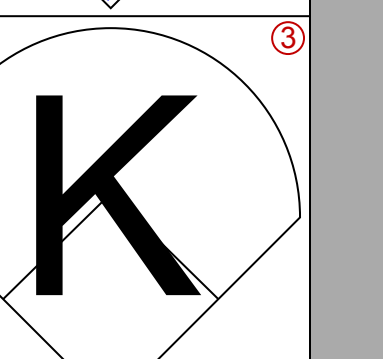
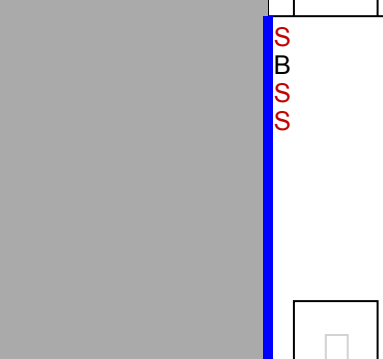
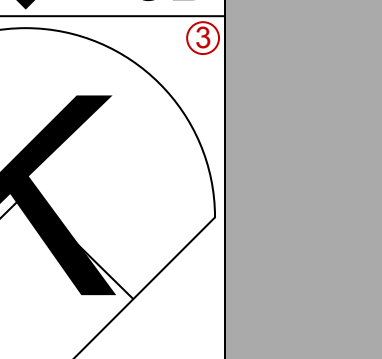

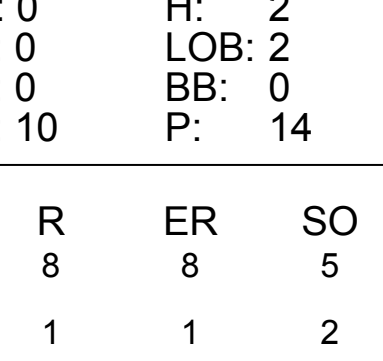
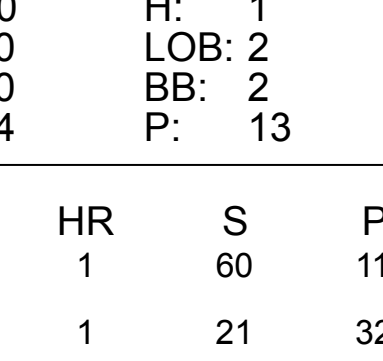
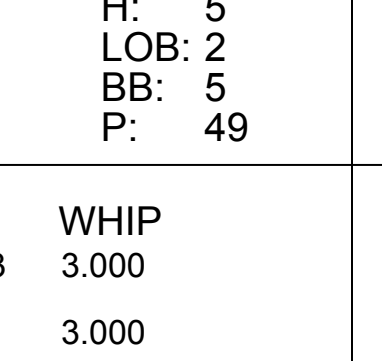
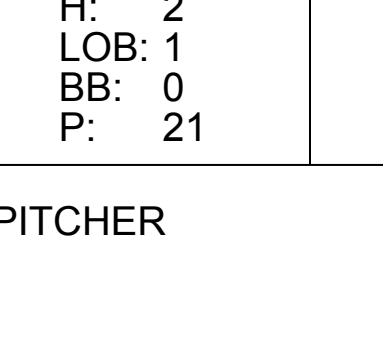
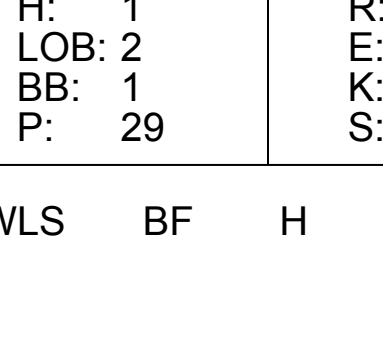
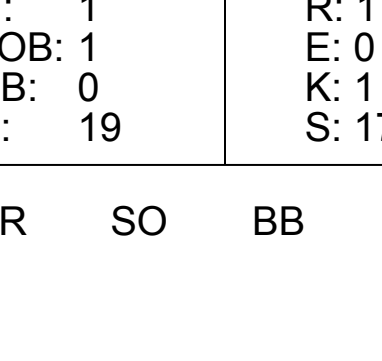


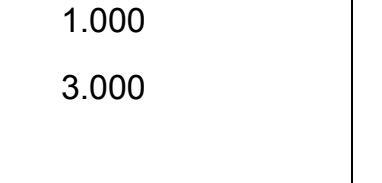

AB 30
 R 6
 H 8
 RBI 5
 BB 4
 SO 8
 LOB 10



Batter	1	2	3	4	5	6	7	8	9	AB	R	H	RBI	BB	SO	LOB	TOP					
Marvin Benard, L (1, 8) OBP: 0.335, SLG: 0.359	1-3 K			2-3 K		0-2 L4		0-0 HBP IBB	3-1	5	0	2	1	0	2	0	San Francisco Giants @ St. Louis Cardinals Busch Stadium, St. Louis, MO Wed Jun 21 2000, 7:10 PM CDT Att: 37,341 - Cloudy - 80 F					
Bill Mueller, S (1, 5) OBP: 0.339, SLG: 0.396	0-0 F7			1-2 G3		0-2 G3		0-1 F2	0-2 L5	5	0	0	0	0	0	3						
Barry Bonds, L (1, 7) OBP: 0.450, SLG: 0.791	0-1 F8			1-1 HBP				3-2 G1-3 BB	3-3 K	3	0	1	0	0	1	2						
Jeff Kent, R (1, 4) OBP: 0.428, SLG: 0.659		2-3 K		1-3 K				1-0 L8	4-0 HBP IBB	3	0	0	0	1	2	2						
J.T. Snow, L (1, 3) OBP: 0.376, SLG: 0.434	3-1 F7				1-2 G4-3 SF8			4-2 G1-3	1-0 HBP IBB	2	1	1	1	1	0	0						
Ellis Burks, R (1, 9) OBP: 0.396, SLG: 0.534	0-2 G3				0-2 G4-3			2-1 G1-3	0-0 F7	4	0	0	0	0	0	6						
Felix Rodriguez, R (8, 1) Robb Nen, R (9, 1)					2-3			1-2 2-3		0	0	0	0	0	0	0						
Rich Aurilia, R (1, 6) OBP: 0.320, SLG: 0.390			0-0 F8		2-2 SF8			2-3 K	3-1 G1-3 SH3	3	1	1	1	0	1	2						
Doug Mirabeli, R (1, 2) OBP: 0.331, SLG: 0.398		1-3 K			0-1 G1-3			2-2	0-0 SH3	3	1	1	1	0	1	0						
Kirk Rueter, L (1, 1) Armando Rios, L (8, PH) OBP: 0.338, SLG: 0.450			0-0 P6			0-3 K		1-1	1-0 G1-3	2	0	0	0	0	1	0						
								1B HBP	2B	2	1	1	0	0	0	1						
Inning Stats	R: 0 E: 0 K: 1 S: 8	H: 0 LOB: 0 BB: 0 P: 9	R: 0 E: 0 K: 1 S: 8	H: 0 LOB: 0 BB: 0 P: 13	R: 0 E: 0 K: 1 S: 5	H: 0 LOB: 0 BB: 0 P: 6	R: 0 E: 0 K: 2 S: 10	H: 0 LOB: 1 BB: 0 P: 15	R: 1 E: 0 K: 0 S: 11	H: 1 LOB: 0 BB: 0 P: 14	R: 0 E: 0 K: 1 S: 11	H: 0 LOB: 0 BB: 0 P: 11	R: 0 E: 0 K: 1 S: 12	H: 1 LOB: 2 BB: 1 P: 24	R: 2 E: 0 K: 1 S: 12	H: 3 LOB: 3 BB: 1 P: 23	R: 1 E: 0 K: 0 S: 9	H: 2 LOB: 1 BB: 0 P: 16	1B: 4 2B: 2 3B: 0 HR: 1	SF: 1 SAC: 1 DP: 0 HBP: 2	WP: 0 PB: 0 SB: 0 CS: 0	PA: 38
PITCHER	IP WLS BF H R ER SO BB IBB HBP BLK WP HR S P ERA WHIP																					
Garrett Stephenson, R (1, 1) ERA: 3.88	7.1 L 29 5 3 3 7 1 0 1 0 0 0 1 73 103 3.68 0.818																					
Jesse Orosco, L (8, 1) ERA: 3.86	0.1 3 0 0 0 1 0 1 1 0 0 0 0 3 11 0.00 0.000																					
Heathcliff Slocumb, R (8, 1) ERA: 4.76	0.2 3 1 1 1 0 0 0 0 0 0 0 0 4 7 13.50 1.500																					
Mike Matthews, L (9, 1) ERA: 13.5	0.2 3 1 0 0 0 0 0 0 0 0 0 0 6 10 0.00 1.500																					

Batter	1	2	3	4	5	6	7	8	9	AB	R	H	RBI	BB	SO	LOB	BOTTOM					
Piacleo Polanco, R (1, 4) OBP: 0.329, SLG: 0.417	0-2 F8	1-2 F9			1-2 L9			1-2 G4-3		4	0	0	0	0	0	2	San Francisco Giants @ St. Louis Cardinals Busch Stadium, St. Louis, MO Wed Jun 21 2000, 7:10 PM CDT Att: 37,341 - Cloudy - 80 F					
Edgar Renteria, R (1, 6) OBP: 0.320, SLG: 0.419	2-0 F9		2-1 F7		2-2 G3-1			2-1 F8		4	0	0	0	0	0	0						
Mark McGwire, R (1, 3) OBP: 0.490, SLG: 0.770	2-1		4-2			4-1		1-2 P3		2	0	1	0	2	0	0						
15 Jim Edmonds, L (1, 8) OBP: 0.451, SLG: 0.650	1-2 G4-3		0-0 FC4-6		3-2 L6			1-1 F9		4	0	0	0	0	0	3						
Eric Davis, R (1, 9) OBP: 0.393, SLG: 0.484		0-0 F8	0-2 FC6-4		2-0 G5-4-3			2-1 G6-3		4	1	1	0	0	0	2						
Ray Lankford, L (1, 7) OBP: 0.348, SLG: 0.444		1-3 K		2-3 K				2-2 SH1-3	0-1 E9	4	0	2	0	0	2	1						
Craig Paquette, R (1, 5) OBP: 0.314, SLG: 0.451	1-2 F8			1-0 G5-3				1-3 K	0-3 K	3	0	0	0	0	1	2						
Thomas Howard, S (9, PH) OBP: 0.265, SLG: 0.492		2-3								1	0	0	0	0	1	1						
Mike Matheny, R (1, 2) OBP: 0.328, SLG: 0.379	4-0	1B IBB		1-3 K				1-0 SH1-3		1	0	0	0	1	1	0						
Garrett Stephenson, R (1, 1) ERA: 3.83	7.0 W 27 4 1 1 5 2 1 0 0 0 0 0 8 69 111 1.29 0.857																					
Jesse Orosco, R (8, 1) ERA: 2.13	1.0 H 3 0 0 0 0 0 0 0 0 0 0 0 8 12 0.00 0.000																					
Heathcliff Slocumb, R (8, 1) ERA: 2.13	1.0 S 4 1 0 0 0 1 0 0 0 0 0 0 9 12 0.00 1.000																					
Mike Matthews, L (9, 1) ERA: 2.49	1.0 S 4 1 0 0 0 1 0 0 0 0 0 0 9 12 0.00 1.000																					
Inning Stats	R: 0 E: 0 K: 0 S: 12	H: 1 LOB: 1 BB: 0 P: 17	R: 1 E: 0 K: 1 S: 11	H: 2 LOB: 2 BB: 1 P: 18	R: 0 E: 0 K: 0 S: 8	H: 0 LOB: 1 BB: 1 P: 14	R: 0 E: 0 K: 2 S: 7	H: 0 LOB: 0 BB: 0 P: 11	R: 0 E: 0 K: 1 S: 10	H: 0 LOB: 0 BB: 0 P: 14	R: 0 E: 0 K: 0 S: 9	H: 0 LOB: 0 BB: 1 P: 18	R: 0 E: 0 K: 1 S: 12	H: 1 LOB: 1 BB: 0 P: 19	R: 0 E: 0 K: 0 S: 8	H: 0 LOB: 0 BB: 0 P: 12	R: 0 E: 1 K: 1 S: 9	H: 1 LOB: 1 BB: 0 P: 12	1B: 4 2B: 1 3B: 0 HR: 0	SF: 0 SAC: 1 DP: 1 HBP: 0	WP: 0 PB: 0 SB: 0 CS: 0	PA: 34
PITCHER	IP WLS BF H R ER SO BB IBB HBP BLK WP HR S P ERA WHIP																					
Kirk Rueter, L (1, 1) ERA: 3.83	7.0 W 27 4 1 1 5 2 1 0 0 0 0 0 8 69 111 1.29 0.857																					
Felix Rodriguez, R (8, 1) ERA: 2.13	1.0 H 3 0 0 0 0 0 0 0 0 0 0 0 8 12 0.00 0.000																					
Robb Nen, R (9, 1) ERA: 2.49	1.0 S 4 1 0 0 0 1 0 0 0 0 0 0 9 12 0.00 1.000																					

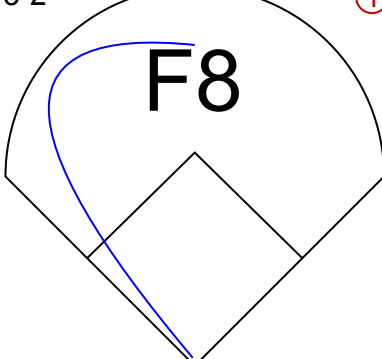
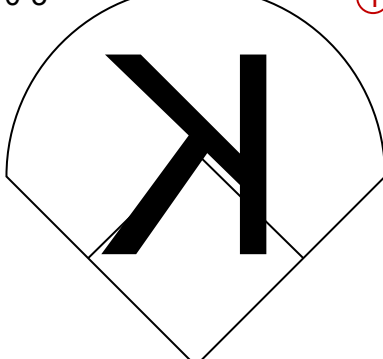
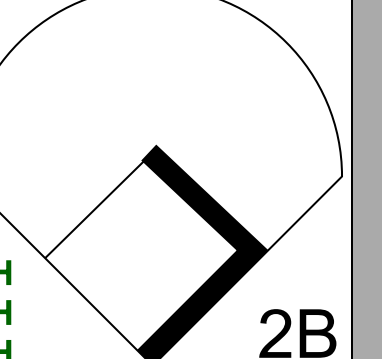


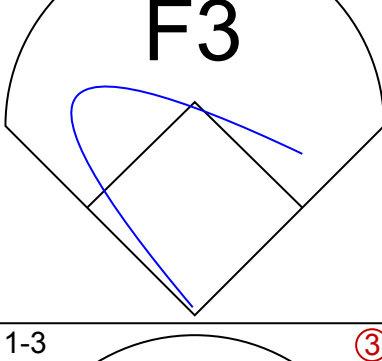
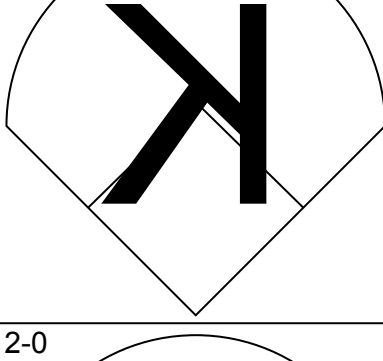
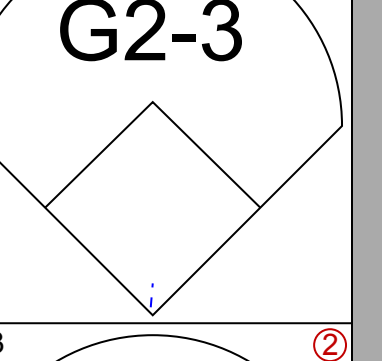
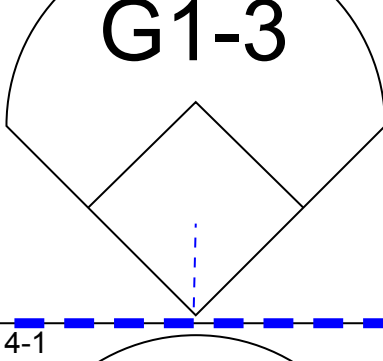
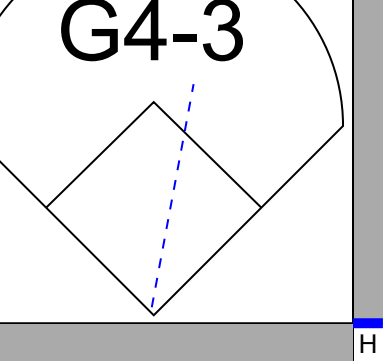
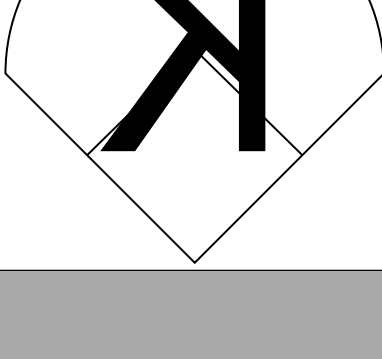
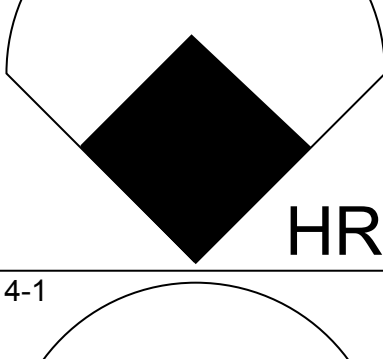
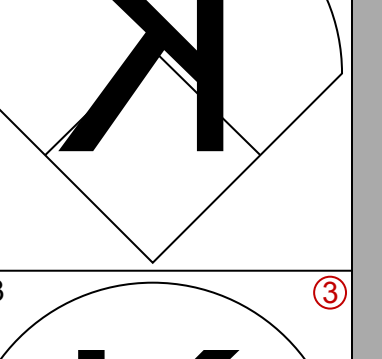
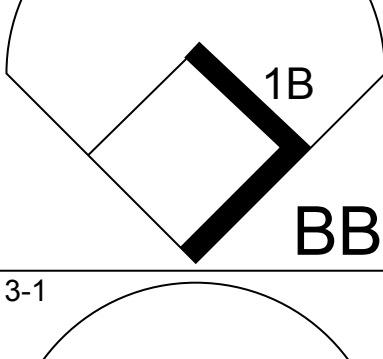

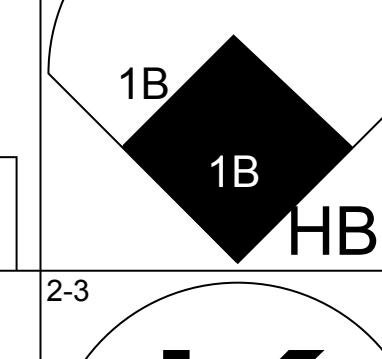
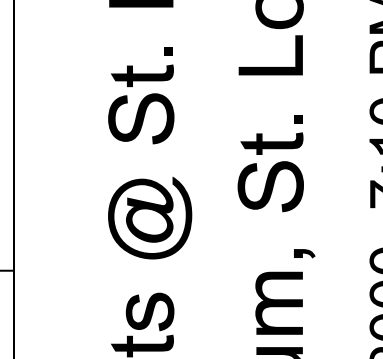
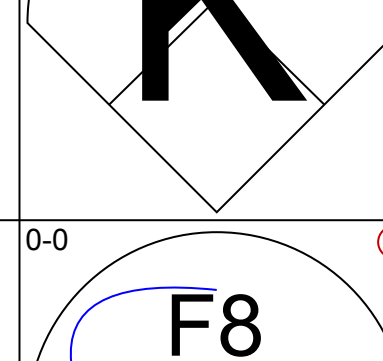
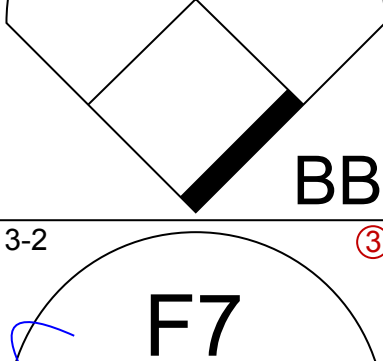
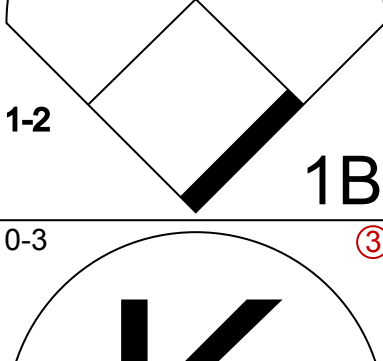
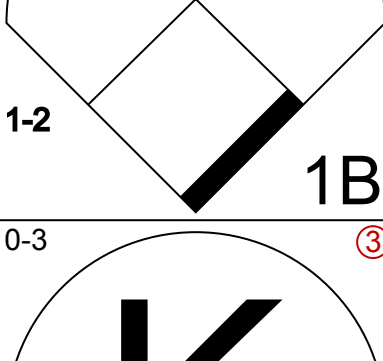

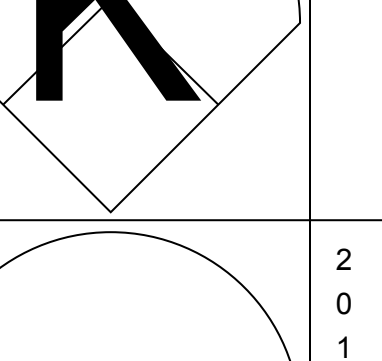
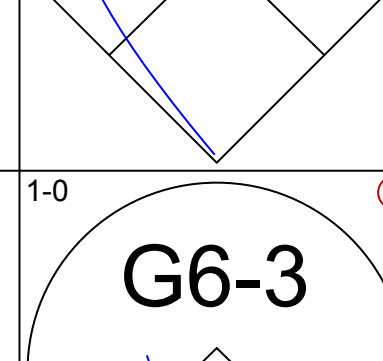
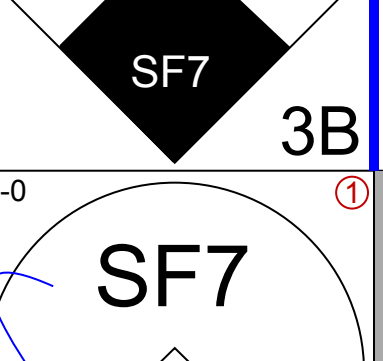
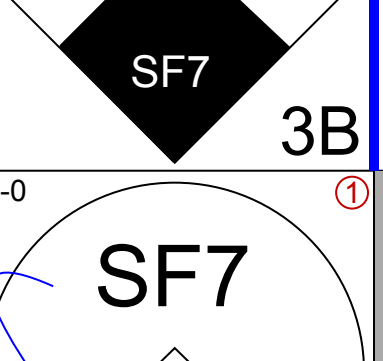
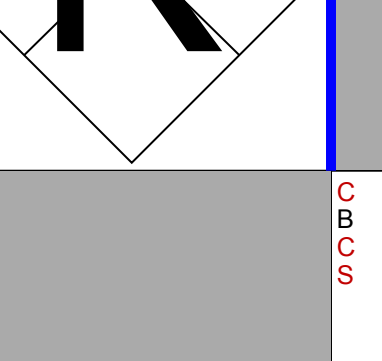
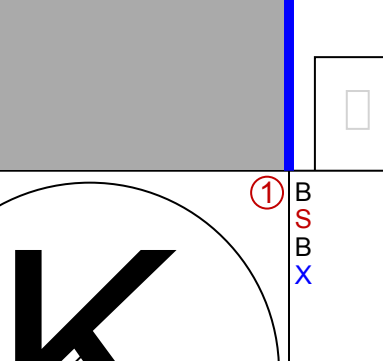
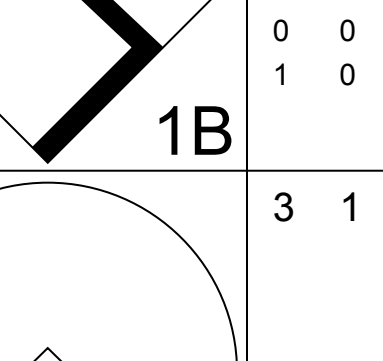
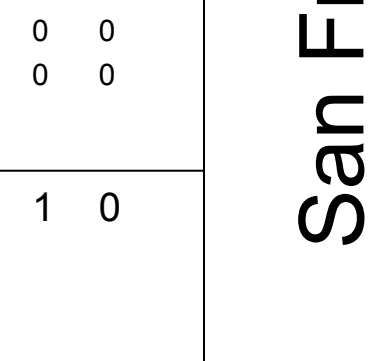
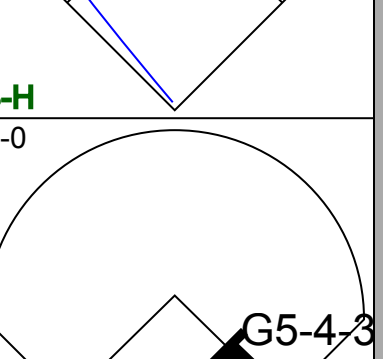
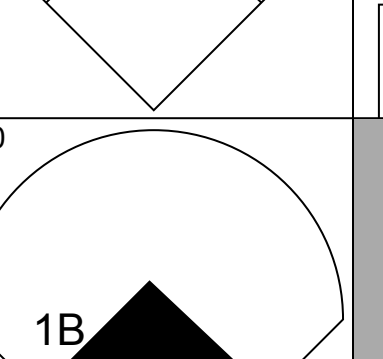
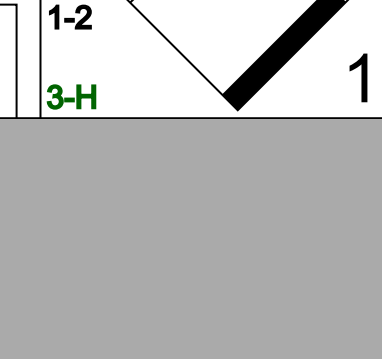
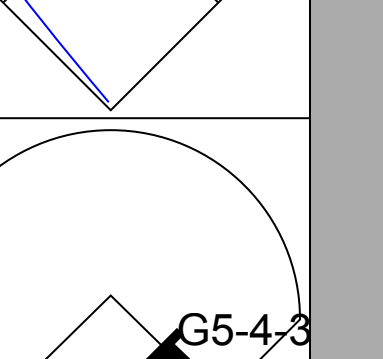
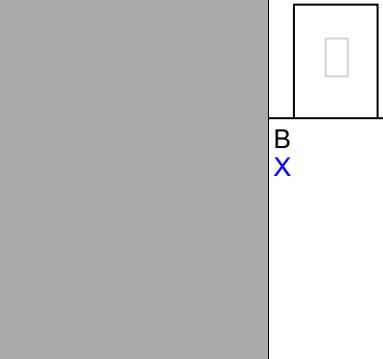
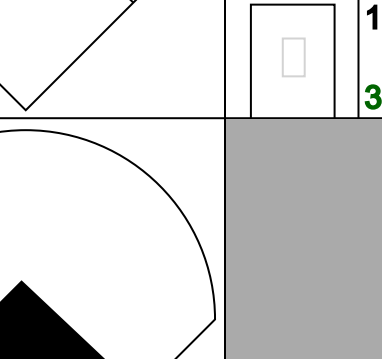
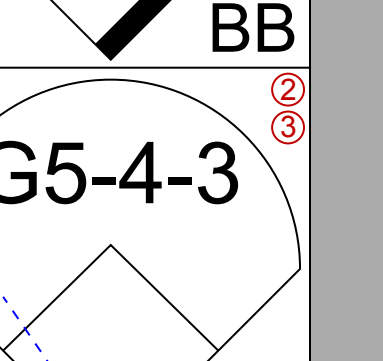

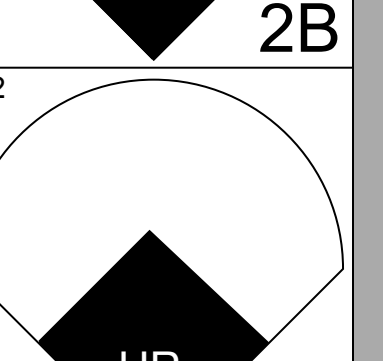
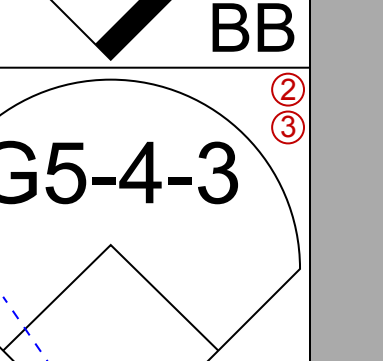
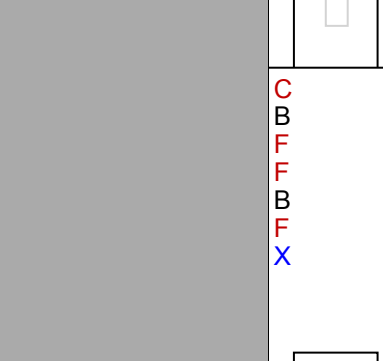
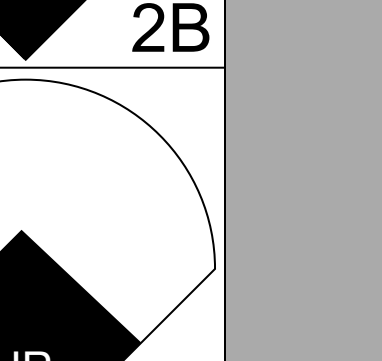
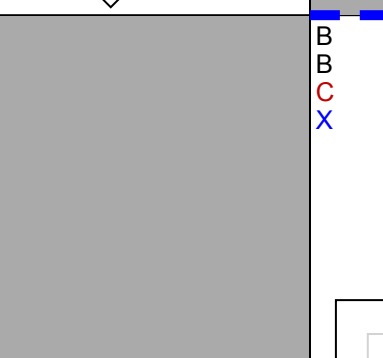
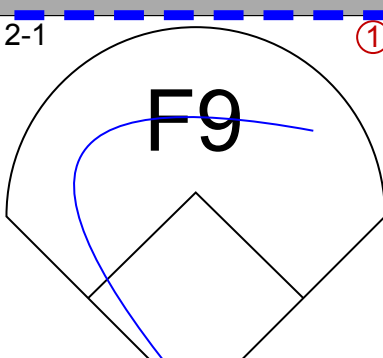
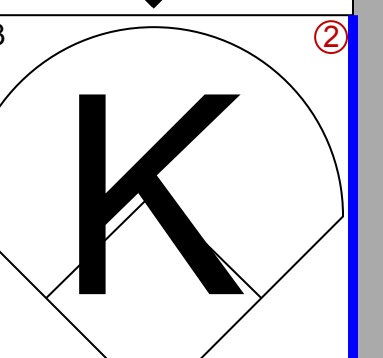

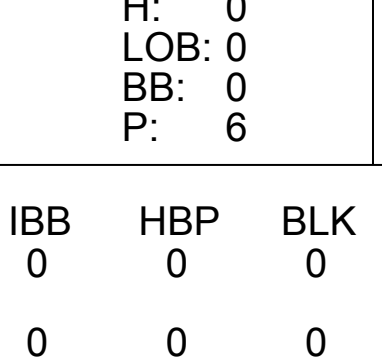
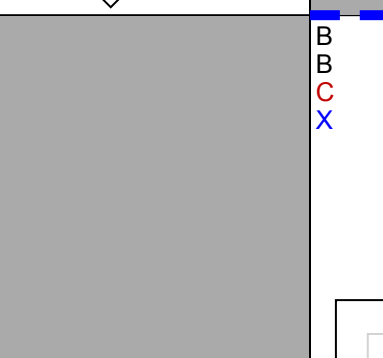
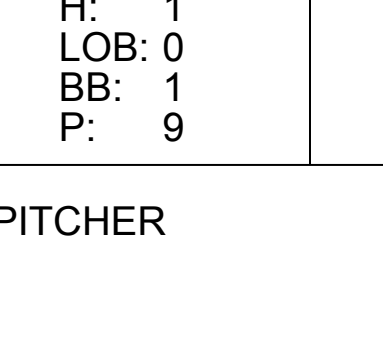
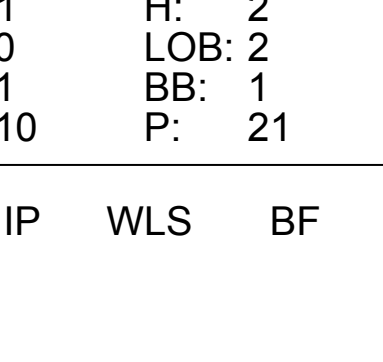
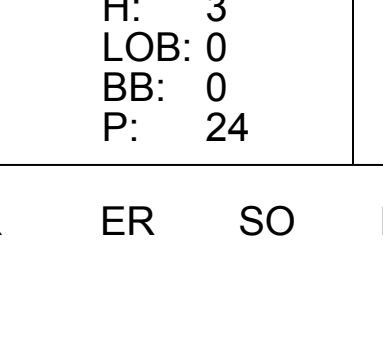
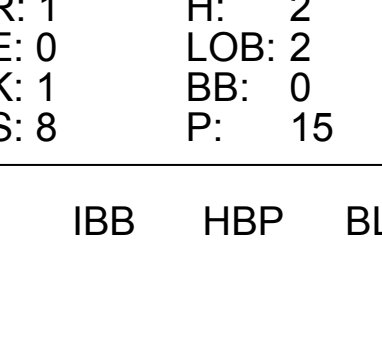


Batter	1	2	3	4	5	6	7	8	9	AB	R	H	RBI	BB	SO	LOB	TOP						
Marvin Benard, L OBP: 0.335, SLG: 0.363 (1, 8)																	6 2 2 2 0 2 2						
Bill Mueller, S OBP: 0.347, SLG: 0.398 (1, 5)																	4 1 2 1 2 0 1						
Barry Bonds, L OBP: 0.455, SLG: 0.785 (1, 7)																	3 1 1 0 3 1 1						
Jeff Kent, R OBP: 0.429, SLG: 0.665 (1, 4)																	5 1 2 4 1 2 4						
J.T. Snow, L OBP: 0.379, SLG: 0.443 (1, 3)																	4 2 1 1 2 1 6						
Armando Rios, L OBP: 0.338, SLG: 0.452 Mark Gardner, R OBP: 0.200, SLG: 0.200 (1, 9)																	6 0 2 0 0 1 3 0 0 0 0 0 0 0						
Rich Aurilia, R OBP: 0.322, SLG: 0.390 (1, 6)																	5 1 2 0 0 1 3						
Bobby Estalella, R OBP: 0.405, SLG: 0.570 (1, 2)																	3 1 2 0 2 0 1						
Shawn Estes, R OBP: 0.276, SLG: 0.407 John Johnstone, R (5, 1)																	2 1 1 2 0 0 3 1 0 0 0 0 1 1 0 0 0 0 0 0 0 1 0 0 0 0 1 1 0 0 0 0 0 0 0						
Aaron Fultz, L OBP: 0.500, SLG: 0.500 Felix Rodriguez, R (7, 1)																	0 0 0 0 0 0 0						
Calvin Murray, R OBP: 0.376, SLG: 0.372 (9, 8)																	0 0 0 0 0 0 0						
Inning Stats	R: 0 E: 0 K: 2 S: 19	H: 0 LOB: 2 BB: 2 P: 31	R: 0 E: 0 K: 0 S: 10	H: 2 LOB: 2 BB: 0 P: 14	R: 0 E: 0 K: 2 S: 9	H: 0 LOB: 0 BB: 0 P: 16	R: 0 E: 0 K: 0 S: 4	H: 1 LOB: 2 BB: 2 P: 13	R: 8 E: 0 K: 1 S: 23	H: 5 LOB: 5 BB: 5 P: 49	R: 1 E: 0 K: 2 S: 16	H: 2 LOB: 1 BB: 0 P: 21	R: 0 E: 0 K: 0 S: 15	H: 1 LOB: 2 BB: 1 P: 29	R: 0 E: 0 K: 2 S: 12	H: 1 LOB: 1 BB: 0 P: 19	R: 1 E: 0 K: 1 S: 17	H: 3 LOB: 2 BB: 0 P: 23	1B: 9 2B: 3 3B: 1 HR: 2	SF: 0 SAC: 1 DP: 1 HBP: 0	WP: 0 PB: 0 SB: 1 CS: 0	PA: 51	
PITCHER	IP WLS BF H R ER SO BB IBB HBP BLK WP HR S P ERA WHIP	IP WLS BF H R ER SO BB IBB HBP BLK WP HR S P ERA WHIP	IP WLS BF H R ER SO BB IBB HBP BLK WP HR S P ERA WHIP	IP WLS BF H R ER SO BB IBB HBP BLK WP HR S P ERA WHIP	IP WLS BF H R ER SO BB IBB HBP BLK WP HR S P ERA WHIP	IP WLS BF H R ER SO BB IBB HBP BLK WP HR S P ERA WHIP	IP WLS BF H R ER SO BB IBB HBP BLK WP HR S P ERA WHIP	IP WLS BF H R ER SO BB IBB HBP BLK WP HR S P ERA WHIP	IP WLS BF H R ER SO BB IBB HBP BLK WP HR S P ERA WHIP	IP WLS BF H R ER SO BB IBB HBP BLK WP HR S P ERA WHIP	IP WLS BF H R ER SO BB IBB HBP BLK WP HR S P ERA WHIP	IP WLS BF H R ER SO BB IBB HBP BLK WP HR S P ERA WHIP	IP WLS BF H R ER SO BB IBB HBP BLK WP HR S P ERA WHIP	IP WLS BF H R ER SO BB IBB HBP BLK WP HR S P ERA WHIP	IP WLS BF H R ER SO BB IBB HBP BLK WP HR S P ERA WHIP	IP WLS BF H R ER SO BB IBB HBP BLK WP HR S P ERA WHIP	IP WLS BF H R ER SO BB IBB HBP BLK WP HR S P ERA WHIP	IP WLS BF H R ER SO BB IBB HBP BLK WP HR S P ERA WHIP	IP WLS BF H R ER SO BB IBB HBP BLK WP HR S P ERA WHIP	IP WLS BF H R ER SO BB IBB HBP BLK WP HR S P ERA WHIP	IP WLS BF H R ER SO BB IBB HBP BLK WP HR S P ERA WHIP	IP WLS BF H R ER SO BB IBB HBP BLK WP HR S P ERA WHIP	IP WLS BF H R ER SO BB IBB HBP BLK WP HR S P ERA WHIP

San Francisco Giants @ St. Louis Cardinals
 Busch Stadium, St. Louis, MO
 Thu Jun 22 2000, 7:10 PM CDT
 Att: 36,192 - Sunny - 85 F

AB	40
R	10
H	15
RBI	10
BB	10
SO	10
LOB	26



Batter	1	2	3	4	5	6	7	8	9	AB	R	H	RBI	BB	SO	LOB	BOTTOM						
Shawon Dunston, R OBP: 0.247, SLG: 0.489 (1, 7)										5	2	3	6	0	1	0							
Edgar Renteria, R OBP: 0.315, SLG: 0.411 (1, 6)										5	0	0	0	0	1	1							
Mark McGwire, R OBP: 0.326, SLG: 0.500 Eli Marrero, R (9, PR)										3	1	1	1	1	2	1							
Eric Davis, R OBP: 0.393, SLG: 0.477 (1, 9)										4	0	1	0	1	3	2							
15 Jim Edmonds, L Heathcliff Slocumb, R J.D. Drew, L Mike Matheny, L Thomas Howard, S Mike James, R Ray Lankford, L (1, 8)										2	0	0	0	0	0	1							
Craig Paquette, R OBP: 0.316, SLG: 0.449 (1, 5)										3	1	1	2	1	1	0							
Mike Matheny, R OBP: 0.337, SLG: 0.390 (1, 2)										3	2	2	0	1	0	0							
Placido Polanco, R OBP: 0.333, SLG: 0.420 (1, 4)										4	2	2	0	0	0	1							
Pat Hentgen, R OBP: 0.345, SLG: 0.296 Larry Sutton, L Dave Veres, R (1, 1)										1	0	0	0	0	0	0							
Inning Stats	R: 0 E: 0 K: 1 S: 10	H: 0 LOB: 0 BB: 0 P: 14	R: 0 E: 0 K: 1 S: 6	H: 0 LOB: 0 BB: 0 P: 10	R: 0 E: 0 K: 0 S: 5	H: 0 LOB: 0 BB: 0 P: 6	R: 1 E: 0 K: 2 S: 16	H: 1 LOB: 1 BB: 1 P: 26	R: 4 E: 0 K: 2 S: 20	H: 3 LOB: 1 BB: 2 P: 37	R: 1 E: 0 K: 0 S: 4	H: 1 LOB: 0 BB: 1 P: 9	R: 1 E: 0 K: 1 S: 10	H: 2 LOB: 2 BB: 1 P: 21	R: 3 E: 0 K: 2 S: 17	H: 3 LOB: 0 BB: 0 P: 24	R: 1 E: 0 K: 1 S: 8	H: 2 LOB: 2 BB: 0 P: 15	1B: 6 2B: 2 3B: 1 HR: 3	SF: 1 SAC: 0 DP: 1 HBP: 1	WP: 1 PB: 0 SB: 0 CS: 0	PA: 42	
PITCHER	IP WLS BF H R ER SO BB IBB HBP BLK WP HR S P ERA WHIP	IP WLS BF H R ER SO BB IBB HBP BLK WP HR S P ERA WHIP	IP WLS BF H R ER SO BB IBB HBP BLK WP HR S P ERA WHIP	IP WLS BF H R ER SO BB IBB HBP BLK WP HR S P ERA WHIP	IP WLS BF H R ER SO BB IBB HBP BLK WP HR S P ERA WHIP	IP WLS BF H R ER SO BB IBB HBP BLK WP HR S P ERA WHIP	IP WLS BF H R ER SO BB IBB HBP BLK WP HR S P ERA WHIP	IP WLS BF H R ER SO BB IBB HBP BLK WP HR S P ERA WHIP	IP WLS BF H R ER SO BB IBB HBP BLK WP HR S P ERA WHIP	IP WLS BF H R ER SO BB IBB HBP BLK WP HR S P ERA WHIP	IP WLS BF H R ER SO BB IBB HBP BLK WP HR S P ERA WHIP	IP WLS BF H R ER SO BB IBB HBP BLK WP HR S P ERA WHIP	IP WLS BF H R ER SO BB IBB HBP BLK WP HR S P ERA WHIP	IP WLS BF H R ER SO BB IBB HBP BLK WP HR S P ERA WHIP	IP WLS BF H R ER SO BB IBB HBP BLK WP HR S P ERA WHIP	IP WLS BF H R ER SO BB IBB HBP BLK WP HR S P ERA WHIP	IP WLS BF H R ER SO BB IBB HBP BLK WP HR S P ERA WHIP	IP WLS BF H R ER SO BB IBB HBP BLK WP HR S P ERA WHIP	IP WLS BF H R ER SO BB IBB HBP BLK WP HR S P ERA WHIP	IP WLS BF H R ER SO BB IBB HBP BLK WP HR S P ERA WHIP	IP WLS BF H R ER SO BB IBB HBP BLK WP HR S P ERA WHIP	IP WLS BF H R ER SO BB IBB HBP BLK WP HR S P ERA WHIP	IP WLS BF H R ER SO BB IBB HBP BLK WP HR S P ERA WHIP

San Francisco Giants @ St. Louis Cardinals
 Busch Stadium, St. Louis, MO
 Thu Jun 22 2000, 7:10 PM CDT
 Att: 36,192 - Sunny - 85 F

AB	35
R	11
H	12
RBI	10
BB	5
SO	10
LOB	10



Batter	1	2	3	4	5	6	7	8	9	AB	R	H	RBI	BB	SO	LOB	TOP					
F.P. Santangelo, S OBP: 0.312, SLG: 0.202	G6-3		F7			K		K		4	0	0	0	0	2	0	Los Angeles Dodgers @ St. Louis Cardinals Busch Stadium, St. Louis, MO Sat Jun 24 2000, 7:10 PM CDT Att: 47,071 - Cloudy - 79 F					
Mark Grudzielanek, R OBP: 0.363, SLG: 0.410	P6			G6-4-3 1B		FC5-4 1B		BB BB		3	0	2	0	1	0	0						
Gary Sheffield, R OBP: 0.456, SLG: 0.710	P6			F9		FC5-4 1-2		BB BB		3	0	0	0	1	0	2						
Shawn Green, L OBP: 0.424, SLG: 0.558		K		G6-4-3 1-2		G4-3		G3		4	0	0	0	0	1	4						
Eric Karros, R OBP: 0.340, SLG: 0.553	G6-3				G6-3		BB BB		FC6-4 1B	3	0	1	0	1	0	0						
Adrián Beltré, R OBP: 0.323, SLG: 0.463				WP WP 2B		F7		FC6-4 1B 1-2		3	1	1	0	1	0	2						
Paul Lo Duca, R OBP: 0.370, SLG: 0.615		BB		K		K		G4-6-3 BB 1-2		3	0	1	0	1	2	2						
Alex Cora, L OBP: 0.327, SLG: 0.371			G4-3			G4-6-3 3-H 3B		G4-6-3 1-2		4	0	1	0	0	0	4						
Orel Hershiser, R ERA: 4.57			L6			K				0	0	0	0	0	0	0						
Carlos Perez, L ERA: 4.24								F8		0	0	0	0	0	0	0						
Terry Adams, R ERA: 3.21										0	0	0	0	0	0	0						
Onan Masaoka, R ERA: 3.75										0	0	0	0	0	0	0						
Todd Hollandsworth, L ERA: 5.53										1	0	0	0	0	0	0						
Jim Leyritz, R ERA: 5.44										0	0	0	0	0	0	0						
Matt Herges, L ERA: 3.4										0	0	0	0	0	0	0						
Inning Stats	R: 0 E: 0 K: 0 S: 7	H: 0 LOB: 0 BB: 0 P: 10	R: 0 E: 0 K: 2 S: 13	H: 0 LOB: 1 BB: 1 P: 23	R: 0 E: 0 K: 0 S: 4	H: 0 LOB: 0 BB: 0 P: 6	R: 0 E: 0 K: 0 S: 5	H: 1 LOB: 0 BB: 0 P: 8	R: 1 E: 0 K: 2 S: 12	H: 2 LOB: 1 BB: 0 P: 19	R: 0 E: 0 K: 1 S: 9	H: 1 LOB: 1 BB: 2 P: 15	R: 0 E: 0 K: 0 S: 5	H: 0 LOB: 1 BB: 2 P: 15	R: 0 E: 0 K: 1 S: 9	H: 0 LOB: 2 BB: 0 P: 20	R: 0 E: 0 K: 0 S: 12	H: 2 LOB: 1 BB: 0 P: 22	1B: 4 2B: 1 3B: 1 HR: 0	SF: 0 SAC: 0 DP: 3 HBP: 0	WP: 2 PB: 0 SB: 0 CS: 0	PA: 35
PITCHER	IP	WLS	BF	H	R	ER	SO	BB	IBB	HBP	BLK	WP	HR	S	P	ERA	WHIP					
Darryl Kile, R ERA: 4.57	2.0		7	0	0	2	1	0	0	0	0	0	0	20	33	0.00	0.500					
Alan Benes, R ERA: 2.12	3.0	W	11	3	1	1	2	0	0	0	0	2	0	21	33	3.00	1.000					
Mike James, R ERA: 4.24	1.0	H	4	1	0	0	1	0	0	0	0	0	0	9	15	0.00	1.000					
Gene Stechschulte, R ERA: 7.0	1.0	H	4	0	0	0	0	2	0	0	0	0	0	5	15	0.00	2.000					
Mike Matthews, L ERA: 5.44	1.0	H	5	0	0	0	1	2	0	0	0	0	0	9	20	0.00	2.000					
Dave Veres, R ERA: 3.22	1.0		4	2	0	0	0	0	0	0	0	0	0	12	22	0.00	2.000					

AB	30
R	1
H	6
RBI	0
BB	5
SO	6
LOB	15



Batter	1	2	3	4	5	6	7	8	9	AB	R	H	RBI	BB	SO	LOB	BOTTOM				
Edgar Renteria, R OBP: 0.311, SLG: 0.401	G4-3		F8			G6-3	F9			4	0	0	0	0	0	1	Los Angeles Dodgers @ St. Louis Cardinals Busch Stadium, St. Louis, MO Sat Jun 24 2000, 7:10 PM CDT Att: 47,071 - Cloudy - 79 F				
J.D. Drew, L OBP: 0.377, SLG: 0.519			P6			K	K			4	1	1	0	0	2	1					
15 Jim Edmonds, L OBP: 0.453, SLG: 0.643					K	BB 1B 1B		FC5-4 BB 2B BB		3	2	1	0	1	2	1					
Mark McGwire, R OBP: 0.496, SLG: 0.799				F3		BB 1B 1B		FC5-4 BB		3	2	2	2	1	0	0					
Eric Davis, R OBP: 0.394, SLG: 0.466				G5-3		1B BB		F9		3	0	0	0	1	0	2					
Dave Veres, R ERA: 3.22	G6-3					1-2 2-3 BB		F9		0	0	0	0	0	0	0					
Craig Parquette, R OBP: 0.320, SLG: 0.464		G1-3			G6-3			FC5-4 2B		4	1	1	2	0	0	2					
Edgar Renteria, R OBP: 0.311, SLG: 0.401						1-3 2-H 3-H		1-2 2-3 2B		1	0	1	0	0	0	0					
Alan Benes, R ERA: 2.12								1-H 3-H 2B		1	0	0	0	0	0	0					
Mike James, R ERA: 4.24										0	0	0	0	0	0	0					
Gene Stechschulte, R ERA: 7.0										0	0	0	0	0	0	0					
Mike Matthews, L ERA: 5.44										0	0	0	0	0	0	0					
Eli Marrero, R OBP: 0.319, SLG: 0.481			L6-4 2B					1-2 2-3 2B		1	0	0	0	0	0	0					
Darryl Kile, R OBP: 0.139, SLG: 0.143										0	0	0	0	0	0	0					
Shawon Dunston, R OBP: 0.255, SLG: 0.474										2	0	0	0	0	0	1					
Placido Polanco, R OBP: 0.329, SLG: 0.412										0	0	0	0	0	0	0					
Inning Stats	R: 2 E: 0 K: 1 S: 10	H: 2 LOB: 0 BB: 0 P: 16	R: 0 E: 0 K: 0 S: 6	H: 1 LOB: 1 BB: 0 P: 11	R: 0 E: 0 K: 0 S: 7	H: 0 LOB: 0 BB: 0 P: 9	R: 0 E: 0 K: 1 S: 9	H: 0 LOB: 0 BB: 0 P: 14	R: 0 E: 0 K: 2 S: 16	H: 3 LOB: 2 BB: 1 P: 29	R: 0 E: 0 K: 1 S: 10	H: 1 LOB: 1 BB: 0 P: 16	R: 2 E: 0 K: 0 S: 20	H: 1 LOB: 1 BB: 2 P: 34	1B: 5 2B: 4 3B: 0 HR: 1	SF: 0 SAC: 1 DP: 1 HBP: 0	WP: 0 PB: 0 SB: 0 CS: 0	PA: 35			
PITCHER	IP	WLS	BF	H	R	ER	SO	BB	IBB	HBP	BLK	WP	HR	S	P	ERA	WHIP				
Orel Hershiser, R ERA: 10.96	1.1	L	7	3	2	2	1	0	0	0	0	0	0	15	26	13.50	2.250				
Carlos Perez, L ERA: 5.53	4.1		14	2	1	1	2	0	0	0	0	0	0	35	51	2.08	0.462				
Terry Adams, R ERA: 3.21	1.0		7	3	1	1	1	1	0	0	0	0	0	15	28	9.00	4.000				
Onan Masaoka, L ERA: 3.75	0.1		1	0	0	0	1	0	0	0	0	0	0	3	5	0.00	0.000				
Matt Herges, R ERA: 3.4	1.0		6	1	2	2	0	2	0	0	0	0	0	20	34	18.00	3.000				


AB	31
R	6
H	9
RBI	6
BB	3
SO	5
LOB	13



Batter	1	2	3	4	5	6	7	8	9	AB	R	H	RBI	BB	SO	LOB	TOP			
Shawn Gilbert, R OBP: 0.167, SLG: 0.250	4-2 BB G3-6		2-3 K		2-1 HR		1-1 F3			3	1	1	1	1	1	1				
Mark Grudzielanek, R OBP: 0.342, SLG: 0.408	1-0 F8		3-2 F8		1-0 G5-3			1-0 FC6-4 1B		4	0	1	0	0	0	1				
Shawn Green, L OBP: 0.419, SLG: 0.550	0-0 G3-6 1-2		2-1 G1-3			0-1 L4		1-2 FC6-4 S 1-2		4	0	0	0	0	0	2				
Gary Sheffield, R OBP: 0.457, SLG: 0.705		3-2 G1		4-1 F9 BB		2-3 K		4-2 FC6-4 BB 1-2		2	0	0	0	2	1	0				
Eric Karros, R OBP: 0.342, SLG: 0.551		2-2 BB 1B		2-2 F9 1-2		4-1 BB		0-0 F8		3	0	1	0	1	0	3				
Adrian Beltré, R OBP: 0.317, SLG: 0.455		0-2 P6		0-0 F9		1-0 F9		3-1 FC6-4 1-2 2-3		4	0	0	0	0	0	5				
Chad Kreuter, S OBP: 0.455, SLG: 0.443		0-0 BB 1B		3-2 F9			4-1 P5-6 BB		0-0 G4-6-3	3	0	2	0	1	0	1	AB 30			
Paul Lo Duca, R OBP: 0.370, SLG: 0.615		1-2 BB 1B					0-1 BB			0	0	0	0	0	0	0	R 1			
Kevin Elster, R OBP: 0.343, SLG: 0.479		4-0 BB		0-2 G5-3			1-2 1B		0-0 F3	3	0	1	0	1	0	1	H 6			
Kevin Brown, R OBP: 0.121, SLG: 0.094		1-3 K		2-2 G6-3			1-1 P5-6 2-3		1-2 G4-6-3 1-2	3	0	0	0	0	1	5	RBI 1			
Dave Hansen, L OBP: 0.423, SLG: 0.569										1	0	0	0	0	0	1	BB 6			
Antonio Osuna, R OBP: 0.317, SLG: 0.455										0	0	0	0	0	0	0	SO 3			
																	LOB 20			
Inning Stats	R: 0 E: 0 K: 0 S: 5	H: 0 LOB: 0 BB: 1 P: 10	R: 0 E: 0 K: 1 S: 16	H: 2 LOB: 3 BB: 1 P: 26	R: 0 E: 0 K: 1 S: 8	H: 0 LOB: 0 BB: 0 P: 15	R: 0 E: 0 K: 0 S: 9	H: 0 LOB: 1 BB: 1 P: 18	R: 1 E: 0 K: 0 S: 10	H: 1 LOB: 0 BB: 0 P: 15	R: 0 E: 0 K: 1 S: 7	H: 0 LOB: 1 BB: 1 P: 14	R: 0 E: 0 K: 0 S: 7	H: 1 LOB: 1 BB: 1 P: 13	R: 0 E: 0 K: 0 S: 9	H: 1 LOB: 2 BB: 1 P: 18	1B: 5 2B: 1 3B: 0 HR: 1	SF: 0 SAC: 0 DP: 3 HBP: 0	WP: 0 PB: 0 SB: 1 CS: 1	PA: 36
PITCHER	IP WLS BF H R ER SO BB IBB HBP BLK WP HR S P ERA WHIP																			
Rick Ankiel, L ERA: 3.38	(1, 1) 7.0 28 4 1 1 3 5 0 0 0 0 0 1 62 111 1.29 1.286																			
Heathcliff Slocumb, R ERA: 4.58	(8, 1) 2.0 W 8 2 0 0 0 1 0 0 0 0 0 0 14 24 0.00 1.500																			

Los Angeles Dodgers @ St. Louis Cardinals
 Busch Stadium, St. Louis, MO
 Sun Jun 25 2000, 1:10 PM CDT
 Att: 47,062 - Cloudy - 84 F


AB 30
 R 1
 H 6
 RBI 1
 BB 6
 SO 3
 LOB 20



Batter	1	2	3	4	5	6	7	8	9	AB	R	H	RBI	BB	SO	LOB	BOTTOM					
Shawon Dunston, R OBP: 0.263, SLG: 0.474	1-0 1B HBP		0-2 G5-3		1-1 SH2-4		1-1 G1-3			0	0	0	0	0	0	0						
Placido Polanco, R OBP: 0.325, SLG: 0.407										2	0	0	0	0	0	0						
J.D. Drew, L OBP: 0.380, SLG: 0.516	1-2 S 1B		2-1 E4		4-2 15 G3 BB		0-2 F2			3	0	1	0	1	0	0						
15 Jim Edmonds, L OBP: 0.447, SLG: 0.632	0-3 K		1-0 G1-3		1-2 G3			1-2 G4-3		4	0	0	0	0	1	5						
Thomas Howard, S OBP: 0.253, SLG: 0.457	1-3 K			2-1 WP S 1B	2-1 G3			1-3 K		4	1	1	0	0	2	4						
Ray Lankford, L OBP: 0.344, SLG: 0.436	3-1 L3			2-3 K		2-3 K		1-3 K		4	0	0	0	0	3	3						
Craig Paquette, R OBP: 0.314, SLG: 0.455		0-1 F9		3-3 K		1-1 G6-3		1-2 F8		4	0	0	0	0	1	1						
Edgar Renteria, R OBP: 0.316, SLG: 0.404		1-1 G5-3		1-0 S 1B		3-2 E8		4-1 SH1-4 BB		3	1	2	1	1	0	0						
Mike Matheny, R OBP: 0.324, SLG: 0.373		1-3 K		3-H 2-0 G6-3		1-3 K		0-1 SH1-4		3	0	0	0	0	2	2						
Rick Ankiel, L OBP: 0.273, SLG: 0.500			0-1 P4		0-0 15 G3 SH2-4 1B		1-2 G4-3		3-2 BB 1B	3	0	1	0	0	0	0						
Heathcliff Slocumb, R ERA: 4.58										0	0	0	0	0	0	0						
Larry Sutton, L OBP: 0.380, SLG: 0.450										1	0	1	1	0	0	0						
Inning Stats	R: 0 E: 0 K: 2 S: 12	H: 1 LOB: 2 BB: 0 P: 18	R: 0 E: 0 K: 1 S: 7	H: 0 LOB: 0 BB: 0 P: 9	R: 0 E: 1 K: 0 S: 8	H: 0 LOB: 1 BB: 0 P: 11	R: 1 E: 0 K: 2 S: 11	H: 2 LOB: 1 BB: 0 P: 21	R: 0 E: 0 K: 0 S: 14	H: 1 LOB: 2 BB: 1 P: 22	R: 0 E: 1 K: 2 S: 11	H: 1 LOB: 1 BB: 0 P: 18	R: 0 E: 0 K: 0 S: 8	H: 0 LOB: 0 BB: 0 P: 10	R: 0 E: 0 K: 2 S: 11	H: 0 LOB: 0 BB: 0 P: 14	R: 1 E: 0 K: 0 S: 11	H: 1 LOB: 1 BB: 1 P: 19	1B: 6 2B: 0 3B: 0 HR: 0	SF: 0 SAC: 2 DP: 0 HBP: 1	WP: 1 PB: 0 SB: 3 CS: 0	PA: 36
PITCHER	IP WLS BF H R ER SO BB IBB HBP BLK WP HR S P ERA WHIP																					
Kevin Brown, R ERA: 2.29	(1, 1) 8.0 32 5 1 1 9 1 0 1 0 0 0 11 123 1.12 0.750																					
Antonio Osuna, R ERA: 3.91	(9, 1) 0.2 L 4 1 1 1 0 1 0 0 0 0 0 0 11 19 13.50 3.000																					

Los Angeles Dodgers @ St. Louis Cardinals
 Busch Stadium, St. Louis, MO
 Sun Jun 25 2000, 1:10 PM CDT
 Att: 47,062 - Cloudy - 84 F

AB 31
 R 2
 H 6
 RBI 2
 BB 2
 SO 9
 LOB 15



Batter	1	2	3	4	5	6	7	8	9	AB	R	H	RBI	BB	SO	LOB	TOP										
J.D. Drew, L OBP: 0.377, SLG: 0.511 (1, 7)	0-0 CS 15 1B		2-3 K			1-2 G3-1		1-3 K		4	0	1	0	0	2	0	St. Louis Cardinals @ Cincinnati Reds Cinergy Field, Cincinnati, OH Mon Jun 26 2000, 7:35 PM EDT Att: 32,850 - Cloudy - 83 F										
Edgar Renteria, R OBP: 0.316, SLG: 0.400 (1, 6)	2-3 K			1-0 F9		4-2 15 4-3 BB		1-1 L7		3	0	0	0	1	1												
15 Jim Edmonds, L OBP: 0.451, SLG: 0.634 (1, 8)	2-2 1B			2-1 HR 1B		1-1 L4-3		3-2 FC5-4 1B		4	1	3	0	0	0	1											
Mark McGwire, R OBP: 0.492, SLG: 0.788 (1, 3)	3-3 2-3 K			1-3 K			1-0 BB BB 1B	0-0 FC5-4 1-2 1B		4	0	1	0	0	2	4											
Eric Davis, R OBP: 0.390, SLG: 0.482 (1, 9)		0-0 G6-3		3-2 HR		1-0 L9		2-2 G4-3		4	1	1	2	0	0	1											
Craig Paquette, R OBP: 0.313, SLG: 0.448 (1, 5)	1-0 F9			2-2 G6-3		4-0 BB 1-2 BB		0-3 K		3	0	0	0	1	1	0											
Mike Matheny, R OBP: 0.319, SLG: 0.367 Ray Lankford, L OBP: 0.343, SLG: 0.434 (9, PH)	1-1 F8			2-2 F8		0-1 F7		2-1 G4-3		3	0	0	0	0	0	2											
Placido Polanco, R OBP: 0.331, SLG: 0.408 (1, 4)			3-2 CS 1B		0-1 G5-3		4-1 1-2 2-3 BB			2	0	1	0	1	0	0											
Garrett Stephenson, R OBP: 0.129, SLG: 0.036 Shawon Dunston, R OBP: 0.290, SLG: 0.469 Matt Morris, R (7, 1)	3-3 1-2 K			1-0 G4-3		0-1 F8				2	0	0	0	0	1	1											
										1	0	0	0	0	0	3											
										0	0	0	0	0	0	0											
Inning Stats	R: 0 E: 0 K: 2 S: 10	H: 2 LOB: 2 BB: 0 P: 17	R: 0 E: 0 K: 0 S: 4	H: 0 LOB: 0 BB: 0 P: 6	R: 0 E: 0 K: 2 S: 9	H: 1 LOB: 0 BB: 0 P: 17	R: 2 E: 0 K: 1 S: 13	H: 2 LOB: 0 BB: 0 P: 22	R: 0 E: 0 K: 0 S: 6	H: 0 LOB: 0 BB: 0 P: 9	R: 0 E: 0 K: 0 S: 10	H: 1 LOB: 3 BB: 1 P: 16	R: 0 E: 0 K: 1 S: 7	H: 1 LOB: 1 BB: 0 P: 17	R: 0 E: 0 K: 1 S: 9	H: 0 LOB: 0 BB: 0 P: 14	R: 0 E: 0 K: 1 S: 10	H: 0 LOB: 0 BB: 0 P: 14	1B: 6 2B: 2 3B: 0 HR: 1	SF: 0 SAC: 0 DP: 2 HBP: 0	WP: 0 PB: 0 SB: 0 CS: 2	PA: 34					
PITCHER	IP	WLS	BF	H	R	ER	SO	BB	IBB	HBP	BLK	WP	HR	S	P	ERA	WHIP										
Denny Neagle, L ERA: 3.86 Danny Graves, R ERA: 1.81	(1, 1) (8, 1)	7.2 S	30 4	7 0	2 0	2 0	6 1	3 0	0 0	0 0	0 0	0 0	1 0	67 11	117 15	2.35 0.00	1.304 0.000										

AB 31
R 2
H 7
RBI 2
BB 3
SO 7
LOB 13



Batter	1	2	3	4	5	6	7	8	9	AB	R	H	RBI	BB	SO	LOB	BOTTOM										
Barry Larkin, R OBP: 0.385, SLG: 0.500 (1, 6)	0-1 L9	1-0 G1-3			3-2 G6-3		1-0 F7			4	0	0	0	0	0	1	St. Louis Cardinals @ Cincinnati Reds Cinergy Field, Cincinnati, OH Mon Jun 26 2000, 7:35 PM EDT Att: 32,850 - Cloudy - 83 F										
Dmitri Young, S OBP: 0.324, SLG: 0.444 Danny Graves, R OBP: 0.500, SLG: 2.000 (1, 7) (8, 1)	0-0 HR 1B		2-3 K		2-0 HR		1-1 1B			4	2	3	1	0	1	0											
Ken Griffey Jr., L OBP: 0.399, SLG: 0.545 (1, 8)	1-0 1-H HR		2-2 F9		0-0 F8		0-1 P6			4	1	1	2	0	0	1											
Dante Bichette, R OBP: 0.341, SLG: 0.469 (1, 9)	1-2 G5-3		4-2 BB		3-2 FC1-5 1B		1-2 SH3 1B			3	0	2	0	1	0	0											
Sean Casey, L OBP: 0.336, SLG: 0.356 (1, 3)	1-0 1B		0-1 F8		1-2 FC1-5 1B		1-2 SH3 1B			4	0	3	0	0	0	1											
Aaron Boone, R OBP: 0.358, SLG: 0.464 (1, 5)	1-0 G4-3			3-2 G6-3		0-1 FC1-5		0-1 SH3		3	0	0	0	0	0	3											
Eddie Taubensee, L OBP: 0.345, SLG: 0.397 Benito Santiago, R OBP: 0.304, SLG: 0.377 (1, 2) (9, 2)		3-2 G4-3 2B		1-2 F5		1-3 K		2-2 G3		4	0	1	0	0	1	4											
Pokey Reese, R OBP: 0.335, SLG: 0.394 (1, 4)	0-0 P4			2-2 G6-3		1-1 G4-3		1-0 F9		4	0	0	0	0	0	5											
Denny Neagle, L OBP: 0.212, SLG: 0.194 Michael Tucker, L OBP: 0.393, SLG: 0.568 (1, 1) (8, 7)		0-1 G4-3		0-0 G4-3		0-0 G6-3				3	0	0	0	0	0	1											
										0	0	0	0	0	0	0											
Inning Stats	R: 2 E: 0 K: 0 S: 9	H: 3 LOB: 1 BB: 0 P: 13	R: 0 E: 0 K: 0 S: 8	H: 1 LOB: 1 BB: 0 P: 12	R: 0 E: 0 K: 1 S: 11	H: 0 LOB: 1 BB: 1 P: 19	R: 0 E: 0 K: 0 S: 9	H: 0 LOB: 0 BB: 0 P: 15	R: 1 E: 0 K: 0 S: 6	H: 1 LOB: 0 BB: 0 P: 11	R: 0 E: 0 K: 1 S: 14	H: 2 LOB: 2 BB: 0 P: 20	R: 0 E: 0 K: 0 S: 6	H: 1 LOB: 1 BB: 0 P: 9	R: 0 E: 0 K: 0 S: 10	H: 2 LOB: 2 BB: 0 P: 16	1B: 7 2B: 1 3B: 0 HR: 2	SF: 0 SAC: 1 DP: 0 HBP: 0	WP: 0 PB: 0 SB: 0 CS: 0	PA: 35							
PITCHER	IP	WLS	BF	H	R	ER	SO	BB	IBB	HBP	BLK	WP	HR	S	P	ERA	WHIP										
Garrett Stephenson, R ERA: 3.92 Matt Morris, R ERA: 2.87	(1, 1) (7, 1)	6.0 L	26 9	7 3	3 0	3 0	2 0	1 0	0 0	0 0	0 0	0 0	2 0	16 25	4.50 0.00	1.333 1.500											

AB 33
R 3
H 10
RBI 3
BB 1
SO 2
LOB 16



Batter	1	2	3	4	5	6	7	8	9	AB	R	H	RBI	BB	SO	LOB	TOP		
Placido Polanco, R OBP: 0.327, SLG: 0.401	2-1 G6-3	1-2 P6		3-1 HR 1B		3-2 F9		2-2 G4-3		5	1	1	0	0	0	2			
Edgar Renteria, R OBP: 0.320, SLG: 0.414	3-2 15 1B		1-3 K	1-1 HR		2-1 G6-3			0-2 G6-4-3 1B	5	1	3	3	0	1	0			
15 Jim Edmonds, L OBP: 0.453, SLG: 0.649	2-0 1B		3-2 HR	1-2 2B			2-3 K		1-3 K	5	1	3	1	0	2	1			
Mark McGwire, R OBP: 0.487, SLG: 0.772	1-3 K		2-3 K	1-0 P4			4-1 BB BB		0-1 G6-4-3	4	0	0	0	1	2	4			
Ray Lankford, L OBP: 0.341, SLG: 0.427	1-2 G5-3		4-2 BB		1-0 F8		3-3 K			3	0	0	0	1	1	3			
Thomas Howard, S OBP: 0.244, SLG: 0.438		1-1 P6	1-1 G3		0-3 K		4-1 BB			3	0	0	0	0	1	1			
J.D. Drew, L OBP: 0.380, SLG: 0.511							1-2 BB			0	0	0	0	1	0	0			
Craig Paquette, R OBP: 0.316, SLG: 0.446		4-2 FC1-5 BB		0-0 F8	2-2 FC5-4 1B		2-1 F3			3	0	1	0	1	0	2			
Eli Marrero, R OBP: 0.316, SLG: 0.470		2-2 FC1-5 1B		0-3 K	1-2 FC5-4			2-2 G5-3		4	0	1	0	0	1	1			
Darryl Kile, R OBP: 0.150, SLG: 0.132		0-0 FC1-5		4-2 HR BB			3-3 K		1-0 G5-3	3	1	0	0	1	1	2			
Dave Veres, R (8, 1)		1-2 2-3								0	0	0	0	0	0	0			
Inning Stats	R: 0 E: 0 K: 1 S: 14	H: 2 LOB: 2 BB: 0 P: 23	R: 0 E: 0 K: 0 S: 14	H: 1 LOB: 2 BB: 1 P: 22	R: 1 E: 0 K: 2 S: 18	H: 1 LOB: 1 BB: 1 P: 29	R: 3 E: 0 K: 1 S: 15	H: 3 LOB: 1 BB: 1 P: 25	R: 0 E: 0 K: 1 S: 11	H: 0 LOB: 1 BB: 0 P: 17	R: 0 E: 0 K: 2 S: 11	H: 0 LOB: 2 BB: 2 P: 26	R: 0 E: 0 K: 0 S: 7	H: 0 LOB: 0 BB: 0 P: 12	R: 0 E: 0 K: 1 S: 8	H: 1 LOB: 0 BB: 0 P: 9	1B: 6 2B: 1 3B: 0 HR: 2	SF: 0 SAC: 0 DP: 1 HBP: 0	WP: 0 PA: 40 PB: 0 SB: 0 CS: 0
PITCHER	IP WLS BF H R ER SO BB IBB HBP BLK WP HR S P ERA WHIP	IP WLS BF H R ER SO BB IBB HBP BLK WP HR S P ERA WHIP	IP WLS BF H R ER SO BB IBB HBP BLK WP HR S P ERA WHIP	IP WLS BF H R ER SO BB IBB HBP BLK WP HR S P ERA WHIP	IP WLS BF H R ER SO BB IBB HBP BLK WP HR S P ERA WHIP	IP WLS BF H R ER SO BB IBB HBP BLK WP HR S P ERA WHIP	IP WLS BF H R ER SO BB IBB HBP BLK WP HR S P ERA WHIP	IP WLS BF H R ER SO BB IBB HBP BLK WP HR S P ERA WHIP	IP WLS BF H R ER SO BB IBB HBP BLK WP HR S P ERA WHIP	IP WLS BF H R ER SO BB IBB HBP BLK WP HR S P ERA WHIP	IP WLS BF H R ER SO BB IBB HBP BLK WP HR S P ERA WHIP	IP WLS BF H R ER SO BB IBB HBP BLK WP HR S P ERA WHIP	IP WLS BF H R ER SO BB IBB HBP BLK WP HR S P ERA WHIP	IP WLS BF H R ER SO BB IBB HBP BLK WP HR S P ERA WHIP	IP WLS BF H R ER SO BB IBB HBP BLK WP HR S P ERA WHIP	IP WLS BF H R ER SO BB IBB HBP BLK WP HR S P ERA WHIP	IP WLS BF H R ER SO BB IBB HBP BLK WP HR S P ERA WHIP	IP WLS BF H R ER SO BB IBB HBP BLK WP HR S P ERA WHIP	IP WLS BF H R ER SO BB IBB HBP BLK WP HR S P ERA WHIP

St. Louis Cardinals @ Cincinnati Reds
Cinergy Field, Cincinnati, OH
Tue Jun 27 2000, 7:35 PM EDT
Att: 33,946 - Cloudy - 68 F

AB 35
R 4
H 9
RBI 4
BB 5
SO 9
LOB 16



Batter	1	2	3	4	5	6	7	8	9	AB	R	H	RBI	BB	SO	LOB	BOTTOM				
Barry Larkin, R OBP: 0.387, SLG: 0.505	1-0 HR 2B		0-3 K		1-0 F8			0-1 1B 1B		4	1	2	0	0	1	0					
Dmitri Young, S OBP: 0.325, SLG: 0.445	1-0 F8		1-1 FC5-4 1B			0-0 G4-3		2-1 G6-3 1B		4	0	2	0	0	0	1					
Ken Griffey Jr., L OBP: 0.403, SLG: 0.571	0-1 2H HR		1-0 FC5-4 1B			1-0 HR		0-0 G6-3		4	2	3	3	0	0	2					
Dante Bichette, R OBP: 0.344, SLG: 0.474	0-0 G4-3		0-0 FC5-4			3-2 K 2B			0-0 G4-6-3 1B	4	0	2	0	0	0	2					
Alex Ochoa, R OBP: 0.370, SLG: 0.492			1-2 2-3						1-2	0	0	0	0	0	0	0					
Sean Casey, L OBP: 0.330, SLG: 0.350	3-2 F8			2-1 F7		1-3 K			0-2 G4-6-3	4	0	0	0	0	1	2					
Aaron Boone, R OBP: 0.357, SLG: 0.460		0-1 G5-3		1-3 K			1-1 G1-3		2-1 E7 1B	4	0	1	0	0	1	0					
Eddie Taubensee, L OBP: 0.338, SLG: 0.388		3-3 K		0-0 G4-3			2-2 F7		1-0 G3	4	0	0	0	0	1	2					
Pokey Reese, R OBP: 0.335, SLG: 0.401		0-1 3B			1-3 K			1-0 F7		3	0	1	0	0	1	0					
Steve Parris, R ERA: 5.67		0-1 G6-3			1-0 G5-3			3-2 G4-3		1	0	0	0	0	0	1					
Chris Snyder, R ERA: 4.64										1	0	0	0	0	0	0					
Scott Williamson, R ERA: 3.21										0	0	0	0	0	0	0					
Dennys Reyes, R ERA: 5.96										0	0	0	0	0	0	0					
Scott Winchester, R ERA: 4.98										0	0	0	0	0	0	0					
Hal Morris, L OBP: 0.307, SLG: 0.302										1	0	0	0	0	0	0					
Scott Sullivan, R OBP: 0.250, SLG: 0.250										0	0	0	0	0	0	0					
Inning Stats	R: 2 E: 0 K: 0 S: 8	H: 2 LOB: 0 BB: 0 P: 13	R: 0 E: 0 K: 1 S: 9	H: 1 LOB: 1 BB: 0 P: 12	R: 0 E: 0 K: 1 S: 7	H: 2 LOB: 1 BB: 0 P: 9	R: 0 E: 0 K: 1 S: 6	H: 0 LOB: 0 BB: 0 P: 9	R: 0 E: 0 K: 1 S: 6	H: 0 LOB: 0 BB: 0 P: 9	R: 1 E: 0 K: 1 S: 9	H: 2 LOB: 1 BB: 0 P: 14	R: 0 E: 0 K: 0 S: 6	H: 0 LOB: 0 BB: 0 P: 10	R: 0 E: 0 K: 0 S: 8	H: 2 LOB: 1 BB: 0 P: 13	R: 0 E: 1 K: 0 S: 7	H: 2 LOB: 2 BB: 0 P: 10	1B: 6 2B: 2 3B: 1 HR: 2	SF: 0 SAC: 0 DP: 3 HBP: 0	WP: 0 PA: 34 PB: 0 SB: 0 CS: 0
PITCHER	IP WLS BF H R ER SO BB IBB HBP BLK WP HR S P ERA WHIP	IP WLS BF H R ER SO BB IBB HBP BLK WP HR S P ERA WHIP	IP WLS BF H R ER SO BB IBB HBP BLK WP HR S P ERA WHIP	IP WLS BF H R ER SO BB IBB HBP BLK WP HR S P ERA WHIP	IP WLS BF H R ER SO BB IBB HBP BLK WP HR S P ERA WHIP	IP WLS BF H R ER SO BB IBB HBP BLK WP HR S P ERA WHIP	IP WLS BF H R ER SO BB IBB HBP BLK WP HR S P ERA WHIP	IP WLS BF H R ER SO BB IBB HBP BLK WP HR S P ERA WHIP	IP WLS BF H R ER SO BB IBB HBP BLK WP HR S P ERA WHIP	IP WLS BF H R ER SO BB IBB HBP BLK WP HR S P ERA WHIP	IP WLS BF H R ER SO BB IBB HBP BLK WP HR S P ERA WHIP	IP WLS BF H R ER SO BB IBB HBP BLK WP HR S P ERA WHIP	IP WLS BF H R ER SO BB IBB HBP BLK WP HR S P ERA WHIP	IP WLS BF H R ER SO BB IBB HBP BLK WP HR S P ERA WHIP	IP WLS BF H R ER SO BB IBB HBP BLK WP HR S P ERA WHIP	IP WLS BF H R ER SO BB IBB HBP BLK WP HR S P ERA WHIP	IP WLS BF H R ER SO BB IBB HBP BLK WP HR S P ERA WHIP	IP WLS BF H R ER SO BB IBB HBP BLK WP HR S P ERA WHIP	IP WLS BF H R ER SO BB IBB HBP BLK WP HR S P ERA WHIP		

St. Louis Cardinals @ Cincinnati Reds
Cinergy Field, Cincinnati, OH
Tue Jun 27 2000, 7:35 PM EDT
Att: 33,946 - Cloudy - 68 F

AB 34
R 3
H 11
RBI 3
BB 0
SO 5
LOB 10



Batter	1	2	3	4	5	6	7	8	9	AB	R	H	RBI	BB	SO	LOB	TOP				
Edgar Renteria, R OBP: 0.322, SLG: 0.418	F3		G6-3						F9	5	0	2	2	0	0	0	St. Louis Cardinals @ Cincinnati Reds Cinergy Field, Cincinnati, OH Wed Jun 28 2000, 7:35 PM EDT Att: 37,861 - Sunny - 78 F				
J.D. Drew, L OBP: 0.381, SLG: 0.505	BB				P5				F8	4	0	1	0	1	1	3					
15 Jim Edmonds, L OBP: 0.452, SLG: 0.642	K		F8						K	3	0	0	0	2	2	2					
Mark McGwire, R OBP: 0.480, SLG: 0.756	K				F3				K	4	0	0	0	0	3	4					
Ray Lankford, L OBP: 0.344, SLG: 0.444										4	1	2	1	0	2	1					
Craig Paquette, R OBP: 0.315, SLG: 0.447										4	1	1	0	0	1	2					
Mike Matheny, R OBP: 0.365, SLG: 0.432										1	0	0	0	1	0	0					
Thomas Howard, S OBP: 0.241, SLG: 0.432										1	0	0	0	0	0	0					
Mark Thompson, R OBP: 0.241, SLG: 0.432										0	0	0	0	0	0	0					
Placido Polanco, R OBP: 0.325, SLG: 0.404										4	1	1	0	0	1	3					
Pat Hentgen, R OBP: 0.333, SLG: 0.286										1	0	0	0	0	0	0					
Larry Sutton, L OBP: 0.385, SLG: 0.450										0	0	0	0	0	0	0					
Alan Benes, R OBP: 0.220, SLG: 1.000										0	0	0	0	0	0	0					
Mike Mathews, L OBP: 0.220, SLG: 1.000										0	0	0	0	0	0	0					
Mike James, R OBP: 0.333, SLG: 0.450										0	0	0	0	0	0	0					
Eli Marrero, R OBP: 0.333, SLG: 0.450										1	0	0	0	0	0	1					
Inning Stats	R: 0 E: 0 K: 2 S: 11	H: 0 LOB: 1 BB: 1 P: 17	R: 0 E: 0 K: 1 S: 6	H: 0 LOB: 0 BB: 0 P: 9	R: 1 E: 0 K: 0 S: 9	H: 2 LOB: 1 BB: 0 P: 16	R: 0 E: 0 K: 1 S: 10	H: 1 LOB: 2 BB: 1 P: 15	R: 0 E: 0 K: 1 S: 9	H: 1 LOB: 2 BB: 1 P: 19	R: 2 E: 0 K: 1 S: 9	H: 3 LOB: 1 BB: 1 P: 16	R: 0 E: 0 K: 3 S: 12	H: 0 LOB: 1 BB: 1 P: 22	R: 0 E: 0 K: 1 S: 11	H: 0 LOB: 0 BB: 0 P: 16	R: 0 E: 0 K: 1 S: 9	H: 0 LOB: 0 BB: 0 P: 10	1B: 3 2B: 3 3B: 0 HR: 1	SF: 0 SAC: 2 DP: 0 HBP: 0	WP: 0 PA: 39 PB: 0 SB: 0 CS: 0
PITCHER	IP WLS BF H R ER SO BB IBB HBP BLK WP HR S P ERA WHIP																				
Elmer Dessens, R ERA: 5.09	(1, 1) 5.2 27 6 3 3 5 4 0 0 0 0 0 1 49 85 4.76 1.765																				
Manny Aybar, R ERA: 4.91	(6, 1) 0.0 1 1 0 0 0 0 0 0 0 0 0 0 2 2 ∞ ∞																				
Dennys Reyes, L ERA: 5.63	(6, 1) 1.1 W 5 0 0 0 4 1 0 0 0 0 0 0 0 15 27 0.00 0.750																				
Scott Sullivan, R ERA: 4.78	(8, 1) 2.0 6 0 0 0 2 0 0 0 0 0 0 0 0 20 26 0.00 0.000																				

Batter	1	2	3	4	5	6	7	8	9	AB	R	H	RBI	BB	SO	LOB	BOTTOM				
Barry Larkin, R OBP: 0.384, SLG: 0.498	G6-3		F8						F9	3	1	0	0	1	0	4	St. Louis Cardinals @ Cincinnati Reds Cinergy Field, Cincinnati, OH Wed Jun 28 2000, 7:35 PM EDT Att: 37,861 - Sunny - 78 F				
Dmitri Young, S OBP: 0.325, SLG: 0.442	K2-3		L3							4	1	1	0	0	1	2					
Ken Griffey Jr., L OBP: 0.398, SLG: 0.562	F7									4	0	0	0	0	1	2					
Dante Bichette, R OBP: 0.346, SLG: 0.472										3	2	1	0	1	0	0					
Sean Casey, L OBP: 0.333, SLG: 0.354										3	1	1	3	0	0	0					
Scott Sullivan, R OBP: 0.250, SLG: 0.250										0	0	0	0	0	0	0					
Aaron Boone, R OBP: 0.359, SLG: 0.461										4	1	2	1	0	1	1					
Benito Santiago, R OBP: 0.311, SLG: 0.409										4	1	2	3	0	0	1					
Pokey Reese, R OBP: 0.334, SLG: 0.399										4	0	1	0	0	1	2					
Elmer Dessens, R OBP: 0.600, SLG: 0.333										0	0	0	0	2	0	0					
Manny Aybar, R ERA: 4.42										0	0	0	0	0	0	0					
Dennys Reyes, R ERA: 11.12										0	0	0	0	0	0	0					
Hal Morris, L OBP: 0.355, SLG: 0.347										2	0	0	0	0	1	0					
Inning Stats	R: 0 E: 0 K: 1 S: 10	H: 0 LOB: 0 BB: 0 P: 14	R: 0 E: 0 K: 0 S: 8	H: 0 LOB: 0 BB: 0 P: 13	R: 0 E: 0 K: 0 S: 13	H: 1 LOB: 2 BB: 1 P: 21	R: 0 E: 0 K: 1 S: 9	H: 0 LOB: 0 BB: 0 P: 13	R: 0 E: 0 K: 0 S: 12	H: 1 LOB: 2 BB: 1 P: 20	R: 4 E: 0 K: 1 S: 14	H: 3 LOB: 0 BB: 0 P: 23	R: 3 E: 0 K: 1 S: 11	H: 2 LOB: 1 BB: 2 P: 21	R: 0 E: 0 K: 1 S: 8	H: 1 LOB: 0 BB: 0 P: 12	R: 0 E: 0 K: 1 S: 8	H: 1 LOB: 0 BB: 0 P: 12	1B: 6 2B: 1 3B: 0 HR: 1	SF: 0 SAC: 0 DP: 1 HBP: 1	WP: 0 PA: 36 PB: 0 SB: 0 CS: 0
PITCHER	IP WLS BF H R ER SO BB IBB HBP BLK WP HR S P ERA WHIP																				
Pat Hentgen, R ERA: 5.54	(1, 1) 5.0 19 2 0 0 2 2 0 0 0 0 0 0 1 18 32 33.75 3.000																				
Alan Benes, R ERA: 4.42	(6, 1) 1.1 L 9 3 5 5 1 1 0 1 0 0 0 0 1 18 32 33.75 3.000																				
Mike Mathews, L ERA: 11.12	(7, 1) 0.1 4 2 2 2 0 0 0 1 0 0 0 0 0 4 9 54.00 6.000																				
Mike James, R ERA: 4.15	(7, 1) 0.1 1 0 0 0 1 0 0 0 0 0 0 0 0 3 3 0.00 0.000																				
Mark Thompson, R ERA: 3.69	(8, 1) 1.0 3 1 0 0 1 0 0 0 0 0 0 0 0 8 12 0.00 1.000																				

Batter	1	2	3	4	5	6	7	8	9	AB	R	H	RBI	BB	SO	LOB	TOP								
Placido Polanco, R OBP: 0.337, SLG: 0.418 (1, 4)										4	2	3	2	1	0	0	St. Louis Cardinals @ Cincinnati Reds Cinergy Field, Cincinnati, OH Thu Jun 29 2000, 12:35 PM EDT Att: 45,771 - Sunny - 75 F								
Edgar Renteria, R OBP: 0.326, SLG: 0.431 (9, PH) Thomas Howard, S OBP: 0.238, SLG: 0.427 (9, 7)										5	2	3	2	0	0	1									
Mark McGwire, R OBP: 0.479, SLG: 0.745 Heathcliff Slocumb, R Mark Thompson, R (9, 1)										3	1	0	0	2	1	4									
Eric Davis, R OBP: 0.396, SLG: 0.511 (1, 9)										4	3	3	3	0	1	1									
Shawon Dunston, R OBP: 0.267, SLG: 0.495 (9, 6)										5	1	2	4	0	1	1									
Craig Paquette, R OBP: 0.313, SLG: 0.443 (1, 5)										4	1	1	1	0	0	0									
Mike Matheny, R OBP: 0.318, SLG: 0.361 (1, 2)										5	0	1	0	0	2	3									
J.D. Drew, L OBP: 0.377, SLG: 0.503 (1, 8)										5	1	1	0	0	1	3									
Andy Benes, R OBP: 0.162, SLG: 0.200 Larry Sutton, L OBP: 0.429, SLG: 0.476 (8, PH) (8, 3)										2	0	0	0	0	1	1									
Inning Stats	R: 3 E: 0 K: 2 S: 14	H: 4 LOB: 1 BB: 0 P: 22	R: 0 E: 0 K: 1 S: 14	H: 0 LOB: 1 BB: 1 P: 25	R: 3 E: 0 K: 1 S: 11	H: 3 LOB: 1 BB: 1 P: 20	R: 0 E: 0 K: 1 S: 9	H: 0 LOB: 1 BB: 1 P: 16	R: 0 E: 0 K: 0 S: 7	H: 0 LOB: 0 BB: 0 P: 9	R: 2 E: 0 K: 0 S: 10	H: 2 LOB: 0 BB: 0 P: 11	R: 1 E: 0 K: 1 S: 13	H: 2 LOB: 1 BB: 0 P: 19	R: 2 E: 0 K: 0 S: 8	H: 2 LOB: 1 BB: 1 P: 16		R: 1 E: 1 K: 1 S: 11	H: 2 LOB: 2 BB: 0 P: 15	1B: 10 2B: 2 3B: 0 HR: 3	SF: 3 SAC: 1 DP: 0 HBP: 0	WP: 0 PB: 0 SB: 0 CS: 0	PA: 47		
PITCHER	IP WLS BF H R ER SO BB IBB HBP BLK WP HR S P ERA WHIP																								
Ron Villone, L ERA: 5.92 Manny Aybar, R ERA: 5.07 Scott Winchester, R ERA: 5.4	(1, 1) (8, 1) (8, 1)	5.0 2.0 2.0	L 9 12	26 3 4	7 2 3	7 2 2	5 1 1	3 0 0	0 0 0	0 0 0	0 0 1	58 20 19	95 27 31	12.60 9.00 9.00	2.200 1.500 2.500										

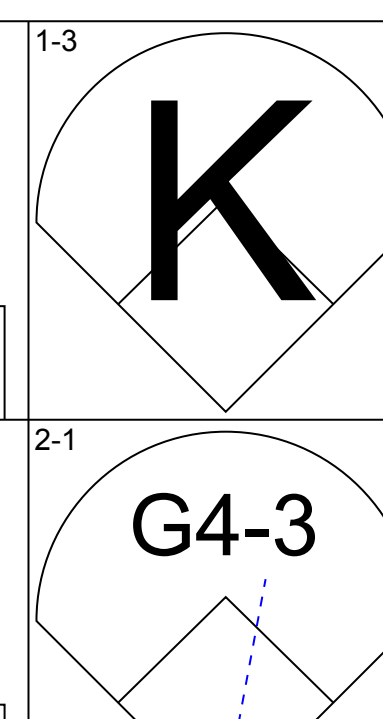
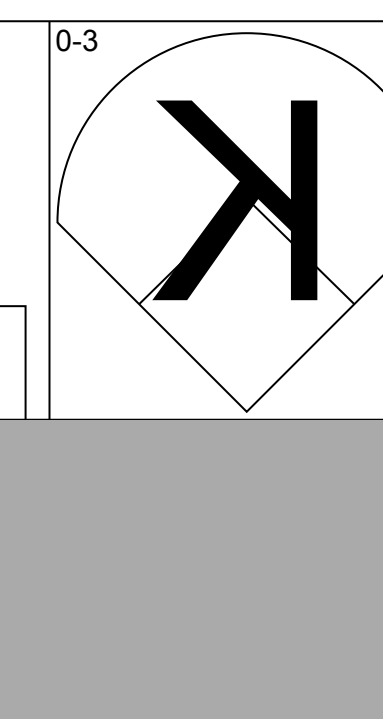
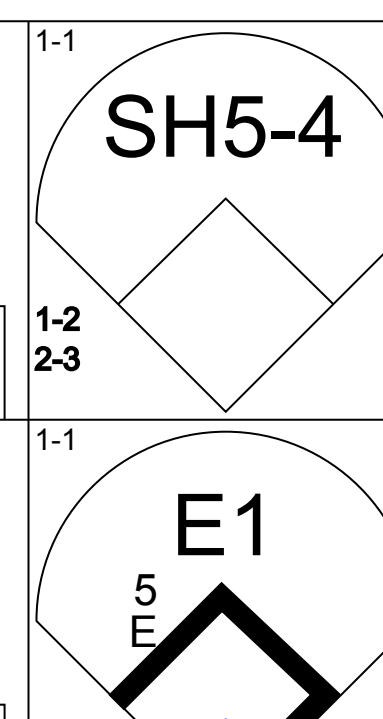
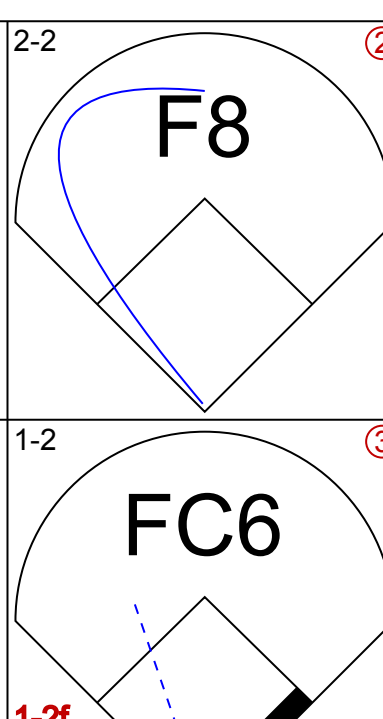
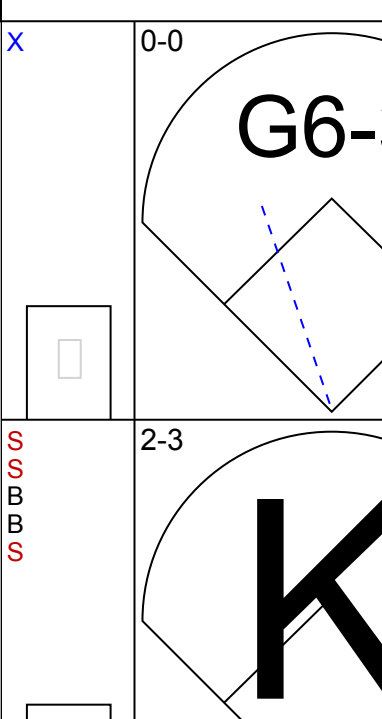
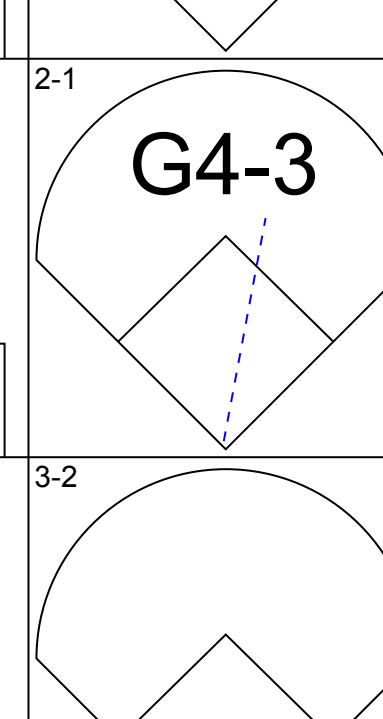
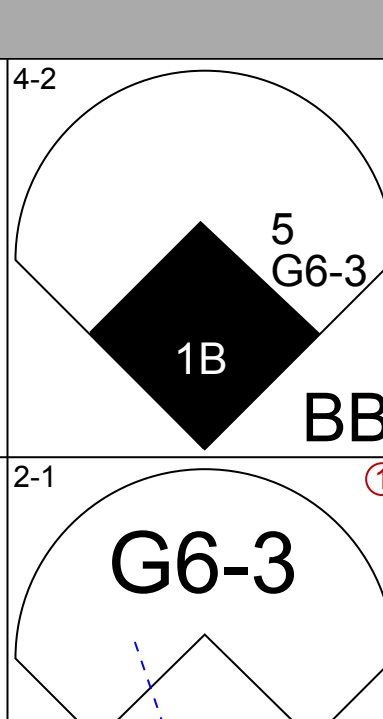
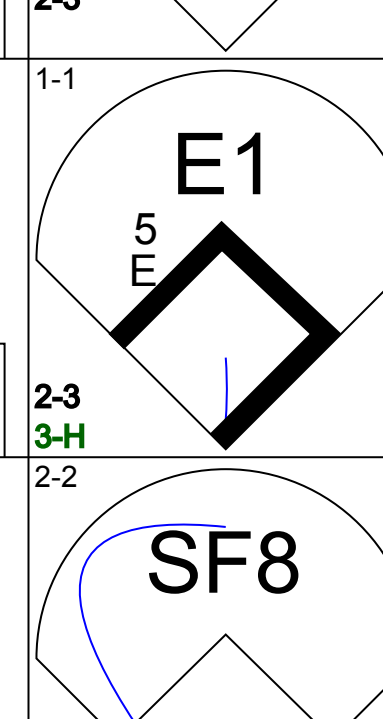
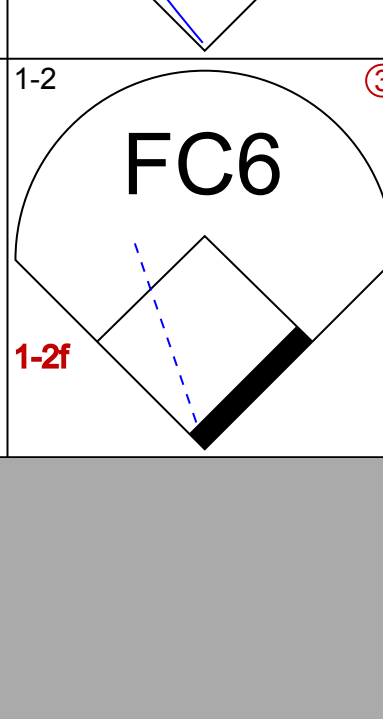
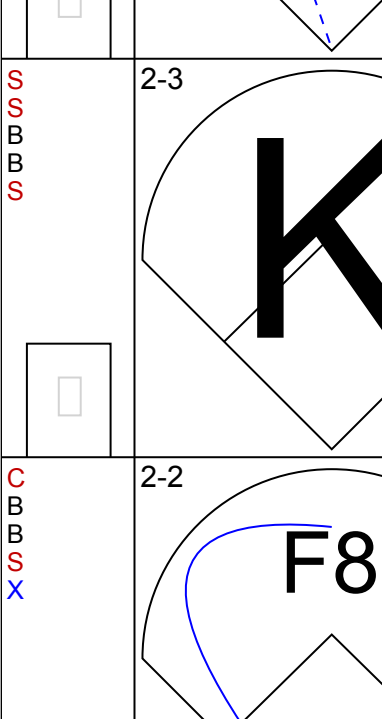
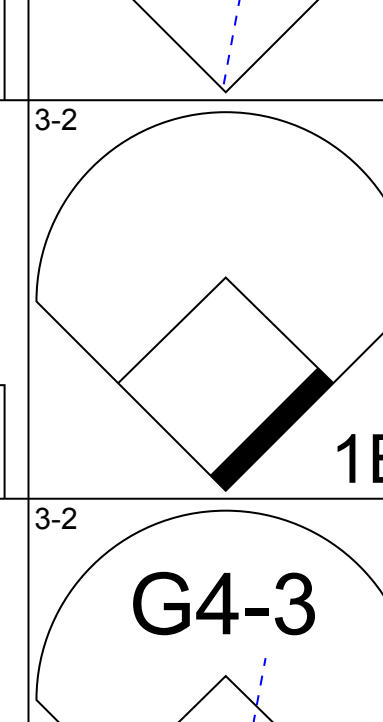
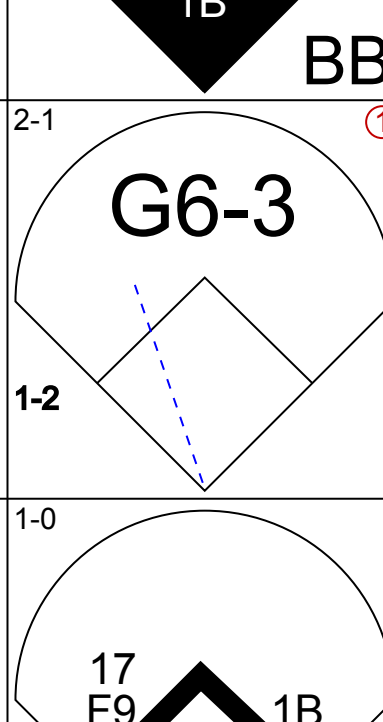
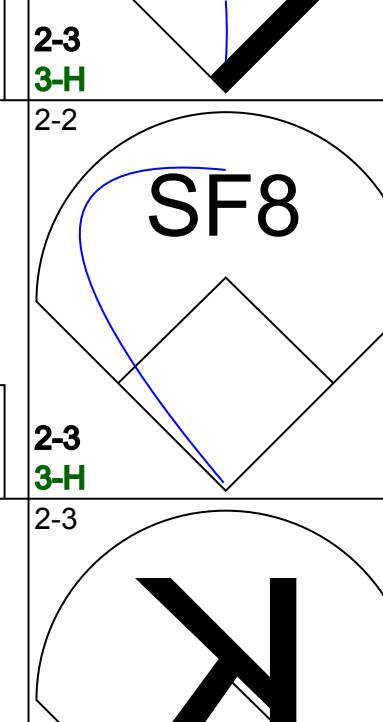
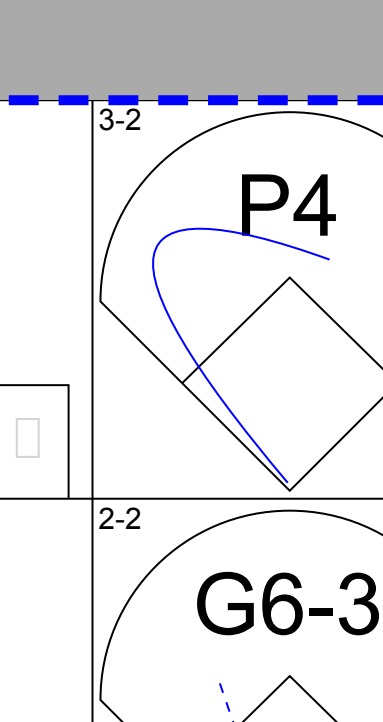
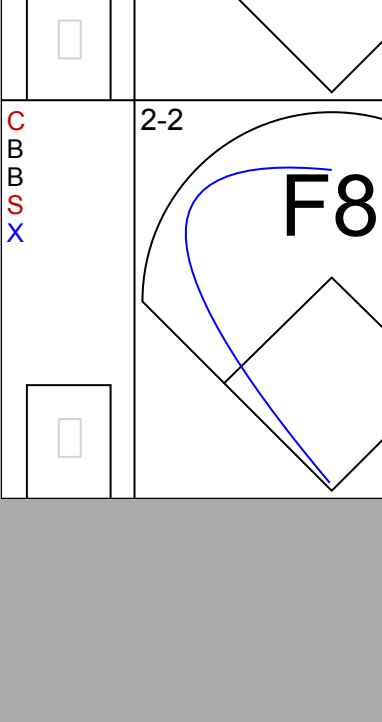
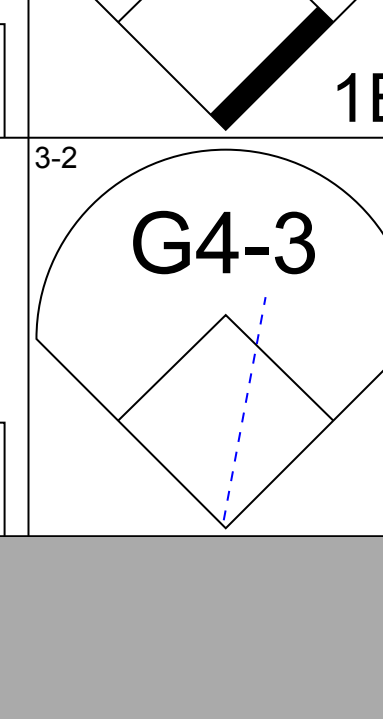
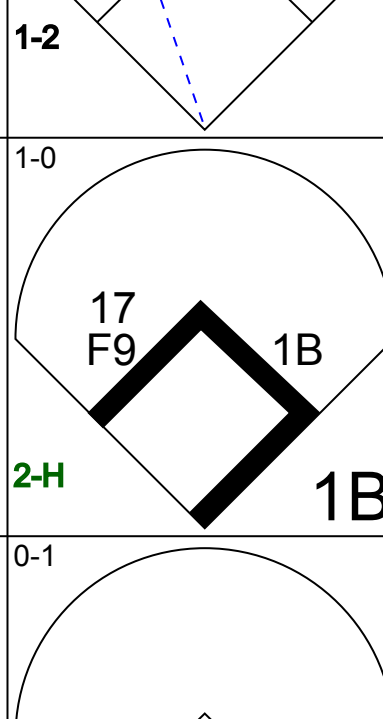
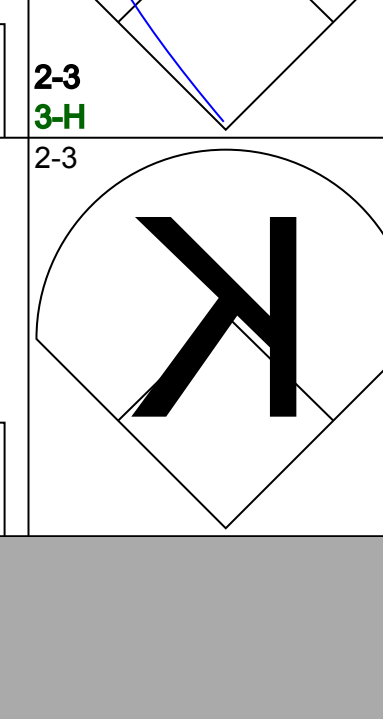
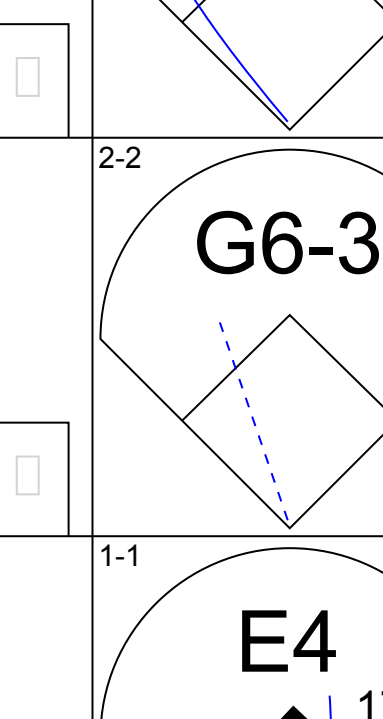
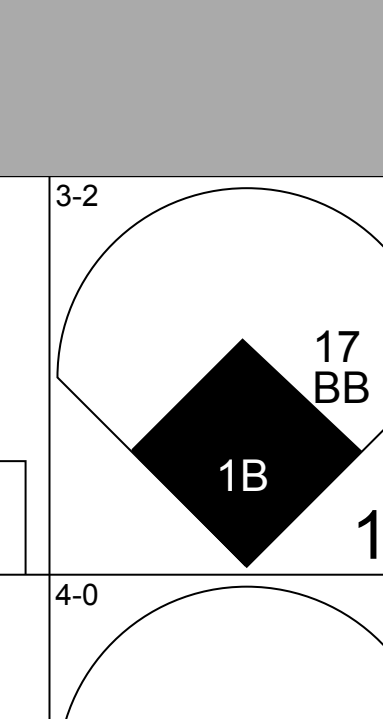
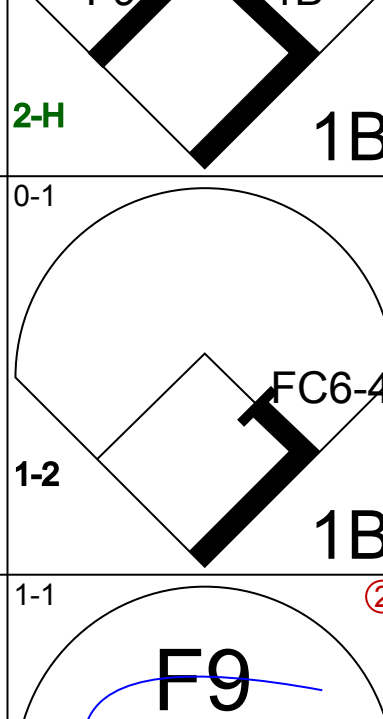
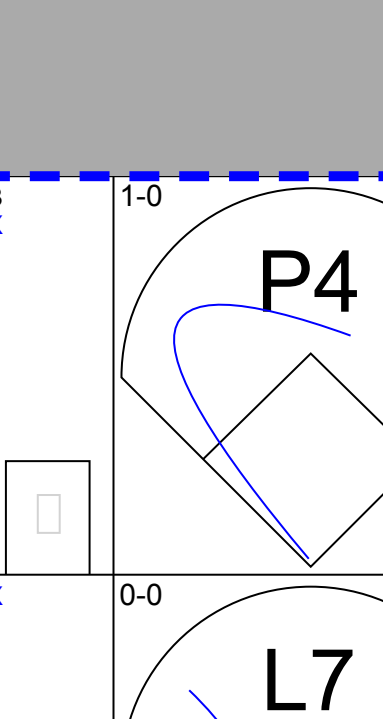
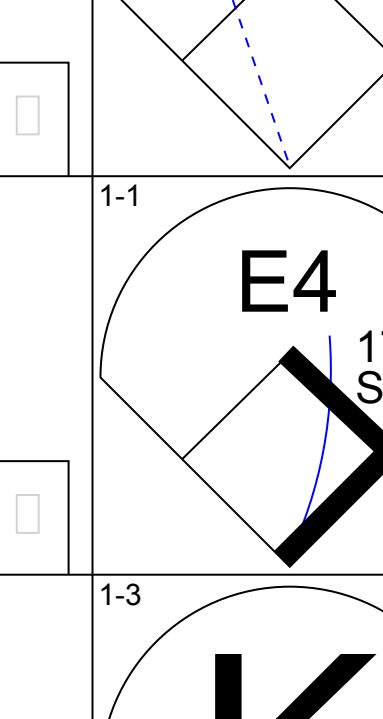
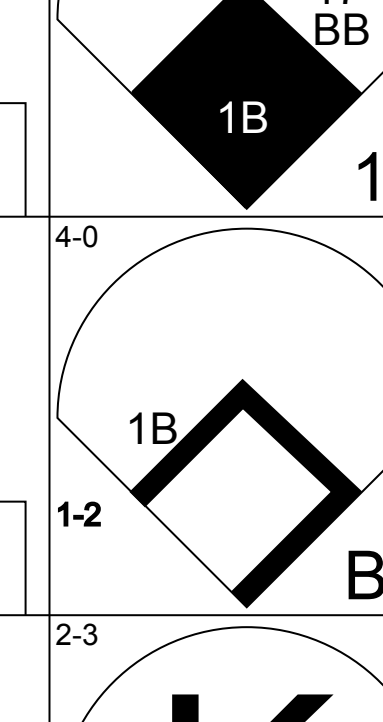
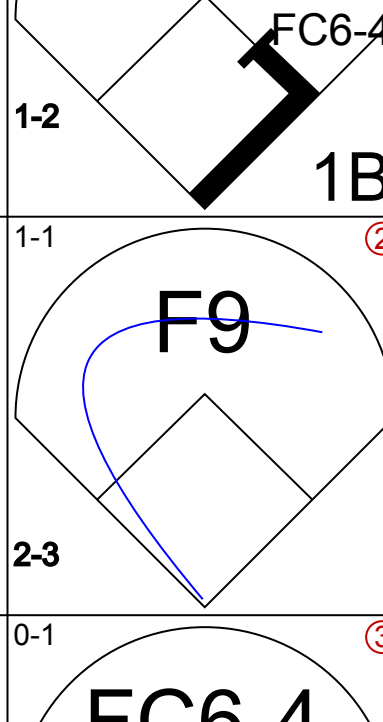
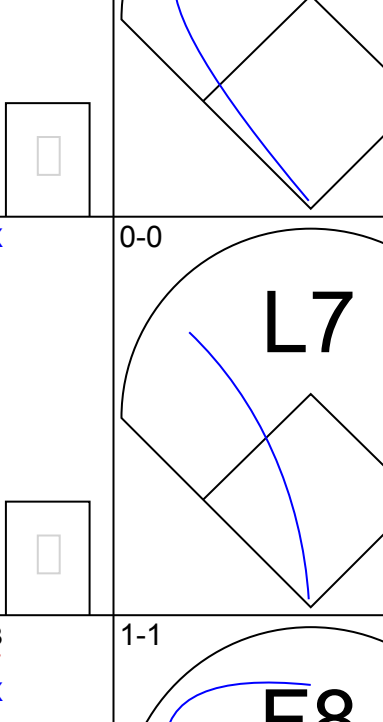
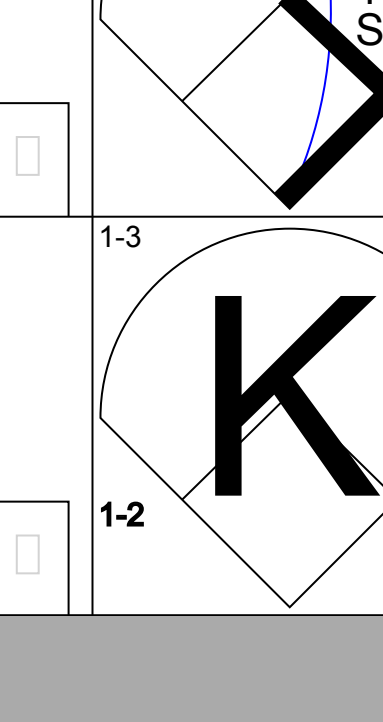
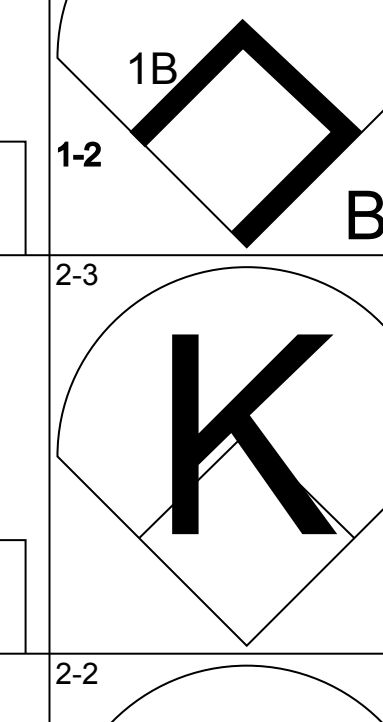
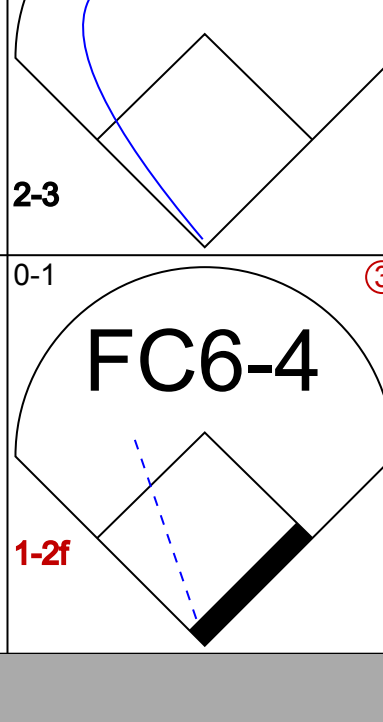
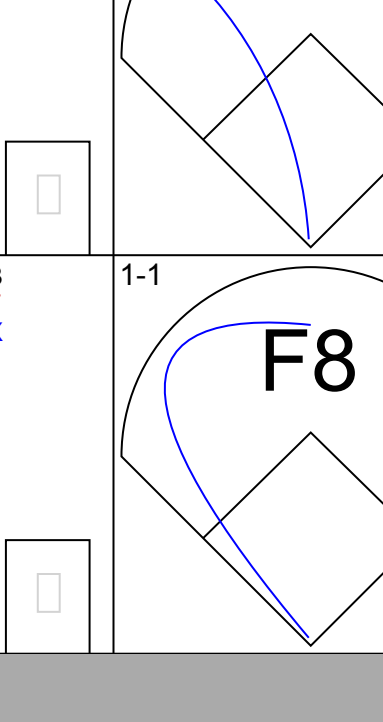
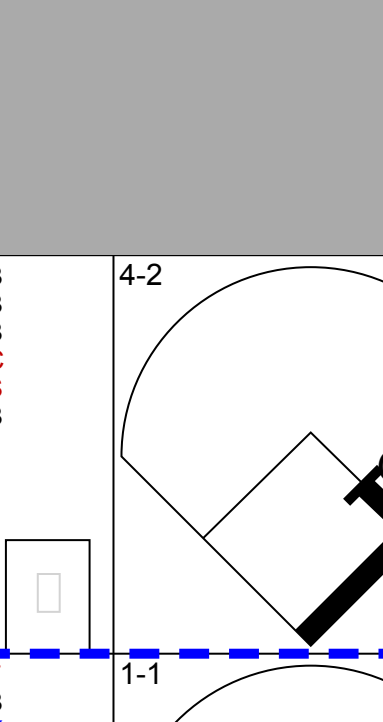
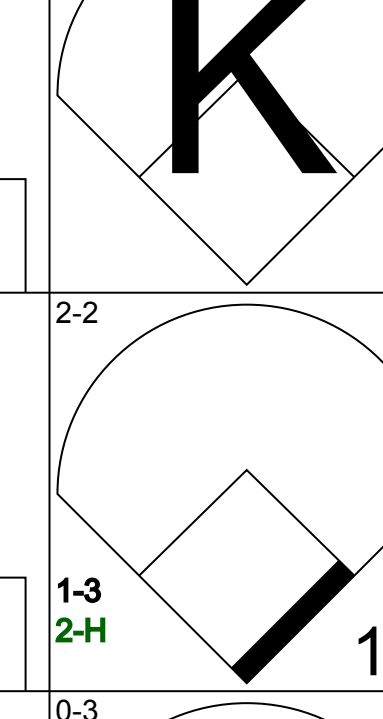
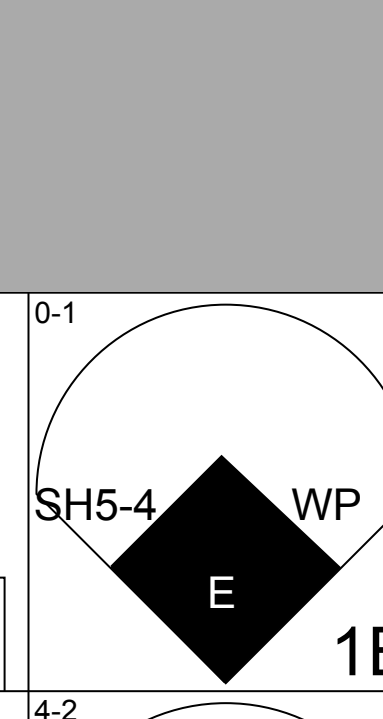
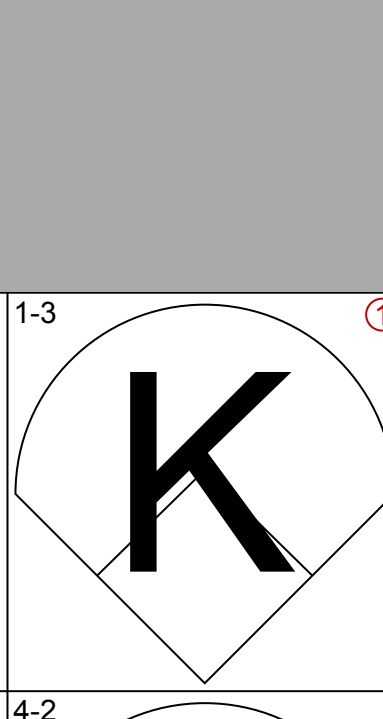
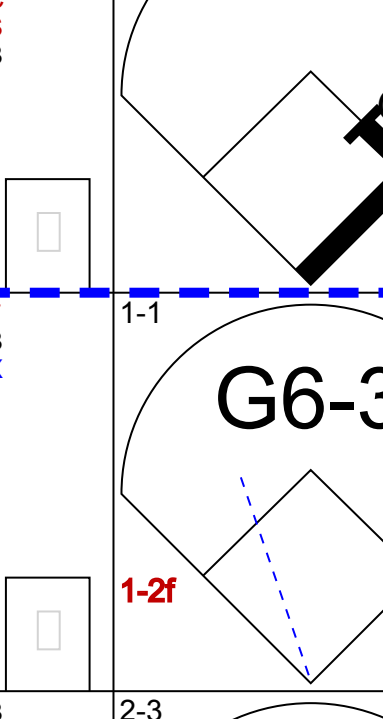
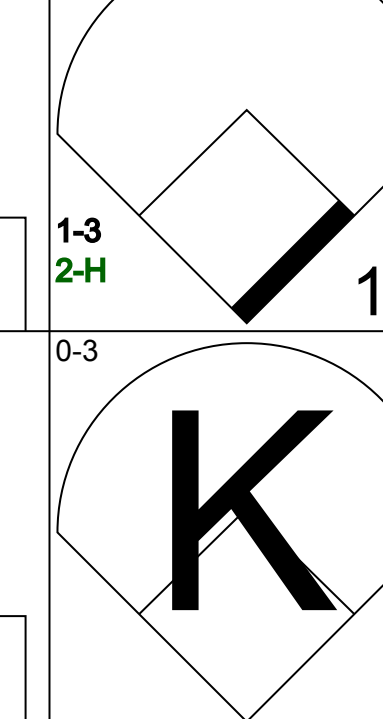
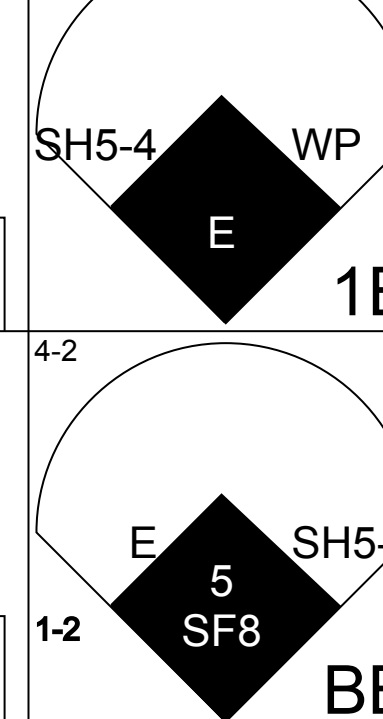
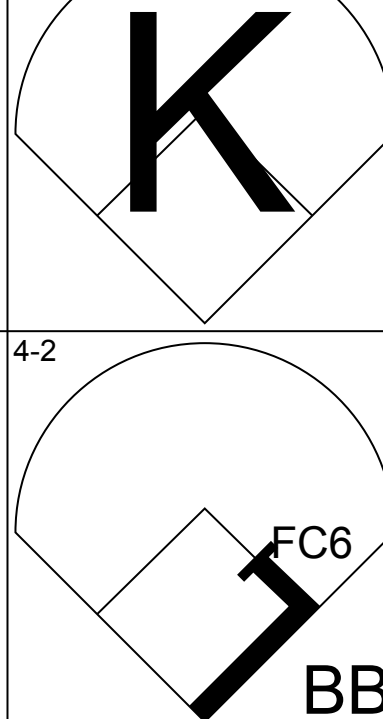
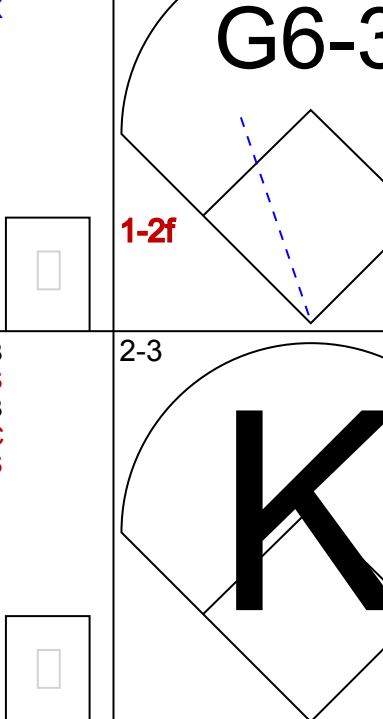
livebaseballscores.com

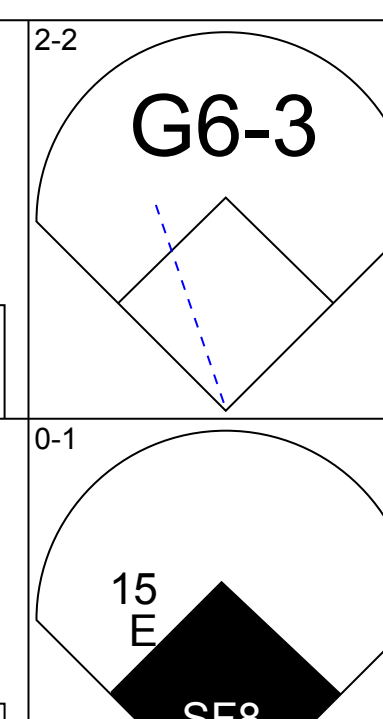
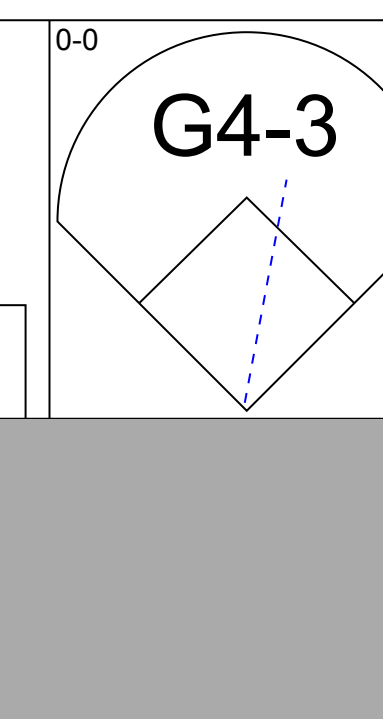
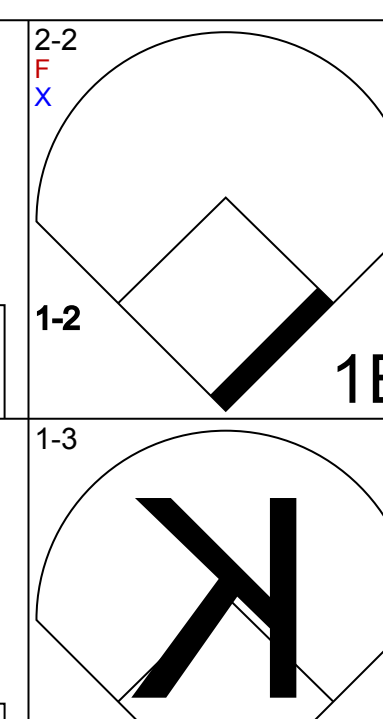
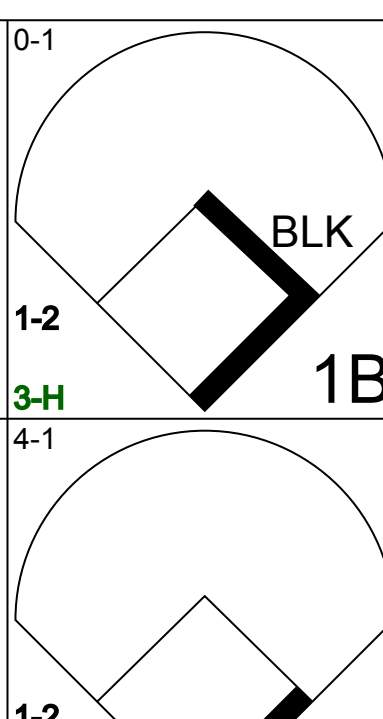
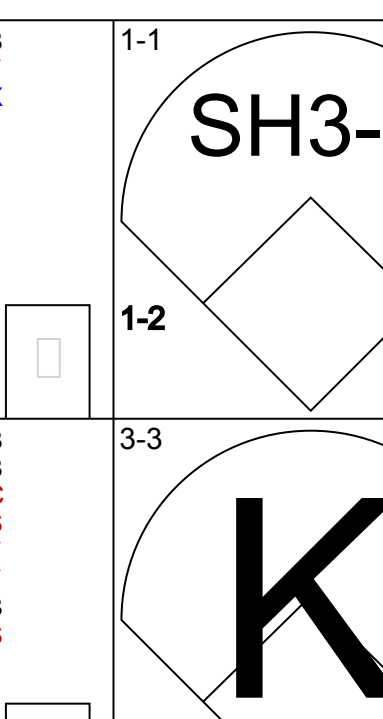
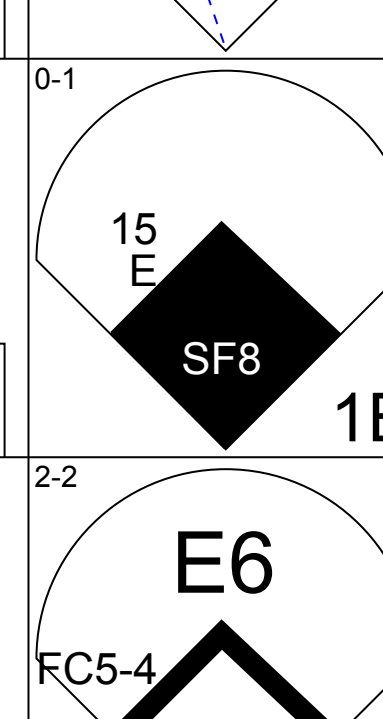
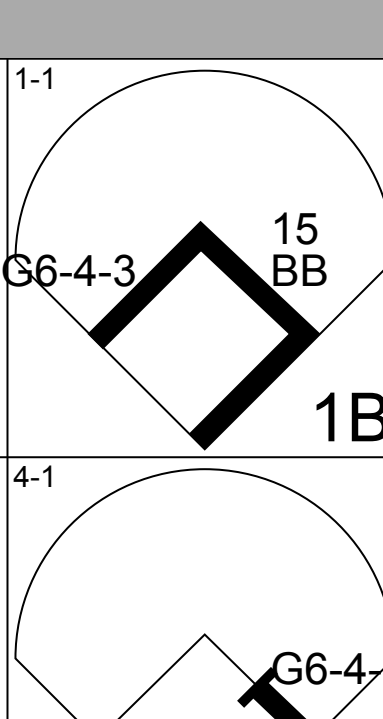

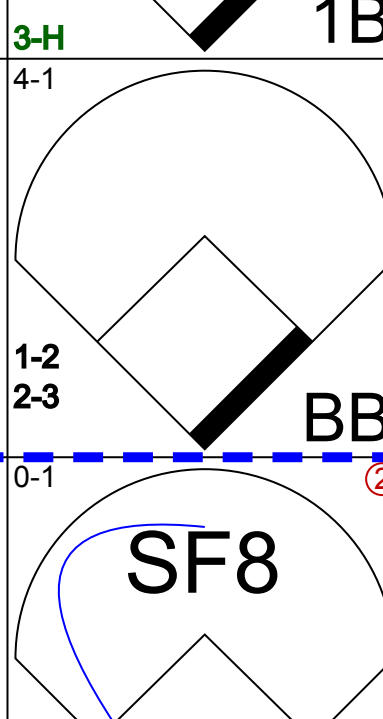
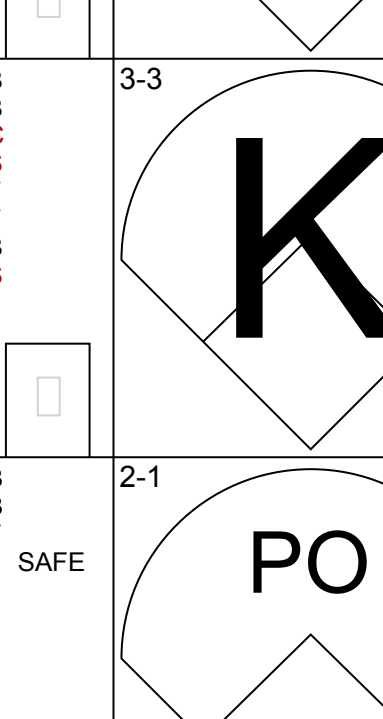
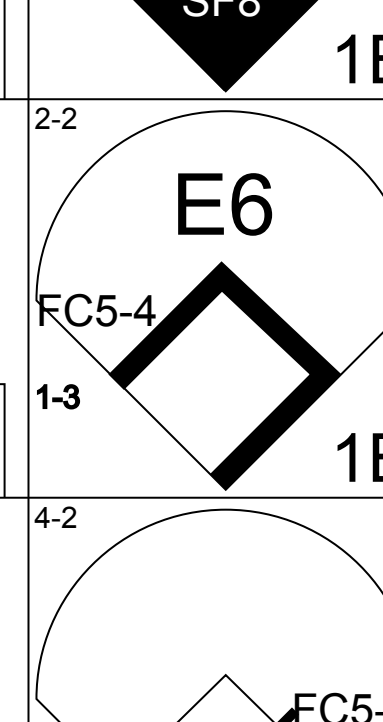
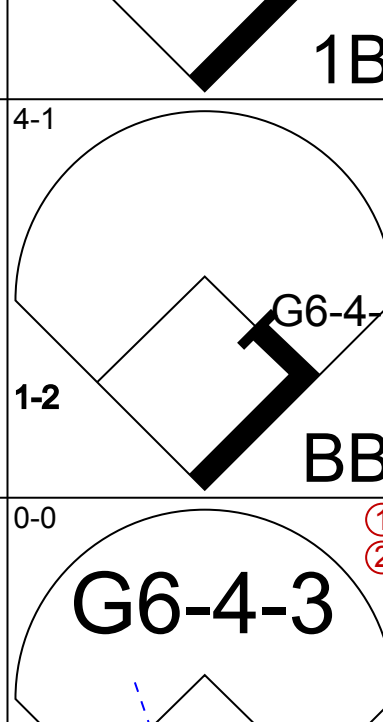
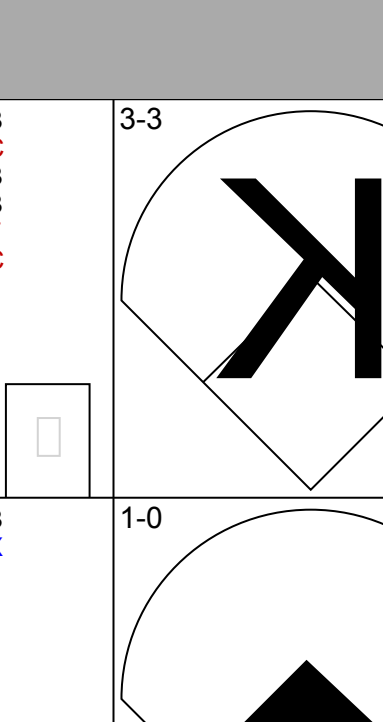
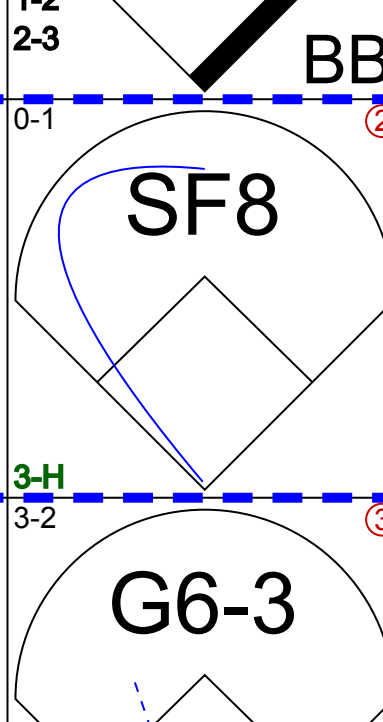
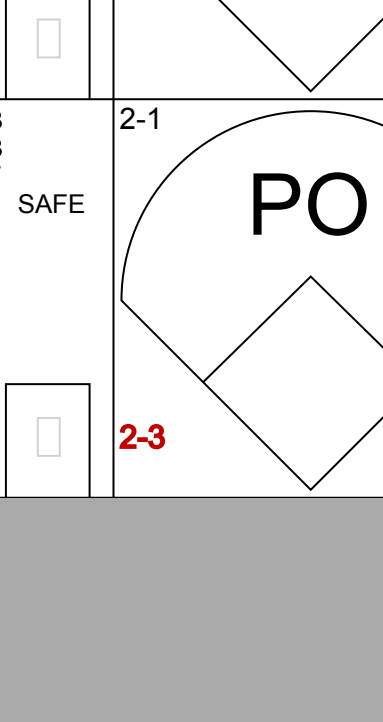
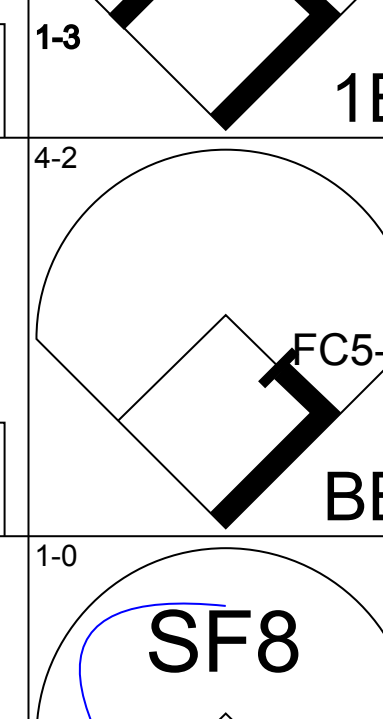
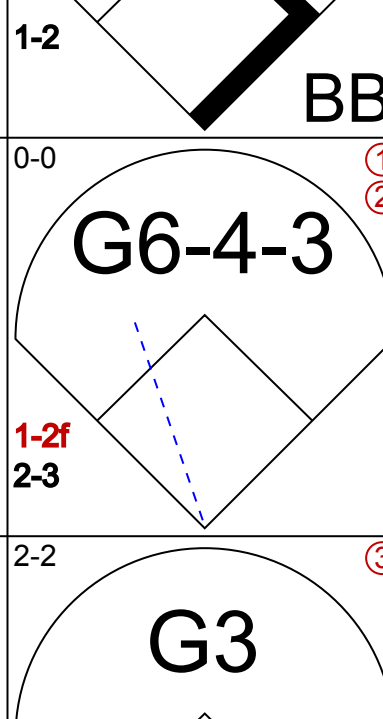
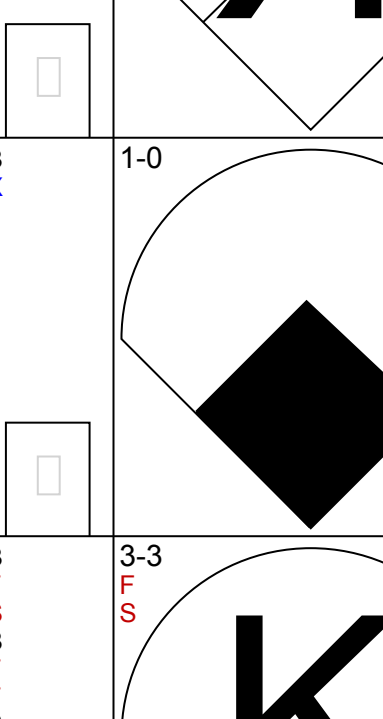
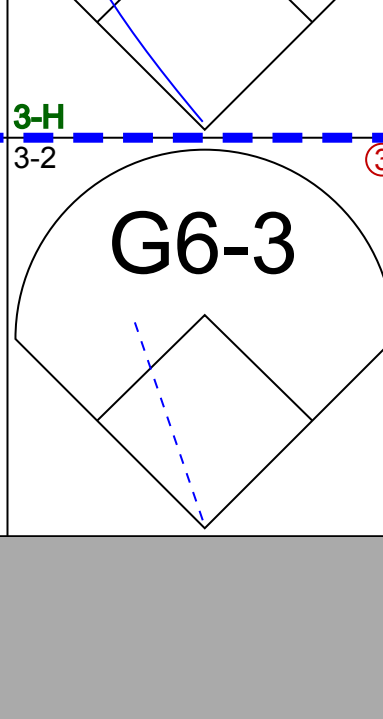
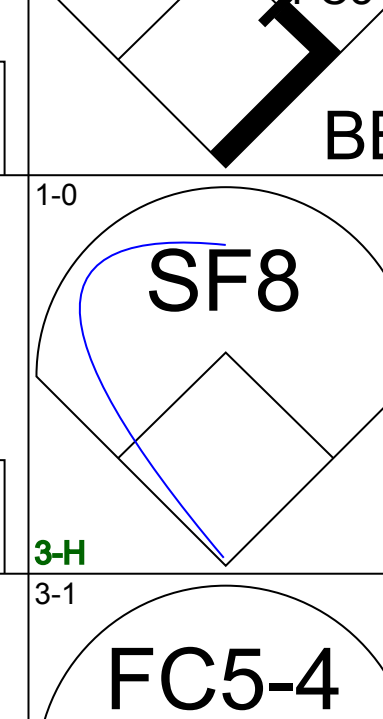
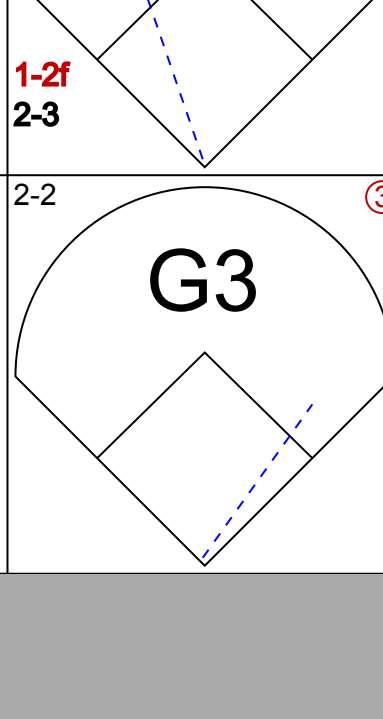
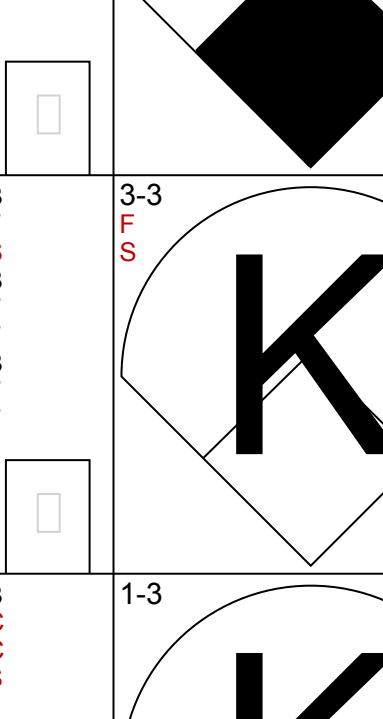
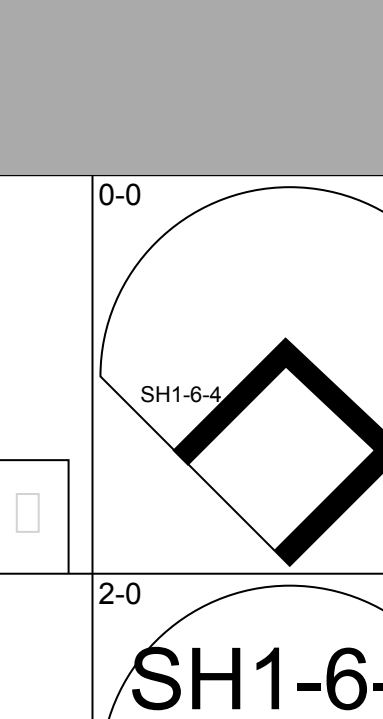
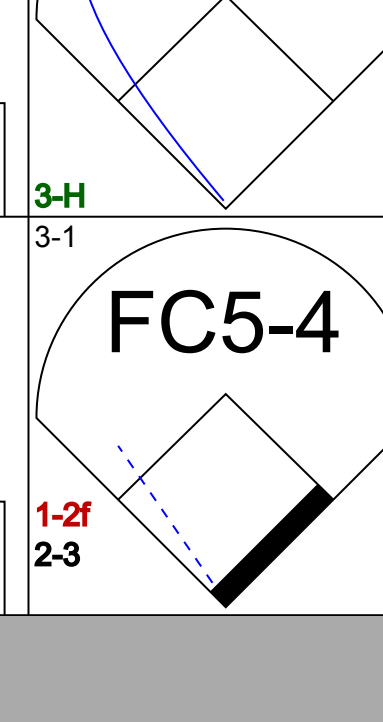
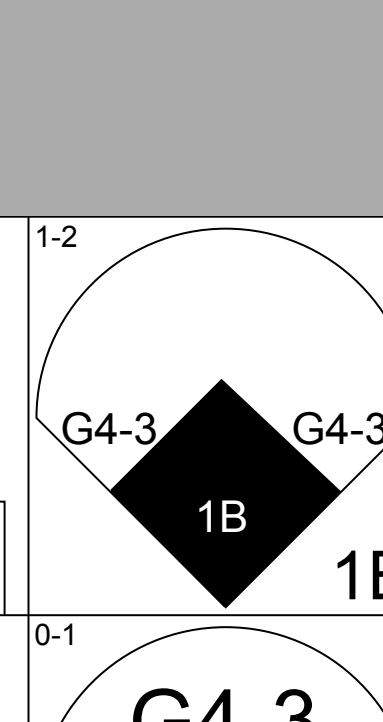
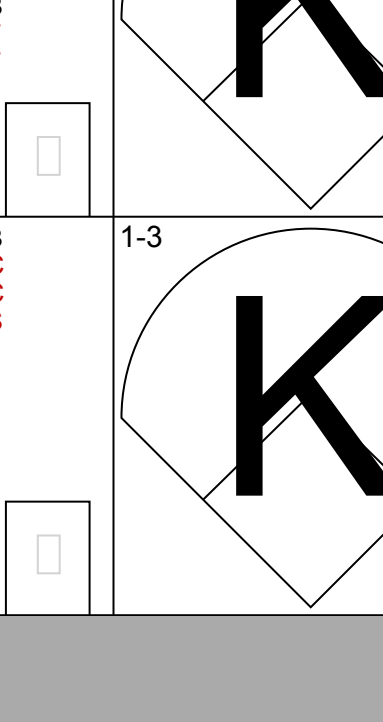
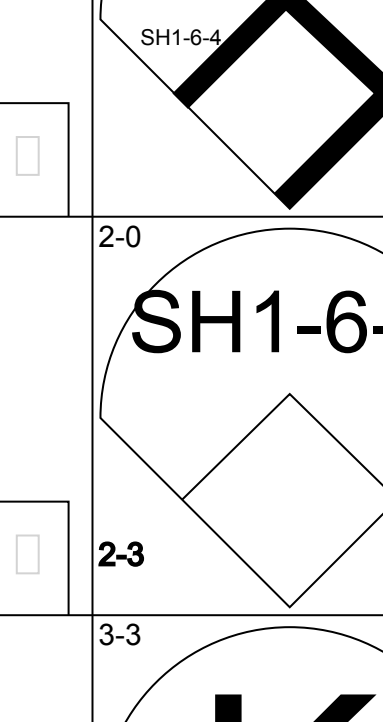
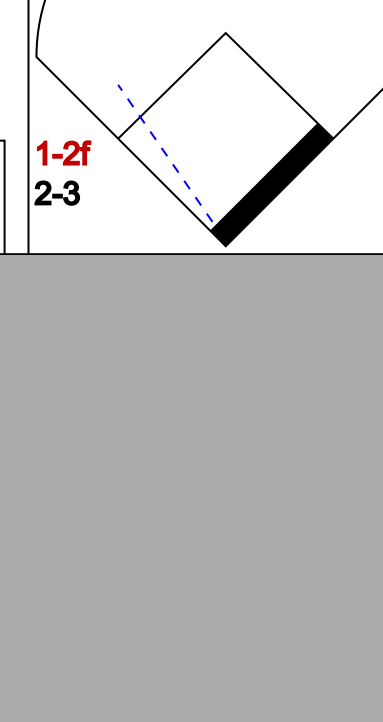
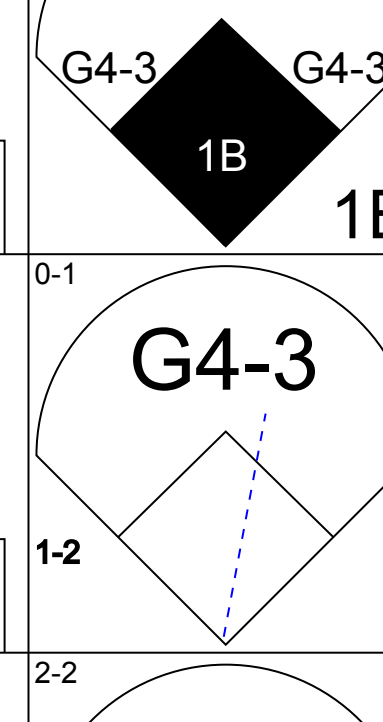
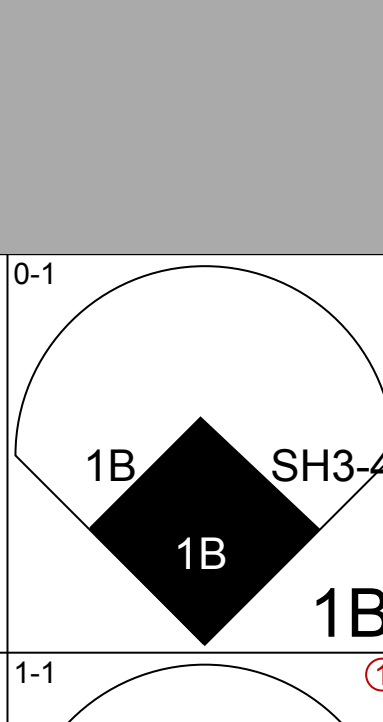

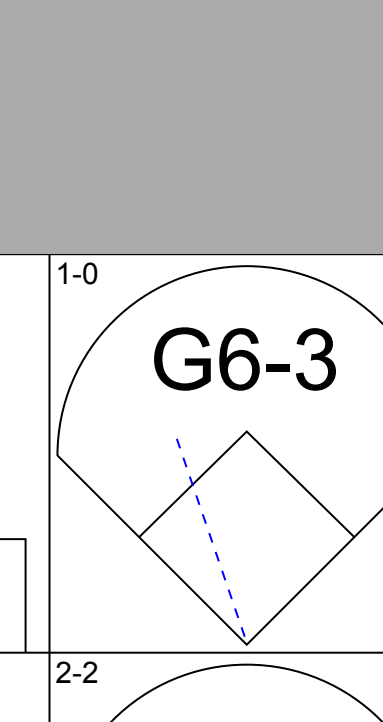
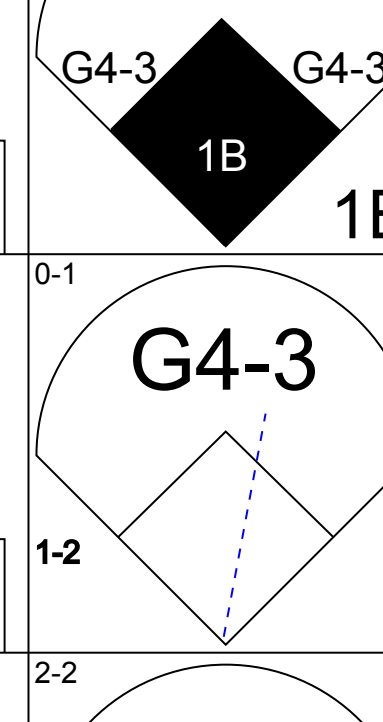
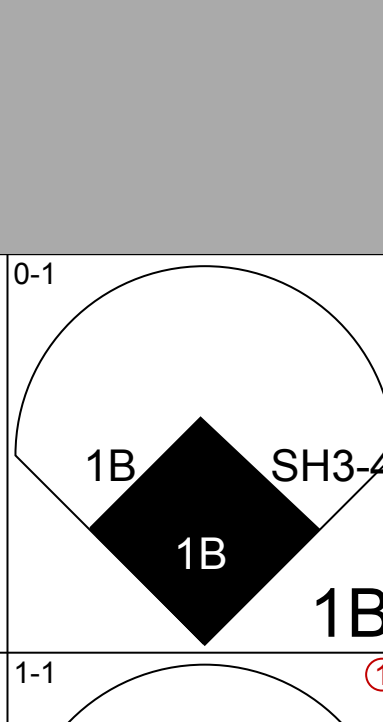

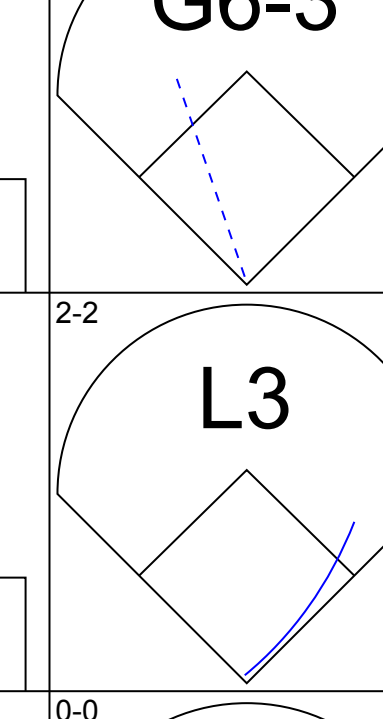
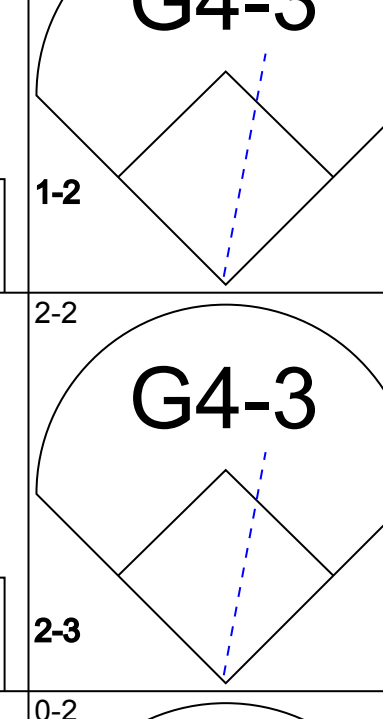
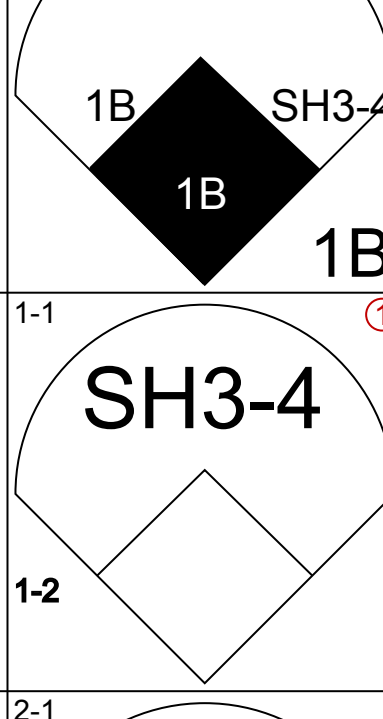

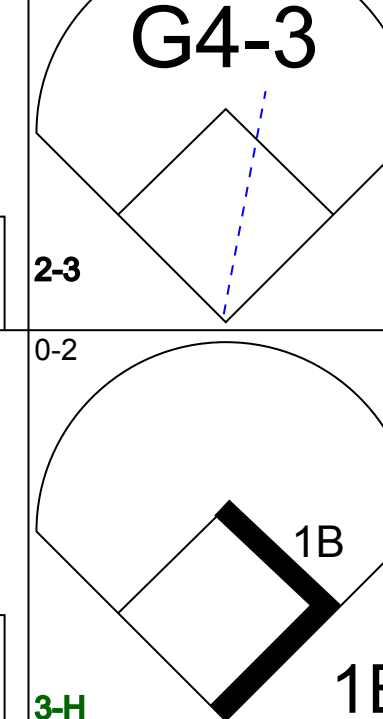
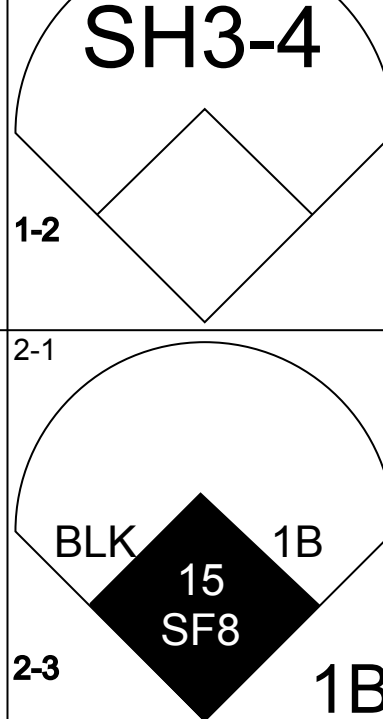
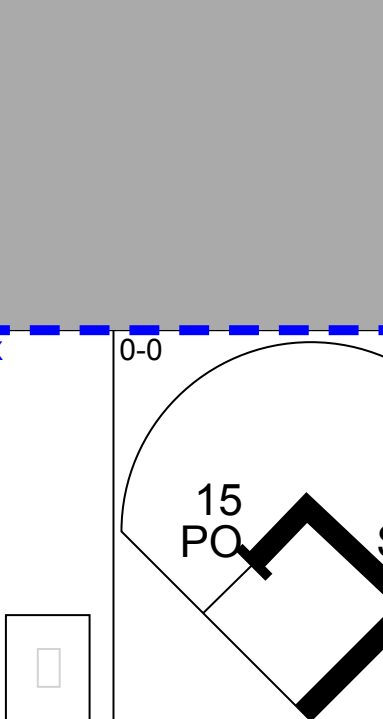
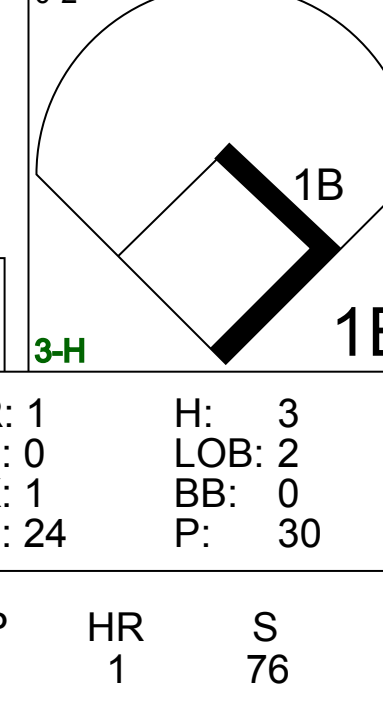
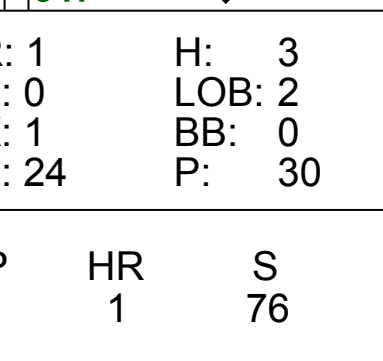
AB 39
R 12
H 15
RBI 12
BB 4
SO 7
LOB 16

Batter	1	2	3	4	5	6	7	8	9	AB	R	H	RBI	BB	SO	LOB	BOTTOM									
Barry Larkin, R OBP: 0.382, SLG: 0.502 Juan Castro, R OBP: 0.262, SLG: 0.393 (9, 6)										4	1	1	0	0	0	1	St. Louis Cardinals @ Cincinnati Reds Cinergy Field, Cincinnati, OH Thu Jun 29 2000, 12:35 PM EDT Att: 45,771 - Sunny - 75 F									
Dmitri Young, S OBP: 0.324, SLG: 0.446 (1, 7)										4	1	1	1	0	0	1										
Ken Griffey Jr., L OBP: 0.401, SLG: 0.573 Michael Tucker, L OBP: 0.390, SLG: 0.563 (8, 8)										2	1	1	2	1	0	0										
Dante Bichette, R OBP: 0.344, SLG: 0.467 (1, 9)										3	0	0	0	1	0	0										
Sean Casey, L OBP: 0.336, SLG: 0.351 (1, 3)										2	0	0	0	2	0	0										
Aaron Boone, R OBP: 0.354, SLG: 0.454 (1, 5)										4	0	0	0	0	0	4										
Eddie Taubensee, L OBP: 0.332, SLG: 0.380 (1, 2)										4	0	0	0	0	3	0										
Pokey Reese, R OBP: 0.331, SLG: 0.395 Chris Stynes, R OBP: 0.457, SLG: 0.609 (9, 4)										3	0	0	0	0	0	0										
Ron Villone, L OBP: 0.111, SLG: 0.148 Manny Aybar, R Hal Morris, L OBP: 0.363, SLG: 0.360 Scott Winchester, R (8, 1)	(1, 1) (8, 1) (7, PH) (8, 1)	7.0 1.0 1.0	W 3 3	29 0 0	4 0 0	3 0 0	4 0 1	0 0 0	0 0 0	0 0 0	0 0 0	0 0 7	116 10 9	3.86 0.00 0.00	1.143 0.000 0.000											
Inning Stats	R: 0 E: 0 K: 0 S: 11	H: 0 LOB: 3 BB: 3 P: 30	R: 0 E: 0 K: 1 S: 7	H: 0 LOB: 0 BB: 0 P: 8	R: 2 E: 0 K: 0 S: 14	H: 2 LOB: 1 BB: 1 P: 23	R: 0 E: 0 K: 2 S: 8	H: 0 LOB: 0 BB: 0 P: 11	R: 1 E: 0 K: 0 S: 9	H: 1 LOB: 0 BB: 0 P: 15	R: 0 E: 0 K: 1 S: 7	H: 0 LOB: 0 BB: 0 P: 12	R: 0 E: 0 K: 0 S: 9	H: 1 LOB: 1 BB: 0 P: 17	R: 0 E: 0 K: 0 S: 7	H: 0 LOB: 0 BB: 0 P: 10		R: 0 E: 0 K: 1 S: 7	H: 0 LOB: 0 BB: 0 P: 9	1B: 1 2B: 0 3B: 2 HR: 1	SF: 0 SAC: 0 DP: 0 HBP: 0	WP: 0 PB: 0 SB: 0 CS: 0	PA: 35			
PITCHER	IP WLS BF H R ER SO BB IBB HBP BLK WP HR S P ERA WHIP																									
Andy Benes, R Heathcliff Slocumb, R Mark Thompson, R ERA: 4.46 ERA: 3.6	(1, 1) (8, 1) (9, 1)	7.0 1.0 1.0	W 3 3	29 0 0	4 0 0	3 0 0	4 0 1	0 0 0	0 0 0	0 0 0	0 0 7	116 10 9	3.86 0.00 0.000	1.143 0.000 0.000												

livebaseballscores.com

AB 31
R 3
H 4
RBI 3
BB 4
SO 5
LOB 6

Batter	1	2	3	4	5	6	7	8	9	AB	R	H	RBI	BB	SO	LOB	TOP					
Julio Lugo, R OBP: 0.367, SLG: 0.402 (1, 6)										4	0	0	0	0	2	3	Houston Astros @ St. Louis Cardinals Busch Stadium, St. Louis, MO Fri Jun 30 2000, 7:10 PM CDT Att: 46,262 - Cloudy - 69 F					
Craig Biggio, R OBP: 0.400, SLG: 0.361 (1, 4)										4	1	0	0	1	1	2						
5 Jeff Bagwell, R OBP: 0.393, SLG: 0.530 (1, 3)										4	0	1	1	0	0	1						
Richard Hidalgo, R OBP: 0.388, SLG: 0.598 (1, 8)										4	0	1	1	0	1	2						
Moises Alou, R OBP: 0.405, SLG: 0.587 (1, 7)										4	1	2	0	0	0	0						
17 Lance Berkman, S OBP: 0.376, SLG: 0.540 (1, 9)										3	0	0	0	1	1	3						
Mitch Meluskey, S Glen Barker, S Tony Eusebio, R OBP: 0.293, SLG: 0.306 (8, PR) OBP: 0.321, SLG: 0.319 (8, 2)										3	0	0	0	1	1	4						
Chris Truby, R OBP: 0.356, SLG: 0.512 (1, 5)										4	1	2	1	0	1	1						
Chris Holt, R OBP: 0.200, SLG: 0.125 (1, 1)										1	1	0	0	2	1	2						
Daryle Ward, L OBP: 0.261, SLG: 0.474 (8, PH)										0	0	0	0	0	0	0						
Jose Cabrera, R OBP: 0.261, SLG: 0.474 (8, 1)										0	0	0	0	0	0	0						
Inning Stats	R: 0 E: 0 K: 1 S: 13	H: 1 LOB: 1 BB: 0 P: 22	R: 1 E: 0 K: 3 S: 17	H: 2 LOB: 2 BB: 1 P: 28	R: 1 E: 0 K: 0 S: 11	H: 2 LOB: 2 BB: 1 P: 19	R: 2 E: 2 K: 1 S: 17	H: 1 LOB: 0 BB: 1 P: 27	R: 0 E: 0 K: 0 S: 4	H: 0 LOB: 0 BB: 0 P: 6	R: 0 E: 0 K: 1 S: 15	H: 0 LOB: 1 BB: 1 P: 23	R: 0 E: 1 K: 1 S: 11	H: 0 LOB: 1 BB: 0 P: 18	R: 0 E: 0 K: 1 S: 7	H: 0 LOB: 1 BB: 1 P: 14	R: 0 E: 0 K: 1 S: 7	H: 0 LOB: 0 BB: 0 P: 11	1B: 6 2B: 0 3B: 0 HR: 0	SF: 1 SAC: 1 DP: 1 HBP: 0	WP: 1 PB: 0 SB: 1 CS: 0	PA: 39
PITCHER	IP WLS BF H R ER SO BB IBB HBP BLK WP HR S P ERA WHIP																					
Rick Ankiel, L ERA: 3.44 (1, 1)	4.0	W 7	0	0	0	1	1	0	0	0	0	0	0	19	29	0.00	0.500					
Alan Benes, R ERA: 3.98 (5, 1)	2.0	H 5	0	0	0	1	1	0	0	0	0	0	0	13	24	0.00	1.000					
Matt Morris, R ERA: 2.7 (7, 1)	1.0	S 5	0	0	0	2	0	0	0	0	0	0	0	12	19	0.00	0.000					
Dave Veres, R ERA: 2.93 (8, 1)	2.0																					

Batter	1	2	3	4	5	6	7	8	9	AB	R	H	RBI	BB	SO	LOB	BOTTOM			
Edgar Renteria, R OBP: 0.328, SLG: 0.432 (1, 6)										4	0	2	1	0	0	1	Houston Astros @ St. Louis Cardinals Busch Stadium, St. Louis, MO Fri Jun 30 2000, 7:10 PM CDT Att: 46,262 - Cloudy - 69 F			
J.D. Drew, L OBP: 0.381, SLG: 0.502 (1, 9)										4	1	2	0	1	2	3				
15 Jim Edmonds, L OBP: 0.453, SLG: 0.640 (1, 8)										2	0	1	1	1	1	0				
Mark McGwire, R OBP: 0.479, SLG: 0.754 (1, 3)										3	1	1	1	1	0	4				
Ray Lankford, L OBP: 0.342, SLG: 0.448 (1, 7)										3	0	1	1	0	1	1				
Fernando Tatis, R OBP: 0.467, SLG: 0.747 (1, 5)										3	1	1	0	0	1	2				
Matt Morris, R Dave Veres, R OBP: 0.317, SLG: 0.359 (8, 1)										4	1	1	0	0	1	2				
Mike Matheny, R OBP: 0.317, SLG: 0.359 (1, 2)										4	1	1	0	0	1	2				
Pacido Polanco, R OBP: 0.331, SLG: 0.411 (1, 4)										3	0	0	0	0	1	2				
Rick Ankiel, L OBP: 0.314, SLG: 0.559 (1, 1)										2	0	2	1	0	0	0				
Alan Benes, R OBP: 0.500, SLG: 1.000 (5, 1)										0	0	0	0	0	0	0				
Craig Paquette, R OBP: 0.318, SLG: 0.449 (6, PH) (7, 5)										2	1	2	0	0	0	0				
Inning Stats	R: 1 E: 0 K: 0 S: 15	H: 2 LOB: 2 BB: 1 P: 27	R: 0 E: 0 K: 0 S: 6	H: 1 LOB: 1 BB: 0 P: 9	R: 0 E: 0 K: 0 S: 7	H: 1 LOB: 1 BB: 1 P: 14	R: 0 E: 0 K: 1 S: 24	H: 3 LOB: 2 BB: 0 P: 30	R: 1 E: 0 K: 3 S: 15	H: 1 LOB: 0 BB: 0 P: 23	R: 2 E: 0 K: 0 S: 14	H: 3 LOB: 2 BB: 1 P: 24	R: 0 E: 0 K: 2 S: 8	H: 1 LOB: 1 BB: 0 P: 14	R: 0 E: 0 K: 1 S: 9	H: 1 LOB: 0 BB: 0 P: 15	1B: 10 2B: 2 3B: 0 HR: 1	SF: 2 SAC: 3 DP: 1 HBP: 0	WP: 0 PB: 0 SB: 0 CS: 0	PA: 39
PITCHER	IP WLS BF H R ER SO BB IBB HBP BLK WP HR S P ERA WHIP																			
Chris Holt, R ERA: 5.28 (1, 1)	5.1	L 1	0	0	0	0	0	0	0	0	0	2	2	0.00	0.000					
Yorkis Perez, L ERA: 5.59 (6, 1)	0.1	W 1	0	0	0	0	0	0	0	0	0	11	20	0.00	0.750					
Doug Henry, R ERA: 4.14 (6, 1)	1.1	S 3	1	0	0	1	0	0	0	0	0	9	15	0.00	1.000					
Jose Cabrera, R ERA: 5.77 (8, 1)	1.0																			

AB	32
R	4
H	6
RBI	3
BB	5
SO	9
LOB	19

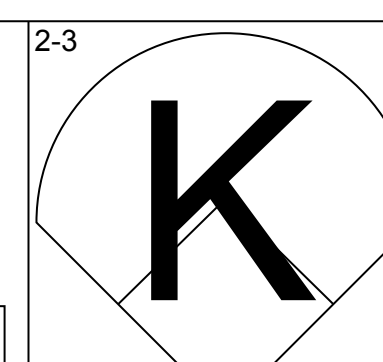
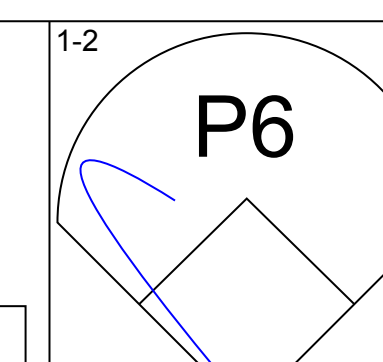
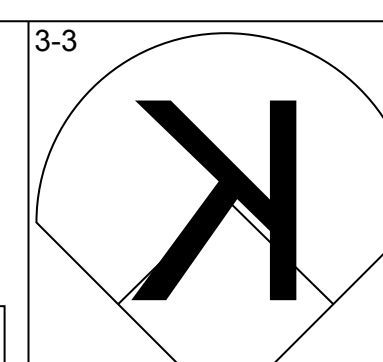
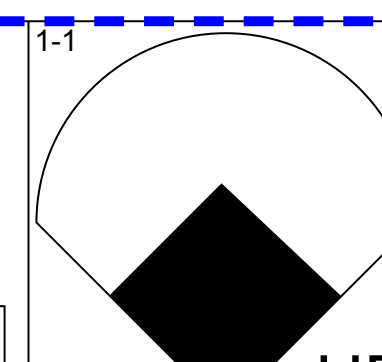
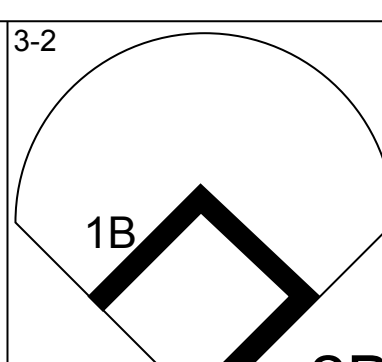
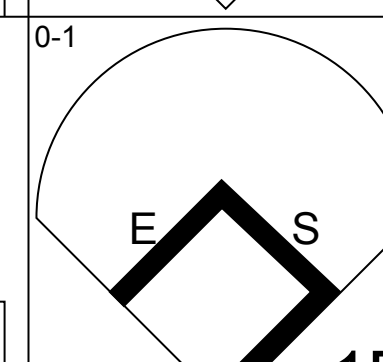
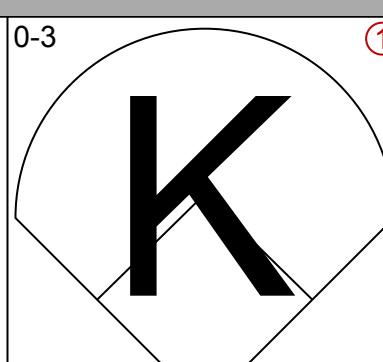
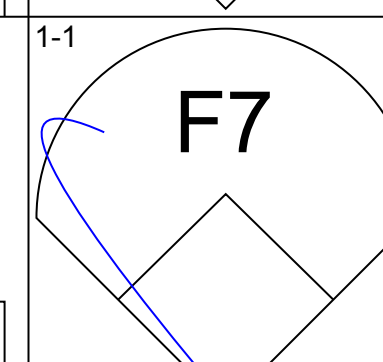
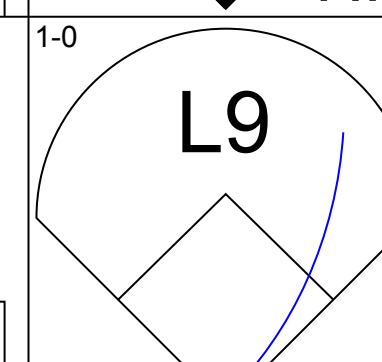
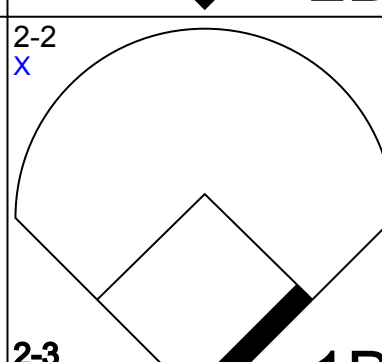
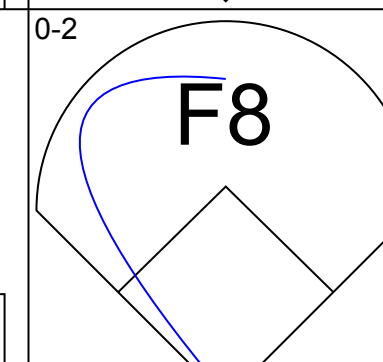
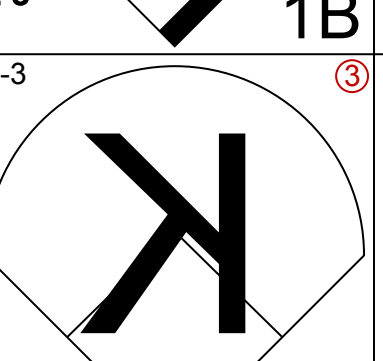
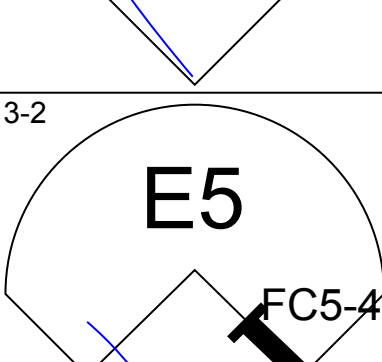
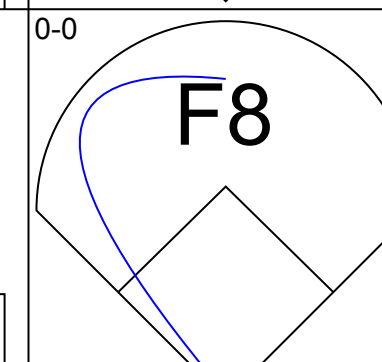
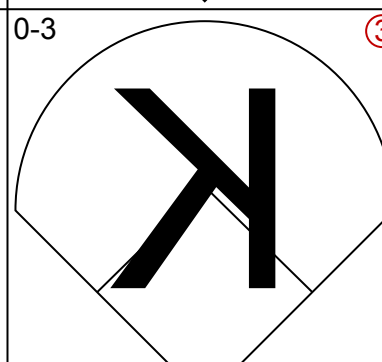
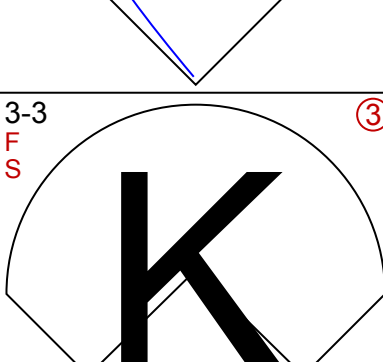
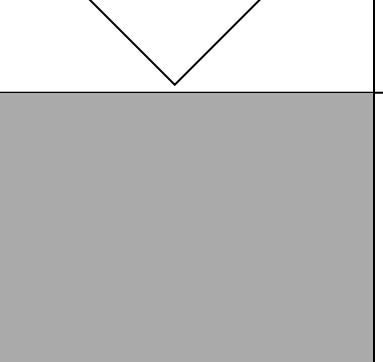
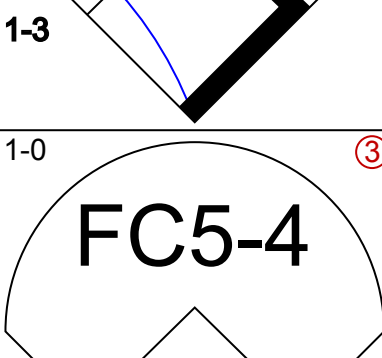
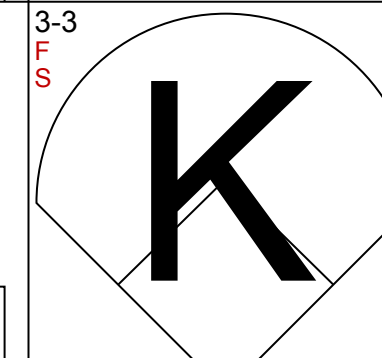
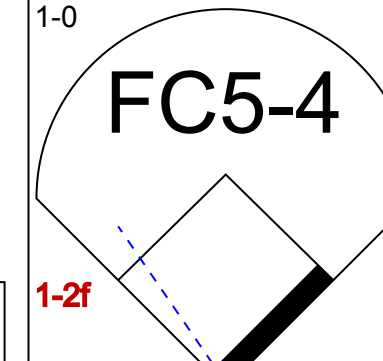
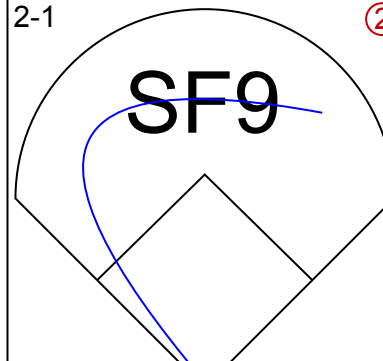
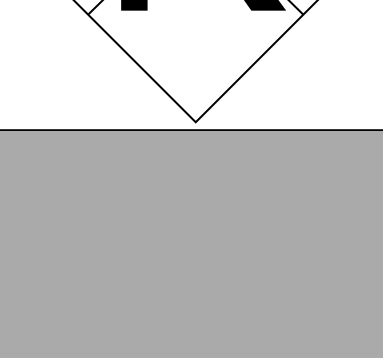
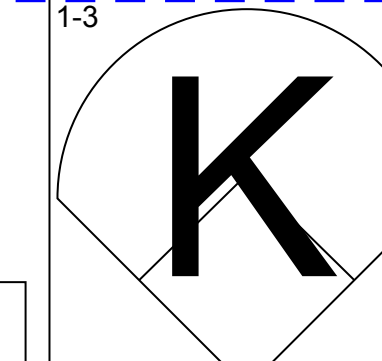
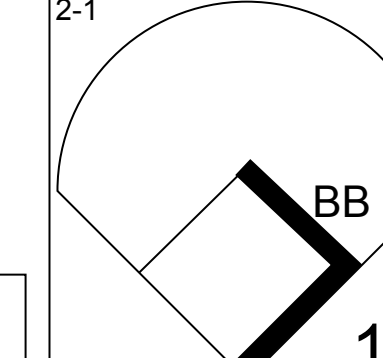
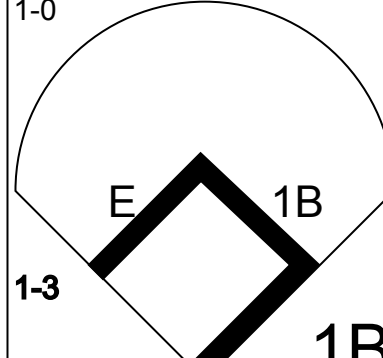

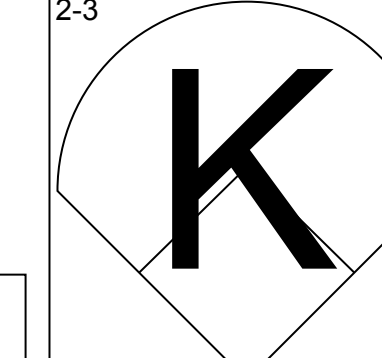
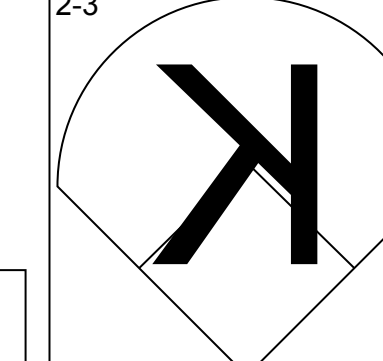
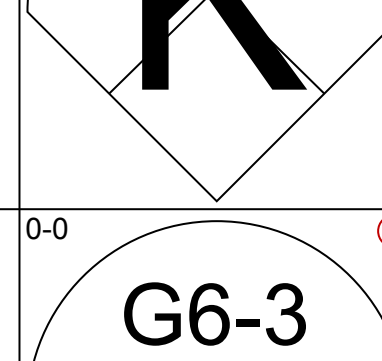
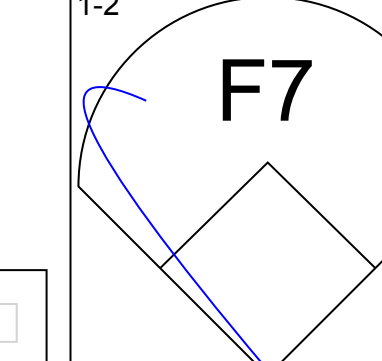
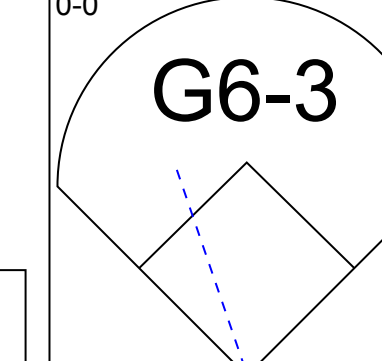
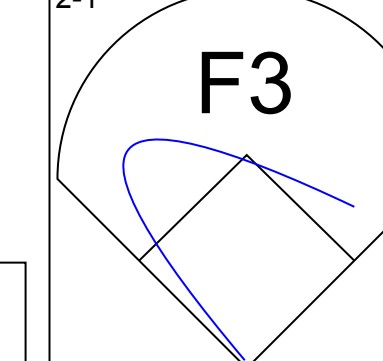
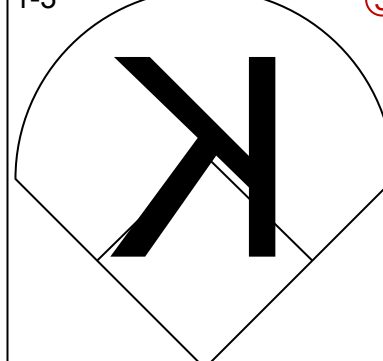
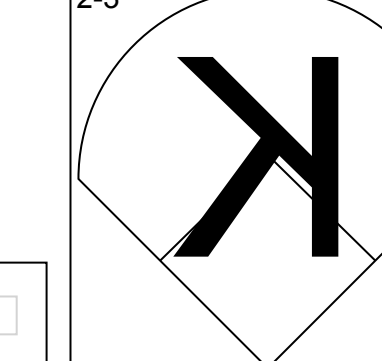
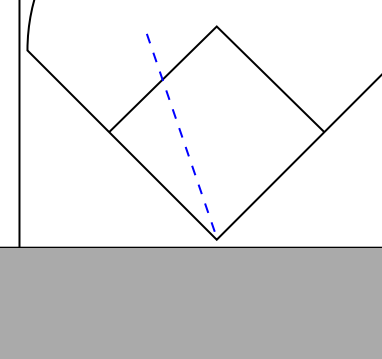
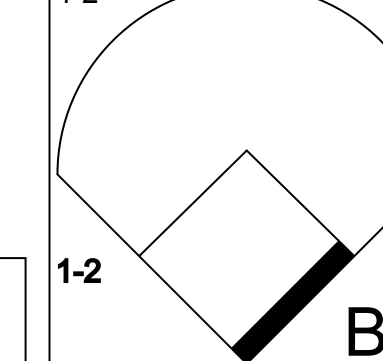

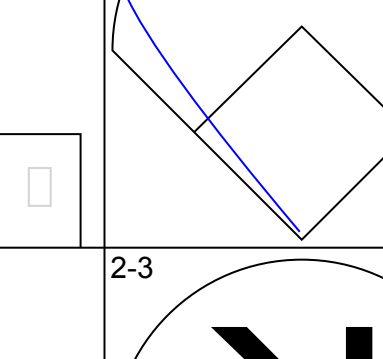

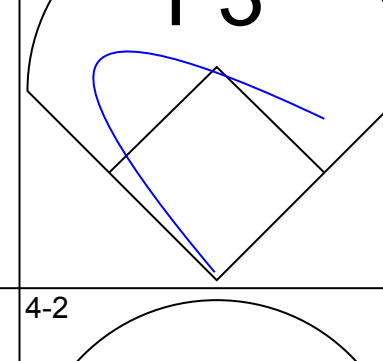
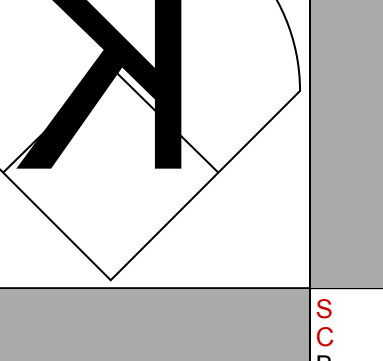
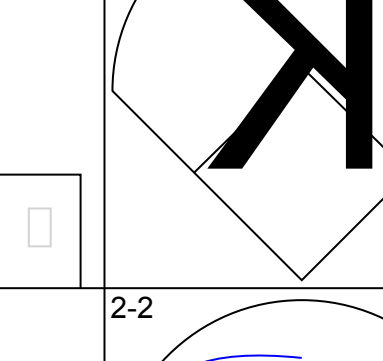
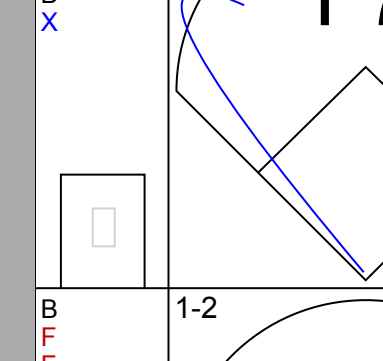
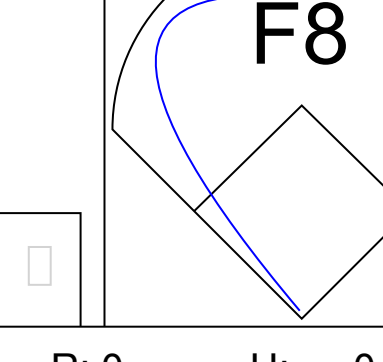
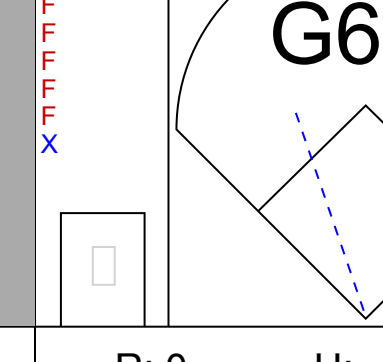
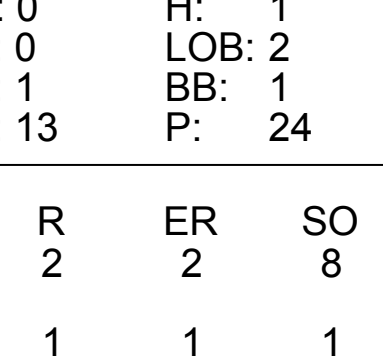
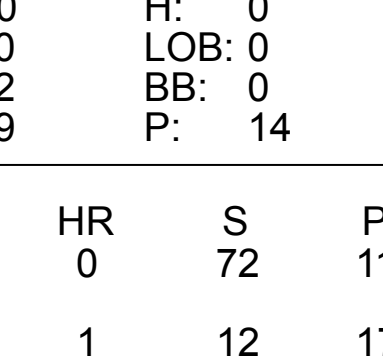


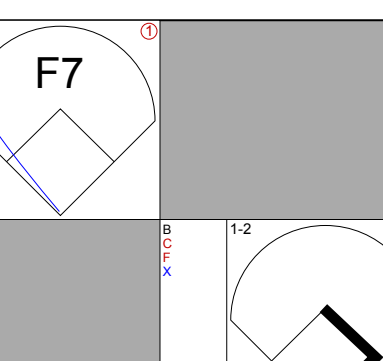
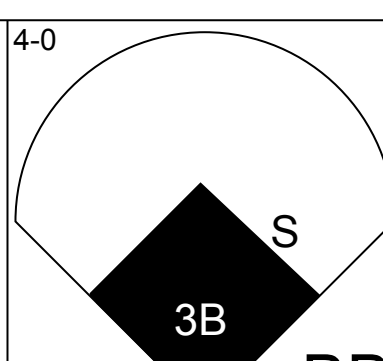
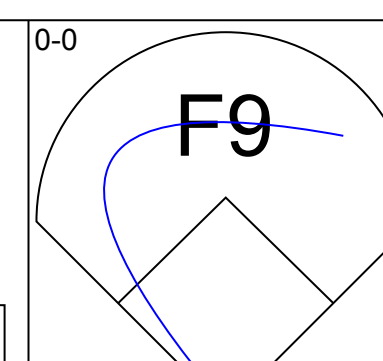
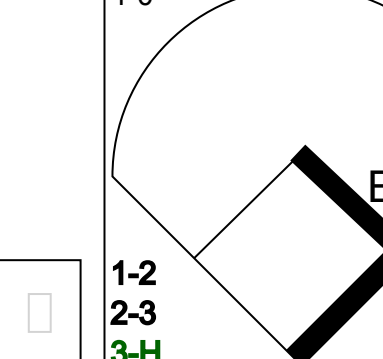
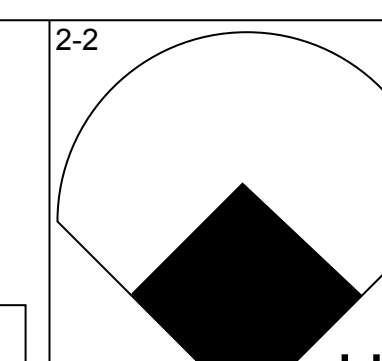
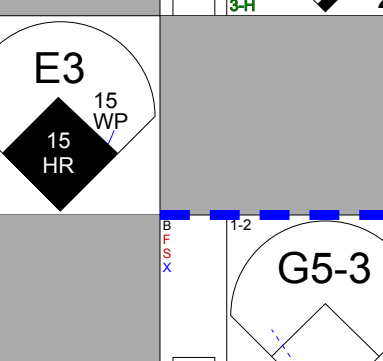
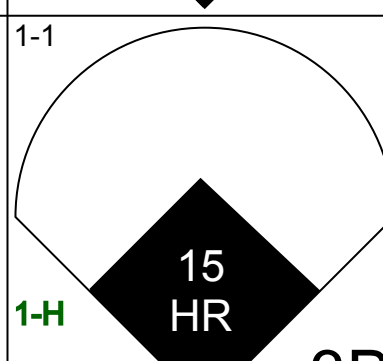
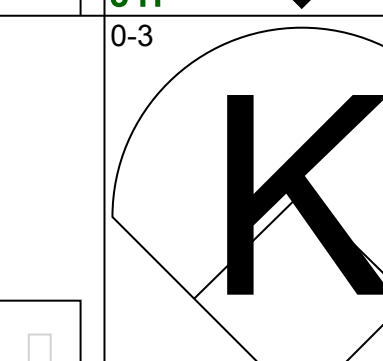
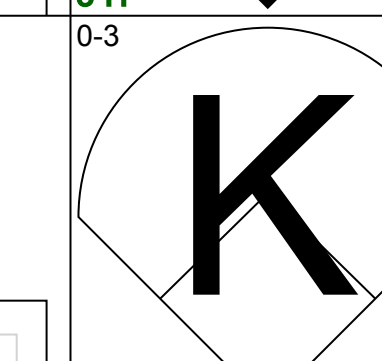
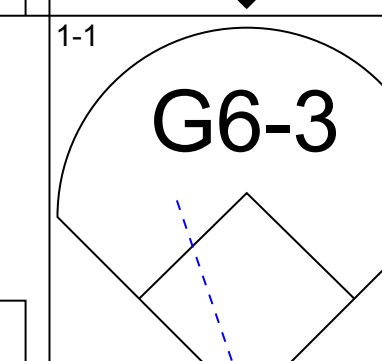
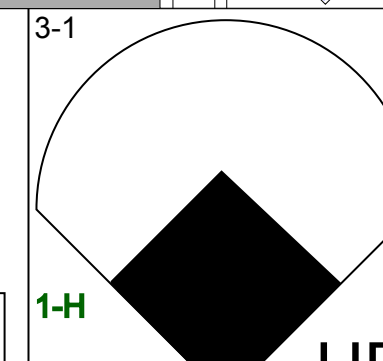
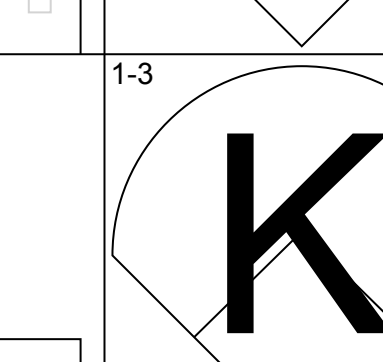
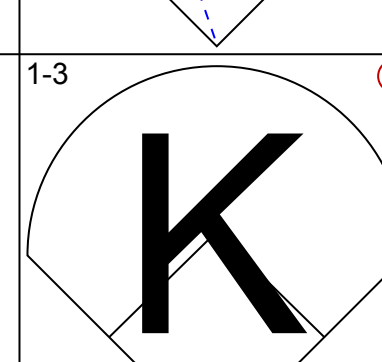
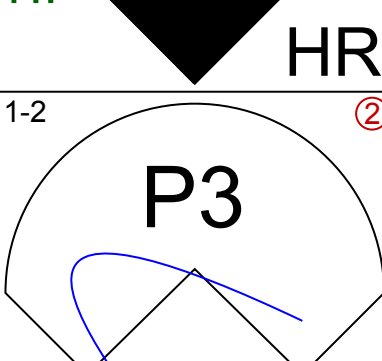
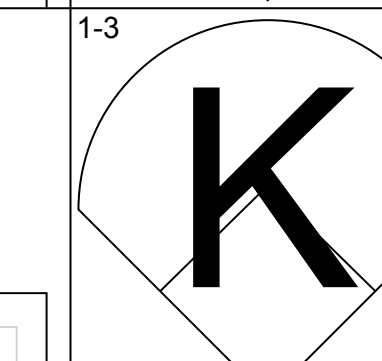
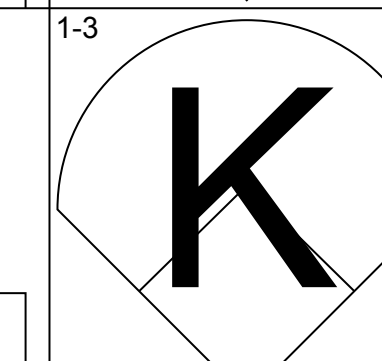
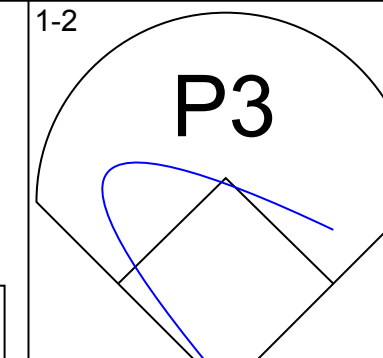
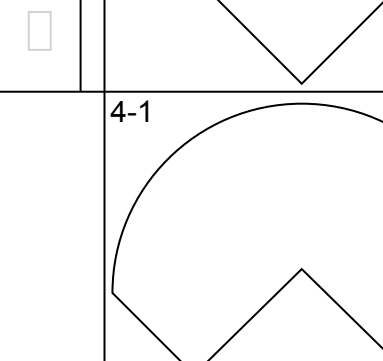
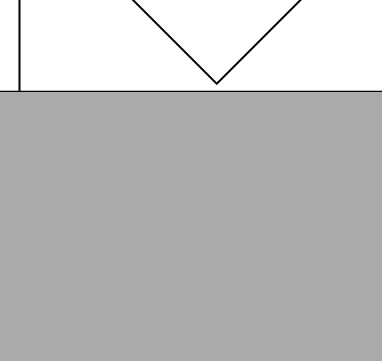
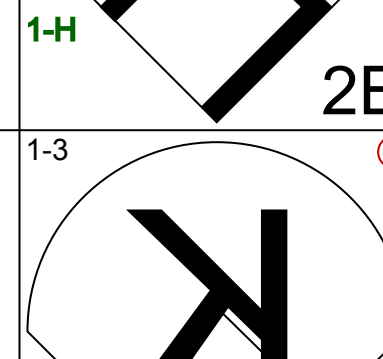
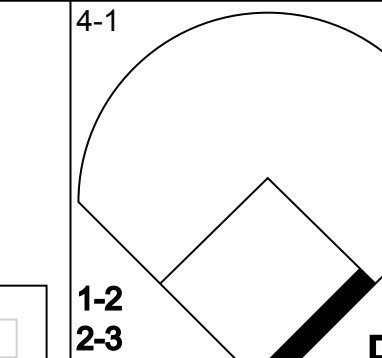
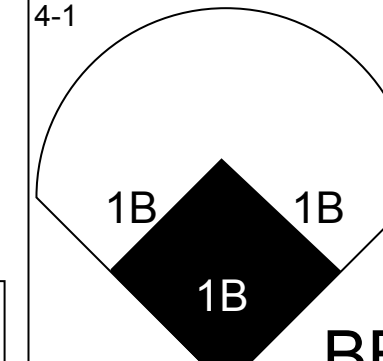
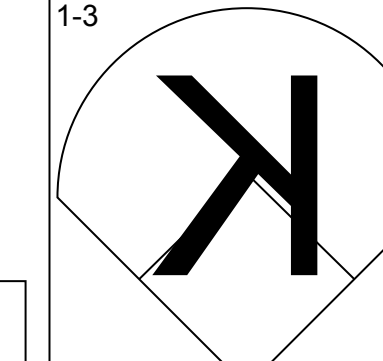
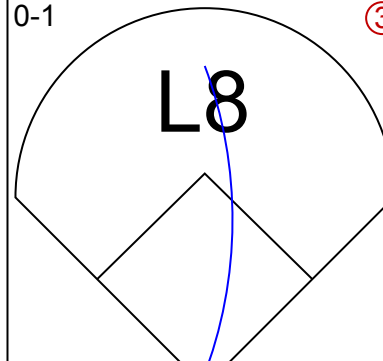
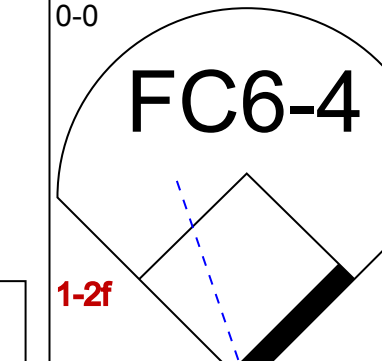
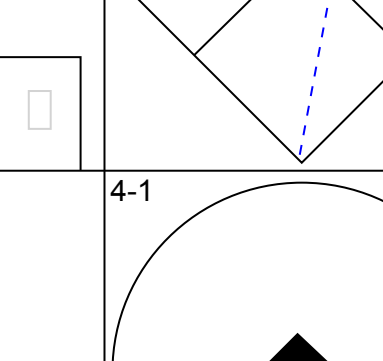
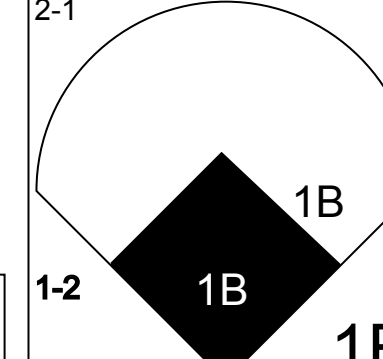
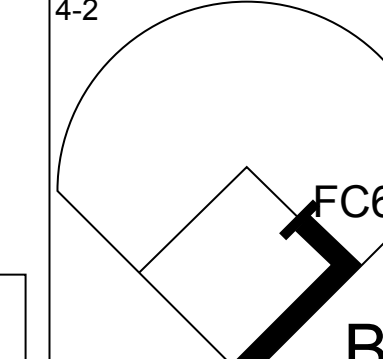


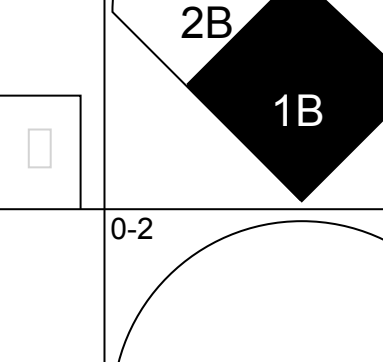

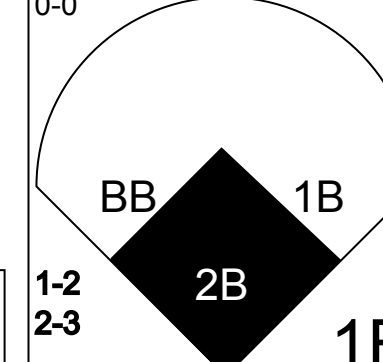
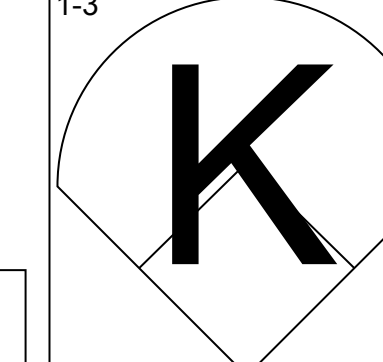
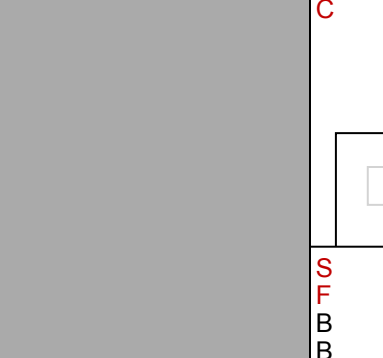
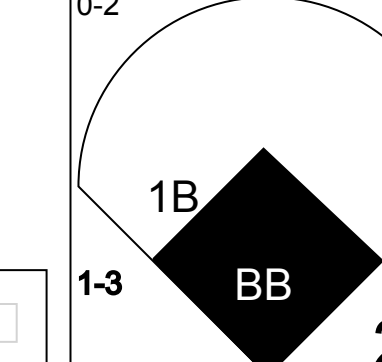
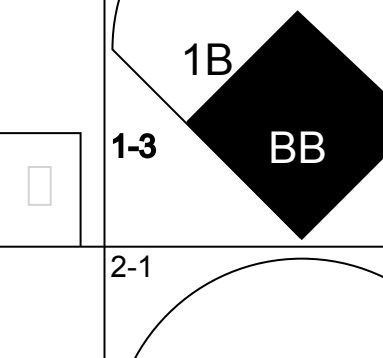

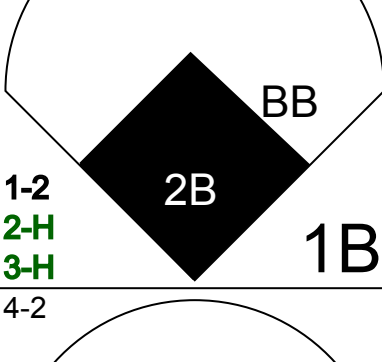
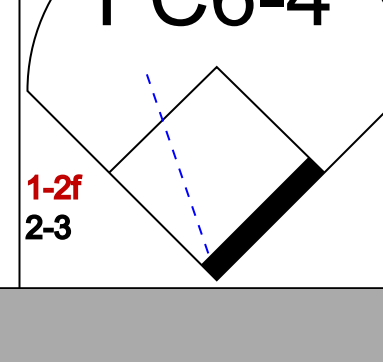
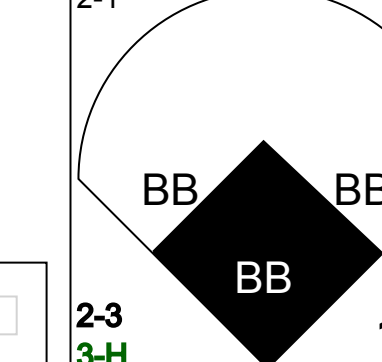

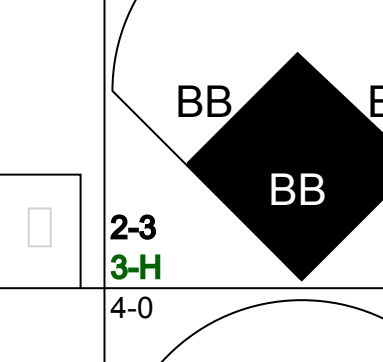
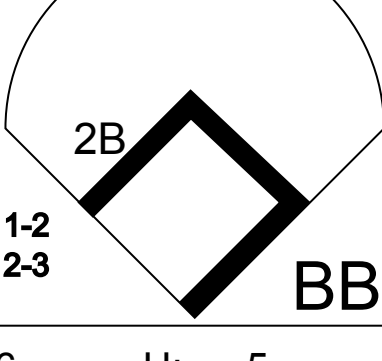

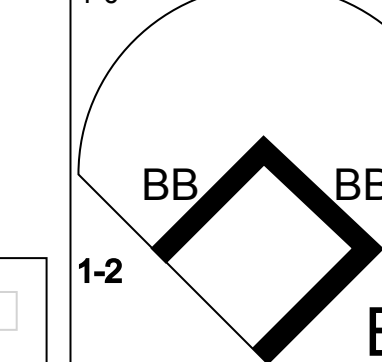
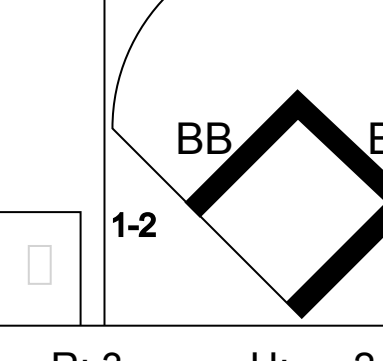

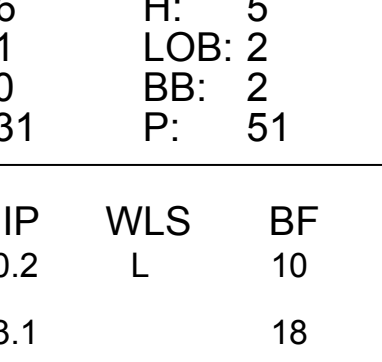
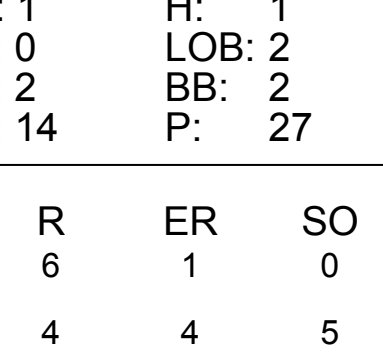
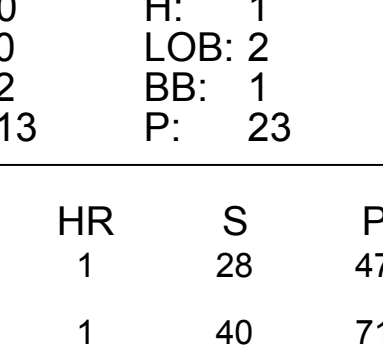
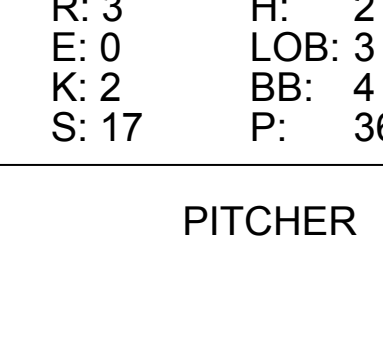






AB	30
R	5
H	13
RBI	5
BB	3
SO	7
LOB	15





Batter	1	2	3	4	5	6	7	8	9	AB	R	H	RBI	BB	SO	LOB	TOP									
Julio Lugo, R OBP: 0.350, SLG: 0.380 (1, 4)										5	0	0	0	0	2	1	Houston Astros @ St. Louis Cardinals Busch Stadium, St. Louis, MO Sun Jul 02 2000, 1:10 PM CDT Att: 44,796 - Cloudy - 89 F									
Mitch Meluskey, S OBP: 0.386, SLG: 0.492 (1, 2)										4	1	1	0	1	1	0										
5 Jeff Bagwell, R OBP: 0.397, SLG: 0.560 (1, 3)										4	1	2	3	0	0	0										
17 Lance Berkman, S OBP: 0.370, SLG: 0.548 (8, 7)										4	1	1	1	0	3	2										
Richard Hidalgo, R OBP: 0.390, SLG: 0.631 (8, 9)										4	2	2	2	0	2	0										
Darby Ward, L OBP: 0.285, SLG: 0.471 (8, PR)										4	0	1	0	0	2	0										
Glen Barker, S OBP: 0.293, SLG: 0.306 (8, 8)										0	0	0	0	0	0	0										
Chris Truby, R OBP: 0.352, SLG: 0.481 (1, 5)										4	0	2	0	0	1	0										
Tim Lincecum, R OBP: 0.233, SLG: 0.221 (1, 6)										4	0	0	0	0	1	2										
Scott Elarton, R OBP: 0.259, SLG: 0.269 (7, 1)										3	1	1	0	0	1	1										
Jose Cabrera, R OBP: 0.389, SLG: 0.383 (9, PH)										1	0	0	0	0	0	0										
Marc Valdes, R OBP: 0.274, SLG: 0.500 (9, 1)										0	0	0	0	0	0	0										
Inning Stats	R: 0 E: 0 K: 1 S: 10	H: 0 LOB: 0 BB: 0 P: 15	R: 1 E: 0 K: 1 S: 10	H: 2 LOB: 1 BB: 0 P: 14	R: 0 E: 0 K: 1 S: 12	H: 1 LOB: 2 BB: 1 P: 24	R: 0 E: 0 K: 3 S: 10	H: 1 LOB: 0 BB: 0 P: 14	R: 3 E: 0 K: 2 S: 22	H: 3 LOB: 0 BB: 0 P: 32	R: 0 E: 1 K: 2 S: 11	H: 0 LOB: 1 BB: 0 P: 14	R: 0 E: 0 K: 0 S: 8	H: 0 LOB: 0 BB: 0 P: 13	R: 1 E: 0 K: 1 S: 10	H: 3 LOB: 1 BB: 0 P: 14	R: 0 E: 0 K: 2 S: 8	H: 0 LOB: 0 BB: 0 P: 14	1B: 6 2B: 0 3B: 0 HR: 4	SF: 0 SAC: 0 DP: 0 HBP: 0	WP: 0 PB: 0 SB: 0 CS: 1	PA: 38				
PITCHER	IP	WLS	BF	H	R	ER	SO	BB	IBB	HBP	BLK	WP	HR	S	P	ERA	WHIP									
Darryl Kile, R ERA: 4.63	(1, 1)	7.0	L	30	7	5	5	10	1	0	0	0	0	3	83	126	6.43	1.143								
Heathcliff Slocumb, R ERA: 4.46	(8, 1)	1.0		5	3	1	1	1	0	0	0	0	0	1	10	14	9.00	3.000								
Mike James, R ERA: 3.79	(9, 1)	1.0		3	0	0	0	2	0	0	0	0	0	0	8	14	0.00	0.000								

Batter	1	2	3	4	5	6	7	8	9	AB	R	H	RBI	BB	SO	LOB	BOTTOM									
Edgar Renteria, R OBP: 0.324, SLG: 0.422 (1, 6)										5	0	0	0	0	1	4	Houston Astros @ St. Louis Cardinals Busch Stadium, St. Louis, MO Sun Jul 02 2000, 1:10 PM CDT Att: 44,796 - Cloudy - 89 F									
J.D. Drew, L OBP: 0.392, SLG: 0.531 (1, 9)										3	3	2	1	1	1	0										
15 Jim Edmonds, L OBP: 0.453, SLG: 0.639 (1, 8)										4	0	0	0	0	1	2										
Mark McGwire, R OBP: 0.481, SLG: 0.756 (1, 3)										4	0	1	1	0	2	1										
Ray Lankford, L OBP: 0.346, SLG: 0.455 (1, 7)										3	0	2	1	1	1	0										
Fernando Tatis, R OBP: 0.455, SLG: 0.732 (9, 1)										4	0	0	0	0	0	4										
Mike James, R ERA: 3.79										0	0	0	0	0	0	0										
Craig Paquette, R OBP: 0.315, SLG: 0.450 (1, 4)										4	0	0	0	0	1	3										
Mike Matheny, R OBP: 0.311, SLG: 0.351 (1, 2)										4	0	1	0	0	1	0										
Darryl Kile, R OBP: 0.167, SLG: 0.150 (7, PH)										2	0	1	0	0	1	0										
Thomas Howard, S OBP: 0.232, SLG: 0.416 (8, 1)										1	0	0	0	0	0	0										
Heathcliff Slocumb, R ERA: 4.46 (9, 5)										0	0	0	0	0	0	0										
Shawon Dunston, R OBP: 0.274, SLG: 0.500 (9, 5)										1	0	1	0	0	0	0										
Inning Stats	R: 1 E: 0 K: 2 S: 12	H: 1 LOB: 0 BB: 0 P: 15	R: 0 E: 0 K: 0 S: 3	H: 0 LOB: 0 BB: 1 P: 9	R: 0 E: 0 K: 2 S: 10	H: 0 LOB: 0 BB: 0 P: 13	R: 0 E: 0 K: 1 S: 6	H: 0 LOB: 0 BB: 0 P: 7	R: 0 E: 1 K: 1 S: 13	H: 2 LOB: 3 BB: 0 P: 19	R: 1 E: 0 K: 0 S: 19	H: 3 LOB: 2 BB: 0 P: 32	R: 0 E: 0 K: 0 S: 10	H: 0 LOB: 0 BB: 0 P: 13	R: 1 E: 0 K: 1 S: 9	H: 1 LOB: 1 BB: 1 P: 19	R: 0 E: 0 K: 1 S: 10	H: 1 LOB: 1 BB: 0 P: 14	1B: 4 2B: 2 3B: 1 HR: 1	SF: 0 SAC: 0 DP: 1 HBP: 0	WP: 0 PB: 0 SB: 1 CS: 0	PA: 37				
PITCHER	IP	WLS	BF	H	R	ER	SO	BB	IBB	HBP	BLK	WP	HR	S	P	ERA	WHIP									
Scott Elarton, R ERA: 6.17	(1, 1)	6.0	W	25	6	2	2	7	1	0	0	0	0	1	63	95	3.00	1.167								
Jose Cabrera, R ERA: 5.7	(7, 1)	2.0	H	8	1	1	1	1	1	0	0	0	0	19	32	4.50	1.000									
Marc Valdes, R ERA: 1.89	(9, 1)	1.0	S	4	1	0	0	1	0	0	0	0	0	10	14	0.00	1.000									

Batter	1	2	3	4	5	6	7	8	9	AB	R	H	RBI	BB	SO	LOB	TOP					
Michael Tucker, L OBP: 0.388, SLG: 0.589										5	1	2	1	0	2	2	Cincinnati Reds @ St. Louis Cardinals Busch Stadium, St. Louis, MO Tue Jul 04 2000, 1:10 PM CDT Att: 46,022 - Cloudy - 90 F					
Barry Larkin, R OBP: 0.391, SLG: 0.517										3	0	1	0	0	1	0						
Juan Castro, R OBP: 0.261, SLG: 0.385										2	0	1	0	0	0	0						
Ken Griffey Jr., L OBP: 0.391, SLG: 0.544										3	1	0	0	1	1	1						
Hal Morris, L OBP: 0.357, SLG: 0.351										1	0	0	0	0	1	2						
Dante Bichette, R OBP: 0.352, SLG: 0.478											4	1	1	0	0	1		1				
Alex Ochoa, R OBP: 0.391, SLG: 0.541										0	0	0	0	0	0	0						
Aaron Boone, R OBP: 0.356, SLG: 0.471										2	0	1	1	0	0	2						
Andy Larkin, R										1	0	0	0	0	1	0						
Sean Casey, L OBP: 0.336, SLG: 0.350										4	0	2	0	0	1	1						
Eddie Taubensee, L OBP: 0.321, SLG: 0.366										4	0	1	1	0	1	1						
Pokey Reese, R OBP: 0.333, SLG: 0.392										4	0	0	0	0	2	3						
Ron Villone, L OBP: 0.111, SLG: 0.148										0	0	0	0	0	0	0						
Scott Williamson, R										1	0	0	0	1	1	0						
Chris Stynes, R OBP: 0.452, SLG: 0.571										2	0	0	0	0	0	0						
Inning Stats	R: 0 E: 1 K: 1 S: 14	H: 1 LOB: 2 BB: 0 P: 20	R: 0 E: 0 K: 1 S: 13	H: 1 LOB: 2 BB: 1 P: 24	R: 2 E: 1 K: 2 S: 15	H: 3 LOB: 2 BB: 1 P: 25	R: 0 E: 0 K: 2 S: 9	H: 0 LOB: 0 BB: 0 P: 14	R: 0 E: 0 K: 1 S: 11	H: 1 LOB: 1 BB: 0 P: 20	R: 0 E: 0 K: 1 S: 10	H: 0 LOB: 0 BB: 0 P: 15	R: 1 E: 0 K: 1 S: 12	H: 1 LOB: 0 BB: 0 P: 17	R: 0 E: 0 K: 2 S: 8	H: 0 LOB: 0 BB: 0 P: 11	R: 0 E: 0 K: 1 S: 25	H: 2 LOB: 2 BB: 0 P: 33	1B: 7 2B: 1 3B: 0 HR: 1	SF: 1 SAC: 0 DP: 0 HBP: 0	WP: 0 PB: 0 SB: 1 CS: 0	PA: 39
PITCHER	IP WLS BF H R ER SO BB IBB HBP BLK WP HR S P ERA WHIP																					
Andy Benes, R ERA: 4.32	(1, 1) 6.0 W 27 6 2 2 8 2 0 0 0 0 0 0 72 118 3.00 1.333																					
Mark Thompson, R ERA: 3.44	(7, 1) 1.0 4 1 1 1 1 0 0 0 0 0 1 12 17 9.00 1.000																					
Mike Matthews, L ERA: 8.22	(8, 1) 2.0 8 2 0 0 3 0 0 0 0 0 0 0 33 44 0.00 1.000																					

Batter	1	2	3	4	5	6	7	8	9	AB	R	H	RBI	BB	SO	LOB	BOTTOM			
Edgar Renteria, R OBP: 0.328, SLG: 0.425										3	1	1	3	2	0	2	Cincinnati Reds @ St. Louis Cardinals Busch Stadium, St. Louis, MO Tue Jul 04 2000, 1:10 PM CDT Att: 46,022 - Cloudy - 90 F			
Keith McDonald, R OBP: 1.000, SLG: 4.000										1	1	1	1	0	0	0				
Shawon Dunston, R OBP: 0.266, SLG: 0.500										6	2	1	1	0	1	5				
15 Jim Edmonds, L OBP: 0.455, SLG: 0.658										4	3	2	4	1	1	3				
Rick Ankiel, L OBP: 0.297, SLG: 0.528										1	0	0	0	0	1	0				
Fernando Vina, L OBP: 0.384, SLG: 0.412										0	0	0	0	0	0	0				
Mark McGwire, R OBP: 0.483, SLG: 0.756										4	0	2	2	1	0	0				
Ray Lankford, L OBP: 0.346, SLG: 0.455										0	0	0	0	0	0	0				
Eric Davis, R OBP: 0.391, SLG: 0.497										4	1	0	0	1	1	5				
Mark Thompson, R										0	0	0	0	0	0	0				
Mike Matthews, L										0	0	0	0	0	0	0				
Fernando Tatis, R OBP: 0.476, SLG: 0.735										1	2	1	0	3	0	0				
Thomas Howard, S OBP: 0.229, SLG: 0.410										1	0	0	0	0	0	0				
Craig Paquette, R OBP: 0.316, SLG: 0.454										5	2	2	0	0	3	3				
Mike Matheny, R OBP: 0.318, SLG: 0.362										5	2	3	3	0	1	2				
Andy Benes, R OBP: 0.175, SLG: 0.189										2	0	0	0	1	2	2				
J.D. Drew, L OBP: 0.393, SLG: 0.528										1	0	0	0	1	0	0				
Inning Stats	R: 0 E: 1 K: 0 S: 31	H: 5 LOB: 2 BB: 2 P: 51	R: 1 E: 0 K: 2 S: 14	H: 1 LOB: 2 BB: 2 P: 27	R: 3 E: 0 K: 1 S: 10	H: 2 LOB: 0 BB: 1 P: 17	R: 0 E: 0 K: 2 S: 13	H: 1 LOB: 1 BB: 1 P: 23	R: 0 E: 0 K: 0 S: 7	H: 1 LOB: 1 BB: 0 P: 9	R: 3 E: 0 K: 2 S: 17	H: 2 LOB: 3 BB: 4 P: 36	R: 0 E: 0 K: 2 S: 9	H: 0 LOB: 0 BB: 0 P: 15	R: 1 E: 0 K: 1 S: 17	H: 1 LOB: 0 BB: 0 P: 22	1B: 5 2B: 4 3B: 1 HR: 3	SF: 0 SAC: 0 DP: 0 HBP: 0	WP: 1 PB: 0 SB: 2 CS: 0	PA: 48
PITCHER	IP WLS BF H R ER SO BB IBB HBP BLK WP HR S P ERA WHIP																			
Ron Villone, L ERA: 5.98	(1, 1) 0.2 L 10 5 6 1 0 0 2 0 0 0 0 0 1 28 47 13.50 10.500																			
Scott Williamson, R ERA: 3.65	(1, 1) 3.1 18 4 4 4 5 4 0 0 0 0 0 1 40 71 10.80 2.400																			
Andy Larkin, R ERA: 6.0	(5, 1) 4.0 20 4 4 4 5 4 0 0 0 0 0 1 50 82 9.00 2.000																			

Batter	1	2	3	4	5	6	7	8	9	AB	R	H	RBI	BB	SO	LOB	TOP										
Pokey Reese, R (1,4) OBP: 0.333, SLG: 0.391 Ken Griffey Jr., L (9, PH) OBP: 0.390, SLG: 0.542	2-2 CS 1B			1-3 K		1-1 G5-4-3			2-2 F7	3	0	1	0	0	1	1	Cincinnati Reds @ St. Louis Cardinals Busch Stadium, St. Louis, MO Wed Jul 05 2000, 7:10 PM CDT Att: 45,269 - Sunny - 97 F AB 31 R 3 H 6 RBI 3 BB 0 SO 5 LOB 4 										
Barry Larkin, R (1,6) OBP: 0.389, SLG: 0.512	1-2 F8			1-0 F9			0-0 F8		0-1 1B	4	0	1	0	0	0	1											
Michael Tucker, L (1,8) OBP: 0.378, SLG: 0.571	3-3 K			2-1 G4-3			0-0 G1-3		3-3 K	4	0	0	0	0	2	1											
Dante Bichette, R (1,9) OBP: 0.351, SLG: 0.478		1-0 F2			1-0 G5-3		1-2 HR 2B		1-2 F8	4	1	1	0	0	0	1											
Sean Casey, L (1,3) OBP: 0.336, SLG: 0.363		2-0 G4-3			2-2 F6		2-1 HR			3	1	1	2	0	0	0											
Dmitri Young, S (1,7) OBP: 0.317, SLG: 0.432		1-1 G4-3			1-0 G2-3		2-3 K			3	0	0	0	0	1	0											
Aaron Boone, R (1,5) OBP: 0.356, SLG: 0.471 Chris Stynes, R (3, PH) OBP: 0.448, SLG: 0.600				0-0 G4-3		3-2 HR		0-0 G6-3		0	0	0	0	0	0	0											
Eddie Taubensee, L (1,2) OBP: 0.317, SLG: 0.361			2-3 K		1-0 F7			3-2 G4-3		3	0	0	0	0	1	0											
Pete Harnisch, S (1,1) OBP: 0.250, SLG: 0.250 Hal Morris, L (8, PH) OBP: 0.352, SLG: 0.345 Scott Sullivan, R (8,1) OBP: 0.250, SLG: 0.250			2-2 G6-3		0-0 G5-4-3 1B			0-0 F7		2	0	1	0	0	0	0											
Inning Stats	R: 0 E: 0 K: 1 S: 11	H: 1 LOB: 0 BB: 0 P: 17	R: 0 E: 0 K: 0 S: 4	H: 0 LOB: 0 BB: 0 P: 8	R: 0 E: 0 K: 1 S: 9	H: 0 LOB: 0 BB: 0 P: 13	R: 0 E: 0 K: 1 S: 6	H: 0 LOB: 0 BB: 0 P: 10	R: 0 E: 0 K: 0 S: 5	H: 0 LOB: 0 BB: 0 P: 9	R: 1 E: 0 K: 0 S: 8	H: 2 LOB: 0 BB: 0 P: 13	R: 2 E: 0 K: 1 S: 11	H: 2 LOB: 0 BB: 0 P: 16	R: 0 E: 0 K: 0 S: 5	H: 0 LOB: 0 BB: 0 P: 8		R: 0 E: 0 K: 1 S: 13	H: 1 LOB: 1 BB: 0 P: 19	1B: 3 2B: 1 3B: 0 HR: 2	SF: 0 SAC: 0 DP: 1 HBP: 0	WP: 0 PA: 31 PB: 0 SB: 0 CS: 1					
PITCHER	IP	WLS	BF	H	R	ER	SO	BB	IBB	HBP	BLK	WP	HR	S	P	ERA	WHIP										
Pat Hentgen, R (1,1) ERA: 5.42	7.0	W	24	5	3	3	4	0	0	0	0	0	2	54	86	3.86	0.714										
Matt Morris, R (8,1) ERA: 2.5	1.1	H	5	1	0	0	0	0	0	0	0	0	0	12	17	0.00	0.750										
Dave Veres, R (9,1) ERA: 3.02	0.2	S	2	0	0	0	1	0	0	0	0	0	0	6	10	0.00	0.000										

Batter	1	2	3	4	5	6	7	8	9	AB	R	H	RBI	BB	SO	LOB	BOTTOM										
Fernando Vina, L (1,4) OBP: 0.382, SLG: 0.414	0-2 G6-3		0-0 L9		1-0 2B		0-1 F7			4	0	1	0	0	0	0	Cincinnati Reds @ St. Louis Cardinals Busch Stadium, St. Louis, MO Wed Jul 05 2000, 7:10 PM CDT Att: 45,269 - Sunny - 97 F AB 29 R 4 H 5 RBI 4 BB 3 SO 1 LOB 11 										
Edgar Renteria, R (1,6) OBP: 0.324, SLG: 0.421	0-2 E5 1B		1-1 F8		0-1 SF7		0-1 F9			3	1	0	1	0	0	0											
Ray Lankford, L (1,7) OBP: 0.344, SLG: 0.451	2-0 1B		1-1 L9		3-H F7		1-2 G1-3			4	0	1	0	0	0	1											
Mark McGwire, R (1,3) OBP: 0.483, SLG: 0.749	2-2 F8			1-0 P3		4-2 BB		4-2 FC4-6 BB		2	0	0	0	2	2	2											
Thomas Howard, S (1,9) OBP: 0.230, SLG: 0.402	3-2 1B			0-0 G4-3		1-0 F7		2-0 FC4-6 G5-4-3		4	0	1	1	0	0	2											
Fernando Tatis, R (1,5) OBP: 0.458, SLG: 0.701	0-0 F9			2-1 F9		2-3 K		2-2 G5-4-3		4	0	0	0	0	1	4											
J.D. Drew, L (1,8) OBP: 0.396, SLG: 0.542		1-0 F7			1-0 HR		4-0 BB			2	1	1	1	1	0	0											
Mike Matheny, R (1,2) OBP: 0.314, SLG: 0.357		0-1 G6-3			0-0 G5-3		3-2 P3			3	0	0	0	0	0	2											
Pat Hentgen, R (1,1) OBP: 0.313, SLG: 0.267 Shawon Dunston, R (7, PH) OBP: 0.274, SLG: 0.532 Matt Morris, R (8,1) OBP: 0.250, SLG: 0.250		2-2 L6			1-0 E5 2B		2-2 HR			2	1	0	0	0	0	0											
Inning Stats	R: 1 E: 1 K: 0 S: 14	H: 2 LOB: 2 BB: 0 P: 21	R: 0 E: 0 K: 0 S: 7	H: 0 LOB: 0 BB: 0 P: 10	R: 0 E: 0 K: 0 S: 5	H: 0 LOB: 0 BB: 0 P: 7	R: 0 E: 0 K: 0 S: 4	H: 0 LOB: 0 BB: 0 P: 7	R: 2 E: 1 K: 0 S: 7	H: 2 LOB: 1 BB: 0 P: 10	R: 0 E: 0 K: 1 S: 9	H: 0 LOB: 2 BB: 2 P: 23	R: 1 E: 0 K: 0 S: 13	H: 1 LOB: 0 BB: 0 P: 16	R: 0 E: 0 K: 0 S: 9	H: 0 LOB: 0 BB: 1 P: 17		R: 0 E: 0 K: 0 S: 9	H: 0 LOB: 0 BB: 0 P: 17	1B: 2 2B: 1 3B: 0 HR: 2	SF: 1 SAC: 0 DP: 1 HBP: 0	WP: 0 PA: 33 PB: 0 SB: 0 CS: 0					
PITCHER	IP	WLS	BF	H	R	ER	SO	BB	IBB	HBP	BLK	WP	HR	S	P	ERA	WHIP										
Pete Harnisch, R (1,1) ERA: 7.51	7.0	L	30	5	4	2	1	2	0	0	0	0	2	59	94	2.57	1.000										
Scott Sullivan, R (8,1) ERA: 4.47	1.0		3	0	0	0	0	1	0	0	0	0	0	9	17	0.00	1.000										

Batter	1	2	3	4	5	6	7	8	9	AB	R	H	RBI	BB	SO	LOB	TOP									
Chris Stynes, R OBP: 0.457, SLG: 0.635	F9		WP 2B 1B		HR		FC6-4 1B		K	5	2	3	1	0	1	0										
Barry Larkin, R OBP: 0.389, SLG: 0.568	K		2B E BB		F8		K		1B 2B 1B	4	2	1	0	1	2	1										
Ken Griffey Jr., L Dennys Reyes, R	P6		K		K		FC6-4 1B		2B 1B	5	2	1	0	0	2	3										
Dante Bichette, R Michael Tucker, L		1B WP 2B HBP	F7		K		1B BB		2B 2B	0	0	0	0	0	0	0										
Dmitri Young, S		2B WP 1B	E4				G4-3		2B	4	2	3	2	1	0	0										
Alex Ochoa, R		WP G6-3 2B	F9				S 2B 1B		L8	5	2	3	4	0	0	3										
Pokey Reese, R		G6-3			F7		1B 2B		F7	5	0	1	2	0	0	2										
Benito Santiago, R		K			G6-3		L8		G5-3	5	0	0	0	0	1	3										
Oswaldo Fernandez, R Elmer Dessens, R Scott Sullivan, R Juan Castro, R		K			K		F9		F3	1	0	0	0	0	1	1										
Inning Stats	R: 0 E: 0 K: 1 S: 11	H: 0 LOB: 0 BB: 0 P: 19	R: 3 E: 0 K: 2 S: 16	H: 2 LOB: 1 BB: 0 P: 26	R: 2 E: 1 K: 1 S: 16	H: 2 LOB: 1 BB: 1 P: 27	R: 0 E: 0 K: 1 S: 8	H: 0 LOB: 0 BB: 0 P: 10	R: 1 E: 0 K: 2 S: 13	H: 1 LOB: 0 BB: 0 P: 19	R: 1 E: 0 K: 0 S: 15	H: 2 LOB: 1 BB: 0 P: 20	R: 1 E: 0 K: 1 S: 16	H: 2 LOB: 2 BB: 1 P: 28	R: 0 E: 0 K: 0 S: 6	H: 0 LOB: 0 BB: 0 P: 8	R: 4 E: 0 K: 1 S: 19	H: 4 LOB: 1 BB: 1 P: 27	1B: 7 2B: 5 3B: 0 HR: 1	SF: 0 SAC: 0 DP: 0 HBP: 1	WP: 3 PB: 0 SB: 1 CS: 0	PA: 44				
PITCHER	IP	WLS	BF	H	R	ER	SO	BB	IBB	HBP	BLK	WP	HR	S	P	ERA	WHIP									
Rick Ankiel, L Alan Benes, R Mike James, R Heathcliff Slocumb, R	(1, 1) (6, 1) (8, 1) (9, 1)	5.0 2.0 1.0 1.0	L 11 3 8	22 4 0 4	5 2 0 4	6 2 0 4	5 7 0 1	1 1 0 1	0 0 0 1	0 0 0 0	0 0 0 0	0 0 0 0	3 0 6 19	1 31 8 27	64 31 8 27	101 48 8 27	9.00 9.00 0.00 36.00	1.200 2.500 0.000 4.000								

Cincinnati Reds @ St. Louis Cardinals
 Busch Stadium, St. Louis, MO
 Thu Jul 06 2000, 7:10 PM CDT
 Att: 43,287 - Sunny - 92 F

AB 40
 R 12
 H 13
 RBI 10
 BB 3
 SO 9
 LOB 16



Batter	1	2	3	4	5	6	7	8	9	AB	R	H	RBI	BB	SO	LOB	BOTTOM									
Fernando Vina, L	G3				G3				L7	5	0	2	0	0	0	0										
Edgar Renteria, R	1B				F7				F7	5	1	2	0	0	0	1										
Ray Lankford, L	1B				G3				HR	5	3	3	2	0	0	3										
Mark McGwire, R Craig Paquette, R	G5-3				F8				DI 1B	2	0	1	1	0	0	2										
Eric Davis, R	G5-3				F7				K	5	0	1	1	0	2	2										
Fernando Tatis, R	BB				WP 2B				L9	4	1	1	0	1	0	2										
J.D. Drew, L	K				K				K	5	0	1	0	0	4	5										
Keith McDonald, R					G3				K	3	1	1	2	1	1	2										
Rick Ankiel, L Alan Benes, R Mike James, R Thomas Howard, S Heathcliff Slocumb, R	(1, 1) (6, 1) (8, 1) (8, PH) (9, 1)	1.1 4.2 2.0 1.0	WLS W H 5	BF 21 6 5	H 5 0 2	R 3 0 1	ER 3 0 1	SO 3 0 2	BB 1 0 1	IBB 0 0 0	HBP 0 0 0	BLK 0 0 0	WP 0 0 0	HR 1 0 0	S 3 14 13	P 1 19 19	ERA 20.25 1.93 0.00 9.00	WHIP 5.250 1.286 0.000 2.000								
Inning Stats	R: 2 E: 0 K: 1 S: 14	H: 3 LOB: 2 BB: 1 P: 23	R: 1 E: 0 K: 0 S: 11	H: 3 LOB: 0 BB: 0 P: 18	R: 0 E: 0 K: 1 S: 11	H: 1 LOB: 2 BB: 1 P: 24	R: 0 E: 0 K: 0 S: 9	H: 1 LOB: 1 BB: 0 P: 13	R: 1 E: 1 K: 2 S: 14	H: 1 LOB: 1 BB: 0 P: 18	R: 1 E: 0 K: 1 S: 11	H: 1 LOB: 0 BB: 0 P: 15	R: 0 E: 0 K: 2 S: 11	H: 1 LOB: 1 BB: 0 P: 17	R: 0 E: 0 K: 1 S: 6	H: 0 LOB: 0 BB: 0 P: 8	R: 1 E: 0 K: 2 S: 13	H: 2 LOB: 1 BB: 0 P: 19	1B: 8 2B: 2 3B: 0 HR: 3	SF: 0 SAC: 0 DP: 0 HBP: 0	WP: 1 PB: 0 SB: 0 CS: 0	PA: 43				

Cincinnati Reds @ St. Louis Cardinals
 Busch Stadium, St. Louis, MO
 Thu Jul 06 2000, 7:10 PM CDT
 Att: 43,287 - Sunny - 92 F

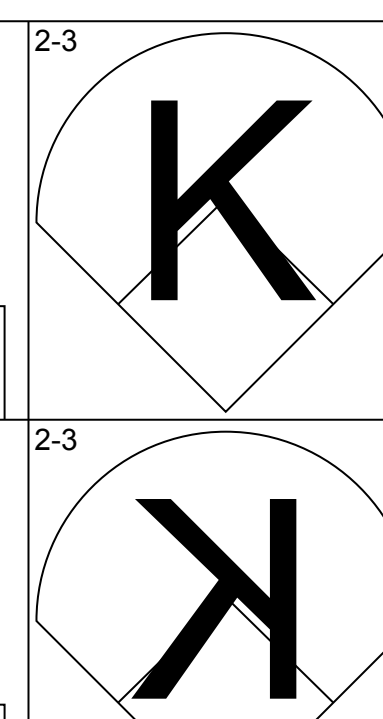
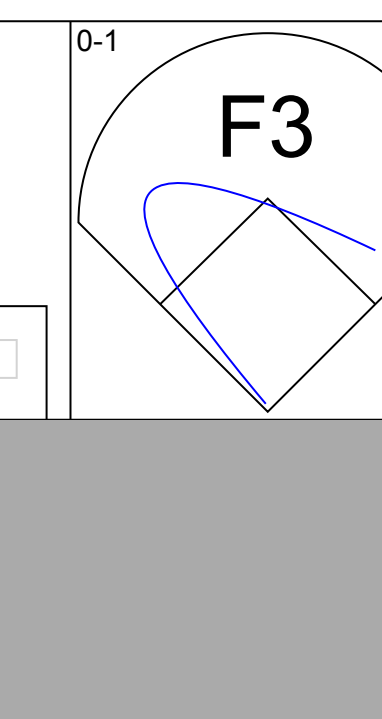
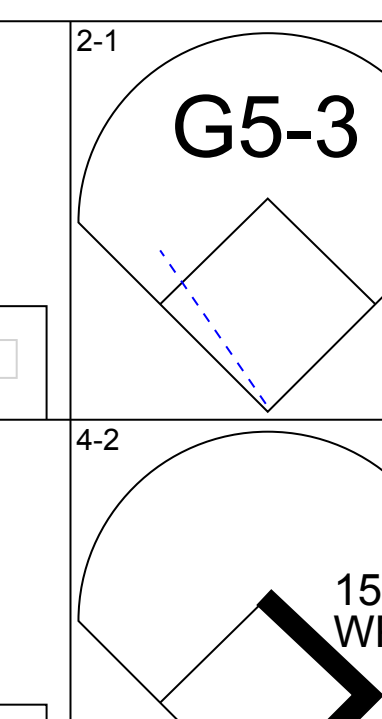
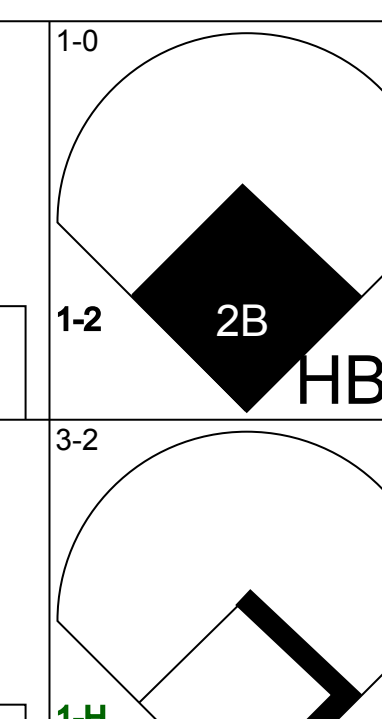
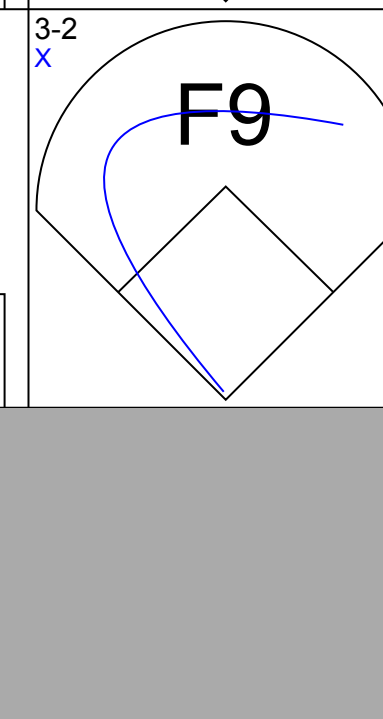
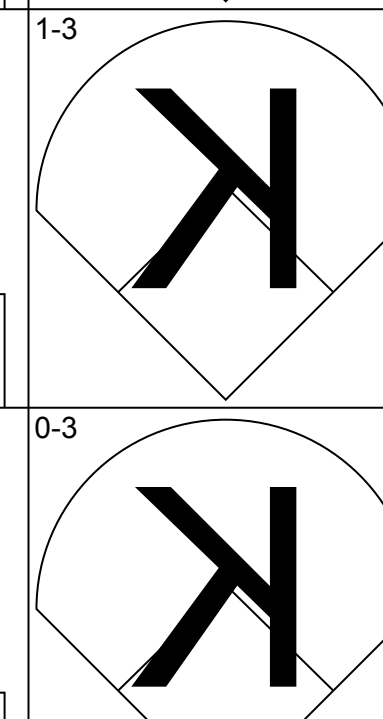
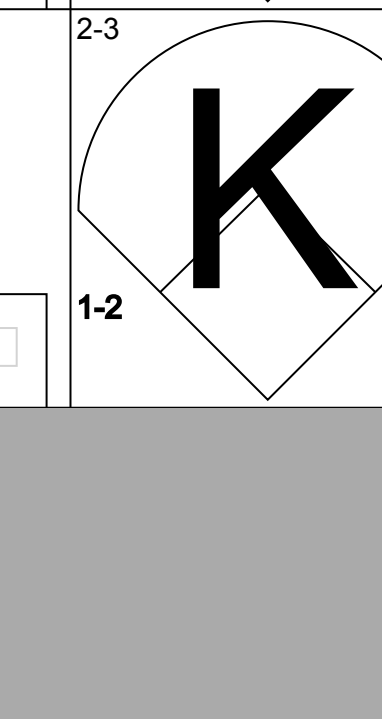
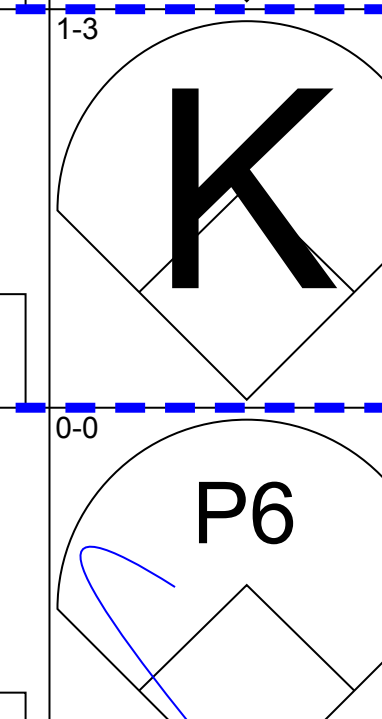



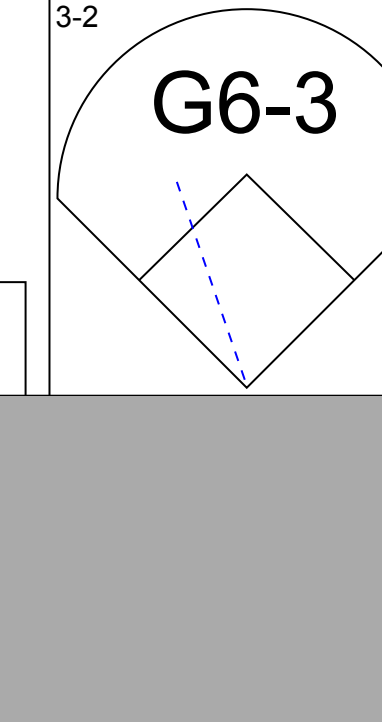
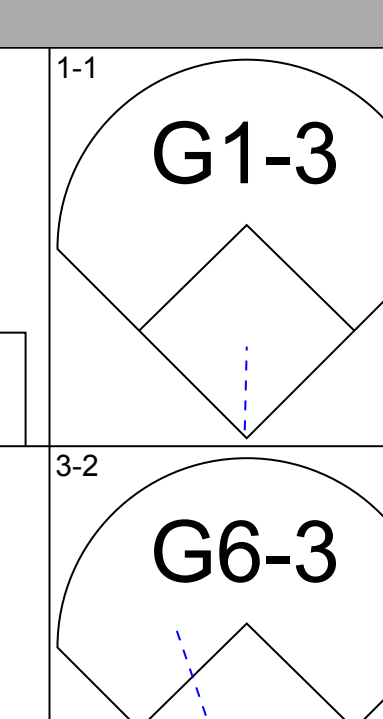

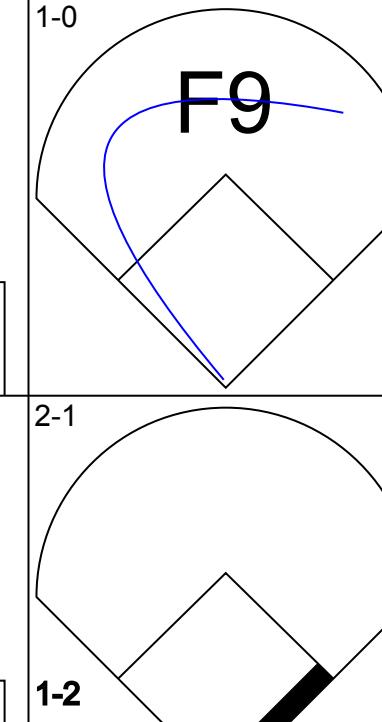
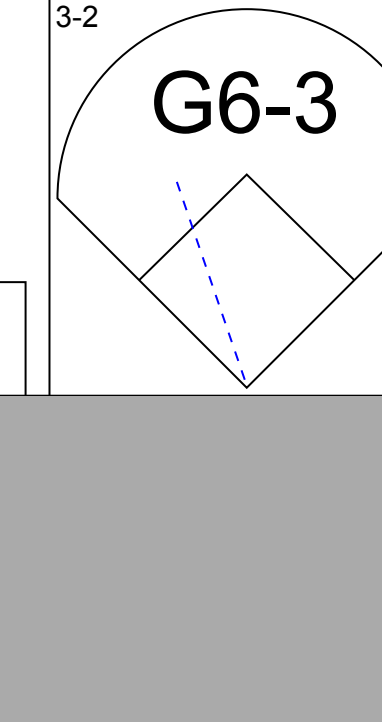


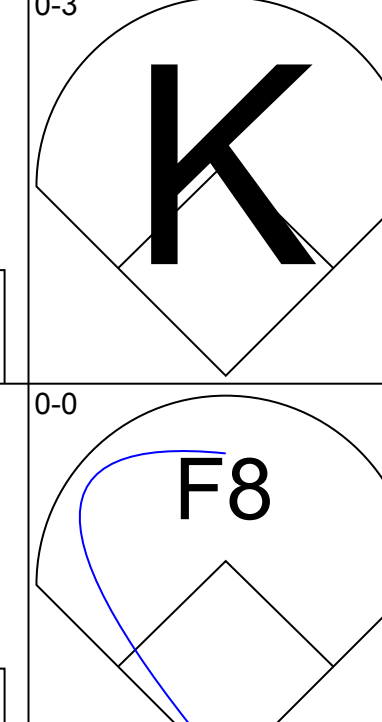


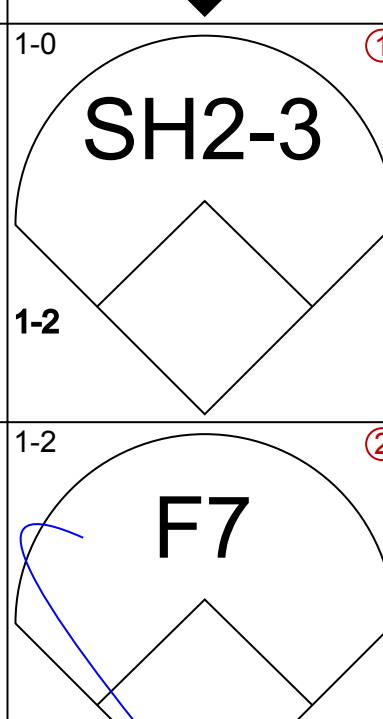
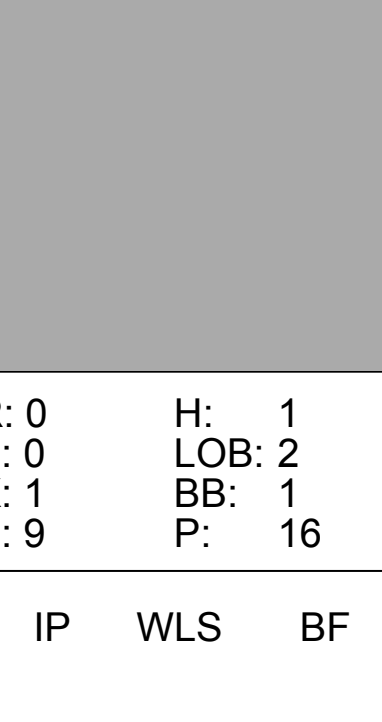
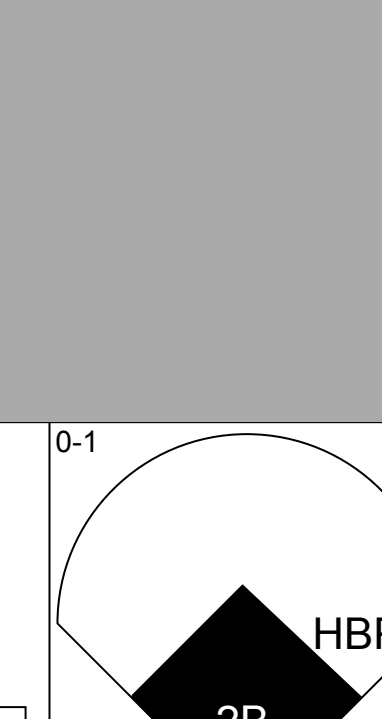
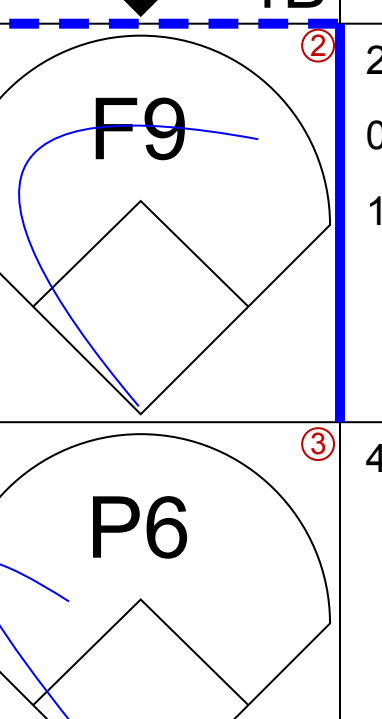
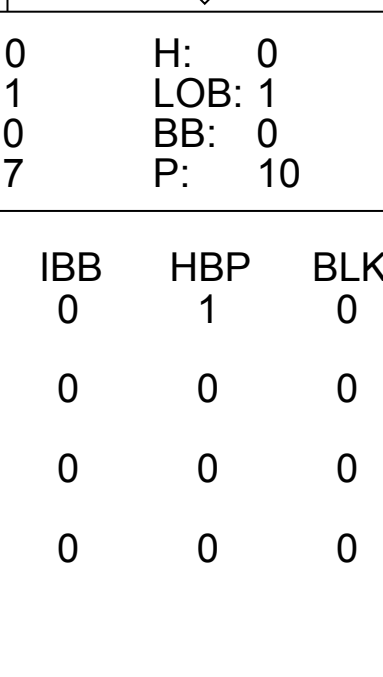
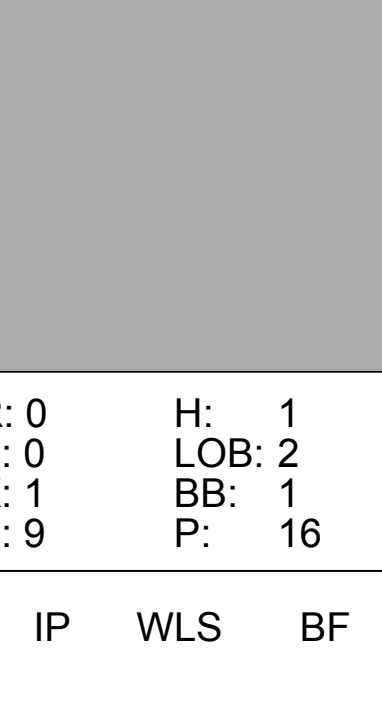
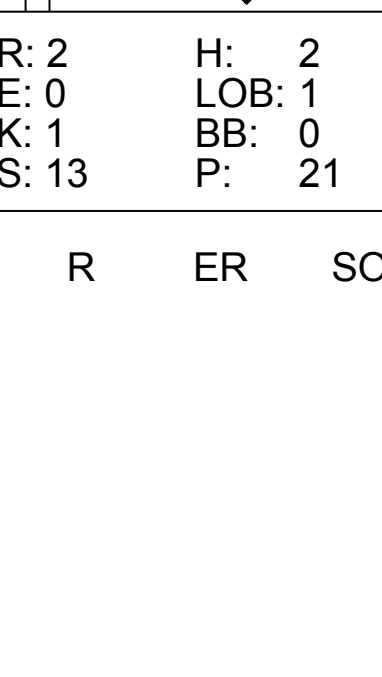
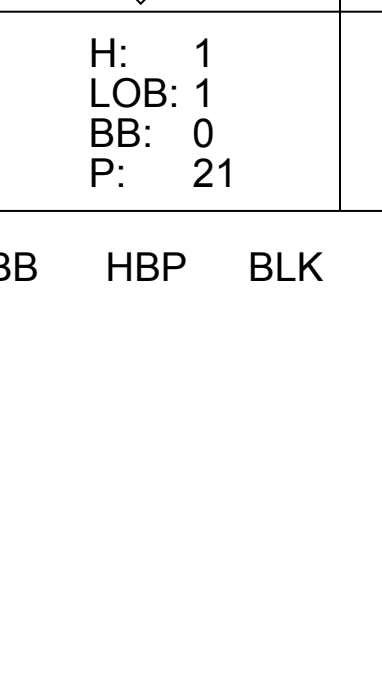
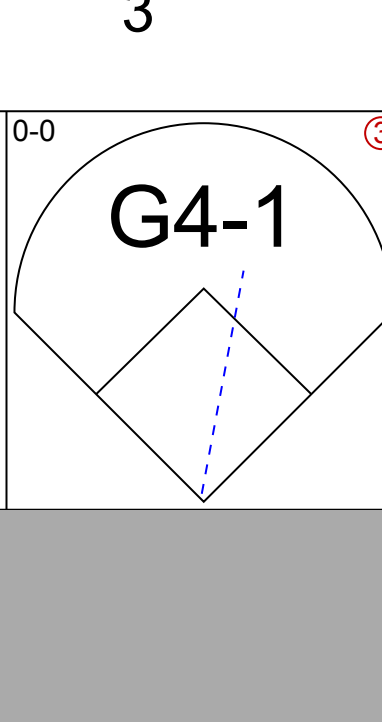






AB 41
 R 6
 H 13
 RBI 6
 BB 2
 SO 10
 LOB 21

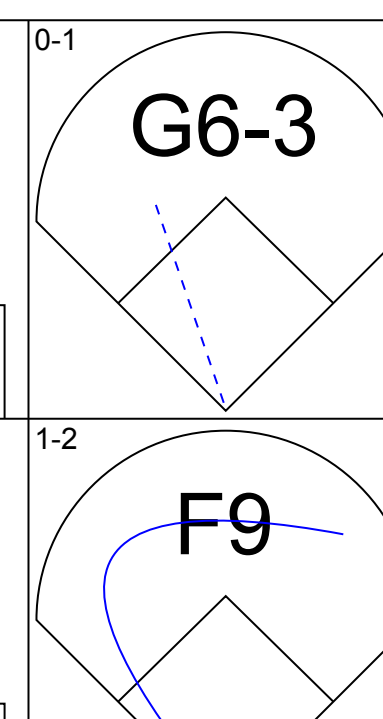
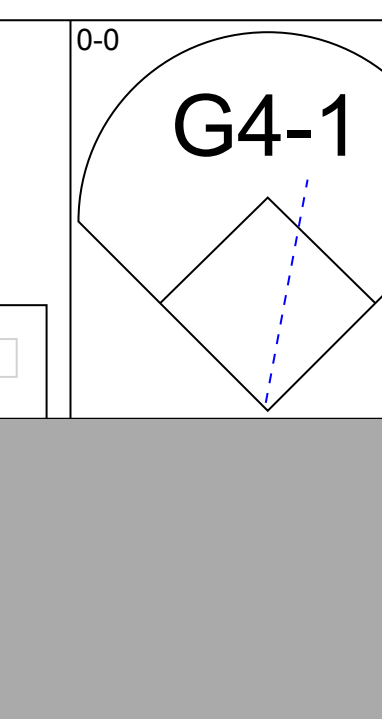
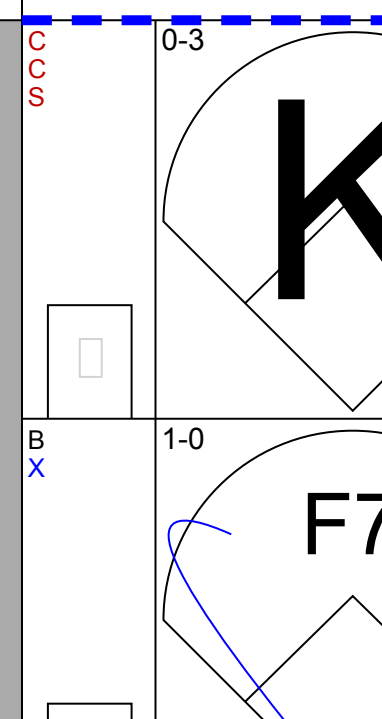
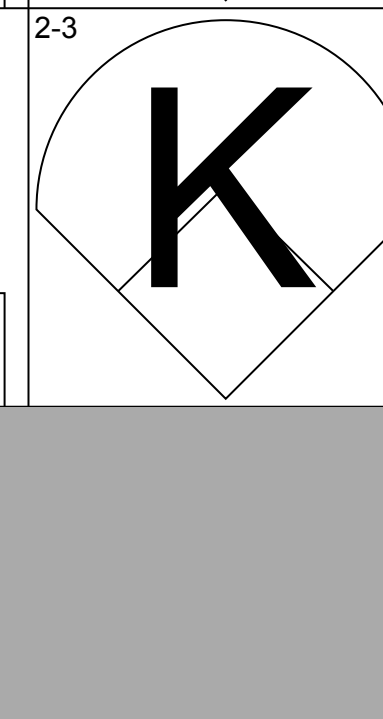
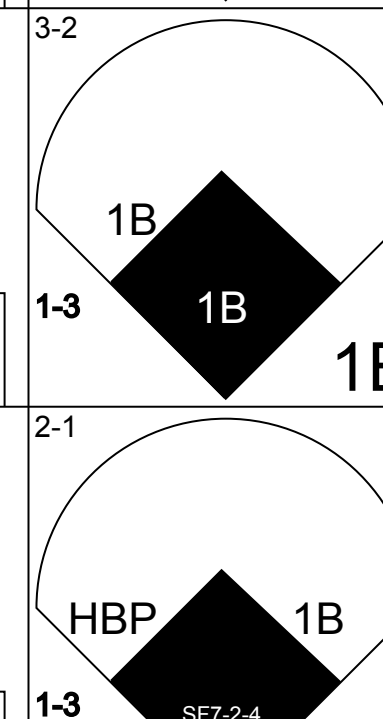
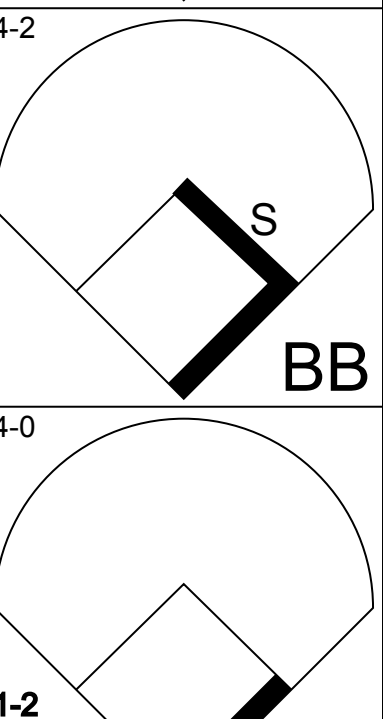
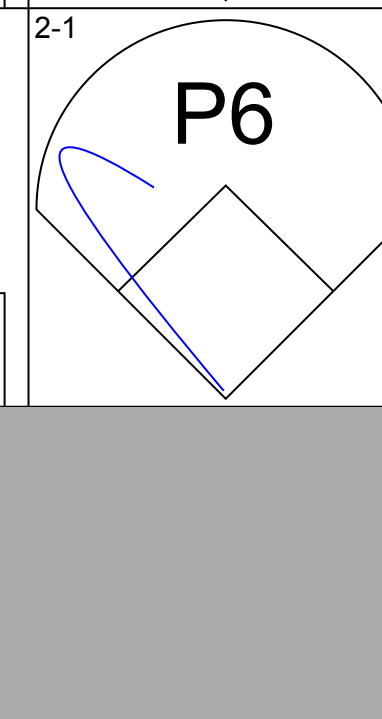

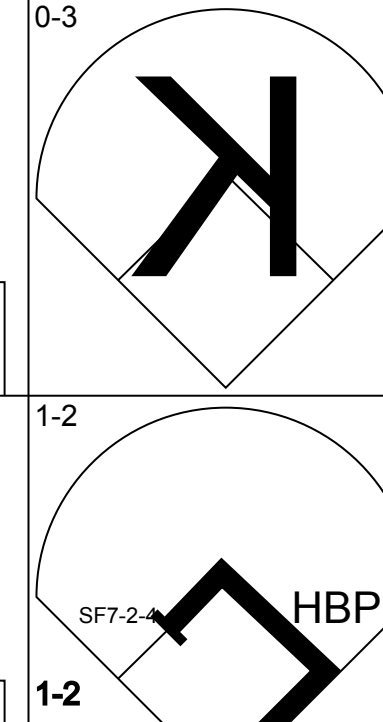
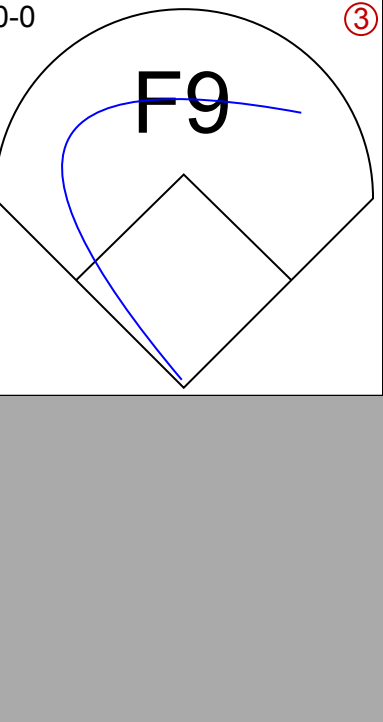

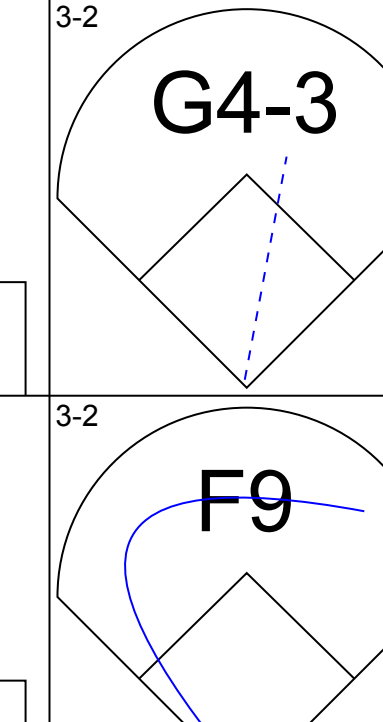
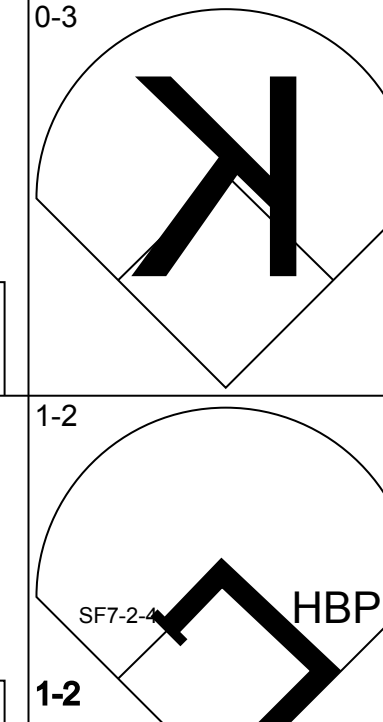
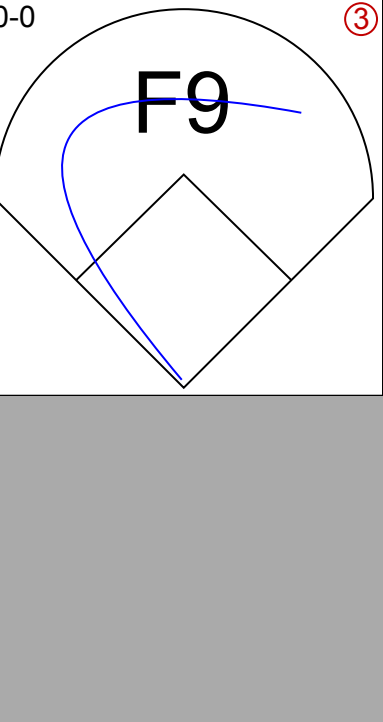
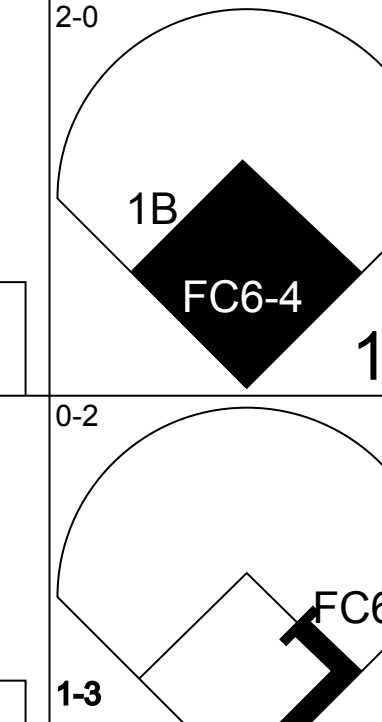

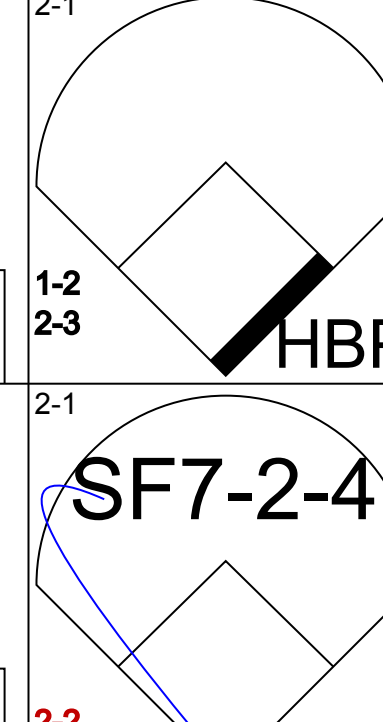

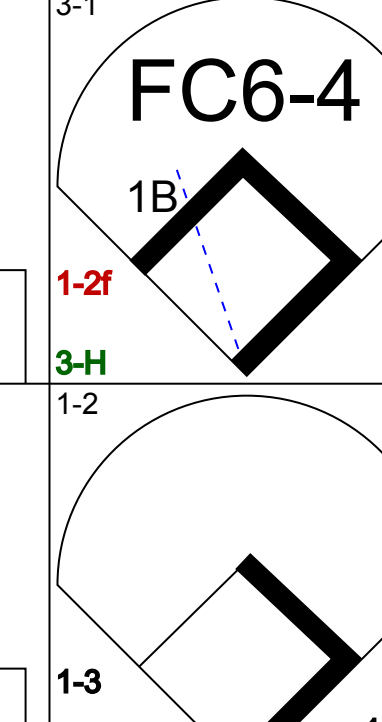


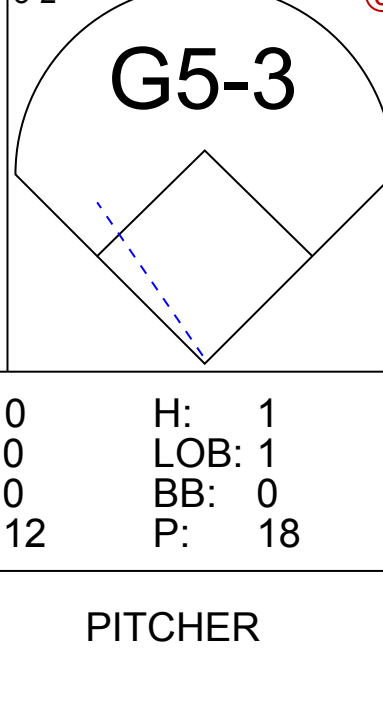
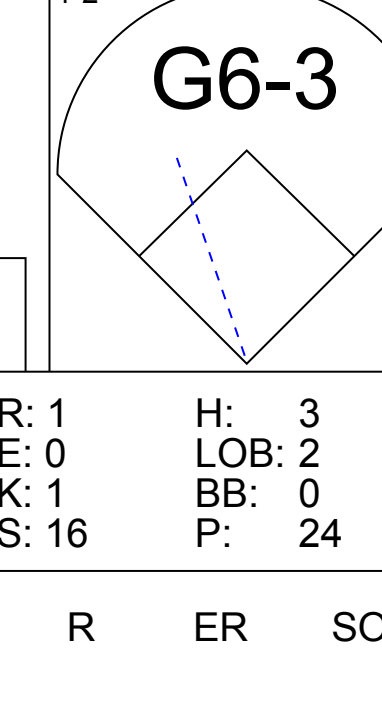
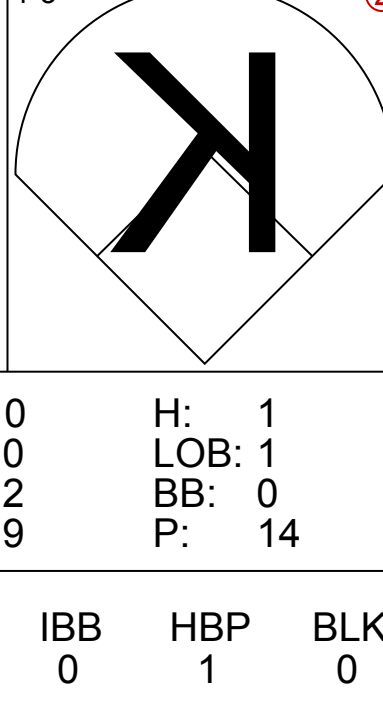

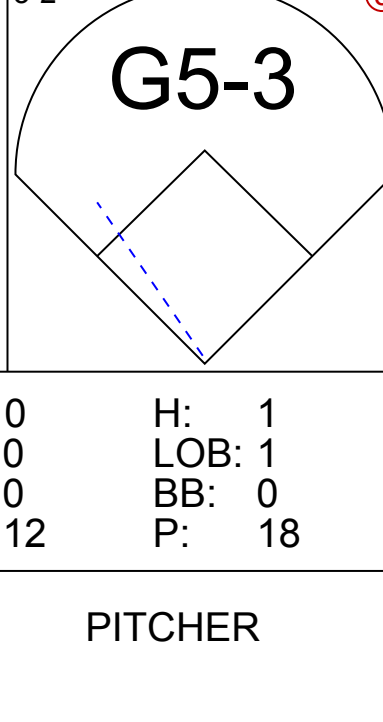
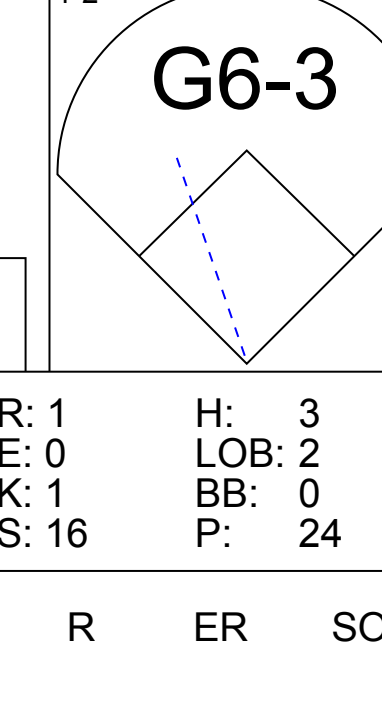






Batter	1	2	3	4	5	6	7	8	9	AB	R	H	RBI	BB	SO	LOB	TOP					
Marvin Benard, L (1, 9) OBP: 0.347, SLG: 0.407	2-1 P6		4-2 BB		2-2 G3		4-2 2B	1-1 G3		3	1	0	0	2	0	1	San Francisco Giants @ St. Louis Cardinals Busch Stadium, St. Louis, MO Sun Jul 09 2000, 1:10 PM CDT Att: 44,202 - Sunny - 94 F					
Calvin Murray, R (1, 8) OBP: 0.373, SLG: 0.379	0-0 P6		4-0 BB		1-3 K		0-1 2B	0-1 1B		4	0	2	2	1	1	0						
J.T. Snow, L (1, 3) Aaron Fultz, L (8, 1) OBP: 0.500, SLG: 0.500	3-2 G4-3		2-2 G3		4-2 G4-3		1-3 K	0-0 L4		4	1	0	0	1	1	4						
Felipe Crespo, S (1, 7) OBP: 0.367, SLG: 0.465		0-1 SH5-3		2-2 L6		1-2 E3		3-2 F8	1-3 K	5	0	1	0	0	1	1						
Ramon Martinez, R (1, 4) OBP: 0.368, SLG: 0.534		2-0 SH5-3		1-0 BB		0-0 G4-3		0-0 E6	2-0 F8	4	1	1	1	0	0	1						
Bill Mueller, S (1, 5) OBP: 0.342, SLG: 0.401		2-2 F3		2-1 F9		2-3 P4		0-2 1B	3-3 K	5	1	1	0	0	1	3						
Rich Aurilia, R (1, 6) OBP: 0.329, SLG: 0.406		0-0 G6-3		4-1 BB		2-3 K		1-2 1B		3	1	1	1	1	1	2						
Bobby Estalella, R (1, 2) Barry Bonds, L (8, PH) Ellis Burks, R (8, PH) Doug Mirabelli, R (8, 2) OBP: 0.394, SLG: 0.565 OBP: 0.436, SLG: 0.728 OBP: 0.444, SLG: 0.606 OBP: 0.355, SLG: 0.447			1-0 F9	1-2 F6		0-3 K		2-0 2B		3	0	0	0	0	1	2						
Livan Hernandez, R (1, 1) Armando Rios, L (7, PH) Joe Nathan, R (7, 1) Jeff Kent, R (8, PH) OBP: 0.298, SLG: 0.370 OBP: 0.339, SLG: 0.445 OBP: 0.179, SLG: 0.423 OBP: 0.436, SLG: 0.673			2-3 K		1-1 G1-3		1-2 G3	3-2 G3		2	0	0	0	0	1	0						
Inning Stats	R: 0 E: 0 K: 0 S: 10	H: 0 LOB: 0 BB: 0 P: 15	R: 0 E: 0 K: 0 S: 7	H: 1 LOB: 1 BB: 0 P: 11	R: 0 E: 0 K: 1 S: 10	H: 0 LOB: 2 BB: 2 P: 23	R: 0 E: 0 K: 0 S: 11	H: 1 LOB: 2 BB: 1 P: 21	R: 0 E: 0 K: 1 S: 10	H: 0 LOB: 0 BB: 0 P: 14	R: 1 E: 1 K: 1 S: 13	H: 0 LOB: 1 BB: 1 P: 21	R: 1 E: 0 K: 2 S: 14	H: 1 LOB: 1 BB: 1 P: 20	R: 5 E: 1 K: 0 S: 21	H: 5 LOB: 1 BB: 0 P: 31		R: 0 E: 0 K: 2 S: 7	H: 0 LOB: 0 BB: 0 P: 13	1B: 5 2B: 3 3B: 0 HR: 0	SF: 0 SAC: 1 DP: 0 HBP: 0	WP: 0 PB: 0 SB: 0 CS: 0
PITCHER	IP WLS BF H R ER SO BB IBB HBP BLK WP HR S P ERA WHIP																					
Pat Hentgen, R (1, 1) ERA: 5.16	5.0 W 20 2 0 0 2 3 0 0 0 0 0 0 48 84 0.00 1.000																					
Andy Benes, R (8, 1) ERA: 4.47	2.1 14 3 5 3 3 2 0 0 0 0 0 0 39 57 11.57 2.143																					
Mike Matthews, L (8, 1) ERA: 8.31	0.0 1 1 0 0 0 0 0 0 0 0 0 0 1 3 ∞ ∞																					
Dave Veres, R (8, 1) ERA: 3.05	1.2 S 7 2 2 2 2 0 0 0 0 0 0 0 15 25 10.80 1.200																					

Batter	1	2	3	4	5	6	7	8	9	AB	R	H	RBI	BB	SO	LOB	BOTTOM			
Fernando Vina, L (1, 4) OBP: 0.384, SLG: 0.416	0-0 F7			1-0 G4-3		1-1 1B		1-2 F9		5	0	2	1	0	0	0	San Francisco Giants @ St. Louis Cardinals Busch Stadium, St. Louis, MO Sun Jul 09 2000, 1:10 PM CDT Att: 44,202 - Sunny - 94 F			
Edgar Renteria, R (1, 6) OBP: 0.324, SLG: 0.414	2-2 G6-3		1-2 L4		1-0 G4-3		1-3 K	1-2 F4		5	0	0	0	0	1	2				
15 Jim Edmonds, L (1, 8) OBP: 0.452, SLG: 0.655	1-1 F8		2-3 K		1-1 HR		3-1 F9			3	1	0	0	0	1	0				
Fernando Tatis, R (1, 5) OBP: 0.464, SLG: 0.709		2-2 2B	0-2 F3		1-0 1B		3-3 K			4	2	2	2	0	1	0				
Ray Lankford, L (1, 7) OBP: 0.355, SLG: 0.495		0-0 1B	4-2 FC5-4		2-2 F2		2-1 2B			3	2	2	1	1	0	0				
Eric Davis, R (1, 9) Shawon Dunston, R (8, 9) OBP: 0.395, SLG: 0.488 OBP: 0.277, SLG: 0.522		2-1 FC5-4	2-1 E6		0-2 2B		4-2 HR			3	1	2	2	1	0	1				
Craig Paquette, R (1, 3) OBP: 0.316, SLG: 0.459		0-2 FC5-4	0-0 FC5-4		2-1 1B		1-2 HR			4	2	2	2	0	0	3				
Mike Matheny, R (1, 2) OBP: 0.312, SLG: 0.353		3-2 F8		1-2 F9		0-3 K		1-2 G5-3		4	0	0	0	0	1	3				
Pat Hentgen, R (1, 1) Andy Benes, R (8, 1) Mike Matthews, L (8, 1) Dave Veres, R (8, 1) Thomas Howard, S (8, 9) OBP: 0.294, SLG: 0.250 OBP: 0.171, SLG: 0.184 OBP: 0.452 OBP: 0.220, SLG: 0.384		1-1 E6		0-3 K		1-0 G6-3		1-1 F9		2	0	0	0	0	1	1				
Inning Stats	R: 0 E: 0 K: 0 S: 6	H: 0 LOB: 0 BB: 0 P: 9	R: 3 E: 1 K: 0 S: 22	H: 4 LOB: 2 BB: 0 P: 34	R: 0 E: 1 K: 1 S: 11	H: 0 LOB: 2 BB: 1 P: 19	R: 0 E: 0 K: 1 S: 7	H: 0 LOB: 0 BB: 0 P: 9	R: 2 E: 0 K: 1 S: 15	H: 3 LOB: 2 BB: 0 P: 22	R: 0 E: 0 K: 1 S: 6	H: 1 LOB: 0 BB: 0 P: 9	R: 3 E: 0 K: 1 S: 16	H: 2 LOB: 0 BB: 1 P: 30	R: 0 E: 0 K: 0 S: 12	H: 0 LOB: 0 BB: 0 P: 15		1B: 5 2B: 2 3B: 0 HR: 3	SF: 0 SAC: 0 DP: 0 HBP: 1	WP: 0 PB: 0 SB: 0 CS: 0
PITCHER	IP WLS BF H R ER SO BB IBB HBP BLK WP HR S P ERA WHIP																			
Livan Hernandez, R (1, 1) ERA: 4.25	6.0 L 29 8 5 4 4 1 1 0 0 0 0 1 67 102 6.00 1.500																			
Joe Nathan, R (7, 1) ERA: 4.92	1.0 6 2 3 3 1 1 0 0 0 0 0 2 16 30 27.00 3.000																			
Aaron Fultz, L (8, 1) ERA: 6.69	1.0 3 0 0 0 0 0 0 0 0 0 0 0 12 15 0.00 0.000																			

Batter	1	2	3	4	5	6	7	8	9	AB	R	H	RBI	BB	SO	LOB	TOP										
Fernando Vina, L OBP: 0.392, SLG: 0.412	F4	1B				F3		1B		3	0	1	0	2	0	2	St. Louis Cardinals @ Chicago White Sox Comiskey Park, Chicago, IL Sat Jul 15 2000, 7:05 PM EDT Att: 40,681 - Sunny - 76 F										
Edgar Renteria, R OBP: 0.326, SLG: 0.416	1B	G4-6-3			FC6-4	FC5		1B		4	1	1	0	1	0	5											
15 Jim Edmonds, L Craig Paquette, R OBP: 0.310, SLG: 0.449	1B		G4-3		FC4-6			1B		5	1	0	0	0	3	4											
Fernando Tatis, R OBP: 0.493, SLG: 0.786	1B				1B			HR		0	0	0	0	0	0	0											
Eric Davis, R OBP: 0.421, SLG: 0.509	1B				E9			1B		3	2	2	1	1	1	0											
Ray Lankford, L Thomas Howard, S OBP: 0.395, SLG: 0.500 OBP: 0.219, SLG: 0.374	1B				1B			1B		5	0	5	2	0	0	0											
Eduardo Perez, R OBP: 0.500, SLG: 0.875										4	0	0	0	0	2	6											
Mike Matheny, R Keith McDonald, R OBP: 0.310, SLG: 0.346 OBP: 0.625, SLG: 2.000	1B				F7			G6-3		1	0	0	0	0	0	1											
Shawon Dunston, R OBP: 0.293, SLG: 0.540	SF8				G5-3			E7		4	0	1	1	0	0	0											
Inning Stats	R: 1 E: 0 K: 2 S: 18	H: 1 LOB: 2 BB: 2 P: 31	R: 1 E: 0 K: 0 S: 9	H: 2 LOB: 1 BB: 1 P: 16	R: 0 E: 0 K: 1 S: 12	H: 1 LOB: 1 BB: 0 P: 19	R: 0 E: 0 K: 0 S: 8	H: 0 LOB: 0 BB: 0 P: 15	R: 2 E: 2 K: 0 S: 11	H: 1 LOB: 1 BB: 1 P: 26	R: 0 E: 0 K: 3 S: 13	H: 2 LOB: 2 BB: 0 P: 18	R: 0 E: 1 K: 1 S: 13	H: 1 LOB: 2 BB: 1 P: 21	R: 3 E: 0 K: 0 S: 12	H: 3 LOB: 0 BB: 0 P: 21		1B: 10 2B: 1 3B: 0 HR: 2	SF: 1 SAC: 0 DP: 2 HBP: 2	WP: 0 PB: 0 SB: 1 CS: 1	PA: 45						
PITCHER	IP	WLS	BF	H	R	ER	SO	BB	IBB	HBP	BLK	WP	HR	S	P	ERA	WHIP										
Jim Parque, L ERA: 3.88	5.0	W	24	5	4	3	3	4	0	1	0	0	0	58	107	5.40	1.800										
41 Bill Simas, R ERA: 3.29	1.1	H	8	4	0	0	2	0	0	0	0	0	0	19	24	0.00	3.000										
Kelly Wunsch, L ERA: 2.84	0.1	H	1	0	0	0	1	0	0	0	0	0	0	3	4	0.00	0.000										
Keith Foulke, R ERA: 3.07	1.1	H	6	1	0	0	2	1	0	0	0	0	0	16	24	0.00	1.500										
Jesus Pena, L ERA: 5.64	1.0		6	3	3	3	0	0	0	1	0	0	2	12	21	27.00	3.000										
Batter	1	2	3	4	5	6	7	8	9	AB	R	H	RBI	BB	SO	LOB	BOTTOM										
Ray Durham, S OBP: 0.358, SLG: 0.488	1B	K				WP	G6-3	HBP		4	2	3	2	2	1	1	St. Louis Cardinals @ Chicago White Sox Comiskey Park, Chicago, IL Sat Jul 15 2000, 7:05 PM EDT Att: 40,681 - Sunny - 76 F										
Jose Valentin, S OBP: 0.326, SLG: 0.481	1B				F9	G6-3	2B	K		5	2	2	1	0	1	3											
Frank Thomas, R OBP: 0.444, SLG: 0.660	HR	G5-3			CS	K	K	14	2B	5	2	2	6	0	2	3											
Magglio Ordonez, R Carlos Lee, R OBP: 0.405, SLG: 0.606 OBP: 0.336, SLG: 0.527	S				K	14	1B	SF8	HBP	3	1	1	0	1	1	0											
14 Paul Konerko, R OBP: 0.370, SLG: 0.498	F3				F9		BB			0	1	0	0	0	0	0											
Chris Singleton, L OBP: 0.305, SLG: 0.400	L9				G3		1B			5	1	3	1	0	0	1											
Jeff Abbott, R OBP: 0.343, SLG: 0.398	K						2B			3	1	0	2	1	0	3											
Herbert Perry, R OBP: 0.377, SLG: 0.489		E5			G3-1		2B			4	2	2	1	1	1	3											
Brook Fordyce, R OBP: 0.260, SLG: 0.366	P4				G3-1		F8			5	2	2	2	0	1	2											
Inning Stats	R: 3 E: 0 K: 1 S: 19	H: 3 LOB: 1 BB: 1 P: 34	R: 0 E: 1 K: 1 S: 13	H: 1 LOB: 2 BB: 0 P: 19	R: 0 E: 0 K: 1 S: 10	H: 0 LOB: 0 BB: 0 P: 12	R: 2 E: 0 K: 0 S: 12	H: 3 LOB: 0 BB: 0 P: 24	R: 1 E: 0 K: 1 S: 9	H: 1 LOB: 2 BB: 1 P: 19	R: 0 E: 0 K: 1 S: 14	H: 1 LOB: 1 BB: 0 P: 21	R: 9 E: 0 K: 0 S: 25	H: 5 LOB: 2 BB: 4 P: 53	R: 0 E: 0 K: 3 S: 13	H: 1 LOB: 1 BB: 0 P: 18		1B: 8 2B: 6 3B: 0 HR: 1	SF: 1 SAC: 0 DP: 0 HBP: 2	WP: 1 PB: 0 SB: 1 CS: 1	PA: 48						
PITCHER	IP	WLS	BF	H	R	ER	SO	BB	IBB	HBP	BLK	WP	HR	S	P	ERA	WHIP										
Darryl Kile, R ERA: 4.77	4.2	L	25	8	6	6	4	2	0	1	0	0	0	61	103	11.57	2.143										
Mark Thompson, R ERA: 3.97	1.2		8	2	2	2	1	1	0	0	0	1	0	21	37	10.80	1.800										
Mike James, R ERA: 5.14	0.0		3	2	0	0	0	1	0	0	0	0	0	7	13	*	*										
Mike Matthews, L ERA: 11.57	0.2		7	2	7	7	0	2	0	1	0	0	0	13	29	94.50	6.000										
Heathcliff Stocumb, R ERA: 5.4	1.0		4	1	0	0	3	0	0	0	0	0	0	13	18	0.00	1.000										

Batter	1	2	3	4	5	6	7	8	9	AB	R	H	RBI	BB	SO	LOB	TOP					
Shawon Dunston, R OBP: 0.292, SLG: 0.527										3	1	0	0	0	1	1	St. Louis Cardinals @ Minnesota Twins Hubert H. Humphrey Metrodome, Minneapolis, MN Sun Jul 16 2000, 2:05 PM EDT Att: 30,116 - Dome - 72 F livebaseballscorecards.com					
Edgar Renteria, R OBP: 0.326, SLG: 0.418										3	0	1	2	1	1	0						
15 Jim Edmonds, L OBP: 0.443, SLG: 0.639										4	0	0	0	0	3	2						
Fernando Tatis, R OBP: 0.486, SLG: 0.765										3	0	0	0	1	1	1						
Eric Davis, R OBP: 0.418, SLG: 0.503										4	0	1	0	0	0	2						
Craig Paquette, R OBP: 0.310, SLG: 0.446										4	0	1	0	0	2	1						
Eduardo Perez, R OBP: 0.500, SLG: 0.750										4	0	2	0	0	1	2						
Mike Matheny, R OBP: 0.308, SLG: 0.343										2	0	0	0	0	0	4						
Thomas Howard, S OBP: 0.219, SLG: 0.374										0	0	0	0	0	0	0						
Keith McDonald, R OBP: 0.556, SLG: 1.714										1	0	0	0	0	0	1						
Piacion Polanco, R OBP: 0.330, SLG: 0.407										4	1	1	0	0	0	2						
Inning Stats	R: 0 E: 0 K: 2 S: 13	H: 0 LOB: 0 BB: 0 P: 20	R: 0 E: 0 K: 0 S: 11	H: 0 LOB: 0 BB: 0 P: 17	R: 0 E: 1 K: 0 S: 7	H: 0 LOB: 1 BB: 0 P: 10	R: 0 E: 0 K: 2 S: 8	H: 0 LOB: 0 BB: 0 P: 11	R: 0 E: 0 K: 1 S: 8	H: 2 LOB: 1 BB: 0 P: 12	R: 0 E: 0 K: 1 S: 12	H: 0 LOB: 1 BB: 1 P: 22	R: 0 E: 0 K: 1 S: 9	H: 1 LOB: 2 BB: 1 P: 16	R: 2 E: 0 K: 1 S: 13	H: 2 LOB: 1 BB: 0 P: 21	R: 0 E: 0 K: 1 S: 15	H: 1 LOB: 1 BB: 0 P: 21	1B: 5 2B: 1 3B: 0 HR: 0	SF: 0 SAC: 1 DP: 1 HBP: 1	WP: 1 PB: 0 SB: 0 CS: 0	PA: 36
PITCHER	IP	WLS	BF	H	R	ER	SO	BB	IBB	HBP	BLK	WP	HR	S	P	ERA	WHIP					
Mark Redman, L ERA: 4.65	7.0	W	29	5	2	2	7	2	0	1	0	1	0	73	117	2.57	1.000					
Travis Miller, L ERA: 3.16	0.1	H	1	0	0	0	1	0	0	0	0	0	0	4	5	0.00	0.000					
Bob Wells, R ERA: 3.59	1.0	H	4	1	0	0	1	0	0	0	0	0	0	11	17	0.00	1.000					
Eddie Guardado, L ERA: 3.25	0.2	S	2	0	0	0	0	0	0	0	0	0	0	8	11	0.00	0.000					

Batter	1	2	3	4	5	6	7	8	9	AB	R	H	RBI	BB	SO	LOB	BOTTOM					
Cristian Guzman, S OBP: 0.317, SLG: 0.417										4	1	1	0	0	1	1	St. Louis Cardinals @ Minnesota Twins Hubert H. Humphrey Metrodome, Minneapolis, MN Sun Jul 16 2000, 2:05 PM EDT Att: 30,116 - Dome - 72 F livebaseballscorecards.com					
Denny Hocking, S OBP: 0.359, SLG: 0.413										3	1	1	1	0	0	0						
Matt Lawton, L OBP: 0.439, SLG: 0.491										3	1	1	0	1	1	0						
David Ortiz, L OBP: 0.370, SLG: 0.445										3	1	1	1	1	1	0						
Chad Allen, R OBP: 0.364, SLG: 0.400										4	1	1	0	0	1	4						
Jay Canizaro, R OBP: 0.341, SLG: 0.440										4	0	2	1	0	0	0						
Midre Cummings, L OBP: 0.370, SLG: 0.465										3	0	2	1	0	0	1						
Jason Maxwell, R OBP: 0.310, SLG: 0.325										3	0	1	1	0	1	2						
Chad Moeller, R OBP: 0.250, SLG: 0.204										4	0	0	0	0	1	4						
Inning Stats	R: 0 E: 0 K: 1 S: 8	H: 0 LOB: 0 BB: 0 P: 11	R: 0 E: 0 K: 0 S: 13	H: 0 LOB: 0 BB: 0 P: 19	R: 0 E: 0 K: 2 S: 9	H: 1 LOB: 1 BB: 0 P: 14	R: 3 E: 0 K: 1 S: 16	H: 4 LOB: 1 BB: 0 P: 27	R: 1 E: 0 K: 0 S: 11	H: 1 LOB: 2 BB: 2 P: 21	R: 0 E: 0 K: 0 S: 12	H: 1 LOB: 1 BB: 0 P: 18	R: 0 E: 0 K: 1 S: 6	H: 0 LOB: 0 BB: 0 P: 9	R: 1 E: 0 K: 0 S: 16	H: 3 LOB: 2 BB: 0 P: 24		R: 0 E: 0 K: 1 S: 16	H: 0 LOB: 0 BB: 0 P: 21	1B: 8 2B: 2 3B: 1 HR: 0	SF: 2 SAC: 0 DP: 1 HBP: 1	WP: 0 PB: 0 SB: 1 CS: 0
PITCHER	IP	WLS	BF	H	R	ER	SO	BB	IBB	HBP	BLK	WP	HR	S	P	ERA	WHIP					
Rick Ankiel, L ERA: 3.88	6.0	L	27	7	4	4	4	2	0	1	0	0	0	69	110	6.00	1.500					
Matt Morris, R ERA: 3.27	2.0		9	3	1	1	2	0	0	0	0	0	0	22	33	4.50	1.500					

Batter	1	2	3	4	5	6	7	8	9	AB	R	H	RBI	BB	SO	LOB	TOP										
Fernando Vina, L (1,4) OBP: 0.386, SLG: 0.405	F9	L9		G3-1		K		K		5	0	0	0	0	2	2	St. Louis Cardinals @ Minnesota Twins Hubert H. Humphrey Metrodome, Minneapolis, MN Mon Jul 17 2000, 8:05 PM EDT Att: 20,171 - Dome - 72 F livebaseballscorecards.com										
Edgar Renteria, R (1,6) OBP: 0.334, SLG: 0.420	HBP 15 1B	FC4			HR 1B			15 HR BB		3	2	2	0	2	0	1											
15 Jim Edmonds, L (1,8) OBP: 0.445, SLG: 0.652 Shawon Dunston, R (9,8) OBP: 0.292, SLG: 0.527	HBP 1-2 1B			1B 2B	F8			HR		5	2	3	3	0	1	2											
Fernando Tatis, R (1,10) OBP: 0.490, SLG: 0.790	HBP 1-2 2-3 HBP			P3	HR			FC5 2B		4	1	2	2	0	0	1											
Thomas Howard, S (1,9) OBP: 0.238, SLG: 0.389 Craig Paquette, R (8,9) OBP: 0.310, SLG: 0.446	K			WP 1B	HR			FC5 2B		4	0	2	1	1	1	4											
Eduardo Perez, R (1,3) OBP: 0.474, SLG: 0.647	K			F7	FC5 1B			G6-3 2B		5	1	2	0	0	1	5											
Chris Richard, L (1,7) OBP: 0.400, SLG: 1.000				K	FC5 BB			G1-3 1B		4	1	1	1	1	1	3											
Mike Matheny, R (1,2) OBP: 0.302, SLG: 0.336	G1-3			G4-3	F9			G6-3		5	0	0	1	0	0	3											
Piacedo Polanco, R (1,5) OBP: 0.332, SLG: 0.403				G6-3	FC5			G3		4	1	1	0	1	0	3											
Inning Stats	R: 0 E: 0 K: 2 S: 13	H: 1 LOB: 3 BB: 1 P: 28	R: 1 E: 0 K: 0 S: 7	H: 1 LOB: 1 BB: 1 P: 14	R: 1 E: 0 K: 1 S: 11	H: 2 LOB: 1 BB: 0 P: 21	R: 0 E: 0 K: 0 S: 5	H: 0 LOB: 0 BB: 0 P: 7	R: 2 E: 0 K: 0 S: 15	H: 3 LOB: 3 BB: 2 P: 29	R: 0 E: 0 K: 2 S: 8	H: 1 LOB: 1 BB: 0 P: 16	R: 0 E: 0 K: 0 S: 5	H: 1 LOB: 1 BB: 0 P: 9	R: 3 E: 0 K: 1 S: 13	H: 3 LOB: 1 BB: 1 P: 19	R: 1 E: 1 K: 0 S: 6	H: 1 LOB: 0 BB: 0 P: 8	1B: 7 2B: 4 3B: 0 HR: 3	SF: 0 SAC: 0 DP: 1 HBP: 1	WP: 1 PB: 0 SB: 0 CS: 0	PA: 45					
PITCHER	IP	WLS	BF	H	R	ER	SO	BB	IBB	HBP	BLK	WP	HR	S	P	ERA	WHIP										
Mike Lincoln, R (1,1) ERA: 9.87	4.1	L	25	7	4	4	3	4	0	1	0	1	2	48	96	8.31	2.538										
Hector Carrasco, R (5,1) ERA: 4.44	2.2		9	2	0	0	2	0	0	0	0	0	0	16	28	0.00	0.750										
54 Jason Ryan, R (8,1) ERA: 13.03	0.1		2	1	1	1	0	0	0	0	0	0	0	3	3	27.00	3.000										
Travis Miller, L (8,1) ERA: 3.53	0.2		5	2	2	2	1	1	0	0	0	0	1	10	16	27.00	4.500										
LaTroy Hawkins, R (9,1) ERA: 3.89	1.0		4	1	1	0	0	0	0	0	0	0	0	6	8	0.00	1.000										

Batter	1	2	3	4	5	6	7	8	9	AB	R	H	RBI	BB	SO	LOB	BOTTOM										
Cristian Guzman, S (1,6) OBP: 0.317, SLG: 0.415	K			G5-3 BB G4-3 1B	G6-3		SH1-3		F7	4	1	1	0	0	1	0	St. Louis Cardinals @ Minnesota Twins Hubert H. Humphrey Metrodome, Minneapolis, MN Mon Jul 17 2000, 8:05 PM EDT Att: 20,171 - Dome - 72 F livebaseballscorecards.com										
Jay Canizaro, R (1,4) OBP: 0.355, SLG: 0.452	FC5 2B			G4-3 G5-3 BB	G6-3 1B		G4-3-6 BB		1B WP 1B	3	0	3	0	2	0	0											
Matt Lawton, L (1,7) OBP: 0.438, SLG: 0.489	FC5 BB			G5-3	G6-3		G4-3-6		1B	4	0	1	0	1	0	5											
David Ortiz, L (1,3) OBP: 0.362, SLG: 0.433	F8			G4-3	G6-3				G3-1	5	0	0	1	0	0	6											
Corey Koskie, L (1,5) OBP: 0.401, SLG: 0.466	FC5			F8			G3-1		1B	4	0	1	0	0	0	3											
Midre Cummings, L (1,10) OBP: 0.359, SLG: 0.451				F8			G6-3		K	4	0	0	0	0	2	1											
Chad Allen, R (1,9) OBP: 0.346, SLG: 0.375				K			K		K	4	0	1	0	0	3	1											
Jacque Jones, L (1,8) OBP: 0.322, SLG: 0.502							SH1-3 1B G4-3-6 1B		HR	3	2	3	1	1	0	0											
Marcus Jensen, S (1,2) OBP: 0.321, SLG: 0.338				K			SH1-3 1B		F7	4	0	1	0	0	1	2											
Inning Stats	R: 0 E: 0 K: 1 S: 10	H: 1 LOB: 2 BB: 1 P: 20	R: 0 E: 0 K: 1 S: 15	H: 1 LOB: 1 BB: 1 P: 22	R: 1 E: 0 K: 0 S: 8	H: 1 LOB: 1 BB: 1 P: 17	R: 0 E: 0 K: 2 S: 12	H: 1 LOB: 0 BB: 0 P: 17	R: 0 E: 0 K: 1 S: 10	H: 0 LOB: 0 BB: 0 P: 11	R: 1 E: 0 K: 0 S: 9	H: 2 LOB: 1 BB: 1 P: 15	R: 0 E: 0 K: 2 S: 10	H: 1 LOB: 1 BB: 0 P: 15	R: 1 E: 0 K: 0 S: 12	H: 3 LOB: 2 BB: 0 P: 17	1B: 9 2B: 1 3B: 0 HR: 1	SF: 0 SAC: 1 DP: 1 HBP: 0	WP: 1 PB: 0 SB: 0 CS: 1	PA: 40							
PITCHER	IP	WLS	BF	H	R	ER	SO	BB	IBB	HBP	BLK	WP	HR	S	P	ERA	WHIP										
Pat Hengen, R (1,1) ERA: 5.04	6.0	W	27	7	2	2	5	3	0	0	0	0	0	67	109	3.00	1.667										
Heathcliff Slocumb, R (7,1) ERA: 5.16	2.0	H	7	1	0	0	2	1	0	0	0	0	0	14	23	0.00	1.000										
Alan Beres, R (9,1) ERA: 5.45	0.2		5	3	1	1	0	0	0	0	0	1	1	10	15	13.50	4.500										
Dave Veres, R (9,1) ERA: 2.96	0.1		1	0	0	0	0	0	0	0	0	0	0	2	2	0.00	0.000										



Batter	1	2	3	4	5	6	7	8	9	AB	R	H	RBI	BB	SO	LOB	TOP										
Fernando Vina, L (1, 4) OBP: 0.393, SLG: 0.411	0-2 G5-4-3 1B		0-1 15 WP 1B		1-0 1-3 1B			2-0 HBP		3	0	3	0	0	0	0	St. Louis Cardinals @ Minnesota Twins Hubert H. Humphrey Metrodome, Minneapolis, MN Tue Jul 18 2000, 8:05 PM EDT Att: 18,115 - Dome - 72 F										
Craig Paquette, R (1, 5) OBP: 0.312, SLG: 0.449	0-2 15 G5-4-3 1B		0-0 15 WP 1B		0-0 SF9-3-6			1-3 K		3	0	2	2	0	1	1											
15 Jim Edmonds, L (1, 8) OBP: 0.443, SLG: 0.645	3-1 G5-4-3		3-2 F2		4-2 G6-3 BB			0-1 G4-3		3	0	0	0	1	0	5											
Fernando Tatis, R (1, 10) OBP: 0.477, SLG: 0.764	1-3 K		2-1 G5-3		1-1 F4			1-0 G6-3		4	0	0	0	0	1	4											
Eric Davis, R (1, 9) OBP: 0.414, SLG: 0.497		0-3 K		1-3 K				0-1 G6-3		2	0	0	0	0	2	0											
Shawon Dunston, R (4, 7) OBP: 0.295, SLG: 0.527								1-2 G6-3		2	0	1	0	0	0	1											
Thomas Howard, S (1, 7) OBP: 0.229, SLG: 0.374		3-2 G6-3		1-3 K				0-0 G6-3		4	0	0	0	0	1	1											
Eduardo Perez, R (1, 3) OBP: 0.455, SLG: 0.600		3-2 P3		3-3 K				1-0 G1-6-3 1B		3	0	1	0	0	1	0											
Mike Matheny, R (1, 2) OBP: 0.299, SLG: 0.332			1-1 L6		2-2 F9			0-0 G1-6-3		3	0	0	0	0	0	1											
Placido Polanco, R (1, 6) OBP: 0.337, SLG: 0.408			0-1 1B		1-2 1B			0-1 G6-3		3	2	2	0	0	0	0											
Inning Stats	R: 0 E: 0 K: 1 S: 11	H: 2 LOB: 1 BB: 0 P: 15	R: 0 E: 0 K: 1 S: 14	H: 0 LOB: 0 BB: 0 P: 20	R: 1 E: 0 K: 0 S: 12	H: 3 LOB: 2 BB: 0 P: 18	R: 0 E: 0 K: 3 S: 11	H: 0 LOB: 0 BB: 0 P: 16	R: 1 E: 0 K: 0 S: 10	H: 2 LOB: 0 BB: 0 P: 14	R: 0 E: 0 K: 0 S: 6	H: 0 LOB: 0 BB: 1 P: 11	R: 0 E: 0 K: 0 S: 3	H: 1 LOB: 0 BB: 0 P: 4	R: 0 E: 0 K: 1 S: 8	H: 0 LOB: 1 BB: 0 P: 11	R: 0 E: 0 K: 0 S: 5	H: 1 LOB: 0 BB: 0 P: 10	1B: 9 2B: 2 3B: 0 HR: 0	SF: 1 SAC: 0 DP: 5 HBP: 1	WP: 1 PB: 0 SB: 0 CS: 0	PA: 33					
PITCHER	IP	WLS	BF	H	R	ER	SO	BB	IBB	HBP	BLK	WP	HR	S	P	ERA	WHIP										
Brad Radke, R (1, 1) ERA: 4.06	8.0	W	30	8	2	2	6	1	0	1	0	1	0	75	109	2.25	1.125										
LaTroy Hawkins, R (9, 1) ERA: 3.81	1.0	S	3	1	0	0	0	0	0	0	0	0	0	5	10	0.00	1.000										

AB 30
R 2
H 9
RBI 2
BB 1
SO 6
LOB 13



Batter	1	2	3	4	5	6	7	8	9	AB	R	H	RBI	BB	SO	LOB	BOTTOM										
Cristian Guzman, S (1, 6) OBP: 0.319, SLG: 0.419	0-3 K		1-0 F8		1-1 E5 G4-3 1B			0-1 1B		4	2	2	0	0	1	0	St. Louis Cardinals @ Minnesota Twins Hubert H. Humphrey Metrodome, Minneapolis, MN Tue Jul 18 2000, 8:05 PM EDT Att: 18,115 - Dome - 72 F										
Jay Canizaro, R (1, 4) OBP: 0.353, SLG: 0.446	3-2 F9		0-0 F4		3-2 G4-3			4-0 1B BB		3	0	0	1	1	0	0											
Matt Lawton, L (1, 7) OBP: 0.441, SLG: 0.490	0-1 F8		4-1 G5-4-3 BB		0-0 G4-3			0-1 CS 1B		3	0	2	1	1	0	0											
Ron Coomer, R (1, 3) OBP: 0.326, SLG: 0.435		0-0 F9		2-0 G5-4-3		3-2 F9		1-0 G6-3		4	0	0	0	0	0	4											
David Ortiz, L (1, 10) OBP: 0.366, SLG: 0.442		1-0 BB 1B		1-0 F7		1-0 L3 2B				3	0	2	0	0	0	0											
Corey Koskie, L (1, 5) OBP: 0.406, SLG: 0.466		4-1 BB 1B		4-1 G4-6-3 BB		4-0 L3 BB		1-3 2-H 1B		0	0	0	0	3	0	0											
Jacque Jones, L (1, 8) OBP: 0.319, SLG: 0.497		1-3 K		1-2 G4-6-3		3-1 L3		1-2 2-3		3	0	0	0	0	1	5											
Denny Hocking, S (1, 9) OBP: 0.355, SLG: 0.407		0-0 G4-3		2-3 K		0-1 F7				3	0	0	0	0	1	2											
Chad Moeller, R (1, 2) OBP: 0.259, SLG: 0.216			0-3 K		3-2 1B E			3-1 G4-3		2	1	1	0	0	1	0											
Midre Cummings, L (8, PH) OBP: 0.357, SLG: 0.448										1	0	0	0	0	0	0											
Marcus Jensen, S (9, 2) OBP: 0.321, SLG: 0.338										0	0	0	0	0	0	0											
Inning Stats	R: 0 E: 0 K: 1 S: 9	H: 0 LOB: 0 BB: 0 P: 12	R: 0 E: 0 K: 1 S: 7	H: 1 LOB: 2 BB: 1 P: 13	R: 0 E: 0 K: 1 S: 5	H: 0 LOB: 0 BB: 0 P: 6	R: 0 E: 0 K: 0 S: 3	H: 0 LOB: 0 BB: 1 P: 10	R: 0 E: 0 K: 0 S: 7	H: 0 LOB: 0 BB: 1 P: 14	R: 2 E: 1 K: 0 S: 13	H: 3 LOB: 0 BB: 0 P: 23	R: 0 E: 0 K: 0 S: 3	H: 1 LOB: 0 BB: 1 P: 11	R: 1 E: 0 K: 0 S: 9	H: 2 LOB: 2 BB: 1 P: 17	R: 0 E: 0 K: 0 S: 5	H: 0 LOB: 0 BB: 0 P: 10	1B: 5 2B: 3 3B: 0 HR: 0	SF: 0 SAC: 0 DP: 3 HBP: 0	WP: 0 PB: 0 SB: 0 CS: 1	PA: 31					
PITCHER	IP	WLS	BF	H	R	ER	SO	BB	IBB	HBP	BLK	WP	HR	S	P	ERA	WHIP										
Andy Benes, R (1, 1) ERA: 4.22	8.0	L	31	7	3	2	4	5	0	0	0	0	0	56	106	2.25	1.500										

AB 26
R 3
H 7
RBI 2
BB 5
SO 4
LOB 11



Batter	1	2	3	4	5	6	7	8	9	AB	R	H	RBI	BB	SO	LOB	TOP					
Fernando Vina, L (1,4) OBP: 0.389, SLG: 0.405	0-1 F9		2-1 F7		2-3 K		1-1 L5			4	0	0	0	0	1	1						
Edgar Renteria, R (1,6) OBP: 0.336, SLG: 0.420	4-0 FC4-6 BB		1-1 P6			1-0 15 1B		1-2 F9		3	1	1	0	1	0	0						
15 Jim Edmonds, L (1,8) OBP: 0.441, SLG: 0.640	0-0 FC4-6 1-2			1-2 F7		0-0 1B 1-2 2B		0-1 F7		4	1	1	0	0	0	1						
Fernando Tatis, R (1,5) OBP: 0.471, SLG: 0.748	2-2 P3			2-2 G6-3		0-0 1B 1-2 2B G6-3		3-2 P6		4	1	1	1	0	0	1						
Ray Lankford, L (1,7) OBP: 0.361, SLG: 0.502		3-1 F7		4-2 FC6-4 BB		3-2 2B		3-2 F7		3	0	1	1	1	0	0						
Craig Parquette, R (1,9) OBP: 0.305, SLG: 0.444		2-3 K		1-2 FC6-4		0-1 G6-3			3-2 F8	3	0	0	1	0	1	2						
Pacido Polanco, R (9, PH) OBP: 0.335, SLG: 0.406				1-2 FC6-4						1	0	0	0	0	0	0						
Eduardo Perez, R (1,3) OBP: 0.423, SLG: 0.583		1-0 2B			2-3 K		0-0 F8		1-1 F8	4	0	1	0	0	1	1						
Mike Matheny, R (1,2) OBP: 0.299, SLG: 0.332		0-0 G6-3			1-2 SH3		3-3 K		2-3 K	3	0	1	0	0	1	2						
Shawon Dunston, R (9, PH) OBP: 0.293, SLG: 0.523										1	0	0	0	0	1	0						
Garrett Stephenson, R (1,1) OBP: 0.114, SLG: 0.031				3-2 G6-3						1	0	0	0	0	0	0						
Chris Richard, L (7, PH) OBP: 0.403, SLG: 1.000										0	0	0	0	0	0	0						
Eric Davis, R (7, PH) OBP: 0.412, SLG: 0.494										1	0	0	0	0	0	0						
Matt Morris, R (7,1)										0	0	0	0	0	0	0						
Inning Stats	R: 0 E: 0 K: 0 S: 6	H: 0 LOB: 1 BB: 1 P: 12	R: 0 E: 0 K: 1 S: 10	H: 1 LOB: 1 BB: 0 P: 16	R: 0 E: 0 K: 0 S: 7	H: 0 LOB: 0 BB: 0 P: 13	R: 0 E: 0 K: 0 S: 12	H: 0 LOB: 1 BB: 1 P: 20	R: 0 E: 0 K: 2 S: 11	H: 1 LOB: 1 BB: 0 P: 16	R: 3 E: 0 K: 1 S: 13	H: 4 LOB: 1 BB: 0 P: 20	R: 0 E: 0 K: 0 S: 6	H: 0 LOB: 0 BB: 0 P: 9	R: 0 E: 0 K: 0 S: 8	H: 0 LOB: 0 BB: 0 P: 14	R: 0 E: 0 K: 1 S: 8	H: 0 LOB: 0 BB: 0 P: 14	1B: 4 2B: 2 3B: 0 HR: 0	SF: 0 SAC: 1 DP: 0 HBP: 0	WP: 0 PB: 0 SB: 0 CS: 0	PA: 35
PITCHER	IP WLS BF H R ER SO BB IBB HBP BLK WP HR S P ERA WHIP																					
Armando Reynoso, R (1,1) ERA: 5.34	5.0 W 23 6 3 3 3 2 0 0 0 0 0 0 53 88 5.40 1.600																					
Russ Springer, R (6,1) ERA: 5.91	1.0 H 3 0 0 0 1 0 0 0 0 0 0 0 6 9 0.00 0.000																					
Greg Swindell, L (7,1) ERA: 2.23	2.0 H 6 0 0 0 0 0 0 0 0 0 0 0 14 23 0.00 0.000																					
Matt Mantei, R (9,1) ERA: 7.13	1.0 S 3 0 0 0 1 0 0 0 0 0 0 0 8 14 0.00 0.000																					

St. Louis Cardinals @ Arizona Diamondbacks
Bank One Ballpark, Phoenix, AZ
Wed Jul 19 2000, 10:05 PM EDT
Att: 37,119 - Dome - 72 F

AB 32
R 3
H 6
RBI 3
BB 2
SO 5
LOB 8

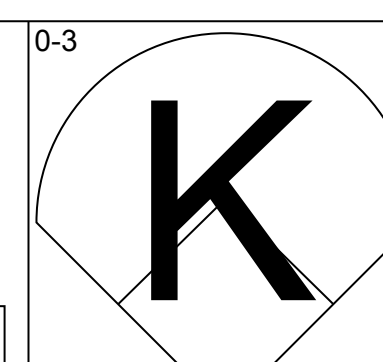
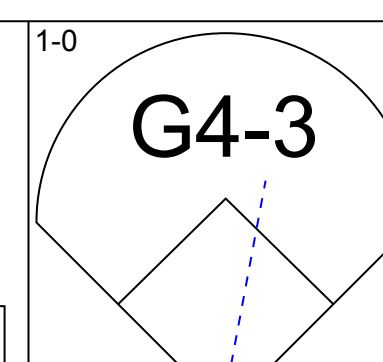
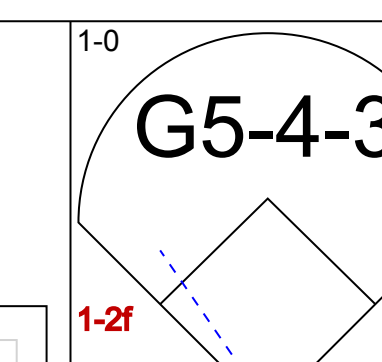
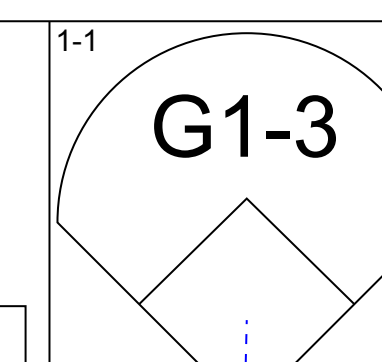
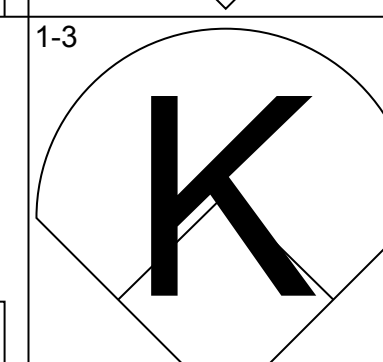
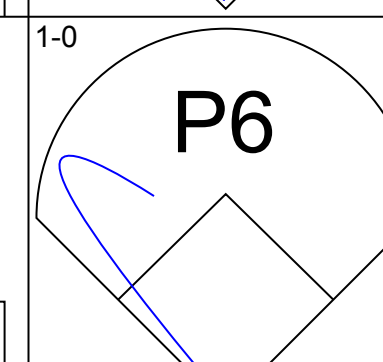
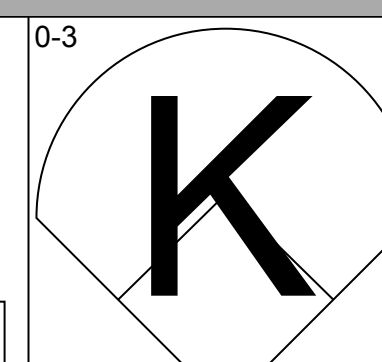
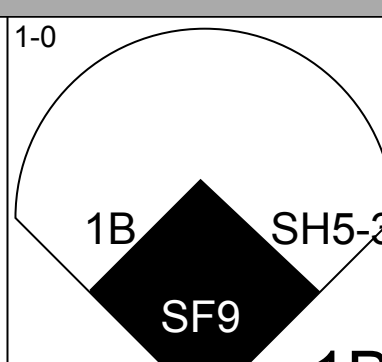
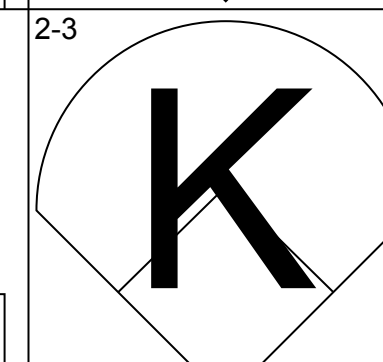
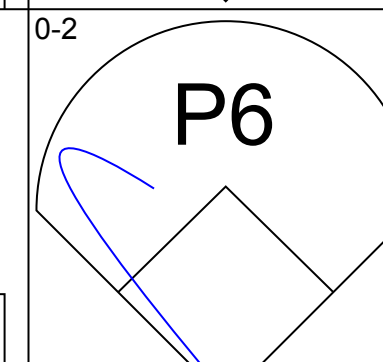
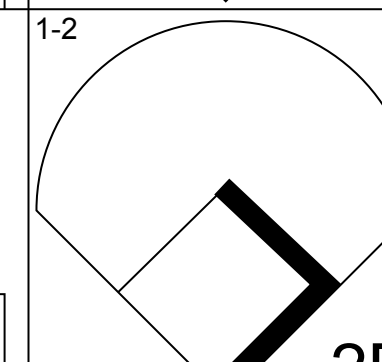
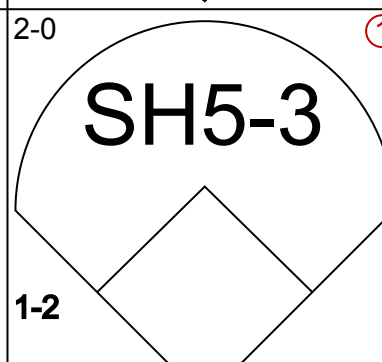
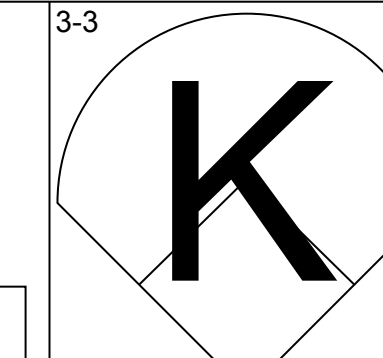
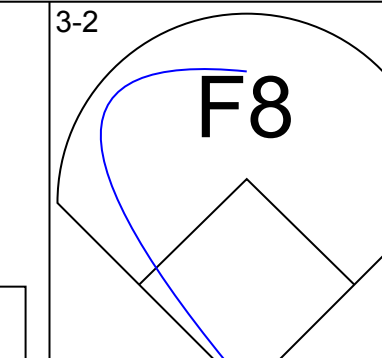
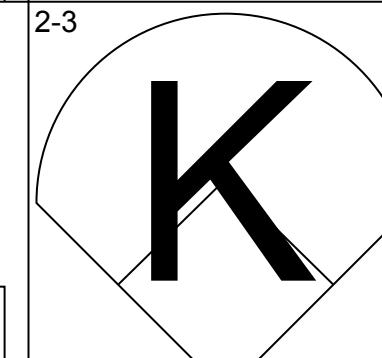
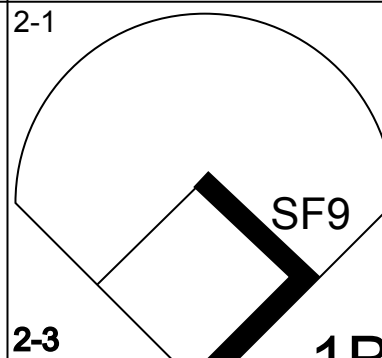
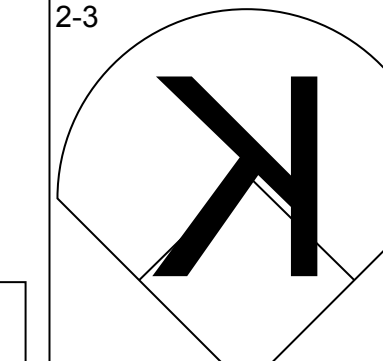
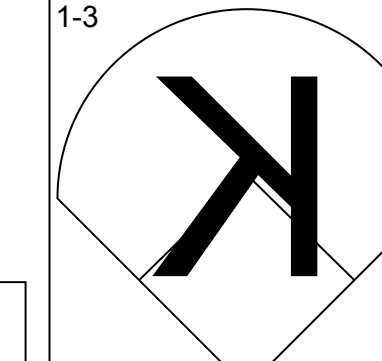
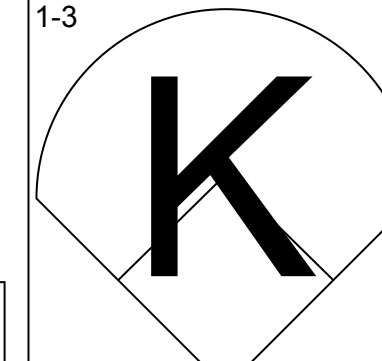
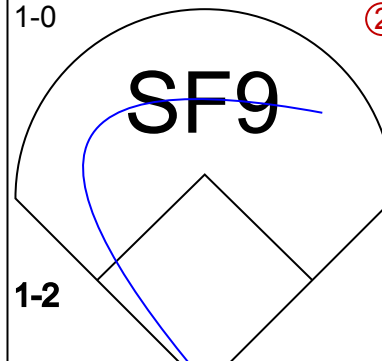
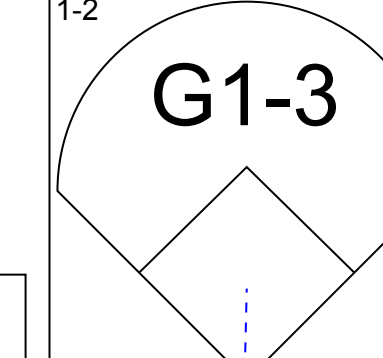
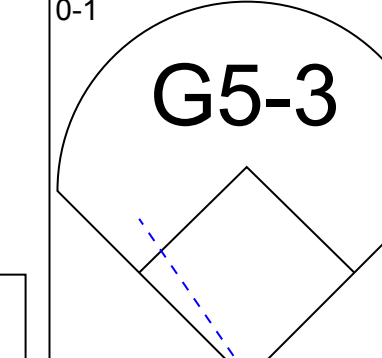
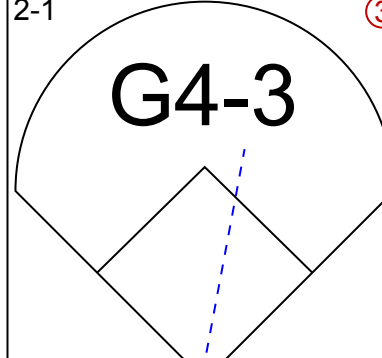
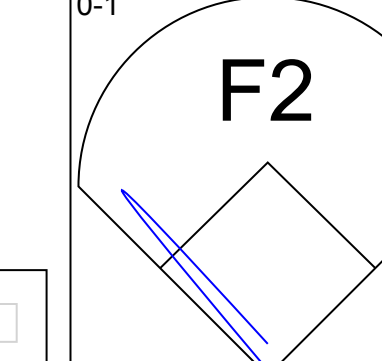
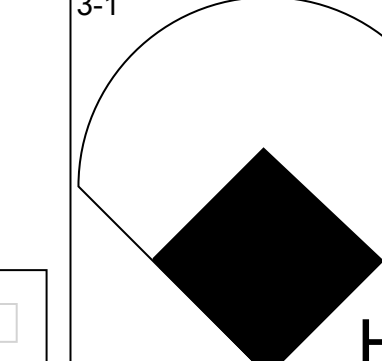
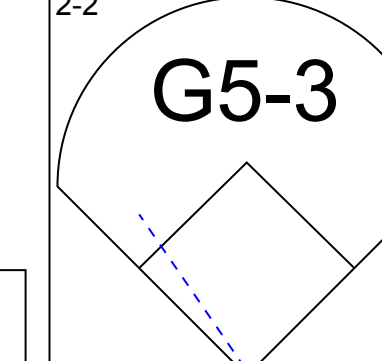
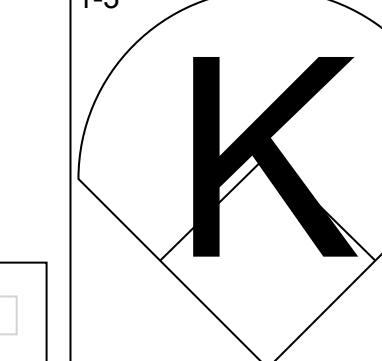
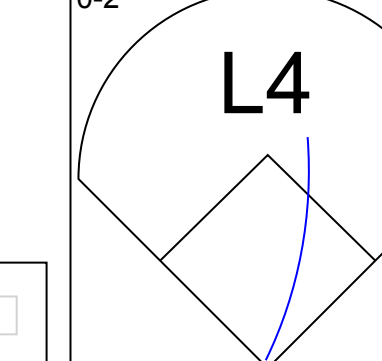
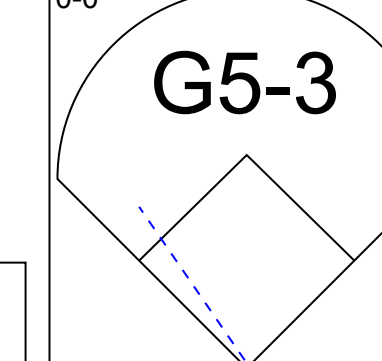
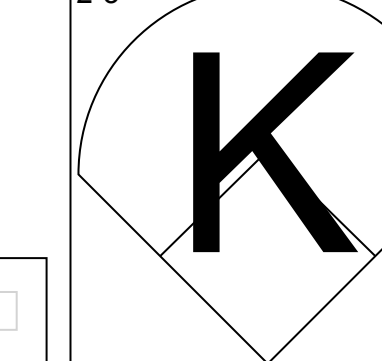
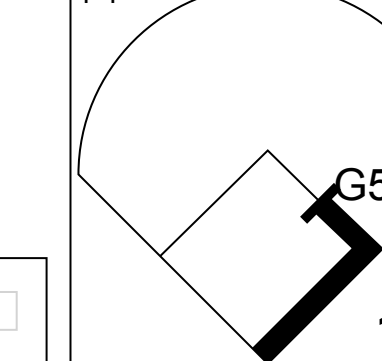
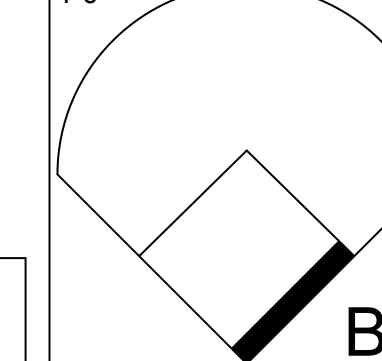


Batter	1	2	3	4	5	6	7	8	9	AB	R	H	RBI	BB	SO	LOB	BOTTOM			
Tony Womack, L (1,6) OBP: 0.305, SLG: 0.395	1-1 SH5-4 SF7 2B		0-1 L3	1-1 P3			1-0 1B			4	1	2	0	0	0	1				
Jay Bell, R (1,4) OBP: 0.350, SLG: 0.435	0-0 SH5-4		1-2 G6-3		2-0 F9		0-2 L4-6			3	0	0	0	0	0	2				
Luis Gonzalez, L (1,7) OBP: 0.398, SLG: 0.533	1-2 SF7		1-0 G1-3		0-0 G4-3		1-3 K			3	0	0	1	0	1	1				
Matt Williams, R (1,5) OBP: 0.326, SLG: 0.421	3-H F9			0-1 2B 1B		1-0 L4		2-1 P6		4	1	1	0	0	0	0				
Steve Finley, L (1,8) OBP: 0.377, SLG: 0.599		2-2 G4-3		0-0 2B 2B		3-3 K		3-2 G4-3		4	1	1	0	0	1	0				
Erubiel Durazo, L (1,3) OBP: 0.385, SLG: 0.471		0-2 2B		3-1 E 2B		0-0 G6-3		1-1 F9		4	1	2	2	0	0	0				
39 Alex Cabrera, R (1,9) OBP: 0.423, SLG: 0.826		0-3 K		0-1 G1-3		1-0 1B				3	0	1	0	0	1	2				
Greg Swindell, L (7,1) ERA: 4.48										0	0	0	0	0	0	0				
Matt Mantei, R (9,1) ERA: 3.0										0	0	0	0	0	0	0				
Damian Miller, R (1,2) OBP: 0.368, SLG: 0.508		4-1 BB		0-1 E6 1B		1-1 G1-3				2	0	1	0	1	0	1				
Armando Reynoso, R (1,1) OBP: 0.129, SLG: 0.069										2	0	0	0	0	2	3				
Russ Springer, R (6,1) OBP: 0.250, SLG: 0.250										0	0	0	0	0	0	0				
Danny Bautista, R (7,9) OBP: 0.273, SLG: 0.413										1	0	1	0	0	0	0				
Inning Stats	R: 1 E: 0 K: 0 S: 11	H: 1 LOB: 0 BB: 0 P: 16	R: 0 E: 0 K: 2 S: 13	H: 1 LOB: 2 BB: 1 P: 21	R: 0 E: 0 K: 0 S: 7	H: 0 LOB: 0 BB: 0 P: 9	R: 3 E: 1 K: 1 S: 15	H: 4 LOB: 1 BB: 0 P: 22	R: 0 E: 0 K: 0 S: 3	H: 0 LOB: 0 BB: 0 P: 6	R: 0 E: 0 K: 1 S: 9	H: 1 LOB: 1 BB: 0 P: 14	R: 0 E: 0 K: 1 S: 10	H: 2 LOB: 1 BB: 0 P: 12	R: 0 E: 0 K: 0 S: 7	H: 0 LOB: 0 BB: 0 P: 13	1B: 5 2B: 5 3B: 0 HR: 0	SF: 1 SAC: 1 DP: 1 HBP: 0	WP: 0 PB: 0 SB: 0 CS: 0	PA: 33
PITCHER	IP WLS BF H R ER SO BB IBB HBP BLK WP HR S P ERA WHIP																			
Garrett Stephenson, R (1,1) ERA: 4.48	6.0 L 26 7 4 3 4 1 0 0 0 0 0 0 58 88 4.50 1.333																			
Matt Morris, R (7,1) ERA: 3.0	2.0 7 2 0 0 1 0 0 0 0 0 0 0 17 25 0.00 1.000																			

St. Louis Cardinals @ Arizona Diamondbacks
Bank One Ballpark, Phoenix, AZ
Wed Jul 19 2000, 10:05 PM EDT
Att: 37,119 - Dome - 72 F

AB 30
R 4
H 9
RBI 3
BB 1
SO 5
LOB 10

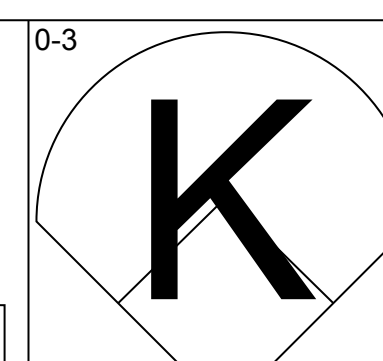
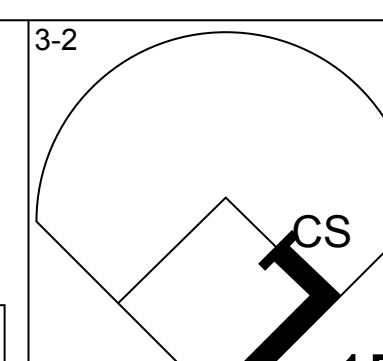
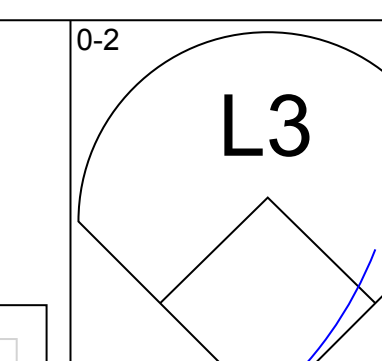
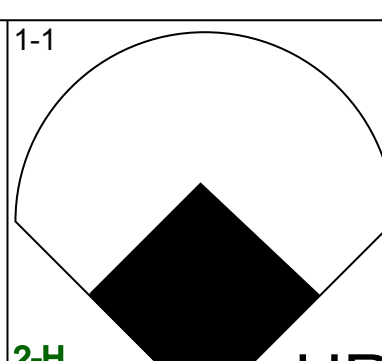
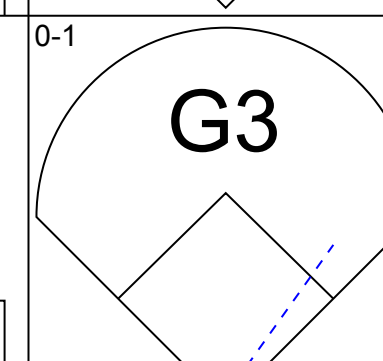
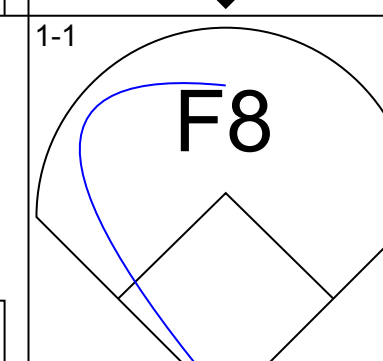
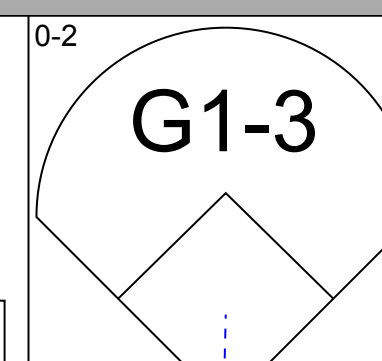
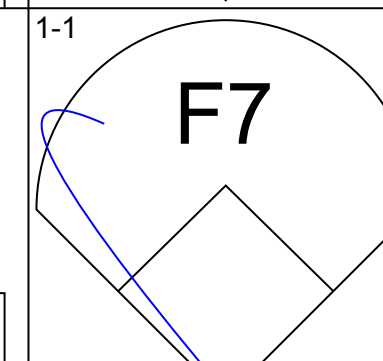
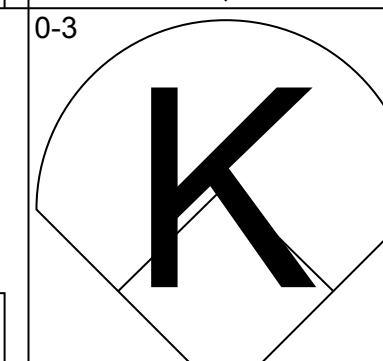
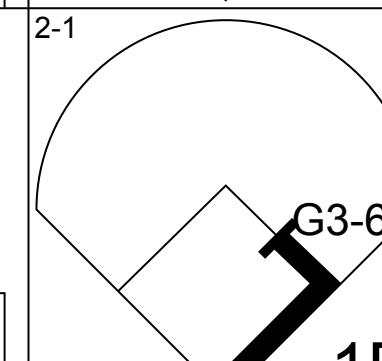
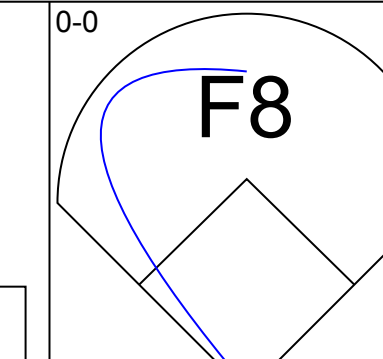
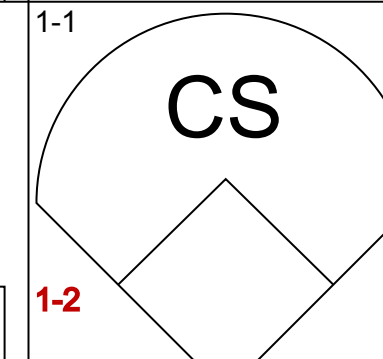
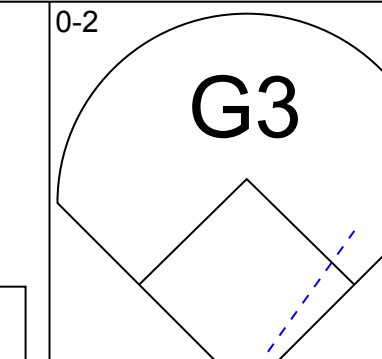
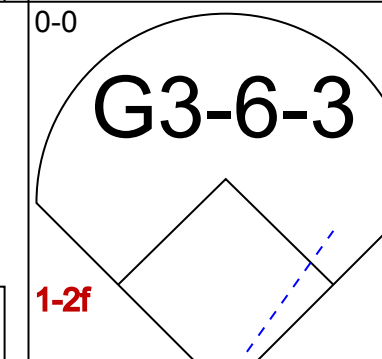
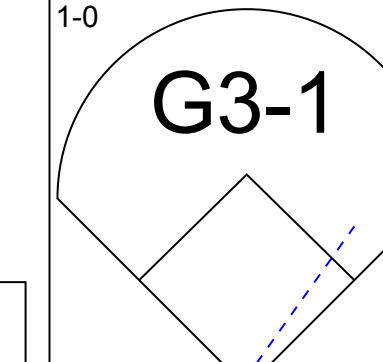
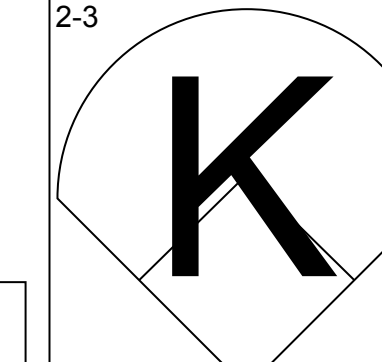
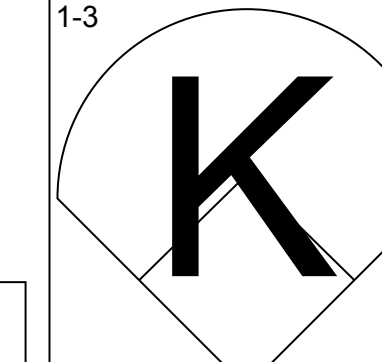
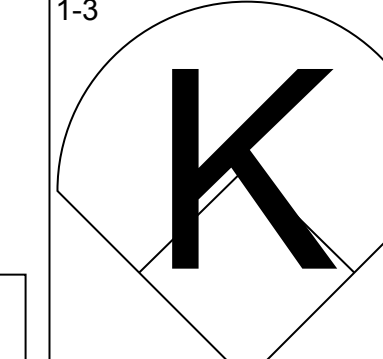
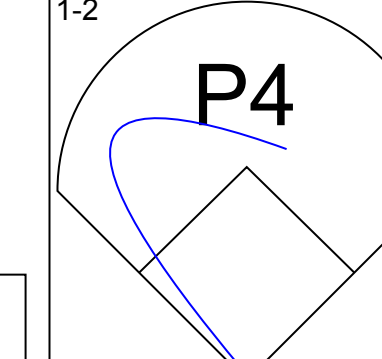
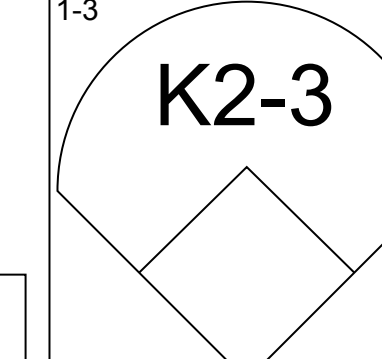
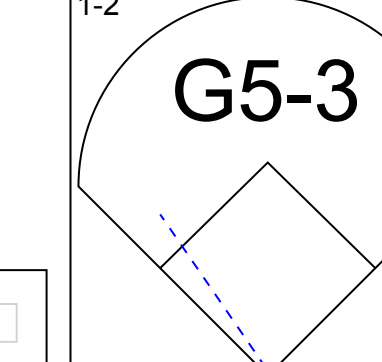
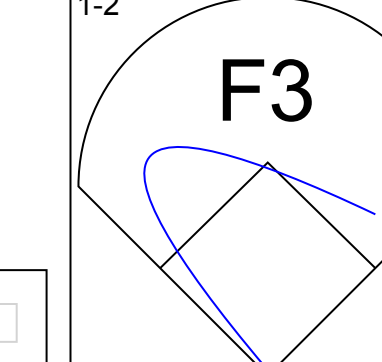
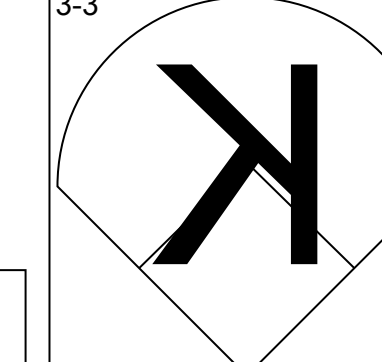
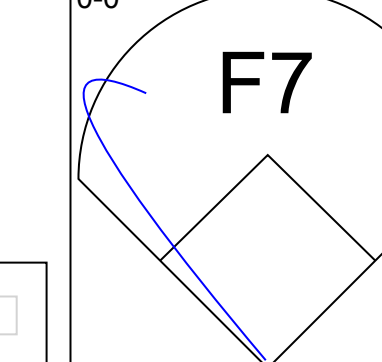
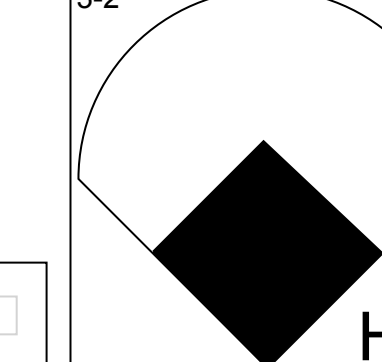
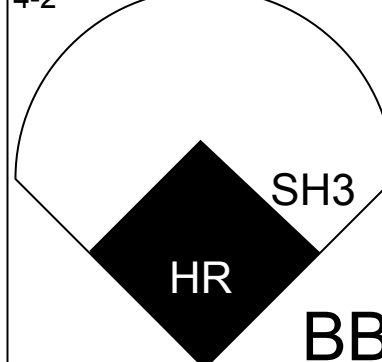
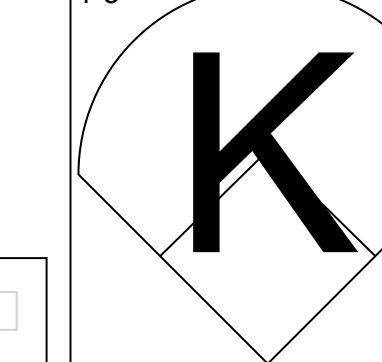
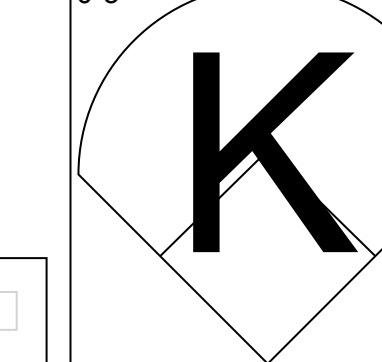
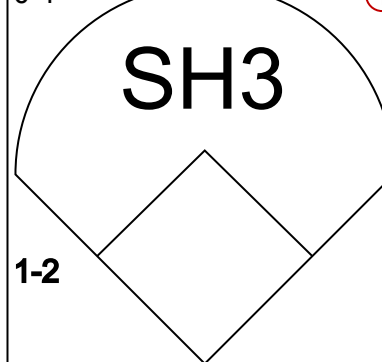


Batter	1	2	3	4	5	6	7	8	9	AB	R	H	RBI	BB	SO	LOB	TOP					
Placido Polanco, R OBP: 0.328, SLG: 0.397										4	0	0	0	0	1	3						
Edgar Renteria, R OBP: 0.335, SLG: 0.418										4	1	1	0	0	2	0						
Shawon Dunston, R OBP: 0.294, SLG: 0.526 Ray Lankford, L OBP: 0.361, SLG: 0.502										3	0	1	0	0	1	0						
Fernando Tatis, R OBP: 0.466, SLG: 0.733										4	0	1	0	0	2	1						
Eric Davis, R OBP: 0.404, SLG: 0.486 Dave Veres, R (9, 1)										3	0	0	1	0	3	1						
Craig Panuette, R OBP: 0.308, SLG: 0.444 (9, 9)										4	0	1	0	0	0	1						
Eduardo Perez, R OBP: 0.414, SLG: 0.667										3	1	1	1	0	0	1						
Mike Matheny, R OBP: 0.296, SLG: 0.328										3	0	0	0	0	1	1						
Darryl Kile, R OBP: 0.191, SLG: 0.159 15 Jim Edmonds, L OBP: 0.441, SLG: 0.640										2	0	1	0	1	1	0						
Inning Stats	R: 0 H: 0 E: 0 K: 3 S: 10	H: 0 LOB: 0 BB: 0 P: 13	R: 0 H: 0 E: 0 K: 2 S: 13	H: 0 LOB: 0 BB: 0 P: 19	R: 0 H: 0 E: 0 K: 2 S: 8	H: 0 LOB: 0 BB: 0 P: 11	R: 0 H: 0 E: 0 K: 0 S: 6	H: 0 LOB: 0 BB: 0 P: 8	R: 0 H: 0 E: 0 K: 1 S: 9	H: 0 LOB: 0 BB: 0 P: 13	R: 1 H: 2 E: 0 K: 0 S: 8	H: 2 LOB: 0 BB: 0 P: 13	R: 0 H: 1 E: 0 K: 3 S: 12	H: 1 LOB: 1 BB: 0 P: 16	R: 0 H: 1 E: 0 K: 0 S: 9	H: 1 LOB: 2 BB: 1 P: 16	R: 1 H: 2 E: 0 K: 0 S: 7	H: 2 LOB: 1 BB: 0 P: 15	1B: 3 2B: 2 3B: 0 HR: 1	SF: 1 SAC: 1 DP: 1 HBP: 0	WP: 0 PB: 0 SB: 0 CS: 0	PA: 33
PITCHER Randy Johnson, L ERA: 2.01	IP: 9.0 WLS: W BF: 33 H: 6 R: 2 ER: 2 SO: 11 BB: 1 IBB: 0 HBP: 0 BLK: 0 WP: 0 HR: 1 S: 82 P: 124 ERA: 2.00 WHIP: 0.778															PITCHER	IP: 9.0 WLS: W BF: 33 H: 6 R: 2 ER: 2 SO: 11 BB: 1 IBB: 0 HBP: 0 BLK: 0 WP: 0 HR: 1 S: 82 P: 124 ERA: 2.00 WHIP: 0.778					

St. Louis Cardinals @ Arizona Diamondbacks
Bank One Ballpark, Phoenix, AZ
Thu Jul 20 2000, 4:35 PM EDT
Att: 40,937 - Dome - 72 F

AB	30
R	2
H	6
RBI	2
BB	1
SO	11
LOB	8



Batter	1	2	3	4	5	6	7	8	9	AB	R	H	RBI	BB	SO	LOB	BOTTOM					
Tony Womack, L OBP: 0.307, SLG: 0.404										4	1	2	2	0	1	0						
Craig Counsell, L OBP: 0.377, SLG: 0.418										3	0	0	0	0	0	1						
Luis Gonzalez, L OBP: 0.398, SLG: 0.532										3	0	1	0	0	1	1						
Steve Finley, L OBP: 0.374, SLG: 0.594										3	0	0	0	0	0	1						
Erubiel Durazo, L OBP: 0.389, SLG: 0.463										3	0	0	0	0	2	0						
39 Alex Cabrera, R OBP: 0.379, SLG: 0.731 Danny Bautista, R OBP: 0.273, SLG: 0.413										3	0	0	0	0	2	0						
Kelly Stinnett, R OBP: 0.297, SLG: 0.423										3	0	0	0	0	1	0						
Hanley Frias, S OBP: 0.302, SLG: 0.316										2	2	1	1	1	0	0						
Randy Johnson, R OBP: 0.214, SLG: 0.236 Jay Bell, R OBP: 0.350, SLG: 0.435										2	0	0	0	0	2	0						
Inning Stats	R: 0 H: 0 E: 0 K: 1 S: 7	H: 0 LOB: 0 BB: 0 P: 8	R: 0 H: 0 E: 0 K: 1 S: 5	H: 0 LOB: 0 BB: 0 P: 7	R: 0 H: 0 E: 0 K: 1 S: 7	H: 0 LOB: 0 BB: 0 P: 9	R: 0 H: 1 E: 0 K: 1 S: 9	H: 1 LOB: 0 BB: 0 P: 14	R: 0 H: 0 E: 0 K: 1 S: 9	H: 0 LOB: 0 BB: 0 P: 12	R: 1 H: 1 E: 0 K: 0 S: 13	H: 1 LOB: 0 BB: 0 P: 17	R: 0 H: 1 E: 0 K: 0 S: 6	H: 1 LOB: 0 BB: 0 P: 8	R: 0 H: 0 E: 0 K: 3 S: 10	H: 0 LOB: 0 BB: 0 P: 15	R: 2 H: 1 E: 0 K: 0 S: 6	H: 1 LOB: 0 BB: 1 P: 11	1B: 2 2B: 0 3B: 0 HR: 2	SF: 0 SAC: 1 DP: 1 HBP: 0	WP: 0 PB: 0 SB: 0 CS: 1	PA: 29
PITCHER Darryl Kile, R ERA: 4.56 Dave Veres, R ERA: 3.33	IP: 8.0 WLS: L BF: 25 H: 3 R: 1 ER: 1 SO: 9 BB: 0 IBB: 0 HBP: 0 BLK: 0 WP: 0 HR: 1 S: 66 P: 111 ERA: 54.00 WHIP: 6.000															PITCHER	IP: 8.0 WLS: L BF: 25 H: 3 R: 1 ER: 1 SO: 9 BB: 0 IBB: 0 HBP: 0 BLK: 0 WP: 0 HR: 1 S: 66 P: 111 ERA: 54.00 WHIP: 6.000					

St. Louis Cardinals @ Arizona Diamondbacks
Bank One Ballpark, Phoenix, AZ
Thu Jul 20 2000, 4:35 PM EDT
Att: 40,937 - Dome - 72 F

AB	26
R	3
H	4
RBI	3
BB	1
SO	9
LOB	3



Batter	1	2	3	4	5	6	7	8	9	AB	R	H	RBI	BB	SO	LOB	TOP							
Fernando Vina, L OBP: 0.392, SLG: 0.413	3-2 SH2-4 15 SF7 2B		2-0 G1-3			3-2 G4-3		1-0 G3 1B		4	1	2	0	0	0	0								
Edgar Renteria, R OBP: 0.339, SLG: 0.425	0-1 SH2-4		3-2 G6-3			4-1 15 HR BB		0-0 G3		1	1	0	0	1	0	0								
Heathcliff Slocumb, R (7, 1)								1-2 G3		0	0	0	0	0	0	0								
Rick Wilkins, L OBP: 0.500, SLG: 0.400								1-2 3-H 2-1 F8		1	0	0	1	0	0	1								
Dave Veres, R (8, 1)										0	0	0	0	0	0	0								
15 Jim Edmonds, L OBP: 0.437, SLG: 0.643	2-0 SF7			3-3 K		2-0 1-H HR				3	1	1	3	0	1	1								
Thomas Howard, S OBP: 0.228, SLG: 0.370	3-3 K			1-3 K		3-3 K				4	0	0	0	0	3	0								
Fernando Tatis, R OBP: 0.452, SLG: 0.703		2-2 P6		0-3 K				1-2 G3 2B 1B		2	0	0	0	0	1	0								
Mike James, R (5, 1)										0	0	0	0	0	0	0								
Placido Polanco, R OBP: 0.333, SLG: 0.466										2	1	1	0	0	0	0								
Chris Richard, L OBP: 0.287, SLG: 0.385		2-2 L9				0-2 G5-3		1-0 F7		4	0	0	0	0	0	1								
Eduardo Perez, R OBP: 0.421, SLG: 0.706		4-2 BB				1-3 K		2-3 K		3	0	1	1	1	2	0								
Mike Matheny, R OBP: 0.298, SLG: 0.329		0-0 G3				3-2 G5-3		1-1 1B G3 WP 1B		4	1	1	0	0	1	2								
Pat Hentgen, R OBP: 0.286, SLG: 0.242																								
Mark Thompson, R (4, 1)																								
Craig Paquette, R OBP: 0.305, SLG: 0.439				1-1 G4-3				1-2 K		1	0	0	0	0	0	0								
Inning Stats	R: 1 E: 0 K: 1 S: 12	H: 1 LOB: 0 BB: 0 P: 20	R: 0 E: 0 K: 0 S: 12	H: 0 LOB: 1 BB: 1 P: 20	R: 0 E: 0 K: 0 S: 6	H: 0 LOB: 0 BB: 0 P: 12	R: 0 E: 0 K: 3 S: 11	H: 0 LOB: 0 BB: 0 P: 15	R: 0 E: 0 K: 1 S: 10	H: 0 LOB: 0 BB: 0 P: 14	R: 2 E: 0 K: 2 S: 12	H: 1 LOB: 0 BB: 1 P: 25	R: 0 E: 0 K: 1 S: 5	H: 0 LOB: 0 BB: 0 P: 8	R: 1 E: 0 K: 1 S: 9	H: 2 LOB: 1 BB: 0 P: 16	R: 1 E: 0 K: 1 S: 13	H: 2 LOB: 1 BB: 0 P: 17	1B: 3 2B: 2 3B: 0 HR: 1	SF: 1 SAC: 1 DP: 0 HBP: 0	WP: 1 PB: 0 SB: 0 CS: 0	PA: 35		
PITCHER	IP	WLS	BF	H	R	ER	SO	BB	IBB	HBP	BLK	WP	HR	S	P	ERA	WHIP					ERA	WHIP	
Wade Miller, R ERA: 6.55	(1, 1)	8.0	W	30	4	4	4	9	2	0	0	0	1	1	77	130	4.50	0.750						
Marc Valdes, R ERA: 3.42	(9, 1)	1.0		5	2	1	1	1	0	0	0	0	0	0	13	17	9.00	2.000						

St. Louis Cardinals @ Houston Astros
Enron Field, Houston, TX
Sat Jul 22 2000, 1:15 PM EDT
Att: 42,588 - Dome - 72 F

AB	31
R	5
H	6
RBI	5
BB	2
SO	10
LOB	6



Batter	1	2	3	4	5	6	7	8	9	AB	R	H	RBI	BB	SO	LOB	BOTTOM							
Julio Lugo, R OBP: 0.325, SLG: 0.340	1-0 5 1B		2-2 L8	2-2 E2 1B			0-2 G5-3			5	1	2	1	0	0	3								
Craig Biggio, R OBP: 0.388, SLG: 0.375	1-0 G3			2-3 3-H 1B						5	1	1	0	0	0	3								
Bill Spiers, L OBP: 0.401, SLG: 0.403	1-2 5 2B G6-3 1B	2-2 G5-3	1-0 F9	2-1 G4-3			0-0 G6-3			0	0	0	0	0	0	0								
5 Jeff Bagwell, R OBP: 0.413, SLG: 0.567	2-2 F9 HR 2B	1-2 HR		1-0 BB HBP 1B	4-2 1B HBP		2-1 G6-3			4	3	3	2	0	0	0								
Richard Hidalgo, R OBP: 0.373, SLG: 0.601	0-0 G6-3	0-0 G3		0-1 HBP BB 1B	2-1 P4			2-3 K		5	1	1	1	0	1	2								
Moises Alou, R OBP: 0.425, SLG: 0.619	0-0 F9	4-0 1B		4-2 1B HBP BB	3-1 G4-3 1B			2-2 HBP 1B		3	0	2	0	2	0	1								
Mitch Meluskey, S OBP: 0.397, SLG: 0.518	1-0 HR	3-2 1B		2-0 1B HBP 2B	3-2 G4-3 1B			4-2 HBP 1B		3	2	2	3	0	0	2								
Daryle Ward, L OBP: 0.276, SLG: 0.489	1-2 HR	1-1 F8		1-2 2B HBP E 1B			3-3 K			5	2	2	1	0	2	4								
Marc Valdes, R (9, 1)	1-2 1B 2B			1-2 2H 3-H 2-0 1B				1-3 K		0	0	0	0	0	0	0								
Chris Truby, R OBP: 0.280, SLG: 0.367	3-2 1B		1-1 SH1-4 1B	1-2 E 2B			1-2 P3			5	0	3	2	0	0	2								
Wade Miller, R OBP: 0.200, SLG: 0.200	0-0 1B		0-2 SH1-4 1B	1-3 K			2-3 K			3	0	1	0	0	2	2								
Glen Barker, S OBP: 0.279, SLG: 0.289	1-2 1B									0	0	0	0	0	0	0								
Inning Stats	R: 5 E: 0 K: 0 S: 20	H: 7 LOB: 2 BB: 0 P: 30	R: 1 E: 0 K: 0 S: 13	H: 2 LOB: 2 BB: 1 P: 24	R: 0 E: 0 K: 0 S: 9	H: 1 LOB: 1 BB: 0 P: 13	R: 4 E: 1 K: 1 S: 18	H: 5 LOB: 2 BB: 1 P: 33	R: 0 E: 0 K: 0 S: 11	H: 1 LOB: 1 BB: 0 P: 23	R: 0 E: 0 K: 2 S: 11	H: 0 LOB: 0 BB: 0 P: 17	R: 0 E: 0 K: 0 S: 6	H: 0 LOB: 0 BB: 0 P: 8	R: 0 E: 0 K: 2 S: 17	H: 1 LOB: 2 BB: 0 P: 27	1B: 12 2B: 3 3B: 0 HR: 2	SF: 0 SAC: 1 DP: 1 HBP: 3	WP: 0 PB: 0 SB: 0 CS: 0	PA: 44				
PITCHER	IP	WLS	BF	H	R	ER	SO	BB	IBB	HBP	BLK	WP	HR	S	P	ERA	WHIP					ERA	WHIP	
Pat Hentgen, R ERA: 5.38	(1, 1)	3.0	L	20	10	6	6	0	1	0	0	0	0	0	42	67	18.00	3.667						
Mark Thompson, R ERA: 5.25	(4, 1)	1.1		11	5	4	4	1	1	0	2	0	0	0	22	43	27.00	4.500						
Mike James, R ERA: 4.56	(5, 1)	1.2		5	1	0	0	2	0	0	0	0	0	0	18	30	0.00	0.600						
Heathcliff Slocumb, R ERA: 5.05	(7, 1)	1.0		3	0	0	0	0	0	0	0	0	0	6	8	0.00	0.000							
Dave Veres, R ERA: 3.26	(8, 1)	1.0		5	1	0	0	2	0	0	1	0	0	0	17	27	0.00	1.000						

St. Louis Cardinals @ Houston Astros
Enron Field, Houston, TX
Sat Jul 22 2000, 1:15 PM EDT
Att: 42,588 - Dome - 72 F

AB	38
R	10
H	17
RBI	10
BB	2
SO	5
LOB	19



Batter	1	2	3	4	5	6	7	8	9	AB	R	H	RBI	BB	SO	LOB	TOP					
Tony Womack, L (1, 6) OBP: 0.301, SLG: 0.393	0-3 K		0-0 P6			0-1 FC4-6 2B		2-2 E1 1B 2B	1-1 G5-3	5	1	1	0	0	1	3	Arizona Diamondbacks @ St. Louis Cardinals Busch Stadium, St. Louis, MO Wed Jul 26 2000, 7:10 PM CDT Att: 42,762 - Sunny - 88 F					
Hanley Frias, S (1, 4) OBP: 0.297, SLG: 0.309	2-3 K		2-0 F7			1-0 FC4-6 1B		0-3 K		4	0	1	0	0	2	3						
Luis Gonzalez, L (1, 7) OBP: 0.403, SLG: 0.539	2-0 HR			4-1 G4-6-3 BB		1-2 FC4-6 1-2 2-3		1-0 2B 1B		3	2	2	2	1	0	2						
Steve Finley, L (1, 8) OBP: 0.369, SLG: 0.584	2-2 G3-1			0-2 G4-6-3 1-2		1-0 G4-3		1-0 F7		4	0	0	0	0	0	5						
Matt Williams, R (1, 5)		2-2 L4		0-2 L9				0-0 G4-6-3 1B		4	0	2	2	0	0	0						
Erubiel Durazo, L (1, 3) OBP: 0.389, SLG: 0.469	2-3 K				3-2 F8			0-0 G4-6-3 1-2		4	0	0	0	0	1	2						
Damian Miller, R (1, 2) OBP: 0.367, SLG: 0.500	4-2 CS BB				1-2 F9			0-0 FC4-6 1B		3	0	2	0	1	0	0						
Danny Bautista, R (1, 9) OBP: 0.297, SLG: 0.429	2-2 CS 1-2		1-2 SH1-4 1B		0-0 G5-3			0-0 FC4-6 1-2		4	0	1	0	0	0	2						
Armando Reynoso, R (1, 1) ERA: 4.36			0-0 SH1-4			2-2 G4-3		1-1 E 1B 1B		0	0	0	0	0	0	0						
Craig Counsell, L (6, PH) ERA: 2.15										1	0	0	0	0	0	0						
Greg Swindell, L (6, 1) ERA: 2.93										0	0	0	0	0	0	0						
Byung-Hyun Kim, R (7, 1) ERA: 2.93										0	0	0	0	0	0	0						
Greg Colbrunn, R (8, PH) ERA: 3.91										1	1	1	0	0	0	0						
Dan Plesac, L (8, 1) ERA: 3.91										0	0	0	0	0	0	0						
Mike Morgan, R (8, 1) ERA: 4.3										1	0	0	0	0	0	1						
39 Alex Cabrera, R (9, PH) ERA: 4.3										0	0	0	0	0	0	0						
Inning Stats	R: 1 E: 0 K: 2 S: 11	H: 1 LOB: 0 BB: 0 P: 17	R: 0 E: 0 K: 1 S: 13	H: 0 LOB: 0 BB: 1 P: 23	R: 0 E: 0 K: 0 S: 7	H: 1 LOB: 1 BB: 0 P: 10	R: 0 E: 0 K: 0 S: 7	H: 0 LOB: 0 BB: 1 P: 11	R: 0 E: 0 K: 0 S: 8	H: 0 LOB: 0 BB: 0 P: 12	R: 0 E: 0 K: 0 S: 14	H: 2 LOB: 2 BB: 0 P: 19	R: 0 E: 0 K: 0 S: 4	H: 2 LOB: 1 BB: 0 P: 4	R: 3 E: 1 K: 1 S: 12	H: 3 LOB: 1 BB: 0 P: 17	R: 0 E: 0 K: 0 S: 12	H: 1 LOB: 1 BB: 0 P: 20	1B: 6 2B: 3 3B: 0 HR: 1	SF: 0 SAC: 1 DP: 2 HBP: 0	WP: 0 PB: 0 SB: 0 CS: 1	PA: 38
PITCHER	IP WLS BF H R ER SO BB IBB HBP BLK WP HR S P ERA WHIP																					
Darryl Kile, R (1, 1) ERA: 5.55	8.0 W 34 10 4 1 4 2 0 0 0 0 0 1 79 119 1.12 1.500																					
Heathcliff Slocumb, R (9, 1) ERA: 5.55	1.0 3 0 0 0 0 0 0 0 0 0 0 0 0 9 14 0.00 0.000																					


Batter	1	2	3	4	5	6	7	8	9	AB	R	H	RBI	BB	SO	LOB	BOTTOM			
Fernando Vina, L (1, 4) OBP: 0.392, SLG: 0.421	2-1 1B 15 2B 1B		0-0 F7		0-1 FC4-6 CS 1-2			4-1 G5-3 BB		4	1	1	0	1	0	2	Arizona Diamondbacks @ St. Louis Cardinals Busch Stadium, St. Louis, MO Wed Jul 26 2000, 7:10 PM CDT Att: 42,762 - Sunny - 88 F			
Edgar Renteria, R (1, 6) OBP: 0.341, SLG: 0.424	0-0 15 2B SF9 1B		2-2 15 1B 15 S SF9 1B		2-3 K 1-2		1-0 F8		1-1 G5-3 1-2 2-3	5	2	2	0	0	1	3				
15 Jim Edmonds, L (1, 8) OBP: 0.443, SLG: 0.642	1-1 SF9 1B 1-3 3-H 2B		2-2 1B 1B 1-3 1B			1-0 G1-3		2-1 BB 1B		4	2	3	1	1	0	0				
Fernando Tatis, R (1, 5) OBP: 0.443, SLG: 0.685	2-2 P5		2-1 SF9		4-2 BB BB		4-1 BB BB		3-2 L8	2	1	0	1	2	0	4				
Ray Lankford, L (1, 7) OBP: 0.357, SLG: 0.494	1-0 SF9		2-3 K		4-2 HR BB		1-3 K			2	1	0	1	1	2	3				
Eduardo Perez, R (1, 3) OBP: 0.444, SLG: 0.675	2-3 3-H		1-1 1B		1-0 F7				0-0 G3-1	3	0	2	1	0	0	2				
Chris Richard, L (7, PH) OBP: 0.222, SLG: 0.313	3-H 1B		1-2 1B							1	0	0	0	0	0	0				
Thomas Howard, S (1, 9) OBP: 0.244, SLG: 0.407		1-0 F8	0-2 FC5-4 1-3 2-H 1B		3-1 HR		3-1 F8			4	1	2	4	0	0	0				
Mike Matheny, R (1, 2) OBP: 0.303, SLG: 0.341		3-1 SH1-4 1B	0-1 FC5-4 1-2		4-2 BB		1-3 K			3	0	1	0	1	1	2				
Darryl Kile, R (1, 1) OBP: 0.220, SLG: 0.156		1-1 SH1-4		4-2 FC4-6 BB		1-3 K		4-0 G5-3 BB BB		1	0	0	0	2	1	1				
Heathcliff Slocumb, R (9, 1) ERA: 5.55										0	0	0	0	0	0	0				
Inning Stats	R: 3 E: 0 K: 0 S: 11	H: 4 LOB: 1 BB: 0 P: 18	R: 0 E: 0 K: 0 S: 6	H: 1 LOB: 1 BB: 0 P: 11	R: 2 E: 0 K: 1 S: 18	H: 4 LOB: 2 BB: 0 P: 27	R: 0 E: 0 K: 1 S: 7	H: 0 LOB: 1 BB: 1 P: 13	R: 3 E: 0 K: 1 S: 14	H: 1 LOB: 1 BB: 3 P: 32	R: 0 E: 0 K: 1 S: 9	H: 1 LOB: 2 BB: 1 P: 19	R: 0 E: 0 K: 1 S: 6	H: 0 LOB: 0 BB: 0 P: 10	R: 0 E: 0 K: 0 S: 7	H: 0 LOB: 2 BB: 3 P: 23	1B: 9 2B: 2 3B: 0 HR: 1	SF: 2 SAC: 1 DP: 2 HBP: 0	WP: 0 PB: 0 SB: 1 CS: 1	PA: 40
PITCHER	IP WLS BF H R ER SO BB IBB HBP BLK WP HR S P ERA WHIP																			
Armando Reynoso, R (1, 1) ERA: 5.79	5.0 L 27 10 8 8 3 1 0 0 0 0 0 0 9 19 0.00 2.000																			
Greg Swindell, L (6, 1) ERA: 2.15	1.0 5 1 0 0 1 1 0 0 0 0 0 0 9 19 0.00 2.000																			
Byung-Hyun Kim, R (7, 1) ERA: 2.93	1.0 3 0 0 0 1 0 0 0 0 0 0 0 6 10 0.00 0.000																			
Dan Plesac, L (8, 1) ERA: 3.91	0.2 4 0 0 0 0 3 0 0 0 0 0 0 4 17 0.00 4.500																			
Mike Morgan, R (8, 1) ERA: 4.3	0.1 1 0 0 0 0 0 0 0 0 0 0 0 3 6 0.00 0.000																			

Batter	1	2	3	4	5	6	7	8	9	AB	R	H	RBI	BB	SO	LOB	TOP	
Fernando Vina, L (1,4) OBP: 0.391, SLG: 0.415	G4-3		P5			B1-3		15 1B E		4	1	1	0	0	0	1		
Placido Polanco, R (1,6) OBP: 0.340, SLG: 0.411	P4			G4-3				K		4	0	1	1	0	1	1		
15 Jim Edmonds, L (1,8) OBP: 0.444, SLG: 0.646	K			L6				F7		4	0	1	0	0	1	1		
Fernando Tatis, R (1,5) OBP: 0.429, SLG: 0.654		K		F7				E5		4	0	0	0	0	2	1		
Eric Davis, R (1,9) OBP: 0.417, SLG: 0.487						K		K		3	0	1	0	1	2	1		
Ray Lankford, L (1,7) OBP: 0.356, SLG: 0.498						K				3	0	0	0	1	2	1		
Eduardo Perez, R (1,3) OBP: 0.420, SLG: 0.622						G5-3		K		4	0	0	0	0	2	3		
Mike Matheny, R (1,2) OBP: 0.303, SLG: 0.340										3	1	1	0	0	1	3		
J.D. Drew, L (9,PH) OBP: 0.395, SLG: 0.535										0	0	0	0	1	0	0		
Pat Hentgen, R (1,1) OBP: 0.278, SLG: 0.235										1	0	0	0	0	0	0		
Craig Paquette, R (7,PH) OBP: 0.306, SLG: 0.434										1	0	0	0	0	0	3		
Matt Morris, R (7,1) OBP: 0.234, SLG: 0.390										0	0	0	0	0	0	0		
Thomas Howard, S (9,PH) OBP: 0.234, SLG: 0.390										1	0	0	0	0	0	1		
Inning Stats	R: 0 E: 0 K: 1 S: 10	H: 0 LOB: 0 BB: 0 P: 13	R: 0 E: 0 K: 3 S: 10	H: 0 LOB: 1 BB: 1 P: 19	R: 0 E: 0 K: 0 S: 5	H: 0 LOB: 0 BB: 0 P: 9	R: 0 E: 0 K: 0 S: 9	H: 0 LOB: 0 BB: 0 P: 14	R: 0 E: 0 K: 2 S: 8	H: 1 LOB: 3 BB: 1 P: 33	R: 1 E: 0 K: 2 S: 14	H: 2 LOB: 1 BB: 0 P: 19	R: 0 E: 1 K: 1 S: 11	H: 0 LOB: 1 BB: 1 P: 17	1B: 5 2B: 0 3B: 0 HR: 0	SF: 0 SAC: 1 DP: 0 HBP: 0	WP: 0 PB: 0 SB: 0 CS: 0	PA: 36
PITCHER	IP WLS BF H R ER SO BB IBB HBP BLK WP HR S P ERA WHIP																	
Al Leiter, L (1,1) ERA: 3.3	7.0 W 27 3 1 1 8 2 0 0 0 0 0 0 71 114 1.29 0.714																	
John Franco, L (8,1) ERA: 3.1	0.1 H 3 2 1 0 1 0 0 0 0 0 0 0 9 12 0.00 6.000																	
Turk Wendell, R (8,1) ERA: 3.51	0.2 H 2 0 0 0 1 0 0 0 0 0 0 0 5 7 0.00 0.000																	
Armando Benitez, R (9,1) ERA: 2.86	1.0 S 4 0 0 0 1 1 0 0 0 0 0 0 11 17 0.00 1.000																	

St. Louis Cardinals @ New York Mets
Shea Stadium, Flushing, NY

Fri Jul 28 2000, 7:10 PM EDT
Att. 42,396 - Overcast - 74 F

AB	32
R	2
H	5
RBI	1
BB	3
SO	11
LOB	16



Batter	1	2	3	4	5	6	7	8	9	AB	R	H	RBI	BB	SO	LOB	BOTTOM			
Lenny Harris, L (1,5) OBP: 0.282, SLG: 0.365	L4-3 1B		G4-3 2B	K				CS 1B		4	0	3	0	0	1	2				
Derek Bell, R (1,9) OBP: 0.376, SLG: 0.470	F9		G4-3					2B FC1-2 1B		4	0	1	0	0	1	2				
Edgardo Alfonzo, R (1,4) OBP: 0.416, SLG: 0.519	L4-3 1-2		K					FC1-2 2B		4	0	1	0	0	1	2				
31 Mike Piazza, R (1,2) OBP: 0.419, SLG: 0.680		BB 2B 1B	FC6-4 BB					FC1-2 IBB		2	1	1	0	2	0	0				
Todd Zeile, R (1,3) OBP: 0.379, SLG: 0.524		2B G4-3 BB	FC6-4 1-2					F9 2B		3	1	1	0	1	1	5				
Benny Agbayani, R (1,7) OBP: 0.396, SLG: 0.473										2	1	1	1	2	0	3				
Joe McEwing, R (8,7) OBP: 0.259, SLG: 0.411		G4-3 20 E 2B		20 1B BB				FC1-2 20 S BB		0	0	0	0	0	0	0				
Jay Payton, R (1,8) OBP: 0.333, SLG: 0.447		G4-3		L8				F9 2B		4	0	0	1	0	0	4				
20 Kurt Abbott, R (1,6) OBP: 0.295, SLG: 0.364		F8						K		4	0	1	0	0	1	2				
Al Leiter, L (1,1) OBP: 0.125, SLG: 0.079		G4-3		B2				G4-3		3	0	0	0	0	0	4				
John Franco, L (8,1) ERA: 3.1										0	0	0	0	0	0	0				
Turk Wendell, L (8,1) ERA: 3.51										0	0	0	0	0	0	0				
Matt Franco, L (8,PH) OBP: 0.327, SLG: 0.266										1	0	0	0	0	0	0				
Armando Benitez, R (9,1) ERA: 2.86										0	0	0	0	0	0	0				
Inning Stats	R: 0 E: 0 K: 0 S: 5	H: 1 LOB: 0 BB: 0 P: 8	R: 3 E: 1 K: 0 S: 10	H: 2 LOB: 0 BB: 1 P: 20	R: 0 E: 0 K: 1 S: 8	H: 1 LOB: 2 BB: 1 P: 13	R: 0 E: 0 K: 1 S: 11	H: 1 LOB: 2 BB: 1 P: 16	R: 0 E: 0 K: 1 S: 5	H: 0 LOB: 0 BB: 0 P: 9	R: 0 E: 0 K: 1 S: 11	H: 1 LOB: 3 BB: 1 P: 25	R: 0 E: 0 K: 1 S: 17	H: 3 LOB: 3 BB: 1 P: 28	R: 0 E: 0 K: 0 S: 8	H: 0 LOB: 0 BB: 0 P: 10	1B: 5 2B: 5 3B: 0 HR: 0	SF: 0 SAC: 0 DP: 1 HBP: 0	WP: 0 PB: 0 SB: 1 CS: 1	PA: 36
PITCHER	IP WLS BF H R ER SO BB IBB HBP BLK WP HR S P ERA WHIP																			
Pat Hentgen, R (1,1) ERA: 5.26	6.0 L 27 6 3 2 4 0 0 0 0 0 0 25 38 3.00 1.667																			
Matt Morris, R (7,1) ERA: 2.45	2.0 9 3 0 0 1 0 1 0 0 0 0 0 25 38 0.00 1.500																			

St. Louis Cardinals @ New York Mets
Shea Stadium, Flushing, NY

Fri Jul 28 2000, 7:10 PM EDT
Att. 42,396 - Overcast - 74 F

AB	31
R	3
H	9
RBI	2
BB	5
SO	5
LOB	24



Batter	1	2	3	4	5	6	7	8	9	AB	R	H	RBI	BB	SO	LOB	TOP							
Fernando Vina, L (1.4) OBP: 0.391, SLG: 0.417	G4-3		G4-3						F9	5	0	2	0	0	0	0								
Edgar Renteria, R (1.6) OBP: 0.336, SLG: 0.417	G1-6-3								F9	5	1	1	0	0	0	4								
15 Jim Edmonds, L (1.8) OBP: 0.444, SLG: 0.650	F7								K	4	1	1	2	1	2	0								
Ray Lankford, L (1.7) OBP: 0.358, SLG: 0.508										3	1	1	1	1	1	3								
Fernando Tatis, R (1.3) OBP: 0.431, SLG: 0.654										3	0	1	0	1	1	0								
J.D. Drew, L (1.9) OBP: 0.393, SLG: 0.528										3	0	0	0	1	0	1								
Craig Paquette, R (1.5) OBP: 0.306, SLG: 0.431										4	0	1	0	0	0	4								
Mike Matheny, R (1.2) OBP: 0.302, SLG: 0.336										3	0	0	0	1	1	4								
Andy Benes, R (1.1) OBP: 0.182, SLG: 0.175										2	0	0	0	1	1	1								
Rick Ankiel, L (7, PR) OBP: 0.333, SLG: 0.512										0	0	0	0	0	0	0								
Heathcliff Slocumb, R (7, 1) OBP: 0.281, SLG: 0.503										0	0	0	0	0	0	0								
Shawon Dunston, R (8, PH) OBP: 0.281, SLG: 0.503										1	0	0	0	0	1	2								
Mike James, R (8, 1)										0	0	0	0	0	0	0								
Inning Stats	R: 0 E: 0 K: 0 S: 7	H: 0 LOB: 0 BB: 0 P: 11	R: 1 E: 0 K: 0 S: 10	H: 1 LOB: 0 BB: 0 P: 13	R: 0 E: 0 K: 0 S: 7	H: 0 LOB: 0 BB: 0 P: 10	R: 2 E: 0 K: 2 S: 17	H: 2 LOB: 0 BB: 0 P: 24	R: 0 E: 0 K: 1 S: 11	H: 2 LOB: 2 BB: 0 P: 15	R: 0 E: 0 K: 1 S: 8	H: 1 LOB: 3 BB: 2 P: 19	R: 0 E: 0 K: 0 S: 14	H: 1 LOB: 3 BB: 2 P: 28	R: 0 E: 0 K: 1 S: 9	H: 0 LOB: 2 BB: 2 P: 17	R: 0 E: 0 K: 1 S: 9	H: 0 LOB: 0 BB: 0 P: 12	1B: 3 2B: 3 3B: 0 HR: 2	SF: 0 SAC: 0 DP: 1 HBP: 0	WP: 0 PB: 0 SB: 0 CS: 0	PA: 39		
PITCHER	IP	WLS	BF	H	R	ER	SO	BB	IBB	HBP	BLK	WP	HR	S	P	ERA	WHIP							
Rick Reed, R (1, 1) ERA: 4.56	6.0		26	6	3	3	5	1	1	0	0	0	2	60	92	4.50	1.167							
Dennis Cook, L (7, 1) ERA: 5.09	1.0	5	1	0	0	0	1	1	0	0	0	0	0	14	28	0.00	2.000							
Rick White, R (8, 1) ERA: 3.36	1.0	W	5	0	0	0	1	2	0	0	0	0	0	9	17	0.00	2.000							
Armando Benitez, R (9, 1) ERA: 2.81	1.0	S	3	0	0	0	1	0	0	0	0	0	0	9	12	0.00	0.000							

St. Louis Cardinals @ New York Mets
Shea Stadium, Flushing, NY

AB 33
R 3
H 7
RBI 3
BB 6
SO 7
LOB 19



WP: 0 PA: 39
PB: 0
SB: 0
CS: 0

Batter	1	2	3	4	5	6	7	8	9	AB	R	H	RBI	BB	SO	LOB	BOTTOM							
Jay Payton, R (1.8) OBP: 0.331, SLG: 0.441	G4-3									4	1	0	0	1	0	3								
Derek Bell, R (1.9) OBP: 0.374, SLG: 0.465										4	0	0	0	0	1	2								
Edgardo Alfonzo, R (1.4) OBP: 0.416, SLG: 0.516										2	0	0	0	2	0	0								
31 Mike Piazza, R (1.2) OBP: 0.419, SLG: 0.688										4	1	2	2	0	0	1								
Robin Ventura, L (1.5) OBP: 0.350, SLG: 0.463										1	1	0	0	3	0	3								
Todd Zeile, R (1.3) OBP: 0.375, SLG: 0.518										4	0	0	0	0	0	3								
Mike Bordick, R (1.6) OBP: 0.354, SLG: 0.490										3	1	2	1	1	0	1								
Benny Agbayani, R (1.7) OBP: 0.392, SLG: 0.470										1	0	0	0	3	0	1								
Joe McEwing, R (8, PR) OBP: 0.259, SLG: 0.411										0	0	0	0	0	0	0								
Rick Reed, R (1, 1) OBP: 0.228, SLG: 0.185										1	0	0	0	0	0	1								
Matt Frazier, L (6, PH) OBP: 0.324, SLG: 0.203										1	0	0	0	0	0	2								
Dennis Cook, L (7, 1) OBP: 0.281, SLG: 0.503										0	0	0	0	0	0	0								
Rick White, R (8, 1) OBP: 0.281, SLG: 0.503										0	0	0	0	0	0	0								
Lenny Harris, L (8, PH) OBP: 0.281, SLG: 0.503										1	0	1	1	0	0	0								
Armando Benitez, R (9, 1)										0	0	0	0	0	0	0								
Inning Stats	R: 0 E: 0 K: 1 S: 6	H: 0 LOB: 0 BB: 0 P: 10	R: 0 E: 0 K: 0 S: 7	H: 0 LOB: 0 BB: 1 P: 14	R: 2 E: 0 K: 0 S: 12	H: 2 LOB: 3 BB: 3 P: 29	R: 0 E: 0 K: 0 S: 8	H: 0 LOB: 1 BB: 1 P: 15	R: 0 E: 0 K: 0 S: 6	H: 0 LOB: 2 BB: 2 P: 10	R: 1 E: 0 K: 0 S: 9	H: 1 LOB: 2 BB: 2 P: 21	R: 0 E: 0 K: 0 S: 6	H: 0 LOB: 1 BB: 1 P: 15	R: 1 E: 0 K: 0 S: 10	H: 2 LOB: 3 BB: 2 P: 26	R: 1 E: 0 K: 0 S: 10	H: 2 LOB: 3 BB: 2 P: 26	1B: 3 2B: 0 3B: 0 HR: 2	SF: 0 SAC: 1 DP: 2 HBP: 0	WP: 0 PB: 0 SB: 1 CS: 0	PA: 37		
PITCHER	IP	WLS	BF	H	R	ER	SO	BB	IBB	HBP	BLK	WP	HR	S	P	ERA	WHIP							
Andy Benes, R (1, 1) ERA: 4.8	6.0		27	3	3	3	1	7	0	0	0	0	2	48	99	4.50	1.667							
Heathcliff Slocumb, R (7, 1) ERA: 5.44	1.0	4	0	0	0	0	1	1	0	0	0	0	0	6	15	0.00	1.000							
Mike James, R (8, 1) ERA: 4.5	1.0	L	6	2	1	1	0	2	0	0	0	0	0	10	26	9.00	4.000							

St. Louis Cardinals @ New York Mets
Shea Stadium, Flushing, NY

AB 26
R 4
H 5
RBI 4
BB 10
SO 1
LOB 17



WP: 0 PA: 37
PB: 0
SB: 1
CS: 0

Batter	1	2	3	4	5	6	7	8	9	AB	R	H	RBI	BB	SO	LOB	TOP		
Fernando Vina, L (1,4) OBP: 0.389, SLG: 0.415	L7			B5-3		2B G6-3 1B		F8		4	1	1	0	0	0	0	St. Louis Cardinals @ New York Mets Shea Stadium, Flushing, NY Sun Jul 30 2000, 1:10 PM EDT Att: 45,733 - Cloudy - 72 F		
Edgar Renteria, R (1,6) OBP: 0.336, SLG: 0.418	G5-3			L7		G6-3 1-3 2B		G6-3		4	0	1	0	0	0	0			
15 Jim Edmonds, L (1,8) OBP: 0.440, SLG: 0.643	K			K		K			G4-3	4	0	0	0	0	3	2			
Eric Davis, R (1,9) OBP: 0.410, SLG: 0.476			K		K	G6-3			G5-3	4	0	0	1	0	2	1			
Ray Lankford, L (1,7) OBP: 0.357, SLG: 0.516	F8			K		P6			HR	4	1	1	1	0	1	1			
Fernando Tatis, R (1,5) OBP: 0.427, SLG: 0.644			K		E BB 1B			P4	K	4	0	1	0	0	2	0			
Eduardo Perez, R (1,3) OBP: 0.415, SLG: 0.596				G6-3		E BB		F9		2	0	0	0	1	0	0			
Mike Matheny, R (1,2) OBP: 0.299, SLG: 0.332				F9		E1		F8		3	0	0	0	0	0	2			
Garrett Stephenson, R (1,1) OBP: 0.105, SLG: 0.038				G4-3		K			G5-3	1	0	0	0	0	0	0			
Thomas Howard, S (5, Ph) OBP: 0.232, SLG: 0.387										1	0	0	0	0	1	3			
Mike James, R (5, 1) OBP: 0.299, SLG: 0.332										0	0	0	0	0	0	0			
Mike Timlin, R (7, 1) OBP: 0.279, SLG: 0.500										0	0	0	0	0	0	0			
Shawon Dunston, R (8, Ph) OBP: 0.279, SLG: 0.500										1	0	0	0	0	0	0			
Dave Veres, R (8, 1) OBP: 0.279, SLG: 0.500										0	0	0	0	0	0	0			
Inning Stats	R: 0 H: 0 E: 0 K: 1 S: 13	H: 0 LOB: 0 BB: 0 P: 19	R: 0 H: 0 E: 0 K: 2 S: 8	H: 0 LOB: 0 BB: 0 P: 10	R: 0 H: 0 E: 0 K: 0 S: 5	H: 0 LOB: 0 BB: 0 P: 8	R: 0 H: 0 E: 0 K: 1 S: 7	H: 1 LOB: 3 BB: 1 P: 28	R: 1 H: 2 E: 0 K: 1 S: 10	H: 0 LOB: 1 BB: 0 P: 16	R: 0 H: 0 E: 0 K: 0 S: 6	H: 0 LOB: 0 BB: 0 P: 9	R: 0 H: 0 E: 0 K: 0 S: 5	H: 0 LOB: 0 BB: 0 P: 6	R: 1 H: 1 E: 0 K: 1 S: 8	H: 1 LOB: 0 BB: 0 P: 12	1B: 2 2B: 1 3B: 0 HR: 1	SF: 0 SAC: 0 DP: 0 HBP: 0	WP: 0 PA: 33 PB: 0 SB: 0 CS: 0
PITCHER Bobby Jones, R (1,1) ERA: 5.76	IP: 9.0 WLS: W BF: 33 H: 4 R: 2 ER: 2 SO: 9 BB: 1 IBB: 0 HBP: 0 BLK: 0 WP: 0 HR: 1 S: 77 P: 118 ERA: 2.00 WHIP: 0.556															PITCHER			

AB	32
R	2
H	4
RBI	2
BB	1
SO	9
LOB	9



Batter	1	2	3	4	5	6	7	8	9	AB	R	H	RBI	BB	SO	LOB	BOTTOM		
Benny Agbayani, R (1,7) OBP: 0.398, SLG: 0.488	HR				G6-3					3	1	2	1	1	0	0	St. Louis Cardinals @ New York Mets Shea Stadium, Flushing, NY Sun Jul 30 2000, 1:10 PM EDT Att: 45,733 - Cloudy - 72 F		
Joe McEwing, R (9,7) OBP: 0.259, SLG: 0.411		1B					BB			0	0	0	0	0	0	0			
Mike Bordick, R (1,6) OBP: 0.351, SLG: 0.485	F8				K		G1-3			4	0	0	0	0	2	2			
Edgardo Alfonzo, R (1,4) OBP: 0.415, SLG: 0.513	K							G6-3		4	0	1	0	0	1	1			
31 Mike Piazza, R (1,2) OBP: 0.418, SLG: 0.682					F8			G4-3		4	0	1	0	0	0	1			
Robin Ventura, L (1,5) OBP: 0.348, SLG: 0.460										4	0	1	0	0	1	1			
Todd Zeile, R (1,3) OBP: 0.376, SLG: 0.515					F8			G6-3		2	1	0	0	2	0	0			
Jay Payton, R (1,8) OBP: 0.330, SLG: 0.438										4	1	1	0	0	0	2			
Bubba Trammell, R (1,9) OBP: 0.352, SLG: 0.479										3	1	1	3	0	1	0			
Bobby Jones, R (1,1) ERA: 5.76					F8					3	0	0	0	0	1	0			
Inning Stats	R: 1 H: 2 E: 0 K: 2 S: 13	H: 2 LOB: 1 BB: 0 P: 19	R: 3 H: 3 E: 0 K: 1 S: 21	H: 3 LOB: 1 BB: 1 P: 30	R: 0 H: 0 E: 0 K: 0 S: 7	H: 0 LOB: 0 BB: 0 P: 10	R: 0 H: 0 E: 0 K: 0 S: 7	H: 0 LOB: 0 BB: 0 P: 10	R: 0 H: 1 E: 0 K: 1 S: 10	H: 1 LOB: 1 BB: 0 P: 11	R: 0 H: 0 E: 0 K: 0 S: 10	H: 0 LOB: 0 BB: 0 P: 17	R: 0 H: 0 E: 0 K: 2 S: 8	H: 0 LOB: 1 BB: 1 P: 14	R: 0 H: 1 E: 0 K: 0 S: 11	H: 1 LOB: 2 BB: 1 P: 19	1B: 5 2B: 0 3B: 0 HR: 2	SF: 0 SAC: 0 DP: 0 HBP: 0	WP: 0 PA: 34 PB: 0 SB: 0 CS: 0
PITCHER Garrett Stephenson, R (1,1) ERA: 4.53	IP: 4.0 WLS: L BF: 18 H: 5 R: 4 ER: 4 SO: 3 BB: 1 IBB: 0 HBP: 0 BLK: 0 WP: 0 HR: 2 S: 48 P: 69 ERA: 9.00 WHIP: 1.500															PITCHER			
Mike James, R (5, 1) ERA: 4.18	2.0 7 1 0 0 1 0 0 0 0 0 0 20 28 0.00 0.500																		
Mike Timlin, R (7, 1) ERA: 4.75	1.0 4 0 0 0 2 1 0 0 0 0 0 8 14 0.00 1.000																		
Dave Veres, R (8, 1) ERA: 3.19	1.0 5 1 0 0 0 1 0 0 0 0 0 11 19 0.00 2.000																		

AB	31
R	4
H	7
RBI	4
BB	3
SO	6
LOB	7



Batter	1	2	3	4	5	6	7	8	9	AB	R	H	RBI	BB	SO	LOB	TOP					
Fernando Vina, L (1.4) OBP: 0.388, SLG: 0.416	F8	G3					G4-3			4	1	1	0	0	0	2						
Edgar Renteria, R (1.6) OBP: 0.337, SLG: 0.421			G5-3				K			4	0	2	0	0	1	0						
Ray Lankford, L (1.7) OBP: 0.355, SLG: 0.512	P6							F9		4	0	1	0	0	0	2						
Fernando Tatis, R (1.5) OBP: 0.429, SLG: 0.659	P6									4	1	2	1	0	0	1						
Craig Paquette, R (8.5) OBP: 0.305, SLG: 0.431										0	0	0	0	0	0	0						
Shawon Dunston, R (1.8) OBP: 0.278, SLG: 0.500			G5-4-3					HR		4	1	1	0	0	0	2						
J.D. Drew, L (1.9) OBP: 0.391, SLG: 0.536										4	1	1	1	0	1	1						
Eduardo Perez, R (1.3) OBP: 0.404, SLG: 0.569										4	0	1	0	0	0	1						
Mike Matheny, R (1.2) OBP: 0.298, SLG: 0.329										3	0	0	0	1	1	1						
Darryl Kile, R (1.1) OBP: 0.222, SLG: 0.163										4	0	1	1	0	2	1						
Inning Stats	R: 0 E: 0 K: 0 S: 10	H: 1 LOB: 1 BB: 0 P: 14	R: 1 E: 1 K: 1 S: 11	H: 2 LOB: 2 BB: 1 P: 19	R: 0 E: 0 K: 0 S: 8	H: 2 LOB: 1 BB: 0 P: 9	R: 0 E: 0 K: 1 S: 11	H: 1 LOB: 1 BB: 0 P: 15	R: 1 E: 0 K: 0 S: 8	H: 2 LOB: 0 BB: 0 P: 12	R: 1 E: 0 K: 1 S: 10	H: 1 LOB: 0 BB: 0 P: 14	R: 0 E: 0 K: 1 S: 5	H: 0 LOB: 0 BB: 0 P: 6	R: 1 E: 0 K: 0 S: 9	H: 1 LOB: 0 BB: 0 P: 16	R: 0 E: 0 K: 1 S: 6	H: 0 LOB: 0 BB: 0 P: 8	1B: 5 2B: 3 3B: 0 HR: 2	SF: 0 SAC: 0 DP: 2 HBP: 0	WP: 0 PB: 0 SB: 1 CS: 0	PA: 36
PITCHER	IP	WLS	BF	H	R	ER	SO	BB	IBB	HBP	BLK	WP	HR	S	P	ERA	WHIP					
Mike Thurman, R (1.1) ERA: 5.79	8.0	L	33	10	4	4	4	0	1	0	0	0	2	72	105	4.50	1.250					
Guillermo Mota, R (9.1) ERA: 9.99	1.0		3	0	0	0	1	0	0	0	0	0	0	6	8	0.00	0.000					

St. Louis Cardinals @ Montreal Expos
Olympic Stadium, Montreal, QB
Mon Jul 31 2000, 7:05 PM EDT
Att. 9,558 - Dome - 72 F

AB	35
R	4
H	10
RBI	3
BB	1
SO	5
LOB	11



Batter	1	2	3	4	5	6	7	8	9	AB	R	H	RBI	BB	SO	LOB	BOTTOM					
Peter Bergeron, L (1.7) OBP: 0.321, SLG: 0.334	K		K							4	0	1	0	0	3	1						
Jose Vidro, S (1.4) OBP: 0.385, SLG: 0.548	G3									3	0	0	0	1	0	1						
Milton Bradley, S (1.8) OBP: 0.298, SLG: 0.288	K		F8							4	0	0	0	0	2	2						
Vladimir Guerrero, R (1.9) OBP: 0.422, SLG: 0.659										4	0	2	0	0	0	0						
Lee Stevens, L (1.3) OBP: 0.348, SLG: 0.495										4	0	1	0	0	0	2						
Geoff Blum, S (1.5) OBP: 0.351, SLG: 0.448										4	0	1	0	0	0	2						
Chris Widger, R (1.2) OBP: 0.309, SLG: 0.444										3	0	0	0	0	0	2						
Michael Barrett, R (9.2) OBP: 0.269, SLG: 0.292										0	0	0	0	0	0	0						
Tomas De La Rosa, R (1.6) OBP: 0.379, SLG: 0.556										2	0	1	0	0	0	0						
Andy Tracy, L (8. PH) OBP: 0.329, SLG: 0.389										1	0	0	0	0	0	0						
Mike Thurman, R (1.1) OBP: 0.333, SLG: 0.143										1	0	0	0	0	1	0						
Fernando Seguinol, S (8. PH) OBP: 0.421, SLG: 0.662										1	0	0	0	0	0	0						
Guillermo Mota, R (9.1) ERA: 9.99										0	0	0	0	0	0	0						
Inning Stats	R: 0 E: 0 K: 2 S: 12	H: 0 LOB: 0 BB: 0 P: 16	R: 0 E: 0 K: 0 S: 8	H: 2 LOB: 1 BB: 0 P: 11	R: 0 E: 0 K: 1 S: 10	H: 1 LOB: 2 BB: 1 P: 20	R: 0 E: 0 K: 0 S: 6	H: 0 LOB: 0 BB: 0 P: 8	R: 0 E: 0 K: 1 S: 6	H: 0 LOB: 0 BB: 0 P: 7	R: 0 E: 0 K: 2 S: 9	H: 0 LOB: 0 BB: 0 P: 12	R: 0 E: 0 K: 0 S: 9	H: 1 LOB: 1 BB: 0 P: 10	R: 0 E: 0 K: 0 S: 8	H: 1 LOB: 1 BB: 0 P: 12	R: 0 E: 0 K: 0 S: 8	H: 1 LOB: 1 BB: 0 P: 10	1B: 6 2B: 0 3B: 0 HR: 0	SF: 0 SAC: 1 DP: 1 HBP: 0	WP: 1 PB: 0 SB: 0 CS: 0	PA: 33
PITCHER	IP	WLS	BF	H	R	ER	SO	BB	IBB	HBP	BLK	WP	HR	S	P	ERA	WHIP					
Darryl Kile, R (1.1) ERA: 4.1	9.0	W	33	6	0	0	6	1	0	0	0	1	0	76	106	0.00	0.778					

St. Louis Cardinals @ Montreal Expos
Olympic Stadium, Montreal, QB
Mon Jul 31 2000, 7:05 PM EDT
Att. 9,558 - Dome - 72 F

AB	31
R	0
H	6
RBI	0
BB	1
SO	6
LOB	10



Batter	1	2	3	4	5	6	7	8	9	AB	R	H	RBI	BB	SO	LOB	TOP								
Fernando Vina, L (1.4) OBP: 0.389, SLG: 0.416	G5-3		BB				P4			3	0	1	0	1	0	1	St. Louis Cardinals @ Montreal Expos Olympic Stadium, Montreal, QB Tue Aug 01 2000, 7:05 PM EDT Att. 9,818 - Dome - 72 F								
Edgar Renteria, R (1.6) OBP: 0.334, SLG: 0.417	P6		BB					F8		4	0	0	0	0	2	4									
Shawon Dunston, R (1.8) J.D. Drew, L (6, PH) OBP: 0.275, SLG: 0.493 OBP: 0.388, SLG: 0.532	K		P6				F7	K		2	0	0	0	0	1	2									
Fernando Tatis, R (1.5) OBP: 0.425, SLG: 0.649		K					F7	G6-3		4	0	1	0	0	2	0									
Eduardo Perez, R (1.3) Matt Morris, R (6.1) Mike Timlin, R (8.1) Placido Polanco, R (9, PH) OBP: 0.338, SLG: 0.409		BB					FC5-4	G5-3		2	0	0	0	0	1	0									
Ray Lankford, L (1.7) OBP: 0.351, SLG: 0.504		BB					FC5-4	K		0	0	0	0	0	0	0									
Carlos Hernandez, R (1.2) OBP: 0.315, SLG: 0.344		BB					P6	K		0	0	0	0	0	0	0									
Craig Paquette, R (1.9) OBP: 0.304, SLG: 0.429							P6	K		4	0	0	0	0	3	2									
Rick Ankiel, L (1.1) Will Clark, L (6.3) OBP: 0.340, SLG: 0.500 OBP: 0.415, SLG: 0.479							F8	K		4	0	1	0	0	1	1									
							F9	K		4	0	1	0	0	1	1									
Inning Stats	R: 0 E: 0 K: 1 S: 7	H: 0 LOB: 0 BB: 0 P: 9	R: 0 E: 0 K: 2 S: 9	H: 0 LOB: 1 BB: 1 P: 15	R: 0 E: 0 K: 1 S: 10	H: 0 LOB: 2 BB: 2 P: 19	R: 0 E: 0 K: 2 S: 17	H: 0 LOB: 0 BB: 0 P: 23	R: 0 E: 0 K: 2 S: 15	H: 2 LOB: 2 BB: 0 P: 21	R: 0 E: 0 K: 0 S: 7	H: 1 LOB: 1 BB: 0 P: 10	R: 0 E: 0 K: 1 S: 12	H: 1 LOB: 0 BB: 0 P: 17	R: 0 E: 0 K: 1 S: 7	H: 0 LOB: 0 BB: 0 P: 10	R: 0 E: 0 K: 2 S: 12	H: 1 LOB: 1 BB: 0 P: 17	1B: 3 2B: 2 3B: 0 HR: 0	SF: 0 SAC: 0 DP: 0 HBP: 0	WP: 0 PB: 0 SB: 0 CS: 0	PA: 35			
PITCHER	IP	WLS	BF	H	R	ER	SO	BB	IBB	HBP	BLK	WP	HR	S	P	ERA	WHIP								
Trey Moore, L (1.1) ERA: 4.53	5.0	W	20	2	0	0	8	3	0	0	0	0	0	58	87	0.00	1.000								
Anthony Telford, R (6.1) ERA: 4.63	2.0	H	8	2	0	0	1	0	0	0	0	0	0	19	27	0.00	1.000								
Steve Kline, L (8.1) ERA: 2.51	2.0		7	1	0	0	3	0	0	0	0	0	0	19	27	0.00	0.500								

AB	32
R	0
H	5
RBI	0
BB	3
SO	12
LOB	13



Batter	1	2	3	4	5	6	7	8	9	AB	R	H	RBI	BB	SO	LOB	BOTTOM								
Milton Bradley, S (1.8) OBP: 0.295, SLG: 0.286	K	FC6-4					G4-3			4	0	1	0	0	1	3	St. Louis Cardinals @ Montreal Expos Olympic Stadium, Montreal, QB Tue Aug 01 2000, 7:05 PM EDT Att. 9,818 - Dome - 72 F								
Jose Vidro, S (1.4) OBP: 0.388, SLG: 0.550	G5-3		G5-3				G4-3			4	2	3	0	0	0	0									
Fernando Seguinol, S (1.7) Anthony Telford, R (6.1) Andy Tracy, L (7, PH) Steve Kline, S (8.1)	G5-3		K				FC6-5	3B		3	1	0	0	0	1	3									
Vladimir Guerrero, R (1.9) OBP: 0.425, SLG: 0.667	IBB		K				FC6-5	3B		0	0	0	0	0	0	0									
Lee Stevens, L (1.3) OBP: 0.347, SLG: 0.491	F7						HR	BB		2	1	1	3	2	1	0									
Geoff Blum, S (1.5) OBP: 0.348, SLG: 0.443		L9					K	G6-4-3		3	0	0	0	1	1	4									
Chris Widger, R (1.2) OBP: 0.312, SLG: 0.444		FC3-6					E9	G6-4-3		4	0	2	0	0	0	1									
Tomas De La Rosa, R (1.6) OBP: 0.364, SLG: 0.500		FC3-6					E9	G6-4-3		3	0	0	0	1	1	2									
Trey Moore, L (1.1) Wilton Guerrero, S (5, PH) Peter Bergeron, L (6.7)		FC3-6					FC1-5	G6-3		1	0	0	0	0	0	2									
		FC3-6					L6	CS		1	0	0	0	0	0	0									
Inning Stats	R: 0 E: 0 K: 1 S: 16	H: 1 LOB: 2 BB: 1 P: 31	R: 0 E: 0 K: 0 S: 13	H: 1 LOB: 2 BB: 1 P: 22	R: 0 E: 0 K: 2 S: 13	H: 0 LOB: 0 BB: 0 P: 16	R: 0 E: 1 K: 1 S: 6	H: 1 LOB: 1 BB: 1 P: 13	R: 3 E: 0 K: 1 S: 12	H: 3 LOB: 0 BB: 0 P: 18	R: 0 E: 0 K: 2 S: 9	H: 0 LOB: 0 BB: 0 P: 13	R: 1 E: 0 K: 0 S: 8	H: 2 LOB: 2 BB: 2 P: 24	R: 0 E: 0 K: 0 S: 6	H: 1 LOB: 0 BB: 0 P: 9	1B: 7 2B: 1 3B: 1 HR: 1	SF: 0 SAC: 0 DP: 2 HBP: 0	WP: 0 PB: 0 SB: 0 CS: 1	PA: 35					
PITCHER	IP	WLS	BF	H	R	ER	SO	BB	IBB	HBP	BLK	WP	HR	S	P	ERA	WHIP								
Rick Ankiel, L (1.1) ERA: 4.11	5.0	L	23	6	3	3	5	2	1	0	0	0	0	60	100	5.40	1.600								
Matt Morris, R (6.1) ERA: 2.59	2.0		9	2	1	1	2	2	0	0	0	0	0	17	37	4.50	2.000								
Mike Timlin, R (8.1) ERA: 4.62	1.0		3	1	0	0	0	0	0	0	0	0	0	6	9	0.00	1.000								

AB	30
R	4
H	9
RBI	4
BB	5
SO	7
LOB	16



Batter	1	2	3	4	5	6	7	8	9	AB	R	H	RBI	BB	SO	LOB	TOP			
Rafael Furcal, S OBP: 0.401, SLG: 0.373	4-2 BB		2-1 E9 SF8 1B	1-2 1B		4-2 BB		4-0 BB		2	2	2	2	3	0	0	Atlanta Braves @ St. Louis Cardinals Busch Stadium, St. Louis, MO Fri Aug 04 2000, 7:10 PM CDT Att: 48,901 - Cloudy - 85 F			
Andruw Jones, R OBP: 0.383, SLG: 0.550	0-3 BB		1-0 SF8	1-0 L7		4-0 BB		2-0 BB		3	0	1	2	1	1	3				
10 Chipper Jones, S OBP: 0.412, SLG: 0.580	1-3 BB		3-H 0-0 F7		2-1 F8	1-2 BB		1-0 BB		5	0	0	0	0	1	4				
Brian Jordan, R OBP: 0.335, SLG: 0.473	1-2 BB			1-0 HR 2B	2-2 1B			0-0 L7	2-2 G6-3	5	1	2	0	0	0	1				
Andres Galarraga, R OBP: 0.364, SLG: 0.539		2-1 F7		1-0 HR 2B	1-2 E3 FC6-4			1-0 1B	0-0 2B	5	1	3	2	0	0	1				
B.J. Surhoff, L OBP: 0.333, SLG: 0.442		1-2 G4-3		1-2 G3	0-3 K			0-3 K	2-2 G5-3	5	0	0	0	0	2	4				
Javy Lopez, R OBP: 0.338, SLG: 0.498		3-2 F8		2-1 1B 1B	2-1 FC6-4			0-1 F8	1-2 F8	5	1	1	0	0	0	4				
Keith Lockhart, L OBP: 0.297, SLG: 0.358			4-0 SH1-4 E BB	1-0 F8	0-0 F7			3-2 G6-3		3	1	0	0	1	0	1				
Tom Glavine, L OBP: 0.224, SLG: 0.178			0-0 SH1-4	1-1 1B	1-0 G6-3			3-2 F8		2	0	1	0	0	0	0				
Mike Remlinger, L Kerry Ligtenberg, R Terry Mulholland, R Scott Kamieniecki, R			1-2 1B	1-2 1B						1	0	0	0	0	0	0				
Inning Stats	R: 0 E: 1 K: 2 S: 13	H: 0 LOB: 1 BB: 1 P: 19	R: 0 E: 0 K: 0 S: 8	H: 0 LOB: 0 BB: 0 P: 14	R: 2 E: 1 K: 0 S: 5	H: 1 LOB: 0 BB: 1 P: 12	R: 3 E: 0 K: 0 S: 14	H: 5 LOB: 2 BB: 0 P: 23	R: 0 E: 0 K: 1 S: 7	H: 0 LOB: 2 BB: 2 P: 17	R: 0 E: 0 K: 1 S: 7	H: 1 LOB: 1 BB: 0 P: 8	R: 1 E: 0 K: 0 S: 12	H: 1 LOB: 1 BB: 0 P: 25	R: 0 E: 0 K: 0 S: 12	H: 1 LOB: 1 BB: 0 P: 17	1B: 6 2B: 3 3B: 0 HR: 1	SF: 1 SAC: 1 DP: 0 HBP: 0	WP: 0 PB: 0 SB: 3 CS: 0	PA: 43
PITCHER	IP WLS BF H R ER SO BB IBB HBP BLK WP HR S P ERA WHIP	IP WLS BF H R ER SO BB IBB HBP BLK WP HR S P ERA WHIP																	IP WLS BF H R ER SO BB IBB HBP BLK WP HR S P ERA WHIP	
Andy Benes, R ERA: 4.85	6.0	L	30	7	5	4	3	4	0	0	0	0	0	0	1	60	105	6.00	1.833	
Matt Morris, R ERA: 2.7	2.0		9	2	1	1	1	1	0	0	0	0	0	0	0	19	33	4.50	1.500	
Mike James, R ERA: 4.03	1.0		4	1	0	0	0	0	0	0	0	0	0	0	0	12	17	0.00	1.000	

AB	36
R	6
H	10
RBI	6
BB	5
SO	4
LOB	18



Batter	1	2	3	4	5	6	7	8	9	AB	R	H	RBI	BB	SO	LOB	BOTTOM					
Edgar Renteria, R OBP: 0.338, SLG: 0.422	0-1 G6-3	0-1 SF8			1-0 FC5-4 15 BB 1B	2-1 1B		3-2 15 1B		4	0	3	2	0	0	0	Atlanta Braves @ St. Louis Cardinals Busch Stadium, St. Louis, MO Fri Aug 04 2000, 7:10 PM CDT Att: 48,901 - Cloudy - 85 F					
Eduardo Perez, R OBP: 0.385, SLG: 0.517	0-0 15 BB 1B	3-H 2-1 F5			2-1 G2	1-1 G1-3		1-3 K		4	0	1	0	0	0	3						
Shawon Dunston, R OBP: 0.271, SLG: 0.481	FC3-6 15 BB 1B									1	0	0	0	0	1	2						
15 Jim Edmonds, L OBP: 0.443, SLG: 0.655	4-1 FC3-6 1B		2-1 E3 1B		4-2 FC5-4 BB		0-3 K	3-2 G1-6-3 1B		3	1	1	0	2	1	0						
Eric Davis, R OBP: 0.405, SLG: 0.469	2-2 FC3-6		2-0 1B		2-1 FC5-4 BB		1-2 E6 BB	3-2 G1-6-3		5	0	1	0	0	0	7						
Mike James, R	1-2 2-3		2-3 1B		1-2 2-3			1-2 2-3		0	0	0	0	0	0	0						
Fernando Tatis, R OBP: 0.415, SLG: 0.628	2-2 G4-3		3-2 3-2-6-3		4-1 BB		2-3 K		1-3 K	4	0	0	0	1	2	4						
Will Clark, L OBP: 0.424, SLG: 0.504		0-0 HR	2-2 P6		2-0 G3-1		4-2 BB BB		4-0 BB	3	1	1	1	2	0	3						
Carlos Hernandez, R Ray Lankford, L		2-1 SH1-4 1B SF8 1B		1-3 K		3-2 FC6-4 1B	4-2 BB BB		4-1 BB	3	1	2	0	1	1	0						
Placido Polanco, R J.D. Drew, L		1-1 SH1-4 1B		2-2 G2-3		0-2 FC6-4 2B	1-1 L5		0-0 F8	4	1	1	0	0	0	4						
Andy Benes, R Craig Paquette, R		1-1 SH1-4		1-0 G4-3		2-2 F9		4-1 15 1B BB	1-3 K	1	0	0	0	0	0	0						
Inning Stats	R: 0 E: 0 K: 0 S: 11	H: 1 LOB: 2 BB: 1 P: 19	R: 2 E: 0 K: 0 S: 11	H: 3 LOB: 1 BB: 0 P: 17	R: 1 E: 1 K: 0 S: 10	H: 1 LOB: 0 BB: 0 P: 19	R: 0 E: 0 K: 1 S: 7	H: 0 LOB: 0 BB: 0 P: 11	R: 0 E: 0 K: 0 S: 9	H: 1 LOB: 3 BB: 2 P: 24	R: 1 E: 0 K: 2 S: 14	H: 2 LOB: 1 BB: 0 P: 22	R: 0 E: 0 K: 2 S: 15	H: 0 LOB: 3 BB: 2 P: 27	R: 0 E: 0 K: 1 S: 17	H: 2 LOB: 2 BB: 1 P: 31	R: 0 E: 0 K: 2 S: 9	H: 0 LOB: 2 BB: 2 P: 19	1B: 8 2B: 2 3B: 0 HR: 1	SF: 1 SAC: 1 DP: 2 HBP: 0	WP: 0 PB: 0 SB: 0 CS: 0	PA: 45
PITCHER	IP WLS BF H R ER SO BB IBB HBP BLK WP HR S P ERA WHIP	IP WLS BF H R ER SO BB IBB HBP BLK WP HR S P ERA WHIP																	IP WLS BF H R ER SO BB IBB HBP BLK WP HR S P ERA WHIP			
Tom Glavine, L ERA: 3.52	6.0	W	29	4	3	1	2	3	0	0	0	0	0	0	0	62	112	4.50	1.833			
Mike Remlinger, L ERA: 3.0	1.1	H	10	2	0	0	3	3	0	0	0	0	0	0	29	52	0.00	3.750				
Kerry Ligtenberg, R ERA: 3.38	1.0	H	3	0	0	0	1	1	0	0	0	0	0	7	15	0.00	1.000					
Terry Mulholland, L ERA: 5.67	0.0		1	0	0	0	0	1	0	0	0	0	0	1	5	=	=					
Scott Kamieniecki, R ERA: 5.06	0.2	S	2	0	0	0	1	0	0	0	0	0	0	4	5	0.00	0.000					

AB	35
R	4
H	10
RBI	3
BB	8
SO	6
LOB	28



Batter	1	2	3	4	5	6	7	8	9	AB	R	H	RBI	BB	SO	LOB	TOP			
Rafael Furcal, S OBP: 0.399, SLG: 0.368 (1, 4)	0-3 K		3-2 G1-3			0-1 FC1-6 FC5-4			4-0 BB	3	0	0	0	1	1	2	Atlanta Braves @ St. Louis Cardinals Busch Stadium, St. Louis, MO Sat Aug 05 2000, 12:15 PM CDT Att: 47,709 - Cloudy - 75 F			
Andruw Jones, R OBP: 0.380, SLG: 0.545 (1, 8)	0-0 F9			0-0 F9		2-2 FC5-4			1-2 F9	4	0	0	0	0	0	2				
B.J. Surhoff, L OBP: 0.332, SLG: 0.440 (1, 7)	2-3 K			2-2 F8			3-2 G4-3 1B		1-0 F8	4	0	1	0	0	1	1				
Brian Jordan, R OBP: 0.332, SLG: 0.468 (1, 9)		0-0 G6-3		0-1 F9			0-0 G4-3			3	0	0	0	0	0	1				
Andres Galarraga, R OBP: 0.361, SLG: 0.535 (1, 3)		2-3 K		1-1 G6-3			2-0 F7			3	0	0	0	0	1	0				
Javy Lopez, R OBP: 0.338, SLG: 0.497 (1, 2)		0-0 G6-3		1-1 G6-4-3 1B				1-0 L4		3	0	1	0	0	0	0				
Steve Sisco, R OBP: 0.182, SLG: 0.286 (1, 5)			3-1 L8		1-0 G6-4-3 1B			1-1 PO WP 1B		3	0	1	0	0	0	1				
Walt Weiss, S OBP: 0.372, SLG: 0.324 (1, 6)			1-2 G4-3			3-2 FC1-6 1B		3-3 K		3	0	1	0	0	1	1				
John Burkett, R Terry Mulholland, R George Lombard, L Stan Belinda, R Wally Joyner, L John Rocker, R Bobby Bonilla, S (1, 1) (4, 1) (6, PH) (6, 1) (8, PH) (8, 1) (9, PH)			1-1 2B			1-3 K		3-2 PO SAFE 2-3	1-0 G3	1	0	1	0	0	0	0				
Inning Stats	R: 0 E: 0 K: 2 S: 7	H: 0 LOB: 0 BB: 0 P: 9	R: 0 E: 0 K: 1 S: 5	H: 0 LOB: 0 BB: 7 P: 7	R: 0 E: 0 K: 0 S: 10	H: 1 LOB: 1 BB: 0 P: 18	R: 0 E: 0 K: 0 S: 6	H: 0 LOB: 0 BB: 0 P: 8	R: 0 E: 0 K: 1 S: 5	H: 1 LOB: 1 BB: 0 P: 19	R: 0 E: 0 K: 0 S: 5	H: 1 LOB: 0 BB: 0 P: 10	R: 0 E: 0 K: 1 S: 8	H: 1 LOB: 1 BB: 1 P: 16	R: 0 E: 0 K: 0 S: 6	H: 0 LOB: 1 BB: 1 P: 13		1B: 4 2B: 1 3B: 0 HR: 0	SF: 0 SAC: 0 DP: 2 HBP: 0	WP: 1 PB: 0 SB: 0 CS: 0
PITCHER Garrett Stephenson, R ERA: 4.25 (1, 1)	IP: 9.0 WLS: W BF: 30 H: 5 R: 0 ER: 0 SO: 5 BB: 1 IBB: 0 HBP: 0 BLK: 0 WP: 1 HR: 0 S: 65 P: 108 ERA: 0.00 WHIP: 0.667																			

Batter	1	2	3	4	5	6	7	8	9	AB	R	H	RBI	BB	SO	LOB	BOTTOM			
Fernando Vina, L OBP: 0.391, SLG: 0.414 (1, 4)	0-1 SH1-3 15 2B 1B	2-1 E HBP		0-0 L6		3-2 G4-3		4-1 BB		3	1	1	0	1	0	0	Atlanta Braves @ St. Louis Cardinals Busch Stadium, St. Louis, MO Sat Aug 05 2000, 12:15 PM CDT Att: 47,709 - Cloudy - 75 F			
Edgar Renteria, R OBP: 0.337, SLG: 0.420 (1, 6)	1-1 SH1-3 1-3	3-2 F7		1-0 F8		2-1 1B		1-2 F8		4	0	1	0	0	0	3				
15 Jim Edmonds, L OBP: 0.443, SLG: 0.654 (1, 8)	3-2 HR 2B	2-1 G4-3		4-1 BB BB		1-2 P6		0-3 K		4	1	1	1	1	1	4				
Will Clark, L OBP: 0.428, SLG: 0.515 (1, 3)	0-0 HR		4-0 1B BB	4-0 1B BB		0-3 K				2	2	1	2	2	1	1				
Ray Lankford, L OBP: 0.352, SLG: 0.500 (1, 7)	0-0 CS 1B		2-3 K	2-2 G4-3			2-3 K			4	0	1	0	0	2	3				
Fernando Tatis, R OBP: 0.416, SLG: 0.623 Craig Paquette, R OBP: 0.305, SLG: 0.426 (1, 5) (8, 5)	4-2 BB BB		2-2 1B		0-3 K		2-0 F8			3	0	1	0	1	1	0				
J.D. Drew, L OBP: 0.396, SLG: 0.527 (1, 9)	4-1 BB		1-0 1B WP	4-2 BB		4-2 BB		3-2 F8		2	1	1	1	2	0	0				
Mike Matheny, R OBP: 0.297, SLG: 0.324 (1, 2)	0-3 K		3-2 WP 1B		0-0 L9			4-0 FC1-6 BB		3	0	1	0	1	1	3				
Garrett Stephenson, R OBP: 0.093, SLG: 0.025 (1, 1)		1-1 G9-3	2-1 G6-3		1-1 G4-3			0-0 FC1-6 BB		4	0	0	0	0	0	3				
Inning Stats	R: 3 E: 0 K: 1 S: 16	H: 4 LOB: 2 BB: 2 P: 27	R: 0 E: 1 K: 0 S: 9	H: 0 LOB: 1 BB: 0 P: 16	R: 2 E: 0 K: 1 S: 13	H: 3 LOB: 1 BB: 1 P: 27	R: 0 E: 0 K: 0 S: 6	H: 0 LOB: 2 BB: 2 P: 17	R: 0 E: 0 K: 1 S: 10	H: 0 LOB: 1 BB: 1 P: 15	R: 0 E: 0 K: 1 S: 12	H: 1 LOB: 1 BB: 0 P: 18	R: 0 E: 0 K: 1 S: 8	H: 0 LOB: 0 BB: 0 P: 15	R: 0 E: 0 K: 1 S: 8	H: 0 LOB: 2 BB: 2 P: 17		1B: 6 2B: 1 3B: 0 HR: 1	SF: 0 SAC: 1 DP: 0 HBP: 1	WP: 1 PB: 0 SB: 1 CS: 1
PITCHER John Burkett, R ERA: 5.05 Terry Mulholland, L ERA: 5.61 Stan Belinda, R ERA: 0.52 John Rocker, L ERA: 4.13 (1, 1) (4, 1) (6, 1) (8, 1)	IP: 3.2 WLS: L BF: 22 H: 7 R: 5 ER: 5 SO: 2 BB: 5 IBB: 0 HBP: 1 BLK: 0 WP: 1 HR: 1 S: 41 P: 82 ERA: 12.27 WHIP: 3.273																			

Batter	1	2	3	4	5	6	7	8	9	AB	R	H	RBI	BB	SO	LOB	TOP				
Rafael Furcal, S OBP: 0.404, SLG: 0.382 (1, 4)										4	1	3	0	0	0	0	Atlanta Braves @ St. Louis Cardinals Busch Stadium, St. Louis, MO Sun Aug.06 2000, 7:05 PM CDT Att: 47,623 - Cloudy - 93 F				
Andruw Jones, R OBP: 0.378, SLG: 0.540 (1, 8)										4	1	0	1	1	0	5					
10 Chipper Jones, S OBP: 0.407, SLG: 0.573 (1, 5)										5	0	0	0	0	2	5					
Brian Jordan, R OBP: 0.334, SLG: 0.470 (1, 9)										3	2	1	0	1	0	2					
Andres Galarraga, R OBP: 0.365, SLG: 0.540 (1, 3)										4	1	3	3	0	0	0					
B.J. Surhoff, L OBP: 0.331, SLG: 0.440 (1, 7)										4	0	1	1	0	1	3					
Javy Lopez, R OBP: 0.337, SLG: 0.494 (1, 2)										4	0	1	1	0	1	2					
Walt Weiss, S OBP: 0.375, SLG: 0.324 John Rocker, R Kerry Ligtenberg, R (8, 1)										3	1	1	0	1	1	1					
Kevin Millwood, R OBP: 0.122, SLG: 0.125 Mike Remlinger, L Steve Sisco, R Scott Kamieniecki, R Keith Lockhart, L OBP: 0.361, SLG: 0.358 (8, 4)										0	0	0	0	0	0	0					
Inning Stats	R: 3 E: 0 K: 1 S: 15	H: 3 LOB: 1 BB: 1 P: 25	R: 0 E: 0 K: 1 S: 12	H: 1 LOB: 1 BB: 0 P: 15	R: 0 E: 0 K: 0 S: 7	H: 0 LOB: 0 BB: 0 P: 10	R: 0 E: 0 K: 1 S: 11	H: 0 LOB: 1 BB: 1 P: 19	R: 0 E: 1 K: 0 S: 5	H: 2 LOB: 0 BB: 0 P: 11	R: 1 E: 0 K: 0 S: 14	H: 2 LOB: 1 BB: 0 P: 20	R: 1 E: 0 K: 1 S: 10	H: 2 LOB: 1 BB: 1 P: 16	R: 0 E: 1 K: 1 S: 8	H: 0 LOB: 1 BB: 1 P: 15		1B: 5 2B: 5 3B: 0 HR: 0	SF: 0 SAC: 1 DP: 3 HBP: 0	WP: 0 PB: 0 SB: 0 CS: 1	PA: 39
PITCHER	IP WLS BF H R ER SO BB IBB HBP BLK WP HR S P ERA WHIP	IP WLS BF H R ER SO BB IBB HBP BLK WP HR S P ERA WHIP	IP WLS BF H R ER SO BB IBB HBP BLK WP HR S P ERA WHIP	IP WLS BF H R ER SO BB IBB HBP BLK WP HR S P ERA WHIP	IP WLS BF H R ER SO BB IBB HBP BLK WP HR S P ERA WHIP	IP WLS BF H R ER SO BB IBB HBP BLK WP HR S P ERA WHIP	IP WLS BF H R ER SO BB IBB HBP BLK WP HR S P ERA WHIP	IP WLS BF H R ER SO BB IBB HBP BLK WP HR S P ERA WHIP	IP WLS BF H R ER SO BB IBB HBP BLK WP HR S P ERA WHIP	IP WLS BF H R ER SO BB IBB HBP BLK WP HR S P ERA WHIP	IP WLS BF H R ER SO BB IBB HBP BLK WP HR S P ERA WHIP	IP WLS BF H R ER SO BB IBB HBP BLK WP HR S P ERA WHIP	IP WLS BF H R ER SO BB IBB HBP BLK WP HR S P ERA WHIP	IP WLS BF H R ER SO BB IBB HBP BLK WP HR S P ERA WHIP	IP WLS BF H R ER SO BB IBB HBP BLK WP HR S P ERA WHIP	IP WLS BF H R ER SO BB IBB HBP BLK WP HR S P ERA WHIP	IP WLS BF H R ER SO BB IBB HBP BLK WP HR S P ERA WHIP	IP WLS BF H R ER SO BB IBB HBP BLK WP HR S P ERA WHIP	IP WLS BF H R ER SO BB IBB HBP BLK WP HR S P ERA WHIP	IP WLS BF H R ER SO BB IBB HBP BLK WP HR S P ERA WHIP	IP WLS BF H R ER SO BB IBB HBP BLK WP HR S P ERA WHIP

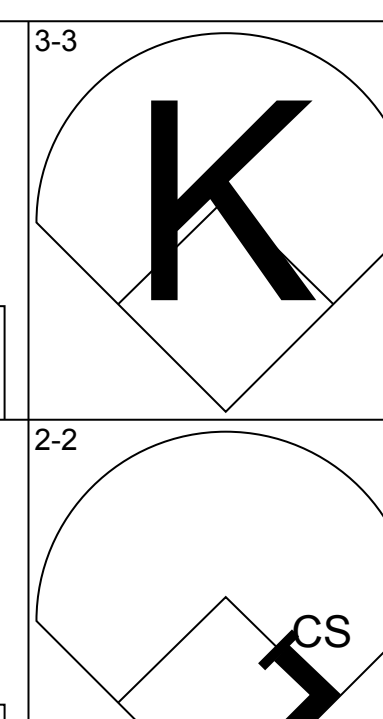
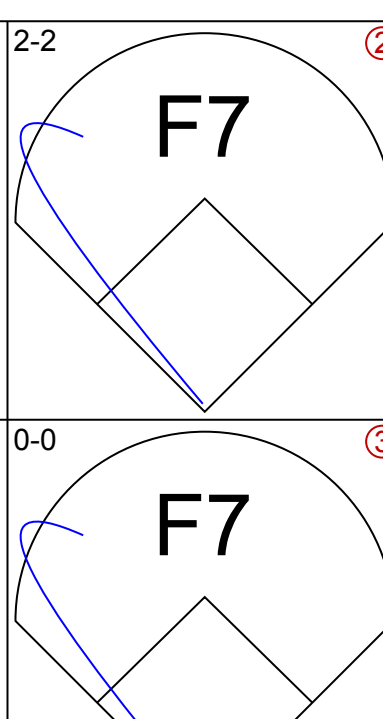
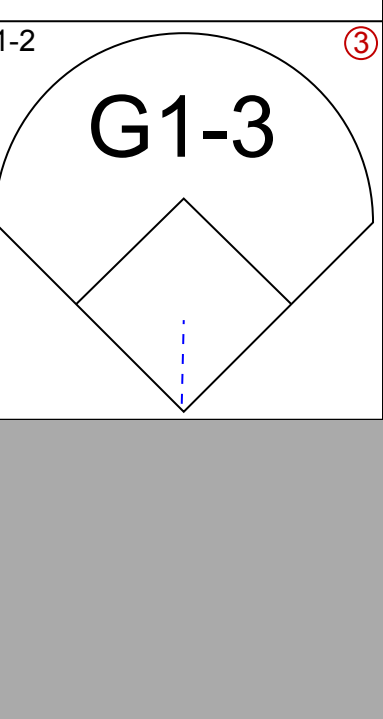
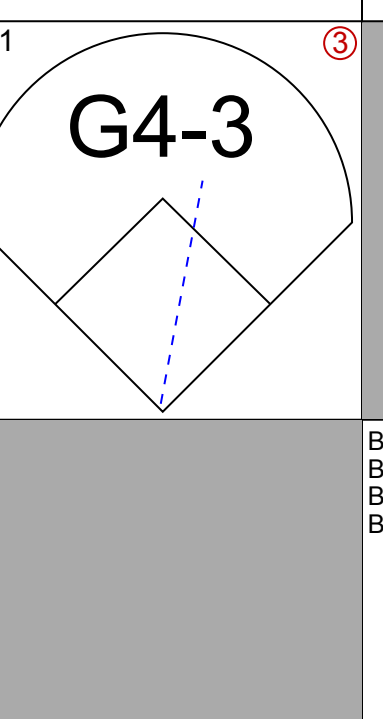
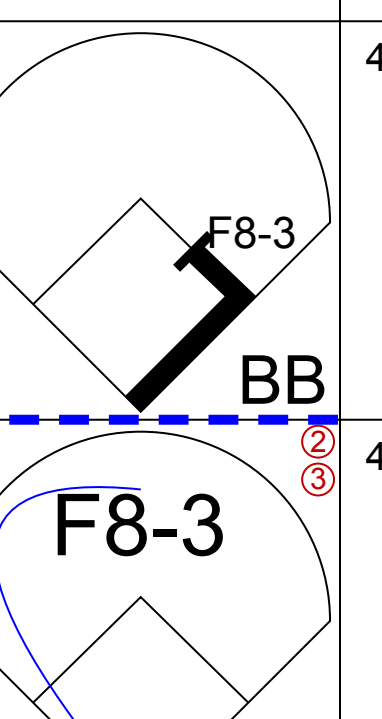
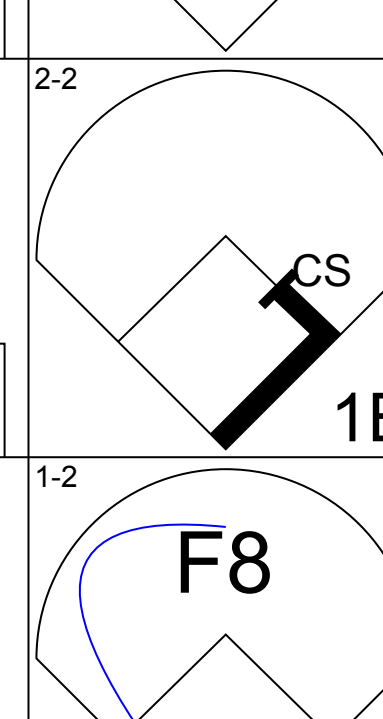
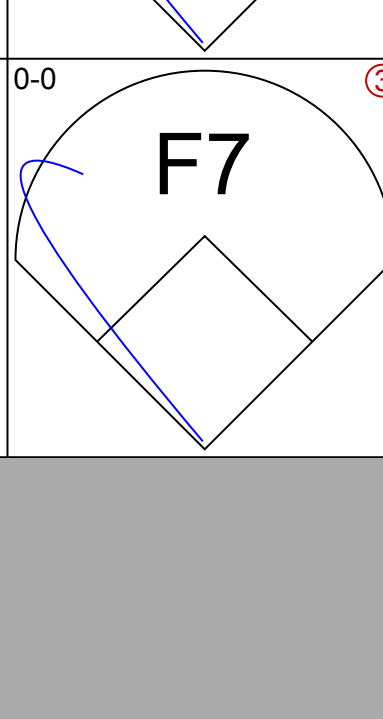
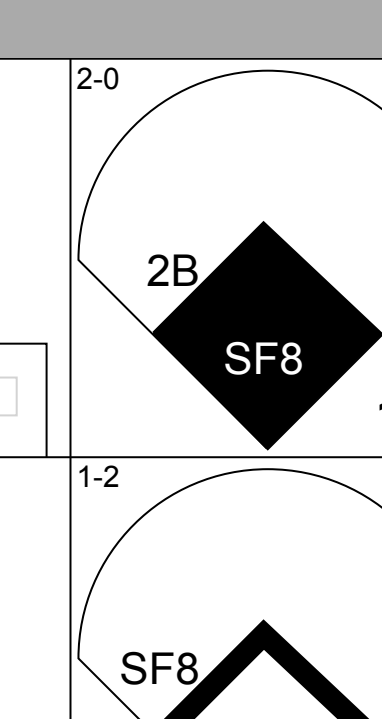
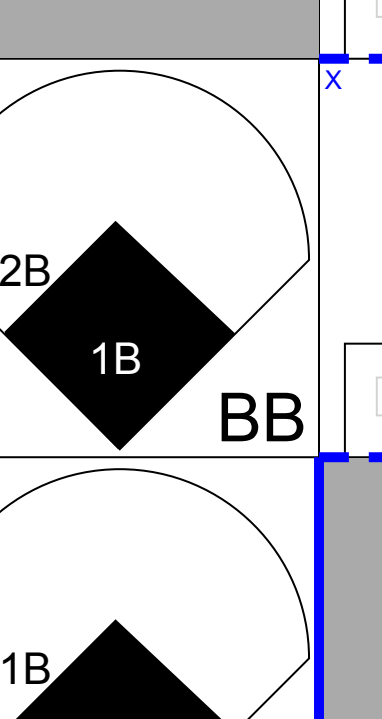
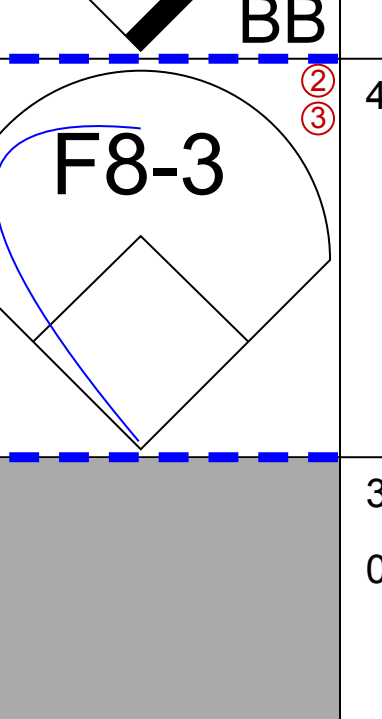
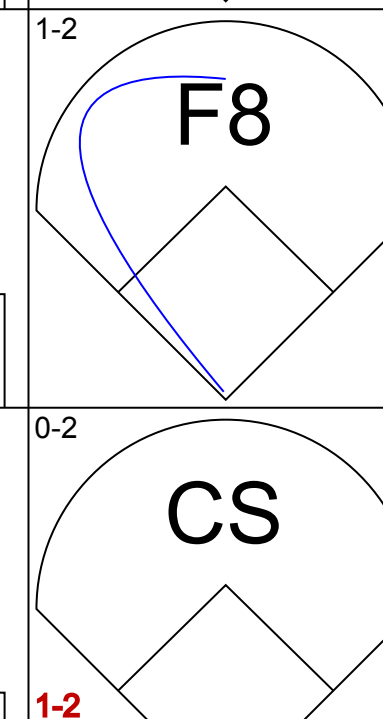
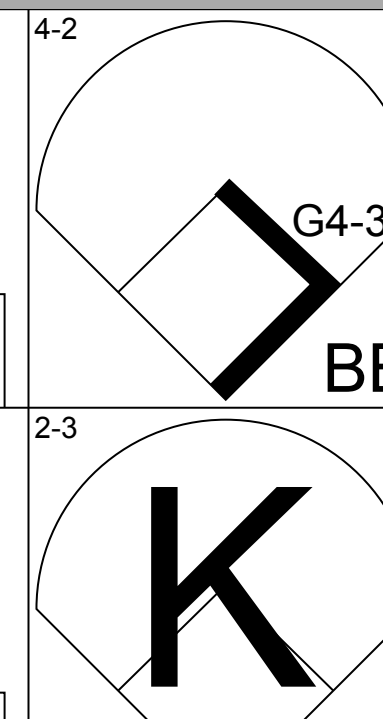
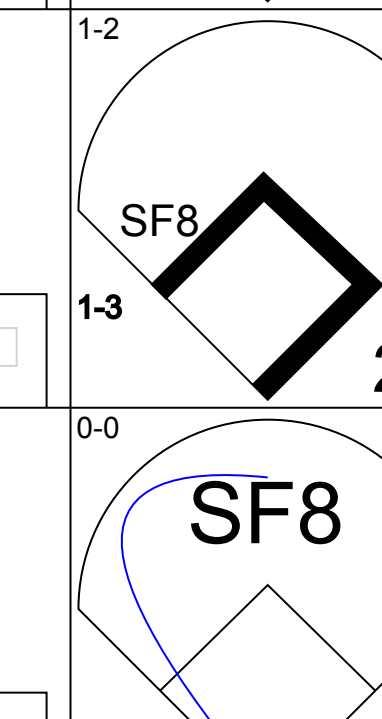
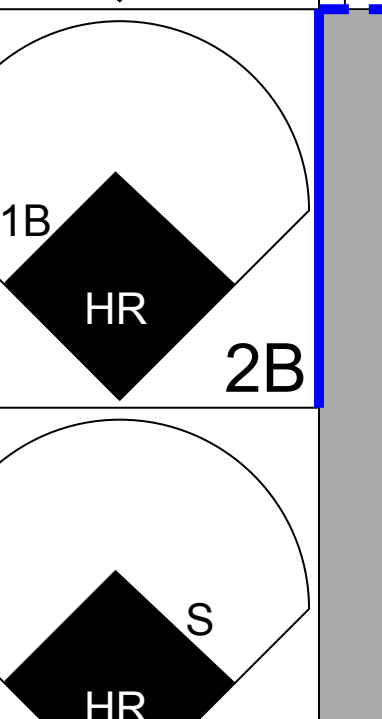
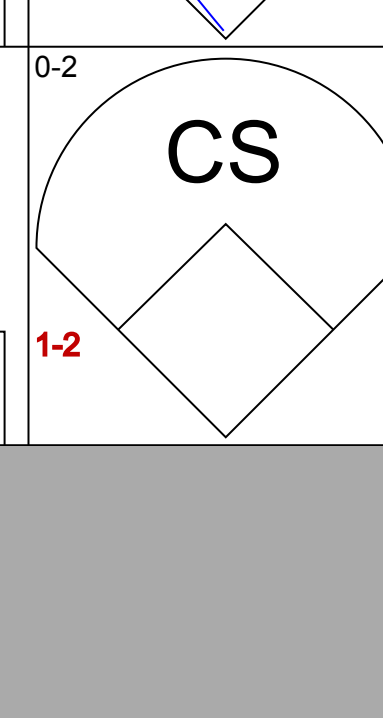
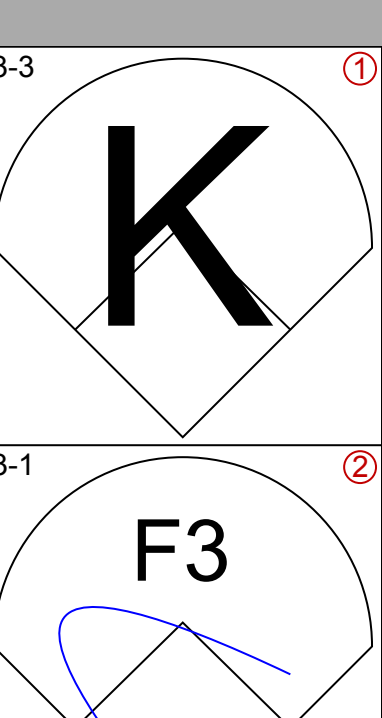
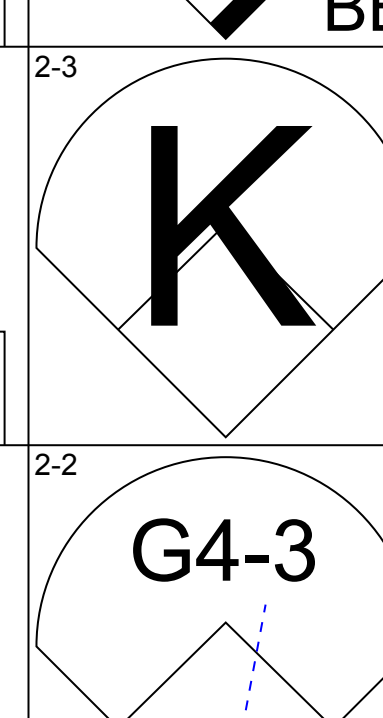
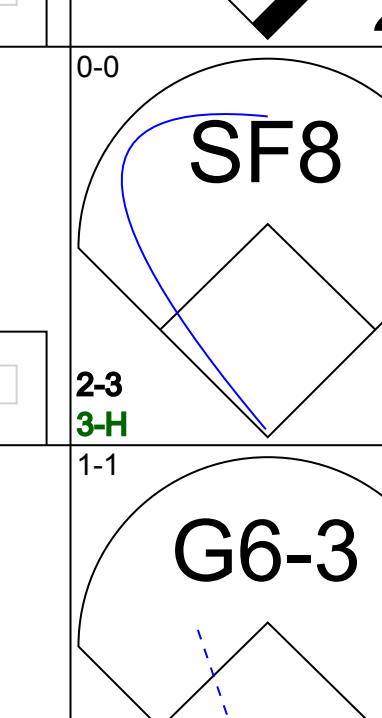
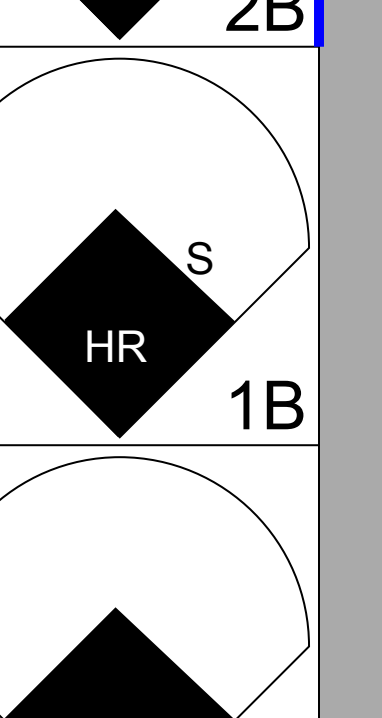
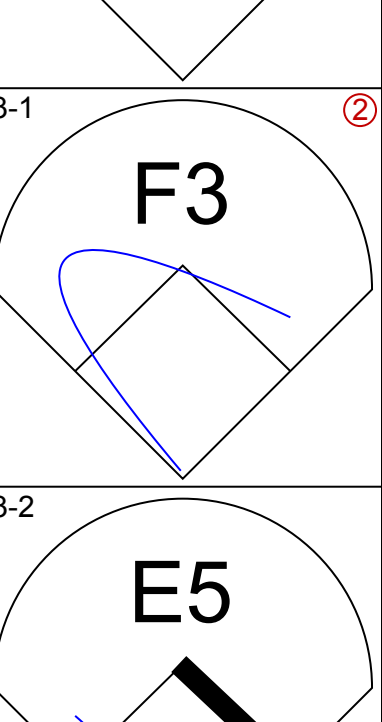
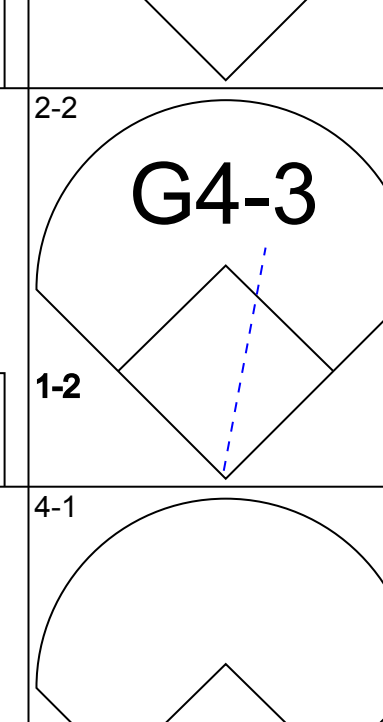
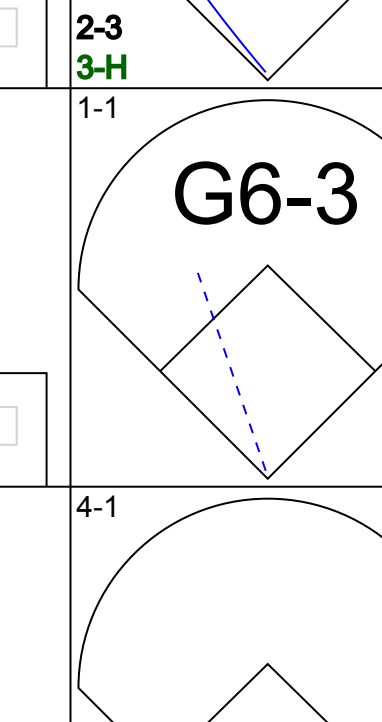
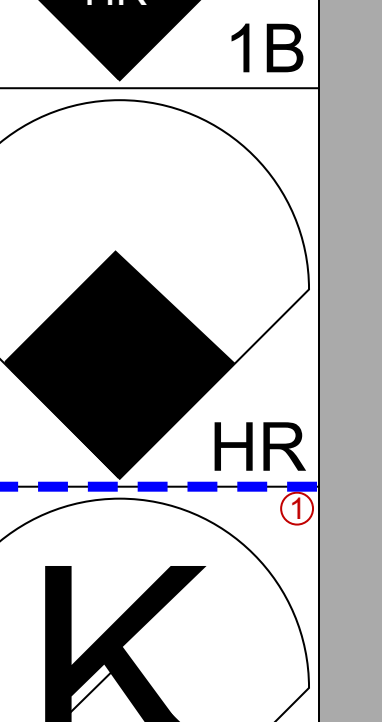

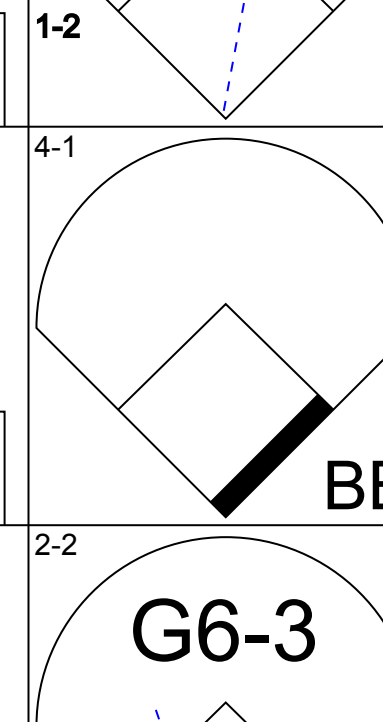
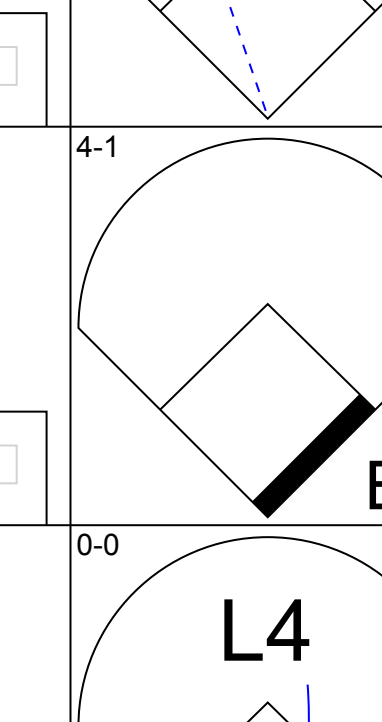
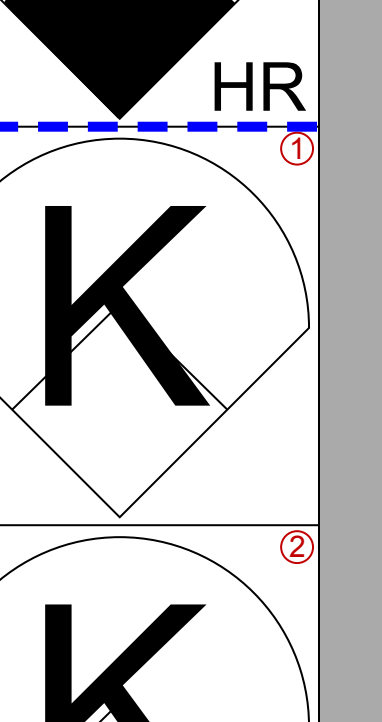

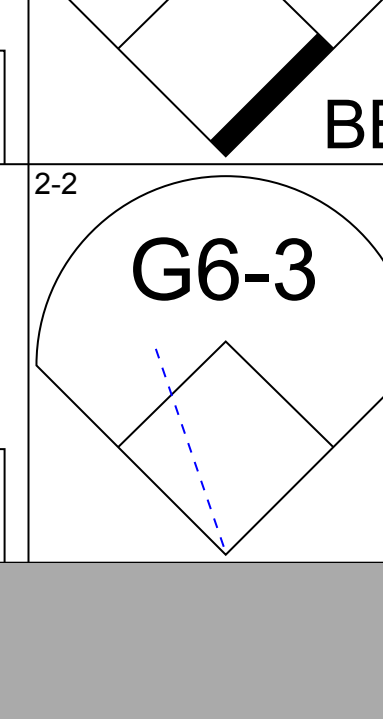
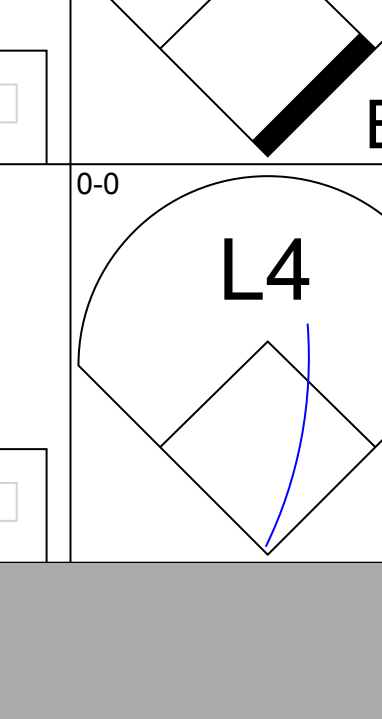
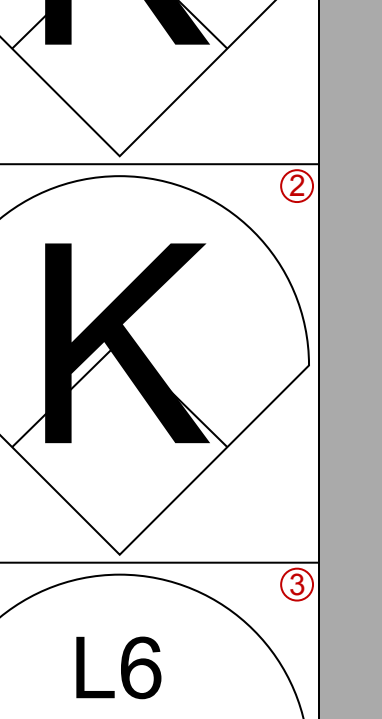
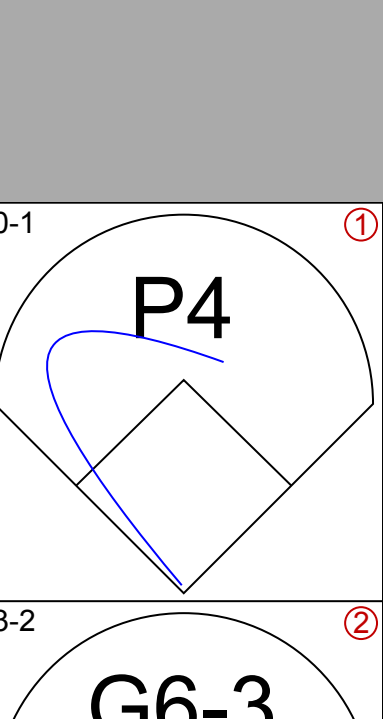
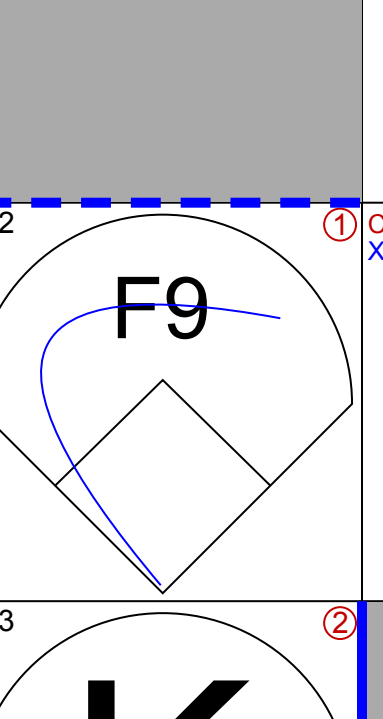

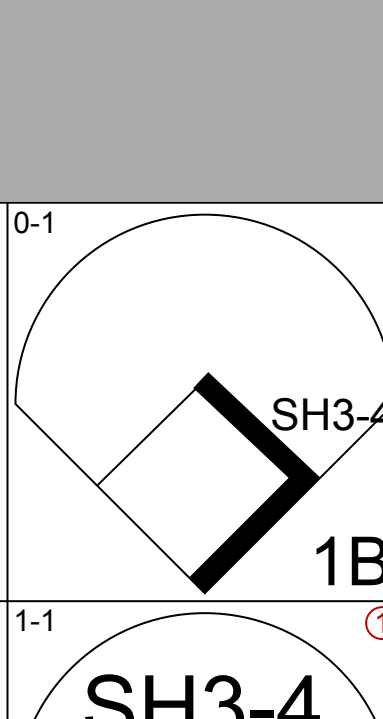
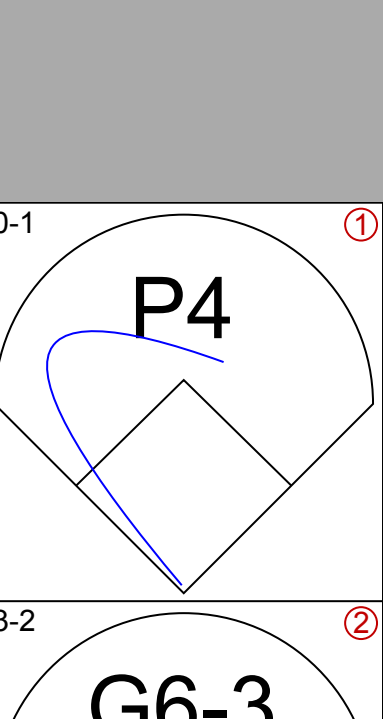
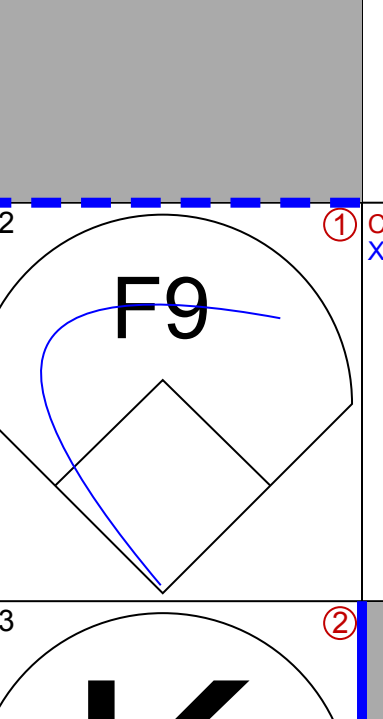

AB	34
R	6
H	10
RBI	6
BB	4
SO	6
LOB	20

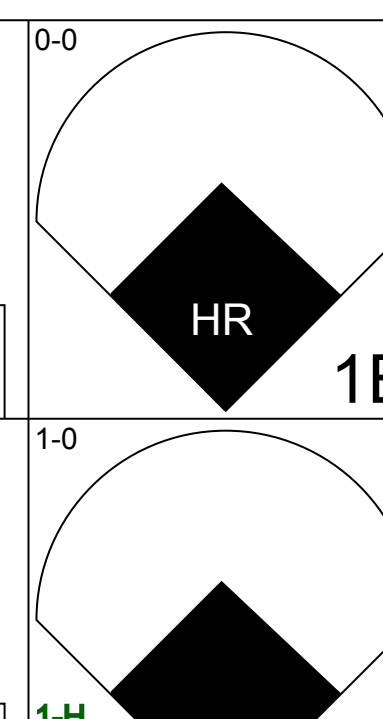
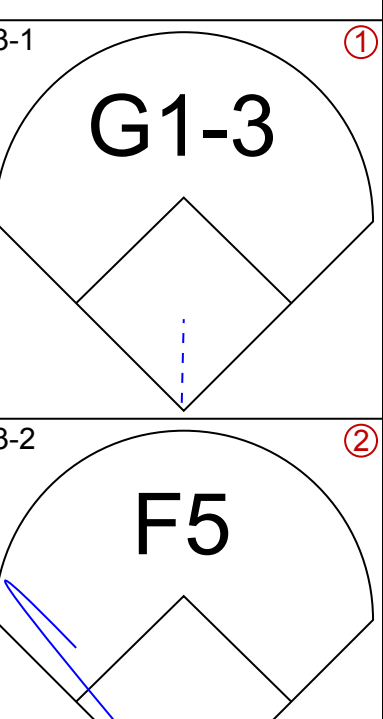
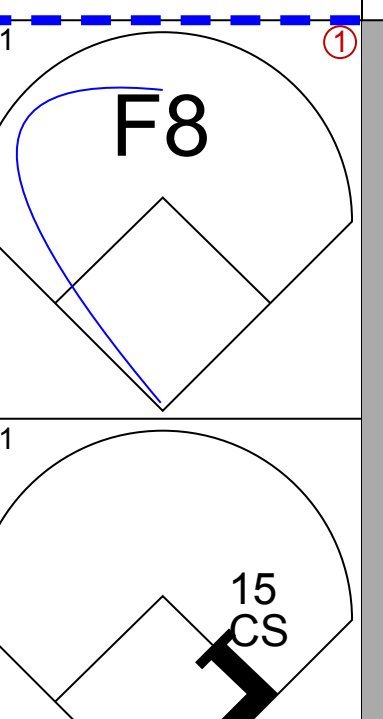
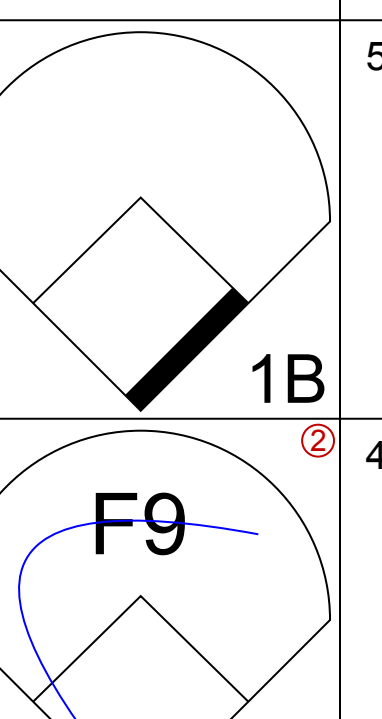
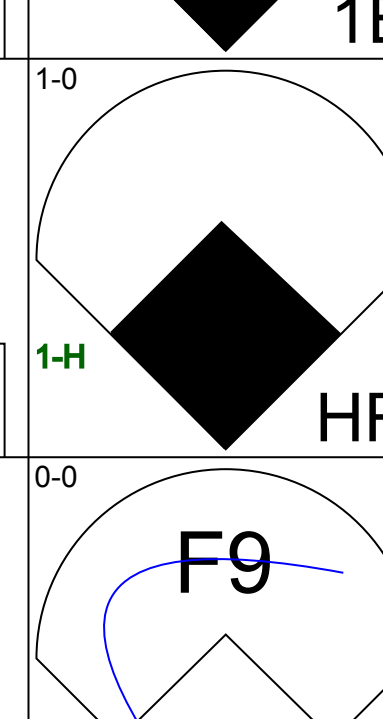
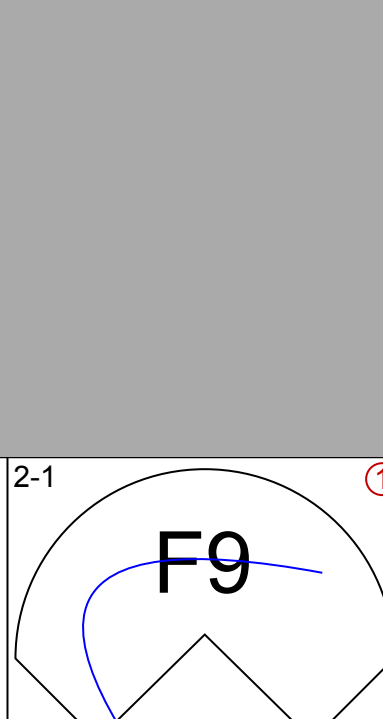
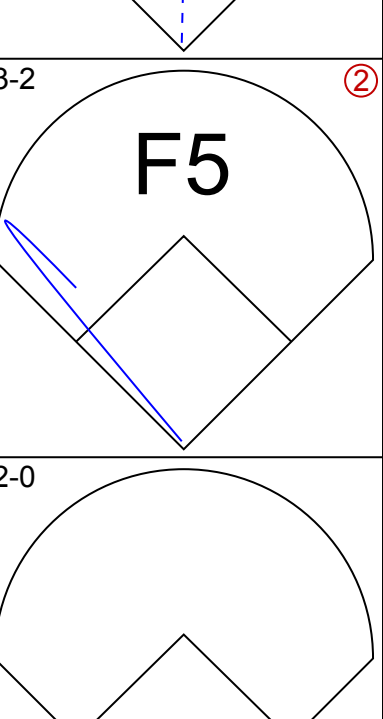
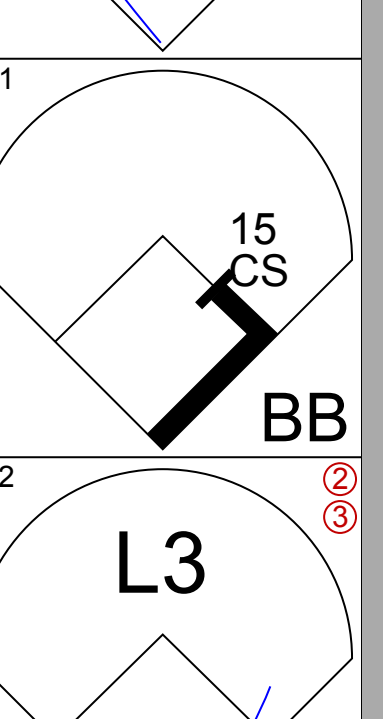
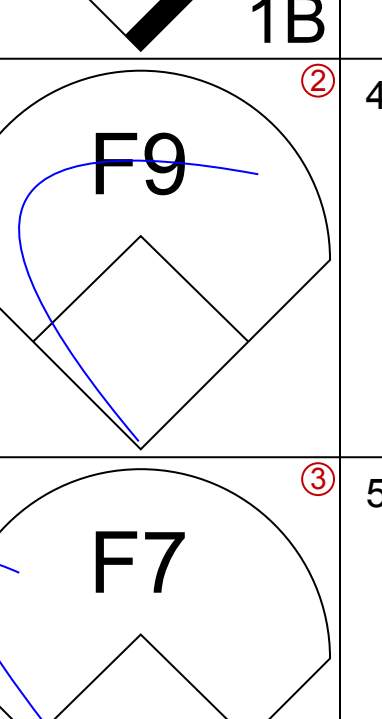
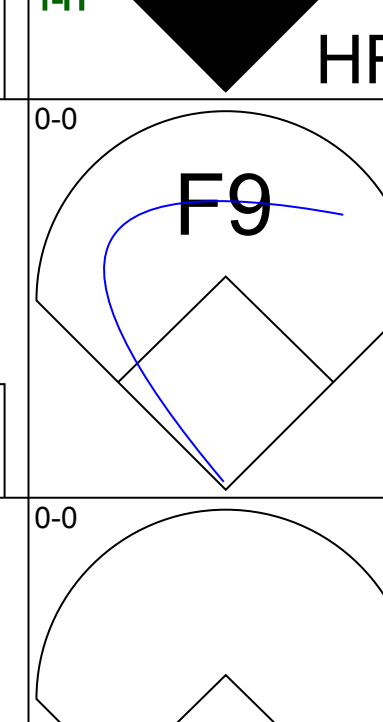
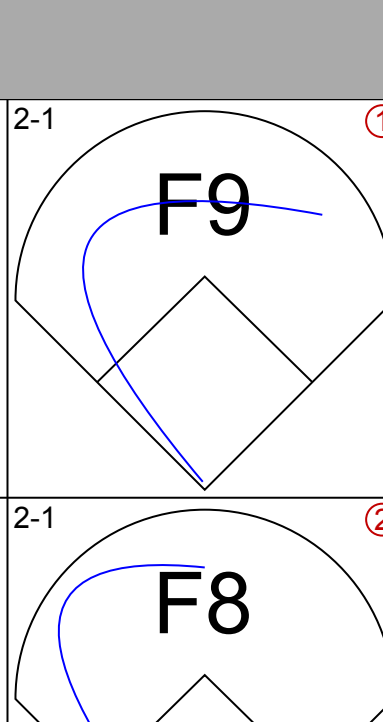
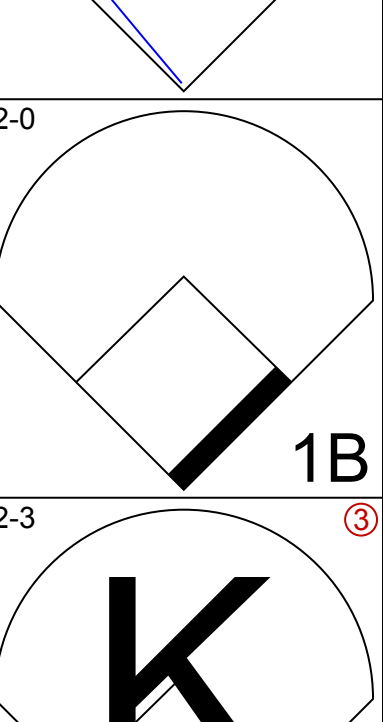
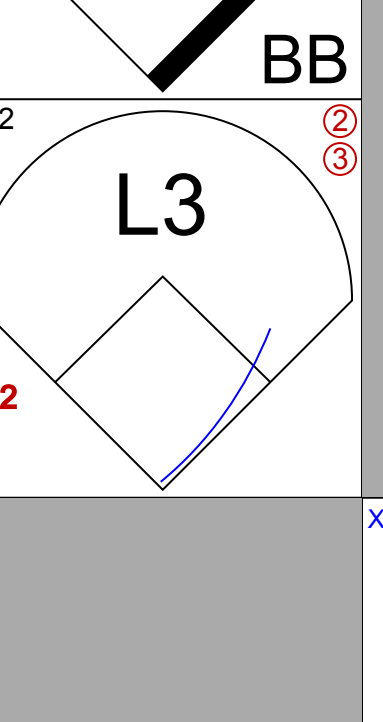
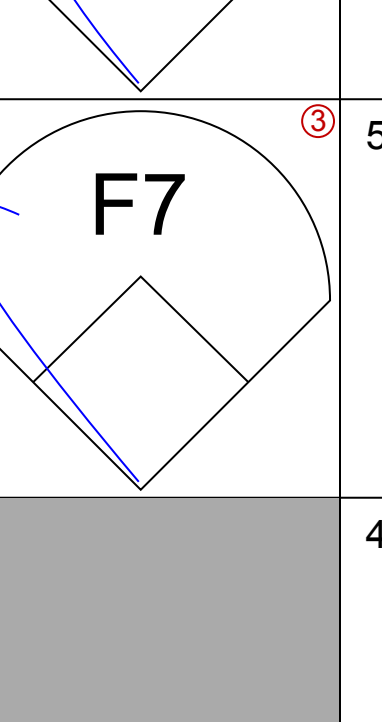
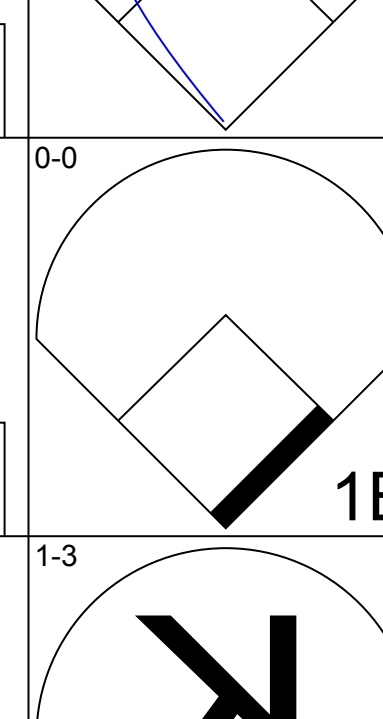
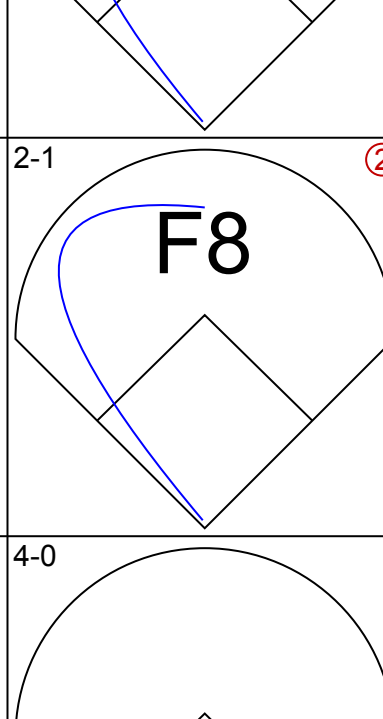
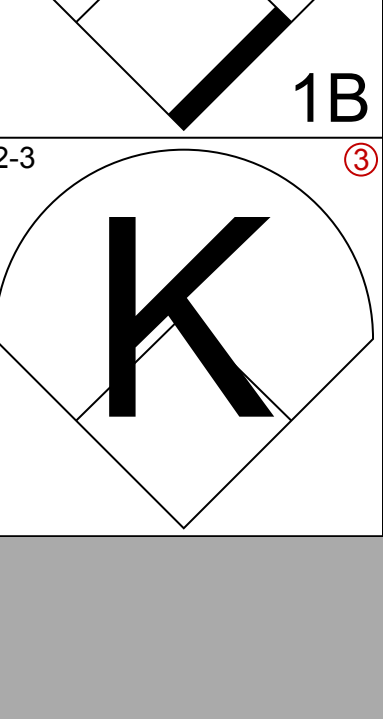

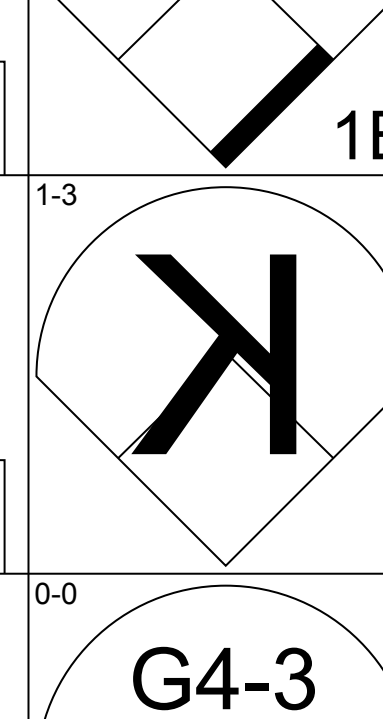
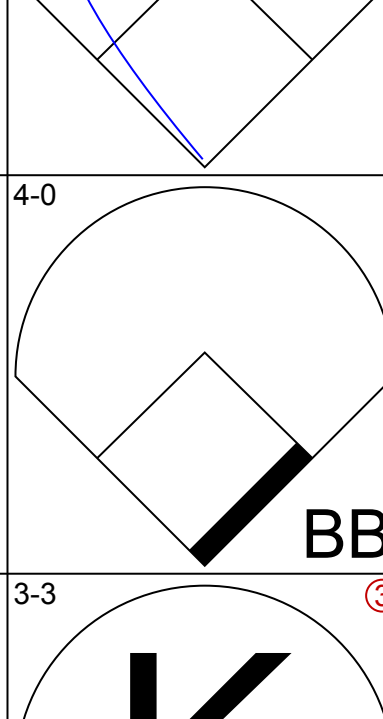
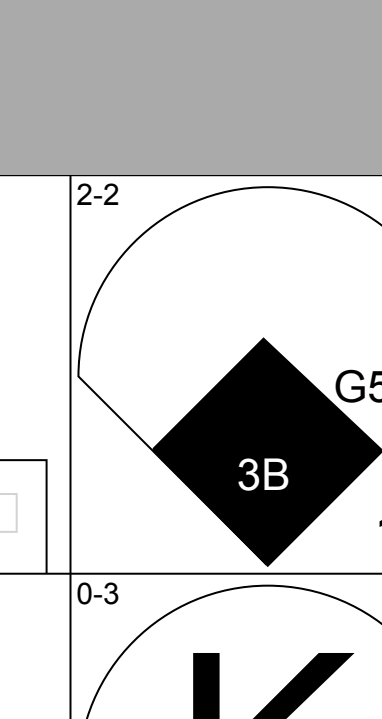
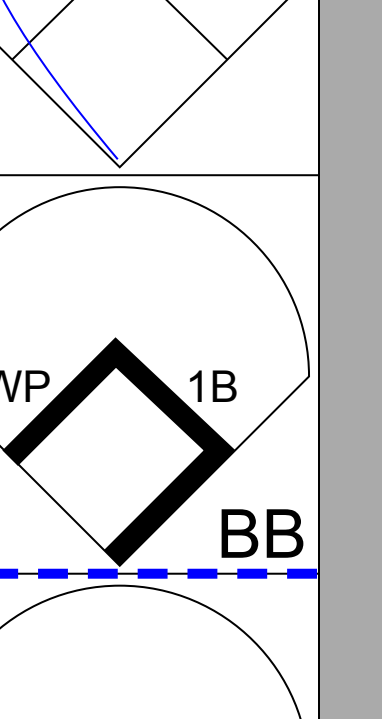
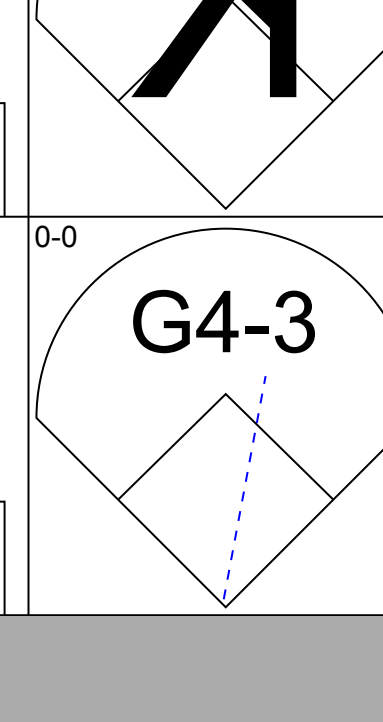
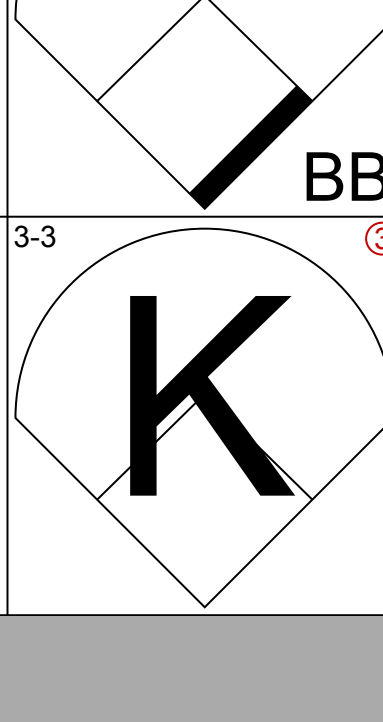

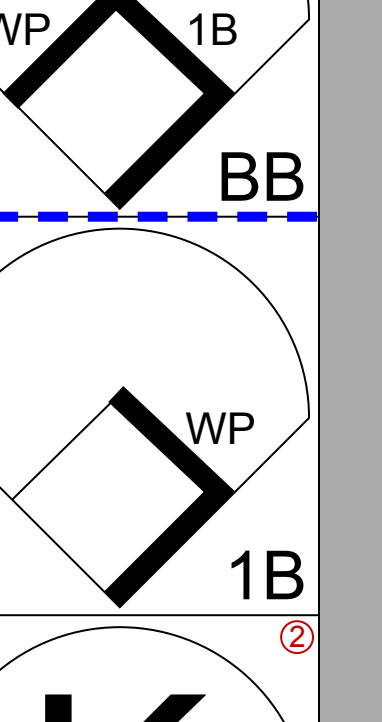
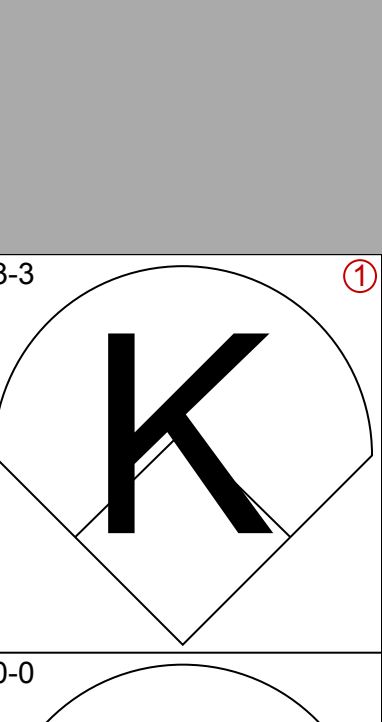
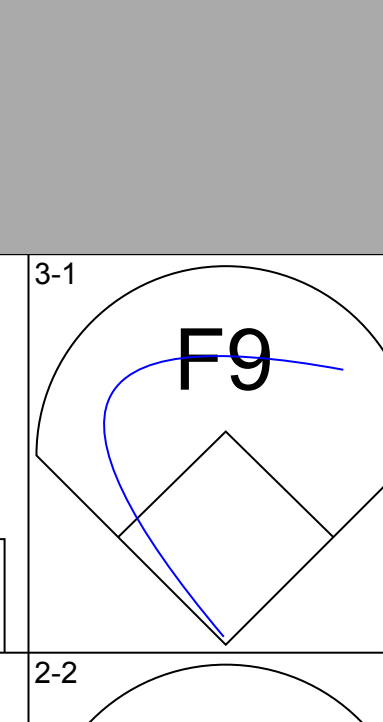
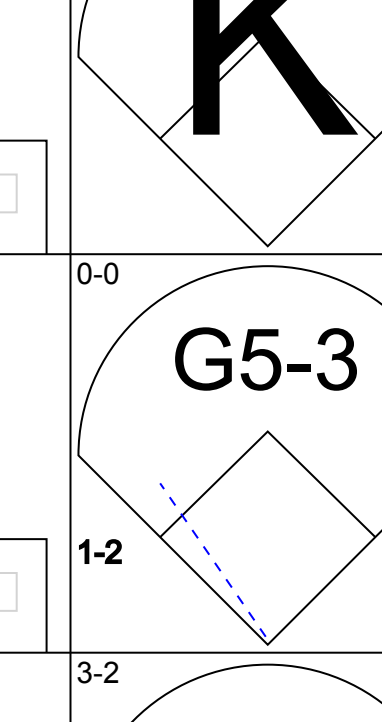
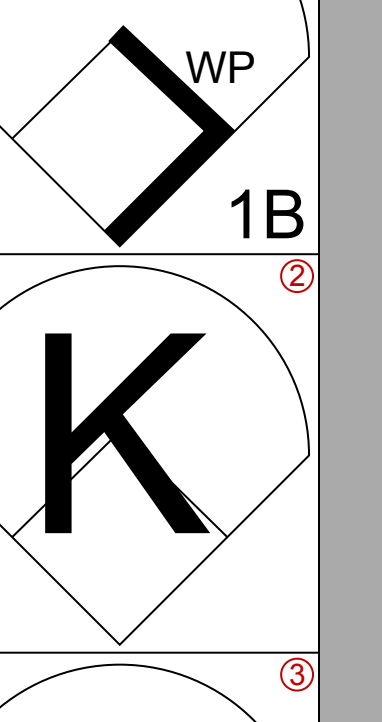
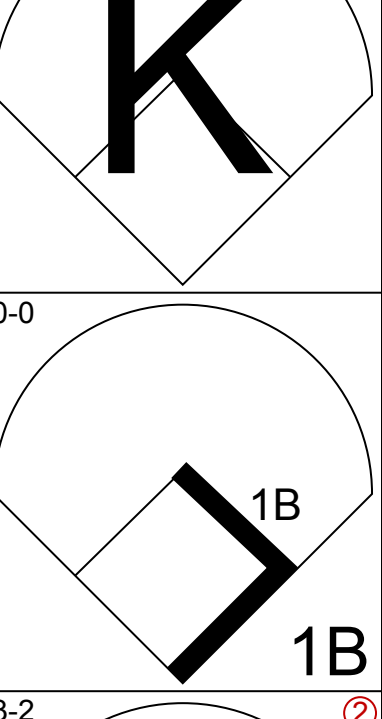
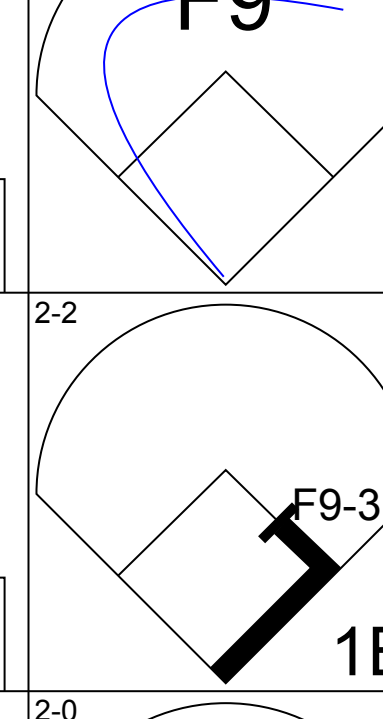
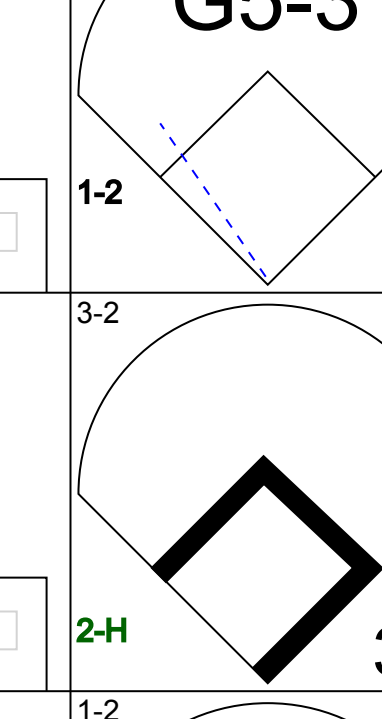
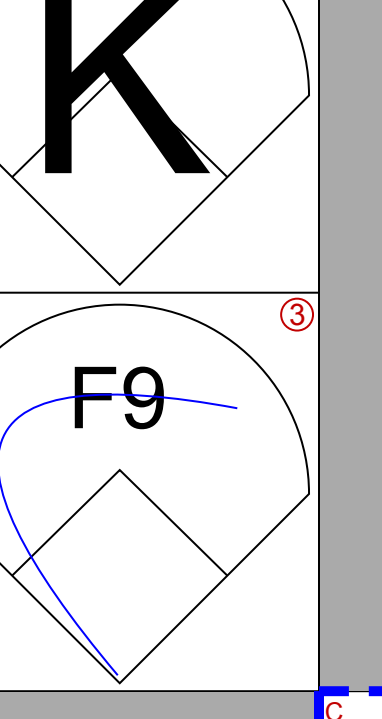
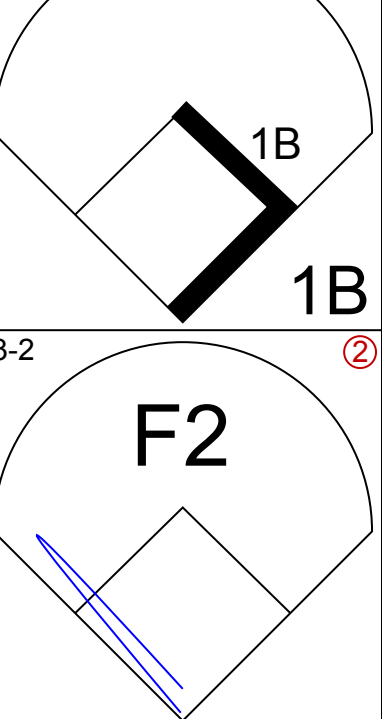
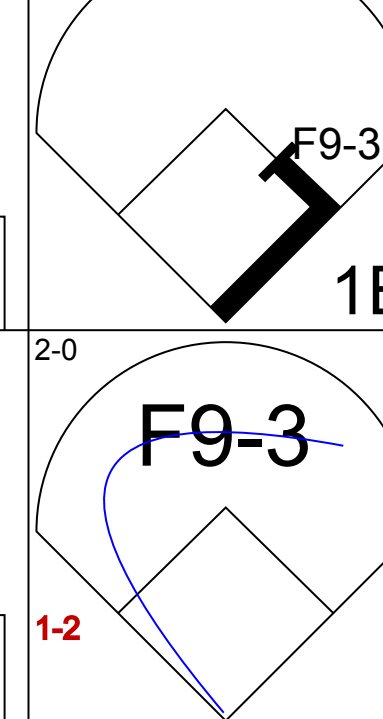
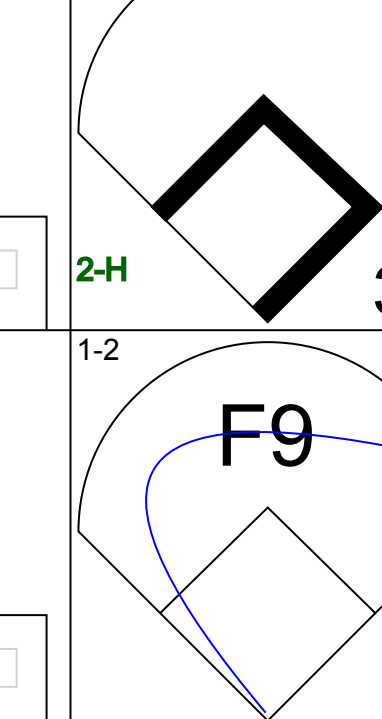
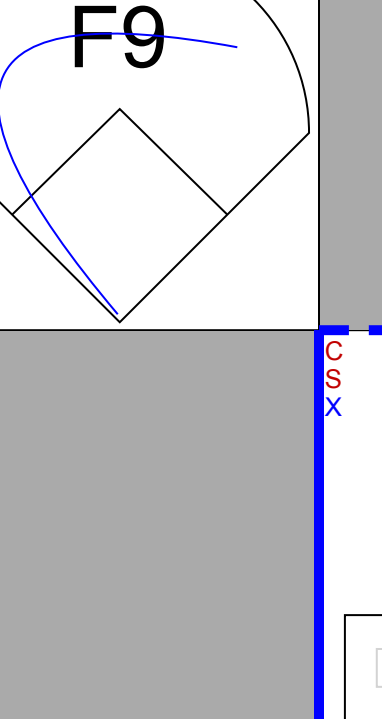


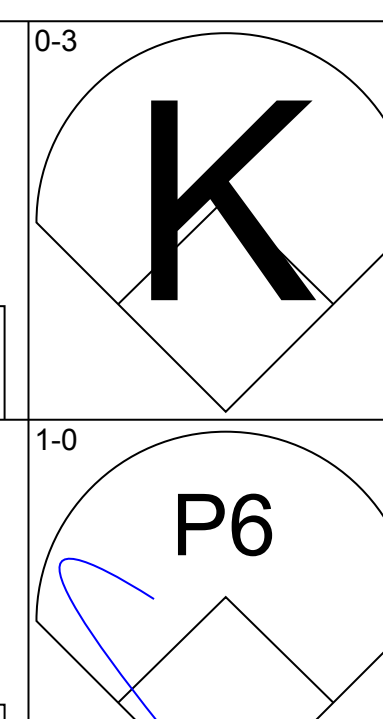
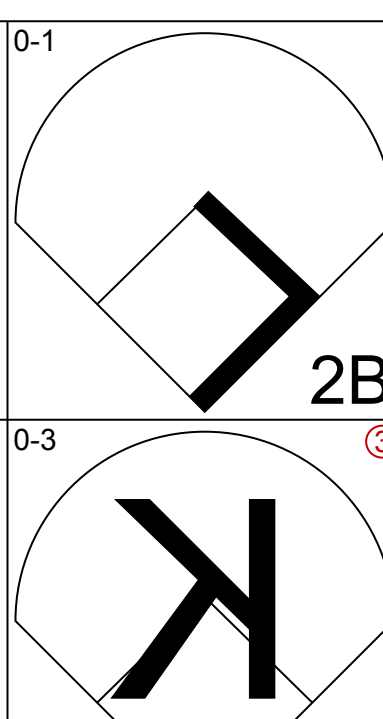
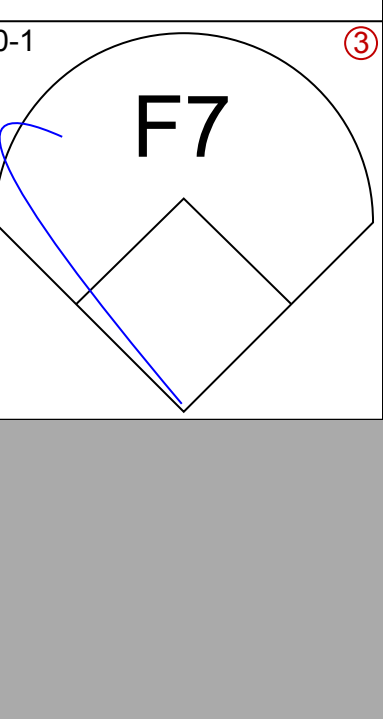
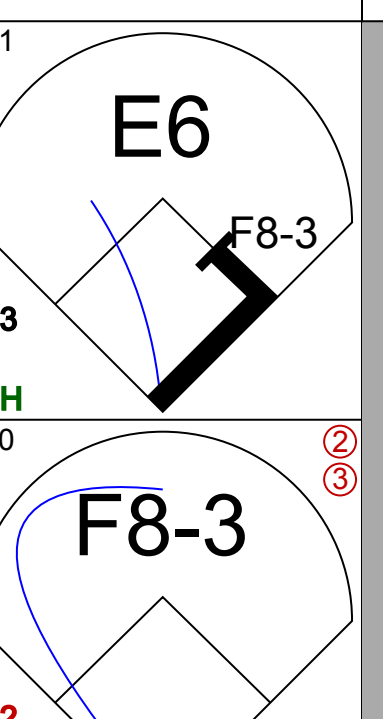
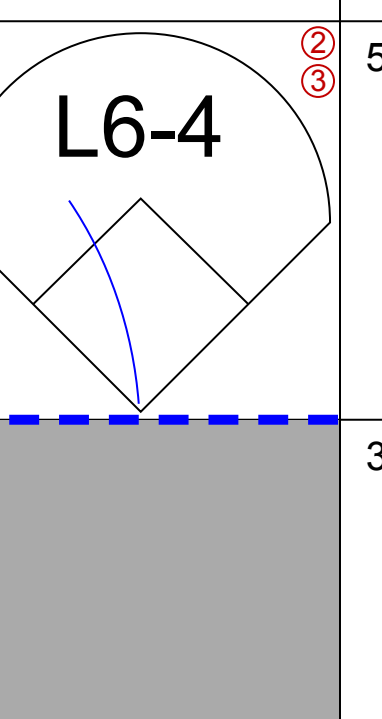
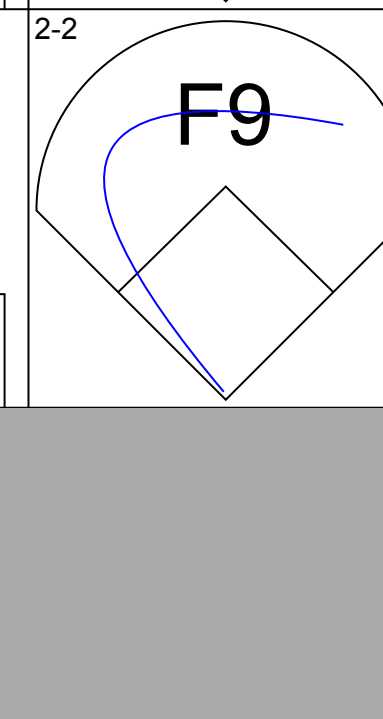

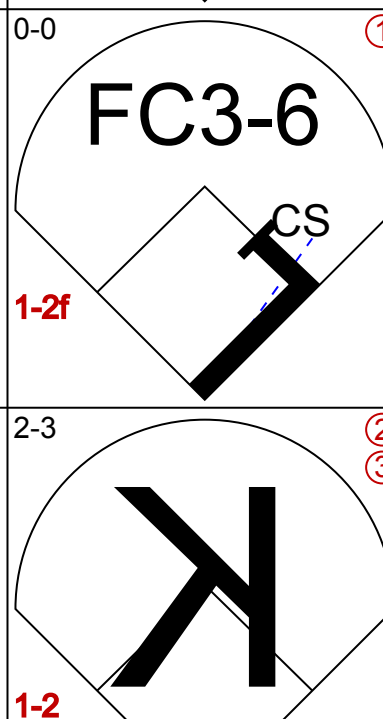


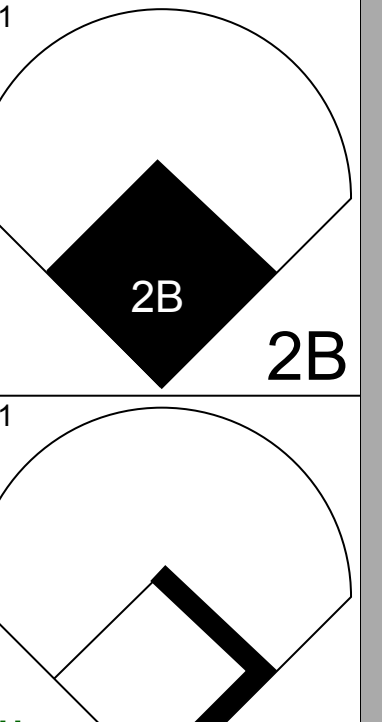

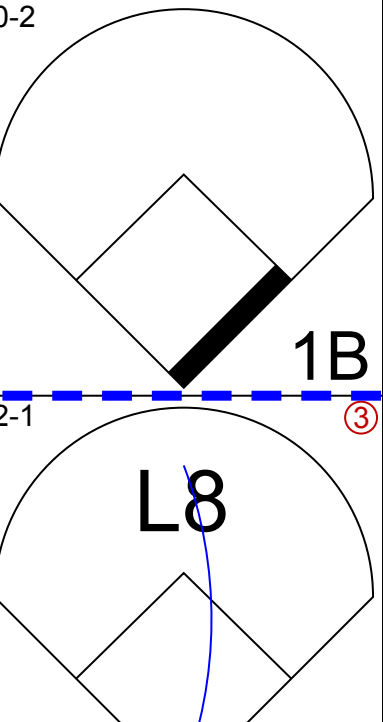
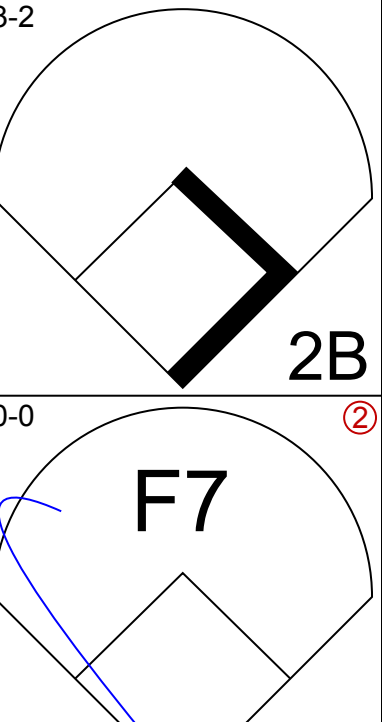
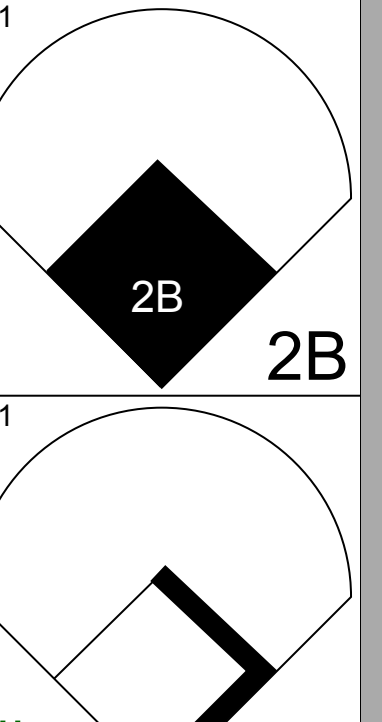

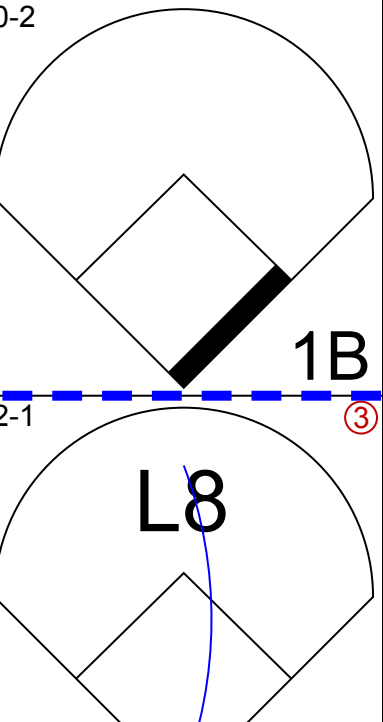
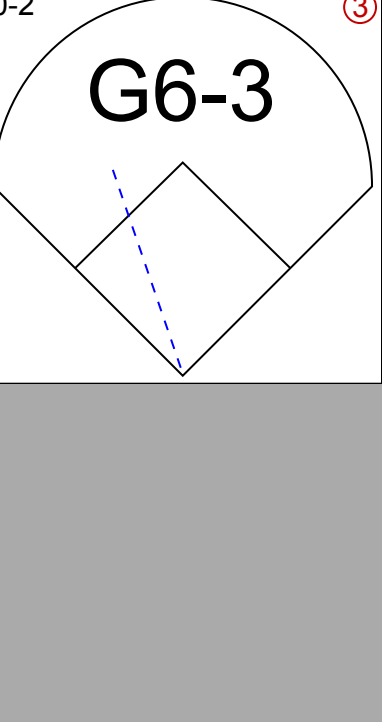
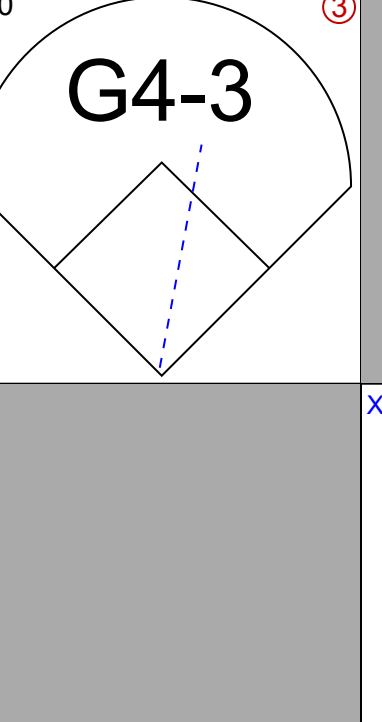
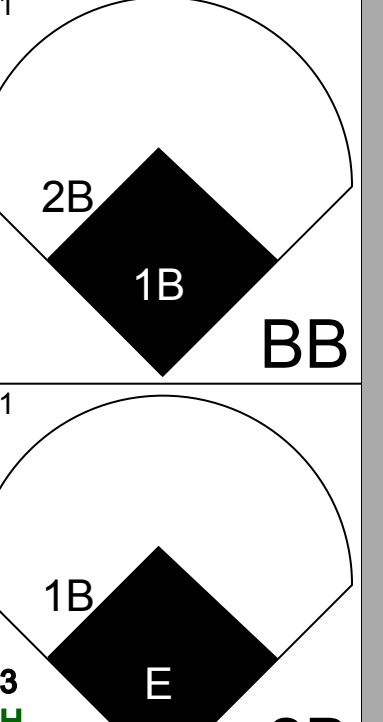

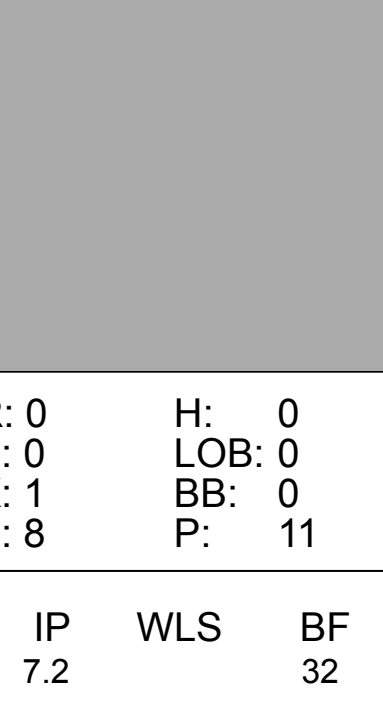
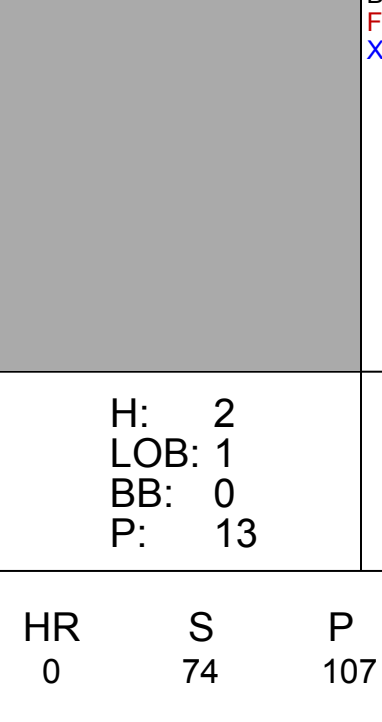
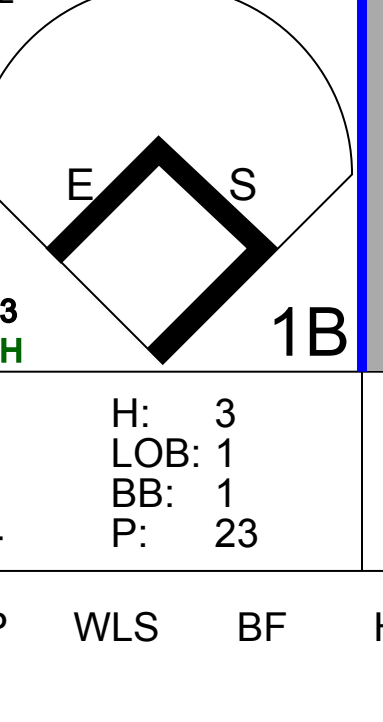
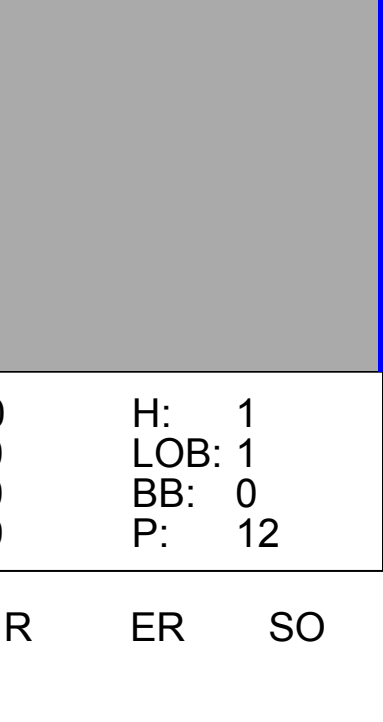
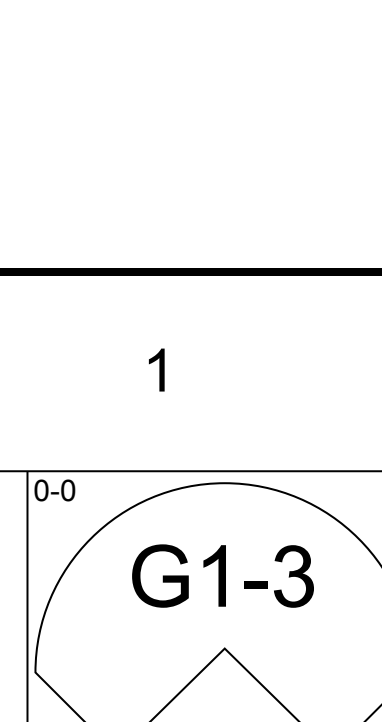
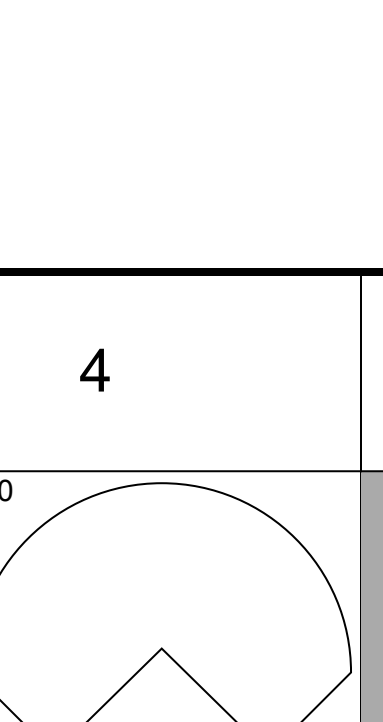
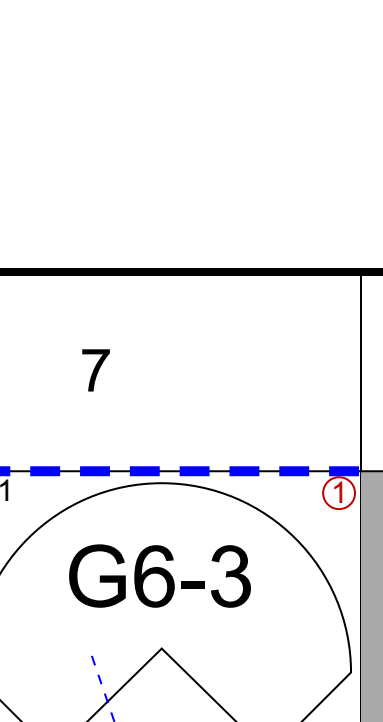
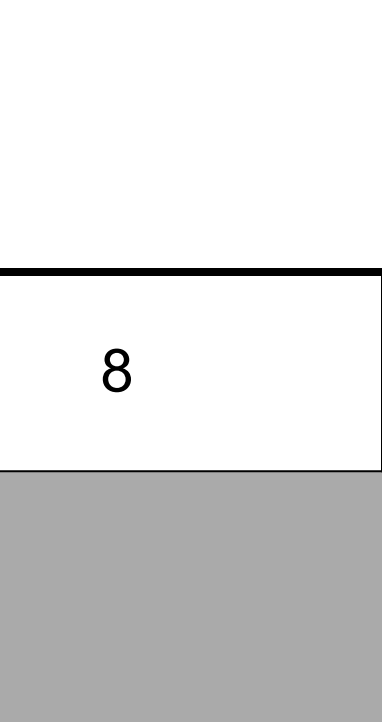


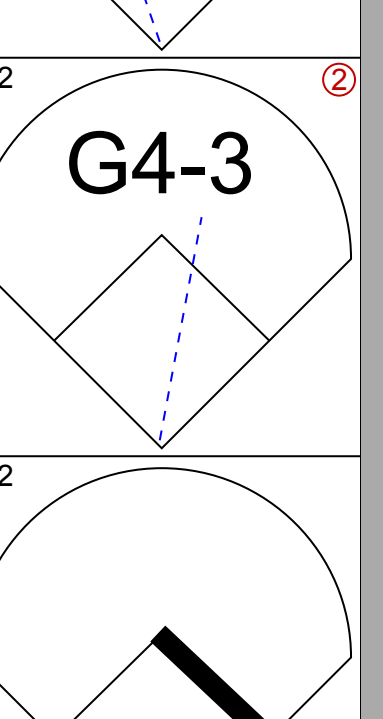

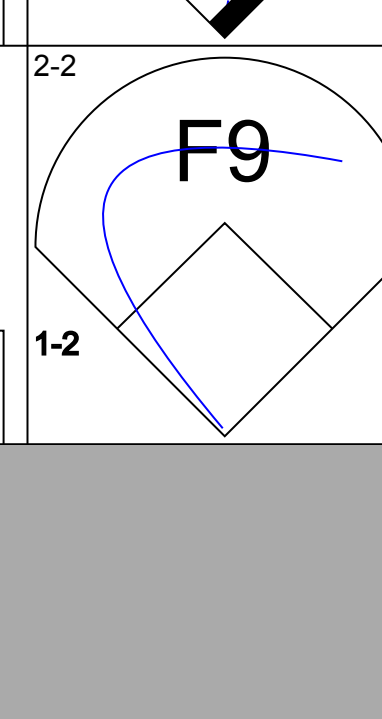
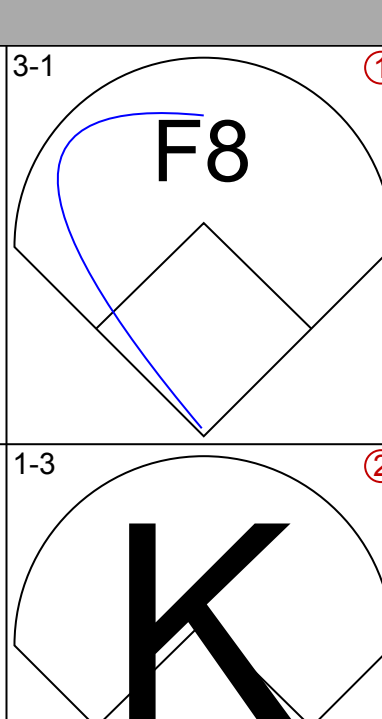
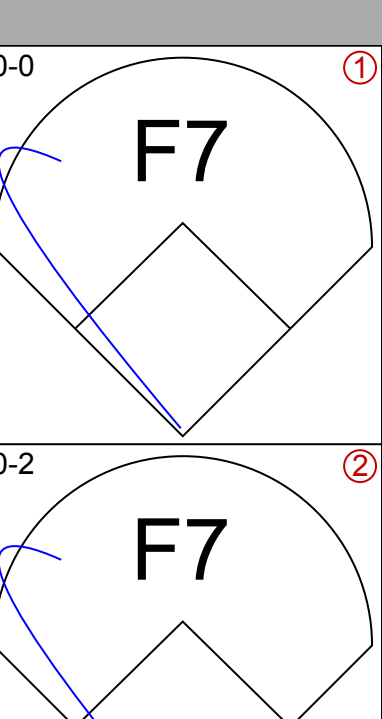
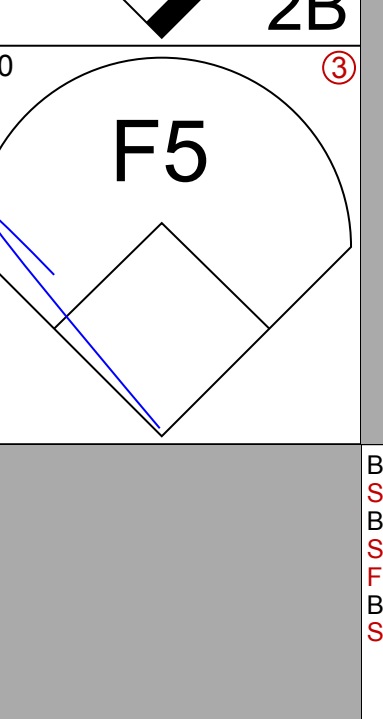

Batter	1	2	3	4	5	6	7	8	9	AB	R	H	RBI	BB	SO	LOB	BOTTOM					
Fernando Vina, L OBP: 0.390, SLG: 0.412 (1, 4)										4	1	1	0	0	0	0	Atlanta Braves @ St. Louis Cardinals Busch Stadium, St. Louis, MO Sun Aug.06 2000, 7:05 PM CDT Att: 47,623 - Cloudy - 93 F					
Edgar Renteria, R OBP: 0.341, SLG: 0.426 (1, 6)										4	2	3	0	0	0	0						
15 Jim Edmonds, L OBP: 0.443, SLG: 0.651 (1, 8)										3	0	1	1	1	0	1						
Will Clark, L OBP: 0.432, SLG: 0.530 (1, 3)										4	1	3	2	0	0	1						
Ray Lankford, L OBP: 0.348, SLG: 0.494 Eric Davis, R Dave Veres, R (8, PH)										3	0	0	0	0	1	3						
Fernando Tatis, R OBP: 0.411, SLG: 0.613 Mike Timlin, R Shawon Dunston, R OBP: 0.275, SLG: 0.484 (9, 7)										3	0	0	0	0	0	3						
J.D. Drew, L OBP: 0.394, SLG: 0.520 (1, 9)										3	0	0	0	1	2	1						
Mike Matheny, R OBP: 0.294, SLG: 0.321 Eduardo Perez, R OBP: 0.379, SLG: 0.508 (9, PH)										3	0	0	0	0	0	1						
Darryl Kile, R OBP: 0.214, SLG: 0.157 Craig Paquette, R OBP: 0.303, SLG: 0.423 (7, 5)										2	0	0	0	0	0	0						
Inning Stats	R: 2 E: 1 K: 0 S: 15	H: 3 LOB: 1 BB: 0 P: 22	R: 0 E: 0 K: 0 S: 7	H: 0 LOB: 0 BB: 0 P: 9	R: 0 E: 0 K: 0 S: 8	H: 0 LOB: 0 BB: 0 P: 13	R: 1 E: 0 K: 1 S: 11	H: 1 LOB: 0 BB: 0 P: 17	R: 0 E: 0 K: 0 S: 5	H: 0 LOB: 0 BB: 0 P: 5	R: 1 E: 0 K: 1 S: 9	H: 2 LOB: 1 BB: 1 P: 15	R: 0 E: 0 K: 0 S: 6	H: 0 LOB: 0 BB: 1 P: 11	R: 0 E: 0 K: 0 S: 10	H: 2 LOB: 2 BB: 0 P: 12		R: 0 E: 0 K: 1 S: 13	H: 1 LOB: 1 BB: 0 P: 17	1B: 7 2B: 1 3B: 0 HR: 1	SF: 0 SAC: 0 DP: 2 HBP: 0	WP: 0 PB: 0 SB: 2 CS: 0
PITCHER	IP WLS BF H R ER SO BB IBB HBP BLK WP HR S P ERA WHIP	IP WLS BF H R ER SO BB IBB HBP BLK WP HR S P ERA WHIP	IP WLS BF H R ER SO BB IBB HBP BLK WP HR S P ERA WHIP	IP WLS BF H R ER SO BB IBB HBP BLK WP HR S P ERA WHIP	IP WLS BF H R ER SO BB IBB HBP BLK WP HR S P ERA WHIP	IP WLS BF H R ER SO BB IBB HBP BLK WP HR S P ERA WHIP	IP WLS BF H R ER SO BB IBB HBP BLK WP HR S P ERA WHIP	IP WLS BF H R ER SO BB IBB HBP BLK WP HR S P ERA WHIP	IP WLS BF H R ER SO BB IBB HBP BLK WP HR S P ERA WHIP	IP WLS BF H R ER SO BB IBB HBP BLK WP HR S P ERA WHIP	IP WLS BF H R ER SO BB IBB HBP BLK WP HR S P ERA WHIP	IP WLS BF H R ER SO BB IBB HBP BLK WP HR S P ERA WHIP	IP WLS BF H R ER SO BB IBB HBP BLK WP HR S P ERA WHIP	IP WLS BF H R ER SO BB IBB HBP BLK WP HR S P ERA WHIP	IP WLS BF H R ER SO BB IBB HBP BLK WP HR S P ERA WHIP	IP WLS BF H R ER SO BB IBB HBP BLK WP HR S P ERA WHIP	IP WLS BF H R ER SO BB IBB HBP BLK WP HR S P ERA WHIP	IP WLS BF H R ER SO BB IBB HBP BLK WP HR S P ERA WHIP	IP WLS BF H R ER SO BB IBB HBP BLK WP HR S P ERA WHIP	IP WLS BF H R ER SO BB IBB HBP BLK WP HR S P ERA WHIP	IP WLS BF H R ER SO BB IBB HBP BLK WP HR S P ERA WHIP	



Batter	1	2	3	4	5	6	7	8	9	AB	R	H	RBI	BB	SO	LOB	TOP	
Luis Castillo, S OBP: 0.447, SLG: 0.425	(1,4) K		(2) K		(1) G5-3		(1) SH2-4	(3) G4-3		4	0	0	0	0	2	1	Florida Marlins @ St. Louis Cardinals Busch Stadium, St. Louis, MO Tue Aug 08 2000, 7:10 PM CDT Att: 39,407 - Cloudy - 89 F	
Mark Kotsay, L OBP: 0.330, SLG: 0.442	(1,9) G6-3		(3) P2		(2) G4-3		1B HBP BB 1B		(1) F9	5	1	1	1	0	0	1		
Henry Rodriguez, L Mark Smith, R OBP: 0.338, SLG: 0.419	(1,7) P6			(1) F7	(3) G4-3		BB 1B HBP		HR	3	0	0	0	0	0	0		
Preston Wilson, R OBP: 0.322, SLG: 0.464		(1) K		(2) G4-3		(1) K	BB 1B		(2) G4-3	5	0	1	1	0	2	0		
Mike Lowell, R OBP: 0.335, SLG: 0.477		(2) F7		2B 1B BB		(1) F7	F9			4	1	1	0	1	0	3		
Derrek Lee, R OBP: 0.383, SLG: 0.537		(1) FC6 1B		1B 2B		(3) L8	FC6-4 BB		(3) G3	4	1	2	1	1	0	1		
Andy Fox, L OBP: 0.295, SLG: 0.355	(1,6) FC6			E 1B 1B			FC6-4			4	1	2	2	0	0	4		
Ramon Castro, R OBP: 0.346, SLG: 0.262			SH1-4 BB	E6 1B		SH2-4 1B BB	P4			2	1	1	0	2	0	0		
Jesus Sanchez, L OBP: 0.220, SLG: 0.220			SH1-4	F7		1B SH2-4 1B	K			3	1	1	1	0	1	2		
Inning Stats	R: 0 H: 0 E: 0 LOB: 0 K: 1 BB: 0 S: 8 P: 13	R: 0 H: 1 E: 0 LOB: 1 K: 1 BB: 0 S: 10 P: 16	R: 0 H: 0 E: 0 LOB: 1 K: 1 BB: 1 S: 9 P: 18	R: 2 H: 3 E: 1 LOB: 2 K: 0 BB: 1 S: 11 P: 23	R: 0 H: 0 E: 0 LOB: 0 K: 1 BB: 0 S: 10 P: 15	R: 0 H: 0 E: 0 LOB: 0 K: 1 BB: 0 S: 9 P: 15	R: 4 H: 4 E: 0 LOB: 3 K: 0 BB: 2 S: 15 P: 29	R: 0 H: 0 E: 0 LOB: 0 K: 1 BB: 0 S: 10 P: 11	R: 1 H: 2 E: 0 LOB: 1 K: 0 BB: 0 S: 6 P: 9	1B: 6 SF: 0 2B: 2 SAC: 2 3B: 1 DP: 0 HR: 1 HBP: 1	WP: 0 PA: 42 PB: 0 SB: 0 CS: 0							
PITCHER	IP WLS BF H R ER SO BB IBB HBP BLK WP HR S P ERA WHIP	IP WLS BF H R ER SO BB IBB HBP BLK WP HR S P ERA WHIP																
Pat Hentgen, R ERA: 5.16	(1,1) 6.0 L 26 5 4 4 4 3 0 0 0 0 0 0 59 107 6.00 1.333																	
Jason Christiansen, L ERA: 5.9	(7,1) 0.1 5 3 1 1 0 0 0 0 1 0 0 0 9 11 27.00 9.000																	
Alan Benes, R ERA: 6.61	(7,1) 2.2 11 2 2 2 1 1 0 0 0 0 1 20 31 6.75 1.125																	
Batter	1	2	3	4	5	6	7	8	9	AB	R	H	RBI	BB	SO	LOB	BOTTOM	
Fernando Vina, L Carlos Hernandez, R OBP: 0.384, SLG: 0.405	(1,4) G4-3		1B		(2) F8		(3) F8			4	0	1	0	0	0	2	Florida Marlins @ St. Louis Cardinals Busch Stadium, St. Louis, MO Tue Aug 08 2000, 7:10 PM CDT Att: 39,407 - Cloudy - 89 F	
Edgar Renteria, R OBP: 0.336, SLG: 0.421	(1,6) P3		(2) F8		1B			(1) F9	4	0	1	0	0	0	1			
15 Jim Edmonds, L J.D. Drew, L OBP: 0.395, SLG: 0.520	(1,8) K		(3) G4-3		(3) F8			(2) G4-3	4	0	0	0	0	1	3			
Eric Davis, R OBP: 0.403, SLG: 0.463		(1) F7		BB		(1) G5-3		(3) G4-3	3	0	0	0	1	0	0			
Fernando Tatis, R Alan Benes, R Ray Lankford, L OBP: 0.349, SLG: 0.493	(1,5) K		(1) F8		(2) K			(1) K	3	0	0	0	0	2	1			
Shawon Dunston, R OBP: 0.275, SLG: 0.478	(1,7) 1B 1B		(2) P4		(3) K			(2) K	4	0	1	0	0	2	1			
Eduardo Perez, R OBP: 0.386, SLG: 0.524	(1,3) 1B		(3) G6-3				(1) G6-3		2B	4	0	2	0	0	1			
Mike Matheny, R OBP: 0.290, SLG: 0.315	(1,2) K				(1) L6		(2) P3		(3) G1-3	4	0	0	0	0	1	3		
Pat Hentgen, R Jason Christiansen, R Placido Polanco, R OBP: 0.347, SLG: 0.425	(1,1) F7		(1) F7		1B BB		(2) 1B			1	0	0	0	1	0	0		
Inning Stats	R: 0 H: 0 E: 0 LOB: 0 K: 1 BB: 0 S: 9 P: 14	R: 0 H: 2 E: 0 LOB: 2 K: 2 BB: 0 S: 10 P: 16	R: 0 H: 1 E: 0 LOB: 1 K: 0 BB: 0 S: 9 P: 15	R: 0 H: 0 E: 0 LOB: 1 K: 0 BB: 1 S: 8 P: 16	R: 0 H: 1 E: 0 LOB: 2 K: 0 BB: 1 S: 7 P: 13	R: 0 H: 0 E: 0 LOB: 0 K: 2 BB: 0 S: 8 P: 10	R: 0 H: 1 E: 0 LOB: 1 K: 0 BB: 0 S: 8 P: 16	R: 0 H: 0 E: 0 LOB: 0 K: 0 BB: 0 S: 9 P: 15	R: 0 H: 1 E: 0 LOB: 1 K: 2 BB: 0 S: 9 P: 12	1B: 5 SF: 0 2B: 1 SAC: 0 3B: 0 DP: 0 HR: 0 HBP: 0	WP: 0 PA: 35 PB: 0 SB: 0 CS: 0							
PITCHER	IP WLS BF H R ER SO BB IBB HBP BLK WP HR S P ERA WHIP	IP WLS BF H R ER SO BB IBB HBP BLK WP HR S P ERA WHIP																
Jesus Sanchez, L ERA: 4.65	(1,1) 9.0 W 35 6 0 0 7 2 0 0 0 0 0 0 77 127 0.00 0.889																	

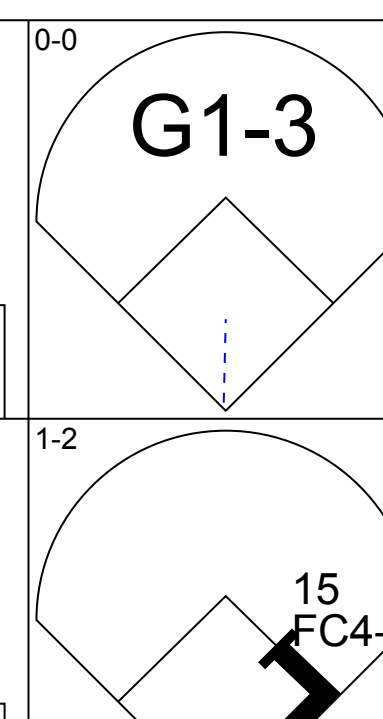
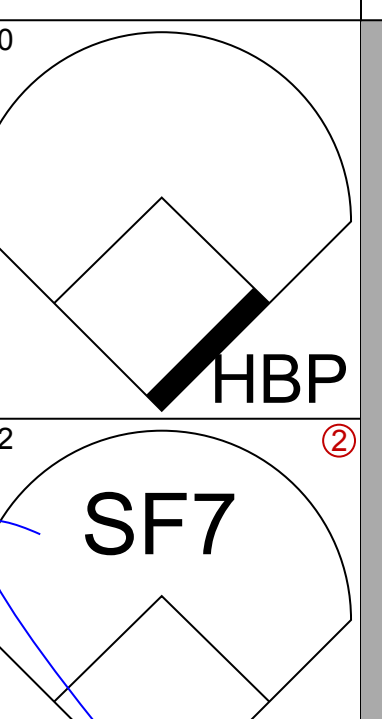
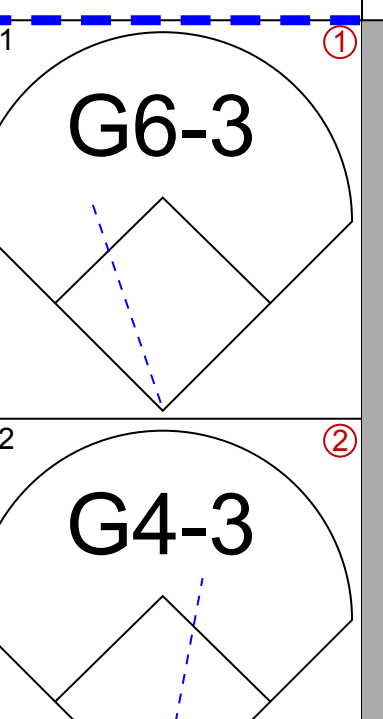
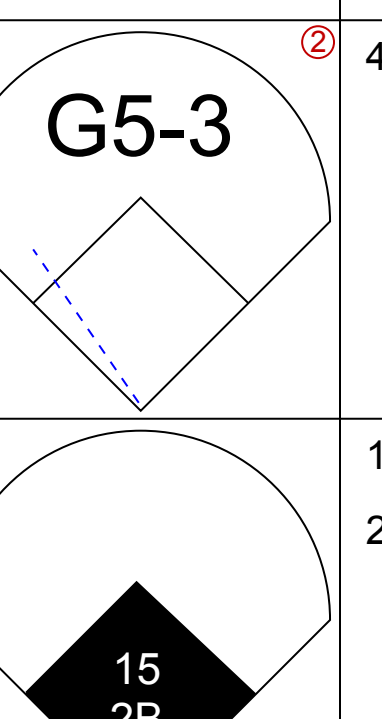
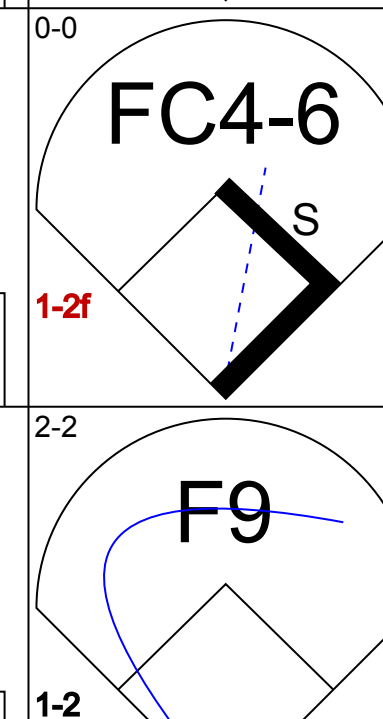
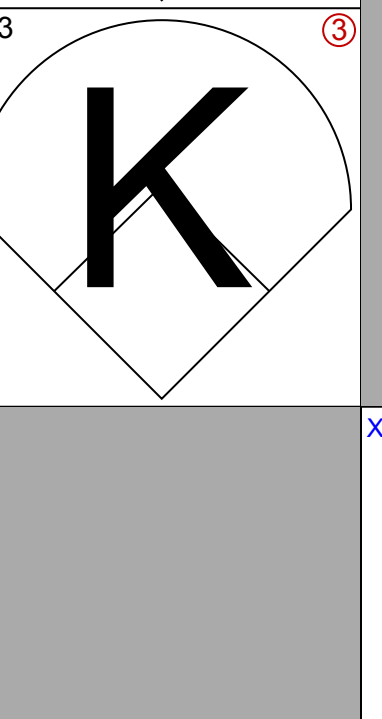
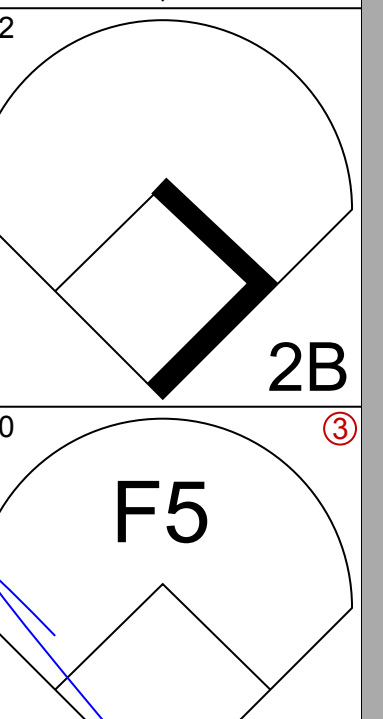
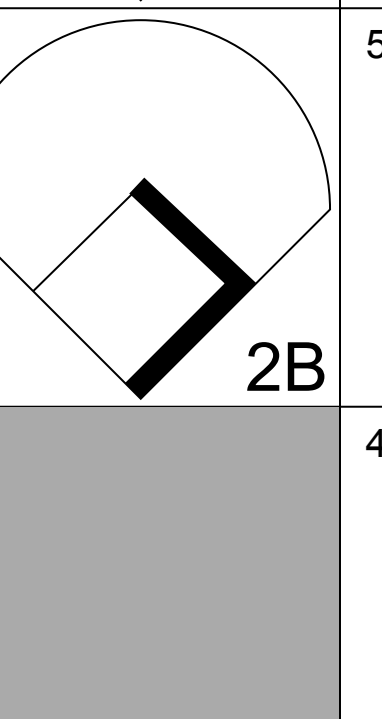





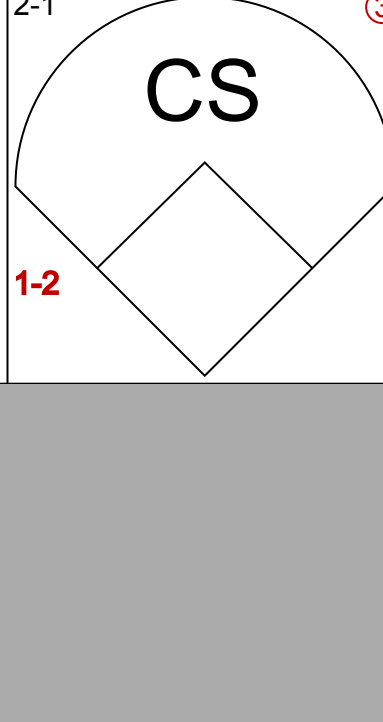


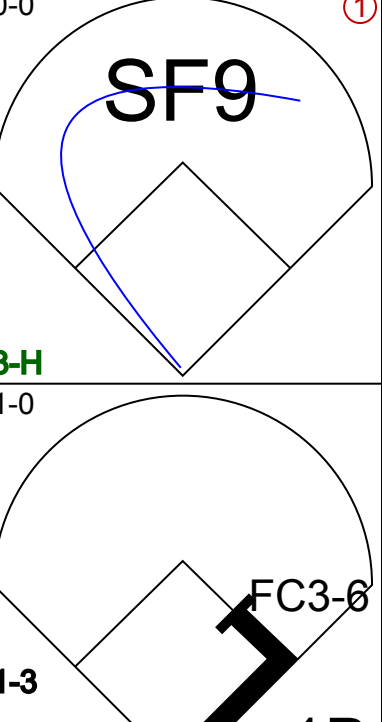
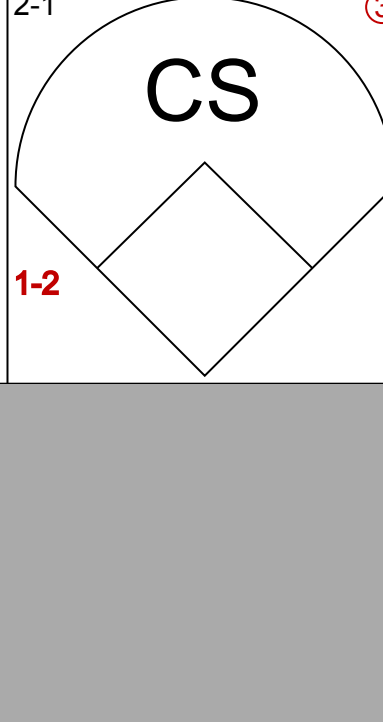

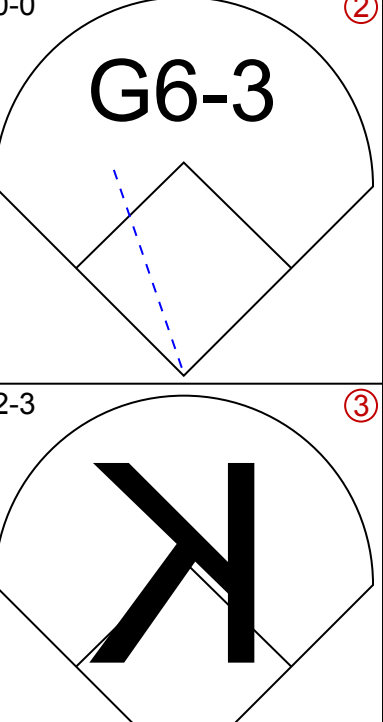
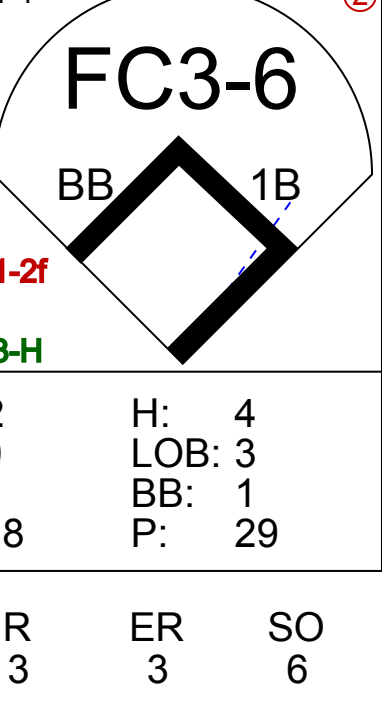


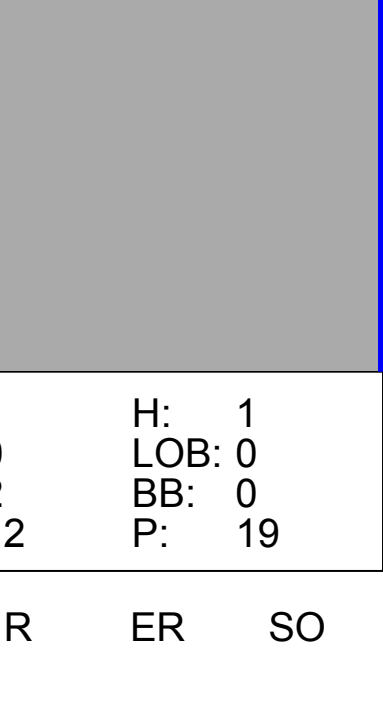





Batter	1	2	3	4	5	6	7	8	9	AB	R	H	RBI	BB	SO	LOB	TOP				
Luis Castillo, S OBP: 0.444, SLG: 0.420										4	0	0	0	1	1	1	Florida Marlins @ St. Louis Cardinals Busch Stadium, St. Louis, MO Wed Aug 09 2000, 12:10 PM CDT Att: 41,187 - Sunny - 93 F				
Mark Kotsay, L OBP: 0.333, SLG: 0.442										4	2	2	0	1	0	2					
Kevin Millar, R OBP: 0.369, SLG: 0.517 Chris Clapinski, S OBP: 0.383, SLG: 0.452										3	0	2	0	1	0	1					
Preston Wilson, R OBP: 0.321, SLG: 0.463										3	1	1	2	0	2	1					
Mike Lowell, R OBP: 0.334, SLG: 0.483										4	1	1	3	0	0	2					
Derrek Lee, R OBP: 0.384, SLG: 0.533										2	0	0	0	2	1	1					
Andy Fox, L OBP: 0.289, SLG: 0.347										4	0	0	0	0	1	6					
Mike Redmond, R OBP: 0.345, SLG: 0.331										4	0	1	0	0	0	1					
Ryan Dempster, R OBP: 0.074, SLG: 0.111 Dave Berg, R OBP: 0.301, SLG: 0.339 Armando Almanza, L OBP: 0.362 Dan Miceli, R OBP: 0.358, SLG: 0.445 Mark Smith, R OBP: 0.338, SLG: 0.415 Antonio Alfonseca, R OBP: 0.311, SLG: 0.375										1	0	0	0	0	0	0					
Inning Stats	R: 0 E: 0 K: 1 S: 15	H: 1 LOB: 0 BB: 0 P: 21	R: 0 E: 1 K: 1 S: 12	H: 0 LOB: 1 BB: 0 P: 23	R: 0 E: 0 K: 0 S: 8	H: 1 LOB: 1 BB: 0 P: 11	R: 0 E: 0 K: 1 S: 12	H: 0 LOB: 2 BB: 0 P: 26	R: 0 E: 0 K: 0 S: 8	H: 0 LOB: 0 BB: 0 P: 12	R: 1 E: 0 K: 0 S: 9	H: 2 LOB: 2 BB: 1 P: 17	R: 0 E: 0 K: 1 S: 10	H: 0 LOB: 0 BB: 0 P: 15	R: 4 E: 0 K: 2 S: 14	H: 3 LOB: 1 BB: 1 P: 25		R: 0 E: 0 K: 0 S: 2	H: 0 LOB: 0 BB: 1 P: 6	1B: 4 2B: 3 3B: 0 HR: 1	SF: 1 SAC: 1 DP: 1 HBP: 0
PITCHER	IP WLS BF H R ER SO BB IBB HBP BLK WP HR S P ERA WHIP																				
Andy Benes, R ERA: 4.71	(1, 1) 6.0 25 4 1 1 3 3 0 0 0 0 0 0 64 110 1.50 1.167																				
Matt Morris, R ERA: 3.63	(7, 1) 1.0 L 7 3 4 4 1 1 1 0 0 0 0 0 1 15 28 36.00 4.000																				
Mike James, R ERA: 3.62	(8, 1) 1.1 5 0 0 0 2 1 0 0 0 0 0 0 10 17 0.00 0.750																				
Jason Christiansen, L ERA: 5.8	(9, 1) 0.2 1 0 0 0 0 0 0 0 0 0 0 0 1 1 0.00 0.000																				

Batter	1	2	3	4	5	6	7	8	9	AB	R	H	RBI	BB	SO	LOB	BOTTOM				
Fernando Vina, L OBP: 0.386, SLG: 0.407										5	1	3	0	0	0	0	Florida Marlins @ St. Louis Cardinals Busch Stadium, St. Louis, MO Wed Aug 09 2000, 12:10 PM CDT Att: 41,187 - Sunny - 93 F				
J.D. Drew, L OBP: 0.395, SLG: 0.528										4	1	1	2	1	0	3					
15 Jim Edmonds, L OBP: 0.436, SLG: 0.634										5	0	1	0	0	0	2					
Will Clark, L OBP: 0.423, SLG: 0.516										4	0	1	0	0	1	1					
Ray Lankford, L OBP: 0.354, SLG: 0.493										2	1	1	0	2	1	1					
Fernando Tatis, R OBP: 0.404, SLG: 0.590 Craig Paquette, R OBP: 0.304, SLG: 0.423										3	0	0	0	0	2	3					
Carlos Hernandez, R OBP: 0.317, SLG: 0.348										4	0	0	0	0	2	3					
Pacido Polanco, R OBP: 0.355, SLG: 0.441										4	0	3	1	0	0	2					
Andy Benes, R OBP: 0.176, SLG: 0.163 Eduardo Perez, R OBP: 0.389, SLG: 0.516 Matt Morris, R ERA: 1.88 Mike James, R ERA: 3.16 Jason Christiansen, R ERA: 3.96 Shawon Dunston, R OBP: 0.273, SLG: 0.475										2	0	0	0	0	0	2					
Inning Stats	R: 2 E: 0 K: 1 S: 10	H: 3 LOB: 1 BB: 0 P: 12	R: 0 E: 0 K: 1 S: 15	H: 2 LOB: 2 BB: 0 P: 22	R: 0 E: 0 K: 1 S: 7	H: 0 LOB: 1 BB: 1 P: 18	R: 0 E: 0 K: 0 S: 8	H: 1 LOB: 0 BB: 0 P: 14	R: 0 E: 0 K: 1 S: 9	H: 1 LOB: 1 BB: 0 P: 19	R: 1 E: 0 K: 0 S: 15	H: 2 LOB: 1 BB: 0 P: 21	R: 0 E: 0 K: 0 S: 6	H: 0 LOB: 0 BB: 1 P: 11	R: 0 E: 0 K: 1 S: 12	H: 1 LOB: 2 BB: 1 P: 20		R: 0 E: 0 K: 0 S: 10	H: 1 LOB: 1 BB: 0 P: 10	1B: 9 2B: 1 3B: 1 HR: 1	SF: 0 SAC: 0 DP: 1 HBP: 0
PITCHER	IP WLS BF H R ER SO BB IBB HBP BLK WP HR S P ERA WHIP																				
Ryan Dempster, R ERA: 3.98	(1, 1) 6.0 27 9 3 3 5 1 0 0 0 0 0 0 64 106 4.50 1.667																				
Armando Almanza, L ERA: 1.88	(7, 1) 1.1 W 5 0 0 0 0 2 0 0 0 0 0 0 8 17 0.00 1.500																				
Dan Miceli, R ERA: 3.16	(8, 1) 0.2 H 3 1 0 0 1 0 0 0 0 0 1 0 10 14 0.00 1.500																				
Antonio Alfonseca, R ERA: 3.96	(9, 1) 1.0 S 4 1 0 0 0 0 0 0 0 0 0 0 0 10 10 0.00 1.000																				

Batter	1	2	3	4	5	6	7	8	9	AB	R	H	RBI	BB	SO	LOB	TOP		
Juan Pierre, L OBP: 0.400, SLG: 0.500 (1, 8)										5	0	1	1	0	1	3	Colorado Rockies @ St. Louis Cardinals Busch Stadium, St. Louis, MO Thu Aug 10 2000, 2:10 PM CDT Att: 44,020 - Cloudy - 89 F		
Neftali Feliz, S OBP: 0.313, SLG: 0.421 (1, 6)										3	0	0	0	1	1	3			
Larry Walker, L OBP: 0.405, SLG: 0.502 (1, 9)										4	0	0	0	0	0	1			
Jeff Hammonds, R OBP: 0.425, SLG: 0.612 (1, 7)										4	0	0	0	0	2	1			
17 Todd Helton, L OBP: 0.472, SLG: 0.693 (1, 3)										4	2	4	0	0	0	0			
Jeff Cirillo, R OBP: 0.391, SLG: 0.502 (1, 5)										4	0	1	1	0	0	3			
Todd Walker, L OBP: 0.326, SLG: 0.403 (1, 4)										3	1	1	0	1	0	2			
Brent Mayne, L OBP: 0.382, SLG: 0.436 (1, 2)										4	1	2	1	0	0	0			
Pedro Astacio, R ERA: 3.28, SLG: 0.086 Todd Hollandsworth, L ERA: 4.27, SLG: 0.362 Mike Myers, L ERA: 7.1 Bobby Chouinard, R ERA: 5.11, SLG: 0.333 Jeff Fife, R ERA: 6.56, SLG: 0.349 Jose Jimenez, R ERA: 6.50, SLG: 0.500 (1, 1)										2	0	0	0	0	0	0			
Inning Stats	R: 0 E: 0 K: 1 S: 8	H: 0 LOB: 0 BB: 0 P: 11	R: 0 E: 0 K: 0 S: 15	H: 1 LOB: 1 BB: 0 P: 21	R: 0 E: 0 K: 1 S: 11	H: 1 LOB: 1 BB: 0 P: 14	R: 1 E: 0 K: 1 S: 9	H: 2 LOB: 1 BB: 0 P: 13	R: 0 E: 0 K: 0 S: 5	H: 0 LOB: 0 BB: 1 P: 11	R: 3 E: 1 K: 0 S: 14	H: 3 LOB: 1 BB: 1 P: 23	R: 0 E: 0 K: 0 S: 9	H: 1 LOB: 1 BB: 0 P: 12	R: 0 E: 0 K: 0 S: 9	H: 2 LOB: 1 BB: 0 P: 11		1B: 4 2B: 8 3B: 0 HR: 0	SF: 0 SAC: 0 DP: 2 HBP: 0
PITCHER	IP WLS BF H R ER SO BB IBB HBP BLK WP HR S P ERA WHIP	IP WLS BF H R ER SO BB IBB HBP BLK WP HR S P ERA WHIP	IP WLS BF H R ER SO BB IBB HBP BLK WP HR S P ERA WHIP	IP WLS BF H R ER SO BB IBB HBP BLK WP HR S P ERA WHIP	IP WLS BF H R ER SO BB IBB HBP BLK WP HR S P ERA WHIP	IP WLS BF H R ER SO BB IBB HBP BLK WP HR S P ERA WHIP	IP WLS BF H R ER SO BB IBB HBP BLK WP HR S P ERA WHIP	IP WLS BF H R ER SO BB IBB HBP BLK WP HR S P ERA WHIP	IP WLS BF H R ER SO BB IBB HBP BLK WP HR S P ERA WHIP	IP WLS BF H R ER SO BB IBB HBP BLK WP HR S P ERA WHIP	IP WLS BF H R ER SO BB IBB HBP BLK WP HR S P ERA WHIP	IP WLS BF H R ER SO BB IBB HBP BLK WP HR S P ERA WHIP	IP WLS BF H R ER SO BB IBB HBP BLK WP HR S P ERA WHIP	IP WLS BF H R ER SO BB IBB HBP BLK WP HR S P ERA WHIP	IP WLS BF H R ER SO BB IBB HBP BLK WP HR S P ERA WHIP	IP WLS BF H R ER SO BB IBB HBP BLK WP HR S P ERA WHIP	IP WLS BF H R ER SO BB IBB HBP BLK WP HR S P ERA WHIP	IP WLS BF H R ER SO BB IBB HBP BLK WP HR S P ERA WHIP	

AB	35
R	4
H	10
RBI	4
BB	2
SO	4
LOB	15



Batter	1	2	3	4	5	6	7	8	9	AB	R	H	RBI	BB	SO	LOB	BOTTOM		
Fernando Vina, L OBP: 0.386, SLG: 0.406 (1, 4)										4	0	1	0	0	0	0	Colorado Rockies @ St. Louis Cardinals Busch Stadium, St. Louis, MO Thu Aug 10 2000, 2:10 PM CDT Att: 44,020 - Cloudy - 89 F		
J.D. Drew, L OBP: 0.398, SLG: 0.530 Shawon Dunston, R (7, PH) OBP: 0.276, SLG: 0.476 (8, 9)										1	0	1	1	1	0	0			
15 Jim Edmonds, L OBP: 0.436, SLG: 0.636 (1, 8)										5	0	2	1	0	2	6			
Will Clark, L OBP: 0.418, SLG: 0.509 (1, 3)										4	0	0	0	0	0	2			
Ray Lankford, L OBP: 0.353, SLG: 0.493 (1, 7)										4	1	1	0	0	2	0			
Fernando Tatis, R OBP: 0.410, SLG: 0.608 (1, 5)										4	2	3	1	0	1	0			
Edgar Renteria, R OBP: 0.338, SLG: 0.421 (1, 6)										3	1	1	1	0	1	0			
Mike Matheny, R OBP: 0.292, SLG: 0.318 (1, 2)										4	0	2	0	0	2	0			
Garrett Stephenson, R ERA: 0.689, SLG: 0.024 Mike Timlin, R ERA: 5.11 Placido Polanco, R (9, PH) OBP: 0.353, SLG: 0.439 (8, 1)										2	0	0	1	0	0	1			
Inning Stats	R: 0 E: 0 K: 0 S: 11	H: 1 LOB: 3 BB: 1 P: 14	R: 2 E: 0 K: 1 S: 18	H: 4 LOB: 3 BB: 1 P: 29	R: 0 E: 0 K: 1 S: 9	H: 1 LOB: 0 BB: 0 P: 17	R: 1 E: 0 K: 1 S: 12	H: 2 LOB: 2 BB: 0 P: 16	R: 0 E: 0 K: 2 S: 9	H: 0 LOB: 0 BB: 0 P: 15	R: 0 E: 0 K: 0 S: 14	H: 1 LOB: 1 BB: 0 P: 19	R: 1 E: 0 K: 2 S: 12	H: 1 LOB: 0 BB: 0 P: 19	R: 1 E: 0 K: 0 S: 10	H: 2 LOB: 1 BB: 0 P: 15		1B: 8 2B: 3 3B: 0 HR: 1	SF: 2 SAC: 1 DP: 0 HBP: 1
PITCHER	IP WLS BF H R ER SO BB IBB HBP BLK WP HR S P ERA WHIP	IP WLS BF H R ER SO BB IBB HBP BLK WP HR S P ERA WHIP	IP WLS BF H R ER SO BB IBB HBP BLK WP HR S P ERA WHIP	IP WLS BF H R ER SO BB IBB HBP BLK WP HR S P ERA WHIP	IP WLS BF H R ER SO BB IBB HBP BLK WP HR S P ERA WHIP	IP WLS BF H R ER SO BB IBB HBP BLK WP HR S P ERA WHIP	IP WLS BF H R ER SO BB IBB HBP BLK WP HR S P ERA WHIP	IP WLS BF H R ER SO BB IBB HBP BLK WP HR S P ERA WHIP	IP WLS BF H R ER SO BB IBB HBP BLK WP HR S P ERA WHIP	IP WLS BF H R ER SO BB IBB HBP BLK WP HR S P ERA WHIP	IP WLS BF H R ER SO BB IBB HBP BLK WP HR S P ERA WHIP	IP WLS BF H R ER SO BB IBB HBP BLK WP HR S P ERA WHIP	IP WLS BF H R ER SO BB IBB HBP BLK WP HR S P ERA WHIP	IP WLS BF H R ER SO BB IBB HBP BLK WP HR S P ERA WHIP	IP WLS BF H R ER SO BB IBB HBP BLK WP HR S P ERA WHIP	IP WLS BF H R ER SO BB IBB HBP BLK WP HR S P ERA WHIP	IP WLS BF H R ER SO BB IBB HBP BLK WP HR S P ERA WHIP	IP WLS BF H R ER SO BB IBB HBP BLK WP HR S P ERA WHIP	



Batter	1	2	3	4	5	6	7	8	9	AB	R	H	RBI	BB	SO	LOB	TOP					
Fernando Vina, L (1.4) OBP: 0.389, SLG: 0.412	1-1 B3		2-2 2B		1-1 15 BB SF8 1B	2-1 E 2B		1-1 G6-3		5	2	3	0	0	0	0	St. Louis Cardinals @ Milwaukee Brewers Milwaukee County Stadium, Milwaukee, WI Sun Aug 13 2000, 2:05 PM EDT Att: 33,496 - Cloudy - 73 F					
J.D. Drew, L (1.9) OBP: 0.403, SLG: 0.531	0-0 G6-3		1-0 15 G5-3 1B		0-0 SF8 15 BB SF9 1B	1-0 E5 15 G6-3 1B		1-2 1B		5	2	4	0	0	0							
15 Jim Edmonds, L (1.8) OBP: 0.429, SLG: 0.617	4-2 BB 1B		1-2 G5-3		4-0 SF9 BB 1B	2-2 G6-3		1-1 G4-3		3	1	0	0	2	0	3						
Will Clark, L (1.3) OBP: 0.420, SLG: 0.514	0-0 1B		3-2 1B		3-2 SF8	0-3 K		3-2 G3-1		4	0	2	2	0	1	1						
Ray Lankford, L (1.7) OBP: 0.359, SLG: 0.486	4-1 1B		2-2 3-H 1B		4-2 1B BB	3-2 F5		1-2 G4-3		3	1	1	0	2	0	1						
Edgar Renteria, R (1.6) OBP: 0.330, SLG: 0.409	0-2 F9		3-2 F9		1-1 SF9		3-1 G5-3		0-0 L3	4	0	0	1	0	0	5						
Mike Matheny, R (1.2) OBP: 0.294, SLG: 0.319		1-3 K		0-1 L5	2-3 3-H 0-2 1B 1B		0-1 G1-3			4	0	1	1	0	1	0						
Placido Polanco, R (1.5) OBP: 0.358, SLG: 0.442		3-2 G6-3		0-0 CS 1B	1-2 3-H 0-0 1B		2-2 F7			4	0	2	1	0	0	0						
Gene Stechschulte, R (7.1)					1-2 2-H 1B					0	0	0	0	0	0	0						
Dave Veres, R (9.1)					1-2 2-H 1B					0	0	0	0	0	0	0						
Pat Hentgen, R (1.1) OBP: 0.279, SLG: 0.205		1-0 G5-3		1-1 G5-3	2-1 P3		2-3 K			3	0	0	0	0	0	3						
Craig Paquette, R (7.5) OBP: 0.301, SLG: 0.419				1-2 1B						1	0	0	0	0	1	0						
Inning Stats	R: 0 E: 0 K: 0 S: 13	H: 1 LOB: 3 BB: 2 P: 22	R: 0 E: 0 K: 1 S: 7	H: 0 LOB: 0 BB: 0 P: 12	R: 1 E: 1 K: 0 S: 18	H: 4 LOB: 2 BB: 0 P: 30	R: 0 E: 0 K: 0 S: 5	H: 1 LOB: 0 BB: 0 P: 6	R: 4 E: 0 K: 0 S: 18	H: 4 LOB: 2 BB: 2 P: 33	R: 1 E: 1 K: 1 S: 17	H: 2 LOB: 1 BB: 0 P: 25	R: 0 E: 0 K: 0 S: 7	H: 0 LOB: 0 BB: 0 P: 12	R: 0 E: 0 K: 1 S: 11	H: 1 LOB: 1 BB: 0 P: 16	R: 0 E: 0 K: 0 S: 7	H: 0 LOB: 0 BB: 0 P: 11	1B: 11 2B: 2 3B: 0 HR: 0	SF: 2 SAC: 0 DP: 0 HBP: 0	WP: 0 PB: 0 SB: 0 CS: 1	PA: 42
PITCHER	IP WLS BF H R ER SO BB IBB HBP BLK WP HR S P ERA WHIP	IP WLS BF H R ER SO BB IBB HBP BLK WP HR S P ERA WHIP	IP WLS BF H R ER SO BB IBB HBP BLK WP HR S P ERA WHIP	IP WLS BF H R ER SO BB IBB HBP BLK WP HR S P ERA WHIP	IP WLS BF H R ER SO BB IBB HBP BLK WP HR S P ERA WHIP	IP WLS BF H R ER SO BB IBB HBP BLK WP HR S P ERA WHIP	IP WLS BF H R ER SO BB IBB HBP BLK WP HR S P ERA WHIP	IP WLS BF H R ER SO BB IBB HBP BLK WP HR S P ERA WHIP	IP WLS BF H R ER SO BB IBB HBP BLK WP HR S P ERA WHIP	IP WLS BF H R ER SO BB IBB HBP BLK WP HR S P ERA WHIP	IP WLS BF H R ER SO BB IBB HBP BLK WP HR S P ERA WHIP	IP WLS BF H R ER SO BB IBB HBP BLK WP HR S P ERA WHIP	IP WLS BF H R ER SO BB IBB HBP BLK WP HR S P ERA WHIP	IP WLS BF H R ER SO BB IBB HBP BLK WP HR S P ERA WHIP	IP WLS BF H R ER SO BB IBB HBP BLK WP HR S P ERA WHIP	IP WLS BF H R ER SO BB IBB HBP BLK WP HR S P ERA WHIP	IP WLS BF H R ER SO BB IBB HBP BLK WP HR S P ERA WHIP					
Jamey Wright, R (1.1) ERA: 3.74	5.0 L	27 10	5 5	1 1	4 0	0 0	0 0	0 0	0 0	61 103	9.00 2.800											
Valerio De Los Santos, L (6.1) ERA: 5.95	1.0	5	2	1	1	1	0	0	0	17	25	9.00	2.000									
Everett Stull, R (7.1) ERA: 6.92	2.0	7	1	0	0	1	0	0	0	18	28	0.00	0.500									
Juan Acevedo, R (9.1) ERA: 3.7	1.0	3	0	0	0	0	0	0	0	7	11	0.00	0.000									

Batter	1	2	3	4	5	6	7	8	9	AB	R	H	RBI	BB	SO	LOB	BOTTOM			
Ronnie Belliard, R (1.4) OBP: 0.352, SLG: 0.392	0-0 G6-3		1-1 1B 1B	1-0 G6-3		0-3 K		1-1 F9		5	1	1	0	0	1	2	St. Louis Cardinals @ Milwaukee Brewers Milwaukee County Stadium, Milwaukee, WI Sun Aug 13 2000, 2:05 PM EDT Att: 33,496 - Cloudy - 73 F			
Marquis Grissom, R (1.8) OBP: 0.290, SLG: 0.353	2-2 G4-3		1-1 1B 1B G3-1 1B		0-2 G3 1B		4-2 S BB		1-1 F8	4	1	2	0	1	0	0				
Geoff Jenkins, L (1.7) OBP: 0.354, SLG: 0.580	0-3 K		2-2 G3-1 1B		0-3 K		1-0 P6		0-3 K	5	0	1	0	0	3	2				
Richie Sexson, R (1.3) OBP: 0.319, SLG: 0.469		2-2 E6 3B	1-0 G3-1 1B		1-0 G3		2-1 F8		0-0 BB	5	1	2	1	0	0	2				
Jeromy Burnitz, L (1.9) OBP: 0.335, SLG: 0.437		0-1 FC4-6 3B	0-0 G3-1		4-0 BB		4-1 BB		4-0 BB	2	1	1	2	3	0	2				
Raul Casanova, S (1.2) OBP: 0.329, SLG: 0.400		4-1 FC4-6 BB	3-3 K		0-3 K		2-1 F7		0-1 G1-3	4	0	0	0	1	2	8				
Tyler Houston, L (1.5) OBP: 0.279, SLG: 0.465		1-2 FC4-6	1-3 K		0-0 F7		1-3 K			4	0	0	1	0	2	3				
Luis Lopez, S (1.6) OBP: 0.277, SLG: 0.340		1-0 F8		0-3 K		1-0 F7		1-2 G6-3		4	0	0	0	0	1	1				
Jamey Wright, R (1.1) OBP: 0.279, SLG: 0.465		1-1 G4-3		2-2 P3		0-1 1B		4-1 BB		2	0	0	0	0	0	1				
Valerio De Los Santos, L (6.1) ERA: 5.95										0	0	0	0	0	0	0				
Angel Echevarria, R (6.1) ERA: 6.1										1	0	0	0	0	0	0				
Everett Stull, R (7.1) ERA: 6.92										0	0	0	0	0	0	0				
James Mouton, R (8.1) OBP: 0.356, SLG: 0.329										0	0	0	0	1	0	0				
Juan Acevedo, R (9.1) ERA: 3.7										0	0	0	0	0	0	0				
Inning Stats	R: 0 E: 0 K: 1 S: 8	H: 0 LOB: 0 BB: 0 P: 10	R: 2 E: 1 K: 0 S: 13	H: 1 LOB: 1 BB: 1 P: 22	R: 2 E: 0 K: 2 S: 15	H: 4 LOB: 2 BB: 0 P: 24	R: 0 E: 0 K: 1 S: 8	H: 0 LOB: 0 BB: 0 P: 11	R: 0 E: 0 K: 1 S: 7	H: 1 LOB: 1 BB: 0 P: 8	R: 0 E: 0 K: 0 S: 8	H: 0 LOB: 2 BB: 2 P: 21	R: 0 E: 0 K: 1 S: 9	H: 0 LOB: 1 BB: 1 P: 16	R: 0 E: 0 K: 1 S: 10	H: 1 LOB: 2 BB: 1 P: 15	1B: 7 2B: 0 3B: 1 HR: 0	SF: 0 SAC: 0 DP: 0 HBP: 0	WP: 0 PB: 0 SB: 1 CS: 0	PA: 42
PITCHER	IP WLS BF H R ER SO BB IBB HBP BLK WP HR S P ERA WHIP	IP WLS BF H R ER SO BB IBB HBP BLK WP HR S P ERA WHIP	IP WLS BF H R ER SO BB IBB HBP BLK WP HR S P ERA WHIP	IP WLS BF H R ER SO BB IBB HBP BLK WP HR S P ERA WHIP	IP WLS BF H R ER SO BB IBB HBP BLK WP HR S P ERA WHIP	IP WLS BF H R ER SO BB IBB HBP BLK WP HR S P ERA WHIP	IP WLS BF H R ER SO BB IBB HBP BLK WP HR S P ERA WHIP	IP WLS BF H R ER SO BB IBB HBP BLK WP HR S P ERA WHIP	IP WLS BF H R ER SO BB IBB HBP BLK WP HR S P ERA WHIP	IP WLS BF H R ER SO BB IBB HBP BLK WP HR S P ERA WHIP	IP WLS BF H R ER SO BB IBB HBP BLK WP HR S P ERA WHIP	IP WLS BF H R ER SO BB IBB HBP BLK WP HR S P ERA WHIP	IP WLS BF H R ER SO BB IBB HBP BLK WP HR S P ERA WHIP	IP WLS BF H R ER SO BB IBB HBP BLK WP HR S P ERA WHIP	IP WLS BF H R ER SO BB IBB HBP BLK WP HR S P ERA WHIP	IP WLS BF H R ER SO BB IBB HBP BLK WP HR S P ERA WHIP				
Pat Hentgen, R (1.1) ERA: 5.1	6.2 W	32 32	7 4	4 3	7 7	4 0	0 0	0 0	0 0	67 107	4.05 1.650									
Gene Stechschulte, R (7.1) ERA: 6.1	1.1 H	5 5	0 0	0 0	1 1	0 0	0 0	0 0	0 0	11 20	0.00 0.750									
Dave Veres, R (9.1) ERA: 2.95	1.0 S	5 5	1 0	0 0	1 1	0 0	0 0	0 0	0 0	10 15	0.00 2.000									



Batter	1	2	3	4	5	6	7	8	9	AB	R	H	RBI	BB	SO	LOB	TOP						
Fernando Vina, L OBP: 0.387, SLG: 0.409	0-2 2B G3-1 1B		1-0 G4-3		1-1 G1-4-3		2-2 F8		2-3 K	5	1	1	0	0	1	0							
J.D. Drew, L OBP: 0.402, SLG: 0.532	3-2 G3-1 2B		0-0 G5-3		3-2 G3		2-3 K			3	0	1	0	0	0	0							
Shawon Dunston, R OBP: 0.273, SLG: 0.470	1-3 2B									1	0	0	0	0	1	0							
15 Jim Edmonds, L OBP: 0.425, SLG: 0.611	0-0 F7		2-3 K		0-0 G3		2-3 K			4	0	0	0	0	2	2							
Will Clark, L OBP: 0.421, SLG: 0.517	2-2 G3-1			0-0 1B 1B		0-0 F8 1B 2B		1-0 G3		4	2	2	1	0	0	1							
Ray Lankford, L OBP: 0.355, SLG: 0.479	2-3 3-H K			1-1 F7		2-1 F8		1-0 F7		4	0	0	0	0	1	3							
Fernando Tatis, R OBP: 0.405, SLG: 0.589		0-0 2B		0-3 K		4-2 1B BB		4-1 FC5-4 BB		2	0	1	0	2	1	1							
Mike Timlin, R (8.1)				1-2 1B		0-0 1B		1-1 FC5-4		4	0	2	1	0	0	2							
Edgar Renteria, R OBP: 0.331, SLG: 0.410		0-0 G5-3		1-2 1B		1-3 3-H 1B		1-1 FC5-4		4	0	2	1	0	0	2							
Carlos Hernandez, R OBP: 0.322, SLG: 0.346		2-3 K		2-1 1B		0-2 F7		3-2 G5-4-3 HBP		3	0	1	1	0	1	3							
Andy Benes, R OBP: 0.163, SLG: 0.156		0-0 G5-3		3-3 K		3-3 K		2-1 G5-4-3		2	0	0	0	0	1	3							
Eric Davis, R OBP: 0.399, SLG: 0.461										1	0	0	0	0	1	2							
Mike James, R (6.1)										0	0	0	0	0	0	0							
Placido Polanco, R OBP: 0.357, SLG: 0.440										1	0	0	0	0	0	1							
Inning Stats	R: 1 E: 0 K: 1 S: 15	H: 2 LOB: 1 BB: 0 P: 22	R: 0 E: 0 K: 1 S: 6	H: 1 LOB: 1 BB: 0 P: 8	R: 0 E: 0 K: 1 S: 5	H: 0 LOB: 0 BB: 0 P: 8	R: 1 E: 0 K: 2 S: 15	H: 3 LOB: 2 BB: 0 P: 22	R: 0 E: 0 K: 0 S: 6	H: 0 LOB: 0 BB: 0 P: 10	R: 1 E: 0 K: 1 S: 14	H: 2 LOB: 2 BB: 1 P: 23	R: 0 E: 0 K: 2 S: 9	H: 0 LOB: 1 BB: 1 P: 15	R: 0 E: 0 K: 0 S: 5	H: 0 LOB: 1 BB: 1 P: 12	R: 0 E: 0 K: 1 S: 9	H: 0 LOB: 0 BB: 0 P: 16	1B: 5 2B: 3 3B: 0 HR: 0	SF: 0 SAC: 0 DP: 1 HBP: 1	WP: 0 PB: 0 SB: 0 CS: 0	PA: 37	
PITCHER	IP	WLS	BF	H	R	ER	SO	BB	IBB	HBP	BLK	WP	HR	S	P	ERA	WHIP						
Jon Lieber, R ERA: 3.85	(1.1)	6.0	W	27	8	3	3	6	1	0	0	0	0	0	61	93	4.50	1.500					
Felix Heredia, L ERA: 4.66	(7.1)	1.2	H	5	0	0	0	2	0	0	0	0	0	11	19	0.00	0.000						
Tim Worrell, R ERA: 3.47	(8.1)	0.1	H	2	0	0	0	0	1	0	0	0	0	3	8	0.00	3.000						
Rick Aguilera, R ERA: 5.18	(9.1)	1.0		3	0	0	0	1	0	0	0	0	0	9	16	0.00	0.000						

St. Louis Cardinals @ Chicago Cubs
Wrigley Field, Chicago, IL
Mon Aug 14 2000, 7:05 PM CDT
Att: 39,124 - Sunny - 83 F

AB 34
R 3
H 8
RBI 3
BB 2
SO 9
LOB 18



Batter	1	2	3	4	5	6	7	8	9	AB	R	H	RBI	BB	SO	LOB	BOTTOM						
Eric Young Sr., R OBP: 0.373, SLG: 0.410	2-1 G6-3		2-1 F8	2-2 L4			2-1 1B 1B	3-2 SF9		4	0	1	1	0	0	1							
Ricky Gutierrez, R OBP: 0.377, SLG: 0.404	0-1 F8		0-1 G5-3		2-2 G5-3		1-2 G6-3	2-2 HBP		4	0	0	0	0	0	1							
Sammy Sosa, R OBP: 0.407, SLG: 0.628	4-2 BB			1-0 G6-3	0-0 HR		4-0 1B IBB	1-0 F2		3	1	1	1	2	0	3							
Mark Grace, L OBP: 0.394, SLG: 0.460	0-1 G1-3			3-1 1B G4-3 2B	2-2 F7		0-1 1B			4	1	2	0	0	0	1							
Rondell White, R OBP: 0.373, SLG: 0.492		1-0 FC6-4 1B		1-1 G4-3 2B 1B	4-2 CS		0-0 SH1-3 1B 1B			3	2	3	0	1	0	0							
Damon Buford, R OBP: 0.341, SLG: 0.428		0-3 K		4-2 G4-3 2B BB	2-2 CS	1-0 F8	1-2 1B SH1-3 1B			3	2	1	0	1	1	1							
Joe Girardi, R OBP: 0.362, SLG: 0.411		1-0 FC6-4		1-2 G4-3		1-3 K	0-0 SH1-3			3	0	0	1	0	1	3							
Jeff Huson, L OBP: 0.326, SLG: 0.325		1-1 F8		1-2 2B 2B		1-0 G4-3	0-1 SF9 S			3	1	1	2	0	0	1							
Felix Heredia, L (7.1)				2-H 3-H 2B			2-3 3-H 1B			0	0	0	0	0	0	0							
Tim Worrell, R (8.1)										0	0	0	0	0	0	0							
Brant Brown, L OBP: 0.329, SLG: 0.329				2-H 3-H 2B						1	0	1	1	0	0	0							
Rick Aguilera, R (9.1)										0	0	0	0	0	0	0							
Jon Lieber, L OBP: 0.210, SLG: 0.250				0-3 K			0-0 G3-1			2	0	1	1	0	1	0							
Willie Greene, L OBP: 0.312, SLG: 0.370										1	0	0	0	1	0	0							
Inning Stats	R: 0 E: 0 K: 0 S: 8	H: 0 LOB: 1 BB: 1 P: 14	R: 0 E: 0 K: 1 S: 7	H: 1 LOB: 0 BB: 0 P: 10	R: 0 E: 0 K: 1 S: 7	H: 0 LOB: 0 BB: 0 P: 9	R: 4 E: 0 K: 0 S: 19	H: 4 LOB: 1 BB: 1 P: 35	R: 1 E: 0 K: 0 S: 13	H: 1 LOB: 0 BB: 1 P: 22	R: 0 E: 0 K: 1 S: 5	H: 0 LOB: 0 BB: 0 P: 8	R: 0 E: 0 K: 0 S: 9	H: 2 LOB: 2 BB: 1 P: 16	R: 2 E: 0 K: 0 S: 17	H: 3 LOB: 3 BB: 1 P: 28	R: 0 E: 0 K: 0 S: 1	H: 0 LOB: 0 BB: 0 P: 1	1B: 7 2B: 3 3B: 0 HR: 1	SF: 1 SAC: 1 DP: 0 HBP: 1	WP: 1 PB: 0 SB: 2 CS: 1	PA: 40	
PITCHER	IP	WLS	BF	H	R	ER	SO	BB	IBB	HBP	BLK	WP	HR	S	P	ERA	WHIP						
Andy Benes, R ERA: 4.85	(1.1)	5.0	L	23	6	5	5	2	3	0	0	0	0	0	54	90	9.00	1.800					
Mike James, R ERA: 3.53	(6.1)	2.0		8	2	0	0	1	0	1	0	0	0	14	24	0.00	1.000						
Mike Timlin, R ERA: 4.47	(8.1)	1.0		8	3	2	2	0	1	0	1	0	0	17	28	18.00	4.000						

St. Louis Cardinals @ Chicago Cubs
Wrigley Field, Chicago, IL
Mon Aug 14 2000, 7:05 PM CDT
Att: 39,124 - Sunny - 83 F

AB 31
R 7
H 11
RBI 7
BB 5
SO 3
LOB 11



Batter	1	2	3	4	5	6	7	8	9	AB	R	H	RBI	BB	SO	LOB	TOP								
Doug Glanville, R (1.8) OBP: 0.306, SLG: 0.371	1-1 G3-1			0-0 BB 23 PB 2B	1-2 L5	0-1 G5-3			1-2 CS 1B	5	1	2	0	0	0	3	Philadelphia Phillies @ St. Louis Cardinals Busch Stadium, St. Louis, MO Fri Aug 18 2000, 7:10 PM CDT Att: 46,253 - Sunny - 80 F								
Bobby Abreu, L (1.9) OBP: 0.404, SLG: 0.542	3-3 K			1-2 G6-3	2-0 BB 1B		4-0 FC4-6 BB		3-2 G6-3	4	0	1	0	1	1	2									
Scott Rolen, R (1.5) OBP: 0.368, SLG: 0.541	1-3 K			3-1 F7	4-0 BB 1B		3-2 FC4-6			3	0	0	1	1	1	2									
Mike Lieberthal, R (1.2) OBP: 0.368, SLG: 0.507		3-2 23 G4-6-3 1B		4-0 23 PB 23 1B BB	SF7		2-1 F8			2	1	1	1	1	0	1									
Pat Burrell, R (1.7) OBP: 0.339, SLG: 0.466	1-3 K			4-0 BB 1B	3-H G4-3		3-2 F9			3	1	0	0	0	1	4									
Vicente Padilla, R (7.1) OBP: 1.000, SLG: 1.000				1-2 2-3 23 1B BB						0	0	0	0	0	0	0									
Chris Brook, R (9.1) OBP: 0.222, SLG: 0.667										0	0	0	0	0	0	0									
23 Kevin Jordan, R (1.4) OBP: 0.284, SLG: 0.335	3-1 G4-6-3			3-1 1B		2-2 2B SF7 1B		0-1 G3		4	1	2	2	0	0	1									
Brian Hunter, R (1.3) OBP: 0.309, SLG: 0.485			2-2 L5		F9		3-2 2B	0-2 F8		4	0	1	0	0	0	1									
Alex Arias, R (1.6) OBP: 0.259, SLG: 0.294			1-1 F8			4-0 1B SH BB	2-0 SF7	1-3 K		2	1	0	1	1	1	0									
Robert Person, R (1.1) OBP: 0.150, SLG: 0.162			2-3 K			0-1 SH BB 1B	3-1 F9		0-2 G3	1	1	0	0	0	1	0									
Rob Ducey, L (6. PH) OBP: 0.307, SLG: 0.383										1	0	0	0	0	0	1									
Wayne Gomes, R (6.1) OBP: 0.312, SLG: 0.319										0	0	0	0	0	0	0									
Ed Vosberg, L (7.1)										0	0	0	0	0	0	0									
Kevin Sefcik, R (7.7)										1	0	0	0	0	0	0									
Inning Stats	R: 0 E: 0 K: 2 S: 10	H: 0 LOB: 0 BB: 0 P: 15	R: 0 E: 0 K: 1 S: 9	H: 1 LOB: 0 BB: 0 P: 16	R: 0 E: 0 K: 1 S: 8	H: 0 LOB: 0 BB: 0 P: 13	R: 3 E: 0 K: 0 S: 11	H: 2 LOB: 1 BB: 2 P: 28	R: 2 E: 0 K: 0 S: 12	H: 1 LOB: 1 BB: 2 P: 27	R: 1 E: 0 K: 0 S: 11	H: 2 LOB: 1 BB: 0 P: 21	R: 0 E: 0 K: 0 S: 11	H: 0 LOB: 0 BB: 1 P: 23	R: 0 E: 0 K: 1 S: 8	H: 0 LOB: 0 BB: 0 P: 9	R: 0 E: 0 K: 0 S: 9	H: 1 LOB: 0 BB: 0 P: 13	1B: 5 2B: 2 3B: 0 HR: 0	SF: 2 SAC: 1 DP: 1 HBP: 0	WP: 0 PB: 1 SB: 0 CS: 1	PA: 38			
PITCHER	IP	WLS	BF	H	R	ER	SO	BB	IBB	HBP	BLK	WP	HR	S	P	ERA	WHIP								
Rick Ankiel, L (1.1) ERA: 4.04	4.1	20	4	5	4	4	4	3	0	0	0	0	0	44	85	8.31	1.615								
Gene Stechschulte, R (5.1) ERA: 6.0	1.2	8	2	1	1	0	0	1	0	0	0	0	0	17	35	5.40	1.800								
Alan Beres, R (7.1) ERA: 6.15	1.0	4	0	0	0	0	0	1	0	0	0	0	0	11	23	0.00	1.000								
Mike James, R (8.1) ERA: 3.41	1.1	5	1	0	0	0	1	0	0	0	0	0	0	14	16	0.00	0.750								
Jason Christiansen, L (9.1) ERA: 5.98	0.2	W	1	0	0	0	0	0	0	0	0	0	0	3	6	0.00	0.000								

Batter	1	2	3	4	5	6	7	8	9	AB	R	H	RBI	BB	SO	LOB	BOTTOM								
Fernando Vina, L (1.4) OBP: 0.386, SLG: 0.407	1-2 F8		1-1 F7		3-2 L4-6 BB 1B		2-1 15 BB BB 1B	0-0 SH5-3		4	1	2	0	0	0	1	Philadelphia Phillies @ St. Louis Cardinals Busch Stadium, St. Louis, MO Fri Aug 18 2000, 7:10 PM CDT Att: 46,253 - Sunny - 80 F								
J.D. Drew, L (1.9) OBP: 0.409, SLG: 0.524	4-1 BB		4-0 BB		4-1 BB		4-2 BB 15 BB SF7 BB	1-1 BB		1	1	1	2	4	0	0									
15 Jim Edmonds, L (1.8) OBP: 0.425, SLG: 0.603	3-2 F9		2-2 G3		1-1 F7		4-1 SF7 BB BB	2-H 3-H 2-3 1B		4	0	0	1	1	1	6									
Will Clark, L (1.3) OBP: 0.412, SLG: 0.500	3-2 F9			2-2 F8	3-1 L4-6		1-2 2-3 3-H 2-3 K	0-1 F7		5	0	0	0	0	1	7									
Fernando Tatis, R (1.5) OBP: 0.416, SLG: 0.583		2-2 F9		4-0 BB 1B BB		0-0 WP G6-3 2B	4-2 BB BB	2-2 F9		3	1	1	1	2	0	0									
Ray Lankford, L (1.7) OBP: 0.350, SLG: 0.470	3-3 K			0-3 K		2-3 K	0-0 SF7	4-1 1B BB		3	1	0	1	1	3	2									
Edgar Renteria, R (1.6) OBP: 0.333, SLG: 0.419		2-1 F3		2-1 BB 1B		1-2 G6-3	0-0 F1	3-2 BB 1B		3	0	1	1	0	0	0									
Alan Beres, R (7.1) OBP: 0.333, SLG: 0.667										1	0	0	0	0	0	2									
Shawon Dunston, R (7. PH) OBP: 0.275, SLG: 0.443										0	0	0	0	0	0	0									
Mike James, R (8.1) OBP: 0.368, SLG: 0.541										0	0	0	0	0	0	0									
Jason Christiansen, R (8.1) OBP: 0.368, SLG: 0.541										1	0	1	0	0	0	0									
Eric Davis, R (8. PH) OBP: 0.368, SLG: 0.455										0	0	0	0	0	0	0									
Carlos Hernandez, R (1.2) OBP: 0.324, SLG: 0.344			2-2 F7		4-1 BB 1B BB		0-0 G6-3	0-0 E5 SH5-3 BB 1B	0-2 BB 1B	4	1	1	1	1	0	0									
Rick Ankiel, L (1.1) OBP: 0.333, SLG: 0.460			4-2 BB		1-3 K		4-2 BB 15 BB BB	4-0 SH5-3 BB		1	0	0	0	1	1	3									
Gene Stechschulte, R (5.1) ERA: 4.13										0	0	0	0	0	0	0									
Placido Polanco, R (7.6) OBP: 0.364, SLG: 0.441										0	2	0	0	2	0	0									
Inning Stats	R: 0 E: 0 K: 0 S: 12	H: 0 LOB: 1 BB: 1 P: 23	R: 0 E: 0 K: 1 S: 8	H: 0 LOB: 0 BB: 0 P: 15	R: 0 E: 0 K: 0 S: 14	H: 0 LOB: 2 BB: 2 P: 27	R: 0 E: 0 K: 2 S: 14	H: 1 LOB: 3 BB: 2 P: 27	R: 0 E: 0 K: 0 S: 8	H: 1 LOB: 1 BB: 1 P: 19	R: 1 E: 0 K: 1 S: 9	H: 1 LOB: 0 BB: 0 P: 13	R: 3 E: 0 K: 1 S: 15	H: 1 LOB: 2 BB: 4 P: 35	R: 2 E: 1 K: 1 S: 9	H: 1 LOB: 1 BB: 1 P: 16	R: 1 E: 0 K: 0 S: 13	H: 2 LOB: 2 BB: 1 P: 22	1B: 6 2B: 2 3B: 0 HR: 0	SF: 1 SAC: 1 DP: 1 HBP: 0	WP: 2 PB: 0 SB: 0 CS: 0	PA: 44			
PITCHER	IP	WLS	BF	H	R	ER	SO	BB	IBB	HBP	BLK	WP	HR	S	P	ERA	WHIP								
Robert Person, R (1.1) ERA: 3.32	5.0	22	2	0	0	0	3	6	0	0	0	1	0	56	111	0.00	1.600								
Wayne Gomes, R (6.1) ERA: 4.13	1.0	5	1	2	2	1	1	1	0	0	0	0	0	12	20	18.00	2.000								
Ed Vosberg, L (7.1) ERA: 2.81	0.1	4	1	0	0	0	1	2	0	0	0	0	0	8	20	0.00	9.000								
Vicente Padilla, R (7.1) ERA: 3.21	1.2	B	9	1	4	3	1	2	0	0	0	0	0	13	24	16.20	1.800								
Chris Brook, R (9.1) ERA: 4.48	0.1	L	4	2	1	1	0	1	0	0	0	0	0	13	22	27.00	9.000								



Batter	1	2	3	4	5	6	7	8	9	AB	R	H	RBI	BB	SO	LOB	TOP					
Doug Glanville, R OBP: 0.305, SLG: 0.376	0-3 K	1-2 P4		2-2 G1		3-2 P4			2-1 HR	5	1	2	0	1	4		Philadelphia Phillies @ St. Louis Cardinals Busch Stadium, St. Louis, MO Sat Aug 19 2000, 7:10 PM CDT Att: 47,163 - Cloudy - 72 F					
Bobby Abreu, L OBP: 0.404, SLG: 0.541	3-2 S 1B	2-3 K			0-0 BB 1B		1-3 K		1-1 F8	5	1	2	0	0	2	1						
Scott Rolen, R OBP: 0.366, SLG: 0.535	2-2 F7		2-2 G3-1		4-2 BB 1B		0-1 G6-3		2-2 F8	4	0	0	0	1	0	1						
Mike Lieberthal, R OBP: 0.366, SLG: 0.503	4-1 1B BB		0-0 P4		0-1 L6		3-2 F2			3	0	0	0	1	0	2						
Travis Lee, L OBP: 0.331, SLG: 0.385	0-1 BB 1B		2-3 K		1-1 F9			3-1 F8		4	0	1	1	0	1	2						
Pat Burrell, R OBP: 0.341, SLG: 0.465	4-2 1-2 BB			0-0 G3 BB 1B	1-2 F8			0-3 K		3	0	1	0	1	1	2						
Marlon Anderson, L OBP: 0.279, SLG: 0.341	1-1 P6			4-1 G3 BB		1-2 F7		0-0 G1-3		3	0	0	0	1	0	3						
Tomas Perez, S OBP: 0.291, SLG: 0.353		4-0 FC1-6 BB		1-2 G3		0-3 K			0-1 G6-3	3	0	0	0	1	1	2						
Omar Daal, L OBP: 0.270, SLG: 0.343		1-0 FC1-6		1-0 P6		0-2 1B			2-2 HR 1B	3	0	1	0	0	0	3						
Jason Boyd, R OBP: 0.311, SLG: 0.388										0	0	0	0	0	0	0						
Inning Stats	R: 1 E: 0 K: 1 S: 18	H: 2 LOB: 3 BB: 2 P: 32	R: 0 E: 0 K: 1 S: 8	H: 0 LOB: 1 BB: 1 P: 16	R: 0 E: 0 K: 1 S: 8	H: 0 LOB: 0 BB: 0 P: 12	R: 0 E: 0 K: 0 S: 10	H: 1 LOB: 2 BB: 1 P: 17	R: 0 E: 0 K: 1 S: 14	H: 1 LOB: 1 BB: 0 P: 18	R: 0 E: 0 K: 1 S: 8	H: 0 LOB: 0 BB: 0 P: 12	R: 0 E: 0 K: 1 S: 7	H: 0 LOB: 0 BB: 0 P: 10	R: 2 E: 0 K: 0 S: 12	H: 2 LOB: 0 BB: 0 P: 19	1B: 6 2B: 0 3B: 0 HR: 1	SF: 0 SAC: 0 DP: 0 HBP: 0	WP: 0 PB: 0 SB: 1 CS: 0	PA: 39		
PITCHER	IP WLS BF H R ER SO BB IBB HBP BLK WP HR S P ERA WHIP	5.0 W 24 4 1 1 3 5 0 0 0 0 0 0 55 94 1.80 1.800	2.0 H 7 1 0 0 2 0 0 0 0 0 0 0 22 30 0.00 0.500	1.0 3 0 0 0 1 0 0 0 0 0 0 0 1 7 10 0.00 0.000	1.0 5 2 2 2 0 0 0 0 0 0 0 1 12 19 18.00 2.000																	

AB 34
R 3
H 7
RBI 3
BB 5
SO 6
LOB 20



Batter	1	2	3	4	5	6	7	8	9	AB	R	H	RBI	BB	SO	LOB	BOTTOM					
Fernando Vina, L OBP: 0.389, SLG: 0.409	0-0 BB 2B 1B	3-2 CS 1B			1-1 G4-3		4-1 HR BB			3	2	0	1	0	0		Philadelphia Phillies @ St. Louis Cardinals Busch Stadium, St. Louis, MO Sat Aug 19 2000, 7:10 PM CDT Att: 47,163 - Cloudy - 72 F					
Edgar Renteria, R OBP: 0.335, SLG: 0.425	4-2 2B BB	0-2 CS	0-0 G5-3		2-1 G5-3		2-0 1-1 2-H HR			3	2	1	3	1	0	0						
Shawon Dunston, R OBP: 0.274, SLG: 0.483	1-0 1-H 2-H 1B 2B		3-3 K		3-3 K		1-0 P6			4	1	1	2	0	2	0						
Fernando Tatis, R OBP: 0.411, SLG: 0.575	1-3 K		0-3 K			2-3 K	1-1 G4-3			3	0	0	0	0	3	1						
Will Clark, L OBP: 0.411, SLG: 0.498										1	0	0	0	0	0	0						
Eric Davis, R OBP: 0.401, SLG: 0.458	0-0 1B			0-0 1B 1B		4-0 1B BB		2-0 G1-3		3	0	2	1	1	0	0						
Craig Paquette, R OBP: 0.301, SLG: 0.416	1-0 F7			1-1 F3		0-0 1-2 1B		1-1 F3		4	0	1	0	0	0	2						
Mike Matheny, R OBP: 0.296, SLG: 0.320	1-3 K			0-1 F8		1-0 G1-6-4-3		1-3 K		4	0	0	0	0	2	4						
J.D. Drew, L OBP: 0.409, SLG: 0.522		3-3 K		0-0 1-2 1B			1-0 P4			3	0	1	0	0	1	0						
Pat Hentgen, R OBP: 0.267, SLG: 0.195		0-3 K		0-3 K			1-1 BB HR 1B			2	0	0	0	0	2	2						
Placido Polanco, R OBP: 0.366, SLG: 0.443										1	1	1	0	0	0	0						
Dave Veres, R OBP: 0.311, SLG: 0.388										0	0	0	0	0	0	0						
Mike Timlin, R OBP: 0.311, SLG: 0.388										0	0	0	0	0	0	0						
Inning Stats	R: 3 E: 0 K: 2 S: 14	H: 3 LOB: 1 BB: 1 P: 22	R: 0 E: 0 K: 2 S: 12	H: 1 LOB: 0 BB: 0 P: 18	R: 0 E: 0 K: 2 S: 9	H: 0 LOB: 0 BB: 0 P: 12	R: 0 E: 0 K: 1 S: 9	H: 2 LOB: 2 BB: 0 P: 10	R: 0 E: 0 K: 1 S: 7	H: 0 LOB: 0 BB: 0 P: 13	R: 0 E: 0 K: 1 S: 5	H: 1 LOB: 1 BB: 1 P: 12	R: 3 E: 0 K: 0 S: 8	H: 2 LOB: 0 BB: 1 P: 18	R: 0 E: 0 K: 1 S: 6	H: 0 LOB: 0 BB: 0 P: 10	1B: 7 2B: 1 3B: 0 HR: 1	SF: 0 SAC: 0 DP: 1 HBP: 0	WP: 0 PB: 0 SB: 0 CS: 1	PA: 35		
PITCHER	IP WLS BF H R ER SO BB IBB HBP BLK WP HR S P ERA WHIP	7.0 L 31 9 6 6 9 3 0 0 0 0 0 0 64 105 7.71 1.714	1.0 3 0 0 0 1 0 0 0 0 0 0 0 6 10 0.00 0.000																			

AB 31
R 6
H 9
RBI 6
BB 3
SO 10
LOB 9




Batter	1	2	3	4	5	6	7	8	9	AB	R	H	RBI	BB	SO	LOB	TOP											
Bobby Abreu, L OBP: 0.409, SLG: 0.541	2-1 WP S 2B	4-1 E BB		4-0 S BB	2-0 E9 1B		2-3 K		4-0 IBB	3	2	2	2	3	1	0	Philadelphia Phillies @ St. Louis Cardinals Busch Stadium, St. Louis, MO Sun Aug 20 2000, 1:10 PM CDT Att: 43,000 - Cloudy - 75 F											
Kevin Seifick, R OBP: 0.298, SLG: 0.303	2-2 F7	0-1 E4 E		3-2 F7	0-1 F7		1-2 F9		3-3 K	6	1	0	0	0	1	8												
Scott Rolen, R OBP: 0.363, SLG: 0.528	4-2 WP 2B BB	2-3 K		1-3 K	1-1 G4-3		0-0 G6-3		1-0 L8	5	1	0	0	1	2	8												
Mike Lieberthal, R OBP: 0.367, SLG: 0.503	1-1 L8	0-0 E6 1-H 2-H		4-2 BB			2-2 F9		1-0 P4	4	0	1	2	1	0	2												
Travis Lee, L OBP: 0.329, SLG: 0.379	4-0 2B BB	3-3 K		0-2 G3-1			2-1 G4-3		1-0 F7	4	0	0	0	1	1	3												
Pat Burrell, R OBP: 0.345, SLG: 0.469	2-2 2B			1-3 K			4-1 1B 1B BB		1-1 2B 1B	4	1	2	2	1	2	0												
Marlon Anderson, L OBP: 0.354, SLG: 0.455	4-0 BB			0-0 3B			0-2 1B BB		2-2 1B 2B	3	1	3	0	2	0	0												
Tomas Perez, S OBP: 0.317, SLG: 0.364	2-2 F9			0-3 K			0-0 E 1B		4-0 1B IBB	4	0	2	0	1	1	4												
Kent Bottenfield, R OBP: 0.143, SLG: 0.143				1-1 L4			1-2 P5		2-1 G6-3	5	0	0	0	0	0	9												
Inning Stats	R: 2 E: 0 K: 0 S: 17	H: 2 LOB: 3 BB: 3 P: 38	R: 2 E: 2 K: 2 S: 12	H: 1 LOB: 1 BB: 1 P: 22	R: 0 E: 0 K: 2 S: 12	H: 1 LOB: 1 BB: 0 P: 15	R: 0 E: 0 K: 1 S: 14	H: 0 LOB: 2 BB: 2 P: 25	R: 2 E: 1 K: 0 S: 13	H: 3 LOB: 2 BB: 1 P: 21	R: 0 E: 0 K: 1 S: 10	H: 0 LOB: 0 BB: 0 P: 13	R: 0 E: 0 K: 1 S: 5	H: 0 LOB: 0 BB: 0 P: 9	R: 0 E: 0 K: 1 S: 10	H: 1 LOB: 3 BB: 2 P: 26		1B: 6 2B: 3 3B: 1 HR: 0	SF: 0 SAC: 0 DP: 0 HBP: 0	WP: 2 PB: 0 CS: 2 SB: 0	PA: 48							
PITCHER	IP	WLS	BF	H	R	ER	SO	BB	IBB	HBP	BLK	WP	HR	S	P	ERA	WHIP											
Britt Reames, R ERA: 4.5	(1, 1)	4.0	L	23	4	4	2	5	6	0	0	0	1	0	55	100	4.50	2.500										
Alan Benes, R ERA: 6.31	(5, 1)	2.0		13	5	2	2	0	1	1	0	0	0	0	25	46	9.00	3.000										
Mike Timlin, R ERA: 4.56	(7, 1)	2.0		6	0	0	0	2	0	0	0	0	0	0	15	22	0.00	0.000										
Gene Stechschulte, R ERA: 5.54	(9, 1)	1.0		6	1	0	0	1	1	1	0	0	1	0	10	26	0.00	2.000										
Batter	1	2	3	4	5	6	7	8	9	AB	R	H	RBI	BB	SO	LOB	BOTTOM											
Fernando Vina, L OBP: 0.388, SLG: 0.407	0-1 G1-3									4	0	1	0	0	0	1	Philadelphia Phillies @ St. Louis Cardinals Busch Stadium, St. Louis, MO Sun Aug 20 2000, 1:10 PM CDT Att: 43,000 - Cloudy - 75 F											
J.D. Drew, L OBP: 0.407, SLG: 0.516	4-0 BB 1B BB									3	0	0	0	1	1	2												
15 Jim Edmonds, L OBP: 0.423, SLG: 0.599	2-1 F7									3	0	0	0	1	0	3												
Will Clark, L OBP: 0.412, SLG: 0.497	1-1 BB 1B									3	0	1	0	1	0	1												
Ray Lankford, L OBP: 0.349, SLG: 0.465	4-0 BB									3	0	0	0	1	1	2												
Edgar Renteria, R OBP: 0.333, SLG: 0.422	2-2 F7									3	0	0	0	0	1	3												
Shawon Dunston, R OBP: 0.273, SLG: 0.480										0	0	0	0	0	0	0												
Carlos Hernandez, R OBP: 0.322, SLG: 0.342										4	0	1	0	0	1	0												
Placido Polanco, R OBP: 0.364, SLG: 0.440										4	0	1	0	0	0	0												
Britt Reames, R ERA: 4.5	(1, 1)	9.0	W	36	5	0	0	5	4	0	0	0	0	0	76	127		0.00	1.000									
Alan Benes, R OBP: 0.300, SLG: 0.750	(5, 1)									1	0	1	0	0	0	0												
Craig Paquette, R OBP: 0.299, SLG: 0.414	(7, 5)									2	0	0	0	0	0	2												
Inning Stats	R: 0 E: 0 K: 0 S: 9	H: 1 LOB: 3 BB: 2 P: 22	R: 0 E: 0 K: 0 S: 6	H: 0 LOB: 0 BB: 0 P: 11	R: 0 E: 0 K: 1 S: 10	H: 0 LOB: 2 BB: 2 P: 23	R: 0 E: 0 K: 0 S: 6	H: 0 LOB: 0 BB: 0 P: 7	R: 0 E: 0 K: 2 S: 8	H: 0 LOB: 0 BB: 0 P: 12	R: 0 E: 0 K: 1 S: 6	H: 0 LOB: 0 BB: 0 P: 8	R: 0 E: 0 K: 0 S: 7	H: 1 LOB: 1 BB: 0 P: 10	R: 0 E: 0 K: 1 S: 17	H: 2 LOB: 2 BB: 0 P: 24	1B: 5 2B: 0 3B: 0 HR: 0	SF: 0 SAC: 0 DP: 0 HBP: 0	WP: 0 PB: 0 CS: 0 SB: 0	PA: 36								
PITCHER	IP	WLS	BF	H	R	ER	SO	BB	IBB	HBP	BLK	WP	HR	S	P	ERA	WHIP											
Kent Bottenfield, R ERA: 5.2	(1, 1)	9.0	W	36	5	0	0	5	4	0	0	0	0	0	76	127	0.00	1.000										

Batter	1	2	3	4	5	6	7	8	9	AB	R	H	RBI	BB	SO	LOB	TOP				
Adrian Brown, S OBP: 0.375, SLG: 0.480 (1, 8)	4-2 18 HR BB		2-1 G4-3			0-1 18 G6-3 HR 2B		2-2 G3-1		3	2	1	0	1	0	0					
18 Jason Kendall, R OBP: 0.420, SLG: 0.473 (1, 2)	2-0 1-H HR		2-1 G5-3			2-2 G6-3		3-2 G6-3		4	1	1	2	0	0	1					
Brian Giles, L OBP: 0.420, SLG: 0.624 (1, 7)	1-1 F2		1-3 K			1-0 HR		2-2 1B		4	1	2	2	0	1	0					
Kevin Young, R OBP: 0.315, SLG: 0.443 (1, 3)	3-2 F8			3-2 L8		3-H F8		0-1 G1-3		4	0	0	0	0	0	1					
Aramis Ramirez, R OBP: 0.295, SLG: 0.397 (1, 5)	2-3 K			0-0 F3		1-1 G5-3			1-2 G6-3	4	0	0	0	0	1	0					
Enrique Wilson, S OBP: 0.328, SLG: 0.406 (1, 4)		1-2 G1-3		2-0 F5			4-2 BB		0-1 G6-4-3 1B	3	0	1	0	1	0	0					
Alex Ramirez, R OBP: 0.301, SLG: 0.457 (1, 9)		2-1 P4			2-2 P4		0-1 L9		1-2 G6-4-3 1-2f	4	0	0	0	0	0	2					
Pat Meares, R OBP: 0.293, SLG: 0.380 (1, 6)		0-1 1B		3-2 G4-3			1-1 P3			3	0	1	0	0	0	1					
Kris Benson, R Marc Wilkins, R Emil Brown, L Bronson Arroyo, R Warren Morris, L Jeff Wallace, L Rich Loiselle, R (1, 1) (4, 1) (5, PH) (5, 1) (7, PH) (7, 1) (7, 1)		1-0 F9		1-1 F9			0-0 F9			1	0	0	0	0	0	0					
Inning Stats	R: 2 E: 0 K: 1 S: 17	H: 1 LOB: 0 BB: 1 P: 29	R: 0 E: 0 K: 0 S: 8	H: 1 LOB: 1 BB: 0 P: 12	R: 0 E: 0 K: 1 S: 7	H: 0 LOB: 0 BB: 0 P: 12	R: 0 E: 0 K: 0 S: 5	H: 0 LOB: 0 BB: 0 P: 10	R: 0 E: 0 K: 0 S: 10	H: 2 LOB: 0 BB: 0 P: 16	R: 0 E: 0 K: 0 S: 10	H: 0 LOB: 1 BB: 1 P: 15	R: 0 E: 0 K: 0 S: 12	H: 1 LOB: 0 BB: 0 P: 19	R: 0 E: 0 K: 0 S: 9	H: 1 LOB: 0 BB: 0 P: 11	1B: 3 2B: 1 3B: 0 HR: 2	SF: 0 SAC: 0 DP: 1 HBP: 0	WP: 0 PB: 0 SB: 0 CS: 0	PA: 34	
PITCHER	IP WLS BF H R ER SO BB IBB HBP BLK WP HR S P ERA WHIP	IP WLS BF H R ER SO BB IBB HBP BLK WP HR S P ERA WHIP	IP WLS BF H R ER SO BB IBB HBP BLK WP HR S P ERA WHIP	IP WLS BF H R ER SO BB IBB HBP BLK WP HR S P ERA WHIP	IP WLS BF H R ER SO BB IBB HBP BLK WP HR S P ERA WHIP	IP WLS BF H R ER SO BB IBB HBP BLK WP HR S P ERA WHIP	IP WLS BF H R ER SO BB IBB HBP BLK WP HR S P ERA WHIP	IP WLS BF H R ER SO BB IBB HBP BLK WP HR S P ERA WHIP	IP WLS BF H R ER SO BB IBB HBP BLK WP HR S P ERA WHIP	IP WLS BF H R ER SO BB IBB HBP BLK WP HR S P ERA WHIP	IP WLS BF H R ER SO BB IBB HBP BLK WP HR S P ERA WHIP	IP WLS BF H R ER SO BB IBB HBP BLK WP HR S P ERA WHIP	IP WLS BF H R ER SO BB IBB HBP BLK WP HR S P ERA WHIP	IP WLS BF H R ER SO BB IBB HBP BLK WP HR S P ERA WHIP	IP WLS BF H R ER SO BB IBB HBP BLK WP HR S P ERA WHIP	IP WLS BF H R ER SO BB IBB HBP BLK WP HR S P ERA WHIP	IP WLS BF H R ER SO BB IBB HBP BLK WP HR S P ERA WHIP	IP WLS BF H R ER SO BB IBB HBP BLK WP HR S P ERA WHIP	IP WLS BF H R ER SO BB IBB HBP BLK WP HR S P ERA WHIP	IP WLS BF H R ER SO BB IBB HBP BLK WP HR S P ERA WHIP	IP WLS BF H R ER SO BB IBB HBP BLK WP HR S P ERA WHIP

Pittsburgh Pirates @ St. Louis Cardinals
 Busch Stadium, St. Louis, MO
 Mon Aug 21 2000, 7:10 PM CDT
 Att: 35,644 - Cloudy - 84 F


AB 32
 R 4
 H 6
 RBI 4
 BB 2
 SO 2
 LOB 7



Batter	1	2	3	4	5	6	7	8	9	AB	R	H	RBI	BB	SO	LOB	BOTTOM				
Fernando Vina, L OBP: 0.388, SLG: 0.405 (1, 4)	1-0 F9	1-2 L9		0-0 15 HR 1B		0-0 L6		4-1 BB		4	1	1	0	1	0	1					
J.D. Drew, L OBP: 0.407, SLG: 0.518 (1, 9)	0-1 F7		0-0 15 SH1-3 2B	2-2 15 HR 1B		2-1 F9		3-2 G4-3		5	1	2	1	0	0	1					
15 Jim Edmonds, L OBP: 0.425, SLG: 0.607 (1, 8)	1-2 1B		0-0 SH1-3	2-1 1-H 2-H HR		2-1 F8				3	1	2	3	0	0	0					
Will Clark, L OBP: 0.410, SLG: 0.492 (1, 3)	3-1 F7		1-2 L4	4-2 P3-1 BB		1-1 G3				3	0	0	0	1	0	2					
Fernando Tatis, R OBP: 0.412, SLG: 0.570 Mike James, R Jason Christiansen, R Dave Veres, R (1, 5) (8, 1) (8, 1) (8, 1)		2-1 F8	4-2 BB	0-1 P3-1		4-2 BB				2	0	0	0	2	0	1					
Ray Lankford, L OBP: 0.351, SLG: 0.474 (1, 7)	2-0 F7	4-2 BB			0-0 HR		3-3 K			3	1	1	1	1	1	1					
Edgar Renteria, R OBP: 0.332, SLG: 0.421 (1, 6)	0-2 HBP 1B		3-3 K		1-2 G6-3		0-0 G6-3			4	1	1	0	0	1	4					
Mike Matheny, R OBP: 0.295, SLG: 0.317 (1, 2)	2-1 1B E HBP			0-1 1B SH1-3 1B	1-1 G5-3		1-2 G6-3			3	2	0	0	0	0	0					
Garrett Stephenson, R OBP: 0.120, SLG: 0.043 Craig Paquette, R OBP: 0.258, SLG: 0.412 (1, 1) (8, 5)	1-1 E9		1-1 SH1-3		1-1 G4-3		0-2 G4-3			2	0	1	1	0	0	0					
Inning Stats	R: 0 E: 0 K: 0 S: 8	H: 1 LOB: 1 BB: 0 P: 13	R: 2 E: 1 K: 0 S: 12	H: 2 LOB: 1 BB: 0 P: 20	R: 0 E: 0 K: 1 S: 15	H: 1 LOB: 3 BB: 2 P: 27	R: 4 E: 1 K: 0 S: 14	H: 3 LOB: 0 BB: 1 P: 23	R: 1 E: 0 K: 0 S: 8	H: 1 LOB: 0 BB: 0 P: 11	R: 0 E: 0 K: 0 S: 5	H: 0 LOB: 0 BB: 0 P: 9	R: 0 E: 0 K: 1 S: 10	H: 0 LOB: 1 BB: 1 P: 18	R: 0 E: 0 K: 0 S: 11	H: 0 LOB: 1 BB: 1 P: 18	1B: 5 2B: 2 3B: 0 HR: 2	SF: 0 SAC: 2 DP: 1 HBP: 1	WP: 0 PB: 0 SB: 0 CS: 0	PA: 38	
PITCHER	IP WLS BF H R ER SO BB IBB HBP BLK WP HR S P ERA WHIP	IP WLS BF H R ER SO BB IBB HBP BLK WP HR S P ERA WHIP	IP WLS BF H R ER SO BB IBB HBP BLK WP HR S P ERA WHIP	IP WLS BF H R ER SO BB IBB HBP BLK WP HR S P ERA WHIP	IP WLS BF H R ER SO BB IBB HBP BLK WP HR S P ERA WHIP	IP WLS BF H R ER SO BB IBB HBP BLK WP HR S P ERA WHIP	IP WLS BF H R ER SO BB IBB HBP BLK WP HR S P ERA WHIP	IP WLS BF H R ER SO BB IBB HBP BLK WP HR S P ERA WHIP	IP WLS BF H R ER SO BB IBB HBP BLK WP HR S P ERA WHIP	IP WLS BF H R ER SO BB IBB HBP BLK WP HR S P ERA WHIP	IP WLS BF H R ER SO BB IBB HBP BLK WP HR S P ERA WHIP	IP WLS BF H R ER SO BB IBB HBP BLK WP HR S P ERA WHIP	IP WLS BF H R ER SO BB IBB HBP BLK WP HR S P ERA WHIP	IP WLS BF H R ER SO BB IBB HBP BLK WP HR S P ERA WHIP	IP WLS BF H R ER SO BB IBB HBP BLK WP HR S P ERA WHIP	IP WLS BF H R ER SO BB IBB HBP BLK WP HR S P ERA WHIP	IP WLS BF H R ER SO BB IBB HBP BLK WP HR S P ERA WHIP	IP WLS BF H R ER SO BB IBB HBP BLK WP HR S P ERA WHIP	IP WLS BF H R ER SO BB IBB HBP BLK WP HR S P ERA WHIP	IP WLS BF H R ER SO BB IBB HBP BLK WP HR S P ERA WHIP	IP WLS BF H R ER SO BB IBB HBP BLK WP HR S P ERA WHIP

Pittsburgh Pirates @ St. Louis Cardinals
 Busch Stadium, St. Louis, MO
 Mon Aug 21 2000, 7:10 PM CDT
 Att: 35,644 - Cloudy - 84 F

AB 30
 R 7
 H 8
 RBI 6
 BB 5
 SO 2
 LOB 10



Batter	1	2	3	4	5	6	7	8	9	AB	R	H	RBI	BB	SO	LOB	TOP										
Adrian Brown, S OBP: 0.382, SLG: 0.478 (1, 8)	1-1 FC3-6 1B		4-2 SH5-3 BB		1-0 WP 1B		1-2 F9		3-2 G6-3	4	0	2	0	1	0	0	Pittsburgh Pirates @ St. Louis Cardinals Busch Stadium, St. Louis, MO Wed Aug 23 2000, 7:10 PM CDT Att: 31,288 - Sunny - 96 F										
Enrique Wilson, S OBP: 0.335, SLG: 0.423 (1, 4) (8, 6)	3-1 FC3-6 CS		0-1 SH5-3		2-2 F9		2-1 HR		1-1 1B	4	1	2	1	0	0	2											
Brian Giles, L OBP: 0.422, SLG: 0.624 (1, 7)	4-2 1-2 BB		4-0 BB		1-3 K		1-2 G3-1		2-2 G4-3	3	0	0	0	2	1	2											
Kevin Young, R OBP: 0.314, SLG: 0.439 (1, 3)	0-2 P4		2-1 P2		4-0 S BB		1-3 K2-3			3	0	0	0	1	1	4											
Aramis Ramirez, R OBP: 0.300, SLG: 0.411 (1, 5)		3-2 G5-3	1-3 K		1-2 P4		2-2 3B			4	0	1	0	0	1	4											
Alex Ramirez, R OBP: 0.303, SLG: 0.472 John Vander Wal, L OBP: 0.391, SLG: 0.543 (8, PH) (8, 9)	1-1 1B			1-0 F8		0-0 P4	1-3 K			3	0	1	0	0	0	1											
Pat Meares, R OBP: 0.324, SLG: 0.377 Warren Morris, L OBP: 0.332, SLG: 0.325 (8, PH) (8, 4)	0-3 K			0-3 K		1-2 G5-3	4-0 BB			3	0	0	0	0	2	2											
Keith Osik, R OBP: 0.355, SLG: 0.536 (1, 2)	0-0 F9			1-2 G5-3		0-1 HR	2-1 P6			4	1	1	1	0	0	3											
Todd Ritchie, R ERA: 3.98 Emil Brown, R ERA: 3.98 Jeff Wallace, L ERA: 5.83 Scott Sauerbeck, R ERA: 3.61 Rich Loiselle, R ERA: 6.75 1B Jason Kendall, R OBP: 0.417, SLG: 0.688 (1, 1) (7, PH) (7, 1) (8, 1) (8, 1) (8, PH)			1-0 SH5-3 BB 1B		1-3 K		1-3 K		1-3 K	2	0	1	0	0	1	0											
Inning Stats	R: 0 E: 0 K: 0 S: 10	H: 1 LOB: 1 BB: 1 P: 17	R: 0 E: 0 K: 1 S: 10	H: 1 LOB: 1 BB: 0 P: 14	R: 0 E: 0 K: 1 S: 10	H: 1 LOB: 3 BB: 2 P: 22	R: 0 E: 0 K: 1 S: 7	H: 0 LOB: 0 BB: 0 P: 9	R: 0 E: 0 K: 2 S: 11	H: 1 LOB: 1 BB: 1 P: 16	R: 0 E: 0 K: 0 S: 8	H: 0 LOB: 1 BB: 1 P: 14	R: 2 E: 0 K: 1 S: 14	H: 2 LOB: 0 BB: 0 P: 19	R: 0 E: 0 K: 2 S: 11	H: 1 LOB: 2 BB: 1 P: 21		R: 0 E: 0 K: 1 S: 12	H: 1 LOB: 1 BB: 0 P: 19	1B: 5 2B: 0 3B: 1 HR: 2	SF: 0 SAC: 1 DP: 0 HBP: 0	WP: 1 PB: 0 SB: 1 CS: 1	PA: 39				
PITCHER	IP	WLS	BF	H	R	ER	SO	BB	IBB	HBP	BLK	WP	HR	S	P	ERA	WHIP										
Rick Ankiel, L ERA: 3.98 Mike Timlin, R ERA: 4.53 Jason Christiansen, L ERA: 5.83 Dave Veres, R ERA: 2.75	(1, 1) (8, 1) (8, 1) (8, 1)	7.0 0.1 0.1 1.1	W 30 H 2 H 1 S 6	6 1 0 1	2 0 0 0	2 0 0 0	6 1 0 1	4 0 0 1	0 0 0 0	0 0 0 0	0 0 0 0	1 0 0 0	2 0 3 14	70 6 4 27	111	2.57 0.00 0.00 0.00	1.429 3.000 0.000 1.500										

AB	33
R	2
H	8
RBI	2
BB	5
SO	9
LOB	19



Batter	1	2	3	4	5	6	7	8	9	AB	R	H	RBI	BB	SO	LOB	BOTTOM										
Fernando Vina, L OBP: 0.389, SLG: 0.408 (1, 4)	1-2 G6-3		0-1 3B		1-0 F7		0-1 FC4-6			4	0	1	0	0	0	1	Pittsburgh Pirates @ St. Louis Cardinals Busch Stadium, St. Louis, MO Wed Aug 23 2000, 7:10 PM CDT Att: 31,288 - Sunny - 96 F										
J.D. Drew, L OBP: 0.405, SLG: 0.514 (1, 9)	2-3 K		1-3 K		1-0 1B		0-0 L9			4	0	1	0	0	2	2											
15 Jim Edmonds, L OBP: 0.423, SLG: 0.606 (1, 8)	1-0 HR			1-0 F7	2-1 F8			0-0 F8		4	1	1	1	0	0	1											
Will Clark, L OBP: 0.415, SLG: 0.508 (1, 3)	0-0 F8			0-1 2B		1-0 G4-6-3 1B		3-1 HR		4	2	3	1	0	0	0											
Fernando Tatis, R OBP: 0.411, SLG: 0.565 (1, 5)		3-1 F8		1-2 2B	3-2 G4-6-3 1B		1-2 HR	0-0 HBP 1B		4	2	2	1	0	0	1											
Ray Lankford, L OBP: 0.395, SLG: 0.480 (1, 7)		2-2 F7		2-2 3B	4-2 FC6-4 BB		1-0 1B	1-2 HBP		2	0	1	1	1	0	0											
Edgar Renteria, R OBP: 0.333, SLG: 0.422 (1, 6)		2-2 F8		1-3 K	1-1 FC6-4		0-0 1B	1-3 2-H		4	0	1	1	0	1	2											
Carlos Hernandez, R OBP: 0.317, SLG: 0.336 (1, 2)			1-3 K	0-2 G4-3		0-0 G6-3	1-0 P4			4	0	0	0	0	1	3											
Rick Ankiel, L OBP: 0.321, SLG: 0.442 Shawon Dunston, R OBP: 0.250, SLG: 0.478 Mike Timlin, R ERA: 5.74 Jason Christiansen, R ERA: 3.61 Dave Veres, R ERA: 6.75 (1, 1) (7, PH) (8, 1) (8, 1) (8, 1)			1-0 G4-3		0-0 F7		4-0 FC4-6 BB	2-2 F7		2	0	0	0	0	0	0											
Inning Stats	R: 1 E: 0 K: 1 S: 12	H: 1 LOB: 0 BB: 0 P: 16	R: 0 E: 0 K: 0 S: 8	H: 0 LOB: 0 BB: 0 P: 15	R: 0 E: 0 K: 2 S: 9	H: 1 LOB: 1 BB: 0 P: 12	R: 2 E: 0 K: 1 S: 16	H: 3 LOB: 1 BB: 0 P: 21	R: 0 E: 0 K: 0 S: 5	H: 1 LOB: 1 BB: 0 P: 9	R: 0 E: 0 K: 0 S: 10	H: 1 LOB: 1 BB: 1 P: 19	R: 0 E: 0 K: 0 S: 4	H: 0 LOB: 1 BB: 1 P: 8	R: 0 E: 0 K: 0 S: 10	H: 3 LOB: 2 BB: 0 P: 17		R: 2 E: 0 K: 0 S: 10	H: 3 LOB: 2 BB: 0 P: 17	1B: 4 2B: 2 3B: 2 HR: 2	SF: 0 SAC: 0 DP: 1 HBP: 1	WP: 0 PB: 0 SB: 0 CS: 0	PA: 36				
PITCHER	IP	WLS	BF	H	R	ER	SO	BB	IBB	HBP	BLK	WP	HR	S	P	ERA	WHIP										
Todd Ritchie, R ERA: 4.67 Jeff Wallace, L ERA: 5.74 Scott Sauerbeck, L ERA: 3.61 Rich Loiselle, R ERA: 6.75	(1, 1) (7, 1) (8, 1) (8, 1)	6.0 1.0 0.1 0.2	L 25 4 2 4 2 3 1	0 3 0 3 2 2 1 0	0 3 0 3 2 2 0 0	0 3 0 3 2 2 0 0	0 4 0 4 0 4 0 6	1 0 0 0 0 0 0 0	0 0 0 0 0 1 0 0	0 0 0 0 0 1 0 0	0 0 0 0 0 4 0 6	0 4 0 8 0 8 0 9	4 8 4 8 4 8 6 9	92	4.50 0.00 54.00 0.00	1.333 1.000 6.000 1.500											

AB	33
R	5
H	10
RBI	5
BB	2
SO	4
LOB	12



Batter	1	2	3	4	5	6	7	8	9	AB	R	H	RBI	BB	SO	LOB	TOP								
Fernando Vina, L OBP: 0.390, SLG: 0.411 (1, 4)										5	2	2	0	0	1	3									
J.D. Drew, L OBP: 0.405, SLG: 0.510 (1, 9)										4	1	1	0	1	0	4									
15 Jim Edmonds, L OBP: 0.423, SLG: 0.618 (1, 8)										5	2	2	4	0	0	3									
Will Clark, L OBP: 0.416, SLG: 0.511 Placido Polanco, R OBP: 0.361, SLG: 0.438 (8, PH)										4	1	2	0	0	0	0									
Fernando Tatis, R OBP: 0.407, SLG: 0.558 Matt Morris, R OBP: 0.378, SLG: 0.475 Shawon Dunston, R OBP: 0.343, SLG: 0.435 Gene Stechschulte, R OBP: 0.361, SLG: 0.438 Mike James, R OBP: 0.361, SLG: 0.438 (7, 1)										3	1	0	0	0	0	1									
Ray Lankford, L OBP: 0.358, SLG: 0.495 (1, 7)										5	3	3	2	0	1	0									
Edgar Renteria, R OBP: 0.337, SLG: 0.430 (1, 6)										3	1	2	2	2	0	0									
Mike Matheny, R OBP: 0.296, SLG: 0.317 (1, 2)										5	0	1	2	0	1	2									
Pat Hentgen, R OBP: 0.255, SLG: 0.186 Craig Paquette, R OBP: 0.296, SLG: 0.409 (8, 3)										2	0	0	0	0	0	0									
Inning Stats	R: 2 E: 0 K: 0 S: 10	H: 3 LOB: 0 BB: 0 P: 18	R: 0 E: 0 K: 1 S: 8	H: 0 LOB: 0 BB: 0 P: 11	R: 0 E: 0 K: 0 S: 7	H: 1 LOB: 1 BB: 0 P: 9	R: 1 E: 0 K: 0 S: 9	H: 2 LOB: 1 BB: 0 P: 11	R: 0 E: 0 K: 0 S: 9	H: 1 LOB: 1 BB: 0 P: 15	R: 3 E: 1 K: 1 S: 12	H: 3 LOB: 2 BB: 1 P: 22	R: 1 E: 0 K: 2 S: 12	H: 1 LOB: 0 BB: 0 P: 18	R: 4 E: 2 K: 0 S: 13	H: 1 LOB: 1 BB: 1 P: 21	R: 1 E: 0 K: 1 S: 11	H: 1 LOB: 1 BB: 1 P: 21	1B: 6 2B: 3 3B: 0 HR: 4	SF: 1 SAC: 2 DP: 1 HBP: 1	WP: 0 PB: 0 SB: 2 CS: 0	PA: 46			
PITCHER	IP WLS BF H R ER SO BB IBB HBP BLK WP HR S P ERA WHIP	5.1 L 27 10 6 5 1 0 1 0 0 0 1 50 80 8.44 1.875	1.2 6 1 1 1 3 0 0 0 0 0 1 17 24 5.40 0.600	1.0 8 1 4 2 0 1 0 0 1 0 0 13 21 18.00 2.000	1.0 5 1 1 1 1 1 0 0 0 0 0 11 21 9.00 2.000																				

St. Louis Cardinals @ Atlanta Braves
Turner Field, Atlanta, GA
Thu Aug 24 2000, 7:40 PM EDT
Att: 41,166 - Overcast - 82 F

AB	39
R	12
H	13
RBI	11
BB	3
SO	5
LOB	15



Batter	1	2	3	4	5	6	7	8	9	AB	R	H	RBI	BB	SO	LOB	BOTTOM							
Rafael Furcal, S OBP: 0.377, SLG: 0.355 (1, 6)										5	1	2	0	0	0	3								
Andruw Jones, R OBP: 0.376, SLG: 0.539 (1, 8)										5	0	3	2	0	0	2								
10 Chipper Jones, S OBP: 0.394, SLG: 0.570 (1, 5)										5	0	0	0	0	0	4								
B.J. Surhoff, L OBP: 0.347, SLG: 0.451 Reggie Sanders, R OBP: 0.297, SLG: 0.298 (8, PH)										3	0	1	0	0	0	0								
Andres Galarraga, R OBP: 0.374, SLG: 0.539 (1, 3)										4	0	0	0	0	1	1								
Brian Jordan, R OBP: 0.326, SLG: 0.444 Bobby Bonilla, S OBP: 0.372, SLG: 0.410 (9, 7)										3	0	0	0	0	0	1								
Javy Lopez, R OBP: 0.337, SLG: 0.500 Paul Bako, L OBP: 0.315, SLG: 0.295 (7, PR)										2	1	1	1	0	0	0								
Keith Lockhart, L OBP: 0.327, SLG: 0.377 (1, 4)										3	1	1	0	1	0	1								
Andy Ashby, R OBP: 0.178, SLG: 0.240 Terry Mulholland, R OBP: 0.290, SLG: 0.333 Wally Joyner, L OBP: 0.346, SLG: 0.415 Gabe Molina, R OBP: 0.346, SLG: 0.415 Stan Belinda, R OBP: 0.377, SLG: 0.333 (8, PH)										2	0	0	0	0	0	1								
Inning Stats	R: 0 E: 0 K: 0 S: 8	H: 1 LOB: 0 BB: 0 P: 12	R: 0 E: 0 K: 1 S: 8	H: 0 LOB: 0 BB: 0 P: 11	R: 1 E: 0 K: 0 S: 13	H: 3 LOB: 2 BB: 0 P: 21	R: 0 E: 0 K: 0 S: 7	H: 0 LOB: 0 BB: 0 P: 13	R: 0 E: 0 K: 0 S: 14	H: 2 LOB: 2 BB: 0 P: 24	R: 0 E: 0 K: 0 S: 7	H: 1 LOB: 1 BB: 0 P: 12	R: 0 E: 0 K: 1 S: 8	H: 0 LOB: 0 BB: 0 P: 12	R: 0 E: 0 K: 0 S: 8	H: 0 LOB: 0 BB: 0 P: 12	R: 4 E: 2 K: 0 S: 14	H: 2 LOB: 1 BB: 2 P: 32	1B: 6 2B: 2 3B: 0 HR: 1	SF: 0 SAC: 0 DP: 2 HBP: 1	WP: 1 PB: 1 SB: 0 CS: 0	PA: 39		
PITCHER	IP WLS BF H R ER SO BB IBB HBP BLK WP HR S P ERA WHIP	6.0 W 24 7 1 1 1 0 0 0 0 0 0 7 12 0.00 0.000	1.0 4 0 0 0 0 0 0 0 1 0 0 0 20 40 0.00 2.400	0.1 1 0 0 0 0 0 0 0 0 0 1 0 2 4 0.00 0.000																				

St. Louis Cardinals @ Atlanta Braves
Turner Field, Atlanta, GA
Thu Aug 24 2000, 7:40 PM EDT
Att: 41,166 - Overcast - 82 F

AB	36
R	5
H	9
RBI	3
BB	2
SO	2
LOB	14



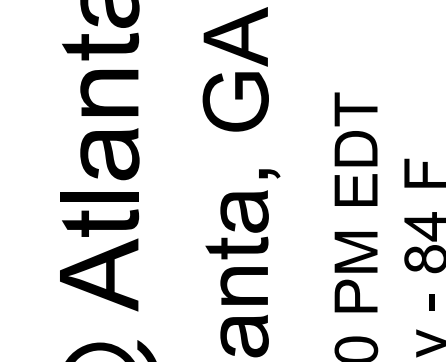
Batter	1	2	3	4	5	6	7	8	9	AB	R	H	RBI	BB	SO	LOB	TOP										
Fernando Vina, L OBP: 0.388, SLG: 0.408 (1, 4)	G1-3	FC6							G3	5	0	1	0	0	0	3	St. Louis Cardinals @ Atlanta Braves Turner Field, Atlanta, GA Fri Aug 25 2000, 7:40 PM EDT Att: 46,695 - Sunny - 84 F										
Placido Polanco, R OBP: 0.355, SLG: 0.430 (1, 5)	G4-3		L1		FC4-6		G4-3			4	0	0	0	0	0	1											
15 Jim Edmonds, L OBP: 0.421, SLG: 0.614 (1, 3) (7, 8)	2B		G3		FC3-6		K			3	0	0	0	1	1												
Eric Davis, R OBP: 0.398, SLG: 0.455 Mike Timlin, R (7, 1)			G6-3		G1-3		G5-3			4	0	1	0	0	0	1											
Alan Benes, R OBP: 0.500, SLG: 0.750 (8, 1)	2B									0	0	0	0	0	0												
Ray Lankford, L OBP: 0.360, SLG: 0.495 (1, 7)	F8			BB		1B				4	2	2	0	0	1	2											
Edgar Renteria, R OBP: 0.336, SLG: 0.432 (1, 6)		G4-3		1B		1B		F9		3	2	1	0	1	0	1											
J.D. Drew, L OBP: 0.406, SLG: 0.510 (1, 8) (7, 9)	F7			1B		1B		G4-3		4	0	2	1	0	0	1											
Mike Matheny, R OBP: 0.296, SLG: 0.316 (1, 2)	G4-3		G6-4-3							4	0	1	1	0	1	2											
Britt Reames, R (1, 1) Shawon Dunston, R OBP: 0.277, SLG: 0.473 Mike James, R (6, PH) Craig Paquette, R OBP: 0.295, SLG: 0.408 (7, 3)	E6		G1-3							2	0	0	0	0	0	0											
Inning Stats	R: 0 E: 0 K: 0 S: 7	H: 1 LOB: 2 BB: 1 P: 15	R: 1 E: 1 K: 0 S: 12	H: 1 LOB: 1 BB: 0 P: 17	R: 0 E: 0 K: 0 S: 5	H: 0 LOB: 0 BB: 0 P: 9	R: 2 E: 0 K: 0 S: 10	H: 2 LOB: 0 BB: 1 P: 20	R: 0 E: 0 K: 0 S: 8	H: 1 LOB: 1 BB: 0 P: 14	R: 1 E: 0 K: 1 S: 14	H: 3 LOB: 2 BB: 0 P: 20	R: 0 E: 0 K: 1 S: 5	H: 0 LOB: 0 BB: 0 P: 9	R: 0 E: 0 K: 1 S: 7	H: 0 LOB: 0 BB: 0 P: 12	R: 0 E: 0 K: 2 S: 7	H: 0 LOB: 0 BB: 0 P: 9	R: 0 E: 0 K: 2 S: 7	H: 0 LOB: 0 BB: 0 P: 9	1B: 6 2B: 2 3B: 0 HR: 0	SF: 0 SAC: 0 DP: 1 HBP: 0	WP: 0 PB: 0 SB: 0 CS: 0	PA: 37			
PITCHER	IP	WLS	BF	H	R	ER	SO	BB	IBB	HBP	BLK	WP	HR	S	P	ERA	WHIP										
Tom Glavine, L ERA: 3.77 Terry Mulholland, L ERA: 5.37 Kerry Ligtenberg, R ERA: 5.07	7.0	W	31	8	4	3	2	2	0	0	0	0	0	61	104	3.86	1.429										

Batter	1	2	3	4	5	6	7	8	9	AB	R	H	RBI	BB	SO	LOB	BOTTOM										
Rafael Furcal, S OBP: 0.378, SLG: 0.354 (1, 6)	G1-6-3		F8						F9	4	1	1	0	1	0	2	St. Louis Cardinals @ Atlanta Braves Turner Field, Atlanta, GA Fri Aug 25 2000, 7:40 PM EDT Att: 46,695 - Sunny - 84 F										
Andruw Jones, R OBP: 0.377, SLG: 0.545 (1, 8)	L8				G5-3					4	2	2	1	0	0	2											
10 Chipper Jones, S OBP: 0.397, SLG: 0.578 (1, 5)	G1-6-3									3	3	2	3	1	0	1											
B.J. Surhoff, L OBP: 0.348, SLG: 0.452 (1, 7)		F7								4	1	2	0	0	0	1											
Andres Galarraga, R OBP: 0.373, SLG: 0.535 (1, 3)										3	0	0	0	1	2	5											
Keith Lockhart, L OBP: 0.326, SLG: 0.371 (1, 4)	G4-6-3									3	0	0	0	1	0	4											
Reggie Sanders, R OBP: 0.257, SLG: 0.295 (1, 9)										3	0	0	0	1	2	5											
Paul Bako, L OBP: 0.314, SLG: 0.294 (1, 2)										4	0	1	2	0	0	1											
Tom Glavine, L OBP: 0.217, SLG: 0.179 Terry Mulholland, R OBP: 0.250, SLG: 0.333 Wally Joyner, L OBP: 0.346, SLG: 0.413 Kerry Ligtenberg, R (9, 1)										3	0	1	0	0	0	3											
Inning Stats	R: 0 E: 0 K: 0 S: 6	H: 1 LOB: 0 BB: 0 P: 8	R: 0 E: 0 K: 0 S: 8	H: 0 LOB: 0 BB: 1 P: 14	R: 0 E: 0 K: 0 S: 15	H: 0 LOB: 1 BB: 1 P: 25	R: 2 E: 0 K: 1 S: 14	H: 2 LOB: 1 BB: 1 P: 24	R: 0 E: 0 K: 0 S: 8	H: 1 LOB: 1 BB: 0 P: 12	R: 2 E: 1 K: 1 S: 14	H: 2 LOB: 2 BB: 1 P: 25	R: 3 E: 0 K: 2 S: 15	H: 3 LOB: 1 BB: 1 P: 25	R: 0 E: 0 K: 1 S: 5	H: 0 LOB: 0 BB: 0 P: 9		R: 0 E: 0 K: 1 S: 5	H: 0 LOB: 0 BB: 0 P: 9	R: 0 E: 0 K: 1 S: 5	H: 0 LOB: 0 BB: 0 P: 9	1B: 7 2B: 0 3B: 0 HR: 2	SF: 0 SAC: 0 DP: 2 HBP: 0	WP: 0 PB: 0 SB: 1 CS: 0	PA: 37		
PITCHER	IP	WLS	BF	H	R	ER	SO	BB	IBB	HBP	BLK	WP	HR	S	P	ERA	WHIP										
Britt Reames, R ERA: 4.0 Mike James, R ERA: 3.23 Mike Timlin, R ERA: 4.99 Alan Benes, R ERA: 5.97	5.0	B	7	2	2	0	1	1	0	0	0	0	0	14	25	0.00	3.000										
	1.0	L	7	3	3	3	2	1	0	0	0	0	1	15	25	27.00	4.000										
	1.0		3	0	0	0	1	0	0	0	0	0	0	5	9	0.00	0.000										

AB 35
R 4
H 8
RBI 2
BB 2
SO 5
LOB 14



AB 32
R 7
H 9
RBI 6
BB 5
SO 5
LOB 24



Batter	1	2	3	4	5	6	7	8	9	AB	R	H	RBI	BB	SO	LOB	TOP									
Fernando Vina, L OBP: 0.384, SLG: 0.403 (1, 4)	B3	G6-3		F8			G4-3	F8		5	0	0	0	0	0	2										
J.D. Drew, L OBP: 0.408, SLG: 0.508 (1, 9)	F5		15 S 2B		15 G4-6-3		F S BB		F7	3	1	1	0	2	0	0										
15 Jim Edmonds, L OBP: 0.417, SLG: 0.606 (1, 8)	K		3-3		1-1		K		G1-4-3	5	0	0	0	0	3	3										
Will Clark, L OBP: 0.420, SLG: 0.534 (1, 3)			2-2		1-0		E3			4	2	3	3	1	0	1										
Fernando Tatis, R OBP: 0.401, SLG: 0.549 Matt Morris, R OBP: 0.333, SLG: 0.333 Dave Veres, R (9, 1)		K	2-3		2-3		K		E9	4	0	0	0	0	4	3										
Ray Lankford, L OBP: 0.383, SLG: 0.503 (1, 7)			0-2		4-2		K		1B	3	1	1	1	1	2	0										
Edgar Renteria, R OBP: 0.337, SLG: 0.429 (1, 6)		HR	2-2		2-0		F9		FC5-4	5	1	1	0	0	0	5										
Mike Matheny, R OBP: 0.298, SLG: 0.324 (1, 2)		1B	1-2		1-3		E3		2B	4	1	2	1	0	1	0										
Garrett Stephenson, R OBP: 0.113, SLG: 0.041 Placido Polanco, R OBP: 0.358, SLG: 0.437 (7, 5)		F9	2-2		1-0		K		2B	3	0	0	0	0	1	2										
Inning Stats	R: 0 E: 0 K: 1 S: 6	H: 0 LOB: 0 BB: 0 P: 8	R: 3 E: 0 K: 1 S: 24	H: 4 LOB: 1 BB: 31	R: 1 E: 0 K: 2 S: 17	H: 1 LOB: 2 BB: 2 P: 34	R: 0 E: 0 K: 1 S: 5	H: 0 LOB: 0 BB: 0 P: 7	R: 1 E: 0 K: 1 S: 8	H: 2 LOB: 1 BB: 0 P: 13	R: 0 E: 1 K: 2 S: 11	H: 0 LOB: 1 BB: 0 P: 18	R: 0 E: 1 K: 2 S: 13	H: 0 LOB: 2 BB: 1 P: 21	R: 1 E: 0 K: 1 S: 13	H: 2 LOB: 1 BB: 0 P: 20	R: 0 E: 1 K: 0 S: 10	H: 1 LOB: 3 BB: 1 P: 19	1B: 3 2B: 4 3B: 0 HR: 3	SF: 0 SAC: 0 DP: 1 HBP: 1	WP: 0 PB: 0 SB: 2 CS: 0	PA: 43				
PITCHER	IP	WLS	BF	H	R	ER	SO	BB	IBB	HBP	BLK	WP	HR	S	P	ERA	WHIP									
Kevin Millwood, R ERA: 4.71	(1, 1)	6.0	L	27	7	5	5	8	2	0	0	0	0	3	71	111	7.50	1.500								
Scott Kameniecki, R ERA: 4.5	(7, 1)	1.0		5	0	0	0	2	1	0	0	0	0	0	13	21	0.00	1.000								
Stan Belinda, R ERA: 7.83	(8, 1)	2.0		11	3	1	1	1	1	0	1	0	0	0	23	39	4.50	2.000								

St. Louis Cardinals @ Atlanta Braves
Turner Field, Atlanta, GA
Sat Aug 26 2000, 7:10 PM EDT
Att. 49,475 - Overcast - 85 F

AB 38
R 6
H 10
RBI 6
BB 4
SO 11
LOB 16



Batter	1	2	3	4	5	6	7	8	9	AB	R	H	RBI	BB	SO	LOB	BOTTOM									
Rafael Furcal, S OBP: 0.375, SLG: 0.352 (1, 6)	L3		G6-3				SF8		G5-3	4	0	1	2	0	0	1										
Andruw Jones, R OBP: 0.377, SLG: 0.545 (1, 8)	F9		G5-3		1B		3-H		3-H	5	0	2	1	0	1	1										
10 Chipper Jones, S OBP: 0.397, SLG: 0.575 (1, 5)							1-2 2-3		2B	4	0	1	0	1	0	4										
B.J. Surhoff, L OBP: 0.348, SLG: 0.450 (1, 7)	BB		1B				F7		L1	4	0	1	0	1	0	4										
Andres Galarraga, R OBP: 0.369, SLG: 0.530 (1, 3)			P4				G5-4-3		G4-3	4	0	1	0	0	0	2										
Brian Jordan, R OBP: 0.326, SLG: 0.445 (1, 9)			F9				F3		G5-3	4	0	0	0	0	0	1										
Javy Lopez, R OBP: 0.338, SLG: 0.499 (1, 2)			F8				G5-4-3		G6-3	4	0	1	0	0	0	0										
Kevin Millwood, R ERA: 4.15 Scott Kameniecki, R ERA: 3.43 Wally Joyner, L OBP: 0.349, SLG: 0.416 Stan Belinda, R Bobby Bonilla, S OBP: 0.375, SLG: 0.412 (9, PH)			2B				F8		G6-3	3	1	1	0	1	0	0										
Keith Lockhart, L OBP: 0.329, SLG: 0.376 (1, 4)			BB				G6-3		F9	3	1	1	0	1	0	0										
Kevin Millwood, R ERA: 4.15 Scott Kameniecki, R ERA: 3.43 Wally Joyner, L OBP: 0.349, SLG: 0.416 Stan Belinda, R Bobby Bonilla, S OBP: 0.375, SLG: 0.412 (9, PH)			L4				P6		1B	3	1	1	0	1	0	2										
Inning Stats	R: 0 E: 0 K: 0 S: 10	H: 0 LOB: 1 BB: 1 P: 15	R: 0 E: 1 K: 1 S: 11	H: 1 LOB: 2 BB: 1	R: 0 E: 0 K: 0 S: 7	H: 1 LOB: 1 BB: 0 P: 12	R: 0 E: 0 K: 0 S: 6	H: 0 LOB: 0 BB: 0 P: 8	R: 0 E: 0 K: 1 S: 10	H: 1 LOB: 1 BB: 0 P: 15	R: 0 E: 0 K: 0 S: 5	H: 1 LOB: 0 BB: 0 P: 7	R: 1 E: 0 K: 0 S: 16	H: 3 LOB: 3 BB: 1 P: 29	R: 0 E: 0 K: 0 S: 5	H: 0 LOB: 0 BB: 0 P: 7	R: 2 E: 0 K: 0 S: 13	H: 3 LOB: 1 BB: 0 P: 14	1B: 7 2B: 3 3B: 0 HR: 0	SF: 1 SAC: 0 DP: 1 HBP: 0	WP: 0 PB: 0 SB: 0 CS: 0	PA: 39				
PITCHER	IP	WLS	BF	H	R	ER	SO	BB	IBB	HBP	BLK	WP	HR	S	P	ERA	WHIP									
Garrett Stephenson, R ERA: 4.15	(1, 1)	6.2	W	29	7	1	1	2	3	0	0	0	0	0	63	105	1.35	1.500								
Matt Morris, R ERA: 3.43	(7, 1)	1.2	H	7	2	2	2	0	0	0	0	0	0	16	19	10.80	1.200									
Dave Veres, R ERA: 2.72	(9, 1)	0.2		3	1	0	0	0	0	0	0	0	0	4	4	0.00	1.500									

St. Louis Cardinals @ Atlanta Braves
Turner Field, Atlanta, GA
Sat Aug 26 2000, 7:10 PM EDT
Att. 49,475 - Overcast - 85 F

AB 35
R 3
H 10
RBI 3
BB 3
SO 2
LOB 13




Batter	1	2	3	4	5	6	7	8	9	AB	R	H	RBI	BB	SO	LOB	TOP				
Fernando Vina, L (1.4) OBP: 0.387, SLG: 0.404	F7			G6-3 15 SH5-3 1B HBP	G6-4-3					4	1	2	1	0	0	2	St. Louis Cardinals @ Atlanta Braves Turner Field, Atlanta, GA Sun Aug 27 2000, 1:10 PM EDT Att. 46,574 - Overcast - 79 F				
J.D. Drew, L (1.9) OBP: 0.407, SLG: 0.505	G5-3			SH5-3			K	G4-3		4	0	1	0	0	1	1					
15 Jim Edmonds, L (1.8) OBP: 0.414, SLG: 0.600	K			G6-3			F5		K	5	0	0	0	0	3	2					
Will Clark, L (1.3) OBP: 0.421, SLG: 0.531		G3-1					F8		1B 1B HBP	2	1	0	0	1	0	0					
Craig Paquette, R (1.5) OBP: 0.298, SLG: 0.409	G4-3								K	4	1	2	1	0	1	0					
Ray Lankford, L (1.7) OBP: 0.382, SLG: 0.498	K				P5				2B S BB	3	1	0	0	1	1	4					
Carlos Hernandez, R (1.2) ERA: 4.84 Britt Reames, R (5. PR)				G6-3					1B BB	1	0	0	0	1	0	0					
Mike Matheny, R (5.2) OBP: 0.302, SLG: 0.326									2B BB	1	2	1	2	1	0	0					
Placido Polanco, R (1.6) OBP: 0.364, SLG: 0.451				G4-3					2B 2H 3H 1B	4	1	3	3	0	0	0					
Darryl Kile, R (1.1) OBP: 0.194, SLG: 0.131				K					K	4	0	0	0	0	4	4					
Inning Stats	R: 0 E: 0 K: 1 S: 5	H: 0 LOB: 0 BB: 0 P: 10	R: 0 E: 0 K: 1 S: 7	H: 0 LOB: 0 BB: 0 P: 13	R: 0 E: 0 K: 1 S: 9	H: 0 LOB: 0 BB: 0 P: 13	R: 1 E: 0 K: 0 S: 12	H: 1 LOB: 2 BB: 1 P: 20	R: 0 E: 0 K: 1 S: 8	H: 0 LOB: 0 BB: 0 P: 16	R: 3 E: 0 K: 2 S: 18	H: 2 LOB: 1 BB: 2 P: 28	R: 3 E: 0 K: 2 S: 17	H: 3 LOB: 1 BB: 0 P: 26	R: 0 E: 0 K: 1 S: 8	H: 2 LOB: 0 BB: 0 P: 12	1B: 7 2B: 2 3B: 0 HR: 0	SF: 0 SAC: 1 DP: 1 HBP: 2	WP: 0 PB: 0 SB: 1 CS: 1	PA: 39	
PITCHER	IP	WLS	BF	H	R	ER	SO	BB	IBB	HBP	BLK	WP	HR	S	P	ERA	WHIP				
John Burkett, R (1.1) ERA: 4.84	6.0		22	2	1	1	5	2	0	1	0	0	0	49	87	1.50	0.667				
Kerry Ligtenberg, R (7.1) ERA: 3.67	0.2	L	5	1	3	3	2	2	0	0	0	0	0	12	21	40.50	4.500				
Mike Rentlinger, L (7.1) ERA: 3.16	1.1		9	4	3	3	2	0	0	1	0	0	0	23	33	20.25	3.000				
Gabe Molina, R (9.1) ERA: 9.0	1.0		3	2	0	0	1	0	0	0	0	0	0	8	12	0.00	2.000				

Batter	1	2	3	4	5	6	7	8	9	AB	R	H	RBI	BB	SO	LOB	BOTTOM					
Rafael Furcal, S (1.4) OBP: 0.377, SLG: 0.355	CS 1B		SF7		K					3	0	2	1	0	1	2	St. Louis Cardinals @ Atlanta Braves Turner Field, Atlanta, GA Sun Aug 27 2000, 1:10 PM EDT Att. 46,574 - Overcast - 79 F					
B.J. Surhoff, L (1.7) OBP: 0.345, SLG: 0.446	G3		F7		F9					4	0	0	0	0	1	6						
10 Chipper Jones, S (1.5) OBP: 0.394, SLG: 0.570	G1-4-3		G3				F7			4	0	0	0	0	0	3						
Wally Joyner, L (1.3) OBP: 0.344, SLG: 0.410		G6-3					G3			3	0	0	0	0	1	0						
Mike Remlinger, L (7.1) Bobby Bonilla, S (8. PH) OBP: 0.373, SLG: 0.410				K				G3-1		0	0	0	0	0	0	0						
Gabe Molina, R (9.1) Javy Lopez, R (1.2) OBP: 0.335, SLG: 0.494		G4-3		G6-3			F3			0	0	0	0	0	0	0						
Brian Jordan, R (1.9) OBP: 0.323, SLG: 0.441		G5-3					L9			4	0	0	0	0	1	0						
Reggie Sanders, R (1.8) OBP: 0.260, SLG: 0.298			2B 1B							4	1	2	0	0	1	0						
Walt Weiss, S (1.6) OBP: 0.382, SLG: 0.346			1B SF7 2B					G1		3	1	2	0	0	0	0						
John Burkett, R (1.1) Kerry Ligtenberg, R (7.1) Andres Galarraga, R (7.3) OBP: 0.371, SLG: 0.531			1B E					10 WP 1B		1	0	1	1	0	0	0						
Inning Stats	R: 0 E: 0 K: 0 S: 8	H: 1 LOB: 0 BB: 0 P: 14	R: 0 E: 0 K: 0 S: 7	H: 0 LOB: 0 BB: 0 P: 8	R: 2 E: 1 K: 0 S: 8	H: 3 LOB: 1 BB: 0 P: 14	R: 0 E: 0 K: 2 S: 8	H: 0 LOB: 0 BB: 0 P: 11	R: 0 E: 0 K: 1 S: 10	H: 2 LOB: 2 BB: 0 P: 12	R: 0 E: 0 K: 0 S: 5	H: 0 LOB: 0 BB: 0 P: 7	R: 0 E: 0 K: 1 S: 8	H: 0 LOB: 0 BB: 0 P: 12	R: 0 E: 0 K: 1 S: 13	H: 2 LOB: 2 BB: 0 P: 19	R: 0 E: 0 K: 0 S: 4	H: 0 LOB: 0 BB: 0 P: 5	1B: 7 2B: 1 3B: 0 HR: 0	SF: 1 SAC: 1 DP: 0 HBP: 0	WP: 1 PB: 0 SB: 0 CS: 1	PA: 34
PITCHER	IP	WLS	BF	H	R	ER	SO	BB	IBB	HBP	BLK	WP	HR	S	P	ERA	WHIP					
Darryl Kile, R (1.1) ERA: 4.16	9.0	W	34	8	2	2	5	0	0	0	0	1	0	71	102	2.00	0.889					

AB	32
R	7
H	9
RBI	7
BB	4
SO	10
LOB	13



AB	32
R	2
H	8
RBI	2
BB	0
SO	5
LOB	13



Batter	1	2	3	4	5	6	7	8	9	AB	R	H	RBI	BB	SO	LOB	TOP
Placido Polanco, R OBP: 0.397, SLG: 0.442	F8			F9	F9		F9	G4-3		5	0	0	0	0	0	5	
J.D. Drew, L OBP: 0.409, SLG: 0.508	1B			FC6-4		E6		3B	F7	4	1	2	0	1	0	0	
15 Jim Edmonds, L OBP: 0.410, SLG: 0.593	K			FC6-4		K		K	K	5	0	0	0	0	4	4	
Will Clark, L OBP: 0.423, SLG: 0.541		G4-3								5	1	3	1	0	1	1	
Craig Paquette, R OBP: 0.296, SLG: 0.406	K			K						5	1	1	1	0	2	4	
Ray Lankford, L OBP: 0.383, SLG: 0.498	K									4	0	2	0	0	1	1	
Edgar Renteria, R OBP: 0.338, SLG: 0.434										4	2	2	1	0	1	1	
Mike Matheny, R OBP: 0.304, SLG: 0.334										4	0	2	2	0	1	2	
Rick Ankiel, L OBP: 0.310, SLG: 0.426										2	0	0	0	0	1	1	
Sheldon Neuse, R OBP: 0.276, SLG: 0.470										1	0	0	0	0	1	2	
Mike James, R OBP: 0.311, SLG: 0.444										0	0	0	0	0	0	0	
Fernando Tatis, R OBP: 0.311, SLG: 0.444										0	0	0	0	0	1	0	
Jason Christensen, R OBP: 0.311, SLG: 0.444										0	0	0	0	0	0	0	
Dave Veres, R OBP: 0.311, SLG: 0.444										0	0	0	0	0	0	0	
Inning Stats	R: 0 H: 1 E: 0 K: 1 S: 7	H: 0 R: 2 ER: 0 LOB: 0 BB: 0 P: 10	H: 0 R: 2 ER: 0 LOB: 0 BB: 0 P: 10	H: 0 R: 2 ER: 0 LOB: 0 BB: 0 P: 11	H: 1 R: 2 ER: 0 LOB: 2 BB: 1 P: 21	H: 2 R: 1 ER: 0 LOB: 1 BB: 0 P: 14	H: 0 R: 0 ER: 0 LOB: 1 BB: 0 P: 18	H: 2 R: 0 ER: 0 LOB: 0 BB: 0 P: 14	H: 5 R: 4 ER: 0 LOB: 2 BB: 1 P: 41	H: 1 R: 0 ER: 0 LOB: 1 BB: 0 P: 12	1B: 6 2B: 4 3B: 2 HR: 0	SF: 0 SAC: 0 DP: 0 HBP: 0	WP: 0 PA: 41 CS: 1				
PITCHER	IP WLS BF H R ER SO BB IBB HBP BLK WP HR S P ERA WHIP																
A.J. Burnett, R ERA: 3.8	7.0	29	7	2	2	10	1	0	0	0	0	0	0	66	105	2.57	1.143
Armando Almanza, L ERA: 3.89	0.2	L	5	3	2	1	0	0	0	0	0	0	0	13	20	27.00	4.500
Braden Looper, R ERA: 4.01	0.1		3	1	1	1	0	0	0	0	0	0	0	8	14	27.00	6.000
Manny Aybar, R ERA: 4.54	1.0		4	1	0	0	0	0	0	0	0	0	0	9	12	0.00	1.000

St. Louis Cardinals @ Florida Marlins
Pro Player Stadium, Miami, FL
Mon Aug 28 2000, 7:05 PM EDT
Att: 14,724 - Cloudy - 78 F

AB 39
R 5
H 12
RBI 5
BB 2
SO 12
LOB 21



Batter	1	2	3	4	5	6	7	8	9	AB	R	H	RBI	BB	SO	LOB	BOTTOM
Luis Castillo, S OBP: 0.436, SLG: 0.402	K		K					G5-3		3	0	1	0	1	2	0	
Dave Berg, R OBP: 0.340, SLG: 0.335	K		G4-3				F9	G5-3		4	0	0	0	0	1	2	
Kevin Millar, R OBP: 0.387, SLG: 0.525	L5		F7				K	F9		3	0	0	0	0	1	1	
Mark Kotsay, L OBP: 0.331, SLG: 0.437										1	0	0	0	0	0	1	
Preston Wilson, R OBP: 0.320, SLG: 0.449										4	1	2	0	0	0	1	
Derrek Lee, R OBP: 0.378, SLG: 0.516										3	0	1	1	0	0	1	
Mark Smith, R OBP: 0.335, SLG: 0.429										4	0	0	0	0	2	3	
Chris Clapinski, S OBP: 0.353, SLG: 0.413										3	0	0	0	0	0	2	
Braden Looper, R ERA: 3.15										0	0	0	0	0	0	0	
Manny Aybar, R ERA: 4.54										0	0	0	0	0	0	0	
Mike Redmond, R OBP: 0.325, SLG: 0.315										1	0	0	0	0	0	1	
Ramon Castro, R OBP: 0.345, SLG: 0.324										3	0	0	0	0	1	2	
A.J. Burnett, R OBP: 0.471, SLG: 0.643										2	1	1	1	0	1	0	
Armando Almanza, L ERA: 3.89										0	0	0	0	0	0	0	
Andy Fox, L OBP: 0.302, SLG: 0.340										1	0	0	0	0	1	0	
Inning Stats	R: 0 H: 0 E: 0 K: 2 S: 8	H: 2 R: 1 ER: 0 LOB: 1 BB: 0 P: 12	H: 2 R: 1 ER: 0 LOB: 0 BB: 0 P: 23	H: 1 R: 1 ER: 0 LOB: 0 BB: 0 P: 23	H: 0 R: 0 ER: 0 LOB: 0 BB: 0 P: 10	H: 0 R: 0 ER: 0 LOB: 0 BB: 0 P: 5	H: 0 R: 0 ER: 0 LOB: 1 BB: 1 P: 17	H: 0 R: 0 ER: 0 LOB: 1 BB: 0 P: 11	H: 1 R: 0 ER: 0 LOB: 1 BB: 0 P: 16	H: 1 R: 0 ER: 0 LOB: 1 BB: 0 P: 16	1B: 3 2B: 1 3B: 0 HR: 1	SF: 0 SAC: 0 DP: 0 HBP: 1	WP: 0 PA: 34 CS: 0				
PITCHER	IP WLS BF H R ER SO BB IBB HBP BLK WP HR S P ERA WHIP																
Rick Ankiel, L ERA: 3.92	6.0	22	3	2	2	8	1	0	0	0	0	0	0	56	90	3.00	0.667
Mike James, R ERA: 3.15	1.0	W	4	0	0	0	0	0	1	0	0	0	0	7	11	0.00	0.000
Jason Christensen, L ERA: 5.7	1.0	H	4	1	0	0	0	0	0	0	0	0	0	8	16	0.00	1.000
Dave Veres, R ERA: 2.67	1.0	S	4	1	0	0	0	0	0	0	0	0	0	13	16	0.00	1.000

St. Louis Cardinals @ Florida Marlins
Pro Player Stadium, Miami, FL
Mon Aug 28 2000, 7:05 PM EDT
Att: 14,724 - Cloudy - 78 F


AB 32
R 2
H 5
RBI 2
BB 1
SO 9
LOB 14




Batter	1	2	3	4	5	6	7	8	9	AB	R	H	RBI	BB	SO	LOB	TOP																	
Placido Polanco, R OBP: 0.352, SLG: 0.434	F9		G6-3		K			G6-3		4	0	0	0	0	1	0	St. Louis Cardinals @ Florida Marlins Pro Player Stadium, Miami, FL Tue Aug 29 2000, 7:05 PM EDT Att: 15,220 - Cloudy - 86 F																	
J.D. Drew, L OBP: 0.410, SLG: 0.510	FC6-5 2B		G6-4-3 BB			F8		K		3	0	1	0	1	1	0																		
Shawon Dunston, R OBP: 0.270, SLG: 0.460	FC6-5 BLK 2-3		G6-4-3 1-2			K		F8		4	0	0	0	0	1	2																		
Will Clark, L OBP: 0.427, SLG: 0.540				FC5-4 1B					P5	2	0	1	0	2	0	0																		
Ray Lankford, L OBP: 0.360, SLG: 0.492	K			K				K		4	0	0	0	0	4	4																		
Craig Paquette, R OBP: 0.293, SLG: 0.401			K		F8			G6-3		4	0	0	0	0	1	1																		
Edgar Renteria, R OBP: 0.338, SLG: 0.440		G4-3		FC5-4 1-2						3	1	1	1	0	0	1																		
Mike Matheny, R OBP: 0.304, SLG: 0.334					F8			K2-3		3	0	1	0	0	1	0																		
Pat Hentgen, R OBP: 0.245, SLG: 0.178					G5-3			K		2	0	0	0	0	0	1																		
Fernando Tatis, R OBP: 0.402, SLG: 0.546			F7							1	0	0	0	0	1	0																		
Mike Timlin, R OBP: 0.304, SLG: 0.334										0	0	0	0	0	0	0																		
Inning Stats	R: 0 E: 0 K: 1 S: 13	H: 1 LOB: 2 BB: 1 P: 19	R: 0 E: 0 K: 1 S: 11	H: 1 LOB: 1 BB: 0 P: 18	R: 0 E: 0 K: 0 S: 7	H: 0 LOB: 0 BB: 1 P: 12	R: 0 E: 0 K: 1 S: 9	H: 1 LOB: 1 BB: 0 P: 12	R: 0 E: 0 K: 1 S: 8	H: 0 LOB: 1 BB: 1 P: 17	R: 1 E: 0 K: 2 S: 9	H: 1 LOB: 0 BB: 0 P: 12	R: 0 E: 0 K: 1 S: 5	H: 0 LOB: 0 BB: 0 P: 6	R: 0 E: 0 K: 1 S: 8	H: 0 LOB: 0 BB: 0 P: 9	1B: 2 2B: 1 3B: 0 HR: 1	SF: 0 SAC: 0 DP: 1 HBP: 0	WP: 0 SB: 0 CS: 0	PA: 33														
PITCHER	IP WLS BF H R ER SO BB IBB HBP BLK WP HR S P ERA WHIP																																	
23 Chuck Smith, R ERA: 3.95	(1, 1)	8.0	W	30	4	1	1	9	3	0	0	1	0	1	70	108	1.12	0.875																
Antonio Alfonseca, R ERA: 4.34	(9, 1)	1.0	S	3	0	0	0	1	0	0	0	0	0	0	8	9	0.00	0.000																

Batter	1	2	3	4	5	6	7	8	9	AB	R	H	RBI	BB	SO	LOB	BOTTOM																	
Luis Castillo, S OBP: 0.434, SLG: 0.401	G6-3	G4-3			1B SF8 1B			K		4	1	1	0	0	1	1	St. Louis Cardinals @ Florida Marlins Pro Player Stadium, Miami, FL Tue Aug 29 2000, 7:05 PM EDT Att: 15,220 - Cloudy - 86 F																	
Mark Kotsay, L OBP: 0.335, SLG: 0.437	G3				S 1B					2	0	1	0	2	0	0																		
Mark Smith, R OBP: 0.335, SLG: 0.429				BB						0	0	0	0	0	0	0																		
Cliff Floyd, L OBP: 0.369, SLG: 0.518										2	1	1	1	0	1	1																		
Preston Wilson, R OBP: 0.319, SLG: 0.448	HR 1B				SF8			K		1	0	0	0	0	1	1																		
Mike Lowell, R OBP: 0.338, SLG: 0.485	HR				3-H 4-1 1-2 BB			G4-3		3	1	1	2	1	0	1																		
Henry Rodriguez, L OBP: 0.324, SLG: 0.497								G4-3		4	0	1	0	0	0	3																		
Antonio Alfonseca, R								G4-3		0	0	0	0	0	0	0																		
Derek Lee, R OBP: 0.379, SLG: 0.515	K				G6-3			CS 1B		3	0	1	0	0	1	1																		
Andy Fox, L OBP: 0.305, SLG: 0.339					G4-3			CS 1B		3	0	1	0	1	0	1																		
Ramon Castro, R OBP: 0.333, SLG: 0.312					F8			G6-3		3	0	0	0	0	1	2																		
23 Chuck Smith, R OBP: 0.111, SLG: 0.111										3	0	0	0	0	2	1																		
Dave Berg, R OBP: 0.340, SLG: 0.335					G4-3			K		0	0	0	0	0	0	0																		
Inning Stats	R: 2 E: 0 K: 1 S: 15	H: 3 LOB: 1 BB: 0 P: 26	R: 0 E: 0 K: 2 S: 10	H: 0 LOB: 1 BB: 1 P: 20	R: 0 E: 0 K: 1 S: 11	H: 0 LOB: 1 BB: 1 P: 18	R: 0 E: 0 K: 0 S: 6	H: 0 LOB: 0 BB: 0 P: 9	R: 1 E: 0 K: 0 S: 18	H: 2 LOB: 2 BB: 1 P: 30	R: 0 E: 0 K: 3 S: 13	H: 0 LOB: 1 BB: 1 P: 18	R: 0 E: 0 K: 0 S: 7	H: 0 LOB: 1 BB: 0 P: 13	1B: 6 2B: 0 3B: 0 HR: 1	SF: 1 SAC: 0 DP: 0 HBP: 1	WP: 0 SB: 0 CS: 2	PA: 34																
PITCHER	IP WLS BF H R ER SO BB IBB HBP BLK WP HR S P ERA WHIP																																	
Pat Hentgen, R ERA: 4.84	(1, 1)	6.0	L	26	7	3	3	4	3	0	0	0	0	0	66	113	4.50	1.667																
Mike Timlin, R ERA: 4.8	(7, 1)	2.0		8	0	0	0	3	1	0	1	0	0	0	20	31	0.00	0.500																

AB 30
R 1
H 4
RBI 1
BB 3
SO 10
LOB 9



AB 28
R 3
H 7
RBI 3
BB 4
SO 7
LOB 12



Batter	1	2	3	4	5	6	7	8	9	AB	R	H	RBI	BB	SO	LOB	TOP										
Plácido Polanco, R OBP: 0.346, SLG: 0.427	F9		F9		G6-3			G6-3		4	0	0	0	0	0	1	St. Louis Cardinals @ Florida Marlins Pro Player Stadium, Miami, FL Wed Aug 30 2000, 7:05 PM EDT Att: 13,681 - Cloudy - 89 F										
J.D. Drew, L OBP: 0.406, SLG: 0.503	G3		K				F7	K		4	0	0	0	0	2	0											
15 Jim Edmonds, L OBP: 0.410, SLG: 0.592	K		F7				BLK 1B		2B 1B	4	1	2	0	0	1	0											
Will Clark, L OBP: 0.427, SLG: 0.551		HR		K			K		SH5-3 1B 2B	4	2	2	2	0	2	1											
Craig Paquette, R OBP: 0.293, SLG: 0.410		HR		G5-3			F8		SH5-3	3	1	1	1	0	0	1											
Ray Lankford, L OBP: 0.381, SLG: 0.491		BLK BB		F7			K		G4-6-3 1B	3	0	1	1	1	1	0											
Edgar Renteria, R OBP: 0.336, SLG: 0.436	P5				F8		K		G4-6-3 1B	4	0	0	0	0	1	2											
Mike Matheny, R OBP: 0.304, SLG: 0.334	F9				SH1-4 1B		K			3	0	1	0	0	1	1											
Britt Reames, R Jason Christiansen, R Eric Davis, R Matt Morris, R Dave Veres, R	K				SH1-4		K			1	0	0	0	0	1	1											
Inning Stats	R: 0 E: 0 K: 1 S: 6	H: 0 LOB: 0 BB: 0 P: 11	R: 2 E: 0 K: 1 S: 10	H: 2 LOB: 1 BB: 1 P: 21	R: 0 E: 0 K: 1 S: 7	H: 0 LOB: 0 BB: 0 P: 10	R: 0 E: 0 K: 1 S: 8	H: 1 LOB: 1 BB: 0 P: 11	R: 0 E: 0 K: 3 S: 9	H: 1 LOB: 1 BB: 0 P: 11	R: 0 E: 0 K: 3 S: 10	H: 0 LOB: 0 BB: 0 P: 13	R: 0 E: 0 K: 2 S: 8	H: 0 LOB: 0 BB: 0 P: 14	R: 2 E: 0 K: 0 S: 9	H: 3 LOB: 0 BB: 0 P: 12		1B: 4 2B: 1 3B: 0 HR: 2	SF: 0 SAC: 2 DP: 1 HBP: 0	WP: 0 PB: 0 SB: 0 CS: 0	PA: 34						
PITCHER	IP	WLS	BF	H	R	ER	SO	BB	IBB	HBP	BLK	WP	HR	S	P	ERA	WHIP										
38 Reid Cornelius, R ERA: 4.15	6.0		23	4	2	2	5	1	0	0	2	0	2	48	74	3.00	0.833										
Ricky Bones, R ERA: 3.33	1.0		3	0	0	0	3	0	0	0	0	0	0	10	13	0.00	0.000										
Dan Miceli, R ERA: 4.5	1.0		3	0	0	0	2	0	0	0	0	0	0	8	14	0.00	0.000										
Antonio Alfonseca, R ERA: 4.63	0.1	L	4	3	2	2	0	0	0	0	0	0	0	8	11	54.00	9.000										
Braden Looper, R ERA: 3.97	0.2		1	0	0	0	0	0	0	0	0	0	0	1	1	0.00	0.000										

AB	31
R	4
H	7
RBI	4
BB	1
SO	10
LOB	7



Batter	1	2	3	4	5	6	7	8	9	AB	R	H	RBI	BB	SO	LOB	BOTTOM										
Luis Castillo, S OBP: 0.434, SLG: 0.401	G6-3		G1-6-3 1B		K			K		5	0	2	0	0	2	0	St. Louis Cardinals @ Florida Marlins Pro Player Stadium, Miami, FL Wed Aug 30 2000, 7:05 PM EDT Att: 13,681 - Cloudy - 89 F										
Andy Fox, L OBP: 0.303, SLG: 0.336	BB FC6-4 1B		K		K			K		5	1	1	0	0	4	3											
Cliff Floyd, L Ricky Bones, R Dave Berg, R Dan Miceli, R Antonio Alfonseca, R Braden Looper, R	FC6-4 BB		G1-6-3 1-2				BLK 2B			2	1	1	0	1	0	2											
Preston Wilson, R OBP: 0.317, SLG: 0.444	FC6-4 CS			G5-3			K		K	4	0	0	1	0	2	2											
Mike Lowell, R OBP: 0.341, SLG: 0.488	CS	F2			FC6-4 1B BB			FC5-4 BB		2	0	1	0	2	0	0											
Henry Rodriguez, L Mark Smith, R	F7			K			FC6-4 1B		FC5-4 1-2	2	0	0	0	0	1	1											
Derrek Lee, R OBP: 0.380, SLG: 0.513							FC6-4 HBP		P5	3	0	1	0	1	0	3											
Ramon Castro, R OBP: 0.330, SLG: 0.300					K				K	3	0	0	0	0	3	3											
38 Reid Cornelius, R Kevin Millar, R			1B 2B				F3		G6-3	2	0	1	0	0	0	0											
Inning Stats	R: 1 E: 0 K: 0 S: 9	H: 1 LOB: 0 BB: 1 P: 17	R: 0 E: 0 K: 1 S: 11	H: 1 LOB: 0 BB: 0 P: 15	R: 0 E: 0 K: 1 S: 8	H: 2 LOB: 1 BB: 0 P: 15	R: 0 E: 0 K: 2 S: 10	H: 1 LOB: 2 BB: 1 P: 19	R: 0 E: 0 K: 2 S: 13	H: 2 LOB: 3 BB: 1 P: 27	R: 0 E: 0 K: 3 S: 9	H: 0 LOB: 0 BB: 0 P: 10	R: 0 E: 0 K: 1 S: 7	H: 0 LOB: 1 BB: 1 P: 14	R: 0 E: 0 K: 2 S: 12	H: 1 LOB: 1 BB: 0 P: 19		1B: 5 2B: 3 3B: 0 HR: 0	SF: 0 SAC: 0 DP: 1 HBP: 1	WP: 0 PB: 0 SB: 0 CS: 1	PA: 39						
PITCHER	IP	WLS	BF	H	R	ER	SO	BB	IBB	HBP	BLK	WP	HR	S	P	ERA	WHIP										
Britt Reames, R ERA: 3.8	6.0		27	7	2	2	8	2	1	0	0	0	0	60	106	3.00	1.500										
Jason Christiansen, L ERA: 5.56	1.0		3	0	0	0	3	0	0	0	0	0	0	9	10	0.00	0.000										
Matt Morris, R ERA: 3.35	1.0	W	4	0	0	0	1	1	0	0	0	0	0	7	14	0.00	1.000										
Dave Veres, R ERA: 2.63	1.0	S	4	1	0	0	2	0	0	0	0	0	0	12	19	0.00	1.000										

AB	33
R	2
H	8
RBI	2
BB	4
SO	14
LOB	18




Batter	1	2	3	4	5	6	7	8	9	AB	R	H	RBI	BB	SO	LOB	TOP										
Benny Agbayani, R (1.7) OBP: 0.405, SLG: 0.497 Pat Mahomes, R (9.1) OBP: 0.235, SLG: 0.250	4-2 CS BB		2-3 K		4-0 BB	4-2 BB			3-3 K	2	0	0	0	3	2	3											
Lenny Harris, L (1.3) OBP: 0.347, SLG: 0.381 Rick White, R (6.5) OBP: 0.333, SLG: 0.333 Dennis Cook, L (7.1) OBP: 0.250, SLG: 0.250 Turk Wendell, L (9.7) OBP: 1.000, SLG: 1.000	3-3 K		0-0		0-0 P6	1-0 F8			2-2 CS 1B	4	0	1	1	0	1	4											
Edgardo Alfonso, R (1.4) OBP: 0.422, SLG: 0.518	0-0 F9		1-1 F8		2-3 K				0-1 CS	4	0	0	0	0	1	3											
31 Mike Piazza, R (1.2) OBP: 0.412, SLG: 0.644		1-1 P3		0-0 HR 1B	3-2 F8				0-2 G6-3	4	1	1	0	0	0	1											
Robin Ventura, L (1.5) OBP: 0.345, SLG: 0.452	1-0 G4-3		0-1 F7		2-2 HR				2-3 K	4	1	1	1	0	1	1											
Jay Payton, R (1.8) OBP: 0.336, SLG: 0.445	2-3 K		2-2 HR		4-1 SH5-4 1B SF7 BB				0-0 G5-3	3	2	1	2	1	1	0											
Darryl Hamilton, L (1.9) OBP: 0.347, SLG: 0.377 Bubba Trammell, R (8.7) OBP: 0.345, SLG: 0.468			1-2 1B S 1B		2-1 SH5-4 1B				3-3 K	3	1	2	0	0	0	0											
Mike Bordick, R (1.6) OBP: 0.348, SLG: 0.473			3-3 K		0-0 SH5-4				2-2 F9	2	0	0	0	1	1	1											
Bobby Jones, R (1.1) OBP: 0.105, SLG: 0.029 Matt Franco, L (6.7) OBP: 0.319, SLG: 0.267			0-1 1B		0-1 SF7				0-2 CS 1B	2	0	1	0	0	1	1											
20 Kurt Abbott, R (9.3) OBP: 0.297, SLG: 0.395 Jorge Toca, R (9.3)			2-3 1B		3-1 K					0	0	0	0	0	0	0											
Inning Stats	R: 0 E: 0 K: 1 S: 6	H: 0 LOB: 0 BB: 1 P: 13	R: 0 E: 0 K: 1 S: 8	H: 0 LOB: 0 BB: 0 P: 12	R: 1 E: 0 K: 2 S: 16	H: 3 LOB: 2 BB: 0 P: 23	R: 2 E: 0 K: 1 S: 19	H: 2 LOB: 1 BB: 1 P: 28	R: 0 E: 0 K: 0 S: 9	H: 0 LOB: 1 BB: 1 P: 18	R: 0 E: 0 K: 1 S: 14	H: 0 LOB: 0 BB: 0 P: 19	R: 0 E: 0 K: 1 S: 8	H: 0 LOB: 0 BB: 0 P: 13	R: 0 E: 0 K: 1 S: 11	H: 2 LOB: 1 BB: 0 P: 16	1B: 7 2B: 2 3B: 0 HR: 2	SF: 1 SAC: 1 DP: 2 HBP: 0	WP: 0 PB: 0 SB: 1 CS: 3	PA: 39							
PITCHER	IP	WLS	BF	H	R	ER	SO	BB	IBB	HBP	BLK	WP	HR	S	P	ERA	WHIP										
Garrett Stephenson, R (1.1) ERA: 4.28	5.0		25	7	5	5	6	4	0	0	0	0	2	65	108	9.00	2.200										
Mike James, R (6.1) ERA: 3.07	1.0		4	0	0	0	0	1	0	0	0	0	0	6	11	0.00	1.000										
Mike Timlin, R (7.1) ERA: 4.7	1.0		3	0	0	0	1	0	0	0	0	0	0	14	19	0.00	0.000										
Jason Christiansen, L (8.1) ERA: 5.44	1.0		3	0	0	0	1	0	0	0	0	0	0	8	13	0.00	0.000										
Dave Veres, R (9.1) ERA: 2.98	1.0	W	3	2	0	0	1	0	0	0	0	0	0	11	16	0.00	2.000										

New York Mets @ St. Louis Cardinals
 Busch Stadium, St. Louis, MO
 Fri Sep 01 2000, 7:10 PM CDT
 Att: 39,056 - Sunny - 94 F

livebaseballscores.com

AB 31
 R 5
 H 9
 RBI 5
 BB 5
 SO 9
 LOB 14




Batter	1	2	3	4	5	6	7	8	9	AB	R	H	RBI	BB	SO	LOB	BOTTOM										
Fernando Vina, L (1.4) OBP: 0.385, SLG: 0.402	1-2 F8		1-0 P4		1-1 HR 1B				0-1 FC4-6	5	1	1	1	0	0	3											
J.D. Drew, L (1.9) OBP: 0.408, SLG: 0.513	1-0 S 1B		1-0 L9		0-0 HR				4-2 15 1B BB	4	1	2	2	1	0	0											
15 Jim Edmonds, L (1.8) OBP: 0.410, SLG: 0.596	1-3 K		0-3 K		3-1 P3				1-2 1B	5	1	2	2	0	2	1											
Will Clark, L (1.3) OBP: 0.428, SLG: 0.548	2-3 K				1-2 P5				4-2 BB	2	0	0	0	1	1	1											
Craig Paquette, R (1.5) OBP: 0.261, SLG: 0.409 Mike Timlin, R (7.1) ERA: 3.36 Shawon Dunston, R (7.7) OBP: 0.270, SLG: 0.460 Thomas Howard, R (8.1) OBP: 0.250, SLG: 0.250 Jason Christiansen, L (9.1) OBP: 0.297, SLG: 0.395 Dave Veres, R (9.3)		0-0 F8			0-0 G2-3 1B				0-1 G4-1	3	0	0	0	0	0	0											
Ray Lankford, L (1.7) OBP: 0.380, SLG: 0.488		2-0 CS 1B		1-1 G2-3					2-3 K	4	0	1	0	0	2	1											
Edgar Renteria, R (1.6) OBP: 0.337, SLG: 0.435		4-1 S 2B BB		1-1 G6-3					1-0 P6	3	1	1	0	1	0	1											
Mike Matheny, R (1.2) OBP: 0.306, SLG: 0.339		2-0 1B			1-1 SH1-3 1B				0-1 G6-3	4	1	2	1	0	0	1											
Garrett Stephenson, R (1.1) OBP: 0.111, SLG: 0.040 Mike James, R (6.1) ERA: 3.07 Placido Polanco, R (7.5) OBP: 0.351, SLG: 0.430		0-0 G3			0-0 SH1-3				0-1 15 1B BB	1	0	0	0	0	0	1											
Inning Stats	R: 0 E: 0 K: 2 S: 16	H: 1 LOB: 1 BB: 0 P: 21	R: 1 E: 0 K: 0 S: 5	H: 2 LOB: 1 BB: 1 P: 13	R: 0 E: 0 K: 1 S: 5	H: 0 LOB: 0 BB: 0 P: 7	R: 0 E: 0 K: 0 S: 7	H: 1 LOB: 1 BB: 0 P: 11	R: 3 E: 0 K: 0 S: 12	H: 3 LOB: 0 BB: 0 P: 18	R: 0 E: 0 K: 2 S: 9	H: 0 LOB: 0 BB: 0 P: 15	R: 1 E: 0 K: 0 S: 14	H: 2 LOB: 3 BB: 2 P: 23	R: 0 E: 0 K: 1 S: 13	H: 1 LOB: 2 BB: 1 P: 21	R: 1 E: 0 K: 0 S: 5	H: 1 LOB: 0 BB: 0 P: 7	1B: 8 2B: 1 3B: 0 HR: 2	SF: 0 SAC: 1 DP: 0 HBP: 1	WP: 0 PB: 0 SB: 2 CS: 1	PA: 39					
PITCHER	IP	WLS	BF	H	R	ER	SO	BB	IBB	HBP	BLK	WP	HR	S	P	ERA	WHIP										
Bobby Jones, R (1.1) ERA: 5.13	5.0		22	7	4	4	3	1	0	1	0	0	0	45	70	7.20	1.600										
Rick White, R (6.1) ERA: 3.36	1.1	H	5	1	1	1	2	0	0	0	0	0	0	13	19	6.75	0.750										
Dennis Cook, L (7.1) ERA: 5.82	0.1	B	4	1	0	0	0	2	0	0	0	0	0	8	17	0.00	9.000										
Turk Wendell, R (7.1) ERA: 3.12	1.1		6	1	0	0	1	1	0	0	0	0	0	15	23	0.00	1.500										
Pat Mahomes, R (9.1) ERA: 5.7	0.1	L	2	1	1	1	0	0	0	0	0	0	1	5	7	27.00	3.000										

New York Mets @ St. Louis Cardinals
 Busch Stadium, St. Louis, MO
 Fri Sep 01 2000, 7:10 PM CDT
 Att: 39,056 - Sunny - 94 F

livebaseballscores.com

AB 33
 R 6
 H 11
 RBI 6
 BB 4
 SO 6
 LOB 12



Batter	1	2	3	4	5	6	7	8	9	AB	R	H	RBI	BB	SO	LOB	TOP				
Timo Perez, L OBP: 0.200, SLG: 0.200 (1, 9)	G1-3		G3		F8			F3		4	0	0	0	0	0	1	New York Mets @ St. Louis Cardinals Busch Stadium, St. Louis, MO Sat Sep 02 2000, 12:15 PM CDT Att: 41,483 - Sunny - 91 F				
Mike Bordick, R OBP: 0.345, SLG: 0.470 (1, 6)	F7		F8			G4-3		G4-3		4	0	0	0	0	0	1					
Edgardo Alfonso, R OBP: 0.420, SLG: 0.517 (1, 4)	L8			1B		L7		F8		4	1	1	0	0	0	0					
Robin Ventura, L OBP: 0.344, SLG: 0.450 (1, 5)		F5		2B		G1-3		G4-3		4	0	1	1	0	0	0					
Todd Zeile, R OBP: 0.363, SLG: 0.479 (1, 3)		1B		1B		K				3	0	1	0	0	2	1					
Benny Agbayani, R OBP: 0.405, SLG: 0.495 (1, 7)		1B		F9				F8		3	0	1	0	0	0	1					
Jay Payton, R OBP: 0.334, SLG: 0.442 (1, 8)		G6-4-3		P3				F9		3	0	0	0	0	0	3					
Todd Pratt, R OBP: 0.352, SLG: 0.443 (1, 2)				SH1-3		F8		F9		3	0	1	0	0	0	0					
Mike Hampton, R OBP: 0.319, SLG: 0.274 (1, 1)			SH1-3		L8			F8		2	0	0	0	0	0	0					
Armando Benitez, R (9, 1)										0	0	0	0	0	0	0					
Inning Stats	R: 0 E: 0 K: 0 S: 7	H: 0 LOB: 0 BB: 0 P: 9	R: 0 E: 0 K: 0 S: 9	H: 2 LOB: 1 BB: 0 P: 13	R: 0 E: 0 K: 0 S: 5	H: 1 LOB: 1 BB: 0 P: 6	R: 1 E: 0 K: 1 S: 11	H: 2 LOB: 1 BB: 0 P: 16	R: 0 E: 0 K: 0 S: 4	H: 0 LOB: 0 BB: 0 P: 9	R: 0 E: 0 K: 1 S: 8	H: 0 LOB: 0 BB: 0 P: 10	R: 0 E: 0 K: 0 S: 6	H: 0 LOB: 0 BB: 0 P: 11	R: 0 E: 0 K: 0 S: 6	H: 0 LOB: 0 BB: 0 P: 8	1B: 4 2B: 1 3B: 0 HR: 0	SF: 0 SAC: 1 DP: 1 HBP: 0	WP: 1 PB: 0 SB: 0 CS: 0	PA: 31	
PITCHER Darryl Kile, R ERA: 4.01 (1, 1)	IP	WLS	BF	H	R	ER	SO	BB	IBB	HBP	BLK	WP	HR	S	P	ERA	WHIP				
	9.0	W	31	5	1	1	2	0	0	0	0	1	0	63	94	1.00	0.556				

Batter	1	2	3	4	5	6	7	8	9	AB	R	H	RBI	BB	SO	LOB	BOTTOM					
Fernando Vina, L OBP: 0.385, SLG: 0.400 (1, 4)	G3		FC4-6		G1-6-3		B4-3			4	0	1	1	0	0	2	New York Mets @ St. Louis Cardinals Busch Stadium, St. Louis, MO Sat Sep 02 2000, 12:15 PM CDT Att: 41,483 - Sunny - 91 F					
Placido Polanco, R OBP: 0.350, SLG: 0.427 (1, 5)	G3		FC4-6			G5-3				4	1	1	0	0	0	3						
15 Jim Edmonds, L OBP: 0.409, SLG: 0.593 (1, 8)	G4-3		K					K		4	0	1	0	0	2	2						
Eric Davis, R OBP: 0.395, SLG: 0.447 (1, 9)					L8		G4-6-3		G6-3	3	0	0	0	1	0	2						
Craig Paquette, R OBP: 0.293, SLG: 0.407 (1, 3)	L8				F8		1B		G5-3	4	0	1	1	0	0	2						
J.D. Drew, L OBP: 0.412, SLG: 0.519 (1, 7)										4	1	3	0	0	0	0						
Edgar Renteria, R OBP: 0.337, SLG: 0.435 (1, 6)					G5-3		G6-3		SH1-3	3	0	1	0	0	0	3						
Mike Matheny, R OBP: 0.306, SLG: 0.339 (1, 2)										3	0	1	0	0	0	1						
Thomas Howard, S OBP: 0.256, SLG: 0.383 (9, PH)										0	0	0	0	1	0	0						
Eli Marrero, R OBP: 0.316, SLG: 0.465 (9, FR)										0	0	0	0	0	0	0						
Darryl Kile, R OBP: 0.203, SLG: 0.129 (1, 1)										1	0	0	0	1	1	0						
Ray Lankford, L OBP: 0.359, SLG: 0.487 (9, PH)										1	0	0	0	0	1	2						
Inning Stats	R: 0 E: 0 K: 0 S: 8	H: 0 LOB: 2 BB: 1 P: 17	R: 0 E: 0 K: 0 S: 4	H: 1 LOB: 0 BB: 0 P: 5	R: 0 E: 0 K: 1 S: 12	H: 0 LOB: 1 BB: 1 P: 20	R: 0 E: 0 K: 0 S: 6	H: 1 LOB: 1 BB: 0 P: 7	R: 0 E: 0 K: 1 S: 7	H: 0 LOB: 0 BB: 0 P: 9	R: 1 E: 0 K: 0 S: 17	H: 4 LOB: 2 BB: 0 P: 23	R: 0 E: 0 K: 1 S: 8	H: 1 LOB: 1 BB: 0 P: 12	R: 0 E: 0 K: 1 S: 7	H: 0 LOB: 0 BB: 0 P: 11	R: 1 E: 0 K: 1 S: 10	H: 2 LOB: 2 BB: 1 P: 16	1B: 8 2B: 1 3B: 0 HR: 0	SF: 0 SAC: 2 DP: 2 HBP: 1	WP: 0 PB: 0 SB: 2 CS: 0	PA: 37
PITCHER Mike Hampton, L ERA: 3.22 (1, 1)	IP	WLS	BF	H	R	ER	SO	BB	IBB	HBP	BLK	WP	HR	S	P	ERA	WHIP					
	0.1	L	3	1	0	0	1	1	0	0	0	0	0	6	11	0.00	6.000					
Armando Benitez, R ERA: 2.31 (9, 1)	IP	WLS	BF	H	R	ER	SO	BB	IBB	HBP	BLK	WP	HR	S	P	ERA	WHIP					

AB	30
R	1
H	5
RBI	1
BB	0
SO	2
LOB	7

AB	31
R	2
H	9
RBI	2
BB	3
SO	4
LOB	17



Batter	1	2	3	4	5	6	7	8	9	10	11	AB	R	H	RBI	BB	SO	LOB	TOP							
Benny Agbayani, R OBP: 0.408, SLG: 0.491 Timo Perez, L OBP: 0.167, SLG: 0.167												2	0	0	0	2	1	0								
Mike Bordick, R OBP: 0.348, SLG: 0.472												4	0	2	0	1	0	1								
Edgardo Alfonzo, R OBP: 0.422, SLG: 0.516												3	0	1	0	2	1	2								
31 Mike Piazza, R OBP: 0.410, SLG: 0.638 Todd Pratt, R OBP: 0.352, SLG: 0.443												4	0	0	0	1	2	5								
Todd Zeile, R OBP: 0.362, SLG: 0.476 Jorge Toca, R												3	0	0	0	1	0	3								
Matt Franco, L OBP: 0.317, SLG: 0.264												1	0	0	0	0	0	0								
Robin Ventura, L OBP: 0.340, SLG: 0.445												5	0	0	0	0	1	1								
Jay Payton, R OBP: 0.333, SLG: 0.438												4	1	0	0	1	1	1								
Bubba Trammell, R OBP: 0.348, SLG: 0.482												4	1	2	3	0	2	0								
Glendon Rusch, L OBP: 0.114, SLG: 0.049 Lenny Harris, L OBP: 0.304, SLG: 0.379 Turk Wendell, L OBP: 0.250, SLG: 0.250 Dennis Cook, L												2	0	0	0	0	2	0								
Rick White, R OBP: 0.250, SLG: 0.250												1	0	0	0	0	0	1								
Inning Stats	R: 0 E: 0 K: 2 S: 7	H: 0 LOB: 0 BB: 0 P: 10	R: 0 E: 0 K: 2 S: 8	H: 0 LOB: 0 BB: 0 P: 13	R: 0 E: 0 K: 2 S: 10	H: 0 LOB: 0 BB: 0 P: 13	R: 0 E: 0 K: 2 S: 8	H: 0 LOB: 1 BB: 2 P: 17	R: 1 E: 0 K: 0 S: 13	H: 1 LOB: 1 BB: 2 P: 23	R: 0 E: 0 K: 1 S: 12	H: 0 LOB: 0 BB: 0 P: 9	R: 0 E: 0 K: 2 S: 10	H: 0 LOB: 2 BB: 2 P: 20	R: 2 E: 0 K: 1 S: 7	H: 1 LOB: 1 BB: 1 P: 16	R: 0 E: 0 K: 1 S: 9	H: 2 LOB: 1 BB: 0 P: 14	R: 0 E: 0 K: 0 S: 5	H: 0 LOB: 0 BB: 0 P: 7	1B: 3 2B: 1 3B: 0 HR: 1	SF: 0 SAC: 0 DP: 2 HBP: 0	WP: 0 PB: 0 SB: 1 CS: 0	PA: 43		
PITCHER	IP 7.0	WLS 26	BF 26	H 2	R 1	ER 1	SO 8	BB 5	IBB 0	HBP 0	BLK 0	WP 0	HR 0	S 66	P 111	ERA 1.29	WHIP 1.000									
Rick Ankiel, L ERA: 3.8 Mike Timlin, R ERA: 4.78 Jason Christiansen, L ERA: 5.4 Dave Veres, R ERA: 2.7 Matt Morris, R ERA: 3.2	(1, 1)	(8, 1)	(9, 1)	(9, 1)	(10, 1)	(1, 1)	(8, 1)	(8, 1)	(10, 1)	(1, 1)	(8, 1)	(1, 1)	(8, 1)	(1, 1)	(8, 1)	(10, 1)	(1, 1)	(8, 1)	(1, 1)	(8, 1)	(10, 1)	(1, 1)	(8, 1)	(1, 1)	(8, 1)	(10, 1)

New York Mets @ St. Louis Cardinals
Busch Stadium, St. Louis, MO
Sun Sep 03 2000, 1:10 PM CDT
Att. 42,133 - Sunny - 97 F

AB 35
R 3
H 5
RBI 3
BB 8
SO 12
LOB 14



Batter	1	2	3	4	5	6	7	8	9	10	11	AB	R	H	RBI	BB	SO	LOB	BOTTOM					
Fernando Vina, L OBP: 0.383, SLG: 0.398												5	0	1	0	0	0	1						
Shawon Dunston, R OBP: 0.263, SLG: 0.448												5	0	0	0	0	0	2						
15 Jim Edmonds, L OBP: 0.411, SLG: 0.599												4	1	2	1	1	2	0						
Fernando Tatis, R OBP: 0.397, SLG: 0.537												4	0	0	0	0	2	2						
Craig Paquette, R OBP: 0.300, SLG: 0.403 Mike Timlin, R ERA: 4.78 Jason Christiansen, L ERA: 5.4 Ray Lankford, L OBP: 0.250, SLG: 0.485 Matt Morris, R OBP: 0.333, SLG: 0.333												3	0	0	0	0	1	0						
J.D. Drew, L OBP: 0.408, SLG: 0.512												4	0	0	0	0	1	0						
Edgar Renteria, R OBP: 0.338, SLG: 0.434												3	1	1	0	1	0	0						
Mike Matheny, R OBP: 0.311, SLG: 0.342 El Marrero, R OBP: 0.316, SLG: 0.465												3	1	2	0	0	0	1						
Rick Ankiel, L OBP: 0.300, SLG: 0.411 Eduardo Perez, R OBP: 0.370, SLG: 0.500 Thomas Howard, S OBP: 0.249, SLG: 0.383 Placido Polanco, R OBP: 0.352, SLG: 0.441 Will Clark, L OBP: 0.427, SLG: 0.547												2	0	0	0	0	1	1						
Inning Stats	R: 0 E: 0 K: 1 S: 12	H: 1 LOB: 1 BB: 0 P: 16	R: 0 E: 0 K: 0 S: 9	H: 1 LOB: 1 BB: 0 P: 15	R: 0 E: 0 K: 1 S: 8	H: 1 LOB: 0 BB: 0 P: 12	R: 0 E: 0 K: 3 S: 12	H: 0 LOB: 0 BB: 0 P: 18	R: 0 E: 0 K: 1 S: 10	H: 1 LOB: 1 BB: 0 P: 14	R: 0 E: 0 K: 0 S: 5	H: 0 LOB: 0 BB: 0 P: 6	R: 3 E: 0 K: 0 S: 14	H: 2 LOB: 1 BB: 2 P: 25	R: 0 E: 0 K: 1 S: 11	H: 0 LOB: 0 BB: 0 P: 15	R: 0 E: 0 K: 0 S: 11	H: 0 LOB: 1 BB: 0 P: 15	R: 1 E: 0 K: 0 S: 2	H: 1 LOB: 0 BB: 0 P: 3	1B: 5 2B: 0 3B: 0 HR: 2	SF: 0 SAC: 0 DP: 1 HBP: 1	WP: 0 PB: 0 SB: 0 CS: 0	PA: 39
PITCHER	IP 7.0	WLS 24	BF 24	H 4	R 2	ER 2	SO 7	BB 0	IBB 0	HBP 0	BLK 0	WP 0	HR 0	S 67	P 98	ERA 0.00	WHIP 0.571							
Glendon Rusch, L ERA: 4.15 Turk Wendell, R ERA: 3.36 Dennis Cook, L ERA: 5.92 Rick White, R ERA: 3.38	(1, 1)	(8, 1)	(8, 1)	(8, 1)	(8, 1)	(8, 1)	(8, 1)	(8, 1)	(8, 1)	(8, 1)	(8, 1)	(8, 1)	(8, 1)	(8, 1)	(8, 1)	(8, 1)	(8, 1)	(8, 1)	(8, 1)	(8, 1)	(8, 1)	(8, 1)	(8, 1)	(8, 1)


New York Mets @ St. Louis Cardinals
Busch Stadium, St. Louis, MO
Sun Sep 03 2000, 1:10 PM CDT
Att. 42,133 - Sunny - 97 F

AB 36
R 4
H 7
RBI 4
BB 2
SO 8
LOB 8



Batter	1	2	3	4	5	6	7	8	9	AB	R	H	RBI	BB	SO	LOB	TOP									
Milton Bradley, S OBP: 0.295, SLG: 0.319	P6		BB		G6-3		G3-1			3	0	0	0	1	0	2	Montreal Expos @ St. Louis Cardinals Busch Stadium, St. Louis, MO Mon Sep 04 2000, 1:10 PM CDT Att: 39,704 - Overcast - 78 F									
Peter Bergeron, L OBP: 0.314, SLG: 0.328	CS		BB					HR	2B	3	1	2	0	1	1	2										
Jose Vidro, S OBP: 0.379, SLG: 0.545	F9		BB		F9			P6		3	0	0	0	1	0	3										
Vladimir Guerrero, R OBP: 0.414, SLG: 0.647	CS	G5-3	K			F5		HR		2	0	0	0	0	1	3										
Fernando Seguinol, S OBP: 0.356, SLG: 0.573								HR		2	1	1	2	0	0	0										
Lee Stevens, L OBP: 0.337, SLG: 0.481		G4-3			K			F9		3	0	1	0	0	1	0										
Andy Tracy, L OBP: 0.358, SLG: 0.482						G4-3				1	0	0	0	0	0	0										
Geoff Blum, S OBP: 0.346, SLG: 0.464		FC5-4				G4-3		K		4	0	2	0	0	1	1										
Orlando Cabrera, R OBP: 0.287, SLG: 0.379	FC5-4				L7				F9	4	0	0	0	0	0	3										
Michael Barrett, R OBP: 0.287, SLG: 0.302			BB	SH3-4	L3			F9		4	0	2	0	0	0	1										
Javier Vazquez, R OBP: 0.245, SLG: 0.255								F9		1	0	1	0	0	0	0										
Terry Jones, S OBP: 0.305, SLG: 0.331			SH3-4				FC5-4			1	0	0	0	0	0	1										
Guillermo Mota, R OBP: 0.332, SLG: 0.338					G6-3		CS		F9	0	0	0	0	0	0	0										
Wilton Guerrero, S OBP: 0.332, SLG: 0.338										1	0	0	0	0	0	0										
Inning Stats	R: 0 E: 0 K: 0 S: 11	H: 0 LOB: 0 BB: 1 P: 20	R: 0 E: 0 K: 0 S: 13	H: 1 LOB: 1 BB: 0 P: 17	R: 0 E: 0 K: 2 S: 11	H: 1 LOB: 3 BB: 2 P: 23	R: 0 E: 0 K: 1 S: 8	H: 1 LOB: 1 BB: 0 P: 10	R: 0 E: 0 K: 0 S: 11	H: 2 LOB: 1 BB: 0 P: 16	R: 0 E: 0 K: 0 S: 9	H: 1 LOB: 1 BB: 0 P: 12	R: 0 E: 0 K: 0 S: 7	H: 1 LOB: 0 BB: 0 P: 13	R: 2 E: 0 K: 1 S: 11	H: 2 LOB: 0 BB: 0 P: 16	R: 0 E: 0 K: 0 S: 6	H: 0 LOB: 0 BB: 0 P: 8	1B: 6 2B: 1 3B: 1 HR: 1	SF: 0 SAC: 1 DP: 1 HBP: 0	WP: 0 PB: 0 SB: 0 CS: 2	PA: 37				
PITCHER	IP	WLS	BF	H	R	ER	SO	BB	IBB	HBP	BLK	WP	HR	S	P	ERA	WHIP									
Pat Hentgen, R ERA: 4.63	(1, 1)	7.0	W	28	7	0	0	3	3	0	0	0	0	0	70	111	0.00	1.429								
Andy Benes, R ERA: 4.96	(8, 1)	0.1		3	2	2	2	0	0	0	0	0	0	1	5	8	54.00	6.000								
Jason Christiansen, L ERA: 5.36	(8, 1)	0.1	H	1	0	0	0	0	0	0	0	0	0	0	2	4	0.00	0.000								
Dave Veres, R ERA: 2.64	(8, 1)	1.1	S	4	0	0	0	1	0	0	0	0	0	10	12	0.00	0.000									

AB	32
R	2
H	9
RBI	2
BB	3
SO	4
LOB	16



Batter	1	2	3	4	5	6	7	8	9	AB	R	H	RBI	BB	SO	LOB	BOTTOM								
Placido Polanco, R OBP: 0.391, SLG: 0.438	G6-3		F9				G3-1			4	0	1	0	0	0	0	Montreal Expos @ St. Louis Cardinals Busch Stadium, St. Louis, MO Mon Sep 04 2000, 1:10 PM CDT Att: 39,704 - Overcast - 78 F								
J.D. Drew, L OBP: 0.406, SLG: 0.509	F8			BB	BB		K			4	1	1	0	0	2	1									
Eric Davis, R OBP: 0.396, SLG: 0.445				BB	BB		K			3	1	1	0	1	1	1									
Dave Veres, R				BB	BB		G4-3			0	0	0	0	0	0	0									
Will Clark, L OBP: 0.425, SLG: 0.542				F7			K			3	0	0	0	1	1	4									
Fernando Tatis, R OBP: 0.395, SLG: 0.531				F9			K2-3			3	1	0	0	1	2	3									
Ray Lankford, L OBP: 0.357, SLG: 0.481				F9			K			3	1	0	0	1	2	2									
Edgar Renteria, R OBP: 0.339, SLG: 0.439							K			4	0	2	3	0	0	2									
Mike Matheny, R OBP: 0.316, SLG: 0.343							K			2	0	1	1	2	1	0									
Pat Hentgen, R OBP: 0.231, SLG: 0.167							K2-3			3	0	0	0	0	2	4									
Andy Benes, R OBP: 0.153, SLG: 0.156							G6-3			0	0	0	0	0	0	0									
Jason Christiansen, R										0	0	0	0	0	0	0									
Craig Paquette, R OBP: 0.290, SLG: 0.402										1	0	0	0	0	0	1									
15 Jim Edwards, L OBP: 0.411, SLG: 0.599										0	0	0	0	0	0	0									
Inning Stats	R: 0 E: 0 K: 1 S: 6	H: 0 LOB: 0 BB: 0 P: 7	R: 0 E: 0 K: 2 S: 7	H: 0 LOB: 1 BB: 1 P: 16	R: 0 E: 0 K: 2 S: 11	H: 0 LOB: 0 BB: 0 P: 13	R: 3 E: 0 K: 0 S: 12	H: 2 LOB: 2 BB: 3 P: 32	R: 0 E: 0 K: 2 S: 10	H: 1 LOB: 1 BB: 0 P: 16	R: 0 E: 0 K: 3 S: 15	H: 1 LOB: 2 BB: 1 P: 27	R: 0 E: 0 K: 1 S: 11	H: 1 LOB: 1 BB: 0 P: 15	R: 1 E: 0 K: 0 S: 15	H: 1 LOB: 1 BB: 1 P: 25	1B: 5 2B: 0 3B: 1 HR: 0	SF: 0 SAC: 0 DP: 0 HBP: 0	WP: 0 PB: 0 SB: 3 CS: 0	PA: 36					
PITCHER	IP	WLS	BF	H	R	ER	SO	BB	IBB	HBP	BLK	WP	HR	S	P	ERA	WHIP								
Javier Vazquez, R ERA: 4.38	(1, 1)	6.0	L	27	4	3	3	10	4	0	0	0	0	61	111	4.50	1.333								
Guillermo Mota, R ERA: 9.35	(7, 1)	2.0		9	2	1	1	1	1	0	0	0	0	26	40	4.50	1.500								



Batter	1	2	3	4	5	6	7	8	9	AB	R	H	RBI	BB	SO	LOB	TOP								
Milton Bradley, S OBP: 0.288, SLG: 0.310	F8			G6-3		K	P6			4	0	0	0	0	1	1	Montreal Expos @ St. Louis Cardinals Busch Stadium, St. Louis, MO Tue Sep 05 2000, 7:10 PM CDT Att: 31,821 - Sunny - 78 F								
Peter Bergeron, L OBP: 0.316, SLG: 0.328 Steve Kline, S Scott Strickland, R	G3			G3-1		2B	1B			3	1	1	0	1	0	0									
Andy Tracy, L OBP: 0.355, SLG: 0.470	K			BB		L8	K			3	0	0	0	1	2	3									
Vladimir Guerrero, R OBP: 0.413, SLG: 0.646		F9		G4-3		HR		F2		4	1	1	2	0	0	1									
Jose Vidro, S OBP: 0.380, SLG: 0.543		P6			WP	HR		L8		2	1	0	0	2	0	0									
Geoff Blum, S OBP: 0.345, SLG: 0.472		L8			L4	HR		G4-3		4	1	1	3	0	0	1									
Orlando Cabrera, R Anthony Telford, R			F9		F8	G5-3		K		3	0	0	0	0	0	1									
Wilton Guerrero, S OBP: 0.330, SLG: 0.337									K	1	0	0	0	0	1	0									
Michael Barrett, R OBP: 0.283, SLG: 0.297			F9		G6-3		G6-3	G6-3		4	0	0	0	0	0	1									
Julio Santana, R Mike Johnson, L Terry Jones, S Fernando Seguinol, S			K			2B		K		1	0	0	0	0	1	0									
Inning Stats	R: 0 H: 0 E: 0 K: 1 S: 9	H: 0 LOB: 0 BB: 0 P: 16	R: 0 H: 0 E: 0 K: 0 S: 10	H: 0 LOB: 0 BB: 0 P: 14	R: 0 H: 0 E: 0 K: 1 S: 9	H: 0 LOB: 0 BB: 0 P: 16	R: 0 H: 0 E: 0 K: 0 S: 11	H: 0 LOB: 1 BB: 1 P: 18	R: 0 H: 0 E: 0 K: 0 S: 8	H: 0 LOB: 1 BB: 1 P: 17	R: 5 H: 2 E: 0 K: 1 S: 19	H: 2 LOB: 0 BB: 3 P: 36	R: 1 H: 2 E: 0 K: 1 S: 13	H: 2 LOB: 1 BB: 0 P: 23	R: 0 H: 0 E: 0 K: 2 S: 5	H: 0 LOB: 0 BB: 0 P: 10	R: 0 H: 0 E: 0 K: 2 S: 9	H: 0 LOB: 0 BB: 0 P: 11	1B: 1 2B: 1 3B: 0 HR: 2	SF: 0 SAC: 0 DP: 0 HBP: 0	WP: 1 PB: 0 SB: 0 CS: 0	PA: 36			
PITCHER	IP	WLS	BF	H	R	ER	SO	BB	IBB	HBP	BLK	WP	HR	S	P	ERA	WHIP								
Britt Reames, R ERA: 3.92	5.2	W	22	1	3	3	3	4	0	0	0	1	0	60	106	4.76	0.882								
Gene Stechschulte, R ERA: 5.82	1.0		6	2	3	3	0	1	0	0	0	0	2	13	22	27.00	3.000								
Jason Christiansen, L ERA: 5.32	0.1	H	2	1	0	0	1	0	0	0	0	0	0	6	12	0.00	3.000								
Mike Timlin, R ERA: 4.61	2.0	S	6	0	0	0	2	0	0	0	0	0	0	14	21	0.00	0.000								

Batter	1	2	3	4	5	6	7	8	9	AB	R	H	RBI	BB	SO	LOB	BOTTOM									
Placido Polanco, R OBP: 0.349, SLG: 0.435	F3			G6-3		G6-3				4	0	1	0	0	0	1	Montreal Expos @ St. Louis Cardinals Busch Stadium, St. Louis, MO Tue Sep 05 2000, 7:10 PM CDT Att: 31,821 - Sunny - 78 F									
J.D. Drew, L OBP: 0.405, SLG: 0.505	WP	F8		G4-3			K			3	1	0	0	1	1	1										
15 Jim Edmonds, L OBP: 0.410, SLG: 0.595	WP			L9		K				3	1	0	0	1	2	1										
Will Clark, L OBP: 0.426, SLG: 0.540 Mike Timlin, R	BB			G1-3		G4-3				3	2	1	2	1	0	0										
Fernando Tatis, R OBP: 0.391, SLG: 0.524 Gene Stechschulte, R Jason Christiansen, R Shawon Dunston, R	1B	F7		P4						3	0	0	0	0	0	2										
Ray Lankford, L OBP: 0.381, SLG: 0.500	1B					HR				3	3	2	3	1	1	1										
Edgar Renteria, R OBP: 0.341, SLG: 0.439	E9			F8		G2-3		K		4	0	2	1	0	1	1										
Eli Marrero, R OBP: 0.307, SLG: 0.449 Thomas Howard, S Mike Matheny, R	F9			G1-3		B1				3	0	0	0	0	0	2										
Britt Reames, R Craig Paquette, R		P4				G2-3		F7		2	0	0	0	0	1	0										
Inning Stats	R: 4 H: 2 E: 1 K: 0 S: 18	H: 1 LOB: 1 BB: 3 P: 38	R: 0 H: 1 E: 0 K: 1 S: 13	H: 1 LOB: 0 BB: 0 P: 21	R: 2 H: 1 E: 0 K: 0 S: 8	H: 1 LOB: 0 BB: 1 P: 17	R: 0 H: 0 E: 0 K: 1 S: 8	H: 0 LOB: 0 BB: 0 P: 10	R: 0 H: 0 E: 0 K: 0 S: 8	H: 0 LOB: 0 BB: 0 P: 13	R: 1 H: 2 E: 0 K: 0 S: 7	H: 2 LOB: 1 BB: 0 P: 9	R: 0 H: 0 E: 0 K: 2 S: 9	H: 0 LOB: 0 BB: 0 P: 12	R: 0 H: 1 E: 0 K: 2 S: 15	H: 1 LOB: 2 BB: 1 P: 25		R: 0 H: 0 E: 0 K: 2 S: 9	H: 0 LOB: 0 BB: 0 P: 12	R: 0 H: 1 E: 0 K: 2 S: 15	H: 1 LOB: 2 BB: 1 P: 25	1B: 4 2B: 1 3B: 0 HR: 2	SF: 0 SAC: 0 DP: 0 HBP: 0	WP: 1 PB: 0 SB: 2 CS: 0	PA: 36	
PITCHER	IP	WLS	BF	H	R	ER	SO	BB	IBB	HBP	BLK	WP	HR	S	P	ERA	WHIP									
Julio Santana, R ERA: 5.4	3.0	L	17	4	6	5	1	4	0	0	0	0	0	16	23	15.00	2.667									
Mike Johnson, R ERA: 5.94	2.0		6	0	0	0	1	0	0	0	0	0	0	1	7	9	9.00	2.000								
Anthony Telford, R ERA: 3.93	1.0		5	2	1	1	0	0	0	0	0	0	1	7	9	9.00	2.000									
Steve Kline, L ERA: 2.93	1.1		5	1	0	0	3	0	0	0	0	0	0	16	22	0.00	0.750									
Scott Strickland, R ERA: 3.82	0.2		3	0	0	0	1	1	0	0	0	0	0	8	15	0.00	1.500									




Batter	1	2	3	4	5	6	7	8	9	AB R H RBI BB SO LOB	TOP											
Milton Bradley, S (1, 8) OBP: 0.291, SLG: 0.333										5 1 2 2 0 1 0	Montreal Expos @ St. Louis Cardinals Busch Stadium, St. Louis, MO Wed Sep 06 2000, 7:10 PM CDT Att: 30,280 - Sunny - 80 F											
Peter Bergeron, L (1, 7) OBP: 0.317, SLG: 0.329										5 0 2 0 0 0 2												
Andy Tracy, L (1, 3) OBP: 0.350, SLG: 0.458										5 1 1 0 0 2 4												
Vladimir Guerrero, R (1, 9) OBP: 0.413, SLG: 0.657										4 2 2 3 0 1 0												
Jose Vidro, S (1, 4) OBP: 0.382, SLG: 0.545										3 0 2 0 1 1 0												
Geoff Blum, S (1, 5) OBP: 0.340, SLG: 0.465										4 0 0 0 0 0 3												
Orlando Cabrera, R (1, 6) OBP: 0.287, SLG: 0.383										4 2 2 0 0 1 1												
Brian Schneider, L (1, 2) OBP: 0.308, SLG: 0.317										4 0 1 1 0 0 1												
Dustin Hermanson, R (1, 1) OBP: 0.174, SLG: 0.199										3 0 0 0 0 1 1												
Wilton Guerrero, S (9, PH) OBP: 0.329, SLG: 0.335										1 1 0 0 0 0 0												
Steve Kline, S (9, 1)										0 0 0 0 0 0 0												
Anthony Telford, R (9, 1)										0 0 0 0 0 0 0												
Inning Stats	R: 0 E: 0 K: 1 S: 10	H: 1 LOB: 0 BB: 0 P: 17	R: 0 E: 0 K: 1 S: 8	H: 0 LOB: 0 BB: 1 P: 18	R: 0 E: 0 K: 2 S: 8	H: 0 LOB: 0 BB: 0 P: 12	R: 2 E: 0 K: 0 S: 14	H: 3 LOB: 1 BB: 0 P: 24	R: 1 E: 0 K: 0 S: 12	H: 3 LOB: 2 BB: 0 P: 14	R: 0 E: 0 K: 0 S: 7	H: 1 LOB: 1 BB: 0 P: 7	R: 0 E: 0 K: 0 S: 6	H: 0 LOB: 0 BB: 0 P: 8	R: 1 E: 0 K: 2 S: 11	H: 1 LOB: 0 BB: 0 P: 17	R: 3 E: 1 K: 1 S: 13	H: 3 LOB: 1 BB: 0 P: 18	1B: 5 2B: 4 3B: 0 HR: 3	SF: 0 SAC: 0 DP: 1 HBP: 0	WP: 0 PB: 0 SB: 1 CS: 1	PA: 40
PITCHER	IP WLS BF H R ER SO BB IBB HBP BLK WP HR S P ERA WHIP																					
Garrett Stephenson, R (1, 1) ERA: 4.27	8.0 L 32 9 4 4 6 1 0 0 0 0 2 76 117 4.50 1.250																					
Alan Benes, R (9, 1) ERA: 5.82	1.0 7 3 3 0 1 0 0 0 0 0 1 13 18 0.00 3.000																					

AB	38
R	7
H	12
RBI	6
BB	1
SO	7
LOB	12



Batter	1	2	3	4	5	6	7	8	9	AB R H RBI BB SO LOB	BOTTOM											
Placido Polanco, R (1, 4) OBP: 0.348, SLG: 0.432										4 0 1 0 0 0 0	Montreal Expos @ St. Louis Cardinals Busch Stadium, St. Louis, MO Wed Sep 06 2000, 7:10 PM CDT Att: 30,280 - Sunny - 80 F											
J.D. Drew, L (1, 9) OBP: 0.408, SLG: 0.510										4 2 3 0 0 0 1												
15 Jim Edmonds, L (1, 8) OBP: 0.410, SLG: 0.594										3 0 1 0 1 0 2												
Will Clark, L (1, 3) OBP: 0.424, SLG: 0.537										4 0 1 1 0 0 3												
Fernando Tatis, R (1, 5) OBP: 0.389, SLG: 0.524										4 0 1 0 0 0 3												
Ray Lankford, L (1, 7) OBP: 0.357, SLG: 0.494										4 0 0 0 0 2 1												
Edgar Renteria, R (1, 6) OBP: 0.340, SLG: 0.440										4 0 1 0 0 0 1												
Mike Matheny, R (1, 2) OBP: 0.315, SLG: 0.340										3 0 0 0 1 2 1												
Garrett Stephenson, R (1, 1) ERA: 5.17										3 0 0 0 0 0 2												
Steve Kline, L (9, 1) ERA: 2.92										0 0 0 0 0 0 0												
Anthony Telford, R (9, 1) ERA: 3.88										1 0 0 0 0 1 1												
Inning Stats	R: 0 E: 0 K: 0 S: 13	H: 1 LOB: 2 BB: 1 P: 23	R: 0 E: 0 K: 2 S: 9	H: 0 LOB: 0 BB: 0 P: 12	R: 1 E: 1 K: 0 S: 8	H: 2 LOB: 2 BB: 0 P: 12	R: 0 E: 0 K: 1 S: 11	H: 1 LOB: 1 BB: 0 P: 23	R: 0 E: 0 K: 0 S: 7	H: 1 LOB: 0 BB: 0 P: 11	R: 0 E: 0 K: 1 S: 7	H: 0 LOB: 0 BB: 0 P: 11	R: 0 E: 0 K: 0 S: 11	H: 0 LOB: 0 BB: 0 P: 14	R: 1 E: 0 K: 0 S: 11	H: 2 LOB: 1 BB: 0 P: 14	R: 0 E: 0 K: 1 S: 12	H: 1 LOB: 0 BB: 0 P: 17	1B: 5 2B: 3 3B: 0 HR: 0	SF: 0 SAC: 0 DP: 0 HBP: 0	WP: 0 PB: 0 SB: 0 CS: 0	PA: 37
PITCHER	IP WLS BF H R ER SO BB IBB HBP BLK WP HR S P ERA WHIP																					
Dustin Hermanson, R (1, 1) ERA: 5.17	8.0 W 32 7 2 1 4 1 1 0 0 0 0 75 117 1.12 1.000																					
Steve Kline, L (9, 1) ERA: 2.92	0.1 1 0 0 0 0 0 0 0 0 0 0 3 6 0.00 0.000																					
Anthony Telford, R (9, 1) ERA: 3.88	0.2 3 1 0 0 1 0 0 0 0 0 0 9 11 0.00 1.500																					

AB	34
R	2
H	8
RBI	1
BB	2
SO	5
LOB	15



Batter	1	2	3	4	5	6	7	8	9	AB	R	H	RBI	BB	SO	LOB	TOP			
Milton Bradley, S OBP: 0.289, SLG: 0.331 Peter Bergeron, L OBP: 0.317, SLG: 0.331	P5		G1-3				K			1	0	0	0	0	0	0	10			
Wilton Guerrero, S OBP: 0.323, SLG: 0.329	K					K	K		K	4	0	0	0	0	4	1	10			
Andy Tracy, L OBP: 0.361, SLG: 0.476				BB WP					K	4	1	3	0	0	1	0	10			
Vladimir Guerrero, R OBP: 0.410, SLG: 0.652 56 Taimadge Nunnan, L	F7				G5-3				K	4	0	0	0	0	1	3	10			
Geoff Blum, S OBP: 0.342, SLG: 0.467		G4-3							F7	3	0	1	1	0	0	0	10			
Fernando Seguignol, S OBP: 0.355, SLG: 0.564	K								K	3	0	0	0	1	3	1	10			
Orlando Cabrera, R OBP: 0.284, SLG: 0.378	G4-3				L4				G6-3	4	0	0	0	0	1	4	10			
Michael Barrett, R OBP: 0.279, SLG: 0.293									G4-3	3	0	0	0	0	1	0	10			
Tony Armas, R 53 Sean Spencer, L Felipe Lira, R Terry Johnson, L 51 Scott Forster, R Jeremy Powell, R			G3						K	2	0	0	0	0	1	0	10			
Inning Stats	R: 0 H: 1 E: 0 K: 1 S: 13	H: 1 LOB: 1 BB: 0 P: 19	R: 0 H: 0 E: 0 K: 1 S: 14	H: 0 LOB: 0 BB: 0 P: 17	R: 0 H: 0 E: 0 K: 1 S: 6	H: 0 LOB: 0 BB: 1 P: 9	R: 0 H: 1 E: 0 K: 1 S: 20	H: 1 LOB: 3 BB: 1 P: 32	R: 0 H: 1 E: 0 K: 2 S: 10	H: 2 LOB: 1 BB: 0 P: 13	R: 0 H: 0 E: 0 K: 2 S: 7	H: 0 LOB: 0 BB: 0 P: 10	R: 0 H: 0 E: 0 K: 3 S: 10	H: 0 LOB: 0 BB: 0 P: 12	R: 0 H: 0 E: 0 K: 1 S: 7	H: 0 LOB: 0 BB: 0 P: 11	1B: 2 2B: 3 3B: 0 HR: 0	SF: 0 SAC: 0 DP: 0 HBP: 1	WP: 1 PB: 0 SB: 0 CS: 0	PA: 34
PITCHER	IP	WLS	BF	H	R	ER	SO	BB	IBB	HBP	BLK	WP	HR	S	P	ERA	WHIP			
Darryl Kile, R ERA: 3.92 Matt Morris, R ERA: 3.06	7.0	W	28	5	1	1	10	1	0	1	0	1	0	87	119	1.29	0.857			
	2.0		6	0	0	0	4	0	0	0	0	0	0	17	23	0.00	0.000			

Montreal Expos @ St. Louis Cardinals
Busch Stadium, St. Louis, MO
Thu Sep 07 2000, 12:10 PM CDT
Att: 30,799 - Cloudy - 82 F

AB 32
R 1
H 5
RBI 1
BB 1
SO 14
LOB 9



Batter	1	2	3	4	5	6	7	8	9	AB	R	H	RBI	BB	SO	LOB	BOTTOM			
J.D. Drew, L OBP: 0.409, SLG: 0.510	15 PB 15 HR G6-3		G4-3							4	1	2	0	0	0	1	10			
Craig Parquette, R OBP: 0.288, SLG: 0.398	G6-3		G6-3							4	0	1	0	0	1	2	10			
15 Jim Edmonds, L OBP: 0.409, SLG: 0.598										3	1	1	3	0	0	1	10			
Will Clark, L OBP: 0.425, SLG: 0.545	G4-3									4	1	2	1	0	1	1	10			
Eric Davis, R OBP: 0.398, SLG: 0.448	K									3	1	1	0	1	1	0	10			
Fernando Tatis, R OBP: 0.387, SLG: 0.518 Matt Morris, R OBP: 0.333, SLG: 0.333		G5-3								3	0	0	0	1	1	4	10			
Edgar Renteria, R OBP: 0.341, SLG: 0.439		G5-3								3	1	1	0	1	0	2	10			
Mike Matheny, R OBP: 0.315, SLG: 0.340		F8								3	0	1	1	0	0	2	10			
Darryl Kile, R OBP: 0.208, SLG: 0.138 Placido Polanco, R OBP: 0.350, SLG: 0.434										3	1	1	0	0	2	1	10			
Inning Stats	R: 2 H: 2 E: 0 K: 1 S: 10	H: 2 LOB: 0 BB: 0 P: 20	R: 0 H: 0 E: 0 K: 0 S: 8	H: 0 LOB: 0 BB: 0 P: 12	R: 0 H: 0 E: 0 K: 1 S: 10	H: 0 LOB: 0 BB: 0 P: 15	R: 1 H: 1 E: 1 K: 1 S: 11	H: 1 LOB: 2 BB: 1 P: 21	R: 1 H: 2 E: 0 K: 1 S: 12	H: 2 LOB: 1 BB: 0 P: 18	R: 1 H: 2 E: 0 K: 1 S: 11	H: 2 LOB: 3 BB: 1 P: 18	R: 0 H: 2 E: 0 K: 1 S: 17	H: 2 LOB: 3 BB: 1 P: 27	R: 1 H: 2 E: 0 K: 0 S: 7	H: 2 LOB: 0 BB: 0 P: 12	1B: 8 2B: 2 3B: 0 HR: 2	SF: 1 SAC: 2 DP: 1 HBP: 0	WP: 0 PB: 1 SB: 0 CS: 0	PA: 37
PITCHER	IP	WLS	BF	H	R	ER	SO	BB	IBB	HBP	BLK	WP	HR	S	P	ERA	WHIP			
Tony Armas, R ERA: 4.76 53 Sean Spencer, L Felipe Lira, R ERA: 5.08 51 Scott Forster, L ERA: 7.96 Jeremy Powell, R ERA: 8.64	4.1	L	20	5	4	4	3	0	0	0	0	0	0	7	13	0.00	0.000			
	1.0		5	2	1	1	1	1	0	0	0	0	0	11	18	9.00	3.000			
	0.2		4	2	0	0	1	0	0	0	0	0	0	11	14	0.00	3.000			
	1.1		6	2	1	1	0	1	0	0	0	0	0	13	25	6.75	2.250			

Montreal Expos @ St. Louis Cardinals
Busch Stadium, St. Louis, MO
Thu Sep 07 2000, 12:10 PM CDT
Att: 30,799 - Cloudy - 82 F

AB 31
R 6
H 11
RBI 6
BB 3
SO 6
LOB 14



Batter	1	2	3	4	5	6	7	8	9	AB	R	H	RBI	BB	SO	LOB	TOP								
J.D. Drew, L OBP: 0.406, SLG: 0.506 (1, 9)	0-2 E 1B		3-2 G6-3		0-3 K		0-0 G3		1-1 G6-3	5	0	1	0	0	1	2									
Mark McCwire, R OBP: 0.482, SLG: 0.743 Craig Paquette, R OBP: 0.288, SLG: 0.400 (1, 4)	1-3 K 1		2-2 G4-3		2-2 15 2B		1-3 K			1	0	0	0	0	1	1									
15 Jim Edmonds, L OBP: 0.408, SLG: 0.597 (1, 8)	0-0 F8			3-2 F9	0-0 1B		2-3 K			4	1	1	2	0	1	1									
Will Clark, L OBP: 0.423, SLG: 0.542 (1, 3)	1-1 E4			1-2 F9	0-0 BB		3-2 F8			4	0	1	1	0	0	1									
Ray Lankford, L OBP: 0.359, SLG: 0.493 (1, 7)	1-3 K			0-2 G1-3	4-0 1B		1-1 BB		1-1 BB	3	0	1	0	1	1	2									
Fernando Tatis, R OBP: 0.288, SLG: 0.516 (1, 5)		1-3 K			1-2 BB		4-2 BB		4-2 G6-4-3	3	1	1	0	1	2	2									
Edgar Renteria, R OBP: 0.340, SLG: 0.438 (1, 6)		1-2 G5-3			0-0 1B		1-0 G5-3		2-1 G6-4-3	4	1	1	0	0	0	2									
Mike Matheny, R OBP: 0.312, SLG: 0.336 (1, 2)		1-2 P5			2-3 K		1-0 F9		2-1 F8	4	0	0	0	0	1	2									
Rick Ankiel, L OBP: 0.302, SLG: 0.407 Mike James, R Jason Christiansen, R Shawon Dunston, R Dave Veres, R Mike Timin, R (1, 1)			3-2 P5		1-1 2B		1-1 G3		3-3 K	3	1	1	1	0	0	0									
Inning Stats	R: 0 E: 1 K: 2 S: 13	H: 1 LOB: 2 BB: 0 P: 16	R: 0 E: 0 K: 1 S: 12	H: 0 LOB: 0 BB: 0 P: 15	R: 0 E: 0 K: 0 S: 14	H: 0 LOB: 0 BB: 0 P: 22	R: 0 E: 0 K: 0 S: 11	H: 0 LOB: 0 BB: 0 P: 15	R: 5 E: 0 K: 3 S: 24	H: 6 LOB: 2 BB: 1 P: 37	R: 0 E: 0 K: 0 S: 4	H: 0 LOB: 0 BB: 0 P: 7	R: 0 E: 0 K: 2 S: 9	H: 0 LOB: 0 BB: 0 P: 12	R: 0 E: 0 K: 0 S: 10	H: 1 LOB: 1 BB: 1 P: 20	R: 0 E: 0 K: 1 S: 8	H: 0 LOB: 0 BB: 0 P: 14	1B: 6 2B: 2 3B: 0 HR: 0	SF: 0 SAC: 0 DP: 1 HBP: 0	WP: 0 PB: 0 SB: 0 CS: 0	PA: 37			
PITCHER	IP	WLS	BF	H	R	ER	SO	BB	IBB	HBP	BLK	WP	HR	S	P	ERA	WHIP								
Jeff D'Amico, R ERA: 2.55 Valerio De Los Santos, L ERA: 5.1 David Weathers, R ERA: 3.33 Curt Leskanic, R ERA: 2.62	(1, 1)	5.0	24	7	5	5	6	1	0	0	0	0	0	74	105	9.00	1.600								
Jeff D'Amico, R ERA: 2.55 Valerio De Los Santos, L ERA: 5.1 David Weathers, R ERA: 3.33 Curt Leskanic, R ERA: 2.62	(6, 1)	2.0	6	0	0	0	2	0	0	0	0	0	0	13	19	0.00	0.000								
Jeff D'Amico, R ERA: 2.55 Valerio De Los Santos, L ERA: 5.1 David Weathers, R ERA: 3.33 Curt Leskanic, R ERA: 2.62	(8, 1)	1.0	4	1	0	0	0	1	0	0	0	0	0	10	20	0.00	2.000								
Jeff D'Amico, R ERA: 2.55 Valerio De Los Santos, L ERA: 5.1 David Weathers, R ERA: 3.33 Curt Leskanic, R ERA: 2.62	(9, 1)	1.0	W	3	0	0	0	1	0	0	0	0	0	8	14	0.00	0.000								

St. Louis Cardinals @ Milwaukee Brewers
Milwaukee County Stadium, Milwaukee, WI
Fri Sep 08 2000, 8:05 PM EDT
Att: 21,664 - Cloudy - 69 F

AB 35
R 5
H 8
RBI 5
BB 2
SO 9
LOB 13



Batter	1	2	3	4	5	6	7	8	9	AB	R	H	RBI	BB	SO	LOB	BOTTOM								
Marquis Grissom, R OBP: 0.282, SLG: 0.340 (1, 8)	2-1 L3 1B		1-0 P4		2-2 1B		4-1 BB		0-0 G4-3	4	1	3	0	1	0	0									
Mark Loretta, R OBP: 0.346, SLG: 0.396 (1, 6)	1-0 L3		2-2 G4-3		0-0 F7		1-2 G6-3		1-0 G4-3	5	0	0	1	0	0	5									
Geoff Jenkins, L OBP: 0.368, SLG: 0.595 Angel Echevarria, R OBP: 0.289, SLG: 0.357 James Moulton, R OBP: 0.363, SLG: 0.327 (1, 7)	3-1 WP 1B		2-2 F8			3-2 F3		1-1 WP	3-1 1B	0	1	0	0	0	0	0									
Richie Sexson, R OBP: 0.347, SLG: 0.503 Lou Collier, R OBP: 1.000, SLG: 1.000 (1, 3)	4-2 1B			0-1 G5-3		2-2 1B		1-2 P4	1-1 1B	3	0	1	0	1	0	1									
José Hernández, R OBP: 0.315, SLG: 0.387 (1, 5)	2-1 BB			0-3 K		2-3 K		3-1 G5-3	1-1 1B	5	0	2	1	0	2	2									
Jeromy Burnitz, L OBP: 0.346, SLG: 0.433 (1, 9)	1-2 1B			1-2 1B		1-2 1B		1-2 1B	1-2 1B	5	0	3	2	0	1	2									
Ronnie Belliard, R OBP: 0.347, SLG: 0.378 (1, 4)		1-1 G1-3			4-2 BB		1-1 F9		1-2 E4	4	0	0	0	1	0	5									
Raul Casanova, S OBP: 0.330, SLG: 0.392 (1, 2)		0-0 G5-3			2-1 F8		0-0 G3		1-2 G5-3	4	0	0	0	0	0	1									
Jeff D'Amico, R ERA: 2.55 Henry Blanco, R Valerio De Los Santos, L Mark Sweeney, L David Weathers, R Curt Leskanic, R Tyler Houston, L (1, 1)		0-3 K			2-3 K		0-0 G6-3		3-2 2B	1	0	0	0	0	1	0									
Inning Stats	R: 1 E: 0 K: 1 S: 11	H: 2 LOB: 1 BB: 1 P: 24	R: 0 E: 0 K: 1 S: 6	H: 0 LOB: 0 BB: 0 P: 7	R: 0 E: 0 K: 0 S: 7	H: 0 LOB: 0 BB: 0 P: 12	R: 0 E: 0 K: 1 S: 9	H: 0 LOB: 0 BB: 0 P: 12	R: 0 E: 0 K: 1 S: 11	H: 1 LOB: 2 BB: 1 P: 21	R: 0 E: 0 K: 1 S: 20	H: 1 LOB: 2 BB: 0 P: 30	R: 0 E: 0 K: 0 S: 6	H: 0 LOB: 1 BB: 1 P: 11	R: 1 E: 0 K: 0 S: 14	H: 2 LOB: 1 BB: 0 P: 22	R: 4 E: 1 K: 0 S: 21	H: 6 LOB: 3 BB: 0 P: 32	1B: 10 2B: 3 3B: 0 HR: 0	SF: 0 SAC: 0 DP: 1 HBP: 2	WP: 2 PB: 0 SB: 2 CS: 0	PA: 43			
PITCHER	IP	WLS	BF	H	R	ER	SO	BB	IBB	HBP	BLK	WP	HR	S	P	ERA	WHIP								
Rick Ankiel, L ERA: 3.71 Mike James, R ERA: 3.16 Jason Christiansen, L ERA: 5.28 Dave Veres, R ERA: 3.03 Mike Timin, R ERA: 4.61	(1, 1)	6.0	25	4	1	1	5	2	0	2	0	0	0	64	106	1.50	1.000								
Rick Ankiel, L ERA: 3.71 Mike James, R ERA: 3.16 Jason Christiansen, L ERA: 5.28 Dave Veres, R ERA: 3.03 Mike Timin, R ERA: 4.61	(7, 1)	1.2	7	1	1	1	0	1	0	0	0	1	0	13	23	5.40	1.200								
Rick Ankiel, L ERA: 3.71 Mike James, R ERA: 3.16 Jason Christiansen, L ERA: 5.28 Dave Veres, R ERA: 3.03 Mike Timin, R ERA: 4.61	(8, 1)	0.1	2	1	0	0	0	0	0	0	0	0	0	7	10	0.00	3.000								
Rick Ankiel, L ERA: 3.71 Mike James, R ERA: 3.16 Jason Christiansen, L ERA: 5.28 Dave Veres, R ERA: 3.03 Mike Timin, R ERA: 4.61	(9, 1)	0.2	L	6	4	3	0	0	0	0	0	0	0	13	22	40.50	6.000								
Rick Ankiel, L ERA: 3.71 Mike James, R ERA: 3.16 Jason Christiansen, L ERA: 5.28 Dave Veres, R ERA: 3.03 Mike Timin, R ERA: 4.61	(9, 1)	0.0	B	3	2	0	0	0	0	0	0	0	0	8	10	-	-								

St. Louis Cardinals @ Milwaukee Brewers
Milwaukee County Stadium, Milwaukee, WI
Fri Sep 08 2000, 8:05 PM EDT
Att: 21,664 - Cloudy - 69 F

AB 38
R 6
H 12
RBI 5
BB 3
SO 5
LOB 17



Batter	1	2	3	4	5	6	7	8	9	AB	R	H	RBI	BB	SO	LOB	TOP				
J.D. Drew, L OBP: 0.409, SLG: 0.506 (1, 9)	0-2 15 2B 1B	4-2 BB		0-1 P6		1-0 E S 1B		1-1 F7		4	2	2	0	1	0	1					
Mark McWire, R OBP: 0.480, SLG: 0.740 Placido Polanco, R OBP: 0.352, SLG: 0.433 (1, 4)	0-1 P6	1-0 G4-3		2-0 G3-1		3-2 15 FC3-6 1B		4-1 BB		1	0	0	0	0	0	1					
15 Jim Edmonds, L OBP: 0.408, SLG: 0.597 (1, 8)	2-2 FC6-4 1-H 2B		1-0 1B 1B	0-0 G4-3		1-2 FC3-6 1B		1-3 K		5	1	2	1	0	1	3					
Will Clark, L OBP: 0.421, SLG: 0.537 Dave Veres, R (8, 1)	2-0 F7		2-2 F7		3-2 G4-3		0-0 1-2 1B	3-2 F7		5	0	1	0	0	0	4					
Ray Lankford, L OBP: 0.362, SLG: 0.501 (1, 7)	4-2 FC6-4 BB		0-0 1B 1B	0-0 F5		3-3 K		1-1 HR		4	2	2	1	1	1	2					
Fernando Tatis, R OBP: 0.390, SLG: 0.513 Matt Morris, R OBP: 0.333, SLG: 0.333 Eduardo Perez, R OBP: 0.365, SLG: 0.493 (1, 5)	0-1 FC6-4		0-0 E9 1B	3-2 HBP		3-2 F9		1-0 F7		3	1	1	1	0	0	2					
Edgar Renteria, R OBP: 0.341, SLG: 0.437 (1, 6)		3-2 B5-6-4 1B	1-0 CS 1B	1-0 F8		0-2 G6-3		0-0 G6-3		5	0	2	1	0	0	1					
Mike Matheny, R OBP: 0.315, SLG: 0.348 (1, 2)		1-0 WP B5-6-4 1B	0-0 FC5-4 1B	0-1 HR		3-2 G6-3		1-2 G6-3		5	1	3	1	0	0	0					
Pat Hentgen, R OBP: 0.218, SLG: 0.157 Craig Paquette, R OBP: 0.290, SLG: 0.402 (1, 1)		0-0 B5-6-4	1-1 FC5-4	0-3 K		0-1 WP 1B				3	0	0	0	0	1	4					
Inning Stats	R: 1 E: 0 K: 0 S: 17	H: 2 LOB: 2 BB: 1 P: 25	R: 0 E: 0 K: 0 S: 10	H: 2 LOB: 2 BB: 1 P: 19	R: 3 E: 1 K: 0 S: 10	H: 5 LOB: 1 BB: 0 P: 15	R: 0 E: 0 K: 0 S: 4	H: 0 LOB: 1 BB: 0 P: 6	R: 0 E: 0 K: 2 S: 19	H: 4 LOB: 2 BB: 0 P: 27	R: 0 E: 0 K: 0 S: 10	H: 0 LOB: 0 BB: 0 P: 16	R: 0 E: 0 K: 1 S: 12	H: 1 LOB: 2 BB: 1 P: 21	R: 1 E: 0 K: 0 S: 8	H: 1 LOB: 0 BB: 0 P: 11	1B: 12 2B: 1 3B: 0 HR: 2	SF: 0 SAC: 0 DP: 1 HBP: 1	WP: 2 PB: 0 SB: 1 CS: 1	PA: 44	
PITCHER	IP WLS BF H R ER SO BB IBB HBP BLK WP HR S P ERA WHIP	IP WLS BF H R ER SO BB IBB HBP BLK WP HR S P ERA WHIP	IP WLS BF H R ER SO BB IBB HBP BLK WP HR S P ERA WHIP	IP WLS BF H R ER SO BB IBB HBP BLK WP HR S P ERA WHIP	IP WLS BF H R ER SO BB IBB HBP BLK WP HR S P ERA WHIP	IP WLS BF H R ER SO BB IBB HBP BLK WP HR S P ERA WHIP	IP WLS BF H R ER SO BB IBB HBP BLK WP HR S P ERA WHIP	IP WLS BF H R ER SO BB IBB HBP BLK WP HR S P ERA WHIP	IP WLS BF H R ER SO BB IBB HBP BLK WP HR S P ERA WHIP	IP WLS BF H R ER SO BB IBB HBP BLK WP HR S P ERA WHIP	IP WLS BF H R ER SO BB IBB HBP BLK WP HR S P ERA WHIP	IP WLS BF H R ER SO BB IBB HBP BLK WP HR S P ERA WHIP	IP WLS BF H R ER SO BB IBB HBP BLK WP HR S P ERA WHIP	IP WLS BF H R ER SO BB IBB HBP BLK WP HR S P ERA WHIP	IP WLS BF H R ER SO BB IBB HBP BLK WP HR S P ERA WHIP	IP WLS BF H R ER SO BB IBB HBP BLK WP HR S P ERA WHIP	IP WLS BF H R ER SO BB IBB HBP BLK WP HR S P ERA WHIP	IP WLS BF H R ER SO BB IBB HBP BLK WP HR S P ERA WHIP	IP WLS BF H R ER SO BB IBB HBP BLK WP HR S P ERA WHIP	IP WLS BF H R ER SO BB IBB HBP BLK WP HR S P ERA WHIP	IP WLS BF H R ER SO BB IBB HBP BLK WP HR S P ERA WHIP

St. Louis Cardinals @ Milwaukee Brewers
Milwaukee County Stadium, Milwaukee, WI
Sat Sep 09 2000, 8:05 PM EDT
Att: 25,095 - Cloudy - 76 F

AB	40
R	7
H	15
RBI	6
BB	3
SO	3
LOB	20



Batter	1	2	3	4	5	6	7	8	9	AB	R	H	RBI	BB	SO	LOB	BOTTOM					
Marquis Grissom, R OBP: 0.283, SLG: 0.340 (1, 8)	0-1 G4-3	2-1 BB 1B		1-0 FC5-4 1B		2-2 G6-3		0-0 F8		5	0	2	0	0	0	0						
Mark Loretta, R OBP: 0.350, SLG: 0.396 (1, 6)	4-1 BB BB	4-0 BB BB		2-1 FC5-4		2-2 G1-3		3-2 1B		3	1	1	0	2	0	2						
Geoff Jenkins, L OBP: 0.368, SLG: 0.585 (1, 7)	0-3 K	3-2 L9		4-1 2B BB		1-1 1B 2B		0-2 G4-3		4	1	1	0	1	1	4						
Richie Sexson, R OBP: 0.348, SLG: 0.503 (1, 3)	4-0 3B BB	1-2 3B BB		0-1 F9		1-2 1B 2B		2-0 E5 1B		4	1	1	1	1	1	1						
Jeromy Burnitz, L OBP: 0.347, SLG: 0.435 James Mouton, R OBP: 0.363, SLG: 0.327 (1, 9)	0-1 1B 3B	0-1 1B 3B		0-1 F2		2-3 K		3-2 P4		4	1	1	2	1	1	3						
José Hernández, R OBP: 0.318, SLG: 0.390 (1, 5)	0-1 3B 1B	2-1 F3		2-2 1B		2-2 1B		1-2 1B		5	0	3	1	0	0	1						
Raul Casanova, S OBP: 0.327, SLG: 0.392 (1, 2)	1-1 L6			1-3 K		3-2 G4-3		1-1 HR 2B		5	1	1	0	0	1	4						
Luis Lopez, S OBP: 0.310, SLG: 0.444 (1, 4)		1-3 K		1-1 1B SH3-4 1B		1-0 G3		0-2 2H HR		4	1	2	2	0	1	0						
Jimmy Haynes, R OBP: 0.127, SLG: 0.200 Valerio De Los Santos, L OBP: 0.345, SLG: 0.396 Everett Stull, R OBP: 0.333, SLG: 0.333 Ray King, L OBP: 0.297, SLG: 0.254 Tyler Houston, L OBP: 0.297, SLG: 0.254 Juan Acevedo, R OBP: 0.297, SLG: 0.254 (1, 1)	0-1 F8			0-1 SH3-4		0-2 F7		1-3 K		1	0	0	0	0	0	0						
Inning Stats	R: 3 E: 0 K: 1 S: 12	H: 2 LOB: 1 BB: 2 P: 21	R: 0 E: 0 K: 1 S: 11	H: 1 LOB: 2 BB: 1 P: 21	R: 0 E: 0 K: 0 S: 6	H: 0 LOB: 0 BB: 0 P: 8	R: 0 E: 0 K: 1 S: 12	H: 2 LOB: 2 BB: 0 P: 17	R: 1 E: 0 K: 1 S: 15	H: 2 LOB: 1 BB: 1 P: 27	R: 0 E: 0 K: 0 S: 7	H: 0 LOB: 0 BB: 0 P: 10	R: 0 E: 1 K: 0 S: 14	H: 2 LOB: 2 BB: 0 P: 23	R: 2 E: 0 K: 1 S: 18	H: 3 LOB: 1 BB: 0 P: 23	R: 0 E: 0 K: 1 S: 13	H: 0 LOB: 2 BB: 1 P: 20	1B: 7 2B: 3 3B: 1 HR: 1	SF: 0 SAC: 1 DP: 0 HBP: 0	WP: 0 PB: 0 SB: 0 CS: 0	PA: 43
PITCHER	IP WLS BF H R ER SO BB IBB HBP BLK WP HR S P ERA WHIP	IP WLS BF H R ER SO BB IBB HBP BLK WP HR S P ERA WHIP	IP WLS BF H R ER SO BB IBB HBP BLK WP HR S P ERA WHIP	IP WLS BF H R ER SO BB IBB HBP BLK WP HR S P ERA WHIP	IP WLS BF H R ER SO BB IBB HBP BLK WP HR S P ERA WHIP	IP WLS BF H R ER SO BB IBB HBP BLK WP HR S P ERA WHIP	IP WLS BF H R ER SO BB IBB HBP BLK WP HR S P ERA WHIP	IP WLS BF H R ER SO BB IBB HBP BLK WP HR S P ERA WHIP	IP WLS BF H R ER SO BB IBB HBP BLK WP HR S P ERA WHIP	IP WLS BF H R ER SO BB IBB HBP BLK WP HR S P ERA WHIP	IP WLS BF H R ER SO BB IBB HBP BLK WP HR S P ERA WHIP	IP WLS BF H R ER SO BB IBB HBP BLK WP HR S P ERA WHIP	IP WLS BF H R ER SO BB IBB HBP BLK WP HR S P ERA WHIP	IP WLS BF H R ER SO BB IBB HBP BLK WP HR S P ERA WHIP	IP WLS BF H R ER SO BB IBB HBP BLK WP HR S P ERA WHIP	IP WLS BF H R ER SO BB IBB HBP BLK WP HR S P ERA WHIP	IP WLS BF H R ER SO BB IBB HBP BLK WP HR S P ERA WHIP	IP WLS BF H R ER SO BB IBB HBP BLK WP HR S P ERA WHIP	IP WLS BF H R ER SO BB IBB HBP BLK WP HR S P ERA WHIP	IP WLS BF H R ER SO BB IBB HBP BLK WP HR S P ERA WHIP	IP WLS BF H R ER SO BB IBB HBP BLK WP HR S P ERA WHIP	

St. Louis Cardinals @ Milwaukee Brewers
Milwaukee County Stadium, Milwaukee, WI
Sat Sep 09 2000, 8:05 PM EDT
Att: 25,095 - Cloudy - 76 F

AB	37
R	6
H	12
RBI	6
BB	5
SO	6
LOB	15



Batter	1	2	3	4	5	6	7	8	9	AB	R	H	RBI	BB	SO	LOB	TOP								
Mark McGwire, R (1.7) OBP: 0.482, SLG: 0.751 Craig Paquette, R (1.7) OBP: 0.291, SLG: 0.405	G6-3			L4			E8			1	0	0	0	0	0	0	St. Louis Cardinals @ Pittsburgh Pirates Three Rivers Stadium, Pittsburgh, PA Tue Sep 12 2000, 7:05 PM EDT Att: 15,824 - Overcast - 82 F								
Placido Polanco, R (1.4) OBP: 0.343, SLG: 0.418	2B	G5-3		F8		F8	G6-3			5	1	1	0	0	0	2									
Eric Davis, R (1.9) OBP: 0.394, SLG: 0.443 13 Luis Saturria, R (7.9)	K	G4-3			G5-3		SH1 1B		K	4	1	1	0	0	1	2									
Fernando Tatis, R (1.5) OBP: 0.396, SLG: 0.527	1H 2B		G6-3		HR		1B SH1 1B	G4-3		5	2	3	2	0	0	0									
Eduardo Perez, R (1.3) OBP: 0.361, SLG: 0.474 Alan Benes, R (8.1) OBP: 0.500, SLG: 0.750	P6		FC3-6 1B		F7		SH1			4	0	2	0	0	0	1									
Shawon Dunston, R (1.8) OBP: 0.281, SLG: 0.485			FC3-6 E WP 2B				1-2 2-3 1B		K	5	2	3	1	0	1	2									
Edgar Renteria, R (1.6) OBP: 0.341, SLG: 0.435			2B		1B		2-3 3H 1B		F9	5	2	1	2	0	0	2									
Mike Matheny, R (1.2) OBP: 0.320, SLG: 0.365			2B		K		1H 2B		K	5	3	3	3	0	2	2									
Darryl Kile, R (1.1) OBP: 0.293, SLG: 0.134 Thomas Howard, S (7. PH) OBP: 0.244, SLG: 0.390 Gene Stechschulte, R (7.1) Eli Marrero, R (8.2) OBP: 0.302, SLG: 0.436	SH1-4		2B		HR		3H 2B		G6-3	2	0	0	0	0	0	0									
										1	0	0	0	0	0	1									
										0	0	0	0	0	0	0									
										1	0	0	0	0	0	0									
										1	0	0	0	0	0	0									
Inning Stats	R: 1 E: 0 K: 1 S: 10	H: 2 LOB: 1 BB: 0 P: 14	R: 3 E: 0 K: 0 S: 11	H: 4 LOB: 1 BB: 0 P: 18	R: 0 E: 1 K: 1 S: 9	H: 1 LOB: 2 BB: 0 P: 14	R: 0 E: 0 K: 0 S: 7	H: 0 LOB: 0 BB: 0 P: 12	R: 1 E: 0 K: 0 S: 14	H: 2 LOB: 1 BB: 0 P: 18	R: 1 E: 0 K: 1 S: 9	H: 1 LOB: 0 BB: 0 P: 14	R: 5 E: 2 K: 0 S: 13	H: 5 LOB: 1 BB: 0 P: 22	R: 0 E: 0 K: 2 S: 13	H: 1 LOB: 1 BB: 0 P: 16	R: 0 E: 0 K: 1 S: 8	H: 0 LOB: 0 BB: 0 P: 11	1B: 9 2B: 5 3B: 0 HR: 2	SF: 0 SAC: 2 DP: 0 HBP: 0	WP: 1 PB: 0 SB: 0 CS: 0	PA: 45			
PITCHER	IP	WLS	BF	H	R	ER	SO	BB	IBB	HBP	BLK	WP	HR	S	P	ERA	WHIP								
Dan Serafini, L (1.1) ERA: 5.96	5.0	L	25	9	5	5	2	0	0	0	0	1	1	51	76	9.00	1.800								
Matt Skarmetta, R (6.1) ERA: 14.0	1.1		10	5	6	4	1	0	0	0	0	0	1	15	23	27.00	3.750								
Rich Loiselle, R (7.1) ERA: 4.64	1.2		7	2	0	0	2	0	0	0	0	0	0	20	29	0.00	1.200								
Mike Williams, R (9.1) ERA: 3.48	1.0		3	0	0	0	1	0	0	0	0	0	0	8	11	0.00	0.000								

Batter	1	2	3	4	5	6	7	8	9	AB	R	H	RBI	BB	SO	LOB	BOTTOM								
Adrian Brown, S (1.8) OBP: 0.397, SLG: 0.446	L1	F7								5	0	2	0	0	1	1	St. Louis Cardinals @ Pittsburgh Pirates Three Rivers Stadium, Pittsburgh, PA Tue Sep 12 2000, 7:05 PM EDT Att: 15,824 - Overcast - 82 F								
18 Jason Kendall, R (1.2) OBP: 0.417, SLG: 0.482 Keith Osik, R (7. PH) OBP: 0.385, SLG: 0.500	P4		WP 2B				G5-3		G6-3	3	0	2	0	0	0	0									
Brian Giles, L (1.7) OBP: 0.428, SLG: 0.596 19 Alex Hernandez, L (8.7) OBP: 0.167, SLG: 0.262	BB 1B		F7		G1-3		FC4 BB			3	0	1	0	1	0	2									
John Vander Wal, L (1.3) OBP: 0.399, SLG: 0.553	BB BB		F8				FC4			3	1	1	0	1	0	3									
Enrique Wilson, S (1.5) OBP: 0.335, SLG: 0.416 Mike Williams, R (9.1)	BB		G4-3			E6	FC6-4		K	3	0	0	0	1	1	2									
Warren Morris, L (1.4) OBP: 0.337, SLG: 0.328	K			G3-1		F7		K		4	0	0	0	0	2	5									
Alex Ramirez, R (1.9) OBP: 0.391, SLG: 0.447 Rich Loiselle, R (7.1)			G4-3		K		FC6-4		F9	3	0	1	0	0	1	1									
John Wehner, R (8. PH) OBP: 0.348, SLG: 0.333			2B			1-2 2H				1	0	0	0	0	0	0									
Pat Meares, R (1.6) OBP: 0.296, SLG: 0.376		G4-3		G4-3		K			F8	3	0	0	0	1	1	1									
Dan Serafini, S (1.1) Emil Brown, R (5. PH) OBP: 0.301, SLG: 0.317 Matt Skarmetta, S (6.1)		G4-3			K				G4-3	1	0	0	0	0	0	2									
Adam Hyzdu, R (7.9) OBP: 0.167, SLG: 0.167										2	0	0	0	0	1	0									
Inning Stats	R: 0 E: 0 K: 1 S: 16	H: 1 LOB: 3 BB: 2 P: 29	R: 0 E: 0 K: 0 S: 7	H: 1 LOB: 1 BB: 1 P: 14	R: 0 E: 0 K: 0 S: 15	H: 1 LOB: 1 BB: 0 P: 20	R: 0 E: 0 K: 1 S: 7	H: 0 LOB: 0 BB: 0 P: 8	R: 0 E: 0 K: 2 S: 9	H: 1 LOB: 1 BB: 0 P: 16	R: 1 E: 2 K: 1 S: 17	H: 1 LOB: 1 BB: 0 P: 21	R: 0 E: 0 K: 0 S: 8	H: 1 LOB: 2 BB: 1 P: 17	R: 0 E: 0 K: 2 S: 11	H: 0 LOB: 0 BB: 0 P: 17	R: 0 E: 0 K: 1 S: 14	H: 1 LOB: 1 BB: 0 P: 23	1B: 3 2B: 4 3B: 0 HR: 0	SF: 0 SAC: 0 DP: 0 HBP: 0	WP: 1 PB: 0 SB: 0 CS: 0	PA: 38			
PITCHER	IP	WLS	BF	H	R	ER	SO	BB	IBB	HBP	BLK	WP	HR	S	P	ERA	WHIP								
Darryl Kile, R (1.1) ERA: 3.81	6.0	W	26	5	1	0	5	3	0	0	0	0	0	71	108	0.00	1.333								
Gene Stechschulte, R (7.1) ERA: 5.21	1.0		5	1	0	0	0	1	0	0	0	0	0	8	17	0.00	2.000								
Alan Benes, R (8.1) ERA: 5.53	2.0		7	1	0	0	3	0	0	0	0	0	0	25	40	0.00	0.500								



Batter	1	2	3	4	5	6	7	8	9	AB	R	H	RBI	BB	SO	LOB	TOP			
Eric Young Sr. R (1.4) OBP: 0.366, SLG: 0.404 Jeff Huson, L (4.4) OBP: 0.278, SLG: 0.278	G1-3		F9			F9			G6-3	2	0	0	0	0	0	0				
Ricky Gutierrez R (1.6) OBP: 0.382, SLG: 0.415	P4			G3		F9			K	4	0	1	0	0	1	0				
Sammy Sosa R (1.9) OBP: 0.409, SLG: 0.648	K			G3			K		F8	4	0	0	0	0	2	1				
Mark Grace, L (1.3) OBP: 0.396, SLG: 0.443		F8		P6			K			3	0	0	0	0	1	1				
Shane Andrews, R (1.5) OBP: 0.308, SLG: 0.449				F9						3	0	2	0	0	0	1				
Ross Gload, L (1.7) OBP: 0.250, SLG: 0.400 Jerry Spradlin, S (7.1)							G3			3	0	0	0	0	2	2				
Damon Buford, R (1.8) OBP: 0.323, SLG: 0.399									G3-1	2	0	0	0	0	0	1				
Joe Girardi, R (1.2) OBP: 0.342, SLG: 0.382			K							3	0	0	0	0	2	1				
Ruben Quevedo, R (1.1) OBP: 0.154, SLG: 0.154 Gary Matthews, S (7.7) OBP: 0.262, SLG: 0.281			K							2	0	0	0	0	1	0				
						L8			G3	1	0	0	0	0	0	0				
Inning Stats	R: 0 H: 0 E: 0 K: 1 S: 9	H: 0 LOB: 0 BB: 0 P: 16	R: 0 H: 1 E: 0 K: 1 S: 11	LOB: 1 BB: 0 P: 17	R: 0 H: 0 E: 0 K: 2 S: 7	H: 0 LOB: 0 BB: 0 P: 11	R: 0 H: 1 E: 0 K: 0 S: 9	LOB: 1 BB: 0 P: 14	R: 0 H: 0 E: 0 K: 1 S: 8	H: 0 LOB: 0 BB: 0 P: 13	R: 0 H: 1 E: 0 K: 2 S: 10	LOB: 1 BB: 0 P: 15	R: 0 H: 0 E: 0 K: 1 S: 7	H: 0 LOB: 0 BB: 0 P: 13	R: 0 H: 0 E: 0 K: 1 S: 7	H: 0 LOB: 0 BB: 0 P: 9	1B: 2 2B: 1 3B: 0 HR: 0	SF: 0 SAC: 0 DP: 1 HBP: 1	WP: 0 PB: 0 SB: 0 CS: 0	PA: 30
PITCHER Pat Hentgen, R (1.1) ERA: 4.44	IP: 9.0 WLS: W BF: 30 H: 3 R: 0 ER: 0 SO: 9 BB: 0 IBB: 0 HBP: 1 BLK: 0 WP: 0 HR: 0 S: 73 P: 113 ERA: 0.00 WHIP: 0.333																			

Chicago Cubs @ St. Louis Cardinals
 Busch Stadium, St. Louis, MO
 Thu Sep 14 2000, 7:10 PM CDT
 Att: 41,493 - Sunny - 79 F

AB 29
 R 0
 H 3
 RBI 0
 BB 0
 SO 9
 LOB 7



Batter	1	2	3	4	5	6	7	8	9	AB	R	H	RBI	BB	SO	LOB	BOTTOM			
J.D. Drew, L (1.9) OBP: 0.408, SLG: 0.508	K						G4-3			4	2	2	1	0	1	0				
Placido Polanco, R (1.4) OBP: 0.342, SLG: 0.415	F9		E5		E8		F7			4	0	1	1	0	0	0				
15 Jim Edmonds, L (1.8) OBP: 0.408, SLG: 0.590	K		P6		K		K			4	0	0	0	0	3	2				
Will Clark, L (1.3) OBP: 0.414, SLG: 0.529		L9	K			F9		L6		4	0	0	0	0	1	1				
Fernando Tatis, R (1.5) OBP: 0.398, SLG: 0.523				F7		K		F7		3	0	0	0	1	1	0				
Craig Paquette, R (1.7) OBP: 0.292, SLG: 0.414					F8			F9		4	1	1	1	0	1	1				
Edgar Renteria, R (1.6) OBP: 0.341, SLG: 0.433		G6-3			K					2	0	0	0	1	1	1				
Mike Matheny, R (1.2) OBP: 0.322, SLG: 0.366						P3				2	0	1	0	1	0	0				
Pat Hentgen, R (1.1) OBP: 0.207, SLG: 0.148							G5-3		G6-3	3	1	0	0	0	0	3				
Inning Stats	R: 0 H: 0 E: 0 K: 2 S: 10	H: 0 LOB: 0 BB: 0 P: 16	R: 0 H: 0 E: 0 K: 1 S: 6	H: 0 LOB: 1 BB: 1 P: 11	R: 2 H: 2 E: 1 K: 1 S: 17	H: 2 LOB: 1 BB: 1 P: 26	R: 0 H: 0 E: 0 K: 1 S: 6	H: 0 LOB: 0 BB: 0 P: 6	R: 1 H: 1 E: 1 K: 1 S: 14	H: 1 LOB: 1 BB: 0 P: 21	R: 1 H: 2 E: 0 K: 1 S: 16	H: 2 LOB: 2 BB: 1 P: 29	R: 0 H: 0 E: 0 K: 0 S: 5	H: 0 LOB: 0 BB: 0 P: 8	R: 0 H: 0 E: 0 K: 0 S: 4	H: 0 LOB: 0 BB: 0 P: 7	1B: 2 2B: 1 3B: 0 HR: 2	SF: 0 SAC: 0 DP: 0 HBP: 0	WP: 0 PB: 0 SB: 0 CS: 0	PA: 33
PITCHER Ruben Quevedo, R (1.1) ERA: 7.56 Jerry Spradlin, R (7.1) ERA: 5.51	IP: 6.0 WLS: L BF: 27 H: 5 R: 4 ER: 3 SO: 7 BB: 3 IBB: 0 HBP: 0 BLK: 0 WP: 0 HR: 2 S: 69 P: 109 ERA: 4.50 WHIP: 1.333																			

Chicago Cubs @ St. Louis Cardinals
 Busch Stadium, St. Louis, MO
 Thu Sep 14 2000, 7:10 PM CDT
 Att: 41,493 - Sunny - 79 F

AB 30
 R 4
 H 5
 RBI 3
 BB 3
 SO 8
 LOB 8



Batter	1	2	3	4	5	6	7	8	9	AB	R	H	RBI	BB	SO	LOB	TOP										
Augie Ojeda, S (1,4) OBP: 0.313, SLG: 0.339	1-2 L5		0-1 CS 1B		2-3 K			2-2 G4-3		4	0	1	0	0	1	0											
Ricky Gutierrez, R (1,6) OBP: 0.383, SLG: 0.415	4-0 BB		2-2 1-2 1B		1-3 K			3-3 K		3	0	1	0	1	2	0											
Sammy Sosa, R (1,9) OBP: 0.406, SLG: 0.644	0-3 K		3-2 F3		2-2 G6-3			1-2 G5-3		4	0	0	0	0	1	2											
15 Julio Zuleta, R (1,3) OBP: 0.296, SLG: 0.490	0-3 K		0-1 G6-3		0-1 2B			0-3 K		4	0	1	0	0	2	2											
Roosevelt Brown, L (1,7) OBP: 0.322, SLG: 0.464		2-0 G4-6-3 1B		1-0 G4-3 2B		1-2 G4-3		3-3 K		4	0	2	0	0	1	1											
Willie Greene, L (1,5) OBP: 0.289, SLG: 0.373	1-0 G4-6-3		1-2 L3		3-2 G1-3			4-2 PB BB		3	0	0	0	0	0	3											
Mark Grace, L (9, PH) OBP: 0.397, SLG: 0.443	1-2									0	0	0	0	1	0	0											
Chad Meyers, R (9, PR) OBP: 0.200, SLG: 0.214										0	0	0	0	0	0	0											
Jeff Reed, L (1,2) OBP: 0.333, SLG: 0.317	4-1 HR BB		0-0 G4-3		3-1 L3			4-2 BB		2	1	0	0	2	0	1											
Jeff Huson, L (9, PR) OBP: 0.278, SLG: 0.278			2-3					1-2 BB		0	0	0	0	0	0	0											
Gary Matthews, S (1,8) OBP: 0.261, SLG: 0.302	1-1 HR		0-1 G6-3		1-2 F8			3-2 G1-3		4	1	1	2	0	0	3											
Jon Lieber, L (1,1) OBP: 0.237, SLG: 0.270	1-3 K		3-2 P6		3-2 G3					3	0	0	0	0	1	0											
Inning Stats	R: 0 H: 0 E: 0 K: 2 S: 11	H: 0 LOB: 1 BB: 1 P: 16	R: 2 H: 2 E: 0 K: 1 S: 8	H: 2 LOB: 0 BB: 1 P: 17	R: 0 H: 2 E: 0 K: 0 S: 11	H: 2 LOB: 1 BB: 0 P: 16	R: 0 H: 1 E: 0 K: 0 S: 7	H: 1 LOB: 1 BB: 0 P: 9	R: 0 H: 0 E: 0 K: 2 S: 12	H: 0 LOB: 0 BB: 0 P: 18	R: 0 H: 0 E: 0 K: 0 S: 8	H: 0 LOB: 0 BB: 0 P: 15	R: 0 H: 0 E: 0 K: 1 S: 10	H: 0 LOB: 2 BB: 2 P: 16	R: 0 H: 0 E: 0 K: 2 S: 16	H: 0 LOB: 2 BB: 2 P: 30	1B: 3 2B: 2 3B: 0 HR: 1	SF: 0 SAC: 0 DP: 1 HBP: 0	WP: 0 PB: 1 SB: 0 CS: 1	PA: 35							
PITCHER	IP	WLS	BF	H	R	ER	SO	BB	IBB	HBP	BLK	WP	HR	S	P	ERA	WHIP										
Britt Reames, R (1,1) ERA: 3.48	7.0		27	6	2	2	5	2	0	0	0	0	1	69	109	2.57	1.143										
Mike James, R (8,1) ERA: 3.02	1.0	W	3	0	0	0	1	0	0	0	0	0	0	10	16	0.00	0.000										
Dave Veres, R (9,1) ERA: 2.84	1.0	S	5	0	0	0	2	2	0	0	0	0	0	16	30	0.00	2.000										

Chicago Cubs @ St. Louis Cardinals
 Busch Stadium, St. Louis, MO
 Fri Sep 15 2000, 7:10 PM CDT
 Att: 47,186 - Sunny - 71 F

AB 31
 R 2
 H 6
 RBI 2
 BB 4
 SO 8
 LOB 12



Batter	1	2	3	4	5	6	7	8	9	AB	R	H	RBI	BB	SO	LOB	BOTTOM										
J.D. Drew, L (1,9) OBP: 0.407, SLG: 0.505	3-2 G4-6-3 1B		1-1 P3			3-3 K		0-0 G3		4	0	1	0	0	1	0											
Placido Polanco, R (1,4) OBP: 0.338, SLG: 0.410	1-0 G4-6-3		3-1 F9			0-2 G5-3		2-2 G5-3		4	0	0	0	0	0	1											
15 Jim Edmonds, L (1,8) OBP: 0.410, SLG: 0.596	3-3 K		2-1 HR			4-1 BB		1-1 L9		2	1	1	1	1	1	0											
Will Clark, L (1,3) OBP: 0.411, SLG: 0.525		0-0 G4-3		2-1 L7		1-1 L9				3	0	0	0	0	0	1											
Fernando Tatis, R (1,5) OBP: 0.394, SLG: 0.518		3-2 F9		3-2 L7				0-0 F9		3	0	0	0	0	0	0											
Craig Panquette, R (1,7) OBP: 0.283, SLG: 0.422		0-0 HR		2-3 K				2-0 G5-3		3	1	1	1	0	1	0											
Edgar Renteria, R (1,6) OBP: 0.341, SLG: 0.432		4-1 BB		1-3 K				2-3 K		2	0	0	0	1	2	0											
Eli Marrero, R (1,2) OBP: 0.294, SLG: 0.423		0-0 G3		0-0 B5				0-2 G6-3		3	0	0	0	0	0	1											
Britt Reames, R (1,1) ERA: 3.48			0-1 G6-3		1-2 F9			0-0 HR		2	0	0	0	0	0	0											
Mike James, R (8,1) ERA: 3.02										0	0	0	0	0	0	0											
Mark McGwire, R (8, PH) OBP: 0.485, SLG: 0.767										1	1	1	1	0	0	0											
Dave Veres, R (9,1) ERA: 2.84										0	0	0	0	0	0	0											
Inning Stats	R: 0 H: 1 E: 0 K: 1 S: 7	H: 1 LOB: 0 BB: 0 P: 14	R: 1 H: 1 E: 0 K: 0 S: 7	H: 1 LOB: 1 BB: 1 P: 14	R: 0 H: 0 E: 0 K: 0 S: 6	H: 0 LOB: 0 BB: 0 P: 10	R: 1 H: 1 E: 0 K: 1 S: 12	H: 1 LOB: 0 BB: 0 P: 21	R: 0 H: 0 E: 0 K: 1 S: 7	H: 0 LOB: 0 BB: 0 P: 9	R: 0 H: 0 E: 0 K: 1 S: 12	H: 0 LOB: 1 BB: 1 P: 20	R: 0 H: 0 E: 0 K: 1 S: 5	H: 0 LOB: 0 BB: 0 P: 9	R: 1 H: 1 E: 0 K: 0 S: 9	H: 1 LOB: 0 BB: 0 P: 11	1B: 1 2B: 0 3B: 0 HR: 3	SF: 0 SAC: 0 DP: 1 HBP: 0	WP: 0 PB: 0 SB: 0 CS: 0	PA: 29							
PITCHER	IP	WLS	BF	H	R	ER	SO	BB	IBB	HBP	BLK	WP	HR	S	P	ERA	WHIP										
Jon Lieber, R (1,1) ERA: 4.29	8.0	L	29	4	3	3	5	2	0	0	0	0	3	65	108	3.38	0.750										

Chicago Cubs @ St. Louis Cardinals
 Busch Stadium, St. Louis, MO
 Fri Sep 15 2000, 7:10 PM CDT
 Att: 47,186 - Sunny - 71 F

AB 27
 R 3
 H 4
 RBI 3
 BB 2
 SO 5
 LOB 3



Batter	1	2	3	4	5	6	7	8	9	AB	R	H	RBI	BB	SO	LOB	TOP			
Chad Meyers, R (1,4) OBP: 0.204, SLG: 0.200 Jerry Spradlin, S (6,1)	K		F7			G3		K		3	0	0	0	1	1	0	Chicago Cubs @ St. Louis Cardinals Busch Stadium, St. Louis, MO Sat Sep 16 2000, 12:15 PM CDT Att: 47,461 - Sunny - 69 F			
Willie Greene, L (8,PH) OBP: 0.288, SLG: 0.372 Tim Worrell, R (8,1)										0	0	0	0	0	0	0				
Ricky Gutierrez, R (1,6) OBP: 0.381, SLG: 0.414	G5-3		F9					K		5	1	1	0	0	1	3				
Sammy Sosa, R (1,9) OBP: 0.408, SLG: 0.648	F5									4	1	2	2	1	0	0				
Mark Grace, L (1,3) OBP: 0.397, SLG: 0.443										5	2	2	0	0	0	2				
Roosevelt Brown, L (1,7) OBP: 0.349, SLG: 0.517 Gary Matthews, S (9,PH) OBP: 0.260, SLG: 0.300										4	1	3	0	0	1	0				
Shane Andrews, R (1,5) OBP: 0.316, SLG: 0.467										3	1	1	3	2	2	2				
Damon Buford, R (1,8) OBP: 0.324, SLG: 0.398										3	0	1	1	1	2	5				
Joe Girardi, R (1,2) OBP: 0.341, SLG: 0.380										4	0	1	0	0	0	5				
76 Daniel Garibay, L (1,1) OBP: 0.133, SLG: 0.133 Ross Gload, L (4,PH) OBP: 0.241, SLG: 0.385 Steve Rain, R (4,1) Jeff Huson, L (6,PH) OBP: 0.273, SLG: 0.274										1	0	0	0	0	0	0				
										1	0	0	0	0	0	2				
										0	0	0	0	0	0	0				
										2	0	0	0	0	0	0				
Inning Stats	R: 0 E: 0 K: 1 S: 12	H: 0 LOB: 0 BB: 0 P: 19	R: 1 E: 0 K: 1 S: 14	H: 2 LOB: 1 BB: 0 P: 23	R: 0 E: 0 K: 0 S: 6	H: 0 LOB: 0 BB: 0 P: 12	R: 3 E: 0 K: 0 S: 15	H: 5 LOB: 3 BB: 1 P: 22	R: 0 E: 0 K: 1 S: 13	H: 2 LOB: 3 BB: 1 P: 20	R: 2 E: 0 K: 0 S: 11	H: 2 LOB: 0 BB: 0 P: 19	R: 0 E: 0 K: 2 S: 9	H: 0 LOB: 1 BB: 0 P: 12	R: 0 E: 0 K: 1 S: 9	H: 0 LOB: 2 BB: 2 P: 22	1B: 6 2B: 3 3B: 0 HR: 2	SF: 1 SAC: 0 DP: 0 HBP: 0	WP: 0 PB: 0 SB: 0 CS: 0	PA: 43
PITCHER	IP WLS BF H R ER SO BB IBB HBP BLK WP HR S P ERA WHIP																			
Garrett Stephenson, R (1,1) ERA: 4.38	5.0	26	9	4	4	3	2	0	0	0	0	0	0	1	60	96	7.20	2.200		
Gene Stechschulte, R (6,1) ERA: 5.85	1.0	5	2	2	2	0	0	0	0	0	0	0	0	1	11	19	18.00	2.000		
Mike Timlin, R (7,1) ERA: 4.5	2.0	8	0	0	0	4	2	0	0	0	0	0	0	20	39	0.00	1.000			
Jason Christiansen, L (9,1) ERA: 5.24	0.1	1	0	0	0	0	0	0	0	0	0	0	0	2	5	0.00	0.000			
Dave Veres, R (9,1) ERA: 2.92	0.2	3	0	0	0	1	1	0	0	0	0	0	0	7	13	0.00	1.500			

Batter	1	2	3	4	5	6	7	8	9	AB	R	H	RBI	BB	SO	LOB	BOTTOM			
Placido Polanco, R (1,4) OBP: 0.345, SLG: 0.418	F9 15 SF7 2B		BB 1B HR	15 BB BB		2B 1B		K		4	3	3	0	1	1	0	Chicago Cubs @ St. Louis Cardinals Busch Stadium, St. Louis, MO Sat Sep 16 2000, 12:15 PM CDT Att: 47,461 - Sunny - 69 F			
Craig Parquette, R (1,3) OBP: 0.296, SLG: 0.423 J.D. Drew, L (6,PH) OBP: 0.410, SLG: 0.511	F9		HR	15 BB BB		15 G4-3 1-H 2B				2	1	1	0	1	0	1				
15 Jim Edmonds, L (1,8) OBP: 0.408, SLG: 0.592	SF7		F8			G4-3				3	0	0	1	1	0	4				
Eric Davis, R (1,9) OBP: 0.392, SLG: 0.438 Mike Timlin, R (7,1) Jason Christiansen, R (9,1) Dave Veres, R (9,1)	K		HR			G1-3				3	1	0	0	1	2	4				
Fernando Tatis, R (1,5) OBP: 0.395, SLG: 0.538			HR			K				4	2	2	5	0	2	4				
Shawon Dunston, R (1,7) OBP: 0.282, SLG: 0.498 Eduardo Perez, R (3,3) OBP: 0.349, SLG: 0.456	G5-3		G6-3			G6-3		K		1	0	0	0	0	0	0				
Edgar Renteria, R (1,6) OBP: 0.343, SLG: 0.431										1	0	0	0	3	0	0				
Mike Matheny, R (1,2) OBP: 0.323, SLG: 0.367			F7					F8		4	0	2	0	0	0	1				
Garrett Stephenson, R (1,1) OBP: 0.113, SLG: 0.052 Thomas Howard, S (6,PH) Gene Stechschulte, R (6,1) 13 Luis Saturia, R (7,9)	FC6					L9-6		K		2	0	0	0	0	1	1				
										1	0	0	0	0	0	2				
										0	0	0	0	0	0	0				
										1	0	0	0	0	1	0				
Inning Stats	R: 1 E: 0 K: 1 S: 10	H: 1 LOB: 0 BB: 0 P: 16	R: 1 E: 0 K: 0 S: 10	H: 2 LOB: 1 BB: 1 P: 18	R: 4 E: 0 K: 0 S: 12	H: 3 LOB: 1 BB: 2 P: 27	R: 0 E: 0 K: 3 S: 11	H: 0 LOB: 3 BB: 3 P: 28	R: 0 E: 0 K: 0 S: 6	H: 1 LOB: 1 BB: 1 P: 15	R: 1 E: 0 K: 1 S: 15	H: 2 LOB: 0 BB: 0 P: 21	R: 0 E: 0 K: 1 S: 8	H: 0 LOB: 0 BB: 0 P: 14	R: 0 E: 0 K: 2 S: 10	H: 1 LOB: 1 BB: 0 P: 13	1B: 6 2B: 3 3B: 0 HR: 2	SF: 1 SAC: 0 DP: 1 HBP: 0	WP: 0 PB: 0 SB: 0 CS: 1	PA: 39
PITCHER	IP WLS BF H R ER SO BB IBB HBP BLK WP HR S P ERA WHIP																			
76 Daniel Garibay, L (1,1) ERA: 6.03	3.0	17	6	6	6	1	3	0	0	0	0	0	0	0	17	43	0.00	2.500		
Steve Rain, R (4,1) ERA: 4.24	2.0	10	1	0	0	3	4	0	0	0	0	0	0	23	35	4.50	1.000			
Jerry Spradlin, R (6,1) ERA: 5.49	2.0	8	2	1	1	2	0	0	0	0	0	0	0	10	13	0.00	1.000			
Tim Worrell, R (8,1) ERA: 3.27	1.0	4	1	0	0	2	0	0	0	0	0	0	0	10	13	0.00	1.000			

AB	37
R	6
H	11
RBI	6
BB	5
SO	8
LOB	20



AB	31
R	7
H	10
RBI	7
BB	7
SO	8
LOB	17



Batter	1	2	3	4	5	6	7	8	9	AB	R	H	RBI	BB	SO	LOB	TOP
Augie Ojeda, S (1,4) OBP: 0.310, SLG: 0.381	K		HR		P6			F6		4	1	1	1	0	1	0	
Ricky Gutierrez, R (1,6) OBP: 0.378, SLG: 0.411	F7		G1-3			G1-3		G4-3		4	0	0	0	0	0	0	
Sammy Sosa, R (1,9) OBP: 0.407, SLG: 0.645	K		F9			K		CS 1B		4	0	1	0	0	2	0	
Mark Grace, L (1,3) OBP: 0.398, SLG: 0.441		G4-3		F7			BB	CS	1B BB	2	0	0	0	2	0	0	
Roosevelt Brown, L (1,7) OBP: 0.348, SLG: 0.508 15 Julio Zuleta, R (9, PH) OBP: 0.291, SLG: 0.481	K		CS 1B		F7				K	3	0	1	0	0	1	1	
Shane Andrews, R (1,5) OBP: 0.326, SLG: 0.494	BB 1B		1B			HR			K	4	1	3	1	0	1	1	
Jeff Reed, L (1,2) OBP: 0.336, SLG: 0.317				F8		F7			1B	3	0	1	0	1	0	1	
Gary Matthews, S (1,8) OBP: 0.255, SLG: 0.294 Willie Greene, L (9, PH) OBP: 0.297, SLG: 0.370	G4-3				K				K	3	0	0	0	0	2	2	
34 Kerry Wood, R (1,1) OBP: 0.275, SLG: 0.316 Ross Gload, L (7, PH) OBP: 0.233, SLG: 0.370 Tim Worrell, R (7,1) Kyle Farnsworth, R (8,1) OBP: 0.077, SLG: 0.154			F8		L3				F7	2	0	0	0	0	0	0	
Inning Stats	R: 0 H: 0 E: 0 K: 2 S: 12	H: 0 LOB: 0 BB: 0 P: 15	R: 0 H: 1 E: 0 K: 1 S: 13	LOB: 2 BB: 1 P: 21	R: 1 H: 1 E: 0 K: 0 S: 9	LOB: 0 BB: 0 P: 13	R: 0 H: 2 E: 0 K: 0 S: 8	H: 1 LOB: 1 BB: 0 P: 14	R: 0 H: 0 E: 0 K: 1 S: 7	LOB: 0 BB: 1 P: 13	R: 1 H: 1 E: 0 K: 1 S: 10	H: 0 LOB: 0 BB: 0 P: 15	R: 0 H: 1 E: 0 K: 0 S: 8	H: 1 LOB: 2 BB: 1 P: 24	1B: 5 2B: 0 3B: 0 HR: 2	SF: 0 SAC: 0 DP: 0 HBP: 0	WP: 0 PA: 36 PB: 0 SB: 0 CS: 2
PITCHER	IP	WLS	BF	H	R	ER	SO	BB	IBB	HBP	BLK	WP	HR	S	P	ERA	WHIP
Darryl Kile, R (1,1) ERA: 3.75	8.0	W	30	6	2	2	6	2	0	0	0	0	2	76	112	2.25	1.000
Jason Christiansen, L (9,1) ERA: 5.24	0.0	L	1	0	0	0	0	1	0	0	0	0	0	0	4	*	*
Matt Morris, R (9,1) ERA: 3.26	1.0	S	4	1	0	0	3	0	0	0	0	0	0	13	20	0.00	1.000

Chicago Cubs @ St. Louis Cardinals
 Busch Stadium, St. Louis, MO
 Sun Sep 17 2000, 1:10 PM CDT
 Att: 46,910 - Sunny - 77 F

AB	32
R	2
H	7
RBI	2
BB	3
SO	9
LOB	8

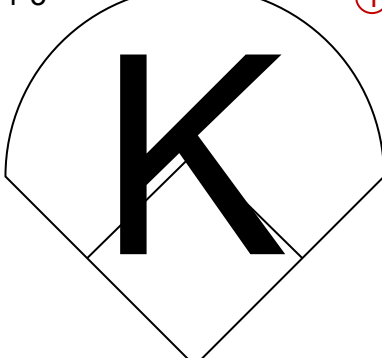
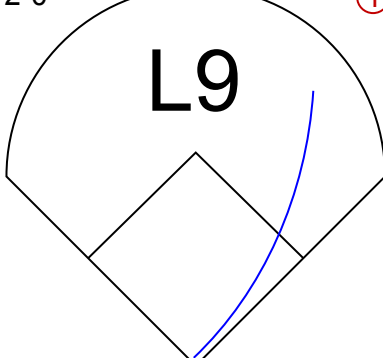
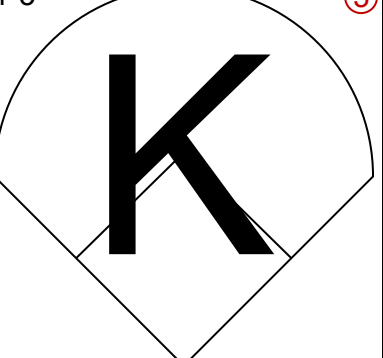
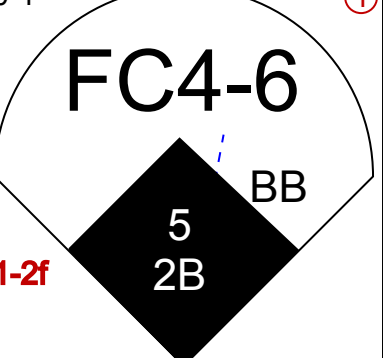
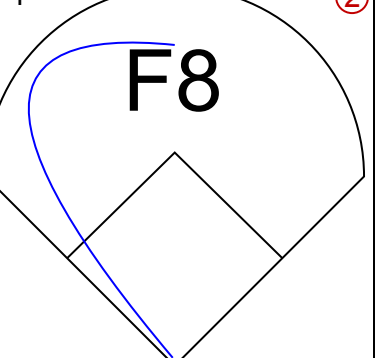
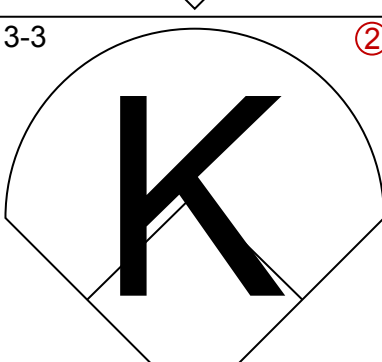
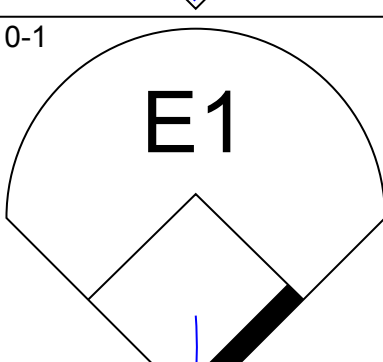
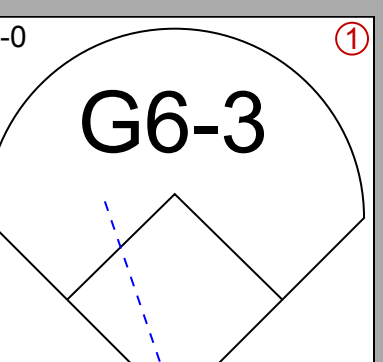
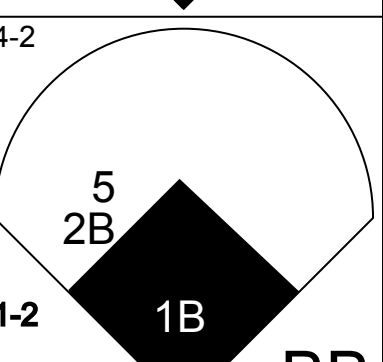
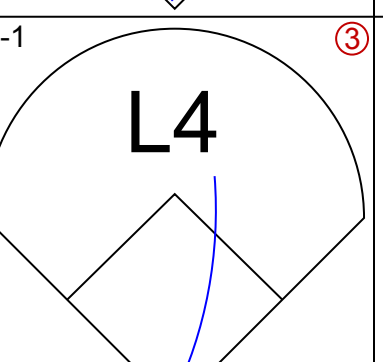
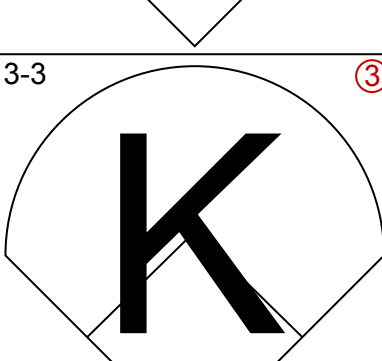
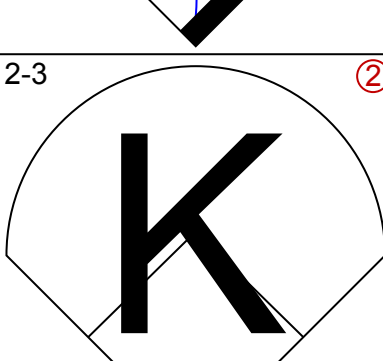
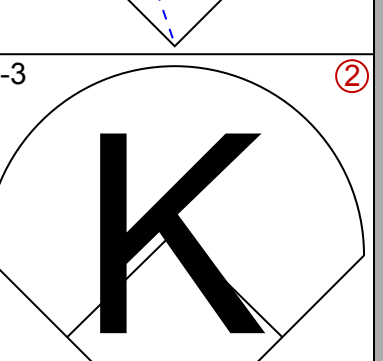
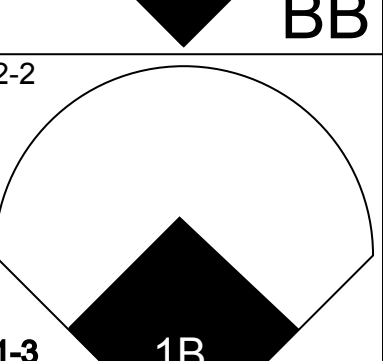
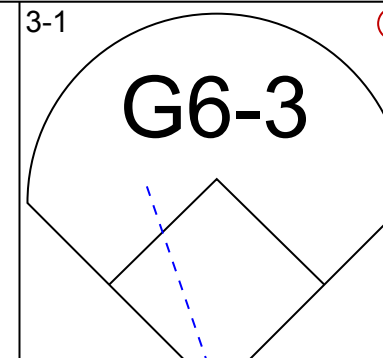
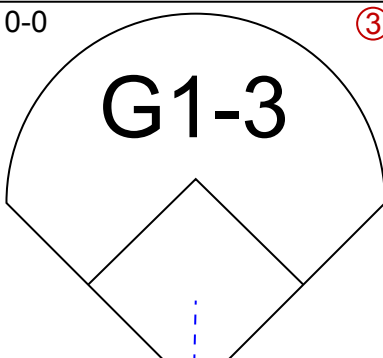
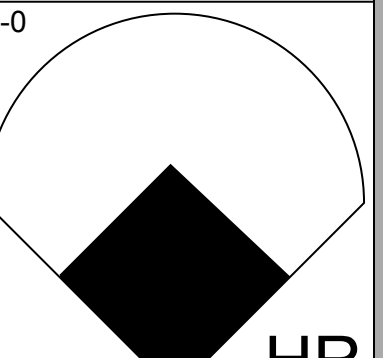
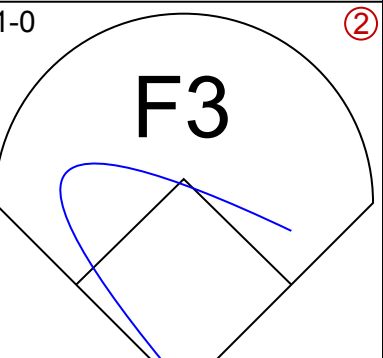
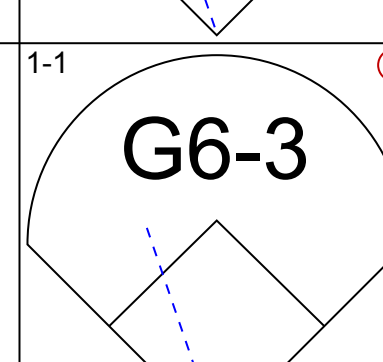
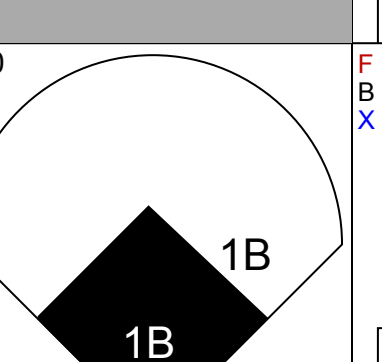
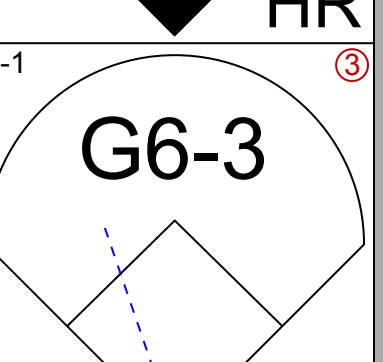
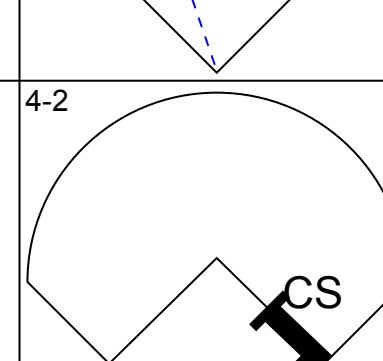
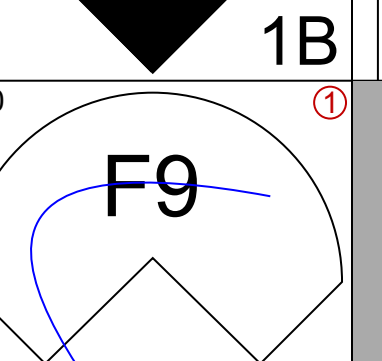
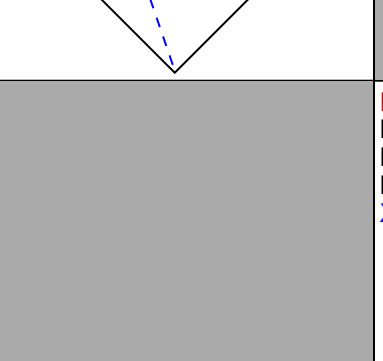
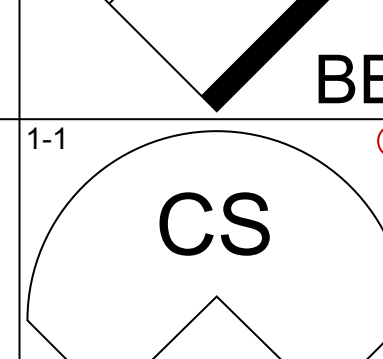
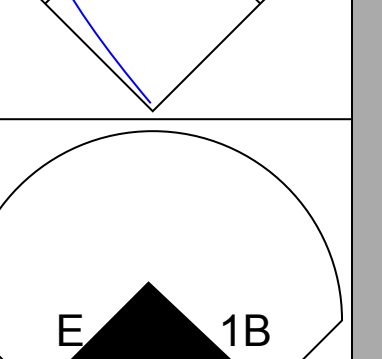
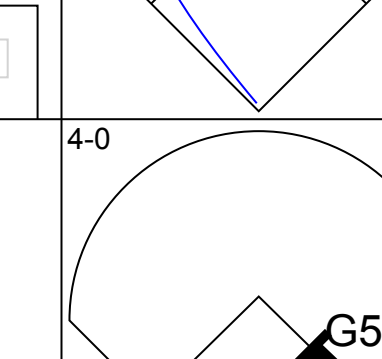
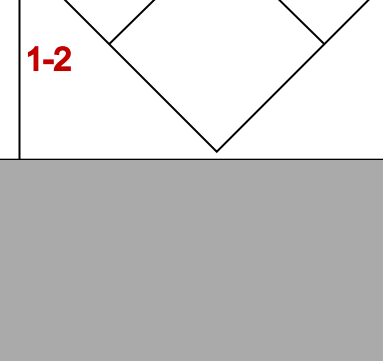
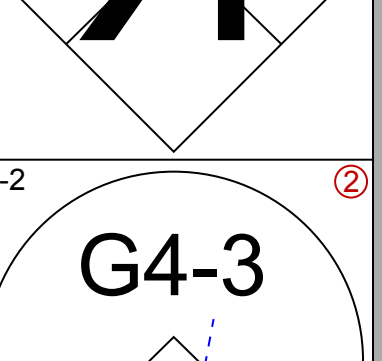
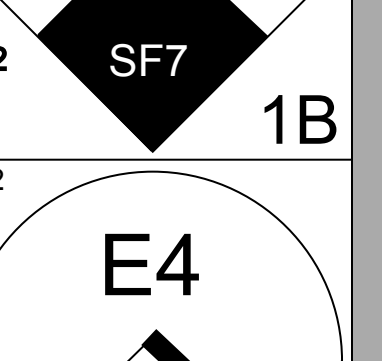
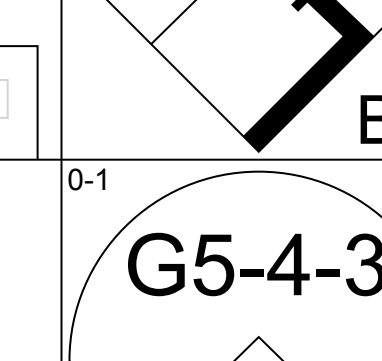
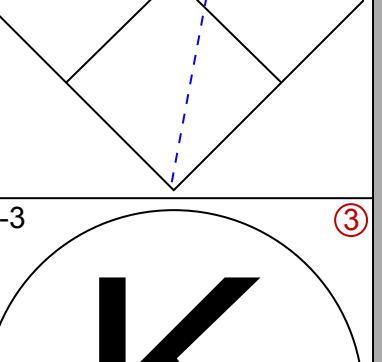
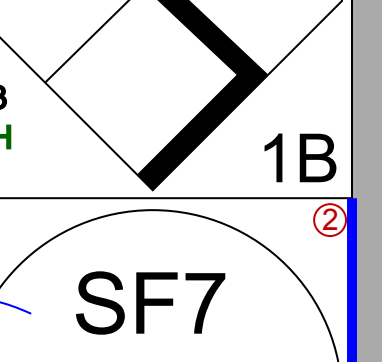
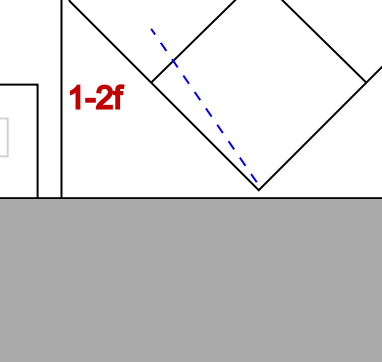
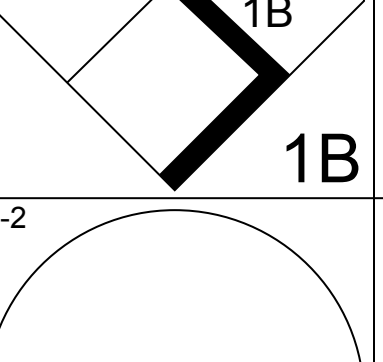
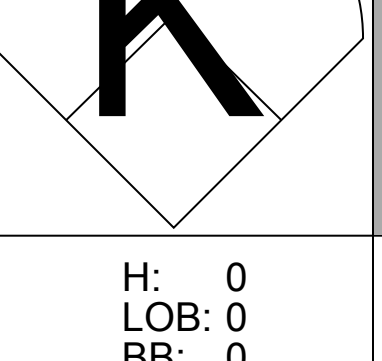
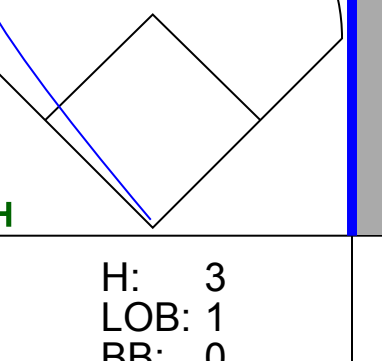
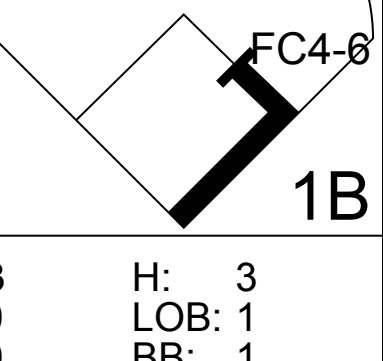
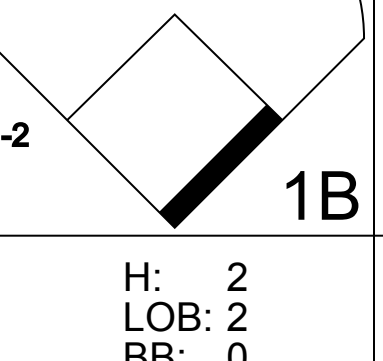
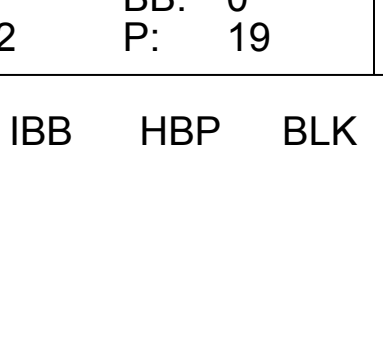





Batter	1	2	3	4	5	6	7	8	9	AB	R	H	RBI	BB	SO	LOB	BOTTOM
J.D. Drew, L (1,9) OBP: 0.406, SLG: 0.505	K				G3-6-3		P6			4	0	0	0	0	2	3	
Craig Parquette, R (1,4) OBP: 0.293, SLG: 0.419 Mark McGwire, R (8, PH) OBP: 0.484, SLG: 0.763 Placido Polanco, R (9,4) OBP: 0.345, SLG: 0.418	G6-3		K			K		K		3	0	0	0	0	2	0	
15 Jim Edmonds, L (1,8) OBP: 0.409, SLG: 0.591			G5-3			P4		2B FC5-2 1B		3	0	1	0	1	0	0	
Will Clark, L (1,3) OBP: 0.412, SLG: 0.526	BB					K		FC5-2 E 2B		3	1	1	0	1	1	1	
Fernando Tatis, R (1,5) OBP: 0.399, SLG: 0.536		1B SF9 BB		K		1B BB		FC5-2 E 1BB		1	2	0	0	3	1	1	
Eduardo Perez, R (1,7) OBP: 0.344, SLG: 0.446 13 Luis Satriua, R (9,9)	K			F8		1B		FC5-2 E		4	1	1	0	0	1	4	
Edgar Renteria, R (1,6) OBP: 0.343, SLG: 0.429		SF9 1B		P3		K		E9		4	0	1	0	0	1	2	
Mike Matheny, R (1,2) OBP: 0.323, SLG: 0.365		SF9		F8			P6	1B IBB		2	0	0	1	1	0	0	
Darryl Kile, R (1,1) OBP: 0.221, SLG: 0.132 Thomas Howard, S (8, PH) OBP: 0.241, SLG: 0.364 Jason Christiansen, R (9,1) Matt Morris, R (9,1) OBP: 0.333, SLG: 0.333					G3-6-3 BB		K	G6-3		1	0	0	0	2	1	0	
Inning Stats	R: 0 H: 0 E: 0 K: 1 S: 7	H: 0 LOB: 1 BB: 1 P: 13	R: 1 H: 1 E: 0 K: 2 S: 18	LOB: 2 BB: 2 P: 35	R: 0 H: 0 E: 0 K: 2 S: 10	LOB: 0 BB: 1 P: 17	R: 0 H: 0 E: 0 K: 0 S: 9	H: 0 LOB: 0 BB: 0 P: 12	R: 0 H: 1 E: 0 K: 2 S: 16	LOB: 0 BB: 1 P: 27	R: 0 H: 0 E: 0 K: 1 S: 7	H: 0 LOB: 0 BB: 0 P: 12	R: 3 H: 2 E: 1 K: 1 S: 12	H: 2 LOB: 2 BB: 2 P: 29	1B: 3 2B: 1 3B: 0 HR: 0	SF: 1 SAC: 0 DP: 1 HBP: 0	WP: 0 PA: 36 PB: 0 SB: 0 CS: 0
PITCHER	IP	WLS	BF	H	R	ER	SO	BB	IBB	HBP	BLK	WP	HR	S	P	ERA	WHIP
34 Kerry Wood, R (1,1) ERA: 4.93	6.0	L	25	2	1	1	8	6	0	0	0	0	0	68	121	1.50	1.333
Tim Worrell, R (7,1) ERA: 3.18	1.2	L	10	2	3	0	2	0	2	0	0	0	0	17	38	0.00	1.200
Kyle Farnsworth, R (8,1) ERA: 6.63	0.1		1	0	0	0	0	0	0	0	0	0	0	2	3	0.00	0.000

Chicago Cubs @ St. Louis Cardinals
 Busch Stadium, St. Louis, MO
 Sun Sep 17 2000, 1:10 PM CDT
 Att: 46,910 - Sunny - 77 F

AB	27
R	4
H	4
RBI	1
BB	8
SO	10
LOB	13

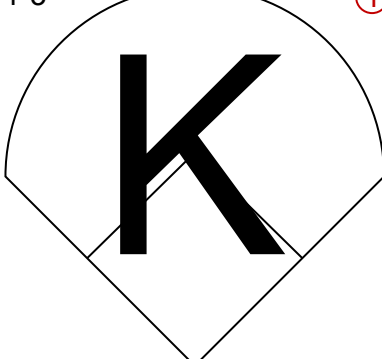
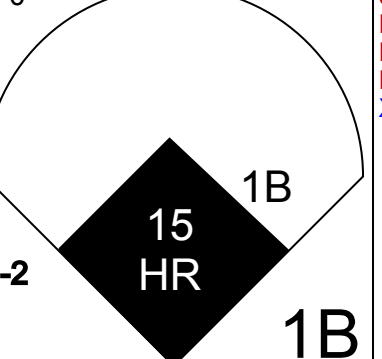

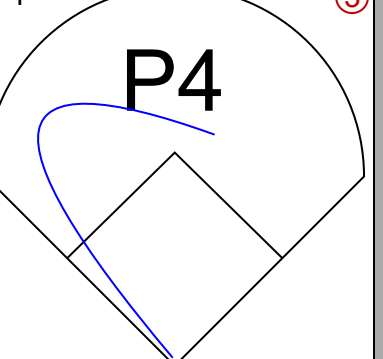
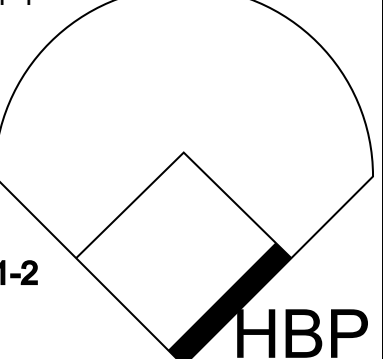
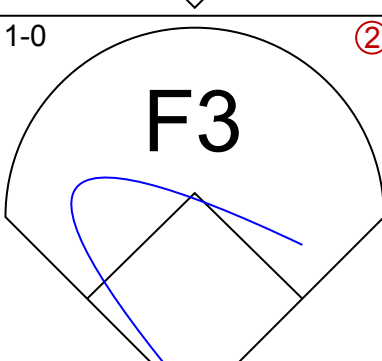
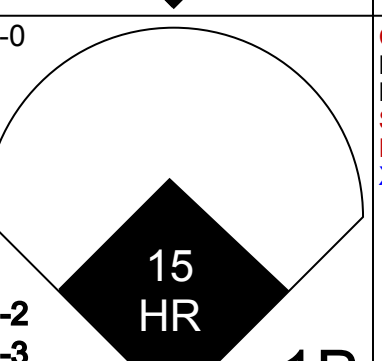

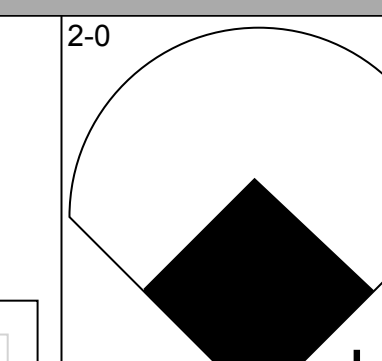
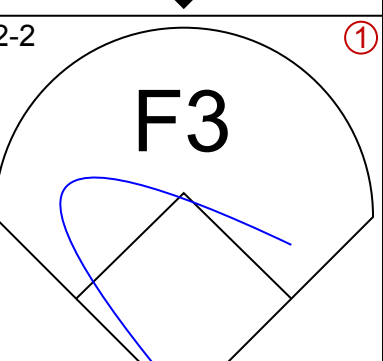
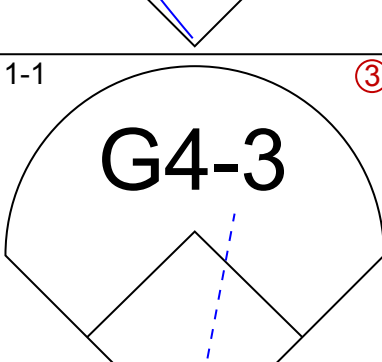
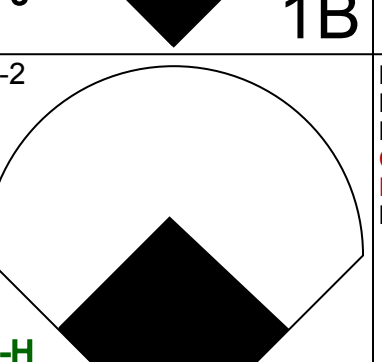

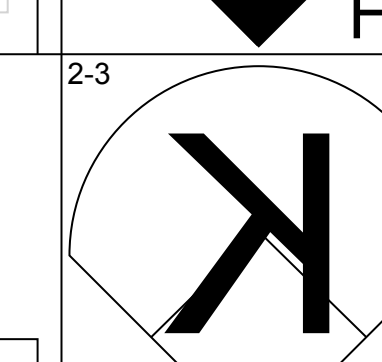
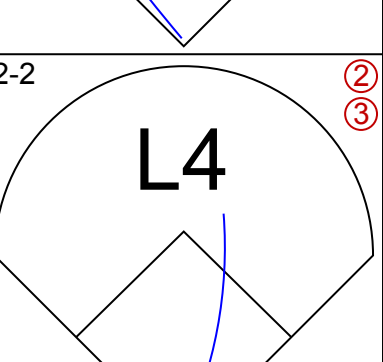
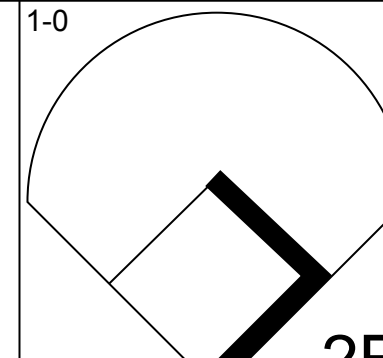
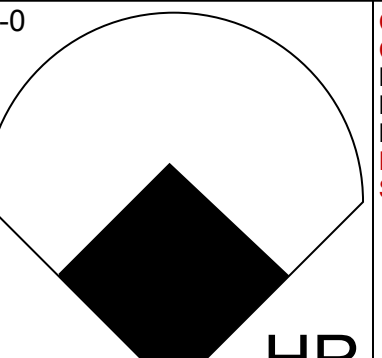
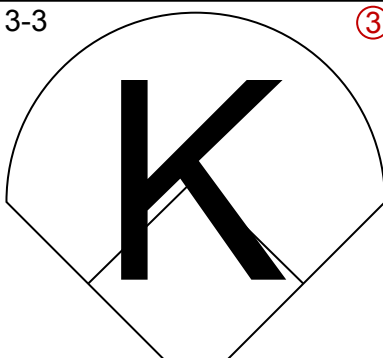
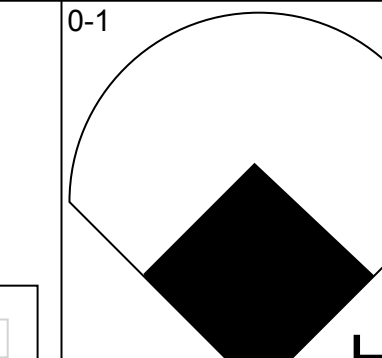
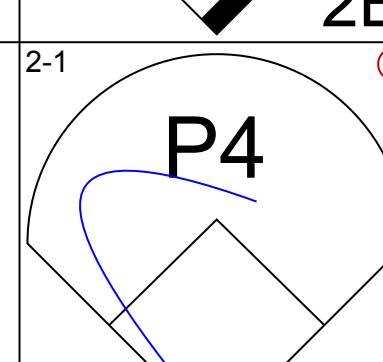
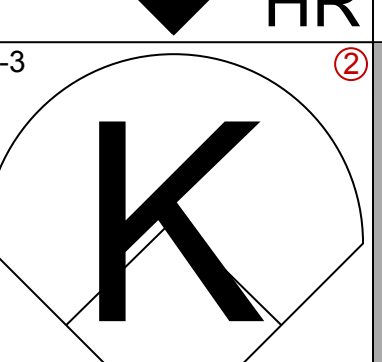
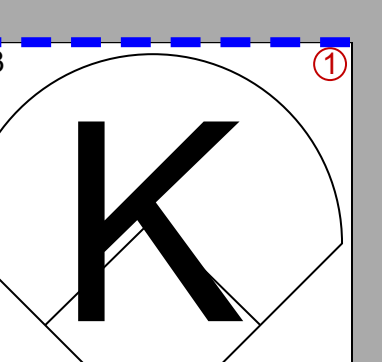
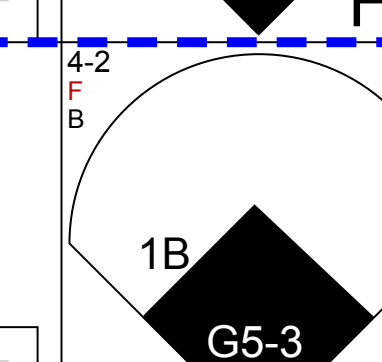

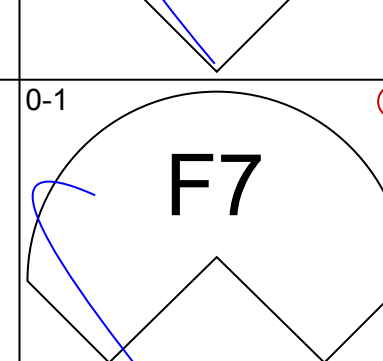
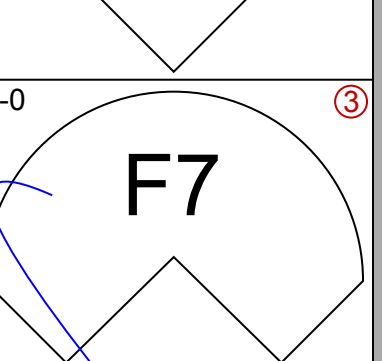
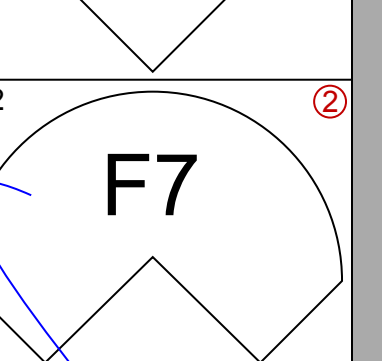
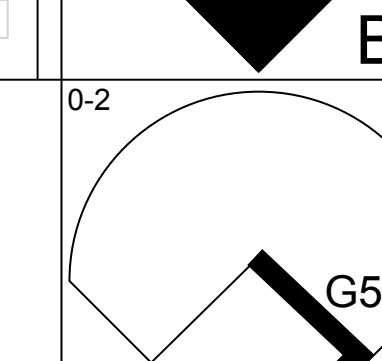

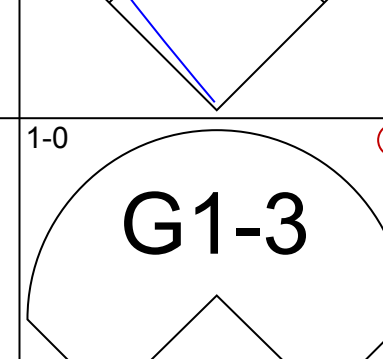
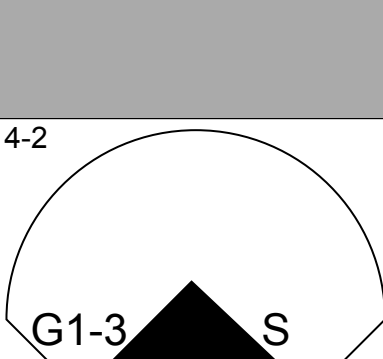
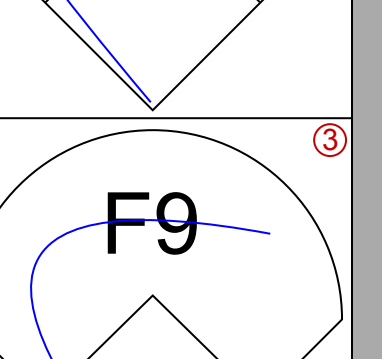
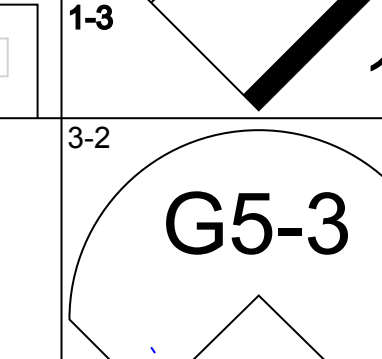
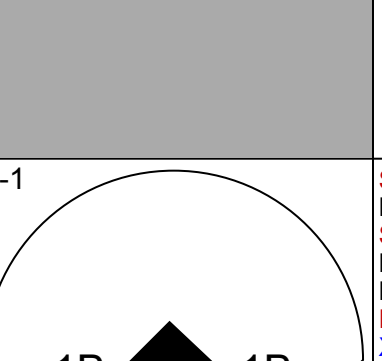
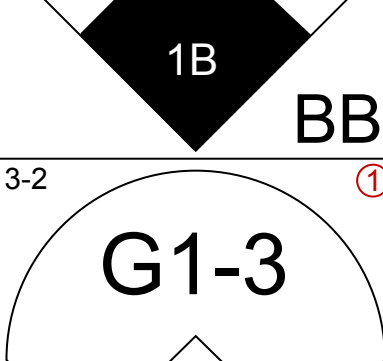
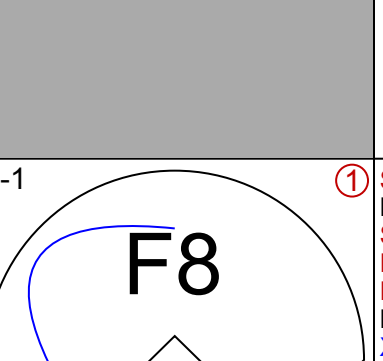

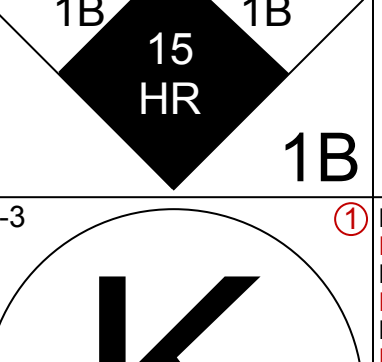
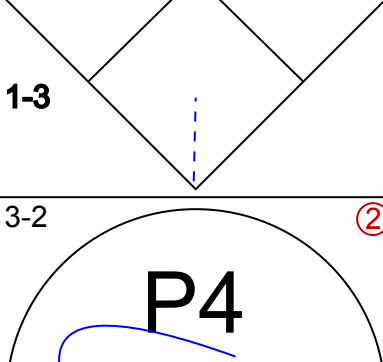
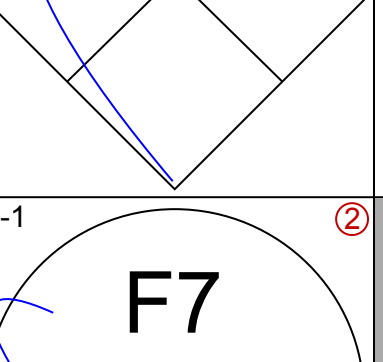
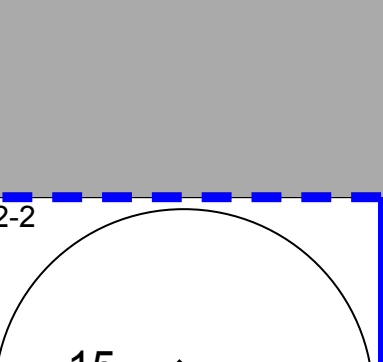


Batter	1	2	3	4	5	6	7	8	9	AB	R	H	RBI	BB	SO	LOB	TOP				
Julio Lugo, R OBP: 0.337, SLG: 0.413 (1,4)										5	1	0	0	0	2	4					
Tim Lincecum, R OBP: 0.285, SLG: 0.313 (1,6)										4	1	0	0	1	1	2					
5 Jeff Bagwell, R OBP: 0.431, SLG: 0.620 (1,3)										4	1	1	1	0	3	1					
Richard Hidalgo, R OBP: 0.379, SLG: 0.619 (1,8)										4	1	1	1	0	0	3					
Moises Alou, R OBP: 0.418, SLG: 0.641 (1,9)										4	1	2	2	0	0	0					
Scott Linebrink, R OBP: 1.000, SLG: 1.000 (8,1)										0	0	0	0	0	0	0					
17 Lance Berkman, S OBP: 0.384, SLG: 0.543 (1,7)										3	0	0	0	1	0	2					
Chris Truby, R OBP: 0.592, SLG: 0.592 (9, PH)										2	1	1	0	1	1	0					
Morgan Ensberg, R OBP: 0.273, SLG: 0.350 (1,2)										4	0	2	1	0	0	1					
Chris Holt, R OBP: 0.180, SLG: 0.125 (5, PH)										1	0	0	0	0	1	0					
Kelly Gruber, R OBP: 0.333, SLG: 0.333 (5, PH)										0	0	0	0	1	0	0					
Brian Powell, R OBP: 0.333, SLG: 0.333 (5, PH)										0	0	0	0	0	0	0					
Rusty Meacham, R OBP: 0.333, SLG: 0.333 (7, 1)										0	0	0	0	0	0	0					
Roger Cedeno, S OBP: 0.380, SLG: 0.390 (8, PH)										2	0	2	0	0	0	0					
Roger Cedeno, S OBP: 0.380, SLG: 0.390 (8, PH)										0	0	0	0	0	0	0					
Inning Stats	R: 0 E: 0 K: 3 S: 9	H: 0 LOB: 0 BB: 0 P: 16	R: 0 E: 0 K: 0 S: 8	H: 0 LOB: 0 BB: 1 P: 17	R: 0 E: 0 K: 2 S: 10	H: 0 LOB: 0 BB: 0 P: 14	R: 0 E: 1 K: 1 S: 7	H: 0 LOB: 1 BB: 0 P: 11	R: 2 E: 1 K: 1 S: 14	H: 3 LOB: 1 BB: 0 P: 20	R: 1 E: 0 K: 0 S: 7	H: 1 LOB: 0 BB: 0 P: 12	R: 0 E: 0 K: 0 S: 4	H: 0 LOB: 0 BB: 1 P: 11	R: 3 E: 0 K: 0 S: 16	H: 3 LOB: 1 BB: 1 P: 27	R: 0 E: 0 K: 0 S: 12	H: 2 LOB: 2 BB: 0 P: 19	1B: 7 2B: 1 3B: 0 HR: 1	SF: 1 SAC: 0 DP: 1 HBP: 0	WP: 0 PA: 39 PB: 0 SB: 0 CS: 1
PITCHER	IP	WLS	BF	H	R	ER	SO	BB	IBB	HBP	BLK	WP	HR	S	P	ERA	WHIP				
Rick Ankiel, L ERA: 3.62 (1, 1)	7.0	W	26	4	3	2	8	2	0	0	0	0	1	59	101	2.57	0.857				
Matt Morris, R ERA: 3.73 (8, 1)	1.0		7	3	3	3	0	1	0	0	0	0	0	16	27	27.00	4.000				
Mike Timlin, R ERA: 4.43 (9, 1)	1.0		5	2	0	0	0	0	0	0	0	0	0	12	19	0.00	2.000				

Houston Astros @ St. Louis Cardinals
 Busch Stadium, St. Louis, MO
 Wed Sep 20 2000, 7:10 PM CDT
 Att: 38,653 - Overcast - 59 F

AB	34
R	6
H	9
RBI	6
BB	3
SO	8
LOB	13



Batter	1	2	3	4	5	6	7	8	9	AB	R	H	RBI	BB	SO	LOB	BOTTOM				
Fernando Vina, L OBP: 0.389, SLG: 0.402 (1,4)										4	2	2	1	0	1	0					
Craig Paquette, R OBP: 0.298, SLG: 0.440 (1,3)										5	3	3	3	0	0	2					
15 Jim Edmonds, L OBP: 0.410, SLG: 0.592 (1,8)										4	1	1	4	1	1	2					
Ray Lankford, L OBP: 0.375, SLG: 0.527 (1,7)										4	2	3	2	0	1	1					
Fernando Tatis, R OBP: 0.392, SLG: 0.522 (1,5)										3	1	0	0	1	2	1					
J.D. Drew, L OBP: 0.402, SLG: 0.497 (1,9)										4	0	1	0	0	0	1					
Edgar Renteria, R OBP: 0.341, SLG: 0.424 (1,6)										3	1	0	1	1	0	2					
Mike Matheny, R OBP: 0.321, SLG: 0.365 (1,2)										4	1	1	0	0	0	2					
Rick Ankiel, L OBP: 0.286, SLG: 0.379 (1, 1)										3	0	0	0	0	1	2					
Matt Morris, R OBP: 0.333, SLG: 0.333 (8, 1)										0	0	0	0	0	0	0					
Mark McGwire, R OBP: 0.484, SLG: 0.760 (6, PH)										0	0	0	0	0	0	0					
13 Luis Saturria, R OBP: 0.341, SLG: 0.424 (8, PR)										0	0	0	0	0	0	0					
Mike Timlin, R ERA: 4.43 (9, 1)										0	0	0	0	0	0	0					
Inning Stats	R: 0 E: 0 K: 1 S: 8	H: 0 LOB: 0 BB: 0 P: 11	R: 0 E: 0 K: 0 S: 6	H: 1 LOB: 1 BB: 0 P: 10	R: 5 E: 0 K: 2 S: 15	H: 5 LOB: 0 BB: 0 P: 21	R: 3 E: 0 K: 1 S: 25	H: 2 LOB: 1 BB: 2 P: 44	R: 0 E: 0 K: 1 S: 11	H: 0 LOB: 0 BB: 0 P: 15	R: 0 E: 0 K: 0 S: 6	H: 0 LOB: 0 BB: 0 P: 8	R: 3 E: 0 K: 1 S: 24	H: 3 LOB: 1 BB: 1 P: 37	R: 0 E: 0 K: 0 S: 11	H: 0 LOB: 1 BB: 0 P: 18	1B: 5 2B: 2 3B: 0 HR: 5	SF: 0 SAC: 0 DP: 1 HBP: 2	WP: 1 PA: 39 PB: 0 SB: 1 CS: 0		
PITCHER	IP	WLS	BF	H	R	ER	SO	BB	IBB	HBP	BLK	WP	HR	S	P	ERA	WHIP				
Chris Holt, R ERA: 5.52 (1, 1)	4.0	L	22	8	8	8	4	0	0	0	0	0	2	23	33	7.71	0.857				
Brian Powell, R ERA: 6.07 (5, 1)	2.1		9	2	2	2	2	0	0	0	0	0	0	18	27	13.50	3.000				
Rusty Meacham, R ERA: 3.38 (7, 1)	0.2		4	1	1	1	0	1	0	0	0	0	0	11	18	0.00	0.000				
Scott Linebrink, R ERA: 9.0 (8, 1)	1.0		4	0	0	0	0	0	0	2	0	0	0	11	18	0.00	0.000				

Houston Astros @ St. Louis Cardinals
 Busch Stadium, St. Louis, MO
 Wed Sep 20 2000, 7:10 PM CDT
 Att: 38,653 - Overcast - 59 F

AB	34
R	11
H	11
RBI	11
BB	3
SO	6
LOB	13



Batter	1	2	3	4	5	6	7	8	9	AB	R	H	RBI	BB	SO	LOB	TOP			
Julio Lugo, R OBP: 0.340, SLG: 0.413 (1, 6)										4	2	2	0	0	2	1	Houston Astros @ St. Louis Cardinals Busch Stadium, St. Louis, MO Thu Sep 21 2000, 12:10 PM CDT Att: 33,730 - Sunny - 66 F			
Bill Spillers, L OBP: 0.385, SLG: 0.394 (1, 4)									4	0	1	0	1	0	3					
Richard Hidalgo, R OBP: 0.382, SLG: 0.625 (1, 8) (9, 7)									3	2	2	1	2	0	1					
17 Lance Berkman, S OBP: 0.384, SLG: 0.548 Glen Barker, S OBP: 0.303, SLG: 0.339 (9, PR) (9, 8)									3	1	2	2	0	0	2					
Moises Alou, R OBP: 0.418, SLG: 0.640 (1, 9)									5	1	2	2	0	0	4					
Daryle Ward, L OBP: 0.295, SLG: 0.534 (1, 3)									4	0	0	0	0	1	4					
Mitch Meluskey, S OBP: 0.413, SLG: 0.510 (1, 2)									4	1	2	0	0	1	0					
Chris Truby, R OBP: 0.303, SLG: 0.502 (1, 5)									4	0	1	2	0	1	1					
Tony McKnight, L Wayne Franklin, L Roger Cedeno, S Marc Valdes, R Octavio Dotel, R (1, 1) (7, 1) (8, PH) (8, 1) (9, 1)									3	0	0	0	0	2	2					
Inning Stats	R: 0 E: 0 K: 1 S: 6	H: 0 LOB: 0 BB: 1 P: 15	R: 2 E: 0 K: 1 S: 12	H: 3 LOB: 1 BB: 0 P: 19	R: 2 E: 0 K: 0 S: 12	H: 2 LOB: 1 BB: 1 P: 24	R: 0 E: 0 K: 2 S: 8	H: 0 LOB: 0 BB: 0 P: 15	R: 1 E: 0 K: 0 S: 11	H: 2 LOB: 1 BB: 1 P: 16	R: 0 E: 0 K: 1 S: 8	H: 2 LOB: 2 BB: 0 P: 14	R: 0 E: 0 K: 1 S: 9	H: 0 LOB: 0 BB: 0 P: 12	R: 1 E: 0 K: 0 S: 8	H: 3 LOB: 1 BB: 0 P: 17		1B: 8 2B: 4 3B: 0 HR: 1	SF: 2 SAC: 0 DP: 2 HBP: 1	WP: 0 PB: 0 SB: 4 CS: 0
PITCHER	IP WLS BF H R ER SO BB IBB HBP BLK WP HR S P ERA WHIP	IP WLS BF H R ER SO BB IBB HBP BLK WP HR S P ERA WHIP																		
Andy Benes, R ERA: 5.08 (1, 1)	5.0 L 23 5 5 4 4 3 0 1 0 0 0 0 49 94 7.20 1.600																			
Alan Benes, R ERA: 5.86 (8, 1)	2.0 10 4 1 1 2 0 0 0 0 0 0 0 19 30 4.50 2.000																			
Gene Stechschulte, R ERA: 5.96 (8, 1)	2.0 8 3 1 1 1 0 0 0 0 0 0 1 17 29 4.50 1.500																			

AB	35
R	7
H	12
RBI	7
BB	3
SO	7
LOB	18



Batter	1	2	3	4	5	6	7	8	9	AB	R	H	RBI	BB	SO	LOB	BOTTOM					
Fernando Vina, L OBP: 0.386, SLG: 0.398 13 Luis Saturria, R (1, 4) (8, 8)										4	0	0	0	0	1	3	Houston Astros @ St. Louis Cardinals Busch Stadium, St. Louis, MO Thu Sep 21 2000, 12:10 PM CDT Att: 33,730 - Sunny - 66 F					
Placido Polanco, R OBP: 0.347, SLG: 0.421 (1, 6)									5	0	3	3	0	1	1							
J.D. Drew, L OBP: 0.401, SLG: 0.494 Gene Stechschulte, R (1, 8) (8, 1)									3	0	0	0	1	0	2							
Ray Lankford, L OBP: 0.374, SLG: 0.526 (9, PH)									1	0	0	0	0	1	1							
Will Clark, L OBP: 0.414, SLG: 0.529 (1, 3)									4	1	2	1	1	0	2							
Fernando Tatis, R OBP: 0.390, SLG: 0.515 (1, 5)										4	0	0	0	0	1	3						
Thomas Howard, S OBP: 0.246, SLG: 0.385 (1, 9)										4	0	2	0	0	1							
Eduardo Perez, R OBP: 0.351, SLG: 0.453 (1, 7)									3	1	2	1	0	0	2							
Carlos Hernandez, R OBP: 0.316, SLG: 0.332 Alan Benes, R OBP: 0.500, SLG: 0.750 Craig Paquette, R OBP: 0.359, SLG: 0.440 (1, 2) (8, 1) (7, PH) (8, 4)									2	1	0	0	0	1	2							
Andy Benes, R OBP: 0.160, SLG: 0.152 Eli Marrero, R OBP: 0.297, SLG: 0.434 (1, 1) (5, PH) (6, 2)									1	0	0	0	0	0	2							
Mark McGwire, R OBP: 0.482, SLG: 0.757 Mike Matheny, R OBP: 0.321, SLG: 0.365 (8, PH) (9, 2)									1	0	0	0	0	0	2							
Inning Stats	R: 0 E: 0 K: 0 S: 7	H: 0 LOB: 0 BB: 0 P: 10	R: 0 E: 0 K: 0 S: 9	H: 0 LOB: 0 BB: 0 P: 14	R: 2 E: 1 K: 1 S: 14	H: 2 LOB: 1 BB: 0 P: 21	R: 1 E: 0 K: 1 S: 15	H: 2 LOB: 1 BB: 0 P: 21	R: 0 E: 0 K: 0 S: 10	H: 1 LOB: 1 BB: 0 P: 12	R: 0 E: 0 K: 0 S: 7	H: 1 LOB: 1 BB: 1 P: 14	R: 1 E: 0 K: 0 S: 8	H: 2 LOB: 2 BB: 1 P: 17	R: 0 E: 0 K: 0 S: 12	H: 2 LOB: 2 BB: 0 P: 16	R: 1 E: 0 K: 3 S: 13	H: 1 LOB: 1 BB: 1 P: 20	1B: 8 2B: 3 3B: 0 HR: 0	SF: 1 SAC: 0 DP: 2 HBP: 1	WP: 1 PB: 0 SB: 0 CS: 0	PA: 41
PITCHER	IP WLS BF H R ER SO BB IBB HBP BLK WP HR S P ERA WHIP	IP WLS BF H R ER SO BB IBB HBP BLK WP HR S P ERA WHIP																				
Tony McKnight, R ERA: 4.85 (1, 1)	6.2 W 29 8 4 2 2 1 0 0 0 0 0 0 68 102 2.70 1.350																					
Wayne Franklin, L ERA: 4.05 (7, 1)	0.1 H 2 0 0 0 0 1 0 0 0 0 0 0 2 7 0.00 3.000																					
Marc Valdes, R ERA: 4.72 (8, 1)	1.0 H 5 2 0 0 0 0 0 0 1 0 1 0 12 16 0.00 2.000																					
Octavio Dotel, R ERA: 5.25 (9, 1)	1.0 S 5 1 1 1 3 1 0 0 0 0 0 0 13 20 9.00 2.000																					

AB	36
R	5
H	11
RBI	5
BB	3
SO	5
LOB	21



Batter	1	2	3	4	5	6	7	8	9	AB	R	H	RBI	BB	SO	LOB	TOP			
Fernando Vina, L (1,4) OBP: 0.386, SLG: 0.398	2-2 15 BB BB BB 1B	1-1 P6	0-1 FC6-4 2H 1B			0-1 F8			2-1 F9	5	1	2	1	0	0	1				
J.D. Drew, L (1,9) OBP: 0.403, SLG: 0.492	4-2 15 BB BB WP BB	4-1 15 BB BB	0-2 FC6-4 1-2f			3-2 15 CS 1B			2-3 K	3	1	1	0	2	1	1				
15 Jim Edmonds, L (1,8) 13 Luis Saturria, R (9,8)	4-0 WP BB BB 1-2 2-3 BB	4-0 BB BB		4-0 G4-6-3 BB		3-3 K 1-2			2-1 CS 1B	2	0	1	0	3	1	1				
Will Clark, L (1,3) OBP: 0.413, SLG: 0.525	2-3 K	4-0 BB BB		0-1 G4-6-3 1-2f			2-0 G4-3		2-2 CS 1 SAFE 1-2	3	0	0	1	1	1	4				
Fernando Tatis, R (1,5) OBP: 0.391, SLG: 0.512	4-2 WP BB 1-2 2-3 3-4 BB			4-2 BB BB			1-0 F8			2	0	0	1	2	1	3				
Ray Lankford, L (1,7) OBP: 0.371, SLG: 0.520	2-1 P4	1-0 F7		1-0 F8			0-0 F7				4	0	0	0	0	7				
Edgar Renteria, R (1,6) OBP: 0.340, SLG: 0.422	4-2 1-2 2-3 3-4 BB		1-2 F9		1-0 P6			3-2 G5-3		3	0	0	0	1	0	0				
Mike Matheny, R (1,2) OBP: 0.320, SLG: 0.364	G6-3		1-1 SH3-4 1B		1-2 G4-3			1-1 G6-3		4	1	1	0	0	0	3				
Darryl Kile, R (1,1) OBP: 0.225, SLG: 0.129 Jason Christiansen, R (8,1) Dave Veres, R (8,1)		4-2 15 BB BB BB	0-0 SH3-4 1B		2-1 G4-3			1-0 G5-3		2	1	0	0	1	0	0				
Inning Stats	R: 2 E: 0 K: 1 S: 24	H: 1 LOB: 3 BB: 4 P: 48	R: 1 E: 0 K: 1 S: 9	H: 0 LOB: 3 BB: 4 P: 28	R: 1 E: 0 K: 0 S: 11	H: 2 LOB: 1 BB: 0 P: 13	R: 0 E: 0 K: 0 S: 5	H: 0 LOB: 0 BB: 2 P: 14	R: 0 E: 0 K: 1 S: 6	H: 1 LOB: 1 BB: 0 P: 15	R: 0 E: 0 K: 0 S: 3	H: 0 LOB: 0 BB: 0 P: 6	R: 0 E: 0 K: 1 S: 7	H: 0 LOB: 0 BB: 0 P: 12	R: 0 E: 0 K: 1 S: 12	H: 1 LOB: 0 BB: 0 P: 20	1B: 5 2B: 1 3B: 0 HR: 0	SF: 0 SAC: 1 DP: 2 HBP: 0	WP: 1 PB: 0 SB: 0 CS: 2	PA: 40
PITCHER	IP WLS BF H R ER SO BB IBB HBP BLK WP HR S P ERA WHIP																			
34 Kerry Wood, R (1,1) ERA: 5.09	1.1 13 1 3 3 1 8 0 0 0 1 0 29 70 20.25 6.750																			
Jamie Arnold, R (2,1) ERA: 7.09	6.2 23 3 1 1 2 2 0 0 0 0 0 45 76 1.35 0.750																			
Will Ohman, L (9,1) ERA:	1.0 W 3 1 0 0 1 0 0 0 0 0 0 12 20 0.00 1.000																			

St. Louis Cardinals @ Chicago Cubs
Wrigley Field, Chicago, IL
Fri Sep 22 2000, 2:20 PM CDT
Att: 36,732 - Cloudy - 64 F

AB 28
R 4
H 5
RBI 3
BB 10
SO 4
LOB 20



Batter	1	2	3	4	5	6	7	8	9	AB	R	H	RBI	BB	SO	LOB	BOTTOM			
Eric Young Sr., R (1,4) OBP: 0.367, SLG: 0.402	1-1 G6-3	1-0 1-3 2H 1B		0-2 F9			0-1 F7		3-2 S 2B 1B	5	1	2	1	0	0	0				
Ricky Gutierrez, R (1,6) OBP: 0.378, SLG: 0.407	1-0 1B	0-0 F9		1-2 G4-3			1-2 F9		2-2 1H 2B	5	0	2	1	0	0	2				
Mark Grace, L (1,3) OBP: 0.391, SLG: 0.429	3-2 F5		0-1 G6-3	3-2 G6-3			3-1 G6-3			4	0	0	0	0	0	1				
Roosevelt Brown, L (1,7) OBP: 0.351, SLG: 0.527 Chad Meyers, R (8, PR) OBP: 0.216, SLG: 0.213 Gary Matthews, S (9, 7) OBP: 0.250, SLG: 0.288	1-1 1B		1-0 P6		1-0 G3			1-0 FC1-6 E 1B		4	0	2	0	0	0	0				
Shane Andrews, R (1,5) OBP: 0.325, SLG: 0.473	2-1 F8		2-2 BB 2B 1B		1-0 G6-3			3-2 FC1-6 1B		4	1	2	0	0	0	2				
Corey Patterson, L (1,8) OBP: 0.235, SLG: 0.333		0-0 F8 1B 1B	4-2 2B BB		1-0 G4-3			0-2 FC1-6 CS E 1-2f 2-3		3	2	1	0	1	0	2				
Damon Buford, R (1,9) OBP: 0.324, SLG: 0.399		1-2 F8	1-1 1H 2H 2B			1-1 G5-3		2-0 E1 CS		4	0	1	3	0	0	2				
Jeff Reed, L (1,2) OBP: 0.337, SLG: 0.313		1-3 K	4-2 BB			4-1 CS BB		3-3 K		2	0	0	0	2	2	3				
34 Kerry Wood, R (1,1) OBP: 0.275, SLG: 0.316 Jamie Arnold, R (2,1) OBP: 0.200, SLG: 0.222 Will Ohman, L (9,1) Jeff Huson, L (9, PH) OBP: 0.271, SLG: 0.271		2-2 1B HBP	0-2 F8			0-3 K2-3 1-2		0-1 G3		0	0	0	0	0	0	0				
Inning Stats	R: 0 E: 0 K: 0 S: 11	H: 2 LOB: 2 BB: 0 P: 19	R: 1 E: 0 K: 1 S: 14	H: 2 LOB: 0 BB: 0 P: 19	R: 2 E: 0 K: 0 S: 17	H: 2 LOB: 2 BB: 2 P: 29	R: 0 E: 0 K: 0 S: 11	H: 0 LOB: 0 BB: 0 P: 15	R: 0 E: 0 K: 1 S: 6	H: 0 LOB: 0 BB: 1 P: 11	R: 0 E: 0 K: 0 S: 9	H: 0 LOB: 0 BB: 0 P: 13	R: 1 E: 1 K: 1 S: 14	H: 2 LOB: 2 BB: 0 P: 23	R: 1 E: 0 K: 0 S: 10	H: 2 LOB: 1 BB: 0 P: 15	1B: 8 2B: 2 3B: 0 HR: 0	SF: 0 SAC: 0 DP: 0 HBP: 1	WP: 0 PB: 0 SB: 1 CS: 3	PA: 38
PITCHER	IP WLS BF H R ER SO BB IBB HBP BLK WP HR S P ERA WHIP																			
Darryl Kile, R (1,1) ERA: 3.79	7.0 32 8 4 4 2 3 0 1 0 0 0 75 120 5.14 1.571																			
Jason Christiansen, L (8,1) ERA: 5.17	0.1 H 1 0 0 0 0 0 0 0 0 0 5 5 0.00 0.000																			
Dave Veres, R (8,1) ERA: 2.97	1.0 L 5 2 1 1 1 0 0 0 0 0 0 15 25 9.00 2.000																			

St. Louis Cardinals @ Chicago Cubs
Wrigley Field, Chicago, IL
Fri Sep 22 2000, 2:20 PM CDT
Att: 36,732 - Cloudy - 64 F

AB 34
R 5
H 10
RBI 5
BB 3
SO 3
LOB 15



Batter	1	2	3	4	5	6	7	8	9	AB	R	H	RBI	BB	SO	LOB	TOP			
Plácido Polanco, R OBP: 0.391, SLG: 0.432 Matt Morris, R OBP: 0.333, SLG: 0.333	4-1 CS BB	0-0 HR		3-2 G5-4-3		2-1 FC4-6 1B		2-1 FC6-2		4	1	2	4	1	0	4				
Craig Paquette, R OBP: 0.297, SLG: 0.435	4-1 SAFE BB	1-0 F7		2-3 K		0-0 FC4-6		0-0 FC4-6-5-6-4-9		4	0	0	0	1	1	4				
Eric Davis, R J.D. Drew, L OBP: 0.402, SLG: 0.491	2-3 K	2-3 K			2-1 G5-4-3 1B		0-2 1B		1-2 G3	4	0	2	0	0	2	1				
Fernando Tatís, R OBP: 0.388, SLG: 0.505	4-1 BB		3-3 K		1-0 G5-4-3		1-3 K		2-0 F8	4	0	0	0	1	2	2				
Eduardo Pérez, R Jason Christiansen, R Fernando Vina, L OBP: 0.385, SLG: 0.397	1-3 K		1-1 HBP		0-2 F7		1-0 L5-3 1B		2-1 F8	3	0	1	0	0	1	2				
Edgar Rentería, R OBP: 0.343, SLG: 0.424		1-2 1B		4-1 BB		4-2 13 F7 FC3-2 BB		1-0 L5-3		2	1	1	0	2	0	2				
Carlos Hernández, R OBP: 0.323, SLG: 0.341		2-2 HR 1B		0-0 F9		4-2 FC3-2 1B BB		2-1 WP FC6-2 2B		3	2	2	1	1	0	2				
13 Luis Saturina, R 15 Jim Edmonds, L OBP: 0.415, SLG: 0.592		1-0 F8		1-3 K		2-0 F7		4-0 FC6-2 WP BB		3	0	0	0	0	1	5				
Britt Reames, R Larry Sutton, R Mike James, R Mike Timlin, R Will Clark, L Mark McGwire, R El Marrero, L OBP: 0.201, SLG: 0.434		1-0 HR 1B		0-1 G5-4-3 1B		1-0 FC3-2 FC4-6 1B		4-0 FC6-2 IBB		2	1	2	0	0	0	0				
Inning Stats	R: 0 E: 0 K: 2 S: 9	H: 0 LOB: 2 BB: 3 P: 24	R: 4 E: 0 K: 1 S: 14	H: 4 LOB: 0 BB: 0 P: 22	R: 0 E: 0 K: 1 S: 9	H: 0 LOB: 0 BB: 1 P: 18	R: 0 E: 0 K: 1 S: 8	H: 1 LOB: 0 BB: 0 P: 13	R: 0 E: 0 K: 0 S: 6	H: 1 LOB: 0 BB: 0 P: 9	R: 1 E: 0 K: 1 S: 11	H: 2 LOB: 2 BB: 2 P: 24	R: 0 E: 0 K: 1 S: 8	H: 0 LOB: 1 BB: 2 P: 11	R: 0 E: 0 K: 0 S: 6	H: 0 LOB: 0 BB: 0 P: 11	1B: 7 2B: 4 3B: 0 HR: 1	SF: 0 SAC: 0 DP: 4 HBP: 1	WP: 1 PB: 0 SB: 1 CS: 1	PA: 41
PITCHER	IP WLS BF H R ER SO BB IBB HBP BLK WP HR S P ERA WHIP	5.1 L 26 6 5 5 6 6 0 1 0 0 1 53 103 8.44 2.250	IP WLS BF H R ER SO BB IBB HBP BLK WP HR S P ERA WHIP	1.2 7 3 0 0 1 0 0 0 0 0 0 0 12 18 0.00 1.800	IP WLS BF H R ER SO BB IBB HBP BLK WP HR S P ERA WHIP	0.0 1 1 1 0 0 0 0 0 0 0 0 0 2 4 ∞ ∞	IP WLS BF H R ER SO BB IBB HBP BLK WP HR S P ERA WHIP	0.1 3 0 0 0 0 1 1 0 0 1 0 2 12 0.00 3.000	IP WLS BF H R ER SO BB IBB HBP BLK WP HR S P ERA WHIP	0.2 1 0 0 0 0 0 0 0 0 0 0 0 1 1 0.00 0.000	IP WLS BF H R ER SO BB IBB HBP BLK WP HR S P ERA WHIP	1.0 3 0 0 0 0 0 0 0 0 0 0 0 6 11 0.00 0.000	IP WLS BF H R ER SO BB IBB HBP BLK WP HR S P ERA WHIP	1.0 3 0 0 0 0 0 0 0 0 0 0 0 6 11 0.00 0.000	IP WLS BF H R ER SO BB IBB HBP BLK WP HR S P ERA WHIP	1.0 3 0 0 0 0 0 0 0 0 0 0 0 6 11 0.00 0.000				

St. Louis Cardinals @ Chicago Cubs
Wrigley Field, Chicago, IL
Sat Sep 23 2000, 12:25 PM CDT
Att: 38,168 - Cloudy - 64 F

AB 32
R 6
H 10
RBI 5
BB 8
SO 7
LOB 24



Batter	1	2	3	4	5	6	7	8	9	AB	R	H	RBI	BB	SO	LOB	BOTTOM					
Eric Young Sr., R OBP: 0.366, SLG: 0.400 Felix Heredia, L	0-1 E6 BB PB	3-2 F7			2-2 G6-3		4-2 1B BB	2-2 G5-3		4	1	0	0	1	0	2						
Ricky Gutiérrez, R OBP: 0.378, SLG: 0.408	4-1 PB SF8 BB		2-1 2B		1-0 F8		1-1 F9		2-1 G5-3	4	1	1	0	1	0	2						
Mark Grace, L Chad Meyers, R OBP: 0.216, SLG: 0.213	4-0 SF8 BB		1-1 G5-3		1-0 G3		3-2 G3		3-2 2B	4	0	2	1	1	0	1						
Roosevelt Brown, L 15 Julio Zuleta, R Kyle Farnsworth, R Will Ohman, L Steve Rain, R Jose Nieves, R Willie Gerson, L OBP: 0.259, SLG: 0.369	1-0 F7		3-3 K		4-2 E BB		1-3 2H 1B		0-1 G6-3	2	0	0	0	1	1	4						
Shane Andrews, R OBP: 0.321, SLG: 0.467	2-2 SF8		1-1 G5-3		3-2 F3		1-2 E 1B		0-2 G5-3	4	1	1	1	0	0	3						
Corey Patterson, L OBP: 0.190, SLG: 0.263	1-1 F9			0-1 G5-3		0-1 E7 BB		2-3 K		4	0	0	0	0	1	3						
Damon Buford, R OBP: 0.322, SLG: 0.396		0-1 F9		3-3 K		0-1 G6-3		1-1 E6 1B E		4	1	0	0	0	1	3						
Joe Girardi, R Jeff Reed, L OBP: 0.341, SLG: 0.377 OBP: 0.336, SLG: 0.311		1-1 G4-3		0-1 G3			1-1 BB 1B	2-3 K		3	1	1	0	0	0	0						
Joe Nation, L Jerry Spradlin, S Ross Gload, L Gary Matthews, S OBP: 0.219, SLG: 0.345 OBP: 0.255, SLG: 0.293		1-2 1B			2-1 F9		1-3 K 1B	3-2 K S 1B		2	0	1	0	0	0	0						
Inning Stats	R: 2 E: 1 K: 0 S: 9	H: 0 LOB: 1 BB: 2 P: 21	R: 0 E: 0 K: 0 S: 10	H: 1 LOB: 1 BB: 0 P: 15	R: 0 E: 0 K: 1 S: 9	H: 1 LOB: 1 BB: 0 P: 16	R: 0 E: 0 K: 1 S: 7	H: 0 LOB: 0 BB: 0 P: 10	R: 0 E: 0 K: 0 S: 7	H: 0 LOB: 0 BB: 0 P: 12	R: 0 E: 0 K: 0 S: 13	H: 0 LOB: 2 BB: 1 P: 21	R: 1 E: 0 K: 2 S: 15	H: 2 LOB: 1 BB: 1 P: 26	R: 2 E: 1 K: 2 S: 18	H: 2 LOB: 1 BB: 0 P: 29	R: 0 E: 0 K: 0 S: 10	H: 1 LOB: 1 BB: 0 P: 15	1B: 5 2B: 2 3B: 0 HR: 0	SF: 1 SAC: 0 DP: 0 HBP: 0	WP: 0 PB: 1 SB: 1 CS: 0	PA: 41
PITCHER	IP WLS BF H R ER SO BB IBB HBP BLK WP HR S P ERA WHIP	5.0 W 20 2 2 2 2 2 0 0 0 0 0 42 74 0.00 0.800	IP WLS BF H R ER SO BB IBB HBP BLK WP HR S P ERA WHIP	1.0 H 6 1 1 1 0 1 0 0 0 0 0 15 24 9.00 2.000	IP WLS BF H R ER SO BB IBB HBP BLK WP HR S P ERA WHIP	0.2 H 4 1 0 0 1 1 0 0 0 0 0 10 19 0.00 3.000	IP WLS BF H R ER SO BB IBB HBP BLK WP HR S P ERA WHIP	0.2 H 3 1 1 0 2 0 0 0 0 0 0 9 13 0.00 1.500	IP WLS BF H R ER SO BB IBB HBP BLK WP HR S P ERA WHIP	1.2 S 8 2 1 0 1 0 0 0 0 0 0 22 35 0.00 1.200	IP WLS BF H R ER SO BB IBB HBP BLK WP HR S P ERA WHIP	1.0 3 0 0 0 0 0 0 0 0 0 0 6 11 0.00 0.000	IP WLS BF H R ER SO BB IBB HBP BLK WP HR S P ERA WHIP	1.0 3 0 0 0 0 0 0 0 0 0 0 6 11 0.00 0.000	IP WLS BF H R ER SO BB IBB HBP BLK WP HR S P ERA WHIP	1.0 3 0 0 0 0 0 0 0 0 0 0 6 11 0.00 0.000	IP WLS BF H R ER SO BB IBB HBP BLK WP HR S P ERA WHIP	1.0 3 0 0 0 0 0 0 0 0 0 0 6 11 0.00 0.000				

St. Louis Cardinals @ Chicago Cubs
Wrigley Field, Chicago, IL
Sat Sep 23 2000, 12:25 PM CDT
Att: 38,168 - Cloudy - 64 F

AB 36
R 5
H 7
RBI 3
BB 4
SO 6
LOB 24



Batter	1	2	3	4	5	6	7	8	9	AB	R	H	RBI	BB	SO	LOB	TOP				
Fernando Vina, L (1,4) OBP: 0.386, SLG: 0.398 Craig Paquette, R (9,PH) OBP: 0.297, SLG: 0.434	1-1 1B 1B		1-1 1B		2-1 F9		0-0 G4-3		1-0 G6-3	4	1	2	0	0	0	1	4 1 2 0 0 0 1 1 0 0 0 0 0 1				
J.D. Drew, L (1,9) OBP: 0.403, SLG: 0.490	2-1 1B 1-2 1B		0-0 F7		4-2 15 1B HR BB		0-0 G4-3			3	1	1	0	1	0	1	3 1 1 0 1 0 1				
15 Jim Edmonds, L (1,8) OBP: 0.414, SLG: 0.589	2-1 F9		2-0 G4-3		1-2 HR 1B		1-3 K			4	1	1	0	0	1	3	4 1 1 0 0 1 3				
Will Clark, L (1,3) OBP: 0.414, SLG: 0.532	2-1 G6-3 1-3 2H 1B			0-2 F5		3-2 HR		2-1 F9		4	1	2	5	0	0	0	4 1 2 5 0 0 0				
Fernando Tatis, R (1,5) OBP: 0.384, SLG: 0.498	0-1 G6-3 1-2			2-3 K		1-1 F8		3-1 F9		4	0	0	0	0	1	2	4 0 0 0 0 1 2				
Ray Lankford, L (1,7) OBP: 0.370, SLG: 0.520				0-0 K				2-3 K		4	0	1	0	0	3	0	4 0 1 0 0 3 0				
Mike Matheny, R (1,2) Gene Stechschulte, R (8,1) Mark McGwire, R (9,PH)				1-1 F9		3-2 F3		2-2 2B		3	0	1	0	0	0	1	3 0 1 0 0 0 1 0 0 0 0 0 0 0 1 0 0 0 0 0 1 0				
Piacleo Polanco, R (1,6) 13 Luis Saturra, R (9,PH)				2-1 G6-3		4-2 15 1B HR WP BB		0-0 L6		2	1	0	0	1	0	1	2 1 0 0 1 0 1 0 0 0 0 1 0 0				
Pat Hentgen, R (1,1) Mike James, R (6,1) Alan Benes, R (7,1) Eli Marrero, R (8,2)				1-1 G3		0-1 P3		1-3 K		2	3	0	0	0	0	1	3 0 0 0 0 1 2 0 0 0 0 0 0 0 0 0 0 0 0 0 0 1 0 0 0 0 0 1				
Inning Stats	R: 1 E: 0 K: 0 S: 10	H: 3 LOB: 1 BB: 0 P: 17	R: 0 E: 0 K: 1 S: 7	H: 0 LOB: 0 BB: 0 P: 11	R: 0 E: 0 K: 0 S: 6	H: 1 LOB: 1 BB: 0 P: 10	R: 0 E: 0 K: 1 S: 10	H: 1 LOB: 0 BB: 2 P: 15	R: 4 E: 0 K: 2 S: 18	H: 2 LOB: 0 BB: 2 P: 33	R: 0 E: 0 K: 2 S: 11	H: 1 LOB: 0 BB: 0 P: 16	R: 0 E: 0 K: 1 S: 5	H: 0 LOB: 0 BB: 0 P: 6	R: 0 E: 0 K: 1 S: 7	H: 0 LOB: 0 BB: 0 P: 14	R: 0 E: 0 K: 1 S: 11	H: 0 LOB: 1 BB: 1 P: 19	1B: 5 2B: 2 3B: 0 HR: 1	SF: 0 SAC: 0 DP: 1 HBP: 0	WP: 1 PA: 37 PB: 0 SB: 0 CS: 0
PITCHER	IP WLS BF H R ER SO BB IBB HBP BLK WP HR S P ERA WHIP	IP WLS BF H R ER SO BB IBB HBP BLK WP HR S P ERA WHIP																			
Todd Van Poppel, R (1,1) ERA: 3.75	6.0 W 27 8 5 5 4 2 0 0 0 1 1 62 102 7.50 1.667																				
Felix Heredia, L (7,1) ERA: 4.85	3.0 S 10 0 0 0 3 1 0 0 0 0 0 23 39 0.00 0.333																				

St. Louis Cardinals @ Chicago Cubs
Wrigley Field, Chicago, IL
Sun Sep 24 2000, 1:20 PM CDT
Att: 36,887 - Overcast - 57 F

AB 34
R 5
H 8
RBI 5
BB 3
SO 7
LOB 13



Batter	1	2	3	4	5	6	7	8	9	AB	R	H	RBI	BB	SO	LOB	BOTTOM		
Chad Meyers, R (1,4) OBP: 0.232, SLG: 0.216	0-2 F8		2-1 F8		1-2 FC4-6 HBP		0-0 BB SH2-4 1B		1-2 L7	4	1	1	1	0	0	0	4 1 1 1 0 0 0		
Corey Patterson, L (1,8) OBP: 0.200, SLG: 0.391	2-1 G3			1-3 K		1-0 FC4-6 1B		0-0 SH2-4		0-1 IHR	4	1	1	1	0	1	4 1 1 1 0 1 1		
Mark Grace, L (1,3) OBP: 0.394, SLG: 0.434	1-2 F8			4-2 1B BB		0-0 F7		4-0 1B FC5-4 IBB		3-2 2B	3	2	1	0	2	0	3 2 1 0 2 0 1		
Roosevelt Brown, L (1,7) Gary Matthews, S (7,7) OBP: 0.291, SLG: 0.291				0-0 1B SF7 1B		1-0 E4		4-2 1B E BB		3-2 P6	3	2	3	1	1	0	3 2 3 1 1 0 0 1 0 0 0 0 0 1		
Shane Andrews, R (1,5) OBP: 0.323, SLG: 0.466				2-0 L8		1-2 WP 1B		0-0 F8		1-1 FC5-4 1B	5	0	2	2	0	1	5 0 2 2 0 1 3		
Jose Nieves, R (1,6) Felix Heredia, L (7,1)				3-3 K		1-0 WP 1B		1-2 2-3 3H BB		1-2 G4-3	3	1	1	1	1	1	3 1 1 1 1 1 2 1 0 0 0 0 0 0		
Damon Buford, R (1,9) OBP: 0.323, SLG: 0.395				3-1 F8		1-2 SF7		1-2 2-3 3H BB		2-1 G5-3	3	1	1	1	1	0	3 1 1 1 1 0 1		
Jeff Reed, L (1,2) OBP: 0.339, SLG: 0.316				2-2 G3-1		1-2 IBB		3-2 F7			3	1	1	1	1	0	3 1 1 1 1 0 2		
Todd Van Poppel, R (1,1) Willie Greene, L (6,PH) Augie Ojeda, S (7,6) OBP: 0.303, SLG: 0.368				2-2 P4-3		1-2 P1-6-3		3-2 SH2-4 BB 1B		1-3 K	2	0	0	0	0	3	2 0 0 0 0 0 3 1 1 1 1 0 0 0 1 0 0 0 0 1 0		
Inning Stats	R: 0 E: 0 K: 0 S: 8	H: 0 LOB: 0 BB: 0 P: 11	R: 0 E: 0 K: 1 S: 12	H: 1 LOB: 1 BB: 0 P: 21	R: 0 E: 0 K: 0 S: 13	H: 0 LOB: 0 BB: 0 P: 19	R: 2 E: 0 K: 1 S: 19	H: 3 LOB: 3 BB: 2 P: 32	R: 0 E: 1 K: 0 S: 6	H: 1 LOB: 2 BB: 0 P: 9	R: 7 E: 1 K: 0 S: 19	H: 5 LOB: 2 BB: 4 P: 42	R: 1 E: 0 K: 1 S: 19	H: 2 LOB: 1 BB: 0 P: 27	R: 0 E: 0 K: 1 S: 8	H: 0 LOB: 0 BB: 0 P: 12	1B: 9 2B: 2 3B: 0 HR: 1	SF: 1 SAC: 1 DP: 0 HBP: 1	WP: 1 PA: 43 PB: 0 SB: 0 CS: 0
PITCHER	IP WLS BF H R ER SO BB IBB HBP BLK WP HR S P ERA WHIP	IP WLS BF H R ER SO BB IBB HBP BLK WP HR S P ERA WHIP																	
Pat Hentgen, R (1,1) ERA: 4.59	5.0 L 27 6 6 6 2 2 1 0 0 0 0 11 26 18.00 4.000																		
Mike James, R (6,1) ERA: 3.45	1.0 B 8 2 3 2 0 2 1 0 0 0 0 11 26 18.00 4.000																		
Alan Benes, R (7,1) ERA: 5.93	1.0 5 2 1 1 1 1 0 0 0 0 0 0 19 27 9.00 2.000																		
Gene Stechschulte, R (8,1) ERA: 5.7	1.0 3 0 0 0 0 1 0 0 0 0 0 0 8 12 0.00 0.000																		

St. Louis Cardinals @ Chicago Cubs
Wrigley Field, Chicago, IL
Sun Sep 24 2000, 1:20 PM CDT
Att: 36,887 - Overcast - 57 F

AB 34
R 10
H 12
RBI 9
BB 6
SO 4
LOB 14



Batter	1	2	3	4	5	6	7	8	9	AB	R	H	RBI	BB	SO	LOB	TOP					
Fernando Vina, L OBP: 0.386, SLG: 0.398 (1, 4)										5	0	2	0	0	0	3						
J.D. Drew, L OBP: 0.405, SLG: 0.489 (1, 9)										3	1	1	0	1	0	1						
15 Jim Edmonds, L OBP: 0.414, SLG: 0.593 (1, 8)										4	1	1	2	1	2	3						
Will Clark, L OBP: 0.413, SLG: 0.531 (1, 3)										4	1	1	0	0	2	2						
Fernando Tatis, R OBP: 0.384, SLG: 0.500 (1, 5)										5	1	2	0	0	1	3						
Ray Lankford, L OBP: 0.371, SLG: 0.517 (1, 7)										2	2	0	0	1	1	1						
Edgar Renteria, R OBP: 0.344, SLG: 0.428 (1, 6)										4	1	2	3	0	0	1						
Carlos Hernandez, R OBP: 0.326, SLG: 0.348 (1, 2)										4	0	2	2	0	1	1						
Andy Benes, R OBP: 0.154, SLG: 0.146 (7, PH)										2	0	0	0	0	0	2						
Larry Sutton, L OBP: 0.200, SLG: 0.435 (7, 1)										1	0	0	0	0	0	0						
Mike Timlin, R ERA: 4.63 (7, 1)										0	0	0	0	0	0	0						
Mark McGwire, R OBP: 0.327, SLG: 0.753 (8, PH)										0	0	0	0	0	0	0						
Britt Reames, R OBP: 0.167, SLG: 0.167 (8, 1)										0	0	0	0	0	0	0						
Mike James, R OBP: 0.167, SLG: 0.167 (8, 1)										0	0	0	0	0	0	0						
Gene Stechschulte, R ERA: 5.47 (9, 1)										0	0	0	0	0	0	0						
Inning Stats	R: 0 E: 0 K: 1 S: 10	H: 2 LOB: 1 BB: 0 P: 17	R: 2 E: 0 K: 0 S: 18	H: 2 LOB: 1 BB: 1 P: 32	R: 2 E: 0 K: 0 S: 12	H: 2 LOB: 0 BB: 1 P: 24	R: 0 E: 0 K: 0 S: 5	H: 1 LOB: 0 BB: 0 P: 8	R: 0 E: 0 K: 1 S: 8	H: 1 LOB: 1 BB: 0 P: 14	R: 0 E: 0 K: 2 S: 9	H: 0 LOB: 0 BB: 0 P: 15	R: 0 E: 0 K: 0 S: 7	H: 1 LOB: 0 BB: 0 P: 11	R: 3 E: 0 K: 2 S: 13	H: 2 LOB: 2 BB: 0 P: 24	R: 0 E: 0 K: 1 S: 11	H: 0 LOB: 1 BB: 1 P: 22	1B: 5 2B: 6 3B: 0 HR: 1	SF: 0 SAC: 0 DP: 3 HBP: 4	WP: 0 PB: 0 SB: 0 CS: 2	PA: 42
PITCHER	IP WLS BF H R ER SO BB IBB HBP BLK WP HR S P ERA WHIP																					
Adam Eaton, R ERA: 4.33 (1, 1)	5.0 L 23 8 4 4 2 2 2 0 1 0 0 0 1 53 95 7.20 2.000																					
Will Cummins, R ERA: 4.5 (6, 1)	2.0 6 1 0 0 2 0 0 0 0 0 0 0 0 16 26 0.00 0.500																					
Dave Maurer, L ERA: 4.63 (8, 1)	0.2 4 0 2 2 2 0 0 0 2 0 0 0 0 7 14 27.00 0.000																					
Heathcliff Slocumb, R ERA: 4.98 (8, 1)	0.1 4 2 1 1 0 0 0 0 1 0 0 0 0 6 10 27.00 6.000																					
Buddy Carlyle, R ERA: 31.5 (9, 1)	1.0 4 0 0 0 1 1 0 0 0 0 0 0 0 11 22 0.00 1.000																					

St. Louis Cardinals @ San Diego Padres
Qualcomm Stadium, San Diego, CA
Tue Sep 26 2000, 10:05 PM EDT
Att: 29,722 - Sunny - 72 F

AB 34
R 7
H 11
RBI 7
BB 3
SO 7
LOB 17

Batter	1	2	3	4	5	6	7	8	9	AB	R	H	RBI	BB	SO	LOB	BOTTOM					
Damian Jackson, R OBP: 0.350, SLG: 0.382 (1, 4)										3	0	0	0	1	0	2						
Desi Relaford, S OBP: 0.382, SLG: 0.312 (1, 6)										4	0	1	1	0	1	3						
Ryan Klesko, L OBP: 0.393, SLG: 0.514 (1, 3)										4	0	0	0	0	0	1						
Phil Nevin, R OBP: 0.376, SLG: 0.553 (1, 5)										4	0	1	0	0	1	1						
John Mabry, L OBP: 0.299, SLG: 0.421 (1, 9)										4	0	0	0	0	1	1						
Mike Dam, L OBP: 0.347, SLG: 0.395 (6, 7)										3	0	1	0	0	1	0						
Eric Owens, R OBP: 0.387, SLG: 0.374 (1, 7)										2	0	0	0	0	0	1						
Will Cummins, R ERA: 4.5 (8, 1)										0	0	0	0	0	0	0						
Joe Vitek, R OBP: 0.367, SLG: 0.440 (7, PH)										0	0	0	0	0	0	0						
Dave Miley, R OBP: 0.367, SLG: 0.440 (8, 1)										0	0	0	0	0	0	0						
Heathcliff Slocumb, R ERA: 4.98 (8, 1)										0	0	0	0	0	0	0						
Buddy Carlyle, L ERA: 31.5 (9, 1)										0	0	0	0	0	0	0						
Ben Davis, S OBP: 0.308, SLG: 0.356 (1, 2)										3	0	1	0	0	0	1						
Adam Eaton, R OBP: 0.419, SLG: 0.361 (1, 1)										1	0	0	0	0	0	1						
Ruben Rivera, R OBP: 0.295, SLG: 0.394 (6, 8)										2	1	2	0	0	0	0						
Inning Stats	R: 0 E: 0 K: 1 S: 10	H: 0 LOB: 0 BB: 0 P: 16	R: 0 E: 0 K: 0 S: 8	H: 0 LOB: 0 BB: 0 P: 12	R: 0 E: 0 K: 0 S: 13	H: 1 LOB: 2 BB: 1 P: 23	R: 0 E: 0 K: 0 S: 6	H: 1 LOB: 0 BB: 0 P: 8	R: 0 E: 0 K: 0 S: 7	H: 1 LOB: 0 BB: 0 P: 11	R: 1 E: 0 K: 0 S: 6	H: 2 LOB: 1 BB: 0 P: 9	R: 0 E: 0 K: 1 S: 8	H: 0 LOB: 1 BB: 1 P: 17	R: 0 E: 0 K: 0 S: 4	H: 1 LOB: 0 BB: 0 P: 9	R: 0 E: 0 K: 2 S: 8	H: 0 LOB: 0 BB: 0 P: 11	1B: 5 2B: 1 3B: 0 HR: 0	SF: 0 SAC: 0 DP: 3 HBP: 0	WP: 0 PB: 0 SB: 0 CS: 0	PA: 32
PITCHER	IP WLS BF H R ER SO BB IBB HBP BLK WP HR S P ERA WHIP																					
Andy Benes, R ERA: 4.85 (1, 1)	6.0 W 22 5 1 1 1 1 1 0 0 0 0 0 0 50 79 1.50 1.000																					
Mike Timlin, R ERA: 4.31 (7, 1)	1.0 H 4 0 0 0 1 1 0 0 0 0 0 0 0 8 17 0.00 1.000																					
Mike James, R ERA: 3.38 (8, 1)	1.0 3 1 0 0 0 0 0 0 0 0 0 0 0 4 9 0.00 1.000																					
Gene Stechschulte, R ERA: 5.47 (9, 1)	1.0 3 0 0 0 2 0 0 0 0 0 0 0 0 8 11 0.00 0.000																					

St. Louis Cardinals @ San Diego Padres
Qualcomm Stadium, San Diego, CA
Tue Sep 26 2000, 10:05 PM EDT
Att: 29,722 - Sunny - 72 F

AB 30
R 1
H 6
RBI 1
BB 2
SO 4
LOB 11

Batter	1	2	3	4	5	6	7	8	9	AB	R	H	RBI	BB	SO	LOB	TOP										
Fernando Vina, L OBP: 0.385, SLG: 0.397 (1, 4)	G1-3		F7		E4 1B WP		1B			4	1	1	0	0	0	1											
Eric Davis, R OBP: 0.395, SLG: 0.437 J.D. Drew, L OBP: 0.405, SLG: 0.489 (1, 9) (8, FR) (8, 9)	G6-3		L4		1B 1-H 2-H		1B	15 BB		3	0	1	2	1	0	0											
15 Jim Edmonds, L OBP: 0.415, SLG: 0.591 (1, 8)	1B			2B BB				SAFE 1-2		3	1	1	0	1	2	2											
Will Clark, L OBP: 0.414, SLG: 0.534 Craig Paquette, R OBP: 0.295, SLG: 0.432 (1, 3) (6, PH) (6, 3)	F8			2B 1-H						2	0	1	1	0	0	1											
Fernando Tatis, R OBP: 0.383, SLG: 0.497 (1, 5)		CS 1B		G5-3					F9	4	0	1	0	0	1	1											
Ray Lankford, L OBP: 0.388, SLG: 0.512 (1, 7)		1-2 K		F9					K	4	0	0	0	0	3	2											
Edgar Renteria, R OBP: 0.344, SLG: 0.427 Placido Polanco, R OBP: 0.350, SLG: 0.428 (1, 6) (8, 6)	G3								G5-3	3	0	1	0	0	1	0											
Mike Matheny, R OBP: 0.318, SLG: 0.363 (1, 2)			F9							3	0	0	0	0	2	1											
Rick Ankiel, L OBP: 0.290, SLG: 0.382 Mark McCovey, R OBP: 0.483, SLG: 0.750 Matt Morris, L OBP: 0.335, SLG: 0.333 Jason Christiansen, R OBP: 0.335, SLG: 0.333 Mike Timlin, R OBP: 0.318, SLG: 0.363 (1, 1) (7, PH) (7, 1) (8, 1) (8, 1)					WP E 1B				F8	2	1	1	0	0	1	0											
Inning Stats	R: 0 E: 0 K: 0 S: 9	H: 1 LOB: 1 BB: 0 P: 12	R: 0 E: 0 K: 1 S: 7	H: 1 LOB: 0 BB: 0 P: 12	R: 0 E: 0 K: 1 S: 10	H: 0 LOB: 0 BB: 0 P: 13	R: 1 E: 0 K: 0 S: 12	H: 1 LOB: 1 BB: 1 P: 19	R: 2 E: 1 K: 3 S: 16	H: 2 LOB: 1 BB: 0 P: 20	R: 0 E: 0 K: 3 S: 9	H: 0 LOB: 0 BB: 0 P: 11	R: 0 E: 0 K: 1 S: 11	H: 2 LOB: 2 BB: 0 P: 17	R: 0 E: 0 K: 2 S: 6	H: 0 LOB: 1 BB: 1 P: 14	R: 0 E: 0 K: 1 S: 7	H: 0 LOB: 0 BB: 0 P: 8	1B: 6 2B: 1 3B: 0 HR: 0	SF: 0 SAC: 0 DP: 0 HBP: 0	WP: 1 PB: 0 SB: 1 CS: 1	PA: 34					
PITCHER	IP	WLS	BF	H	R	ER	SO	BB	IBB	HBP	BLK	WP	HR	S	P	ERA	WHIP										
Brian Tolberg, R ERA: 3.58 (1, 1)	5.0	L	21	5	3	1	5	1	0	0	0	1	0	54	76	1.80	1.200										
Dave Maurer, L ERA: 3.95 (6, 1)	2.0		7	2	0	0	4	0	0	0	0	0	0	20	28	0.00	1.000										
Tom Davey, R ERA: (8, 1)	2.0		6	0	0	0	3	1	0	0	0	0	0	13	22	0.00	0.500										

St. Louis Cardinals @ San Diego Padres
Qualcomm Stadium, San Diego, CA
Wed Sep 27 2000, 10:05 PM EDT
Att: 28,500 - Cloudy - 72 F

AB 32
R 3
H 7
RBI 3
BB 2
SO 12
LOB 10



Batter	1	2	3	4	5	6	7	8	9	AB	R	H	RBI	BB	SO	LOB	BOTTOM										
Damian Jackson, R OBP: 0.347, SLG: 0.379 (1, 4)	K		F7		FC6-4 1B 1-2 2-3		K			4	0	0	0	0	2	4											
Desi Relaford, S OBP: 0.359, SLG: 0.309 (1, 6)	F9		F9				F8			4	0	0	0	0	1	2											
Ed Sprague, R OBP: 0.315, SLG: 0.442 (1, 3)	2B			G6-4-3 BB		1B				3	0	2	0	1	1	0											
Phil Nevin, R OBP: 0.374, SLG: 0.549 (1, 5)	K		F9							4	0	0	0	0	3	3											
Ruben Rivera, R OBP: 0.294, SLG: 0.391 (1, 8)		K		G6-4-3 1-2		BB		P4		3	0	0	0	1	1	1											
Mike Dam, L OBP: 0.350, SLG: 0.397 (1, 9)	1B				FC6-4 1B		K		G4-3	4	0	2	0	0	1	2											
Eric Owens, R OBP: 0.348, SLG: 0.375 (1, 7)	F7				FC6-4 1B		G5-3		1B	4	0	2	0	0	0	1											
Ben Davis, S OBP: 0.307, SLG: 0.352 (1, 2)	G4-3				P4		BB 1B		F8	4	0	1	0	0	0	4											
Brian Tolberg, R OBP: 0.294, SLG: 0.394 Joe Mauer, R OBP: 0.361, SLG: 0.431 Dave Maurer, R OBP: 0.335, SLG: 0.421 John Mabry, L OBP: 0.335, SLG: 0.421 Tom Davey, R OBP: 0.318, SLG: 0.363 Dave Magadan, L OBP: 0.290, SLG: 0.371 (1, 1) (5, PH) (8, 1) (7, PH) (8, 1) (8, PH)										1	0	0	0	0	1	0											
Inning Stats	R: 0 E: 0 K: 2 S: 11	H: 1 LOB: 1 BB: 0 P: 14	R: 0 E: 0 K: 1 S: 8	H: 1 LOB: 0 BB: 0 P: 14	R: 0 E: 0 K: 1 S: 10	H: 0 LOB: 0 BB: 0 P: 17	R: 0 E: 0 K: 0 S: 6	H: 0 LOB: 1 BB: 1 P: 13	R: 0 E: 0 K: 3 S: 14	H: 1 LOB: 2 BB: 1 P: 23	R: 0 E: 0 K: 1 S: 12	H: 1 LOB: 2 BB: 1 P: 19	R: 0 E: 0 K: 2 S: 10	H: 0 LOB: 0 BB: 0 P: 13	R: 0 E: 0 K: 1 S: 11	H: 1 LOB: 1 BB: 0 P: 15	1B: 6 2B: 1 3B: 0 HR: 0	SF: 0 SAC: 0 DP: 1 HBP: 0	WP: 0 PB: 0 SB: 0 CS: 0	PA: 36							
PITCHER	IP	WLS	BF	H	R	ER	SO	BB	IBB	HBP	BLK	WP	HR	S	P	ERA	WHIP										
Rick Ankiel, L ERA: 3.5 (1, 1)	6.0	W	24	5	0	0	8	2	0	0	0	0	0	60	96	0.00	1.167										
Matt Morris, R ERA: 3.57 (7, 1)	0.2		4	1	0	0	1	1	0	0	0	0	0	11	18	0.00	3.000										
Jason Christiansen, L ERA: 5.08 (7, 1)	0.1	H	1	0	0	0	0	0	0	0	0	0	0	1	1	0.00	0.000										
Mike Timlin, R ERA: 4.24 (8, 1)	1.0	H	3	0	0	0	2	0	0	0	0	0	0	10	13	0.00	0.000										
Dave Veres, R ERA: 2.93 (9, 1)	1.0	S	4	1	0	0	1	0	0	0	0	0	0	11	15	0.00	1.000										

St. Louis Cardinals @ San Diego Padres
Qualcomm Stadium, San Diego, CA
Wed Sep 27 2000, 10:05 PM EDT
Att: 28,500 - Cloudy - 72 F

AB 33
R 0
H 7
RBI 0
BB 3
SO 12
LOB 20



Batter	1	2	3	4	5	6	7	8	9	AB	R	H	RBI	BB	SO	LOB	TOP			
Michael Tucker, L OBP: 0.382, SLG: 0.509 (1, 8)	1-2 HR	3-1 L3		0-0 1B		2-2 F8			4-2 FC4-6 1B BB	4	2	2	1	1	0	2	Cincinnati Reds @ St. Louis Cardinals Busch Stadium, St. Louis, MO Fri Sep 29 2000, 7:10 PM CDT Att: 46,152 - Cloudy - 76 F			
Chris Sexton, R OBP: 0.299, SLG: 0.239 (1, 4)	0-3 K		1-1 G6-3	0-1 P3			4-0 G6-4-3 BB		4-1 FC4-6 BB	3	0	0	1	2	1	2				
Dmitri Young, S OBP: 0.345, SLG: 0.490 Brian Hunter, R OBP: 0.337, SLG: 0.308 (1, 7) (8, 8)	1-0 HR		1-2 F9		0-1 G6-3		0-0 G6-4-3 BB		1-2 SF9	4	1	1	0	0	0	1				
Sean Casey, L OBP: 0.385, SLG: 0.519 (1, 3)	1-1 HR		1-0 HR		0-0 G4-6-3 1B		1-0 F8		3-H FC4-6 1B	5	2	3	2	0	0	2				
Alex Ochoa, R OBP: 0.376, SLG: 0.583 (1, 9) (8, 7)	0-2 G6-3		3-2 HR		0-1 G4-6-3			1-1 F8	0-2 1B	5	1	2	3	0	0	1				
Chris Stynes, R OBP: 0.391, SLG: 0.503 (1, 5)	2-1 1B		0-1 G6-3			1-1 G6-4-3 1B		2-1 P4	1-2 G4-3	5	0	2	0	0	0	2				
Juan Castro, R OBP: 0.281, SLG: 0.373 (1, 6)	2-3 K			4-2 CS BB		0-1 G6-4-3		1-2 G6-3		3	0	0	0	1	1	2				
Jason LaRue, R OBP: 0.286, SLG: 0.378 (1, 2)		1-0 F8		3-3 K		0-2 1B			2-2 BB 1B	4	1	2	0	0	1	1				
Ron Villone, L OBP: 0.163, SLG: 0.186 (1, 1)	1-1 G2-3			1-2 1B		2-2 1B			0-2 BB BB	4	1	3	0	0	0	0				
									1-2 SF9 1B											
Inning Stats	R: 3 E: 0 K: 2 S: 21	H: 4 LOB: 1 BB: 0 P: 28	R: 0 E: 0 K: 0 S: 5	H: 0 LOB: 0 BB: 0 P: 10	R: 2 E: 0 K: 0 S: 12	H: 2 LOB: 0 BB: 0 P: 18	R: 0 E: 0 K: 1 S: 13	H: 2 LOB: 2 BB: 1 P: 21	R: 0 E: 0 K: 0 S: 13	H: 3 LOB: 2 BB: 0 P: 18	R: 0 E: 0 K: 0 S: 2	H: 0 LOB: 0 BB: 1 P: 7	R: 0 E: 0 K: 0 S: 7	H: 0 LOB: 0 BB: 0 P: 11	R: 3 E: 0 K: 0 S: 21	H: 3 LOB: 2 BB: 2 P: 33	1B: 11 2B: 2 3B: 0 HR: 3	SF: 1 SAC: 0 DP: 4 HBP: 0	WP: 0 PB: 0 SB: 0 CS: 1	PA: 42
PITCHER	IP WLS BF H R ER SO BB IBB HBP BLK WP HR S P ERA WHIP	IP WLS BF H R ER SO BB IBB HBP BLK WP HR S P ERA WHIP																		
Garrett Stephenson, R ERA: 4.48 (1, 1)	5.0 L 23 9 5 5 3 1 0 0 0 0 3 56 82 9.00 2.000																			
Britt Reames, R ERA: 2.88 (6, 1)	2.0 8 3 0 0 0 0 0 0 0 0 0 0 15 25 0.00 2.000																			
Gene Stechschulte, R ERA: 6.31 (8, 1)	1.0 7 2 3 3 0 0 0 0 0 0 0 0 17 31 27.00 4.000																			
Alan Benes, R ERA: 5.8 (9, 1)	1.0 4 1 0 0 0 0 0 0 0 0 0 0 11 13 0.00 1.000																			

Batter	1	2	3	4	5	6	7	8	9	AB	R	H	RBI	BB	SO	LOB	BOTTOM					
Fernando Vina, L OBP: 0.382, SLG: 0.397 13 Luis Saturria, R (1, 4) (9, 8)	1-3 K		2-1 G5-3			1-2 HBP		0-0 3B		3	0	1	0	0	1	0	Cincinnati Reds @ St. Louis Cardinals Busch Stadium, St. Louis, MO Fri Sep 29 2000, 7:10 PM CDT Att: 46,152 - Cloudy - 76 F					
Shawon Dunston, R OBP: 0.277, SLG: 0.488 (1, 7) (7, 8) (9, 7)	0-3 K			1-3 K		3-1 F8		2-0 F9		4	0	0	0	0	2	2						
15 Jim Edmonds, L OBP: 0.412, SLG: 0.585 Craig Paquette, R OBP: 0.292, SLG: 0.426 (1, 8) (6, PH) (7, 7) (9, 4)	2-3 K			1-3 K		1-2 L9		2-3 K		2	0	0	0	0	2	0						
Eric Davis, R OBP: 0.393, SLG: 0.434 (1, 9)		0-1 G4-3 WP 1B		3-2 G5-3		2-2 G5-3		1-3 K		4	0	1	0	0	1	2						
Fernando Tatis, R OBP: 0.379, SLG: 0.491 (1, 5)		2-3 K			1-3 K		2-3 K		2-3 K	4	0	0	0	0	4	1						
Will Clark, L OBP: 0.412, SLG: 0.536 Eduardo Perez, R OBP: 0.350, SLG: 0.440 (1, 3) (6, 3)		2-1 G4-3			1-3 K		1-3 K		1-3 K	2	0	0	0	0	1	1						
Edgar Renteria, R OBP: 0.347, SLG: 0.427 (1, 6) (9, 1)		2-3 K			4-1 E BB		4-1 BB BB		4-2 BB BB	1	1	0	0	3	1	1						
Eli Marrero, R OBP: 0.302, SLG: 0.422 (1, 2)			1-2 G4-3		0-1 E8		4-1 BB		4-1 BB	2	0	0	0	2	0	0						
Garrett Stephenson, R OBP: 0.311, SLG: 0.651 Mark McGwire, R OBP: 0.483, SLG: 0.748 Britt Reames, R OBP: 0.297, SLG: 0.467 Placido Polanco, R OBP: 0.327, SLG: 0.442 Gene Stechschulte, R OBP: 0.300, SLG: 0.750 Alan Benes, R OBP: 0.286, SLG: 0.378 Carlos Hernandez, R OBP: 0.248, SLG: 0.348 (1, 1) (5, PH) (6, 1) (7, PH) (8, 1) (9, 1) (9, PH)			0-0 G5-3		0-3 K		0-2 L9		3-2 F8	1	0	0	0	0	0	0						
										1	0	0	0	0	0	2						
										1	0	0	0	0	1	1						
										0	0	0	0	0	0	0						
										0	0	0	0	0	0	2						
										0	0	0	0	0	0	0						
										0	0	0	0	0	0	0						
										1	0	0	0	0	0	2						
Inning Stats	R: 0 E: 0 K: 3 S: 10	H: 0 LOB: 0 BB: 0 P: 13	R: 0 E: 0 K: 2 S: 10	H: 1 LOB: 1 BB: 0 P: 16	R: 0 E: 0 K: 0 S: 6	H: 0 LOB: 0 BB: 0 P: 9	R: 0 E: 0 K: 2 S: 9	H: 0 LOB: 0 BB: 0 P: 14	R: 1 E: 1 K: 3 S: 12	H: 0 LOB: 1 BB: 1 P: 18	R: 0 E: 0 K: 0 S: 10	H: 0 LOB: 1 BB: 0 P: 17	R: 0 E: 0 K: 2 S: 11	H: 0 LOB: 2 BB: 2 P: 22	R: 0 E: 0 K: 2 S: 8	H: 1 LOB: 1 BB: 0 P: 13	R: 0 E: 0 K: 2 S: 14	H: 0 LOB: 2 BB: 2 P: 28	1B: 1 2B: 0 3B: 1 HR: 0	SF: 0 SAC: 0 DP: 0 HBP: 1	WP: 1 PB: 0 SB: 0 CS: 0	PA: 36
PITCHER	IP WLS BF H R ER SO BB IBB HBP BLK WP HR S P ERA WHIP	IP WLS BF H R ER SO BB IBB HBP BLK WP HR S P ERA WHIP																				
Ron Villone, L ERA: 5.43 (1, 1)	9.0 W 36 2 1 0 16 5 4 0 1 0 1 0 90 150 0.00 0.778																					

AB	37
R	8
H	15
RBI	8
BB	4
SO	3
LOB	13



Batter	1	2	3	4	5	6	7	8	9	AB	R	H	RBI	BB	SO	LOB	TOP						
Brian Hunter, R OBP: 0.346, SLG: 0.312 (1, 8)										3	2	2	0	2	0	0	Cincinnati Reds @ St. Louis Cardinals Busch Stadium, St. Louis, MO Sat Sep 30 2000, 1:10 PM CDT Att: 47,099 - Sunny - 79 F						
Michael Tucker, L OBP: 0.384, SLG: 0.517 (1, 9)										2	1	1	1	1	1	1							
Dmitri Young, S OBP: 0.346, SLG: 0.491 (6, FH)										1	0	1	1	0	0	0							
Brady Clark, R OBP: 0.300, SLG: 0.400 (6, 7)										1	0	1	2	0	0	0							
Sean Casey, L OBP: 0.385, SLG: 0.517 (1, 3)										4	0	1	2	1	1	3							
D.T. Cromer, L OBP: 0.346, SLG: 0.488 (8, 3)										0	0	0	0	0	0	0							
Alex Ochoa, R OBP: 0.373, SLG: 0.575 (1, 7)										5	0	1	0	0	1	3							
Chris Stynes, R OBP: 0.389, SLG: 0.501 (1, 5)										5	0	1	0	0	2	5							
Mike Bell, R OBP: 0.333, SLG: 0.462 (8, 5)										0	0	0	0	0	0	0							
Juan Castro, R OBP: 0.284, SLG: 0.371 (1, 6)										4	0	1	0	1	0	3							
Chris Sexton, R OBP: 0.295, SLG: 0.237 (1, 4)										5	2	1	0	0	0	2	AB 37 R 8 H 12 RBI 8 BB 5 SO 7 LOB 17						
Jason LaRue, R OBP: 0.301, SLG: 0.415 (1, 2)									4	3	2	2	0	0	0								
Oswaldo Fernandez, R OBP: 0.167, SLG: 0.091 (1, 1)									2	0	0	0	0	1	0								
John Riedling, R (8, 1)									0	0	0	0	0	0	0								
Kimera Barte, R (9, FH)									1	0	0	0	0	1	0								
Mark Wohlers, R (9, 1)									0	0	0	0	0	0	0								
Inning Stats	R: 1 E: 0 K: 2 S: 22	H: 3 LOB: 2 BB: 0 P: 37	R: 0 E: 0 K: 1 S: 10	H: 0 LOB: 0 BB: 0 P: 15	R: 2 E: 0 K: 0 S: 17	H: 3 LOB: 1 BB: 0 P: 22	R: 2 E: 0 K: 0 S: 10	H: 2 LOB: 1 BB: 1 P: 18	R: 0 E: 0 K: 0 S: 8	H: 1 LOB: 1 BB: 0 P: 10	R: 1 E: 1 K: 0 S: 11	H: 2 LOB: 3 BB: 2 P: 25	R: 2 E: 0 K: 1 S: 11	H: 1 LOB: 2 BB: 2 P: 24	R: 0 E: 0 K: 2 S: 9	H: 0 LOB: 0 BB: 0 P: 15		R: 0 E: 0 K: 1 S: 6	H: 0 LOB: 0 BB: 0 P: 10	1B: 9 2B: 1 3B: 1 HR: 1	SF: 0 SAC: 2 DP: 0 HBP: 1	WP: 0 PB: 0 SB: 4 CS: 0	PA: 45
PITCHER	IP WLS BF H R ER SO BB IBB HBP BLK WP HR S P ERA WHIP																						
Pat Hentgen, R ERA: 4.72 (1, 1)	4.0 L 21 8 5 5 3 1 0 0 0 0 0 1 59 92 11.25 2.250																						
Luther Hackman, R (5, 1)	2.2 17 4 3 3 0 3 1 1 0 0 0 0 27 54 10.12 2.625																						
Mike James, R ERA: 3.22 (7, 1)	1.1 4 0 0 0 3 0 0 0 0 0 0 0 12 20 0.00 0.000																						
Alan Benes, R ERA: 5.67 (9, 1)	1.0 3 0 0 0 1 0 0 0 0 0 0 0 6 10 0.00 0.000																						

Batter	1	2	3	4	5	6	7	8	9	AB	R	H	RBI	BB	SO	LOB	BOTTOM					
Fernando Vina, L OBP: 0.380, SLG: 0.393 (1, 4)										4	0	0	0	0	1	2	Cincinnati Reds @ St. Louis Cardinals Busch Stadium, St. Louis, MO Sat Sep 30 2000, 1:10 PM CDT Att: 47,099 - Sunny - 79 F					
Placido Polanco, R OBP: 0.351, SLG: 0.423 (1, 5)										4	0	1	0	0	1	1						
15 Jim Edmonds, L OBP: 0.411, SLG: 0.583 (9, 8)										2	0	0	0	1	1	2						
13 Luis Saturria, R (9, FH)										0	0	0	0	0	0	0						
Thomas Howard, S OBP: 0.257, SLG: 0.394 (9, FH)										1	1	1	0	0	0	0						
Will Clark, L OBP: 0.414, SLG: 0.536 (1, 3)										3	0	2	0	0	0	1						
Larry Sutton, L OBP: 0.406, SLG: 0.440 (9, 3)										1	0	0	0	0	1	1						
Ray Lankford, L OBP: 0.363, SLG: 0.504 (1, 7)										3	0	0	0	0	1	3						
Mike James, R (7, 1)										0	0	0	0	0	0	0						
Alan Benes, R OBP: 0.500, SLG: 0.750 (9, 1)										0	0	0	0	0	0	0						
Mark McGwire, R OBP: 0.484, SLG: 0.749 (9, FH)										1	0	1	1	0	0	0						
Eli Marrero, R OBP: 0.302, SLG: 0.422 (9, PR)										0	1	0	0	0	0	0						
Edgar Renteria, R OBP: 0.347, SLG: 0.426 (1, 6)										1	0	0	0	1	0	1						
Luther Hackman, R (5, 1)										0	0	0	0	0	0	0						
Shawon Dunston, R OBP: 0.279, SLG: 0.488 (7, 7)										2	1	1	0	0	0	0						
J.D. Drew, L OBP: 0.400, SLG: 0.480 (1, 9)										4	0	0	0	0	2	4						
Carlos Hernandez, R OBP: 0.327, SLG: 0.361 (1, 2)										4	1	2	3	0	0	0						
Pat Hentgen, R ERA: 3.62 (1, 1)										1	0	0	0	0	0	1						
Craig Paquette, R OBP: 0.292, SLG: 0.426 (5, 5)										3	0	1	0	0	0	1						
Inning Stats	R: 0 E: 1 K: 1 S: 12	H: 0 LOB: 1 BB: 0 P: 16	R: 0 E: 0 K: 0 S: 6	H: 0 LOB: 1 BB: 1 P: 11	R: 0 E: 0 K: 2 S: 12	H: 2 LOB: 2 BB: 0 P: 16	R: 0 E: 0 K: 2 S: 10	H: 1 LOB: 1 BB: 0 P: 13	R: 0 E: 0 K: 0 S: 6	H: 0 LOB: 0 BB: 0 P: 10	R: 0 E: 0 K: 0 S: 13	H: 1 LOB: 1 BB: 1 P: 20	R: 0 E: 0 K: 0 S: 5	H: 0 LOB: 0 BB: 0 P: 9	R: 0 E: 0 K: 0 S: 4	H: 1 LOB: 0 BB: 0 P: 4	R: 4 E: 0 K: 2 S: 17	H: 4 LOB: 1 BB: 0 P: 23	1B: 8 2B: 0 3B: 0 HR: 1	SF: 0 SAC: 0 DP: 2 HBP: 0	WP: 0 PB: 0 SB: 0 CS: 1	PA: 36
PITCHER	IP WLS BF H R ER SO BB IBB HBP BLK WP HR S P ERA WHIP																					
Oswaldo Fernandez, R ERA: 3.62 (1, 1)	7.0 W 26 4 0 0 5 2 0 0 0 0 0 0 4 4 0.00 0.857																					
John Riedling, R ERA: 2.35 (8, 1)	1.0 3 1 0 0 0 0 0 0 0 0 0 0 4 4 0.00 1.000																					
Mark Wohlers, R ERA: 4.5 (9, 1)	1.0 7 4 4 4 2 0 0 0 0 0 0 1 17 23 36.00 4.000																					

Batter	1	2	3	4	5	6	7	8	9	AB	R	H	RBI	BB	SO	LOB	TOP				
Brian Hunter, R OBP: 0.342, SLG: 0.308 Kimera Barteo, R (7, PH) (7, 8)	F9		F3		G6-3		F3			3	0	0	0	0	0	0					
Michael Tucker, L OBP: 0.381, SLG: 0.511 Brady Clark, R OBP: 0.273, SLG: 0.364	K		F7		P6			G1-3		3	0	0	0	0	1	0					
D.T. Cromer, L OBP: 0.360, SLG: 0.553	HR		K		G3			G6-4-3 1B		4	1	2	1	0	1	0					
Alex Ochoa, R OBP: 0.378, SLG: 0.586	2B			G4-3 1B	2B	G3 CS 1B		G6-4-3 1-2		4	1	3	0	0	0	1					
Chris Stryes, R OBP: 0.386, SLG: 0.497 Mike Bell, R OBP: 0.323, SLG: 0.444	F3		G4-3		P4			K		3	0	0	0	0	0	3					
Juan Castro, R OBP: 0.283, SLG: 0.366		G5-4-3 BB		F3		G5-3		F8		3	0	0	0	1	0	1					
Chris Sexton, R OBP: 0.310, SLG: 0.250	G5-4-3 1-2					FC6-4 BB		DI 1B		3	0	2	1	1	0	1					
Jason LaRue, R OBP: 0.299, SLG: 0.418			F7		FC6-4 BB			P4		4	0	1	0	0	0	3					
Steve Parris, R OBP: 0.195, SLG: 0.164 Brooks Kieschnick, L (7, PH) Scott Sullivan, R OBP: 0.286, SLG: 0.286 Dennys Reyes, R (8, 1)	F2				K					2	0	0	0	0	1	1					
Inning Stats	R: 1 E: 0 K: 1 S: 11	H: 2 LOB: 1 BB: 0 P: 16	R: 0 E: 0 K: 0 S: 10	H: 1 LOB: 1 BB: 1 P: 18	R: 0 E: 0 K: 1 S: 6	H: 0 LOB: 0 BB: 0 P: 9	R: 1 E: 0 K: 0 S: 11	H: 2 LOB: 1 BB: 0 P: 18	R: 0 E: 0 K: 1 S: 10	H: 0 LOB: 0 BB: 0 P: 17	R: 0 E: 0 K: 0 S: 14	H: 1 LOB: 0 BB: 0 P: 22	R: 0 E: 0 K: 0 S: 16	H: 0 LOB: 2 BB: 2 P: 29	R: 0 E: 0 K: 1 S: 10	H: 1 LOB: 1 BB: 0 P: 14	1B: 4 2B: 3 3B: 0 HR: 1	SF: 0 SAC: 0 DP: 2 HBP: 0	WP: 0 PB: 0 SB: 0 CS: 1	PA: 35	
PITCHER	IP	WLS	BF	H	R	ER	SO	BB	IBB	HBP	BLK	WP	HR	S	P	ERA	WHIP				
Andy Benes, R ERA: 4.88	6.0	W	23	6	2	2	3	1	0	0	0	0	1	62	100	3.00	1.167				
Mike Timlin, R ERA: 4.19	1.0		5	0	0	0	0	2	0	0	0	0	0	16	29	0.00	2.000				
Mike James, R ERA: 3.16	1.0		3	1	0	0	0	0	0	0	0	0	0	4	7	0.00	1.000				
Dave Veres, R ERA: 2.85	1.0		4	1	0	0	1	0	0	0	0	0	0	10	14	0.00	1.000				

Cincinnati Reds @ St. Louis Cardinals
 Busch Stadium, St. Louis, MO
 Sun Oct 01 2000, 1:10 PM CDT
 Att: 47,533 - Sunny - 83 F

AB 32
 R 2
 H 8
 RBI 2
 BB 3
 SO 4
 LOB 12



Batter	1	2	3	4	5	6	7	8	9	AB	R	H	RBI	BB	SO	LOB	BOTTOM				
Fernando Vina, L OBP: 0.380, SLG: 0.398 Shawon Dunston, R OBP: 0.278, SLG: 0.486 Dave Veres, R (9, 1)	F7	F8			SH 1B	WP HR 2B		K		4	2	2	0	0	0	0					
J.D. Drew, L OBP: 0.401, SLG: 0.479	HR 1B		G3		SH 1B	HR HBP 2B		K		3	2	1	0	0	1	0					
Eric Davis, R OBP: 0.389, SLG: 0.429 Craig Paquette, R OBP: 0.294, SLG: 0.435	K		F3		K	HR				3	0	0	0	0	2	3					
Will Clark, L OBP: 0.418, SLG: 0.546	HR		FC5 1B BB		BB	HR				2	1	2	3	2	0	0					
Ray Lankford, L OBP: 0.367, SLG: 0.508	2B		FC5 1B		BB			G1-3		3	0	2	0	1	0	1					
Edgar Renteria, R OBP: 0.346, SLG: 0.423	BB		FC5		F7			F9		3	0	0	0	1	0	5					
Carlos Hernandez, R OBP: 0.322, SLG: 0.355	F3			F7	F3			G5-3		4	0	0	0	0	0	5					
Piacleo Polanco, R OBP: 0.347, SLG: 0.418		G6-3		L7		K		F8		4	0	0	0	0	1	0					
Andy Benes, R OBP: 0.148, SLG: 0.140 Thomas Howard, S OBP: 0.226, SLG: 0.391 Mike Timlin, R (7, 1) Mike James, R (8, 1) Mark McGwire, R OBP: 0.443, SLG: 0.748 15 Jim Edmonds, L OBP: 0.411, SLG: 0.585	G6-3			F9		G3-1		F9		2	0	0	0	0	0	0					
Inning Stats	R: 2 E: 0 K: 1 S: 16	H: 3 LOB: 2 BB: 1 P: 28	R: 0 E: 0 K: 0 S: 10	H: 0 LOB: 0 BB: 0 P: 18	R: 0 E: 0 K: 0 S: 8	H: 1 LOB: 2 BB: 1 P: 16	R: 0 E: 0 K: 0 S: 10	H: 0 LOB: 0 BB: 0 P: 14	R: 1 E: 1 K: 1 S: 20	H: 2 LOB: 3 BB: 1 P: 32	R: 3 E: 0 K: 1 S: 15	H: 2 LOB: 1 BB: 1 P: 25	R: 0 E: 0 K: 0 S: 7	H: 0 LOB: 0 BB: 0 P: 11	R: 0 E: 0 K: 2 S: 7	H: 0 LOB: 0 BB: 0 P: 10	1B: 3 2B: 3 3B: 0 HR: 2	SF: 0 SAC: 1 DP: 0 HBP: 1	WP: 1 PB: 0 SB: 0 CS: 0	PA: 38	
PITCHER	IP	WLS	BF	H	R	ER	SO	BB	IBB	HBP	BLK	WP	HR	S	P	ERA	WHIP				
Steve Parris, R ERA: 4.81	6.0	L	32	8	6	6	3	4	0	1	0	0	2	79	133	9.00	2.000				
Scott Sullivan, R ERA: 3.47	1.0		3	0	0	0	0	0	0	0	0	0	0	7	11	0.00	0.000				
Dennys Reyes, L ERA: 4.53	1.0		3	0	0	0	2	0	0	0	0	0	0	7	10	0.00	0.000				

Cincinnati Reds @ St. Louis Cardinals
 Busch Stadium, St. Louis, MO
 Sun Oct 01 2000, 1:10 PM CDT
 Att: 47,533 - Sunny - 83 F

AB 32
 R 6
 H 8
 RBI 6
 BB 4
 SO 5
 LOB 14

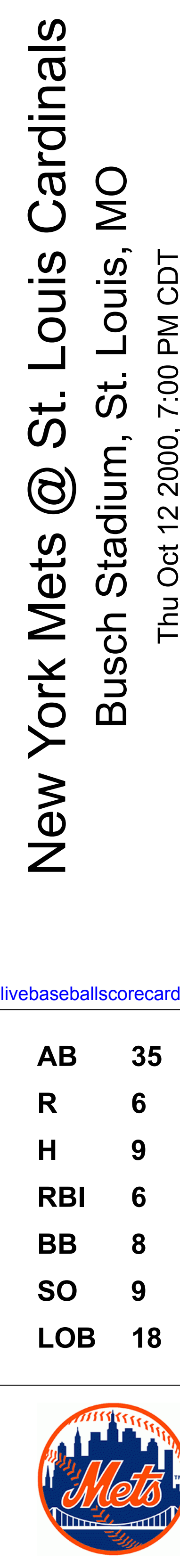


Batter	1	2	3	4	5	6	7	8	9	AB	R	H	RBI	BB	SO	LOB	TOP					
Fernando Vina, L OBP: 0.400, SLG: 0.538 (1, 4)										4	1	2	3	1	1	0	St. Louis Cardinals @ Atlanta Braves Turner Field, Atlanta, GA Sat Oct 07 2000, 1:07 PM EDT Att: 49,898 - Sunny - 63 F					
Edgar Renteria, R OBP: 0.425, SLG: 0.200 (1, 6)										4	2	1	0	1	0	1						
15 Jim Edmonds, L OBP: 0.600, SLG: 1.286 (1, 8)										5	1	2	3	0	2	0						
Will Clark, L OBP: 0.357, SLG: 0.500 (1, 3)										5	0	1	0	0	3	1						
Ray Lankford, L OBP: 0.333, SLG: 0.300 (1, 7)										3	1	1	0	1	2	0						
Carlos Hernandez, R OBP: 0.333, SLG: 0.545 (1, 2)										4	1	1	0	0	0	2						
J.D. Drew, L OBP: 0.375, SLG: 0.167 (1, 9)										2	0	0	0	1	0	2						
Piacleo Polanco, R OBP: 0.364, SLG: 0.300 Craig Paquette, R (7, 5)										3	1	0	1	0	0	2						
Garrett Stephenson, R Britt Reames, R Eric Davis, R Mike James, R Mark McWire, R Matt Morris, R Dave Veres, R										1	0	0	0	0	0	2						
Inning Stats	R: 1 E: 0 K: 1 S: 10	H: 1 LOB: 0 BB: 0 P: 12	R: 0 E: 1 K: 1 S: 12	H: 0 LOB: 2 BB: 1 P: 20	R: 2 E: 0 K: 1 S: 9	H: 2 LOB: 0 BB: 0 P: 16	R: 0 E: 0 K: 0 S: 11	H: 0 LOB: 0 BB: 0 P: 16	R: 1 E: 0 K: 1 S: 13	H: 1 LOB: 1 BB: 2 P: 26	R: 3 E: 0 K: 1 S: 18	H: 2 LOB: 1 BB: 1 P: 25	R: 0 E: 0 K: 1 S: 16	H: 2 LOB: 2 BB: 0 P: 25	R: 0 E: 0 K: 1 S: 6	H: 0 LOB: 0 BB: 0 P: 11		R: 0 E: 0 K: 2 S: 9	H: 0 LOB: 0 BB: 0 P: 11	1B: 5 2B: 1 3B: 0 HR: 2	SF: 0 SAC: 1 DP: 0 HBP: 0	WP: 0 PB: 0 SB: 3 CS: 1
PITCHER	IP WLS BF H R ER SO BB IBB HBP BLK WP HR S P ERA WHIP																					
Kevin Millwood, R ERA: 7.71	4.2 L 21 4 4 4 3 3 0 0 0 1 0 2 51 84 7.71 1.500																					
Terry Mulholland, L ERA: 5.4	0.2 4 1 2 2 1 1 0 0 0 0 0 0 11 17 27.00 3.000																					
Kerry Ligtenberg, R ERA: 5.4	0.1 2 0 0 0 1 0 0 0 0 0 0 0 7 9 0.00 0.000																					
Mike Remlinger, L ERA: 2.7	1.1 7 3 1 1 1 0 0 0 0 0 0 0 20 30 6.75 2.250																					
Andy Ashby, R ERA: 2.45	2.0 6 0 0 0 3 0 0 0 0 0 0 0 15 22 0.00 0.000																					

Batter	1	2	3	4	5	6	7	8	9	AB	R	H	RBI	BB	SO	LOB	BOTTOM			
Rafael Furcal, S OBP: 0.286, SLG: 0.091 (1, 6)										2	1	0	0	2	0	0	St. Louis Cardinals @ Atlanta Braves Turner Field, Atlanta, GA Sat Oct 07 2000, 1:07 PM EDT Att: 49,898 - Sunny - 63 F			
Andruw Jones, R OBP: 0.385, SLG: 0.444 (1, 8)										4	0	0	0	0	3					
10 Chipper Jones, S OBP: 0.385, SLG: 0.417 (1, 5)										4	0	1	0	0	2	1				
Andres Galarraga, R OBP: 0.385, SLG: 0.300 (1, 3)										4	0	1	1	0	0	1				
Javy Lopez, R OBP: 0.091, SLG: 0.091 Paul Bako, L (7, 2)										3	0	1	0	0	0	1				
Brian Jordan, R OBP: 0.417, SLG: 0.455 (1, 9)										3	0	0	0	0	1	1				
Reggie Sanders, R Terry Mulholland, R Kerry Ligtenberg, R Mike Remlinger, L Wally Joyner, L Andy Ashby, R										1	0	0	0	1	1	0				
Keith Lockhart, L OBP: 0.125, SLG: 0.125 (1, 4)										3	0	0	0	0	0	1				
Kevin Millwood, R Bobby Bonilla, S (5, 7)										1	0	0	0	0	1	1				
Inning Stats	R: 1 E: 0 K: 0 S: 6	H: 1 LOB: 1 BB: 1 P: 15	R: 0 E: 1 K: 1 S: 9	H: 0 LOB: 1 BB: 1 P: 17	R: 0 E: 0 K: 2 S: 8	H: 1 LOB: 0 BB: 0 P: 15	R: 0 E: 0 K: 0 S: 12	H: 0 LOB: 0 BB: 2 P: 24	R: 0 E: 0 K: 1 S: 7	H: 0 LOB: 0 BB: 0 P: 7	R: 0 E: 0 K: 0 S: 5	H: 0 LOB: 0 BB: 0 P: 9	R: 0 E: 0 K: 0 S: 8	H: 0 LOB: 0 BB: 0 P: 11	R: 0 E: 0 K: 2 S: 12	H: 0 LOB: 0 BB: 0 P: 18		1B: 3 2B: 1 3B: 0 HR: 0	SF: 0 SAC: 0 DP: 2 HBP: 0	WP: 0 PB: 0 SB: 1 CS: 1
PITCHER	IP WLS BF H R ER SO BB IBB HBP BLK WP HR S P ERA WHIP																			
Garrett Stephenson, R ERA: 2.45	3.2 15 3 1 1 2 2 0 0 0 0 0 0 27 54 2.46 1.364																			
Britt Reames, R ERA: 2.4	1.1 W 5 0 0 0 1 2 0 0 0 0 0 0 15 28 0.00 1.500																			
Mike James, R ERA: 2.0	2.0 6 0 0 0 1 0 0 0 0 0 0 0 12 16 0.00 0.000																			
Matt Morris, R ERA: 1.0	1.0 3 0 0 0 0 0 0 0 0 0 0 0 8 11 0.00 0.000																			
Dave Veres, R ERA: 1.0	1.0 3 0 0 0 2 0 0 0 0 0 0 0 12 18 0.00 0.000																			

Batter	1	2	3	4	5	6	7	8	9	AB	R	H	RBI	BB	SO	LOB	TOP								
Timo Perez, L (1, 9) OBP: 0.259, SLG: 0.333										5	1	1	0	0	2	1	New York Mets @ St. Louis Cardinals Busch Stadium, St. Louis, MO Thu Oct 12 2000, 7:00 PM CDT Att: 52,250 - Cloudy - 74 F								
Edgardo Alfonzo, R (1, 4) OBP: 0.429, SLG: 0.625										3	2	2	1	2	1	1									
31 Mike Piazza, R (1, 2) OBP: 0.481, SLG: 0.550										2	2	1	1	3	0	1									
Todd Zeile, R (1, 3) OBP: 0.333, SLG: 0.429										3	0	2	2	1	0	0									
John Franco, L (8, 1)										0	0	0	0	0	0	0									
Turk Wendell, L (8, 1)										0	0	0	0	0	0	0									
Armando Benitez, R (9, 1)										0	0	0	0	0	0	0									
Robin Ventura, L (1, 5) OBP: 0.357, SLG: 0.300										4	0	1	0	1	0	4									
Joe McEwing, R (9, PR) OBP: 1.000, SLG: 1.000										0	1	0	0	0	0	0									
Benny Agbayani, R (1, 7) OBP: 0.385, SLG: 0.522										4	0	1	1	0	0	2									
Jay Payton, R (1, 8) OBP: 0.222, SLG: 0.320										4	0	1	1	1	2	3									
20 Kurt Abbott, R (1, 6)										3	0	0	0	0	2	2									
Matt Franco, L (8, PH) (8, 3)										2	0	0	0	0	0	2									
Al Leiter, L (1, 1)										3	0	0	0	0	2	0									
Darryl Hamilton, L (8, PH) OBP: 0.500, SLG: 0.600										1	0	0	0	0	0	0									
Mike Bordick, R (8, 6) OBP: 0.364, SLG: 0.125										1	0	0	0	0	0	2									
Inning Stats	R: 2 E: 0 K: 2 S: 17	H: 1 LOB: 2 BB: 3 P: 37	R: 0 E: 1 K: 2 S: 11	H: 0 LOB: 1 BB: 0 P: 16	R: 1 E: 0 K: 0 S: 10	H: 2 LOB: 2 BB: 1 P: 21	R: 0 E: 0 K: 1 S: 13	H: 1 LOB: 3 BB: 2 P: 26	R: 0 E: 0 K: 2 S: 8	H: 0 LOB: 0 BB: 0 P: 13	R: 0 E: 0 K: 1 S: 11	H: 0 LOB: 1 BB: 1 P: 19	R: 0 E: 0 K: 0 S: 9	H: 1 LOB: 0 BB: 0 P: 11	R: 2 E: 0 K: 0 S: 12	H: 3 LOB: 2 BB: 1 P: 24	R: 1 E: 2 K: 0 S: 13	H: 1 LOB: 2 BB: 0 P: 18	1B: 5 2B: 2 3B: 1 HR: 1	SF: 1 SAC: 1 DP: 0 HBP: 0	WP: 2 PB: 1 SB: 0 CS: 0	PA: 45			
PITCHER	IP	WLS	BF	H	R	ER	SO	BB	IBB	HBP	BLK	WP	HR	S	P	ERA	WHIP								
Rick Ankiel, L (1, 1) ERA: 16.2	0.2		6	1	2	2	1	3	0	0	0	1	0	14	33	27.00	6.000								
Britt Reames, R (1, 1) ERA: 1.17	4.1		20	3	1	1	6	2	1	0	0	0	1	45	80	2.08	1.154								
Matt Morris, R (6, 1) ERA: 3.86	2.2		13	3	2	2	2	1	1	0	0	0	0	29	51	6.75	1.500								
Dave Veres, R (8, 1) ERA:	0.1		1	1	0	0	0	0	0	0	0	0	0	3	3	0.00	3.000								
Mike Timlin, R (9, 1) ERA: 6.75	1.0	L	5	1	1	0	0	0	0	0	0	0	0	13	18	0.00	1.000								

Batter	1	2	3	4	5	6	7	8	9	AB	R	H	RBI	BB	SO	LOB	BOTTOM								
Fernando Vina, L (1, 4) OBP: 0.360, SLG: 0.409										5	1	1	0	0	1	0	New York Mets @ St. Louis Cardinals Busch Stadium, St. Louis, MO Thu Oct 12 2000, 7:00 PM CDT Att: 52,250 - Cloudy - 74 F								
Edgar Renteria, R (1, 6) OBP: 0.417, SLG: 0.350										5	1	3	1	0	0	0									
15 Jim Edmonds, L (1, 8) OBP: 0.480, SLG: 0.870										4	0	0	0	1	2	3									
Fernando Tatis, R (1, 5) OBP: 0.200, SLG: 0.400										3	0	1	1	0	1	2									
Matt Morris, R (6, 1) OBP: 0.333, SLG: 0.438										1	0	0	0	0	0	0									
Carlos Hernandez, R (8, 2)										1	1	0	0	1	1	1									
Willi Clark, L (1, 3) OBP: 0.409, SLG: 0.579										4	1	2	0	0	0	1									
Shawon Dunston, R (1, 9) OBP: 0.400, SLG: 0.600										3	1	1	0	0	0	1									
Ray Lankford, L (1, 7) OBP: 0.375, SLG: 0.429										3	0	1	0	0	2	1									
Placido Polanco, R (8, PH) OBP: 0.357, SLG: 0.308										0	0	0	0	0	0	0									
J.D. Drew, L (8, PH) OBP: 0.333, SLG: 0.300										1	0	1	1	0	0	0									
Eli Marrero, R (1, 2)										3	0	0	1	0	1	2									
Dave Veres, R (8, 1)										0	0	0	0	0	0	0									
Mark McGwire, R (8, PH) OBP: 0.750, SLG: 2.000										0	0	0	0	1	0	0									
Darryl Kile, R (8, PR)										0	0	0	0	0	0	0									
Mike Timlin, R (9, 1)										0	0	0	0	0	0	0									
Rick Ankiel, L (1, 1)										0	0	0	0	0	0	0									
Britt Reames, R (1, 1)										1	0	0	0	0	1	1									
Eric Davis, R (5, PH) OBP: 0.091, SLG: 0.100										1	0	0	0	0	0	0									
Craig Paquette, R (6, 5)										2	0	0	0	2	2	2									
Inning Stats	R: 0 E: 0 K: 2 S: 10	H: 1 LOB: 1 BB: 0 P: 16	R: 1 E: 0 K: 1 S: 14	H: 2 LOB: 0 BB: 0 P: 23	R: 0 E: 0 K: 2 S: 11	H: 1 LOB: 1 BB: 0 P: 18	R: 0 E: 0 K: 2 S: 10	H: 1 LOB: 1 BB: 0 P: 15	R: 2 E: 0 K: 0 S: 12	H: 3 LOB: 1 BB: 0 P: 21	R: 0 E: 0 K: 1 S: 7	H: 0 LOB: 0 BB: 0 P: 11	R: 0 E: 0 K: 1 S: 8	H: 0 LOB: 0 BB: 0 P: 10	R: 2 E: 0 K: 1 S: 15	H: 2 LOB: 2 BB: 2 P: 31	R: 0 E: 0 K: 1 S: 11	H: 0 LOB: 1 BB: 1 P: 20	1B: 5 2B: 5 3B: 0 HR: 0	SF: 0 SAC: 1 DP: 0 HBP: 0	WP: 1 PB: 0 SB: 3 CS: 0	PA: 40			
PITCHER	IP	WLS	BF	H	R	ER	SO	BB	IBB	HBP	BLK	WP	HR	S	P	ERA	WHIP								
Al Leiter, L (1, 1) ERA: 3.0	7.0		29	8	3	3	9	1	0	0	0	1	0	9	17	27.00	3.000								
John Franco, L (8, 1) ERA: 4.91	0.2	H	4	1	2	2	0	1	0	0	0	1	0	9	17	27.00	3.000								
Turk Wendell, R (8, 1) ERA:	0.1	W	3	1	0	0	1	0	1	0	0	0	0	6	14	0.00	3.000								
Armando Benitez, R (9, 1) ERA: 3.6	1.0	S	4	0	0	0	1	1	0	0	0	0	0	11	20	0.00	1.000								



Batter	1	2	3	4	5	6	7	8	9	AB	R	H	RBI	BB	SO	LOB	TOP					
Fernando Vina, L (1,4) OBP: 0.367, SLG: 0.407	1-1 SH 15 2B 1B	1-1 F6		1-0 HBP 1B	1-2 FC4 G6-3		0-1 G6-3			5	1	2	1	0	0	1						
Edgar Renteria, R (1,6) OBP: 0.425, SLG: 0.375	0-0 SH 15 2B		2-1 BB 1B	1-0 HBP 1B	3-2 G6-3		1-1 G6-3			4	2	2	2	0	0	1						
15 Jim Edmonds, L (1,8) OBP: 0.433, SLG: 0.786	1-1 1B 1H 2H 2B		0-0 F7	0-3 K	1-2 F9			0-3 K		5	0	1	2	0	2	4						
Will Clark, L (1,3) OBP: 0.481, SLG: 0.591	0-0 2-3 1B		4-1 1B SF9	2-1 HBP		0-2 G4-3 1B		3-3 K		3	1	2	0	1	1	0						
Ray Lankford, L (1,7) OBP: 0.389, SLG: 0.438	2-3 K		3-2 1B	1-1 F7		2-0 G4-3		1-1 1B		2	0	1	1	0	1	2						
Mark McGwire, R (4,PH) OBP: 0.600, SLG: 1.333										1	0	0	0	0	0	3						
Craig Paquette, R (4,7) OBP: 0.167, SLG: 0.167			1-3 2H 1B			1-2		1-2 1B		2	0	1	0	0	0	1						
Fernando Tatis, R (1,5) OBP: 0.300, SLG: 0.500			0-1 SF9		0-0 1B		4-1 1B	1-2 G5-3		3	1	1	1	1	1	3						
J.D. Drew, L (1,9) OBP: 0.353, SLG: 0.333	1-3 K		3-H P2		0-2 SH5-4 FC4 1B		2-2 1B		2-2 K	5	1	2	0	0	2	3						
Carlos Hernandez, R (1,2) OBP: 0.304, SLG: 0.381		0-0 F9		1-0 F8	0-1 FC4 SH5-4 G6-3 1B		0-1 G6-3		0-1 P5	5	1	1	1	0	0	2						
Andy Benes, R (1,1) OBP: 0.333, SLG: 0.333		0-3 K		1-2 1B	1-0 SH5-4		0-3 K		0-2 F6	3	1	1	0	0	2	0						
Rick Wilkins, L (9,PH)										1	0	0	0	0	0	0						
Mike James, R (9,1)										0	0	0	0	0	0	0						
Dave Veres, R (9,1)										0	0	0	0	0	0	0						
Inning Stats	R: 2 E: 1 K: 3 S: 15	H: 3 LOB: 2 BB: 0 P: 23	R: 0 E: 0 K: 1 S: 6	H: 0 LOB: 0 BB: 0 P: 7	R: 2 E: 0 K: 0 S: 13	H: 2 LOB: 1 BB: 1 P: 23	R: 1 E: 0 K: 1 S: 14	H: 3 LOB: 3 BB: 0 P: 21	R: 3 E: 0 K: 0 S: 17	H: 3 LOB: 1 BB: 0 P: 22	R: 0 E: 0 K: 0 S: 11	H: 2 LOB: 2 BB: 1 P: 19	R: 0 E: 0 K: 1 S: 7	H: 1 LOB: 1 BB: 0 P: 8	R: 0 E: 0 K: 2 S: 15	H: 0 LOB: 0 BB: 0 P: 11	1B: 12 2B: 2 3B: 0 HR: 0	SF: 1 SAC: 2 DP: 0 HBP: 1	WP: 0 PB: 0 SB: 0 CS: 0	PA: 45		
PITCHER	IP WLS BF H R ER SO BB IBB HBP BLK WP HR S P ERA WHIP																					
Rick Reed, R (1,1) ERA: 5.79	3.1 L 20 8 5 4 4 1 0 0 0 0 0 0 0 42 65 10.80 2.700																					
Glendon Rusch, L (4,1) ERA:	0.2 3 0 0 0 1 0 0 1 0 0 0 0 6 9 0.00 0.000																					
Rick White, R (5,1) ERA: 4.76	3.0 15 5 3 3 1 1 0 0 0 0 0 0 35 49 9.00 2.000																					
Dennis Cook, L (8,1) ERA:	1.0 4 1 0 0 2 0 0 0 0 0 0 0 15 20 0.00 1.000																					
Turk Wendell, R (9,1) ERA:	1.0 3 0 0 0 1 0 0 0 0 0 0 0 9 11 0.00 0.000																					
Batter	1	2	3	4	5	6	7	8	9	AB	R	H	RBI	BB	SO	LOB	BOTTOM					
Timo Perez, L (1,9) OBP: 0.258, SLG: 0.323	1-2 1B 31 G5-4-3 1B		2-1 F8		0-0 L7			2-2 G3		4	1	1	0	0	0	0						
Edgardo Alfonzo, R (1,4) OBP: 0.438, SLG: 0.607	0-0 31 G5-4-3 1B		0-2 1B		0-1 P4			0-0 F8		4	0	2	0	0	0	0						
31 Mike Piazza, R (1,2) OBP: 0.452, SLG: 0.500	2-2 G5-4-3		1-2 P4		3-2 G6-3			2-1 1B		4	0	1	0	0	0	2						
Robin Ventura, L (1,5) OBP: 0.344, SLG: 0.261	0-1 L1			4-1 1B G4-3 BB		1-1 L9		1-0 G3		3	1	0	0	1	0	1						
Todd Zeile, R (1,3) OBP: 0.355, SLG: 0.440		3-3 K		1-1 G4-3 1B		1-3 K		0-2 BB 1B		4	0	2	0	0	2	0						
Benny Agbayani, R (1,7) OBP: 0.400, SLG: 0.500		2-0 L7		2-1 G4-3 1B		0-0 F8		4-0 BB		3	0	1	0	1	0	0						
Jay Payton, R (1,8) OBP: 0.226, SLG: 0.286		4-1 BB		0-0 G4-3			2-3 K		1-3 K	3	0	0	0	1	2	4						
Mike Bordick, R (1,6) OBP: 0.360, SLG: 0.111		2-2 G3		2-2 BB			2-3 K		1-3 K	2	0	0	0	1	1	1						
Matt Franco, L (9,PH)										1	0	0	0	0	1	2						
Rick Reed, R (1,1) Glendon Rusch, L (4,PH) Darryl Hamilton, L (4,PH) Rick White, R (5,1) Lenny Harris, L (7,PH) Dennis Cook, L (8,1) Turk Wendell, L (9,1) Bubba Trammell, R (9,PH)			3-2 F7		2-0 L8		2-3 K		2-3 K	1	0	0	0	0	0	0						
Inning Stats	R: 1 E: 0 K: 0 S: 9	H: 2 LOB: 0 BB: 0 P: 12	R: 0 E: 0 K: 1 S: 9	H: 0 LOB: 1 BB: 1 P: 19	R: 0 E: 0 K: 0 S: 12	H: 1 LOB: 1 BB: 0 P: 18	R: 1 E: 0 K: 0 S: 7	H: 2 LOB: 2 BB: 2 P: 20	R: 0 E: 0 K: 0 S: 6	H: 0 LOB: 0 BB: 0 P: 9	R: 0 E: 0 K: 1 S: 6	H: 0 LOB: 0 BB: 0 P: 8	R: 0 E: 0 K: 3 S: 11	H: 0 LOB: 0 BB: 0 P: 17	R: 0 E: 0 K: 0 S: 7	H: 1 LOB: 1 BB: 0 P: 12	R: 0 E: 0 K: 3 S: 13	H: 1 LOB: 2 BB: 1 P: 21	1B: 7 2B: 0 3B: 0 HR: 0	SF: 0 SAC: 0 DP: 2 HBP: 0	WP: 0 PB: 0 SB: 0 CS: 0	PA: 36
PITCHER	IP WLS BF H R ER SO BB IBB HBP BLK WP HR S P ERA WHIP																					
Andy Benes, R (1,1) ERA: 2.25	8.0 W 31 6 2 2 5 3 0 0 0 0 0 0 4 8 2.25 1.125																					
Mike James, R (9,1) ERA: 5.09	0.0 2 1 0 0 0 1 0 0 0 0 0 0 4 8 0.00 0.000																					
Dave Veres, R (9,1) ERA:	1.0 3 0 0 0 3 0 0 0 0 0 0 0 9 13 0.00 0.000																					

St. Louis Cardinals @ New York Mets
Shea Stadium, Flushing, NY
Sat Oct 14 2000, 4:00 PM EDT
Att: 55,693 - Sunny - 76 F

AB	39
R	8
H	14
RBI	8
BB	2
SO	9
LOB	20



St. Louis Cardinals @ New York Mets
Shea Stadium, Flushing, NY
Sat Oct 14 2000, 4:00 PM EDT
Att: 55,693 - Sunny - 76 F

AB	32
R	2
H	7
RBI	0
BB	4
SO	8
LOB	14



Batter	1	2	3	4	5	6	7	8	9	AB	R	H	RBI	BB	SO	LOB	TOP			
Fernando Vina, L (1,4) OBP: 0.333, SLG: 0.389	1-1 1B		0-0 FC4-6			1-2 K		1-2 G4-3		4	0	1	0	0	1	1				
Placido Polanco, R (1,5) OBP: 0.389, SLG: 0.287	1-0 F9		0-3 K			4-2 BB			1-1 L7	2	0	0	0	1	1	2				
Craig Paquette, R (9, PH) OBP: 0.125, SLG: 0.125										1	0	0	0	0	0	0				
15 Jim Edmonds, L (1,8) OBP: 0.395, SLG: 0.750	3-3 K			2-3 K		2-3 K			1-0 G4-3	3	0	0	0	0	3	2				
Mark McGwire, R (9, PH) OBP: 0.500, SLG: 1.000										1	0	0	0	0	0	0				
Eric Davis, R (1,9) OBP: 0.133, SLG: 0.214	3-1 G5-3			2-2 G5-3		1-0 P6			3-1 F8	3	0	0	0	0	0	2				
J.D. Drew, L (8,9) OBP: 0.350, SLG: 0.333										0	0	0	0	0	0	0				
Rick Wilkins, L (9, PH)										1	0	0	0	0	0	0				
Will Clark, L (1,3) OBP: 0.441, SLG: 0.621		2-2 G6-3		2-2 1B			0-1 F7			3	0	1	0	0	0	0				
Edgar Renteria, R (1,6) OBP: 0.343, SLG: 0.300		1-1 G6-3		2-3 K2-3			1-2 G5-3			3	0	0	0	0	1	1				
Ray Lankford, L (1,7) OBP: 0.360, SLG: 0.364							1-2 G3			3	0	0	0	0	1	0				
Carlos Hernandez, R (1,2) OBP: 0.310, SLG: 0.370									2-2 L8	2	0	0	0	0	0	0				
Eli Marrero, R (7,2)										1	0	0	0	0	0	0				
Pat Hentgen, R (1,1) OBP: 1.000, SLG: 1.000										1	0	1	0	0	0	0				
Mike Timlin, R (4,1)										0	0	0	0	0	0	0				
Fernando Tatis, R (5, PH) OBP: 0.287, SLG: 0.385										0	0	0	0	0	1	0				
Britt Reames, R (5,1)										0	0	0	0	0	0	0				
Rick Ankiel, L (7,1)										0	0	0	0	0	0	0				
Mike James, R (7,1)										0	0	0	0	0	0	0				
Shawon Dunston, R (8, PH) OBP: 0.429, SLG: 0.537										1	0	0	0	0	0	0				
Dave Veres, R (8,1)										0	0	0	0	0	0	0				
Inning Stats	R: 0 E: 0 K: 1 S: 8	H: 1 LOB: 1 BB: 0 P: 16	R: 0 E: 0 K: 0 S: 8	H: 0 LOB: 0 BB: 0 P: 14	R: 0 E: 0 K: 1 S: 8	H: 1 LOB: 1 BB: 0 P: 8	R: 0 E: 0 K: 2 S: 12	H: 0 LOB: 0 BB: 0 P: 20	R: 0 E: 0 K: 2 S: 10	H: 0 LOB: 1 BB: 1 P: 18	R: 0 E: 0 K: 0 S: 8	H: 0 LOB: 0 BB: 0 P: 10	R: 0 E: 0 K: 0 S: 7	H: 0 LOB: 0 BB: 0 P: 11	R: 0 E: 0 K: 0 S: 5	H: 0 LOB: 0 BB: 0 P: 10	1B: 3 2B: 0 3B: 0 HR: 0	SF: 0 SAC: 0 DP: 0 HBP: 0	WP: 0 PB: 0 SB: 0 CS: 0	PA: 31
PITCHER Mike Hampton, L (1,1) ERA: 2.11	IP: 9.0 WLS: W BF: 31 H: 3 R: 0 ER: 0 SO: 8 BB: 1 IBB: 0 HBP: 0 BLK: 0 WP: 0 HR: 0 S: 74 P: 120 ERA: 0.00 WHIP: 0.444																			

St. Louis Cardinals @ New York Mets
Shea Stadium, Flushing, NY
Mon Oct 16 2000, 8:00 PM EDT
Att: 55,695 - Cloudy - 57 F

AB 30
R 0
H 3
RBI 0
BB 1
SO 8
LOB 8



Batter	1	2	3	4	5	6	7	8	9	AB	R	H	RBI	BB	SO	LOB	BOTTOM	
Timo Perez, L (1,9) OBP: 0.317, SLG: 0.375	1-2 E 1B		0-0 L7	1-1 31 2B 1B	2-2 FC3-6 1B		1-3 K			5	2	2	0	0	1	2		
Edgardo Alfonzo, R (1,4) OBP: 0.452, SLG: 0.583	1-1 31 BB 1B		1-0 F7	2-0 P5	2-2 1B		4-2 BB			4	1	2	1	1	0	1		
31 Mike Piazza, R (1,2) OBP: 0.475, SLG: 0.645	4-0 1B FC4-6 BB		3-1 G1-3	3-1 2B	0-2 G1-3		3-2 P4			4	2	1	0	1	0	3		
Robin Ventura, L (1,5) OBP: 0.390, SLG: 0.321	0-1 FC4-6 1B		4-2 BB BB	4-0 2B BB		1-1 L8		2-0 P6		3	1	1	1	2	0	0		
Todd Zeile, R (1,3) OBP: 0.350, SLG: 0.455	2-1 FC4-6 1B BB		2-3 K	2-2 FC6-4 2B		4-2 FC6-4 BB		2-1 F9		4	0	1	3	1	1	2		
Benny Agbayani, R (1,7) OBP: 0.482, SLG: 0.531	4-1 1B BB		4-1 BB	4-2 FC6-4 BB		0-0 F8		1-0 FC5 HBP 1B		2	0	1	0	3	0	1		
Jay Payton, R (1,8) OBP: 0.225, SLG: 0.250	0-1 1B		1-1 F7	0-1 FC6-4		1-1 FC6-4		2-2 FC5 HBP		4	0	1	0	0	0	5		
Joe McEwing, R (6, PR) OBP: 1.000, SLG: 1.000	1-2 2-3 1B		1-1 F7	1-2 FC6-4		1-2 FC6-4		1-2 FC5 HBP		0	0	0	0	0	0	0		
Mike Bordick, R (1,6) OBP: 0.353, SLG: 0.120	1-1 F3		0-1 F9		1-2 FC3-6 1B		4-1 SH3-4 WP BB		1-1 FC5	4	1	1	0	1	0	7		
Mike Hampton, R (1,1) OBP: 0.250, SLG: 0.250	2-3 K			2-2 F7	1-0 B3		0-0 SH3-4			3	0	0	0	0	1	4		
Inning Stats	R: 3 E: 1 K: 1 S: 18	H: 4 LOB: 3 BB: 2 P: 33	R: 0 E: 0 K: 0 S: 4	H: 0 LOB: 0 BB: 0 P: 8	R: 0 E: 0 K: 1 S: 13	H: 0 LOB: 2 BB: 2 P: 24	R: 3 E: 0 K: 0 S: 18	H: 3 LOB: 2 BB: 2 P: 35	R: 0 E: 0 K: 0 S: 9	H: 0 LOB: 1 BB: 1 P: 15	R: 1 E: 0 K: 1 S: 11	H: 0 LOB: 1 BB: 2 P: 23	R: 0 E: 0 K: 0 S: 9	H: 1 LOB: 2 BB: 0 P: 17	1B: 8 2B: 2 3B: 0 HR: 0	SF: 0 SAC: 1 DP: 0 HBP: 1	WP: 2 PB: 0 SB: 1 CS: 0	PA: 44
PITCHER Pat Hentgen, R (1,1) ERA: 14.73	IP: 3.2 WLS: L BF: 23 H: 7 R: 6 ER: 6 SO: 2 BB: 5 IBB: 0 HBP: 0 BLK: 0 WP: 0 HR: 0 S: 47 P: 90 ERA: 14.73 WHIP: 3.273																	
Mike Timlin, R (4,1) ERA: 3.61	0.1 2 0 0 0 0 1 0 0 0 0 0 0 6 10 0.00 3.000																	
Britt Reames, R (5,1) ERA: 0.93	2.0 9 2 0 0 0 1 0 0 0 0 0 0 24 36 0.00 1.500																	
Rick Ankiel, L (7,1) ERA: 15.75	0.2 4 0 1 1 1 2 0 0 0 1 0 8 17 13.50 3.000																	
Mike James, R (7,1) ERA: 5.4	0.1 1 0 0 0 0 0 0 0 0 0 0 3 6 0.00 0.000																	
PITCHER Dave Veres, R (8,1) ERA:	IP: 1.0 WLS: 1 BF: 5 H: 1 R: 0 ER: 0 SO: 0 BB: 0 IBB: 0 HBP: 1 BLK: 0 WP: 0 HR: 0 S: 9 P: 17 ERA: 0.00 WHIP: 1.000																	

St. Louis Cardinals @ New York Mets
Shea Stadium, Flushing, NY
Mon Oct 16 2000, 8:00 PM EDT
Att: 55,695 - Cloudy - 57 F

AB 33
R 7
H 10
RBI 5
BB 9
SO 3
LOB 25

