

# St. Louis Cardinals - 2001

Batter	1	2	3	4	5	6	7	8	9	AB	R	H	RBI	BB	SO	LOB	TOP					
Fernando Vina, L (1.4)										3	0	0	0	0	0	0						
Edgar Renteria, R (1.6) OBP: 0.250, SLG: 0.250										4	0	1	0	0	0	0						
15 Jim Edmonds, L (1.8) OBP: 0.500, SLG: 0.667										3	0	1	0	1	0	2						
Mark McGwire, R (1.3) John Mabry, L (9, PR)										3	0	0	0	1	1	3						
Placido Polanco, R (1.5) Larry Sutton, L (9, PH)											3	0	1	0	0	0						
5 Albert Pujols, R (1.7) OBP: 0.333, SLG: 0.333										3	0	1	0	0	0	1						
Mike Matheny, R (1.2) Jeff Tabaka, R (8, 1) Mike James, R (8, 1)										3	0	1	0	0	0	2						
J.D. Drew, L (1.9)										2	0	0	0	1	1	0						
Darryl Kile, R (1, 1) Mike Matthews, L (6, 1) Eli Marrero, R (8, 2)										2	0	0	0	0	2	2						
<b>Inning Stats</b>	R: 0 E: 0 K: 0 S: 3	H: 1 LOB: 1 BB: 0 P: 5	R: 0 E: 0 K: 1 S: 10	H: 1 LOB: 2 BB: 1 P: 17	R: 0 E: 0 K: 1 S: 10	H: 1 LOB: 1 BB: 0 P: 16	R: 0 E: 0 K: 0 S: 5	H: 1 LOB: 0 BB: 0 P: 8	R: 0 E: 0 K: 1 S: 6	H: 0 LOB: 0 BB: 0 P: 10	R: 0 E: 0 K: 0 S: 8	H: 0 LOB: 0 BB: 0 P: 11	R: 0 E: 0 K: 0 S: 7	H: 1 LOB: 0 BB: 0 P: 12	R: 0 E: 0 K: 2 S: 7	H: 0 LOB: 0 BB: 2 P: 10	R: 0 E: 0 K: 0 S: 7	H: 0 LOB: 0 BB: 2 P: 17	1B: 3 2B: 3 3B: 0 HR: 0	SF: 0 SAC: 0 DP: 3 HBP: 1	WP: 0 PA: 33 PB: 0 SB: 0 CS: 1	
<b>PITCHER</b>	IP WLS BF H R ER SO BB IBB HBP BLK WP HR S P ERA WHIP	8.1 W 31 5 0 0 5 2 1 1 0 0 0 60 102 0.00 0.840	0.2 1 0 0 0 0 0 0 0 0 0 0 0 3 4 0.00 0.000																			

St. Louis Cardinals @ Colorado Rockies  
 Coors Field, Denver, CO  
 Mon Apr 02 2001, 2:05 PM MDT  
 Att: 48,113 - Cloudy - 58 F

AB 28  
 R 0  
 H 5  
 RBI 0  
 BB 3  
 SO 5  
 LOB 12

Batter	1	2	3	4	5	6	7	8	9	AB	R	H	RBI	BB	SO	LOB	BOTTOM					
Juan Pierre, L (1.8) Mark Little, R (8, PH)										4	2	2	0	0	1	1						
Todd Walker, L (1.4) OBP: 0.800, SLG: 1.750										4	2	3	3	1	0	0						
Larry Walker, L (1.9) OBP: 0.400, SLG: 1.000										5	1	2	2	0	1	3						
17 Todd Helton, L (1.3) Greg Norton, S (8, PR)										2	2	1	0	2	0	1						
Jeff Cirillo, R (1.5) OBP: 0.600, SLG: 0.800										5	1	3	1	0	1	2						
Todd Hollandsworth, L (1.7)										3	0	0	0	1	0	5						
Neifi Perez, S (1.6) OBP: 0.500, SLG: 0.500										4	0	2	1	0	0	4						
Brent Mayne, L (1.2) OBP: 0.500, SLG: 0.667										3	0	2	1	0	0	2						
Mike Hampton, R (1, 1) Jose Jimenez, R (9, 1)										3	0	0	0	0	0	2						
<b>Inning Stats</b>	R: 2 E: 0 K: 0 S: 14	H: 4 LOB: 2 BB: 0 P: 20	R: 0 E: 0 K: 0 S: 8	H: 1 LOB: 2 BB: 1 P: 17	R: 1 E: 0 K: 0 S: 6	H: 1 LOB: 0 BB: 1 P: 12	R: 1 E: 0 K: 0 S: 8	H: 3 LOB: 1 BB: 0 P: 10	R: 2 E: 0 K: 2 S: 11	H: 2 LOB: 1 BB: 1 P: 14	R: 0 E: 0 K: 2 S: 11	H: 0 LOB: 0 BB: 0 P: 16	R: 0 E: 0 K: 0 S: 16	H: 1 LOB: 2 BB: 1 P: 24	R: 2 E: 0 K: 1 S: 16	H: 3 LOB: 1 BB: 0 P: 23	1B: 10 2B: 2 3B: 1 HR: 2	SF: 1 SAC: 1 DP: 1 HBP: 1	WP: 0 PA: 41 PB: 0 SB: 0 CS: 0			
<b>PITCHER</b>	IP WLS BF H R ER SO BB IBB HBP BLK WP HR S P ERA WHIP	5.0 L 27 11 6 6 0 11 6 0 0 0 0 27 40 0.00 1.000	0.2 2 0 0 0 0 0 0 0 0 0 0 0 6 8 0.00 0.000	0.1 4 3 2 2 1 0 0 0 0 0 0 1 10 15 54.00 9.000																		

St. Louis Cardinals @ Colorado Rockies  
 Coors Field, Denver, CO  
 Mon Apr 02 2001, 2:05 PM MDT  
 Att: 48,113 - Cloudy - 58 F

AB 34  
 R 8  
 H 15  
 RBI 8  
 BB 4  
 SO 3  
 LOB 20







Batter	1	2	3	4	5	6	7	8	9	AB	R	H	RBI	BB	SO	LOB	TOP										
Fernando Vina, L (1,4) OBP: 0.154, SLG: 0.083	G1-3		G3-1		FC4-6			G4-3		4	0	0	0	0	0	1											
Edgar Renteria, R (1,6) OBP: 0.305, SLG: 0.538	K		G1-3		FC5-4			K		4	0	0	0	0	2	1											
Larry Sutton, L (1,3) (6,9)	L8							G3		4	0	0	0	0	2	0											
Ray Lankford, L (1,7) OBP: 0.667, SLG: 2.000										4	1	2	1	0	0	0											
Placido Polanco, R (1,5) OBP: 0.545, SLG: 0.636										3	0	2	0	0	0	1											
Mike James, R (6,1)										0	0	0	0	0	0	0											
Mike Matthews, L (7,1)										0	0	0	0	0	0	0											
5 Albert Pujols, R (9,PH) OBP: 0.111, SLG: 0.111										1	0	0	0	0	1	0											
J.D. Drew, L (1,8) OBP: 0.286, SLG: 0.167										4	0	1	0	0	2	2											
John Mabry, L (1,9)										2	0	0	0	0	2	3											
Craig Paquette, R (6,5)										2	0	0	0	0	1	0											
Mike Matheny, R (1,2) OBP: 0.333, SLG: 0.778										3	1	2	1	0	0	0											
Matt Morris, R (1,1)										1	0	0	0	0	1	0											
Mike Timlin, R (4,1)										0	0	0	0	0	0	0											
Eli Marrero, R (4,9) OBP: 0.200, SLG: 0.400										2	0	0	0	0	1	1											
<b>Inning Stats</b>	R: 0 E: 0 K: 1 S: 7	H: 0 LOB: 0 BB: 0 P: 7	R: 0 E: 0 K: 2 S: 13	H: 1 LOB: 1 BB: 0 P: 17	R: 1 E: 0 K: 1 S: 8	H: 1 LOB: 0 BB: 0 P: 13	R: 0 E: 0 K: 2 S: 13	H: 2 LOB: 2 BB: 0 P: 17	R: 0 E: 0 K: 0 S: 7	H: 1 LOB: 1 BB: 0 P: 13	R: 0 E: 0 K: 1 S: 8	H: 0 LOB: 0 BB: 0 P: 12	R: 0 E: 0 K: 1 S: 8	H: 0 LOB: 0 BB: 0 P: 12	R: 1 E: 0 K: 2 S: 13	H: 1 LOB: 0 BB: 0 P: 17	1B: 3 2B: 2 3B: 0 HR: 2	SF: 0 SAC: 0 DP: 0 HBP: 0	WP: 0 PA: 34 PB: 0 SB: 0 CS: 0								
<b>PITCHER</b>	IP	WLS	BF	H	R	ER	SO	BB	IBB	HBP	BLK	WP	HR	S	P	ERA	WHIP										
Pedro Astacio, R (1,1) ERA: 1.13	8.0	W	30	6	1	1	10	0	0	0	0	0	1	71	104	1.12	0.750										
Mike Myers, L (9,1) ERA: 9.0	1.0		4	1	1	1	2	0	0	0	0	0	1	13	17	9.00	1.000										

St. Louis Cardinals @ Colorado Rockies  
Coors Field, Denver, CO  
Thu Apr 05 2001, 1:05 PM MDT  
Att: 35,142 - Overcast - 50 F

AB 34  
R 2  
H 7  
RBI 2  
BB 0  
SO 12  
LOB 9



Batter	1	2	3	4	5	6	7	8	9	AB	R	H	RBI	BB	SO	LOB	BOTTOM										
Juan Pierre, L (1,8) OBP: 0.500, SLG: 0.750	G4-3									4	2	2	1	0	0	0											
Mark Little, R (7,PH) (8,8)										1	0	0	0	0	0	0											
Todd Walker, L (1,4) OBP: 0.615, SLG: 0.917										3	2	3	0	0	0	0											
Terry Shumpert, R (5,PH) (6,4)										1	0	0	0	1	0	0											
Lary Walker, L (1,9) OBP: 0.571, SLG: 1.333										3	2	2	2	1	0	1											
Greg Norton, S (9,9) (9,9)										1	0	0	0	0	0	0											
17 Todd Helton, L (1,3) OBP: 0.467, SLG: 0.917										5	2	1	3	0	0	5											
Jeff Cirillo, R (1,5) OBP: 0.500, SLG: 0.818										3	0	1	1	0	1	0											
Ron Gant, R (1,7) OBP: 0.375, SLG: 0.714										4	1	2	3	0	1	1											
Neifi Perez, S (1,6) OBP: 0.615, SLG: 0.833										4	1	1	0	0	0	2											
Brent Mayne, L (1,2) OBP: 0.625, SLG: 0.857										4	1	3	1	0	0	0											
Pedro Astacio, R (1,1)										3	0	0	0	0	0	2											
Mike Myers, L (9,1)										0	0	0	0	0	0	0											
<b>Inning Stats</b>	R: 4 E: 1 K: 0 S: 18	H: 2 LOB: 0 BB: 1 P: 26	R: 2 E: 0 K: 0 S: 11	H: 3 LOB: 1 BB: 0 P: 16	R: 0 E: 0 K: 1 S: 8	H: 2 LOB: 2 BB: 0 P: 13	R: 5 E: 0 K: 0 S: 20	H: 6 LOB: 1 BB: 0 P: 29	R: 0 E: 0 K: 0 S: 13	H: 1 LOB: 2 BB: 1 P: 20	R: 0 E: 0 K: 1 S: 6	H: 1 LOB: 0 BB: 0 P: 12	R: 0 E: 0 K: 0 S: 6	H: 0 LOB: 0 BB: 0 P: 8	R: 0 E: 0 K: 0 S: 7	H: 0 LOB: 0 BB: 0 P: 11	1B: 10 2B: 2 3B: 1 HR: 2	SF: 1 SAC: 1 DP: 1 HBP: 0	WP: 0 PA: 40 PB: 0 SB: 0 CS: 0								
<b>PITCHER</b>	IP	WLS	BF	H	R	ER	SO	BB	IBB	HBP	BLK	WP	HR	S	P	ERA	WHIP										
Matt Morris, R (1,1) ERA: 18.0	3.0	L	22	11	10	6	1	1	0	0	0	0	0	21	31	4.50	2.000										
Mike Timlin, R (4,1) ERA: 4.5	2.0		9	3	1	1	0	1	0	0	0	0	0	6	12	0.00	1.000										
Mike James, R (6,1) ERA: 13.5	1.0		3	1	0	0	1	0	0	0	0	0	0	13	19	0.00	0.000										
Mike Matthews, L (7,1) ERA:	2.0		6	0	0	0	0	0	0	0	0	0	0	13	19	0.00	0.000										

St. Louis Cardinals @ Colorado Rockies  
Coors Field, Denver, CO  
Thu Apr 05 2001, 1:05 PM MDT  
Att: 35,142 - Overcast - 50 F

AB 36  
R 11  
H 15  
RBI 11  
BB 2  
SO 2  
LOB 11





Batter	1	2	3	4	5	6	7	8	9	AB	R	H	RBI	BB	SO	LOB	TOP					
Fernando Vina, L OBP: 0.389, SLG: 0.471	0-2 G6-4-3 1B		0-1 1B		0-1 1B		2-0 3B			5	1	5	3	0	0	0						
Edgar Renteria, R OBP: 0.222, SLG: 0.389 Dave Veres, R (9, 1)	1-0 G6-4-3		3-1 F8				G6-3			5	0	0	0	0	1	7						
J.D. Drew, L OBP: 0.333, SLG: 0.200	1-1 P5			2-2 F7	4-0 3B	1-0 BB	3-2 F7			4	1	1	0	1	0	1						
Ray Lankford, L OBP: 0.643, SLG: 1.667		3-3 K		1-2 5 HR 1B	3-2 5 2B 3B	4-2 5 G5-4-3 BB		0-0 G3		4	2	2	3	1	1	0						
5 Albert Pujols, R OBP: 0.286, SLG: 0.571	0-0 FC3-6 1B		1-2 1B	1-1 HR	2-2 1B	1-1 G5-4-3		2-1 F9		5	2	3	3	0	0	2						
John Mabry, L Mike James, R Steve Kline, S Placido Polanco, R OBP: 0.500, SLG: 0.583	1-0 FC3-6 1B		0-2 F7	0-2 F7	3-1 F7	1-1 F8		1-2 G5-3		4	0	0	0	0	0	3						
Mike Matheny, R OBP: 0.357, SLG: 0.643	2-2 G6-3		1-0 F9	0-0 1B	0-0 1B		0-1 SH3-4 1B		3-2 P5	5	2	2	1	0	0	1						
Craig Paquette, R OBP: 0.429, SLG: 0.857			2-0 F8				0-0 SH3-4 1B		0-0 G1-3	5	3	3	1	0	0	0						
Dustin Hermanson, R OBP: 0.667, SLG: 1.000 Larry Sutton, L (6, 3)			0-2 G5-3				1-1 SH3-4		0-2 G4-3	3	1	2	1	0	0	0						
<b>Inning Stats</b>	R: 0 E: 0 K: 0 S: 7	H: 1 LOB: 0 BB: 0 P: 9	R: 0 E: 0 K: 1 S: 9	H: 1 LOB: 1 BB: 0 P: 15	R: 0 E: 0 K: 0 S: 8	H: 1 LOB: 1 BB: 0 P: 13	R: 2 E: 0 K: 0 S: 13	H: 2 LOB: 0 BB: 0 P: 18	R: 8 E: 0 K: 1 S: 25	H: 9 LOB: 2 BB: 1 P: 46	R: 0 E: 0 K: 0 S: 7	H: 1 LOB: 1 BB: 1 P: 14	R: 2 E: 0 K: 0 S: 10	H: 3 LOB: 1 BB: 0 P: 16	R: 0 E: 0 K: 0 S: 6	H: 0 LOB: 0 BB: 0 P: 9	R: 0 E: 0 K: 0 S: 10	H: 0 LOB: 0 BB: 0 P: 13	1B: 12 2B: 2 3B: 2 HR: 2	SF: 0 SAC: 1 DP: 2 HBP: 0	WP: 0 PB: 0 SB: 0 CS: 0	PA: 45
<b>PITCHER</b>	IP WLS BF H R ER SO BB IBB HBP BLK WP HR S P ERA WHIP	4.1 L 22 9 7 7 2 1 0 0 0 0 2 49 78 14.54 2.308	5.1 1.2 11 6 3 3 0 1 0 0 0 0 0 20 37 16.20 4.200	7.1 2.0 9 3 2 2 0 0 0 0 0 0 0 16 25 9.00 1.500	9.1 1.0 3 0 0 0 0 0 0 0 0 0 0 10 13 0.00 0.000	<b>PITCHER</b>										IP WLS BF H R ER SO BB IBB HBP BLK WP HR S P ERA WHIP						

St. Louis Cardinals @ Arizona Diamondbacks  
Bank One Ballpark, Phoenix, AZ  
Fri Apr 06 2001, 10:05 PM EDT  
Att: 46,079 - Sunny - 73 F

AB	42
R	12
H	18
RBI	12
BB	2
SO	2
LOB	14



Batter	1	2	3	4	5	6	7	8	9	AB	R	H	RBI	BB	SO	LOB	BOTTOM					
Tony Womack, L OBP: 0.400, SLG: 0.389	4-1 G6-3 WP BB		1-1 HR	2-2 L6		0-0 G4-3		1-1 F2		3	1	0	0	1	0	3						
Mark Grace, L OBP: 0.316, SLG: 0.556	3-2 G6-3 HBP		2-1 HR		0-1 G4-3		1-2 HR	2-2 G4-3		4	2	2	2	0	0	2						
Luis Gonzalez, L OBP: 0.368, SLG: 1.000	2-2 G6-3		4-1 BB		2-2 1B		1-0 HR		0-1 G4-3	4	2	2	2	1	0	2						
Matt Williams, R OBP: 0.421, SLG: 0.722	3-1 G5-3		3-3 K		0-0 P4		2-1 G5-4-3 1B		2-2 HR	5	1	2	1	0	1	3						
Steve Finley, L OBP: 0.263, SLG: 0.176		0-3 K		0-1 F5	4-1 1B		2-2 F9		1-1 G6-3	4	1	0	0	1	1	1						
Jay Bell, R OBP: 0.308, SLG: 0.417	0-2 G1		2-1 2B	2-1 2B	2-2 2B		1-0 G5-4-3		2-3 K	5	1	2	1	0	1	1						
David Dellucci, L OBP: 0.538, SLG: 0.833 Danny Bautista, R OBP: 0.200, SLG: 0.200	2-1 F9		3-3 K		1-0 2B				0-0 G4-3	3	0	1	1	0	1	1						
Damian Miller, R OBP: 0.500, SLG: 0.500			3-3 K	4-0 2B		1-1 G5-4-3 1B		1-0 2B		3	1	2	0	1	1	0						
Armando Reynoso, R OBP: 0.500, SLG: 1.000 Mike Morgan, R Miguel Batista, R Greg Colbrunn, R Russ Springer, R			2-3 K	0-0 IBB		0-0 G5-4-3		4-0 2B		2	0	1	2	0	1	0						
<b>Inning Stats</b>	R: 0 E: 0 K: 0 S: 8	H: 0 LOB: 1 BB: 1 P: 20	R: 0 E: 0 K: 1 S: 9	H: 0 LOB: 0 BB: 0 P: 11	R: 2 E: 0 K: 3 S: 15	H: 1 LOB: 1 BB: 1 P: 30	R: 2 E: 0 K: 1 S: 12	H: 2 LOB: 1 BB: 1 P: 23	R: 2 E: 0 K: 0 S: 14	H: 3 LOB: 2 BB: 1 P: 23	R: 0 E: 0 K: 0 S: 4	H: 1 LOB: 0 BB: 0 P: 5	R: 2 E: 0 K: 0 S: 10	H: 3 LOB: 0 BB: 0 P: 17	R: 0 E: 0 K: 0 S: 7	H: 1 LOB: 2 BB: 1 P: 15	R: 1 E: 0 K: 1 S: 10	H: 1 LOB: 0 BB: 0 P: 15	1B: 5 2B: 4 3B: 0 HR: 3	SF: 0 SAC: 0 DP: 3 HBP: 2	WP: 1 PB: 0 SB: 0 CS: 0	PA: 42
<b>PITCHER</b>	IP WLS BF H R ER SO BB IBB HBP BLK WP HR S P ERA WHIP	5.0 W 25 6 6 6 5 3 1 2 0 0 1 58 107 10.80 1.800	6.1 1.0 6 4 2 2 0 0 0 0 0 0 1 10 15 18.00 4.000	7.1 2.0 7 1 0 0 0 1 0 0 0 0 0 11 22 0.00 1.000	9.1 1.0 4 1 1 1 1 0 0 0 0 0 1 10 15 9.00 1.000	<b>PITCHER</b>										IP WLS BF H R ER SO BB IBB HBP BLK WP HR S P ERA WHIP						

St. Louis Cardinals @ Arizona Diamondbacks  
Bank One Ballpark, Phoenix, AZ  
Fri Apr 06 2001, 10:05 PM EDT  
Att: 46,079 - Sunny - 73 F

AB	35
R	9
H	12
RBI	9
BB	5
SO	6
LOB	14









Batter	1	2	3	4	5	6	7	8	9	AB	R	H	RBI	BB	SO	LOB	TOP			
Fernando Vina, L OBP: 0.414, SLG: 0.444 (1, 4)	3-2 CS 1B		1-0 1B 5 2B HBP	0-1 1B		1-2 P6		0-3 K		4	1	2	2	0	1	2				
Edgar Renteria, R OBP: 0.286, SLG: 0.462 (1, 6)	4-2 G4-6-3 BB		0-0 F8	3-1 F8		1-0 HR		1-1 F8		4	1	1	3	1	0	2				
Placido Polanco, R OBP: 0.591, SLG: 0.600 (1, 5)	2-0 G4-6-3		1-2 1B 5 2B		2-2 G6-4-3 1B	1-1 G6-3		3-2 1B		5	1	3	0	0	0	1				
5 Albert Pujols, R OBP: 0.375, SLG: 0.609 Ray Lankford, L OBP: 0.579, SLG: 1.333 (9, 7)		3-3 K	3-2 1B		0-1 G6-4-3 1B		1-3 K		3-2 F9		5	0	2	2	0	2	1			
Craig Paquette, R OBP: 0.353, SLG: 0.563 (1, 7)		1-0 F8	2-3 K		2-0 G6-4-3		3-2 1B		2-3 K		5	0	1	0	0	2	4			
J.D. Drew, L OBP: 0.333, SLG: 0.412 (1, 8)		0-1 F7		1-0 SH1-4 1B HBP	2-2 L3		2-0 F9				3	1	0	0	0	2				
Mike Matheny, R OBP: 0.348, SLG: 0.636 (1, 2)			1-0 HR	1-2 F7		3-3 K	1-3 K				4	1	1	1	0	2	2			
Eli Marrero, R OBP: 0.444, SLG: 0.889 (1, 3)			0-0 HR	1-0 SH1-4 1B	1-2 1B	1-0 BB HR	1-1 F7				4	3	3	1	0	0	0			
Rick Ankiel, L Gene Stechschulte, R Mike Mathews, L Larry Sutton, L Mike James, R Dave Veres, R Steve Kline, S Mike Timlin, R (1, 1)			0-3 K	0-2 SH1-4	1-2 BB	4-0 HR	0-1 F9				1	1	0	0	1	1	0			
<b>Inning Stats</b>	R: 0 E: 0 K: 0 S: 9	H: 1 LOB: 0 BB: 1 P: 17	R: 0 E: 0 K: 1 S: 6	H: 0 LOB: 0 BB: 0 P: 10	R: 4 E: 0 K: 2 S: 18	H: 4 LOB: 1 BB: 0 P: 26	R: 2 E: 0 K: 0 S: 11	H: 2 LOB: 1 BB: 0 P: 17	R: 0 E: 0 K: 2 S: 10	H: 1 LOB: 1 BB: 0 P: 17	R: 0 E: 0 K: 1 S: 8	H: 0 LOB: 0 BB: 0 P: 9	R: 0 E: 0 K: 1 S: 11	H: 1 LOB: 1 BB: 0 P: 20	1B: 9 2B: 1 3B: 0 HR: 3	SF: 0 SAC: 1 DP: 2 HBP: 2	WP: 0 PB: 0 SB: 1 CS: 1	PA: 41		
<b>PITCHER</b>	IP WLS BF H R ER SO BB IBB HBP BLK WP HR S P ERA WHIP	IP WLS BF H R ER SO BB IBB HBP BLK WP HR S P ERA WHIP	IP WLS BF H R ER SO BB IBB HBP BLK WP HR S P ERA WHIP	IP WLS BF H R ER SO BB IBB HBP BLK WP HR S P ERA WHIP	IP WLS BF H R ER SO BB IBB HBP BLK WP HR S P ERA WHIP	IP WLS BF H R ER SO BB IBB HBP BLK WP HR S P ERA WHIP	IP WLS BF H R ER SO BB IBB HBP BLK WP HR S P ERA WHIP	IP WLS BF H R ER SO BB IBB HBP BLK WP HR S P ERA WHIP	IP WLS BF H R ER SO BB IBB HBP BLK WP HR S P ERA WHIP	IP WLS BF H R ER SO BB IBB HBP BLK WP HR S P ERA WHIP	IP WLS BF H R ER SO BB IBB HBP BLK WP HR S P ERA WHIP	IP WLS BF H R ER SO BB IBB HBP BLK WP HR S P ERA WHIP	IP WLS BF H R ER SO BB IBB HBP BLK WP HR S P ERA WHIP	IP WLS BF H R ER SO BB IBB HBP BLK WP HR S P ERA WHIP	IP WLS BF H R ER SO BB IBB HBP BLK WP HR S P ERA WHIP	IP WLS BF H R ER SO BB IBB HBP BLK WP HR S P ERA WHIP	IP WLS BF H R ER SO BB IBB HBP BLK WP HR S P ERA WHIP	IP WLS BF H R ER SO BB IBB HBP BLK WP HR S P ERA WHIP		
Randy Johnson, L ERA: 7.82 (1, 1)	5.2 L 29	11 9 9 4	2 0 2 0	0 0 0 0	0 0 12 20	0 0 8 9	0 0 11 20	0 0 0 0	0 0 0 0	0 0 0 0	0 0 0 0	0 0 0 0	0 0 0 0	0 0 0 0	0 0 0 0	0 0 0 0	0 0 0 0	0 0 0 0	0 0 0 0	
Miguel Batista, R ERA: 5.09 (6, 1)	1.1 5 1 0 0 2	0 0 0 1	0 0 0 0	0 0 0 0	0 0 8 9	0 0 11 20	0 0 0 0	0 0 0 0	0 0 0 0	0 0 0 0	0 0 0 0	0 0 0 0	0 0 0 0	0 0 0 0	0 0 0 0	0 0 0 0	0 0 0 0	0 0 0 0	0 0 0 0	
Greg Swindell, L ERA: (8, 1)	1.0 3 0 0 0 1	0 0 0 1	0 0 0 0	0 0 0 0	0 0 8 9	0 0 11 20	0 0 0 0	0 0 0 0	0 0 0 0	0 0 0 0	0 0 0 0	0 0 0 0	0 0 0 0	0 0 0 0	0 0 0 0	0 0 0 0	0 0 0 0	0 0 0 0	0 0 0 0	
Matt Mantei, R ERA: (9, 1)	1.0 4 1 0 0 1	0 0 0 1	0 0 0 0	0 0 0 0	0 0 11 20	0 0 0 0	0 0 0 0	0 0 0 0	0 0 0 0	0 0 0 0	0 0 0 0	0 0 0 0	0 0 0 0	0 0 0 0	0 0 0 0	0 0 0 0	0 0 0 0	0 0 0 0	0 0 0 0	
<b>Batter</b>	<b>1</b>	<b>2</b>	<b>3</b>	<b>4</b>	<b>5</b>	<b>6</b>	<b>7</b>	<b>8</b>	<b>9</b>	<b>AB</b>	<b>R</b>	<b>H</b>	<b>RBI</b>	<b>BB</b>	<b>SO</b>	<b>LOB</b>	<b>BOTTOM</b>			
Tony Womack, L OBP: 0.467, SLG: 0.519 (1, 6)	3-2 HR 2B				2-3 K2-3		3-1 G5-4-3		0-0 BB 1B	5	1	2	0	0	2	4				
Reggie Sanders, R (1, 9)	0-3 K	0-3 K			2-3 K		1-1 E5 2B	4-1 BB		4	1	0	0	1	3	4				
Luis Gonzalez, L OBP: 0.345, SLG: 0.889 (1, 7)	3-2 F9		0-3 K		4-2 BB		2-1 G1-3 1H 2B	1-0 F9		4	0	1	1	1	1	4				
Matt Williams, R OBP: 0.357, SLG: 0.667 (1, 5)	2-1 HR		0-0 G6-3		0-0 F4		0-0 G6-3	0-0 G4-3		5	1	1	2	0	0	5				
Greg Colbrunn, R (1, 3)	1-0 P4		2-2 G5-3		1-2 F5		0-0 G1-3			2	0	0	0	0	0	0				
Erubiel Durazo, L OBP: 0.600, SLG: 1.200 (6, PH) (7, 3)					0-2 P3		2-3 BB			2	0	0	0	0	0	2				
Danny Bautista, R OBP: 0.222, SLG: 0.222 David Dellucci, L OBP: 0.529, SLG: 0.733 (8, PH) (9, 8)		1-2 BB BB 1B		1-2 G3		0-2 P3		4-2 BB		3	0	1	0	0	0	1				
Jay Bell, R OBP: 0.316, SLG: 0.353 (1, 4)		2-3 K		3-2 G6-3		1-2 G5-3	3-2 G1-3			4	0	0	0	0	1	3				
Rod Barajas, R OBP: 0.667, SLG: 2.000 Craig Counsell, L OBP: 0.222, SLG: 0.125 (9, PH)		4-2 BB BB		1-1 F9		1-2 HR		3-2 F7		2	1	1	1	1	0	0				
Randy Johnson, R Miguel Batista, R Midge Cummings, L Greg Swindell, L Matt Mantei, R Steve Finley, L OBP: 0.502, SLG: 0.150 (1, 1)		4-2 BB		1-3 K		2-2 G5-4-3 1B		4-1 BB 1B BB		1	0	0	0	1	1	0				
<b>Inning Stats</b>	R: 2 E: 0 K: 1 S: 18	H: 2 LOB: 0 BB: 0 P: 27	R: 0 E: 0 K: 3 S: 17	H: 1 LOB: 3 BB: 2 P: 29	R: 0 E: 0 K: 1 S: 9	H: 0 LOB: 0 BB: 0 P: 11	R: 0 E: 0 K: 0 S: 8	H: 0 LOB: 0 BB: 0 P: 13	R: 0 E: 0 K: 3 S: 9	H: 0 LOB: 0 BB: 1 P: 14	R: 1 E: 0 K: 0 S: 11	H: 2 LOB: 0 BB: 0 P: 18	R: 1 E: 1 K: 0 S: 12	H: 1 LOB: 2 BB: 1 P: 22	R: 0 E: 0 K: 0 S: 9	H: 1 LOB: 3 BB: 2 P: 21	1B: 3 2B: 2 3B: 0 HR: 2	SF: 0 SAC: 0 DP: 1 HBP: 0	WP: 0 PB: 0 SB: 0 CS: 0	PA: 40
<b>PITCHER</b>	IP WLS BF H R ER SO BB IBB HBP BLK WP HR S P ERA WHIP	IP WLS BF H R ER SO BB IBB HBP BLK WP HR S P ERA WHIP	IP WLS BF H R ER SO BB IBB HBP BLK WP HR S P ERA WHIP	IP WLS BF H R ER SO BB IBB HBP BLK WP HR S P ERA WHIP	IP WLS BF H R ER SO BB IBB HBP BLK WP HR S P ERA WHIP	IP WLS BF H R ER SO BB IBB HBP BLK WP HR S P ERA WHIP	IP WLS BF H R ER SO BB IBB HBP BLK WP HR S P ERA WHIP	IP WLS BF H R ER SO BB IBB HBP BLK WP HR S P ERA WHIP	IP WLS BF H R ER SO BB IBB HBP BLK WP HR S P ERA WHIP	IP WLS BF H R ER SO BB IBB HBP BLK WP HR S P ERA WHIP	IP WLS BF H R ER SO BB IBB HBP BLK WP HR S P ERA WHIP	IP WLS BF H R ER SO BB IBB HBP BLK WP HR S P ERA WHIP	IP WLS BF H R ER SO BB IBB HBP BLK WP HR S P ERA WHIP	IP WLS BF H R ER SO BB IBB HBP BLK WP HR S P ERA WHIP	IP WLS BF H R ER SO BB IBB HBP BLK WP HR S P ERA WHIP	IP WLS BF H R ER SO BB IBB HBP BLK WP HR S P ERA WHIP	IP WLS BF H R ER SO BB IBB HBP BLK WP HR S P ERA WHIP	IP WLS BF H R ER SO BB IBB HBP BLK WP HR S P ERA WHIP		
Rick Ankiel, L ERA: 3.6 (1, 1)	5.0 W 21	3 2 2 8	3 0 0 0	0 0 0 0	0 1 16 21	0 0 5 8	0 0 14 32	0 0 0 0	0 0 0 0	0 0 0 0	0 0 0 0	0 0 0 0	0 0 0 0	0 0 0 0	0 0 0 0	0 0 0 0	0 0 0 0	0 0 0 0	0 0 0 0	
Gene Stechschulte, R ERA: 3.86 (6, 1)	1.1 6 2 1 1 0	0 0 0 0	0 0 0 0	0 0 0 0	0 0 5 8	0 0 14 32	0 0 0 0	0 0 0 0	0 0 0 0	0 0 0 0	0 0 0 0	0 0 0 0	0 0 0 0	0 0 0 0	0 0 0 0	0 0 0 0	0 0 0 0	0 0 0 0	0 0 0 0	
Mike Mathews, L ERA: (7, 1)	0.2 1 0 0 0 0	0 0 0 0	0 0 0 0	0 0 0 0	0 0 5 8	0 0 14 32	0 0 0 0	0 0 0 0	0 0 0 0	0 0 0 0	0 0 0 0	0 0 0 0	0 0 0 0	0 0 0 0	0 0 0 0	0 0 0 0	0 0 0 0	0 0 0 0	0 0 0 0	
Mike James, R ERA: 13.5 Dave Veres, R ERA: 3.0 (8, 1)	0.1 3 1 0 0 0	0 0 0 0	0 0 0 0	0 0 0 0	0 0 5 8	0 0 14 32	0 0 0 0	0 0 0 0	0 0 0 0	0 0 0 0	0 0 0 0	0 0 0 0	0 0 0 0	0 0 0 0	0 0 0 0	0 0 0 0	0 0 0 0	0 0 0 0	0 0 0 0	

St. Louis Cardinals @ Arizona Diamondbacks  
Bank One Ballpark, Phoenix, AZ  
Sun Apr 08 2001, 4:35 PM EDT  
Att: 36,714 - Sunny - 70 F

AB 36  
R 9  
H 13  
RBI 9  
BB 2  
SO 8  
LOB 14



St. Louis Cardinals @ Arizona Diamondbacks  
Bank One Ballpark, Phoenix, AZ  
Sun Apr 08 2001, 4:35 PM EDT  
Att: 36,714 - Sunny - 70 F

AB 34  
R 4  
H 7  
RBI 4  
BB 6  
SO 8  
LOB 23










Batter	1	2	3	4	5	6	7	8	9	AB	R	H	RBI	BB	SO	LOB	TOP					
Todd Walker, L (1,4) OBP: 0.387, SLG: 0.586 Terry Shumpert, R (8, FH) OBP: 0.222, SLG: 0.125	F7		G6-3		G3			FC4-6 1B		3	0	0	0	0	0	1						
Jeff Cirillo, R (1,5) OBP: 0.371, SLG: 0.567	G4-3		1B		G6-3			K		4	0	1	1	0	1	1						
Larry Walker, L (1,9) OBP: 0.457, SLG: 0.970	K		1B		G4-3			FC4-6 1-2		4	0	1	0	0	1	1						
17 Todd Helton, L (1,3) OBP: 0.306, SLG: 0.433		G1-3	F8					F7		4	0	0	0	0	1	3						
Ron Gant, R (1,7) OBP: 0.435, SLG: 0.810		2B			2B			K		4	0	3	0	0	1	0						
Todd Hollandsworth, L (1,8) OBP: 0.350, SLG: 0.364	F7				BB			K		3	0	0	0	1	1	2						
Brent Mayne, L (1,2) OBP: 0.381, SLG: 0.421	F7				K			K		4	0	0	0	0	2	3						
Juan Uribe, R (1,6) OBP: 0.125, SLG: 0.125			SH3-4 1B		K			G5-3		3	1	1	0	0	1	2						
Pedro Astacio, R (1,1) Mike Myers, L (7,1) Joe Davenport, R (8,1)			SH3-4 1B		K2-3			G1-3		2	0	0	0	0	1	2						
<b>Inning Stats</b>	R: 0 E: 0 K: 1 S: 10	H: 0 LOB: 0 BB: 0 P: 16	R: 0 E: 0 K: 0 S: 8	H: 1 LOB: 1 BB: 0 P: 13	R: 1 E: 0 K: 0 S: 16	H: 3 LOB: 2 BB: 0 P: 24	R: 0 E: 0 K: 3 S: 11	H: 1 LOB: 2 BB: 1 P: 19	R: 0 E: 0 K: 1 S: 6	H: 0 LOB: 0 BB: 0 P: 10	R: 0 E: 0 K: 1 S: 6	H: 1 LOB: 0 BB: 0 P: 9	R: 0 E: 0 K: 0 S: 4	H: 0 LOB: 0 BB: 0 P: 4	R: 0 E: 0 K: 1 S: 11	H: 1 LOB: 1 BB: 0 P: 14	R: 0 E: 0 K: 3 S: 10	H: 0 LOB: 0 BB: 0 P: 13	1B: 5 2B: 2 3B: 0 HR: 0	SF: 0 SAC: 1 DP: 1 HBP: 0	WP: 0 PB: 0 SB: 0 CS: 0	PA: 34
<b>PITCHER</b>	IP	WLS	BF	H	R	ER	SO	BB	IBB	HBP	BLK	WP	HR	S	P	ERA	WHIP					
Matt Morris, R (1,1) ERA: 6.3	7.0	W	27	6	1	1	5	1	0	0	0	0	0	61	95	1.29	1.000					
Steve Kline, L (8,1) ERA:	1.0	H	4	1	0	0	1	0	0	0	0	0	0	11	14	0.00	1.000					
Mike James, R (9,1) ERA: 12.0	0.1	H	1	0	0	0	1	0	0	0	0	0	0	3	5	0.00	0.000					
Dave Veres, R (9,1) ERA: 2.45	0.2	S	2	0	0	0	2	0	0	0	0	0	0	7	8	0.00	0.000					

Colorado Rockies @ St. Louis Cardinals  
 Busch Stadium, St. Louis, MO  
 Wed Apr 11 2001, 7:10 PM CDT  
 Att: 30,115 - Cloudy - 64 F

livebaseballscores.com

AB 32  
 R 1  
 H 7  
 RBI 1  
 BB 1  
 SO 9  
 LOB 15




Batter	1	2	3	4	5	6	7	8	9	AB	R	H	RBI	BB	SO	LOB	BOTTOM					
Fernando Vina, L (1,4) OBP: 0.378, SLG: 0.441	G6-3		3B			F9		B2-3		4	0	1	1	0	0	1						
Placido Polanco, R (1,6) OBP: 0.481, SLG: 0.480	P6		K			G4-3		K		4	0	0	0	0	2	2						
Larry Sutton, L (1,9) OBP: 0.383	K		G3			F7				3	0	0	0	0	1	1						
Mark McGwire, R (1,3) OBP: 0.200, SLG: 0.308 Steve Kline, S (8,1) Mike James, R (9,1) Dave Veres, R (9,1)		F7			K			HR		3	1	1	1	0	1	0						
Ray Lankford, L (1,7) OBP: 0.560, SLG: 1.250		HR			K			F7		3	1	1	1	0	1	0						
5 Albert Pujols, R (1,5) OBP: 0.387, SLG: 0.655		CS 1B			F7			G5-3		3	0	1	0	0	0	0						
J.D. Drew, L (1,8) OBP: 0.292, SLG: 0.350		K				K		G4-3		3	0	0	0	0	2	1						
Mike Matheny, R (1,2) OBP: 0.379, SLG: 0.630			SH1-4 3B		2B	G4-3		B2-3 G4-3 BB		2	1	1	0	1	0	0						
Matt Morris, R (1,1) Edgar Renteria, R (8,6) OBP: 0.242, SLG: 0.387			SH1-4		G1-3			G4-3		1	0	0	0	0	0	0						
<b>Inning Stats</b>	R: 0 E: 0 K: 1 S: 9	H: 0 LOB: 0 BB: 0 P: 13	R: 1 E: 0 K: 1 S: 11	H: 2 LOB: 1 BB: 0 P: 16	R: 1 E: 0 K: 1 S: 15	H: 2 LOB: 1 BB: 0 P: 23	R: 0 E: 0 K: 2 S: 9	H: 0 LOB: 0 BB: 0 P: 13	R: 0 E: 0 K: 1 S: 9	H: 0 LOB: 0 BB: 0 P: 15	R: 0 E: 0 K: 0 S: 9	H: 0 LOB: 0 BB: 0 P: 11	R: 1 E: 0 K: 0 S: 11	H: 1 LOB: 0 BB: 0 P: 17	R: 0 E: 0 K: 1 S: 9	H: 0 LOB: 1 BB: 1 P: 16	1B: 1 2B: 2 3B: 1 HR: 2	SF: 0 SAC: 1 DP: 1 HBP: 0	WP: 0 PB: 0 SB: 0 CS: 1	PA: 29		
<b>PITCHER</b>	IP	WLS	BF	H	R	ER	SO	BB	IBB	HBP	BLK	WP	HR	S	P	ERA	WHIP					
Pedro Astacio, R (1,1) ERA: 2.57	6.0	L	22	5	3	3	6	0	0	0	0	0	0	2	65	95	4.50	0.833				
Mike Myers, L (7,1) ERA: 4.5	1.0		3	0	0	0	0	0	0	0	0	0	0	8	13	0.00	0.000					
Joe Davenport, R (8,1) ERA:	1.0		4	0	0	0	1	1	0	0	0	0	0	9	16	0.00	1.000					

Colorado Rockies @ St. Louis Cardinals  
 Busch Stadium, St. Louis, MO  
 Wed Apr 11 2001, 7:10 PM CDT  
 Att: 30,115 - Cloudy - 64 F

livebaseballscores.com

AB 27  
 R 3  
 H 5  
 RBI 3  
 BB 1  
 SO 7  
 LOB 6

























Batter	1	2	3	4	5	6	7	8	9	AB	R	H	RBI	BB	SO	LOB	TOP										
<b>Craig Counsell, L</b> (1, 6) OBP: 0.318, SLG: 0.368										4	0	0	0	0	2	0	<b>Arizona Diamondbacks @ St. Louis Cardinals</b> <b>Busch Stadium, St. Louis, MO</b> Wed Apr 18 2001, 7:10 PM CDT Att: 29,144 - Sunny - 62 F										
<b>Jay Bell, R</b> (1, 4) OBP: 0.510, SLG: 0.628										2	0	1	0	2	0	0											
<b>Luis Gonzalez, L</b> (1, 7) OBP: 0.394, SLG: 0.860										4	0	1	0	0	1	2											
<b>Matt Williams, R</b> (1, 5) OBP: 0.339, SLG: 0.582										4	0	1	0	0	1	3											
<b>Mark Grace, L</b> (1, 3) OBP: 0.333, SLG: 0.391 <b>Greg Colbrunn, R</b> (9, PH) OBP: 0.400, SLG: 0.471										2	0	1	0	1	0	0											
<b>Reggie Sanders, R</b> (1, 9) OBP: 0.424, SLG: 0.724										4	1	1	1	0	1	3											
<b>Steve Finley, L</b> (1, 8) OBP: 0.250, SLG: 0.093										2	0	1	0	1	0	0											
<b>Damian Miller, R</b> (1, 2) OBP: 0.220, SLG: 0.205										3	0	0	0	0	1	3											
<b>Randy Johnson, R</b> (1, 1) OBP: 0.200, SLG: 0.111										3	0	0	0	0	1	0											
<b>Inning Stats</b>	R: 0 E: 0 K: 1 S: 11	H: 1 LOB: 1 BB: 1 P: 19	R: 0 E: 0 K: 1 S: 11	H: 1 LOB: 1 BB: 1 P: 17	R: 0 E: 0 K: 2 S: 12	H: 1 LOB: 1 BB: 0 P: 16	R: 1 E: 0 K: 0 S: 8	H: 1 LOB: 0 BB: 0 P: 13	R: 0 E: 0 K: 1 S: 10	H: 0 LOB: 0 BB: 0 P: 12	R: 0 E: 0 K: 1 S: 5	H: 1 LOB: 0 BB: 0 P: 6	R: 0 E: 0 K: 0 S: 9	H: 0 LOB: 0 BB: 0 P: 13	R: 0 E: 0 K: 0 S: 9	H: 1 LOB: 0 BB: 0 P: 12	1B: 5 2B: 0 3B: 0 HR: 1	SF: 0 SAC: 0 DP: 4 HBP: 0	WP: 1 PB: 0 SB: 0 CS: 0	PA: 33							
<b>PITCHER</b>	IP	WLS	BF	H	R	ER	SO	BB	IBB	HBP	BLK	WP	HR	S	P	ERA	WHIP										
<b>Darryl Kile, R</b> (1, 1) ERA: 5.4	7.0	W	27	5	1	1	7	4	0	0	0	1	1	65	102	1.29	1.286										
<b>Gene Stechschulte, R</b> (8, 1) ERA: 1.23	1.0	H	4	1	0	0	0	0	0	0	0	0	0	12	16	0.00	1.000										
<b>Steve Kline, L</b> (9, 1) ERA: 2.79	1.0	S	2	0	0	0	0	0	0	0	0	0	0	6	9	0.00	0.000										

Batter	1	2	3	4	5	6	7	8	9	AB	R	H	RBI	BB	SO	LOB	BOTTOM										
<b>Placido Polanco, R</b> (1, 4) OBP: 0.400, SLG: 0.350										3	0	1	0	1	1	1	<b>Arizona Diamondbacks @ St. Louis Cardinals</b> <b>Busch Stadium, St. Louis, MO</b> Wed Apr 18 2001, 7:10 PM CDT Att: 29,144 - Sunny - 62 F										
<b>Edgar Renteria, R</b> (1, 6) OBP: 0.285, SLG: 0.354										2	1	0	0	1	0	1											
<b>15 Jim Edmonds, L</b> (1, 8) OBP: 0.405, SLG: 0.771										4	0	0	0	0	0	3											
<b>5 Albert Pujols, R</b> (1, 5) OBP: 0.431, SLG: 0.667										4	1	1	0	0	2	1											
<b>Bobby Bonilla, S</b> (1, 3) OBP: 0.286, SLG: 0.650										3	1	2	2	0	1	0											
<b>Craig Paquette, R</b> (1, 7) OBP: 0.285, SLG: 0.375										3	0	0	0	0	1	1											
<b>Mike Matheny, R</b> (1, 2) OBP: 0.340, SLG: 0.455										2	0	1	0	1	1	0											
<b>Eli Marrero, R</b> (1, 9) OBP: 0.364, SLG: 0.571 <b>J.D. Drew, L</b> (9, 9) OBP: 0.325, SLG: 0.526										3	0	0	0	0	3	2											
<b>Darryl Kile, R</b> (1, 1) <b>Larry Sutton, L</b> (7, PH) <b>Gene Stechschulte, R</b> (8, 1) <b>Fernando Vina, L</b> (9, 4) <b>Steve Kline, S</b> (9, 1)										2	0	0	0	0	1	2											
<b>Inning Stats</b>	R: 0 E: 0 K: 0 S: 5	H: 1 LOB: 0 BB: 0 P: 9	R: 0 E: 0 K: 3 S: 11	H: 0 LOB: 0 BB: 0 P: 15	R: 0 E: 0 K: 3 S: 11	H: 1 LOB: 1 BB: 0 P: 13	R: 0 E: 0 K: 0 S: 7	H: 0 LOB: 0 BB: 0 P: 9	R: 1 E: 0 K: 1 S: 8	H: 1 LOB: 1 BB: 1 P: 16	R: 2 E: 0 K: 0 S: 15	H: 2 LOB: 1 BB: 1 P: 25	R: 0 E: 0 K: 3 S: 9	H: 0 LOB: 0 BB: 0 P: 12	R: 0 E: 0 K: 1 S: 9	H: 0 LOB: 1 BB: 1 P: 17	1B: 3 2B: 1 3B: 0 HR: 1	SF: 0 SAC: 1 DP: 1 HBP: 0	WP: 1 PB: 0 SB: 0 CS: 0	PA: 31							
<b>PITCHER</b>	IP	WLS	BF	H	R	ER	SO	BB	IBB	HBP	BLK	WP	HR	S	P	ERA	WHIP										
<b>Randy Johnson, L</b> (1, 1) ERA: 5.53	8.0	L	31	5	3	3	11	3	0	0	0	1	1	75	116	3.38	1.000										



Batter	1	2	3	4	5	6	7	8	9	AB	R	H	RBI	BB	SO	LOB	TOP		
Fernando Vina, L (1.4) OBP: 0.333, SLG: 0.333	0-1 G1-3 5 1B		0-1 B1-3			2-2 5 BB 1B		0-0 G5-3		4	1	2	0	0	0	0			
J.D. Drew, L (1.9) OBP: 0.320, SLG: 0.488	1-2 G3		1-2 G1-3			4-0 5 BB 1B		2-3 K		3	0	0	0	1	1	1			
15 Jim Edmonds, L (1.8) OBP: 0.366, SLG: 0.692	2-2 G1-3			0-0 G4-3		1-2 F7			2-1 G6-3	4	0	0	0	0	0	3			
5 Albert Pujols, R (1.5) OBP: 0.452, SLG: 0.661	2-2 1B			2-2 HBP		4-1 G4-6-3 BB			0-2 G5-3	2	0	1	1	1	0	0			
Bobby Bonilla, S (1.3) OBP: 0.240, SLG: 0.542	3-H 2-3 K			1-3 K		1-2 2-3 G4-6-3 BB			0-0 G6-3	4	0	0	0	0	2	5			
Ray Lankford, L (1.7) OBP: 0.413, SLG: 0.744		0-3 K		1-3 K			2-3 K			3	0	0	0	0	3	1			
Edgar Renteria, R (1.6) OBP: 0.255, SLG: 0.333		3-3 K			2-0 G6-3		0-0 G4-3			3	0	0	0	0	1	0			
Mike Matheny, R (1.2) OBP: 0.321, SLG: 0.426		1-1 G6-3			2-1 P6		2-3 K			3	0	0	0	0	1	0			
Rick Ankiel, L (1.1) Mike James, R (4.1) Kerry Robinson, L (5. PH) Andy Benes, R (5.1) Larry Sutton, L (8. PH) Jason Karnuth, R (8.1)			0-0 F8		0-1 G5-3		2-2 F8			1	0	0	0	0	0	0			
<b>Inning Stats</b>	R: 1 E: 0 K: 1 S: 15	H: 2 LOB: 1 BB: 0 P: 22	R: 0 E: 0 K: 2 S: 8	H: 0 LOB: 0 BB: 0 P: 12	R: 0 E: 0 K: 0 S: 6	H: 0 LOB: 1 BB: 0 P: 7	R: 0 E: 0 K: 2 S: 9	H: 0 LOB: 2 BB: 0 P: 13	R: 0 E: 0 K: 0 S: 5	H: 1 LOB: 2 BB: 2 P: 9	R: 0 E: 0 K: 2 S: 10	H: 0 LOB: 0 BB: 0 P: 11	R: 0 E: 0 K: 1 S: 7	H: 0 LOB: 0 BB: 0 P: 11	R: 0 E: 0 K: 0 S: 6	H: 0 LOB: 0 BB: 0 P: 8	1B: 3 2B: 0 3B: 0 HR: 0	SF: 0 SAC: 0 DP: 1 HBP: 1	WP: 0 PA: 32 PB: 0 SB: 0 CS: 0
<b>PITCHER</b>	IP WLS BF H R ER SO BB IBB HBP BLK WP HR S P ERA WHIP	7.0 W 26 3 1 1 7 2 0 1 0 0 0 60 96 1.29 0.714	1.0 3 0 0 0 1 0 0 0 0 0 0 0 7 11 0.00 0.000	1.0 3 0 0 0 0 0 0 0 0 0 0 0 6 8 0.00 0.000															

St. Louis Cardinals @ Houston Astros  
Enron Field, Houston, TX  
Fri Apr 20 2001, 8:05 PM EDT  
Att: 39,152 - Sunny - 76 F

AB 29  
R 1  
H 3  
RBI 1  
BB 2  
SO 8  
LOB 10



Batter	1	2	3	4	5	6	7	8	9	AB	R	H	RBI	BB	SO	LOB	BOTTOM		
Julio Lugo, R (1.6) OBP: 0.364, SLG: 0.540	4-1 5 S BB	1-2 L6		1-2 5 1B HBP 1B	1-2 HR		2-1 F8			4	2	2	1	1	0	3			
Craig Biggio, R (1.4) OBP: 0.443, SLG: 0.483	1-1 F9		4-2 5 2B E BB	2-2 5 1B HBP 1B	2-1 2B HBP		1-2 G6-3			2	2	0	0	1	0	1			
5 Jeff Bagwell, R (1.3) OBP: 0.335, SLG: 0.600	1-2 F7		0-0 E SF8 2B	0-1 1B 17 HR 1B	2-3 K			2-2 L5		5	2	2	0	0	1	2			
Richard Hidalgo, R (1.8) OBP: 0.303, SLG: 0.542	0-3 K		2-0 E5 17 HBP SF7 2B	2-2 F8	2-1 2B			3-1 F2		5	1	1	0	0	1	5			
Moises Alou, R (1.9) OBP: 0.400, SLG: 0.750 Jay Powell, R (8.1) Orlando Merced, S (8. PH) Billy Wagner, L (9.1)		0-1 BB 2B	0-0 SF8	0-0 17 HR 1B	1-1 G4-3			2-1 HR		3	1	2	3	0	0	2			
17 Lance Berkman, S (1.7) OBP: 0.441, SLG: 0.621	2-3 K	2-0 K	1-2 HBP	1-3 HR		1-0 F9		4-2 2B BB		3	1	1	3	1	1	1			
Brad Ausmus, R (1.2) OBP: 0.296, SLG: 0.255	4-2 BB BB	4-1 HBP	4-1 G4-3	1-2 BB		2-1 F8		0-2 2B		3	0	1	0	2	0	0			
Chris Truby, R (1.5) OBP: 0.339, SLG: 0.596	0-0 P6	0-0 P6	0-0 SF7	1-2 G6-3		3-3 K		1-3 K		4	0	0	1	0	2	4			
Scott Elarton, R (1.1) Glen Barker, S (7. PH)	4-0 BB	3-2 G5-3		2-3 K			0-2 G5-3			2	0	0	0	1	1	2			
<b>Inning Stats</b>	R: 0 E: 0 K: 1 S: 10	H: 0 LOB: 1 BB: 1 P: 16	R: 0 E: 0 K: 1 S: 11	H: 1 LOB: 3 BB: 2 P: 22	R: 3 E: 1 K: 0 S: 11	H: 1 LOB: 2 BB: 2 P: 26	R: 5 E: 0 K: 0 S: 22	H: 4 LOB: 0 BB: 0 P: 28	R: 1 E: 0 K: 2 S: 16	H: 2 LOB: 2 BB: 0 P: 26	R: 0 E: 0 K: 1 S: 7	H: 0 LOB: 0 BB: 0 P: 13	R: 0 E: 0 K: 0 S: 8	H: 0 LOB: 0 BB: 0 P: 11	R: 1 E: 0 K: 1 S: 15	H: 2 LOB: 2 BB: 1 P: 27	1B: 3 2B: 4 3B: 0 HR: 3	SF: 2 SAC: 0 DP: 0 HBP: 3	WP: 0 PA: 44 PB: 0 SB: 1 CS: 0
<b>PITCHER</b>	IP WLS BF H R ER SO BB IBB HBP BLK WP HR S P ERA WHIP	3.0 L 20 3 5 3 2 5 0 0 0 0 0 1 14 17 27.00 3.000	1.0 6 3 3 3 0 0 0 0 0 0 0 0 1 31 50 3.00 0.667	3.0 12 2 1 1 3 0 0 1 0 0 0 1 15 27 9.00 3.000															

St. Louis Cardinals @ Houston Astros  
Enron Field, Houston, TX  
Fri Apr 20 2001, 8:05 PM EDT  
Att: 39,152 - Sunny - 76 F

AB 33  
R 10  
H 10  
RBI 9  
BB 6  
SO 6  
LOB 20





Batter	1	2	3	4	5	6	7	8	9	AB R H RBI BB SO LOB	TOP										
<b>Fernando Vina, L</b> (1,4) OBP: 0.338, SLG: 0.328	3-2 HR HBP	2-2 15 BB 1B		0-2 G6-3	3-2 FC8-4			0-0 F7		4 2 1 0 0 0 1											
<b>J.D. Drew, L</b> (1,9) OBP: 0.364, SLG: 0.636	2-1 HR	4-2 15 BB 1B		3-2 HR		0-3 K			4-1 15 BB G3-1	3 2 2 3 2 1 0											
<b>15 Jim Edmonds, L</b> (1,8) OBP: 0.348, SLG: 0.636	2-3 K	0-1 1B		0-1 G4-3		1-1 F7			0-1 G3-1	5 0 1 1 0 1 1											
<b>5 Albert Pujols, R</b> (1,5) OBP: 0.433, SLG: 0.617	4-2 3B BB	2-1 P4		0-2 G6-3		1-3 K			2-3 K	4 1 0 0 1 2 3											
<b>Ray Lankford, L</b> (1,7) OBP: 0.431, SLG: 0.767	0-2 1-H 2B 3B	1-3 K			1-0 HR 1B		1-3 K		4-2 BB	4 2 2 1 1 2 2											
<b>Craig Paquette, R</b> (1,3) OBP: 0.290, SLG: 0.517	1-0 2B		0-0 G5-3		1-2 HR		2-0 G5-3		2-3 K	5 1 2 3 0 1 2											
<b>Eli Marrero, R</b> (1,2) OBP: 0.308, SLG: 0.480	0-3 K		0-0 P4		2-2 E6 2B G6-3		0-1 L5			4 1 0 0 0 1 1											
<b>Placido Polanco, R</b> (1,6) OBP: 0.408, SLG: 0.372	2-3 K		4-2 BB		1-0 FC8-4 2B		1-3 K			3 0 1 0 1 2 1											
<b>Matt Morris, R</b> (1,1) Kerry Robinson, L (8, PH) Gene Stechschulte, R (8, 1) Mike Timlin, R (9, 1)		0-3 K	0-0 F8		0-0 G6-3		0-0 F8			3 0 0 1 0 1 2 1 0											
<b>Inning Stats</b>	R: 4 E: 0 K: 3 S: 21	H: 3 LOB: 1 BB: 1 P: 35	R: 1 E: 0 K: 2 S: 20	H: 2 LOB: 2 BB: 1 P: 29	R: 0 E: 0 K: 0 S: 5	H: 0 LOB: 1 BB: 1 P: 9	R: 1 E: 0 K: 0 S: 12	H: 1 LOB: 0 BB: 0 P: 15	R: 3 E: 1 K: 0 S: 12	H: 3 LOB: 0 BB: 0 P: 20	R: 0 E: 0 K: 2 S: 8	H: 0 LOB: 0 BB: 0 P: 10	R: 0 E: 0 K: 1 S: 6	H: 0 LOB: 0 BB: 0 P: 9	R: 0 E: 0 K: 1 S: 5	H: 0 LOB: 2 BB: 2 P: 6	R: 0 E: 0 K: 2 S: 13	H: 0 LOB: 2 BB: 2 P: 25	1B: 3 2B: 3 3B: 1 HR: 3	SF: 0 SAC: 0 DP: 1 HBP: 1	WP: 0 PA: 42 PB: 0 SB: 0 CS: 0
<b>PITCHER</b>	IP WLS BF H R ER SO BB IBB HBP BLK WP HR S P ERA WHIP																				
Jose Lima, R (1, 1) ERA: 7.17	4.0 L 25 8 9 8 5 3 0 1 0 0 3 65 99 18.00 2.750																				
Nelson Cruz, R (5, 1) ERA: 4.0	1.0 3 1 0 0 0 0 0 0 0 0 0 5 9 0.00 1.000																				
Kent Bottenfield, R (6, 1) ERA: 3.94	3.0 9 0 0 0 4 0 0 0 0 0 0 19 25 0.00 0.000																				
Michael Jackson, R (9, 1) ERA:	1.0 5 0 0 0 2 2 0 0 0 0 0 13 25 0.00 2.000																				

St. Louis Cardinals @ Houston Astros  
Enron Field, Houston, TX  
Sat Apr 21 2001, 2:35 PM EDT  
Att: 40,981 - Cloudy - 80 F

AB 36  
R 9  
H 9  
RBI 9  
BB 5  
SO 11  
LOB 13



Batter	1	2	3	4	5	6	7	8	9	AB R H RBI BB SO LOB	BOTTOM										
<b>Jose Vizcaino, S</b> (1,6) OBP: 0.360, SLG: 0.238	2-2 G6-3	1-1 G5-3			2-2 G3			4-0 1B BB		3 0 0 0 1 0 0											
<b>Craig Biggio, R</b> (1,4) OBP: 0.446, SLG: 0.475	4-2 17 BB 5 1B 1B	0-1 P6			1-0 G6-3			2-2 5 BB G5-4-3 1B		3 1 1 0 1 0 0											
<b>5 Jeff Bagwell, R</b> (1,3) OBP: 0.425, SLG: 0.576	1-1 1B 1B		3-2 G5-3			3-3 K		1-0 G5-4-3		4 1 1 0 0 1 2											
<b>17 Lance Berkman, S</b> (1,7) OBP: 0.417, SLG: 0.581	2-1 F8		0-1 G1-3			1-3 K			3-3 K	4 0 0 0 0 2 2											
<b>Moises Alou, R</b> (1,9) OBP: 0.444, SLG: 0.625 Glen Barker, S (9, PR) OBP: 0.333, SLG: 0.286	1-1 1B 1B		0-0 F9			2-2 L5			0-1 1B	4 0 2 1 0 0 0 0 0 0 0 0 0 0											
<b>Richard Hidalgo, R</b> (1,8) OBP: 0.329, SLG: 0.556	1-0 1B			1-3 K		0-0 G4-6-3 1B			1-0 1B	4 0 3 1 0 1 0											
<b>Brad Ausmus, R</b> (1,2) OBP: 0.293, SLG: 0.255	1-2 1B			1-2 G6-3		2-1 G4-6-3			1-3 K	4 0 1 0 0 1 3											
<b>Chris Truby, R</b> (1,5) OBP: 0.318, SLG: 0.554	1-2 G5-3			2-0 G6-3		1-3 K			1-2 F7	4 0 0 0 0 1 5											
Jose Lima, R (1, 1) Nelson Cruz, R (5, 1) Charlie Hayes, R (5, PH) Kent Bottenfield, R (6, 1) Orlando Merced, S (8, PH) Michael Jackson, R (9, 1)		0-1 G3			2-3 K			2-2 G3		1 0 0 0 0 0 0 0 0 0 0 0 0 0 1 0 0 0 0 0 1 0 0 0 0 0 0 0 1 0 0 0 0 0 0 0 0 0 0 0 0 0											
<b>Inning Stats</b>	R: 2 E: 0 K: 0 S: 20	H: 4 LOB: 3 BB: 1 P: 33	R: 0 E: 0 K: 0 S: 6	H: 0 LOB: 0 BB: 0 P: 7	R: 0 E: 0 K: 0 S: 6	H: 0 LOB: 0 BB: 0 P: 9	R: 0 E: 0 K: 1 S: 7	H: 0 LOB: 0 BB: 0 P: 11	R: 0 E: 0 K: 1 S: 7	H: 0 LOB: 0 BB: 0 P: 12	R: 0 E: 0 K: 2 S: 11	H: 0 LOB: 0 BB: 0 P: 17	R: 0 E: 0 K: 1 S: 6	H: 1 LOB: 0 BB: 0 P: 9	R: 0 E: 0 K: 0 S: 7	H: 1 LOB: 1 BB: 1 P: 16	R: 0 E: 0 K: 2 S: 12	H: 2 LOB: 2 BB: 0 P: 18	1B: 8 2B: 0 3B: 0 HR: 0	SF: 0 SAC: 0 DP: 2 HBP: 0	WP: 0 PA: 35 PB: 0 SB: 0 CS: 0
<b>PITCHER</b>	IP WLS BF H R ER SO BB IBB HBP BLK WP HR S P ERA WHIP																				
Matt Morris, R (1, 1) ERA: 4.15	7.0 W 26 5 2 2 5 1 0 0 0 0 0 0 7 16 0.00 2.000																				
Gene Stechschulte, R (8, 1) ERA: 1.08	1.0 4 1 0 0 0 1 0 0 0 0 0 0 7 16 0.00 2.000																				
Mike Timlin, R (9, 1) ERA: 2.16	1.0 5 2 0 0 2 0 0 0 0 0 0 0 12 18 0.00 2.000																				

St. Louis Cardinals @ Houston Astros  
Enron Field, Houston, TX  
Sat Apr 21 2001, 2:35 PM EDT  
Att: 40,981 - Cloudy - 80 F

AB 33  
R 2  
H 8  
RBI 2  
BB 2  
SO 7  
LOB 12





Batter	1	2	3	4	5	6	7	8	9	AB	R	H	RBI	BB	SO	LOB	TOP		
Fernando Vina, L (1,4) OBP: 0.333, SLG: 0.338	2-1 L7		1-1 F9		1-0 2B			1-3 K		4	0	1	0	0	1	1	<b>St. Louis Cardinals @ Houston Astros</b> Enron Field, Houston, TX Sun Apr 22 2001, 8:05 PM EDT Att: 31,020 - Overcast - 72 F		
J.D. Drew, L (1,9) OBP: 0.339, SLG: 0.583	0-3 K		0-0 G4-3		2-3 K			3-3 K		4	0	0	0	0	3	2			
15 Jim Edmonds, L (1,8) OBP: 0.360, SLG: 0.617	4-2 BB			0-0 G4-3				3-1 K		3	0	1	0	1	1	0			
Bobby Bonilla, S (1,3) OBP: 0.241, SLG: 0.500	0-2 F7			0-2 5 HR 1B				0-1 CS	1-0 P2	4	1	1	0	0	1	1			
Ray Lankford, L (1,7) OBP: 0.418, SLG: 0.723		1-1 G3-1		0-2 P6				2-3 K	1-0	4	0	1	0	0	1	1			
5 Albert Pujols, R (1,5) OBP: 0.437, SLG: 0.703		1-3 K		0-1 1-H HR				2-0	0-3 K	4	2	2	3	0	2	1			
Edgar Renteria, R (1,6) OBP: 0.237, SLG: 0.309		2-2 G4-3		0-0 G5-3				1-3 K	0-3 K	4	0	0	0	0	2	1			
Mike Matheny, R (1,2) OBP: 0.304, SLG: 0.400			1-3 K		1-3 K			2-1 F8		3	0	0	0	0	2	0			
Dustin Hermanson, R (1,1) OBP: 0.333, SLG: 0.375 Gene Stechschulte, R (8,1) OBP: 1.000, SLG: 4.000			4-2 BB		2-3 K			1-3 K		2	0	0	0	1	2	0			
										0	0	0	0	0	0	0	<b>AB 32</b> <b>R 3</b> <b>H 6</b> <b>RBI 3</b> <b>BB 2</b> <b>SO 15</b> <b>LOB 7</b>		
<b>Inning Stats</b>	R: 0 E: 0 K: 1 S: 12	H: 0 LOB: 1 BB: 1 P: 18	R: 0 E: 0 K: 1 S: 9	H: 0 LOB: 0 BB: 0 P: 13	R: 0 E: 0 K: 1 S: 8	H: 0 LOB: 1 BB: 1 P: 14	R: 2 E: 0 K: 0 S: 10	H: 2 LOB: 0 BB: 0 P: 10	R: 0 E: 0 K: 3 S: 13	H: 1 LOB: 1 BB: 0 P: 19	R: 1 E: 0 K: 2 S: 9	H: 1 LOB: 0 BB: 0 P: 15	R: 0 E: 0 K: 2 S: 10	H: 1 LOB: 1 BB: 0 P: 17	R: 0 E: 0 K: 2 S: 8	H: 1 LOB: 1 BB: 0 P: 10		1B: 3 2B: 1 3B: 0 HR: 2	SF: 0 SAC: 0 DP: 0 HBP: 0
<b>PITCHER</b>	IP WLS BF H R ER SO BB IBB HBP BLK WP HR S P ERA WHIP																		
Wade Miller, R (1,1) ERA: 2.35	8.0 W 30 5 3 3 13 2 0 0 0 0 0 2 85 127 3.38 0.875																		
Billy Wagner, L (9,1) ERA:	1.0 S 4 1 0 0 2 0 0 0 0 0 0 0 8 10 0.00 1.000																		

Batter	1	2	3	4	5	6	7	8	9	AB	R	H	RBI	BB	SO	LOB	BOTTOM		
Julio Lugo, R (1,6) OBP: 0.356, SLG: 0.574	2-2 G6-3		0-0 HR		1-0 G6-3			2-2 F8		4	1	1	1	0	0	1	<b>St. Louis Cardinals @ Houston Astros</b> Enron Field, Houston, TX Sun Apr 22 2001, 8:05 PM EDT Att: 31,020 - Overcast - 72 F		
Craig Biggio, R (1,4) OBP: 0.448, SLG: 0.469	0-0 G1-3		1-0 17 2B 17 E 1B		2-3 K			4-1 17 2B SF7 BB		3	2	1	0	1	1	0			
5 Jeff Bagwell, R (1,3) OBP: 0.416, SLG: 0.603	3-2 HR		2-1 L6		2-0 G5-3			0-1 P4		4	1	1	1	0	0	2			
17 Lance Berkman, S (1,7) OBP: 0.434, SLG: 0.621	3-2 FC5-4 1B		0-0 E4 1-H 2B					0-1 1-3 K	0-1 1-3 2B	4	0	3	0	0	1	0			
Moises Alou, R (1,9) OBP: 0.385, SLG: 0.455 Billy Wagner, L (9,1) ERA:	2-0 FC5-4 1-2		2-0 F9					0-0 F9	4-0 IBB	3	0	0	0	1	0	2			
Richard Hidalgo, R (1,8) OBP: 0.338, SLG: 0.576		1-1 CS 1B		0-1 2B				2-3 K	0-1 SF7	3	0	2	1	0	1	0			
Brad Ausmus, R (1,2) OBP: 0.274, SLG: 0.236	0-1 F3		3-2 G5-3					3-2 G4-3	1-0 L4	4	0	0	0	0	0	4			
Charlie Hayes, R (1,5) OBP: 0.300, SLG: 0.125 Chris Truby, R (9,5) OBP: 0.316, SLG: 0.554		3-2 G6-3 1-2		2-3 K				2-2 G4-3		3	0	0	0	0	1	2			
Wade Miller, R (1,1) Glen Barker, S (9,8) OBP: 0.333, SLG: 0.286			0-1 G4-3		0-1 G4-3			4-1 BB		2	0	0	0	1	0	1			
										0	0	0	0	0	0	0	<b>AB 30</b> <b>R 4</b> <b>H 8</b> <b>RBI 3</b> <b>BB 3</b> <b>SO 4</b> <b>LOB 12</b>		
<b>Inning Stats</b>	R: 1 E: 0 K: 0 S: 14	H: 2 LOB: 1 BB: 0 P: 24	R: 0 E: 0 K: 0 S: 7	H: 1 LOB: 0 BB: 0 P: 11	R: 2 E: 1 K: 0 S: 8	H: 3 LOB: 1 BB: 0 P: 13	R: 0 E: 0 K: 1 S: 11	H: 1 LOB: 0 BB: 0 P: 16	R: 0 E: 0 K: 1 S: 5	H: 0 LOB: 0 BB: 0 P: 10	R: 0 E: 0 K: 2 S: 9	H: 0 LOB: 0 BB: 0 P: 12	R: 0 E: 0 K: 0 S: 11	H: 0 LOB: 1 BB: 1 P: 22	R: 1 E: 0 K: 0 S: 8	H: 1 LOB: 2 BB: 2 P: 17		1B: 3 2B: 3 3B: 0 HR: 2	SF: 1 SAC: 0 DP: 0 HBP: 0
<b>PITCHER</b>	IP WLS BF H R ER SO BB IBB HBP BLK WP HR S P ERA WHIP																		
Dustin Hermanson, R (1,1) ERA: 7.17	7.0 28 7 3 2 4 1 0 0 0 0 0 2 65 108 2.57 1.143																		
Gene Stechschulte, R (8,1) ERA: 1.93	1.0 L 6 1 1 1 0 1 1 0 0 0 0 0 8 17 9.00 2.000																		






Batter	1	2	3	4	5	6	7	8	9	AB	R	H	RBI	BB	SO	LOB	TOP										
<b>Orlando Cabrera, R</b> OBP: 0.380, SLG: 0.486 (1, 6)	F5		SH1-3					1B		3	1	2	0	0	0	0	<b>Montreal Expos @ St. Louis Cardinals</b> Busch Stadium, St. Louis, MO Tue Apr 24 2001, 7:10 PM CDT Att: 28,345 - Sunny - 61 F										
<b>Jose Vidro, S</b> OBP: 0.386, SLG: 0.549 (1, 4)	2B		1B	HBP			F9	FC5-4	1B	3	0	2	1	0	0	1											
<b>Fernando Tatis, R</b> OBP: 0.357, SLG: 0.370 (1, 5)	2B		K				F9	FC5-4	1B	4	0	1	0	0	1	3											
<b>Vladimir Guerrero, R</b> OBP: 0.387, SLG: 0.431 <b>Graeme Lloyd, L</b> (8, 1)	K		1B				G6-3	K		4	0	1	0	0	2	3											
<b>Lee Stevens, L</b> OBP: 0.259, SLG: 0.558 (1, 3)	G4-3			K			K		HR	4	1	1	1	0	2	2											
<b>Geoff Blum, S</b> OBP: 0.256, SLG: 0.219 (1, 7)		P6		K			G3	F8		4	0	0	0	0	1	0											
<b>Milton Bradley, S</b> OBP: 0.260, SLG: 0.222 (1, 8)		K		G6-3			K	F9		4	0	0	0	0	2	0											
<b>Michael Barrett, R</b> OBP: 0.226, SLG: 0.246 (1, 2)		L8					G5-3	L9		4	0	0	0	0	0	0											
<b>Javier Vazquez, R</b> OBP: 0.280, SLG: 0.444 <b>Peter Bergion, L</b> OBP: 0.330, SLG: 0.198 <b>Mike Johnson, L</b> OBP: 0.281, SLG: 0.349 <b>Scott Stewart, R</b> OBP: 0.281, SLG: 0.349 <b>Masato Yoshii, R</b> OBP: 0.281, SLG: 0.349 <b>Tim Raines, S</b> OBP: 0.281, SLG: 0.349 <b>Fernando Segundo, S</b> OBP: 0.281, SLG: 0.349 (1, 1)			SH1-3	1B			G1-3	G3-1		1	0	1	0	0	0	0											
<b>Inning Stats</b>	R: 0 E: 0 K: 1 S: 9	H: 2 LOB: 2 BB: 0 P: 14	R: 0 E: 0 K: 1 S: 10	H: 0 LOB: 0 BB: 0 P: 14	R: 0 E: 0 K: 1 S: 11	H: 2 LOB: 2 BB: 0 P: 18	R: 0 E: 0 K: 2 S: 7	H: 0 LOB: 0 BB: 0 P: 8	R: 0 E: 0 K: 0 S: 9	H: 1 LOB: 1 BB: 0 P: 11	R: 0 E: 0 K: 1 S: 14	H: 0 LOB: 0 BB: 0 P: 15	R: 0 E: 0 K: 1 S: 9	H: 0 LOB: 0 BB: 0 P: 11	R: 1 E: 1 K: 1 S: 12	H: 2 LOB: 1 BB: 0 P: 16		R: 1 E: 0 K: 0 S: 11	H: 1 LOB: 0 BB: 0 P: 20	1B: 5 2B: 1 3B: 1 HR: 1	SF: 0 SAC: 1 DP: 0 HBP: 1	WP: 0 PB: 0 SB: 0 CS: 0	PA: 35				
<b>PITCHER</b>	IP	WLS	BF	H	R	ER	SO	BB	IBB	HBP	BLK	WP	HR	S	P	ERA	WHIP										
<b>Darryl Kile, R</b> ERA: 4.22 (1, 1)	7.0	W	26	5	0	0	7	0	0	1	0	0	0	69	91	0.00	0.714										
<b>Mike Timlin, R</b> ERA: 2.59 (8, 1)	1.0		5	2	1	1	1	0	0	0	0	0	0	12	16	9.00	2.000										
<b>Dave Veres, R</b> ERA: 3.0 (9, 1)	1.0		4	1	1	1	0	0	0	0	0	0	1	11	20	9.00	1.000										

livebaseballscores.com

AB 33  
R 2  
H 8  
RBI 2  
BB 0  
SO 8  
LOB 9



Batter	1	2	3	4	5	6	7	8	9	AB	R	H	RBI	BB	SO	LOB	BOTTOM										
<b>Fernando Vina, L</b> OBP: 0.337, SLG: 0.342 (1, 4)	L7		FC4-6	1B				F9		5	3	2	0	0	0	3	<b>Montreal Expos @ St. Louis Cardinals</b> Busch Stadium, St. Louis, MO Tue Apr 24 2001, 7:10 PM CDT Att: 28,345 - Sunny - 61 F										
<b>Placido Polanco, R</b> OBP: 0.407, SLG: 0.362 (1, 5)	15B		E5	K			G4-6-3	G3		4	1	1	0	1	1	4											
<b>15 Jim Edmonds, L</b> OBP: 0.389, SLG: 0.640 <b>Craig Paquette, R</b> OBP: 0.281, SLG: 0.500 (8, PH) (9, 9)	5		K	K			G4-6-3	K		3	1	2	3	1	1	2											
<b>5 Albert Pujols, R</b> OBP: 0.434, SLG: 0.710 (1, 3)	G6-4-3		2B	2B			G4-6-3	F3		5	0	2	3	0	0	4											
<b>Ray Lankford, L</b> OBP: 0.407, SLG: 0.680 (1, 7)		K	BB	K			K			3	0	0	0	1	3	2											
<b>J.D. Drew, L</b> OBP: 0.349, SLG: 0.577 (9, 8)		K	K				1B	1B		4	0	2	0	0	2	2											
<b>Edgar Renteria, R</b> OBP: 0.254, SLG: 0.322 (1, 6)		1B		1B	1B		L9	P5		4	1	2	0	0	0	2											
<b>Mike Matheny, R</b> OBP: 0.300, SLG: 0.389 (1, 2)	F8		1B	1B			K	F8		4	1	1	0	0	1	3											
<b>Darryl Kile, R</b> OBP: 0.167, SLG: 0.091 <b>Kerry Robinson, L</b> OBP: 0.333, SLG: 0.333 <b>Mike Timlin, R</b> OBP: 0.281, SLG: 0.349 <b>Dave Veres, R</b> OBP: 0.281, SLG: 0.349 (1, 1)			FC4-6	K			P6	1B		3	0	1	0	0	1	3											
<b>Inning Stats</b>	R: 0 E: 0 K: 0 S: 7	H: 1 LOB: 1 BB: 1 P: 14	R: 0 E: 0 K: 2 S: 12	H: 1 LOB: 1 BB: 0 P: 20	R: 2 E: 1 K: 2 S: 21	H: 2 LOB: 2 BB: 1 P: 34	R: 4 E: 0 K: 3 S: 19	H: 5 LOB: 1 BB: 0 P: 27	R: 0 E: 0 K: 1 S: 12	H: 1 LOB: 1 BB: 0 P: 19	R: 1 E: 0 K: 1 S: 13	H: 2 LOB: 1 BB: 1 P: 22	R: 0 E: 0 K: 0 S: 6	H: 2 LOB: 2 BB: 0 P: 7	R: 0 E: 0 K: 1 S: 8	H: 0 LOB: 0 BB: 0 P: 14		1B: 11 2B: 3 3B: 0 HR: 0	SF: 0 SAC: 0 DP: 2 HBP: 0	WP: 0 PB: 0 SB: 2 CS: 0	PA: 40						
<b>PITCHER</b>	IP	WLS	BF	H	R	ER	SO	BB	IBB	HBP	BLK	WP	HR	S	P	ERA	WHIP										
<b>Javier Vazquez, R</b> ERA: 4.67 (1, 1)	4.0	L	23	9	6	4	7	1	0	0	0	0	0	21	36	5.40	2.400										
<b>Mike Johnson, R</b> ERA: 4.79 (5, 1)	1.2		8	3	1	1	1	0	0	0	0	0	0	4	5	0.00	0.000										
<b>Scott Stewart, L</b> ERA: (6, 1)	0.1		1	0	0	0	1	0	0	0	0	0	0	4	5	0.00	0.000										
<b>Masato Yoshii, R</b> ERA: 4.05 (7, 1)	1.0		5	2	0	0	0	0	0	0	0	0	0	6	7	0.00	2.000										
<b>Graeme Lloyd, L</b> ERA: (8, 1)	1.0		3	0	0	0	1	0	0	0	0	0	0	8	14	0.00	0.000										

livebaseballscores.com

AB 37  
R 7  
H 14  
RBI 6  
BB 3  
SO 10  
LOB 25





Batter	1	2	3	4	5	6	7	8	9	AB	R	H	RBI	BB	SO	LOB	TOP										
Orlando Cabrera, R (1,6) OBP: 0.369, SLG: 0.459 Ugueth Urbina, R (8,1)	L6		1B S FC6 HBP	P6		G3		P4		4	1	0	0	0	0	4											
Jose Vidro, S (1,4) OBP: 0.276, SLG: 0.523	L8		FC6 1B BB	P4		K		G4-6-3		4	0	0	0	1	1	4											
Fernando Tatis, R (1,5) OBP: 0.360, SLG: 0.364	G4-3		FC6 1B	FC5-4			F7 BB HBP		K	4	0	1	0	0	1	2											
Vladimir Guerrero, R (1,9) OBP: 0.363, SLG: 0.400		G4-3	FC6 BB		F9				P6	5	0	0	1	0	1	3											
Lee Stevens, L (1,3) OBP: 0.291, SLG: 0.551		E 1B G5-3 BB		G3			HBP BB		FC4-6 BB	1	1	0	0	4	0	0											
Milton Bradley, S (1,7) OBP: 0.273, SLG: 0.260	E3 G5-3 BB 1B						F7		FC4-6	5	0	2	0	0	1	6											
Peter Bergeron, L (1,8) OBP: 0.259, SLG: 0.182 Fernando Seguin, S (7,PH) OBP: 0.273, SLG: 0.300		G5-3 BB	F7		G6-3					2	0	0	0	1	0	4											
Michael Barrett, R (1,2) OBP: 0.227, SLG: 0.246		G5-3		FC5-4 BB 1B		G5-3			P3	4	0	1	1	0	0	5											
Britt Reames, R (1,1) OBP: 0.364, SLG: 0.125 Tim Lincecum, S (5,PH) OBP: 0.270, SLG: 0.348 Scott Stewart, L (8,1) Guillermo Mota, R (8,1) OBP: 0.265, SLG: 0.300 Geoff Blum, S (8,PH) OBP: 0.275, SLG: 0.242										1	0	0	0	1	1	2											
<b>Inning Stats</b>	R: 0 E: 0 K: 0 S: 10	H: 0 LOB: 0 BB: 0 P: 17	R: 1 E: 1 K: 1 S: 10	H: 1 LOB: 2 BB: 2 P: 20	R: 1 E: 0 K: 1 S: 16	H: 1 LOB: 3 BB: 2 P: 35	R: 0 E: 0 K: 0 S: 11	H: 1 LOB: 2 BB: 1 P: 16	R: 0 E: 0 K: 1 S: 8	H: 0 LOB: 1 BB: 1 P: 18	R: 0 E: 0 K: 1 S: 10	H: 0 LOB: 3 BB: 1 P: 17	R: 0 E: 0 K: 0 S: 8	H: 1 LOB: 0 BB: 0 P: 10	R: 0 E: 0 K: 1 S: 5	H: 0 LOB: 1 BB: 1 P: 12	1B: 4 2B: 1 3B: 0 HR: 0	SF: 0 SAC: 0 DP: 1 HBP: 3	WP: 0 PB: 0 SB: 1 CS: 0	PA: 42							
<b>PITCHER</b>	IP	WLS	BF	H	R	ER	SO	BB	IBB	HBP	BLK	WP	HR	S	P	ERA	WHIP										
Andy Benes, R (1,1) ERA: 6.06	5.0	W	25	4	2	2	2	5	0	1	0	0	0	57	104	3.60	1.800										
Mike James, R (6,1) ERA: 6.52	1.1	H	6	0	0	0	2	1	0	1	0	0	0	13	24	0.00	0.750										
Steve Kline, L (7,1) ERA: 2.7	0.1	H	3	0	0	0	0	1	0	1	0	0	0	2	7	0.00	3.000										
Gene Stechschulte, R (7,1) ERA: 1.54	2.1	S	8	1	0	0	1	1	0	0	0	0	0	16	26	0.00	0.857										

Montreal Expos @ St. Louis Cardinals  
Busch Stadium, St. Louis, MO  
Wed Apr 25 2001, 7:10 PM CDT  
Att: 28,858 - Cloudy - 72 F

AB	31
R	2
H	5
RBI	2
BB	8
SO	5
LOB	30



Batter	1	2	3	4	5	6	7	8	9	AB	R	H	RBI	BB	SO	LOB	BOTTOM										
Fernando Vina, L (1,4) OBP: 0.345, SLG: 0.350	G6-3 15 1B		G6-3				L9			4	1	2	0	0	0	0											
Placido Polanco, R (1,5) OBP: 0.414, SLG: 0.360	G6-3			15 5 HR BB	PO	15 2B SF8 1B		F7		3	2	1	0	1	0	1											
15 Jim Edmonds, L (1,8) OBP: 0.431, SLG: 0.679	G6-4-3 5 1B			5 HR 1B		SF8 2B		CS BB		3	1	3	1	1	0	0											
5 Albert Pujols, R (1,3) OBP: 0.438, SLG: 0.736	G6-4-3							K		3	1	1	3	0	1	2											
Ray Lankford, L (1,7) OBP: 0.403, SLG: 0.654								CS		2	0	0	0	1	2	3											
J.D. Drew, L (1,9) OBP: 0.333, SLG: 0.556	G6-3			G1-6-3 BB		SF8				2	0	0	1	0	0	1											
Edgar Renteria, R (1,6) OBP: 0.259, SLG: 0.323 Steve Kline, S (7,1) Gene Stechschulte, R (7,1) OBP: 1.000, SLG: 4.000					G4-3			P4		3	0	1	0	0	0	2											
Mike Matheny, R (1,2) OBP: 0.286, SLG: 0.368	CS		G2-3					F8		3	0	0	0	0	1	0											
Andy Benes, R (1,1) OBP: 0.167, SLG: 0.333 Larry Sutton, L (5,PH) Mike James, R (6,1) Craig Paquette, R (7,5) OBP: 0.273, SLG: 0.484			F2					G5-3		1	0	0	0	0	0	0											
<b>Inning Stats</b>	R: 1 E: 0 K: 0 S: 10	H: 2 LOB: 0 BB: 0 P: 16	R: 0 E: 0 K: 1 S: 17	H: 1 LOB: 0 BB: 0 P: 27	R: 0 E: 0 K: 0 S: 6	H: 0 LOB: 0 BB: 0 P: 10	R: 3 E: 0 K: 0 S: 13	H: 2 LOB: 0 BB: 2 P: 26	R: 0 E: 0 K: 1 S: 6	H: 1 LOB: 0 BB: 0 P: 7	R: 1 E: 0 K: 0 S: 8	H: 2 LOB: 2 BB: 0 P: 14	R: 0 E: 0 K: 0 S: 5	H: 0 LOB: 0 BB: 0 P: 6	R: 0 E: 0 K: 1 S: 6	H: 0 LOB: 0 BB: 1 P: 12	1B: 6 2B: 1 3B: 0 HR: 1	SF: 1 SAC: 0 DP: 2 HBP: 1	WP: 0 PB: 0 SB: 1 CS: 2	PA: 34							
<b>PITCHER</b>	IP	WLS	BF	H	R	ER	SO	BB	IBB	HBP	BLK	WP	HR	S	P	ERA	WHIP										
Britt Reames, R (1,1) ERA: 3.33	5.0	L	19	6	4	4	2	2	0	0	0	0	0	7	12	13.50	3.000										
Scott Stewart, L (6,1) ERA: 1.29	0.2		5	2	1	1	1	0	0	1	0	0	0	7	12	13.50	3.000										
Guillermo Mota, R (6,1) ERA: 1.35	1.1		4	0	0	0	0	0	0	0	0	0	0	6	8	0.00	0.000										
Ugueth Urbina, R (8,1) ERA: 1.8	1.0		3	0	0	0	1	1	0	0	0	0	0	6	12	0.00	1.000										

Montreal Expos @ St. Louis Cardinals  
Busch Stadium, St. Louis, MO  
Wed Apr 25 2001, 7:10 PM CDT  
Att: 28,858 - Cloudy - 72 F

AB	26
R	5
H	8
RBI	5
BB	3
SO	4
LOB	9









Batter	1	2	3	4	5	6	7	8	9	AB	R	H	RBI	BB	SO	LOB	TOP										
<b>Timo Perez, L</b> (1,9) OBP: 0.333, SLG: 0.500	3-2 G3 HBP 1B	1-2 F9		3-3 K			0-2 L6		2-2 G3	5	0	1	0	0	1	5											
<b>Jay Payton, R</b> (1,8) OBP: 0.238, SLG: 0.273	0-0 P6		0-0 G6-3		1-0 G4-3		2-0 P5		3-1 F7	5	0	0	0	0	0	2											
<b>Edgardo Alfonso, R</b> (1,4) OBP: 0.284, SLG: 0.457	2-2 G3 HBP		1-0 F9		2-1 G5-3			3-1 G6-3		3	0	0	0	0	0	0											
<b>31 Mike Piazza, R</b> (1,2) OBP: 0.407, SLG: 0.614 <b>Todd Pratt, R</b> (7,2)	3-2 G3		1-1 1B		1-2 G6-3			1-1 BB 1B HBP		3	0	1	0	0	0	2											
<b>Lenny Harris, L</b> (1,3) OBP: 0.192, SLG: 0.200	3-2 G4-3		1-3 K			0-2 F7		1-1 BB 1B		4	0	1	0	0	1	3											
<b>Tsuyoshi Shinjo, R</b> (1,7) OBP: 0.308, SLG: 0.417		1-0 SH1-3 BB HBP		0-1 G5-3		2-2 P4		1-0 P6		3	0	0	0	0	0	2											
<b>Desi Relaford, S</b> (1,5) OBP: 0.455, SLG: 0.579 <b>Jerrod Riggan, R</b> (6,1)		4-1 SH1-3 BB		0-1 FC5-2 1B		2-0 F5		4-2 BB		2	0	1	0	1	0	0											
<b>Benny Agbavani, R</b> (8,PH) OBP: 0.471, SLG: 0.481 <b>Armando Benitez, R</b> (8,1)		1-2 BB		0-1 FC5-2 2B				1-2 2-3 BB		0	0	0	0	1	0	0											
<b>Rey Ordenez, R</b> (1,6) OBP: 0.312, SLG: 0.338		0-1 SH1-3		1-3 FC5-2 2B			1-1 G6-3	0-2 F7		3	0	1	0	0	0	3											
<b>Kevin Appier, R</b> (1,1) <b>Joe McEwing, R</b> (6,5) OBP: 0.370, SLG: 0.435		1-3 K		0-1 FC5-2			1-2 1B		0-1 G5-3	2	0	0	0	0	1	4											
<b>Inning Stats</b>	R: 0 E: 0 K: 0 S: 16	H: 1 LOB: 2 BB: 0 P: 27	R: 0 E: 0 K: 1 S: 11	H: 0 LOB: 2 BB: 1 P: 18	R: 0 E: 0 K: 1 S: 7	H: 1 LOB: 1 BB: 0 P: 10	R: 0 E: 0 K: 1 S: 14	H: 2 LOB: 2 BB: 0 P: 17	R: 0 E: 0 K: 0 S: 6	H: 0 LOB: 0 BB: 0 P: 10	R: 0 E: 0 K: 0 S: 7	H: 0 LOB: 0 BB: 0 P: 11	R: 0 E: 0 K: 0 S: 10	H: 1 LOB: 1 BB: 0 P: 14	R: 0 E: 0 K: 0 S: 11	H: 1 LOB: 3 BB: 1 P: 21	R: 0 E: 0 K: 0 S: 7	H: 0 LOB: 0 BB: 0 P: 12	1B: 5 2B: 1 3B: 0 HR: 0	SF: 0 SAC: 1 DP: 0 HBP: 3	WP: 0 PB: 0 SB: 0 CS: 0	PA: 38					
<b>PITCHER</b>	IP	WLS	BF	H	R	ER	SO	BB	IBB	HBP	BLK	WP	HR	S	P	ERA	WHIP										
<b>Matt Morris, R</b> (1,1) ERA: 3.19	7.0	W	29	5	0	0	3	1	0	2	0	0	0	71	107	0.00	0.857										
<b>Jason Kamuth, R</b> (8,1) ERA: 2.45	1.0		6	1	0	0	0	1	0	1	0	0	0	11	21	0.00	2.000										
<b>Steve Kline, L</b> (9,1) ERA: 2.25	1.0		3	0	0	0	0	0	0	0	0	0	0	7	12	0.00	0.000										

New York Mets @ St. Louis Cardinals  
Busch Stadium, St. Louis, MO

AB 32  
R 0  
H 6  
RBI 0  
BB 2  
SO 3  
LOB 21



WP: 0 PA: 38  
PB: 0  
SB: 0  
CS: 0

Batter	1	2	3	4	5	6	7	8	9	AB	R	H	RBI	BB	SO	LOB	BOTTOM										
<b>Fernando Vina, L</b> (1,4) OBP: 0.330, SLG: 0.366 <b>Jason Kamuth, R</b> (8,1) <b>Steve Kline, S</b> (9,1)	0-0 B5-3		1-1 G3-1	1-1 G3		0-1 G4-3	0-0 G4-3			5	0	0	0	0	0	4											
<b>Placido Polanco, R</b> (1,5) OBP: 0.438, SLG: 0.404	0-2 G4-3		0-0 15 2B 5 G5-3 1B		3-2 E7 15 3B 1B	0-1 15 S 5 2B 1B	4-2 BB			4	3	3	1	1	0	0											
<b>15 Jim Edmonds, L</b> (1,8) OBP: 0.400, SLG: 0.667 <b>Craig Paquette, R</b> (9,4) OBP: 0.294, SLG: 0.500	2-2 5 BB 1B		2-0 2B	1-3 2B	3-2 5 2B 3B	3-3 K	3-3 K			5	2	3	1	0	2	3											
<b>5 Albert Pujols, R</b> (1,3) OBP: 0.457, SLG: 0.756	4-0 FC6-4 1B BB		0-1 G5-3		0-0 1B 2B	0-1 2B		0-0 G6-3		4	1	2	3	1	0	1											
<b>Ray Lankford, L</b> (1,7) OBP: 0.392, SLG: 0.581 <b>Mike Matheny, R</b> (9,2) OBP: 0.292, SLG: 0.373	0-0 FC6-4 1B		1-3 K		2-2 F5	3-3 K		4-2 FC4-6 BB		4	0	1	1	1	2	3											
<b>Edgar Renteria, R</b> (1,6) OBP: 0.273, SLG: 0.319 <b>Kerry Robinson, L</b> (8,PH) OBP: 0.400, SLG: 0.400	0-1 FC6-4			1-2 SH5-4 WP 1B	2-3 K		1-2 HR 1B	1-2 FC4-6 BB		4	1	2	0	0	1	3											
<b>J.D. Drew, L</b> (1,9) OBP: 0.351, SLG: 0.576		2-3 K		2-3 K	4-0 1B IBB		0-0 HR 1B	4-1 BB		3	1	1	2	2	2	1											
<b>Eli Marrero, R</b> (1,2) OBP: 0.353, SLG: 0.469		0-0 CS 1B		4-1 SH5-4 BB	0-0 1B		0-0 F3	1-3 K		4	0	2	1	1	1	2											
<b>Matt Morris, R</b> (1,1) OBP: 0.100, SLG: 0.200 <b>Larry Sutton, L</b> (7,PH) OBP: 0.087, SLG: 0.130		2-2 G6-3		0-0 SH5-4	2-1 G4-3 1B 2B	0-1 G4-3 2B				2	1	1	0	0	0	1											
<b>Inning Stats</b>	R: 1 E: 0 K: 0 S: 10	H: 2 LOB: 2 BB: 1 P: 16	R: 0 E: 0 K: 1 S: 10	H: 1 LOB: 0 BB: 0 P: 13	R: 1 E: 0 K: 1 S: 9	H: 2 LOB: 1 BB: 0 P: 13	R: 0 E: 0 K: 1 S: 10	H: 1 LOB: 2 BB: 1 P: 18	R: 3 E: 1 K: 2 S: 15	H: 4 LOB: 1 BB: 0 P: 23	R: 2 E: 0 K: 1 S: 16	H: 3 LOB: 2 BB: 1 P: 24	R: 0 E: 0 K: 1 S: 11	H: 0 LOB: 2 BB: 2 P: 21	1B: 9 2B: 5 3B: 1 HR: 1	SF: 0 SAC: 1 DP: 0 HBP: 0	WP: 1 PB: 0 SB: 1 CS: 1	PA: 44									
<b>PITCHER</b>	IP	WLS	BF	H	R	ER	SO	BB	IBB	HBP	BLK	WP	HR	S	P	ERA	WHIP										
<b>Kevin Appier, R</b> (1,1) ERA: 4.55	5.0	L	26	10	5	5	4	2	1	0	0	0	1	31	47	9.00	2.400										
<b>Jerrod Riggan, R</b> (6,1) ERA: 18.0	2.0		13	6	4	4	3	1	0	0	0	0	1	31	47	18.00	3.500										
<b>Armando Benitez, R</b> (8,1) ERA: 0.9	1.0		5	0	0	0	1	2	0	0	0	0	0	11	21	0.00	2.000										

New York Mets @ St. Louis Cardinals  
Busch Stadium, St. Louis, MO

AB 37  
R 9  
H 16  
RBI 9  
BB 6  
SO 8  
LOB 19



WP: 1 PA: 44  
PB: 0  
SB: 1  
CS: 1







Batter	1	2	3	4	5	6	7	8	9	AB	R	H	RBI	BB	SO	LOB	TOP					
<b>Benny Agbayani, R</b> (1, 7) OBP: 0.495, SLG: 0.528										3	1	2	1	1	0	1	<b>New York Mets @ St. Louis Cardinals</b> Busch Stadium, St. Louis, MO Sun Apr 29 2001, 1:10 PM CDT Att: 38,401 - Sunny - 78 F					
<b>Timo Perez, L</b> (1, 9) OBP: 0.259, SLG: 0.370										4	0	1	0	0	1	1						
<b>Edgardo Alfonzo, R</b> (1, 4) OBP: 0.286, SLG: 0.464										2	0	0	0	0	1	2						
<b>Lenny Harris, L</b> (6, PH) OBP: 0.207, SLG: 0.214										2	0	0	0	0	1	1						
<b>31 Mike Piazza, R</b> (1, 2) OBP: 0.409, SLG: 0.627										1	0	0	0	0	0	1						
<b>Todd Pratt, R</b> (2, 2)										3	0	0	0	0	1	0						
<b>Todd Zeile, R</b> (1, 3) OBP: 0.326, SLG: 0.373										3	0	1	0	0	0	0						
<b>Jay Payton, R</b> (1, 8) OBP: 0.258, SLG: 0.291										3	0	1	0	0	0	1						
<b>Joe McEwing, R</b> (1, 5) OBP: 0.389, SLG: 0.531										3	0	1	0	0	0	1						
<b>Desi Relaford, S</b> (1, 6) OBP: 0.419, SLG: 0.500										3	0	0	0	0	1	2						
<b>Glendon Rusch, L</b> (1, 1)										1	0	0	0	0	0	0						
<b>Donne Wall, R</b> (3, 1)										0	0	0	0	0	0	0						
<b>Jerrod Riggan, R</b> (5, 1)										1	0	0	0	0	1	0						
<b>Tsuyoshi Shinjo, R</b> (8, PH) OBP: 0.303, SLG: 0.410										1	0	0	0	0	0	0						
<b>Tom Martin, L</b> (8, 1)										0	0	0	0	0	0	0						
<b>Inning Stats</b>	R: 0 E: 0 K: 0 S: 11	H: 1 LOB: 1 BB: 1 P: 16	R: 0 E: 0 K: 0 S: 8	H: 1 LOB: 0 BB: 0 P: 13	R: 0 E: 1 K: 0 S: 6	H: 0 LOB: 0 BB: 0 P: 10	R: 0 E: 0 K: 2 S: 7	H: 0 LOB: 0 BB: 0 P: 9	R: 0 E: 0 K: 1 S: 12	H: 2 LOB: 2 BB: 0 P: 19	R: 0 E: 0 K: 1 S: 11	H: 1 LOB: 1 BB: 0 P: 20	R: 0 E: 0 K: 1 S: 5	H: 0 LOB: 0 BB: 0 P: 10	R: 0 E: 0 K: 0 S: 8	H: 0 LOB: 0 BB: 0 P: 9	R: 1 E: 0 K: 1 S: 14	H: 1 LOB: 0 BB: 0 P: 18	1B: 4 2B: 3 3B: 0 HR: 1	SF: 0 SAC: 0 DP: 4 HBP: 0	WP: 0 PB: 0 SB: 0 CS: 1	PA: 31
<b>PITCHER</b>	IP	WLS	BF	H	R	ER	SO	BB	IBB	HBP	BLK	WP	HR	S	P	ERA	WHIP					
<b>Darryl Kile, R</b> (1, 1) ERA: 3.6	8.0	W	28	6	1	1	5	1	0	0	0	0	1	71	110	1.12	0.875					
<b>Mike Timlin, R</b> (9, 1) ERA: 2.39	1.0		3	0	0	0	1	0	0	0	0	0	0	11	14	0.00	0.000					

AB	30
R	1
H	6
RBI	1
BB	1
SO	6
LOB	10



Batter	1	2	3	4	5	6	7	8	9	AB	R	H	RBI	BB	SO	LOB	BOTTOM				
<b>Craig Paquette, R</b> (1, 7) OBP: 0.300, SLG: 0.500										5	2	2	1	0	1	1	<b>New York Mets @ St. Louis Cardinals</b> Busch Stadium, St. Louis, MO Sun Apr 29 2001, 1:10 PM CDT Att: 38,401 - Sunny - 78 F				
<b>Placido Polanco, R</b> (1, 4) OBP: 0.427, SLG: 0.394										5	1	3	1	0	0	1					
<b>15 Jim Edmonds, L</b> (1, 8) OBP: 0.443, SLG: 0.729										3	1	3	2	1	0	0					
<b>Kerry Robinson, L</b> (7, 8) OBP: 0.428, SLG: 0.333										0	0	0	0	1	0	0					
<b>5 Albert Pujols, R</b> (1, 5) OBP: 0.431, SLG: 0.739										5	0	1	1	0	2	6					
<b>Bobby Bonilla, S</b> (1, 3) OBP: 0.286, SLG: 0.436										4	1	1	0	1	0	2					
<b>Edgar Renteria, R</b> (1, 6) OBP: 0.275, SLG: 0.358										4	2	2	0	0	1	3					
<b>Eli Marrero, R</b> (8, PH) OBP: 0.343, SLG: 0.455										1	0	0	0	0	1	0					
<b>J.D. Drew, L</b> (1, 9) OBP: 0.393, SLG: 0.621										4	1	2	1	1	0	0					
<b>Mike Matheny, R</b> (1, 2) OBP: 0.311, SLG: 0.373										5	2	2	3	0	1	3					
<b>Darryl Kile, R</b> (1, 1) OBP: 0.250, SLG: 0.267										4	2	2	2	0	0	0					
<b>Mike Timlin, R</b> (9, 1) ERA: 2.08										0	0	0	0	0	0	0					
<b>Inning Stats</b>	R: 0 E: 0 K: 0 S: 7	H: 1 LOB: 1 BB: 0 P: 10	R: 4 E: 1 K: 2 S: 17	H: 7 LOB: 2 BB: 0 P: 25	R: 7 E: 2 K: 0 S: 32	H: 7 LOB: 3 BB: 3 P: 54	R: 1 E: 1 K: 0 S: 8	H: 2 LOB: 1 BB: 0 P: 12	R: 0 E: 0 K: 1 S: 9	H: 0 LOB: 0 BB: 0 P: 11	R: 0 E: 0 K: 1 S: 6	H: 0 LOB: 0 BB: 0 P: 10	R: 0 E: 0 K: 1 S: 10	H: 1 LOB: 1 BB: 1 P: 18	R: 0 E: 0 K: 1 S: 5	H: 0 LOB: 0 BB: 0 P: 7	1B: 14 2B: 4 3B: 0 HR: 0	SF: 0 SAC: 0 DP: 1 HBP: 0	WP: 0 PB: 0 SB: 0 CS: 0	PA: 44	
<b>PITCHER</b>	IP	WLS	BF	H	R	ER	SO	BB	IBB	HBP	BLK	WP	HR	S	P	ERA	WHIP				
<b>Glendon Rusch, L</b> (1, 1) ERA: 8.17	2.1	L	17	11	7	7	2	0	0	0	0	0	0	32	45	21.60	4.714				
<b>Donne Wall, R</b> (3, 1) ERA: 6.39	1.2		14	6	5	4	0	2	1	0	0	0	0	25	36	0.00	0.667				
<b>Jerrod Riggan, R</b> (5, 1) ERA: 7.2	3.0		10	1	0	0	3	1	0	0	0	0	0	25	39	0.00	0.667				
<b>Tom Martin, L</b> (8, 1) ERA: 2.08	1.0		3	0	0	0	1	0	0	0	0	0	0	5	7	0.00	0.000				

AB	40
R	12
H	18
RBI	11
BB	4
SO	6
LOB	16





Batter	1	2	3	4	5	6	7	8	9	AB	R	H	RBI	BB	SO	LOB	TOP			
Fernando Vina, L (1,4) OBP: 0.336, SLG: 0.350	4-1 BB G6-4-3	3-2 F7			4-0 BB G6-4-3		1-3 K	0-1 G4-3		3	0	0	0	2	1	4				
Edgar Renteria, R (1,6) OBP: 0.275, SLG: 0.341	0-1 G6-4-3		4-1 BB FC5-4		1-1 G6-4-3		0-3 K		0-0 F8	4	0	0	0	1	1	3				
15 Jim Edmonds, L (1,8) OBP: 0.464, SLG: 0.740	4-0 BB 5 1B		1-0 FC5-4		3-1 HBP		1-0 BB 5 1B		1-2 2B	3	0	2	0	1	0	1				
5 Albert Pujols, R (1,5) OBP: 0.430, SLG: 0.719	2-1 BB 1B		0-0 G5-4-3		1-0 HBP		4-2 BB		1-0 F3	4	0	1	0	1	0	3				
Ray Lankford, L (1,7) Mike Timlin, R (7,1)	1-3 K			1-1 HR		2-3 K		0-3 K	2-0 F8	4	1	1	1	0	3	5				
Larry Sutton, L (9,PH) OBP: 0.080, SLG: 0.120										0	0	0	0	0	0	0				
Bobby Bonilla, S (1,3)		4-2 BB 2B CS		0-3 K		4-2 HBP G4-3		0-1 F8		2	0	0	0	1	1	0				
J.D. Drew, L (1,9) OBP: 0.409, SLG: 0.686		2-0 BB 2B		1-0 HR		1-2 G4-3		1-2 2B	1-3 1B	4	2	3	1	0	0	1				
Mike Matheny, R (1,2) Craig Paquette, R (8,PH) Eli Marrero, R (8,2)		0-0 P6		0-2 P4		2-2 G6-3		1-3 K		3	0	0	0	0	0	3				
Andy Benes, R (1,1) Mike James, R (5,1)		3-2 BB 2B		1-1 F9			4-1 BB 15 1B	2-1 2B		2	0	1	1	0	0	0				
Kerry Robinson, L (7,PH) OBP: 0.556, SLG: 0.571		2-H 3-H 2B								0	0	0	0	0	0	0				
<b>Inning Stats</b>	R: 0 E: 0 K: 1 S: 8	H: 1 LOB: 2 BB: 2 P: 19	R: 1 E: 0 K: 0 S: 16	H: 2 LOB: 1 BB: 1 P: 27	R: 0 E: 0 K: 0 S: 3	H: 0 LOB: 0 BB: 1 P: 8	R: 2 E: 0 K: 1 S: 11	H: 2 LOB: 0 BB: 0 P: 14	R: 0 E: 0 K: 0 S: 5	H: 0 LOB: 1 BB: 1 P: 23	R: 0 E: 0 K: 3 S: 14	H: 1 LOB: 3 BB: 2 P: 29	R: 0 E: 0 K: 1 S: 12	H: 2 LOB: 2 BB: 0 P: 16	R: 0 E: 0 K: 0 S: 6	H: 1 LOB: 1 BB: 0 P: 10	1B: 3 2B: 4 3B: 0 HR: 2	SF: 0 SAC: 0 DP: 3 HBP: 2	WP: 0 PB: 0 SB: 0 CS: 1	PA: 41
<b>PITCHER</b>	IP WLS BF H R ER SO BB IBB HBP BLK WP HR S P ERA WHIP																			
Jason Grilli, R (1,1) ERA: 6.31	4.0	18	5	3	3	2	4	0	0	0	0	0	2	38	68	6.75	2.250			
Vladimir Nunez, R (5,1) ERA: 3.65	2.0	9	0	0	0	1	2	0	2	0	0	0	0	20	41	0.00	1.000			
Vic Darenbourg, L (7,1) ERA: 6.3	0.2	3	1	0	0	2	0	0	0	0	0	0	0	8	10	0.00	1.500			
Dan Miceli, R (7,1) ERA: 6.52	1.1	7	2	0	0	2	1	0	0	0	0	0	0	22	30	0.00	2.250			
Antonio Alfonseca, R (9,1) ERA: 1.99	1.0	4	1	0	0	0	0	0	0	0	0	0	0	6	10	0.00	1.000			

St. Louis Cardinals @ Florida Marlins  
Pro Player Stadium, Miami, FL  
Tue May 01 2001, 7:05 PM EDT  
Att: 10,377 - Overcast - 75 F

AB 32  
R 3  
H 9  
RBI 3  
BB 7  
SO 7  
LOB 22



Batter	1	2	3	4	5	6	7	8	9	AB	R	H	RBI	BB	SO	LOB	BOTTOM			
Luis Castillo, S (1,4) OBP: 0.351, SLG: 0.316	4-2 BB CS		4-0 BB		0-1 BB 2B	3-2 WP E6				2	1	1	0	2	0	0				
Eric Owens, R (1,9) OBP: 0.351, SLG: 0.400	1-2 BB CS		1-1 F9		1-2 BB 2B	4-2 BB				3	1	2	0	1	0	1				
Cliff Floyd, L (1,7) Lyle Mouton, R (6,7)	2-3 K		0-2 F9		0-1 L6	0-3 K				3	0	0	0	0	1	4				
Preston Wilson, R (1,8) OBP: 0.396, SLG: 0.580		1-0 BB CS		1-2 HR 1B	0-0 BB 2B	2-2 G5-3				4	1	3	1	0	0	0				
Mike Lowell, R (1,5) OBP: 0.360, SLG: 0.573		1-2 F3		2-1 HR	4-1 BB	1-0 G5-3				3	1	1	2	1	0	1				
Charles Johnson, R (1,2) OBP: 0.395, SLG: 0.779		4-2 BB 1B		2-1 F9	4-1 BB G6-4-3	2-1 G6-3				2	0	0	1	2	0	0				
Derrek Lee, R (1,3) OBP: 0.250, SLG: 0.318		2-0 BB 1B		1-0 P4	1-0 BB G6-4-3					4	0	2	0	0	0	3				
Alex Gonzalez, R (1,6) OBP: 0.402, SLG: 0.443		2-3 K		1-1 BB 1B		1-0 G1-4-3		2-2 G5-4-3		4	0	1	0	0	1	3				
Jason Grilli, R (1,1) Ryan McCullough, L (4,PH) Vladimir Nunez, R (5,1) Vic Darenbourg, L (7,1) Dan Miceli, R (7,1) Kevin Millar, R (8,PH) Antonio Alfonseca, R (9,1)			2-1 G1-6-3		2-3 K		3-3 K	2-3 K		1	0	0	0	0	0	0				
<b>Inning Stats</b>	R: 0 E: 0 K: 1 S: 10	H: 1 LOB: 0 BB: 1 P: 17	R: 0 E: 0 K: 1 S: 13	H: 2 LOB: 2 BB: 1 P: 23	R: 0 E: 0 K: 0 S: 7	H: 0 LOB: 1 BB: 1 P: 14	R: 2 E: 0 K: 1 S: 15	H: 3 LOB: 1 BB: 0 P: 24	R: 2 E: 0 K: 2 S: 12	H: 3 LOB: 2 BB: 1 P: 23	R: 0 E: 0 K: 0 S: 9	H: 0 LOB: 0 BB: 0 P: 14	R: 0 E: 0 K: 1 S: 15	H: 1 LOB: 0 BB: 0 P: 21	R: 0 E: 0 K: 0 S: 6	H: 0 LOB: 0 BB: 0 P: 10	1B: 8 2B: 1 3B: 0 HR: 1	SF: 0 SAC: 0 DP: 2 HBP: 0	WP: 1 PB: 0 SB: 0 CS: 3	PA: 36
<b>PITCHER</b>	IP WLS BF H R ER SO BB IBB HBP BLK WP HR S P ERA WHIP																			
Andy Benes, R (1,1) ERA: 8.1	4.1	24	9	4	4	3	5	0	0	0	0	1	55	97	8.31	3.231				
Mike James, R (5,1) ERA: 6.09	1.2	6	0	0	0	2	1	0	0	0	1	0	13	25	0.00	0.600				
Mike Timlin, R (7,1) ERA: 2.03	2.0	6	1	0	0	1	0	0	0	0	0	0	24	35	0.00	0.500				

St. Louis Cardinals @ Florida Marlins  
Pro Player Stadium, Miami, FL  
Tue May 01 2001, 7:05 PM EDT  
Att: 10,377 - Overcast - 75 F


AB 30  
R 4  
H 10  
RBI 4  
BB 6  
SO 6  
LOB 15










Batter	1	2	3	4	5	6	7	8	9	AB R H RBI BB SO LOB	TOP																								
												<b>St. Louis Cardinals @ Florida Marlins</b> Pro Player Stadium, Miami, FL Thu May 03 2001, 7:05 PM EDT <a href="http://livebaseballscorecards.com">livebaseballscorecards.com</a>																							
		<b>AB</b> 0 <b>R</b> 0 <b>H</b> 0 <b>RBI</b> 0 <b>BB</b> 0 <b>SO</b> 0 <b>LOB</b> 0																																	
																																			
Inning Stats		1B: 0 SF: 0 WP: 0 PA: 0 2B: 0 SAC: 0 FB: 0 3B: 0 DP: 0 SB: 0 HR: 0 HBP: 0 CS: 0																																	
PITCHER	IP	WLS	BF	H	R	ER	SO	BB	IBB	HBP	BLK	WP	HR	S	P	ERA	WHIP	PITCHER	IP	WLS	BF	H	R	ER	SO	BB	IBB	HBP	BLK	WP	HR	S	P	ERA	WHIP

Batter	1	2	3	4	5	6	7	8	9	AB R H RBI BB SO LOB	BOTTOM																								
												<b>St. Louis Cardinals @ Florida Marlins</b> Pro Player Stadium, Miami, FL Thu May 03 2001, 7:05 PM EDT <a href="http://livebaseballscorecards.com">livebaseballscorecards.com</a>																							
		<b>AB</b> 0 <b>R</b> 0 <b>H</b> 0 <b>RBI</b> 0 <b>BB</b> 0 <b>SO</b> 0 <b>LOB</b> 0																																	
																																			
Inning Stats		1B: 0 SF: 0 WP: 0 PA: 0 2B: 0 SAC: 0 FB: 0 3B: 0 DP: 0 SB: 0 HR: 0 HBP: 0 CS: 0																																	
PITCHER	IP	WLS	BF	H	R	ER	SO	BB	IBB	HBP	BLK	WP	HR	S	P	ERA	WHIP	PITCHER	IP	WLS	BF	H	R	ER	SO	BB	IBB	HBP	BLK	WP	HR	S	P	ERA	WHIP



Batter	1	2	3	4	5	6	7	8	9	AB	R	H	RBI	BB	SO	LOB	TOP					
<b>Fernando Vina, L</b> (1, 4) OBP: 0.350, SLG: 0.364										5	1	1	0	0	0	0						
<b>Placido Polanco, R</b> (1, 5) OBP: 0.429, SLG: 0.400										5	1	3	0	0	0	0						
<b>15 Jim Edmonds, L</b> (1, 8) OBP: 0.457, SLG: 0.688										3	2	1	0	2	1	2						
<b>5 Albert Pujols, R</b> (1, 3) OBP: 0.427, SLG: 0.689										2	0	0	1	2	0	2						
<b>J.D. Drew, L</b> (1, 9) OBP: 0.418, SLG: 0.662										3	0	1	1	2	0	4						
<b>Edgar Renteria, R</b> (1, 6) OBP: 0.280, SLG: 0.333										4	0	2	2	1	0	2						
<b>Ray Lankford, L</b> (1, 7) OBP: 0.393, SLG: 0.590										4	0	0	0	0	2	6	<b>AB 34</b>					
<b>Gene Stechschulte, R</b> (7, 1) OBP: 1.000, SLG: 4.000										0	0	0	0	0	0	0	<b>R 4</b>					
<b>Kerry Robinson, L</b> (8, 7) OBP: 0.558, SLG: 0.571										0	0	0	0	0	0	0	<b>H 8</b>					
<b>Eli Marrero, R</b> (1, 2) OBP: 0.341, SLG: 0.537										4	0	0	0	0	0	4	<b>RBI 4</b>					
<b>Dustin Hermanson, R</b> (1, 1) OBP: 0.231, SLG: 0.250										2	0	0	0	0	1	2	<b>BB 7</b>					
<b>Craig Paquette, R</b> (7, PH) OBP: 0.279, SLG: 0.463										2	0	0	0	0	0	0	<b>SO 4</b>					
<b>Dave Veres, R</b> (8, 1) OBP: 0.250, SLG: 0.250										0	0	0	0	0	0	0	<b>LOB 22</b>					
<b>Inning Stats</b>	R: 0 E: 0 K: 0 S: 8	H: 1 LOB: 1 BB: 0 P: 13	R: 0 E: 0 K: 2 S: 10	H: 1 LOB: 2 BB: 1 P: 18	R: 0 E: 0 K: 1 S: 11	H: 1 LOB: 2 BB: 1 P: 20	R: 0 E: 0 K: 0 S: 5	H: 0 LOB: 0 BB: 0 P: 8	R: 0 E: 0 K: 0 S: 3	H: 0 LOB: 0 BB: 0 P: 6	R: 1 E: 0 K: 0 S: 9	H: 2 LOB: 2 BB: 1 P: 18	R: 3 E: 0 K: 0 S: 14	H: 3 LOB: 2 BB: 2 P: 28	R: 0 E: 0 K: 0 S: 8	H: 0 LOB: 0 BB: 0 P: 14	R: 0 E: 1 K: 0 S: 14	H: 0 LOB: 2 BB: 2 P: 23	1B: 7 2B: 1 3B: 0 HR: 0	SF: 1 SAC: 0 DP: 0 HBP: 0	WP: 1 PB: 0 SB: 0 CS: 0	PA: 42
<b>PITCHER</b>	IP WLS BF H R ER SO BB IBB HBP BLK WP HR S P ERA WHIP																					
<b>Tom Glavine, L</b> (1, 1) ERA: 3.77	6.2 L 33 8 4 4 4 4 5 0 0 0 0 1 0 59 110 5.40 1.950																					
<b>Mike Remlinger, L</b> (7, 1) ERA: 2.25	0.1 1 0 0 0 0 0 0 0 0 0 0 0 0 1 1 0.00 0.000																					
<b>Jose Cabrera, R</b> (8, 1) ERA: 1.5	1.0 3 0 0 0 0 0 0 0 0 0 0 0 0 8 14 0.00 0.000																					
<b>John Rocker, L</b> (9, 1) ERA: 3.85	1.0 5 0 0 0 0 0 1 1 0 0 0 0 0 14 23 0.00 1.000																					

**St. Louis Cardinals @ Atlanta Braves**  
Turner Field, Atlanta, GA  
Fri May 04 2001, 7:35 PM EDT  
Att: 40,981 - Sunny - 80 F

**AB 34**  
**R 4**  
**H 8**  
**RBI 4**  
**BB 7**  
**SO 4**  
**LOB 22**



Batter	1	2	3	4	5	6	7	8	9	AB	R	H	RBI	BB	SO	LOB	BOTTOM					
<b>Rafael Furcal, S</b> (1, 6) OBP: 0.272, SLG: 0.311										4	1	1	1	0	0	2						
<b>Andruw Jones, R</b> (1, 8) OBP: 0.338, SLG: 0.479										4	0	1	1	0	1	1						
<b>10 Chipper Jones, S</b> (1, 5) OBP: 0.425, SLG: 0.587										4	0	0	0	0	1	1						
<b>B.J. Surhoff, L</b> (1, 7) OBP: 0.278, SLG: 0.326										4	0	1	0	0	0	1						
<b>Brian Jordan, R</b> (1, 9) OBP: 0.319, SLG: 0.448										3	0	1	0	1	0	0						
<b>John Rocker, R</b> (9, 1)										0	0	0	0	0	0	0						
<b>Rico Brogna, L</b> (1, 3) OBP: 0.326, SLG: 0.317										4	0	0	0	0	1	4						
<b>Javy Lopez, R</b> (1, 2) OBP: 0.286, SLG: 0.385										4	0	1	0	0	0	0	<b>AB 34</b>					
<b>Marcus Giles, R</b> (9, PR) OBP: 0.250, SLG: 0.250										0	0	0	0	0	0	0	<b>R 2</b>					
<b>Keith Lockhart, L</b> (1, 4) OBP: 0.357, SLG: 0.324										4	1	1	0	0	1	1	<b>H 7</b>					
<b>Tom Glavine, L</b> (1, 1) ERA: 5.24										1	0	0	0	1	0	0	<b>RBI 2</b>					
<b>Mike Remlinger, L</b> (7, 1) ERA: 3.14										1	0	1	0	0	0	0	<b>BB 2</b>					
<b>Dave Martinez, L</b> (7, PH) OBP: 0.415, SLG: 0.400										1	0	1	0	0	0	0	<b>SO 5</b>					
<b>Jose Cabrera, R</b> (8, 1) OBP: 0.319, SLG: 0.448										0	0	0	0	0	0	0	<b>LOB 11</b>					
<b>Bernard Gilkey, R</b> (9, 9) ERA: 2.45										1	0	0	0	0	1	1						
<b>Inning Stats</b>	R: 1 E: 0 K: 1 S: 14	H: 3 LOB: 2 BB: 0 P: 22	R: 0 E: 0 K: 0 S: 5	H: 0 LOB: 0 BB: 0 P: 8	R: 0 E: 0 K: 1 S: 5	H: 0 LOB: 0 BB: 0 P: 7	R: 0 E: 0 K: 0 S: 7	H: 0 LOB: 0 BB: 0 P: 11	R: 0 E: 0 K: 1 S: 10	H: 0 LOB: 1 BB: 1 P: 17	R: 0 E: 0 K: 0 S: 9	H: 1 LOB: 2 BB: 1 P: 20	R: 1 E: 0 K: 0 S: 12	H: 2 LOB: 1 BB: 0 P: 18	R: 0 E: 0 K: 0 S: 6	H: 0 LOB: 0 BB: 0 P: 7	R: 0 E: 0 K: 2 S: 9	H: 1 LOB: 1 BB: 0 P: 16	1B: 5 2B: 2 3B: 0 HR: 0	SF: 0 SAC: 0 DP: 0 HBP: 0	WP: 1 PB: 0 SB: 1 CS: 0	PA: 36
<b>PITCHER</b>	IP WLS BF H R ER SO BB IBB HBP BLK WP HR S P ERA WHIP																					
<b>Dustin Hermanson, R</b> (1, 1) ERA: 5.24	6.0 W 24 4 1 1 1 3 2 0 0 0 0 1 0 50 85 1.50 1.000																					
<b>Gene Stechschulte, R</b> (7, 1) ERA: 3.14	1.0 H 5 2 1 1 0 0 0 0 0 0 0 1 0 12 18 9.00 2.000																					
<b>Dave Veres, R</b> (8, 1) ERA: 2.45	2.0 S 7 1 0 0 0 2 0 0 0 0 0 0 0 15 23 0.00 0.500																					

**St. Louis Cardinals @ Atlanta Braves**  
Turner Field, Atlanta, GA  
Fri May 04 2001, 7:35 PM EDT  
Att: 40,981 - Sunny - 80 F

**AB 34**  
**R 2**  
**H 7**  
**RBI 2**  
**BB 2**  
**SO 5**  
**LOB 11**






Batter	1	2	3	4	5	6	7	8	9	AB	R	H	RBI	BB	SO	LOB	TOP										
<b>Fernando Vina, L</b> (1.4) OBP: 0.344, SLG: 0.357	1-2 FC4-6 1B	1-1 F8		3-2 P4		1-2 G6-3			1-2 G1-3	5	0	1	0	0	0	1											
<b>Placido Polanco, R</b> (1.5) OBP: 0.404, SLG: 0.375	0-0 FC4-6 1B 1-2 1B	2-3 K		3-2 P6			2-3 K		2-3 K	5	1	0	0	0	3	1											
<b>Bobby Bonilla, S</b> (1.3) <b>Kerry Robinson, L</b> (9, PR) OBP: 0.556, SLG: 0.571	3-1 5 1B	4-0 5 1B			2-0 G6-3		1-3 K		2-0 5 FC5-4 1B	4	1	2	0	1	1	0											
<b>5 Albert Pujols, R</b> (1.7) OBP: 0.426, SLG: 0.676	0-0 1B	2-2			1-2 G6-3		2-2 G5-3		1-2 FC5-4 1B	5	1	2	1	0	0	1											
<b>Craig Paquette, R</b> (1.9) OBP: 0.283, SLG: 0.455 <b>15 Jim Edmonds, L</b> (8, PH) OBP: 0.453, SLG: 0.679	0-1 2B 1B	3-2 L6			2-3 K			3-2 P6		3	1	1	1	0	1	2											
<b>Edgar Renteria, R</b> (1.6) OBP: 0.279, SLG: 0.330	1-3 K		1-2 F8			1-6 SH3-4 BB WP 1B		3-2 G6-3		4	1	1	0	0	1	2											
<b>J.D. Drew, L</b> (1.8) OBP: 0.431, SLG: 0.671	2-1 1H 2H 2B		0-0 P3		4-1 WP SH3-4 BB		4-1 1B BB			2	0	1	2	2	0	0											
<b>Mike Matheny, R</b> (1.2) OBP: 0.313, SLG: 0.361	4-2 BB		1-1 F9		1-2 SH3-4		3-1 1B			2	0	1	0	1	0	0											
<b>Rick Ankiel, L</b> <b>Jason Karmuth, R</b> <b>Larry Spill, L</b> <b>Mike Timlin, R</b> <b>Steve Kline, S</b> <b>Ray Langerhans, R</b> <b>El Merendino, S</b> <b>Mike James, R</b> <b>Mike Matthews, L</b>	1-3 K		0-3 K		3-3 K		0-3 K			2	0	0	0	0	2	2											
<b>Inning Stats</b>	R: 4 E: 0 K: 2 S: 19	H: 5 LOB: 2 BB: 1 P: 31	R: 0 E: 0 K: 1 S: 13	H: 1 LOB: 2 BB: 1 P: 25	R: 0 E: 0 K: 0 S: 6	H: 0 LOB: 0 BB: 0 P: 8	R: 0 E: 0 K: 1 S: 10	H: 0 LOB: 0 BB: 0 P: 16	R: 0 E: 0 K: 1 S: 7	H: 0 LOB: 0 BB: 0 P: 12	R: 1 E: 0 K: 1 S: 14	H: 1 LOB: 1 BB: 1 P: 24	R: 0 E: 0 K: 2 S: 12	H: 0 LOB: 0 BB: 0 P: 17	R: 0 E: 0 K: 1 S: 14	H: 1 LOB: 2 BB: 1 P: 27	R: 0 E: 0 K: 1 S: 13	H: 1 LOB: 1 BB: 0 P: 19	1B: 8 2B: 1 3B: 0 HR: 0	SF: 0 SAC: 1 DP: 0 HBP: 0	WP: 1 PB: 0 SB: 0 CS: 0	PA: 40					
<b>PITCHER</b>	IP	WLS	BF	H	R	ER	SO	BB	IBB	HBP	BLK	WP	HR	S	P	ERA	WHIP										
<b>Odalis Perez, L</b> (1.1) ERA: 8.37	5.0		23	6	4	4	5	2	0	0	0	0	0	55	92	7.20	1.600										
<b>Mike Remlinger, L</b> (6.1) ERA: 2.5	2.0	W	8	1	1	1	3	1	0	0	0	1	0	26	41	4.50	1.000										
<b>Jose Cabrera, R</b> (8.1) ERA: 1.35	0.2	H	4	1	0	0	0	1	0	0	0	0	0	11	24	0.00	3.000										
<b>John Rocker, L</b> (8.1) ERA: 3.29	1.1	S	5	1	0	0	2	0	0	0	0	0	0	16	22	0.00	0.750										

**St. Louis Cardinals @ Atlanta Braves**  
Turner Field, Atlanta, GA  
Sat May 05 2001, 7:05 PM EDT  
Att: 48,543 - Cloudy - 80 F

livebaseballscorecards.com

**AB 35**  
**R 5**  
**H 9**  
**RBI 4**  
**BB 4**  
**SO 10**  
**LOB 13**




Batter	1	2	3	4	5	6	7	8	9	AB	R	H	RBI	BB	SO	LOB	BOTTOM										
<b>Rafael Furcal, S</b> (1.6) OBP: 0.284, SLG: 0.346	2-2 HR	2-2 G5-3		3-2 2B 1B		1-3 K	0-0 1B			5	2	3	1	0	1	1											
<b>Andruw Jones, R</b> (1.8) OBP: 0.333, SLG: 0.475	1-3 K		1-0 L7	0-0 1H 2B		2-3 K		1-2 F9		5	0	1	1	0	2	0											
<b>10 Chipper Jones, S</b> (1.5) OBP: 0.439, SLG: 0.613	4-0 1B BB		4-2 G5-3 BB	4-0 1B BB		1-1 HR		1-2 G3-1		2	1	1	1	3	0	0											
<b>Brian Jordan, R</b> (1.9) OBP: 0.331, SLG: 0.473	2-1 1B		3-2 G5-3	2-2 F8		1-2 2B		1-2 2B		5	0	3	0	0	0	3											
<b>Javy Lopez, R</b> (1.2) OBP: 0.291, SLG: 0.379	1-3 K		2-3 K		1-1 BB 1B	0-1 G5-3		1-0 HBP		4	0	1	0	0	2	4											
<b>Wes Helms, R</b> (1.3) OBP: 0.250, SLG: 0.514 <b>Rico Brogna, L</b> (8.3) OBP: 0.323, SLG: 0.313	0-3 K			4-1 HR BB	0-0 F9		1-2 E 2B	3-3 K		3	2	1	0	1	1	3											
<b>Bernard Gilkey, R</b> (1.7) OBP: 0.600, SLG: 1.250		1-1 WP 1B		2-1 1H HR	4-1 BB		0-2 F8			3	1	2	2	1	0	1											
<b>Quilvio Veras, S</b> (1.4) OBP: 0.261, SLG: 0.282		2-3 K		3-3 K	2-1 F7		3-3 K			4	0	0	0	0	3	4											
<b>Odalis Perez, L</b> (1.1) <b>Keith Lockhart, L</b> (5, PH) OBP: 0.349, SLG: 0.316 <b>Mike Remlinger, L</b> (8.1) <b>B.J. Surhoff, L</b> (7, PH) OBP: 0.286, SLG: 0.333 <b>Jose Cabrera, R</b> (8.1) <b>John Rocker, R</b> (8.1)		1-1 G1-3		2-1 F9	2-0 F3		2-2 E8 1B 1B			2	0	0	0	0	0	1											
<b>Inning Stats</b>	R: 1 E: 0 K: 3 S: 17	H: 2 LOB: 1 BB: 1 P: 27	R: 0 E: 0 K: 1 S: 11	H: 1 LOB: 0 BB: 0 P: 17	R: 0 E: 0 K: 1 S: 11	H: 0 LOB: 1 BB: 1 P: 21	R: 3 E: 0 K: 1 S: 18	H: 3 LOB: 2 BB: 2 P: 38	R: 0 E: 0 K: 0 S: 7	H: 1 LOB: 1 BB: 1 P: 16	R: 1 E: 0 K: 2 S: 14	H: 2 LOB: 1 BB: 0 P: 19	R: 1 E: 1 K: 1 S: 15	H: 3 LOB: 2 BB: 0 P: 21	R: 0 E: 0 K: 1 S: 14	H: 1 LOB: 2 BB: 0 P: 21	1B: 6 2B: 4 3B: 0 HR: 3	SF: 0 SAC: 0 DP: 0 HBP: 1	WP: 1 PB: 0 SB: 0 CS: 0	PA: 42							
<b>PITCHER</b>	IP	WLS	BF	H	R	ER	SO	BB	IBB	HBP	BLK	WP	HR	S	P	ERA	WHIP										
<b>Rick Ankiel, L</b> (1.1) ERA: 6.86	3.2		19	5	4	4	6	3	0	0	0	0	0	12	27	9.82	2.182										
<b>Jason Karmuth, R</b> (4.1) ERA: 1.5	1.1		8	2	0	0	0	2	0	0	0	0	0	12	27	0.00	3.000										
<b>Mike Timlin, R</b> (6.1) ERA: 3.0	1.2	L	8	3	2	2	3	0	0	0	0	0	1	25	34	10.80	1.800										
<b>Steve Kline, L</b> (7.1) ERA: 1.72	0.1		2	2	0	0	0	0	0	0	0	0	0	4	6	0.00	6.000										
<b>Mike James, R</b> (8.1) ERA: 5.79	0.2		4	1	0	0	0	0	0	1	0	0	0	10	14	0.00	1.500										

**St. Louis Cardinals @ Atlanta Braves**  
Turner Field, Atlanta, GA  
Sat May 05 2001, 7:05 PM EDT  
Att: 48,543 - Cloudy - 80 F

livebaseballscorecards.com

**AB 36**  
**R 6**  
**H 13**  
**RBI 6**  
**BB 5**  
**SO 10**  
**LOB 21**






Batter	1	2	3	4	5	6	7	8	9	AB	R	H	RBI	BB	SO	LOB	TOP					
Fernando Vina, L OBP: 0.354, SLG: 0.361	4-0 L8-3 BB		1-1 F7		0-1 E WP 1B		1-1 BB 1B	0-1 G3-1		4	0	2	0	1	0	2						
Craig Paquette, R OBP: 0.285, SLG: 0.426	3-2 L8-3		0-0 P4		3-2 E6 5 G5-4-3		4-1 BB 1B		0-0 5 G4-3 15 BB 2B 1B	3	0	0	0	0	0	2						
Bobby Bonilla, S OBP: 0.358, SLG: 0.435	1-2				1-3		1-2 2-3 BB			1	1	1	0	1	0	0						
15 Jim Edmonds, L OBP: 0.460, SLG: 0.663	4-2 5 HR BB		4-1 BB 5 BB BB		2-3 K		3-2 F7		4-1 2B 5 G4-3 BB 1B	2	1	0	0	3	1	5						
5 Albert Pujols, R OBP: 0.425, SLG: 0.694	1-1 HR		4-2 BB		2-1 G5-4-3		0-2 SF7		1-2 G4-3	3	1	1	3	1	0	4						
J.D. Drew, L OBP: 0.425, SLG: 0.646	2-3 K		4-1 BB				3-2 F9		0-2 BB	3	0	0	0	1	1	2						
Gene Stechschulte, R OBP: 1.000, SLG: 4.000							E3		3-2 F9	0	0	0	0	0	0	0						
Mike Matthews, L OBP: 0.411, SLG: 0.395			1-2 2-3 BB						2-3 3-H 2B	0	0	0	0	0	0	0						
Placido Polanco, R OBP: 0.411, SLG: 0.395									2-2	5	1	1	1	0	2	6						
Edgar Renteria, R OBP: 0.275, SLG: 0.353		1-0 HR	1-3 K				1-3 K		1-1 P4	5	0	1	1	0	2	6						
Ray Lankford, L OBP: 0.354, SLG: 0.566		0-1 G4-3			0-0 G3		1-1 F8		1-0 BB 1B	5	0	1	0	0	1	3						
Mike Matheny, R OBP: 0.310, SLG: 0.347		2-0 F3			2-1 F9		3-1 G4-3		4-2 BB	3	0	0	0	1	0	1						
Darryl Kile, R OBP: 0.222, SLG: 0.235		0-1 F7			1-3 K				1-2 BB	2	0	0	0	0	1	0						
Kerry Robinson, L OBP: 0.545, SLG: 0.500							4-0 BB 5 SF7 BB		0-0 F5	1	1	0	0	1	0	2						
<b>Inning Stats</b>	R: 2 E: 0 K: 1 S: 12	H: 1 LOB: 0 BB: 2 P: 26	R: 1 E: 0 K: 0 S: 6	H: 1 LOB: 0 BB: 0 P: 9	R: 0 E: 0 K: 1 S: 11	H: 0 LOB: 3 BB: 3 P: 25	R: 0 E: 0 K: 1 S: 6	H: 0 LOB: 0 BB: 0 P: 9	R: 0 E: 1 K: 1 S: 10	H: 1 LOB: 1 BB: 0 P: 18	R: 0 E: 0 K: 0 S: 14	H: 1 LOB: 2 BB: 2 P: 29	R: 0 E: 0 K: 0 S: 10	H: 1 LOB: 2 BB: 1 P: 16	R: 1 E: 0 K: 1 S: 14	H: 2 LOB: 2 BB: 1 P: 24	1B: 4 2B: 2 3B: 0 HR: 2	SF: 1 SAC: 0 DP: 2 HBP: 0	WP: 1 PB: 0 SB: 0 CS: 0	PA: 43		
<b>PITCHER</b>	IP WLS BF H R ER SO BB IBB HBP BLK WP HR S P ERA WHIP	IP WLS BF H R ER SO BB IBB HBP BLK WP HR S P ERA WHIP	IP WLS BF H R ER SO BB IBB HBP BLK WP HR S P ERA WHIP	IP WLS BF H R ER SO BB IBB HBP BLK WP HR S P ERA WHIP	IP WLS BF H R ER SO BB IBB HBP BLK WP HR S P ERA WHIP	IP WLS BF H R ER SO BB IBB HBP BLK WP HR S P ERA WHIP	IP WLS BF H R ER SO BB IBB HBP BLK WP HR S P ERA WHIP	IP WLS BF H R ER SO BB IBB HBP BLK WP HR S P ERA WHIP	IP WLS BF H R ER SO BB IBB HBP BLK WP HR S P ERA WHIP	IP WLS BF H R ER SO BB IBB HBP BLK WP HR S P ERA WHIP	IP WLS BF H R ER SO BB IBB HBP BLK WP HR S P ERA WHIP	IP WLS BF H R ER SO BB IBB HBP BLK WP HR S P ERA WHIP	IP WLS BF H R ER SO BB IBB HBP BLK WP HR S P ERA WHIP	IP WLS BF H R ER SO BB IBB HBP BLK WP HR S P ERA WHIP	IP WLS BF H R ER SO BB IBB HBP BLK WP HR S P ERA WHIP	IP WLS BF H R ER SO BB IBB HBP BLK WP HR S P ERA WHIP	IP WLS BF H R ER SO BB IBB HBP BLK WP HR S P ERA WHIP	IP WLS BF H R ER SO BB IBB HBP BLK WP HR S P ERA WHIP	IP WLS BF H R ER SO BB IBB HBP BLK WP HR S P ERA WHIP	IP WLS BF H R ER SO BB IBB HBP BLK WP HR S P ERA WHIP	IP WLS BF H R ER SO BB IBB HBP BLK WP HR S P ERA WHIP	IP WLS BF H R ER SO BB IBB HBP BLK WP HR S P ERA WHIP
Kevin Millwood, R ERA: 4.93	2.0	9	2	3	3	1	2	0	0	0	0	0	0	0	0	0	13.50	2.000				
Damian Moss, L ERA: 1.5	3.0	14	1	0	0	3	3	0	0	0	1	0	31	58	0.00	1.333						
Jason Marquis, R ERA: 3.09	1.0	H	6	1	1	1	2	0	0	0	0	0	10	24	9.00	3.000						
Jose Cabrera, R ERA: 1.17	1.0	W	3	0	0	0	0	0	0	0	0	0	11	17	0.00	0.000						
Matt Whiteside, R ERA: 15.43	1.0	H	5	1	0	0	1	0	0	0	0	0	10	16	0.00	2.000						

St. Louis Cardinals @ Atlanta Braves  
Turner Field, Atlanta, GA  
Sun May 06 2001, 1:05 PM EDT  
Att: 44,144 - Cloudy - 82 F


AB 33  
R 5  
H 7  
RBI 5  
BB 9  
SO 6  
LOB 27



Batter	1	2	3	4	5	6	7	8	9	AB	R	H	RBI	BB	SO	LOB	BOTTOM				
Rafael Furcal, S OBP: 0.288, SLG: 0.356	0-2 FC4-5 2B		0-1 L6	0-0 FC6		1-2 F9		3-2 10 BB 1B		5	0	2	0	0	0	3					
Andruw Jones, R OBP: 0.329, SLG: 0.460	2-2 FC4-5 10 G3-6 2-3		4-1 10 HR BB		0-3 K		3-1 10 BB E	1-0 F8		4	2	0	0	1	1	2					
10 Chipper Jones, S OBP: 0.453, SLG: 0.676	2-1 G3-6-1 1-2		0-1 HR		1-2 HR		2-0 1B FC6-2 1B	2-1 1B	1-3 1B	5	2	4	3	0	0	1					
Brian Jordan, R OBP: 0.325, SLG: 0.461		1-3 K	2-1 1B		1-0 G5-3		0-1 FC6-2 E6 2B 1B	2-3 K		5	1	1	1	0	2	3					
B.J. Surhoff, L OBP: 0.286, SLG: 0.333		3-2 1B 1B	1-1 L8		0-1 G3-1		0-0 FC6-2 2B 1B	0-0 G3		3	0	1	0	0	0	1					
Javy Lopez, R OBP: 0.299, SLG: 0.384		1-0 1B 2B 1B	2-3 K				1-1 2B 1B	1-1 FC6-2 2B		4	1	2	0	0	1	4					
Wes Helms, R OBP: 0.295, SLG: 0.585		3-2 2B 1B			2-3 K		3-2 2B 1B	1-3 2B		4	0	3	2	0	1	0					
Quilvio Veras, S OBP: 0.272, SLG: 0.296		0-1 2B			4-2 FC6 BB		3-3 K	1-3 K		3	0	1	1	1	2	4					
Matt Whiteside, R OBP: 0.429, SLG: 0.823										0	0	0	0	0	0	0					
John Rocker, R OBP: 0.306, SLG: 0.325		1-3 2H								0	0	0	0	0	0	0					
Kevin Millwood, R ERA: 3.91	6.0	28	4	4	7	2	0	0	0	0	0	0	0	0	0	0	6.00	2.000			
Dave Martinez, L ERA: 2.93	1.0	L	8	3	3	0	1	0	0	0	0	0	0	0	0	0	6.00	3.000			
Jason Marquis, L ERA: 3.09	1.0		5	2	0	0	1	0	0	0	0	0	0	0	0	0	6.00	2.000			
Bernard Gilkey, R OBP: 0.429, SLG: 0.823																					
Jose Cabrera, R ERA: 1.17																					
Keith Lockhart, L OBP: 0.306, SLG: 0.325																					
<b>Inning Stats</b>	R: 0 E: 0 K: 0 S: 8	H: 1 LOB: 0 BB: 0 P: 12	R: 1 E: 0 K: 1 S: 17	H: 4 LOB: 2 BB: 0 P: 26	R: 2 E: 0 K: 1 S: 12	H: 2 LOB: 1 BB: 1 P: 21	R: 0 E: 0 K: 2 S: 15	H: 0 LOB: 1 BB: 1 P: 22	R: 1 E: 0 K: 1 S: 9	H: 1 LOB: 0 BB: 0 P: 11	R: 0 E: 0 K: 2 S: 18	H: 2 LOB: 2 BB: 0 P: 29	R: 3 E: 2 K: 1 S: 17	H: 3 LOB: 3 BB: 0 P: 28	R: 0 E: 0 K: 1 S: 12	H: 2 LOB: 2 BB: 0 P: 20	1B: 9 2B: 4 3B: 0 HR: 2	SF: 0 SAC: 0 DP: 1 HBP: 0	WP: 0 PB: 0 SB: 0 CS: 0	PA: 41	
<b>PITCHER</b>	IP WLS BF H R ER SO BB IBB HBP BLK WP HR S P ERA WHIP	IP WLS BF H R ER SO BB IBB HBP BLK WP HR S P ERA WHIP	IP WLS BF H R ER SO BB IBB HBP BLK WP HR S P ERA WHIP	IP WLS BF H R ER SO BB IBB HBP BLK WP HR S P ERA WHIP	IP WLS BF H R ER SO BB IBB HBP BLK WP HR S P ERA WHIP	IP WLS BF H R ER SO BB IBB HBP BLK WP HR S P ERA WHIP	IP WLS BF H R ER SO BB IBB HBP BLK WP HR S P ERA WHIP	IP WLS BF H R ER SO BB IBB HBP BLK WP HR S P ERA WHIP	IP WLS BF H R ER SO BB IBB HBP BLK WP HR S P ERA WHIP	IP WLS BF H R ER SO BB IBB HBP BLK WP HR S P ERA WHIP	IP WLS BF H R ER SO BB IBB HBP BLK WP HR S P ERA WHIP	IP WLS BF H R ER SO BB IBB HBP BLK WP HR S P ERA WHIP	IP WLS BF H R ER SO BB IBB HBP BLK WP HR S P ERA WHIP	IP WLS BF H R ER SO BB IBB HBP BLK WP HR S P ERA WHIP	IP WLS BF H R ER SO BB IBB HBP BLK WP HR S P ERA WHIP	IP WLS BF H R ER SO BB IBB HBP BLK WP HR S P ERA WHIP	IP WLS BF H R ER SO BB IBB HBP BLK WP HR S P ERA WHIP	IP WLS BF H R ER SO BB IBB HBP BLK WP HR S P ERA WHIP	IP WLS BF H R ER SO BB IBB HBP BLK WP HR S P ERA WHIP	IP WLS BF H R ER SO BB IBB HBP BLK WP HR S P ERA WHIP	IP WLS BF H R ER SO BB IBB HBP BLK WP HR S P ERA WHIP
Darryl Kile, R ERA: 3.91	1.0	L	8	3	3	0	1	0	0	0	0	0	0	0	0	0	6.00	3.000			
Gene Stechschulte, R ERA: 2.93	1.0		5	2	0	0	1	0	0	0	0	0	0	0	0	0	6.00	2.000			
Mike Matthews, L ERA:																					

St. Louis Cardinals @ Atlanta Braves  
Turner Field, Atlanta, GA  
Sun May 06 2001, 1:05 PM EDT  
Att: 44,144 - Cloudy - 82 F

AB 39  
R 7  
H 15  
RBI 7  
BB 2  
SO 9  
LOB 27





Batter	1	2	3	4	5	6	7	8	9	AB	R	H	RBI	BB	SO	LOB	TOP					
<b>18 Jason Kendall, R</b> OBP: 0.371, SLG: 0.439 (1, 2)										4	0	0	0	0	1	1	<b>Pittsburgh Pirates @ St. Louis Cardinals</b> Busch Stadium, St. Louis, MO Mon May 07 2001, 7:10 PM CDT Att: 31,891 - Sunny - 72 F <a href="http://livebaseballscorecards.com">livebaseballscorecards.com</a>					
<b>Derek Bell, R</b> OBP: 0.179, SLG: 0.170 (1, 9)										3	0	0	0	1	1	1						
<b>Brian Giles, L</b> OBP: 0.328, SLG: 0.473 (1, 8) (7, 7)										4	0	1	0	0	0	1						
<b>Aramis Ramirez, R</b> OBP: 0.348, SLG: 0.592 (1, 5)										4	0	0	0	0	1	2						
<b>John Vander Wal, L</b> OBP: 0.433, SLG: 0.620 (1, 7) (7, 3)										3	0	2	0	0	0	0						
<b>Kevin Young, R</b> OBP: 0.307, SLG: 0.493 <b>Jose Silva, R</b> (7, 1)										3	0	0	0	0	0	2						
										0	0	0	0	0	0	0						
<b>Enrique Wilson, S</b> OBP: 0.179, SLG: 0.182 (1, 6)										3	0	0	0	0	1	1						
<b>Pat Meares, R</b> OBP: 0.287, SLG: 0.345 (1, 4)										3	0	1	0	0	0	0						
<b>Todd Ritchie, R</b> OBP: 0.143, SLG: 0.077 <b>Tike Redman, L</b> (7, 8)										1	0	0	0	0	1	0						
										1	0	0	0	0	1	0						
<b>Inning Stats</b>	R: 0 E: 0 K: 1 S: 7	H: 0 LOB: 0 BB: 0 P: 10	R: 0 E: 0 K: 0 S: 13	H: 0 LOB: 0 BB: 0 P: 20	R: 0 E: 0 K: 2 S: 7	H: 0 LOB: 0 BB: 1 P: 12	R: 0 E: 0 K: 0 S: 6	H: 0 LOB: 1 BB: 1 P: 11	R: 0 E: 0 K: 0 S: 5	H: 1 LOB: 0 BB: 0 P: 7	R: 0 E: 0 K: 1 S: 10	H: 1 LOB: 1 BB: 0 P: 13	R: 0 E: 0 K: 0 S: 9	H: 1 LOB: 1 BB: 0 P: 17	R: 0 E: 0 K: 1 S: 7	H: 0 LOB: 0 BB: 0 P: 10	R: 0 E: 0 K: 1 S: 10	H: 1 LOB: 1 BB: 0 P: 16	1B: 4 2B: 0 3B: 0 HR: 0	SF: 0 SAC: 1 DP: 1 HBP: 0	WP: 0 PB: 0 SB: 0 CS: 0	PA: 31
<b>PITCHER</b> <b>Matt Morris, R</b> ERA: 2.25 (1, 1)	IP: 9.0 WLS: W BF: 31 H: 4 R: 0 ER: 0 SO: 6 BB: 1 IBB: 0 HBP: 0 BLK: 1 WP: 0 HR: 0 S: 74 P: 116 ERA: 0.00 WHIP: 0.556															<b>PITCHER</b>	IP: 9.0 WLS: W BF: 31 H: 4 R: 0 ER: 0 SO: 6 BB: 1 IBB: 0 HBP: 0 BLK: 1 WP: 0 HR: 0 S: 74 P: 116 ERA: 0.00 WHIP: 0.556					


Batter	1	2	3	4	5	6	7	8	9	AB	R	H	RBI	BB	SO	LOB	BOTTOM	
<b>Fernando Vina, L</b> OBP: 0.356, SLG: 0.363 (1, 4)										5	1	2	0	0	0	0	<b>Pittsburgh Pirates @ St. Louis Cardinals</b> Busch Stadium, St. Louis, MO Mon May 07 2001, 7:10 PM CDT Att: 31,891 - Sunny - 72 F <a href="http://livebaseballscorecards.com">livebaseballscorecards.com</a>	
<b>Placido Polanco, R</b> OBP: 0.394, SLG: 0.376 (1, 5) (7, 6)										4	0	0	0	0	1	2		
<b>15 Jim Edmonds, L</b> OBP: 0.462, SLG: 0.651 <b>Kerry Robinson, L</b> OBP: 0.583, SLG: 0.500 (6, PH) (9, 8)										3	1	1	0	1	1	3		
<b>5 Albert Pujols, R</b> OBP: 0.427, SLG: 0.713 <b>Larry Sutton, L</b> OBP: 0.071, SLG: 0.107 (6, PH) (9, 3)										4	1	2	2	0	0	3		
<b>J.D. Drew, L</b> OBP: 0.427, SLG: 0.674 (1, 9)										4	1	2	3	0	1	3		
<b>Edgar Renteria, R</b> OBP: 0.288, SLG: 0.343 <b>Craig Paquette, R</b> OBP: 0.280, SLG: 0.438 (7, 5)										3	0	0	0	0	0	4		
<b>Ray Lankford, L</b> OBP: 0.370, SLG: 0.600 (1, 7)										2	1	1	2	2	0	0		
<b>Eli Marrero, R</b> OBP: 0.306, SLG: 0.478 (1, 2)										4	0	0	0	0	0	4		
<b>Matt Morris, R</b> OBP: 0.167, SLG: 0.222 (1, 1)										4	1	1	0	0	1	0		
<b>Inning Stats</b>	R: 0 E: 0 K: 0 S: 7	H: 2 LOB: 1 BB: 1 P: 23	R: 2 E: 1 K: 0 S: 15	H: 2 LOB: 2 BB: 1 P: 24	R: 0 E: 1 K: 2 S: 15	H: 1 LOB: 3 BB: 0 P: 23	R: 0 E: 2 K: 1 S: 11	H: 1 LOB: 2 BB: 1 P: 17	R: 0 E: 0 K: 0 S: 10	H: 0 LOB: 0 BB: 0 P: 12	R: 4 E: 0 K: 0 S: 16	H: 4 LOB: 0 BB: 0 P: 20	R: 0 E: 0 K: 1 S: 8	H: 0 LOB: 1 BB: 1 P: 17	1B: 7 2B: 0 3B: 0 HR: 3	SF: 0 SAC: 1 DP: 1 HBP: 0	WP: 2 PB: 0 SB: 0 CS: 0	PA: 40
<b>PITCHER</b> <b>Todd Ritchie, R</b> ERA: 4.69 <b>Jose Silva, R</b> ERA: 7.06 (7, 1)	IP: 6.0 WLS: L BF: 29 H: 6 R: 3 ER: 2 SO: 3 BB: 1 IBB: 2 HBP: 0 BLK: 0 WP: 1 HR: 1 S: 72 P: 111 ERA: 3.00 WHIP: 1.167															<b>PITCHER</b>	IP: 6.0 WLS: L BF: 29 H: 6 R: 3 ER: 2 SO: 3 BB: 1 IBB: 2 HBP: 0 BLK: 0 WP: 1 HR: 1 S: 72 P: 111 ERA: 3.00 WHIP: 1.167	



Batter	1	2	3	4	5	6	7	8	9	AB	R	H	RBI	BB	SO	LOB	TOP								
<b>18 Jason Kendall, R</b> OBP: 0.375, SLG: 0.450	F7			G4-6-3 1B		G5-3 1-H 2B		G6-3		4	0	2	1	0	0	0									
<b>Derek Bell, R</b> OBP: 0.174, SLG: 0.165	G6-3			B2		G5-3		G6-3		3	0	0	0	0	0	2									
<b>Terry Mulholland, R</b> ERA: 3.86	G6-3			B2		G5-3		G6-3		0	0	0	0	0	0	0									
<b>Mike Williams, R</b> ERA: 2.77	G6-3			B2		G5-3		G6-3		0	0	0	0	0	0	0									
<b>Abraham Nunez, S</b> OBP: 0.297, SLG: 0.353	G6-3			B2		G5-3		G6-3		1	0	0	0	0	0	0									
<b>Brian Giles, L</b> OBP: 0.326, SLG: 0.461	K			G4-6-3 1-2		G3		G3		3	0	0	0	1	1										
<b>Aramis Ramirez, R</b> OBP: 0.345, SLG: 0.579	K			G4-6-3 1-2		G3		G3		3	0	0	0	1	1										
<b>John Vander Wal, L</b> OBP: 0.417, SLG: 0.594	K			G4-6-3 1-2		G3		G3		4	1	1	0	0	2	0									
<b>Kevin Young, R</b> OBP: 0.304, SLG: 0.479	K			G4-6-3 1-2		G3		G3		4	0	0	0	0	2	3									
<b>Warren Morris, L</b> OBP: 0.300, SLG: 0.333	K			G4-6-3 1-2		G3		G3		4	0	1	1	0	1	2									
<b>Enrique Wilson, S</b> OBP: 0.169, SLG: 0.172	K			G4-6-3 1-2		G3		G3		4	0	1	1	0	1	2									
<b>Jimmy Anderson, L</b> OBP: 0.143, SLG: 0.077	K			G4-6-3 1-2		G3		G3		2	0	0	0	1	1										
<b>Emil Brown, R</b> OBP: 0.276, SLG: 0.404	K			G4-6-3 1-2		G3		G3		3	0	0	0	0	1	1									
<b>Inning Stats</b>	R: 0 H: 0 E: 0 K: 1 S: 8	H: 0 LOB: 0 BB: 0 P: 14	R: 0 H: 0 E: 0 K: 2 S: 10	H: 0 LOB: 0 BB: 0 P: 18	R: 0 H: 0 E: 0 K: 0 S: 7	H: 0 LOB: 0 BB: 1 P: 14	R: 0 H: 1 E: 0 K: 0 S: 8	H: 0 LOB: 0 BB: 0 P: 14	R: 0 H: 0 E: 0 K: 1 S: 13	H: 0 LOB: 0 BB: 0 P: 13	R: 1 H: 1 E: 0 K: 0 S: 13	H: 1 LOB: 1 BB: 1 P: 21	R: 1 H: 1 E: 0 K: 1 S: 11	H: 1 LOB: 0 BB: 0 P: 19	R: 0 H: 0 E: 0 K: 1 S: 8	H: 0 LOB: 0 BB: 0 P: 10	R: 0 H: 1 E: 1 K: 2 S: 10	H: 1 LOB: 2 BB: 1 P: 21	1B: 3 2B: 1 3B: 0 HR: 0	SF: 0 SAC: 0 DP: 1 HBP: 0	WP: 0 PB: 0 SB: 0 CS: 1	PA: 33			
<b>PITCHER</b>	IP	WLS	BF	H	R	ER	SO	BB	IBB	HBP	BLK	WP	HR	S	P	ERA	WHIP								
<b>Andy Benes, R</b> ERA: 6.89	6.0	W	20	2	1	1	4	2	0	0	0	0	0	54	94	1.50	0.667								
<b>Steve Kline, L</b> ERA: 1.62	1.0		5	1	1	0	1	0	0	0	0	0	0	8	11	0.00	1.000								
<b>Mike Timlin, R</b> ERA: 2.81	1.0		3	0	0	0	1	0	0	0	0	0	0	11	10	0.00	0.000								
<b>Jason Christiansen, L</b> ERA: 2.31	0.1		2	0	0	0	0	1	0	0	0	0	0	2	7	0.00	3.000								
<b>Dave Veres, R</b> ERA: 2.31	0.2		3	1	0	0	2	0	0	0	0	0	0	8	14	0.00	1.500								

**Pittsburgh Pirates @ St. Louis Cardinals**  
 Busch Stadium, St. Louis, MO  
 Tue May 08 2001, 7:10 PM CDT  
 Att: 35,771 - Sunny - 79 F


AB 30  
 R 2  
 H 4  
 RBI 2  
 BB 3  
 SO 8  
 LOB 11



Batter	1	2	3	4	5	6	7	8	9	AB	R	H	RBI	BB	SO	LOB	BOTTOM								
<b>Fernando Vina, L</b> OBP: 0.350, SLG: 0.352	G3			F8		G6-4-3 1-2		F8		4	1	0	0	1	0	1									
<b>Placido Polanco, R</b> OBP: 0.398, SLG: 0.393	G3			F8		G6-4-3 1-2		F8		4	1	2	0	0	0	0									
<b>15 Jim Edmonds, L</b> OBP: 0.472, SLG: 0.659	G3			F8		G6-4-3 1-2		F8		2	2	1	0	2	0	0									
<b>5 Albert Pujols, R</b> OBP: 0.430, SLG: 0.703	G3			F8		G6-4-3 1-2		F8		3	1	1	1	0	0	3									
<b>Bobby Bonilla, S</b> OBP: 0.368, SLG: 0.440	G3			F8		G6-4-3 1-2		F8		4	1	2	3	0	1	3									
<b>J.D. Drew, L</b> OBP: 0.421, SLG: 0.689	G3			F8		G6-4-3 1-2		F8		4	1	1	3	0	0	2									
<b>Ray Lankford, L</b> OBP: 0.365, SLG: 0.618	G3			F8		G6-4-3 1-2		F8		4	1	1	1	0	1	1									
<b>Mike Matheny, R</b> OBP: 0.307, SLG: 0.333	G3			F8		G6-4-3 1-2		F8		3	0	0	0	1	2	0									
<b>Andy Benes, R</b> ERA: 6.89	G3			F8		G6-4-3 1-2		F8		2	0	0	0	0	0	1									
<b>Craig Fournier, R</b> ERA: 3.92	G3			F8		G6-4-3 1-2		F8		0	0	0	0	0	0	0									
<b>Steve Kline, S</b> ERA: 1.62	G3			F8		G6-4-3 1-2		F8		0	0	0	0	0	0	0									
<b>Mike Timlin, R</b> ERA: 2.81	G3			F8		G6-4-3 1-2		F8		1	0	0	0	0	0	0									
<b>Larry Sutton, L</b> OBP: 0.290, SLG: 0.103	G3			F8		G6-4-3 1-2		F8		0	0	0	0	0	0	0									
<b>Jason Christiansen, R</b> ERA: 2.31	G3			F8		G6-4-3 1-2		F8		0	0	0	0	0	0	0									
<b>Dave Veres, R</b> ERA: 2.31	G3			F8		G6-4-3 1-2		F8		0	0	0	0	0	0	0									
<b>Inning Stats</b>	R: 6 H: 4 E: 0 K: 1 S: 18	H: 4 LOB: 0 BB: 2 P: 35	R: 0 H: 1 E: 0 K: 1 S: 18	H: 1 LOB: 2 BB: 1 P: 29	R: 0 H: 0 E: 0 K: 0 S: 9	H: 0 LOB: 1 BB: 1 P: 17	R: 0 H: 0 E: 0 K: 0 S: 5	H: 0 LOB: 0 BB: 0 P: 6	R: 0 H: 0 E: 0 K: 0 S: 8	H: 0 LOB: 1 BB: 0 P: 13	R: 0 H: 0 E: 0 K: 0 S: 6	H: 0 LOB: 0 BB: 1 P: 10	R: 1 H: 2 E: 0 K: 0 S: 14	H: 2 LOB: 1 BB: 0 P: 21	R: 1 H: 1 E: 0 K: 2 S: 10	H: 1 LOB: 0 BB: 0 P: 12	1B: 4 2B: 2 3B: 0 HR: 2	SF: 0 SAC: 0 DP: 1 HBP: 1	WP: 0 PB: 0 SB: 0 CS: 0	PA: 37					
<b>PITCHER</b>	IP	WLS	BF	H	R	ER	SO	BB	IBB	HBP	BLK	WP	HR	S	P	ERA	WHIP								
<b>Jimmy Anderson, L</b> ERA: 3.92	5.0	L	25	5	6	6	3	4	0	1	0	0	0	1	58	10.80	1.800								
<b>Terry Mulholland, L</b> ERA: 3.86	2.0		8	2	1	1	0	1	0	0	0	0	0	20	31	4.50	1.500								
<b>Mike Williams, R</b> ERA: 2.77	1.0		4	1	1	1	2	0	0	0	0	0	1	10	12	9.00	1.000								

**Pittsburgh Pirates @ St. Louis Cardinals**  
 Busch Stadium, St. Louis, MO  
 Tue May 08 2001, 7:10 PM CDT  
 Att: 35,771 - Sunny - 79 F

AB 31  
 R 8  
 H 8  
 RBI 8  
 BB 5  
 SO 5  
 LOB 11





Batter	1	2	3	4	5	6	7	8	9	AB	R	H	RBI	BB	SO	LOB	TOP										
18 Jason Kendall, R OBP: 0.364, SLG: 0.435	G6-3		F7		FC6-4			K		4	0	0	0	0	1	1	<b>Pittsburgh Pirates @ St. Louis Cardinals</b> Busch Stadium, St. Louis, MO Wed May 09 2001, 7:10 PM CDT Att: 33,921 - Sunny - 82 F										
Tike Redman, L	K		K		F8			K		4	0	0	0	0	3	1											
Brian Giles, L OBP: 0.323, SLG: 0.479	HR			F3		F5		P6		4	1	1	1	0	0	0											
Aramis Ramirez, R OBP: 0.358, SLG: 0.600	2B			F9	2B	G4-3		G5-3		3	0	2	0	1	0	0											
John Vander Wal, L OBP: 0.402, SLG: 0.570	K			F9	2B	G4-3		K		4	0	0	0	0	2	3											
Kevin Young, R OBP: 0.285, SLG: 0.455		L5		G4-3		K		K		4	0	0	0	0	2	2											
Enrique Wilson, S OBP: 0.161, SLG: 0.164		P5				P4		G3		3	0	0	0	0	0	0											
Pat Meares, R OBP: 0.289, SLG: 0.379		F8				HR		K		3	1	1	1	0	1	0											
Bronson Arroyo, R										1	0	0	0	0	1	0											
Joe Beimel, L ERA: 4.91										1	0	1	0	0	0	0											
Craig Wilson, R OBP: 0.583, SLG: 1.125										1	0	0	0	0	1	0											
Terry Mulholland, R ERA: 3.96										0	0	0	0	0	0	0											
Scott Sauerbeck, R ERA: 2.13										0	0	0	0	0	0	0											
<b>Inning Stats</b>	R: 1 E: 0 K: 2 S: 14	H: 2 LOB: 1 BB: 0 P: 26	R: 0 E: 0 K: 0 S: 9	H: 0 LOB: 0 BB: 0 P: 12	R: 0 E: 0 K: 2 S: 17	H: 0 LOB: 0 BB: 0 P: 21	R: 0 E: 0 K: 0 S: 10	H: 1 LOB: 1 BB: 0 P: 18	R: 1 E: 0 K: 1 S: 10	H: 2 LOB: 1 BB: 1 P: 15	R: 0 E: 0 K: 1 S: 6	H: 0 LOB: 1 BB: 1 P: 12	R: 0 E: 0 K: 2 S: 12	H: 0 LOB: 0 BB: 0 P: 17	R: 0 E: 0 K: 2 S: 13	H: 0 LOB: 0 BB: 0 P: 17	R: 0 E: 0 K: 2 S: 14	H: 0 LOB: 0 BB: 0 P: 21	1B: 1 2B: 2 3B: 0 HR: 2	SF: 0 SAC: 0 DP: 0 HBP: 0	WP: 0 PB: 0 SB: 0 CS: 0	PA: 33					
<b>PITCHER</b>	IP	WLS	BF	H	R	ER	SO	BB	IBB	HBP	BLK	WP	HR	S	P	ERA	WHIP										
Dustin Hermanson, R	6.0	W	24	5	2	2	5	1	0	0	0	0	2	66	104	3.00	1.000										
Mike Timlin, R ERA: 2.5	2.0	H	6	0	0	0	4	0	0	0	0	0	0	25	34	0.00	0.000										
Dave Veres, R ERA: 2.13	1.0		3	0	0	0	2	0	0	0	0	0	0	14	21	0.00	0.000										

Batter	1	2	3	4	5	6	7	8	9	AB	R	H	RBI	BB	SO	LOB	BOTTOM										
Fernando Vina, L OBP: 0.354, SLG: 0.351	G3		1B 15 SF9	K				G5-4-3 1B		3	1	1	0	1	1	2	<b>Pittsburgh Pirates @ St. Louis Cardinals</b> Busch Stadium, St. Louis, MO Wed May 09 2001, 7:10 PM CDT Att: 33,921 - Sunny - 82 F										
Placido Polanco, R OBP: 0.412, SLG: 0.409	1B 15 G1-6-3		1B 5 G4-3		1B 15 G3-6-3		G5-4-3 1B		4	0	3	0	0	0	1	1											
15 Jim Edmonds, L OBP: 0.455, SLG: 0.637	G1-6-3		SF9		G3-6-3		G4-3		3	0	0	1	0	0	2	2											
5 Albert Pujols, R OBP: 0.432, SLG: 0.694		BB 1B	G4-3				K		3	1	1	0	1	1	1	1											
J.D. Drew, L OBP: 0.407, SLG: 0.660	F8		L8		K		G5-3		4	0	0	0	0	1	3	3											
Bobby Bonilla, S OBP: 0.400, SLG: 0.481		BB 1B							2	1	2	0	1	0	0	0											
Edgar Renteria, R OBP: 0.274, SLG: 0.343		BB 1B							0	1	0	0	0	1	0	0											
Dave Veres, R		E BB							0	0	0	0	0	0	0	0											
Ray Lankford, L OBP: 0.370, SLG: 0.645	E9 SF9 1B		G6-3		K		HR BB		4	2	2	3	0	1	2	2											
Eli Marrero, R OBP: 0.302, SLG: 0.469	SF9						G4-3		3	0	1	1	0	0	1	1											
Dustin Hermanson, R OBP: 0.200, SLG: 0.214									2	0	0	0	0	1	2	2											
Craig Paquette, R OBP: 0.259, SLG: 0.429	G3								1	0	0	0	0	0	1	1											
Mike Timlin, R									0	0	0	0	0	0	0	0											
Larry Sutton, L OBP: 0.069, SLG: 0.103									0	0	0	0	0	0	0	0											
<b>Inning Stats</b>	R: 0 E: 0 K: 0 S: 7	H: 1 LOB: 0 BB: 0 P: 11	R: 3 E: 1 K: 0 S: 7	H: 2 LOB: 0 BB: 1 P: 15	R: 1 E: 0 K: 0 S: 13	H: 1 LOB: 1 BB: 1 P: 24	R: 0 E: 0 K: 2 S: 12	H: 2 LOB: 2 BB: 0 P: 18	R: 0 E: 0 K: 1 S: 9	H: 1 LOB: 1 BB: 1 P: 17	R: 0 E: 0 K: 1 S: 13	H: 1 LOB: 1 BB: 0 P: 20	R: 0 E: 0 K: 0 S: 4	H: 1 LOB: 0 BB: 0 P: 8	R: 2 E: 0 K: 1 S: 12	H: 1 LOB: 0 BB: 1 P: 20	1B: 8 2B: 1 3B: 0 HR: 1	SF: 2 SAC: 0 DP: 3 HBP: 0	WP: 0 PB: 0 SB: 0 CS: 0	PA: 35							
<b>PITCHER</b>	IP	WLS	BF	H	R	ER	SO	BB	IBB	HBP	BLK	WP	HR	S	P	ERA	WHIP										
Bronson Arroyo, R ERA: 6.04	3.2	L	18	6	4	2	1	2	0	0	0	0	0	36	63	4.91	2.182										
Joe Beimel, L ERA: 2.96	2.1		9	2	0	0	3	1	0	0	0	0	0	25	42	0.00	1.286										
Terry Mulholland, L ERA: 3.96	1.0		3	1	0	0	0	0	0	0	0	0	0	4	8	0.00	1.000										
Scott Sauerbeck, L ERA: 6.08	1.0		5	1	2	2	1	1	0	0	0	0	1	12	20	18.00	2.000										





Batter	1	2	3	4	5	6	7	8	9	AB	R	H	RBI	BB	SO	LOB	TOP					
18 Jason Kendall, R OBP: 0.353, SLG: 0.420 Tike Redman, L	1-2 P5	1-1 L9		0-1 F5		2-1 F9			3-3 K	4	0	0	0	0	0	2						
Emil Brown, R OBP: 0.270, SLG: 0.375	2-3 K		4-0 WP SF9 BB	2-2 FC5-4		1-2 F9			1-2 P3	4	1	0	0	1	1	1						
John Wehner, R OBP: 0.370, SLG: 0.261	0-2		4-0 WP BB		2-3 K				0-0 F7	3	0	1	0	1	1	0						
Aramis Ramirez, R OBP: 0.346, SLG: 0.579	2-2 P4		3-2 G5-3		0-3 K				1-3 K	4	0	0	0	0	2	3						
Kevin Young, R OBP: 0.299, SLG: 0.443		4-2 1B BB			3-3 K				1-3 K	2	1	0	0	2	2	0						
Enrique Wilson, S OBP: 0.152, SLG: 0.156	2-1 F8		0-1 SF9		0-0 F9				0-0 G3	3	0	0	1	0	0	1						
Derek Bell, R OBP: 0.186, SLG: 0.162	1-3 K		3-H G3		4-2 HR BB				4-2 BB	2	1	0	0	2	1	3						
Pat Meares, R OBP: 0.301, SLG: 0.382 Warren Morris, L OBP: 0.273, SLG: 0.300	1-1 2B 1B			4-1 FC1-6 BB		0-1 P4			1-0 G3	2	1	1	0	1	0	1						
Omar Olivares, R Terry Mulholland, R Craig Wilson, R Jose Silva, R Scott Sauerbeck, R Josias Manzanillo, R Abraham Nunez, S	2-2 2B		1-2 FC1-6-5 FC5-4		0-0 HR				0-0 G3	2	0	1	2	0	0	1						
<b>Inning Stats</b>	R: 0 E: 0 K: 15 S: 15	H: 1 LOB: 1 BB: 0 P: 20	R: 2 E: 0 K: 15 S: 15	H: 2 LOB: 1 BB: 1 P: 26	R: 1 E: 0 K: 10 S: 10	H: 0 LOB: 2 BB: 3 P: 27	R: 0 E: 0 K: 10 S: 10	H: 0 LOB: 1 BB: 1 P: 17	R: 0 E: 0 K: 3 S: 14	H: 0 LOB: 0 BB: 0 P: 19	R: 2 E: 0 K: 9 S: 9	H: 1 LOB: 2 BB: 1 P: 15	R: 0 E: 0 K: 7 S: 7	H: 0 LOB: 1 BB: 0 P: 9	R: 0 E: 0 K: 7 S: 7	H: 0 LOB: 1 BB: 1 P: 13	R: 0 E: 0 K: 8 S: 8	H: 0 LOB: 0 BB: 12 P: 12	1B: 2 2B: 1 3B: 0 HR: 1	SF: 1 SAC: 0 DP: 0 HBP: 0	WP: 2 PB: 1 SB: 0 CS: 0	PA: 38
<b>PITCHER</b>	IP WLS BF H R ER SO BB IBB HBP BLK WP HR S P ERA WHIP																					
Rick Ankiel, L ERA: 7.13 Mike James, R ERA: 5.4 Mike Mathews, L ERA: 1.1 Gene Stechschulte, R ERA: 2.6 Jason Christiansen, L ERA:	3.0 16 3 3 3 2 4 0 0 0 2 0 40 73 9.00 2.333																					

Pittsburgh Pirates @ St. Louis Cardinals  
Busch Stadium, St. Louis, MO  
Thu May 10 2001, 12:10 PM CDT  
Att: 45,008 - Sunny - 80 F

AB 30  
R 5  
H 4  
RBI 5  
BB 7  
SO 8  
LOB 13



Batter	1	2	3	4	5	6	7	8	9	AB	R	H	RBI	BB	SO	LOB	BOTTOM			
Fernando Vina, L OBP: 0.356, SLG: 0.353	2-2 E9 G6-3 1B	0-1 FC6-4		0-0 FC6		2-2 F8	1-1 L5-3			5	1	2	1	0	0	3				
Placido Polanco, R OBP: 0.421, SLG: 0.412	0-0 G6-3		2-0 15 G6-4-3 1B		4-1 5 FC1-6 BB	1-2 15 1B	2-2 L5-3			4	0	2	1	1	0	2				
15 Jim Edmonds, L OBP: 0.453, SLG: 0.656	1-1 HR		1-0 G6-4-3		3-2 P4	0-0 1B			0-3 K	5	1	2	2	0	1	2				
5 Albert Pujols, R OBP: 0.431, SLG: 0.704	4-1 SH1-3 BB		1-3 K		0-0 FC1-6	1-3 K			0-2 HR	4	1	1	1	1	2	3				
J.D. Drew, L OBP: 0.410, SLG: 0.663	0-0 SH1-3			2-1 2B 1B	0-2 F8				1-1 G3-1	4	2	2	0	0	0	1				
Craig Paquette, R OBP: 0.298, SLG: 0.426	2-1 F9			1-0 F7		0-0 SH3-4 1B BB	0-0 1B BB		0-3 K FC4-6	5	2	2	0	0	1	2				
Ray Lankford, L ERA: 5.84 Kerry Robinson, L OBP: 0.538, SLG: 0.444		2-3 K		2-0 1B 2B		4-1 SH3-4 1B BB	2-3 1B 1B		1-0 FC4-6	3	3	2	2	1	1	0				
Mike Matheny, R OBP: 0.308, SLG: 0.333		2-2 FC6-4 1B		0-2 G5-3		2-0 SH3-4 BB	2-2 L7			3	0	1	0	0	0	3				
Rick Ankiel, L Mike James, R Larry Sutton, L Mike Mathews, L Edgar Renteria, R Gene Stechschulte, R Jason Christiansen, R	0-3 K		3-1 FC6		0-2 SH3-4 1B	1-2 1B				1	0	0	0	0	1	1				
<b>Inning Stats</b>	R: 2 E: 1 K: 0 S: 10	H: 2 LOB: 1 BB: 1 P: 19	R: 0 E: 0 K: 2 S: 13	H: 1 LOB: 0 BB: 0 P: 17	R: 0 E: 0 K: 1 S: 5	H: 1 LOB: 0 BB: 0 P: 9	R: 2 E: 0 K: 0 S: 10	H: 3 LOB: 1 BB: 0 P: 18	R: 0 E: 0 K: 0 S: 8	H: 0 LOB: 1 BB: 1 P: 15	R: 3 E: 0 K: 1 S: 17	H: 4 LOB: 2 BB: 1 P: 27	R: 3 E: 0 K: 0 S: 17	H: 5 LOB: 1 BB: 0 P: 27	R: 1 E: 0 K: 2 S: 12	H: 1 LOB: 1 BB: 0 P: 14	1B: 13 2B: 3 3B: 0 HR: 2	SF: 0 SAC: 2 DP: 2 HBP: 0	WP: 1 PB: 0 SB: 0 CS: 0	PA: 43
<b>PITCHER</b>	IP WLS BF H R ER SO BB IBB HBP BLK WP HR S P ERA WHIP																			
Omar Olivares, R ERA: 3.48 Jose Silva, R ERA: 6.06 Scott Sauerbeck, L ERA: 7.36 Josias Manzanillo, R ERA: 4.0	4.0 20 3 0 0 0 2 0 0 0 0 0 7 10 0.00 0.000																			

Pittsburgh Pirates @ St. Louis Cardinals  
Busch Stadium, St. Louis, MO  
Thu May 10 2001, 12:10 PM CDT  
Att: 45,008 - Sunny - 80 F

AB 38  
R 11  
H 17  
RBI 11  
BB 3  
SO 6  
LOB 18





Batter	1	2	3	4	5	6	7	8	9	AB	R	H	RBI	BB	SO	LOB	TOP					
<b>Eric Young Sr. R</b> OBP: 0.338, SLG: 0.428	1-1 HR		0-1 FC4-6 CS		1-0 F9		3-2 G6-3			4	1	1	1	0	0	2						
<b>Bill Mueller S</b> OBP: 0.389, SLG: 0.472	4-0 G5-4-3 BB		2-3 K		1-2 F8			0-0 G6-3		3	0	0	0	1	1	1						
<b>Rondell White R</b> OBP: 0.354, SLG: 0.471	2-0 G5-4-3			1-2 FC6-4 HBP		3-2 G6-3		1-0 G4-3 1B		3	0	1	0	0	0	1						
<b>Sammy Sosa R</b> OBP: 0.429, SLG: 0.615	2-3 K			2-2 FC6-4 BB 1B		0-0 F8		2-2 G4-3 1B		4	0	1	0	0	1	1						
<b>Ron Coomer R</b> OBP: 0.250, SLG: 0.267		1-3 K		0-0 L6		0-2 1B		0-0 G4-3		4	0	1	0	0	1	3						
<b>Todd Hundley S</b> OBP: 0.283, SLG: 0.386	1-1 F8			2-2 BB 1B		0-2 F9			1-3 K	4	0	1	0	0	1	1						
<b>Ricky Gutierrez R</b> OBP: 0.309, SLG: 0.405	0-0 G5-3			4-2 BB			2-2 FC4 1B		3-2 L9	3	0	1	0	1	0	0						
<b>Damon Buford R</b> OBP: 0.226, SLG: 0.325			1-0 HR	2-3 K			0-1 FC4 1B		0-0 G5-3	4	1	1	1	0	1	4						
<b>Jason Bere R</b> OBP: 0.214, SLG: 0.286			1-2 HR				0-3 K			2	0	1	0	0	0	0						
<b>Manny Aybar R</b> OBP: 1.000, SLG: 1.000					0-0 P5					0	0	0	0	0	0	0						
<b>Gary Matthews S</b> OBP: 0.233, SLG: 0.348										1	0	0	0	0	1	1						
<b>Felix Heredia L</b> OBP: 0.233, SLG: 0.348										0	0	0	0	0	0	0						
<b>Courtney Duncan L</b> OBP: 0.233, SLG: 0.348										0	0	0	0	0	0	0						
<b>Inning Stats</b>	R: 1 E: 0 K: 1 S: 6	H: 1 LOB: 0 BB: 1 P: 15	R: 0 E: 0 K: 1 S: 6	H: 0 LOB: 0 BB: 0 P: 8	R: 1 E: 0 K: 1 S: 10	H: 2 LOB: 1 BB: 0 P: 14	R: 0 E: 0 K: 1 S: 14	H: 1 LOB: 3 BB: 1 P: 25	R: 0 E: 0 K: 0 S: 12	H: 1 LOB: 1 BB: 0 P: 15	R: 0 E: 0 K: 1 S: 11	H: 1 LOB: 1 BB: 0 P: 16	R: 0 E: 0 K: 0 S: 6	H: 2 LOB: 1 BB: 0 P: 9	R: 0 E: 0 K: 1 S: 8	H: 0 LOB: 0 BB: 0 P: 12	1B: 6 2B: 1 3B: 0 HR: 2	SF: 0 SAC: 0 DP: 3 HBP: 1	WP: 0 PB: 0 SB: 0 CS: 1	PA: 35		
<b>PITCHER</b>	IP WLS BF H R ER SO BB IBB HBP BLK WP HR S P ERA WHIP	IP WLS BF H R ER SO BB IBB HBP BLK WP HR S P ERA WHIP	IP WLS BF H R ER SO BB IBB HBP BLK WP HR S P ERA WHIP	IP WLS BF H R ER SO BB IBB HBP BLK WP HR S P ERA WHIP	IP WLS BF H R ER SO BB IBB HBP BLK WP HR S P ERA WHIP	IP WLS BF H R ER SO BB IBB HBP BLK WP HR S P ERA WHIP	IP WLS BF H R ER SO BB IBB HBP BLK WP HR S P ERA WHIP	IP WLS BF H R ER SO BB IBB HBP BLK WP HR S P ERA WHIP	IP WLS BF H R ER SO BB IBB HBP BLK WP HR S P ERA WHIP	IP WLS BF H R ER SO BB IBB HBP BLK WP HR S P ERA WHIP	IP WLS BF H R ER SO BB IBB HBP BLK WP HR S P ERA WHIP	IP WLS BF H R ER SO BB IBB HBP BLK WP HR S P ERA WHIP	IP WLS BF H R ER SO BB IBB HBP BLK WP HR S P ERA WHIP	IP WLS BF H R ER SO BB IBB HBP BLK WP HR S P ERA WHIP	IP WLS BF H R ER SO BB IBB HBP BLK WP HR S P ERA WHIP	IP WLS BF H R ER SO BB IBB HBP BLK WP HR S P ERA WHIP	IP WLS BF H R ER SO BB IBB HBP BLK WP HR S P ERA WHIP	IP WLS BF H R ER SO BB IBB HBP BLK WP HR S P ERA WHIP	IP WLS BF H R ER SO BB IBB HBP BLK WP HR S P ERA WHIP	IP WLS BF H R ER SO BB IBB HBP BLK WP HR S P ERA WHIP	IP WLS BF H R ER SO BB IBB HBP BLK WP HR S P ERA WHIP	IP WLS BF H R ER SO BB IBB HBP BLK WP HR S P ERA WHIP

Chicago Cubs @ St. Louis Cardinals  
 Busch Stadium, St. Louis, MO  
 Fri May 11 2001, 7:10 PM CDT  
 Att: 47,444 - Cloudy - 77 F

AB 32  
 R 2  
 H 8  
 RBI 2  
 BB 2  
 SO 6  
 LOB 14



Batter	1	2	3	4	5	6	7	8	9	AB	R	H	RBI	BB	SO	LOB	BOTTOM					
<b>Fernando Vina L</b> OBP: 0.364, SLG: 0.360	2-1 F7	3-1 2B			2-1 L3	4-0 15 S BB		3-0 HBP		3	0	1	2	1	0	0						
<b>Placido Polanco R</b> OBP: 0.420, SLG: 0.406	3-2 1B	3-2 G6-3			4-0 15 2B 5 SF8 BB	1-0 F3		1-3 K		4	1	1	0	1	1	3						
<b>15 Jim Edmonds L</b> OBP: 0.463, SLG: 0.667	2-0 F7			2-2 1B	0-2 5 SF8 1B 2B	4-1 BB				3	1	2	0	1	0	1						
<b>5 Albert Pujols R</b> OBP: 0.419, SLG: 0.688	3-3 K2-3			0-0 F7	0-0 SF8	0-0 F3				3	0	0	1	0	1	4						
<b>J.D. Drew L</b> OBP: 0.413, SLG: 0.686		0-0 HR		0-1 P5	0-0 HR 1B		2-3 K			4	2	2	2	0	1	1						
<b>Craig Paquette R</b> OBP: 0.295, SLG: 0.466	1-2 F3	1-2 F7		2-1 F7	1-0 HR 1B		2-1 G6-3			4	1	1	2	0	0	1						
<b>Ray Lankford L</b> OBP: 0.379, SLG: 0.636	2-3 K			1-2 F9	4-2 S BB		2-3 K			3	0	0	0	1	2	0						
<b>Mike Matheny R</b> OBP: 0.295, SLG: 0.318	1-0 E6 2B			1-2 L5	0-1 F8			2-0 F8		4	1	0	0	0	0	1						
<b>Darryl Kile R</b> OBP: 0.238, SLG: 0.211		4-2 HR		0-3 K		1-3 K		0-3 K		2	1	0	0	1	2	0						
<b>Mike Timlin R</b> OBP: 0.238, SLG: 0.211										0	0	0	0	0	0	0						
<b>23 Luis Saturria R</b> OBP: 0.238, SLG: 0.211										1	0	0	0	0	1	0						
<b>Steve Kline S</b> OBP: 0.238, SLG: 0.211		1-2 2B								0	0	0	0	0	0	0						
<b>Inning Stats</b>	R: 0 E: 0 K: 1 S: 9	H: 1 LOB: 0 BB: 0 P: 19	R: 3 E: 1 K: 1 S: 16	H: 2 LOB: 1 BB: 1 P: 30	R: 0 E: 0 K: 0 S: 8	H: 1 LOB: 1 BB: 0 P: 12	R: 0 E: 0 K: 1 S: 12	H: 0 LOB: 0 BB: 0 P: 14	R: 4 E: 0 K: 0 S: 13	H: 3 LOB: 1 BB: 2 P: 24	R: 0 E: 0 K: 1 S: 6	H: 0 LOB: 2 BB: 2 P: 16	R: 0 E: 0 K: 2 S: 9	H: 0 LOB: 0 BB: 0 P: 15	R: 0 E: 0 K: 2 S: 7	H: 0 LOB: 1 BB: 0 P: 13	1B: 3 2B: 2 3B: 0 HR: 2	SF: 1 SAC: 0 DP: 0 HBP: 1	WP: 0 PB: 0 SB: 3 CS: 0	PA: 38		
<b>PITCHER</b>	IP WLS BF H R ER SO BB IBB HBP BLK WP HR S P ERA WHIP	IP WLS BF H R ER SO BB IBB HBP BLK WP HR S P ERA WHIP	IP WLS BF H R ER SO BB IBB HBP BLK WP HR S P ERA WHIP	IP WLS BF H R ER SO BB IBB HBP BLK WP HR S P ERA WHIP	IP WLS BF H R ER SO BB IBB HBP BLK WP HR S P ERA WHIP	IP WLS BF H R ER SO BB IBB HBP BLK WP HR S P ERA WHIP	IP WLS BF H R ER SO BB IBB HBP BLK WP HR S P ERA WHIP	IP WLS BF H R ER SO BB IBB HBP BLK WP HR S P ERA WHIP	IP WLS BF H R ER SO BB IBB HBP BLK WP HR S P ERA WHIP	IP WLS BF H R ER SO BB IBB HBP BLK WP HR S P ERA WHIP	IP WLS BF H R ER SO BB IBB HBP BLK WP HR S P ERA WHIP	IP WLS BF H R ER SO BB IBB HBP BLK WP HR S P ERA WHIP	IP WLS BF H R ER SO BB IBB HBP BLK WP HR S P ERA WHIP	IP WLS BF H R ER SO BB IBB HBP BLK WP HR S P ERA WHIP	IP WLS BF H R ER SO BB IBB HBP BLK WP HR S P ERA WHIP	IP WLS BF H R ER SO BB IBB HBP BLK WP HR S P ERA WHIP	IP WLS BF H R ER SO BB IBB HBP BLK WP HR S P ERA WHIP	IP WLS BF H R ER SO BB IBB HBP BLK WP HR S P ERA WHIP	IP WLS BF H R ER SO BB IBB HBP BLK WP HR S P ERA WHIP	IP WLS BF H R ER SO BB IBB HBP BLK WP HR S P ERA WHIP	IP WLS BF H R ER SO BB IBB HBP BLK WP HR S P ERA WHIP	IP WLS BF H R ER SO BB IBB HBP BLK WP HR S P ERA WHIP

Chicago Cubs @ St. Louis Cardinals  
 Busch Stadium, St. Louis, MO  
 Fri May 11 2001, 7:10 PM CDT  
 Att: 47,444 - Cloudy - 77 F

AB 31  
 R 7  
 H 7  
 RBI 7  
 BB 5  
 SO 8  
 LOB 11





Batter	1	2	3	4	5	6	7	8	9	AB	R	H	RBI	BB	SO	LOB	TOP					
<b>Eric Young Sr. R</b> OBP: 0.329, SLG: 0.415 (1, 4)										4	0	0	0	0	1	1	<b>Chicago Cubs @ St. Louis Cardinals</b> Busch Stadium, St. Louis, MO Sat May 12 2001, 1:10 PM CDT Att: 46,885 - Cloudy - 67 F					
<b>Bill Mueller S</b> OBP: 0.405, SLG: 0.488 (1, 5)										2	1	2	0	2	0	0						
<b>Rondell White R</b> OBP: 0.351, SLG: 0.463 (1, 7)										4	0	1	1	0	1	4						
<b>Sammy Sosa R</b> OBP: 0.424, SLG: 0.600 (1, 9)										3	0	0	0	1	2	1						
<b>Matt Stairs L</b> OBP: 0.333, SLG: 0.371 (1, 3)										4	1	1	1	0	2	1						
<b>Ricky Gutierrez R</b> OBP: 0.307, SLG: 0.400 (1, 6)										4	0	1	0	0	0	0						
<b>Damon Buford R</b> OBP: 0.218, SLG: 0.313 <b>Jeff Fassero L</b> (7, 1)										3	0	0	0	0	1	2						
<b>Kyle Farnsworth R</b> (8, 1)										0	0	0	0	0	0	0						
<b>Joe Girardi R</b> OBP: 0.306, SLG: 0.273 (1, 2)										3	0	0	0	0	1	0						
<b>Jon Lieber L</b> OBP: 0.190, SLG: 0.200 <b>Gary Matthews S</b> (7, 8)										2	0	0	0	0	1	0						
<b>Inning Stats</b>	R: 0 E: 0 K: 1 S: 7	H: 0 LOB: 0 BB: 1 P: 15	R: 0 E: 0 K: 1 S: 8	H: 1 LOB: 1 BB: 1 P: 13	R: 0 E: 0 K: 0 S: 7	H: 0 LOB: 0 BB: 0 P: 10	R: 0 E: 0 K: 0 S: 8	H: 1 LOB: 0 BB: 0 P: 13	R: 1 E: 0 K: 1 S: 10	H: 1 LOB: 0 BB: 0 P: 14	R: 1 E: 0 K: 2 S: 12	H: 2 LOB: 1 BB: 0 P: 17	R: 0 E: 0 K: 0 S: 10	H: 0 LOB: 0 BB: 0 P: 14	R: 0 E: 0 K: 2 S: 12	H: 1 LOB: 2 BB: 1 P: 18	R: 0 E: 0 K: 2 S: 11	H: 0 LOB: 0 BB: 0 P: 19	1B: 4 2B: 1 3B: 0 HR: 1	SF: 0 SAC: 0 DP: 3 HBP: 0	WP: 0 PB: 0 SB: 0 CS: 0	PA: 33
<b>PITCHER</b>	IP	WLS	BF	H	R	ER	SO	BB	IBB	HBP	BLK	WP	HR	S	P	ERA	WHIP					
<b>Matt Morris R</b> ERA: 2.29 (1, 1)	7.0	W	25	5	2	2	5	2	0	0	0	0	1	62	96	2.57	1.000					
<b>Gene Stechschulte R</b> ERA: 2.45 (8, 1)	1.0	H	5	1	0	0	2	1	0	0	0	0	0	12	18	0.00	2.000					
<b>Dave Veres R</b> ERA: 1.98 (9, 1)	1.0	S	3	0	0	0	2	0	0	0	0	0	0	11	19	0.00	0.000					

Batter	1	2	3	4	5	6	7	8	9	AB	R	H	RBI	BB	SO	LOB	BOTTOM				
<b>Fernando Vina L</b> OBP: 0.365, SLG: 0.375 (1, 4)										5	1	2	1	0	0	3	<b>Chicago Cubs @ St. Louis Cardinals</b> Busch Stadium, St. Louis, MO Sat May 12 2001, 1:10 PM CDT Att: 46,885 - Cloudy - 67 F				
<b>Placido Polanco R</b> OBP: 0.422, SLG: 0.423 (1, 6)										3	0	1	0	1	0	1					
<b>15 Jim Edmonds L</b> OBP: 0.460, SLG: 0.663 (1, 8)										5	1	2	1	0	2	2					
<b>5 Albert Pujols R</b> OBP: 0.425, SLG: 0.707 (1, 5)										5	1	3	2	0	1	3					
<b>J.D. Drew L</b> OBP: 0.427, SLG: 0.717 (1, 9)										4	1	3	1	1	1	0					
<b>Craig Paquette R</b> OBP: 0.292, SLG: 0.443 (1, 3)										3	0	0	0	1	1	3					
<b>Ray Lankford L</b> OBP: 0.375, SLG: 0.618 (1, 7)										3	0	0	0	1	2	2					
<b>Eli Marrero R</b> OBP: 0.333, SLG: 0.481 (1, 2)										3	1	2	0	1	0	3					
<b>Matt Morris R</b> OBP: 0.150, SLG: 0.200 <b>Bobby Bonilla S</b> 23 Luis Saturria, R (7, PH)										2	0	0	0	0	2	5					
<b>Gene Stechschulte R</b> OBP: 1.000, SLG: 2.500 <b>Dave Veres R</b> (9, 1)										0	0	0	0	0	0	0					
<b>Inning Stats</b>	R: 0 E: 0 K: 1 S: 11	H: 1 LOB: 1 BB: 0 P: 18	R: 0 E: 0 K: 3 S: 13	H: 1 LOB: 2 BB: 1 P: 22	R: 1 E: 0 K: 0 S: 9	H: 4 LOB: 2 BB: 0 P: 14	R: 1 E: 0 K: 1 S: 10	H: 2 LOB: 1 BB: 0 P: 11	R: 1 E: 0 K: 1 S: 14	H: 3 LOB: 3 BB: 1 P: 24	R: 0 E: 1 K: 1 S: 5	H: 0 LOB: 2 BB: 1 P: 12	R: 0 E: 0 K: 1 S: 10	H: 0 LOB: 3 BB: 3 P: 25	R: 2 E: 0 K: 1 S: 13	H: 2 LOB: 0 BB: 0 P: 21	1B: 7 2B: 4 3B: 1 HR: 2	SF: 0 SAC: 3 DP: 1 HBP: 0	WP: 0 PB: 0 SB: 1 CS: 1	PA: 42	
<b>PITCHER</b>	IP	WLS	BF	H	R	ER	SO	BB	IBB	HBP	BLK	WP	HR	S	P	ERA	WHIP				
<b>Jon Lieber R</b> ERA: 3.83 (1, 1)	6.0	L	31	11	3	3	7	2	1	0	0	0	0	62	101	4.50	2.167				
<b>Jeff Fassero L</b> ERA: 4.07 (7, 1)	1.2		8	0	0	0	2	2	1	0	0	0	0	15	32	0.00	1.200				
<b>Kyle Farnsworth R</b> ERA: 2.45 (8, 1)	0.1		3	2	2	2	0	0	0	0	0	0	2	8	14	54.00	6.000				

AB	30
R	2
H	6
RBI	2
BB	3
SO	9
LOB	9





Batter	1	2	3	4	5	6	7	8	9	AB	R	H	RBI	BB	SO	LOB	TOP					
<b>Eric Young Sr. R</b> OBP: 0.325, SLG: 0.408 (1, 4)	L6	G3-1		L7		K				5	0	1	0	0	1	0	<b>Chicago Cubs @ St. Louis Cardinals</b> Busch Stadium, St. Louis, MO Sun May 13 2001, 1:10 PM CDT Att: 46,167 - Cloudy - 65 F					
<b>Joe Girardi R</b> OBP: 0.286, SLG: 0.286 (1, 2)				G6-3		G6-3		G4-3		5	1	1	0	0	0	1						
<b>Bill Mueller S</b> OBP: 0.409, SLG: 0.508 <b>Ron Coomer R</b> OBP: 0.250, SLG: 0.265 (1, 5) (2, 5)				L5		P9				1	1	1	1	0	0	0						
<b>Sammy Sosa R</b> OBP: 0.423, SLG: 0.585 (1, 9)						F6		F8		3	0	0	0	2	1	1						
<b>Rondell White R</b> OBP: 0.353, SLG: 0.465 (1, 7)				F7				FC4		4	1	1	0	1	1	4						
<b>Matt Stairs L</b> OBP: 0.360, SLG: 0.425 (1, 3)										3	1	2	2	2	0	1						
<b>Gary Matthews S</b> OBP: 0.269, SLG: 0.371 (1, 8)										3	0	2	1	1	0	2						
<b>Augie Ojeda S</b> OBP: 0.235, SLG: 0.250 <b>Todd Van Poppel R</b> ERA: 1.5 <b>Felix Heredia L</b> ERA: 1.5 <b>Damon Buford R</b> OBP: 0.310, SLG: 0.310 <b>Courtney Duncan L</b> ERA: 1.5 (1, 6) (5, 1) (6, 1) (8, PH) (8, 1)				F8		F7				3	0	0	0	0	1	7						
<b>34 Kerry Wood R</b> OBP: 0.188, SLG: 0.250 <b>Ricky Gutierrez R</b> OBP: 0.302, SLG: 0.393 (1, 1) (5, 6)				P6		P3		G4-1		2	0	0	0	0	0	0						
<b>Inning Stats</b>	R: 2 E: 0 K: 1 S: 14	H: 3 LOB: 3 BB: 2 P: 29	R: 0 E: 0 K: 0 S: 6	H: 0 LOB: 0 BB: 0 P: 8	R: 0 E: 0 K: 0 S: 15	H: 1 LOB: 3 BB: 2 P: 29	R: 0 E: 0 K: 0 S: 7	H: 0 LOB: 0 BB: 0 P: 13	R: 2 E: 0 K: 1 S: 18	H: 2 LOB: 1 BB: 1 P: 27	R: 0 E: 0 K: 1 S: 11	H: 0 LOB: 0 BB: 0 P: 17	R: 0 E: 0 K: 0 S: 10	H: 1 LOB: 2 BB: 1 P: 19	R: 0 E: 0 K: 1 S: 10	H: 1 LOB: 1 BB: 0 P: 15		R: 0 E: 0 K: 2 S: 11	H: 1 LOB: 1 BB: 0 P: 13	1B: 5 2B: 2 3B: 1 HR: 1	SF: 0 SAC: 0 DP: 0 HBP: 0	WP: 0 PB: 0 SB: 0 CS: 0
<b>PITCHER</b>	IP WLS BF H R ER SO BB IBB HBP BLK WP HR S P ERA WHIP																					
<b>Andy Benes R</b> ERA: 6.93 <b>Mike Timlin R</b> ERA: 2.18 <b>Steve Kline L</b> ERA: 1.5 <b>Gene Stechschulte R</b> ERA: 2.33 <b>Mike James R</b> ERA: 5.98 (1, 1) (6, 1) (7, 1) (8, 1) (9, 1)	5.0 W 26 6 4 4 2 5 0 0 0 0 0 1 60 106 7.20 2.200																					

Batter	1	2	3	4	5	6	7	8	9	AB	R	H	RBI	BB	SO	LOB	BOTTOM					
<b>Fernando Vina L</b> OBP: 0.366, SLG: 0.389 (1, 4)	F9		K			K				5	1	2	4	0	2	2	<b>Chicago Cubs @ St. Louis Cardinals</b> Busch Stadium, St. Louis, MO Sun May 13 2001, 1:10 PM CDT Att: 46,167 - Cloudy - 65 F					
<b>Placido Polanco R</b> OBP: 0.413, SLG: 0.413 (1, 6)						G4-3				6	1	1	1	0	1	2						
<b>15 Jim Edmonds L</b> OBP: 0.466, SLG: 0.685 <b>Mike James R</b> (1, 8) (9, 1)										4	1	2	1	1	2	2						
<b>5 Albert Pujols R</b> OBP: 0.443, SLG: 0.733 (1, 5)										2	3	2	3	3	0	0						
<b>J.D. Drew L</b> OBP: 0.426, SLG: 0.727 (1, 9)										4	2	1	2	1	1	4						
<b>Bobby Bonilla S</b> OBP: 0.400, SLG: 0.455 <b>Steve Kline S</b> (7, 1) <b>Gene Stechschulte R</b> OBP: 1.000, SLG: 2.500 <b>Kerry Robinson L</b> OBP: 0.500, SLG: 0.400 (1, 3) (7, 1) (8, PH) (9, 7)										3	1	0	0	1	1	4						
<b>Ray Lankford L</b> OBP: 0.371, SLG: 0.600 <b>23 Luis Satriarra R</b> (8, PH) (9, 8)										3	0	0	0	1	2	3						
<b>Mike Matheny R</b> OBP: 0.310, SLG: 0.310 (1, 2)										2	2	0	1	3	1	0						
<b>Andy Benes R</b> OBP: 0.167, SLG: 0.333 <b>Larry Sutton L</b> OBP: 0.129, SLG: 0.258 <b>Mike Timlin R</b> (6, 1) <b>Craig Paquette R</b> OBP: 0.303, SLG: 0.452 (7, 3)										2	0	0	0	0	2	5						
<b>Inning Stats</b>	R: 0 E: 0 K: 1 S: 8	H: 0 LOB: 0 BB: 0 P: 14	R: 4 E: 0 K: 3 S: 20	H: 2 LOB: 1 BB: 3 P: 39	R: 3 E: 0 K: 3 S: 18	H: 2 LOB: 2 BB: 3 P: 38	R: 0 E: 0 K: 0 S: 9	H: 1 LOB: 2 BB: 1 P: 16	R: 1 E: 0 K: 1 S: 12	H: 1 LOB: 0 BB: 0 P: 19	R: 0 E: 0 K: 0 S: 6	H: 0 LOB: 2 BB: 2 P: 16	R: 5 E: 0 K: 3 S: 18	H: 4 LOB: 0 BB: 1 P: 28	R: 0 E: 0 K: 1 S: 8	H: 0 LOB: 0 BB: 0 P: 12		R: 0 E: 0 K: 1 S: 8	H: 0 LOB: 0 BB: 0 P: 12	1B: 5 2B: 0 3B: 1 HR: 4	SF: 0 SAC: 0 DP: 0 HBP: 0	WP: 1 PB: 0 SB: 0 CS: 0
<b>PITCHER</b>	IP WLS BF H R ER SO BB IBB HBP BLK WP HR S P ERA WHIP																					
<b>34 Kerry Wood R</b> ERA: 5.2 <b>Todd Van Poppel R</b> ERA: 5.4 <b>Felix Heredia L</b> ERA: 6.23 <b>Courtney Duncan R</b> ERA: 2.5 (1, 1) (5, 1) (6, 1) (8, 1)	4.0 L 24 5 7 7 1 2 0 0 0 0 1 1 15 31 6.75 2.250																					

AB	36
R	4
H	9
RBI	4
BB	6
SO	6
LOB	16



WP	0
PB	0
SB	0
CS	0

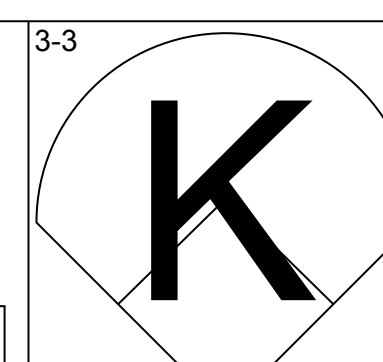
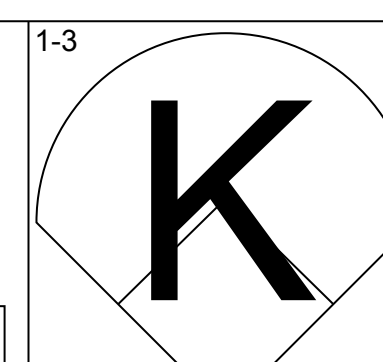
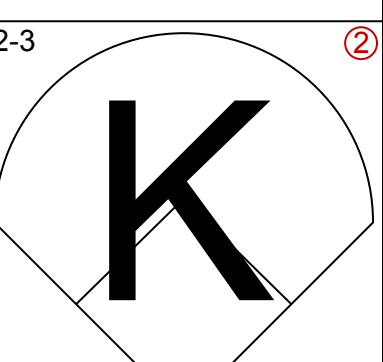
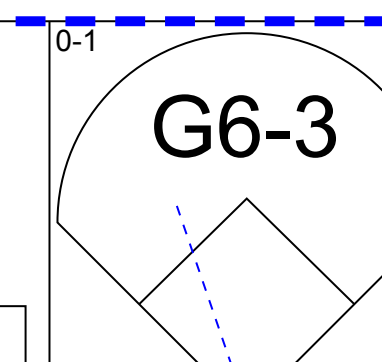
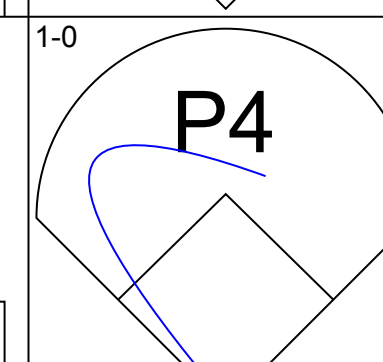
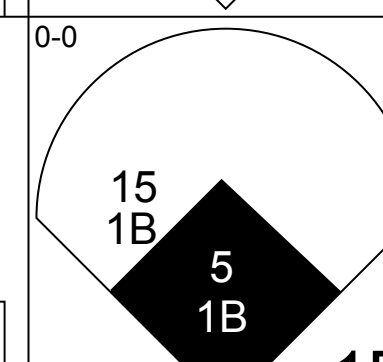
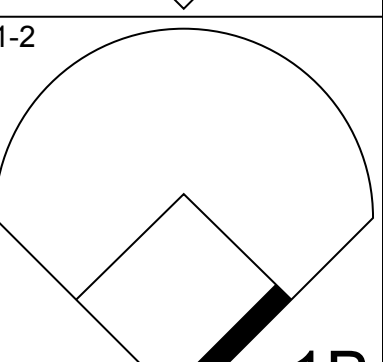
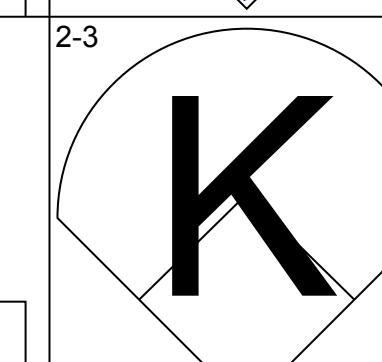
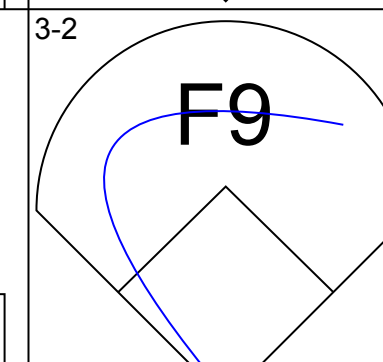
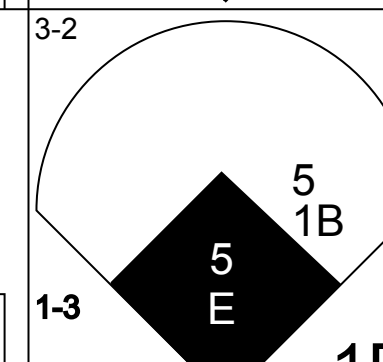
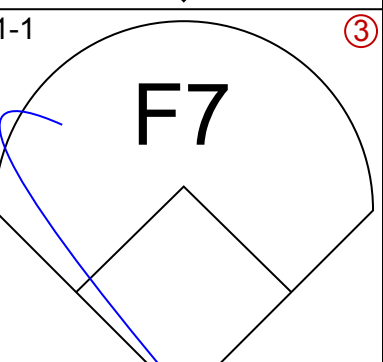
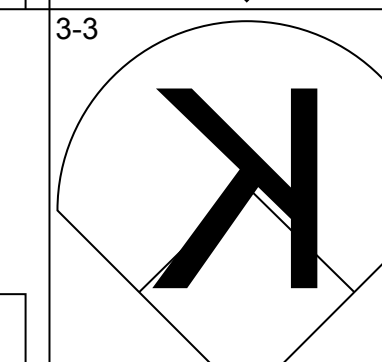
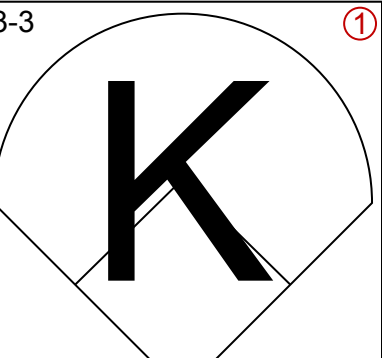
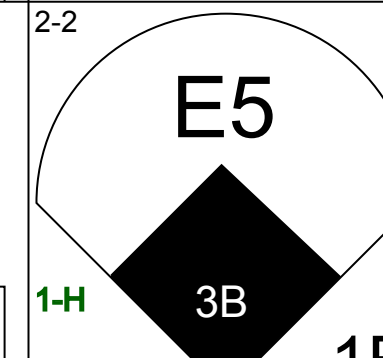
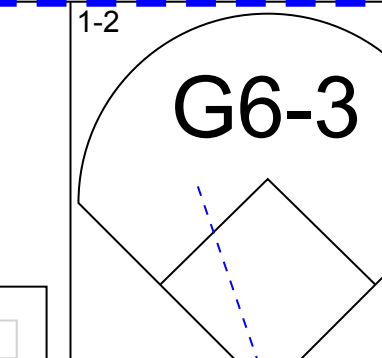
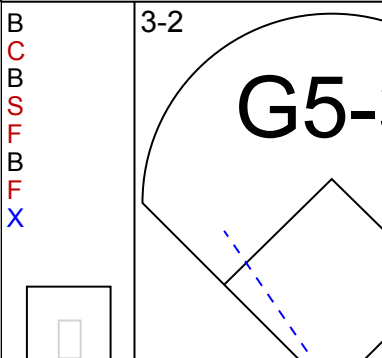

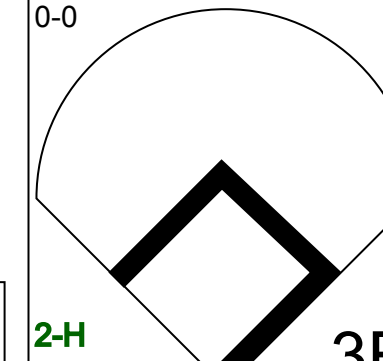
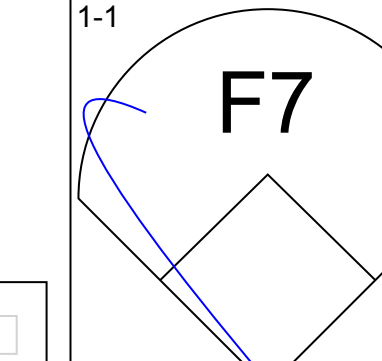
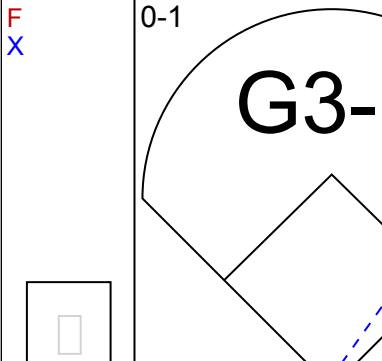

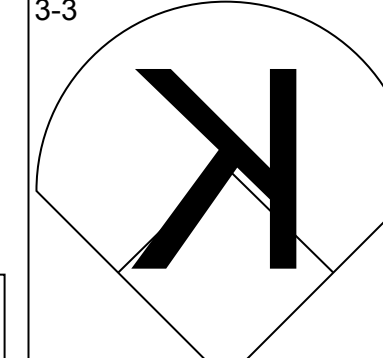
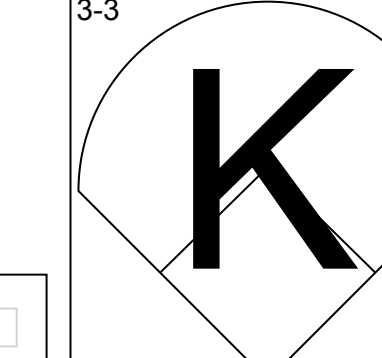
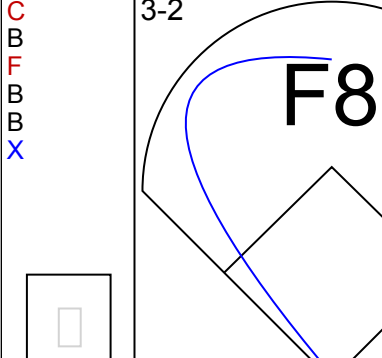
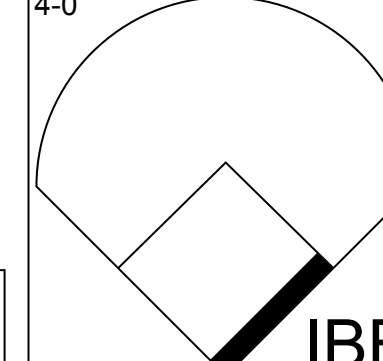

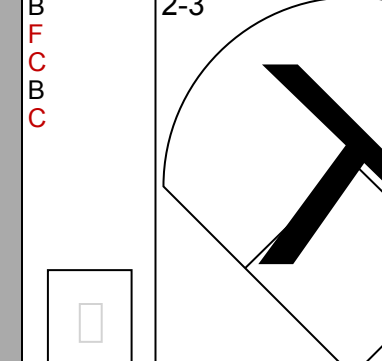
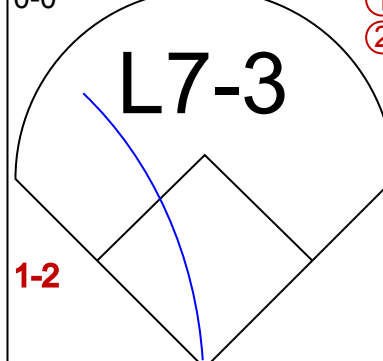
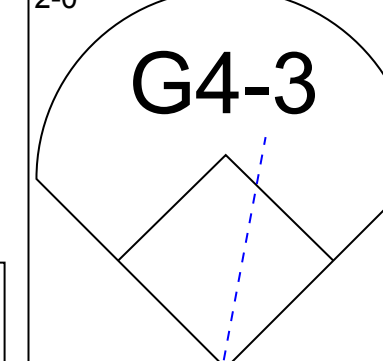
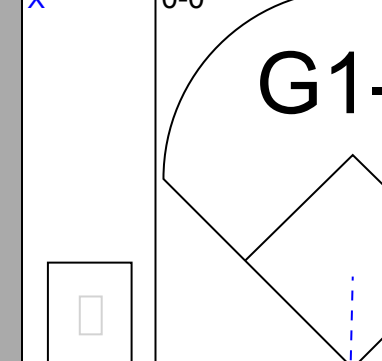

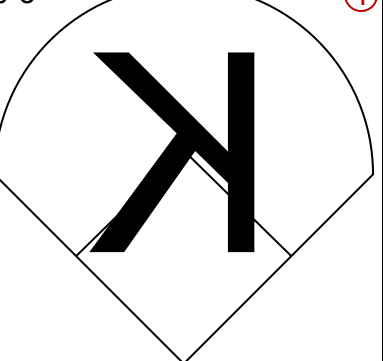
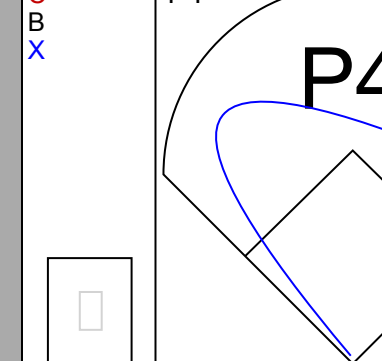
AB	35
R	13
H	10
RBI	13
BB	10
SO	12
LOB	22

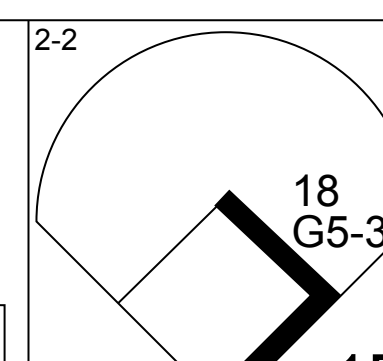
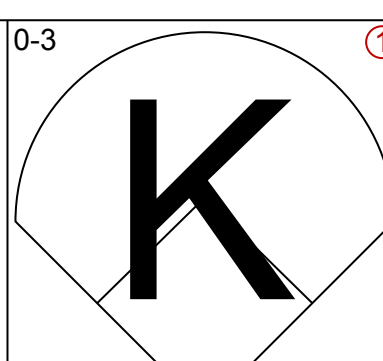
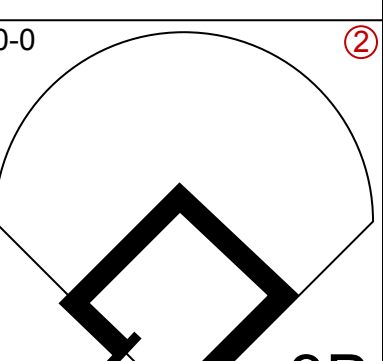
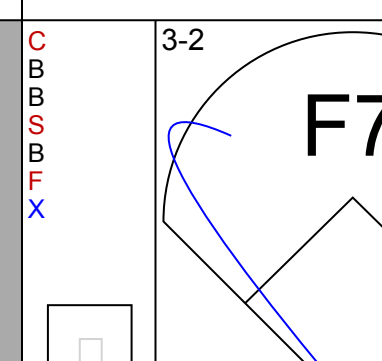
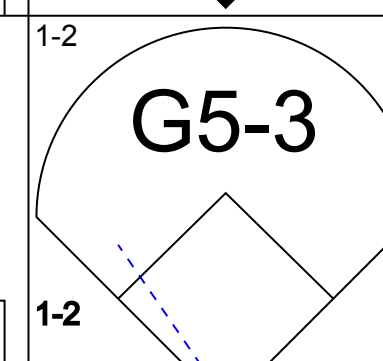
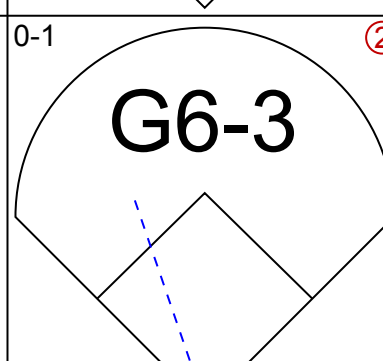
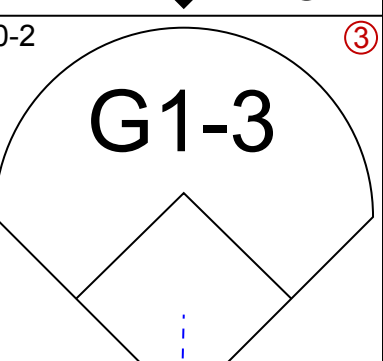
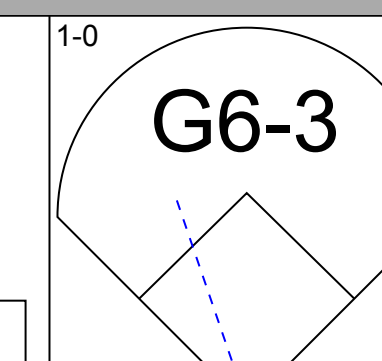
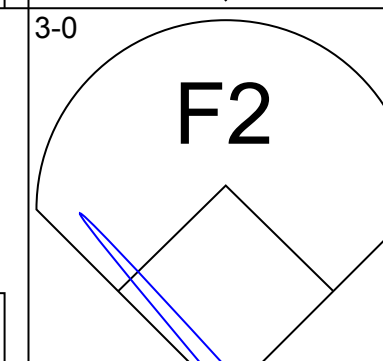
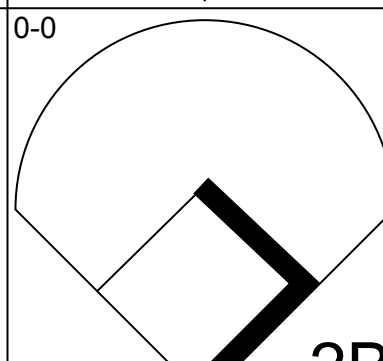
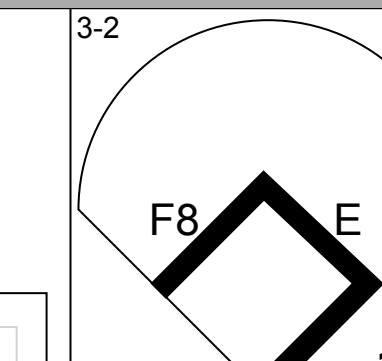


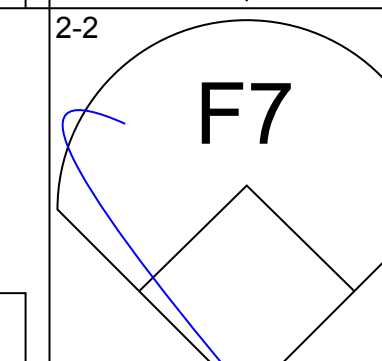
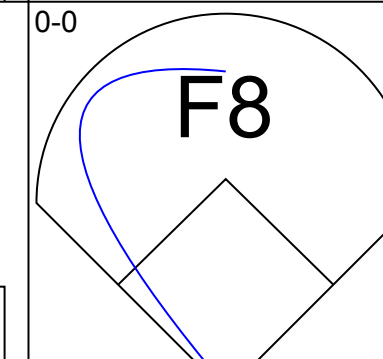
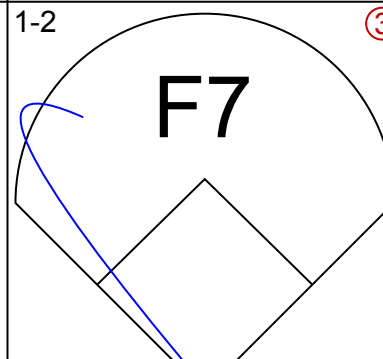
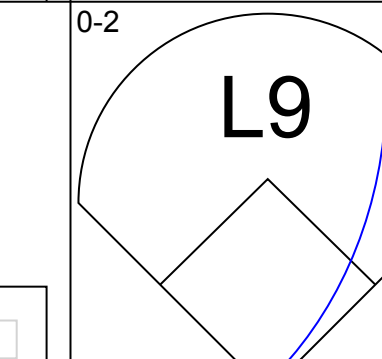

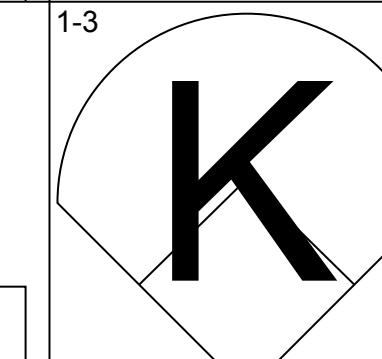


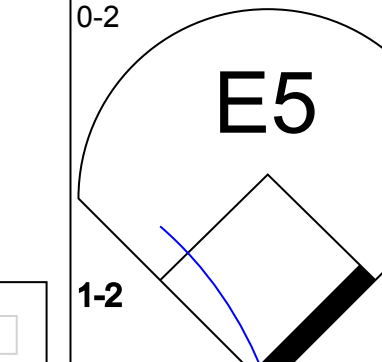




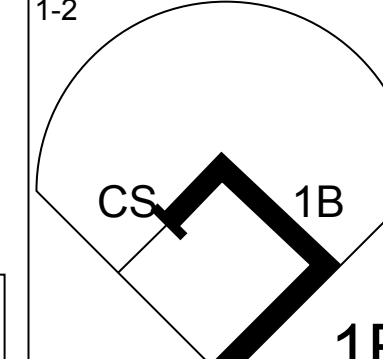

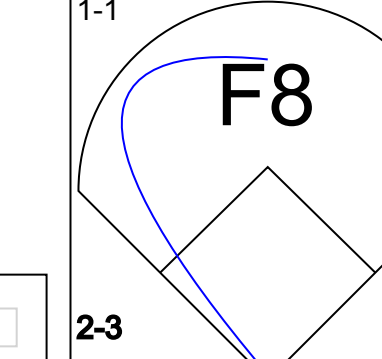



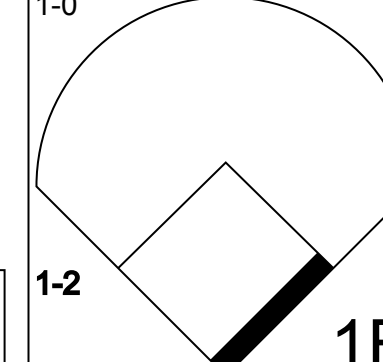

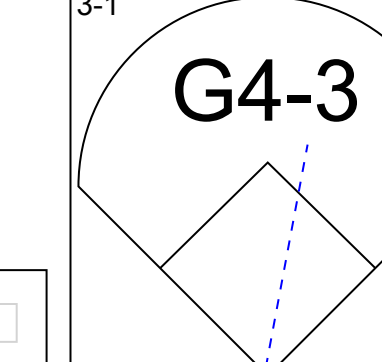



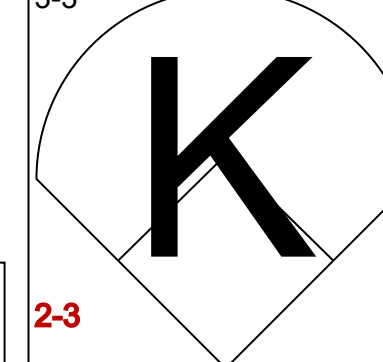




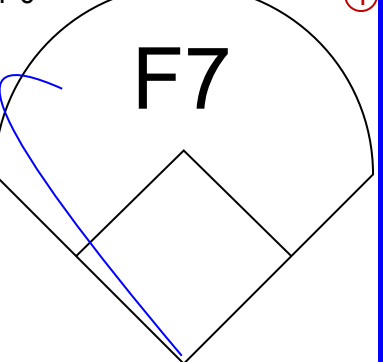









Batter	1	2	3	4	5	6	7	8	9	AB	R	H	RBI	BB	SO	LOB	TOP					
<b>Craig Paquette, R</b> (1,4) OBP: 0.301, SLG: 0.464										4	0	0	0	0	3	0	<b>St. Louis Cardinals @ Pittsburgh Pirates</b> PNC Park, Pittsburgh, PA Wed May 16 2001, 7:05 PM EDT Att: 29,128 - Cloudy - 62 F					
<b>Placido Polanco, R</b> (1,6) OBP: 0.403, SLG: 0.402										4	1	2	0	0	1	0						
<b>15 Jim Edmonds, L</b> (1,8) OBP: 0.450, SLG: 0.658										4	1	1	0	0	1	1						
<b>5 Albert Pujols, R</b> (1,5) OBP: 0.449, SLG: 0.741										4	1	1	1	0	1	0						
<b>J.D. Drew, L</b> (1,9) OBP: 0.414, SLG: 0.706										4	0	1	1	0	0	0						
<b>Bobby Bonilla, S</b> (1,3) OBP: 0.392, SLG: 0.468										4	0	0	0	0	3	1						
<b>Ray Lankford, L</b> (1,7) OBP: 0.379, SLG: 0.604										1	0	0	0	2	1	0						
<b>Mike Matheny, R</b> (1,2) OBP: 0.296, SLG: 0.295										3	0	0	0	0	0	3						
<b>Darryl Kile, R</b> (1,1) OBP: 0.208, SLG: 0.182										3	0	0	0	0	2	0						
<b>Inning Stats</b>	R: 0 E: 0 K: 1 S: 9	H: 0 LOB: 0 BB: 0 P: 16	R: 0 E: 0 K: 2 S: 12	H: 0 LOB: 0 BB: 0 P: 19	R: 0 E: 0 K: 1 S: 8	H: 0 LOB: 1 BB: 1 P: 13	R: 3 E: 1 K: 2 S: 17	H: 4 LOB: 2 BB: 1 P: 32	R: 0 E: 0 K: 1 S: 13	H: 1 LOB: 1 BB: 0 P: 17	R: 0 E: 0 K: 1 S: 9	H: 0 LOB: 0 BB: 0 P: 14	R: 0 E: 0 K: 1 S: 6	H: 0 LOB: 0 BB: 0 P: 9	R: 0 E: 0 K: 2 S: 8	H: 0 LOB: 0 BB: 0 P: 13	R: 0 E: 0 K: 1 S: 10	H: 0 LOB: 0 BB: 0 P: 16	1B: 4 2B: 1 3B: 1 HR: 0	SF: 0 SAC: 0 DP: 1 HBP: 0	WP: 0 PB: 0 SB: 0 CS: 0	PA: 33
<b>PITCHER</b>	IP	WLS	BF	H	R	ER	SO	BB	IBB	HBP	BLK	WP	HR	S	P	ERA	WHIP					
<b>Jason Schmidt, R</b> (1,1) ERA: 2.53	5.0	L	21	5	3	3	8	1	1	0	0	0	0	59	97	5.40	1.200					
<b>Terry Mulholland, L</b> (6,1) ERA: 3.16	2.0		6	0	0	0	2	0	0	0	0	0	0	15	23	0.00	0.000					
<b>Joe Beimel, L</b> (8,1) ERA: 3.08	2.0		6	0	0	0	2	0	0	0	0	0	0	18	29	0.00	0.000					

Batter	1	2	3	4	5	6	7	8	9	AB	R	H	RBI	BB	SO	LOB	BOTTOM					
<b>Emil Brown, R</b> (1,8) OBP: 0.289, SLG: 0.392										4	0	2	0	0	1	0	<b>St. Louis Cardinals @ Pittsburgh Pirates</b> PNC Park, Pittsburgh, PA Wed May 16 2001, 7:05 PM EDT Att: 29,128 - Cloudy - 62 F					
<b>18 Jason Kendall, R</b> (1,2) OBP: 0.340, SLG: 0.392										4	0	0	0	0	0	1						
<b>Brian Giles, L</b> (1,7) OBP: 0.350, SLG: 0.511										4	0	2	0	0	0	1						
<b>Aramis Ramirez, R</b> (1,5) OBP: 0.344, SLG: 0.540										4	0	0	0	0	1	3						
<b>John Vander Wal, L</b> (1,9) OBP: 0.410, SLG: 0.587										4	0	0	0	0	0	1						
<b>Kevin Young, R</b> (1,3) OBP: 0.291, SLG: 0.400										4	0	1	0	0	0	2						
<b>Enrique Wilson, S</b> (1,6) OBP: 0.218, SLG: 0.250										4	0	2	0	0	0	2						
<b>Pat Meares, R</b> (1,4) OBP: 0.283, SLG: 0.355										2	0	0	0	1	1	2						
<b>Jason Schmidt, R</b> (1,1) OBP: 0.344, SLG: 0.222										1	0	0	0	0	1	2						
<b>John Wahner, R</b> (6, PH)										1	0	0	0	0	0	0						
<b>Terry Mulholland, R</b> (6, PH)										0	0	0	0	0	0	0						
<b>Abraham Nunez, S</b> (7, PH)										1	0	0	0	0	0	0						
<b>Joe Beimel, L</b> (8, PH)										0	0	0	0	0	0	0						
<b>Inning Stats</b>	R: 0 E: 0 K: 0 S: 8	H: 1 LOB: 1 BB: 0 P: 14	R: 0 E: 0 K: 1 S: 8	H: 1 LOB: 1 BB: 1 P: 17	R: 0 E: 0 K: 1 S: 9	H: 1 LOB: 1 BB: 0 P: 10	R: 0 E: 0 K: 1 S: 9	H: 2 LOB: 2 BB: 0 P: 15	R: 0 E: 0 K: 0 S: 5	H: 1 LOB: 0 BB: 0 P: 6	R: 0 E: 1 K: 0 S: 16	H: 1 LOB: 2 BB: 0 P: 23	R: 0 E: 0 K: 0 S: 8	H: 0 LOB: 0 BB: 0 P: 14	R: 0 E: 0 K: 1 S: 7	H: 0 LOB: 0 BB: 0 P: 11	R: 0 E: 0 K: 0 S: 7	H: 0 LOB: 0 BB: 0 P: 8	1B: 5 2B: 2 3B: 1 HR: 0	SF: 0 SAC: 0 DP: 1 HBP: 0	WP: 0 PB: 0 SB: 0 CS: 1	PA: 34
<b>PITCHER</b>	IP	WLS	BF	H	R	ER	SO	BB	IBB	HBP	BLK	WP	HR	S	P	ERA	WHIP					
<b>Darryl Kile, R</b> (1,1) ERA: 3.19	9.0	W	34	7	0	0	4	1	0	0	0	0	0	77	118	0.00	0.889					





Batter	1	2	3	4	5	6	7	8	9	AB	R	H	RBI	BB	SO	LOB	TOP								
Fernando Vina, L OBP: 0.368, SLG: 0.396	F8		G6-3			G4-3		G4-3		4	0	0	0	1	0	3	<b>St. Louis Cardinals @ Pittsburgh Pirates</b> PNC Park, Pittsburgh, PA Thu May 17 2001, 7:05 PM EDT Att: 29,835 - Overcast - 70 F								
Placido Polanco, R OBP: 0.396, SLG: 0.410	G1-3		G6-3			FC6-4 15 SF8		G6-3		5	2	1	1	0	0	1									
15 Jim Edmonds, L 23 Luis Saturria, R OBP: 0.333, SLG: 0.667	F7					SF8		K		3	1	1	1	0	1	0									
5 Albert Pujols, R Larry Sutton, L OBP: 0.152, SLG: 0.273		G6-3				G5-3		G4-3		3	1	1	0	0	0	0									
J.D. Drew, L Gene Stechschulte, R Dave Veres, R								G3		3	3	1	3	2	0	1									
Ray Lankford, L OBP: 0.394, SLG: 0.638										5	3	4	3	0	1	0									
Edgar Renteria, R OBP: 0.286, SLG: 0.360										5	0	2	2	0	1	1									
Eli Marrero, R OBP: 0.306, SLG: 0.439										5	0	0	0	0	1	4									
Matt Morris, R Kerry Robinson, L OBP: 0.529, SLG: 0.462										3	0	0	0	0	0	2									
										2	1	1	0	0	0	1									
<b>Inning Stats</b>	R: 0 E: 0 K: 0 S: 5	H: 0 LOB: 0 BB: 0 P: 5	R: 2 E: 0 K: 2 S: 18	H: 1 LOB: 0 BB: 1 P: 28	R: 0 E: 0 K: 0 S: 4	H: 0 LOB: 0 BB: 0 P: 6	R: 3 E: 0 K: 0 S: 13	H: 4 LOB: 1 BB: 0 P: 18	R: 1 E: 1 K: 0 S: 5	H: 0 LOB: 0 BB: 0 P: 12	R: 1 E: 1 K: 0 S: 11	H: 2 LOB: 2 BB: 0 P: 13	R: 3 E: 0 K: 1 S: 17	H: 3 LOB: 1 BB: 1 P: 29	R: 2 E: 0 K: 0 S: 17	H: 3 LOB: 0 BB: 0 P: 22	R: 0 E: 1 K: 1 S: 6	H: 0 LOB: 1 BB: 0 P: 10	1B: 7 2B: 3 3B: 1 HR: 2	SF: 1 SAC: 0 DP: 0 HBP: 0	WP: 0 PB: 0 SB: 1 CS: 0	PA: 45			
<b>PITCHER</b>	IP	WLS	BF	H	R	ER	SO	BB	IBB	HBP	BLK	WP	HR	S	P	ERA	WHIP								
Todd Ritchie, R ERA: 5.16	6.2	L	34	10	10	8	3	3	0	0	0	0	2	71	109	10.80	1.950								
Bronson Arroyo, R ERA: 5.97	1.1		7	3	2	2	0	0	0	0	0	0	0	19	24	13.50	2.250								
Jose Silva, R ERA: 8.14	1.0		4	0	0	0	1	0	0	0	0	0	0	6	10	0.00	0.000								

Batter	1	2	3	4	5	6	7	8	9	AB	R	H	RBI	BB	SO	LOB	BOTTOM								
Emil Brown, R OBP: 0.287, SLG: 0.385	S 18 E 1B		K							4	1	1	0	0	1	1	<b>St. Louis Cardinals @ Pittsburgh Pirates</b> PNC Park, Pittsburgh, PA Thu May 17 2001, 7:05 PM EDT Att: 29,835 - Overcast - 70 F								
18 Jason Kendall, R OBP: 0.343, SLG: 0.395	E 1B		P5							4	0	2	0	0	0	1									
Brian Giles, L OBP: 0.348, SLG: 0.510	F5									4	0	1	0	0	0	4									
Aramis Ramirez, R John Wehner, R OBP: 0.354, SLG: 0.556	F7		K							3	1	1	1	0	1	2									
John Vander Wal, L OBP: 0.413, SLG: 0.577										2	0	0	0	2	1	2									
Enrique Wilson, S OBP: 0.220, SLG: 0.241	K									3	0	0	0	1	1	3									
Craig Wilson, R Bronson Arroyo, R Jose Silva, R										3	0	0	0	0	1	1									
Abraham Nunez, S OBP: 0.298, SLG: 0.364										0	0	0	0	0	0	0									
Pat Meares, R OBP: 0.282, SLG: 0.351	F9									4	0	1	0	0	0	1									
Todd Ritchie, R Keith Osik, R OBP: 0.214, SLG: 0.083	K									2	0	1	0	0	1	0									
										2	0	0	0	0	1	1									
<b>Inning Stats</b>	R: 1 E: 0 K: 1 S: 14	H: 2 LOB: 2 BB: 1 P: 24	R: 0 E: 0 K: 1 S: 6	H: 0 LOB: 0 BB: 0 P: 7	R: 0 E: 0 K: 2 S: 13	H: 1 LOB: 0 BB: 0 P: 18	R: 0 E: 0 K: 1 S: 8	H: 0 LOB: 1 BB: 1 P: 13	R: 0 E: 0 K: 0 S: 9	H: 1 LOB: 0 BB: 0 P: 13	R: 1 E: 0 K: 1 S: 7	H: 1 LOB: 0 BB: 1 P: 12	R: 0 E: 0 K: 1 S: 7	H: 0 LOB: 0 BB: 0 P: 10	R: 0 E: 0 K: 0 S: 6	H: 2 LOB: 1 BB: 0 P: 11	R: 0 E: 0 K: 0 S: 11	H: 1 LOB: 0 BB: 0 P: 17	1B: 5 2B: 2 3B: 0 HR: 1	SF: 0 SAC: 0 DP: 2 HBP: 0	WP: 0 PB: 0 SB: 1 CS: 0	PA: 36			
<b>PITCHER</b>	IP	WLS	BF	H	R	ER	SO	BB	IBB	HBP	BLK	WP	HR	S	P	ERA	WHIP								
Matt Morris, R ERA: 2.32	7.0	W	28	5	2	2	7	3	0	0	0	0	0	64	97	2.57	1.143								
Gene Stechschulte, R ERA: 2.21	1.0		4	2	0	0	0	0	0	0	0	0	0	6	11	0.00	2.000								
Dave Veres, R ERA: 1.84	1.0		4	1	0	0	0	0	0	0	0	0	0	11	17	0.00	1.000								

AB 41  
R 12  
H 13  
RBI 11  
BB 3  
SO 4  
LOB 14



AB 33  
R 2  
H 8  
RBI 1  
BB 3  
SO 7  
LOB 16





Batter	1	2	3	4	5	6	7	8	9	AB	R	H	RBI	BB	SO	LOB	TOP				
Fernando Vina, L (1,4) OBP: 0.371, SLG: 0.399	G1-3			FC3-6 1B		G4-3			15 1B 2B 1B	4	1	2	0	0	0	1	<b>St. Louis Cardinals @ Philadelphia Phillies</b> <b>Veterans Stadium, Philadelphia, PA</b> Fri May 18 2001, 7:05 PM EDT Att: 17,085 - Overcast - 62 F				
Placido Polanco, R (1,5) OBP: 0.391, SLG: 0.405	G4-3			FC3-6 15 G4-6-3		G4-3			15 1B 2B 1B	4	1	1	0	0	0	1					
15 Jim Edmonds, L (1,8) OBP: 0.439, SLG: 0.645	K			G4-6-3		K			2B 1B 1B	4	1	1	0	0	2	1					
5 Albert Pujols, R (1,7) OBP: 0.437, SLG: 0.713		F7			G6-3		F8		K	4	0	0	0	0	1	3					
Bobby Bonilla, S (1,3) OBP: 0.385, SLG: 0.470	P5				G4-3			F9	1B 2B	4	1	1	2	0	0	0					
Edgar Renteria, R (1,6) OBP: 0.293, SLG: 0.374	F9				F8			G4-3 2B	BB 1B	4	0	2	2	0	0	0					
J.D. Drew, L (1,9) OBP: 0.416, SLG: 0.704			K			G4-3		G4-3	BB 1B	3	0	0	0	1	1	1					
Mike Matheny, R (1,2) OBP: 0.297, SLG: 0.289			F7					K	G4-3	2	0	0	0	1	1	1					
Ray Lankford, L (9,PH) OBP: 0.391, SLG: 0.632			F7					K	G4-3	1	0	0	0	0	0	2					
Mike Matthews, L (1,1) Larry Sutton, L (6,PH) Jason Christiansen, R (6,1) Mike Timlin, R (7,1) Steve Kline, S (8,1) Mike James, R (8,1) Craig Paquette, R (9,PH)			K			K			G5-3	1	0	0	0	0	1	0					
<b>Inning Stats</b>	R: 0 E: 0 K: 1 S: 8	H: 0 LOB: 0 BB: 0 P: 11	R: 0 E: 0 K: 0 S: 4	H: 0 LOB: 0 BB: 0 P: 5	R: 0 E: 0 K: 2 S: 7	H: 0 LOB: 0 BB: 0 P: 10	R: 0 E: 0 K: 0 S: 6	H: 1 LOB: 0 BB: 0 P: 6	R: 0 E: 0 K: 1 S: 9	H: 0 LOB: 1 BB: 1 P: 13	R: 0 E: 0 K: 1 S: 12	H: 0 LOB: 0 BB: 0 P: 14	R: 0 E: 0 K: 1 S: 10	H: 1 LOB: 1 BB: 0 P: 12	R: 4 E: 0 K: 1 S: 20	H: 5 LOB: 2 BB: 1 P: 27	1B: 5 2B: 2 3B: 0 HR: 0	SF: 0 SAC: 0 DP: 1 HBP: 0	WP: 0 PB: 0 SB: 0 CS: 0	PA: 35	
<b>PITCHER</b>	IP WLS BF H R ER SO BB IBB HBP BLK WP HR S P ERA WHIP	IP WLS BF H R ER SO BB IBB HBP BLK WP HR S P ERA WHIP	IP WLS BF H R ER SO BB IBB HBP BLK WP HR S P ERA WHIP	IP WLS BF H R ER SO BB IBB HBP BLK WP HR S P ERA WHIP	IP WLS BF H R ER SO BB IBB HBP BLK WP HR S P ERA WHIP	IP WLS BF H R ER SO BB IBB HBP BLK WP HR S P ERA WHIP	IP WLS BF H R ER SO BB IBB HBP BLK WP HR S P ERA WHIP	IP WLS BF H R ER SO BB IBB HBP BLK WP HR S P ERA WHIP	IP WLS BF H R ER SO BB IBB HBP BLK WP HR S P ERA WHIP	IP WLS BF H R ER SO BB IBB HBP BLK WP HR S P ERA WHIP	IP WLS BF H R ER SO BB IBB HBP BLK WP HR S P ERA WHIP	IP WLS BF H R ER SO BB IBB HBP BLK WP HR S P ERA WHIP	IP WLS BF H R ER SO BB IBB HBP BLK WP HR S P ERA WHIP	IP WLS BF H R ER SO BB IBB HBP BLK WP HR S P ERA WHIP	IP WLS BF H R ER SO BB IBB HBP BLK WP HR S P ERA WHIP	IP WLS BF H R ER SO BB IBB HBP BLK WP HR S P ERA WHIP	IP WLS BF H R ER SO BB IBB HBP BLK WP HR S P ERA WHIP	IP WLS BF H R ER SO BB IBB HBP BLK WP HR S P ERA WHIP	IP WLS BF H R ER SO BB IBB HBP BLK WP HR S P ERA WHIP	IP WLS BF H R ER SO BB IBB HBP BLK WP HR S P ERA WHIP	IP WLS BF H R ER SO BB IBB HBP BLK WP HR S P ERA WHIP
Omar Daal, L (1,1) ERA: 3.7	8.0 W 26 2 0 0 6 1 0 0 0 0 0 0 62 83 0.00 0.375	0.1 4 3 3 3 0 0 0 0 0 0 0 9 11 81.00 9.000	0.2 S 5 2 1 1 1 1 0 0 0 0 0 0 11 16 13.50 4.500																		

AB 33  
R 4  
H 7  
RBI 4  
BB 2  
SO 7  
LOB 11



Batter	1	2	3	4	5	6	7	8	9	AB	R	H	RBI	BB	SO	LOB	BOTTOM				
Doug Glanville, R (1,8) OBP: 0.297, SLG: 0.433	L8		F7			F3		11 HR 1B		4	1	1	0	0	0	0	<b>St. Louis Cardinals @ Philadelphia Phillies</b> <b>Veterans Stadium, Philadelphia, PA</b> Fri May 18 2001, 7:05 PM EDT Att: 17,085 - Overcast - 62 F				
11 Jimmy Rollins, S (1,6) OBP: 0.302, SLG: 0.344	S BB		F9			G6-3		1-H HR		3	1	1	2	1	0	0					
Bobby Abreu, L (1,9) OBP: 0.337, SLG: 0.459	K			L5			WP BB	K		3	0	0	0	1	2	1					
Scott Rolen, R (1,5) OBP: 0.339, SLG: 0.403	K			F3			K	1B		4	1	1	0	0	2	2					
Travis Lee, L (1,3) OBP: 0.417, SLG: 0.492		G3-1		G4-3			FC4-2-5 1B	1B BB		3	0	0	0	1	0	1					
Brian Hunter, R (1,7) OBP: 0.483, SLG: 0.500	F3				F9		3-H 1B	1B BB	G6-4-3 1B	3	0	1	1	1	0	0					
Johnny Estrada, S (1,2) OBP: 0.385, SLG: 0.417					G4-3			G6-4-3		4	0	2	0	0	0	2					
23 Kevin Jordan, R (1,4) OBP: 0.350, SLG: 0.417	F9				F7			HR BB		2	1	0	0	1	0	1					
Omar Daal, L (1,1) ERA: 3.68						F8			HR	2	0	0	0	0	1	0					
Marlon Anderson, L (8,PH) OBP: 0.343, SLG: 0.479										1	1	1	2	0	0	0					
Rheal Cormier, L (9,1) Jose Mesa, R (9,1)										0	0	0	0	0	0	0					
<b>Inning Stats</b>	R: 0 E: 0 K: 2 S: 10	H: 1 LOB: 1 BB: 1 P: 21	R: 0 E: 0 K: 0 S: 10	H: 1 LOB: 0 BB: 0 P: 15	R: 0 E: 0 K: 1 S: 10	H: 0 LOB: 0 BB: 0 P: 13	R: 0 E: 0 K: 0 S: 7	H: 0 LOB: 0 BB: 0 P: 11	R: 0 E: 0 K: 0 S: 7	H: 0 LOB: 0 BB: 0 P: 9	R: 0 E: 0 K: 1 S: 11	H: 0 LOB: 0 BB: 0 P: 18	R: 0 E: 0 K: 1 S: 13	H: 1 LOB: 2 BB: 2 P: 23	R: 5 E: 0 K: 1 S: 22	H: 5 LOB: 1 BB: 2 P: 38	1B: 4 2B: 1 3B: 0 HR: 2	SF: 0 SAC: 0 DP: 1 HBP: 0	WP: 2 PB: 0 SB: 1 CS: 0	PA: 34	
<b>PITCHER</b>	IP WLS BF H R ER SO BB IBB HBP BLK WP HR S P ERA WHIP	IP WLS BF H R ER SO BB IBB HBP BLK WP HR S P ERA WHIP	IP WLS BF H R ER SO BB IBB HBP BLK WP HR S P ERA WHIP	IP WLS BF H R ER SO BB IBB HBP BLK WP HR S P ERA WHIP	IP WLS BF H R ER SO BB IBB HBP BLK WP HR S P ERA WHIP	IP WLS BF H R ER SO BB IBB HBP BLK WP HR S P ERA WHIP	IP WLS BF H R ER SO BB IBB HBP BLK WP HR S P ERA WHIP	IP WLS BF H R ER SO BB IBB HBP BLK WP HR S P ERA WHIP	IP WLS BF H R ER SO BB IBB HBP BLK WP HR S P ERA WHIP	IP WLS BF H R ER SO BB IBB HBP BLK WP HR S P ERA WHIP	IP WLS BF H R ER SO BB IBB HBP BLK WP HR S P ERA WHIP	IP WLS BF H R ER SO BB IBB HBP BLK WP HR S P ERA WHIP	IP WLS BF H R ER SO BB IBB HBP BLK WP HR S P ERA WHIP	IP WLS BF H R ER SO BB IBB HBP BLK WP HR S P ERA WHIP	IP WLS BF H R ER SO BB IBB HBP BLK WP HR S P ERA WHIP	IP WLS BF H R ER SO BB IBB HBP BLK WP HR S P ERA WHIP	IP WLS BF H R ER SO BB IBB HBP BLK WP HR S P ERA WHIP	IP WLS BF H R ER SO BB IBB HBP BLK WP HR S P ERA WHIP	IP WLS BF H R ER SO BB IBB HBP BLK WP HR S P ERA WHIP	IP WLS BF H R ER SO BB IBB HBP BLK WP HR S P ERA WHIP	IP WLS BF H R ER SO BB IBB HBP BLK WP HR S P ERA WHIP
Mike Matthews, L (1,1) ERA: 0.84	5.0 17 4 0 0 0 3 1 0 0 0 0 0 44 69 0.00 0.400	1.0 L 7 3 3 3 1 2 0 0 0 1 1 17 28 27.00 5.000	0.1 4 2 1 1 1 1 0 0 0 0 0 11 21 27.00 9.000	0.2 2 1 1 1 0 0 0 0 0 0 0 5 6 13.50 1.500																	

AB 29  
R 5  
H 7  
RBI 5  
BB 5  
SO 5  
LOB 7





Batter	1	2	3	4	5	6	7	8	9	AB	R	H	RBI	BB	SO	LOB	TOP					
Fernando Vina, L (1.4) OBP: 0.363, SLG: 0.389	F7		F9			FC3-6		F7		4	0	0	0	0	0	2	<b>St. Louis Cardinals @ Philadelphia Phillies</b> <b>Veterans Stadium, Philadelphia, PA</b> Sat May 19 2001, 7:05 PM EDT Att: 24,499 - Cloudy - 77 F					
Craig Paquette, R (1.3) OBP: 0.282, SLG: 0.432	G6-3			L8		L4		F9		4	0	0	0	0	2							
15 Jim Edmonds, L (1.8) OBP: 0.434, SLG: 0.630	G6-3			G3			HR		K	3	1	0	0	1	1	0						
5 Albert Pujols, R (1.5) OBP: 0.427, SLG: 0.695		F2		K			L8		P3	4	0	0	0	0	1	1						
J.D. Drew, L (1.9) OBP: 0.411, SLG: 0.713		P6			P6				K	4	1	1	2	0	1	0						
Edgar Renteria, R (1.6) OBP: 0.294, SLG: 0.373					L8		HR			3	0	1	0	0	0	0						
Ray Lankford, L (1.7) Gene Stechschulte, R (7.1) OBP: 1.000, SLG: 2.500					G4-3				K	3	0	0	0	0	1	1						
Mike Matheny, R (1.2) OBP: 0.289, SLG: 0.280			F8			F9		P8		3	0	0	0	0	0	0						
Andy Benes, R (1.1) Mike James, R (7.1) Kerry Robinson, L (7.7) OBP: 0.556, SLG: 0.500			K				FC3-6			2	0	1	0	0	1	0						
										0	0	0	0	0	0	0	<b>AB</b> 31 <b>R</b> 2 <b>H</b> 4 <b>RBI</b> 2 <b>BB</b> 1 <b>SO</b> 5 <b>LOB</b> 6					
<b>Inning Stats</b>	R: 0 E: 0 K: 0 S: 6	H: 0 LOB: 0 BB: 0 P: 10	R: 0 E: 0 K: 1 S: 11	H: 1 LOB: 1 BB: 0 P: 15	R: 0 E: 0 K: 1 S: 8	H: 0 LOB: 0 BB: 0 P: 12	R: 0 E: 0 K: 1 S: 7	H: 0 LOB: 0 BB: 0 P: 8	R: 0 E: 0 K: 0 S: 6	H: 0 LOB: 0 BB: 0 P: 10	R: 0 E: 0 K: 0 S: 6	H: 1 LOB: 1 BB: 0 P: 7	R: 2 E: 0 K: 0 S: 10	H: 1 LOB: 0 BB: 1 P: 18	R: 0 E: 0 K: 0 S: 12	H: 1 LOB: 1 BB: 0 P: 18	R: 0 E: 0 K: 2 S: 10	H: 0 LOB: 0 BB: 0 P: 17	1B: 3 2B: 0 3B: 0 HR: 1	SF: 0 SAC: 0 DP: 0 HBP: 0	WP: 0 PB: 0 SB: 0 CS: 0	PA: 32
<b>PITCHER</b> Robert Person, R (1.1) ERA: 3.43	IP: 9.0 WLS: W BF: 32 H: 4 R: 2 ER: 2 SO: 5 BB: 1 IBB: 0 HBP: 0 BLK: 1 WP: 0 HR: 1 S: 76 P: 115 ERA: 2.00 WHIP: 0.556											<b>PITCHER</b>	IP: 0 WLS: 0 BF: 0 H: 0 R: 0 ER: 0 SO: 0 BB: 0 IBB: 0 HBP: 0 BLK: 0 WP: 0 HR: 0 S: 0 P: 0 ERA: 0 WHIP: 0									

Batter	1	2	3	4	5	6	7	8	9	AB	R	H	RBI	BB	SO	LOB	BOTTOM			
Doug Glanville, R (1.8) OBP: 0.301, SLG: 0.452	HR		F9		F7					4	1	2	1	0	0	0	<b>St. Louis Cardinals @ Philadelphia Phillies</b> <b>Veterans Stadium, Philadelphia, PA</b> Sat May 19 2001, 7:05 PM EDT Att: 24,499 - Cloudy - 77 F			
11 Jimmy Rollins, S (1.6) OBP: 0.307, SLG: 0.354			G3-1	S		F7	G4-3			4	0	2	0	0	0	1				
Bobby Abreu, L (1.9) OBP: 0.335, SLG: 0.450			G3-1			L7				3	0	0	0	1	1	2				
Scott Rolen, R (1.5) OBP: 0.337, SLG: 0.405		F8					2B		K	4	1	1	0	0	2	3				
Travis Lee, L (1.3) OBP: 0.413, SLG: 0.492		G3			K		2B		P6	4	1	1	1	0	1	1				
Pat Burrell, R (1.7) OBP: 0.356, SLG: 0.410			F9		G5-3					3	0	2	1	0	0	0				
Marlon Anderson, L (1.4) OBP: 0.336, SLG: 0.467			P5		G4-3		L4			3	0	0	0	0	0	2				
Johnny Estrada, S (1.2) OBP: 0.313, SLG: 0.333			F9			F7			G4-3	3	0	0	0	0	0	1				
Robert Person, R (1.1) OBP: 0.095, SLG: 0.100						P3			K	3	0	0	0	0	2	1				
										1B: 2 2B: 5 3B: 0 HR: 1	SF: 0 SAC: 0 DP: 0 HBP: 0	WP: 0 PB: 0 SB: 1 CS: 1	PA: 32							
<b>Inning Stats</b>	R: 1 E: 0 K: 1 S: 11	H: 2 LOB: 1 BB: 0 P: 15	R: 0 E: 0 K: 1 S: 13	H: 1 LOB: 0 BB: 0 P: 16	R: 0 E: 0 K: 1 S: 9	H: 1 LOB: 1 BB: 0 P: 18	R: 0 E: 0 K: 1 S: 9	H: 0 LOB: 0 BB: 0 P: 16	R: 0 E: 0 K: 0 S: 8	H: 0 LOB: 0 BB: 0 P: 11	R: 2 E: 0 K: 0 S: 13	H: 3 LOB: 1 BB: 0 P: 19	R: 0 E: 0 K: 1 S: 10	H: 1 LOB: 1 BB: 0 P: 15	R: 0 E: 0 K: 1 S: 6	H: 0 LOB: 0 BB: 1 P: 13	1B: 2 2B: 5 3B: 0 HR: 1	SF: 0 SAC: 0 DP: 0 HBP: 0	WP: 0 PB: 0 SB: 1 CS: 1	PA: 32
<b>PITCHER</b> Andy Benes, R (1.1) ERA: 6.6 Mike James, R (7.1) ERA: 4.67 Gene Stechschulte, R (7.1) ERA: 2.08	IP: 6.0 WLS: L BF: 25 H: 7 R: 3 ER: 3 SO: 4 BB: 0 IBB: 0 HBP: 0 BLK: 0 WP: 0 HR: 1 S: 63 P: 95 ERA: 4.50 WHIP: 1.167											<b>PITCHER</b>	IP: 0 WLS: 0 BF: 0 H: 0 R: 0 ER: 0 SO: 0 BB: 0 IBB: 0 HBP: 0 BLK: 0 WP: 0 HR: 0 S: 0 P: 0 ERA: 0 WHIP: 0							



Batter	1	2	3	4	5	6	7	8	9	AB	R	H	RBI	BB	SO	LOB	TOP			
Fernando Vina, L OBP: 0.370, SLG: 0.413										5	1	3	2	0	0	1	<b>St. Louis Cardinals @ Philadelphia Phillies</b> <b>Veterans Stadium, Philadelphia, PA</b> Sun May 20 2001, 1:35 PM EDT Att: 31,391 - Cloudy - 65 F			
Placido Polanco, R OBP: 0.392, SLG: 0.495										5	0	2	0	0	1	2				
15 Jim Edmonds, L OBP: 0.429, SLG: 0.620 Bobby Bonilla, S OBP: 0.370, SLG: 0.449										2	0	0	0	0	2	0				
Kerry Robinson, L OBP: 0.596, SLG: 0.500										3	0	0	0	0	2	4				
5 Albert Pujols, R OBP: 0.434, SLG: 0.701										3	0	2	0	1	0	0				
J.D. Drew, L OBP: 0.407, SLG: 0.707										4	0	1	0	0	0	3				
Ray Lankford, L OBP: 0.393, SLG: 0.650										3	1	2	1	1	1	1				
Edgar Renteria, R OBP: 0.287, SLG: 0.364										3	0	0	0	0	0	4				
Eli Marrero, R OBP: 0.318, SLG: 0.443										4	1	2	0	0	1	1				
Dustin Hermanson, R OBP: 0.200, SLG: 0.211 Larry Sutton, L OBP: 0.143, SLG: 0.257 Steve Kline, S OBP: 0.143, SLG: 0.257 Dave Veres, R OBP: 0.143, SLG: 0.257										2	0	0	0	0	0	1				
<b>Inning Stats</b>	R: 0 E: 0 K: 1 S: 8	H: 1 LOB: 0 BB: 0 P: 12	R: 1 E: 0 K: 0 S: 9	H: 1 LOB: 0 BB: 0 P: 12	R: 0 E: 0 K: 0 S: 7	H: 0 LOB: 0 BB: 0 P: 11	R: 0 E: 0 K: 1 S: 14	H: 2 LOB: 3 BB: 1 P: 20	R: 0 E: 0 K: 1 S: 8	H: 1 LOB: 1 BB: 0 P: 19	R: 2 E: 0 K: 1 S: 13	H: 3 LOB: 2 BB: 1 P: 21	R: 0 E: 0 K: 1 S: 8	H: 1 LOB: 1 BB: 0 P: 11	R: 0 E: 0 K: 1 S: 9	H: 1 LOB: 0 BB: 0 P: 16	1B: 7 2B: 3 3B: 0 HR: 2	SF: 0 SAC: 2 DP: 1 HBP: 0	WP: 0 PB: 0 CS: 1	PA: 40
<b>PITCHER</b>	IP WLS BF H R ER SO BB IBB HBP BLK WP HR S P ERA WHIP																			
Amaury Telemaco, R ERA: 4.75	6.1 L 29 10 3 3 4 0 1 0 0 0 2 62 95 4.26 1.579																			
Wayne Gomes, L ERA: 2.63	0.1 2 0 0 0 1 1 0 0 0 0 0 5 11 0.00 3.000																			
Eddie Oropesa, L ERA: 6.48	0.1 1 0 0 0 0 0 0 0 0 0 0 2 2 0.00 0.000																			
Ricky Bottalico, R ERA: 2.81	2.0 7 2 0 0 2 0 0 0 0 0 0 17 27 0.00 1.000																			

AB	35
R	3
H	12
RBI	3
BB	2
SO	7
LOB	18



Batter	1	2	3	4	5	6	7	8	9	AB	R	H	RBI	BB	SO	LOB	BOTTOM			
Doug Glanville, R OBP: 0.294, SLG: 0.442										4	0	0	0	0	0	4	<b>St. Louis Cardinals @ Philadelphia Phillies</b> <b>Veterans Stadium, Philadelphia, PA</b> Sun May 20 2001, 1:35 PM EDT Att: 31,391 - Cloudy - 65 F			
11 Jimmy Rollins, S OBP: 0.306, SLG: 0.352										4	0	1	0	0	0	0				
Bobby Abreu, L OBP: 0.328, SLG: 0.438										4	0	0	0	0	1	1				
Scott Rolen, R OBP: 0.335, SLG: 0.397										3	0	0	0	1	0	0				
Travis Lee, L OBP: 0.409, SLG: 0.508										4	1	1	1	0	0	1				
Pat Burrell, R OBP: 0.360, SLG: 0.420										4	0	2	0	0	1	1				
Marlon Anderson, L OBP: 0.326, SLG: 0.452										4	0	0	0	0	1	3				
Gary Bennett, R OBP: 0.280, SLG: 0.333 Johnny Estrada, S OBP: 0.353, SLG: 0.375										2	0	0	0	0	0	1				
Amaury Telemaco, R OBP: 0.250, SLG: 0.100 Wayne Gomes, R OBP: 1.000, SLG: 1.000 Eddie Oropesa, L OBP: 1.000, SLG: 1.000 Rob Ducey, L OBP: 0.391, SLG: 0.316 Ricky Bottalico, L OBP: 0.391, SLG: 0.316										1	0	0	0	1	0	0				
<b>Inning Stats</b>	R: 0 E: 0 K: 0 S: 7	H: 0 LOB: 0 BB: 0 P: 10	R: 1 E: 0 K: 0 S: 7	H: 2 LOB: 1 BB: 0 P: 11	R: 0 E: 1 K: 0 S: 8	H: 1 LOB: 1 BB: 1 P: 16	R: 0 E: 0 K: 0 S: 12	H: 0 LOB: 1 BB: 1 P: 18	R: 0 E: 0 K: 0 S: 9	H: 0 LOB: 0 BB: 0 P: 13	R: 0 E: 0 K: 0 S: 13	H: 2 LOB: 3 BB: 1 P: 20	R: 0 E: 0 K: 1 S: 6	H: 0 LOB: 0 BB: 0 P: 8	R: 0 E: 0 K: 2 S: 10	H: 0 LOB: 0 BB: 0 P: 14	1B: 3 2B: 1 3B: 0 HR: 1	SF: 0 SAC: 0 DP: 1 HBP: 0	WP: 0 PB: 0 CS: 0	PA: 34
<b>PITCHER</b>	IP WLS BF H R ER SO BB IBB HBP BLK WP HR S P ERA WHIP																			
Dustin Hermanson, R ERA: 4.14	7.0 W 28 5 1 1 0 3 0 0 0 0 1 65 99 1.29 1.143																			
Steve Kline, L ERA: 2.37	0.2 H 2 0 0 0 1 0 0 0 0 0 0 5 7 0.00 0.000																			
Dave Veres, R ERA: 1.69	1.1 S 4 0 0 0 2 0 0 0 0 0 0 11 15 0.00 0.000																			

AB	31
R	1
H	5
RBI	1
BB	3
SO	3
LOB	11





Batter	1	2	3	4	5	6	7	8	9	AB	R	H	RBI	BB	SO	LOB	TOP				
Fernando Vina, L (1.4) OBP: 0.372, SLG: 0.412	3-2 G4-3 HBP	1-2 F7			1-1 G6-4-3 1B		1-0 G6-3			3	0	1	0	0	0	3					
Placido Polanco, R (1.5) OBP: 0.388, SLG: 0.400	2-2 G4-3		1-0 G4-3		1-0 G6-4-3			2-2 1B		4	0	1	0	0	0	2					
15 Jim Edmonds, L (1.8) OBP: 0.424, SLG: 0.606	2-2 F7		1-2 G3-1			4-2 FC6-4 BB		1-3 K		3	0	0	0	1	1	2					
5 Albert Pujols, R (1.3) OBP: 0.430, SLG: 0.688	1-1 HBP		0-1 F8			1-1 FC6-4 G4-3		3-1 L9		3	0	0	0	0	0	2					
J.D. Drew, L (1.9) OBP: 0.404, SLG: 0.693	1-1 P1			0-0 S 1B		0-0 G4-3		0-0 G4-3		4	0	1	0	0	0	4					
Ray Lankford, L (1.7) OBP: 0.383, SLG: 0.630		0-3 K		2-3 K		1-0 F9			1-3 K	4	0	0	0	0	3	2					
Edgar Renteria, R (1.6) OBP: 0.278, SLG: 0.352		3-3 K		0-0 F9			2-2 G5-3		1-3 K	4	0	0	0	0	2	1					
Mike Matheny, R (1.2) OBP: 0.299, SLG: 0.291 Kerry Robinson, L (9, PH) OBP: 0.526, SLG: 0.467	2-1 1B		3-2 F8			1-2 SH1-4 1B		0-0 G6-3		3	0	2	0	0	0	1					
Darryl Kile, R (1.1) OBP: 0.231, SLG: 0.208 Steve Kline, S (8, 1) Mike James, R (8, 1)	1-0 1B			1-3 K			1-1 SH1-4			2	0	1	0	0	1	0					
<b>Inning Stats</b>	R: 0 E: 0 K: 0 S: 14	H: 0 LOB: 2 BB: 0 P: 23	R: 0 E: 0 K: 2 S: 12	H: 2 LOB: 2 BB: 0 P: 19	R: 0 E: 0 K: 0 S: 6	H: 0 LOB: 0 BB: 0 P: 8	R: 0 E: 0 K: 1 S: 8	H: 1 LOB: 1 BB: 0 P: 13	R: 0 E: 0 K: 1 S: 6	H: 0 LOB: 1 BB: 1 P: 12	R: 0 E: 0 K: 0 S: 10	H: 1 LOB: 1 BB: 0 P: 15	R: 0 E: 0 K: 1 S: 9	H: 1 LOB: 0 BB: 0 P: 15	R: 0 E: 0 K: 2 S: 8	H: 0 LOB: 0 BB: 0 P: 10	1B: 6 2B: 0 3B: 0 HR: 0	SF: 0 SAC: 1 DP: 1 HBP: 2	WP: 0 PB: 0 SB: 1 CS: 0	PA: 35	
<b>PITCHER</b>	IP WLS BF H R ER SO BB IBB HBP BLK WP HR S P ERA WHIP	IP WLS BF H R ER SO BB IBB HBP BLK WP HR S P ERA WHIP	IP WLS BF H R ER SO BB IBB HBP BLK WP HR S P ERA WHIP	IP WLS BF H R ER SO BB IBB HBP BLK WP HR S P ERA WHIP	IP WLS BF H R ER SO BB IBB HBP BLK WP HR S P ERA WHIP	IP WLS BF H R ER SO BB IBB HBP BLK WP HR S P ERA WHIP	IP WLS BF H R ER SO BB IBB HBP BLK WP HR S P ERA WHIP	IP WLS BF H R ER SO BB IBB HBP BLK WP HR S P ERA WHIP	IP WLS BF H R ER SO BB IBB HBP BLK WP HR S P ERA WHIP	IP WLS BF H R ER SO BB IBB HBP BLK WP HR S P ERA WHIP	IP WLS BF H R ER SO BB IBB HBP BLK WP HR S P ERA WHIP	IP WLS BF H R ER SO BB IBB HBP BLK WP HR S P ERA WHIP	IP WLS BF H R ER SO BB IBB HBP BLK WP HR S P ERA WHIP	IP WLS BF H R ER SO BB IBB HBP BLK WP HR S P ERA WHIP	IP WLS BF H R ER SO BB IBB HBP BLK WP HR S P ERA WHIP	IP WLS BF H R ER SO BB IBB HBP BLK WP HR S P ERA WHIP	IP WLS BF H R ER SO BB IBB HBP BLK WP HR S P ERA WHIP	IP WLS BF H R ER SO BB IBB HBP BLK WP HR S P ERA WHIP	IP WLS BF H R ER SO BB IBB HBP BLK WP HR S P ERA WHIP	IP WLS BF H R ER SO BB IBB HBP BLK WP HR S P ERA WHIP	IP WLS BF H R ER SO BB IBB HBP BLK WP HR S P ERA WHIP

**St. Louis Cardinals @ Milwaukee Brewers**  
Miller Park, Milwaukee, WI  
Tue May 22 2001, 7:05 PM CDT  
Att: 30,200 - Dome - 72 F


AB 31  
R 0  
H 6  
RBI 0  
BB 1  
SO 7  
LOB 17



Batter	1	2	3	4	5	6	7	8	9	AB	R	H	RBI	BB	SO	LOB	BOTTOM				
Ronnie Belliard, R (1.4) OBP: 0.333, SLG: 0.389	1-2 G5-3			0-0 L4-6			1-1 F2			4	0	0	0	0	1	4					
Mark Loretta, R (1.5) OBP: 0.231, SLG: 0.231	1-1 F9		0-0 G1-3		2-3 K			1-1 F8 1B		4	1	1	0	0	1	0					
Geoff Jenkins, L (1.7) OBP: 0.431, SLG: 0.667	1-1 2B		2-1 G1-3		2-3 K			2-0 1B		4	1	2	0	0	1	0					
Richie Sexson, R (1.3) OBP: 0.311, SLG: 0.449	3-3 K		3-3 K		0-0 G5-3			1-3 K		4	0	0	0	0	3	3					
Jeromy Burnitz, L (1.9) OBP: 0.399, SLG: 0.623		4-1 1B HBP SF7 BB		0-1 FC3-6 1B		0-3 K		2-1 F8		3	1	1	0	1	1	2					
Jeffrey Hammonds, R (1.8) OBP: 0.302, SLG: 0.378		2-0 SF7 1B HBP		0-0 FC3-6 E		3-2 L1		1-1 1B		3	1	1	1	0	0	1					
José Hernández, R (1.6) OBP: 0.342, SLG: 0.530		0-1 1B		0-1 E9 1B		3-3 K		1-2 1B		4	1	3	2	0	1	0					
Raul Casanova, S (1.2) OBP: 0.303, SLG: 0.483	1-1 SF7		0-0 L4-6 SH		0-0 G6-3			1-3 K		3	0	1	2	0	1	2					
Jimmy Haynes, R (1.1) OBP: 0.190, SLG: 0.238 Ray King, L (8, 1) Curt Lesknic, R (9, 1)	0-3 K		0-0 SH		1-3 K					2	0	0	0	0	2	2					
<b>Inning Stats</b>	R: 0 E: 0 K: 1 S: 12	H: 1 LOB: 1 BB: 0 P: 18	R: 1 E: 0 K: 2 S: 11	H: 1 LOB: 2 BB: 1 P: 20	R: 0 E: 0 K: 1 S: 6	H: 0 LOB: 0 BB: 0 P: 11	R: 2 E: 2 K: 0 S: 8	H: 3 LOB: 1 BB: 0 P: 8	R: 0 E: 0 K: 2 S: 7	H: 0 LOB: 0 BB: 0 P: 11	R: 0 E: 0 K: 2 S: 10	H: 0 LOB: 0 BB: 0 P: 16	R: 0 E: 0 K: 1 S: 7	H: 0 LOB: 0 BB: 0 P: 9	R: 2 E: 0 K: 2 S: 17	H: 4 LOB: 2 BB: 0 P: 26	1B: 7 2B: 3 3B: 0 HR: 0	SF: 1 SAC: 1 DP: 1 HBP: 1	WP: 0 PB: 0 SB: 0 CS: 0	PA: 35	
<b>PITCHER</b>	IP WLS BF H R ER SO BB IBB HBP BLK WP HR S P ERA WHIP	IP WLS BF H R ER SO BB IBB HBP BLK WP HR S P ERA WHIP	IP WLS BF H R ER SO BB IBB HBP BLK WP HR S P ERA WHIP	IP WLS BF H R ER SO BB IBB HBP BLK WP HR S P ERA WHIP	IP WLS BF H R ER SO BB IBB HBP BLK WP HR S P ERA WHIP	IP WLS BF H R ER SO BB IBB HBP BLK WP HR S P ERA WHIP	IP WLS BF H R ER SO BB IBB HBP BLK WP HR S P ERA WHIP	IP WLS BF H R ER SO BB IBB HBP BLK WP HR S P ERA WHIP	IP WLS BF H R ER SO BB IBB HBP BLK WP HR S P ERA WHIP	IP WLS BF H R ER SO BB IBB HBP BLK WP HR S P ERA WHIP	IP WLS BF H R ER SO BB IBB HBP BLK WP HR S P ERA WHIP	IP WLS BF H R ER SO BB IBB HBP BLK WP HR S P ERA WHIP	IP WLS BF H R ER SO BB IBB HBP BLK WP HR S P ERA WHIP	IP WLS BF H R ER SO BB IBB HBP BLK WP HR S P ERA WHIP	IP WLS BF H R ER SO BB IBB HBP BLK WP HR S P ERA WHIP	IP WLS BF H R ER SO BB IBB HBP BLK WP HR S P ERA WHIP	IP WLS BF H R ER SO BB IBB HBP BLK WP HR S P ERA WHIP	IP WLS BF H R ER SO BB IBB HBP BLK WP HR S P ERA WHIP	IP WLS BF H R ER SO BB IBB HBP BLK WP HR S P ERA WHIP	IP WLS BF H R ER SO BB IBB HBP BLK WP HR S P ERA WHIP	IP WLS BF H R ER SO BB IBB HBP BLK WP HR S P ERA WHIP

**St. Louis Cardinals @ Milwaukee Brewers**  
Miller Park, Milwaukee, WI  
Tue May 22 2001, 7:05 PM CDT  
Att: 30,200 - Dome - 72 F

AB 31  
R 5  
H 9  
RBI 5  
BB 1  
SO 11  
LOB 14









Batter	1	2	3	4	5	6	7	8	9	AB	R	H	RBI	BB	SO	LOB	TOP							
Fernando Vina, L OBP: 0.376, SLG: 0.416	G6-3 HR	G3		G4-3		G3		SH5-4		4	1	1	0	0	0	2	<b>St. Louis Cardinals @ Milwaukee Brewers</b> Miller Park, Milwaukee, WI Thu May 24 2001, 12:05 PM CDT Att: 40,313 - Dome - 72 F							
Placido Polanco, R OBP: 0.389, SLG: 0.396	G6-3		F9		BB 1B	L7		F7		5	1	1	0	0	0	3								
J.D. Drew, L OBP: 0.409, SLG: 0.703	HR		F7		BB 1B			5 1B		3	2	2	2	2	0	0								
5 Albert Pujols, R OBP: 0.438, SLG: 0.691	BB 1B					FC5-4				5	0	3	2	0	1	3								
Larry Sutton, L OBP: 0.146, SLG: 0.225 Steve Kline, S	F7		G3		BB 1B		G3-1	F8		4	1	0	0	1	0	4								
Dave Veres, R					BB 1B					0	0	0	0	0	0	0								
Bobby Bonilla, S OBP: 0.390, SLG: 0.413 Mike Timlin, R			F7		F2		P5		F9	3	0	0	0	1	0	3								
Gene Stechschulte, R OBP: 1.000, SLG: 2.500 Craig Paquette, R OBP: 0.274, SLG: 0.413	BB									0	0	0	0	0	0	0								
Kerry Robinson, L OBP: 0.440, SLG: 0.381	L6		G6-3		BB 1B		B5-3		F8	5	0	1	2	0	0	2								
Mike Matheny, R OBP: 0.320, SLG: 0.295		G6-3		BB 1B		BB 1B		SH5-4 5 1B		2	1	1	1	3	0	0								
Mike Matthews, L OBP: 0.200, SLG: 0.200 15 Jim Edmonds, L OBP: 0.418, SLG: 0.584 Ray Lankford, L OBP: 0.392, SLG: 0.636	L6		L6		BB 1B			SH5-4 5 1B		3	0	1	0	0	1	2								
					BB 1B					1	1	0	0	1	1	1								
					BB 1B					0	0	0	0	0	0	0								
<b>Inning Stats</b>	R: 2 H: 3 E: 0 K: 0 S: 15	H: 3 LOB: 2 BB: 1 P: 27	R: 0 H: 0 E: 0 K: 0 S: 6	H: 0 LOB: 0 BB: 0 P: 7	R: 0 H: 1 E: 0 K: 0 S: 8	H: 1 LOB: 1 BB: 0 P: 12	R: 0 H: 1 E: 0 K: 2 S: 10	H: 1 LOB: 2 BB: 1 P: 16	R: 3 H: 3 E: 0 K: 2 S: 17	H: 3 LOB: 2 BB: 2 P: 31	R: 0 H: 1 E: 0 K: 0 S: 5	H: 1 LOB: 1 BB: 0 P: 6	R: 0 H: 0 E: 0 K: 0 S: 5	H: 0 LOB: 0 BB: 0 P: 8	R: 2 H: 1 E: 0 K: 0 S: 12	H: 2 LOB: 1 BB: 3 P: 27		R: 0 H: 0 E: 0 K: 1 S: 11	H: 0 LOB: 1 BB: 1 P: 22	1B: 7 2B: 2 3B: 0 HR: 1	SF: 0 SAC: 1 DP: 0 HBP: 0	WP: 0 PB: 0 CS: 0	PA: 45	
<b>PITCHER</b>	IP WLS BF H R ER SO BB IBB HBP BLK WP HR S P ERA WHIP	IP WLS BF H R ER SO BB IBB HBP BLK WP HR S P ERA WHIP	IP WLS BF H R ER SO BB IBB HBP BLK WP HR S P ERA WHIP	IP WLS BF H R ER SO BB IBB HBP BLK WP HR S P ERA WHIP	IP WLS BF H R ER SO BB IBB HBP BLK WP HR S P ERA WHIP	IP WLS BF H R ER SO BB IBB HBP BLK WP HR S P ERA WHIP	IP WLS BF H R ER SO BB IBB HBP BLK WP HR S P ERA WHIP	IP WLS BF H R ER SO BB IBB HBP BLK WP HR S P ERA WHIP	IP WLS BF H R ER SO BB IBB HBP BLK WP HR S P ERA WHIP	IP WLS BF H R ER SO BB IBB HBP BLK WP HR S P ERA WHIP	IP WLS BF H R ER SO BB IBB HBP BLK WP HR S P ERA WHIP	IP WLS BF H R ER SO BB IBB HBP BLK WP HR S P ERA WHIP	IP WLS BF H R ER SO BB IBB HBP BLK WP HR S P ERA WHIP	IP WLS BF H R ER SO BB IBB HBP BLK WP HR S P ERA WHIP	IP WLS BF H R ER SO BB IBB HBP BLK WP HR S P ERA WHIP	IP WLS BF H R ER SO BB IBB HBP BLK WP HR S P ERA WHIP		IP WLS BF H R ER SO BB IBB HBP BLK WP HR S P ERA WHIP	IP WLS BF H R ER SO BB IBB HBP BLK WP HR S P ERA WHIP	IP WLS BF H R ER SO BB IBB HBP BLK WP HR S P ERA WHIP	IP WLS BF H R ER SO BB IBB HBP BLK WP HR S P ERA WHIP	IP WLS BF H R ER SO BB IBB HBP BLK WP HR S P ERA WHIP	IP WLS BF H R ER SO BB IBB HBP BLK WP HR S P ERA WHIP	IP WLS BF H R ER SO BB IBB HBP BLK WP HR S P ERA WHIP

AB 36  
R 7  
H 10  
RBI 7  
BB 8  
SO 3  
LOB 20



Batter	1	2	3	4	5	6	7	8	9	AB	R	H	RBI	BB	SO	LOB	BOTTOM							
Ronnie Belliard, R OBP: 0.328, SLG: 0.376	F9		G6-3			F9				3	1	0	0	0	0	0	<b>St. Louis Cardinals @ Milwaukee Brewers</b> Miller Park, Milwaukee, WI Thu May 24 2001, 12:05 PM CDT Att: 40,313 - Dome - 72 F							
Mark Loretta, R OBP: 0.318, SLG: 0.333	F9		F9			1B		2B		4	0	2	1	0	0	0								
Geoff Jenkins, L OBP: 0.416, SLG: 0.636	P1					F7		L4-1		4	0	0	0	0	1	2								
Jeromy Burnitz, L OBP: 0.401, SLG: 0.624		HR BB	G3			K		F8		3	1	0	0	1	1	1								
Richie Sexson, R OBP: 0.319, SLG: 0.488		HR				G5-3		K		4	2	2	3	0	1	0								
Jeffrey Hammonds, R OBP: 0.372, SLG: 0.371		L8				L8		K		4	0	0	0	0	2	0								
José Hernández, R OBP: 0.333, SLG: 0.519		L9				G6-3		G1-3		3	0	0	0	0	0	0								
Henry Blanco, R OBP: 0.245, SLG: 0.255		K				G6-3		F2		3	0	0	0	0	1	0								
15 Ben Sheets, R Will Cunnane, R Chad Fox, R Devon White, S Mike DeJean, R Ray King, L						K		G4-3		1	0	0	0	0	1	0								
										1	0	0	0	0	1	0								
										0	0	0	0	0	0	0								
										0	0	0	0	0	0	0								
										0	0	0	0	0	0	0								
										0	0	0	0	0	0	0								
										0	0	0	0	0	0	0								
<b>Inning Stats</b>	R: 0 H: 0 E: 0 K: 0 S: 6	H: 1 LOB: 1 BB: 1 P: 24	R: 2 H: 1 E: 0 K: 1 S: 14	H: 1 LOB: 1 BB: 1 P: 20	R: 0 H: 0 E: 0 K: 1 S: 8	H: 0 LOB: 0 BB: 0 P: 12	R: 1 H: 1 E: 0 K: 2 S: 12	H: 1 LOB: 0 BB: 0 P: 16	R: 0 H: 1 E: 0 K: 1 S: 7	H: 0 LOB: 0 BB: 0 P: 8	R: 0 H: 1 E: 0 K: 1 S: 12	H: 1 LOB: 1 BB: 0 P: 18	R: 0 H: 0 E: 0 K: 0 S: 4	H: 0 LOB: 0 BB: 0 P: 8	R: 1 H: 1 E: 0 K: 0 S: 7	H: 1 LOB: 1 BB: 0 P: 11	R: 0 H: 0 E: 0 K: 2 S: 9	H: 0 LOB: 0 BB: 0 P: 14	1B: 1 2B: 1 3B: 0 HR: 2	SF: 0 SAC: 0 DP: 0 HBP: 1	WP: 0 PB: 0 CS: 0	PA: 33		
<b>PITCHER</b>	IP WLS BF H R ER SO BB IBB HBP BLK WP HR S P ERA WHIP	IP WLS BF H R ER SO BB IBB HBP BLK WP HR S P ERA WHIP	IP WLS BF H R ER SO BB IBB HBP BLK WP HR S P ERA WHIP	IP WLS BF H R ER SO BB IBB HBP BLK WP HR S P ERA WHIP	IP WLS BF H R ER SO BB IBB HBP BLK WP HR S P ERA WHIP	IP WLS BF H R ER SO BB IBB HBP BLK WP HR S P ERA WHIP	IP WLS BF H R ER SO BB IBB HBP BLK WP HR S P ERA WHIP	IP WLS BF H R ER SO BB IBB HBP BLK WP HR S P ERA WHIP	IP WLS BF H R ER SO BB IBB HBP BLK WP HR S P ERA WHIP	IP WLS BF H R ER SO BB IBB HBP BLK WP HR S P ERA WHIP	IP WLS BF H R ER SO BB IBB HBP BLK WP HR S P ERA WHIP	IP WLS BF H R ER SO BB IBB HBP BLK WP HR S P ERA WHIP	IP WLS BF H R ER SO BB IBB HBP BLK WP HR S P ERA WHIP	IP WLS BF H R ER SO BB IBB HBP BLK WP HR S P ERA WHIP	IP WLS BF H R ER SO BB IBB HBP BLK WP HR S P ERA WHIP	IP WLS BF H R ER SO BB IBB HBP BLK WP HR S P ERA WHIP	IP WLS BF H R ER SO BB IBB HBP BLK WP HR S P ERA WHIP	IP WLS BF H R ER SO BB IBB HBP BLK WP HR S P ERA WHIP	IP WLS BF H R ER SO BB IBB HBP BLK WP HR S P ERA WHIP	IP WLS BF H R ER SO BB IBB HBP BLK WP HR S P ERA WHIP	IP WLS BF H R ER SO BB IBB HBP BLK WP HR S P ERA WHIP	IP WLS BF H R ER SO BB IBB HBP BLK WP HR S P ERA WHIP	IP WLS BF H R ER SO BB IBB HBP BLK WP HR S P ERA WHIP	IP WLS BF H R ER SO BB IBB HBP BLK WP HR S P ERA WHIP

AB 31  
R 4  
H 4  
RBI 4  
BB 1  
SO 8  
LOB 3





Batter	1	2	3	4	5	6	7	8	9	AB	R	H	RBI	BB	SO	LOB	TOP					
Fernando Vina, L (1.4) OBP: 0.371, SLG: 0.415	G1-3 15 G4-3 2B		G3		B1-3			G6-3	L9	5	1	1	0	0	0	0						
Placido Polanco, R (1.5) OBP: 0.385, SLG: 0.392	G1-3				G6-3			F7		4	0	1	0	0	0	1						
15 Jim Edmonds, L (1.8) OBP: 0.414, SLG: 0.571	G4-3				G4-3					3	0	0	1	1	1	1						
5 Albert Pujols, R (1.3) OBP: 0.429, SLG: 0.675	K				G6-3			K		4	0	0	0	0	3	1						
Ray Lankford, L (1.7) OBP: 0.395, SLG: 0.636																						
Edgar Renteria, R (1.6) OBP: 0.285, SLG: 0.357																						
Kerry Robinson, L (1.9) OBP: 0.448, SLG: 0.417																						
Mike Matheny, R (1.2) OBP: 0.320, SLG: 0.290																						
Bobby Bonilla, S (9, PH) OBP: 0.356, SLG: 0.408																						
Eli Marrero, R (9.2) OBP: 0.319, SLG: 0.438																						
Andy Benes, R (11.1) OBP: 0.198, SLG: 0.313																						
Larry Surocky, L (7, PH) OBP: 0.143, SLG: 0.226																						
Steve Kline, S (7.1) OBP: 0.365, SLG: 0.437																						
Alan Benes, R (8.1) OBP: 0.319, SLG: 0.438																						
Craig Paquette, R (9, PH) OBP: 0.365, SLG: 0.437																						
Dave Veres, R (9.1)																						
<b>Inning Stats</b>	R: 1 E: 0 K: 1 S: 10	H: 1 LOB: 0 BB: 0 P: 15	R: 1 E: 0 K: 0 S: 11	H: 0 LOB: 0 BB: 1 P: 19	R: 0 E: 0 K: 1 S: 13	H: 1 LOB: 1 BB: 0 P: 16	R: 0 E: 0 K: 1 S: 15	H: 3 LOB: 3 BB: 1 P: 25	R: 0 E: 0 K: 0 S: 6	H: 0 LOB: 0 BB: 0 P: 7	R: 0 E: 0 K: 1 S: 11	H: 0 LOB: 0 BB: 0 P: 18	R: 0 E: 0 K: 0 S: 6	H: 0 LOB: 1 BB: 0 P: 11	R: 0 E: 0 K: 1 S: 13	H: 0 LOB: 1 BB: 0 P: 21	R: 3 E: 0 K: 0 S: 15	H: 3 LOB: 0 BB: 0 P: 18	1B: 5 2B: 2 3B: 0 HR: 1	SF: 1 SAC: 0 DP: 0 HBP: 0	WP: 0 PB: 0 SB: 1 CS: 0	PA: 37
<b>PITCHER</b>	IP WLS BF H R ER SO BB IBB HBP BLK WP HR S P ERA WHIP																					
Chris Reitsma, R (1.1) ERA: 4.15	5.0 H 6 21 5 2 1 3 1 1 0 0 0 0 0 55 82 1.80 1.200																					
Scott Sullivan, R (6.1) ERA: 4.02	2.0 H 6 0 0 0 1 0 0 0 0 0 0 0 0 17 29 0.00 0.000																					
Dennys Reyes, L (8.1) ERA: 2.21	0.2 H 3 0 0 0 0 1 0 0 0 0 0 0 0 10 17 0.00 1.500																					
Danny Graves, R (8.1) ERA: 3.86	1.1 L 7 3 3 3 1 0 0 0 0 0 0 1 18 22 20.25 2.250																					

St. Louis Cardinals @ Cincinnati Reds  
Cinergy Field, Cincinnati, OH  
Fri May 25 2001, 7:05 PM EDT  
Att: 24,590 - Cloudy - 56 F

AB 33  
R 5  
H 8  
RBI 5  
BB 3  
SO 5  
LOB 9



Batter	1	2	3	4	5	6	7	8	9	AB	R	H	RBI	BB	SO	LOB	BOTTOM					
Alex Ochoa, R (1.9) OBP: 0.330, SLG: 0.412			F8					L3-1		4	2	2	1	0	0	1						
Dmitri Young, S (1.7) OBP: 0.345, SLG: 0.438										3	0	1	1	0	0	1						
Scott Sullivan, R (6.1)										0	0	0	0	0	0	0						
Jason LaRue, R (7, PH) OBP: 0.525										1	0	1	0	0	0	0						
Pokey Reese, R (7, PR) OBP: 0.313, SLG: 0.364										0	0	0	0	0	0	0						
Sean Casey, L (1.3) OBP: 0.385, SLG: 0.537										4	0	1	1	0	0	3						
Ruben Rivera, R (1.8) OBP: 0.302, SLG: 0.410										4	0	0	0	0	1	2						
Brandon Larson, R (1.5) OBP: 0.143, SLG: 0.053										4	0	0	0	0	0	3						
Bill Selby, L (1.4) OBP: 0.143, SLG: 0.143										3	0	0	0	0	1	0						
Dennys Reyes, R (8.1)										0	0	0	0	0	0	0						
Danny Graves, R (8.1)										1	0	0	0	0	1	0						
Juan Castro, R (1.6) OBP: 0.253, SLG: 0.227										4	1	1	0	0	1	0						
Kelly Stinnett, R (1.2) OBP: 0.354, SLG: 0.412										4	1	2	0	0	0	0						
Chris Reitsma, R (1.1) OBP: 0.263, SLG: 0.176										1	0	0	0	0	0	1						
Michael Tucker, L (5, PH) OBP: 0.314, SLG: 0.421										2	0	0	1	0	1	0						
<b>Inning Stats</b>	R: 1 E: 0 K: 1 S: 9	H: 1 LOB: 0 BB: 0 P: 12	R: 0 E: 0 K: 0 S: 8	H: 0 LOB: 0 BB: 0 P: 11	R: 0 E: 0 K: 0 S: 12	H: 2 LOB: 2 BB: 0 P: 17	R: 0 E: 0 K: 1 S: 6	H: 0 LOB: 0 BB: 0 P: 9	R: 3 E: 1 K: 0 S: 18	H: 4 LOB: 2 BB: 0 P: 30	R: 0 E: 0 K: 0 S: 7	H: 0 LOB: 0 BB: 0 P: 12	R: 0 E: 0 K: 0 S: 9	H: 1 LOB: 1 BB: 0 P: 13	R: 0 E: 1 K: 1 S: 8	H: 0 LOB: 0 BB: 0 P: 11	R: 0 E: 0 K: 2 S: 8	H: 0 LOB: 0 BB: 0 P: 12	1B: 6 2B: 1 3B: 0 HR: 1	SF: 1 SAC: 0 DP: 1 HBP: 0	WP: 0 PB: 0 SB: 0 CS: 0	PA: 36
<b>PITCHER</b>	IP WLS BF H R ER SO BB IBB HBP BLK WP HR S P ERA WHIP																					
Andy Benes, R (1.1) ERA: 6.34	6.0 H 4 26 7 4 3 2 0 0 0 0 0 0 0 60 91 4.50 1.167																					
Steve Kline, L (7.1) ERA: 2.14	1.0 W 3 0 0 0 1 0 0 0 0 0 0 0 8 11 0.00 0.000																					
Alan Benes, R (8.1) ERA: 1.53	1.0 S 3 0 0 0 2 0 0 0 0 0 0 0 8 12 0.00 0.000																					

St. Louis Cardinals @ Cincinnati Reds  
Cinergy Field, Cincinnati, OH  
Fri May 25 2001, 7:05 PM EDT  
Att: 24,590 - Cloudy - 56 F

AB 35  
R 4  
H 8  
RBI 4  
BB 0  
SO 5  
LOB 11





Batter	1	2	3	4	5	6	7	8	9	AB	R	H	RBI	BB	SO	LOB	TOP										
Fernando Vina, L OBP: 0.374, SLG: 0.417										4	1	2	0	0	1	0	<b>St. Louis Cardinals @ Cincinnati Reds</b> Cinergy Field, Cincinnati, OH Sat May 26 2001, 7:05 PM EDT Att: 34,158 - Cloudy - 55 F										
Craig Paquette, R OBP: 0.273, SLG: 0.440										3	0	0	0	0	2	1											
J.D. Drew, L OBP: 0.406, SLG: 0.691										4	0	1	0	0	1	1											
5 Albert Pujols, R OBP: 0.425, SLG: 0.669										3	0	1	1	0	1	1											
15 Jim Edmonds, L OBP: 0.416, SLG: 0.587										3	1	1	1	1	1	1											
Ray Lankford, L OBP: 0.388, SLG: 0.622										3	0	0	0	0	2	2											
Bobby Bonilla, S OBP: 0.352, SLG: 0.403										1	0	0	0	0	1	0											
Edgar Renteria, R OBP: 0.291, SLG: 0.356										3	0	1	0	1	0	0											
Eli Marrero, R OBP: 0.301, SLG: 0.412										4	0	0	0	0	0	3											
Dustin Hermanson, R OBP: 0.182, SLG: 0.190										2	0	0	0	0	2	3											
Mike James, R OBP: 0.140, SLG: 0.214										0	0	0	0	0	0	0											
Larry Sutton, L OBP: 0.140, SLG: 0.214										1	0	0	0	0	1	0											
Alan Benes, R OBP: 0.140, SLG: 0.214										0	0	0	0	0	0	0											
<b>Inning Stats</b>	R: 0 E: 0 K: 2 S: 7	H: 0 LOB: 0 BB: 0 P: 10	R: 0 E: 0 K: 3 S: 13	H: 0 LOB: 3 BB: 2 P: 27	R: 1 E: 0 K: 0 S: 4	H: 2 LOB: 0 BB: 0 P: 9	R: 1 E: 0 K: 1 S: 6	H: 1 LOB: 0 BB: 0 P: 9	R: 0 E: 0 K: 1 S: 6	H: 0 LOB: 0 BB: 0 P: 11	R: 0 E: 0 K: 1 S: 9	H: 1 LOB: 1 BB: 0 P: 14	R: 0 E: 0 K: 1 S: 10	H: 0 LOB: 0 BB: 0 P: 17	R: 0 E: 0 K: 1 S: 12	H: 1 LOB: 1 BB: 0 P: 15	R: 0 E: 0 K: 2 S: 15	H: 1 LOB: 1 BB: 0 P: 23	1B: 5 2B: 0 3B: 0 HR: 1	SF: 1 SAC: 1 DP: 0 HBP: 0	WP: 1 PB: 0 SB: 0 CS: 1	PA: 36					
<b>PITCHER</b>	IP	WLS	BF	H	R	ER	SO	BB	IBB	HBP	BLK	WP	HR	S	P	ERA	WHIP										
Elmer Dessens, R ERA: 4.66	7.0	W	27	4	2	2	9	2	0	0	0	1	1	55	97	2.57	0.857										
Hector Mercado, L ERA: 3.88	1.1		5	1	0	0	2	0	0	0	0	0	0	16	22	0.00	0.750										
John Riedling, R ERA: 2.89	0.2		3	1	0	0	1	0	0	0	0	0	0	11	16	0.00	1.500										

Batter	1	2	3	4	5	6	7	8	9	AB	R	H	RBI	BB	SO	LOB	BOTTOM										
Deion Sanders, L OBP: 0.231, SLG: 0.234										3	0	0	0	1	0	1	<b>St. Louis Cardinals @ Cincinnati Reds</b> Cinergy Field, Cincinnati, OH Sat May 26 2001, 7:05 PM EDT Att: 34,158 - Cloudy - 55 F										
Pokey Reese, R OBP: 0.313, SLG: 0.364										0	0	0	0	0	0	0											
Jason LaRue, R OBP: 0.371, SLG: 0.518										3	2	1	0	1	0	0											
Alex Ochoa, R OBP: 0.339, SLG: 0.416										3	2	2	0	1	0	0											
Sean Casey, L OBP: 0.388, SLG: 0.542										4	1	2	2	0	0	3											
Ruben Rivera, R OBP: 0.309, SLG: 0.413										4	1	2	1	0	0	2											
Brandon Larson, R OBP: 0.120, SLG: 0.043										4	0	0	0	0	2	3											
Bill Selby, L ERA: 4.45										3	0	1	1	0	0	3											
Michael Tucker, L OBP: 0.312, SLG: 0.417										1	0	0	0	0	0	0											
Juan Castro, R OBP: 0.253, SLG: 0.241										4	1	1	0	0	0	1											
Elmer Dessens, R OBP: 0.200, SLG: 0.111										2	0	0	0	0	0	0											
Hector Mercado, L										0	0	0	0	0	0	0											
John Riedling, R										0	0	0	0	0	0	0											
<b>Inning Stats</b>	R: 3 E: 1 K: 0 S: 10	H: 3 LOB: 1 BB: 1 P: 19	R: 0 E: 0 K: 0 S: 7	H: 0 LOB: 0 BB: 0 P: 10	R: 3 E: 0 K: 0 S: 13	H: 3 LOB: 1 BB: 1 P: 22	R: 0 E: 0 K: 0 S: 6	H: 0 LOB: 0 BB: 0 P: 7	R: 0 E: 0 K: 1 S: 8	H: 2 LOB: 2 BB: 0 P: 16	R: 1 E: 1 K: 0 S: 11	H: 1 LOB: 0 BB: 0 P: 15	R: 0 E: 0 K: 0 S: 5	H: 0 LOB: 0 BB: 1 P: 10	R: 0 E: 0 K: 1 S: 9	H: 0 LOB: 0 BB: 0 P: 14	1B: 6 2B: 3 3B: 0 HR: 0	SF: 0 SAC: 1 DP: 0 HBP: 0	WP: 1 PB: 0 SB: 0 CS: 1	PA: 35							
<b>PITCHER</b>	IP	WLS	BF	H	R	ER	SO	BB	IBB	HBP	BLK	WP	HR	S	P	ERA	WHIP										
Dustin Hermanson, R ERA: 4.66	4.1	L	23	8	6	4	0	2	0	0	0	1	0	16	25	5.40	0.600										
Mike James, R ERA: 4.66	1.2		6	1	1	1	1	0	0	0	0	0	0	14	24	0.00	0.500										
Alan Benes, R ERA:	2.0		6	0	0	0	1	1	0	0	0	0	0	14	24	0.00	0.500										







Batter	1	2	3	4	5	6	7	8	9	AB	R	H	RBI	BB	SO	LOB	TOP										
Devon White, S (1, 8) OBP: 0.333, SLG: 0.490	G4-3		HBP		K			G6-3	F8	4	0	0	0	0	1	3	<b>Milwaukee Brewers @ St. Louis Cardinals</b> Busch Stadium, St. Louis, MO Mon May 28 2001, 1:10 PM CDT Att: 42,455 - Cloudy - 79 F										
Mark Loretta, R (1, 4) OBP: 0.355, SLG: 0.321	P4		K				1B	BB	BB	3	0	1	0	2	1	2											
Geoff Jenkins, L (1, 7) OBP: 0.391, SLG: 0.582	HBP		F8				P6	F9	K	4	0	0	0	0	1	7											
Jeremy Burnitz, L (1, 9) OBP: 0.397, SLG: 0.607 James Mouton, R (1, PH) OBP: 0.300, SLG: 0.368	F7				CS		1B	K		0	0	0	0	0	0	0											
Richie Sexson, R (1, 3) OBP: 0.313, SLG: 0.471		F9		K			1B	K		3	1	0	0	1	2	3											
Tyler Houston, L (1, 5) OBP: 0.345, SLG: 0.481		K		K			G1-3		BB	4	1	1	0	0	2	3											
José Hernández, R (1, 6) OBP: 0.335, SLG: 0.506	G6-3						1B	K		4	0	2	0	0	1	0											
Raul Casanova, S (1, 2) OBP: 0.297, SLG: 0.455				FC1-6			SH1-4	F8	K	4	0	2	0	0	1	3											
Paul Rigdon, R (1, 1) OBP: 0.167, SLG: 0.167 Luis Lopez, S (7, PH) OBP: 0.224, SLG: 0.267 Mike DeJean, R (7, 1) ERA: 3.51 Ray King, L (8, 1) Angel Echevarria, R (9, PH) OBP: 0.324, SLG: 0.594	FC1-6			HBP			SH1-4	G4-3	E5	1	0	0	0	0	0	1											
<b>Inning Stats</b>	R: 0 E: 0 K: 0 S: 10	H: 0 LOB: 1 BB: 0 P: 15	R: 0 E: 0 K: 1 S: 9	H: 0 LOB: 0 BB: 0 P: 16	R: 0 E: 0 K: 1 S: 16	H: 1 LOB: 2 BB: 0 P: 24	R: 0 E: 0 K: 2 S: 11	H: 1 LOB: 0 BB: 0 P: 14	R: 0 E: 0 K: 1 S: 8	H: 2 LOB: 1 BB: 0 P: 12	R: 0 E: 0 K: 1 S: 10	H: 2 LOB: 0 BB: 0 P: 16	R: 0 E: 0 K: 1 S: 13	H: 0 LOB: 1 BB: 0 P: 10	R: 0 E: 0 K: 1 S: 13	H: 0 LOB: 1 BB: 0 P: 11		R: 2 E: 1 K: 2 S: 20	H: 2 LOB: 3 BB: 2 P: 31	1B: 7 2B: 2 3B: 0 HR: 0	SF: 0 SAC: 1 DP: 0 HBP: 2	WP: 0 PB: 0 SB: 0 CS: 1	PA: 39				
<b>PITCHER</b>	IP	WLS	BF	H	R	ER	SO	BB	IBB	HBP	BLK	WP	HR	S	P	ERA	WHIP										
Matt Morris, R (1, 1) ERA: 2.47	6.0	W	24	6	0	0	6	0	0	2	0	0	0	64	97	0.00	1.000										
Mike Timlin, R (7, 1) ERA: 3.51	1.0	H	3	0	0	0	1	0	0	0	0	0	0	8	10	0.00	0.000										
Steve Kline, L (8, 1) ERA: 2.01	0.2	H	3	0	0	0	0	1	0	0	0	0	0	10	16	9.00	1.500										
Dave Veres, R (8, 1) ERA: 1.83	1.0	H	8	2	2	1	2	2	0	0	0	0	0	20	32	9.00	4.000										
Jason Christiansen, L (9, 1) ERA:	0.1	S	1	0	0	0	1	0	0	0	0	0	0	3	4	0.00	0.000										

AB	33
R	2
H	8
RBI	1
BB	3
SO	10
LOB	25



Batter	1	2	3	4	5	6	7	8	9	AB	R	H	RBI	BB	SO	LOB	BOTTOM											
Fernando Vina, L (1, 4) OBP: 0.372, SLG: 0.410	G6-4-3		F8		B1-3			G6-3		4	0	1	0	0	0	1	<b>Milwaukee Brewers @ St. Louis Cardinals</b> Busch Stadium, St. Louis, MO Mon May 28 2001, 1:10 PM CDT Att: 42,455 - Cloudy - 79 F											
Mark McGwire, R (1, 3) OBP: 0.231, SLG: 0.417 Mike Timlin, R (7, 1) ERA: 3.51	G6-4-3			2B			HR	S	E	3	2	2	1	0	0	1												
Steve Kline, S (8, 1) ERA: 2.01	1-2			SF7				E	1B	0	0	0	0	0	0	0												
Eli Marrero, R (8, 3) OBP: 0.311, SLG: 0.420	1-2			1B				HR		1	1	1	0	0	0	0												
J.D. Drew, L (1, 9) OBP: 0.413, SLG: 0.696	G1-3			SF7			K	E5	5 HR	4	1	2	0	0	1	0												
5 Albert Pujols, R (1, 5) OBP: 0.426, SLG: 0.691		G5-3					K			4	2	2	3	0	1	2												
15 Jim Edmonds, L (1, 8) OBP: 0.412, SLG: 0.567		G4-3					WP	G1-3		3	0	0	0	1	1	0												
Ray Lankford, L (1, 7) OBP: 0.382, SLG: 0.619		K					SF7	K		3	0	1	1	0	2	0												
Edgar Renteria, R (1, 6) OBP: 0.287, SLG: 0.348			G6-3		K		2-3	L7	G5-3	4	0	0	0	0	1	3												
Mike Matheny, R (1, 2) OBP: 0.318, SLG: 0.298				SH3-4			K			3	0	1	0	0	2	0												
Matt Morris, R (1, 1) OBP: 0.120, SLG: 0.160 Placido Polanco, R (7, 5) OBP: 0.350, SLG: 0.396 Dave Veres, R (8, 1) ERA: 2.29 Jason Christiansen, R (9, 1) ERA: 3.72				SH3-4			K	G6-3		1	0	0	0	0	1	0												
<b>Inning Stats</b>	R: 0 E: 0 K: 0 S: 10	H: 1 LOB: 0 BB: 0 P: 12	R: 0 E: 0 K: 1 S: 8	H: 0 LOB: 0 BB: 0 P: 11	R: 0 E: 0 K: 0 S: 10	H: 1 LOB: 1 BB: 0 P: 14	R: 1 E: 0 K: 2 S: 9	H: 2 LOB: 2 BB: 1 P: 18	R: 0 E: 0 K: 2 S: 8	H: 0 LOB: 0 BB: 0 P: 11	R: 2 E: 0 K: 1 S: 11	H: 3 LOB: 1 BB: 0 P: 16	R: 0 E: 0 K: 1 S: 6	H: 0 LOB: 0 BB: 0 P: 8	R: 3 E: 1 K: 2 S: 12	H: 3 LOB: 0 BB: 0 P: 15	1B: 5 2B: 2 3B: 0 HR: 3	SF: 1 SAC: 1 DP: 1 HBP: 0	WP: 1 PB: 0 SB: 1 CS: 0	PA: 34								
<b>PITCHER</b>	IP	WLS	BF	H	R	ER	SO	BB	IBB	HBP	BLK	WP	HR	S	P	ERA	WHIP											
Paul Rigdon, R (1, 1) ERA: 4.06	6.0	L	25	7	3	3	6	0	0	0	0	0	0	2	56	82	4.50	1.167										
Mike DeJean, R (7, 1) ERA: 2.29	1.0		4	1	1	1	1	0	0	0	0	0	0	8	11	9.00	1.000											
Ray King, L (8, 1) ERA: 3.72	1.0		5	2	2	2	2	0	0	0	0	0	1	10	12	18.00	2.000											









Batter	1	2	3	4	5	6	7	8	9	AB	R	H	RBI	BB	SO	LOB	TOP			
Jeffrey Hammonds, R OBP: 0.325, SLG: 0.439	1-3 K	0-0 1B		0-0 HR	0-0 HR					4	2	3	3	0	1	0	<b>Milwaukee Brewers @ St. Louis Cardinals</b> Busch Stadium, St. Louis, MO Wed May 30 2001, 7:10 PM CDT Att: 29,842 - Cloudy - 69 F			
Mark Loretta, R OBP: 0.400, SLG: 0.378	0-3 K	1-2 1B		1-2 HR	0-1 G6-3					4	1	2	2	0	1	0				
Geoff Jenkins, L OBP: 0.388, SLG: 0.588	0-3 K	1-2 1B		2-2 HR	0-0 G4-3					4	1	1	2	0	2	2				
Jeremy Burnitz, L OBP: 0.404, SLG: 0.610		1-1 1B	1-0 G3-1	1-0 1B	2-3 K					4	2	3	0	0	1	0				
José Hernández, R OBP: 0.333, SLG: 0.500		1-2 E5	3-3 K	1-3 K				0-0		4	1	0	0	0	2	3				
Tyler Houston, L OBP: 0.346, SLG: 0.481		0-2 1B	1-0 G3-1	0-0 3B						2	1	1	0	0	0	1				
Richie Sexson, R OBP: 0.308, SLG: 0.461		1-2 1B	2-3	1-2 1B						1	1	1	0	0	0	0				
Ronnie Belliard, R OBP: 0.337, SLG: 0.382		0-0 SF8	4-2	0-1 1B						1	1	1	3	1	0	0				
Henry Blanco, R OBP: 0.258, SLG: 0.271		2-3 1B	2-0 P4	3-2 FC5-4						2	1	1	1	1	0	2				
Allen Levrault, R OBP: 0.308, SLG: 0.461		0-3 K		0-0 K						3	0	0	0	0	2	4				
<b>Inning Stats</b>	R: 0 E: 0 K: 3 S: 9	H: 0 LOB: 0 BB: 0 P: 10	R: 4 E: 1 K: 2 S: 23	H: 4 LOB: 2 BB: 1 P: 32	R: 0 E: 0 K: 1 S: 8	H: 1 LOB: 2 BB: 1 P: 19	R: 6 E: 0 K: 2 S: 23	H: 7 LOB: 1 BB: 0 P: 33	R: 1 E: 0 K: 1 S: 7	H: 1 LOB: 0 BB: 0 P: 9	R: 0 E: 0 K: 0 S: 1	H: 0 LOB: 0 BB: 0 P: 1					1B: 8 2B: 1 3B: 1 HR: 3	SF: 1 SAC: 0 DP: 0 HBP: 0	WP: 0 PB: 0 SB: 0 CS: 0	PA: 32
<b>PITCHER</b>	IP WLS BF H R ER SO BB IBB HBP BLK WP HR S P ERA WHIP																<b>PITCHER</b>	IP WLS BF H R ER SO BB IBB HBP BLK WP HR S P ERA WHIP		
Andy Benes, R ERA: 6.92	(1, 1)	3.2 L	24 10	10 9	6 6	8 8	2 2	0 0	0 0	0 0	0 0	0 0	0 0	0 0	0 0	0 0	14.73 3.273			
Mike James, R ERA: 5.16	(4, 1)	1.1	7	3	2	2	1	0	0	0	0	0	0	0	0	0	13.50 2.250			
Mike Timlin, R ERA: 3.51	(6, 1)	0.0	1	0	0	0	0	0	0	0	0	0	0	0	0	0	∞ ∞			

Batter	1	2	3	4	5	6	7	8	9	AB	R	H	RBI	BB	SO	LOB	BOTTOM	
Fernando Vina, L OBP: 0.369, SLG: 0.411	1-2 1B		2-1 F8		0-2 1B					3	1	2	0	0	0	0	<b>Milwaukee Brewers @ St. Louis Cardinals</b> Busch Stadium, St. Louis, MO Wed May 30 2001, 7:10 PM CDT Att: 29,842 - Cloudy - 69 F	
Mark McCwire, R OBP: 0.200, SLG: 0.357	1-3 K		2-2 F8		1-3 K					3	0	0	0	0	2	2		
J.D. Drew, L OBP: 0.415, SLG: 0.689	0-1 G4-3			2-2 G4-3						2	0	1	1	0	0	0		
5 Albert Pujols, R OBP: 0.423, SLG: 0.679	2-2 G4-3			1-0 15 1B						2	0	1	0	0	0	1		
15 Jim Edmonds, L OBP: 0.410, SLG: 0.555	2-3 K			2-2 1B						2	0	1	0	0	1	1		
Ray Lankford, L OBP: 0.382, SLG: 0.608		2-2 F5		2-2 F7						2	0	0	0	0	0	2		
Edgar Renteria, R OBP: 0.276, SLG: 0.333		0-0 G1		0-0 F3						2	0	0	0	0	0	2		
Eli Marrero, R OBP: 0.303, SLG: 0.408		3-3 K			0-3 K					2	0	0	0	0	2	0		
Andy Benes, R OBP: 0.176, SLG: 0.294	(1, 1)			0-0 F3						1	0	0	0	0	0	0		
Mike James, R OBP: 0.278, SLG: 0.442	(4, 1)				0-0 F9					0	0	0	0	0	0	0		
Craig Paquette, R OBP: 0.278, SLG: 0.442	(5, PH)									1	0	0	0	0	0	0		
Mike Timlin, R OBP: 0.278, SLG: 0.442	(6, 1)									0	0	0	0	0	0	0		
<b>Inning Stats</b>	R: 1 E: 0 K: 2 S: 14	H: 2 LOB: 1 BB: 0 P: 20	R: 0 E: 0 K: 1 S: 8	H: 0 LOB: 0 BB: 0 P: 13	R: 0 E: 0 K: 0 S: 6	H: 0 LOB: 0 BB: 0 P: 10	R: 0 E: 0 K: 0 S: 13	H: 2 LOB: 2 BB: 0 P: 20	R: 0 E: 0 K: 2 S: 12	H: 1 LOB: 1 BB: 0 P: 13					1B: 4 2B: 1 3B: 0 HR: 0	SF: 0 SAC: 0 DP: 0 HBP: 0	WP: 0 PB: 0 SB: 0 CS: 0	PA: 20
<b>PITCHER</b>	IP WLS BF H R ER SO BB IBB HBP BLK WP HR S P ERA WHIP																<b>PITCHER</b>	IP WLS BF H R ER SO BB IBB HBP BLK WP HR S P ERA WHIP
Allen Levrault, R ERA: 4.62	(1, 1)	5.0 W	20 5	5 1	1 1	5 5	0 0	0 0	0 0	0 0	0 0	0 0	53 76	1.80 1.000				

AB 29  
R 11  
H 13  
RBI 11  
BB 2  
SO 9  
LOB 12



AB 20  
R 1  
H 5  
RBI 1  
BB 0  
SO 5  
LOB 8









Batter	1	2	3	4	5	6	7	8	9	AB	R	H	RBI	BB	SO	LOB	TOP		
<b>Pokey Reese, R</b> OBP: 0.306, SLG: 0.349 (1, 6)	F7		K		G5-3			K	K	5	0	0	0	0	3	3			
<b>Deion Sanders, L</b> OBP: 0.231, SLG: 0.250 <b>Juan Castro, R</b> OBP: 0.247, SLG: 0.261 (1, 7) (8, 4) (8, 5) (8, 4) (8, 5)	B1-3			F8		G4-3		F7	HR	4	0	0	0	0	0	0			
<b>Dmitri Young, S</b> OBP: 0.342, SLG: 0.437 (1, 5) (8, 3)	K			BB 1B		F8		HBP 1B 1B	G1-3	5	2	2	0	0	1	0			
<b>Sean Casey, L</b> OBP: 0.390, SLG: 0.537 <b>Mark Wohlers, R</b> <b>Danny Graves, R</b> (1, 3) (8, 1) (8, 1)		G4-3		F8		G4-3		HBP 1B 1B		4	0	1	0	0	0	1			
<b>Alex Ochoa, R</b> OBP: 0.341, SLG: 0.407 (1, 9)	G6-3			1B BB				1B HBP		2	0	1	0	1	0	0			
<b>Michael Tucker, L</b> OBP: 0.314, SLG: 0.410 (1, 8) (8, 7)	K			S 1B				1B		4	0	2	2	0	2	1			
<b>Jason LaRue, R</b> OBP: 0.330, SLG: 0.455 (1, 2)			F8	K			F7		K2-3	4	0	0	0	0	2	3			
<b>Bill Selby, L</b> OBP: 0.294, SLG: 0.394 (1, 4) (8, 5) (8, 5) (8, 5)				SH5-4 1B		G4-3		1B BB	WP HR 2B	3	1	2	0	1	0	0			
<b>Donnie Sadler, R</b> OBP: 0.259, SLG: 0.267 (9, 4)										0	0	0	0	0	0	0			
<b>Elmer Dessens, R</b> OBP: 0.190, SLG: 0.105 <b>D.T. Cromer, L</b> OBP: 0.300, SLG: 0.400 <b>Hector Mercado, L</b> <b>Ruben Rivera, R</b> OBP: 0.301, SLG: 0.397 (1, 1) (7, PH) (7, 1) (8, 8)			SH5-4		F9			1B	HR BB	1	0	0	0	0	0	0			
<b>Inning Stats</b>	R: 0 E: 0 K: 1 S: 8	H: 0 LOB: 0 BB: 0 P: 11	R: 0 E: 0 K: 1 S: 8	H: 0 LOB: 0 BB: 0 P: 12	R: 0 E: 0 K: 1 S: 6	H: 1 LOB: 1 BB: 0 P: 9	R: 1 E: 0 K: 1 S: 12	H: 2 LOB: 2 BB: 1 P: 23	R: 0 E: 0 K: 0 S: 5	H: 0 LOB: 0 BB: 0 P: 7	R: 0 E: 0 K: 1 S: 8	H: 2 LOB: 2 BB: 1 P: 17	R: 1 E: 0 K: 1 S: 14	H: 3 LOB: 2 BB: 0 P: 22	R: 3 E: 0 K: 2 S: 16	H: 2 LOB: 0 BB: 1 P: 26	1B: 8 2B: 1 3B: 0 HR: 1	SF: 0 SAC: 1 DP: 0 HBP: 1	WP: 2 PA: 39 PB: 0 SB: 1 CS: 0
<b>PITCHER</b>	IP	WLS	BF	H	R	ER	SO	BB	IBB	HBP	BLK	WP	HR	S	P	ERA	WHIP		
<b>Darryl Kile, R</b> ERA: 3.01	8.0	L	33	8	2	2	6	2	0	1	0	1	0	69	111	2.25	1.250		
<b>Dave Veres, R</b> ERA: 3.05	1.0		6	2	3	3	2	1	0	0	0	1	1	16	26	27.00	3.000		

Cincinnati Reds @ St. Louis Cardinals  
 Busch Stadium, St. Louis, MO  
 Fri Jun 01 2001, 7:10 PM CDT  
 Att: 41,593 - Sunny - 77 F

AB	34
R	5
H	10
RBI	5
BB	3
SO	8
LOB	8



Batter	1	2	3	4	5	6	7	8	9	AB	R	H	RBI	BB	SO	LOB	BOTTOM				
<b>Fernando Vina, L</b> OBP: 0.365, SLG: 0.407 (1, 4)	G4-3		F7			F7		F6		4	0	0	0	0	0	1					
<b>J.D. Drew, L</b> OBP: 0.419, SLG: 0.694 (1, 9)	E S BB		K			P6			G6-3	3	0	0	0	1	1	0					
<b>Mark McGwire, R</b> OBP: 0.176, SLG: 0.313 (1, 3)	K			G6-3		F7			K	4	0	0	0	0	2	1					
<b>15 Jim Edmonds, L</b> OBP: 0.400, SLG: 0.534 (1, 8)	F8			G3		F7			K	4	0	0	0	0	1	1					
<b>5 Albert Pujols, R</b> OBP: 0.414, SLG: 0.660 (1, 5)		G6-3		G6-3		G3-6-3 1B				3	0	1	0	0	0	0					
<b>Ray Lankford, L</b> OBP: 0.373, SLG: 0.607 (1, 7)		K			HR		G3-6-3			3	1	1	1	0	1	1					
<b>Edgar Renteria, R</b> OBP: 0.275, SLG: 0.331 (1, 6)		1B			F9			G6-3		3	0	1	0	0	0	0					
<b>Mike Matheny, R</b> OBP: 0.298, SLG: 0.276 <b>Kerry Robinson, L</b> OBP: 0.410, SLG: 0.364 <b>Eli Marrero, R</b> OBP: 0.303, SLG: 0.408 (1, 2) (8, PH) (9, 2)		F8			G5-3			G1-3 1B		2	0	0	0	0	0	1					
<b>Darryl Kile, R</b> OBP: 0.194, SLG: 0.172 <b>Piacidio Polanco, R</b> OBP: 0.366, SLG: 0.377 <b>Dave Veres, R</b> (1, 1) (8, PH) (9, 1)			K		K			G1-3		2	0	0	0	0	2	0					
<b>Inning Stats</b>	R: 0 E: 1 K: 1 S: 6	H: 0 LOB: 1 BB: 1 P: 14	R: 0 E: 0 K: 1 S: 9	H: 1 LOB: 0 BB: 0 P: 14	R: 0 E: 0 K: 2 S: 8	H: 0 LOB: 0 BB: 0 P: 10	R: 0 E: 0 K: 0 S: 5	H: 0 LOB: 0 BB: 0 P: 9	R: 1 E: 0 K: 1 S: 10	H: 1 LOB: 0 BB: 0 P: 13	R: 0 E: 0 K: 0 S: 7	H: 0 LOB: 0 BB: 0 P: 10	R: 0 E: 0 K: 0 S: 7	H: 1 LOB: 0 BB: 0 P: 13	R: 0 E: 0 K: 0 S: 11	H: 1 LOB: 1 BB: 0 P: 17	R: 0 E: 0 K: 2 S: 9	H: 0 LOB: 0 BB: 0 P: 13	1B: 3 2B: 0 3B: 0 HR: 1	SF: 0 SAC: 0 DP: 1 HBP: 0	WP: 0 PA: 31 PB: 0 SB: 1 CS: 0
<b>PITCHER</b>	IP	WLS	BF	H	R	ER	SO	BB	IBB	HBP	BLK	WP	HR	S	P	ERA	WHIP				
<b>Elmer Dessens, R</b> ERA: 4.36	6.0		21	2	1	1	5	1	0	0	0	0	0	45	70	1.50	0.500				
<b>Hector Mercado, L</b> ERA: 3.18	1.0	W	3	1	0	0	0	0	0	0	0	0	0	7	13	0.00	1.000				
<b>Mark Wohlers, R</b> ERA: 5.24	0.1	H	2	1	0	0	0	0	0	0	0	0	0	9	13	0.00	3.000				
<b>Danny Graves, R</b> ERA: 3.42	1.2	S	5	0	0	0	2	0	0	0	0	0	0	11	17	0.00	0.000				

Cincinnati Reds @ St. Louis Cardinals  
 Busch Stadium, St. Louis, MO  
 Fri Jun 01 2001, 7:10 PM CDT  
 Att: 41,593 - Sunny - 77 F

AB	30
R	1
H	4
RBI	1
BB	1
SO	7
LOB	6





Batter	1	2	3	4	5	6	7	8	9	AB	R	H	RBI	BB	SO	LOB	TOP									
<b>Pokey Reese, R</b> OBP: 0.299, SLG: 0.340 (1, 6)	G4-3		E6 G6-3		G1-3		K			4	0	0	0	0	1	2	<b>Cincinnati Reds @ St. Louis Cardinals</b> Busch Stadium, St. Louis, MO Sat Jun 02 2001, 12:15 PM CDT Att: 46,724 - Cloudy - 68 F									
<b>Deion Sanders, L</b> OBP: 0.232, SLG: 0.250 <b>Mark Wohlers, R</b> (8, 1)	G4-3		G6-3			2B 1B		K		4	1	1	0	0	1	1										
<b>Dmitri Young, S</b> OBP: 0.335, SLG: 0.427 (1, 5)	K		K2-3			F8		F9		4	0	0	0	0	2	1										
<b>Sean Casey, L</b> OBP: 0.392, SLG: 0.539 (1, 3)		HR BB		L8		2B		L1-3		3	2	1	0	1	0	0										
<b>Alex Ochoa, R</b> OBP: 0.344, SLG: 0.415 (1, 9)	L8			L5		F8 2B		S 1B		4	0	2	2	0	0	1										
<b>Michael Tucker, L</b> OBP: 0.313, SLG: 0.426 (8, 7)		HR		F8		F8		K		4	1	1	2	0	1	2										
<b>Kelly Stinnett, R</b> OBP: 0.340, SLG: 0.400 <b>Chris Nichting, R</b> (6, 1) <b>Hector Mercado, L</b> (7, 1)		K			G2-3 1B	G1-3		K		3	0	1	0	0	1	1										
<b>Ruben Rivera, R</b> OBP: 0.298, SLG: 0.393 (8, 8)								K		0	0	0	0	0	0	0										
<b>Bill Selby, L</b> OBP: 0.278, SLG: 0.371 <b>Juan Castro, R</b> OBP: 0.242, SLG: 0.255 (7, PH) (7, 4)					G2-3	G4-3		G6-3		2	0	0	0	0	0	1										
<b>Brian Reith, R</b> (1, 1) <b>Jim Brower, R</b> OBP: 0.296, SLG: 0.357 <b>D.T. Cromer, L</b> OBP: 0.273, SLG: 0.364 (5, PH) <b>Scott Sullivan, R</b> (5, 1) <b>Jason LaRue, R</b> OBP: 0.328, SLG: 0.451 (6, 2)			E G6-3 1B		G2-3	G6-3				0	0	0	0	0	0	0										
<b>Inning Stats</b>	R: 0 E: 0 K: 1 S: 7	H: 0 LOB: 0 BB: 0 P: 7	R: 2 E: 0 K: 1 S: 13	H: 1 LOB: 0 BB: 1 P: 20	R: 1 E: 1 K: 1 S: 10	H: 1 LOB: 0 BB: 0 P: 16	R: 0 E: 0 K: 0 S: 10	H: 0 LOB: 0 BB: 0 P: 14	R: 0 E: 0 K: 0 S: 13	H: 1 LOB: 1 BB: 0 P: 17	R: 2 E: 0 K: 0 S: 11	H: 3 LOB: 1 BB: 0 P: 17	R: 0 E: 0 K: 1 S: 6	H: 0 LOB: 0 BB: 0 P: 10	R: 0 E: 0 K: 1 S: 9	H: 1 LOB: 1 BB: 0 P: 12		R: 0 E: 0 K: 2 S: 12	H: 1 LOB: 1 BB: 0 P: 19	1B: 4 2B: 2 3B: 0 HR: 1	SF: 0 SAC: 0 DP: 1 HBP: 0	WP: 0 PB: 0 SB: 1 CS: 0	PA: 35			
<b>PITCHER</b>	IP	WLS	BF	H	R	ER	SO	BB	IBB	HBP	BLK	WP	HR	S	P	ERA		WHIP								
<b>Matt Morris, R</b> ERA: 2.76 <b>Jason Christiansen, L</b> ERA: 3.25 <b>Mike Timlin, R</b> ERA: 3.25 <b>Steve Kline, L</b> ERA: 1.85 <b>Gene Stechschulte, R</b> ERA: 2.77	5.1	W	23	6	5	4	3	1	0	0	0	0	1	61	86	6.75		1.312								
<b>PITCHER</b>	IP	WLS	BF	H	R	ER	SO	BB	IBB	HBP	BLK	WP	HR	S	P	ERA		WHIP								
<b>Mark Wohlers, R</b> ERA: 5.16	0.1		2	1	0	0	1	0	0	0	0	0	0	7	12	0.00		3.000								

AB	34
R	5
H	7
RBI	4
BB	1
SO	7
LOB	12



Batter	1	2	3	4	5	6	7	8	9	AB	R	H	RBI	BB	SO	LOB	BOTTOM									
<b>Fernando Vina, L</b> OBP: 0.362, SLG: 0.402 (1, 4)	G6-3	F8		BB 1B	F8		F7			5	0	1	0	0	0	4	<b>Cincinnati Reds @ St. Louis Cardinals</b> Busch Stadium, St. Louis, MO Sat Jun 02 2001, 12:15 PM CDT Att: 46,724 - Cloudy - 68 F									
<b>J.D. Drew, L</b> OBP: 0.423, SLG: 0.705 (1, 9)	1B 15 HBP	HR		G5-4-3 BB		K		G3		3	2	1	1	1	1	0										
<b>Craig Paquette, R</b> OBP: 0.302, SLG: 0.462 (1, 3)	HR 15 1B			G5-4-3 1-2		E5 15 G4-3 WP		5 1B BB		4	1	2	0	1	0	2										
<b>15 Jim Edmonds, L</b> OBP: 0.400, SLG: 0.524 (1, 8)	K				5 1B 2B BB	G4-3		K		3	1	0	0	2	2	3										
<b>5 Albert Pujols, R</b> OBP: 0.419, SLG: 0.657 (1, 5)	HR BB	G5-3			2B E 1B	G2				4	2	2	0	1	0	3										
<b>Ray Lankford, L</b> OBP: 0.379, SLG: 0.630 (1, 7)	HR							K		4	1	2	4	1	2	2										
<b>Edgar Renteria, R</b> OBP: 0.274, SLG: 0.342 (1, 6)	G4-3				F5	F9				4	0	1	0	0	0	2										
<b>Eli Marrero, R</b> OBP: 0.313, SLG: 0.446 (1, 2)					F2	P4				3	1	1	1	1	0	1										
<b>Matt Morris, R</b> OBP: 0.143, SLG: 0.143 <b>Jason Christiansen, R</b> ERA: 4.79 <b>Mike Timlin, R</b> ERA: 4.79 <b>Kerry Robinson, L</b> OBP: 0.199, SLG: 0.199 <b>Bobby Bonilla, S</b> OBP: 0.199, SLG: 0.199 <b>Steve Kline, S</b> OBP: 0.199, SLG: 0.199 <b>Gene Stechschulte, R</b> OBP: 0.199, SLG: 0.199					G4-3					2	0	0	0	1	1	0										
<b>Inning Stats</b>	R: 4 E: 0 K: 1 S: 14	H: 2 LOB: 0 BB: 1 P: 27	R: 2 E: 0 K: 1 S: 17	H: 3 LOB: 2 BB: 1 P: 33	R: 0 E: 0 K: 0 S: 5	H: 0 LOB: 0 BB: 1 P: 13	R: 0 E: 0 K: 0 S: 3	H: 1 LOB: 1 BB: 1 P: 10	R: 2 E: 1 K: 0 S: 8	H: 2 LOB: 2 BB: 2 P: 16	R: 0 E: 0 K: 1 S: 9	H: 0 LOB: 1 BB: 0 P: 12	R: 0 E: 0 K: 1 S: 12	H: 2 LOB: 2 BB: 1 P: 21	R: 0 E: 0 K: 2 S: 11	H: 1 LOB: 2 BB: 1 P: 23		1B: 5 2B: 2 3B: 1 HR: 3	SF: 0 SAC: 0 DP: 1 HBP: 1	WP: 1 PB: 0 SB: 2 CS: 1	PA: 42					
<b>PITCHER</b>	IP	WLS	BF	H	R	ER	SO	BB	IBB	HBP	BLK	WP	HR	S	P	ERA		WHIP								
<b>Brian Reith, R</b> ERA: 6.11 <b>Jim Brower, R</b> ERA: 4.79 <b>Scott Sullivan, R</b> ERA: 3.96 <b>Chris Nichting, R</b> ERA: 4.79 <b>Hector Mercado, L</b> ERA: 3.0	1.2	L	13	5	6	6	2	2	0	0	0	0	0	11	29	0.00		1.286								
<b>PITCHER</b>	IP	WLS	BF	H	R	ER	SO	BB	IBB	HBP	BLK	WP	HR	S	P	ERA		WHIP								
<b>Mark Wohlers, R</b> ERA: 5.16	0.1		2	1	0	0	1	0	0	0	0	0	0	7	12	0.00		3.000								

AB	33
R	8
H	11
RBI	6
BB	8
SO	6
LOB	17









Batter	1	2	3	4	5	6	7	8	9	AB	R	H	RBI	BB	SO	LOB	TOP										
Deion Sanders, L (1, 7) OBP: 0.233, SLG: 0.250	1-2 1B		1-2 F9		0-0 F7			2-1 L8		4	1	1	0	0	0	0	<b>Cincinnati Reds @ St. Louis Cardinals</b> Busch Stadium, St. Louis, MO Mon Jun 04 2001, 7:10 PM CDT Att: 34,014 - Cloudy - 65 F										
Michael Tucker, L (1, 8) OBP: 0.315, SLG: 0.421	2-3 K		3-2 F S 1B			0-1 F7		4-1 BB		3	0	1	0	1	1												
Alex Ochoa, R (1, 9) OBP: 0.344, SLG: 0.413	3-2 G6-4-3 1B		3-1 F8			2-0 G6-3		0-2 L3		4	0	1	0	0	2												
Sean Casey, L (1, 3) OBP: 0.386, SLG: 0.527	2-0 G6-4-3 1B			1-2 G3		0-0 L7			1-0 G4-3	4	0	1	1	0	0												
Dmitri Young, S (1, 5) OBP: 0.335, SLG: 0.428	1-0 G6-4-3			1-1 G3-1			3-2 G1 2B		1-0 G6-4-3 1B	4	0	2	0	0	2												
Bill Selby, L (1, 4) Brady Clark, R (9, PH)		1-2 F8		3-2 G3-1			2-2 G1		0-1 G6-4-3	3	0	0	0	0	1												
Pokey Reese, R (1, 6) OBP: 0.292, SLG: 0.350		1-0 P8			3-2 F9		2-3 G5-3			3	0	0	0	0	1												
Kelly Stinnett, R (1, 2) Scott Winchester, R (7, 1)		0-0 L7			0-2 HR		0-1 G4-3			3	1	1	1	0	0	1											
Hector Mercado, L (7, 1) Jim Brower, R (8, 1) OBP: 0.286, SLG: 0.357										0	0	0	0	0	0												
Oswaldo Fernandez, R (1, 1) Jason LaRue, R (7, 2) OBP: 0.105, SLG: 0.056 OBP: 0.322, SLG: 0.434			1-1 G3		0-3 K			3-3 K		2	0	0	0	0	1	0											
<b>Inning Stats</b>	R: 1 E: 0 K: 1 S: 14	H: 3 LOB: 1 BB: 0 P: 23	R: 0 E: 0 K: 0 S: 5	H: 0 LOB: 0 BB: 0 P: 7	R: 0 E: 0 K: 0 S: 11	H: 1 LOB: 1 BB: 0 P: 19	R: 0 E: 0 K: 0 S: 8	H: 0 LOB: 0 BB: 0 P: 13	R: 1 E: 0 K: 1 S: 11	H: 1 LOB: 0 BB: 0 P: 14	R: 0 E: 0 K: 0 S: 4	H: 0 LOB: 0 BB: 0 P: 6	R: 0 E: 0 K: 0 S: 10	H: 1 LOB: 1 BB: 0 P: 16	R: 0 E: 0 K: 1 S: 9	H: 0 LOB: 1 BB: 1 P: 18	R: 0 E: 0 K: 0 S: 4	H: 1 LOB: 0 BB: 0 P: 6	1B: 5 2B: 1 3B: 0 HR: 1	SF: 0 SAC: 0 DP: 2 HBP: 0	WP: 0 PB: 0 SB: 1 CS: 0	PA: 33					
<b>PITCHER</b>	IP	WLS	BF	H	R	ER	SO	BB	IBB	HBP	BLK	WP	HR	S	P	ERA	WHIP										
Andy Benes, R (1, 1) ERA: 6.49	6.1	W	24	6	2	2	2	0	0	0	0	0	1	60	94	2.84	0.947										
Mike Timlin, R (7, 1) ERA: 2.97	1.2	H	6	0	0	0	1	1	0	0	0	0	0	12	22	0.00	0.600										
Steve Kline, L (9, 1) ERA: 1.82	0.1	H	2	1	0	0	0	0	0	0	0	0	0	2	4	0.00	3.000										
Dave Veres, R (9, 1) ERA: 2.82	0.2	S	1	0	0	0	0	0	0	0	0	0	0	2	2	0.00	0.000										

AB	32
R	2
H	7
RBI	2
BB	1
SO	3
LOB	9



Batter	1	2	3	4	5	6	7	8	9	AB	R	H	RBI	BB	SO	LOB	BOTTOM										
Fernando Vina, L (1, 4) OBP: 0.361, SLG: 0.405	0-0 G4-3		2-1 1B G5-3		0-2 G6-3		0-0 SF9	0-0 F8		5	2	2	1	0	0	3	<b>Cincinnati Reds @ St. Louis Cardinals</b> Busch Stadium, St. Louis, MO Mon Jun 04 2001, 7:10 PM CDT Att: 34,014 - Cloudy - 65 F										
Kerry Robinson, L (1, 8) OBP: 0.422, SLG: 0.395	0-2 F6		0-1 1B G5-3		0-1 3B		1-0 SF9	1-1 G4-3		4	2	2	1	0	0	3											
Placido Polanco, R (1, 5) OBP: 0.374, SLG: 0.398	1-2 FC5-4 1B		1-0 L9		0-0 L3-5 3B		3-1 1B			4	0	3	1	0	2												
J.D. Drew, L (1, 9) OBP: 0.421, SLG: 0.700	4-2 FC5-4 BB		0-0 G5-3		1-2 L3-5		1-1 1B			3	0	1	1	1	0	2											
Craig Paquette, R (1, 3) OBP: 0.307, SLG: 0.453	2-1 FC5-4		3-2 1B			0-1 G6-3	4-0 1B			3	0	1	1	1	0	2											
Ray Lankford, L (1, 7) OBP: 0.374, SLG: 0.609		0-1 G6-3 G1-3 1B	1-0 L8			4-1 FC1-6 BB	2-2 G1-3			3	0	1	0	1	0	3											
Edgar Renteria, R (1, 6) ERA: 6.34		1-0 G1-3		1-0 F3		1-2 FC1-6 FC6-4		4-1 5 2B BB		3	0	0	0	0	2												
Mark McCwire, R (8, PH) OBP: 0.143, SLG: 0.143		1-2 G1-3				1-2 FC6-4				0	0	0	0	0	0	0											
Steve Kline, S (9, 1) Dave Veres, R (9, 1)		2-2 G6-3		2-2 G1-3		2-2 FC6-4		0-3 K		4	0	0	0	0	1	3											
Mike Matheny, R (1, 2) OBP: 0.304, SLG: 0.310		1-3 K		1-3 K			2-1 3B 1B			2	0	0	0	0	2	1											
Andy Benes, R (1, 1) 5 Albert Pujols, R (7, 5) OBP: 0.158, SLG: 0.263 OBP: 0.416, SLG: 0.652										2	1	2	0	0	0	0											
<b>Inning Stats</b>	R: 0 E: 0 K: 0 S: 13	H: 1 LOB: 2 BB: 1 P: 20	R: 0 E: 0 K: 1 S: 9	H: 1 LOB: 0 BB: 0 P: 13	R: 2 E: 0 K: 0 S: 10	H: 3 LOB: 1 BB: 0 P: 17	R: 0 E: 0 K: 1 S: 8	H: 0 LOB: 0 BB: 0 P: 12	R: 1 E: 0 K: 0 S: 9	H: 2 LOB: 0 BB: 0 P: 10	R: 0 E: 0 K: 0 S: 9	H: 0 LOB: 1 BB: 1 P: 16	R: 2 E: 0 K: 0 S: 10	H: 4 LOB: 2 BB: 1 P: 21	R: 0 E: 0 K: 1 S: 10	H: 1 LOB: 3 BB: 1 P: 17	R: 0 E: 0 K: 1 S: 10	H: 1 LOB: 0 BB: 0 P: 6	1B: 9 2B: 2 3B: 2 HR: 0	SF: 1 SAC: 0 DP: 1 HBP: 0	WP: 0 PB: 0 SB: 0 CS: 0	PA: 38					
<b>PITCHER</b>	IP	WLS	BF	H	R	ER	SO	BB	IBB	HBP	BLK	WP	HR	S	P	ERA	WHIP										
Oswaldo Fernandez, R (1, 1) ERA: 4.08	6.0	L	26	7	3	3	2	2	0	0	0	0	0	5	9	54.00	9.000										
Hector Mercado, L (7, 1) ERA: 2.89	0.2		3	1	0	0	0	0	1	0	0	0	0	5	12	0.00	1.500										
Jim Brower, R (8, 1) ERA: 4.68	1.0		5	1	0	0	1	1	0	0	0	0	0	10	17	0.00	2.000										

AB	33
R	5
H	12
RBI	5
BB	4
SO	3
LOB	21













Batter	1	2	3	4	5	6	7	8	9	10	AB	R	H	RBI	BB	SO	LOB							
<b>Fernando Vina, L</b> OBP: 0.366, SLG: 0.409											4	0	2	1	1	0	2							
<b>Placido Polanco, R</b> OBP: 0.370, SLG: 0.392											5	1	1	0	0	0	5							
<b>15 Jim Edmonds, L</b> OBP: 0.394, SLG: 0.520												4	1	1	2	1	2							
<b>Mark McGwire, R</b> OBP: 0.229, SLG: 0.279												5	0	1	0	0	2							
<b>5 Albert Pujols, R</b> OBP: 0.415, SLG: 0.634												3	0	0	0	2	1							
<b>Craig Paquette, R</b> OBP: 0.295, SLG: 0.434												3	0	0	0	0	1							
<b>Ray Lankford, L</b> OBP: 0.370, SLG: 0.586												1	0	0	0	1	1							
<b>Kerry Robinson, L</b> OBP: 0.389, SLG: 0.362												4	1	1	0	0	2							
<b>Mike Matheny, R</b> OBP: 0.296, SLG: 0.307											4	0	1	0	0	0	1							
<b>Matt Morris, R</b> OBP: 0.161, SLG: 0.167											3	0	1	0	0	0	1							
<b>Steve Kline, S</b>											0	0	0	0	0	0	0							
<b>Bobby Bonilla, S</b>											1	0	0	0	0	0	0							
<b>Mike Timlin, R</b>											0	0	0	0	0	0	0							
<b>Inning Stats</b>	R: 0 E: 0 K: 1 S: 12	H: 1 LOB: 0 BB: 0 P: 17	R: 0 E: 0 K: 0 S: 9	H: 0 LOB: 1 BB: 1 P: 14	R: 0 E: 0 K: 0 S: 11	H: 2 LOB: 3 BB: 1 P: 20	R: 0 E: 0 K: 1 S: 9	H: 0 LOB: 0 BB: 0 P: 13	R: 0 E: 0 K: 0 S: 7	H: 0 LOB: 0 BB: 0 P: 9	R: 2 E: 0 K: 2 S: 16	H: 2 LOB: 0 BB: 0 P: 21	R: 1 E: 0 K: 0 S: 10	H: 2 LOB: 1 BB: 0 P: 13	R: 0 E: 1 K: 0 S: 15	H: 1 LOB: 2 BB: 1 P: 28	R: 0 E: 0 K: 0 S: 6	H: 0 LOB: 1 BB: 1 P: 11	R: 0 E: 0 K: 3 S: 15	H: 0 LOB: 1 BB: 1 P: 24	1B: 7 2B: 1 3B: 0 HR: 1	SF: 0 SAC: 0 DP: 1 HBP: 0	WP: 0 PA: 42	
<b>PITCHER</b>	IP	WLS	BF	H	R	ER	SO	BB	IBB	HBP	BLK	WP	HR	S	P	ERA	WHIP							
<b>Kevin Tapani, R</b>	(1.1)	6.2	27	6	3	3	4	2	0	0	0	0	0	2	3	4.05	1.200							
<b>Felix Heredia, L</b>	(7.1)	0.1	2	1	0	0	0	0	0	0	0	0	0	2	3	0.00	3.000							
<b>Todd Van Poppel, R</b>	(8.1)	1.0	5	1	0	0	2	0	1	0	0	0	0	15	28	0.00	1.000							
<b>Tom Gordon, R</b>	(9.1)	1.0	4	0	0	0	0	1	0	0	0	0	0	6	11	0.00	1.000							
<b>Jeff Fassero, L</b>	(10.1)	1.0	W	4	0	0	3	1	0	0	0	0	0	15	24	0.00	1.000							

**St. Louis Cardinals @ Chicago Cubs**  
Wrigley Field, Chicago, IL  
Thu Jun 07 2001, 1:20 PM CDT  
Att: 37,359 - Overcast - 61 F

AB 37  
R 3  
H 8  
RBI 3  
BB 5  
SO 9  
LOB 20

WP: 0 PA: 42  
PB: 0  
SB: 0  
CS: 2

Batter	1	2	3	4	5	6	7	8	9	10	AB	R	H	RBI	BB	SO	LOB							
<b>Eric Young Sr., R</b> OBP: 0.307, SLG: 0.378												5	0	1	0	0	2							
<b>Augie Ojeda, S</b> OBP: 0.271, SLG: 0.315												5	1	1	1	0	1							
<b>Sammy Sosa, R</b> OBP: 0.423, SLG: 0.631												4	1	1	1	1	0							
<b>Matt Stairs, L</b> OBP: 0.309, SLG: 0.523												3	1	1	0	0	1							
<b>15 Julio Zuleta, R</b> OBP: 0.304, SLG: 0.469												2	0	0	0	0	3							
<b>Rondell White, R</b> OBP: 0.341, SLG: 0.495												5	0	2	2	0	0							
<b>Ron Coomer, R</b> OBP: 0.351, SLG: 0.384												4	0	1	0	0	1							
<b>Todd Hundley, S</b> OBP: 0.281, SLG: 0.331												4	0	1	0	0	1							
<b>Gary Matthews, S</b> OBP: 0.350, SLG: 0.372												3	0	1	0	1	0							
<b>Kevin Tapani, R</b>	(1.1)	7.2	30	6	3	3	3	1	0	0	0	0	0	68	101	3.52	0.913							
<b>Felix Heredia, L</b>	(7.1)	0.1	1	0	0	0	0	0	0	0	0	0	0	2	4	0.00	0.000							
<b>Todd Van Poppel, R</b>	(8.1)	1.2	L	10	4	1	1	0	1	0	0	0	0	23	35	5.40	2.400							
<b>Todd Dunwoody, S</b>	(8.1)	0.1	1	0	0	0	0	0	0	0	0	0	0	2	4	0.00	0.000							
<b>Tom Gordon, R</b>	(9.1)	1.2	L	10	4	1	1	0	1	0	0	0	0	23	35	5.40	2.400							
<b>Miguel Cairo, R</b>	(9.1)	1.2	L	10	4	1	1	0	1	0	0	0	0	23	35	5.40	2.400							
<b>Jeff Fassero, L</b>	(10.1)	1.0	W	4	0	0	3	1	0	0	0	0	0	15	24	0.00	1.000							
<b>Inning Stats</b>	R: 0 E: 0 K: 0 S: 11	H: 0 LOB: 0 BB: 0 P: 15	R: 0 E: 0 K: 0 S: 6	H: 0 LOB: 0 BB: 0 P: 9	R: 0 E: 0 K: 1 S: 8	H: 0 LOB: 1 BB: 1 P: 16	R: 0 E: 0 K: 1 S: 5	H: 0 LOB: 0 BB: 0 P: 5	R: 0 E: 0 K: 1 S: 8	H: 0 LOB: 0 BB: 0 P: 15	R: 0 E: 0 K: 0 S: 7	H: 0 LOB: 0 BB: 0 P: 10	R: 1 E: 0 K: 0 S: 14	H: 3 LOB: 2 BB: 0 P: 17	R: 2 E: 0 K: 0 S: 11	H: 3 LOB: 1 BB: 0 P: 18	R: 0 E: 0 K: 0 S: 14	H: 2 LOB: 2 BB: 1 P: 20	R: 1 E: 0 K: 0 S: 9	H: 2 LOB: 2 BB: 1 P: 15	1B: 6 2B: 4 3B: 0 HR: 0	SF: 0 SAC: 1 DP: 0 HBP: 0	WP: 0 PA: 41	
<b>PITCHER</b>	IP	WLS	BF	H	R	ER	SO	BB	IBB	HBP	BLK	WP	HR	S	P	ERA	WHIP							
<b>Matt Morris, R</b>	(1.1)	7.2	30	6	3	3	3	1	0	0	0	0	0	68	101	3.52	0.913							
<b>Steve Kline, L</b>	(8.1)	0.1	1	0	0	0	0	0	0	0	0	0	0	2	4	0.00	0.000							
<b>Mike Timlin, R</b>	(9.1)	1.2	L	10	4	1	1	0	1	0	0	0	0	23	35	5.40	2.400							

**St. Louis Cardinals @ Chicago Cubs**  
Wrigley Field, Chicago, IL  
Thu Jun 07 2001, 1:20 PM CDT  
Att: 37,359 - Overcast - 61 F

AB 38  
R 4  
H 10  
RBI 4  
BB 2  
SO 3  
LOB 10

WP: 0 PA: 41  
PB: 0  
SB: 0  
CS: 0



Batter	1	2	3	4	5	6	7	8	9	AB	R	H	RBI	BB	SO	LOB	TOP					
Fernando Vina, L (1,4) OBP: 0.368, SLG: 0.412	G4-3		F8			G6-4-3 BB			G4-3 2-1 2B	3	0	1	0	1	0	0						
Placido Polanco, R (1,5) OBP: 0.363, SLG: 0.383	P4		L4			G6-4-3 1-2			G4-3 2-3	4	0	0	0	0	0	2						
15 Jim Edmonds, L (1,8) OBP: 0.392, SLG: 0.519			F8			G6-3			K 3-3	4	0	1	0	0	1	1						
Mark McGwire, R (1,3) OBP: 0.255, SLG: 0.289					G6-4-3 1B		F9 0-1		2-1 3-H	2	0	1	0	1	0	0						
Bobby Bonilla, S (1,9) OBP: 0.333, SLG: 0.376	F9		G6-4-3 1-2			F8				3	0	0	0	0	0	3						
5 Albert Pujols, R (1,7) OBP: 0.414, SLG: 0.644					G4-3		P4 1-1			3	1	1	1	0	0	0						
Edgar Renteria, R (1,6) OBP: 0.276, SLG: 0.339			F8 0-1			F7 1-2			K 1-3	3	0	0	0	0	1	0						
Mike Matheny, R (1,2) OBP: 0.292, SLG: 0.303			G6-3 2-2			F9 1-1			G5-3 0-1	2	0	0	0	0	0	0						
Kerry Robinson, L (8, PH) OBP: 0.382, SLG: 0.354										0	0	0	0	0	0	0						
Alan Benes, R (8, 1)										0	0	0	0	0	0	0						
Jason Christiansen, R (8, 1)										0	0	0	0	0	0	0						
Mike Matthews, L (1, 1) OBP: 0.111, SLG: 0.111										2	0	0	0	0	0	0						
Gene Stechschulte, R (6, 1) OBP: 1.000, SLG: 2.500										0	0	0	0	0	0	0						
Steve Kline, S (6, 1)										0	0	0	0	0	0	0						
Eli Marrero, R (8, PH) OBP: 0.309, SLG: 0.440										1	0	0	0	0	1	0						
<b>Inning Stats</b>	R: 0 E: 0 K: 0 S: 8	H: 1 LOB: 2 BB: 1 P: 17	R: 1 E: 0 K: 0 S: 11	H: 1 LOB: 0 BB: 0 P: 17	R: 0 E: 0 K: 0 S: 10	H: 0 LOB: 0 BB: 0 P: 15	R: 0 E: 0 K: 0 S: 7	H: 1 LOB: 0 BB: 0 P: 11	R: 0 E: 0 K: 0 S: 11	H: 0 LOB: 0 BB: 0 P: 14	R: 0 E: 0 K: 0 S: 6	H: 0 LOB: 0 BB: 1 P: 12	R: 0 E: 0 K: 0 S: 5	H: 0 LOB: 0 BB: 0 P: 6	R: 0 E: 0 K: 2 S: 8	H: 0 LOB: 0 BB: 0 P: 9	R: 0 E: 0 K: 1 S: 9	H: 1 LOB: 1 BB: 0 P: 15	1B: 1 2B: 2 3B: 0 HR: 1	SF: 0 SAC: 0 DP: 2 HBP: 0	WP: 0 PB: 0 SB: 0 CS: 0	PA: 30
<b>PITCHER</b>	IP WLS BF H R ER SO BB IBB HBP BLK WP HR S P ERA WHIP																					
Denny Neagle, L (1, 1) ERA: 4.23	5.0 W 18 3 1 1 0 1 0 0 0 0 0 1 47 74 1.80 0.800																					
Ron Villone, L (6, 1) ERA: 6.82	1.0 H 3 0 0 0 0 1 0 0 0 0 0 0 6 12 0.00 1.000																					
Kane Davis, R (7, 1) ERA: 3.3	2.0 6 0 0 0 2 0 0 0 0 0 0 0 13 15 0.00 0.000																					
Mike Myers, L (9, 1) ERA: 1.98	1.0 4 1 0 0 1 0 0 0 0 0 0 0 9 15 0.00 1.000																					

St. Louis Cardinals @ Colorado Rockies  
Coors Field, Denver, CO  
Fri Jun 08 2001, 7:05 PM MDT  
Att: 46,188 - Sunny - 85 F

AB 28  
R 1  
H 4  
RBI 1  
BB 2  
SO 3  
LOB 6



Batter	1	2	3	4	5	6	7	8	9	AB	R	H	RBI	BB	SO	LOB	BOTTOM					
Juan Pierre, L (1,8) OBP: 0.382, SLG: 0.372	G6-3	G5-3			SH1-3 1-2	G3				4	0	1	0	0	0	2						
Neftali Perez, S (1,6) OBP: 0.353, SLG: 0.502			F7 1-2		G5-3 1-2		L8 1-1	P6 1-2		5	0	1	0	0	0	2						
Larry Walker, L (1,9) OBP: 0.247, SLG: 0.700										4	0	1	1	0	0	1						
Brooks Kieschnick, L (8, PH) OBP: 0.545, SLG: 1.150										1	0	0	0	0	0	1						
Jeff Cirillo, R (1,5) OBP: 0.352, SLG: 0.524	F3 0-0		K 1-3		E7 0-0		G5-3 1-2			4	0	1	0	0	1	1						
17 Todd Helton, L (1,3) OBP: 0.455, SLG: 0.697					F8 3-1	G4-3 0-2				4	2	2	1	0	0	2						
Ron Gant, R (1,7) OBP: 0.311, SLG: 0.458					G6-3 1-1		G1-3 2-1			4	1	1	1	0	0	1						
Ben Petrick, R (1,2) OBP: 0.333, SLG: 0.546										4	3	3	1	0	1	1						
Terry Shumpert, R (1,4) OBP: 0.307, SLG: 0.304					P5 3-1		SF9 0-1	P4 1-2		4	1	2	1	0	0	1						
Denny Neagle, L (1, 1) ERA: 3.38										1	1	1	1	0	0	0						
Ron Villone, L (6, 1) ERA: 3.45										0	0	0	0	0	0	0						
Jacob Cruz, L (6, PH) OBP: 0.286, SLG: 0.373										0	0	0	1	0	0	0						
Kane Davis, R (7, 1) ERA: 1.67										0	0	0	0	0	0	0						
Greg Norton, S (8, PH) OBP: 0.326, SLG: 0.462										1	1	2	0	0	0	0						
Mike Myers, L (9, 1) ERA: 1.98										0	0	0	0	0	0	0						
<b>Inning Stats</b>	R: 0 E: 0 K: 0 S: 9	H: 1 LOB: 1 BB: 0 P: 12	R: 1 E: 0 K: 1 S: 16	H: 3 LOB: 2 BB: 0 P: 23	R: 0 E: 0 K: 1 S: 10	H: 0 LOB: 0 BB: 0 P: 15	R: 1 E: 0 K: 0 S: 7	H: 1 LOB: 0 BB: 0 P: 14	R: 1 E: 1 K: 0 S: 12	H: 2 LOB: 2 BB: 0 P: 17	R: 2 E: 0 K: 0 S: 10	H: 0 LOB: 0 BB: 0 P: 15	R: 0 E: 0 K: 0 S: 8	H: 0 LOB: 0 BB: 0 P: 12	R: 4 E: 0 K: 0 S: 23	H: 5 LOB: 1 BB: 0 P: 33	R: 4 E: 0 K: 0 S: 23	H: 5 LOB: 1 BB: 0 P: 33	1B: 8 2B: 1 3B: 1 HR: 4	SF: 1 SAC: 1 DP: 0 HBP: 1	WP: 0 PB: 0 SB: 0 CS: 0	PA: 39
<b>PITCHER</b>	IP WLS BF H R ER SO BB IBB HBP BLK WP HR S P ERA WHIP																					
Mike Matthews, L (1, 1) ERA: 3.38	5.0 L 23 7 3 3 2 0 0 0 0 0 0 0 0 6 8 54.00 6.000																					
Gene Stechschulte, R (6, 1) ERA: 3.45	0.1 3 2 2 2 0 0 0 0 0 0 0 0 6 8 54.00 6.000																					
Steve Kline, L (6, 1) ERA: 1.67	1.2 5 0 0 0 0 0 0 0 0 0 0 0 12 19 0.00 0.000																					
Alan Benes, R (8, 1) ERA: 11.74	0.1 5 4 4 4 0 0 0 0 0 0 0 0 3 12 20 108.00 12.000																					
Jason Christiansen, L (8, 1) ERA: 3.0	0.2 3 1 0 0 0 0 0 0 0 0 0 0 11 13 0.00 1.500																					

St. Louis Cardinals @ Colorado Rockies  
Coors Field, Denver, CO  
Fri Jun 08 2001, 7:05 PM MDT  
Att: 46,188 - Sunny - 85 F

AB 36  
R 9  
H 14  
RBI 9  
BB 0  
SO 2  
LOB 12





Batter	1	2	3	4	5	6	7	8	9	AB	R	H	RBI	BB	SO	LOB	TOP					
Fernando Vina, L (1.4)	G5-3		15 F8 HR 2B		G6-3	15 L4-3 1B		WP 1B		5	1	3	0	0	0	0	<b>St. Louis Cardinals @ Colorado Rockies</b> Coors Field, Denver, CO Sat Jun 09 2001, 6:05 PM MDT Att: 47,043 - Sunny - 80 F					
15 Jim Edmonds, L (1.8) Placido Polanco, R (8. PH) OBP: 0.394, SLG: 0.516 OBP: 0.361, SLG: 0.381	BB 1B SF9 BB		F8		L4-3	1B		F8		3	2	1	0	1	0	2						
J.D. Drew, L (1.9) OBP: 0.415, SLG: 0.688	5 SF9 BB 1B		HR		F7	1B		K		5	1	3	2	0	1	2						
Mark McGwire, R (1.3) OBP: 0.286, SLG: 0.313	FC6-4 BB		HR 2B		5 HR BB	P4		P6		3	1	1	0	2	0	2						
5 Albert Pujols, R (1.5) OBP: 0.417, SLG: 0.658	SF9		L8		HR			G3-6-1 BB		3	2	4	1	0	1							
Ray Lankford, L (1.7) OBP: 0.386, SLG: 0.580	FC6-4		K		1B 2B			G3-6-1		5	1	1	0	0	1	5						
Edgar Renteria, R (1.6) OBP: 0.274, SLG: 0.335	G5-3		G5-3		1B 1B			F8		5	0	1	1	0	0	1						
Mike Matheny, R (1.2) OBP: 0.303, SLG: 0.322	K		K		FC4-6			F9		4	0	3	1	0	1	0						
Andy Benes, R (1.1) Mike James, R (7.1) Steve Kline, S (7.1) Dave Veres, R (9.1)	G3		F9		FC4-6			K		4	0	0	0	0	1	4						
										0	0	0	0	0	0	0						
										0	0	0	0	0	0	0						
										0	0	0	0	0	0	0						
<b>Inning Stats</b>	R: 1 E: 0 K: 0 S: 10	H: 1 LOB: 2 BB: 2 P: 21	R: 0 E: 0 K: 1 S: 7	H: 0 LOB: 0 BB: 0 P: 9	R: 2 E: 0 K: 1 S: 14	H: 3 LOB: 1 BB: 0 P: 23	R: 0 E: 0 K: 0 S: 9	H: 1 LOB: 0 BB: 0 P: 12	R: 4 E: 0 K: 0 S: 22	H: 5 LOB: 2 BB: 1 P: 32	R: 0 E: 0 K: 0 S: 5	H: 2 LOB: 1 BB: 0 P: 7	R: 1 E: 0 K: 1 S: 14	H: 2 LOB: 1 BB: 0 P: 21	R: 0 E: 0 K: 0 S: 13	H: 1 LOB: 1 BB: 1 P: 19	R: 0 E: 0 K: 0 S: 7	H: 0 LOB: 0 BB: 1 P: 12	1B: 9 2B: 5 3B: 0 HR: 2	SF: 1 SAC: 0 DP: 2 HBP: 0	WP: 1 PB: 0 CS: 1	PA: 43
<b>PITCHER</b>	IP WLS BF H R ER SO BB IBB HBP BLK WP HR S P ERA WHIP																					
Pedro Astacio, R (1.1) ERA: 5.12	5.0 L 27 10 7 7 2 3 0 0 0 0 0 2 62 97 12.60 2.600																					
Justin Speier, R (6.1) ERA: 7.43	2.0 9 4 1 1 1 0 0 0 0 0 0 0 19 28 4.50 2.000																					
Gabe White, L (8.1) ERA: 7.3	1.0 4 1 0 0 1 0 0 0 0 0 1 0 13 19 0.00 1.000																					
Juan Acevedo, R (9.1) ERA: 3.12	1.0 3 0 0 0 0 1 0 0 0 0 0 0 7 12 0.00 1.000																					

AB	38
R	8
H	15
RBI	8
BB	4
SO	4
LOB	18



Batter	1	2	3	4	5	6	7	8	9	AB	R	H	RBI	BB	SO	LOB	BOTTOM	
Juan Pierre, L (1.8)	G4-3			G6-3	FC6-4			L1-3		4	0	0	0	0	0	3	<b>St. Louis Cardinals @ Colorado Rockies</b> Coors Field, Denver, CO Sat Jun 09 2001, 6:05 PM MDT Att: 47,043 - Sunny - 80 F	
Nefti Perez, S (1.6)	G4-6-3 BB			F5			L4-3 1B	F7		3	0	1	0	1	0	0		
Larry Walker, L (1.9) OBP: 0.445, SLG: 0.687	G4-6-3			F7			L4-3	G4-3		4	0	0	0	0	0	2		
17 Todd Helton, L (1.3) OBP: 0.456, SLG: 0.692		K			FC6-4 1B		L8	WP BB BB		3	0	1	0	1	1	0		
Jeff Cirillo, R (1.5) OBP: 0.355, SLG: 0.539	G6-3			FC6-4 BB 1B			HR	WP BB		3	2	1	1	1	0	1		
Todd Walker, L (1.4) OBP: 0.372, SLG: 0.507	F7			L7			G1-3	K		4	0	0	0	0	1	3		
Ron Gant, R (1.7) OBP: 0.317, SLG: 0.460			F9		BB BB 1B		S 1B	K		4	0	2	0	0	1	2		
Ben Petrick, R (1.2) OBP: 0.330, SLG: 0.530			K		BB BB		K	K		3	0	0	0	1	3	3		
Pedro Astacio, R (1.1) Jacob Cruz, L (5. PH) Justin Speier, R (6.1) Greg Norton, S (7. PH) Gabe White, L (8.1) Juan Acevedo, R (9.1)	G6-3				FC6-4 BB		G6-3			1	0	0	0	0	0	0		
										0	0	0	1	1	0	0		
										0	0	0	0	0	0	0		
										0	0	0	0	0	0	0		
										0	0	0	0	0	0	0		
<b>Inning Stats</b>	R: 0 E: 0 K: 0 S: 5	H: 0 LOB: 0 BB: 1 P: 10	R: 0 E: 0 K: 1 S: 7	H: 0 LOB: 0 BB: 0 P: 11	R: 0 E: 0 K: 1 S: 6	H: 0 LOB: 0 BB: 0 P: 10	R: 0 E: 0 K: 0 S: 6	H: 0 LOB: 0 BB: 0 P: 10	R: 1 E: 0 K: 1 S: 13	H: 2 LOB: 1 BB: 0 P: 20	R: 0 E: 0 K: 0 S: 6	H: 0 LOB: 0 BB: 0 P: 8	R: 0 E: 0 K: 3 S: 15	H: 0 LOB: 2 BB: 2 P: 30	1B: 4 2B: 1 3B: 0 HR: 1	SF: 0 SAC: 0 DP: 2 HBP: 0	WP: 1 PB: 0 CS: 0	PA: 35
<b>PITCHER</b>	IP WLS BF H R ER SO BB IBB HBP BLK WP HR S P ERA WHIP																	
Andy Benes, R (1.1) ERA: 6.14	6.1 W 25 5 2 2 2 3 0 0 0 0 0 1 52 90 2.84 1.263																	
Mike James, R (7.1) ERA: 4.5	0.1 1 0 0 0 1 0 0 0 0 0 0 0 4 6 0.00 0.000																	
Steve Kline, L (7.1) ERA: 1.59	1.1 4 0 0 0 0 0 0 0 0 0 0 0 7 10 0.00 0.000																	
Dave Veres, R (9.1) ERA: 2.66	1.0 5 0 0 0 3 2 0 0 0 0 1 0 15 30 0.00 2.000																	

AB	30
R	2
H	5
RBI	2
BB	5
SO	6
LOB	15





Batter	1	2	3	4	5	6	7	8	9	AB	R	H	RBI	BB	SO	LOB	TOP																			
Fernando Vina, L OBP: 0.369, SLG: 0.416	G4-3		CS 1B		P5		F7		G4-3	5	0	1	0	0	0	0																				
Placido Polanco, R OBP: 0.394, SLG: 0.384	G4-3		1B			3B 1B	G4-3			4	1	2	0	0	0	0																				
J.D. Drew, L OBP: 0.421, SLG: 0.697	G4-3		1B			2B 3B				3	1	2	1	1	0	0																				
Mark McGwire, R OBP: 0.288, SLG: 0.333										3	0	1	1	0	2	2																				
Eli Marrero, R OBP: 0.305, SLG: 0.434							P4			1	0	0	0	0	0	1																				
5 Albert Pujols, R OBP: 0.415, SLG: 0.664										4	1	1	1	0	1	3																				
Bobby Bonilla, S OBP: 0.320, SLG: 0.360										4	0	0	0	0	1	0																				
Gene Stechschulte, R OBP: 1.000, SLG: 2.500										0	0	0	0	0	0	0																				
Edgar Renteria, R OBP: 0.330, SLG: 0.330										2	0	0	0	1	0	0																				
Mike Timlin, R OBP: 0.330, SLG: 0.330										0	0	0	0	0	0	0																				
Mike James, R OBP: 0.330, SLG: 0.330										0	0	0	0	0	0	0																				
Bud Smith, L OBP: 0.330, SLG: 0.330										0	0	0	0	0	0	0																				
Kerry Robinson, L OBP: 0.375, SLG: 0.347										1	0	0	0	0	0	0																				
Mike Matheny, R OBP: 0.308, SLG: 0.318										2	0	0	0	2	0	1																				
Dustin Hermanson, R OBP: 0.148, SLG: 0.154										1	0	0	0	0	0	2																				
Ray Lankford, L OBP: 0.394, SLG: 0.577										1	0	0	0	0	0	0																				
Jason Christiansen, R OBP: 0.394, SLG: 0.577										0	0	0	0	0	0	0																				
Craig Paquette, R OBP: 0.290, SLG: 0.426										2	0	0	0	0	1	1																				
<b>Inning Stats</b>	R: 0 E: 0 K: 0 S: 7	H: 0 LOB: 0 BB: 0 P: 11	R: 1 E: 1 K: 1 S: 13	H: 1 LOB: 2 BB: 1 P: 25	R: 0 E: 0 K: 2 S: 13	H: 3 LOB: 2 BB: 0 P: 21	R: 0 E: 0 K: 0 S: 11	H: 0 LOB: 0 BB: 1 P: 18	R: 2 E: 0 K: 1 S: 13	H: 3 LOB: 1 BB: 1 P: 25	R: 0 E: 0 K: 1 S: 7	H: 0 LOB: 1 BB: 1 P: 13	R: 0 E: 0 K: 1 S: 8	H: 0 LOB: 0 BB: 0 P: 12	R: 0 E: 0 K: 0 S: 6	H: 0 LOB: 0 BB: 0 P: 8	1B: 4 2B: 1 3B: 1 HR: 1	SF: 0 SAC: 0 DP: 1 HBP: 0	WP: 0 PA: 37 PB: 0 SB: 0 CS: 1																	
<b>PITCHER</b>	IP	WLS	BF	H	R	ER	SO	BB	IBB	HBP	BLK	WP	HR	S	P	ERA	WHIP	<b>PITCHER</b>		IP	WLS	BF	H	R	ER	SO	BB	IBB	HBP	BLK	WP	HR	S	P	ERA	WHIP
Mike Hampton, L ERA: 2.98	5.2	W	26	7	3	3	3	3	0	0	0	0	1	61	109	4.76	1.765																			
Kane Davis, R ERA: 3.29	0.1	H	1	0	0	0	1	0	0	0	0	0	0	3	4	0.00	0.000																			
Gabe White, L ERA: 7.01	1.0		4	0	0	0	1	0	0	0	0	0	0	9	15	0.00	1.000																			
Juan Acevedo, R ERA: 2.79	1.0		3	0	0	0	1	0	0	0	0	0	0	8	12	0.00	0.000																			
Jose Jimenez, R ERA: 4.39	1.0		3	0	0	0	0	0	0	0	0	0	0	6	8	0.00	0.000																			

**St. Louis Cardinals @ Colorado Rockies**  
Coors Field, Denver, CO  
Sun Jun 10 2001, 1:05 PM MDT  
Att: 47,139 - Cloudy - 84 F

AB 33  
R 3  
H 7  
RBI 3  
BB 4  
SO 5  
LOB 10



Batter	1	2	3	4	5	6	7	8	9	AB	R	H	RBI	BB	SO	LOB	BOTTOM																				
Todd Walker, L OBP: 0.370, SLG: 0.502	F9		L7	G6-3		1B SF7 1B	G5-3			4	1	1	0	0	0	1																					
Terry Shumpert, R OBP: 0.303, SLG: 0.300										1	0	0	0	0	0	0																					
Neftali Perez, S OBP: 0.361, SLG: 0.521			17 BB WP 2B		F9		F5			5	3	3	2	0	0	1																					
Larry Walker, L OBP: 0.448, SLG: 0.690										2	2	1	1	2	0	0																					
17 Todd Helton, L OBP: 0.458, SLG: 0.716			17 BB WP 1B BB							4	3	2	3	1	2	2																					
Jose Jimenez, R OBP: 0.366, SLG: 0.544										0	0	0	0	0	0	0																					
Jeff Cirillo, R OBP: 0.366, SLG: 0.544										4	1	3	2	1	0	1																					
Jacob Cruz, L OBP: 0.298, SLG: 0.365										2	0	0	0	1	2	1																					
Kane Davis, R OBP: 0.394, SLG: 0.577										0	0	0	0	0	0	0																					
Greg Norton, S OBP: 0.306, SLG: 0.458										0	0	0	0	0	0	0																					
Gabe White, L OBP: 0.394, SLG: 0.577										0	0	0	0	0	0	0																					
Juan Acevedo, R OBP: 0.394, SLG: 0.577										0	0	0	0	0	0	0																					
Brooks Kieschnick, L OBP: 0.322, SLG: 1.095										1	0	0	0	0	0	0																					
Ron Gant, R OBP: 0.322, SLG: 0.465										3	0	2	2	0	0	1																					
Brent Mayne, L OBP: 0.376, SLG: 0.373										3	0	0	0	1	0	4																					
Mike Hampton, R OBP: 0.297, SLG: 0.703										1	1	1	1	0	0	0																					
Juan Pierre, L OBP: 0.376, SLG: 0.366										2	1	1	0	0	0	0																					
<b>Inning Stats</b>	R: 1 E: 0 K: 1 S: 15	H: 1 LOB: 1 BB: 1 P: 24	R: 0 E: 0 K: 1 S: 6	H: 1 LOB: 0 BB: 0 P: 10	R: 4 E: 1 K: 1 S: 22	H: 3 LOB: 1 BB: 2 P: 37	R: 0 E: 0 K: 0 S: 7	H: 0 LOB: 1 BB: 1 P: 14	R: 1 E: 0 K: 1 S: 13	H: 1 LOB: 2 BB: 2 P: 24	R: 5 E: 0 K: 0 S: 26	H: 6 LOB: 1 BB: 1 P: 37	R: 0 E: 0 K: 0 S: 4	H: 0 LOB: 0 BB: 0 P: 4	R: 1 E: 0 K: 0 S: 12	H: 2 LOB: 0 BB: 0 P: 17	1B: 8 2B: 2 3B: 0 HR: 4	SF: 2 SAC: 1 DP: 1 HBP: 0	WP: 1 PA: 42 PB: 0 SB: 0 CS: 0																		
<b>PITCHER</b>	IP	WLS	BF	H	R	ER	SO	BB	IBB	HBP	BLK	WP	HR	S	P	ERA	WHIP	<b>PITCHER</b>		IP	WLS	BF	H	R	ER	SO	BB	IBB	HBP	BLK	WP	HR	S	P	ERA	WHIP	
Dustin Hermanson, R ERA: 3.86	4.0	L	20	5	5	5	3	4	0	0	0	0	2	50	85	11.25	2.250																				
Jason Christiansen, L ERA: 3.86	1.0		6	1	1	1	1	1	1	0	0	0	0	13	24	9.00	2.000																				
Mike Timlin, R ERA: 4.45	0.1		7	5	5	5	0	1	0	0	0	0	1	22	32	135.00	18.000																				
Mike James, R ERA: 4.39	0.2		2	1	0	0	0	0	0	0	0	0	0	4	5	0.00	1.500																				
Bud Smith, L ERA: 4.39	1.0		3	0	0	0	0	0	0	0	0	0	0	4	4	0.00	0.000																				

**St. Louis Cardinals @ Colorado Rockies**  
Coors Field, Denver, CO  
Sun Jun 10 2001, 1:05 PM MDT  
Att: 47,139 - Cloudy - 84 F

AB 32  
R 12  
H 14  
RBI 11  
BB 7  
SO 4  
LOB 11





Batter	1	2	3	4	5	6	7	8	9	AB	R	H	RBI	BB	SO	LOB	TOP				
Fernando Vina, L (1,4) OBP: 0.364, SLG: 0.409	F9		L7		F8			G1-3		4	0	0	0	0	0	1	<b>St. Louis Cardinals @ Kansas City Royals</b> Kauffman Stadium, Kansas City, MO Tue Jun 12 2001, 7:05 PM CDT Att: 27,914 - Sunny - 88 F <a href="http://livebaseballscorecards.com">livebaseballscorecards.com</a>				
15 Jim Edmonds, L (1,8) OBP: 0.397, SLG: 0.513 Kerry Robinson, L (8, PH) OBP: 0.368, SLG: 0.340	FC4-6 BB		1B 1-2		F8			G6-3		1	0	0	0	2	0	0					
J.D. Drew, L (1,9) OBP: 0.422, SLG: 0.693	FC4-6 1-2		1-3 2-H		L1				5 HR 1B	4	1	2	1	0	0	1					
Mark McGwire, R (1,3)	K		K		F8			L7		4	0	0	0	0	2	4					
5 Albert Pujols, R (1,5) OBP: 0.420, SLG: 0.678		G6-3		G5-4-3 1B					1-H HR	4	1	3	2	0	0	0					
Ray Lankford, L (1,7) OBP: 0.357, SLG: 0.564	K		K				P5		K	4	0	0	0	0	3	2					
Edgar Renteria, R (1,6) OBP: 0.275, SLG: 0.346	F9		G5-4-3 1-2		F9			HR		4	1	1	1	0	0	2					
Mike Matheny, R (1,2) OBP: 0.302, SLG: 0.311 Bobby Bonilla, S (9, PH) OBP: 0.317, SLG: 0.356			K		G6-3			P4		3	0	0	0	0	1	1					
Piacleo Polanco, R (1,10) OBP: 0.358, SLG: 0.378			E6 15 BB 1B		F8			F9		3	1	0	0	0	0	0					
<b>Inning Stats</b>	R: 0 E: 0 K: 1 S: 12	H: 0 LOB: 1 BB: 1 P: 20	R: 0 E: 0 K: 1 S: 7	H: 0 LOB: 0 BB: 0 P: 9	R: 1 E: 1 K: 2 S: 14	H: 1 LOB: 2 BB: 1 P: 25	R: 0 E: 0 K: 1 S: 8	H: 1 LOB: 0 BB: 0 P: 12	R: 0 E: 0 K: 0 S: 3	H: 0 LOB: 0 BB: 0 P: 5	R: 0 E: 0 K: 0 S: 7	H: 1 LOB: 1 BB: 0 P: 11	R: 0 E: 0 K: 0 S: 6	H: 0 LOB: 0 BB: 0 P: 10	R: 3 E: 0 K: 2 S: 15	H: 3 LOB: 0 BB: 0 P: 20		1B: 4 2B: 0 3B: 0 HR: 2	SF: 0 SAC: 0 DP: 1 HBP: 0	WP: 0 PB: 0 SB: 0 CS: 0	PA: 35
<b>PITCHER</b>	IP	WLS	BF	H	R	ER	SO	BB	IBB	HBP	BLK	WP	HR	S	P	ERA	WHIP				
Chad Durbin, R (1,1) ERA: 4.47	8.1	W	32	5	3	2	5	2	0	0	0	0	1	72	118	2.16	0.840				
Jason Grimsley, R (9,1) ERA: 2.7	0.2		3	1	1	1	2	0	0	0	0	0	1	7	8	13.50	1.500				

Batter	1	2	3	4	5	6	7	8	9	AB	R	H	RBI	BB	SO	LOB	BOTTOM				
Endy Chavez, L (1,7) OBP: 0.317, SLG: 0.333	G1-3		1B 1-2		F7			G6-3		5	0	1	0	0	0	1	<b>St. Louis Cardinals @ Kansas City Royals</b> Kauffman Stadium, Kansas City, MO Tue Jun 12 2001, 7:05 PM CDT Att: 27,914 - Sunny - 88 F <a href="http://livebaseballscorecards.com">livebaseballscorecards.com</a>				
Rey Sanchez, R (1,6) OBP: 0.327, SLG: 0.370	G4-3		1-2 2-3		29 G4-3 FC5-2 1B		2B	G5-3		5	1	3	0	0	0	0					
Carlos Beltrán, S (1,8) OBP: 0.313, SLG: 0.398	G3		SF8		29 FC5-2 G4-3 BB		2B 1B	2B		2	1	1	2	2	0	0					
29 Mike Sweeney, R (1,3) OBP: 0.362, SLG: 0.567		K	G4-3		G4-3		1B BB	2B		4	1	0	0	1	1	5					
Jermaine Dye, R (1,9) OBP: 0.349, SLG: 0.437	G5-3				SH 2B		FC5-2 IBB	1B		3	2	2	0	1	0	0					
Joe Randa, R (1,5) OBP: 0.304, SLG: 0.368		1B			SH 1B		FC5-2	1B		3	1	2	1	0	0	3					
Luis Alica, S (1,10) OBP: 0.298, SLG: 0.315	G6-3		G4-3		G4-3		1B			3	0	0	1	1	0	5					
Carlos Febles, R (1,4) OBP: 0.286, SLG: 0.346			P6		FC6-4 1B		F9	SF7		3	0	1	2	0	0	0					
A.J. Hinch, R (1,2) OBP: 0.205, SLG: 0.373			1B SF8 HBP		FC6-4		F7	G5-4-3		3	1	0	0	0	0	3					
<b>Inning Stats</b>	R: 0 E: 0 K: 0 S: 7	H: 0 LOB: 0 BB: 0 P: 8	R: 0 E: 0 K: 1 S: 10	H: 1 LOB: 1 BB: 0 P: 17	R: 1 E: 0 K: 0 S: 10	H: 2 LOB: 2 BB: 0 P: 17	R: 2 E: 1 K: 0 S: 15	H: 2 LOB: 1 BB: 0 P: 20	R: 0 E: 0 K: 0 S: 9	H: 1 LOB: 3 BB: 2 P: 21	R: 0 E: 0 K: 0 S: 7	H: 0 LOB: 0 BB: 0 P: 9	R: 4 E: 0 K: 0 S: 17	H: 4 LOB: 1 BB: 2 P: 31	R: 0 E: 0 K: 0 S: 7	H: 0 LOB: 1 BB: 1 P: 15		1B: 7 2B: 3 3B: 0 HR: 0	SF: 2 SAC: 1 DP: 1 HBP: 1	WP: 0 PB: 0 SB: 0 CS: 0	PA: 40
<b>PITCHER</b>	IP	WLS	BF	H	R	ER	SO	BB	IBB	HBP	BLK	WP	HR	S	P	ERA	WHIP				
Darryl Kile, R (1,1) ERA: 3.48	6.0	L	32	9	7	6	1	2	0	0	0	0	0	66	106	9.00	1.833				
Mike James, R (7,1) ERA: 4.23	1.0		4	1	0	0	0	1	0	0	0	0	0	9	17	0.00	2.000				
Bud Smith, L (8,1) ERA:	1.0		4	0	0	0	0	1	0	0	0	0	0	7	15	0.00	1.000				





Batter	1	2	3	4	5	6	7	8	9	AB	R	H	RBI	BB	SO	LOB	TOP											
Fernando Vina, L OBP: 0.359, SLG: 0.402	G6-3		G4-3		G1-6-3			G5-3		4	0	0	0	0	0	2	<b>St. Louis Cardinals @ Kansas City Royals</b> Kauffman Stadium, Kansas City, MO Wed Jun 13 2001, 7:05 PM CDT Att: 28,382 - Sunny - 86 F <a href="http://livebaseballscorecards.com">livebaseballscorecards.com</a>											
Placido Polanco, R OBP: 0.361, SLG: 0.380	G3-6 1B		FC4-6 1B			G5-3		G1-3		4	0	2	0	0	0	0												
J.D. Drew, L OBP: 0.419, SLG: 0.685	G3-6 1-2		FC4-6 1-2			K			G5-4-3 1B	4	0	1	0	0	1	2												
Mark McGwire, R OBP: 0.269, SLG: 0.356		HR		K		P4			G5-4-3 1B	4	1	1	1	0	1	1												
5 Albert Pujols, R OBP: 0.421, SLG: 0.674		G1-6-3 BB		K			G5-3 1B		F9	3	0	1	0	1	1	0												
Craig Panuette, R OBP: 0.282, SLG: 0.413	G1-6-3 1-2		G6-3				G5-3 1-2			3	0	0	0	0	0	2												
Edgar Renteria, R OBP: 0.281, SLG: 0.351		G5-3 1B			G5-3		FC6-4 1B			3	0	2	0	0	0	0												
Eli Marrero, R OBP: 0.306, SLG: 0.430	G4-3				G4-3 1B		FC6-4 1-2			3	0	1	0	0	0	2												
Kerry Robinson, L OBP: 0.367, SLG: 0.340			G4-3		G4-3 1B			G4-3		3	0	1	0	0	0	0												
<b>Inning Stats</b>	R: 0 E: 0 K: 0 S: 3	H: 1 LOB: 0 BB: 0 P: 5	R: 1 E: 0 K: 0 S: 11	H: 2 LOB: 1 BB: 1 P: 19	R: 0 E: 0 K: 0 S: 10	H: 1 LOB: 1 BB: 0 P: 13	R: 0 E: 0 K: 2 S: 9	H: 0 LOB: 0 BB: 0 P: 13	R: 0 E: 0 K: 1 S: 10	H: 0 LOB: 1 BB: 0 P: 14	R: 0 E: 0 K: 0 S: 6	H: 2 LOB: 1 BB: 0 P: 11	R: 0 E: 0 K: 0 S: 6	H: 0 LOB: 0 BB: 0 P: 10	R: 0 E: 0 K: 0 S: 6	H: 1 LOB: 0 BB: 0 P: 7	1B: 8 2B: 0 3B: 0 HR: 1	SF: 0 SAC: 0 DP: 4 HBP: 0	WP: 0 PB: 0 SB: 0 CS: 0	PA: 32								
<b>PITCHER</b>	IP	WLS	BF	H	R	ER	SO	BB	IBB	HBP	BLK	WP	HR	S	P	ERA	WHIP											
51 Kris Wilson, R ERA: 3.77	(1, 1)	7.0	W	26	8	1	1	3	1	0	0	0	0	1	55	82	1.29	1.286										
Jason Grimsley, R ERA: 2.63	(8, 1)	1.0	H	3	0	0	0	0	0	0	0	0	0	0	6	10	0.00	0.000										
Roberto Hernandez, R ERA: 4.73	(9, 1)	1.0	S	3	1	0	0	0	0	0	0	0	0	0	6	7	0.00	1.000										

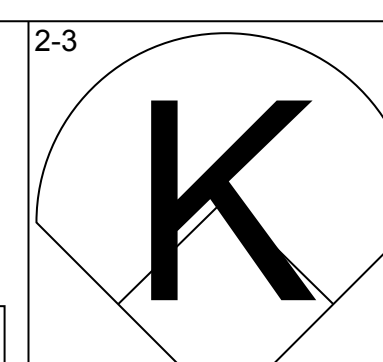
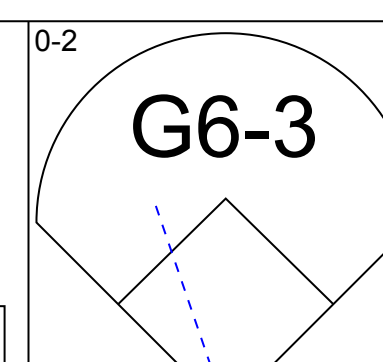
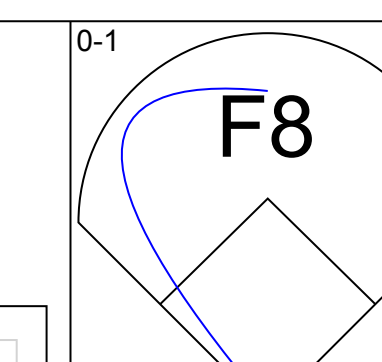
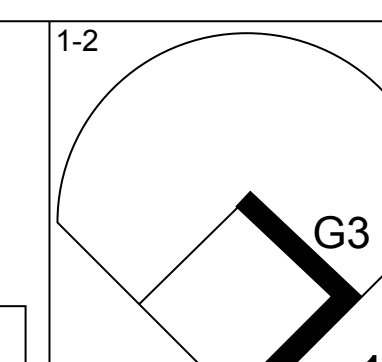
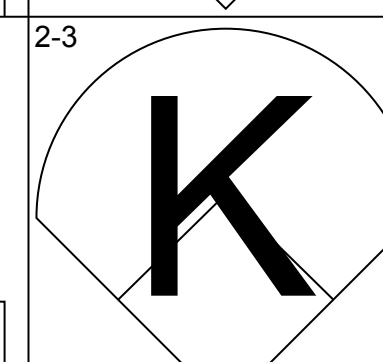
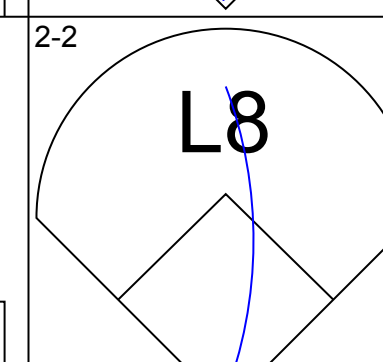
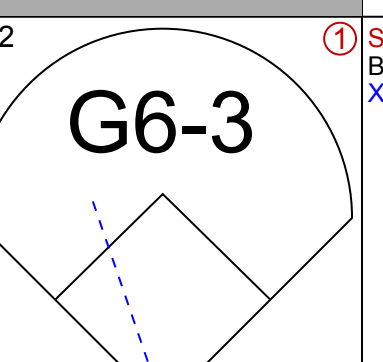
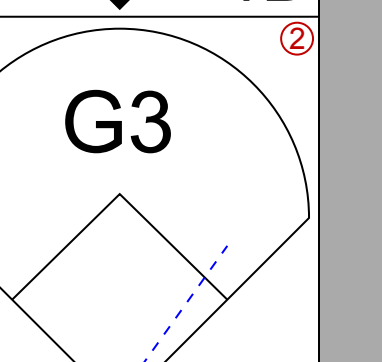
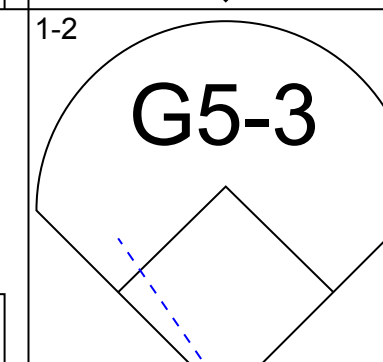
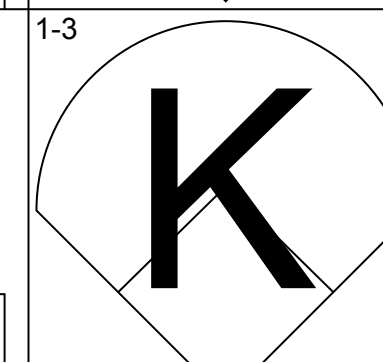
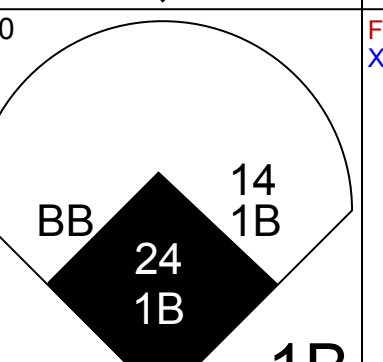
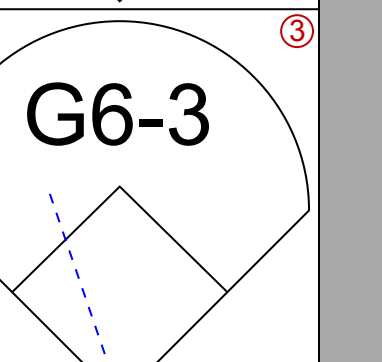
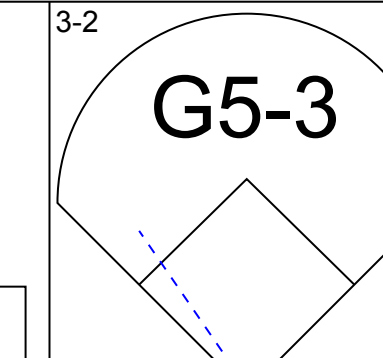
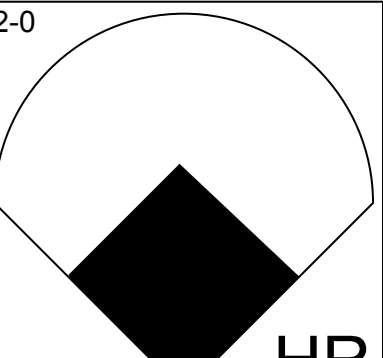

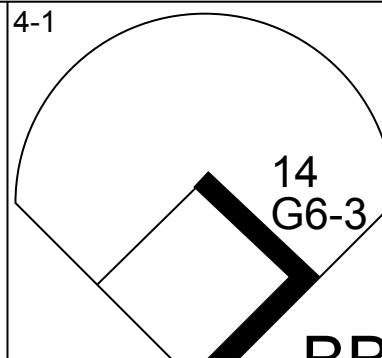
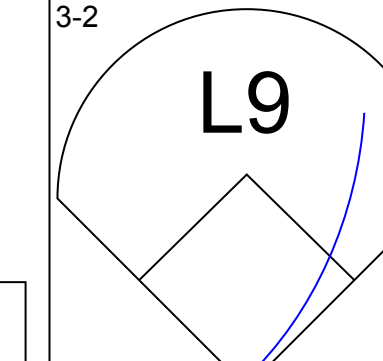
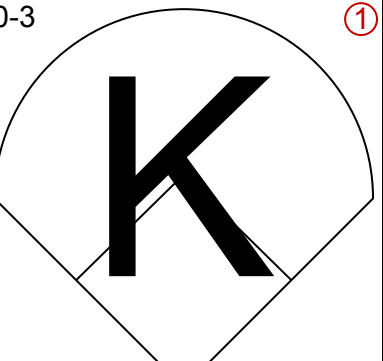
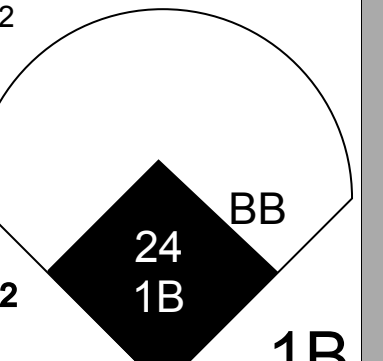
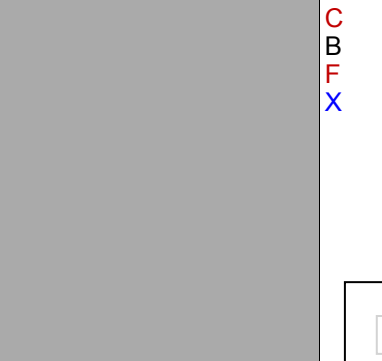
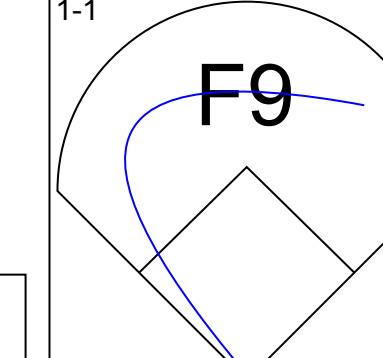
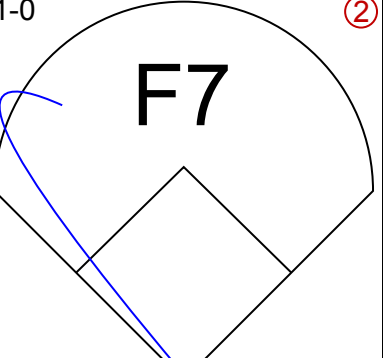
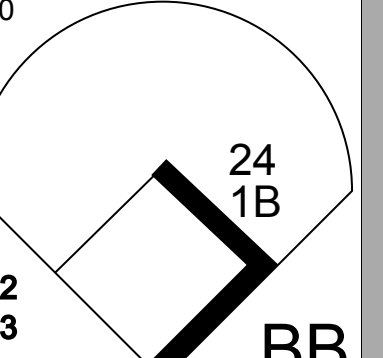

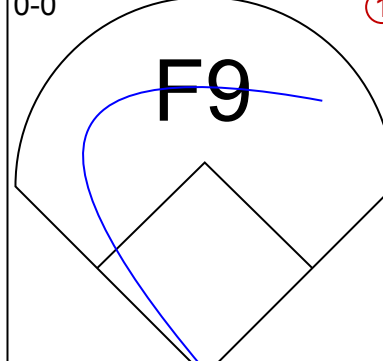
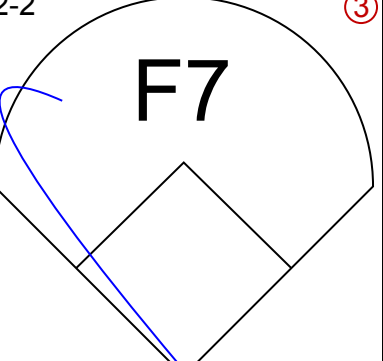
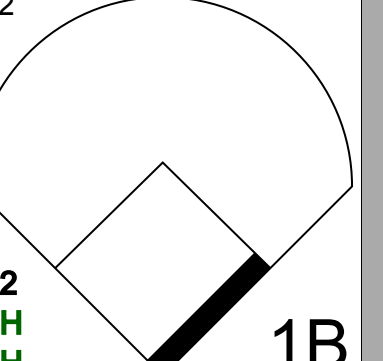
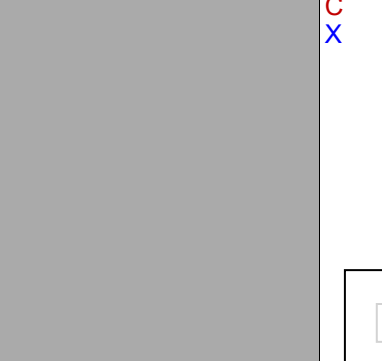
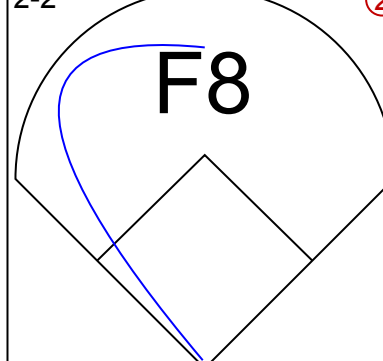
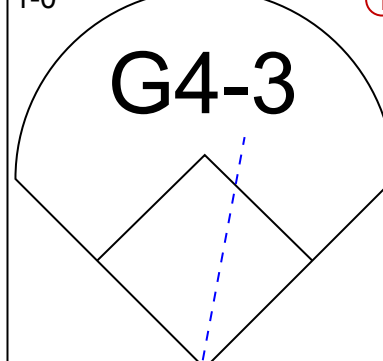
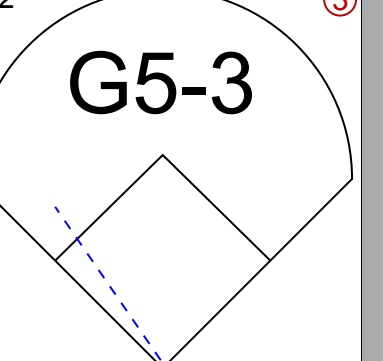

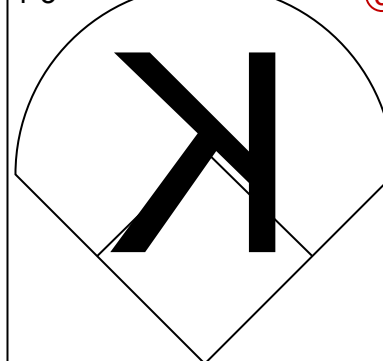
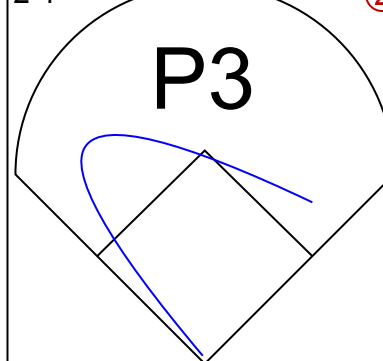
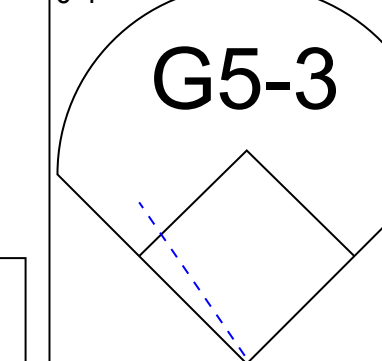
Batter	1	2	3	4	5	6	7	8	9	AB	R	H	RBI	BB	SO	LOB	BOTTOM										
Endy Chavez, L OBP: 0.283, SLG: 0.295	F8	B1-3		G5-3		P6		K		5	0	0	0	0	1	1	<b>St. Louis Cardinals @ Kansas City Royals</b> Kauffman Stadium, Kansas City, MO Wed Jun 13 2001, 7:05 PM CDT Att: 28,382 - Sunny - 86 F <a href="http://livebaseballscorecards.com">livebaseballscorecards.com</a>										
Rey Sanchez, R OBP: 0.337, SLG: 0.382	HBP 2B			1B						3	1	3	0	1	0	0											
Carlos Beltrán, S OBP: 0.316, SLG: 0.398	HBP 1B		F8		FC5-4 1B					3	1	1	0	0	1	2											
29 Mike Sweeney, R OBP: 0.368, SLG: 0.574	1B SF8			1B	FC5-4 1-2					4	2	3	1	0	0	2											
Jermaine Dye, R OBP: 0.351, SLG: 0.438	1B			E 1B		G6-3				4	0	2	1	0	1	1											
Joe Randa, R OBP: 0.299, SLG: 0.364	1B			PO 1B		G3				3	0	0	1	0	0	3											
Dee Brown, L OBP: 0.332, SLG: 0.421	SF8					G3				4	0	2	0	0	1	2											
Carlos Febles, R OBP: 0.283, SLG: 0.339	FC6-4 1B			K						4	0	1	0	0	0	3											
A.J. Hinch, R OBP: 0.207, SLG: 0.360			P9		PO		F9			3	0	0	0	1	0	0											
<b>Inning Stats</b>	R: 3 E: 0 K: 0 S: 15	H: 4 LOB: 2 BB: 0 P: 23	R: 0 E: 0 K: 0 S: 9	H: 0 LOB: 1 BB: 1 P: 15	R: 1 E: 1 K: 1 S: 12	H: 3 LOB: 1 BB: 0 P: 21	R: 0 E: 0 K: 0 S: 9	H: 2 LOB: 2 BB: 0 P: 11	R: 0 E: 0 K: 1 S: 11	H: 1 LOB: 1 BB: 0 P: 13	R: 0 E: 0 K: 1 S: 7	H: 1 LOB: 0 BB: 0 P: 13	R: 0 E: 0 K: 1 S: 13	H: 0 LOB: 1 BB: 1 P: 22	R: 0 E: 0 K: 1 S: 13	H: 0 LOB: 1 BB: 1 P: 22	1B: 9 2B: 3 3B: 0 HR: 0	SF: 1 SAC: 0 DP: 0 HBP: 1	WP: 0 PB: 0 SB: 1 CS: 1	PA: 39							
<b>PITCHER</b>	IP	WLS	BF	H	R	ER	SO	BB	IBB	HBP	BLK	WP	HR	S	P	ERA	WHIP										
Matt Morris, R ERA: 2.95	(1, 1)	6.0	L	31	12	4	3	2	1	0	1	0	0	70	105	4.50	2.167										
Gene Stechschulte, R ERA: 3.45	(7, 1)	1.2		5	0	0	0	1	1	0	0	0	0	13	24	0.00	0.600										
Steve Kline, L ERA: 1.57	(8, 1)	0.1		1	0	0	0	1	0	0	0	0	0	4	6	0.00	0.000										







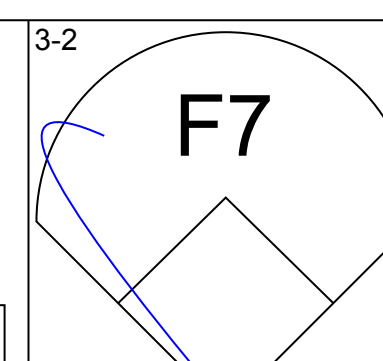
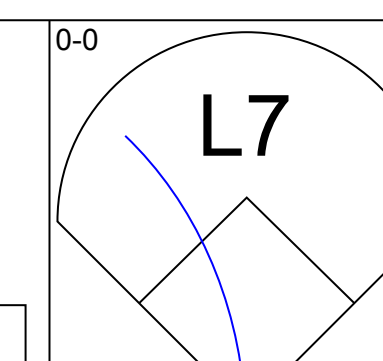
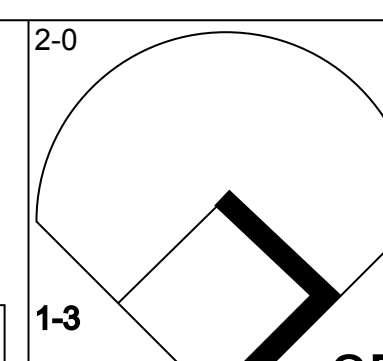
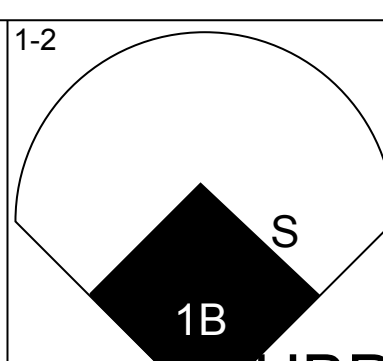
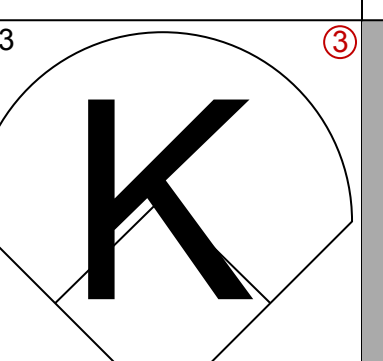
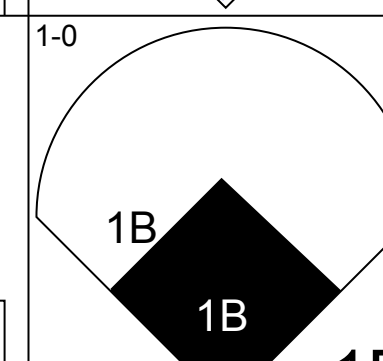
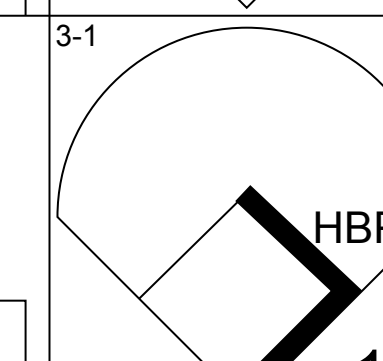
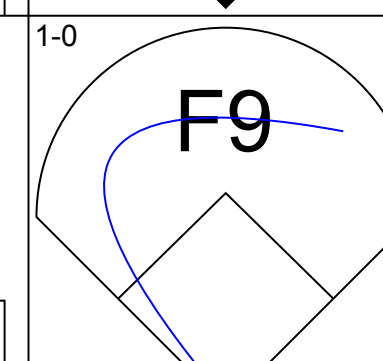
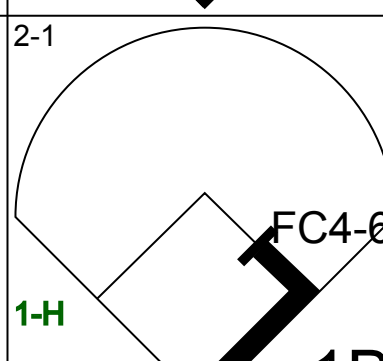
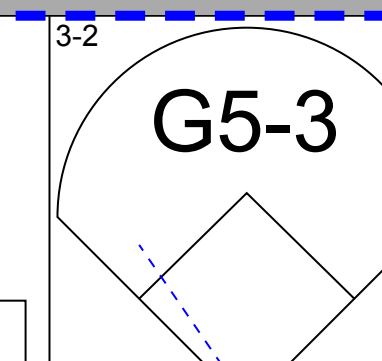
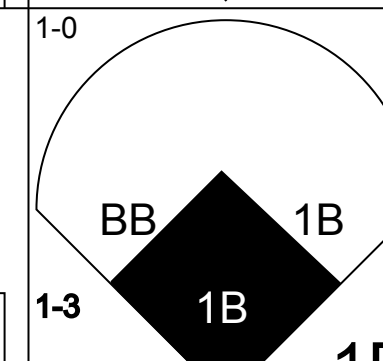
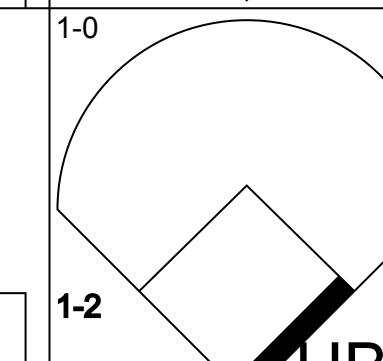
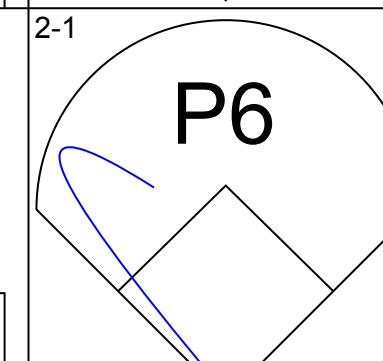
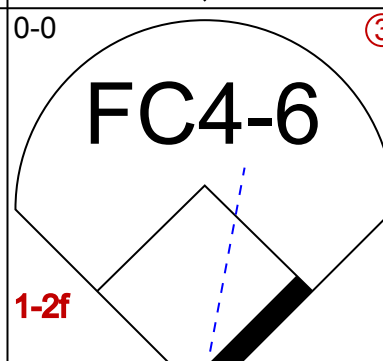
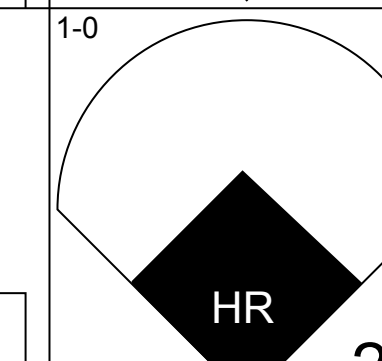
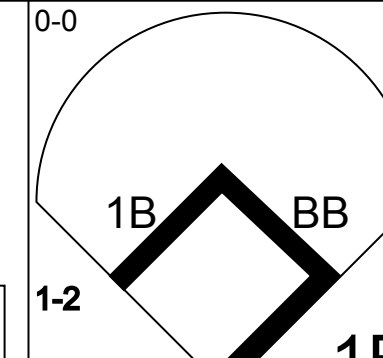
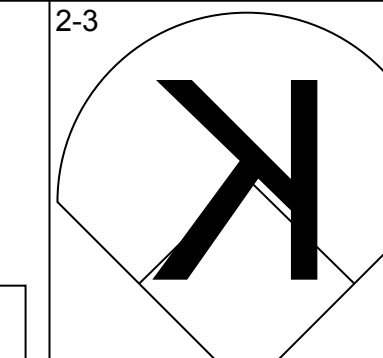


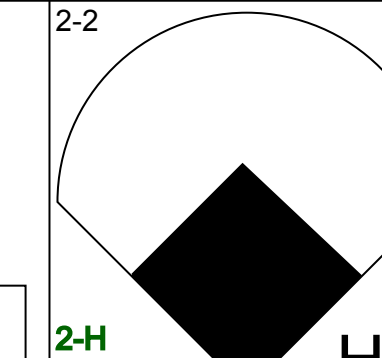
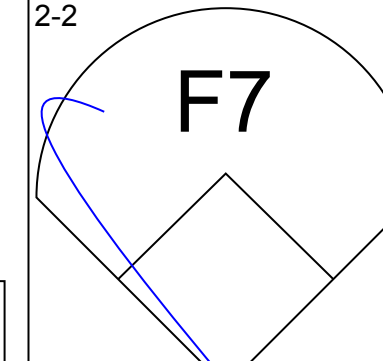
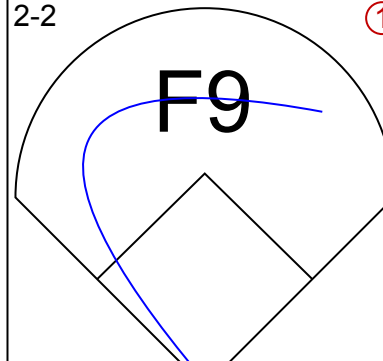
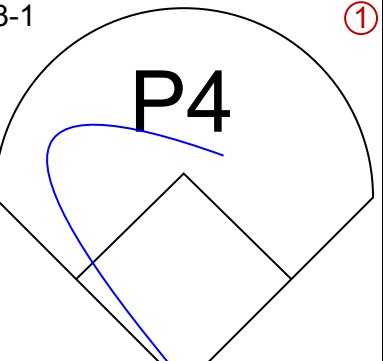
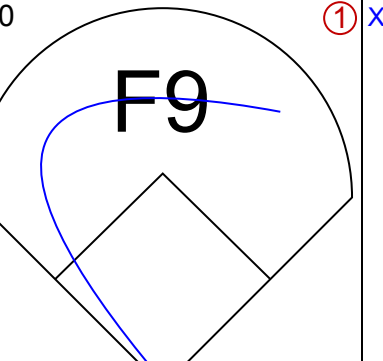
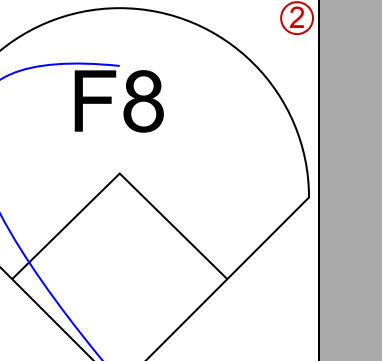
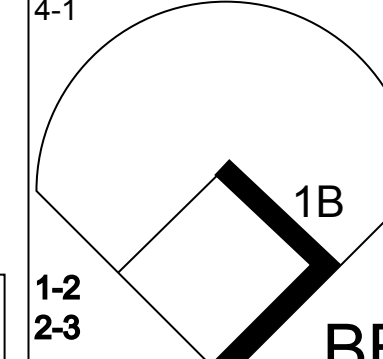
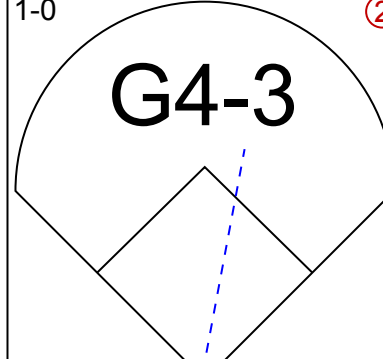
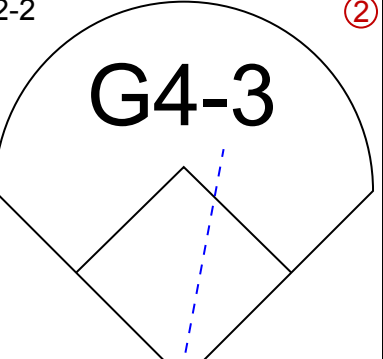
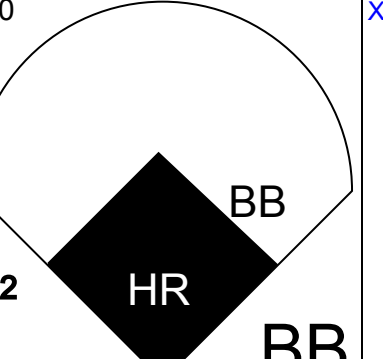
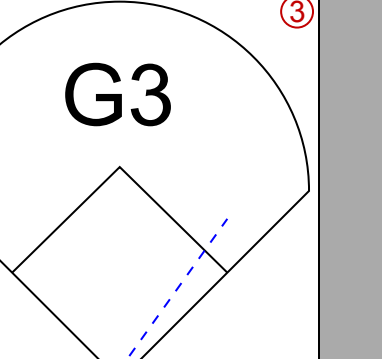
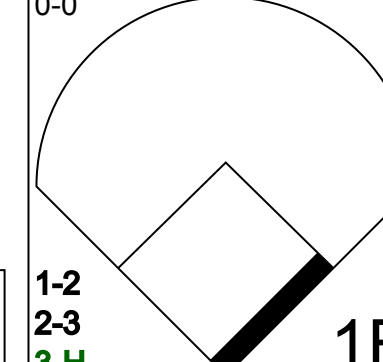
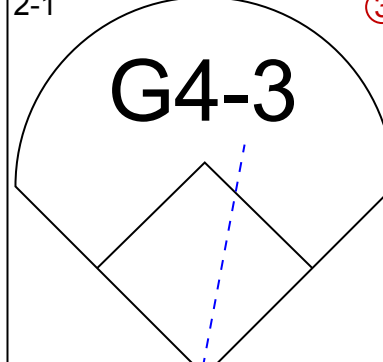
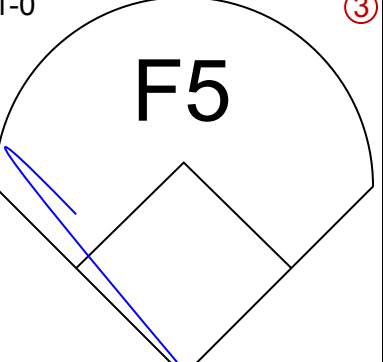
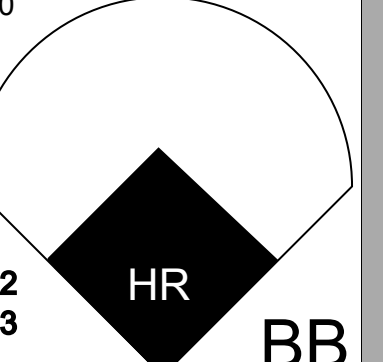
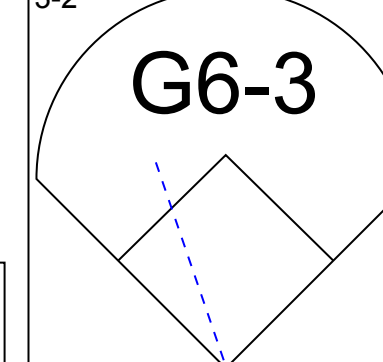
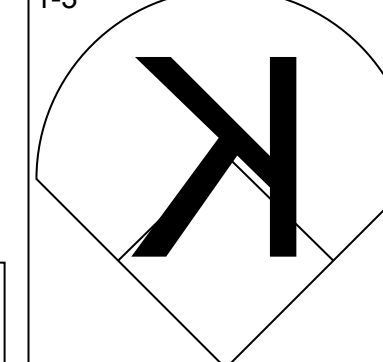
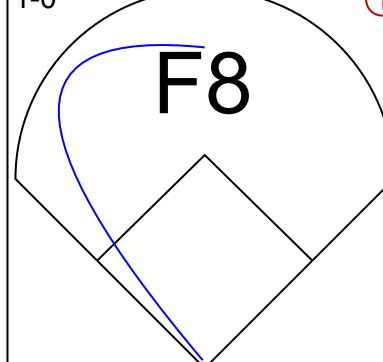
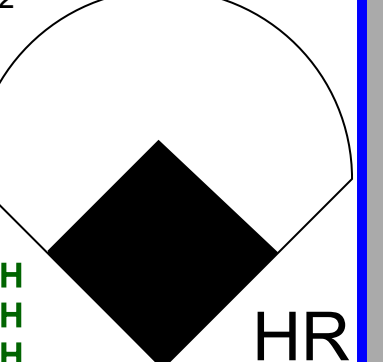
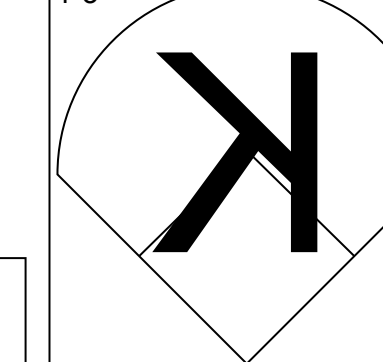
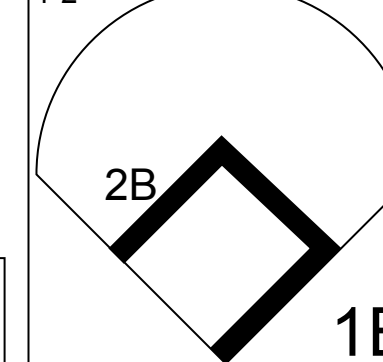
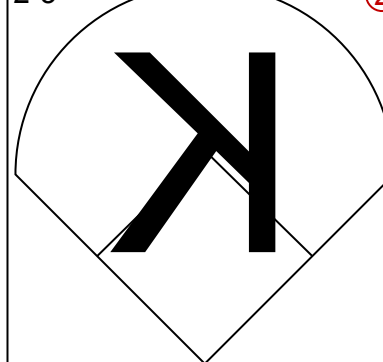



Batter	1	2	3	4	5	6	7	8	9	AB	R	H	RBI	BB	SO	LOB	TOP					
Ray Durham, S (1,4) OBP: 0.345, SLG: 0.461 Tony Graffanino, R (4,4) OBP: 0.360, SLG: 0.370										2	0	0	0	0	1	0						
Chris Singleton, L (1,8) OBP: 0.292, SLG: 0.392										4	0	0	0	0	1	1						
Carlos Lee, R (1,7) OBP: 0.351, SLG: 0.528										4	1	1	0	0	1	1						
Magglio Ordonez, R (1,9) OBP: 0.367, SLG: 0.557										3	1	1	1	1	1	1						
14 Paul Konerko, R (1,3) OBP: 0.329, SLG: 0.484										4	1	1	0	0	1	1						
Sandy Alomar Jr., R (1,2) OBP: 0.258, SLG: 0.336										2	0	0	0	1	0	0						
24 Joe Crede, R (1,5) OBP: 0.200, SLG: 0.200										4	0	1	2	0	0	2						
Royce Clayton, R (1,6) OBP: 0.180, SLG: 0.179										4	0	0	0	0	0	4						
Jon Garland, R (1,1) Jeff Liefer, L (5,PH) Matt Ginter, R (5,1) Kelly Wunsch, L (7,1) McKay Christensen, L (8,PH) Ken Vining, L (8,1)										1	0	0	0	0	1	0						
<b>Inning Stats</b>	R: 0 E: 0 K: 2 S: 10	H: 0 LOB: 0 BB: 0 P: 15	R: 0 E: 0 K: 0 S: 10	H: 0 LOB: 0 BB: 0 P: 17	R: 0 E: 0 K: 1 S: 8	H: 0 LOB: 0 BB: 0 P: 11	R: 0 E: 0 K: 1 S: 12	H: 0 LOB: 0 BB: 0 P: 15	R: 1 E: 0 K: 1 S: 10	H: 1 LOB: 0 BB: 0 P: 15	R: 0 E: 0 K: 0 S: 5	H: 0 LOB: 0 BB: 0 P: 8	R: 2 E: 0 K: 1 S: 20	H: 3 LOB: 2 BB: 1 P: 32	R: 0 E: 0 K: 0 S: 9	H: 1 LOB: 1 BB: 0 P: 11	R: 0 E: 0 K: 0 S: 10	H: 0 LOB: 2 BB: 1 P: 19	1B: 4 2B: 0 3B: 0 HR: 1	SF: 0 SAC: 0 DP: 0 HBP: 1	WP: 0 PB: 0 SB: 0 CS: 0	PA: 35
<b>PITCHER</b>	IP WLS BF H R ER SO BB IBB HBP BLK WP HR S P ERA WHIP																					
Andy Benes, R (1,1) ERA: 5.94	6.2 W 25 4 3 3 6 1 0 0 0 0 0 1 72 110 4.05 0.750																					
Mike Timlin, R (7,1) ERA: 4.11	0.1 H 1 0 0 0 0 0 0 0 0 0 0 0 3 3 0.00 0.000																					
Mike James, R (8,1) ERA: 3.94	2.0 9 1 0 0 0 0 1 0 1 0 0 0 0 19 30 0.00 1.000																					

Chicago White Sox @ St. Louis Cardinals  
 Busch Stadium, St. Louis, MO  
 Fri Jun 15 2001, 7:10 PM CDT  
 Att: 42,741 - Sunny - 81 F

AB	32
R	3
H	5
RBI	3
BB	2
SO	6
LOB	10



Batter	1	2	3	4	5	6	7	8	9	AB	R	H	RBI	BB	SO	LOB	BOTTOM			
Fernando Vina, L (1,4) OBP: 0.352, SLG: 0.395										4	1	1	0	0	1	0				
Placido Polanco, R (1,5) OBP: 0.356, SLG: 0.374										5	1	3	1	0	0	2				
J.D. Drew, L (1,8) OBP: 0.421, SLG: 0.676										4	2	2	0	0	0	3				
Mark McGwire, R (1,3) OBP: 0.316, SLG: 0.493										5	3	4	4	0	1	2				
5 Albert Pujols, R (1,9) OBP: 0.417, SLG: 0.663										5	0	0	0	0	0	3				
Ray Lankford, L (1,7) OBP: 0.384, SLG: 0.552										3	1	0	0	2	0	0				
Edgar Renteria, R (1,6) OBP: 0.284, SLG: 0.346										3	1	1	1	1	0	0				
Mike Matheny, R (1,2) OBP: 0.291, SLG: 0.297 Bobby Bonilla, S (7,PH) Mike James, R (8,1)										3	0	0	0	0	1	3				
Andy Benes, R (1,1) OBP: 0.154, SLG: 0.231 Mike Timlin, R (7,1) Eli Marrero, R (7,PH) Ken Vining, L (8,2)										3	0	1	0	0	2	0				
<b>Inning Stats</b>	R: 2 E: 0 K: 0 S: 15	H: 4 LOB: 3 BB: 1 P: 29	R: 0 E: 0 K: 2 S: 9	H: 1 LOB: 2 BB: 0 P: 16	R: 0 E: 0 K: 0 S: 7	H: 0 LOB: 0 BB: 0 P: 12	R: 0 E: 0 K: 1 S: 11	H: 2 LOB: 0 BB: 0 P: 18	R: 1 E: 0 K: 0 S: 8	H: 1 LOB: 0 BB: 0 P: 17	R: 1 E: 0 K: 1 S: 9	H: 1 LOB: 1 BB: 0 P: 15	R: 4 E: 0 K: 2 S: 12	H: 2 LOB: 0 BB: 2 P: 25	R: 2 E: 0 K: 0 S: 9	H: 2 LOB: 0 BB: 0 P: 15	1B: 8 2B: 2 3B: 0 HR: 3	SF: 0 SAC: 0 DP: 0 HBP: 2	WP: 0 PB: 0 SB: 1 CS: 0	PA: 42
<b>PITCHER</b>	IP WLS BF H R ER SO BB IBB HBP BLK WP HR S P ERA WHIP																			
Jon Garland, R (1,1) ERA: 5.17	5.0 L 25 8 3 3 3 1 0 0 0 0 0 1 50 92 5.40 1.800																			
Matt Ginter, R (6,1) ERA: 18.0	1.1 9 2 4 4 1 2 0 1 0 0 0 0 12 27 27.00 3.000																			
Kelly Wunsch, L (7,1) ERA: 6.95	0.2 3 1 1 1 1 2 0 0 0 0 0 0 1 9 13 13.50 1.500																			
Ken Vining, L (8,1) ERA: 13.5	1.0 5 2 2 2 0 0 0 0 0 0 0 1 9 15 18.00 2.000																			

Chicago White Sox @ St. Louis Cardinals  
 Busch Stadium, St. Louis, MO  
 Fri Jun 15 2001, 7:10 PM CDT  
 Att: 42,741 - Sunny - 81 F

AB	37
R	10
H	13
RBI	10
BB	3
SO	6
LOB	13





Batter	1	2	3	4	5	6	7	8	9	AB	R	H	RBI	BB	SO	LOB	TOP						
Ray Durham, S OBP: 0.343, SLG: 0.462	G4-3			SH1-3 1B		K		K		4	1	1	0	0	2	0	<b>Chicago White Sox @ St. Louis Cardinals</b> Busch Stadium, St. Louis, MO Sat Jun 16 2001, 12:15 PM CDT Att: 43,648 - Sunny - 88 F						
Chris Singleton, L OBP: 0.293, SLG: 0.388	G4-3			SH1-3		L4		BB		2	0	0	0	1	0								
Carlos Lee, R OBP: 0.349, SLG: 0.523	F7			FC6-4 1B		G6-3		L4		4	0	1	1	0	0	1							
Maglio Ordonez, R OBP: 0.369, SLG: 0.558		G3-1		FC6-4 BB				14 HR 2B		3	1	1	0	1	0	0							
14 Paul Konerko, R OBP: 0.328, SLG: 0.493	F3			F3				G6-3		4	1	1	2	0	0	2							
24 Joe Crede, R OBP: 0.211, SLG: 0.263	K			FC6-4				P6		4	0	1	0	0	1	2							
Royce Clayton, R OBP: 0.176, SLG: 0.175				G5-3		G6-3		F9		3	0	0	0	0	0	0							
Matt Ginter, R										0	0	0	0	0	0	0							
Aaron Rowand, R								L1		1	0	0	0	0	0	1							
Josh Paul, R OBP: 0.231, SLG: 0.257				K		P6		G4-3		3	0	0	0	0	1	0							
Kip Wells, R				K						2	0	0	0	0	2	0							
Ken Vining, L										0	0	0	0	0	0	0							
Sean Lowe, R										0	0	0	0	0	0	0							
Tony Graffanino, R OBP: 0.356, SLG: 0.365								F8		1	0	0	0	0	0	0							
<b>Inning Stats</b>	R: 0 E: 0 K: 0 S: 8	H: 0 LOB: 0 BB: 0 P: 13	R: 0 E: 0 K: 1 S: 10	H: 0 LOB: 0 BB: 0 P: 16	R: 0 E: 0 K: 2 S: 11	H: 0 LOB: 0 BB: 0 P: 16	R: 1 E: 0 K: 0 S: 17	H: 2 LOB: 2 BB: 1 P: 28	R: 0 E: 0 K: 1 S: 6	H: 0 LOB: 0 BB: 0 P: 11	R: 0 E: 0 K: 1 S: 6	H: 0 LOB: 0 BB: 0 P: 8	R: 2 E: 0 K: 0 S: 14	H: 2 LOB: 0 BB: 0 P: 22	R: 0 E: 0 K: 1 S: 9	H: 0 LOB: 1 BB: 1 P: 13	R: 0 E: 0 K: 0 S: 7	H: 1 LOB: 1 BB: 0 P: 10	1B: 1 2B: 3 3B: 0 HR: 1	SF: 0 SAC: 1 DP: 0 HBP: 0	WP: 1 PB: 0 SB: 1 CS: 0	PA: 34	
<b>PITCHER</b>	IP WLS BF H R ER SO BB IBB HBP BLK WP HR S P ERA WHIP											IP WLS BF H R ER SO BB IBB HBP BLK WP HR S P ERA WHIP											
Dustin Hermanson, R ERA: 5.31	5.0 W 18 2 1 1 4 1 0 0 0 0 0 0 52 84 1.80 0.600											Dave Veres, R ERA: 2.36	9.1 1.0 4 1 0 0 0 0 0 0 0 0 7 10 0.00 1.000										
Jason Christiansen, L ERA: 3.38	1.0 3 0 0 0 1 0 0 0 0 0 0 1 7 13 ∞ ∞																						
Gene Stechschulte, R ERA: 4.13	0.0 2 2 2 2 0 0 0 0 0 0 0 0 7 9 0.00 0.000																						
Mike Timlin, R ERA: 4.0	1.0 H 3 0 0 0 0 0 0 0 0 0 0 0 9 13 0.00 1.000																						
Steve Kline, L ERA: 1.47	1.0 4 0 0 0 1 1 0 0 0 0 0 0 9 13 0.00 1.000																						

Batter	1	2	3	4	5	6	7	8	9	AB	R	H	RBI	BB	SO	LOB	BOTTOM					
Fernando Vina, L OBP: 0.356, SLG: 0.396	G6-3		E6 1B		1B HR	L3-5		G4-6-3 1B		4	1	2	0	0	2		<b>Chicago White Sox @ St. Louis Cardinals</b> Busch Stadium, St. Louis, MO Sat Jun 16 2001, 12:15 PM CDT Att: 43,648 - Sunny - 88 F					
Placido Polanco, R OBP: 0.367, SLG: 0.379	5 CS 1B				HR 1B		SH1-4 1B	G4-6-3 1B		3	2	2	2	0	1							
J.D. Drew, L OBP: 0.426, SLG: 0.691	1B		F5		HR 1B		5 SH1-4 1B			4	2	3	3	0	2							
5 Albert Pujols, R OBP: 0.412, SLG: 0.654	K				F9	F9	SH1-4			3	0	0	0	0	1	2						
Bobby Bonilla, S OBP: 0.318, SLG: 0.379		G6-3			K	K		S E IBB		3	0	0	0	1	2	0						
15 Jim Edmonds, L OBP: 0.397, SLG: 0.513										0	0	0	0	0	0	0						
Craig Paquette, R OBP: 0.296, SLG: 0.444	P6				P5		HR	E6 1B		4	1	2	2	0	0	0						
Edgar Renteria, R OBP: 0.284, SLG: 0.349										4	1	1	0	0	2	2						
Steve Kline, S		G5-3								0	0	0	0	0	0	0						
Dave Veres, R										0	0	0	0	0	0	0						
Mike Matheny, R OBP: 0.295, SLG: 0.298					G6-3		SH2-4 1B	G3		3	1	1	0	0	3							
Dustin Hermanson, R OBP: 0.143, SLG: 0.143										1	0	0	0	0	0	0						
Jason Christiansen, R										0	0	0	0	0	0	0						
Kerry Robinson, L OBP: 0.156, SLG: 0.156										1	0	1	0	0	0	0						
Gene Stechschulte, R OBP: 0.266, SLG: 0.266										0	0	0	0	0	0	0						
Mike Timlin, R OBP: 0.230										0	0	0	0	0	0	0						
Ray Lankford, L OBP: 0.262, SLG: 0.262										1	0	0	0	0	0	0						
<b>Inning Stats</b>	R: 0 E: 0 K: 1 S: 9	H: 2 LOB: 2 BB: 0 P: 15	R: 0 E: 0 K: 0 S: 6	H: 0 LOB: 0 BB: 0 P: 6	R: 0 E: 1 K: 0 S: 12	H: 1 LOB: 2 BB: 1 P: 21	R: 0 E: 0 K: 1 S: 6	H: 0 LOB: 0 BB: 0 P: 9	R: 5 E: 0 K: 1 S: 15	H: 3 LOB: 0 BB: 0 P: 24	R: 1 E: 0 K: 1 S: 7	H: 3 LOB: 1 BB: 0 P: 11	R: 2 E: 1 K: 1 S: 13	H: 2 LOB: 3 BB: 2 P: 26	R: 0 E: 0 K: 0 S: 7	H: 1 LOB: 0 BB: 0 P: 8	R: 0 E: 0 K: 0 S: 7	H: 1 LOB: 0 BB: 0 P: 8	1B: 8 2B: 4 3B: 0 HR: 2	SF: 0 SAC: 2 DP: 3 HBP: 2	WP: 0 PB: 0 SB: 2 CS: 1	PA: 38
<b>PITCHER</b>	IP WLS BF H R ER SO BB IBB HBP BLK WP HR S P ERA WHIP											IP WLS BF H R ER SO BB IBB HBP BLK WP HR S P ERA WHIP										
Kip Wells, R ERA: 2.8	5.1 L 27 9 6 6 4 1 0 0 0 0 0 0 4 9 13.50 3.000																					
Ken Vining, L ERA: 13.5	0.2 3 1 2 1 0 1 0 0 0 0 0 0 4 9 13.50 3.000																					
Sean Lowe, R ERA: 2.43	1.0 5 1 0 0 1 0 1 0 0 0 0 0 10 18 0.00 1.000																					
Matt Ginter, R ERA: 13.5	1.0 3 1 0 0 0 0 0 0 0 0 0 0 7 8 0.00 1.000																					







Batter	1	2	3	4	5	6	7	8	9	AB	R	H	RBI	BB	SO	LOB	TOP									
<b>Eric Young Sr. R</b> OBP: 0.319, SLG: 0.408	F8		HR		F9			F8		4	1	1	1	0	0	1	<b>Chicago Cubs @ St. Louis Cardinals</b> Busch Stadium, St. Louis, MO Mon Jun 18 2001, 7:10 PM CDT Att: 40,016 - Sunny - 92 F									
<b>Ricky Gutierrez R</b> OBP: 0.352, SLG: 0.445	F8		K			L8		G1-3		4	0	0	0	0	1	0										
<b>Sammy Sosa R</b> OBP: 0.428, SLG: 0.654	K			K		HR		G6-3		4	1	1	1	0	2	0										
<b>Matt Stairs L</b> OBP: 0.381, SLG: 0.480		K		K		K		K		4	0	0	0	0	4	0										
<b>Rondell White R</b> OBP: 0.363, SLG: 0.536								G6-3		4	0	3	0	0	0	0										
<b>Todd Hundley S</b> OBP: 0.295, SLG: 0.295		2B		1B		2B				3	0	0	0	0	3	3										
<b>Joe Girardi R</b> OBP: 0.282, SLG: 0.309		K		K		K		G6-3		1	0	0	0	0	0	0										
<b>Ron Coomer R</b> OBP: 0.333, SLG: 0.352		G5-3				G5-3		K		3	0	0	0	0	1	1										
<b>Gary Matthews S</b> OBP: 0.337, SLG: 0.361				F9		F7		G5-3		3	0	0	0	0	0	0										
<b>Kevin Tapani R</b> OBP: 0.200, SLG: 0.158				K				P4		1	0	0	0	1	1	0										
<b>Miguel Cairo R</b> OBP: 0.391, SLG: 0.346										1	0	0	0	0	0	0										
<b>Felix Heredia L</b> OBP: 0.250, SLG: 0.250										0	0	0	0	0	0	0										
<b>Todd Van Poppel R</b> OBP: 0.250, SLG: 0.250										0	0	0	0	0	0	0										
<b>Inning Stats</b>	R: 0 E: 0 K: 1 S: 6	H: 0 LOB: 0 BB: 0 P: 9	R: 0 E: 0 K: 2 S: 9	H: 1 LOB: 1 BB: 0 P: 13	R: 1 E: 0 K: 2 S: 11	H: 1 LOB: 0 BB: 0 P: 19	R: 0 E: 0 K: 3 S: 11	H: 1 LOB: 1 BB: 0 P: 15	R: 0 E: 0 K: 2 S: 6	H: 0 LOB: 1 BB: 1 P: 12	R: 1 E: 0 K: 2 S: 16	H: 2 LOB: 1 BB: 0 P: 21	R: 0 E: 0 K: 1 S: 12	H: 0 LOB: 0 BB: 0 P: 15	R: 0 E: 0 K: 0 S: 6	H: 0 LOB: 0 BB: 0 P: 8	R: 0 E: 0 K: 1 S: 9	H: 0 LOB: 0 BB: 0 P: 14	1B: 1 2B: 2 3B: 0 HR: 2	SF: 0 SAC: 0 DP: 0 HBP: 0	WP: 0 PB: 0 SB: 0 CS: 0	PA: 33				
<b>PITCHER</b>	IP	WLS	BF	H	R	ER	SO	BB	IBB	HBP	BLK	WP	HR	S	P	ERA	WHIP									
<b>Darryl Kile R</b> ERA: 3.42	(1, 1)	7.0	W	27	5	2	2	11	1	0	0	0	0	2	71	104	2.57	0.857								
<b>Mike Timlin R</b> ERA: 3.59	(8, 1)	1.0		3	0	0	0	0	0	0	0	0	0	6	8	0.00	0.000									
<b>Dave Veres R</b> ERA: 2.12	(9, 1)	1.0		3	0	0	0	1	0	0	0	0	0	9	14	0.00	0.000									

**Chicago Cubs @ St. Louis Cardinals**  
 Busch Stadium, St. Louis, MO  
 Mon Jun 18 2001, 7:10 PM CDT  
 Att: 40,016 - Sunny - 92 F

AB 32  
 R 2  
 H 5  
 RBI 2  
 BB 1  
 SO 12  
 LOB 5



Batter	1	2	3	4	5	6	7	8	9	AB	R	H	RBI	BB	SO	LOB	BOTTOM									
<b>Fernando Vina L</b> OBP: 0.362, SLG: 0.400	1B	FC5			F8		SH5-4 15 HR PB	P1-3		5	1	3	1	0	0	1	<b>Chicago Cubs @ St. Louis Cardinals</b> Busch Stadium, St. Louis, MO Mon Jun 18 2001, 7:10 PM CDT Att: 40,016 - Sunny - 92 F									
<b>Placido Polanco R</b> OBP: 0.373, SLG: 0.390	1B	FC5			15 WP HR	1B	SH5-4			3	1	2	0	0	0	2										
<b>15 Jim Edmonds L</b> OBP: 0.396, SLG: 0.521	F8				F9		HR	HR		3	2	1	2	0	0	2										
<b>Mark McGwire R</b> OBP: 0.317, SLG: 0.521	K			P4		HR	HR	K		4	1	1	3	0	2	2										
<b>5 Albert Pujols R</b> OBP: 0.411, SLG: 0.649	FC4-6			F8		G1-3		1B		4	0	1	0	0	0	2										
<b>Ray Lankford L</b> OBP: 0.381, SLG: 0.537		K		K			BB	F7		3	0	0	0	1	2	1										
<b>Edgar Renteria R</b> OBP: 0.276, SLG: 0.338		K		G5-3		L8		G4-3		4	0	0	0	0	1	1										
<b>Mike Matheny R</b> OBP: 0.299, SLG: 0.303		1B		G5-3		F8		1B		4	1	2	0	0	0	1										
<b>Darryl Kile R</b> OBP: 0.222, SLG: 0.182		E8				F3		K		3	0	1	0	0	1	1										
<b>29 Stubby Clapp L</b> OBP: 0.222, SLG: 0.182		FC5								0	0	0	0	0	0	0										
<b>Dave Veres R</b> ERA: 3.86		1B								0	0	0	0	0	0	0										
<b>Inning Stats</b>	R: 0 E: 0 K: 1 S: 12	H: 2 LOB: 2 BB: 0 P: 17	R: 1 E: 1 K: 2 S: 18	H: 3 LOB: 2 BB: 0 P: 25	R: 0 E: 0 K: 0 S: 4	H: 0 LOB: 0 BB: 0 P: 8	R: 0 E: 0 K: 1 S: 6	H: 0 LOB: 0 BB: 0 P: 8	R: 3 E: 0 K: 1 S: 10	H: 2 LOB: 0 BB: 0 P: 17	R: 0 E: 0 K: 0 S: 7	H: 0 LOB: 1 BB: 1 P: 12	R: 2 E: 0 K: 1 S: 11	H: 3 LOB: 1 BB: 0 P: 20	R: 0 E: 0 K: 1 S: 9	H: 1 LOB: 1 BB: 0 P: 11	1B: 9 2B: 0 3B: 0 HR: 2	SF: 0 SAC: 1 DP: 0 HBP: 1	WP: 1 PB: 1 SB: 0 CS: 0	PA: 37						
<b>PITCHER</b>	IP	WLS	BF	H	R	ER	SO	BB	IBB	HBP	BLK	WP	HR	S	P	ERA	WHIP									
<b>Kevin Tapani R</b> ERA: 4.65	(1, 1)	6.0	L	27	7	4	4	5	1	0	1	0	0	1	4	9	6.00	1.333								
<b>Felix Heredia L</b> ERA: 4.98	(7, 1)	0.1		3	2	2	2	0	0	0	0	0	1	4	9	54.00	6.000									
<b>Todd Van Poppel R</b> ERA: 3.86	(7, 1)	1.2		7	2	0	0	2	0	0	0	0	0	16	22	0.00	1.200									

**Chicago Cubs @ St. Louis Cardinals**  
 Busch Stadium, St. Louis, MO  
 Mon Jun 18 2001, 7:10 PM CDT  
 Att: 40,016 - Sunny - 92 F

AB 34  
 R 6  
 H 11  
 RBI 6  
 BB 1  
 SO 7  
 LOB 14









Batter	1	2	3	4	5	6	7	8	9	AB	R	H	RBI	BB	SO	LOB	TOP		
<b>Eric Young Sr., R</b> OBP: 0.316, SLG: 0.399 (1, 4)	F2	F7			G1-3		HR	G5-3		4	1	0	0	1	0	1			
<b>Ricky Gutierrez, R</b> OBP: 0.359, SLG: 0.452 (1, 6)	P3		1B		1B		HR		HR	4	2	3	0	1	0	0			
<b>Sammy Sosa, R</b> OBP: 0.434, SLG: 0.679 (1, 9)	1B		F7		F8		HR		HR	5	2	3	6	0	0	2			
<b>Rondell White, R</b> OBP: 0.364, SLG: 0.539 (7, PR)	F9		K		G5-3		F8		K	4	0	1	0	0	1	3			
<b>Todd Dumwoody, L</b> OBP: 0.270, SLG: 0.333 (7, 7)							2B			1	0	0	0	0	1	0			
<b>Ron Coomer, R</b> OBP: 0.338, SLG: 0.356 (7, 3)		HR	1B		1B		F8		F8	5	1	3	0	0	0	1			
<b>15 Julio Zuleta, R</b> OBP: 0.293, SLG: 0.423 (7, 5)	HR		K		K		K		L4	4	1	1	0	0	3	5			
<b>Miguel Cairo, R</b> OBP: 0.412, SLG: 0.375 (7, 5)	HR									1	0	0	0	0	0	0			
<b>Gary Matthews, S</b> OBP: 0.333, SLG: 0.380 (1, 8)	HR				F5		G3-6-3		SH5-4	4	1	2	3	0	0	1			
<b>Robert Machado, R</b> (1, 2)	HBP		K		K		P6		SH5-4	2	0	0	0	0	1	0			
<b>Julian Tavarez, L</b> OBP: 0.182, SLG: 0.100 (8, PH)	P5-4									2	1	0	0	1	1	1			
<b>Matt Stairs, L</b> OBP: 0.379, SLG: 0.477 (8, 1)	P5-4				K				F7	1	0	0	0	0	0	1			
<b>Courtney Duncan, L</b> (8, 1)							HR			0	0	0	0	0	0	0			
<b>Tom Gordon, R</b> (9, 1)										0	0	0	0	0	0	0			
<b>Inning Stats</b>	R: 0 E: 0 K: 0 S: 8	H: 1 LOB: 1 BB: 0 P: 12	R: 3 E: 0 K: 0 S: 11	H: 3 LOB: 0 BB: 0 P: 17	R: 0 E: 0 K: 2 S: 9	H: 2 LOB: 2 BB: 0 P: 13	R: 0 E: 0 K: 2 S: 9	H: 0 LOB: 0 BB: 0 P: 10	R: 0 E: 0 K: 1 S: 6	H: 1 LOB: 1 BB: 0 P: 6	R: 4 E: 0 K: 1 S: 18	H: 3 LOB: 2 BB: 2 P: 31	R: 0 E: 0 K: 0 S: 6	H: 1 LOB: 1 BB: 0 P: 9	R: 2 E: 0 K: 1 S: 10	H: 1 LOB: 1 BB: 1 P: 21	1B: 8 2B: 3 3B: 0 HR: 3	SF: 0 SAC: 1 DP: 2 HBP: 1	WP: 0 PA: 42 PB: 0 SB: 0 CS: 0
<b>PITCHER</b>	IP	WLS	BF	H	R	ER	SO	BB	IBB	HBP	BLK	WP	HR	S	P	ERA	WHIP		
<b>Mike Matthews, L</b> ERA: 3.86	(1, 1)	4.0	L	18	6	3	3	4	0	0	1	0	0	1	37	52	6.75	1.500	
<b>Gene Stechschulte, R</b> ERA: 3.86	(5, 1)	2.0		7	2	0	0	1	0	0	0	0	0	0	17	23	0.00	1.000	
<b>Mike James, R</b> ERA: 4.45	(7, 1)	0.1		3	0	2	2	0	2	0	0	0	0	0	7	16	54.00	6.000	
<b>Jason Christiansen, L</b> ERA: 5.0	(7, 1)	0.0		3	3	2	2	0	0	0	0	0	0	1	6	8	=	=	
<b>Luther Hackman, R</b> ERA: 10.8	(7, 1)	1.2		8	2	2	2	1	1	0	0	0	0	1	14	25	10.80	1.800	
<b>PITCHER</b>	IP	WLS	BF	H	R	ER	SO	BB	IBB	HBP	BLK	WP	HR	S	P	ERA	WHIP		
<b>Steve Kline, L</b> ERA: 1.39	(9, 1)	1.0		3	0	0	0	1	0	0	0	0	0	0	7	12	0.00	0.000	

Chicago Cubs @ St. Louis Cardinals  
 Busch Stadium, St. Louis, MO  
 Wed Jun 20 2001, 6:05 PM CDT  
 Att: 41,968 - Cloudy - 77 F

AB	37
R	9
H	13
RBI	9
BB	3
SO	7
LOB	15



Batter	1	2	3	4	5	6	7	8	9	AB	R	H	RBI	BB	SO	LOB	BOTTOM		
<b>Fernando Vina, L</b> OBP: 0.362, SLG: 0.398 (1, 4)	FC1-6	F8		G6-3			G3		F8	5	0	1	0	0	0	3			
<b>Placido Polanco, R</b> OBP: 0.376, SLG: 0.396 (1, 5)	FC1-6		G5-3		K				15B	5	2	3	0	0	1	1			
<b>15 Jim Edmonds, L</b> OBP: 0.402, SLG: 0.525 (1, 8)	5BB		G5-3		K		K		1B	4	0	2	1	1	2	1			
<b>Mark McGwire, R</b> OBP: 0.297, SLG: 0.475 (1, 3)	SF7		G5-3		G5-3		F7		K	4	0	0	1	0	1	4			
<b>5 Albert Pujols, R</b> OBP: 0.409, SLG: 0.643 (1, 9)			G3				HR		F9	4	1	1	0	1	1	2			
<b>Ray Lankford, L</b> OBP: 0.382, SLG: 0.533 (1, 7)	K				G4-3		G5-3		K	3	0	1	1	0	1	2			
<b>Edgar Renteria, R</b> OBP: 0.272, SLG: 0.336 (1, 6)		G4-3					K		K	4	0	1	0	0	2	2			
<b>Mike Matheny, R</b> OBP: 0.304, SLG: 0.308 (1, 2)		FC2-6			G6-4-3		G5-3		K	4	0	1	0	0	1	3			
<b>Mike Matheny, L</b> Kerry Robinson, L Gene Stechschulte, R 20 Bobby Chace, L Mike James, R Jason Christiansen, R Luther Hackman, R Steve Kline, S Craig Hogue, R		FC2-6					L9		HR	1	0	0	0	0	0	1			
<b>Inning Stats</b>	R: 1 E: 0 K: 1 S: 17	H: 2 LOB: 2 BB: 1 P: 27	R: 0 E: 0 K: 0 S: 9	H: 1 LOB: 1 BB: 0 P: 13	R: 0 E: 0 K: 0 S: 8	H: 1 LOB: 1 BB: 1 P: 18	R: 0 E: 0 K: 0 S: 8	H: 1 LOB: 2 BB: 1 P: 13	R: 0 E: 0 K: 2 S: 16	H: 2 LOB: 1 BB: 0 P: 22	R: 0 E: 0 K: 1 S: 9	H: 1 LOB: 1 BB: 0 P: 14	R: 0 E: 0 K: 2 S: 12	H: 0 LOB: 1 BB: 0 P: 19	R: 2 E: 0 K: 2 S: 14	H: 3 LOB: 1 BB: 0 P: 23	1B: 7 2B: 2 3B: 1 HR: 1	SF: 1 SAC: 0 DP: 0 HBP: 1	WP: 0 PA: 41 PB: 0 SB: 3 CS: 0
<b>PITCHER</b>	IP	WLS	BF	H	R	ER	SO	BB	IBB	HBP	BLK	WP	HR	S	P	ERA	WHIP		
<b>Julian Tavarez, R</b> ERA: 3.32	(1, 1)	7.0	W	31	8	2	2	5	3	0	0	0	0	75	118	2.57	1.571		
<b>Courtney Duncan, R</b> ERA: 3.03	(8, 1)	1.0		4	0	0	0	2	0	0	1	0	0	12	19	0.00	0.000		
<b>Tom Gordon, R</b> ERA: 3.93	(9, 1)	1.0		6	3	2	2	2	0	0	0	0	0	1	14	23	18.00	3.000	

Chicago Cubs @ St. Louis Cardinals  
 Busch Stadium, St. Louis, MO  
 Wed Jun 20 2001, 6:05 PM CDT  
 Att: 41,968 - Cloudy - 77 F

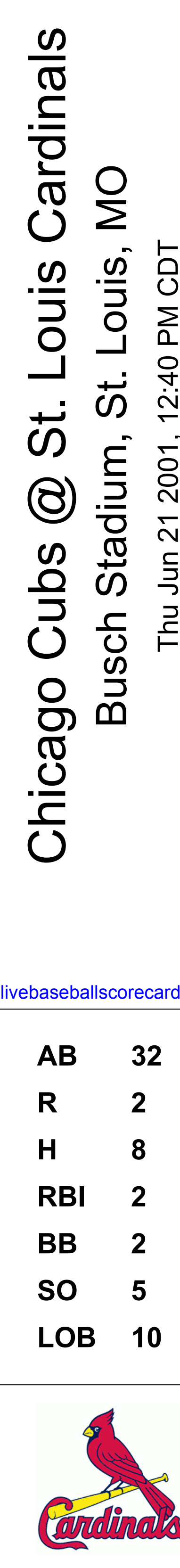
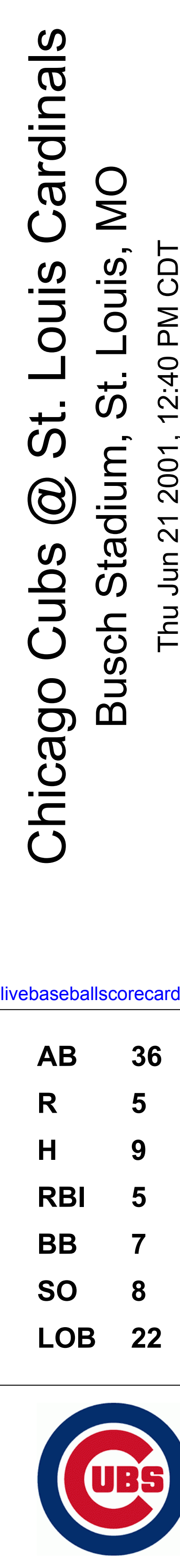
AB	36
R	4
H	11
RBI	4
BB	3
SO	9
LOB	20





Batter	1	2	3	4	5	6	7	8	9	AB	R	H	RBI	BB	SO	LOB	TOP					
<b>Eric Young Sr. R</b> OBP: 0.321, SLG: 0.399 (1,4)										3	0	1	0	2	0	1	<b>Chicago Cubs @ St. Louis Cardinals</b> Busch Stadium, St. Louis, MO Thu Jun 21 2001, 12:40 PM CDT Att: 47,950 - Cloudy - 71 F					
<b>Gary Matthews S</b> OBP: 0.387, SLG: 0.381 (1,8)										5	1	1	0	0	2	5						
<b>Sammy Sosa R</b> OBP: 0.430, SLG: 0.668 (1,9)										4	1	0	0	1	1	2						
<b>Matt Stairs L</b> OBP: 0.387, SLG: 0.474 (1,3)										1	0	0	0	3	1	1						
<b>Miguel Cairo R</b> OBP: 0.420, SLG: 0.386 (7, PR) (7, 5)										1	1	1	0	0	0	0						
<b>Ron Coomer R</b> OBP: 0.333, SLG: 0.350 (1, 5) (7, 3)										5	0	1	1	0	0	4						
<b>Ricky Gutierrez R</b> OBP: 0.384, SLG: 0.453 (1, 6)										4	0	2	2	1	1	2						
<b>Todd Dunwoody L</b> OBP: 0.262, SLG: 0.390 (1, 7)										5	1	1	1	0	1	3						
<b>Joe Girardi R</b> OBP: 0.288, SLG: 0.317 (1, 2)										4	1	1	0	0	1	2						
<b>Jon Lieber L</b> OBP: 0.171, SLG: 0.152 (1, 1)										3	0	0	0	0	1	2						
<b>Rondell White R</b> OBP: 0.366, SLG: 0.545 (8, PH)										1	0	1	1	0	0	0						
<b>Jeff Fassero L</b> OBP: 0.362, SLG: 0.393 (8, 1)										0	0	0	0	0	0	0						
<b>Tom Gordon R</b> OBP: 0.362, SLG: 0.393 (9, 1)										0	0	0	0	0	0	0						
<b>Inning Stats</b>	R: 0 E: 0 K: 2 S: 9	H: 0 LOB: 1 BB: 1 P: 19	R: 0 E: 1 K: 2 S: 11	H: 0 LOB: 2 BB: 1 P: 21	R: 1 E: 0 K: 1 S: 12	H: 2 LOB: 2 BB: 1 P: 23	R: 1 E: 1 K: 0 S: 13	H: 1 LOB: 1 BB: 0 P: 20	R: 1 E: 0 K: 1 S: 9	H: 1 LOB: 1 BB: 2 P: 23	R: 0 E: 0 K: 1 S: 14	H: 1 LOB: 1 BB: 0 P: 19	R: 0 E: 0 K: 1 S: 6	H: 0 LOB: 1 BB: 1 P: 12	R: 1 E: 0 K: 1 S: 13	H: 2 LOB: 2 BB: 1 P: 21	R: 1 E: 0 K: 0 S: 8	H: 2 LOB: 1 BB: 0 P: 13	1B: 5 2B: 3 3B: 0 HR: 1	SF: 0 SAC: 0 DP: 2 HBP: 0	WP: 0 PB: 1 SB: 1 CS: 0	PA: 43
<b>PITCHER</b>	IP WLS BF H R ER SO BB IBB HBP BLK WP HR S P ERA WHIP																					
<b>Andy Benes R</b> ERA: 5.91 (1, 1)	5.0 L 25 4 3 3 6 5 0 0 0 0 0 1 54 106 5.40 1.800																					
<b>Mike Timlin R</b> ERA: 3.69 (6, 1)	2.0 7 1 0 0 1 1 0 0 0 0 0 0 20 31 0.00 1.000																					
<b>Steve Kline L</b> ERA: 1.62 (8, 1)	1.0 6 2 1 1 1 0 0 0 0 0 0 0 13 21 9.00 3.000																					
<b>Dave Veres R</b> ERA: 2.56 (9, 1)	1.0 5 2 1 1 0 0 0 0 0 0 0 0 8 13 9.00 2.000																					

Batter	1	2	3	4	5	6	7	8	9	AB	R	H	RBI	BB	SO	LOB	BOTTOM					
<b>Fernando Vina L</b> OBP: 0.363, SLG: 0.410 (1,4)										4	1	2	1	0	0	2	<b>Chicago Cubs @ St. Louis Cardinals</b> Busch Stadium, St. Louis, MO Thu Jun 21 2001, 12:40 PM CDT Att: 47,950 - Cloudy - 71 F					
<b>Placido Polanco R</b> OBP: 0.373, SLG: 0.394 (1, 5) (8, 6)										4	0	1	0	0	0	2						
<b>15 Jim Edmonds L</b> OBP: 0.399, SLG: 0.517 (1, 8)										3	1	0	0	1	0	1						
<b>5 Albert Pujols R</b> OBP: 0.413, SLG: 0.644 (1, 9)										3	0	2	0	1	0	0						
<b>Craig Paquette R</b> OBP: 0.298, SLG: 0.466 (1, 3) (8, 5)										3	0	0	1	0	0	2						
<b>Ray Lankford L</b> OBP: 0.380, SLG: 0.533 (1, 7)										4	0	1	0	0	1	1						
<b>Edgar Renteria R</b> OBP: 0.269, SLG: 0.332 (1, 6)										3	0	0	0	0	1	1						
<b>Steve Kline S</b> OBP: 0.362, SLG: 0.393 (8, 1)										0	0	0	0	0	0	0						
<b>Dave Veres R</b> OBP: 0.362, SLG: 0.393 (9, 1)										0	0	0	0	0	0	0						
<b>Kerry Robinson L</b> OBP: 0.362, SLG: 0.393 (9, PH)										1	0	0	0	0	0	0						
<b>Eli Marrero R</b> OBP: 0.298, SLG: 0.420 (1, 2)										2	0	1	0	0	0	0						
<b>Mike Matheny R</b> OBP: 0.301, SLG: 0.305 (7, 2)										2	0	0	0	0	1	0						
<b>Andy Benes R</b> OBP: 0.148, SLG: 0.222 (1, 1)										1	0	0	0	0	1	1						
<b>29 Stubby Clapp L</b> OBP: 0.304, SLG: 0.481 (5, PH)										1	0	0	0	0	1	0						
<b>Mike Timlin R</b> OBP: 0.362, SLG: 0.393 (6, 1)										0	0	0	0	0	0	0						
<b>Mark McGwire R</b> OBP: 0.304, SLG: 0.481 (7, PH) (8, 3)										1	0	1	0	0	0	0						
<b>Inning Stats</b>	R: 1 E: 0 K: 0 S: 8	H: 1 LOB: 0 BB: 0 P: 13	R: 0 E: 0 K: 1 S: 8	H: 0 LOB: 0 BB: 0 P: 10	R: 0 E: 0 K: 1 S: 7	H: 1 LOB: 1 BB: 0 P: 11	R: 1 E: 0 K: 0 S: 14	H: 2 LOB: 1 BB: 1 P: 22	R: 0 E: 0 K: 1 S: 11	H: 1 LOB: 1 BB: 0 P: 17	R: 0 E: 0 K: 0 S: 9	H: 1 LOB: 1 BB: 0 P: 15	R: 0 E: 0 K: 1 S: 9	H: 1 LOB: 1 BB: 0 P: 13	R: 0 E: 0 K: 0 S: 9	H: 0 LOB: 0 BB: 1 P: 16	R: 0 E: 0 K: 1 S: 9	H: 0 LOB: 0 BB: 0 P: 13	1B: 6 2B: 1 3B: 0 HR: 1	SF: 1 SAC: 0 DP: 1 HBP: 0	WP: 0 PB: 0 SB: 0 CS: 0	PA: 35
<b>PITCHER</b>	IP WLS BF H R ER SO BB IBB HBP BLK WP HR S P ERA WHIP																					
<b>Jon Lieber R</b> ERA: 3.27 (1, 1)	7.0 W 28 7 2 2 4 1 0 0 0 0 0 0 9 16 0.00 2.000																					
<b>Jeff Fassero L</b> ERA: 2.45 (8, 1)	1.0 H 4 1 0 0 0 1 0 0 0 0 0 0 9 16 0.00 2.000																					
<b>Tom Gordon R</b> ERA: 3.72 (9, 1)	1.0 S 3 0 0 0 1 0 0 0 0 0 0 0 9 13 0.00 0.000																					













Batter	1	2	3	4	5	6	7	8	9	AB	R	H	RBI	BB	SO	LOB	TOP				
Calvin Murray, R OBP: 0.364, SLG: 0.495 Felix Rodriguez, R (8, 1)	3-2 P6	3-3 K		1-2 2B		4-2 HBP		2-1 F8		4	0	1	1	0	1	3					
Rich Aurilia, R OBP: 0.385, SLG: 0.562 (1, 6)	0-0 F9		0-3 K	1-2 L8		0-0 P4			1-0 F7	5	0	0	0	0	1	4					
Barry Bonds, L OBP: 0.488, SLG: 0.900 (1, 7)	3-1 F7		0-1 F7		0-0 F7		3-2 F7		4-1 FC5-4 E BB	4	0	0	0	1	0	0					
Jeff Kent, R OBP: 0.364, SLG: 0.489 (1, 4)		2-2 FC5-2 3B	0-1 1B		2-2 F8		3-1 HR		0-0 F7	5	1	3	1	0	0	1					
Aramando Rios, L OBP: 0.318, SLG: 0.466 Aaron Fultz, L OBP: 0.333, SLG: 0.333 Shawon Dunston, R OBP: 0.308, SLG: 0.486 (8, 8)		4-0 FC5-2 1B BB	0-1 1B		1-3 K		4-0 BB		1-2 E6 FC5-4	2	1	1	0	2	1	0					
Bento Santiago, R OBP: 0.382, SLG: 0.440 (1, 2)	1-0 FC5-2 1B		1-3 K		0-2 G1-3		1-3 K		0-1 FC5-4	5	0	0	0	0	2	7					
Damon Minor, L OBP: 0.750, SLG: 0.667 (1, 3)	1-2 BB 1B			2-0 SH1-4 2B 1B		4-0 SH5-4 WP BB		0-1 G4-3		3	1	2	1	1	0	1					
Ramon Martinez, R OBP: 0.337, SLG: 0.366 (1, 5)	0-0 BB 1B			2-2 P4		4-2 SH5-4 BB		1-1 F9		3	0	1	0	1	0	1					
Russ Ortiz, R OBP: 0.226, SLG: 0.214 Alan Embree, L (6, 1) Tim Worrell, R (6, 1) Marvin Benard, L OBP: 0.273, SLG: 0.323 (7, 9)	4-2 SH1-4			0-0 SH5-4		0-0 SH5-4		1-3 K		0	0	0	0	1	0	0					
<b>Inning Stats</b>	R: 0 E: 0 K: 0 S: 8	H: 0 LOB: 0 BB: 0 P: 14	R: 1 E: 0 K: 1 S: 17	H: 3 LOB: 3 BB: 2 P: 32	R: 0 E: 0 K: 2 S: 12	H: 2 LOB: 1 BB: 0 P: 13	R: 1 E: 0 K: 0 S: 13	H: 2 LOB: 1 BB: 0 P: 19	R: 0 E: 0 K: 1 S: 7	H: 0 LOB: 0 BB: 0 P: 10	R: 0 E: 0 K: 0 S: 9	H: 0 LOB: 3 BB: 2 P: 21	R: 1 E: 0 K: 1 S: 11	H: 1 LOB: 1 BB: 1 P: 22	R: 0 E: 0 K: 1 S: 7	H: 0 LOB: 0 BB: 0 P: 11	R: 0 E: 1 K: 0 S: 10	H: 0 LOB: 2 BB: 1 P: 16	1B: 5 2B: 1 3B: 1 HR: 1	SF: 0 SAC: 2 DP: 0 HBP: 1	WP: 1 PA: 42 PB: 0 SB: 0 CS: 0
<b>PITCHER</b>	IP WLS BF H R ER SO BB IBB HBP BLK WP HR S P ERA WHIP	IP WLS BF H R ER SO BB IBB HBP BLK WP HR S P ERA WHIP	IP WLS BF H R ER SO BB IBB HBP BLK WP HR S P ERA WHIP	IP WLS BF H R ER SO BB IBB HBP BLK WP HR S P ERA WHIP	IP WLS BF H R ER SO BB IBB HBP BLK WP HR S P ERA WHIP	IP WLS BF H R ER SO BB IBB HBP BLK WP HR S P ERA WHIP	IP WLS BF H R ER SO BB IBB HBP BLK WP HR S P ERA WHIP	IP WLS BF H R ER SO BB IBB HBP BLK WP HR S P ERA WHIP	IP WLS BF H R ER SO BB IBB HBP BLK WP HR S P ERA WHIP	IP WLS BF H R ER SO BB IBB HBP BLK WP HR S P ERA WHIP	IP WLS BF H R ER SO BB IBB HBP BLK WP HR S P ERA WHIP	IP WLS BF H R ER SO BB IBB HBP BLK WP HR S P ERA WHIP	IP WLS BF H R ER SO BB IBB HBP BLK WP HR S P ERA WHIP	IP WLS BF H R ER SO BB IBB HBP BLK WP HR S P ERA WHIP	IP WLS BF H R ER SO BB IBB HBP BLK WP HR S P ERA WHIP	IP WLS BF H R ER SO BB IBB HBP BLK WP HR S P ERA WHIP	IP WLS BF H R ER SO BB IBB HBP BLK WP HR S P ERA WHIP	IP WLS BF H R ER SO BB IBB HBP BLK WP HR S P ERA WHIP	IP WLS BF H R ER SO BB IBB HBP BLK WP HR S P ERA WHIP	IP WLS BF H R ER SO BB IBB HBP BLK WP HR S P ERA WHIP	IP WLS BF H R ER SO BB IBB HBP BLK WP HR S P ERA WHIP

San Francisco Giants @ St. Louis Cardinals  
 Busch Stadium, St. Louis, MO  
 Sun Jun 24 2001, 7:05 PM CDT  
 Att: 48,203 - Sunny - 80 F

AB	33
R	3
H	8
RBI	3
BB	6
SO	6
LOB	18



Batter	1	2	3	4	5	6	7	8	9	AB	R	H	RBI	BB	SO	LOB	BOTTOM				
Fernando Vina, L OBP: 0.359, SLG: 0.402 (1, 4)	2-1 SH5-3 15 2B		3-2 G4-3		4-2 1B 15 2B BB	4-0 BB E	1-0 1B			3	2	2	0	2	0	1					
Placido Polanco, R OBP: 0.374, SLG: 0.391 (1, 5)	1-0 SH5-3		4-2 15 1B BB		0-0 15 2B 1B	1-0 E3 BB	0-2 15 FC6-4 1B			3	2	2	1	1	0	2					
15 Jim Edmonds, L OBP: 0.401, SLG: 0.542 (1, 8)	1-2 FC1-5-2		0-0 1-3 3H 1B		0-0 1H 3H 2B	1-2 SF7	1-1 FC6-4			4	0	2	4	0	0	3					
Mark McGwire, R OBP: 0.333, SLG: 0.500 (1, 3)	0-0 F9		0-0 F9		1-2 K	4-2 5 1B BB		2-3 K		4	0	0	0	1	2	4					
5 Albert Pujols, R OBP: 0.417, SLG: 0.636 (1, 9)		0-0 G4-3		2-0 F9 2B	4-2 BB	0-0 1B	1-2 2H 3H 1B		0-0 G5-3	4	0	2	2	1	0	0					
Craig Paquette, R OBP: 0.282, SLG: 0.442 Mike Timlin, R (7, 1) Ray Lankford, L OBP: 0.358, SLG: 0.532 Steve Kline, S (9, 1) Dave Veres, R (9, 1)	2-2 F9		2-2 F9		2-2 F9	1-3 K	0-1 F8		2-1 2B	4	0	0	0	0	1	5					
Edgar Renteria, R OBP: 0.274, SLG: 0.326 (1, 6)	2-1 F8		0-2 G1-3		2-1 F9		2-2 G6-3	1-1 F8		5	0	0	0	0	0	4					
Mike Matheny, R OBP: 0.308, SLG: 0.304 (1, 2)			4-0 G4-3 15 1B SH1-4 BB		4-0 IBB	2-1 E 15 SF7 BB 1B		3-3 K		2	2	1	0	2	1	0					
Matt Morris, R OBP: 0.167, SLG: 0.171 Jason Christiansen, R (7, 1) Kerry Robinson, L OBP: 0.351, SLG: 0.379 (7, 7)			0-1 SH1-4		1-3 K	0-3 K	1-1 1B			2	0	0	0	0	2	3					
<b>Inning Stats</b>	R: 0 E: 0 K: 0 S: 8	H: 1 LOB: 1 BB: 0 P: 12	R: 0 E: 0 K: 0 S: 6	H: 0 LOB: 0 BB: 0 P: 10	R: 1 E: 0 K: 0 S: 10	H: 1 LOB: 2 BB: 1 P: 21	R: 0 E: 0 K: 1 S: 12	H: 1 LOB: 2 BB: 1 P: 21	R: 2 E: 0 K: 2 S: 14	H: 2 LOB: 2 BB: 2 P: 27	R: 3 E: 1 K: 1 S: 16	H: 2 LOB: 2 BB: 2 P: 28	R: 1 E: 0 K: 1 S: 16	H: 3 LOB: 0 BB: 0 P: 24	R: 0 E: 0 K: 1 S: 8	H: 1 LOB: 1 BB: 0 P: 13	1B: 7 2B: 4 3B: 0 HR: 0	SF: 1 SAC: 2 DP: 0 HBP: 0	WP: 0 PA: 43 PB: 0 SB: 0 CS: 0		
<b>PITCHER</b>	IP WLS BF H R ER SO BB IBB HBP BLK WP HR S P ERA WHIP	IP WLS BF H R ER SO BB IBB HBP BLK WP HR S P ERA WHIP	IP WLS BF H R ER SO BB IBB HBP BLK WP HR S P ERA WHIP	IP WLS BF H R ER SO BB IBB HBP BLK WP HR S P ERA WHIP	IP WLS BF H R ER SO BB IBB HBP BLK WP HR S P ERA WHIP	IP WLS BF H R ER SO BB IBB HBP BLK WP HR S P ERA WHIP	IP WLS BF H R ER SO BB IBB HBP BLK WP HR S P ERA WHIP	IP WLS BF H R ER SO BB IBB HBP BLK WP HR S P ERA WHIP	IP WLS BF H R ER SO BB IBB HBP BLK WP HR S P ERA WHIP	IP WLS BF H R ER SO BB IBB HBP BLK WP HR S P ERA WHIP	IP WLS BF H R ER SO BB IBB HBP BLK WP HR S P ERA WHIP	IP WLS BF H R ER SO BB IBB HBP BLK WP HR S P ERA WHIP	IP WLS BF H R ER SO BB IBB HBP BLK WP HR S P ERA WHIP	IP WLS BF H R ER SO BB IBB HBP BLK WP HR S P ERA WHIP	IP WLS BF H R ER SO BB IBB HBP BLK WP HR S P ERA WHIP	IP WLS BF H R ER SO BB IBB HBP BLK WP HR S P ERA WHIP	IP WLS BF H R ER SO BB IBB HBP BLK WP HR S P ERA WHIP	IP WLS BF H R ER SO BB IBB HBP BLK WP HR S P ERA WHIP	IP WLS BF H R ER SO BB IBB HBP BLK WP HR S P ERA WHIP	IP WLS BF H R ER SO BB IBB HBP BLK WP HR S P ERA WHIP	IP WLS BF H R ER SO BB IBB HBP BLK WP HR S P ERA WHIP

San Francisco Giants @ St. Louis Cardinals  
 Busch Stadium, St. Louis, MO  
 Sun Jun 24 2001, 7:05 PM CDT  
 Att: 48,203 - Sunny - 80 F

AB	33
R	7
H	11
RBI	7
BB	7
SO	6
LOB	22





Batter	1	2	3	4	5	6	7	8	9	AB	R	H	RBI	BB	SO	LOB	TOP	
<b>Alex Ochoa, R</b> OBP: 0.353, SLG: 0.460 (1, 9)	0-0 HR	2-2 PO	1-0 F9		4-0 CS BB	2-2 1B			0-0 SH	4	2	3	1	1	0	0		
<b>Barry Larkin, R</b> OBP: 0.377, SLG: 0.377 39 Justin Atchley, L Chris Naching, R Hector Mercado, L Scott Sullivan, R Brady Clark, R OBP: 0.400, SLG: 0.577 (1, 6)	0-1 HR		1-1 HBP		2-2 CS	G1-3 L7			2-1 SH 1B	3	1	1	1	0	0	2		
<b>Ken Griffey Jr., L</b> OBP: 0.371, SLG: 0.481 (1, 8)	3-1 P6		3-1 G6-3			1-0 HR	3-2 F9		1-2 1B	5	1	2	2	0	0	1		
<b>Sean Casey, L</b> OBP: 0.385, SLG: 0.519 (1, 3)	1-2 1B			0-0 G3		1-2 P5	2-1 F7		0-2 F7	5	0	1	0	0	0	1		
<b>Aaron Boone, R</b> OBP: 0.337, SLG: 0.456 (1, 5)	2-0 F7			3-2 F9		1-2 BB 1B	1-0 P6		1-1 L5	5	1	1	0	0	0	2		
<b>Dmitri Young, S</b> OBP: 0.333, SLG: 0.431 Danny Graves, R OBP: 0.333, SLG: 1.333 (1, 7)	3-3 K			2-1 HR		4-2 1B 3B		0-0 1B	2-2 P6	4	2	2	1	1	1	2		
<b>Jason LaRue, R</b> OBP: 0.311, SLG: 0.415 (1, 2)				3-2 F8		0-0 3B		1-3 K		4	1	1	1	0	1	1		
<b>Pokey Reese, R</b> OBP: 0.305, SLG: 0.379 (1, 4)				4-1 PO SH3 BB		2-2 G5-3	2-1 1B 3B	2-1 L6-3 1B		3	1	2	2	1	0	0		
<b>Chris Reitsma, R</b> OBP: 0.222, SLG: 0.125 Michael Tucker, L OBP: 0.329, SLG: 0.435 Juan Castro, R OBP: 0.227, SLG: 0.240 (1, 1)	2-1 SH3			1-3 K		1-1 1B		1-0 L6-3		1	0	0	0	0	1	0		
<b>Inning Stats</b>	R: 2 E: 0 K: 1 S: 15	H: 3 LOB: 2 BB: 0 P: 24	R: 0 E: 0 K: 0 S: 9	H: 0 LOB: 0 BB: 1 P: 19	R: 0 E: 0 K: 0 S: 4	H: 1 LOB: 0 BB: 0 P: 17	R: 0 E: 0 K: 1 S: 8	H: 0 LOB: 0 BB: 1 P: 17	R: 0 E: 0 K: 1 S: 6	H: 2 LOB: 1 BB: 0 P: 11	R: 2 E: 1 K: 0 S: 15	H: 2 LOB: 1 BB: 0 P: 21	1B: 8 2B: 2 3B: 1 HR: 4	SF: 0 SAC: 2 DP: 2 HBP: 1	WP: 0 PB: 0 SB: 0 CS: 1	PA: 44		
<b>PITCHER</b>	IP	WLS	BF	H	R	ER	SO	BB	IBB	HBP	BLK	WP	HR	S	P	ERA	WHIP	
<b>Andy Benes, R</b> ERA: 6.26 (1, 1)	5.2	25	7	7	7	2	3	0	1	0	0	0	4	59	109	11.12	1.765	
<b>Mike James, R</b> ERA: 4.59 (6, 1)	0.0	1	1	0	0	0	0	0	0	0	0	0	0	2	4	∞	∞	
<b>Jason Christiansen, L</b> ERA: 4.91 (6, 1)	0.1	3	2	1	1	0	0	0	0	0	0	0	0	10	15	27.00	6.000	
<b>Mike Matthews, L</b> ERA: 3.44 (7, 1)	1.0	3	0	0	0	0	0	0	0	0	0	0	0	6	12	0.00	0.000	
<b>Gene Stechschulte, R</b> ERA: 3.95 (8, 1)	1.0	L	6	3	2	1	1	0	0	0	0	0	0	10	16	9.00	3.000	
<b>PITCHER</b>	IP	WLS	BF	H	R	ER	SO	BB	IBB	HBP	BLK	WP	HR	S	P	ERA	WHIP	
<b>Steve Kline, L</b> ERA: 1.78 (9, 1)	1.0	4	1	0	0	0	0	0	0	0	0	0	0	12	16	0.00	1.000	

Cincinnati Reds @ St. Louis Cardinals  
 Busch Stadium, St. Louis, MO  
 Tue Jun 26 2001, 7:10 PM CDT  
 Att: 41,791 - Cloudy - 87 F

AB 36  
 R 10  
 H 14  
 RBI 9  
 BB 3  
 SO 3  
 LOB 11



Batter	1	2	3	4	5	6	7	8	9	AB	R	H	RBI	BB	SO	LOB	BOTTOM			
<b>Fernando Vina, L</b> OBP: 0.364, SLG: 0.412 (1, 4)	1-1 F7		1-0 G3	1-2 1B		4-2 1B	0-1 3B		2-2 1B	5	0	3	5	1	0	0				
<b>Placido Polanco, R</b> OBP: 0.377, SLG: 0.393 (1, 5)	1-1 15 G3 1B		0-0 15 BB 1B	1-3 K		1-1 1B	0-2 G5-3		0-1 G3	6	0	3	0	0	1	3				
<b>15 Jim Edmonds, L</b> OBP: 0.404, SLG: 0.555 (1, 8)	3-2 G3		4-1 BB		2-0 5 2B 1B	2-3 K		0-0 HR		4	2	2	1	1	1	3				
<b>Mark McGwire, R</b> OBP: 0.327, SLG: 0.479 (1, 3)	4-1 5 FC5-4 1B		0-0 F8		0-1 L7	3-3 K		1-3 K		4	0	0	0	1	2	5				
<b>5 Albert Pujols, R</b> OBP: 0.420, SLG: 0.649 (1, 9)	0-1 FC5-4		2-3 K		3-2 1B 2B		2-2 HR	1-2 F7-6-3 HBP		4	2	2	2	0	1	4				
<b>Ray Lankford, L</b> OBP: 0.355, SLG: 0.529 (1, 7)			2-3 K		3-2 SH5-4 1B 2B	0-3 K	1-2 F8	0-0 F7-6-3		5	1	1	0	0	2	2				
<b>Edgar Renteria, R</b> OBP: 0.281, SLG: 0.329 (1, 6)			2-1 F9		4-2 SH5-4 1B BB	0-1 1B		1-1 G4-3		4	2	2	1	1	0	0				
<b>Mike Matheny, R</b> OBP: 0.310, SLG: 0.303 (1, 2)			2-2 HBP		0-0 P4	0-0 F8	0-2 3B	1-1 G1-3		4	1	1	0	0	0	3				
<b>Inning Stats</b>	R: 0 E: 0 K: 0 S: 10	H: 1 LOB: 2 BB: 1 P: 19	R: 0 E: 0 K: 1 S: 8	H: 0 LOB: 0 BB: 0 P: 14	R: 0 E: 0 K: 1 S: 7	H: 1 LOB: 2 BB: 1 P: 14	R: 2 E: 0 K: 1 S: 14	H: 2 LOB: 1 BB: 1 P: 23	R: 2 E: 0 K: 2 S: 14	H: 3 LOB: 1 BB: 0 P: 17	R: 3 E: 0 K: 1 S: 19	H: 4 LOB: 1 BB: 0 P: 22	R: 1 E: 0 K: 1 S: 7	H: 1 LOB: 0 BB: 0 P: 9	R: 1 E: 0 K: 0 S: 10	H: 2 LOB: 1 BB: 0 P: 13	1B: 10 2B: 3 3B: 1 HR: 2	SF: 0 SAC: 1 DP: 1 HBP: 2	WP: 0 PB: 0 SB: 0 CS: 0	PA: 47
<b>PITCHER</b>	IP	WLS	BF	H	R	ER	SO	BB	IBB	HBP	BLK	WP	HR	S	P	ERA	WHIP			
<b>Chris Reitsma, R</b> ERA: 4.27 (1, 1)	5.0	26	7	4	4	4	2	1	1	0	0	0	0	9	18	0.00	3.000			
<b>39 Justin Atchley, L</b> ERA: 7.11 (6, 1)	0.2	4	1	0	0	1	1	0	0	0	0	0	0	9	18	0.00	3.000			
<b>Chris Naching, R</b> ERA: 3.68 (6, 1)	0.2	H	5	3	3	3	1	0	0	0	0	0	1	16	22	40.50	4.500			
<b>Hector Mercado, L</b> ERA: 3.64 (7, 1)	0.1	H	2	1	0	0	1	0	0	0	0	0	0	5	5	0.00	3.000			
<b>Scott Sullivan, R</b> ERA: 3.38 (7, 1)	1.1	W	5	1	1	1	1	0	0	1	0	0	1	10	12	6.75	0.750			
<b>PITCHER</b>	IP	WLS	BF	H	R	ER	SO	BB	IBB	HBP	BLK	WP	HR	S	P	ERA	WHIP			
<b>Danny Graves, R</b> ERA: 4.34 (9, 1)	1.0	S	5	2	1	1	0	0	0	0	0	0	0	10	13	9.00	2.000			

Cincinnati Reds @ St. Louis Cardinals  
 Busch Stadium, St. Louis, MO  
 Tue Jun 26 2001, 7:10 PM CDT  
 Att: 41,791 - Cloudy - 87 F

AB 40  
 R 9  
 H 15  
 RBI 9  
 BB 4  
 SO 8  
 LOB 23









Batter	1	2	3	4	5	6	7	8	9	AB	R	H	RBI	BB	SO	LOB	TOP										
Fernando Vina, L OBP: 0.360, SLG: 0.407	F9		F7			F7		F8		4	0	0	0	0	0	0	<b>St. Louis Cardinals @ San Francisco Giants</b> PacBell Park, San Francisco, CA Fri Jun 29 2001, 10:35 PM EDT Att: 41,738 - Cloudy - 68 F										
Placido Polanco, R OBP: 0.369, SLG: 0.385	P4			G4-3				G5-3		4	0	1	0	0	0	0											
15 Jim Edmonds, L OBP: 0.396, SLG: 0.538	BB			K				K		3	0	0	0	1	2	1											
Mark McGwire, R OBP: 0.305, SLG: 0.441	F8			K					K	4	0	0	0	0	3	1											
5 Albert Pujols, R OBP: 0.416, SLG: 0.641		G4-3				F7		F9		4	0	0	0	0	1	0											
Craig Parquette, R OBP: 0.285, SLG: 0.426	F8					F7				3	1	1	0	0	0	0											
Bobby Bonilla, S OBP: 0.308, SLG: 0.356								BB		1	0	0	0	0	0	0											
Ray Lankford, L OBP: 0.359, SLG: 0.543	G4-3					HR		BB		2	1	1	1	1	0	0											
Mike Matheny, R OBP: 0.311, SLG: 0.304			G5-3			F8				3	0	1	1	0	0	0											
Darryl Kile, R OBP: 0.220, SLG: 0.263			F8							3	0	0	0	0	1	2											
Steve Kline, S ERA: 1.54										0	0	0	0	0	0	0											
Mike Timlin, R ERA: 3.68										0	0	0	0	0	0	0											
<b>Inning Stats</b>	R: 0 E: 0 K: 0 S: 11	H: 0 LOB: 1 BB: 1 P: 20	R: 0 E: 0 K: 0 S: 7	H: 0 LOB: 0 BB: 0 P: 9	R: 0 E: 0 K: 2 S: 6	H: 0 LOB: 0 BB: 0 P: 9	R: 0 E: 0 K: 2 S: 9	H: 0 LOB: 0 BB: 0 P: 14	R: 1 E: 0 K: 0 S: 6	H: 1 LOB: 1 BB: 0 P: 11	R: 0 E: 0 K: 1 S: 11	H: 1 LOB: 1 BB: 0 P: 16	R: 1 E: 0 K: 1 S: 11	H: 2 LOB: 2 BB: 1 P: 21	R: 0 E: 0 K: 1 S: 8	H: 0 LOB: 0 BB: 0 P: 13	R: 0 E: 0 K: 2 S: 8	H: 0 LOB: 0 BB: 0 P: 12	1B: 3 2B: 0 3B: 0 HR: 1	SF: 0 SAC: 0 DP: 0 HBP: 0	WP: 0 PB: 0 SB: 0 CS: 0	PA: 33					
<b>PITCHER</b>	IP	WLS	BF	H	R	ER	SO	BB	IBB	HBP	BLK	WP	HR	S	P	ERA	WHIP										
Kirk Rueter, L ERA: 5.03	7.0		27	4	2	2	4	2	0	0	0	0	1	61	100	2.57	0.857										
Felix Rodriguez, R ERA: 1.54	1.0	W	3	0	0	0	1	0	0	0	0	0	0	8	13	0.00	0.000										
Robb Nen, R ERA: 3.68	1.0	S	3	0	0	0	2	0	0	0	0	0	0	8	12	0.00	0.000										

Batter	1	2	3	4	5	6	7	8	9	AB	R	H	RBI	BB	SO	LOB	BOTTOM										
Calvin Murray, R OBP: 0.368, SLG: 0.457	F7		P4							4	0	2	1	0	0	0	<b>St. Louis Cardinals @ San Francisco Giants</b> PacBell Park, San Francisco, CA Fri Jun 29 2001, 10:35 PM EDT Att: 41,738 - Cloudy - 68 F										
Rich Aurilia, R OBP: 0.391, SLG: 0.569	K		P6							4	0	1	0	0	1	2											
Barry Bonds, L OBP: 0.483, SLG: 0.863	BB			G6-3						1	1	0	0	3	0	0											
Jeff Kent, R OBP: 0.375, SLG: 0.509	BB			F7						4	0	1	0	0	1	4											
Armando Rios, L OBP: 0.318, SLG: 0.456	K			G4-3						3	0	0	0	1	1	2											
Ramon Martinez, R OBP: 0.337, SLG: 0.358		F9								4	1	1	0	0	0	2											
Damon Minor, L OBP: 0.350, SLG: 0.316		F9								4	0	1	1	0	0	1											
Edwards Guzman, L OBP: 0.250, SLG: 0.417		F7								4	1	2	0	0	0	2											
Robb Nen, R ERA: 3.27										0	0	0	0	0	0	0											
Kirk Rueter, L ERA: 3.42										3	0	0	1	0	0	2											
Steve Kline, L ERA: 2.25										0	0	0	0	0	0	0											
Benito Santiago, R OBP: 0.342, SLG: 0.414										0	0	0	0	0	0	0											
<b>Inning Stats</b>	R: 0 E: 0 K: 2 S: 14	H: 1 LOB: 2 BB: 1 P: 23	R: 0 E: 0 K: 0 S: 5	H: 0 LOB: 0 BB: 0 P: 7	R: 0 E: 0 K: 0 S: 7	H: 0 LOB: 0 BB: 0 P: 10	R: 0 E: 0 K: 0 S: 5	H: 0 LOB: 0 BB: 0 P: 8	R: 2 E: 0 K: 1 S: 14	H: 4 LOB: 3 BB: 1 P: 25	R: 0 E: 0 K: 0 S: 8	H: 0 LOB: 0 BB: 0 P: 12	R: 0 E: 0 K: 0 S: 5	H: 2 LOB: 1 BB: 0 P: 7	R: 1 E: 0 K: 0 S: 10	H: 1 LOB: 2 BB: 2 P: 26	1B: 8 2B: 0 3B: 0 HR: 0	SF: 0 SAC: 0 DP: 1 HBP: 0	WP: 0 PB: 0 SB: 0 CS: 0	PA: 35							
<b>PITCHER</b>	IP	WLS	BF	H	R	ER	SO	BB	IBB	HBP	BLK	WP	HR	S	P	ERA	WHIP										
Darryl Kile, R ERA: 3.42	7.0		29	7	2	2	3	2	0	0	0	0	0	58	92	2.57	1.286										
Steve Kline, L ERA: 2.25	0.0	L	1	0	1	1	0	1	0	0	0	0	0	4													
Mike Timlin, R ERA: 3.27	1.0		5	1	0	0	0	0	1	0	0	0	0	10	22	0.00	1.000										

AB	31
R	2
H	4
RBI	2
BB	2
SO	7
LOB	4





Batter	1	2	3	4	5	6	7	8	9	AB	R	H	RBI	BB	SO	LOB	TOP										
Fernando Vina, L OBP: 0.362, SLG: 0.411	1-2 1B		1-2 F9					2-2 E 15 SF8 2B		4	1	2	0	0	0	1											
Placido Polanco, R OBP: 0.368, SLG: 0.380	0-3 K		1-1 F9					1-0 E4 BB		3	1	0	0	1	1	2											
15 Jim Edmonds, L OBP: 0.398, SLG: 0.539	1-3 K							1-0 SF8		3	0	2	1	0	1	1											
Mark McGwire, R OBP: 0.303, SLG: 0.433	0-1 F7							3-H 4-1 5 G6-4-3 BB		2	0	0	1	1	0	2											
5 Albert Pujols, R OBP: 0.411, SLG: 0.632 Dave Veres, R		1-3 K						2-0 G6-4-3 BB		4	0	0	0	0	1	4											
Ray Lankford, L OBP: 0.353, SLG: 0.533	1-0 F9							1-2 BB		0	0	0	0	0	1	2											
Mike Matheny, R OBP: 0.315, SLG: 0.310 29 Stubby Clapp, L OBP: 0.286, SLG: 0.429		1-1 1B						3-2 FC4-6 1B		3	0	2	0	0	0	0											
Kerry Robinson, L OBP: 0.338, SLG: 0.361	0-1 G3							2-2 FC4-6 SH2-4 1-2		4	0	0	0	0	0	3											
Matt Morris, R OBP: 0.158, SLG: 0.162 Mike Timlin, R Steve Kline, S Craig Paquette, R OBP: 0.283, SLG: 0.423			1-1 G5-3					0-0 SH2-4 1-2		2	0	0	0	0	1	0											
<b>Inning Stats</b>	R: 0 E: 0 K: 2 S: 14	H: 1 LOB: 1 BB: 0 P: 16	R: 0 E: 0 K: 1 S: 8	H: 1 LOB: 1 BB: 0 P: 11	R: 0 E: 0 K: 0 S: 7	H: 0 LOB: 0 BB: 0 P: 10	R: 0 E: 0 K: 0 S: 9	H: 1 LOB: 1 BB: 0 P: 16	R: 0 E: 0 K: 0 S: 11	H: 1 LOB: 1 BB: 0 P: 18	R: 1 E: 0 K: 1 S: 11	H: 1 LOB: 1 BB: 0 P: 24	R: 0 E: 0 K: 1 S: 7	H: 0 LOB: 0 BB: 0 P: 9	R: 1 E: 1 K: 0 S: 7	H: 1 LOB: 1 BB: 0 P: 17	R: 0 E: 0 K: 1 S: 10	H: 1 LOB: 1 BB: 0 P: 13	1B: 6 2B: 1 3B: 0 HR: 0	SF: 2 SAC: 1 DP: 1 HBP: 0	WP: 1 PB: 0 SB: 0 CS: 0	PA: 36					
<b>PITCHER</b>	IP	WLS	BF	H	R	ER	SO	BB	IBB	HBP	BLK	WP	HR	S	P	ERA	WHIP										
Russ Ortiz, R ERA: 3.36	7.0		27	5	1	1	5	1	0	0	0	1	0	67	104	1.29	0.857										
Aaron Fultz, L ERA: 4.39	0.1		3	1	1	1	0	0	0	0	0	0	0	5	9	27.00	3.000										
Felix Rodriguez, R ERA: 1.62	0.2	W	2	0	0	0	0	1	0	0	0	0	0	2	8	0.00	1.500										
Robb Nen, R ERA: 3.58	1.0	S	4	1	0	0	1	0	0	0	0	0	0	10	13	0.00	1.000										

St. Louis Cardinals @ San Francisco Giants  
PacBell Park, San Francisco, CA  
Sat Jun 30 2001, 3:15 PM EDT  
Att: 41,341 - Sunny - 71 F

AB 31  
R 2  
H 7  
RBI 2  
BB 2  
SO 6  
LOB 16



Batter	1	2	3	4	5	6	7	8	9	AB	R	H	RBI	BB	SO	LOB	BOTTOM										
Calvin Murray, R OBP: 0.369, SLG: 0.450	3-2 F7-3 1B		4-0 1B BB					1-0 FC6-4 1-2		4	0	1	0	1	0	5											
Rich Aurilia, R OBP: 0.393, SLG: 0.568	1-1 F7-3 1-2		1-1 1B 2-H					1-1 HBP FC5-2 1B		4	0	2	1	0	0	2											
Armando Rios, L OBP: 0.317, SLG: 0.452 Robb Nen, R	1-2 G4-3		1-3 K					2-1 FC5-2 HBP 1B		4	1	1	0	0	1	2											
Jeff Kent, R OBP: 0.376, SLG: 0.507		0-1 G6-3						1-2 2-3 E HBP 1B		3	1	1	0	0	0	0											
Damon Minor, L OBP: 0.304, SLG: 0.273 Eric Davis, R OBP: 0.269, SLG: 0.314		0-0 F8						2-1 FC5-2 HBP E		3	0	0	0	0	1	1											
Benito Santiago, R OBP: 0.345, SLG: 0.413		2-2 G6-3						1-2 2-3 3-H E SF7 HBP		3	1	1	1	0	1	1											
Marvin Benard, L OBP: 0.279, SLG: 0.333 Aaron Fultz, L OBP: 0.333, SLG: 0.333 Felix Rodriguez, R			2-2 F6					0-1 E7		3	0	1	0	0	1	1											
Pedro Feliz, R OBP: 0.231, SLG: 0.278			1-2 G4-3					1-3 2-H 3-H 1B		0	0	0	0	0	0	0											
Ramon Martinez, R OBP: 0.341, SLG: 0.364			1-2 G4-3					4-2 FC6-4 BB		3	0	1	0	1	1	2											
Russ Ortiz, R OBP: 0.273, SLG: 0.300 Shawon Dunston, R OBP: 0.309, SLG: 0.486			3-1 1B 2B					1-0 SF7		2	1	2	0	0	0	0											
<b>Inning Stats</b>	R: 0 E: 0 K: 0 S: 10	H: 1 LOB: 0 BB: 0 P: 15	R: 0 E: 0 K: 0 S: 6	H: 0 LOB: 0 BB: 0 P: 8	R: 1 E: 0 K: 1 S: 15	H: 2 LOB: 2 BB: 1 P: 27	R: 0 E: 0 K: 3 S: 14	H: 2 LOB: 2 BB: 0 P: 21	R: 0 E: 0 K: 0 S: 8	H: 1 LOB: 0 BB: 0 P: 13	R: 0 E: 0 K: 0 S: 7	H: 0 LOB: 0 BB: 0 P: 10	R: 0 E: 0 K: 1 S: 11	H: 2 LOB: 2 BB: 0 P: 17	R: 4 E: 1 K: 0 S: 16	H: 3 LOB: 2 BB: 1 P: 31	1B: 9 2B: 3 3B: 0 HR: 0	SF: 1 SAC: 0 DP: 2 HBP: 2	WP: 0 PB: 0 SB: 0 CS: 0	PA: 37							
<b>PITCHER</b>	IP	WLS	BF	H	R	ER	SO	BB	IBB	HBP	BLK	WP	HR	S	P	ERA	WHIP										
Matt Morris, R ERA: 2.65	1.1		3	2	3	3	0	0	0	1	0	0	0	6	11												
Mike Timlin, R ERA: 3.69	0.0	L	3	2	3	3	0	0	0	0	0	0	0	6	11												
Steve Kline, L ERA: 2.23	0.1	H	1	0	0	0	0	0	0	0	0	0	0	2	4	0.00	0.000										
Dave Veres, R ERA: 2.97	0.2	B	5	1	1	1	0	1	0	1	0	0	0	8	16	13.50	3.000										

St. Louis Cardinals @ San Francisco Giants  
PacBell Park, San Francisco, CA  
Sat Jun 30 2001, 3:15 PM EDT  
Att: 41,341 - Sunny - 71 F

AB 32  
R 5  
H 11  
RBI 5  
BB 2  
SO 5  
LOB 19





Batter	1	2	3	4	5	6	7	8	9	AB	R	H	RBI	BB	SO	LOB	TOP																	
<b>Fernando Vina, L</b> OBP: 0.360, SLG: 0.413	2-1 1B 15 SF9 2B	1-1 SF7					3-2 F9			1-2 L6							3 1 1 1 0 0 1																	
<b>Placido Polanco, R</b> OBP: 0.370, SLG: 0.382	1-2 G6-3 15 SF9 2B	0-0 2B					2-2 G4-3			0-3 K							4 0 2 1 0 1 0																	
<b>15 Jim Edmonds, L</b> OBP: 0.392, SLG: 0.532	1-2 SF9	1-2 F7					2-3 K			3-3 K							3 0 0 1 0 2 1																	
<b>Mark McGwire, R</b> OBP: 0.294, SLG: 0.417	1-1 G6-3				1-3 K					0-1 P5							4 0 0 0 0 2 1																	
<b>Ray Lankford, L</b> OBP: 0.347, SLG: 0.523	2-3 K				0-0 G4-3					1-3 K							4 0 0 0 0 2 1																	
<b>Craig Paquette, R</b> OBP: 0.284, SLG: 0.421		3-1 1B			0-1 G5-3					0-3 K							3 1 1 0 0 1 0																	
<b>29 Stubby Clapp, L</b> OBP: 0.250, SLG: 0.375																	1 0 0 0 0 0 0																	
<b>Kerry Robinson, L</b> OBP: 0.345, SLG: 0.368		0-1 1B 1B SF7 1B			0-0 G5-4-3 1B					0-1 G1-3							4 1 2 0 0 0 0																	
<b>Mike Matheny, R</b> OBP: 0.320, SLG: 0.320		1-0 SH1-4 1B			1-1 G5-4-3					1-2 G4-3							3 1 2 1 0 0 1																	
<b>Andy Benes, R</b> OBP: 0.143, SLG: 0.214		2-2 SH1-4			1-3 K					3-2 G4-3							0 0 0 0 0 0 0																	
<b>Gene Stechschulte, R</b> OBP: 0.180, SLG: 0.180																	1 0 0 0 0 1 0																	
<b>Jason Christiansen, R</b> OBP: 0.180, SLG: 0.180																	0 0 0 0 0 0 0																	
<b>Bobby Bonilla, S</b> OBP: 0.180, SLG: 0.180																	1 0 0 0 0 0 1																	
<b>Mike Mathews, L</b> OBP: 0.180, SLG: 0.180																	0 0 0 0 0 0 0																	
<b>Mike James, R</b> OBP: 0.180, SLG: 0.180																	0 0 0 0 0 0 0																	
<b>Dave Veres, R</b> OBP: 0.180, SLG: 0.180																	0 0 0 0 0 0 0																	
<b>Inning Stats</b>	R: 1 E: 0 K: 1 S: 18	H: 2 LOB: 1 BB: 0 P: 25	R: 3 E: 0 K: 0 S: 14	H: 4 LOB: 1 BB: 0 P: 22	R: 0 E: 0 K: 1 S: 6	H: 0 LOB: 0 BB: 0 P: 7	R: 0 E: 0 K: 1 S: 6	H: 1 LOB: 0 BB: 0 P: 8	R: 0 E: 0 K: 2 S: 15	H: 0 LOB: 0 BB: 0 P: 22	R: 0 E: 0 K: 2 S: 8	H: 1 LOB: 1 BB: 0 P: 16	R: 0 E: 0 K: 3 S: 10	H: 0 LOB: 0 BB: 0 P: 15	R: 0 E: 0 K: 0 S: 4	H: 0 LOB: 0 BB: 0 P: 5	1B: 6 2B: 2 3B: 0 HR: 0	SF: 2 SAC: 1 DP: 1 HBP: 0	WP: 0 PB: 0 SB: 0 CS: 0	PA: 34														
<b>PITCHER</b>	IP WLS BF H R ER SO BB IBB HBP BLK WP HR S P ERA WHIP																																	
<b>Mark Gardner, R</b> ERA: 5.74	1.2	11	6	4	4	1	0	0	0	0	0	0	0	0	29	43	21.60	3.600																
<b>41 Chad Zerbe, L</b> ERA: 3.16	4.1	W 13	1	0	0	5	0	0	0	0	0	0	0	0	38	50	0.00	0.231																
<b>Tim Worrell, R</b> ERA: 3.89	1.0	H 4	1	0	0	0	0	0	0	0	0	0	0	0	11	16	0.00	1.000																
<b>Felix Rodriguez, R</b> ERA: 1.58	1.0	H 3	0	0	0	3	0	0	0	0	0	0	0	10	15	0.00	0.000																	
<b>Robb Nen, R</b> ERA: 3.49	1.0	S 3	0	0	0	0	0	0	0	0	0	0	0	4	5	0.00	0.000																	

St. Louis Cardinals @ San Francisco Giants  
PacBell Park, San Francisco, CA  
Sun Jul 01 2001, 5:00 PM EDT  
Att: 41,705 - Sunny - 73 F

AB	31
R	4
H	8
RBI	4
BB	0
SO	9
LOB	6



Batter	1	2	3	4	5	6	7	8	9	AB	R	H	RBI	BB	SO	LOB	BOTTOM																	
<b>Calvin Murray, R</b> OBP: 0.370, SLG: 0.474	2-1 G5-3	1-0 HR			0-2 F9			1-0 G4-3		5	1	2	3	0	0	1																		
<b>Rich Aurilia, R</b> OBP: 0.390, SLG: 0.565	0-0 P4	1-3 K			0-1 2B			2-3 G6-3		5	0	1	0	0	2	2																		
<b>Barry Bonds, L</b> OBP: 0.489, SLG: 0.868	4-0 BB	4-2 FC6-4 BB			4-0 BB			1-1 CS 2B		1	0	1	0	3	0	0																		
<b>Jeff Kent, R</b> OBP: 0.372, SLG: 0.500	1-1 G4-3	1-1 FC6-4			1-2 F7			0-3 K		4	0	0	0	0	1	5																		
<b>Benito Santiago, R</b> OBP: 0.343, SLG: 0.410		0-1 2B 1B			2-1 F9			2-0 G5-3		4	1	1	0	0	1	1																		
<b>Damon Minor, L</b> OBP: 0.370, SLG: 0.333		1-3 K			2-1 2B			4-0 IBB		2	0	1	0	2	1	1																		
<b>Eric Davis, R</b> OBP: 0.288, SLG: 0.324		0-0 1B 41 1B 2B			1-1 F8			1-3 P6		4	1	1	0	0	1	4																		
<b>Ramon Martinez, R</b> OBP: 0.344, SLG: 0.367		3-1 41 1B HR 1B			0-1 G6-3			3-2 G6-3		4	1	2	1	0	0	2																		
<b>Mark Gardner, R</b> ERA: 6.62										0	0	0	0	0	0	0																		
<b>41 Chad Zerbe, L</b> OBP: 0.290, SLG: 0.330										2	1	1	0	0	0	0																		
<b>Livan Hernandez, R</b> OBP: 0.180, SLG: 0.175										1	0	0	0	0	0	0																		
<b>Tim Worrell, R</b> ERA: 4.5										0	0	0	0	0	0	0																		
<b>Felix Rodriguez, R</b> ERA: 3.44										0	0	0	0	0	0	0																		
<b>Felipe Crespo, S</b> OBP: 0.250, SLG: 0.420										0	0	0	0	0	0	0																		
<b>Robb Nen, R</b> ERA: 4.46										0	0	0	0	0	0	0																		
<b>Inning Stats</b>	R: 0 E: 0 K: 0 S: 5	H: 0 LOB: 1 BB: 1 P: 12	R: 5 E: 0 K: 2 S: 19	H: 5 LOB: 1 BB: 1 P: 32	R: 0 E: 0 K: 0 S: 8	H: 1 LOB: 1 BB: 0 P: 13	R: 0 E: 0 K: 0 S: 9	H: 1 LOB: 2 BB: 1 P: 14	R: 0 E: 0 K: 1 S: 10	H: 0 LOB: 0 BB: 1 P: 19	R: 0 E: 0 K: 2 S: 8	H: 1 LOB: 2 BB: 1 P: 17	R: 0 E: 0 K: 0 S: 6	H: 1 LOB: 1 BB: 0 P: 9	1B: 5 2B: 4 3B: 0 HR: 1	SF: 0 SAC: 1 DP: 0 HBP: 0	WP: 0 PB: 0 SB: 0 CS: 1	PA: 39																
<b>PITCHER</b>	IP WLS BF H R ER SO BB IBB HBP BLK WP HR S P ERA WHIP																																	
<b>Andy Benes, R</b> ERA: 6.62	2.1	L 15	1	0	0	1	2	0	0	0	0	0	0	0	23	38	0.00	1.125																
<b>Gene Stechschulte, R</b> ERA: 3.66	1.0	3	1	0	0	2	0	0	0	0	0	0	0	8	10	0.00	1.000																	
<b>Jason Christiansen, L</b> ERA: 4.5	0.0	1	1	0	0	0	0	0	0	0	0	0	0	2	2	=	=																	
<b>Mike Mathews, L</b> ERA: 3.44	1.0	4	0	0	0	2	0	1	0	0	0	0	0	8	15	0.00	0.000																	

St. Louis Cardinals @ San Francisco Giants  
PacBell Park, San Francisco, CA  
Sun Jul 01 2001, 5:00 PM EDT  
Att: 41,705 - Sunny - 73 F

AB	32
R	5
H	10
RBI	5
BB	5
SO	7
LOB	16






Batter	1	2	3	4	5	6	7	8	9	AB	R	H	RBI	BB	SO	LOB	TOP									
Fernando Vina, L OBP: 0.359, SLG: 0.411	1-1 G4-3		0-3 K			0-0 G6-4-3 1B		2-1 FC1-6		4	0	1	0	0	1	1										
Placido Polanco, R OBP: 0.368, SLG: 0.384	1-0 2B		2-0 G5-3			1-0 G6-4-3		0-0 F9		4	0	1	0	0	0	2										
15 Jim Edmonds, L OBP: 0.390, SLG: 0.526	1-2 F7			3-3 K			2-1 G4-3		4-0 BB	3	0	0	0	1	1	1										
Mark McGwire, R OBP: 0.292, SLG: 0.405	3-3 K			4-2 BB			3-1 G6-3		2-1 F8	3	0	0	0	1	1	2										
5 Albert Pujols, R OBP: 0.415, SLG: 0.634		4-1 BB		1-2 BB			2-1 2B		4-0 BB	2	0	1	0	2	0	1										
Ray Lankford, L OBP: 0.350, SLG: 0.518		4-2 BB		3-1 F8			4-0 IBB		3-3 K	2	0	0	0	2	1	2										
Craig Paquette, R OBP: 0.125, SLG: 0.129		0-0 G4-6-3		1-2 G6-4-3			1-3 K		1-3 K	1	0	0	0	0	0	2										
Kerry Robinson, L OBP: 0.341, SLG: 0.364										1	0	0	0	0	1	2										
Edgar Renteria, R OBP: 0.282, SLG: 0.326		1-2 2-3								1	0	0	0	0	1	2										
Mike Matheny, R OBP: 0.316, SLG: 0.315		3-2 G6-3					0-0 G6-4-3		2-2 G5-3	3	0	0	0	0	0	2										
Dustin Hermanson, R OBP: 0.125, SLG: 0.129							1-2 G5-3		4-1 FC1-6	2	0	0	0	0	0	0										
Bobby Bonilla, S OBP: 0.371, SLG: 0.352										0	0	0	0	1	0	0										
Steve Kline, S OBP: 0.371, SLG: 0.352										0	0	0	0	0	0	0										
<b>Inning Stats</b>	R: 0 E: 0 K: 1 S: 9	H: 1 LOB: 1 BB: 0 P: 15	R: 0 E: 0 K: 0 S: 10	H: 0 LOB: 1 BB: 2 P: 21	R: 0 E: 0 K: 1 S: 6	H: 0 LOB: 0 BB: 0 P: 8	R: 0 E: 0 K: 1 S: 8	H: 0 LOB: 0 BB: 1 P: 16	R: 0 E: 0 K: 0 S: 5	H: 0 LOB: 0 BB: 0 P: 9	R: 0 E: 0 K: 0 S: 6	H: 1 LOB: 0 BB: 0 P: 7	R: 0 E: 0 K: 1 S: 9	H: 1 LOB: 2 BB: 1 P: 21	R: 0 E: 0 K: 0 S: 7	H: 0 LOB: 1 BB: 2 P: 15	R: 0 E: 0 K: 2 S: 9	H: 0 LOB: 2 BB: 2 P: 23	1B: 1 2B: 2 3B: 0 HR: 0	SF: 0 SAC: 0 DP: 4 HBP: 1	WP: 0 PB: 0 SB: 0 CS: 0	PA: 34				
<b>PITCHER</b>	IP	WLS	BF	H	R	ER	SO	BB	IBB	HBP	BLK	WP	HR	S	P	ERA	WHIP									
Jamey Wright, R ERA: 3.32	(1, 1)	8.0	W	29	3	0	0	4	4	1	1	0	0	0	60	112	0.00	0.875								
Curt Leskanic, R ERA: 3.38	(9, 1)	0.1	H	3	0	0	0	0	2	0	0	0	0	2	12	0.00	6.000									
Ray King, L ERA: 3.56	(9, 1)	0.1	H	1	0	0	0	1	0	0	0	0	0	4	7	0.00	0.000									
David Weathers, R ERA: 1.84	(9, 1)	0.1	S	1	0	0	0	1	0	0	0	0	0	3	4	0.00	0.000									

St. Louis Cardinals @ Milwaukee Brewers  
Miller Park, Milwaukee, WI  
Tue Jul 03 2001, 3:05 PM CDT  
Att: 38,375 - Cloudy - 77 F


AB 26  
R 0  
H 3  
RBI 0  
BB 7  
SO 6  
LOB 17



Batter	1	2	3	4	5	6	7	8	9	AB	R	H	RBI	BB	SO	LOB	BOTTOM									
Devon White, S OBP: 0.354, SLG: 0.508	1-2 F8		1-3 K		0-1 G4-3			1-2 S 2B 1B		4	1	1	0	0	1	2										
Mark Loretta, R OBP: 0.335, SLG: 0.324	2-1 2B		1-3 K			2-1 F9		2-2 F9 G3 2B		4	1	2	1	0	1	0										
Geoff Jenkins, L OBP: 0.364, SLG: 0.500	2-3 K			1-3 K		3-1 G3		3-2 F9		4	0	0	0	0	2	2										
Jeromy Burnitz, L OBP: 0.372, SLG: 0.537	3-2 G1-3			1-3 K		1-0 F7		0-0 G3		4	0	0	1	0	1	1										
Richie Sexson, R OBP: 0.321, SLG: 0.493		3-3 K		2-3 K			1-0 F8	3-2 1B 2B		4	0	1	0	0	2	0										
Tyler Houston, L OBP: 0.373, SLG: 0.532		1-3 K			2-2 1B		0-0 F7	0-2 1B		4	0	2	0	0	1	0										
José Hernández, R OBP: 0.313, SLG: 0.478		2-2 1B			3-2 F8					3	0	2	0	0	0	1										
Raul Casanova, S OBP: 0.336, SLG: 0.500		1-1 F7			2-1 F8					2	0	0	0	1	0	2										
Jamey Wright, R OBP: 0.314, SLG: 0.281					1-2 G5-3					3	0	1	0	0	0	2										
Curt Leskanic, R	(9, 1)									0	0	0	0	0	0	0										
Ray King, L	(9, 1)									0	0	0	0	0	0	0										
David Weathers, R	(9, 1)									0	0	0	0	0	0	0										
<b>Inning Stats</b>	R: 0 E: 0 K: 1 S: 13	H: 1 LOB: 1 BB: 0 P: 21	R: 0 E: 0 K: 2 S: 12	H: 1 LOB: 0 BB: 0 P: 19	R: 0 E: 0 K: 2 S: 9	H: 0 LOB: 0 BB: 0 P: 11	R: 0 E: 0 K: 3 S: 9	H: 0 LOB: 0 BB: 0 P: 13	R: 0 E: 0 K: 0 S: 5	H: 2 LOB: 2 BB: 0 P: 24	R: 0 E: 0 K: 0 S: 5	H: 0 LOB: 0 BB: 0 P: 11	R: 0 E: 0 K: 0 S: 5	H: 1 LOB: 2 BB: 1 P: 10	R: 2 E: 0 K: 0 S: 18	H: 4 LOB: 2 BB: 0 P: 27	1B: 5 2B: 4 3B: 0 HR: 0	SF: 0 SAC: 0 DP: 0 HBP: 0	WP: 0 PB: 0 SB: 1 CS: 0	PA: 33						
<b>PITCHER</b>	IP	WLS	BF	H	R	ER	SO	BB	IBB	HBP	BLK	WP	HR	S	P	ERA	WHIP									
Dustin Hermanson, R ERA: 5.23	(1, 1)	7.0	L	27	4	2	2	0	0	1	0	0	0	0	69	109	0.00	0.714								
Steve Kline, L ERA: 2.65	(8, 1)	1.0	L	6	4	2	2	0	0	0	0	0	0	18	27	18.00	4.000									

St. Louis Cardinals @ Milwaukee Brewers  
Miller Park, Milwaukee, WI  
Tue Jul 03 2001, 3:05 PM CDT  
Att: 38,375 - Cloudy - 77 F

AB 32  
R 2  
H 9  
RBI 2  
BB 1  
SO 8  
LOB 10







Batter	1	2	3	4	5	6	7	8	9	AB	R	H	RBI	BB	SO	LOB	TOP								
Fernando Vina, L OBP: 0.360, SLG: 0.424	G6-3		1B		G4-3		HR		G5-3	5	2	4	0	0	0		<b>St. Louis Cardinals @ Milwaukee Brewers</b> Miller Park, Milwaukee, WI Wed Jul 04 2001, 7:05 PM CDT Att: 31,572 - Sunny - 82 F								
Placido Polanco, R OBP: 0.375, SLG: 0.392	1B		1B		1B		F8		1B	5	1	4	1	0	0										
15 Jim Edmonds, L OBP: 0.394, SLG: 0.536	FC3-6		K		2B		2B		1B	5	0	3	1	0	1	2									
5 Albert Pujols, R OBP: 0.409, SLG: 0.624	K		F4		G6-3		F9		G6-3	5	0	0	0	0	1	6									
Mark McGwire, R OBP: 0.284, SLG: 0.391		K			P3		K		G4-3	4	0	0	0	0	2	1									
Gene Stechschulte, R OBP: 0.750, SLG: 1.167										0	0	0	0	0	0	0									
Jason Christiansen, R OBP: 0.222, SLG: 0.333										0	0	0	0	0	0	0									
29 Stubby Clapp, L OBP: 0.222, SLG: 0.333										1	0	0	0	0	0	2									
Dave Veres, R										0	0	0	0	0	0	0									
Ray Lankford, L OBP: 0.352, SLG: 0.514	G6-3				G2-3		BB		K	2	0	0	0	2	1	0									
Kerry Robinson, L OBP: 0.326, SLG: 0.346	G4-3				G2-3		L1-3		G3	4	0	0	0	0	0	2									
Mike Matheny, R OBP: 0.319, SLG: 0.316			SH1-4		F9		HR		F9	3	2	1	0	1	0	1									
Mike Matthews, L OBP: 0.083, SLG: 0.083			SH1-4				E1			2	1	0	0	0	0	1									
Bobby Bonilla, S OBP: 0.317, SLG: 0.387					G1-3		HR		HR	1	1	1	1	0	0	0									
<b>Inning Stats</b>	R: 0 E: 0 K: 1 S: 9	H: 1 LOB: 1 BB: 0 P: 12	R: 0 E: 0 K: 1 S: 7	H: 0 LOB: 0 BB: 0 P: 10	R: 2 E: 0 K: 1 S: 11	H: 2 LOB: 1 BB: 1 P: 18	R: 0 E: 0 K: 0 S: 7	H: 0 LOB: 1 BB: 1 P: 11	R: 1 E: 0 K: 0 S: 15	H: 2 LOB: 1 BB: 0 P: 19	R: 0 E: 0 K: 0 S: 3	H: 0 LOB: 0 BB: 0 P: 8	R: 3 E: 1 K: 1 S: 13	H: 3 LOB: 1 BB: 0 P: 18	R: 0 E: 0 K: 1 S: 7	H: 0 LOB: 0 BB: 0 P: 10	R: 1 E: 0 K: 0 S: 14	H: 3 LOB: 2 BB: 0 P: 23	1B: 6 2B: 4 3B: 0 HR: 2	SF: 0 SAC: 1 DP: 1 HBP: 0	WP: 1 PB: 0 SB: 1 CS: 0	PA: 41			
<b>PITCHER</b>	IP	WLS	BF	H	R	ER	SO	BB	IBB	HBP	BLK	WP	HR	S	P	ERA	WHIP								
15 Ben Sheets, R ERA: 3.59	6.1	L	30	8	6	5	3	3	0	0	0	0	1	61	90	7.11	1.737								
47 Mike Buddie, R ERA: 2.11	1.2		5	0	0	0	2	0	0	0	0	0	0	11	16	0.00	0.000								
Mike DeJean, R ERA: 2.11	1.0		6	3	1	1	0	0	0	0	0	1	1	14	23	9.00	3.000								

Batter	1	2	3	4	5	6	7	8	9	AB	R	H	RBI	BB	SO	LOB	BOTTOM								
Devon White, S OBP: 0.356, SLG: 0.511	F9		BB		PO		K		1B	3	0	1	0	1	1	0	<b>St. Louis Cardinals @ Milwaukee Brewers</b> Miller Park, Milwaukee, WI Wed Jul 04 2001, 7:05 PM CDT Att: 31,572 - Sunny - 82 F								
Mark Loretta, R OBP: 0.327, SLG: 0.315	K		F7				F9		G5-3	4	0	0	0	0	1	3									
Geoff Jenkins, L OBP: 0.362, SLG: 0.496	K				K		F8		1B	4	0	1	1	0	2	0									
Richie Sexson, R OBP: 0.321, SLG: 0.490		HBP			G4-3		G5-3		K	2	0	0	0	0	0	0									
Tyler Houston, L OBP: 0.371, SLG: 0.529										1	0	0	0	0	1	2									
Jeremy Burnitz, L OBP: 0.367, SLG: 0.529		K			K		F7		P4	4	0	0	0	0	2	1									
José Hernández, R OBP: 0.315, SLG: 0.489		K			F7		1B		HR	4	1	2	1	0	1	1									
Ronnie Belliard, R OBP: 0.341, SLG: 0.388	L4				1B		F9		K	4	0	1	0	0	1	2									
Henry Blanco, R OBP: 0.286, SLG: 0.331			F8		1B		F7		FC5-4	3	0	1	0	1	0	0									
15 Ben Sheets, R ERA: 3.06										2	0	0	0	0	1	2									
47 Mike Buddie, R ERA: 3.79					FC1-6				FC5-4	0	0	0	0	0	0	0									
Raul Casanova, S ERA: 4.38										1	1	1	0	0	0	0									
Mike DeJean, R ERA: 4.38										1	0	0	0	0	0	0									
Angel Echevarria, R OBP: 0.292, SLG: 0.492										1	0	0	0	0	0	1									
<b>Inning Stats</b>	R: 0 E: 0 K: 2 S: 8	H: 0 LOB: 0 BB: 0 P: 13	R: 0 E: 0 K: 2 S: 11	H: 0 LOB: 1 BB: 0 P: 17	R: 0 E: 0 K: 1 S: 10	H: 0 LOB: 1 BB: 1 P: 16	R: 0 E: 0 K: 2 S: 10	H: 0 LOB: 0 BB: 0 P: 15	R: 0 E: 0 K: 0 S: 7	H: 2 LOB: 1 BB: 0 P: 8	R: 0 E: 0 K: 1 S: 6	H: 0 LOB: 0 BB: 0 P: 9	R: 0 E: 0 K: 0 S: 11	H: 1 LOB: 1 BB: 0 P: 16	R: 1 E: 0 K: 1 S: 16	H: 3 LOB: 2 BB: 0 P: 28	R: 1 E: 0 K: 1 S: 9	H: 1 LOB: 1 BB: 1 P: 18	1B: 4 2B: 2 3B: 0 HR: 1	SF: 0 SAC: 0 DP: 0 HBP: 1	WP: 0 PB: 0 SB: 0 CS: 0	PA: 37			
<b>PITCHER</b>	IP	WLS	BF	H	R	ER	SO	BB	IBB	HBP	BLK	WP	HR	S	P	ERA	WHIP								
Mike Matthews, L ERA: 3.06	6.2	W	24	3	0	0	8	1	0	1	0	0	0	60	91	0.00	0.600								
Gene Stechschulte, R ERA: 3.79	1.0		5	2	1	1	0	0	0	0	0	0	0	14	21	9.00	2.000								
Jason Christiansen, L ERA: 4.38	0.1		2	1	0	0	1	0	0	0	0	0	0	5	10	0.00	3.000								
Dave Veres, R ERA: 3.06	1.0		5	1	1	1	1	1	0	0	0	0	1	9	18	9.00	2.000								

AB	37
R	7
H	11
RBI	7
BB	3
SO	5
LOB	15









Batter	1	2	3	4	5	6	7	8	9	AB	R	H	RBI	BB	SO	LOB	TOP											
Fernando Vina, L OBP: 0.358, SLG: 0.420	G4-3		F7				G5-3			5	0	2	0	0	0	3												
Edgar Renteria, R OBP: 0.276, SLG: 0.322	G6-3							G6-3	SF8	4	1	1	1	0	0	1												
15 Jim Edmonds, L OBP: 0.397, SLG: 0.542	G4-3							G4-3	G4-3	5	0	2	0	0	0	2												
Mark McGwire, R OBP: 0.297, SLG: 0.393										2	0	1	0	2	0	1												
5 Albert Pujols, R OBP: 0.398, SLG: 0.605	G6-4-3									4	0	0	0	0	0	5												
Bobby Bonilla, S OBP: 0.318, SLG: 0.377										4	0	1	1	0	1	3												
Ray Lankford, L OBP: 0.354, SLG: 0.511										3	0	1	0	1	1	5												
Mike Matheny, R OBP: 0.322, SLG: 0.319										3	0	1	0	0	1	1												
Eli Marrero, R OBP: 0.305, SLG: 0.438										1	1	1	0	0	0	0												
Craig Paquette, R OBP: 0.279, SLG: 0.407										4	0	0	0	0	2	4												
<b>Inning Stats</b>	R: 0 E: 0 K: 0 S: 10	H: 0 LOB: 0 BB: 0 P: 15	R: 0 E: 0 K: 0 S: 4	H: 1 LOB: 0 BB: 0 P: 9	R: 0 E: 0 K: 0 S: 12	H: 1 LOB: 1 BB: 0 P: 14	R: 1 E: 0 K: 0 S: 8	H: 2 LOB: 2 BB: 1 P: 13	R: 0 E: 0 K: 1 S: 8	H: 1 LOB: 1 BB: 0 P: 9	R: 0 E: 0 K: 0 S: 10	H: 1 LOB: 0 BB: 0 P: 15	R: 0 E: 0 K: 1 S: 12	H: 1 LOB: 2 BB: 1 P: 21	R: 0 E: 1 K: 2 S: 13	H: 1 LOB: 3 BB: 1 P: 20	R: 1 E: 0 K: 1 S: 10	H: 2 LOB: 1 BB: 0 P: 16	1B: 8 2B: 2 3B: 0 HR: 0	SF: 1 SAC: 0 DP: 2 HBP: 0	WP: 1 PB: 0 SB: 0 CS: 0	PA: 39						
<b>PITCHER</b>	IP	WLS	BF	H	R	ER	SO	BB	IBB	HBP	BLK	WP	HR	S	P	ERA	WHIP											
Charles Nagy, R ERA: 6.25	(1, 1)	7.0	W	28	7	1	1	2	2	0	0	0	1	0	64	96	1.29	1.286										
Paul Shuey, R ERA: 2.37	(8, 1)	1.0		6	1	0	0	2	1	0	0	0	0	0	13	20	0.00	2.000										
Ricardo Rincon, L ERA: 3.33	(9, 1)	1.0		5	2	1	1	1	0	0	0	0	0	0	10	16	9.00	2.000										

St. Louis Cardinals @ Cleveland Indians  
Jacobs Field, Cleveland, OH  
Fri Jul 06 2001, 7:05 PM EDT  
Att: 42,394 - Sunny - 73 F

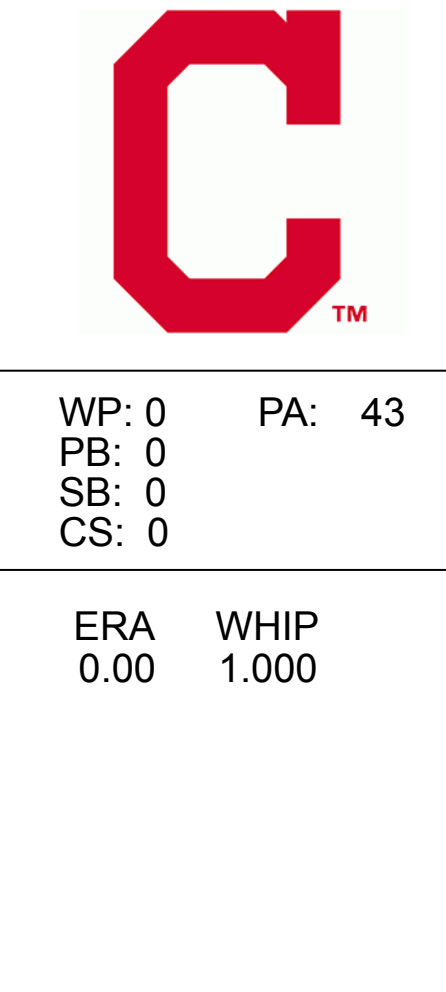
AB 35  
R 2  
H 10  
RBI 2  
BB 3  
SO 5  
LOB 25



Batter	1	2	3	4	5	6	7	8	9	AB	R	H	RBI	BB	SO	LOB	BOTTOM											
Kenny Lofton, L OBP: 0.305, SLG: 0.332	F9		F8							5	1	1	1	0	1	2												
Omar Vizquel, S OBP: 0.350, SLG: 0.333										5	2	3	1	0	1	0												
Ellis Burks, R OBP: 0.367, SLG: 0.592										3	2	0	0	2	1	2												
Juan Gonzalez, R OBP: 0.392, SLG: 0.633										4	2	2	3	0	0	1												
Russell Branyan, L OBP: 0.314, SLG: 0.491										1	0	0	0	0	1	0												
Jim Thome, L OBP: 0.399, SLG: 0.622										5	3	3	6	0	1	0												
Wil Cordero, R OBP: 0.395, SLG: 0.449										5	2	3	0	0	2	0												
Travis Fryman, R OBP: 0.371, SLG: 0.307										4	1	1	0	1	0	2												
Einar Diaz, R OBP: 0.372, SLG: 0.448										4	1	2	2	0	0	1												
Jolbert Cabrera, R OBP: 0.342, SLG: 0.366										3	0	0	1	1	0	1												
<b>Inning Stats</b>	R: 3 E: 0 K: 1 S: 18	H: 3 LOB: 0 BB: 0 P: 28	R: 0 E: 0 K: 0 S: 9	H: 0 LOB: 0 BB: 0 P: 15	R: 5 E: 0 K: 0 S: 22	H: 5 LOB: 2 BB: 2 P: 36	R: 0 E: 0 K: 1 S: 7	H: 0 LOB: 0 BB: 0 P: 13	R: 0 E: 0 K: 1 S: 9	H: 1 LOB: 1 BB: 0 P: 17	R: 0 E: 0 K: 2 S: 7	H: 0 LOB: 0 BB: 0 P: 7	R: 5 E: 1 K: 0 S: 19	H: 5 LOB: 1 BB: 2 P: 35	R: 0 E: 0 K: 2 S: 10	H: 1 LOB: 1 BB: 0 P: 17	R: 0 E: 0 K: 2 S: 10	H: 1 LOB: 1 BB: 0 P: 17	1B: 4 2B: 8 3B: 0 HR: 3	SF: 0 SAC: 0 DP: 0 HBP: 0	WP: 0 PB: 0 SB: 0 CS: 0	PA: 43						
<b>PITCHER</b>	IP	WLS	BF	H	R	ER	SO	BB	IBB	HBP	BLK	WP	HR	S	P	ERA	WHIP											
Matt Morris, R ERA: 3.23	(1, 1)	2.1	L	15	7	8	8	1	0	0	0	0	0	24	43	0.00	1.125											
Luther Hackman, R ERA: 5.06	(3, 1)	2.2		11	2	0	0	2	1	0	0	0	0	7	7	0.00	0.000											
Jason Christiansen, L ERA: 4.05	(6, 1)	1.0		3	0	0	0	2	0	0	0	0	0	1	13	27	0.00	18.000										
Mike James, R ERA: 5.71	(7, 1)	0.1		8	4	6	5	0	2	0	0	0	0	6	8	0.00	1.500											
Gene Stechschulte, R ERA: 3.75	(7, 1)	0.2		2	1	0	0	0	0	0	0	0	0	6	8	0.00	1.500											
<b>PITCHER</b>	IP	WLS	BF	H	R	ER	SO	BB	IBB	HBP	BLK	WP	HR	S	P	ERA	WHIP											
Steve Kline, L ERA: 2.54	(8, 1)	1.0		4	1	0	0	2	0	0	0	0	0	10	17	0.00	1.000											

St. Louis Cardinals @ Cleveland Indians  
Jacobs Field, Cleveland, OH  
Fri Jul 06 2001, 7:05 PM EDT  
Att: 42,394 - Sunny - 73 F

AB 39  
R 14  
H 15  
RBI 14  
BB 4  
SO 7  
LOB 9









Batter	1	2	3	4	5	6	7	8	9	AB	R	H	RBI	BB	SO	LOB	TOP										
Fernando Vina, L OBP: 0.362, SLG: 0.419	0-1 P6		0-0 G3				0-2 F9		4-2 1B BB	4	0	1	0	1	0	1	<b>St. Louis Cardinals @ Cleveland Indians</b> Jacobs Field, Cleveland, OH Sun Jul 08 2001, 1:05 PM EDT Att: 42,431 - Cloudy - 74 F										
Edgar Renteria, R OBP: 0.287, SLG: 0.329	0-1 15 G4-3 1B		0-2 F8				3-2 G6-3		1-2 1B	5	0	3	1	0	0	1											
15 Jim Edmonds, L OBP: 0.394, SLG: 0.529	2-0 G4-3		1-2 L9				2-2 G4-3		2-3 K	5	0	0	0	0	1	6											
Mark McGwire, R OBP: 0.297, SLG: 0.400	2-2 G5-3			3-2 G1-6-3 HBP			2-3 K		0-3 K	4	0	0	0	0	3	3											
5 Albert Pujols, R OBP: 0.391, SLG: 0.594		0-1 G6-3		2-3 K			0-3 K		0-1 G5-3	4	0	0	0	0	2	1											
Ray Lankford, L OBP: 0.360, SLG: 0.522		4-2 HR BB		0-0 G1-6-3			2-1 S 1B		2-2 3B	3	1	2	0	1	0	1											
Craig Paquette, R OBP: 0.282, SLG: 0.418		2-1 1H HR					0-3 K		4-2 BB	3	1	1	2	1	1	1											
Mike Matheny, R OBP: 0.321, SLG: 0.315		2-2 P4					1-2 G6-3		4-2 SH5-4 1B BB	3	0	0	0	1	0	2											
Eli Marrero, R OBP: 0.303, SLG: 0.430							1-2 F9			0	1	0	0	0	0	0											
Kerry Robinson, L OBP: 0.343, SLG: 0.372		1-0 G3-1					3-2 1B WP 1B		0-0 SH5-4	3	1	2	0	0	0	0											
<b>Inning Stats</b>	R: 0 E: 0 K: 0 S: 8	H: 1 LOB: 1 BB: 0 P: 12	R: 2 E: 0 K: 0 S: 13	H: 1 LOB: 0 BB: 1 P: 22	R: 0 E: 0 K: 0 S: 8	H: 0 LOB: 0 BB: 0 P: 9	R: 0 E: 0 K: 1 S: 6	H: 0 LOB: 0 BB: 0 P: 11	R: 1 E: 0 K: 1 S: 18	H: 3 LOB: 2 BB: 0 P: 28	R: 0 E: 0 K: 2 S: 16	H: 1 LOB: 2 BB: 1 P: 25	R: 0 E: 0 K: 0 S: 12	H: 1 LOB: 1 BB: 0 P: 17	R: 0 E: 0 K: 1 S: 10	H: 1 LOB: 1 BB: 0 P: 12	R: 1 E: 0 K: 2 S: 15	H: 1 LOB: 2 BB: 2 P: 28	1B: 7 2B: 0 3B: 1 HR: 1	SF: 0 SAC: 1 DP: 1 HBP: 1	WP: 2 PB: 0 SB: 3 CS: 0	PA: 40					
<b>PITCHER</b>	IP	WLS	BF	H	R	ER	SO	BB	IBB	HBP	BLK	WP	HR	S	P	ERA	WHIP										
37 Jake Westbrook, R ERA: 2.93	5.0		21	5	3	3	2	1	0	1	0	1	1	53	82	5.40	1.200										
Paul Shuey, R ERA: 2.2	2.0		9	2	0	0	2	1	0	0	0	0	0	28	42	0.00	1.500										
Bob Wickman, R ERA: 2.75	1.0		4	1	0	0	1	0	0	0	0	0	0	10	12	0.00	1.000										
John Rocker, L ERA: 3.23	1.0	L	6	1	1	1	2	2	0	0	0	0	0	15	28	9.00	3.000										
<b>Batter</b>	<b>1</b>	<b>2</b>	<b>3</b>	<b>4</b>	<b>5</b>	<b>6</b>	<b>7</b>	<b>8</b>	<b>9</b>	<b>AB</b>	<b>R</b>	<b>H</b>	<b>RBI</b>	<b>BB</b>	<b>SO</b>	<b>LOB</b>	<b>BOTTOM</b>										
Kenny Lofton, L OBP: 0.302, SLG: 0.349	0-0 1B 3B		3-1 P5				2-1 L9		3-3 K	4	1	1	0	0	1	0	<b>St. Louis Cardinals @ Cleveland Indians</b> Jacobs Field, Cleveland, OH Sun Jul 08 2001, 1:05 PM EDT Att: 42,431 - Cloudy - 74 F										
Omar Vizquel, S OBP: 0.347, SLG: 0.333	0-0 1B HBP 3H 1B		1-2 G4-3				2-3 K		0-1 G4-3	4	0	1	1	0	1	0											
Roberto Alomar, S OBP: 0.431, SLG: 0.542	1-1 1B HBP		3-2 F5				1-0 2B 1B		3-3 K	3	1	1	0	0	1	0											
Jim Thome, L OBP: 0.412, SLG: 0.640	1-0 FC6-4 1B			2-2 1B 1B			2-2 1H 2B		2-3 K	4	1	3	1	0	1	0											
Ellis Burks, R OBP: 0.364, SLG: 0.581	2-3 K			3-2 1B 1B			0-1 F8		0-1 F2	4	0	1	0	0	1	3											
Wil Cordero, R OBP: 0.376, SLG: 0.425	2-2 FC6-4			1-1 F9			0-0 F9		2-3 K	4	0	0	0	0	1	4											
Einar Diaz, R OBP: 0.376, SLG: 0.447		2-3 K		1-1 1B 1H 2H			0-1 F9		1-2 G4-3	4	0	1	1	0	1	0											
Russell Branyan, L OBP: 0.313, SLG: 0.491		1-1 F8		1-3 K			1-2 2B		1-2 G4-3	4	0	1	0	0	1	2											
Jolbert Cabrera, R OBP: 0.331, SLG: 0.348		1-0 F8		1-2 L4			2-2 G5-3		2-3 K	4	0	0	0	0	1	3											
<b>Inning Stats</b>	R: 1 E: 0 K: 1 S: 11	H: 3 LOB: 2 BB: 0 P: 17	R: 0 E: 0 K: 1 S: 6	H: 0 LOB: 0 BB: 0 P: 10	R: 0 E: 0 K: 0 S: 8	H: 0 LOB: 0 BB: 0 P: 15	R: 1 E: 0 K: 1 S: 18	H: 3 LOB: 2 BB: 0 P: 27	R: 1 E: 0 K: 1 S: 12	H: 2 LOB: 1 BB: 0 P: 19	R: 0 E: 0 K: 2 S: 9	H: 1 LOB: 1 BB: 0 P: 12	R: 0 E: 0 K: 2 S: 10	H: 0 LOB: 0 BB: 0 P: 16	R: 0 E: 0 K: 2 S: 8	H: 0 LOB: 0 BB: 0 P: 12		R: 0 E: 0 K: 1 S: 10	H: 0 LOB: 0 BB: 0 P: 14	1B: 6 2B: 2 3B: 1 HR: 0	SF: 0 SAC: 0 DP: 0 HBP: 1	WP: 0 PB: 0 SB: 0 CS: 0	PA: 36				
<b>PITCHER</b>	IP	WLS	BF	H	R	ER	SO	BB	IBB	HBP	BLK	WP	HR	S	P	ERA	WHIP										
Dustin Hermanson, R ERA: 5.19	6.0		27	9	3	3	4	0	0	1	0	0	0	64	100	4.50	1.500										
Steve Kline, L ERA: 2.45	1.1		4	0	0	0	3	0	0	0	0	0	0	13	21	0.00	0.000										
Mike Timlin, R ERA: 3.51	1.2	W	5	0	0	0	2	0	0	0	0	0	0	15	21	0.00	0.000										

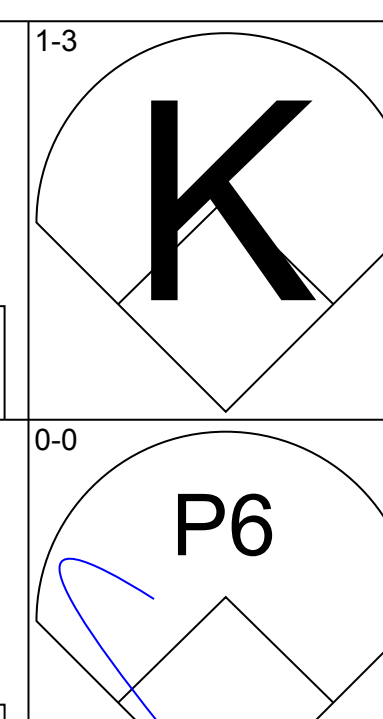
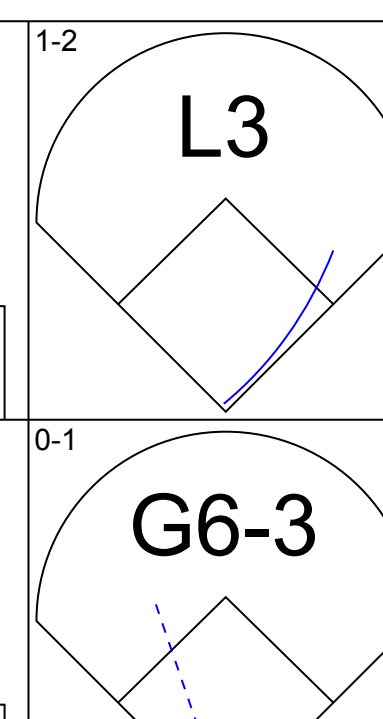
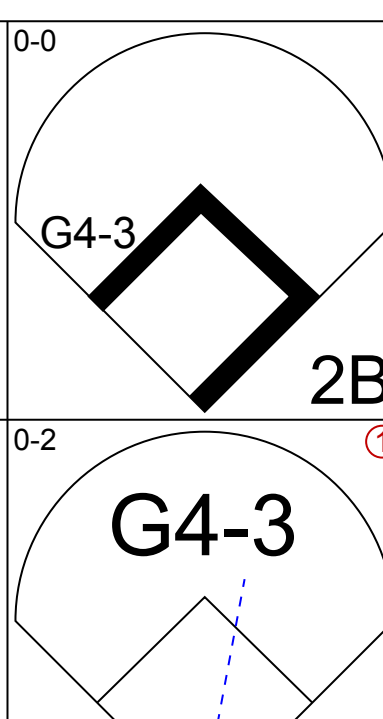
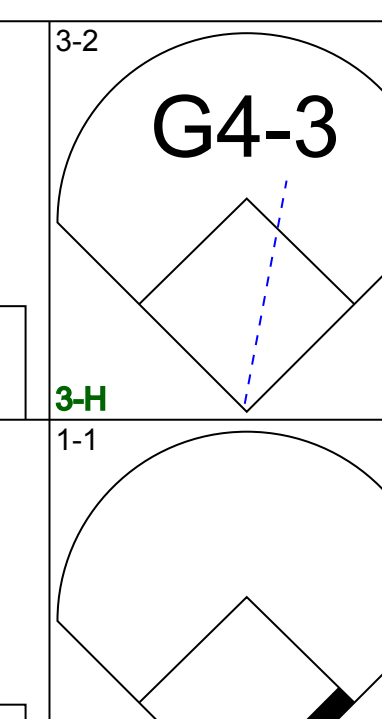
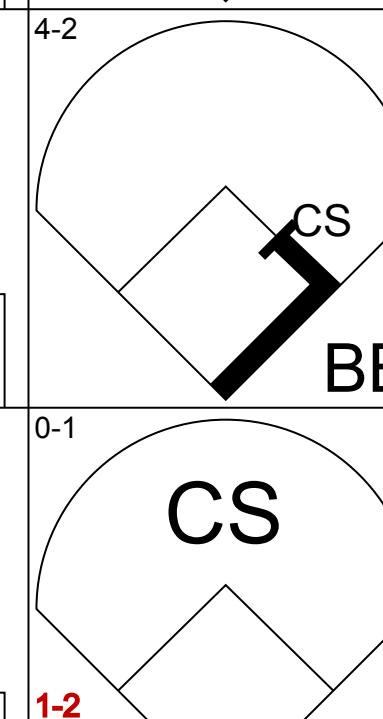
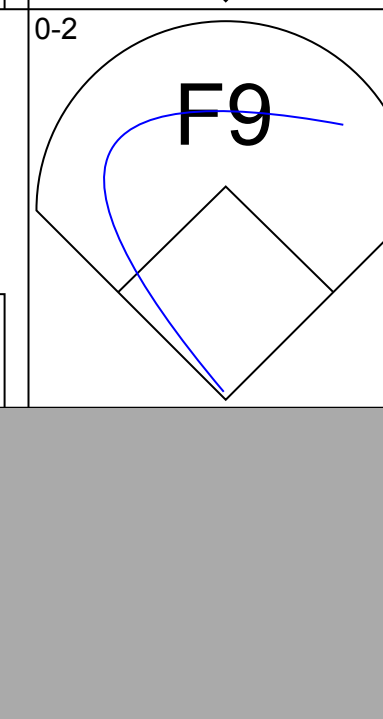
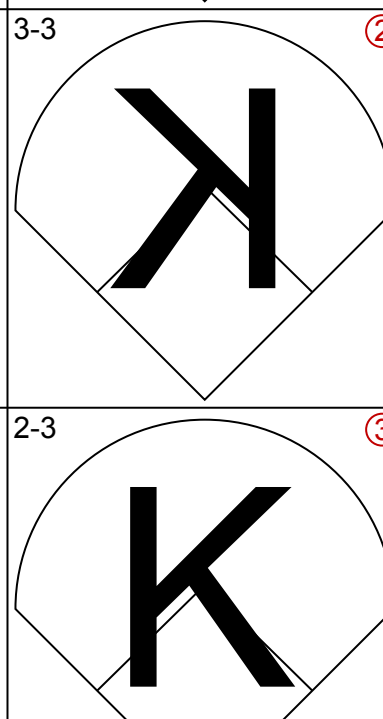
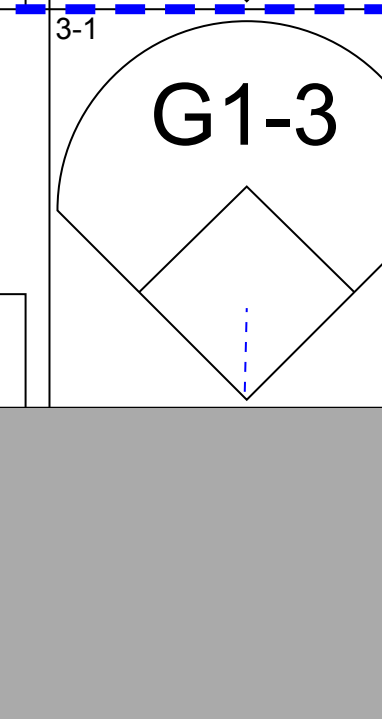






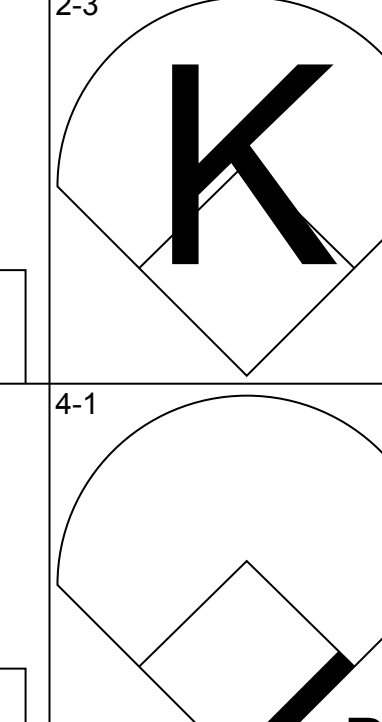



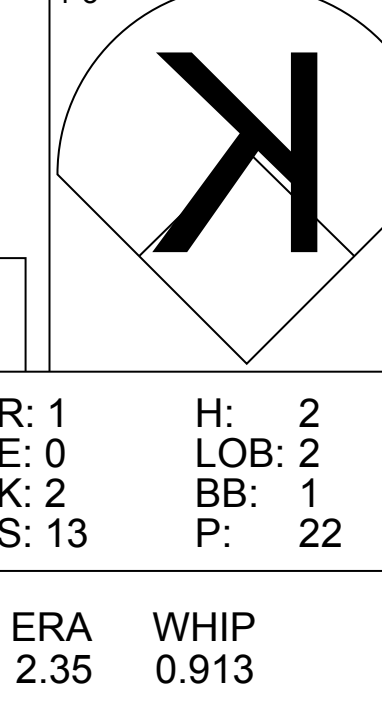

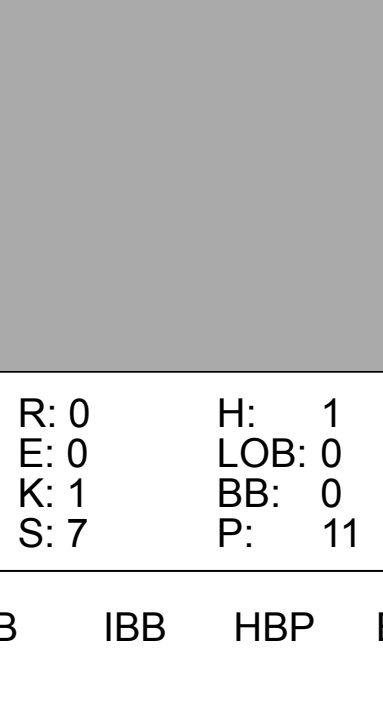
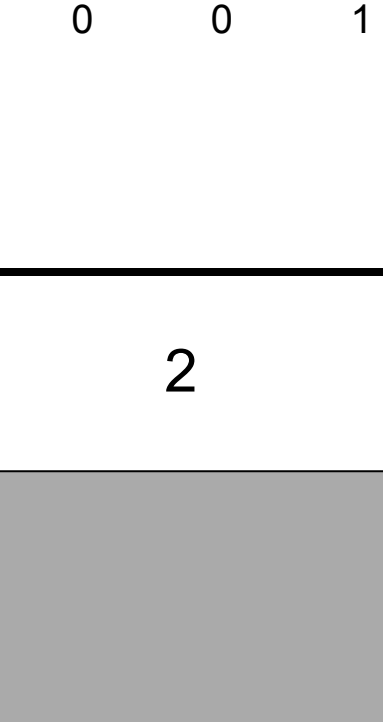
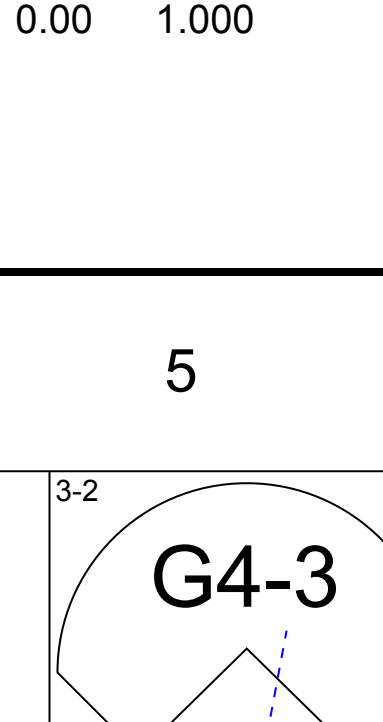
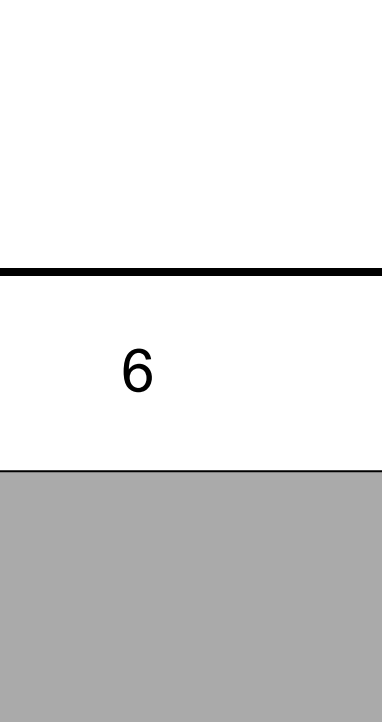
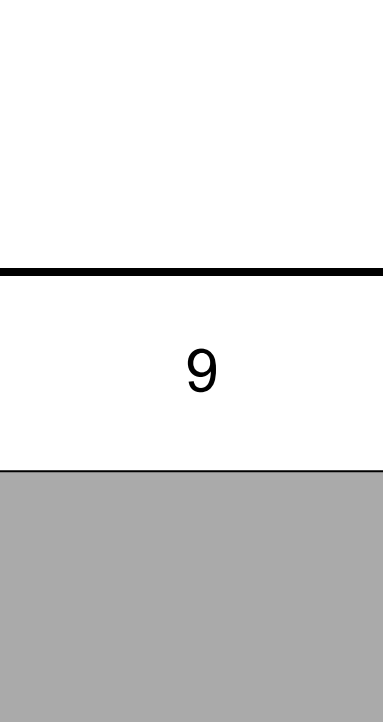
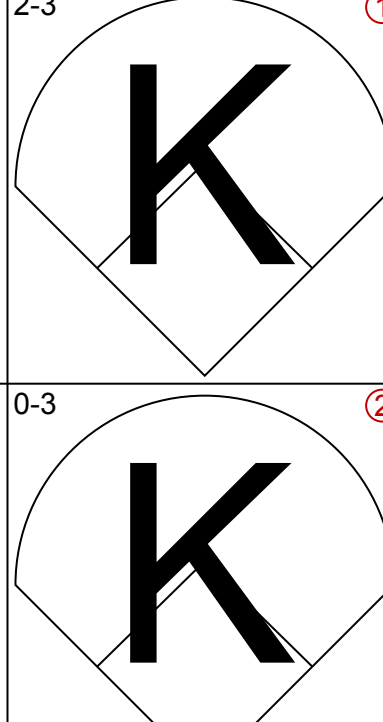
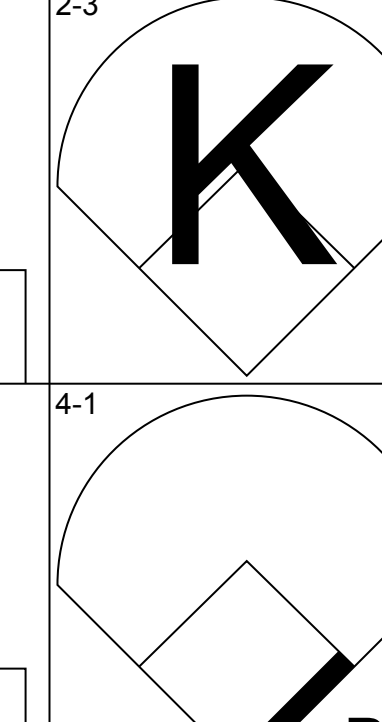

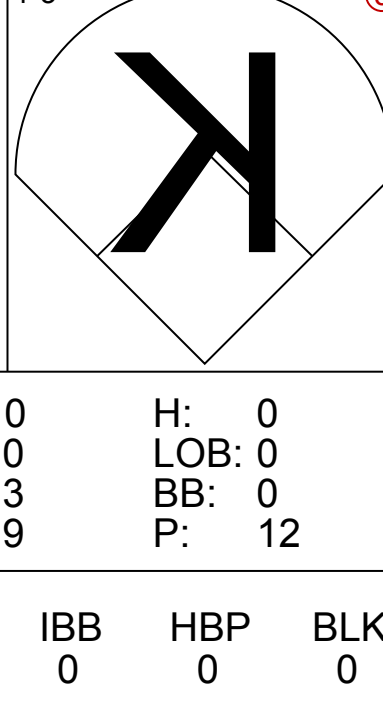
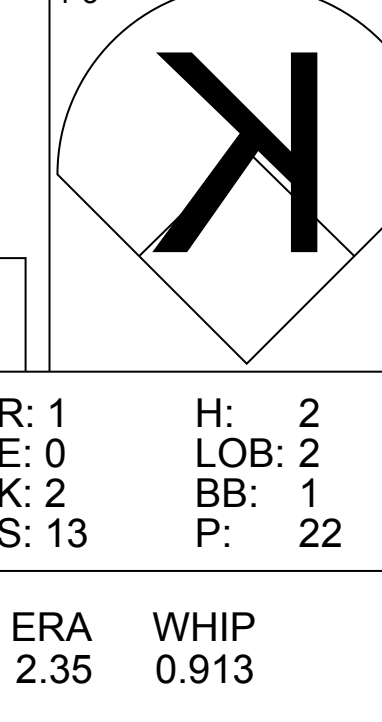
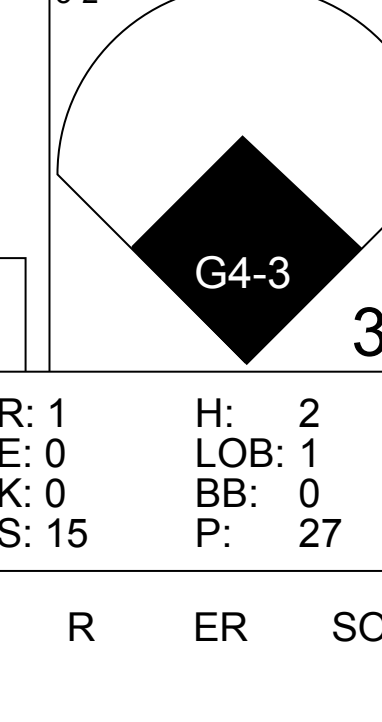
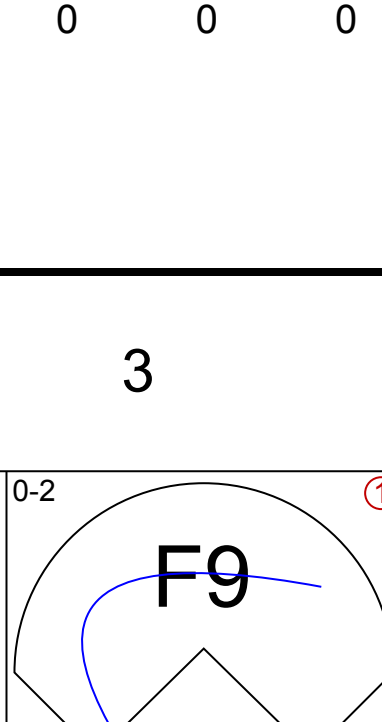
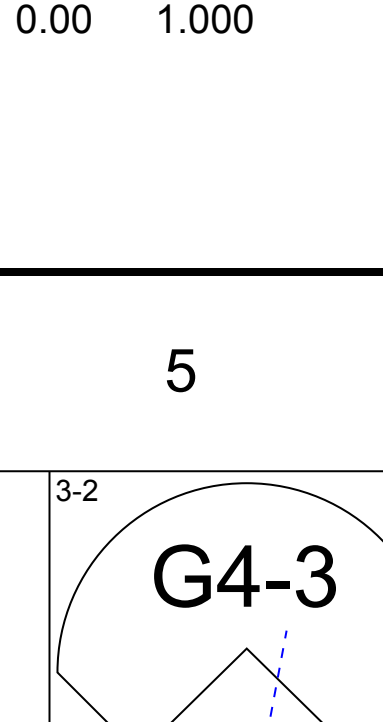
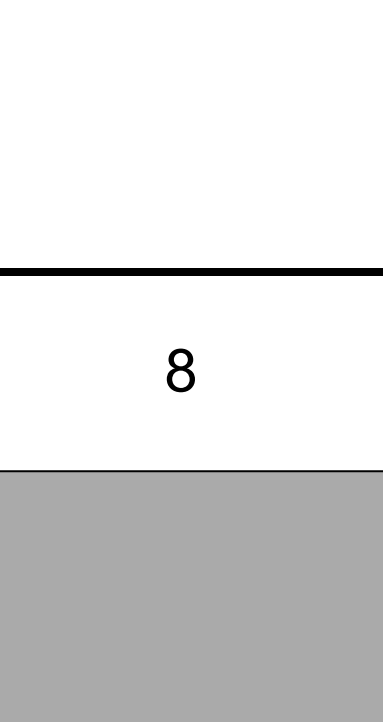









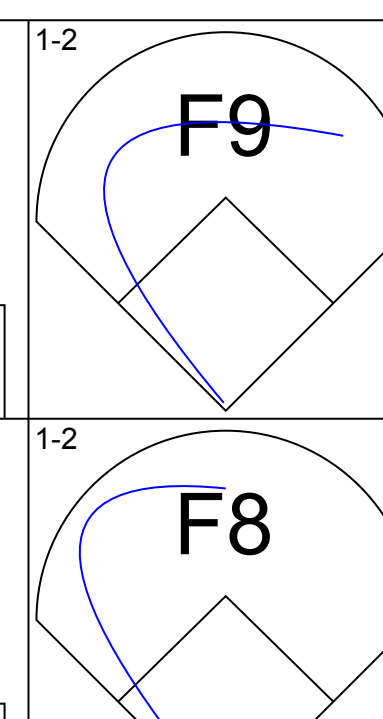
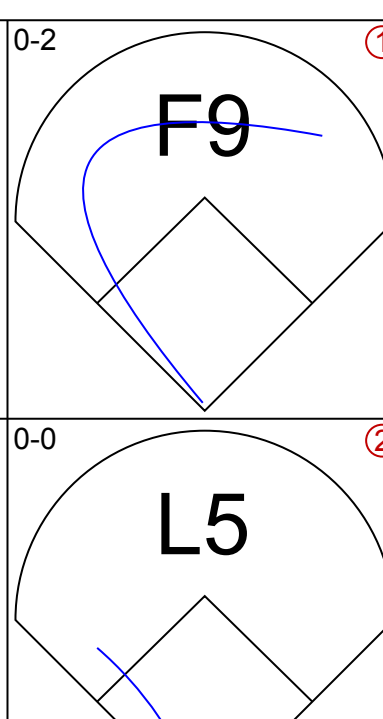
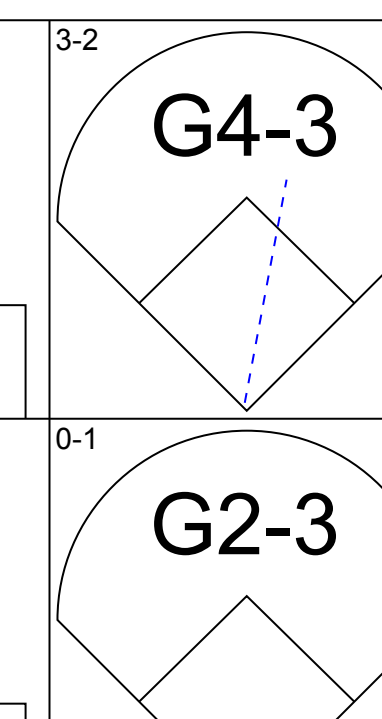
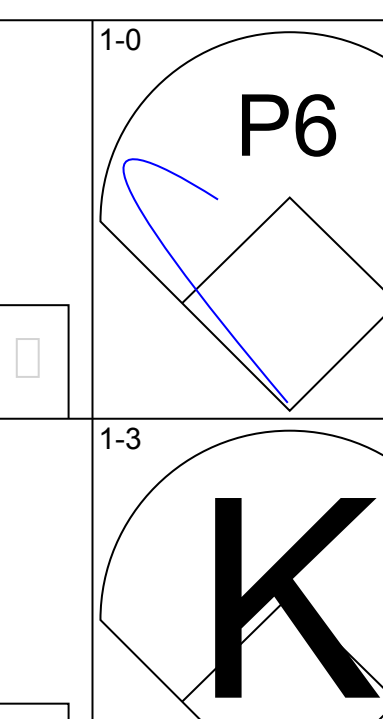
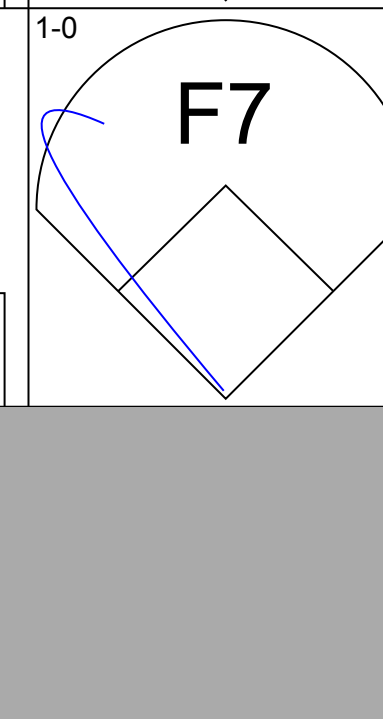





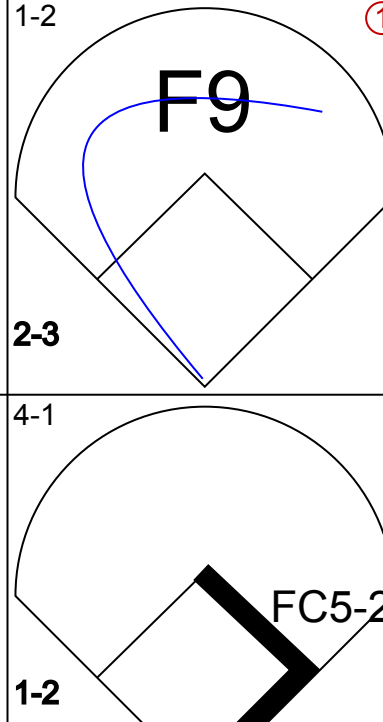
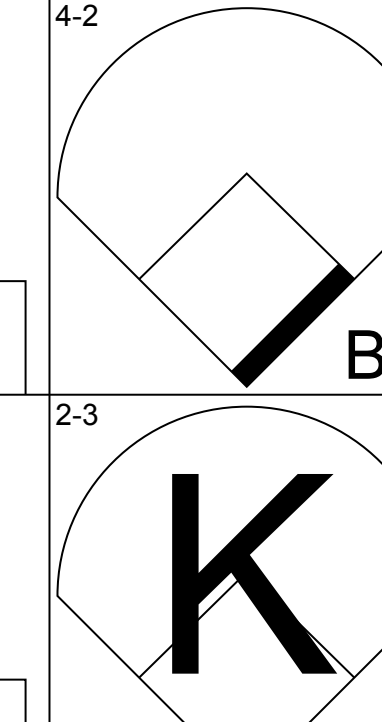
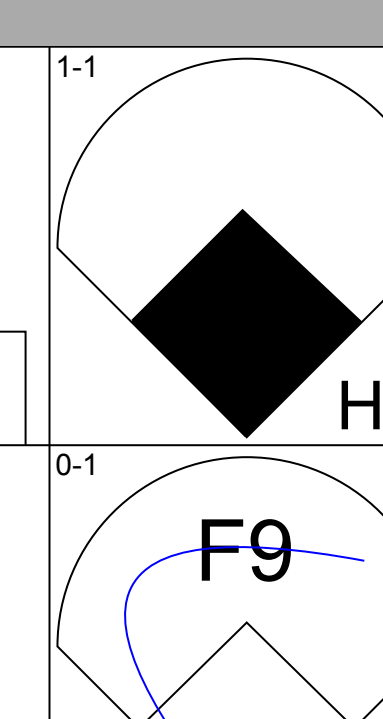
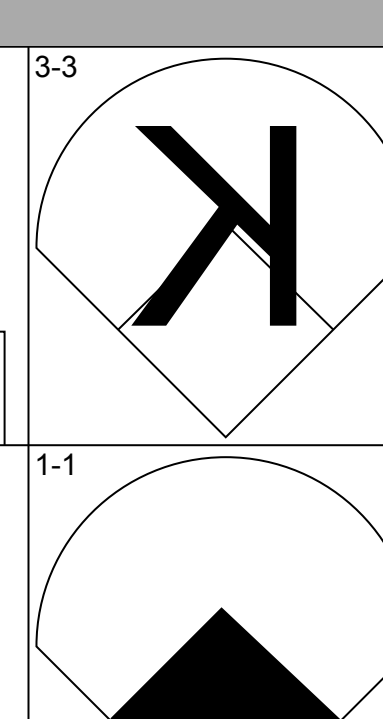
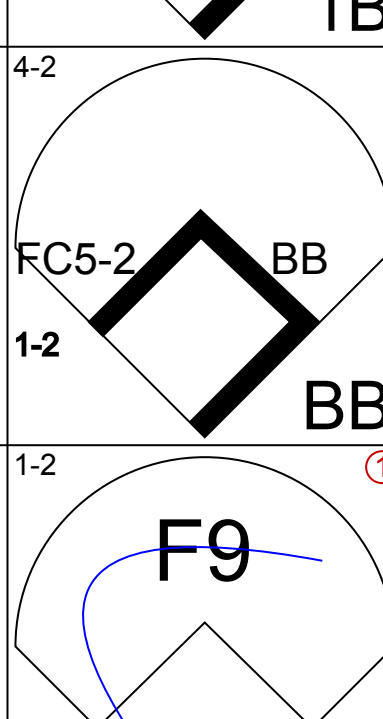
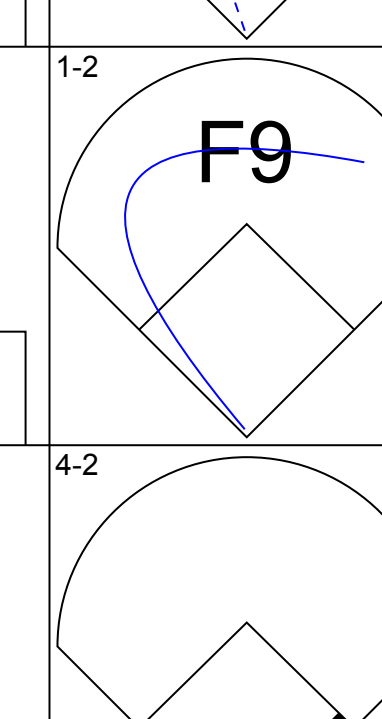
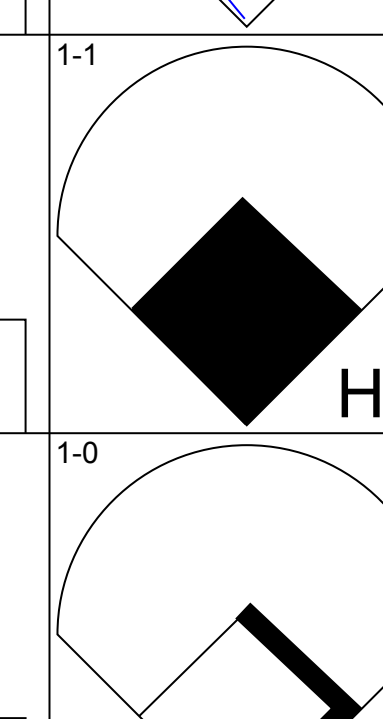
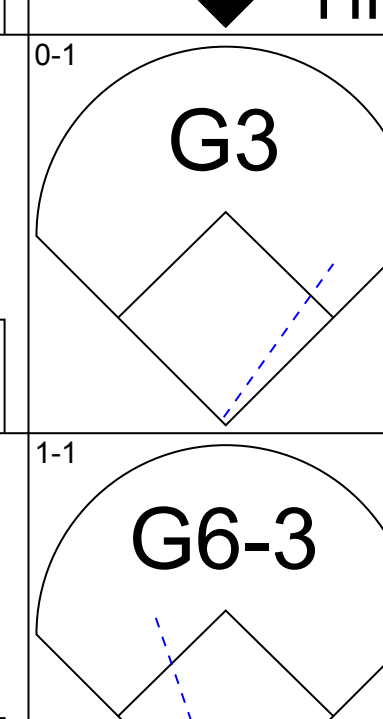
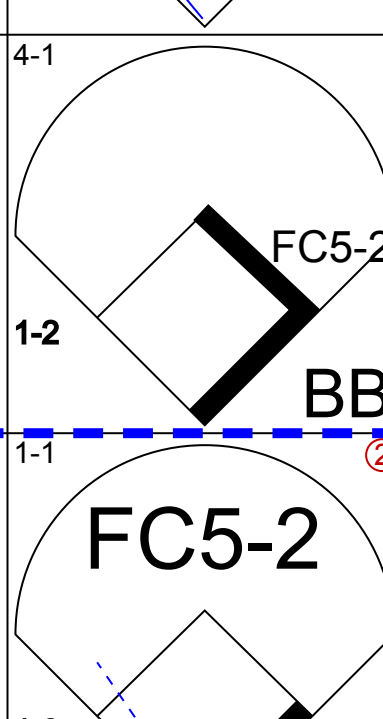
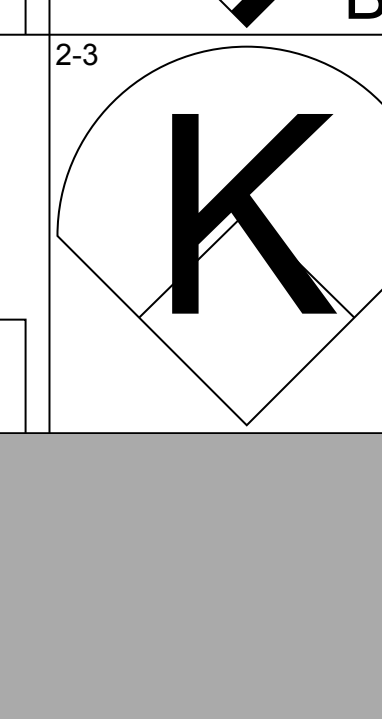
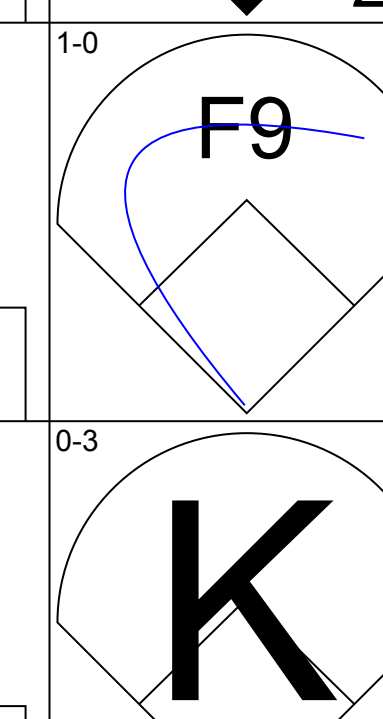

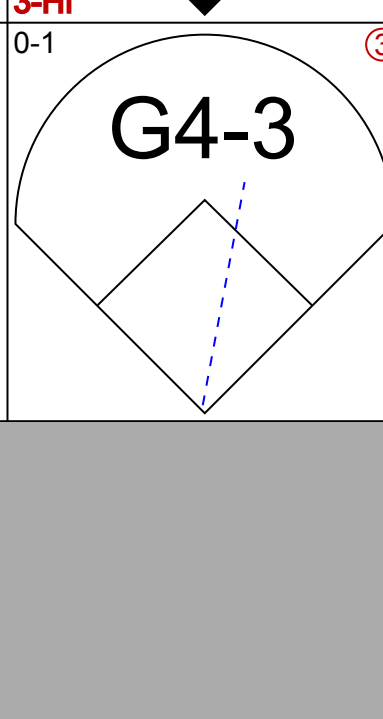

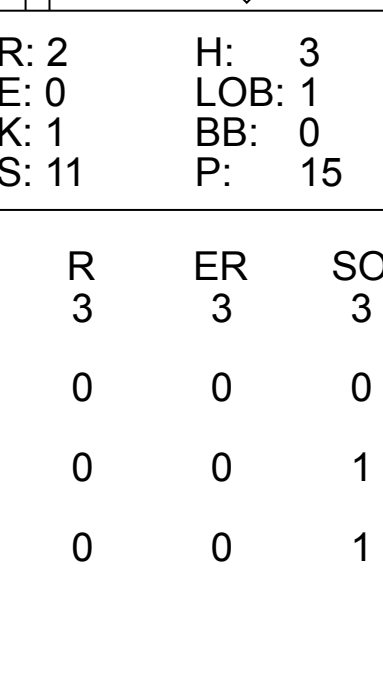
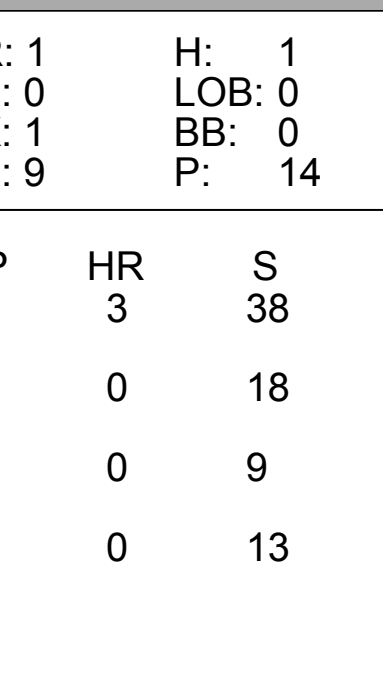
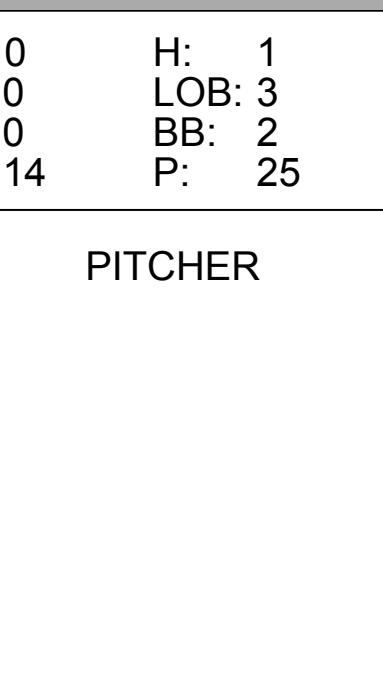
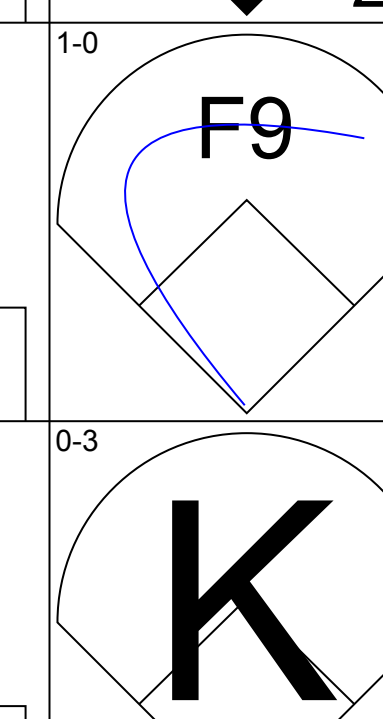
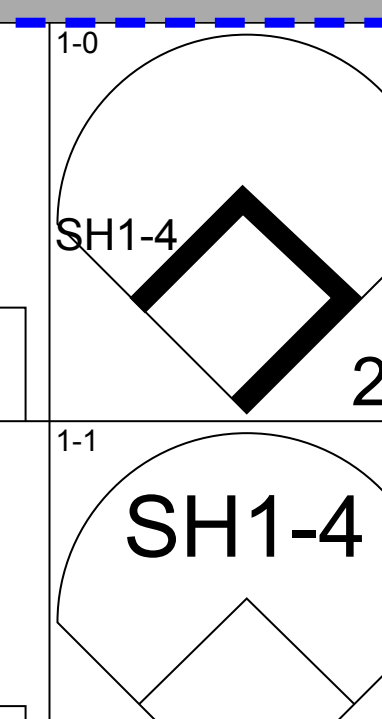
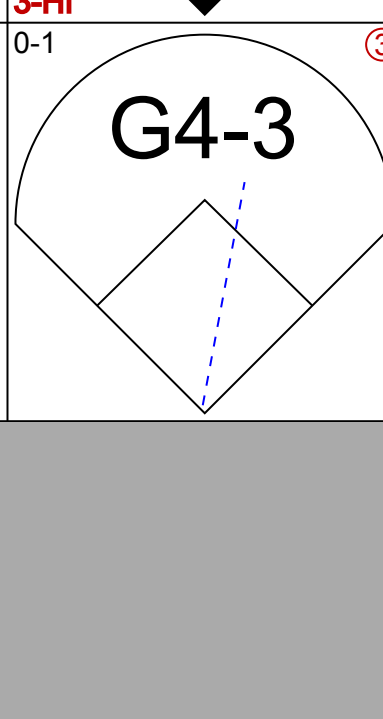
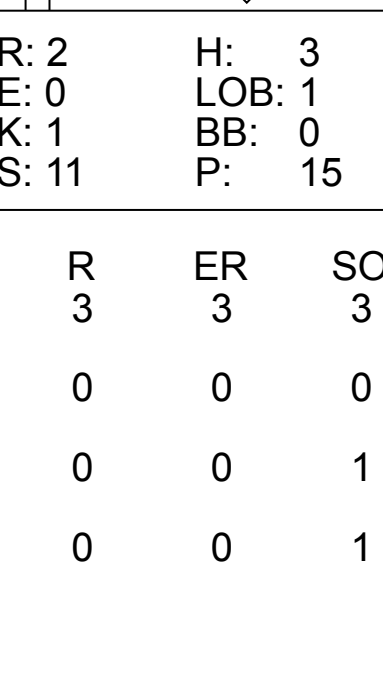
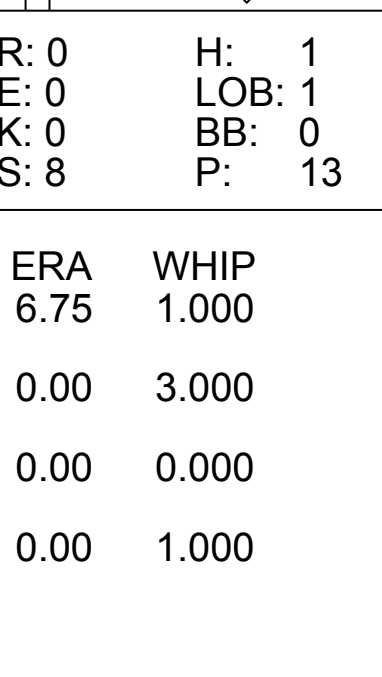
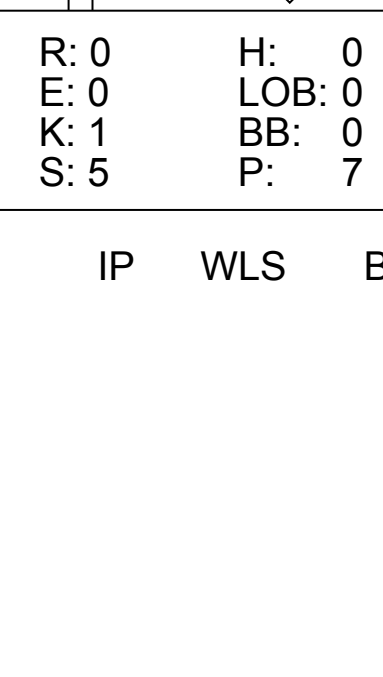


Batter	1	2	3	4	5	6	7	8	9	AB	R	H	RBI	BB	SO	LOB	TOP					
Roger Cedeno, S (1, 8) OBP: 0.330, SLG: 0.350										4	0	1	1	0	1	0						
Damion Easley, R (1, 4) OBP: 0.350, SLG: 0.413										4	0	1	0	0	0	1						
Bobby Higginson, L (1, 7) OBP: 0.398, SLG: 0.485										2	0	0	0	1	1	1						
Wendell Magee, R (6, 7) OBP: 0.330, SLG: 0.427										0	0	0	0	0	0	0						
Tony Clark, S (8, FH) OBP: 0.393, SLG: 0.535										1	0	0	0	0	0	1						
Todd Jones, L (8, 1)										0	0	0	0	0	0	0						
Robert Fick, L (1, 2) OBP: 0.373, SLG: 0.571										4	0	0	0	0	2	1						
Shane Halter, R (1, 6) OBP: 0.374, SLG: 0.476										4	1	2	0	0	2	0						
Randall Simon, L (1, 3) OBP: 0.383, SLG: 0.395										4	0	1	1	0	0	1						
Juan Encarnacion, R (1, 9) OBP: 0.310, SLG: 0.436										3	0	0	0	0	3	1						
Jose Macias, S (1, 5) OBP: 0.334, SLG: 0.433										2	0	0	0	1	1	0						
Jose Lima, R (1, 1)										1	0	0	0	0	1	0						
Ryan Jackson, L (5, PH) OBP: 0.228, SLG: 0.382										1	0	0	0	0	1	2						
Heath Murray, L (5, 1)										0	0	0	0	0	0	0						
Danny Patterson, R (6, 1)										0	0	0	0	0	0	0						
Jarrod Patterson, L (8, PH) OBP: 0.302, SLG: 0.466										1	1	1	0	0	0	0						
Inning Stats	R: 0 E: 0 K: 1 S: 8	H: 0 LOB: 0 BB: 1 P: 13	R: 0 E: 0 K: 1 S: 8	H: 0 LOB: 0 BB: 0 P: 11	R: 0 E: 0 K: 3 S: 9	H: 0 LOB: 0 BB: 0 P: 12	R: 0 E: 0 K: 0 S: 11	H: 0 LOB: 0 BB: 0 P: 12	R: 1 E: 0 K: 2 S: 13	H: 2 LOB: 2 BB: 1 P: 22	R: 0 E: 0 K: 2 S: 10	H: 1 LOB: 1 BB: 0 P: 15	R: 0 E: 0 K: 2 S: 9	H: 0 LOB: 0 BB: 0 P: 10	R: 1 E: 0 K: 0 S: 15	H: 2 LOB: 1 BB: 0 P: 27	R: 0 E: 0 K: 1 S: 7	H: 1 LOB: 0 BB: 0 P: 11	1B: 2 2B: 3 3B: 1 HR: 0	SF: 0 SAC: 0 DP: 1 HBP: 0	WP: 0 PB: 0 SB: 0 CS: 1	PA: 34
PITCHER	IP	WLS	BF	H	R	ER	SO	BB	IBB	HBP	BLK	WP	HR	S	P	ERA	WHIP					
Matt Morris, R (1, 1) ERA: 3.17	7.2	W	29	5	2	2	11	2	0	0	0	0	0	81	117	2.35	0.913					
Mike Timlin, R (8, 1) ERA: 3.53	0.1	H	1	0	0	0	0	0	0	0	0	0	0	2	5	0.00	0.000					
Steve Kline, L (9, 1) ERA: 2.4	1.0	S	3	1	0	0	1	0	0	0	0	0	0	7	11	0.00	1.000					

Detroit Tigers @ St. Louis Cardinals  
 Busch Stadium, St. Louis, MO  
 Sat Jul 14 2001, 1:10 PM CDT  
 Att: 47,176 - Sunny - 85 F


AB	31
R	2
H	6
RBI	2
BB	2
SO	12
LOB	8



Batter	1	2	3	4	5	6	7	8	9	AB	R	H	RBI	BB	SO	LOB	BOTTOM					
Fernando Vina, L (1, 4) OBP: 0.358, SLG: 0.419										4	0	0	0	0	0	1						
Placido Polanco, R (1, 6) OBP: 0.394, SLG: 0.379										4	0	0	0	0	1	1						
15 Jim Edmonds, L (1, 8) OBP: 0.390, SLG: 0.517										3	0	1	0	0	1	0						
Kerry Robinson, L (7, 8) OBP: 0.327, SLG: 0.357										1	0	0	0	0	0	0						
Mark McGwire, R (1, 3) OBP: 0.306, SLG: 0.433										3	1	1	1	1	1	0						
5 Albert Pujols, R (1, 9) OBP: 0.390, SLG: 0.595										3	1	1	1	1	0	2						
Ray Lankford, L (1, 7) OBP: 0.384, SLG: 0.534										3	1	1	1	1	1	1						
Craig Paquette, R (1, 5) OBP: 0.284, SLG: 0.421										3	0	1	0	0	0	3						
Eli Marrero, R (1, 2) OBP: 0.304, SLG: 0.438										3	0	1	0	0	0	4						
Matt Morris, R (1, 1) OBP: 0.150, SLG: 0.154										2	0	0	0	0	1	1						
Mike Timlin, R (8, 1)										0	0	0	0	0	0	0						
Steve Kline, S (9, 1)										0	0	0	0	0	0	0						
Inning Stats	R: 0 E: 0 K: 0 S: 8	H: 0 LOB: 0 BB: 0 P: 11	R: 2 E: 0 K: 1 S: 11	H: 3 LOB: 1 BB: 0 P: 15	R: 0 E: 0 K: 1 S: 10	H: 0 LOB: 0 BB: 0 P: 10	R: 1 E: 0 K: 1 S: 9	H: 1 LOB: 0 BB: 0 P: 14	R: 0 E: 0 K: 0 S: 8	H: 1 LOB: 1 BB: 0 P: 13	R: 0 E: 0 K: 0 S: 14	H: 1 LOB: 3 BB: 2 P: 25	R: 0 E: 0 K: 1 S: 5	H: 0 LOB: 0 BB: 0 P: 7	R: 0 E: 0 K: 1 S: 13	H: 0 LOB: 1 BB: 1 P: 20	R: 0 E: 0 K: 1 S: 7	H: 0 LOB: 1 BB: 1 P: 11	1B: 1 2B: 2 3B: 0 HR: 3	SF: 0 SAC: 1 DP: 0 HBP: 0	WP: 1 PB: 0 SB: 0 CS: 0	PA: 33
PITCHER	IP	WLS	BF	H	R	ER	SO	BB	IBB	HBP	BLK	WP	HR	S	P	ERA	WHIP					
Jose Lima, R (1, 1) ERA: 6.9	4.0	L	16	4	3	3	3	0	0	0	0	0	0	18	33	0.00	3.000					
Heath Murray, L (5, 1) ERA: 5.03	1.1		8	2	0	0	0	2	0	0	0	1	0	18	33	0.00	3.000					
Danny Patterson, R (6, 1) ERA: 2.68	1.2		5	0	0	0	1	0	0	0	0	0	0	9	12	0.00	0.000					
Todd Jones, R (8, 1) ERA: 4.79	1.0		4	0	0	0	1	1	0	0	0	0	0	13	20	0.00	1.000					

Detroit Tigers @ St. Louis Cardinals  
 Busch Stadium, St. Louis, MO  
 Sat Jul 14 2001, 1:10 PM CDT  
 Att: 47,176 - Sunny - 85 F

AB	29
R	3
H	6
RBI	3
BB	3
SO	5
LOB	13





Batter	1	2	3	4	5	6	7	8	9	AB	R	H	RBI	BB	SO	LOB	TOP					
<b>Matt Lawton, L</b> OBP: 0.413, SLG: 0.473 (1, 9)										5	0	0	1	0	1	4	<b>Minnesota Twins @ St. Louis Cardinals</b> Busch Stadium, St. Louis, MO Sun Jul 15 2001, 1:10 PM CDT Att: 44,593 - Cloudy - 85 F					
<b>Luis Rivas, R</b> OBP: 0.306, SLG: 0.348 (1, 4)										4	0	0	0	1	2							
<b>Doug Mientkiewicz, L</b> OBP: 0.379, SLG: 0.497 (1, 3)										3	0	1	0	1	0	1						
<b>Corey Koskie, L</b> OBP: 0.356, SLG: 0.486 (1, 5)										4	0	1	0	0	2	3						
<b>Tori Hunter, R</b> OBP: 0.288, SLG: 0.475 (1, 8)										3	0	0	0	0	0	2						
<b>Jacque Jones, L</b> OBP: 0.314, SLG: 0.407 (8, PH)										3	0	2	0	0	0	0						
<b>Denny Hocking, S</b> OBP: 0.320, SLG: 0.358 (8, 7)										1	0	0	0	0	0	2						
<b>Jason Maxwell, R</b> OBP: 0.290, SLG: 0.333 (9, PH)										3	0	0	0	0	1	2						
<b>Quinton McCracken, S</b> OBP: 0.290, SLG: 0.333 (9, PH)										0	0	0	0	1	0	0						
<b>Tom Prince, R</b> OBP: 0.303, SLG: 0.352 (9, PH)										2	0	1	0	1	0	1						
<b>A.J. Pierzynski, L</b> OBP: 0.330, SLG: 0.446 (9, PH)										1	1	0	0	0	0	1						
<b>Joe Mays, S</b> (1, 1)										1	0	0	0	0	1	0						
<b>Hector Carrasco, R</b> (5, 1)										0	0	0	0	0	0	0						
<b>Brian Buchanan, R</b> OBP: 0.323, SLG: 0.494 (7, PH)										1	0	1	0	0	0	0						
<b>Jack Cressend, R</b> (7, 1)										0	0	0	0	0	0	0						
<b>Chad Allen, R</b> OBP: 0.378, SLG: 0.440 (9, PH)										1	0	1	0	0	0	0						
<b>Inning Stats</b>	R: 0 E: 0 K: 0 S: 10	H: 1 LOB: 2 BB: 1 P: 21	R: 0 E: 0 K: 1 S: 6	H: 1 LOB: 0 BB: 0 P: 10	R: 0 E: 0 K: 1 S: 14	H: 1 LOB: 2 BB: 1 P: 20	R: 0 E: 0 K: 0 S: 9	H: 0 LOB: 0 BB: 0 P: 13	R: 0 E: 0 K: 0 S: 10	H: 0 LOB: 1 BB: 1 P: 16	R: 0 E: 0 K: 1 S: 9	H: 0 LOB: 0 BB: 0 P: 13	R: 0 E: 0 K: 1 S: 11	H: 3 LOB: 2 BB: 0 P: 15	R: 0 E: 1 K: 1 S: 13	H: 0 LOB: 1 BB: 1 P: 24	R: 1 E: 0 K: 1 S: 13	H: 1 LOB: 1 BB: 1 P: 21	1B: 6 2B: 1 3B: 0 HR: 0	SF: 0 SAC: 1 DP: 2 HBP: 1	WP: 1 PB: 0 SB: 0 CS: 0	PA: 38
<b>PITCHER</b>	IP	WLS	BF	H	R	ER	SO	BB	IBB	HBP	BLK	WP	HR	S	P	ERA	WHIP					
<b>Dustin Hermanson, R</b> ERA: 4.88	(1, 1)	7.0	W	29	6	0	0	4	3	0	0	0	0	72	113	0.00	1.286					
<b>Steve Kline, L</b> ERA: 2.34	(8, 1)	1.0		4	0	0	0	1	0	0	1	0	0	10	19	0.00	0.000					
<b>Dave Veres, R</b> ERA: 3.44	(9, 1)	0.1		3	1	1	0	1	0	0	0	0	0	8	14	27.00	6.000					
<b>Jason Christiansen, L</b> ERA: 5.17	(9, 1)	0.2		2	0	0	0	1	0	0	0	0	0	5	7	0.00	0.000					

Batter	1	2	3	4	5	6	7	8	9	AB	R	H	RBI	BB	SO	LOB	BOTTOM				
<b>Fernando Vina, L</b> OBP: 0.362, SLG: 0.427 (1, 4)										5	1	3	0	0	0	1	<b>Minnesota Twins @ St. Louis Cardinals</b> Busch Stadium, St. Louis, MO Sun Jul 15 2001, 1:10 PM CDT Att: 44,593 - Cloudy - 85 F				
<b>Placido Polanco, R</b> OBP: 0.368, SLG: 0.382 (1, 5)										5	1	3	1	0	0	2					
<b>15 Jim Edmonds, L</b> OBP: 0.388, SLG: 0.513 (1, 8)										2	0	0	1	1	1	3					
<b>Mark McGwire, R</b> OBP: 0.317, SLG: 0.434 (1, 3)										2	1	1	0	2	0	2					
<b>5 Albert Pujols, R</b> OBP: 0.391, SLG: 0.597 (1, 9)										4	1	2	1	0	1	3					
<b>Ray Lankford, L</b> OBP: 0.386, SLG: 0.533 (1, 7)										4	0	2	2	0	2	5					
<b>Edgar Renteria, R</b> OBP: 0.287, SLG: 0.325 (1, 6)										4	0	1	0	0	0	3					
<b>Mike Matheny, R</b> OBP: 0.312, SLG: 0.305 (1, 2)										4	0	1	0	0	0	3					
<b>Dustin Hermanson, R</b> OBP: 0.143, SLG: 0.147 (8, 1)										3	1	1	0	0	1	0					
<b>Steve Kline, S</b> (8, 1)										0	0	0	0	0	0	0					
<b>Kerry Robinson, L</b> OBP: 0.334, SLG: 0.354 (8, PH)										1	0	0	0	0	0	1					
<b>Dave Veres, R</b> (9, 1)										0	0	0	0	0	0	0					
<b>Jason Christiansen, R</b> (9, 1)										0	0	0	0	0	0	0					
<b>Inning Stats</b>	R: 0 E: 0 K: 3 S: 14	H: 2 LOB: 3 BB: 1 P: 23	R: 0 E: 0 K: 0 S: 9	H: 0 LOB: 0 BB: 0 P: 11	R: 0 E: 0 K: 0 S: 5	H: 1 LOB: 1 BB: 1 P: 14	R: 0 E: 0 K: 0 S: 9	H: 1 LOB: 1 BB: 0 P: 15	R: 0 E: 0 K: 0 S: 8	H: 1 LOB: 1 BB: 0 P: 12	R: 0 E: 0 K: 1 S: 9	H: 1 LOB: 1 BB: 1 P: 15	R: 0 E: 0 K: 1 S: 10	H: 1 LOB: 1 BB: 0 P: 14	R: 0 E: 0 K: 0 S: 10	H: 1 LOB: 1 BB: 0 P: 14	1B: 11 2B: 3 3B: 0 HR: 0	SF: 1 SAC: 0 DP: 3 HBP: 0	WP: 0 PB: 0 SB: 0 CS: 0	PA: 38	
<b>PITCHER</b>	IP	WLS	BF	H	R	ER	SO	BB	IBB	HBP	BLK	WP	HR	S	P	ERA	WHIP				
<b>Joe Mays, R</b> ERA: 3.27	(1, 1)	4.1	L	23	5	5	3	2	0	0	0	0	0	48	83	0.00	1.800				
<b>Hector Carrasco, R</b> ERA: 5.99	(5, 1)	1.2		7	3	0	0	1	0	0	0	0	0	16	23	0.00	1.800				
<b>Jack Cressend, R</b> ERA: 3.29	(7, 1)	2.0		8	2	0	0	1	1	0	0	0	0	19	29	0.00	1.500				

AB	32
R	1
H	7
RBI	1
BB	4
SO	6
LOB	18



AB	34
R	5
H	14
RBI	5
BB	3
SO	5
LOB	23









Batter	1	2	3	4	5	6	7	8	9	AB	R	H	RBI	BB	SO	LOB	TOP								
Quinton McCracken, S OBP: 0.284, SLG: 0.323	F7		L9			G4-3		BB 1B		4	0	1	0	0	0	1	<b>Minnesota Twins @ St. Louis Cardinals</b> Busch Stadium, St. Louis, MO Tue Jul 17 2001, 7:10 PM CDT Att: 40,847 - Sunny - 93 F								
Denny Hocking, S OBP: 0.317, SLG: 0.349	K			2B 1B		K		BB BB		3	1	1	0	1	2	0									
Doug Mientkiewicz, L OBP: 0.385, SLG: 0.598	CS 1B			G3 1-H 2B				F8		4	0	3	1	0	0	3									
Corey Koskie, L OBP: 0.353, SLG: 0.483	CS 1-2			G3 2-3		K		SF8		3	0	1	1	0	1	2									
Chad Allen, R OBP: 0.375, SLG: 0.480 Bob Wells, R (8, 1)	K			K				K		4	0	1	0	0	3	4									
A.J. Pierzynski, L OBP: 0.324, SLG: 0.435	G4-6-3 1-2			G3		L8		G1-3 1B		4	0	1	0	0	0	3									
Luis Rivas, R OBP: 0.309, SLG: 0.357			G3 S 1B			F8		G1-3 1-2		4	0	1	0	0	0	2									
Jacque Jones, L OBP: 0.313, SLG: 0.405 Tori Hunter, R OBP: 0.297, SLG: 0.469	G3		G3		G6-3	G4-3		L7		3	0	0	0	0	0	2									
Kyle Lohse, R OBP: 0.400, SLG: 0.600 Casey Blake, R OBP: 0.427, SLG: 0.375 Travis Miller, R (5, 1) Jack Cressend, R (5, 1) Matt Lawton, L OBP: 0.412, SLG: 0.470 (8, 9)	K		K		G6-3			G4-3		1	0	0	0	0	1	1									
<b>Inning Stats</b>	R: 0 E: 0 K: 1 S: 10	H: 1 LOB: 0 BB: 0 P: 16	R: 0 E: 0 K: 1 S: 7	H: 1 LOB: 0 BB: 0 P: 8	R: 0 E: 0 K: 1 S: 9	H: 1 LOB: 1 BB: 0 P: 13	R: 1 E: 0 K: 1 S: 7	H: 2 LOB: 1 BB: 0 P: 12	R: 0 E: 0 K: 0 S: 7	H: 0 LOB: 0 BB: 0 P: 8	R: 0 E: 0 K: 2 S: 12	H: 1 LOB: 1 BB: 0 P: 17	R: 0 E: 0 K: 0 S: 7	H: 1 LOB: 1 BB: 0 P: 10	R: 1 E: 0 K: 1 S: 13	H: 1 LOB: 2 BB: 2 P: 23		R: 0 E: 0 K: 0 S: 7	H: 1 LOB: 1 BB: 0 P: 11	1B: 8 2B: 1 3B: 0 HR: 0	SF: 1 SAC: 0 DP: 1 HBP: 0	WP: 0 PB: 0 SB: 1 CS: 1	PA: 37		
<b>PITCHER</b>	IP	WLS	BF	H	R	ER	SO	BB	IBB	HBP	BLK	WP	HR	S	P	ERA	WHIP								
Darryl Kile, R ERA: 3.31	6.1	W	24	7	1	1	6	0	0	0	0	0	0	55	78	1.42	1.105								
Dave Veres, R ERA: 3.62	0.2	H	4	1	1	1	0	1	0	0	0	0	0	11	18	13.50	3.000								
Steve Kline, L ERA: 2.23	0.2	H	3	0	0	0	0	1	0	0	0	0	0	3	7	0.00	1.500								
Mike Timlin, R ERA: 3.46	0.2	H	3	1	0	0	1	0	0	0	0	0	0	5	6	0.00	1.500								
Jason Christiansen, L ERA: 4.86	0.2	S	2	0	0	0	0	0	0	0	0	0	0	5	9	0.00	0.000								

Batter	1	2	3	4	5	6	7	8	9	AB	R	H	RBI	BB	SO	LOB	BOTTOM								
Fernando Vina, L OBP: 0.364, SLG: 0.429	G1-6-3 1B		F8	HBP 15 1B		G5-3				4	1	2	1	0	0	0	<b>Minnesota Twins @ St. Louis Cardinals</b> Busch Stadium, St. Louis, MO Tue Jul 17 2001, 7:10 PM CDT Att: 40,847 - Sunny - 93 F								
Placido Polanco, R OBP: 0.395, SLG: 0.387	G1-6-3 1-2		G5-3	15 1B HBP		L5				3	0	0	0	0	0	1									
15 Jim Edmonds, L OBP: 0.394, SLG: 0.511	BB		WP 1B	1-3 2-H 1B		G3				3	1	2	1	1	0	0									
Craig Paquette, R OBP: 0.283, SLG: 0.417	L7		1-H 1B	G6-3		K				4	0	1	1	0	1	3									
5 Albert Pujols, R OBP: 0.396, SLG: 0.595 Mike Timlin, R (8, 1) Jason Christiansen, R (9, 1)	BB BB		BB BB	BB BB		G6-3				2	1	1	0	2	0	0									
Ray Lankford, L OBP: 0.399, SLG: 0.520	1-3 1B		K			G6-3				4	0	1	0	0	2	3									
Edgar Renteria, R OBP: 0.290, SLG: 0.336	G5-3			P4		B1-3				3	0	0	0	1	0	1									
Mike Matheny, R OBP: 0.315, SLG: 0.309	BB BB		BB BB	SH1-3 1B		G6-3		F7		4	1	2	1	0	0	1									
Darryl Kile, R OBP: 0.213, SLG: 0.273 Dave Veres, R (7, 1) Steve Kline, S (8, 1) Kerry Robinson, L OBP: 0.324, SLG: 0.354 (8, 9)	G5-3			SH1-3 1B		K				2	0	0	0	0	1	1									
<b>Inning Stats</b>	R: 0 E: 0 K: 0 S: 6	H: 1 LOB: 1 BB: 1 P: 11	R: 1 E: 0 K: 0 S: 9	H: 2 LOB: 1 BB: 1 P: 18	R: 1 E: 0 K: 1 S: 13	H: 2 LOB: 2 BB: 1 P: 26	R: 2 E: 0 K: 0 S: 13	H: 3 LOB: 2 BB: 0 P: 22	R: 0 E: 0 K: 1 S: 10	H: 1 LOB: 1 BB: 1 P: 15	R: 0 E: 0 K: 1 S: 7	H: 0 LOB: 0 BB: 0 P: 8	R: 0 E: 0 K: 1 S: 10	H: 0 LOB: 0 BB: 0 P: 14	R: 0 E: 0 K: 0 S: 6	H: 0 LOB: 0 BB: 0 P: 7		1B: 9 2B: 0 3B: 0 HR: 0	SF: 0 SAC: 1 DP: 1 HBP: 1	WP: 1 PB: 0 SB: 0 CS: 0	PA: 35				
<b>PITCHER</b>	IP	WLS	BF	H	R	ER	SO	BB	IBB	HBP	BLK	WP	HR	S	P	ERA	WHIP								
Kyle Lohse, R ERA: 5.45	4.0	L	22	8	4	4	4	1	0	1	0	0	0	41	77	9.00	2.750								
Travis Miller, L ERA: 4.15	0.2		3	1	0	0	1	1	0	0	0	0	0	7	11	0.00	3.000								
Jack Cressend, R ERA: 3.03	2.1		7	0	0	0	2	0	0	0	0	0	0	20	26	0.00	0.000								
Bob Wells, R ERA: 4.69	1.0		3	0	0	0	0	0	0	0	0	0	0	6	7	0.00	0.000								

AB	33
R	2
H	9
RBI	2
BB	2
SO	7
LOB	20

AB	29
R	4
H	9
RBI	4
BB	4
SO	4
LOB	10













Batter	1	2	3	4	5	6	7	8	9	AB	R	H	RBI	BB	SO	LOB	TOP				
<b>Tike Redman, L</b> OBP: 0.214, SLG: 0.275 (1, 8)	1-3 <b>K</b>		1-3 <b>K</b>			0-1 <b>G4-3</b>		3-1 <b>G4-3</b>		4	0	0	0	0	2	0					
<b>2 Jack Wilson, R</b> OBP: 0.281, SLG: 0.341 (1, 6)	0-0 <b>G5-3</b>			1-3 <b>K</b> F8 18 1B		0-0 <b>G5-3</b>		2-0 <b>G6-3</b>		4	0	0	0	0	1	0					
<b>18 Jason Kendall, R</b> OBP: 0.327, SLG: 0.345 (1, 2)	4-1 <b>BB</b>			0-2 <b>G6-4-3</b> 1B		0-2 <b>F9</b>		0-0 <b>F7</b>		3	0	1	0	1	0	0					
<b>Brian Giles, L</b> OBP: 0.393, SLG: 0.618 (1, 7)	2-0 <b>F7</b>			1-2 <b>F8</b> 2-3			4-2 <b>HR</b> <b>BB</b>		1-1 <b>G4-3</b>	3	1	0	0	1	0	3					
<b>Aramis Ramirez, R</b> OBP: 0.348, SLG: 0.520 (1, 5)		1-0 <b>F8</b>		1-1 <b>G6-4-3</b> 1-2			3-2 <b>HR</b>		1-2 <b>P4</b>	4	1	1	2	0	0	2					
<b>John Vander Wal, L</b> OBP: 0.369, SLG: 0.479 <b>Adam Hyzdu, R</b> OBP: 0.269, SLG: 0.760 (9, PH) (9, 9)		2-3 <b>K</b>			0-3 <b>K</b>		3-3 <b>K</b>		0-3 <b>K</b>	3	0	0	0	0	3	0					
<b>Kevin Young, R</b> OBP: 0.298, SLG: 0.392 (1, 3)		3-3 <b>K</b>			1-2 <b>HR</b>		1-1 <b>F8</b>			3	1	1	1	0	1	0					
<b>Warren Morris, L</b> OBP: 0.190, SLG: 0.158 <b>Scott Sauerbeck, R</b> (8, 1) <b>Josias Manzanillo, R</b> (8, 1)			0-0 <b>F8</b>		1-3 <b>K</b>		2-1 <b>P5</b>			3	0	0	0	0	1	0					
<b>Jason Schmidt, R</b> OBP: 0.150, SLG: 0.300 <b>Abraham Nunez, S</b> OBP: 0.317, SLG: 0.323 (8, PH) (8, 4)			1-2 <b>F9</b>		0-3 <b>K</b>			0-1 <b>HR</b>		2	0	0	0	0	1	0					
<b>Inning Stats</b>	R: 0 E: 0 K: 8 S: 8	H: 0 LOB: 1 BB: 1 P: 15	R: 0 E: 0 K: 2 S: 9	H: 0 LOB: 0 BB: 0 P: 15	R: 0 E: 0 K: 1 S: 7	H: 0 LOB: 0 BB: 0 P: 9	R: 0 E: 0 K: 14 S: 14	H: 1 LOB: 1 BB: 0 P: 17	R: 1 E: 0 K: 3 S: 12	H: 1 LOB: 0 BB: 0 P: 14	R: 2 E: 0 K: 1 S: 14	H: 1 LOB: 0 BB: 1 P: 27	R: 1 E: 0 K: 0 S: 6	H: 1 LOB: 0 BB: 0 P: 11	R: 0 E: 0 K: 1 S: 8	H: 0 LOB: 0 BB: 0 P: 10	1B: 1 2B: 0 3B: 0 HR: 3	SF: 0 SAC: 0 DP: 1 HBP: 0	WP: 0 PB: 1 SB: 0 CS: 0	PA: 33	
<b>PITCHER</b>	IP	WLS	BF	H	R	ER	SO	BB	IBB	HBP	BLK	WP	HR	S	P	ERA	WHIP				
<b>Dustin Hermanson, R</b> ERA: 4.87	7.0	L	27	4	4	4	9	2	0	0	0	0	3	72	105	5.14	0.857				
<b>Gene Stechschulte, R</b> ERA: 4.5	1.0		3	0	0	0	0	0	0	0	0	0	0	4	9	0.00	0.000				
<b>Jason Christiansen, L</b> ERA: 4.87	0.2		2	0	0	0	0	0	0	0	0	0	0	5	7	0.00	0.000				
<b>Dave Veres, R</b> ERA: 3.43	0.1		1	0	0	0	1	0	0	0	0	0	0	3	3	0.00	0.000				

**Pittsburgh Pirates @ St. Louis Cardinals**  
**Busch Stadium, St. Louis, MO**  
 Fri Jul 20, 2001, 7:10 PM CDT  
 Att: 35,215 - Cloudy - 89 F

AB	31
R	4
H	4
RBI	4
BB	2
SO	10
LOB	5



Batter	1	2	3	4	5	6	7	8	9	AB	R	H	RBI	BB	SO	LOB	BOTTOM					
<b>Fernando Vina, L</b> OBP: 0.363, SLG: 0.427 (1, 4)	0-2 <b>P5</b>		0-1 <b>P4</b>		3-2 <b>F9</b>			2-1 <b>G1-3</b>		4	0	0	0	0	0	4						
<b>Placido Polanco, R</b> OBP: 0.368, SLG: 0.399 (1, 5)	1-0 <b>L4</b>		3-1 <b>FC4-6</b> 1-2			3-2 <b>G5-3</b>		4-1 <b>WP</b> <b>BB</b>		3	0	0	0	1	0	1						
<b>15 Jim Edmonds, L</b> OBP: 0.388, SLG: 0.496 (1, 8)	1-2 <b>F7</b>			2-2 <b>G4-3</b>		3-3 <b>K</b>		1-3 <b>K</b>		4	0	0	0	0	2	2						
<b>Mark McGwire, R</b> OBP: 0.326, SLG: 0.460 (1, 3)		1-3 <b>K</b>		0-0 <b>P5</b>		4-2 <b>BB</b>		3-3 <b>K</b>		3	0	0	0	1	2	1						
<b>5 Albert Pujols, R</b> OBP: 0.393, SLG: 0.591 (1, 9)		4-1 <b>BB</b>		2-2 <b>G5-3</b>		3-2 <b>F3</b>		0-1 <b>F8</b>		3	0	0	0	1	0	1						
<b>Ray Lankford, L</b> OBP: 0.354, SLG: 0.512 (1, 7)		1-3 <b>K</b>			0-0 <b>F8</b>		1-1 <b>G4-3</b>		0-0 <b>F9</b>	4	0	0	0	0	1	1						
<b>Edgar Renteria, R</b> OBP: 0.291, SLG: 0.339 (1, 6)		1-3 <b>K</b>			2-1 <b>HBP</b> 1B		1-1 <b>G5-3</b>		1-2 <b>G6-3</b>	4	0	1	0	0	1	1						
<b>Mike Matheny, R</b> OBP: 0.315, SLG: 0.306 (1, 2)			2-3 <b>K</b>		1-2 <b>HBP</b>		0-1 <b>G5-3</b>			2	0	0	0	0	1	0						
<b>Dustin Hermanson, R</b> OBP: 0.162, SLG: 0.143 <b>Gene Stechschulte, R</b> OBP: 0.750, SLG: 1.667 <b>Bobby Bonilla, S</b> OBP: 0.330, SLG: 0.384 <b>Jason Christiansen, R</b> OBP: 0.317, SLG: 0.323 (8, PH) (9, 1) <b>Dave Veres, R</b> ERA: 3.43 (9, 1)			4-0 <b>FC4-6</b> <b>BB</b>		1-3 <b>K</b>		1-0 <b>WP</b> <b>WP</b> 2B			1	0	0	0	1	1	2						
<b>Inning Stats</b>	R: 0 E: 0 K: 0 S: 7	H: 0 LOB: 0 BB: 0 P: 9	R: 0 E: 0 K: 3 S: 12	H: 0 LOB: 1 BB: 1 P: 19	R: 0 E: 0 K: 1 S: 9	H: 0 LOB: 1 BB: 1 P: 18	R: 0 E: 0 K: 0 S: 8	H: 0 LOB: 0 BB: 0 P: 12	R: 0 E: 0 K: 1 S: 11	H: 1 LOB: 2 BB: 0 P: 18	R: 0 E: 0 K: 1 S: 15	H: 0 LOB: 1 BB: 1 P: 28	R: 0 E: 0 K: 0 S: 6	H: 0 LOB: 0 BB: 0 P: 8	R: 1 E: 0 K: 2 S: 12	H: 1 LOB: 1 BB: 1 P: 23	R: 0 E: 0 K: 0 S: 6	H: 0 LOB: 0 BB: 0 P: 7	1B: 1 2B: 1 3B: 0 HR: 0	SF: 0 SAC: 0 DP: 0 HBP: 1	WP: 2 PB: 0 SB: 0 CS: 0	PA: 34
<b>PITCHER</b>	IP	WLS	BF	H	R	ER	SO	BB	IBB	HBP	BLK	WP	HR	S	P	ERA	WHIP					
<b>Jason Schmidt, R</b> ERA: 4.74	7.0	W	26	1	0	0	6	3	0	1	0	0	0	68	112	0.00	0.571					
<b>Scott Sauerbeck, L</b> ERA: 5.4	0.2		4	1	1	1	1	1	0	0	0	1	0	7	15	13.50	3.000					
<b>Josias Manzanillo, R</b> ERA: 9.66	1.1	S	4	0	0	0	1	0	0	0	0	1	0	11	15	0.00	0.000					

**Pittsburgh Pirates @ St. Louis Cardinals**  
**Busch Stadium, St. Louis, MO**  
 Fri Jul 20, 2001, 7:10 PM CDT  
 Att: 35,215 - Cloudy - 89 F

AB	29
R	1
H	2
RBI	0
BB	4
SO	8
LOB	13





Batter	1	2	3	4	5	6	7	8	9	AB	R	H	RBI	BB	SO	LOB	TOP								
<b>Tike Redman, L</b> OBP: 0.239, SLG: 0.279 (1, 8)	4-1 18 S BB		1-1 F7		0-1 2 SH1-4 1B		2-1 P6			3	0	1	0	1	0	1									
<b>2 Jack Wilson, R</b> OBP: 0.282, SLG: 0.341 (1, 6)	1-1 F8		3-2 E6 1B		0-1 SH1-4		2-3 K			3	0	1	0	0	1	2									
<b>18 Jason Kendall, R</b> OBP: 0.325, SLG: 0.342 <b>Keith Osik, R</b> OBP: 0.257, SLG: 0.266 (7, 2)	3-2 L4		0-0 F7		0-1 F9			0-0 F8		3	0	0	0	0	0	4									
<b>Brian Giles, L</b> OBP: 0.392, SLG: 0.614 <b>Warren Morris, L</b> OBP: 0.190, SLG: 0.158 (8, 4)	2-3 K			2-0 2B 1B	1-2 G6-3			0-0 G4-3		4	1	1	0	0	1	3									
<b>Aramis Ramirez, R</b> OBP: 0.349, SLG: 0.520 (1, 5)		1-1 G1-3 1B		3-2 P8		1-3 K		1-0 1B		4	1	2	0	0	1	1									
<b>Kevin Young, R</b> OBP: 0.298, SLG: 0.396 <b>Craig Wilson, R</b> OBP: 0.397, SLG: 0.727 (7, 3)		0-1 G1-3		0-0 G4-3 1H 2B		1-1 P4		1-3 K		3	0	1	1	0	0	1									
<b>Adam Hyzdu, R</b> OBP: 0.241, SLG: 0.679 <b>Mike Lincoln, R</b> OBP: 0.333, SLG: 0.333 <b>Damaso Marte, L</b> (6, 1) <b>Rich Loiselle, R</b> (6, 1) <b>Omar Olivares, R</b> OBP: 0.240, SLG: 0.440 (9, PH) <b>Abraham Nunez, S</b> OBP: 0.320, SLG: 0.332 (8, 7)		1-3 K		0-1 G4-3		0-1 P6			1-3 K	3	0	0	0	0	1	2	AB 34								
<b>Joe Beimel, L</b> OBP: 0.313, SLG: 0.313 <b>John Wehner, R</b> OBP: 0.333, SLG: 0.213 (6, 9)		0-1 2H 1B		3-3 K		0-1 L3		2-0 G4-3		4	0	2	1	0	1	1	R 2								
<b>Inning Stats</b>	R: 0 E: 0 K: 1 S: 9	H: 0 LOB: 1 BB: 1 P: 19	R: 1 E: 0 K: 1 S: 9	H: 2 LOB: 1 BB: 0 P: 11	R: 0 E: 1 K: 0 S: 8	H: 1 LOB: 1 BB: 0 P: 12	R: 1 E: 0 K: 1 S: 12	H: 2 LOB: 1 BB: 0 P: 20	R: 0 E: 0 K: 0 S: 11	H: 2 LOB: 2 BB: 0 P: 14	R: 0 E: 0 K: 1 S: 7	H: 0 LOB: 0 BB: 0 P: 9	R: 0 E: 0 K: 1 S: 10	H: 1 LOB: 1 BB: 0 P: 15	R: 0 E: 0 K: 1 S: 6	H: 1 LOB: 1 BB: 0 P: 8	R: 0 E: 0 K: 1 S: 7	H: 0 LOB: 0 BB: 0 P: 11	1B: 7 2B: 2 3B: 0 HR: 0	SF: 0 SAC: 1 DP: 0 HBP: 0	WP: 0 PB: 0 SB: 1 CS: 0	PA: 36			
<b>PITCHER</b>	IP	WLS	BF	H	R	ER	SO	BB	IBB	HBP	BLK	WP	HR	S	P	ERA	WHIP								
<b>Bud Smith, L</b> ERA: 3.05 <b>Dave Veres, R</b> ERA: 3.35 <b>Luther Hackman, R</b> ERA: 4.35 <b>Steve Kline, L</b> ERA: 2.18	6.0	W	25	7	2	2	4	1	0	0	0	0	0	10	15	3.00	1.333								

Pittsburgh Pirates @ St. Louis Cardinals  
 Busch Stadium, St. Louis, MO  
 Sat Jul 21 2001, 7:10 PM CDT  
 Att: 44,930 - Overcast - 86 F

AB	34
R	2
H	9
RBI	2
BB	1
SO	7
LOB	17



Batter	1	2	3	4	5	6	7	8	9	AB	R	H	RBI	BB	SO	LOB	BOTTOM								
<b>Fernando Vina, L</b> OBP: 0.364, SLG: 0.426 <b>Steve Kline, S</b> (9, 1)	3-2 G4-3 1B			2-2 G4-3		0-1 G3-1				3	0	1	0	0	0	0									
<b>Placido Polanco, R</b> OBP: 0.367, SLG: 0.397 (1, 5)	0-2 G4-3			1-0 F8		0-1 1B				4	1	1	0	0	0	2									
<b>5 Albert Pujols, R</b> OBP: 0.396, SLG: 0.590 (1, 9)	3-1 G6-4-3			3-2 1B		4-1 1B 2B BB		2-2 HBP		2	1	1	0	1	0	0									
<b>Mark McGwire, R</b> OBP: 0.322, SLG: 0.454 <b>Bobby Bonilla, S</b> OBP: 0.329, SLG: 0.386 (5, 3)		1-1 F8		0-3 K		1-2 15 BB 2B 1B		1-3 2H 1B		2	0	0	0	0	1	1									
<b>15 Jim Edmonds, L</b> OBP: 0.389, SLG: 0.493 (1, 8)		0-1 G3			4-1 HR BB	4-0 2B 3B BB		2-1 F7		2	2	0	0	2	0	1									
<b>Craig Parquette, R</b> OBP: 0.290, SLG: 0.445 (1, 7)		0-0 F8			1-0 HR	0-0 3B 2B		1-3 2H 3H 4-0 2B		4	2	2	4	0	1	1									
<b>Edgar Renteria, R</b> OBP: 0.290, SLG: 0.336 (1, 6)				1-1 G6-3		0-0 G5-3		1-2 G6-3		3	1	0	0	1	0	0	AB 30								
<b>Eli Marrero, R</b> OBP: 0.297, SLG: 0.446 (1, 2)				2-1 G5-3		0-1 G1-3		1-0 G5-3		4	1	1	3	0	0	0	R 9								
<b>Bud Smith, L</b> ERA: 5.1 <b>Kerry Robinson, L</b> ERA: 2.09 <b>Dave Veres, R</b> ERA: 6.75 <b>Luther Hackman, R</b> ERA: 11.37 <b>29 Stubby Clapp, L</b> OBP: 0.188, SLG: 0.250 (9, 4)				1-3 K		2-3 K		1-0 G4-6-3		2	0	0	0	0	2	0	H 7								
<b>Inning Stats</b>	R: 0 E: 0 K: 0 S: 8	H: 1 LOB: 0 BB: 0 P: 14	R: 0 E: 0 K: 0 S: 5	H: 0 LOB: 0 BB: 0 P: 6	R: 0 E: 0 K: 1 S: 7	H: 0 LOB: 0 BB: 0 P: 11	R: 0 E: 0 K: 1 S: 11	H: 1 LOB: 1 BB: 0 P: 17	R: 2 E: 0 K: 0 S: 8	H: 1 LOB: 0 BB: 1 P: 15	R: 7 E: 0 K: 0 S: 18	H: 4 LOB: 1 BB: 3 P: 34	R: 0 E: 0 K: 2 S: 10	H: 0 LOB: 1 BB: 0 P: 16	R: 0 E: 0 K: 0 S: 9	H: 0 LOB: 0 BB: 0 P: 13	1B: 4 2B: 1 3B: 1 HR: 1	SF: 0 SAC: 0 DP: 1 HBP: 2	WP: 2 PB: 0 SB: 0 CS: 0	PA: 36					
<b>PITCHER</b>	IP	WLS	BF	H	R	ER	SO	BB	IBB	HBP	BLK	WP	HR	S	P	ERA	WHIP								
<b>Joe Beimel, L</b> ERA: 5.1 <b>Mike Lincoln, R</b> ERA: 2.09 <b>Damaso Marte, L</b> ERA: 6.75 <b>Rich Loiselle, R</b> ERA: 11.37	5.1	L	21	4	4	4	3	2	0	0	0	1	0	3	4	6.75	1.125								

Pittsburgh Pirates @ St. Louis Cardinals  
 Busch Stadium, St. Louis, MO  
 Sat Jul 21 2001, 7:10 PM CDT  
 Att: 44,930 - Overcast - 86 F

AB	30
R	9
H	7
RBI	9
BB	4
SO	5
LOB	6






Batter	1	2	3	4	5	6	7	8	9	AB	R	H	RBI	BB	SO	LOB	TOP		
Abraham Nunez, S OBP: 0.330, SLG: 0.340 (1, 4)	P5		FC6 1B		FC6 1B			G4-3 1B	E 1B	4	0	3	0	1	0	0			
2 Jack Wilson, R OBP: 0.291, SLG: 0.339 (1, 6)	K		FC6 18 FC6-4		F7			SH3-4	E6 1B	4	0	1	0	0	1	2			
18 Jason Kendall, R OBP: 0.321, SLG: 0.338 (1, 7)	F3		FC6-4		FC6-4			G4-3	F8	5	0	0	0	0	0	4			
Brian Giles, L OBP: 0.393, SLG: 0.612 (1, 8)		BB 1B	F8		F8			P6		3	0	1	0	1	0	1			
Aramis Ramirez, R OBP: 0.348, SLG: 0.517 (1, 5)	F5				F7			F8		4	0	1	0	0	0	3			
John Vander Wal, L OBP: 0.371, SLG: 0.483 Tike Redman, L (9, PR) OBP: 0.239, SLG: 0.279 (9, 9)	BB 1B				P6				G6-3 E 2B	4	0	2	0	0	1	1			
Kevin Young, R OBP: 0.294, SLG: 0.390 (1, 3)	F8				K				G6-3	4	0	0	0	0	1	3			
Keith Osik, R OBP: 0.269, SLG: 0.269 (1, 2)					F9			P4	E8 2B 1B	3	1	1	1	1	0	0			
Jimmy Anderson, L OBP: 0.167, SLG: 0.121 Mike Williams, R (9, 1)	F9				G3			K	G5-3	4	0	0	0	0	1	4			
										0	0	0	0	0	0	0			
<b>Inning Stats</b>	R: 0 E: 0 K: 1 S: 9	H: 0 LOB: 0 BB: 0 P: 12	R: 0 E: 0 K: 0 S: 16	H: 2 LOB: 3 BB: 1 P: 23	R: 0 E: 0 K: 0 S: 6	H: 1 LOB: 1 BB: 0 P: 7	R: 0 E: 0 K: 1 S: 6	H: 0 LOB: 0 BB: 0 P: 9	R: 0 E: 0 K: 0 S: 12	H: 1 LOB: 1 BB: 0 P: 15	R: 0 E: 0 K: 1 S: 9	H: 0 LOB: 0 BB: 0 P: 14	R: 0 E: 0 K: 0 S: 13	H: 1 LOB: 2 BB: 1 P: 19	R: 2 E: 2 K: 0 S: 9	H: 3 LOB: 2 BB: 1 P: 18	1B: 8 2B: 1 3B: 0 HR: 0	SF: 0 SAC: 1 DP: 0 HBP: 0	WP: 0 PA: 39 PB: 0 SB: 0 CS: 0
<b>PITCHER</b>	IP	WLS	BF	H	R	ER	SO	BB	IBB	HBP	BLK	WP	HR	S	P	ERA	WHIP		
Darryl Kile, R ERA: 3.13 Mike Timlin, R ERA: 3.5	8.0		32	6	0	0	4	2	0	0	0	0	0	79	117	0.00	1.000		
	1.0	L	7	3	2	1	0	0	1	0	0	0	0	9	18	9.00	3.000		

**Pittsburgh Pirates @ St. Louis Cardinals**  
 Busch Stadium, St. Louis, MO  
 Sun Jul 22 2001, 1:10 PM CDT  
 Att: 33,546 - Cloudy - 95 F


AB 35  
 R 2  
 H 9  
 RBI 1  
 BB 3  
 SO 4  
 LOB 18



Batter	1	2	3	4	5	6	7	8	9	AB	R	H	RBI	BB	SO	LOB	BOTTOM		
Edgar Renteria, R OBP: 0.289, SLG: 0.332 (1, 6)	G4-3 BB		F8			G5-3		P6		3	0	0	0	1	0	3			
Placido Polanco, R OBP: 0.366, SLG: 0.395 (1, 4) (9, 5)	F9				G4-6-3 1B	G5-3		G1-3		4	0	1	0	0	0	4			
5 Albert Pujols, R OBP: 0.395, SLG: 0.589 (1, 9)	G4-3				G4-6-3	G5-3			G6-3 2B	4	0	1	0	0	0	2			
Mark McGwire, R OBP: 0.321, SLG: 0.445 (1, 3)		F2						G6-3	K	3	0	0	0	1	1	1			
Craig Paquette, R OBP: 0.290, SLG: 0.443 (1, 5) (9, 7)								G6-3	G4-3	3	0	1	0	0	0	1			
15 Jim Edmonds, L OBP: 0.388, SLG: 0.491 (9, PH)	FC6-4 1B				L6			G6-3	G4-3	1	0	0	0	0	0	1			
Eli Marrero, R OBP: 0.295, SLG: 0.440 (1, 7) (9, 2)	FC6-4				SH2-3 1B	G4-3		G4-3	K	4	0	1	0	0	1	2			
Mike Matheny, R OBP: 0.317, SLG: 0.308 29 Stubby Clapp, L OBP: 0.188, SLG: 0.250 (6, PR) (9, 4)	FC5-4				SH2-3			SH1-4 1B		2	0	1	0	0	0	1			
Kerry Robinson, L OBP: 0.327, SLG: 0.356 (1, 8)					F7				SH1-4 1B	3	0	1	0	0	0	1			
Darryl Kile, R OBP: 0.204, SLG: 0.261 Fernando Vina, L OBP: 0.364, SLG: 0.426 Mike Timlin, R (9, 1)	G5-3				G5-3			SH1-4		2	0	0	0	0	0	1			
										0	0	0	0	0	0	0			
<b>Inning Stats</b>	R: 0 E: 0 K: 0 S: 8	H: 0 LOB: 0 BB: 1 P: 13	R: 0 E: 0 K: 0 S: 7	H: 1 LOB: 1 BB: 0 P: 10	R: 0 E: 0 K: 0 S: 8	H: 0 LOB: 0 BB: 0 P: 8	R: 0 E: 0 K: 0 S: 8	H: 1 LOB: 1 BB: 1 P: 14	R: 0 E: 0 K: 0 S: 6	H: 1 LOB: 1 BB: 0 P: 9	R: 0 E: 0 K: 0 S: 7	H: 0 LOB: 0 BB: 0 P: 13	R: 0 E: 0 K: 0 S: 5	H: 0 LOB: 0 BB: 0 P: 8	R: 0 E: 0 K: 2 S: 15	H: 1 LOB: 1 BB: 0 P: 19	1B: 5 2B: 1 3B: 0 HR: 0	SF: 0 SAC: 2 DP: 2 HBP: 0	WP: 0 PA: 33 PB: 0 SB: 0 CS: 0
<b>PITCHER</b>	IP	WLS	BF	H	R	ER	SO	BB	IBB	HBP	BLK	WP	HR	S	P	ERA	WHIP		
Jiminy Anderson, L ERA: 4.48 Mike Williams, R ERA: 3.96	8.0		30	6	0	0	2	2	0	0	0	0	0	62	93	0.00	1.000		
	1.0	S	3	0	0	0	2	0	0	0	0	0	0	10	12	0.00	0.000		

**Pittsburgh Pirates @ St. Louis Cardinals**  
 Busch Stadium, St. Louis, MO  
 Sun Jul 22 2001, 1:10 PM CDT  
 Att: 33,546 - Cloudy - 95 F

AB 29  
 R 0  
 H 6  
 RBI 0  
 BB 2  
 SO 2  
 LOB 17





Batter	1	2	3	4	5	6	7	8	9	AB	R	H	RBI	BB	SO	LOB	TOP				
<b>Craig Biggio, R</b> (1,4) OBP: 0.390, SLG: 0.492	G5-3		FC1-6 1B		K			G5-3		4	0	1	1	0	1	0	<b>Houston Astros @ St. Louis Cardinals</b> Busch Stadium, St. Louis, MO Tue Jul 24 2001, 7:10 PM CDT Att: 37,307 - Cloudy - 83 F				
<b>Julio Lugo, R</b> (1,6) OBP: 0.332, SLG: 0.412	F9		FC1-6			L6		G3		4	0	0	0	0	0	2					
<b>5 Jeff Bagwell, R</b> (1,3) OBP: 0.386, SLG: 0.575	K		SF9			K		L7		3	0	0	1	0	2	0					
<b>17 Lance Berkman, S</b> (1,8) OBP: 0.452, SLG: 0.697		1B HBP	P4			1B		K		3	0	1	0	0	1	1					
<b>Moises Alou, R</b> (1,9) OBP: 0.407, SLG: 0.613		1B			G3 L6-5 2B	G1-3		F8		4	0	2	0	0	0	1					
<b>Orlando Merced, S</b> (1,7) OBP: 0.343, SLG: 0.567		1B			G3			P6		3	0	1	0	0	1	1					
<b>Richard Hidalgo, R</b> (9, PH) OBP: 0.356, SLG: 0.457		G5-4-3 1B			G3		K			1	0	0	0	0	0	0					
<b>Vinny Castilla, R</b> (1,5) OBP: 0.300, SLG: 0.447		G5-4-3 1B			L6-5		G5-3 1B			3	0	1	0	0	0	3					
<b>Brad Ausmus, R</b> (1,2) OBP: 0.264, SLG: 0.298					K2-3 1B		G5-3			3	1	1	0	0	1	1					
<b>Wade Miller, R</b> (1,1) OBP: 0.214, SLG: 0.225					E1 FC1-6 5 SF9 1B		G6-3			3	1	0	0	0	0	2					
<b>Billy Wagner, L</b> (9,1)							G6-3			0	0	0	0	0	0	0					
<b>Inning Stats</b>	R: 0 E: 0 K: 1 S: 10	H: 0 LOB: 0 BB: 0 P: 16	R: 0 E: 0 K: 0 S: 9	H: 2 LOB: 1 BB: 0 P: 16	R: 2 E: 1 K: 0 S: 9	H: 2 LOB: 1 BB: 0 P: 11	R: 0 E: 0 K: 0 S: 6	H: 1 LOB: 0 BB: 0 P: 7	R: 0 E: 0 K: 2 S: 7	H: 0 LOB: 0 BB: 0 P: 9	R: 0 E: 0 K: 1 S: 13	H: 1 LOB: 1 BB: 0 P: 17	R: 0 E: 0 K: 1 S: 9	H: 1 LOB: 1 BB: 0 P: 13	R: 0 E: 0 K: 1 S: 7	H: 0 LOB: 0 BB: 0 P: 12	1B: 6 2B: 2 3B: 0 HR: 0	SF: 1 SAC: 0 DP: 2 HBP: 1	WP: 0 PB: 0 SB: 0 CS: 0	PA: 33	
<b>PITCHER</b>	IP	WLS	BF	H	R	ER	SO	BB	IBB	HBP	BLK	WP	HR	S	P	ERA	WHIP				
<b>Matt Morris, R</b> (1,1) ERA: 2.87	8.0	L	30	7	2	0	5	0	0	1	0	0	0	71	102	0.00	0.875				
<b>Steve Kline, L</b> (9,1) ERA: 2.14	1.0	S	3	0	0	0	1	0	0	0	0	0	0	7	12	0.00	0.000				

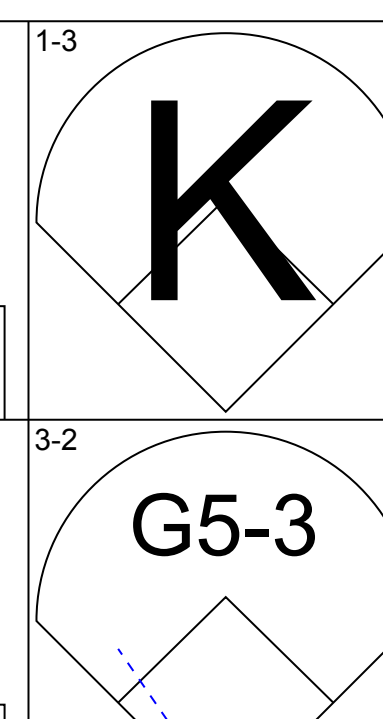
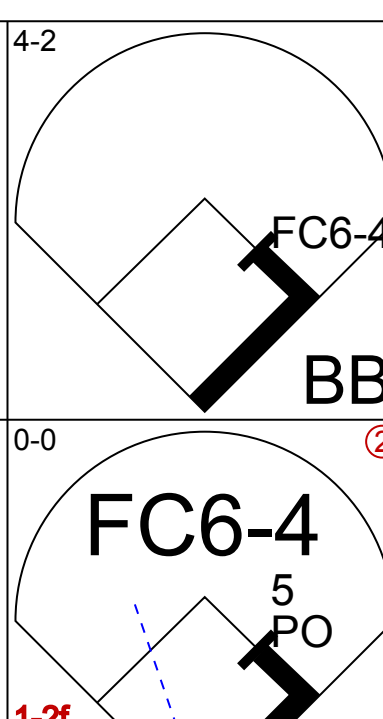
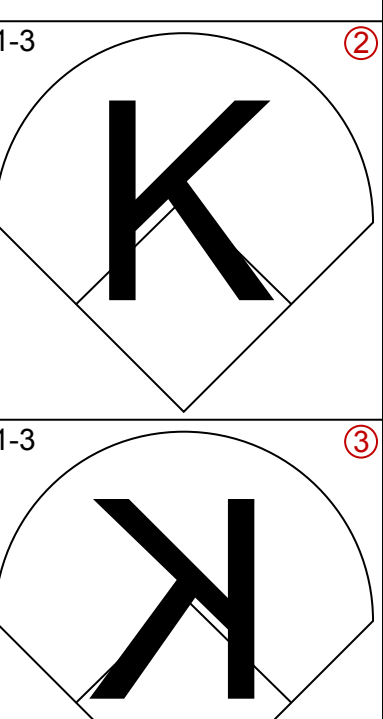
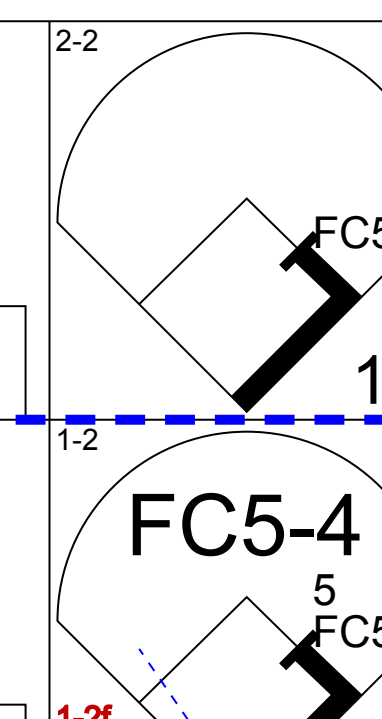
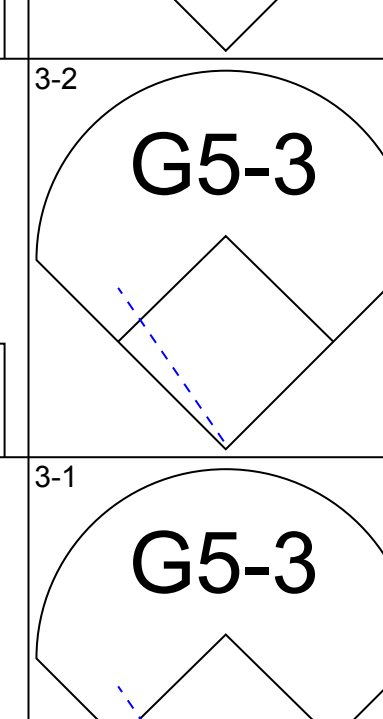
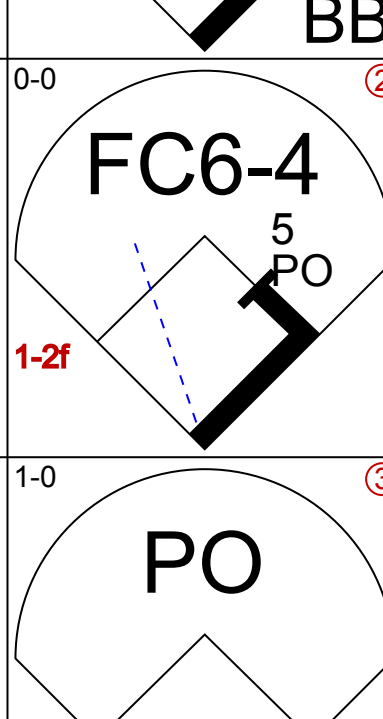

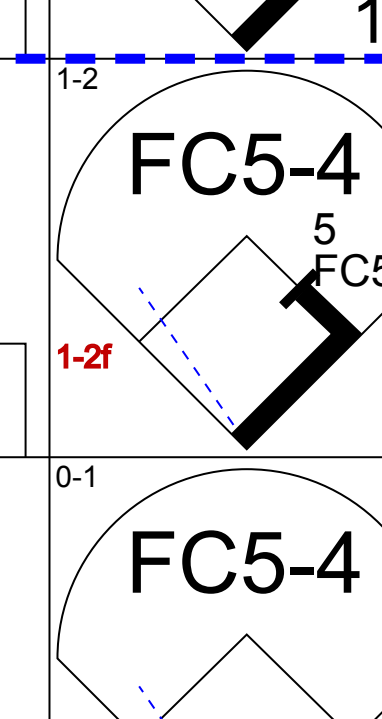
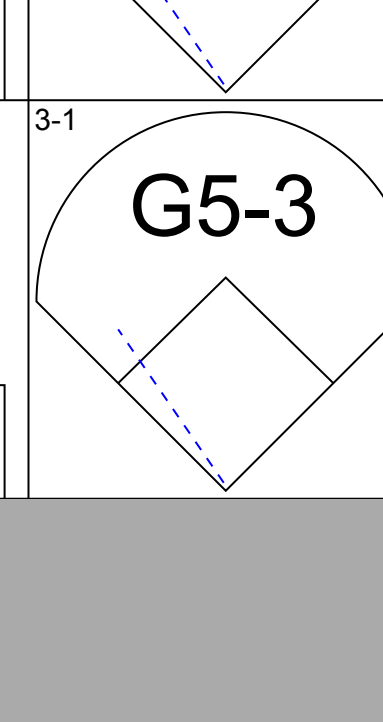
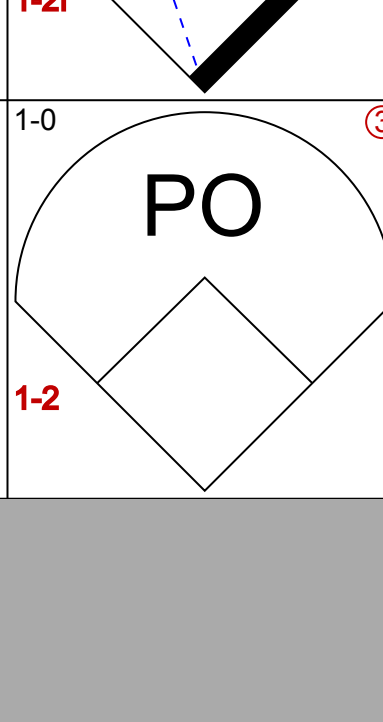
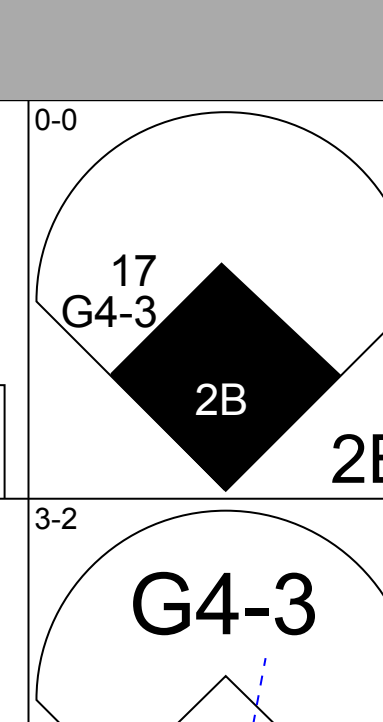
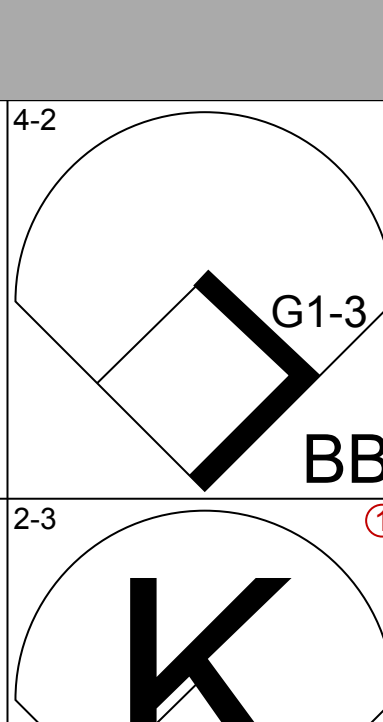
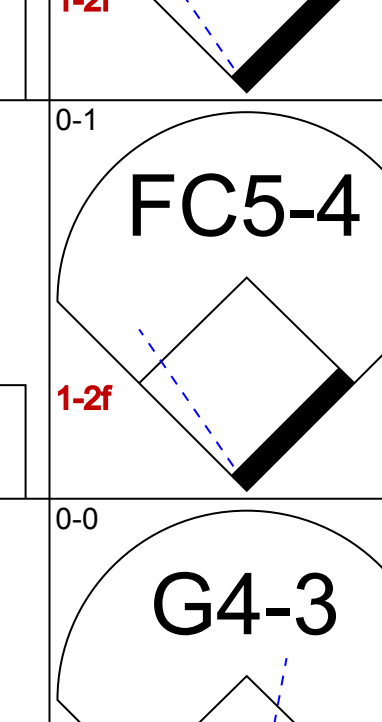
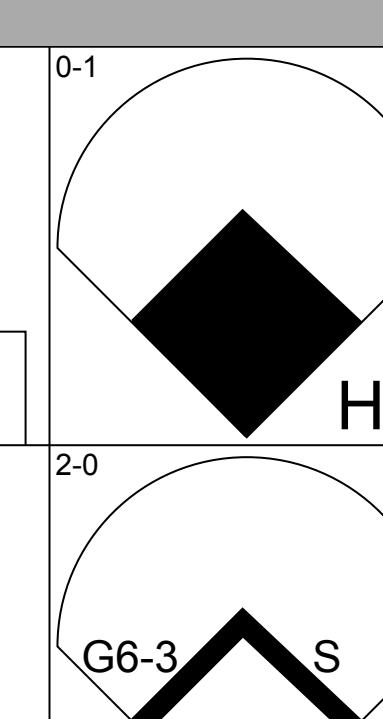
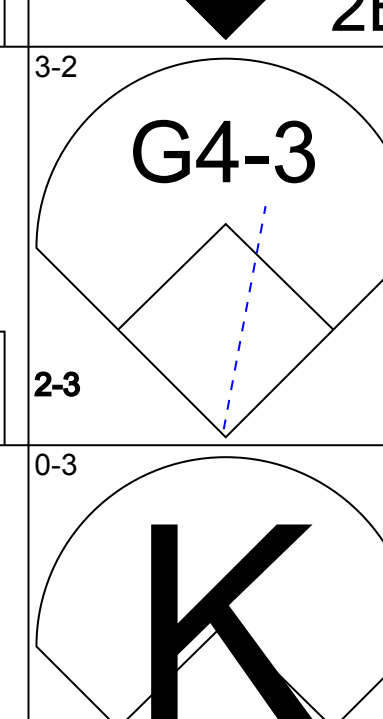
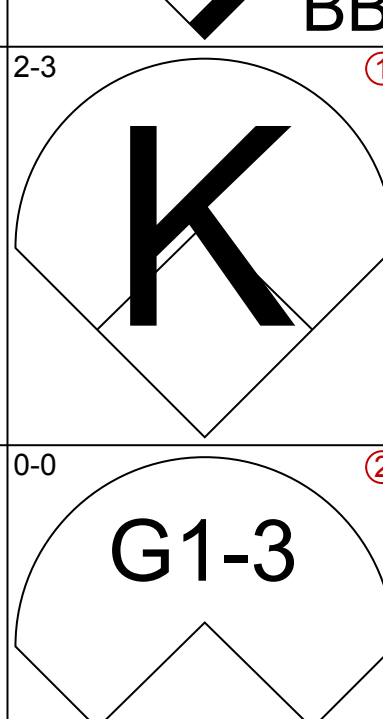
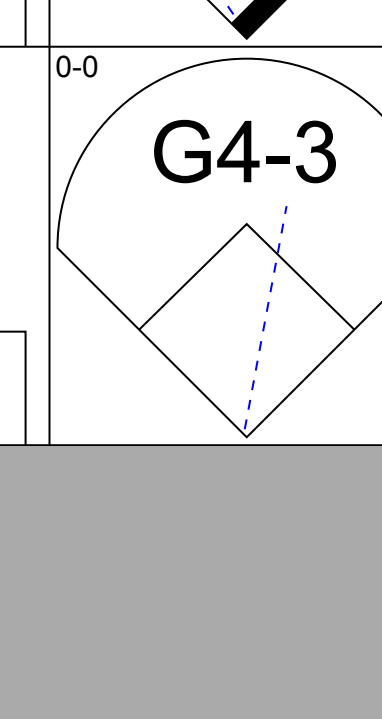
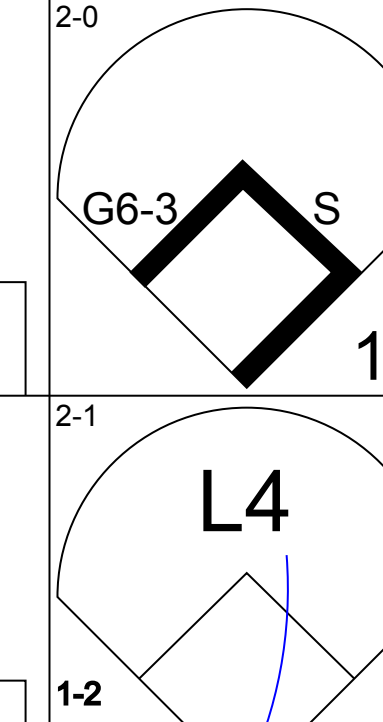
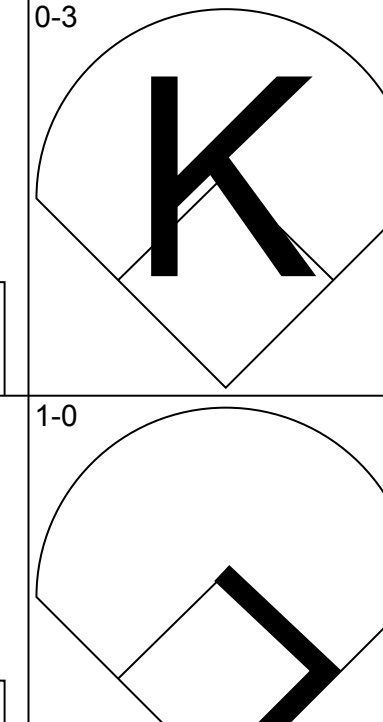
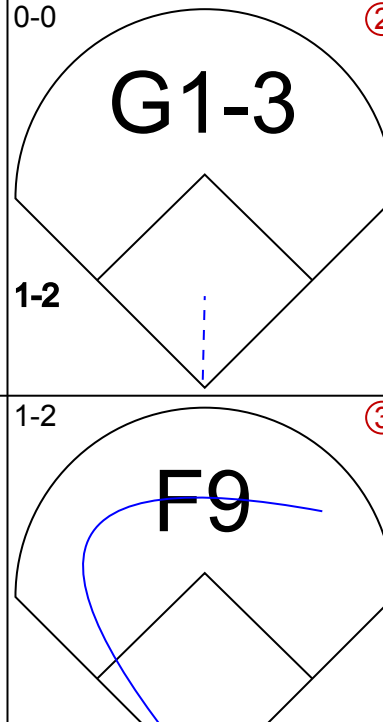
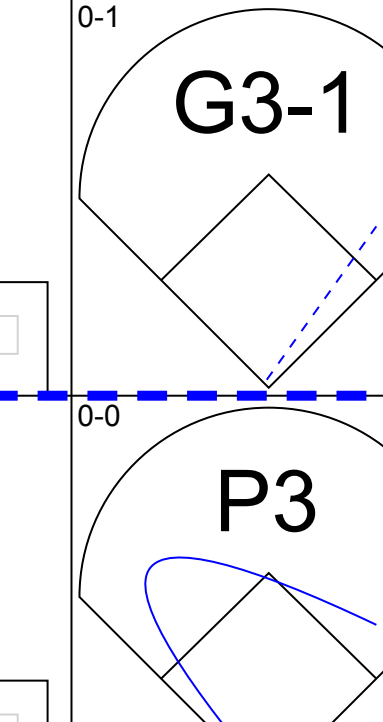
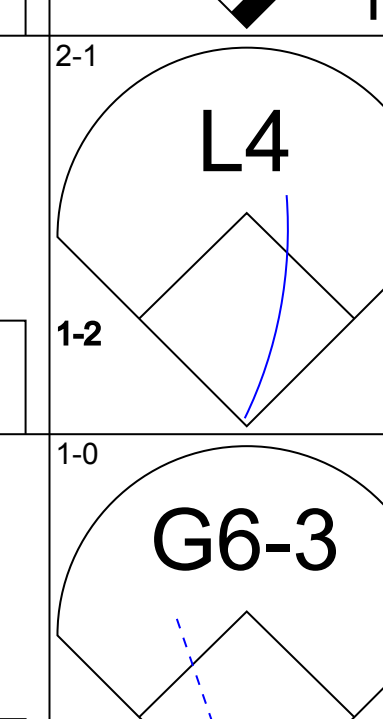
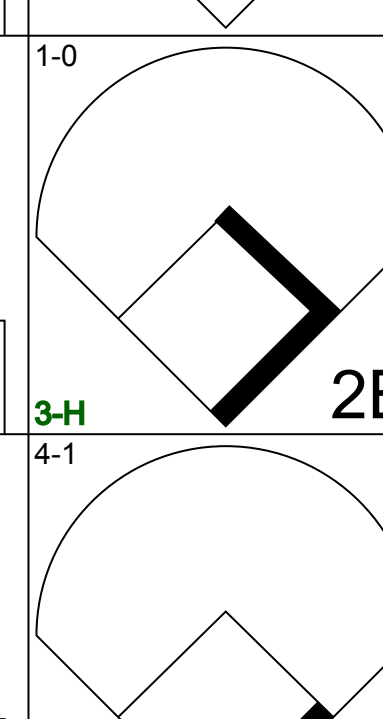
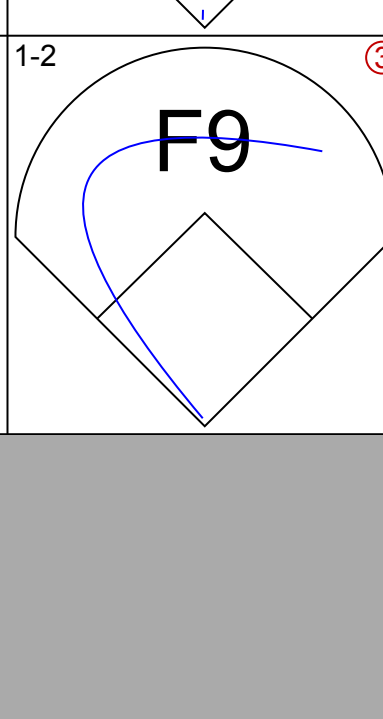
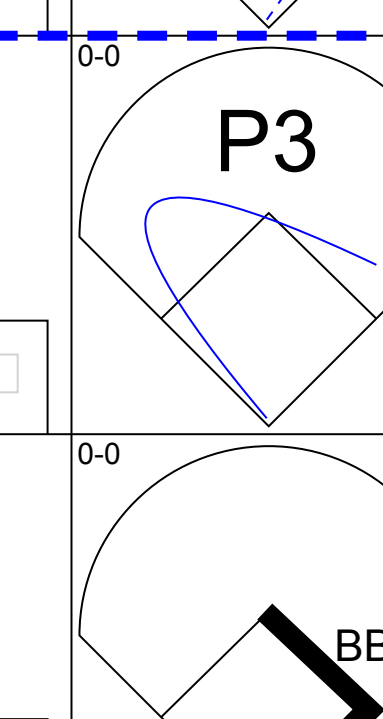
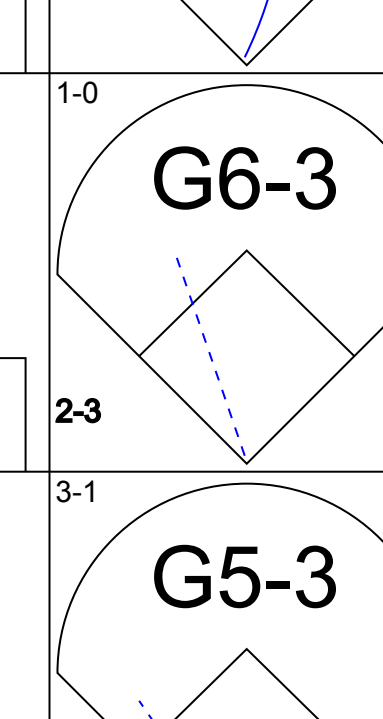
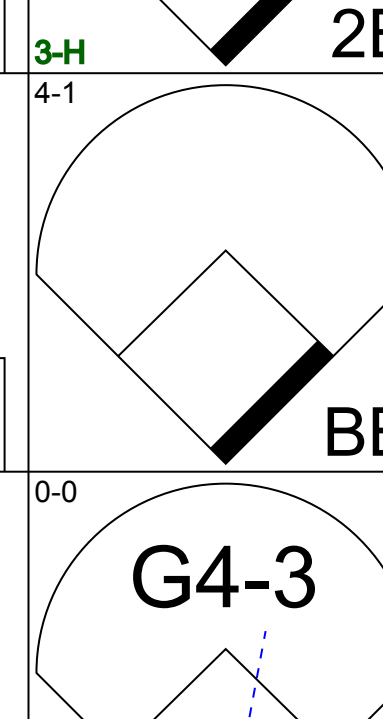
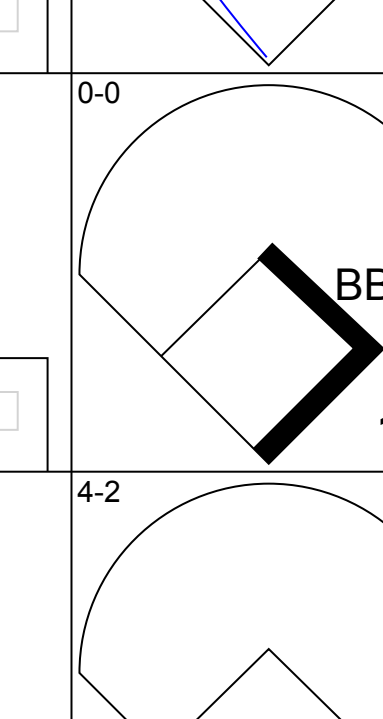
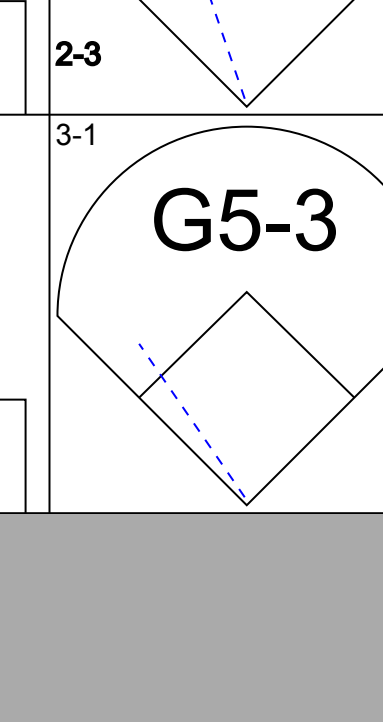
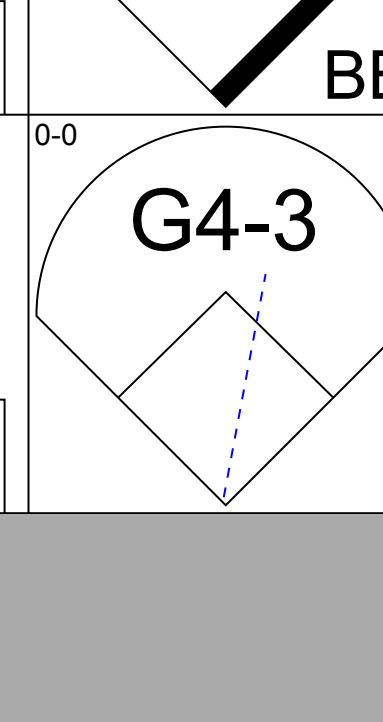

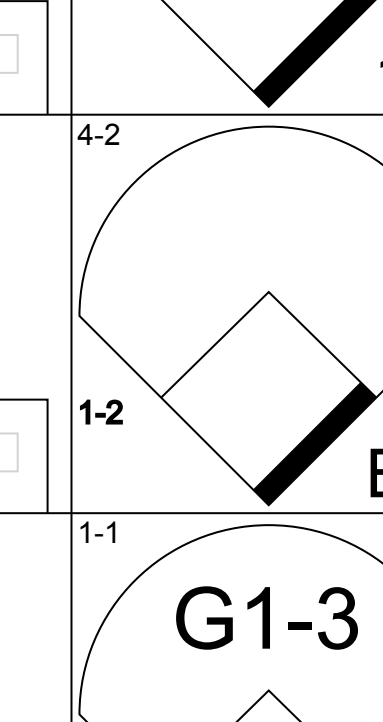
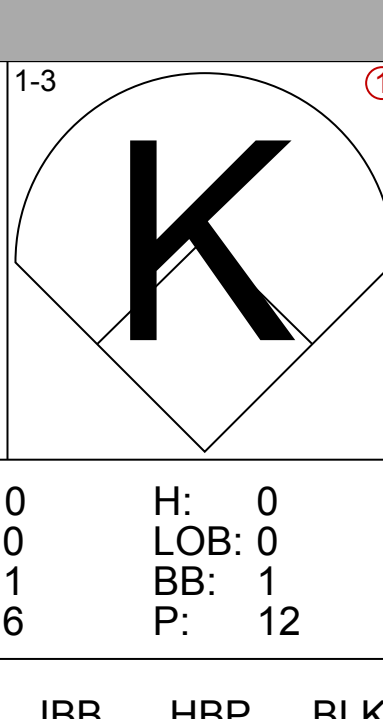
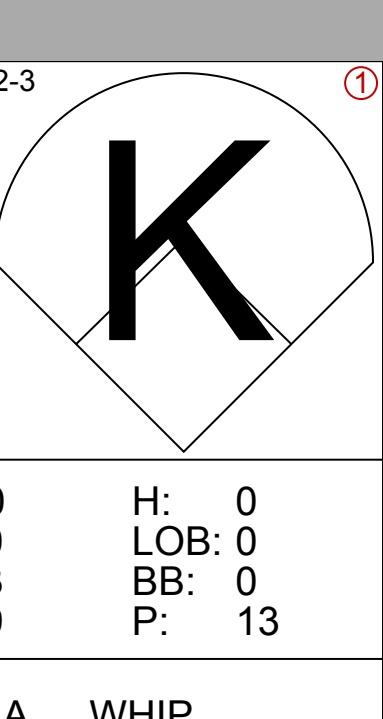
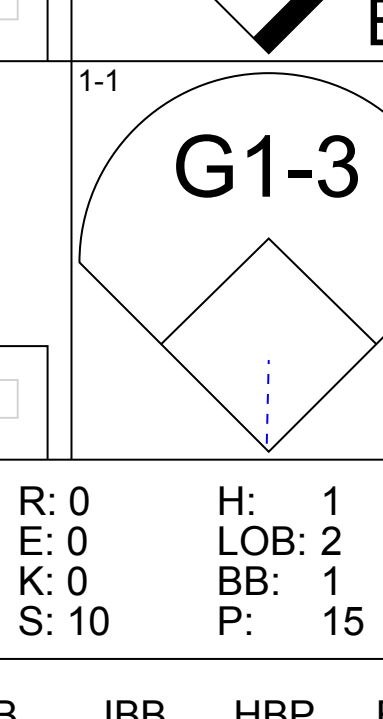
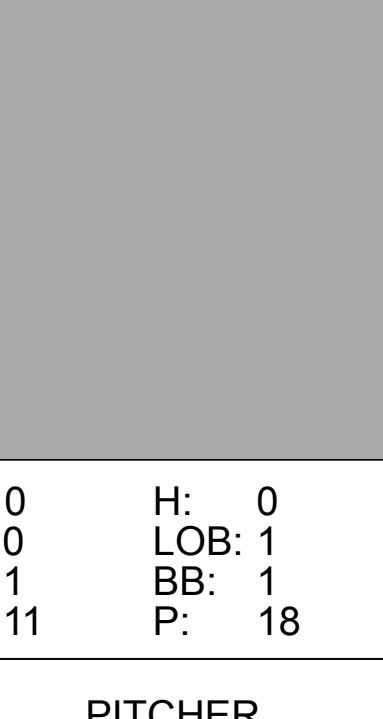
AB	31
R	2
H	7
RBI	2
BB	0
SO	6
LOB	11

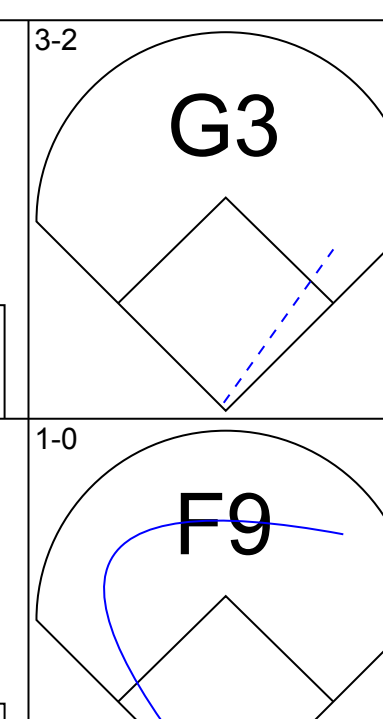
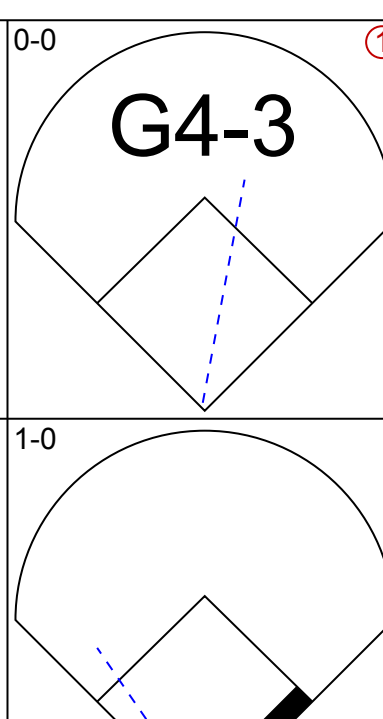
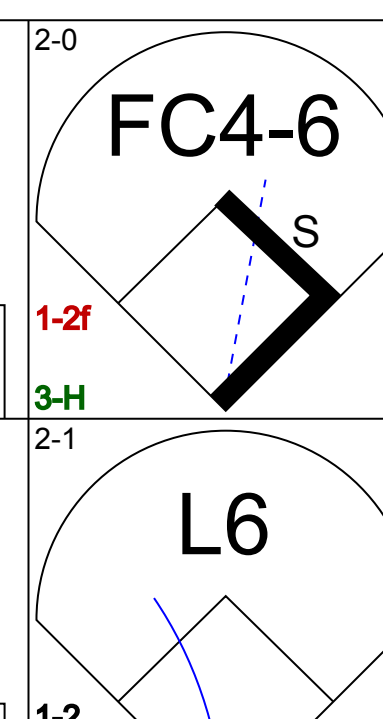
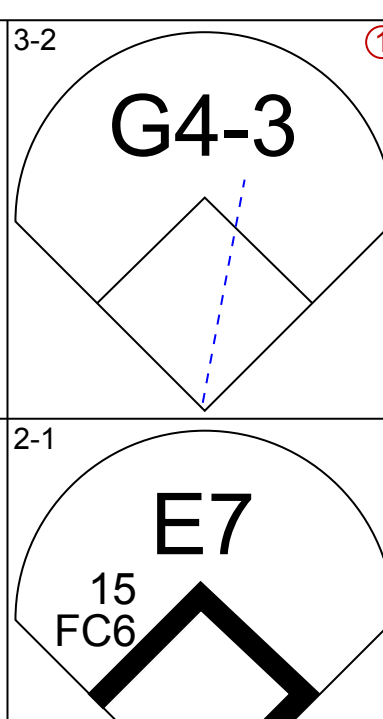
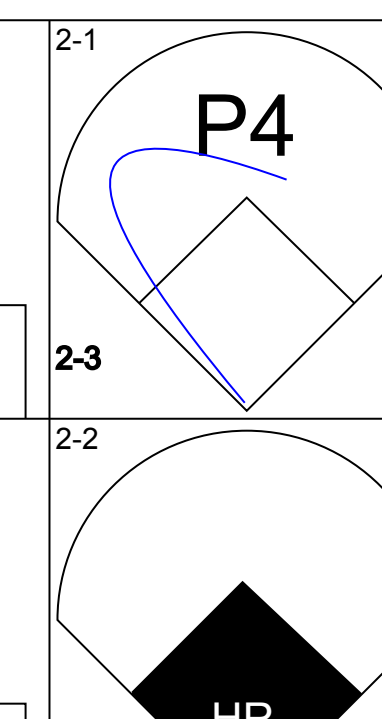
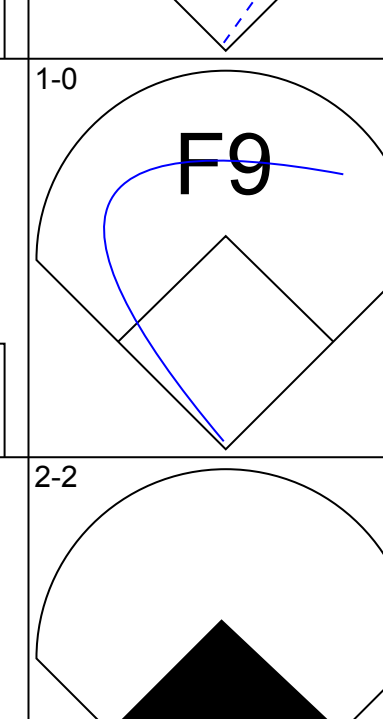
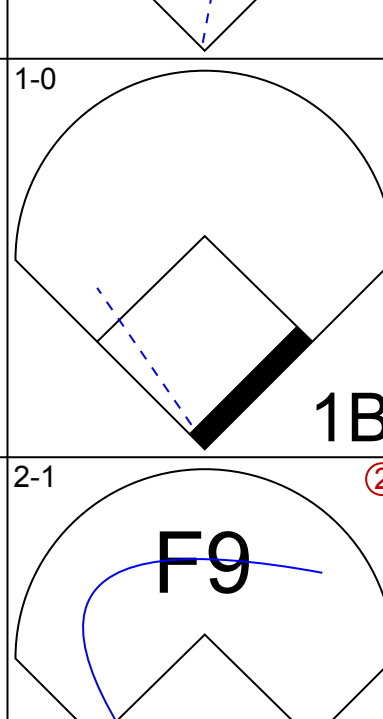
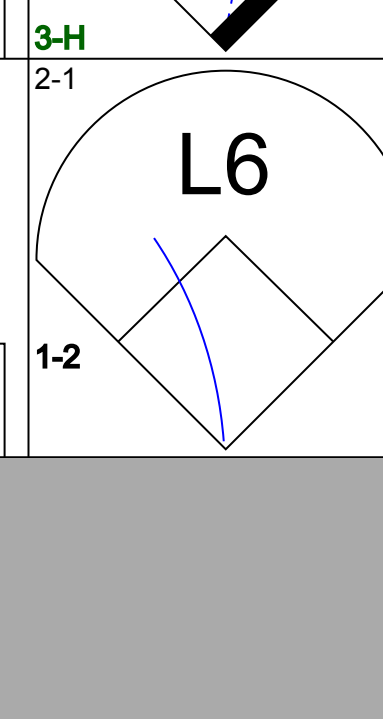
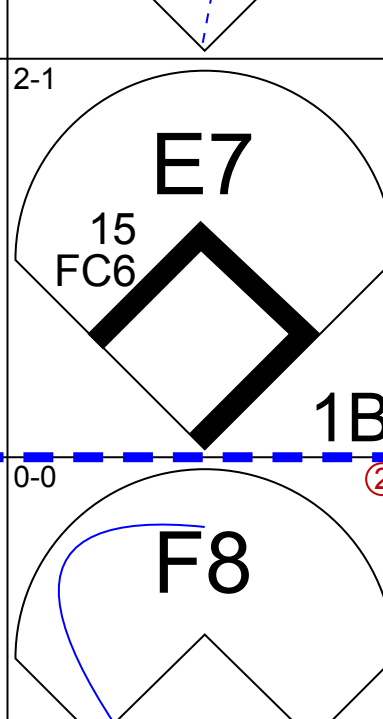
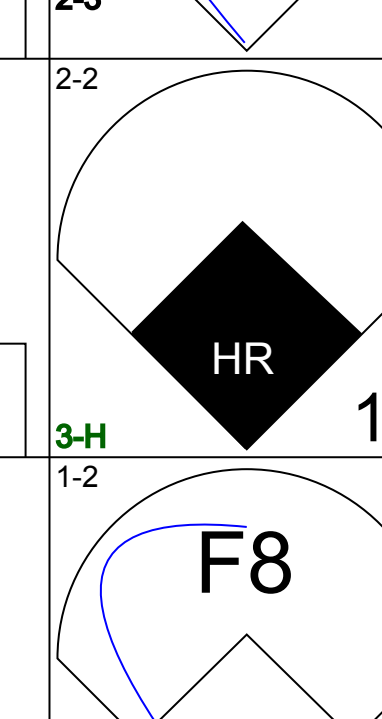
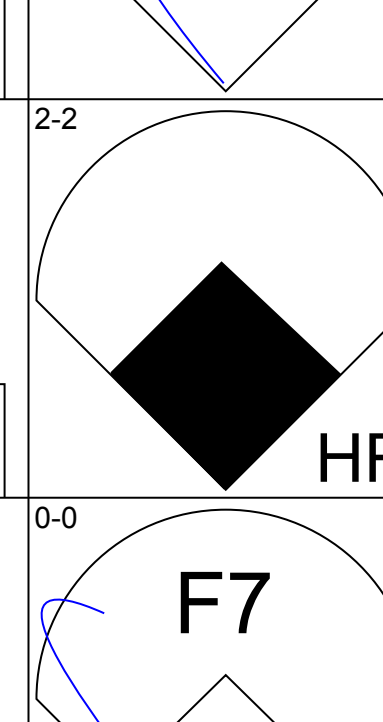
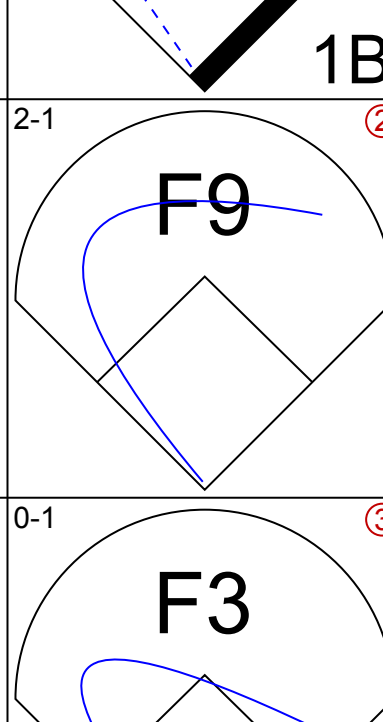
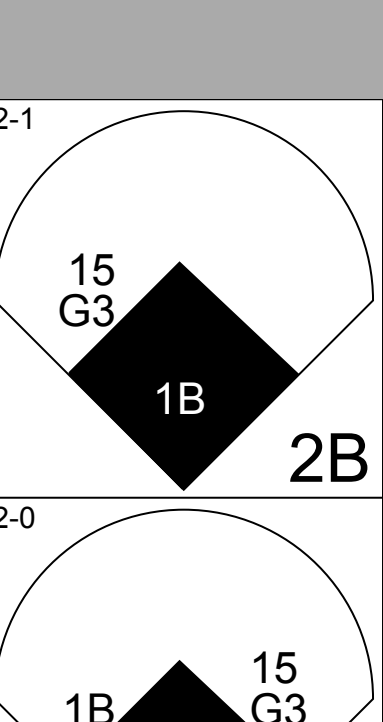
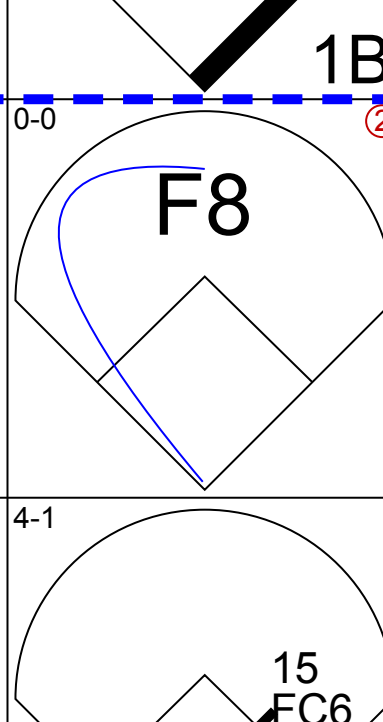
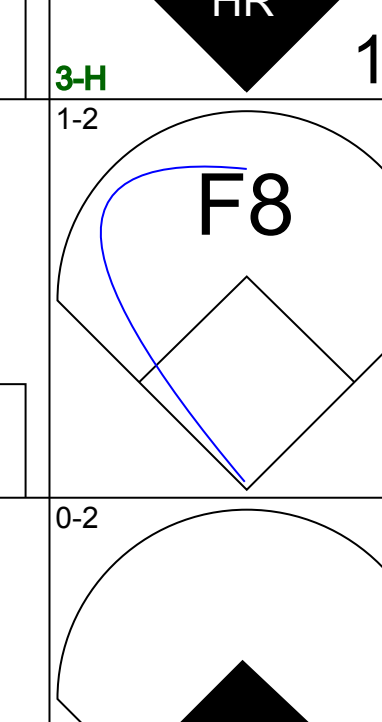
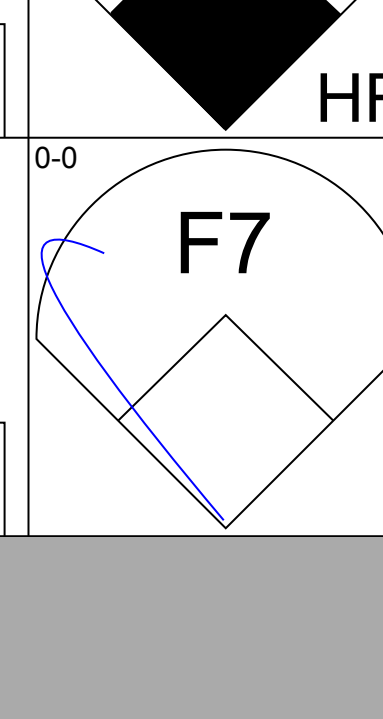
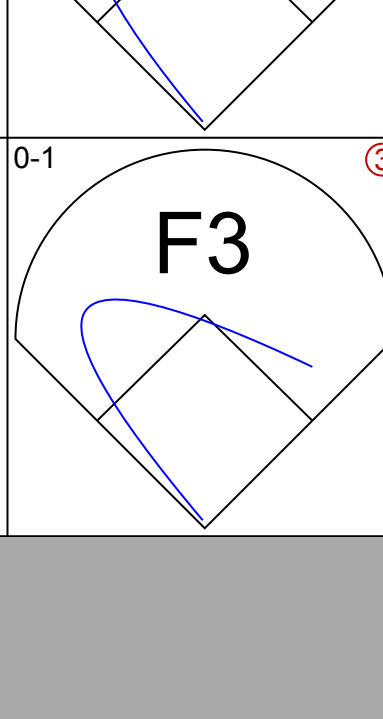
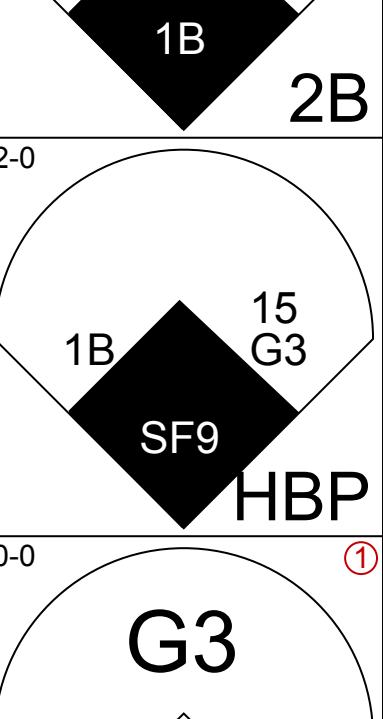
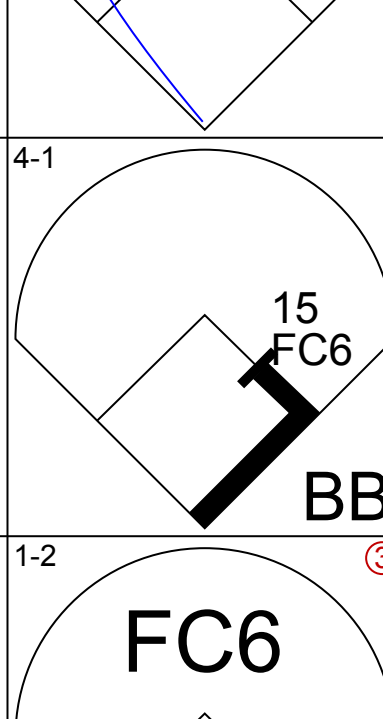
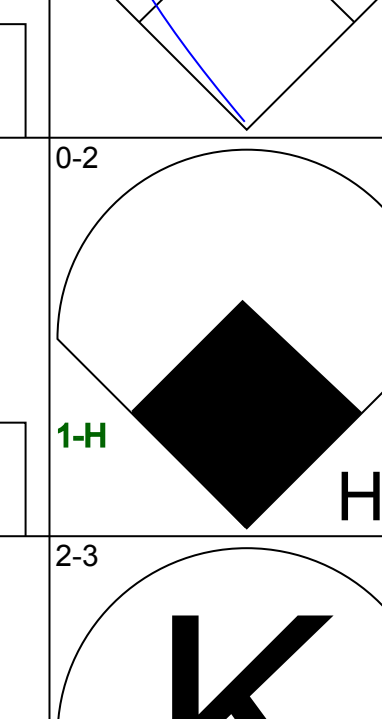
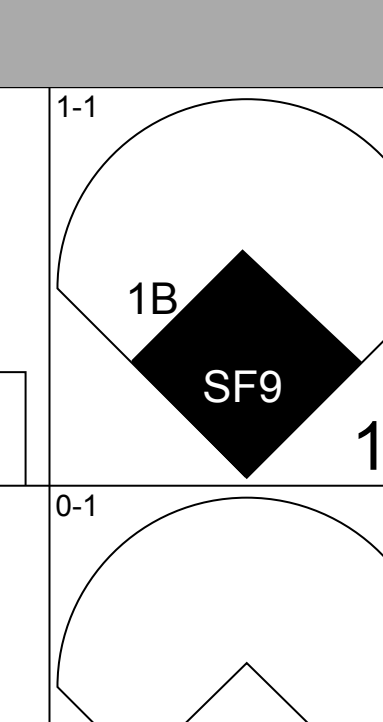
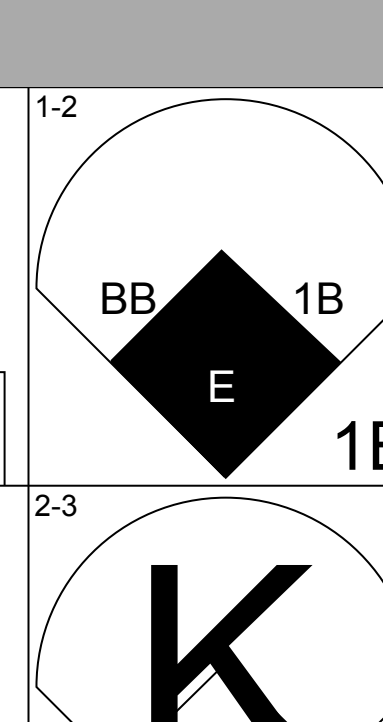
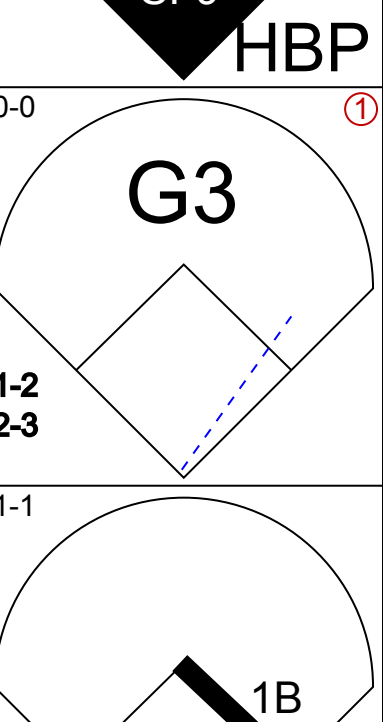
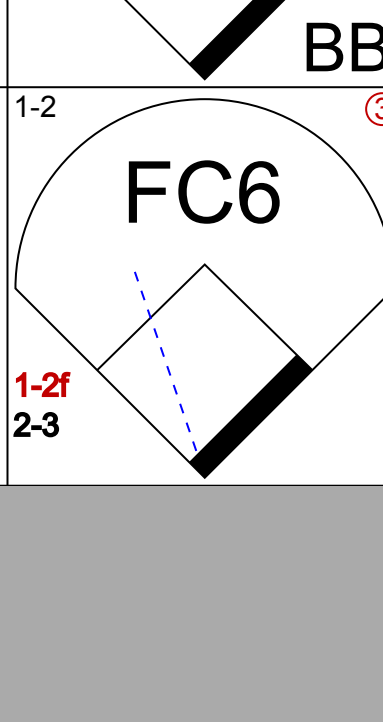
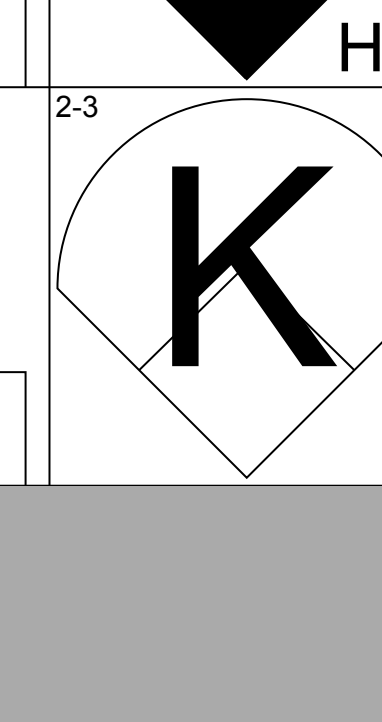
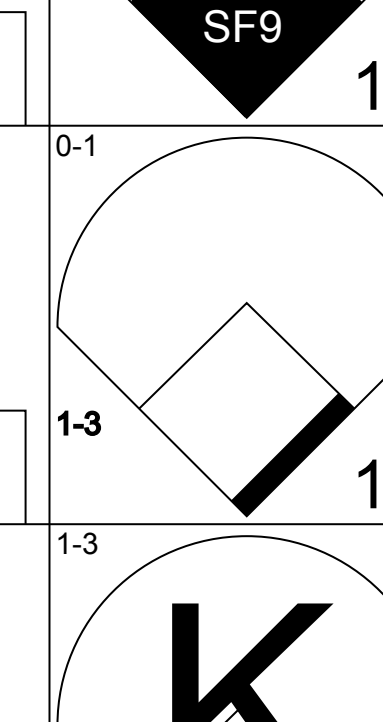
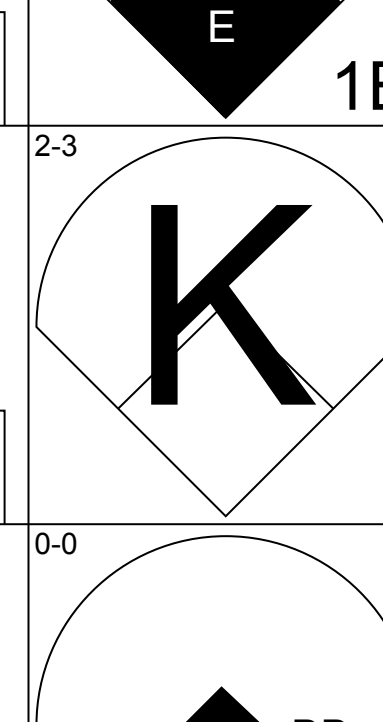
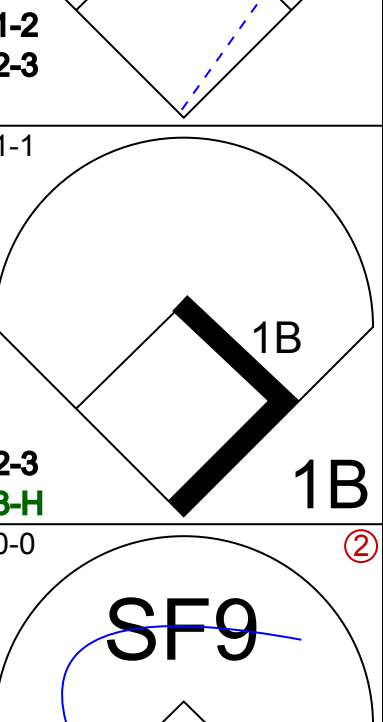


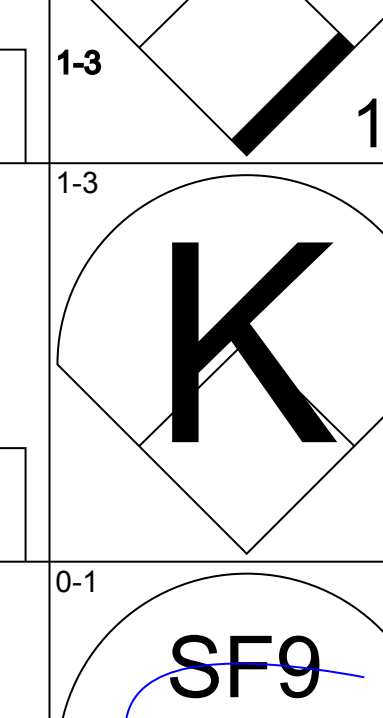
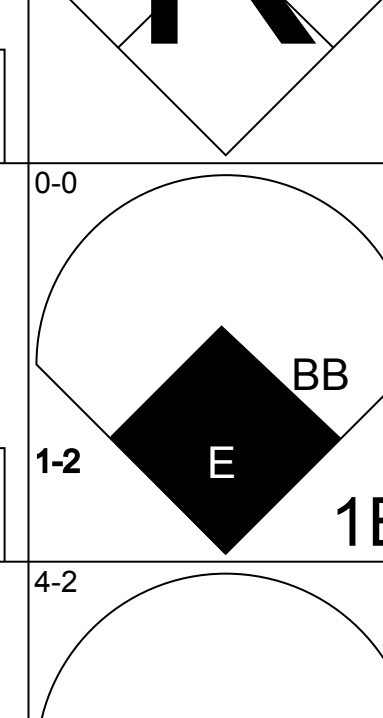
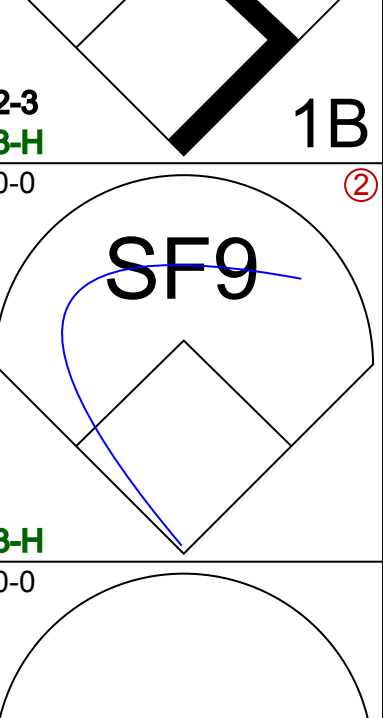


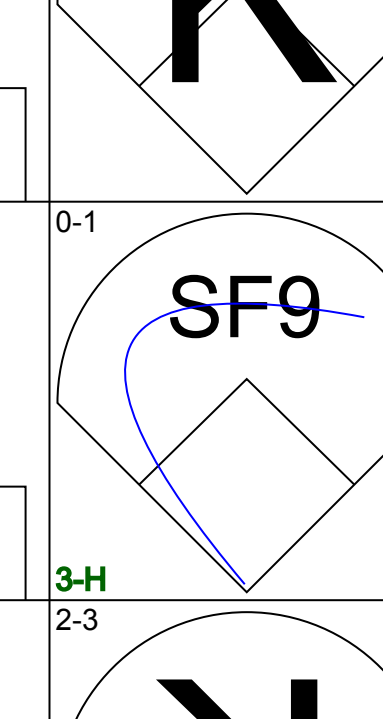
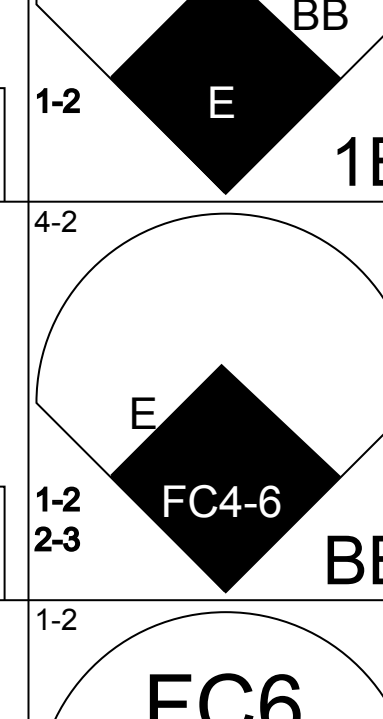
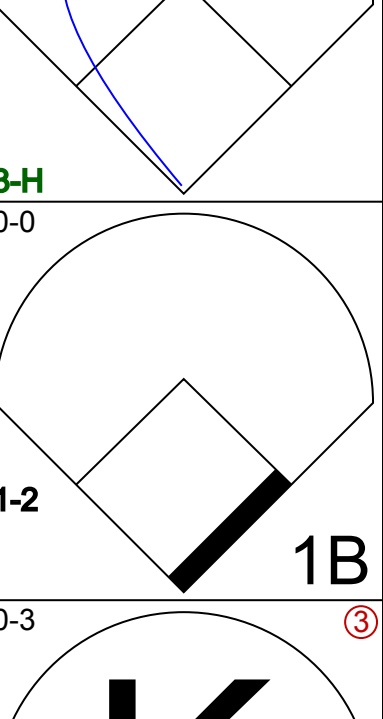


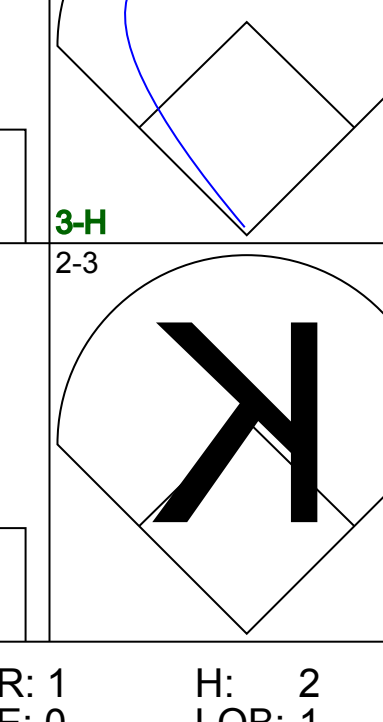
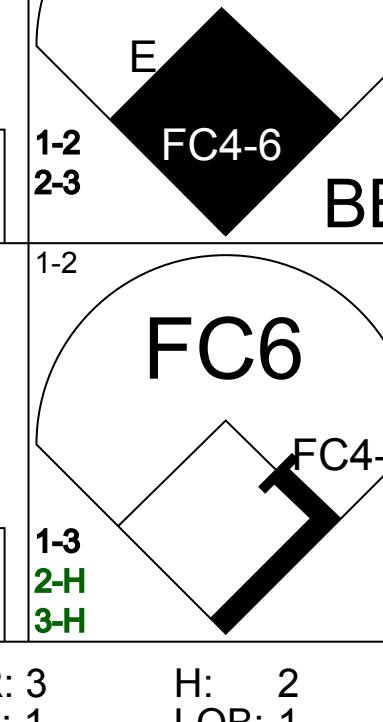
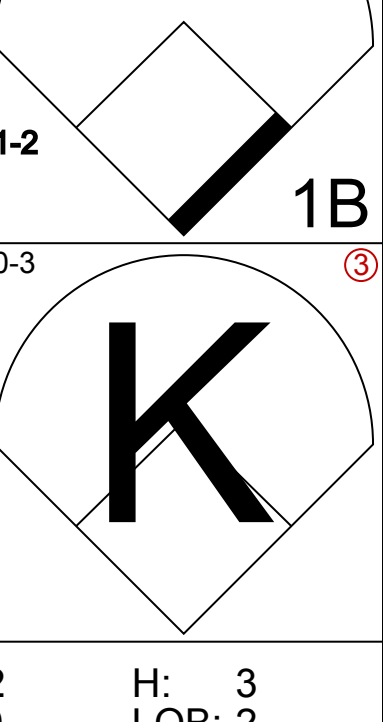
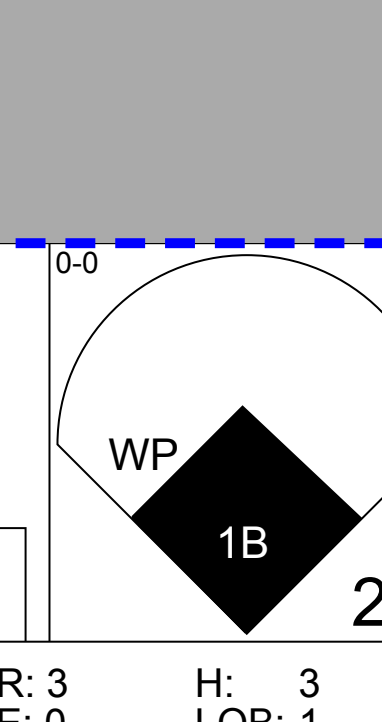


Batter	1	2	3	4	5	6	7	8	9	AB	R	H	RBI	BB	SO	LOB	BOTTOM					
<b>Fernando Vina, L</b> (1,4) OBP: 0.360, SLG: 0.422	G4-3		F9			F7		K		4	0	0	0	0	1	0	<b>Houston Astros @ St. Louis Cardinals</b> Busch Stadium, St. Louis, MO Tue Jul 24 2001, 7:10 PM CDT Att: 37,307 - Cloudy - 83 F					
<b>Placido Polanco, R</b> (1,5) OBP: 0.394, SLG: 0.397	G4-3				G5-3			K2-3		4	0	1	0	0	1	0						
<b>15 Jim Edmonds, L</b> (1,8) OBP: 0.384, SLG: 0.485	G4-3				K			F7		4	0	0	0	0	1	1						
<b>Mark McGwire, R</b> (1,3) OBP: 0.319, SLG: 0.459		G6-3			HR			K		4	1	1	1	0	1	1						
<b>5 Albert Pujols, R</b> (1,9) OBP: 0.397, SLG: 0.587		BB			BB			K		1	0	0	0	2	1	0						
<b>Ray Lankford, L</b> (1,7) OBP: 0.351, SLG: 0.506		P6			F9			K		3	0	0	0	0	1	2						
<b>Edgar Renteria, R</b> (1,6) OBP: 0.287, SLG: 0.329		F9						G1-3		3	0	0	0	0	1	1						
<b>Eli Marrero, R</b> (1,2) OBP: 0.288, SLG: 0.429			G5-3			G6-3		G6-3		3	0	0	0	0	0	0						
<b>Matt Morris, R</b> (1,1) ERA: 4.06			G6-3			K		F8		2	0	0	0	0	1	0						
<b>Craig Paquette, R</b> (8, PH) OBP: 0.289, SLG: 0.441										1	0	0	0	0	0	0						
<b>Steve Kline, S</b> (9,1) ERA: 3.0										0	0	0	0	0	0	0						
<b>Inning Stats</b>	R: 0 E: 0 K: 0 S: 6	H: 0 LOB: 0 BB: 0 P: 9	R: 0 E: 0 K: 0 S: 12	H: 0 LOB: 1 BB: 1 P: 21	R: 0 E: 0 K: 0 S: 7	H: 0 LOB: 0 BB: 0 P: 9	R: 1 E: 0 K: 1 S: 8	H: 1 LOB: 1 BB: 1 P: 15	R: 0 E: 0 K: 2 S: 7	H: 0 LOB: 0 BB: 0 P: 10	R: 0 E: 0 K: 1 S: 7	H: 1 LOB: 1 BB: 0 P: 11	R: 0 E: 0 K: 2 S: 8	H: 0 LOB: 0 BB: 0 P: 10	R: 0 E: 0 K: 1 S: 8	H: 0 LOB: 0 BB: 0 P: 16	R: 0 E: 0 K: 1 S: 7	H: 0 LOB: 0 BB: 0 P: 8	1B: 0 2B: 1 3B: 0 HR: 1	SF: 0 SAC: 0 DP: 0 HBP: 0	WP: 0 PB: 0 SB: 0 CS: 0	PA: 31
<b>PITCHER</b>	IP	WLS	BF	H	R	ER	SO	BB	IBB	HBP	BLK	WP	HR	S	P	ERA	WHIP					
<b>Wade Miller, R</b> (1,1) ERA: 4.06	8.0	W	28	2	1	1	7	2	0	0	0	0	0	63	101	1.12	0.500					
<b>Billy Wagner, L</b> (9,1) ERA: 3.0	1.0	S	3	0	0	0	1	0	0	0	0	0	0	7	8	0.00	0.000					







Batter	1	2	3	4	5	6	7	8	9	AB	R	H	RBI	BB	SO	LOB	TOP					
<b>Craig Biggio, R</b> OBP: 0.391, SLG: 0.491 (1, 4)										3	0	1	0	1	2	0	<b>Houston Astros @ St. Louis Cardinals</b> Busch Stadium, St. Louis, MO Wed Jul 25 2001, 12:40 PM CDT Att: 36,685 - Cloudy - 89 F					
<b>Julio Lugo, R</b> OBP: 0.326, SLG: 0.408 (1, 6)										4	0	0	0	0	1	2						
<b>5 Jeff Bagwell, R</b> OBP: 0.387, SLG: 0.576 (1, 3)										3	1	1	0	1	0	1						
<b>17 Lance Berkman, S</b> OBP: 0.451, SLG: 0.700 (1, 7)										4	1	1	1	0	1	3						
<b>Orlando Merced, S</b> OBP: 0.338, SLG: 0.547 (1, 9)										4	0	1	0	0	1	2						
<b>Richard Hidalgo, R</b> OBP: 0.355, SLG: 0.457 (1, 8)										4	0	1	1	0	0	2						
<b>Tony Eusebio, R</b> OBP: 0.357, SLG: 0.471 (1, 2)										3	0	1	0	1	1	1						
<b>Mendy López, R</b> OBP: 0.467, SLG: 0.583 (1, 5)										3	0	0	0	1	1	3						
<b>Tim Redding, R</b> OBP: 0.192, SLG: 0.100 (5, 1)										2	0	0	0	0	0	2						
<b>Scott Servais, R</b> OBP: 0.366, SLG: 0.364 (7, PH)										0	0	0	0	0	0	0						
<b>Jose Vizcaino, S</b> OBP: 0.196, SLG: 0.300 (9, PH)										1	0	0	0	0	0	2						
<b>Inning Stats</b>	R: 0 E: 0 K: 1 S: 9	H: 0 LOB: 0 BB: 0 P: 16	R: 1 E: 0 K: 0 S: 8	H: 2 LOB: 1 BB: 0 P: 16	R: 0 E: 0 K: 1 S: 6	H: 0 LOB: 0 BB: 1 P: 12	R: 1 E: 0 K: 1 S: 12	H: 2 LOB: 2 BB: 1 P: 20	R: 0 E: 0 K: 3 S: 9	H: 0 LOB: 0 BB: 0 P: 13	R: 0 E: 0 K: 2 S: 11	H: 0 LOB: 0 BB: 0 P: 18	R: 0 E: 0 K: 2 S: 8	H: 0 LOB: 0 BB: 0 P: 12	R: 0 E: 0 K: 0 S: 10	H: 1 LOB: 1 BB: 0 P: 13	R: 0 E: 0 K: 0 S: 10	H: 1 LOB: 2 BB: 1 P: 15	1B: 3 2B: 2 3B: 0 HR: 1	SF: 0 SAC: 0 DP: 0 HBP: 0	WP: 0 PB: 0 SB: 1 CS: 0	PA: 37
<b>PITCHER</b>	IP	WLS	BF	H	R	ER	SO	BB	IBB	HBP	BLK	WP	HR	S	P	ERA	WHIP					
<b>Dustin Hermanson, R</b> ERA: 4.74 (1, 1)	7.0	W	27	4	2	2	9	3	0	0	0	0	1	63	107	2.57	1.000					
<b>Mike Timlin, R</b> ERA: 3.44 (8, 1)	1.0		4	1	0	0	0	0	0	0	0	0	0	10	13	0.00	1.000					
<b>Dave Veres, R</b> ERA: 3.27 (9, 1)	1.0		5	1	0	0	0	1	0	0	0	0	0	10	15	0.00	2.000					

Batter	1	2	3	4	5	6	7	8	9	AB	R	H	RBI	BB	SO	LOB	BOTTOM				
<b>Fernando Vina, L</b> OBP: 0.356, SLG: 0.416 (1, 4)										5	0	0	1	0	0	2	<b>Houston Astros @ St. Louis Cardinals</b> Busch Stadium, St. Louis, MO Wed Jul 25 2001, 12:40 PM CDT Att: 36,685 - Cloudy - 89 F				
<b>Placido Polanco, R</b> OBP: 0.368, SLG: 0.400 (1, 6)										5	1	3	1	0	0	1					
<b>5 Albert Pujols, R</b> OBP: 0.397, SLG: 0.596 (1, 9)										5	2	2	1	0	0	4					
<b>Mark McGwire, R</b> OBP: 0.327, SLG: 0.475 (1, 3)										3	2	1	2	1	0	1					
<b>15 Jim Edmonds, L</b> OBP: 0.384, SLG: 0.483 (1, 8)										5	2	2	0	0	1	5					
<b>Craig Paquette, R</b> OBP: 0.293, SLG: 0.442 (1, 5)										4	0	2	1	0	2	1					
<b>Ray Lankford, L</b> OBP: 0.350, SLG: 0.504 (1, 7)										3	1	1	1	0	2	2					
<b>Mike Matheny, R</b> OBP: 0.320, SLG: 0.309 (1, 2)										2	1	1	1	1	0	0					
<b>Dustin Hermanson, R</b> OBP: 0.150, SLG: 0.132 (1, 1)										3	0	0	0	0	2	4					
<b>Mike Timlin, R</b> (8, 1)										0	0	0	0	0	0	0					
<b>Bobby Bonilla, S</b> OBP: 0.333, SLG: 0.398 (8, PH)										1	0	0	0	0	0	0					
<b>Kerry Robinson, L</b> OBP: 0.327, SLG: 0.356 (8, PR)										0	1	0	0	0	0	0					
<b>Dave Veres, R</b> (9, 1)										0	0	0	0	0	0	0					
<b>Inning Stats</b>	R: 1 E: 0 K: 0 S: 9	H: 1 LOB: 0 BB: 0 P: 15	R: 1 E: 0 K: 2 S: 12	H: 2 LOB: 1 BB: 0 P: 16	R: 0 E: 0 K: 0 S: 6	H: 1 LOB: 1 BB: 0 P: 9	R: 3 E: 1 K: 1 S: 17	H: 2 LOB: 1 BB: 1 P: 29	R: 2 E: 0 K: 1 S: 10	H: 3 LOB: 2 BB: 0 P: 15	R: 0 E: 0 K: 0 S: 10	H: 1 LOB: 2 BB: 1 P: 20	R: 0 E: 0 K: 2 S: 10	H: 0 LOB: 0 BB: 0 P: 14	R: 3 E: 0 K: 1 S: 16	H: 3 LOB: 1 BB: 0 P: 23	1B: 9 2B: 2 3B: 0 HR: 2	SF: 2 SAC: 0 DP: 0 HBP: 1	WP: 1 PB: 0 SB: 1 CS: 0	PA: 41	
<b>PITCHER</b>	IP	WLS	BF	H	R	ER	SO	BB	IBB	HBP	BLK	WP	HR	S	P	ERA	WHIP				
<b>Tim Redding, R</b> ERA: 6.34 (1, 1)	5.1	L	29	10	7	4	4	1	0	1	0	0	0	5	10	0.00	1.500				
<b>Jim Mann, R</b> ERA: 3.38 (6, 1)	0.2		3	0	0	0	0	1	0	0	0	0	0	5	10	0.00	1.500				
<b>Nelson Cruz, R</b> ERA: 3.76 (7, 1)	1.0		3	0	0	0	2	0	0	0	0	0	0	10	14	0.00	0.000				
<b>Ron Villone, L</b> ERA: 6.26 (8, 1)	1.0		6	3	3	3	1	0	0	0	0	1	1	16	23	27.00	3.000				

**AB 32**  
**R 2**  
**H 6**  
**RBI 2**  
**BB 4**  
**SO 9**  
**LOB 16**



**AB 36**  
**R 10**  
**H 13**  
**RBI 8**  
**BB 2**  
**SO 7**  
**LOB 20**





Batter	1	2	3	4	5	6	7	8	9	AB	R	H	RBI	BB	SO	LOB	TOP					
Fernando Vina, L (1.4) OBP: 0.357, SLG: 0.416	G4-3		FC6-4			E6 G4-3 5 2B 1B		1B BB		3	1	1	0	1	0	1	<b>St. Louis Cardinals @ Chicago Cubs</b> Wrigley Field, Chicago, IL Thu Jul 26 2001, 1:20 PM CDT Att: 38,549 - Sunny - 74 F					
Placido Polanco, R (1.5) OBP: 0.366, SLG: 0.398	L4			G5-3		G4-3		1B		4	0	1	0	0	0	1						
5 Albert Pujols, R (1.9) OBP: 0.396, SLG: 0.595	K			G5-3				F7		4	0	1	1	0	1	2						
Mark McGwire, R (1.3) OBP: 0.330, SLG: 0.512		F8			HR				HR	4	2	2	2	0	1	1						
15 Jim Edmonds, L (1.8) OBP: 0.380, SLG: 0.477	K			K					K	4	0	0	0	0	3	0						
Craig Parquette, R (1.7) OBP: 0.285, SLG: 0.435 Ray Lankford, L (9, PH) OBP: 0.348, SLG: 0.502	K				G6-3		G6-3	F8		3	0	0	0	0	1	0						
Edgar Renteria, R (1.6) OBP: 0.283, SLG: 0.324			K		L4		G5-3	F8		4	0	0	0	0	1	0						
Mike Matheny, R (1.2) OBP: 0.316, SLG: 0.305			F9		G4-3			G6-3		3	0	0	0	0	0	0						
Bud Smith, L (1.1) OBP: 0.250, SLG: 0.250 Kerry Robinson, L (8, PH) OBP: 0.325, SLG: 0.352 Jason Christiansen, R (8, 1) Dave Veres, R (8, 1) Steve Kline, S (9, 1)				FC6-4 1B		K		F9		2	0	1	0	0	1	0						
<b>Inning Stats</b>	R: 0 E: 0 K: 1 S: 8	H: 0 LOB: 0 BB: 0 P: 10	R: 0 E: 0 K: 2 S: 8	H: 0 LOB: 0 BB: 0 P: 10	R: 0 E: 0 K: 1 S: 9	H: 1 LOB: 1 BB: 0 P: 12	R: 1 E: 0 K: 1 S: 9	H: 1 LOB: 0 BB: 0 P: 15	R: 0 E: 0 K: 0 S: 7	H: 0 LOB: 0 BB: 0 P: 10	R: 1 E: 1 K: 2 S: 17	H: 2 LOB: 1 BB: 0 P: 24	R: 0 E: 0 K: 0 S: 11	H: 0 LOB: 0 BB: 0 P: 17	R: 0 E: 0 K: 0 S: 14	H: 1 LOB: 2 BB: 1 P: 20		R: 1 E: 0 K: 1 S: 12	H: 1 LOB: 0 BB: 0 P: 16	1B: 3 2B: 1 3B: 0 HR: 2	SF: 0 SAC: 0 DP: 0 HBP: 0	WP: 0 PB: 0 SB: 0 CS: 0
<b>PITCHER</b>	IP	WLS	BF	H	R	ER	SO	BB	IBB	HBP	BLK	WP	HR	S	P	ERA	WHIP					
Kevin Tapani, R (1.1) ERA: 4.15	7.0	L	25	4	2	1	7	0	0	0	0	0	1	69	98	1.29	0.571					
Todd Van Poppel, R (8, 1) ERA: 2.67	2.0		9	2	1	1	1	1	0	0	0	0	1	26	36	4.50	1.500					

AB	33
R	3
H	6
RBI	3
BB	1
SO	8
LOB	5



Batter	1	2	3	4	5	6	7	8	9	AB	R	H	RBI	BB	SO	LOB	BOTTOM					
Eric Young Sr., R (1.4) OBP: 0.333, SLG: 0.404	BB BB	F9			SH1-3		G6-3			2	0	0	0	1	0	2	<b>St. Louis Cardinals @ Chicago Cubs</b> Wrigley Field, Chicago, IL Thu Jul 26 2001, 1:20 PM CDT Att: 38,549 - Sunny - 74 F					
Delino DeShields, L (1.7) OBP: 0.336, SLG: 0.340	SAFE		G1-3		P5			K		3	0	0	0	1	1	1						
Sammy Sosa, R (1.9) OBP: 0.424, SLG: 0.683	K		K		IBB			L6		3	0	0	0	1	2	1						
Ron Coomer, R (1.3) OBP: 0.314, SLG: 0.386	F7				F7			K		4	0	1	0	0	1	3						
Ricky Gutierrez, R (1.6) OBP: 0.342, SLG: 0.422		SH2-4 1B 2B	G6-3			G6-3		F8		4	1	1	0	0	0	1						
Gary Matthews, S (1.8) OBP: 0.330, SLG: 0.378		SH2-4		K		F9		K		3	0	0	0	0	2	0						
Miguel Cairo, R (1.5) OBP: 0.371, SLG: 0.388				P4		K		G6-3		4	0	1	1	0	1	0						
Robert Machado, R (1.2) OBP: 0.308, SLG: 0.383		F8		K						3	0	0	0	0	1	1						
Kevin Tapani, R (1.1) OBP: 0.250, SLG: 0.226 Joe Girardi, R (7, PH) OBP: 0.269, SLG: 0.283 Todd Van Poppel, R (8, 1) OBP: 0.250, SLG: 0.250					SH1-3 1B			G1-3		2	0	2	0	0	0	0						
<b>Inning Stats</b>	R: 0 E: 0 K: 1 S: 14	H: 0 LOB: 1 BB: 2 P: 23	R: 1 E: 0 K: 0 S: 9	H: 3 LOB: 2 BB: 0 P: 14	R: 0 E: 0 K: 1 S: 9	H: 1 LOB: 1 BB: 0 P: 17	R: 0 E: 0 K: 2 S: 8	H: 0 LOB: 0 BB: 0 P: 15	R: 0 E: 0 K: 0 S: 7	H: 1 LOB: 2 BB: 1 P: 14	R: 0 E: 0 K: 1 S: 13	H: 0 LOB: 0 BB: 0 P: 18	R: 0 E: 0 K: 0 S: 8	H: 0 LOB: 0 BB: 0 P: 12	R: 0 E: 0 K: 2 S: 10	H: 0 LOB: 0 BB: 0 P: 13		R: 0 E: 0 K: 1 S: 12	H: 0 LOB: 0 BB: 0 P: 16	1B: 3 2B: 2 3B: 0 HR: 0	SF: 0 SAC: 2 DP: 0 HBP: 0	WP: 0 PB: 0 SB: 0 CS: 0
<b>PITCHER</b>	IP	WLS	BF	H	R	ER	SO	BB	IBB	HBP	BLK	WP	HR	S	P	ERA	WHIP					
Bud Smith, L (1.1) ERA: 2.6	7.0	W	28	5	1	1	5	2	1	0	0	0	0	68	113	1.29	1.000					
Jason Christiansen, L (8, 1) ERA: 4.58	0.1	H	1	0	0	0	1	0	0	0	0	0	0	4	5	0.00	0.000					
Dave Veres, R (8, 1) ERA: 3.21	0.2	H	2	0	0	0	1	0	0	0	0	0	0	6	8	0.00	0.000					
Steve Kline, L (9, 1) ERA: 2.09	1.0	S	3	0	0	0	1	0	0	0	0	0	0	12	16	0.00	0.000					

AB	29
R	1
H	5
RBI	1
BB	3
SO	8
LOB	9





Batter	1	2	3	4	5	6	7	8	9	AB	R	H	RBI	BB	SO	LOB	TOP											
Fernando Vina, L (1.4) OBP: 0.356, SLG: 0.417	L5		G6-3			2B		G4-3		4	0	1	0	0	0	0	<b>St. Louis Cardinals @ Chicago Cubs</b> Wrigley Field, Chicago, IL Fri Jul 27 2001, 2:20 PM CDT Att: 40,125 - Sunny - 73 F											
Placido Polanco, R (1.5) OBP: 0.368, SLG: 0.407	HR		G6-3			BB		G5-3		3	1	1	1	1	0	0												
5 Albert Pujols, R (1.9) OBP: 0.392, SLG: 0.588	K		F7			K		G6-3		4	0	0	0	0	2	2												
Mark McGwire, R (1.3) OBP: 0.324, SLG: 0.500	G6-3			F9		K		K		4	0	0	0	0	2	2												
15 Jim Edmonds, L (1.8) OBP: 0.378, SLG: 0.484		HR		G6-3		G4-3		K		4	1	1	1	0	1	2												
Edgar Renteria, R (1.6) OBP: 0.283, SLG: 0.324		F9 S SH1-3 1B		K			G5-3			3	1	1	0	0	1	0												
Ray Lankford, L (1.7) OBP: 0.345, SLG: 0.496 Jason Christiansen, R (7.1)		F9		K				K		3	0	0	0	0	2	1												
Kerry Robinson, L (8.7) OBP: 0.325, SLG: 0.352		F9						K		0	0	0	0	0	0	0												
Mike Matheny, R (1.2) OBP: 0.314, SLG: 0.303		SH1-3		P5				L9		2	0	0	1	0	0	0												
Darryl Kile, R (1.1) OBP: 0.196, SLG: 0.290 Gene Stechschulte, R (6.1) OBP: 0.278, SLG: 0.367 29 Shelby Chappin, R (7.7) OBP: 0.148, SLG: 0.250 Bobby Ewing, R (8.7) OBP: 0.331, SLG: 0.395 Dave Veres, R (8.1)		3-H K		K				P6		2	0	0	0	0	2	0												
<b>Inning Stats</b>	R: 1 E: 0 K: 1 S: 13	H: 1 LOB: 0 BB: 0 P: 16	R: 2 E: 0 K: 1 S: 13	H: 2 LOB: 0 BB: 0 P: 23	R: 0 E: 0 K: 0 S: 7	H: 0 LOB: 0 BB: 0 P: 8	R: 0 E: 0 K: 1 S: 7	H: 0 LOB: 0 BB: 0 P: 12	R: 0 E: 0 K: 2 S: 8	H: 0 LOB: 2 BB: 1 P: 9	R: 0 E: 0 K: 1 S: 9	H: 1 LOB: 2 BB: 1 P: 19	R: 0 E: 0 K: 1 S: 6	H: 0 LOB: 0 BB: 0 P: 9	R: 0 E: 0 K: 0 S: 6	H: 0 LOB: 0 BB: 0 P: 9	R: 0 E: 0 K: 2 S: 10	H: 0 LOB: 0 BB: 0 P: 16	1B: 1 2B: 1 3B: 0 HR: 2	SF: 0 SAC: 1 DP: 0 HBP: 0	WP: 0 PB: 0 SB: 1 CS: 0	PA: 32						
<b>PITCHER</b>	IP	WLS	BF	H	R	ER	SO	BB	IBB	HBP	BLK	WP	HR	S	P	ERA	WHIP											
Jason Bere, R (1.1) ERA: 4.04	5.2		22	4	3	3	7	1	0	0	0	0	0	2	55	84	4.76	0.882										
Felix Heredia, L (6.1) ERA: 4.71	0.1	1	0	0	0	0	0	0	0	0	0	0	0	2	3	0.00	0.000											
Kyle Farnsworth, R (7.1) ERA: 2.88	1.0	3	0	0	0	1	0	0	0	0	0	0	0	6	9	0.00	0.000											
Jeff Fassero, L (8.1) ERA: 2.03	1.0	W	3	0	0	0	0	0	0	0	0	0	0	6	9	0.00	0.000											
Tom Gordon, R (9.1) ERA: 3.34	1.0	S	3	0	0	0	2	0	0	0	0	0	0	10	16	0.00	0.000											

AB	30
R	3
H	4
RBI	3
BB	1
SO	10
LOB	7



Batter	1	2	3	4	5	6	7	8	9	AB	R	H	RBI	BB	SO	LOB	BOTTOM										
Eric Young Sr., R (1.4) OBP: 0.333, SLG: 0.404	L4		G6-3		SH2-4		BB			3	0	1	0	0	0	0	<b>St. Louis Cardinals @ Chicago Cubs</b> Wrigley Field, Chicago, IL Fri Jul 27 2001, 2:20 PM CDT Att: 40,125 - Sunny - 73 F										
Delino DeShields, L (1.7) OBP: 0.335, SLG: 0.351 Jeff Fassero, L (8.1) Tom Gordon, R (9.1)			G6-3		K		L7			4	1	1	1	0	1	2											
Sammy Sosa, R (1.9) OBP: 0.422, SLG: 0.677	F7			G5-3	F9		BB			3	0	0	0	1	0	1											
Matt Stairs, L (1.3) OBP: 0.373, SLG: 0.447 Miguel Cairo, R (7, PH) OBP: 0.395, SLG: 0.385	G3			G3-1		G1-3 2B 1B	L5			3	1	1	0	0	0	0											
Michael Tucker, L (1.8) OBP: 0.304, SLG: 0.393		F8		E3 2B		L4		HR		4	2	1	1	0	0	1											
Ricky Gutierrez, R (1.6) OBP: 0.341, SLG: 0.418		G1-3		2B BB		G1-3		L9		3	0	0	0	1	0	1											
Ron Coomer, R (1.5) OBP: 0.320, SLG: 0.398				BB		2B		G5-3		3	0	2	2	1	0	0											
Robert Machado, R (1.2) OBP: 0.290, SLG: 0.359		L6		G1-3		F7		K		4	0	0	0	0	1	4											
Jason Bere, R (1.1) OBP: 0.256, SLG: 0.308 Felix Heredia, L (6.1) Kyle Farnsworth, R (7.1) Gary Matthews, S (7, PH) OBP: 0.329, SLG: 0.377		G6-3			SH2-4 1B		G6-3			2	0	1	0	0	0	0											
<b>Inning Stats</b>	R: 1 E: 0 K: 0 S: 6	H: 1 LOB: 0 BB: 0 P: 7	R: 0 E: 0 K: 0 S: 7	H: 0 LOB: 1 BB: 1 P: 14	R: 0 E: 0 K: 0 S: 6	H: 0 LOB: 0 BB: 0 P: 8	R: 1 E: 1 K: 0 S: 13	H: 1 LOB: 2 BB: 1 P: 21	R: 0 E: 0 K: 1 S: 9	H: 1 LOB: 1 BB: 0 P: 11	R: 1 E: 0 K: 0 S: 10	H: 2 LOB: 1 BB: 0 P: 14	R: 0 E: 0 K: 0 S: 9	H: 1 LOB: 2 BB: 1 P: 20	R: 1 E: 0 K: 1 S: 8	H: 1 LOB: 0 BB: 0 P: 9		R: 1 E: 0 K: 1 S: 8	H: 1 LOB: 0 BB: 0 P: 9	1B: 3 2B: 2 3B: 0 HR: 2	SF: 0 SAC: 1 DP: 0 HBP: 0	WP: 0 PB: 0 SB: 1 CS: 0	PA: 35				
<b>PITCHER</b>	IP	WLS	BF	H	R	ER	SO	BB	IBB	HBP	BLK	WP	HR	S	P	ERA	WHIP										
Darryl Kile, R (1.1) ERA: 3.12 Gene Stechschulte, R (6.1) ERA: 4.44 Jason Christiansen, L (7.1) ERA: 4.85 Dave Veres, R (8.1) ERA: 3.14	5.1		23	4	3	2	1	2	0	0	0	0	0	6	9	0.00	1.500										
Jason Christiansen, L (7.1) ERA: 4.85 Dave Veres, R (8.1) ERA: 3.14	1.0	L	6	2	1	1	0	1	0	0	0	0	1	10	21	9.00	3.000										
Jason Christiansen, L (7.1) ERA: 4.85 Dave Veres, R (8.1) ERA: 3.14	1.0		3	0	0	0	1	0	0	0	0	0	0	7	8	0.00	0.000										

AB	31
R	4
H	7
RBI	4
BB	3
SO	2
LOB	11





Batter	1	2	3	4	5	6	7	8	9	AB	R	H	RBI	BB	SO	LOB	TOP										
<b>Fernando Vina, L</b> OBP: 0.358, SLG: 0.420 (1, 4)	3-2 15 1B 2B	0-1 E9			2-3 K	2-2 1B		0-2 1B 5 2B 1B	2-0 G4-3	6	2	3	0	0	1	1											
<b>Placido Polanco, R</b> OBP: 0.367, SLG: 0.404 (1, 5)	1-0 15 1B HBP		2-1 G5-3		0-0 G6-3	2-2 G4-3		0-0 5 2B 1B	0-1 L9	5	1	1	1	0	0	3											
<b>5 Albert Pujols, R</b> OBP: 0.394, SLG: 0.599 (1, 9)	1-3 K		3-2 15 CS 1B		1-0 HR		1-2 P4	3-2 15 1B FC5-2 2B		5	1	3	3	0	1	2											
<b>Mark McGwire, R</b> OBP: 0.330, SLG: 0.514 (1, 3)	1-3 K		2-2 F9		4-2 BB		0-0 HR	FC5-2 15 1B IBB		3	1	1	1	2	1	3											
<b>15 Jim Edmonds, L</b> OBP: 0.384, SLG: 0.487 (1, 8)	1-1 S 1-3 2-H 1B		2-2 CS	1-0 1B 1B	2-3 K		4-1 G5-3 BB	0-0 FC5-2 1-2 2-3 1B		4	0	3	1	1	1	1											
<b>Craig Paquette, R</b> OBP: 0.291, SLG: 0.447 <b>Luther Hackman, R</b> <b>Steve Kline, S</b> (1, 7) (8, 1) (9, 1)	4-2 1-2 BB		0-3 K		0-1 HR		2-1 G5-3	1-2 FC5-2 1-2 2-3 3-H		4	1	1	1	1	1	5											
<b>Edgar Renteria, R</b> OBP: 0.282, SLG: 0.322 (1, 6)	1-3 K		1-2 1B		0-3 K		2-2 G4-3	3-3 K		5	0	1	0	0	3	7											
<b>Mike Matheny, R</b> OBP: 0.308, SLG: 0.297 (1, 2)		1-2 L9		0-0 F9		2-1 F3		2-1 F7	1-2 L5	5	0	0	0	0	0	2											
<b>Andy Benes, R</b> OBP: 0.161, SLG: 0.258 <b>Mike Matthews, L</b> OBP: 0.071, SLG: 0.071 <b>Dave Veres, R</b> <b>Bobby Bonilla, S</b> <b>Kerry Robinson, L</b> OBP: 0.230, SLG: 0.358 (1, 1) (6, 1) (7, 1) (8, PH) (8, PH) (8, 7)		0-3 K		3-3 K		2-2 1B 2B		3-0 1B 1B	0-0 G4-3 S 1B	3	0	1	0	0	2	2											
<b>Inning Stats</b>	R: 1 E: 0 K: 3 S: 17	H: 2 LOB: 3 BB: 1 P: 29	R: 0 E: 1 K: 1 S: 8	H: 0 LOB: 1 BB: 0 P: 9	R: 0 E: 0 K: 0 S: 10	H: 1 LOB: 0 BB: 0 P: 19	R: 0 E: 0 K: 2 S: 12	H: 2 LOB: 2 BB: 0 P: 17	R: 1 E: 0 K: 1 S: 10	H: 1 LOB: 1 BB: 1 P: 19	R: 1 E: 0 K: 0 S: 11	H: 1 LOB: 1 BB: 1 P: 19	R: 3 E: 0 K: 1 S: 17	H: 5 LOB: 3 BB: 1 P: 33	R: 0 E: 0 K: 0 S: 8	H: 1 LOB: 1 BB: 0 P: 11	1B: 10 2B: 3 3B: 0 HR: 3	SF: 0 SAC: 0 DP: 0 HBP: 1	WP: 0 PB: 0 SB: 2 CS: 1	PA: 48							
<b>PITCHER</b>	IP	WLS	BF	H	R	ER	SO	BB	IBB	HBP	BLK	WP	HR	S	P	ERA	WHIP										
<b>34 Kerry Wood, R</b> ERA: 3.64 <b>Todd Van Poppel, R</b> ERA: 3.04 <b>Mike Fyhrie, R</b> ERA: 4.4 <b>Jeff Fassero, L</b> ERA: 2.37 <b>Felix Heredia, L</b> ERA: 4.55	(1, 1) (7, 1) (7, 1) (8, 1) (9, 1)	6.0 0.1 1.0 0.2 1.0	29 3 4 7 4	9 1 1 4 1	3 1 1 2 0	3 1 1 2 0	9 1 0 1 0	2 1 0 0 0	0 0 0 1 0	0 0 0 0 0	0 0 0 0 0	0 0 0 0 0	0 1 0 0 0	2 5 9 14 8	117 10 17 25 11	4.50 27.00 9.00 27.00 0.00	1.833 6.000 1.000 6.000 1.000										

St. Louis Cardinals @ Chicago Cubs  
Wrigley Field, Chicago, IL  
Sat Jul 28 2001, 12:15 PM CDT  
Att: 40,266 - Overcast - 75 F

AB 42  
R 7  
H 16  
RBI 7  
BB 4  
SO 10  
LOB 26



Batter	1	2	3	4	5	6	7	8	9	AB	R	H	RBI	BB	SO	LOB	BOTTOM										
<b>Eric Young Sr., R</b> OBP: 0.329, SLG: 0.399 <b>Todd Van Poppel, R</b> OBP: 0.250, SLG: 0.250 <b>Mike Fyhrie, R</b> <b>Gary Matthews, S</b> OBP: 0.328, SLG: 0.375 (1, 4) (7, 1) (7, 1) (8, 8)	1-1 F3		0-0 B1-3		0-1 G4-3	3-2 G6-3			0-2 G4-3	4	0	0	0	0	0	2											
<b>Delino DeShields, L</b> OBP: 0.329, SLG: 0.344 (1, 7)	2-1 L4		1-3 K		1-0 G3		1-2 F3		0-1 G6-3	5	0	0	0	0	1	0											
<b>Sammy Sosa, R</b> OBP: 0.424, SLG: 0.683 (1, 9)	3-3 K			4-2 1B BB BB	4-0 BB BB		2-1 HR		2-3 K	3	2	1	1	2	2	0											
<b>Matt Stairs, L</b> OBP: 0.372, SLG: 0.444 (1, 3)		3-2 P4		1-0 BB BB SF7 1B	1-3 K		3-2 G4-3			4	1	1	0	0	1	1											
<b>Ricky Gutierrez, R</b> OBP: 0.345, SLG: 0.418 (1, 6)		0-1 P3		4-0 BB BB	1-2 BB		4-2 SH2-3 2B BB	0-1 E1 1B		2	1	1	0	2	0	0											
<b>Michael Tucker, L</b> OBP: 0.308, SLG: 0.392 <b>Jeff Fassero, L</b> <b>Felix Heredia, L</b> (1, 8) (8, 1) (9, 1)		4-2 1B BB		4-0 BB BB	1-2 2-3 3-H BB		0-0 SH2-3	0-3 K		1	0	0	1	2	1	1											
<b>Ron Coomer, R</b> OBP: 0.319, SLG: 0.397 (1, 5)		1-1 1B		3-1 SF7	3-1 BB		1-0 P4	0-0 G5-3		3	0	1	1	0	0	1											
<b>Todd Hundley, S</b> OBP: 0.256, SLG: 0.291 <b>Miguel Cairo, R</b> OBP: 0.370, SLG: 0.381 (1, 2) (6, PH) (7, 4)		1-3 K		3-1 F8	4-0 2B IBB		4-0 2B IBB	2-3 K		2	0	0	0	0	1	4											
<b>34 Kerry Wood, R</b> OBP: 0.220, SLG: 0.225 <b>Robert Machado, R</b> OBP: 0.296, SLG: 0.379 (1, 1) (6, PH) (7, 2)			2-1 G3	3-3 K		0-0 1-3 2-H 2B		0-0 F9		2	0	0	0	0	1	2											
<b>Inning Stats</b>	R: 0 E: 0 K: 1 S: 7	H: 0 LOB: 0 BB: 0 P: 13	R: 0 E: 0 K: 1 S: 16	H: 1 LOB: 2 BB: 1 P: 25	R: 0 E: 0 K: 1 S: 6	H: 0 LOB: 0 BB: 0 P: 9	R: 2 E: 0 K: 1 S: 15	H: 1 LOB: 3 BB: 3 P: 34	R: 0 E: 0 K: 0 S: 8	H: 0 LOB: 2 BB: 2 P: 20	R: 1 E: 1 K: 1 S: 13	H: 2 LOB: 1 BB: 0 P: 19	R: 0 E: 0 K: 1 S: 5	H: 0 LOB: 0 BB: 0 P: 7	R: 0 E: 0 K: 1 S: 8	H: 0 LOB: 0 BB: 0 P: 10	1B: 3 2B: 1 3B: 0 HR: 1	SF: 1 SAC: 1 DP: 0 HBP: 0	WP: 0 PB: 0 SB: 0 CS: 0	PA: 39							
<b>PITCHER</b>	IP	WLS	BF	H	R	ER	SO	BB	IBB	HBP	BLK	WP	HR	S	P	ERA	WHIP										
<b>Andy Benes, R</b> ERA: 7.06 <b>Mike Matthews, L</b> ERA: 3.99 <b>Dave Veres, R</b> ERA: 3.3 <b>Luther Hackman, R</b> ERA: 3.97 <b>Steve Kline, L</b> ERA: 2.05	(1, 1) (6, 1) (7, 1) (8, 1) (9, 1)	5.0 1.1 0.2 1.0 1.0	23 6 4 3 3	2 1 2 0 0	3 0 1 0 0	3 0 1 0 0	5 18 15 7 10	0 0 0 0 0	0 1 0 0 0	0 0 0 0 0	0 0 0 0 0	0 0 0 0 0	0 9 10 5 8	9 18 15 7 10	0.00 0.00 13.50 0.00 0.00	0.750 3.000 0.000 0.000 0.000											

St. Louis Cardinals @ Chicago Cubs  
Wrigley Field, Chicago, IL  
Sat Jul 28 2001, 12:15 PM CDT  
Att: 40,266 - Overcast - 75 F

AB 30  
R 4  
H 5  
RBI 4  
BB 7  
SO 8  
LOB 11





Batter	1	2	3	4	5	6	7	8	9	AB	R	H	RBI	BB	SO	LOB	TOP											
Fernando Vina, L OBP: 0.357, SLG: 0.419	F7		F9		CS	G1-4-3	G3-1			4	0	1	0	0	0	1												
Placido Polanco, R OBP: 0.369, SLG: 0.403			G6-3			G1-4-3		BB		3	1	1	0	1	0	2												
5 Albert Pujols, R OBP: 0.393, SLG: 0.595	L1-3			G5-3			HBP	F9		3	0	0	0	0	0	2												
Mark McGwire, R OBP: 0.324, SLG: 0.503		K		K				K		4	0	0	0	0	4	2												
15 Jim Edmonds, L OBP: 0.385, SLG: 0.490		K		K						4	1	2	1	0	2	0												
Craig Paquette, R OBP: 0.296, SLG: 0.448					F9		HR	K		4	1	2	0	0	1	1												
Edgar Renteria, R OBP: 0.285, SLG: 0.332		G4-3			WP	HR			P4	3	2	1	3	0	0	1												
Eli Marrero, R OBP: 0.295, SLG: 0.426			SH1-4		HR	CS	G5-3		P6	3	0	1	1	1	0	0												
Matt Morris, R 29 Stubby Cissel, L Mike Matthews, L Kerry Robinson, L Jason Christiansen, R Luther Hackman, R Steve Kline, S Bobby Bonilla, S			SH1-4		F8		G4-3		F8	0	0	0	0	0	0	0												
<b>Inning Stats</b>	R: 0 E: 0 K: 0 S: 7	H: 1 LOB: 0 BB: 0 P: 10	R: 0 E: 0 K: 2 S: 9	H: 1 LOB: 1 BB: 0 P: 17	R: 0 E: 0 K: 0 S: 5	H: 0 LOB: 0 BB: 1 P: 10	R: 0 E: 0 K: 2 S: 11	H: 0 LOB: 0 BB: 0 P: 18	R: 1 E: 0 K: 0 S: 13	H: 1 LOB: 0 BB: 0 P: 21	R: 0 E: 0 K: 1 S: 7	H: 1 LOB: 1 BB: 0 P: 14	R: 3 E: 0 K: 0 S: 19	H: 3 LOB: 0 BB: 0 P: 29	R: 1 E: 0 K: 2 S: 11	H: 1 LOB: 1 BB: 1 P: 19	R: 0 E: 0 K: 0 S: 5	H: 0 LOB: 0 BB: 0 P: 9	1B: 6 2B: 2 3B: 0 HR: 1	SF: 0 SAC: 1 DP: 2 HBP: 2	WP: 1 PB: 0 SB: 0 CS: 1	PA: 37						
<b>PITCHER</b>	IP	WLS	BF	H	R	ER	SO	BB	IBB	HBP	BLK	WP	HR	S	P	ERA	WHIP											
Julian Tavarez, R ERA: 3.83	(1, 1)	6.0	W	25	7	4	4	5	1	0	2	0	1	1	62	107	6.00	1.333										
Mike Fyhrie, R ERA: 4.2	(7, 1)	0.2	H	2	0	0	0	0	0	0	0	0	0	0	6	9	0.00	0.000										
Felix Heredia, L ERA: 4.5	(7, 1)	0.1	H	1	0	0	0	0	0	0	0	0	0	0	3	3	0.00	0.000										
Kyle Farnsworth, R ERA: 3.0	(8, 1)	1.0	H	5	1	1	1	2	1	0	0	0	0	0	11	19	9.00	2.000										
Tom Gordon, R ERA: 3.24	(9, 1)	1.0	S	3	0	0	0	0	0	0	0	0	0	5	9	0.00	0.000											

St. Louis Cardinals @ Chicago Cubs  
Wrigley Field, Chicago, IL  
Sun Jul 29 2001, 7:05 PM CDT  
Att: 40,295 - Sunny - 74 F

AB 31  
R 5  
H 8  
RBI 5  
BB 2  
SO 7  
LOB 10



Batter	1	2	3	4	5	6	7	8	9	AB	R	H	RBI	BB	SO	LOB	BOTTOM											
Delino DeShields, L OBP: 0.328, SLG: 0.343	G6-3	F7		1B		K				4	0	1	0	0	1	1												
Michael Tucker, L OBP: 0.314, SLG: 0.393	L3		1B	FC5-4			CS			2	1	1	0	1	0	0												
Sammy Sosa, R OBP: 0.423, SLG: 0.678	F8		1B	FC5-4			K			4	1	1	0	0	1	3												
Fred McGriff, L OBP: 0.388, SLG: 0.535		2B	1B	FC5-4		K	L8			3	1	1	1	1	1	1												
Ron Coomer, R OBP: 0.322, SLG: 0.407			FC5-4			P6				4	1	2	1	0	0	1												
Miguel Cairo, R OBP: 0.370, SLG: 0.381			FC6-4				CS	SH1-4	WP	0	1	0	0	0	0	0												
Matt Stairs, L OBP: 0.371, SLG: 0.442		E9	F8			F7			SH1-4	3	1	1	1	0	0	1												
Gary Matthews, S OBP: 0.328, SLG: 0.375		HR								0	0	0	0	0	0	0												
Robert Machado, R OBP: 0.307, SLG: 0.429			FC6-4			SH1			K	4	1	2	2	0	1	2												
Augie Ojeda, S OBP: 0.233, SLG: 0.242	G3-1					F8			G4-6-3	4	0	0	0	0	1	3												
Julian Tavarez, L OBP: 0.212, SLG: 0.161		G6-3				SH1				2	0	0	0	0	0	0												
Mike Fyhrie, R										0	0	0	0	0	0	0												
Felix Heredia, L										0	0	0	0	0	0	0												
Kyle Farnsworth, R										0	0	0	0	0	0	0												
Tom Gordon, R										0	0	0	0	0	0	0												
<b>Inning Stats</b>	R: 0 E: 0 K: 0 S: 5	H: 0 LOB: 0 BB: 0 P: 8	R: 4 E: 1 K: 0 S: 15	H: 3 LOB: 0 BB: 1 P: 21	R: 2 E: 0 K: 0 S: 14	H: 2 LOB: 1 BB: 1 P: 24	R: 0 E: 0 K: 1 S: 10	H: 2 LOB: 2 BB: 0 P: 13	R: 0 E: 0 K: 1 S: 8	H: 1 LOB: 1 BB: 0 P: 13	R: 0 E: 0 K: 1 S: 6	H: 0 LOB: 0 BB: 0 P: 16	R: 1 E: 0 K: 1 S: 10	H: 1 LOB: 1 BB: 0 P: 14	1B: 6 2B: 2 3B: 0 HR: 1	SF: 0 SAC: 2 DP: 1 HBP: 1	WP: 1 PB: 0 SB: 0 CS: 1	PA: 36										
<b>PITCHER</b>	IP	WLS	BF	H	R	ER	SO	BB	IBB	HBP	BLK	WP	HR	S	P	ERA	WHIP											
Matt Morris, R ERA: 3.15	(1, 1)	4.0	L	21	7	6	6	1	2	0	0	0	0	0	44	66	13.50	2.250										
Mike Matthews, L ERA: 3.76	(5, 1)	2.0		7	1	0	0	2	0	0	0	0	0	16	28	0.00	0.500											
Jason Christiansen, L ERA: 4.66	(7, 1)	0.2		3	0	0	0	1	0	0	1	0	0	6	13	0.00	0.000											
Luther Hackman, R ERA: 4.63	(7, 1)	0.1		1	1	1	1	0	0	0	0	0	0	1	4	27.00	3.000											
Steve Kline, L ERA: 2.01	(8, 1)	1.0		3	0	0	0	1	0	0	0	1	0	9	13	0.00	0.000											

St. Louis Cardinals @ Chicago Cubs  
Wrigley Field, Chicago, IL  
Sun Jul 29 2001, 7:05 PM CDT  
Att: 40,295 - Sunny - 74 F

AB 30  
R 7  
H 9  
RBI 5  
BB 2  
SO 5  
LOB 12









Batter	1	2	3	4	5	6	7	8	9	AB	R	H	RBI	BB	SO	LOB	TOP																					
Marcus Giles, R OBP: 0.338, SLG: 0.444	G6-3		G6-3				F8			4	0	1	0	0	0	0	<b>Atlanta Braves @ St. Louis Cardinals</b> Busch Stadium, St. Louis, MO Wed Aug 01 2001, 6:05 PM CDT Att: 37,633 - Sunny - 94 F																					
B.J. Surhoff, L OBP: 0.317, SLG: 0.397	F9					F8	K			4	0	1	0	0	1	2																						
10 Chipper Jones, S OBP: 0.409, SLG: 0.624			G4-3			G4-3		K		4	0	1	0	0	1	1																						
Ken Caminiti, S OBP: 0.332, SLG: 0.465 Wes Helms, R OBP: 0.273, SLG: 0.379	K			G3		1B	1B	FC5-4	1B	3	0	1	0	1	1	1																						
Dave Martinez, L OBP: 0.359, SLG: 0.414		F5		K		1B	1B	F7		4	0	1	0	0	1	1																						
Andruw Jones, R OBP: 0.313, SLG: 0.470	K			K		F6		FC5-4		4	0	0	0	0	2	3																						
Rey Sanchez, R OBP: 0.324, SLG: 0.365					G5-3			G4-3		4	0	2	0	0	0	0																						
Paul Bako, L OBP: 0.276, SLG: 0.364					K	L7		K		4	0	0	0	0	3	4																						
Greg Maddux, R OBP: 0.184, SLG: 0.167 Keith Lockhart, L OBP: 0.326, SLG: 0.357 29 John Smoltz, R Jose Cabrera, R Bernard Gilkey, R OBP: 0.383, SLG: 0.493			F7			1B		F8	P4	2	0	1	0	0	0	0																						
<b>Inning Stats</b>	R: 0 E: 0 K: 1 S: 9	H: 1 LOB: 1 BB: 0 P: 11	R: 0 E: 0 K: 2 S: 11	H: 1 LOB: 1 BB: 0 P: 20	R: 0 E: 0 K: 0 S: 7	H: 1 LOB: 1 BB: 0 P: 10	R: 0 E: 0 K: 2 S: 13	H: 0 LOB: 0 BB: 0 P: 19	R: 0 E: 0 K: 1 S: 11	H: 2 LOB: 3 BB: 0 P: 13	R: 0 E: 0 K: 1 S: 6	H: 0 LOB: 0 BB: 0 P: 11	R: 0 E: 0 K: 1 S: 12	H: 1 LOB: 1 BB: 0 P: 15	R: 0 E: 0 K: 1 S: 5	H: 0 LOB: 0 BB: 0 P: 6		1B: 7 2B: 1 3B: 0 HR: 0	SF: 0 SAC: 0 DP: 0 HBP: 0	WP: 0 PB: 0 SB: 0 CS: 0	PA: 36																	
<b>PITCHER</b>	IP	WLS	BF	H	R	ER	SO	BB	IBB	HBP	BLK	WP	HR	S	P	ERA	WHIP	<b>PITCHER</b>				IP	WLS	BF	H	R	ER	SO	BB	IBB	HBP	BLK	WP	HR	S	P	ERA	WHIP
Darryl Kile, R ERA: 2.97	(1, 1)	8.0	W	33	8	0	8	1	0	0	0	0	0	84	123	0.00	1.125					(9, 1)	1.0	3	0	0	0	1	0	0	0	0	0	5	6	0.00	0.000	

livebaseballscores.com



Batter	1	2	3	4	5	6	7	8	9	AB	R	H	RBI	BB	SO	LOB	BOTTOM																					
Fernando Vina, L OBP: 0.355, SLG: 0.414	K		G4-3			1B		L7		4	1	1	0	0	1	0	<b>Atlanta Braves @ St. Louis Cardinals</b> Busch Stadium, St. Louis, MO Wed Aug 01 2001, 6:05 PM CDT Att: 37,633 - Sunny - 94 F																					
Placido Polanco, R OBP: 0.372, SLG: 0.411	G4-3		G5-3			E7		5 BLK	3B	4	1	2	0	0	0	0																						
5 Albert Pujols, R OBP: 0.394, SLG: 0.594				G1-4-3		FC6-5		F9		4	1	2	0	0	0	1																						
Mark McGwire, R OBP: 0.329, SLG: 0.527	F9			G1-4-3		HR		F7		4	1	1	2	0	0	2																						
15 Jim Edmonds, L OBP: 0.382, SLG: 0.481			L6		G4-3			K		3	0	0	0	0	1	0																						
J.D. Drew, L OBP: 0.426, SLG: 0.689					G5-3		G5-3			3	0	1	0	0	0	0																						
Edgar Renteria, R OBP: 0.294, SLG: 0.341		G6-3			P4			1B		3	0	1	0	0	0	1																						
Mike Matheny, R OBP: 0.304, SLG: 0.290		G5-3			G5-3		P6			3	0	0	0	0	0	2																						
Darryl Kile, R OBP: 0.185, SLG: 0.235 Dave Veres, R					K		G1-3	P4		3	0	0	0	0	1	1																						
<b>Inning Stats</b>	R: 0 E: 0 K: 1 S: 7	H: 1 LOB: 0 BB: 0 P: 12	R: 0 E: 0 K: 0 S: 8	H: 1 LOB: 0 BB: 0 P: 10	R: 0 E: 0 K: 1 S: 6	H: 0 LOB: 0 BB: 0 P: 9	R: 0 E: 0 K: 0 S: 7	H: 1 LOB: 0 BB: 0 P: 10	R: 0 E: 0 K: 0 S: 5	H: 0 LOB: 0 BB: 0 P: 6	R: 3 E: 1 K: 1 S: 15	H: 3 LOB: 0 BB: 0 P: 22	R: 0 E: 0 K: 0 S: 12	H: 1 LOB: 1 BB: 0 P: 14	R: 1 E: 0 K: 0 S: 10	H: 1 LOB: 0 BB: 0 P: 15		1B: 5 2B: 1 3B: 1 HR: 1	SF: 0 SAC: 0 DP: 1 HBP: 0	WP: 0 PB: 0 SB: 0 CS: 0	PA: 31																	
<b>PITCHER</b>	IP	WLS	BF	H	R	ER	SO	BB	IBB	HBP	BLK	WP	HR	S	P	ERA	WHIP	<b>PITCHER</b>				IP	WLS	BF	H	R	ER	SO	BB	IBB	HBP	BLK	WP	HR	S	P	ERA	WHIP
Greg Maddux, R ERA: 2.56 29 John Smoltz, R ERA: 4.55 Jose Cabrera, R ERA: 1.94	(1, 1)	6.0	L	23	6	3	3	3	0	0	0	0	0	12	14	0.00	1.000					(7, 1)	1.0	4	1	0	0	0	0	0	0	0	10	15	9.00	1.000		

livebaseballscores.com





Batter	1	2	3	4	5	6	7	8	9	AB	R	H	RBI	BB	SO	LOB	TOP										
Marcus Giles, R OBP: 0.333, SLG: 0.433	F8		G4-3 1B		G6-3			F8		4	0	1	0	0	0	1	<b>Atlanta Braves @ St. Louis Cardinals</b> Busch Stadium, St. Louis, MO Thu Aug 02 2001, 7:10 PM CDT Att: 38,394 - Cloudy - 95 F										
Rey Sanchez, R OBP: 0.320, SLG: 0.362	P6		G4-3 1-2f		L8			P4		4	0	0	0	0	0	2											
10 Chipper Jones, S OBP: 0.408, SLG: 0.620 Steve Karsay, R (8, 1)	F7		FC6-4 1B			K		F8		4	0	1	0	0	1	0											
Andruw Jones, R OBP: 0.312, SLG: 0.468		1-2 HR 1B	FC6-4 1-2f			F9		G4-3		4	1	1	0	0	0	1											
Javy Lopez, R OBP: 0.301, SLG: 0.397 Mark DeRosa, R OBP: 0.397, SLG: 0.410 (9, PR) (9, 5)		1-H HR 1B		G6-3		F5		1B 2B		4	1	2	2	0	0	0											
Bernard Gilroy, R OBP: 0.349, SLG: 0.473 29 John Smoltz, R OBP: 0.331, SLG: 0.396 Steve Reed, R OBP: 0.376, SLG: 0.497 Mike Remlinger, L OBP: 0.326, SLG: 0.357 Ken Caminiti, S OBP: 0.334, SLG: 0.487 Jason Marquis, R OBP: 0.319, SLG: 0.399 Paul Bako, L OBP: 0.278, SLG: 0.354	K		K		K		L8		2-3 1B	3	0	0	0	0	2	0											
Wes Helms, R OBP: 0.287, SLG: 0.370	K			F8			P4		F9	4	0	0	0	0	1	3											
Dave Martinez, L OBP: 0.368, SLG: 0.419					G6-3 SH5-4 BB 1B				K	3	0	2	0	1	1	3											
Tom Glavine, L OBP: 0.229, SLG: 0.219 B.J. Surhoff, L OBP: 0.316, SLG: 0.396 (7, PH) (7, 7)	G1-3				SH5-4 1-2			G4-3		1	0	0	0	0	0	1											
										1	0	0	0	0	0	1											
<b>Inning Stats</b>	R: 0 E: 0 K: 0 S: 7	H: 0 LOB: 0 BB: 0 P: 9	R: 2 E: 0 K: 2 S: 14	H: 3 LOB: 1 BB: 0 P: 20	R: 0 E: 0 K: 0 S: 7	H: 2 LOB: 1 BB: 0 P: 12	R: 0 E: 0 K: 1 S: 7	H: 0 LOB: 0 BB: 0 P: 10	R: 0 E: 0 K: 0 S: 4	H: 0 LOB: 1 BB: 1 P: 9	R: 0 E: 0 K: 1 S: 9	H: 0 LOB: 0 BB: 0 P: 15	R: 0 E: 0 K: 0 S: 6	H: 1 LOB: 1 BB: 0 P: 13	R: 0 E: 0 K: 0 S: 4	H: 0 LOB: 0 BB: 0 P: 4	R: 0 E: 0 K: 1 S: 14	H: 2 LOB: 2 BB: 0 P: 16	1B: 6 2B: 1 3B: 0 HR: 1	SF: 0 SAC: 1 DP: 1 HBP: 0	WP: 0 PB: 0 SB: 0 CS: 0	PA: 35					
<b>PITCHER</b>	IP	WLS	BF	H	R	ER	SO	BB	IBB	HBP	BLK	WP	HR	S	P	ERA	WHIP										
Bud Smith, L ERA: 2.87	6.0	L	23	5	2	2	4	1	0	0	0	0	1	48	75	3.00	1.000										
Gene Stechschulte, R ERA: 4.34	1.0		4	1	0	0	0	0	0	0	0	0	0	6	13	0.00	1.000										
Luther Hackman, R ERA: 4.28	1.0		3	0	0	0	0	0	0	0	0	0	0	4	4	0.00	0.000										
Dave Veres, R ERA: 3.2	0.1		2	1	0	0	0	0	0	0	0	0	0	4	6	0.00	3.000										
Steve Kline, L ERA: 1.9	0.2		3	1	0	0	1	0	0	0	0	0	0	10	10	0.00	1.500										

AB	33
R	2
H	8
RBI	2
BB	1
SO	5
LOB	12



Batter	1	2	3	4	5	6	7	8	9	AB	R	H	RBI	BB	SO	LOB	BOTTOM										
Fernando Vina, L OBP: 0.352, SLG: 0.411	F8		G6-3			G3			F8	4	0	0	0	0	0	1	<b>Atlanta Braves @ St. Louis Cardinals</b> Busch Stadium, St. Louis, MO Thu Aug 02 2001, 7:10 PM CDT Att: 38,394 - Cloudy - 95 F										
Placido Polanco, R OBP: 0.373, SLG: 0.410	L6			5 1B SF8 BB		P2			1B	3	1	1	0	1	0	0											
5 Albert Pujols, R OBP: 0.399, SLG: 0.590	F9				G6-3 1B			F8		4	0	1	0	0	1	1											
Mark McGwire, R OBP: 0.323, SLG: 0.519		F9		SF8					K	3	0	0	1	0	2	1											
Craig Paquette, R OBP: 0.293, SLG: 0.443 15 Jim Edmonds, L OBP: 0.381, SLG: 0.480 (7, PH) (8, 8)	L7			G6-3 1-2f				G3		2	0	0	0	0	0	1											
J.D. Drew, L OBP: 0.422, SLG: 0.680 (8, 9)						K			G6-3	3	0	0	0	0	1	0											
Edgar Renteria, R OBP: 0.297, SLG: 0.344			G6-3						CS 1B	3	0	2	0	0	0	0											
Mike Matheny, R OBP: 0.301, SLG: 0.286			K						K	3	0	0	0	0	3	2											
Bud Smith, L ERA: 2.87 Bobby Bonilla, S OBP: 0.311, SLG: 0.396 Gene Stechschulte, R OBP: 0.376, SLG: 0.497 Luther Hackman, R OBP: 0.326, SLG: 0.357 Kerry Robinson, L OBP: 0.322, SLG: 0.349 Dave Veres, R OBP: 0.319, SLG: 0.399 Steve Kline, S ERA: 1.47								L5		1	0	1	0	0	0	0											
<b>Inning Stats</b>	R: 0 E: 0 K: 0 S: 4	H: 0 LOB: 0 BB: 0 P: 6	R: 0 E: 0 K: 0 S: 6	H: 0 LOB: 0 BB: 0 P: 10	R: 0 E: 0 K: 1 S: 11	H: 1 LOB: 1 BB: 0 P: 16	R: 1 E: 0 K: 0 S: 6	H: 1 LOB: 0 BB: 1 P: 11	R: 0 E: 0 K: 2 S: 9	H: 0 LOB: 0 BB: 0 P: 12	R: 0 E: 0 K: 0 S: 8	H: 0 LOB: 0 BB: 0 P: 11	R: 0 E: 0 K: 1 S: 9	H: 0 LOB: 0 BB: 0 P: 14	R: 0 E: 0 K: 2 S: 9	H: 1 LOB: 1 BB: 0 P: 13		R: 0 E: 0 K: 2 S: 13	H: 1 LOB: 1 BB: 0 P: 20	1B: 5 2B: 0 3B: 0 HR: 0	SF: 1 SAC: 0 DP: 1 HBP: 0	WP: 0 PB: 0 SB: 1 CS: 1	PA: 31				
<b>PITCHER</b>	IP	WLS	BF	H	R	ER	SO	BB	IBB	HBP	BLK	WP	HR	S	P	ERA	WHIP										
Tom Glavine, L ERA: 3.94	6.0	W	20	3	1	1	3	1	0	0	0	0	0	2	4	0.00	0.000										
29 John Smoltz, R ERA: 4.6	0.1	H	1	0	0	0	0	0	0	0	0	0	0	4	6	0.00	0.000										
Steve Reed, R ERA: 3.86	0.1	H	1	0	0	0	1	0	0	0	0	0	0	4	6	0.00	0.000										
Mike Remlinger, L ERA: 2.91	0.2	H	2	0	0	0	0	0	0	0	0	0	0	4	6	0.00	0.000										
Steve Karsay, R ERA: 1.47	1.2	S	7	2	0	0	4	0	0	0	0	0	0	21	31	0.00	1.200										

AB	29
R	1
H	5
RBI	1
BB	1
SO	8
LOB	7









Batter	1	2	3	4	5	6	7	8	9	AB	R	H	RBI	BB	SO	LOB	TOP								
<b>Luis Castillo, S</b> OBP: 0.364, SLG: 0.351	G1-3	G4-3			K		G4-6-3		G1-3	5	0	0	0	0	1	5									
<b>Alex Gonzalez, R</b> OBP: 0.321, SLG: 0.393	1B			K				F7		4	1	1	0	0	2	1									
<b>Cliff Floyd, L</b> OBP: 0.406, SLG: 0.647	BB	BB	G4-3		K			G4-3		3	1	0	0	1	1	0									
<b>Kevin Millar, R</b> OBP: 0.363, SLG: 0.530	BB							G5-3		4	1	1	1	0	1	0									
<b>Chad Mottola, R</b>	BB									0	0	0	0	0	0	0									
<b>Derrek Lee, R</b> OBP: 0.323, SLG: 0.465	BB				P6			G4-3		3	2	1	1	1	0	0									
<b>18 Jeff Abbott, R</b> OBP: 0.286, SLG: 0.308	G6-3				G4-3			F9		4	0	0	1	0	1	2									
<b>Dave Berg, R</b> OBP: 0.256, SLG: 0.358	1B				K			1B	HBP	BB															
<b>Mike Redmond, R</b> OBP: 0.398, SLG: 0.473								1B		2	1	1	0	1	0	0									
<b>Jesus Sanchez, L</b> OBP: 0.222, SLG: 0.222										2	0	0	0	0	0	0									
<b>John Mabry, L</b> OBP: 0.316, SLG: 0.375										1	0	1	0	0	0	0									
<b>Vladimir Nunez, R</b> OBP: 0.231, SLG: 0.091										1	0	1	0	0	0	0									
<b>Andy Fox, L</b> OBP: 0.231, SLG: 0.091										0	0	0	0	0	0	0									
<b>Antonio Alfonseca, R</b>										0	0	0	0	0	0	0									
<b>Inning Stats</b>	R: 4 E: 0 K: 0 S: 18	H: 3 LOB: 1 BB: 2 P: 31	R: 0 E: 0 K: 0 S: 7	H: 0 LOB: 0 BB: 0 P: 9	R: 0 E: 0 K: 2 S: 10	H: 0 LOB: 0 BB: 0 P: 14	R: 0 E: 0 K: 1 S: 8	H: 0 LOB: 0 BB: 0 P: 12	R: 0 E: 0 K: 2 S: 9	H: 1 LOB: 1 BB: 0 P: 12	R: 0 E: 0 K: 0 S: 15	H: 0 LOB: 0 BB: 0 P: 24	R: 0 E: 0 K: 0 S: 10	H: 1 LOB: 2 BB: 1 P: 17	R: 0 E: 0 K: 0 S: 10	H: 0 LOB: 0 BB: 0 P: 14	R: 2 E: 1 K: 1 S: 13	H: 2 LOB: 1 BB: 1 P: 24	1B: 5 2B: 1 3B: 0 HR: 1	SF: 0 SAC: 0 DP: 1 HBP: 1	WP: 0 PB: 0 SB: 0 CS: 0	PA: 37			
<b>PITCHER</b>	IP	WLS	BF	H	R	ER	SO	BB	IBB	HBP	BLK	WP	HR	S	P	ERA	WHIP								
<b>Andy Benes, R</b> ERA: 6.97	6.1		27	5	4	4	6	3	0	1	0	0	0	75	117	5.68	1.263								
<b>Luther Hackman, R</b> ERA: 4.05	0.2	1	0	0	0	0	0	0	0	0	0	0	0	2	2	0.00	0.000								
<b>Dave Veres, R</b> ERA: 3.21	1.1	L	5	1	1	1	1	0	0	0	0	0	0	16	23	6.75	0.750								
<b>T.J. Mathews, R</b> ERA: 4.94	0.2		4	1	1	0	0	1	0	0	0	0	0	7	15	0.00	3.000								

Florida Marlins @ St. Louis Cardinals  
Busch Stadium, St. Louis, MO

AB 32  
R 6  
H 7  
RBI 5  
BB 4  
SO 7  
LOB 9



WP: 0 PA: 37  
PB: 0  
SB: 0  
CS: 0

Batter	1	2	3	4	5	6	7	8	9	AB	R	H	RBI	BB	SO	LOB	BOTTOM								
<b>Edgar Renteria, R</b> OBP: 0.296, SLG: 0.342	G6-3		FC5-4		F8		K		FC6-4	5	0	1	0	0	1	1									
<b>Placido Polanco, R</b> OBP: 0.373, SLG: 0.412	F8		K		G6-3					4	0	1	0	0	1	2									
<b>5 Albert Pujols, R</b> OBP: 0.392, SLG: 0.593	1B		F9			G4-3	F9			4	1	2	0	0	0	3									
<b>Bobby Bonilla, S</b> OBP: 0.323, SLG: 0.382	P4		FC5-4		G4-3			F7		4	0	0	1	0	0	3									
<b>15 Jim Edmonds, L</b> OBP: 0.384, SLG: 0.480			K		G3		HR	F7		3	1	0	0	1	1	0									
<b>Craig Paquette, R</b> OBP: 0.300, SLG: 0.460					L8		HR	G5-3		4	1	2	2	0	0	0									
<b>Mike Matheny, R</b> OBP: 0.298, SLG: 0.283			K		F9		K		L8	3	0	0	0	0	2	1									
<b>Fernando Vina, L</b> OBP: 0.351, SLG: 0.412										1	0	0	0	0	0	0									
<b>Eli Marrero, R</b> OBP: 0.307, SLG: 0.465			G5-3			HR	P4		FC4-6	4	1	2	1	0	0	1									
<b>Andy Benes, R</b> ERA: 1.99										1	0	0	0	1	0	0									
<b>Luther Hackman, R</b> ERA: 2.76										0	0	0	0	0	0	0									
<b>Kerry Robinson, L</b> ERA: 2.76										0	0	0	0	0	0	0									
<b>Dave Veres, R</b>										0	0	0	0	0	0	0									
<b>T.J. Mathews, R</b>										0	0	0	0	0	0	0									
<b>J.D. Drew, L</b> OBP: 0.420, SLG: 0.670										1	0	0	0	0	0	1									
<b>Inning Stats</b>	R: 0 E: 0 K: 0 S: 9	H: 1 LOB: 1 BB: 0 P: 14	R: 0 E: 0 K: 2 S: 9	H: 1 LOB: 0 BB: 0 P: 14	R: 0 E: 0 K: 1 S: 11	H: 1 LOB: 2 BB: 1 P: 19	R: 0 E: 0 K: 0 S: 8	H: 0 LOB: 0 BB: 0 P: 12	R: 1 E: 0 K: 0 S: 7	H: 1 LOB: 0 BB: 0 P: 10	R: 3 E: 0 K: 1 S: 14	H: 2 LOB: 0 BB: 1 P: 26	R: 0 E: 0 K: 1 S: 8	H: 1 LOB: 1 BB: 0 P: 13	R: 0 E: 0 K: 0 S: 8	H: 0 LOB: 0 BB: 0 P: 14	R: 0 E: 0 K: 0 S: 6	H: 1 LOB: 1 BB: 0 P: 6	1B: 4 2B: 1 3B: 1 HR: 2	SF: 0 SAC: 0 DP: 0 HBP: 0	WP: 0 PB: 0 SB: 0 CS: 0	PA: 37			
<b>PITCHER</b>	IP	WLS	BF	H	R	ER	SO	BB	IBB	HBP	BLK	WP	HR	S	P	ERA	WHIP								
<b>Jesus Sanchez, L</b> ERA: 1.99	6.0		26	6	4	4	4	2	0	0	0	0	0	58	95	6.00	1.333								
<b>Vladimir Nunez, R</b> ERA: 2.76	2.0	W	7	1	0	0	1	0	0	0	0	0	0	16	27	0.00	0.500								
<b>Antonio Alfonseca, R</b> ERA: 2.22	1.0	S	4	1	0	0	0	0	0	0	0	0	0	6	6	0.00	1.000								

Florida Marlins @ St. Louis Cardinals  
Busch Stadium, St. Louis, MO

AB 35  
R 4  
H 8  
RBI 4  
BB 2  
SO 5  
LOB 12



WP: 0 PA: 37  
PB: 0  
SB: 0  
CS: 0



Batter	1	2	3	4	5	6	7	8	9	AB	R	H	RBI	BB	SO	LOB	TOP										
Luis Castillo, S (1.4)	L5		G5-3			G3-6-3 1B		G3-6-3 BB		3	0	1	0	1	0	0	<b>Florida Marlins @ St. Louis Cardinals</b> Busch Stadium, St. Louis, MO Sat Aug 04 2001, 7:10 PM CDT Att: 42,312 - Sunny - 89 F										
Alex Gonzalez, R (1.6)	G4-6-3 1B					F3		K		4	0	2	0	0	1	3											
John Mabry, L (1.9)	G4-6-3 1-2			L7		G3-6-3 1-2		G3-6-3 1-2		4	0	0	0	0	0	5											
Kevin Millar, R (1.7)		P6		K			1B 1B		G3 HBP	3	0	1	0	0	1	1											
Derrek Lee, R (1.3)		K		L9			1-2 1B		K	4	0	1	0	0	2	2											
Charles Johnson, R (1.2)							2-2 1B		G3 1-2	4	0	1	0	0	1	3											
18 Jeff Abbott, R (1.8)		G1-3					1-1 1B		P3	4	0	1	0	0	0	4											
Andy Fox, L (1.5)										3	0	0	0	0	1	3											
Ricky Bones, R (7.1)			G4-3							0	0	0	0	0	0	0											
A.J. Burnett, R (1.1)										2	0	0	0	0	1	1											
Armando Almanza, L (7.1)										0	0	0	0	0	0	0											
Dave Berg, R (7.5)										1	0	1	0	0	0	0											
<b>Inning Stats</b>	R: 0 E: 0 K: 0 S: 8	H: 1 LOB: 0 BB: 0 P: 11	R: 0 E: 0 K: 1 S: 11	H: 1 LOB: 1 BB: 0 P: 19	R: 0 E: 0 K: 0 S: 11	H: 0 LOB: 0 BB: 0 P: 16	R: 0 E: 0 K: 1 S: 9	H: 1 LOB: 1 BB: 0 P: 13	R: 0 E: 0 K: 3 S: 11	H: 1 LOB: 1 BB: 0 P: 18	R: 0 E: 0 K: 0 S: 12	H: 2 LOB: 2 BB: 0 P: 18	R: 0 E: 0 K: 1 S: 8	H: 1 LOB: 1 BB: 1 P: 16	R: 0 E: 0 K: 1 S: 10	H: 0 LOB: 1 BB: 0 P: 16	1B: 6 2B: 2 3B: 0 HR: 0	SF: 0 SAC: 0 DP: 3 HBP: 1	WP: 0 PB: 0 SB: 0 CS: 0	PA: 34							
<b>PITCHER</b>	IP	WLS	BF	H	R	ER	SO	BB	IBB	HBP	BLK	WP	HR	S	P	ERA	WHIP										
Woody Williams, R (1.1)	6.0	W	23	7	0	0	5	0	0	0	0	0	0	65	98	0.00	1.167										
Luther Hackman, R (7.1)	1.0	H	5	1	0	0	0	1	0	0	0	0	0	10	19	0.00	2.000										
Gene Stechschulte, R (8.1)	2.0	S	6	0	0	0	2	0	0	1	0	0	0	14	22	0.00	0.000										

Batter	1	2	3	4	5	6	7	8	9	AB	R	H	RBI	BB	SO	LOB	BOTTOM										
Fernando Vina, L (1.4)	F7	FC5-2		F8		F9		F7		5	0	0	0	0	0	6	<b>Florida Marlins @ St. Louis Cardinals</b> Busch Stadium, St. Louis, MO Sat Aug 04 2001, 7:10 PM CDT Att: 42,312 - Sunny - 89 F										
Placido Polanco, R (1.6)	F8	F7		FC6-4						4	1	1	0	0	0	4											
J.D. Drew, L (1.9)	K									3	0	1	0	1	2	1											
5 Albert Pujols, R (1.3)										4	1	1	1	0	0	3											
15 Jim Edmonds, L (1.8)										0	1	0	1	3	0	0											
Craig Parquette, R (1.5)										4	0	2	0	0	0	3											
Eli Marrero, R (1.2)										3	0	1	1	1	0	2											
Kerry Robinson, L (1.7)										3	0	0	0	0	0	1											
Woody Williams, R (1.1)										2	0	1	0	1	1	3											
Luther Hackman, R (7.1)										0	0	0	0	0	0	0											
Gene Stechschulte, R (8.1)										0	0	0	0	0	0	0											
Edgar Renteria, R (8.6)										0	0	0	0	1	0	0											
<b>Inning Stats</b>	R: 0 E: 0 K: 1 S: 12	H: 0 LOB: 0 BB: 0 P: 15	R: 2 E: 0 K: 1 S: 15	H: 3 LOB: 3 BB: 1 P: 27	R: 0 E: 0 K: 0 S: 10	H: 1 LOB: 2 BB: 2 P: 23	R: 0 E: 0 K: 0 S: 8	H: 0 LOB: 1 BB: 1 P: 15	R: 0 E: 0 K: 0 S: 7	H: 1 LOB: 1 BB: 1 P: 15	R: 1 E: 1 K: 1 S: 16	H: 1 LOB: 1 BB: 0 P: 24	R: 0 E: 0 K: 0 S: 6	H: 0 LOB: 1 BB: 1 P: 12	R: 0 E: 0 K: 0 S: 6	H: 0 LOB: 1 BB: 1 P: 12	1B: 5 2B: 1 3B: 0 HR: 1	SF: 1 SAC: 0 DP: 1 HBP: 1	WP: 0 PB: 0 SB: 1 CS: 0	PA: 37							
<b>PITCHER</b>	IP	WLS	BF	H	R	ER	SO	BB	IBB	HBP	BLK	WP	HR	S	P	ERA	WHIP										
A.J. Burnett, R (1.1)	6.0	L	28	6	2	2	2	6	0	1	0	0	0	61	112	3.00	2.000										
Armando Almanza, L (7.1)	0.2		4	1	1	0	1	0	0	0	0	0	0	15	23	0.00	1.500										
Ricky Bones, R (7.1)	1.1		5	0	0	0	0	1	0	0	0	0	0	7	13	0.00	0.750										

AB	32
R	0
H	8
RBI	0
BB	1
SO	7
LOB	22



AB	28
R	3
H	7
RBI	3
BB	7
SO	3
LOB	23





Batter	1	2	3	4	5	6	7	8	9	AB	R	H	RBI	BB	SO	LOB	TOP								
<b>Luis Castillo, S</b> OBP: 0.366, SLG: 0.359 (1, 4)	1-2 CS 1B	3-1 FC6			1-2 G6-3		3-2 HR		1-0 F8	5	1	2	1	0	0	2	<b>Florida Marlins @ St. Louis Cardinals</b> Busch Stadium, St. Louis, MO Sun Aug 05 2001, 1:10 PM CDT Att: 33,711 - Sunny - 93 F  <b>livebaseballscorecards.com</b>								
<b>Alex Gonzalez, R</b> OBP: 0.321, SLG: 0.397 (1, 6)	1-3 K		1-1 1B 2B		0-0 G6-3		1-2 P4		1-2 G6-3	5	1	1	0	0	1	1									
<b>John Mabry, L</b> OBP: 0.307, SLG: 0.384 (1, 9)	1-0 HR		2-3 K		1-1 G3		0-0 F8			4	1	1	1	0	1	1									
<b>Kevin Millar, R</b> OBP: 0.370, SLG: 0.528 <b>18 Jeff Abbott, R</b> OBP: 0.276, SLG: 0.294 (7, 8)	4-1 BB		2-2 G4-6-3 1B		4-2 BB BB		0-0 G5-3			2	1	1	1	2	0	0									
<b>Derrek Lee, R</b> OBP: 0.319, SLG: 0.457 (1, 3)	2-0 F9		2-1 G4-6-3		2-3 K		0-1 G5-3			4	0	0	0	0	1	3									
<b>Chad Mottola, R</b> (1, 8) (7, 7)		1-0 G4-3		2-1 F7		4-2 PB BB		0-1 F9		3	1	0	0	1	0	0									
<b>Dave Berg, R</b> OBP: 0.277, SLG: 0.387 (1, 5)		4-1 1B BB		2-2 2B		2-2 F8		1-1 2B		3	0	2	0	1	0	1									
<b>Mike Redmond, R</b> OBP: 0.402, SLG: 0.469 (1, 2)		2-2 FC6 1B		3-3 K		4-2 BB		1-1 G4-3		3	0	1	0	1	1	2									
<b>Ryan Dempster, R</b> OBP: 0.087, SLG: 0.089 <b>Armando Almanza, L</b> (8, 1) <b>Mike Lowell, R</b> OBP: 0.307, SLG: 0.468 (9, PH) <b>Antonio Alfonseca, R</b> (9, 1)		0-0 B2		0-1 F8		0-2 P6		1-0 F9		3	0	0	0	0	0	4									
<b>Inning Stats</b>	R: 1 E: 0 K: 1 S: 10	H: 2 LOB: 1 BB: 1 P: 19	R: 0 E: 0 K: 0 S: 8	H: 1 LOB: 2 BB: 1 P: 18	R: 1 E: 0 K: 1 S: 11	H: 2 LOB: 0 BB: 0 P: 18	R: 0 E: 0 K: 1 S: 13	H: 1 LOB: 1 BB: 0 P: 20	R: 0 E: 0 K: 0 S: 6	H: 0 LOB: 0 BB: 0 P: 8	R: 2 E: 1 K: 1 S: 17	H: 0 LOB: 1 BB: 3 P: 33	R: 1 E: 0 K: 0 S: 11	H: 1 LOB: 0 BB: 0 P: 15	R: 0 E: 0 K: 0 S: 8	H: 1 LOB: 1 BB: 0 P: 10		R: 0 E: 0 K: 0 S: 5	H: 0 LOB: 0 BB: 0 P: 8	1B: 3 2B: 3 3B: 0 HR: 2	SF: 0 SAC: 0 DP: 1 HBP: 0	WP: 0 PB: 1 SB: 0 CS: 1	PA: 38		
<b>PITCHER</b>	IP	WLS	BF	H	R	ER	SO	BB	IBB	HBP	BLK	WP	HR	S	P	ERA	WHIP								
<b>Dustin Hermanson, R</b> ERA: 4.42 (1, 1)	6.0	L	27	6	4	2	4	5	0	0	0	0	1	65	116	3.00	1.833								
<b>Mike Matthews, L</b> ERA: 3.84 (7, 1)	1.0		4	1	1	1	0	0	0	0	0	0	1	11	15	9.00	1.000								
<b>T.J. Mathews, R</b> ERA: 4.68 (8, 1)	1.1		5	1	0	0	0	0	0	0	0	0	0	9	12	0.00	0.750								
<b>Steve Kline, L</b> ERA: 1.87 (9, 1)	0.2		2	0	0	0	0	0	0	0	0	0	0	4	6	0.00	0.000								

Batter	1	2	3	4	5	6	7	8	9	AB	R	H	RBI	BB	SO	LOB	BOTTOM								
<b>Fernando Vina, L</b> OBP: 0.351, SLG: 0.410 (1, 4)	1-1 G6-4-3 1B		0-0 E5 1B		2-0 P4		1-1 1B			4	0	3	1	0	0	1	<b>Florida Marlins @ St. Louis Cardinals</b> Busch Stadium, St. Louis, MO Sun Aug 05 2001, 1:10 PM CDT Att: 33,711 - Sunny - 93 F  <b>livebaseballscorecards.com</b>								
<b>Placido Polanco, R</b> OBP: 0.376, SLG: 0.412 (1, 5)	1-0 G6-4-3		2-2 G6-3		3-2 2B		2-3 3H 1B		1-2 G6-3	4	0	1	0	0	0	3									
<b>J.D. Drew, L</b> OBP: 0.415, SLG: 0.654 (1, 9)	3-1 G3			3-2 L8		0-0 F7		1-0 P6		4	0	0	0	0	0	1									
<b>Mark McGwire, R</b> OBP: 0.317, SLG: 0.508 (1, 3)		1-3 K		1-3 K		0-1 P4		1-3 K		4	0	0	0	0	3	1									
<b>15 Jim Edmonds, L</b> OBP: 0.384, SLG: 0.474 (1, 8)		0-1 F7		1-0 G6-3		2-3 K		1-2 G3		4	0	0	0	0	1	1									
<b>5 Albert Pujols, R</b> OBP: 0.392, SLG: 0.598 (1, 7)		1-1 2B			4-0 SH1-3 1B G6-3 BB		1-0 P4		3-2 G5-3	3	1	1	0	1	0	0									
<b>Edgar Renteria, R</b> OBP: 0.303, SLG: 0.347 (1, 6)		3-3 K		0-0 G6-3 SH1-3 1B		2-2 1B 2B 1B		2-2 G6-4-3 1B		4	1	3	0	0	1	1									
<b>Mike Matheny, R</b> OBP: 0.299, SLG: 0.285 <b>Kerry Robinson, L</b> OBP: 0.326, SLG: 0.347 (9, PH)			1-1 G1		0-0 SH1-3		1-0 2B 1B		1-2 G6-4-3	2	1	1	0	0	0	0									
<b>Dustin Hermanson, R</b> OBP: 0.156, SLG: 0.140 <b>Mike Matthews, L</b> OBP: 0.071, SLG: 0.071 <b>Craig Paquette, R</b> OBP: 0.307, SLG: 0.468 <b>T.J. Mathews, R</b> <b>Steve Kline, S</b> (9, 1)			1-3 K		0-0 G6-3		1-2 1B 2B			2	0	0	1	0	1	1									
<b>Inning Stats</b>	R: 0 E: 0 K: 0 S: 5	H: 1 LOB: 0 BB: 0 P: 10	R: 0 E: 0 K: 2 S: 10	H: 1 LOB: 0 BB: 0 P: 15	R: 0 E: 1 K: 1 S: 9	H: 1 LOB: 1 BB: 0 P: 13	R: 0 E: 0 K: 1 S: 8	H: 0 LOB: 0 BB: 0 P: 13	R: 1 E: 0 K: 0 S: 4	H: 1 LOB: 1 BB: 1 P: 10	R: 0 E: 0 K: 1 S: 9	H: 1 LOB: 1 BB: 0 P: 14	R: 2 E: 0 K: 0 S: 13	H: 4 LOB: 1 BB: 0 P: 20	R: 0 E: 0 K: 1 S: 7	H: 0 LOB: 0 BB: 0 P: 10		R: 0 E: 0 K: 0 S: 16	H: 1 LOB: 0 BB: 0 P: 22	1B: 7 2B: 3 3B: 0 HR: 0	SF: 0 SAC: 1 DP: 2 HBP: 0	WP: 0 PB: 0 SB: 0 CS: 0	PA: 35		
<b>PITCHER</b>	IP	WLS	BF	H	R	ER	SO	BB	IBB	HBP	BLK	WP	HR	S	P	ERA	WHIP								
<b>Ryan Dempster, R</b> ERA: 3.98 (1, 1)	7.0	W	29	3	3	3	5	1	0	0	0	0	0	7	10	0.00	0.000								
<b>Armando Almanza, L</b> ERA: 3.0 (8, 1)	1.0	H	3	0	0	0	1	0	0	0	0	0	0	7	10	0.00	0.000								
<b>Antonio Alfonseca, R</b> ERA: 2.17 (9, 1)	1.0	S	3	1	0	0	0	0	0	0	0	0	0	16	22	0.00	1.000								

AB 33  
R 5  
H 8  
RBI 3  
BB 5  
SO 4  
LOB 14



AB 33  
R 3  
H 10  
RBI 3  
BB 1  
SO 6  
LOB 10





Batter	1	2	3	4	5	6	7	8	9	AB	R	H	RBI	BB	SO	LOB	TOP					
Fernando Vina, L (1,4) OBP: 0.348, SLG: 0.406			G1-3		F8		G6-3			4	0	0	0	0	1	0	<b>St. Louis Cardinals @ Montreal Expos</b> Olympic Stadium, Montreal, QB Tue Aug 07 2001, 7:05 PM EDT Alt. 7,760 - Dome - 72 F  livebaseballscores.com					
Placido Polanco, R (1,5) OBP: 0.369, SLG: 0.410			E4 2B		E4		FC5-4 1B			4	1	1	0	0	0	0						
J.D. Drew, L (1,9) OBP: 0.419, SLG: 0.665 Craig Paquette, R (4,9) OBP: 0.304, SLG: 0.463			E7 1-H 2B		K		FC5-4 1-2			2	0	2	0	0	0	0						
Mark McGwire, R (1,3) OBP: 0.312, SLG: 0.497			K				F2			2	0	0	0	0	1	2						
15 Jim Edmonds, L (1,8) OBP: 0.382, SLG: 0.480		F7								4	0	0	0	0	3	3						
5 Albert Pujols, R (1,7) OBP: 0.393, SLG: 0.604										4	1	1	1	0	1	0						
Edgar Renteria, R (1,6) OBP: 0.303, SLG: 0.344										4	1	2	1	0	2	0						
Mike Matheny, R (1,2) OBP: 0.296, SLG: 0.281										3	0	0	0	0	0	1						
Darryl Kile, R (1,1) OBP: 0.175, SLG: 0.222										3	0	0	0	0	1	0						
<b>Inning Stats</b>	R: 0 H: 1 E: 0 K: 2 S: 9	H: 1 LOB: 1 BB: 0 P: 14	R: 1 H: 1 E: 0 K: 0 S: 10	H: 1 LOB: 0 BB: 1 P: 19	R: 1 H: 1 E: 2 K: 1 S: 11	H: 1 LOB: 1 BB: 0 P: 14	R: 1 H: 2 E: 0 K: 0 S: 9	H: 0 LOB: 0 BB: 0 P: 12	R: 0 H: 0 E: 1 K: 2 S: 9	H: 0 LOB: 1 BB: 0 P: 11	R: 0 H: 0 E: 0 K: 1 S: 8	H: 0 LOB: 0 BB: 0 P: 10	R: 0 H: 0 E: 0 K: 1 S: 7	H: 0 LOB: 0 BB: 0 P: 7	R: 0 H: 1 E: 0 K: 0 S: 10	H: 1 LOB: 1 BB: 0 P: 11	R: 0 H: 0 E: 0 K: 2 S: 10	H: 0 LOB: 0 BB: 0 P: 15	1B: 2 2B: 3 3B: 0 HR: 2	SF: 0 SAC: 0 DP: 2 HBP: 0	WP: 0 PB: 0 SB: 0 CS: 0	PA: 34
<b>PITCHER</b> Javier Vazquez, R (1,1) ERA: 4.22	IP: 9.0 WLS: L BF: 34	H: 6 R: 3 ER: 2 SO: 10	BB: 1 IBB: 0 HBP: 0 BLK: 0	WP: 0 HR: 2 S: 83 P: 113	ERA: 2.00 WHIP: 0.778	<b>PITCHER</b>																

Batter	1	2	3	4	5	6	7	8	9	AB	R	H	RBI	BB	SO	LOB	BOTTOM					
Peter Bergeron, L (1,8) OBP: 0.300, SLG: 0.314			K2-3							4	1	0	0	0	1	2	<b>St. Louis Cardinals @ Montreal Expos</b> Olympic Stadium, Montreal, QB Tue Aug 07 2001, 7:05 PM EDT Alt. 7,760 - Dome - 72 F  livebaseballscores.com					
Jose Vidro, S (1,4) OBP: 0.395, SLG: 0.536										4	0	2	1	0	0	0						
Vladimir Guerrero, R (1,9) OBP: 0.389, SLG: 0.666										4	0	0	0	0	2	1						
Lee Stevens, L (1,3) OBP: 0.325, SLG: 0.437		P6								4	0	0	0	0	1	2						
Orlando Cabrera, R (1,6) OBP: 0.299, SLG: 0.383										3	0	0	0	0	0	0						
Geoff Blum, S (1,5) OBP: 0.331, SLG: 0.359										3	0	1	0	0	0	0						
Michael Barrett, R (1,2) OBP: 0.285, SLG: 0.359										2	0	0	0	1	0	1						
Brad Wilkerson, L (1,7) OBP: 0.302, SLG: 0.370										3	0	0	0	0	1	1						
Javier Vazquez, R (1,1) OBP: 0.289, SLG: 0.318 Mike Mordecai, R (9,PH) OBP: 0.308, SLG: 0.361										1	0	1	0	0	0	0						
										1	0	0	0	0	0	0						
<b>Inning Stats</b>	R: 0 H: 0 E: 0 K: 1 S: 7	H: 0 LOB: 0 BB: 0 P: 11	R: 0 H: 0 E: 0 K: 0 S: 11	H: 0 LOB: 0 BB: 0 P: 15	R: 0 H: 0 E: 0 K: 1 S: 12	H: 0 LOB: 1 BB: 1 P: 22	R: 0 H: 0 E: 0 K: 1 S: 7	H: 0 LOB: 0 BB: 0 P: 12	R: 0 H: 0 E: 0 K: 1 S: 4	H: 0 LOB: 0 BB: 0 P: 6	R: 1 H: 2 E: 0 K: 1 S: 10	H: 2 LOB: 1 BB: 0 P: 13	R: 0 H: 0 E: 0 K: 1 S: 11	H: 0 LOB: 0 BB: 0 P: 16	R: 0 H: 1 E: 0 K: 0 S: 8	H: 1 LOB: 0 BB: 0 P: 12	R: 0 H: 1 E: 1 K: 0 S: 10	H: 1 LOB: 2 BB: 0 P: 17	1B: 2 2B: 2 3B: 0 HR: 0	SF: 0 SAC: 1 DP: 1 HBP: 0	WP: 0 PB: 0 SB: 0 CS: 0	PA: 31
<b>PITCHER</b> Darryl Kile, R (1,1) ERA: 2.87	IP: 9.0 WLS: W BF: 31	H: 4 R: 1 ER: 1 SO: 5	BB: 1 IBB: 0 HBP: 0 BLK: 0	WP: 0 HR: 0 S: 80 P: 124	ERA: 1.00 WHIP: 0.556	<b>PITCHER</b>																







Batter	1	2	3	4	5	6	7	8	9	AB	R	H	RBI	BB	SO	LOB	TOP					
<b>Fernando Vina, L</b> OBP: 0.353, SLG: 0.410 (1, 4)	G6-3		FC6-4 1B		F9	G4-3 E 1B		F8		5	0	2	0	0	0	0	<b>St. Louis Cardinals @ Montreal Expos</b> Olympic Stadium, Montreal, QB Thu Aug 09 2001, 7:05 PM EDT Att. 7,166 - Dome - 72 F					
<b>Placido Polanco, R</b> OBP: 0.367, SLG: 0.408 (1, 5)	L5		FC6-4 5 F8 1B 1-2		5 BB 1B 1B	E5 G4-3 1-2		F9		5	2	1	0	0	0	2						
<b>Kerry Robinson, L</b> OBP: 0.346, SLG: 0.374 (1, 8)	5 2B 2B		1B 1-2		5 BB 1B 1B	G4-3 1-2 2-3		5 2B 1B		5	3	4	0	0	0	2						
<b>5 Albert Pujols, R</b> OBP: 0.395, SLG: 0.605 (1, 3)	2H 2B		F8 2-3		1B SF8 BB	F9		5 2B 1B		4	2	2	2	1	0	4						
<b>Craig Paquette, R</b> OBP: 0.308, SLG: 0.463 (1, 9)	K		1-2 3H 1B		1-3 2H 3H 2B 1B			G6-3 2-3		5	1	2	3	0	2	2						
<b>Edgar Renteria, R</b> OBP: 0.304, SLG: 0.352 (1, 6)		HR	G5-3		SF8					3	1	1	2	1	1	2						
<b>Mike Matheny, R</b> OBP: 0.293, SLG: 0.283 (1, 2)		G1-3			G5-3	1-2 2B				5	0	1	1	0	1	1						
<b>29 Stubby Clapp, L</b> OBP: 0.150, SLG: 0.200 (8, PH)		G6-3			G4-3	G1-3				3	0	0	0	0	0	1						
<b>Eli Marrero, R</b> OBP: 0.306, SLG: 0.457 (8, 7)								F8		1	0	0	0	0	0	0						
<b>Matt Morris, R</b> OBP: 0.137, SLG: 0.140 (1, 1)								G6-3		3	0	0	0	0	2	0						
<b>Mike Matthews, L</b> OBP: 0.071, SLG: 0.071 (7, 1)										0	0	0	0	0	0	0						
<b>Bobby Bonilla, S</b> OBP: 0.323, SLG: 0.383 (8, PH)										1	0	0	0	0	0	0						
<b>Gene Stechschulte, R</b> OBP: 0.750, SLG: 1.667 (8, 1)										0	0	0	0	0	0	0						
<b>Steve Kline, S</b> (9, 1)										0	0	0	0	0	0	0						
<b>Inning Stats</b>	R: 1 E: 0 K: 1 S: 15	H: 2 LOB: 1 BB: 0 P: 20	R: 1 E: 0 K: 1 S: 9	H: 1 LOB: 0 BB: 0 P: 15	R: 1 E: 0 K: 0 S: 9	H: 3 LOB: 2 BB: 0 P: 10	R: 0 E: 0 K: 0 S: 5	H: 0 LOB: 0 BB: 0 P: 7	R: 4 E: 0 K: 1 S: 11	H: 4 LOB: 1 BB: 1 P: 15	R: 0 E: 1 K: 1 S: 7	H: 1 LOB: 2 BB: 0 P: 10	R: 0 E: 0 K: 3 S: 9	H: 0 LOB: 0 BB: 0 P: 11	R: 0 E: 0 K: 0 S: 7	H: 0 LOB: 0 BB: 0 P: 11	R: 2 E: 0 K: 0 S: 17	H: 2 LOB: 1 BB: 1 P: 30	1B: 8 2B: 4 3B: 0 HR: 1	SF: 1 SAC: 0 DP: 0 HBP: 0	WP: 0 PB: 1 SB: 3 CS: 0	PA: 43
<b>PITCHER</b>	IP WLS BF H R ER SO BB IBB HBP BLK WP HR S P ERA WHIP																					
<b>Tomo Ohka, R</b> ERA: 6.54 (1, 1)	4.2 L 25 10 7 7 2 1 0 0 0 0 0 1 48 66 13.50 2.357																					
<b>Britt Reames, R</b> ERA: 5.77 (5, 1)	2.1 9 1 0 0 4 0 0 0 0 0 0 0 17 22 0.00 0.429																					
<b>Joey Eischen, L</b> ERA: 5.79 (8, 1)	1.0 3 0 0 0 0 0 0 0 0 0 0 0 7 11 0.00 0.000																					
<b>Scott Strickland, R</b> ERA: 3.88 (9, 1)	1.0 6 2 2 1 0 1 0 0 0 0 0 0 17 30 9.00 3.000																					

AB 40  
R 9  
H 13  
RBI 8  
BB 2  
SO 6  
LOB 14



Batter	1	2	3	4	5	6	7	8	9	AB	R	H	RBI	BB	SO	LOB	BOTTOM					
<b>Peter Bergeron, L</b> OBP: 0.297, SLG: 0.311 (1, 8)	K		FC1-5 S 2B 2-3		L6		G4-3	K2-3		5	1	0	0	0	2	2	<b>St. Louis Cardinals @ Montreal Expos</b> Olympic Stadium, Montreal, QB Thu Aug 09 2001, 7:05 PM EDT Att. 7,166 - Dome - 72 F					
<b>Mike Mordecai, R</b> OBP: 0.328, SLG: 0.416 (1, 4)	FC4-6 1B		1-2 H 2B		G6-3		HR	1B		5	2	4	1	0	0	0						
<b>Vladimir Guerrero, R</b> OBP: 0.387, SLG: 0.687 (1, 9)	FC4-6 S 1-2		F9		2-0 S		1-2 H HR	1B		5	1	2	3	0	0	2						
<b>Lee Stevens, L</b> OBP: 0.324, SLG: 0.435 (1, 3)	K				K		K			5	1	1	0	0	4	2						
<b>Orlando Cabrera, R</b> OBP: 0.305, SLG: 0.393 (1, 6)		G6-3			G4-3 WP 2B		F9-3 1B	2H 2B		5	1	4	1	0	0	0						
<b>Geoff Blum, S</b> OBP: 0.327, SLG: 0.368 (1, 5)		K			G4-3		F9-3 1-2	K		5	0	0	0	0	2	4						
<b>Randy Knorr, R</b> OBP: 0.307, SLG: 0.372 (1, 2)		G6-3			WP BB BB		1B			3	0	1	0	1	1	0						
<b>Brad Wilkerson, L</b> OBP: 0.309, SLG: 0.351 (1, 7)			FC1-5 SH1-4 BB		WP BB		G4-3			2	0	0	0	2	0	1						
<b>Tomo Ohka, S</b> ERA: 3.47 (1, 1)							G6-3			1	0	0	0	0	1	2						
<b>Britt Reames, R</b> ERA: 3.8 (5, 1)										0	0	0	0	0	0	0						
<b>Fernando Segura, S</b> OBP: 0.244, SLG: 0.250 (7, PH)										1	0	0	0	0	0	0						
<b>Joey Eischen, L</b> ERA: 5.79 (8, 1)										0	0	0	0	0	0	0						
<b>Mark Smith, R</b> OBP: 0.331, SLG: 0.423 (8, PH)										0	0	0	0	1	0	0						
<b>Scott Strickland, R</b> ERA: 3.88 (9, 1)										0	0	0	0	0	0	0						
<b>Inning Stats</b>	R: 0 E: 0 K: 2 S: 11	H: 1 LOB: 1 BB: 0 P: 16	R: 0 E: 0 K: 1 S: 6	H: 0 LOB: 0 BB: 0 P: 8	R: 1 E: 0 K: 0 S: 11	H: 1 LOB: 1 BB: 1 P: 18	R: 1 E: 0 K: 2 S: 8	H: 1 LOB: 2 BB: 2 P: 19	R: 0 E: 0 K: 1 S: 9	H: 1 LOB: 1 BB: 0 P: 16	R: 0 E: 0 K: 0 S: 8	H: 2 LOB: 1 BB: 0 P: 14	R: 3 E: 0 K: 1 S: 14	H: 4 LOB: 1 BB: 0 P: 19	R: 0 E: 0 K: 2 S: 9	H: 0 LOB: 1 BB: 1 P: 15	R: 1 E: 1 K: 1 S: 15	H: 2 LOB: 1 BB: 0 P: 21	1B: 6 2B: 6 3B: 0 HR: 1	SF: 0 SAC: 1 DP: 1 HBP: 0	WP: 1 PB: 0 SB: 3 CS: 0	PA: 42
<b>PITCHER</b>	IP WLS BF H R ER SO BB IBB HBP BLK WP HR S P ERA WHIP																					
<b>Matt Morris, R</b> ERA: 3.47 (1, 1)	6.2 W 32 10 5 5 6 3 0 0 0 0 0 0 3 64 105 6.75 1.950																					
<b>Mike Matthews, L</b> ERA: 3.8 (7, 1)	0.1 H 1 0 0 0 1 0 0 0 0 0 0 0 3 5 0.00 0.000																					
<b>Gene Stechschulte, R</b> ERA: 4.15 (8, 1)	1.1 H 6 1 1 1 2 1 0 0 0 0 0 0 14 21 6.75 1.500																					
<b>Steve Kline, L</b> ERA: 1.82 (9, 1)	0.2 3 1 0 0 1 0 0 0 0 0 0 0 10 15 0.00 1.500																					

AB 37  
R 6  
H 12  
RBI 5  
BB 4  
SO 10  
LOB 13









Batter	1	2	3	4	5	6	7	8	9	AB	R	H	RBI	BB	SO	LOB	TOP							
Fernando Vina, L OBP: 0.349, SLG: 0.406 (1, 4)	F8		P6				G6-3		G6-3	5	0	1	0	0	0	0								
Placido Polanco, R OBP: 0.367, SLG: 0.413 (1, 5)	K		L8				FC4-6 1B		G6-3	5	1	1	0	0	0	1								
Mark McGwire, R OBP: 0.310, SLG: 0.505 (1, 3)	K									4	2	1	2	0	1	1								
5 Albert Pujols, R OBP: 0.400, SLG: 0.612 (1, 7)		K								3	1	2	1	1	1	0								
15 Jim Edmonds, L OBP: 0.377, SLG: 0.478 (1, 8)		1B								4	0	1	0	0	0	4								
Craig Paquette, R OBP: 0.309, SLG: 0.457 (1, 9)										4	0	2	1	0	0	1								
Edgar Renteria, R OBP: 0.304, SLG: 0.363 (1, 6)		K								4	1	1	0	0	2	2								
Mike Matheny, R OBP: 0.293, SLG: 0.293 (1, 2)		F8								4	1	1	2	0	1	2								
Dustin Hermanson, R OBP: 0.146, SLG: 0.130 Gene Stechschulte, R OBP: 0.750, SLG: 1.667 Bobby Bonilla, S OBP: 0.331, SLG: 0.380 Steve Kline, S Dave Veres, R (1, 1) (7, 1) (9, PH) (9, 1) (9, 1)			G6-3							3	0	0	0	0	2	0								
<b>Inning Stats</b>	R: 0 E: 0 K: 2 S: 8	H: 0 LOB: 0 BB: 0 P: 15	R: 0 E: 0 K: 2 S: 11	H: 2 LOB: 2 BB: 0 P: 18	R: 0 E: 0 K: 0 S: 5	H: 0 LOB: 0 BB: 0 P: 6	R: 4 E: 1 K: 1 S: 17	H: 4 LOB: 0 BB: 0 P: 25	R: 2 E: 0 K: 0 S: 11	H: 3 LOB: 1 BB: 0 P: 21	R: 0 E: 0 K: 0 S: 9	H: 0 LOB: 0 BB: 0 P: 11	R: 0 E: 0 K: 1 S: 7	H: 1 LOB: 2 BB: 1 P: 12	R: 0 E: 0 K: 0 S: 7	H: 0 LOB: 0 BB: 0 P: 11	R: 0 E: 0 K: 0 S: 9	H: 0 LOB: 0 BB: 0 P: 12	1B: 6 2B: 2 3B: 0 HR: 2	SF: 0 SAC: 0 DP: 0 HBP: 0	WP: 1 PB: 0 SB: 1 CS: 0	PA: 38		
<b>PITCHER</b>	IP WLS BF H R ER SO BB IBB HBP BLK WP HR S P ERA WHIP	IP WLS BF H R ER SO BB IBB HBP BLK WP HR S P ERA WHIP	IP WLS BF H R ER SO BB IBB HBP BLK WP HR S P ERA WHIP	IP WLS BF H R ER SO BB IBB HBP BLK WP HR S P ERA WHIP	IP WLS BF H R ER SO BB IBB HBP BLK WP HR S P ERA WHIP	IP WLS BF H R ER SO BB IBB HBP BLK WP HR S P ERA WHIP	IP WLS BF H R ER SO BB IBB HBP BLK WP HR S P ERA WHIP	IP WLS BF H R ER SO BB IBB HBP BLK WP HR S P ERA WHIP	IP WLS BF H R ER SO BB IBB HBP BLK WP HR S P ERA WHIP	IP WLS BF H R ER SO BB IBB HBP BLK WP HR S P ERA WHIP	IP WLS BF H R ER SO BB IBB HBP BLK WP HR S P ERA WHIP	IP WLS BF H R ER SO BB IBB HBP BLK WP HR S P ERA WHIP	IP WLS BF H R ER SO BB IBB HBP BLK WP HR S P ERA WHIP	IP WLS BF H R ER SO BB IBB HBP BLK WP HR S P ERA WHIP	IP WLS BF H R ER SO BB IBB HBP BLK WP HR S P ERA WHIP	IP WLS BF H R ER SO BB IBB HBP BLK WP HR S P ERA WHIP	IP WLS BF H R ER SO BB IBB HBP BLK WP HR S P ERA WHIP	IP WLS BF H R ER SO BB IBB HBP BLK WP HR S P ERA WHIP	IP WLS BF H R ER SO BB IBB HBP BLK WP HR S P ERA WHIP	IP WLS BF H R ER SO BB IBB HBP BLK WP HR S P ERA WHIP	IP WLS BF H R ER SO BB IBB HBP BLK WP HR S P ERA WHIP	IP WLS BF H R ER SO BB IBB HBP BLK WP HR S P ERA WHIP	IP WLS BF H R ER SO BB IBB HBP BLK WP HR S P ERA WHIP	IP WLS BF H R ER SO BB IBB HBP BLK WP HR S P ERA WHIP

St. Louis Cardinals @ New York Mets  
Shea Stadium, Flushing, NY  
Sat Aug 11 2001, 1:15 PM EDT  
Att: 38,837 - Cloudy - 76 F

AB	37
R	6
H	10
RBI	6
BB	1
SO	8
LOB	11



Batter	1	2	3	4	5	6	7	8	9	AB	R	H	RBI	BB	SO	LOB	BOTTOM							
Joe McEwing, R OBP: 0.367, SLG: 0.484 (1, 7)	F8	SF7		F7			F9		F7	4	0	0	1	0	0	0								
Edgardo Alfonzo, R OBP: 0.313, SLG: 0.410 (1, 4)	1B	F7		G5-3						5	0	3	0	0	0	1								
Matt Lawton, L OBP: 0.392, SLG: 0.427 (1, 9)				P4						4	0	1	0	1	2	1								
31 Mike Piazza, R OBP: 0.371, SLG: 0.558 (1, 2)										4	1	1	0	1	1	2								
Robin Ventura, L OBP: 0.362, SLG: 0.422 (1, 5)				F7						4	0	0	0	1	1	3								
Todd Zeile, R OBP: 0.354, SLG: 0.369 (1, 3)				WP						3	1	2	1	1	0	3								
Jay Payton, R OBP: 0.287, SLG: 0.351 (1, 8)										4	1	3	1	0	0	1								
Rey Ordenez, R OBP: 0.286, SLG: 0.313 Lenny Harris, L OBP: 0.258, SLG: 0.250 Donne Wall, R (1, 6) (9, PH) (9, 1)										2	0	1	0	1	0	1								
Glendon Rusch, L OBP: 0.098, SLG: 0.075 Grant Roberts, R Desi Relaford, S OBP: 0.355, SLG: 0.436 (1, 1) (5, 1) (9, PH) (9, 6)										1	0	0	0	0	1	0								
<b>Inning Stats</b>	R: 0 E: 0 K: 0 S: 15	H: 2 LOB: 3 BB: 2 P: 30	R: 1 E: 0 K: 1 S: 8	H: 2 LOB: 1 BB: 0 P: 13	R: 1 E: 0 K: 0 S: 14	H: 3 LOB: 3 BB: 1 P: 24	R: 0 E: 0 K: 1 S: 7	H: 0 LOB: 0 BB: 0 P: 11	R: 1 E: 1 K: 1 S: 13	H: 2 LOB: 1 BB: 0 P: 17	R: 0 E: 0 K: 2 S: 12	H: 1 LOB: 1 BB: 0 P: 18	R: 0 E: 0 K: 1 S: 11	H: 0 LOB: 1 BB: 1 P: 16	R: 0 E: 0 K: 1 S: 9	H: 0 LOB: 0 BB: 0 P: 16	R: 0 E: 0 K: 0 S: 7	H: 1 LOB: 1 BB: 1 P: 13	1B: 7 2B: 4 3B: 0 HR: 0	SF: 1 SAC: 0 DP: 1 HBP: 0	WP: 1 PB: 0 SB: 0 CS: 0	PA: 41		
<b>PITCHER</b>	IP WLS BF H R ER SO BB IBB HBP BLK WP HR S P ERA WHIP	IP WLS BF H R ER SO BB IBB HBP BLK WP HR S P ERA WHIP	IP WLS BF H R ER SO BB IBB HBP BLK WP HR S P ERA WHIP	IP WLS BF H R ER SO BB IBB HBP BLK WP HR S P ERA WHIP	IP WLS BF H R ER SO BB IBB HBP BLK WP HR S P ERA WHIP	IP WLS BF H R ER SO BB IBB HBP BLK WP HR S P ERA WHIP	IP WLS BF H R ER SO BB IBB HBP BLK WP HR S P ERA WHIP	IP WLS BF H R ER SO BB IBB HBP BLK WP HR S P ERA WHIP	IP WLS BF H R ER SO BB IBB HBP BLK WP HR S P ERA WHIP	IP WLS BF H R ER SO BB IBB HBP BLK WP HR S P ERA WHIP	IP WLS BF H R ER SO BB IBB HBP BLK WP HR S P ERA WHIP	IP WLS BF H R ER SO BB IBB HBP BLK WP HR S P ERA WHIP	IP WLS BF H R ER SO BB IBB HBP BLK WP HR S P ERA WHIP	IP WLS BF H R ER SO BB IBB HBP BLK WP HR S P ERA WHIP	IP WLS BF H R ER SO BB IBB HBP BLK WP HR S P ERA WHIP	IP WLS BF H R ER SO BB IBB HBP BLK WP HR S P ERA WHIP	IP WLS BF H R ER SO BB IBB HBP BLK WP HR S P ERA WHIP	IP WLS BF H R ER SO BB IBB HBP BLK WP HR S P ERA WHIP	IP WLS BF H R ER SO BB IBB HBP BLK WP HR S P ERA WHIP	IP WLS BF H R ER SO BB IBB HBP BLK WP HR S P ERA WHIP	IP WLS BF H R ER SO BB IBB HBP BLK WP HR S P ERA WHIP	IP WLS BF H R ER SO BB IBB HBP BLK WP HR S P ERA WHIP	IP WLS BF H R ER SO BB IBB HBP BLK WP HR S P ERA WHIP	IP WLS BF H R ER SO BB IBB HBP BLK WP HR S P ERA WHIP

St. Louis Cardinals @ New York Mets  
Shea Stadium, Flushing, NY  
Sat Aug 11 2001, 1:15 PM EDT  
Att: 38,837 - Cloudy - 76 F

AB	35
R	3
H	11
RBI	3
BB	5
SO	7
LOB	17









Batter	1	2	3	4	5	6	7	8	9	AB	R	H	RBI	BB	SO	LOB	TOP		
Todd Walker, L (1,4) OBP: 0.354, SLG: 0.483	G6-3		G3-6						FC4	5	1	2	0	0	0	3	<b>Cincinnati Reds @ St. Louis Cardinals</b> Busch Stadium, St. Louis, MO Mon Aug 13 2001, 7:10 PM CDT Att: 32,929 - Sunny - 86 F		
Adam Dunn, L (1,9) OBP: 0.400, SLG: 0.523	K									3	0	0	0	1	2	3			
Ken Griffey Jr., L (1,8) OBP: 0.369, SLG: 0.533										2	0	1	2	2	1	1			
Sean Casey, L (1,3) OBP: 0.392, SLG: 0.504										4	0	2	0	0	0	2			
Aaron Boone, R (1,5) OBP: 0.355, SLG: 0.506										4	0	0	0	0	2	3			
Dmitri Young, S (1,7) OBP: 0.345, SLG: 0.477										3	0	1	0	1	0	1			
Jason LaRue, R (1,2) OBP: 0.307, SLG: 0.426										4	0	0	0	0	2	3			
Pokey Reese, R (1,6) OBP: 0.291, SLG: 0.340										4	0	1	0	0	1	0			
Elmer Dessens, R (1,1) OBP: 0.156, SLG: 0.095										3	1	2	0	0	0	0			
Hector Mercado, L (8,1) Scott Sullivan, R (8,1) Brady Clark, R (9,PH) OBP: 0.424, SLG: 0.500										0	0	0	0	0	0	0			
<b>Inning Stats</b>	R: 0 E: 0 K: 2 S: 16	H: 1 LOB: 2 BB: 1 P: 25	R: 0 E: 0 K: 0 S: 10	H: 1 LOB: 0 BB: 0 P: 14	R: 0 E: 0 K: 1 S: 13	H: 1 LOB: 1 BB: 1 P: 19	R: 0 E: 0 K: 0 S: 9	H: 1 LOB: 1 BB: 0 P: 13	R: 2 E: 1 K: 2 S: 14	H: 3 LOB: 1 BB: 0 P: 22	R: 0 E: 0 K: 1 S: 8	H: 0 LOB: 0 BB: 0 P: 11	R: 0 E: 0 K: 0 S: 9	H: 1 LOB: 1 BB: 0 P: 15	R: 0 E: 0 K: 1 S: 7	H: 0 LOB: 2 BB: 1 P: 13	1B: 7 2B: 2 3B: 0 HR: 0	SF: 0 SAC: 0 DP: 3 HBP: 0	WP: 0 PA: 37 PB: 0 SB: 0 CS: 0
<b>PITCHER</b>	IP WLS BF H R ER SO BB IBB HBP BLK WP HR S P ERA WHIP																		
Bud Smith, L (1,1) ERA: 2.89	7.0	29	8	2	2	6	2	0	0	0	0	0	0	0	0	79	119	2.57	1.429
Mike Matthews, L (8,1) ERA: 3.7	0.2	2	0	0	0	0	1	0	0	0	0	0	0	0	3	8	0.00	1.500	
Andy Benes, R (8,1) ERA: 6.93	0.1	W	1	0	0	0	1	0	0	0	0	0	0	4	5	0.00	0.000		
Dave Veres, R (9,1) ERA: 3.21	1.0	S	5	1	0	0	1	0	0	0	0	0	0	11	18	0.00	2.000		

Batter	1	2	3	4	5	6	7	8	9	AB	R	H	RBI	BB	SO	LOB	BOTTOM		
Fernando Vina, L (1,4) OBP: 0.353, SLG: 0.412	G6-3	B1-3								4	1	1	0	0	0	2	<b>Cincinnati Reds @ St. Louis Cardinals</b> Busch Stadium, St. Louis, MO Mon Aug 13 2001, 7:10 PM CDT Att: 32,929 - Sunny - 86 F		
Placido Polanco, R (1,5) OBP: 0.394, SLG: 0.409										4	1	2	0	0	0	0			
Mark McGwire, R (1,3) OBP: 0.308, SLG: 0.510										3	0	0	1	0	2	1			
5 Albert Pujols, R (1,7) OBP: 0.402, SLG: 0.616										3	1	1	0	1	1	0			
15 Jim Edmonds, L (1,8) OBP: 0.381, SLG: 0.489										3	0	2	0	1	0	2			
Craig Paquette, R (1,9) OBP: 0.303, SLG: 0.443										4	0	0	0	0	2	5			
Edgar Renteria, R (1,6) OBP: 0.309, SLG: 0.364										3	0	2	2	1	0	0			
Eli Marrero, R (1,2) OBP: 0.310, SLG: 0.444										3	0	0	0	1	0	4			
Bud Smith, L (1,1) OBP: 0.250, SLG: 0.250										1	0	0	0	0	0	0			
Bobby Bonilla, S (7,PH) OBP: 0.317, SLG: 0.375										1	0	0	0	0	0	0			
Mike Matthews, L (8,1) OBP: 0.067, SLG: 0.067										0	0	0	0	0	0	0			
Andy Benes, R (8,1) OBP: 0.182, SLG: 0.250										0	0	0	0	0	0	0			
Dave Veres, R (9,1) OBP: 0.182, SLG: 0.250										0	0	0	0	0	0	0			
<b>Inning Stats</b>	R: 0 E: 0 K: 1 S: 10	H: 2 LOB: 2 BB: 0 P: 17	R: 0 E: 0 K: 1 S: 8	H: 1 LOB: 2 BB: 1 P: 15	R: 0 E: 0 K: 0 S: 9	H: 0 LOB: 0 BB: 0 P: 14	R: 0 E: 0 K: 0 S: 8	H: 1 LOB: 1 BB: 1 P: 14	R: 0 E: 0 K: 1 S: 8	H: 1 LOB: 1 BB: 0 P: 14	R: 0 E: 0 K: 0 S: 7	H: 0 LOB: 0 BB: 0 P: 11	R: 0 E: 0 K: 1 S: 15	H: 3 LOB: 3 BB: 2 P: 28	1B: 6 2B: 2 3B: 0 HR: 0	SF: 1 SAC: 1 DP: 1 HBP: 0	WP: 0 PA: 35 PB: 0 SB: 1 CS: 0		
<b>PITCHER</b>	IP WLS BF H R ER SO BB IBB HBP BLK WP HR S P ERA WHIP																		
Elmer Dessens, R (1,1) ERA: 4.55	7.1	L	31	7	3	3	4	3	0	0	0	0	0	0	0	61	102	3.68	1.364
Hector Mercado, L (8,1) ERA: 3.95	0.0	B	3	1	0	0	0	1	0	0	0	0	0	2	6	∞	∞		
Scott Sullivan, R (8,1) ERA: 3.29	0.2	B	3	1	0	0	1	0	0	0	0	0	0	8	13	0.00	1.500		



Batter	1	2	3	4	5	6	7	8	9	AB	R	H	RBI	BB	SO	LOB	TOP		
Todd Walker, L (1,4) OBP: 0.353, SLG: 0.481	K2-3		G4-3			K			HBP G3 1B	4	0	1	0	0	2	0	<b>Cincinnati Reds @ St. Louis Cardinals</b> Busch Stadium, St. Louis, MO Tue Aug 14 2001, 7:10 PM CDT Att: 32,226 - Cloudy - 81 F		
Adam Dunn, L (1,9) OBP: 0.394, SLG: 0.511	1B			F7			G6-3		K	4	0	1	0	0	1	2			
Ken Griffey Jr., L (1,8) John Riedling, R (7,1) Wilton Guerrero, S (8,7) OBP: 0.370, SLG: 0.400	F8			G3			G2-3		G3	3	0	0	0	0	0	1			
Sean Casey, L (1,3) OBP: 0.391, SLG: 0.500	G4-3			P5			G5-3		HBP BB	3	0	0	0	1	0	1			
Aaron Boone, R (1,5) OBP: 0.354, SLG: 0.501		G3					G6-3		F8 HBP	3	0	0	1	0	0	0			
Dmitri Young, S (1,7) 51 Scott MacRae, R (8,1) Ruben Rivera, R (9,PH) OBP: 0.315, SLG: 0.422	K						G5-3		K	3	0	0	0	0	2	0			
Jason LaRue, R (1,2) OBP: 0.307, SLG: 0.425	K						G4-3		K	0	0	0	0	0	0	0			
Pokey Reese, R (1,6) OBP: 0.289, SLG: 0.337							G6-3		K	1	0	0	0	0	1	3			
Dennys Reyes, R (1,1) D.T. Cromer, L (6,PH) Chris Nichting, R (6,1) Brady Clark, R (7,8) OBP: 0.430, SLG: 0.507							G3		G3 HBP 1B	1	0	0	0	0	1	0			
<b>Inning Stats</b>	R: 0 E: 0 K: 1 S: 12	H: 1 LOB: 1 BB: 0 P: 17	R: 0 E: 0 K: 2 S: 9	H: 0 LOB: 0 BB: 0 P: 13	R: 0 E: 0 K: 1 S: 10	H: 0 LOB: 0 BB: 0 P: 15	R: 0 E: 0 K: 0 S: 10	H: 0 LOB: 0 BB: 0 P: 11	R: 0 E: 0 K: 1 S: 7	H: 0 LOB: 0 BB: 0 P: 11	R: 0 E: 0 K: 0 S: 6	H: 0 LOB: 0 BB: 0 P: 11	R: 0 E: 0 K: 1 S: 8	H: 1 LOB: 1 BB: 0 P: 10	R: 1 E: 0 K: 2 S: 16	H: 2 LOB: 3 BB: 1 P: 29		1B: 4 2B: 0 3B: 0 HR: 0	SF: 0 SAC: 0 DP: 0 HBP: 1
<b>PITCHER</b> Matt Morris, R (1,1) ERA: 3.33	IP: 9.0 WLS: W BF: 33 H: 4 R: 1 ER: 1 SO: 8 BB: 1 IBB: 0 HBP: 1 BLK: 0 WP: 0 HR: 0 S: 83 P: 123 ERA: 1.00 WHIP: 0.556																		

Batter	1	2	3	4	5	6	7	8	9	AB	R	H	RBI	BB	SO	LOB	BOTTOM		
Fernando Vina, L (1,4) OBP: 0.352, SLG: 0.411	F8			CS 1B	F8		G4-3			4	0	1	0	0	0	1	<b>Cincinnati Reds @ St. Louis Cardinals</b> Busch Stadium, St. Louis, MO Tue Aug 14 2001, 7:10 PM CDT Att: 32,226 - Cloudy - 81 F		
Placido Polanco, R (1,5) OBP: 0.363, SLG: 0.408	G5-3			1B CS	FC6-4		F9			4	1	1	0	0	0	1			
Mark McGwire, R (1,3) OBP: 0.303, SLG: 0.500	G5-3			K	K		K			4	0	0	0	0	3	3			
5 Albert Pujols, R (1,7) Eli Marrero, R (8,7) OBP: 0.308, SLG: 0.441		F5		1B BB		HR 1B	G4-3			2	2	1	0	1	0	0			
Craig Paquette, R (1,9) OBP: 0.306, SLG: 0.457		F8		1B HR		HR	L6			4	2	2	2	0	0	0			
Edgar Renteria, R (1,6) Miguel Cairo, R (8,PH) OBP: 0.359, SLG: 0.368		K		HR 1B		F9	G4-3			3	1	1	2	0	1	0			
Mike Matheny, R (1,2) OBP: 0.293, SLG: 0.301				HR		BB				2	1	1	3	1	0	0			
Kerry Robinson, L (1,8) OBP: 0.340, SLG: 0.357				K		F8				3	0	0	0	0	1	1			
Matt Morris, R (1,1) OBP: 0.148, SLG: 0.151				G6-3		FC6-4 1B	G3-1			3	0	1	0	0	0	1			
<b>Inning Stats</b>	R: 0 E: 0 K: 0 S: 7	H: 0 LOB: 0 BB: 0 P: 11	R: 0 E: 0 K: 1 S: 8	H: 0 LOB: 0 BB: 0 P: 13	R: 0 E: 0 K: 0 S: 7	H: 0 LOB: 0 BB: 0 P: 12	R: 5 E: 0 K: 2 S: 13	H: 5 LOB: 1 BB: 1 P: 24	R: 0 E: 0 K: 1 S: 13	H: 1 LOB: 1 BB: 0 P: 22	R: 2 E: 0 K: 0 S: 9	H: 2 LOB: 1 BB: 1 P: 17	R: 0 E: 0 K: 1 S: 6	H: 0 LOB: 0 BB: 0 P: 7	R: 0 E: 0 K: 0 S: 6	H: 0 LOB: 0 BB: 0 P: 8		1B: 6 2B: 1 3B: 0 HR: 2	SF: 0 SAC: 0 DP: 1 HBP: 0
<b>PITCHER</b> Dennys Reyes, L (1,1) Chris Nichting, R (6,1) John Riedling, R (7,1) 51 Scott MacRae, R (8,1) ERA: 6.75	IP: 5.0 WLS: L BF: 21 H: 6 R: 5 ER: 5 SO: 4 BB: 1 IBB: 0 HBP: 0 BLK: 0 WP: 0 HR: 1 S: 48 P: 82 ERA: 9.00 WHIP: 1.400																		

AB	31
R	1
H	4
RBI	1
BB	1
SO	8
LOB	10

















Batter	1	2	3	4	5	6	7	8	9	AB	R	H	RBI	BB	SO	LOB	TOP			
11 Jimmy Rollins, S OBP: 0.323, SLG: 0.425	G5-3	K		K				G5-3		4	0	0	0	1	2	3	Philadelphia Phillies @ St. Louis Cardinals Busch Stadium, St. Louis, MO Sat Aug 18 2001, 7:10 PM CDT Att: 45,437 - Cloudy - 88 F			
Doug Glanville, R OBP: 0.289, SLG: 0.389	F S 1B		F8	K				L8		5	1	2	0	0	1	1				
Scott Rolen, R OBP: 0.376, SLG: 0.488	K		L6					K		5	1	1	1	0	2	4				
Bobby Abreu, L OBP: 0.399, SLG: 0.547				BB 1B						4	1	2	1	1	1	0				
Pat Burrell, R OBP: 0.355, SLG: 0.465	G1-3			1B BB						4	0	1	0	1	0	1				
Felipe Crespo, S OBP: 0.295, SLG: 0.373			K							3	0	1	1	0	1	0				
Travis Lee, L OBP: 0.343, SLG: 0.449				1-3 2-H 1B						1	0	0	0	1	1	1				
Todd Pratt, R OBP: 0.365, SLG: 0.378			SH1-4 1B							3	0	1	0	2	0	3				
Tomas Perez, S OBP: 0.360, SLG: 0.484										3	0	1	0	1	0	1				
Brandon Duckworth, R OBP: 0.500, SLG: 0.667										2	0	2	0	0	0	0				
Marlon Anderson, L OBP: 0.337, SLG: 0.435			SH1-4							1	0	0	0	0	1	3				
Cliff Politte, R OBP: 0.343, SLG: 0.449										0	0	0	0	0	0	0				
Dennis Cook, L OBP: 0.343, SLG: 0.449										0	0	0	0	0	0	0				
Jose Santiago, R OBP: 0.343, SLG: 0.449										0	0	0	0	0	0	0				
<b>Inning Stats</b>	R: 1 E: 1 K: 13	H: 2 LOB: 1 BB: 0 P: 20	R: 0 E: 0 K: 15	H: 2 LOB: 2 BB: 0 P: 22	R: 1 E: 0 K: 10	H: 2 LOB: 2 BB: 1 P: 21	R: 0 E: 0 K: 10	H: 1 LOB: 1 BB: 0 P: 13	R: 1 E: 0 K: 10	H: 1 LOB: 0 BB: 0 P: 16	R: 0 E: 0 K: 18	H: 2 LOB: 3 BB: 2 P: 33	R: 0 E: 0 K: 11	H: 0 LOB: 3 BB: 3 P: 27	R: 0 E: 0 K: 12	H: 1 LOB: 1 BB: 1 P: 20	1B: 9 2B: 1 3B: 0 HR: 1	SF: 0 SAC: 1 DP: 1 HBP: 0	WP: 0 PB: 0 SB: 1 CS: 0	PA: 43
<b>PITCHER</b>	IP WLS BF H R ER SO BB IBB HBP BLK WP HR S P ERA WHIP	IP WLS BF H R ER SO BB IBB HBP BLK WP HR S P ERA WHIP																		
Bud Smith, L ERA: 3.14	5.0 24 8 3 3 5 1 0 0 0 0 1 58 92 5.40 1.800																			
Gene Stechschulte, R ERA: 3.97	1.0 6 2 0 0 0 2 0 0 0 0 0 0 18 33 0.00 4.000																			
Mike Matthews, L ERA: 3.68	0.1 1 0 0 0 1 0 0 0 0 0 0 0 3 5 0.00 0.000																			
Andy Benes, R ERA: 6.9	0.1 4 0 0 0 0 3 0 0 0 0 0 0 5 18 0.00 9.000																			
Steve Kline, L ERA: 1.67	1.1 W 5 0 0 0 2 1 0 0 0 0 0 0 14 22 0.00 0.750																			
Dave Veres, R ERA: 3.07	1.0 S 3 1 0 0 1 0 0 0 0 0 0 0 9 13 0.00 1.000																			

Batter	1	2	3	4	5	6	7	8	9	AB	R	H	RBI	BB	SO	LOB	BOTTOM			
Fernando Vina, L OBP: 0.357, SLG: 0.412	G1-3							G4-3		4	2	2	1	0	0	0	Philadelphia Phillies @ St. Louis Cardinals Busch Stadium, St. Louis, MO Sat Aug 18 2001, 7:10 PM CDT Att: 45,437 - Cloudy - 88 F			
Placido Polanco, R OBP: 0.360, SLG: 0.405								L8		5	1	3	0	0	0	1				
Kerry Robinson, L OBP: 0.353, SLG: 0.377										2	1	1	0	0	0	1				
Miguel Cairo, R OBP: 0.370, SLG: 0.406										1	1	1	3	0	0	0				
5 Albert Pujols, R OBP: 0.403, SLG: 0.614										4	0	2	2	0	0	3				
15 Jim Edmonds, L OBP: 0.381, SLG: 0.501										3	0	0	0	1	2	3				
Craig Paquette, R OBP: 0.302, SLG: 0.455										3	0	0	0	0	2	2				
Mike Matthews, L OBP: 0.067, SLG: 0.067										0	0	0	0	0	0	0				
Andy Benes, R OBP: 0.192, SLG: 0.250										0	0	0	0	0	0	0				
Steve Kline, S OBP: 1.000, SLG: 1.000										1	0	1	0	0	0	0				
Dave Veres, R ERA: 3.07										0	0	0	0	0	0	0				
Edgar Renteria, R OBP: 0.314, SLG: 0.365										2	0	0	0	2	0	2				
Eli Marrero, R OBP: 0.306, SLG: 0.443										4	1	1	0	0	1	5				
Bud Smith, L OBP: 0.231, SLG: 0.231										1	0	0	0	0	0	0				
Gene Stechschulte, R OBP: 0.750, SLG: 1.667										0	0	0	0	0	0	0				
Mark McGwire, R OBP: 0.305, SLG: 0.491										2	0	0	0	0	1	0				
<b>Inning Stats</b>	R: 0 E: 0 K: 0 S: 12	H: 1 LOB: 1 BB: 0 P: 17	R: 0 E: 0 K: 2 S: 7	H: 0 LOB: 0 BB: 0 P: 12	R: 3 E: 0 K: 0 S: 16	H: 4 LOB: 2 BB: 1 P: 27	R: 0 E: 0 K: 0 S: 6	H: 0 LOB: 0 BB: 1 P: 12	R: 0 E: 0 K: 1 S: 8	H: 2 LOB: 2 BB: 0 P: 13	R: 0 E: 0 K: 1 S: 5	H: 0 LOB: 0 BB: 1 P: 12	R: 3 E: 1 K: 2 S: 28	H: 4 LOB: 3 BB: 0 P: 38	R: 0 E: 0 K: 0 S: 9	H: 0 LOB: 0 BB: 0 P: 15	1B: 7 2B: 3 3B: 0 HR: 1	SF: 0 SAC: 2 DP: 2 HBP: 1	WP: 0 PB: 0 SB: 0 CS: 0	PA: 38
<b>PITCHER</b>	IP WLS BF H R ER SO BB IBB HBP BLK WP HR S P ERA WHIP	IP WLS BF H R ER SO BB IBB HBP BLK WP HR S P ERA WHIP																		
Brandon Duckworth, R ERA: 3.32	6.0 26 7 3 3 4 2 1 0 0 0 0 0 54 93 4.50 1.500																			
Cliff Politte, R ERA: 3.52	0.1 L 3 1 2 2 1 0 0 0 1 0 0 0 7 10 54.00 3.000																			
Dennis Cook, L ERA: 4.19	0.1 4 3 1 1 0 0 0 0 0 0 0 1 13 16 27.00 9.000																			
Jose Santiago, R ERA: 4.84	1.1 5 0 0 0 1 0 0 0 0 0 0 0 0 17 27 0.00 0.000																			





Batter	1	2	3	4	5	6	7	8	9	AB	R	H	RBI	BB	SO	LOB	TOP		
11 Jimmy Rollins, S OBP: 0.320, SLG: 0.421	F8		G6-4-3		P4		K			4	0	0	0	0	1	2			
Marlon Anderson, L OBP: 0.342, SLG: 0.441	F8							G4-6-3		4	0	3	0	0	0	0			
Scott Rolen, R OBP: 0.375, SLG: 0.484	G5-3							G4-6-3		3	0	0	0	1	0	2			
Bobby Abreu, L OBP: 0.396, SLG: 0.542								L1-3		4	0	0	0	0	1	2			
Pat Burrell, R OBP: 0.352, SLG: 0.461										4	0	0	0	0	2	0			
Travis Lee, L OBP: 0.344, SLG: 0.449										4	0	2	0	0	0	0			
Brian Hunter, R OBP: 0.365, SLG: 0.394										4	0	1	0	0	0	2			
Johnny Estrada, S OBP: 0.288, SLG: 0.373										4	0	1	0	0	0	4			
4B David Coggin, R OBP: 0.130, SLG: 0.095										1	0	0	0	1	0	0			
Felipe Crespo, S OBP: 0.263, SLG: 0.369										1	0	0	0	0	0	1			
Ricky Bottalico, L OBP: 0.333, SLG: 0.667										0	0	0	0	0	0	0			
Jose Mesa, R OBP: 0.333, SLG: 0.667										0	0	0	0	0	0	0			
Cliff Politte, R OBP: 0.333, SLG: 0.667										0	0	0	0	0	0	0			
<b>Inning Stats</b>	R: 0 E: 0 K: 0 S: 8	H: 0 LOB: 0 BB: 0 P: 12	R: 0 E: 0 K: 1 S: 13	H: 2 LOB: 2 BB: 0 P: 16	R: 0 E: 0 K: 0 S: 8	H: 1 LOB: 2 BB: 2 P: 19	R: 0 E: 0 K: 1 S: 11	H: 1 LOB: 1 BB: 0 P: 16	R: 0 E: 0 K: 0 S: 7	H: 0 LOB: 0 BB: 0 P: 9	R: 0 E: 0 K: 1 S: 10	H: 1 LOB: 1 BB: 0 P: 17	R: 0 E: 0 K: 0 S: 6	H: 1 LOB: 0 BB: 0 P: 9	R: 0 E: 1 K: 0 S: 10	H: 0 LOB: 1 BB: 0 P: 13	1B: 6 2B: 1 3B: 0 HR: 0	SF: 0 SAC: 0 DP: 2 HBP: 0	WP: 0 PA: 35 PB: 0 SB: 0 CS: 0
<b>PITCHER</b>	IP WLS BF H R ER SO BB IBB HBP BLK WP HR S P ERA WHIP																		
Matt Morris, R ERA: 3.2	7.0 W 28 6 0 0 4 2 0 0 0 0 0 0 64 101 0.00 1.143																		
Steve Kline, L ERA: 1.54	1.0 3 1 0 0 0 0 0 0 0 0 0 0 6 9 0.00 1.000																		
Mike Timlin, R ERA: 3.3	1.0 4 0 0 0 0 0 0 0 0 0 0 0 10 13 0.00 0.000																		

Philadelphia Phillies @ St. Louis Cardinals  
 Busch Stadium, St. Louis, MO  
 Sun Aug 19 2001, 1:10 PM CDT  
 Att: 38,265 - Sunny - 78 F

AB 33  
 R 0  
 H 7  
 RBI 0  
 BB 2  
 SO 4  
 LOB 13



Batter	1	2	3	4	5	6	7	8	9	AB	R	H	RBI	BB	SO	LOB	BOTTOM		
Fernando Vina, L OBP: 0.360, SLG: 0.412	G4-3	L7								3	1	1	0	1	0	2			
Placido Polanco, R OBP: 0.358, SLG: 0.405	G4-3									5	0	1	0	0	1	8			
Kerry Robinson, L OBP: 0.348, SLG: 0.366	G4-3									4	2	0	1	1	0	3			
5 Albert Pujols, R OBP: 0.403, SLG: 0.613	G6-3									5	2	2	2	0	1	1			
15 Jim Edmonds, L OBP: 0.384, SLG: 0.504										4	2	2	0	0	1	1			
Mark McSwire, R OBP: 0.314, SLG: 0.502										3	1	3	4	1	0	0			
Edgar Renteria, R OBP: 0.318, SLG: 0.373										5	0	3	1	0	0	3			
Mike Matheny, R OBP: 0.294, SLG: 0.305										4	0	1	1	0	1	4			
Matt Morris, R OBP: 0.143, SLG: 0.145										2	0	0	0	0	1	4			
Steve Kline, S OBP: 1.000, SLG: 1.000										0	0	0	0	0	0	0			
Bobby Bonilla, S OBP: 0.323, SLG: 0.381										1	0	1	0	0	0	0			
Miguel Cairo, R OBP: 0.370, SLG: 0.406										0	1	0	0	0	0	0			
Mike Timlin, R ERA: 3.38										0	0	0	0	0	0	0			
<b>Inning Stats</b>	R: 0 E: 0 K: 0 S: 12	H: 1 LOB: 1 BB: 0 P: 17	R: 1 E: 0 K: 0 S: 9	H: 3 LOB: 2 BB: 0 P: 15	R: 0 E: 0 K: 1 S: 6	H: 0 LOB: 0 BB: 0 P: 12	R: 1 E: 0 K: 2 S: 15	H: 2 LOB: 3 BB: 1 P: 28	R: 0 E: 0 K: 0 S: 11	H: 0 LOB: 0 BB: 0 P: 15	R: 1 E: 0 K: 0 S: 12	H: 3 LOB: 2 BB: 1 P: 18	R: 2 E: 0 K: 0 S: 12	H: 1 LOB: 0 BB: 1 P: 20	R: 4 E: 1 K: 0 S: 21	H: 4 LOB: 3 BB: 0 P: 31	1B: 8 2B: 7 3B: 0 HR: 0	SF: 1 SAC: 1 DP: 1 HBP: 2	WP: 1 PA: 43 PB: 0 SB: 0 CS: 0
<b>PITCHER</b>	IP WLS BF H R ER SO BB IBB HBP BLK WP HR S P ERA WHIP																		
4B David Coggin, R ERA: 3.19	6.0 L 29 9 3 3 5 1 0 0 0 0 0 0 12 20 18.00 2.000																		
Ricky Bottalico, R ERA: 4.05	1.0 5 1 2 2 0 1 0 0 0 0 0 0 16 22 0.00 4.500																		
Jose Mesa, R ERA: 2.22	0.2 7 3 4 0 0 0 0 0 1 0 1 0 5 9 0.00 3.000																		
Cliff Politte, R ERA: 3.38	0.1 2 1 0 0 0 0 0 0 0 0 0 0 5 9 0.00 3.000																		

Philadelphia Phillies @ St. Louis Cardinals  
 Busch Stadium, St. Louis, MO  
 Sun Aug 19 2001, 1:10 PM CDT  
 Att: 38,265 - Sunny - 78 F

AB 36  
 R 9  
 H 14  
 RBI 9  
 BB 3  
 SO 5  
 LOB 26






Batter	1	2	3	4	5	6	7	8	9	10	11	AB	R	H	RBI	BB	SO	LOB							
Fernando Vina, L OBP: 0.359, SLG: 0.410	(1,4) K		(1) 1B		(3) F7		(3) F9			(3) FC4-6 BB	(3) G1-3	5	0	1	0	1	1	2							
Kerry Robinson, L OBP: 0.344, SLG: 0.361	(1,7) G5-3		(3) 1B			(1) K		(1) F7		(1) FC4-6 1B E		5	1	1	0	0	1	1							
J.D. Drew, L OBP: 0.419, SLG: 0.672	(1,9) G4-3		(3) K			(2) K		(2) HR		(2) E 15 1B		5	2	2	1	0	2	2							
5 Albert Pujols, R OBP: 0.404, SLG: 0.618		(1,2) G6-3				(1) HR		(1) F8		(1) E3 15 1B		3	1	1	1	1	0	0							
Mike Timlin, R (9, 1)						(1) FC1-6 BB						0	0	0	0	0	0	0							
Bobby Bonilla, S OBP: 0.321, SLG: 0.378								(1) F8				1	0	0	0	0	0	1							
Andy Benes, R OBP: 0.162, SLG: 0.250								(1) L4				0	0	0	0	0	0	0							
15 Jim Edmonds, L OBP: 0.362, SLG: 0.500		(1,8) F9				(1) K				(1) 1B		5	0	1	1	0	1	1							
Mark McGwire, R OBP: 0.316, SLG: 0.498		(1,3) BB			(2) F7			(2) 1B SH3-4				4	0	1	0	1	1	2							
Edgar Renteria, R OBP: 0.317, SLG: 0.370		(1,6) F9			(1) G5-3			(1) SH3-4				3	0	0	0	0	0	3							
Eli Marrero, R OBP: 0.303, SLG: 0.435			(1,2) B1-3				(1) F7					5	0	1	0	0	1	1							
Woody Williams, R OBP: 0.276, SLG: 0.398							(2) G6-3					2	0	0	0	0	0	0							
Miguel Cairo, R OBP: 0.247, SLG: 0.403								(2) K				1	0	0	0	0	1	2							
Luther Hackman, R OBP: 0.145												0	0	0	0	0	0	0							
Mike Matthews, L OBP: 0.099, SLG: 0.099												0	0	0	0	0	0	0							
Gene Stechschulte, R OBP: 0.142, SLG: 0.167												0	0	0	0	0	0	0							
Dave Veres, R OBP: 0.099, SLG: 0.167												0	0	0	0	0	0	0							
Craig Paquette, R OBP: 0.099, SLG: 0.167												2	0	0	0	0	0	1							
Steve King, S OBP: 0.099, SLG: 1.000												0	0	0	0	0	0	0							
<b>Inning Stats</b>	R: 0 E: 0 K: 1 S: 8	H: 0 LOB: 0 BB: 0 P: 10	R: 0 E: 0 K: 0 S: 8	H: 0 LOB: 1 BB: 1 P: 14	R: 0 E: 0 K: 1 S: 11	H: 2 LOB: 2 BB: 0 P: 18	R: 1 E: 0 K: 1 S: 10	H: 1 LOB: 0 BB: 0 P: 14	R: 0 E: 0 K: 0 S: 8	H: 0 LOB: 0 BB: 0 P: 10	R: 0 E: 0 K: 2 S: 9	H: 2 LOB: 2 BB: 1 P: 19	R: 1 E: 0 K: 0 S: 9	H: 1 LOB: 0 BB: 0 P: 13	R: 0 E: 0 K: 2 S: 7	H: 0 LOB: 1 BB: 0 P: 8	R: 2 E: 1 K: 0 S: 14	H: 2 LOB: 2 BB: 1 P: 24	R: 0 E: 0 K: 0 S: 12	H: 0 LOB: 0 BB: 0 P: 15	1B: 6 2B: 0 3B: 0 HR: 2	SF: 0 SAC: 1 DP: 0 HBP: 1	WP: 0 PB: 0 SB: 0 CS: 0	PA: 46	
<b>PITCHER</b>	IP ERA WLS BF H R ER SO BB IBB HBP BLK WP HR S P ERA WHIP	IP ERA WLS BF H R ER SO BB IBB HBP BLK WP HR S P ERA WHIP	IP ERA WLS BF H R ER SO BB IBB HBP BLK WP HR S P ERA WHIP	IP ERA WLS BF H R ER SO BB IBB HBP BLK WP HR S P ERA WHIP	IP ERA WLS BF H R ER SO BB IBB HBP BLK WP HR S P ERA WHIP	IP ERA WLS BF H R ER SO BB IBB HBP BLK WP HR S P ERA WHIP	IP ERA WLS BF H R ER SO BB IBB HBP BLK WP HR S P ERA WHIP	IP ERA WLS BF H R ER SO BB IBB HBP BLK WP HR S P ERA WHIP	IP ERA WLS BF H R ER SO BB IBB HBP BLK WP HR S P ERA WHIP	IP ERA WLS BF H R ER SO BB IBB HBP BLK WP HR S P ERA WHIP	IP ERA WLS BF H R ER SO BB IBB HBP BLK WP HR S P ERA WHIP	IP ERA WLS BF H R ER SO BB IBB HBP BLK WP HR S P ERA WHIP	IP ERA WLS BF H R ER SO BB IBB HBP BLK WP HR S P ERA WHIP	IP ERA WLS BF H R ER SO BB IBB HBP BLK WP HR S P ERA WHIP	IP ERA WLS BF H R ER SO BB IBB HBP BLK WP HR S P ERA WHIP	IP ERA WLS BF H R ER SO BB IBB HBP BLK WP HR S P ERA WHIP	IP ERA WLS BF H R ER SO BB IBB HBP BLK WP HR S P ERA WHIP	IP ERA WLS BF H R ER SO BB IBB HBP BLK WP HR S P ERA WHIP	IP ERA WLS BF H R ER SO BB IBB HBP BLK WP HR S P ERA WHIP	IP ERA WLS BF H R ER SO BB IBB HBP BLK WP HR S P ERA WHIP	IP ERA WLS BF H R ER SO BB IBB HBP BLK WP HR S P ERA WHIP	IP ERA WLS BF H R ER SO BB IBB HBP BLK WP HR S P ERA WHIP	IP ERA WLS BF H R ER SO BB IBB HBP BLK WP HR S P ERA WHIP	IP ERA WLS BF H R ER SO BB IBB HBP BLK WP HR S P ERA WHIP	IP ERA WLS BF H R ER SO BB IBB HBP BLK WP HR S P ERA WHIP

**St. Louis Cardinals @ Cincinnati Reds**  
Cinergy Field, Cincinnati, OH  
Mon Aug 20 2001, 7:05 PM EDT  
Att: 19,323 - Sunny - 75 F

livebaseballscorecards.com

AB 41  
R 4  
H 8  
RBI 3  
BB 3  
SO 8  
LOB 16




Batter	1	2	3	4	5	6	7	8	9	10	11	AB	R	H	RBI	BB	SO	LOB								
Pokey Reese, R OBP: 0.290, SLG: 0.334	(1,6) K		(1) SH1-4		(1) P6		(1) F8			(1) E 1B	(1) FC8-4-5-2	5	1	1	0	0	1	1								
Wilton Guerrero, S OBP: 0.351, SLG: 0.375	(1,7) L1		(2) K		(2) K		(2) F5					5	0	0	0	0	2	2								
Juan Castro, R OBP: 0.257, SLG: 0.284	(9, PR)											1	0	0	0	0	0	0								
Ken Griffey Jr., L OBP: 0.371, SLG: 0.542	(1,8) F8		(3) 2B BB				(3) F9					5	1	3	2	1	0	0								
Dmitri Young, S OBP: 0.345, SLG: 0.475												5	0	1	1	0	1	3								
Sean Casey, L OBP: 0.385, SLG: 0.490												4	0	1	0	0	0	2								
Ruben Rivera, R OBP: 0.325, SLG: 0.427												3	0	1	0	1	0	3								
Todd Walker, L OBP: 0.364, SLG: 0.485												5	1	4	1	0	1	2								
Jason LaRue, R OBP: 0.305, SLG: 0.419												3	0	0	0	0	0	5								
Adam Dunn, L OBP: 0.383, SLG: 0.536												1	0	0	0	0	0	2								
Kelly Stinettt, R OBP: 0.327, SLG: 0.455												1	1	1	1	0	0	0								
Chris Reitsma, R ERA: 4.83												3	1	1	0	0	1	3								
Scott Sullivan, R ERA: 3.63												0	0	0	0	0	0	0								
Brady Clark, R OBP: 0.304, SLG: 0.489												1	0	0	0	0	0	0								
Danny Graves, R OBP: 0.260, SLG: 0.200												0	0	0	0	0	0	0								
Denny's Hayes, R OBP: 0.260, SLG: 0.200												1	0	0	0	0	0	0								
59 Lance Davis, R OBP: 0.188, SLG: 0.182												0	0	0	0	0	0	0								
John Riedling, R ERA: 2.59												0	0	0	0	0	0	0								
<b>Inning Stats</b>	R: 0 E: 0 K: 1 S: 7	H: 0 LOB: 0 BB: 0 P: 10	R: 0 E: 0 K: 1 S: 12	H: 2 LOB: 2 BB: 0 P: 15	R: 1 E: 0 K: 1 S: 12	H: 2 LOB: 3 BB: 1 P: 24	R: 0 E: 0 K: 1 S: 14	H: 1 LOB: 0 BB: 0 P: 21	R: 0 E: 0 K: 1 S: 9	H: 1 LOB: 2 BB: 0 P: 13	R: 0 E: 0 K: 0 S: 8	H: 0 LOB: 0 BB: 0 P: 11	R: 0 E: 0 K: 0 S: 11	H: 1 LOB: 2 BB: 0 P: 20	R: 1 E: 1 K: 0 S: 10	H: 2 LOB: 2 BB: 0 P: 12	R: 2 E: 1 K: 0 S: 13	H: 2 LOB: 1 BB: 0 P: 22	R: 1 E: 0 K: 0 S: 7	H: 1 LOB: 0 BB: 0 P: 12	1B: 6 2B: 5 3B: 0 HR: 3	SF: 0 SAC: 1 DP: 1 HBP: 2	WP: 0 PB: 0 SB: 0 CS: 1	PA: 48		
<b>PITCHER</b>	IP ERA WLS BF H R ER SO BB IBB HBP BLK WP HR S P ERA WHIP	IP ERA WLS BF H R ER SO BB IBB HBP BLK WP HR S P ERA WHIP	IP ERA WLS BF H R ER SO BB IBB HBP BLK WP HR S P ERA WHIP	IP ERA WLS BF H R ER SO BB IBB HBP BLK WP HR S P ERA WHIP	IP ERA WLS BF H R ER SO BB IBB HBP BLK WP HR S P ERA WHIP	IP ERA WLS BF H R ER SO BB IBB HBP BLK WP HR S P ERA WHIP	IP ERA WLS BF H R ER SO BB IBB HBP BLK WP HR S P ERA WHIP	IP ERA WLS BF H R ER SO BB IBB HBP BLK WP HR S P ERA WHIP	IP ERA WLS BF H R ER SO BB IBB HBP BLK WP HR S P ERA WHIP	IP ERA WLS BF H R ER SO BB IBB HBP BLK WP HR S P ERA WHIP	IP ERA WLS BF H R ER SO BB IBB HBP BLK WP HR S P ERA WHIP	IP ERA WLS BF H R ER SO BB IBB HBP BLK WP HR S P ERA WHIP	IP ERA WLS BF H R ER SO BB IBB HBP BLK WP HR S P ERA WHIP	IP ERA WLS BF H R ER SO BB IBB HBP BLK WP HR S P ERA WHIP	IP ERA WLS BF H R ER SO BB IBB HBP BLK WP HR S P ERA WHIP	IP ERA WLS BF H R ER SO BB IBB HBP BLK WP HR S P ERA WHIP	IP ERA WLS BF H R ER SO BB IBB HBP BLK WP HR S P ERA WHIP	IP ERA WLS BF H R ER SO BB IBB HBP BLK WP HR S P ERA WHIP	IP ERA WLS BF H R ER SO BB IBB HBP BLK WP HR S P ERA WHIP	IP ERA WLS BF H R ER SO BB IBB HBP BLK WP HR S P ERA WHIP	IP ERA WLS BF H R ER SO BB IBB HBP BLK WP HR S P ERA WHIP	IP ERA WLS BF H R ER SO BB IBB HBP BLK WP HR S P ERA WHIP	IP ERA WLS BF H R ER SO BB IBB HBP BLK WP HR S P ERA WHIP	IP ERA WLS BF H R ER SO BB IBB HBP BLK WP HR S P ERA WHIP	IP ERA WLS BF H R ER SO BB IBB HBP BLK WP HR S P ERA WHIP	IP ERA WLS BF H R ER SO BB IBB HBP BLK WP HR S P ERA WHIP

**St. Louis Cardinals @ Cincinnati Reds**  
Cinergy Field, Cincinnati, OH  
Mon Aug 20 2001, 7:05 PM EDT  
Att: 19,323 - Sunny - 75 F

livebaseballscorecards.com

AB 43  
R 5  
H 13  
RBI 5  
BB 2  
SO 6  
LOB 23






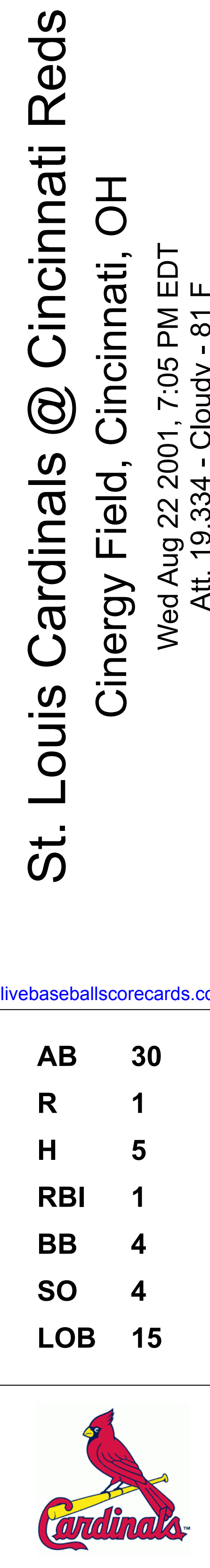
Batter	1	2	3	4	5	6	7	8	9	AB R H RBI BB SO LOB	TOP										
Fernando Vina, L (1.4) OBP: 0.360, SLG: 0.410	0-1 L3		0-0 BB 5 2B 1B	0-1 1B		0-1 G3		2-1 G4-3		5 1 2 0 0 0 0	<b>St. Louis Cardinals @ Cincinnati Reds</b> Cinergy Field, Cincinnati, OH Tue Aug 21 2001, 7:05 PM EDT Att: 19,571 - Sunny - 78 F										
Craig Paquette, R (1.7) OBP: 0.301, SLG: 0.462	1-2 HR		0-2 BB 5 2B 1B	1-2 L4		1-3 K		0-2 G6-3		5 2 2 1 0 1 1											
J.D. Drew, L (1.9) OBP: 0.422, SLG: 0.681	2-1 HR		4-2 BB 5 2B	0-0 1B			2-1 F9	0-0 F7		4 2 2 1 1 0 0											
5 Albert Pujols, R (1.5) OBP: 0.406, SLG: 0.621	4-2 BB		3-2 BB 15 1B 2B	1-0 F7			3-2 15 HR 1B		1-2 P6	3 2 2 3 1 0 2											
Kerry Robinson, L (8.7) OBP: 0.342, SLG: 0.358										1 0 0 0 0 0 0											
15 Jim Edmonds, L (1.8) OBP: 0.383, SLG: 0.508	0-1 F7		0-0 HR 1B	1-3 K			2-0 HR		2-2 E 1B	4 2 2 3 0 1 3											
Miguel Cairo, R (9.7) OBP: 0.372, SLG: 0.408										1 0 1 0 0 0 0											
Mark McGwire, R (1.3) OBP: 0.314, SLG: 0.504	3-3 K		1-2 HR				0-0 F7		0-0 E6 FC6	5 1 1 2 0 1 2											
Edgar Renteria, R (1.6) OBP: 0.315, SLG: 0.368		1-2 G5-3	0-1 G4-3				1-0 1B		1-0 F9	5 0 1 0 0 0 2											
Mike Matheny, R (1.2) OBP: 0.289, SLG: 0.300		2-2 G6-3	2-2 F9				3-3 K		3-1 FC6	5 0 0 0 0 1 3											
Dustin Hermanson, R (1.1) OBP: 0.132, SLG: 0.118		0-3 K	1-2 G6-3				0-2 P7			3 0 0 0 0 1 0											
Mike Matthews, L (7.1) OBP: 0.153, SLG: 0.313										1 1 1 1 0 0 0											
Luther Hackman, R (9.1) OBP: 0.153, SLG: 0.313										0 0 0 0 0 0 0											
<b>Inning Stats</b>	R: 2 H: 2 E: 0 K: 1 S: 15	H: 2 LOB: 1 BB: 1 P: 25	R: 0 H: 0 E: 0 K: 1 S: 9	H: 0 LOB: 0 BB: 0 P: 12	R: 6 H: 5 E: 0 K: 0 S: 25	H: 5 LOB: 0 BB: 1 P: 36	R: 0 H: 2 E: 0 K: 1 S: 11	H: 2 LOB: 2 BB: 0 P: 14	R: 0 H: 0 E: 0 K: 0 S: 7	H: 0 LOB: 0 BB: 0 P: 7	R: 0 H: 0 E: 0 K: 1 S: 8	H: 0 LOB: 0 BB: 0 P: 9	R: 2 H: 3 E: 0 K: 1 S: 12	H: 3 LOB: 1 BB: 0 P: 23	R: 1 H: 1 E: 0 K: 0 S: 7	H: 1 LOB: 0 BB: 0 P: 10	R: 0 H: 1 E: 1 K: 0 S: 11	H: 2 LOB: 2 BB: 0 P: 18	1B: 8 2B: 1 3B: 0 HR: 5	SF: 0 SAC: 0 DP: 0 HBP: 0	WP: 0 PA: 44 PB: 0 SB: 0 CS: 0
<b>PITCHER</b>	IP WLS BF H R ER SO BB IBB HBP BLK WP HR S P ERA WHIP											<b>PITCHER</b>	IP WLS BF H R ER SO BB IBB HBP BLK WP HR S P ERA WHIP								
Jose Acevedo, R (1.1) ERA: 6.49	2.0 L 15 7 8 8 2 2 0 0 0 0 0 3 38 59 36.00 4.500																				
51 Scott MacRae, R (3.1) ERA: 3.63	3.0 11 2 0 0 1 0 0 0 0 0 0 1 29 35 0.00 0.667																				
Jose Rijo, R (6.1) ERA: 4.5	2.0 9 3 2 2 2 0 0 0 0 0 0 1 20 32 9.00 1.500																				
Chris Nichting, R (8.1) ERA: 4.46	2.0 9 2 1 1 0 0 0 0 0 0 0 1 18 28 4.50 1.000																				

Batter	1	2	3	4	5	6	7	8	9	AB R H RBI BB SO LOB	BOTTOM										
Pokey Reese, R (1.6) OBP: 0.294, SLG: 0.343	2-1 2B		0-1 F9			0-2 E6 HR 1B	2-1 G4-3 2B		0-1 P5	5 1 3 0 0 0 0	<b>St. Louis Cardinals @ Cincinnati Reds</b> Cinergy Field, Cincinnati, OH Tue Aug 21 2001, 7:05 PM EDT Att: 19,571 - Sunny - 78 F										
Adam Dunn, L (1.7) OBP: 0.391, SLG: 0.570	4-2 L3 BB			0-0 G4-3 2B		1-3 K	3-1 G4-3		0-0 HR	4 1 2 2 1 1 2											
Ken Griffey Jr., L (1.8) OBP: 0.369, SLG: 0.550	3-1 L3			0-1 F8		1-1 HR	2-3 F9		2-3 K	4 1 1 2 0 0 4											
Chris Nichting, R (8.1) OBP: 0.256, SLG: 0.282										0 0 0 0 0 0 0											
Juan Castro, R (9.7) OBP: 0.256, SLG: 0.282	1-2 F5					2-H HR				1 0 0 0 0 1 0											
Dmitri Young, S (1.5) OBP: 0.348, SLG: 0.476	1-1 F5			1-0 G4-3		0-0 1B G3 1B		1-0 WP 2B 1B	0-2 1B	5 1 3 0 0 0 2											
Sean Casey, L (1.3) OBP: 0.381, SLG: 0.484		2-1 F7		3-2 G3		0-0 G3	1-2 1B	3-3 K	1-0 G4-3	5 0 0 0 0 1 4											
Ruben Rivera, R (1.9) OBP: 0.323, SLG: 0.424		2-2 G5-3				0-0 F9	1-2 1B	1-3 K		4 0 1 0 0 1 1											
Todd Walker, L (1.4) OBP: 0.366, SLG: 0.488		3-2 G6-3				1-0 FC4-6 1B	1-1 G3		0-0 2B	4 0 2 1 0 0 2											
Jason LaRue, R (1.2) OBP: 0.301, SLG: 0.413			0-1 P6			0-2 FC4-6 FC6	3-2 E5 2B G4-3	3-2 F7		4 1 0 0 0 0 2											
Jose Acevedo, R (1.1) ERA: 6.49			2-2 G6-3			0-1 FC6			3-1 HR	0 0 0 0 0 0 0											
51 Scott MacRae, R (3.1) ERA: 3.63						1-2 FC6				1 0 0 0 0 0 0											
Wilton Guerrero, S (5.7) OBP: 0.348, SLG: 0.476										1 0 0 0 0 0 1											
Jose Rijo, R (6.1) ERA: 4.5										0 0 0 0 0 0 0											
Brady Clark, R (7.7) OBP: 0.256, SLG: 0.282										2 1 1 1 0 0 1											
<b>Inning Stats</b>	R: 0 H: 1 E: 0 K: 0 S: 8	H: 1 LOB: 1 BB: 1 P: 18	R: 0 H: 0 E: 0 K: 0 S: 13	H: 0 LOB: 0 BB: 0 P: 20	R: 0 H: 0 E: 0 K: 0 S: 9	H: 0 LOB: 0 BB: 0 P: 11	R: 0 H: 1 E: 0 K: 0 S: 9	H: 1 LOB: 1 BB: 0 P: 13	R: 0 H: 1 E: 0 K: 1 S: 7	H: 1 LOB: 1 BB: 0 P: 8	R: 2 H: 4 E: 1 K: 1 S: 15	H: 4 LOB: 1 BB: 0 P: 19	R: 1 H: 1 E: 0 K: 0 S: 13	H: 1 LOB: 1 BB: 0 P: 24	R: 1 H: 2 E: 0 K: 2 S: 15	H: 2 LOB: 1 BB: 0 P: 23	R: 2 H: 3 E: 0 K: 1 S: 13	H: 3 LOB: 1 BB: 0 P: 19	1B: 6 2B: 5 3B: 0 HR: 3	SF: 0 SAC: 0 DP: 1 HBP: 0	WP: 1 PA: 41 PB: 0 SB: 0 CS: 0
<b>PITCHER</b>	IP WLS BF H R ER SO BB IBB HBP BLK WP HR S P ERA WHIP											<b>PITCHER</b>	IP WLS BF H R ER SO BB IBB HBP BLK WP HR S P ERA WHIP								
Dustin Hermanson, R (1.1) ERA: 4.35	1.1 W 6 2 1 1 2 0 0 0 0 0 1 0 16 25 6.75 1.500																				
Mike Matthews, L (7.1) ERA: 3.69	1.1 6 2 1 1 2 0 0 0 0 0 0 2 13 19 18.00 3.000																				
Luther Hackman, R (9.1) ERA: 4.76	1.0 6 3 2 2 1 0 0 0 0 0 0 2 13 19 18.00 3.000																				



Batter	1	2	3	4	5	6	7	8	9	AB	R	H	RBI	BB	SO	LOB	TOP											
<b>Fernando Vina, L</b> OBP: 0.359, SLG: 0.408 (1, 4)	E4 SH5-3 5 G6-3 BB		F7			G4-3		1B 1B		4	1	1	0	0	0	1	<b>St. Louis Cardinals @ Cincinnati Reds</b> Cinergy Field, Cincinnati, OH Wed Aug 22 2001, 7:05 PM EDT Att: 19,334 - Cloudy - 81 F											
<b>Craig Paquette, R</b> OBP: 0.306, SLG: 0.465 (1, 7) (8, 5)	5 G6-3 SH5-3 BB		G5-4-3			1B		1B		3	0	2	0	1	0	1												
<b>J.D. Drew, L</b> OBP: 0.418, SLG: 0.673 (1, 9)	SH5-3			F9		F8		K		3	0	0	0	0	1	3												
<b>5 Albert Pujols, R</b> OBP: 0.405, SLG: 0.617 <b>Gene Stechschulte, R</b> OBP: 0.750, SLG: 1.667 (8, 1)	G6-3			F8			BB BB	L9		3	0	0	1	1	0	3												
<b>15 Jim Edmonds, L</b> OBP: 0.379, SLG: 0.503 (1, 8)	K			G4-3			F7		G4-3	4	0	0	0	0	1	2												
<b>Mark McCwire, R</b> OBP: 0.305, SLG: 0.496 (1, 3)		F7			F8		F8		K	4	0	0	0	0	1	1												
<b>Edgar Renteria, R</b> OBP: 0.320, SLG: 0.373 (1, 6)		G6-4-3 1B			F8		BB		2B	3	0	2	0	1	0	0												
<b>Mike Matheny, R</b> OBP: 0.287, SLG: 0.298 <b>Bobby Bonilla, S</b> OBP: 0.320, SLG: 0.376 <b>Eli Marrero, R</b> OBP: 0.301, SLG: 0.432 (7, PH) (8, PH) (7, 2)	G6-4-3				K		F9		G3-1	2	0	0	0	0	1	1												
<b>Darryl Kile, R</b> OBP: 0.175, SLG: 0.203 <b>Kerry Robinson, L</b> OBP: 0.340, SLG: 0.356 (8, PH) (8, 7)			G5-4-3 BB			L8		G3		1	0	0	0	1	0	0												
<b>Inning Stats</b>	R: 1 E: 1 K: 1 S: 9	H: 0 LOB: 1 BB: 1 P: 17	R: 0 E: 0 K: 0 S: 9	H: 1 LOB: 0 BB: 0 P: 13	R: 0 E: 0 K: 0 S: 8	H: 0 LOB: 0 BB: 1 P: 14	R: 0 E: 0 K: 0 S: 6	H: 0 LOB: 0 BB: 0 P: 11	R: 0 E: 0 K: 1 S: 5	H: 1 LOB: 1 BB: 0 P: 9	R: 0 E: 0 K: 0 S: 10	H: 1 LOB: 1 BB: 0 P: 15	R: 0 E: 0 K: 0 S: 8	H: 0 LOB: 2 BB: 2 P: 22	R: 0 E: 0 K: 1 S: 11	H: 2 LOB: 2 BB: 0 P: 15		R: 0 E: 0 K: 1 S: 10	H: 1 LOB: 1 BB: 0 P: 13	1B: 4 2B: 1 3B: 0 HR: 0	SF: 0 SAC: 1 DP: 2 HBP: 0	WP: 0 PB: 0 SB: 0 CS: 0	PA: 35					
<b>PITCHER</b>	IP	WLS	BF	H	R	ER	SO	BB	IBB	HBP	BLK	WP	HR	S	P	ERA		WHIP										
<b>59 Lance Davis, L</b> ERA: 4.62 <b>Scott Sullivan, R</b> ERA: 3.52 <b>Danny Graves, R</b> ERA: 4.15	(1, 1) (8, 1) (8, 1)	7.0 0.1 1.2	W H S	26 3 6	2 2 1	0 0 0	2 0 2	4 0 0	0 0 0	0 0 0	0 0 0	0 0 0	0 7 14	55 9 19	101 9 19	0.00 0.00 0.00		0.857 6.000 0.600										

Batter	1	2	3	4	5	6	7	8	9	AB	R	H	RBI	BB	SO	LOB	BOTTOM											
<b>Pokey Reese, R</b> OBP: 0.296, SLG: 0.346 (1, 6)	F8			F9						3	0	1	0	1	0	0	<b>St. Louis Cardinals @ Cincinnati Reds</b> Cinergy Field, Cincinnati, OH Wed Aug 22 2001, 7:05 PM EDT Att: 19,334 - Cloudy - 81 F											
<b>Adam Dunn, L</b> OBP: 0.380, SLG: 0.551 <b>Scott Sullivan, R</b> OBP: 0.250, SLG: 1.000 (1, 7) (8, 1) (8, 1)	K	FC4-6 BB			F7		2B			4	0	0	1	0	2	3												
<b>Ken Griffey Jr., L</b> OBP: 0.375, SLG: 0.556 (1, 8)	1B BB	FC4-6 1B					F7			3	0	2	1	1	0	1												
<b>Sean Casey, L</b> OBP: 0.380, SLG: 0.482 (1, 3)	1B	G4-3			P7			G4-3		4	0	1	0	0	0	3												
<b>Ruben Rivera, R</b> OBP: 0.318, SLG: 0.416 (1, 9)	K		P3		G5-3			F3		4	0	0	0	0	1	3												
<b>Todd Walker, L</b> OBP: 0.265, SLG: 0.486 (1, 4)		P7	G3-1			G1-3		WP 1B		4	0	1	0	0	0	0												
<b>Jason LaRue, R</b> OBP: 0.301, SLG: 0.411 (1, 2)		1B 59 1B 1B	G4-3			P6		K		4	1	1	0	0	1	1												
<b>Juan Castro, R</b> OBP: 0.257, SLG: 0.283 (1, 5)		BB 59 1B FC4-6 1B			G6-3		G5-3			3	1	1	0	0	0	0												
<b>59 Lance Davis, R</b> OBP: 0.167, SLG: 0.208 <b>Brady Clark, R</b> OBP: 0.393, SLG: 0.516 (7, PH) (8, 7)		FC4-6 BB 1B 1B			P6		G5-3			2	1	1	1	0	0	0												
<b>Inning Stats</b>	R: 0 E: 0 K: 2 S: 10	H: 1 LOB: 2 BB: 1 P: 19	R: 3 E: 0 K: 0 S: 17	H: 4 LOB: 2 BB: 1 P: 25	R: 0 E: 0 K: 0 S: 10	H: 0 LOB: 0 BB: 0 P: 18	R: 0 E: 0 K: 0 S: 6	H: 0 LOB: 0 BB: 0 P: 8	R: 0 E: 0 K: 0 S: 8	H: 1 LOB: 1 BB: 0 P: 13	R: 0 E: 0 K: 0 S: 6	H: 0 LOB: 0 BB: 0 P: 7	R: 0 E: 0 K: 1 S: 8	H: 1 LOB: 1 BB: 0 P: 14	R: 0 E: 0 K: 1 S: 8	H: 1 LOB: 1 BB: 0 P: 14		1B: 6 2B: 2 3B: 0 HR: 0	SF: 0 SAC: 0 DP: 0 HBP: 0	WP: 1 PB: 0 SB: 0 CS: 0	PA: 34							
<b>PITCHER</b>	IP	WLS	BF	H	R	ER	SO	BB	IBB	HBP	BLK	WP	HR	S	P	ERA		WHIP										
<b>Darryl Kile, R</b> ERA: 2.8 <b>Gene Stechschulte, R</b> ERA: 3.9	(1, 1) (8, 1)	7.0 1.0	L 4	30 1	3 0	3 0	3 1	2 0	0 0	0 0	0 0	0 1	0 0	65 8	104 14	0.00 0.00		1.286 1.000										





Batter	1	2	3	4	5	6	7	8	9	AB	R	H	RBI	BB	SO	LOB	TOP											
Fernando Vina, L OBP: 0.358, SLG: 0.407 Andy Benes, R OBP: 0.182, SLG: 0.250	K		F7				B3-1			4	0	1	0	0	1	0	<b>St. Louis Cardinals @ Cincinnati Reds</b> Cinergy Field, Cincinnati, OH Thu Aug 23 2001, 12:35 PM EDT Att: 23,887 - Cloudy - 72 F											
Placido Polanco, R OBP: 0.357, SLG: 0.406	L6		G6-3					1B	4	0	1	0	0	0	1													
J.D. Drew, L OBP: 0.422, SLG: 0.674				G5-4-3		G4-3		2B	4	0	3	0	0	0	0													
5 Albert Pujols, R OBP: 0.404, SLG: 0.620	G4-3			G5-4-3			HR	1B	4	1	1	1	0	0	4													
15 Jim Edmonds, L OBP: 0.379, SLG: 0.500 Mike Matthews, L OBP: 0.125, SLG: 0.313 Craig Paquette, R OBP: 0.307, SLG: 0.463		G3				G1-3		G6-4-3	2	0	0	0	1	0	0													
Bobby Bonilla, S OBP: 0.324, SLG: 0.375				BB					0	0	0	0	0	0	0													
Miguel Cairo, R OBP: 0.368, SLG: 0.403				P6					3	0	1	0	1	0	1													
Eli Marrero, R OBP: 0.300, SLG: 0.447				FC6-4					4	0	1	0	0	0	2													
Bud Smith, L OBP: 0.200, SLG: 0.200 Kerry Robinson, L OBP: 0.335, SLG: 0.351				G4-3		G6-3			4	1	1	1	0	1	2													
									2	0	0	0	0	0	0													
									2	0	0	0	0	1	1													
<b>Inning Stats</b>	R: 0 E: 0 K: 1 S: 12	H: 1 LOB: 1 BB: 0 P: 22	R: 0 E: 0 K: 0 S: 12	H: 1 LOB: 1 BB: 0 P: 17	R: 0 E: 0 K: 0 S: 5	H: 0 LOB: 0 BB: 0 P: 8	R: 0 E: 0 K: 0 S: 9	H: 1 LOB: 1 BB: 0 P: 18	R: 1 E: 0 K: 0 S: 10	H: 2 LOB: 1 BB: 0 P: 15	R: 0 E: 0 K: 2 S: 9	H: 0 LOB: 0 BB: 0 P: 13	R: 0 E: 0 K: 0 S: 7	H: 2 LOB: 1 BB: 0 P: 11	R: 0 E: 0 K: 0 S: 7	H: 1 LOB: 1 BB: 0 P: 11	1B: 6 2B: 1 3B: 0 HR: 2	SF: 0 SAC: 0 DP: 2 HBP: 0	WP: 0 PB: 0 SB: 1 CS: 0	PA: 36								
<b>PITCHER</b>	IP	WLS	BF	H	R	ER	SO	BB	IBB	HBP	BLK	WP	HR	S	P	ERA	WHIP											
Elmer Dessens, R ERA: 4.48	(1, 1)	6.0	W	25	6	2	2	1	2	0	0	0	0	2	56	92	3.00	1.333										
John Riedling, R ERA: 2.48	(7, 1)	1.1		6	2	0	0	2	0	0	0	0	0	0	13	18	0.00	1.500										
Scott Sullivan, R ERA: 3.59	(8, 1)	0.2		1	0	0	0	0	0	0	0	0	0	0	3	6	0.00	0.000										
51 Scott MacRae, R ERA: 3.44	(9, 1)	1.0		4	1	0	0	0	0	0	0	0	0	7	11	0.00	1.000											

Batter	1	2	3	4	5	6	7	8	9	AB	R	H	RBI	BB	SO	LOB	BOTTOM										
Pokey Reese, R OBP: 0.299, SLG: 0.360	F4			B5-6-1						5	2	3	4	0	0	1	<b>St. Louis Cardinals @ Cincinnati Reds</b> Cinergy Field, Cincinnati, OH Thu Aug 23 2001, 12:35 PM EDT Att: 23,887 - Cloudy - 72 F										
Adam Dunn, L OBP: 0.377, SLG: 0.549 John Riedling, R				FC5-4						4	1	1	1	0	1	3											
Scott Sullivan, R				2B						0	0	0	0	0	0	0											
D.T. Cromer, L OBP: 0.275, SLG: 0.500				2B						1	0	0	0	0	0	0											
Ken Griffey Jr., L OBP: 0.363, SLG: 0.582 Wilton Guerrero, S OBP: 0.345, SLG: 0.368				2B						5	2	4	2	0	0	1											
Sean Casey, L OBP: 0.380, SLG: 0.483 51 Scott MacRae, R				2B						0	0	0	0	0	0	0											
Ruben Rivera, R OBP: 0.315, SLG: 0.411				2B						5	1	1	0	0	0	2											
Todd Walker, L OBP: 0.364, SLG: 0.483				2B						4	0	1	1	0	0	0											
Kelly Stinnett, R OBP: 0.335, SLG: 0.461				2B						2	3	2	1	1	0	0											
Juan Castro, R OBP: 0.258, SLG: 0.289				2B						3	1	1	0	0	1	2											
Elmer Dessens, R OBP: 0.188, SLG: 0.133 Brady Clark, R OBP: 0.394, SLG: 0.516				2B						2	0	2	0	0	0	0											
				2B						2	1	1	2	0	1	1											
<b>Inning Stats</b>	R: 0 E: 0 K: 1 S: 11	H: 2 LOB: 2 BB: 0 P: 14	R: 1 E: 0 K: 1 S: 15	H: 2 LOB: 2 BB: 1 P: 24	R: 3 E: 1 K: 0 S: 15	H: 4 LOB: 0 BB: 0 P: 26	R: 1 E: 0 K: 0 S: 4	H: 2 LOB: 1 BB: 0 P: 7	R: 0 E: 0 K: 1 S: 6	H: 0 LOB: 0 BB: 0 P: 10	R: 2 E: 0 K: 1 S: 15	H: 3 LOB: 1 BB: 0 P: 24	R: 0 E: 0 K: 0 S: 11	H: 0 LOB: 0 BB: 0 P: 15	R: 5 E: 0 K: 0 S: 17	H: 5 LOB: 0 BB: 0 P: 29	1B: 10 2B: 6 3B: 0 HR: 2	SF: 1 SAC: 1 DP: 0 HBP: 0	WP: 0 PB: 0 SB: 0 CS: 1	PA: 41							
<b>PITCHER</b>	IP	WLS	BF	H	R	ER	SO	BB	IBB	HBP	BLK	WP	HR	S	P	ERA	WHIP										
Bud Smith, L ERA: 3.77	(1, 1)	5.2	L	28	12	7	6	3	1	0	0	0	0	59	94	9.53	2.294										
Mike Matthews, L ERA: 3.07	(6, 1)	0.1		2	1	0	0	0	0	0	0	0	0	7	11	0.00	3.000										
Andy Benes, R ERA: 7.36	(7, 1)	2.0		11	5	5	5	0	0	0	0	0	2	28	44	22.50	2.500										

AB	34
R	2
H	9
RBI	2
BB	2
SO	3
LOB	13

AB	38
R	12
H	18
RBI	12
BB	1
SO	3
LOB	10













Batter	1	2	3	4	5	6	7	8	9	AB	R	H	RBI	BB	SO	LOB	TOP					
Fernando Vina, L (1,4) OBP: 0.358, SLG: 0.406	2-2 L5-3 1B		3-2 G1			0-0 F7		1-2 FC4-6 1B		4	0	2	0	0	0	0						
Placido Polanco, R (1,5) OBP: 0.356, SLG: 0.405	2-1 L5-3 1-2		2-2 F8			1-2 G6-3		1-1 FC4-6 1B DI		4	1	0	0	0	0	2						
J.D. Drew, L (1,9) OBP: 0.428, SLG: 0.674	4-1 5 1B BB		2-1 F8			4-0 5 2B BB		3-2 1-H 1B		2	0	1	1	2	0	0						
5 Albert Pujols, R (1,7) OBP: 0.401, SLG: 0.614 Dave Veres, R (8,1)	2-2 1-3 1B			2-3 K		2-2 1-3 2B		1-3 K		4	0	2	0	0	2	1						
15 Jim Edmonds, L (1,8) OBP: 0.381, SLG: 0.509	1-1 F9			2-3 K		3-3 K			1-3 K	4	0	0	0	0	3	4						
Bobby Bonilla, S (1,3) OBP: 0.322, SLG: 0.372		0-3 K		1-3 K			3-2 P4		1-2 1B	4	0	1	0	0	2	0						
Edgar Renteria, R (1,6) OBP: 0.317, SLG: 0.371		0-3 K			3-2 G6-3		2-2 G5-4-3 1B		0-1 1-2 1B	4	0	2	0	0	1	0						
Mike Matheny, R (1,2) OBP: 0.289, SLG: 0.298 Miguel Cairo, R (9,PH) OBP: 0.356, SLG: 0.400		0-1 1B			0-1 G6-3		0-1 G5-4-3 1-2		1-1 F9	3	0	1	0	0	0	1						
Dustin Hermanson, R (1,1) OBP: 0.127, SLG: 0.113 Mike Matthews, L (6,1) OBP: 0.128, SLG: 0.313 Mike Timlin, R (6,1) OBP: 0.397, SLG: 1.000 Steve Kline, S (7,1) OBP: 0.327, SLG: 0.342 Kerry Robinson, L (8,PH) OBP: 0.327, SLG: 0.342		0-3 K			0-0 G5-3			0-3 K	1-1 F8	2	0	0	0	0	1	1						
<b>Inning Stats</b>	R: 0 E: 0 K: 0 S: 12	H: 2 LOB: 2 BB: 1 P: 22	R: 0 E: 0 K: 3 S: 12	H: 1 LOB: 1 BB: 0 P: 12	R: 0 E: 0 K: 0 S: 10	H: 0 LOB: 0 BB: 0 P: 17	R: 0 E: 0 K: 3 S: 10	H: 0 LOB: 0 BB: 0 P: 15	R: 0 E: 0 K: 0 S: 6	H: 0 LOB: 0 BB: 0 P: 9	R: 0 E: 0 K: 1 S: 15	H: 1 LOB: 2 BB: 1 P: 25	R: 0 E: 0 K: 0 S: 11	H: 1 LOB: 0 BB: 0 P: 16	R: 1 E: 0 K: 2 S: 16	H: 2 LOB: 1 BB: 0 P: 22	R: 0 E: 0 K: 1 S: 12	H: 2 LOB: 2 BB: 0 P: 16	1B: 8 2B: 2 3B: 0 HR: 0	SF: 0 SAC: 0 DP: 2 HBP: 0	WP: 0 PB: 0 SB: 0 CS: 0	PA: 36
<b>PITCHER</b>	IP	WLS	BF	H	R	ER	SO	BB	IBB	HBP	BLK	WP	HR	S	P	ERA	WHIP					
Juan Cruz, R (1,1) ERA: 1.54	5.2	W	22	4	0	0	6	2	0	0	0	0	0	60	92	0.00	1.059					
Jeff Fassero, L (6,1) ERA: 3.49	0.1	H	1	0	0	0	1	0	0	0	0	0	0	5	8	0.00	0.000					
David Weathers, R (7,1) ERA: 2.74	1.0		3	1	0	0	0	0	0	0	0	0	0	11	16	0.00	1.000					
Kyle Farnsworth, R (8,1) ERA: 2.49	2.0		10	4	1	1	3	0	0	0	0	0	0	28	38	4.50	2.000					

St. Louis Cardinals @ Chicago Cubs  
Wrigley Field, Chicago, IL  
Sun Aug 26 2001, 1:20 PM CDT  
Att: 39,045 - Sunny - 74 F

AB 34  
R 1  
H 9  
RBI 1  
BB 2  
SO 10  
LOB 13



Batter	1	2	3	4	5	6	7	8	9	AB	R	H	RBI	BB	SO	LOB	BOTTOM				
Eric Young Sr., R (1,4) OBP: 0.326, SLG: 0.390	2-2 HR 1B	2-2 G4-3			1-2 G6-3		0-0 1B 1B			4	2	2	0	0	0	0					
Bill Mueller, S (1,5) OBP: 0.399, SLG: 0.450	1-0 P6		2-3 K		1-3 K		2-2 G6-4-3 1B 1-3 1B			4	1	1	0	0	2	1					
Sammy Sosa, R (1,9) OBP: 0.434, SLG: 0.745	3-2 1-H HR		1-1 G6-3		0-1 HR		0-0 G6-4-3 1B 1-2 3-H 1B			4	2	3	4	0	0	0					
Fred McGriff, L (1,3) OBP: 0.384, SLG: 0.514	1-0 2B 3B		4-2 BB		2-1 G4-3		2-1 G6-4-3 1-2 2-3			3	1	1	0	1	0	2					
Michael Tucker, L (1,8) OBP: 0.326, SLG: 0.409 (7,7)	3-2 2B		2-2 F9			2-2 F9		1-0 1B		4	0	2	2	0	0	1					
Ricky Gutierrez, R (1,6) OBP: 0.350, SLG: 0.405	2-3 K			0-1 G6-3		2-2 G4-3		0-0 G4-3		4	0	0	0	0	1	2					
Todd Hundley, S (1,2) OBP: 0.266, SLG: 0.302 Corey Patterson, L (6,PH) OBP: 0.261, SLG: 0.388 (7,8)	0-0 F9			4-1 BB		1-0 2B		0-2 G4-3		2	0	1	0	1	0	1					
Delino DeShields, L (1,7) OBP: 0.330, SLG: 0.343 David Weathers, R (7,1) Kyle Farnsworth, R (8,1)		0-0 B2-6-3 1B			2-2 F9		4-2 BB	0-3 K		2	0	1	0	1	0	1					
Juan Cruz, R (1,1) Jeff Fassero, L (6,1) Robert Machado, R (6,PH) OBP: 0.279, SLG: 0.377 (7,2)		1-2 B2-6-3			0-0 G1-3		1-2 G1-3	0-1 G6-3		2	0	0	0	0	0	2					
<b>Inning Stats</b>	R: 3 E: 0 K: 1 S: 17	H: 4 LOB: 1 BB: 0 P: 28	R: 0 E: 0 K: 0 S: 8	H: 1 LOB: 0 BB: 0 P: 11	R: 0 E: 0 K: 1 S: 13	H: 0 LOB: 1 BB: 1 P: 22	R: 0 E: 0 K: 0 S: 7	H: 0 LOB: 1 BB: 1 P: 13	R: 1 E: 0 K: 0 S: 11	H: 1 LOB: 0 BB: 0 P: 15	R: 0 E: 0 K: 0 S: 16	H: 1 LOB: 2 BB: 1 P: 26	R: 2 E: 0 K: 0 S: 13	H: 4 LOB: 1 BB: 0 P: 19	R: 0 E: 0 K: 1 S: 8	H: 0 LOB: 0 BB: 0 P: 8	1B: 6 2B: 2 3B: 1 HR: 2	SF: 0 SAC: 0 DP: 2 HBP: 0	WP: 0 PB: 0 SB: 0 CS: 0	PA: 36	
<b>PITCHER</b>	IP	WLS	BF	H	R	ER	SO	BB	IBB	HBP	BLK	WP	HR	S	P	ERA	WHIP				
Dustin Hermanson, R (1,1) ERA: 3.62	5.0	L	22	6	4	4	3	2	0	0	0	0	0	11	20	0.00	3.000				
Mike Timlin, R (6,1) ERA: 3.97	0.1		4	3	2	2	0	0	0	0	0	0	0	11	14	54.00	9.000				
Steve Kline, L (7,1) ERA: 1.55	1.0		3	1	0	0	0	0	0	0	0	0	0	7	11	0.00	1.000				
Dave Veres, R (8,1) ERA: 3.28	1.0		3	0	0	0	1	0	0	0	0	0	0	8	8	0.00	0.000				

St. Louis Cardinals @ Chicago Cubs  
Wrigley Field, Chicago, IL  
Sun Aug 26 2001, 1:20 PM CDT  
Att: 39,045 - Sunny - 74 F

AB 33  
R 6  
H 11  
RBI 6  
BB 3  
SO 4  
LOB 12





Batter	1	2	3	4	5	6	7	8	9	AB	R	H	RBI	BB	SO	LOB	TOP								
D'Angelo Jimenez, S OBP: 0.356, SLG: 0.354	0-3 K		0-1 2B	4-2 1B SF9 BB		2-2 F9		0-1 G3-1		4	2	1	0	1	1	1									
Mike Darr, L OBP: 0.364, SLG: 0.344	1-1 F9		1-2 F9 FC6-4	1-0 E 1B		0-0 G4-3		1-1 F8		5	1	2	1	0	0	0									
Ryan Klesko, L OBP: 0.393, SLG: 0.531	1-0 1B		4-2 FC6-4 BB	1-2 SF9		1-1 L6		1-2 HR		3	1	2	2	1	0	0									
Phil Nevin, R OBP: 0.398, SLG: 0.587	2-3 K		2-1 F9							4	0	1	0	0	1	4									
Dave Magadan, L OBP: 0.325, SLG: 0.345										1	0	0	0	0	0	0									
Ray Lankford, L OBP: 0.353, SLG: 0.494		3-3 K	2-2 FC6-4 1B		4-2 E G4-3 BB		1-2 G4-6-3 1B		2-1 2B	4	1	1	1	1	1	2									
Bubba Trammell, R OBP: 0.337, SLG: 0.480	0-3 K		3-1 1B		0-1 L9		0-0 G5-3		2-3 K	5	0	1	1	0	2	2									
Wiki Gonzalez, R OBP: 0.355, SLG: 0.509	1-2 E 1B		0-0 1B		1-1 G4-3				0-2 G5-3	4	0	2	0	0	0	1									
Damian Jackson, R OBP: 0.326, SLG: 0.355	1-1 E4		0-3 K		4-0 IBB				1-2 SH1-3 1B	3	0	1	0	1	1	3									
Brian Lawrence, R OBP: 0.188, SLG: 0.313	0-1 F7				1-1 G4-3		0-2 F4		0-1 SH1-3	3	0	0	0	0	0	4									
Jose Nunez, L										0	0	0	0	0	0	0									
Trevor Hoffman, R										0	0	0	0	0	0	0									
<b>Inning Stats</b>	R: 0 E: 0 K: 2 S: 10	H: 1 LOB: 1 BB: 0 P: 14	R: 0 E: 1 K: 2 S: 14	H: 1 LOB: 2 BB: 0 P: 19	R: 3 E: 0 K: 1 S: 18	H: 4 LOB: 2 BB: 1 P: 30	R: 1 E: 1 K: 0 S: 13	H: 1 LOB: 1 BB: 1 P: 22	R: 0 E: 1 K: 0 S: 11	H: 0 LOB: 2 BB: 2 P: 20	R: 0 E: 0 K: 0 S: 8	H: 0 LOB: 0 BB: 0 P: 11	R: 0 E: 0 K: 0 S: 7	H: 1 LOB: 0 BB: 0 P: 9	R: 0 E: 0 K: 0 S: 10	H: 1 LOB: 1 BB: 0 P: 11	R: 1 E: 0 K: 1 S: 15	H: 2 LOB: 1 BB: 0 P: 23	1B: 8 2B: 2 3B: 0 HR: 1	SF: 1 SAC: 1 DP: 1 HBP: 0	WP: 0 PB: 0 SB: 1 CS: 0	PA: 42			
<b>PITCHER</b>	IP	WLS	BF	H	R	ER	SO	BB	IBB	HBP	BLK	WP	HR	S	P	ERA	WHIP								
Darryl Kile, R ERA: 2.92	5.0	L	27	7	4	4	5	3	1	0	0	0	0	66	105	7.20	2.000								
Mike Matthews, L ERA: 3.59	1.0		3	0	0	0	0	0	0	0	0	0	0	8	11	0.00	0.000								
Mike Timlin, R ERA: 3.84	2.0		7	2	0	0	0	0	0	0	0	0	0	17	20	0.00	1.000								
Luther Hackman, R ERA: 4.88	1.0		5	2	1	1	1	0	0	0	0	0	1	15	23	9.00	2.000								

**San Diego Padres @ St. Louis Cardinals**  
 Busch Stadium, St. Louis, MO  
 Tue Aug 28 2001, 7:10 PM CDT  
 Att: 34,431 - Sunny - 89 F

AB	36
R	5
H	11
RBI	5
BB	4
SO	6
LOB	17



Batter	1	2	3	4	5	6	7	8	9	AB	R	H	RBI	BB	SO	LOB	BOTTOM								
Fernando Vina, L OBP: 0.356, SLG: 0.403	0-0 G6-3			1-1 F9		0-1 F9		0-0 G3		4	0	0	0	0	0	1									
Placido Polanco, R OBP: 0.353, SLG: 0.402	3-3 K			0-0 G5-3		1-1 F9		2-1 G6-3		4	0	0	0	0	1	1									
J.D. Drew, L OBP: 0.423, SLG: 0.664	1-1 G1-3			0-0 G5-3		2-1 G1-6-3		2-2 F8		4	0	0	0	0	0	1									
5 Albert Pujols, R OBP: 0.400, SLG: 0.611		0-0 G1-3			3-2 L3		0-2 L7		0-2 15 BB 2B 1B	4	1	1	0	0	0	0									
15 Jim Edmonds, L OBP: 0.384, SLG: 0.520	0-3 K			1-2 HR		0-0 PB 2B		4-1 2B BB		3	1	2	1	1	1	0									
Craig Paquette, R OBP: 0.314, SLG: 0.463	1-0 G6-3			4-1 FC6-4 BB		3-3 K		0-0 2B		3	0	1	1	1	1	1									
Edgar Renteria, R OBP: 0.315, SLG: 0.368			2-3 K		0-0 F7		3-2 G5-3			3	0	0	0	0	1	2									
Mike Matheny, R OBP: 0.288, SLG: 0.296			2-1 G4-3		2-2 FC6-4			1-3 K		2	0	0	0	0	0	1									
Bobby Bonilla, S OBP: 0.320, SLG: 0.369					1-2 K					1	0	0	0	0	1	0									
Luther Hackman, R										0	0	0	0	0	0	0									
Darryl Kile, R OBP: 0.172, SLG: 0.200			3-3 K			2-1 1B		1-2 G5-3		1	0	0	0	0	1	0									
Mike Matthews, L OBP: 0.125, SLG: 0.313										0	0	0	0	0	0	0									
Kerry Robinson, R OBP: 0.331, SLG: 0.346										1	0	1	0	0	0	0									
Mike Timlin, R OBP: 0.250, SLG: 0.438										0	0	0	0	0	0	0									
Ei Marrero, R										1	0	0	0	0	0	0									
<b>Inning Stats</b>	R: 0 E: 0 K: 1 S: 7	H: 0 LOB: 0 BB: 0 P: 11	R: 0 E: 0 K: 1 S: 5	H: 0 LOB: 0 BB: 0 P: 6	R: 0 E: 0 K: 2 S: 9	H: 0 LOB: 0 BB: 0 P: 16	R: 0 E: 0 K: 0 S: 4	H: 0 LOB: 0 BB: 0 P: 5	R: 1 E: 0 K: 0 S: 12	H: 1 LOB: 1 BB: 1 P: 22	R: 0 E: 0 K: 0 S: 8	H: 1 LOB: 1 BB: 0 P: 13	R: 0 E: 0 K: 1 S: 10	H: 1 LOB: 0 BB: 0 P: 16	R: 0 E: 0 K: 1 S: 7	H: 0 LOB: 0 BB: 0 P: 9	R: 1 E: 0 K: 0 S: 10	H: 2 LOB: 2 BB: 1 P: 18	1B: 2 2B: 2 3B: 0 HR: 1	SF: 0 SAC: 0 DP: 0 HBP: 0	WP: 0 PB: 1 SB: 0 CS: 0	PA: 33			
<b>PITCHER</b>	IP	WLS	BF	H	R	ER	SO	BB	IBB	HBP	BLK	WP	HR	S	P	ERA	WHIP								
Brian Lawrence, R ERA: 3.23	8.2	W	31	4	2	2	6	1	0	0	0	0	0	70	110	2.08	0.577								
Jose Nunez, L ERA: 5.49	0.0		1	0	0	0	0	1	0	0	0	0	0	1	5	∞	∞								
Trevor Hoffman, R ERA: 2.93	0.1	S	1	1	0	0	0	0	0	0	0	0	0	1	1	0.00	3.000								

**San Diego Padres @ St. Louis Cardinals**  
 Busch Stadium, St. Louis, MO  
 Tue Aug 28 2001, 7:10 PM CDT  
 Att: 34,431 - Sunny - 89 F

AB	31
R	2
H	5
RBI	2
BB	2
SO	6
LOB	7













Batter	1	2	3	4	5	6	7	8	9	AB	R	H	RBI	BB	SO	LOB	TOP					
<b>Fernando Vina, L</b> (1, 4) OBP: 0.359, SLG: 0.415	0-1 F7	3-2 P4		2-0 2B			1-0 1B		1-0 G4-3	5	0	2	1	0	0	1						
<b>Placido Polanco, R</b> (1, 5) OBP: 0.354, SLG: 0.399	3-2 BB 1B		0-1 L9	1-1 F9			0-0 F9		0-2 G6-3	5	0	1	0	0	0	2						
<b>Miguel Cairo, R</b> (1, 7) OBP: 0.361, SLG: 0.388	4-0 BB		0-3 K		0-0 B1-3		1-2 F7		4-0 5 2B BB	3	0	0	0	1	1	1						
<b>Kerry Robinson, L</b> (7, 7) OBP: 0.335, SLG: 0.346	1-2 BB									0	1	0	0	1	0	0						
<b>5 Albert Pujols, R</b> (1, 3) OBP: 0.404, SLG: 0.616	1-1 L7		2-1 15 HR 1B		1-2 G6-3		1-3 K		1-1 HBP 1-H 2B	5	1	2	1	0	1	3						
<b>15 Jim Edmonds, L</b> (1, 8) OBP: 0.392, SLG: 0.540	2-3 K		1-2 1-H HR		2-3 K			1-2 SH5-3 1B	4-0 HBP IBB	4	1	2	2	1	2	2						
<b>Craig Paquette, R</b> (1, 9) OBP: 0.313, SLG: 0.462		1-1 F8	1-1 F9			0-0 G6-3		0-0 SH5-3	2-1 HBP	3	0	0	0	0	0	0						
<b>Edgar Renteria, R</b> (1, 6) OBP: 0.314, SLG: 0.377		0-0 G5-3		2-3 K		0-1 F9		0-3 K2-3	1-0 G4-3	5	0	0	0	0	2	4						
<b>Eli Marrero, R</b> (1, 2) OBP: 0.310, SLG: 0.432		4-2 2B BB		4-1 2B BB		4-2 BB		4-0 IBB		0	2	0	0	4	0	0						
<b>Woody Williams, R</b> (1, 1) OBP: 0.230, SLG: 0.265		0-0 1-H 2B		0-0 G5-3		1-3 K		0-1 F7		4	0	1	1	0	1	4						
<b>Inning Stats</b>	R: 0 E: 0 K: 1 S: 14	H: 1 LOB: 2 BB: 1 P: 24	R: 1 E: 0 K: 0 S: 10	H: 1 LOB: 1 BB: 1 P: 18	R: 2 E: 0 K: 1 S: 12	H: 2 LOB: 0 BB: 0 P: 16	R: 1 E: 0 K: 1 S: 8	H: 1 LOB: 1 BB: 1 P: 17	R: 0 E: 0 K: 1 S: 12	H: 0 LOB: 0 BB: 0 P: 11	R: 0 E: 0 K: 1 S: 8	H: 1 LOB: 1 BB: 0 P: 11	R: 0 E: 0 K: 1 S: 9	H: 1 LOB: 2 BB: 1 P: 14	R: 1 E: 0 K: 0 S: 8	H: 1 LOB: 3 BB: 2 P: 21	1B: 4 2B: 3 3B: 0 HR: 1	SF: 0 SAC: 1 DP: 0 HBP: 1	WP: 0 PB: 0 SB: 1 CS: 0	PA: 43		
<b>PITCHER</b>	IP WLS BF H R ER SO BB IBB HBP BLK WP HR S P ERA WHIP	IP WLS BF H R ER SO BB IBB HBP BLK WP HR S P ERA WHIP	IP WLS BF H R ER SO BB IBB HBP BLK WP HR S P ERA WHIP	IP WLS BF H R ER SO BB IBB HBP BLK WP HR S P ERA WHIP	IP WLS BF H R ER SO BB IBB HBP BLK WP HR S P ERA WHIP	IP WLS BF H R ER SO BB IBB HBP BLK WP HR S P ERA WHIP	IP WLS BF H R ER SO BB IBB HBP BLK WP HR S P ERA WHIP	IP WLS BF H R ER SO BB IBB HBP BLK WP HR S P ERA WHIP	IP WLS BF H R ER SO BB IBB HBP BLK WP HR S P ERA WHIP	IP WLS BF H R ER SO BB IBB HBP BLK WP HR S P ERA WHIP	IP WLS BF H R ER SO BB IBB HBP BLK WP HR S P ERA WHIP	IP WLS BF H R ER SO BB IBB HBP BLK WP HR S P ERA WHIP	IP WLS BF H R ER SO BB IBB HBP BLK WP HR S P ERA WHIP	IP WLS BF H R ER SO BB IBB HBP BLK WP HR S P ERA WHIP	IP WLS BF H R ER SO BB IBB HBP BLK WP HR S P ERA WHIP	IP WLS BF H R ER SO BB IBB HBP BLK WP HR S P ERA WHIP	IP WLS BF H R ER SO BB IBB HBP BLK WP HR S P ERA WHIP	IP WLS BF H R ER SO BB IBB HBP BLK WP HR S P ERA WHIP	IP WLS BF H R ER SO BB IBB HBP BLK WP HR S P ERA WHIP	IP WLS BF H R ER SO BB IBB HBP BLK WP HR S P ERA WHIP	IP WLS BF H R ER SO BB IBB HBP BLK WP HR S P ERA WHIP	IP WLS BF H R ER SO BB IBB HBP BLK WP HR S P ERA WHIP

St. Louis Cardinals @ Los Angeles Dodgers  
Dodger Stadium, Los Angeles, CA  
Fri Aug 31 2001, 7:10 PM PDT  
Att: 45,172 - Sunny - 71 F

AB 34  
R 5  
H 8  
RBI 5  
BB 7  
SO 7  
LOB 17



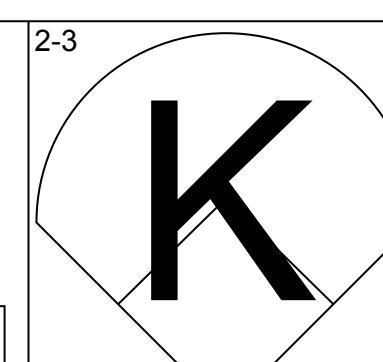
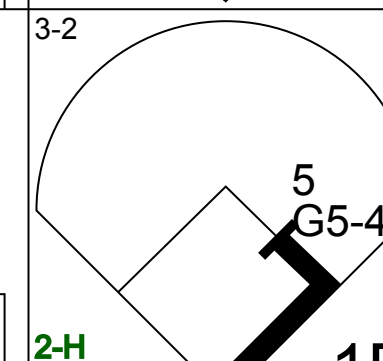
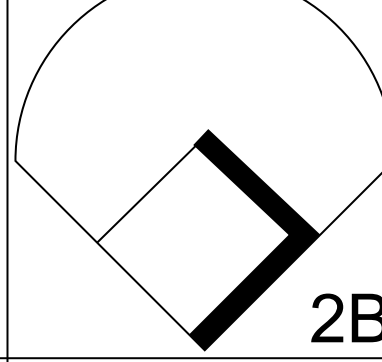
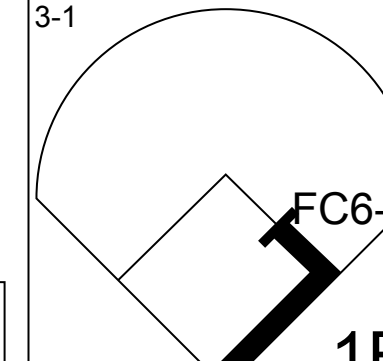

Batter	1	2	3	4	5	6	7	8	9	AB	R	H	RBI	BB	SO	LOB	BOTTOM					
<b>Adrian Beltré, R</b> (1, 5) OBP: 0.306, SLG: 0.420	0-2 G5-3			0-0 G5-3 1B		1-1 G6-3		1-1 L4		4	0	1	0	0	0	0						
<b>Mark Grudzielanek, R</b> (1, 4) OBP: 0.329, SLG: 0.399	1-2 G5-3			3-2 G5-3		0-1 G5-3			1-2 F7	4	0	0	0	0	0	1						
<b>Shawn Green, L</b> (1, 9) OBP: 0.365, SLG: 0.597	2-3 K			4-1 G6-4-3 BB			0-0 G4-3 1B		0-0 G3-1	3	0	1	0	1	1	0						
<b>Gary Sheffield, R</b> (1, 7) OBP: 0.427, SLG: 0.612		2-2 G4-3		1-0 G6-4-3			0-0 F7		1-1 F7	4	0	0	0	0	0	3						
<b>Paul Lo Duca, R</b> (1, 2) OBP: 0.377, SLG: 0.559		1-0 G6-3			0-2 F7		2-2 G4-3 1B			3	0	1	0	0	0	0						
<b>Eric Karros, R</b> (1, 3) OBP: 0.295, SLG: 0.395		2-0 G6-3			0-1 HR		3-2 G4-3		1-2 2-3 G6-3	3	1	1	1	0	0	2						
<b>Marquis Grissom, R</b> (1, 8) OBP: 0.262, SLG: 0.448			1-3 K		1-1 F7		2-2 G6-3			3	0	0	0	0	1	2						
<b>Alex Cora, L</b> (1, 6) OBP: 0.291, SLG: 0.328			0-1 F2		1-0 F7			1-1 G5-3		3	0	0	0	0	0	0						
<b>Eric Gagne, R</b> (1, 1) ERA: 4.97						1-3 K		3-2 P6		1	0	0	0	0	0	0						
<b>Giovanni Carrara, R</b> (5, 1) ERA: 3.07										0	0	0	0	0	0	0						
<b>Mike Trombley, R</b> (7, 1) ERA: 3.71										0	0	0	0	0	0	0						
<b>Matt Herge, R</b> (9, 1) ERA: 3.66										0	0	0	0	0	0	0						
<b>Inning Stats</b>	R: 0 E: 0 K: 1 S: 9	H: 0 LOB: 0 BB: 0 P: 12	R: 0 E: 0 K: 0 S: 5	H: 0 LOB: 0 BB: 0 P: 10	R: 0 E: 0 K: 1 S: 7	H: 0 LOB: 0 BB: 0 P: 9	R: 0 E: 0 K: 0 S: 8	H: 1 LOB: 1 BB: 1 P: 16	R: 1 E: 0 K: 0 S: 9	H: 1 LOB: 0 BB: 0 P: 11	R: 0 E: 0 K: 1 S: 7	H: 0 LOB: 0 BB: 0 P: 9	R: 0 E: 0 K: 0 S: 11	H: 2 LOB: 2 BB: 0 P: 18	R: 0 E: 0 K: 0 S: 8	H: 0 LOB: 0 BB: 0 P: 13	R: 0 E: 0 K: 0 S: 8	H: 0 LOB: 0 BB: 0 P: 10	1B: 3 2B: 0 3B: 0 HR: 1	SF: 0 SAC: 0 DP: 1 HBP: 0	WP: 0 PB: 0 SB: 0 CS: 0	PA: 31
<b>PITCHER</b>	IP WLS BF H R ER SO BB IBB HBP BLK WP HR S P ERA WHIP	IP WLS BF H R ER SO BB IBB HBP BLK WP HR S P ERA WHIP	IP WLS BF H R ER SO BB IBB HBP BLK WP HR S P ERA WHIP	IP WLS BF H R ER SO BB IBB HBP BLK WP HR S P ERA WHIP	IP WLS BF H R ER SO BB IBB HBP BLK WP HR S P ERA WHIP	IP WLS BF H R ER SO BB IBB HBP BLK WP HR S P ERA WHIP	IP WLS BF H R ER SO BB IBB HBP BLK WP HR S P ERA WHIP	IP WLS BF H R ER SO BB IBB HBP BLK WP HR S P ERA WHIP	IP WLS BF H R ER SO BB IBB HBP BLK WP HR S P ERA WHIP	IP WLS BF H R ER SO BB IBB HBP BLK WP HR S P ERA WHIP	IP WLS BF H R ER SO BB IBB HBP BLK WP HR S P ERA WHIP	IP WLS BF H R ER SO BB IBB HBP BLK WP HR S P ERA WHIP	IP WLS BF H R ER SO BB IBB HBP BLK WP HR S P ERA WHIP	IP WLS BF H R ER SO BB IBB HBP BLK WP HR S P ERA WHIP	IP WLS BF H R ER SO BB IBB HBP BLK WP HR S P ERA WHIP	IP WLS BF H R ER SO BB IBB HBP BLK WP HR S P ERA WHIP	IP WLS BF H R ER SO BB IBB HBP BLK WP HR S P ERA WHIP	IP WLS BF H R ER SO BB IBB HBP BLK WP HR S P ERA WHIP	IP WLS BF H R ER SO BB IBB HBP BLK WP HR S P ERA WHIP	IP WLS BF H R ER SO BB IBB HBP BLK WP HR S P ERA WHIP	IP WLS BF H R ER SO BB IBB HBP BLK WP HR S P ERA WHIP	IP WLS BF H R ER SO BB IBB HBP BLK WP HR S P ERA WHIP

St. Louis Cardinals @ Los Angeles Dodgers  
Dodger Stadium, Los Angeles, CA  
Fri Aug 31 2001, 7:10 PM PDT  
Att: 45,172 - Sunny - 71 F

AB 30  
R 1  
H 4  
RBI 1  
BB 1  
SO 3  
LOB 8





Batter	1	2	3	4	5	6	7	8	9	AB	R	H	RBI	BB	SO	LOB	TOP					
Fernando Vina, L (1,4) OBP: 0.357, SLG: 0.412			K2-3 (2)			G3 (1)		F9 (3)		4	0	0	0	0	2	1	<b>St. Louis Cardinals @ Los Angeles Dodgers</b> Dodger Stadium, Los Angeles, CA Sat Sep 01 2001, 7:10 PM PDT Att: 37,470 - Sunny - 72 F					
Placido Polanco, R (1,5) OBP: 0.351, SLG: 0.396	E5 1B		K (3)			F9 (2)			G6-3 (1)	4	1	0	0	0	1	0						
J.D. Drew, L (1,9) OBP: 0.420, SLG: 0.668				G4-3 (1)		F9 (3)			G4-3 (2)	4	0	1	1	0	0	0						
5 Albert Pujols, R (1,3) OBP: 0.403, SLG: 0.615	G5-4-3 (3)			G1-3 (2)			G6-3 (1)			4	0	1	0	0	0	1						
15 Jim Edmonds, L (1,8) OBP: 0.390, SLG: 0.537		G1 (1)				F8 (2)			K (3)	4	0	1	0	0	1	1						
Craig Panuette, R (1,7) OBP: 0.314, SLG: 0.461				FC6-4 (3)		K (3)				3	0	1	0	0	1	1						
Edgar Renteria, R (1,6) OBP: 0.312, SLG: 0.375	F8 (2)					K (1)		G6-3 (1)		3	0	0	0	0	1	1						
Mike Matheny, R (1,2) OBP: 0.285, SLG: 0.302						F3 (2)		F3 (2)		2	0	0	0	0	1	1						
Mark McGwire, R (8, PH) OBP: 0.308, SLG: 0.494	K (3)									1	0	0	0	0	0	0						
Luther Hackman, R (8, 1)										0	0	0	0	0	0	0						
Dustin Hermanson, R (1,1) OBP: 0.123, SLG: 0.109						F9 (3)				2	0	0	0	0	1	0						
Steve Kline, S (7, 1) OBP: 1.000, SLG: 1.000										0	0	0	0	0	0	0						
Gene Stechschulte, R (7, 1) OBP: 0.750, SLG: 1.667										0	0	0	0	0	0	0						
Eli Marrero, R (8, PH) OBP: 0.314, SLG: 0.432										0	0	0	0	1	0	0						
<b>Inning Stats</b>	R: 1 E: 1 K: 1 S: 12	H: 1 LOB: 0 BB: 0 P: 18	R: 0 E: 0 K: 1 S: 11	H: 1 LOB: 1 BB: 0 P: 18	R: 0 E: 0 K: 3 S: 9	H: 0 LOB: 0 BB: 0 P: 13	R: 0 E: 0 K: 0 S: 7	H: 1 LOB: 1 BB: 0 P: 12	R: 0 E: 0 K: 1 S: 9	H: 0 LOB: 0 BB: 0 P: 15	R: 0 E: 0 K: 0 S: 6	H: 0 LOB: 0 BB: 0 P: 10	R: 0 E: 0 K: 1 S: 10	H: 0 LOB: 0 BB: 0 P: 18	R: 0 E: 0 K: 0 S: 7	H: 0 LOB: 1 BB: 1 P: 16	R: 0 E: 0 K: 1 S: 11	H: 1 LOB: 1 BB: 0 P: 13	1B: 3 2B: 1 3B: 0 HR: 0	SF: 0 SAC: 0 DP: 1 HBP: 0	WP: 0 PB: 0 SB: 0 CS: 0	PA: 32
<b>PITCHER</b>	IP WLS BF H R ER SO BB IBB HBP BLK WP HR S P ERA WHIP																					
Terry Adams, R (1,1) ERA: 4.38	8.0 W 28 3 1 0 7 1 0 0 0 0 0 0 71 120 0.00 0.500																					
Jeff Shaw, R (9,1) ERA: 3.77	1.0 S 4 1 0 0 1 0 0 0 0 0 0 0 11 13 0.00 1.000																					

AB	31
R	1
H	4
RBI	1
BB	1
SO	8
LOB	6



Batter	1	2	3	4	5	6	7	8	9	AB	R	H	RBI	BB	SO	LOB	BOTTOM			
Adrian Beltré, R (1,5) OBP: 0.305, SLG: 0.418	F8 (1)	G5-3 (3)			F9 (1)		G3 1B BB			4	1	1	0	0	0	1	<b>St. Louis Cardinals @ Los Angeles Dodgers</b> Dodger Stadium, Los Angeles, CA Sat Sep 01 2001, 7:10 PM PDT Att: 37,470 - Sunny - 72 F			
Mark Grudzielanek, R (1,4) OBP: 0.329, SLG: 0.398	1B BB		G1-6-3 (1)		G5-3 (2)		BB G3 1B			3	1	1	0	1	0	0				
Shawn Green, L (1,9) OBP: 0.368, SLG: 0.597	1B 1-3		G4-3 (1)		1B BB		G3 (2)			3	0	2	0	1	0	2				
Gary Sheffield, R (1,7) OBP: 0.429, SLG: 0.612	FC6-4 1B		G4-3 (2)		1-3 1B		BB IBB			3	0	2	1	1	0	1				
Paul Lo Duca, R (1,2) OBP: 0.375, SLG: 0.554	F8 (2)		L4 (3)		F8 (3)		BB			3	0	0	1	1	0	5				
Eric Karros, R (1,3) OBP: 0.294, SLG: 0.402	FC6-4 (3)			HR		F2 (1)	G5-3 (3)			4	1	1	1	0	0	5				
Marquis Grissom, R (1,8) OBP: 0.259, SLG: 0.443		G5-3 (1)		G1-3 (1)		G5-3 (2)		K (3)		4	0	0	0	0	1	0				
Alex Cora, L (1,6) OBP: 0.288, SLG: 0.324	F7 (2)			L7 (2)		F8 (3)		B1-3 (2)		4	0	0	0	0	0	0				
Terry Adams, R (1,1) OBP: 0.114, SLG: 0.094				L5 (3)			F2 (1)	G1-3 (3)		3	0	1	0	0	0	0				
Dave Hansen, L (8, PH) OBP: 0.379, SLG: 0.358										1	0	0	0	0	0	0				
Jeff Shaw, R (9,1) ERA: 4.56										0	0	0	0	0	0	0				
<b>Inning Stats</b>	R: 1 E: 0 K: 0 S: 12	H: 2 LOB: 2 BB: 1 P: 25	R: 0 E: 0 K: 0 S: 8	H: 1 LOB: 1 BB: 0 P: 13	R: 0 E: 0 K: 0 S: 6	H: 1 LOB: 1 BB: 0 P: 11	R: 1 E: 0 K: 0 S: 7	H: 1 LOB: 0 BB: 0 P: 9	R: 0 E: 0 K: 0 S: 10	H: 0 LOB: 0 BB: 1 P: 22	R: 0 E: 0 K: 0 S: 6	H: 0 LOB: 0 BB: 0 P: 9	R: 1 E: 0 K: 0 S: 11	H: 2 LOB: 3 BB: 2 P: 26	R: 0 E: 0 K: 1 S: 5	H: 0 LOB: 0 BB: 0 P: 8	1B: 6 2B: 1 3B: 0 HR: 1	SF: 0 SAC: 0 DP: 0 HBP: 0	WP: 0 PB: 0 SB: 0 CS: 0	PA: 36
<b>PITCHER</b>	IP WLS BF H R ER SO BB IBB HBP BLK WP HR S P ERA WHIP																			
Dustin Hermanson, R (1,1) ERA: 4.44	6.1 L 29 8 3 3 0 0 2 0 0 0 0 0 0 54 99 4.26 1.579																			
Steve Kline, L (7,1) ERA: 1.52	0.1 3 0 0 0 0 1 1 0 0 0 0 0 3 13 0.00 3.000																			
Gene Stechschulte, R (7,1) ERA: 3.78	0.1 1 0 0 0 0 0 0 0 0 0 0 0 3 3 0.00 0.000																			
Luther Hackman, R (8,1) ERA: 4.56	1.0 3 0 0 0 0 1 0 0 0 0 0 0 5 8 0.00 0.000																			

AB	32
R	3
H	8
RBI	3
BB	4
SO	1
LOB	14















Batter	1	2	3	4	5	6	7	8	9	AB	R	H	RBI	BB	SO	LOB	TOP		
Fernando Vina, L OBP: 0.357, SLG: 0.409 Bobby Bonilla, S OBP: 0.315, SLG: 0.358 Steve Kline, S OBP: 1.000, SLG: 1.000 Luther Hackman, R (8, 1)	3-1 FC6-5 1B	0-0 G6-4-3			0-1 G4-3		4-0 SH1-3 5 HR BB	1-3 K		3	1	1	0	1	0	2	<b>St. Louis Cardinals @ San Diego Padres</b> Qualcomm Stadium, San Diego, CA Tue Sep 04 2001, 10:05 PM EDT Att: 16,304 - Sunny - 73 F  <b>AB 34</b> <b>R 6</b> <b>H 9</b> <b>RBI 5</b> <b>BB 6</b> <b>SO 5</b> <b>LOB 23</b> 		
Placido Polanco, R OBP: 0.353, SLG: 0.399	3-1 FC6-5	2-0 G6-3			0-2 5 F8 S 1B		0-0 SH1-3	0-2 FC6-4		4	0	1	0	0	0	4			
J.D. Drew, L OBP: 0.418, SLG: 0.649	0-2 G1-3				4-1 1-2 BB		1-1 P6		2-2 P5	4	0	0	0	1	0	2			
5 Albert Pujols, R OBP: 0.405, SLG: 0.622	2-2 G4-3				2-2 F8 1B		0-0		1-2 G6-3	5	1	2	2	0	0	3			
15 Jim Edmonds, L OBP: 0.391, SLG: 0.537		4-0 1B PB E BB			0-2 G1-3		2-3 K		2-2 G3	4	2	1	1	1	1	3			
Mark McGwire, R OBP: 0.306, SLG: 0.479 Kerry Robinson, L OBP: 0.331, SLG: 0.341	4-2 E 1B BB BB				0-1 G6-3		4-2			2	1	0	0	2	0	0			
Edgar Renteria, R OBP: 0.317, SLG: 0.375	2-0 BB E G6-4-3 1B				1-1 G4-3		0-1 F8		1-0 1B 1B	4	1	2	0	0	0	1			
Mike Matheny, R OBP: 0.283, SLG: 0.299	0-0 E5 G6-4-3 BB				3-1		2-0 F7		2-3 K	4	0	1	1	0	1	4			
Matt Morris, R OBP: 0.154, SLG: 0.143 Craig Paquette, R OBP: 0.316, SLG: 0.463	4-2 G6-4-3 BB				1-3 K		1-3 K		0-2 FC6-4 1B	2	0	0	1	1	2	2			
1 R: 0 H: 1 E: 0 LOB: 1 K: 0 BB: 0 S: 11 P: 18	2 R: 3 H: 1 E: 1 LOB: 1 K: 0 BB: 3 S: 9 P: 25	3 R: 0 H: 1 E: 0 LOB: 0 K: 0 BB: 0 S: 9 P: 12	4 R: 0 H: 1 E: 0 LOB: 1 K: 1 BB: 0 S: 9 P: 14	5 R: 0 H: 1 E: 0 LOB: 2 K: 1 BB: 1 S: 15 P: 23	6 R: 0 H: 0 E: 0 LOB: 1 K: 0 BB: 1 S: 9 P: 16	7 R: 3 H: 2 E: 0 LOB: 0 K: 0 BB: 1 S: 7 P: 14	8 R: 0 H: 2 E: 0 LOB: 2 K: 2 BB: 0 S: 14 P: 18	9 R: 0 H: 0 E: 0 LOB: 0 K: 0 BB: 0 S: 10 P: 15	1B: 7 SF: 0 2B: 0 SAC: 1 3B: 0 DP: 1 HR: 2 HBP: 0	WP: 0 PA: 41 PB: 1 SB: 2 CS: 0									
PITCHER	IP	WLS	BF	H	R	ER	SO	BB	IBB	HBP	BLK	WP	HR	S	P	ERA	WHIP		
Junior Herndon, R ERA: 4.81	4.0	L	18	4	3	1	1	3	0	0	0	0	0	38	69	2.25	1.750		
Brett Jodie, R ERA: 9.9	3.0		15	3	3	3	2	3	0	0	0	0	2	31	53	9.00	2.000		
Chuck McElroy, L ERA: 4.8	2.0		8	2	0	0	2	0	0	0	0	0	0	24	33	0.00	1.000		

Batter	1	2	3	4	5	6	7	8	9	AB	R	H	RBI	BB	SO	LOB	BOTTOM		
D'Angelo Jimenez, S OBP: 0.346, SLG: 0.338	1-1 G5-3				0-1 G4-3			1-0 F8		4	0	1	0	0	0	0	<b>St. Louis Cardinals @ San Diego Padres</b> Qualcomm Stadium, San Diego, CA Tue Sep 04 2001, 10:05 PM EDT Att: 16,304 - Sunny - 73 F  <b>AB 35</b> <b>R 1</b> <b>H 8</b> <b>RBI 1</b> <b>BB 0</b> <b>SO 7</b> <b>LOB 16</b> 		
Mark Kotsay, L OBP: 0.370, SLG: 0.449	2-2 G4-3				1-0 F7			1-0 S 1B		4	1	2	0	0	0	0			
Ryan Klesko, L OBP: 0.395, SLG: 0.553	0-0 G5-3				0-0 G3-1			3-3 K		4	0	0	0	0	1	3			
Dave Magadan, L OBP: 0.324, SLG: 0.341 Alex Arias, R OBP: 0.316, SLG: 0.333 Damian Jackson, R OBP: 0.319, SLG: 0.344	3-2 1B				2-3 K			1-0 WP 1B HBP		3	0	1	0	0	1	2			
Ray Lankford, L OBP: 0.355, SLG: 0.501	1-2 F7				1-1 1B			2-1 WP 1B		4	0	2	1	0	0	1			
Bubba Trammell, R OBP: 0.330, SLG: 0.462	2-3 K				1-0 F9			1-3 K		4	0	0	0	0	2	4			
Wiki Gonzalez, R OBP: 0.364, SLG: 0.496	1-2 1B				1-2 1B			1-2 2-3 K		4	0	2	0	0	0	0			
Cesar Crespo, S OBP: 0.305, SLG: 0.275	1-0 F7				1-3 K			1-3 K2-3		4	0	0	0	0	2	4			
Junior Herndon, R Tony Gwynn, L Brett Jodie, R Kevin Witt, L Chuck McElroy, L Rick Wilkins, L	1-3 K				2-1 F9			2-0 F5		1	0	0	0	0	1	0			
1 R: 0 H: 0 E: 0 LOB: 0 K: 0 BB: 0 S: 6 P: 9	2 R: 0 H: 2 E: 0 LOB: 2 K: 1 BB: 0 S: 13 P: 21	3 R: 0 H: 2 E: 0 LOB: 2 K: 2 BB: 0 S: 16 P: 24	4 R: 0 H: 2 E: 0 LOB: 2 K: 1 BB: 0 S: 12 P: 18	5 R: 0 H: 0 E: 0 LOB: 0 K: 0 BB: 0 S: 4 P: 5	6 R: 0 H: 0 E: 0 LOB: 0 K: 0 BB: 0 S: 5 P: 10	7 R: 0 H: 0 E: 0 LOB: 0 K: 1 BB: 0 S: 6 P: 9	8 R: 1 H: 2 E: 0 LOB: 3 K: 2 BB: 0 S: 10 P: 19	9 R: 0 H: 0 E: 0 LOB: 0 K: 0 BB: 0 S: 5 P: 6	1B: 8 SF: 0 2B: 0 SAC: 0 3B: 0 DP: 0 HR: 0 HBP: 1	WP: 1 PA: 36 PB: 0 SB: 1 CS: 0									
PITCHER	IP	WLS	BF	H	R	ER	SO	BB	IBB	HBP	BLK	WP	HR	S	P	ERA	WHIP		
Matt Morris, R ERA: 3.18	7.0	W	27	6	0	0	0	0	0	0	0	0	0	7	15	0.00	0.857		
Steve Kline, L ERA: 1.64	0.2		5	2	1	1	1	0	0	1	0	0	0	7	15	13.50	3.000		
Luther Hackman, R ERA: 4.33	1.1		4	0	0	0	1	0	0	0	0	1	0	8	10	0.00	0.000		



Batter	1	2	3	4	5	6	7	8	9	AB	R	H	RBI	BB	SO	LOB	TOP					
Fernando Vina, L (1,4) OBP: 0.355, SLG: 0.406	G6-3		G1-3		G3			G5-3		4	0	0	0	0	0	2						
Placido Polanco, R (1,5) OBP: 0.350, SLG: 0.395	F9		G6-3			F7		F5		4	0	0	0	0	0	1						
J.D. Drew, L (1,9) OBP: 0.413, SLG: 0.641	F7			F8		G6-3		K		4	0	0	0	0	1	0						
5 Albert Pujols, R (1,7) OBP: 0.406, SLG: 0.627 (9,3)		K							F8	4	1	2	1	0	1	0						
15 Jim Edmonds, L (1,8) OBP: 0.390, SLG: 0.534		K		1B						3	0	0	0	1	3	1						
Mark McCwire, R (1,3) OBP: 0.305, SLG: 0.488																						
Kerry Robinson, L (9,7) OBP: 0.331, SLG: 0.341																						
Edgar Renteria, R (1,6) OBP: 0.317, SLG: 0.375																						
Eli Marrero, R (1,2) OBP: 0.311, SLG: 0.426																						
Woody Williams, R (1,1) OBP: 0.224, SLG: 0.257																						
<b>Inning Stats</b>	R: 0 H: 0 E: 0 K: 0 S: 4	H: 0 LOB: 0 P: 5	R: 1 H: 1 E: 0 K: 3 S: 11	H: 1 LOB: 0 BB: 14	R: 0 H: 1 E: 0 K: 0 S: 7	H: 1 LOB: 1 BB: 0 P: 12	R: 0 H: 1 E: 0 K: 2 S: 10	H: 1 LOB: 1 BB: 0 P: 14	R: 0 H: 1 E: 0 K: 0 S: 13	H: 1 LOB: 1 BB: 0 P: 18	R: 1 H: 1 E: 0 K: 1 S: 8	H: 1 LOB: 0 BB: 0 P: 15	R: 0 H: 0 E: 0 K: 2 S: 16	H: 0 LOB: 1 BB: 1 P: 23	R: 0 H: 0 E: 0 K: 1 S: 6	H: 0 LOB: 0 BB: 1 P: 8	R: 0 H: 0 E: 0 K: 1 S: 9	H: 0 LOB: 1 BB: 1 P: 19	1B: 2 2B: 2 3B: 0 HR: 2	SF: 0 SAC: 1 DP: 1 HBP: 0	WP: 0 PB: 0 SB: 0 CS: 1	PA: 33
<b>PITCHER</b>	IP	WLS	BF	H	R	ER	SO	BB	IBB	HBP	BLK	WP	HR	S	P	ERA	WHIP					
Kevin Jarvis, R (1,1) ERA: 4.72	6.0	L	23	5	2	2	6	0	0	0	0	0	2	53	78	3.00	0.833					
Jeremy Fikac, R (7,1) ERA:	2.1		9	0	0	0	3	2	0	0	0	0	0	28	44	0.00	0.857					
Wascar Serrano, R (9,1) ERA: 4.66	0.2		1	0	0	0	1	0	0	0	0	0	0	3	6	0.00	0.000					

St. Louis Cardinals @ San Diego Padres  
Qualcomm Stadium, San Diego, CA  
Wed Sep 05 2001, 10:05 PM EDT  
Att: 19,075 - Cloudy - 72 F

AB 30  
R 2  
H 5  
RBI 2  
BB 2  
SO 10  
LOB 9



Batter	1	2	3	4	5	6	7	8	9	AB	R	H	RBI	BB	SO	LOB	BOTTOM					
D'Angelo Jimenez, S (1,6) OBP: 0.345, SLG: 0.338	K			L5						3	0	1	0	0	1	0						
Mark Kotsay, L (1,8) OBP: 0.385, SLG: 0.445	G6-3			K						3	0	0	0	0	1	0						
Ryan Klesko, L (1,3) OBP: 0.393, SLG: 0.550	K			F9						3	0	0	0	0	1	0						
Dave Magadan, L (1,5) OBP: 0.317, SLG: 0.333		F7				G4-3				3	0	0	0	0	1	0						
Ray Lankford, L (1,7) OBP: 0.353, SLG: 0.497		G3				F7				3	0	0	0	0	0	0						
Bubba Trammell, R (1,9) OBP: 0.328, SLG: 0.458						F8				3	0	0	0	0	1	0						
Ben Davis, S (1,2) OBP: 0.346, SLG: 0.354										3	0	1	0	0	0	0						
Rickey Henderson, R (9, PR) OBP: 0.363, SLG: 0.329										0	0	0	0	0	0	0						
Damian Jackson, R (1,4) OBP: 0.318, SLG: 0.342										2	0	0	0	0	1	0						
Tony Gwynn, L (9, PH) OBP: 0.394, SLG: 0.488										1	0	0	0	0	0	1						
Kevin Jarvis, L (1,1) OBP: 0.274, SLG: 0.315										1	0	0	0	0	0	0						
Kevin Witt, L (6, PH)										1	0	0	0	0	0	0						
Jeremy Fikac, R (7,1)										0	0	0	0	0	0	0						
Wascar Serrano, R (9,1) OBP: 0.111, SLG: 0.111										0	0	0	0	0	0	0						
Wili Gonzalez, R (9, PH) OBP: 0.391, SLG: 0.492										1	0	0	0	0	0	1						
<b>Inning Stats</b>	R: 0 H: 0 E: 0 K: 2 S: 7	H: 0 LOB: 0 P: 9	R: 0 H: 0 E: 0 K: 1 S: 7	H: 0 LOB: 0 BB: 0 P: 12	R: 0 H: 0 E: 0 K: 1 S: 9	H: 0 LOB: 0 BB: 0 P: 15	R: 0 H: 0 E: 0 K: 1 S: 9	H: 0 LOB: 0 BB: 0 P: 15	R: 0 H: 0 E: 0 K: 0 S: 5	H: 0 LOB: 0 BB: 0 P: 10	R: 0 H: 0 E: 0 K: 0 S: 9	H: 0 LOB: 0 BB: 0 P: 14	R: 0 H: 1 E: 0 K: 0 S: 6	H: 0 LOB: 0 BB: 0 P: 8	R: 0 H: 0 E: 0 K: 1 S: 5	H: 0 LOB: 0 BB: 0 P: 8	R: 0 H: 1 E: 0 K: 0 S: 7	H: 1 LOB: 1 BB: 0 P: 10	1B: 2 2B: 0 3B: 0 HR: 0	SF: 0 SAC: 0 DP: 1 HBP: 0	WP: 0 PB: 0 SB: 0 CS: 0	PA: 27
<b>PITCHER</b>	IP	WLS	BF	H	R	ER	SO	BB	IBB	HBP	BLK	WP	HR	S	P	ERA	WHIP					
Woody Williams, R (1,1) ERA: 4.5	9.0	W	27	2	0	0	6	0	0	0	0	0	0	64	101	0.00	0.222					

St. Louis Cardinals @ San Diego Padres  
Qualcomm Stadium, San Diego, CA  
Wed Sep 05 2001, 10:05 PM EDT  
Att: 19,075 - Cloudy - 72 F

AB 27  
R 0  
H 2  
RBI 0  
BB 0  
SO 6  
LOB 2









Batter	1	2	3	4	5	6	7	8	9	AB	R	H	RBI	BB	SO	LOB	TOP			
Tom Goodwin, L (1,8) OBP: 0.273, SLG: 0.335 Phil Hiatt, R (7,PH) OBP: 0.256, SLG: 0.400 Marquis Grissom, R (7,PR) OBP: 0.257, SLG: 0.438	G4-3		K		K		FC5-2 E		F8	3	0	0	0	0	2	0	<b>Los Angeles Dodgers @ St. Louis Cardinals</b> Busch Stadium, St. Louis, MO Sat Sep 08 2001, 12:15 PM CDT Att: 41,542 - Cloudy - 83 F <a href="http://livebaseballscorecards.com">livebaseballscorecards.com</a>			
Mark Grudzielanek, R (1,4) OBP: 0.331, SLG: 0.419	F8		HR		G4-3		SF7		HR	3	2	1	3	1	0	0				
Shawn Green, L (1,9) OBP: 0.372, SLG: 0.609			HR				E3		FC6-4 1B	4	1	2	2	1	0	2				
Gary Sheffield, R (1,7) OBP: 0.417, SLG: 0.595	K		F8				K		FC6-4	5	0	0	0	0	2	5				
Paul Lo Duca, R (1,2) OBP: 0.374, SLG: 0.549					F7				G4-3	3	0	1	0	1	0	0				
Eric Karros, R (1,3) OBP: 0.299, SLG: 0.401			K		G4-3				P4	4	0	0	0	0	2	2				
Adrian Beltré, R (1,5) OBP: 0.306, SLG: 0.419			K				1B FC5-2 1B		P4	4	0	2	0	0	1	1				
Alex Cora, L (1,6) OBP: 0.289, SLG: 0.318 Jeff Reboulet, R (9,PH) OBP: 0.357, SLG: 0.400			F5		F8		FC5-2 1B SF7 BB		K	2	1	0	0	1	0	2				
James Baldwin, R McKay Christensen, L Giovanni Carrara, R Chris Cramer, L Bruce Jones, R Newly Arrived Luka Polanco, L Jesse Orosco, R Hiram Rodriguez, R			G2-3				E FC5-2 1B		HR BB	1	0	0	0	0	0	0				
					G6-3		1-2 2-3 3-H			1	0	0	0	0	0	0				
<b>Inning Stats</b>	R: 0 E: 0 K: 1 S: 7	H: 0 LOB: 1 BB: 1 P: 15	R: 0 E: 0 K: 2 S: 10	H: 1 LOB: 1 BB: 0 P: 14	R: 2 E: 0 K: 1 S: 10	H: 1 LOB: 0 BB: 1 P: 15	R: 0 E: 0 K: 0 S: 11	H: 1 LOB: 1 BB: 0 P: 18	R: 0 E: 0 K: 1 S: 10	H: 0 LOB: 0 BB: 0 P: 15	R: 1 E: 1 K: 1 S: 15	H: 2 LOB: 3 BB: 1 P: 25	R: 0 E: 0 K: 0 S: 8	H: 0 LOB: 0 BB: 0 P: 13	R: 2 E: 0 K: 1 S: 16	H: 2 LOB: 1 BB: 1 P: 29	1B: 4 2B: 1 3B: 0 HR: 2	SF: 1 SAC: 0 DP: 0 HBP: 0	WP: 0 PB: 0 SB: 0 CS: 0	PA: 40
<b>PITCHER</b>	IP WLS BF H R ER SO BB IBB HBP BLK WP HR S P ERA WHIP																			
Alan Benes, R (1,1) ERA: 7.9	6.0 W 24 3 2 2 6 3 0 0 0 0 0 1 55 92 3.00 1.000																			
Luther Hackman, R (7,1) ERA: 4.57	0.0 2 1 1 1 0 1 0 0 0 0 0 0 2 8 ∞ ∞																			
Steve Kline, L (7,1) ERA: 1.62	0.2 H 4 1 0 0 0 0 0 0 0 0 0 0 10 13 0.00 1.500																			
Dave Veres, R (7,1) ERA: 3.73	0.2 H 2 0 0 0 0 1 0 0 0 0 0 0 4 5 0.00 0.000																			
Mike James, R (8,1) ERA: 5.5	0.2 H 2 0 0 0 0 0 0 0 0 0 0 0 7 12 0.00 0.000																			
Mike Mathews, L (9,1) ERA: 3.54	0.1 2 0 1 1 1 1 0 0 0 0 0 0 5 12 0.00 3.000																			
Mike Timlin, R (9,1) ERA: 4.22	0.1 H 2 1 1 1 0 0 0 0 0 0 0 0 6 9 27.00 3.000																			
Jeff Tabaka, L (9,1) ERA: 9.0	0.0 1 1 0 0 0 0 0 0 0 0 0 0 3 5 * *																			
Gene Stechschulte, R (9,1) ERA: 3.86	0.1 S 1 0 0 0 0 0 0 0 0 0 0 0 2 3 0.00 0.000																			



Batter	1	2	3	4	5	6	7	8	9	AB	R	H	RBI	BB	SO	LOB	BOTTOM			
Placido Polanco, R (1,4) OBP: 0.352, SLG: 0.397	F7		F8	5 1B BB		G4-3		2B SF9 BB		4	2	1	1	1	0	0	<b>Los Angeles Dodgers @ St. Louis Cardinals</b> Busch Stadium, St. Louis, MO Sat Sep 08 2001, 12:15 PM CDT Att: 41,542 - Cloudy - 83 F <a href="http://livebaseballscorecards.com">livebaseballscorecards.com</a>			
Craig Paquette, R (1,5) OBP: 0.316, SLG: 0.464	F9		1B	K		K		SF9 2B		5	0	2	0	0	2	2				
J.D. Drew, L (1,9) OBP: 0.418, SLG: 0.643			1B	5 1B BB		1B		SF9		3	0	3	1	1	0	0				
5 Albert Pujols, R (1,7) OBP: 0.405, SLG: 0.621	F9		F9	1-3 2-3 3-H		1B		15 DI IBB		4	0	1	2	1	1	3				
15 Jim Edmonds, L (1,8) OBP: 0.386, SLG: 0.533			G3	HR		K		K		5	1	1	1	0	3	5				
Mark McWire, R (1,3) OBP: 0.304, SLG: 0.480			FC5 1B BB	P4		K		BB		3	0	1	0	1	1	0				
Edgar Renteria, R (1,6) OBP: 0.318, SLG: 0.374			E 1B	2B 1B		K		1B		3	1	2	0	1	1	0				
Mike Matheny, R (1,2) OBP: 0.283, SLG: 0.302			FC5 FC6-4	1B 2B		G5-3		G1-3		4	1	1	1	0	0	5				
Alan Benes, R Kerry Robinson, L Luther Hackman, R Steve Kline, L Dave Veres, R Mike James, R Miguel Cairo, R Mike Matheny, L Mike Timlin, R Jeff Tabaka, R Gene Stechschulte, R			FC6-4	BB 5 1B 1B		1B		F2		2	1	1	0	0	0	2				
				2-3						1	0	0	0	0	0	0				
<b>Inning Stats</b>	R: 0 E: 0 K: 0 S: 7	H: 1 LOB: 1 BB: 0 P: 10	R: 0 E: 1 K: 0 S: 10	H: 1 LOB: 1 BB: 1 P: 17	R: 0 E: 0 K: 0 S: 7	H: 2 LOB: 1 BB: 0 P: 9	R: 5 E: 0 K: 2 S: 21	H: 6 LOB: 2 BB: 1 P: 31	R: 0 E: 0 K: 2 S: 9	H: 0 LOB: 0 BB: 0 P: 14	R: 0 E: 0 K: 1 S: 7	H: 0 LOB: 0 BB: 0 P: 11	R: 0 E: 0 K: 2 S: 17	H: 2 LOB: 3 BB: 1 P: 32	R: 1 E: 0 K: 1 S: 15	H: 1 LOB: 2 BB: 2 P: 31	1B: 9 2B: 3 3B: 0 HR: 1	SF: 1 SAC: 0 DP: 0 HBP: 0	WP: 0 PB: 0 SB: 0 CS: 0	PA: 41
<b>PITCHER</b>	IP WLS BF H R ER SO BB IBB HBP BLK WP HR S P ERA WHIP																			
James Baldwin, R (1,1) ERA: 4.78	4.0 L 23 10 5 5 2 2 0 0 0 0 0 0 0 16 25 0.00 0.000																			
Giovanni Carrara, R (5,1) ERA: 3.08	2.0 6 0 0 0 0 3 0 0 0 0 0 0 0 12 20 0.00 1.500																			
Terry Mulholland, L (7,1) ERA: 4.96	0.2 3 1 0 0 0 2 0 0 0 0 0 0 0 14 28 0.00 1.500																			
Luke Prokopec, R (7,1) ERA: 4.55	0.2 6 2 1 1 0 2 2 0 0 0 0 0 0 14 28 13.50 6.000																			
Jesse Orosco, L (8,1) ERA: 3.38	0.2 3 0 0 0 0 1 0 1 0 0 0 0 0 6 15 0.00 0.000																			

















Batter	1	2	3	4	5	6	7	8	9	AB R H RBI BB SO LOB	TOP																								
											<b>St. Louis Cardinals @ Milwaukee Brewers</b> Miller Park, Milwaukee, WI Tue Sep 11 2001, 7:05 PM CDT <a href="http://livebaseballscorecards.com">livebaseballscorecards.com</a>																								
										AB		0																							
										R		0																							
										H		0																							
										RBI		0																							
										BB		0																							
										SO		0																							
										LOB		0																							
																																			
Inning Stats										1B: 0		SF: 0	WP: 0	PA: 0																					
	2B: 0	SAC: 0	FB: 0																																
	3B: 0	DP: 0	SB: 0																																
	HR: 0	HBP: 0	CS: 0																																
PITCHER	IP	WLS	BF	H	R	ER	SO	BB	IBB	HBP	BLK	WP	HR	S	P	ERA	WHIP	PITCHER	IP	WLS	BF	H	R	ER	SO	BB	IBB	HBP	BLK	WP	HR	S	P	ERA	WHIP


Batter	1	2	3	4	5	6	7	8	9	AB R H RBI BB SO LOB	BOTTOM																								
											<b>St. Louis Cardinals @ Milwaukee Brewers</b> Miller Park, Milwaukee, WI Tue Sep 11 2001, 7:05 PM CDT <a href="http://livebaseballscorecards.com">livebaseballscorecards.com</a>																								
										AB		0																							
										R		0																							
										H		0																							
										RBI		0																							
										BB		0																							
										SO		0																							
										LOB		0																							
																																			
Inning Stats										1B: 0		SF: 0	WP: 0	PA: 0																					
	2B: 0	SAC: 0	FB: 0																																
	3B: 0	DP: 0	SB: 0																																
	HR: 0	HBP: 0	CS: 0																																
PITCHER	IP	WLS	BF	H	R	ER	SO	BB	IBB	HBP	BLK	WP	HR	S	P	ERA	WHIP	PITCHER	IP	WLS	BF	H	R	ER	SO	BB	IBB	HBP	BLK	WP	HR	S	P	ERA	WHIP




Batter	1	2	3	4	5	6	7	8	9	AB R H RBI BB SO LOB	TOP	
											<b>St. Louis Cardinals @ Milwaukee Brewers</b> Miller Park, Milwaukee, WI Wed Sep 12 2001, 7:05 PM CDT <a href="http://livebaseballscorecards.com">livebaseballscorecards.com</a>	
										AB		0
										R		0
										H		0
										RBI		0
										BB		0
										SO		0
										LOB		0
												
Inning Stats										1B: 0 SF: 0 2B: 0 SAC: 0 3B: 0 DP: 0 HR: 0 HBP: 0		WP: 0 PA: 0 FB: 0 SB: 0 CS: 0
PITCHER	IP WLS BF H R ER SO BB IBB HBP BLK WP HR S P ERA WHIP	PITCHER	IP WLS BF H R ER SO BB IBB HBP BLK WP HR S P ERA WHIP									


Batter	1	2	3	4	5	6	7	8	9	AB R H RBI BB SO LOB	BOTTOM	
											<b>St. Louis Cardinals @ Milwaukee Brewers</b> Miller Park, Milwaukee, WI Wed Sep 12 2001, 7:05 PM CDT <a href="http://livebaseballscorecards.com">livebaseballscorecards.com</a>	
										AB		0
										R		0
										H		0
										RBI		0
										BB		0
										SO		0
										LOB		0
												
Inning Stats										1B: 0 SF: 0 2B: 0 SAC: 0 3B: 0 DP: 0 HR: 0 HBP: 0		WP: 0 PA: 0 FB: 0 SB: 0 CS: 0
PITCHER	IP WLS BF H R ER SO BB IBB HBP BLK WP HR S P ERA WHIP	PITCHER	IP WLS BF H R ER SO BB IBB HBP BLK WP HR S P ERA WHIP									




Batter	1	2	3	4	5	6	7	8	9	AB R H RBI BB SO LOB	TOP																								
											<b>St. Louis Cardinals @ Milwaukee Brewers</b> Miller Park, Milwaukee, WI Thu Sep 13 2001, 1:05 PM CDT <a href="http://livebaseballscorecards.com">livebaseballscorecards.com</a>																								
										AB		0																							
										R		0																							
										H		0																							
										RBI		0																							
										BB		0																							
										SO		0																							
										LOB		0																							
																																			
Inning Stats	1B: 0 SF: 0 WP: 0 PA: 0 2B: 0 SAC: 0 FB: 0 3B: 0 DP: 0 SB: 0 HR: 0 HBP: 0 CS: 0																																		
PITCHER	IP	WLS	BF	H	R	ER	SO	BB	IBB	HBP	BLK	WP	HR	S	P	ERA	WHIP	PITCHER	IP	WLS	BF	H	R	ER	SO	BB	IBB	HBP	BLK	WP	HR	S	P	ERA	WHIP


Batter	1	2	3	4	5	6	7	8	9	AB R H RBI BB SO LOB	BOTTOM																								
											<b>St. Louis Cardinals @ Milwaukee Brewers</b> Miller Park, Milwaukee, WI Thu Sep 13 2001, 1:05 PM CDT <a href="http://livebaseballscorecards.com">livebaseballscorecards.com</a>																								
										AB		0																							
										R		0																							
										H		0																							
										RBI		0																							
										BB		0																							
										SO		0																							
										LOB		0																							
																																			
Inning Stats	1B: 0 SF: 0 WP: 0 PA: 0 2B: 0 SAC: 0 FB: 0 3B: 0 DP: 0 SB: 0 HR: 0 HBP: 0 CS: 0																																		
PITCHER	IP	WLS	BF	H	R	ER	SO	BB	IBB	HBP	BLK	WP	HR	S	P	ERA	WHIP	PITCHER	IP	WLS	BF	H	R	ER	SO	BB	IBB	HBP	BLK	WP	HR	S	P	ERA	WHIP




Batter	1	2	3	4	5	6	7	8	9	AB R H RBI BB SO LOB	TOP																								
											<b>Houston Astros @ St. Louis Cardinals</b> Busch Stadium, St. Louis, MO Fri Sep 14 2001, 7:10 PM CDT  <a href="http://livebaseballscorecards.com">livebaseballscorecards.com</a>  <b>AB 0</b> <b>R 0</b> <b>H 0</b> <b>RBI 0</b> <b>BB 0</b> <b>SO 0</b> <b>LOB 0</b>  																								
Inning Stats										1B: 0 SF: 0 WP: 0 PA: 0 2B: 0 SAC: 0 PB: 0 3B: 0 DP: 0 SB: 0 HR: 0 HBP: 0 CS: 0																									
PITCHER	IP	WLS	BF	H	R	ER	SO	BB	IBB	HBP	BLK	WP	HR	S	P	ERA	WHIP	PITCHER	IP	WLS	BF	H	R	ER	SO	BB	IBB	HBP	BLK	WP	HR	S	P	ERA	WHIP


Batter	1	2	3	4	5	6	7	8	9	AB R H RBI BB SO LOB	BOTTOM																								
											<b>Houston Astros @ St. Louis Cardinals</b> Busch Stadium, St. Louis, MO Fri Sep 14 2001, 7:10 PM CDT  <a href="http://livebaseballscorecards.com">livebaseballscorecards.com</a>  <b>AB 0</b> <b>R 0</b> <b>H 0</b> <b>RBI 0</b> <b>BB 0</b> <b>SO 0</b> <b>LOB 0</b>  																								
Inning Stats										1B: 0 SF: 0 WP: 0 PA: 0 2B: 0 SAC: 0 PB: 0 3B: 0 DP: 0 SB: 0 HR: 0 HBP: 0 CS: 0																									
PITCHER	IP	WLS	BF	H	R	ER	SO	BB	IBB	HBP	BLK	WP	HR	S	P	ERA	WHIP	PITCHER	IP	WLS	BF	H	R	ER	SO	BB	IBB	HBP	BLK	WP	HR	S	P	ERA	WHIP




Batter	1	2	3	4	5	6	7	8	9	AB R H RBI BB SO LOB	TOP																								
											<p>Houston Astros @ St. Louis Cardinals            Busch Stadium, St. Louis, MO            Sat Sep 15 2001, 3:05 PM CDT</p> <p><a href="http://livebaseballscorecards.com">livebaseballscorecards.com</a></p> <p>AB 0 R 0 H 0 RBI 0 BB 0 SO 0 LOB 0</p> 																								
Inning Stats										1B: 0 SF: 0 WP: 0 PA: 0 2B: 0 SAC: 0 FB: 0 3B: 0 DP: 0 SB: 0 HR: 0 HBP: 0 CS: 0																									
PITCHER	IP	WLS	BF	H	R	ER	SO	BB	IBB	HBP	BLK	WP	HR	S	P	ERA	WHIP	PITCHER	IP	WLS	BF	H	R	ER	SO	BB	IBB	HBP	BLK	WP	HR	S	P	ERA	WHIP

Batter	1	2	3	4	5	6	7	8	9	AB R H RBI BB SO LOB	BOTTOM																								
											<p>Houston Astros @ St. Louis Cardinals            Busch Stadium, St. Louis, MO            Sat Sep 15 2001, 3:05 PM CDT</p> <p><a href="http://livebaseballscorecards.com">livebaseballscorecards.com</a></p> <p>AB 0 R 0 H 0 RBI 0 BB 0 SO 0 LOB 0</p> 																								
Inning Stats										1B: 0 SF: 0 WP: 0 PA: 0 2B: 0 SAC: 0 FB: 0 3B: 0 DP: 0 SB: 0 HR: 0 HBP: 0 CS: 0																									
PITCHER	IP	WLS	BF	H	R	ER	SO	BB	IBB	HBP	BLK	WP	HR	S	P	ERA	WHIP	PITCHER	IP	WLS	BF	H	R	ER	SO	BB	IBB	HBP	BLK	WP	HR	S	P	ERA	WHIP



Batter	1	2	3	4	5	6	7	8	9	AB R H RBI BB SO LOB	TOP																																		
											<b>Houston Astros @ St. Louis Cardinals</b> Busch Stadium, St. Louis, MO Sun Sep 16 2001, 1:10 PM CDT <a href="http://livebaseballscorecards.com">livebaseballscorecards.com</a>																																		
																				<b>AB 0</b> <b>R 0</b> <b>H 0</b> <b>RBI 0</b> <b>BB 0</b> <b>SO 0</b> <b>LOB 0</b>																									
																																													
Inning Stats																				1B: 0 SF: 0 WP: 0 PA: 0 2B: 0 SAC: 0 FB: 0 3B: 0 DP: 0 SB: 0 HR: 0 HBP: 0 CS: 0																									
PITCHER										IP		WLS	BF	H	R	ER	SO	BB	IBB	HBP	BLK	WP	HR	S	P	ERA	WHIP	PITCHER	IP	WLS	BF	H	R	ER	SO	BB	IBB	HBP	BLK	WP	HR	S	P	ERA	WHIP

Batter	1	2	3	4	5	6	7	8	9	AB R H RBI BB SO LOB	BOTTOM																																		
											<b>Houston Astros @ St. Louis Cardinals</b> Busch Stadium, St. Louis, MO Sun Sep 16 2001, 1:10 PM CDT <a href="http://livebaseballscorecards.com">livebaseballscorecards.com</a>																																		
																				<b>AB 0</b> <b>R 0</b> <b>H 0</b> <b>RBI 0</b> <b>BB 0</b> <b>SO 0</b> <b>LOB 0</b>																									
																																													
Inning Stats																				1B: 0 SF: 0 WP: 0 PA: 0 2B: 0 SAC: 0 FB: 0 3B: 0 DP: 0 SB: 0 HR: 0 HBP: 0 CS: 0																									
PITCHER										IP		WLS	BF	H	R	ER	SO	BB	IBB	HBP	BLK	WP	HR	S	P	ERA	WHIP	PITCHER	IP	WLS	BF	H	R	ER	SO	BB	IBB	HBP	BLK	WP	HR	S	P	ERA	WHIP







Batter	1	2	3	4	5	6	7	8	9	AB	R	H	RBI	BB	SO	LOB	TOP										
<b>Devon White, S</b> (1, 8) OBP: 0.345, SLG: 0.473 <b>Alex Sanchez, L</b> (5, 8) OBP: 0.237, SLG: 0.286	0-1 S 1B		2-2 HR		1-0 G6-3		1-0 G4-3		0-0 FC6-4	3	1	2	1	0	0	1	<b>Milwaukee Brewers @ St. Louis Cardinals</b> Busch Stadium, St. Louis, MO Tue Sep 18 2001, 7:10 PM CDT Att: 41,653 - Cloudy - 74 F										
<b>Mark Loretta, R</b> (1, 4) OBP: 0.348, SLG: 0.352 <b>Lou Collier, R</b> (3, 5) OBP: 0.381, SLG: 0.470	0-0 L7		1-2 G6-3		0-0 1B		0-0 G3		0-1 FC4-6	2	0	0	0	0	0	1											
<b>Geoff Jenkins, L</b> (1, 7) OBP: 0.339, SLG: 0.483	4-2 G4-3 BB		4-2 WP BB		3-H 2-3 1B		2-1 HR			2	1	1	2	2	1	1											
<b>Richie Sexson, R</b> (1, 3) OBP: 0.328, SLG: 0.513	0-1 G4-3		2-3 K		1-3 K		3-H 0-3 K			4	0	0	0	0	3	4											
<b>Jeremy Burnitz, L</b> (1, 9) OBP: 0.341, SLG: 0.478		3-2 G4-3	2-1 F8			1-0 F8		1-3 K		4	0	0	0	0	1	1											
<b>José Hernández, R</b> (1, 6) OBP: 0.305, SLG: 0.445		0-0 2B		1-1 L8		4-1 BB		2-3 K		3	0	1	0	1	1	0											
<b>Luis Lopez, S</b> (1, 5) OBP: 0.322, SLG: 0.363		0-0 2B		1-3 K		2-3 K		0-0 F8		4	0	1	0	0	2	1											
<b>Henry Blanco, R</b> (1, 2) OBP: 0.276, SLG: 0.306 <b>James Mouton, R</b> (9, PH) OBP: 0.323, SLG: 0.363		2-2 F9		3-3 K		1-1 G5-3		4-2 FC6-4 HBP		3	0	0	0	0	1	3											
<b>James Wright, R</b> (1, 1) OBP: 0.348, SLG: 0.473 <b>Gus Gandanillas, R</b> (4, 1) OBP: 0.348, SLG: 0.473 <b>Mark Leiter, R</b> (5, 1) OBP: 0.391, SLG: 0.470 <b>Mike DeJean, R</b> (6, 1) OBP: 0.381, SLG: 0.470 <b>Ray King, L</b> (7, 1) OBP: 0.374, SLG: 0.473 <b>Curt Leskanic, R</b> (8, 1) OBP: 0.356, SLG: 0.421		1-2 G5-3		2-1 G6-3 1B 2B		0-2 G3 G4-3 HR 1B		0-3 K		1	0	0	0	0	0	2											
<b>Inning Stats</b>	R: 0 E: 0 K: 0 S: 9	H: 1 LOB: 1 BB: 1 P: 13	R: 0 E: 0 K: 0 S: 11	H: 2 LOB: 2 BB: 0 P: 17	R: 1 E: 0 K: 1 S: 20	H: 1 LOB: 1 BB: 1 P: 31	R: 0 E: 0 K: 2 S: 9	H: 0 LOB: 0 BB: 0 P: 14	R: 1 E: 0 K: 2 S: 10	H: 2 LOB: 1 BB: 0 P: 16	R: 0 E: 0 K: 1 S: 8	H: 0 LOB: 1 BB: 1 P: 16	R: 2 E: 0 K: 1 S: 10	H: 2 LOB: 0 BB: 0 P: 13	R: 0 E: 0 K: 2 S: 10	H: 0 LOB: 0 BB: 0 P: 13		R: 0 E: 0 K: 1 S: 10	H: 0 LOB: 1 BB: 0 P: 14	1B: 3 2B: 3 3B: 0 HR: 2	SF: 0 SAC: 0 DP: 1 HBP: 1	WP: 1 PB: 0 SB: 1 CS: 0	PA: 38				
<b>PITCHER</b>	IP	WLS	BF	H	R	ER	SO	BB	IBB	HBP	BLK	WP	HR	S	P	ERA	WHIP										
<b>Dustin Hermanson, R</b> (1, 1) ERA: 4.48	5.0	W	22	6	2	2	5	2	0	0	0	1	1	59	91	3.60	1.600										
<b>Mike Matthews, L</b> (6, 1) ERA: 3.38	1.0		4	0	0	0	1	1	0	0	0	0	0	8	16	0.00	1.000										
<b>Luther Hackman, R</b> (7, 1) ERA: 5.16	1.0		5	2	2	2	1	0	0	0	0	0	1	10	13	18.00	2.000										
<b>Jeff Tabaka, L</b> (8, 1) ERA: 4.5	1.0		3	0	0	0	2	0	0	0	0	0	0	10	13	0.00	0.000										
<b>Mike Timlin, R</b> (9, 1) ERA: 4.99	1.0		4	0	0	0	1	0	0	1	0	0	0	10	14	0.00	0.000										

Batter	1	2	3	4	5	6	7	8	9	AB	R	H	RBI	BB	SO	LOB	BOTTOM										
<b>Fernando Vina, L</b> (1, 4) OBP: 0.354, SLG: 0.406	1-1 P6		4-2 5 HR 1B BB	0-0 1B 1B			1-2 G1-3	1-3 K		4	2	1	1	1	1	1	<b>Milwaukee Brewers @ St. Louis Cardinals</b> Busch Stadium, St. Louis, MO Tue Sep 18 2001, 7:10 PM CDT Att: 41,653 - Cloudy - 74 F										
<b>Placido Polanco, R</b> (1, 5) OBP: 0.355, SLG: 0.402	0-0 5 BB 2B 1B		1-2 L6	0-0 2H 1B			1-0 1B 2B			4	2	3	1	0	0	1											
<b>J.D. Drew, L</b> (1, 9) OBP: 0.417, SLG: 0.636	4-0 5 BB 1-2 BB		1-1 5 HR 1B		1-1 G3-1		0-0 5 BB 1B			3	2	2	1	1	0	0											
<b>5 Albert Pujols, R</b> (1, 7) OBP: 0.408, SLG: 0.624	1-0 15 BB 2B		3-2 4-H 2H HR		2-0 P4		4-1 FC6-4 BB			3	2	2	5	1	0	0											
<b>15 Jim Edmonds, L</b> (1, 8) OBP: 0.386, SLG: 0.532 <b>Craig Paquette, R</b> (7, PH) OBP: 0.314, SLG: 0.459	3-2 3H 1B		2-3 K		2-1 G3-1		0-0 F9			3	0	1	1	0	1	0											
<b>Mark McGwire, R</b> (1, 3) OBP: 0.310, SLG: 0.479 <b>Kerry Robinson, L</b> (6, FR) OBP: 0.326, SLG: 0.335	2-2 G6-4-3		3-3 K			4-0 WP BB	1-1 FC6-4			2	0	0	0	1	1	1											
<b>Edgar Renteria, R</b> (1, 6) OBP: 0.318, SLG: 0.374 <b>29 Stubby Clapp, L</b> (6, PH) OBP: 0.174, SLG: 0.261 <b>Mike Timlin, R</b> (9, 1) ERA: 4.99		3-2 G6-3		0-0 L9		0-0 P4		0-0 G6-3 2B		3	0	0	0	0	0	1											
<b>Mike Matheny, R</b> (1, 2) OBP: 0.284, SLG: 0.310		0-3 K		4-2 SH3 1B BB		0-3 K		1-0 G6-3		3	1	0	0	1	2	2											
<b>Dustin Hermanson, R</b> (1, 1) ERA: 4.48 <b>Mike Matthews, L</b> (6, 1) ERA: 3.38 <b>Bobo Probert, R</b> (6, PH) OBP: 0.118, SLG: 0.294 <b>Luther Hackman, R</b> (7, 1) ERA: 5.16 <b>Jeff Tabaka, R</b> (8, 1) ERA: 4.5 <b>Eli Marrero, R</b> (9, PH) OBP: 0.310, SLG: 0.421		0-2 G6-3		0-0 SH3		3-2 G4-3		2-3 K		1	0	0	0	0	0	0											
<b>Inning Stats</b>	R: 3 E: 0 K: 0 S: 11	H: 3 LOB: 0 BB: 1 P: 22	R: 0 E: 0 K: 1 S: 10	H: 0 LOB: 0 BB: 0 P: 13	R: 3 E: 0 K: 2 S: 18	H: 2 LOB: 1 BB: 1 P: 32	R: 2 E: 0 K: 0 S: 6	H: 2 LOB: 1 BB: 1 P: 10	R: 0 E: 0 K: 1 S: 5	H: 0 LOB: 0 BB: 0 P: 10	R: 0 E: 0 K: 1 S: 8	H: 0 LOB: 2 BB: 1 P: 15	R: 1 E: 0 K: 0 S: 10	H: 2 LOB: 2 BB: 1 P: 17	R: 0 E: 0 K: 2 S: 10	H: 1 LOB: 1 BB: 0 P: 14		1B: 6 2B: 3 3B: 0 HR: 1	SF: 0 SAC: 1 DP: 1 HBP: 0	WP: 1 PB: 0 SB: 0 CS: 0	PA: 37						
<b>PITCHER</b>	IP	WLS	BF	H	R	ER	SO	BB	IBB	HBP	BLK	WP	HR	S	P	ERA	WHIP										
<b>Jamey Wright, R</b> (1, 1) ERA: 4.8	3.0	L	15	5	6	6	3	2	0	0	0	0	0	39	67	18.00	2.333										
<b>Gus Gandanillas, R</b> (4, 1) ERA: 4.19	1.0		5	2	2	2	0	1	0	0	0	0	0	6	10	18.00	3.000										
<b>Mark Leiter, R</b> (5, 1) ERA: 3.91	1.0		3	0	0	0	0	0	0	0	0	0	0	5	10	0.00	0.000										
<b>Mike DeJean, R</b> (6, 1) ERA: 2.67	1.0		4	0	0	0	1	1	0	0	0	1	0	8	15	0.00	1.000										
<b>Ray King, L</b> (7, 1) ERA: 3.97	1.0		6	2	1	1	0	1	0	0	0	0	0	10	17	9.00	3.000										





Batter	1	2	3	4	5	6	7	8	9	AB	R	H	RBI	BB	SO	LOB	TOP			
Devon White, S OBP: 0.347, SLG: 0.473 James Mouton, R OBP: 0.320, SLG: 0.360	0-0 WP 1B		1-0 F8		2-3 K			1-1 1B F9 1B	3-2 F9	4	0	2	0	0	1	1				
Lou Collier, R OBP: 0.366, SLG: 0.448	0-0 F8		2-3 K		2-3 K			3-1 F9 1-2		4	0	0	0	0	2	3				
Geoff Jenkins, L OBP: 0.335, SLG: 0.477	3-3 K		3-3 K			1-3 K		1-1 G1-3		4	0	0	0	0	3	4				
Richie Sexson, R OBP: 0.328, SLG: 0.511	1-3 K 1-2			3-3 K		1-1 G5-3		2-2 1B 2-3 1B		4	0	1	0	0	2	1				
Jeremy Burnitz, L OBP: 0.342, SLG: 0.480		1-0 2B		1-0 G3		0-0 F9		0-0 1B 1-3 1B		4	0	2	1	0	0	0				
José Hernández, R OBP: 0.305, SLG: 0.449		1-1 L9		2-0 HR			2-3 K	2-3 K		4	1	1	1	0	2	3				
Luis Lopez, S OBP: 0.325, SLG: 0.371		3-2 L5		0-0 1B			0-1 G4-3 2B		0-0 G5-3	4	0	2	0	0	0	1				
Jesse Levis, L OBP: 0.400, SLG: 0.500 Mike Coolbaugh, R OBP: 0.271, SLG: 0.418	0-3 K		0-3 K2-3				0-0 G4-3		1-2 2B	3	0	0	0	0	2	3				
Jeff D'Amico, R Alex Sánchez, L Mark Leiter, R Allen Levrault, R Mark Sweeney, L 47 Mike Buddie, R Brandon Kolb, R Angel Echevarría, R	4-1 BB				2-3 K		3-3 K		3-2 P4	0	0	0	0	1	0	0				
<b>Inning Stats</b>	R: 0 E: 0 K: 2 S: 11	H: 1 LOB: 1 BB: 0 P: 15	R: 0 E: 0 K: 1 S: 11	H: 1 LOB: 1 BB: 0 P: 16	R: 0 E: 0 K: 2 S: 8	H: 0 LOB: 1 BB: 1 P: 18	R: 1 E: 0 K: 2 S: 10	H: 2 LOB: 1 BB: 0 P: 16	R: 0 E: 0 K: 1 S: 6	H: 0 LOB: 0 BB: 0 P: 8	R: 0 E: 0 K: 2 S: 11	H: 1 LOB: 1 BB: 0 P: 16	R: 1 E: 0 K: 1 S: 17	H: 3 LOB: 2 BB: 0 P: 26	R: 0 E: 0 K: 0 S: 12	H: 1 LOB: 1 BB: 0 P: 19	1B: 5 2B: 3 3B: 0 HR: 1	SF: 0 SAC: 0 DP: 0 HBP: 0	WP: 1 PA: 37 PB: 0 SB: 0 CS: 0	
<b>PITCHER</b>	IP WLS BF H R ER SO BB IBB HBP BLK WP HR S P ERA WHIP	7.0 W 27 5 1 1 13 1 0 0 0 1 1 67 105 1.29 0.857	0.2 3 1 1 0 0 0 0 0 0 0 0 0 6 11 13.50 1.500	0.0 1 1 0 0 0 0 0 0 0 0 0 0 3 5 ∞ ∞	1.0 5 2 0 0 1 0 0 0 0 0 0 0 17 23 0.00 2.000	0.1 1 0 0 0 0 0 0 0 0 0 0 0 3 6 0.00 0.000														

**Milwaukee Brewers @ St. Louis Cardinals**  
 Busch Stadium, St. Louis, MO  
 Wed Sep 19 2001, 12:40 PM CDT  
 Att: 29,332 - Cloudy - 68 F

livebaseballscorecards.com

AB 36  
 R 2  
 H 9  
 RBI 2  
 BB 1  
 SO 14  
 LOB 19




Batter	1	2	3	4	5	6	7	8	9	AB	R	H	RBI	BB	SO	LOB	BOTTOM		
Fernando Vina, L OBP: 0.355, SLG: 0.407	1-2 2B 1B		1-0 5 2B 1B	1-2 G6-3		0-0 G4-3				4	2	2	0	0	0	0			
Placido Polanco, R OBP: 0.354, SLG: 0.402	1-0 F8 5 G1-3 2B		2-3 K		0-0 F9		2-2 G1-3			4	1	1	1	0	1	2			
J.D. Drew, L OBP: 0.413, SLG: 0.628	0-0 F8 2-3		0-3 K		0-0 B1-3		2-0 L9			4	0	0	0	0	1	3			
5 Albert Pujols, R OBP: 0.409, SLG: 0.627	1-1 G1-3		1-1 1B 2B		3-2 1B 2B		0-0 G4-3			4	2	2	3	0	0	0			
15 Jim Edmonds, L OBP: 0.388, SLG: 0.532	3-H F7		4-0 1B IBB		4-0 1B IBB		0-1 3B 1B			2	1	1	0	2	0	0			
Craig Paquette, R OBP: 0.317, SLG: 0.460 Kerry Robinson, L OBP: 0.326, SLG: 0.335	0-1 F8		1-2 1B		2-2 FC6-4 1B		0-0 L7			4	0	2	2	0	0	1			
Edgar Renteria, R OBP: 0.317, SLG: 0.377	2-2 F3		1-2 L5		1-2 FC6-4		2-2 SF7 3B			4	1	1	1	0	0	4			
Mike Matheny, R OBP: 0.281, SLG: 0.307	2-2 P4		0-2 F9		3-2 L7		1-0 SF7			3	0	0	1	0	0	0			
Matt Morris, R Jeff Tabaka, R Gene Stechschulte, R Steve Kline, S Mike James, R	0-0 1B 5 2B 2B		1-2 L7		1-3 K		3-H K			3	1	1	0	0	1	0			
<b>Inning Stats</b>	R: 2 E: 0 K: 0 S: 9	H: 2 LOB: 0 BB: 0 P: 12	R: 0 E: 0 K: 0 S: 8	H: 0 LOB: 0 BB: 0 P: 12	R: 3 E: 0 K: 2 S: 16	H: 4 LOB: 2 BB: 1 P: 26	R: 0 E: 0 K: 0 S: 9	H: 0 LOB: 0 BB: 0 P: 11	R: 1 E: 0 K: 0 S: 11	H: 2 LOB: 2 BB: 1 P: 21	R: 0 E: 0 K: 1 S: 8	H: 0 LOB: 0 BB: 0 P: 12	R: 0 E: 0 K: 0 S: 5	H: 0 LOB: 0 BB: 0 P: 9	R: 2 E: 0 K: 1 S: 11	H: 2 LOB: 2 BB: 0 P: 15	1B: 5 2B: 4 3B: 1 HR: 0	SF: 1 SAC: 0 DP: 0 HBP: 0	WP: 0 PA: 36 PB: 0 SB: 0 CS: 0
<b>PITCHER</b>	IP WLS BF H R ER SO BB IBB HBP BLK WP HR S P ERA WHIP	4.0 L 19 6 2 1 0 0 1 0 0 0 0 11 21 9.00 2.000	1.0 6 2 1 1 0 0 0 0 0 0 0 0 8 12 0.00 0.000	1.0 3 0 0 0 0 0 0 0 0 0 0 0 5 9 0.00 0.000	1.0 3 0 0 0 0 0 0 0 0 0 0 0 5 9 0.00 0.000	1.0 5 2 2 2 1 0 0 0 0 0 0 0 11 15 18.00 2.000													

**Milwaukee Brewers @ St. Louis Cardinals**  
 Busch Stadium, St. Louis, MO  
 Wed Sep 19 2001, 12:40 PM CDT  
 Att: 29,332 - Cloudy - 68 F

livebaseballscorecards.com

AB 33  
 R 8  
 H 10  
 RBI 8  
 BB 2  
 SO 4  
 LOB 10









Batter	1	2	3	4	5	6	7	8	9	AB	R	H	RBI	BB	SO	LOB	TOP											
<b>Craig Paquette, R</b> OBP: 0.323, SLG: 0.467	2-2 G6-4-3 1B		2-1 F8		2-2 G6-3 1B		2-1 1B 2B		0-0 SH3-4	4	2	3	1	0	0	0	<b>St. Louis Cardinals @ Pittsburgh Pirates</b> PNC Park, Pittsburgh, PA Fri Sep 21 2001, 7:05 PM EDT Att: 36,209 - Overcast - 67 F											
<b>Placido Polanco, R</b> OBP: 0.355, SLG: 0.404	1-1 G6-4-3 1-2		0-1 G6-3		2-2 G6-3		0-3 K		0-2 5 HR 1B	5	1	1	0	0	1	3												
<b>J.D. Drew, L</b> OBP: 0.416, SLG: 0.627	2-2 5 2B		2-3 K		4-0 IBB		3-2 2H 1B		4-1 5 HR BB	3	2	2	1	2	1	0												
<b>5 Albert Pujols, R</b> OBP: 0.409, SLG: 0.628	0-1 2H 2B			2-2 F7	0-2 E5		2-3 K2-3		1-1 HR	5	1	2	5	0	1	2												
<b>15 Jim Edmonds, L</b> OBP: 0.387, SLG: 0.529	2-2 G4-3			2-3 K	3-3 K				1-1 F7	5	0	0	0	0	2	3												
<b>Mark McGwire, R</b> OBP: 0.311, SLG: 0.481				2-3 K					0-0 F5	5	0	0	0	0	3	0												
<b>Edgar Renteria, R</b> OBP: 0.320, SLG: 0.386					2-1 G6-3				0-0 3B	4	0	2	0	0	1	0												
<b>Mike Matheny, R</b> OBP: 0.278, SLG: 0.303					1-2 2B WP 1B				0-0 G1-3	4	1	1	0	0	0	2												
<b>Darryl Kile, R</b> Kerry Robinson, L Mike Timlin, R Steve Kline, S Luther Hackman, R Miguel Cairo, R Gene Stechschulte, R	0-0 F5				2-0 WP 1B 2B				3-2 1B 5 HR 1B	2	1	1	0	0	0	1												
<b>Inning Stats</b>	R: 1 E: 0 K: 0 S: 15	H: 3 LOB: 1 BB: 0 P: 22	R: 0 E: 0 K: 1 S: 7	H: 1 LOB: 1 BB: 0 P: 12	R: 0 E: 0 K: 1 S: 7	H: 0 LOB: 0 BB: 0 P: 11	R: 0 E: 0 K: 2 S: 11	H: 0 LOB: 0 BB: 0 P: 17	R: 3 E: 1 K: 1 S: 19	H: 3 LOB: 2 BB: 1 P: 34	R: 0 E: 0 K: 1 S: 7	H: 0 LOB: 0 BB: 0 P: 11	R: 1 E: 0 K: 2 S: 16	H: 2 LOB: 1 BB: 0 P: 24	R: 0 E: 0 K: 0 S: 5	H: 1 LOB: 1 BB: 0 P: 6		R: 4 E: 0 K: 1 S: 15	H: 3 LOB: 0 BB: 1 P: 27	1B: 7 2B: 4 3B: 1 HR: 1	SF: 0 SAC: 1 DP: 1 HBP: 0	WP: 1 PB: 0 CS: 1 SB: 0	PA: 42					
<b>PITCHER</b>	IP	WLS	BF	H	R	ER	SO	BB	IBB	HBP	BLK	WP	HR	S	P	ERA	WHIP											
<b>Bronson Arroyo, R</b>	(1, 1)	5.0		23	7	4	3	5	0	1	0	0	1	0	59	96	5.40	1.400										
<b>Mike Lincoln, R</b>	(6, 1)	1.2		6	1	1	1	2	0	0	0	0	0	0	16	23	5.40	0.600										
<b>Scott Sauerbeck, L</b>	(7, 1)	0.2		3	1	0	0	1	0	0	0	0	0	0	9	15	0.00	1.500										
<b>Mike Fetters, R</b>	(8, 1)	0.2		3	1	0	0	0	0	0	0	0	0	3	3	0.00	1.500											
<b>Omar Olivares, R</b>	(9, 1)	1.0	L	7	3	4	4	1	1	0	0	0	0	1	15	27	36.00	4.000										

AB	39
R	9
H	13
RBI	7
BB	2
SO	9
LOB	11



Batter	1	2	3	4	5	6	7	8	9	AB	R	H	RBI	BB	SO	LOB	BOTTOM											
<b>18 Jason Kendall, R</b> OBP: 0.343, SLG: 0.372	1-2 F8		3-2 G6-4-3 1-2							4	1	2	0	0	0	2	<b>St. Louis Cardinals @ Pittsburgh Pirates</b> PNC Park, Pittsburgh, PA Fri Sep 21 2001, 7:05 PM EDT Att: 36,209 - Overcast - 67 F											
<b>2 Jack Wilson, R</b> OBP: 0.283, SLG: 0.309	0-0 F8			0-1 F8						4	1	2	2	0	0	0												
<b>Brian Giles, L</b> OBP: 0.401, SLG: 0.605	2-1 P6			3-3 K						4	1	1	3	0	1	2												
<b>Aramis Ramirez, R</b> OBP: 0.354, SLG: 0.542		1-1 G6-3		0-0 1B						4	0	1	0	0	1	0												
<b>Kevin Young, R</b> OBP: 0.312, SLG: 0.405		2-3 K		1-1 F8						4	0	0	0	0	1	1												
<b>Warren Morris, L</b> OBP: 0.241, SLG: 0.373		0-0 G5-3			2-1 G6-3					3	0	0	0	0	0	0												
<b>Scott Sauerbeck, R</b>	(7, 1)				1-1 F5					0	0	0	0	0	0	0												
<b>Mike Fetters, R</b>	(8, 1)									0	0	0	0	0	0	0												
<b>Craig Wilson, R</b> OBP: 0.366, SLG: 0.545	(8, PH)									1	0	0	0	0	0	0												
<b>Omar Olivares, R</b> OBP: 0.222, SLG: 0.407	(9, 1)									0	0	0	0	0	0	0												
<b>Gary Matthews, S</b> OBP: 0.322, SLG: 0.366	(1, 8)			2-3 K						4	0	0	0	0	4	0												
<b>Adam Hyzdu, R</b> OBP: 0.236, SLG: 0.435	(1, 9)			4-2 K						1	0	0	0	1	1	0												
<b>Mike Lincoln, R</b> OBP: 0.250, SLG: 0.250	(6, 1)									0	0	0	0	0	0	0												
<b>Pat Meares, R</b> OBP: 0.247, SLG: 0.308	(7, 4)									2	0	0	0	0	1	0												
<b>Bronson Arroyo, R</b>	(1, 1)			0-0 FC1 18 G6-4-3 1-2						1	0	0	0	0	0	1												
<b>Chad Hermansen, R</b> OBP: 0.161, SLG: 0.194	(6, 9)					3-2 18 1B 2 1B				3	2	2	0	0	0	0												
<b>Inning Stats</b>	R: 0 E: 0 K: 0 S: 7	H: 0 LOB: 0 BB: 0 P: 10	R: 0 E: 0 K: 1 S: 6	H: 0 LOB: 0 BB: 0 P: 9	R: 0 E: 1 K: 1 S: 9	H: 0 LOB: 1 BB: 1 P: 18	R: 0 E: 0 K: 1 S: 9	H: 1 LOB: 0 BB: 0 P: 13	R: 0 E: 0 K: 2 S: 8	H: 0 LOB: 0 BB: 0 P: 12	R: 4 E: 0 K: 0 S: 15	H: 4 LOB: 2 BB: 0 P: 20	R: 1 E: 0 K: 1 S: 13	H: 3 LOB: 2 BB: 0 P: 19	R: 0 E: 0 K: 1 S: 8	H: 0 LOB: 0 BB: 0 P: 13	R: 0 E: 0 K: 2 S: 10	H: 0 LOB: 0 BB: 0 P: 13	1B: 6 2B: 1 3B: 0 HR: 1	SF: 0 SAC: 0 DP: 1 HBP: 0	WP: 0 PB: 0 CS: 0	PA: 36						
<b>PITCHER</b>	IP	WLS	BF	H	R	ER	SO	BB	IBB	HBP	BLK	WP	HR	S	P	ERA	WHIP											
<b>Darryl Kile, R</b>	(1, 1)	6.0		24	5	4	4	5	1	0	0	0	0	1	54	82	6.00	1.000										
<b>Mike Timlin, R</b>	(7, 1)	0.2	B	5	3	1	1	1	0	0	0	0	0	10	15	13.50	4.500											
<b>Steve Kline, L</b>	(7, 1)	0.1		1	0	0	0	0	0	0	0	0	0	3	4	0.00	0.000											
<b>Luther Hackman, R</b>	(8, 1)	1.0	W	3	0	0	0	1	0	0	0	0	0	8	13	0.00	0.000											
<b>Gene Stechschulte, R</b>	(9, 1)	1.0		3	0	0	0	2	0	0	0	0	0	10	13	0.00	0.000											

AB	35
R	5
H	8
RBI	5
BB	1
SO	9
LOB	6





Batter	1	2	3	4	5	6	7	8	9	AB	R	H	RBI	BB	SO	LOB	TOP								
<b>Kerry Robinson, L</b> (1, 7) OBP: 0.332, SLG: 0.333	F8		1B	G6-3			G4-3		SH1-3 BB	3	1	1	1	2	0	0	<b>St. Louis Cardinals @ Pittsburgh Pirates</b> PNC Park, Pittsburgh, PA Sat Sep 22 2001, 7:05 PM EDT Att: 37,539 - Overcast - 72 F								
<b>Placido Polanco, R</b> (1, 4) OBP: 0.352, SLG: 0.401	G5-3		G6-3	G6-3			G6-3		SH1-3	4	0	0	0	0	0	3									
<b>J.D. Drew, L</b> (1, 9) OBP: 0.416, SLG: 0.623	G3		5 WP 1B	F8					K	5	1	2	1	0	1	3									
<b>5 Albert Pujols, R</b> (1, 3) OBP: 0.410, SLG: 0.628		15 2B 1B	15 1B				F7		FC5-4 IBB	4	1	2	1	1	1	1									
<b>15 Jim Edmonds, L</b> (1, 8) OBP: 0.390, SLG: 0.533										4	0	3	1	0	1	0									
<b>Bobby Bonilla, S</b> (9, PH) OBP: 0.310, SLG: 0.352										1	0	0	0	0	0	2									
<b>Jeff Tabaka, R</b> (9, 1)										0	0	0	0	0	0	0									
<b>Gene Stechschulte, R</b> (9, 1) OBP: 0.750, SLG: 1.667										0	0	0	0	0	0	0									
<b>Craig Paquette, R</b> (1, 5) OBP: 0.319, SLG: 0.461	L4		F8							4	0	0	0	0	0	4									
<b>Edgar Renteria, R</b> (1, 6) OBP: 0.321, SLG: 0.389	F8			FC1 1B			G5-3		FC5-4 1B	4	1	2	0	0	0	1									
<b>Eli Marrero, R</b> (1, 2) OBP: 0.304, SLG: 0.412	F9			FC1 1B			G6-3		FC5-4 S	4	0	0	0	0	0	4									
<b>Bud Smith, L</b> (1, 1) OBP: 0.160, SLG: 0.125										2	0	0	0	0	0	2									
<b>28 Bill Ortega, R</b> (6, PH)										1	0	0	0	0	0	0									
<b>T.J. Mathews, R</b> (6, 1)										1	0	0	0	0	1	2									
<b>23 Luis Saturria, R</b> (9, 9) OBP: 0.333, SLG: 0.667										0	0	0	0	0	0	0									
<b>Inning Stats</b>	R: 0 E: 0 K: 0 S: 7	H: 0 LOB: 0 BB: 0 P: 10	R: 1 E: 0 K: 0 S: 10	H: 2 LOB: 1 BB: 0 P: 20	R: 2 E: 0 K: 0 S: 17	H: 3 LOB: 2 BB: 1 P: 30	R: 1 E: 0 K: 0 S: 9	H: 2 LOB: 2 BB: 0 P: 12	R: 0 E: 0 K: 2 S: 8	H: 0 LOB: 0 BB: 0 P: 9	R: 0 E: 0 K: 0 S: 4	H: 0 LOB: 0 BB: 0 P: 6	R: 0 E: 0 K: 0 S: 7	H: 1 LOB: 1 BB: 0 P: 13	R: 0 E: 0 K: 1 S: 12	H: 2 LOB: 2 BB: 2 P: 18	R: 0 E: 0 K: 1 S: 7	H: 0 LOB: 2 BB: 2 P: 18	1B: 8 2B: 2 3B: 0 HR: 0	SF: 0 SAC: 1 DP: 0 HBP: 0	WP: 1 PB: 0 SB: 2 CS: 0	PA: 41			
<b>PITCHER</b>	IP	WLS	BF	H	R	ER	SO	BB	IBB	HBP	BLK	WP	HR	S	P	ERA	WHIP								
<b>Todd Ritchie, R</b> (1, 1) ERA: 4.33	7.1	L	34	10	4	4	2	1	0	0	0	1	0	70	113	4.91	1.500								
<b>Josias Manzanillo, R</b> (8, 1) ERA: 3.15	1.0		4	0	0	0	1	1	0	0	0	0	0	6	11	0.00	1.000								
<b>Scott Sauerbeck, L</b> (9, 1) ERA: 4.99	0.2		3	0	0	0	1	0	1	0	0	0	0	5	12	0.00	0.000								

AB	37
R	4
H	10
RBI	4
BB	3
SO	4
LOB	22



Batter	1	2	3	4	5	6	7	8	9	AB	R	H	RBI	BB	SO	LOB	BOTTOM								
<b>Chad Hermansen, R</b> (1, 8) OBP: 0.143, SLG: 0.171	K		F8							4	0	0	0	0	1	2	<b>St. Louis Cardinals @ Pittsburgh Pirates</b> PNC Park, Pittsburgh, PA Sat Sep 22 2001, 7:05 PM EDT Att: 37,539 - Overcast - 72 F								
<b>2 Jack Wilson, R</b> (1, 6) OBP: 0.283, SLG: 0.308	F8			2B 1B			G5-3		G1-3	4	0	1	0	0	0	1									
<b>Brian Giles, L</b> (1, 7) OBP: 0.400, SLG: 0.602	P6			F7			F8			3	0	0	0	1	0	1									
<b>Aramis Ramirez, R</b> (1, 5) OBP: 0.354, SLG: 0.542		P3					P3		FC1-4 BB	4	0	1	0	0	0	1									
<b>18 Jason Kendall, R</b> (1, 2) OBP: 0.341, SLG: 0.370		G6-3							FC1-4	4	0	0	0	0	0	3									
<b>Craig Wilson, R</b> (1, 9) OBP: 0.362, SLG: 0.559				L6			F9		F9	4	0	0	0	0	0	3									
<b>Kevin Young, R</b> (1, 3) OBP: 0.370, SLG: 0.402										4	1	1	1	0	2	3									
<b>Josias Manzanillo, R</b> (8, 1) ERA: 0.75										3	0	0	0	0	1	0									
<b>Scott Sauerbeck, R</b> (9, 1)										0	0	0	0	0	0	0									
<b>Mendy López, R</b> (1, 4) OBP: 0.262, SLG: 0.308										3	0	1	0	0	0	0									
<b>Todd Ritchie, R</b> (1, 1) OBP: 0.203, SLG: 0.196										1	0	0	0	0	0	0									
<b>Rob Mackowiak, L</b> (8, 9) OBP: 0.342, SLG: 0.437										1	0	1	0	0	0	0									
<b>Inning Stats</b>	R: 0 E: 0 K: 1 S: 5	H: 0 LOB: 0 BB: 0 P: 7	R: 1 E: 0 K: 0 S: 8	H: 1 LOB: 0 BB: 0 P: 16	R: 0 E: 0 K: 0 S: 6	H: 0 LOB: 0 BB: 0 P: 8	R: 0 E: 0 K: 1 S: 11	H: 2 LOB: 2 BB: 0 P: 19	R: 0 E: 0 K: 0 S: 7	H: 1 LOB: 1 BB: 0 P: 13	R: 0 E: 0 K: 0 S: 6	H: 0 LOB: 0 BB: 0 P: 9	R: 0 E: 0 K: 1 S: 9	H: 0 LOB: 0 BB: 0 P: 12	R: 0 E: 0 K: 0 S: 6	H: 1 LOB: 1 BB: 0 P: 10	R: 0 E: 0 K: 1 S: 8	H: 0 LOB: 1 BB: 1 P: 14	1B: 2 2B: 2 3B: 0 HR: 1	SF: 0 SAC: 1 DP: 0 HBP: 0	WP: 0 PB: 0 SB: 0 CS: 0	PA: 33			
<b>PITCHER</b>	IP	WLS	BF	H	R	ER	SO	BB	IBB	HBP	BLK	WP	HR	S	P	ERA	WHIP								
<b>Bud Smith, L</b> (1, 1) ERA: 3.31	5.0	W	19	4	1	1	2	0	0	0	0	0	0	37	63	1.80	0.800								
<b>T.J. Mathews, R</b> (6, 1) ERA: 3.38	3.0	H	10	1	0	0	1	0	0	0	0	0	0	21	31	0.00	0.333								
<b>Jeff Tabaka, L</b> (9, 1) ERA: 0.75	0.0		1	0	0	0	0	1	0	0	0	0	0	1	5	∞	∞								
<b>Gene Stechschulte, R</b> (9, 1) ERA: 3.7	1.0	S	3	0	0	0	1	0	0	0	0	0	0	7	9	0.00	0.000								





Batter	1	2	3	4	5	6	7	8	9	AB	R	H	RBI	BB	SO	LOB	TOP					
Fernando Vina, L (1.4) OBP: 0.358, SLG: 0.408	G4-3			G6-4-3 1B		G6-4-3 1B		BB HBP		3	0	2	0	0	0	0	<b>St. Louis Cardinals @ Pittsburgh Pirates</b> PNC Park, Pittsburgh, PA Sun Sep 23 2001, 1:35 PM EDT Att: 33,633 - Cloudy - 74 F					
Placido Polanco, R (1.5) OBP: 0.352, SLG: 0.399	F3			1-3		F9		BB		3	0	0	0	1	0	2						
J.D. Drew, L (1.8) OBP: 0.412, SLG: 0.616	G3-1			G6-4-3 1-2		K		K		4	0	0	0	0	2	4						
5 Albert Pujols, R (1.9) OBP: 0.408, SLG: 0.623		G5-3			F7		G6-3	G5-3		4	0	0	0	0	0	2						
Mark McGwire, R (1.3) OBP: 0.310, SLG: 0.476		P3			FC5-4 BB		F9		F3	3	0	0	0	1	0	0						
Craig Paquette, R (1.7) OBP: 0.318, SLG: 0.468		L7			FC5-4 1B 1-2		HR		K	4	1	1	1	0	1	1						
Edgar Renteria, R (1.6) OBP: 0.323, SLG: 0.389			F9		1-2 1B		FC6-4 BB		G5-3	3	0	1	0	1	0	0						
Mike Matheny, R (1.2) OBP: 0.276, SLG: 0.300			K		K		FC6-4 1-2			3	0	0	0	0	2	3						
Dustin Hermanson, R (1.1) OBP: 0.115, SLG: 0.102			G4-3			P6		F9		2	0	0	0	0	0	0						
Bobby Bonilla, S (8. PH) OBP: 0.309, SLG: 0.349										1	0	0	0	0	0	0						
Mike Matthews, L (8.1) OBP: 0.118, SLG: 0.294										0	0	0	0	0	0	0						
Mike James, R (8.1)										0	0	0	0	0	0	0						
<b>Inning Stats</b>	R: 0 E: 0 K: 0 S: 6	H: 0 LOB: 0 BB: 0 P: 7	R: 0 E: 0 K: 0 S: 5	H: 0 LOB: 0 BB: 0 P: 8	R: 0 E: 0 K: 1 S: 8	H: 0 LOB: 0 BB: 0 P: 10	R: 0 E: 0 K: 0 S: 5	H: 1 LOB: 0 BB: 0 P: 6	R: 0 E: 0 K: 1 S: 10	H: 1 LOB: 2 BB: 1 P: 19	R: 0 E: 0 K: 0 S: 9	H: 1 LOB: 1 BB: 0 P: 12	R: 1 E: 0 K: 0 S: 9	H: 1 LOB: 1 BB: 1 P: 19	R: 0 E: 0 K: 1 S: 11	H: 0 LOB: 2 BB: 1 P: 20	R: 0 E: 0 K: 1 S: 5	H: 0 LOB: 0 BB: 0 P: 7	1B: 3 2B: 0 3B: 0 HR: 1	SF: 0 SAC: 0 DP: 1 HBP: 1	WP: 0 PB: 0 SB: 0 CS: 0	PA: 34
<b>PITCHER</b>	IP	WLS	BF	H	R	ER	SO	BB	IBB	HBP	BLK	WP	HR	S	P	ERA	WHIP					
Dave Williams, L (1.1) ERA: 3.78	7.0	W	26	4	1	1	3	2	0	0	0	0	1	52	81	1.29	0.857					
Scott Sauerbeck, L (8.1) ERA: 4.94	0.2	H	4	0	0	0	1	1	0	1	0	0	0	6	12	0.00	1.500					
Josias Manzanillo, R (8.1) ERA: 3.09	1.1	S	4	0	0	0	1	0	0	0	0	0	0	10	15	0.00	0.000					

AB	30
R	1
H	4
RBI	1
BB	3
SO	5
LOB	12



Batter	1	2	3	4	5	6	7	8	9	AB	R	H	RBI	BB	SO	LOB	BOTTOM				
18 Jason Kendall, R (1.9) OBP: 0.340, SLG: 0.389	F8					F8	G5-3			4	0	1	0	0	0	1	<b>St. Louis Cardinals @ Pittsburgh Pirates</b> PNC Park, Pittsburgh, PA Sun Sep 23 2001, 1:35 PM EDT Att: 33,633 - Cloudy - 74 F				
Scott Sauerbeck, R (8.1)										0	0	0	0	0	0	0					
Josias Manzanillo, R (8.1)										0	0	0	0	0	0	0					
2 Jack Wilson, R (1.6) OBP: 0.286, SLG: 0.310						1B G4-3 1B		F9		4	1	2	0	0	1	1					
Brian Giles, L (1.8) OBP: 0.400, SLG: 0.600						1B				3	0	1	0	1	0	1					
Aramis Ramirez, R (1.5) OBP: 0.351, SLG: 0.538										4	0	0	1	0	0	3					
Warren Morris, L (1.4) OBP: 0.232, SLG: 0.359										3	0	0	0	0	0	1					
Pat Meares, R (8.4) OBP: 0.246, SLG: 0.307										1	0	0	0	0	0	1					
Craig Wilson, R (1.3) OBP: 0.398, SLG: 0.550										2	0	0	0	0	0	0					
Kevin Young, R (7.3) OBP: 0.309, SLG: 0.401										1	0	0	0	0	0	0					
Rob Mackowiak, L (1.7) OBP: 0.342, SLG: 0.452										3	1	1	1	0	0	0					
Keith Osik, R (1.2) OBP: 0.313, SLG: 0.313										2	0	2	0	1	0	0					
Dave Williams, L (1.1) ERA: 4.42										2	0	0	0	0	2	2					
Gary Matthews, S (7. PH) OBP: 0.321, SLG: 0.365										1	0	0	0	0	1	1					
<b>Inning Stats</b>	R: 0 E: 0 K: 0 S: 7	H: 1 LOB: 1 BB: 0 P: 12	R: 0 E: 0 K: 0 S: 6	H: 0 LOB: 0 BB: 0 P: 6	R: 0 E: 0 K: 2 S: 8	H: 2 LOB: 1 BB: 0 P: 16	R: 0 E: 0 K: 0 S: 4	H: 0 LOB: 0 BB: 0 P: 7	R: 0 E: 0 K: 0 S: 13	H: 1 LOB: 1 BB: 0 P: 18	R: 1 E: 0 K: 0 S: 13	H: 2 LOB: 1 BB: 0 P: 21	R: 1 E: 0 K: 1 S: 14	H: 1 LOB: 1 BB: 1 P: 25	R: 0 E: 0 K: 0 S: 4	H: 0 LOB: 1 BB: 1 P: 10	1B: 5 2B: 1 3B: 0 HR: 1	SF: 0 SAC: 0 DP: 0 HBP: 0	WP: 0 PB: 0 SB: 0 CS: 0	PA: 32	
<b>PITCHER</b>	IP	WLS	BF	H	R	ER	SO	BB	IBB	HBP	BLK	WP	HR	S	P	ERA	WHIP				
Dustin Hermanson, R (1.1) ERA: 4.42	7.0	L	28	7	2	2	4	1	0	0	0	0	0	65	105	2.57	1.143				
Mike Matthews, L (8.1) ERA: 3.36	0.1		2	0	0	0	0	1	0	0	0	0	0	1	5	0.00	3.000				
Mike James, R (8.1) ERA: 5.21	0.2		2	0	0	0	0	0	0	0	0	0	0	3	5	0.00	0.000				

AB	30
R	2
H	7
RBI	2
BB	2
SO	4
LOB	11













Batter	1	2	3	4	5	6	7	8	9	AB R H RBI BB SO LOB	TOP																
Miguel Cairo, R OBP: 0.355, SLG: 0.380 J.D. Drew, L OBP: 0.409, SLG: 0.606 (7, PH) (7.9)	1-2 E9 15 BB		2-2 L7		1-2 FC5-4 1B		0-0 SF9 3H		2-2 F9 2-3	3 0 1 0 0 0 0 1 0 0 1 0 0 1	<b>St. Louis Cardinals @ Houston Astros</b> Enron Field, Houston, TX Wed Sep 26 2001, 8:05 PM EDT Att: 44,203 - Sunny - 76 F																
Placido Polanco, R OBP: 0.345, SLG: 0.390 (1.5) (7.4)	2-2 F8		1-0 G4-3		1-2 FC5-4 1-2 HR		0-0 F8		0-1 G4-3	5 1 0 0 0 0 3																	
Mark McGwire, R OBP: 0.314, SLG: 0.495 (1.3)	2-3 K		1-3 K		0-0 HR 1-H				1-0 HR	4 2 2 3 0 2 1																	
5 Albert Pujols, R OBP: 0.403, SLG: 0.612 T.J. Mathews, R Steve Kline, S OBP: 0.500, SLG: 0.500 (1.7) (8.1) (9.1)	4-1 15 BB BB				1-3 K 1-H				0-3 K	3 0 0 0 1 3 0 0 0 0 0 0 0 0 0 0 0 0 0 0 0																	
15 Jim Edmonds, L OBP: 0.396, SLG: 0.542 (1.8)	4-2 1-2 2-3 BB				2-1 1B 2B				4-2 BB	2 1 2 0 2 0 0																	
Craig Paquette, R OBP: 0.319, SLG: 0.465 (1.9) (7.5)	0-0 F8				1-1 1B 2H				2-1 G5-4-3 1-2	4 0 1 1 0 0 5																	
Edgar Renteria, R OBP: 0.320, SLG: 0.385 (1.6)			2-3 K		1-3 K				1-2 F8	4 0 0 0 0 3 2																	
Mike Matheny, R OBP: 0.277, SLG: 0.304 (1.2)			0-1 G4-3		1-0 F7				2-1 F9 2B	4 1 2 0 0 0 1																	
Darryl Kile, R OBP: 0.181, SLG: 0.209 23 Luis Saturria, R OBP: 0.333, SLG: 0.667 Bobby Bonilla, S OBP: 0.305, SLG: 0.345 Kerry Robinson, L OBP: 0.328, SLG: 0.330 (1.1) (8.7) (9, PH) (9.7)			0-1 G4-3						0-3 K	2 0 0 0 0 1 0 0 0 0 0 0 0 0 1 0 0 0 0 1 1 0 0 0 0 0 0 0																	
<b>Inning Stats</b>	R: 0 E: 1 K: 1 S: 13	H: 0 LOB: 3 BB: 2 P: 26	R: 0 E: 0 K: 1 S: 7	H: 0 LOB: 0 BB: 0 P: 9	R: 0 E: 0 K: 1 S: 8	H: 0 LOB: 0 BB: 0 P: 12	R: 1 E: 0 K: 2 S: 11	H: 2 LOB: 1 BB: 0 P: 17	R: 2 E: 0 K: 2 S: 16	H: 2 LOB: 0 BB: 0 P: 20		R: 0 E: 0 K: 1 S: 12	H: 1 LOB: 0 BB: 0 P: 19	R: 1 E: 1 K: 0 S: 5	H: 1 LOB: 0 BB: 0 P: 7	R: 1 E: 0 K: 1 S: 13	H: 1 LOB: 1 BB: 0 P: 19	R: 0 E: 0 K: 1 S: 11	H: 1 LOB: 1 BB: 0 P: 15	1B: 4 2B: 2 3B: 0 HR: 2	SF: 1 SAC: 1 DP: 1 HBP: 0	WP: 0 PB: 0 SB: 0 CS: 0	PA: 38				
<b>PITCHER</b>	IP WLS BF H R ER SO BB IBB HBP BLK WP HR S P ERA WHIP											<b>PITCHER</b>	IP WLS BF H R ER SO BB IBB HBP BLK WP HR S P ERA WHIP														
Ron Villone, L ERA: 5.85 Nelson Cruz, R ERA: 4.02 Octavio Dotel, R ERA: 2.4 Scott Linebrink, R ERA:	(1.1) (6.1) (8.1) (9.1)	5.0 2.0 1.0 1.0	L 7 5 4	22 2 1 1	4 1 1 0	3 0 1 0	7 0 1 1	2 0 1 0	0 0 0 0	0 0 0 0	0 0 0 0	0 0 1 11	1 17 13 15	55 26 19 15	84 16 29 15	5.40 0.00 9.00 0.00	1.200 1.000 2.000 1.000										

AB 33  
R 5  
H 8  
RBI 5  
BB 3  
SO 10  
LOB 14



Batter	1	2	3	4	5	6	7	8	9	AB R H RBI BB SO LOB	BOTTOM													
Craig Biggio, R OBP: 0.374, SLG: 0.450 (1.4)	1-2 G6-3		3-3 K		4-1 1-2 BB			1-2 F8		3 0 0 0 1 1 0	<b>St. Louis Cardinals @ Houston Astros</b> Enron Field, Houston, TX Wed Sep 26 2001, 8:05 PM EDT Att: 44,203 - Sunny - 76 F													
Julio Lugo, R OBP: 0.332, SLG: 0.384 (1.6)	0-1				3-2 5 BB 1B			2-3 K		4 0 2 0 0 2 2														
5 Jeff Bagwell, R OBP: 0.400, SLG: 0.577 (1.3)	0-0 L9				4-1 1-2 BB				0-1 HR	3 1 2 1 1 0 1														
17 Lance Berkman, S OBP: 0.436, SLG: 0.631 (1.7)	1-3 K2-3				1-3 K				3-2 P6	4 0 0 0 0 3 4														
Richard Hidalgo, R OBP: 0.350, SLG: 0.449 (1.8)			2-0 F7		2-3 K				3-1 G6-3	4 0 0 0 0 1 3														
Orlando Merced, S OBP: 0.331, SLG: 0.457 Chris Truby, R OBP: 0.277, SLG: 0.424 (1.9) (9, PH)			0-1 F8		1-1 F7				1-2 F3	3 0 0 0 0 1 2 1 0 0 0 0 0 0														
Vinny Castilla, R OBP: 0.312, SLG: 0.481 (1.5)			0-0 G4-3							3 0 1 0 0 0 0														
Brad Ausmus, R OBP: 0.285, SLG: 0.346 (1.2)					2-2 G5-3				2-3 K	3 0 0 0 0 1 1														
Ron Villone, L ERA: 2.96 T.J. Mathews, R Steve Kline, L ERA: 1.54 (1.1) (5, PH) (8.1) (9.1)					0-3 K				0-0 G1-3	1 0 0 0 0 1 0 1 0 0 0 0 0 1 0 0 0 0 0 0 0 0 0 0 0 0 0 0 1 0 0 0 0 0 0 0 0 0 0 0 0 0														
<b>Inning Stats</b>	R: 0 E: 0 K: 1 S: 9	H: 1 LOB: 1 BB: 0 P: 11	R: 0 E: 0 K: 0 S: 4	H: 0 LOB: 0 BB: 0 P: 6	R: 0 E: 0 K: 2 S: 9	H: 0 LOB: 0 BB: 0 P: 14	R: 0 E: 0 K: 2 S: 13	H: 1 LOB: 2 BB: 1 P: 24	R: 0 E: 0 K: 2 S: 13	H: 1 LOB: 2 BB: 1 P: 22		R: 0 E: 0 K: 1 S: 6	H: 1 LOB: 0 BB: 0 P: 11	R: 0 E: 0 K: 2 S: 9	H: 0 LOB: 0 BB: 0 P: 14	R: 0 E: 0 K: 1 S: 9	H: 0 LOB: 0 BB: 0 P: 12	R: 1 E: 0 K: 0 S: 11	H: 1 LOB: 0 BB: 0 P: 18	1B: 4 2B: 0 3B: 0 HR: 1	SF: 0 SAC: 0 DP: 1 HBP: 0	WP: 0 PB: 0 SB: 0 CS: 0	PA: 33	
<b>PITCHER</b>	IP WLS BF H R ER SO BB IBB HBP BLK WP HR S P ERA WHIP											<b>PITCHER</b>	IP WLS BF H R ER SO BB IBB HBP BLK WP HR S P ERA WHIP											
Darryl Kile, R T.J. Mathews, R Steve Kline, L ERA: 1.54 (1.1) (8.1) (9.1)	(1.1) (8.1) (9.1)	7.0 1.0 1.0	W 4 3	26 1 0	4 1 0	0 1 0	0 1 0	0 1 0	0 1 0	0 1 0	0 11 9	102 14 16	0.00 9.00 0.00	0.857 1.000 0.000										

AB 31  
R 1  
H 5  
RBI 1  
BB 2  
SO 11  
LOB 14


















Batter	1	2	3	4	5	6	7	8	9	AB	R	H	RBI	BB	SO	LOB	TOP										
<b>Fernando Vina, L</b> OBP: 0.358, SLG: 0.417	1-1 G5-3		1-1 G4-6-3 1B		2-1 IHR		0-1 1B		2-1 G4-3	5	1	3	1	0	0	0	<b>St. Louis Cardinals @ Milwaukee Brewers</b> Miller Park, Milwaukee, WI Tue Oct 02 2001, 7:05 PM CDT Att: 30,890 - Sunny - 77 F										
<b>Placido Polanco, R</b> OBP: 0.341, SLG: 0.385	2-2 G4-3		0-2 G4-6-3 1-2f		0-0 1B		0-2 F9		1-2 G5-3	5	0	1	0	0	0	2											
<b>J.D. Drew, L</b> OBP: 0.416, SLG: 0.608	1-3 K			0-0 G1-3	0-1 G4-3		1-0 5 BB 1B		1-1 1B	5	0	2	0	0	1	1											
<b>5 Albert Pujols, R</b> OBP: 0.408, SLG: 0.620		2-2 15 2B SF9 1B		1-2 15 1B 2B		1-2 15 HR 1B		4-1 1B	3-2 F8	4	3	3	0	1	0	1											
<b>15 Jim Edmonds, L</b> OBP: 0.401, SLG: 0.548		3-1 SF9 2B		0-1 FC4-6 2H 1B		1-2 HR		2-2 F7		4	1	3	3	0	0	3											
<b>Mark McGwire, R</b> OBP: 0.317, SLG: 0.493		1-0 G6-4-3 HBP		0-3 K		1-0 G5-3		1-2 F9		3	0	0	0	0	1	1											
<b>Edgar Renteria, R</b> OBP: 0.317, SLG: 0.382		0-0 SF9		0-1 FC4-6 1-2f		0-0 F9		1-0 1B		3	0	1	1	0	0	1											
<b>Mike Matheny, R</b> OBP: 0.274, SLG: 0.300		2-3 3-H 0-0 G6-4-3 1-2f			0-0 G4-3	2-2 G6-3		2-0 P5		4	0	0	0	0	0	3											
<b>Darryl Kile, R</b> ERA: 4.77			0-3 K		0-2 G5-3		1-0 F7		3-1 G4-3	2	0	0	0	0	0	0											
<b>Inning Stats</b>	R: 0 E: 0 K: 1 S: 8	H: 0 LOB: 0 BB: 0 P: 12	R: 1 E: 0 K: 0 S: 8	H: 2 LOB: 1 BB: 0 P: 14	R: 0 E: 0 K: 1 S: 10	H: 1 LOB: 0 BB: 0 P: 11	R: 1 E: 0 K: 1 S: 11	H: 2 LOB: 1 BB: 0 P: 12	R: 1 E: 0 K: 0 S: 9	H: 2 LOB: 1 BB: 0 P: 11	R: 2 E: 0 K: 0 S: 12	H: 2 LOB: 0 BB: 0 P: 17	R: 0 E: 0 K: 0 S: 11	H: 2 LOB: 3 BB: 1 P: 19	R: 0 E: 0 K: 0 S: 7	H: 1 LOB: 1 BB: 0 P: 14		R: 0 E: 0 K: 0 S: 12	H: 1 LOB: 1 BB: 0 P: 19	1B: 9 2B: 2 3B: 0 HR: 2	SF: 1 SAC: 0 DP: 2 HBP: 1	WP: 0 PB: 0 SB: 0 CS: 0	PA: 40				
<b>PITCHER</b>	IP	WLS	BF	H	R	ER	SO	BB	IBB	HBP	BLK	WP	HR	S	P	ERA	WHIP										
<b>15 Ben Sheets, R</b> ERA: 4.77	6.2	L	31	11	5	5	3	1	0	1	0	0	1	66	91	6.75	1.800										
<b>Ray King, L</b> ERA: 3.59	0.1		1	0	0	0	0	0	0	0	0	0	0	3	5	0.00	0.000										
<b>Mike DeJean, R</b> ERA: 2.89	1.0		4	1	0	0	0	0	0	0	0	0	0	7	14	0.00	1.000										
<b>Gus Gandarillas, R</b> ERA: 5.6	1.0		4	1	0	0	0	0	0	0	0	0	0	12	19	0.00	1.000										

AB	37
R	5
H	13
RBI	5
BB	1
SO	3
LOB	13



Batter	1	2	3	4	5	6	7	8	9	AB	R	H	RBI	BB	SO	LOB	BOTTOM										
<b>Devon White, S</b> OBP: 0.341, SLG: 0.458	0-0 F5		3-1 G4-3		2-3 K			1-0 F9		4	0	0	0	0	1	0	<b>St. Louis Cardinals @ Milwaukee Brewers</b> Miller Park, Milwaukee, WI Tue Oct 02 2001, 7:05 PM CDT Att: 30,890 - Sunny - 77 F										
<b>9 Elvis Pena, S</b> OBP: 0.208, SLG: 0.143	4-1 1B BB		4-2 1B BB		2-1 G3			2-1 G5-3		2	0	0	0	2	0	0											
<b>Jeremy Bumitz, L</b> OBP: 0.351, SLG: 0.512	0-2 P6		2-0 FC6-4 1B		2-3 K			2-2 F2		4	0	1	0	0	1	1											
<b>Richie Sexson, R</b> OBP: 0.337, SLG: 0.529	3-2 1B		0-0 FC6-4 1-2f			3-1 G5-3			3-2 HR	4	1	2	1	0	0	2											
<b>Geoff Jenkins, L</b> OBP: 0.329, SLG: 0.476	3-3 K			1-2 F8		0-0 G1-3			0-0 F8	4	0	0	0	0	1	2											
<b>Lou Collier, R</b> OBP: 0.356, SLG: 0.402		0-1 G6-3		3-3 K		1-0 L9			1-0 F9	4	0	0	0	0	1	0											
<b>José Hernández, R</b> OBP: 0.301, SLG: 0.440		0-0 G5-3		4-1 1B BB			3-3 K		0-0 G5-3	2	0	0	0	1	1	0											
<b>Mike Coolbaugh, R</b> OBP: 0.282, SLG: 0.383										1	0	0	0	0	0	0											
<b>Jesse Levis, L</b> OBP: 0.313, SLG: 0.333		0-3 K		0-1 K		1-2 1B				3	0	1	0	0	1	0											
<b>15 Ben Sheets, R</b> OBP: 0.116, SLG: 0.026			1-1 P4		2-3 K					2	0	0	0	0	1	2											
<b>Ray King, L</b> ERA: 4.13										0	0	0	0	0	0	0											
<b>Ronnie Belliard, R</b> OBP: 0.337, SLG: 0.457										1	0	0	0	0	1	0											
<b>Mike DeJean, R</b> ERA: 3.82										0	0	0	0	0	0	0											
<b>Gus Gandarillas, R</b> ERA: 1.63										0	0	0	0	0	0	0											
<b>Inning Stats</b>	R: 0 E: 0 K: 1 S: 11	H: 1 LOB: 2 BB: 1 P: 21	R: 0 E: 0 K: 1 S: 7	H: 0 LOB: 0 BB: 0 P: 7	R: 0 E: 0 K: 0 S: 8	H: 1 LOB: 2 BB: 1 P: 18	R: 0 E: 0 K: 2 S: 13	H: 1 LOB: 2 BB: 1 P: 23	R: 0 E: 0 K: 2 S: 9	H: 0 LOB: 0 BB: 0 P: 15	R: 0 E: 0 K: 0 S: 4	H: 0 LOB: 0 BB: 0 P: 8	R: 0 E: 0 K: 0 S: 8	H: 0 LOB: 0 BB: 0 P: 14	R: 0 E: 0 K: 0 S: 6	H: 0 LOB: 0 BB: 0 P: 11	R: 1 E: 0 K: 0 S: 6	H: 1 LOB: 0 BB: 0 P: 10	1B: 3 2B: 0 3B: 0 HR: 1	SF: 0 SAC: 0 DP: 0 HBP: 0	WP: 0 PB: 0 SB: 0 CS: 0	PA: 34					
<b>PITCHER</b>	IP	WLS	BF	H	R	ER	SO	BB	IBB	HBP	BLK	WP	HR	S	P	ERA	WHIP										
<b>Darryl Kile, R</b> ERA: 2.9	5.0	W	21	3	0	0	0	3	0	0	0	0	0	4	8	0.00	0.000										
<b>Mike Timlin, R</b> ERA: 4.13	1.0		3	0	0	0	0	0	0	0	0	0	0	8	14	0.00	0.000										
<b>Dave Veres, R</b> ERA: 3.82	1.0		3	0	0	0	2	0	0	0	0	0	0	8	14	0.00	0.000										
<b>Mike Mathews, L</b> ERA: 3.29	1.0		3	0	0	0	0	0	0	0	0	0	0	6	11	0.00	0.000										
<b>Steve Kline, L</b> ERA: 1.63	1.0		4	1	1	1	0	0	0	0	0	0	1	6	10	9.00	1.000										

AB	31
R	1
H	4
RBI	1
BB	3
SO	8
LOB	7





Batter	1	2	3	4	5	6	7	8	9	AB	R	H	RBI	BB	SO	LOB	TOP					
Fernando Vina, L OBP: 0.358, SLG: 0.417										5	0	2	0	0	1	1						
Placido Polanco, R OBP: 0.338, SLG: 0.381										5	1	0	0	0	1	3						
J.D. Drew, L OBP: 0.418, SLG: 0.625										5	3	3	2	0	1	2						
5 Albert Pujols, R OBP: 0.408, SLG: 0.621										4	1	1	1	1	1	1						
15 Jim Edmonds, L OBP: 0.404, SLG: 0.556										4	1	3	2	1	0	1						
Mark McGwire, R OBP: 0.318, SLG: 0.490										4	0	1	0	1	1	3						
Edgar Renteria, R OBP: 0.316, SLG: 0.380										4	0	1	1	0	0	3						
Eli Marrero, R OBP: 0.312, SLG: 0.429										4	1	1	0	0	0	0						
Bud Smith, L ERA: 3.83 T.J. Mathews, R ERA: 4.17 Jeff Tabaka, L ERA: 4.91 Mike Matthews, L ERA: 3.25 Luther Hackman, R ERA: 4.59										1	0	1	1	0	0	0						
<b>Inning Stats</b>	R: 1 E: 1 K: 1 S: 8	H: 2 LOB: 1 BB: 0 P: 17	R: 1 E: 0 K: 0 S: 9	H: 3 LOB: 2 BB: 1 P: 20	R: 1 E: 0 K: 0 S: 6	H: 1 LOB: 2 BB: 2 P: 16	R: 0 E: 0 K: 2 S: 9	H: 0 LOB: 0 BB: 0 P: 14	R: 2 E: 0 K: 0 S: 8	H: 2 LOB: 0 BB: 0 P: 12	R: 0 E: 0 K: 0 S: 8	H: 1 LOB: 1 BB: 0 P: 13	R: 1 E: 0 K: 1 S: 10	H: 3 LOB: 2 BB: 0 P: 18	R: 0 E: 0 K: 0 S: 4	H: 1 LOB: 1 BB: 0 P: 6	R: 1 E: 0 K: 2 S: 15	H: 2 LOB: 1 BB: 0 P: 21	1B: 11 2B: 1 3B: 1 HR: 3	SF: 0 SAC: 0 DP: 2 HBP: 0	WP: 0 PB: 1 SB: 2 CS: 2	PA: 42
<b>PITCHER</b>	IP WLS BF H R ER SO BB IBB HBP BLK WP HR S P ERA WHIP																					
Jamey Wright, R ERA: 4.9	(1, 1) 5.0 W 24 8 5 5 3 3 0 0 0 0 0 1 40 79 9.00 2.200																					
Mark Leiter, R ERA: 3.55	(6, 1) 1.2 8 3 1 1 1 0 0 0 0 0 0 1 16 26 5.40 1.800																					
Mike DeJean, R ERA: 2.84	(7, 1) 1.1 H 5 2 0 0 0 0 0 0 0 0 0 0 6 11 0.00 1.500																					
Chad Fox, R ERA: 1.92	(9, 1) 1.0 S 5 2 1 1 2 0 0 0 0 0 0 1 15 21 9.00 2.000																					

St. Louis Cardinals @ Milwaukee Brewers  
Miller Park, Milwaukee, WI  
Wed Oct 03 2001, 7:05 PM CDT  
Att: 33,148 - Dome - 72 F

AB	39
R	7
H	15
RBI	7
BB	3
SO	6
LOB	14




Batter	1	2	3	4	5	6	7	8	9	AB	R	H	RBI	BB	SO	LOB	BOTTOM			
Devon White, S OBP: 0.342, SLG: 0.460										5	1	2	1	0	2	0				
9 Elvis Pena, S OBP: 0.276, SLG: 0.269										5	1	3	0	0	0	1				
Jerome Burnitz, L OBP: 0.352, SLG: 0.513										3	2	2	1	0	0	1				
Richie Sexson, R OBP: 0.341, SLG: 0.542										3	2	3	5	1	0	0				
José Hernández, R OBP: 0.301, SLG: 0.444										4	1	1	1	0	1	3				
Geoff Jenkins, L OBP: 0.330, SLG: 0.477										4	0	2	0	0	2	0				
Mike Coolbaugh, R OBP: 0.281, SLG: 0.391										4	1	1	0	0	1	3				
Jesse Levis, L OBP: 0.300, SLG: 0.368										4	1	1	1	0	0	1				
Jamey Wright, R OBP: 0.229, SLG: 0.209	(1, 1) 3.0 L 15 6 6 6 4 0 0 0 0 0 0 0 20 24 18.00 2.000																			
Mark Leiter, R ERA: 4.17	(6, 1) 1.0 4 1 0 0 2 0 0 0 0 0 0 0 10 16 0.00 1.000																			
Mike DeJean, R ERA: 3.25	(7, 1) 1.0 4 1 0 0 0 1 0 0 0 0 0 0 10 17 0.00 2.000																			
Chad Fox, R ERA: 4.59	(9, 1) 1.0 4 1 0 0 0 0 0 0 0 0 0 0 10 17 0.00 2.000																			
<b>Inning Stats</b>	R: 2 E: 0 K: 0 S: 12	H: 2 LOB: 0 BB: 0 P: 19	R: 0 E: 0 K: 1 S: 6	H: 0 LOB: 0 BB: 0 P: 7	R: 4 E: 0 K: 3 S: 15	H: 4 LOB: 0 BB: 0 P: 20	R: 3 E: 0 K: 1 S: 20	H: 5 LOB: 2 BB: 0 P: 24	R: 0 E: 0 K: 1 S: 5	H: 1 LOB: 0 BB: 0 P: 8	R: 0 E: 0 K: 2 S: 10	H: 1 LOB: 1 BB: 0 P: 16	R: 0 E: 0 K: 0 S: 10	H: 1 LOB: 1 BB: 1 P: 17	R: 0 E: 0 K: 0 S: 12	H: 1 LOB: 1 BB: 0 P: 14	1B: 8 2B: 4 3B: 0 HR: 3	SF: 1 SAC: 0 DP: 2 HBP: 0	WP: 0 PB: 0 SB: 0 CS: 0	PA: 38
<b>PITCHER</b>	IP WLS BF H R ER SO BB IBB HBP BLK WP HR S P ERA WHIP																			
Dave Veres, R ERA: 3.76	(8, 1) 1.0 4 1 0 0 0 0 0 0 0 0 0 1 12 14 0.00 1.000																			
Bud Smith, L ERA: 3.83	(4, 1) 1.0 8 5 3 3 1 0 0 0 0 0 0 0 5 8 0.00 1.000																			
Jeff Tabaka, L ERA: 4.91	(5, 1) 1.0 3 1 0 0 1 0 0 0 0 0 0 0 5 8 0.00 1.000																			
Mike Matthews, L ERA: 3.25	(6, 1) 1.0 4 1 0 0 2 0 0 0 0 0 0 0 10 16 0.00 1.000																			
Luther Hackman, R ERA: 4.59	(7, 1) 1.0 4 1 0 0 0 1 0 0 0 0 0 0 10 17 0.00 2.000																			


St. Louis Cardinals @ Milwaukee Brewers  
Miller Park, Milwaukee, WI  
Wed Oct 03 2001, 7:05 PM CDT  
Att: 33,148 - Dome - 72 F

AB	36
R	9
H	15
RBI	9
BB	1
SO	8
LOB	10





Batter	1	2	3	4	5	6	7	8	9	AB	R	H	RBI	BB	SO	LOB	TOP					
Fernando Vina, L OBP: 0.357, SLG: 0.414	F8	G3-1		G6-3	G4-3		F7		G4-3	6	0	1	0	0	0	3	<b>St. Louis Cardinals @ Milwaukee Brewers</b> Miller Park, Milwaukee, WI Thu Oct 04 2001, 1:05 PM CDT Att: 28,802 - Dome - 72 F  <b>AB 37</b> <b>R 10</b> <b>H 11</b> <b>RBI 10</b> <b>BB 11</b> <b>SO 7</b> <b>LOB 21</b>  					
Kerry Robinson, L OBP: 0.332, SLG: 0.346	G4-3		F9			F7		G4-3	5	1	2	0	1	0	1							
J.D. Drew, L OBP: 0.422, SLG: 0.622			F9	P4				K	2	3	0	0	4	1	2							
5 Albert Pujols, R OBP: 0.406, SLG: 0.619 23 Luis Satriano, R OBP: 0.200, SLG: 0.400			F9	K		F9	F8	F7	5	1	1	1	0	1	7							
15 Jim Edmonds, L OBP: 0.408, SLG: 0.559 Miguel Cairo, R OBP: 0.364, SLG: 0.409								G6-3	1	2	1	1	3	0	0							
Mark McQuinn, R OBP: 0.320, SLG: 0.500 Bobby Bonilla, S OBP: 0.398, SLG: 0.343 Steve Kline, S OBP: 0.500, SLG: 0.500 Luther Hackman, R OBP: 0.750, SLG: 1.667								K	4	1	2	5	0	1	2							
Edgar Renteria, R OBP: 0.317, SLG: 0.378	F8							G1-3	3	0	0	0	2	0	2							
Mike Matheny, R OBP: 0.278, SLG: 0.304									5	1	3	1	0	2	0							
Matt Morris, R OBP: 0.162, SLG: 0.167 29 Stubby Clapp, L OBP: 0.231, SLG: 0.280 Mike Timlin, R OBP: 0.315, SLG: 0.447									2	0	0	0	0	1	3							
<b>Inning Stats</b>	R: 2 E: 0 K: 0 S: 13	H: 2 LOB: 2 BB: 2 P: 27	R: 0 E: 0 K: 2 S: 10	H: 0 LOB: 0 BB: 0 P: 13	R: 2 E: 0 K: 0 S: 10	H: 2 LOB: 3 BB: 3 P: 25	R: 0 E: 0 K: 1 S: 7	H: 1 LOB: 1 BB: 0 P: 11	R: 1 E: 0 K: 1 S: 9	H: 1 LOB: 2 BB: 2 P: 20	R: 3 E: 0 K: 0 S: 7	H: 1 LOB: 0 BB: 2 P: 17	R: 0 E: 0 K: 1 S: 14	H: 1 LOB: 3 BB: 2 P: 29	R: 0 E: 0 K: 1 S: 9	H: 0 LOB: 0 BB: 0 P: 16		R: 2 E: 0 K: 1 S: 10	H: 3 LOB: 1 BB: 0 P: 16	1B: 5 2B: 3 3B: 1 HR: 2	SF: 0 SAC: 1 DP: 0 HBP: 0	WP: 0 PB: 0 SB: 1 CS: 0
<b>PITCHER</b>	IP WLS BF H R ER SO BB IBB HBP BLK WP HR S P ERA WHIP																					
Jimmy Haynes, R ERA: 4.85	4.0 L 22 5 4 4 3 4 1 0 0 0 0 0 40 76 9.00 2.250																					
Gus Gandarias, R ERA: 5.79	1.0 6 1 1 1 1 1 1 0 0 0 0 0 9 20 9.00 2.000																					
Rocky Coppinger, R ERA: 6.75	2.0 12 2 3 3 1 4 0 0 0 0 0 1 21 46 13.50 3.000																					
47 Mike Buddie, R ERA: 4.08	1.0 3 0 0 0 1 0 0 0 0 0 0 0 9 16 0.00 0.000																					
Mark Leiter, R ERA: 3.97	1.0 6 3 2 2 1 0 0 0 0 0 0 1 10 16 18.00 3.000																					

Batter	1	2	3	4	5	6	7	8	9	AB	R	H	RBI	BB	SO	LOB	BOTTOM					
James Mouton, R OBP: 0.326, SLG: 0.357	K		K						P6	5	0	2	0	0	2	0	<b>St. Louis Cardinals @ Milwaukee Brewers</b> Miller Park, Milwaukee, WI Thu Oct 04 2001, 1:05 PM CDT Att: 28,802 - Dome - 72 F  <b>AB 33</b> <b>R 3</b> <b>H 6</b> <b>RBI 3</b> <b>BB 5</b> <b>SO 11</b> <b>LOB 19</b>  					
9 Elvis Pena, S OBP: 0.324, SLG: 0.276										3	0	1	1	1	1	2						
Jerome Burnitz, L OBP: 0.349, SLG: 0.508	L8		G3						G3-6-1	5	0	0	0	0	1	5						
Richie Sexson, R OBP: 0.342, SLG: 0.546	G4-3									3	1	1	1	1	1	1						
Geoff Jenkins, L OBP: 0.332, SLG: 0.474										2	1	0	0	2	2	1						
Lou Collier, R OBP: 0.353, SLG: 0.397										4	0	1	0	0	0	3						
Luis Lopez, S OBP: 0.332, SLG: 0.394										3	0	1	1	1	1	2						
Jesse Levis, L OBP: 0.250, SLG: 0.304										4	0	0	0	0	2	4						
Jimmy Haynes, R ERA: 3.16 Gus Gandarias, R ERA: 5.79 Mark Sweeney, L OBP: 0.337, SLG: 0.449 Rocky Coppinger, R ERA: 6.75 Ronnie Bellard, R OBP: 0.337, SLG: 0.449 47 Mike Buddie, R ERA: 4.08 Angel Echevarria, R OBP: 0.266, SLG: 0.447 Mark Leiter, R ERA: 3.97										1	0	0	0	0	0	0						
<b>Inning Stats</b>	R: 0 E: 0 K: 1 S: 13	H: 1 LOB: 1 BB: 0 P: 21	R: 0 E: 0 K: 2 S: 16	H: 0 LOB: 1 BB: 1 P: 25	R: 0 E: 0 K: 1 S: 10	H: 0 LOB: 1 BB: 0 P: 17	R: 0 E: 0 K: 2 S: 11	H: 0 LOB: 2 BB: 2 P: 21	R: 0 E: 0 K: 2 S: 12	H: 1 LOB: 1 BB: 0 P: 17	R: 0 E: 0 K: 2 S: 9	H: 1 LOB: 1 BB: 0 P: 15	R: 1 E: 1 K: 0 S: 8	H: 1 LOB: 1 BB: 0 P: 13	R: 2 E: 0 K: 1 S: 14	H: 2 LOB: 1 BB: 1 P: 22		R: 0 E: 0 K: 0 S: 6	H: 0 LOB: 0 BB: 1 P: 10	1B: 3 2B: 1 3B: 1 HR: 1	SF: 0 SAC: 0 DP: 1 HBP: 1	WP: 1 PB: 0 SB: 2 CS: 0
<b>PITCHER</b>	IP WLS BF H R ER SO BB IBB HBP BLK WP HR S P ERA WHIP																					
Matt Morris, R ERA: 4.08	6.0 W 25 3 0 1 0 0 0 0 0 0 0 0 8 13 0.00 1.000																					
Steve Kline, L ERA: 1.87	0.2 5 2 2 2 0 1 0 0 0 0 0 1 11 19 27.00 4.500																					
Luther Hackman, R ERA: 4.54	0.1 1 0 0 0 1 0 0 0 0 0 0 0 3 3 0.00 0.000																					
Gene Stechschulte, R ERA: 3.54	1.0 3 0 0 0 0 1 0 0 0 0 0 0 6 10 0.00 1.000																					



Batter	1	2	3	4	5	6	7	8	9	AB	R	H	RBI	BB	SO	LOB	TOP										
<b>Craig Biggio, R</b> OBP: 0.380, SLG: 0.450 (1, 4)	0-2 SH3-1 1B		1-1 P6		4-2 BB		4-2 BB		4-1 5 F9 17 SH1-4 2B BB	2	1	1	0	3	0	0	<b>Houston Astros @ St. Louis Cardinals</b> Busch Stadium, St. Louis, MO Fri Oct 05 2001, 7:10 PM CDT Att: 39,323 - Cloudy - 51 F										
<b>Julio Lugo, R</b> OBP: 0.324, SLG: 0.372 (1, 6)	0-0 SH3-1 1-2		3-2 1B		2-3 K		0-0 P1-6 2-3f		0-0 SH1-4 1-2	3	0	1	0	0	1	3											
<b>5 Jeff Bagwell, R</b> OBP: 0.396, SLG: 0.563 (1, 3)	3-3 K		0-0 F9		3-2 17 2B 1B		3-2 G4-3		0-0 F9 2-3	5	0	1	0	0	1	4											
<b>17 Lance Berkman, S</b> OBP: 0.429, SLG: 0.625 (1, 7)	1-3 K		2-3 K		1-0 2B		2-0 HR		0-1 2B	5	1	3	2	0	2	2											
<b>Moises Alou, R</b> OBP: 0.398, SLG: 0.558 <b>Glen Barker, S</b> OBP: 0.233, SLG: 0.083 (9, PR) (9, 8)		0-0 L7		0-1 P5		1-3 K		4-1 1B BB	3-H 4-1 BB	3	0	0	0	2	1	2											
<b>Richard Hidalgo, R</b> OBP: 0.354, SLG: 0.450 (1, 8) (9, 9)	2-1 2B		1-2 F4		3-2 P6		1-0 F2		0-0 P4	5	0	1	0	0	0	5											
<b>Vinny Castilla, R</b> OBP: 0.308, SLG: 0.470 (1, 5)	4-2 BB		1-2 F9		4-0 IBB		0-0 F9			2	0	0	0	2	0	1											
<b>Brad Ausmus, R</b> OBP: 0.282, SLG: 0.340 (1, 2)	0-1 F8		0-0 F7		1-2 L4		0-0 1B			4	0	1	0	0	0	5											
<b>Wade Miller, R</b> OBP: 0.191, SLG: 0.197 <b>Jose Vizcaino, S</b> OBP: 0.327, SLG: 0.344 <b>Mike Williams, R</b> OBP: 0.250, SLG: 0.250 <b>Tony Eusebio, R</b> OBP: 0.250, SLG: 0.250 <b>Michael Jackson, R</b> <b>Billy Wagner, L</b> (1, 1) (7, PR) (7, 1) (8, PR) (8, 1) (9, 1)	2-2 F9		2-3 K		0-0 P1-6 BB 1B		0-2 G1-3			2	0	0	0	0	1	2											
<b>Inning Stats</b>	R: 0 E: 0 K: 2 S: 12	H: 1 LOB: 2 BB: 1 P: 16	R: 0 E: 0 K: 0 S: 11	H: 1 LOB: 2 BB: 1 P: 19	R: 0 E: 0 K: 1 S: 12	H: 1 LOB: 1 BB: 0 P: 18	R: 0 E: 0 K: 0 S: 8	H: 0 LOB: 0 BB: 0 P: 10	R: 0 E: 0 K: 2 S: 9	H: 2 LOB: 3 BB: 1 P: 29	R: 0 E: 0 K: 0 S: 16	H: 1 LOB: 1 BB: 1 P: 16	R: 1 E: 0 K: 0 S: 8	H: 2 LOB: 2 BB: 2 P: 15	R: 1 E: 0 K: 0 S: 7	H: 1 LOB: 2 BB: 2 P: 15		1B: 5 2B: 4 3B: 0 HR: 1	SF: 0 SAC: 2 DP: 1 HBP: 0	WP: 0 PA: 42 PB: 0 SB: 0 CS: 0							
<b>PITCHER</b>	IP	WLS	BF	H	R	ER	SO	BB	IBB	HBP	BLK	WP	HR	S	P	ERA	WHIP										
<b>Woody Williams, R</b> ERA: 4.05	7.0		30	6	0	0	6	3	1	0	0	0	0	77	125	0.00	1.286										
<b>Jeff Tabaka, L</b> ERA: 7.36	0.0	B	1	1	1	1	0	0	0	0	0	0	0	1	3	∞	∞										
<b>Luther Hackman, R</b> ERA: 4.41	1.0		5	1	0	0	0	1	0	0	0	0	0	7	12	0.00	2.000										
<b>Gene Stechschulte, R</b> ERA: 3.62	1.0	L	6	1	1	1	0	2	0	0	0	0	0	7	15	9.00	3.000										

AB	33
R	2
H	9
RBI	2
BB	7
SO	6
LOB	26



Batter	1	2	3	4	5	6	7	8	9	AB	R	H	RBI	BB	SO	LOB	BOTTOM										
<b>Fernando Vina, L</b> OBP: 0.355, SLG: 0.413 (1, 4)	0-1 F9		1-0 G4-3		3-2 F8 1-2		1-0 FC3-2 1-2 3-H		2-2 G4-6-3 1B 1-2 2-3	5	0	1	0	0	0	3	<b>Houston Astros @ St. Louis Cardinals</b> Busch Stadium, St. Louis, MO Fri Oct 05 2001, 7:10 PM CDT Att: 39,323 - Cloudy - 51 F										
<b>Placido Polanco, R</b> OBP: 0.341, SLG: 0.382 (1, 5)	1-2 FC4-6 1B		4-1 BB		0-1 2-H 1B		0-2 L4		2-1 G4-6-3 1-2f	4	0	2	1	1	0	5											
<b>J.D. Drew, L</b> OBP: 0.418, SLG: 0.615 (1, 9)	1-0 FC4-6 1-2f		2-0 P5		0-3 K		2-3 K			4	0	0	0	0	2	3											
<b>5 Albert Pujols, R</b> OBP: 0.405, SLG: 0.616 (1, 7)	4-2 BB		2-3 K		3-2 G6-3		3-2 L3			3	0	0	0	1	1	1											
<b>15 Jim Edmonds, L</b> OBP: 0.407, SLG: 0.556 (1, 8)	0-1 G1-6-3				2-3 K		3-1 G1-3		4-2 BB	3	0	0	0	1	1	2											
<b>Mark McWire, R</b> OBP: 0.317, SLG: 0.493 <b>Gene Stechschulte, R</b> OBP: 0.750, SLG: 1.667 (1, 3) (9, 1)		2-3 K		3-3 K		2-3 K		1-3 K		4	0	0	0	0	4	1											
<b>Edgar Renteria, R</b> OBP: 0.318, SLG: 0.377 (1, 6)		2-1 F7		0-2 G1-3		4-1 G4-3 FC3-2 BB		4-1 1B SH3-4 BB	2	0	0	0	2	0	0												
<b>Eli Marrero, R</b> OBP: 0.315, SLG: 0.443 (1, 2)		4-2 BB		1-2 L7		0-2 G4-3		0-0 SH3-4	2	0	0	0	1	0	1												
<b>Woody Williams, R</b> OBP: 0.227, SLG: 0.256 <b>Bobby Bonilla, S</b> OBP: 0.311, SLG: 0.340 <b>23 Luis Salinas, R</b> OBP: 0.226, SLG: 0.400 <b>Jeff Tabaka, R</b> <b>Luther Hackman, R</b> <b>Craig Paquette, R</b> <b>Kerry Robinson, R</b> (1, 1) (7, PR) (7, PR) (8, 1) (9, 1) (9, 3) (9, PR)	0-3 K		0-3 WP 1B 1B		1-2 FC3-2 BB		3-0 1B HBP			2	1	1	0	0	1	1											
<b>Inning Stats</b>	R: 0 E: 1 K: 0 S: 12	H: 1 LOB: 2 BB: 1 P: 18	R: 0 E: 0 K: 2 S: 10	H: 0 LOB: 1 BB: 1 P: 18	R: 0 E: 0 K: 1 S: 8	H: 0 LOB: 0 BB: 1 P: 17	R: 0 E: 0 K: 2 S: 11	H: 0 LOB: 0 BB: 0 P: 16	R: 1 E: 0 K: 1 S: 16	H: 2 LOB: 1 BB: 0 P: 21	R: 0 E: 0 K: 1 S: 10	H: 0 LOB: 2 BB: 2 P: 17	R: 0 E: 0 K: 2 S: 12	H: 0 LOB: 1 BB: 1 P: 22	R: 0 E: 0 K: 0 S: 7	H: 1 LOB: 2 BB: 1 P: 18		1B: 4 2B: 0 3B: 0 HR: 0	SF: 0 SAC: 1 DP: 1 HBP: 1	WP: 1 PA: 38 PB: 0 SB: 1 CS: 0							
<b>PITCHER</b>	IP	WLS	BF	H	R	ER	SO	BB	IBB	HBP	BLK	WP	HR	S	P	ERA	WHIP										
<b>Wade Miller, R</b> ERA: 3.4	6.0		24	3	1	1	7	3	0	0	0	0	0	67	108	1.50	1.000										
<b>Mike Williams, R</b> ERA: 3.57	1.0		5	0	0	0	0	2	0	0	0	0	0	8	17	0.00	2.000										
<b>Michael Jackson, R</b> ERA: 4.74	1.0	W	4	0	0	0	2	1	0	0	0	0	0	12	22	0.00	1.000										
<b>Billy Wagner, L</b> ERA: 2.63	1.0	S	5	1	0	0	0	1	0	1	0	0	0	7	18	0.00	2.000										

AB	29
R	1
H	4
RBI	1
BB	7
SO	9
LOB	17





Batter	1	2	3	4	5	6	7	8	9	AB	R	H	RBI	BB	SO	LOB	TOP															
<b>Craig Biggio, R</b> OBP: 0.383, SLG: 0.456 (1, 4)	2-2 FC5-4 HBP		3-0 17 F9 2B SH3 HBP	0-0 HR			1-2 17 WP BB 1B	0-0 G5-3		3	3	2	3	0	0	0																
<b>Julio Lugo, R</b> OBP: 0.323, SLG: 0.370 (1, 6)	2-1 FC5-4 5 2B 1-2		1-0 SH3	0-2 F9			4-2 BB 17 WP BB	2-2 G6-3		3	0	0	0	1	0	1																
<b>5 Jeff Bagwell, R</b> OBP: 0.396, SLG: 0.562 (1, 3)	0-0 2B		4-1 2B BB	0-3 K			3-3 K	0-1 G6-3		4	1	1	0	1	2	2																
<b>17 Lance Berkman, S</b> OBP: 0.429, SLG: 0.622 (1, 7)	4-1 G6-4-3 BB		0-0 F9	1-3 K			3-3 K	0-0 1B		4	0	1	0	1	2	4																
<b>Moises Alou, R</b> OBP: 0.398, SLG: 0.557 (1, 9)	1-0 G6-4-3 1-2		0-0 2B	1-1 F8			4-0 BB BB	0-3 K		4	0	1	2	1	1	4																
<b>Richard Hidalgo, R</b> OBP: 0.353, SLG: 0.447 (1, 8)		1-1 F8	0-1 P3	2-0 G6-3			4-2 FC6-4 BB			3	0	0	1	1	0	1																
<b>Vinny Castilla, R</b> OBP: 0.309, SLG: 0.469 (1, 5)		2-0 G5-3		2-1 1B HR HBP			0-1 G4-3 1B	2-1 FC6-4		3	1	1	0	0	0	3																
<b>Brad Ausmus, R</b> OBP: 0.284, SLG: 0.341 (1, 2)		2-0 1B		3-2 FC2-6 1B			2-2 G4-3 1-2	0-0 F8		4	0	2	0	0	0	1																
<b>Ron Villone, L</b> OBP: 0.245, SLG: 0.091 NELSON, C. (1, 1) CHRIS TOLIV, S. (5, PH) OCTAVIO DOTE, R. (6, 1) TONY EUSEBIO, R. (8, PH) MIKE WILLIAMS, R. (8, 1)	1-2 G4-3		1-1 FC2-6 HR	2-2 P5			2-2 G4-3	0-1 G4-3		2	1	0	0	0	0	3																
<b>Inning Stats</b>	R: 0 E: 0 K: 0 S: 7	H: 1 LOB: 2 BB: 1 P: 16	R: 0 E: 0 K: 0 S: 7	H: 1 LOB: 1 BB: 0 P: 13	R: 2 E: 0 K: 0 S: 6	H: 1 LOB: 1 BB: 1 P: 14	R: 3 E: 0 K: 1 S: 15	H: 2 LOB: 0 BB: 0 P: 21	R: 0 E: 0 K: 0 S: 6	H: 0 LOB: 0 BB: 0 P: 10	R: 0 E: 0 K: 0 S: 8	H: 1 LOB: 0 BB: 0 P: 12	R: 1 E: 0 K: 2 S: 19	H: 1 LOB: 3 BB: 3 P: 40	R: 0 E: 0 K: 0 S: 4	H: 0 LOB: 0 BB: 0 P: 4	R: 0 E: 0 K: 1 S: 9	H: 1 LOB: 1 BB: 0 P: 11	1B: 5 2B: 2 3B: 0 HR: 1	SF: 0 SAC: 1 DP: 2 HBP: 3	WP: 1 PB: 0 SB: 0 CS: 0	PA: 41										
<b>PITCHER</b>	IP WLS BF H R ER SO BB IBB HBP BLK WP HR S P ERA WHIP																															
Dustin Hermanson, R (1, 1)	3.0	17	4	4	4	0	2	0	0	0	0	24	52	12.00	2.000																	
T.J. Mathews, R (4, 1)	1.0	4	1	1	1	1	0	0	0	0	0	1	11	12	9.00	1.000																
Mike Timlin, R (5, 1)	2.0	W	8	2	1	1	1	0	0	0	0	21	34	4.50	1.500																	
Dave Veres, R (7, 1)	1.0	H	5	0	0	0	2	2	0	0	0	1	12	28	0.00	2.000																
Steve Kline, L (8, 1)	2.0	S	7	1	0	0	1	0	0	0	0	0	13	15	0.00	0.500																

Houston Astros @ St. Louis Cardinals  
Busch Stadium, St. Louis, MO  
Sat Oct 06 2001, 12:15 PM CDT  
Att: 43,251 - Sunny - 59 F

AB 32  
R 6  
H 8  
RBI 6  
BB 5  
SO 5  
LOB 19



Batter	1	2	3	4	5	6	7	8	9	AB	R	H	RBI	BB	SO	LOB	BOTTOM															
<b>Fernando Vina, L</b> OBP: 0.357, SLG: 0.419 (1, 4)	0-1 F8		4-2 1B 15 E BB	0-0 HR	0-2 E 2B		1-3 K			4	3	2	2	1	1	0																
<b>Placido Polanco, R</b> OBP: 0.343, SLG: 0.384 (1, 5)	2-3 K		0-0 E 15 E 1B	0-1 1B	2-1 E9 2H		0-1 G6-3 5 15 HR G3 1B			5	2	3	0	0	1	0																
<b>J.D. Drew, L</b> OBP: 0.415, SLG: 0.609 (1, 9)	2-2 5 1B 1B		0-0 FC3 15 E 1B	0-3 K	2-3 K		0-1 G3			5	1	1	0	0	2	5																
<b>5 Albert Pujols, R</b> OBP: 0.404, SLG: 0.613 (1, 3)	1-1 FC6 1B		0-3 K	0-0 F8			2-0 G1-6-3			5	0	1	0	0	1	5																
<b>15 Jim Edmonds, L</b> OBP: 0.407, SLG: 0.559 (1, 8)	2-2 FC6 1-2		2-1 E3 1B	4-2 2B BB	1-0 F8		1-2 G6-3			4	2	1	3	1	0	3																
<b>Craig Paquette, R</b> OBP: 0.327, SLG: 0.467 Kerry Robinson, L (9, 7)		3-2 FC4-6 1B	1-2 1B	0-0 2B BB	3-2 1B		1-2 G6-3			5	1	4	1	0	0	0																
<b>Edgar Renteria, R</b> OBP: 0.316, SLG: 0.373 (1, 6)		0-1 FC4-6 1B	0-1 F8	0-0 F2	0-1 G1-3					4	0	0	0	0	0	6																
<b>Mike Matheny, R</b> OBP: 0.278, SLG: 0.306 (1, 2)		1-0 P3	1-2 F9	1-1 2B 2B			1-3 K			4	1	1	2	0	1	3																
<b>Dustin Hermanson, R</b> OBP: 0.106, SLG: 0.097 Miguel Cairo, R (4, PH) Mike Timlin, R (5, 1) Dave Veres, R (7, 1) Bobby Bonilla, S (7, PH) Steve Kline, L (8, 1)	1-3 K		1-2 G6-3	0-1 G5-3			1-2 L8			1	0	0	0	0	1	1																
<b>Inning Stats</b>	R: 0 E: 0 K: 1 S: 15	H: 2 LOB: 0 BB: 0 P: 22	R: 0 E: 0 K: 1 S: 10	H: 1 LOB: 0 BB: 0 P: 15	R: 3 E: 2 K: 1 S: 22	H: 2 LOB: 2 BB: 1 P: 31	R: 1 E: 0 K: 1 S: 10	H: 2 LOB: 1 BB: 0 P: 11	R: 4 E: 1 K: 1 S: 18	H: 3 LOB: 1 BB: 1 P: 27	R: 0 E: 0 K: 0 S: 8	H: 1 LOB: 1 BB: 0 P: 14	R: 0 E: 0 K: 2 S: 11	H: 0 LOB: 0 BB: 0 P: 14	R: 2 E: 0 K: 0 S: 11	H: 2 LOB: 0 BB: 0 P: 13	1B: 9 2B: 2 3B: 0 HR: 2	SF: 0 SAC: 0 DP: 0 HBP: 0	WP: 0 PB: 0 SB: 0 CS: 0	PA: 42												
<b>PITCHER</b>	IP WLS BF H R ER SO BB IBB HBP BLK WP HR S P ERA WHIP																															
Ron Villone, L (1, 1)	4.2	L	28	10	8	4	4	2	0	0	0	0	5	9	0.00	0.000																
Nelson Cruz, R (5, 1)	0.1	2	0	0	0	1	0	0	0	0	0	5	9	0.00	0.000																	
Octavio Dotel, R (6, 1)	2.0	7	1	0	0	2	0	0	0	0	0	19	28	0.00	0.500																	
Mike Williams, R (8, 1)	1.0	5	2	2	2	0	0	0	0	0	1	11	13	18.00	2.000																	

Houston Astros @ St. Louis Cardinals  
Busch Stadium, St. Louis, MO  
Sat Oct 06 2001, 12:15 PM CDT  
Att: 43,251 - Sunny - 59 F

AB 40  
R 10  
H 13  
RBI 8  
BB 2  
SO 7  
LOB 24





Batter	1	2	3	4	5	6	7	8	9	AB	R	H	RBI	BB	SO	LOB	TOP					
<b>Craig Biggio, R</b> OBP: 0.382, SLG: 0.455 (1, 4)										5	1	1	1	0	1	1	<b>Houston Astros @ St. Louis Cardinals</b> Busch Stadium, St. Louis, MO Sun Oct 07 2001, 1:10 PM CDT Att: 47,518 - Sunny - 68 F					
<b>Julio Lugo, R</b> OBP: 0.326, SLG: 0.372 (1, 6)										5	2	3	1	0	0	1						
<b>5 Jeff Bagwell, R</b> OBP: 0.397, SLG: 0.568 (1, 3)										4	3	2	2	1	2	1						
<b>17 Lance Berkman, S</b> OBP: 0.430, SLG: 0.620 (1, 7)										3	1	1	1	1	1	0						
<b>Moises Alou, R</b> OBP: 0.396, SLG: 0.554 (9, PR)										5	0	1	2	0	0	2						
<b>Glen Barker, S</b> OBP: 0.233, SLG: 0.083 (9, PR)										0	0	0	0	0	0	0						
<b>Vinny Castilla, R</b> OBP: 0.308, SLG: 0.467 (1, 5)										5	0	1	0	0	0	4						
<b>Richard Hidalgo, R</b> OBP: 0.356, SLG: 0.455 (9, 9)										4	1	3	2	0	0	1						
<b>Tony Eusebio, R</b> OBP: 0.339, SLG: 0.403 (1, 2)										3	1	1	0	1	1	1						
<b>Shane Reynolds, R</b> OBP: 0.084, SLG: 0.135 (1, 1)										2	0	0	0	0	0	1						
<b>Michael Jackson, R</b> (8, 1)										0	0	0	0	0	0	0						
<b>Chris Truby, R</b> OBP: 0.276, SLG: 0.441 (9, PH)										1	0	0	0	0	1	0						
<b>Billy Wagner, L</b> (9, 1)										0	0	0	0	0	0	0						
<b>Inning Stats</b>	R: 0 E: 0 K: 2 S: 9	H: 0 LOB: 0 BB: 0 P: 10	R: 2 E: 0 K: 1 S: 9	H: 1 LOB: 0 BB: 1 P: 13	R: 0 E: 0 K: 1 S: 10	H: 1 LOB: 1 BB: 0 P: 12	R: 0 E: 0 K: 1 S: 7	H: 1 LOB: 1 BB: 0 P: 14	R: 0 E: 0 K: 0 S: 7	H: 1 LOB: 1 BB: 0 P: 11	R: 1 E: 0 K: 0 S: 10	H: 2 LOB: 0 BB: 0 P: 15	R: 4 E: 0 K: 0 S: 12	H: 4 LOB: 0 BB: 1 P: 23	R: 0 E: 0 K: 0 S: 11	H: 1 LOB: 1 BB: 0 P: 13	R: 2 E: 0 K: 1 S: 13	H: 2 LOB: 2 BB: 1 P: 23	1B: 8 2B: 3 3B: 0 HR: 2	SF: 0 SAC: 1 DP: 1 HBP: 1	WP: 0 PB: 1 SB: 0 CS: 1	PA: 42
<b>PITCHER</b>	IP	WLS	BF	H	R	ER	SO	BB	IBB	HBP	BLK	WP	HR	S	P	ERA	WHIP					
<b>Darryl Kile, R</b> ERA: 3.05	(1, 1)	6.2	L	30	10	7	5	2	0	0	0	0	2	62	93	9.45	1.800					
<b>Mike Matthews, L</b> ERA: 3.24	(7, 1)	0.1		1	0	0	0	0	0	0	0	0	0	2	5	0.00	0.000					
<b>Luther Hackman, R</b> ERA: 4.29	(8, 1)	1.0		4	1	0	0	0	0	0	0	0	0	11	13	0.00	1.000					
<b>Steve Kline, L</b> ERA: 1.8	(9, 1)	0.2		2	0	0	0	0	0	0	0	0	0	5	7	0.00	0.000					
<b>Gene Stechschulte, R</b> ERA: 3.86	(9, 1)	0.1		5	2	2	0	1	0	1	0	0	0	8	16	54.00	9.000					

Batter	1	2	3	4	5	6	7	8	9	AB	R	H	RBI	BB	SO	LOB	BOTTOM					
<b>Fernando Vina, L</b> OBP: 0.357, SLG: 0.418 (1, 4)										4	0	1	0	0	0	1	<b>Houston Astros @ St. Louis Cardinals</b> Busch Stadium, St. Louis, MO Sun Oct 07 2001, 1:10 PM CDT Att: 47,518 - Sunny - 68 F					
<b>Placido Polanco, R</b> OBP: 0.342, SLG: 0.383 (1, 5)										4	0	1	0	0	0	1						
<b>J.D. Drew, L</b> OBP: 0.414, SLG: 0.613 (1, 9)										4	1	1	1	0	0	1						
<b>5 Albert Pujols, R</b> OBP: 0.403, SLG: 0.610 (1, 3)										4	0	1	0	0	0	1						
<b>15 Jim Edmonds, L</b> OBP: 0.314, SLG: 0.564 (9, PH)										3	0	3	0	0	0	0						
<b>Mark McGwire, R</b> OBP: 0.316, SLG: 0.492 (9, PH)										1	0	0	0	0	0	0						
<b>Craig Paquette, R</b> OBP: 0.326, SLG: 0.465 (1, 7)										4	1	1	0	0	0	4						
<b>Edgar Renteria, R</b> OBP: 0.314, SLG: 0.371 (9, PH)										3	0	0	0	0	0	1						
<b>Bobby Bonilla, S</b> OBP: 0.308, SLG: 0.339 (7, PH)										1	0	0	0	0	1	1						
<b>Mike Matheny, R</b> OBP: 0.295, SLG: 0.304 (7, PH)										2	0	0	0	0	0	0						
<b>Kerry Robinson, L</b> OBP: 0.249, SLG: 0.244 (8, 1)										1	0	0	0	0	0	0						
<b>Luther Hackman, R</b> OBP: 0.295, SLG: 0.304 (8, 1)										0	0	0	0	0	0	0						
<b>Steve Kline, S</b> OBP: 0.295, SLG: 0.304 (8, 1)										0	0	0	0	0	0	0						
<b>Gene Stechschulte, R</b> OBP: 0.295, SLG: 0.304 (8, 1)										0	0	0	0	0	0	0						
<b>Miguel Cairo, R</b> OBP: 0.295, SLG: 0.304 (8, 1)										1	0	1	1	0	0	0						
<b>Darryl Kile, R</b> OBP: 0.184, SLG: 0.225 (1, 1)	(1, 1)	7.1	W	29	8	1	1	1	1	1	1	1	1	1	1	1						
<b>Mike Matthews, L</b> OBP: 0.118, SLG: 0.294 (7, 1)	(7, 1)	0.2		2	0	0	0	0	0	0	0	0	0	0	0	0						
<b>Eli Marrero, R</b> OBP: 0.312, SLG: 0.438 (8, 2)	(8, 2)	1.0		5	2	1	1	1	1	1	1	1	1	1	1	1						
<b>Inning Stats</b>	R: 1 E: 0 K: 0 S: 11	H: 1 LOB: 0 BB: 0 P: 17	R: 0 E: 0 K: 0 S: 7	H: 1 LOB: 0 BB: 0 P: 8	R: 0 E: 0 K: 0 S: 7	H: 1 LOB: 1 BB: 0 P: 12	R: 0 E: 0 K: 0 S: 12	H: 1 LOB: 1 BB: 0 P: 18	R: 0 E: 0 K: 0 S: 7	H: 1 LOB: 1 BB: 0 P: 12	R: 0 E: 0 K: 1 S: 7	H: 2 LOB: 2 BB: 0 P: 13	R: 0 E: 0 K: 1 S: 7	H: 0 LOB: 0 BB: 0 P: 9	R: 0 E: 0 K: 0 S: 11	H: 1 LOB: 1 BB: 0 P: 16	R: 1 E: 0 K: 1 S: 10	H: 2 LOB: 1 BB: 0 P: 14	1B: 6 2B: 3 3B: 0 HR: 1	SF: 0 SAC: 0 DP: 1 HBP: 0	WP: 0 PB: 0 SB: 1 CS: 0	PA: 36
<b>PITCHER</b>	IP	WLS	BF	H	R	ER	SO	BB	IBB	HBP	BLK	WP	HR	S	P	ERA	WHIP					
<b>Shane Reynolds, R</b> ERA: 4.34	(1, 1)	0.2		2	0	0	0	0	0	0	0	0	0	6	10	0.00	0.000					
<b>Michael Jackson, R</b> ERA: 4.7	(8, 1)	0.2		2	0	0	0	0	0	0	0	0	0	6	10	0.00	0.000					
<b>Billy Wagner, L</b> ERA: 2.73	(9, 1)	1.0		5	2	1	1	1	0	0	0	0	0	10	14	9.00	2.000					

Houston Astros @ St. Louis Cardinals  
 Busch Stadium, St. Louis, MO  
 Sun Oct 07 2001, 1:10 PM CDT  
 Att: 47,518 - Sunny - 68 F

AB	37
R	9
H	13
RBI	9
BB	3
SO	6
LOB	12



Houston Astros @ St. Louis Cardinals  
 Busch Stadium, St. Louis, MO  
 Sun Oct 07 2001, 1:10 PM CDT  
 Att: 47,518 - Sunny - 68 F

AB	36
R	2
H	10
RBI	2
BB	0
SO	2
LOB	11





Batter	1	2	3	4	5	6	7	8	9	AB	R	H	RBI	BB	SO	LOB	TOP			
Fernando Vina, L (1,4)	F8		G3			K		E6		4	0	0	0	0	1	1	<b>St. Louis Cardinals @ Arizona Diamondbacks</b> <b>Bank One Ballpark, Phoenix, AZ</b> Tue Oct 09 2001, 8:05 PM EDT Att: 42,251 - Sunny - 82 F			
Placido Polanco, R (1,5)	G4-3			G4-3		K		L9		4	0	0	0	0	1	1				
J.D. Drew, L (1,9)	G1-3				BB		F8		K	3	0	0	0	1	1	0				
5 Albert Pujols, R (1,7)		G4-3			F9			F9		4	0	0	0	0	0	1				
15 Jim Edmonds, L (1,8) OBP: 0.250, SLG: 0.500									G4-3	4	0	1	0	0	2	1				
Mark McGwire, R (1,3)										3	0	0	0	0	2	1				
Edgar Renteria, R (1,6) OBP: 0.667, SLG: 1.000										3	0	2	0	0	1	1				
Mike Matheny, R (1,2) Miguel Cairo, R (8, PH) Gene Stechschulte, R (8, 1) Dave Veres, R (8, 1)										2	0	0	0	0	0	2				
Matt Morris, R (1,1) Eli Marrero, R (8, PH)										1	0	0	0	0	1	1				
										1	0	0	0	0	0	0				
<b>Inning Stats</b>	R: 0 E: 0 K: 0 S: 5	H: 0 LOB: 0 BB: 0 P: 7	R: 0 E: 0 K: 2 S: 8	H: 0 LOB: 0 BB: 0 P: 13	R: 0 E: 0 K: 0 S: 7	H: 1 LOB: 1 BB: 0 P: 8	R: 0 E: 0 K: 1 S: 8	H: 0 LOB: 1 BB: 1 P: 15	R: 0 E: 0 K: 2 S: 13	H: 1 LOB: 1 BB: 0 P: 15	R: 0 E: 0 K: 1 S: 9	H: 1 LOB: 1 BB: 0 P: 12	R: 0 E: 1 K: 0 S: 5	H: 0 LOB: 1 BB: 0 P: 8	R: 0 E: 0 K: 1 S: 8	H: 0 LOB: 0 BB: 0 P: 9	1B: 1 2B: 2 3B: 0 HR: 0	SF: 0 SAC: 1 DP: 0 HBP: 0	WP: 0 PB: 0 SB: 0 CS: 0	PA: 32
<b>PITCHER</b> Curt Schilling, R (1,1) ERA:	IP: 9.0 WLS: W BF: 32 H: 3 R: 0 ER: 0 SO: 9 BB: 1 IBB: 0 HBP: 0 BLK: 0 WP: 0 HR: 0 S: 74 P: 101 ERA: 0.00 WHIP: 0.444																			

Batter	1	2	3	4	5	6	7	8	9	AB	R	H	RBI	BB	SO	LOB	BOTTOM			
Tony Womack, L (1,6) OBP: 0.500, SLG: 0.333	2B		G5-3				F7			3	0	1	0	1	0	1	<b>St. Louis Cardinals @ Arizona Diamondbacks</b> <b>Bank One Ballpark, Phoenix, AZ</b> Tue Oct 09 2001, 8:05 PM EDT Att: 42,251 - Sunny - 82 F			
Steve Finley, L (1,8) OBP: 0.750, SLG: 1.000										4	0	3	1	0	0	0				
Luis Gonzalez, L (1,7)										4	0	0	0	0	1	5				
Reggie Sanders, R (1,9) OBP: 0.500, SLG: 0.750	F3									4	0	2	0	0	0	2				
Mark Grace, L (1,3) OBP: 0.750, SLG: 1.000										3	0	2	0	1	0	2				
Matt Williams, R (1,5)										4	0	0	0	0	2	5				
Craig Counsell, L (1,4)										4	0	0	0	0	1	5				
Damian Miller, R (1,2)										2	1	0	0	1	1	0				
Curt Schilling, R (1,1)										3	0	0	0	0	2	3				
										1B: 5 2B: 3 3B: 0 HR: 0	SF: 0 SAC: 1 DP: 0 HBP: 1	WP: 0 PB: 0 SB: 0 CS: 0	PA: 36							
<b>Inning Stats</b>	R: 0 E: 0 K: 1 S: 12	H: 1 LOB: 2 BB: 1 P: 19	R: 0 E: 0 K: 2 S: 12	H: 0 LOB: 0 BB: 0 P: 18	R: 0 E: 0 K: 1 S: 7	H: 0 LOB: 0 BB: 0 P: 12	R: 0 E: 1 K: 1 S: 11	H: 1 LOB: 2 BB: 1 P: 20	R: 1 E: 0 K: 0 S: 10	H: 1 LOB: 1 BB: 0 P: 17	R: 0 E: 0 K: 0 S: 13	H: 1 LOB: 1 BB: 0 P: 20	R: 0 E: 0 K: 1 S: 12	H: 2 LOB: 2 BB: 0 P: 16	R: 0 E: 0 K: 1 S: 12	H: 2 LOB: 3 BB: 1 P: 19	1B: 5 2B: 3 3B: 0 HR: 0	SF: 0 SAC: 1 DP: 0 HBP: 1	WP: 0 PB: 0 SB: 0 CS: 0	PA: 36
<b>PITCHER</b> Matt Morris, R (1,1) ERA: 1.29 Gene Stechschulte, R (8, 1) Dave Veres, R (8, 1) ERA:	IP: 7.0 WLS: L BF: 30 H: 6 R: 1 ER: 1 SO: 6 BB: 2 IBB: 0 HBP: 1 BLK: 0 WP: 0 HR: 0 S: 122 P: 122 ERA: 1.29 WHIP: 1.143																			



Batter	1	2	3	4	5	6	7	8	9	AB	R	H	RBI	BB	SO	LOB	TOP				
Fernando Vina, L OBP: 0.125, SLG: 0.125										4	0	1	0	0	0	2	<b>St. Louis Cardinals @ Arizona Diamondbacks</b> <b>Bank One Ballpark, Phoenix, AZ</b> Wed Oct 10 2001, 4:05 PM EDT Att: 41,793 - Dome - 72 F				
Placido Polanco, R OBP: 0.250, SLG: 0.286										3	0	2	1	0	0	1					
Edgar Renteria, R OBP: 0.429, SLG: 0.500										3	1	0	0	1	1	2					
5 Albert Pujols, R OBP: 0.250, SLG: 0.625										4	1	2	2	0	1	2					
15 Jim Edmonds, L OBP: 0.375, SLG: 0.333										2	1	0	0	2	2	1					
Craig Paquette, R OBP: 0.250, SLG: 0.250										4	0	1	0	0	3	4					
Mike Matheny, R										0	0	0	0	0	0	0					
Miguel Cairo, R										3	0	0	0	0	1	4					
J.D. Drew, L										1	0	0	0	0	0	2					
Eli Marrero, R										3	0	0	0	0	0	0					
Kerry Robinson, L										1	0	0	1	0	0	1					
Woody Williams, R Steve Kline, S										3	1	1	0	0	1	0					
										0	0	0	0	0	0	0	WP: 0 PA: 37 FB: 0 SB: 0 CS: 0				
<b>Inning Stats</b>	R: 2 H: 2 E: 0 K: 1 S: 12	H: 2 LOB: 0 BB: 1 P: 22	R: 0 H: 0 E: 0 K: 2 S: 10	H: 0 LOB: 0 BB: 0 P: 12	R: 1 H: 1 E: 0 K: 1 S: 11	H: 1 LOB: 0 BB: 0 P: 14	R: 0 H: 1 E: 0 K: 2 S: 10	H: 1 LOB: 1 BB: 0 P: 11	R: 0 H: 0 E: 0 K: 0 S: 7	H: 0 LOB: 0 BB: 0 P: 12	R: 0 H: 1 E: 1 K: 2 S: 11	H: 1 LOB: 3 BB: 1 P: 19	R: 0 H: 0 E: 0 K: 1 S: 9	H: 0 LOB: 0 BB: 0 P: 11	R: 0 H: 1 E: 0 K: 0 S: 8	H: 1 LOB: 0 BB: 0 P: 12	R: 1 H: 1 E: 1 K: 0 S: 13	H: 1 LOB: 2 BB: 1 P: 21	1B: 5 2B: 1 3B: 0 HR: 1	SF: 1 SAC: 2 DP: 2 HBP: 0	WP: 0 PA: 37 FB: 0 SB: 0 CS: 0
<b>PITCHER</b>	IP WLS BF H R ER SO BB IBB HBP BLK WP HR S P ERA WHIP																				
Randy Johnson, L ERA: 3.38	(1, 1) 8.0 L 31 6 3 3 9 2 0 0 0 0 0 1 78 113 3.38 1.000																				
Mike Morgan, R ERA	(9, 1) 0.0 2 1 1 1 0 1 0 0 0 0 0 0 4 8 ∞ ∞																				
Greg Swindell, L ERA	(9, 1) 0.1 1 0 0 0 0 0 0 0 0 0 0 0 1 1 0.00 0.000																				
Miguel Batista, R ERA	(9, 1) 0.2 3 0 0 0 0 0 0 0 0 0 0 0 8 12 0.00 0.000																				

Batter	1	2	3	4	5	6	7	8	9	AB	R	H	RBI	BB	SO	LOB	BOTTOM				
Tony Womack, L OBP: 0.286, SLG: 0.167										3	0	0	0	0	1	0	<b>St. Louis Cardinals @ Arizona Diamondbacks</b> <b>Bank One Ballpark, Phoenix, AZ</b> Wed Oct 10 2001, 4:05 PM EDT Att: 41,793 - Dome - 72 F				
Steve Finley, L OBP: 0.429, SLG: 0.571										3	0	0	0	0	1	0					
Danny Bautista, R										1	0	0	1	0	0	1					
Luis Gonzalez, L										4	0	0	0	0	1	1					
Reggie Sanders, R OBP: 0.375, SLG: 0.500										4	0	1	0	0	1	0					
Mark Grace, L OBP: 0.500, SLG: 0.571										4	0	1	0	0	0	1					
Matt Williams, R										3	0	0	0	1	1	1					
Jay Bell, R OBP: 0.333, SLG: 0.333										3	0	1	0	0	1	2					
Mike Morgan, R										0	0	0	0	0	0	0					
Greg Swindell, L										0	0	0	0	0	0	0					
Miguel Batista, R										0	0	0	0	0	0	0					
Damian Miller, R										2	0	0	0	0	1	1					
Craig Counsell, L OBP: 0.200, SLG: 0.200										1	1	1	0	0	0	0					
Randy Johnson, R										2	0	0	0	0	2	1					
David Dellucci, L										0	0	0	0	0	0	0					
Greg Colbrunn, R OBP: 1.000, SLG: 1.000										1	0	1	0	0	0	0					
Rod Barajas, R										0	0	0	0	0	0	0					
										0	0	0	0	0	0	0	WP: 0 PA: 33 FB: 0 SB: 0 CS: 0				
<b>Inning Stats</b>	R: 0 H: 0 E: 0 K: 1 S: 8	H: 0 LOB: 0 BB: 0 P: 14	R: 0 H: 0 E: 0 K: 2 S: 11	H: 0 LOB: 0 BB: 1 P: 18	R: 0 H: 0 E: 0 K: 2 S: 10	H: 0 LOB: 0 BB: 0 P: 14	R: 0 H: 1 E: 0 K: 1 S: 12	H: 1 LOB: 1 BB: 0 P: 18	R: 0 H: 0 E: 0 K: 0 S: 15	H: 0 LOB: 0 BB: 0 P: 24	R: 0 H: 0 E: 0 K: 1 S: 13	H: 0 LOB: 0 BB: 0 P: 17	R: 0 H: 1 E: 0 K: 0 S: 15	H: 1 LOB: 1 BB: 0 P: 22	R: 1 H: 2 E: 0 K: 0 S: 11	H: 2 LOB: 1 BB: 0 P: 20	R: 0 H: 0 E: 0 K: 0 S: 4	H: 0 LOB: 0 BB: 0 P: 4	1B: 5 2B: 0 3B: 0 HR: 0	SF: 0 SAC: 1 DP: 0 HBP: 0	WP: 0 PA: 33 FB: 0 SB: 0 CS: 0
<b>PITCHER</b>	IP WLS BF H R ER SO BB IBB HBP BLK WP HR S P ERA WHIP																				
Woody Williams, R ERA: 1.29	(1, 1) 7.0 W 26 4 1 1 1 9 1 0 0 0 0 0 0 11 13 1.29 0.714																				
Steve Kline, L ERA	(8, 1) 2.0 S 7 1 0 0 0 0 0 0 0 0 0 0 0 11 18 0.00 0.500																				











Batter	1	2	3	4	5	6	7	8	9	AB	R	H	RBI	BB	SO	LOB	TOP						
Fernando Vina, L (1,4) OBP: 0.350, SLG: 0.474	0-0 P6		1-0 E6 G4-3		3-2 1-2 1B			0-1 G4-3		4	0	1	0	0	0	0							
Placido Polanco, R (1,5) OBP: 0.294, SLG: 0.287	1-0 FC4-6 1B		1-0 G4-3		0-0 G6-3			1-1 F5		4	0	1	0	0	0	3							
J.D. Drew, L (1,9) OBP: 0.313, SLG: 0.385	4-2 FC4-6 1-2 BB		0-0 G3			2-2 P6		0-1 HR		3	1	1	1	1	0	1							
5 Albert Pujols, R (1,7) OBP: 0.200, SLG: 0.278 (9,3)	1-2 FC4-6 1-2 BB		2-1 L6		0-2 F8			2-1 F9		4	0	0	0	0	0	2							
15 Jim Edmonds, L (1,8) OBP: 0.350, SLG: 0.647	2-3 K		0-1 L4		0-1 F8			0-1 SH5-4 1B		4	0	1	0	0	1	2							
Mark McCwire, R (1,3) OBP: 0.091, SLG: 0.091 Kerry Robinson, L (9, PH) OBP: 0.500, SLG: 0.500 (9,7)		1-3 K		1-3 K			2-3 K	0-0 SH5-4 1-2		3	0	0	0	0	3	0							
Edgar Renteria, R (1,6) OBP: 0.316, SLG: 0.471		2-2 G6-3			1-3 K		0-0 G1-3	2-3 K		4	0	0	0	0	2	1	AB 33						
Mike Matheny, R (1,2) OBP: 0.200, SLG: 0.200		1-2 F8			0-1 1B 1B		2-0 1B	1-3 K		4	0	2	0	0	1	1	R 1						
Matt Morris, R (1,1) Dave Veres, R (9,1) Steve Kline, S (9,1)			1-3 K		0-1 F2		1-3 K			3	0	0	0	0	2	2	H 6						
										0	0	0	0	0	0	0	RBI 1						
										0	0	0	0	0	0	0	BB 1						
										0	0	0	0	0	0	0	SO 9						
										0	0	0	0	0	0	0	LOB 12						
<b>Inning Stats</b>	R: 0 E: 0 K: 1 S: 10	H: 1 LOB: 2 BB: 1 P: 18	R: 0 E: 0 K: 1 S: 9	H: 0 LOB: 0 BB: 0 P: 13	R: 0 E: 1 K: 1 S: 6	H: 0 LOB: 1 BB: 0 P: 9	R: 0 E: 0 K: 1 S: 7	H: 0 LOB: 0 BB: 0 P: 10	R: 0 E: 0 K: 1 S: 18	H: 2 LOB: 2 BB: 0 P: 22	R: 0 E: 0 K: 0 S: 9	H: 0 LOB: 0 BB: 1 P: 11	R: 0 E: 0 K: 2 S: 10	H: 1 LOB: 1 BB: 0 P: 15	R: 1 E: 0 K: 0 S: 8	H: 1 LOB: 0 BB: 0 P: 11	R: 0 E: 0 K: 2 S: 9	H: 1 LOB: 1 BB: 0 P: 12	1B: 5 2B: 0 3B: 0 HR: 1	SF: 0 SAC: 1 DP: 0 HBP: 0	WP: 0 PB: 0 SB: 0 CS: 0	PA: 35	
<b>PITCHER</b> Curt Schilling, R (1,1) ERA: 0.5	IP: 9.0 WLS: W BF: 35 H: 6 R: 1 ER: 1 SO: 9 BB: 1 IBB: 0 HBP: 0 BLK: 0 WP: 0 HR: 1 S: 86 P: 121 ERA: 1.00 WHIP: 0.778											<b>PITCHER</b>	IP: 9.0 WLS: W BF: 35 H: 6 R: 1 ER: 1 SO: 9 BB: 1 IBB: 0 HBP: 0 BLK: 0 WP: 0 HR: 1 S: 86 P: 121 ERA: 1.00 WHIP: 0.778										

St. Louis Cardinals @ Arizona Diamondbacks  
Bank One Ballpark, Phoenix, AZ  
Sun Oct 14 2001, 7:30 PM EDT  
Att: 42,810 - Dome - 72 F

AB	33
R	1
H	6
RBI	1
BB	1
SO	9
LOB	12



Batter	1	2	3	4	5	6	7	8	9	AB	R	H	RBI	BB	SO	LOB	BOTTOM						
Tony Womack, L (1,6) OBP: 0.400, SLG: 0.353	3-2 G4-6-3 1B		0-1 1B BB		2-0 E6 G5-3		1-0 L7		2-2 1-2 2-H 1B	5	0	3	1	0	0	1							
Craig Counsell, L (1,4) OBP: 0.278, SLG: 0.375	0-1 G4-6-3 1-2 BB		4-1 1B BB		0-0 G5-3			1-2 L9		3	0	0	0	1	0	2							
Luis Gonzalez, L (1,7) OBP: 0.333, SLG: 0.421	1-0 1B		0-2 1-2 2-3 1B		0-1 F9			3-3 K		4	0	2	0	0	1	1							
Steve Finley, L (1,8) OBP: 0.421, SLG: 0.474	2-2 F8		1-2 F3			2-3 K		1-1 BB 1B		4	0	1	0	0	1	4							
Reggie Sanders, R (1,9) OBP: 0.471, SLG: 0.643		1-3 K		1-1 HR		4-2 G5-6-3 BB		4-1 1-2 BB		2	1	1	1	2	1	0							
Mark Grace, L (1,3) OBP: 0.313, SLG: 0.286		2-3 K		2-1 G6-3		1-0 G5-6-3 1-2		3-3 K		4	0	0	0	0	2	3							
Matt Williams, R (1,5) Midre Cummings, L (9, PR)		2-0 F9		1-0 F9			2-2 F8		3-1 SH5-4 CS 2B	4	0	1	0	0	0	0	AB 31						
Damian Miller, R (1,2) OBP: 0.353, SLG: 0.267			1-3 K		2-2 G5-3		0-2 SH1-3 1B		0-0 SH5-4	3	0	1	0	0	1	0	R 2						
Curt Schilling, R (1,1) David Dellucci, L (9, PH)									2-3 SH5-4	0	0	0	0	0	0	0	H 9						
Greg Colbrunn, R (9, PH) Danny Bautista, R (9, PR)									4-0 1B	0	0	0	0	1	0	0	RBI 2						
										0	0	0	0	0	0	0	BB 4						
										0	0	0	0	1	0	0	SO 6						
										0	1	0	0	0	0	0	LOB 11						
<b>Inning Stats</b>	R: 0 E: 0 K: 0 S: 9	H: 2 LOB: 1 BB: 0 P: 15	R: 0 E: 0 K: 2 S: 9	H: 0 LOB: 0 BB: 0 P: 14	R: 0 E: 0 K: 1 S: 16	H: 2 LOB: 3 BB: 1 P: 23	R: 1 E: 0 K: 0 S: 8	H: 1 LOB: 0 BB: 0 P: 14	R: 0 E: 0 K: 1 S: 9	H: 0 LOB: 0 BB: 1 P: 16	R: 0 E: 0 K: 0 S: 9	H: 1 LOB: 1 BB: 0 P: 12	R: 0 E: 0 K: 2 S: 15	H: 1 LOB: 2 BB: 1 P: 27	R: 1 E: 0 K: 0 S: 8	H: 2 LOB: 2 BB: 1 P: 17	1B: 7 2B: 1 3B: 0 HR: 1	SF: 0 SAC: 2 DP: 2 HBP: 0	WP: 0 PB: 0 SB: 0 CS: 2	PA: 37			
<b>PITCHER</b> Matt Morris, R (1,1) ERA: 1.2 Dave Veres, R (9,1) Steve Kline, L (9,1) ERA: 2.08	IP: 8.0 WLS: 1 BF: 33 H: 7 R: 1 ER: 1 SO: 6 BB: 3 IBB: 0 HBP: 0 BLK: 0 WP: 0 HR: 1 S: 81 P: 130 ERA: 1.12 WHIP: 1.250											<b>PITCHER</b>	IP: 8.0 WLS: 1 BF: 33 H: 7 R: 1 ER: 1 SO: 6 BB: 3 IBB: 0 HBP: 0 BLK: 0 WP: 0 HR: 1 S: 81 P: 130 ERA: 1.12 WHIP: 1.250										

St. Louis Cardinals @ Arizona Diamondbacks  
Bank One Ballpark, Phoenix, AZ  
Sun Oct 14 2001, 7:30 PM EDT  
Att: 42,810 - Dome - 72 F

AB	31
R	2
H	9
RBI	2
BB	4
SO	6
LOB	11

