



St. Louis Cardinals - 2002

Batter	1	2	3	4	5	6	7	8	9	AB R H RBI BB SO LOB	TOP																									
											St. Louis Cardinals @ Memphis Redbirds AutoZone Park, Memphis, TN Fri Mar 29 2002, 6:35 PM EST livebaseballscorecards.com																									
Inning Stats											AB 0 R 0 H 0 RBI 0 BB 0 SO 0 LOB 0																									
PITCHER	IP	WLS	BF	H	R	ER	SO	BB	IBB	HBP	BLK	WP	HR	S	P	ERA	WHIP	PITCHER	IP	WLS	BF	H	R	ER	SO	BB	IBB	HBP	BLK	WP	HR	S	P	ERA	WHIP	1B: 0 SF: 0 2B: 0 SAC: 0 3B: 0 DP: 0 HR: 0 HBP: 0 WP: 0 PA: 0 FB: 0 SB: 0 CS: 0

Batter	1	2	3	4	5	6	7	8	9	AB R H RBI BB SO LOB	BOTTOM																									
											St. Louis Cardinals @ Memphis Redbirds AutoZone Park, Memphis, TN Fri Mar 29 2002, 6:35 PM EST livebaseballscorecards.com																									
Inning Stats											AB 0 R 0 H 0 RBI 0 BB 0 SO 0 LOB 0																									
PITCHER	IP	WLS	BF	H	R	ER	SO	BB	IBB	HBP	BLK	WP	HR	S	P	ERA	WHIP	PITCHER	IP	WLS	BF	H	R	ER	SO	BB	IBB	HBP	BLK	WP	HR	S	P	ERA	WHIP	1B: 0 SF: 0 2B: 0 SAC: 0 3B: 0 DP: 0 HR: 0 HBP: 0 WP: 0 PA: 0 FB: 0 SB: 0 CS: 0

Batter	1	2	3	4	5	6	7	8	9	AB R H RBI BB SO LOB	TOP																								
											St. Louis Cardinals @ Memphis Redbirds AutoZone Park, Memphis, TN Sat Mar 30 2002, 2:05 PM EST livebaseballscorecards.com																								
												AB	0																						
												R	0																						
												H	0																						
												RBI	0																						
												BB	0																						
												SO	0																						
												LOB	0																						
																																			
Inning Stats		1B: 0	SF: 0	WP: 0	PA: 0																														
		2B: 0	SAC: 0	FB: 0																															
		3B: 0	DP: 0	SB: 0																															
		HR: 0	HBP: 0	CS: 0																															
PITCHER	IP	WLS	BF	H	R	ER	SO	BB	IBB	HBP	BLK	WP	HR	S	P	ERA	WHIP	PITCHER	IP	WLS	BF	H	R	ER	SO	BB	IBB	HBP	BLK	WP	HR	S	P	ERA	WHIP

Batter	1	2	3	4	5	6	7	8	9	AB R H RBI BB SO LOB	BOTTOM																								
											St. Louis Cardinals @ Memphis Redbirds AutoZone Park, Memphis, TN Sat Mar 30 2002, 2:05 PM EST livebaseballscorecards.com																								
												AB	0																						
												R	0																						
												H	0																						
												RBI	0																						
												BB	0																						
												SO	0																						
												LOB	0																						
																																			
Inning Stats		1B: 0	SF: 0	WP: 0	PA: 0																														
		2B: 0	SAC: 0	FB: 0																															
		3B: 0	DP: 0	SB: 0																															
		HR: 0	HBP: 0	CS: 0																															
PITCHER	IP	WLS	BF	H	R	ER	SO	BB	IBB	HBP	BLK	WP	HR	S	P	ERA	WHIP	PITCHER	IP	WLS	BF	H	R	ER	SO	BB	IBB	HBP	BLK	WP	HR	S	P	ERA	WHIP

Batter	1	2	3	4	5	6	7	8	9	AB	R	H	RBI	BB	SO	LOB	TOP			
Juan Pierre, L OBP: 0.200, SLG: 0.111	F7	HR		G5-4-3 HBP			L6		G5-4-3	4	1	1	0	0	0	1				
Juan Uribe, R OBP: 0.250, SLG: 0.143	17 BB 2B	K		G5-4-3			G6-3			3	1	0	0	1	1	4				
Larry Walker, L OBP: 0.500, SLG: 0.857	F7	HR			K		G4-1			4	1	1	3	0	1	1				
17 Todd Helton, L OBP: 0.375, SLG: 0.286	2B	L3			G4-3				P6	3	1	0	0	1	0	0				
Todd Zeile, R OBP: 0.375, SLG: 0.857	2B		G6-3		2B		K			4	1	2	2	0	1	0				
Todd Hollandsworth, L OBP: 0.125, SLG: 0.250	2B		K		F7		E1			4	0	1	1	0	1	1				
Jose Ortiz, R OBP: 0.125, SLG: 0.250	K		F8			G5-3	K2-3			4	0	0	0	0	2	2				
Gary Bennett, R OBP: 0.375, SLG: 0.333		F8		2B		K			G5-4-3 HBP	3	0	1	0	0	1	0				
Denny Neagle, L Mike James, R Kent Mercker, L Todd Jones, L Greg Norton, S Jose Jimenez, R	1B HR 2B		F9		G4-3				K	3	1	1	0	0	0	1				
Inning Stats	R: 3 E: 0 K: 1 S: 16	H: 2 LOB: 1 BB: 2 P: 28	R: 3 E: 0 K: 1 S: 14	H: 3 LOB: 0 BB: 21	R: 0 E: 0 K: 1 S: 7	H: 0 LOB: 0 BB: 0 P: 13	R: 0 E: 0 K: 0 S: 6	H: 1 LOB: 1 BB: 0 P: 8	R: 0 E: 0 K: 1 S: 12	H: 0 LOB: 0 BB: 0 P: 17	R: 0 E: 0 K: 0 S: 5	H: 0 LOB: 0 BB: 0 P: 8	R: 0 E: 1 K: 2 S: 10	H: 0 LOB: 1 BB: 0 P: 12	R: 0 E: 0 K: 1 S: 8	H: 0 LOB: 0 BB: 0 P: 13	1B: 1 2B: 5 3B: 0 HR: 1	SF: 0 SAC: 0 DP: 2 HBP: 2	WP: 0 PB: 0 SB: 0 CS: 0	PA: 37
PITCHER	IP WLS BF H R ER SO BB IBB HBP BLK WP HR S P ERA WHIP																			
Garrett Stephenson, R ERA: 13.5	4.0 L 20 6 6 6 3 2 0 0 0 0 1 43 70 13.50 2.000																			
Mike Matthews, L ERA:	1.0 0 1 0 0 1 0 0 0 0 0 0 12 17 0.00 1.000																			
Gene Stechschulte, R ERA:	2.0 6 0 0 0 1 0 0 0 0 0 0 9 14 0.00 0.000																			
Dave Veres, R ERA:	1.0 4 0 0 0 2 0 0 0 0 0 0 10 12 0.00 0.000																			
Mike Timlin, R ERA:	1.0 3 0 0 0 1 0 0 0 1 0 0 8 13 0.00 0.000																			

Colorado Rockies @ St. Louis Cardinals
 Busch Stadium, St. Louis, MO
 Wed Apr 03 2002, 7:10 PM CST
 Att: 26,557 - Sunny - 45 F


AB 33
R 6
H 7
RBI 6
BB 2
SO 8
LOB 11



Batter	1	2	3	4	5	6	7	8	9	AB	R	H	RBI	BB	SO	LOB	BOTTOM			
Fernando Vina, L OBP: 0.100, SLG: 0.100	G4-3		K		F8		F8	P6		5	0	0	0	0	1	3				
Placido Polanco, R OBP: 0.400, SLG: 0.333	G4-3		1B 5 1B		P6		E6		5 G4-3 BB	4	1	1	0	1	0	1				
J.D. Drew, L OBP: 0.400, SLG: 0.444	F7		1B 5 1B		1B		K		K	5	0	2	0	0	2	3				
5 Albert Pujols, R OBP: 0.500, SLG: 0.625		F9	1B 2H		K			15 1B BB	G4-3	4	1	1	1	1	1	2				
15 Jim Edmonds, L OBP: 0.667, SLG: 0.667		E BB	F9			F7		1B FC3-6 1B	F8	4	1	1	0	1	0	3				
Edgar Renteria, R OBP: 0.444, SLG: 0.500		E6		G4-3		G6-3		FC3-6 1B 1B		4	0	1	1	0	0	1				
Tino Martinez, L OBP: 0.333, SLG: 0.286		P4		1B		K		K		4	0	1	0	0	2	4				
Mike Matheny, R OBP: 0.333, SLG: 0.333 Eli Marrero, R OBP: 1.000, SLG: 1.000	F3		K				FC3-6 1B	FC3-6 1B		3	0	1	0	0	1	3				
Garrett Stephenson, R Eduardo Perez, R Mike Matthews, L Gene Stechschulte, R Kerry Robinson, L Dave Veres, R Miguel Cairo, R Mike Timlin, R	F9		F9		G5-3		FC3-6 E PB	FC3-6 1B 2H 3H		1	0	0	0	0	0	0				
Inning Stats	R: 0 E: 0 K: 0 S: 9	H: 0 LOB: 2 BB: 1 P: 16	R: 0 E: 1 K: 0 S: 19	H: 0 LOB: 1 BB: 1 P: 31	R: 1 E: 0 K: 1 S: 13	H: 3 LOB: 2 BB: 0 P: 14	R: 0 E: 0 K: 1 S: 16	H: 1 LOB: 1 BB: 0 P: 22	R: 0 E: 0 K: 1 S: 15	H: 0 LOB: 0 BB: 0 P: 23	R: 0 E: 1 K: 1 S: 14	H: 1 LOB: 2 BB: 0 P: 20	R: 2 E: 0 K: 1 S: 15	H: 3 LOB: 2 BB: 1 P: 25	R: 0 E: 0 K: 1 S: 9	H: 0 LOB: 1 BB: 1 P: 14	1B: 9 2B: 0 3B: 0 HR: 0	SF: 0 SAC: 0 DP: 0 HBP: 0	WP: 0 PB: 1 SB: 0 CS: 0	PA: 41
PITCHER	IP WLS BF H R ER SO BB IBB HBP BLK WP HR S P ERA WHIP																			
Denny Neagle, L ERA: 1.5	6.0 W 25 5 1 0 0 0 1 0 0 0 0 85 124 1.50 1.000																			
Mike James, R ERA: 9.0	0.0 1 1 0 0 0 0 0 0 0 0 0 2 3 -- --																			
Kent Mercker, L ERA:	1.0 4 0 0 0 1 0 0 0 0 0 0 12 17 0.00 0.000																			
Todd Jones, R ERA: 9.0	1.0 S 7 3 2 2 1 1 0 0 0 0 0 15 25 18.00 4.000																			
Jose Jimenez, R ERA: 9.0	1.0 S 4 0 0 0 1 1 0 0 0 0 0 9 14 0.00 1.000																			

Colorado Rockies @ St. Louis Cardinals
 Busch Stadium, St. Louis, MO
 Wed Apr 03 2002, 7:10 PM CST
 Att: 26,557 - Sunny - 45 F

AB 38
R 3
H 9
RBI 3
BB 3
SO 7
LOB 24



Batter	1	2	3	4	5	6	7	8	9	AB	R	H	RBI	BB	SO	LOB	TOP					
Fernando Vina, L OBP: 0.158, SLG: 0.211	B5-3		G6-3 2H		G4-3		P3		L1-3	5	0	1	1	0	0	2						
Placido Polanco, R OBP: 0.316, SLG: 0.333	F9		G6-3				K		F9	5	0	1	0	0	1	3						
J.D. Drew, L OBP: 0.368, SLG: 0.375			G3-1		G6-3		F8			4	0	1	0	1	0	2						
5 Albert Pujols, R OBP: 0.421, SLG: 0.438 44 Jason Istringhausen, R OBP: 0.189, SLG: 0.189	FC5-4				G6-3				FC6-4	5	1	1	0	0	1	3						
15 Jim Edmonds, L OBP: 0.588, SLG: 0.786										4	2	3	2	0	0	0						
Tino Martinez, L OBP: 0.294, SLG: 0.214 Mike Timlin, R OBP: 0.222, SLG: 0.556					G2-3				G3	3	0	0	0	0	1	2						
Edgar Renteria, R OBP: 0.353, SLG: 0.375					E7				L7	4	0	1	1	0	0	2						
Mike Matheny, R OBP: 0.429, SLG: 0.429 Kerry Robinson, L OBP: 0.222, SLG: 0.556					G5-3		F9			4	1	2	0	0	0	2						
Woody Williams, R Gene Stechschulte, R Miguel Cairo, R Dave Veres, R Steve Kline, S Eli Marrero, R OBP: 1.000, SLG: 1.333										0	0	0	0	0	0	0						
Inning Stats	R: 0 E: 0 K: 0 S: 7	H: 1 LOB: 1 BB: 0 P: 8	R: 0 E: 0 K: 1 S: 8	H: 0 LOB: 0 BB: 0 P: 12	R: 1 E: 0 K: 0 S: 8	H: 2 LOB: 1 BB: 0 P: 14	R: 1 E: 1 K: 0 S: 11	H: 2 LOB: 1 BB: 0 P: 16	R: 0 E: 0 K: 0 S: 5	H: 1 LOB: 1 BB: 0 P: 7	R: 2 E: 0 K: 0 S: 8	H: 2 LOB: 1 BB: 1 P: 16	R: 0 E: 0 K: 1 S: 7	H: 0 LOB: 0 BB: 0 P: 11	R: 0 E: 0 K: 1 S: 9	H: 1 LOB: 1 BB: 0 P: 13	R: 1 E: 0 K: 0 S: 12	H: 2 LOB: 2 BB: 1 P: 26	1B: 8 2B: 2 3B: 0 HR: 1	SF: 0 SAC: 1 DP: 0 HBP: 0	WP: 0 PB: 0 SB: 1 CS: 0	PA: 40
PITCHER	IP WLS BF H R ER SO BB IBB HBP BLK WP HR S P ERA WHIP																					
Dave Micki, R ERA: 7.2	5.0 L 24 8 4 4 1 1 0 0 0 0 0 1 43 68 7.20 1.800																					
T.J. Mathews, R ERA:	2.2 9 1 0 0 2 0 0 0 0 0 0 0 17 26 0.00 0.375																					
Scott Linebrink, R ERA: 4.15	1.1 7 2 1 1 0 0 1 0 0 0 0 0 15 29 6.75 1.500																					

St. Louis Cardinals @ Houston Astros
Astros Field, Houston, TX
Fri Apr 05 2002, 8:05 PM EST
Att: 27,189 - Cloudy - 67 F

AB 37
R 5
H 11
RBI 5
BB 2
SO 3
LOB 17



Batter	1	2	3	4	5	6	7	8	9	AB	R	H	RBI	BB	SO	LOB	BOTTOM					
Craig Biggio, R OBP: 0.250, SLG: 0.222	G5-3		G5-3		G4-3				K	4	1	1	0	0	1	1						
Brad Ausmus, R OBP: 0.333, SLG: 0.750	G4-3		G5-3				F8		F8	4	0	2	0	0	0	0						
5 Jeff Bagwell, R OBP: 0.379, SLG: 0.385					F9		F9		FC5-4	3	0	0	0	1	0	1						
17 Lance Berkman, S OBP: 0.474, SLG: 0.941					G4-3		P4		L8	4	0	1	0	0	0	2						
Richard Hidalgo, R OBP: 0.316, SLG: 0.368					G4-3				K	4	0	1	0	0	2	1						
Danyle Ward, L OBP: 0.438, SLG: 0.733					G4-3				K	4	0	2	0	0	1	2						
Morgan Ensberg, R OBP: 0.364, SLG: 0.222										3	0	0	0	0	2	4						
28 Adam Everett, R OBP: 0.500, SLG: 0.375 Geoff Blum, S OBP: 0.333, SLG: 0.667										2	0	0	0	0	0	0						
Scott Linebrink, R ERA:										1	0	0	0	0	0	1						
Dave Micki, R T.J. Mathews, R Julio Lugo, R OBP: 0.500, SLG: 0.667										0	0	0	0	0	0	0						
Inning Stats	R: 1 E: 0 K: 0 S: 9	H: 2 LOB: 1 BB: 1 P: 16	R: 0 E: 0 K: 0 S: 7	H: 1 LOB: 0 BB: 0 P: 9	R: 0 E: 0 K: 0 S: 3	H: 0 LOB: 0 BB: 0 P: 5	R: 0 E: 0 K: 1 S: 13	H: 2 LOB: 2 BB: 0 P: 20	R: 0 E: 0 K: 0 S: 8	H: 0 LOB: 0 BB: 0 P: 9	R: 0 E: 0 K: 0 S: 8	H: 0 LOB: 0 BB: 0 P: 11	R: 0 E: 0 K: 2 S: 10	H: 1 LOB: 1 BB: 0 P: 15	R: 0 E: 1 K: 1 S: 13	H: 2 LOB: 1 BB: 0 P: 20	R: 0 E: 0 K: 2 S: 9	H: 0 LOB: 0 BB: 0 P: 13	1B: 7 2B: 1 3B: 0 HR: 0	SF: 0 SAC: 0 DP: 1 HBP: 0	WP: 0 PB: 0 SB: 0 CS: 1	PA: 33
PITCHER	IP WLS BF H R ER SO BB IBB HBP BLK WP HR S P ERA WHIP																					
Woody Williams, R ERA: 4.5	2.0 W 8 2 0 0 1 0 0 0 0 0 0 0 16 25 0.00 1.000																					
Gene Stechschulte, R ERA:	2.0 H 9 1 0 0 2 0 0 0 0 0 0 0 25 34 0.00 0.375																					
Dave Veres, R Steve Kline, L Mike Timlin, R ERA: 3.0	1.0 H 4 2 0 0 1 0 0 0 0 0 0 0 12 19 0.00 2.000																					
44 Jason Istringhausen, R ERA: 3.0	1.0 3 0 0 0 2 0 0 0 0 0 0 0 9 13 0.00 0.000																					

St. Louis Cardinals @ Houston Astros
Astros Field, Houston, TX
Fri Apr 05 2002, 8:05 PM EST
Att: 27,189 - Cloudy - 67 F


AB 32
R 1
H 8
RBI 0
BB 1
SO 6
LOB 12



Batter	1	2	3	4	5	6	7	8	9	AB	R	H	RBI	BB	SO	LOB	TOP					
Fernando Vina, L OBP: 0.200, SLG: 0.280	F8		B1-3	G3			FC3-6 5 SF8 1B		FC6-4	6	1	2	0	0	0	3						
Placido Polanco, R OBP: 0.375, SLG: 0.391					G6-3			F8		5	0	3	0	0	0	1						
Eduardo Perez, R J.D. Drew, L OBP: 0.381, SLG: 0.444	L6				G4-3		FC3-6			2	0	0	0	1	0	1						
5 Albert Pujols, R Kerry Robinson, L OBP: 0.417, SLG: 0.650										2	1	1	0	0	0	2						
5 Albert Pujols, R Kerry Robinson, L OBP: 0.417, SLG: 0.650	G4-3		G5-3				SF8			4	1	2	3	0	0	3						
15 Jim Edmonds, L OBP: 0.545, SLG: 0.667		L4								4	1	1	0	1	0	1						
Edgar Renteria, R OBP: 0.316, SLG: 0.300		F9	F8							4	0	0	0	1	0	3						
Mike DiFelice, R OBP: 0.429, SLG: 0.923					G1-3					4	2	3	2	0	0	0						
Eli Marrero, R OBP: 0.857, SLG: 1.857										4	1	3	2	0	0	1						
Tino Martinez, L OBP: 0.278, SLG: 0.200						F9			K	1	0	0	0	0	1	3						
Matt Morris, R Mike Timlin, R Steve Kline, S Miguel Cairo, R Luther Hackman, R										3	0	0	0	0	1	3						
										1	0	0	0	0	0	0						
										0	0	0	1	0	0	0						
										0	0	0	0	0	0	0						
Inning Stats	R: 0 E: 0 K: 0 S: 9	H: 1 LOB: 1 BB: 0 P: 14	R: 1 E: 0 K: 1 S: 16	H: 2 LOB: 1 BB: 0 P: 22	R: 0 E: 0 K: 0 S: 11	H: 1 LOB: 3 BB: 2 P: 24	R: 0 E: 0 K: 0 S: 12	H: 1 LOB: 1 BB: 0 P: 17	R: 1 E: 0 K: 0 S: 8	H: 1 LOB: 0 BB: 0 P: 12	R: 0 E: 0 K: 0 S: 8	H: 1 LOB: 1 BB: 0 P: 13	R: 1 E: 0 K: 0 S: 5	H: 2 LOB: 1 BB: 0 P: 6	R: 2 E: 0 K: 1 S: 11	H: 3 LOB: 1 BB: 0 P: 14	R: 3 E: 0 K: 1 S: 16	H: 3 LOB: 2 BB: 1 P: 25	1B: 6 2B: 5 3B: 1 HR: 3	SF: 2 SAC: 0 DP: 0 HBP: 1	WP: 0 PB: 0 SB: 0 CS: 0	PA: 46
PITCHER	IP WLS BF H R ER SO BB IBB HBP BLK WP HR S P ERA WHIP																					
Carlos Hernandez, L ERA: 3.6	5.0 23 6 2 2 1 2 0 0 0 0 0 1 56 89 3.60 1.600																					
Ricky Stone, R ERA: 10.13	1.0 4 1 0 0 0 0 0 0 0 0 0 0 8 13 0.00 1.000																					
Nelson Cruz, R ERA: 10.13	1.2 L 10 5 3 3 1 0 0 0 0 0 0 2 15 19 16.20 3.000																					
Scott Linebrink, R ERA: 9.64	0.1 6 3 3 3 0 1 0 1 0 0 0 0 10 18 81.00 12.000																					
Octavio Dotel, R ERA:	1.0 3 0 0 0 1 0 0 0 0 0 0 0 7 8 0.00 0.000																					

St. Louis Cardinals @ Houston Astros
Astros Field, Houston, TX
Sat Apr 06 2002, 8:05 PM EST
Att: 36,255 - Cloudy - 63 F


AB 40
R 8
H 15
RBI 8
BB 3
SO 3
LOB 21



Batter	1	2	3	4	5	6	7	8	9	AB	R	H	RBI	BB	SO	LOB	BOTTOM			
Craig Biggio, R OBP: 0.240, SLG: 0.217	G6-3		F8		K2-3	F9				5	0	1	0	0	1	4				
Brad Ausmus, R OBP: 0.286, SLG: 0.538	E9		E6		K		G6-3		G6-3	5	1	1	0	0	1	3				
5 Jeff Bagwell, R OBP: 0.825, SLG: 0.438										3	1	2	0	2	0	0				
17 Lance Berkman, S OBP: 0.417, SLG: 0.818										3	1	2	0	2	0	0				
Richard Hidalgo, R OBP: 0.333, SLG: 0.348										5	0	1	2	0	0	6				
Danyle Ward, L OBP: 0.350, SLG: 0.579										4	0	0	0	0	3	3				
Morgan Ensberg, R OBP: 0.400, SLG: 0.250										3	0	1	0	1	2	0				
28 Adam Everett, R OBP: 0.429, SLG: 0.273										3	0	0	0	1	0	2				
Carlos Hernandez, S Ricky Stone, R Geoff Blum, S Nelson Cruz, R Scott Linebrink, R Octavio Dotel, R Orlando Merced, S										2	1	1	0	0	0	0				
										0	0	0	0	0	0	0				
										0	0	0	0	0	0	0				
										0	0	0	0	0	0	0				
										0	0	0	0	0	0	0				
										1	1	1	0	0	0	0				
Inning Stats	R: 0 E: 1 K: 1 S: 16	H: 1 LOB: 2 BB: 1 P: 24	R: 0 E: 0 K: 2 S: 10	H: 0 LOB: 0 BB: 0 P: 15	R: 2 E: 1 K: 0 S: 20	H: 3 LOB: 2 BB: 0 P: 30	R: 0 E: 0 K: 1 S: 9	H: 0 LOB: 0 BB: 0 P: 14	R: 0 E: 1 K: 1 S: 13	H: 1 LOB: 3 BB: 0 P: 18	R: 0 E: 0 K: 0 S: 6	H: 0 LOB: 0 BB: 0 P: 7	R: 0 E: 0 K: 1 S: 7	H: 0 LOB: 1 BB: 2 P: 17	R: 2 E: 0 K: 0 S: 12	H: 3 LOB: 1 BB: 1 P: 20	1B: 8 2B: 1 3B: 0 HR: 0	SF: 0 SAC: 0 DP: 2 HBP: 1	WP: 0 PB: 0 SB: 0 CS: 0	PA: 41
PITCHER	IP WLS BF H R ER SO BB IBB HBP BLK WP HR S P ERA WHIP																			
Matt Morris, R ERA: 0.69	6.0 W 28 6 2 0 0 0 1 0 0 0 0 0 7 12 0.00 1.333																			
Mike Timlin, R ERA:	1.0 H 4 0 0 0 0 0 0 0 0 0 0 0 6 12 0.00 1.000																			
Steve Kline, L ERA: 2.25	1.0 H 3 0 0 0 0 1 1 0 0 0 0 0 6 12 0.00 1.000																			
Luther Hackman, R ERA: 6.0	1.0 6 3 2 2 0 1 0 0 0 0 0 0 12 20 18.00 4.000																			

St. Louis Cardinals @ Houston Astros
Astros Field, Houston, TX
Sat Apr 06 2002, 8:05 PM EST
Att: 36,255 - Cloudy - 63 F

AB 35
R 4
H 9
RBI 4
BB 5
SO 8
LOB 21



Batter	1	2	3	4	5	6	7	8	9	10	11	12	AB	R	H	RBI	BB	SO	LOB	TOP						
Fernando Vina, L (1.4) OBP: 0.194, SLG: 0.258	F9		2-1 1B		P2			G4-3	K			P6	6	0	1	1	0	1	2							
Pacido Polanco, R (1.6) OBP: 0.333, SLG: 0.345	K		2-1 F7			G6-3		PB 1B		F9		F8	6	1	1	0	0	1	2							
J.D. Drew, L (1.9) OBP: 0.423, SLG: 0.478	G3-1				FC1-5 5 S 1B	K		1B					5	0	3	1	0	1	0							
5 Albert Pujols, R (1.5) OBP: 0.379, SLG: 0.560		G6-3			FC1-5 15 HR 1B			1B		G4-6-3			5	1	1	0	0	0	3							
15 Jim Edmonds, L (1.8) OBP: 0.556, SLG: 0.773		F7			HR			BB					4	2	2	2	1	1	0							
Tino Martinez, L (1.3) Kerby Robinson, L (0.7) Miguel Cairo, R (0.9) Steve Kline, S (0.1) Mike Timlin, R (0.1) Mike DiFelice, R (0.1) Luther Hackman, R (0.1)		K			G4-3			F8		SH1-4 S 1B		K	2	0	0	0	0	0	1							
Mike Matheny, R (1.2) OBP: 0.250, SLG: 0.250					K			G4-3		G6-3		K	5	0	0	0	0	2	1							
Eli Marrero, R (1.7) OBP: 0.750, SLG: 1.364					SH3-4 1B			G5-3		G5-3		E5 S SH5-4	4	2	2	0	1	0	0							
Darryl Kile, R (1.1) Gene Stechschulte, R (0.1) Eduardo Perez, R (0.1) Mike Matthews, L (0.1) Dave Veres, R (0.1) Edgar Renteria, R (0.1)					SH3-4			F9-3		F7		SH5-4	1	0	0	0	0	0	1							
Inning Stats	R: 0 E: 0 K: 1 S: 7	H: 0 LOB: 0 BB: 9	R: 0 E: 0 K: 1 S: 8	H: 0 LOB: 0 BB: 11	R: 1 E: 0 K: 1 S: 12	H: 2 LOB: 1 BB: 18	R: 2 E: 0 K: 0 S: 10	H: 2 LOB: 0 BB: 16	R: 0 E: 0 K: 0 S: 6	H: 1 LOB: 0 BB: 6	R: 0 E: 0 K: 1 S: 11	H: 1 LOB: 2 BB: 19	R: 0 E: 0 K: 0 S: 7	H: 2 LOB: 0 BB: 10	R: 1 E: 0 K: 1 S: 10	H: 2 LOB: 1 BB: 19	R: 0 E: 0 K: 0 S: 9	H: 1 LOB: 0 BB: 13	R: 0 E: 0 K: 3 S: 9	H: 0 LOB: 0 BB: 0 P: 13	R: 0 E: 1 K: 0 S: 7	H: 0 LOB: 1 BB: 12	1B: 9 2B: 2 3B: 0 HR: 1	SF: 0 SAC: 3 DP: 3 HBP: 0	WP: 0 PA: 47	
PITCHER	IP WLS BF H R ER SO BB IBB HBP BLK WP HR S P ERA WHIP	IP WLS BF H R ER SO BB IBB HBP BLK WP HR S P ERA WHIP	IP WLS BF H R ER SO BB IBB HBP BLK WP HR S P ERA WHIP	IP WLS BF H R ER SO BB IBB HBP BLK WP HR S P ERA WHIP	IP WLS BF H R ER SO BB IBB HBP BLK WP HR S P ERA WHIP	IP WLS BF H R ER SO BB IBB HBP BLK WP HR S P ERA WHIP	IP WLS BF H R ER SO BB IBB HBP BLK WP HR S P ERA WHIP	IP WLS BF H R ER SO BB IBB HBP BLK WP HR S P ERA WHIP	IP WLS BF H R ER SO BB IBB HBP BLK WP HR S P ERA WHIP	IP WLS BF H R ER SO BB IBB HBP BLK WP HR S P ERA WHIP	IP WLS BF H R ER SO BB IBB HBP BLK WP HR S P ERA WHIP	IP WLS BF H R ER SO BB IBB HBP BLK WP HR S P ERA WHIP	IP WLS BF H R ER SO BB IBB HBP BLK WP HR S P ERA WHIP	IP WLS BF H R ER SO BB IBB HBP BLK WP HR S P ERA WHIP	IP WLS BF H R ER SO BB IBB HBP BLK WP HR S P ERA WHIP	IP WLS BF H R ER SO BB IBB HBP BLK WP HR S P ERA WHIP	IP WLS BF H R ER SO BB IBB HBP BLK WP HR S P ERA WHIP	IP WLS BF H R ER SO BB IBB HBP BLK WP HR S P ERA WHIP	IP WLS BF H R ER SO BB IBB HBP BLK WP HR S P ERA WHIP	IP WLS BF H R ER SO BB IBB HBP BLK WP HR S P ERA WHIP	IP WLS BF H R ER SO BB IBB HBP BLK WP HR S P ERA WHIP	IP WLS BF H R ER SO BB IBB HBP BLK WP HR S P ERA WHIP	IP WLS BF H R ER SO BB IBB HBP BLK WP HR S P ERA WHIP	IP WLS BF H R ER SO BB IBB HBP BLK WP HR S P ERA WHIP	IP WLS BF H R ER SO BB IBB HBP BLK WP HR S P ERA WHIP	IP WLS BF H R ER SO BB IBB HBP BLK WP HR S P ERA WHIP

St. Louis Cardinals @ Houston Astros
Astros Field, Houston, TX
Sun Apr 07 2002, 2:35 PM EDT
Alt. 28,206 - Cloudy - 71 F

AB 42
R 6
H 11
RBI 5
BB 2
SO 8
LOB 11



Batter	1	2	3	4	5	6	7	8	9	10	11	12	AB	R	H	RBI	BB	SO	LOB	BOTTOM							
Jose Vizcaino, S (1.4) OBP: 0.375, SLG: 0.625	F9		1-1 1B		L6			F8		G6-3			6	1	2	1	0	0	3								
Gregg Zaun, S (1.2) OBP: 0.500, SLG: 0.462	K		2-2 1B									B3	5	1	3	2	1	1	1								
5 Jeff Bagwell, R (1.3) OBP: 0.567, SLG: 0.455	K		0-0 F8										6	1	2	1	0	1	4								
17 Lance Berkman, S (1.8) OBP: 0.487, SLG: 0.750													2	0	0	0	4	0	0								
Richard Hidalgo, R (1.9) OBP: 0.367, SLG: 0.333													4	0	1	2	0	0	4								
Darby Ward, L (1.7) OBP: 0.348, SLG: 0.640													6	1	2	1	0	0	5								
Morgan Ensberg, R (1.5) OBP: 0.368, SLG: 0.250													4	1	1	0	0	0	5								
Billy Wagner, L (0.1) Orlando Merced, S (10, PH) Ricky Stone, R (11, 1)													0	0	0	0	0	0	0								
28 Adam Everett, R (1.6) OBP: 0.353, SLG: 0.214													3	0	0	0	0	0	1								
Brian Hunter, R (0.1) OBP: 0.667, SLG: 0.667													1	1	1	0	0	0	1								
Julio Lugo, R (10, 6) OBP: 0.429, SLG: 0.571													1	0	0	0	0	0	1								
Wade Miller, R (1.1) OBP: 0.600, SLG: 0.800													3	1	2	0	0	1	1								
Octavio Dotel, R (8, 1) Geoff Blum, S (0.5)													2	0	0	0	0	0	2								
Inning Stats	R: 0 E: 0 K: 2 S: 10	H: 0 LOB: 0 BB: 14	R: 0 E: 0 K: 0 S: 8	H: 0 LOB: 0 BB: 12	R: 2 E: 0 K: 1 S: 14	H: 3 LOB: 1 BB: 22	R: 0 E: 0 K: 0 S: 7	H: 0 LOB: 1 BB: 11	R: 0 E: 0 K: 0 S: 12	H: 2 LOB: 2 BB: 22	R: 0 E: 0 K: 0 S: 5	H: 1 LOB: 1 BB: 15	R: 1 E: 0 K: 0 S: 10	H: 2 LOB: 1 BB: 18	R: 0 E: 0 K: 0 S: 8	H: 0 LOB: 0 BB: 16	R: 3 E: 0 K: 0 S: 12	H: 3 LOB: 2 BB: 24	R: 0 E: 0 K: 0 S: 4	H: 1 LOB: 0 BB: 5	R: 0 E: 0 K: 0 S: 11	H: 2 LOB: 2 BB: 22	R: 1 E: 0 K: 0 S: 2	H: 1 LOB: 0 BB: 2	1B: 10 2B: 6 3B: 0 HR: 1	SF: 0 SAC: 0 DP: 4 HBP: 2	WP: 0 PA: 51
PITCHER	IP WLS BF H R ER SO BB IBB HBP BLK WP HR S P ERA WHIP	IP WLS BF H R ER SO BB IBB HBP BLK WP HR S P ERA WHIP	IP WLS BF H R ER SO BB IBB HBP BLK WP HR S P ERA WHIP	IP WLS BF H R ER SO BB IBB HBP BLK WP HR S P ERA WHIP	IP WLS BF H R ER SO BB IBB HBP BLK WP HR S P ERA WHIP	IP WLS BF H R ER SO BB IBB HBP BLK WP HR S P ERA WHIP	IP WLS BF H R ER SO BB IBB HBP BLK WP HR S P ERA WHIP	IP WLS BF H R ER SO BB IBB HBP BLK WP HR S P ERA WHIP	IP WLS BF H R ER SO BB IBB HBP BLK WP HR S P ERA WHIP	IP WLS BF H R ER SO BB IBB HBP BLK WP HR S P ERA WHIP	IP WLS BF H R ER SO BB IBB HBP BLK WP HR S P ERA WHIP	IP WLS BF H R ER SO BB IBB HBP BLK WP HR S P ERA WHIP	IP WLS BF H R ER SO BB IBB HBP BLK WP HR S P ERA WHIP	IP WLS BF H R ER SO BB IBB HBP BLK WP HR S P ERA WHIP	IP WLS BF H R ER SO BB IBB HBP BLK WP HR S P ERA WHIP	IP WLS BF H R ER SO BB IBB HBP BLK WP HR S P ERA WHIP	IP WLS BF H R ER SO BB IBB HBP BLK WP HR S P ERA WHIP	IP WLS BF H R ER SO BB IBB HBP BLK WP HR S P ERA WHIP	IP WLS BF H R ER SO BB IBB HBP BLK WP HR S P ERA WHIP	IP WLS BF H R ER SO BB IBB HBP BLK WP HR S P ERA WHIP	IP WLS BF H R ER SO BB IBB HBP BLK WP HR S P ERA WHIP	IP WLS BF H R ER SO BB IBB HBP BLK WP HR S P ERA WHIP	IP WLS BF H R ER SO BB IBB HBP BLK WP HR S P ERA WHIP	IP WLS BF H R ER SO BB IBB HBP BLK WP HR S P ERA WHIP	IP WLS BF H R ER SO BB IBB HBP BLK WP HR S P ERA WHIP	IP WLS BF H R ER SO BB IBB HBP BLK WP HR S P ERA WHIP	IP WLS BF H R ER SO BB IBB HBP BLK WP HR S P ERA WHIP

St. Louis Cardinals @ Houston Astros
Astros Field, Houston, TX
Sun Apr 07 2002, 2:35 PM EDT
Alt. 28,206 - Cloudy - 71 F

AB 44
R 7
H 15
RBI 7
BB 5
SO 3
LOB 27



Batter	1	2	3	4	5	6	7	8	9	10	11	AB	R	H	RBI	BB	SO	LOB	TOP					
Ronnie Belliard, R OBP: 0.263, SLG: 0.368 (1, 4)	1-2 F7	2-1 F7	1-1 L8			2-2 G6-3		0-0 FC6-4			1-3 K	6	0	0	0	0	1	4						
Jeffrey Hammonds, R OBP: 0.400, SLG: 0.545 (1, 8)	1-1 1B HR	G6-3		4-2 G4-3 S BB		0-2 F8			1-1 L7		3-3 K	5	1	1	0	1	1	1						
Geoff Jenkins, L OBP: 0.273, SLG: 0.406 (1, 7)	1-2 1B HR	K		3-2 G4-3		0-0 G3			1-3 K			5	1	1	0	0	2	1						
Richie Sexson, R OBP: 0.242, SLG: 0.367 (1, 3)	0-0 HR		3-2 F8	2-3 K			1-3 K		1-1 G6-3			5	1	1	3	0	2	1						
Alex Ochoa, R OBP: 0.522, SLG: 1.050 (1, 9)	4-0 1B BB		1-1 1B 2B	4-1 BB			1-3 K			0-0 SH1-3 2B		3	1	2	0	2	1	0						
Tyler Houston, L OBP: 0.333, SLG: 0.289 Nashim Figueroa, R Takahito Nomura, L Mike DeJean, R Lenny Harris, L Luis Vizcaino, R (1, 5)	2-2 BB		4-1 1B BB	2-1 F8			2-2 G3-1			1-0 SH1-3		3	1	1	0	1	0	2						
José Hernández, R OBP: 0.287, SLG: 0.448 (1, 6)	2-3 K		3-0 1B 2H	1B			1-3 K			1-3 K		5	0	1	1	0	4	3						
Paul Bako, L OBP: 0.462, SLG: 0.455 (1, 2)	4-1 BB		1-2 F8	3-2 F7			1-2 L9			1-1 G4-3		4	0	0	0	1	0	3						
Glendon Rusch, L OBP: 0.286, SLG: 0.333 Mark Loretta, R Eric Young Sr., R OBP: 0.233, SLG: 0.125 (1, 1)	2-3 K		1-1 1B	1-3 K			2-1 FC6-4 1B			2-2 CS 1B		3	0	1	1	0	2	3						
Inning Stats	R: 3 E: 0 K: 2 S: 20	H: 4 LOB: 3 BB: 2 P: 37	R: 0 E: 0 K: 1 S: 6	H: 0 LOB: 0 BB: 0 P: 12	R: 2 E: 0 K: 1 S: 16	H: 3 LOB: 2 BB: 1 P: 30	R: 0 E: 0 K: 1 S: 13	H: 0 LOB: 2 BB: 0 P: 28	R: 0 E: 0 K: 2 S: 9	H: 0 LOB: 0 BB: 0 P: 13	R: 0 E: 0 K: 1 S: 9	H: 1 LOB: 1 BB: 0 P: 13	R: 0 E: 0 K: 1 S: 7	H: 0 LOB: 0 BB: 0 P: 10	R: 0 E: 0 K: 1 S: 7	H: 1 LOB: 1 BB: 0 P: 10	R: 0 E: 0 K: 2 S: 11	H: 1 LOB: 1 BB: 0 P: 17	1B: 7 2B: 2 3B: 0 HR: 1	SF: 0 SAC: 1 DP: 0 HBP: 0	WP: 0 PB: 0 SB: 1 CS: 1	PA: 47		
PITCHER	IP ERA WLS BF H R ER SO BB IBB HBP BLK WP HR S P ERA WHIP	3.0 11.57 2.0 7 0 0 0 3 1 0 0 0 0 0 22 38 0.00 0.500	7.0 4.5 3.0 10 1 0 0 3 0 0 0 0 0 0 26 36 0.00 0.333	1.0 1.35 1.0 3 0 0 0 1 0 0 0 0 0 0 7 10 0.00 0.000	2.0 1.5 2.0 7 2 0 0 3 0 0 0 0 0 0 18 27 0.00 1.000																			

Milwaukee Brewers @ St. Louis Cardinals
 Busch Stadium, St. Louis, MO
 Wed Apr 10 2002, 7:10 PM CDT
 Att: 28,271 - Sunny - 67 F

AB 41
 R 5
 H 10
 RBI 5
 BB 5
 SO 13
 LOB 18



Batter	1	2	3	4	5	6	7	8	9	10	11	AB	R	H	RBI	BB	SO	LOB	BOTTOM			
Placido Polanco, R OBP: 0.314, SLG: 0.324 (1, 4)	1-1 G4-3		0-1 1B 1B	1-1 FC6-4 1B		1-3 K			1-0 G5-3			5	2	1	0	0	1	2				
Edgar Renteria, R OBP: 0.424, SLG: 0.500 (1, 6)	0-3 K		2-1 1B 5 E	0-0 1B			1-0 L9		1-2 1B			5	1	3	1	0	1	0				
J.D. Drew, L OBP: 0.361, SLG: 0.394 44 Jason Isringhausen, R (1, 9)	0-1 F8		0-0 15 BB 5 E G6-4-3 1B	0-1 1B			3-3 K		1-0 B2-3			5	1	2	2	0	1	1				
5 Albert Pujols, R OBP: 0.395, SLG: 0.484 (1, 5)		2-2 F7	2-2 E5 15 BB G6-4-3 1B	0-0 F9			3-1 G5-3			4-2 BB		4	0	0	1	1	0	3				
15 Jim Edmonds, L OBP: 0.528, SLG: 0.643 (1, 8)		3-2 BB 1B 1B	4-1 G6-4-3 BB	0-2 G6-3			0-0 F8			2-1 F5		4	0	1	0	1	0	1				
Eli Marrero, R OBP: 0.632, SLG: 1.056 Mike Timlin, R (1, 7)		2-0 F9	1-0 G6-4-3 BB	2-3 K			0-1 P6			1-3 K		3	0	0	0	0	1	3				
Miguel Cairo, R (8, PH) Mike Crudale, R Mike Matheny, R OBP: 0.250, SLG: 0.200 (9, 1)			1-2 2B 3H	1-3 K			0-2 P5			1-0 G2-3		5	0	1	0	0	2	2				
Tino Martinez, L OBP: 0.241, SLG: 0.160 (1, 3)		1-1 BB 1B	1-3 K	1-3 K																		
Mike DiFelice, R OBP: 0.389, SLG: 0.750 Kerry Robinson, L OBP: 0.143, SLG: 0.143 (9, PH) (10, 9)		4-1 BB		0-2 G3			2-3 K		1-1 G5-3 1B G1-3		1-3 K	2	0	0	0	1	1	0				
Andy Benes, R OBP: 0.500, SLG: 0.500 Luther Hackman, R Eduardo Perez, R OBP: 0.222, SLG: 0.500 (1, 1)		3-2 G6-3		4-1 FC6-4 BB			0-1 F7		0-0 G1-3			1	0	0	0	0	0	3				
Inning Stats	R: 0 E: 0 K: 1 S: 7	H: 0 LOB: 0 BB: 0 P: 8	R: 0 E: 0 K: 0 S: 15	H: 2 LOB: 3 BB: 1 P: 30	R: 3 E: 1 K: 1 S: 15	H: 3 LOB: 1 BB: 1 P: 25	R: 1 E: 0 K: 0 S: 10	H: 2 LOB: 2 BB: 1 P: 15	R: 0 E: 0 K: 2 S: 9	H: 0 LOB: 0 BB: 0 P: 12	R: 0 E: 0 K: 0 S: 6	H: 0 LOB: 0 BB: 0 P: 6	R: 1 E: 0 K: 0 S: 11	H: 2 LOB: 1 BB: 0 P: 15	R: 0 E: 0 K: 1 S: 8	H: 0 LOB: 1 BB: 1 P: 16	R: 1 E: 0 K: 1 S: 7	H: 1 LOB: 0 BB: 0 P: 10	1B: 9 2B: 0 3B: 0 HR: 1	SF: 0 SAC: 0 DP: 1 HBP: 0	WP: 0 PB: 0 SB: 0 CS: 0	PA: 45
PITCHER	IP ERA WLS BF H R ER SO BB IBB HBP BLK WP HR S P ERA WHIP	6.2 2.87 1.0 3 0 0 0 7 0 0 0 0 0 0 5 8 0.00 0.000	1.0 0.1 0.1 1 0 0 0 0 0 0 0 0 0 0 3 3 0.00 0.000	1.0 0.1 1.0 5 2 1 1 0 0 0 0 0 0 0 11 15 9.00 2.000	1.1 6.23 1.1 6 1 1 1 2 1 0 0 0 0 1 15 26 6.75 1.500																	

Milwaukee Brewers @ St. Louis Cardinals
 Busch Stadium, St. Louis, MO
 Wed Apr 10 2002, 7:10 PM CDT
 Att: 28,271 - Sunny - 67 F

AB 41
 R 6
 H 10
 RBI 5
 BB 4
 SO 9
 LOB 17



Batter	1	2	3	4	5	6	7	8	9	AB	R	H	RBI	BB	SO	LOB	TOP					
Eric Young Sr. R OBP: 0.229, SLG: 0.143	E5 G5-3 SF7		B2-3			1-1 HR 1B	3-2 SF9		K	4	2	1	1	0	1	2						
Ronnie Belliard R OBP: 0.281, SLG: 0.348	G5-3			2-2 1B		2-2 F7	2-3 K			4	0	1	0	0	1	3						
Jose Cabrera R OBP: 0.200, SLG: 0.200										0	0	0	0	0	0	0						
Matt Stairs L OBP: 0.200, SLG: 0.200										0	0	0	0	0	0	0						
Jeffrey Hammonds R OBP: 0.349, SLG: 0.590	SF7			3-1 F8		3-2 SF9		2-3 K		2	0	0	2	0	1	1						
Richie Sexson R OBP: 0.243, SLG: 0.441	G4-3			0-0 F9		3-H 1-0 HR		1-0 G6-3		4	1	1	2	0	0	1						
Alex Ochoa R OBP: 0.481, SLG: 0.958										4	0	1	0	0	1	1						
Mike DeJean R										0	0	0	0	0	0	0						
Geoff Jenkins L OBP: 0.324, SLG: 0.412				2-2 F6		1-2 G6-4-3 1B		4-0 IBB		2	0	1	0	2	0	0						
Raul Casanova S OBP: 0.200, SLG: 0.200										3	0	0	0	1	0	3						
Paul Bako L OBP: 0.462, SLG: 0.455										0	0	0	0	0	0	0						
Mark Loretta R OBP: 0.273, SLG: 0.400				3-1 F9		3-2 G4-3		3-1 SH5-4 2B		4	1	1	0	0	0	2						
Nick Neugebauer R 47 Mike Buddie R										1	0	0	0	0	0	0						
Alex Sanchez L Luis Vizcaino R										1	1	1	0	0	0	0						
Tyler Houston L Jose Hernandez R										0	0	0	0	0	0	0						
Jose Hernandez R										1	0	0	0	0	1	2						
Inning Stats	R: 1 E: 1 K: 0 S: 9	H: 0 LOB: 0 BB: 0 P: 16	R: 0 E: 0 K: 1 S: 7	H: 0 LOB: 0 BB: 0 P: 13	R: 0 E: 0 K: 0 S: 8	H: 0 LOB: 0 BB: 0 P: 13	R: 0 E: 0 K: 0 S: 8	H: 1 LOB: 1 BB: 0 P: 16	R: 0 E: 0 K: 0 S: 9	H: 1 LOB: 0 BB: 0 P: 13	R: 3 E: 0 K: 0 S: 17	H: 4 LOB: 2 BB: 1 P: 29	R: 1 E: 0 K: 1 S: 10	H: 1 LOB: 0 BB: 0 P: 19	R: 0 E: 0 K: 1 S: 6	H: 0 LOB: 0 BB: 0 P: 10	R: 0 E: 0 K: 2 S: 12	H: 0 LOB: 2 BB: 2 P: 24	1B: 4 2B: 2 3B: 0 HR: 1	SF: 3 SAC: 1 DP: 1 HBP: 0	WP: 0 PB: 0 SB: 0 CS: 0	PA: 37
PITCHER	IP WLS BF H R ER SO BB IBB HBP BLK WP HR S P ERA WHIP																					
Bud Smith L ERA: 3.38	(1, 1) 5.1 20 4 3 2 1 0 0 0 0 0 0 0 16 34 3.38 0.750																					
Gene Stechschulte R ERA: 4.05	(6, 1) 1.2 B 9 3 2 2 1 0 1 0 0 0 0 1 16 34 10.80 1.800																					
Dave Veres R ERA: 4.05	(8, 1) 1.1 W 6 0 0 0 1 2 0 0 0 0 0 0 0 11 24 0.00 1.500																					
Steve Kline L ERA: 5.06	(9, 1) 0.2 S 2 0 0 0 2 0 0 0 0 0 0 0 0 7 10 0.00 0.000																					

Milwaukee Brewers @ St. Louis Cardinals
 Busch Stadium, St. Louis, MO
 Thu Apr 11 2002, 12:10 PM CDT
 Att: 28,165 - Sunny - 68 F

AB 30
 R 5
 H 7
 RBI 5
 BB 3
 SO 5
 LOB 15



Batter	1	2	3	4	5	6	7	8	9	AB	R	H	RBI	BB	SO	LOB	BOTTOM			
Fernando Vina L OBP: 0.220, SLG: 0.256	E6 S	2-1 1B	1-0 FC6-4 1B		0-0 F8			0-2 G4-3		5	0	2	1	0	0	0				
Placido Polanco R OBP: 0.325, SLG: 0.333	F9	2-2 1B	1-0 FC6-4 1B			2-1 1B		2-3 K		5	0	2	0	0	1	3				
J.D. Drew L OBP: 0.390, SLG: 0.472	1-2 BB	3-3 K		1-1 HR		1-2 F8		4-2 5 2B BB		3	2	1	1	2	1	4				
5 Albert Pujols R OBP: 0.419, SLG: 0.514	F2		4-0 BLK 15 HR BB	1-2 G4-6-3 15 S 1B		1-2 F8		0-0 BB		4	1	2	0	1	0	3				
15 Jim Edmonds L OBP: 0.537, SLG: 0.600	K		4-2 BLK HR BB	4-1 G4-6-3 BB		0-1 G4-3		4-0 BB		2	1	0	0	3	1	3				
Tino Martinez L OBP: 0.235, SLG: 0.138		2-2 G4-3	1-3 K	0-0 G4-6-3		1-0 L8		4-2 1-2 2-3 3-H BB		4	0	0	1	1	1	4				
Mike Matheny R OBP: 0.286, SLG: 0.450		1-1 1B 2B	2-2 1-H 2-H HR	1-1 L4		1-0 G5-3		1-3 K		5	2	2	3	0	1	4				
Kerry Robinson L OBP: 0.182, SLG: 0.364		0-0 P6	1-0 G4-3		3-2 L6		0-1 3B			4	0	1	0	0	0	1				
Bud Smith L ERA: 0.667, SLG: 0.500	(1, 1) 2.1 16 4 4 4 3 4 0 0 0 0 0 1 36 71 15.43 3.429																			
Gene Stechschulte R ERA: 1.42	(6, 1) 1.0 4 1 0 0 0 0 0 0 0 0 0 0 10 14 0.00 1.000																			
Eduardo Perez R OBP: 0.200, SLG: 0.444	(7, PH) 1.2 L 9 2 1 1 1 1 1 0 0 0 0 0 20 35 5.40 1.800																			
Dave Veres R	(8, 1) 0.1 2 0 0 0 1 1 0 0 0 0 0 5 10 0.00 3.000																			
Steve Kline S	(9, 1)																			
Inning Stats	R: 0 E: 1 K: 1 S: 10	H: 0 LOB: 2 BB: 1 P: 20	R: 1 E: 0 K: 1 S: 15	H: 3 LOB: 3 BB: 1 P: 29	R: 3 E: 0 K: 1 S: 15	H: 3 LOB: 2 BB: 2 P: 29	R: 1 E: 0 K: 0 S: 9	H: 2 LOB: 1 BB: 1 P: 16	R: 0 E: 0 K: 1 S: 10	H: 0 LOB: 0 BB: 0 P: 14	R: 0 E: 0 K: 0 S: 10	H: 1 LOB: 1 BB: 0 P: 14	R: 0 E: 0 K: 0 S: 10	H: 1 LOB: 1 BB: 0 P: 15	R: 1 E: 0 K: 2 S: 15	H: 1 LOB: 3 BB: 3 P: 30	1B: 6 2B: 2 3B: 1 HR: 2	SF: 0 SAC: 0 DP: 1 HBP: 0	WP: 0 PB: 0 SB: 2 CS: 0	PA: 43
PITCHER	IP WLS BF H R ER SO BB IBB HBP BLK WP HR S P ERA WHIP																			
Nick Neugebauer R ERA: 8.59	(1, 1) 2.2 12 4 1 1 1 1 0 0 0 0 0 1 23 37 3.38 1.875																			
47 Mike Buddie R ERA: 1.42	(3, 1) 1.0 4 1 0 0 0 0 0 0 0 0 0 0 10 14 0.00 1.000																			
Luis Vizcaino R ERA: 5.06	(6, 1) 1.2 L 9 2 1 1 1 1 1 0 0 0 0 0 20 35 5.40 1.800																			
Jose Cabrera R ERA: 4.7	(8, 1) 0.1 2 0 0 0 1 1 0 0 0 0 0 5 10 0.00 3.000																			
Mike DeJean R ERA: 7.71	(9, 1)																			

Milwaukee Brewers @ St. Louis Cardinals
 Busch Stadium, St. Louis, MO
 Thu Apr 11 2002, 12:10 PM CDT
 Att: 28,165 - Sunny - 68 F

AB 35
 R 6
 H 11
 RBI 6
 BB 8
 SO 6
 LOB 23



Batter	1	2	3	4	5	6	7	8	9	AB	R	H	RBI	BB	SO	LOB	TOP	
Craig Biggio, R OBP: 0.340, SLG: 0.429	L8		HBP		G5-3			SH1-4		2	0	0	0	0	0	0	Houston Astros @ St. Louis Cardinals Busch Stadium, St. Louis, MO Sat Apr 13 2002, 1:10 PM CDT Att: 41,552 - Overcast - 59 F	
Brad Ausmus, R OBP: 0.333, SLG: 0.531	17 BB 5 BB SF7 1B		K			G6-3		K		4	1	1	0	0	2	2		
5 Jeff Bagwell, R OBP: 0.389, SLG: 0.371	17 BB 1-2 BB		F8			4-2 CS BB		17 BB IBB		1	0	0	0	3	0	1		
17 Lance Berkman, S OBP: 0.412, SLG: 0.619	1-2 2-3 BB		F7			2-2 F8 BB		4-2 IBB		2	0	0	0	2	0	2		
Richard Hidalgo, R OBP: 0.333, SLG: 0.409	SF7					1-1 CS		1-1 1B HBP		2	0	0	1	0	1	3		
Darby Ward, L OBP: 0.333, SLG: 0.537	3-H 3-1 G3					2-1 P5		1-2 G1-6-3 1B		4	0	1	0	0	1	2		
Morgan Ensberg, R OBP: 0.333, SLG: 0.214						2-2 F2		0-3 K		2	0	0	0	0	1	0		
Jose Vizcaino, S OBP: 0.313, SLG: 0.438								0-3 K		2	0	0	0	0	2	2		
28 Adam Everett, R OBP: 0.333, SLG: 0.200						1-2 L8		0-0 G1-6-3		2	0	0	0	0	0	0		
Orlando Merced, S OBP: 0.222, SLG: 0.222								1-2 K		1	0	0	0	0	0	2		
Octavio Dotel, R OBP: 0.313, SLG: 0.444										0	0	0	0	0	0	0		
Julio Lugo, R OBP: 0.333, SLG: 0.444										1	0	0	0	0	1	0		
Ricky Stone, R OBP: 0.333, SLG: 0.444										0	0	0	0	0	0	0		
44 Roy Oswalt, R OBP: 0.400, SLG: 0.615										2	0	0	0	0	2	0		
Geoff Blum, S OBP: 0.400, SLG: 0.615								17 BB SH1-4 BB		0	0	0	0	1	0	0		
Inning Stats	R: 1 H: 1 E: 0 K: 0 S: 10	WLS: 2 BF: 2 P: 25	H: 0 R: 0 ER: 0 SO: 0 BB: 0 IBB: 0 HBP: 0 BLK: 0 WP: 0 HR: 0 S: 10	H: 0 R: 0 ER: 0 SO: 0 BB: 0 IBB: 0 HBP: 0 BLK: 0 WP: 0 HR: 0 S: 10	H: 0 R: 0 ER: 0 SO: 0 BB: 0 IBB: 0 HBP: 0 BLK: 0 WP: 0 HR: 0 S: 6	H: 0 R: 0 ER: 0 SO: 0 BB: 0 IBB: 0 HBP: 0 BLK: 0 WP: 0 HR: 0 S: 8	H: 0 R: 0 ER: 0 SO: 0 BB: 0 IBB: 0 HBP: 0 BLK: 0 WP: 0 HR: 0 S: 8	H: 1 R: 0 ER: 0 SO: 0 BB: 1 IBB: 0 HBP: 0 BLK: 0 WP: 0 HR: 0 S: 14	H: 0 R: 0 ER: 0 SO: 0 BB: 3 IBB: 0 HBP: 0 BLK: 0 WP: 0 HR: 0 S: 9	H: 0 R: 0 ER: 0 SO: 0 BB: 3 IBB: 0 HBP: 0 BLK: 0 WP: 0 HR: 0 S: 14	H: 0 R: 0 ER: 0 SO: 0 BB: 0 IBB: 0 HBP: 0 BLK: 0 WP: 0 HR: 0 S: 9	H: 0 R: 0 ER: 0 SO: 0 BB: 0 IBB: 0 HBP: 0 BLK: 0 WP: 0 HR: 0 S: 9	1B: 2 2B: 0 3B: 0 HR: 0	SF: 1 DP: 1 HBP: 2	WP: 0 PB: 0 SB: 0 CS: 1	PA: 36		
PITCHER	IP	WLS	BF	H	R	ER	SO	BB	IBB	HBP	BLK	WP	HR	S	P	ERA	WHIP	
Darryl Kile, R ERA: 2.45	(1, 1)	6.0	22	1	1	1	5	3	0	1	0	0	0	51	94	1.50	0.667	
Luther Hackman, R ERA: 3.38	(7, 1)	2.0	10	1	0	0	2	2	1	1	0	0	0	28	49	0.00	1.500	
44 Jason Isringhausen, R ERA: 1.29	(9, 1)	1.0	W	3	0	0	3	0	0	0	0	0	0	9	9	0.00	0.000	

AB	25
R	1
H	2
RBI	1
BB	6
SO	10
LOB	14



Batter	1	2	3	4	5	6	7	8	9	AB	R	H	RBI	BB	SO	LOB	BOTTOM	
Fernando Vina, L OBP: 0.314, SLG: 0.319	5 2B 1B	FC5-4			15 WP 1B	F7		1B		5	1	3	0	0	0	3	Houston Astros @ St. Louis Cardinals Busch Stadium, St. Louis, MO Sat Apr 13 2002, 1:10 PM CDT Att: 41,552 - Overcast - 59 F	
Placido Polanco, R OBP: 0.340, SLG: 0.333	5 2B 1B				15 WP 1B			P3		5	0	2	0	0	1	1		
J.D. Drew, L OBP: 0.392, SLG: 0.500	K				P2			K		5	1	1	0	0	3	4		
5 Albert Pujols, R OBP: 0.415, SLG: 0.488	FC5 2H 2B				P4			15 BB BB		3	0	1	1	2	0	3		
15 Jim Edmonds, L OBP: 0.540, SLG: 0.722	K				K			BB		3	0	0	0	2	3	5		
Tino Martinez, L OBP: 0.302, SLG: 0.171	FC5				1-2 2-3 1B	F7		FC6-4 BB		3	0	1	0	2	0	2		
Mike Matheny, R OBP: 0.280, SLG: 0.458					0-3 K			0-1 F8		3	0	0	0	0	1	1		
Kerry Robinson, L OBP: 0.231, SLG: 0.333					0-3 K			FC6-4		1	0	0	0	0	0	3		
Edgar Renteria, R OBP: 0.412, SLG: 0.484					0-3 K			1-2 2-3 1B		1	0	0	0	0	1	3		
Eli Marrero, R OBP: 0.536, SLG: 0.815					0-3 K			0-2 G5-3		5	0	2	1	0	1	2		
Darryl Kile, R ERA: 2.45					1-3 K			1-3 K		2	0	0	0	0	2	2		
Miguel Cairo, R OBP: 0.197, SLG: 0.200					1-2 1B			1-2 1B		1	0	1	0	0	0	0		
Luther Hackman, R ERA: 3.38					1-2 1B			1-2 1B		0	0	0	0	0	0	0		
Eduardo Perez, R OBP: 0.182, SLG: 0.400					1-2 1B			1-2 1B		1	0	0	0	0	1	0		
44 Jason Isringhausen, R ERA: 1.29					1-2 1B			1-2 1B		0	0	0	0	0	0	0		
Inning Stats	R: 1 H: 3 E: 0 K: 2 S: 21	WLS: 0 BF: 0 P: 28	H: 0 R: 0 ER: 0 SO: 0 BB: 0 IBB: 0 HBP: 0 BLK: 0 WP: 0 HR: 0 S: 11	H: 0 R: 0 ER: 0 SO: 0 BB: 0 IBB: 0 HBP: 0 BLK: 0 WP: 0 HR: 0 S: 11	H: 0 R: 0 ER: 0 SO: 0 BB: 1 IBB: 0 HBP: 0 BLK: 0 WP: 0 HR: 0 S: 13	H: 1 R: 0 ER: 0 SO: 0 BB: 0 IBB: 0 HBP: 0 BLK: 0 WP: 0 HR: 0 S: 12	H: 2 R: 0 ER: 0 SO: 0 BB: 0 IBB: 0 HBP: 0 BLK: 0 WP: 0 HR: 0 S: 13	H: 0 R: 0 ER: 0 SO: 0 BB: 3 IBB: 0 HBP: 0 BLK: 0 WP: 0 HR: 0 S: 14	H: 0 R: 0 ER: 0 SO: 0 BB: 0 IBB: 0 HBP: 0 BLK: 0 WP: 0 HR: 0 S: 17	H: 0 R: 0 ER: 0 SO: 0 BB: 3 IBB: 0 HBP: 0 BLK: 0 WP: 0 HR: 0 S: 14	H: 1 R: 0 ER: 0 SO: 0 BB: 0 IBB: 0 HBP: 0 BLK: 0 WP: 0 HR: 0 S: 11	H: 2 R: 0 ER: 0 SO: 0 BB: 2 IBB: 0 HBP: 0 BLK: 0 WP: 0 HR: 0 S: 13	1B: 10 2B: 1 3B: 0 HR: 0	SF: 0 DP: 0 HBP: 0	WP: 1 PB: 0 SB: 1 CS: 0	PA: 44		
PITCHER	IP	WLS	BF	H	R	ER	SO	BB	IBB	HBP	BLK	WP	HR	S	P	ERA	WHIP	
44 Roy Oswalt, R ERA: 2.84	(1, 1)	6.0	28	8	1	1	10	1	0	0	0	0	0	25	40	1.50	1.500	
Octavio Dotel, R ERA: 2.08	(7, 1)	2.0	10	1	0	0	2	3	0	0	0	0	0	25	40	0.00	2.000	
Ricky Stone, R ERA: 2.0	(9, 1)	0.2	L	6	2	1	1	1	1	0	0	0	0	13	27	13.50	4.500	

AB	38
R	2
H	11
RBI	2
BB	6
SO	13
LOB	29



Batter	1	2	3	4	5	6	7	8	9	AB	R	H	RBI	BB	SO	LOB	TOP					
Craig Biggio, R OBP: 0.346, SLG: 0.413 (1, 4)										4	0	1	0	1	2	2	Houston Astros @ St. Louis Cardinals Busch Stadium, St. Louis, MO Sun Apr 14 2002, 1:10 PM CDT Att: 38,609 - Cloudy - 70 F					
Brad Ausmus, R OBP: 0.341, SLG: 0.500 (1, 2)										4	2	1	0	1	0	2						
5 Jeff Bagwell, R OBP: 0.319, SLG: 0.421 (1, 3)										3	1	2	0	2	0	0						
17 Lance Berkman, S OBP: 0.375, SLG: 0.553 (7, 7)										5	0	0	1	0	0	5						
Richard Hidalgo, R OBP: 0.339, SLG: 0.383 (1, 9)										3	1	0	0	2	1	2						
Danyle Ward, L OBP: 0.348, SLG: 0.545 Brian Hunter, R OBP: 0.375, SLG: 0.375 (7, PR) (7, 8)										3	0	2	1	0	0	2						
Geoff Blum, S OBP: 0.421, SLG: 0.588 T.J. Mathews, R Billy Wagner, L (9, 1)										4	1	2	1	0	0	3						
28 Adam Everett, R OBP: 0.324, SLG: 0.241 (1, 6)										4	0	1	1	0	0	2						
Shane Reynolds, R OBP: 0.143, SLG: 0.286 Nelson Cruz, R Jose Vizcaino, S OBP: 0.294, SLG: 0.412 (7, 5)										2	0	0	0	0	1	1						
Inning Stats	R: 1 E: 0 K: 1 S: 14	H: 1 LOB: 1 BB: 1 P: 25	R: 0 E: 0 K: 0 S: 8	H: 2 LOB: 2 BB: 1 P: 13	R: 1 E: 0 K: 0 S: 8	H: 2 LOB: 2 BB: 1 P: 16	R: 0 E: 0 K: 1 S: 8	H: 0 LOB: 1 BB: 1 P: 13	R: 3 E: 1 K: 0 S: 16	H: 2 LOB: 1 BB: 2 P: 27	R: 0 E: 0 K: 0 S: 6	H: 0 LOB: 0 BB: 0 P: 9	R: 0 E: 0 K: 0 S: 8	H: 1 LOB: 1 BB: 0 P: 9	R: 0 E: 0 K: 0 S: 9	H: 1 LOB: 1 BB: 0 P: 9		R: 0 E: 0 K: 1 S: 10	H: 0 LOB: 1 BB: 1 P: 18	1B: 7 2B: 2 3B: 0 HR: 0	SF: 1 SAC: 1 DP: 0 HBP: 0	WP: 1 PB: 0 SB: 0 CS: 0
PITCHER	IP	WLS	BF	H	R	ER	SO	BB	IBB	HBP	BLK	WP	HR	S	P	ERA	WHIP					
Garrett Stephenson, R ERA: 6.92 Gene Stechschulte, R ERA: 5.19 Mike Timlin, R ERA: 0.93 44 Jason Istringhausen, R ERA: 1.13	3.0	L	16	5	2	2	1	2	0	0	0	1	0	30	54	6.00	2.333					
	2.0		11	2	3	2	1	3	0	0	0	0	0	24	40	9.00	2.500					
	3.0		11	2	0	0	1	0	0	0	0	0	0	23	27	0.00	0.667					
	1.0		4	0	0	0	1	1	0	0	0	0	0	10	18	0.00	1.000					

AB	34
R	5
H	9
RBI	4
BB	6
SO	4
LOB	20



Batter	1	2	3	4	5	6	7	8	9	AB	R	H	RBI	BB	SO	LOB	BOTTOM				
Fernando Vina, L OBP: 0.304, SLG: 0.308 (1, 4)										5	0	1	1	0	0	2	Houston Astros @ St. Louis Cardinals Busch Stadium, St. Louis, MO Sun Apr 14 2002, 1:10 PM CDT Att: 38,609 - Cloudy - 70 F				
Edgar Renteria, R OBP: 0.385, SLG: 0.444 (1, 6)										5	1	1	0	0	1	4					
J.D. Drew, L OBP: 0.375, SLG: 0.469 (1, 9)										5	0	1	0	0	0	1					
5 Albert Pujols, R OBP: 0.414, SLG: 0.521 (1, 5)										5	1	2	1	0	0	3					
15 Jim Edmonds, L OBP: 0.527, SLG: 0.750 (1, 8)										4	1	1	2	1	1	4					
Tino Martinez, L OBP: 0.304, SLG: 0.162 Mike Timlin, R 44 Jason Istringhausen, R Placido Polanco, R OBP: 0.333, SLG: 0.327 (9, PH)										2	0	0	0	1	1	3					
Mike DiFelice, R OBP: 0.360, SLG: 0.609 Kerry Robinson, L OBP: 0.231, SLG: 0.333 (7, PR) (8, 7)										4	0	1	0	0	1	5					
Eli Marrero, R OBP: 0.594, SLG: 0.833 (8, 2)										3	1	3	0	1	0	0					
Garrett Stephenson, R Gene Stechschulte, R Eduardo Perez, R OBP: 0.231, SLG: 0.364 (6, 3)										1	0	0	0	0	1	1					
Inning Stats	R: 1 E: 2 K: 1 S: 13	H: 1 LOB: 3 BB: 1 P: 25	R: 0 E: 0 K: 2 S: 13	H: 1 LOB: 0 BB: 0 P: 17	R: 0 E: 0 K: 0 S: 6	H: 1 LOB: 2 BB: 1 P: 14	R: 0 E: 0 K: 1 S: 11	H: 1 LOB: 1 BB: 0 P: 14	R: 0 E: 0 K: 0 S: 8	H: 2 LOB: 1 BB: 1 P: 15	R: 2 E: 0 K: 0 S: 15	H: 3 LOB: 1 BB: 1 P: 28	R: 0 E: 0 K: 0 S: 6	H: 0 LOB: 0 BB: 0 P: 6	R: 0 E: 1 K: 1 S: 7	H: 0 LOB: 1 BB: 0 P: 8		1B: 7 2B: 2 3B: 0 HR: 1	SF: 0 SAC: 0 DP: 1 HBP: 0	WP: 1 PB: 0 SB: 3 CS: 1	PA: 43
PITCHER	IP	WLS	BF	H	R	ER	SO	BB	IBB	HBP	BLK	WP	HR	S	P	ERA	WHIP				
Shane Reynolds, R ERA: 4.76 Nelson Cruz, R ERA: 10.13 T.J. Mathews, R Billy Wagner, L ERA: 4.5	5.1	W	27	6	2	1	5	3	0	0	0	1	0	60	101	1.69	1.688				
	1.1	H	7	4	2	2	0	0	0	0	0	0	1	16	24	13.50	3.000				
	1.1	H	4	0	0	0	0	0	1	0	0	0	0	8	13	0.00	0.000				
	1.0	S	4	0	0	0	1	0	0	0	0	0	0	7	8	0.00	0.000				



Batter	1	2	3	4	5	6	7	8	9	AB	R	H	RBI	BB	SO	LOB	TOP					
Fernando Vina, L (1.4) OBP: 0.317, SLG: 0.345 Placido Polanco, R (7.4) OBP: 0.333, SLG: 0.327 Mike DiFalco, R (9, PH) OBP: 0.346, SLG: 0.583	G6-3 3B	FC6-4 BB		L7			G4-3		G5-3	3	1	1	0	1	0	0						
Edgar Renteria, R (1.6) OBP: 0.381, SLG: 0.462 Miguel Cairo, R (6.6) OBP: 0.125, SLG: 0.143	G6-3	FC6-4 1-2					K		G1-3	3	1	1	1	0	0	2						
J.D. Drew, L (1.9) OBP: 0.426, SLG: 0.596	WP 15 BB BB									3	2	3	2	2	0	0						
5 Albert Pujols, R (1.5) OBP: 0.393, SLG: 0.490 Eduardo Perez, R (6.5) OBP: 0.200, SLG: 0.308	F8			G6-3			F9		FC5-4 1B	3	0	0	0	0	0	2						
15 Jim Edmonds, L (1.8) OBP: 0.559, SLG: 0.786				SH1-3 BB			G6-4-3 1B			2	1	2	1	2	0	0						
Eli Marrero, R (1.7) OBP: 0.543, SLG: 0.758	P4			SH1-3			G6-4-3			3	0	0	0	0	1	4						
Tino Martinez, L (1.3) OBP: 0.300, SLG: 0.195		L8		F9			L3		F9 2B	4	0	1	1	0	0	1						
Mike Matheny, R (1.2) OBP: 0.241, SLG: 0.393		E4 G6-3					G5-3		F9	4	0	0	0	0	0	1						
Andy Benes, R (1.1) OBP: 0.250, SLG: 0.250 Travis Smith, R (4.1)	G6-3			F7			G4-3		G4-3	2	0	0	0	0	0	1						
Kerry Robinson, L (8, PH) OBP: 0.214, SLG: 0.308 Mike Matthews, L (8.1)										1	0	0	0	0	0	0						
										1	0	0	0	0	0	0						
										0	0	0	0	0	0	0						
Inning Stats	R: 1 E: 0 K: 0 S: 11	H: 1 LOB: 2 BB: 2 P: 22	R: 0 E: 1 K: 0 S: 6	H: 0 LOB: 1 BB: 1 P: 12	R: 1 E: 0 K: 0 S: 5	H: 1 LOB: 1 BB: 1 P: 13	R: 0 E: 0 K: 0 S: 4	H: 0 LOB: 0 BB: 0 P: 8	R: 2 E: 0 K: 0 S: 11	H: 3 LOB: 0 BB: 0 P: 16	R: 0 E: 0 K: 0 S: 4	H: 0 LOB: 1 BB: 1 P: 17	R: 1 E: 0 K: 0 S: 12	H: 2 LOB: 1 BB: 0 P: 16	R: 0 E: 0 K: 0 S: 7	H: 1 LOB: 1 BB: 0 P: 10	1B: 2 2B: 3 3B: 2 HR: 1	SF: 0 SAC: 1 DP: 1 HBP: 0	WP: 1 PB: 0 SB: 0 CS: 0	PA: 40		
PITCHER	IP WLS BF H R ER SO BB IBB HBP BLK WP HR S P ERA WHIP	IP WLS BF H R ER SO BB IBB HBP BLK WP HR S P ERA WHIP	IP WLS BF H R ER SO BB IBB HBP BLK WP HR S P ERA WHIP	IP WLS BF H R ER SO BB IBB HBP BLK WP HR S P ERA WHIP	IP WLS BF H R ER SO BB IBB HBP BLK WP HR S P ERA WHIP	IP WLS BF H R ER SO BB IBB HBP BLK WP HR S P ERA WHIP	IP WLS BF H R ER SO BB IBB HBP BLK WP HR S P ERA WHIP	IP WLS BF H R ER SO BB IBB HBP BLK WP HR S P ERA WHIP	IP WLS BF H R ER SO BB IBB HBP BLK WP HR S P ERA WHIP	IP WLS BF H R ER SO BB IBB HBP BLK WP HR S P ERA WHIP	IP WLS BF H R ER SO BB IBB HBP BLK WP HR S P ERA WHIP	IP WLS BF H R ER SO BB IBB HBP BLK WP HR S P ERA WHIP	IP WLS BF H R ER SO BB IBB HBP BLK WP HR S P ERA WHIP	IP WLS BF H R ER SO BB IBB HBP BLK WP HR S P ERA WHIP	IP WLS BF H R ER SO BB IBB HBP BLK WP HR S P ERA WHIP	IP WLS BF H R ER SO BB IBB HBP BLK WP HR S P ERA WHIP	IP WLS BF H R ER SO BB IBB HBP BLK WP HR S P ERA WHIP	IP WLS BF H R ER SO BB IBB HBP BLK WP HR S P ERA WHIP	IP WLS BF H R ER SO BB IBB HBP BLK WP HR S P ERA WHIP	IP WLS BF H R ER SO BB IBB HBP BLK WP HR S P ERA WHIP	IP WLS BF H R ER SO BB IBB HBP BLK WP HR S P ERA WHIP	IP WLS BF H R ER SO BB IBB HBP BLK WP HR S P ERA WHIP

St. Louis Cardinals @ Arizona Diamondbacks
Bank One Ballpark, Phoenix, AZ
Mon Apr 15 2002, 9:35 PM EDT
Att: 32,116 - Dome - 72 F

AB 34
R 5
H 8
RBI 5
BB 5
SO 3
LOB 14



Batter	1	2	3	4	5	6	7	8	9	AB	R	H	RBI	BB	SO	LOB	BOTTOM					
Tony Womack, L (1.6) OBP: 0.322, SLG: 0.373	G6-3 3B	BB 1B BB		E 2B 1B	G4-6-3 BB		L4-6 2-3			3	3	2	0	2	0	1						
Quinton McCracken, S (1.8) OBP: 0.381, SLG: 0.737	G6-3	1B BB		E4 2B	K			E BB BB		3	2	0	2	2	1	2						
Luis Gonzalez, L (1.7) OBP: 0.333, SLG: 0.500	F8	1B 1B		2B 2B	G4-6-3			E BB		4	2	2	4	1	0	1						
Danny Bautista, R (1.9) OBP: 0.373, SLG: 0.542 Jose Guillen, R (8, PH) OBP: 0.198, SLG: 0.188	CS BB	1B 1B		HR 2B			1B 2B	F9		3	2	3	2	1	0	0						
Mark Grace, L (1.3) OBP: 0.400, SLG: 0.533	CS			HR BB			G3-6-1 1B	P6		3	2	2	2	2	0	2						
Damian Miller, R (1.2) OBP: 0.419, SLG: 0.667 Rod Barajas, R (8.2) OBP: 0.231, SLG: 0.333		E8 FC4-6		HR			G3-6-1	E5		4	2	1	3	0	0	4						
Junior Spivey, R (1.4) OBP: 0.316, SLG: 0.453		E5 BB SH1-4 1B	B5-3	G6-3			G4-3	G1-3		5	1	0	0	0	0	5						
Craig Counsell, L (1.5) OBP: 0.321, SLG: 0.380 Mike Morgan, R (8.1)		SF8	F7	L9			F7			3	0	0	1	0	0	0						
Rick Helling, R (1.1) Chris Donnels, L (7, PH) OBP: 0.250, SLG: 0.714		SH1-4	G6-3	K			L4-6 2B			2	0	0	0	0	1	0						
Inning Stats	R: 1 E: 0 K: 0 S: 11	H: 1 LOB: 0 BB: 1 P: 20	R: 6 E: 2 K: 0 S: 20	H: 3 LOB: 3 BB: 3 P: 41	R: 0 E: 0 K: 0 S: 6	H: 0 LOB: 0 BB: 0 P: 7	R: 6 E: 1 K: 1 S: 17	H: 4 LOB: 0 BB: 1 P: 32	R: 0 E: 0 K: 1 S: 6	H: 0 LOB: 0 BB: 1 P: 11	R: 1 E: 0 K: 0 S: 9	H: 2 LOB: 0 BB: 0 P: 12	R: 0 E: 0 K: 0 S: 7	H: 1 LOB: 0 BB: 0 P: 11	R: 0 E: 1 K: 0 S: 8	H: 0 LOB: 3 BB: 2 P: 19	1B: 5 2B: 5 3B: 1 HR: 1	SF: 1 SAC: 1 DP: 3 HBP: 0	WP: 0 PB: 0 SB: 0 CS: 1	PA: 44		
PITCHER	IP WLS BF H R ER SO BB IBB HBP BLK WP HR S P ERA WHIP	IP WLS BF H R ER SO BB IBB HBP BLK WP HR S P ERA WHIP	IP WLS BF H R ER SO BB IBB HBP BLK WP HR S P ERA WHIP	IP WLS BF H R ER SO BB IBB HBP BLK WP HR S P ERA WHIP	IP WLS BF H R ER SO BB IBB HBP BLK WP HR S P ERA WHIP	IP WLS BF H R ER SO BB IBB HBP BLK WP HR S P ERA WHIP	IP WLS BF H R ER SO BB IBB HBP BLK WP HR S P ERA WHIP	IP WLS BF H R ER SO BB IBB HBP BLK WP HR S P ERA WHIP	IP WLS BF H R ER SO BB IBB HBP BLK WP HR S P ERA WHIP	IP WLS BF H R ER SO BB IBB HBP BLK WP HR S P ERA WHIP	IP WLS BF H R ER SO BB IBB HBP BLK WP HR S P ERA WHIP	IP WLS BF H R ER SO BB IBB HBP BLK WP HR S P ERA WHIP	IP WLS BF H R ER SO BB IBB HBP BLK WP HR S P ERA WHIP	IP WLS BF H R ER SO BB IBB HBP BLK WP HR S P ERA WHIP	IP WLS BF H R ER SO BB IBB HBP BLK WP HR S P ERA WHIP	IP WLS BF H R ER SO BB IBB HBP BLK WP HR S P ERA WHIP	IP WLS BF H R ER SO BB IBB HBP BLK WP HR S P ERA WHIP	IP WLS BF H R ER SO BB IBB HBP BLK WP HR S P ERA WHIP	IP WLS BF H R ER SO BB IBB HBP BLK WP HR S P ERA WHIP	IP WLS BF H R ER SO BB IBB HBP BLK WP HR S P ERA WHIP	IP WLS BF H R ER SO BB IBB HBP BLK WP HR S P ERA WHIP	IP WLS BF H R ER SO BB IBB HBP BLK WP HR S P ERA WHIP

St. Louis Cardinals @ Arizona Diamondbacks
Bank One Ballpark, Phoenix, AZ
Mon Apr 15 2002, 9:35 PM EDT
Att: 32,116 - Dome - 72 F

AB 33
R 14
H 11
RBI 14
BB 8
SO 2
LOB 19



Batter	1	2	3	4	5	6	7	8	9	AB	R	H	RBI	BB	SO	LOB	TOP								
Fernando Vina, L OBP: 0.343, SLG: 0.375 (1, 4)	0-0 SH5-4 K2-5-2 2B		0-3 K		0-2 1B 15 HR S	0-0 1B			4-0 SH5-4 1B BB	4	2	3	0	1	1	1									
Placido Polanco, R OBP: 0.328, SLG: 0.321 (1, 5)	2-1 SH5-4		1-1 G5-3		1-2 P4	1-3 K			0-1 SH5-4	3	0	0	0	0	1	3									
J.D. Drew, L OBP: 0.418, SLG: 0.569 (1, 9)	1-3 K2-5-2			0-3 K	0-0 15 HR 5 BB 1B		1-1 G1-3		1-0 1B	5	1	2	2	0	2	1									
5 Albert Pujols, R OBP: 0.414, SLG: 0.552 (9, 3)		1-2 F9		1-2 15 2B 1B	4-1 15 HR BB		2-2 F7		2-0 L6	4	2	1	0	1	0	1									
15 Jim Edmonds, L OBP: 0.545, SLG: 0.813 (1, 8)	0-0 L9		1-2 1B	1-3 1B	0-0 BB		2-3 K		0-1 F7	5	2	2	4	0	1	1									
Tino Martinez, L OBP: 0.309, SLG: 0.200 44 Jason Istringhausen, R (8, 1)	1-1 E4		0-1 1B	2-3 3-H 1B	2-0 G3		1-2 F8			4	0	1	1	0	0	0									
Edgar Renteria, R OBP: 0.340, SLG: 0.404 (1, 6)	3-1 F9		2-2 1B	0-0 G6-3			1-1 F9			4	0	1	1	0	0	1									
Mike DiFelice, R OBP: 0.300, SLG: 0.500 (1, 2)			0-2 G1-3		0-1 G5-3		0-2 L8			4	0	0	0	0	1	2									
Matt Morris, R (1, 1)			4-2 BB	1-3 K			1-3 K		4-2 SH5-4 1B BB	2	0	0	0	1	2	2									
Miguel Cairo, R OBP: 0.231, SLG: 0.182 Kerry Robinson, L OBP: 0.214, SLG: 0.308 (9, 7)										0	0	0	0	1	0	0									
Inning Stats	R: 0 E: 0 K: 1 S: 6	H: 1 LOB: 1 BB: 0 P: 9	R: 0 E: 1 K: 0 S: 8	H: 0 LOB: 1 BB: 0 P: 13	R: 0 E: 0 K: 1 S: 12	H: 0 LOB: 1 BB: 1 P: 17	R: 2 E: 0 K: 3 S: 20	H: 4 LOB: 2 BB: 0 P: 27	R: 4 E: 0 K: 0 S: 12	H: 3 LOB: 0 BB: 0 P: 19	R: 0 E: 0 K: 2 S: 10	H: 1 LOB: 1 BB: 0 P: 12	R: 0 E: 0 K: 1 S: 8	H: 0 LOB: 0 BB: 0 P: 13	R: 0 E: 0 K: 0 S: 8	H: 0 LOB: 0 BB: 0 P: 10	R: 2 E: 0 K: 0 S: 8	H: 1 LOB: 1 BB: 2 P: 18	1B: 7 2B: 3 3B: 0 HR: 1	SF: 0 SAC: 2 DP: 1 HBP: 0	WP: 0 PB: 0 SB: 1 CS: 0	PA: 41			
PITCHER	IP	WLS	BF	H	R	ER	SO	BB	IBB	HBP	BLK	WP	HR	S	P	ERA	WHIP								
Curt Schilling, R ERA: 2.79 (1, 1)	6.0	L	29	9	6	6	7	2	0	0	0	0	1	68	97	9.00	1.833								
Brian Anderson, L ERA: 7.5 (7, 1)	1.0		3	0	0	0	1	0	0	0	0	0	0	8	13	0.00	0.000								
Miguel Batista, R ERA: 5.0 (8, 1)	1.1		6	0	2	2	0	2	0	0	0	0	0	12	22	13.50	1.500								
Eddie Oropesa, L ERA: 1.93 (9, 1)	0.2		3	1	0	0	0	0	0	0	0	0	0	4	6	0.00	1.500								

St. Louis Cardinals @ Arizona Diamondbacks
Bank One Ballpark, Phoenix, AZ
Wed Apr 17 2002, 6:05 PM EDT
Att: 35,147 - Sunny - 70 F

AB	35
R	8
H	10
RBI	8
BB	4
SO	8
LOB	12



Batter	1	2	3	4	5	6	7	8	9	AB	R	H	RBI	BB	SO	LOB	BOTTOM								
Tony Womack, L OBP: 0.348, SLG: 0.426 (1, 6)	3-2 1B 1B		3-2 G4-3 HR 1B	1-2 G5-3			1-1 G4-3 2B		1-1 1B 2B	5	2	4	0	0	0	1									
Danny Bautista, R OBP: 0.383, SLG: 0.518 (1, 9)	1-2 1B 1-3 1B		0-0 G4-3	1-2 1B	1-1 P4		0-2 G6-3		2-2 G4-3	5	0	1	0	0	0	3									
Luis Gonzalez, L OBP: 0.338, SLG: 0.532 (1, 7)	3-1 1B 1-2 3-H 1B		3-1 2-H HR	0-0 E6 G4-3	3-2 F7		2-0 G4-3		2-3 K	4	1	2	3	0	0	1									
Mark Grace, L OBP: 0.373, SLG: 0.490 (1, 3)	1-2 P4		0-0 E6 G4-3		0-1 F7		2-3 K			4	0	0	0	0	1	3									
Damian Miller, R OBP: 0.353, SLG: 0.545 (1, 2)	1-3 K		1-0 G4-3	1-2 K		1-3 K		2-3 K		4	0	0	0	0	3	3									
Steve Finley, L OBP: 0.349, SLG: 0.568 (1, 8)	0-0 P4		0-1 P4		2-3 K		2-1 F7			4	0	0	0	0	1	3									
Junior Spivey, R OBP: 0.354, SLG: 0.541 (1, 4)		0-1 G4-3		0-0 G6-3 2B		2-2 1B		0-0 G6-3		4	0	2	0	0	0	0									
Craig Counsell, L OBP: 0.295, SLG: 0.333 (1, 5)		2-1 F8		0-0 G6-3		1-1 G6-3		0-2 G3		4	0	0	0	0	0	2									
Curt Schilling, R ERA: 2.42 Brian Anderson, R ERA: 7.5 David DeJesus, R ERA: 8.00 Miguel Batista, R ERA: 5.0 Eddie Oropesa, L ERA: 1.93 (9, 7)		2-3 K		0-1 G5-3		1-1 HR		2-1 F7		2	0	0	0	0	1	1									
Inning Stats	R: 1 E: 0 K: 1 S: 16	H: 3 LOB: 2 BB: 0 P: 25	R: 0 E: 0 K: 1 S: 7	H: 0 LOB: 0 BB: 0 P: 11	R: 2 E: 1 K: 0 S: 10	H: 2 LOB: 1 BB: 0 P: 17	R: 0 E: 0 K: 0 S: 7	H: 1 LOB: 1 BB: 0 P: 8	R: 0 E: 0 K: 2 S: 11	H: 1 LOB: 1 BB: 0 P: 17	R: 1 E: 0 K: 1 S: 12	H: 2 LOB: 1 BB: 0 P: 18	R: 0 E: 0 K: 1 S: 6	H: 0 LOB: 0 BB: 0 P: 10	R: 0 E: 0 K: 0 S: 10	H: 1 LOB: 1 BB: 0 P: 15	1B: 5 2B: 3 3B: 0 HR: 2	SF: 0 SAC: 0 DP: 0 HBP: 0	WP: 0 PB: 0 SB: 0 CS: 0	PA: 38					
PITCHER	IP	WLS	BF	H	R	ER	SO	BB	IBB	HBP	BLK	WP	HR	S	P	ERA	WHIP								
Matt Morris, R ERA: 0.9 (1, 1)	7.0	W	31	9	4	4	5	0	0	0	0	0	0	16	25	0.00	0.500								
44 Jason Istringhausen, R ERA: 0.9 (8, 1)	2.0	S	7	1	0	0	1	0	0	0	0	0	0	16	25	0.00	0.500								

St. Louis Cardinals @ Arizona Diamondbacks
Bank One Ballpark, Phoenix, AZ
Wed Apr 17 2002, 6:05 PM EDT
Att: 35,147 - Sunny - 70 F

AB	38
R	4
H	10
RBI	4
BB	0
SO	6
LOB	17



Batter	1	2	3	4	5	6	7	8	9	AB	R	H	RBI	BB	SO	LOB	TOP		
Fernando Vina, L (1,4) OBP: 0.320, SLG: 0.348	L7		K	F5			B1-3		FC4-6	5	0	0	0	0	1	3			
Edgar Renteria, R (1,6) OBP: 0.335, SLG: 0.392	G5-3		G5-3				L5			4	0	1	0	0	0	0			
J.D. Drew, L (1,9) OBP: 0.423, SLG: 0.607			K						F9	3	1	1	1	1	1	0			
5 Albert Pujols, R (1,5) OBP: 0.405, SLG: 0.525	P4			15 2B 1B			G6-3		F9	3	1	0	0	1	0	1			
15 Jim Edmonds, L (1,8) OBP: 0.551, SLG: 0.843 Kerry Robinson, L (6,8) OBP: 0.267, SLG: 0.308		2-2	2B	1B SF8			F8		WP BB	3	2	2	0	0	0	0			
Tino Martinez, L (1,3) OBP: 0.322, SLG: 0.229		1-0	L9 SF8	SF8 1B			G4-3		F8	3	1	1	1	1	0	1			
Eli Marrero, R (1,7) OBP: 0.512, SLG: 0.675		0-0	L9	SF8 1B			K		G4-3	4	0	1	1	0	1	1			
Mike Matheny, R (1,2) OBP: 0.194, SLG: 0.333		0-0	SF8	SF8			G4-3		G4-3	2	0	0	2	0	0	0			
Darryl Kile, R (1,1) Eduardo Perez, R (7,PH) Luther Hackman, R (7,1) Miguel Cairo, R (9,PH) OBP: 0.286, SLG: 0.250		0-0	F7	G3			F9		FC4-6 1B	2	0	0	0	0	0	2			
		R: 0 H: 0 E: 0 LOB: 1 K: 0 BB: 1 S: 8 P: 15	R: 2 H: 2 E: 0 LOB: 0 K: 0 BB: 0 S: 8 P: 11	R: 0 H: 0 E: 0 LOB: 0 K: 2 BB: 0 S: 9 P: 13	R: 2 H: 2 E: 0 LOB: 2 K: 0 BB: 2 S: 10 P: 23	R: 1 H: 2 E: 0 LOB: 0 K: 0 BB: 0 S: 12 P: 15	R: 0 H: 0 E: 0 LOB: 0 K: 1 BB: 0 S: 7 P: 9	R: 0 H: 0 E: 0 LOB: 0 K: 0 BB: 0 S: 7 P: 7	R: 0 H: 0 E: 0 LOB: 1 K: 0 BB: 1 S: 10 P: 20	R: 0 H: 1 E: 0 LOB: 1 K: 0 BB: 0 S: 7 P: 10	1B: 3 SF: 2 2B: 3 SAC: 0 3B: 0 DP: 0 HR: 1 HBP: 0	WP: 1 PA: 37 PB: 0 SB: 0 CS: 1							
		PITCHER	IP	WLS	BF	H	R	ER	SO	BB	IBB	HBP	BLK	WP	HR	S	P	ERA	WHIP
		Nelson Figueroa, R (1,1) ERA: 4.41	6.0		26	6	5	5	3	3	0	0	0	0	1	54	86	7.50	1.500
		Jose Cabrera, R (7,1) ERA: 3.55	1.0	W	3	0	0	0	0	0	0	0	0	0	0	7	7	0.00	0.000
		Takahito Nomura, L (8,1) ERA: 5.14	1.0	H	4	0	0	0	0	1	0	0	0	1	0	10	20	0.00	1.000
		Mike DeJean, R (9,1) ERA: 5.14	1.0	S	4	1	0	0	0	0	0	0	0	0	0	7	10	0.00	1.000

St. Louis Cardinals @ Milwaukee Brewers
Miller Park, Milwaukee, WI
Thu Apr 18 2002, 7:05 PM CDT
Att: 17,717 - Dome - 72 F


AB 31
R 5
H 7
RBI 5
BB 4
SO 3
LOB 8



Batter	1	2	3	4	5	6	7	8	9	AB	R	H	RBI	BB	SO	LOB	BOTTOM		
Eric Young Sr., R (1,4) OBP: 0.282, SLG: 0.200	F9		G1-3				SH5-4 HR BB	CS		3	1	1	0	1	0	1			
Alex Sanchez, L (1,8) OBP: 0.303, SLG: 0.233	G3-1			1B 3B			SH5-4			3	1	1	0	0	0	1			
Geoff Jenkins, L (1,7) OBP: 0.364, SLG: 0.456	G4-3			1B 3B			HR 2B	HR HBP		3	3	2	0	0	0	0			
Richie Sexson, R (1,3) OBP: 0.318, SLG: 0.600			K	2H 3H			HR	HR		4	2	3	7	0	1	0			
Matt Stairs, L (1,9) OBP: 0.167, SLG: 0.250 Takahito Nomura, L (8,1) Mike DeJean, R (9,1)			G4-3	L6			G3	G1		4	0	0	0	0	0	1			
Raul Casanova, S (1,2) OBP: 0.288, SLG: 0.244			F9	K			G1-3	G4-3		4	0	0	0	0	1	1			
Tyler Houston, L (1,5) OBP: 0.297, SLG: 0.286				SH1-4 1B			L4			4	0	2	0	0	0	1			
José Hernández, R (1,6) OBP: 0.357, SLG: 0.471			F9				K			3	0	1	0	1	1	1			
Nelson Figueroa, R (1,1) Lenny Harris, L (6,PH) Jose Cabrera, R (7,1) Alex Ochoa, R (8,9) OBP: 0.349, SLG: 0.625			SH1-4				K			1	0	0	0	0	1	0			
		R: 0 H: 0 E: 0 LOB: 0 K: 0 BB: 0 S: 7 P: 11	R: 0 H: 0 E: 0 LOB: 0 K: 1 BB: 0 S: 11 P: 13	R: 0 H: 1 E: 0 LOB: 1 K: 0 BB: 0 S: 9 P: 15	R: 2 H: 3 E: 0 LOB: 1 K: 1 BB: 0 S: 11 P: 16	R: 0 H: 1 E: 0 LOB: 1 K: 2 BB: 0 S: 11 P: 16	R: 2 H: 3 E: 0 LOB: 2 K: 0 BB: 1 S: 19 P: 27	R: 3 H: 1 E: 0 LOB: 0 K: 0 BB: 1 S: 9 P: 17	R: 0 H: 1 E: 0 LOB: 0 K: 0 BB: 0 S: 5 P: 10	1B: 5 SF: 0 2B: 2 SAC: 2 3B: 1 DP: 0 HR: 2 HBP: 1	WP: 0 PA: 37 PB: 0 SB: 0 CS: 1								
		PITCHER	IP	WLS	BF	H	R	ER	SO	BB	IBB	HBP	BLK	WP	HR	S	P	ERA	WHIP
		Darryl Kile, R (1,1) ERA: 3.71	6.0		27	8	4	4	4	1	0	0	0	0	1	68	98	6.00	1.500
		Luther Hackman, R (7,1) ERA: 5.4	2.0	L	9	2	3	3	0	1	0	1	0	0	1	14	27	13.50	1.500

St. Louis Cardinals @ Milwaukee Brewers
Miller Park, Milwaukee, WI
Thu Apr 18 2002, 7:05 PM CDT
Att: 17,717 - Dome - 72 F

AB 31
R 7
H 10
RBI 7
BB 2
SO 4
LOB 9



Batter	1	2	3	4	5	6	7	8	9	AB	R	H	RBI	BB	SO	LOB	TOP					
Fernando Vina, L OBP: 0.300, SLG: 0.324	P4		L7		L7		G5-3		G4-3	5	0	0	0	0	0	3						
Edgar Renteria, R OBP: 0.345, SLG: 0.407	BB		2B		L7			F8		3	0	1	0	1	0	1						
J.D. Drew, L OBP: 0.413, SLG: 0.600	F8		P5			F8		2B		4	0	1	0	0	0	2						
5 Albert Pujols, R OBP: 0.410, SLG: 0.569	K		G4-3			HR		1B		4	1	2	1	0	1	2						
Tino Martinez, L OBP: 0.302, SLG: 0.212		P6			G6-3		P6		K	4	0	0	0	0	1	2						
Eli Marrero, R OBP: 0.489, SLG: 0.628		1B BB			K		P4		K	3	0	0	0	1	2	2						
Kerry Robinson, L OBP: 0.263, SLG: 0.353		F8			F8		G3		2B	4	0	1	0	0	0	1						
Mike Matheny, R OBP: 0.250, SLG: 0.405						2B			K	4	0	3	0	0	1	1						
Mike Timlin, R Mike Crudate, R Eduardo Perez, R Mike Matthews, L Miguel Cairo, R									K	2	0	0	0	0	2	3						
Inning Stats	R: 0 E: 0 K: 1 S: 9	H: 0 LOB: 1 BB: 1 P: 17	R: 0 E: 0 K: 1 S: 10	H: 1 LOB: 2 BB: 1 P: 18	R: 0 E: 0 K: 0 S: 8	H: 1 LOB: 0 BB: 0 P: 13	R: 0 E: 0 K: 1 S: 6	H: 0 LOB: 0 BB: 0 P: 10	R: 0 E: 0 K: 1 S: 9	H: 1 LOB: 0 BB: 0 P: 11	R: 1 E: 0 K: 0 S: 12	H: 1 LOB: 0 BB: 0 P: 18	R: 0 E: 0 K: 1 S: 8	H: 1 LOB: 1 BB: 0 P: 12	R: 0 E: 0 K: 2 S: 15	H: 2 LOB: 2 BB: 0 P: 19	R: 0 E: 0 K: 1 S: 10	H: 1 LOB: 1 BB: 0 P: 13	1B: 3 2B: 4 3B: 0 HR: 1	SF: 0 SAC: 0 DP: 0 HBP: 0	WP: 0 PB: 0 SB: 0 CS: 0	PA: 37
PITCHER	IP WLS BF H R ER SO BB IBB HBP BLK WP HR S P ERA WHIP																					
Ruben Quevedo, R ERA: 4.66	(1, 1)	7.1 W 31 7 1 1 5 2 0 0 0 0 0 1 68 106 1.23 1.227																				
Ray King, L ERA: 33.75	(8, 1)	0.1 H 1 0 0 0 1 0 0 0 0 0 0 0 6 6 0.00 0.000																				
Luis Vizcaino, R ERA: 3.48	(8, 1)	1.1 S 5 1 0 0 3 0 0 0 0 0 0 0 13 19 0.00 0.750																				

St. Louis Cardinals @ Milwaukee Brewers
Miller Park, Milwaukee, WI
Fri Apr 19 2002, 7:05 PM CDT
Att: 23,865 - Dome - 72 F

AB 35
R 1
H 8
RBI 1
BB 2
SO 9
LOB 19



Batter	1	2	3	4	5	6	7	8	9	AB	R	H	RBI	BB	SO	LOB	BOTTOM	
Eric Young Sr., R OBP: 0.262, SLG: 0.204	F9		G6-3				G5-3			4	1	1	0	0	0	0		
Alex Sanchez, L OBP: 0.297, SLG: 0.294	G4-3		G6-3		1B		B5-3			4	1	1	2	0	0	0		
Jeffrey Hammonds, R OBP: 0.414, SLG: 0.590		1B			SF8					2	0	2	1	1	0	0		
Richie Sexson, R OBP: 0.300, SLG: 0.563	G5-3				K		G5-3			4	0	0	0	0	2	3		
Geoff Jenkins, L OBP: 0.357, SLG: 0.459		G4-3			K		G3-1 1B 2B		K	4	1	1	0	0	2	1		
Tyler Houston, L OBP: 0.286, SLG: 0.256		K			G1-3		G3-1		L8	4	0	0	0	0	1	2		
José Hernández, R OBP: 0.400, SLG: 0.574									BB	3	2	3	2	1	0	0		
Paul Bako, L OBP: 0.400, SLG: 0.389		F8							HR	4	0	2	1	0	0	1		
Ruben Quevedo, R Ray King, L Luis Vizcaino, R										3	1	0	0	0	0	3		
Inning Stats	R: 0 E: 0 K: 0 S: 10	H: 1 LOB: 0 BB: 0 P: 13	R: 0 E: 0 K: 1 S: 10	H: 0 LOB: 0 BB: 1 P: 16	R: 0 E: 0 K: 2 S: 11	H: 1 LOB: 1 BB: 0 P: 16	R: 0 E: 0 K: 1 S: 14	H: 4 LOB: 0 BB: 0 P: 17	R: 1 E: 0 K: 0 S: 16	H: 3 LOB: 1 BB: 0 P: 22	R: 0 E: 0 K: 0 S: 6	H: 0 LOB: 1 BB: 1 P: 13	R: 1 E: 0 K: 1 S: 8	H: 1 LOB: 0 BB: 0 P: 12	1B: 6 2B: 2 3B: 1 HR: 1	SF: 1 SAC: 0 DP: 1 HBP: 0	WP: 0 PB: 0 SB: 0 CS: 0	PA: 35
PITCHER	IP WLS BF H R ER SO BB IBB HBP BLK WP HR S P ERA WHIP																	
Mike Timlin, R ERA: 3.21	(1, 1)	4.1 L 20 6 4 4 3 1 0 0 0 0 0 0 45 60 8.31 1.615																
Mike Crudate, R ERA: 3.39	(5, 1)	1.2 7 3 1 1 1 0 0 0 0 0 0 22 31 5.40 1.800																
Mike Matthews, L ERA: 5.68	(7, 1)	2.0 8 1 1 1 1 1 0 0 0 0 0 1 14 25 4.50 1.000																

St. Louis Cardinals @ Milwaukee Brewers
Miller Park, Milwaukee, WI
Fri Apr 19 2002, 7:05 PM CDT
Att: 23,865 - Dome - 72 F

AB 32
R 6
H 10
RBI 6
BB 2
SO 5
LOB 10



Batter	1	2	3	4	5	6	7	8	9	AB	R	H	RBI	BB	SO	LOB	TOP										
Fernando Vina, L (1.4) OBP: 0.306, SLG: 0.329	G4-3		G5-3				FC4-6		FC4-6	5	1	2	1	0	0	3	St. Louis Cardinals @ Milwaukee Brewers Miller Park, Milwaukee, WI Sat Apr 20 2002, 1:05 PM CDT Att: 30,600 - Dome - 72 F AB 33 R 3 H 7 RBI 3 BB 5 SO 5 LOB 22										
Edgar Renteria, R (1.6) OBP: 0.345, SLG: 0.414	L8		G5-3						F9	4	0	1	2	1	0	2											
J.D. Drew, L (1.9) OBP: 0.413, SLG: 0.580	G4-3				B1-3				K	4	0	1	0	1	1	3											
5 Albert Pujols, R (1.5) OBP: 0.402, SLG: 0.544		F9					K		FC6-4	3	0	0	0	1	1	2											
Eduardo Perez, R (1.7) OBP: 0.208, SLG: 0.286		G6-3					L7			3	0	0	0	1	1	2											
Tino Martinez, L (1.3) OBP: 0.284, SLG: 0.196	G4-3				F6		G1-3		F8	4	0	0	0	0	0	3											
Mike DiFelice, R (1.2) OBP: 0.324, SLG: 0.500									L9	4	2	2	0	0	1	3											
Eli Marrero, R (1.8) OBP: 0.471, SLG: 0.596			F9						F7	4	0	1	0	0	1	2											
60 Josh Pearce, R (1.1) Mike Matthews, L (5.1) Kerry Robinson, L (7. PH) Dave Veres, R (7.1) Miguel Cairo, R (9. PH)	SH5-4						L9		F5	1	0	0	0	0	0	0											
Inning Stats	R: 0 E: 0 K: 0 S: 7	H: 0 LOB: 0 BB: 0 P: 12	R: 0 E: 0 K: 0 S: 9	H: 0 LOB: 0 BB: 0 P: 15	R: 1 E: 0 K: 0 S: 13	H: 2 LOB: 1 BB: 0 P: 19	R: 0 E: 0 K: 2 S: 14	H: 1 LOB: 2 BB: 1 P: 25	R: 0 E: 0 K: 1 S: 11	H: 0 LOB: 0 BB: 0 P: 18	R: 2 E: 0 K: 0 S: 13	H: 3 LOB: 2 BB: 1 P: 22	R: 0 E: 0 K: 0 S: 10	H: 0 LOB: 1 BB: 1 P: 19	R: 0 E: 0 K: 1 S: 10	H: 0 LOB: 1 BB: 1 P: 16		1B: 6 2B: 1 3B: 0 HR: 0	SF: 0 SAC: 1 DP: 0 HBP: 0	WP: 0 PB: 0 CS: 0	PA: 39						
PITCHER	IP	WLS	BF	H	R	ER	SO	BB	IBB	HBP	BLK	WP	HR	S	P	ERA	WHIP										
Glendon Rusch, L (1.1) ERA: 2.83	6.0		24	4	1	1	4	2	0	0	0	0	0	65	107	1.50	1.000										
Jose Cabrera, R (7.1) ERA: 4.73	0.2	B	5	3	2	2	0	0	0	0	0	0	0	10	15	27.00	4.500										
Ray King, L (7.1) ERA: 33.75	0.0		1	0	0	0	0	1	0	0	0	0	0	2	6												
Luis Vizcaino, R (7.1) ERA: 3.38	0.1	W	1	0	0	0	0	0	0	0	0	0	0	1	1	0.00	0.000										
Mike DeJean, R (8.1) ERA: 4.0	2.0	S	8	0	0	0	1	2	0	0	0	0	0	20	35	0.00	1.000										

Batter	1	2	3	4	5	6	7	8	9	AB	R	H	RBI	BB	SO	LOB	BOTTOM										
Eric Young Sr., R (1.4) OBP: 0.279, SLG: 0.214	SH5-3						SH3-4			2	1	1	0	1	0	0	St. Louis Cardinals @ Milwaukee Brewers Miller Park, Milwaukee, WI Sat Apr 20 2002, 1:05 PM CDT Att: 30,600 - Dome - 72 F AB 25 R 5 H 9 RBI 5 BB 6 SO 2 LOB 12										
Mike DeJean, R (8.1)	SF9									0	0	0	0	0	0	0											
Alex Sanchez, L (1.8) OBP: 0.300, SLG: 0.297	SH5-3						G6-3			3	0	1	1	0	0	2											
Jeffrey Hammonds, R (1.9) OBP: 0.419, SLG: 0.489	SF9						1B			1	0	0	1	2	0	2											
Richie Sexson, R (1.3) OBP: 0.311, SLG: 0.574	2B						G6-3		F3	4	1	2	0	0	0	2											
Geoff Jenkins, L (1.7) OBP: 0.365, SLG: 0.469	2B						K		SH1-4	3	2	1	1	1	1	2											
Tyler Houston, L (1.5) OBP: 0.273, SLG: 0.244	2B						K		SH1-4	2	0	0	0	1	1	1											
José Hernández, R (1.6) OBP: 0.406, SLG: 0.586	2B						G1-3		G5-3	4	0	2	2	0	0	1											
Paul Bako, L (1.2) OBP: 0.417, SLG: 0.381							L7		G5-3	3	0	1	0	1	0	0											
Glendon Rusch, L (1.1) ERA: 2.83							G6-3		G5-3	1	0	0	0	0	0	0											
Jose Cabrera, R (7.1) ERA: 4.73										0	0	0	0	0	0	0											
Ray King, L (7.1) ERA: 33.75										0	0	0	0	0	0	0											
Luis Vizcaino, R (7.1) ERA: 3.38										1	0	1	0	0	0	0											
Matt Stairs, L (7. PH) Ronnie Bellard, R (7. PH)										1	1	0	0	0	0	2											
Inning Stats	R: 3 E: 0 K: 0 S: 25	H: 3 LOB: 2 BB: 2 P: 42	R: 0 E: 0 K: 0 S: 12	H: 2 LOB: 0 BB: 0 P: 18	R: 0 E: 0 K: 0 S: 5	H: 1 LOB: 1 BB: 0 P: 8	R: 0 E: 0 K: 0 S: 5	H: 0 LOB: 0 BB: 0 P: 5	R: 0 E: 0 K: 1 S: 13	H: 0 LOB: 0 BB: 1 P: 23	R: 0 E: 0 K: 1 S: 7	H: 0 LOB: 0 BB: 0 P: 13	R: 1 E: 0 K: 0 S: 10	H: 2 LOB: 2 BB: 1 P: 20	R: 1 E: 0 K: 0 S: 7	H: 1 LOB: 1 BB: 2 P: 17	1B: 6 2B: 3 3B: 0 HR: 0	SF: 1 SAC: 4 DP: 1 HBP: 0	WP: 3 PB: 0 CS: 0	PA: 36							
PITCHER	IP	WLS	BF	H	R	ER	SO	BB	IBB	HBP	BLK	WP	HR	S	P	ERA	WHIP										
60 Josh Pearce, R (1.1) ERA: 5.79	4.2		22	6	3	3	0	3	0	0	0	0	0	56	89	5.79	1.929										
Mike Matthews, L (5.1) ERA: 4.7	1.1		4	0	0	0	2	0	0	0	0	1	0	11	20	0.00	0.000										
Dave Veres, R (7.1) ERA: 2.03	2.0	L	10	3	2	2	0	2	1	0	0	2	0	17	37	9.00	2.500										

Batter	1	2	3	4	5	6	7	8	9	AB	R	H	RBI	BB	SO	LOB	TOP												
Fernando Vina, L OBP: 0.322, SLG: 0.349	1-2 CS 1B	4-1 L6 BB			1-1 F8		2-1 SH5-3 G6-3 2B		1-2 G4-1	4	1	2	0	1	0	0	St. Louis Cardinals @ Milwaukee Brewers Miller Park, Milwaukee, WI Sun Apr 21 2002, 1:05 PM CDT Att: 24,592 - Dome - 72 F AB 30 R 3 H 6 RBI 3 BB 6 SO 3 LOB 13												
Kerry Robinson, L OBP: 0.304, SLG: 0.476	2-1 BB 1B	0-0 L6			2-2 3B		0-0 SH5-3			3	1	2	0	0	0	1													
Miguel Cairo, R OBP: 0.263, SLG: 0.188	1-1 L8				3-3 K		0-0 G6-3			3	0	0	0	0	0	1													
Travis Smith, R OBP: 0.322, SLG: 0.316							3-H G5-3			0	0	0	0	0	0	0													
Placido Polanco, R OBP: 0.324, SLG: 0.500	4-2 BB 1B				4-2 BB		1-0 G5-3			2	1	0	0	2	0	0													
Luther Hackman, R OBP: 0.407, SLG: 0.529										0	0	0	0	0	0	0													
5 Albert Pujols, R OBP: 0.273, SLG: 0.385	4-0 BB 1B				3-1 F9		1-1 G3-1			3	0	0	0	1	0	2													
Tino Martinez, L OBP: 0.282, SLG: 0.186	1-2 BB 1B				3-1 L4		1-3 K			4	0	2	2	0	1	0													
Edgar Renteria, R OBP: 0.356, SLG: 0.419	1-2 BB 1B				2-2 S 1B		0-0 G1-3		2-2 F9	2	0	0	0	2	0	0													
Mike Matheny, R OBP: 0.192, SLG: 0.261	4-1 BB 1B				4-2 G4-6-3 BB		1-2 F7		0-1 F9	0	0	0	0	0	0	5													
44 Jason Isringhausen, R OBP: 0.192, SLG: 0.261	1-2 BB				0-0 G4-6-3		1-0 E5		1-0 P6	2	0	0	0	0	0	2													
Eli Marrero, R OBP: 0.436, SLG: 0.549					1-2 G5-3		3-3 K			2	0	0	0	0	1	1													
Bud Smith, L OBP: 0.286, SLG: 0.167										2	0	0	0	0	0	2													
Inning Stats	R: 2 E: 0 K: 0 S: 18	H: 3 LOB: 3 BB: 3 P: 35	R: 0 E: 0 K: 0 S: 6	H: 0 LOB: 0 BB: 1 P: 11	R: 0 E: 0 K: 0 S: 6	H: 0 LOB: 0 BB: 0 P: 13	R: 0 E: 0 K: 1 S: 10	H: 1 LOB: 1 BB: 1 P: 17	R: 0 E: 0 K: 1 S: 13	H: 0 LOB: 2 BB: 1 P: 24	R: 1 E: 0 K: 0 S: 5	H: 1 LOB: 0 BB: 0 P: 8	R: 0 E: 0 K: 1 S: 8	H: 0 LOB: 0 BB: 0 P: 12	R: 0 E: 0 K: 0 S: 6	H: 0 LOB: 0 BB: 0 P: 8	1B: 4 2B: 2 3B: 1 HR: 0	SF: 0 SAC: 1 DP: 2 HBP: 0	WP: 0 PB: 0 SB: 1 CS: 1	PA: 37									
PITCHER	IP	WLS	BF	H	R	ER	SO	BB	IBB	HBP	BLK	WP	HR	S	P	ERA	WHIP												
Nick Neugebauer, R ERA: 5.4	(1, 1)	5.0	W	23	5	2	2	1	6	0	0	0	0	0	53	100	3.60	2.200											
47 Mike Buddie, R ERA: 3.29	(6, 1)	2.0	H	8	1	1	1	1	0	0	0	0	0	0	12	21	4.50	0.500											
Ray King, L ERA: 27.0	(8, 1)	0.1	H	1	0	0	0	0	0	0	0	0	0	2	3	0.00	0.000												
Luis Vizcaino, R ERA: 3.18	(8, 1)	0.2	H	2	0	0	0	1	0	0	0	0	0	6	9	0.00	0.000												
Mike DeJean, R ERA: 3.6	(9, 1)	1.0	S	3	0	0	0	0	0	0	0	0	0	6	8	0.00	0.000												
Batter	1	2	3	4	5	6	7	8	9	AB	R	H	RBI	BB	SO	LOB	BOTTOM												
Eric Young Sr., R OBP: 0.301, SLG: 0.246	0-0 BB 1B	2-0 L9			1-2 S 1B		0-2 G1-3		3-2 S 1B	5	2	3	0	0	0	0	St. Louis Cardinals @ Milwaukee Brewers Miller Park, Milwaukee, WI Sun Apr 21 2002, 1:05 PM CDT Att: 24,592 - Dome - 72 F AB 31 R 5 H 10 RBI 5 BB 5 SO 2 LOB 18												
Ronnie Belliard, R OBP: 0.286, SLG: 0.303	4-1 BB 1B	2-1 P6			1-1 1B		0-0 G6-3 1B		0-0 L9	4	1	2	1	1	0	1													
Jeffrey Hammonds, R OBP: 0.419, SLG: 0.481	2-2 BB 1B				3-2 F8		3-1 G6-3		3-2 F8	5	0	2	1	0	0	2													
Richie Sexson, R OBP: 0.321, SLG: 0.577	4-2 BB 1B				0-1 FC6-4 1B		2-0 G6-3 SF8 2B			3	1	1	0	1	0	2													
Alex Ochoa, R OBP: 0.340, SLG: 0.581	2-1 P4				1-0 HBP		3-2 G1-3		3-2 G6-3	3	0	0	0	0	0	4													
Geoff Jenkins, L OBP: 0.372, SLG: 0.470	2-1 SF7				2-1 G3		0-0 S 1B		4-2 BB	2	0	1	1	1	0	1													
José Hernández, R OBP: 0.426, SLG: 0.644	4-1 BB 1B				3-1 HR		0-2 SF8			1	1	1	2	2	0	0													
Paul Bako, L OBP: 0.357, SLG: 0.320	2-1 G4-3				1-1 F8		2-3 G1-6-3			4	0	0	0	0	1	6													
Nick Neugebauer, R ERA: 5.4	(1, 1)	4.0	L	22	6	4	4	1	3	0	1	0	0	0	0	0		9.00	2.250										
Lenny Harris, L ERA: 6.0	(5, PH)	2.0		8	2	0	0	1	1	0	0	0	0	0	0	0		1.500											
47 Mike Buddie, R ERA: 3.29	(8, 1)	1.0		5	1	1	1	0	1	0	0	0	0	0	0	0	9.00	2.000											
Ray King, L ERA: 27.0	(8, 1)	1.0		4	1	0	0	0	0	0	0	0	0	0	0	0	0.00	1.000											
Luis Vizcaino, R ERA: 3.18	(8, PH)	1.0		4	1	0	0	0	0	0	0	0	0	0	0	0	0.00	1.000											
Matt Stairs, L ERA: 5.75	(8, PH)	1.0		4	1	0	0	0	0	0	0	0	0	0	0	0	0.00	1.000											
Mike DeJean, R ERA: 3.6	(9, 1)	1.0		4	1	0	0	0	0	0	0	0	0	0	0	0	0.00	1.000											
Inning Stats	R: 2 E: 0 K: 0 S: 14	H: 2 LOB: 3 BB: 3 P: 34	R: 0 E: 0 K: 1 S: 7	H: 0 LOB: 0 BB: 0 P: 12	R: 0 E: 0 K: 0 S: 7	H: 0 LOB: 1 BB: 0 P: 14	R: 2 E: 0 K: 0 S: 15	H: 4 LOB: 2 BB: 0 P: 24	R: 0 E: 0 K: 1 S: 8	H: 1 LOB: 2 BB: 1 P: 18	R: 0 E: 0 K: 0 S: 6	H: 1 LOB: 0 BB: 0 P: 9	R: 1 E: 0 K: 0 S: 16	H: 1 LOB: 1 BB: 1 P: 25	R: 0 E: 0 K: 0 S: 9	H: 1 LOB: 1 BB: 0 P: 16	1B: 8 2B: 1 3B: 0 HR: 1	SF: 2 SAC: 0 DP: 1 HBP: 1	WP: 0 PB: 0 SB: 3 CS: 0	PA: 39									
PITCHER	IP	WLS	BF	H	R	ER	SO	BB	IBB	HBP	BLK	WP	HR	S	P	ERA	WHIP												
Bud Smith, L ERA: 6.14	(1, 1)	4.0	L	22	6	4	4	1	3	0	1	0	0	0	0	0	9.00	2.250											
Travis Smith, R ERA: 6.0	(5, 1)	2.0		8	2	0	0	1	1	0	0	0	0	0	0	0	1.500												
Luther Hackman, R ERA: 5.75	(7, 1)	1.0		5	1	1	1	0	1	0	0	0	0	0	0	0	9.00	2.000											
44 Jason Isringhausen, R ERA: 0.82	(8, 1)	1.0		4	1	0	0	0	0	0	0	0	0	0	0	0	0.00	1.000											

Batter	1	2	3	4	5	6	7	8	9	AB	R	H	RBI	BB	SO	LOB	TOP					
Fernando Vina, L OBP: 0.319, SLG: 0.345	G4-3	F8						B1-3		4	0	1	0	0	0	1	St. Louis Cardinals @ New York Mets Shea Stadium, Flushing, NY Tue Apr 23 2002, 7:10 PM EDT Att: 33,333 - Sunny - 48 F					
Placido Polanco, R OBP: 0.317, SLG: 0.328	G5-3		G5-3		F9					4	0	1	0	0	0	0						
J.D. Drew, L OBP: 0.417, SLG: 0.575	5 HR		G3-1			G3-1		K		4	1	2	0	0	1	1						
5 Albert Pujols, R OBP: 0.400, SLG: 0.554	1-H		K			G6-3		G5-3		4	1	1	2	0	1	2						
15 Jim Edmonds, L OBP: 0.521, SLG: 0.782	F9					G1-3			K	4	0	0	0	0	2	1						
Tino Martinez, L OBP: 0.293, SLG: 0.194 Eli Marrero, R OBP: 0.436, SLG: 0.549		F9				F9		G3	S	3	0	1	0	1	0	1						
Edgar Renteria, R OBP: 0.338, SLG: 0.394		F9				F9		G3		4	0	0	0	0	0	2						
Mike DiFelice, R OBP: 0.324, SLG: 0.486 Miguel Cairo, R OBP: 0.250, SLG: 0.176						K		F7		3	1	1	0	0	1	1						
Matt Morris, R OBP: 0.143, SLG: 0.154 Dave Veres, R (8, 1)						K		G5-3		3	0	1	1	0	1	0						
										0	0	0	0	0	0	0						
Inning Stats	R: 2 E: 0 K: 0 S: 8	H: 2 LOB: 0 BB: 0 P: 11	R: 1 E: 0 K: 0 S: 8	H: 2 LOB: 1 BB: 0 P: 11	R: 0 E: 0 K: 1 S: 8	H: 0 LOB: 0 BB: 0 P: 13	R: 0 E: 0 K: 2 S: 9	H: 0 LOB: 1 BB: 1 P: 17	R: 0 E: 0 K: 1 S: 5	H: 1 LOB: 0 BB: 0 P: 5	R: 0 E: 0 K: 0 S: 11	H: 1 LOB: 1 BB: 0 P: 17	R: 0 E: 0 K: 0 S: 7	H: 0 LOB: 0 BB: 0 P: 8	R: 0 E: 0 K: 1 S: 8	H: 1 LOB: 1 BB: 0 P: 13	R: 0 E: 0 K: 2 S: 13	H: 1 LOB: 2 BB: 0 P: 20	1B: 5 2B: 2 3B: 0 HR: 1	SF: 0 SAC: 0 DP: 0 HBP: 0	WP: 0 PB: 0 SB: 2 CS: 0	PA: 35
PITCHER	IP	WLS	BF	H	R	ER	SO	BB	IBB	HBP	BLK	WP	HR	S	P	ERA	WHIP					
Jeff D'Amico, R ERA: 2.22	7.1	W	29	7	3	3	4	1	0	0	0	0	1	59	85	3.68	1.091					
Mark Guthrie, L ERA: 2.7	0.1	H	1	0	0	0	1	0	0	0	0	0	0	3	6	0.00	0.000					
Scott Strickland, R ERA: 1.13	0.1	H	1	0	0	0	0	0	0	0	0	0	0	2	4	0.00	0.000					
Aramando Benitez, R ERA: 2.7	1.0	S	4	1	0	0	2	0	0	0	0	0	0	13	20	0.00	1.000					

AB	34
R	3
H	8
RBI	3
BB	1
SO	7
LOB	11



Batter	1	2	3	4	5	6	7	8	9	AB	R	H	RBI	BB	SO	LOB	BOTTOM				
Timo Perez, L OBP: 0.361, SLG: 0.528 Jay Payton, R OBP: 0.299, SLG: 0.305	G4-3	G5-3								1	1	1	0	0	0	0	St. Louis Cardinals @ New York Mets Shea Stadium, Flushing, NY Tue Apr 23 2002, 7:10 PM EDT Att: 33,333 - Sunny - 48 F				
Roberto Alomar, S OBP: 0.281, SLG: 0.357	G4-3	F7								4	0	1	0	0	1	2					
Mo Vaughn, L OBP: 0.370, SLG: 0.435	1B									2	1	1	0	2	1	1					
31 Mike Piazza, R OBP: 0.391, SLG: 0.586 Vance Wilson, R OBP: 0.318, SLG: 0.476	1B									1	0	1	1	0	0	0					
Edgardo Alfonzo, R OBP: 0.438, SLG: 0.397	1B									3	1	1	1	0	0	1					
Jeromy Burnitz, L OBP: 0.361, SLG: 0.457	1B									2	0	0	1	1	2	0					
Roger Cedeno, S OBP: 0.254, SLG: 0.212										3	0	1	1	1	1	0					
Rey Ordonez, R OBP: 0.257, SLG: 0.318										4	0	0	0	0	1	6					
Jeff D'Amico, R Mark Guthrie, R Scott Strickland, R Aramando Benitez, R										3	0	0	0	0	2	0					
										0	0	0	0	0	0	0					
										0	0	0	0	0	0	0					
Inning Stats	R: 3 E: 0 K: 0 S: 22	H: 4 LOB: 3 BB: 1 P: 32	R: 0 E: 0 K: 0 S: 7	H: 0 LOB: 0 BB: 0 P: 11	R: 0 E: 0 K: 1 S: 12	H: 1 LOB: 1 BB: 0 P: 16	R: 0 E: 0 K: 3 S: 9	H: 0 LOB: 0 BB: 0 P: 13	R: 1 E: 0 K: 2 S: 10	H: 2 LOB: 2 BB: 1 P: 16	R: 0 E: 0 K: 1 S: 6	H: 0 LOB: 0 BB: 0 P: 9	R: 0 E: 0 K: 3 S: 13	H: 1 LOB: 1 BB: 0 P: 20	R: 0 E: 0 K: 0 S: 8	H: 1 LOB: 2 BB: 2 P: 19	1B: 8 2B: 2 3B: 0 HR: 0	SF: 0 SAC: 0 DP: 3 HBP: 1	WP: 1 PB: 0 SB: 1 CS: 1	PA: 35	
PITCHER	IP	WLS	BF	H	R	ER	SO	BB	IBB	HBP	BLK	WP	HR	S	P	ERA	WHIP				
Matt Morris, R ERA: 3.0	7.0	L	30	8	4	4	10	1	1	1	0	0	0	79	117	5.14	1.286				
Dave Veres, R ERA: 1.88	1.0		5	1	0	0	0	2	0	0	0	1	0	8	19	0.00	3.000				

AB	30
R	4
H	9
RBI	4
BB	4
SO	10
LOB	13



Batter	1	2	3	4	5	6	7	8	9	AB	R	H	RBI	BB	SO	LOB	TOP										
Fernando Vina, L OBP: 0.311, SLG: 0.344	G5-3		G6-3 2B	F7		G4-3				5	0	2	1	0	0	2	St. Louis Cardinals @ New York Mets Shea Stadium, Flushing, NY Thu Apr 25 2002, 7:10 PM EDT Att: 24,637 - Overcast - 49 F										
Placido Polanco, R OBP: 0.296, SLG: 0.304 Mike Timlin, R (6, 1)	L8		G6-3		G6-3	F8				4	0	1	0	0	0	1											
Kerry Robinson, L OBP: 0.280, SLG: 0.435 Dave Veres, R (8, PH)										1	0	0	0	0	0	0											
J.D. Drew, L OBP: 0.393, SLG: 0.538	K		P4		F9	K				5	0	0	0	0	3	3											
5 Albert Pujols, R OBP: 0.414, SLG: 0.570					E3					2	2	0	0	3	1	0											
15 Jim Edmonds, L OBP: 0.500, SLG: 0.714	K									5	1	2	0	0	3	4											
Tino Martinez, L OBP: 0.313, SLG: 0.243	K				E2					4	0	1	1	0	1	1											
Edgar Renteria, R OBP: 0.354, SLG: 0.397					F9					4	1	2	1	0	1	2											
Mike Matheny, R OBP: 0.255, SLG: 0.413					F7					4	1	1	2	0	1	2											
60 Josh Pearce, R Luther Hackman, R Miguel Cairo, R OBP: 0.273, SLG: 0.316					G6-3	SH3-4				1	0	0	0	0	0	0											
										2	1	1	0	0	1	0											
Inning Stats	R: 0 E: 0 K: 1 S: 16	H: 0 LOB: 0 BB: 0 P: 21	R: 0 E: 0 K: 2 S: 6	H: 0 LOB: 0 BB: 1 P: 13	R: 2 E: 0 K: 0 S: 15	H: 3 LOB: 1 BB: 0 P: 22	R: 2 E: 0 K: 0 S: 16	H: 3 LOB: 2 BB: 1 P: 30	R: 1 E: 2 K: 2 S: 11	H: 3 LOB: 2 BB: 0 P: 17	R: 1 E: 0 K: 2 S: 16	H: 3 LOB: 3 BB: 1 P: 28	R: 0 E: 0 K: 1 S: 5	H: 0 LOB: 0 BB: 0 P: 8	R: 0 E: 0 K: 3 S: 9	H: 0 LOB: 0 BB: 0 P: 15	1B: 7 2B: 2 3B: 1 HR: 1	SF: 0 SAC: 1 DP: 1 HBP: 0	WP: 0 PB: 0 SB: 0 CS: 1	PA: 41							
PITCHER	IP	WLS	BF	H	R	ER	SO	BB	IBB	HBP	BLK	WP	HR	S	P	ERA	WHIP										
Steve Trachsel, R ERA: 3.55	3.0		16	6	4	4	3	2	0	0	0	0	1	45	73	12.00	2.667										
Grant Roberts, R ERA: 0.75	2.1		13	4	2	1	0	0	0	0	0	0	0	29	43	3.86	1.714										
Mark Guthrie, L ERA: 2.08	1.0		4	0	0	0	2	1	0	0	0	0	0	10	20	0.00	1.000										
Scott Strickland, R ERA: 0.93	1.2	W	5	0	0	0	3	0	0	0	0	0	0	13	18	0.00	0.000										
Armando Benitez, R ERA: 2.45	1.0	S	3	0	0	0	3	0	0	0	0	0	0	9	15	0.00	0.000										

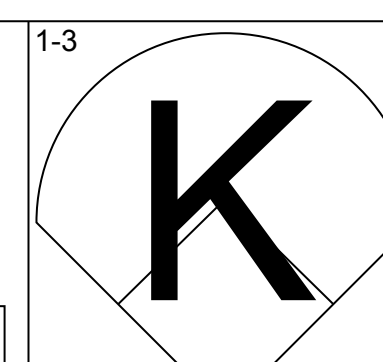
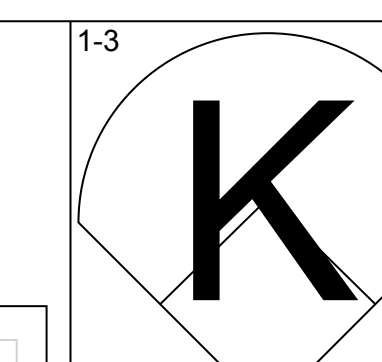
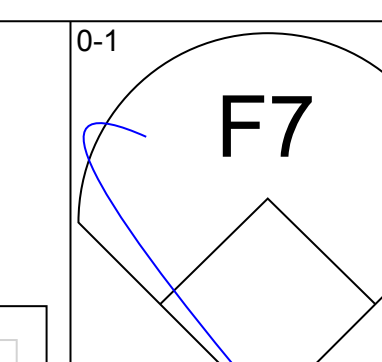
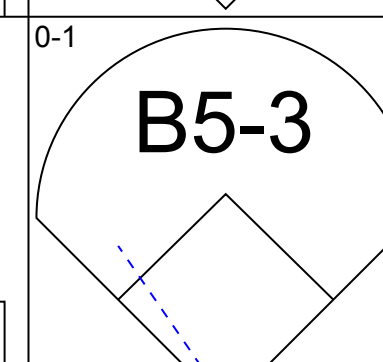
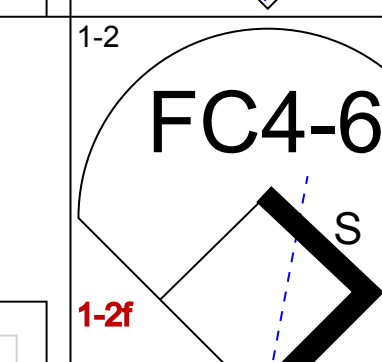
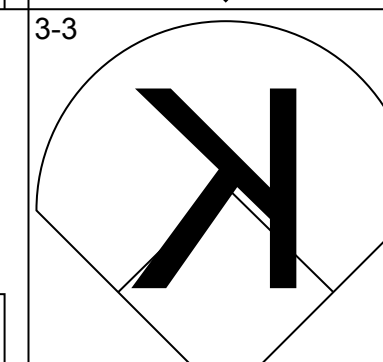
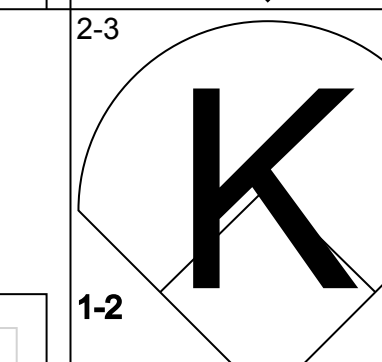








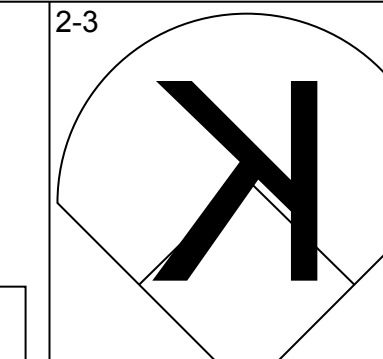
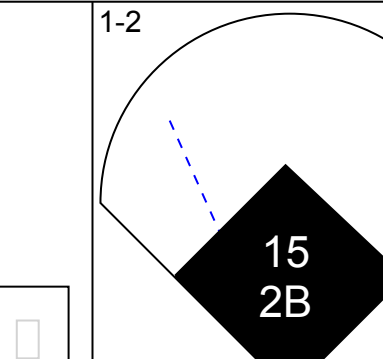
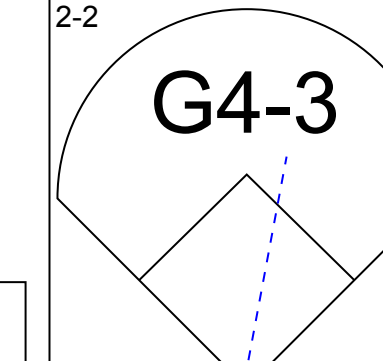
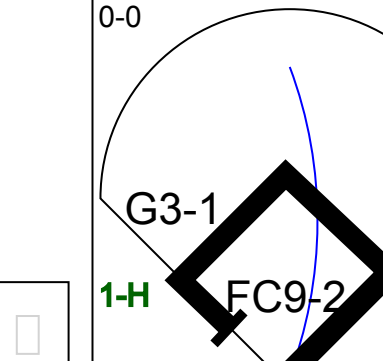
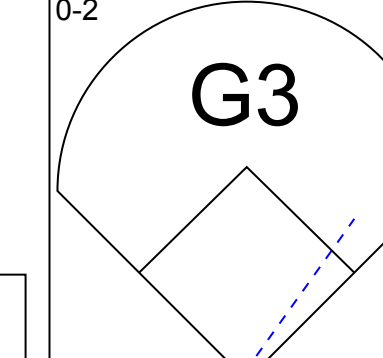
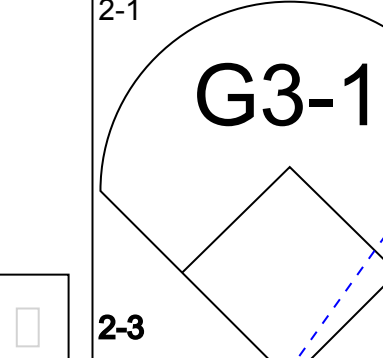
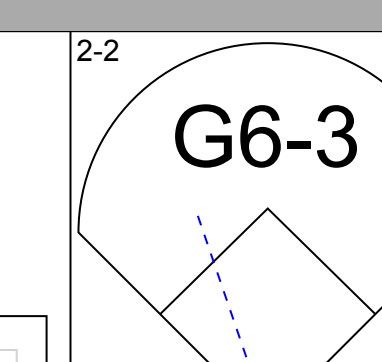
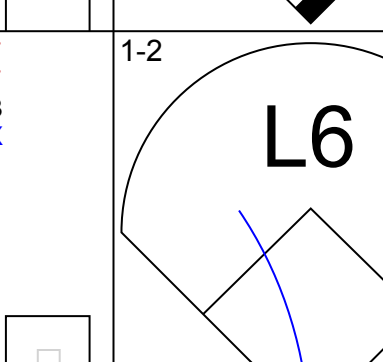
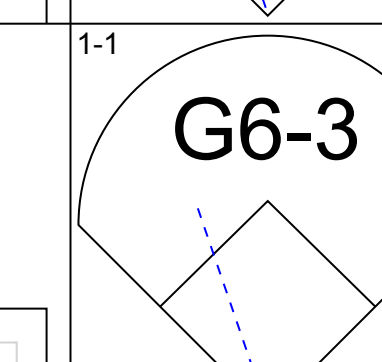
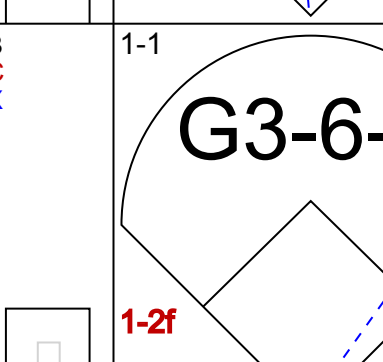
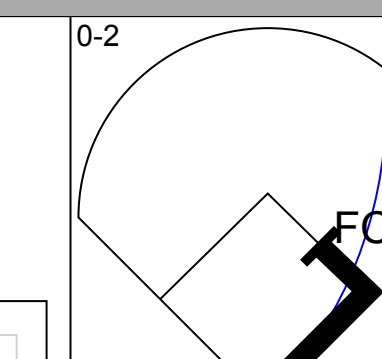
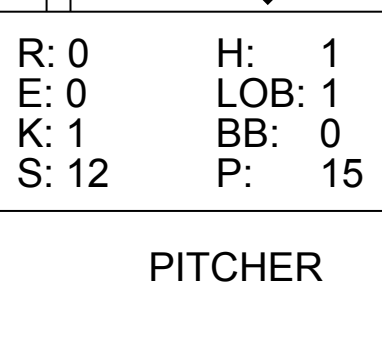

AB 37
R 6
H 10
RBI 5
BB 3
SO 11
LOB 15



Batter	1	2	3	4	5	6	7	8	9	AB	R	H	RBI	BB	SO	LOB	BOTTOM										
Roberto Alomar, S OBP: 0.296, SLG: 0.344	F7 1B HBP				E5	G3-1 HBP 1B		L4		3	2	1	0	1	0	1	St. Louis Cardinals @ New York Mets Shea Stadium, Flushing, NY Thu Apr 25 2002, 7:10 PM EDT Att: 24,637 - Overcast - 49 F										
John Valentin, R OBP: 0.308, SLG: 0.353	F7	P6						K		4	1	1	2	0	1	3											
Mo Vaughn, L OBP: 0.400, SLG: 0.433										3	1	2	1	1	0	2											
Edgardo Alfonzo, R OBP: 0.420, SLG: 0.373	F8		G1-4-3							3	1	0	0	1	0	5											
Jeromy Burnitz, L OBP: 0.363, SLG: 0.447										3	0	1	2	0	0	0											
Jay Payton, R OBP: 0.297, SLG: 0.292	P1									3	0	0	0	1	0	2											
Roger Cedeno, S OBP: 0.241, SLG: 0.216										4	0	0	1	0	0	1											
Vance Wilson, R OBP: 0.300, SLG: 0.393										4	0	1	0	0	0	1											
Steve Trachsel, R Grant Roberts, R Mark Guthrie, R Scott Strickland, R Mark Johnson, L Armando Benitez, R										0	0	0	0	0	0	0											
										1	1	0	0	0	0	0											
										0	0	0	0	0	0	0											
										1	1	1	0	0	0	0											
										0	0	0	0	0	0	0											
Inning Stats	R: 1 E: 0 K: 0 S: 11	H: 1 LOB: 2 BB: 1 P: 20	R: 0 E: 0 K: 0 S: 9	H: 1 LOB: 2 BB: 1 P: 15	R: 0 E: 0 K: 0 S: 7	H: 1 LOB: 0 BB: 0 P: 11	R: 0 E: 0 K: 0 S: 12	H: 0 LOB: 0 BB: 0 P: 15	R: 5 E: 1 K: 0 S: 23	H: 3 LOB: 1 BB: 2 P: 41	R: 0 E: 0 K: 0 S: 7	H: 1 LOB: 2 BB: 0 P: 12	R: 0 E: 0 K: 0 S: 8	H: 0 LOB: 0 BB: 0 P: 10	R: 1 E: 0 K: 1 S: 8	H: 1 LOB: 0 BB: 0 P: 10	1B: 6 2B: 1 3B: 0 HR: 1	SF: 1 SAC: 1 DP: 1 HBP: 2	WP: 1 PB: 0 SB: 0 CS: 0	PA: 38							
PITCHER	IP	WLS	BF	H	R	ER	SO	BB	IBB	HBP	BLK	WP	HR	S	P	ERA	WHIP										
60 Josh Pearce, R ERA: 7.27	4.0		22	6	6	4	0	3	0	1	0	0	0	49	81	9.00	2.250										
Luther Hackman, R ERA: 5.25	1.0		4	0	0	0	0	1	0	0	0	1	0	13	21	0.00	1.000										
Mike Timlin, R ERA: 2.81	2.0		8	1	0	0	0	0	0	1	0	0	0	15	22	0.00	0.500										
Dave Veres, R ERA: 2.35	1.0	L	4	1	1	1	1	0	0	0	0	0	1	8	10	9.00	1.000										

AB 30
R 7
H 8
RBI 7
BB 4
SO 1
LOB 15

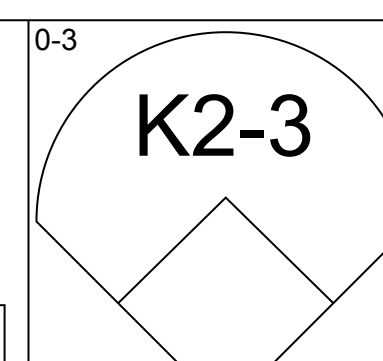
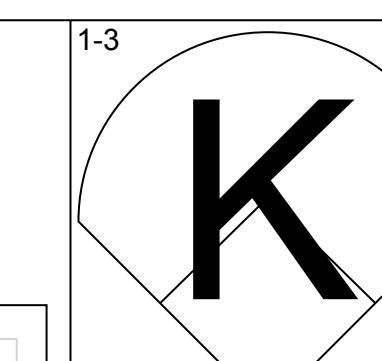

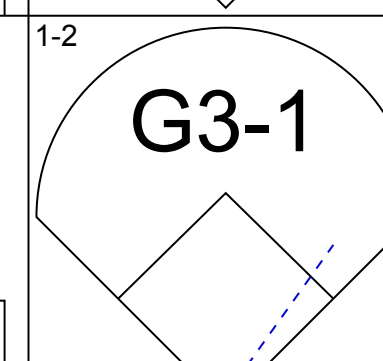

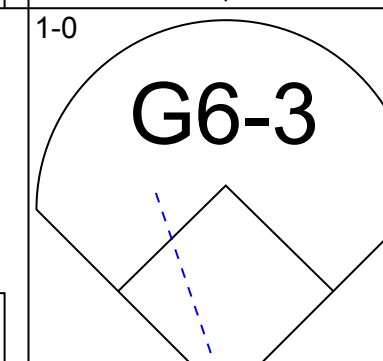


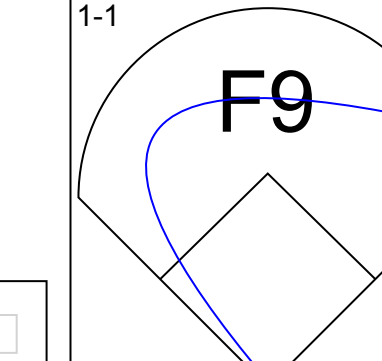
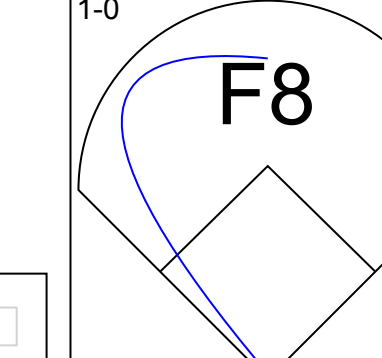
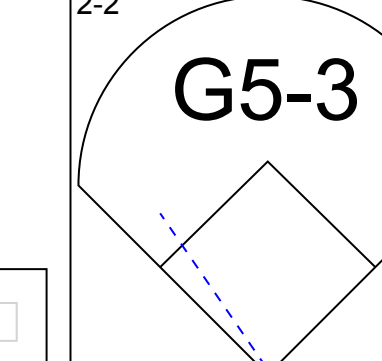


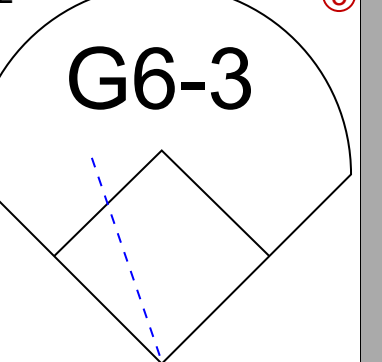
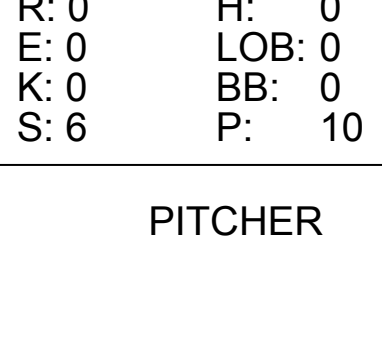



Batter	1	2	3	4	5	6	7	8	9	AB	R	H	RBI	BB	SO	LOB	TOP					
Fernando Vina, L (1.4) OBP: 0.314, SLG: 0.345																	4 0 1 1 0 2 2					
Kerry Robinson, L (1.7) OBP: 0.258, SLG: 0.379																	3 0 0 0 0 1 1					
Placido Polanco, R (8, PH) OBP: 0.293, SLG: 0.313																	1 0 1 0 0 0 0					
J.D. Drew, L (1.9) OBP: 0.398, SLG: 0.540																	3 0 0 0 0 3 1					
Eduardo Perez, R (8, PH) OBP: 0.226, SLG: 0.500																	1 0 0 0 0 0 2					
Dave Veres, R (8, 1) OBP: 0.292, SLG: 0.381																	0 0 0 0 0 0 0					
Mike Timlin, R (8, 1) OBP: 0.292, SLG: 0.381																	0 0 0 0 0 0 0					
5 Albert Pujols, R (1.5) OBP: 0.425, SLG: 0.576																	4 1 2 0 0 1 2					
15 Jim Edmonds, L (1.8) OBP: 0.500, SLG: 0.699																	4 0 1 1 0 0 1					
Tino Martinez, L (1.3) OBP: 0.330, SLG: 0.247																	4 0 2 0 0 0 1					
Edgar Renteria, R (1.6) OBP: 0.330, SLG: 0.365																	4 0 0 0 0 0 3					
Mike Matheny, R (1.2) OBP: 0.276, SLG: 0.472																	3 0 0 0 0 0 1					
Matt Morris, R (1.1) OBP: 0.250, SLG: 0.267																	2 0 2 0 0 0 0					
Steve Kline, S (7, 1) OBP: 0.292, SLG: 0.381																	0 0 0 0 0 0 0					
Miguel Cairo, R (8, PH) OBP: 0.292, SLG: 0.381																	1 1 1 0 0 0 0					
Inning Stats	R: 0 E: 0 K: 2 S: 8	H: 0 LOB: 0 BB: 0 P: 12	R: 0 E: 0 K: 1 S: 9	H: 0 LOB: 0 BB: 0 P: 13	R: 0 E: 0 K: 1 S: 13	H: 1 LOB: 1 BB: 0 P: 17	R: 0 E: 0 K: 2 S: 10	H: 1 LOB: 1 BB: 0 P: 16	R: 0 E: 0 K: 0 S: 9	H: 1 LOB: 1 BB: 0 P: 12	R: 0 E: 0 K: 1 S: 12	H: 1 LOB: 1 BB: 0 P: 15	R: 1 E: 0 K: 0 S: 9	H: 2 LOB: 0 BB: 0 P: 12	R: 1 E: 0 K: 0 S: 11	H: 3 LOB: 2 BB: 0 P: 17	R: 0 E: 0 K: 0 S: 9	H: 1 LOB: 0 BB: 0 P: 12	1B: 7 2B: 4 3B: 0 HR: 0	SF: 0 SAC: 0 DP: 3 HBP: 0	WP: 0 PB: 0 SB: 1 CS: 0	PA: 34
PITCHER	IP	WLS	BF	H	R	ER	SO	BB	IBB	HBP	BLK	WP	HR	S	P	ERA	WHIP					
Tomo Ohka, R (1.1) ERA: 3.86	7.1	W	27	7	2	2	7	0	0	0	0	0	0	77	107	2.46	0.955					
Graeme Lloyd, L (8, 1) ERA: 5.11	0.0		2	2	0	0	0	0	0	0	0	0	0	2	2	∞	∞					
52 T.J. Tucker, R (8, 1) ERA: 1.88	0.2	H	2	0	0	0	0	0	0	0	0	0	0	2	5	0.00	0.000					
Scott Stewart, L (9, 1) ERA: 1.42	0.1	H	2	1	0	0	0	0	0	0	0	0	0	6	8	0.00	3.000					
Matt Herges, R (9, 1) ERA: 3.71	0.2	S	1	0	0	0	0	0	0	0	0	0	0	3	4	0.00	0.000					

St. Louis Cardinals @ Montreal Expos
Olympic Stadium, Montreal, QB
Sun Apr 28 2002, 1:35 PM EDT
Att. 9,780 - Dome - 72 F

AB 34
R 2
H 10
RBI 2
BB 0
SO 7
LOB 14



Batter	1	2	3	4	5	6	7	8	9	AB	R	H	RBI	BB	SO	LOB	BOTTOM					
Peter Bergeron, L (1.8) OBP: 0.333, SLG: 0.265																	4 0 2 0 0 2 0					
Jose Vidro, S (1.4) OBP: 0.391, SLG: 0.485																	4 0 0 0 0 2 1					
Vladimir Guerrero, R (1.9) OBP: 0.484, SLG: 0.697																	4 2 2 2 0 0 0					
Lee Stevens, L (1.3) OBP: 0.423, SLG: 0.542																	3 1 1 1 1 1 0					
Orlando Cabrera, R (1.6) OBP: 0.346, SLG: 0.383																	4 0 2 0 0 0 0					
Brian Schneider, L (1.2) OBP: 0.382, SLG: 0.533																	3 1 1 0 1 0 1					
Chris Truby, R (1.5) OBP: 0.309, SLG: 0.418																	4 1 1 1 0 0 4					
Brad Wilkerson, L (1.7) OBP: 0.400, SLG: 0.368																	3 0 1 1 0 0 0					
Tomo Ohka, S (1.1) OBP: 0.111, SLG: 0.111																	3 0 0 0 0 2 1					
Graeme Lloyd, L (8, 1) ERA: 3.72																	0 0 0 0 0 0 0					
52 T.J. Tucker, R (8, 1) OBP: 1.000, SLG: 1.000																	0 0 0 0 0 0 0					
Scott Stewart, R (9, 1) ERA: 2.55																	0 0 0 0 0 0 0					
Matt Herges, L (9, 1) ERA: 2.55																	0 0 0 0 0 0 0					
Inning Stats	R: 0 E: 0 K: 1 S: 7	H: 0 LOB: 0 BB: 0 P: 9	R: 0 E: 0 K: 0 S: 12	H: 1 LOB: 1 BB: 0 P: 16	R: 0 E: 0 K: 2 S: 13	H: 0 LOB: 0 BB: 0 P: 17	R: 4 E: 0 K: 0 S: 19	H: 5 LOB: 1 BB: 0 P: 27	R: 1 E: 0 K: 2 S: 9	H: 2 LOB: 0 BB: 0 P: 11	R: 0 E: 0 K: 0 S: 6	H: 0 LOB: 0 BB: 0 P: 10	R: 0 E: 0 K: 1 S: 11	H: 1 LOB: 0 BB: 0 P: 17	R: 0 E: 0 K: 1 S: 14	H: 1 LOB: 3 BB: 2 P: 28	R: 0 E: 0 K: 1 S: 9	H: 1 LOB: 0 BB: 0 P: 12	1B: 5 2B: 1 3B: 1 HR: 3	SF: 0 SAC: 0 DP: 0 HBP: 0	WP: 0 PB: 0 SB: 0 CS: 2	PA: 35
PITCHER	IP	WLS	BF	H	R	ER	SO	BB	IBB	HBP	BLK	WP	HR	S	P	ERA	WHIP					
Matt Morris, R (1.1) ERA: 3.69	6.0	L	25	8	5	5	5	0	0	0	0	0	0	11	17	0.00	1.000					
Steve Kline, L (7, 1) ERA: 3.72	1.0		3	1	0	0	1	0	0	0	0	0	0	10	23	0.00	4.500					
Dave Veres, R (8, 1) ERA: 2.12	0.2		5	1	0	0	1	2	0	0	0	0	0	4	5	0.00	0.000					
Mike Timlin, R (8, 1) ERA: 2.55	0.1		1	0	0	0	0	0	0	0	0	0	0	4	5	0.00	0.000					

St. Louis Cardinals @ Montreal Expos
Olympic Stadium, Montreal, QB
Sun Apr 28 2002, 1:35 PM EDT
Att. 9,780 - Dome - 72 F

AB 32
R 5
H 10
RBI 5
BB 2
SO 7
LOB 7



Batter	1	2	3	4	5	6	7	8	9	AB	R	H	RBI	BB	SO	LOB	TOP		
Luis Castillo, S OBP: 0.336, SLG: 0.333	0-3 K		4-2 BB		1-3 K		0-0 F9		2-1 1B E 1B	4	1	1	0	1	2	2	Florida Marlins @ St. Louis Cardinals Busch Stadium, St. Louis, MO Wed May 01 2002, 7:10 PM CDT Att: 29,755 - Overcast - 71 F		
Alex Gonzalez, R OBP: 0.295, SLG: 0.385	4-2 BB		0-1 F8		2-2 P6			0-1 G6-3	0-2 E4 E	4	0	0	0	1	0	3			
Preston Wilson, R OBP: 0.331, SLG: 0.358	1-3 K		2-2 G5-3			0-1 G5-3		1-3 K	1-1 F2	5	0	0	0	0	2	5			
Cliff Floyd, L OBP: 0.468, SLG: 0.701	0-1 F8			2-2 G6-3 FC5-2 2B		2-2 G3-1		4-1 BB BB	1-2 E4 1B 2H 3H	4	0	2	1	1	0	1			
Mike Lowell, R OBP: 0.432, SLG: 0.685		3-2 HR		0-0 G6-3		1-1 G3		4-0 BB BB	0-0 P4	4	1	1	1	1	0	3			
Derrek Lee, R OBP: 0.318, SLG: 0.444		3-3 K		2-0 FC5-2 FC5 1B			0-0 G5-3	0-1 G6-3		4	0	0	0	0	1	3			
Eric Owens, R OBP: 0.260, SLG: 0.340		0-0 G4-3		0-1 FC5 1B			0-1 S 1B		0-0 1B 2B	4	1	3	0	0	0	0			
Mike Redmond, R OBP: 0.382, SLG: 0.298		2-0 G6-3		1-0 FC5			4-2 BB		1-0 E 1B 1B 2H	3	1	1	1	1	0	2			
Ryan Dempster, R Tim Raines, S Michael Tejera, L Gary Knotts, R Vic Darenburg, L 46 Oswaldo Mairena, L Marty Malloy, L			0-1 G2-3		0-2 G6-3		0-0 F9		1-3 K	2	0	0	0	0	0	0		AB 36 R 4 H 8 RBI 3 BB 5 SO 6 LOB 22	
										1	0	0	0	0	1	1			
Inning Stats	R: 0 E: 0 K: 2 S: 11	H: 0 LOB: 1 BB: 1 P: 16	R: 1 E: 0 K: 1 S: 9	H: 1 LOB: 0 BB: 0 P: 17	R: 0 E: 0 K: 0 S: 10	H: 0 LOB: 1 BB: 1 P: 15	R: 0 E: 0 K: 0 S: 8	H: 2 LOB: 2 BB: 0 P: 13	R: 0 E: 0 K: 1 S: 12	H: 0 LOB: 0 BB: 0 P: 15	R: 0 E: 0 K: 0 S: 8	H: 1 LOB: 2 BB: 1 P: 13	R: 0 E: 0 K: 1 S: 8	H: 0 LOB: 2 BB: 2 P: 17	R: 3 E: 2 K: 1 S: 16	H: 4 LOB: 2 BB: 0 P: 22	1B: 5 2B: 2 3B: 0 HR: 1	SF: 0 SAC: 0 DP: 0 HBP: 0	WP: 0 PA: 41 PB: 0 SB: 1 CS: 0
PITCHER	IP WLS BF H R ER SO BB IBB HBP BLK WP HR S P ERA WHIP	IP WLS BF H R ER SO BB IBB HBP BLK WP HR S P ERA WHIP	IP WLS BF H R ER SO BB IBB HBP BLK WP HR S P ERA WHIP	IP WLS BF H R ER SO BB IBB HBP BLK WP HR S P ERA WHIP	IP WLS BF H R ER SO BB IBB HBP BLK WP HR S P ERA WHIP	IP WLS BF H R ER SO BB IBB HBP BLK WP HR S P ERA WHIP	IP WLS BF H R ER SO BB IBB HBP BLK WP HR S P ERA WHIP	IP WLS BF H R ER SO BB IBB HBP BLK WP HR S P ERA WHIP	IP WLS BF H R ER SO BB IBB HBP BLK WP HR S P ERA WHIP	IP WLS BF H R ER SO BB IBB HBP BLK WP HR S P ERA WHIP	IP WLS BF H R ER SO BB IBB HBP BLK WP HR S P ERA WHIP	IP WLS BF H R ER SO BB IBB HBP BLK WP HR S P ERA WHIP	IP WLS BF H R ER SO BB IBB HBP BLK WP HR S P ERA WHIP	IP WLS BF H R ER SO BB IBB HBP BLK WP HR S P ERA WHIP	IP WLS BF H R ER SO BB IBB HBP BLK WP HR S P ERA WHIP	IP WLS BF H R ER SO BB IBB HBP BLK WP HR S P ERA WHIP	IP WLS BF H R ER SO BB IBB HBP BLK WP HR S P ERA WHIP		
Travis Smith, R ERA: 5.09	6.0	W 23	3	1	1	4	2	0	0	0	0	0	0	1	58	87	1.50	0.833	
Luther Hackman, R ERA: 4.3	0.1	H 3	1	0	0	0	1	0	0	0	0	0	0	0	7	11	0.00	6.000	
Dave Veres, R ERA: 1.96	1.1	H 5	0	0	0	1	1	0	0	0	0	0	0	8	13	0.00	0.750		
44 Jason Istringhausen, R ERA: 1.8	1.1	S 10	4	3	1	1	1	0	0	0	0	0	0	18	28	6.75	3.750		

Batter	1	2	3	4	5	6	7	8	9	AB	R	H	RBI	BB	SO	LOB	BOTTOM		
Fernando Vina, L OBP: 0.307, SLG: 0.345	3-2 F8		0-0 F9		2-1 2B		2-0 1B 5 BB 1B	0-0 L7		5	1	2	0	0	0	1	Florida Marlins @ St. Louis Cardinals Busch Stadium, St. Louis, MO Wed May 01 2002, 7:10 PM CDT Att: 29,755 - Overcast - 71 F		
Placido Polanco, R OBP: 0.299, SLG: 0.318	0-1 2B 1B		1-0 G5-3		0-0 L3		0-0 5 BB 1B 1B	1-2 G4-6-3		5	0	2	1	0	0	2			
J.D. Drew, L OBP: 0.396, SLG: 0.532	2-2 1B			4-1 15 1B BB		0-0 G4-3	0-1 G5-3 5 BB 1B			3	0	2	0	1	0	0			
5 Albert Pujols, R 44 Jason Istringhausen, R	1-0 F3			0-1 P6		4-1 15 2B BB	4-1 BB	1-2 2-3 3-H BB		2	1	0	1	2	0	3			
15 Jim Edmonds, L OBP: 0.500, SLG: 0.725	3-3 K			1-1 G5-4-3 1B		0-2 2B	0-1 K	0-3 K		4	0	2	1	0	2	5			
Edgar Renteria, R OBP: 0.323, SLG: 0.359		0-1 F9		0-0 G5-4-3		1-1 G1-3	0-1 G5-3			4	0	0	0	0	0	6			
Tino Martinez, L OBP: 0.333, SLG: 0.318	1-0 F8				0-0 HR	4-0 IBB		2-2 HR		3	2	2	2	1	0	0			
Eli Marrero, R Dave Veres, R Kerry Robinson, L	0-2 F3			0-2 G6-3		1-2 F9		0-0 S 1B 1B		3	0	0	0	0	0	2			
Travis Smith, R Luther Hackman, R Mike Matheny, R			0-1 G3		1-3 K		1-0 1B 1B 2B	1-2 G4-6-3 1B		2	0	0	0	0	1	0			
										2	1	2	1	0	0	0			
Inning Stats	R: 0 E: 0 K: 1 S: 15	H: 2 LOB: 2 BB: 0 P: 24	R: 0 E: 0 K: 0 S: 6	H: 0 LOB: 0 BB: 0 P: 7	R: 0 E: 0 K: 0 S: 4	H: 0 LOB: 0 BB: 0 P: 5	R: 0 E: 0 K: 0 S: 6	H: 1 LOB: 1 BB: 1 P: 11	R: 1 E: 0 K: 1 S: 10	H: 2 LOB: 1 BB: 0 P: 13	R: 1 E: 0 K: 0 S: 10	H: 1 LOB: 2 BB: 2 P: 20	R: 2 E: 0 K: 1 S: 11	H: 4 LOB: 2 BB: 1 P: 18	R: 2 E: 0 K: 0 S: 14	H: 3 LOB: 0 BB: 0 P: 18	1B: 7 2B: 4 3B: 0 HR: 2	SF: 0 SAC: 0 DP: 3 HBP: 0	WP: 0 PA: 38 PB: 0 SB: 1 CS: 0
PITCHER	IP WLS BF H R ER SO BB IBB HBP BLK WP HR S P ERA WHIP	IP WLS BF H R ER SO BB IBB HBP BLK WP HR S P ERA WHIP	IP WLS BF H R ER SO BB IBB HBP BLK WP HR S P ERA WHIP	IP WLS BF H R ER SO BB IBB HBP BLK WP HR S P ERA WHIP	IP WLS BF H R ER SO BB IBB HBP BLK WP HR S P ERA WHIP	IP WLS BF H R ER SO BB IBB HBP BLK WP HR S P ERA WHIP	IP WLS BF H R ER SO BB IBB HBP BLK WP HR S P ERA WHIP	IP WLS BF H R ER SO BB IBB HBP BLK WP HR S P ERA WHIP	IP WLS BF H R ER SO BB IBB HBP BLK WP HR S P ERA WHIP	IP WLS BF H R ER SO BB IBB HBP BLK WP HR S P ERA WHIP	IP WLS BF H R ER SO BB IBB HBP BLK WP HR S P ERA WHIP	IP WLS BF H R ER SO BB IBB HBP BLK WP HR S P ERA WHIP	IP WLS BF H R ER SO BB IBB HBP BLK WP HR S P ERA WHIP	IP WLS BF H R ER SO BB IBB HBP BLK WP HR S P ERA WHIP	IP WLS BF H R ER SO BB IBB HBP BLK WP HR S P ERA WHIP	IP WLS BF H R ER SO BB IBB HBP BLK WP HR S P ERA WHIP			
Ryan Dempster, R ERA: 4.22	6.0	L 26	2	2	2	0	2	0	0	0	0	0	0	0	2	5	3.00	1.333	
Michael Tejera, L ERA: 7.71	0.0	2	2	2	2	0	0	0	0	0	0	2	5	∞	∞				
Gary Knotts, R ERA: 3.29	0.0	3	2	0	0	0	1	0	0	0	0	4	8	∞	∞				
Vic Darenburg, L ERA: 3.72	1.0	5	3	2	2	1	0	0	0	0	1	15	18	18.00	3.000				
46 Oswaldo Mairena, L ERA:	1.0	2	0	0	0	0	0	0	0	0	0	4	5	0.00	0.000				

Batter	1	2	3	4	5	6	7	8	9	AB	R	H	RBI	BB	SO	LOB	TOP		
Rafael Furcal, S OBP: 0.319, SLG: 0.382	K			F9		G4-3		K		4	0	0	0	0	2	0	Atlanta Braves @ St. Louis Cardinals Busch Stadium, St. Louis, MO Sat May 04 2002, 1:10 PM CDT Att: 42,455 - Sunny - 67 F		
Marcus Giles, R OBP: 0.365, SLG: 0.485	G5-3			HR		F9		G6-3		4	1	1	1	0	0	0			
10 Chipper Jones, S OBP: 0.423, SLG: 0.483	K			FC5-4 BB		FC4 1B		G6-3		3	0	1	0	1	1	0			
Gary Sheffield, R OBP: 0.309, SLG: 0.317		G6-3		K		FC4		G6-3 1B		4	0	1	0	0	1	2			
Andruw Jones, R OBP: 0.352, SLG: 0.479	G2-3			FC5-4		F7		K		4	0	0	0	0	1	2			
Vinny Castilla, R OBP: 0.239, SLG: 0.345	G6-3			1-2		F9		G6-3		4	1	1	0	0	0	1			
Julio Franco, R OBP: 0.259, SLG: 0.176				F9		E7 G3 1B		K		3	0	1	0	1	1	1			
Javy Lopez, R OBP: 0.247, SLG: 0.278				G1-3		G3		K		3	0	1	1	0	0	1			
Mark DeRosa, R OBP: 0.394, SLG: 0.452				G1-3		G3		K		0	0	0	0	0	0	0			
Kevin Gryboski, R				G1-3		G3		K		0	0	0	0	0	0	0			
Darren Bragg, L				G1-3		G3		K		1	0	0	0	0	1	2			
Albie Lopez, R OBP: 0.200, SLG: 0.200				G1-3		G6-3		G3		2	0	0	0	0	0	1			
Chris Hammond, L				G1-3		G6-3		G3		0	0	0	0	0	0	0			
Keith Lockhart, L				G1-3		G6-3		G3		1	0	0	0	0	0	1			
Henry Blanco, R OBP: 0.250, SLG: 0.279				G1-3		G6-3		G3		0	0	0	0	0	0	0			
Inning Stats	R: 0 H: 0 E: 0 K: 2 S: 9	H: 0 R: 0 ER: 0 LOB: 0 BB: 0 P: 14	H: 0 R: 0 ER: 0 LOB: 0 BB: 0 P: 13	H: 0 R: 0 ER: 0 LOB: 0 BB: 0 P: 11	H: 1 R: 1 ER: 0 LOB: 1 BB: 1 P: 18	H: 1 R: 0 ER: 1 LOB: 1 BB: 0 P: 7	H: 1 R: 0 ER: 0 LOB: 1 BB: 0 P: 16	H: 2 R: 1 ER: 0 LOB: 2 BB: 0 P: 19	H: 0 R: 0 ER: 0 LOB: 0 BB: 0 P: 10	H: 1 R: 0 ER: 0 LOB: 2 BB: 1 P: 20	1B: 4 2B: 1 3B: 0 HR: 1	SF: 0 SAC: 0 DP: 0 HBP: 0	WP: 0 PB: 0 SB: 0 CS: 0	PA: 35					
PITCHER	IP	WLS	BF	H	R	ER	SO	BB	IBB	HBP	BLK	WP	HR	S	P	ERA	WHIP		
Jason Simontacchi, R ERA: 2.57	7.0	W	27	5	2	2	4	1	0	0	0	0	1	60	98	2.57	0.857		
Mike Timlin, R ERA: 3.1	0.2	H	2	0	0	0	1	0	0	0	0	0	0	6	9	0.00	0.000		
Mike Mathews, L ERA: 3.0	0.1	H	1	0	0	0	0	0	0	0	0	0	0	1	1	0.00	0.000		
44 Jason Isringhausen, R ERA: 1.5	1.0	S	5	1	0	0	2	1	0	0	0	0	0	11	20	0.00	2.000		

AB	33
R	2
H	6
RBI	2
BB	2
SO	7
LOB	11



Batter	1	2	3	4	5	6	7	8	9	AB	R	H	RBI	BB	SO	LOB	BOTTOM		
Fernando Vina, L OBP: 0.331, SLG: 0.373	G4-3 1B			2B 3B		G4-3				4	1	3	0	0	0	1	Atlanta Braves @ St. Louis Cardinals Busch Stadium, St. Louis, MO Sat May 04 2002, 1:10 PM CDT Att: 42,455 - Sunny - 67 F		
Kerry Robinson, L OBP: 0.308, SLG: 0.417	G4-3			1B SF8 2B		G1-3				4	1	1	1	0	1	3			
J.D. Drew, L OBP: 0.375, SLG: 0.495	K			CS 1B		G6-3				4	0	1	0	0	2	1			
Tino Martinez, L OBP: 0.322, SLG: 0.306	G3			SF8		G3-1				3	0	0	1	0	0	1			
15 Jim Edmonds, L OBP: 0.505, SLG: 0.718		G4-3		F5						3	0	1	0	1	0	1			
Edgar Renteria, R OBP: 0.336, SLG: 0.369		1B BB		CS		L8				3	1	1	0	1	1	2			
Mike Matheny, R OBP: 0.347, SLG: 0.508				1B BB		G6-3				4	0	2	0	0	0	2			
Placido Polanco, R OBP: 0.290, SLG: 0.299		K		1B SH1-4 1B		G4-1				4	0	1	1	0	1	4			
Jason Simontacchi, R				1B SH1-4		G4-1				2	0	0	0	0	1	3			
Mike Timlin, R				F9		K				0	0	0	0	0	0	0			
Mike Mathews, L				F9		K				0	0	0	0	0	0	0			
44 Jason Isringhausen, R				F9		K				0	0	0	0	0	0	0			
Inning Stats	R: 0 H: 1 E: 0 K: 1 S: 17	H: 1 R: 0 ER: 0 LOB: 1 BB: 0 P: 22	H: 1 R: 0 ER: 0 LOB: 1 BB: 1 P: 17	H: 3 R: 2 ER: 0 LOB: 0 BB: 0 P: 22	H: 3 R: 1 ER: 0 LOB: 2 BB: 0 P: 19	H: 1 R: 0 ER: 0 LOB: 1 BB: 0 P: 15	H: 1 R: 0 ER: 0 LOB: 1 BB: 0 P: 9	H: 0 R: 0 ER: 0 LOB: 0 BB: 0 P: 9	H: 0 R: 0 ER: 0 LOB: 1 BB: 1 P: 19	1B: 6 2B: 3 3B: 1 HR: 0	SF: 1 SAC: 1 DP: 0 HBP: 0	WP: 0 PB: 0 SB: 1 CS: 1	PA: 36						
PITCHER	IP	WLS	BF	H	R	ER	SO	BB	IBB	HBP	BLK	WP	HR	S	P	ERA	WHIP		
Albie Lopez, R ERA: 4.24	5.2	L	27	10	3	3	5	1	0	0	0	0	0	71	102	4.76	1.941		
Chris Hammond, L ERA: 2.65	0.1		1	0	0	0	0	0	0	0	0	0	0	1	2	0.00	0.000		
Kevin Gryboski, R ERA: 0.9	2.0		7	0	0	0	1	1	0	0	0	0	0	18	28	0.00	0.500		



Batter	1	2	3	4	5	6	7	8	9	AB	R	H	RBI	BB	SO	LOB	TOP										
Rafael Furcal, S OBP: 0.317, SLG: 0.378	F8		F8		SH		G1-3		CS	4	0	1	0	0	0	0	Atlanta Braves @ St. Louis Cardinals Busch Stadium, St. Louis, MO Sun May 05 2002, 1:10 PM CDT Att: 39,509 - Sunny - 75 F										
Marcus Giles, R OBP: 0.367, SLG: 0.485	F9		G5-3		BB		E		L8	4	1	1	0	1	0	2											
Gary Sheffield, R OBP: 0.323, SLG: 0.345	1B		10 1B		F8		E8		G1-3	5	1	3	1	0	0	4											
10 Chipper Jones, S OBP: 0.418, SLG: 0.475 Mike Remlinger, L ERA: 3.38	G4-3		2B		G3		FC4-2			4	0	1	1	0	0	4											
Tim Spooneybarger, R ERA: 3.96 Julio Franco, R OBP: 0.259, SLG: 0.176 29 John Smoltz, R ERA: 5.6			1B							0	0	0	0	0	0	0											
Andruw Jones, R OBP: 0.356, SLG: 0.512			F8				K			4	2	2	1	0	1	2											
Vinny Castilla, R OBP: 0.240, SLG: 0.342	F8				G4-3		G4-3		F9	4	0	1	0	0	0	1											
Wes Helms, R OBP: 0.300, SLG: 0.464	1B		G5-4-3		SF7		G2-3			3	0	1	1	0	0	1											
Henry Blanco, R OBP: 0.250, SLG: 0.277	K		G2-3		FC6-4		G6-3			4	0	1	0	0	1	1											
Greg Maddux, R OBP: 0.250, SLG: 0.500 Darren Bragg, L ERA: 4.85	F8				SH		FC6-4		CS	3	0	1	0	0	0	2											
Inning Stats	R: 0 E: 0 K: 0 S: 10	H: 1 LOB: 1 BB: 0 P: 15	R: 1 E: 0 K: 1 S: 13	H: 2 LOB: 1 BB: 0 P: 16	R: 1 E: 0 K: 0 S: 9	H: 2 LOB: 1 BB: 0 P: 16	R: 0 E: 0 K: 0 S: 6	H: 1 LOB: 2 BB: 1 P: 9	R: 0 E: 0 K: 0 S: 8	H: 1 LOB: 2 BB: 1 P: 14	R: 1 E: 0 K: 0 S: 13	H: 2 LOB: 1 BB: 0 P: 21	R: 1 E: 1 K: 1 S: 14	H: 2 LOB: 1 BB: 0 P: 19	R: 0 E: 0 K: 0 S: 8	H: 0 LOB: 0 BB: 0 P: 15	R: 0 E: 0 K: 0 S: 8	H: 1 LOB: 1 BB: 1 P: 16	1B: 7 2B: 4 3B: 0 HR: 1	SF: 1 SAC: 1 DP: 1 HBP: 0	WP: 0 PB: 0 SB: 0 CS: 3	PA: 39					
PITCHER	IP	WLS	BF	H	R	ER	SO	BB	IBB	HBP	BLK	WP	HR	S	P	ERA	WHIP										
Darryl Kile, R ERA: 3.75	6.0	L	27	9	3	3	1	1	0	0	0	0	1	59	91	4.50	1.667										
Mike Crudale, R ERA: 3.38	1.0		5	2	1	1	1	0	0	0	0	0	0	14	19	9.00	2.000										
Dave Veres, R ERA: 3.2	1.0		3	0	0	0	0	0	0	0	0	0	0	8	15	0.00	0.000										
Jose Rodriguez, L ERA: 54.0	0.0		2	1	0	0	0	1	0	0	0	0	0	3	7	=	=										
Gene Stechschulte, R ERA: 4.85	1.0		2	0	0	0	0	0	0	0	0	0	0	5	9	0.00	0.000										

Batter	1	2	3	4	5	6	7	8	9	AB	R	H	RBI	BB	SO	LOB	BOTTOM										
Fernando Vina, L OBP: 0.348, SLG: 0.405	G4-6-3			5 1B	SH2-3		FC6		1B	5	1	4	1	0	0	2	Atlanta Braves @ St. Louis Cardinals Busch Stadium, St. Louis, MO Sun May 05 2002, 1:10 PM CDT Att: 39,509 - Sunny - 75 F										
Placido Polanco, R OBP: 0.288, SLG: 0.297	G4-6-3			SH2-3		G6-3		G6-3	G1-3	4	0	1	0	0	0	3											
J.D. Drew, L OBP: 0.363, SLG: 0.477	K			K		K		K		4	0	0	0	0	4	3											
5 Albert Pujols, R OBP: 0.407, SLG: 0.505		G5-3		1B		K		FC6-4		4	0	1	1	0	1	1											
15 Jim Edmonds, L OBP: 0.496, SLG: 0.693		K		F9				G3		3	0	0	0	1	1	3											
Edgar Renteria, R OBP: 0.342, SLG: 0.374	P4			G6-3	SH1-3		FC4-6		FC4-6	4	1	2	0	0	0	1											
Tino Martinez, L OBP: 0.322, SLG: 0.300			G4-3		SH1-3		F7		FC4-6	2	0	0	0	1	0	1											
Mike Matheny, R OBP: 0.342, SLG: 0.485			K		G6-3		BB		K	3	0	0	0	1	2	3											
Darryl Kile, R ERA: 3.45 Mike Crudale, R Eduardo Perez, R OBP: 0.226, SLG: 0.452 Dave Veres, R ERA: 3.96 Jose Rodriguez, L Gene Stechschulte, R Kerry Robinson, L OBP: 0.300, SLG: 0.405			G6-3		FC6		G4-3		FC4-6	1	0	0	0	1	0	0											
Inning Stats	R: 0 E: 0 K: 1 S: 8	H: 1 LOB: 0 BB: 0 P: 9	R: 0 E: 0 K: 1 S: 7	H: 0 LOB: 0 BB: 0 P: 11	R: 0 E: 0 K: 1 S: 6	H: 0 LOB: 0 BB: 0 P: 7	R: 0 E: 0 K: 1 S: 11	H: 2 LOB: 2 BB: 0 P: 14	R: 0 E: 0 K: 2 S: 7	H: 0 LOB: 0 BB: 0 P: 9	R: 0 E: 0 K: 0 S: 9	H: 0 LOB: 2 BB: 2 P: 20	R: 0 E: 0 K: 1 S: 11	H: 2 LOB: 1 BB: 0 P: 16	R: 1 E: 0 K: 1 S: 17	H: 2 LOB: 2 BB: 1 P: 23		1B: 6 2B: 2 3B: 0 HR: 0	SF: 0 SAC: 2 DP: 1 HBP: 0	WP: 0 PB: 0 SB: 0 CS: 0	PA: 38						
PITCHER	IP	WLS	BF	H	R	ER	SO	BB	IBB	HBP	BLK	WP	HR	S	P	ERA	WHIP										
Greg Maddux, R ERA: 3.45	6.0	W	22	4	0	0	6	1	0	0	0	0	0	47	65	0.00	0.833										
Mike Remlinger, L ERA: 2.76	1.0		5	0	0	0	0	2	0	0	0	0	0	9	20	0.00	2.000										
Tim Spooneybarger, R ERA: 3.96	0.0		2	2	1	1	0	0	0	0	0	0	0	4	7	=	=										
29 John Smoltz, R ERA: 5.6	2.0	S	9	2	1	1	2	1	0	0	0	0	0	24	32	4.50	1.500										

Batter	1	2	3	4	5	6	7	8	9	AB R H RBI BB SO LOB	TOP										
Fernando Vina, L (1.4) OBP: 0.342, SLG: 0.397	0-2 G4-6-3 1B		2-2 F3		0-1 F8		0-0 G1-6-3		2-2 F7	5 0 1 0 0 0 2	St. Louis Cardinals @ Chicago Cubs Wrigley Field, Chicago, IL Mon May 06 2002, 7:05 PM CDT Att: 35,083 - Sunny - 68 F										
J.D. Drew, L (1.9) OBP: 0.364, SLG: 0.483	1-2 P4		0-1 2B		1-1 G4-3		1-1 1B		3-3 K	5 0 2 1 0 1 1											
5 Albert Pujols, R (1.5) OBP: 0.403, SLG: 0.504	0-0 G4-6-3 1-2		2-2 F7		0-1 15 HR 2B		0-1 L8			4 1 1 0 0 0 4											
15 Jim Edmonds, L (1.8) OBP: 0.496, SLG: 0.717		0-0 P4		2-2 HR 1B	0-1 2H HR			3-2 F7		4 2 2 2 0 0 0											
Tino Martinez, L (1.3) OBP: 0.320, SLG: 0.298	1-1 G6-4-3 1B		1-3 K		1-2 F7			2-3 K		4 0 1 0 0 2 1											
Edgar Renteria, R (1.6) OBP: 0.347, SLG: 0.400	2-1 G6-4-3 1-2		2-2 HR		1-1 G6-3		4-1 1B BB			3 1 1 2 1 0 1											
Mike Matheny, R (1.2) OBP: 0.338, SLG: 0.472			2-3 K		1-2 G3		0-0 K		1-3 1B	4 0 1 0 0 2 0											
Kerry Robinson, L (1.7) OBP: 0.318, SLG: 0.415			0-0 1B 2B		1-2 1B		0-0 G4-3		2-3 K	4 1 2 0 0 1 2											
Mike Timlin, R (8.1)			1-3 K							0 0 0 0 0 0 0											
Travis Smith, R (1.1) OBP: 0.222, SLG: 0.222			0-0 2B 1B		1-3 K		0-1 L8		1-2 G6-3	3 0 1 0 0 1 1											
Placido Polanco, R (8.5) OBP: 0.286, SLG: 0.294										1 0 0 0 0 0 0											
Inning Stats	R: 0 E: 0 K: 0 S: 8	H: 1 LOB: 0 BB: 0 P: 9	R: 0 E: 0 K: 0 S: 5	H: 1 LOB: 0 BB: 0 P: 8	R: 1 E: 0 K: 1 S: 14	H: 3 LOB: 2 BB: 0 P: 20	R: 2 E: 0 K: 2 S: 20	H: 3 LOB: 1 BB: 0 P: 28	R: 2 E: 0 K: 1 S: 11	H: 2 LOB: 0 BB: 0 P: 13	R: 0 E: 0 K: 1 S: 6	H: 0 LOB: 0 BB: 0 P: 8	R: 0 E: 0 K: 0 S: 7	H: 1 LOB: 1 BB: 0 P: 8	R: 0 E: 0 K: 2 S: 11	H: 1 LOB: 2 BB: 1 P: 22	R: 0 E: 0 K: 1 S: 11	H: 0 LOB: 0 BB: 0 P: 17	1B: 8 2B: 2 3B: 0 HR: 2	SF: 0 SAC: 0 DP: 2 HBP: 0	WP: 0 PA: 38 PB: 0 SB: 0 CS: 0
PITCHER	IP WLS BF H R ER SO BB IBB HBP BLK WP HR S P ERA WHIP											IP WLS BF H R ER SO BB IBB HBP BLK WP HR S P ERA WHIP									
Jon Lieber, R (1.1) ERA: 3.07	7.0 30 11 5 5 4 0 0 0 0 0 2 71 94 6.43 1.571																				
Ron Mahay, L (8.1) ERA:	0.2 2 0 0 0 1 0 0 0 0 0 0 6 11 0.00 0.000																				
3B Carlos Zambrano, R (8.1) ERA: 3.72	0.1 3 1 0 0 1 1 0 0 0 0 0 5 11 0.00 6.000																				
Jeff Fassero, L (9.1) ERA: 6.91	1.0 W 3 0 0 0 1 0 0 0 0 0 0 11 17 0.00 0.000																				

Batter	1	2	3	4	5	6	7	8	9	AB R H RBI BB SO LOB	BOTTOM										
Corey Patterson, L (1.8) OBP: 0.381, SLG: 0.462	0-1 F7		1-1 G3		2-3 K		1-2 WP 1B			4 0 1 0 0 1 1	St. Louis Cardinals @ Chicago Cubs Wrigley Field, Chicago, IL Mon May 06 2002, 7:05 PM CDT Att: 35,083 - Sunny - 68 F										
Bill Mueller, S (1.5) OBP: 0.500, SLG: 1.250	2-2 F9		0-2 BB 2B 1B		2-1 HR		1-1 1-3			4 2 2 1 0 0 1											
Sammy Sosa, R (1.9) OBP: 0.454, SLG: 0.780	4-0 BB		4-0 2B 1B BB		2-3 K		0-1 G6-3			2 1 0 0 2 1 0											
Fred McGriff, L (1.3) OBP: 0.320, SLG: 0.343	1-2 P4		2-0 1B 2B		2-0 F7		1-0 G5-4-3 1B			4 1 2 2 0 0 1											
Moises Alou, R (1.7) OBP: 0.211, SLG: 0.315		1-0 F8	0-0 2H 3H		1-1 G5-6-3		0-1 G5-4-3		1-2	4 0 1 2 0 0 1											
Mark Bellhorn, S (1.4) OBP: 0.329, SLG: 0.464		2-3 K	0-3 K		0-0 F9			0-1 G4-3		4 0 0 0 0 2 1											
Alex Gonzalez, R (1.6) OBP: 0.342, SLG: 0.447		0-1 G6-3		1-2 G4-3		3-2 G6-3		1-0 HR		4 1 1 1 0 0 0											
Joe Girardi, R (1.2) OBP: 0.133, SLG: 0.156			1-3 K		0-3 K		0-0 G5-3			3 0 0 0 0 2 0											
Jon Lieber, L (1.1) OBP: 0.287, SLG: 0.287			1-1 1B G3		1-0 G3-1		2-3 K			2 1 1 0 0 0 0											
Delino DeShields, L (7. Ph) OBP: 0.259, SLG: 0.337										1 0 0 0 0 1 0											
Ron Mahay, L (8.1)										0 0 0 0 0 0 0											
3B Carlos Zambrano, S (8.1)										0 0 0 0 0 0 0											
Jeff Fassero, L (9.1)										0 0 0 0 0 0 0											
Inning Stats	R: 0 E: 0 K: 0 S: 8	H: 0 LOB: 1 BB: 1 P: 15	R: 0 E: 0 K: 1 S: 6	H: 0 LOB: 0 BB: 0 P: 9	R: 4 E: 0 K: 2 S: 15	H: 4 LOB: 1 BB: 1 P: 24	R: 0 E: 0 K: 1 S: 7	H: 0 LOB: 0 BB: 0 P: 9	R: 1 E: 0 K: 2 S: 10	H: 1 LOB: 0 BB: 0 P: 18	R: 0 E: 0 K: 0 S: 7	H: 0 LOB: 0 BB: 0 P: 11	R: 0 E: 0 K: 1 S: 9	H: 1 LOB: 1 BB: 0 P: 13	R: 0 E: 0 K: 0 S: 5	H: 1 LOB: 0 BB: 0 P: 6	R: 1 E: 0 K: 0 S: 3	H: 1 LOB: 0 BB: 0 P: 4	1B: 5 2B: 1 3B: 0 HR: 2	SF: 0 SAC: 0 DP: 1 HBP: 0	WP: 1 PA: 34 PB: 0 SB: 0 CS: 0
PITCHER	IP WLS BF H R ER SO BB IBB HBP BLK WP HR S P ERA WHIP											IP WLS BF H R ER SO BB IBB HBP BLK WP HR S P ERA WHIP									
Travis Smith, R (1.1) ERA: 5.47	7.0 29 6 5 5 7 2 0 0 0 0 1 82 99 6.43 1.143																				
Mike Timlin, R (8.1) ERA: 3.32	1.1 L 5 2 1 1 0 0 0 0 0 0 1 8 10 6.75 1.500																				

AB	37
R	5
H	12
RBI	5
BB	1
SO	7
LOB	12



AB	32
R	6
H	8
RBI	6
BB	2
SO	7
LOB	5



Batter	1	2	3	4	5	6	7	8	9	AB	R	H	RBI	BB	SO	LOB	TOP			
Fernando Vina, L OBP: 0.342, SLG: 0.403 Eduardo Perez, R OBP: 0.222, SLG: 0.438	G5-3		F7			2B		G6-4-3		3	0	1	0	0	0	0	1			
J.D. Drew, L OBP: 0.361, SLG: 0.475	K			1B					F7	4	0	1	0	0	2	1				
5 Albert Pujols, R OBP: 0.394, SLG: 0.491 Mike DiFelice, R OBP: 0.283, SLG: 0.395	L6			F8		F9			F8	3	0	0	0	0	0	2				
15 Jim Edmonds, L OBP: 0.492, SLG: 0.705 Mike Crudate, R Mike Matthews, L				K		K			K	3	0	1	0	0	2	2				
Tino Martinez, L OBP: 0.320, SLG: 0.292				K						2	0	0	0	1	1	2				
Edgar Renteria, R OBP: 0.335, SLG: 0.389										3	0	0	0	0	1	2				
Miguel Cairo, R OBP: 0.273, SLG: 0.333										3	0	1	0	0	0	1				
Eli Marrero, R OBP: 0.313, SLG: 0.373										3	0	0	0	0	1	1				
Bud Smith, L OBP: 0.250, SLG: 0.143 Luther Hackman, R Kerry Robinson, L OBP: 0.333, SLG: 0.415										1	0	0	0	0	1	0				
										1	0	0	0	0	0	1				
										0	0	0	0	1	0	0				
Inning Stats	R: 0 E: 0 K: 1 S: 5	H: 0 LOB: 0 BB: 0 P: 5	R: 0 E: 0 K: 0 S: 6	H: 1 LOB: 1 BB: 0 P: 11	R: 0 E: 0 K: 2 S: 8	H: 0 LOB: 0 BB: 0 P: 13	R: 0 E: 0 K: 2 S: 11	H: 1 LOB: 1 BB: 0 P: 17	R: 0 E: 0 K: 1 S: 13	H: 1 LOB: 1 BB: 0 P: 19	R: 0 E: 0 K: 0 S: 10	H: 1 LOB: 0 BB: 1 P: 16	R: 0 E: 0 K: 0 S: 5	H: 0 LOB: 0 BB: 1 P: 11	R: 0 E: 0 K: 1 S: 11	H: 0 LOB: 0 BB: 0 P: 11	1B: 3 2B: 1 3B: 0 HR: 0	SF: 0 SAC: 0 DP: 2 HBP: 0	WP: 0 PB: 1 SB: 0 CS: 0	PA: 31
PITCHER 34 Kerry Wood, R ERA: 2.51	IP: 9.0 WLS: W BF: 31 H: 4 R: 0 ER: 0 SO: 9 BB: 2 IBB: 0 HBP: 0 BLK: 0 WP: 0 HR: 0 S: 72 P: 114 ERA: 0.00 WHIP: 0.667															PITCHER	IP: 9.0 WLS: W BF: 31 H: 4 R: 0 ER: 0 SO: 9 BB: 2 IBB: 0 HBP: 0 BLK: 0 WP: 0 HR: 0 S: 72 P: 114 ERA: 0.00 WHIP: 0.667			

St. Louis Cardinals @ Chicago Cubs
Wrigley Field, Chicago, IL
Tue May 07 2002, 7:05 PM CDT
Att: 35,748 - Sunny - 53 F

AB 29
R 0
H 4
RBI 0
BB 2
SO 9
LOB 13



Batter	1	2	3	4	5	6	7	8	9	AB	R	H	RBI	BB	SO	LOB	BOTTOM			
Corey Patterson, L OBP: 0.390, SLG: 0.464	1B							G4-3		4	2	2	0	0	0	1				
Bill Mueller, S OBP: 0.375, SLG: 0.714	1B									3	1	0	0	1	0	2				
Sammy Sosa, R OBP: 0.463, SLG: 0.773 Roosevelt Brown, L OBP: 0.241, SLG: 0.352	1B									1	2	0	0	3	0	0				
Fred McGriff, L OBP: 0.317, SLG: 0.343 Mark Bellhorn, S OBP: 0.325, SLG: 0.464	1B									3	0	1	2	0	0	2				
Moises Alou, R OBP: 0.213, SLG: 0.298 Darren Lewis, R OBP: 0.300, SLG: 0.333	1B									3	1	0	1	1	0	2				
Alex Gonzalez, R OBP: 0.339, SLG: 0.449	1B									4	1	1	4	0	1	1				
Joe Girardi, R OBP: 0.184, SLG: 0.188	1B									3	0	2	0	1	0	0				
Augie Ojeda, S OBP: 0.182, SLG: 0.219	1B									4	0	1	1	0	0	3				
34 Kerry Wood, R OBP: 0.250, SLG: 0.250										4	1	2	0	0	1	0				
Inning Stats	R: 3 E: 0 K: 0 S: 16	H: 2 LOB: 2 BB: 2 P: 31	R: 5 E: 0 K: 0 S: 16	H: 4 LOB: 3 BB: 3 P: 36	R: 0 E: 0 K: 0 S: 7	H: 1 LOB: 2 BB: 1 P: 18	R: 0 E: 0 K: 0 S: 7	H: 0 LOB: 0 BB: 0 P: 10	R: 0 E: 0 K: 1 S: 6	H: 0 LOB: 0 BB: 0 P: 9	R: 0 E: 0 K: 0 S: 6	H: 0 LOB: 0 BB: 0 P: 9	R: 0 E: 0 K: 1 S: 11	H: 1 LOB: 1 BB: 0 P: 17	R: 0 E: 0 K: 1 S: 9	H: 1 LOB: 1 BB: 0 P: 15	1B: 8 2B: 1 3B: 0 HR: 0	SF: 1 SAC: 1 DP: 0 HBP: 1	WP: 1 PB: 1 SB: 0 CS: 0	PA: 39
PITCHER Bud Smith, L ERA: 9.72 Luther Hackman, R ERA: 3.05 Mike Crudate, R ERA: 3.0 Mike Matthews, L ERA: 2.77	IP: 2.0 WLS: L BF: 17 H: 1 R: 0 ER: 0 SO: 1 BB: 3 IBB: 2 HBP: 1 BLK: 0 WP: 0 HR: 0 S: 26 P: 67 ERA: 0.00 WHIP: 4.500															PITCHER	IP: 2.0 WLS: L BF: 17 H: 1 R: 0 ER: 0 SO: 1 BB: 3 IBB: 2 HBP: 1 BLK: 0 WP: 0 HR: 0 S: 26 P: 67 ERA: 0.00 WHIP: 4.500			

St. Louis Cardinals @ Chicago Cubs
Wrigley Field, Chicago, IL
Tue May 07 2002, 7:05 PM CDT
Att: 35,748 - Sunny - 53 F

AB 30
R 8
H 9
RBI 8
BB 6
SO 3
LOB 12



Batter	1	2	3	4	5	6	7	8	9	AB	R	H	RBI	BB	SO	LOB	TOP				
Fernando Vina, L (1,4) OBP: 0.338, SLG: 0.394	F8			SF9		G6-3		K2-3		3	0	0	1	1	1	0					
J.D. Drew, L (1,9) OBP: 0.362, SLG: 0.468	SF8	CS	F9			K		F7		4	1	1	0	1	1	0					
5 Albert Pujols, R (1,7) OBP: 0.395, SLG: 0.492	BB		K	G4-3				L7		4	0	1	0	1	1	2					
15 Jim Edmonds, L (1,8) OBP: 0.496, SLG: 0.691	BB				G4-3	F8		G3-1		2	0	0	0	2	0	1					
Tino Martinez, L (1,3) OBP: 0.311, SLG: 0.284	SF8		F8			F7				3	0	0	1	0	0	2					
Edgar Renteria, R (1,6) OBP: 0.352, SLG: 0.391				S	G4-3		F8			2	1	1	0	2	0	0					
Mike DiFelice, R (1,2) OBP: 0.280, SLG: 0.383	F9			SH2-4	G4-3		F2			4	1	1	1	0	0	5					
Piacleo Polanco, R (1,5) OBP: 0.294, SLG: 0.288		G5-3		SF9				G3-1		2	0	0	0	1	0	0					
Matt Morris, R (1,1) OBP: 0.190, SLG: 0.200		G5-3		SH2-4						3	0	0	0	0	2	3					
44 Jason Istringhausen, R (9,1)				SH2-4	K			K		0	0	0	0	0	0	0					
Inning Stats	R: 1 E: 0 K: 0 S: 15	H: 1 LOB: 3 BB: 2 P: 31	R: 0 E: 0 K: 0 S: 6	H: 0 LOB: 0 BB: 1 P: 13	R: 0 E: 0 K: 1 S: 8	H: 0 LOB: 1 BB: 1 P: 16	R: 2 E: 0 K: 0 S: 14	H: 1 LOB: 2 BB: 2 P: 28	R: 0 E: 0 K: 1 S: 12	H: 1 LOB: 3 BB: 0 P: 16	R: 0 E: 0 K: 0 S: 8	H: 0 LOB: 0 BB: 0 P: 11	R: 0 E: 0 K: 2 S: 9	H: 0 LOB: 0 BB: 0 P: 12	R: 0 E: 0 K: 0 S: 6	H: 0 LOB: 0 BB: 0 P: 9	1B: 3 2B: 1 3B: 0 HR: 0	SF: 2 SAC: 1 DP: 0 HBP: 2	WP: 0 PB: 0 SB: 1 CS: 1	PA: 41	
PITCHER	IP	WLS	BF	H	R	ER	SO	BB	IBB	HBP	BLK	WP	HR	S	P	ERA	WHIP				
Juan Cruz, R (1,1) ERA: 3.25	4.0	L	21	2	3	3	1	6	0	2	0	0	0	43	88	6.75	2.000				
Donovan Osborne, L (5,1) ERA: 6.19	1.2		9	2	0	0	2	1	1	0	0	0	0	23	39	0.00	1.800				
Ron Mahay, L (6,1) ERA:	0.2		2	0	0	0	0	0	0	0	0	0	0	5	7	0.00	0.000				
Joe Borowski, R (7,1) ERA: 1.54	1.2		5	0	0	0	2	0	0	0	0	0	0	14	18	0.00	0.000				
Antonio Alfonseca, R (9,1) ERA: 2.03	1.0		3	0	0	0	0	0	0	0	0	0	0	6	9	0.00	0.000				

St. Louis Cardinals @ Chicago Cubs
Wrigley Field, Chicago, IL
Wed May 08 2002, 1:20 PM CDT
Att: 33,473 - Overcast - 61 F

AB	27
R	3
H	4
RBI	3
BB	8
SO	5
LOB	13



Batter	1	2	3	4	5	6	7	8	9	AB	R	H	RBI	BB	SO	LOB	BOTTOM					
Corey Patterson, L (1,8) OBP: 0.386, SLG: 0.456	HR	K			G4-6-3			F7		4	1	1	0	0	1	2						
Delino DeShields, L (1,4) OBP: 0.298, SLG: 0.326	F5		K			G6-3		WP		3	0	0	0	1	1	1						
Sammy Sosa, R (1,9) OBP: 0.471, SLG: 0.795	HR		K			BB		BB		2	1	1	2	2	1	0						
Fred McGriff, L (1,3) OBP: 0.315, SLG: 0.333	F9		G4-1			BB		L7		3	0	0	0	1	0	2						
Moises Alou, R (1,7) OBP: 0.215, SLG: 0.295			F8			G4-6-3		K		4	0	1	0	0	1	2						
Mark Bellhorn, S (1,5) OBP: 0.325, SLG: 0.444	G3		K					S		3	0	0	0	1	2	1						
Alex Gonzalez, R (1,6) OBP: 0.328, SLG: 0.432		K2-3		K				K		4	0	0	0	0	4	1						
Robert Machado, R (1,2) OBP: 0.361, SLG: 0.485		G6-3			G6-3			L7		3	0	0	0	0	1	0						
Bill Mueller, S (9,PH) OBP: 0.333, SLG: 0.625										1	0	0	0	0	0	1						
Juan Cruz, R (1,1) OBP: 0.190, SLG: 0.200										1	0	1	0	0	0	0						
Donovan Osborne, L (5,1) ERA: 6.19										0	0	0	0	0	0	0						
Ron Mahay, L (6,1) ERA:										0	0	0	0	0	0	0						
Joe Borowski, R (7,1) ERA: 1.54										0	0	0	0	0	0	0						
Roosevelt Brown, L (8,PH) OBP: 0.190, SLG: 0.200										1	0	0	0	0	0	0						
Antonio Alfonseca, R (9,1) ERA: 2.03										0	0	0	0	0	0	0						
Inning Stats	R: 2 E: 0 K: 0 S: 15	H: 3 LOB: 1 BB: 0 P: 24	R: 0 E: 0 K: 2 S: 11	H: 1 LOB: 1 BB: 0 P: 15	R: 0 E: 0 K: 2 S: 8	H: 0 LOB: 0 BB: 0 P: 15	R: 0 E: 0 K: 2 S: 7	H: 0 LOB: 0 BB: 0 P: 10	R: 0 E: 0 K: 1 S: 6	H: 0 LOB: 0 BB: 0 P: 8	R: 0 E: 0 K: 0 S: 6	H: 0 LOB: 1 BB: 2 P: 16	R: 0 E: 0 K: 3 S: 11	H: 0 LOB: 0 BB: 0 P: 18	R: 0 E: 0 K: 0 S: 9	H: 0 LOB: 2 BB: 2 P: 20	R: 0 E: 0 K: 2 S: 12	H: 0 LOB: 1 BB: 1 P: 20	1B: 3 2B: 0 3B: 0 HR: 1	SF: 0 SAC: 0 DP: 2 HBP: 0	WP: 1 PB: 1 SB: 1 CS: 0	PA: 35
PITCHER	IP	WLS	BF	H	R	ER	SO	BB	IBB	HBP	BLK	WP	HR	S	P	ERA	WHIP					
Matt Morris, R (1,1) ERA: 2.95	8.0	W	31	4	2	2	10	3	1	0	0	0	0	73	126	2.25	0.875					
44 Jason Istringhausen, R (9,1) ERA: 1.42	1.0	S	4	0	0	0	2	1	0	0	0	0	0	12	20	0.00	1.000					

St. Louis Cardinals @ Chicago Cubs
Wrigley Field, Chicago, IL
Wed May 08 2002, 1:20 PM CDT
Att: 33,473 - Overcast - 61 F

AB	30
R	2
H	4
RBI	2
BB	5
SO	12
LOB	10



Batter	1	2	3	4	5	6	7	8	9	AB	R	H	RBI	BB	SO	LOB	TOP										
Fernando Vina, L OBP: 0.340, SLG: 0.390	0-0 5 1B		1-0 G3-1		2-1 G3		1-1 HBP	1-2 F9		4	1	1	0	0	0	2	St. Louis Cardinals @ Cincinnati Reds Cinergy Field, Cincinnati, OH Fri May 10 2002, 7:10 PM EDT Att: 29,008 - Sunny - 69 F										
J.D. Drew, L OBP: 0.357, SLG: 0.453	1-0 F7		4-1 5 BB		2-0 F9		3-3 K		0-0 G3	4	0	0	0	1	1	2											
5 Albert Pujols, R OBP: 0.401, SLG: 0.496	1-2 15 1B		1-2 15 G1-6-3		3-2 WP 1B		0-1 F8		2-1 G5-3	5	1	3	0	0	0	1											
15 Jim Edmonds, L OBP: 0.485, SLG: 0.667	0-0 1-3 2H 1B		0-0 1-2 G1-6-3		2-2 P5		1-2 L9		0-3 K	5	0	1	1	0	1	3											
Tino Martinez, L OBP: 0.316, SLG: 0.286	2-0 G3		3-2 G3-1		2-2 1B		4-2 HR			3	1	1	1	1	0	2											
Edgar Renteria, R OBP: 0.356, SLG: 0.420		2-2 G6-3		1-0 G1-3		0-0 FC4-6 1B		0-0 HR		4	1	2	2	0	0	0											
Mike Matheny, R OBP: 0.317, SLG: 0.459		2-2 G4-3		4-2 FC5-4 BB		3-2 P4		0-3 K		2	0	0	0	1	0	2											
44 Jason Isringhausen, R OBP: 0.301, SLG: 0.296		2-1 1B		2-2 FC5-4		2-1 FC4-6		0-0 1B		4	0	2	0	0	0	3											
Jason Simontacchi, R OBP: 0.336, SLG: 0.405		2-1 F7		1-3 K		3-3 K		0-2 1B		2	0	0	0	0	1	1											
Eli Marrero, R OBP: 0.377, SLG: 0.377										0	0	0	0	0	0	0											
Gene Stechschulte, R OBP: 0.333, SLG: 0.452										2	0	1	0	0	0	0											
Dave Veres, R OBP: 0.391, SLG: 0.382										2	0	1	0	0	0	0											
Wilton Guerrero, S OBP: 0.364, SLG: 0.316										1	0	0	0	0	0	0											
Jason LaRue, R OBP: 0.312, SLG: 0.289										4	0	1	1	0	2	2											
Jimmy Haynes, R ERA: 4.71										1	0	0	0	0	0	0											
Scott Sullivan, R ERA: 2.77										0	0	0	0	0	0	0											
Reggie Taylor, L OBP: 0.229, SLG: 0.326										2	0	0	0	0	0	0											
Inning Stats	R: 1 E: 0 K: 0 S: 7	H: 3 LOB: 1 BB: 0 P: 11	R: 0 E: 0 K: 0 S: 11	H: 1 LOB: 1 BB: 0 P: 19	R: 0 E: 0 K: 0 S: 7	H: 1 LOB: 1 BB: 1 P: 13	R: 0 E: 0 K: 0 S: 9	H: 0 LOB: 1 BB: 1 P: 19	R: 0 E: 0 K: 1 S: 6	H: 0 LOB: 0 BB: 0 P: 11	R: 1 E: 0 K: 0 S: 15	H: 3 LOB: 2 BB: 0 P: 27	R: 0 E: 0 K: 1 S: 10	H: 0 LOB: 1 BB: 0 P: 17	R: 2 E: 0 K: 1 S: 19	H: 3 LOB: 2 BB: 1 P: 25	R: 0 E: 0 K: 1 S: 6	H: 0 LOB: 0 BB: 0 P: 8	1B: 10 2B: 0 3B: 0 HR: 1	SF: 0 SAC: 0 DP: 1 HBP: 1	WP: 1 PB: 0 SB: 0 CS: 0	PA: 40					
PITCHER	IP	WLS	BF	H	R	ER	SO	BB	IBB	HBP	BLK	WP	HR	S	P	ERA	WHIP										
Jimmy Haynes, R	5.1		24	8	2	2	1	2	0	0	0	1	0	50	90	3.38	1.875										
Scott Sullivan, R	0.2		2	0	0	0	0	0	0	0	0	0	0	5	10	0.00	0.000										
Gabe White, L	1.1	L	6	0	1	1	2	1	0	1	0	0	0	16	28	6.75	0.750										
Danny Graves, R	0.2		5	3	1	1	1	0	0	0	0	0	1	13	14	13.50	4.500										
Jim Brower, R	1.0		3	0	0	0	1	0	0	0	0	0	0	6	8	0.00	0.000										

AB	36
R	4
H	11
RBI	4
BB	3
SO	5
LOB	16



Batter	1	2	3	4	5	6	7	8	9	AB	R	H	RBI	BB	SO	LOB	BOTTOM										
Todd Walker, L OBP: 0.276, SLG: 0.295	0-0 2B		0-2 F8		2-3 K		2-3 K			4	0	1	0	0	2	1	St. Louis Cardinals @ Cincinnati Reds Cinergy Field, Cincinnati, OH Fri May 10 2002, 7:10 PM EDT Att: 29,008 - Sunny - 69 F										
Danny Graves, R										0	0	0	0	0	0	0											
Jim Brower, R										0	0	0	0	0	0	0											
Barry Larkin, R OBP: 0.280, SLG: 0.298	2-1 F8 BB 1B		3-2 G6-3		3-1 G1-3		1-0 G6-3			4	0	1	0	0	0	1											
Juan Encarnacion, R OBP: 0.336, SLG: 0.556	4-0 1-2 BB			0-0 F8		0-0 BB SF9 2B		2-1 F8		3	1	1	0	1	0	0											
Austin Kearns, R OBP: 0.539, SLG: 0.638	0-0 F8			2-2 BB		1-0 BB		1-0 1B		3	0	2	0	0	0	2											
Adam Dunn, L OBP: 0.423, SLG: 0.532	1-1 F8			4-2 G5-4-3 BB		4-2 BB		2-3 K		2	0	0	0	2	1	3											
Aaron Boone, R OBP: 0.277, SLG: 0.317		1-1 G6-3		3-1 G5-4-3		2-3 K		2-2 G6-3		4	0	0	0	0	1	6											
Ruben Mateo, R OBP: 0.333, SLG: 0.452		2-2 F8			1-0 2B		0-0 SF9		0-1 G4-3	2	1	1	0	0	0	0											
Sean Casey, L OBP: 0.391, SLG: 0.382										0	0	0	1	0	0	0											
Gabe White, L										0	0	0	0	0	0	0											
Wilton Guerrero, S OBP: 0.364, SLG: 0.316										1	0	0	0	0	0	0											
Jason LaRue, R OBP: 0.312, SLG: 0.289										4	0	1	1	0	2	2											
Jimmy Haynes, R ERA: 4.71										1	0	0	0	0	0	0											
Scott Sullivan, R ERA: 2.77										0	0	0	0	0	0	0											
Reggie Taylor, L OBP: 0.229, SLG: 0.326										2	0	0	0	0	0	0											
Inning Stats	R: 0 E: 0 K: 0 S: 6	H: 2 LOB: 2 BB: 1 P: 13	R: 0 E: 0 K: 0 S: 11	H: 0 LOB: 0 BB: 0 P: 14	R: 0 E: 0 K: 0 S: 10	H: 0 LOB: 0 BB: 0 P: 15	R: 0 E: 0 K: 0 S: 8	H: 1 LOB: 1 BB: 1 P: 17	R: 1 E: 0 K: 1 S: 9	H: 2 LOB: 1 BB: 0 P: 15	R: 1 E: 0 K: 2 S: 10	H: 1 LOB: 2 BB: 1 P: 18	R: 0 E: 0 K: 1 S: 10	H: 0 LOB: 0 BB: 0 P: 15	R: 0 E: 0 K: 1 S: 9	H: 1 LOB: 1 BB: 0 P: 16	R: 0 E: 0 K: 1 S: 7	H: 0 LOB: 0 BB: 0 P: 9	1B: 4 2B: 3 3B: 0 HR: 0	SF: 1 SAC: 1 DP: 1 HBP: 1	WP: 0 PB: 0 SB: 0 CS: 0	PA: 36					
PITCHER	IP	WLS	BF	H	R	ER	SO	BB	IBB	HBP	BLK	WP	HR	S	P	ERA	WHIP										
Jason Simontacchi, R	5.0		22	6	2	2	1	2	0	1	0	0	0	45	76	3.60	1.600										
Mike Mathews, L	0.0		1	0	0	0	0	1	0	0	0	0	0	2	6	-	-										
Gene Stechschulte, R	2.0	W	6	0	0	0	3	0	0	0	0	0	0	17	25	0.00	0.000										
Dave Veres, R	0.2	H	3	1	0	0	1	0	0	0	0	0	0	6	11	0.00	1.500										
44 Jason Isringhausen, R ERA: 1.33	1.1	S	4	0	0	0	1	0	0	0	0	0	0	10	14	0.00	0.000										

AB	30
R	2
H	7
RBI	2
BB	3
SO	6
LOB	15



Batter	1	2	3	4	5	6	7	8	9	AB	R	H	RBI	BB	SO	LOB	TOP				
Fernando Vina, L (1,4) OBP: 0.337, SLG: 0.387										4	0	1	0	0	0	0	St. Louis Cardinals @ Cincinnati Reds Cinergy Field, Cincinnati, OH Sat May 11 2002, 1:15 PM EDT Att: 25,006 - Cloudy - 70 F				
J.D. Drew, L (1,9) OBP: 0.354, SLG: 0.447										4	0	1	0	0	1	1					
5 Albert Pujols, R (1,7) OBP: 0.397, SLG: 0.488										4	0	1	0	0	1	1					
15 Jim Edmonds, L (1,8) Miguel Cairo, R (9, PH) OBP: 0.489, SLG: 0.660 OBP: 0.295, SLG: 0.323										1	1	0	0	2	1	1					
Tino Martinez, L (1,3) OBP: 0.314, SLG: 0.284										4	0	1	0	0	2	2					
Edgar Renteria, R (1,6) Eduardo Perez, R (9, PH) OBP: 0.395, SLG: 0.426 OBP: 0.216, SLG: 0.424										3	0	1	1	0	0	2					
Mike Matheny, R (1,2) Kerry Robinson, L (7, PH) Mike Timlin, R (7, 1) Bud Smith, L (8, 1) OBP: 0.329, SLG: 0.447 OBP: 0.319, SLG: 0.395 OBP: 0.250, SLG: 0.143										2	0	0	0	0	0	2					
Placido Polanco, R (1,5) OBP: 0.293, SLG: 0.288										3	0	0	0	0	1	0					
Darryl Kile, R (1, 1) Mike Crudate, R (6, 1) Eli Marrero, R (7, PH) OBP: 0.313, SLG: 0.372										2	0	0	0	0	1	0					
Inning Stats	R: 0 E: 0 K: 1 S: 9	H: 2 LOB: 1 BB: 0 P: 14	R: 0 E: 0 K: 0 S: 11	H: 0 LOB: 0 BB: 0 P: 16	R: 0 E: 0 K: 2 S: 9	H: 0 LOB: 0 BB: 1 P: 14	R: 1 E: 0 K: 1 S: 11	H: 2 LOB: 2 BB: 1 P: 25	R: 0 E: 0 K: 0 S: 10	H: 1 LOB: 2 BB: 1 P: 16	R: 0 E: 0 K: 0 S: 6	H: 0 LOB: 0 BB: 0 P: 9	R: 0 E: 0 K: 0 S: 5	H: 0 LOB: 0 BB: 0 P: 6	R: 0 E: 0 K: 1 S: 7	H: 0 LOB: 0 BB: 0 P: 7		1B: 4 2B: 1 3B: 0 HR: 0	SF: 0 SAC: 0 DP: 0 HBP: 0	WP: 0 PB: 0 SB: 0 CS: 0	PA: 33
PITCHER	IP WLS BF H R ER SO BB IBB HBP BLK WP HR S P ERA WHIP	IP WLS BF H R ER SO BB IBB HBP BLK WP HR S P ERA WHIP																			
Chris Reitsma, R (1, 1) ERA: 3.18	5.2 W 23 5 1 1 4 2 0 0 0 0 0 0 54 93 1.59 1.235																				
Scott Sullivan, R (6, 1) ERA: 2.13	2.1 H 7 0 0 0 0 0 0 0 0 0 0 0 13 17 0.00 0.000																				
Scott Williamson, R (9, 1) ERA: 3.55	1.0 3 0 0 0 1 0 0 0 0 0 0 0 7 7 0.00 0.000																				

AB	31
R	1
H	5
RBI	1
BB	2
SO	5
LOB	9



Batter	1	2	3	4	5	6	7	8	9	AB	R	H	RBI	BB	SO	LOB	BOTTOM		
Todd Walker, L (1,4) OBP: 0.275, SLG: 0.294										4	1	1	0	0	2	2	St. Louis Cardinals @ Cincinnati Reds Cinergy Field, Cincinnati, OH Sat May 11 2002, 1:15 PM EDT Att: 25,006 - Cloudy - 70 F		
Barry Larkin, R (1,6) Gookie Dawkins, R (8,6) OBP: 0.279, SLG: 0.305 OBP: 0.174, SLG: 0.095										4	1	1	1	0	0	0			
Juan Encarnacion, R (1,8) OBP: 0.340, SLG: 0.553										3	1	1	2	0	1	0			
Austin Kearns, R (1,7) OBP: 0.538, SLG: 0.672										3	1	1	1	0	0	1			
Adam Dunn, L (1,3) OBP: 0.418, SLG: 0.522										4	0	1	1	0	2	0			
Aaron Boone, R (1,5) OBP: 0.276, SLG: 0.315										4	1	1	0	0	2	2			
Ruben Mateo, R (1,9) Reggie Taylor, R (6, PR) OBP: 0.333, SLG: 0.444 OBP: 0.224, SLG: 0.319										3	0	1	0	0	0	0			
Corky Miller, R (1,2) OBP: 0.444, SLG: 0.774										4	2	3	3	0	0	0			
Chris Reitsma, R (1, 1) Scott Sullivan, R (6, 1) Brady Clark, R (8, PH) Scott Williamson, R (9, 1) ERA: 4.57 ERA: 2.79 ERA: 3.57 ERA: 9.88										2	0	0	0	0	1	1			
Inning Stats	R: 0 E: 0 K: 1 S: 7	H: 0 LOB: 0 BB: 0 P: 10	R: 0 E: 0 K: 1 S: 8	H: 0 LOB: 0 BB: 0 P: 14	R: 4 E: 0 K: 0 S: 22	H: 5 LOB: 2 BB: 0 P: 33	R: 0 E: 0 K: 0 S: 7	H: 0 LOB: 0 BB: 0 P: 10	R: 0 E: 0 K: 2 S: 17	H: 3 LOB: 2 BB: 0 P: 23	R: 1 E: 0 K: 2 S: 14	H: 1 LOB: 0 BB: 0 P: 20	R: 1 E: 0 K: 1 S: 9	H: 1 LOB: 0 BB: 0 P: 11	1B: 6 2B: 2 3B: 0 HR: 2	SF: 0 SAC: 0 DP: 0 HBP: 2		WP: 0 PB: 0 SB: 3 CS: 0	PA: 36
PITCHER	IP WLS BF H R ER SO BB IBB HBP BLK WP HR S P ERA WHIP	IP WLS BF H R ER SO BB IBB HBP BLK WP HR S P ERA WHIP																	
Darryl Kile, R (1, 1) ERA: 4.57	5.1 L 25 7 6 6 2 0 0 0 0 0 0 0 8 11 0.00 1.500																		
Mike Crudate, R (6, 1) ERA: 2.79	0.2 3 1 0 0 2 0 0 0 0 0 0 0 8 11 0.00 1.500																		
Mike Timlin, R (7, 1) ERA: 3.57	1.0 4 1 1 1 2 0 0 0 0 0 0 1 14 20 9.00 1.000																		
Bud Smith, L (8, 1) ERA: 9.88	1.0 4 1 1 1 1 0 0 0 0 0 0 1 9 11 9.00 1.000																		

AB	34
R	8
H	10
RBI	8
BB	0
SO	7
LOB	8



Batter	1	2	3	4	5	6	7	8	9	AB	R	H	RBI	BB	SO	LOB	TOP										
Fernando Vina, L OBP: 0.345, SLG: 0.403	G1-3		2B		1B	F9		HR		4	1	2	1	0	0	1											
J.D. Drew, L OBP: 0.355, SLG: 0.467	G6-3		G3		1B		G4-3	HR		5	1	2	4	0	0	1											
5 Albert Pujols, R 6 Mike Mathews, L 7 Mike Crudale, R 8 Edgar Renteria, R 9 Campbell Stinchcombe, R 44 Jason Istringhausen, R	1B			G5-3	K		K	K		3	0	1	0	0	1	2											
15 Jim Edmonds, L OBP: 0.471, SLG: 0.630	K			K	F7		K		K	5	0	0	0	0	4	3											
Tino Martinez, L OBP: 0.317, SLG: 0.292		G4-3		F7				FC4-6	G4-3	4	1	1	0	1	0	0											
Edgar Renteria, R OBP: 0.357, SLG: 0.425		F8			1B	E3		F9	G5-3	5	2	2	0	0	0	1											
Kerry Robinson, L OBP: 0.333, SLG: 0.404		L3			1B	1B	FC4-6			4	2	2	1	0	0	1											
Eli Marrero, R OBP: 0.322, SLG: 0.378			F9		K	G5-4-3		2B		4	1	2	1	0	1	2											
Travis Smith, R OBP: 0.222, SLG: 0.222			G5-3			G5-4-3				0	0	0	0	0	0	0											
Luther Hackman, R										1	0	0	0	0	0	0											
Dave Veres, R										0	0	0	0	0	0	0											
Placido Polanco, R OBP: 0.303, SLG: 0.307					1B	1B		2B		3	2	2	3	0	0	2											
Inning Stats	R: 0 E: 0 K: 1 S: 9	H: 1 LOB: 1 BB: 0 P: 12	R: 0 E: 0 K: 0 S: 8	H: 0 LOB: 0 BB: 0 P: 13	R: 0 E: 0 K: 1 S: 9	H: 1 LOB: 1 BB: 0 P: 15	R: 0 E: 0 K: 1 S: 11	H: 0 LOB: 0 BB: 0 P: 15	R: 3 E: 0 K: 2 S: 10	H: 4 LOB: 2 BB: 0 P: 24	R: 2 E: 1 K: 0 S: 10	H: 4 LOB: 1 BB: 0 P: 17	R: 0 E: 0 K: 2 S: 10	H: 0 LOB: 0 BB: 0 P: 15	R: 5 E: 0 K: 1 S: 17	H: 4 LOB: 0 BB: 1 P: 30	R: 0 E: 0 K: 1 S: 5	H: 0 LOB: 0 BB: 0 P: 10	1B: 9 2B: 4 3B: 0 HR: 1	SF: 0 SAC: 0 DP: 1 HBP: 1	WP: 0 PB: 0 SB: 0 CS: 0	PA: 42					
PITCHER	IP	WLS	BF	H	R	ER	SO	BB	IBB	HBP	BLK	WP	HR	S	P	ERA	WHIP										
Elmer Dessens, R ERA: 2.57	(1, 1)	5.0	26	10	5	4	4	0	0	1	0	0	0	59	87	7.20	2.000										
Gabe White, L ERA: 2.39	(6, 1)	2.2	H	9	1	2	2	1	0	0	0	0	0	23	41	6.75	0.750										
Danny Graves, R ERA: 3.04	(8, 1)	0.1	L	4	3	3	3	0	0	0	0	0	1	9	13	81.00	9.000										
Jim Brower, R ERA: 4.3	(9, 1)	1.0		3	0	0	0	1	0	0	0	0	0	5	10	0.00	0.000										

St. Louis Cardinals @ Cincinnati Reds
Cinergy Field, Cincinnati, OH

AB 40
R 10
H 14
RBI 10
BB 1
SO 8
LOB 13



WP: 0 PA: 42
PB: 0
SB: 0
CS: 0

Batter	1	2	3	4	5	6	7	8	9	AB	R	H	RBI	BB	SO	LOB	BOTTOM										
Wilton Guerrero, S OBP: 0.327, SLG: 0.279	G4-3		G6-3			G3-1			B2-3	5	0	0	0	0	0	1											
Barry Larkin, R OBP: 0.290, SLG: 0.325										2	2	2	0	0	0	0											
Gookie Dawkins, R OBP: 0.160, SLG: 0.087			P4			F8			G3-1	2	0	0	0	0	0	0											
Jim Brower, R										0	0	0	0	0	0	0											
Sean Casey, L OBP: 0.388, SLG: 0.378										1	0	0	0	0	0	0											
Juan Encarnacion, R OBP: 0.342, SLG: 0.545	HBP	1B		G6-3		G6-3			K	4	2	1	0	1	1	0											
Austin Kearns, R OBP: 0.512, SLG: 0.631	K		G1-3		G5-3		K			4	0	0	0	0	2	4											
Adam Dunn, L OBP: 0.421, SLG: 0.513	1B	HBP			P6		K			2	1	0	0	2	1	0											
Aaron Boone, R OBP: 0.289, SLG: 0.323	HR	1B						F8		3	1	2	2	0	0	0											
Jason LaRue, R OBP: 0.320, SLG: 0.299	HR	1B			G5-3-4-5			F2		4	1	2	2	0	0	1											
Reggie Taylor, L OBP: 0.231, SLG: 0.380			G3-2-3							3	1	1	4	0	0	3											
Danny Graves, R										0	0	0	0	0	0	0											
Todd Walker, L OBP: 0.281, SLG: 0.299										1	0	1	0	0	0	0											
Elmer Dessens, R OBP: 0.333, SLG: 0.231										1	0	0	0	1	0	0											
Gabe White, L										0	0	0	0	0	0	0											
Brady Clark, R OBP: 0.258, SLG: 0.185										2	0	0	0	0	1	1											
Inning Stats	R: 6 E: 0 K: 1 S: 19	H: 3 LOB: 1 BB: 3 P: 42	R: 2 E: 0 K: 0 S: 18	H: 4 LOB: 2 BB: 1 P: 31	R: 0 E: 0 K: 0 S: 7	H: 0 LOB: 0 BB: 0 P: 10	R: 0 E: 0 K: 0 S: 6	H: 0 LOB: 0 BB: 0 P: 10	R: 0 E: 0 K: 0 S: 9	H: 1 LOB: 0 BB: 0 P: 13	R: 0 E: 0 K: 0 S: 11	H: 0 LOB: 0 BB: 0 P: 15	R: 0 E: 0 K: 2 S: 8	H: 0 LOB: 0 BB: 0 P: 16	R: 0 E: 0 K: 1 S: 12	H: 1 LOB: 1 BB: 0 P: 20	R: 0 E: 0 K: 1 S: 5	H: 0 LOB: 0 BB: 0 P: 7	1B: 7 2B: 2 3B: 0 HR: 1	SF: 0 SAC: 0 DP: 2 HBP: 1	WP: 0 PB: 0 SB: 2 CS: 0	PA: 39					
PITCHER	IP	WLS	BF	H	R	ER	SO	BB	IBB	HBP	BLK	WP	HR	S	P	ERA	WHIP										
Travis Smith, R ERA: 8.06	(1, 1)	1.0	12	5	8	8	1	0	0	0	0	0	0	24	50	72.00	8.000										
Luther Hackman, R	(2, 1)	2.0		8	2	0	0	0	1	0	0	0	0	20	33	0.00	1.000										
Dave Veres, R ERA: 2.95	(4, 1)	1.0		3	0	0	0	0	0	0	0	0	0	6	10	0.00	0.000										
Mike Mathews, L ERA: 2.74	(5, 1)	0.0		1	1	0	0	0	0	0	0	0	0	1	3	∞	∞										
Mike Crudale, R ERA: 2.31	(5, 1)	2.0		5	0	0	0	0	0	0	0	0	0	19	25	0.00	0.000										
PITCHER	IP	WLS	BF	H	R	ER	SO	BB	IBB	HBP	BLK	WP	HR	S	P	ERA	WHIP										
Gene Stechschulte, R ERA: 3.71	(7, 1)	2.0	W	7	1	0	0	0	0	0	0	0	0	20	36	0.00	0.500										
44 Jason Istringhausen, R ERA: 1.27	(9, 1)	1.0	S	3	0	0	0	1	0	0	0	0	0	5	7	0.00	0.000										

St. Louis Cardinals @ Cincinnati Reds
Cinergy Field, Cincinnati, OH

AB 34
R 8
H 9
RBI 8
BB 4
SO 5
LOB 10



WP: 0 PA: 39
PB: 0
SB: 2
CS: 0

Batter	1	2	3	4	5	6	7	8	9	AB	R	H	RBI	BB	SO	LOB	TOP					
Corey Patterson, L (1, 8) OBP: 0.374, SLG: 0.440	F9		G5-3 1B		P6			F8		4	0	1	0	0	0	1	Chicago Cubs @ St. Louis Cardinals Busch Stadium, St. Louis, MO Mon May 13 2002, 7:10 PM CDT Att: 45,720 - Sunny - 67 F					
Bill Mueller, S (1, 5) OBP: 0.185, SLG: 0.240	F8		L5		L8			G4-3		4	0	0	0	0	0	2						
Sammy Sosa, R (1, 9) OBP: 0.481, SLG: 0.776	E S 1B		G5-3					K		4	0	1	0	0	2	1						
Fred McGriff, L (1, 3) OBP: 0.313, SLG: 0.339	F8		K2-3					G4-3		4	0	0	0	0	1	2						
Moises Alou, R (1, 7)		G5-3						F9		4	0	1	0	0	1	0						
Bobby Hill, S (1, 4) OBP: 0.154, SLG: 0.083		K						G1-3		4	0	0	0	0	3	1						
Joe Girardi, R (1, 2) OBP: 0.250, SLG: 0.254		FC5 BB 1B			G4-3			G6-3		3	0	1	0	0	0	0						
Augie Ojeda, S (1, 6) OBP: 0.239, SLG: 0.214		FC5 BB 1B						G3		1	0	0	0	2	0	0						
34 Kerry Wood, R (1, 1) OBP: 0.231, SLG: 0.231 Joe Borowski, R (7, 1) OBP: 0.500, SLG: 0.500 Delino DeShields, L (8, PH) OBP: 0.282, SLG: 0.316 Jeff Fassero, L (8, 1)		FC5			SH3-4 BB			G5-3		1	0	0	0	0	0	2						
Inning Stats	R: 0 E: 0 K: 0 S: 12	H: 1 LOB: 1 BB: 0 P: 16	R: 0 E: 0 K: 1 S: 12	H: 1 LOB: 2 BB: 1 P: 18	R: 0 E: 0 K: 1 S: 8	H: 1 LOB: 1 BB: 0 P: 13	R: 0 E: 0 K: 2 S: 7	H: 0 LOB: 0 BB: 0 P: 8	R: 0 E: 0 K: 0 S: 7	H: 0 LOB: 1 BB: 1 P: 14	R: 0 E: 0 K: 1 S: 6	H: 0 LOB: 0 BB: 0 P: 10	R: 0 E: 0 K: 0 S: 6	H: 0 LOB: 0 BB: 0 P: 11	R: 0 E: 0 K: 0 S: 8	H: 0 LOB: 0 BB: 0 P: 11	R: 0 E: 0 K: 2 S: 9	H: 1 LOB: 1 BB: 0 P: 17	1B: 4 2B: 0 3B: 0 HR: 0	SF: 0 SAC: 1 DP: 0 HBP: 0	WP: 0 PB: 0 SB: 2 CS: 0	PA: 33
PITCHER Matt Morris, R (1, 1) ERA: 2.53	IP: 9.0 WLS: W BF: 33 H: 4 R: 0 ER: 0 SO: 7 BB: 2 IBB: 0 HBP: 0 BLK: 0 WP: 0 HR: 0 S: 75 P: 118 ERA: 0.00 WHIP: 0.667															PITCHER	IP: 9.0 WLS: W BF: 33 H: 4 R: 0 ER: 0 SO: 7 BB: 2 IBB: 0 HBP: 0 BLK: 0 WP: 0 HR: 0 S: 75 P: 118 ERA: 0.00 WHIP: 0.667					

Chicago Cubs @ St. Louis Cardinals
 Busch Stadium, St. Louis, MO
 Mon May 13 2002, 7:10 PM CDT
 Att: 45,720 - Sunny - 67 F

AB	30
R	0
H	4
RBI	0
BB	2
SO	7
LOB	9



Batter	1	2	3	4	5	6	7	8	9	AB	R	H	RBI	BB	SO	LOB	BOTTOM					
Fernando Vina, L (1, 4) OBP: 0.343, SLG: 0.395	K			5 1B 15 WP BB	F9			G1-3		3	1	0	0	1	1	0	Chicago Cubs @ St. Louis Cardinals Busch Stadium, St. Louis, MO Mon May 13 2002, 7:10 PM CDT Att: 45,720 - Sunny - 67 F					
J.D. Drew, L (1, 9) OBP: 0.346, SLG: 0.454	F9			F8			K	G4-3		4	0	0	0	0	1	1						
5 Albert Pujols, R (1, 5) OBP: 0.399, SLG: 0.478 (8, 7)	F8			BB 15 WP 1B			F7	G4-3		4	0	1	0	0	0	0						
15 Jim Edmonds, L (1, 8) OBP: 0.475, SLG: 0.624		F7		BB BB			HR BB			1	1	0	0	2	0	0						
Tino Martinez, L (1, 3) OBP: 0.324, SLG: 0.320	F7			BB BB			HR HR			2	1	1	2	1	0	0						
Edgar Renteria, R (1, 6) OBP: 0.350, SLG: 0.415	G6-3			L4			G1-3			3	0	0	0	0	3							
Kerry Robinson, L (1, 7) OBP: 0.315, SLG: 0.380 Placido Polanco, R (8, 5) OBP: 0.303, SLG: 0.307			G5-3	K			G1-3			3	0	0	0	0	1	3						
Mike DiFelice, R (1, 2) OBP: 0.264, SLG: 0.360		K			G6-3		L7			3	0	0	0	0	1	0						
Matt Morris, R (1, 1) OBP: 0.167, SLG: 0.174		K			L6		G6-3			3	0	0	0	0	1	0						
Inning Stats	R: 0 E: 0 K: 1 S: 7	H: 0 LOB: 0 BB: 0 P: 9	R: 0 E: 0 K: 0 S: 5	H: 0 LOB: 0 BB: 0 P: 6	R: 0 E: 0 K: 2 S: 9	H: 0 LOB: 0 BB: 0 P: 14	R: 1 E: 0 K: 1 S: 22	H: 1 LOB: 3 BB: 3 P: 44	R: 0 E: 0 K: 0 S: 6	H: 0 LOB: 0 BB: 0 P: 11	R: 2 E: 0 K: 1 S: 9	H: 1 LOB: 1 BB: 1 P: 15	R: 0 E: 0 K: 0 S: 9	H: 0 LOB: 0 BB: 0 P: 12	R: 0 E: 0 K: 0 S: 6	H: 0 LOB: 0 BB: 0 P: 9	R: 0 E: 0 K: 0 S: 6	H: 0 LOB: 0 BB: 0 P: 9	1B: 1 2B: 0 3B: 0 HR: 1	SF: 0 SAC: 0 DP: 0 HBP: 0	WP: 1 PB: 0 SB: 0 CS: 0	PA: 30
PITCHER 34 Kerry Wood, R (1, 1) ERA: 2.76 Joe Borowski, R (7, 1) ERA: 2.13 Jeff Fassero, L (8, 1) ERA: 5.71	IP: 6.0 WLS: L BF: 24 H: 2 R: 3 ER: 3 SO: 5 BB: 4 IBB: 0 HBP: 0 BLK: 0 WP: 1 HR: 1 S: 58 P: 99 ERA: 4.50 WHIP: 1.000															PITCHER	IP: 6.0 WLS: L BF: 24 H: 2 R: 3 ER: 3 SO: 5 BB: 4 IBB: 0 HBP: 0 BLK: 0 WP: 1 HR: 1 S: 58 P: 99 ERA: 4.50 WHIP: 1.000					

Chicago Cubs @ St. Louis Cardinals
 Busch Stadium, St. Louis, MO
 Mon May 13 2002, 7:10 PM CDT
 Att: 45,720 - Sunny - 67 F

AB	26
R	3
H	2
RBI	2
BB	4
SO	5
LOB	7



Batter	1	2	3	4	5	6	7	8	9	AB	R	H	RBI	BB	SO	LOB	TOP		
Corey Patterson, L OBP: 0.364, SLG: 0.428 (1, 8)	1-3 K	2-2 L8			0-0 B1-3		1-1 F8			4	0	0	0	0	1	2			
Bobby Hill, S OBP: 0.235, SLG: 0.250 (1, 4)	0-0 1B 2B		1-3 K		0-0 G1		0-1 SF9 1B			4	2	2	0	0	1	0			
Bill Mueller, S OBP: 0.226, SLG: 0.276 (1, 5)	1-2 2H 1B		2-1 F7		1-1 1B		1-2 L4			4	0	2	1	0	0	1			
Sammy Sosa, R OBP: 0.469, SLG: 0.758 (1, 9)	2-3 K		2-0 G5-3		1-3 K		3-2 SF9			3	0	0	1	0	2	2			
Moises Alou, R OBP: 0.208, SLG: 0.274 (1, 7)	1-0 F7			3-2 F8		1-1 L6		3-H F9		4	0	0	0	0	0	1			
Mark Bellhorn, S OBP: 0.344, SLG: 0.442 (1, 3)		4-1 SH3-4 BB		2-0 P4		0-0 G1-3		1-1 G5-4-3 1B		3	0	1	0	1	0	0			
Robert Machado, R OBP: 0.356, SLG: 0.439 (1, 2)		1-3 K		0-0 BB 1B		1-0 G5-3		1-2 G5-4-3 1-2		4	0	1	0	0	1	2			
Augie Ojeda, S OBP: 0.260, SLG: 0.205 (1, 6)		4-1 SH3-4 BB		4-1 1-2 BB		0-2 G4-3		2-2 L4		2	0	0	0	2	0	0			
Juan Cruz, R OBP: 0.167, SLG: 0.167 (4, 1)		0-0 SH3-4		0-3 K		1-1 G5-3				1	0	0	0	0	1	2			
Ron Mahay, L OBP: 0.206, SLG: 0.206 (6, 1)										0	0	0	0	0	0	0			
Chris Stynes, R OBP: 0.285, SLG: 0.285 (7, 1)										0	0	0	0	0	0	0			
Scott Chiasson, R OBP: 0.206, SLG: 0.206 (7, 1)										0	0	0	0	0	0	0			
Joe Borowski, R OBP: 0.206, SLG: 0.206 (8, 1)										0	0	0	0	0	0	0			
Inning Stats	R: 1 E: 0 K: 2 S: 12	H: 2 LOB: 1 BB: 0 P: 17	R: 0 E: 0 K: 1 S: 14	H: 0 LOB: 2 BB: 2 P: 25	R: 0 E: 0 K: 1 S: 6	H: 0 LOB: 0 BB: 0 P: 11	R: 0 E: 0 K: 1 S: 11	H: 1 LOB: 2 BB: 1 P: 20	R: 0 E: 0 K: 0 S: 4	H: 0 LOB: 0 BB: 0 P: 6	R: 0 E: 0 K: 0 S: 7	H: 0 LOB: 0 BB: 0 P: 9	R: 1 E: 1 K: 0 S: 9	H: 1 LOB: 0 BB: 0 P: 13	R: 0 E: 0 K: 0 S: 8	H: 1 LOB: 0 BB: 0 P: 12	1B: 5 2B: 1 3B: 0 HR: 0	SF: 1 SAC: 1 DP: 1 HBP: 0	WP: 0 PA: 35 PB: 0 SB: 1 CS: 0
PITCHER	IP WLS BF H R ER SO BB IBB HBP BLK WP HR S P ERA WHIP	IP WLS BF H R ER SO BB IBB HBP BLK WP HR S P ERA WHIP	IP WLS BF H R ER SO BB IBB HBP BLK WP HR S P ERA WHIP	IP WLS BF H R ER SO BB IBB HBP BLK WP HR S P ERA WHIP	IP WLS BF H R ER SO BB IBB HBP BLK WP HR S P ERA WHIP	IP WLS BF H R ER SO BB IBB HBP BLK WP HR S P ERA WHIP	IP WLS BF H R ER SO BB IBB HBP BLK WP HR S P ERA WHIP	IP WLS BF H R ER SO BB IBB HBP BLK WP HR S P ERA WHIP	IP WLS BF H R ER SO BB IBB HBP BLK WP HR S P ERA WHIP	IP WLS BF H R ER SO BB IBB HBP BLK WP HR S P ERA WHIP	IP WLS BF H R ER SO BB IBB HBP BLK WP HR S P ERA WHIP	IP WLS BF H R ER SO BB IBB HBP BLK WP HR S P ERA WHIP	IP WLS BF H R ER SO BB IBB HBP BLK WP HR S P ERA WHIP	IP WLS BF H R ER SO BB IBB HBP BLK WP HR S P ERA WHIP	IP WLS BF H R ER SO BB IBB HBP BLK WP HR S P ERA WHIP	IP WLS BF H R ER SO BB IBB HBP BLK WP HR S P ERA WHIP	IP WLS BF H R ER SO BB IBB HBP BLK WP HR S P ERA WHIP	IP WLS BF H R ER SO BB IBB HBP BLK WP HR S P ERA WHIP	IP WLS BF H R ER SO BB IBB HBP BLK WP HR S P ERA WHIP

Chicago Cubs @ St. Louis Cardinals
 Busch Stadium, St. Louis, MO
 Tue May 14 2002, 12:10 PM CDT
 Att: 47,035 - Cloudy - 66 F

AB	30
R	2
H	6
RBI	2
BB	3
SO	6
LOB	10



Batter	1	2	3	4	5	6	7	8	9	AB	R	H	RBI	BB	SO	LOB	BOTTOM		
Fernando Vina, L OBP: 0.354, SLG: 0.407 (1, 4)	0-0 1B G4-3		0-1 B3	1-0 2B 5 PB 1B		1-2 F9		0-2 2B		5	3	3	1	0	0	0			
J.D. Drew, L OBP: 0.355, SLG: 0.486 (1, 9)	0-0 G4-3 5 HBP 1B		4-1 15 1B BB	1-0 5 PB 15 1B 2B		0-0 HR		0-1 K		5	2	3	1	1	1	4			
5 Albert Pujols, R OBP: 0.405, SLG: 0.489 (6, 7)	2-2 G4-3 HBP		1-0 F7	4-1 15 1B BB		3-0 15 2B 2B		2-0 2H 15 2B 1B		3	2	2	1	1	0	1			
15 Jim Edmonds, L OBP: 0.486, SLG: 0.649 (1, 8)	0-1 L3		1-1 BB	0-1 1-2 1B 1B		0-1 2H 2B		3-2 1H 1B 2B		5	1	4	3	0	0	3			
Tino Martinez, L OBP: 0.327, SLG: 0.312 (1, 3)	1-2 G4-3		4-1 1-3 BB	1-2 3H K		2-1 F3		4-0 1B 1B IBB		3	1	0	1	2	1	5			
Edgar Renteria, R OBP: 0.345, SLG: 0.407 (1, 6)	1-2 G1-3		1-1 G4-3		1-2 F7		3-2 F8		1-0 F7 1B 1B	5	1	1	1	0	0	6			
Kerry Robinson, L OBP: 0.339, SLG: 0.423 (1, 7)		1-1 CS 1B		1-0 SH2-3 1B 2B		0-0 F8		2-1 P4		2	1	2	0	0	0	0			
Placido Polanco, R OBP: 0.303, SLG: 0.308 (6, 5)								1-2 2H 1B		3	0	1	1	0	0	0			
Mike Matheny, R OBP: 0.326, SLG: 0.430 (1, 2)		3-1 G5-3		0-0 SH2-3		4-2 BB		0-0 F7		3	0	0	0	1	0	3			
Garrett Stephenson, R OBP: 0.339, SLG: 0.423 (1, 7)								2-2 F5		1	0	0	0	0	0	0			
Eduardo Perez, R OBP: 0.206, SLG: 0.400 (5, 1)								1-2 2H 1B		1	0	0	0	0	1	1			
Mike Matheny, R OBP: 0.326, SLG: 0.430 (1, 2)								2-3 HBP		0	0	0	0	0	0	0			
Eli Marrero, R OBP: 0.339, SLG: 0.373 (7, 1)								1-2 2H 1B		0	0	0	0	0	0	0			
Dave Veres, R OBP: 0.285, SLG: 0.285 (8, 1)								1-2 2H 1B		0	0	0	0	0	0	0			
Miguel Cairo, R OBP: 0.206, SLG: 0.206 (8, 1)								1-2 2H 1B		0	0	1	0	0	0	0			
Mike Matheny, L OBP: 0.345, SLG: 0.407 (9, 1)								3-H		0	0	0	0	0	0	0			
Inning Stats	R: 1 E: 0 K: 0 S: 14	H: 2 LOB: 2 BB: 0 P: 18	R: 0 E: 0 K: 0 S: 5	H: 1 LOB: 0 BB: 0 P: 9	R: 0 E: 0 K: 0 S: 9	H: 1 LOB: 3 BB: 2 P: 20	R: 3 E: 0 K: 1 S: 12	H: 4 LOB: 2 BB: 1 P: 22	R: 0 E: 0 K: 1 S: 10	H: 0 LOB: 1 BB: 1 P: 15	R: 2 E: 0 K: 0 S: 13	H: 3 LOB: 1 BB: 0 P: 22	R: 0 E: 0 K: 0 S: 12	H: 0 LOB: 0 BB: 0 P: 15	R: 5 E: 0 K: 1 S: 24	H: 6 LOB: 3 BB: 1 P: 45	1B: 10 2B: 6 3B: 0 HR: 1	SF: 0 SAC: 1 DP: 0 HBP: 2	WP: 0 PA: 47 PB: 1 SB: 0 CS: 1
PITCHER	IP WLS BF H R ER SO BB IBB HBP BLK WP HR S P ERA WHIP	IP WLS BF H R ER SO BB IBB HBP BLK WP HR S P ERA WHIP	IP WLS BF H R ER SO BB IBB HBP BLK WP HR S P ERA WHIP	IP WLS BF H R ER SO BB IBB HBP BLK WP HR S P ERA WHIP	IP WLS BF H R ER SO BB IBB HBP BLK WP HR S P ERA WHIP	IP WLS BF H R ER SO BB IBB HBP BLK WP HR S P ERA WHIP	IP WLS BF H R ER SO BB IBB HBP BLK WP HR S P ERA WHIP	IP WLS BF H R ER SO BB IBB HBP BLK WP HR S P ERA WHIP	IP WLS BF H R ER SO BB IBB HBP BLK WP HR S P ERA WHIP	IP WLS BF H R ER SO BB IBB HBP BLK WP HR S P ERA WHIP	IP WLS BF H R ER SO BB IBB HBP BLK WP HR S P ERA WHIP	IP WLS BF H R ER SO BB IBB HBP BLK WP HR S P ERA WHIP	IP WLS BF H R ER SO BB IBB HBP BLK WP HR S P ERA WHIP	IP WLS BF H R ER SO BB IBB HBP BLK WP HR S P ERA WHIP	IP WLS BF H R ER SO BB IBB HBP BLK WP HR S P ERA WHIP	IP WLS BF H R ER SO BB IBB HBP BLK WP HR S P ERA WHIP	IP WLS BF H R ER SO BB IBB HBP BLK WP HR S P ERA WHIP	IP WLS BF H R ER SO BB IBB HBP BLK WP HR S P ERA WHIP	IP WLS BF H R ER SO BB IBB HBP BLK WP HR S P ERA WHIP

Chicago Cubs @ St. Louis Cardinals
 Busch Stadium, St. Louis, MO
 Tue May 14 2002, 12:10 PM CDT
 Att: 47,035 - Cloudy - 66 F

AB	39
R	11
H	17
RBI	10
BB	5
SO	3
LOB	24



Batter	1	2	3	4	5	6	7	8	9	AB	R	H	RBI	BB	SO	LOB	TOP								
Corey Patterson, L (1, 8) OBP: 0.361, SLG: 0.423	P5		K			BB FC2 1B		G4-3		4	0	1	0	0	1	0	Chicago Cubs @ St. Louis Cardinals Busch Stadium, St. Louis, MO Wed May 15 2002, 7:10 PM CDT Att: 40,719 - Cloudy - 76 F								
Delino DeShields, L (1, 4) Antonio Alfonseca, R (8, 1) OBP: 0.500, SLG: 0.500	K		G5-3			FC2 BB		F7		4	0	0	0	0	1	2									
Sammy Sosa, R (1, 9) OBP: 0.476, SLG: 0.754	BB					BB				2	0	1	0	2	1	0									
Moises Alou, R (1, 7) OBP: 0.198, SLG: 0.260	P4					BB				4	0	0	0	0	0	5									
Fred McGriff, L (1, 3) OBP: 0.311, SLG: 0.336						BB				4	1	1	0	0	0	4									
Mark Bellhorn, S (1, 5) Bobby Hill, S (8, 4) OBP: 0.235, SLG: 0.250	L6					K				3	0	0	0	0	2	1									
Joe Girardi, R (1, 2) OBP: 0.238, SLG: 0.242	G6-3					G4-3		F9		3	0	0	0	0	0	0									
Augie Ojeda, S (1, 6) OBP: 0.245, SLG: 0.191	G3					P6		G3		3	0	0	0	0	0	0									
Jason Bere, R (1, 1) Jeff Fassero, L (7, 1)										2	0	1	0	0	1	0									
Bill Mueller, S (7, 5) OBP: 0.219, SLG: 0.267			K			BB FC2 2B		F7		0	0	0	0	0	0	0									
Inning Stats	R: 0 E: 0 K: 1 S: 8	H: 0 LOB: 1 BB: 1 P: 15	R: 1 E: 0 K: 0 S: 11	H: 1 LOB: 0 BB: 0 P: 21	R: 0 E: 0 K: 2 S: 9	H: 0 LOB: 0 BB: 0 P: 14	R: 0 E: 0 K: 1 S: 6	H: 0 LOB: 0 BB: 0 P: 12	R: 0 E: 0 K: 1 S: 7	H: 0 LOB: 0 BB: 0 P: 12	R: 0 E: 0 K: 0 S: 15	H: 2 LOB: 3 BB: 1 P: 22	R: 0 E: 0 K: 1 S: 7	H: 0 LOB: 0 BB: 0 P: 11	R: 0 E: 0 K: 0 S: 7	H: 0 LOB: 0 BB: 0 P: 9	R: 0 E: 0 K: 0 S: 6	H: 1 LOB: 0 BB: 0 P: 8	1B: 3 2B: 1 3B: 0 HR: 0	SF: 0 SAC: 0 DP: 1 HBP: 0	WP: 0 PB: 0 SB: 1 CS: 0	PA: 32			
PITCHER	IP	WLS	BF	H	R	ER	SO	BB	IBB	HBP	BLK	WP	HR	S	P	ERA	WHIP								
Woody Williams, R (1, 1) ERA: 1.13	6.0		23	3	1	0	5	2	0	0	0	0	0	56	96	0.00	0.833								
Gene Stechschulte, R (7, 1) ERA: 3.5	1.0	W	3	0	0	0	1	0	0	0	0	0	0	7	11	0.00	0.000								
Dave Veres, R (8, 1) ERA: 2.7	1.0	H	3	0	0	0	0	0	0	0	0	0	0	7	9	0.00	0.000								
44 Jason Isringhausen, R (9, 1) ERA: 1.21	1.0	S	3	1	0	0	0	0	0	0	0	0	0	6	8	0.00	1.000								

AB	30
R	1
H	4
RBI	0
BB	2
SO	6
LOB	12



Batter	1	2	3	4	5	6	7	8	9	AB	R	H	RBI	BB	SO	LOB	BOTTOM								
Fernando Vina, L (1, 4) OBP: 0.397, SLG: 0.410	G3		S 1B							4	0	2	1	0	0	1	Chicago Cubs @ St. Louis Cardinals Busch Stadium, St. Louis, MO Wed May 15 2002, 7:10 PM CDT Att: 40,719 - Cloudy - 76 F								
J.D. Drew, L (1, 9) OBP: 0.367, SLG: 0.497	WP 5 G3 1B		BB			BB 2B		K		3	1	2	0	1	1	1									
5 Albert Pujols, R (1, 7) OBP: 0.395, SLG: 0.476	G3		L1			F9		G6-4-3		4	0	0	0	0	0	5									
15 Jim Edmonds, L (1, 8) OBP: 0.480, SLG: 0.661	G3					F7		HR		4	1	1	1	0	1	2									
Tino Martinez, L (1, 3) OBP: 0.325, SLG: 0.310	L6					K2-3		G6-3		4	0	1	1	0	1	0									
Edgar Renteria, R (1, 6) OBP: 0.342, SLG: 0.399	G4-3					G6-3		G5-3		3	0	0	0	1	0	0									
Placido Polanco, R (1, 5) OBP: 0.294, SLG: 0.298	G4-3					G5-3		G5-3		4	0	0	0	0	0	2									
Eli Marrero, R (1, 2) OBP: 0.319, SLG: 0.372			G4-3			K		3B 1B		3	1	1	0	0	1	0									
Woody Williams, R (1, 1) OBP: 0.500, SLG: 1.000										2	0	1	0	0	1	0									
Gene Stechschulte, R (7, 1) Miguel Cairo, R (7, PH) Dave Veres, R (8, 1) 44 Jason Isringhausen, R (9, 1) ERA: 1.8			K					1B 3B		0	0	0	0	0	0	0									
Inning Stats	R: 0 E: 0 K: 0 S: 10	H: 1 LOB: 1 BB: 0 P: 17	R: 0 E: 0 K: 0 S: 6	H: 0 LOB: 0 BB: 0 P: 8	R: 0 E: 0 K: 1 S: 11	H: 1 LOB: 2 BB: 1 P: 18	R: 0 E: 0 K: 2 S: 10	H: 0 LOB: 0 BB: 0 P: 12	R: 0 E: 0 K: 1 S: 9	H: 1 LOB: 1 BB: 0 P: 13	R: 1 E: 0 K: 0 S: 11	H: 2 LOB: 2 BB: 1 P: 21	R: 2 E: 0 K: 1 S: 10	H: 3 LOB: 0 BB: 0 P: 13	R: 1 E: 0 K: 0 S: 10	H: 1 LOB: 0 BB: 0 P: 12	1B: 5 2B: 2 3B: 1 HR: 1	SF: 0 SAC: 0 DP: 1 HBP: 0	WP: 1 PB: 0 SB: 1 CS: 0	PA: 34					
PITCHER	IP	WLS	BF	H	R	ER	SO	BB	IBB	HBP	BLK	WP	HR	S	P	ERA	WHIP								
Jason Bere, R (1, 1) ERA: 6.31	6.0	L	27	7	3	3	4	1	0	0	0	0	0	61	95	4.50	1.333								
Jeff Fassero, L (7, 1) ERA: 5.79	1.1		5	2	1	1	1	0	0	0	0	0	1	11	13	6.75	1.500								
Antonio Alfonseca, R (8, 1) ERA: 1.8	0.2		2	0	0	0	0	0	0	0	0	0	0	5	6	0.00	0.000								

AB	32
R	4
H	9
RBI	4
BB	2
SO	5
LOB	11



Batter	1	2	3	4	5	6	7	8	9	AB	R	H	RBI	BB	SO	LOB	TOP		
Barry Larkin, R (1, 6) OBP: 0.299, SLG: 0.331	P4		G5-3			G6-3		F9		4	0	0	0	0	0	1	Cincinnati Reds @ St. Louis Cardinals Busch Stadium, St. Louis, MO Fri May 17 2002, 7:10 PM CDT Att: 36,103 - Cloudy - 47 F		
Juan Encarnacion, R (1, 8) OBP: 0.324, SLG: 0.503	F3			G4-3			FC6 BB	K		3	0	0	0	1	1	0			
Sean Casey, L (1, 3) OBP: 0.388, SLG: 0.400	K			F7		FC6 1-2f		G6-3		4	0	0	0	0	1	2			
Austin Kearns, R (1, 9) OBP: 0.523, SLG: 0.659		L8-4 BB BB		G1-3			SH1-4 HBP 2B		G5-3		3	1	1	0	1	0			
Adam Dunn, L (1, 7) OBP: 0.419, SLG: 0.492		4-0 BB 1-2 BB			P6		HBP SH1-4 BB	F9		2	0	0	0	2	0	0			
Aaron Boone, R (1, 5) OBP: 0.287, SLG: 0.293		3-3 K			L3		SH1-4 1-2 2-3	P4		3	0	0	0	0	1	2			
Todd Walker, L (1, 4) OBP: 0.298, SLG: 0.324		3-2 L8-4 2-3			G3		HBP IBB			2	0	0	0	1	0	2			
Jason LaRue, R (1, 2) OBP: 0.314, SLG: 0.287			F8			G6-3 SH3-4 1B	G4-6-3 HBP			2	0	1	1	0	0	0			
Elmer Dessens, R (1, 1) OBP: 0.313, SLG: 0.214			G4-3			SH3-4 1-2	G4-6-3 2-3 3-H 2-0			1	0	0	0	0	0	0			
Brady Clark, R (7, PH) OBP: 0.242, SLG: 0.172										1	0	0	0	0	0	3			
Scott Sullivan, R (7, 1) Luis Pineda, R (8, 1)										0	0	0	0	0	0	0			
										0	0	0	0	0	0	0			
Inning Stats	R: 0 H: 0 E: 0 K: 1 S: 9	H: 0 LOB: 0 BB: 0 P: 13	R: 0 H: 0 E: 0 K: 1 S: 14	H: 0 LOB: 1 BB: 2 P: 28	R: 0 H: 0 E: 0 K: 0 S: 9	H: 0 LOB: 0 BB: 0 P: 12	R: 0 H: 0 E: 0 K: 0 S: 5	H: 0 LOB: 0 BB: 0 P: 7	R: 0 H: 1 E: 0 K: 0 S: 9	H: 2 LOB: 2 BB: 1 P: 16	R: 1 H: 1 E: 0 K: 0 S: 5	H: 2 LOB: 2 BB: 2 P: 18	R: 0 H: 0 E: 0 K: 1 S: 6	H: 0 LOB: 0 BB: 0 P: 8	R: 0 H: 0 E: 0 K: 0 S: 4	H: 0 LOB: 0 BB: 0 P: 6	1B: 1 2B: 2 3B: 0 HR: 0	SF: 0 SAC: 2 DP: 2 HBP: 1	WP: 0 PA: 33 PB: 0 SB: 0 CS: 0
PITCHER	IP WLS BF H R ER SO BB IBB HBP BLK WP HR S P ERA WHIP																		
Darryl Kile, R (1, 1) ERA: 4.1	7.0 W 27 2 1 1 2 4 1 1 0 0 0 60 106 1.29 0.857																		
Gene Stechschulte, R (8, 1) ERA: 3.32	1.0 H 3 0 0 0 1 0 0 0 0 0 0 6 8 0.00 0.000																		
44 Jason Isringhausen, R (9, 1) ERA: 1.16	1.0 S 3 0 0 0 0 0 0 0 0 0 0 4 6 0.00 0.000																		

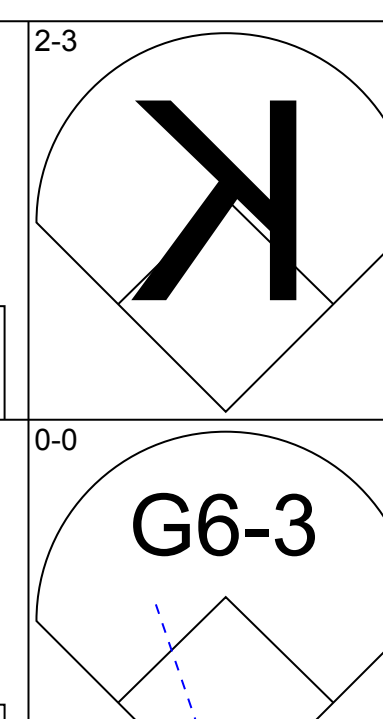
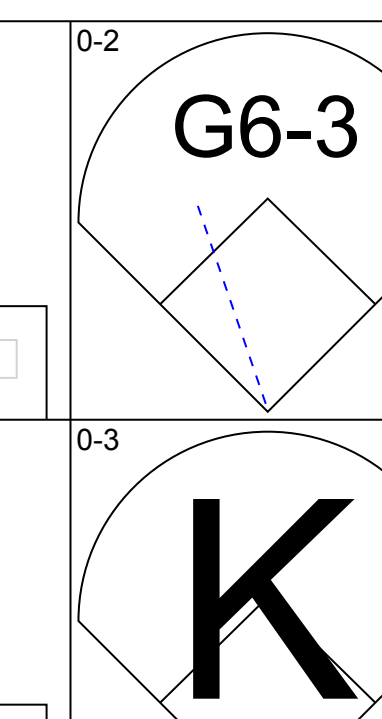
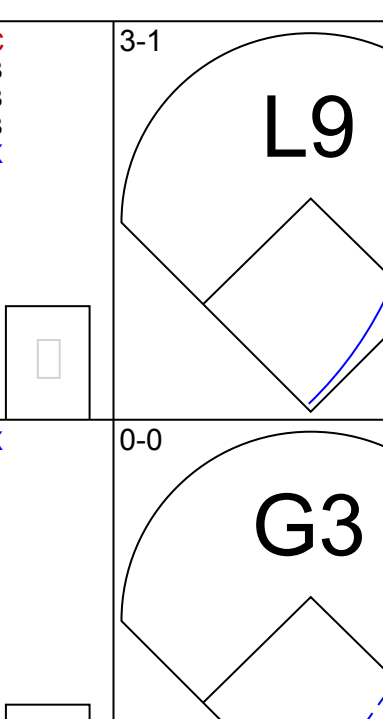
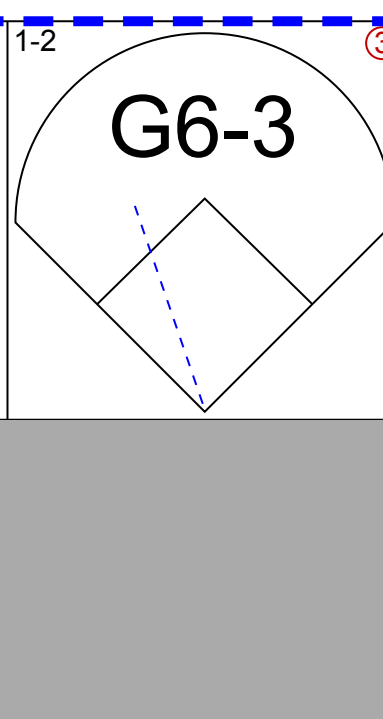
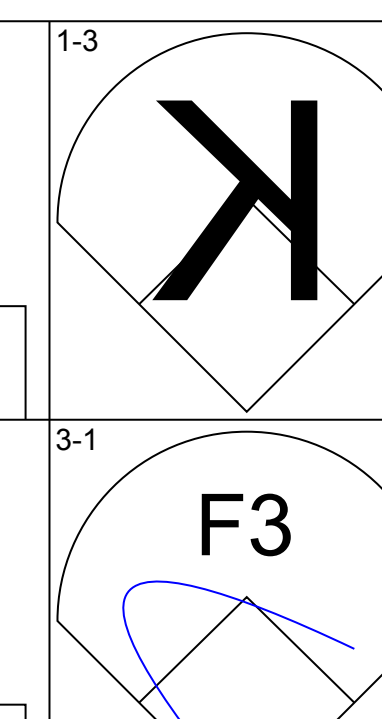

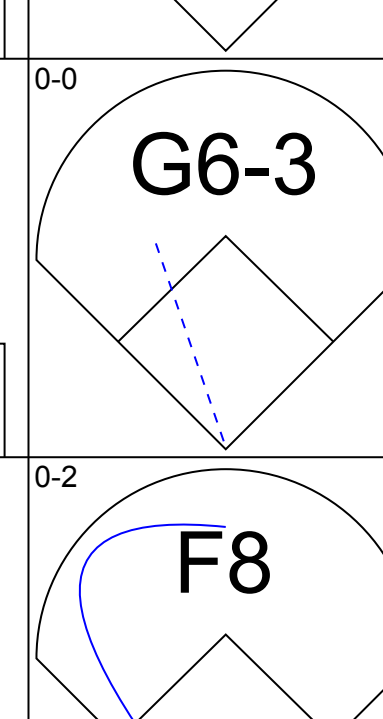
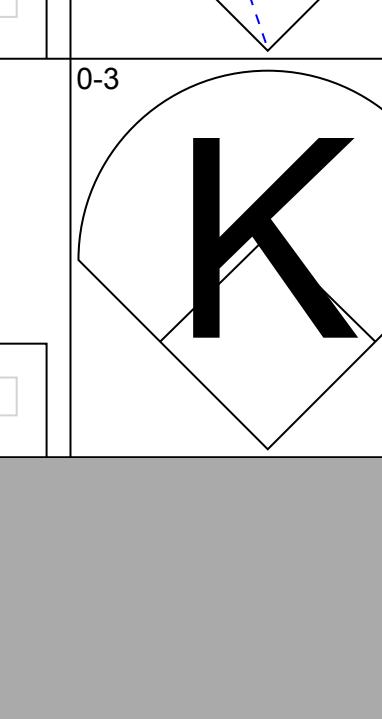
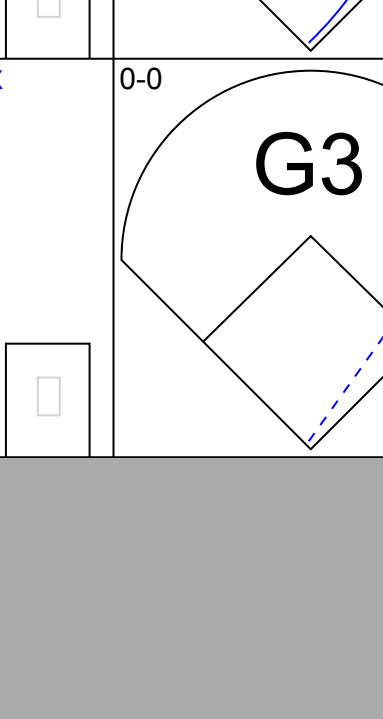
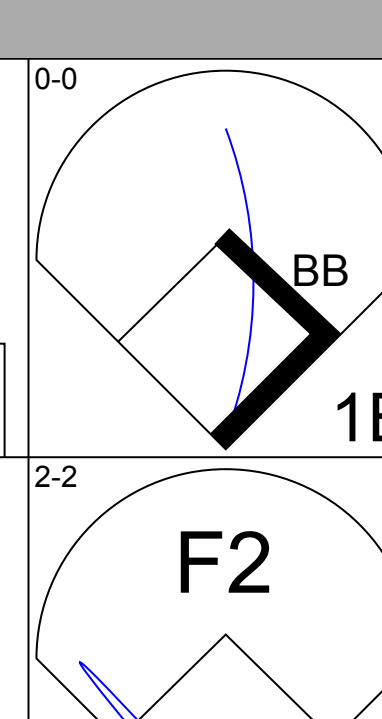
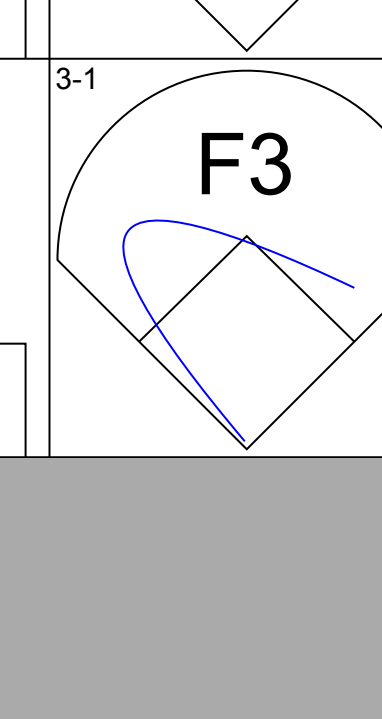
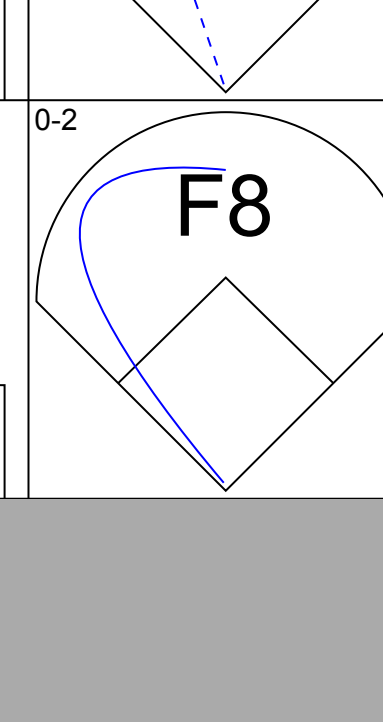
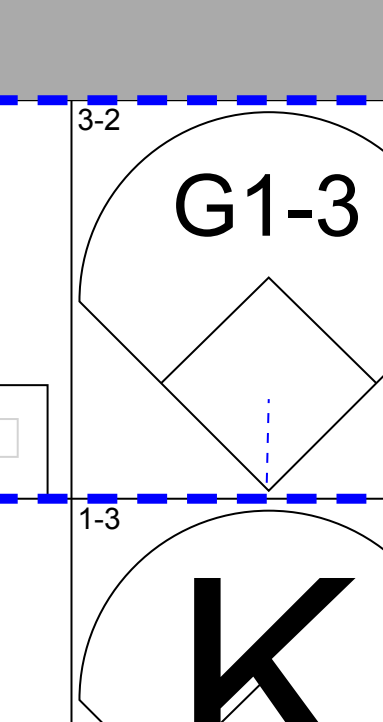
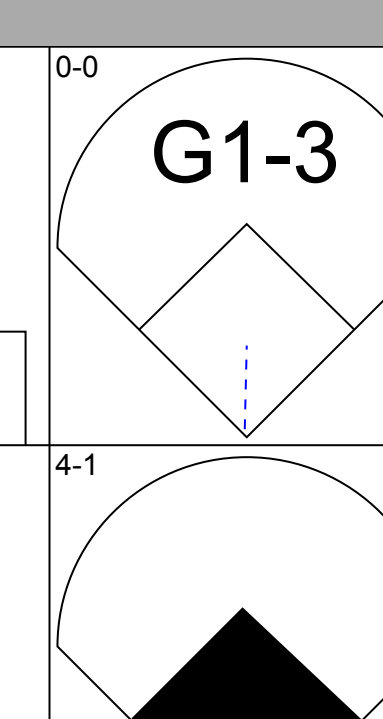
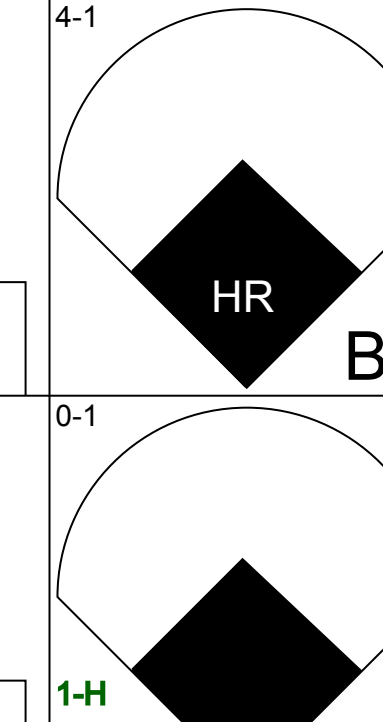
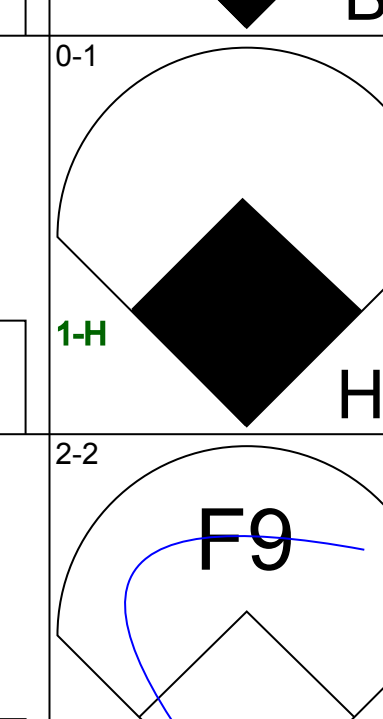
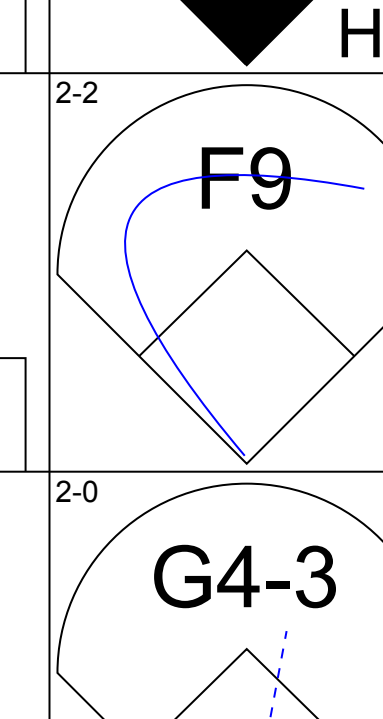
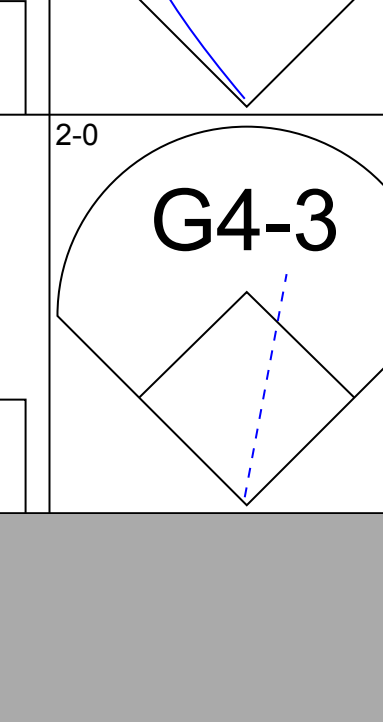
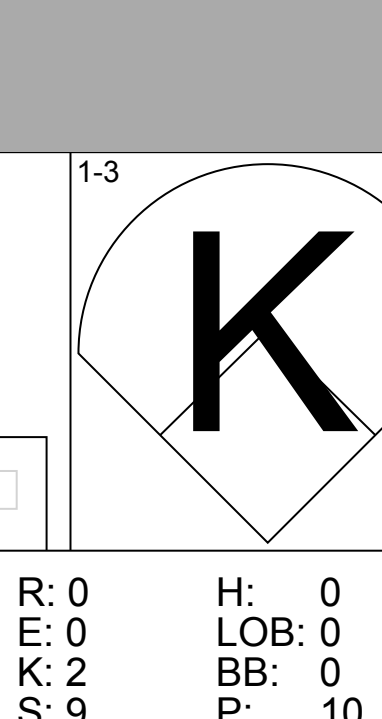
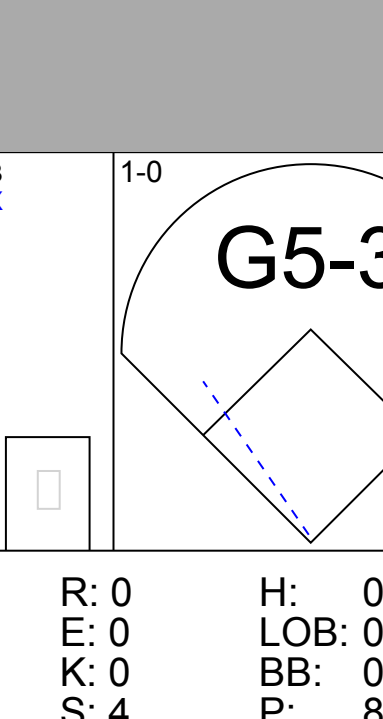
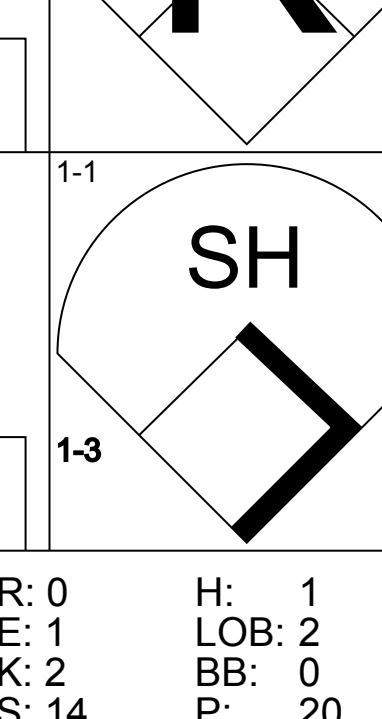
AB	25
R	1
H	2
RBI	1
BB	5
SO	3
LOB	10

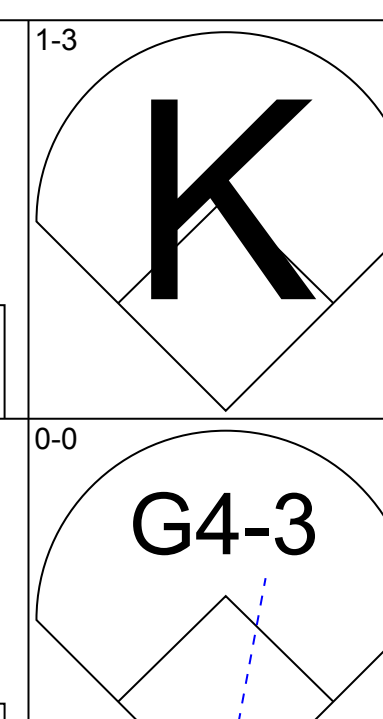
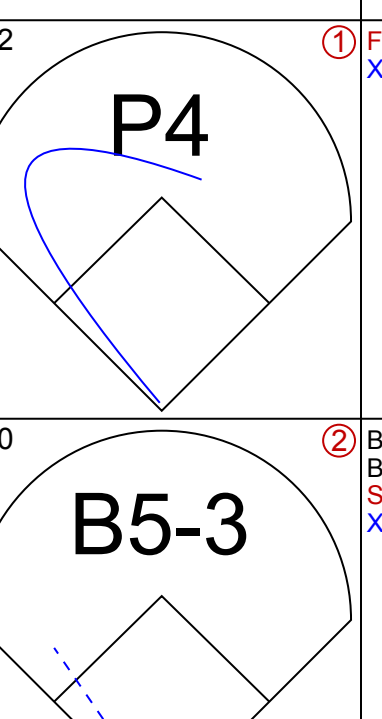
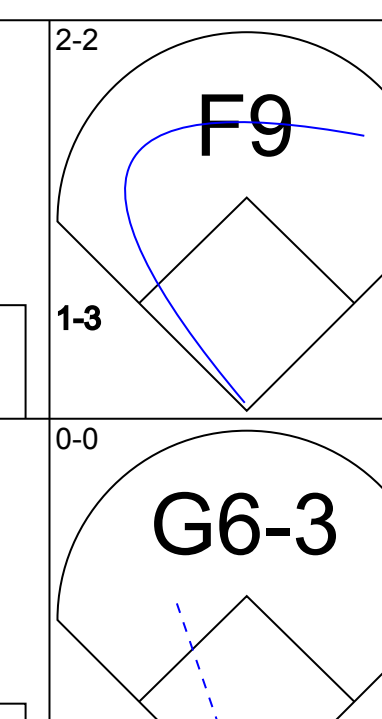

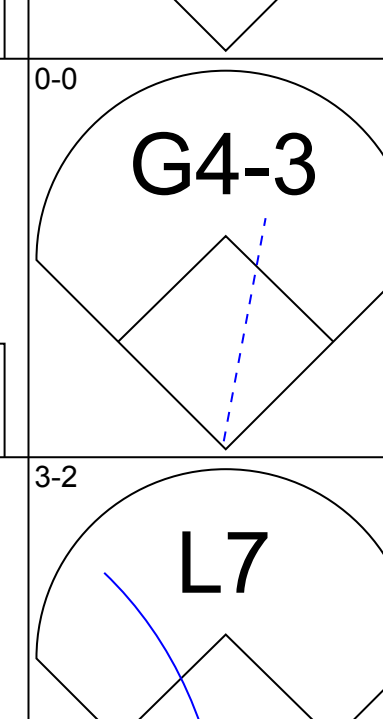
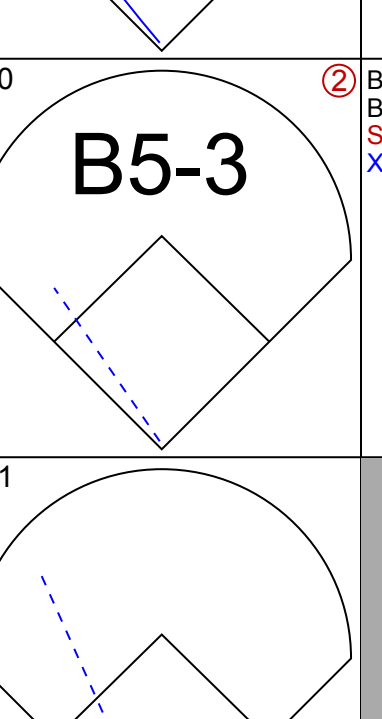
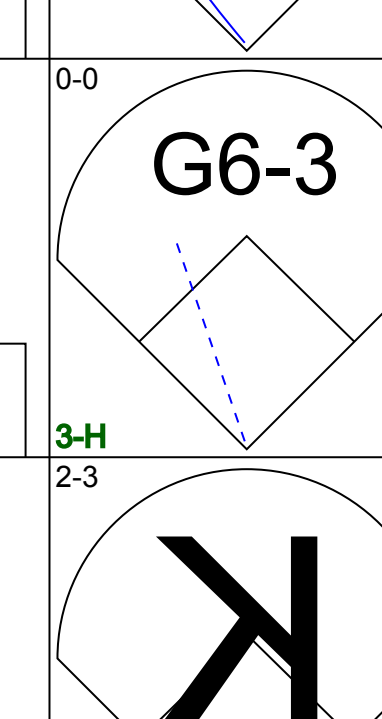
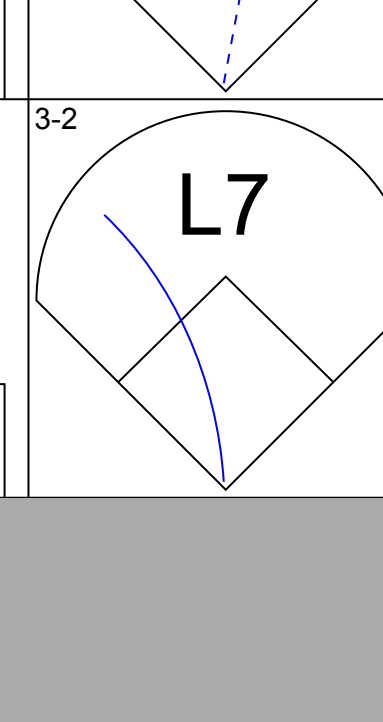
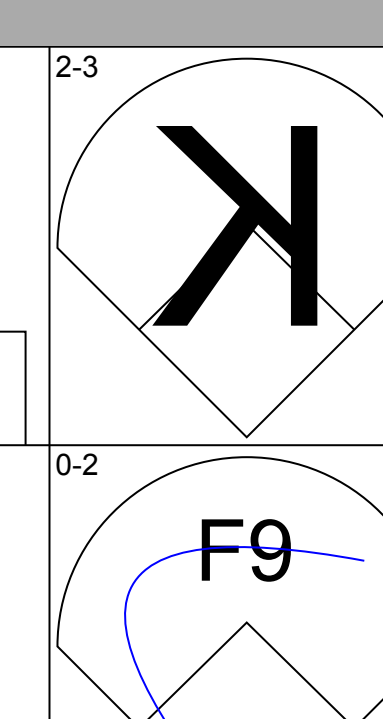
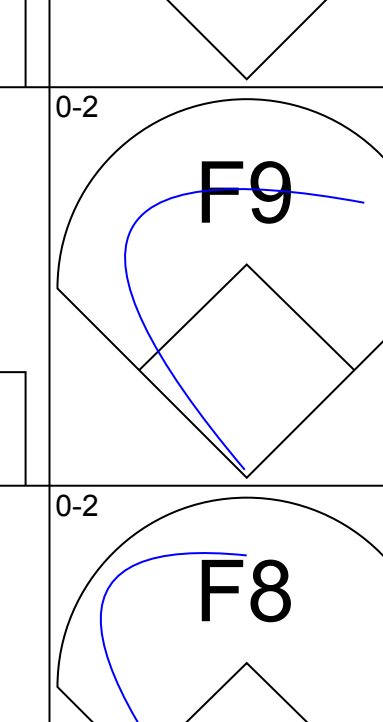
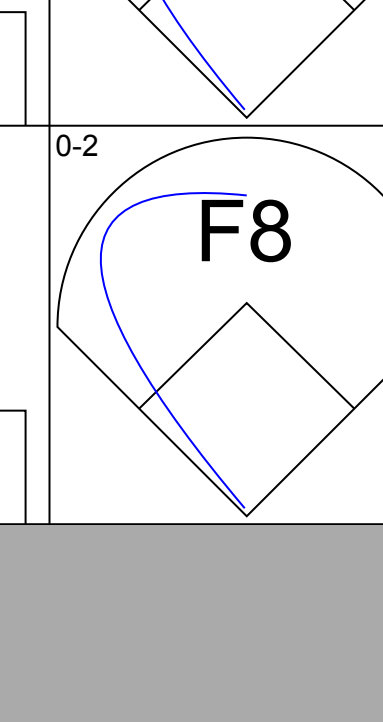
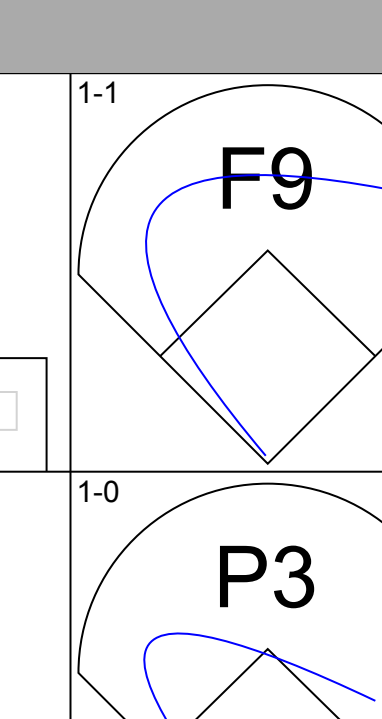
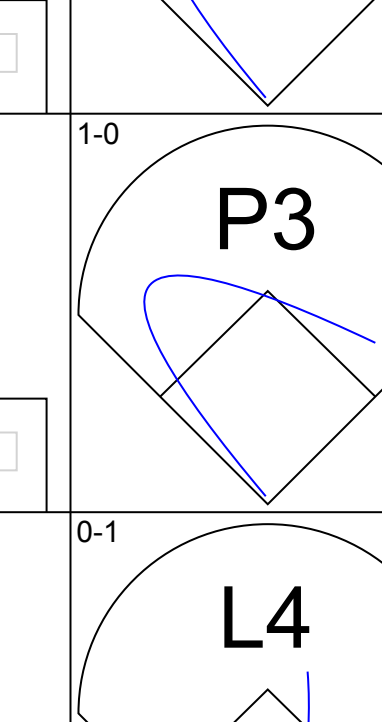
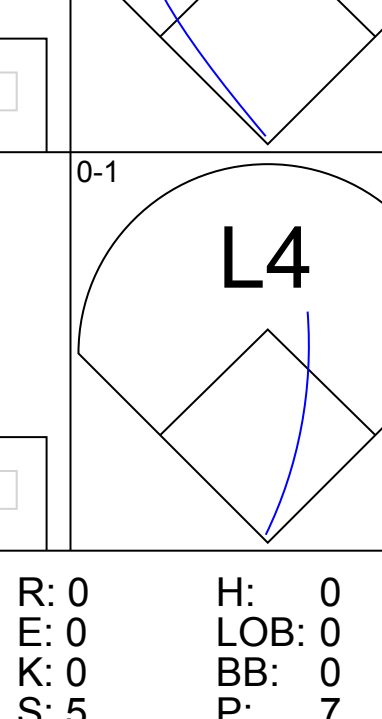


Batter	1	2	3	4	5	6	7	8	9	AB	R	H	RBI	BB	SO	LOB	BOTTOM		
Fernando Vina, L (1, 4) OBP: 0.366, SLG: 0.413	G6-4-3 1B							SF9		1	0	1	1	1	0	0	Cincinnati Reds @ St. Louis Cardinals Busch Stadium, St. Louis, MO Fri May 17 2002, 7:10 PM CDT Att: 36,103 - Cloudy - 47 F		
J.D. Drew, L (1, 9) OBP: 0.355, SLG: 0.484	L7		L4		F9		F8			4	0	0	0	0	5				
5 Albert Pujols, R (1, 5) OBP: 0.398, SLG: 0.503	G6-4-3 1-2f			15 E 2B		HR		G6-3		4	1	2	1	0	1				
15 Jim Edmonds, L (1, 8) OBP: 0.481, SLG: 0.653		E S 1B		F9		L9		2B SF9 BB		3	1	1	0	1	1				
Tino Martinez, L (1, 3) OBP: 0.329, SLG: 0.318	K			G5-4-3 BB		F9		SF9 2B		3	0	1	0	1	1				
Edgar Renteria, R (1, 6) OBP: 0.346, SLG: 0.397	F9			G5-4-3 1-2f		CS 1B		IBB		3	0	1	0	1	3				
Kerry Robinson, L (1, 7) OBP: 0.339, SLG: 0.418										3	1	1	0	0	2				
Gene Stechschulte, R (8, 1) Miguel Cairo, R (8, PH) 44 Jason Isringhausen, R (9, 1)										0	0	0	0	0	0				
Mike Matheny, R (1, 2) OBP: 0.312, SLG: 0.410			G6-3		G6-3		K	G5-3		4	0	0	0	1	3				
Darryl Kile, R (1, 1) Placido Polanco, R (7, PH) OBP: 0.299, SLG: 0.303			G4-3		E6 HBP		1-3 1B			2	0	0	0	0	0				
										1	0	1	0	0	0				
Inning Stats	R: 0 H: 1 E: 0 K: 0 S: 7	H: 1 LOB: 1 BB: 0 P: 12	R: 0 H: 1 E: 0 K: 2 S: 10	H: 1 LOB: 0 BB: 0 P: 14	R: 0 H: 0 E: 0 K: 0 S: 10	H: 0 LOB: 1 BB: 1 P: 21	R: 0 H: 1 E: 1 K: 0 S: 8	H: 1 LOB: 1 BB: 1 P: 16	R: 0 H: 0 E: 1 K: 1 S: 11	H: 0 LOB: 2 BB: 0 P: 21	R: 1 H: 2 E: 0 K: 0 S: 6	H: 2 LOB: 0 BB: 0 P: 8	R: 1 H: 2 E: 0 K: 1 S: 14	H: 2 LOB: 1 BB: 0 P: 18	R: 1 H: 1 E: 0 K: 0 S: 12	H: 1 LOB: 2 BB: 2 P: 23	1B: 5 2B: 2 3B: 0 HR: 1	SF: 2 SAC: 0 DP: 2 HBP: 1	WP: 0 PA: 36 PB: 0 SB: 1 CS: 1
PITCHER	IP WLS BF H R ER SO BB IBB HBP BLK WP HR S P ERA WHIP																		
Elmer Dessens, R (1, 1) ERA: 2.45	6.0 L 24 5 1 1 3 2 0 0 1 0 0 0 52 92 1.50 1.167																		
Scott Sullivan, R (7, 1) ERA: 2.57	1.1 L 8 3 2 2 1 1 0 0 0 0 0 0 21 30 13.50 3.000																		
Luis Pineda, R (8, 1) ERA: 2.6	0.2 3 0 0 0 0 0 0 1 0 0 0 0 5 11 0.00 0.000																		

AB	28
R	3
H	8
RBI	3
BB	4
SO	4
LOB	15



Batter	1	2	3	4	5	6	7	8	9	AB	R	H	RBI	BB	SO	LOB	TOP					
Barry Larkin, R OBP: 0.289, SLG: 0.319 (1, 6)			G6-3 		L9 	G6-3 				5	0	0	0	0	2	3	<p>Cincinnati Reds @ St. Louis Cardinals Busch Stadium, St. Louis, MO Sat May 18 2002, 1:10 PM CDT Att: 40,483 - Cloudy - 59 F</p> <p>AB 37 R 7 H 11 RBI 7 BB 3 SO 9 LOB 15</p> 					
Wilton Guerrero, S OBP: 0.296, SLG: 0.250 Aaron Boone, R OBP: 0.289, SLG: 0.296 (1, 5)	G6-3 		K 		G3 			F3 		3	0	0	0	0	1	0						
Sean Casey, L OBP: 0.389, SLG: 0.400 (1, 3)	F8 								G1-3 	5	2	2	0	0	0	1						
Austin Kearns, R OBP: 0.500, SLG: 0.621 (1, 9)		G1-3 								5	0	0	0	0	3	3						
Adam Dunn, L OBP: 0.424, SLG: 0.489 Gabe White, L (9, 1)		HR 								3	1	1	0	2	1	1						
Juan Encarnacion, R OBP: 0.333, SLG: 0.525 (1, 8)		HR 								3	2	2	2	1	0	2						
Todd Walker, L OBP: 0.309, SLG: 0.336 (1, 4)	F9 									4	1	3	2	0	0	0						
Corky Miller, R OBP: 0.415, SLG: 0.638 (1, 2)	G4-3 									4	1	1	1	0	1	3						
Jose Rijo, R OBP: 0.143, SLG: 0.143 Brady Clark, R OBP: 0.255, SLG: 0.233 Scott Williamson, R (6, PH)			K 							2	0	0	0	0	1	0						
Jim Brower, L Reggie Taylor, L OBP: 0.254, SLG: 0.386 (9, 7)					G5-3 			SH 		1	0	1	2	0	0	0						
Inning Stats	R: 0 E: 0 K: 1 S: 7	H: 0 LOB: 0 BB: 0 P: 9	R: 2 E: 0 K: 0 S: 8	H: 1 LOB: 0 BB: 1 P: 16	R: 0 E: 0 K: 2 S: 9	H: 0 LOB: 0 BB: 0 P: 10	R: 1 E: 0 K: 2 S: 12	H: 2 LOB: 2 BB: 1 P: 21	R: 0 E: 0 K: 0 S: 4	H: 0 LOB: 0 BB: 0 P: 8	R: 4 E: 0 K: 1 S: 23	H: 6 LOB: 1 BB: 0 P: 32	R: 0 E: 0 K: 0 S: 10	H: 1 LOB: 2 BB: 1 P: 18	R: 0 E: 1 K: 2 S: 14	H: 1 LOB: 2 BB: 0 P: 20	R: 0 E: 0 K: 1 S: 11	H: 0 LOB: 0 BB: 0 P: 16	1B: 9 2B: 1 3B: 0 HR: 1	SF: 0 SAC: 1 DP: 0 HBP: 0	WP: 0 PB: 0 SB: 0 CS: 1	PA: 41
PITCHER	IP WLS BF H R ER SO BB IBB HBP BLK WP HR S P ERA WHIP																					
Matt Morris, R ERA: 3.23	5.2 L 27 9 7 7 6 2 0 0 0 0 0 1 59 91 11.12 1.941																					
Luther Hackman, R ERA: 2.53	1.1 6 1 0 0 0 1 0 0 0 0 0 0 14 23 0.00 1.500																					
Mike Crudale, R ERA: 2.13	1.0 5 1 0 0 2 0 0 0 0 0 0 0 14 20 0.00 1.000																					
Mike Matthews, L ERA: 2.51	0.1 1 0 0 0 0 0 0 0 0 0 0 0 6 9 0.00 0.000																					
Mike Timlin, R ERA: 3.09	0.2 2 0 0 0 1 0 0 0 0 0 0 0 5 7 0.00 0.000																					

Batter	1	2	3	4	5	6	7	8	9	AB	R	H	RBI	BB	SO	LOB	BOTTOM					
Fernando Vina, L OBP: 0.363, SLG: 0.409 (1, 4)	K 			P4 				F9 		4	0	1	1	0	1	1	<p>Cincinnati Reds @ St. Louis Cardinals Busch Stadium, St. Louis, MO Sat May 18 2002, 1:10 PM CDT Att: 40,483 - Cloudy - 59 F</p> <p>AB 32 R 3 H 5 RBI 3 BB 1 SO 7 LOB 7</p> 					
J.D. Drew, L OBP: 0.351, SLG: 0.471 (1, 9)	G4-3 			B5-3 				G6-3 		4	0	0	1	0	0	2						
Albert Pujols, R OBP: 0.394, SLG: 0.497 (1, 7)	L7 									4	0	1	0	0	2	0						
15 Jim Edmonds, L OBP: 0.468, SLG: 0.632 (1, 8)		K 								4	0	0	0	0	2	1						
Tino Martinez, L OBP: 0.327, SLG: 0.338 (1, 3)		F9 								4	1	1	1	0	0	0						
Edgar Renteria, R OBP: 0.344, SLG: 0.400 (1, 6)		F8 								4	0	1	0	0	1	0						
Placido Polanco, R OBP: 0.292, SLG: 0.296 (1, 5)			F9 							3	0	0	0	0	0	1						
Mike DiFelice, R OBP: 0.268, SLG: 0.358 (1, 2)			P3 							3	1	1	0	0	1	0						
Matt Morris, R ERA: 3.89 Luther Hackman, R Mike Crudale, R Kerry Robinson, L OBP: 0.305, SLG: 0.414 Mike Matthews, L Mike Timlin, R (1, 1)			L4 							2	0	0	0	0	0	2						
Inning Stats	R: 0 E: 0 K: 1 S: 8	H: 0 LOB: 0 BB: 0 P: 12	R: 0 E: 0 K: 1 S: 11	H: 0 LOB: 0 BB: 0 P: 13	R: 0 E: 0 K: 0 S: 5	H: 0 LOB: 0 BB: 0 P: 7	R: 0 E: 0 K: 1 S: 9	H: 1 LOB: 1 BB: 0 P: 18	R: 2 E: 0 K: 0 S: 13	H: 4 LOB: 2 BB: 0 P: 19	R: 0 E: 0 K: 1 S: 10	H: 0 LOB: 0 BB: 0 P: 16	R: 0 E: 0 K: 1 S: 7	H: 0 LOB: 0 BB: 0 P: 9	R: 1 E: 0 K: 1 S: 8	H: 0 LOB: 1 BB: 1 P: 16		R: 0 E: 0 K: 1 S: 7	H: 0 LOB: 0 BB: 0 P: 11	1B: 3 2B: 1 3B: 0 HR: 1	SF: 0 SAC: 0 DP: 0 HBP: 0	WP: 0 PB: 0 SB: 1 CS: 0
PITCHER	IP WLS BF H R ER SO BB IBB HBP BLK WP HR S P ERA WHIP																					
Jose Rijo, R ERA: 3.89	5.0 W 20 5 2 2 3 0 0 0 0 0 0 0 46 69 3.60 1.000																					
Scott Williamson, R ERA: 2.65	1.0 3 0 0 0 1 0 0 0 0 0 0 0 10 16 0.00 0.000																					
Jim Brower, R ERA: 4.0	2.0 7 0 1 1 2 1 0 0 0 0 0 0 15 25 4.50 0.500																					
Gabe White, L ERA: 2.05	1.0 3 0 0 0 1 0 0 0 0 0 0 0 7 11 0.00 0.000																					

Batter	1	2	3	4	5	6	7	8	9	AB	R	H	RBI	BB	SO	LOB	TOP			
Barry Larkin, R OBP: 0.294, SLG: 0.345	1-2 HR	0-1 G4-3			3-1 G4-6-3 1B		1-3 K			4	1	2	1	0	1	2	Cincinnati Reds @ St. Louis Cardinals Busch Stadium, St. Louis, MO Sun May 19 2002, 1:10 PM CDT Att: 42,992 - Cloudy - 68 F			
Adam Dunn, L OBP: 0.432, SLG: 0.500	4-2 G4-1 BB		2-0 2B		0-0 F8		2-1 G4-6-3 1B			3	0	2	0	1	0	1				
Sean Casey, L OBP: 0.379, SLG: 0.388	1-1 G4-1		1-3 K		0-0 G4-6-3 1-2		1-1 F5			4	0	0	0	0	1	4				
Juan Encarnacion, R OBP: 0.331, SLG: 0.518	2-3 K		1-3 K		1-0 G6-3 1B		0-0 G4-6-3 1-2			4	0	1	0	0	2	3				
Todd Walker, L OBP: 0.308, SLG: 0.333	2-0 G1-3		3-1 F8		2-3 K		3-2 G6-3 1B			4	0	1	0	0	1	3				
Aaron Boone, R OBP: 0.288, SLG: 0.290		4-1 SH3-4 BB		0-3 K		0-1 G6-3 1-2		2-3 K		3	0	0	0	1	2	2				
Corky Miller, R OBP: 0.404, SLG: 0.600		4-2 SH3-4 BB		1-2 F7		2-1 P4		2-1 G6-3 1-2		3	0	0	0	1	0	2				
Reggie Taylor, L OBP: 0.258, SLG: 0.400		2-2 F9		2-0 K		1-2 G4-3				3	0	1	0	0	0	2				
Jose Acevedo, R OBP: 0.250, SLG: 0.286		0-0 SH3-4		0-3 K		0-0 P6				1	0	0	0	0	1	1				
Luis Pineda, R (5, 1)										0	0	0	0	0	0	0				
Wilton Guerrero, S OBP: 0.291, SLG: 0.245										1	0	0	0	0	0	0				
Scott Sullivan, R (7, 1)										0	0	0	0	0	0	0				
Jim Brower, R (8, 1)										0	0	0	0	0	0	0				
Inning Stats	R: 1 E: 0 K: 1 S: 15	H: 1 LOB: 1 BB: 1 P: 25	R: 0 E: 0 K: 0 S: 9	H: 0 LOB: 2 BB: 2 P: 19	R: 0 E: 0 K: 2 S: 9	H: 1 LOB: 1 BB: 0 P: 16	R: 0 E: 0 K: 1 S: 12	H: 1 LOB: 1 BB: 0 P: 15	R: 0 E: 0 K: 0 S: 4	H: 1 LOB: 1 BB: 0 P: 7	R: 0 E: 0 K: 1 S: 8	H: 0 LOB: 0 BB: 0 P: 9	R: 0 E: 0 K: 0 S: 5	H: 1 LOB: 0 BB: 0 P: 8	R: 0 E: 0 K: 1 S: 10	H: 1 LOB: 0 BB: 0 P: 17	1B: 4 2B: 2 3B: 0 HR: 1	SF: 0 SAC: 1 DP: 3 HBP: 0	WP: 0 PB: 0 SB: 0 CS: 0	PA: 34
PITCHER	IP WLS BF H R ER SO BB IBB HBP BLK WP HR S P ERA WHIP																			
Garrett Stephenson, R ERA: 4.91	5.0 W 21 4 1 1 5 3 0 0 0 0 0 1 49 82 1.80 1.400																			
Gene Stechschulte, R ERA: 3.15	1.0 4 1 0 0 1 0 0 0 0 0 0 0 8 13 0.00 1.000																			
Mike Timlin, R ERA: 2.95	1.0 3 0 0 0 1 0 0 0 0 0 0 0 7 9 0.00 0.000																			
Mike Matthews, L ERA: 2.35	1.0 3 1 0 0 0 0 0 0 0 0 0 0 5 8 0.00 1.000																			
Dave Veres, R ERA: 2.58	1.0 3 1 0 0 1 0 0 0 0 0 0 0 10 17 0.00 1.000																			

AB	30
R	1
H	7
RBI	1
BB	3
SO	8
LOB	20



Batter	1	2	3	4	5	6	7	8	9	AB	R	H	RBI	BB	SO	LOB	BOTTOM			
Fernando Vina, L OBP: 0.359, SLG: 0.400	0-0 F8		0-2 L7	0-1 G3-1		0-1 G4-3		1-1 5 1B HBP		4	0	0	0	0	0	1	Cincinnati Reds @ St. Louis Cardinals Busch Stadium, St. Louis, MO Sun May 19 2002, 1:10 PM CDT Att: 42,992 - Cloudy - 68 F			
J.D. Drew, L OBP: 0.358, SLG: 0.469	1-1 G4-3		4-0 BB		4-2 5 1B BB		3-2 5 HBP 1B	1-1 F8		3	2	1	0	2	0	1				
5 Albert Pujols, R OBP: 0.395, SLG: 0.490	2-2 F2		3-1 F9		2-2 P6		1-1 HR HBP	2-2 1B		4	1	1	0	0	0	3				
15 Jim Edmonds, L OBP: 0.472, SLG: 0.631		0-2 FC6 1B		3-2 1B FC6-4 1B	1-2 1B FC3-2 1B		1-3 K	1-3 K		5	1	3	1	0	2	4				
Tino Martinez, L OBP: 0.335, SLG: 0.364		3-2 F9		3-1 FC6-4 1B HR HBP	3-2 FC3-2 1B		0-1 K	0-1 G1-3		4	2	2	3	0	0	3				
Edgar Renteria, R OBP: 0.341, SLG: 0.396		1-0 F7		0-0 FC6-4 1B	1-2 FC3-2 1B		1-3 K			4	0	1	0	0	1	3				
Kerry Robinson, L OBP: 0.333, SLG: 0.392		0-1 FC6		2-2 FC6-4	0-0 FC6-4		2-2 G6-3			3	1	0	1	0	0	5				
Gene Stechschulte, R ERA: 2.37										0	0	0	0	0	0	0				
Mike Timlin, R ERA: 2.95										0	0	0	0	0	0	0				
Eduardo Perez, R OBP: 0.260, SLG: 0.389										0	0	0	0	0	0	0				
Mike Matthews, L ERA: 2.35										0	0	0	0	0	0	0				
Dave Veres, R ERA: 2.58										0	0	0	0	0	0	0				
Eli Marrero, R OBP: 0.337, SLG: 0.409			4-0 SH2-4 BB		1-2 SH2-4 HR		2-2 G4-3		4-2 HR BB	2	2	1	3	2	0	0				
Garrett Stephenson, R ERA: 7.23										1	0	0	0	0	1	0				
Placido Polanco, R OBP: 0.256, SLG: 0.323			0-0 SH2-4		0-3 K		2-0 F9		3-2 HR	2	1	1	2	0	0	0				
Inning Stats	R: 0 E: 0 K: 0 S: 6	H: 0 LOB: 0 BB: 0 P: 9	R: 0 E: 0 K: 0 S: 9	H: 1 LOB: 1 BB: 0 P: 13	R: 0 E: 0 K: 0 S: 8	H: 0 LOB: 2 BB: 2 P: 19	R: 4 E: 0 K: 1 S: 17	H: 3 LOB: 0 BB: 0 P: 27	R: 1 E: 0 K: 0 S: 19	H: 2 LOB: 2 BB: 1 P: 32	R: 0 E: 0 K: 0 S: 6	H: 0 LOB: 0 BB: 0 P: 10	R: 3 E: 0 K: 2 S: 15	H: 2 LOB: 0 BB: 0 P: 23	R: 2 E: 0 K: 1 S: 18	H: 2 LOB: 2 BB: 1 P: 30	1B: 7 2B: 0 3B: 0 HR: 3	SF: 0 SAC: 1 DP: 0 HBP: 3	WP: 0 PB: 0 SB: 1 CS: 0	PA: 41
PITCHER	IP WLS BF H R ER SO BB IBB HBP BLK WP HR S P ERA WHIP																			
Jose Acevedo, R ERA: 7.23	4.1 L 23 6 5 5 1 3 0 0 0 0 0 0 10 17 0.00 0.000																			
Luis Pineda, R ERA: 2.37	1.2 5 0 0 0 0 0 0 0 0 0 0 0 10 17 0.00 0.000																			
Scott Sullivan, R ERA: 4.13	1.1 10 3 5 5 2 1 0 2 0 0 2 23 40 33.75 3.000																			
Jim Brower, R ERA: 3.9	0.2 3 1 0 0 1 0 0 0 0 0 0 0 10 13 0.00 1.500																			

AB	33
R	10
H	10
RBI	10
BB	4
SO	4
LOB	20



Batter	1	2	3	4	5	6	7	8	9	AB	R	H	RBI	BB	SO	LOB	TOP								
Julio Lugo, R OBP: 0.371, SLG: 0.333 (1, 6)	F9		F8		FC4-6 2B			K		4	1	0	0	0	1	1	Houston Astros @ St. Louis Cardinals Busch Stadium, St. Louis, MO Tue May 21 2002, 7:10 PM CDT Att: 33,442 - Sunny - 64 F								
Craig Biggio, R OBP: 0.335, SLG: 0.405 (1, 4)	1B 17 BB		2B		2B			G3		4	0	3	1	0	0	0									
5 Jeff Bagwell, R OBP: 0.395, SLG: 0.542 (1, 3)	F8		F9				K	1B 17 BB		4	0	1	0	0	1	2									
17 Lance Berkman, S OBP: 0.393, SLG: 0.609 (1, 8)	BB			K			F8	BB		2	0	0	0	2	1	0									
Daryle Ward, L OBP: 0.331, SLG: 0.441 (1, 7)	G4-3		1B				K	BB		4	0	1	0	0	2	4									
Richard Hidalgo, R OBP: 0.341, SLG: 0.481 (1, 9)		P4		F6			F9			4	0	0	0	0	0	1									
Geoff Blum, S OBP: 0.338, SLG: 0.368 (1, 5)		L8		F9			F9			4	0	0	0	0	0	1									
Brad Ausmus, R OBP: 0.285, SLG: 0.345 (1, 2)			F2		FC1-6 1B		BB			3	0	1	0	1	0	0									
Carlos Hernández, S OBP: 0.222, SLG: 0.176 (1, 1)					FC1-6					2	0	0	0	0	1	1									
Orlando Merced, S OBP: 0.356, SLG: 0.368 (7, PH)					FC4-6					1	0	0	0	0	0	1									
Ricky Stone, R (7, 1)							G4-3			0	0	0	0	0	0	0									
Pedro Borbon, R (7, 1)										0	0	0	0	0	0	0									
Brandon Puffer, R (8, 1)										0	0	0	0	0	0	0									
Inning Stats	R: 0 E: 0 K: 0 S: 9	H: 1 LOB: 2 BB: 1 P: 17	R: 0 E: 0 K: 0 S: 5	H: 0 LOB: 0 BB: 0 P: 8	R: 0 E: 0 K: 1 S: 9	H: 1 LOB: 1 BB: 0 P: 13	R: 0 E: 0 K: 1 S: 9	H: 1 LOB: 1 BB: 0 P: 14	R: 1 E: 0 K: 0 S: 5	H: 2 LOB: 1 BB: 0 P: 7	R: 0 E: 0 K: 2 S: 10	H: 0 LOB: 0 BB: 0 P: 15	R: 0 E: 0 K: 0 S: 10	H: 0 LOB: 1 BB: 1 P: 19	R: 0 E: 0 K: 2 S: 11	H: 1 LOB: 2 BB: 1 P: 22	R: 0 E: 0 K: 0 S: 4	H: 0 LOB: 0 BB: 0 P: 6	1B: 4 2B: 2 3B: 0 HR: 0	SF: 0 SAC: 0 DP: 0 HBP: 0	WP: 0 PB: 0 SB: 0 CS: 0	PA: 35			
PITCHER	IP	WLS	BF	H	R	ER	SO	BB	IBB	HBP	BLK	WP	HR	S	P	ERA	WHIP								
Jason Simontacchi, R ERA: 2.37	7.0	W	27	5	1	1	4	2	0	0	0	0	0	57	93	1.29	1.000								
Gene Stechschulte, R ERA: 3.05	0.2	H	3	1	0	0	1	0	0	0	0	0	0	7	11	0.00	1.500								
Mike Matthews, L ERA: 2.3	0.1	H	2	0	0	0	1	1	0	0	0	0	0	4	11	0.00	3.000								
44 Jason Isringhausen, R ERA: 1.07	1.0	S	3	0	0	0	0	0	0	0	0	0	0	4	6	0.00	0.000								

Batter	1	2	3	4	5	6	7	8	9	AB	R	H	RBI	BB	SO	LOB	BOTTOM								
Fernando Vina, L OBP: 0.360, SLG: 0.399 (1, 4)	G1-3			2B 1B	1B 1-3 2-H			K		4	1	2	1	0	1	0	Houston Astros @ St. Louis Cardinals Busch Stadium, St. Louis, MO Tue May 21 2002, 7:10 PM CDT Att: 33,442 - Sunny - 64 F								
Placido Polanco, R OBP: 0.286, SLG: 0.319 (1, 6)	F8			1B 1-H	K		G4-3			4	0	1	1	0	1	2									
5 Albert Pujols, R OBP: 0.399, SLG: 0.503 (1, 3)	G5-3			F3	G4-3		1B			4	0	1	0	0	0	3									
15 Jim Edmonds, L OBP: 0.468, SLG: 0.632 (1, 8)		K		BB			F7	K		3	0	0	0	1	2	1									
Eduardo Perez, R OBP: 0.182, SLG: 0.359 (1, 9)		G4-3		P4			G4-3			3	0	0	0	0	0	2									
J.D. Drew, L OBP: 0.348, SLG: 0.455 (7, 9)								F9		1	0	0	0	0	0	0									
Miguel Cairo, R OBP: 0.283, SLG: 0.405 (1, 5)	F8			F7			2B 1B	G6-3		4	1	1	0	0	0	2									
Mike Matheny, R OBP: 0.320, SLG: 0.419 (1, 2)			G5-3		FC3-5 HBP		2B	G5-3		3	0	1	1	0	0	0									
Eli Marrero, R OBP: 0.347, SLG: 0.396 (1, 7)			G5-3		1B BB		IBB			1	1	0	0	2	0	0									
Jason Simontacchi, R (1, 1)					FC3-5		F9			3	0	0	0	0	1	4									
Gene Stechschulte, R (8, 1)					1B					0	0	0	0	0	0	0									
Mike Matthews, L (8, 1)										0	0	0	0	0	0	0									
44 Jason Isringhausen, R (9, 1)					1B					0	0	0	0	0	0	0									
Inning Stats	R: 0 E: 0 K: 0 S: 5	H: 0 LOB: 0 BB: 0 P: 10	R: 0 E: 0 K: 1 S: 8	H: 0 LOB: 0 BB: 0 P: 12	R: 0 E: 0 K: 1 S: 7	H: 0 LOB: 0 BB: 0 P: 9	R: 1 E: 0 K: 0 S: 12	H: 2 LOB: 2 BB: 1 P: 22	R: 1 E: 0 K: 0 S: 10	H: 1 LOB: 2 BB: 1 P: 19	R: 0 E: 0 K: 2 S: 9	H: 2 LOB: 2 BB: 1 P: 18	R: 0 E: 0 K: 0 S: 13	H: 1 LOB: 1 BB: 0 P: 19	R: 0 E: 0 K: 0 S: 6	H: 0 LOB: 0 BB: 0 P: 8	1B: 4 2B: 2 3B: 0 HR: 0	SF: 0 SAC: 0 DP: 0 HBP: 1	WP: 0 PB: 0 SB: 0 CS: 0	PA: 34					
PITCHER	IP	WLS	BF	H	R	ER	SO	BB	IBB	HBP	BLK	WP	HR	S	P	ERA	WHIP								
Carlos Hernández, L ERA: 3.38	6.0	L	27	5	3	3	3	2	1	1	0	0	0	51	90	4.50	1.167								
Ricky Stone, R ERA: 2.66	0.2		3	1	0	0	1	0	0	0	0	0	0	10	14	0.00	1.500								
Pedro Borbon, L ERA: 4.91	0.2		2	0	0	0	1	0	0	0	0	0	0	5	7	0.00	0.000								
Brandon Puffer, R ERA: 5.54	0.2		2	0	0	0	0	0	0	0	0	0	0	4	6	0.00	0.000								



Batter	1	2	3	4	5	6	7	8	9	AB	R	H	RBI	BB	SO	LOB	TOP								
Julio Lugo, R OBP: 0.373, SLG: 0.367 (1, 6)										5	2	2	1	0	1	3	Houston Astros @ St. Louis Cardinals Busch Stadium, St. Louis, MO Wed May 22 2002, 7:10 PM CDT Att: 32,481 - Cloudy - 73 F								
Craig Biggio, R OBP: 0.331, SLG: 0.399 (1, 4)										5	0	1	0	0	2	2									
5 Jeff Bagwell, R OBP: 0.300, SLG: 0.545 (1, 3)										3	0	1	0	2	2	0									
17 Lance Berkman, S OBP: 0.393, SLG: 0.598 (8, 7)										3	0	0	1	2	1	3									
Daryle Ward, L OBP: 0.348, SLG: 0.443 Brian Hunter, R OBP: 0.267, SLG: 0.318 (8, PR)										4	0	2	0	0	1	2									
Richard Hidalgo, R OBP: 0.336, SLG: 0.475 (1, 9)										4	0	1	0	0	2	1									
Geoff Blum, S OBP: 0.335, SLG: 0.356 Pedro Borbon, R Ricky Stone, R (8, 1)										2	0	0	0	2	1	2									
Brad Ausmus, R OBP: 0.284, SLG: 0.336 (1, 2)										3	0	0	0	1	0	3									
44 Roy Oswalt, R OBP: 0.160, SLG: 0.130 Octavio Dotel, R Morgan Ensberg, R OBP: 0.359, SLG: 0.432 (8, 5)										3	0	0	0	0	1	3									
										0	0	0	0	0	0	0									
										1	0	0	0	0	0	0									
Inning Stats	R: 1 E: 0 K: 2 S: 12	H: 2 LOB: 1 BB: 0 P: 15	R: 0 E: 0 K: 1 S: 7	H: 0 LOB: 1 BB: 1 P: 14	R: 1 E: 0 K: 1 S: 8	H: 1 LOB: 1 BB: 1 P: 15	R: 0 E: 0 K: 0 S: 5	H: 0 LOB: 0 BB: 0 P: 7	R: 0 E: 0 K: 2 S: 12	H: 1 LOB: 2 BB: 1 P: 18	R: 0 E: 1 K: 1 S: 16	H: 2 LOB: 3 BB: 1 P: 30	R: 0 E: 0 K: 2 S: 9	H: 0 LOB: 0 BB: 0 P: 12	R: 0 E: 0 K: 1 S: 9	H: 1 LOB: 2 BB: 1 P: 16		R: 0 E: 1 K: 1 S: 13	H: 0 LOB: 3 BB: 2 P: 27	1B: 5 2B: 2 3B: 0 HR: 1	SF: 0 SAC: 0 DP: 2 HBP: 0	WP: 0 PB: 0 SB: 2 CS: 2	PA: 41		
PITCHER	IP	WLS	BF	H	R	ER	SO	BB	IBB	HBP	BLK	WP	HR	S	P	ERA		WHIP							
Darryl Kile, R ERA: 3.98	6.0		28	6	2	2	7	4	0	0	0	0	1	60	99	3.00	1.667								
Mike Timlin, R ERA: 2.79	1.0		3	0	0	0	2	0	0	0	0	0	0	9	12	0.00	0.000								
Dave Veres, R ERA: 3.33	2.0	W	10	1	0	0	2	1	2	0	0	0	0	22	43	0.00	1.000								

Batter	1	2	3	4	5	6	7	8	9	AB	R	H	RBI	BB	SO	LOB	BOTTOM								
Fernando Vina, L OBP: 0.397, SLG: 0.401 (1, 4)										4	1	1	0	0	0	1	Houston Astros @ St. Louis Cardinals Busch Stadium, St. Louis, MO Wed May 22 2002, 7:10 PM CDT Att: 32,481 - Cloudy - 73 F								
Placido Polanco, R OBP: 0.280, SLG: 0.312 (1, 6)										3	0	0	0	0	0	1									
5 Albert Pujols, R OBP: 0.401, SLG: 0.503 (1, 7)										4	0	2	1	0	0	0									
15 Jim Edmonds, L OBP: 0.463, SLG: 0.629 (1, 8)										4	1	1	0	0	0	2									
Tino Martinez, L OBP: 0.360, SLG: 0.379 (1, 3)										2	0	2	0	2	0	0									
Miguel Cairo, R OBP: 0.267, SLG: 0.366 (1, 5)										4	0	0	1	0	1	5									
Mike Matheny, R OBP: 0.313, SLG: 0.409 J.D. Drew, L OBP: 0.349, SLG: 0.473 (7, PH)										2	0	0	0	0	0	1									
Eli Marrero, R OBP: 0.346, SLG: 0.387 (8, 2)										2	0	0	0	1	1	0									
Darryl Kile, R OBP: 0.118, SLG: 0.063 Mike Timlin, R Kerry Robinson, L OBP: 0.323, SLG: 0.383 Dave Veres, R (8, 1)										2	0	1	0	0	1	2									
										0	0	0	0	0	0	0									
										1	0	0	0	0	0	0									
Inning Stats	R: 0 E: 0 K: 0 S: 10	H: 0 LOB: 0 BB: 0 P: 13	R: 1 E: 0 K: 1 S: 12	H: 1 LOB: 2 BB: 2 P: 25	R: 0 E: 0 K: 0 S: 8	H: 1 LOB: 1 BB: 0 P: 13	R: 0 E: 0 K: 0 S: 4	H: 1 LOB: 0 BB: 0 P: 4	R: 0 E: 0 K: 1 S: 13	H: 1 LOB: 1 BB: 0 P: 19	R: 0 E: 0 K: 2 S: 7	H: 0 LOB: 0 BB: 0 P: 11	R: 1 E: 0 K: 0 S: 12	H: 2 LOB: 2 BB: 1 P: 21	R: 1 E: 0 K: 0 S: 3	H: 1 LOB: 0 BB: 0 P: 6		1B: 5 2B: 2 3B: 0 HR: 1	SF: 0 SAC: 1 DP: 1 HBP: 0	WP: 1 PB: 0 SB: 0 CS: 0	PA: 34				
PITCHER	IP	WLS	BF	H	R	ER	SO	BB	IBB	HBP	BLK	WP	HR	S	P	ERA		WHIP							
44 Roy Oswalt, R ERA: 2.22	0.1	B	3	2	1	1	0	0	0	0	0	0	0	4	7	27.00	6.000								
Octavio Dotel, R ERA: 3.2	0.1		2	0	0	0	0	1	0	0	0	0	0	6	10	0.00	3.000								
Pedro Borbon, L ERA: 4.8	0.1	L	2	1	1	1	0	0	0	0	0	0	1	5	10	27.00	3.000								

AB	34
R	2
H	7
RBI	2
BB	7
SO	11
LOB	22



AB	30
R	3
H	8
RBI	3
BB	3
SO	4
LOB	12



Batter	1	2	3	4	5	6	7	8	9	AB	R	H	RBI	BB	SO	LOB	TOP			
Julio Lugo, R OBP: 0.383, SLG: 0.373 Billy Wagner, L	4-2 5 2B BB	2-2 F9		2-0 2H 1B		3-2 1B		1-0 F8		4	1	2	1	1	0	2				
Jose Vizcaino, S OBP: 0.300, SLG: 0.362	1-2 5 2B 1B	2-2 G1-6-3		0-2 G5-3		0-0 P4			1-1 G3	5	1	1	0	0	0	3				
5 Jeff Bagwell, R OBP: 0.400, SLG: 0.547	0-0 1B 2B		0-1 G6-3		1-2 F8		1-3 K		1-2 1B	5	1	2	1	0	1	0				
17 Lance Berkman, S OBP: 0.398, SLG: 0.599	3-3 K		4-1 FC4 BB		1-1 1B 2B		4-1 BB		1-3 K	3	0	1	0	2	2	3				
Daryle Ward, L OBP: 0.340, SLG: 0.444 Octavio Dotel, R	1-2 1B		2-3 K		0-2 2B		0-1 L9		1-2 F9	4	0	2	2	0	1	2				
Craig Biggio, R OBP: 0.330, SLG: 0.396	2H 3H 1B		0-2 FC4		2-3 1B		1-2 F8			4	0	0	0	0	0	0				
Richard Hidalgo, R OBP: 0.332, SLG: 0.463	3-3 K		3-3 FC4		1-3 K		1-2 F8			4	0	0	0	0	2	5				
Morgan Ensberg, R OBP: 0.348, SLG: 0.417	3-2 G5-3			1-0 F9		3-2 P3		3-2 F9		4	0	0	0	0	0	3				
Brad Ausmus, R OBP: 0.290, SLG: 0.336		3-2 F9 SH3-4 HBP		2-1 G3-1 1B		2-3 K		0-1 L5		3	1	1	0	0	1	0				
Shane Reynolds, R OBP: 0.053, SLG: 0.105 Brian Hunter, R OBP: 0.283, SLG: 0.356 Pedro Borbon, R	0-0 SH3-4		0-0 G3-1		1-3 K		3-1 2B			2	0	0	0	0	1	1				
Inning Stats	R: 3 E: 0 K: 2 S: 20	H: 3 LOB: 1 BB: 1 P: 34	R: 0 E: 0 K: 0 S: 11	H: 0 LOB: 1 BB: 0 P: 18	R: 0 E: 0 K: 1 S: 10	H: 0 LOB: 1 BB: 1 P: 16	R: 1 E: 0 K: 0 S: 9	H: 2 LOB: 1 BB: 0 P: 14	R: 0 E: 0 K: 2 S: 11	H: 1 LOB: 1 BB: 0 P: 17	R: 0 E: 0 K: 1 S: 10	H: 0 LOB: 1 BB: 1 P: 16	R: 0 E: 0 K: 0 S: 8	H: 1 LOB: 1 BB: 0 P: 15	R: 0 E: 0 K: 1 S: 12	H: 1 LOB: 1 BB: 0 P: 16	1B: 7 2B: 3 3B: 0 HR: 0	SF: 0 SAC: 1 DP: 0 HBP: 1	WP: 0 PB: 0 SB: 1 CS: 0	PA: 41
PITCHER	IP WLS BF H R ER SO BB IBB HBP BLK WP HR S P ERA WHIP	IP WLS BF H R ER SO BB IBB HBP BLK WP HR S P ERA WHIP	IP WLS BF H R ER SO BB IBB HBP BLK WP HR S P ERA WHIP	IP WLS BF H R ER SO BB IBB HBP BLK WP HR S P ERA WHIP	IP WLS BF H R ER SO BB IBB HBP BLK WP HR S P ERA WHIP	IP WLS BF H R ER SO BB IBB HBP BLK WP HR S P ERA WHIP	IP WLS BF H R ER SO BB IBB HBP BLK WP HR S P ERA WHIP	IP WLS BF H R ER SO BB IBB HBP BLK WP HR S P ERA WHIP	IP WLS BF H R ER SO BB IBB HBP BLK WP HR S P ERA WHIP	IP WLS BF H R ER SO BB IBB HBP BLK WP HR S P ERA WHIP	IP WLS BF H R ER SO BB IBB HBP BLK WP HR S P ERA WHIP	IP WLS BF H R ER SO BB IBB HBP BLK WP HR S P ERA WHIP	IP WLS BF H R ER SO BB IBB HBP BLK WP HR S P ERA WHIP	IP WLS BF H R ER SO BB IBB HBP BLK WP HR S P ERA WHIP	IP WLS BF H R ER SO BB IBB HBP BLK WP HR S P ERA WHIP	IP WLS BF H R ER SO BB IBB HBP BLK WP HR S P ERA WHIP	IP WLS BF H R ER SO BB IBB HBP BLK WP HR S P ERA WHIP			

Houston Astros @ St. Louis Cardinals
 Busch Stadium, St. Louis, MO
 Thu May 23 2002, 12:10 PM CDT
 Att: 38,772 - Sunny - 77 F

AB	36
R	4
H	10
RBI	4
BB	3
SO	8
LOB	20



Batter	1	2	3	4	5	6	7	8	9	AB	R	H	RBI	BB	SO	LOB	BOTTOM			
Fernando Vina, L OBP: 0.358, SLG: 0.403	2-0 P6		2-2 G4-3		1-1 B1-3		4-1 5 HBP 15 2B BB	0-0 1B 2B		4	1	1	0	1	0	0				
J.D. Drew, L OBP: 0.356, SLG: 0.474	2-2 G4-3		0-0 15 1B 1B		4-1 5 BB		1-3 K	0-0 2B 1B		4	1	2	1	1	1	1				
5 Albert Pujols, R OBP: 0.396, SLG: 0.491	1-2 P6		3-1 F9		3-2 L7		3-1 15 2B 1-2 BB HBP	0-3 K		4	1	0	0	0	1	4				
15 Jim Edmonds, L OBP: 0.467, SLG: 0.655		2-2 HR	0-0 1B 1B		0-0 F8		1-0 BB 2B	2-3 K		5	1	3	2	0	1	3				
Tino Martinez, L OBP: 0.363, SLG: 0.378		0-0 L8	1-1 1B		0-0 G1-3		4-0 BB IBB			3	0	1	1	1	0	0				
Eli Marrero, R OBP: 0.352, SLG: 0.396		0-1 FC5-4 2B	3-2 P5		1-2 L7		4-0 BB			3	0	1	1	1	0	2				
Mike DiFelice, R OBP: 0.298, SLG: 0.382 Kerry Robinson, L OBP: 0.318, SLG: 0.377 Luther Hackman, R 44 Jason Isringhausen, R ERA: 1.03	4-1 FC5-4 BB		1-1 F9		2-1 2B		3-2 G6-3			2	0	1	0	1	0	0				
Piacion Polanco, R OBP: 0.272, SLG: 0.303	0-1 FC5-4		0-0 P4		0-1 G1-3		1-0 F9			4	0	0	0	0	0	3				
Matt Morris, R OBP: 0.143, SLG: 0.148 Mike Crutale, R	2-3 K		1-3 K		1-1 CS 1B		2-1 2B 1B			2	0	0	0	0	2	2				
Miguel Cairo, R OBP: 0.298, SLG: 0.395										2	1	2	0	0	0	0				
Inning Stats	R: 0 E: 0 K: 0 S: 7	H: 0 LOB: 0 BB: 0 P: 12	R: 1 E: 0 K: 1 S: 12	H: 2 LOB: 2 BB: 1 P: 20	R: 1 E: 0 K: 0 S: 12	H: 3 LOB: 0 BB: 0 P: 21	R: 0 E: 0 K: 1 S: 6	H: 0 LOB: 0 BB: 0 P: 8	R: 0 E: 0 K: 0 S: 8	H: 1 LOB: 1 BB: 0 P: 11	R: 2 E: 0 K: 1 S: 12	H: 2 LOB: 3 BB: 3 P: 33	R: 1 E: 0 K: 2 S: 11	H: 3 LOB: 2 BB: 0 P: 16	R: 0 E: 0 K: 0 S: 8	H: 0 LOB: 0 BB: 0 P: 16	1B: 6 2B: 4 3B: 0 HR: 1	SF: 0 SAC: 0 DP: 0 HBP: 1	WP: 0 PB: 0 SB: 1 CS: 1	PA: 40
PITCHER	IP WLS BF H R ER SO BB IBB HBP BLK WP HR S P ERA WHIP	IP WLS BF H R ER SO BB IBB HBP BLK WP HR S P ERA WHIP	IP WLS BF H R ER SO BB IBB HBP BLK WP HR S P ERA WHIP	IP WLS BF H R ER SO BB IBB HBP BLK WP HR S P ERA WHIP	IP WLS BF H R ER SO BB IBB HBP BLK WP HR S P ERA WHIP	IP WLS BF H R ER SO BB IBB HBP BLK WP HR S P ERA WHIP	IP WLS BF H R ER SO BB IBB HBP BLK WP HR S P ERA WHIP	IP WLS BF H R ER SO BB IBB HBP BLK WP HR S P ERA WHIP	IP WLS BF H R ER SO BB IBB HBP BLK WP HR S P ERA WHIP	IP WLS BF H R ER SO BB IBB HBP BLK WP HR S P ERA WHIP	IP WLS BF H R ER SO BB IBB HBP BLK WP HR S P ERA WHIP	IP WLS BF H R ER SO BB IBB HBP BLK WP HR S P ERA WHIP	IP WLS BF H R ER SO BB IBB HBP BLK WP HR S P ERA WHIP	IP WLS BF H R ER SO BB IBB HBP BLK WP HR S P ERA WHIP	IP WLS BF H R ER SO BB IBB HBP BLK WP HR S P ERA WHIP	IP WLS BF H R ER SO BB IBB HBP BLK WP HR S P ERA WHIP	IP WLS BF H R ER SO BB IBB HBP BLK WP HR S P ERA WHIP			

Houston Astros @ St. Louis Cardinals
 Busch Stadium, St. Louis, MO
 Thu May 23 2002, 12:10 PM CDT
 Att: 38,772 - Sunny - 77 F

AB	34
R	5
H	11
RBI	5
BB	5
SO	5
LOB	18



Batter	1	2	3	4	5	6	7	8	9	AB	R	H	RBI	BB	SO	LOB	TOP								
Fernando Vina, L (1,4) OBP: 0.350, SLG: 0.393	1-1 G6-3		0-2 L8		0-0 G3			0-3 K	0-1 G1-3	5	0	0	0	0	1	3									
Miguel Cairo, R (1,7) OBP: 0.298, SLG: 0.375	2-2 G4-3			2-2 F8		2-3 K		2-1 5 BB 15 FC3-6 1B	1-1 L9	5	1	1	0	0	1	1									
J.D. Drew, L (1,9) OBP: 0.359, SLG: 0.471	1-2 5 FC5-4 1B			1-0 G1-3		0-1 G4-3		4-1 15 FC3-6 5 BB 1-2 BB		3	0	1	0	1	0	0									
5 Albert Pujols, R (1,5) OBP: 0.398, SLG: 0.488	3-1 FC5-4 1-2 1B			0-2 1B		0-1 F3		4-1 15 FC3-6 1-2 2-3 BB		3	0	1	0	1	0	1									
15 Jim Edmonds, L (1,8) OBP: 0.457, SLG: 0.638		3-3 K		3-2 F8			2-3 K	2-2 FC3-6 1-2 2-3 3-H BB		4	0	0	1	0	2	3									
Tino Martinez, L (1,3) OBP: 0.360, SLG: 0.371	2-0 F8			2-1 G4-3		4-1 1B BB		0-2 F9		3	0	0	0	1	0	2									
Edgar Renteria, R (1,6) OBP: 0.339, SLG: 0.410	1-2 G4-3			2-2 G6-3		2-3 K		1-2 1B 3B		4	1	1	0	0	1	1									
Mike Matheny, R (1,2) OBP: 0.324, SLG: 0.411			1-0 F7		4-0 BB BB		0-1 1B	2-1 1B		2	0	1	0	1	0	0									
Kerry Robinson, L (9, PH) OBP: 0.326, SLG: 0.387								3-H 1B		1	0	1	1	0	0	0									
Garrett Stephenson, R (1,1)			0-1 G5-3		4-2 BB		1-0 G6-3	1-1 G1-3		1	0	0	0	1	0	0									
Luther Hackman, R (6,1)										0	0	0	0	0	0	0									
Eduardo Perez, R (7, PH) OBP: 0.179, SLG: 0.350										1	0	0	0	0	0	2									
Mike Matthews, L (7,1)										0	0	0	0	0	0	0									
Eli Marrero, R (9, PH) OBP: 0.349, SLG: 0.392					1-2 BB			1-2 BB		1	0	0	0	0	0	1									
Inning Stats	R: 0 E: 0 K: 0 S: 11	H: 1 LOB: 1 BB: 0 P: 18	R: 0 E: 0 K: 1 S: 7	H: 0 LOB: 0 BB: 0 P: 13	R: 0 E: 0 K: 0 S: 9	H: 0 LOB: 0 BB: 0 P: 10	R: 0 E: 0 K: 0 S: 10	H: 1 LOB: 1 BB: 0 P: 16	R: 0 E: 0 K: 1 S: 8	H: 0 LOB: 2 BB: 2 P: 20	R: 0 E: 0 K: 1 S: 7	H: 0 LOB: 0 BB: 0 P: 9	R: 0 E: 0 K: 2 S: 12	H: 1 LOB: 2 BB: 1 P: 21	R: 1 E: 0 K: 1 S: 14	H: 1 LOB: 2 BB: 2 P: 26	R: 1 E: 0 K: 0 S: 11	H: 2 LOB: 1 BB: 0 P: 16	1B: 5 2B: 0 3B: 1 HR: 0	SF: 0 SAC: 0 DP: 0 HBP: 0	WP: 0 PB: 0 SB: 1 CS: 0	PA: 38			
PITCHER	IP	WLS	BF	H	R	ER	SO	BB	IBB	HBP	BLK	WP	HR	S	P	ERA	WHIP								
Kip Wells, R (1,1) ERA: 3.47	6.2	W	26	3	0	0	4	3	0	0	0	0	0	63	105	0.00	0.900								
Brian Boehringer, R (7,1) ERA: 3.04	0.2	H	5	1	1	1	1	2	0	0	0	0	0	8	19	13.50	4.500								
Scott Sauerbeck, L (8,1) ERA: 3.2	0.2	H	2	0	0	0	0	0	0	0	0	0	0	7	9	0.00	0.000								
Mike Williams, R (9,1) ERA: 1.04	1.0		5	2	1	1	0	0	0	0	0	0	0	11	16	9.00	2.000								

St. Louis Cardinals @ Pittsburgh Pirates
PNC Park, Pittsburgh, PA
Fri May 24 2002, 7:05 PM EDT
Att: 25,203 - Overcast - 72 F

AB	33
R	2
H	6
RBI	2
BB	5
SO	5
LOB	14



Batter	1	2	3	4	5	6	7	8	9	AB	R	H	RBI	BB	SO	LOB	BOTTOM								
Chad Hermansen, R (1,8) OBP: 0.389, SLG: 0.467	1-3 K		3-1 P6		4-2 2 BB BB		2-3 K			3	1	0	0	1	2	0									
2 Jack Wilson, R (1,6) OBP: 0.286, SLG: 0.281	1-2 1B 2B		0-3 K		0-0 1B 2B		1-2 1B 1B			4	3	3	1	0	1	0									
Brian Giles, L (1,7) OBP: 0.408, SLG: 0.604	1-1 2H 1B			2-2 L3	1-0 1B 2B		4-2 1B BB			3	0	2	2	1	0	0									
Aramis Ramirez, R (1,5) OBP: 0.287, SLG: 0.389	3-2 F7			2-3 K	0-0 P4		2-2 1B			4	0	1	1	0	1	2									
Mike Benjamin, R (7, PR) OBP: 0.220, SLG: 0.196							1-3 2H 1B			0	0	0	0	0	0	0									
Rob Mackowiak, L (1,9) OBP: 0.281, SLG: 0.440	0-3 K			1-0 HR		2-2 F9	0-3 K			3	1	1	1	0	1	1									
Adrian Brown, S (7, PH) OBP: 0.303, SLG: 0.307										1	0	0	0	0	1	2									
18 Jason Kendall, R (1,2) OBP: 0.348, SLG: 0.345		2-1 F9		3-2 1B		2-0 F9 1B	3-2 G6-3			4	0	2	0	0	0	2									
Kevin Young, R (1,3) OBP: 0.307, SLG: 0.370		3-1 F8		0-1 G2-3		4-2 BB		1-1 G5-3		3	0	0	0	1	0	1									
Pokey Reese, R (1,4) OBP: 0.248, SLG: 0.248		2-1 F8			0-3 K	0-1 F9		2-2 G6-3		4	0	0	0	0	1	2									
Kip Wells, R (1,1) OBP: 0.136, SLG: 0.273			0-1 F9		2-3 K	1-3 K		0-3 K		3	0	0	0	0	2	2									
Brian Boehringer, S (7,1) ERA: 5.27										0	0	0	0	0	0	0									
Scott Sauerbeck, R (8,1) OBP: 0.293, SLG: 0.317										0	0	0	0	0	0	0									
Craig Wilson, R (8, PH) OBP: 0.293, SLG: 0.317										1	0	0	0	0	1	0									
Mike Williams, R (9,1) ERA: 2.56										0	0	0	0	0	0	0									
Inning Stats	R: 1 E: 0 K: 2 S: 16	H: 2 LOB: 1 BB: 0 P: 22	R: 0 E: 0 K: 0 S: 6	H: 0 LOB: 0 BB: 0 P: 13	R: 0 E: 0 K: 1 S: 7	H: 0 LOB: 0 BB: 0 P: 10	R: 1 E: 0 K: 1 S: 14	H: 2 LOB: 1 BB: 0 P: 22	R: 2 E: 0 K: 2 S: 11	H: 2 LOB: 1 BB: 1 P: 18	R: 0 E: 0 K: 1 S: 12	H: 1 LOB: 2 BB: 1 P: 20	R: 1 E: 0 K: 2 S: 18	H: 2 LOB: 2 BB: 1 P: 30	R: 0 E: 0 K: 1 S: 9	H: 0 LOB: 0 BB: 0 P: 12	1B: 6 2B: 2 3B: 0 HR: 1	SF: 0 SAC: 0 DP: 0 HBP: 0	WP: 0 PB: 0 SB: 1 CS: 0	PA: 36					
PITCHER	IP	WLS	BF	H	R	ER	SO	BB	IBB	HBP	BLK	WP	HR	S	P	ERA	WHIP								
Garrett Stephenson, R (1,1) ERA: 5.27	5.1	L	24	7	4	4	6	1	0	0	0	0	0	58	93	6.75	1.500								
Luther Hackman, R (6,1) ERA: 2.42	0.2		3	0	0	0	1	1	0	0	0	0	0	8	12	0.00	1.500								
Mike Matthews, L (7,1) ERA: 2.56	2.0		9	2	1	1	3	1	0	0	0	0	0	27	42	4.50	1.500								

St. Louis Cardinals @ Pittsburgh Pirates
PNC Park, Pittsburgh, PA
Fri May 24 2002, 7:05 PM EDT
Att: 25,203 - Overcast - 72 F

AB	33
R	5
H	9
RBI	5
BB	3
SO	10
LOB	12



Batter	1	2	3	4	5	6	7	8	9	AB	R	H	RBI	BB	SO	LOB	TOP				
Fernando Vina, L (1,4) OBP: 0.354, SLG: 0.407 Miguel Cairo, R (7, PR) OBP: 0.296, SLG: 0.367 (7,4)	F7	HR		1B			HBP		G4-3	3	1	2	5	0	0	0					
J.D. Drew, L (1,9) OBP: 0.355, SLG: 0.459 Placido Polanco, R (7, PH) OBP: 0.275, SLG: 0.313 (7,5)	G3-1	G4-3		G3-1			G5-4-3			3	0	0	0	0	0	2					
5 Albert Pujols, R (7,9) OBP: 0.395, SLG: 0.514	HR		G6-3		K				F3	4	1	1	1	0	1	1					
15 Jim Edmonds, L (7,8) OBP: 0.456, SLG: 0.646	G6-3		K		HR				G3-6-1	4	1	2	1	0	1	0					
Tino Martinez, L (1,3)		P6	G3						G3-6-1	4	0	1	0	0	0	1					
Edgar Renteria, R (1,6) OBP: 0.341, SLG: 0.409	G6-3			G5-3	F9-3					4	0	1	0	0	0	1					
Mike Matheny, R (1,2) OBP: 0.330, SLG: 0.419		HR		HR					G1-3	3	2	1	0	1	0	1					
Eli Marrero, R (1,7) OBP: 0.350, SLG: 0.404		HR		G5-3					F7	3	1	0	0	1	1	1					
Jason Simontacchi, R (1,1) OBP: 0.200, SLG: 0.200 Dave Veres, R (8,1) OBP: 0.500, SLG: 0.500		HR		1B					G4-3	3	1	2	0	0	0	0					
Inning Stats	R: 1 E: 0 K: 0 S: 8	H: 1 LOB: 0 BB: 0 P: 13	R: 4 E: 0 K: 0 S: 14	H: 3 LOB: 0 BB: 1 P: 24	R: 0 E: 0 K: 1 S: 6	H: 0 LOB: 0 BB: 0 P: 11	R: 1 E: 0 K: 0 S: 11	H: 2 LOB: 2 BB: 1 P: 20	R: 1 E: 0 K: 1 S: 11	H: 2 LOB: 0 BB: 0 P: 16	R: 0 E: 0 K: 0 S: 6	H: 0 LOB: 1 BB: 0 P: 8	R: 0 E: 0 K: 0 S: 7	H: 2 LOB: 1 BB: 0 P: 13	R: 0 E: 0 K: 0 S: 4	H: 1 LOB: 0 BB: 0 P: 5	1B: 7 2B: 2 3B: 0 HR: 3	SF: 0 SAC: 0 DP: 4 HBP: 1	WP: 0 PB: 0 SB: 0 CS: 0	PA: 37	
PITCHER	IP	WLS	BF	H	R	ER	SO	BB	IBB	HBP	BLK	WP	HR	S	P	ERA	WHIP				
Josh Fogg, R (1,1) ERA: 3.6	4.1	L	23	8	7	7	2	1	1	0	0	0	3	46	79	14.54	2.077				
Ron Villone, L (5,1) ERA: 5.8	2.2		7	0	0	0	1	0	0	1	0	0	0	17	21	0.00	0.000				
Sean Lowe, R (8,1) ERA: 7.44	2.0		7	3	0	0	0	0	0	0	0	0	0	12	18	0.00	1.500				

St. Louis Cardinals @ Pittsburgh Pirates
PNC Park, Pittsburgh, PA
Sun May 26 2002, 1:35 PM EDT
Att: 31,989 - Cloudy - 73 F

AB 34
R 7
H 11
RBI 7
BB 2
SO 3
LOB 9



Batter	1	2	3	4	5	6	7	8	9	AB	R	H	RBI	BB	SO	LOB	BOTTOM					
Chad Hermansen, R (1,8) OBP: 0.371, SLG: 0.481 Sean Lowe, R (8,1) OBP: 0.143, SLG: 0.143 Keith Oskis, R (9, PH) OBP: 0.200, SLG: 0.263	K		K		F9		F7		F8	4	0	0	0	0	2	1						
2 Jack Wilson, R (1,6) OBP: 0.285, SLG: 0.275	P6		1B		G1-3				G3	4	0	1	0	0	0	1						
Brian Giles, L (1,7) OBP: 0.418, SLG: 0.649	HR		1B						HR	3	2	3	1	1	0	0						
Aramis Ramirez, R (1,5) OBP: 0.284, SLG: 0.417	HR		L9		G4-3				1B	4	1	2	2	0	0	4						
Rob Mackowiak, L (1,9) OBP: 0.275, SLG: 0.420	K		K		K		G4-3		K	4	0	0	0	0	3	1						
18 Jason Kendall, R (1,2) OBP: 0.345, SLG: 0.349		G6-3		G4-3			F8		1B	4	0	2	0	0	0	0						
Craig Wilson, R (1,3) OBP: 0.281, SLG: 0.302	F9		G4-3		G4-3		G5-3		K	4	0	0	0	0	1	3						
Mike Benjamin, R (1,4) OBP: 0.208, SLG: 0.184 Ron Villone, L (5,1) OBP: 0.214, SLG: 0.357 Adrian Brown, S (7, PH) OBP: 0.297, SLG: 0.300 (8,8)		G6-3		P3			G3		G4-3	2	0	0	0	0	0	1						
Josh Fogg, R (1,1) OBP: 0.111, SLG: 0.111 Abraham Nunez, S (5,4) OBP: 0.290, SLG: 0.310			G1-3		G1-3		G5-3		G6-3	1	0	0	0	0	0	0						
Inning Stats	R: 2 E: 0 K: 2 S: 13	H: 2 LOB: 0 BB: 0 P: 19	R: 0 E: 0 K: 0 S: 5	H: 0 LOB: 0 BB: 0 P: 8	R: 0 E: 0 K: 1 S: 9	H: 2 LOB: 2 BB: 0 P: 13	R: 0 E: 0 K: 1 S: 15	H: 1 LOB: 1 BB: 0 P: 19	R: 0 E: 0 K: 0 S: 7	H: 1 LOB: 2 BB: 1 P: 14	R: 0 E: 0 K: 0 S: 4	H: 0 LOB: 0 BB: 0 P: 6	R: 0 E: 0 K: 0 S: 7	H: 0 LOB: 0 BB: 0 P: 10	R: 1 E: 0 K: 2 S: 12	H: 3 LOB: 2 BB: 0 P: 16	R: 0 E: 0 K: 0 S: 6	H: 0 LOB: 0 BB: 0 P: 8	1B: 4 2B: 3 3B: 0 HR: 2	SF: 0 SAC: 0 DP: 0 HBP: 0	WP: 0 PB: 0 SB: 0 CS: 0	PA: 37
PITCHER	IP	WLS	BF	H	R	ER	SO	BB	IBB	HBP	BLK	WP	HR	S	P	ERA	WHIP					
Jason Simontacchi, R (1,1) ERA: 2.73	7.1	W	31	8	3	3	4	1	0	0	0	0	0	65	96	3.68	1.227					
Dave Veres, R (8,1) ERA: 3.14	1.2		6	1	0	0	2	0	0	0	0	0	0	13	17	0.00	0.600					

St. Louis Cardinals @ Pittsburgh Pirates
PNC Park, Pittsburgh, PA
Sun May 26 2002, 1:35 PM EDT
Att: 31,989 - Cloudy - 73 F

AB 36
R 3
H 9
RBI 3
BB 1
SO 6
LOB 11



Batter	1	2	3	4	5	6	7	8	9	AB	R	H	RBI	BB	SO	LOB	TOP			
Fernando Vina, L (1,4) OBP: 0.355, SLG: 0.404	0-1 G5-3 1B		1-2 L4		0-0 G3		0-1 P6		4-2 S BB	4	0	1	0	1	0	1				
Placido Polanco, R (1,5) OBP: 0.265, SLG: 0.329	1-2 G5-3			2-2 1B 15 SF8 1B		0-0 2B		1-0 5 1B 15 SF8 1B	2-1 F2	5	2	3	0	0	0	2				
5 Albert Pujols, R (1,7) OBP: 0.393, SLG: 0.508	1-1 F9			0-0 F2		1-2 F7		1-2 HR 1B		4	1	1	0	0	0	3				
15 Jim Edmonds, L (1,8) OBP: 0.457, SLG: 0.644	0-1 G1-3			1-2 FC5 1B 1-2 1B		4-0 IBB		3-2 SF8		2	0	1	1	1	0	1				
Tino Martinez, L (1,3)		0-1 P4		0-1 FC5 1B 1-2 2-3 1B		0-0 F9		3-1 3-H 1B 1-H HR		4	1	2	2	0	0	2				
Edgar Renteria, R (1,6) OBP: 0.333, SLG: 0.401	3-2 G4-3			1-1 SF8		0-2 F8		1-2 G1-3		3	0	0	1	0	0	2				
Eli Marrero, R (1,9) OBP: 0.347, SLG: 0.398	0-3 K			3-H 3-1 FC5 1-2 2-3f				0-3 K		4	0	1	0	0	2	2				
Mike Matheny, R (1,2) OBP: 0.321, SLG: 0.406			0-0 P4		2-3 K		1-2 SH1-4 1B		0-3 K	3	0	0	0	0	2	0				
Darryl Kile, R (1,1) Miguel Cairo, R (7,PH) Gene Stechschulte, R (7,1) Dave Veres, R (8,1) J.D. Drew, L (9,PH) 44 Jason Istringhausen, R (9,1)			1-3 K		3-3 K		1-0 P6		2-2 F8	2	0	0	0	0	0	2				
Inning Stats	R: 0 E: 0 K: 0 S: 9	H: 1 LOB: 1 BB: 0 P: 11	R: 0 E: 0 K: 1 S: 10	H: 0 LOB: 0 BB: 0 P: 13	R: 0 E: 0 K: 1 S: 9	H: 0 LOB: 0 BB: 0 P: 11	R: 1 E: 0 K: 0 S: 14	H: 3 LOB: 2 BB: 0 P: 21	R: 0 E: 0 K: 0 S: 8	H: 1 LOB: 2 BB: 1 P: 13	R: 0 E: 0 K: 0 S: 10	H: 1 LOB: 1 BB: 0 P: 12	R: 3 E: 0 K: 1 S: 17	H: 3 LOB: 0 BB: 0 P: 26	R: 0 E: 0 K: 1 S: 12	H: 0 LOB: 1 BB: 1 P: 19	1B: 7 2B: 1 3B: 0 HR: 1	SF: 2 SAC: 1 DP: 0 HBP: 0	WP: 0 PB: 0 SB: 1 CS: 0	PA: 38
PITCHER	IP WLS BF H R ER SO BB IBB HBP BLK WP HR S P ERA WHIP																			
44 Roy Oswalt, R (1,1) ERA: 2.48	7.1 L 32 9 4 4 4 0 0 1 0 0 0 0 0 1 78 112 4.91 1.227																			
Ricky Stone, R (8,1) ERA: 2.7	0.2 2 0 0 0 1 0 0 0 0 0 0 0 0 7 8 0.00 0.000																			
Octavio Dotel, R (9,1) ERA: 3.3	1.0 4 0 0 0 1 1 0 0 0 0 0 0 0 12 19 0.00 1.000																			

St. Louis Cardinals @ Houston Astros
Astros Field, Houston, TX
Mon May 27 2002, 4:05 PM EDT
Att: 30,543 - Dome - 72 F

AB	33
R	4
H	9
RBI	4
BB	2
SO	6
LOB	14



Batter	1	2	3	4	5	6	7	8	9	AB	R	H	RBI	BB	SO	LOB	BOTTOM					
Julio Lugo, R (1,6) OBP: 0.385, SLG: 0.385	3-2 17 K2-3-2 1B		0-2 1B		0-2 FC1-6-4 G1-4-3			3-2 G6-3	0-1 G3	5	0	2	0	0	0	4						
Craig Biggio, R (1,4) OBP: 0.343, SLG: 0.417	3-2 F7		0-2 1B		1-2 G1-4-3			4-2 17 HR BB	0-1 G5-3	4	1	1	0	1	0	6						
17 Lance Berkman, S (1,8) OBP: 0.395, SLG: 0.599	1-3 K2-3-2		0-3 K2-3				1-2 HR	3-2 1-H HR		4	2	2	3	0	2	3						
5 Jeff Bagwell, R (1,3) OBP: 0.393, SLG: 0.517		0-3 K		0-0 1B 2B			4-1 G1-4-3 BB	4-2 BB		2	0	1	0	2	1	0						
Darryl Kile, L (1,7) OBP: 0.343, SLG: 0.446		2-3 K		1-2 F5			2-1 F9	2-2 F9		4	0	0	0	0	1	3						
Richard Hidalgo, R (1,9) OBP: 0.332, SLG: 0.454		0-0 2B		1-0 G5-4-3 1B			2-2 G1-4-3	1-3 K2-3		4	0	2	0	0	1	2						
Morgan Ensberg, R (1,5) OBP: 0.336, SLG: 0.387		1-1 G6-3		2-1 G5-4-3			0-1 G4-3		0-0 G3 SH3-4 1B	3	0	0	0	0	0	3						
Jose Vizcaino, S (9,PH) OBP: 0.312, SLG: 0.382				1-2 G5-4-3					1-2 SH3-4	1	0	1	0	0	0	0						
Brad Ausmus, R (1,2) OBP: 0.303, SLG: 0.348			2-2 F8		2-2 FC1-6-4 44 HBP 1B			2-1 F8		3	0	1	0	0	0	0						
Gregg Zaun, S (9,PH) OBP: 0.316, SLG: 0.356									1-2 SH3-4	0	0	0	0	0	0	0						
44 Roy Oswalt, R (1,1) OBP: 0.179, SLG: 0.120			0-1 G6-3		0-1 G6-3			3-3 K		2	0	0	0	0	1	0						
Ricky Stone, R (8,1)										0	0	0	0	0	0	0						
Octavio Dotel, R (9,1)										0	0	0	0	0	0	0						
Orlando Merced, S (9,PH) OBP: 0.375, SLG: 0.375										0	0	0	0	1	0	0						
Brian Hunter, R (9,PH) OBP: 0.271, SLG: 0.340										0	0	0	0	0	0	0						
Inning Stats	R: 0 E: 0 K: 1 S: 11	H: 1 LOB: 1 BB: 0 P: 18	R: 0 E: 0 K: 2 S: 10	H: 1 LOB: 1 BB: 0 P: 13	R: 0 E: 0 K: 1 S: 14	H: 2 LOB: 2 BB: 0 P: 16	R: 0 E: 0 K: 0 S: 7	H: 2 LOB: 1 BB: 0 P: 11	R: 0 E: 0 K: 0 S: 9	H: 1 LOB: 1 BB: 0 P: 13	R: 1 E: 0 K: 0 S: 9	H: 1 LOB: 0 BB: 1 P: 18	R: 0 E: 0 K: 1 S: 17	H: 0 LOB: 0 BB: 0 P: 12	R: 2 E: 0 K: 1 S: 17	H: 1 LOB: 1 BB: 2 P: 34	R: 0 E: 0 K: 0 S: 8	H: 1 LOB: 3 BB: 1 P: 12	1B: 6 2B: 3 3B: 0 HR: 2	SF: 0 SAC: 1 DP: 4 HBP: 1	WP: 0 PB: 0 SB: 0 CS: 0	PA: 38
PITCHER	IP WLS BF H R ER SO BB IBB HBP BLK WP HR S P ERA WHIP																					
Darryl Kile, R (1,1) ERA: 3.75	6.0 24 1 1 4 1 0 1 0 0 0 0 0 1 60 89 1.50 1.500																					
Gene Stechschulte, R (7,1) ERA: 3.52	1.1 W 6 1 2 2 1 1 0 0 0 0 0 1 16 31 13.50 1.500																					
Dave Veres, R (8,1) ERA: 0.01	0.2 H 3 0 0 0 1 1 0 0 0 0 0 0 8 15 0.00 1.500																					
44 Jason Istringhausen, R (9,1) ERA: 0.95	1.0 S 5 1 0 0 0 1 0 0 0 0 0 0 8 12 0.00 2.000																					

St. Louis Cardinals @ Houston Astros
Astros Field, Houston, TX
Mon May 27 2002, 4:05 PM EDT
Att: 30,543 - Dome - 72 F

AB	32
R	3
H	10
RBI	3
BB	4
SO	6
LOB	21



Batter	1	2	3	4	5	6	7	8	9	AB	R	H	RBI	BB	SO	LOB	TOP		
Fernando Vina, L (1.4) OBP: 0.356, SLG: 0.400 Edgar Renteria, R (9, PH) OBP: 0.335, SLG: 0.398	0-0 FC5-6 1B		1-0 G4-3		4-0 15 G6-3 BB		0-1 B1-3		3-2 F9	3	0	1	0	1	0	0			
J.D. Drew, L (1.9) OBP: 0.354, SLG: 0.449 Mike Matheny, R (9, PH) OBP: 0.310, SLG: 0.394	1-0 FC5-6 5 G6-4-3			4-0 15 BB 5 1B WP	4-2 15 G6-3 BB		2-3 K		2-1 SF9	2	1	0	0	2	1	1			
5 Albert Pujols, R (1.5) OBP: 0.390, SLG: 0.515	2-2 G6-4-3			2-1 15 BB WP	2-3 15 BB K		1-2 F7		0-1 15 D1 1B	5	1	2	0	0	1	3			
15 Jim Edmonds, L (1.8) OBP: 0.461, SLG: 0.639		4-1 BB		4-1 G3 WP	1-0 G6-3		1-1 BB		4-2 1B BB	2	1	1	0	3	0	2			
Tino Martinez, L (1.3) OBP: 0.340, SLG: 0.363	0-0 F9		1-0 G3		0-1 G3-1		2-1 F2		0-3 K	5	0	0	1	0	1	7			
Eli Marrero, R (1.7) OBP: 0.341, SLG: 0.417 (8.2)	3-2 F9		1-2 SF9		1-2 F7		0-2 F8			3	0	0	1	0	0	2			
Piacleo Polanco, R (1.6) OBP: 0.289, SLG: 0.323	2-3 K		0-2 1B		0-2 F9		4-1 1B BB			3	0	1	0	1	1	1			
Mike DiFelice, R (1.2) OBP: 0.286, SLG: 0.373 Dave Veres, R (8.1) OBP: 0.500, SLG: 0.500			0-2 G5-3		1-1 P6		0-1 F9			4	0	1	0	0	0	2			
Garrett Stephenson, R (1.1) Mike Crudale, R (3.1) Eduardo Perez, R (4, PH) Luther Hackman, R (4.1) Kerry Robinson, L (7, PH) Mike Mathews, L (7.1) Miguel Cairo, R (8.7) OBP: 0.304, SLG: 0.302			0-3 K		1-3 K		1-0 HR		1-0 WP SF9	1	0	0	0	0	1	0			
Inning Stats	R: 0 E: 0 K: 0 S: 5	H: 1 LOB: 0 BB: 0 P: 8	R: 0 E: 0 K: 1 S: 9	H: 0 LOB: 1 BB: 1 P: 18	R: 0 E: 0 K: 1 S: 7	H: 0 LOB: 0 BB: 0 P: 8	R: 3 E: 0 K: 1 S: 15	H: 3 LOB: 2 BB: 2 P: 28	R: 0 E: 0 K: 0 S: 10	H: 0 LOB: 0 BB: 2 P: 12	R: 1 E: 0 K: 1 S: 9	H: 1 LOB: 0 BB: 0 P: 13	R: 0 E: 0 K: 0 S: 10	H: 1 LOB: 2 BB: 1 P: 17	R: 1 E: 0 K: 1 S: 16	H: 2 LOB: 2 BB: 1 P: 26	1B: 6 2B: 1 3B: 0 HR: 1	SF: 2 SAC: 0 DP: 1 HBP: 0	WP: 2 PA: 41 PB: 0 SB: 0 CS: 0
PITCHER	IP WLS BF H R ER SO BB IBB HBP BLK WP HR S P ERA WHIP	IP WLS BF H R ER SO BB IBB HBP BLK WP HR S P ERA WHIP	IP WLS BF H R ER SO BB IBB HBP BLK WP HR S P ERA WHIP	IP WLS BF H R ER SO BB IBB HBP BLK WP HR S P ERA WHIP	IP WLS BF H R ER SO BB IBB HBP BLK WP HR S P ERA WHIP	IP WLS BF H R ER SO BB IBB HBP BLK WP HR S P ERA WHIP	IP WLS BF H R ER SO BB IBB HBP BLK WP HR S P ERA WHIP	IP WLS BF H R ER SO BB IBB HBP BLK WP HR S P ERA WHIP	IP WLS BF H R ER SO BB IBB HBP BLK WP HR S P ERA WHIP	IP WLS BF H R ER SO BB IBB HBP BLK WP HR S P ERA WHIP	IP WLS BF H R ER SO BB IBB HBP BLK WP HR S P ERA WHIP	IP WLS BF H R ER SO BB IBB HBP BLK WP HR S P ERA WHIP	IP WLS BF H R ER SO BB IBB HBP BLK WP HR S P ERA WHIP	IP WLS BF H R ER SO BB IBB HBP BLK WP HR S P ERA WHIP	IP WLS BF H R ER SO BB IBB HBP BLK WP HR S P ERA WHIP	IP WLS BF H R ER SO BB IBB HBP BLK WP HR S P ERA WHIP	IP WLS BF H R ER SO BB IBB HBP BLK WP HR S P ERA WHIP	IP WLS BF H R ER SO BB IBB HBP BLK WP HR S P ERA WHIP	IP WLS BF H R ER SO BB IBB HBP BLK WP HR S P ERA WHIP

St. Louis Cardinals @ Houston Astros
Astros Field, Houston, TX
Wed May 29, 2002, 7:05 PM EDT
Att: 27,182 - Cloudy - 80 F

AB	32
R	5
H	8
RBI	4
BB	7
SO	6
LOB	21



Batter	1	2	3	4	5	6	7	8	9	AB	R	H	RBI	BB	SO	LOB	BOTTOM		
Julio Lugo, R (1.6) OBP: 0.379, SLG: 0.397	1-1 F7		0-0 G1-3	0-2 CS 1B		0-1 FC6-4		0-1 HR		5	1	2	3	0	0	1			
Craig Biggio, R (1.4) OBP: 0.346, SLG: 0.418	1-1 G5-3		4-0 5 BB 17 1B 2B	1-1 17 S 1B		0-1 FC6-4		3-3 K		4	2	1	0	1	1	1			
17 Lance Berkman, S (1.8) OBP: 0.387, SLG: 0.576 (8.9)	2-3 K		0-0 5 BB 2B	3-2 E4 5 G6-4-3 1B		1-0 L4		0-0 G3		5	1	1	0	0	1	0			
5 Jeff Bagwell, R (1.3) OBP: 0.404, SLG: 0.530		4-2 1B BB	4-2 2B BB	1-2 2-3 1B		1-1 2B				2	2	1	0	2	0	1			
Daryle Ward, L (1.7) OBP: 0.348, SLG: 0.458 Brian Hunter, R (8.8) OBP: 0.271, SLG: 0.340		2-3 K	0-0 1B 2B	1-2 L4-6 2B		3-1 F5				4	1	2	3	0	1	2			
Geoff Blum, S (1.9) OBP: 0.333, SLG: 0.338 (8.7)		3-1 1B	0-2 1B 2B	1-0 L4-6		0-1 P4				4	1	2	0	0	0	2			
Jose Vizcaino, S (1.5) OBP: 0.329, SLG: 0.395		2-2 1B	1-1 CS 1B	1-2 G4-3		1-2 F8				4	0	2	2	0	0	0			
Brad Ausmus, R (1.2) OBP: 0.327, SLG: 0.358		2-2 P3	3-2 1B	0-1 FC6-4 1B		4-2 BB HR BB				3	1	2	1	1	0	2			
Wade Miller, R (1.1) Tim Redding, R (5.1) Pedro Borbon, R (7.1) Octavio Dotel, R (8.1) Orlando Merced, S (8, PH) Billy Wagner, L (9.1) OBP: 0.333, SLG: 0.444 OBP: 0.192, SLG: 0.154 OBP: 0.382, SLG: 0.340 OBP: 0.241, SLG: 0.340 OBP: 0.382, SLG: 0.340 OBP: 0.382, SLG: 0.340		1-2 G1-3	0-0 F9	2-3 K		0-1 K		4-0 HR BB		2	0	0	0	0	0	3			
Inning Stats	R: 0 E: 0 K: 1 S: 7	H: 0 LOB: 0 BB: 0 P: 11	R: 1 E: 0 K: 1 S: 16	H: 2 LOB: 2 BB: 1 P: 30	R: 5 E: 0 K: 0 S: 16	H: 5 LOB: 1 BB: 2 P: 28	R: 1 E: 1 K: 0 S: 13	H: 2 LOB: 0 BB: 0 P: 18	R: 0 E: 0 K: 0 S: 8	H: 1 LOB: 0 BB: 0 P: 11	R: 0 E: 0 K: 1 S: 10	H: 1 LOB: 1 BB: 0 P: 12	R: 0 E: 0 K: 0 S: 7	H: 1 LOB: 1 BB: 0 P: 12	R: 3 E: 0 K: 1 S: 10	H: 1 LOB: 0 BB: 2 P: 21	1B: 9 2B: 4 3B: 0 HR: 1	SF: 0 SAC: 0 DP: 2 HBP: 0	WP: 0 PA: 39 PB: 0 SB: 1 CS: 2
PITCHER	IP WLS BF H R ER SO BB IBB HBP BLK WP HR S P ERA WHIP	IP WLS BF H R ER SO BB IBB HBP BLK WP HR S P ERA WHIP	IP WLS BF H R ER SO BB IBB HBP BLK WP HR S P ERA WHIP	IP WLS BF H R ER SO BB IBB HBP BLK WP HR S P ERA WHIP	IP WLS BF H R ER SO BB IBB HBP BLK WP HR S P ERA WHIP	IP WLS BF H R ER SO BB IBB HBP BLK WP HR S P ERA WHIP	IP WLS BF H R ER SO BB IBB HBP BLK WP HR S P ERA WHIP	IP WLS BF H R ER SO BB IBB HBP BLK WP HR S P ERA WHIP	IP WLS BF H R ER SO BB IBB HBP BLK WP HR S P ERA WHIP	IP WLS BF H R ER SO BB IBB HBP BLK WP HR S P ERA WHIP	IP WLS BF H R ER SO BB IBB HBP BLK WP HR S P ERA WHIP	IP WLS BF H R ER SO BB IBB HBP BLK WP HR S P ERA WHIP	IP WLS BF H R ER SO BB IBB HBP BLK WP HR S P ERA WHIP	IP WLS BF H R ER SO BB IBB HBP BLK WP HR S P ERA WHIP	IP WLS BF H R ER SO BB IBB HBP BLK WP HR S P ERA WHIP	IP WLS BF H R ER SO BB IBB HBP BLK WP HR S P ERA WHIP	IP WLS BF H R ER SO BB IBB HBP BLK WP HR S P ERA WHIP	IP WLS BF H R ER SO BB IBB HBP BLK WP HR S P ERA WHIP	IP WLS BF H R ER SO BB IBB HBP BLK WP HR S P ERA WHIP

St. Louis Cardinals @ Houston Astros
Astros Field, Houston, TX
Wed May 29, 2002, 7:05 PM EDT
Att: 27,182 - Cloudy - 80 F

AB	34
R	10
H	13
RBI	9
BB	5
SO	4
LOB	13



Batter	1	2	3	4	5	6	7	8	9	AB	R	H	RBI	BB	SO	LOB	TOP											
Abraham Nunez, S OBP: 0.310, SLG: 0.333										4	1	2	0	0	0	3												
2 Jack Wilson, R OBP: 0.297, SLG: 0.296										4	0	0	0	0	2	2												
18 Jason Kendall, R OBP: 0.339, SLG: 0.341										5	1	3	1	0	0	0												
Brian Giles, L OBP: 0.425, SLG: 0.629										3	1	0	0	1	1	2												
Aramis Ramirez, R OBP: 0.274, SLG: 0.380 Mike Williams, R (9, 1)										5	0	1	0	0	0	3												
Craig Wilson, R OBP: 0.336, SLG: 0.367 Brian Boehringer, S (7, 1) Mike Benjamin, R (9, 5)										4	0	4	2	0	0	0												
Kevin Young, R OBP: 0.299, SLG: 0.363										3	0	0	0	1	1	5												
Adrian Brown, S OBP: 0.287, SLG: 0.283										3	0	0	0	1	0	1												
Josh Fogg, R OBP: 0.095, SLG: 0.095 Scott Sauerbeck, R (7, 1) Rob Mackowiak, L OBP: 0.276, SLG: 0.407										3	0	0	0	0	1	4												
Inning Stats	R: 0 E: 0 K: 2 S: 10	H: 2 LOB: 1 BB: 0 P: 16	R: 0 E: 0 K: 1 S: 12	H: 1 LOB: 3 BB: 2 P: 24	R: 1 E: 0 K: 0 S: 10	H: 2 LOB: 2 BB: 0 P: 15	R: 0 E: 0 K: 0 S: 6	H: 0 LOB: 0 BB: 0 P: 8	R: 0 E: 0 K: 1 S: 7	H: 1 LOB: 1 BB: 0 P: 13	R: 2 E: 0 K: 0 S: 17	H: 3 LOB: 2 BB: 1 P: 27	R: 0 E: 0 K: 1 S: 10	H: 1 LOB: 1 BB: 0 P: 15	R: 0 E: 0 K: 0 S: 7	H: 0 LOB: 0 BB: 0 P: 11	1B: 9 2B: 2 3B: 0 HR: 0	SF: 0 SAC: 2 DP: 0 HBP: 1	WP: 1 PB: 0 CS: 1 PA: 41									
PITCHER	IP	WLS	BF	H	R	ER	SO	BB	IBB	HBP	BLK	WP	HR	S	P	ERA	WHIP											
Woody Williams, R ERA: 2.33	(1, 1)	7.0	L	34	10	3	3	4	2	1	1	0	1	0	71	112	3.86	1.714										
Mike Matthews, L ERA: 2.33	(8, 1)	0.2		3	1	0	0	0	0	0	0	0	0	0	5	8	0.00	1.500										
Gene Stechschulte, R ERA: 3.33	(8, 1)	1.1		4	0	0	0	1	0	0	0	0	0	0	12	18	0.00	0.000										

Pittsburgh Pirates @ St. Louis Cardinals
 Busch Stadium, St. Louis, MO
 Fri May 31 2002, 7:10 PM CDT
 Att: 38,148 - Cloudy - 93 F

AB	35
R	3
H	11
RBI	3
BB	3
SO	5
LOB	20



Batter	1	2	3	4	5	6	7	8	9	AB	R	H	RBI	BB	SO	LOB	BOTTOM											
Fernando Vina, L OBP: 0.350, SLG: 0.393										4	0	0	0	0	1	1												
J.D. Drew, L OBP: 0.352, SLG: 0.460										4	1	1	1	0	1	0												
5 Albert Pujols, R OBP: 0.384, SLG: 0.505										4	0	0	0	0	1	0												
15 Jim Edmonds, L OBP: 0.464, SLG: 0.647 Miguel Cairo, R OBP: 0.310, SLG: 0.385										1	0	1	0	0	0	0												
Tino Martinez, L OBP: 0.335, SLG: 0.356										3	0	0	0	0	0	2												
Edger Renteria, R OBP: 0.335, SLG: 0.397 Gene Stechschulte, R (8, 1)										3	0	1	0	0	0	1												
Kerry Robinson, L OBP: 0.319, SLG: 0.418										3	0	0	0	0	1	2												
Eli Marrero, R OBP: 0.333, SLG: 0.407										3	0	0	0	0	0	0												
Woody Williams, R OBP: 0.222, SLG: 0.333 Mike Matthews, L (8, 1) Placido Polanco, R OBP: 0.287, SLG: 0.321										2	0	1	0	0	0	0												
Inning Stats	R: 0 E: 0 K: 1 S: 10	H: 0 LOB: 0 BB: 0 P: 17	R: 0 E: 0 K: 0 S: 7	H: 2 LOB: 1 BB: 0 P: 9	R: 0 E: 0 K: 0 S: 7	H: 1 LOB: 0 BB: 0 P: 11	R: 0 E: 0 K: 1 S: 8	H: 0 LOB: 0 BB: 0 P: 12	R: 0 E: 0 K: 0 S: 6	H: 0 LOB: 0 BB: 0 P: 10	R: 0 E: 0 K: 0 S: 6	H: 0 LOB: 0 BB: 0 P: 8	R: 1 E: 0 K: 1 S: 10	H: 1 LOB: 1 BB: 1 P: 18	R: 0 E: 0 K: 1 S: 7	H: 0 LOB: 0 BB: 0 P: 11	R: 0 E: 0 K: 1 S: 6	H: 0 LOB: 0 BB: 0 P: 11	1B: 2 2B: 2 3B: 0 HR: 1	SF: 0 SAC: 0 DP: 2 HBP: 0	WP: 0 PB: 0 CS: 0 PA: 30							
PITCHER	IP	WLS	BF	H	R	ER	SO	BB	IBB	HBP	BLK	WP	HR	S	P	ERA	WHIP											
Josh Fogg, R ERA: 3.39	(1, 1)	6.1	W	22	4	1	1	3	1	0	0	0	0	0	2	2	0.00	0.789										
Scott Sauerbeck, L ERA: 2.91	(7, 1)	0.1	H	1	0	0	0	0	0	0	0	0	0	2	2	0.00	0.000											
Brian Boehringer, R ERA: 2.91	(7, 1)	1.1	H	4	0	0	0	1	0	0	0	0	0	8	13	0.00	0.000											
Mike Williams, R ERA: 1.33	(9, 1)	1.0	S	3	0	0	0	1	0	0	0	0	0	6	11	0.00	0.000											

Pittsburgh Pirates @ St. Louis Cardinals
 Busch Stadium, St. Louis, MO
 Fri May 31 2002, 7:10 PM CDT
 Att: 38,148 - Cloudy - 93 F

AB	29
R	1
H	4
RBI	1
BB	1
SO	5
LOB	6



Batter	1	2	3	4	5	6	7	8	9	AB	R	H	RBI	BB	SO	LOB	TOP		
Adrian Brown, S (1.8) OBP: 0.278, SLG: 0.273	F8		G4-3	P6			F7		G5-3	5	0	0	0	0	0	2			
2 Jack Wilson, R (1.6) OBP: 0.278, SLG: 0.303 Ron Villone, L (7.1) OBP: 0.214, SLG: 0.357 Keith Osik, R (9, PH) OBP: 0.209, SLG: 0.268	1B		1B	1B	FC6-4		F9		K	3	1	2	0	1	0	0			
18 Jason Kendall, R (1.2) OBP: 0.337, SLG: 0.339	F9		K		F8			1B		4	1	1	0	0	1	3			
Brian Giles, L (1.7) OBP: 0.431, SLG: 0.629	1B		1B		K			1B		3	1	2	1	1	1	1			
Aramis Ramirez, R (1.5) OBP: 0.266, SLG: 0.368	P3		FC5-4		FC6-4			K		4	0	0	0	0	1	6			
Craig Wilson, R (1.9) OBP: 0.333, SLG: 0.392		F7			F8					4	1	1	3	0	0	0			
Kevin Young, R (1.3) OBP: 0.298, SLG: 0.367	F8			G4-3			P4		G5-3	4	0	1	0	0	0	0			
Pokey Reese, R (1.4) OBP: 0.252, SLG: 0.252			G4-3				P5		G6-3	4	0	1	0	0	0	1			
Bronson Arroyo, R (1.1) Chad Hermansen, R (4, PH) OBP: 0.351, SLG: 0.470 Joe Beimel, L (4.1) Mike Benjamin, R (7.6) OBP: 0.193, SLG: 0.170	L5						G1-3		F9	1	0	0	0	0	0	1			
Inning Stats	R: 0 E: 0 K: 0 S: 14	H: 2 LOB: 2 BB: 0 P: 19	R: 0 E: 0 K: 0 S: 11	H: 1 LOB: 1 BB: 0 P: 17	R: 1 E: 0 K: 1 S: 14	H: 1 LOB: 1 BB: 1 P: 21	R: 0 E: 0 K: 0 S: 12	H: 1 LOB: 2 BB: 1 P: 19	R: 0 E: 0 K: 0 S: 10	H: 0 LOB: 0 BB: 0 P: 13	R: 0 E: 0 K: 0 S: 6	H: 0 LOB: 0 BB: 0 P: 9	R: 3 E: 0 K: 1 S: 16	H: 2 LOB: 0 BB: 1 P: 27	R: 0 E: 0 K: 1 S: 7	H: 0 LOB: 0 BB: 0 P: 10	1B: 6 2B: 1 3B: 0 HR: 1	SF: 0 SAC: 0 DP: 0 HBP: 0	WP: 0 PA: 38 PB: 0 SB: 1 CS: 0
PITCHER	IP	WLS	BF	H	R	ER	SO	BB	IBB	HBP	BLK	WP	HR	S	P	ERA	WHIP		
Darryl Kile, R (1.1) ERA: 3.48	7.0	W	29	6	1	1	2	2	0	0	0	0	0	74	108	1.29	1.143		
Steve Kline, L (8.1) ERA: 5.4	0.1		3	1	2	2	1	1	0	0	0	0	0	8	17	54.00	6.000		
Mike Timlin, R (8.1) ERA: 2.57	1.2		6	1	1	1	1	0	0	0	0	0	1	15	20	5.40	0.600		

Pittsburgh Pirates @ St. Louis Cardinals
 Busch Stadium, St. Louis, MO
 Sat Jun 01 2002, 7:10 PM CDT
 Att: 43,295 - Sunny - 93 F

AB 35
 R 4
 H 8
 RBI 4
 BB 3
 SO 4
 LOB 14



Batter	1	2	3	4	5	6	7	8	9	AB	R	H	RBI	BB	SO	LOB	BOTTOM		
Miguel Cairo, R (1.4) OBP: 0.317, SLG: 0.404	1B	G6-3		G6-3	G4-3					5	1	2	1	0	0	1			
Placido Polanco, R (1.5) OBP: 0.291, SLG: 0.329	1B	G6-3		PB		G5-3	F9			5	2	2	0	0	0	1			
J.D. Drew, L (1.9) OBP: 0.367, SLG: 0.479	1B			PB						3	2	3	1	2	0	0			
5 Albert Pujols, R (1.7) OBP: 0.380, SLG: 0.495 Kerry Robinson, L (9.7) OBP: 0.319, SLG: 0.418	1B	P4			F7	E1		F8		4	1	0	0	1	0	5			
Eduardo Perez, R (1.3) OBP: 0.216, SLG: 0.341	1B		L8			FC4-6				3	1	1	2	2	0	1			
Edgar Renteria, R (1.6) OBP: 0.342, SLG: 0.404	1B				K		F7			4	1	2	3	1	1	3			
Eli Marrero, R (1.8) OBP: 0.336, SLG: 0.407	G6-3								P3	5	0	2	0	0	0	4			
Mike Matheny, R (1.2) OBP: 0.308, SLG: 0.388	SH2-3			K					P4	4	1	1	1	0	2	6			
Darryl Kile, R (1.1) ERA: 18.0 Mike DiFelice, R (7, PH) OBP: 0.281, SLG: 0.367 Steve Kline, S (8.1) Mike Timlin, R (8.1)	K			FC4-6					K	2	0	0	0	0	1	2			
Inning Stats	R: 6 E: 0 K: 1 S: 16	H: 5 LOB: 0 BB: 1 P: 25	R: 0 E: 0 K: 0 S: 8	H: 0 LOB: 1 BB: 1 P: 16	R: 0 E: 0 K: 1 S: 12	H: 2 LOB: 2 BB: 0 P: 17	R: 1 E: 0 K: 1 S: 12	H: 1 LOB: 2 BB: 2 P: 24	R: 0 E: 0 K: 0 S: 5	H: 1 LOB: 1 BB: 0 P: 7	R: 1 E: 1 K: 0 S: 11	H: 1 LOB: 1 BB: 0 P: 18	R: 1 E: 0 K: 1 S: 16	H: 2 LOB: 1 BB: 0 P: 22	R: 0 E: 0 K: 1 S: 14	H: 1 LOB: 3 BB: 2 P: 28	1B: 8 2B: 5 3B: 0 HR: 0	SF: 0 SAC: 2 DP: 0 HBP: 0	WP: 1 PA: 44 PB: 1 SB: 0 CS: 0
PITCHER	IP	WLS	BF	H	R	ER	SO	BB	IBB	HBP	BLK	WP	HR	S	P	ERA	WHIP		
Bronson Arroyo, R (1.1) ERA: 18.0	3.0	L	18	7	6	6	2	1	0	0	0	1	0	36	58	18.00	2.667		
Joe Beimel, L (4.1) ERA: 2.39	3.2		19	5	3	1	2	2	0	0	0	0	0	40	65	2.46	1.909		
Ron Villone, L (7.1) ERA: 5.43	1.1		7	1	0	0	1	2	0	0	0	0	0	18	34	0.00	2.250		

Pittsburgh Pirates @ St. Louis Cardinals
 Busch Stadium, St. Louis, MO
 Sat Jun 01 2002, 7:10 PM CDT
 Att: 43,295 - Sunny - 93 F

AB 36
 R 9
 H 13
 RBI 8
 BB 6
 SO 5
 LOB 24



Batter	1	2	3	4	5	6	7	8	9	AB	R	H	RBI	BB	SO	LOB	TOP				
Fernando Vina, L OBP: 0.353, SLG: 0.392 (1, 4)										4	2	3	2	0	1	0	St. Louis Cardinals @ Cincinnati Reds Cinergy Field, Cincinnati, OH Tue Jun 04 2002, 7:10 PM EDT Att: 19,189 - Cloudy - 82 F				
Miguel Cairo, R OBP: 0.294, SLG: 0.371 Placido Polanco, R OBP: 0.282, SLG: 0.320 (1, 7) (6, 5)										4	0	0	0	0	1	3					
J.D. Drew, L OBP: 0.366, SLG: 0.475 (1, 9)										4	2	2	2	1	1	0					
5 Albert Pujols, R OBP: 0.378, SLG: 0.514 (6, 7)										4	1	1	2	1	0	1					
Tino Martinez, L OBP: 0.339, SLG: 0.361 (1, 3)										5	1	1	0	0	1	2					
Edgar Renteria, R OBP: 0.346, SLG: 0.402 (1, 6)										3	0	1	1	1	0	0					
Eli Marrero, R OBP: 0.340, SLG: 0.405 (1, 8)										3	1	1	0	1	0	1					
Mike Matheny, R OBP: 0.306, SLG: 0.380 (1, 2)										2	1	0	1	1	0	2					
Jason Simontacchi, R OBP: 0.167, SLG: 0.167 Steve Kline, S Mike Matthews, L Dave Veres, R Kerry Robinson, R Eduardo Perez, R 44 Jason Istringhausen, R (1, 1) (7, 1) (8, 1) (8, 1) (9, PH) (9, PH) (9, PH)										2	0	0	0	0	1	3					
Inning Stats	R: 0 E: 0 K: 2 S: 9	H: 0 LOB: 0 BB: 0 P: 14	R: 0 E: 0 K: 0 S: 9	H: 0 LOB: 0 BB: 0 P: 12	R: 1 E: 0 K: 2 S: 9	H: 1 LOB: 1 BB: 1 P: 15	R: 2 E: 0 K: 0 S: 15	H: 3 LOB: 2 BB: 1 P: 24	R: 3 E: 0 K: 0 S: 10	H: 2 LOB: 0 BB: 0 P: 16	R: 1 E: 0 K: 0 S: 7	H: 1 LOB: 1 BB: 1 P: 13	R: 0 E: 0 K: 1 S: 8	H: 0 LOB: 0 BB: 0 P: 13	R: 0 E: 0 K: 0 S: 6	H: 0 LOB: 0 BB: 1 P: 12		R: 1 E: 0 K: 0 S: 8	H: 2 LOB: 2 BB: 1 P: 13	1B: 7 2B: 2 3B: 0 HR: 1	SF: 1 SAC: 1 DP: 1 HBP: 1
PITCHER	IP	WLS	BF	H	R	ER	SO	BB	IBB	HBP	BLK	WP	HR	S	P	ERA	WHIP				
Joey Hamilton, R ERA: 4.47	5.0	L	24	6	6	6	4	2	0	1	0	0	1	52	81	10.80	1.600				
Scott Williamson, R ERA: 2.66	2.0		8	1	1	1	1	1	0	0	0	0	0	6	26	4.50	1.000				
Luis Pineda, R ERA: 3.33	1.0		3	0	0	0	0	1	0	0	0	0	0	15	12	0.00	1.000				
Gabe White, L ERA: 2.59	1.0		6	2	1	1	0	0	1	0	0	0	0	8	13	9.00	2.000				

AB 33
R 8
H 9
RBI 8
BB 5
SO 5
LOB 13



Batter	1	2	3	4	5	6	7	8	9	AB	R	H	RBI	BB	SO	LOB	BOTTOM				
Barry Larkin, R OBP: 0.281, SLG: 0.337 (1, 6)										5	0	1	0	0	0	3	St. Louis Cardinals @ Cincinnati Reds Cinergy Field, Cincinnati, OH Tue Jun 04 2002, 7:10 PM EDT Att: 19,189 - Cloudy - 82 F				
Adam Dunn, L OBP: 0.456, SLG: 0.544 (1, 7)										3	0	0	1	0	1	2					
Ken Griffey Jr., L OBP: 0.293, SLG: 0.300 (1, 8)										5	1	1	0	0	0	2					
Juan Encarnacion, R OBP: 0.319, SLG: 0.470 (1, 9)										4	0	0	0	1	0	2					
Sean Casey, L OBP: 0.382, SLG: 0.398 (1, 3)										3	1	3	0	1	0	0					
Aaron Boone, R OBP: 0.295, SLG: 0.362 (1, 5)										4	1	1	3	0	0	4					
Todd Walker, L OBP: 0.342, SLG: 0.388 (1, 4)										3	1	1	0	1	0	0					
Jason LaRue, R OBP: 0.305, SLG: 0.315 (1, 2)										4	0	1	1	0	1	2					
Joey Hamilton, R OBP: 0.222, SLG: 0.254 Wilton Guerrero, S Scott Williamson, R Austin Kearns, R Luis Pineda, R Gabe White, L Reggie Taylor, L (1, 1) (5, PH) (8, 1) (7, PH) (8, 1) (9, PH) (9, PH)										1	0	1	0	0	0	0					
Inning Stats	R: 0 E: 0 K: 0 S: 6	H: 0 LOB: 0 BB: 0 P: 10	R: 0 E: 0 K: 0 S: 11	H: 1 LOB: 2 BB: 1 P: 20	R: 0 E: 0 K: 0 S: 7	H: 1 LOB: 0 BB: 0 P: 10	R: 0 E: 0 K: 0 S: 6	H: 0 LOB: 1 BB: 1 P: 13	R: 0 E: 0 K: 0 S: 8	H: 1 LOB: 1 BB: 0 P: 12	R: 0 E: 0 K: 0 S: 11	H: 1 LOB: 2 BB: 1 P: 19	R: 1 E: 0 K: 1 S: 15	H: 2 LOB: 0 BB: 0 P: 21	R: 3 E: 1 K: 1 S: 10	H: 3 LOB: 0 BB: 0 P: 15		R: 1 E: 0 K: 0 S: 11	H: 2 LOB: 1 BB: 0 P: 19	1B: 8 2B: 3 3B: 0 HR: 1	SF: 1 SAC: 0 DP: 2 HBP: 1
PITCHER	IP	WLS	BF	H	R	ER	SO	BB	IBB	HBP	BLK	WP	HR	S	P	ERA	WHIP				
Jason Simontacchi, R ERA: 2.48	6.1	W	27	6	1	1	0	3	0	1	0	0	0	58	96	1.42	1.421				
Mike Matthews, L ERA: 5.06	0.2		2	0	0	0	1	0	0	0	0	0	1	7	11	40.50	4.500				
Dave Veres, R ERA: 3.82	0.1		1	0	0	0	1	0	0	0	0	0	0	3	4	0.00	0.000				
44 Jason Istringhausen, R ERA: 1.15	1.0		5	2	1	1	0	0	0	0	0	0	0	11	19	9.00	2.000				

AB 35
R 5
H 11
RBI 5
BB 3
SO 2
LOB 16



Batter	1	2	3	4	5	6	7	8	9	AB	R	H	RBI	BB	SO	LOB	TOP										
Fernando Vina, L OBP: 0.354, SLG: 0.390	G5-3		1B		G6-3		L8		FC1-2 IBB	4	0	1	0	1	0	0	St. Louis Cardinals @ Cincinnati Reds Cinergy Field, Cincinnati, OH Thu Jun 06 2002, 12:35 PM EDT Att: 23,102 - Cloudy - 64 F										
Kerry Robinson, L OBP: 0.321, SLG: 0.403					G4-3		F8		FC1-2	2	0	0	0	1	1	1											
Mike Matheny, R OBP: 0.304, SLG: 0.376			K							1	0	0	0	0	0	0											
Mike Timlin, R										0	0	0	0	0	0	0											
Steve Kline, S										0	0	0	0	0	0	0											
Miguel Cairo, R OBP: 0.290, SLG: 0.365	BB								1-2 2-3 3-H	1	0	0	0	0	0	3											
J.D. Drew, L OBP: 0.362, SLG: 0.483	K		F8		F5				F8	5	1	1	1	0	1	5											
									HR																		
5 Albert Pujols, R OBP: 0.384, SLG: 0.516	PO	1B BB FC6-4	1B						F9	3	1	2	0	1	0	0											
Tino Martinez, L OBP: 0.342, SLG: 0.360		FC6-4 1B BB	F9						K	3	0	1	0	1	1	2											
Edgar Renteria, R OBP: 0.346, SLG: 0.399					E5 FC5-4		L9		K	4	0	1	0	0	1	2											
Eduardo Perez, R OBP: 0.211, SLG: 0.320		FC6-4	K						G1-3	4	0	1	1	0	1	3											
Eli Marrero, R OBP: 0.338, SLG: 0.400		F3	FC5-4		G5-3				FC1-2 1B	4	0	1	0	0	0	6											
Woody Williams, R OBP: 0.182, SLG: 0.273		FC6-4	G6-3						FC1-2 WP 1B	2	0	0	0	0	0	3											
Placido Polanco, R OBP: 0.285, SLG: 0.322										2	0	1	0	0	0	0											
Inning Stats	R: 0 E: 0 K: 1 S: 9	H: 0 LOB: 0 BB: 1 P: 15	R: 1 E: 0 K: 0 S: 8	H: 1 LOB: 2 BB: 2 P: 20	R: 0 E: 0 K: 1 S: 13	H: 2 LOB: 0 BB: 0 P: 20	R: 0 E: 1 K: 1 S: 12	H: 0 LOB: 1 BB: 0 P: 18	R: 0 E: 0 K: 0 S: 6	H: 3 LOB: 2 BB: 0 P: 14	R: 0 E: 0 K: 0 S: 5	H: 0 LOB: 0 BB: 0 P: 7	R: 1 E: 0 K: 2 S: 13	H: 1 LOB: 0 BB: 0 P: 17	R: 0 E: 0 K: 0 S: 10	H: 2 LOB: 3 BB: 1 P: 18	1B: 8 2B: 0 3B: 0 HR: 1	SF: 0 SAC: 0 DP: 1 HBP: 0	WP: 1 PB: 0 SB: 0 CS: 0	PA: 40							
PITCHER	IP	WLS	BF	H	R	ER	SO	BB	IBB	HBP	BLK	WP	HR	S	P	ERA	WHIP										
Jimmy Haynes, R ERA: 4.59	5.1	W	24	5	1	1	3	3	0	0	0	0	0	54	95	1.69	1.500										
Scott Sullivan, R ERA: 3.55	1.0	H	3	1	0	0	0	0	0	0	0	0	0	6	7	0.00	1.000										
Gabe White, L ERA: 2.73	1.2	H	6	1	1	1	2	0	0	0	0	0	1	17	22	5.40	0.600										
Danny Graves, R ERA: 2.31	1.0	S	6	2	0	0	0	0	1	0	0	1	0	10	18	0.00	2.000										

Batter	1	2	3	4	5	6	7	8	9	AB	R	H	RBI	BB	SO	LOB	BOTTOM										
Barry Larkin, R OBP: 0.281, SLG: 0.351	HR		G6-4-3		SF9			B1-3		3	1	1	2	0	0	1	St. Louis Cardinals @ Cincinnati Reds Cinergy Field, Cincinnati, OH Thu Jun 06 2002, 12:35 PM EDT Att: 23,102 - Cloudy - 64 F										
Sean Casey, L OBP: 0.380, SLG: 0.395	BB 1B		F7		L8			K		4	0	1	0	0	1	1											
Ken Griffey Jr., L OBP: 0.306, SLG: 0.358	G4-3 BB				L9			G4-3		3	1	1	1	1	0	0											
Austin Kearns, R OBP: 0.431, SLG: 0.531	K									2	0	0	0	1	2	2											
Gabe White, L										0	0	0	0	0	0	0											
Juan Encarnacion, R OBP: 0.319, SLG: 0.470	K							1B BB		0	0	0	0	0	0	0											
Adam Dunn, L OBP: 0.454, SLG: 0.541	G4-3									3	0	1	0	0	1	2											
Aaron Boone, R OBP: 0.291, SLG: 0.357			F9					F3		3	0	0	0	0	1	1											
Todd Walker, L OBP: 0.342, SLG: 0.385			G6-3					G1-3		2	1	0	0	1	0	0											
Jason LaRue, R OBP: 0.308, SLG: 0.318			G1-3		SH1-3 SF9 BB					2	0	1	0	0	0	0											
Jimmy Haynes, R OBP: 0.174, SLG: 0.217								G3-6-1		2	0	2	0	0	0	0											
Scott Sullivan, R										0	0	0	0	0	0	0											
Reggie Taylor, L OBP: 0.284, SLG: 0.400			G6-4-3							1	0	0	0	0	0	1											
Danny Graves, R										0	0	0	0	0	0	0											
Inning Stats	R: 1 E: 0 K: 1 S: 12	H: 2 LOB: 1 BB: 1 P: 24	R: 0 E: 0 K: 0 S: 4	H: 0 LOB: 0 BB: 0 P: 6	R: 0 E: 0 K: 0 S: 7	H: 1 LOB: 0 BB: 0 P: 13	R: 1 E: 0 K: 3 S: 14	H: 1 LOB: 0 BB: 0 P: 20	R: 1 E: 0 K: 0 S: 9	H: 1 LOB: 1 BB: 1 P: 16	R: 0 E: 0 K: 0 S: 8	H: 1 LOB: 1 BB: 1 P: 16	R: 0 E: 0 K: 0 S: 5	H: 1 LOB: 0 BB: 0 P: 8	R: 0 E: 0 K: 1 S: 5	H: 0 LOB: 0 BB: 0 P: 8	1B: 5 2B: 0 3B: 0 HR: 2	SF: 1 SAC: 1 DP: 3 HBP: 0	WP: 0 PB: 0 SB: 0 CS: 0	PA: 30							
PITCHER	IP	WLS	BF	H	R	ER	SO	BB	IBB	HBP	BLK	WP	HR	S	P	ERA	WHIP										
Woody Williams, R ERA: 2.73	6.0	L	24	6	3	3	4	3	0	0	0	0	0	54	95	4.50	1.500										
Mike Timlin, R ERA: 2.49	1.1		4	1	0	0	0	0	0	0	0	0	0	6	9	0.00	0.750										
Steve Kline, L ERA: 4.76	0.2		2	0	0	0	1	0	0	0	0	0	0	4	7	0.00	0.000										

AB	35
R	2
H	9
RBI	2
BB	4
SO	5
LOB	25



Batter	1	2	3	4	5	6	7	8	9	AB	R	H	RBI	BB	SO	LOB	TOP								
Fernando Vina, L (1,4) OBP: 0.363, SLG: 0.386 Miguel Cairo, R (9,PH) OBP: 0.300, SLG: 0.375	F8	1B		F9		FC1-2		FC6-4	FC6-4	5	1	1	2	0	0	4									
Placido Polanco, R (1,5) OBP: 0.281, SLG: 0.316	K	1B		G6-3		G4-3		FC4-6	FC6-4	6	1	1	2	0	1	5									
J.D. Drew, L (1,9) OBP: 0.318, SLG: 0.478 Mike DiFelice, R (8,2) OBP: 0.281, SLG: 0.367	E3	5 2B		F9				K	5 2B	4	2	1	1	1	1	0									
5 Albert Pujols, R (1,7) OBP: 0.388, SLG: 0.532	1H	2B		G6-4-3		G4-3		1B	1B	5	2	3	3	0	0	2									
Tino Martinez, L (1,3) OBP: 0.352, SLG: 0.387		FC6-4		1B		K		2B	1B	5	1	4	2	0	1	0									
Edgar Renteria, R (1,6) OBP: 0.352, SLG: 0.409		FC6-4		BB		BLK		1B	1B	5	1	3	1	0	1	2									
Eli Marrero, R (1,8) OBP: 0.327, SLG: 0.385		E6		F9		G5-3		P6	G4-3	5	1	0	0	0	0	6									
Mike Matheny, R (1,2) OBP: 0.318, SLG: 0.393 Kerry Robinson, L (8,FR) OBP: 0.316, SLG: 0.397	1B	BB		L8		FC1-2		FC6-4	HBP	3	1	2	0	1	0	1									
Eduardo Perez, R (1,10) OBP: 0.242, SLG: 0.321	1B	BB		F9		FC1-2		FC6-4	K	3	1	1	1	1	1	1									
Inning Stats	R: 1 E: 1 K: 1 S: 10	H: 1 LOB: 1 BB: 0 P: 18	R: 5 E: 1 K: 0 S: 16	H: 4 LOB: 1 BB: 2 P: 28	R: 1 E: 0 K: 0 S: 9	H: 2 LOB: 1 BB: 0 P: 11	R: 0 E: 0 K: 0 S: 8	H: 0 LOB: 0 BB: 0 P: 9	R: 0 E: 0 K: 1 S: 10	H: 1 LOB: 1 BB: 0 P: 15	R: 0 E: 0 K: 0 S: 8	H: 2 LOB: 1 BB: 0 P: 13	R: 1 E: 0 K: 2 S: 12	H: 2 LOB: 1 BB: 0 P: 17	R: 4 E: 0 K: 0 S: 17	H: 4 LOB: 2 BB: 1 P: 33	R: 0 E: 0 K: 1 S: 10	H: 1 LOB: 1 BB: 0 P: 14	1B: 11 2B: 5 3B: 0 HR: 1	SF: 0 SAC: 0 DP: 2 HBP: 1	WP: 0 PB: 0 SB: 0 CS: 0	PA: 47			
PITCHER	IP	WLS	BF	H	R	ER	SO	BB	IBB	HBP	BLK	WP	HR	S	P	ERA	WHIP								
Paul Byrd, R (1,1) ERA: 3.8	6.0	L	29	10	7	5	2	2	0	0	1	0	1	61	94	7.50	2.000								
Brad Voyles, R (7,1) ERA: 6.55	1.2	H	4	5	5	2	1	0	0	1	0	0	0	22	38	27.00	3.000								
Brian Shouse, L (8,1) ERA: 5.79	0.1	3	2	0	0	0	0	0	0	0	0	0	0	7	12	0.00	6.000								
Jeff Austin, R (9,1) ERA: 3.38	1.0	4	1	0	0	1	0	0	0	0	0	0	0	10	14	0.00	1.000								

St. Louis Cardinals @ Kansas City Royals
Kauffman Stadium, Kansas City, MO
 Fri Jun 07 2002, 7:05 PM CDT
 Att: 34,194 - Sunny - 81 F

AB 43
R 12
H 17
RBI 12
BB 3
SO 5
LOB 21



Batter	1	2	3	4	5	6	7	8	9	AB	R	H	RBI	BB	SO	LOB	BOTTOM								
Neftali Perez, S (1,6) OBP: 0.263, SLG: 0.341	G3	1B		G6-3		F8		K		5	0	2	0	0	1	2									
Luis Alica, S (1,4) OBP: 0.297, SLG: 0.253	G4-3	G1-3		G3		F8		1B		5	0	1	0	0	0	4									
Carlos Beltrán, S (1,8) OBP: 0.344, SLG: 0.447	G3			G6-3		2B		K		5	0	1	0	0	1	2									
29 Mike Sweeney, R (1,3) OBP: 0.406, SLG: 0.556	P6			BB		BB		F3		3	0	1	0	2	0	1									
Joe Randa, R (1,5) OBP: 0.355, SLG: 0.475		E5		K		K		WP		5	1	1	0	0	2	4									
Michael Tucker, L (1,7) OBP: 0.337, SLG: 0.331		HR		G3		L9		G3-1		3	1	0	0	2	0	2									
Mark Quinn, R (1,9) OBP: 0.301, SLG: 0.368 Brandon Berger, R (2,7) OBP: 0.333, SLG: 0.533		HR		F8		HR		G5-3		0	0	0	0	0	0	0									
Raul Ibanez, L (1,10) OBP: 0.248, SLG: 0.310		G4-3		F7		2B		HR		5	1	2	0	0	0	2									
A.J. Hinch, R (1,2) OBP: 0.296, SLG: 0.432		G5-3		G6-3		BB		HR		3	1	1	2	1	0	0									
Inning Stats	R: 0 E: 0 K: 0 S: 9	H: 1 LOB: 1 BB: 0 P: 19	R: 3 E: 1 K: 0 S: 15	H: 2 LOB: 1 BB: 1 P: 27	R: 0 E: 0 K: 1 S: 8	H: 0 LOB: 1 BB: 1 P: 14	R: 0 E: 0 K: 0 S: 6	H: 0 LOB: 0 BB: 0 P: 11	R: 0 E: 0 K: 1 S: 13	H: 1 LOB: 2 BB: 1 P: 21	R: 1 E: 0 K: 0 S: 8	H: 2 LOB: 2 BB: 1 P: 15	R: 0 E: 0 K: 2 S: 12	H: 1 LOB: 1 BB: 0 P: 15	R: 2 E: 0 K: 2 S: 12	H: 3 LOB: 1 BB: 0 P: 15	R: 0 E: 0 K: 0 S: 8	H: 1 LOB: 2 BB: 1 P: 15	1B: 6 2B: 2 3B: 0 HR: 3	SF: 0 SAC: 0 DP: 0 HBP: 0	WP: 1 PB: 0 SB: 1 CS: 0	PA: 44			
PITCHER	IP	WLS	BF	H	R	ER	SO	BB	IBB	HBP	BLK	WP	HR	S	P	ERA	WHIP								
Darryl Kile, R (1,1) ERA: 3.59	5.1	W	27	6	4	3	2	4	0	0	0	1	0	8	11	0.00	0.600								
Dave Veres, R (6,1) ERA: 3.02	1.2	H	6	1	0	0	0	0	0	0	0	0	0	8	11	0.00	0.600								
Mike Timlin, R (8,1) ERA: 2.89	1.0	6	3	2	2	2	2	0	0	0	0	0	1	12	15	18.00	3.000								
Luther Hackman, R (9,1) ERA: 2.1	1.0	5	1	0	0	0	0	1	0	0	0	0	0	8	15	0.00	2.000								

St. Louis Cardinals @ Kansas City Royals
Kauffman Stadium, Kansas City, MO
 Fri Jun 07 2002, 7:05 PM CDT
 Att: 34,194 - Sunny - 81 F

AB 39
R 6
H 11
RBI 6
BB 5
SO 4
LOB 19



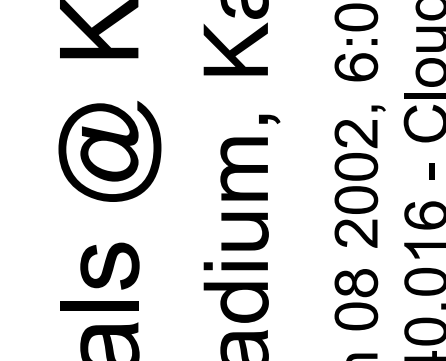
Batter	1	2	3	4	5	6	7	8	9	AB	R	H	RBI	BB	SO	LOB	TOP			
Fernando Vina, L (1, 4) OBP: 0.362, SLG: 0.392	4-2 CS BB	3-2 FC4 1B		3-2 5 HR 1B	4-0 G6-4-3 BB			2-2 G5-3	3-2 G4-3 1B	4	1	3	0	2	0	0	St. Louis Cardinals @ Kansas City Royals Kauffman Stadium, Kansas City, MO Sat Jun 08 2002, 6:05 PM CDT Att: 40,016 - Cloudy - 86 F			
Placido Polanco, R (1, 5) OBP: 0.283, SLG: 0.317	2-2 G5-3	1-2 FC4		1-0 5 HR 1B	1-0 G6-4-3			0-2 FC5-4 1B	0-1 G4-3	6	1	2	1	0	0	6				
J.D. Drew, L (1, 9) OBP: 0.361, SLG: 0.472	3-3 K			4-2 WP E BB	2-1 F8			2-2 FC5-4 BB		3	0	0	0	1	1	2				
Eduardo Perez, R (6, PH) OBP: 0.238, SLG: 0.315										1	0	0	0	0	0	1				
5 Albert Pujols, R (1, 7) OBP: 0.392, SLG: 0.545										4	1	2	3	1	0	1				
Gene Stechschulte, R (9, 1)										0	0	0	0	0	0	0				
Tino Martinez, L (1, 3) OBP: 0.349, SLG: 0.379										4	1	0	0	1	2	3				
Edgar Renteria, R (1, 6) OBP: 0.356, SLG: 0.411										4	2	2	0	1	0	3				
Miguel Cairo, R (1, 10) OBP: 0.301, SLG: 0.418										3	1	1	3	0	2	3				
Kerry Robinson, L (9, PH) OBP: 0.325, SLG: 0.397										0	1	0	0	1	0	0				
Mike DiFelice, R (1, 2) OBP: 0.290, SLG: 0.375										4	1	2	1	0	0	3				
Eli Marrero, R (1, 8) OBP: 0.335, SLG: 0.414										5	2	3	3	0	0	1				
Inning Stats	R: 0 E: 0 K: 1 S: 10	H: 0 LOB: 0 BB: 1 P: 19	R: 3 E: 0 K: 0 S: 15	H: 4 LOB: 2 BB: 1 P: 29	R: 0 E: 1 K: 1 S: 13	H: 0 LOB: 3 BB: 1 P: 20	R: 4 E: 0 K: 2 S: 17	H: 4 LOB: 1 BB: 1 P: 34	R: 0 E: 0 K: 0 S: 6	H: 0 LOB: 0 BB: 0 P: 9	R: 1 E: 0 K: 0 S: 7	H: 1 LOB: 0 BB: 0 P: 9	R: 0 E: 0 K: 1 S: 15	H: 1 LOB: 2 BB: 1 P: 24	R: 3 E: 0 K: 0 S: 12	H: 4 LOB: 0 BB: 1 P: 22	1B: 12 2B: 0 3B: 0 HR: 3	SF: 1 SAC: 1 DP: 2 HBP: 0	WP: 3 PB: 0 SB: 1 CS: 1	PA: 47
PITCHER	IP WLS BF H R ER SO BB IBB HBP BLK WP HR S P ERA WHIP																			
Jeremy Affeldt, L (1, 1) ERA: 4.47	3.1 L 21 7 6 6 2 3 0 0 0 0 1 1 47 84 16.20 3.000																			
Mac Suzuki, R (4, 1) ERA: 8.48	4.0 17 4 2 2 2 2 0 0 0 0 2 1 35 60 4.50 1.500																			
Brian Shouse, L (8, 1) ERA: 5.52	0.2 3 0 0 0 1 1 0 0 0 0 0 0 7 14 0.00 1.500																			
Cory Bailey, R (9, 1) ERA: 3.74	1.0 6 4 3 3 0 1 0 0 0 0 0 1 12 22 27.00 5.000																			

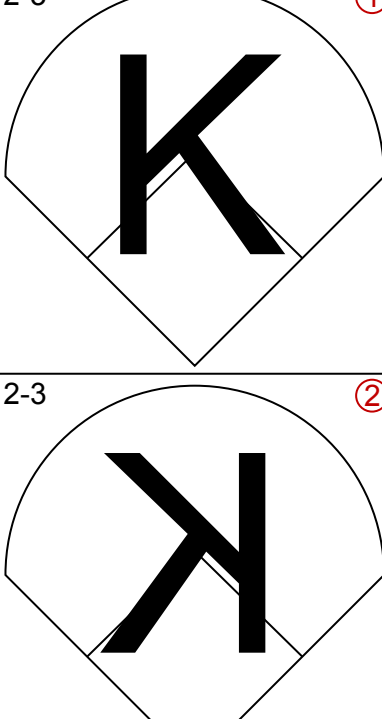
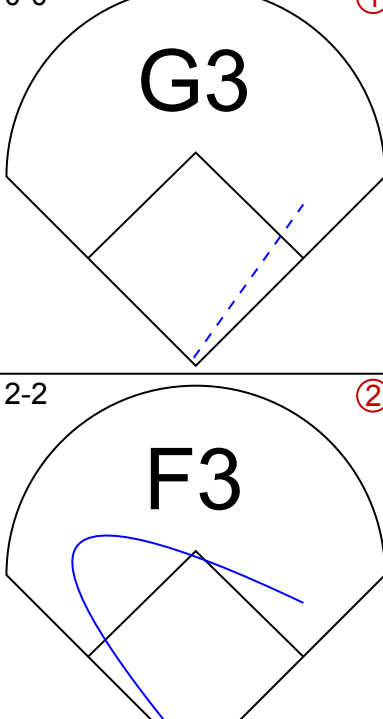
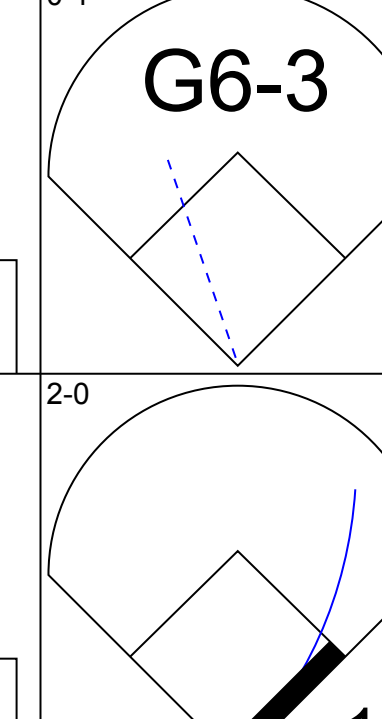
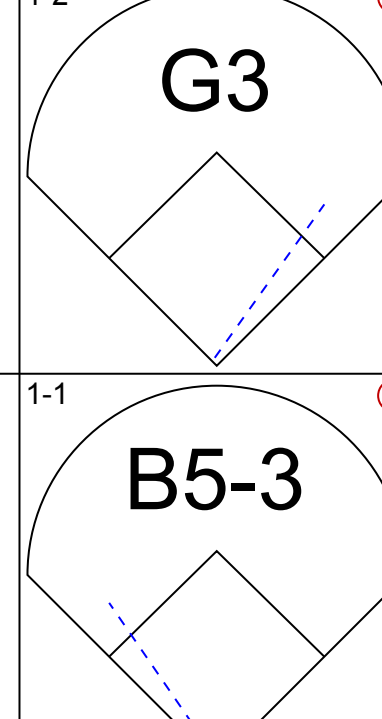
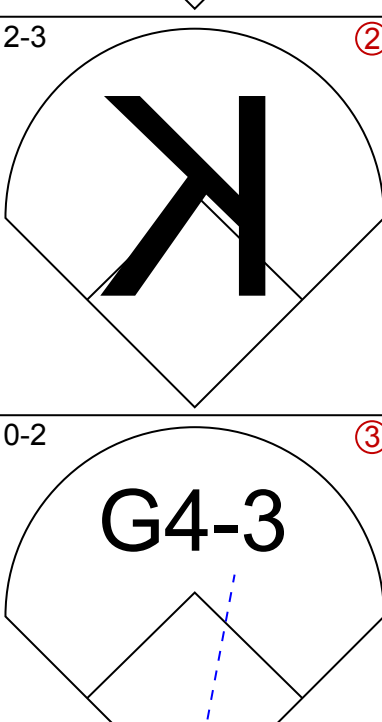
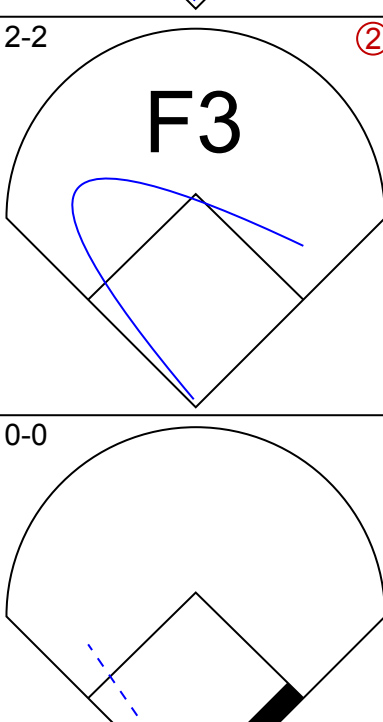
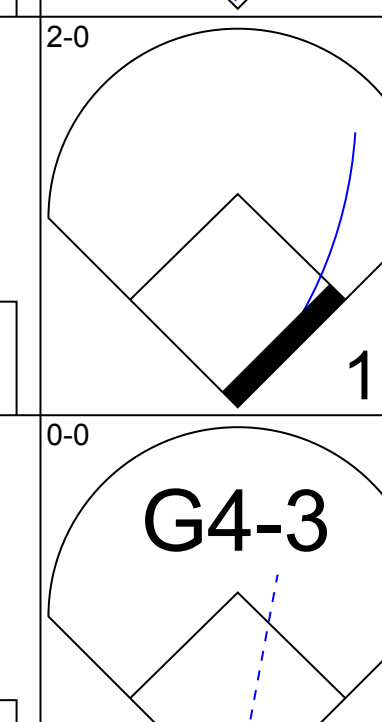
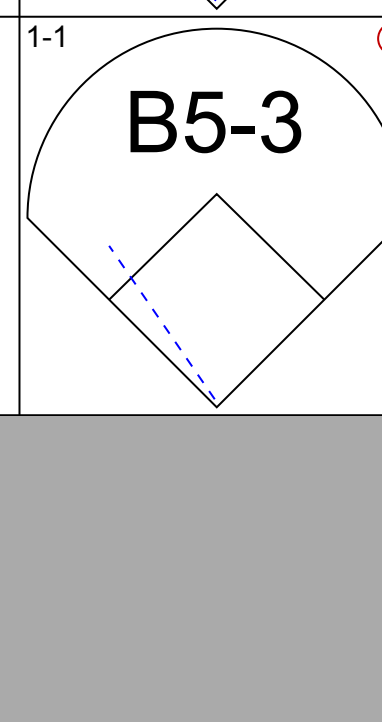
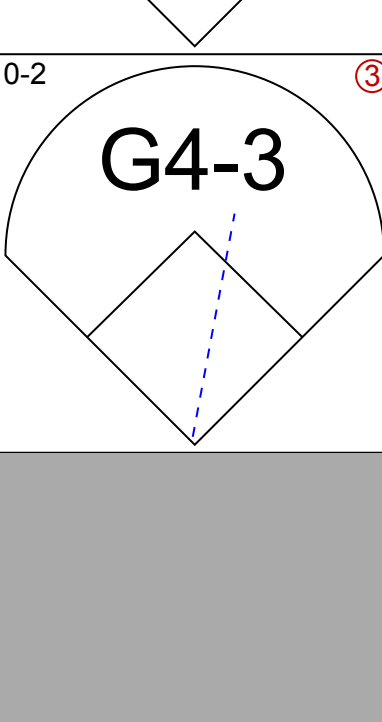
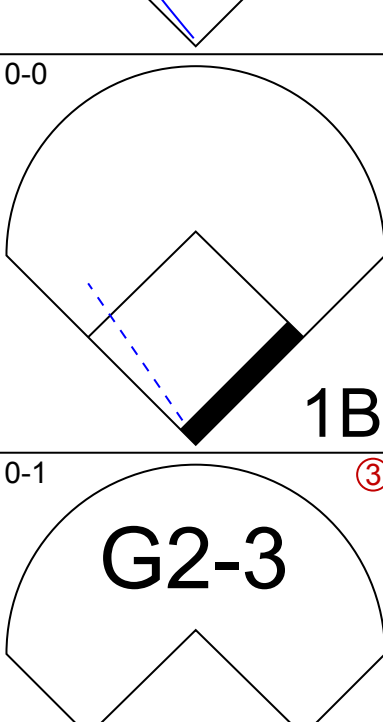
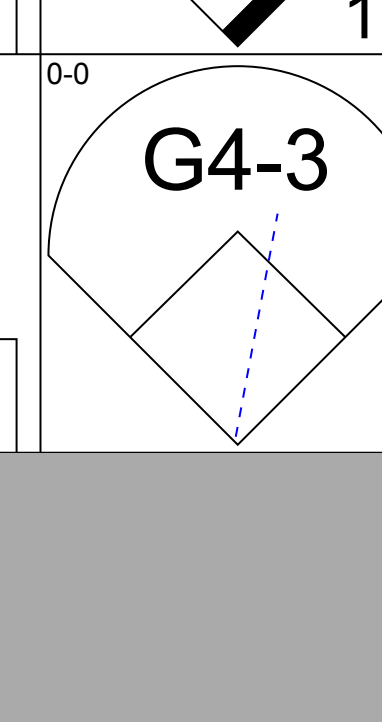
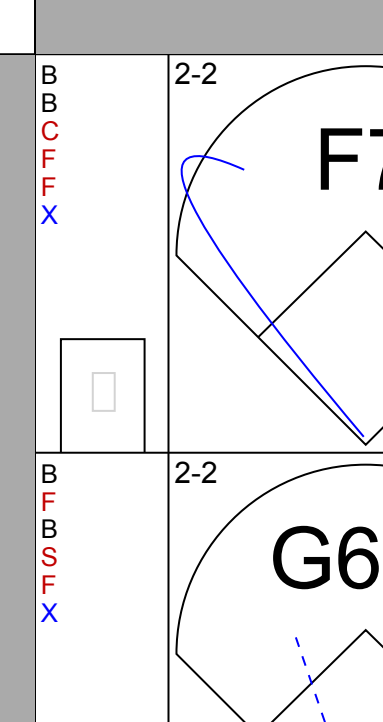
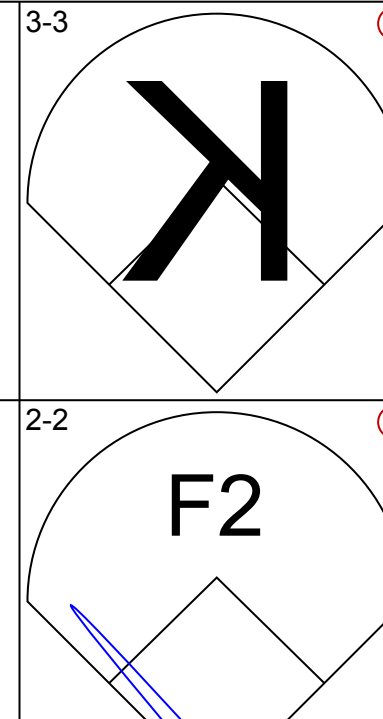
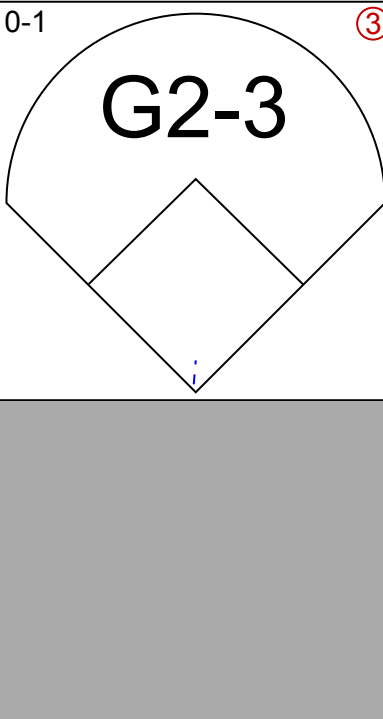
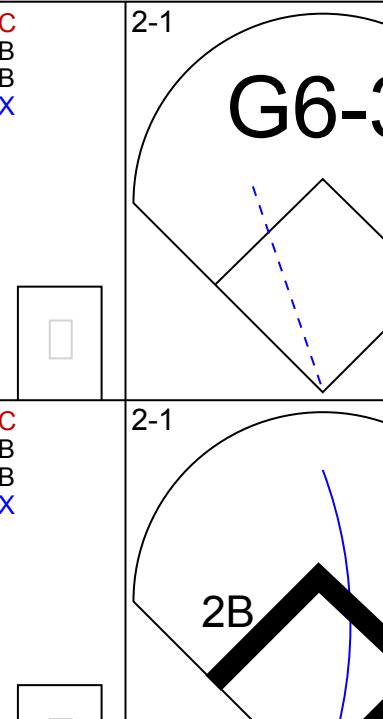
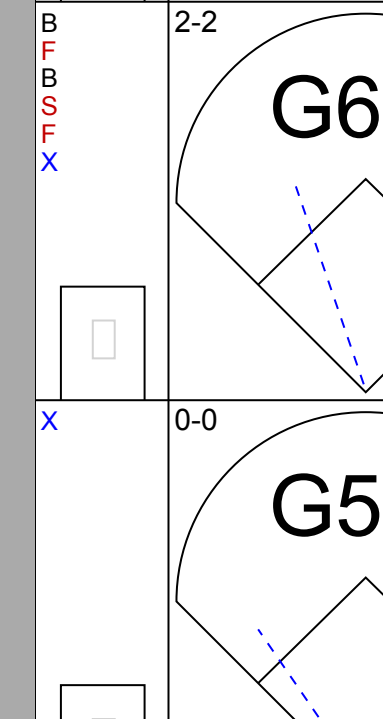
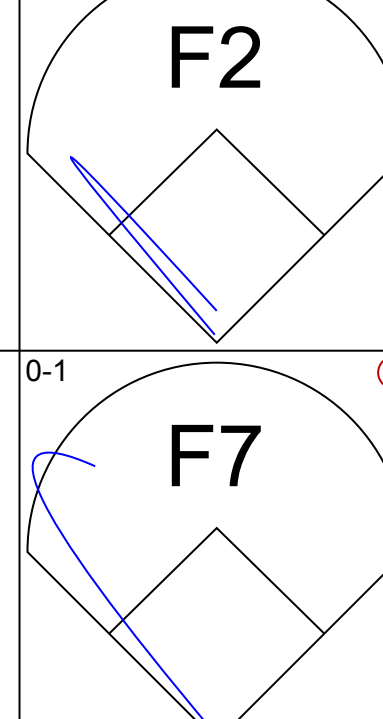
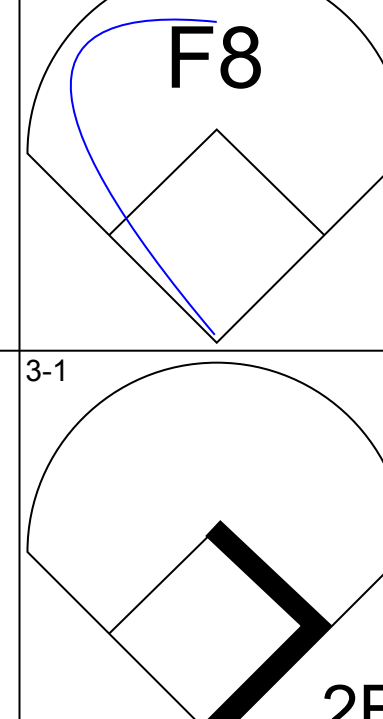
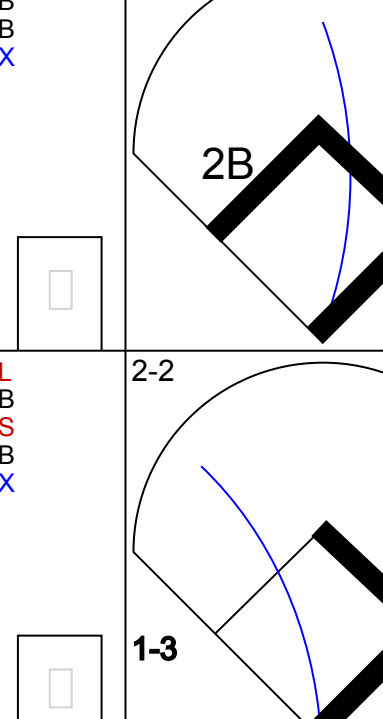
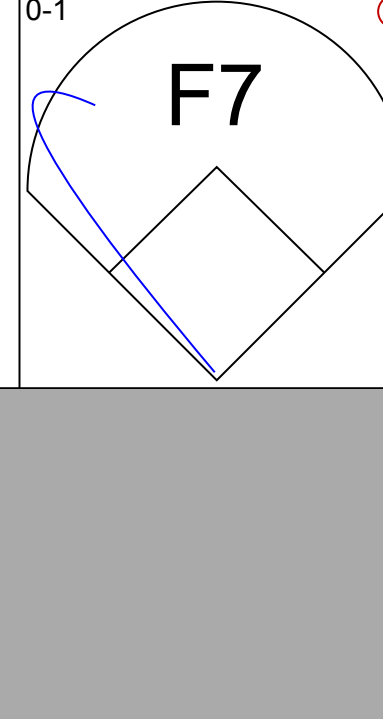
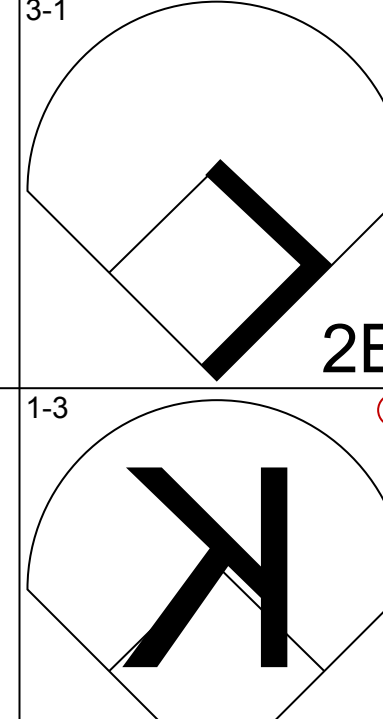
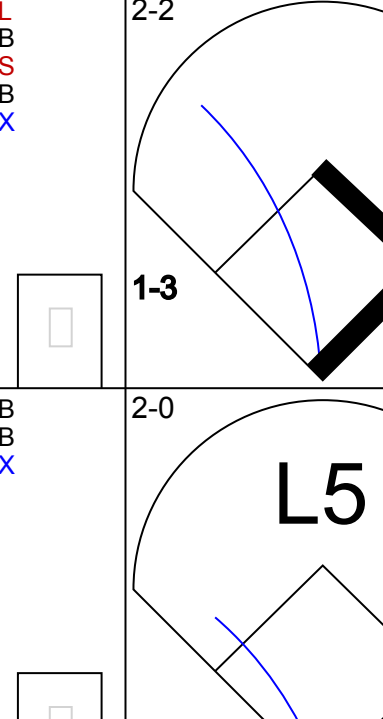
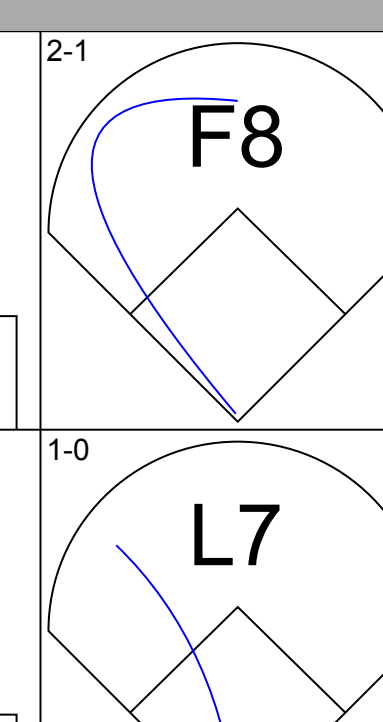
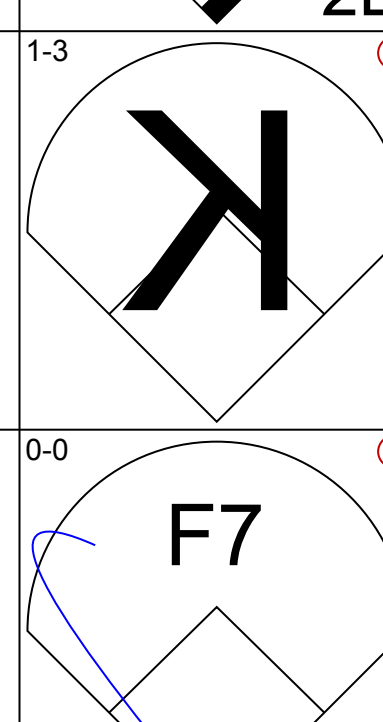
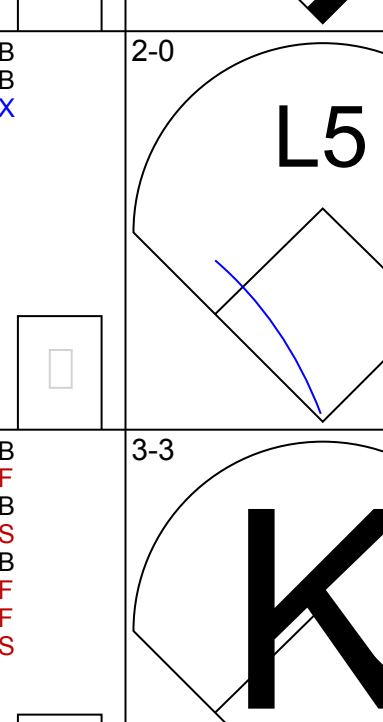
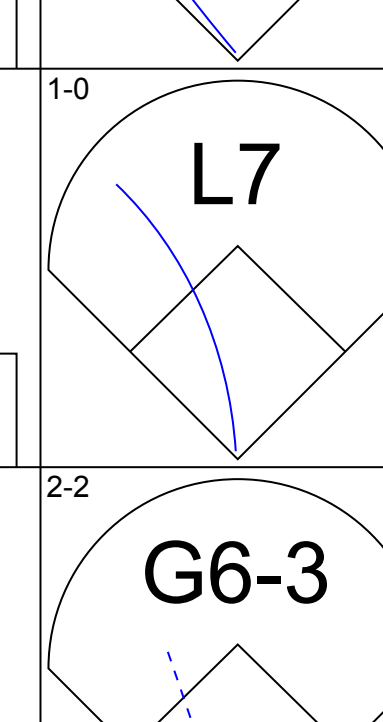
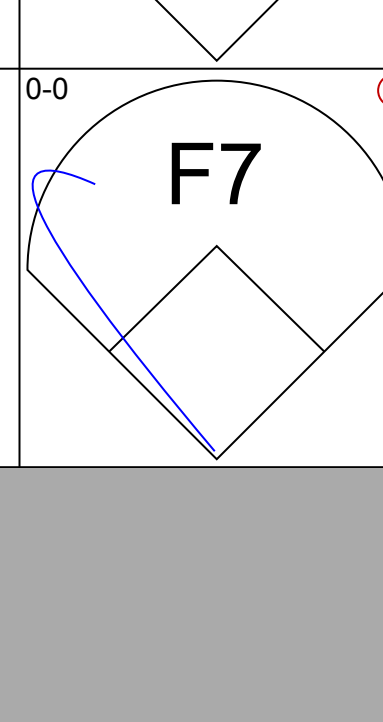

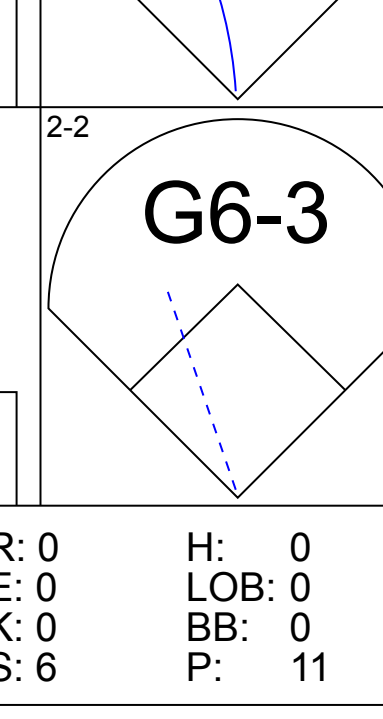
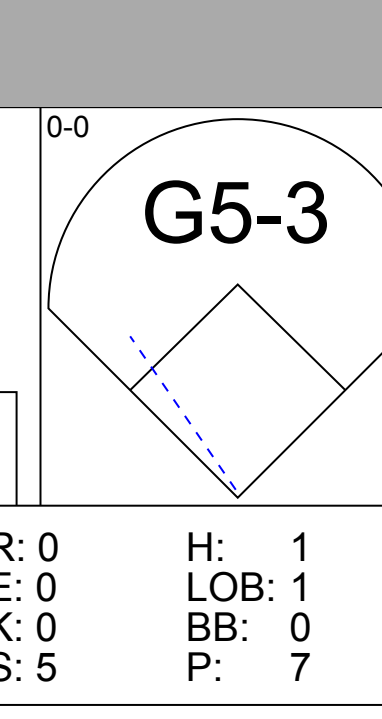
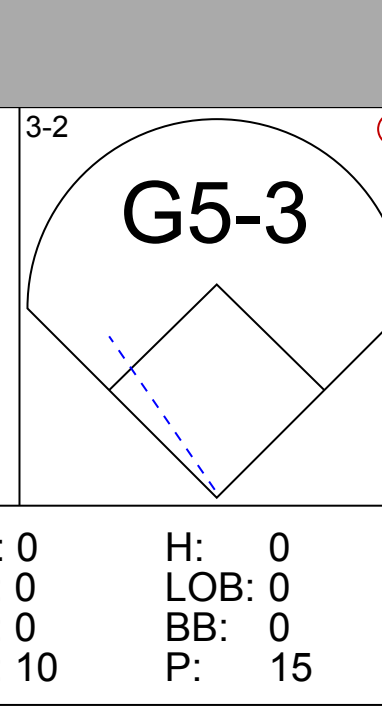
Batter	1	2	3	4	5	6	7	8	9	AB	R	H	RBI	BB	SO	LOB	BOTTOM			
Donzell McDonald, S (1, 7) OBP: 0.500, SLG: 0.687	1-0 SH3-4 2B	4-2 BB			3-2 G3-1			0-3 K		3	1	1	0	1	1	0	St. Louis Cardinals @ Kansas City Royals Kauffman Stadium, Kansas City, MO Sat Jun 08 2002, 6:05 PM CDT Att: 40,016 - Cloudy - 86 F			
Neftali Perez, S (1, 6) OBP: 0.259, SLG: 0.336	0-0 SH3-4	0-1 G4-3			0-1 F9			1-1 G3		3	0	0	0	0	0	1				
Carlos Beltrán, S (1, 8) OBP: 0.346, SLG: 0.462	0-1 1B				0-0 F7			3-3 K		4	1	2	1	0	1	0				
29 Mike Sweeney, R (1, 3) OBP: 0.403, SLG: 0.550	2-3 K				0-0 G4-3			1-0 G4-3		4	1	1	1	0	1	1				
Joe Randa, R (1, 5) OBP: 0.358, SLG: 0.473	2-1 1B HBP				2-3 K			1-0 L8		3	0	1	0	0	1	0				
Michael Tucker, L (1, 10) OBP: 0.335, SLG: 0.329	1-1 1B				3-1 G4-3			2-3 K		4	0	1	0	0	1	2				
Brandon Berger, R (1, 9) OBP: 0.308, SLG: 0.500	0-3 K				3-0 G5-3			0-3 K		3	0	0	1	0	2	3				
Luis Alicea, S (1, 4) OBP: 0.295, SLG: 0.244					2-1 G5-3			3-2 G6-3		3	0	0	0	1	1	0				
Brent Mayne, L (1, 2) OBP: 0.290, SLG: 0.259					0-0 F8			1-0 L8		4	0	0	0	0	0	2				
Inning Stats	R: 1 E: 0 K: 2 S: 14	H: 3 LOB: 3 BB: 0 P: 20	R: 0 E: 0 K: 1 S: 9	H: 0 LOB: 1 BB: 1 P: 14	R: 1 E: 0 K: 1 S: 9	H: 1 LOB: 0 BB: 0 P: 16	R: 0 E: 0 K: 0 S: 4	H: 0 LOB: 0 BB: 0 P: 9	R: 0 E: 0 K: 0 S: 6	H: 0 LOB: 0 BB: 0 P: 10	R: 0 E: 0 K: 1 S: 8	H: 0 LOB: 0 BB: 0 P: 12	R: 0 E: 0 K: 2 S: 8	H: 0 LOB: 0 BB: 0 P: 12	R: 1 E: 0 K: 0 S: 8	H: 2 LOB: 2 BB: 1 P: 17		1B: 3 2B: 2 3B: 1 HR: 0	SF: 1 SAC: 1 DP: 0 HBP: 1	WP: 0 PB: 0 SB: 0 CS: 0
PITCHER	IP WLS BF H R ER SO BB IBB HBP BLK WP HR S P ERA WHIP																			
Matt Morris, R (1, 1) ERA: 3.36	8.0 W 30 4 2 2 8 1 0 1 0 0 0 0 64 102 2.25 0.625																			
Gene Stechschulte, R (9, 1) ERA: 4.1	1.0 6 2 1 1 0 1 0 0 0 0 0 0 8 17 9.00 3.000																			

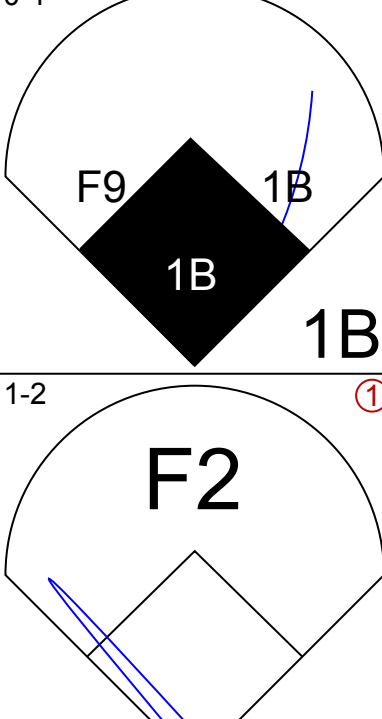
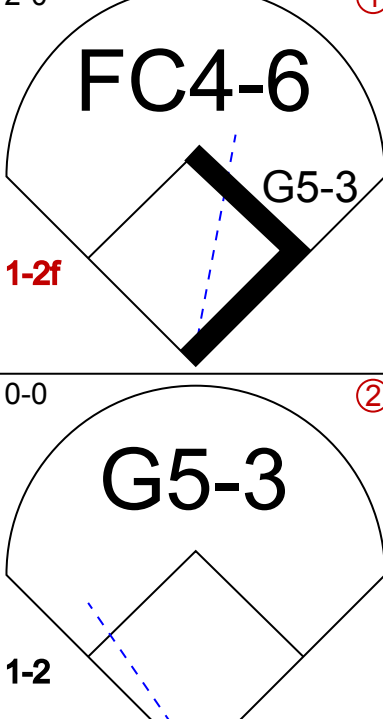
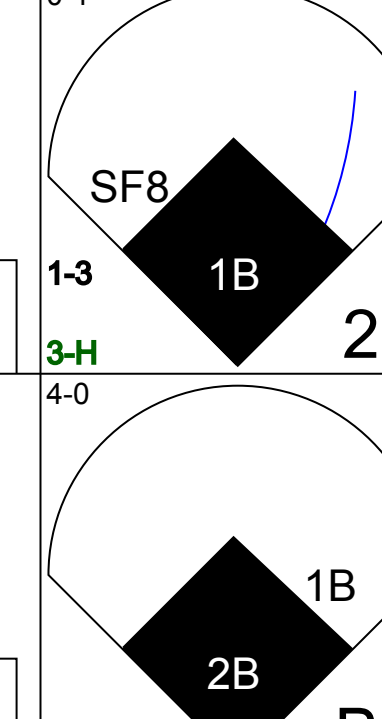
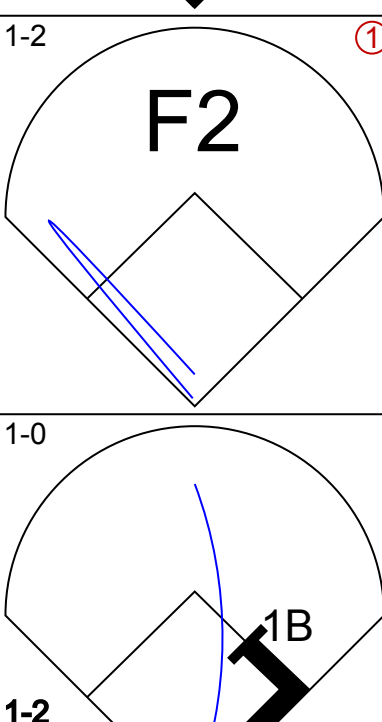
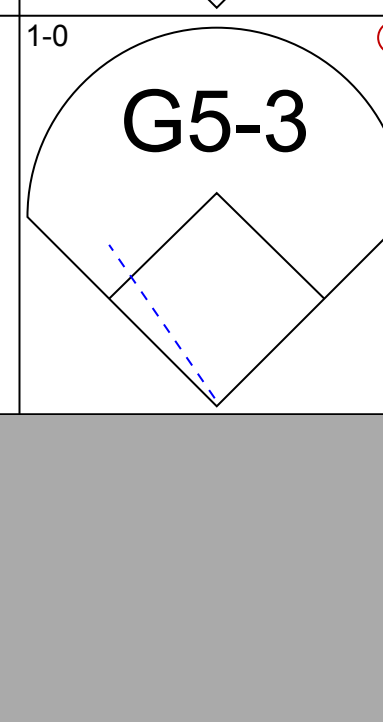
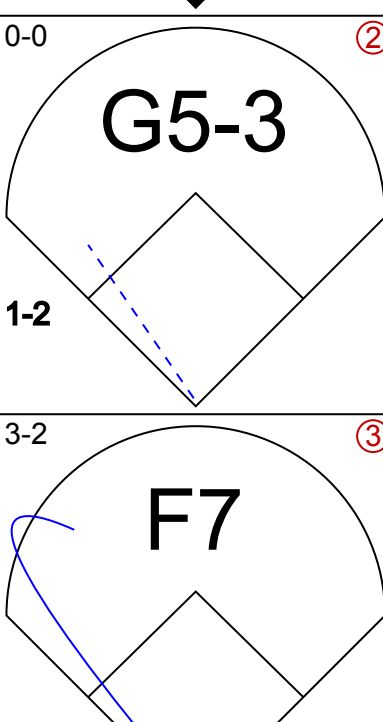
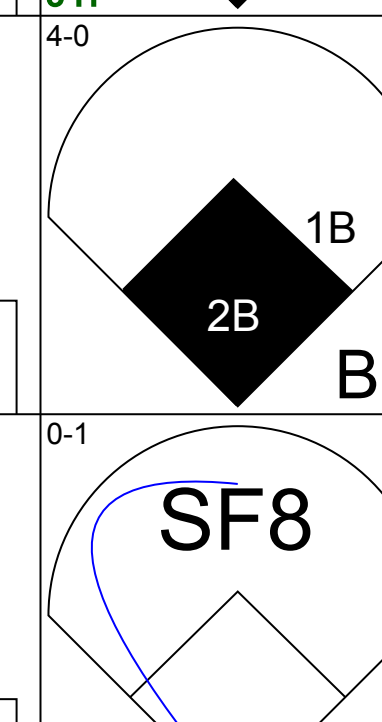

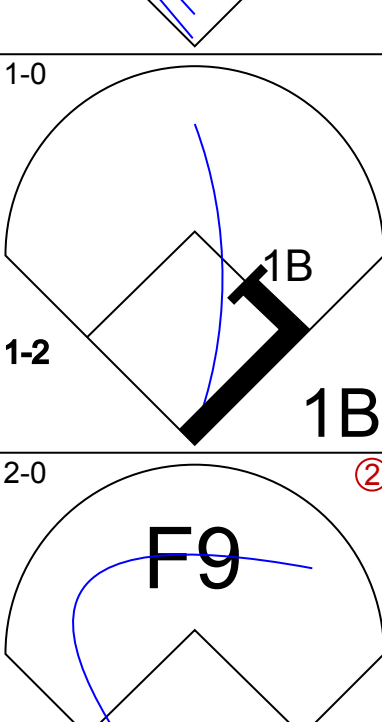
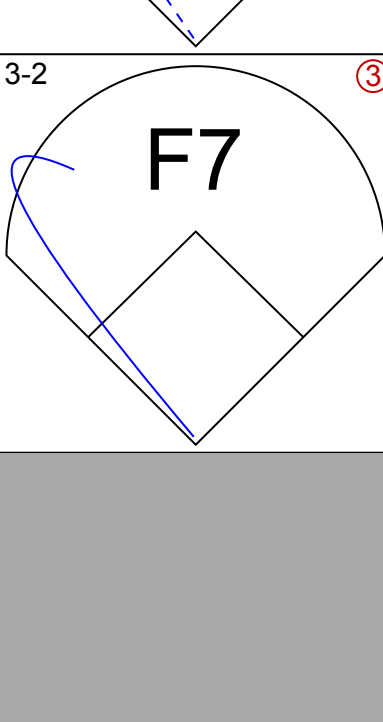
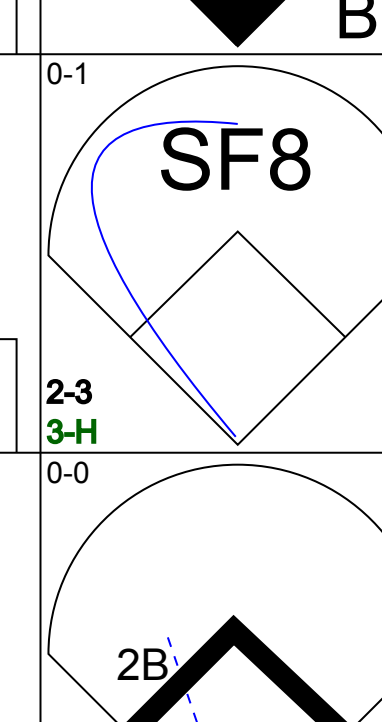
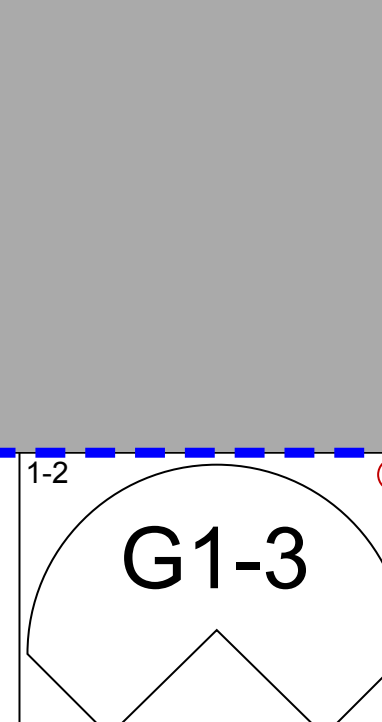
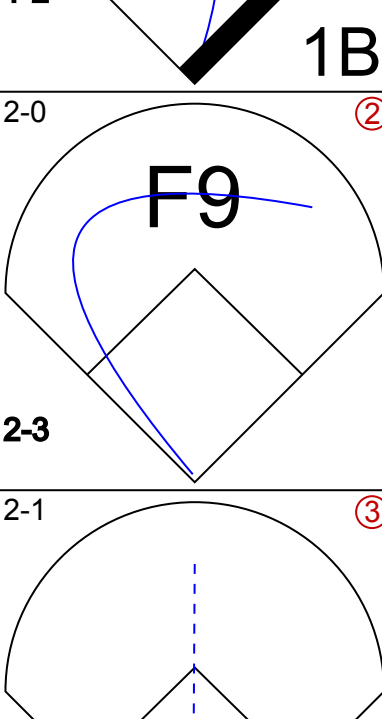
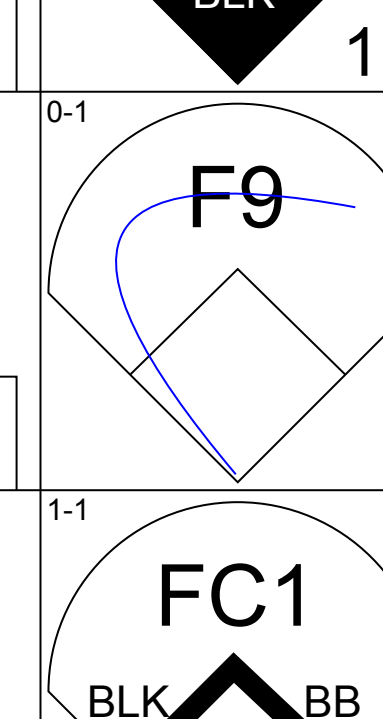
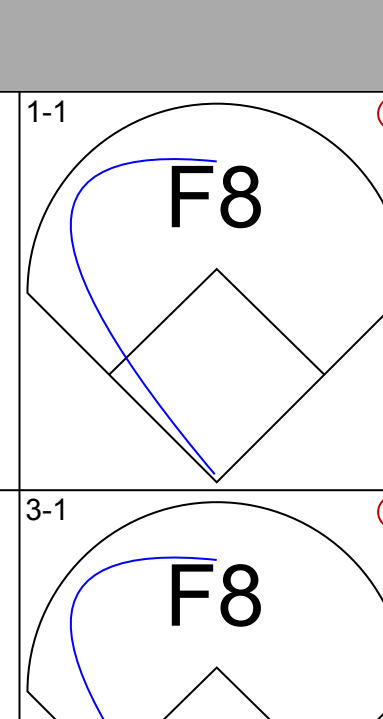

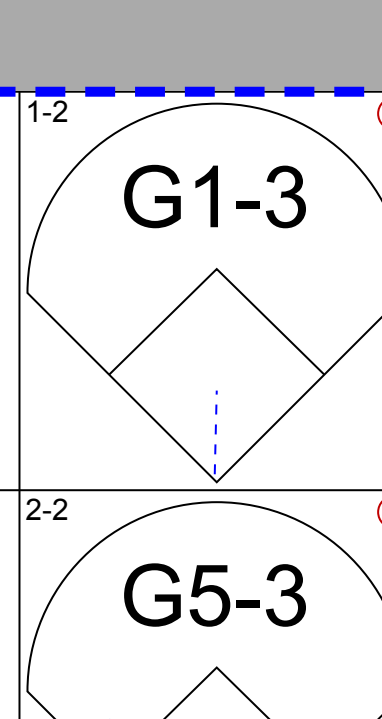
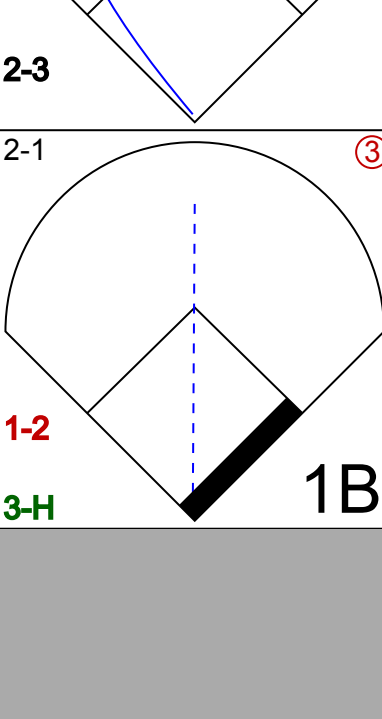
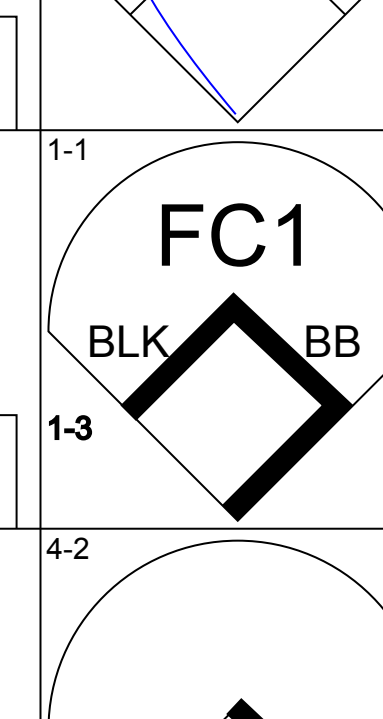
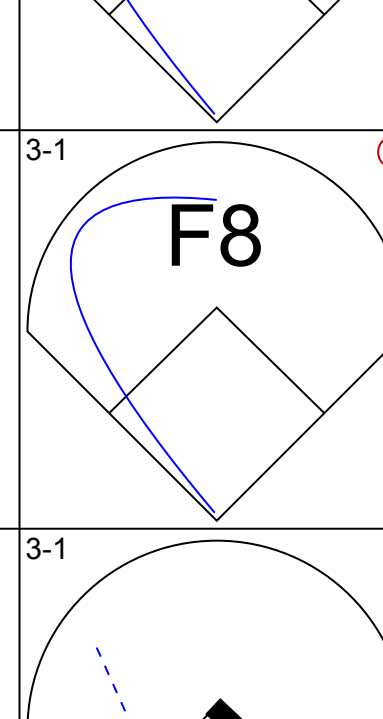

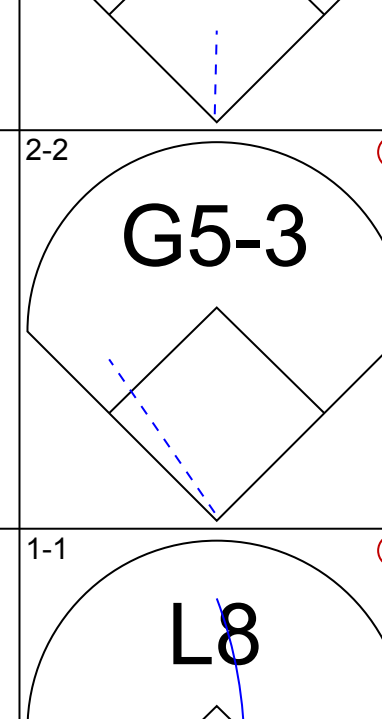
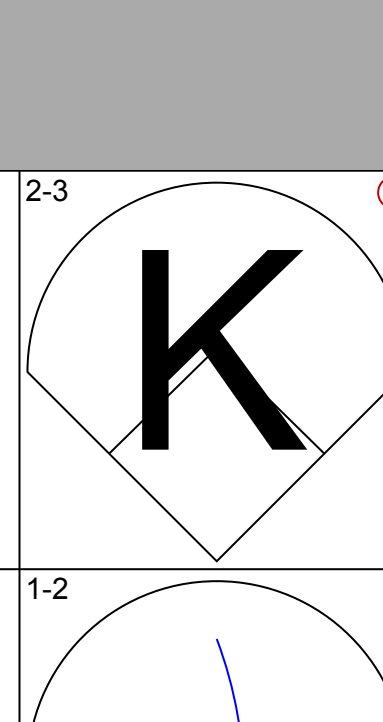

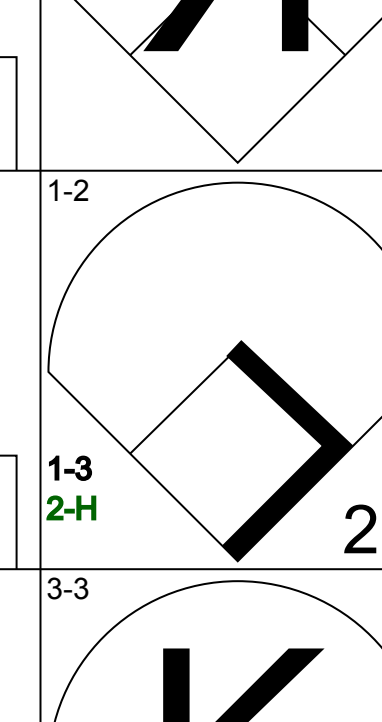
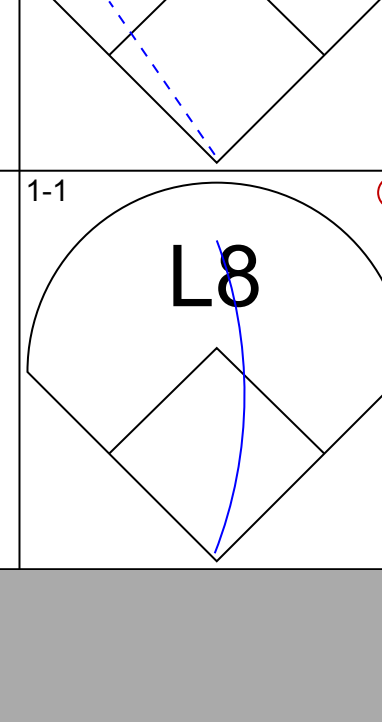
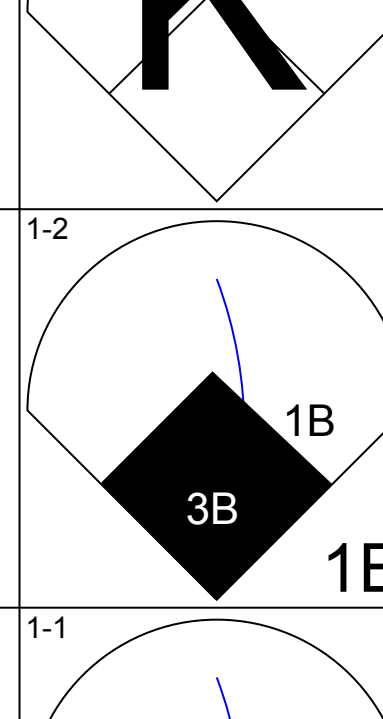
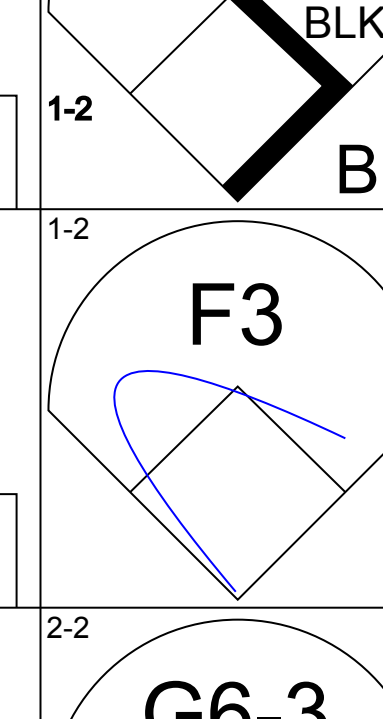
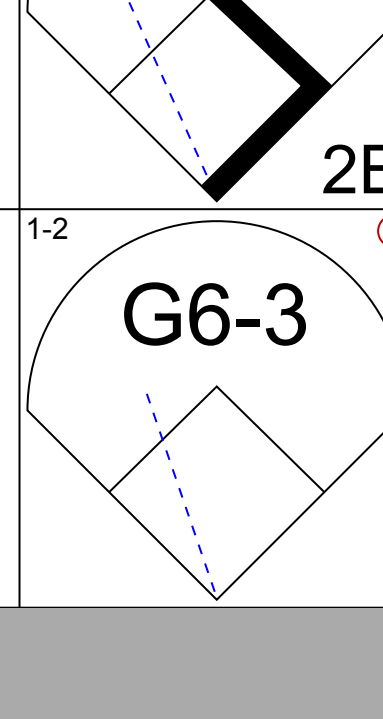

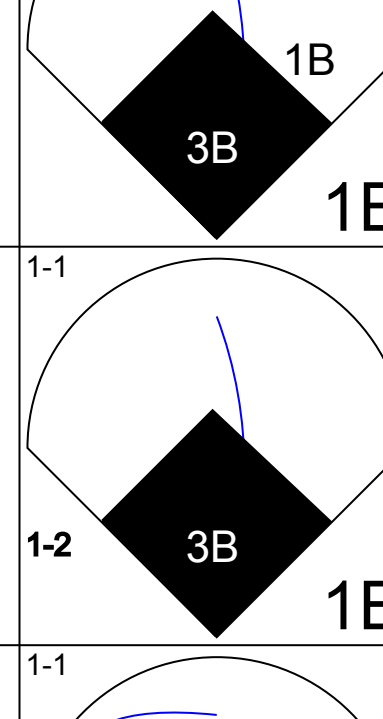
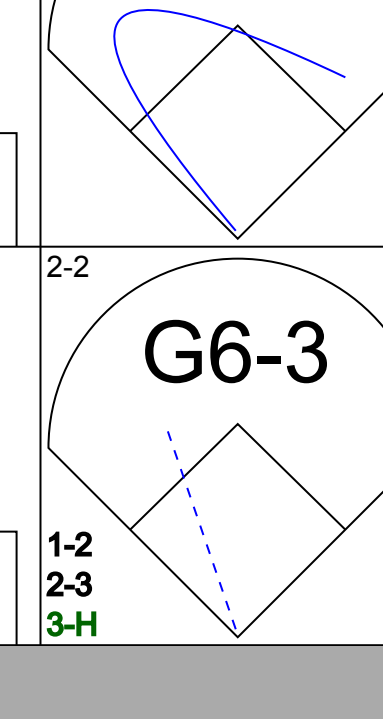
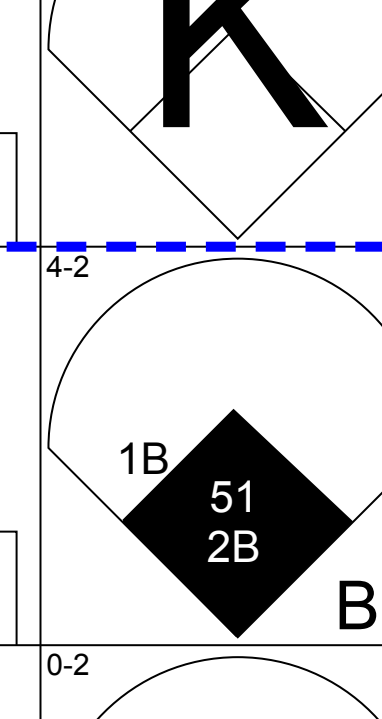


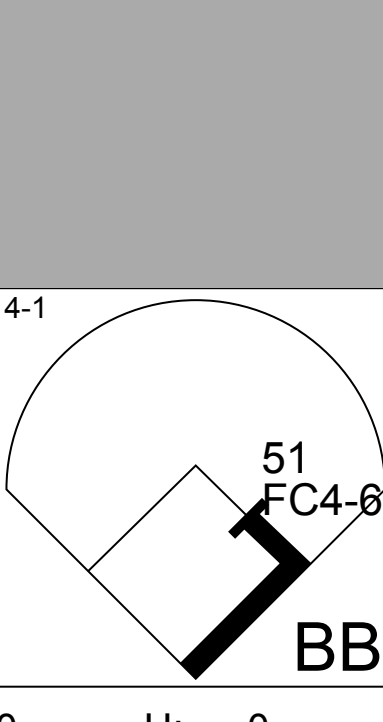
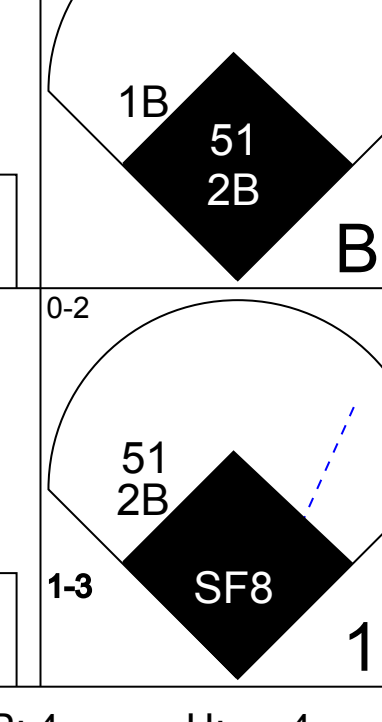

AB 38
R 11
H 15
RBI 11
BB 7
SO 5
LOB 23



AB 31
R 3
H 6
RBI 3
BB 2
SO 8
LOB 9



Batter	1	2	3	4	5	6	7	8	9	AB	R	H	RBI	BB	SO	LOB	TOP			
Fernando Vina, L (1, 4) OBP: 0.351, SLG: 0.379										4	0	0	0	0	1	0	St. Louis Cardinals @ Seattle Mariners Safeco Field, Seattle, WA Mon Jun 10 2002, 7:05 PM PDT Att: 45,699 - Sunny - 68 F			
Placido Polanco, R (1, 5) OBP: 0.281, SLG: 0.314										4	0	1	0	0	1	0				
J.D. Drew, L (1, 9) OBP: 0.357, SLG: 0.461										4	0	1	0	0	0	1				
5 Albert Pujols, R (1, 7) OBP: 0.388, SLG: 0.539										4	0	0	0	0	1	1				
Tino Martinez, L (1, 3) OBP: 0.349, SLG: 0.372 Eduardo Perez, R (7, PH) OBP: 0.242, SLG: 0.316 (7, 3)										2	0	0	0	0	0	0				
Edgar Renteria, R (1, 6) OBP: 0.354, SLG: 0.424										3	0	2	0	0	0	0				
Miguel Cairo, R (1, 10) OBP: 0.286, SLG: 0.394										3	0	0	0	0	1	3				
Mike DiFelice, R (1, 2) OBP: 0.278, SLG: 0.358										3	0	0	0	0	1	3				
So Taguchi, R (1, 8) OBP: 0.354, SLG: 0.424										3	0	0	0	0	0	0				
Inning Stats	R: 0 H: 0 E: 0 K: 2 S: 11	H: 0 LOB: 0 BB: 0 P: 15	R: 0 H: 0 E: 0 K: 1 S: 10	H: 0 LOB: 0 BB: 0 P: 15	R: 0 H: 0 E: 0 K: 0 S: 6	H: 1 LOB: 1 BB: 0 P: 11	R: 0 H: 1 E: 0 K: 0 S: 7	H: 1 LOB: 1 BB: 0 P: 9	R: 0 H: 1 E: 0 K: 1 S: 5	H: 1 LOB: 1 BB: 0 P: 7	R: 0 H: 2 E: 0 K: 1 S: 13	H: 2 LOB: 2 BB: 0 P: 24	R: 0 H: 0 E: 0 K: 0 S: 10	H: 0 LOB: 0 BB: 0 P: 15	R: 0 H: 0 E: 0 K: 0 S: 9	H: 0 LOB: 0 BB: 0 P: 13	1B: 3 2B: 2 3B: 0 HR: 0	SF: 0 SAC: 0 DP: 0 HBP: 0	WP: 0 PB: 0 SB: 0 CS: 0	PA: 32
PITCHER Jamie Moyer, L (1, 1) ERA: 3.52	IP: 9.0 WLS: W BF: 32 H: 5 R: 0 ER: 0 SO: 5 BB: 0 IBB: 0 HBP: 0 BLK: 0 WP: 0 HR: 0 S: 80 P: 123 ERA: 0.00 WHIP: 0.556															PITCHER				

Batter	1	2	3	4	5	6	7	8	9	AB	R	H	RBI	BB	SO	LOB	BOTTOM			
51 Ichiro Suzuki, L (1, 9) OBP: 0.441, SLG: 0.474 Gene Kingsale, S (8, 9) OBP: 0.667, SLG: 0.667										5	3	3	2	0	0	2	St. Louis Cardinals @ Seattle Mariners Safeco Field, Seattle, WA Mon Jun 10 2002, 7:05 PM PDT Att: 45,699 - Sunny - 68 F			
Jeff Cirillo, R (1, 5) OBP: 0.284, SLG: 0.335										3	1	0	1	1	0	3				
Bret Boone, R (1, 4) OBP: 0.315, SLG: 0.399 23 Luis Ugueto, S (8, 4) OBP: 0.273, SLG: 0.111										4	1	2	1	0	0	1				
Ruben Sierra, S (1, 10) OBP: 0.363, SLG: 0.477										5	0	1	1	0	0	3				
John Olerud, L (1, 3) OBP: 0.407, SLG: 0.502										5	0	1	1	0	1	3				
Mike Cameron, R (1, 8) OBP: 0.342, SLG: 0.449										4	0	2	1	1	1	0				
Dan Wilson, R (1, 2) OBP: 0.343, SLG: 0.357										4	1	1	0	0	1	6				
Desi Relaford, S (1, 6) OBP: 0.372, SLG: 0.359										3	3	2	0	1	0	2				
Charles Gipson, R (1, 7) OBP: 0.406, SLG: 0.519										3	1	2	2	1	1	1				
Inning Stats	R: 1 H: 3 E: 0 K: 0 S: 9	H: 3 LOB: 1 BB: 0 P: 15	R: 2 H: 3 E: 0 K: 1 S: 16	H: 3 LOB: 1 BB: 0 P: 24	R: 1 H: 1 E: 1 K: 0 S: 15	H: 1 LOB: 2 BB: 1 P: 24	R: 0 H: 0 E: 0 K: 0 S: 6	H: 1 LOB: 1 BB: 1 P: 15	R: 4 H: 4 E: 0 K: 2 S: 22	H: 4 LOB: 2 BB: 2 P: 34	R: 2 H: 2 E: 0 K: 1 S: 11	H: 2 LOB: 0 BB: 0 P: 18	R: 0 H: 0 E: 0 K: 0 S: 9	H: 0 LOB: 0 BB: 0 P: 13	R: 0 H: 0 E: 0 K: 0 S: 9	H: 0 LOB: 0 BB: 0 P: 13	1B: 9 2B: 3 3B: 2 HR: 0	SF: 2 SAC: 0 DP: 0 HBP: 0	WP: 0 PB: 0 SB: 0 CS: 0	PA: 42
PITCHER Bud Smith, L (1, 1) ERA: 8.74 Luther Hackman, R (6, 1) ERA: 3.66 Mike Matthews, L (8, 1) ERA: 3.43	IP: 5.0 WLS: L BF: 25 H: 8 R: 4 ER: 6 SO: 3 BB: 2 IBB: 0 HBP: 0 BLK: 0 WP: 0 HR: 0 S: 33 P: 52 ERA: 27.00 WHIP: 4.000															PITCHER				

AB 32
R 0
H 5
RBI 0
BB 0
SO 5
LOB 8



AB 36
R 10
H 14
RBI 9
BB 4
SO 4
LOB 21



Batter	1	2	3	4	5	6	7	8	9	AB	R	H	RBI	BB	SO	LOB	TOP					
Fernando Vina, L OBP: 0.354, SLG: 0.385 (1, 4)	G3		G6-3			G3			FC6-4 1B	4	0	1	0	0	0	0						
Placido Polanco, R OBP: 0.283, SLG: 0.315 (1, 5)	1B			G4-3		G6-3			FC6-4 1-2	4	0	1	0	0	0	1						
J.D. Drew, L OBP: 0.359, SLG: 0.458 (1, 9)	L8			1B		1B				3	0	2	0	0	0	1						
5 Albert Pujols, R OBP: 0.385, SLG: 0.544 (1, 10)	G5-3			L4-3		G6-4-3				3	0	0	0	0	0	3						
Tino Martinez, L OBP: 0.351, SLG: 0.388 (1, 3)		G4-3				G1-6-3 1B			G6-3	3	0	1	0	0	0	0						
Edgar Renteria, R OBP: 0.356, SLG: 0.411 (1, 6)	P6			G1-6-3					F9	3	0	0	0	0	0	1						
Eduardo Perez, R OBP: 0.235, SLG: 0.305 So Taguchi, R (8, PH) (8, 7)	F6			K					K	2	0	0	0	0	1	0						
Mike Matheny, R OBP: 0.297, SLG: 0.364 Kerry Robinson, L OBP: 0.321, SLG: 0.350 (9, PH)			F9			B5-3			K	2	0	0	0	0	0	0						
Eli Marrero, R OBP: 0.337, SLG: 0.413 (1, 8)			K			K			K	3	0	0	0	0	3	0						
Inning Stats	R: 0 E: 0 K: 0 S: 7	H: 1 LOB: 1 BB: 0 P: 8	R: 0 E: 0 K: 0 S: 8	H: 0 LOB: 0 BB: 0 P: 12	R: 0 E: 0 K: 1 S: 7	H: 0 LOB: 0 BB: 0 P: 9	R: 0 E: 0 K: 0 S: 10	H: 1 LOB: 0 BB: 0 P: 16	R: 0 E: 0 K: 1 S: 6	H: 1 LOB: 0 BB: 0 P: 9	R: 0 E: 0 K: 0 S: 6	H: 0 LOB: 0 BB: 0 P: 9	R: 0 E: 0 K: 0 S: 6	H: 1 LOB: 0 BB: 0 P: 9	R: 0 E: 0 K: 1 S: 10	H: 0 LOB: 0 BB: 0 P: 11	R: 0 E: 0 K: 2 S: 14	H: 1 LOB: 1 BB: 0 P: 22	1B: 5 2B: 1 3B: 0 HR: 0	SF: 0 SAC: 0 DP: 3 HBP: 0	WP: 0 PB: 0 SB: 1 CS: 0	PA: 29
PITCHER Joel Pineiro, R ERA: 3.1 (1, 1)	IP: 9.0 WLS: W BF: 29 H: 5 R: 0 ER: 0 SO: 6 BB: 0 IBB: 0 HBP: 0 BLK: 0 WP: 0 HR: 0 S: 74 P: 104 ERA: 0.00 WHIP: 0.556																					

St. Louis Cardinals @ Seattle Mariners
Safeco Field, Seattle, WA
Wed Jun 12 2002, 7:05 PM PDT
Att: 45,612 - Sunny - 82 F

AB 29
R 0
H 5
RBI 0
BB 0
SO 6
LOB 6



Batter	1	2	3	4	5	6	7	8	9	AB	R	H	RBI	BB	SO	LOB	BOTTOM					
51 Ichiro Suzuki, L OBP: 0.444, SLG: 0.480 (1, 9)	L7	G3				G4-3				4	0	1	0	0	0	0						
Mike Cameron, R OBP: 0.336, SLG: 0.438 (1, 8)	L8		K		K				G5-3	4	0	0	0	0	2	1						
John Olerud, L OBP: 0.406, SLG: 0.513 (1, 3)	K		HR		L7				K	4	1	1	1	0	2	1						
Ruben Sierra, S OBP: 0.359, SLG: 0.482 (1, 10)		F8	K		K				1B	4	0	1	0	0	2	1						
Carlos Guillen, S OBP: 0.360, SLG: 0.495 (1, 6)		1B	1B		1B		F2		G2-3	4	1	2	0	0	0	1						
Bret Boone, R OBP: 0.311, SLG: 0.392 (1, 4)		E	K		K		F8			3	0	1	0	0	1	1						
Jeff Cirillo, R OBP: 0.284, SLG: 0.330 (1, 5)		E5	HR		G5-3		F9			3	1	1	1	0	0	0						
Dan Wilson, R OBP: 0.340, SLG: 0.368 (1, 2)		FC6-2-5	HR		F7				F9	3	1	0	0	0	2							
Mark McLemore, S OBP: 0.369, SLG: 0.437 (1, 7)		HR			F7				G4-3	3	1	1	3	0	0	0						
Inning Stats	R: 0 E: 0 K: 1 S: 6	H: 0 LOB: 0 BB: 0 P: 9	R: 4 E: 1 K: 0 S: 17	H: 4 LOB: 0 BB: 0 P: 28	R: 1 E: 0 K: 3 S: 18	H: 2 LOB: 1 BB: 0 P: 23	R: 0 E: 0 K: 0 S: 13	H: 0 LOB: 0 BB: 0 P: 17	R: 0 E: 0 K: 2 S: 11	H: 1 LOB: 1 BB: 0 P: 15	R: 0 E: 0 K: 0 S: 10	H: 0 LOB: 0 BB: 0 P: 14	R: 0 E: 0 K: 0 S: 5	H: 0 LOB: 0 BB: 0 P: 6	R: 0 E: 0 K: 1 S: 12	H: 1 LOB: 1 BB: 0 P: 17	R: 0 E: 0 K: 2 S: 14	H: 1 LOB: 1 BB: 0 P: 17	1B: 5 2B: 1 3B: 0 HR: 2	SF: 0 SAC: 0 DP: 0 HBP: 0	WP: 0 PB: 0 SB: 0 CS: 0	PA: 32
PITCHER Darryl Kile, R ERA: 3.97 Mike Matthews, L ERA: 3.27 Gene Stechschulte, R ERA: 3.96 Mike Timlin, R ERA: 2.97	IP: 4.1 WLS: L BF: 20 H: 7 R: 5 ER: 5 SO: 5 BB: 0 IBB: 0 HBP: 0 BLK: 0 WP: 0 HR: 2 S: 59 P: 83 ERA: 10.38 WHIP: 1.615																					

St. Louis Cardinals @ Seattle Mariners
Safeco Field, Seattle, WA
Wed Jun 12 2002, 7:05 PM PDT
Att: 45,612 - Sunny - 82 F

AB 32
R 5
H 8
RBI 5
BB 0
SO 7
LOB 7



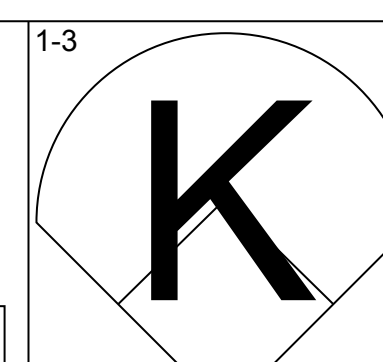
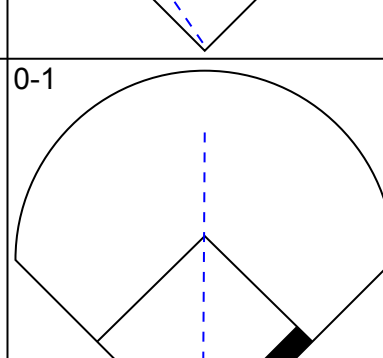
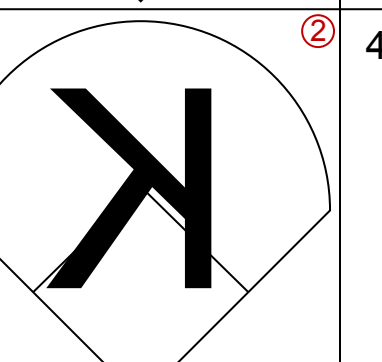
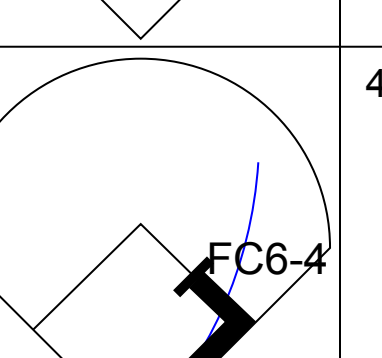
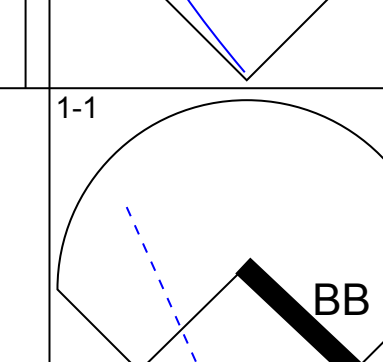
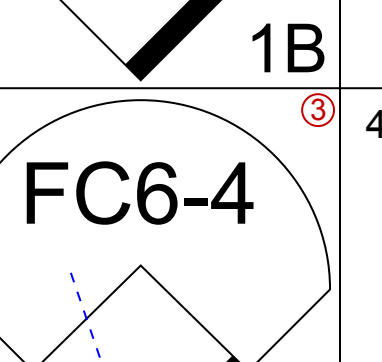
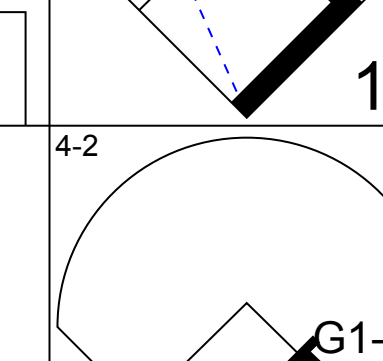
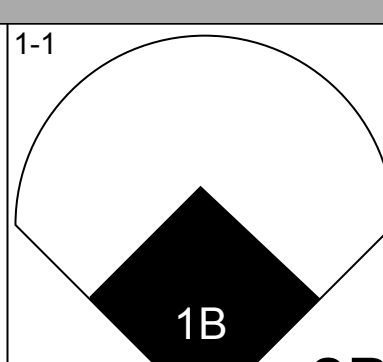
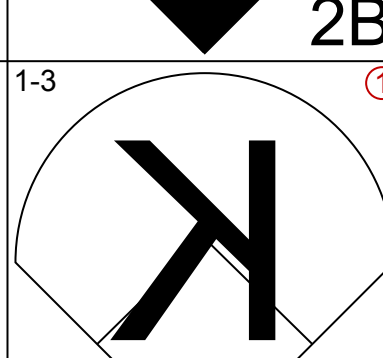
Batter	1	2	3	4	5	6	7	8	9	AB	R	H	RBI	BB	SO	LOB	TOP
Neftali Feliz, S OBP: 0.256, SLG: 0.331 (1, 6)	F8		F8		G4-3			FC6-4		4	0	0	0	0	0	2	Kansas City Royals @ St. Louis Cardinals Busch Stadium, St. Louis, MO Fri Jun 14 2002, 7:10 PM CDT Att: 40,510 - Cloudy - 72 F
Carlos Febles, R OBP: 0.337, SLG: 0.365 (1, 4)	G3		G5-3			G6-3		F8		4	0	1	0	0	0	1	
Carlos Beltrán, S OBP: 0.336, SLG: 0.463 (1, 8)	G3		K			K		F9		4	0	0	0	0	2	1	
29 Mike Sweeney, R OBP: 0.402, SLG: 0.538 (1, 3)	BB				G3			G1-4-3		3	0	1	0	1	0	0	
Joe Randa, R OBP: 0.350, SLG: 0.471 (1, 5)	F8				F8			G6-3		4	0	0	0	0	0	3	
Raul Ibanez, L OBP: 0.267, SLG: 0.385 (1, 7)					K			K		4	0	1	0	0	2	1	
Brandon Berger, R OBP: 0.284, SLG: 0.400 (1, 9)	F7					K		K2-3		3	0	0	0	0	2	1	
Brent Mayne, L OBP: 0.327, SLG: 0.281 (1, 2)	F9							F7		2	0	0	0	1	0	1	
Miguel Asencio, R (1, 1)										2	0	0	0	0	1	2	
Mac Suzuki, R (6, 1)										0	0	0	0	0	0	0	
Donzell McDonald, S OBP: 0.381, SLG: 0.375 (8, PH)										0	0	0	0	1	0	0	
Jeff Austin, R (8, 1)										0	0	0	0	0	0	0	
Inning Stats	R: 0 H: 1 E: 0 LOB: 2 K: 0 BB: 1 S: 12	R: 0 H: 1 E: 0 LOB: 1 K: 0 BB: 0 S: 7	R: 0 H: 0 E: 0 LOB: 0 K: 1 BB: 0 S: 7	R: 0 H: 0 E: 0 LOB: 0 K: 1 BB: 0 S: 10	R: 0 H: 0 E: 0 LOB: 1 K: 2 BB: 1 S: 13	R: 0 H: 0 E: 0 LOB: 0 K: 1 BB: 0 S: 9	R: 0 H: 0 E: 0 LOB: 0 K: 2 BB: 0 S: 7	R: 0 H: 0 E: 0 LOB: 1 K: 1 BB: 1 S: 8	R: 0 H: 1 E: 0 LOB: 1 K: 0 BB: 0 S: 13	R: 0 H: 1 E: 0 LOB: 1 K: 0 BB: 0 S: 13	1B: 2 2B: 1 3B: 0 HR: 0	SF: 0 SAC: 0 DP: 0 HBP: 0	WP: 0 PB: 0 SB: 1 CS: 0	PA: 33			
PITCHER	IP WLS BF H R ER SO BB IBB HBP BLK WP HR S P ERA WHIP																
Matt Morris, R ERA: 3.09 (1, 1)	8.0 W 29 2 0 0 7 3 0 0 0 0 0 0 73 119 0.00 0.625																
Dave Veres, R ERA: 3.57 (9, 1)	0.2 H 3 1 0 0 0 0 0 0 0 0 0 0 10 14 0.00 1.500																
Steve Kline, L ERA: 5.4 (9, 1)	0.1 S 1 0 0 0 0 0 0 0 0 0 0 0 3 4 0.00 0.000																

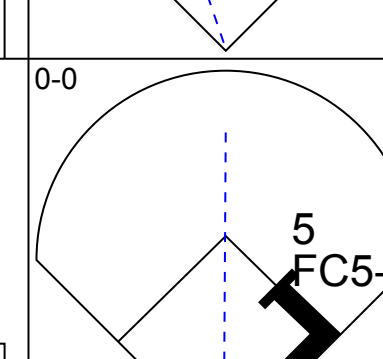
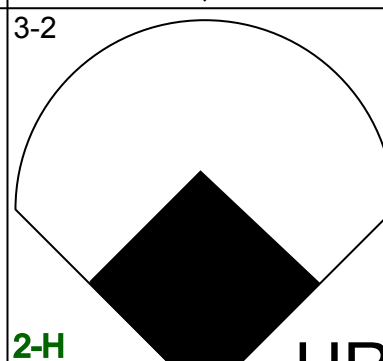

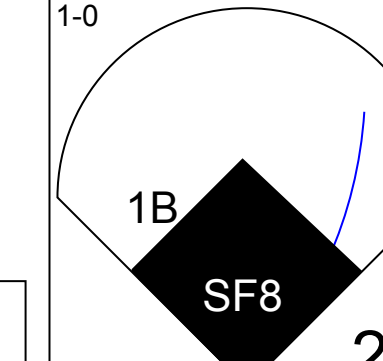
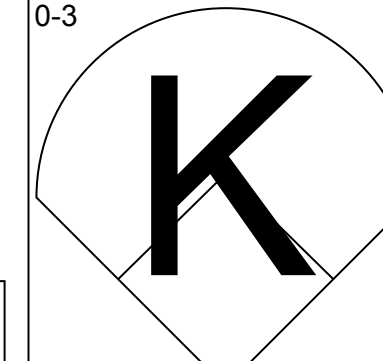
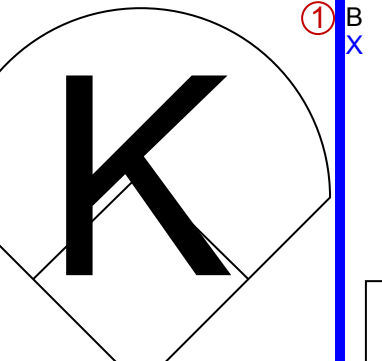
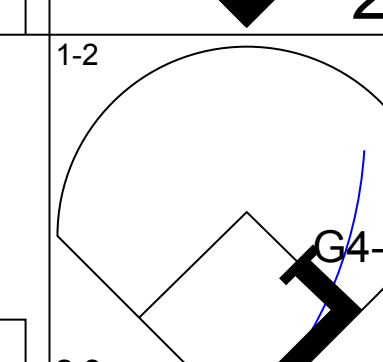
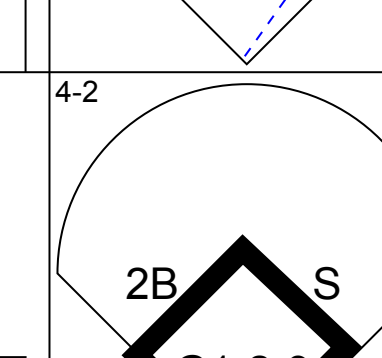
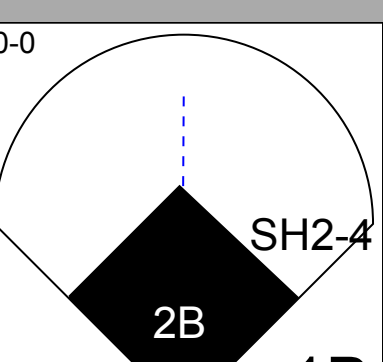
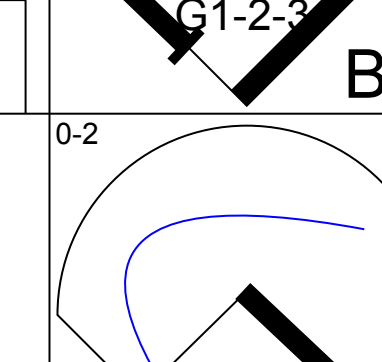
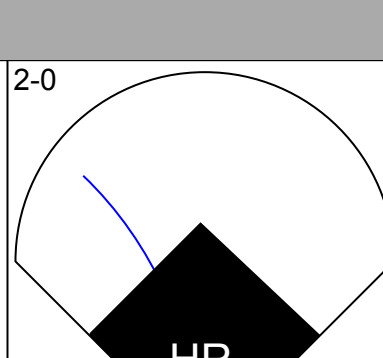
Batter	1	2	3	4	5	6	7	8	9	AB	R	H	RBI	BB	SO	LOB	BOTTOM
Fernando Vina, L OBP: 0.353, SLG: 0.382 (1, 4)	G6-3	K		SF8			G4-3			2	0	0	1	0	1	1	Kansas City Royals @ St. Louis Cardinals Busch Stadium, St. Louis, MO Fri Jun 14 2002, 7:10 PM CDT Att: 40,510 - Cloudy - 72 F
Placido Polanco, R OBP: 0.282, SLG: 0.313 (1, 5)	G6-3		G4-3	G5-3			G6-3			4	0	1	0	0	0	1	
J.D. Drew, L OBP: 0.362, SLG: 0.456 (1, 9)	G6-3				G3		BB			3	0	1	0	1	0	2	
5 Albert Pujols, R OBP: 0.387, SLG: 0.540 (1, 7)			F8		F8		BB			2	0	0	0	1	0	1	
Tino Martinez, L OBP: 0.349, SLG: 0.383 (1, 3)	G4-3		G4-3		G4-3			BB		3	0	0	0	1	0	3	
Edgar Renteria, R OBP: 0.356, SLG: 0.413 (1, 6)		G6-3		G6-3		F9	K			4	0	1	0	0	1	3	
Eli Marrero, R OBP: 0.341, SLG: 0.435 (1, 8)				HR		F9		F5		4	2	2	1	0	0	1	
Mike DiFelice, R OBP: 0.276, SLG: 0.352 (1, 2)	F8			1B		K		K		4	1	1	0	0	2	1	
Matt Morris, R OBP: 0.194, SLG: 0.176 (1, 1)										2	0	1	1	1	0	1	
Eduardo Perez, R OBP: 0.232, SLG: 0.300 (8, PH)										1	0	0	0	0	0	0	
Dave Veres, R OBP: 0.500, SLG: 0.500 (9, 1)										0	0	0	0	0	0	0	
Steve Kline, S (9, 1)										0	0	0	0	0	0	0	
Inning Stats	R: 0 H: 1 E: 0 LOB: 2 K: 0 BB: 0 S: 7	R: 1 H: 1 E: 0 LOB: 1 K: 1 BB: 1 S: 13	R: 0 H: 1 E: 0 LOB: 1 K: 0 BB: 0 S: 10	R: 2 H: 3 E: 0 LOB: 1 K: 0 BB: 0 S: 13	R: 0 H: 0 E: 0 LOB: 0 K: 0 BB: 0 S: 6	R: 0 H: 1 E: 0 LOB: 0 K: 1 BB: 0 S: 10	R: 0 H: 0 E: 0 LOB: 3 K: 1 BB: 3 S: 10	R: 0 H: 0 E: 0 LOB: 0 K: 1 BB: 0 S: 5	R: 0 H: 0 E: 0 LOB: 0 K: 1 BB: 0 S: 5	R: 0 H: 1 E: 0 LOB: 1 K: 0 BB: 0 S: 6	1B: 5 2B: 1 3B: 0 HR: 1	SF: 1 SAC: 0 DP: 1 HBP: 2	WP: 0 PB: 0 SB: 1 CS: 0	PA: 36			
PITCHER	IP WLS BF H R ER SO BB IBB HBP BLK WP HR S P ERA WHIP																
Miguel Asencio, R ERA: 5.27 (1, 1)	5.0 L 23 6 3 3 1 1 0 2 0 0 0 0 49 87 5.40 1.400																
Mac Suzuki, R ERA: 9.49 (6, 1)	2.0 10 1 0 0 2 3 0 0 0 0 0 0 20 36 0.00 2.000																
Jeff Austin, R ERA: 1.69 (8, 1)	1.0 3 0 0 0 1 0 0 0 0 0 0 0 5 6 0.00 0.000																

Batter	1	2	3	4	5	6	7	8	9	AB	R	H	RBI	BB	SO	LOB	TOP								
Donzell McDonald, S OBP: 0.320, SLG: 0.300 (1, 7)										4	0	0	0	0	1	1	Kansas City Royals @ St. Louis Cardinals Busch Stadium, St. Louis, MO Sat Jun 15 2002, 1:10 PM CDT Att: 47,453 - Sunny - 84 F								
Neftali Perez, S OBP: 0.252, SLG: 0.326 (1, 6)										4	0	0	0	0	1	1									
Carlos Beltrán, S OBP: 0.338, SLG: 0.480 (1, 8)										4	1	2	1	0	0	0									
29 Mike Sweeney, R OBP: 0.396, SLG: 0.529 (1, 3)										4	0	0	0	0	0	1									
Joe Randa, R OBP: 0.349, SLG: 0.481 (1, 5)										4	1	1	1	0	0	1									
Raul Ibanez, L OBP: 0.273, SLG: 0.396 (1, 9)										4	1	2	0	0	0	1									
Brent Mayne, L OBP: 0.324, SLG: 0.280 (1, 2)										4	0	1	1	0	1	1									
Carlos Febles, R OBP: 0.341, SLG: 0.367 (1, 4)										2	0	1	0	1	0	0									
Jeff Suppan, R (7, 1)										1	0	0	0	0	1	0									
Michael Tucker, L OBP: 0.338, SLG: 0.345 (7, PH)										1	0	0	0	0	0	2									
Scott Mullen, R (7, 1)										0	0	0	0	0	0	0									
Cory Bailey, R (7, 1)										0	0	0	0	0	0	0									
Inning Stats	R: 0 E: 0 K: 1 S: 7	H: 0 LOB: 0 BB: 0 P: 12	R: 0 E: 0 K: 1 S: 16	H: 1 LOB: 1 BB: 0 P: 25	R: 0 E: 0 K: 0 S: 8	H: 1 LOB: 1 BB: 0 P: 11	R: 0 E: 0 K: 0 S: 6	H: 1 LOB: 1 BB: 0 P: 7	R: 0 E: 0 K: 1 S: 9	H: 0 LOB: 0 BB: 0 P: 11	R: 1 E: 0 K: 0 S: 9	H: 1 LOB: 0 BB: 0 P: 11	R: 1 E: 0 K: 0 S: 12	H: 2 LOB: 2 BB: 1 P: 23	R: 0 E: 0 K: 1 S: 8	H: 0 LOB: 0 BB: 0 P: 12	R: 1 E: 0 K: 0 S: 7	H: 1 LOB: 0 BB: 0 P: 10	1B: 3 2B: 2 3B: 0 HR: 2	SF: 0 SAC: 1 DP: 0 HBP: 0	WP: 1 PB: 0 SB: 0 CS: 0	PA: 34			
PITCHER	IP	WLS	BF	H	R	ER	SO	BB	IBB	HBP	BLK	WP	HR	S	P	ERA	WHIP								
Jason Simontacchi, R ERA: 2.45 (1, 1)	6.1	W	25	6	2	2	3	0	0	0	0	0	1	63	90	2.84	0.947								
Gene Stechschulte, R ERA: 3.77 (7, 1)	0.2	H	3	0	0	0	0	1	0	0	0	1	0	4	10	0.00	1.500								
Steve Kline, L ERA: 5.02 (8, 1)	1.0	H	3	0	0	0	1	0	0	0	0	0	0	8	12	0.00	0.000								
Mike Timlin, R ERA: 3.18 (9, 1)	0.1	H	2	1	1	1	0	0	0	0	0	0	1	4	6	27.00	3.000								
Dave Veres, R ERA: 3.5 (9, 1)	0.2	S	2	0	0	0	0	0	0	0	0	0	0	3	4	0.00	0.000								

Batter	1	2	3	4	5	6	7	8	9	AB	R	H	RBI	BB	SO	LOB	BOTTOM								
Fernando Vina, L OBP: 0.355, SLG: 0.384 (1, 4)										4	1	2	0	0	0	1	Kansas City Royals @ St. Louis Cardinals Busch Stadium, St. Louis, MO Sat Jun 15 2002, 1:10 PM CDT Att: 47,453 - Sunny - 84 F								
Placido Polanco, R OBP: 0.286, SLG: 0.314 (1, 5)										3	2	1	0	1	0	2									
J.D. Drew, L OBP: 0.365, SLG: 0.461 (1, 9)										2	1	1	1	1	0	1									
5 Albert Pujols, R OBP: 0.389, SLG: 0.541 (1, 7)										3	0	1	2	1	0	2									
Tino Martinez, L OBP: 0.348, SLG: 0.380 (1, 3)										4	0	1	1	0	0	4									
Edgar Renteria, R OBP: 0.350, SLG: 0.406 (1, 6)										4	0	0	0	0	1	4									
Eli Marrero, R OBP: 0.287, SLG: 0.437 (9, 8)										4	1	1	0	0	2	1									
Mike Matheny, R OBP: 0.289, SLG: 0.352 (1, 2)										4	0	0	0	0	0	2									
Jason Simontacchi, R OBP: 0.287, SLG: 0.285 (7, 1)										3	0	2	1	0	0	0									
Gene Stechschulte, R (7, 1)										0	0	0	0	0	0	0									
Steve Kline, S (8, 1)										0	0	0	0	0	0	0									
Kerry Robinson, L OBP: 0.339, SLG: 0.385 (9, 1)										1	0	0	0	0	0	0									
Mike Timlin, R (9, 1)										0	0	0	0	0	0	0									
Dave Veres, R OBP: 0.500, SLG: 0.500 (9, 1)										0	0	0	0	0	0	0									
Inning Stats	R: 0 E: 0 K: 0 S: 9	H: 1 LOB: 1 BB: 1 P: 15	R: 0 E: 0 K: 1 S: 10	H: 1 LOB: 0 BB: 0 P: 14	R: 3 E: 1 K: 1 S: 17	H: 3 LOB: 1 BB: 0 P: 23	R: 0 E: 0 K: 0 S: 13	H: 1 LOB: 1 BB: 0 P: 19	R: 0 E: 0 K: 0 S: 10	H: 1 LOB: 1 BB: 0 P: 16	R: 1 E: 0 K: 0 S: 10	H: 2 LOB: 1 BB: 0 P: 14	R: 1 E: 1 K: 0 S: 9	H: 0 LOB: 2 BB: 2 P: 21	R: 0 E: 0 K: 1 S: 6	H: 0 LOB: 0 BB: 0 P: 12	R: 0 E: 0 K: 1 S: 6	H: 0 LOB: 0 BB: 0 P: 12	1B: 6 2B: 3 3B: 0 HR: 0	SF: 0 SAC: 1 DP: 0 HBP: 0	WP: 0 PB: 0 SB: 0 CS: 1	PA: 36			
PITCHER	IP	WLS	BF	H	R	ER	SO	BB	IBB	HBP	BLK	WP	HR	S	P	ERA	WHIP								
Jeff Suppan, R ERA: 4.67 (7, 1)	6.0	L	27	9	4	3	2	1	0	0	0	0	0	69	101	4.50	1.667								
Scott Mullen, L ERA: 4.5 (7, 1)	0.1		3	0	1	0	0	1	0	0	0	0	0	5	10	0.00	3.000								
Cory Bailey, R ERA: 3.86 (7, 1)	1.2		6	0	0	0	1	0	1	0	1	0	0	10	23	0.00	0.000								



Batter	1	2	3	4	5	6	7	8	9	AB	R	H	RBI	BB	SO	LOB	TOP					
Alexis Gomez, L OBP: 0.250, SLG: 0.250 Roberto Hernandez, R (8, 1)			G5-3			G6-3 1B		G6-3		4	0	1	0	0	1	1	Kansas City Royals @ St. Louis Cardinals Busch Stadium, St. Louis, MO Sun Jun 16 2002, 1:10 PM CDT Att: 47,522 - Sunny - 79 F					
Neft Perez, S OBP: 0.252, SLG: 0.324 (1, 6)	F5					G6-3 1-2f			B1-3	4	0	1	1	0	0	1						
Carlos Beltrán, S OBP: 0.333, SLG: 0.472 (1, 8)	K2-3		G1-3			E6				4	0	0	0	0	2	1						
29 Mike Sweeney, R OBP: 0.394, SLG: 0.525 (1, 3)		F9			F8	F9				4	0	1	0	0	0	1						
Joe Randa, R OBP: 0.347, SLG: 0.477 (1, 5)					G6-3			E6 FC3-6		4	0	1	0	0	0	1						
Raul Ibanez, L OBP: 0.275, SLG: 0.390 (1, 7)					K2-3			FC3-6 G3-6-1		2	0	0	0	1	1	1						
Brent Mayne, L OBP: 0.315, SLG: 0.271 (1, 2)		G1-6-3				G4-3			G3-6-1	3	0	0	0	0	0	3						
Carlos Febles, R OBP: 0.341, SLG: 0.372 (1, 4)								B1-3		3	1	1	0	0	1	0						
Darrell May, L Scott Mullen, R Michael Tucker, L (8, PH) (8, 9)						F7		L1		2	0	0	0	0	1	1						
										0	0	0	0	0	0	0						
										1	0	0	0	0	0	0						
Inning Stats	R: 0 E: 0 K: 2 S: 7	H: 0 LOB: 0 BB: 0 P: 8	R: 0 E: 0 K: 0 S: 10	H: 1 LOB: 1 BB: 1 P: 18	R: 1 E: 0 K: 1 S: 12	H: 2 LOB: 1 BB: 0 P: 16	R: 0 E: 0 K: 1 S: 10	H: 0 LOB: 0 BB: 0 P: 14	R: 0 E: 0 K: 1 S: 11	H: 0 LOB: 0 BB: 0 P: 14	R: 0 E: 1 K: 0 S: 6	H: 1 LOB: 1 BB: 0 P: 7	R: 0 E: 0 K: 0 S: 7	H: 0 LOB: 0 BB: 0 P: 13	R: 0 E: 0 K: 0 S: 5	H: 0 LOB: 0 BB: 0 P: 7	R: 0 E: 0 K: 1 S: 10	H: 1 LOB: 1 BB: 0 P: 13	1B: 4 2B: 1 3B: 0 HR: 0	SF: 0 SAC: 0 DP: 3 HBP: 0	WP: 0 PB: 0 SB: 1 CS: 0	PA: 32
PITCHER Woody Williams, R ERA: 2.2 (1, 1)	IP: 9.0 WLS: W BF: 32 H: 5 R: 1 ER: 1 SO: 6 BB: 1 IBB: 0 HBP: 0 BLK: 0 WP: 0 HR: 0 S: 78 P: 110 ERA: 1.00 WHIP: 0.667															PITCHER						

Batter	1	2	3	4	5	6	7	8	9	AB	R	H	RBI	BB	SO	LOB	BOTTOM					
Fernando Vina, L OBP: 0.352, SLG: 0.384 (1, 4)	G6-3		F7			F8		G1-2-3		5	0	1	1	0	0	6	Kansas City Royals @ St. Louis Cardinals Busch Stadium, St. Louis, MO Sun Jun 16 2002, 1:10 PM CDT Att: 47,522 - Sunny - 79 F					
Placido Polanco, R OBP: 0.286, SLG: 0.313 (1, 5)			F7			G6-3		G5-3		4	0	1	0	0	0	2						
J.D. Drew, L OBP: 0.367, SLG: 0.472 (1, 9)	P6					G4-3		G4-3		3	1	1	2	1	0	1						
5 Albert Pujols, R OBP: 0.387, SLG: 0.537 (8, 7)	FC5-4		F7			F9				4	0	1	0	0	0	3						
15 Jim Edmonds, L OBP: 0.462, SLG: 0.647 Eduardo Perez, R OBP: 0.229, SLG: 0.295 Tino Martinez, L OBP: 0.348, SLG: 0.380 (7, PH) (8, 3)								F9		3	1	1	0	0	2	0						
Edgar Renteria, R OBP: 0.352, SLG: 0.405 (1, 6)					G5-3			G3-1		3	1	1	0	1	0	0						
Eli Marrero, R OBP: 0.343, SLG: 0.434 (8, 8)		SF8			F7					1	0	0	1	2	0	0						
Mike Matheny, R OBP: 0.301, SLG: 0.367 (1, 2)		G4-6-3								3	1	2	0	1	0	1						
Woody Williams, R OBP: 0.286, SLG: 0.417 (1, 1)						SH2-4				1	1	1	1	0	0	0						
Inning Stats	R: 0 E: 0 K: 0 S: 9	H: 1 LOB: 1 BB: 0 P: 11	R: 1 E: 0 K: 0 S: 8	H: 2 LOB: 0 BB: 0 P: 10	R: 2 E: 0 K: 0 S: 10	H: 2 LOB: 0 BB: 0 P: 18	R: 0 E: 0 K: 1 S: 8	H: 0 LOB: 0 BB: 0 P: 10	R: 1 E: 0 K: 0 S: 9	H: 2 LOB: 2 BB: 1 P: 15	R: 0 E: 0 K: 0 S: 9	H: 0 LOB: 3 BB: 3 P: 25	R: 0 E: 0 K: 0 S: 8	H: 1 LOB: 1 BB: 0 P: 11	R: 0 E: 0 K: 0 S: 9	H: 1 LOB: 2 BB: 1 P: 15	R: 0 E: 0 K: 0 S: 9	H: 0 LOB: 1 BB: 1 P: 15	1B: 4 2B: 4 3B: 0 HR: 1	SF: 2 SAC: 1 DP: 2 HBP: 1	WP: 0 PB: 0 SB: 3 CS: 0	PA: 37
PITCHER Darrell May, L ERA: 5.2 Scott Mullen, L ERA: 2.45 Roberto Hernandez, R ERA: 3.06 (1, 1) (6, 1) (8, 1)	IP: 5.1 WLS: L BF: 26 H: 7 R: 5 ER: 5 SO: 2 BB: 4 IBB: 0 HBP: 0 BLK: 0 WP: 0 HR: 1 S: 40 P: 51 ERA: 8.44 WHIP: 2.062															PITCHER						



Batter	1	2	3	4	5	6	7	8	9	AB	R	H	RBI	BB	SO	LOB	TOP		
David Eckstein, R (1, 6) OBP: 0.350, SLG: 0.386	E4 CS		E1B		HBP			G5-3		3	0	1	0	0	0	1			
Darin Erstad, L (1, 8) OBP: 0.335, SLG: 0.389	F8 1-2		E6 1B		F9			F8 16 1B		4	0	2	1	0	0	2			
Troy Glaus, R (1, 5) OBP: 0.336, SLG: 0.468								F8		3	0	0	0	1	1	3			
16 Garret Anderson, L (1, 7) OBP: 0.328, SLG: 0.562										4	0	1	0	0	2	1			
Tim Salmon, R (1, 9) OBP: 0.393, SLG: 0.547										4	0	1	0	0	0	2			
Brad Fullmer, L (1, 3) OBP: 0.340, SLG: 0.518										4	1	1	0	0	0	1			
Bengie Molina, R (1, 2) OBP: 0.293, SLG: 0.323										3	0	0	1	0	0	1			
Adam Kennedy, L (1, 4) OBP: 0.328, SLG: 0.439										4	0	0	0	0	1	0			
Kevin Appier, R (1, 1) Lou Pote, R (3, 1) Orlando Palmeiro, L (5, PH) 62 Scot Shields, R (5, 1) Benji Gil, R (8, PH) Dennis Cook, L (8, 1) Scott Spiezio, S (9, PH)										1	0	0	0	0	1	0			
Inning Stats	R: 0 E: 1 K: 1 S: 11	H: 0 LOB: 1 BB: 1 P: 20	R: 0 E: 0 K: 0 S: 6	H: 0 LOB: 0 BB: 0 P: 8	R: 0 E: 1 K: 2 S: 16	H: 2 LOB: 2 BB: 0 P: 23	R: 0 E: 0 K: 0 S: 4	H: 1 LOB: 1 BB: 0 P: 8	R: 0 E: 0 K: 1 S: 6	H: 0 LOB: 1 BB: 0 P: 10	R: 0 E: 0 K: 0 S: 7	H: 0 LOB: 0 BB: 0 P: 11	R: 1 E: 0 K: 0 S: 12	H: 3 LOB: 2 BB: 0 P: 18	R: 1 E: 1 K: 0 S: 11	H: 1 LOB: 0 BB: 0 P: 18	1B: 4 2B: 3 3B: 0 HR: 0	SF: 1 SAC: 0 DP: 0 HBP: 1	WP: 0 PA: 36 PB: 0 SB: 0 CS: 1
PITCHER	IP WLS BF H R ER SO BB IBB HBP BLK WP HR S P ERA WHIP																		
Darryl Kile, R (1, 1) ERA: 3.72	7.2 W 31 6 1 1 5 1 0 1 0 0 0 0 66 104 1.17 0.913																		
Gene Stechschulte, R (8, 1) ERA: 3.72	0.1 1 0 0 0 0 0 0 0 0 0 0 0 3 6 0.00 0.000																		
44 Jason Isringhausen, R (9, 1) ERA: 1.11	1.0 4 1 1 0 0 0 0 0 0 0 0 0 0 11 18 0.00 1.000																		

Anaheim Angels @ St. Louis Cardinals
 Busch Stadium, St. Louis, MO
 Tue Jun 18 2002, 7:10 PM CDT
 Att: 39,386 - Cloudy - 88 F

AB 33
 R 2
 H 7
 RBI 2
 BB 1
 SO 5
 LOB 11



Batter	1	2	3	4	5	6	7	8	9	AB	R	H	RBI	BB	SO	LOB	BOTTOM		
Fernando Vina, L (1, 4) OBP: 0.353, SLG: 0.390	F8 1B SF9		P6					F8		4	1	2	2	0	0	1			
Placido Polanco, R (1, 5) OBP: 0.288, SLG: 0.315										5	0	2	0	0	0	2			
J.D. Drew, L (1, 9) OBP: 0.364, SLG: 0.466										3	0	0	2	1	0	3			
5 Albert Pujols, R (1, 7) OBP: 0.390, SLG: 0.534 44 Jason Isringhausen, R (9, 1)										3	0	1	0	1	0	2			
15 Jim Edmonds, L (1, 8) OBP: 0.456, SLG: 0.651										5	1	1	1	0	2	6			
Tino Martinez, L (1, 3) OBP: 0.346, SLG: 0.382										4	1	1	0	0	0	2			
Edgar Renteria, R (1, 6) OBP: 0.359, SLG: 0.422										3	2	2	2	1	0	0			
Mike Matheny, R (1, 2) OBP: 0.307, SLG: 0.366										3	1	1	0	1	0	1			
Darryl Kile, R (1, 1) OBP: 0.130, SLG: 0.091 Gene Stechschulte, R (8, 1) Miguel Cairo, R (8, PH) Dennis Cook, L (9, 7)										2	0	1	0	0	0	1			
Inning Stats	R: 1 E: 0 K: 1 S: 13	H: 2 LOB: 2 BB: 0 P: 22	R: 2 E: 0 K: 0 S: 14	H: 4 LOB: 2 BB: 0 P: 21	R: 3 E: 0 K: 0 S: 13	H: 3 LOB: 1 BB: 1 P: 27	R: 0 E: 0 K: 0 S: 6	H: 0 LOB: 0 BB: 0 P: 10	R: 0 E: 0 K: 1 S: 8	H: 0 LOB: 1 BB: 1 P: 15	R: 0 E: 0 K: 1 S: 10	H: 1 LOB: 2 BB: 1 P: 14	R: 0 E: 0 K: 0 S: 9	H: 0 LOB: 0 BB: 0 P: 12	R: 1 E: 0 K: 0 S: 15	H: 2 LOB: 2 BB: 1 P: 25	1B: 8 2B: 2 3B: 0 HR: 2	SF: 2 SAC: 1 DP: 0 HBP: 1	WP: 0 PA: 41 PB: 0 SB: 0 CS: 0
PITCHER	IP WLS BF H R ER SO BB IBB HBP BLK WP HR S P ERA WHIP																		
Kevin Appier, R (1, 1) ERA: 4.48	2.0 L 16 9 0 0 0 0 0 0 0 0 0 0 13 26 0.00 0.500																		
Lou Pote, R (3, 1) ERA: 2.58	2.0 7 0 0 0 0 1 0 0 0 0 0 0 13 26 0.00 0.500																		
62 Scot Shields, R (5, 1) ERA: 4.5	3.0 12 1 0 0 1 2 0 0 0 0 0 0 27 41 0.00 1.000																		
Dennis Cook, L (8, 1) ERA: 3.2	1.0 6 2 1 1 0 1 0 0 0 0 0 0 15 25 9.00 3.000																		

Anaheim Angels @ St. Louis Cardinals
 Busch Stadium, St. Louis, MO
 Tue Jun 18 2002, 7:10 PM CDT
 Att: 39,386 - Cloudy - 88 F

AB 33
 R 7
 H 12
 RBI 7
 BB 4
 SO 2
 LOB 18

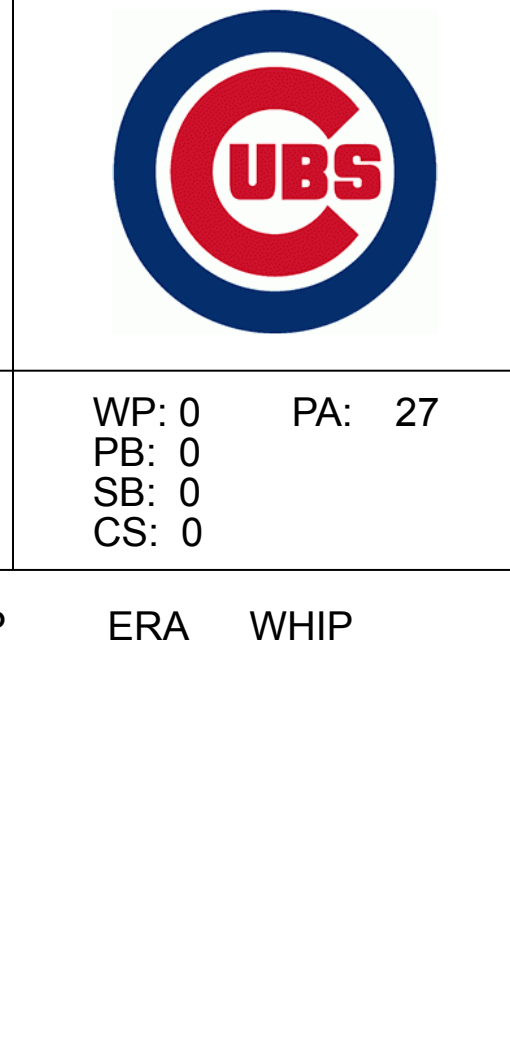


Batter	1	2	3	4	5	6	7	8	9	AB	R	H	RBI	BB	SO	LOB	TOP					
Fernando Vina, L (1,4) OBP: 0.349, SLG: 0.384	B4-3		L6			G1-3			G1-3	4	0	1	0	0	0	0	St. Louis Cardinals @ Chicago Cubs Wrigley Field, Chicago, IL Fri Jun 21 2002, 2:20 PM CDT Att: 38,486 - Sunny - 79 F					
J.D. Drew, L (1,9) OBP: 0.359, SLG: 0.470	HR			G4-3		K			L3	4	1	1	1	0	1							
5 Albert Pujols, R (1,5) OBP: 0.365, SLG: 0.535	K			F8		G6-3			F7	4	0	0	0	0	1							
15 Jim Edmonds, L (1,8) OBP: 0.448, SLG: 0.632	F9									3	0	1	0	0	0							
Tino Martinez, L (1,3) OBP: 0.342, SLG: 0.381		K								3	0	0	0	0	1							
Edgar Renteria, R (1,6) OBP: 0.351, SLG: 0.419		G6-3				F9			K	3	0	0	0	0	1							
Eli Marrero, R (1,7) (8, 2)		F2				F9			G3	3	0	0	0	0	0							
Mike Matheny, R (1,2) Kerry Robinson, L (8, PH) OBP: 0.307, SLG: 0.370			F7			F8			K	2	0	0	0	0	0							
Woody Williams, R (1,1) Eduardo Perez, R (8, PH) Dave Veres, R (8, 1) OBP: 0.500, SLG: 0.500				K					K	1	0	0	0	0	1							
						G3				2	0	0	0	0	1							
										1	0	0	0	0	1							
										0	0	0	0	0	0							
Inning Stats	R: 1 E: 0 K: 1 S: 8	H: 1 LOB: 0 BB: 0 P: 10	R: 0 E: 0 K: 1 S: 13	H: 0 LOB: 0 BB: 0 P: 17	R: 0 E: 0 K: 1 S: 8	H: 0 LOB: 0 BB: 0 P: 12	R: 0 E: 0 K: 0 S: 12	H: 1 LOB: 1 BB: 0 P: 17	R: 0 E: 0 K: 0 S: 5	H: 0 LOB: 0 BB: 0 P: 5	R: 0 E: 0 K: 1 S: 14	H: 1 LOB: 1 BB: 0 P: 22	R: 0 E: 0 K: 1 S: 7	H: 0 LOB: 0 BB: 0 P: 9	R: 0 E: 0 K: 2 S: 9	H: 0 LOB: 0 BB: 0 P: 10	R: 0 E: 0 K: 0 S: 4	H: 0 LOB: 0 BB: 0 P: 6	1B: 2 2B: 0 3B: 0 HR: 1	SF: 0 SAC: 0 DP: 0 HBP: 0	WP: 0 PB: 0 SB: 0 CS: 0	PA: 30
PITCHER Jon Lieber, R (1,1) ERA: 3.25	IP: 9.0 WLS: W BF: 30 H: 3 R: 1 ER: 1 SO: 7 BB: 0 IBB: 0 HBP: 0 BLK: 0 WP: 0 HR: 1 S: 80 P: 108 ERA: 1.00 WHIP: 0.333															PITCHER						

Batter	1	2	3	4	5	6	7	8	9	AB	R	H	RBI	BB	SO	LOB	BOTTOM					
Corey Patterson, L (1,8) OBP: 0.330, SLG: 0.431	K			K		F8				3	0	0	0	0	2	1	St. Louis Cardinals @ Chicago Cubs Wrigley Field, Chicago, IL Fri Jun 21 2002, 2:20 PM CDT Att: 38,486 - Sunny - 79 F					
Delino DeShields, L (1,4) OBP: 0.296, SLG: 0.308	L8			G4-3		G4-3				3	0	0	0	0	0							
Sammy Sosa, R (1,9) OBP: 0.429, SLG: 0.680	F9			G6-3					L3	3	0	0	0	0	0							
Fred McGriff, L (1,3) OBP: 0.347, SLG: 0.472		K				HR			HR	3	2	2	2	0	1							
Roosevelt Brown, L (1,7) Darren Lewis, R (8, 7) OBP: 0.328, SLG: 0.344		K				P6			F7	3	0	0	0	0	1							
										0	0	0	0	0	0							
Alex Gonzalez, R (1,6) OBP: 0.286, SLG: 0.411		L8				K			K	3	0	0	0	0	2							
Bill Mueller, S (1,5) OBP: 0.268, SLG: 0.312				G3		G3-1			F7	3	0	0	0	0	0							
Joe Girardi, R (1,2) OBP: 0.273, SLG: 0.296				F9					G5-3	3	0	0	0	0	0							
Jon Lieber, L (1,1) OBP: 0.207, SLG: 0.207				G3-1					G3	3	0	1	0	0	0							
										1B: 1 2B: 0 3B: 0 HR: 2	SF: 0 SAC: 0 DP: 0 HBP: 0	WP: 0 PB: 0 SB: 0 CS: 0	PA: 27									
Inning Stats	R: 0 E: 0 K: 1 S: 7	H: 0 LOB: 0 BB: 0 P: 10	R: 0 E: 0 K: 2 S: 9	H: 0 LOB: 0 BB: 0 P: 13	R: 0 E: 0 K: 0 S: 5	H: 0 LOB: 0 BB: 0 P: 8	R: 0 E: 0 K: 1 S: 7	H: 0 LOB: 0 BB: 0 P: 12	R: 1 E: 0 K: 1 S: 7	H: 1 LOB: 0 BB: 0 P: 13	R: 0 E: 0 K: 0 S: 9	H: 1 LOB: 1 BB: 0 P: 12	R: 1 E: 0 K: 1 S: 10	H: 1 LOB: 0 BB: 0 P: 14	R: 0 E: 0 K: 0 S: 7	H: 0 LOB: 0 BB: 0 P: 10	R: 0 E: 0 K: 0 S: 7	H: 0 LOB: 0 BB: 0 P: 10	1B: 1 2B: 0 3B: 0 HR: 2	SF: 0 SAC: 0 DP: 0 HBP: 0	WP: 0 PB: 0 SB: 0 CS: 0	PA: 27
PITCHER Woody Williams, R (1,1) Dave Veres, R (8, 1) ERA: 3.32	IP: 7.0 WLS: L BF: 24 H: 3 R: 2 ER: 2 SO: 6 BB: 0 IBB: 0 HBP: 0 BLK: 0 WP: 0 HR: 2 S: 54 P: 82 ERA: 2.57 WHIP: 0.429															PITCHER						

AB	30
R	1
H	3
RBI	1
BB	0
SO	7
LOB	3

AB	27
R	2
H	3
RBI	2
BB	0
SO	6
LOB	2



Batter	1	2	3	4	5	6	7	8	9	AB	R	H	RBI	BB	SO	LOB	TOP					
Alex Sanchez, L (1, 7) OBP: 0.360, SLG: 0.346	G6-3		BB		G1-3			K		3	0	0	0	1	1	1	Milwaukee Brewers @ St. Louis Cardinals Busch Stadium, St. Louis, MO Wed Jun 26 2002, 7:10 PM CDT Att: 32,686 - Cloudy - 90 F					
Eric Young Sr., R (1, 4) OBP: 0.308, SLG: 0.333	F9		G1-3			B1-3		2B	2B	4	1	1	0	0	0	2						
Jeffrey Hammonds, R (1, 8) Lenny Harris, L (6, 3) OBP: 0.442, SLG: 0.339	F8				F9	G1-4-3		G5-3		3	0	0	0	0	0	0						
Richie Sexson, R (1, 3) Nelson Figueroa, R (6, 1) Ryan Thompson, R (8, PH) Valerio De Los Santos, L (8, 1) OBP: 0.294, SLG: 0.229		K			G6-3			K		3	0	0	0	0	0	2						
Tyler Houston, L (1, 5) OBP: 0.397, SLG: 0.553		K2-3						K	K	4	0	1	0	0	3	1						
Alex Ochoa, R (1, 9) OBP: 0.358, SLG: 0.387		F9			FC6-4					4	0	0	0	0	0	1						
José Hernández, R (1, 6) OBP: 0.359, SLG: 0.500										4	0	3	0	0	1	0						
Paul Bako, L (1, 2) OBP: 0.331, SLG: 0.349					F7					4	0	0	0	0	1	3						
Jamey Wright, R (1, 1) Matt Stairs, L (6, 9) OBP: 0.364, SLG: 0.636					SH1					1	0	0	0	0	1	1						
										1	1	1	1	0	0	0						
Inning Stats	R: 0 E: 0 K: 0 S: 8	H: 0 LOB: 0 BB: 0 P: 8	R: 0 E: 0 K: 2 S: 7	H: 0 LOB: 0 BB: 0 P: 10	R: 0 E: 0 K: 0 S: 10	H: 1 LOB: 2 BB: 1 P: 18	R: 0 E: 0 K: 0 S: 8	H: 1 LOB: 1 BB: 0 P: 13	R: 0 E: 0 K: 1 S: 10	H: 0 LOB: 0 BB: 0 P: 15	R: 0 E: 0 K: 2 S: 6	H: 1 LOB: 1 BB: 0 P: 9	R: 0 E: 0 K: 1 S: 14	H: 1 LOB: 0 BB: 0 P: 19	R: 2 E: 0 K: 2 S: 17	H: 3 LOB: 1 BB: 0 P: 25	R: 0 E: 0 K: 1 S: 10	H: 0 LOB: 0 BB: 0 P: 14	1B: 4 2B: 2 3B: 0 HR: 1	SF: 0 SAC: 1 DP: 0 HBP: 0	WP: 0 PB: 0 SB: 0 CS: 0	PA: 35
PITCHER	IP WLS BF H R ER SO BB IBB HBP BLK WP HR S P ERA WHIP																					
Woody Williams, R (1, 1) ERA: 2.28	7.2 W 31 7 2 2 7 1 0 0 0 0 0 1 77 112 2.35 1.043																					
Steve Kline, L (8, 1) ERA: 4.6	0.1 H 1 0 0 0 1 0 0 0 0 0 0 0 3 5 0.00 0.000																					
44 Jason Istringhausen, R (9, 1) ERA: 1.02	1.0 S 3 0 0 0 1 0 0 0 0 0 0 0 10 14 0.00 0.000																					

Batter	1	2	3	4	5	6	7	8	9	AB	R	H	RBI	BB	SO	LOB	BOTTOM			
Fernando Vina, L (1, 4) OBP: 0.348, SLG: 0.378	G6-4-3				F7			G3		4	0	2	1	0	0	0	Milwaukee Brewers @ St. Louis Cardinals Busch Stadium, St. Louis, MO Wed Jun 26 2002, 7:10 PM CDT Att: 32,686 - Cloudy - 90 F			
J.D. Drew, L (1, 9) OBP: 0.357, SLG: 0.457	K									3	0	0	0	1	2	3				
5 Albert Pujols, R (1, 5) OBP: 0.377, SLG: 0.529	G6-4-3				L9			K		4	0	0	0	0	1	2				
15 Jim Edmonds, L (1, 8) Placido Polanco, R (7, 5) OBP: 0.278, SLG: 0.341		G6-3			F7			K		3	0	0	0	0	1	1				
Tino Martinez, L (1, 3) OBP: 0.336, SLG: 0.369		K						G4-3		3	2	0	0	1	1	0				
Edgar Renteria, R (1, 6) OBP: 0.352, SLG: 0.416								G5-3		4	2	2	0	0	0	0				
Mike Matheny, R (1, 2) OBP: 0.310, SLG: 0.367										4	1	3	2	0	0	0				
Eli Marrero, R (1, 7) OBP: 0.339, SLG: 0.439					L8					4	0	1	1	0	1	3				
Woody Williams, R (1, 1) Steve Kline, S (8, 1) Miguel Cairo, R (8, PH) 44 Jason Istringhausen, R (9, 1) OBP: 0.250, SLG: 0.333										3	0	1	1	0	0	2				
										0	0	0	0	0	0	0				
Inning Stats	R: 0 E: 0 K: 1 S: 8	H: 1 LOB: 0 BB: 0 P: 12	R: 3 E: 0 K: 1 S: 18	H: 4 LOB: 2 BB: 0 P: 26	R: 2 E: 0 K: 0 S: 15	H: 3 LOB: 2 BB: 1 P: 26	R: 0 E: 0 K: 3 S: 11	H: 0 LOB: 1 BB: 0 P: 17	R: 0 E: 0 K: 0 S: 11	H: 1 LOB: 1 BB: 0 P: 18	R: 0 E: 0 K: 0 S: 8	H: 0 LOB: 1 BB: 1 P: 17	R: 0 E: 0 K: 0 S: 6	H: 0 LOB: 0 BB: 0 P: 9	R: 0 E: 0 K: 1 S: 6	H: 0 LOB: 0 BB: 0 P: 9	1B: 9 2B: 0 3B: 0 HR: 0	SF: 0 SAC: 0 DP: 1 HBP: 0	WP: 1 PB: 1 SB: 0 CS: 0	PA: 36
PITCHER	IP WLS BF H R ER SO BB IBB HBP BLK WP HR S P ERA WHIP																			
Jamey Wright, R (1, 1) ERA: 7.21	5.0 L 26 7 0 0 5 5 1 0 0 0 0 0 0 63 99 9.00 2.000																			
Nelson Figueroa, R (8, 1) ERA: 5.0	2.0 7 0 0 0 0 1 0 0 0 0 0 0 0 14 26 0.00 0.500																			
Valerio De Los Santos, L (8, 1) ERA: 2.95	1.0 3 0 0 0 1 0 0 0 0 0 0 0 0 6 9 0.00 0.000																			

Batter	1	2	3	4	5	6	7	8	9	10	11	AB	R	H	RBI	BB	SO	LOB	TOP						
Eric Young Sr., R OBP: 0.309, SLG: 0.341 (1.4)	2-2 FC5-4 2B		3-1 F6		1-1 F9			3-2 L4		1-1 G4-3	1-2 2B	6	0	2	2	0	0	0							
Mark Loretta, R OBP: 0.343, SLG: 0.329 (1.5)	4-0 FC5-4 BB		1-2 G3		4-1 FC6 BB			0-0 24-34 1B		2-0 F8	1-2 G4-3	4	0	2	0	2	0	1							
Jeffrey Hammonds, R OBP: 0.348, SLG: 0.431 (1.8)	1-2 FC5-4 1-2f 2-3		0-0 G3		0-1 FC6 1-2f			0-0 G4-3-6-4 1-2f		2-2 F8	0-0 F9	6	0	0	0	0	0	6							
Richie Sexson, R OBP: 0.350, SLG: 0.533 (1.3)	3-2 P4		4-0 BB			4-2 G1-4-3 BB			1-3 K		4-2 BB 1B BB	2	1	0	0	3	1	1							
Ryan Thompson, R OBP: 0.314, SLG: 0.500 (1.7)		1-0 1B		0-1 F8			0-2 G1-4-3 1-2f		0-0 2B 1B		4-2 1B BB	3	0	1	0	0	0	3							
Matt Stairs, L OBP: 0.292, SLG: 0.381 (9.9)												1	2	1	0	1	0	0							
Alex Ochoa, R OBP: 0.359, SLG: 0.384 (1.9)		1-2 F7		1-2 G6-4-3 1B		0-1 G6-3			0-3 K		4-1 1B BB	4	1	1	0	1	1	2							
José Hernández, R OBP: 0.384, SLG: 0.506 (1.6)			1-2 FC6-4 1B		1-1 G6-4-3 1-2f			1-3 K		0-0 1B 2B	2-2 1B 2B 1B	5	2	3	1	0	1	1							
Robert Machado, R OBP: 0.314, SLG: 0.426 (1.2)		1-2 P6		1-3 K			1-1 G4-3		0-1 K		0-0 F7	2	0	0	0	0	1	2							
Lenny Harris, L OBP: 0.282, SLG: 0.333 (7.7)												1	0	0	0	0	0	0							
Paul Bako, L OBP: 0.333, SLG: 0.352 (7.2)												2	0	1	2	0	0	3							
Ruben Quevedo, R OBP: 0.314, SLG: 0.508 (7.7)		1-0 FC6-4		1-3 K			0-3 K		0-3 2H 3H 1B		0-2 1B 2B 1B	2	0	0	0	0	1	2							
Alex Sánchez, R OBP: 0.345, SLG: 0.345 (7.1)												1	0	0	0	0	0	0							
Ray King, L OBP: 0.345, SLG: 0.345 (7.1)												0	0	0	0	0	0	0							
Tyler Houston, L OBP: 0.336, SLG: 0.350 (8.7)												1	0	0	0	0	1	1							
Luis Vizcaino, R OBP: 0.343, SLG: 0.376 (8.1)												0	0	0	0	0	0	0							
Ronnie Belliard, R OBP: 0.339, SLG: 0.379 (11.7)												1	1	1	2	0	0	0							
Mike DeJean, R OBP: 0.339, SLG: 0.379 (11.1)												0	0	0	0	0	0	0							
Inning Stats	R: 0 E: 0 K: 0 S: 10	H: 1 LOB: 1 BB: 1 P: 20	R: 0 E: 0 K: 0 S: 13	H: 2 LOB: 2 BB: 0 P: 18	R: 0 E: 0 K: 0 S: 8	H: 1 LOB: 2 BB: 1 P: 16	R: 0 E: 0 K: 1 S: 10	H: 1 LOB: 0 BB: 0 P: 13	R: 0 E: 0 K: 1 S: 8	H: 0 LOB: 0 BB: 1 P: 12	R: 0 E: 0 K: 2 S: 8	H: 0 LOB: 0 BB: 0 P: 10	R: 0 E: 0 K: 0 S: 6	H: 1 LOB: 0 BB: 0 P: 9	R: 2 E: 0 K: 3 S: 13	H: 3 LOB: 1 BB: 0 P: 15	R: 0 E: 0 K: 0 S: 6	H: 0 LOB: 0 BB: 0 P: 11	R: 5 E: 0 K: 0 S: 20	H: 3 LOB: 1 BB: 3 P: 36	1B: 8 2B: 4 3B: 0 HR: 0	SF: 0 SAC: 0 DP: 3 HBP: 0	WP: 0 PB: 0 SB: 0 CS: 0	PA: 48	
PITCHER	IP ERA WLS BF H R ER SO BB IBB HBP BLK WP HR S P ERA WHIP	5.0 6.88 3.0 8 1 0 0 2 4 0 0 0 0 0 0 19 24 0.00 0.333	4.0 3.07 1.0 6 3 2 3 0 0 0 0 0 0 0 0 13 15 18.00 3.000	10.1 4.55 1.0 6 0 3 3 0 3 0 0 0 0 0 0 11 28 27.00 3.000	11.1 5.98 0.1 2 1 0 0 0 0 0 0 0 0 0 0 4 6 0.00 3.000		PITCHER	IP ERA WLS BF H R ER SO BB IBB HBP BLK WP HR S P ERA WHIP	11.1 3.07 0.2 4 2 2 2 0 0 0 0 0 0 0 0 10 10 27.00 3.000																

Milwaukee Brewers @ St. Louis Cardinals
 Busch Stadium, St. Louis, MO
 Thu Jun 27 2002, 7:10 PM CDT
 Att: 31,136 - Cloudy - 88 F

livebaseballscorecards.com

AB	41
R	7
H	12
RBI	7
BB	7
SO	7
LOB	22



Batter	1	2	3	4	5	6	7	8	9	10	11	AB	R	H	RBI	BB	SO	LOB	BOTTOM			
Fernando Vina, L OBP: 0.342, SLG: 0.372 (1.4)	2-1 F7		0-1 F9 2-3		1-0 F8		0-0 G1-3			2-1 F7		5	0	0	0	0	0	1				
Placido Polanco, R OBP: 0.296, SLG: 0.351 (1.5)	1-1 2B		2-2 F8		2-2 1B			0-0 G6-3		1-1 1B		5	0	3	0	0	0	1				
Miguel Cairo, R OBP: 0.267, SLG: 0.357 (1.7)		0-0 F9		2-2 F2		0-1 F9			0-0 1B		3-2 G6-3	3	0	0	0	0	0	2				
15 Jim Edmonds, L OBP: 0.434, SLG: 0.601 (6.8)												2	0	1	0	0	0	1				
5 Albert Pujols, R OBP: 0.375, SLG: 0.625 (1.3)				3-2 1B 2B 1B		0-1 F9			1-3 K		3-2 F8	4	1	1	0	0	1	3				
44 Jason Istringhausen, R OBP: 0.335, SLG: 0.376 (8.1)												0	0	0	0	0	0	0				
Kerry Robinson, L OBP: 0.323, SLG: 0.376 (10.7)												1	0	0	0	0	0	0				
Eduardo Perez, R OBP: 0.227, SLG: 0.288 (1.9)				0-2 2B 1B		2-3 K			0-0 G1-3		3-2 F8	2	1	1	0	0	1	0				
J.D. Drew, L OBP: 0.353, SLG: 0.452 (6.9)												3	0	0	0	0	1	1				
Edgar Renteria, R OBP: 0.349, SLG: 0.416 (1.6)		1-2 L6		0-0 1B 2B		3-2 L6			0-1 F8		1-0 F9	5	0	1	2	0	0	0				
Mike Matheny, R OBP: 0.302, SLG: 0.357 (1.2)		3-2 L6										4	0	0	0	0	1	1				
Gene Stechschulte, R OBP: 0.333, SLG: 0.333 (10.1)												0	0	0	0	0	0	0				
Steve Kline, S OBP: 0.333, SLG: 0.333 (11.1)												0	0	0	0	0	0	0				
Eli Marrero, R OBP: 0.337, SLG: 0.432 (1.8)			2-2 F7		4-0 1B IBB				0-3 K			3	0	0	0	1	1	0				
Bud Smith, L OBP: 0.273, SLG: 0.300 (1.1)												2	0	1	0	0	0	2				
Dave Veres, R OBP: 0.333, SLG: 0.333 (6.1)												1	0	0	0	0	1	0				
Tino Martinez, L OBP: 0.333, SLG: 0.367 (9.3)			0-0 F9 2B		3-2 F7							1	0	0	0	0	0	0				
Inning Stats	R: 0 E: 0 K: 0 S: 6	H: 1 LOB: 1 BB: 0 P: 9	R: 0 E: 0 K: 1 S: 10	H: 0 LOB: 0 BB: 0 P: 17	R: 0 E: 0 K: 0 S: 10	H: 1 LOB: 1 BB: 0 P: 14	R: 2 E: 0 K: 1 S: 17	H: 3 LOB: 2 BB: 1 P: 32	R: 0 E: 0 K: 0 S: 9	H: 0 LOB: 0 BB: 0 P: 11	R: 0 E: 0 K: 1 S: 6	H: 1 LOB: 1 BB: 0 P: 7	R: 0 E: 0 K: 0 S: 4	H: 0 LOB: 0 BB: 0 P: 5	R: 0 E: 0 K: 0 S: 9	H: 1 LOB: 1 BB: 0 P: 15	R: 0 E: 0 K: 0 S: 9	H: 0 LOB: 0 BB: 0 P: 16	1B: 5 2B: 3 3B: 0 HR: 0	SF: 0 SAC: 0 DP: 0 HBP: 0	WP: 0 PB: 0 SB: 0 CS: 0	PA: 42
PITCHER	IP ERA WLS BF H R ER SO BB IBB HBP BLK WP HR S P ERA WHIP	6.0 4.27 2.0 7 1 0 0 3 0 0 0 0 0 0 15 18 0.00 0.500	2.0 3.38 2.0 7 1 0 0 0 0 0 0 0 0 0 13 20 0.00 0.500	1.0 3.29 1.0 3 0 0 0 0 0 0 0 0 0 0 9 16 0.00 0.000		PITCHER	IP ERA WLS BF H R ER SO BB IBB HBP BLK WP HR S P ERA WHIP	11.1 3.07 0.2 4 2 2 2 0 0 0 0 0 0 0 0 10 10 27.00 3.000														

Milwaukee Brewers @ St. Louis Cardinals
 Busch Stadium, St. Louis, MO
 Thu Jun 27 2002, 7:10 PM CDT
 Att: 31,136 - Cloudy - 88 F

livebaseballscorecards.com

AB	41
R	2
H	8
RBI	2
BB	1
SO	6
LOB	12



Batter	1	2	3	4	5	6	7	8	9	AB	R	H	RBI	BB	SO	LOB	TOP				
Todd Walker, L (1,4) OBP: 0.328, SLG: 0.375	F9		G3-1		F7		G4-3		K	5	0	0	0	0	1	2					
Aaron Boone, R (1,6) OBP: 0.288, SLG: 0.361	G4-6-3 1B				G5-3		K		G6-3	4	0	1	0	0	1	0					
Sean Casey, L (1,3) OBP: 0.370, SLG: 0.412	G4-6-3 1-2				HR 1B		F7		K	4	1	1	0	0	1	1					
Adam Dunn, L (1,7) OBP: 0.457, SLG: 0.556					F8		F8		BB 1B	4	0	2	0	0	0	1					
Juan Encarnacion, R (1,9) OBP: 0.319, SLG: 0.479					1B 1B		HR 1-H		BB 1B	3	1	3	2	1	0	0					
Russell Branyan, L (1,5) OBP: 0.278, SLG: 0.396					G4-6-3 1B		K		BB 1B	3	0	1	0	1	2	2					
Reggie Taylor, L (1,8) OBP: 0.255, SLG: 0.402	G4-6-3 1-2						L7		F2	3	0	0	0	0	0	5					
Corky Miller, R (1,2) OBP: 0.333, SLG: 0.467							F9			3	0	0	0	0	0	0					
Wilton Guerrero, S (9,PH) OBP: 0.275, SLG: 0.243					G6-3				G1-3	0	0	0	0	0	0	0					
Chris Reitsma, R (1,1) OBP: 0.095, SLG: 0.050										3	0	1	0	0	1	0					
Bruce Chen, L (7,1) OBP: 0.357, SLG: 0.429					G1-4-3					0	0	0	0	0	0	0					
Scott Williamson, R (7,1) OBP: 0.319, SLG: 0.429										0	0	0	0	0	0	0					
Austin Kearns, R (9,PH) OBP: 0.394, SLG: 0.473										1	0	1	0	0	0	0					
Barry Larkin, R (9,PR) OBP: 0.250, SLG: 0.342										0	0	0	0	0	0	0					
Inning Stats	R: 0 E: 0 K: 0 S: 13	H: 1 LOB: 0 BB: 0 P: 17	R: 0 E: 0 K: 0 S: 14	H: 2 LOB: 1 BB: 0 P: 22	R: 0 E: 0 K: 0 S: 10	H: 0 LOB: 0 BB: 0 P: 15	R: 2 E: 0 K: 1 S: 11	H: 2 LOB: 0 BB: 0 P: 15	R: 0 E: 0 K: 0 S: 5	H: 1 LOB: 3 BB: 0 P: 8	R: 0 E: 0 K: 1 S: 8	H: 0 LOB: 0 BB: 0 P: 11	R: 0 E: 0 K: 2 S: 11	H: 2 LOB: 2 BB: 0 P: 17	R: 0 E: 0 K: 1 S: 11	H: 1 LOB: 1 BB: 0 P: 15	1B: 8 2B: 1 3B: 0 HR: 1	SF: 0 SAC: 1 DP: 2 HBP: 1	WP: 0 PB: 0 SB: 0 CS: 1	PA: 37	
PITCHER	IP	WLS	BF	H	R	ER	SO	BB	IBB	HBP	BLK	WP	HR	S	P	ERA	WHIP				
Jason Simontacchi, R (1,1) ERA: 2.95	7.0	W	28	7	2	2	3	2	0	0	0	0	1	73	113	2.57	1.286				
Steve Kline, L (8,1) ERA: 4.76	1.0	H	5	2	0	0	2	0	0	0	0	0	0	11	17	0.00	2.000				
44 Jason Istringhausen, R (9,1) ERA: 1.45	1.0	S	4	1	0	0	1	0	0	1	0	0	0	11	15	0.00	1.000				

Cincinnati Reds @ St. Louis Cardinals
 Busch Stadium, St. Louis, MO
 Fri Jun 28 2002, 7:10 PM CDT
 Att: 38,564 - Sunny - 91 F

AB	33
R	2
H	10
RBI	2
BB	2
SO	6
LOB	11



Batter	1	2	3	4	5	6	7	8	9	AB	R	H	RBI	BB	SO	LOB	BOTTOM				
Fernando Vina, L (1,4) OBP: 0.343, SLG: 0.376	F8		FC4-6 1B		K		2B		L8	5	1	2	0	0	1	1					
Placido Polanco, R (1,5) OBP: 0.299, SLG: 0.357	G6-3		F2		BB 1B		BB 1B		2B	4	1	2	1	0	0	1					
15 Jim Edmonds, L (1,8) OBP: 0.435, SLG: 0.602	2B		FC4-6 2B		BB 1B		K		2B	3	1	1	0	1	1	2					
5 Albert Pujols, R (1,7) OBP: 0.383, SLG: 0.532	BB		2B		BB		BB		BB	2	0	2	2	2	0	0					
Tino Martinez, L (1,3) OBP: 0.333, SLG: 0.363	F9		L9		L7		BB		BB	3	0	0	0	1	0	5					
Edgar Renteria, R (1,6) OBP: 0.344, SLG: 0.409			F8		G5-3		G6-3		F7	4	0	0	0	0	3						
Eli Marrero, R (1,9) OBP: 0.330, SLG: 0.422			G5-3		G6-3		K		F9	4	0	0	0	0	1	0					
Mike Matheny, R (1,2) OBP: 0.307, SLG: 0.356			1B		G4-3		F8		BB	3	0	1	0	1	0	0					
Jason Simontacchi, R (1,1) OBP: 0.278, SLG: 0.235			F8				G3		F8	2	0	0	0	0	1	1					
Kerry Robinson, L (7,PH) OBP: 0.319, SLG: 0.372					K					1	0	0	0	0	0	0					
Steve Kline, S (8,1) ERA: 4.76										0	0	0	0	0	0	0					
Miguel Cairo, R (8,PH) OBP: 0.284, SLG: 0.353										1	0	0	0	0	0	1					
44 Jason Istringhausen, R (9,1) ERA: 1.45										0	0	0	0	0	0	0					
Inning Stats	R: 0 E: 0 K: 0 S: 5	H: 1 LOB: 2 BB: 1 P: 12	R: 0 E: 0 K: 0 S: 11	H: 1 LOB: 1 BB: 0 P: 16	R: 1 E: 0 K: 0 S: 12	H: 2 LOB: 1 BB: 0 P: 18	R: 0 E: 0 K: 0 S: 6	H: 0 LOB: 0 BB: 0 P: 8	R: 1 E: 0 K: 2 S: 12	H: 2 LOB: 2 BB: 1 P: 19	R: 0 E: 0 K: 1 S: 13	H: 0 LOB: 3 BB: 0 P: 20	R: 1 E: 0 K: 1 S: 18	H: 2 LOB: 3 BB: 2 P: 31	R: 0 E: 0 K: 0 S: 11	H: 0 LOB: 1 BB: 1 P: 19	1B: 4 2B: 4 3B: 0 HR: 0	SF: 0 SAC: 0 DP: 0 HBP: 0	WP: 1 PB: 0 SB: 1 CS: 0	PA: 37	
PITCHER	IP	WLS	BF	H	R	ER	SO	BB	IBB	HBP	BLK	WP	HR	S	P	ERA	WHIP				
Chris Reitsma, R (1,1) ERA: 3.8	6.1	L	29	8	3	3	3	2	0	0	0	0	0	64	100	4.26	1.579				
Bruce Chen, L (7,1) ERA: 6.56	0.1		3	0	0	0	1	1	1	0	0	1	0	7	17	0.00	3.000				
Scott Williamson, R (7,1) ERA: 4.06	1.1		5	0	0	0	0	1	0	0	0	0	0	17	26	0.00	0.750				

Cincinnati Reds @ St. Louis Cardinals
 Busch Stadium, St. Louis, MO
 Fri Jun 28 2002, 7:10 PM CDT
 Att: 38,564 - Sunny - 91 F

AB	32
R	3
H	8
RBI	3
BB	5
SO	4
LOB	14



Batter	1	2	3	4	5	6	7	8	9	AB	R	H	RBI	BB	SO	LOB	TOP															
Todd Walker, L (1.4) OBP: 0.329, SLG: 0.378	1-2 1B	0-1 2B		2-1 G6-3		1-2 WP 1B		2-2 G6-3	1-0 HR 1B	6	1	4	4	0	0	0	Cincinnati Reds @ St. Louis Cardinals Busch Stadium, St. Louis, MO Sun Jun 30 2002, 1:10 PM CDT Att: 39,861 - Cloudy - 91 F															
Aaron Boone, R (1.6) OBP: 0.294, SLG: 0.375	0-3 K	0-0 F8		1-1 1B		2-1 WP 1B		3-3 K	2-0 HR	6	1	3	3	0	2	2																
Adam Dunn, L (1.7) Gabe White, L (9.1)	3-2 F8		2-3 K	2-3 K		3-3 K		3-1 G4-3	2-2 F7	6	0	0	0	0	3	4																
Juan Encarnacion, R (1.9) OBP: 0.326, SLG: 0.490	2-3 K		4-1 2B	3-3 K		0-3 K			3-2 F8 1B	4	2	1	0	1	3	4																
Sean Casey, L (1.3) OBP: 0.373, SLG: 0.413		1-1 F8	1-0 WP 2B		2-2 G3-1				4-1 BB 1B	3	2	1	1	2	0	0																
Jason LaRue, R (1.2) Scott Sullivan, R (6.1)		0-0 1B	4-1 BB		0-1 G6-3				0-1 F8	3	1	1	0	1	1	3																
Austin Kearns, R (9.7) OBP: 0.385, SLG: 0.461		2B	2-3 BB						2-3 1B	1	0	0	0	0	0	2																
Russell Branyan, L (1.5) Juan Castro, R (9.6) OBP: 0.150, SLG: 0.111		0-2 SH2-4 1B	0-0 SF7		0-0 1B			1-0 P5	4-2 G5-3 1B	3	2	2	2	1	0	0																
Reggie Taylor, L (1.8) OBP: 0.271, SLG: 0.412		0-0 SH2-4 1B	1-0 1B		2-3 K			2-1 B3	0-1 G5-3 1B	5	2	3	2	0	1	1																
Luis Pineda, R (1.1) Bruce Chen, L (1.1) Barry Larkin, R (3.7) John Riedling, R (3.1) Wilton Guerrero, S (6.7) Corky Miller, R (6.2) OBP: 0.327, SLG: 0.457		0-1 SH2-4 1B	1-1 G4-3			1-1 1B		1-2 P6	0-1 G5-3	0	0	0	0	0	0	0																
Inning Stats	R: 0 E: 0 K: 2 S: 16	H: 1 LOB: 1 BB: 0 P: 22	R: 3 E: 0 K: 0 S: 12	H: 4 LOB: 1 BB: 0 P: 13	R: 2 E: 0 K: 1 S: 10	H: 2 LOB: 2 BB: 2 P: 23	R: 0 E: 0 K: 2 S: 12	H: 1 LOB: 1 BB: 0 P: 20	R: 0 E: 0 K: 1 S: 11	H: 1 LOB: 1 BB: 0 P: 15	R: 1 E: 0 K: 3 S: 17	H: 3 LOB: 3 BB: 1 P: 31	R: 0 E: 0 K: 0 S: 6	H: 0 LOB: 0 BB: 0 P: 10	R: 0 E: 0 K: 1 S: 9	H: 0 LOB: 0 BB: 0 P: 17	R: 6 E: 0 K: 0 S: 19	H: 4 LOB: 0 BB: 2 P: 35	1B: 12 2B: 3 3B: 0 HR: 1	SF: 1 SAC: 1 DP: 0 HBP: 0	WP: 2 PB: 0 SB: 1 CS: 0	PA: 48										
PITCHER	IP WLS BF H R ER SO BB IBB HBP BLK WP HR S P ERA WHIP																															
Matt Morris, R (1.1) ERA: 3.27	5.0	26	9	5	5	6	2	0	0	0	1	0	61	93	9.00	2.200																
Dave Veres, R (6.1) ERA: 3.14	2.0	10	3	1	1	3	0	1	0	0	1	0	23	41	4.50	1.500																
Steve Kline, L (8.1) ERA: 4.5	1.0	3	0	0	0	1	0	0	0	0	0	0	9	17	0.00	0.000																
44 Jason Isringhausen, R (9.1) ERA: 2.61	0.2	7	3	5	5	0	2	0	0	0	0	0	15	27	67.50	7.500																
Gene Stechschulte, R (9.1) ERA: 4.76	0.1	2	1	1	1	0	0	0	0	0	0	1	4	8	27.00	3.000																

AB	41
R	12
H	16
RBI	12
BB	5
SO	10
LOB	20



Batter	1	2	3	4	5	6	7	8	9	AB	R	H	RBI	BB	SO	LOB	BOTTOM															
Fernando Vina, L (1.4) OBP: 0.339, SLG: 0.368				3-1 G4-3		3-2 G1-3		0-1 G4-6-3		4	1	0	0	1	0	5	Cincinnati Reds @ St. Louis Cardinals Busch Stadium, St. Louis, MO Sun Jun 30 2002, 1:10 PM CDT Att: 39,861 - Cloudy - 91 F															
Placido Polanco, R (1.5) OBP: 0.296, SLG: 0.365	0-2 P4	0-1 HR		0-1 G5-3					1-1 F8	5	1	1	1	0	1	1																
15 Jim Edmonds, L (1.8) OBP: 0.435, SLG: 0.610	2-2 5 2B	2-0 CS 1B		3-2 G3					0-0 F9	5	1	2	0	0	1	0																
5 Albert Pujols, R (1.7) OBP: 0.380, SLG: 0.531	2-1 1B	1-0 F9							0-0 F8	4	1	1	2	0	1	1																
Steve Kline, S (8.1) 44 Jason Isringhausen, R (9.1) Gene Stechschulte, R (9.1) Mike Coolbaugh, R (9.7)	1-2 HR 2B									0	0	0	0	0	0	0																
Tino Martinez, L (1.3) OBP: 0.341, SLG: 0.387	1-2 HR	2-3 K							0-0 F8	1	0	0	0	0	0	0																
Edgar Renteria, R (1.6) OBP: 0.341, SLG: 0.402	4-0 PB HR BB		0-0 L9						0-2 E 1B	3	1	1	0	1	0	1																
Eli Marrero, R (1.9) OBP: 0.329, SLG: 0.430	1-2 F2		2-1 G6-3						2-2 E6	3	0	0	0	0	0	2																
Dave Veres, R (6.1) Miguel Cairo, R (8.7) OBP: 0.269, SLG: 0.356									1-3 E6 1B	0	0	0	0	0	0	0																
Mike DiFelice, R (1.2) OBP: 0.270, SLG: 0.381	3-2 HR		1-1 2B						1-3 K	4	1	2	2	0	2	2																
Matt Morris, R (1.1) Kerry Robinson, L (6.9) OBP: 0.330, SLG: 0.375	0-0 2B		0-1 G1-3						4-0 CS 1B	2	0	1	0	0	0	1																
Inning Stats	R: 6 E: 0 K: 0 S: 21	H: 5 LOB: 1 BB: 2 P: 38	R: 1 E: 0 K: 1 S: 9	H: 2 LOB: 0 BB: 0 P: 14	R: 0 E: 0 K: 0 S: 7	H: 1 LOB: 1 BB: 0 P: 10	R: 0 E: 0 K: 0 S: 10	H: 0 LOB: 0 BB: 0 P: 16	R: 0 E: 0 K: 1 S: 8	H: 1 LOB: 1 BB: 0 P: 14	R: 0 E: 0 K: 1 S: 7	H: 1 LOB: 0 BB: 0 P: 11	R: 0 E: 0 K: 3 S: 10	H: 0 LOB: 0 BB: 0 P: 15	R: 1 E: 1 K: 1 S: 15	H: 3 LOB: 2 BB: 1 P: 23	R: 0 E: 0 K: 0 S: 4	H: 0 LOB: 0 BB: 0 P: 5	1B: 6 2B: 4 3B: 0 HR: 3	SF: 0 SAC: 0 DP: 1 HBP: 0	WP: 1 PB: 1 SB: 1 CS: 2	PA: 40										
PITCHER	IP WLS BF H R ER SO BB IBB HBP BLK WP HR S P ERA WHIP																															
Luis Pineda, R (1.1) ERA: 4.18	0.1	6	3	5	5	0	2	0	0	0	0	2	17	26	10.80	2.400																
Bruce Chen, L (1.1) ERA: 6.7	1.2	8	4	2	2	1	0	0	0	0	0	2	17	26	10.80	2.400																
John Riedling, R (3.1) ERA: 2.31	3.0	11	2	0	0	0	0	0	0	0	0	0	25	40	0.00	0.667																
Scott Sullivan, R (6.1) ERA: 4.81	3.0	12	4	1	1	5	0	1	0	0	0	0	32	49	3.00	1.333																
Gabe White, L (9.1) ERA: 2.63	1.0	3	0	0	0	0	0	0	0	0	0	0	4	5	0.00	0.000																

AB	37
R	8
H	13
RBI	8
BB	3
SO	6
LOB	14



Batter	1	2	3	4	5	6	7	8	9	AB	R	H	RBI	BB	SO	LOB	TOP										
Ramón Vázquez, L OBP: 0.321, SLG: 0.307 (1, 6)										4	1	2	0	0	1	0	San Diego Padres @ St. Louis Cardinals Busch Stadium, St. Louis, MO Mon Jul 01 2002, 7:10 PM CDT Att: 30,113 - Sunny - 97 F										
Mark Kotsay, L OBP: 0.383, SLG: 0.449 (1, 8)										3	0	1	0	1	1	2											
Ryan Klesko, L OBP: 0.393, SLG: 0.512 (1, 3)										4	1	0	0	0	0	3											
Ray Lankford, L OBP: 0.347, SLG: 0.383 (1, 7)										4	1	1	2	0	3	0											
Bubba Trammell, R OBP: 0.336, SLG: 0.359 (1, 9)										4	0	0	0	0	2	0											
D'Angelo Jimenez, S OBP: 0.310, SLG: 0.320 (1, 5)										4	0	1	0	0	0	1											
Wiki Gonzalez, R OBP: 0.410, SLG: 0.381 (1, 2)										3	0	1	0	1	0	2											
Julius Matos, R OBP: 0.274, SLG: 0.375 (1, 4)										4	0	0	0	0	0	2											
Oliver Pérez, L (1, 1)										2	0	0	0	0	0	0											
Mark Sweeney, L OBP: 0.212, SLG: 0.258 (7, PH)										1	0	0	0	0	0	0											
Kevin Pickford, L (7, 1)										0	0	0	0	0	0	0											
Inning Stats	R: 1 E: 0 K: 2 S: 10	H: 1 LOB: 0 BB: 0 P: 16	R: 0 E: 0 K: 1 S: 10	H: 0 LOB: 1 BB: 1 P: 20	R: 0 E: 0 K: 0 S: 11	H: 0 LOB: 1 BB: 1 P: 18	R: 0 E: 0 K: 1 S: 8	H: 1 LOB: 1 BB: 0 P: 11	R: 0 E: 0 K: 1 S: 8	H: 0 LOB: 0 BB: 0 P: 11	R: 2 E: 1 K: 0 S: 11	H: 2 LOB: 1 BB: 0 P: 21	R: 0 E: 0 K: 0 S: 8	H: 1 LOB: 0 BB: 0 P: 11	R: 0 E: 0 K: 2 S: 9	H: 1 LOB: 0 BB: 0 P: 12	1B: 5 2B: 0 3B: 0 HR: 1	SF: 0 SAC: 0 DP: 1 HBP: 0	WP: 1 PB: 0 SB: 1 CS: 0	PA: 35							
PITCHER	IP	WLS	BF	H	R	ER	SO	BB	IBB	HBP	BLK	WP	HR	S	P	ERA	WHIP										
Woody Williams, R ERA: 2.39 (1, 1)	8.0	W	32	5	3	3	7	2	0	0	0	1	1	74	120	3.38	0.875										
Mike Crudate, R ERA: 1.99 (9, 1)	1.0		3	1	0	0	0	0	0	0	0	0	0	9	12	0.00	1.000										

AB	33
R	3
H	6
RBI	2
BB	2
SO	7
LOB	10



Batter	1	2	3	4	5	6	7	8	9	AB	R	H	RBI	BB	SO	LOB	BOTTOM										
Miguel Cairo, R OBP: 0.276, SLG: 0.385 (1, 7)										4	2	1	1	1	0	3	San Diego Padres @ St. Louis Cardinals Busch Stadium, St. Louis, MO Mon Jul 01 2002, 7:10 PM CDT Att: 30,113 - Sunny - 97 F										
Placido Polanco, R OBP: 0.296, SLG: 0.367 (1, 4)										4	1	1	0	0	0	1											
15 Jim Edmonds, L OBP: 0.440, SLG: 0.625 (1, 8)										3	2	2	2	0	1	1											
5 Albert Pujols, R OBP: 0.381, SLG: 0.541 (1, 3)										4	1	2	2	0	0	1											
Edgar Renteria, R OBP: 0.347, SLG: 0.405 (1, 6)										3	0	2	1	0	1	0											
Mike Coolbaugh, R (1, 5)										4	0	0	0	0	2	4											
Eli Marrero, R OBP: 0.332, SLG: 0.429 (1, 9)										3	0	1	0	1	0	0											
Mike Matheny, R OBP: 0.297, SLG: 0.342 (1, 2)										3	0	0	0	0	1	1											
Woody Williams, R OBP: 0.273, SLG: 0.500 (1, 1)										2	1	1	1	0	1	1											
Eduardo Perez, R OBP: 0.247, SLG: 0.299 (8, PH)										0	0	0	0	1	0	0											
Kerry Robinson, L OBP: 0.330, SLG: 0.375 (9, 7)										0	0	0	0	0	0	0											
Inning Stats	R: 2 E: 1 K: 1 S: 15	H: 1 LOB: 0 BB: 1 P: 25	R: 0 E: 0 K: 0 S: 5	H: 0 LOB: 0 BB: 0 P: 7	R: 3 E: 0 K: 2 S: 15	H: 4 LOB: 1 BB: 0 P: 22	R: 0 E: 1 K: 1 S: 9	H: 1 LOB: 1 BB: 0 P: 13	R: 2 E: 0 K: 0 S: 11	H: 3 LOB: 0 BB: 0 P: 15	R: 0 E: 0 K: 1 S: 9	H: 0 LOB: 1 BB: 1 P: 15	R: 0 E: 0 K: 1 S: 10	H: 1 LOB: 2 BB: 0 P: 21	R: 0 E: 0 K: 0 S: 7	H: 0 LOB: 1 BB: 1 P: 15	1B: 5 2B: 1 3B: 0 HR: 4	SF: 0 SAC: 2 DP: 1 HBP: 2	WP: 0 PB: 0 SB: 0 CS: 0	PA: 37							
PITCHER	IP	WLS	BF	H	R	ER	SO	BB	IBB	HBP	BLK	WP	HR	S	P	ERA	WHIP										
Oliver Pérez, L ERA: 4.38 (1, 1)	6.0	L	28	9	7	7	5	2	0	0	0	0	4	64	97	10.50	1.833										
Kevin Pickford, L ERA: 5.09 (7, 1)	2.0		9	1	0	0	1	1	0	2	0	0	0	17	36	0.00	1.000										

AB	30
R	7
H	10
RBI	7
BB	3
SO	6
LOB	12



Batter	1	2	3	4	5	6	7	8	9	AB	R	H	RBI	BB	SO	LOB	TOP																	
Mark Kotsay, L (1.8) OBP: 0.386, SLG: 0.454	F7		2B		1B	1B			P6	5	1	3	0	0	0	0	San Diego Padres @ St. Louis Cardinals Busch Stadium, St. Louis, MO Tue Jul 02 2002, 7:10 PM CDT Att: 29,622 - Sunny - 95 F																	
Deivi Cruz, R (1.6) OBP: 0.291, SLG: 0.353	P6		G5-3		1B	1B			1B	5	1	2	0	0	0	2																		
Ryan Klesko, L (1.3) OBP: 0.394, SLG: 0.513	1B	2B	G3		2B	SF8			G4-3	5	2	2	0	0	0	2																		
Ron Gant, R (1.7) OBP: 0.340, SLG: 0.458	2B	1B			G4-3	SF8			G5-3	4	1	3	3	0	0	0																		
Bubba Trammell, R (1.9) OBP: 0.331, SLG: 0.353	K				G4-3	G5-3			G4-3	4	0	0	0	0	1	4																		
Wiki Gonzalez, R (1.2) OBP: 0.404, SLG: 0.372					G6-3	1B			G3	2	0	0	1	1	0	0																		
D'Angelo Jimenez, S (1.5) OBP: 0.310, SLG: 0.319					G6-3	BB			F8	4	0	1	1	0	0	1																		
Julius Matos, R (1.4) OBP: 0.260, SLG: 0.355					G5-3	1B			F9	4	0	0	0	0	0	2																		
Kevin Jarvis, L (1.1) OBP: 0.445, SLG: 0.333 Gene Kingsale, S (4. PH) 49 Eric Cyr, L (4.1) Rodney Myers, R (6.1) Mike Holtz, L (8.1) Ray Lankford, L (8. PH) OBP: 0.346, SLG: 0.390			P4	L3					F7	1	0	0	0	0	0	0																		
Inning Stats	R: 1 E: 0 K: 1 S: 15	H: 2 LOB: 1 BB: 0 P: 22	R: 0 E: 0 K: 0 S: 8	H: 0 LOB: 0 BB: 0 P: 13	R: 0 E: 0 K: 0 S: 10	H: 1 LOB: 1 BB: 0 P: 14	R: 1 E: 0 K: 0 S: 12	H: 2 LOB: 2 BB: 1 P: 22	R: 3 E: 0 K: 0 S: 20	H: 4 LOB: 1 BB: 0 P: 30	R: 0 E: 0 K: 1 S: 11	H: 1 LOB: 1 BB: 0 P: 14	R: 0 E: 0 K: 0 S: 5	H: 0 LOB: 0 BB: 0 P: 7	R: 0 E: 0 K: 0 S: 4	H: 0 LOB: 0 BB: 0 P: 7		R: 0 E: 0 K: 0 S: 7	H: 1 LOB: 1 BB: 0 P: 9	1B: 7 2B: 4 3B: 0 HR: 0	SF: 1 SAC: 0 DP: 0 HBP: 0	WP: 0 PB: 0 SB: 0 CS: 0	PA: 39											
PITCHER	IP WLS BF H R ER SO BB IBB HBP BLK WP HR S P ERA WHIP																																	
Bud Smith, L (1.1) ERA: 7.18	4.0	22	9	5	5	1	1	0	0	0	0	0	0	0	53	82	11.25	2.500																
Mike Crudate, R (5.1) ERA: 1.5	1.0	3	0	0	0	0	0	0	0	0	0	0	0	12	19	0.00	0.000																	
Mike Timlin, R (6.1) ERA: 2.76	3.0	10	1	0	0	1	0	0	0	0	0	0	0	20	28	0.00	0.333																	
Mike Matthews, L (9.1) ERA: 2.96	1.0	4	1	0	0	0	0	0	0	0	0	0	0	7	9	0.00	1.000																	

Batter	1	2	3	4	5	6	7	8	9	AB	R	H	RBI	BB	SO	LOB	BOTTOM																
Fernando Vina, L (1.4) OBP: 0.343, SLG: 0.371	1B	FC5-4				15 SF7	G6-3			3	3	1	0	2	0	2	San Diego Padres @ St. Louis Cardinals Busch Stadium, St. Louis, MO Tue Jul 02 2002, 7:10 PM CDT Att: 29,622 - Sunny - 95 F																
Placido Polanco, R (1.6) OBP: 0.305, SLG: 0.385	1B	1B			15 SF7	2B			G4-3	4	3	3	3	1	0	0																	
15 Jim Edmonds, L (1.8) OBP: 0.438, SLG: 0.638 Eduardo Perez, R (6. PH) OBP: 0.244, SLG: 0.294 (9.9)	SF7				G4-6-3	SF9			F9	2	1	1	3	0	0	2																	
5 Albert Pujols, R (1.7) OBP: 0.384, SLG: 0.551 (6.5)	1B				G4-6-3	SF9			F9	1	0	0	0	0	0	0																	
Tino Martinez, L (1.3) OBP: 0.340, SLG: 0.389	K	G3			F8	2B			G5-3	4	2	2	2	1	0	0																	
Mike Coolbaugh, R (1.5) Mike Timlin, R (6.1) Kerry Robinson, L (9.7) OBP: 0.330, SLG: 0.375	BB				F7	2B			G5-3	2	0	0	0	1	0	0																	
Eli Marrero, R (1.9) OBP: 0.335, SLG: 0.430 (9.8)	F3				F7	1B			G5-3	4	0	2	0	0	0	2																	
Mike Matheny, R (1.2) OBP: 0.290, SLG: 0.333		G1-3			G5-3	FC5-6			P6	4	1	0	0	0	0	2																	
Bud Smith, L (1.1) OBP: 0.308, SLG: 0.333 Mike Crudate, R (5.1) Miguel Cairo, R (6.7) OBP: 0.280, SLG: 0.387 Mike Matthews, L (9.1)					F8	1B			G6-3	2	0	1	0	0	0	0																	
Inning Stats	R: 2 E: 0 K: 1 S: 12	H: 3 LOB: 2 BB: 1 P: 25	R: 4 E: 0 K: 0 S: 21	H: 4 LOB: 0 BB: 0 P: 32	R: 0 E: 0 K: 0 S: 6	H: 0 LOB: 0 BB: 0 P: 12	R: 0 E: 0 K: 0 S: 12	H: 0 LOB: 1 BB: 2 P: 25	R: 0 E: 0 K: 0 S: 7	H: 0 LOB: 0 BB: 0 P: 11	R: 5 E: 0 K: 0 S: 17	H: 4 LOB: 1 BB: 2 P: 26	R: 0 E: 0 K: 0 S: 11	H: 1 LOB: 1 BB: 0 P: 17	R: 0 E: 0 K: 0 S: 6	H: 0 LOB: 0 BB: 0 P: 9		1B: 7 2B: 2 3B: 0 HR: 3	SF: 2 SAC: 0 DP: 1 HBP: 0	WP: 1 PB: 0 SB: 2 CS: 0	PA: 40												
PITCHER	IP WLS BF H R ER SO BB IBB HBP BLK WP HR S P ERA WHIP																																
Kevin Jarvis, R (1.1) ERA: 4.37	3.0	17	7	6	6	1	1	0	0	0	0	0	0	31	53	18.00	2.667																
49 Eric Cyr, L (4.1) ERA: 10.5	2.2	13	3	4	4	0	3	0	0	0	0	0	0	31	53	13.50	2.250																
Rodney Myers, R (6.1) ERA: 5.4	1.1	7	2	1	1	0	1	0	0	0	1	0	16	26	6.75	2.250																	
Mike Holtz, L (8.1) ERA: 6.0	1.0	3	0	0	0	0	0	0	0	0	0	0	6	9	0.00	0.000																	

AB	37
R	5
H	11
RBI	5
BB	1
SO	2
LOB	13



AB	33
R	11
H	12
RBI	11
BB	5
SO	1
LOB	11



Batter	1	2	3	4	5	6	7	8	9	AB	R	H	RBI	BB	SO	LOB	TOP								
Ramón Vázquez, L OBP: 0.314, SLG: 0.299 (1, 4)	G5-3		F7		K		K			4	0	0	0	0	2	2	San Diego Padres @ St. Louis Cardinals Busch Stadium, St. Louis, MO Wed Jul 03 2002, 7:10 PM CDT Att: 41,533 - Cloudy - 86 F								
Mark Kotsay, L OBP: 0.395, SLG: 0.452 (1, 8)	P6		F5			1B		K		4	0	1	0	0	1	0									
Ryan Klesko, L OBP: 0.389, SLG: 0.506 (1, 3)	K		F7			F7		K		4	0	0	0	0	2	1									
Ron Gant, R OBP: 0.345, SLG: 0.480 (1, 9) (6, 7)		HR		G5-3		L7			BB	3	1	1	1	1	0	1									
Ray Lankford, L OBP: 0.345, SLG: 0.376 (1, 7)		HR		F8		F7		F9		2	0	0	0	1	0	1									
Julius Matos, R OBP: 0.256, SLG: 0.351 (6, 9)		2B	FC9-2	BB						1	0	0	0	0	0	1									
Trevor Hoffman, R (8, 1)										0	0	0	0	0	0	0									
Deivi Cruz, R OBP: 0.296, SLG: 0.363 (1, 6)		FC9-2	2B					G4-3		4	0	3	0	0	0	0									
Wiki Gonzalez, R OBP: 0.393, SLG: 0.360 (1, 2)								FC5-4	1B	3	0	0	0	0	0	4									
Tom Lampkin, L OBP: 0.284, SLG: 0.305 (7, PR) (7, 2)	FC9-2		F8			FC5-4	G4-3	K		1	0	0	0	0	1	0									
D'Angelo Jimenez, S OBP: 0.309, SLG: 0.316 (1, 5)		2-3 3-H						G4-3		3	0	0	0	1	1	1									
Brian Lawrence, R OBP: 0.250, SLG: 0.200 (1, 1)								G1-3		2	0	0	0	0	0	2									
Mark Sweeney, L OBP: 0.212, SLG: 0.258 (7, PH)	G5-3									0	0	0	0	0	0	0									
Gene Kingsale, S OBP: 0.308, SLG: 0.375 (7, PH)										0	0	0	0	1	0	0									
Jeremy Fikac, R (7, 1)										0	0	0	0	0	0	0									
Bubba Trammell, R OBP: 0.331, SLG: 0.353 (8, 9)										0	0	0	0	0	0	0									
Inning Stats	R: 0 E: 0 K: 1 S: 8	H: 0 LOB: 0 BB: 0 P: 12	R: 1 E: 0 K: 0 S: 10	H: 2 LOB: 2 BB: 2 P: 22	R: 0 E: 0 K: 0 S: 7	H: 0 LOB: 0 BB: 0 P: 10	R: 0 E: 0 K: 0 S: 6	H: 1 LOB: 1 BB: 0 P: 9	R: 0 E: 0 K: 2 S: 11	H: 0 LOB: 0 BB: 0 P: 16	R: 0 E: 0 K: 0 S: 8	H: 1 LOB: 1 BB: 0 P: 14	R: 0 E: 0 K: 1 S: 9	H: 1 LOB: 2 BB: 1 P: 15	R: 0 E: 0 K: 2 S: 9	H: 0 LOB: 1 BB: 1 P: 19	R: 0 E: 0 K: 1 S: 7	H: 0 LOB: 0 BB: 0 P: 8	1B: 3 2B: 2 3B: 0 HR: 1	SF: 0 SAC: 0 DP: 1 HBP: 0	WP: 0 PB: 0 SB: 0 CS: 0	PA: 35			
PITCHER	IP	WLS	BF	H	R	ER	SO	BB	IBB	HBP	BLK	WP	HR	S	P	ERA	WHIP								
Jason Simontacchi, R ERA: 2.77 (1, 1)	6.2	W	26	5	1	1	3	1	1	0	0	0	1	55	88	1.35	0.900								
Steve Kline, L ERA: 4.26 (7, 1)	1.0	H	5	0	0	0	3	2	0	0	0	0	0	11	25	0.00	2.000								
Dave Veres, R ERA: 3.12 (8, 1)	0.1	H	1	0	0	0	0	0	0	0	0	0	2	4	0.00	0.000									
44 Jason Isringhausen, R ERA: 2.54 (9, 1)	1.0	S	3	0	0	0	1	0	0	0	0	0	0	7	8	0.00	0.000								

Batter	1	2	3	4	5	6	7	8	9	AB	R	H	RBI	BB	SO	LOB	BOTTOM								
Fernando Vina, L OBP: 0.339, SLG: 0.366 (1, 4)	B4-3		G3		G6-3			G1-3		4	0	0	0	0	0	2	San Diego Padres @ St. Louis Cardinals Busch Stadium, St. Louis, MO Wed Jul 03 2002, 7:10 PM CDT Att: 41,533 - Cloudy - 86 F								
Placido Polanco, R OBP: 0.305, SLG: 0.383 (1, 5)	15 1B			K		F8		F9		4	0	1	0	0	1	0									
15 Jim Edmonds, L OBP: 0.435, SLG: 0.631 (1, 8)	5 G5-4-3 1B			K		F7		G3-1		4	0	1	0	0	1	0									
5 Albert Pujols, R OBP: 0.384, SLG: 0.547 (1, 7)	G5-4-3			HR	HBP	K				2	1	0	0	0	1	2									
Tino Martinez, L OBP: 0.343, SLG: 0.408 (1, 3)		K		HR		SH1-3	G6-3	2B		3	2	2	2	0	1	0									
Edgar Renteria, R OBP: 0.345, SLG: 0.402 (1, 6)		G5-3		F3		SH1-3				2	0	0	0	0	0	0									
Eli Marrero, R OBP: 0.330, SLG: 0.423 (1, 9)		G6-3				G6-3		G6-3		3	0	0	1	0	0	0									
Mike Matheny, R OBP: 0.285, SLG: 0.327 (1, 2)				K		P4		F7		3	0	0	0	0	1	0									
Jason Simontacchi, R OBP: 0.300, SLG: 0.222 (7, 1)				L7						1	0	0	0	1	0	0									
Dave Veres, R OBP: 0.333, SLG: 0.333 (8, 1)										0	0	0	0	0	0	0									
Kerry Robinson, L OBP: 0.337, SLG: 0.404 (9, 1)								S	3B	1	1	1	0	0	0	0									
44 Jason Isringhausen, R ERA: 2.51 (9, 1)										0	0	0	0	0	0	0									
Inning Stats	R: 0 E: 0 K: 0 S: 7	H: 2 LOB: 1 BB: 0 P: 9	R: 0 E: 0 K: 1 S: 9	H: 0 LOB: 0 BB: 0 P: 12	R: 0 E: 0 K: 1 S: 8	H: 0 LOB: 0 BB: 0 P: 10	R: 2 E: 0 K: 2 S: 14	H: 1 LOB: 0 BB: 0 P: 23	R: 0 E: 0 K: 0 S: 7	H: 0 LOB: 1 BB: 1 P: 14	R: 0 E: 0 K: 1 S: 6	H: 0 LOB: 0 BB: 0 P: 7	R: 1 E: 0 K: 0 S: 6	H: 1 LOB: 0 BB: 0 P: 12	R: 1 E: 0 K: 0 S: 8	H: 1 LOB: 0 BB: 0 P: 11	R: 1 E: 0 K: 0 S: 8	H: 1 LOB: 0 BB: 0 P: 11	1B: 2 2B: 1 3B: 1 HR: 1	SF: 0 SAC: 1 DP: 1 HBP: 1	WP: 0 PB: 0 SB: 1 CS: 0	PA: 30			
PITCHER	IP	WLS	BF	H	R	ER	SO	BB	IBB	HBP	BLK	WP	HR	S	P	ERA	WHIP								
Brian Lawrence, R ERA: 3.6 (1, 1)	6.0	L	22	3	2	2	5	1	0	1	0	0	1	51	75	3.00	0.667								
Jeremy Fikac, R ERA: 4.89 (7, 1)	1.0		4	1	1	1	0	0	0	0	0	0	0	6	12	9.00	1.000								
Trevor Hoffman, R ERA: 2.51 (8, 1)	1.0		4	1	1	1	0	0	0	0	0	0	0	8	11	9.00	1.000								



Batter	1	2	3	4	5	6	7	8	9	AB	R	H	RBI	BB	SO	LOB	TOP								
Dave Roberts, L (1, 8) OBP: 0.363, SLG: 0.380 Marquis Grissom, R (7, PH) OBP: 0.316, SLG: 0.503 (7, 8)	1-1 F7		0-0 1B		0-1 F9		2-0 FC4-6 1B		2-1 G4-3	3	0	1	0	0	0	0	Los Angeles Dodgers @ St. Louis Cardinals Busch Stadium, St. Louis, MO Thu Jul 04 2002, 5:10 PM CDT Att: 39,421 - Cloudy - 95 F livebaseballscorecards.com								
Paul Lo Duca, R (1, 2) OBP: 0.379, SLG: 0.457	1-2 BB 1B		1-1 G4-6-3 1B		3-2 F8		2-2 FC4-6 1B		2-3 3-H 0-2 L9	5	0	3	0	0	0	1									
Shawn Green, L (1, 9) OBP: 0.373, SLG: 0.595	2-3 K		0-3 K		0-1 FC3-6 1B		1-2 FC4-6			4	0	1	0	0	2	5									
Eric Karros, R (1, 3) OBP: 0.335, SLG: 0.436	4-1 1-2 BB		3-1 G4-6-3 1-2		2-0 FC3-6 1-2				3-3 K	3	0	0	0	1	1	3									
Brian Jordan, R (1, 7) OBP: 0.333, SLG: 0.496	3-2 G5-3				0-2 F9		0-2 F9		1-2 F9	4	0	0	0	0	0	3									
Adrián Beltré, R (1, 5) OBP: 0.292, SLG: 0.361			0-1 G4-3 G5-3 1B		2-2 FC5-4 1B		1-2 G3		2-2 G1-4-3	4	0	2	0	0	0	1									
Mark Grudzielanek, R (1, 4) OBP: 0.294, SLG: 0.346			3-1 G5-3 1-2		0-2 FC5-4 1-2		0-1 G4-3 1B 2B		1-2 F8	4	1	1	0	0	0	2									
Alex Cora, L (1, 6) Cesar Izturis, S (7, PH) OBP: 0.291, SLG: 0.316 (7, 6)			3-0 G4-3 2-3		0-0 F8		1-0 G4-3		0-2 G4-3 1B	2	0	0	0	0	0	2									
Kaz Ishii, L (1, 1) OBP: 0.176, SLG: 0.125 Hiram Bocachica, R (7, PH) Giovanni Carrara, R (7, 1) Dave Hansen, L (9, PH) OBP: 0.315, SLG: 0.364			0-0 F5		1-1 G4-3		2-0 L6		2-2 E1 G4-3 1-3 1B	2	0	0	0	0	0	1									
Inning Stats	R: 0 E: 0 K: 1 S: 14	H: 1 LOB: 2 BB: 1 P: 25	R: 0 E: 0 K: 0 S: 6	H: 1 LOB: 1 BB: 0 P: 12	R: 0 E: 0 K: 1 S: 9	H: 2 LOB: 1 BB: 0 P: 13	R: 0 E: 0 K: 0 S: 15	H: 1 LOB: 1 BB: 0 P: 17	R: 0 E: 0 K: 0 S: 7	H: 0 LOB: 0 BB: 0 P: 11	R: 0 E: 0 K: 0 S: 10	H: 1 LOB: 1 BB: 0 P: 13	R: 1 E: 0 K: 0 S: 11	H: 3 LOB: 2 BB: 0 P: 19	R: 0 E: 0 K: 1 S: 9	H: 0 LOB: 0 BB: 0 P: 15		R: 1 E: 0 K: 0 S: 16	H: 2 LOB: 1 BB: 0 P: 21	1B: 10 2B: 1 3B: 0 HR: 0	SF: 0 SAC: 0 DP: 1 HBP: 0	WP: 0 PB: 0 SB: 0 CS: 0	PA: 38		
PITCHER	IP	WLS	BF	H	R	ER	SO	BB	IBB	HBP	BLK	WP	HR	S	P	ERA	WHIP								
Travis Smith, R (1, 1) ERA: 5.92	6.0	W	25	7	1	1	2	1	0	0	0	0	0	63	93	1.50	1.333								
Steve Kline, L (7, 1) ERA: 4.05	1.0	H	5	2	0	0	0	0	0	0	0	0	0	9	17	0.00	2.000								
Dave Veres, R (8, 1) ERA: 3.05	1.0	H	3	0	0	0	1	0	0	0	0	0	0	9	15	0.00	0.000								
44 Jason Istringhausen, R (9, 1) ERA: 2.48	1.0	S	5	2	1	0	0	0	0	0	0	0	0	16	21	0.00	2.000								

Batter	1	2	3	4	5	6	7	8	9	AB	R	H	RBI	BB	SO	LOB	BOTTOM								
Fernando Vina, L (1, 4) OBP: 0.338, SLG: 0.363	3-2 G4-3		4-0 BB		0-0 F7		0-0 G4-3			3	0	0	0	1	0	1	Los Angeles Dodgers @ St. Louis Cardinals Busch Stadium, St. Louis, MO Thu Jul 04 2002, 5:10 PM CDT Att: 39,421 - Cloudy - 95 F livebaseballscorecards.com								
Placido Polanco, R (1, 5) OBP: 0.304, SLG: 0.381 (7, 6)	1-2 G3		0-0 L8				3-2 1B 5 BB SF8 1B		1-0 G1-3-1	4	1	1	0	0	0	2									
15 Jim Edmonds, L (1, 8) OBP: 0.432, SLG: 0.638	0-1 HR		3-3 K				0-3 K		1-3 K	4	1	1	1	0	3	3									
5 Albert Pujols, R (1, 7) OBP: 0.385, SLG: 0.555	1-0 G6-3				0-1 HR		4-0 SF8 1B CS BB		3-2 F2	3	1	1	1	1	0	0									
Edgar Renteria, R (1, 6) OBP: 0.345, SLG: 0.401 Dave Veres, R (8, 1) 44 Jason Istringhausen, R (9, 1) OBP: 0.333, SLG: 0.333			0-3 K2-3		0-3 K		1-0 1B			3	0	1	0	0	2	0									
Tino Martinez, L (1, 3) OBP: 0.340, SLG: 0.405	1-3 K		1-0 F9		1-0 F9		1-2 2-3 SF8		0-1 SF8	2	0	0	1	0	1	0									
Eli Marrero, R (1, 9) OBP: 0.330, SLG: 0.422	0-3 K		2-1 G5-3		2-1 G5-3		0-1 CS		2-2 G4-3 SH3 1B	3	0	1	0	0	1	0									
Mike DiFelice, R (1, 2) OBP: 0.275, SLG: 0.376			4-2 SH1-4 BB		1-3 K		2-1 SH3		2-1 SH3	1	0	0	0	1	1	0									
Travis Smith, R (1, 1) OBP: 0.167, SLG: 0.167 Steve Kline, S (7, 1) Mike Coolbaugh, R (7, 5)			0-0 SH1-4		0-0 G4-3		1-1 G4-3		2-3 G4-3	1	0	0	0	0	0	0									
Inning Stats	R: 1 E: 0 K: 0 S: 9	H: 1 LOB: 0 BB: 0 P: 14	R: 0 E: 0 K: 3 S: 10	H: 0 LOB: 0 BB: 0 P: 11	R: 0 E: 0 K: 1 S: 7	H: 0 LOB: 2 BB: 2 P: 18	R: 1 E: 0 K: 1 S: 8	H: 1 LOB: 0 BB: 0 P: 11	R: 0 E: 0 K: 1 S: 5	H: 0 LOB: 0 BB: 0 P: 6	R: 1 E: 0 K: 0 S: 12	H: 2 LOB: 1 BB: 1 P: 20	R: 0 E: 0 K: 0 S: 10	H: 1 LOB: 0 BB: 0 P: 14	R: 0 E: 0 K: 1 S: 7	H: 0 LOB: 0 BB: 0 P: 12		1B: 3 2B: 0 3B: 0 HR: 2	SF: 1 SAC: 2 DP: 0 HBP: 0	WP: 0 PB: 0 SB: 0 CS: 1	PA: 32				
PITCHER	IP	WLS	BF	H	R	ER	SO	BB	IBB	HBP	BLK	WP	HR	S	P	ERA	WHIP								
Kaz Ishii, L (1, 1) ERA: 3.58	6.0	L	24	4	3	3	7	3	0	0	0	0	0	51	80	4.50	1.167								
Giovanni Carrara, R (7, 1) ERA: 3.58	2.0		7	1	0	0	1	0	0	0	0	0	0	17	26	0.00	0.500								



Batter	1	2	3	4	5	6	7	8	9	10	11	AB	R	H	RBI	BB	SO	LOB	TOP					
Dave Roberts, L OBP: 0.364, SLG: 0.383 (1, 8)	1-0 K 2B		2-1 G4-3		2-2 G5-3			0-1 G4-3			4-2 BB SF BB	4	1	1	0	1	0	0						
Cesar Izturis, S OBP: 0.265, SLG: 0.310 Paul Lo Duca, R OBP: 0.384, SLG: 0.463 (9, PH) (9, 3)	1-3 SAFE K 2-3		0-0 F8			0-3 K			0-2 2B 1B		1-0 SF BB 1B	3	0	0	0	0	2	1						
Shawn Green, L OBP: 0.372, SLG: 0.588 (1, 9)	3-2 P6		3-2 G6-3			1-1 P5			2-1 L7		4-2 SF BB	4	0	0	0	1	0	1						
Eric Karros, R OBP: 0.340, SLG: 0.439 Hiram Bocachica, R OBP: 0.273, SLG: 0.410 Jeff Reboulet, R OBP: 0.289, SLG: 0.256 (9, 6)		1-2 FC5-4 1B		2-2 F9		3-2 F8			3-2 1-H 2B		0-1 SF	4	0	2	1	0	0	0						
Brian Jordan, R OBP: 0.333, SLG: 0.502 (1, 7)	0-1 FC5-4 BB 1B 1-2		2-2 HR			1-3 K			3-3 K		1-2 3-H K	5	1	1	1	0	3	5						
Mark Grudzielanek, R OBP: 0.266, SLG: 0.347 (1, 4)	1-3 K		1-3 K			0-1 G5-3			1-3 K		1-1 SF8	4	0	0	1	0	3	2						
Adrian Beltré, R OBP: 0.287, SLG: 0.354 (1, 5)	1-2 BB 1B		3-2 F9			1-3 K				1-2 G4-3	0-3 K	5	0	1	0	0	2	2						
David Ross, R (1, 2)	4-2 BB		2-2 F9			2-3 K				1-1 P6		3	0	0	0	1	1	0						
Hideo Nomo, R OBP: 0.100, SLG: 0.138 Alex Cora, L OBP: 0.100, SLG: 0.137 Giovanni Carrara, R OBP: 0.100, SLG: 0.137 Jesse Orosco, R OBP: 0.100, SLG: 0.137 Marques Grissom, R OBP: 0.100, SLG: 0.137 Paul Quantrill, L OBP: 0.100, SLG: 0.137 Eric Gagne, R OBP: 0.100, SLG: 0.137 (1, 1) (8, PH) (8, 1) (8, 1) (10, PH) (10, 1) (11, 1)	2-3 K		0-2 G2-3			0-2 G3-1				0-3 K		2	0	0	0	0	1	3						
Inning Stats	R: 0 E: 0 K: 1 S: 9	H: 1 LOB: 0 BB: 0 P: 14	R: 0 E: 0 K: 2 S: 17	H: 2 LOB: 3 BB: 1 P: 26	R: 0 E: 0 K: 1 S: 6	H: 0 LOB: 0 BB: 0 P: 11	R: 1 E: 0 K: 1 S: 13	H: 1 LOB: 0 BB: 0 P: 21	R: 0 E: 0 K: 0 S: 10	H: 0 LOB: 0 BB: 0 P: 14	R: 0 E: 0 K: 1 S: 9	H: 0 LOB: 0 BB: 0 P: 13	R: 0 E: 0 K: 2 S: 18	H: 2 LOB: 1 BB: 0 P: 27	R: 0 E: 0 K: 1 S: 8	H: 0 LOB: 0 BB: 0 P: 10	R: 2 E: 1 K: 2 S: 17	H: 1 LOB: 2 BB: 2 P: 29	1B: 4 2B: 2 3B: 0 HR: 1	SF: 2 SAC: 0 DP: 0 HBP: 0	WP: 0 PB: 0 SB: 0 CS: 0	PA: 43		
PITCHER	IP WLS BF H R ER SO BB IBB HBP BLK WP HR S P ERA WHIP	Woody Williams, R ERA: 2.35 Dave Veres, R ERA: 2.85 44 Jason Istringhausen, R ERA: 2.57 Steve Kline, L ERA: 4.5 Mike Crudale, R ERA: 1.42	19 4 9 0 0 0 4 0 0 0 0 0 0 1 55 86 1.80 1.000	1 1 0 0 0 0 3 0 0 0 0 0 0 0 25 33 0.00 0.000	0 0 2 1 1 0 0 0 0 0 0 0 0 0 26 37 4.50 1.000	0 0 1 2 1 0 2 0 0 0 0 0 0 6 15 =	0 0 0 0 0 0 2 0 0 0 0 0 0 6 15 =	0 0 0 0 0 0 2 0 0 0 0 0 0 11 14 0.00 0.000																

Los Angeles Dodgers @ St. Louis Cardinals
 Busch Stadium, St. Louis, MO
 Sat Jul 06 2002, 3:05 PM CDT
 Att: 42,825 - Cloudy - 97 F

livebaseballscorecards.com

AB 38
 R 4
 H 7
 RBI 4
 BB 3
 SO 13
 LOB 14



Batter	1	2	3	4	5	6	7	8	9	10	11	AB	R	H	RBI	BB	SO	LOB	BOTTOM					
Fernando Vina, L OBP: 0.337, SLG: 0.359 (1, 4)	2-2 P5		0-0 G4-3			0-1 G6-3					3-2 F8	5	0	0	0	0	1	1						
Placido Polanco, R OBP: 0.300, SLG: 0.374 (1, 5)	1-1 G6-3		0-2 G6-3			0-0 F9			1-1 F7		1-3 K	5	0	0	1	0	1	0						
15 Jim Edmonds, L OBP: 0.420, SLG: 0.612 (1, 8)	4-1 BB		1-3 K			1-3 K			1-1 F5		2-3 K	4	0	0	0	1	3	0						
5 Albert Pujols, R OBP: 0.390, SLG: 0.566 (1, 7)	0-0 F9				3-2 P4				4-0 BB			2	0	0	0	2	0	1						
Tino Martinez, L OBP: 0.338, SLG: 0.400 (1, 3)		0-2 F9		2-2 G3		0-1 G4-6-3 BB			1-1 F8			4	0	0	0	0	0	2						
Edgar Renteria, R OBP: 0.339, SLG: 0.394 (1, 6)		1-1 G4-3		1-0 F8		1-0 CS 1B			1-2 G3			4	0	1	0	0	0	0						
Eli Marrero, R OBP: 0.332, SLG: 0.440 (1, 2)		2-0 1B				0-3 K			1-1 CS		1-1 HR	4	1	2	1	0	2	0						
Mike Matheny, R OBP: 0.280, SLG: 0.321 Eduardo Perez, R OBP: 0.241, SLG: 0.290 Steve Kline, S OBP: 0.290, SLG: 0.290 Mike Crudale, R OBP: 0.290, SLG: 0.290 (1, 2) (10, PH) (11, 1) (11, 1)	2-3 K		1-0 G5-3			0-1 G6-3				0-1 E6 FC4-6		3	0	0	0	0	1	1						
Woody Williams, R ERA: 2.35 Dave Veres, R ERA: 2.85 44 Jason Istringhausen, R ERA: 2.57 Paul Quantrill, L ERA: 4.5 Miguel Cairo, R ERA: 1.42 (1, 1) (8, 1) (8, 1) (8, 1) (10, PH) (10, 1) (11, 1)	1-2 G4-3 G6-3 2B		1-3 K			1-2 F8				2-1 FC4-6		2	1	1	0	0	1	0						
Inning Stats	R: 0 E: 0 K: 0 S: 8	H: 0 LOB: 1 BB: 1 P: 15	R: 0 E: 0 K: 1 S: 9	H: 1 LOB: 1 BB: 0 P: 14	R: 1 E: 0 K: 1 S: 12	H: 1 LOB: 0 BB: 0 P: 14	R: 0 E: 0 K: 0 S: 7	H: 0 LOB: 0 BB: 0 P: 13	R: 0 E: 0 K: 2 S: 8	H: 0 LOB: 0 BB: 0 P: 10	R: 0 E: 0 K: 1 S: 6	H: 0 LOB: 0 BB: 0 P: 7	R: 1 E: 0 K: 0 S: 11	H: 1 LOB: 1 BB: 0 P: 16	R: 0 E: 0 K: 0 S: 6	H: 0 LOB: 1 BB: 1 P: 13	R: 0 E: 1 K: 1 S: 11	H: 0 LOB: 1 BB: 0 P: 15	R: 0 E: 0 K: 2 S: 11	H: 0 LOB: 0 BB: 0 P: 17	1B: 2 2B: 1 3B: 0 HR: 1	SF: 0 SAC: 0 DP: 1 HBP: 0	WP: 0 PB: 0 SB: 0 CS: 1	PA: 40
PITCHER	IP WLS BF H R ER SO BB IBB HBP BLK WP HR S P ERA WHIP	Hideo Nomo, R ERA: 3.16 Giovanni Carrara, R ERA: 3.03 Jesse Orosco, L ERA: 4.05 Paul Quantrill, R ERA: 3.19 Eric Gagne, R ERA: 1.39	7.0 1.2 0.1 1.0 1.0	24 7 1 4 3	3 1 0 0 0	1 1 0 0 0	1 15 2 11 15	1 26 3 15 15	2 0 0 0 0	0 0 0 0 0	0 0 0 0 0	0 0 0 0 0	0 0 0 0 0	0 1 2 11 11	55 26 3 15 17	84 1.29 0.00 0.000 0.000	0.714 1.200 0.000 0.000 0.000							

Los Angeles Dodgers @ St. Louis Cardinals
 Busch Stadium, St. Louis, MO
 Sat Jul 06 2002, 3:05 PM CDT
 Att: 42,825 - Cloudy - 97 F

livebaseballscorecards.com

AB 36
 R 2
 H 4
 RBI 2
 BB 3
 SO 9
 LOB 6



Batter	1	2	3	4	5	6	7	8	9	AB	R	H	RBI	BB	SO	LOB	TOP			
Fernando Vina, L (1,4) OBP: 0.336, SLG: 0.356	G3		G4-3			HBP		P4		3	1	0	0	0	0	0				
Placido Polanco, R (1,5) OBP: 0.318, SLG: 0.391	1B		G5-3			1B		1B		4	1	3	0	0	0	0				
15 Jim Edmonds, L (1,8) OBP: 0.423, SLG: 0.618	2B			G4-3		1B		K		4	0	2	1	0	1	1				
5 Albert Pujols, R (1,7) OBP: 0.395, SLG: 0.576	G6-3			G3		G4-6-3		IBB		2	0	0	1	2	0	1				
Tino Martinez, L (1,3) OBP: 0.335, SLG: 0.400	F8			G4-3		G4-6-3		G3		4	0	0	0	0	0	6				
Edgar Renteria, R (1,6) OBP: 0.342, SLG: 0.407		G5-3					F9		F8		4	0	0	0	0	1				
Kerry Robinson, L (1,9) OBP: 0.327, SLG: 0.388		G6-3					G4-3		E5		4	1	1	0	0	1				
Mike Matheny, R (1,2) OBP: 0.274, SLG: 0.313		G5-3					G5-3		G5-3		3	0	0	1	0	0				
Miguel Cairo, R (9, PH) OBP: 0.230, SLG: 0.378							G5-3		G5-3		1	0	0	0	0	1				
Jason Simontacchi, R (1,1) OBP: 0.261, SLG: 0.190							K		F7		3	0	0	0	0	2				
Dave Veres, R (7,1) OBP: 0.333, SLG: 0.333											0	0	0	0	0	0				
Steve Kline, S (8,1)											0	0	0	0	0	0				
Mike Crudale, R (8,1)											0	0	0	0	0	0				
Inning Stats	R: 1 E: 0 K: 0 S: 10	H: 2 LOB: 1 BB: 0 P: 15	R: 0 E: 0 K: 0 S: 9	H: 0 LOB: 0 BB: 0 P: 14	R: 0 E: 0 K: 1 S: 7	H: 0 LOB: 0 BB: 0 P: 10	R: 0 E: 0 K: 0 S: 8	H: 0 LOB: 0 BB: 0 P: 11	R: 0 E: 0 K: 0 S: 9	H: 1 LOB: 2 BB: 1 P: 16	R: 1 E: 1 K: 0 S: 12	H: 1 LOB: 2 BB: 0 P: 11	R: 0 E: 0 K: 1 S: 12	H: 1 LOB: 2 BB: 0 P: 22	R: 0 E: 0 K: 3 S: 10	H: 0 LOB: 0 BB: 0 P: 14	1B: 5 2B: 1 3B: 0 HR: 0	SF: 0 SAC: 0 DP: 1 HBP: 1	WP: 0 PB: 1 SB: 0 CS: 0	PA: 35
PITCHER	IP WLS BF H R ER SO BB IBB HBP BLK WP HR S P ERA WHIP																			
Brian Lawrence, R (1,1) ERA: 3.59	7.1		29	6	3	2	2	0	1	1	0	0	0	0	67	104	2.46	0.818		
Mike Holtz, L (8,1) ERA: 5.29	0.2	W	3	0	0	0	1	0	1	0	0	0	0	7	15	0.00	0.000			
Trevor Hoffman, R (9,1) ERA: 2.36	1.0	S	3	0	0	0	3	0	0	0	0	0	0	10	14	0.00	0.000			

St. Louis Cardinals @ San Diego Padres
Qualcomm Stadium, San Diego, CA
Fri Jul 12 2002, 10:05 PM EDT
Att: 23,794 - Cloudy - 75 F

AB 32
R 3
H 6
RBI 3
BB 2
SO 6
LOB 8



Batter	1	2	3	4	5	6	7	8	9	AB	R	H	RBI	BB	SO	LOB	BOTTOM	
Ramón Vázquez, L (1,4) OBP: 0.322, SLG: 0.311	G1-6-3			G4-3		F8		G3		4	0	1	0	0	0	2		
Mark Kotsay, L (1,8) OBP: 0.385, SLG: 0.445	1B			L8		2B		K		4	1	1	0	0	1	3		
Ryan Klesko, L (1,3) OBP: 0.395, SLG: 0.535	F8			F7		2B		1B		4	1	2	1	0	0	0		
Phil Nevin, R (1,5) OBP: 0.349, SLG: 0.444		F8			G5-4-3		K	F8		4	0	1	0	0	1	4		
Trevor Hoffman, R (9,1) ERA: 2.36					1B					0	0	0	0	0	0	0		
Ron Gant, R (1,7) OBP: 0.333, SLG: 0.449		F3			G5-4-3		2B			2	1	0	0	1	0	1		
Bubba Trammell, R (1,9) OBP: 0.326, SLG: 0.356							2B			3	0	1	3	0	1	0		
Julius Matos, R (9,5) OBP: 0.256, SLG: 0.338					G6-3		G5-3			0	0	0	0	0	0	0		
Deivi Cruz, R (1,6) OBP: 0.295, SLG: 0.358				G6-3			G5-3			3	0	0	0	0	0	1		
Wiki Gonzalez, R (1,2) OBP: 0.374, SLG: 0.327				G3			G6-3			2	0	0	0	1	0	1		
Brian Lawrence, R (1,1) ERA: 3.59										2	0	0	0	0	0	1		
Mike Holtz, L (8,1) ERA: 5.29										0	0	0	0	0	0	0		
Mark Sweeney, L (8, PH) OBP: 0.237, SLG: 0.262										1	0	1	0	0	0	0		
Trenidad Hubbard, R (8, PH) OBP: 0.281, SLG: 0.253										0	1	0	0	0	0	0		
Mike Crudale, R (8,1) ERA: 1.77										0	1	0	0	0	0	0		
Inning Stats	R: 0 E: 0 K: 0 S: 8	H: 1 LOB: 0 BB: 0 P: 13	R: 0 E: 0 K: 1 S: 5	H: 0 LOB: 0 BB: 0 P: 6	R: 0 E: 0 K: 0 S: 5	H: 0 LOB: 0 BB: 0 P: 7	R: 0 E: 0 K: 0 S: 6	H: 0 LOB: 0 BB: 0 P: 10	R: 0 E: 0 K: 0 S: 6	H: 1 LOB: 2 BB: 1 P: 11	R: 3 E: 0 K: 1 S: 16	H: 3 LOB: 1 BB: 1 P: 27	R: 1 E: 0 K: 1 S: 11	H: 2 LOB: 2 BB: 0 P: 19	1B: 6 2B: 1 3B: 0 HR: 0	SF: 0 SAC: 0 DP: 2 HBP: 0	WP: 0 PB: 0 SB: 0 CS: 0	PA: 31
PITCHER	IP WLS BF H R ER SO BB IBB HBP BLK WP HR S P ERA WHIP																	
Jason Simontacchi, R (1,1) ERA: 2.91	6.1		24	5	3	3	2	2	0	0	0	0	0	0	52	87	4.26	1.105
Dave Veres, R (7,1) ERA: 2.88	0.2	L	3	1	1	1	0	0	0	0	0	0	0	7	11	13.50	1.500	
Steve Kline, L (8,1) ERA: 4.15	0.2		3	1	0	0	1	0	0	0	0	0	0	7	12	0.00	1.500	
Mike Crudale, R (8,1) ERA: 1.77	0.1		1	0	0	0	0	0	0	0	0	0	0	1	2	0.00	0.000	

St. Louis Cardinals @ San Diego Padres
Qualcomm Stadium, San Diego, CA
Fri Jul 12 2002, 10:05 PM EDT
Att: 23,794 - Cloudy - 75 F

AB 29
R 4
H 7
RBI 4
BB 2
SO 3
LOB 13



Batter	1	2	3	4	5	6	7	8	9	AB	R	H	RBI	BB	SO	LOB	TOP										
Fernando Vina, L (1,4) OBP: 0.332, SLG: 0.352	B4		G6-3		G6-3	G4-3			CS 1B	5	0	1	0	0	0	1											
Placido Polanco, R (1,5) OBP: 0.318, SLG: 0.392	F8		2B		G6-3	2B			F9	5	1	2	0	0	0	1											
15 Jim Edmonds, L (1,8) OBP: 0.421, SLG: 0.616	3B		K		1B	F7			G4-3	5	0	2	0	0	1	2											
5 Albert Pujols, R (1,7) OBP: 0.394, SLG: 0.569	G6-3		E2		1B	F9				4	0	2	0	0	0	2											
Tino Martinez, L (1,3)		WP SF9 1B	G4-3		K	G4-3				4	1	1	0	0	1	4											
J.D. Drew, L (1,9) OBP: 0.354, SLG: 0.462		P2			F8					4	1	1	1	0	0	1											
Dave Veres, R (8,1) OBP: 0.333, SLG: 0.333										0	0	0	0	0	0	0											
Steve Kline, S (8,1)										0	0	0	0	0	0	0											
Mike Timlin, R (8,1)										0	0	0	0	0	0	0											
44 Jason Isringhausen, R (9,1)										0	0	0	0	0	0	0											
Edgar Renteria, R (1,6) OBP: 0.346, SLG: 0.413		SF9 WP 1B				1B			L6	4	1	3	0	0	0	0											
Eli Marrero, R (1,2) OBP: 0.326, SLG: 0.427		SF9			F7				K	3	0	1	1	0	1	1											
Bud Smith, L (1,1) OBP: 0.267, SLG: 0.286		1-3 2-H				SH1-3 1B																					
Kerry Robinson, L (8,PH) OBP: 0.327, SLG: 0.386		L7			F7				G5-3	2	0	0	1	0	0	2											
						1-2 3-H				1	0	0	0	0	0	0											
Inning Stats	R: 0 E: 0 K: 0 S: 9	H: 1 LOB: 1 BB: 0 P: 12	R: 1 E: 0 K: 0 S: 10	H: 2 LOB: 1 BB: 0 P: 13	R: 1 E: 1 K: 1 S: 9	H: 2 LOB: 1 BB: 0 P: 14	R: 0 E: 0 K: 0 S: 9	H: 1 LOB: 1 BB: 0 P: 12	R: 0 E: 0 K: 1 S: 8	H: 2 LOB: 2 BB: 0 P: 13	R: 0 E: 0 K: 0 S: 8	H: 1 LOB: 1 BB: 0 P: 11	R: 1 E: 0 K: 0 S: 12	H: 1 LOB: 0 BB: 0 P: 16	R: 0 E: 0 K: 0 S: 7	H: 1 LOB: 0 BB: 0 P: 8	1B: 9 2B: 2 3B: 1 HR: 1	SF: 1 SAC: 1 DP: 0 HBP: 0	WP: 1 PB: 0 SB: 0 CS: 1	PA: 39							
PITCHER	IP	WLS	BF	H	R	ER	SO	BB	IBB	HBP	BLK	WP	HR	S	P	ERA	WHIP										
Bobby Jones, R (1,1) ERA: 5.07	7.0	L	32	11	3	2	2	0	0	0	0	1	0	63	85	2.57	1.571										
Tom Davey, R (8,1) ERA: 7.5	1.0		4	1	1	1	1	0	0	0	0	0	1	12	16	9.00	1.000										
Kevin Pickford, L (9,1) ERA: 4.91	1.0		3	1	0	0	0	0	0	0	0	0	0	7	8	0.00	1.000										

St. Louis Cardinals @ San Diego Padres
Qualcomm Stadium, San Diego, CA
Sun Jul 14 2002, 5:00 PM EDT
Att: 24,045 - Cloudy - 77 F

AB 37
R 4
H 13
RBI 3
BB 0
SO 3
LOB 14



Batter	1	2	3	4	5	6	7	8	9	AB	R	H	RBI	BB	SO	LOB	BOTTOM										
Mark Kotsay, L (1,8) OBP: 0.382, SLG: 0.440	G6-4-3 1B		K			F9				4	0	2	0	0	1	0											
Deivi Cruz, R (1,6) OBP: 0.286, SLG: 0.348	G6-4-3 1-2		G6-3			F9			F9	4	0	0	0	0	0	3											
Phil Nevin, R (1,5) OBP: 0.351, SLG: 0.437	1B				P3	G5-3			K	4	0	1	0	0	1	2											
Ryan Klesko, L (1,3) OBP: 0.394, SLG: 0.532	K				G5-3				G3-1	4	0	0	0	0	1	1											
Ron Gant, R (1,7) OBP: 0.325, SLG: 0.441		P6			F3				K	4	0	0	0	0	1	0											
Brian Buchanan, R (1,9) OBP: 0.284, SLG: 0.400		G5-3				G3			F9	4	0	0	0	0	0	0											
Wiki Gonzalez, R (1,2) OBP: 0.381, SLG: 0.356						G6-3			1B	3	1	2	0	0	0	0											
Julius Matos, R (1,4) OBP: 0.271, SLG: 0.341		G6-3							F9	2	0	1	1	1	0	1											
Bobby Jones, R (1,1) OBP: 0.143, SLG: 0.143										2	0	0	0	0	1	1											
Tom Davey, R (8,1) ERA: 3.06										0	0	0	0	0	0	0											
Ramon Vazquez, L (8,PH) ERA: 3.86										0	0	0	0	0	0	0											
Trenidad Hubbard, R (8,PH) OBP: 0.278, SLG: 0.250										1	0	0	0	0	0	1											
Kevin Pickford, L (9,1) ERA: 2.45										0	0	0	0	0	0	0											
Inning Stats	R: 0 E: 0 K: 1 S: 16	H: 2 LOB: 1 BB: 0 P: 23	R: 0 E: 0 K: 0 S: 11	H: 1 LOB: 0 BB: 0 P: 19	R: 0 E: 0 K: 1 S: 7	H: 0 LOB: 0 BB: 0 P: 11	R: 0 E: 0 K: 0 S: 6	H: 0 LOB: 0 BB: 0 P: 8	R: 0 E: 0 K: 0 S: 4	H: 0 LOB: 0 BB: 0 P: 6	R: 0 E: 0 K: 0 S: 7	H: 0 LOB: 0 BB: 0 P: 9	R: 1 E: 0 K: 1 S: 17	H: 3 LOB: 2 BB: 0 P: 28	R: 0 E: 0 K: 1 S: 8	H: 0 LOB: 0 BB: 0 P: 10	1B: 5 2B: 0 3B: 1 HR: 0	SF: 0 SAC: 0 DP: 1 HBP: 0	WP: 0 PB: 0 SB: 0 CS: 0	PA: 33							
PITCHER	IP	WLS	BF	H	R	ER	SO	BB	IBB	HBP	BLK	WP	HR	S	P	ERA	WHIP										
Bud Smith, L (1,1) ERA: 6.02	7.0	W	24	3	0	0	3	1	0	0	0	0	0	59	89	0.00	0.571										
Dave Veres, R (8,1) ERA: 3.06	0.0		2	2	1	1	0	0	0	0	0	0	0	5	10	-	-										
Steve Kline, L (8,1) ERA: 3.86	0.2	H	3	1	0	0	0	0	0	0	0	0	0	9	14	0.00	1.500										
Mike Timlin, R (8,1) ERA: 2.75	0.1	H	1	0	0	0	1	0	0	0	0	0	0	3	4	0.00	0.000										
44 Jason Isringhausen, R (9,1) ERA: 2.45	1.0	S	3	0	0	0	1	0	0	0	0	0	0	8	10	0.00	0.000										

St. Louis Cardinals @ San Diego Padres
Qualcomm Stadium, San Diego, CA
Sun Jul 14 2002, 5:00 PM EDT
Att: 24,045 - Cloudy - 77 F

AB 32
R 1
H 6
RBI 1
BB 1
SO 5
LOB 9



Batter	1	2	3	4	5	6	7	8	9	AB	R	H	RBI	BB	SO	LOB	TOP					
Fernando Vina, L (1,4) OBP: 0.332, SLG: 0.350	L6		G4-3	G4-3			F8			4	0	1	0	0	0	1						
Placido Polanco, R (1,5) OBP: 0.317, SLG: 0.394	15 HR		G4-3				G5-3			4	1	1	0	0	0	1						
15 Jim Edmonds, L (1,8) OBP: 0.418, SLG: 0.622	2H		G4-3					K		4	1	1	2	0	1	1						
5 Albert Pujols, R (1,7) OBP: 0.395, SLG: 0.570	G6-3							G6-3		3	0	1	0	1	0	0						
Eduardo Perez, R (1,3) OBP: 0.253, SLG: 0.416	G6-3									3	1	1	1	0	0	3						
Tino Martinez, L (6,3) OBP: 0.332, SLG: 0.395			F9					F8		1	0	0	0	0	0	0						
Edgar Renteria, R (1,6) OBP: 0.345, SLG: 0.409	F8			SH3						3	1	0	0	1	0	1						
Eli Marrero, R (1,9) OBP: 0.322, SLG: 0.421			L9	SH3						3	0	0	0	0	0	0						
Mike DiFelice, R (1,2) OBP: 0.282, SLG: 0.385										3	0	1	1	0	1	0						
J.D. Drew, L (9, PH) OBP: 0.353, SLG: 0.461			K							1	0	0	0	0	0	0						
Travis Smith, R (1,1) OBP: 0.143, SLG: 0.143										2	0	0	0	0	1	1						
Mike Matthews, L (6,1) OBP: 0.275, SLG: 0.382			F8							0	0	0	0	0	0	0						
Kerry Robinson, L (7, PH) OBP: 0.334, SLG: 0.382										1	0	0	0	0	0	0						
Mike Timlin, R (7,1) OBP: 0.255, SLG: 0.352										0	0	0	0	0	0	0						
44 Jason Istringhausen, R (9,1) OBP: 0.255, SLG: 0.352										0	0	0	0	0	0	0						
Inning Stats	R: 2 E: 0 K: 0 S: 13	H: 3 LOB: 1 BB: 0 P: 24	R: 0 E: 0 K: 1 S: 6	H: 0 LOB: 0 BB: 0 P: 8	R: 0 E: 0 K: 0 S: 9	H: 1 LOB: 2 BB: 1 P: 18	R: 1 E: 0 K: 1 S: 11	H: 1 LOB: 1 BB: 1 P: 20	R: 0 E: 0 K: 0 S: 6	H: 0 LOB: 0 BB: 0 P: 9	R: 1 E: 0 K: 0 S: 8	H: 1 LOB: 0 BB: 0 P: 15	R: 0 E: 0 K: 1 S: 4	H: 0 LOB: 0 BB: 0 P: 6	R: 0 E: 0 K: 1 S: 8	H: 0 LOB: 0 BB: 0 P: 14	R: 0 E: 0 K: 0 S: 6	H: 0 LOB: 0 BB: 0 P: 11	1B: 1 2B: 3 3B: 0 HR: 2	SF: 0 SAC: 1 DP: 0 HBP: 0	WP: 0 PB: 1 SB: 0 CS: 0	PA: 35
PITCHER	IP WLS BF H R ER SO BB IBB HBP BLK WP HR S P ERA WHIP																					
Omar Daal, L (1,1) ERA: 4.28	6.0 L 26 6 4 4 2 2 0 0 0 0 0 2 53 94 6.00 1.333																					
Giovanni Carrara, R (7,1) ERA: 3.54	2.0 6 0 0 0 1 0 0 0 0 0 0 0 12 20 0.00 0.000																					
Paul Quantrill, R (9,1) ERA: 3.2	1.0 3 0 0 0 0 0 0 0 0 0 0 0 6 11 0.00 0.000																					

St. Louis Cardinals @ Los Angeles Dodgers
Dodger Stadium, Los Angeles, CA
 Mon Jul 15 2002, 7:10 PM PDT
 Att: 31,899 - Sunny - 74 F

livebaseballscores.com

AB 32
 R 4
 H 6
 RBI 4
 BB 2
 SO 3
 LOB 8




Batter	1	2	3	4	5	6	7	8	9	AB	R	H	RBI	BB	SO	LOB	BOTTOM					
Dave Roberts, L (1,8) OBP: 0.370, SLG: 0.388	G4-3		G4-3	G3					B5	5	0	2	0	0	0	3						
Paul Lo Duca, R (1,2) OBP: 0.371, SLG: 0.438	1B		FC1-2	WP					G5-4-3	5	0	2	0	0	0	2						
Shawn Green, L (1,9) OBP: 0.382, SLG: 0.596	1B		K							4	0	1	0	0	1	2						
Brian Jordan, R (1,7) OBP: 0.329, SLG: 0.478	G6-4-3		FC1-2	HBP						4	0	0	0	0	1	4						
Eric Karros, R (1,3) OBP: 0.341, SLG: 0.427			FC3-6	BB					G5-3	2	1	1	0	1	0	0						
Adrián Beltré, R (1,5) OBP: 0.284, SLG: 0.366			FC3-6	1B					K	4	1	1	2	0	1	4						
Mark Grudzielanek, R (1,4) OBP: 0.262, SLG: 0.342									G6-3	4	0	3	0	0	0	0						
Cesar Izturis, S (1,6) OBP: 0.259, SLG: 0.309										3	0	0	0	0	0	4						
Alex Cora, L (9, PH) OBP: 0.343, SLG: 0.500			L5							1	0	1	0	0	0	0						
Omar Daal, L (1,1) OBP: 0.056, SLG: 0.111										1	0	0	0	0	1	2						
Hiram Bocachica, R (6, PH) ERA: 5.56										1	0	0	0	0	0	1						
Giovanni Carrara, R (7,1) ERA: 2.57										0	0	0	0	0	0	0						
Paul Quantrill, L (9,1) ERA: 2.55										0	0	0	0	0	0	0						
Dave Hansen, L (9, PH) OBP: 0.317, SLG: 0.373										1	0	0	0	0	0	1						
Inning Stats	R: 0 E: 0 K: 0 S: 7	H: 2 LOB: 1 BB: 0 P: 13	R: 0 E: 0 K: 1 S: 11	H: 1 LOB: 2 BB: 1 P: 18	R: 0 E: 0 K: 1 S: 12	H: 2 LOB: 3 BB: 0 P: 23	R: 0 E: 0 K: 0 S: 7	H: 1 LOB: 1 BB: 0 P: 9	R: 0 E: 0 K: 0 S: 6	H: 0 LOB: 0 BB: 0 P: 8	R: 2 E: 0 K: 0 S: 12	H: 4 LOB: 2 BB: 0 P: 17	R: 0 E: 0 K: 1 S: 10	H: 0 LOB: 0 BB: 0 P: 15	R: 0 E: 1 K: 0 S: 6	H: 0 LOB: 1 BB: 0 P: 8	R: 0 E: 1 K: 0 S: 10	H: 1 LOB: 1 BB: 0 P: 15	1B: 10 2B: 0 3B: 0 HR: 1	SF: 0 SAC: 1 DP: 2 HBP: 1	WP: 1 PB: 0 SB: 1 CS: 0	PA: 38
PITCHER	IP WLS BF H R ER SO BB IBB HBP BLK WP HR S P ERA WHIP																					
Travis Smith, R (1,1) ERA: 5.56	5.2 W 27 9 2 2 2 2 1 0 1 0 0 0 52 84 3.18 1.765																					
Mike Matthews, L (6,1) ERA: 2.57	0.1 H 1 1 0 0 0 0 0 0 0 0 0 0 3 4 0.00 3.000																					
Mike Timlin, R (7,1) ERA: 2.55	2.0 H 6 0 0 0 2 0 0 0 0 0 0 0 16 23 0.00 0.000																					
44 Jason Istringhausen, R (9,1) ERA: 2.4	1.0 S 4 1 0 0 0 0 0 0 0 0 0 0 10 15 0.00 1.000																					

St. Louis Cardinals @ Los Angeles Dodgers
Dodger Stadium, Los Angeles, CA
 Mon Jul 15 2002, 7:10 PM PDT
 Att: 31,899 - Sunny - 74 F

livebaseballscores.com

AB 35
 R 2
 H 11
 RBI 2
 BB 1
 SO 4
 LOB 23



Batter	1	2	3	4	5	6	7	8	9	AB	R	H	RBI	BB	SO	LOB	TOP			
Tom Goodwin, L (1, 8) OBP: 0.358, SLG: 0.283	G6-3		1B		F9		1B		K	5	0	2	0	0	1	1	San Francisco Giants @ St. Louis Cardinals Busch Stadium, St. Louis, MO Thu Jul 18, 2002, 12:40 PM CDT Att: 44,118 - Cloudy - 82 F			
Rich Aurilia, R (1, 6) OBP: 0.297, SLG: 0.408	G4-3		K		G5-3		F8			4	0	0	0	0	1	2				
Jeff Kent, R (1, 4) OBP: 0.384, SLG: 0.536	1B		FC6		G6-3			1B		4	0	2	0	0	0	1				
Damon Minor, L (1, 3) OBP: 0.353, SLG: 0.534	1B		K					K		4	0	1	0	0	3	3				
Reggie Sanders, R (1, 9)		2B	F8					F9		3	1	0	0	1	1	3				
David Bell, R (1, 5) OBP: 0.322, SLG: 0.435		F9			G5-3		FC6-4	F8		4	0	2	1	0	0	1				
Shawon Dunston, R (1, 7) OBP: 0.223, SLG: 0.260		K					FC6-4		F3	4	0	1	0	0	1	2				
Yorvit Torrealba, R (1, 2) OBP: 0.346, SLG: 0.400		F9			P4			G6-3		3	0	0	0	0	0	2				
Bento Santiago, R (9, PH) OBP: 0.314, SLG: 0.456									1B	1	0	1	0	0	0	0				
Jason Schmidt, R (1, 1) OBP: 0.115, SLG: 0.220									F8	2	0	0	0	0	2	2				
Ramon Martinez, R (7, PH) OBP: 0.342, SLG: 0.394										1	0	0	0	0	0	0				
Troy Brohawn, L (7, 1)										0	0	0	0	0	0	0				
Felix Rodriguez, R (7, 1)										0	0	0	0	0	0	0				
41 Chad Zerbe, L (9, PH) OBP: 0.209, SLG: 0.200										0	0	0	0	0	0	0				
J.T. Snow, L (9, PH) OBP: 0.201, SLG: 0.201										1	0	0	0	0	0	1				
Inning Stats	R: 0 E: 0 K: 0 S: 5	H: 2 LOB: 2 BB: 0 P: 6	R: 1 E: 0 K: 2 S: 13	H: 1 LOB: 1 BB: 1 P: 22	R: 0 E: 0 K: 2 S: 11	H: 1 LOB: 2 BB: 0 P: 15	R: 0 E: 0 K: 1 S: 8	H: 1 LOB: 1 BB: 0 P: 11	R: 0 E: 0 K: 2 S: 7	H: 0 LOB: 0 BB: 0 P: 9	R: 0 E: 0 K: 0 S: 7	H: 1 LOB: 1 BB: 0 P: 10	R: 0 E: 0 K: 1 S: 7	H: 1 LOB: 1 BB: 0 P: 12	R: 0 E: 0 K: 1 S: 10	H: 1 LOB: 1 BB: 0 P: 14	1B: 8 2B: 1 3B: 0 HR: 0	SF: 0 SAC: 0 DP: 0 HBP: 0	WP: 0 PB: 0 SB: 1 CS: 0	PA: 37
PITCHER	IP WLS BF H R ER SO BB IBB HBP BLK WP HR S P ERA WHIP																			
Matt Morris, R (1, 1) ERA: 3.3	8.0 W 33 8 1 1 8 1 0 0 0 0 0 0 66 95 1.12 1.125																			
44 Jason Istringhausen, R (9, 1) ERA: 2.35	1.0 4 1 0 0 1 0 0 0 0 0 0 0 10 14 0.00 1.000																			

Batter	1	2	3	4	5	6	7	8	9	AB	R	H	RBI	BB	SO	LOB	BOTTOM			
Fernando Vina, L (1, 4) OBP: 0.327, SLG: 0.350	F7		G4-3		G1-3		G4-3	FC6-5 15 HBP		5	0	0	0	0	0	1	San Francisco Giants @ St. Louis Cardinals Busch Stadium, St. Louis, MO Thu Jul 18, 2002, 12:40 PM CDT Att: 44,118 - Cloudy - 82 F			
Placido Polanco, R (1, 5) OBP: 0.312, SLG: 0.387	G4-3		P4			F8	G5-3	15 HBP		4	0	0	0	0	0	0				
15 Jim Edmonds, L (1, 8) OBP: 0.417, SLG: 0.606	1B		FC6			5 G5-3	BB	5 1B		3	1	3	0	1	0	0				
5 Albert Pujols, R (1, 7) OBP: 0.395, SLG: 0.569	K		FC6			2B	G5-3	1B	F8	5	0	1	0	0	1	6				
Tino Martinez, L (1, 3) OBP: 0.336, SLG: 0.390		2B				2B		1B		1	2	0	0	3	1	0				
J.D. Drew, L (1, 9) OBP: 0.350, SLG: 0.460		K			G4-3					4	1	1	1	0	1	4				
44 Jason Istringhausen, R (9, 1) ERA: 2.35						1B	F2			0	0	0	0	0	0	0				
Edgar Renteria, R (1, 6) OBP: 0.362, SLG: 0.430		1B						1B	SH1-3	3	1	2	1	1	1	0				
Mike DiFelice, R (1, 2) OBP: 0.283, SLG: 0.384		K					F9	FC6-4	SH1-3	3	0	1	2	0	1	1				
Matt Morris, R (1, 1) OBP: 0.163, SLG: 0.170										3	0	0	0	0	2	3				
Kerry Robinson, L (8, PH) OBP: 0.321, SLG: 0.379								FC6-4	E4	1	0	0	0	0	0	0				
Inning Stats	R: 0 E: 0 K: 1 S: 10	H: 1 LOB: 1 BB: 0 P: 13	R: 1 E: 0 K: 3 S: 11	H: 1 LOB: 1 BB: 1 P: 19	R: 0 E: 0 K: 0 S: 8	H: 1 LOB: 0 BB: 0 P: 11	R: 0 E: 0 K: 2 S: 10	H: 0 LOB: 0 BB: 0 P: 17	R: 0 E: 0 K: 1 S: 6	H: 0 LOB: 0 BB: 0 P: 7	R: 3 E: 0 K: 0 S: 16	H: 2 LOB: 2 BB: 3 P: 34	R: 0 E: 0 K: 0 S: 12	H: 2 LOB: 3 BB: 1 P: 26	R: 1 E: 1 K: 0 S: 14	H: 1 LOB: 3 BB: 0 P: 19	1B: 6 2B: 2 3B: 0 HR: 0	SF: 0 SAC: 1 DP: 0 HBP: 2	WP: 0 PB: 0 SB: 0 CS: 0	PA: 40
PITCHER	IP WLS BF H R ER SO BB IBB HBP BLK WP HR S P ERA WHIP																			
Jason Schmidt, R (1, 1) ERA: 3.58	6.0 L 27 5 4 4 7 3 1 0 0 0 0 0 61 101 6.00 1.333																			
Troy Brohawn, L (7, 1) ERA: 5.68	0.2 4 2 0 0 0 0 0 0 0 0 0 0 8 15 0.00 3.000																			
Felix Rodriguez, R (7, 1) ERA: 5.68	0.2 5 1 1 0 0 1 0 0 0 0 0 0 13 21 0.00 3.000																			
41 Chad Zerbe, L (8, 1) ERA: 3.05	0.2 4 0 0 0 0 0 0 0 2 0 0 0 5 9 0.00 0.000																			



Batter	1	2	3	4	5	6	7	8	9	AB	R	H	RBI	BB	SO	LOB	TOP			
Fernando Vina, L (1.4) OBP: 0.333, SLG: 0.355	G4-3 15 1B		G6-3	2-2 2H 1B		F7		G5-3 1B		5	1	3	1	0	0	0	St. Louis Cardinals @ Pittsburgh Pirates PNC Park, Pittsburgh, PA Sun Jul 21 2002, 1:35 PM EDT Att: 27,999 - Sunny - 87 F			
Placido Polanco, R (1.5) OBP: 0.314, SLG: 0.387	G4-3		5 HR		15 5 1B	G5-3		G5-3		5	2	2	0	0	0	2				
15 Jim Edmonds, L (1.8) OBP: 0.428, SLG: 0.604			5 HR		5 1B	5 1B		5 G6-4-3 1B		2	2	2	1	3	0	0				
5 Albert Pujols, R (1.7) OBP: 0.396, SLG: 0.569	K		HR		1B	G4-3 1B		G6-4-3		5	2	3	4	0	1	3				
Tino Martinez, L (1.3) OBP: 0.330, SLG: 0.394	G6-3		P6		FC6-4 G4-3 1B	G1-3		G3		5	0	1	1	0	0	3				
J.D. Drew, L (1.9) OBP: 0.357, SLG: 0.470		0-0 2B	G1-3		G4-3		K	G4-3		5	0	1	1	0	1	1				
Edgar Renteria, R (1.6) OBP: 0.359, SLG: 0.420	G4-3		F3		FC6-4 1B	G6-3		G6-3		4	0	0	0	1	0	1				
Mike Matheny, R (1.2) OBP: 0.276, SLG: 0.318	G5-3		L4		FC6-4					4	0	1	0	0	0	3				
Chuck Finley, L (1.1) OBP: 0.143, SLG: 0.286 (7, PH)	K									3	1	1	0	0	2	3				
Miguel Cairo, R (7, PH) OBP: 0.289, SLG: 0.375	K									1	0	0	0	0	0	1				
Mike Timlin, R (7, 1)										0	0	0	0	0	0	0				
Steve Kline, S (8, 1)										0	0	0	0	0	0	0				
Inning Stats	R: 1 E: 0 K: 1 S: 10	H: 2 LOB: 1 BB: 0 P: 17	R: 0 E: 0 K: 1 S: 11	H: 1 LOB: 1 BB: 0 P: 15	R: 3 E: 0 K: 0 S: 6	H: 2 LOB: 0 BB: 1 P: 12	R: 1 E: 0 K: 0 S: 9	H: 2 LOB: 1 BB: 0 P: 14	R: 3 E: 0 K: 1 S: 15	H: 4 LOB: 2 BB: 1 P: 31	R: 0 E: 0 K: 1 S: 7	H: 1 LOB: 1 BB: 0 P: 11	R: 0 E: 0 K: 0 S: 6	H: 1 LOB: 1 BB: 0 P: 15	R: 0 E: 0 K: 0 S: 6	H: 0 LOB: 0 BB: 0 P: 13	1B: 10 2B: 3 3B: 0 HR: 1	SF: 0 SAC: 0 DP: 1 HBP: 0	WP: 0 PB: 0 SB: 1 CS: 0	PA: 43
PITCHER	IP WLS BF H R ER SO BB IBB HBP BLK WP HR S P ERA WHIP	IP WLS BF H R ER SO BB IBB HBP BLK WP HR S P ERA WHIP	IP WLS BF H R ER SO BB IBB HBP BLK WP HR S P ERA WHIP	IP WLS BF H R ER SO BB IBB HBP BLK WP HR S P ERA WHIP	IP WLS BF H R ER SO BB IBB HBP BLK WP HR S P ERA WHIP	IP WLS BF H R ER SO BB IBB HBP BLK WP HR S P ERA WHIP	IP WLS BF H R ER SO BB IBB HBP BLK WP HR S P ERA WHIP	IP WLS BF H R ER SO BB IBB HBP BLK WP HR S P ERA WHIP	IP WLS BF H R ER SO BB IBB HBP BLK WP HR S P ERA WHIP	IP WLS BF H R ER SO BB IBB HBP BLK WP HR S P ERA WHIP	IP WLS BF H R ER SO BB IBB HBP BLK WP HR S P ERA WHIP	IP WLS BF H R ER SO BB IBB HBP BLK WP HR S P ERA WHIP	IP WLS BF H R ER SO BB IBB HBP BLK WP HR S P ERA WHIP	IP WLS BF H R ER SO BB IBB HBP BLK WP HR S P ERA WHIP	IP WLS BF H R ER SO BB IBB HBP BLK WP HR S P ERA WHIP	IP WLS BF H R ER SO BB IBB HBP BLK WP HR S P ERA WHIP	IP WLS BF H R ER SO BB IBB HBP BLK WP HR S P ERA WHIP			
Josh Fogg, R (1.1) ERA: 4.06	4.0	L	23	11	8	8	2	0	1	0	0	0	0	0	0	0	18.00	2.750		
Mike Lincoln, R (5, 1) ERA: 2.14	3.1		16	3	0	0	2	1	2	0	0	0	0	0	0	0	0.00	1.200		
Sean Lowe, R (8, 1) ERA: 4.72	1.2		4	0	0	0	0	0	0	0	0	0	0	0	0	0	0.00	0.000		

Batter	1	2	3	4	5	6	7	8	9	AB	R	H	RBI	BB	SO	LOB	BOTTOM					
18 Jason Kendall, R (1.2) OBP: 0.352, SLG: 0.358	G5-3		BB 2 FC2-5 1B	K		F7		F8		5	1	1	0	0	1	4	St. Louis Cardinals @ Pittsburgh Pirates PNC Park, Pittsburgh, PA Sun Jul 21 2002, 1:35 PM EDT Att: 27,999 - Sunny - 87 F					
2 Jack Wilson, R (1.6) OBP: 0.328, SLG: 0.351			FC2-5 1B	F8		F9		G4-3		4	2	1	0	0	0	3						
Sean Lowe, R (8, 1) OBP: 0.077, SLG: 0.077	E		BB							0	0	0	0	0	0	0						
Chad Hermansen, R (9, PH) OBP: 0.293, SLG: 0.398	2B		1-2 2-3f 1B							1	0	0	0	0	0	0						
Brian Giles, L (1.7) OBP: 0.438, SLG: 0.625	E6		1B FC5 BB	K2-3		G5-4-3 1B		K		4	1	1	0	1	2	1						
Aramis Ramirez, R (1.5) OBP: 0.258, SLG: 0.331	G6-4-3		F9 1B			G5-4-3		F9		5	0	1	2	0	1	2						
Craig Wilson, R (1.9) OBP: 0.341, SLG: 0.407			FC5 BB					F3		4	0	2	1	0	0	1						
Kevin Young, R (1.3) OBP: 0.325, SLG: 0.436			F9					G6-3		4	0	0	0	0	2	4						
Adam Hyzdu, R (1.8) OBP: 0.432, SLG: 0.743	F8		BB					E 1B		3	0	1	0	1	1	2						
Mike Benjamin, R (1.4) OBP: 0.211, SLG: 0.172	K		G4-3					E8 1B		4	0	1	0	0	1	4						
Josh Fogg, R (1.1) OBP: 0.200, SLG: 0.200			FC2-5 1B							2	0	2	0	0	0	0						
Mike Lincoln, R (5, 1) ERA: 2.64										1	0	0	0	0	1	0						
Abraham Nunez, S (8, 6) OBP: 0.306, SLG: 0.329										0	0	0	0	1	0	0						
Inning Stats	R: 1 E: 1 K: 0 S: 12	H: 1 LOB: 0 BB: 0 P: 15	R: 0 E: 0 K: 2 S: 10	H: 1 LOB: 1 BB: 0 P: 18	R: 3 E: 0 K: 0 S: 22	H: 3 LOB: 3 BB: 2 P: 39	R: 0 E: 0 K: 2 S: 11	H: 1 LOB: 1 BB: 0 P: 15	R: 0 E: 0 K: 3 S: 11	H: 1 LOB: 1 BB: 0 P: 14	R: 0 E: 0 K: 1 S: 8	H: 0 LOB: 0 BB: 0 P: 12	R: 0 E: 0 K: 0 S: 10	H: 1 LOB: 0 BB: 0 P: 14	R: 0 E: 1 K: 0 S: 10	H: 2 LOB: 3 BB: 1 P: 19	R: 0 E: 0 K: 1 S: 7	H: 0 LOB: 0 BB: 0 P: 10	1B: 9 2B: 1 3B: 0 HR: 0	SF: 0 SAC: 0 DP: 2 HBP: 0	WP: 0 PB: 0 SB: 0 CS: 0	PA: 40
PITCHER	IP WLS BF H R ER SO BB IBB HBP BLK WP HR S P ERA WHIP	IP WLS BF H R ER SO BB IBB HBP BLK WP HR S P ERA WHIP	IP WLS BF H R ER SO BB IBB HBP BLK WP HR S P ERA WHIP	IP WLS BF H R ER SO BB IBB HBP BLK WP HR S P ERA WHIP	IP WLS BF H R ER SO BB IBB HBP BLK WP HR S P ERA WHIP	IP WLS BF H R ER SO BB IBB HBP BLK WP HR S P ERA WHIP	IP WLS BF H R ER SO BB IBB HBP BLK WP HR S P ERA WHIP	IP WLS BF H R ER SO BB IBB HBP BLK WP HR S P ERA WHIP	IP WLS BF H R ER SO BB IBB HBP BLK WP HR S P ERA WHIP	IP WLS BF H R ER SO BB IBB HBP BLK WP HR S P ERA WHIP	IP WLS BF H R ER SO BB IBB HBP BLK WP HR S P ERA WHIP	IP WLS BF H R ER SO BB IBB HBP BLK WP HR S P ERA WHIP	IP WLS BF H R ER SO BB IBB HBP BLK WP HR S P ERA WHIP	IP WLS BF H R ER SO BB IBB HBP BLK WP HR S P ERA WHIP	IP WLS BF H R ER SO BB IBB HBP BLK WP HR S P ERA WHIP	IP WLS BF H R ER SO BB IBB HBP BLK WP HR S P ERA WHIP	IP WLS BF H R ER SO BB IBB HBP BLK WP HR S P ERA WHIP					
Chuck Finley, L (1.1) ERA: 4.45	6.0	W	28	7	4	3	8	2	0	0	0	0	0	0	0	0	4.50	1.500				
Mike Timlin, R (7, 1) ERA: 2.64	1.2		7	3	0	0	0	0	0	0	0	0	0	0	0	0	0.00	1.800				
Steve Kline, L (8, 1) ERA: 3.55	1.1	S	5	0	0	0	1	1	0	0	0	0	0	0	0	0	0.00	0.750				

AB 39
R 8
H 14
RBI 8
BB 4
SO 4
LOB 17




AB 37
R 4
H 10
RBI 3
BB 3
SO 9
LOB 21



Batter	1	2	3	4	5	6	7	8	9	AB	R	H	RBI	BB	SO	LOB	TOP							
Fernando Vina, L (1.4) OBP: 0.336, SLG: 0.361	1-1 FC5-4 1B		1-2 G1-3 2B		0-1 15 HR 1B		3-1 G5-3 1B	0-0 G3 1B		5	1	3	0	0	0	2	St. Louis Cardinals @ San Francisco Giants PacBell Park, San Francisco, CA Mon Jul 22 2002, 10:15 PM EDT Att: 40,607 - Sunny - 67 F							
Placido Polanco, R (1.5) OBP: 0.312, SLG: 0.388	0-0 F9		0-1 FC5-2 15 G1-3 2B		1-1 F9		0-0 G6-3 1B		1-1 5 BB 2B	5	1	1	0	0	0	4								
15 Jim Edmonds, L (1.8) OBP: 0.431, SLG: 0.612	1-2 FC5-4 1-2		3-H G1-3 1-2 2-3 IBB		0-1 1-H HR		4-2 BB		4-0 5 BB 2B	3	2	1	2	2	0	3								
5 Albert Pujols, R (1.7) OBP: 0.398, SLG: 0.567	3-2 G5-3		4-0 IBB		0-2 1B 1B		1-2 F9		4-0 2B 1-2 2-3 BB	3	0	1	0	2	0	2								
Tino Martinez, L (1.3) OBP: 0.331, SLG: 0.394		2-3 K	1-0 L7		1-2 1-3 1B			1-1 F9 FC6 1B	0-1 P6	5	1	2	0	0	1	6								
Edgar Renteria, R (1.6) OBP: 0.362, SLG: 0.424		2-1 1B		4-2 G5-3 BB		3-2 G6-3		2-1 F9	3-2 1-3 2-H 3-H 2B	4	0	2	2	1	0	2								
Eli Marrero, R (1.9) OBP: 0.336, SLG: 0.450		0-1 F8		2-0 F9			0-0 L1-6 G5-4-3 1B	4-0 FC6 IBB	4-0 IBB	3	0	1	0	2	0	2								
Mike Matheny, R (1.2) OBP: 0.270, SLG: 0.311		1-0 F9		0-0 G5-3			0-1 G5-4-3	0-1 FC6 IBB	3-1 L4	4	0	0	1	0	0	4								
Kerry Robinson, L (0.9, PH) OBP: 0.322, SLG: 0.377				1-2 K			1-2 L1-6	1-2 F7	0-1 L7	1	0	0	0	0	0	3								
Jason Simonacchi, R (1.1) Mike Cristale, R (0.5, PH) J.D. Drew, L (0.5, PH) Miguel Cairo, R (0.5, PH) Steve Kline, S (0.1, PH) Luther Hackman, R (0.1, PH) Eduardo Perez, R (0.9, PH) 44 Jason Istringhausen, R (0.1, PH)			2-2 2B FC5-2 1B	1-3 K			1-1 L1-6	0-0 F7	0-1 L7	3	0	1	0	0	1	2								
Inning Stats	R: 0 E: 0 K: 0 S: 10	H: 1 LOB: 1 BB: 0 P: 15	R: 0 E: 0 K: 1 S: 8	H: 1 LOB: 1 BB: 0 P: 13	R: 0 E: 0 K: 1 S: 10	H: 2 LOB: 3 BB: 1 P: 19	R: 0 E: 0 K: 1 S: 9	H: 0 LOB: 1 BB: 1 P: 15	R: 2 E: 0 K: 0 S: 16	H: 4 LOB: 0 BB: 0 P: 21	R: 0 E: 0 K: 0 S: 5	H: 1 LOB: 0 BB: 0 P: 6	R: 0 E: 0 K: 0 S: 8	H: 0 LOB: 1 BB: 1 P: 16	R: 1 E: 0 K: 0 S: 9	H: 1 LOB: 2 BB: 3 P: 15	R: 2 E: 0 K: 0 S: 11	H: 2 LOB: 3 BB: 3 P: 30	1B: 8 2B: 4 3B: 0 HR: 1	SF: 0 SAC: 0 DP: 1 HBP: 0	WP: 0 PB: 0 SB: 1 CS: 0	PA: 45		
PITCHER	IP WLS BF H R ER SO BB IBB HBP BLK WP HR S P ERA WHIP																							
Livan Hernandez, R (1.1) ERA: 4.48	7.1	35	10	3	3	2	2	2	0	0	0	0	0	0	2	118	3.68	1.636						
Troy Brohawn, L (0.8, PH) ERA: 2.23	0.2	2	0	0	0	0	0	0	0	0	0	0	0	2	2	∞	∞	∞						
Tim Worrell, R (0.9, PH) ERA: 2.23	0.0	L	3	1	2	2	0	1	1	0	0	0	0	2	11	∞	∞	∞						
Robb Nen, R (0.9, PH) ERA: 1.37	1.0	5	1	0	0	0	0	1	0	0	0	0	0	9	19	0.00	1.000							
Batter	1	2	3	4	5	6	7	8	9	AB	R	H	RBI	BB	SO	LOB	BOTTOM							
Tom Goodwin, L (1.7) OBP: 0.323, SLG: 0.310	0-3 K		3-2 G4-3 2B		0-0 FC6-4 2B E		2-1 F7		2-1 G4-3	5	1	0	0	0	1	1	St. Louis Cardinals @ San Francisco Giants PacBell Park, San Francisco, CA Mon Jul 22 2002, 10:15 PM EDT Att: 40,607 - Sunny - 67 F							
Ramon Martinez, R (1.4) OBP: 0.346, SLG: 0.408	3-2 G5-4-3 1B		2-0 F9		0-1 E7 FC5 2B		1-1 F9		3-2 2B	5	0	3	0	0	0	0								
Rich Aurilia, R (1.6) OBP: 0.298, SLG: 0.403	1-1 G5-4-3 1-2			2-2 F9 2B	4-2 FC5 BB		0-2 FC6-4 1B		3-3 K	4	0	2	0	1	1	2								
Reggie Sanders, R (1.9) OBP: 0.327, SLG: 0.458		4-2 CS BB		0-1 F9	0-2 FC5		0-2 FC6-4		3-3 K	2	0	0	0	1	0	3								
Shawn Dunston, R (0.9, PH) OBP: 0.209, SLG: 0.243				2-3 HBP BB						1	0	0	0	0	1	1								
Barry Bonds, L (0.9, PH) OBP: 0.557, SLG: 0.764				2-3 HBP BB						1	0	0	0	0	1	1								
Benito Santiago, R (1.2) OBP: 0.317, SLG: 0.463		3-1 G4-3 1-2 2B		4-0 HBP BB				0-1 G6-3		3	0	1	0	1	1	0								
J.T. Snow, L (1.3) OBP: 0.331, SLG: 0.352		1-2 G4-3		1-1 G5-4-3 HBP			3-2 BB 1B	4-2 HR BB		2	1	1	0	1	0	1								
David Bell, R (1.5) OBP: 0.325, SLG: 0.437		4-1 BB		1-2 G5-4-3 1-2			4-2 1B BB	1-2 HR		2	1	1	2	2	0	3								
Tsuyoshi Shinjo, R (1.8) OBP: 0.298, SLG: 0.370		0-0 F7			2-0 F8		1-1 2-H 1B	1-1 L6		4	0	1	0	0	0	2								
Livan Hernandez, R (1.1) OBP: 0.268, SLG: 0.375			0-3 K		0-2 FC6-4 1B		3-1 P4		1-3 K	3	0	1	0	0	1	2								
Troy Brohawn, L (0.8, PH) ERA: 1.4										0	0	0	0	0	0	0								
Jeff Kent, R (0.6, PH) OBP: 0.389, SLG: 0.544										1	0	0	0	0	1	0								
Tim Worrell, R (0.9, PH) ERA: 2.3										0	0	0	0	0	0	0								
Robb Nen, R (0.9, PH) ERA: 1.37										0	0	0	0	0	0	0								
Inning Stats	R: 0 E: 0 K: 1 S: 9	H: 1 LOB: 0 BB: 0 P: 13	R: 0 E: 0 K: 0 S: 9	H: 1 LOB: 2 BB: 2 P: 21	R: 0 E: 0 K: 1 S: 7	H: 0 LOB: 0 BB: 0 P: 12	R: 0 E: 0 K: 0 S: 9	H: 1 LOB: 2 BB: 1 P: 17	R: 1 E: 1 K: 0 S: 13	H: 2 LOB: 2 BB: 1 P: 19	R: 0 E: 0 K: 1 S: 14	H: 2 LOB: 1 BB: 1 P: 26	R: 0 E: 0 K: 0 S: 12	H: 1 LOB: 0 BB: 0 P: 15	R: 2 E: 0 K: 1 S: 19	H: 1 LOB: 1 BB: 1 P: 26	R: 0 E: 0 K: 2 S: 15	H: 1 LOB: 1 BB: 0 P: 26	1B: 5 2B: 4 3B: 0 HR: 1	SF: 0 SAC: 0 DP: 2 HBP: 1	WP: 0 PB: 0 SB: 0 CS: 1	PA: 40		
PITCHER	IP WLS BF H R ER SO BB IBB HBP BLK WP HR S P ERA WHIP																							
Jason Simonacchi, R (1.1) ERA: 2.83	5.2	26	7	1	0	0	5	0	0	0	0	0	0	14	20	0.00	0.750							
Mike Cristale, R (0.5, PH) ERA: 1.4	1.1	H	5	1	0	0	0	0	0	0	0	0	0	1	13	19	27.00	3.000						
Steve Kline, L (0.8, PH) ERA: 4.15	0.2	B	4	1	2	2	0	0	0	0	0	0	0	6	7	0.00	0.000							
Luther Hackman, R (0.1, PH) ERA: 3.66	0.1	W	1	0	0	0	0	0	0	0	0	0	0	0	0	0	0.00	0.000						
44 Jason Istringhausen, R (0.1, PH) ERA: 2.3	1.0	S	4	1	0	0	0	0	0	0	0	0	0	15	26	0.00	1.000							

Batter	1	2	3	4	5	6	7	8	9	AB	R	H	RBI	BB	SO	LOB	TOP			
Fernando Vina, L (1,4) OBP: 0.336, SLG: 0.362	1-3 K		1-1 G3		2-1 15 WP 2B	1-0 F8		4-1 BB		4	0	1	0	1	1	2	St. Louis Cardinals @ San Francisco Giants PacBell Park, San Francisco, CA Tue Jul 23 2002, 10:15 PM EDT Att: 40,453 - Sunny - 68 F			
Placido Polanco, R (1,5) OBP: 0.314, SLG: 0.389	3-2 5 WP 2B HBP		2-1 G5-3		1-0 G1-3		1-0 15 2B 2B	0-2 L7		4	2	1	0	0	0	3				
15 Jim Edmonds, L (1,8) OBP: 0.433, SLG: 0.625	1-3 K		0-0 HR		4-2 5 BB 2-3 BB		0-1 5 G4-3 2-H 2B	1-3 K		4	1	2	2	1	2	1				
5 Albert Pujols, R (1,7) OBP: 0.400, SLG: 0.565	4-1 WP 2B BB		1-1 F8		4-0 BB		0-1 G4-3		0-0 1B 1B	3	1	1	0	2	0	1				
Tino Martinez, L (1,3) OBP: 0.331, SLG: 0.397	2-2 2B			1-0 F7	1-3 K		0-0 G1-3		3-1 P5	3	0	1	2	0	1	3				
Eli Marrero, R (6,7) OBP: 0.333, SLG: 0.446	1-H 2-H 2B								2	0	0	0	0	0	0	2				
J.D. Drew, L (1,9) OBP: 0.358, SLG: 0.466	2-3 K			1-3 K			0-1 P5		0-0 1B	4	0	1	0	1	2	2				
Edgar Renteria, R (1,6) OBP: 0.366, SLG: 0.427		1-2 G4-3		0-2 1B		0-0 F9		1-2 1B	1-1 1B	5	0	3	0	0	0	1				
Mike DiFelice, R (1,2) OBP: 0.299, SLG: 0.404		0-0 F8		0-0 P4		4-2 SH1-4 BB		2-2 F7	0-0 G5-3	4	0	0	0	1	0	5				
Matt Morris, R (1,1) OBP: 0.154, SLG: 0.160		1-3 K			0-1 G6-3		0-0 SH1-4		1-1 P4	3	0	0	0	0	1	1				
Dave Veres, R (9,1) OBP: 0.333, SLG: 0.333					1-2 2-3					0	0	0	0	0	0	0				
Inning Stats	R: 2 H: 1 E: 0 K: 3 S: 17	H: 1 LOB: 1 BB: 1 P: 30	R: 0 H: 0 E: 0 K: 1 S: 7	H: 0 LOB: 0 BB: 0 P: 9	R: 1 H: 1 E: 0 K: 0 S: 7	H: 1 LOB: 0 BB: 0 P: 11	R: 0 H: 1 E: 0 K: 1 S: 10	H: 1 LOB: 1 BB: 0 P: 12	R: 0 H: 1 E: 0 K: 1 S: 12	H: 3 LOB: 3 BB: 2 P: 24	R: 1 H: 2 E: 0 K: 0 S: 8	H: 2 LOB: 1 BB: 0 P: 9	R: 0 H: 1 E: 0 K: 1 S: 13	H: 3 LOB: 3 BB: 0 P: 21	R: 0 H: 3 E: 0 K: 1 S: 10	H: 3 LOB: 3 BB: 0 P: 15	1B: 5 2B: 4 3B: 0 HR: 1	SF: 0 SAC: 1 DP: 0 HBP: 1	WP: 3 PB: 0 SB: 1 CS: 0	PA: 44
PITCHER	IP WLS BF H R ER SO BB IBB HBP BLK WP HR S P ERA WHIP	IP WLS BF H R ER SO BB IBB HBP BLK WP HR S P ERA WHIP	IP WLS BF H R ER SO BB IBB HBP BLK WP HR S P ERA WHIP	IP WLS BF H R ER SO BB IBB HBP BLK WP HR S P ERA WHIP	IP WLS BF H R ER SO BB IBB HBP BLK WP HR S P ERA WHIP	IP WLS BF H R ER SO BB IBB HBP BLK WP HR S P ERA WHIP	IP WLS BF H R ER SO BB IBB HBP BLK WP HR S P ERA WHIP	IP WLS BF H R ER SO BB IBB HBP BLK WP HR S P ERA WHIP	IP WLS BF H R ER SO BB IBB HBP BLK WP HR S P ERA WHIP	IP WLS BF H R ER SO BB IBB HBP BLK WP HR S P ERA WHIP	IP WLS BF H R ER SO BB IBB HBP BLK WP HR S P ERA WHIP	IP WLS BF H R ER SO BB IBB HBP BLK WP HR S P ERA WHIP	IP WLS BF H R ER SO BB IBB HBP BLK WP HR S P ERA WHIP	IP WLS BF H R ER SO BB IBB HBP BLK WP HR S P ERA WHIP	IP WLS BF H R ER SO BB IBB HBP BLK WP HR S P ERA WHIP	IP WLS BF H R ER SO BB IBB HBP BLK WP HR S P ERA WHIP	IP WLS BF H R ER SO BB IBB HBP BLK WP HR S P ERA WHIP			

AB	36
R	4
H	10
RBI	4
BB	6
SO	7
LOB	21



Batter	1	2	3	4	5	6	7	8	9	AB	R	H	RBI	BB	SO	LOB	BOTTOM
Tom Goodwin, L (1,7) OBP: 0.362, SLG: 0.333	4-2 G6-3 S BB		2-2 F9 S 1B			4-1 G4-6-3 BB		3-2 1B 1B		2	0	2	0	2	0	0	St. Louis Cardinals @ San Francisco Giants PacBell Park, San Francisco, CA Tue Jul 23 2002, 10:15 PM EDT Att: 40,453 - Sunny - 68 F
Ramon Martinez, R (1,4) OBP: 0.336, SLG: 0.395	2-3 K		2-0 F9			0-0 G4-6-3		0-3 K		4	0	0	0	0	2	4	
Rich Aurilia, R (1,6) OBP: 0.298, SLG: 0.401	2-0 G6-3		2-2 G6-3			3-3 K		2-2 1B		4	0	1	0	0	1	2	
Damon Minor, L (1,3) OBP: 0.355, SLG: 0.525	1-0 G6-3			2-2 P5			0-0 G6-4-3 1B	2-3 K		4	0	1	0	0	1	3	
41 Chad Zerbe, L (9,1) OBP: 0.200, SLG: 0.200										0	0	0	0	0	0	0	
Benito Santiago, R (1,2) OBP: 0.316, SLG: 0.460		0-0 G4-3		2-3 K		1-0 G6-4-3 1B		1-3 K		4	0	1	0	0	2	0	
David Bell, R (1,5) OBP: 0.324, SLG: 0.435		1-2 G4-3		1-1 G6-3		1-0 G6-4-3		0-0 FC6-4 1B		4	0	1	0	0	0	2	
Shawon Dunston, R (1,9) OBP: 0.219, SLG: 0.245		2-0 FC5-4 1B			1-3 K2-3		4-1 BB		0-0 FC6-4	3	0	1	0	1	1	1	
Tsuyoshi Shinjo, R (1,8) OBP: 0.294, SLG: 0.365		2-0 FC5-4			3-1 G3-1		1-1 F8		3-2 G6-3	4	0	0	0	0	0	4	
Jason Schmidt, R (1,1) OBP: 0.107, SLG: 0.111			2-3 K					0-1 G4-3		2	0	0	0	0	2	0	
Felix Rodriguez, R (7,1) OBP: 1.000, SLG: 1.000										0	0	0	0	0	0	0	
J.T. Snow, L (6,PH) OBP: 0.330, SLG: 0.350										1	0	0	0	0	0	0	
Inning Stats	R: 0 H: 0 E: 0 K: 1 S: 9	H: 1 LOB: 1 BB: 0 P: 18	R: 0 H: 1 E: 0 K: 0 S: 6	H: 1 LOB: 1 BB: 0 P: 11	R: 0 H: 1 E: 0 K: 1 S: 10	H: 1 LOB: 1 BB: 0 P: 18	R: 0 H: 0 E: 0 K: 1 S: 8	H: 0 LOB: 0 BB: 0 P: 13	R: 0 H: 2 E: 0 K: 2 S: 17	H: 2 LOB: 2 BB: 0 P: 24	R: 0 H: 1 E: 0 K: 1 S: 10	H: 1 LOB: 1 BB: 0 P: 14	1B: 7 2B: 0 3B: 0 HR: 0	SF: 0 SAC: 0 DP: 2 HBP: 0	WP: 0 PB: 0 SB: 2 CS: 0	PA: 35	
PITCHER	IP WLS BF H R ER SO BB IBB HBP BLK WP HR S P ERA WHIP	IP WLS BF H R ER SO BB IBB HBP BLK WP HR S P ERA WHIP	IP WLS BF H R ER SO BB IBB HBP BLK WP HR S P ERA WHIP	IP WLS BF H R ER SO BB IBB HBP BLK WP HR S P ERA WHIP	IP WLS BF H R ER SO BB IBB HBP BLK WP HR S P ERA WHIP	IP WLS BF H R ER SO BB IBB HBP BLK WP HR S P ERA WHIP	IP WLS BF H R ER SO BB IBB HBP BLK WP HR S P ERA WHIP	IP WLS BF H R ER SO BB IBB HBP BLK WP HR S P ERA WHIP	IP WLS BF H R ER SO BB IBB HBP BLK WP HR S P ERA WHIP	IP WLS BF H R ER SO BB IBB HBP BLK WP HR S P ERA WHIP	IP WLS BF H R ER SO BB IBB HBP BLK WP HR S P ERA WHIP	IP WLS BF H R ER SO BB IBB HBP BLK WP HR S P ERA WHIP	IP WLS BF H R ER SO BB IBB HBP BLK WP HR S P ERA WHIP	IP WLS BF H R ER SO BB IBB HBP BLK WP HR S P ERA WHIP	IP WLS BF H R ER SO BB IBB HBP BLK WP HR S P ERA WHIP	IP WLS BF H R ER SO BB IBB HBP BLK WP HR S P ERA WHIP	



Batter	1	2	3	4	5	6	7	8	9	AB	R	H	RBI	BB	SO	LOB	TOP		
Fernando Vina, L OBP: 0.335, SLG: 0.360	1-1 G4-6-3 FC1 1B		3-2 G3			1-2 L7		1-1 G3	1-3 K	5	0	1	1	0	1	2			
Placido Polanco, R OBP: 0.316, SLG: 0.390	1-0 FC1 15 G4-6-3		1-3 K			2-0 1B		0-0 15 G4-3 1B		4	0	2	0	0	1	1			
15 Jim Edmonds, L OBP: 0.428, SLG: 0.616	3-2 G4-6-3				2-1 L7			0-0 G4-3		4	0	0	1	0	0	4			
5 Albert Pujols, R OBP: 0.397, SLG: 0.559	1-1 G6-3				2-2 G6-3			3-H 2-2 G5-3		4	0	0	0	0	0	2			
Eduardo Perez, R OBP: 0.287, SLG: 0.456		3-2 2B			2-0 F7			1-1 G6-3	0-1 1B 1B	4	1	2	0	0	0	0			
Edgar Renteria, R OBP: 0.367, SLG: 0.431		2-0 G1-3			1-1 G4-3			1-0 2B	2-2 1B DI 1B	4	1	2	0	0	0	1			
Eli Marrero, R Mike Matthews, L J.D. Drew, L OBP: 0.357, SLG: 0.465		3-1 F9			0-0 G1-3			1-2 F9	1-3 K 1-2	3	0	0	0	0	0	2	AB 37		
Mike Matheny, R OBP: 0.275, SLG: 0.315		1-0 G3-1			3-1 F8			0-0 G3 1B	0-2 1B 2-H 3-H 1B	1	0	0	0	0	0	0	R 4		
Andy Benes, R Mike Crudate, R Kerry Robinson, L Luther Hackman, R Miguel Cairo, R OBP: 0.282, SLG: 0.364			2-2 F7			0-0 G1-3		0-0 E4 1B 15 G4-3	0-3 K	1	0	0	0	0	0	0	H 9		
Inning Stats	R: 0 E: 0 K: 0 S: 8	H: 1 LOB: 1 BB: 0 P: 14	R: 0 E: 0 K: 0 S: 7	H: 1 LOB: 1 BB: 0 P: 16	R: 0 E: 0 K: 1 S: 9	H: 0 LOB: 0 BB: 0 P: 15	R: 0 E: 0 K: 0 S: 7	H: 0 LOB: 0 BB: 0 P: 13	R: 0 E: 0 K: 0 S: 5	H: 1 LOB: 1 BB: 0 P: 9	R: 0 E: 0 K: 0 S: 10	H: 1 LOB: 1 BB: 0 P: 15	R: 2 E: 1 K: 0 S: 10	H: 2 LOB: 1 BB: 0 P: 13	R: 2 E: 0 K: 3 S: 18	H: 3 LOB: 1 BB: 0 P: 22	1B: 7 2B: 2 3B: 0 HR: 0	SF: 0 SAC: 0 DP: 1 HBP: 0	WP: 0 PA: 37 PB: 0 SB: 0 CS: 0
PITCHER	IP WLS BF H R ER SO BB IBB HBP BLK WP HR S P ERA WHIP																		
Kirk Rueter, L ERA: 3.29	7.1 W 29 6 2 0 0 1 0 0 0 0 0 0 0 58 100 0.00 0.818																		
41 Chad Zerbe, L ERA: 2.91	0.1 1 0 0 0 0 0 0 0 0 0 0 0 0 1 1 0.00 0.000																		
Tim Worrell, R ERA: 2.62	0.1 3 2 2 2 0 0 0 0 0 0 0 0 0 10 14 54.00 6.000																		
Robb Nen, R ERA: 1.34	1.0 S 4 1 0 0 3 0 0 0 0 0 0 0 0 12 14 0.00 1.000																		

St. Louis Cardinals @ San Francisco Giants
PacBell Park, San Francisco, CA
Wed Jul 24 2002, 7:05 PM EDT
Att: 41,005 - Sunny - 72 F

AB	37
R	4
H	9
RBI	4
BB	0
SO	4
LOB	17



Batter	1	2	3	4	5	6	7	8	9	AB	R	H	RBI	BB	SO	LOB	BOTTOM		
Tom Goodwin, L OBP: 0.351, SLG: 0.323	0-3 K		0-3 K		1-1 E4 F9 2-H	0-1 1B	3-3 K			5	0	1	1	0	3	3			
Shawon Dunston, R OBP: 0.218, SLG: 0.243	0-0 G6-3		1-1 F8		2-1 F9	1-1 1B		1-2 F8		5	0	1	1	0	0	2			
Rich Aurilia, R OBP: 0.302, SLG: 0.412	2-2 1B			1-0 HR	4-0 FC6-4 BB	3-3 K		2-0 G4-3		4	1	2	1	1	1	3			
Jeff Kent, R OBP: 0.389, SLG: 0.542	2-3 K			3-2 F3	0-0 FC6-4		1-0 SH1-4 BB 1B	1-2 1B		5	1	2	0	0	1	3			
Damon Minor, L OBP: 0.363, SLG: 0.520		1-3 K			4-2 BB		0-2 WP FC1-2 1B	4-2 BB SH1-4 BB	0-1 F2	3	1	1	0	2	1	1			
David Bell, R OBP: 0.324, SLG: 0.433		0-0 F8			3-1 F9		4-1 FC1-2 WP 1B BB	1-2 SH1-4		2	1	0	0	1	0	1			
Tsuyoshi Shinjo, R OBP: 0.294, SLG: 0.362		0-0 F7			3-1 F7		1-1 F9	4-0 SF9 BB IBB		3	0	0	0	1	0	3	AB 31		
Yorvit Torrealba, R OBP: 0.365, SLG: 0.392			0-3 K		0-0 SH1-4 E 1B	4-2 1B FC1-2 BB	0-1 1B FC1-2 BB	1-2 2-3 3-H BB		2	2	1	1	2	1	0	R 6		
Kirk Rueter, L 41 Chad Zerbe, L Tim Worrell, R Robb Nen, R OBP: 0.195, SLG: 0.184 OBP: 0.200, SLG: 0.200			1-1 K		0-0 SH1-4	0-1 1B FC1-2 BB	0-1 1B FC1-2 BB	0-1 SF9		2	0	1	1	0	0	3	H 9		
Inning Stats	R: 0 E: 0 K: 2 S: 11	H: 1 LOB: 1 BB: 0 P: 15	R: 0 E: 0 K: 1 S: 6	H: 0 LOB: 0 BB: 0 P: 7	R: 0 E: 0 K: 2 S: 10	H: 1 LOB: 1 BB: 0 P: 12	R: 1 E: 0 K: 0 S: 11	H: 1 LOB: 1 BB: 1 P: 25	R: 1 E: 1 K: 0 S: 7	H: 1 LOB: 2 BB: 1 P: 14	R: 2 E: 0 K: 1 S: 19	H: 3 LOB: 3 BB: 2 P: 32	R: 2 E: 0 K: 1 S: 11	H: 1 LOB: 2 BB: 3 P: 27	R: 0 E: 0 K: 0 S: 9	H: 1 LOB: 1 BB: 0 P: 13	1B: 8 2B: 0 3B: 0 HR: 1	SF: 1 SAC: 2 DP: 0 HBP: 0	WP: 1 PA: 41 PB: 0 SB: 0 CS: 0
PITCHER	IP WLS BF H R ER SO BB IBB HBP BLK WP HR S P ERA WHIP																		
Andy Benes, R ERA: 7.06	4.2 L 21 4 2 1 5 2 0 0 0 0 0 0 0 44 72 1.93 1.286																		
Mike Crudate, R ERA: 1.39	0.1 1 0 0 0 0 0 0 0 0 0 0 0 1 1 0.00 0.000																		
Luther Hackman, R ERA: 4.02	1.0 8 3 2 2 1 2 0 0 0 0 1 0 19 32 18.00 5.000																		
Mike Matthews, L ERA: 3.89	2.0 11 2 2 2 2 2 1 0 0 0 0 0 20 40 9.00 2.000																		

St. Louis Cardinals @ San Francisco Giants
PacBell Park, San Francisco, CA
Wed Jul 24 2002, 7:05 PM EDT
Att: 41,005 - Sunny - 72 F


AB	31
R	6
H	9
RBI	5
BB	7
SO	7
LOB	19



Batter	1	2	3	4	5	6	7	8	9	AB	R	H	RBI	BB	SO	LOB	TOP								
Mark Bellhorn, S OBP: 0.395, SLG: 0.586	3-2 HR		3-3 K			0-0 G5-3			1-2 E 1B	4	2	2	1	0	1	1									
Chris Stynes, R OBP: 0.327, SLG: 0.394	0-3 K				0-0 L8				3-2 L4	4	1	1	2	0	1	1									
Sammy Sosa, R OBP: 0.407, SLG: 0.603	2-2 G4-6-3 1B				1-1 G5-3				3-2 E4 1B	4	0	2	0	0	1	0									
Fred McGriff, L OBP: 0.355, SLG: 0.504	0-0 G4-6-3				2-3 K				1-0 F7	4	0	0	0	0	1	2									
Moises Alou, R OBP: 0.297, SLG: 0.370		0-0 F8				2-0 G5-3			0-2 F7	4	0	0	0	0	0	1									
Darren Lewis, R OBP: 0.322, SLG: 0.299		1-3 K				0-0 G5-4-3 1B				3	0	1	0	0	1	0									
Tom Gordon, R										0	0	0	0	0	0	0									
Alex Gonzalez, R OBP: 0.295, SLG: 0.414		0-1 G5-3				0-0 G5-4-3			2-3 K	3	0	0	0	0	1	1									
Mike Mahoney, R OBP: 0.333, SLG: 0.375			1-2 G5-3			0-0 PB HR 2B			1-3 K	3	1	1	0	0	1	0									
Jon Lieber, L OBP: 0.167, SLG: 0.146			1-3 K			2-3 K			1-3 K	2	0	0	0	0	2	1									
Roosevelt Brown, L OBP: 0.264, SLG: 0.297						2-3 K				1	0	0	0	0	1	0									
Inning Stats	R: 1 E: 0 K: 1 S: 10	H: 2 LOB: 0 BB: 0 P: 15	R: 0 E: 0 K: 1 S: 6	H: 0 LOB: 0 BB: 0 P: 7	R: 0 E: 0 K: 2 S: 12	H: 0 LOB: 0 BB: 0 P: 17	R: 0 E: 0 K: 1 S: 6	H: 0 LOB: 0 BB: 0 P: 9	R: 0 E: 0 K: 0 S: 3	H: 1 LOB: 0 BB: 0 P: 5	R: 2 E: 0 K: 2 S: 9	H: 2 LOB: 0 BB: 0 P: 16	R: 0 E: 0 K: 0 S: 9	H: 0 LOB: 0 BB: 0 P: 17	R: 0 E: 0 K: 3 S: 11	H: 0 LOB: 0 BB: 0 P: 15	R: 1 E: 1 K: 0 S: 14	H: 2 LOB: 1 BB: 0 P: 22	1B: 4 2B: 1 3B: 0 HR: 2	SF: 0 SAC: 0 DP: 2 HBP: 0	WP: 0 PB: 1 SB: 0 CS: 0	PA: 32			
PITCHER	IP	WLS	BF	H	R	ER	SO	BB	IBB	HBP	BLK	WP	HR	S	P	ERA	WHIP								
Chuck Finley, L ERA: 4.45	6.0	W	21	5	3	3	7	0	0	0	0	0	2	46	69	4.50	0.833								
Dave Veres, R ERA: 3.99	2.0		6	0	0	0	3	0	0	0	0	0	0	20	32	0.00	0.000								
Luther Hackman, R ERA: 3.98	0.1		3	2	1	0	0	0	0	0	0	0	0	10	17	0.00	6.000								
Steve Kline, L ERA: 4.0	0.2		2	0	0	0	0	0	0	0	0	0	0	4	5	0.00	0.000								

Chicago Cubs @ St. Louis Cardinals
 Busch Stadium, St. Louis, MO
 Fri Jul 26, 2002, 7:10 PM CDT
 Att: 48,730 - Sunny - 95 F


AB	32
R	4
H	7
RBI	3
BB	0
SO	10
LOB	7



Batter	1	2	3	4	5	6	7	8	9	AB	R	H	RBI	BB	SO	LOB	BOTTOM								
Kerry Robinson, L OBP: 0.328, SLG: 0.397	1-0 FC5-4 1B		0-2 SF9 SH1-4 1B	1-1 G3-4		0-1 G3		2-0 K		5	0	3	1	0	0	1									
Luther Hackman, R										0	0	0	0	0	0	0									
Steve Kline, S										0	0	0	0	0	0	0									
Placido Polanco, R OBP: 0.314, SLG: 0.388	0-1 FC5-4 15 HR		1-0 SH1-4	1-3 K		1-0 G6-3		2-2 F9		4	1	0	0	0	1	3									
15 Jim Edmonds, L OBP: 0.430, SLG: 0.624	1-1 1-H HR		4-0 SF9 IBB		1-2 L7					3	1	1	2	1	1	0									
5 Albert Pujols, R OBP: 0.394, SLG: 0.553	0-0 G4-3		0-0 SF9		3-2 G4-6-3 1B					3	0	1	1	0	0	0									
J.D. Drew, L OBP: 0.357, SLG: 0.471	0-3 K		0-0 G4-3		3-1 G4-6-3					3	0	0	0	1	1	3									
Tino Martinez, L OBP: 0.336, SLG: 0.411		1-3 K		0-1 HR		1-1 SH5-4 1B		1-1 K		4	2	3	1	0	1	0									
Edgar Renteria, R OBP: 0.367, SLG: 0.429		0-2 G4-3		1-1 1B G3-4 1B		2-0 SH5-4 1B		1-2 G4-3		4	2	2	0	0	0	2									
Mike Matheny, R OBP: 0.275, SLG: 0.316		0-0 G6-3		0-1 G3-4 SH5-4 1B		0-0 SH5-4				3	0	1	0	0	1	0									
Chuck Finley, L OBP: 0.250, SLG: 0.375			1-1 SH1-4 5 SF9 1B	1-2 SH5-4		1-2 SH5-4				1	1	1	0	0	0	0									
Eduardo Perez, R OBP: 0.291, SLG: 0.489										1	1	1	3	0	0	0									
Dave Veres, R OBP: 0.333, SLG: 0.333										0	0	0	0	0	0	0									
Miguel Cairo, R OBP: 0.280, SLG: 0.361										1	0	0	0	0	0	0									
Inning Stats	R: 2 E: 0 K: 1 S: 9	H: 2 LOB: 0 BB: 0 P: 11	R: 0 E: 0 K: 1 S: 7	H: 0 LOB: 0 BB: 0 P: 8	R: 1 E: 0 K: 0 S: 8	H: 2 LOB: 2 BB: 1 P: 14	R: 2 E: 0 K: 1 S: 14	H: 3 LOB: 1 BB: 0 P: 18	R: 0 E: 0 K: 0 S: 8	H: 1 LOB: 0 BB: 0 P: 15	R: 3 E: 0 K: 0 S: 11	H: 3 LOB: 0 BB: 0 P: 15	R: 0 E: 0 K: 1 S: 13	H: 1 LOB: 2 BB: 1 P: 21	R: 0 E: 0 K: 1 S: 8	H: 1 LOB: 1 BB: 0 P: 12	1B: 9 2B: 0 3B: 1 HR: 3	SF: 1 SAC: 3 DP: 1 HBP: 0	WP: 0 PB: 0 SB: 0 CS: 0	PA: 38					
PITCHER	IP	WLS	BF	H	R	ER	SO	BB	IBB	HBP	BLK	WP	HR	S	P	ERA	WHIP								
Jon Lieber, R ERA: 3.76	6.0	L	29	11	8	8	3	0	0	0	0	0	0	21	33	0.00	1.500								
Tom Gordon, R ERA: 2.53	2.0		9	2	0	0	2	1	0	0	0	0	0	21	33	0.00	1.500								

Chicago Cubs @ St. Louis Cardinals
 Busch Stadium, St. Louis, MO
 Fri Jul 26, 2002, 7:10 PM CDT
 Att: 48,730 - Sunny - 95 F

AB	32
R	8
H	13
RBI	8
BB	2
SO	5
LOB	9



Batter	1	2	3	4	5	6	7	8	9	AB	R	H	RBI	BB	SO	LOB	TOP		
Mark Bellhorn, S OBP: 0.396, SLG: 0.578	K		BB 1B HBP	G6-3		HBP			F7	3	1	0	0	0	1	0			
Bill Mueller, S OBP: 0.331, SLG: 0.350	L5		BB 1B		WP 1B 2B	G5-3			F7	5	2	2	0	0	0	1			
Sammy Sosa, R Darren Lewis, R OBP: 0.330, SLG: 0.308	K		BB 1B		WP 1B BB		L7		1B	2	2	0	0	2	1	0			
Angel Echevarria, R OBP: 0.300, SLG: 0.321		E5 1B		1B BB	G4-3 G5-3 1B		G6-3		F9	4	1	1	3	1	0	1			
Moises Alou, R OBP: 0.302, SLG: 0.375		G1-4-3 1B		1B	G5-3		1B			4	0	3	3	0	0	1			
Corey Patterson, L OBP: 0.296, SLG: 0.382	F7		K		G4-3		F9			4	0	0	0	0	1	5			
Alex Gonzalez, R OBP: 0.292, SLG: 0.409	G1-4-3		G1-3		K			F3		4	0	0	0	0	1	4			
Todd Hundley, S Mike Mahoney, R OBP: 0.272, SLG: 0.398			HR		G4-3		G4-3	F7		4	1	1	1	0	0	0			
34 Kerry Wood, R Juan Cruz, R Antonio Alfonseca, R OBP: 0.174, SLG: 0.136			L4		G5-3		K	K		3	0	0	0	0	1	0			
Inning Stats	R: 0 H: 0 E: 0 K: 2 S: 9	H: 0 LOB: 0 BB: 0 P: 15	R: 1 H: 1 E: 1 K: 0 S: 7	LOB: 0 BB: 0 P: 8	R: 4 H: 3 E: 0 K: 1 S: 20	LOB: 2 BB: 2 P: 36	R: 0 H: 0 E: 0 K: 0 S: 8	H: 0 LOB: 0 BB: 0 P: 12	R: 2 H: 2 E: 0 K: 1 S: 16	H: 2 LOB: 1 BB: 1 P: 25	R: 0 H: 1 E: 0 K: 0 S: 6	H: 1 LOB: 1 BB: 0 P: 10	R: 0 H: 0 E: 0 K: 1 S: 9	H: 0 LOB: 0 BB: 0 P: 14	R: 0 H: 1 E: 0 K: 0 S: 6	H: 1 LOB: 1 BB: 0 P: 10	1B: 6 2B: 1 3B: 0 HR: 1	SF: 0 SAC: 0 DP: 1 HBP: 2	WP: 1 PA: 40 PB: 0 SB: 0 CS: 0
PITCHER	IP	WLS	BF	H	R	ER	SO	BB	IBB	HBP	BLK	WP	HR	S	P	ERA	WHIP		
Jason Simontacchi, R ERA: 3.35	4.0	L	21	5	7	6	3	3	0	1	0	0	1	49	82	13.50	2.000		
Mike Timlin, R ERA: 2.51	1.2		7	1	0	0	2	0	0	1	0	1	0	19	30	0.00	0.600		
Mike Mathews, L ERA: 3.44	2.1		8	1	0	0	1	0	0	0	0	0	0	16	25	0.00	0.429		
Luther Hackman, R ERA: 3.89	1.0		4	1	0	0	0	0	0	0	0	0	0	6	10	0.00	1.000		

Chicago Cubs @ St. Louis Cardinals
 Busch Stadium, St. Louis, MO
 Sat Jul 27 2002, 12:15 PM CDT
 Att: 47,110 - Cloudy - 93 F

AB	35
R	7
H	8
RBI	7
BB	3
SO	6
LOB	12



Batter	1	2	3	4	5	6	7	8	9	AB	R	H	RBI	BB	SO	LOB	BOTTOM				
Kerry Robinson, L OBP: 0.315, SLG: 0.380	G4-3		K			G4-6-3		L7	G3	5	0	0	1	0	1	5					
Placido Polanco, R OBP: 0.318, SLG: 0.392	K			FC1-4 2B		F8		BB 1B	BB	4	0	2	0	1	1	0					
15 Jim Edmonds, L Eli Marrero, R OBP: 0.326, SLG: 0.432			F7				F8 G6-3 1B	BB	K	3	1	2	0	0	0	1					
5 Albert Pujols, R Miguel Cairo, R OBP: 0.277, SLG: 0.358	F2			FC1-4		E6 G6-3 F8		L5		3	0	0	0	0	0	3					
J.D. Drew, L Luther Hackman, R OBP: 0.353, SLG: 0.464		F9		F8		F8		K		4	0	0	0	0	1	6					
Tino Martinez, L OBP: 0.335, SLG: 0.407	F2				G6-4-3 BB		G6-3		F8	3	0	0	1	1	0	1					
Edgar Renteria, R OBP: 0.366, SLG: 0.427	L7				G6-4-3		F9		HBP DI G3 1B	4	1	1	0	0	0	2					
Mike Matheny, R OBP: 0.280, SLG: 0.312			F7		K			1B BB BB	G3 HBP BB	2	1	0	0	2	1	0					
Jason Simontacchi, R Mike Timlin, R Mike Mathews, L Eduardo Perez, R OBP: 0.305, SLG: 0.495			F8			G4-6-3 1B		BB 1B	G3 HBP	1	0	0	0	0	0	0					
Inning Stats	R: 0 H: 1 E: 0 K: 1 S: 10	H: 0 LOB: 0 BB: 0 P: 16	R: 0 H: 0 E: 0 K: 0 S: 6	LOB: 0 BB: 0 P: 12	R: 0 H: 0 E: 0 K: 1 S: 10	LOB: 0 BB: 0 P: 12	R: 0 H: 1 E: 0 K: 0 S: 6	H: 1 LOB: 1 BB: 0 P: 10	R: 0 H: 0 E: 0 K: 0 S: 7	H: 0 LOB: 0 BB: 1 P: 16	R: 0 H: 1 E: 0 K: 0 S: 8	H: 1 LOB: 1 BB: 0 P: 13	R: 1 H: 1 E: 1 K: 0 S: 12	H: 1 LOB: 1 BB: 0 P: 18	R: 1 H: 2 E: 0 K: 1 S: 14	H: 2 LOB: 3 BB: 2 P: 28	R: 1 H: 1 E: 0 K: 1 S: 14	H: 1 LOB: 3 BB: 2 P: 25	1B: 6 2B: 1 3B: 0 HR: 0	SF: 0 SAC: 0 DP: 2 HBP: 1	WP: 0 PA: 39 PB: 0 SB: 0 CS: 0
PITCHER	IP	WLS	BF	H	R	ER	SO	BB	IBB	HBP	BLK	WP	HR	S	P	ERA	WHIP				
34 Kerry Wood, R ERA: 3.9	6.0	W	22	4	1	0	3	1	0	0	0	0	0	54	87	0.00	0.833				
Juan Cruz, R ERA: 4.46	1.1		7	2	1	1	0	1	0	0	0	0	0	12	25	6.75	2.250				
Antonio Alfonseca, R ERA: 2.93	1.2		10	1	1	1	2	3	0	1	0	0	0	21	38	5.40	2.400				

Chicago Cubs @ St. Louis Cardinals
 Busch Stadium, St. Louis, MO
 Sat Jul 27 2002, 12:15 PM CDT
 Att: 47,110 - Cloudy - 93 F

AB	33
R	3
H	7
RBI	3
BB	5
SO	5
LOB	24



Batter	1	2	3	4	5	6	7	8	9	AB	R	H	RBI	BB	SO	LOB	TOP					
Mark Bellhorn, S OBP: 0.392, SLG: 0.568	(1, 6) K		(1, 6) F9	(1, 6) E BB		(1, 6) K	(1, 6) FC6-4			4	0	0	0	1	2	1						
Bill Mueller, S OBP: 0.332, SLG: 0.361	(1, 5) K		(1, 5) G3-1	(1, 5) E4		(1, 5) BB		(1, 5) HR		4	1	1	1	1	1	1						
Sammy Sosa, R OBP: 0.408, SLG: 0.595	(1, 9) 1B 2B BB		(1, 9) 1B BB	(1, 9) FC6-4		(1, 9) F8		(1, 9) K		3	2	0	0	2	1	3						
Fred McGriff, L OBP: 0.358, SLG: 0.508	(1, 3) 2B 1B		(1, 3) 1B HR 1B		(1, 3) BB 2B	(1, 3) L8		(1, 3) K		5	2	3	0	0	1	1						
Moises Alou, R OBP: 0.307, SLG: 0.380	(1, 7) 2B		(1, 7) HR 1B		(1, 7) BB BB	(1, 7) G5-3		(1, 7) P6		4	1	2	3	1	0	0						
Corey Patterson, L OBP: 0.297, SLG: 0.393	(1, 8) P6		(1, 8) HR		(1, 8) K		(1, 8) 1B 2B		(1, 8) K	5	2	2	3	0	2	3						
Delino DeShields, L OBP: 0.289, SLG: 0.315		(1, 4) G5-3 S BB	(1, 4) K		(1, 4) K		(1, 4) 1B SF8 BB		(1, 4) K	3	1	0	0	2	3	2						
Todd Hundley, S OBP: 0.276, SLG: 0.394		(1, 2) G5-3		(1, 2) F8		(1, 2) BB	(1, 2) FC6-4 1B		(1, 2) F7	4	0	1	1	1	0	1						
Matt Clement, R OBP: 0.156, SLG: 0.122	(1, 1) G1-3		(1, 1) K		(1, 1) G3		(1, 1) SF8			3	0	0	0	0	1	4						
Jeff Fassero, L ERA: 3.34	(6, 1) K		(6, 1) K		(6, 1) G3		(6, 1) SF8			0	0	0	0	0	0	0						
Kyle Farnsworth, R ERA: 4.15	(6, 1) K		(6, 1) K		(6, 1) G3		(6, 1) SF8			0	0	0	1	0	0	0						
Tom Gordon, R ERA: 5.06	(6, 1) K		(6, 1) K		(6, 1) G3		(6, 1) SF8			0	0	0	0	0	0	0						
Antonio Alfonseca, R ERA: 3.5	(9, 1) K		(9, 1) K		(9, 1) G3		(9, 1) SF8			0	0	0	0	0	0	0						
Inning Stats	R: 2 E: 0 K: 2 S: 13	H: 2 LOB: 1 BB: 1 P: 22	R: 0 E: 0 K: 0 S: 11	H: 0 LOB: 0 BB: 1 P: 19	R: 4 E: 0 K: 1 S: 15	H: 3 LOB: 0 BB: 1 P: 21	R: 0 E: 1 K: 1 S: 15	H: 0 LOB: 2 BB: 1 P: 23	R: 0 E: 0 K: 2 S: 17	H: 1 LOB: 3 BB: 2 P: 33	R: 0 E: 0 K: 1 S: 11	H: 0 LOB: 1 BB: 1 P: 19	R: 2 E: 0 K: 0 S: 17	H: 2 LOB: 1 BB: 1 P: 29	R: 1 E: 0 K: 2 S: 13	H: 1 LOB: 0 BB: 0 P: 19	R: 0 E: 0 K: 2 S: 8	H: 0 LOB: 0 BB: 0 P: 14	1B: 4 2B: 3 3B: 0 HR: 2	SF: 1 SAC: 0 DP: 0 HBP: 0	WP: 0 PB: 0 SB: 1 CS: 1	PA: 44
PITCHER	IP WLS BF H R ER SO BB IBB HBP BLK WP HR S P ERA WHIP																					
Matt Morris, R ERA: 3.4	(1, 1) 4.0 21 5 6 6 4 4 0 0 0 0 1 54 85 13.50 2.250																					
Mike Matthews, L ERA: 3.34	(5, 1) 1.0 6 1 0 0 2 2 0 0 0 0 0 17 33 0.00 3.000																					
Mike Crudale, R ERA: 1.32	(6, 1) 1.0 4 0 0 0 1 1 0 0 0 0 0 11 19 0.00 1.000																					
Steve Kline, L ERA: 4.5	(7, 1) 1.0 6 2 2 2 0 1 0 0 0 0 0 17 29 18.00 3.000																					
Dave Veres, R ERA: 4.01	(8, 1) 2.0 W 7 1 1 1 4 0 0 0 0 0 1 21 33 4.50 0.500																					

Chicago Cubs @ St. Louis Cardinals
 Busch Stadium, St. Louis, MO
 Sun Jul 28 2002, 7:05 PM CDT
 Att: 47,583 - Cloudy - 95 F

AB	35
R	9
H	9
RBI	9
BB	8
SO	11
LOB	16



Batter	1	2	3	4	5	6	7	8	9	AB	R	H	RBI	BB	SO	LOB	BOTTOM					
Fernando Vina, L OBP: 0.333, SLG: 0.357	(1, 4) G6-3		(1, 4) G3		(1, 4) F8	(1, 4) G6-4-3 1B			(1, 4) 2B 1B	5	1	2	1	0	0	2						
Placido Polanco, R OBP: 0.318, SLG: 0.389	(1, 5) K		(1, 5) L8		(1, 5) L1	(1, 5) G6-4-3 1B			(1, 5) 15 1B 2B	3	0	0	0	0	1	2						
Mike Crudale, R OBP: 0.302, SLG: 0.489	(6, 1) K		(6, 1) L8		(6, 1) L1	(6, 1) G6-4-3 1B			(6, 1) 15 1B 2B	1	0	0	0	0	0	0						
Steve Kline, S ERA: 4.15	(6, 1) K		(6, 1) L8		(6, 1) L1	(6, 1) G6-4-3 1B			(6, 1) 15 1B 2B	1	1	1	1	0	0	0						
Dave Veres, R OBP: 0.333, SLG: 0.333	(6, 1) K		(6, 1) L8		(6, 1) L1	(6, 1) G6-4-3 1B			(6, 1) 15 1B 2B	1	1	1	1	0	0	0						
Miguel Cairo, R OBP: 0.283, SLG: 0.373	(6, 1) K		(6, 1) L8		(6, 1) L1	(6, 1) G6-4-3 1B			(6, 1) 15 1B 2B	1	1	1	1	0	0	0						
15 Jim Edmonds, L OBP: 0.434, SLG: 0.623	(1, 8) BB		(1, 8) G4-3		(1, 8) G4-3	(1, 8) G4-3 1B		(1, 8) G4-3	(1, 8) 5 BB 1B	4	2	2	1	1	0	0						
5 Albert Pujols, R OBP: 0.389, SLG: 0.543	(6, 5) K2-3		(6, 5) G5-3		(6, 5) E6	(6, 5) G6-3		(6, 5) G6-3	(6, 5) 1B HR BB	4	2	0	0	1	1	1						
J.D. Drew, L OBP: 0.357, SLG: 0.468		(1, 9) 1B BB	(1, 9) G4-3		(1, 9) G4-3	(1, 9) G4-3 1B 2B		(1, 9) G4-3	(1, 9) K	4	1	2	1	1	1	2						
Tino Martinez, L OBP: 0.333, SLG: 0.404	(1, 3) K		(1, 3) F7		(1, 3) F7	(1, 3) G4-3		(1, 3) F4	(1, 3) HR 1B	5	1	1	1	0	1	3						
Edgar Renteria, R OBP: 0.369, SLG: 0.441	(1, 6) F2		(1, 6) F2		(1, 6) 1B 2B	(1, 6) 2B 1B		(1, 6) G5-3	(1, 6) HR	5	2	3	4	0	0	1						
Mike DiFelice, R OBP: 0.306, SLG: 0.416	(1, 2) 1B		(1, 2) G5-3		(1, 2) G5-3	(1, 2) 1B 2B		(1, 2) K	(1, 2) HR	4	0	2	0	0	1	1						
Matt Morris, R OBP: 0.151, SLG: 0.157	(1, 1) G3		(1, 1) G3		(1, 1) G3	(1, 1) 1B BB		(1, 1) G3		1	0	0	0	0	0	2						
Mike Matthews, L OBP: 0.167, SLG: 0.167	(5, 1) G3		(5, 1) G3		(5, 1) G3	(5, 1) 1B BB		(5, 1) G3		0	0	0	0	0	0	0						
Kerry Robinson, L OBP: 0.323, SLG: 0.382	(6, 7) G3		(6, 7) G3		(6, 7) G3	(6, 7) 1B BB		(6, 7) G3		2	0	1	0	1	0	0						
Inning Stats	R: 0 E: 0 K: 2 S: 10	H: 0 LOB: 1 BB: 1 P: 17	R: 0 E: 0 K: 1 S: 14	H: 1 LOB: 2 BB: 1 P: 18	R: 0 E: 0 K: 0 S: 5	H: 0 LOB: 0 BB: 0 P: 6	R: 0 E: 0 K: 0 S: 8	H: 0 LOB: 0 BB: 0 P: 14	R: 0 E: 0 K: 0 S: 10	H: 2 LOB: 2 BB: 0 P: 16	R: 4 E: 1 K: 0 S: 22	H: 5 LOB: 2 BB: 1 P: 34	R: 0 E: 0 K: 0 S: 9	H: 1 LOB: 1 BB: 0 P: 13	R: 0 E: 0 K: 1 S: 6	H: 0 LOB: 0 BB: 0 P: 10	R: 6 E: 0 K: 1 S: 17	H: 5 LOB: 0 BB: 1 P: 31	1B: 9 2B: 4 3B: 0 HR: 1	SF: 0 SAC: 0 DP: 1 HBP: 0	WP: 0 PB: 0 SB: 0 CS: 0	PA: 43
PITCHER	IP WLS BF H R ER SO BB IBB HBP BLK WP HR S P ERA WHIP																					
Matt Clement, R ERA: 3.78	(1, 1) 5.0 22 4 2 2 3 2 0 0 0 0 0 21 35 3.60 1.200																					
Jeff Fassero, L ERA: 6.15	(6, 1) 0.1 4 3 1 0 0 0 0 0 0 0 0 10 12 0.00 9.000																					
Kyle Farnsworth, R ERA: 4.15	(6, 1) 2.2 H 10 2 1 1 1 1 0 0 0 0 0 21 35 3.38 1.125																					
Tom Gordon, R ERA: 5.06	(9, 1) 0.0 3 3 3 3 0 0 0 0 0 0 0 8 15 = =																					
Antonio Alfonseca, R ERA: 3.5	(9, 1) 0.1 L 4 2 3 3 1 1 0 0 0 0 0 1 9 16 81.00 9.000																					

Chicago Cubs @ St. Louis Cardinals
 Busch Stadium, St. Louis, MO
 Sun Jul 28 2002, 7:05 PM CDT
 Att: 47,583 - Cloudy - 95 F

AB	39
R	10
H	14
RBI	9
BB	4
SO	5
LOB	17



Batter	1	2	3	4	5	6	7	8	9	AB	R	H	RBI	BB	SO	LOB	TOP					
Fernando Vina, L (1,4) OBP: 0.333, SLG: 0.356										4	0	1	0	0	1	1	St. Louis Cardinals @ Florida Marlins Pro Player Stadium, Miami, FL Tue Jul 30 2002, 7:05 PM EDT Att: 8,187 - Cloudy - 88 F livebaseballscores.com AB 36 R 5 H 12 RBI 5 BB 3 SO 8 LOB 15 					
Eduardo Perez, R (1,9) OBP: 0.291, SLG: 0.469 Eli Marrero, R (8,9) OBP: 0.325, SLG: 0.430										4	0	0	0	0	2	3						
5 Albert Pujols, R (1,7) OBP: 0.389, SLG: 0.546										5	1	2	0	0	0	1						
15 Jim Edmonds, L (1,8) OBP: 0.437, SLG: 0.623										3	0	1	0	2	2	3						
27 Scott Rolen, R (1,5) OBP: 0.360, SLG: 0.478										4	1	2	1	0	0	2						
Tino Martinez, L (1,3) OBP: 0.335, SLG: 0.417										4	1	2	2	0	1	1						
Edgar Renteria, R (1,6) OBP: 0.373, SLG: 0.460										3	2	2	2	1	0	0						
Mike Matheny, R (1,2) OBP: 0.279, SLG: 0.311										4	0	1	0	0	1	2						
Andy Benes, R (1,1) OBP: 0.182, SLG: 0.273 Mike Crudate, R (7,1) Miguel Cairo, R (9, PH) OBP: 0.281, SLG: 0.369 52 Matt Duff, R (9,1)										3	0	1	0	0	1	1						
Inning Stats	R: 0 E: 0 K: 2 S: 7	H: 0 LOB: 0 BB: 0 P: 9	R: 0 E: 0 K: 0 S: 4	H: 0 LOB: 0 BB: 1 P: 11	R: 0 E: 0 K: 0 S: 6	H: 1 LOB: 0 BB: 0 P: 8	R: 0 E: 0 K: 0 S: 6	H: 1 LOB: 2 BB: 1 P: 14	R: 2 E: 0 K: 1 S: 10	H: 4 LOB: 1 BB: 0 P: 16	R: 0 E: 0 K: 1 S: 9	H: 1 LOB: 1 BB: 0 P: 16	R: 1 E: 0 K: 1 S: 8	H: 1 LOB: 0 BB: 0 P: 11	R: 2 E: 0 K: 2 S: 18	H: 3 LOB: 2 BB: 1 P: 27		R: 0 E: 1 K: 1 S: 9	H: 1 LOB: 2 BB: 0 P: 13	1B: 4 2B: 3 3B: 2 HR: 3	SF: 0 SAC: 0 DP: 3 HBP: 1	WP: 0 PB: 0 SB: 0 CS: 0
PITCHER	IP WLS BF H R ER SO BB IBB HBP BLK WP HR S P ERA WHIP																					
Michael Tejera, L (1,1) ERA: 3.9 Vic Darenbourg, L (8,1) ERA: 4.09	7.0 L 28 8 3 3 5 2 0 1 0 0 0 3 50 85 3.86 1.429																					

Batter	1	2	3	4	5	6	7	8	9	AB	R	H	RBI	BB	SO	LOB	BOTTOM					
Luis Castillo, S (1,4) OBP: 0.385, SLG: 0.386										4	0	0	0	0	0	3	St. Louis Cardinals @ Florida Marlins Pro Player Stadium, Miami, FL Tue Jul 30 2002, 7:05 PM EDT Att: 8,187 - Cloudy - 88 F livebaseballscores.com AB 29 R 0 H 4 RBI 0 BB 3 SO 6 LOB 12 					
Eric Owens, R (1,9) OBP: 0.332, SLG: 0.376										4	0	0	0	0	0	3						
Preston Wilson, R (1,8) OBP: 0.341, SLG: 0.443										4	0	1	0	0	0	0						
Mike Lowell, R (1,5) OBP: 0.361, SLG: 0.495										2	0	0	0	2	1	0						
Derrek Lee, R (1,3) OBP: 0.359, SLG: 0.492										3	0	0	0	1	2	1						
Kevin Millar, R (1,7) OBP: 0.326, SLG: 0.434										4	0	0	0	0	1	3						
Mike Redmond, R (1,2) OBP: 0.406, SLG: 0.395										2	0	1	0	0	0	0						
Andy Fox, L (1,6) OBP: 0.329, SLG: 0.330										3	0	1	0	0	0	1						
Michael Tejera, L (1,1) OBP: 0.227, SLG: 0.364 Juan Encarnacion, R (7, PH) Vic Darenbourg, L (8,1)										2	0	1	0	0	1	0						
Inning Stats	R: 0 E: 0 K: 1 S: 12	H: 1 LOB: 3 BB: 2 P: 29	R: 0 E: 0 K: 0 S: 13	H: 2 LOB: 0 BB: 0 P: 19	R: 0 E: 0 K: 0 S: 5	H: 0 LOB: 0 BB: 1 P: 10	R: 0 E: 0 K: 0 S: 7	H: 0 LOB: 0 BB: 0 P: 10	R: 0 E: 0 K: 1 S: 8	H: 0 LOB: 0 BB: 0 P: 11	R: 0 E: 0 K: 1 S: 6	H: 0 LOB: 0 BB: 0 P: 9	R: 0 E: 0 K: 1 S: 11	H: 1 LOB: 1 BB: 0 P: 15	R: 0 E: 0 K: 0 S: 7	H: 0 LOB: 0 BB: 0 P: 11		R: 0 E: 0 K: 2 S: 9	H: 0 LOB: 0 BB: 0 P: 14	1B: 4 2B: 1 3B: 0 HR: 0	SF: 0 SAC: 0 DP: 2 HBP: 1	WP: 0 PB: 0 SB: 0 CS: 0
PITCHER	IP WLS BF H R ER SO BB IBB HBP BLK WP HR S P ERA WHIP																					
Andy Benes, R (1,1) ERA: 5.46 Mike Crudate, R (7,1) ERA: 1.24 52 Matt Duff, R (9,1)	6.1 W 25 4 0 0 3 3 0 0 0 0 0 0 0 14 19 0.00 0.000																					

Batter	1	2	3	4	5	6	7	8	9	AB	R	H	RBI	BB	SO	LOB	TOP								
Fernando Vina, L OBP: 0.334, SLG: 0.355	F9					F7	G4-3		G1-6-3	4	0	1	0	1	0	2	St. Louis Cardinals @ Florida Marlins Pro Player Stadium, Miami, FL Wed Jul 31 2002, 7:05 PM EDT Att: 7,587 - Cloudy - 84 F								
J.D. Drew, L OBP: 0.353, SLG: 0.464 Miguel Cairo, R OBP: 0.276, SLG: 0.363						B5		G5-3	G1-6-3	3	0	0	0	0	2	3									
5 Albert Pujols, R OBP: 0.388, SLG: 0.543	G1-3							F9		4	1	1	0	0	1	3									
15 Jim Edmonds, L OBP: 0.437, SLG: 0.635										4	2	2	2	0	1	0									
27 Scott Rolen, R OBP: 0.361, SLG: 0.478										4	1	2	1	0	1	0									
Tino Martinez, L OBP: 0.337, SLG: 0.416 44 Jason Istringhausen, R OBP: 0.333, SLG: 0.333										3	1	1	0	1	1	0									
Edgar Renteria, R OBP: 0.372, SLG: 0.456										3	0	0	0	1	1	2									
Eli Marrero, R OBP: 0.324, SLG: 0.429										3	0	1	1	0	1	1									
Travis Smith, R OBP: 0.187, SLG: 0.287 Luther Hackman, R OBP: 0.241, SLG: 0.416 Mike DiFelice, R OBP: 0.229, SLG: 0.296 Mike Matthews, L OBP: 0.331, SLG: 0.372 52 Matt Duff, R OBP: 0.228, SLG: 0.465										1	0	1	1	0	0	0									
										1	0	0	0	0	1	0									
Inning Stats	R: 0 E: 0 K: 1 S: 9	H: 0 LOB: 0 BB: 0 P: 12	R: 3 E: 0 K: 2 S: 22	H: 4 LOB: 2 BB: 2 P: 34	R: 0 E: 0 K: 2 S: 12	H: 0 LOB: 0 BB: 0 P: 13	R: 0 E: 0 K: 2 S: 7	H: 0 LOB: 0 BB: 0 P: 10	R: 2 E: 0 K: 0 S: 8	H: 2 LOB: 0 BB: 1 P: 14	R: 0 E: 0 K: 1 S: 9	H: 1 LOB: 2 BB: 1 P: 14	R: 0 E: 0 K: 0 S: 8	H: 0 LOB: 0 BB: 0 P: 14	R: 0 E: 0 K: 0 S: 7	H: 1 LOB: 1 BB: 1 P: 17	R: 0 E: 0 K: 1 S: 10	H: 1 LOB: 0 BB: 0 P: 14	1B: 7 2B: 1 3B: 0 HR: 1	SF: 1 SAC: 0 DP: 2 HBP: 0	WP: 0 PB: 0 SB: 0 CS: 0	PA: 38			
PITCHER	IP	WLS	BF	H	R	ER	SO	BB	IBB	HBP	BLK	WP	HR	S	P	ERA	WHIP								
Josh Beckett, R ERA: 4.23	6.0	W	28	7	5	5	8	3	0	0	0	0	1	67	93	7.50	1.667								
Armando Almanza, L ERA: 4.33	1.0	H	3	0	0	0	1	0	0	0	0	0	0	8	14	0.00	0.000								
Vladimir Nunez, R ERA: 3.34	1.0	H	4	1	0	0	1	0	0	0	0	0	0	7	17	0.00	2.000								
Braden Looper, R ERA: 3.45	1.0	S	3	1	0	0	1	0	0	0	0	0	0	10	14	0.00	1.000								

AB	33
R	5
H	9
RBI	5
BB	4
SO	10
LOB	12



Batter	1	2	3	4	5	6	7	8	9	AB	R	H	RBI	BB	SO	LOB	BOTTOM								
Luis Castillo, S OBP: 0.385, SLG: 0.388	L5					G4-3				5	1	2	2	0	0	0	St. Louis Cardinals @ Florida Marlins Pro Player Stadium, Miami, FL Wed Jul 31 2002, 7:05 PM EDT Att: 7,587 - Cloudy - 84 F								
Juan Encarnacion, R OBP: 0.326, SLG: 0.449										4	2	2	1	0	1	2									
Preston Wilson, R OBP: 0.342, SLG: 0.445										5	1	2	2	0	0	3									
Mike Lowell, R OBP: 0.365, SLG: 0.494										1	1	0	0	3	1	0									
Derrek Lee, R OBP: 0.358, SLG: 0.488										3	0	0	0	1	1	6									
Eric Owens, R OBP: 0.331, SLG: 0.372										3	1	0	0	1	0	5									
Mike Redmond, R OBP: 0.408, SLG: 0.404										4	0	2	3	0	1	0									
Andy Fox, L OBP: 0.331, SLG: 0.332										4	2	2	0	0	1	0									
Josh Beckett, R ERA: 7.17 Luther Hackman, R ERA: 3.77										1	0	0	0	0	1	0									
Mike Matthews, L ERA: 3.31 52 Matt Duff, R ERA: 2.42										1	0	0	0	0	0	0									
Inning Stats	R: 4 E: 0 K: 0 S: 17	H: 2 LOB: 1 BB: 2 P: 35	R: 3 E: 0 K: 1 S: 13	H: 4 LOB: 1 BB: 1 P: 24	R: 0 E: 0 K: 1 S: 9	H: 0 LOB: 0 BB: 0 P: 13	R: 0 E: 0 K: 0 S: 9	H: 0 LOB: 0 BB: 0 P: 14	R: 0 E: 0 K: 1 S: 7	H: 1 LOB: 2 BB: 1 P: 14	R: 0 E: 0 K: 1 S: 10	H: 0 LOB: 0 BB: 0 P: 13	R: 0 E: 0 K: 0 S: 7	H: 1 LOB: 2 BB: 1 P: 16	R: 1 E: 0 K: 2 S: 18	H: 2 LOB: 2 BB: 1 P: 32	1B: 6 2B: 3 3B: 1 HR: 0	SF: 0 SAC: 1 DP: 0 HBP: 1	WP: 2 PB: 0 SB: 3 CS: 0	PA: 39					
PITCHER	IP	WLS	BF	H	R	ER	SO	BB	IBB	HBP	BLK	WP	HR	S	P	ERA	WHIP								
Travis Smith, R ERA: 7.17	1.1	L	10	4	6	6	0	2	0	0	0	2	0	21	42	40.50	4.500								
Mike Matthews, L ERA: 3.31	0.1		1	0	0	0	1	0	0	0	0	0	0	3	3	0.00	0.000								
52 Matt Duff, R ERA: 2.42	1.2		7	1	0	0	0	0	1	0	0	0	0	14	26	0.00	0.600								
44 Jason Istringhausen, R ERA: 2.42	0.1		3	1	1	1	1	1	0	0	0	0	0	11	18	27.00	6.000								
PITCHER	IP	WLS	BF	H	R	ER	SO	BB	IBB	HBP	BLK	WP	HR	S	P	ERA	WHIP								
Dave Veres, R ERA: 3.97	0.2		3	1	0	0	1	0	0	0	0	0	0	7	14	0.00	1.500								



Batter	1	2	3	4	5	6	7	8	9	AB	R	H	RBI	BB	SO	LOB	TOP		
Fernando Vina, L (1,4) OBP: 0.333, SLG: 0.353	F5		F8			BB		G4-6-3		3	0	0	0	1	0	3			
J.D. Drew, L (1,9) OBP: 0.352, SLG: 0.461	K			1B		F7			F9	4	0	1	0	0	1	1			
Eli Marrero, R (1,7) OBP: 0.319, SLG: 0.422	K		F8			G4-3			K	4	0	0	0	0	2	2			
15 Jim Edmonds, L (1,8) OBP: 0.441, SLG: 0.639		K		1B					2B	3	0	2	0	1	1	0			
27 Scott Rolen, R (1,5) OBP: 0.358, SLG: 0.473	G5-3			K		G5-4-3			F8	4	0	0	0	0	1	4			
Tino Martinez, L (1,3) OBP: 0.334, SLG: 0.413	L7				G3					3	0	0	0	0	0	0			
Edgar Renteria, R (1,6) OBP: 0.369, SLG: 0.453			G6-3			K		E3		3	0	0	0	0	1	0			
Mike Matheny, R (1,2) OBP: 0.281, SLG: 0.313						G6-3		F7		2	0	1	0	0	0	0			
Kerry Robinson, L (8, PH) OBP: 0.321, SLG: 0.379			FC5-6							1	0	0	0	0	0	1			
Chuck Finley, L (1,1) OBP: 0.200, SLG: 0.300										2	0	0	0	0	1	1			
Miguel Cairo, R (8, PH) OBP: 0.282, SLG: 0.363			FC5-6							0	0	0	0	1	0	0			
58 Kevin Joseph, R (8,1) OBP: 0.321, SLG: 0.379						K				0	0	0	0	0	0	0			
Inning Stats	R: 0 H: 0 E: 0 K: 2 S: 8	H: 0 LOB: 0 BB: 0 P: 11	R: 0 H: 0 E: 0 K: 1 S: 8	H: 0 LOB: 0 BB: 0 P: 13	R: 0 H: 1 E: 0 K: 0 S: 9	H: 1 LOB: 1 BB: 0 P: 16	R: 0 H: 2 E: 0 K: 1 S: 12	H: 2 LOB: 2 BB: 0 P: 21	R: 0 H: 0 E: 0 K: 1 S: 10	H: 0 LOB: 1 BB: 1 P: 17	R: 0 H: 0 E: 0 K: 0 S: 6	H: 0 LOB: 0 BB: 1 P: 10	R: 0 H: 0 E: 1 K: 0 S: 8	H: 0 LOB: 1 BB: 1 P: 12	R: 0 H: 1 E: 0 K: 1 S: 10	H: 1 LOB: 1 BB: 0 P: 16	1B: 3 2B: 2 3B: 0 HR: 0	SF: 0 SAC: 0 DP: 3 HBP: 0	WP: 0 PA: 32 CS: 1
PITCHER A.J. Burnett, R (1,1) ERA: 3.4	IP: 9.0 WLS: W BF: 32 H: 4 R: 0 ER: 0 SO: 7 BB: 3 IBB: 0 HBP: 0 BLK: 0 WP: 0 HR: 0 S: 77 P: 128 ERA: 0.00 WHIP: 0.778											PITCHER	IP: 9.0 WLS: W BF: 32 H: 4 R: 0 ER: 0 SO: 7 BB: 3 IBB: 0 HBP: 0 BLK: 0 WP: 0 HR: 0 S: 77 P: 128 ERA: 0.00 WHIP: 0.778						

St. Louis Cardinals @ Florida Marlins
 Pro Player Stadium, Miami, FL
 Thu Aug 01 2002, 7:05 PM EDT
 Att: 7,346 - Cloudy - 87 F

AB 29
 R 0
 H 4
 RBI 0
 BB 3
 SO 7
 LOB 12



Batter	1	2	3	4	5	6	7	8	9	AB	R	H	RBI	BB	SO	LOB	BOTTOM		
Luis Castillo, S (1,4) OBP: 0.384, SLG: 0.392	F9		E6			G6-3				4	1	1	1	0	0	1			
Juan Encarnacion, R (1,9) OBP: 0.322, SLG: 0.444	G5-3		L7		K			G5-3		4	0	0	0	0	1	2			
Preston Wilson, R (1,8) OBP: 0.341, SLG: 0.442	BB		SF8		G5-3			G5-3		2	0	0	1	1	0	1			
Mike Lowell, R (1,5) OBP: 0.366, SLG: 0.494	K		F3			F9-6-3		1B		4	1	2	0	0	1	1			
Derrek Lee, R (1,3) OBP: 0.360, SLG: 0.487		K				1B		1B		3	0	1	0	1	2	0			
Eric Owens, R (1,7) OBP: 0.333, SLG: 0.374		L6				BB		1B		4	0	2	1	0	0	2			
Mike Redmond, R (1,2) OBP: 0.404, SLG: 0.406					G6-4-3			1B		4	1	1	0	0	0	3			
Mike Mordecai, R (1,6) OBP: 0.308, SLG: 0.298								G1-3		2	1	2	1	1	0	0			
A.J. Burnett, R (1,1) OBP: 0.160, SLG: 0.213										1	0	0	0	0	1	1			
Inning Stats	R: 0 H: 0 E: 0 K: 1 S: 9	H: 0 LOB: 1 BB: 1 P: 15	R: 1 H: 2 E: 0 K: 2 S: 16	H: 2 LOB: 1 BB: 0 P: 26	R: 1 H: 0 E: 1 K: 0 S: 8	H: 0 LOB: 0 BB: 0 P: 12	R: 0 H: 1 E: 0 K: 1 S: 7	H: 1 LOB: 0 BB: 0 P: 9	R: 1 H: 1 E: 0 K: 1 S: 10	H: 1 LOB: 1 BB: 1 P: 22	R: 0 H: 1 E: 0 K: 0 S: 7	H: 1 LOB: 0 BB: 1 P: 17	R: 0 H: 1 E: 0 K: 0 S: 12	H: 1 LOB: 1 BB: 0 P: 18	R: 1 H: 3 E: 0 K: 0 S: 12	H: 3 LOB: 2 BB: 0 P: 16	1B: 7 2B: 1 3B: 2 HR: 0	SF: 1 SAC: 2 DP: 1 HBP: 0	WP: 0 PA: 34 CS: 0
PITCHER Chuck Finley, L (1,1) ERA: 4.34	IP: 7.0 WLS: L BF: 28 H: 6 R: 3 ER: 2 SO: 5 BB: 3 IBB: 0 HBP: 0 BLK: 0 WP: 0 HR: 0 S: 69 P: 119 ERA: 2.57 WHIP: 1.286											PITCHER	IP: 7.0 WLS: L BF: 28 H: 6 R: 3 ER: 2 SO: 5 BB: 3 IBB: 0 HBP: 0 BLK: 0 WP: 0 HR: 0 S: 69 P: 119 ERA: 2.57 WHIP: 1.286						
58 Kevin Joseph, R (8,1) ERA: 9.0	IP: 1.0 WLS: L BF: 6 H: 3 R: 1 ER: 1 SO: 0 BB: 0 IBB: 0 HBP: 0 BLK: 0 WP: 0 HR: 0 S: 12 P: 16 ERA: 9.00 WHIP: 3.000											PITCHER	IP: 1.0 WLS: L BF: 6 H: 3 R: 1 ER: 1 SO: 0 BB: 0 IBB: 0 HBP: 0 BLK: 0 WP: 0 HR: 0 S: 12 P: 16 ERA: 9.00 WHIP: 3.000						

St. Louis Cardinals @ Florida Marlins
 Pro Player Stadium, Miami, FL
 Thu Aug 01 2002, 7:05 PM EDT
 Att: 7,346 - Cloudy - 87 F

AB 28
 R 4
 H 9
 RBI 4
 BB 3
 SO 5
 LOB 11



Batter	1	2	3	4	5	6	7	8	9	AB	R	H	RBI	BB	SO	LOB	TOP										
Fernando Vina, L OBP: 0.333, SLG: 0.351 58 Kevin Joseph, R (5, 1)	B1-3				F7				G1-3	2	0	0	0	1	0	1	St. Louis Cardinals @ Atlanta Braves Turner Field, Atlanta, GA Fri Aug 02 2002, 7:35 PM EDT Att: 45,512 - Cloudy - 90 F										
Eli Marrero, R OBP: 0.321, SLG: 0.427 (7, 7)		FC6-4 BB					1B 1-H 5 2B			0	0	0	0	0	0	0											
Edgar Renteria, R OBP: 0.395, SLG: 0.452 Kerry Robinson, L OBP: 0.326, SLG: 0.384 Steve Kline, S (7, 1)			FC6-4		K				G4-3	3	0	1	0	0	1	3											
Dave Veres, R OBP: 0.333, SLG: 0.333 J.D. Drew, L OBP: 0.351, SLG: 0.459 (8, 1)		1B	1-2				2-3 5 1B			0	0	0	0	0	0	0											
5 Albert Pujols, R OBP: 0.390, SLG: 0.549 (7, 6)					G6-3				F9	5	1	3	2	0	0	0											
15 Jim Edmonds, L OBP: 0.436, SLG: 0.630 (1, 8)					G6-3					4	0	0	0	0	1	4											
27 Scott Rolen, R OBP: 0.355, SLG: 0.468 (1, 5)					G4-3					4	0	0	0	0	0	2											
Eduardo Perez, R OBP: 0.287, SLG: 0.466 (1, 9)									G5-3	4	1	1	0	0	1	0											
Tino Martinez, L OBP: 0.331, SLG: 0.408 (1, 3)					G6-3				F7	4	0	0	0	0	0	1											
Mike Matheny, R OBP: 0.290, SLG: 0.322 (1, 2)					F3				E8	4	0	3	1	0	0	0											
Jason Simontacchi, R OBP: 0.241, SLG: 0.185 Mike Matthews, L OBP: 0.197, SLG: 0.167 Miguel Cairo, R OBP: 0.283, SLG: 0.362 (5, 4)									G5-3	0	0	0	0	0	0	0											
										3	1	1	0	0	0	2											
Inning Stats	R: 0 E: 0 K: 13 S: 20	H: 2 LOB: 2 BB: 0 P: 20	R: 1 E: 0 K: 12 S: 21	H: 2 LOB: 2 BB: 1 P: 21	R: 0 E: 0 K: 11 S: 5	H: 0 LOB: 0 BB: 0 P: 7	R: 0 E: 0 K: 1 S: 9	H: 0 LOB: 0 BB: 0 P: 13	R: 0 E: 0 K: 1 S: 8	H: 2 LOB: 2 BB: 0 P: 15	R: 0 E: 0 K: 0 S: 6	H: 1 LOB: 1 BB: 0 P: 8	R: 4 E: 1 K: 0 S: 23	H: 4 LOB: 0 BB: 0 P: 30	R: 0 E: 1 K: 0 S: 8	H: 1 LOB: 1 BB: 0 P: 15	R: 0 E: 0 K: 0 S: 7	H: 0 LOB: 0 BB: 0 P: 9	1B: 8 2B: 2 3B: 1 HR: 0	SF: 0 SAC: 1 DP: 0 HBP: 0	WP: 0 PB: 0 SB: 0 CS: 0	PA: 39					
PITCHER	IP	WLS	BF	H	R	ER	SO	BB	IBB	HBP	BLK	WP	HR	S	P	ERA	WHIP										
Tom Glavine, L ERA: 2.79	5.0	W	22	6	1	1	3	1	0	0	0	0	0	47	76	1.80	1.400										
Kerry Ligtenberg, R ERA: 2.68	2.0		10	4	4	4	0	0	0	0	0	0	0	29	38	18.00	2.000										
Darren Holmes, R ERA: 1.42	1.0		4	1	0	0	0	0	0	0	0	0	0	8	15	0.00	1.000										
Tim Lincecum, R ERA: 2.97	1.0		3	0	0	0	0	0	0	0	0	0	0	7	9	0.00	0.000										

Batter	1	2	3	4	5	6	7	8	9	AB	R	H	RBI	BB	SO	LOB	BOTTOM										
Rafael Furcal, S OBP: 0.329, SLG: 0.378 (1, 6)	F7				G4-3				L4	5	2	2	0	0	0	0	St. Louis Cardinals @ Atlanta Braves Turner Field, Atlanta, GA Fri Aug 02 2002, 7:35 PM EDT Att: 45,512 - Cloudy - 90 F										
Julio Franco, R OBP: 0.380, SLG: 0.388 (1, 3)									F9	2	2	1	1	3	0	0											
Gary Sheffield, R OBP: 0.390, SLG: 0.499 Kerry Ligtenberg, R Darren Holmes, R Matt Franco, L OBP: 0.439, SLG: 0.629 Tim Spooneybarger, R (9, 1)										3	1	1	1	0	0	2											
10 Chipper Jones, S OBP: 0.421, SLG: 0.485 (1, 7)										0	0	0	0	0	0	0											
										0	0	0	0	0	0	0											
										1	0	0	0	0	0	0											
										0	0	0	0	0	0	0											
										4	2	3	3	1	1	2											
Andrew Jones, R OBP: 0.363, SLG: 0.483 (1, 8)										5	1	2	1	0	0	4											
Keith Lockhart, L OBP: 0.282, SLG: 0.367 (1, 4)										3	1	0	0	2	1	2											
Wes Helms, R OBP: 0.296, SLG: 0.429 (1, 5)										3	1	1	4	1	0	2											
Henry Blanco, R OBP: 0.252, SLG: 0.348 (1, 2)										3	1	2	1	1	1	1											
Tom Glavine, L OBP: 0.106, SLG: 0.128 Darren Bragg, L OBP: 0.352, SLG: 0.385 (6, 9)										3	0	0	0	0	0	3											
										1	0	0	0	0	0	0											
Inning Stats	R: 5 E: 0 K: 0 S: 19	H: 3 LOB: 1 BB: 3 P: 39	R: 4 E: 0 K: 2 S: 21	H: 4 LOB: 1 BB: 1 P: 30	R: 1 E: 0 K: 1 S: 10	H: 2 LOB: 2 BB: 0 P: 19	R: 0 E: 0 K: 0 S: 7	H: 0 LOB: 1 BB: 2 P: 17	R: 0 E: 0 K: 0 S: 6	H: 1 LOB: 1 BB: 1 P: 14	R: 1 E: 0 K: 0 S: 7	H: 1 LOB: 0 BB: 0 P: 11	R: 0 E: 0 K: 0 S: 7	H: 1 LOB: 1 BB: 0 P: 11	R: 0 E: 0 K: 0 S: 7	H: 1 LOB: 1 BB: 0 P: 11	1B: 7 2B: 1 3B: 1 HR: 3	SF: 0 SAC: 0 DP: 3 HBP: 1	WP: 0 PB: 0 SB: 0 CS: 0	PA: 42							
PITCHER	IP	WLS	BF	H	R	ER	SO	BB	IBB	HBP	BLK	WP	HR	S	P	ERA	WHIP										
Jason Simontacchi, R ERA: 4.25	1.0	L	14	7	9	9	0	4	0	0	0	0	0	21	57	81.00	11.000										
Mike Matthews, L ERA: 3.29	3.0		13	2	1	1	3	2	0	1	0	0	0	26	48	3.00	1.333										
58 Kevin Joseph, R ERA: 3.0	2.0		7	1	0	0	0	2	0	0	0	0	0	11	24	0.00	1.500										
Steve Kline, L ERA: 4.66	1.0		4	1	1	1	0	0	0	0	0	0	1	7	11	9.00	1.000										
Dave Veres, R ERA: 3.9	1.0		4	1	0	0	0	0	0	0	0	0	0	7	11	0.00	1.000										

AB	37
R	5
H	11
RBI	4
BB	1
SO	3
LOB	13



AB	33
R	11
H	12
RBI	11
BB	8
SO	3
LOB	16



Batter	1	2	3	4	5	6	7	8	9	AB	R	H	RBI	BB	SO	LOB	TOP			
Fernando Vina, L (1,4) OBP: 0.333, SLG: 0.348	4-2 5 1B BB		0-2 G1-3		1-1 P6		0-0 P4			3	0	0	0	1	0	1				
J.D. Drew, L (1,9) OBP: 0.353, SLG: 0.458	1-2 F3		4-2 15 WP 5 BB BB		0-1 5 1B 1B		2-2 G4-3			3	0	1	0	1	0	2				
5 Albert Pujols, R (1,7) OBP: 0.399, SLG: 0.550	3-2 15 C4-6-3 1B		4-1 15 WP BB		0-1 1B			1-1 G4-3		3	0	2	0	1	0	0				
15 Jim Edmonds, L (1,8) OBP: 0.431, SLG: 0.622	0-0 G4-6-3		3-3 K		3-2 G3-1			0-3 K		4	0	0	0	0	2	6				
27 Scott Rolen, R (1,5) OBP: 0.352, SLG: 0.463		1-0 G6-3		0-2 F7		3-2 F8		1-0 L7		4	0	0	0	0	0	0				
Tino Martinez, L (1,3) OBP: 0.332, SLG: 0.418		2-2 G6-3 2B		0-0 SF9 3B		2-1 G3-1			0-1 F8	4	1	2	0	0	0	0				
Edgar Renteria, R (1,6) OBP: 0.368, SLG: 0.451		1-2 G6-3		0-0 SF9		1-1 G5-3			2-0 1B	3	0	1	1	0	0	1				
Mike DiFelice, R (1,2) OBP: 0.310, SLG: 0.419		0-0 F9		1-2 F8			3-2 2B		2-2 F3	4	0	1	0	0	0	2				
Matt Morris, R (1,1) OBP: 0.145, SLG: 0.151			0-3 K		1-2 G4-3		3-3 K		3-1 L5	2	0	0	0	0	1	0				
Eduardo Perez, R (7, PH) OBP: 0.284, SLG: 0.462										1	0	0	0	0	1	1				
52 Matt Duff, R (7,1) OBP: 0.324, SLG: 0.381										0	0	0	0	0	0	0				
Mike Crudale, R (8,1) OBP: 0.324, SLG: 0.381										0	0	0	0	0	0	0				
Kerry Robinson, L (9, PH) OBP: 0.324, SLG: 0.381										1	0	0	0	0	0	1				
Inning Stats	R: 0 E: 0 K: 0 S: 10	H: 1 LOB: 1 BB: 1 P: 18	R: 0 E: 0 K: 0 S: 8	H: 1 LOB: 1 BB: 0 P: 12	R: 0 E: 0 K: 2 S: 14	H: 0 LOB: 2 BB: 2 P: 25	R: 1 E: 0 K: 0 S: 8	H: 1 LOB: 0 BB: 0 P: 9	R: 0 E: 0 K: 0 S: 14	H: 2 LOB: 2 BB: 0 P: 19	R: 0 E: 0 K: 1 S: 12	H: 1 LOB: 1 BB: 0 P: 20	R: 0 E: 0 K: 1 S: 7	H: 0 LOB: 0 BB: 0 P: 9	R: 0 E: 0 K: 0 S: 10	H: 1 LOB: 1 BB: 0 P: 17	1B: 4 2B: 2 3B: 1 HR: 0	SF: 1 SAC: 0 DP: 1 HBP: 0	WP: 1 PB: 0 SB: 0 CS: 0	PA: 36
PITCHER	IP WLS BF H R ER SO BB IBB HBP BLK WP HR S P ERA WHIP																			
Jason Marquis, R (1,1) ERA: 3.86	6.0 W 25 5 1 1 2 3 0 0 0 0 1 0 61 96 1.50 1.333																			
Chris Hammond, L (7,1) ERA: 1.29	1.0 4 1 0 0 1 0 0 0 0 0 0 0 12 20 0.00 1.000																			
Mike Remlinger, L (8,1) ERA: 1.34	1.0 3 0 0 0 1 0 0 0 0 0 0 0 7 9 0.00 0.000																			
29 John Smoltz, R (9,1) ERA: 3.84	1.0 4 1 0 0 0 0 0 0 0 0 0 0 10 17 0.00 1.000																			

St. Louis Cardinals @ Atlanta Braves
Turner Field, Atlanta, GA
Sat Aug 03 2002, 1:15 PM EDT
Att: 46,356 - Cloudy - 90 F

AB 32
R 1
H 7
RBI 1
BB 3
SO 4
LOB 14



Batter	1	2	3	4	5	6	7	8	9	AB	R	H	RBI	BB	SO	LOB	BOTTOM			
Rafael Furcal, S (1,6) OBP: 0.326, SLG: 0.375	0-3 K	1-1 G4-3			1-1 F7		3-2 G3			4	0	0	0	0	1	3				
Matt Franco, L (1,3) OBP: 0.423, SLG: 0.604	0-1 E6 10 HR		2-2 G6-3		2-2 G1-3		2-2 G4-3			4	1	0	0	0	0	1				
Gary Sheffield, R (1,9) OBP: 0.379, SLG: 0.496	1-0 F7		3-2 F9		0-0 10 HR 1B		2-3 K			4	1	1	0	0	1	2				
10 Chipper Jones, S (1,7) OBP: 0.424, SLG: 0.503	0-0 1-H HR		2-3 K		0-0 1-H HR			4-1 1B SF8 BB		3	3	2	4	1	1	0				
Darren Bragg, L (1,8) OBP: 0.344, SLG: 0.375	0-3 K			2-1 F8	1-3 K			0-0 1B		3	0	0	0	0	2	0				
Andrew Jones, R (8,8) OBP: 0.365, SLG: 0.484								1-3 1B		1	0	1	0	0	0	0				
Wes Helms, R (1,5) OBP: 0.301, SLG: 0.431		3-2 E 1B		0-2 1B SF7 1B		1-0 F9		0-3 K		4	1	2	0	0	1	2				
Mark DeRosa, R (1,4) OBP: 0.361, SLG: 0.414		2-2 F7		1-0 1B	1-3 1B		3-2 G4-3		1-1 SF8	3	0	1	1	0	0	1				
Henry Blanco, R (1,2) OBP: 0.245, SLG: 0.341		2-1 E6		1-0 SF7		0-2 G6-3		3-H 2-1 P6		3	0	0	1	0	0	2				
Jason Marquis, L (1,1) OBP: 0.185, SLG: 0.296			0-3 K		3-H 0-2 G3		4-2 G4-3 G3 BB			2	0	0	0	0	1	3				
Chris Hammond, L (7,1) ERA: 1.5										0	0	0	0	0	0	0				
Keith Lockhart, L (7, PH) OBP: 0.285, SLG: 0.367										0	0	0	0	1	0	0				
Mike Remlinger, L (8,1) ERA: 1.5										0	0	0	0	0	0	0				
29 John Smoltz, R (9,1) ERA: 1.5										0	0	0	0	0	0	0				
Inning Stats	R: 2 E: 1 K: 2 S: 11	H: 1 LOB: 0 BB: 0 P: 12	R: 0 E: 1 K: 1 S: 13	H: 1 LOB: 2 BB: 0 P: 21	R: 0 E: 0 K: 1 S: 11	H: 0 LOB: 0 BB: 0 P: 18	R: 1 E: 0 K: 0 S: 10	H: 2 LOB: 1 BB: 0 P: 14	R: 2 E: 0 K: 1 S: 10	H: 2 LOB: 0 BB: 0 P: 14	R: 0 E: 0 K: 0 S: 7	H: 0 LOB: 0 BB: 0 P: 11	R: 0 E: 0 K: 1 S: 13	H: 0 LOB: 1 BB: 1 P: 24	R: 1 E: 0 K: 1 S: 9	H: 1 LOB: 1 BB: 1 P: 16	1B: 5 2B: 0 3B: 0 HR: 2	SF: 2 SAC: 0 DP: 0 HBP: 0	WP: 0 PB: 0 SB: 0 CS: 0	PA: 35
PITCHER	IP WLS BF H R ER SO BB IBB HBP BLK WP HR S P ERA WHIP																			
Matt Morris, R (1,1) ERA: 3.44	6.0 L 26 6 5 3 5 0 0 0 0 0 0 0 13 24 0.00 1.000																			
52 Matt Duff, R (7,1) ERA: 1.5	1.0 4 0 0 0 1 1 0 0 0 0 0 0 9 16 9.00 2.000																			
Mike Crudale, R (8,1) ERA: 1.5	1.0 5 1 1 1 1 1 0 0 0 0 0 0 9 16 9.00 2.000																			

St. Louis Cardinals @ Atlanta Braves
Turner Field, Atlanta, GA
Sat Aug 03 2002, 1:15 PM EDT
Att: 46,356 - Cloudy - 90 F

AB 31
R 6
H 7
RBI 6
BB 2
SO 7
LOB 14



Batter	1	2	3	4	5	6	7	8	9	AB	R	H	RBI	BB	SO	LOB	TOP																			
Fernando Vina, L (1,4) OBP: 0.332, SLG: 0.346	G4-3					L8			F9	3	0	0	0	1	0	0																				
Edgar Renteria, R (1,6) OBP: 0.394, SLG: 0.446	K		E5			F7			K2-3	4	0	0	0	0	2	1																				
5 Albert Pujols, R (1,7) OBP: 0.390, SLG: 0.545	L8		F8			G6-3			G4-3	4	0	0	0	0	0	2																				
27 Scott Rolen, R (1,5) OBP: 0.349, SLG: 0.460		P4			P4				G5-3	3	0	0	0	0	0	0																				
15 Jim Edmonds, L (1,8) OBP: 0.428, SLG: 0.616	G4-3					G3			G3	3	0	0	0	0	1	0																				
Eli Marrero, R (1,9) OBP: 0.317, SLG: 0.422	L8					G6-3			P6	3	0	0	0	0	0	0																				
Tino Martinez, L (1,3) OBP: 0.330, SLG: 0.414			K			F8			F7	3	0	0	0	0	1	0																				
Mike Matheny, R (1,2) OBP: 0.290, SLG: 0.322			G4-3 BLK E 1B			G2-3			G1-3	3	1	1	0	0	0	0																				
Andy Benes, R (1,1) OBP: 0.143, SLG: 0.214			G4-3			G6-3			F9	3	0	0	0	0	0	1																				
Mike Crudale, R (8,1)										0	0	0	0	0	0	0																				
Dave Veres, R (9,1) OBP: 0.333, SLG: 0.333										0	0	0	0	0	0	0																				
Inning Stats	R: 0 H: 0 E: 0 K: 1 S: 9	H: 0 LOB: 0 BB: 0 P: 12	R: 0 H: 0 E: 0 K: 0 S: 8	H: 0 LOB: 0 BB: 0 P: 10	R: 1 H: 1 E: 1 K: 1 S: 13	H: 1 LOB: 2 BB: 1 P: 21	R: 0 H: 0 E: 0 K: 1 S: 7	H: 0 LOB: 0 BB: 0 P: 8	R: 0 H: 0 E: 0 K: 0 S: 6	H: 0 LOB: 0 BB: 0 P: 12	R: 0 H: 0 E: 0 K: 0 S: 11	H: 0 LOB: 0 BB: 0 P: 17	R: 0 H: 0 E: 0 K: 0 S: 4	H: 0 LOB: 0 BB: 0 P: 6	R: 0 H: 0 E: 0 K: 1 S: 13	H: 0 LOB: 0 BB: 0 P: 17	1B: 1 2B: 0 3B: 0 HR: 0	SF: 0 SAC: 0 DP: 0 HBP: 0	WP: 0 PA: 30 SB: 0 CS: 0																	
PITCHER	IP	WLS	BF	H	R	ER	SO	BB	IBB	HBP	BLK	WP	HR	S	P	ERA	WHIP	PITCHER		IP	WLS	BF	H	R	ER	SO	BB	IBB	HBP	BLK	WP	HR	S	P	ERA	WHIP
Damian Moss, L (1,1) ERA: 3.03	8.0		27	1	1	0	3	1	0	0	1	0	0	66	98	0.00	0.250																			
29 John Smoltz, R (9,1) ERA: 3.77	1.0	W	3	0	0	0	1	0	0	0	0	0	0	13	17	0.00	0.000																			

St. Louis Cardinals @ Atlanta Braves
Turner Field, Atlanta, GA
Sun Aug 04 2002, 8:05 PM EDT
Att: 33,686 - Sunny - 85 F

AB 29
R 1
H 1
RBI 0
BB 1
SO 4
LOB 4



Batter	1	2	3	4	5	6	7	8	9	AB	R	H	RBI	BB	SO	LOB	BOTTOM																			
Rafael Furcal, S (1,6) OBP: 0.329, SLG: 0.378	F9-3 1B		G3			G3				4	0	3	1	0	0	0																				
Julio Franco, R (1,3) OBP: 0.354, SLG: 0.381	F9-3 1-2		L8			F9				4	0	0	0	0	1	3																				
Steve Torrealba, R (9,2)										0	0	0	0	0	0	0																				
Gary Sheffield, R (1,9) OBP: 0.380, SLG: 0.504	10 BB 1B					K				4	1	2	1	0	2	1																				
10 Chipper Jones, S (1,7) OBP: 0.423, SLG: 0.500	G4-3 1-2 BB					G4-3				2	0	0	0	1	0	0																				
Darren Bragg, L (1,8) OBP: 0.338, SLG: 0.365	K					G4-3				3	0	0	0	0	1	2																				
Wes Helms, R (1,5) OBP: 0.296, SLG: 0.424			K			P6				3	0	0	0	0	1	0																				
Keith Lockhart, L (1,4) OBP: 0.281, SLG: 0.361			G4-3			G6-3				3	0	0	0	0	1	0																				
Henry Blanco, R (1,2) OBP: 0.247, SLG: 0.348										3	0	1	0	0	2	0																				
Jason Marquis, L (8, PR) OBP: 0.185, SLG: 0.296										0	1	0	0	0	0	0																				
29 John Smoltz, R (9,1)										0	0	0	0	0	0	0																				
Damian Moss, R (1,1) OBP: 0.143, SLG: 0.094										2	0	0	0	0	1	0																				
Matt Franco, L (8, PH) OBP: 0.420, SLG: 0.598										1	0	0	0	0	1	1																				
Inning Stats	R: 0 H: 2 E: 0 K: 1 S: 12	H: 0 LOB: 2 BB: 1 P: 21	R: 0 H: 0 E: 0 K: 2 S: 11	H: 0 LOB: 0 BB: 0 P: 16	R: 0 H: 0 E: 0 K: 0 S: 9	H: 0 LOB: 0 BB: 0 P: 14	R: 0 H: 0 E: 0 K: 1 S: 6	H: 0 LOB: 0 BB: 0 P: 9	R: 0 H: 1 E: 0 K: 2 S: 11	H: 1 LOB: 1 BB: 0 P: 18	R: 0 H: 0 E: 0 K: 0 S: 8	H: 0 LOB: 0 BB: 0 P: 13	R: 1 H: 2 E: 0 K: 3 S: 16	H: 2 LOB: 1 BB: 0 P: 23	R: 1 H: 1 E: 0 K: 0 S: 3	H: 1 LOB: 0 BB: 0 P: 3	1B: 4 2B: 2 3B: 0 HR: 1	SF: 0 SAC: 0 DP: 1 HBP: 0	WP: 0 PA: 30 SB: 0 CS: 0																	
PITCHER	IP	WLS	BF	H	R	ER	SO	BB	IBB	HBP	BLK	WP	HR	S	P	ERA	WHIP	PITCHER		IP	WLS	BF	H	R	ER	SO	BB	IBB	HBP	BLK	WP	HR	S	P	ERA	WHIP
Andy Benes, R (1,1) ERA: 4.58	7.1		26	4	1	1	8	1	0	0	0	0	0	75	122	1.23	0.682																			
Mike Crudale, R (8,1) ERA: 1.47	0.2	B	3	1	0	0	2	0	0	0	0	0	0	10	13	0.00	1.500																			
Dave Veres, R (9,1) ERA: 4.05	0.0	L	1	1	1	1	0	0	0	0	0	0	1	3	3	∞	∞																			

St. Louis Cardinals @ Atlanta Braves
Turner Field, Atlanta, GA
Sun Aug 04 2002, 8:05 PM EDT
Att: 33,686 - Sunny - 85 F

AB 29
R 2
H 6
RBI 2
BB 1
SO 10
LOB 7



Batter	1	2	3	4	5	6	7	8	9	AB	R	H	RBI	BB	SO	LOB	TOP																																								
Jose Macias, S (1, 8) <small>OBP: 0.306, SLG: 0.367</small>										5	3	4	2	0	0	0	Montreal Expos @ St. Louis Cardinals Busch Stadium, St. Louis, MO Tue Aug 06 2002, 7:10 PM CDT Att: 34,126 - Cloudy - 84 F																																								
Jose Vidro, S (1, 4) <small>OBP: 0.380, SLG: 0.476</small> Henry Mateo, S (8, 4) <small>OBP: 0.261, SLG: 0.286</small>										5	3	3	1	0	0	1																																									
Vladimir Guerrero, R (1, 9) <small>OBP: 0.407, SLG: 0.580</small> Wilton Guerrero, S (8, 9) <small>OBP: 0.286, SLG: 0.271</small>										3	1	1	1	2	1	0																																									
Andres Galarraga, R (1, 3) <small>OBP: 0.388, SLG: 0.440</small>										5	0	1	2	0	0	3																																									
Fernando Tatis, R (1, 5) <small>OBP: 0.316, SLG: 0.432</small>										4	0	0	1	1	1	2																																									
Troy O'Leary, L (1, 7) <small>OBP: 0.381, SLG: 0.404</small> Matt Cepicky, L (9, 7) <small>OBP: 0.261, SLG: 0.286</small>										3	0	1	1	1	0	1																																									
Orlando Cabrera, R (1, 6) <small>OBP: 0.313, SLG: 0.366</small>										4	3	2	0	0	1	4																																									
Michael Barrett, R (1, 2) <small>OBP: 0.348, SLG: 0.421</small>										4	0	1	1	0	1	5																																									
Masato Yoshii, R (1, 1) <small>OBP: 0.172, SLG: 0.040</small>										4	0	0	0	0	1	3																																									
Inning Stats	R: 2 E: 0 K: 2 S: 13	H: 2 LOB: 3 BB: 3 P: 32	R: 3 E: 1 K: 1 S: 20	H: 3 LOB: 1 BB: 1 P: 33	R: 3 E: 0 K: 0 S: 13	H: 4 LOB: 1 BB: 0 P: 20	R: 0 E: 0 K: 0 S: 5	H: 0 LOB: 0 BB: 0 P: 6	R: 1 E: 0 K: 0 S: 15	H: 2 LOB: 1 BB: 0 P: 21	R: 0 E: 0 K: 1 S: 8	H: 0 LOB: 0 BB: 0 P: 14	R: 1 E: 1 K: 0 S: 7	H: 2 LOB: 0 BB: 0 P: 10	R: 0 E: 0 K: 1 S: 8	H: 0 LOB: 0 BB: 0 P: 11	R: 0 E: 0 K: 0 S: 5	H: 0 LOB: 0 BB: 0 P: 8	1B: 8 2B: 5 3B: 0 HR: 0	SF: 0 SAC: 0 DP: 1 HBP: 0	WP: 1 PB: 0 SB: 1 CS: 0	PA: 42																																			
PITCHER	IP WLS BF H R ER SO BB IBB HBP BLK WP HR S P ERA WHIP	IP WLS BF H R ER SO BB IBB HBP BLK WP HR S P ERA WHIP	IP WLS BF H R ER SO BB IBB HBP BLK WP HR S P ERA WHIP	IP WLS BF H R ER SO BB IBB HBP BLK WP HR S P ERA WHIP	IP WLS BF H R ER SO BB IBB HBP BLK WP HR S P ERA WHIP	IP WLS BF H R ER SO BB IBB HBP BLK WP HR S P ERA WHIP	IP WLS BF H R ER SO BB IBB HBP BLK WP HR S P ERA WHIP	IP WLS BF H R ER SO BB IBB HBP BLK WP HR S P ERA WHIP	IP WLS BF H R ER SO BB IBB HBP BLK WP HR S P ERA WHIP	IP WLS BF H R ER SO BB IBB HBP BLK WP HR S P ERA WHIP	IP WLS BF H R ER SO BB IBB HBP BLK WP HR S P ERA WHIP	IP WLS BF H R ER SO BB IBB HBP BLK WP HR S P ERA WHIP	IP WLS BF H R ER SO BB IBB HBP BLK WP HR S P ERA WHIP	IP WLS BF H R ER SO BB IBB HBP BLK WP HR S P ERA WHIP	IP WLS BF H R ER SO BB IBB HBP BLK WP HR S P ERA WHIP	IP WLS BF H R ER SO BB IBB HBP BLK WP HR S P ERA WHIP	IP WLS BF H R ER SO BB IBB HBP BLK WP HR S P ERA WHIP	IP WLS BF H R ER SO BB IBB HBP BLK WP HR S P ERA WHIP	IP WLS BF H R ER SO BB IBB HBP BLK WP HR S P ERA WHIP	1B: 8 2B: 5 3B: 0 HR: 0	SF: 0 SAC: 0 DP: 1 HBP: 0	WP: 1 PB: 0 SB: 1 CS: 0	PA: 42																																		
Chuck Finley, L (1, 1) <small>ERA: 4.75</small> Luther Hackman, R (3, 1) <small>ERA: 3.97</small> 58 Kevin Joseph, R (6, 1) <small>ERA: 1.8</small> 44 Jason Isringhausen, R (8, 1) <small>ERA: 2.37</small> Steve Kline, L (9, 1) <small>ERA: 4.5</small>	2.2 L 19 7 7 3 3 1 0 0 0 1 0 41 77 7.71 23.62 3.750	2.1 10 4 2 2 0 0 0 0 0 0 0 25 35 0.00 1.000	2.0 7 2 1 0 1 0 0 0 0 0 0 15 24 0.00 1.000	1.0 3 0 0 0 1 0 0 0 0 0 8 11 0.00 0.000	1.0 3 0 0 0 0 0 0 0 0 0 5 8 0.00 0.000	2.2 L 19 7 7 3 3 1 0 0 0 1 0 41 77 7.71 23.62 3.750	2.1 10 4 2 2 0 0 0 0 0 0 0 25 35 0.00 1.000	2.0 7 2 1 0 1 0 0 0 0 0 0 15 24 0.00 1.000	1.0 3 0 0 0 1 0 0 0 0 0 8 11 0.00 0.000	1.0 3 0 0 0 0 0 0 0 0 0 5 8 0.00 0.000	2.2 L 19 7 7 3 3 1 0 0 0 1 0 41 77 7.71 23.62 3.750	2.1 10 4 2 2 0 0 0 0 0 0 0 25 35 0.00 1.000	2.0 7 2 1 0 1 0 0 0 0 0 0 15 24 0.00 1.000	1.0 3 0 0 0 1 0 0 0 0 0 8 11 0.00 0.000	1.0 3 0 0 0 0 0 0 0 0 0 5 8 0.00 0.000	2.2 L 19 7 7 3 3 1 0 0 0 1 0 41 77 7.71 23.62 3.750	2.1 10 4 2 2 0 0 0 0 0 0 0 25 35 0.00 1.000	2.0 7 2 1 0 1 0 0 0 0 0 0 15 24 0.00 1.000	1.0 3 0 0 0 1 0 0 0 0 0 8 11 0.00 0.000	1.0 3 0 0 0 0 0 0 0 0 0 5 8 0.00 0.000	2.2 L 19 7 7 3 3 1 0 0 0 1 0 41 77 7.71 23.62 3.750	2.1 10 4 2 2 0 0 0 0 0 0 0 25 35 0.00 1.000	2.0 7 2 1 0 1 0 0 0 0 0 0 15 24 0.00 1.000	1.0 3 0 0 0 1 0 0 0 0 0 8 11 0.00 0.000	1.0 3 0 0 0 0 0 0 0 0 0 5 8 0.00 0.000	2.2 L 19 7 7 3 3 1 0 0 0 1 0 41 77 7.71 23.62 3.750	2.1 10 4 2 2 0 0 0 0 0 0 0 25 35 0.00 1.000	2.0 7 2 1 0 1 0 0 0 0 0 0 15 24 0.00 1.000	1.0 3 0 0 0 1 0 0 0 0 0 8 11 0.00 0.000	1.0 3 0 0 0 0 0 0 0 0 0 5 8 0.00 0.000	2.2 L 19 7 7 3 3 1 0 0 0 1 0 41 77 7.71 23.62 3.750	2.1 10 4 2 2 0 0 0 0 0 0 0 25 35 0.00 1.000	2.0 7 2 1 0 1 0 0 0 0 0 0 15 24 0.00 1.000	1.0 3 0 0 0 1 0 0 0 0 0 8 11 0.00 0.000	1.0 3 0 0 0 0 0 0 0 0 0 5 8 0.00 0.000	2.2 L 19 7 7 3 3 1 0 0 0 1 0 41 77 7.71 23.62 3.750	2.1 10 4 2 2 0 0 0 0 0 0 0 25 35 0.00 1.000	2.0 7 2 1 0 1 0 0 0 0 0 0 15 24 0.00 1.000	1.0 3 0 0 0 1 0 0 0 0 0 8 11 0.00 0.000	1.0 3 0 0 0 0 0 0 0 0 0 5 8 0.00 0.000	2.2 L 19 7 7 3 3 1 0 0 0 1 0 41 77 7.71 23.62 3.750	2.1 10 4 2 2 0 0 0 0 0 0 0 25 35 0.00 1.000	2.0 7 2 1 0 1 0 0 0 0 0 0 15 24 0.00 1.000	1.0 3 0 0 0 1 0 0 0 0 0 8 11 0.00 0.000	1.0 3 0 0 0 0 0 0 0 0 0 5 8 0.00 0.000	2.2 L 19 7 7 3 3 1 0 0 0 1 0 41 77 7.71 23.62 3.750	2.1 10 4 2 2 0 0 0 0 0 0 0 25 35 0.00 1.000	2.0 7 2 1 0 1 0 0 0 0 0 0 15 24 0.00 1.000	1.0 3 0 0 0 1 0 0 0 0 0 8 11 0.00 0.000	1.0 3 0 0 0 0 0 0 0 0 0 5 8 0.00 0.000	2.2 L 19 7 7 3 3 1 0 0 0 1 0 41 77 7.71 23.62 3.750	2.1 10 4 2 2 0 0 0 0 0 0 0 25 35 0.00 1.000	2.0 7 2 1 0 1 0 0 0 0 0 0 15 24 0.00 1.000	1.0 3 0 0 0 1 0 0 0 0 0 8 11 0.00 0.000	1.0 3 0 0 0 0 0 0 0 0 0 5 8 0.00 0.000	2.2 L 19 7 7 3 3 1 0 0 0 1 0 41 77 7.71 23.62 3.750	2.1 10 4 2

Batter	1	2	3	4	5	6	7	8	9	AB	R	H	RBI	BB	SO	LOB	TOP				
Jose Macias, S OBP: 0.307, SLG: 0.369 (1, 5)	0-0 P6		0-3 K			1-0 G4-3	0-0 G3			4	0	0	0	0	1	1					
Jose Vidro, S OBP: 0.379, SLG: 0.472 (1, 4)	1-2 G5-3		1-1 G3-1			2-2 2B 1B		0-0 G6-3		4	1	1	0	0	0	0					
Vladimir Guerrero, R OBP: 0.499, SLG: 0.586 (1, 9)	0-2 G5-3			0-1 G4-3		0-1 1B	1-3 1B	1-3 K		4	1	1	0	0	1	0					
Troy O'Leary, L OBP: 0.364, SLG: 0.406 (1, 7)		2-1 1B SF8 1B		1-1 L6		3-1 1B		1-3 K		4	1	2	2	0	1	0					
Andres Galarraga, R OBP: 0.377, SLG: 0.422 (1, 3)		0-1 F9		0-3 K		3-2 F9			0-0 P5	4	0	0	0	0	1	2					
Brad Wilkerson, L OBP: 0.384, SLG: 0.450 (1, 8)		0-1 1B			2-3 K2-3	0-0 F9			1-3 K	4	0	1	0	0	2	1					
Orlando Cabrera, R OBP: 0.312, SLG: 0.364 (1, 6)		2-1 SF8			1-0 G5-3		2-1 1B		0-1 G6-3	3	0	1	1	0	0	0					
Brian Schneider, L OBP: 0.325, SLG: 0.462 (1, 2)		3-H 2-1 G4-3			0-1 2B		3-3 K			3	0	1	0	0	1	2					
Britt Reames, R OBP: 0.290, SLG: 0.200 (3, PH)			2-3 K		0-3 K		2-3 K			0	0	0	0	0	0	0					
Henry Matos, S OBP: 0.299, SLG: 0.273 (3, PH)										1	0	0	0	0	1	0					
Zach Day, R OBP: 0.240, SLG: 0.250 (7, PH)										1	0	0	0	0	1	1					
Matt Carpenter, R OBP: 0.302, SLG: 0.125 (7, PH)										0	0	0	0	0	0	0					
Joey Eischen, L OBP: 0.097, SLG: 1.000 (7, 1)										0	0	0	0	0	0	0					
Jim Brower, R OBP: 0.000, SLG: 0.000 (7, 1)										0	0	0	0	0	0	0					
Inning Stats	R: 0 E: 0 K: 0 S: 7	H: 0 LOB: 0 BB: 0 P: 8	R: 1 E: 0 K: 0 S: 10	H: 2 LOB: 1 BB: 0 P: 16	R: 0 E: 0 K: 2 S: 8	H: 0 LOB: 0 BB: 0 P: 11	R: 0 E: 0 K: 1 S: 7	H: 0 LOB: 0 BB: 0 P: 8	R: 0 E: 0 K: 2 S: 9	H: 1 LOB: 1 BB: 0 P: 12	R: 2 E: 0 K: 0 S: 14	H: 3 LOB: 1 BB: 0 P: 23	R: 0 E: 0 K: 2 S: 9	H: 1 LOB: 0 BB: 0 P: 16	R: 0 E: 0 K: 1 S: 6	H: 0 LOB: 0 BB: 0 P: 7	1B: 5 2B: 2 HR: 0	SF: 1 SAC: 0 DP: 0 HBP: 0	WP: 0 PB: 0 SB: 1 CS: 0	PA: 34	
PITCHER	IP WLS BF H R ER SO BB IBB HBP BLK WP HR S P ERA WHIP	IP WLS BF H R ER SO BB IBB HBP BLK WP HR S P ERA WHIP	IP WLS BF H R ER SO BB IBB HBP BLK WP HR S P ERA WHIP	IP WLS BF H R ER SO BB IBB HBP BLK WP HR S P ERA WHIP	IP WLS BF H R ER SO BB IBB HBP BLK WP HR S P ERA WHIP	IP WLS BF H R ER SO BB IBB HBP BLK WP HR S P ERA WHIP	IP WLS BF H R ER SO BB IBB HBP BLK WP HR S P ERA WHIP	IP WLS BF H R ER SO BB IBB HBP BLK WP HR S P ERA WHIP	IP WLS BF H R ER SO BB IBB HBP BLK WP HR S P ERA WHIP	IP WLS BF H R ER SO BB IBB HBP BLK WP HR S P ERA WHIP	IP WLS BF H R ER SO BB IBB HBP BLK WP HR S P ERA WHIP	IP WLS BF H R ER SO BB IBB HBP BLK WP HR S P ERA WHIP	IP WLS BF H R ER SO BB IBB HBP BLK WP HR S P ERA WHIP	IP WLS BF H R ER SO BB IBB HBP BLK WP HR S P ERA WHIP	IP WLS BF H R ER SO BB IBB HBP BLK WP HR S P ERA WHIP	IP WLS BF H R ER SO BB IBB HBP BLK WP HR S P ERA WHIP	IP WLS BF H R ER SO BB IBB HBP BLK WP HR S P ERA WHIP	IP WLS BF H R ER SO BB IBB HBP BLK WP HR S P ERA WHIP	IP WLS BF H R ER SO BB IBB HBP BLK WP HR S P ERA WHIP	IP WLS BF H R ER SO BB IBB HBP BLK WP HR S P ERA WHIP	IP WLS BF H R ER SO BB IBB HBP BLK WP HR S P ERA WHIP

Montreal Expos @ St. Louis Cardinals
 Busch Stadium, St. Louis, MO
 Thu Aug 08 2002, 7:10 PM CDT
 Att: 33,403 - Sunny - 85 F

AB	33
R	3
H	7
RBI	3
BB	0
SO	10
LOB	8





Batter	1	2	3	4	5	6	7	8	9	AB	R	H	RBI	BB	SO	LOB	BOTTOM				
Fernando Vina, L OBP: 0.333, SLG: 0.346 (1, 4)	4-1 5 HR 15 PB BB			2-1 G5-3		0-0 1B				3	1	1	0	1	0	1					
J.D. Drew, L OBP: 0.351, SLG: 0.451 (1, 9)	2-2 P6	0-0 G5-3			4-0 15 G6-3 BB		0-1 G1-3			3	0	0	0	1	0	2					
15 Jim Edmonds, L OBP: 0.420, SLG: 0.609 (1, 8)	2-3 K	2-1 HR			1-2 G6-3		0-0 G4-3			4	1	1	2	0	1	2					
5 Albert Pujols, R OBP: 0.386, SLG: 0.543 44 Jason Isringhausen, R ERA: 2.28 (8, 1)	1-1 2H HR	2-3 K			3-2 1B		2-2 G6-3			4	1	2	2	0	1	0					
27 Scott Rolen, R OBP: 0.349, SLG: 0.453 (1, 5)	4-2 1B BB		3-2 G5-3		3-1 F5			1-3 K		3	1	0	0	1	1	1					
Tino Martinez, L OBP: 0.330, SLG: 0.414 (1, 3)	2-1 1B		2-2 L1-6 2B			1-1 L8		2-1 F7		4	0	2	0	0	0	0					
Edgar Renteria, R OBP: 0.361, SLG: 0.441 (1, 6)	1-0 1B		3-0 L1-6			2-0 1B 1B		1-0 G6-3		4	0	2	1	0	0	1					
Mike Matheny, R OBP: 0.287, SLG: 0.317 (1, 2)					2-2 G4-3			2-2 F8		3	0	0	0	0	1	3					
Matt Morris, R OBP: 0.172, SLG: 0.179 Eli Marrero, R OBP: 0.321, SLG: 0.420 (8, 7)		0-0 15 HR G5-3 1B			1-2 G6-3		1-2 1B			3	1	2	0	0	0	0					
Inning Stats	R: 3 E: 0 K: 2 S: 18	H: 3 LOB: 2 BB: 2 P: 35	R: 2 E: 0 K: 1 S: 9	H: 2 LOB: 0 BB: 0 P: 14	R: 0 E: 0 K: 0 S: 7	H: 1 LOB: 0 BB: 0 P: 15	R: 0 E: 0 K: 0 S: 8	H: 0 LOB: 0 BB: 0 P: 13	R: 0 E: 0 K: 0 S: 11	H: 3 LOB: 2 BB: 0 P: 17	R: 0 E: 0 K: 0 S: 6	H: 0 LOB: 0 BB: 0 P: 8	R: 0 E: 0 K: 1 S: 6	H: 0 LOB: 0 BB: 0 P: 10	1B: 7 2B: 2 3B: 0 HR: 2	SF: 0 SAC: 0 DP: 2 HBP: 0	WP: 0 PB: 1 SB: 0 CS: 0	PA: 34			
PITCHER	IP WLS BF H R ER SO BB IBB HBP BLK WP HR S P ERA WHIP	IP WLS BF H R ER SO BB IBB HBP BLK WP HR S P ERA WHIP	IP WLS BF H R ER SO BB IBB HBP BLK WP HR S P ERA WHIP	IP WLS BF H R ER SO BB IBB HBP BLK WP HR S P ERA WHIP	IP WLS BF H R ER SO BB IBB HBP BLK WP HR S P ERA WHIP	IP WLS BF H R ER SO BB IBB HBP BLK WP HR S P ERA WHIP	IP WLS BF H R ER SO BB IBB HBP BLK WP HR S P ERA WHIP	IP WLS BF H R ER SO BB IBB HBP BLK WP HR S P ERA WHIP	IP WLS BF H R ER SO BB IBB HBP BLK WP HR S P ERA WHIP	IP WLS BF H R ER SO BB IBB HBP BLK WP HR S P ERA WHIP	IP WLS BF H R ER SO BB IBB HBP BLK WP HR S P ERA WHIP	IP WLS BF H R ER SO BB IBB HBP BLK WP HR S P ERA WHIP	IP WLS BF H R ER SO BB IBB HBP BLK WP HR S P ERA WHIP	IP WLS BF H R ER SO BB IBB HBP BLK WP HR S P ERA WHIP	IP WLS BF H R ER SO BB IBB HBP BLK WP HR S P ERA WHIP	IP WLS BF H R ER SO BB IBB HBP BLK WP HR S P ERA WHIP	IP WLS BF H R ER SO BB IBB HBP BLK WP HR S P ERA WHIP	IP WLS BF H R ER SO BB IBB HBP BLK WP HR S P ERA WHIP	IP WLS BF H R ER SO BB IBB HBP BLK WP HR S P ERA WHIP	IP WLS BF H R ER SO BB IBB HBP BLK WP HR S P ERA WHIP	IP WLS BF H R ER SO BB IBB HBP BLK WP HR S P ERA WHIP

Montreal Expos @ St. Louis Cardinals
 Busch Stadium, St. Louis, MO
 Thu Aug 08 2002, 7:10 PM CDT
 Att: 33,403 - Sunny - 85 F

AB	31
R	5
H	10
RBI	5
BB	3
SO	4
LOB	10



Batter	1	2	3	4	5	6	7	8	9	AB	R	H	RBI	BB	SO	LOB	TOP								
Roberto Alomar, S OBP: 0.346, SLG: 0.391 (1, 4)	1-2 HBP 1B	2-2 G4-3		1-1 G4-3		4-1 BB		0-0 L3		4	0	1	0	1	0	4	New York Mets @ St. Louis Cardinals Busch Stadium, St. Louis, MO Sat Aug 10 2002, 12:15 PM CDT Att: 44,934 - Cloudy - 87 F AB 38 R 4 H 13 RBI 4 BB 1 SO 8 LOB 25 								
Timo Perez, L OBP: 0.333, SLG: 0.464 (1, 8)	0-0 HBP 1B		0-1 G6-3		1-1 2B 1B	0-0 F2		0-3 K		5	1	2	0	0	1	1									
31 Mike Piazza, R OBP: 0.372, SLG: 0.535 (1, 2)	1-3 K		2-3 K		0-0 F2	2-1 F3			1-3 K	5	0	0	0	0	3	4									
Mo Vaughn, L OBP: 0.342, SLG: 0.453 (1, 3)	2-0 P5		2-2 2B		3-2 2B	1-1 L8			0-0 G3	5	1	2	1	0	0	3									
John Valentin, R OBP: 0.350, SLG: 0.385 (1, 5)	1-0 HBP		2-2 G6-3		1-0 2B 1B		0-0 FC1-6 1B		2-3 K	4	1	2	1	0	1	1									
Jeremy Burnitz, L OBP: 0.310, SLG: 0.333 Marco Scutaro, R OBP: 0.286, SLG: 0.571 (5, PH)	1-2 F9			2-2 2B	2-3 K		2-2 F2			2	0	1	0	0	0	3									
Joe McEwing, R OBP: 0.227, SLG: 0.293 (6, 7)				0-1 1B			2-3 F2			2	0	0	0	0	1	2									
Tony Tarasco, L OBP: 0.291, SLG: 0.500 (5, 9)		2-2 SH1-3 2B		0-1 F8	2-2 1B		1-2 FC1-6			4	1	2	1	0	0	2									
Rey Ordóñez, R OBP: 0.274, SLG: 0.323 (1, 6)		0-1 SH1-3		0-0 2B	0-1 1B		1-1 G1-3			3	0	2	1	0	0	1									
Shawn Estes, R OBP: 0.286, SLG: 0.200 Ty Wigginton, R OBP: 0.416, SLG: 0.533 Jaime Cerda, R OBP: 0.279, SLG: 0.351 Steve Reed, R Mark Guthrie, R David Weathers, R Roger Cedeno, S Scott Strickland, R (1, 1)		0-3 K		0-2 F9	0-3 K			1-0 L3 1B		1	0	0	0	0	1	1									
Inning Stats	R: 0 E: 0 K: 1 S: 12	H: 2 LOB: 3 BB: 0 P: 18	R: 0 E: 0 K: 1 S: 11	H: 1 LOB: 1 BB: 0 P: 15	R: 0 E: 0 K: 1 S: 13	H: 1 LOB: 1 BB: 0 P: 19	R: 0 E: 0 K: 0 S: 11	H: 2 LOB: 2 BB: 1 P: 14	R: 4 E: 0 K: 2 S: 21	H: 5 LOB: 1 BB: 0 P: 30	R: 0 E: 0 K: 0 S: 6	H: 0 LOB: 1 BB: 1 P: 13	R: 0 E: 0 K: 0 S: 9	H: 1 LOB: 1 BB: 0 P: 13	R: 0 E: 0 K: 1 S: 5	H: 1 LOB: 0 BB: 0 P: 6		R: 0 E: 0 K: 2 S: 9	H: 0 LOB: 0 BB: 0 P: 12	1B: 8 2B: 6 3B: 0 HR: 0	SF: 0 SAC: 1 DP: 1 HBP: 1	WP: 0 PB: 0 SB: 1 CS: 0	PA: 41		
PITCHER	IP	WLS	BF	H	R	ER	SO	BB	IBB	HBP	BLK	WP	HR	S	P	ERA	WHIP								
Luther Hackman, R ERA: 4.15	(1, 1)	4.1		23	9	3	3	3	0	0	1	0	0	55	79	6.23	2.077								
Mike Matthews, L ERA: 3.35	(5, 1)	0.1		2	1	0	0	1	0	0	0	0	0	8	12	0.00	3.000								
52 Matt Duff, R ERA:	(5, 1)	0.1		2	1	1	1	1	0	0	0	0	0	5	5	27.00	3.000								
Dave Veres, R ERA: 3.92	(6, 1)	2.0	W	8	1	0	0	0	1	0	0	0	0	15	26	0.00	1.000								
Mike Crudale, R ERA: 1.39	(8, 1)	1.0	H	3	1	0	0	1	0	0	0	0	0	5	6	0.00	1.000								

Batter	1	2	3	4	5	6	7	8	9	AB	R	H	RBI	BB	SO	LOB	BOTTOM								
Fernando Vina, L OBP: 0.337, SLG: 0.342 (1, 4)	4-1 15 E 5 HR BB	2-2 15 HBP		4-1 15 F7 BLK BB		1-1 15 SF9 SH1-4 HBP		3-2 G4-3		1	1	0	0	2	0	0	New York Mets @ St. Louis Cardinals Busch Stadium, St. Louis, MO Sat Aug 10 2002, 12:15 PM CDT Att: 44,934 - Cloudy - 87 F AB 27 R 5 H 5 RBI 5 BB 8 SO 3 LOB 19 								
Edgar Renteria, R OBP: 0.360, SLG: 0.436 (1, 6)	4-0 5 E 5 HR BB	0-1 P6		1-2 L5		0-1 SH1-4		1-1 L6		3	1	0	0	1	0	2									
15 Jim Edmonds, L OBP: 0.423, SLG: 0.607 (1, 8)	4-2 5 HR BB	1-0 5 FC6-4 HBP		3-2 F7		2-2 SF9		4-2 5 FC6-4 BB		1	1	0	1	2	0	1									
5 Albert Pujols, R OBP: 0.385, SLG: 0.544 44 Jason Isringhausen, R ERA: 1.39 (9, 1)	1-1 15 HR	0-0 FC6-4		4-1 BB		4-1 P4		2-2 FC6-4		4	1	1	4	1	0	4									
27 Scott Rolen, R OBP: 0.345, SLG: 0.446 (1, 5)	3-3 K		4-2 S BB	0-0 F8		1-0 P4				3	0	0	0	1	1	2									
Tino Martinez, L OBP: 0.331, SLG: 0.413 (1, 3)	0-0 1B		0-2 F7		3-3 K		2-1 2B			4	0	2	0	0	1	1									
Mike DiFelice, R OBP: 0.303, SLG: 0.402 Dave Veres, R OBP: 0.333, SLG: 0.333 Eduardo Perez, R OBP: 0.298, SLG: 0.491 Mike Crudale, R (7, PH)	1-1 F9		0-0 F7		0-1 F8		1-1 F8			3	0	0	0	0	0	2									
Kerry Robinson, L OBP: 0.324, SLG: 0.381 (9, 7)							1-3 2B			0	0	0	0	0	0	0									
J.D. Drew, L OBP: 0.349, SLG: 0.445 (1, 9)	0-0 F5		4-0 1-2 IBB		0-0 F8		0-1 F9			3	0	0	0	1	0	3									
Luther Hackman, R (1, 1)		2-3 K		1-0 G4-3		0-1 SH1-4 15 SF9 2B		0-2 F8		2	0	0	0	0	1	2									
Mike Matthews, L OBP: 0.167, SLG: 0.167 52 Matt Duff, R (5, 1)										0	0	0	0	0	0	0									
Eli Marrero, R OBP: 0.321, SLG: 0.422 (6, 2)										2	1	1	0	0	0	2									
Inning Stats	R: 4 E: 1 K: 1 S: 13	H: 2 LOB: 1 BB: 3 P: 30	R: 0 E: 0 K: 1 S: 9	H: 0 LOB: 0 BB: 0 P: 14	R: 0 E: 0 K: 0 S: 9	H: 0 LOB: 2 BB: 2 P: 18	R: 0 E: 0 K: 0 S: 10	H: 0 LOB: 2 BB: 2 P: 22	R: 0 E: 0 K: 1 S: 7	H: 0 LOB: 0 BB: 0 P: 10	R: 1 E: 0 K: 0 S: 13	H: 1 LOB: 1 BB: 0 P: 18	R: 0 E: 0 K: 0 S: 10	H: 2 LOB: 2 BB: 0 P: 14	R: 0 E: 0 K: 0 S: 12	H: 0 LOB: 1 BB: 1 P: 22	1B: 2 2B: 2 3B: 0 HR: 1	SF: 1 SAC: 1 DP: 0 HBP: 3	WP: 0 PB: 0 SB: 1 CS: 0	PA: 40					
PITCHER	IP	WLS	BF	H	R	ER	SO	BB	IBB	HBP	BLK	WP	HR	S	P	ERA	WHIP								
Shawn Estes, L ERA: 4.55	(1, 1)	3.0		18	2	4	4	2	4	1	0	0	0	9	21	0.00	3.000								
Jaime Cerda, L ERA: 1.76	(4, 1)	0.2		4	0	0	0	0	2	0	0	1	0	0	0	0.00	3.000								
Steve Reed, R ERA: 1.91	(4, 1)	1.2	L	7	1	1	1	1	0	0	1	0	0	0	0	5.40	0.600								
Mark Guthrie, L ERA: 1.86	(6, 1)	1.1		6	2	0	0	0	0	0	0	0	0	0	0	0.00	1.500								
David Weathers, R ERA: 2.88	(7, 1)	0.1		1	0	0	0	0	0	0	0	0	0	0	0	0.00	0.000								

Batter	1	2	3	4	5	6	7	8	9	AB	R	H	RBI	BB	SO	LOB	TOP		
Roger Cedeno, S OBP: 0.309, SLG: 0.347	1-3 K	0-0 FC6-4			1-2 FC5-2			3-2 G5-3		4	0	0	0	0	1	4			
Timo Perez, L OBP: 0.332, SLG: 0.461	0-0 F7		1-0 1B		1-1 G1-3			2-3 K		4	0	1	0	0	1	1			
31 Mike Piazza, R Vance Wilson, R OBP: 0.301, SLG: 0.388	3-1 2B		1-1 G6-3		2-3 K			1-2 1B		4	0	2	0	0	1	0			
Mo Vaughn, L Jeff D'Amico, R OBP: 0.162, SLG: 0.114	1-2 F7		3-3 K		2-0 L8			2-3 K		4	0	0	0	0	2	2			
Roberto Alomar, S Marco Scutaro, R OBP: 0.250, SLG: 0.500		4-2 BB 1B BB		0-1 G4-3		2-0 G6-3		1-3 K		2	0	0	0	1	0	0			
Ty Wigginton, R OBP: 0.400, SLG: 0.500		2-2 L8		1-3 K			0-0 G5-3		0-0 G4-3 DI 1B	4	0	1	0	0	1	1			
Joe McEwing, R OBP: 0.228, SLG: 0.292		2-2 BB 1B		1-2 G6-3			1-3 K		2-2 G4-3	4	0	1	0	0	1	1			
Rey Ordenez, R OBP: 0.279, SLG: 0.329		4-0 FC6-4 BB		1-1 SH3-4 FC5-2 2B			3-2 1B		1-0 G6-3	3	0	2	0	1	0	1			
Pedro Astacio, R Scott Strickland, R John Valentin, R Mark Guthrie, R Tony Tarasco, L OBP: 0.291, SLG: 0.500	0-3 K	0-3 K		0-0 SH3-4			3-3 K			1	0	0	0	0	1	3			
Inning Stats	R: 0 E: 0 K: 1 S: 9	H: 1 LOB: 1 BB: 0 P: 14	R: 0 E: 0 K: 1 S: 14	H: 1 LOB: 3 BB: 2 P: 26	R: 0 E: 0 K: 1 S: 7	H: 1 LOB: 0 BB: 0 P: 12	R: 0 E: 0 K: 1 S: 8	H: 0 LOB: 0 BB: 0 P: 10	R: 0 E: 0 K: 1 S: 5	H: 0 LOB: 1 BB: 0 P: 11	R: 0 E: 0 K: 2 S: 11	H: 1 LOB: 1 BB: 0 P: 18	R: 0 E: 0 K: 2 S: 12	H: 1 LOB: 1 BB: 0 P: 20	R: 0 E: 0 K: 1 S: 8	H: 1 LOB: 1 BB: 0 P: 12	1B: 5 2B: 2 3B: 0 HR: 0	SF: 0 SAC: 1 DP: 0 HBP: 0	WP: 0 PA: 35 PB: 0 SB: 0 CS: 0
PITCHER	IP WLS BF H R ER SO BB IBB HBP BLK WP HR S P ERA WHIP	7.0 W 27 5 0 0 7 2 0 0 0 0 0 62 102 0.00 1.000	1.0 4 1 0 0 2 0 0 0 0 0 0 0 12 20 0.00 1.000	1.0 4 1 0 0 1 0 0 0 0 0 0 0 8 12 0.00 1.000															

New York Mets @ St. Louis Cardinals
 Busch Stadium, St. Louis, MO
 Sun Aug 11 2002, 7:05 PM CDT
 Att: 36,896 - Cloudy - 82 F

AB 32
 R 0
 H 7
 RBI 0
 BB 2
 SO 10
 LOB 14



Batter	1	2	3	4	5	6	7	8	9	AB	R	H	RBI	BB	SO	LOB	BOTTOM	
Fernando Vina, L OBP: 0.337, SLG: 0.345	1-0 2B	1-1 SF7		2-2 F8	2-3 K		1-1 15 WP 5 2B 1B	0-0 G3		5	1	2	1	0	1	3		
J.D. Drew, L OBP: 0.352, SLG: 0.444	3-3 K	2-1 HBP		2-1 F8		3-2 5 F9 15 1B 27 3B HBP	0-2 15 WP 5 2B 1B			3	2	1	0	0	1	1		
15 Jim Edmonds, L OBP: 0.423, SLG: 0.602	1-3 K	0-0 F9		4-0 BB		0-0 27 3B 1B	2-3 K			4	1	1	0	1	2	6		
5 Albert Pujols, R OBP: 0.384, SLG: 0.542	0-3 K		0-0 F9	2-3 K		2-0 F9	0-0 CS 2B			5	0	1	2	0	2	4		
27 Scott Rolen, R OBP: 0.352, SLG: 0.462		0-1 FC4-6 1B	3-2 HR		4-2 2B SF8 BB	1-0 1H 3H SF7 3B		4-0 IBB		3	3	3	3	2	0	0		
Tino Martinez, L OBP: 0.334, SLG: 0.417	1-0 FC4-6 1B SH	0-1 FC6-4 1B		0-1 FC6-4 1B	0-1 SF8 2B	4-0 SF8 IBB	3-3 K			4	1	2	0	1	1	3		
Edgar Renteria, R OBP: 0.361, SLG: 0.441	0-0 SH 1B	1-1 FC6-4 1B	1-1 FC6-4 1B		0-0 SF8	2-2 SF7		2-1 2B		3	1	2	2	0	0	1		
Mike Matheny, R OBP: 0.294, SLG: 0.315	2-1 HBP SH 1B	4-1 IBB		1-2 IBB				0-2 L4		2	0	1	0	3	0	1		
Chuck Finley, L Steve Kline, S Kerry Robinson, L 5B Kevin Joseph, R	1-0 SH HBP	2-2 G4-3		1-3 K	1-2 G1-3		1-1 F2			3	0	0	1	0	1	6		
Inning Stats	R: 2 E: 0 K: 3 S: 10	H: 3 LOB: 3 BB: 0 P: 18	R: 1 E: 0 K: 0 S: 17	H: 2 LOB: 2 BB: 1 P: 27	R: 0 E: 0 K: 1 S: 9	H: 0 LOB: 1 BB: 1 P: 19	R: 1 E: 0 K: 2 S: 12	H: 1 LOB: 2 BB: 2 P: 22	R: 3 E: 0 K: 0 S: 11	H: 2 LOB: 2 BB: 2 P: 28	R: 2 E: 0 K: 2 S: 13	H: 3 LOB: 1 BB: 1 P: 23	R: 0 E: 0 K: 0 S: 9	H: 1 LOB: 1 BB: 0 P: 12	1B: 7 2B: 5 3B: 1 HR: 1	SF: 3 SAC: 1 DP: 1 HBP: 2	WP: 1 PA: 46 PB: 0 SB: 1 CS: 1	
PITCHER	IP WLS BF H R ER SO BB IBB HBP BLK WP HR S P ERA WHIP	5.1 L 31 8 6 5 6 2 2 2 0 0 0 7 19 13.50 1.500	0.2 5 1 1 1 0 0 2 0 0 0 0 0 7 19 13.50 1.500	1.0 6 3 2 2 2 0 1 0 0 1 0 13 23 18.00 3.000	1.0 4 1 0 0 0 0 0 0 0 0 0 0 9 12 0.00 1.000													

New York Mets @ St. Louis Cardinals
 Busch Stadium, St. Louis, MO
 Sun Aug 11 2002, 7:05 PM CDT
 Att: 36,896 - Cloudy - 82 F


AB 33
 R 9
 H 13
 RBI 9
 BB 7
 SO 8
 LOB 26



Batter	1	2	3	4	5	6	7	8	9	AB	R	H	RBI	BB	SO	LOB	TOP					
Fernando Vina, L OBP: 0.335, SLG: 0.343	F9			F7	F7	L9		L8	G4-3	6	1	1	0	0	0	2						
Edgar Renteria, R OBP: 0.365, SLG: 0.442	L5			15 2B 27 HR	15 1B 5 2B			G4-3	P3	6	2	3	1	0	0	2						
15 Jim Edmonds, L OBP: 0.425, SLG: 0.608	K			27 HR	5 2B					5	3	3	1	0	1	1						
5 Albert Pujols, R OBP: 0.386, SLG: 0.552		K		P3	G3					5	1	3	4	0	1	2						
27 Scott Rolen, R OBP: 0.354, SLG: 0.468		K								3	1	1	3	2	1	1						
Tino Martinez, L OBP: 0.335, SLG: 0.425	F7				G3					5	1	2	1	0	0	3						
Eli Marrero, R OBP: 0.319, SLG: 0.416				F9	G6-3					4	0	0	0	1	0	1						
J.D. Drew, L OBP: 0.355, SLG: 0.445										4	1	2	0	1	1	3						
Jason Simontacchi, R Mike Crutale, R Steve Kline, S Dave Veres, R Kerry Robinson, L 58 Kevin Joseph, R	G4-3									3	0	0	0	0	1	1						
Inning Stats	R: 0 E: 0 K: 1 S: 7	H: 0 LOB: 0 BB: 0 P: 10	R: 0 E: 0 K: 2 S: 10	H: 0 LOB: 0 BB: 0 P: 13	R: 0 E: 0 K: 1 S: 10	H: 0 LOB: 0 BB: 0 P: 11	R: 3 E: 0 K: 0 S: 22	H: 4 LOB: 1 BB: 0 P: 29	R: 4 E: 0 K: 1 S: 18	H: 5 LOB: 3 BB: 2 P: 38	R: 0 E: 0 K: 0 S: 9	H: 1 LOB: 1 BB: 0 P: 10	R: 1 E: 0 K: 0 S: 12	H: 2 LOB: 2 BB: 1 P: 21	R: 2 E: 0 K: 0 S: 13	H: 2 LOB: 1 BB: 0 P: 24	R: 0 E: 0 K: 0 S: 6	H: 2 LOB: 2 BB: 0 P: 8	1B: 10 2B: 3 3B: 0 HR: 3	SF: 0 SAC: 0 DP: 1 HBP: 0	WP: 1 PB: 0 SB: 0 CS: 0	PA: 47
PITCHER	IP	WLS	BF	H	R	ER	SO	BB	IBB	HBP	BLK	WP	HR	S	P	ERA	WHIP					
Brian Meadows, R	4.1	L	20	7	6	6	5	0	0	0	0	1	1	58	79	12.46	1.615					
Joe Beimel, L	0.2		6	2	1	1	0	0	2	0	0	0	0	9	22	13.50	3.000					
Ron Villone, L	1.0		4	1	0	0	0	0	0	0	0	0	0	9	10	0.00	1.000					
Josias Manzanillo, R	1.0		6	2	1	1	0	1	0	0	0	0	1	12	21	9.00	3.000					
Brian Boehringer, R	2.0		11	4	2	2	0	1	0	0	0	0	1	19	32	9.00	2.500					

St. Louis Cardinals @ Pittsburgh Pirates
PNC Park, Pittsburgh, PA
Mon Aug 12 2002, 7:05 PM EDT
Att: 15,700 - Overcast - 71 F


AB 43
R 10
H 16
RBI 10
BB 4
SO 5
LOB 18



Batter	1	2	3	4	5	6	7	8	9	AB	R	H	RBI	BB	SO	LOB	BOTTOM					
18 Jason Kendall, R OBP: 0.352, SLG: 0.369	2 SH3 2B	G4-3			2 1B 2 S SF7				G6-3	5	2	2	0	0	0	0						
2 Jack Wilson, R OBP: 0.318, SLG: 0.343	SH3	G5-3			L4 SF7				L9	4	0	1	0	0	0	0						
Brian Giles, L OBP: 0.438, SLG: 0.633	2B 1B BB				SF7					3	2	2	2	1	1	0						
Aramis Ramirez, R OBP: 0.280, SLG: 0.362	1B SF8			L5	L4				P4	5	1	2	1	0	0	2						
Rob Mackowiak, L OBP: 0.299, SLG: 0.437	1B									4	0	1	1	0	3	1						
Brian Boehringer, S	1B			K						0	0	0	0	0	0	0						
Kevin Young, R OBP: 0.325, SLG: 0.427	SF8									3	1	1	1	0	1	0						
Craig Wilson, R OBP: 0.345, SLG: 0.431	1B			F9						3	0	2	0	0	0	0						
Pokey Reese, R OBP: 0.307, SLG: 0.337	L4									3	0	1	1	0	1	3						
Brian Meadows, R Joe Beimel, L Ron Villone, L Armando Rios, R Josias Manzanillo, R Adam Hyzdu, R	G5-3									2	0	0	0	0	1	1						
Inning Stats	R: 3 E: 0 K: 0 S: 13	H: 4 LOB: 2 BB: 1 P: 25	R: 0 E: 0 K: 0 S: 8	H: 0 LOB: 0 BB: 0 P: 13	R: 0 E: 0 K: 2 S: 9	H: 1 LOB: 1 BB: 0 P: 13	R: 1 E: 0 K: 0 S: 8	H: 2 LOB: 0 BB: 0 P: 12	R: 1 E: 0 K: 1 S: 13	H: 1 LOB: 1 BB: 0 P: 22	R: 1 E: 0 K: 1 S: 15	H: 2 LOB: 1 BB: 0 P: 22	R: 0 E: 0 K: 2 S: 13	H: 1 LOB: 1 BB: 0 P: 21	R: 0 E: 0 K: 0 S: 11	H: 1 LOB: 1 BB: 0 P: 17	1B: 10 2B: 2 3B: 0 HR: 1	SF: 3 SAC: 1 DP: 1 HBP: 1	WP: 0 PB: 0 SB: 3 CS: 0	PA: 40		
PITCHER	IP	WLS	BF	H	R	ER	SO	BB	IBB	HBP	BLK	WP	HR	S	P	ERA	WHIP					
Jason Simontacchi, R	5.1	W	24	8	5	5	5	1	0	0	0	0	0	14	24	0.00	0.000					
Mike Crutale, R	1.1	H	5	0	0	0	0	0	0	1	0	0	0	3	4	∞	∞					
Steve Kline, L	0.0		1	1	1	1	0	0	0	0	0	0	1	3	4	∞	∞					
Dave Veres, R	1.1	H	6	2	0	0	3	0	0	0	0	0	0	18	27	0.00	1.500					
58 Kevin Joseph, R	1.0		4	1	0	0	0	0	0	0	0	0	0	11	17	0.00	1.000					

St. Louis Cardinals @ Pittsburgh Pirates
PNC Park, Pittsburgh, PA
Mon Aug 12 2002, 7:05 PM EDT
Att: 15,700 - Overcast - 71 F

AB 34
R 6
H 12
RBI 6
BB 1
SO 8
LOB 9



Batter	1	2	3	4	5	6	7	8	9	AB	R	H	RBI	BB	SO	LOB	TOP					
Miguel Cairo, R OBP: 0.272, SLG: 0.339	G3	HBP	L9		L3		K		K	5	0	0	0	0	2	3						
Edgar Renteria, R OBP: 0.394, SLG: 0.443	5 1B 27 1B	G1-3		F9	15 1B			15 1-3	K	6	1	3	0	0	1	3						
15 Jim Edmonds, L OBP: 0.428, SLG: 0.608	F9		5 1B 27 1B	27 1B	5 1B 27 1B			L1-3		5	1	3	1	0	0	2						
5 Albert Pujols, R OBP: 0.388, SLG: 0.553	27 1B		27 1B	P4	FC6-4			27 3B		5	2	3	0	0	0	3						
27 Scott Rolen, R OBP: 0.359, SLG: 0.475	FC6-4		2B			F7		1B		4	2	3	3	1	0	0						
Eduardo Perez, R OBP: 0.288, SLG: 0.474	FC6-4		L6	F7		G6-3		3B		4	0	0	0	0	0	6						
Kerry Robinson, L OBP: 0.331, SLG: 0.388	FC6-4		L6	F7		G6-3		1B		1	0	1	1	0	0	0						
Eli Marrero, R OBP: 0.317, SLG: 0.416		E5	1B		L4		G6-3	FC4-6		5	1	1	2	0	0	1						
Mike Matheny, R OBP: 0.300, SLG: 0.326	F9		SH3-4		1B		G6-3		G1-3	5	1	3	1	0	0	1						
Matt Morris, R OBP: 0.180, SLG: 0.186										3	1	1	1	0	0	1						
Mike Duff, R OBP: 0.290, SLG: 0.398										1	0	0	0	0	0	1						
52 Matt Duff, R OBP: 0.290, SLG: 0.398										0	0	0	0	0	0	0						
Mike Matthews, L OBP: 0.290, SLG: 0.398										0	0	0	0	0	0	0						
58 Kevin Joseph, R OBP: 0.290, SLG: 0.398										0	0	0	0	0	0	0						
44 Jason Istringhausen, R OBP: 0.290, SLG: 0.398										0	0	0	0	0	0	0						
Inning Stats	R: 1 E: 0 K: 0 S: 10	H: 3 LOB: 2 BB: 0 P: 19	R: 0 E: 1 K: 0 S: 7	H: 0 LOB: 2 BB: 0 P: 11	R: 4 E: 0 K: 0 S: 17	H: 5 LOB: 1 BB: 0 P: 25	R: 0 E: 0 K: 0 S: 13	H: 1 LOB: 2 BB: 1 P: 22	R: 2 E: 0 K: 0 S: 14	H: 4 LOB: 2 BB: 0 P: 18	R: 0 E: 0 K: 0 S: 6	H: 0 LOB: 0 BB: 0 P: 10	R: 0 E: 0 K: 1 S: 8	H: 0 LOB: 0 BB: 0 P: 10	R: 2 E: 0 K: 0 S: 13	H: 4 LOB: 1 BB: 0 P: 16	R: 0 E: 0 K: 2 S: 12	H: 1 LOB: 1 BB: 0 P: 17	1B: 15 2B: 3 3B: 1 HR: 0	SF: 0 SAC: 1 DP: 1 HBP: 1	WP: 0 PB: 0 SB: 1 CS: 0	PA: 47
PITCHER	IP WLS BF H R ER SO BB IBB HBP BLK WP HR S P ERA WHIP																					
Jimmy Anderson, L ERA: 5.07	(1, 1) 3.0 L 19 8 5 5 0 0 0 0 1 0 0 0 0 34 55 15.00 2.667																					
Ron Villone, L ERA: 6.32	(4, 1) 2.0 12 5 2 2 0 1 0 0 0 0 0 0 27 40 9.00 3.000																					
Mike Lincoln, R ERA: 3.58	(6, 1) 3.0 12 4 2 2 1 0 0 0 0 0 0 0 27 46 6.00 1.333																					
Scott Sauerbeck, L ERA: 2.36	(9, 1) 1.0 4 1 0 0 0 2 0 0 0 0 0 0 12 17 0.00 1.000																					

St. Louis Cardinals @ Pittsburgh Pirates
PNC Park, Pittsburgh, PA
Tue Aug 13 2002, 7:05 PM EDT
Att: 17,609 - Sunny - 92 F

AB	44
R	9
H	18
RBI	9
BB	1
SO	3
LOB	21



Batter	1	2	3	4	5	6	7	8	9	AB	R	H	RBI	BB	SO	LOB	BOTTOM			
18 Jason Kendall, R OBP: 0.349, SLG: 0.365	G1-3		G5-3		G4-6-3			G1-3		4	0	0	0	0	0	3				
Scott Sauerbeck, R										0	0	0	0	0	0	0				
Adam Hyzdu, R OBP: 0.340, SLG: 0.546										1	0	1	2	0	0	0				
2 Jack Wilson, R OBP: 0.319, SLG: 0.343	BB			F9		G3-6-3		G5-3	F9	5	0	2	0	0	0	2				
Brian Giles, L OBP: 0.438, SLG: 0.629				G4-3		G3-6-3				2	1	0	0	2	0	1				
Aramis Ramirez, R OBP: 0.280, SLG: 0.360	G4-6-3			G6-3			K			4	1	1	0	0	1	2				
Rob Mackowiak, L OBP: 0.298, SLG: 0.434		G4-3			1B				F5	4	1	1	0	0	1	2				
Kevin Young, R OBP: 0.327, SLG: 0.426		G5-3			F8					3	1	1	0	1	0	1				
Armando Rios, L OBP: 0.283, SLG: 0.280		F7			1B		L4		SF7	2	0	0	1	1	0	1				
Pokey Reese, R OBP: 0.310, SLG: 0.339			G4-3				F9			4	1	2	1	0	0	1				
Jimmy Anderson, L ERA: 5.07	(1, 1) 3.0 W 29 6 1 1 2 2 0 0 0 0 0 0 6 16 81.00 9.000																			
52 Matt Duff, R ERA: 4.76	(9, 1) 0.1 4 1 3 3 0 2 0 0 0 0 0 0 6 16 81.00 9.000																			
Mike Matthews, L ERA: 0.54	(9, 1) 0.1 2 1 0 0 0 0 0 0 0 0 0 0 4 9 0.00 3.000																			
58 Kevin Joseph, R ERA: 1.29	(9, 1) 0.0 2 1 1 1 0 1 0 0 0 0 0 0 6 13 = =																			
44 Jason Istringhausen, R ERA: 2.22	(9, 1) 0.1 S 1 0 0 0 0 0 0 0 0 0 0 0 4 7 0.00 0.000																			
Inning Stats	R: 0 E: 0 K: 0 S: 6	H: 1 LOB: 1 BB: 1 P: 13	R: 0 E: 0 K: 0 S: 5	H: 0 LOB: 0 BB: 0 P: 8	R: 0 E: 0 K: 0 S: 5	H: 0 LOB: 0 BB: 0 P: 8	R: 0 E: 0 K: 0 S: 6	H: 0 LOB: 0 BB: 0 P: 10	R: 0 E: 0 K: 1 S: 10	H: 1 LOB: 0 BB: 0 P: 14	R: 0 E: 0 K: 1 S: 11	H: 1 LOB: 1 BB: 0 P: 14	R: 0 E: 0 K: 0 S: 6	H: 0 LOB: 0 BB: 0 P: 10	R: 4 E: 0 K: 0 S: 20	H: 3 LOB: 2 BB: 3 P: 45	1B: 9 2B: 0 3B: 0 HR: 0	SF: 1 SAC: 0 DP: 3 HBP: 0	WP: 0 PB: 0 SB: 0 CS: 0	PA: 38
PITCHER	IP WLS BF H R ER SO BB IBB HBP BLK WP HR S P ERA WHIP																			
Matt Morris, R ERA: 3.35	(1, 1) 8.0 W 29 6 1 1 2 2 0 0 0 0 0 0 63 97 1.12 1.000																			
52 Matt Duff, R ERA: 4.76	(9, 1) 0.1 4 1 3 3 0 2 0 0 0 0 0 0 6 16 81.00 9.000																			
Mike Matthews, L ERA: 0.54	(9, 1) 0.1 2 1 0 0 0 0 0 0 0 0 0 0 4 9 0.00 3.000																			
58 Kevin Joseph, R ERA: 1.29	(9, 1) 0.0 2 1 1 1 0 1 0 0 0 0 0 0 6 13 = =																			
44 Jason Istringhausen, R ERA: 2.22	(9, 1) 0.1 S 1 0 0 0 0 0 0 0 0 0 0 0 4 7 0.00 0.000																			

St. Louis Cardinals @ Pittsburgh Pirates
PNC Park, Pittsburgh, PA
Tue Aug 13 2002, 7:05 PM EDT
Att: 17,609 - Sunny - 92 F

AB	32
R	5
H	9
RBI	5
BB	5
SO	2
LOB	13



Batter	1	2	3	4	5	6	7	8	9	AB	R	H	RBI	BB	SO	LOB	TOP								
Fernando Vina, L (1.4) OBP: 0.336, SLG: 0.344	1-1 F7	2-2 G1-3		0-1 F8-3 1B		0-1 E 15 WP S 1B		1-1 G3		5	1	2	0	0	0	1									
J.D. Drew, L (1.9) OBP: 0.356, SLG: 0.444	3-2 15 FC6 1B	1-0 2-H 1B		1-0 F8-3 1-2		3-2 G4-3			3-3 K	5	0	2	1	0	1	2									
15 Jim Edmonds, L (1.8) OBP: 0.422, SLG: 0.599	0-2 FC6 1B 1-2	0-1 G6-3		1-1 G6-3		3-1 E3 5 G4-6-3			0-0 G3	5	0	0	0	0	0	2									
5 Albert Pujols, R (1.7) (7.3) OBP: 0.388, SLG: 0.558	0-0 1-2 1B		1-3 K		1-2 F9				3-2 G4-6-3 1-2	5	1	2	1	0	1	1									
27 Scott Rolen, R (1.5) OBP: 0.359, SLG: 0.476	0-0 G1-3		2-2 BB 1B HBP		2-2 S 2B				1-2 F3	4	1	1	0	0	0	2									
Tino Martinez, L (1.3) OBP: 0.339, SLG: 0.425		1-2 HR	4-1 1B SF7 BB		4-0 S IBB				3-3 K	2	2	1	0	2	1	0									
44 Jason Istringhausen, R (9.1)			1-2 1B							0	0	0	0	0	0	0									
Edgar Renteria, R (1.6) OBP: 0.366, SLG: 0.450		0-0 1-H HR	1-0 1-3 2-H 1B		2-1 G3				3-1 G5-3	4	1	2	3	0	0	2									
Mike Matheny, R (1.2) OBP: 0.304, SLG: 0.327		3-1 SH1-4 1B	2-2 SF7		4-0 IBB				3-2 F9	2	1	1	1	1	0	0									
Andy Benes, R (1.1) OBP: 0.167, SLG: 0.222		0-0 SH1-4	0-3 K		2-2 G3-1				0-0 G5-3	2	0	0	0	0	1	4									
Eli Marrero, R (7.7) OBP: 0.316, SLG: 0.414										1	0	0	0	0	0	0									
Mike Crudale, R (7.1)										0	0	0	0	0	0	0									
Steve Kline, S (8.1)										0	0	0	0	0	0	0									
Inning Stats	R: 0 E: 0 K: 0 S: 10	H: 2 LOB: 2 BB: 0 P: 14	R: 3 E: 0 K: 0 S: 13	H: 4 LOB: 1 BB: 0 P: 20	R: 2 E: 0 K: 2 S: 14	H: 1 LOB: 1 BB: 1 P: 24	R: 0 E: 0 K: 0 S: 5	H: 1 LOB: 0 BB: 0 P: 7	R: 0 E: 0 K: 0 S: 11	H: 1 LOB: 3 BB: 2 P: 26	R: 1 E: 1 K: 0 S: 10	H: 1 LOB: 0 BB: 0 P: 19	R: 0 E: 0 K: 1 S: 8	H: 0 LOB: 0 BB: 0 P: 15	R: 0 E: 0 K: 0 S: 7	H: 0 LOB: 0 BB: 0 P: 11	R: 1 E: 0 K: 1 S: 11	H: 1 LOB: 0 BB: 0 P: 19	1B: 8 2B: 2 3B: 0 HR: 2	SF: 1 SAC: 1 DP: 2 HBP: 1	WP: 1 PB: 0 SB: 3 CS: 0	PA: 41			
PITCHER	IP WLS BF H R ER SO BB IBB HBP BLK WP HR S P ERA WHIP	IP WLS BF H R ER SO BB IBB HBP BLK WP HR S P ERA WHIP	IP WLS BF H R ER SO BB IBB HBP BLK WP HR S P ERA WHIP	IP WLS BF H R ER SO BB IBB HBP BLK WP HR S P ERA WHIP	IP WLS BF H R ER SO BB IBB HBP BLK WP HR S P ERA WHIP	IP WLS BF H R ER SO BB IBB HBP BLK WP HR S P ERA WHIP	IP WLS BF H R ER SO BB IBB HBP BLK WP HR S P ERA WHIP	IP WLS BF H R ER SO BB IBB HBP BLK WP HR S P ERA WHIP	IP WLS BF H R ER SO BB IBB HBP BLK WP HR S P ERA WHIP	IP WLS BF H R ER SO BB IBB HBP BLK WP HR S P ERA WHIP	IP WLS BF H R ER SO BB IBB HBP BLK WP HR S P ERA WHIP	IP WLS BF H R ER SO BB IBB HBP BLK WP HR S P ERA WHIP	IP WLS BF H R ER SO BB IBB HBP BLK WP HR S P ERA WHIP	IP WLS BF H R ER SO BB IBB HBP BLK WP HR S P ERA WHIP	IP WLS BF H R ER SO BB IBB HBP BLK WP HR S P ERA WHIP	IP WLS BF H R ER SO BB IBB HBP BLK WP HR S P ERA WHIP	IP WLS BF H R ER SO BB IBB HBP BLK WP HR S P ERA WHIP	IP WLS BF H R ER SO BB IBB HBP BLK WP HR S P ERA WHIP	IP WLS BF H R ER SO BB IBB HBP BLK WP HR S P ERA WHIP	IP WLS BF H R ER SO BB IBB HBP BLK WP HR S P ERA WHIP	IP WLS BF H R ER SO BB IBB HBP BLK WP HR S P ERA WHIP	IP WLS BF H R ER SO BB IBB HBP BLK WP HR S P ERA WHIP	IP WLS BF H R ER SO BB IBB HBP BLK WP HR S P ERA WHIP	IP WLS BF H R ER SO BB IBB HBP BLK WP HR S P ERA WHIP	IP WLS BF H R ER SO BB IBB HBP BLK WP HR S P ERA WHIP

St. Louis Cardinals @ Pittsburgh Pirates
PNC Park, Pittsburgh, PA
Wed Aug 14 2002, 7:05 PM EDT
Att: 18,791 - Overcast - 92 F

AB 35
R 7
H 11
RBI 6
BB 3
SO 4
LOB 14



Batter	1	2	3	4	5	6	7	8	9	AB	R	H	RBI	BB	SO	LOB	BOTTOM								
18 Jason Kendall, R (1.2) OBP: 0.348, SLG: 0.364	0-2 G6-3		0-1 1-2 2-H 1B		2-0 F8		0-1 L3			4	0	1	1	0	0	3									
2 Jack Wilson, R (1.6) OBP: 0.317, SLG: 0.341	3-2 L7		3-2 L8			1-2 F7		4-0 DI BB		3	0	0	0	0	0	2									
Ron Villone, L (7.1) OBP: 0.250, SLG: 0.375										0	0	0	0	0	0	0									
Adam Hyzdu, R (8. PH) OBP: 0.346, SLG: 0.546										0	0	0	0	1	0	0									
Brian Giles, L (1.7) OBP: 0.434, SLG: 0.623	3-2 F9		2-1 G3			1-3 K		0-2 F8		4	0	0	0	0	1	3									
Aramis Ramirez, R (1.5) OBP: 0.277, SLG: 0.356		1-2 G6-3		0-1 P6		2-2 F8		2-0 F9		4	0	0	0	0	0	1									
Rob Mackowiak, L (1.8) OBP: 0.298, SLG: 0.430		2-3 K		2-2 G3-1			4-2 HR BB	2-2 G5-3		3	1	0	0	1	1	1									
Scott Sauerbeck, R (9.1)										0	0	0	0	0	0	0									
Kevin Young, R (1.3) OBP: 0.324, SLG: 0.421		2-2 F7		0-1 F7			1-0 F7		2-2 F9	4	0	0	0	0	0	1									
Craig Wilson, R (1.9) OBP: 0.349, SLG: 0.441			4-2 BB 1B BB		2-2 F8		1-0 HR		2-2 G1-3	3	2	1	2	1	0	0									
Pokey Reese, R (1.4) OBP: 0.315, SLG: 0.340			4-1 1-2 BB		0-2 SH2-4 1B		4-1 1B BB		2-1 L8	2	0	1	0	2	0	0									
Kip Wells, R (1.1) OBP: 0.167, SLG: 0.229			0-3 K		1-1 SH2-4		2-1 1B BB			1	0	0	0	0	1	2									
Abraham Nunez, S (7.6) OBP: 0.303, SLG: 0.321					1-2 K		1-2 18 L3 1B			1	0	1	0	0	0	0									
Inning Stats	R: 0 E: 0 K: 0 S: 11	H: 0 LOB: 0 BB: 0 P: 17	R: 0 E: 0 K: 1 S: 11	H: 0 LOB: 0 BB: 0 P: 16	R: 1 E: 0 K: 1 S: 16	H: 1 LOB: 2 BB: 2 P: 29	R: 0 E: 0 K: 0 S: 7	H: 0 LOB: 0 BB: 0 P: 9	R: 0 E: 0 K: 1 S: 13	H: 0 LOB: 1 BB: 2 P: 17	R: 2 E: 0 K: 0 S: 9	H: 2 LOB: 1 BB: 2 P: 21	R: 0 E: 0 K: 0 S: 7	H: 0 LOB: 1 BB: 1 P: 15	R: 0 E: 0 K: 0 S: 10	H: 0 LOB: 0 BB: 0 P: 16	R: 0 E: 0 K: 0 S: 10	H: 0 LOB: 0 BB: 0 P: 16	1B: 3 2B: 1 3B: 0 HR: 1	SF: 0 SAC: 1 DP: 1 HBP: 0	WP: 0 PB: 0 SB: 0 CS: 0	PA: 35			
PITCHER	IP WLS BF H R ER SO BB IBB HBP BLK WP HR S P ERA WHIP	IP WLS BF H R ER SO BB IBB HBP BLK WP HR S P ERA WHIP	IP WLS BF H R ER SO BB IBB HBP BLK WP HR S P ERA WHIP	IP WLS BF H R ER SO BB IBB HBP BLK WP HR S P ERA WHIP	IP WLS BF H R ER SO BB IBB HBP BLK WP HR S P ERA WHIP	IP WLS BF H R ER SO BB IBB HBP BLK WP HR S P ERA WHIP	IP WLS BF H R ER SO BB IBB HBP BLK WP HR S P ERA WHIP	IP WLS BF H R ER SO BB IBB HBP BLK WP HR S P ERA WHIP	IP WLS BF H R ER SO BB IBB HBP BLK WP HR S P ERA WHIP	IP WLS BF H R ER SO BB IBB HBP BLK WP HR S P ERA WHIP	IP WLS BF H R ER SO BB IBB HBP BLK WP HR S P ERA WHIP	IP WLS BF H R ER SO BB IBB HBP BLK WP HR S P ERA WHIP	IP WLS BF H R ER SO BB IBB HBP BLK WP HR S P ERA WHIP	IP WLS BF H R ER SO BB IBB HBP BLK WP HR S P ERA WHIP	IP WLS BF H R ER SO BB IBB HBP BLK WP HR S P ERA WHIP	IP WLS BF H R ER SO BB IBB HBP BLK WP HR S P ERA WHIP	IP WLS BF H R ER SO BB IBB HBP BLK WP HR S P ERA WHIP	IP WLS BF H R ER SO BB IBB HBP BLK WP HR S P ERA WHIP	IP WLS BF H R ER SO BB IBB HBP BLK WP HR S P ERA WHIP	IP WLS BF H R ER SO BB IBB HBP BLK WP HR S P ERA WHIP	IP WLS BF H R ER SO BB IBB HBP BLK WP HR S P ERA WHIP	IP WLS BF H R ER SO BB IBB HBP BLK WP HR S P ERA WHIP	IP WLS BF H R ER SO BB IBB HBP BLK WP HR S P ERA WHIP	IP WLS BF H R ER SO BB IBB HBP BLK WP HR S P ERA WHIP	IP WLS BF H R ER SO BB IBB HBP BLK WP HR S P ERA WHIP

St. Louis Cardinals @ Pittsburgh Pirates
PNC Park, Pittsburgh, PA
Wed Aug 14 2002, 7:05 PM EDT
Att: 18,791 - Overcast - 92 F

AB 29
R 3
H 4
RBI 3
BB 5
SO 3
LOB 13



Batter	1	2	3	4	5	6	7	8	9	AB	R	H	RBI	BB	SO	LOB	TOP						
Fernando Vina, L (1,4) OBP: 0.332, SLG: 0.338	F8		G3			HBP		F9		3	0	0	0	0	0	1							
Eli Marrero, R (1,9) OBP: 0.314, SLG: 0.411	F9			G6-3		K			K	4	0	0	0	0	2	1							
15 Jim Edmonds, L (1,8) OBP: 0.418, SLG: 0.590	K			K		K			K	4	0	0	0	0	4	1							
5 Albert Pujols, R (1,7) OBP: 0.389, SLG: 0.561		G6-3		G5-3			K			4	0	1	0	0	1	0							
27 Scott Rolen, R (1,5) OBP: 0.359, SLG: 0.473					FC1-4 1B		G5-3		F7	4	0	2	0	0	0	1							
Tino Martinez, L (1,3) OBP: 0.336, SLG: 0.429	F8	1B			F9		G3-1			3	0	0	0	0	0	2							
Edgar Renteria, R (1,6) OBP: 0.364, SLG: 0.445	F3				FC1-4 1-2			P5		3	0	0	0	0	0	2							
Mike Matheny, R (1,2) OBP: 0.300, SLG: 0.323			P4		P3			K		3	0	0	0	0	1	1							
Chuck Finley, L (1,1) OBP: 0.125, SLG: 0.188										2	0	0	0	0	0	0							
Miguel Cairo, R (8, PH) OBP: 0.277, SLG: 0.352			G5-3							1	0	1	0	0	0	0							
Dave Veres, R (8, 1) OBP: 0.333, SLG: 0.333						G1-3				0	0	0	0	0	0	0							
Inning Stats	R: 0 E: 0 K: 1 S: 11	H: 0 LOB: 0 BB: 0 P: 19	R: 0 E: 0 K: 0 S: 15	H: 1 LOB: 1 BB: 0 P: 21	R: 0 E: 0 K: 0 S: 6	H: 0 LOB: 0 BB: 0 P: 8	R: 0 E: 0 K: 1 S: 7	H: 0 LOB: 0 BB: 0 P: 9	R: 0 E: 0 K: 0 S: 10	H: 1 LOB: 1 BB: 0 P: 15	R: 0 E: 0 K: 2 S: 9	H: 0 LOB: 1 BB: 0 P: 14	R: 0 E: 0 K: 1 S: 12	H: 0 LOB: 0 BB: 0 P: 16	R: 0 E: 0 K: 1 S: 10	H: 1 LOB: 1 BB: 0 P: 14	R: 0 E: 0 K: 2 S: 9	H: 1 LOB: 1 BB: 0 P: 10	1B: 3 2B: 1 3B: 0 HR: 0	SF: 0 SAC: 0 DP: 0 HBP: 1	WP: 0 PB: 0 SB: 0 CS: 0	PA: 32	
PITCHER Randy Wolf, L (1,1) ERA: 3.62	IP: 9.0 WLS: W BF: 32 H: 4 R: 0 ER: 0 SO: 8 BB: 0 IBB: 0 HBP: 1 BLK: 0 WP: 0 HR: 0 S: 89 P: 126 ERA: 0.00 WHIP: 0.444											PITCHER	IP: 9.0 WLS: W BF: 32 H: 4 R: 0 ER: 0 SO: 8 BB: 0 IBB: 0 HBP: 1 BLK: 0 WP: 0 HR: 0 S: 89 P: 126 ERA: 0.00 WHIP: 0.444										

St. Louis Cardinals @ Philadelphia Phillies
Veterans Stadium, Philadelphia, PA
Fri Aug 16 2002, 7:05 PM EDT
Att: 31,117 - Cloudy - 92 F

AB 31
R 0
H 4
RBI 0
BB 0
SO 8
LOB 9



Batter	1	2	3	4	5	6	7	8	9	AB	R	H	RBI	BB	SO	LOB	BOTTOM						
Doug Glanville, R (1,8) OBP: 0.267, SLG: 0.293	E6		F7		K		F7			4	0	0	0	0	1	0							
11 Jimmy Rollins, S (1,6) OBP: 0.313, SLG: 0.398	K		F9		S		G5-3 2B			4	0	2	0	0	1	1							
Bobby Abreu, L (1,9) OBP: 0.409, SLG: 0.489	K			K	K		G5-3			4	0	0	0	0	3	3							
Pat Burrell, R (1,7) OBP: 0.377, SLG: 0.546	K			G5-3		FC6-4 1B	P4			4	0	1	0	0	1	2							
Mike Lieberthal, R (1,2) OBP: 0.354, SLG: 0.482		FC4-6 1B		HR HBP		FC6-4 1B		HR		3	2	3	1	0	0	0							
Placido Polanco, R (1,5) OBP: 0.314, SLG: 0.375		E5 FC4-6		HR 1B		FC6-4 1BB		L6		4	1	1	0	0	0	3							
Travis Lee, L (1,3) OBP: 0.319, SLG: 0.362		FC4-6 1-2 2-3		HR		K		F9		4	1	1	3	0	1	4							
Tomas Perez, S (1,4) OBP: 0.292, SLG: 0.367		L5-3		K2-3				G6-3		3	0	0	0	1	1	2							
Randy Wolf, L (1,1) OBP: 0.191, SLG: 0.227			F8		G4-3		L4			3	0	0	0	0	0	3							
Inning Stats	R: 0 E: 1 K: 3 S: 13	H: 0 LOB: 1 BB: 0 P: 23	R: 0 E: 1 K: 0 S: 6	H: 1 LOB: 1 BB: 0 P: 8	R: 0 E: 0 K: 0 S: 6	H: 0 LOB: 0 BB: 0 P: 8	R: 3 E: 0 K: 2 S: 16	H: 2 LOB: 0 BB: 0 P: 23	R: 0 E: 0 K: 2 S: 10	H: 1 LOB: 1 BB: 0 P: 15	R: 0 E: 0 K: 1 S: 13	H: 2 LOB: 3 BB: 1 P: 24	R: 0 E: 0 K: 0 S: 12	H: 1 LOB: 1 BB: 0 P: 19	R: 1 E: 0 K: 0 S: 10	H: 1 LOB: 0 BB: 0 P: 14	R: 0 E: 0 K: 2 S: 9	H: 1 LOB: 1 BB: 0 P: 10	1B: 5 2B: 2 3B: 0 HR: 2	SF: 0 SAC: 0 DP: 1 HBP: 1	WP: 0 PB: 0 SB: 2 CS: 0	PA: 35	
PITCHER Chuck Finley, L (1,1) ERA: 4.47	IP: 7.0 WLS: L BF: 31 H: 7 R: 3 ER: 3 SO: 3 BB: 0 IBB: 1 HBP: 1 BLK: 0 WP: 0 HR: 1 S: 76 P: 120 ERA: 3.86 WHIP: 1.000											PITCHER	IP: 7.0 WLS: L BF: 31 H: 7 R: 3 ER: 3 SO: 3 BB: 0 IBB: 1 HBP: 1 BLK: 0 WP: 0 HR: 1 S: 76 P: 120 ERA: 3.86 WHIP: 1.000										
PITCHER Dave Veres, R (8, 1) ERA: 3.92	IP: 1.0 WLS: L BF: 4 H: 1 R: 1 ER: 1 SO: 0 BB: 0 IBB: 0 HBP: 0 BLK: 0 WP: 0 HR: 1 S: 10 P: 14 ERA: 9.00 WHIP: 1.000											PITCHER	IP: 1.0 WLS: L BF: 4 H: 1 R: 1 ER: 1 SO: 0 BB: 0 IBB: 0 HBP: 0 BLK: 0 WP: 0 HR: 1 S: 10 P: 14 ERA: 9.00 WHIP: 1.000										

St. Louis Cardinals @ Philadelphia Phillies
Veterans Stadium, Philadelphia, PA
Fri Aug 16 2002, 7:05 PM EDT
Att: 31,117 - Cloudy - 92 F

AB 33
R 4
H 8
RBI 4
BB 1
SO 8
LOB 18



Batter	1	2	3	4	5	6	7	8	9	AB	R	H	RBI	BB	SO	LOB	TOP										
Fernando Vina, L (1.4) OBP: 0.331, SLG: 0.335	L5				L9				G4-3	4	0	1	0	0	0	0	St. Louis Cardinals @ Philadelphia Phillies Veterans Stadium, Philadelphia, PA Sun Aug 18 2002, 1:35 PM EDT Att: 58,493 - Cloudy - 89 F										
J.D. Drew, L (1.9) OBP: 0.358, SLG: 0.438	G4-3									4	1	2	0	1	1												
15 Jim Edmonds, L (1.8) OBP: 0.413, SLG: 0.582	G3									5	1	0	0	0	3	6											
5 Albert Pujols, R (1.5) OBP: 0.389, SLG: 0.557										4	1	1	1	1	1	4											
Tino Martinez, L (1.3) OBP: 0.342, SLG: 0.429										3	1	2	0	1	0	0											
Edgar Renteria, R (1.6) OBP: 0.355, SLG: 0.447										4	1	1	4	0	2	4											
Kerry Robinson, L (1.7) OBP: 0.324, SLG: 0.378										4	0	0	0	0	1	1											
Mike Matheny, R (1.2) OBP: 0.299, SLG: 0.322										4	0	1	0	0	0	0											
Matt Morris, R (1.1) OBP: 0.172, SLG: 0.177										3	0	0	0	0	2	0											
Dave Veres, R (9.1) OBP: 0.333, SLG: 0.333										0	0	0	0	0	0	0											
Inning Stats	R: 0 E: 0 K: 0 S: 5	H: 0 LOB: 0 BB: 0 P: 6	R: 0 E: 0 K: 1 S: 9	H: 1 LOB: 1 BB: 0 P: 13	R: 0 E: 0 K: 1 S: 8	H: 1 LOB: 3 BB: 1 P: 17	R: 0 E: 0 K: 2 S: 11	H: 0 LOB: 0 BB: 0 P: 13	R: 0 E: 0 K: 1 S: 11	H: 0 LOB: 0 BB: 0 P: 15	R: 5 E: 1 K: 1 S: 15	H: 4 LOB: 0 BB: 2 P: 24	R: 0 E: 0 K: 2 S: 15	H: 1 LOB: 3 BB: 2 P: 28	R: 0 E: 0 K: 0 S: 8	H: 0 LOB: 0 BB: 0 P: 11	R: 0 E: 0 K: 2 S: 10	H: 1 LOB: 1 BB: 0 P: 14	1B: 7 2B: 0 3B: 0 HR: 1	SF: 0 SAC: 1 DP: 0 HBP: 1	WP: 2 PB: 0 SB: 0 CS: 0	PA: 40					
PITCHER	IP	WLS	BF	H	R	ER	SO	BB	IBB	HBP	BLK	WP	HR	S	P	ERA	WHIP										
Vicente Padilla, R (1.1) ERA: 3.32	6.0	L	27	6	5	4	6	1	0	1	0	1	1	59	88	6.00	1.167										
Rheal Cormier, L (7.1) ERA: 5.69	1.0		6	1	0	0	2	1	1	0	0	1	0	15	28	0.00	2.000										
Mike Timlin, R (8.1) ERA: 2.75	1.0		3	0	0	0	2	0	0	0	0	0	0	8	11	0.00	0.000										
Terry Adams, R (9.1) ERA: 4.88	1.0		4	1	0	0	2	0	0	0	0	0	0	10	14	0.00	1.000										

AB 35
R 5
H 8
RBI 5
BB 3
SO 10
LOB 16



Batter	1	2	3	4	5	6	7	8	9	AB	R	H	RBI	BB	SO	LOB	BOTTOM										
Ricky Ledee, L (1.8) OBP: 0.339, SLG: 0.447										4	0	1	0	0	0	3	St. Louis Cardinals @ Philadelphia Phillies Veterans Stadium, Philadelphia, PA Sun Aug 18 2002, 1:35 PM EDT Att: 58,493 - Cloudy - 89 F										
11 Jimmy Rollins, S (1.6) OBP: 0.308, SLG: 0.391										4	0	0	0	0	1	1											
Bobby Abreu, L (1.9) OBP: 0.404, SLG: 0.490										4	1	1	1	1	0	1											
Pat Burrell, R (1.7) OBP: 0.375, SLG: 0.541										4	0	1	0	0	2	0											
Mike Lieberthal, R (1.2) OBP: 0.353, SLG: 0.480										4	0	1	0	0	0	2											
Travis Lee, L (1.3) OBP: 0.317, SLG: 0.358										4	0	1	0	0	2	1											
Placido Polanco, R (1.5) OBP: 0.311, SLG: 0.371										4	0	1	0	0	0	1											
Marlon Anderson, L (1.4) OBP: 0.320, SLG: 0.396										4	0	1	0	0	0	1											
Vicente Padilla, R (1.1) OBP: 0.064, SLG: 0.044										2	0	0	0	0	2	2											
Rheal Cormier, L (7.1) OBP: 0.500, SLG: 0.500										0	0	0	0	0	0	0											
Doug Glanville, R (7. PH) OBP: 0.288, SLG: 0.294										1	0	1	0	0	0	0											
Mike Timlin, R (8.1) OBP: 0.288, SLG: 0.294										0	0	0	0	0	0	0											
Terry Adams, R (9.1) OBP: 0.185, SLG: 0.083										0	0	0	0	0	0	0											
Inning Stats	R: 0 E: 0 K: 0 S: 10	H: 2 LOB: 2 BB: 0 P: 15	R: 0 E: 1 K: 1 S: 9	H: 2 LOB: 0 BB: 0 P: 12	R: 0 E: 0 K: 0 S: 8	H: 0 LOB: 0 BB: 0 P: 11	R: 0 E: 0 K: 1 S: 9	H: 1 LOB: 1 BB: 0 P: 13	R: 0 E: 0 K: 1 S: 7	H: 0 LOB: 0 BB: 0 P: 9	R: 0 E: 0 K: 1 S: 12	H: 1 LOB: 1 BB: 0 P: 17	R: 0 E: 0 K: 0 S: 8	H: 1 LOB: 1 BB: 0 P: 11	R: 1 E: 0 K: 2 S: 12	H: 1 LOB: 0 BB: 0 P: 17	R: 0 E: 0 K: 1 S: 9	H: 0 LOB: 0 BB: 0 P: 10	1B: 7 2B: 0 3B: 0 HR: 1	SF: 0 SAC: 0 DP: 0 HBP: 0	WP: 0 PB: 0 SB: 0 CS: 0	PA: 35					
PITCHER	IP	WLS	BF	H	R	ER	SO	BB	IBB	HBP	BLK	WP	HR	S	P	ERA	WHIP										
Matt Morris, R (1.1) ERA: 3.25	8.0	W	32	8	1	1	6	0	0	0	0	0	0	75	105	1.12	1.000										
Dave Veres, R (9.1) ERA: 3.86	1.0		3	0	0	0	1	0	0	0	0	0	0	9	10	0.00	0.000										

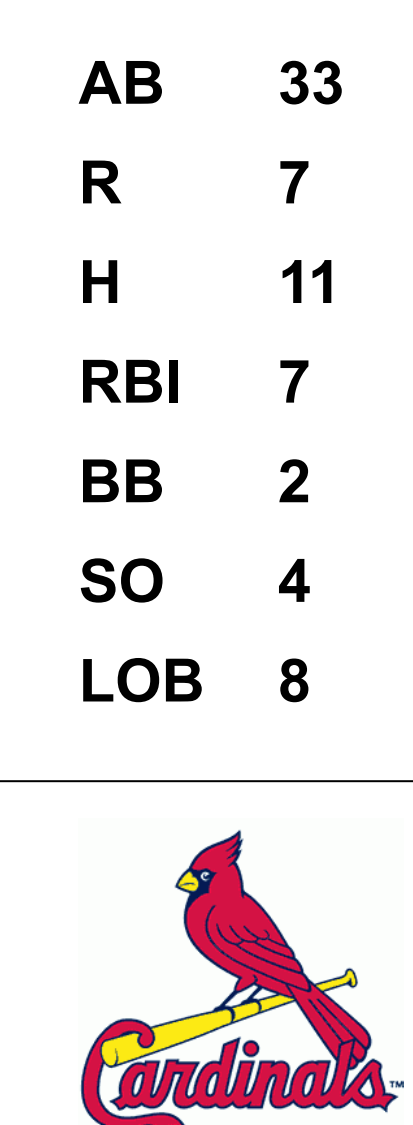
AB 35
R 1
H 8
RBI 1
BB 0
SO 7
LOB 12

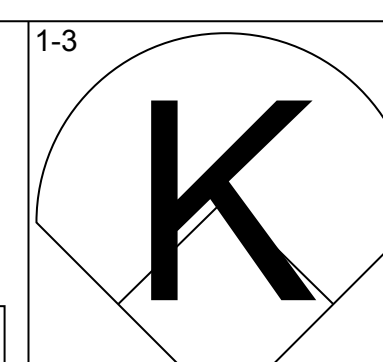
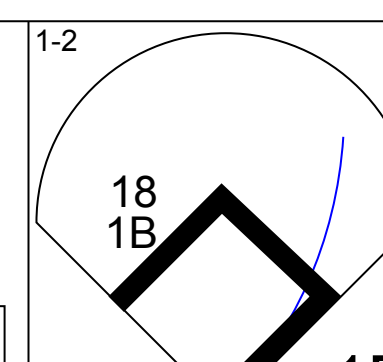
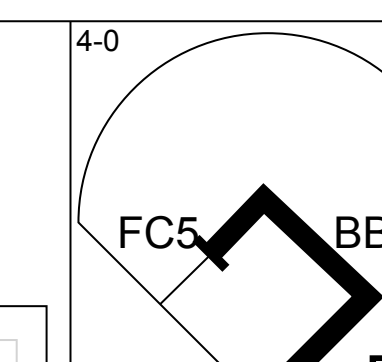
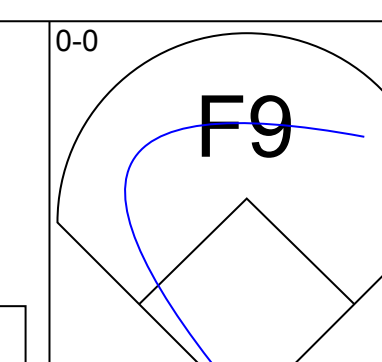
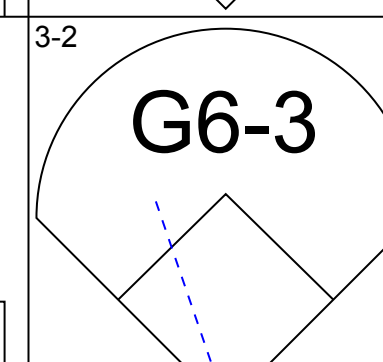
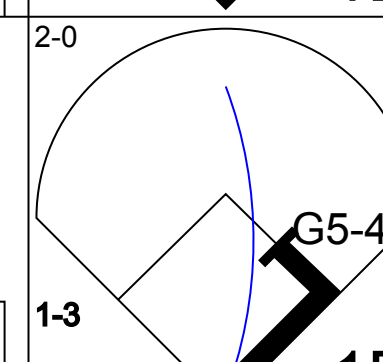
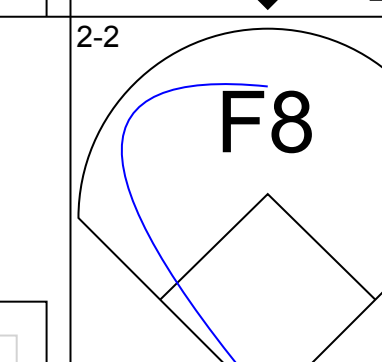
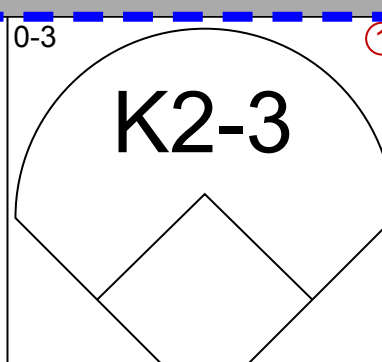
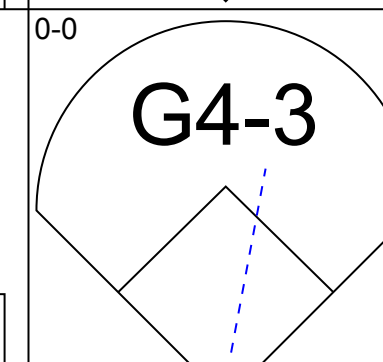
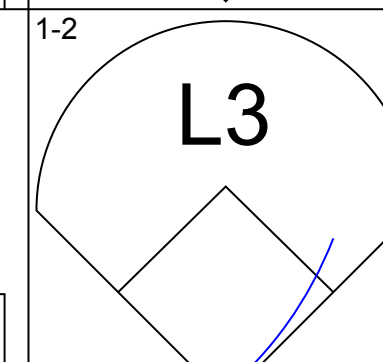
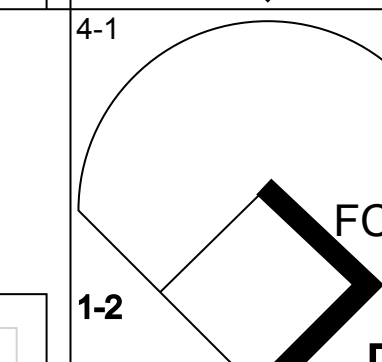
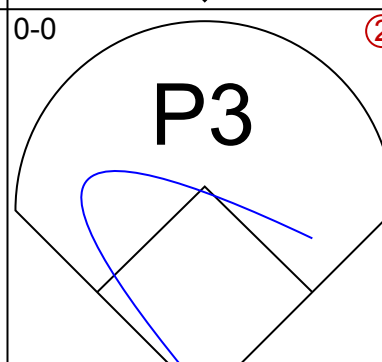
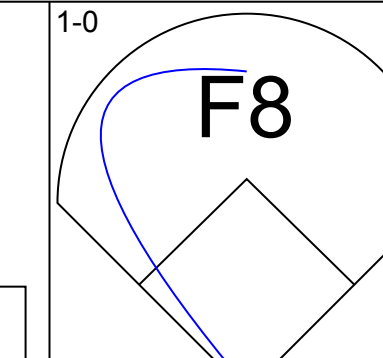
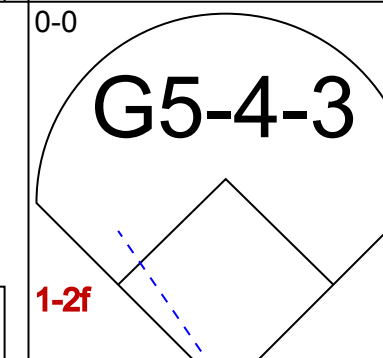
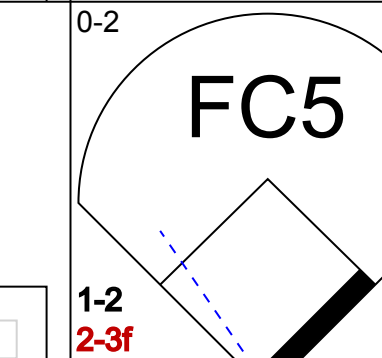
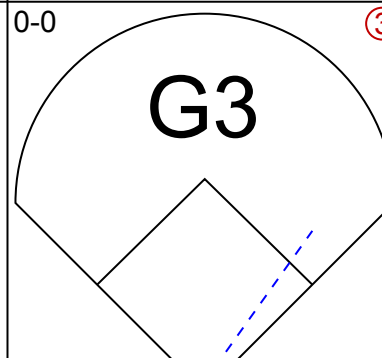
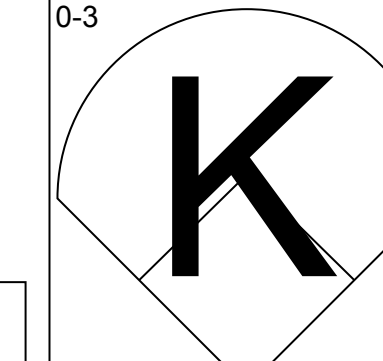
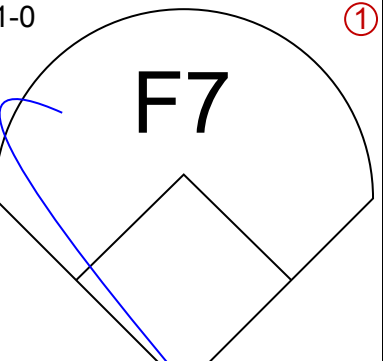
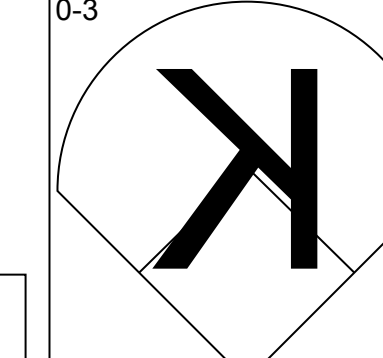
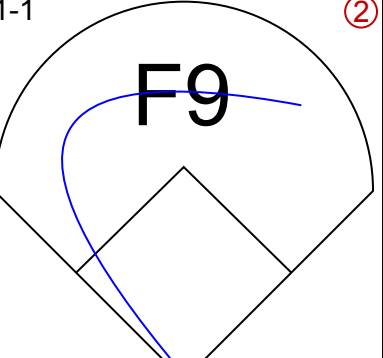
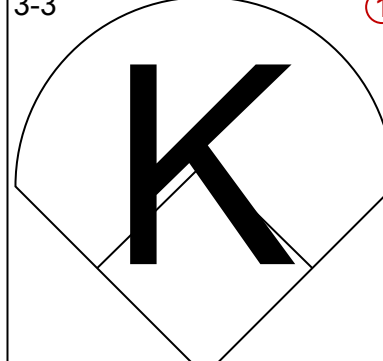
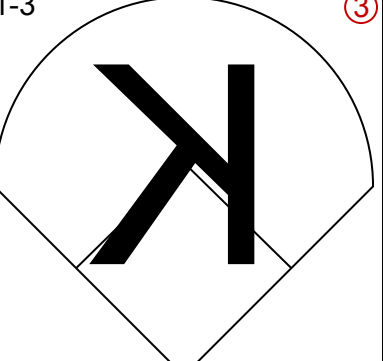

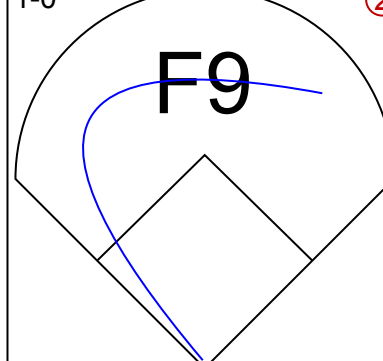
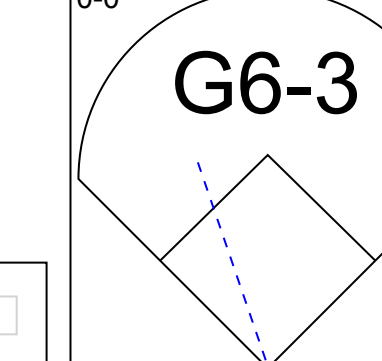
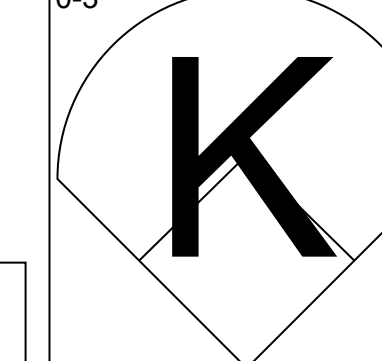
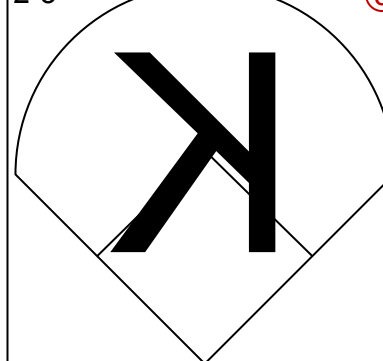
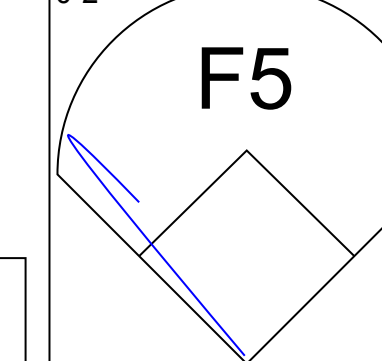
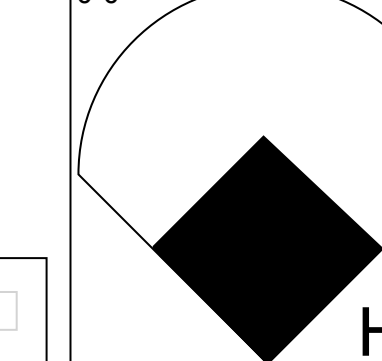


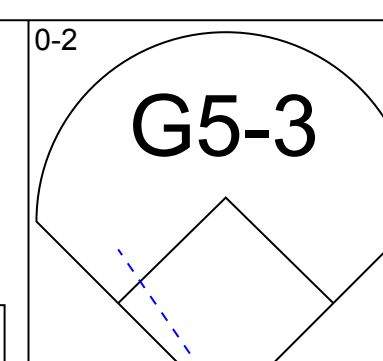
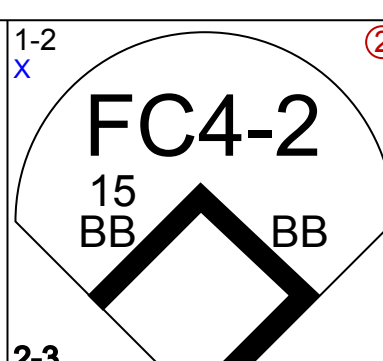
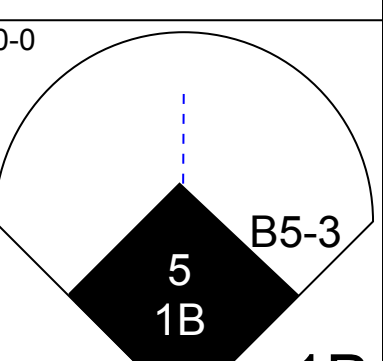
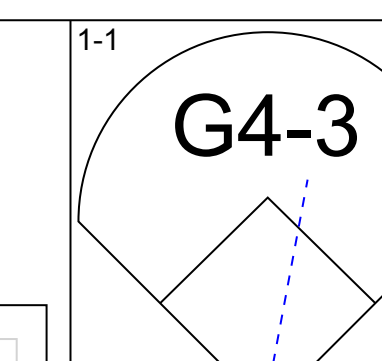
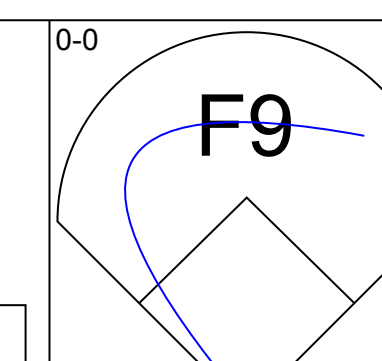
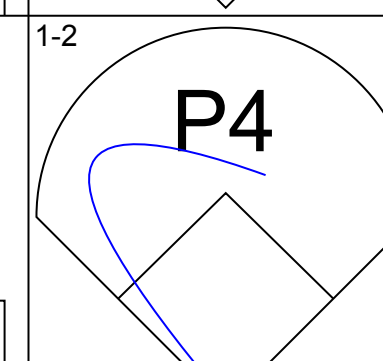
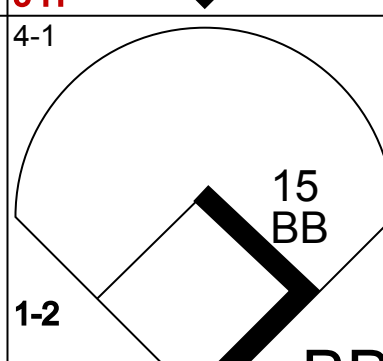
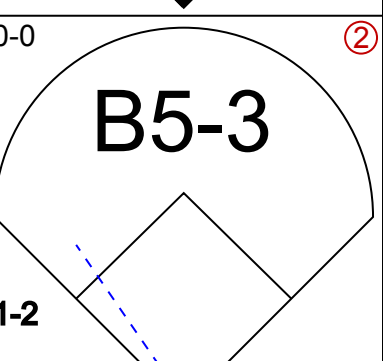
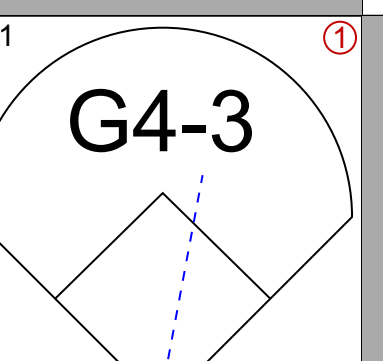
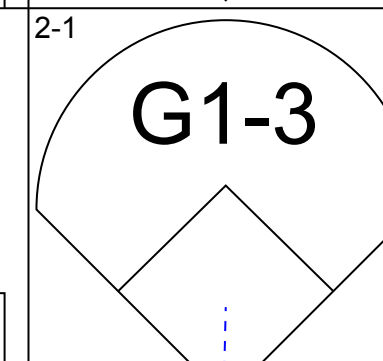
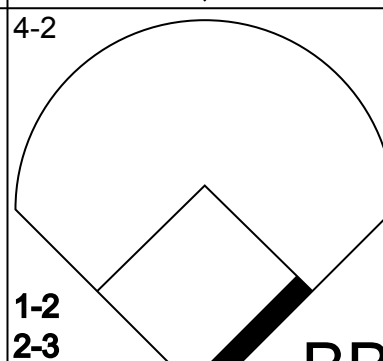
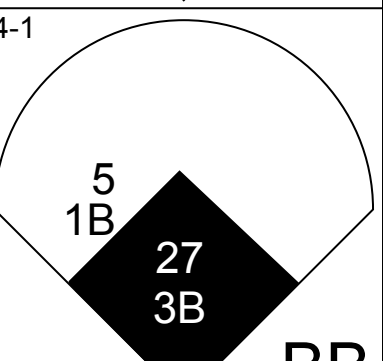
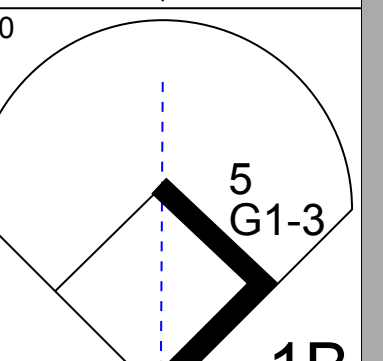
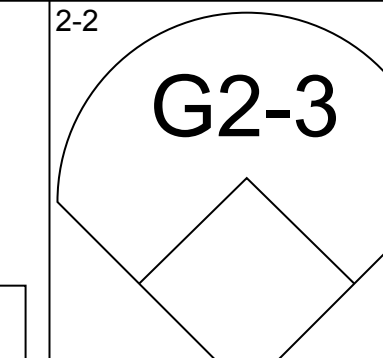
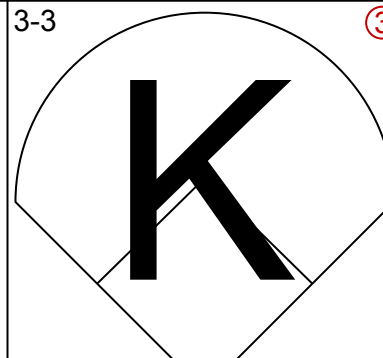
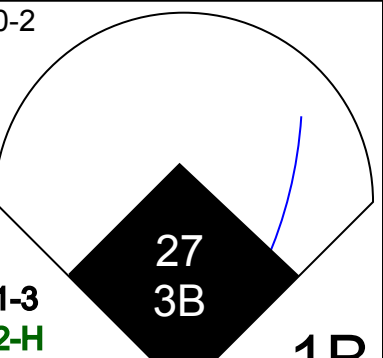
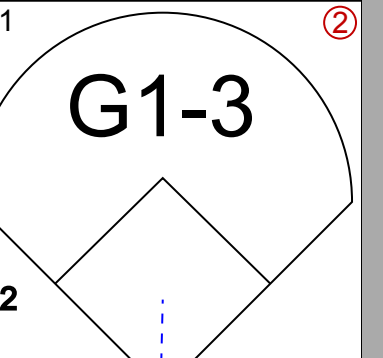
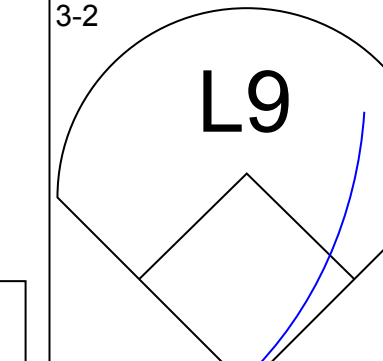
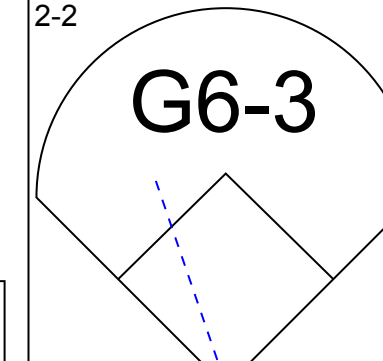
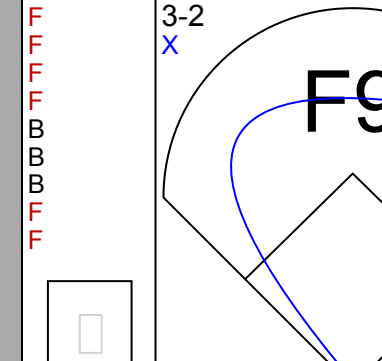
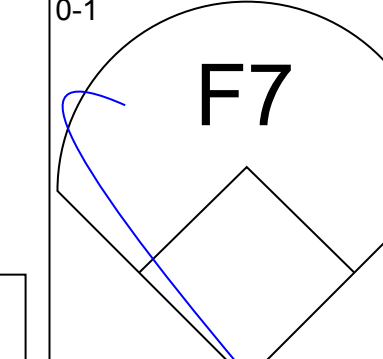
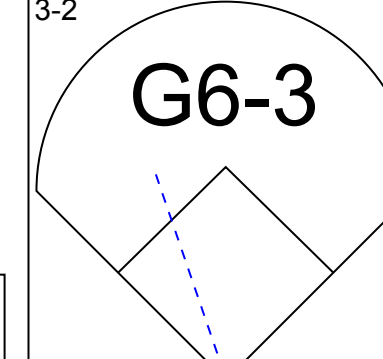
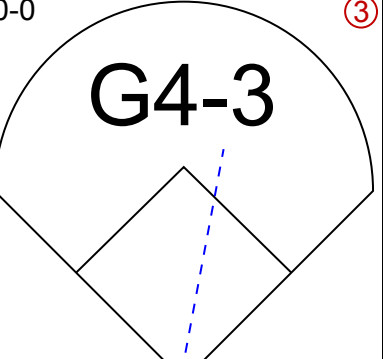
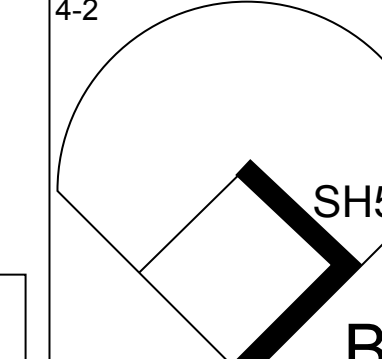
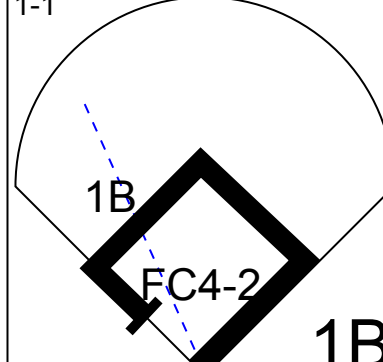
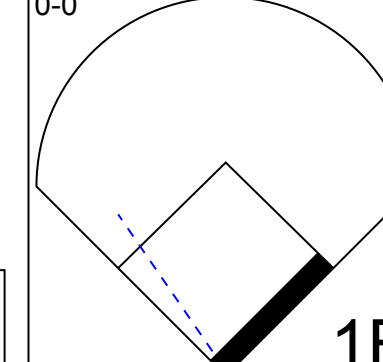
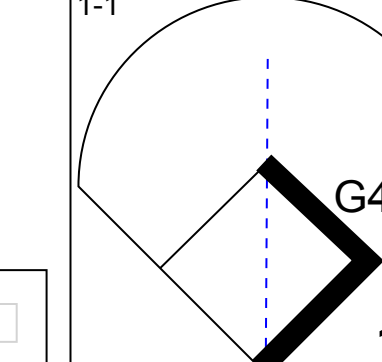
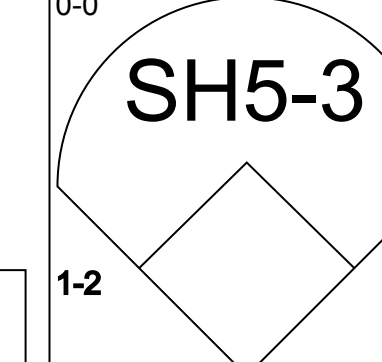
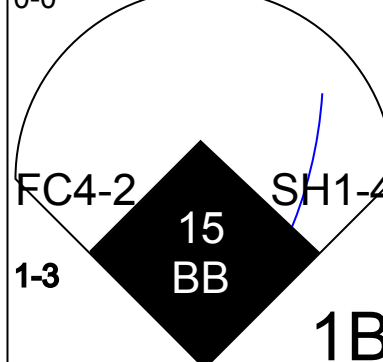
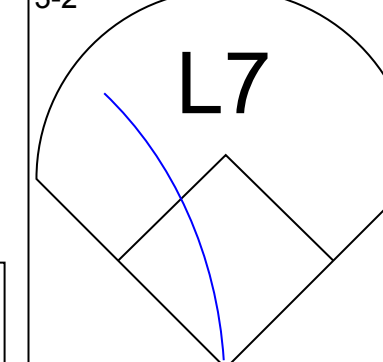
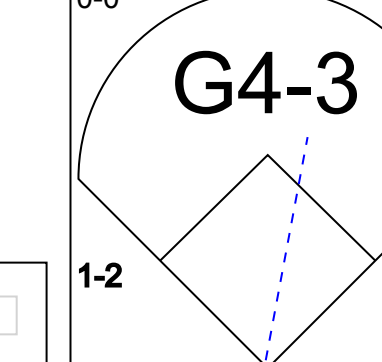
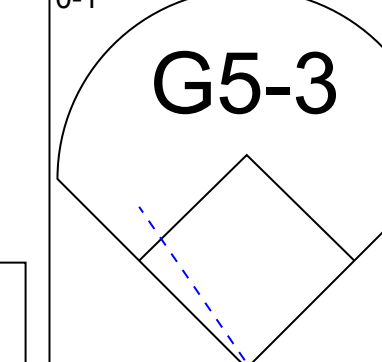
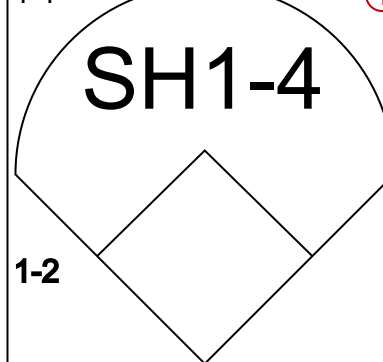
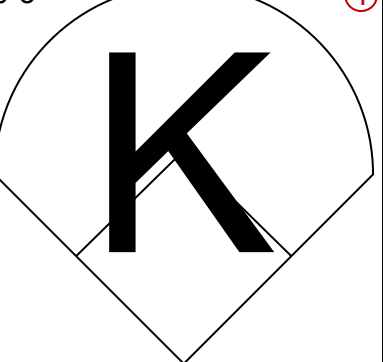
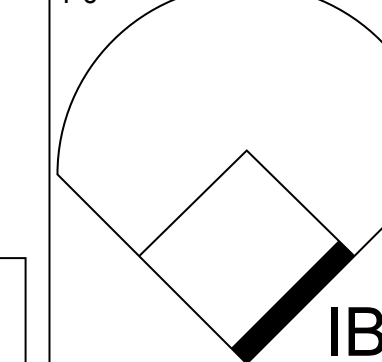
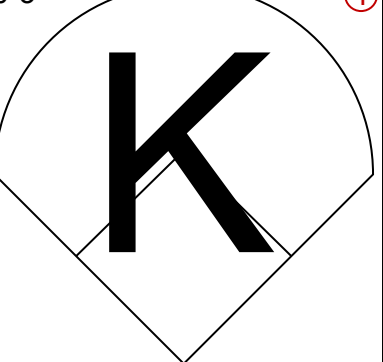
Batter	1	2	3	4	5	6	7	8	9	AB	R	H	RBI	BB	SO	LOB	TOP								
Pokey Reese, R OBP: 0.318, SLG: 0.340 (1, 4)	G1-3		1-2 1B		2-2 F8			2-3 K		4	0	1	0	0	1	0	Pittsburgh Pirates @ St. Louis Cardinals Busch Stadium, St. Louis, MO Mon Aug 19 2002, 7:10 PM CDT Att: 31,626 - Cloudy - 88 F								
2 Jack Wilson, R OBP: 0.318, SLG: 0.344 (1, 6)	K		0-0 F9			1-2 G1-3		1-0 F5		4	0	0	0	0	1	2									
18 Jason Kendall, R OBP: 0.345, SLG: 0.357 (1, 2)	L5		1-3 K			2-0 F7		0-1 1B HBP 1B		4	1	1	0	0	1	2									
Aramis Ramirez, R OBP: 0.278, SLG: 0.351 (1, 5)		4-2 FC6-4 BB		1-2 F9		1-2 F3		1-2 1B HBP 1B		2	1	0	0	1	0	0									
Rob Mackowiak, L OBP: 0.303, SLG: 0.432 (1, 8)		2-2 FC6-4 G6-3 1-2		0-3 K			0-3 K	1-2 FC3-6 1B		4	0	1	0	0	2	1									
Craig Wilson, R OBP: 0.351, SLG: 0.425 (7, 3)		2-2 G6-3 1-2		2-2 HBP			4-1 BB	0-0 FC3-6 1B		2	0	1	1	1	0	1									
Kevin Young, R OBP: 0.328, SLG: 0.419 (7, 1)		2-3 K		3-2 F9			0-2 F8	1-3 K		3	0	0	0	0	1	3									
Joe Beimel, L OBP: 0.364, SLG: 0.400 (8, 1)										0	0	0	0	0	0	0									
Al Reyes, R OBP: 0.299, SLG: 0.316 (9, PH)										1	0	0	0	0	1	3									
Abraham Nunez, S OBP: 0.299, SLG: 0.316 (9, PH)										1	0	0	0	0	1	3									
Adam Hyzdu, R OBP: 0.357, SLG: 0.541 (1, 7)			1-2 G1-3		0-3 K		0-1 G6-3	3-2 FC3-6		4	0	0	1	0	1	3									
Kip Wells, R OBP: 0.180, SLG: 0.240 (1, 1)			1-2 1B		2-3 K			3-2 G3	1-2 G4-3	2	0	1	0	0	1	0									
Armando Rios, L OBP: 0.275, SLG: 0.267 (7, 9)			1-2 1B							2	0	0	0	0	0	2									
Inning Stats	R: 0 E: 0 K: 1 S: 9	H: 0 LOB: 0 BB: 0 P: 13	R: 0 E: 0 K: 1 S: 12	H: 0 LOB: 1 BB: 1 P: 22	R: 0 E: 0 K: 1 S: 13	H: 2 LOB: 2 BB: 0 P: 16	R: 0 E: 0 K: 1 S: 11	H: 0 LOB: 1 BB: 0 P: 17	R: 0 E: 0 K: 2 S: 9	H: 0 LOB: 0 BB: 0 P: 13	R: 0 E: 0 K: 0 S: 7	H: 0 LOB: 0 BB: 0 P: 11	R: 0 E: 0 K: 1 S: 10	H: 0 LOB: 1 BB: 1 P: 14	R: 0 E: 0 K: 1 S: 8	H: 0 LOB: 0 BB: 0 P: 14	R: 2 E: 0 K: 1 S: 17	H: 3 LOB: 2 BB: 0 P: 24	1B: 5 2B: 0 3B: 0 HR: 0	SF: 0 SAC: 0 DP: 0 HBP: 2	WP: 0 PB: 0 SB: 0 CS: 0	PA: 36			
PITCHER	IP	WLS	BF	H	R	ER	SO	BB	IBB	HBP	BLK	WP	HR	S	P	ERA	WHIP								
Andy Benes, R ERA: 3.54 (1, 1)	7.0	W	26	2	0	0	7	2	0	1	0	0	0	71	106	0.00	0.571								
Mike Crudate, R ERA: 1.49 (8, 1)	1.0		3	0	0	0	1	0	0	0	0	0	0	8	14	0.00	0.000								
58 Kevin Joseph, R ERA: 5.87 (9, 1)	0.0		4	3	2	2	0	0	0	1	0	0	0	8	10	∞	∞								
Steve Kline, L ERA: 4.26 (9, 1)	1.0		3	0	0	0	1	0	0	0	0	0	0	9	14	0.00	0.000								

Batter	1	2	3	4	5	6	7	8	9	AB	R	H	RBI	BB	SO	LOB	BOTTOM								
Fernando Vina, L OBP: 0.331, SLG: 0.335 (1, 4)	P6		G4-3	G4-3			2-1 1B			4	0	1	0	0	0	1	Pittsburgh Pirates @ St. Louis Cardinals Busch Stadium, St. Louis, MO Mon Aug 19 2002, 7:10 PM CDT Att: 31,626 - Cloudy - 88 F								
J.D. Drew, L OBP: 0.355, SLG: 0.437 (1, 9)	15 1B 5 SF8 BB		15 1B 5 HR	1B		2-2 F7	2-3 K			3	2	1	0	1	1	1									
15 Jim Edmonds, L OBP: 0.416, SLG: 0.592 (1, 8)	1-0 1B		1-0 5 HR 1B	1B		1-2 G6-3		1-1 HR		4	2	3	1	0	0	0									
5 Albert Pujols, R OBP: 0.390, SLG: 0.564 (1, 5)	2-1 SF8		0-0 1-3 5 HR 1B	1B		3-2 G5-3		3-1 1B		3	2	2	4	0	0	0									
Tino Martinez, L OBP: 0.344, SLG: 0.429 (1, 3)	3-H F5		1-H 3-H 4-0 BB	BB		0-0 F8		1-0 2B 1B		3	1	1	0	1	0	1									
Edgar Renteria, R OBP: 0.395, SLG: 0.448 (1, 6)		1-3 K	1-3 K			1-1 G5-3		0-0 2B 1B		4	0	1	2	0	2	1									
Kerry Robinson, L OBP: 0.318, SLG: 0.370 (7, PH)		1-0 G6-3		0-0 G1-3		2-2 G3		1-0 F9		3	0	0	0	0	0	0									
Eli Marrero, R OBP: 0.313, SLG: 0.409 (9, 7)		2-3 K		0-1 G5-3				0-1 L7		4	0	1	0	0	1	1									
Mike Matheny, R OBP: 0.298, SLG: 0.320 (1, 2)			2-1 G4-3	0-2 1B			1-2 G4-3	1-1 F8		2	0	1	0	0	0	0									
Andy Benes, R ERA: 3.7 (7, PH)	6.2	L	28	7	4	4	3	7	4	4	3	1	0	0	0	0									
Joe Beimel, L ERA: 4.78 (8, 1)	0.1		5	4	3	3	1	0	0	0	0	0	0	0	0	1									
Al Reyes, R ERA: (8, 1)	1.0		3	0	0	0	0	0	0	0	0	0	0	0	0	0									
Inning Stats	R: 1 E: 0 K: 0 S: 9	H: 1 LOB: 1 BB: 1 P: 17	R: 0 E: 0 K: 2 S: 7	H: 0 LOB: 0 BB: 0 P: 11	R: 3 E: 0 K: 1 S: 13	H: 3 LOB: 1 BB: 1 P: 25	R: 0 E: 0 K: 0 S: 10	H: 1 LOB: 0 BB: 0 P: 12	R: 0 E: 0 K: 0 S: 6	H: 0 LOB: 0 BB: 0 P: 9	R: 0 E: 0 K: 1 S: 10	H: 2 LOB: 1 BB: 0 P: 15	R: 3 E: 0 K: 0 S: 11	H: 4 LOB: 1 BB: 0 P: 18	1B: 8 2B: 1 3B: 0 HR: 2	SF: 1 SAC: 0 DP: 0 HBP: 0	WP: 0 PB: 0 SB: 0 CS: 1	PA: 36							
PITCHER	IP	WLS	BF	H	R	ER	SO	BB	IBB	HBP	BLK	WP	HR	S	P	ERA	WHIP								
Kip Wells, R ERA: 3.7 (1, 1)	6.2	L	28	7	4	4	3	7	4	4	3	1	0	0	0	0									
Joe Beimel, L ERA: 4.78 (7, 1)	0.1		5	4	3	3	1	0	0	0	0	0	0	0	0	1									
Al Reyes, R ERA: (8, 1)	1.0		3	0	0	0	0	0	0	0	0	0	0	0	0	0									

AB	32
R	2
H	5
RBI	2
BB	2
SO	9
LOB	17



Batter	1	2	3	4	5	6	7	8	9	AB	R	H	RBI	BB	SO	LOB	TOP																					
Pokey Reese, R OBP: 0.325, SLG: 0.340 (1, 4)										3	0	1	0	1	1	0	Pittsburgh Pirates @ St. Louis Cardinals Busch Stadium, St. Louis, MO Wed Aug 21 2002, 7:10 PM CDT Att: 26,806 - Cloudy - 93 F																					
18 Jason Kendall, R OBP: 0.345, SLG: 0.358 (1, 2)										4	0	1	0	0	1	1																						
Brian Giles, L OBP: 0.431, SLG: 0.621 (1, 7)										3	0	0	0	1	0	2																						
Aramis Ramirez, R OBP: 0.277, SLG: 0.357 (1, 5)										4	0	0	0	0	0	4																						
Craig Wilson, R OBP: 0.350, SLG: 0.433 (1, 9)										3	0	0	0	0	2	0																						
Kevin Young, R OBP: 0.326, SLG: 0.416 (1, 3)										3	0	0	0	0	2	0																						
Adam Hyzdu, R OBP: 0.346, SLG: 0.542 (1, 8)										3	0	0	0	0	3	0																						
Mike Benjamin, R OBP: 0.204, SLG: 0.163 (1, 6)										3	0	0	0	0	1	0																						
Josh Fogg, R OBP: 0.170, SLG: 0.152 (1, 1)										1	0	0	0	0	1	0																						
Keith Osik, R OBP: 0.215, SLG: 0.271 (6, PH)										1	1	1	1	0	0	0																						
2 Jack Wilson, R OBP: 0.314, SLG: 0.339 (8, PH)										0	0	0	0	0	0	0																						
Joe Beimel, L OBP: 0.394, SLG: 0.400 (8, 1)										0	0	0	0	0	0	0																						
Inning Stats	R: 0 E: 0 K: 1 S: 7	H: 0 LOB: 0 BB: 0 P: 11	R: 0 E: 0 K: 2 S: 7	H: 0 LOB: 0 BB: 0 P: 8	R: 0 E: 0 K: 2 S: 8	H: 0 LOB: 0 BB: 0 P: 14	R: 0 E: 0 K: 0 S: 8	H: 2 LOB: 1 BB: 0 P: 12	R: 0 E: 0 K: 1 S: 6	H: 0 LOB: 2 BB: 2 P: 9	R: 1 E: 0 K: 0 S: 13	H: 1 LOB: 2 BB: 2 P: 23	R: 0 E: 0 K: 3 S: 9	H: 0 LOB: 0 BB: 0 P: 14	R: 0 E: 0 K: 1 S: 7	H: 0 LOB: 0 BB: 0 P: 7	R: 0 E: 0 K: 1 S: 5	H: 0 LOB: 0 BB: 0 P: 5	1B: 2 2B: 0 3B: 0 HR: 1	SF: 0 SAC: 0 DP: 1 HBP: 0	WP: 0 PB: 0 SB: 0 CS: 0	PA: 31																
PITCHER	IP	WLS	BF	H	R	ER	SO	BB	IBB	HBP	BLK	WP	HR	S	P	ERA	WHIP	PITCHER				IP	WLS	BF	H	R	ER	SO	BB	IBB	HBP	BLK	WP	HR	S	P	ERA	WHIP
Chuck Finley, L ERA: 4.25 (1, 1)	8.0	W	28	3	1	1	10	2	0	0	0	0	1	65	98	1.12	0.625																					
44 Jason Isringhausen, R ERA: 2.1 (9, 1)	1.0	S	3	0	0	0	1	0	0	0	0	0	0	5	5	0.00	0.000																					

Batter	1	2	3	4	5	6	7	8	9	AB	R	H	RBI	BB	SO	LOB	BOTTOM																					
Fernando Vina, L OBP: 0.329, SLG: 0.331 (1, 4)										5	1	1	0	0	0	5	Pittsburgh Pirates @ St. Louis Cardinals Busch Stadium, St. Louis, MO Wed Aug 21 2002, 7:10 PM CDT Att: 26,806 - Cloudy - 93 F																					
Eli Marrero, R OBP: 0.312, SLG: 0.403 (1, 9)										3	0	0	0	1	0	1																						
15 Jim Edmonds, L OBP: 0.416, SLG: 0.586 (1, 8)										2	1	1	1	2	0	0																						
5 Albert Pujols, R OBP: 0.387, SLG: 0.558 (1, 7)										4	1	1	1	0	1	4																						
27 Scott Rolen, R OBP: 0.361, SLG: 0.475 (1, 5)										4	0	1	2	0	0	1																						
Tino Martinez, L OBP: 0.341, SLG: 0.423 (1, 3)										3	0	0	0	1	0	1																						
Edgar Renteria, R OBP: 0.361, SLG: 0.450 (1, 6)										3	0	3	0	0	0	0																						
Mike Matheny, R OBP: 0.297, SLG: 0.318 (1, 2)										4	1	1	0	0	0	3																						
Chuck Finley, L OBP: 0.111, SLG: 0.167 (1, 1)										2	0	0	0	0	1	1																						
44 Jason Isringhausen, R (9, 1)										0	0	0	0	0	0	0																						
Inning Stats	R: 0 E: 0 K: 0 S: 8	H: 0 LOB: 0 BB: 0 P: 11	R: 0 E: 0 K: 0 S: 8	H: 0 LOB: 0 BB: 0 P: 13	R: 1 E: 0 K: 1 S: 23	H: 2 LOB: 3 BB: 2 P: 36	R: 0 E: 0 K: 0 S: 13	H: 1 LOB: 1 BB: 0 P: 20	R: 3 E: 0 K: 1 S: 13	H: 3 LOB: 1 BB: 1 P: 18	R: 0 E: 0 K: 0 S: 6	H: 1 LOB: 1 BB: 0 P: 8	R: 0 E: 0 K: 0 S: 12	H: 1 LOB: 1 BB: 0 P: 20	R: 0 E: 0 K: 0 S: 6	H: 0 LOB: 2 BB: 2 P: 14	1B: 7 2B: 0 3B: 1 HR: 0	SF: 0 SAC: 2 DP: 0 HBP: 0	WP: 0 PB: 0 SB: 0 CS: 0	PA: 37																		
PITCHER	IP	WLS	BF	H	R	ER	SO	BB	IBB	HBP	BLK	WP	HR	S	P	ERA	WHIP	PITCHER				IP	WLS	BF	H	R	ER	SO	BB	IBB	HBP	BLK	WP	HR	S	P	ERA	WHIP
Josh Fogg, R ERA: 4.36 (1, 1)	5.0	L	24	6	4	4	2	3	0	0	0	0	0	18	28	0.00	1.800																					
Mike Lincoln, R ERA: 3.25 (6, 1)	2.0		8	2	0	0	0	0	0	0	0	0	0	6	14	0.00	1.000																					
Joe Beimel, L ERA: 4.72 (8, 1)	1.0		5	0	0	0	0	1	1	0	0	0	0	6	14	0.00	1.000																					

AB	29
R	1
H	3
RBI	1
BB	2
SO	11
LOB	7

AB	30
R	4
H	8
RBI	4
BB	5
SO	2
LOB	16



Batter	1	2	3	4	5	6	7	8	9	AB	R	H	RBI	BB	SO	LOB	TOP								
Pokey Reese, R OBP: 0.329, SLG: 0.342	F8		PO			BB	BB		L8	4	0	2	1	1	0	0									
2 Jack Wilson, R OBP: 0.313, SLG: 0.336	P3		PO	L9		BB	BB		F8	4	0	0	0	1	0	2									
18 Jason Kendall, R OBP: 0.342, SLG: 0.355	G6-3			F9		L9			G5-3	4	0	0	0	0	0	2									
Brian Giles, L OBP: 0.432, SLG: 0.626		HR		BB		F2			K	3	1	1	1	1	1	2									
Aramis Ramirez, R OBP: 0.279, SLG: 0.368	F2			P5						4	2	2	1	0	0	1									
Mike Benjamin, R OBP: 0.204, SLG: 0.163										0	0	0	0	0	0	0									
Rob Mackowiak, L OBP: 0.302, SLG: 0.440	K2-3				P4					4	0	1	0	0	1	1									
Craig Wilson, R OBP: 0.430, SLG: 0.430	K2-3				K					2	1	0	0	2	2	0									
Brian Boehringer, S										0	0	0	0	0	0	0									
Mike Williams, R										0	0	0	0	0	0	0									
Armando Rios, L OBP: 0.273, SLG: 0.265			F9		F9				L7	4	0	1	1	0	0	2									
Brian Meadows, R			G6-3							2	0	0	0	0	0	0									
Adam Hyzdu, R OBP: 0.343, SLG: 0.538						G1-3			L9	1	0	0	0	0	1	2									
Scott Sauerbeck, R										0	0	0	0	0	0	0									
Kevin Young, R OBP: 0.325, SLG: 0.415										1	0	0	0	0	0	0									
Inning Stats	R: 0 E: 0 K: 0 S: 7	H: 0 LOB: 0 BB: 0 P: 12	R: 1 E: 0 K: 2 S: 9	H: 1 LOB: 0 BB: 0 P: 14	R: 0 E: 0 K: 0 S: 4	H: 0 LOB: 0 BB: 1 P: 9	R: 0 E: 0 K: 0 S: 6	H: 0 LOB: 1 BB: 1 P: 13	R: 0 E: 0 K: 1 S: 6	H: 0 LOB: 0 BB: 0 P: 8	R: 0 E: 0 K: 0 S: 10	H: 1 LOB: 2 BB: 1 P: 17	R: 2 E: 1 K: 1 S: 12	H: 3 LOB: 2 BB: 1 P: 21	R: 1 E: 0 K: 1 S: 13	H: 2 LOB: 2 BB: 2 P: 22	R: 0 E: 0 K: 0 S: 8	H: 0 LOB: 0 BB: 0 P: 10	1B: 3 2B: 2 3B: 0 HR: 2	SF: 0 SAC: 0 DP: 0 HBP: 0	WP: 0 PB: 0 SB: 0 CS: 0	PA: 39			
PITCHER	IP	WLS	BF	H	R	ER	SO	BB	IBB	HBP	BLK	WP	HR	S	P	ERA	WHIP								
Jason Simonacchi, R ERA: 4.28	6.1		25	3	3	3	3	4	0	0	0	0	1	46	82	4.26	1.105								
Dave Veres, R ERA: 3.82	0.2	B	4	2	0	0	1	0	0	0	0	0	0	8	12	0.00	3.000								
Mike Crudale, R ERA: 1.68	1.0		6	2	1	1	1	1	0	0	0	0	1	13	22	9.00	3.000								
Gabe Molina, R ERA:	1.0	W	3	0	0	0	0	0	0	0	0	0	0	8	10	0.00	0.000								

Pittsburgh Pirates @ St. Louis Cardinals
 Busch Stadium, St. Louis, MO
 Thu Aug 22 2002, 7:10 PM CDT
 Att: 26,606 - Cloudy - 93 F

AB	33
R	4
H	7
RBI	4
BB	5
SO	5
LOB	12



Batter	1	2	3	4	5	6	7	8	9	AB	R	H	RBI	BB	SO	LOB	BOTTOM								
Fernando Vina, L OBP: 0.331, SLG: 0.336	L7		G4-3						K	5	0	3	2	0	1	1									
J.D. Drew, L OBP: 0.356, SLG: 0.433	L7		G4-3							3	0	0	0	0	0	2									
Eli Marrero, R OBP: 0.311, SLG: 0.402										1	0	0	0	0	0	1									
15 Jim Edmonds, L OBP: 0.417, SLG: 0.584										3	0	1	0	1	0	1									
5 Albert Pujols, R OBP: 0.384, SLG: 0.553	G1-3		G6-4-3							4	0	0	0	0	0	4									
27 Scott Rolen, R OBP: 0.360, SLG: 0.473										4	1	1	0	0	1	0									
Tino Martinez, L OBP: 0.345, SLG: 0.435										3	2	2	2	1	0	0									
Edgar Renteria, R OBP: 0.360, SLG: 0.448										4	1	1	1	0	0	2									
Mike DiFelice, R OBP: 0.295, SLG: 0.381	L9									2	0	0	0	1	1	0									
Kerry Robinson, L OBP: 0.314, SLG: 0.364										1	0	0	0	0	0	1									
Jason Simonacchi, R ERA: 3.45										2	0	0	0	0	0	2									
Dave Veres, R ERA: 3.82										0	0	0	0	0	0	0									
Eduardo Perez, R ERA: 2.86										1	0	1	0	0	0	0									
Mike Crudale, R ERA: 1.68										0	0	0	0	0	0	0									
Gabe Molina, R ERA:										0	0	0	0	0	0	0									
Miguel Cairo, R OBP: 0.294, SLG: 0.302										1	1	1	0	0	0	0									
Inning Stats	R: 0 E: 0 K: 0 S: 15	H: 1 LOB: 1 BB: 0 P: 23	R: 2 E: 1 K: 0 S: 8	H: 1 LOB: 0 BB: 0 P: 13	R: 0 E: 0 K: 0 S: 7	H: 1 LOB: 1 BB: 1 P: 13	R: 0 E: 0 K: 0 S: 8	H: 1 LOB: 2 BB: 2 P: 18	R: 0 E: 0 K: 1 S: 6	H: 0 LOB: 0 BB: 0 P: 9	R: 0 E: 0 K: 2 S: 13	H: 1 LOB: 1 BB: 0 P: 21	R: 0 E: 0 K: 0 S: 7	H: 0 LOB: 0 BB: 0 P: 10	R: 3 E: 0 K: 0 S: 12	H: 4 LOB: 1 BB: 0 P: 19	1B: 6 2B: 3 3B: 0 HR: 1	SF: 0 SAC: 0 DP: 2 HBP: 0	WP: 0 PB: 0 SB: 0 CS: 0	PA: 37					
PITCHER	IP	WLS	BF	H	R	ER	SO	BB	IBB	HBP	BLK	WP	HR	S	P	ERA	WHIP								
Brian Meadows, R ERA: 3.45	6.0		25	5	2	1	1	1	2	0	0	0	0	54	91	1.50	1.000								
Scott Sauerbeck, L ERA: 2.36	1.1	H	5	1	0	0	2	0	0	0	0	0	0	17	26	0.00	0.750								
Brian Boehringer, R ERA: 1.64	0.2	H	2	0	0	0	0	0	0	0	0	0	0	3	5	0.00	0.000								
Mike Williams, R ERA: 2.59	0.1	L	5	4	3	3	0	0	0	0	0	0	0	12	19	81.00	12.000								

Pittsburgh Pirates @ St. Louis Cardinals
 Busch Stadium, St. Louis, MO
 Thu Aug 22 2002, 7:10 PM CDT
 Att: 26,606 - Cloudy - 93 F

AB	34
R	5
H	10
RBI	5
BB	3
SO	3
LOB	14



Batter	1	2	3	4	5	6	7	8	9	10	11	12	13	14	AB	R	H	RBI	BB	SO	LOB	TOP				
11 Jimmy Rollins, S OBP: 0.314, SLG: 0.391			P5		F8	G1-3		G2-3					K		7	1	2	0	0	1	6					
Picido Polanco, R OBP: 0.316, SLG: 0.384						G5-3			G4-3		K		FC4-6		6	1	2	1	1	1	4					
Bobby Abreu, L OBP: 0.406, SLG: 0.506							G3		G1-3						6	1	3	2	1	0	1					
Pat Burrell, R OBP: 0.376, SLG: 0.546	G4-3		G5-4-3				P3		G5-3			L8			7	0	0	0	0	1	6					
John Mayberry, Jr., R OBP: 0.281, SLG: 0.322	F5				K		G5-3			L6		F7		G5-3												
Mike Lieberthal, R OBP: 0.353, SLG: 0.486				F3				P6							5	1	3	1	2	0	1					
Travis Lee, L OBP: 0.322, SLG: 0.366												L9			6	1	3	0	1	0	3					
Marlon Anderson, L OBP: 0.321, SLG: 0.394	F8					F9								K	4	0	0	0	0	2	4					
Tomas Perez, S OBP: 0.296, SLG: 0.364					G5-3										3	0	1	1	0	1	2					
Brandon Duckworth, R OBP: 0.330, SLG: 0.422															1	0	1	0	0	0	0					
Rheal Cormier, L OBP: 0.333, SLG: 0.333															1	0	0	0	0	0	2					
Ricky Ledee, L OBP: 0.348, SLG: 0.437															3	0	2	0	1	1	1					
Inning Stats	R: 2 E: 0 K: 0 S: 12	H: 3 LOB: 0 BB: 0 P: 19	R: 0 E: 0 K: 0 S: 4	H: 1 LOB: 0 BB: 0 P: 7	R: 0 E: 0 K: 0 S: 11	H: 2 LOB: 2 BB: 1 P: 18	R: 0 E: 0 K: 0 S: 13	H: 2 LOB: 2 BB: 1 P: 23	R: 0 E: 0 K: 0 S: 14	H: 1 LOB: 2 BB: 1 P: 28	R: 0 E: 0 K: 0 S: 17	H: 0 LOB: 0 BB: 0 P: 11	R: 0 E: 0 K: 0 S: 7	H: 0 LOB: 1 BB: 1 P: 14	R: 0 E: 0 K: 0 S: 10	H: 1 LOB: 1 BB: 0 P: 12	R: 0 E: 0 K: 0 S: 10	H: 2 LOB: 2 BB: 1 P: 18	1B: 15 2B: 1 3B: 0 HR: 2	SF: 0 SAC: 0 DP: 4 HBP: 0	WP: 0 PB: 0 SB: 1 CS: 0	PA: 62				
PITCHER	IP 6.0	WLS 29	BF 11	H 3	ER 3	SO 3	BB 3	IBB 0	HBP 0	BLK 0	WP 0	HR 1	S 67	P 104	ERA 4.50	WHIP 2.333										
Matt Morris, R ERA: 3.29																										
Dave Violas, R ERA: 3.74																										
Steve Kline, L ERA: 4.19																										
44 Jason Isringhausen, R ERA: 2.16																										
Gabe Molina, R ERA:																										
PITCHER	IP 2.0	WLS 6	BF 2	H 1	ER 0	SO 2	BB 1	IBB 0	HBP 0	BLK 0	WP 0	HR 0	S 17	P 26	ERA 0.00	WHIP 1.000										
Mike Crutale, R ERA: 1.58																										
58 Kevin Joseph, R ERA: 5.00																										

Philadelphia Phillies @ St. Louis Cardinals
Busch Stadium, St. Louis, MO
Fri Aug 23 2002, 7:10 PM CDT
Att: 35,724 - Cloudy - 86 F

AB 56
R 5
H 18
RBI 5
BB 6
SO 8
LOB 32



Batter	1	2	3	4	5	6	7	8	9	10	11	12	13	14	AB	R	H	RBI	BB	SO	LOB	BOTTOM				
Fernando Vina, L OBP: 0.331, SLG: 0.335			G4-3								F8			G4-3	7	0	2	0	0	2	1					
Eli Marrero, R OBP: 0.313, SLG: 0.406				P6					G6-3		L9			K	7	2	3	0	0	1	3					
15 Jim Edmonds, L OBP: 0.415, SLG: 0.577						G3-1		F7		K				K	6	1	0	0	2	3	1					
5 Albert Pujols, R OBP: 0.385, SLG: 0.552						F9		G5-3				F8			4	1	1	1	2	0	1					
27 Scott Roien, R OBP: 0.365, SLG: 0.477						F8									5	0	4	2	0	0	1					
Tino Martinez, L OBP: 0.345, SLG: 0.432															5	0	1	0	1	2	6					
Edgar Renteria, R OBP: 0.366, SLG: 0.442			F9		G6-3	F9		G6-3						K	6	0	0	0	0	0	4					
Mike Matheny, R OBP: 0.392, SLG: 0.333			G6-3		F8			G5-3						K	4	0	0	0	0	1	0					
44 Jason Isringhausen, R ERA: 5.44															0	0	0	0	0	0	0	0				
J.D. Drew, L OBP: 0.397, SLG: 0.433															2	0	1	0	0	1	0					
Matt Morris, R ERA: 3.29																										
Dave Violas, R ERA: 3.74																										
Steve Kline, L ERA: 4.19																										
44 Jason Isringhausen, R ERA: 2.16																										
Gabe Molina, R ERA:																										
Inning Stats	R: 2 E: 0 K: 2 S: 13	H: 2 LOB: 2 BB: 2 P: 28	R: 0 E: 0 K: 1 S: 8	H: 0 LOB: 0 BB: 0 P: 12	R: 1 E: 0 K: 0 S: 11	H: 2 LOB: 2 BB: 1 P: 20	R: 0 E: 0 K: 0 S: 18	H: 2 LOB: 2 BB: 0 P: 18	R: 0 E: 0 K: 0 S: 11	H: 1 LOB: 1 BB: 0 P: 10	R: 0 E: 0 K: 0 S: 10	H: 0 LOB: 0 BB: 0 P: 14	R: 0 E: 0 K: 1 S: 11	H: 0 LOB: 1 BB: 0 P: 15	R: 0 E: 0 K: 2 S: 11	H: 1 LOB: 1 BB: 0 P: 15	R: 0 E: 0 K: 0 S: 4	H: 1 LOB: 0 BB: 0 P: 4	R: 0 E: 0 K: 2 S: 10	H: 0 LOB: 0 BB: 0 P: 13	1B: 11 2B: 5 3B: 0 HR: 0	SF: 0 SAC: 0 DP: 4 HBP: 1	WP: 2 PB: 0 SB: 0 CS: 1	PA: 57		
PITCHER	IP 2.1	WLS 14	BF 4	H 3	ER 3	SO 3	BB 3	IBB 0	HBP 0	BLK 0	WP 0	HR 0	S 30	P 57	ERA 11.57	WHIP 3.000										
Brandon Duckworth, R ERA: 5.33																										
Rheal Cormier, L ERA: 5.44																										
48 David Coggin, R ERA: 4.4																										
Mike Timlin, R ERA: 2.01																										
Dan Plesac, L ERA: 3.73																										
PITCHER	IP 2.0	WLS 9	BF 1	H 1	ER 0	SO 2	BB 1	IBB 0	HBP 0	BLK 0	WP 1	HR 0	S 19	P 40	ERA 4.50	WHIP 2.000										
Jose Mesa, R ERA: 3.1																										
Terry Adams, R ERA: 4.75																										

Philadelphia Phillies @ St. Louis Cardinals
Busch Stadium, St. Louis, MO
Fri Aug 23 2002, 7:10 PM CDT
Att: 35,724 - Cloudy - 86 F

AB 50
R 4
H 13
RBI 3
BB 6
SO 11
LOB 18



Batter	1	2	3	4	5	6	7	8	9	AB	R	H	RBI	BB	SO	LOB	TOP		
Ricky Ledee, L (1,8) OBP: 0.345, SLG: 0.430	F7		G3-1		F7		BB BB		F9	5	0	1	0	0	0	0	Philadelphia Phillies @ St. Louis Cardinals Busch Stadium, St. Louis, MO Sat Aug 24 2002, 7:10 PM CDT Att: 41,033 - Cloudy - 85 F		
11 Jimmy Rollins, S (1,6) OBP: 0.314, SLG: 0.391	K		K		2B SF7		F8		HR	5	2	2	0	0	2	1			
Bobby Abreu, L (1,9) OBP: 0.410, SLG: 0.516	FC5-4		HR		1-3		BB		F9	4	1	3	1	1	0	1			
Pat Burrell, R (1,7) OBP: 0.375, SLG: 0.550	FC5-4		F2		SF7		P3		HR	4	1	1	3	0	0	3			
Travis Lee, L (1,3)					G4-3		F2		F8	4	0	1	0	1	0	1			
Mike Lieberthal, R (1,2) OBP: 0.352, SLG: 0.482					G3		F7		F8	3	0	0	0	0	0	4			
Placido Polanco, R (1,5) OBP: 0.318, SLG: 0.388					G6-3		F7		F8	4	0	2	0	0	0	2			
Marlon Anderson, L (1,4) OBP: 0.323, SLG: 0.392					G6-3		K		G4-6-3	2	0	0	0	2	1	2			
Vicente Padilla, R (1,1) OBP: 0.059, SLG: 0.041					F8		K		G5-3	4	0	0	0	0	1	5			
Dan Plesac, L (9,1)										0	0	0	0	0	0	0			
Mike Timlin, R (9,1)										0	0	0	0	0	0	0			
Jose Mesa, R (9,1)										0	0	0	0	0	0	0			
Inning Stats	R: 0 E: 0 K: 1 S: 11	H: 1 LOB: 1 BB: 0 P: 16	R: 0 E: 0 K: 0 S: 8	H: 1 LOB: 2 BB: 1 P: 13	R: 1 E: 0 K: 1 S: 14	H: 1 LOB: 0 BB: 0 P: 24	R: 0 E: 0 K: 0 S: 8	H: 0 LOB: 2 BB: 1 P: 17	R: 1 E: 0 K: 2 S: 12	H: 2 LOB: 1 BB: 0 P: 13	R: 0 E: 0 K: 0 S: 11	H: 1 LOB: 3 BB: 2 P: 26	R: 0 E: 0 K: 0 S: 4	H: 1 LOB: 0 BB: 0 P: 6	R: 2 E: 0 K: 0 S: 9	H: 2 LOB: 0 BB: 0 P: 16	1B: 5 2B: 3 3B: 0 HR: 2	SF: 1 SAC: 0 DP: 1 HBP: 1	WP: 0 PA: 41 PB: 0 SB: 0 CS: 0
PITCHER	IP WLS BF H R ER SO BB IBB HBP BLK WP HR S P ERA WHIP																		
Andy Benes, R (1,1) ERA: 3.47	6.1 L 30 7 2 2 4 1 2 1 0 0 0 0 0 1 65 112 2.84 1.263																		
Rick White, R (7,1) ERA: 5.95	1.2 6 1 0 0 0 1 0 0 0 0 0 0 0 11 19 0.00 1.200																		
Steve Kline, L (9,1) ERA: 4.35	0.2 3 1 1 1 0 0 0 0 0 0 0 0 0 6 11 13.50 1.500																		
Nerio Rodriguez, R (9,1) ERA: 13.5	0.1 2 1 1 1 0 0 0 0 0 0 0 0 0 1 3 5 27.00 3.000																		

Batter	1	2	3	4	5	6	7	8	9	AB	R	H	RBI	BB	SO	LOB	BOTTOM				
Fernando Vina, L (1,4) OBP: 0.329, SLG: 0.333	G5-3		L7		G3				G6-3	4	0	0	0	0	0	2	Philadelphia Phillies @ St. Louis Cardinals Busch Stadium, St. Louis, MO Sat Aug 24 2002, 7:10 PM CDT Att: 41,033 - Cloudy - 85 F				
J.D. Drew, L (1,9) OBP: 0.356, SLG: 0.431	FC3-6		G3		E4				G4-3	4	0	1	0	0	0	1					
15 Jim Edmonds, L (1,8) OBP: 0.412, SLG: 0.572	FC3-6		F8		K				G6-3	3	0	0	0	0	1	2					
Miguel Cairo, R (9,PH) OBP: 0.285, SLG: 0.346	FC3-6				K				G6-3	1	0	0	0	0	0	0					
5 Albert Pujols, R (1,7) OBP: 0.384, SLG: 0.550					P6				G6-3	4	0	1	0	0	0	1					
27 Scott Rolen, R (1,5) OBP: 0.366, SLG: 0.476					K				BB	3	0	1	0	0	2	0					
Tino Martinez, L (1,3) OBP: 0.344, SLG: 0.429					G3				BB	3	0	0	0	1	0	3					
Edgar Renteria, R (1,6) OBP: 0.353, SLG: 0.438					L9				F8	4	0	0	0	0	1	2					
Mike Matheny, R (1,2) OBP: 0.293, SLG: 0.313					L8				G6-3	3	0	1	0	0	0	0					
Andy Benes, R (1,1) OBP: 0.182, SLG: 0.227					G5-3				G6-3	2	0	0	0	0	0	1					
Rick White, R (7,1) ERA: 3.69					G5-3					0	0	0	0	0	0	0					
Kerry Robinson, L (9,PH) OBP: 0.318, SLG: 0.375										1	0	1	0	0	0	0					
Steve Kline, S (9,1)										0	0	0	0	0	0	0					
Nerio Rodriguez, R (9,1)										0	0	0	0	0	0	0					
Inning Stats	R: 0 E: 0 K: 0 S: 12	H: 2 LOB: 3 BB: 0 P: 18	R: 0 E: 0 K: 0 S: 4	H: 0 LOB: 0 BB: 0 P: 6	R: 0 E: 0 K: 0 S: 9	H: 0 LOB: 0 BB: 0 P: 14	R: 0 E: 0 K: 1 S: 10	H: 0 LOB: 0 BB: 0 P: 15	R: 0 E: 0 K: 1 S: 13	H: 1 LOB: 1 BB: 0 P: 21	R: 0 E: 1 K: 1 S: 5	H: 0 LOB: 0 BB: 0 P: 7	R: 0 E: 0 K: 1 S: 9	H: 0 LOB: 0 BB: 0 P: 10	R: 0 E: 0 K: 0 S: 10	H: 1 LOB: 1 BB: 0 P: 15	R: 0 E: 0 K: 0 S: 12	H: 1 LOB: 2 BB: 1 P: 23	1B: 4 2B: 1 3B: 0 HR: 0	SF: 0 SAC: 0 DP: 1 HBP: 1	WP: 0 PA: 34 PB: 0 SB: 0 CS: 0
PITCHER	IP WLS BF H R ER SO BB IBB HBP BLK WP HR S P ERA WHIP																				
Vicente Padilla, R (1,1) ERA: 3.17	8.0 W 29 4 0 0 4 0 0 1 0 0 0 0 0 72 106 0.00 0.500																				
Dan Plesac, L (9,1) ERA: 3.69	0.1 1 0 0 0 0 0 0 0 0 0 0 0 0 3 5 0.00 0.000																				
Mike Timlin, R (9,1) ERA: 2.59	0.1 3 1 0 0 0 0 1 0 0 0 0 0 0 8 16 0.00 6.000																				
Jose Mesa, R (9,1) ERA: 3.08	0.1 S 1 0 0 0 0 0 0 0 0 0 0 0 0 1 2 0.00 0.000																				

AB 35
R 4
H 10
RBI 4
BB 4
SO 4
LOB 19



AB 32
R 0
H 5
RBI 0
BB 1
SO 4
LOB 12



Batter	1	2	3	4	5	6	7	8	9	AB	R	H	RBI	BB	SO	LOB	TOP					
Fernando Vina, L (1.4) OBP: 0.332, SLG: 0.335	0-1 L9-3 1B	0-0 F7	2-3 K			0-0 F9		0-0 G4-6-3		5	0	1	0	0	1	4						
J.D. Drew, L (1.9) OBP: 0.357, SLG: 0.427	1-0 L9-3 1-2	4-1 BB		3-2 15 G3-1 1B		3-2 G1-3			1-0 G6-3	4	0	1	0	1	0	1						
15 Jim Edmonds, L (1.8) OBP: 0.413, SLG: 0.574	3-2 5 BB 1B	1-2 G4-3		1-0 G3-1		2-1 G3			1-2 27 G5-3 5 1B	5	0	2	0	0	0	4						
5 Albert Pujols, R (1.7) OBP: 0.390, SLG: 0.557	4-1 1-2 BB		1-2 HR	4-1 27 G6-3 BB		2-2 27 G5-4-3 1B			1-0 1-2 1B	3	1	3	1	2	0	0						
27 Scott Rolen, R (1.5) OBP: 0.364, SLG: 0.480	1-3 K		0-0 HR	2-2 G6-3		0-0 G5-4-3			3-2 2-3 G5-3	5	1	1	1	0	1	7						
Tino Martinez, L (1.3) OBP: 0.347, SLG: 0.431		1-2 P6	3-2 G4-3		0-0 FC6-4 1B		4-1 BB			3	0	1	0	1	0	0						
Miguel Cairo, R (1.6) OBP: 0.291, SLG: 0.358		0-0 BB 1B	1-2 E		0-1 F7		1-1 F7			4	2	2	0	0	0	2	AB					
Jeff Fassero, L (7.1) OBP: 0.333, SLG: 0.333										0	0	0	0	0	0	0	R					
Mike Matheny, R (8.2) OBP: 0.292, SLG: 0.311										0	0	0	0	0	0	0	H					
Mike DiFelice, R (1.2) OBP: 0.296, SLG: 0.384		4-0 1B	3-1 E8		0-1 F9		0-0 F8			2	0	1	1	1	0	1	RBI					
Kerry Robinson, L (8, PH) OBP: 0.312, SLG: 0.367		1-2 BB	2H 2B							1	0	0	0	0	0	0	BB					
Mike Crudale, R (8.1)										0	0	0	0	0	0	0	SO					
Jason Simontacchi, R (1.1) OBP: 0.244, SLG: 0.205		1-1 BB 1B	1-3 K		1-1 FC6-4		2-1 G4-6-3 1B			3	0	1	1	0	1	2	LOB					
Edgar Renteria, R (7.6) OBP: 0.353, SLG: 0.436		1-3 2H 1B								1	0	1	0	0	0	0						
Inning Stats	R: 0 E: 0 K: 1 S: 11	H: 2 LOB: 2 BB: 1 P: 20	R: 1 E: 0 K: 0 S: 12	H: 2 LOB: 2 BB: 2 P: 23	R: 3 E: 1 K: 2 S: 23	H: 4 LOB: 1 BB: 0 P: 34	R: 0 E: 0 K: 0 S: 8	H: 1 LOB: 1 BB: 1 P: 18	R: 0 E: 0 K: 0 S: 7	H: 1 LOB: 1 BB: 0 P: 8	R: 0 E: 0 K: 0 S: 6	H: 0 LOB: 0 BB: 0 P: 11	R: 0 E: 0 K: 0 S: 8	H: 1 LOB: 1 BB: 1 P: 15	R: 0 E: 0 K: 0 S: 4	H: 1 LOB: 0 BB: 0 P: 6	R: 0 E: 0 K: 0 S: 8	H: 2 LOB: 1 BB: 0 P: 14	1B: 10 2B: 3 3B: 0 HR: 2	SF: 0 SAC: 0 DP: 5 HBP: 0	WP: 0 PB: 0 SB: 0 CS: 0	PA: 41
PITCHER	IP	WLS	BF	H	R	ER	SO	BB	IBB	HBP	BLK	WP	HR	S	P	ERA	WHIP					
Brian Moehler, R (1.1) ERA: 5.03	2.1		15	6	3	3	1	3	0	0	0	0	2	32	56	11.57	3.857					
Chris Reitsma, R (3.1) ERA: 3.61	3.2	W	15	4	1	1	2	1	0	0	0	0	0	35	58	2.46	1.364					
Scott Williamson, R (7.1) ERA: 3.49	1.0	H	4	1	0	0	0	1	0	0	0	0	0	8	15	0.00	2.000					
Scott Sullivan, R (8.1) ERA: 5.1	1.0	H	3	1	0	0	0	0	0	0	0	0	0	4	6	0.00	1.000					
Danny Graves, R (9.1) ERA: 3.46	1.0	S	4	2	0	0	0	0	0	0	0	0	0	8	14	0.00	2.000					

St. Louis Cardinals @ Cincinnati Reds
Cinergy Field, Cincinnati, OH
Tue Aug 27 2002, 5:10 PM EDT
Sunny - 82 F

AB	36
R	4
H	14
RBI	4
BB	5
SO	3
LOB	21



Batter	1	2	3	4	5	6	7	8	9	AB	R	H	RBI	BB	SO	LOB	BOTTOM				
Todd Walker, L (1.4) OBP: 0.331, SLG: 0.407	0-0 F7	1-0 SH5-3 1B		4-2 BB		1-3 K				3	0	1	1	1	1	2					
Aaron Boone, R (1.6) OBP: 0.315, SLG: 0.447	4-1 G4-6-3 BB	SH5-3		2-1 G5-3			1-1 G6-3			2	0	0	0	1	0	1					
Ken Griffey Jr., L (1.8) OBP: 0.379, SLG: 0.457	0-2 G4-6-3 1-2	4-0 IBB			1-0 F9		1-1 F7			3	0	0	0	1	0	1					
Austin Kearns, R (1.9) OBP: 0.407, SLG: 0.500					0-0 G1-5-3		1-0 1B			3	1	1	0	0	0	3					
Reggie Taylor, L (6.8) OBP: 0.296, SLG: 0.470		1B					1B			1	0	1	0	0	0	0					
Adam Dunn, L (1.7) OBP: 0.421, SLG: 0.501		1-1 1B	2-2 F9		0-0 G4-3		2-1 1B			4	1	2	0	0	0	0					
Sean Casey, L (1.3) OBP: 0.342, SLG: 0.370		1-0 1B	1-0 L8			1-1 1B	2-2 F8			4	1	2	1	0	0	2					
Russell Branyan, L (1.5) ERA: 4.36		4-0 2-3 3H 1B	0-1 G4-3			1-3 K		1-1 F2		2	1	0	0	1	1	1	AB				
Scott Williamson, R (7.1) OBP: 0.333, SLG: 0.333										0	0	0	0	0	0	0	R				
Ruben Mateo, R (8, PH) OBP: 0.370, SLG: 0.377										0	0	0	0	0	0	0	H				
Danny Graves, R (9.1)										0	0	0	0	0	0	0	RBI				
Kelly Stinnett, R (1.2) OBP: 0.368, SLG: 0.326		3-2 E		1-0 G6-3		0-2 F8		0-3 K		4	1	1	1	0	1	1	BB				
Brian Moehler, R (1.1)		1-2 2-3 3H 1B		1-1 G5-3		2-1 1B		1-2 L8		1	0	0	0	0	0	1	SO				
Chris Reitsma, R (3.1) ERA: 6.1										1	0	0	0	0	0	0	LOB				
Barry Larkin, R (6, PH) OBP: 0.299, SLG: 0.363		SH5-3 1B				1-3 1B				2	0	1	0	0	0	0					
Inning Stats	R: 0 E: 0 K: 0 S: 5	H: 0 LOB: 0 BB: 1 P: 9	R: 5 E: 1 K: 0 S: 21	H: 5 LOB: 2 BB: 2 P: 39	R: 0 E: 0 K: 0 S: 6	H: 0 LOB: 0 BB: 0 P: 9	R: 0 E: 0 K: 0 S: 9	H: 0 LOB: 1 BB: 1 P: 17	R: 0 E: 0 K: 0 S: 3	H: 0 LOB: 0 BB: 0 P: 4	R: 0 E: 0 K: 2 S: 14	H: 2 LOB: 2 BB: 0 P: 19	R: 0 E: 0 K: 0 S: 10	H: 2 LOB: 2 BB: 0 P: 17	R: 0 E: 0 K: 1 S: 9	H: 0 LOB: 0 BB: 0 P: 11	1B: 8 2B: 2 3B: 0 HR: 0	SF: 0 SAC: 1 DP: 2 HBP: 0	WP: 0 PB: 0 SB: 1 CS: 0	PA: 36	
PITCHER	IP	WLS	BF	H	R	ER	SO	BB	IBB	HBP	BLK	WP	HR	S	P	ERA	WHIP				
Jason Simontacchi, R (1.1) ERA: 4.36	6.1	L	29	7	5	4	2	3	1	0	0	0	0	60	100	5.68	1.579				
Jeff Fassero, L (7.1) ERA: 6.1	0.2		4	2	0	0	0	0	0	0	0	0	0	8	14	0.00	3.000				
Mike Crudale, R (8.1) ERA: 1.54	1.0		3	0	0	0	1	0	0	0	0	0	0	9	11	0.00	0.000				

St. Louis Cardinals @ Cincinnati Reds
Cinergy Field, Cincinnati, OH
Tue Aug 27 2002, 5:10 PM EDT
Sunny - 82 F

AB	31
R	5
H	9
RBI	3
BB	4
SO	3
LOB	12



Batter	1	2	3	4	5	6	7	8	9	AB	R	H	RBI	BB	SO	LOB	TOP							
Fernando Vina, L (1,4) OBP: 0.330, SLG: 0.333	1-1 2B 5 1B	2-1 F7		1-0 G1-3			2-0 F7		1-1 G3	5	1	1	0	0	0	1								
Edgar Renteria, R (1,6) OBP: 0.354, SLG: 0.438	0-1 5 1B	2-1 G6-3		1-0 FC5-4 1B			2-1 G6-3		2-2 P3	5	1	2	0	0	0	0								
15 Jim Edmonds, L (1,8) OBP: 0.414, SLG: 0.572	4-2 27 HR	3-2 F8		1-2 F9			2-0 5 1B		1-1 1B	3	1	1	0	1	0	1								
5 Albert Pujols, R (1,7) OBP: 0.391, SLG: 0.557	1-2 27 HR		2-1 G6-3		1-1 FC5-4 27 WP		3-2 1B		1-3 1B	4	1	2	2	0	0	1								
27 Scott Rolen, R (1,5) OBP: 0.363, SLG: 0.484	1-1 1-H 2-H		0-1 G5-3		1-2 G5-3		0-3 K			4	1	1	3	0	1	3								
Tino Martinez, L (1,3) OBP: 0.344, SLG: 0.427	1-1 G3-1		3-1 G4-3			1-1 L9		1-0 P3		4	0	0	0	0	0	0								
Kerry Robinson, L (1,9) OBP: 0.304, SLG: 0.358	0-0 G4-3		2-0 G4-3		0-2 G3-1		3-1 L9			4	0	0	0	0	0	0								
Mike Matheny, R (1,2) OBP: 0.298, SLG: 0.320	2-2 1B		4-0 SH1-4 BB		2-1 2B		1-3 K			3	0	2	0	1	1	0								
Chuck Finley, L (1,1) OBP: 0.095, SLG: 0.143	0-3 K		0-0 SH1-4		3-3 K		0-3 K			3	0	0	0	0	3	2								
Inning Stats	R: 5 E: 0 K: 1 S: 23	H: 5 LOB: 1 BB: 1 P: 33	R: 0 E: 0 K: 0 S: 7	H: 0 LOB: 0 BB: 0 P: 14	R: 0 E: 0 K: 0 S: 6	H: 0 LOB: 0 BB: 0 P: 11	R: 0 E: 0 K: 0 S: 3	H: 0 LOB: 1 BB: 1 P: 10	R: 0 E: 0 K: 1 S: 10	H: 1 LOB: 1 BB: 0 P: 14	R: 0 E: 0 K: 1 S: 10	H: 1 LOB: 1 BB: 0 P: 16	R: 0 E: 0 K: 1 S: 10	H: 2 LOB: 2 BB: 0 P: 19	R: 0 E: 0 K: 1 S: 6	H: 0 LOB: 0 BB: 0 P: 11	R: 0 E: 0 K: 1 S: 9	H: 0 LOB: 0 BB: 0 P: 12	1B: 6 2B: 2 3B: 0 HR: 1	SF: 0 SAC: 1 DP: 0 HBP: 0	WP: 1 PB: 0 SB: 0 CS: 0	PA: 38		
PITCHER	IP WLS BF H R ER SO BB IBB HBP BLK WP HR S P ERA WHIP	IP WLS BF H R ER SO BB IBB HBP BLK WP HR S P ERA WHIP															IP WLS BF H R ER SO BB IBB HBP BLK WP HR S P ERA WHIP							
Elmer Dessens, R (1,1) ERA: 2.89	5.0 L	23 6 5 5 1	2 0 0 0	0 0 0 0	1 1 49 82	9.00 1.600																		
Bruce Chen, L (6,1) ERA: 5.27	1.0	4 1 0 0 1	0 0 0 0	0 0 0 0	0 0 10 16	0.00 1.000																		
Joey Hamilton, R (7,1) ERA: 5.49	3.0	11 2 0 0 3	0 0 0 0	0 0 0 0	0 0 25 42	0.00 0.667																		

St. Louis Cardinals @ Cincinnati Reds
Cinergy Field, Cincinnati, OH
Tue Aug 27 2002, 8:10 PM EDT
Att: 19,570 - Cloudy - 71 F

AB 35
R 5
H 9
RBI 5
BB 2
SO 5
LOB 8



Batter	1	2	3	4	5	6	7	8	9	AB	R	H	RBI	BB	SO	LOB	BOTTOM							
Barry Larkin, R (1,6) OBP: 0.297, SLG: 0.360	0-1 G5-3			0-1 F7			2-2 G5-3		0-0 F9	4	0	0	0	0	0	2								
Adam Dunn, L (1,7) OBP: 0.418, SLG: 0.497	2-2 G4-3			3-2 F8			3-1 F8		3-2 G6-3	4	0	0	0	0	0	2								
Aaron Boone, R (1,5) OBP: 0.313, SLG: 0.445	1-0 L4			2-2 P6			1-2 P3			3	0	0	0	0	0	0								
Ken Griffey Jr., L (1,8) OBP: 0.373, SLG: 0.448		3-2 P2		1-0 F7			0-0 G3-1			3	0	0	0	0	0	0								
Ruben Mateo, R (1,9) OBP: 0.295, SLG: 0.357		1-3 K		1-1 F3			0-3 K2-3			3	0	0	0	0	2	0								
Sean Casey, L (1,3) OBP: 0.339, SLG: 0.367		0-3 K		1-3 K			1-1 G6-3			3	0	0	0	0	2	0								
Jason LaRue, R (1,2) OBP: 0.307, SLG: 0.371			0-1 G5-3		1-3 K		4-2 1B BB			2	0	0	0	1	1	0								
Juan Castro, R (1,4) OBP: 0.213, SLG: 0.193			0-1 G5-3		1-1 G4-6-3 1B		2-2 1B		1-2 1B	3	0	2	0	0	0	0								
Elmer Dessens, R (1,1) OBP: 0.250, SLG: 0.182			1-3 K		1-0 G4-6-3		3-3 K			1	0	0	0	0	1	0								
Bruce Chen, L (6,1) OBP: 0.333, SLG: 0.400										0	0	0	0	0	0	0								
Jose Guillen, R (6,PH) OBP: 0.275, SLG: 0.348										1	0	0	0	0	0	1								
Joey Hamilton, R (7,1) OBP: 0.222, SLG: 0.308										0	0	0	0	0	0	0								
Kelly Stirmett, R (9,PH) OBP: 0.382, SLG: 0.319										1	0	0	0	0	1	2								
Inning Stats	R: 0 E: 0 K: 0 S: 6	H: 0 LOB: 0 BB: 0 P: 9	R: 0 E: 0 K: 2 S: 11	H: 0 LOB: 0 BB: 0 P: 15	R: 0 E: 0 K: 1 S: 7	H: 0 LOB: 0 BB: 0 P: 8	R: 0 E: 0 K: 0 S: 10	H: 0 LOB: 0 BB: 0 P: 15	R: 0 E: 0 K: 1 S: 6	H: 0 LOB: 0 BB: 0 P: 9	R: 0 E: 0 K: 1 S: 6	H: 1 LOB: 0 BB: 0 P: 9	R: 0 E: 0 K: 0 S: 8	H: 0 LOB: 0 BB: 0 P: 14	R: 0 E: 0 K: 1 S: 6	H: 0 LOB: 0 BB: 0 P: 7	R: 0 E: 0 K: 1 S: 14	H: 1 LOB: 2 BB: 1 P: 26	1B: 2 2B: 0 3B: 0 HR: 0	SF: 0 SAC: 0 DP: 1 HBP: 0	WP: 0 PB: 0 SB: 0 CS: 0	PA: 29		
PITCHER	IP WLS BF H R ER SO BB IBB HBP BLK WP HR S P ERA WHIP	IP WLS BF H R ER SO BB IBB HBP BLK WP HR S P ERA WHIP															IP WLS BF H R ER SO BB IBB HBP BLK WP HR S P ERA WHIP							
Chuck Finley, L (1,1) ERA: 4.04	9.0 W	29 2 0 0 7	1 0 0 0	0 0 0 0	0 0 74 112	0.00 0.333																		

St. Louis Cardinals @ Cincinnati Reds
Cinergy Field, Cincinnati, OH
Tue Aug 27 2002, 8:10 PM EDT
Att: 19,570 - Cloudy - 71 F

AB 28
R 0
H 2
RBI 0
BB 1
SO 7
LOB 7



Batter	1	2	3	4	5	6	7	8	9	AB	R	H	RBI	BB	SO	LOB	TOP				
Fernando Vina, L (1, 4) OBP: 0.330, SLG: 0.334	F9		15 1B 1B BB		G3			G4-3		3	0	0	0	1	0	0					
Edgar Renteria, R (1, 6) Miguel Cairo, R (8, PH) OBP: 0.307, SLG: 0.381	15 CS 1B		15 1B 1B			G6-3		1B		3	0	2	0	0	0	0					
15 Jim Edmonds, L (1, 8) Kerry Robinson, L (8, PH) OBP: 0.307, SLG: 0.366	K		5 G6-4-3 1B			K		G6-3		3	0	1	0	0	2	1					
5 Albert Pujols, R (1, 7) Eduardo Perez, R (6, 7) OBP: 0.296, SLG: 0.452		K	G6-4-3			27 FC5-4 1B		P4		3	0	1	0	0	1	3					
27 Scott Rolen, R (1, 5) Mike DiFelice, R (9, PH) OBP: 0.293, SLG: 0.378				G4-3		FC5-4		K		3	0	1	0	0	0	1					
Tino Martinez, L (1, 3) OBP: 0.343, SLG: 0.426		P3		F2				G5-4-3 1B		4	0	1	0	0	0	1					
Eli Marrero, R (1, 9) OBP: 0.315, SLG: 0.404				L7				F7		2	0	0	0	1	0	1					
Mike Matheny, R (1, 2) OBP: 0.294, SLG: 0.315					F9			G5-4-3		3	0	0	0	0	1	3					
Woody Williams, R (1, 1) J.D. Drew, L (5, PH) Nerio Rodriguez, R (5, 1)			K		K			K		1	0	0	0	0	1	0					
										1	0	0	0	0	1	0					
										1	0	0	0	0	1	0					
Inning Stats	R: 0 E: 0 K: 1 S: 6	H: 1 LOB: 1 BB: 0 P: 9	R: 0 E: 0 K: 2 S: 13	H: 1 LOB: 2 BB: 2 P: 26	R: 0 E: 0 K: 1 S: 12	H: 2 LOB: 2 BB: 1 P: 20	R: 0 E: 0 K: 0 S: 7	H: 0 LOB: 0 BB: 0 P: 11	R: 0 E: 0 K: 1 S: 12	H: 1 LOB: 1 BB: 0 P: 17	R: 0 E: 0 K: 0 S: 5	H: 1 LOB: 0 BB: 0 P: 10	R: 0 E: 0 K: 1 S: 11	H: 1 LOB: 1 BB: 0 P: 16	R: 0 E: 0 K: 1 S: 6	H: 0 LOB: 0 BB: 0 P: 9	1B: 6 2B: 2 3B: 0 HR: 0	SF: 0 SAC: 0 DP: 3 HBP: 0	WP: 0 PB: 0 SB: 0 CS: 1	PA: 33	
PITCHER	IP	WLS	BF	H	R	ER	SO	BB	IBB	HBP	BLK	WP	HR	S	P	ERA	WHIP				
Jimmy Haynes, R (1, 1) ERA: 4.18	8.0	W	30	7	0	0	7	2	0	0	0	0	0	72	117	0.00	1.125				
Scott Williamson, R (9, 1) ERA: 3.43	1.0		3	0	0	0	1	0	0	0	0	0	0	6	9	0.00	0.000				

St. Louis Cardinals @ Cincinnati Reds
Cinergy Field, Cincinnati, OH
Thu Aug 29 2002, 12:35 PM EDT
Att: 20,503 - Sunny - 78 F

AB 31
R 0
H 7
RBI 0
BB 2
SO 8
LOB 11



Batter	1	2	3	4	5	6	7	8	9	AB	R	H	RBI	BB	SO	LOB	BOTTOM					
Todd Walker, L (1, 4) OBP: 0.330, SLG: 0.403	F7	2B 1B		1B 1B	E3			K2-3		5	1	2	1	0	1	1						
Bary Larkin, R (1, 6) Scott Williamson, R (9, 1)	K	2B 1B		1B	F8			1B		5	0	3	2	0	1	2						
Ken Griffey Jr., L (1, 8) OBP: 0.366, SLG: 0.432	G6-3	L3		1B		F8		G3		5	0	1	0	0	0	2						
Adam Dunn, L (1, 7) OBP: 0.416, SLG: 0.493		F8	K	F8		F8		F8		4	0	0	0	0	1	3						
Aaron Boone, R (1, 5) OBP: 0.311, SLG: 0.438		BB 1B HBP	L8		F9			F9		3	1	0	0	0	0	0						
Sean Casey, L (1, 3) OBP: 0.342, SLG: 0.372		BB 1B		1B	F7			F8		4	1	2	0	0	0	0						
Reggie Taylor, L (1, 9) OBP: 0.287, SLG: 0.465		K	K		PB S 1B			G4-3		4	1	1	0	0	2	3						
Kelly Stinnett, R (1, 2) OBP: 0.371, SLG: 0.306		1B BB		P6	E BB			G5-3		2	2	0	0	2	0	0						
Jimmy Haynes, R (1, 1) Russell Branyan, L (8, PH) Juan Castro, R (9, 6)		1B BB		F3	E BB			K		3	1	2	3	0	0	0						
										1	0	0	0	0	1	0						
										0	0	0	0	0	0	0						
Inning Stats	R: 0 E: 0 K: 1 S: 14	H: 0 LOB: 0 BB: 0 P: 20	R: 5 E: 0 K: 1 S: 19	H: 4 LOB: 1 BB: 1 P: 31	R: 0 E: 0 K: 2 S: 11	H: 1 LOB: 1 BB: 0 P: 17	R: 0 E: 0 K: 0 S: 12	H: 3 LOB: 3 BB: 0 P: 20	R: 2 E: 1 K: 0 S: 9	H: 2 LOB: 2 BB: 1 P: 19	R: 0 E: 0 K: 0 S: 7	H: 0 LOB: 0 BB: 0 P: 14	R: 0 E: 0 K: 0 S: 6	H: 0 LOB: 0 BB: 0 P: 8	R: 0 E: 0 K: 2 S: 10	H: 1 LOB: 1 BB: 0 P: 12	R: 0 E: 0 K: 1 S: 6	H: 0 LOB: 0 BB: 0 P: 9	1B: 10 2B: 1 3B: 0 HR: 0	SF: 0 SAC: 0 DP: 0 HBP: 1	WP: 0 PB: 1 SB: 1 CS: 0	PA: 39
PITCHER	IP	WLS	BF	H	R	ER	SO	BB	IBB	HBP	BLK	WP	HR	S	P	ERA	WHIP					
Woody Williams, R (1, 1) ERA: 2.79	4.0	L	22	8	0	5	4	1	0	1	0	0	0	32	53	2.25	1.000					
Nerio Rodriguez, R (5, 1) ERA: 3.95	4.0		17	3	2	1	2	1	0	0	0	0	0	32	53	2.25	1.000					

St. Louis Cardinals @ Cincinnati Reds
Cinergy Field, Cincinnati, OH
Thu Aug 29 2002, 12:35 PM EDT
Att: 20,503 - Sunny - 78 F

AB 36
R 7
H 11
RBI 6
BB 2
SO 6
LOB 11



Batter	1	2	3	4	5	6	7	8	9	AB	R	H	RBI	BB	SO	LOB	TOP				
Miguel Cairo, R (1.4) OBP: 0.316, SLG: 0.387	4-0 5 HR BB BB	1-2 1B 2B		4-2 BB BB		2-3 K			1-3 K	3	2	1	1	2	2	0					
Edgar Renteria, R (1.6) OBP: 0.356, SLG: 0.436	4-2 5 HR BB	0-0 15 HBP 2B 1B		4-0 BB			0-1 L4			2	2	1	1	2	0	0					
15 Jim Edmonds, L (1.8) OBP: 0.414, SLG: 0.567	1-3 K	1-0 5 2B HBP		1-3 K			1-3 K			3	0	0	0	0	3	4					
5 Albert Pujols, R (1.7) OBP: 0.391, SLG: 0.561 Kerry Robinson, L (9.7) OBP: 0.307, SLG: 0.366	0-1 2H HR	1-0 2B		2-0 G4-3			1-0 F9			4	1	2	4	0	0	2					
27 Scott Rolen, R (1.5) OBP: 0.359, SLG: 0.478	2-3 K	1-1 F2			3-3 K			1-3 K		4	0	0	0	0	3	2					
Tino Martinez, L (1.3) OBP: 0.342, SLG: 0.424	3-2 G3-1		0-0 G4-3		2-1 G2			2-2 1B		4	0	1	0	0	0	0					
Eli Marrero, R (1.9) OBP: 0.314, SLG: 0.402		1-1 SH1-4 2B 1B	2-1 F7		2-3 K			3-2 L4		4	1	1	0	0	1	1					
Mike DiFelice, R (1.2) OBP: 0.286, SLG: 0.367		1-2 L9	2-2 F8			2-2 G6-3		2-2 P3		4	0	0	0	0	0	1					
Jamey Wright, R (1.1) Mike Crudate, R (7.1) Steve Kline, S (7.1) Rick White, R (7.1) J.D. Drew, L (9.9) Dave Veres, R (9.1)		0-1 SH1-4		0-0 G1-3		0-3 K		1-0 F8		2	0	0	0	0	1	0					
Inning Stats	R: 3 E: 0 K: 2 S: 14	H: 1 LOB: 0 BB: 2 P: 28	R: 3 E: 0 K: 0 S: 18	H: 4 LOB: 2 BB: 0 P: 24	R: 0 E: 0 K: 0 S: 6	H: 0 LOB: 0 BB: 0 P: 10	R: 0 E: 0 K: 1 S: 7	H: 0 LOB: 0 BB: 2 P: 18	R: 0 E: 0 K: 2 S: 12	H: 0 LOB: 0 BB: 0 P: 19	R: 0 E: 0 K: 1 S: 7	H: 0 LOB: 0 BB: 0 P: 9	R: 0 E: 0 K: 1 S: 9	H: 1 LOB: 0 BB: 0 P: 15	R: 0 E: 0 K: 1 S: 7	H: 0 LOB: 0 BB: 0 P: 11	1B: 3 2B: 3 3B: 0 HR: 1	SF: 0 SAC: 1 DP: 1 HBP: 1	WP: 0 PB: 0 SB: 0 CS: 0	PA: 37	
PITCHER	IP WLS BF H R ER SO BB IBB HBP BLK WP HR S P ERA WHIP	IP WLS BF H R ER SO BB IBB HBP BLK WP HR S P ERA WHIP	IP WLS BF H R ER SO BB IBB HBP BLK WP HR S P ERA WHIP	IP WLS BF H R ER SO BB IBB HBP BLK WP HR S P ERA WHIP	IP WLS BF H R ER SO BB IBB HBP BLK WP HR S P ERA WHIP	IP WLS BF H R ER SO BB IBB HBP BLK WP HR S P ERA WHIP	IP WLS BF H R ER SO BB IBB HBP BLK WP HR S P ERA WHIP	IP WLS BF H R ER SO BB IBB HBP BLK WP HR S P ERA WHIP	IP WLS BF H R ER SO BB IBB HBP BLK WP HR S P ERA WHIP	IP WLS BF H R ER SO BB IBB HBP BLK WP HR S P ERA WHIP	IP WLS BF H R ER SO BB IBB HBP BLK WP HR S P ERA WHIP	IP WLS BF H R ER SO BB IBB HBP BLK WP HR S P ERA WHIP	IP WLS BF H R ER SO BB IBB HBP BLK WP HR S P ERA WHIP	IP WLS BF H R ER SO BB IBB HBP BLK WP HR S P ERA WHIP	IP WLS BF H R ER SO BB IBB HBP BLK WP HR S P ERA WHIP	IP WLS BF H R ER SO BB IBB HBP BLK WP HR S P ERA WHIP	IP WLS BF H R ER SO BB IBB HBP BLK WP HR S P ERA WHIP	IP WLS BF H R ER SO BB IBB HBP BLK WP HR S P ERA WHIP	IP WLS BF H R ER SO BB IBB HBP BLK WP HR S P ERA WHIP	IP WLS BF H R ER SO BB IBB HBP BLK WP HR S P ERA WHIP	IP WLS BF H R ER SO BB IBB HBP BLK WP HR S P ERA WHIP

St. Louis Cardinals @ Chicago Cubs
Wrigley Field, Chicago, IL
Fri Aug 30 2002, 2:20 PM CDT
Att: 36,311 - Sunny - 75 F

AB	31
R	6
H	6
RBI	6
BB	4
SO	10
LOB	10



Batter	1	2	3	4	5	6	7	8	9	AB	R	H	RBI	BB	SO	LOB	BOTTOM					
Mark Bellhorn, S (1.4) OBP: 0.375, SLG: 0.540	3-2 F9		1-1 G3		4-2 FC4-6 BB		2-1 2B 1B		2-3 K	4	1	1	0	1	1	0						
Corey Patterson, L (1.8) OBP: 0.293, SLG: 0.408	1-0 G4-3			2-3 K	2-2 FC4-6 G5-4-3		0-1 G3 2B		2-3 K	5	0	1	2	0	2	2						
Moises Alou, R (1.9) OBP: 0.330, SLG: 0.415	2-2 2B		2-1 2B		0-1 G5-4-3		4-2 G3 BB			3	0	2	0	1	0	2						
Fred McGriff, L (1.3) OBP: 0.348, SLG: 0.506	0-0 G3-1			4-0 BB		2-0 P5	1-1 G3		1-2 2-3	3	0	0	0	1	0	3						
Roosevelt Brown, L (1.7) OBP: 0.281, SLG: 0.318 Angel Echevarria, R (7.9) OBP: 0.347, SLG: 0.456		1-1 L8		3-1 F7		0-0 1B	1-0 G5-3			3	0	1	0	0	0	2						
Alex Gonzalez, R (1.6) OBP: 0.308, SLG: 0.416		3-3 K		0-3 K		0-0 P4		2-1 G6-3		4	0	0	0	0	2	3						
Bill Mueller, S (1.5) OBP: 0.345, SLG: 0.384		2-2 F7			1-0 WP 1B	3-2 1B		2-2 F7		4	1	2	0	0	0	0						
Todd Hundley, S (1.2) OBP: 0.287, SLG: 0.404			0-0 P6		4-2 BB 1B FC4-6 BB	1-0 G4-1		1-1 F2		3	1	0	0	1	0	2						
38 Carlos Zambrano, S (1.1) Chris Stynes, R (5.9) Will Cunnane, R (6.1) Bobby Hill, S (7.9) Juan Cruz, R (8.1) Chad Hermansen, R (9.9)			1-2 G6-3		0-0 FC4-6 BB 1B		2-2 F8		2-1 L9	1	0	0	0	0	0	0						
Inning Stats	R: 0 E: 0 K: 0 S: 8	H: 1 LOB: 1 BB: 0 P: 14	R: 0 E: 0 K: 1 S: 9	H: 0 LOB: 0 BB: 0 P: 15	R: 0 E: 0 K: 0 S: 6	H: 0 LOB: 0 BB: 0 P: 8	R: 0 E: 0 K: 2 S: 10	H: 1 LOB: 2 BB: 1 P: 21	R: 2 E: 0 K: 0 S: 13	H: 2 LOB: 1 BB: 2 P: 24	R: 0 E: 0 K: 0 S: 7	H: 2 LOB: 2 BB: 0 P: 13	R: 1 E: 0 K: 0 S: 13	H: 2 LOB: 1 BB: 1 P: 23	R: 0 E: 0 K: 0 S: 11	H: 0 LOB: 0 BB: 0 P: 16	R: 0 E: 0 K: 2 S: 8	H: 0 LOB: 0 BB: 0 P: 14	1B: 4 2B: 4 3B: 0 HR: 0	SF: 0 SAC: 0 DP: 1 HBP: 0	WP: 1 PB: 0 SB: 0 CS: 0	PA: 38
PITCHER	IP WLS BF H R ER SO BB IBB HBP BLK WP HR S P ERA WHIP	IP WLS BF H R ER SO BB IBB HBP BLK WP HR S P ERA WHIP	IP WLS BF H R ER SO BB IBB HBP BLK WP HR S P ERA WHIP	IP WLS BF H R ER SO BB IBB HBP BLK WP HR S P ERA WHIP	IP WLS BF H R ER SO BB IBB HBP BLK WP HR S P ERA WHIP	IP WLS BF H R ER SO BB IBB HBP BLK WP HR S P ERA WHIP	IP WLS BF H R ER SO BB IBB HBP BLK WP HR S P ERA WHIP	IP WLS BF H R ER SO BB IBB HBP BLK WP HR S P ERA WHIP	IP WLS BF H R ER SO BB IBB HBP BLK WP HR S P ERA WHIP	IP WLS BF H R ER SO BB IBB HBP BLK WP HR S P ERA WHIP	IP WLS BF H R ER SO BB IBB HBP BLK WP HR S P ERA WHIP	IP WLS BF H R ER SO BB IBB HBP BLK WP HR S P ERA WHIP	IP WLS BF H R ER SO BB IBB HBP BLK WP HR S P ERA WHIP	IP WLS BF H R ER SO BB IBB HBP BLK WP HR S P ERA WHIP	IP WLS BF H R ER SO BB IBB HBP BLK WP HR S P ERA WHIP	IP WLS BF H R ER SO BB IBB HBP BLK WP HR S P ERA WHIP	IP WLS BF H R ER SO BB IBB HBP BLK WP HR S P ERA WHIP	IP WLS BF H R ER SO BB IBB HBP BLK WP HR S P ERA WHIP	IP WLS BF H R ER SO BB IBB HBP BLK WP HR S P ERA WHIP	IP WLS BF H R ER SO BB IBB HBP BLK WP HR S P ERA WHIP	IP WLS BF H R ER SO BB IBB HBP BLK WP HR S P ERA WHIP	

St. Louis Cardinals @ Chicago Cubs
Wrigley Field, Chicago, IL
Fri Aug 30 2002, 2:20 PM CDT
Att: 36,311 - Sunny - 75 F

AB	34
R	3
H	8
RBI	3
BB	4
SO	5
LOB	16



Batter	1	2	3	4	5	6	7	8	9	AB	R	H	RBI	BB	SO	LOB	TOP				
Fernando Vina, L (1.4) OBP: 0.332, SLG: 0.336	F8		1B	P3		G3-1		F8		5	1	1	0	0	0	1					
Edgar Renteria, R (1.6) OBP: 0.356, SLG: 0.434	G6-3		1B	G5-3		L7		G4-3		4	1	1	0	1	0	0					
15 Jim Edmonds, L (1.8) OBP: 0.413, SLG: 0.568	K		1B	F8		HR		G4-3		5	2	2	2	0	1	1					
J.D. Drew, L (1.9) OBP: 0.362, SLG: 0.430			2B	HR		HBP		1B		4	2	3	1	0	1	0					
27 Scott Rolen, R (1.5) OBP: 0.360, SLG: 0.477	G5-3		1B	HR		K		2B		4	1	1	0	1	1	2					
Eduardo Perez, R (1.3) OBP: 0.288, SLG: 0.469	SF9		K	K		F9		K		3	1	0	1	1	2	6					
Eli Marrero, R (1.7) OBP: 0.321, SLG: 0.428			HR	K		K		1B		3	1	2	4	1	1	1					
Mike Matheny, R (1.2) OBP: 0.291, SLG: 0.311	K		F8	F8		K		SH1-3		3	0	0	0	0	2	1					
Andy Benes, R (1.1) OBP: 0.208, SLG: 0.375			L7	L7		K		SF7		2	1	1	1	0	0	0					
Tino Martinez, L (6, PH) OBP: 0.340, SLG: 0.423										1	0	0	0	0	1	0					
Steve Kline, S (6, PH) OBP: 0.303, SLG: 0.364										0	0	0	0	0	0	0					
Kerry Robinson, L (8, PH) OBP: 0.303, SLG: 0.364										0	0	0	1	0	0	0					
Mike Crudate, R (8.1) OBP: 0.303, SLG: 0.364										0	0	0	0	0	0	0					
Inning Stats	R: 0 E: 0 K: 1 S: 10	H: 0 LOB: 0 BB: 0 P: 14	R: 1 E: 0 K: 1 S: 11	H: 1 LOB: 1 BB: 1 P: 20	R: 6 E: 0 K: 1 S: 18	H: 5 LOB: 0 BB: 1 P: 30	R: 1 E: 0 K: 0 S: 7	H: 1 LOB: 0 BB: 0 P: 9	R: 0 E: 0 K: 2 S: 14	H: 0 LOB: 1 BB: 0 P: 19	R: 0 E: 0 K: 1 S: 9	H: 0 LOB: 0 BB: 0 P: 13	R: 1 E: 0 K: 1 S: 11	H: 1 LOB: 0 BB: 0 P: 14	R: 0 E: 0 K: 1 S: 8	H: 2 LOB: 2 BB: 1 P: 12	1B: 6 2B: 2 3B: 0 HR: 3	SF: 2 SAC: 1 DP: 1 HBP: 1	WP: 0 PB: 1 SB: 0 CS: 0	PA: 42	
PITCHER	IP	WLS	BF	H	R	ER	SO	BB	IBB	HBP	BLK	WP	HR	S	P	ERA	WHIP				
Jason Bere, R (1.1) ERA: 5.67	4.0	L	21	7	8	7	3	2	0	0	0	0	2	46	73	15.75	2.250				
Will Cunnane, R (5.1) ERA: 3.55	3.0		11	1	1	1	5	0	0	1	0	0	1	34	46	3.00	0.333				
Kyle Farnsworth, R (8.1) ERA: 6.75	1.0		5	1	1	1	0	1	0	0	0	0	0	9	18	9.00	2.000				
Antonio Alfonseca, R (9.1) ERA: 4.1	1.0		5	2	0	0	1	1	0	0	0	0	0	8	12	0.00	3.000				

St. Louis Cardinals @ Chicago Cubs
Wrigley Field, Chicago, IL
Sat Aug 31 2002, 7:05 PM CDT
Att: 37,639 - Sunny - 71 F

AB 34
R 10
H 11
RBI 10
BB 4
SO 9
LOB 12



Batter	1	2	3	4	5	6	7	8	9	AB	R	H	RBI	BB	SO	LOB	BOTTOM					
Bobby Hill, S (1.4) OBP: 0.319, SLG: 0.333	F8		2B		BB	1B		G4-3		5	1	3	1	0	0	0						
Corey Patterson, L (1.8) OBP: 0.290, SLG: 0.403	L8		F8		P5	E6		G4-3		5	0	1	1	0	0	3						
Antonio Alfonseca, R (9.1) OBP: 0.667, SLG: 0.667										0	0	0	0	0	0	0						
Angel Echevarria, R (1.3) OBP: 0.354, SLG: 0.458	1B		BB		SF8	L1-3		L9		2	0	1	1	2	0	2						
Moises Alou, R (1.9) OBP: 0.332, SLG: 0.411	1B		F8		BB	1B		L9		3	0	1	0	2	0	3						
Mark Bellhorn, S (1.6) OBP: 0.378, SLG: 0.546	F8		G1-3		BB	1B		K		4	0	1	1	1	1	3						
Roosevelt Brown, L (1.7) OBP: 0.272, SLG: 0.307	G4-3		G3		L4			K		5	0	0	0	0	1	4						
Bill Mueller, S (1.5) OBP: 0.347, SLG: 0.384	K		BB		1B	1B		F3		3	1	1	0	1	1	0						
Todd Hundley, S (1.2) OBP: 0.282, SLG: 0.397	K		L8		L8			K		4	0	0	0	0	2	2						
Jason Bere, R (1.1) OBP: 0.125, SLG: 0.208			K		1B	1B		K		1	0	0	0	0	1	0						
Will Cunnane, R (5.1) OBP: 0.667, SLG: 0.500										1	2	1	0	1	0	0						
Kyle Farnsworth, R (8.1) OBP: 0.303, SLG: 0.364										0	0	0	0	0	0	0						
Chad Hermansen, R (8, PH) OBP: 0.274, SLG: 0.373					1B	1B		K		1	0	0	0	0	1	0						
Inning Stats	R: 0 E: 0 K: 0 S: 17	H: 1 LOB: 2 BB: 1 P: 30	R: 0 E: 0 K: 2 S: 9	H: 0 LOB: 0 BB: 0 P: 15	R: 0 E: 0 K: 1 S: 10	H: 1 LOB: 2 BB: 1 P: 17	R: 0 E: 0 K: 0 S: 14	H: 0 LOB: 1 BB: 1 P: 24	R: 1 E: 0 K: 0 S: 17	H: 1 LOB: 3 BB: 3 P: 33	R: 3 E: 1 K: 0 S: 11	H: 5 LOB: 2 BB: 1 P: 22	R: 0 E: 0 K: 1 S: 7	H: 0 LOB: 0 BB: 0 P: 12	R: 0 E: 0 K: 1 S: 8	H: 0 LOB: 1 BB: 0 P: 12	R: 0 E: 0 K: 2 S: 9	H: 1 LOB: 1 BB: 0 P: 14	1B: 7 2B: 2 3B: 0 HR: 0	SF: 1 SAC: 0 DP: 0 HBP: 0	WP: 0 PB: 0 SB: 0 CS: 0	PA: 42
PITCHER	IP	WLS	BF	H	R	ER	SO	BB	IBB	HBP	BLK	WP	HR	S	P	ERA	WHIP					
Andy Benes, R (1.1) ERA: 3.34	5.0	W	24	3	1	1	3	6	0	0	0	0	0	67	119	1.80	1.800					
Steve Kline, L (6.1) ERA: 4.5	2.0		11	5	3	3	1	1	0	0	0	0	0	18	34	13.50	3.000					
Mike Crudate, R (8.1) ERA: 1.83	2.0		7	1	0	0	3	0	0	0	0	0	0	17	26	0.00	0.500					

St. Louis Cardinals @ Chicago Cubs
Wrigley Field, Chicago, IL
Sat Aug 31 2002, 7:05 PM CDT
Att: 37,639 - Sunny - 71 F

AB 34
R 4
H 9
RBI 4
BB 7
SO 7
LOB 17



Batter	1	2	3	4	5	6	7	8	9	AB	R	H	RBI	BB	SO	LOB	TOP																			
Fernando Vina, L OBP: 0.331, SLG: 0.335	F9		F7				F9		B4-3	5	0	1	0	0	0	1																				
Edgar Renteria, R OBP: 0.354, SLG: 0.430	G6-3			E8 15 1B 5 G6-4-3			F9			4	1	0	0	0	0	2																				
15 Jim Edmonds, L OBP: 0.412, SLG: 0.565	F7									4	0	1	0	0	0	0																				
5 Albert Pujols, R OBP: 0.393, SLG: 0.568		F8		G6-4-3			G4-3		G3	4	0	1	0	0	0	1																				
27 Scott Rolen, R OBP: 0.361, SLG: 0.476		F2								4	0	1	0	0	0	1																				
J.D. Drew, L OBP: 0.365, SLG: 0.439										3	1	1	0	1	0	1																				
Kerry Robinson, L OBP: 0.303, SLG: 0.364										2	1	1	2	1	0	1																				
Eli Marrero, R OBP: 0.320, SLG: 0.435										0	0	0	0	0	0	0																				
Mike Matheny, R OBP: 0.291, SLG: 0.311										4	1	1	1	0	2	3																				
Miguel Cairo, R OBP: 0.307, SLG: 0.374										3	0	1	0	0	1	0																				
Chuck Finley, L OBP: 0.087, SLG: 0.130										1	0	0	0	0	0	0																				
Rick White, R										0	0	0	0	0	0	0																				
Ivan Cruz, L										1	0	0	0	0	0	0																				
Inning Stats	R: 0 H: 0 E: 0 K: 0 S: 8	H: 0 LOB: 0 BB: 0 P: 11	R: 0 H: 0 E: 0 K: 1 S: 8	H: 0 LOB: 1 BB: 1 P: 14	R: 0 H: 0 E: 0 K: 2 S: 8	H: 0 LOB: 0 BB: 0 P: 12	R: 3 H: 3 E: 1 K: 0 S: 13	H: 3 LOB: 0 BB: 0 P: 20	R: 0 H: 1 E: 0 K: 1 S: 12	H: 1 LOB: 1 BB: 0 P: 20	R: 1 H: 2 E: 0 K: 0 S: 10	H: 2 LOB: 1 BB: 0 P: 14	R: 0 H: 0 E: 0 K: 1 S: 10	H: 0 LOB: 2 BB: 1 P: 20	R: 0 H: 0 E: 0 K: 0 S: 7	H: 0 LOB: 0 BB: 0 P: 11	1B: 5 2B: 0 3B: 0 HR: 2	SF: 0 SAC: 1 DP: 1 HBP: 1	WP: 0 PA: 37 PB: 0 SB: 0 CS: 0																	
PITCHER	IP	WLS	BF	H	R	ER	SO	BB	IBB	HBP	BLK	WP	HR	S	P	ERA	WHIP	PITCHER		IP	WLS	BF	H	R	ER	SO	BB	IBB	HBP	BLK	WP	HR	S	P	ERA	WHIP
Alan Benes, R ERA: 0.73	(1, 1)	7.0	29	7	4	1	4	1	0	0	0	0	2	66	100	1.29	1.143																			
Juan Cruz, R ERA: 4.15	(8, 1)	1.0	5	0	0	0	1	1	0	1	0	0	0	10	20	0.00	1.000																			
Antonio Alfonseca, R ERA: 4.03	(9, 1)	1.0	3	0	0	0	0	0	0	0	0	0	0	7	11	0.00	0.000																			

St. Louis Cardinals @ Chicago Cubs
Wrigley Field, Chicago, IL
Sun Sep 01 2002, 1:20 PM CDT
Att: 37,739 - Sunny - 74 F

AB 33
R 4
H 7
RBI 3
BB 2
SO 5
LOB 9



Batter	1	2	3	4	5	6	7	8	9	AB	R	H	RBI	BB	SO	LOB	BOTTOM																			
Bobby Hill, S OBP: 0.308, SLG: 0.321	F9									4	0	0	0	0	1	1																				
Juan Cruz, R OBP: 0.143, SLG: 0.143										0	0	0	0	0	0	0																				
Bill Mueller, S OBP: 0.347, SLG: 0.384										0	0	0	0	0	0	0																				
Chad Hermansen, R OBP: 0.274, SLG: 0.371										4	0	1	0	0	2	0																				
Angel Echevarria, R OBP: 0.360, SLG: 0.493										3	1	1	1	1	1	1																				
Fred McGriff, L OBP: 0.350, SLG: 0.501										2	1	0	0	2	2	2																				
Corey Patterson, L OBP: 0.290, SLG: 0.403										0	1	0	0	0	0	0																				
Chris Stynes, R OBP: 0.320, SLG: 0.381										3	0	0	0	0	1	2																				
Alex Gonzalez, R OBP: 0.311, SLG: 0.418										4	1	3	1	0	0	0																				
Roosevelt Brown, L OBP: 0.277, SLG: 0.303										2	1	0	0	2	1	1																				
Antonio Alfonseca, R OBP: 0.667, SLG: 0.667										0	0	0	0	0	0	0																				
Joe Girardi, R OBP: 0.273, SLG: 0.297										3	0	1	2	0	1	2																				
Alan Benes, R										2	0	0	0	0	2	1																				
Mark Bellhorn, S										1	0	0	0	0	1	0																				
Inning Stats	R: 0 H: 1 E: 0 K: 2 S: 10	H: 2 LOB: 1 BB: 1 P: 15	R: 2 H: 2 E: 0 K: 1 S: 15	H: 2 LOB: 1 BB: 1 P: 22	R: 0 H: 0 E: 0 K: 1 S: 7	H: 0 LOB: 0 BB: 1 P: 14	R: 0 H: 0 E: 0 K: 2 S: 9	H: 0 LOB: 0 BB: 0 P: 15	R: 0 H: 0 E: 0 K: 3 S: 11	H: 0 LOB: 0 BB: 0 P: 15	R: 1 H: 1 E: 0 K: 1 S: 16	H: 1 LOB: 2 BB: 2 P: 28	R: 0 H: 0 E: 0 K: 2 S: 9	H: 0 LOB: 0 BB: 0 P: 13	R: 2 H: 2 E: 0 K: 0 S: 11	H: 2 LOB: 1 BB: 1 P: 20	1B: 4 2B: 1 3B: 0 HR: 1	SF: 0 SAC: 1 DP: 1 HBP: 0	WP: 1 PA: 34 PB: 0 SB: 1 CS: 0																	
PITCHER	IP	WLS	BF	H	R	ER	SO	BB	IBB	HBP	BLK	WP	HR	S	P	ERA	WHIP	PITCHER		IP	WLS	BF	H	R	ER	SO	BB	IBB	HBP	BLK	WP	HR	S	P	ERA	WHIP
Chuck Finley, L ERA: 4.15	(1, 1)	7.0	31	5	5	5	12	5	0	0	0	0	1	80	131	6.43	1.429																			
Rick White, R ERA: 5.29	(8, 1)	1.0	3	1	0	0	0	0	0	0	0	0	0	8	11	0.00	1.000																			

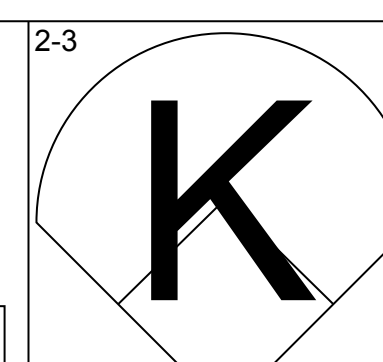
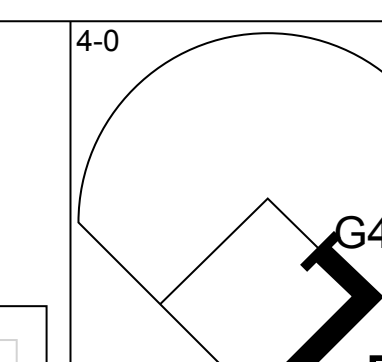
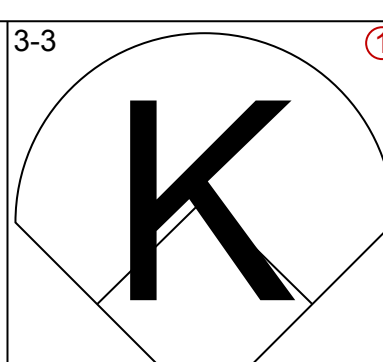
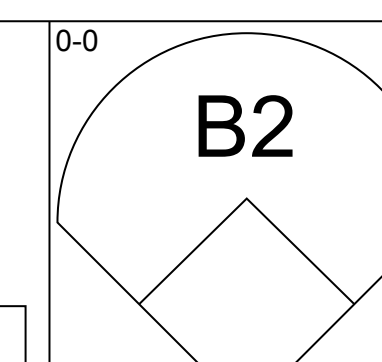

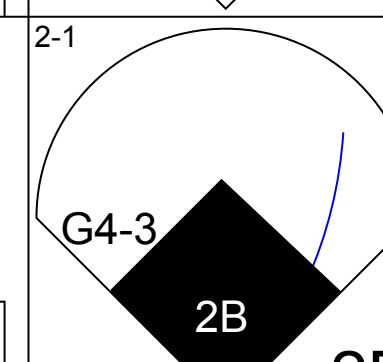
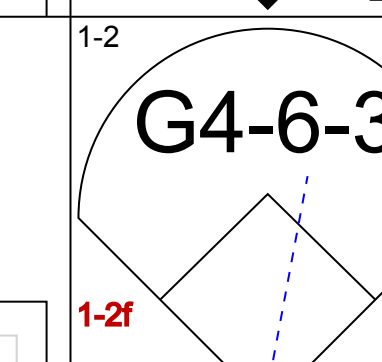
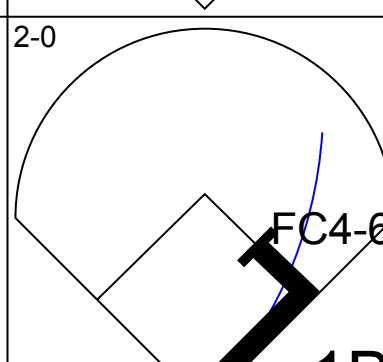
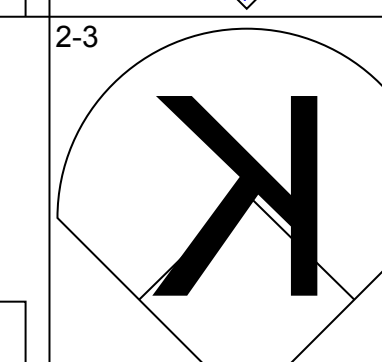
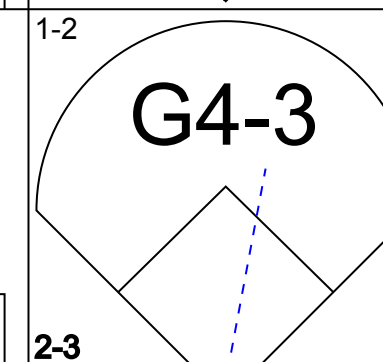

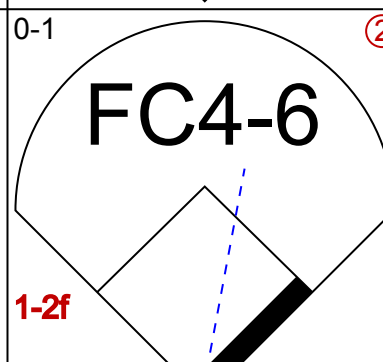
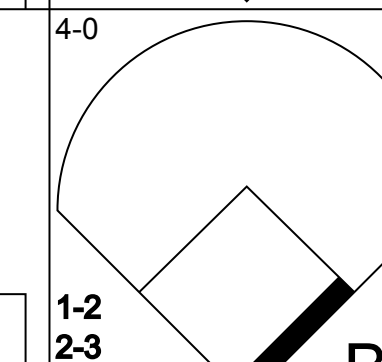
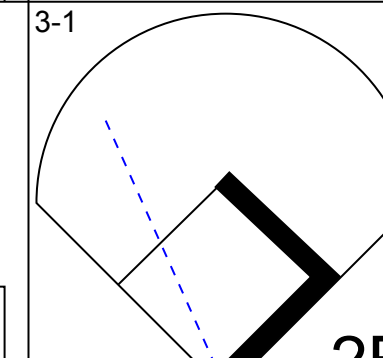
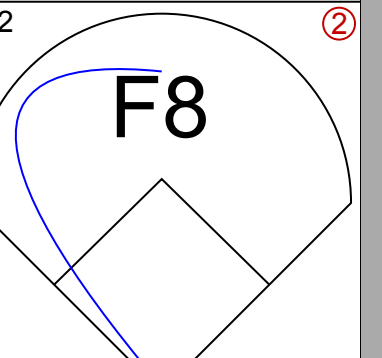
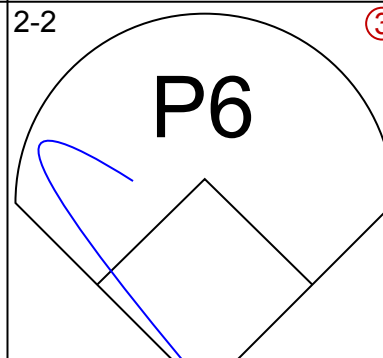
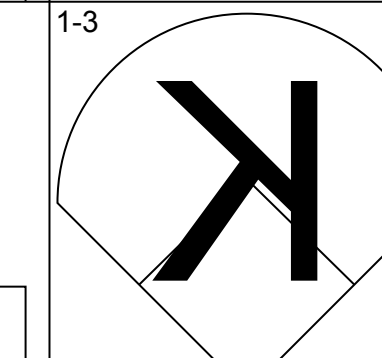
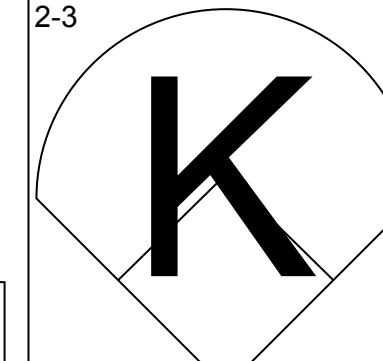
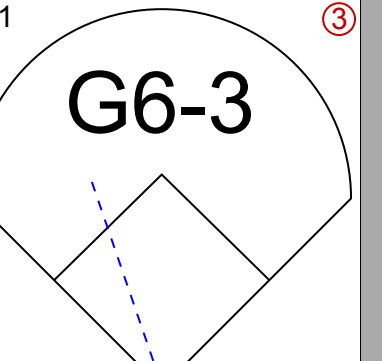
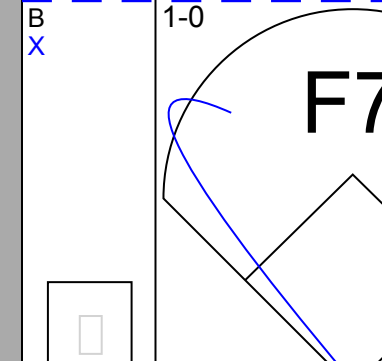
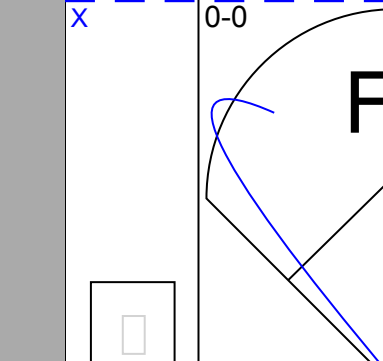
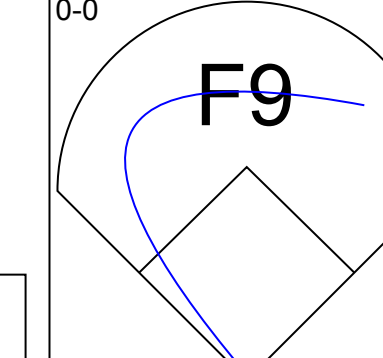
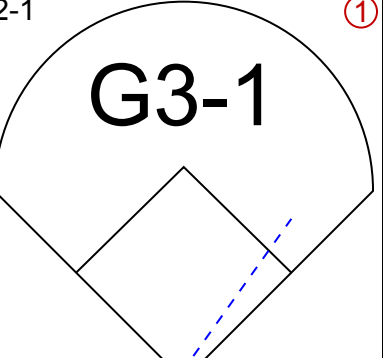
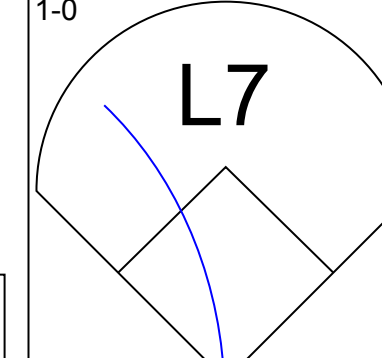
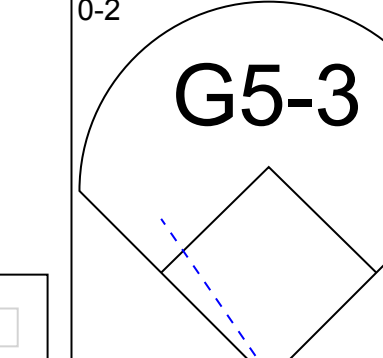
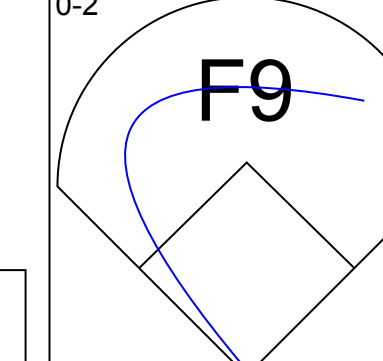
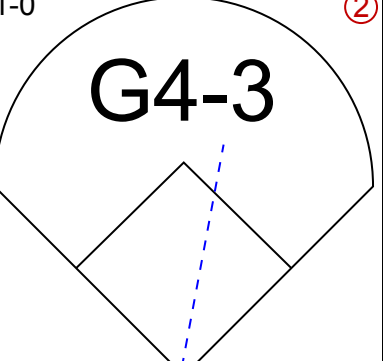
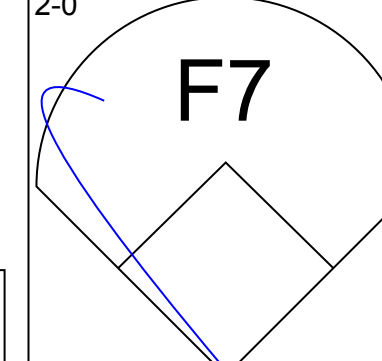
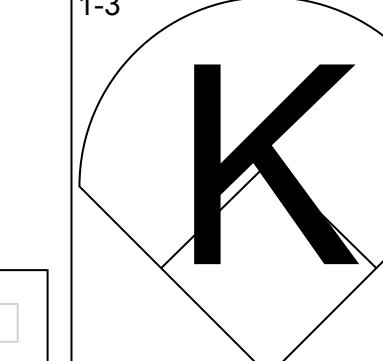
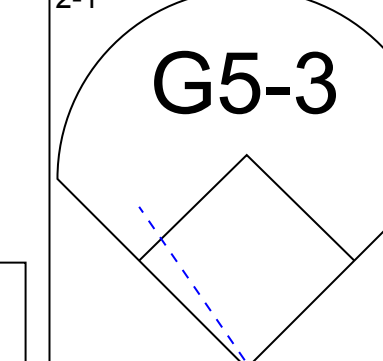
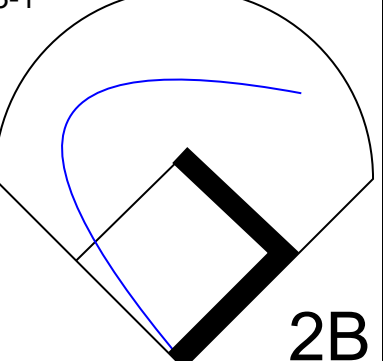
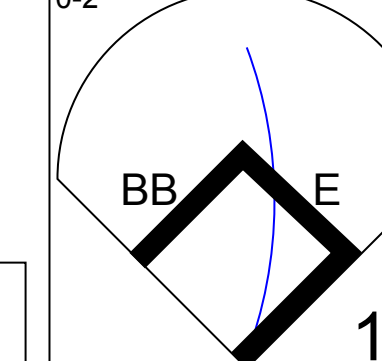
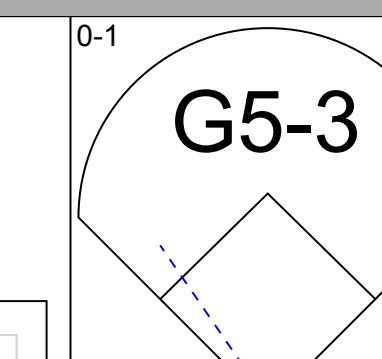
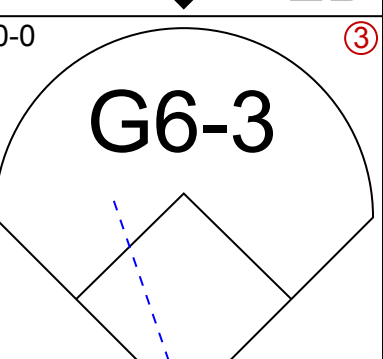
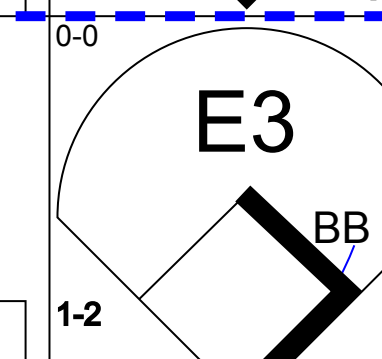
St. Louis Cardinals @ Chicago Cubs
Wrigley Field, Chicago, IL
Sun Sep 01 2002, 1:20 PM CDT
Att: 37,739 - Sunny - 74 F

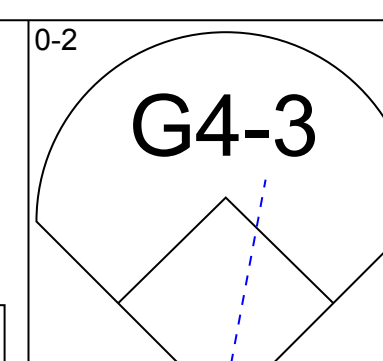
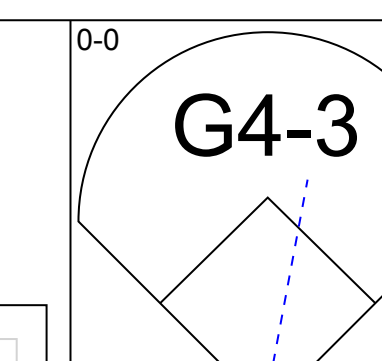
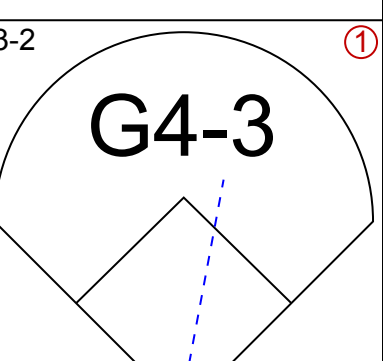
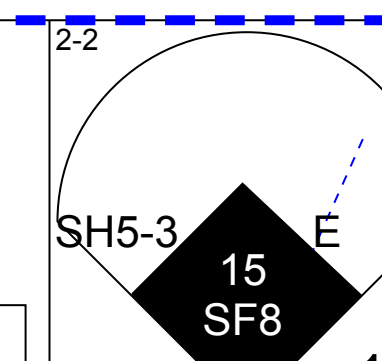

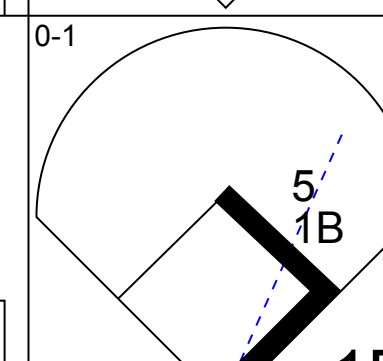
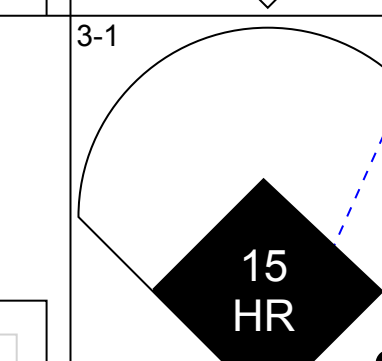
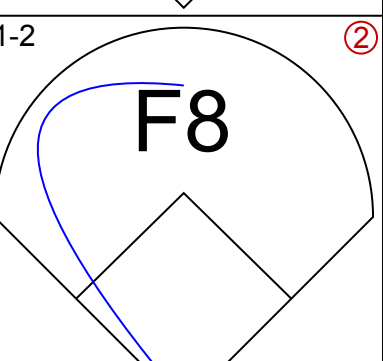
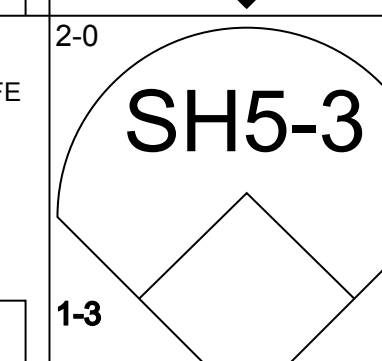
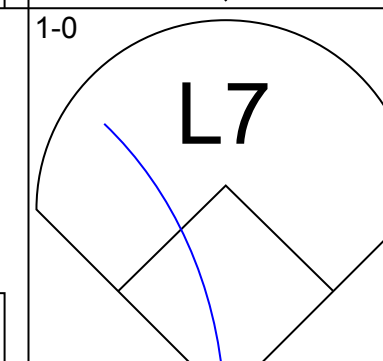
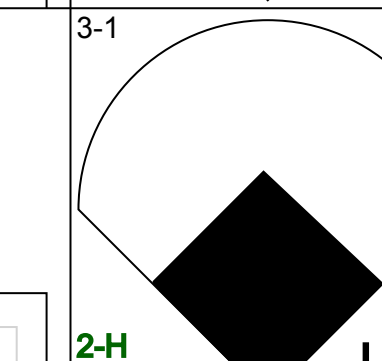
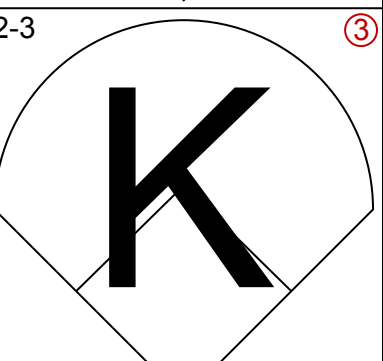
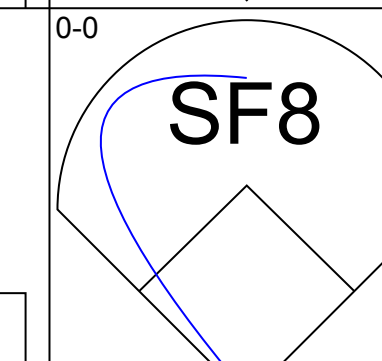
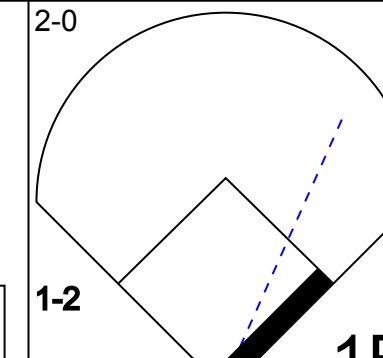
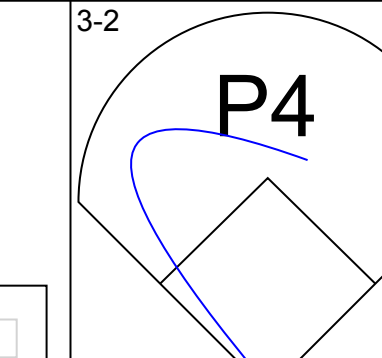
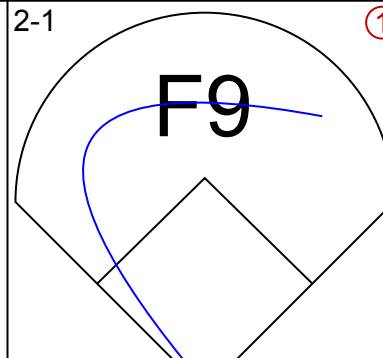
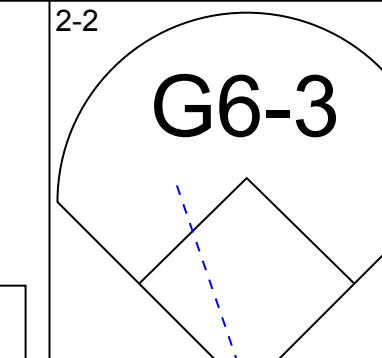
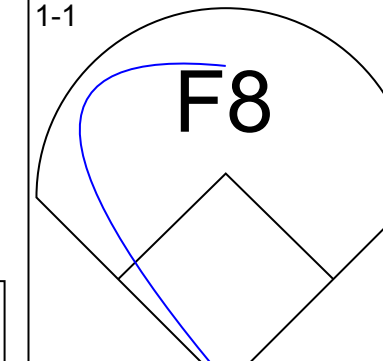
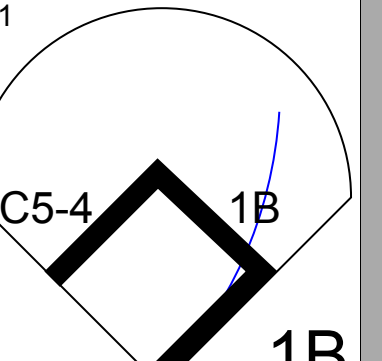
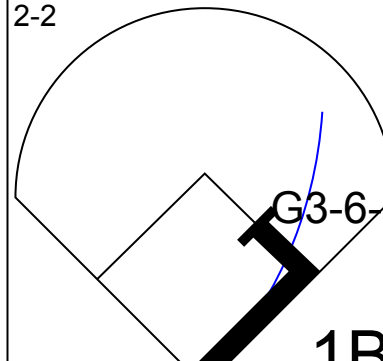
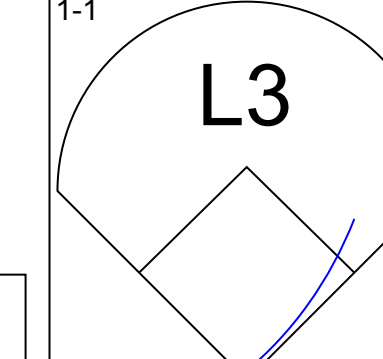
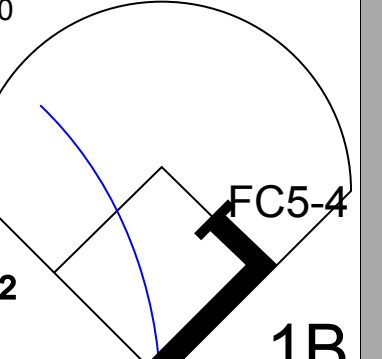
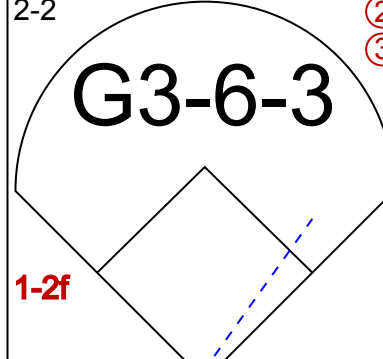
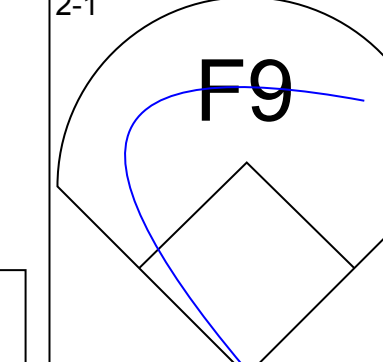
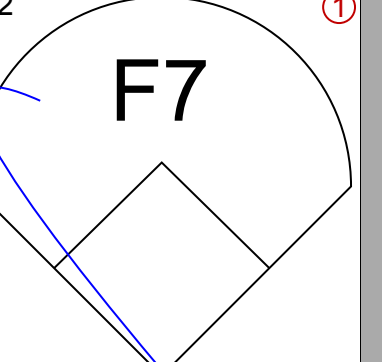
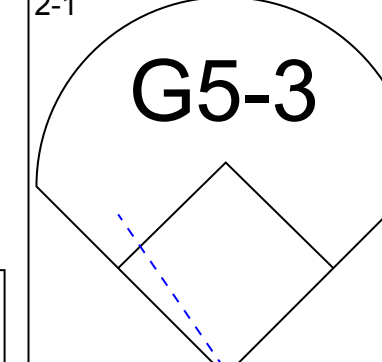
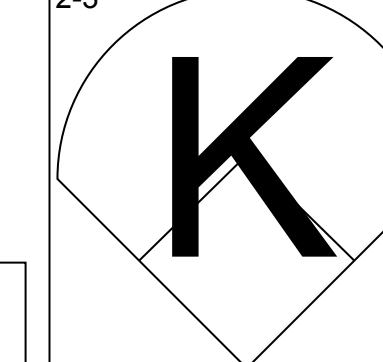
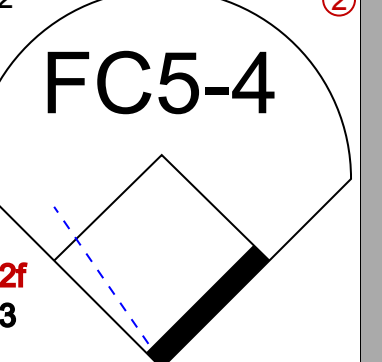
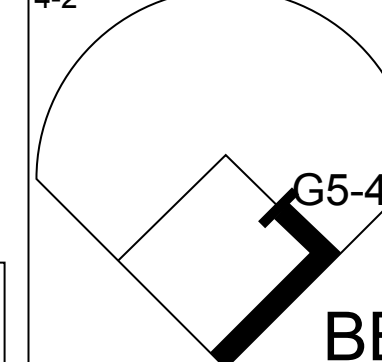
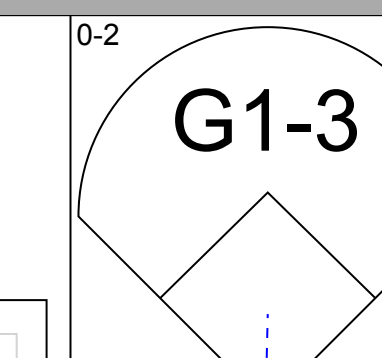

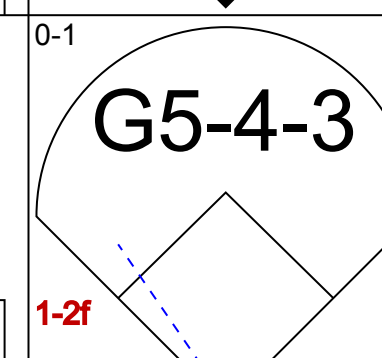
AB 28
R 5
H 6
RBI 4
BB 5
SO 12
LOB 10



Batter	1	2	3	4	5	6	7	8	9	AB	R	H	RBI	BB	SO	LOB	TOP					
Todd Walker, L (1, 4) OBP: 0.333, SLG: 0.404										5	0	2	0	0	0	3	<p>Cincinnati Reds @ St. Louis Cardinals Busch Stadium, St. Louis, MO Mon Sep 02 2002, 1:10 PM CDT Att: 37,064 - Cloudy - 91 F</p> <p>livebaseballscores.com</p> <p>AB 36 R 5 H 12 RBI 5 BB 3 SO 6 LOB 17</p>					
Barry Larkin, R (1, 6) OBP: 0.304, SLG: 0.372										4	2	1	0	0	1							
Adam Dunn, L (1, 7) OBP: 0.418, SLG: 0.489										4	1	3	1	1	1	0						
Aaron Boone, R (1, 5) OBP: 0.312, SLG: 0.445										5	2	2	3	0	1	3						
Sean Casey, L (1, 3) OBP: 0.338, SLG: 0.368										5	0	0	0	0	3							
Jose Guillen, R (1, 9) OBP: 0.294, SLG: 0.362										3	0	2	1	1	0	0						
Reggie Taylor, L (1, 8) OBP: 0.295, SLG: 0.475										3	0	1	0	0	1	1						
Jason LaRue, R (1, 2) OBP: 0.315, SLG: 0.369										3	0	1	0	1	1	0						
Shawn Estes, R (1, 1) OBP: 0.071, SLG: 0.167										3	0	0	0	0	2	6						
Joey Hamilton, R (6, 1) OBP: 0.214, SLG: 0.296										1	0	0	0	0	0	0						
Danny Graves, R (9, 1)										0	0	0	0	0	0	0						
Inning Stats	R: 3 E: 0 K: 0 S: 19	H: 4 LOB: 1 BB: 0 P: 28	R: 0 E: 0 K: 2 S: 8	H: 0 LOB: 0 BB: 0 P: 10	R: 0 E: 0 K: 1 S: 13	H: 1 LOB: 1 BB: 0 P: 19	R: 0 E: 0 K: 0 S: 9	H: 1 LOB: 3 BB: 1 P: 19	R: 2 E: 0 K: 1 S: 14	H: 5 LOB: 3 BB: 1 P: 27	R: 0 E: 0 K: 1 S: 6	H: 0 LOB: 0 BB: 0 P: 9	R: 0 E: 0 K: 0 S: 4	H: 0 LOB: 0 BB: 0 P: 4	R: 0 E: 0 K: 1 S: 5	H: 0 LOB: 0 BB: 0 P: 7	R: 0 E: 0 K: 0 S: 11	H: 1 LOB: 2 BB: 1 P: 23	1B: 7 2B: 5 3B: 0 HR: 1	SF: 0 SAC: 1 DP: 1 HBP: 1	WP: 1 PB: 0 SB: 1 CS: 1	PA: 41
PITCHER	IP WLS BF H R ER SO BB IBB HBP BLK WP HR S P ERA WHIP																					
Garrett Stephenson, R (1, 1) ERA: 6.35	4.1 L 22 9 5 5 3 1 0 1 0 0 1 1 55 85 10.38 2.308																					
Mike Crudale, R (5, 1) ERA: 1.8	0.2 5 2 0 0 1 0 1 0 0 0 0 0 8 18 0.00 3.000																					
Jeff Fassero, L (6, 1) ERA: 5.91	2.0 6 0 0 0 1 0 0 0 0 0 0 0 10 13 0.00 0.000																					
Steve Kline, L (8, 1) ERA: 4.4	2.0 8 1 0 0 1 1 0 0 0 0 0 0 16 30 0.00 1.000																					

Batter	1	2	3	4	5	6	7	8	9	AB	R	H	RBI	BB	SO	LOB	BOTTOM					
Fernando Vina, L (1, 4) OBP: 0.333, SLG: 0.334										1	1	0	0	1	1	0	<p>Cincinnati Reds @ St. Louis Cardinals Busch Stadium, St. Louis, MO Mon Sep 02 2002, 1:10 PM CDT Att: 37,064 - Cloudy - 91 F</p> <p>livebaseballscores.com</p> <p>AB 29 R 3 H 6 RBI 3 BB 2 SO 7 LOB 11</p>					
Miguel Cairo, R (1, 7) OBP: 0.305, SLG: 0.371										4	0	1	0	0	1	2						
27 Scott Rolen, R (1, 5) OBP: 0.358, SLG: 0.472										4	0	0	0	0	3							
5 Albert Pujols, R (1, 3) OBP: 0.390, SLG: 0.564										3	0	0	1	0	1	0						
Eduardo Perez, R (1, 9) OBP: 0.295, SLG: 0.477										2	1	1	0	1	0	2						
15 Jim Edmonds, L (9, PH) OBP: 0.411, SLG: 0.563										1	0	0	0	0	1	0						
Edgar Renteria, R (1, 6) OBP: 0.395, SLG: 0.433										4	1	2	0	0	0	0						
Eli Marrero, R (1, 8) OBP: 0.322, SLG: 0.439										4	0	2	2	0	2	2						
Mike DiFelice, R (1, 2) OBP: 0.281, SLG: 0.362										2	0	0	0	0	1	2						
J.D. Drew, L (7, PH) OBP: 0.364, SLG: 0.438										1	0	0	0	0	1	0						
Garrett Stephenson, R (1, 1) ERA: 4.56										1	0	0	0	0	1	0						
Mike Crudale, R (5, 1) ERA: 1.8										0	0	0	0	0	0	0						
Kerry Robinson, L (5, PH) OBP: 0.200, SLG: 0.365										1	0	0	0	0	0	0						
Jeff Fassero, L (6, 1) ERA: 5.91										0	0	0	0	0	0	0						
Ivan Cruz, L (7, PH) OBP: 0.333, SLG: 0.333										1	0	0	0	0	0	0						
Steve Kline, S (8, 1) ERA: 4.4										0	0	0	0	0	0	0						
Inning Stats	R: 1 E: 1 K: 0 S: 7	H: 1 LOB: 1 BB: 0 P: 11	R: 0 E: 0 K: 0 S: 12	H: 1 LOB: 0 BB: 0 P: 18	R: 0 E: 0 K: 1 S: 8	H: 0 LOB: 1 BB: 1 P: 21	R: 2 E: 0 K: 2 S: 13	H: 3 LOB: 0 BB: 0 P: 20	R: 0 E: 0 K: 0 S: 2	H: 0 LOB: 0 BB: 0 P: 6	R: 0 E: 0 K: 0 S: 16	H: 1 LOB: 2 BB: 1 P: 26	R: 0 E: 0 K: 2 S: 8	H: 0 LOB: 0 BB: 0 P: 10	R: 0 E: 0 K: 1 S: 6	H: 0 LOB: 0 BB: 0 P: 10	R: 0 E: 0 K: 1 S: 7	H: 0 LOB: 0 BB: 0 P: 8	1B: 3 2B: 3 3B: 0 HR: 0	SF: 1 SAC: 0 DP: 2 HBP: 2	WP: 1 PB: 0 SB: 0 CS: 1	PA: 34
PITCHER	IP WLS BF H R ER SO BB IBB HBP BLK WP HR S P ERA WHIP																					
Shawn Estes, L (1, 1) ERA: 4.56	5.2 W 24 6 3 3 3 2 0 0 0 0 0 0 18 25 0.00 0.000																					
Joey Hamilton, R (6, 1) ERA: 5.29	2.1 H 7 0 0 0 3 0 0 0 0 0 0 0 18 25 0.00 0.000																					
Danny Graves, R (9, 1) ERA: 3.4	1.0 S 3 0 0 0 1 0 0 0 0 0 0 0 7 8 0.00 0.000																					

Batter	1	2	3	4	5	6	7	8	9	AB	R	H	RBI	BB	SO	LOB	TOP		
Todd Walker, L (1, 4) OBP: 0.333, SLG: 0.402 Juan Castro, R (8, PH) OBP: 0.227, SLG: 0.197 (8, 4)										2	0	0	0	1	2	0	<p>Cincinnati Reds @ St. Louis Cardinals Busch Stadium, St. Louis, MO Tue Sep 03 2002, 7:10 PM CDT Att: 26,641 - Cloudy - 89 F</p> <p>livebaseballscores.com</p> <p>AB 32 R 1 H 5 RBI 1 BB 2 SO 7 LOB 14</p> 		
Barry Larkin, R (1, 6) OBP: 0.305, SLG: 0.375										4	1	2	0	0	1	3			
Adam Dunn, L (1, 7) OBP: 0.417, SLG: 0.486										3	0	0	0	1	2				
Aaron Boone, R (1, 5) OBP: 0.312, SLG: 0.446										4	0	1	1	0	1	4			
Sean Casey, L (1, 3) OBP: 0.335, SLG: 0.364										4	0	0	0	0	1	1			
Jose Guillen, R (1, 9) OBP: 0.287, SLG: 0.352										4	0	0	0	0	0	0			
Reggie Taylor, L (1, 8) OBP: 0.290, SLG: 0.466										4	0	0	0	0	1	0			
Jason LaRue, R (1, 2) OBP: 0.318, SLG: 0.375										3	0	2	0	0	0	0			
Jimmy Haynes, R (1, 1) OBP: 0.294, SLG: 0.226 Russell Branyan, L (8, PH) OBP: 0.315, SLG: 0.435 Brandon Larson, R (8, PH) OBP: 0.382, SLG: 0.549 Ryan Dempster, R (8, PH) OBP: 0.189, SLG: 0.216 Scott Williamson, R (8, 1)										2	0	0	0	0	0	1			
Inning Stats	R: 1 E: 0 K: 2 S: 13	H: 2 LOB: 1 BB: 0 P: 23	R: 0 E: 0 K: 0 S: 6	H: 0 LOB: 0 BB: 0 P: 8	R: 0 E: 0 K: 0 S: 9	H: 0 LOB: 0 BB: 0 P: 14	R: 0 E: 0 K: 1 S: 8	H: 1 LOB: 1 BB: 0 P: 13	R: 0 E: 0 K: 1 S: 12	H: 1 LOB: 1 BB: 0 P: 19	R: 0 E: 0 K: 0 S: 3	H: 0 LOB: 0 BB: 0 P: 7	R: 0 E: 1 K: 2 S: 11	H: 1 LOB: 3 BB: 1 P: 18	R: 0 E: 0 K: 1 S: 7	H: 0 LOB: 0 BB: 0 P: 8		1B: 2 2B: 3 3B: 0 HR: 0	SF: 0 SAC: 0 DP: 1 HBP: 0
PITCHER	IP WLS BF H R ER SO BB IBB HBP BLK WP HR S P ERA WHIP																		
Woody Williams, R (1, 1) ERA: 2.7	6.0 W 22 4 1 1 4 1 0 0 0 0 0 0 54 89 1.50 0.833																		
Jeff Fassero, L (7, 1) ERA: 5.81	1.0 H 3 0 0 0 0 0 0 0 0 0 0 0 3 7 0.00 0.000																		
Rick White, R (8, 1) ERA: 5.29	0.0 1 1 0 0 0 0 0 0 0 0 0 0 3 3 ∞ ∞																		
Steve Kline, L (8, 1) ERA: 4.3	1.0 H 5 0 0 0 2 1 0 0 0 0 0 0 8 15 0.00 1.000																		
Dave Veres, R (9, 1) ERA: 3.49	1.0 S 3 0 0 0 1 0 0 0 0 0 0 0 7 8 0.00 0.000																		

Batter	1	2	3	4	5	6	7	8	9	AB	R	H	RBI	BB	SO	LOB	BOTTOM		
Fernando Vina, L (1, 4) OBP: 0.333, SLG: 0.333										4	1	1	0	0	0	0	<p>Cincinnati Reds @ St. Louis Cardinals Busch Stadium, St. Louis, MO Tue Sep 03 2002, 7:10 PM CDT Att: 26,641 - Cloudy - 89 F</p> <p>livebaseballscores.com</p> <p>AB 28 R 3 H 8 RBI 3 BB 1 SO 2 LOB 11</p> 		
J.D. Drew, L (1, 9) OBP: 0.367, SLG: 0.442									3	1	2	0	0	0	0	0			
15 Jim Edmonds, L (1, 8) OBP: 0.410, SLG: 0.569									3	1	1	3	0	1	1				
5 Albert Pujols, R (1, 7) OBP: 0.389, SLG: 0.562 Dave Veres, R (9, 1) OBP: 0.333, SLG: 0.333										4	0	1	0	0	0	0			
27 Scott Rolen, R (1, 5) OBP: 0.360, SLG: 0.473										3	0	2	0	0	0	2			
Tino Martinez, L (1, 3) OBP: 0.340, SLG: 0.422										3	0	1	0	0	0	1			
Edgar Renteria, R (1, 6) OBP: 0.353, SLG: 0.430										3	0	0	0	0	0	2			
Mike Matheny, R (1, 2) OBP: 0.292, SLG: 0.309										2	0	0	0	1	1	2			
Woody Williams, R (1, 1) OBP: 0.289, SLG: 0.480 Jeff Fassero, L (7, 1) ERA: 4.12 Edgar Renteria, R (7, PH) OBP: 0.329, SLG: 0.333 Rick White, R (8, 1) ERA: 5.29 Steve Kline, S (8, 1) Kerry Robinson, L (9, 7) OBP: 0.301, SLG: 0.361										2	0	0	0	0	0	2			
Inning Stats	R: 0 E: 0 K: 0 S: 9	H: 2 LOB: 2 BB: 0 P: 13	R: 0 E: 0 K: 1 S: 7	H: 0 LOB: 0 BB: 0 P: 12	R: 2 E: 0 K: 0 S: 11	H: 2 LOB: 0 BB: 0 P: 20	R: 0 E: 0 K: 0 S: 11	H: 2 LOB: 2 BB: 0 P: 16	R: 0 E: 0 K: 1 S: 9	H: 0 LOB: 0 BB: 0 P: 15	R: 0 E: 0 K: 0 S: 8	H: 1 LOB: 0 BB: 0 P: 14	R: 0 E: 0 K: 0 S: 7	H: 0 LOB: 0 BB: 1 P: 13	R: 1 E: 1 K: 0 S: 8	H: 1 LOB: 0 BB: 0 P: 14		1B: 6 2B: 1 3B: 0 HR: 1	SF: 1 SAC: 1 DP: 2 HBP: 0
PITCHER	IP WLS BF H R ER SO BB IBB HBP BLK WP HR S P ERA WHIP																		
Jimmy Haynes, R (1, 1) ERA: 4.12	7.0 L 27 7 2 2 2 1 0 0 0 0 0 0 62 103 2.57 1.143																		
Scott Williamson, R (8, 1) ERA: 3.26	1.0 4 1 1 0 0 0 0 0 0 0 0 0 8 14 0.00 1.000																		


Batter	1	2	3	4	5	6	7	8	9	AB	R	H	RBI	BB	SO	LOB	TOP											
Todd Walker, L (1.4) OBP: 0.334, SLG: 0.402	G6-3	1B				G4-3		F7		5	1	2	0	0	0	3	Cincinnati Reds @ St. Louis Cardinals Busch Stadium, St. Louis, MO Wed Sep 04 2002, 7:10 PM CDT Att: 25,363 - Sunny - 86 F											
Barry Larkin, R (1.6) OBP: 0.304, SLG: 0.373	F7	1B				K		FC4-6		5	0	1	1	0	1	3												
Adam Dunn, L (1.7) OBP: 0.415, SLG: 0.482	F9				L3				F9	4	0	0	0	1	1													
Aaron Boone, R (1.5) OBP: 0.314, SLG: 0.445						K				3	0	1	0	2	1	2												
Russell Branyan, L (1.3) OBP: 0.313, SLG: 0.430	FC5-4			G5-3		P4		FC3-6		4	1	0	0	1	1	3												
Jose Guillen, R (1.9) OBP: 0.290, SLG: 0.360			G5-3			1B		FC6-4		5	1	2	0	0	0	3												
Reggie Taylor, L (1.8) OBP: 0.303, SLG: 0.473										3	1	3	0	1	0	0												
Jason LaRue, R (1.2) OBP: 0.317, SLG: 0.383										4	1	1	4	0	2	5												
Ryan Dempster, R (1.1) OBP: 0.182, SLG: 0.208										2	0	0	0	0	1	2												
Juan Castro, R (6. PH) OBP: 0.239, SLG: 0.210										1	0	1	0	0	0	0												
Bruce Chen, L (6. PH) OBP: 0.333, SLG: 0.450										0	0	0	0	0	0	0												
Scott Sullivan, R (7.1) OBP: 0.299, SLG: 0.328										0	0	0	0	0	0	0												
Scott Williamson, R (7.1) OBP: 0.299, SLG: 0.328										0	0	0	0	0	0	0												
Ruben Mateo, R (6. PH) OBP: 0.299, SLG: 0.328										0	0	0	0	0	0	0												
Joey Hamilton, R (8.1) OBP: 0.274, SLG: 0.296										0	0	0	0	0	0	0												
Chris Reitsma, R (8.1) OBP: 0.153, SLG: 0.103										0	0	0	0	0	0	0												
Inning Stats	R: 0 E: 0 K: 0 S: 6	H: 0 LOB: 0 BB: 0 P: 9	R: 5 E: 0 K: 0 S: 18	H: 4 LOB: 2 BB: 3 P: 40	R: 0 E: 0 K: 1 S: 12	H: 1 LOB: 2 BB: 1 P: 17	R: 0 E: 0 K: 0 S: 5	H: 1 LOB: 0 BB: 0 P: 8	R: 0 E: 0 K: 2 S: 14	H: 2 LOB: 2 BB: 0 P: 17	R: 0 E: 0 K: 1 S: 8	H: 1 LOB: 1 BB: 0 P: 12	R: 0 E: 0 K: 1 S: 11	H: 0 LOB: 1 BB: 1 P: 18	R: 0 E: 0 K: 1 S: 12	H: 1 LOB: 2 BB: 0 P: 18	R: 0 E: 0 K: 1 S: 10	H: 1 LOB: 1 BB: 0 P: 14	1B: 9 2B: 2 3B: 0 HR: 1	SF: 0 SAC: 0 DP: 2 HBP: 1	WP: 0 PB: 0 SB: 1 CS: 0	PA: 42						
PITCHER	IP WLS BF H R ER SO BB IBB HBP BLK WP HR S P ERA WHIP											PITCHER	IP WLS BF H R ER SO BB IBB HBP BLK WP HR S P ERA WHIP															
Jamey Wright, R (1.1) ERA: 5.47	3.0	19	6	5	5	1	3	1	0	0	0	0	0	0	3	68	15.00	3.000										
Gabe Molina, R (4.1) ERA: 1.17	1.0	2	0	0	0	0	0	0	0	0	0	0	0	0	3	6	0.00	0.000										
Luther Hackman, R (5.1) ERA: 4.09	2.0	8	3	0	0	3	0	0	0	0	0	0	0	22	29	0.00	1.500											
Jeff Fassero, L (7.1) ERA: 5.71	1.0	4	0	0	0	1	1	0	0	0	0	0	0	11	18	0.00	1.000											
Steve Kline, L (8.1) ERA: 4.21	1.0	5	1	0	0	1	0	0	1	0	0	0	0	12	18	0.00	1.000											
PITCHER	IP WLS BF H R ER SO BB IBB HBP BLK WP HR S P ERA WHIP											PITCHER	IP WLS BF H R ER SO BB IBB HBP BLK WP HR S P ERA WHIP															
Dave Veres, R (9.1) ERA: 3.44	1.0	4	1	0	0	1	0	0	0	0	0	0	0	10	14	0.00	1.000											

Batter	1	2	3	4	5	6	7	8	9	AB	R	H	RBI	BB	SO	LOB	BOTTOM						
Fernando Vina, L (1.4) OBP: 0.332, SLG: 0.331	F5	FC4-6				G3-1		F8		4	0	0	0	1	0	5	Cincinnati Reds @ St. Louis Cardinals Busch Stadium, St. Louis, MO Wed Sep 04 2002, 7:10 PM CDT Att: 25,363 - Sunny - 86 F						
J.D. Drew, L (1.9) OBP: 0.366, SLG: 0.440										2	0	0	0	1	0	2							
27 Scott Rolen, R (6. PH) OBP: 0.362, SLG: 0.480										1	2	1	1	1	0	0							
15 Jim Edmonds, L (1.8) OBP: 0.410, SLG: 0.565										3	2	0	0	1	3	3							
5 Albert Pujols, R (1.5) OBP: 0.393, SLG: 0.566										5	2	4	1	0	0	2							
Tino Martinez, L (1.3) OBP: 0.343, SLG: 0.431										5	3	3	2	0	0	4							
Edgar Renteria, R (1.6) OBP: 0.353, SLG: 0.436										5	1	2	5	0	0	1							
Eli Marrero, R (1.7) OBP: 0.320, SLG: 0.434										4	0	0	0	1	0	2							
Mike DiFelice, R (1.2) OBP: 0.282, SLG: 0.361										3	0	1	0	0	0	0							
Kerry Robinson, L (7. PH) OBP: 0.259, SLG: 0.359										1	0	0	0	0	1	3							
Mike Matheny, R (8.2) OBP: 0.294, SLG: 0.312										1	0	1	1	0	0	0							
Jamey Wright, R (1.1) ERA: 5.47	5.0	26	6	5	5	2	4	0	0	0	0	0	0	0	0	0	0						
Bruce Chen, L (6.1) ERA: 5.77	1.0	4	1	1	1	2	0	0	0	0	1	10	12	9.00	1.000	0							
Scott Sullivan, R (7.1) ERA: 5.06	0.0	4	3	1	1	0	0	1	0	0	0	8	16	∞	∞	0							
Scott Williamson, R (7.1) ERA: 3.21	1.0	3	0	0	0	2	0	0	0	0	0	9	14	0.00	0.000	0							
Joey Hamilton, R (8.1) ERA: 5.5	0.2	7	2	3	3	0	1	0	1	0	0	8	15	40.50	4.500	0							
PITCHER	IP WLS BF H R ER SO BB IBB HBP BLK WP HR S P ERA WHIP											PITCHER	IP WLS BF H R ER SO BB IBB HBP BLK WP HR S P ERA WHIP										
Ryan Dempster, R (1.1) ERA: 5.66	5.0	26	6	5	5	2	4	0	0	0	0	0	0	0	0	0	0						
Bruce Chen, L (6.1) ERA: 5.77	1.0	4	1	1	1	2	0	0	0	0	1	10	12	9.00	1.000	0							
Scott Sullivan, R (7.1) ERA: 5.06	0.0	4	3	1	1	0	0	1	0	0	0	8	16	∞	∞	0							
Scott Williamson, R (7.1) ERA: 3.21	1.0	3	0	0	0	2	0	0	0	0	0	9	14	0.00	0.000	0							
Joey Hamilton, R (8.1) ERA: 5.5	0.2	7	2	3	3	0	1	0	1	0	0	8	15	40.50	4.500	0							
PITCHER	IP WLS BF H R ER SO BB IBB HBP BLK WP HR S P ERA WHIP											PITCHER	IP WLS BF H R ER SO BB IBB HBP BLK WP HR S P ERA WHIP										
Chris Reitsma, R (8.1) ERA: 3.91	0.1	1	0	0	0	0	0	0	0	0	0	1	1	0.00	0.000	0							


Batter	1	2	3	4	5	6	7	8	9	AB	R	H	RBI	BB	SO	LOB	TOP						
Bobby Hill, S OBP: 0.306, SLG: 0.314 (1,4)	G4-3		F8		FC6			K		4	0	0	0	0	1	1	Chicago Cubs @ St. Louis Cardinals Busch Stadium, St. Louis, MO Fri Sep 06 2002, 7:10 PM CDT Att: 38,661 - Cloudy - 89 F						
Corey Patterson, L OBP: 0.286, SLG: 0.395 (1,8)	K		F8			F8				4	0	1	0	0	1	0							
Sammy Sosa, R OBP: 0.412, SLG: 0.623 Chad Hermansen, R OBP: 0.271, SLG: 0.365 (7,9)	K			K		K		F7		3	0	0	0	0	3	0							
Fred McGriff, L OBP: 0.356, SLG: 0.507 Roosevelt Brown, L OBP: 0.271, SLG: 0.296 (6,7)		1B		G4-3					F5	3	0	2	0	0	0	0							
Moises Alou, R OBP: 0.344, SLG: 0.434 Pat Mahomes, R (6,1) Francis Beltran, R (8,1) Kevin Orte, R (9,PH)		1B							F8	3	0	2	0	0	1	1							
Mark Bellhorn, S OBP: 0.383, SLG: 0.544 (1,5)		1B		G4-3						4	1	2	0	0	0	1							
Alex Gonzalez, R OBP: 0.318, SLG: 0.440 (1,6)									HR	4	1	1	2	0	0	3							
Todd Hundley, S OBP: 0.295, SLG: 0.424 (1,2)										3	0	1	0	1	0	3							
Alan Benes, R (1,1) Jesus Sanchez, L (3,1) Will Cunnane, R OBP: 0.500, SLG: 0.333 Hee-Seop Choi, L (6,3)				L1						1	0	0	0	0	0	0							
Inning Stats	R: 0 E: 0 K: 2 S: 10	H: 0 LOB: 0 BB: 0 P: 14	R: 0 E: 0 K: 0 S: 11	H: 3 LOB: 2 BB: 0 P: 18	R: 0 E: 0 K: 0 S: 6	H: 0 LOB: 0 BB: 0 P: 9	R: 0 E: 0 K: 1 S: 9	H: 1 LOB: 1 BB: 0 P: 14	R: 0 E: 0 K: 0 S: 6	H: 0 LOB: 1 BB: 1 P: 11	R: 0 E: 0 K: 2 S: 8	H: 1 LOB: 0 BB: 0 P: 10	R: 0 E: 0 K: 0 S: 5	H: 0 LOB: 0 BB: 0 P: 7	R: 0 E: 0 K: 1 S: 9	H: 1 LOB: 1 BB: 0 P: 11		R: 2 E: 0 K: 0 S: 11	H: 3 LOB: 1 BB: 0 P: 17	1B: 6 2B: 2 3B: 0 HR: 1	SF: 0 SAC: 0 DP: 1 HBP: 0	WP: 0 PB: 0 SB: 0 CS: 0	PA: 36
PITCHER Andy Benes, R ERA: 3.18 (1,1)	IP: 9.0 WLS: W BF: 36 H: 9 R: 2 ER: 2 SO: 6 BB: 1 IBB: 0 HBP: 0 BLK: 0 WP: 0 HR: 1 S: 75 P: 111 ERA: 2.00 WHIP: 1.111															PITCHER		IP: WLS: BF: H: R: ER: SO: BB: IBB: HBP: BLK: WP: HR: S: P: ERA: WHIP:					

Batter	1	2	3	4	5	6	7	8	9	AB	R	H	RBI	BB	SO	LOB	BOTTOM				
Fernando Vina, L OBP: 0.333, SLG: 0.332 Miguel Cairo, R OBP: 0.308, SLG: 0.373 (8,4)	F8				G1-6-3					4	2	2	1	0	0	1	Chicago Cubs @ St. Louis Cardinals Busch Stadium, St. Louis, MO Fri Sep 06 2002, 7:10 PM CDT Att: 38,661 - Cloudy - 89 F				
J.D. Drew, L OBP: 0.368, SLG: 0.440 Eli Marrero, R OBP: 0.322, SLG: 0.433 (3,9)										0	0	0	0	1	0	0					
15 Jim Edmonds, L OBP: 0.412, SLG: 0.568 Ivan Cruz, L (8,3)										3	2	2	2	1	1	1					
5 Albert Pujols, R OBP: 0.394, SLG: 0.569 Kerry Robinson, L OBP: 0.296, SLG: 0.354 (3,PR)										3	1	2	4	0	0	1					
27 Scott Rolen, R OBP: 0.359, SLG: 0.476 (1,5)										4	0	0	0	0	2	4					
Tino Martinez, L OBP: 0.342, SLG: 0.431 Eduardo Perez, R OBP: 0.291, SLG: 0.470 (8,9)										4	1	1	2	0	1	1					
Edgar Renteria, R OBP: 0.355, SLG: 0.439 Wilson Delgado, S (7,6)										2	1	1	0	1	0	0					
Mike Matheny, R OBP: 0.290, SLG: 0.307 (1,2)										4	0	0	0	0	1	3					
Andy Benes, R OBP: 0.250, SLG: 0.393 (1,1)										4	2	2	1	0	1	0					
Inning Stats	R: 0 E: 0 K: 1 S: 9	H: 0 LOB: 1 BB: 1 P: 15	R: 0 E: 0 K: 0 S: 7	H: 1 LOB: 1 BB: 0 P: 10	R: 11 E: 1 K: 2 S: 27	H: 9 LOB: 1 BB: 3 P: 50	R: 0 E: 0 K: 2 S: 7	H: 0 LOB: 0 BB: 0 P: 11	R: 0 E: 0 K: 0 S: 6	H: 1 LOB: 0 BB: 0 P: 9	R: 0 E: 0 K: 1 S: 10	H: 0 LOB: 0 BB: 0 P: 12	R: 0 E: 0 K: 0 S: 8	H: 1 LOB: 1 BB: 0 P: 13	R: 0 E: 0 K: 0 S: 8	H: 1 LOB: 1 BB: 0 P: 13		1B: 8 2B: 4 3B: 0 HR: 0	SF: 0 SAC: 0 DP: 1 HBP: 0	WP: 2 PB: 0 SB: 0 CS: 0	PA: 40
PITCHER Alan Benes, R ERA: 5.4 (1,1) Jesus Sanchez, L ERA: 11.05 (3,1) Will Cunnane, R ERA: 3.0 (3,1) Pat Mahomes, R ERA: 3.68 (6,1) Francis Beltran, R ERA: 11.57 (8,1)	IP: 2.2 WLS: L BF: 18 H: 7 R: 8 ER: 8 SO: 8 BB: 2 IBB: 0 HBP: 0 BLK: 0 WP: 1 HR: 0 S: 32 P: 54 ERA: 27.00 WHIP: 3.375															PITCHER		IP: WLS: BF: H: R: ER: SO: BB: IBB: HBP: BLK: WP: HR: S: P: ERA: WHIP:			

AB 35
R 2
H 9
RBI 2
BB 1
SO 6
LOB 12



AB 36
R 11
H 12
RBI 11
BB 4
SO 8
LOB 15



Batter	1	2	3	4	5	6	7	8	9	AB	R	H	RBI	BB	SO	LOB	TOP								
Bobby Hill, S (1,4) OBP: 0.310, SLG: 0.326	L5		FC4-6 1B			G4-3			G5-4-3 1B	4	0	2	0	0	0	0	Chicago Cubs @ St. Louis Cardinals Busch Stadium, St. Louis, MO Sun Sep 08 2002, 1:10 PM CDT Att: 45,265 - Sunny - 93 F								
Corey Patterson, L (1,8) OBP: 0.283, SLG: 0.390	F7		FC4-6			G5-3			G5-4-3	3	0	0	0	0	0	2									
Mark Bellhorn, S (9,PH) OBP: 0.381, SLG: 0.537										1	0	0	0	0	0	1									
Sammy Sosa, R (1,9) OBP: 0.408, SLG: 0.614	K									4	0	1	0	0	1	0									
Moises Alou, R (1,7) OBP: 0.345, SLG: 0.430		G4-6-3 BB								3	0	0	0	1	1	1									
Hee-Seop Choi, L (1,3) OBP: 0.143, SLG: 0.571		G4-6-3								3	1	1	1	0	0	1									
Kevin Orte, R (1,5) OBP: 0.250, SLG: 0.500		G6-3								3	0	1	0	0	0	0									
Alex Gonzalez, R (1,6) OBP: 0.319, SLG: 0.440										3	0	0	0	0	1	1									
Todd Hundley, S (1,2) OBP: 0.291, SLG: 0.419										3	0	0	0	0	1	1									
34 Kerry Wood, R (1,1) OBP: 0.231, SLG: 0.242										2	0	1	0	0	0	0									
Fred McGriff, L (8,PH) OBP: 0.352, SLG: 0.501										1	0	0	0	0	0	0									
Joe Borowski, R (8,1) OBP: 0.286, SLG: 0.286										0	0	0	0	0	0	0									
Inning Stats	R: 0 E: 0 K: 1 S: 12	H: 0 LOB: 0 BB: 0 P: 18	R: 0 E: 0 K: 0 S: 7	H: 0 LOB: 0 BB: 1 P: 12	R: 0 E: 0 K: 1 S: 13	H: 2 LOB: 2 BB: 0 P: 17	R: 0 E: 0 K: 1 S: 7	H: 0 LOB: 0 BB: 0 P: 13	R: 0 E: 0 K: 1 S: 8	H: 1 LOB: 0 BB: 0 P: 11	R: 0 E: 0 K: 0 S: 6	H: 0 LOB: 0 BB: 0 P: 9	R: 1 E: 0 K: 0 S: 7	H: 1 LOB: 0 BB: 0 P: 9	R: 0 E: 0 K: 0 S: 9	H: 0 LOB: 0 BB: 0 P: 13	R: 0 E: 0 K: 0 S: 11	H: 2 LOB: 1 BB: 0 P: 15	1B: 4 2B: 1 3B: 0 HR: 1	SF: 0 SAC: 0 DP: 2 HBP: 0	WP: 0 PB: 0 SB: 0 CS: 0	PA: 31			
PITCHER	IP	WLS	BF	H	R	ER	SO	BB	IBB	HBP	BLK	WP	HR	S	P	ERA	WHIP								
Jason Simontacchi, R (1,1) ERA: 4.15	8.0	W	27	4	1	1	4	1	0	0	0	0	1	69	102	1.12	0.625								
Steve Kline, L (9,1) ERA: 4.1	1.0	S	4	2	0	0	0	0	0	0	0	0	0	11	15	0.00	2.000								

AB	30
R	1
H	6
RBI	1
BB	1
SO	4
LOB	7



Batter	1	2	3	4	5	6	7	8	9	AB	R	H	RBI	BB	SO	LOB	BOTTOM								
Fernando Vina, L (1,4) OBP: 0.335, SLG: 0.333	15 G3 SH5-3 1B		1-0 1B	4-0 BB		1-0 L3				3	0	2	0	1	0	0	Chicago Cubs @ St. Louis Cardinals Busch Stadium, St. Louis, MO Sun Sep 08 2002, 1:10 PM CDT Att: 45,265 - Sunny - 93 F								
Kerry Robinson, L (1,7) OBP: 0.295, SLG: 0.352	SH5-3		2-1 1B	0-0 F6						3	0	1	1	0	0	2									
15 Jim Edmonds, L (1,8) OBP: 0.408, SLG: 0.557	G3		0-1 K							4	0	0	0	0	2	3									
Tino Martinez, L (1,3) OBP: 0.341, SLG: 0.435	K		2-3 K							4	0	1	0	0	2	3									
27 Scott Rolen, R (1,5) OBP: 0.358, SLG: 0.478		K	0-0 F7							3	0	0	0	1	1	2									
Eli Marrero, R (1,9) OBP: 0.320, SLG: 0.435		P4								4	0	0	0	0	1	2									
Mike DiFelice, R (1,2) OBP: 0.287, SLG: 0.361										3	1	1	0	1	1	2									
Wilson Delgado, S (1,6) OBP: 0.333, SLG: 1.000										4	1	2	2	0	2	1									
Jason Simontacchi, R (1,1) OBP: 0.273, SLG: 0.238										3	1	2	0	0	1	0									
Eduardo Perez, R (8,PH) OBP: 0.291, SLG: 0.464										1	0	0	0	0	1	1									
Steve Kline, S (9,1) ERA: 2.89										0	0	0	0	0	0	0									
Inning Stats	R: 0 E: 0 K: 1 S: 7	H: 1 LOB: 1 BB: 0 P: 9	R: 0 E: 0 K: 2 S: 14	H: 1 LOB: 1 BB: 0 P: 20	R: 1 E: 0 K: 2 S: 11	H: 3 LOB: 2 BB: 0 P: 16	R: 1 E: 0 K: 2 S: 13	H: 2 LOB: 2 BB: 1 P: 25	R: 0 E: 0 K: 0 S: 4	H: 1 LOB: 2 BB: 1 P: 10	R: 0 E: 0 K: 2 S: 7	H: 0 LOB: 0 BB: 0 P: 10	R: 0 E: 0 K: 1 S: 6	H: 0 LOB: 0 BB: 0 P: 12	R: 1 E: 0 K: 1 S: 8	H: 1 LOB: 1 BB: 1 P: 16	1B: 7 2B: 1 3B: 0 HR: 1	SF: 0 SAC: 1 DP: 0 HBP: 0	WP: 1 PB: 1 SB: 0 CS: 0	PA: 36					
PITCHER	IP	WLS	BF	H	R	ER	SO	BB	IBB	HBP	BLK	WP	HR	S	P	ERA	WHIP								
34 Kerry Wood, R (1,1) ERA: 3.73	7.0	L	31	8	2	2	10	2	0	0	0	0	1	62	102	2.57	1.429								
Joe Borowski, R (8,1) ERA: 2.89	1.0		5	1	1	1	1	1	0	0	0	0	0	8	16	9.00	2.000								

AB	32
R	3
H	9
RBI	3
BB	3
SO	11
LOB	16



Batter	1	2	3	4	5	6	7	8	9	AB	R	H	RBI	BB	SO	LOB	TOP					
Fernando Vina, L (1,4) OBP: 0.335, SLG: 0.332	G3		F7					B2		4	0	1	0	0	0	1						
Eli Marrero, R (1,9) OBP: 0.322, SLG: 0.435	B5-3							G6-3		4	1	2	0	0	0	0						
15 Jim Edmonds, L (1,8) OBP: 0.407, SLG: 0.553	K							G3-6-3		3	0	0	0	1	1	3						
5 Albert Pujols, R (1,7) OBP: 0.394, SLG: 0.569		G6-3						G4-3		3	1	1	1	0	0	1						
J.D. Drew, L (8, PH) OBP: 0.396, SLG: 0.438										1	0	0	0	0	0	1						
27 Scott Rolen, R (1,5) OBP: 0.359, SLG: 0.477		K						L5		3	1	1	1	1	1	0						
Tino Martinez, L (1,3) OBP: 0.338, SLG: 0.431	G4-3							P5		4	0	0	0	0	0	2						
Edgar Renteria, R (1,6) OBP: 0.354, SLG: 0.435			K					F8		4	0	0	0	0	3	1						
Mike Matheny, R (1,2) OBP: 0.295, SLG: 0.306			SH2-3 1B							2	0	1	0	1	1	0						
Woody Williams, R (1,1) OBP: 0.250, SLG: 0.462										1	0	0	0	0	0	0						
Rick White, R (6,1)										1	0	0	0	0	1	1						
Mike Crudale, R (8,1)										0	0	0	0	0	0	0						
Dave Veres, R (8,1) OBP: 0.333, SLG: 0.333										0	0	0	0	0	0	0						
Steve Kline, S (9,1)										0	0	0	0	0	0	0						
Inning Stats	R: 0 E: 0 K: 1 S: 6	H: 0 LOB: 0 BB: 0 P: 11	R: 0 E: 0 K: 1 S: 7	H: 0 LOB: 0 BB: 0 P: 13	R: 0 E: 0 K: 1 S: 7	H: 1 LOB: 1 BB: 0 P: 14	R: 2 E: 0 K: 0 S: 9	H: 3 LOB: 0 BB: 0 P: 13	R: 0 E: 0 K: 2 S: 10	H: 0 LOB: 0 BB: 0 P: 14	R: 0 E: 0 K: 0 S: 9	H: 2 LOB: 1 BB: 0 P: 11	R: 1 E: 0 K: 2 S: 11	H: 0 LOB: 1 BB: 2 P: 24	R: 0 E: 0 K: 0 S: 10	H: 0 LOB: 0 BB: 0 P: 16	R: 0 E: 0 K: 0 S: 6	H: 0 LOB: 0 BB: 0 P: 9	1B: 5 2B: 1 3B: 0 HR: 0	SF: 0 SAC: 1 DP: 2 HBP: 0	WP: 1 PB: 0 SB: 2 CS: 0	PA: 34
PITCHER	IP WLS BF H R ER SO BB IBB HBP BLK WP HR S P ERA WHIP																					
53 Ben Diggins, R (1,1) ERA: 10.8	7.0 L 27 6 3 3 7 2 0 0 0 1 1 0 59 100 3.86 1.143																					
Jayson Durocher, R (8,1) ERA: 2.27	1.0 4 0 0 0 0 1 0 0 0 0 0 0 10 16 0.00 1.000																					
David Pember, R (9,1) ERA: 5.79	1.0 3 0 0 0 0 0 0 0 0 0 0 0 6 9 0.00 0.000																					

St. Louis Cardinals @ Milwaukee Brewers
Miller Park, Milwaukee, WI
Mon Sep 09 2002, 7:05 PM CDT
Att: 16,351 - Cloudy - 90 F

AB 30
R 3
H 6
RBI 2
BB 3
SO 7
LOB 10



Batter	1	2	3	4	5	6	7	8	9	AB	R	H	RBI	BB	SO	LOB	BOTTOM					
Eric Young Sr., R (1,4) OBP: 0.341, SLG: 0.369	K									4	0	2	0	0	1	2						
Keith Ginter, R (1,5) OBP: 0.500, SLG: 0.412	F2									4	0	0	0	0	1	3						
Jim Rushford, L (1,9) OBP: 0.158, SLG: 0.111	F7									4	0	0	0	0	0	3						
Richie Sexson, R (1,3) OBP: 0.371, SLG: 0.520		L8								2	0	0	0	2	0	0						
Matt Stairs, L (1,7) OBP: 0.343, SLG: 0.495										4	0	0	0	0	1	5						
David Pember, R (9,1)										0	0	0	0	0	0	0						
José Hernández, R (1,6) OBP: 0.351, SLG: 0.484										4	0	1	0	0	2	0						
Ryan Thompson, R (1,8) OBP: 0.290, SLG: 0.527										4	0	0	0	0	0	1						
Jorge Fabregas, L (1,2) OBP: 0.232, SLG: 0.273										3	0	1	0	0	1	1						
Robert Machado, R (9, PH) OBP: 0.337, SLG: 0.405										1	0	0	0	0	0	1						
53 Ben Diggins, R (1,1) OBP: 0.333, SLG: 0.333										2	0	1	0	0	0	0						
Jayson Durocher, R (8,1)										0	0	0	0	0	0	0						
Lenny Harris, L (8, PH) OBP: 0.356, SLG: 0.422										1	0	1	0	0	0	0						
2 Bill Hall, R (8, PH) OBP: 0.300, SLG: 0.778										0	0	0	0	0	0	0						
Ryan Christenson, R (9,8) OBP: 0.663, SLG: 0.268										1	0	0	0	0	0	1						
Inning Stats	R: 0 E: 0 K: 1 S: 5	H: 0 LOB: 0 BB: 0 P: 10	R: 0 E: 0 K: 2 S: 8	H: 0 LOB: 0 BB: 0 P: 12	R: 0 E: 0 K: 0 S: 8	H: 0 LOB: 0 BB: 0 P: 11	R: 0 E: 0 K: 0 S: 9	H: 1 LOB: 2 BB: 1 P: 15	R: 0 E: 0 K: 1 S: 12	H: 2 LOB: 2 BB: 0 P: 18	R: 0 E: 0 K: 0 S: 6	H: 0 LOB: 0 BB: 0 P: 9	R: 0 E: 0 K: 1 S: 8	H: 1 LOB: 1 BB: 0 P: 11	R: 0 E: 0 K: 1 S: 14	H: 2 LOB: 3 BB: 1 P: 22	R: 0 E: 1 K: 0 S: 9	H: 0 LOB: 1 BB: 0 P: 16	1B: 5 2B: 1 3B: 0 HR: 0	SF: 0 SAC: 0 DP: 0 HBP: 0	WP: 0 PB: 0 SB: 1 CS: 0	PA: 36
PITCHER	IP WLS BF H R ER SO BB IBB HBP BLK WP HR S P ERA WHIP																					
Woody Williams, R (1,1) ERA: 2.55	5.0 W 19 3 0 0 4 1 0 0 0 0 0 0 42 66 0.00 0.800																					
Rick White, R (6,1) ERA: 4.91	2.0 H 7 1 0 0 1 0 0 0 0 0 0 0 14 20 0.00 0.500																					
Mike Crudale, R (8,1) ERA: 1.75	0.1 H 3 2 0 0 1 0 0 0 0 0 0 0 8 9 0.00 6.000																					
Dave Veres, R (8,1) ERA: 3.27	0.2 H 3 0 0 0 0 1 0 0 0 0 0 0 6 13 0.00 1.500																					
Steve Kline, L (9,1) ERA: 4.01	1.0 S 4 0 0 0 0 0 0 0 0 0 0 0 9 16 0.00 0.000																					

St. Louis Cardinals @ Milwaukee Brewers
Miller Park, Milwaukee, WI
Mon Sep 09 2002, 7:05 PM CDT
Att: 16,351 - Cloudy - 90 F

AB 34
R 0
H 6
RBI 0
BB 2
SO 6
LOB 17



Batter	1	2	3	4	5	6	7	8	9	AB	R	H	RBI	BB	SO	LOB	TOP											
Fernando Vina, L OBP: 0.334, SLG: 0.331 (1, 4)	1-2 G3 1B		0-1 L8	2-0 G6-3			1-1 B5		1-3 K	5	0	1	0	0	1	2												
J.D. Drew, L OBP: 0.362, SLG: 0.432 Eli Marrero, R OBP: 0.320, SLG: 0.432 (7, PH) (7, 9)	0-0 G3 1-2f		2-3 K		3-2 G3-1		3-2 G4-6-3 15 1B			3	0	0	0	0	1	1												
15 Jim Edmonds, L OBP: 0.407, SLG: 0.551 (1, 8)	3-2 1B		0-0 E3 15 1B		4-1 5 1-3 BB		1-1 G4-6-3 1-2f			3	0	1	0	1	0	2												
5 Albert Pujols, R OBP: 0.394, SLG: 0.566 (1, 7)	1-3 K		2-2 1-3 1B		0-0 L3 1-2			1-1 G5-3		4	0	1	0	0	1	2												
27 Scott Rolen, R OBP: 0.357, SLG: 0.478 (1, 5)		1-1 L8	2-3 K			3-2 F9		2-1 F8		4	0	0	0	0	1	2												
Tino Martinez, L OBP: 0.340, SLG: 0.438 (1, 3)		0-2 HR		0-1 2B		0-1 F9		2-2 F2		4	2	2	1	0	0	0												
Edgar Renteria, R OBP: 0.359, SLG: 0.436 (1, 6)		4-2 BB		0-0 1-H 1B		1-2 L9		0-2 F8		3	1	1	1	1	0	0												
Mike Matheny, R OBP: 0.299, SLG: 0.315 (1, 2)		1-0 F3		3-2 CS 1B		1-2 1B		4-2 BB		3	1	2	1	1	0	1												
Andy Benes, R OBP: 0.233, SLG: 0.367 Jeff Fassero, L OBP: 0.333, SLG: 0.333 Ivan Castro, L OBP: 0.400, SLG: 0.250 Miguel Cairo, R OBP: 0.333, SLG: 0.333 Dave Veres, R OBP: 0.333, SLG: 0.333 Steve Kline, S Kerry Robinson, R OBP: 0.300, SLG: 0.300 44 Jason Iiringhausen, R (9, 1)	2-3 K		2-3 K2-3		0-0 3-H 1B		0-0 1B		0-2 F7	2	0	0	0	0	2	2												
Inning Stats	R: 0 E: 0 K: 1 S: 10	H: 2 LOB: 1 BB: 0 P: 15	R: 1 E: 0 K: 1 S: 11	H: 1 LOB: 1 BB: 1 P: 19	R: 0 E: 1 K: 2 S: 12	H: 1 LOB: 2 BB: 0 P: 18	R: 2 E: 0 K: 1 S: 10	H: 3 LOB: 0 BB: 0 P: 16	R: 0 E: 0 K: 0 S: 5	H: 0 LOB: 0 BB: 0 P: 12	R: 0 E: 0 K: 0 S: 11	H: 0 LOB: 0 BB: 0 P: 15	R: 0 E: 0 K: 0 S: 15	H: 3 LOB: 1 BB: 0 P: 20	R: 0 E: 0 K: 0 S: 7	H: 0 LOB: 0 BB: 0 P: 12	R: 0 E: 0 K: 1 S: 15	H: 0 LOB: 1 BB: 1 P: 20	1B: 7 2B: 2 3B: 1 HR: 1	SF: 0 SAC: 0 DP: 3 HBP: 0	WP: 0 PB: 0 SB: 1 CS: 0	PA: 37						
PITCHER	IP	WLS	BF	H	R	ER	SO	BB	IBB	HBP	BLK	WP	HR	S	P	ERA	WHIP											
15 Ben Sheets, R ERA: 4.41 Ray King, L ERA: 2.92 Luis Vizcaino, R ERA: 2.42 Mike DeJean, R ERA: 3.41	(1, 1)	6.0	L	26	8	4	4	5	2	0	0	0	0	1	63	100	6.00	1.667										
	(7, 1)	1.0		4	2	0	0	0	0	0	0	0	0	0	11	15	0.00	2.000										
	(8, 1)	1.0		3	0	0	0	0	0	0	0	0	0	7	12	0.00	0.000											
	(9, 1)	1.0		4	0	0	0	1	1	0	0	0	0	15	20	0.00	1.000											

St. Louis Cardinals @ Milwaukee Brewers
Miller Park, Milwaukee, WI
Wed Sep 11 2002, 7:05 PM CDT
Att: 16,907 - Sunny - 68 F

AB 34
R 4
H 10
RBI 4
BB 3
SO 6
LOB 13



Batter	1	2	3	4	5	6	7	8	9	AB	R	H	RBI	BB	SO	LOB	BOTTOM										
Eric Young Sr., R OBP: 0.341, SLG: 0.368 Ronnie Belliard, R OBP: 0.274, SLG: 0.313 (1, 4) (7, 4)	2-1 CS 1B		0-0 F9		3-2 S 1B		0-0 FC3-6 1-2f			3	0	2	1	0	0	1											
Keith Ginter, R OBP: 0.433, SLG: 0.375 (1, 5)	0-3 K		2-1 FC5-4 1-2f		4-2 1B		2-3 K			3	0	0	0	1	2	3											
Jeffrey Hammonds, R OBP: 0.345, SLG: 0.417 (1, 8)	2-1 G5-3 1-2			2-2 F2	1-1 1-2 2-H 1B		3-2 G6-3			4	0	1	0	0	0	2											
Richie Sexson, R OBP: 0.370, SLG: 0.517 (1, 3)		0-2 F8		1-3 K		3-2 2B		0-1 F7		4	0	1	0	0	1	0											
Matt Stairs, L OBP: 0.347, SLG: 0.491 (1, 7)		2-1 PO HBP		0-1 G4-3		2-0 F7		3-1 G6-4-3 1B		3	0	1	0	0	0	1											
José Hernández, R OBP: 0.355, SLG: 0.485 (1, 6)		0-0 F9			0-0 1B SF9		4-0 BB		2-1 G6-4-3 1-2f	3	1	1	0	1	0	2											
Jim Rushford, L OBP: 0.240, SLG: 0.174 Ryan Thompson, R OBP: 0.286, SLG: 0.519 (6, PH) (7, 9)	1-1 PO 1 SAFE 1-2		4-0 2B BB		0-1 15 SH1-4 1B		0-2 P6		1-2 P3	1	2	1	0	1	0	0											
Jorge Fabregas, L OBP: 0.236, SLG: 0.286 Robert Machado, R OBP: 0.332, SLG: 0.403 (6, PH) (7, 2)			3-2 FC1-5 1-H 2B		1-2 SF9		3-2 G5-3		0-0 F9	1	0	1	2	0	0	0											
15 Ben Sheets, R OBP: 0.273, SLG: 0.111 Ray King, L Lenny Harris, L 2 Bill Hall, R Luis Vizcaino, R Mike DeJean, R Paul Bako, L OBP: 0.296, SLG: 0.327 (1, 1) (7, 1) (7, PH) (7, PH) (8, 1) (9, 1) (9, PH)			0-0 FC1-5 2-3		0-0 SH1-4		0-1 FC3-6 1B		0-0 G4-3	1	0	0	0	0	0	1											
Inning Stats	R: 0 E: 0 K: 1 S: 7	H: 1 LOB: 0 BB: 0 P: 11	R: 0 E: 0 K: 0 S: 6	H: 0 LOB: 0 BB: 0 P: 9	R: 1 E: 0 K: 0 S: 8	H: 1 LOB: 1 BB: 1 P: 17	R: 0 E: 0 K: 1 S: 8	H: 0 LOB: 0 BB: 0 P: 11	R: 2 E: 0 K: 0 S: 17	H: 4 LOB: 2 BB: 1 P: 27	R: 0 E: 0 K: 0 S: 11	H: 1 LOB: 1 BB: 1 P: 23	R: 0 E: 0 K: 1 S: 12	H: 1 LOB: 1 BB: 0 P: 17	R: 0 E: 0 K: 0 S: 6	H: 1 LOB: 0 BB: 0 P: 11	R: 0 E: 0 K: 0 S: 6	H: 0 LOB: 0 BB: 0 P: 7	1B: 7 2B: 2 3B: 0 HR: 0	SF: 1 SAC: 1 DP: 1 HBP: 1	WP: 0 PB: 0 SB: 1 CS: 1	PA: 37					
PITCHER	IP	WLS	BF	H	R	ER	SO	BB	IBB	HBP	BLK	WP	HR	S	P	ERA	WHIP										
Andy Benes, R ERA: 3.3 Jeff Fassero, L ERA: 5.46 Dave Veres, R ERA: 3.22 Steve Kline, L ERA: 3.96 44 Jason Iringhausen, R ERA: 2.39	(1, 1)	5.1		7	3	3	2	3	0	0	0	0	0	7	10	0.00	0.000										
	(7, 1)	1.1	H	5	1	0	1	0	0	0	0	0	0	14	19	0.00	0.750										
	(8, 1)	0.2	H	2	1	0	0	0	0	0	0	0	0	4	9	0.00	1.500										
	(9, 1)	1.0	S	3	0	0	0	0	0	0	0	0	0	6	7	0.00	0.000										

St. Louis Cardinals @ Milwaukee Brewers
Miller Park, Milwaukee, WI
Wed Sep 11 2002, 7:05 PM CDT
Att: 16,907 - Sunny - 68 F

AB 30
R 3
H 9
RBI 3
BB 3
SO 3
LOB 15



Batter	1	2	3	4	5	6	7	8	9	10	AB	R	H	RBI	BB	SO	LOB	TOP								
Fernando Vina, L OBP: 0.335, SLG: 0.333	0-1 2B		2-1 G6-3		2-3 K	0-1 G4-3		0-2 F7			5	0	1	0	0	1	2									
J.D. Drew, L OBP: 0.364, SLG: 0.431	1-3 K		1-0 F8		0-0 5 1B		4-2 G6-4-3 1B		0-0 G4-3		4	0	1	0	1	1	1									
15 Jim Edmonds, L OBP: 0.411, SLG: 0.551	4-2 BB			3-2 27 2B	1-3 K	1-3 K		0-0 5 1B	3-1 5 CS		4	1	3	0	1	1	1									
5 Albert Pujols, R OBP: 0.394, SLG: 0.565	1-2 F9			1-3 K	2-2 1B		1-1 G6-4-3		0-1 CS	1-1 27 E	5	0	2	0	0	1	5									
Eli Marrero, R OBP: 0.319, SLG: 0.427					1-2 1B		1-2 1B		1-2 1B		0	1	0	0	0	0	0									
27 Scott Rolen, R OBP: 0.358, SLG: 0.478	0-1 F9			0-1 1B	2-3 K		3-2 F8			0-1 F4	5	1	1	1	0	1	6									
Tino Martinez, L OBP: 0.343, SLG: 0.436		0-0 L7		1-2 1B			1-1 F2			4-0 1B	2	0	0	0	2	0	0									
Edgar Renteria, R OBP: 0.360, SLG: 0.438		1-3 K		1-0 HBP			0-0 S		0-0 SH1-4	0-1 IBB	4	0	3	2	0	1	0									
Mike DiFelice, R OBP: 0.288, SLG: 0.356		0-2 G5-3		0-0 1B			4-2 1B		1-1 P6	3-3 1B	2	0	0	0	1	0	2									
Kerry Robinson, L OBP: 0.298, SLG: 0.358				0-0 P6			1-2 BB				1	0	0	0	0	0	1									
Rick White, R OBP: 0.296, SLG: 0.486				0-0 P6			1-2 BB				0	0	0	0	0	0	0									
Eduardo Perez, R OBP: 0.301, SLG: 0.363				0-0 G6-3			0-3 K				1	0	0	0	0	1	1									
44 Jason Isringhausen, R OBP: 0.304, SLG: 0.313				0-0 G3			2-3 K				0	0	0	0	0	0	2									
Jason Simontacchi, R OBP: 0.255, SLG: 0.222											3	0	0	0	0	1	4									
Jeff Fassero, L OBP: 0.333, SLG: 0.333											0	0	0	0	0	0	0									
Miguel Cairo, R OBP: 0.301, SLG: 0.363											1	0	0	0	0	1	1									
Mike Matheny, R OBP: 0.304, SLG: 0.313											1	0	0	0	0	0	2									
Inning Stats	R: 0 E: 0 K: 1 S: 15	H: 1 LOB: 2 BB: 1 P: 21	R: 0 E: 0 K: 1 S: 8	H: 0 LOB: 0 BB: 0 P: 9	R: 0 E: 0 K: 0 S: 4	H: 0 LOB: 0 BB: 0 P: 7	R: 2 E: 0 K: 1 S: 16	H: 3 LOB: 2 BB: 0 P: 23	R: 0 E: 0 K: 3 S: 16	H: 2 LOB: 2 BB: 0 P: 23	R: 0 E: 0 K: 1 S: 12	H: 1 LOB: 2 BB: 1 P: 17	R: 0 E: 0 K: 0 S: 12	H: 1 LOB: 1 BB: 1 P: 20	R: 0 E: 0 K: 1 S: 7	H: 0 LOB: 1 BB: 1 P: 14	R: 0 E: 0 K: 0 S: 7	H: 1 LOB: 0 BB: 0 P: 10	R: 1 E: 1 K: 1 S: 10	H: 2 LOB: 2 BB: 1 P: 18	1B: 8 2B: 3 3B: 0 HR: 0	SF: 0 SAC: 1 DP: 1 HBP: 1	WP: 0 PB: 0 SB: 1 CS: 1	PA: 46		
PITCHER	IP 7.0	WLS 0	BF 32	H 8	R 2	ER 2	SO 7	BB 3	IBB 0	HBP 1	BLK 0	WP 0	HR 0	S 83	P 120	ERA 2.57	WHIP 1.571									
44 Roy Oswalt, R ERA: 2.83																										
Octavio Dotel, R ERA: 1.76																										
Billy Wagner, L ERA: 2.68																										
Tom Gordon, R ERA: 3.03																										

St. Louis Cardinals @ Houston Astros
Astros Field, Houston, TX
Fri Sep 13 2002, 8:05 PM EDT
Att. 33,672 - Dome - 72 F

AB 38
R 3
H 11
RBI 3
BB 5
SO 9
LOB 27



Batter	1	2	3	4	5	6	7	8	9	10	AB	R	H	RBI	BB	SO	LOB	BOTTOM							
Brian Hunter, R OBP: 0.360, SLG: 0.468	3-2 17 1B HBP 1B		0-1 G5-4-3		2-2 G5-3		0-0 17 G3 E 1B		3-2 G4-3		5	1	2	0	0	0	2								
Craig Biggio, R OBP: 0.344, SLG: 0.419	1-1 1B 17 1B HBP		1-0 G5-3		2-2 5 F9 FC9-2 2B		0-0 E4 17 G3		2-3 K		4	0	1	0	0	1	1								
17 Lance Berkman, S OBP: 0.410, SLG: 0.590	3-2 1B 1-2 2-3 1B		4-2 5 F9 SF8-5 BB		4-2 BB		3-0 G3		1-0 G4-6-3 1B		3	1	2	0	2	0	2								
5 Jeff Bagwell, R OBP: 0.404, SLG: 0.535	2-3 K		0-2 E8 SF8-2 1B		1-1 F9		4-0 1B		0-0 F9		4	0	1	0	1	1	6								
Daryle Ward, L OBP: 0.328, SLG: 0.411	2-1 1B		4-0 IBB		0-0 FC9-2		1-2 G4-3		0-0 G4-6-3		4	0	1	1	1	0	6								
Mark Loretta, R OBP: 0.381, SLG: 0.389	1-2 2-3 3-4 1B		0-0 SF8-2-5		0-0 G3		1-3 K		1-2 1B		3	0	0	1	0	1	3								
Jose Vizcaino, S OBP: 0.344, SLG: 0.416	0-0 G1-3				3-2 F7		2-2 F7		1-0 CS		4	0	1	0	0	0	3								
Brad Ausmus, R OBP: 0.323, SLG: 0.382		0-0 G5-3		1-1 2B		2-2 G6-3		1-1 G6-3			4	0	1	0	0	0	1								
44 Roy Oswalt, R ERA: 4.07											1	0	0	0	1	1	1								
Jeff Fassero, L ERA: 3.37											0	0	0	0	0	0	0								
Octavio Dotel, R ERA: 1.49											0	0	0	0	0	0	0								
Billy Wagner, L ERA: 4.58											0	0	0	0	0	0	0								
Gregg Zaun, S ERA: 3.13											0	0	0	0	0	0	0								
Tom Gordon, R ERA: 2.35											0	0	0	0	0	0	0								
Inning Stats	R: 1 E: 0 K: 1 S: 17	H: 3 LOB: 3 BB: 0 P: 29	R: 0 E: 0 K: 0 S: 5	H: 0 LOB: 0 BB: 1 P: 9	R: 1 E: 1 K: 0 S: 7	H: 1 LOB: 1 BB: 2 P: 16	R: 0 E: 0 K: 1 S: 15	H: 1 LOB: 1 BB: 0 P: 24	R: 0 E: 0 K: 0 S: 8	H: 0 LOB: 0 BB: 0 P: 12	R: 0 E: 1 K: 0 S: 11	H: 1 LOB: 3 BB: 1 P: 21	R: 0 E: 0 K: 1 S: 8	H: 1 LOB: 0 BB: 0 P: 11	R: 0 E: 0 K: 2 S: 15	H: 0 LOB: 0 BB: 0 P: 23	R: 0 E: 0 K: 0 S: 3	H: 1 LOB: 0 BB: 0 P: 4	1B: 7 2B: 4 3B: 0 HR: 0	SF: 1 SAC: 0 DP: 4 HBP: 1	WP: 0 PB: 0 SB: 0 CS: 1	PA: 41			
PITCHER	IP 6.2	WLS 1	BF 31	H 7	R 2	ER 2	SO 2	BB 3	IBB 2	HBP 1	BLK 0	WP 0	HR 0	S 68	P 122	ERA 2.70	WHIP 1.500								
Jason Simontacchi, R ERA: 4.07																									
Jeff Fassero, L ERA: 3.37																									
Rick White, R ERA: 4.58																									
44 Jason Isringhausen, R ERA: 2.35																									

St. Louis Cardinals @ Houston Astros
Astros Field, Houston, TX
Fri Sep 13 2002, 8:05 PM EDT
Att. 33,672 - Dome - 72 F

AB 34
R 2
H 9
RBI 2
BB 5
SO 5
LOB 25



Batter	1	2	3	4	5	6	7	8	9	AB	R	H	RBI	BB	SO	LOB	TOP								
Fernando Vina, L (1,4) OBP: 0.333, SLG: 0.332	G6-3		G4-3			E5 15 2B SH5-3		SH1-3		3	1	0	0	0	0	1	St. Louis Cardinals @ Houston Astros Astros Field, Houston, TX Sat Sep 14 2002, 1:15 PM EDT Att: 39,333 - Dome - 72 F AB 28 R 2 H 5 RBI 1 BB 0 SO 4 LOB 5								
J.D. Drew, L (1,9) OBP: 0.361, SLG: 0.428	G4-3		G4-3			SH5-3		K		3	0	0	0	0	1										
15 Jim Edmonds, L (1,8) OBP: 0.409, SLG: 0.550	F7				F7				G4-3	4	0	1	1	0	0										
5 Albert Pujols, R (1,7) OBP: 0.394, SLG: 0.563 44 Jason Istringhausen, R (9,1)						K			G6-3	4	0	1	0	0	1	1									
27 Scott Rolen, R (1,5) OBP: 0.356, SLG: 0.474	G6-4-3				F9				G6-3	0	0	0	0	0	0	0									
Tino Martinez, L (1,3) OBP: 0.343, SLG: 0.436										4	0	0	0	0	0	1									
Edgar Renteria, R (1,6) OBP: 0.358, SLG: 0.436										3	0	1	0	0	0	0									
Mike Matheny, R (1,2) OBP: 0.307, SLG: 0.317										3	1	2	0	0	0	0									
Woody Williams, R (1,1) OBP: 0.241, SLG: 0.444 Kerry Robinson, L (8, PH) So Taguchi, R (8, PH) Steve Kline, S (8,1) Eli Marrero, R (9,7)										1	0	0	0	0	1	0									
										0	0	0	0	0	0	0									
										0	0	0	0	0	0	0									
										0	0	0	0	0	0	0									
										0	0	0	0	0	0	0									
										0	0	0	0	0	0	0									
Inning Stats	R: 0 E: 0 K: 0 S: 9	H: 0 LOB: 0 BB: 0 P: 15	R: 0 E: 0 K: 0 S: 11	H: 2 LOB: 1 BB: 0 P: 18	R: 0 E: 0 K: 0 S: 8	H: 1 LOB: 1 BB: 0 P: 12	R: 0 E: 0 K: 1 S: 8	H: 0 LOB: 0 BB: 0 P: 12	R: 0 E: 0 K: 1 S: 6	H: 0 LOB: 0 BB: 0 P: 10	R: 1 E: 1 K: 1 S: 9	H: 1 LOB: 1 BB: 0 P: 10	R: 0 E: 0 K: 0 S: 9	H: 0 LOB: 0 BB: 0 P: 12	R: 1 E: 0 K: 1 S: 7	H: 1 LOB: 0 BB: 0 P: 9	R: 0 E: 0 K: 0 S: 8	H: 0 LOB: 0 BB: 0 P: 10	1B: 4 2B: 1 3B: 0 HR: 0	SF: 0 SAC: 4 DP: 1 HBP: 0	WP: 1 PB: 0 SB: 0 CS: 0	PA: 32			
PITCHER	IP	WLS	BF	H	R	ER	SO	BB	IBB	HBP	BLK	WP	HR	S	P	ERA	WHIP								
Pete Munro, R (1,1) ERA: 2.91	7.0	L	26	5	2	1	3	0	0	0	0	0	0	61	90	1.29	0.714								
Jerome Robertson, L (8,1) ERA: 3.6	1.0		3	0	0	0	1	0	0	0	0	1	0	6	8	0.00	0.000								
Pedro Borbon, L (9,1) ERA: 5.14	0.1		1	0	0	0	0	0	0	0	0	0	0	3	3	0.00	0.000								
Ricky Stone, R (9,1) ERA: 3.56	0.2		2	0	0	0	0	0	0	0	0	0	0	5	7	0.00	0.000								

Batter	1	2	3	4	5	6	7	8	9	AB	R	H	RBI	BB	SO	LOB	BOTTOM								
Brian Hunter, R (1,8) OBP: 0.352, SLG: 0.456	G6-3		K							4	0	0	0	0	2	1	St. Louis Cardinals @ Houston Astros Astros Field, Houston, TX Sat Sep 14 2002, 1:15 PM EDT Att: 39,333 - Dome - 72 F AB 34 R 1 H 7 RBI 0 BB 2 SO 4 LOB 15								
Craig Biggio, R (1,4) OBP: 0.342, SLG: 0.416	F9		G1-3							4	0	0	0	0	0	1									
17 Lance Berkman, S (1,9) OBP: 0.409, SLG: 0.587	G4-1									3	1	0	0	1	0	0									
5 Jeff Bagwell, R (1,3) OBP: 0.403, SLG: 0.532										4	0	1	0	0	1	1									
Daryle Ward, L (1,7) OBP: 0.330, SLG: 0.412 28 Adam Everett, R (9, PR) OBP: 0.291, SLG: 0.227										4	0	2	0	0	0	1									
Mark Loretta, R (1,5) OBP: 0.383, SLG: 0.371										4	0	2	0	0	0	3									
Jose Vizcaino, S (1,6) OBP: 0.343, SLG: 0.414										4	0	1	0	0	0	4									
Brad Ausmus, R (1,2) OBP: 0.321, SLG: 0.359 Orlando Merced, S (9, PH) Morgan Enberg, R (9, PR) Pete Munro, R (1,1) Jerome Robertson, L (8,1) 16 Jason Lane, R (8, PH) Pedro Borbon, L (9,1) Ricky Stone, R (9,1) Gregg Zaun, S (9, PH) OBP: 0.307, SLG: 0.311										3	0	0	0	0	0	1									
										0	0	0	0	1	0	0									
										0	0	0	0	0	0	0									
										0	0	0	0	0	0	0									
										1	0	0	0	0	0	3									
Inning Stats	R: 0 E: 0 K: 0 S: 6	H: 0 LOB: 0 BB: 0 P: 10	R: 0 E: 0 K: 0 S: 9	H: 1 LOB: 1 BB: 0 P: 13	R: 0 E: 0 K: 1 S: 12	H: 1 LOB: 1 BB: 0 P: 16	R: 0 E: 0 K: 0 S: 13	H: 2 LOB: 2 BB: 0 P: 21	R: 0 E: 0 K: 1 S: 6	H: 0 LOB: 0 BB: 0 P: 9	R: 0 E: 0 K: 0 S: 9	H: 0 LOB: 0 BB: 0 P: 13	R: 0 E: 0 K: 0 S: 9	H: 1 LOB: 1 BB: 0 P: 12	R: 0 E: 0 K: 1 S: 8	H: 0 LOB: 0 BB: 0 P: 10		R: 1 E: 1 K: 1 S: 21	H: 2 LOB: 3 BB: 2 P: 37	1B: 7 2B: 0 3B: 0 HR: 0	SF: 0 SAC: 0 DP: 0 HBP: 0	WP: 0 PB: 0 SB: 0 CS: 0	PA: 36		
PITCHER	IP	WLS	BF	H	R	ER	SO	BB	IBB	HBP	BLK	WP	HR	S	P	ERA	WHIP								
Woody Williams, R (1,1) ERA: 2.37	7.0	W	26	5	0	0	2	0	0	0	0	0	0	64	94	0.00	0.714								
Steve Kline, L (8,1) ERA: 3.88	1.0	H	3	0	0	0	1	0	0	0	0	0	0	8	10	0.00	0.000								
44 Jason Istringhausen, R (9,1) ERA: 2.45	1.0	S	7	2	1	1	1	1	1	0	0	0	0	21	37	9.00	3.000								


Batter	1	2	3	4	5	6	7	8	9	AB	R	H	RBI	BB	SO	LOB	TOP			
Fernando Vina, L (1,4) OBP: 0.332, SLG: 0.330 So Taguchi, R (9, PH) OBP: 0.333, SLG: 0.333	G6-3			F8		F8			F8	3	0	0	0	0	0	1	St. Louis Cardinals @ Houston Astros Astros Field, Houston, TX Sun Sep 15 2002, 2:35 PM EDT Att: 32,456 - Dome - 72 F livebaseballscorecards.com			
Eli Marrero, R (1,9) OBP: 0.316, SLG: 0.422	K			K		FC9-2			F9	4	0	0	0	0	2	1				
15 Jim Edmonds, L (1,8) OBP: 0.410, SLG: 0.555 Garrett Stephenson, R (6, 1) J.D. Drew, L (7, PH) OBP: 0.361, SLG: 0.427 Jamey Wright, R (7, 1) OBP: 0.339, SLG: 0.222 Luther Hackman, R (8, 1) OBP: 0.116, SLG: 0.063	K									2	0	1	0	0	1	0				
5 Albert Pujols, R (1,7) OBP: 0.392, SLG: 0.560		F9		G1-3					L9	3	0	0	0	0	0	1				
27 Scott Rolen, R (1,5) OBP: 0.356, SLG: 0.473	F8								K	3	0	1	0	0	1	0				
Tino Martinez, L (1,3) OBP: 0.341, SLG: 0.433 Mike DiFelice, R (8, 2) OBP: 0.288, SLG: 0.356	P5								G3	3	0	0	0	0	1	1				
Mike Matheny, R (1,2) OBP: 0.305, SLG: 0.315 Ivan Cruz, L (8, PH) OBP: 0.333, SLG: 0.200				K		G4-3			K	2	0	0	0	0	1	1				
Wilson Delgado, S (1,6) OBP: 0.222, SLG: 0.667				F7		G4-3			F8	3	0	0	0	0	0	1				
Matt Morris, R (1,1) OBP: 0.171, SLG: 0.176 Gabe Molina, R (4, 1) Kerry Robinson, L (6, PH) OBP: 0.302, SLG: 0.365				K					G3-1	1	0	0	0	0	1	0				
						F8 FC9-2				2	0	1	0	0	0	0				
Inning Stats	R: 0 H: 0 E: 0 K: 2 S: 9	H: 0 LOB: 0 BB: 0 P: 9	R: 0 H: 0 E: 0 K: 0 S: 6	H: 0 LOB: 0 BB: 0 P: 10	R: 0 H: 0 E: 0 K: 2 S: 11	H: 0 LOB: 0 BB: 0 P: 12	R: 0 H: 1 E: 0 K: 1 S: 11	H: 1 LOB: 1 BB: 0 P: 13	R: 0 H: 1 E: 0 K: 0 S: 6	H: 1 LOB: 1 BB: 0 P: 11	R: 0 H: 0 E: 0 K: 2 S: 7	H: 0 LOB: 0 BB: 0 P: 12	R: 0 H: 0 E: 0 K: 1 S: 8	H: 0 LOB: 0 BB: 0 P: 13	R: 0 H: 0 E: 0 K: 0 S: 9	H: 0 LOB: 0 BB: 0 P: 12	1B: 1 2B: 2 3B: 1 HR: 0	SF: 0 SAC: 0 DP: 1 HBP: 0	WP: 0 PB: 0 SB: 0 CS: 0	PA: 29
PITCHER Wade Miller, R (1,1) ERA: 3.37	IP: 9.0 WLS: W BF: 29 H: 3 R: 0 ER: 0 SO: 9 BB: 0 IBB: 0 HBP: 0 BLK: 0 WP: 0 HR: 0 S: 74 P: 101 ERA: 0.00 WHIP: 0.333															PITCHER IP: WLS: BF: H: R: ER: SO: BB: IBB: HBP: BLK: WP: HR: S: P: ERA: WHIP:				

Batter	1	2	3	4	5	6	7	8	9	AB	R	H	RBI	BB	SO	LOB	BOTTOM			
Brian Hunter, R (1,8) OBP: 0.354, SLG: 0.455	G5-3			G1-3		G3				5	1	2	1	0	0	0	St. Louis Cardinals @ Houston Astros Astros Field, Houston, TX Sun Sep 15 2002, 2:35 PM EDT Att: 32,456 - Dome - 72 F livebaseballscorecards.com			
Craig Biggio, R (1,4) OBP: 0.344, SLG: 0.420	17 2B	1B		P4		1B			17 1B	5	2	3	0	0	1	3				
17 Lance Berkman, S (1,9) OBP: 0.412, SLG: 0.596	1H	2B		E		HR			5 1B	5	2	4	4	0	0	1				
5 Jeff Bagwell, R (1,3) OBP: 0.405, SLG: 0.531	K			E		BB			E9	3	1	1	0	2	1	1				
Daryle Ward, L (1,7) OBP: 0.329, SLG: 0.413 16 Jason Lane, R (8, 9) OBP: 0.340, SLG: 0.426	F8			E7		P5			1B	4	1	1	2	0	1	2				
Mark Loretta, R (1,5) OBP: 0.388, SLG: 0.380 28 Adam Everett, R (8, 6) OBP: 0.291, SLG: 0.227				2B					K	1	0	0	0	0	1	2				
Jose Vizcaino, S (1,6) OBP: 0.339, SLG: 0.410				FC3-5		FC4-6			G4-3	4	0	0	0	0	1	3				
Brad Ausmus, R (1,2) OBP: 0.322, SLG: 0.363				1B		G1-4-3			1B	4	1	2	0	0	0	2				
Wade Miller, R (1,1) OBP: 0.175, SLG: 0.214				FC3-5		K			G6-3	4	0	0	0	0	1	4				
Inning Stats	R: 1 H: 2 E: 0 K: 1 S: 13	H: 3 LOB: 1 BB: 0 P: 21	R: 0 H: 3 E: 0 K: 2 S: 16	H: 3 LOB: 3 BB: 0 P: 23	R: 3 H: 3 E: 1 K: 0 S: 17	H: 3 LOB: 1 BB: 1 P: 26	R: 1 H: 1 E: 0 K: 0 S: 15	H: 1 LOB: 1 BB: 1 P: 24	R: 0 H: 1 E: 0 K: 1 S: 9	H: 1 LOB: 1 BB: 0 P: 14	R: 0 H: 0 E: 0 K: 1 S: 7	H: 0 LOB: 0 BB: 0 P: 10	R: 3 H: 5 E: 1 K: 1 S: 17	H: 5 LOB: 2 BB: 0 P: 30	R: 0 H: 0 E: 0 K: 0 S: 9	H: 0 LOB: 0 BB: 0 P: 12		1B: 10 2B: 5 3B: 0 HR: 1	SF: 0 SAC: 0 DP: 1 HBP: 0	WP: 1 PB: 0 SB: 1 CS: 0
PITCHER Matt Morris, R (1,1) ERA: 3.42 Gabe Molina, R (4, 1) ERA: 0.93 Garrett Stephenson, R (6, 1) ERA: 0.23 Jamey Wright, R (7, 1) ERA: 5.43 Luther Hackman, R (8, 1) ERA: 4.27	IP: 3.2 WLS: L BF: 22 H: 5 R: 5 ER: 5 SO: 3 BB: 2 IBB: 0 HBP: 0 BLK: 0 WP: 0 HR: 1 S: 15 P: 59 ERA: 12.27 WHIP: 3.000															PITCHER IP: WLS: BF: H: R: ER: SO: BB: IBB: HBP: BLK: WP: HR: S: P: ERA: WHIP:				

Batter	1	2	3	4	5	6	7	8	9	AB	R	H	RBI	BB	SO	LOB	TOP				
Miguel Cairo, R OBP: 0.302, SLG: 0.361	0-1 G6-3	1-0 15 BB 1B	0-0 F7			1-1 P6		0-0 15 BB 5 1B 1B	0-1 FC5-4	6	1	2	0	0	0	4					
Eduardo Perez, R OBP: 0.295, SLG: 0.476	2-0 G6-3	4-1 15 BB 1B				3-2 F9		0-1 15 BB 5 1B 1B	0-1 G4-6-3	3	0	0	0	1	0	0					
Eli Marrero, R OBP: 0.316, SLG: 0.423		1-2 15 BB 1B						1-2 5 1B 1B	1-2 G4-6-3	2	1	1	0	0	0	2					
15 Jim Edmonds, L OBP: 0.413, SLG: 0.554	4-1 5 2B BB	4-2 1-2 2-3 BB				2-2 G4-3		1-0 CS 5 1B 1B	4-2 5 1B 1-2 2-3 HR BB	2	2	1	0	3	0	0					
5 Albert Pujols, R OBP: 0.393, SLG: 0.562	0-1 1-2 HR	0-1 G5-3				0-2 F8		0-1 1-2 1B	1-2 HR 1B	5	2	3	3	0	0	3					
Steve Kline, S										0	0	0	0	0	0	0					
Rick White, R										0	0	0	0	0	0	0					
Mike Crudate, R										0	0	0	0	0	0	0					
27 Scott Rolen, R OBP: 0.358, SLG: 0.479	1-1 2H HR		2-1 G5-3 1B			2-3 K		0-1 P6	4-1 HR BB	4	3	2	2	1	1	2					
Tino Martinez, L OBP: 0.343, SLG: 0.440	4-0 BB		0-1 G5-3			2-2 1B		3-3 K	0-0 1-2 2-3 HR	4	1	2	4	1	1	3					
Edgar Renteria, R OBP: 0.359, SLG: 0.436	0-1 G4-3		0-2 FC4-6 1B			1-3 K			1-2 1B	5	1	2	1	0	1	2					
Mike Matheny, R OBP: 0.304, SLG: 0.313		3-1 G6-3	1-2 FC4-6 1B			2-3 K			0-0 B1	5	0	1	0	0	1	3					
2-1 FC5-4 1B									1-2 FC5-4 1B												
Chuck Finley, L OBP: 0.107, SLG: 0.143	2-0 L6		2-2 1B			0-1 G6-3			3-2 2H 1B	3	0	1	0	0	0	0					
Jeff Fassero, L OBP: 0.333, SLG: 0.333			1-2 1B						2-0 FC5-4 1B	2	0	2	1	0	0	0					
So Taguchi, R OBP: 0.455, SLG: 0.455									1-2 FC5-4 1B	2	0	2	1	0	0	0					
Inning Stats	R: 3 E: 0 K: 0 S: 10	H: 2 LOB: 1 BB: 2 P: 21	R: 0 E: 0 K: 0 S: 10	H: 1 LOB: 3 BB: 2 P: 24	R: 1 E: 0 K: 0 S: 15	H: 3 LOB: 2 BB: 0 P: 20	R: 0 E: 0 K: 3 S: 10	H: 0 LOB: 0 BB: 0 P: 12	R: 0 E: 0 K: 3 S: 15	H: 1 LOB: 1 BB: 0 P: 22	R: 0 E: 0 K: 0 S: 8	H: 0 LOB: 0 BB: 0 P: 12	R: 0 E: 0 K: 1 S: 10	H: 2 LOB: 2 BB: 0 P: 14	R: 7 E: 1 K: 0 S: 22	H: 6 LOB: 0 BB: 2 P: 34	R: 0 E: 0 K: 0 S: 7	H: 2 LOB: 1 BB: 0 P: 11	1B: 14 2B: 2 3B: 0 HR: 2	SF: 0 SAC: 0 DP: 2 HBP: 0	WP: 0 PA: 47 PB: 0 SB: 0 CS: 1
PITCHER	IP	WLS	BF	H	R	ER	SO	BB	IBB	HBP	BLK	WP	HR	S	P	ERA	WHIP				
28 Aaron Cook, R ERA: 4.54	4.0		22	6	4	4	0	4	0	0	0	0	1	45	77	9.00	2.500				
40 Brian Fuentes, L ERA: 5.09	1.0	4	1	0	0	3	0	0	0	0	0	0	0	15	22	0.00	1.000				
Victor Santos, R ERA: 9.45	2.0	7	2	0	0	1	0	0	0	0	0	0	0	18	26	0.00	1.000				
Kent Mercker, L ERA: 5.9	0.2	L	4	3	2	2	0	0	0	0	0	0	0	9	12	27.00	4.500				
Sean Lowe, R ERA: 5.65	0.1	6	3	5	5	0	2	0	0	0	0	0	1	13	22	135.00	15.000				

St. Louis Cardinals @ Colorado Rockies
Coors Field, Denver, CO
Tue Sep 17 2002, 7:05 PM MDT
Att: 25,833 - Overcast - 70 F


AB 41
R 11
H 17
RBI 11
BB 6
SO 4
LOB 19



Batter	1	2	3	4	5	6	7	8	9	AB	R	H	RBI	BB	SO	LOB	BOTTOM				
Jason Romano, R OBP: 0.286, SLG: 0.303	2-2 F8		0-0 B3			0-3 K		3-2 FC5 1B		4	0	0	0	0	1	2					
Gabe Kapler, R OBP: 0.315, SLG: 0.371	0-1 F8		2-1 G5-3			1-0 F7		0-0 17 L3 1B		4	0	1	1	0	0	0					
17 Todd Helton, L OBP: 0.429, SLG: 0.576	4-1 2B BB			2-1 G6-3		4-0 FC6-4 BB		1-2 L3		2	1	0	0	2	0	2					
Larry Walker, L OBP: 0.424, SLG: 0.613	0-0 1-2 2B			2-1 L7		1-0 F8		1-0 L3-1		4	0	1	1	0	0	1					
Todd Zeile, R OBP: 0.352, SLG: 0.419	1-2 G1-4-3			3-1 FC5-4 1B		1-1 FC6-4		0-1 G6-3		4	0	1	0	0	0	2					
Brent Butler, R OBP: 0.289, SLG: 0.414			0-0 G6-3			0-0 FC5-4		2-2 1B 1B	2-1 F7	4	1	1	0	0	0	1					
Sandy Alomar Jr., R OBP: 0.298, SLG: 0.414		2-0 G6-3				0-0 F8		0-1 SH1-4 1B	3-2 G4-3	4	1	1	0	0	0	0					
Juan Uribe, R OBP: 0.277, SLG: 0.329			0-2 G5-3			1-0 F7		1-1 SH1-4 1B	1-0 F7	3	1	1	1	0	0	0					
Ross Gload, L OBP: 0.227, SLG: 0.190								1-2 2H 1B		1	0	0	0	0	0	0					
28 Aaron Cook, R ERA: 4.54	6.0		26	6	4	3	1	2	0	0	0	0	0	0	0	0					
40 Brian Fuentes, L ERA: 5.09	1.0	W	4	1	0	0	0	0	0	0	0	0	0	8	12	0.00	1.000				
Victor Santos, R ERA: 9.45	0.1		1	0	0	0	0	0	0	0	0	0	0	1	2	0.00	0.000				
Kent Mercker, L ERA: 5.9	0.2		2	0	0	0	0	0	0	0	0	0	0	4	6	0.00	0.000				
Sean Lowe, R ERA: 5.65	1.0		3	0	0	0	1	0	0	0	0	0	0	8	14	0.00	0.000				
Inning Stats	R: 1 E: 0 K: 0 S: 11	H: 1 LOB: 1 BB: 1 P: 18	R: 0 E: 0 K: 0 S: 6	H: 0 LOB: 0 BB: 0 P: 8	R: 0 E: 0 K: 0 S: 6	H: 0 LOB: 0 BB: 0 P: 10	R: 0 E: 0 K: 0 S: 7	H: 1 LOB: 1 BB: 0 P: 14	R: 0 E: 0 K: 1 S: 7	H: 1 LOB: 1 BB: 0 P: 10	R: 0 E: 0 K: 0 S: 4	H: 0 LOB: 1 BB: 1 P: 11	R: 3 E: 1 K: 0 S: 15	H: 4 LOB: 1 BB: 0 P: 22	R: 0 E: 0 K: 0 S: 5	H: 0 LOB: 0 BB: 0 P: 8	R: 0 E: 0 K: 1 S: 8	H: 0 LOB: 0 BB: 0 P: 14	1B: 5 2B: 3 3B: 0 HR: 0	SF: 0 SAC: 1 DP: 1 HBP: 0	WP: 0 PA: 36 PB: 0 SB: 0 CS: 0
PITCHER	IP	WLS	BF	H	R	ER	SO	BB	IBB	HBP	BLK	WP	HR	S	P	ERA	WHIP				
Chuck Finley, L ERA: 4.31	6.0		26	6	4	3	1	2	0	0	0	0	0	8	12	0.00	1.000				
Jeff Fassero, L ERA: 5.22	1.0		4	1	0	0	0	0	0	0	0	0	0	8	12	0.00	1.000				
Steve Kline, L ERA: 3.86	0.1		1	0	0	0	0	0	0	0	0	0	0	1	2	0.00	0.000				
Rick White, R ERA: 4.5	0.2		2	0	0	0	0	0	0	0	0	0	0	4	6	0.00	0.000				
Mike Crudate, R ERA: 2.03	1.0		3	0	0	0	1	0	0	0	0	0	0	8	14	0.00	0.000				

St. Louis Cardinals @ Colorado Rockies
Coors Field, Denver, CO
Tue Sep 17 2002, 7:05 PM MDT
Att: 25,833 - Overcast - 70 F

AB 33
R 4
H 7
RBI 3
BB 2
SO 2
LOB 8




Batter	1	2	3	4	5	6	7	8	9	AB	R	H	RBI	BB	SO	LOB	TOP											
Fernando Vina, L OBP: 0.331, SLG: 0.330 (1, 4)	F7		F8		G4-6-3			G3		5	0	1	1	0	0	2	St. Louis Cardinals @ Colorado Rockies Coors Field, Denver, CO Wed Sep 18 2002, 7:05 PM MDT Att: 25,330 - Cloudy - 56 F											
J.D. Drew, L OBP: 0.357, SLG: 0.422 (1, 9)	F9		G4-3		L4			P6		5	0	0	0	0	0	2												
15 Jim Edmonds, L OBP: 0.414, SLG: 0.552 (1, 8)			F8							2	1	0	0	2	1	0												
5 Albert Pujols, R OBP: 0.391, SLG: 0.558 (1, 7) (7, 3)	G6-3				F8			G6-3		4	0	0	0	0	0	2												
27 Scott Rolen, R OBP: 0.358, SLG: 0.490 (1, 5)			P3							4	2	2	3	0	0	0												
Tino Martinez, L OBP: 0.345, SLG: 0.445 (7, 1) (8, 1) Rick White, R OBP: 0.333, SLG: 0.333 (8, PH) Ivan Cruz, L OBP: 0.429, SLG: 0.833 (8, PH) Dave Veres, R OBP: 0.333, SLG: 0.333 (8, PH) Steve Kline, S OBP: 0.333, SLG: 0.333 (8, PH)					F8			G3-1		3	1	1	1	0	0	0												
Edgar Renteria, R OBP: 0.360, SLG: 0.444 (1, 6)			HR							4	2	2	1	0	0	0												
Mike Matheny, R OBP: 0.306, SLG: 0.316 (1, 2)					F8					3	1	1	1	0	1	0												
Andy Benes, R OBP: 0.219, SLG: 0.344 Gabe Molina, R (7, 1) So Taguchi, R OBP: 0.455, SLG: 0.455 Kerry Robinson, L OBP: 0.298, SLG: 0.361 (8, 7)										2	0	0	0	0	0	1												
										0	0	0	0	0	0	0												
										2	0	0	0	0	0	1												
Inning Stats	R: 0 E: 0 K: 0 S: 8	H: 0 LOB: 1 BB: 1 P: 16	R: 2 E: 0 K: 0 S: 15	H: 2 LOB: 0 BB: 0 P: 22	R: 0 E: 0 K: 0 S: 13	H: 0 LOB: 0 BB: 0 P: 19	R: 1 E: 0 K: 0 S: 8	H: 1 LOB: 0 BB: 0 P: 13	R: 0 E: 1 K: 1 S: 7	H: 0 LOB: 1 BB: 0 P: 12	R: 0 E: 0 K: 1 S: 9	H: 0 LOB: 0 BB: 0 P: 15	R: 0 E: 0 K: 0 S: 5	H: 0 LOB: 0 BB: 0 P: 7	R: 5 E: 0 K: 0 S: 12	H: 5 LOB: 1 BB: 1 P: 21		1B: 0 2B: 3 3B: 0 HR: 5	SF: 0 SAC: 0 DP: 1 HBP: 1	WP: 0 PA: 38 PB: 0 SB: 0 CS: 0								
PITCHER	IP	WLS	BF	H	R	ER	SO	BB	IBB	HBP	BLK	WP	HR	S	P	ERA		WHIP										
Denny Stark, R ERA: 3.91	(1, 1)	6.0	23	3	3	3	1	1	0	1	0	0	3	59	95	4.50		0.667										
40 Brian Fuentes, L ERA: 4.82	(7, 1)	1.0	3	0	0	0	1	0	0	0	0	0	0	9	15	0.00		0.000										
Justin Speier, R ERA: 4.37	(8, 1)	1.1	L	9	4	5	5	0	0	0	0	0	2	11	19	33.75	3.750											
Victor Santos, R ERA: 9.15	(9, 1)	0.2	3	1	0	0	0	0	0	0	0	0	0	6	9	0.00	1.500											

AB	35
R	8
H	8
RBI	8
BB	2
SO	2
LOB	8



Batter	1	2	3	4	5	6	7	8	9	AB	R	H	RBI	BB	SO	LOB	BOTTOM										
Juan Pierre, L OBP: 0.318, SLG: 0.321 Gabe Kapler, R OBP: 0.316, SLG: 0.372 (8, 8)					G4-3					3	0	1	0	0	0	1	St. Louis Cardinals @ Colorado Rockies Coors Field, Denver, CO Wed Sep 18 2002, 7:05 PM MDT Att: 25,330 - Cloudy - 56 F										
Ben Petrick, R OBP: 0.277, SLG: 0.405 (1, 7)										4	2	3	3	1	1	1											
17 Todd Helton, L OBP: 0.429, SLG: 0.576 (1, 3)										5	0	2	0	0	0	3											
Larry Walker, L OBP: 0.424, SLG: 0.609 (1, 9)										3	0	0	0	2	1	2											
Todd Zeile, R OBP: 0.349, SLG: 0.415 (1, 5)										4	0	0	0	0	0	2											
Jose Ortiz, R OBP: 0.318, SLG: 0.311 (1, 4)										3	0	0	0	1	0	0											
Gary Bennett, R OBP: 0.306, SLG: 0.343 (1, 2)										4	0	0	0	0	0	3											
Juan Uribe, R OBP: 0.280, SLG: 0.334 (1, 6)										4	1	3	0	0	0	0											
Denny Stark, R ERA: 3.18 Gabe Molina, R ERA: 1.8 Jeff Fassero, L ERA: 5.37 Rick White, R ERA: 4.42 Dave Veres, R ERA: 3.69										1	0	0	0	0	0	1											
										0	0	0	0	0	0	0											
										1	1	1	1	0	0	0											
										0	0	0	0	0	0	0											
										0	0	0	0	0	0	0											
										0	1	0	0	1	0	0											
Inning Stats	R: 1 E: 0 K: 0 S: 11	H: 3 LOB: 3 BB: 2 P: 25	R: 0 E: 0 K: 1 S: 9	H: 1 LOB: 0 BB: 0 P: 14	R: 0 E: 0 K: 0 S: 6	H: 0 LOB: 0 BB: 0 P: 10	R: 0 E: 0 K: 0 S: 8	H: 1 LOB: 1 BB: 0 P: 13	R: 0 E: 0 K: 0 S: 4	H: 0 LOB: 0 BB: 0 P: 8	R: 2 E: 0 K: 1 S: 12	H: 3 LOB: 1 BB: 0 P: 21	R: 0 E: 0 K: 0 S: 5	H: 0 LOB: 0 BB: 0 P: 6	R: 2 E: 0 K: 0 S: 12	H: 2 LOB: 1 BB: 2 P: 22		1B: 5 2B: 3 3B: 0 HR: 3	SF: 0 SAC: 1 DP: 1 HBP: 0	WP: 0 PA: 41 PB: 0 SB: 1 CS: 2							
PITCHER	IP	WLS	BF	H	R	ER	SO	BB	IBB	HBP	BLK	WP	HR	S	P	ERA	WHIP										
Steve Kline, L ERA: 3.78	(9, 1)	1.0	S	2	0	0	0	0	0	0	0	0	0	4	5	0.00	0.000										

AB	34
R	5
H	11
RBI	4
BB	5
SO	2
LOB	13



Batter	1	2	3	4	5	6	7	8	9	AB	R	H	RBI	BB	SO	LOB	TOP										
Brian Hunter, R OBP: 0.347, SLG: 0.463 (1, 8)	G5-3		FC6-4 1B		HR	F8		L5		5	1	2	3	0	0	2											
Craig Biggio, R OBP: 0.338, SLG: 0.416 (1, 4)	G6-3		FC6-4 1-2f		K		K			4	0	0	0	0	0	2											
17 Lance Berkman, S OBP: 0.412, SLG: 0.587 (1, 9)	G6-3			K	BB		G4-3			3	0	0	0	1	1	0											
5 Jeff Bagwell, R OBP: 0.402, SLG: 0.523 (1, 3)		G5-3		FC4-6 1B	BB		F8			3	0	1	0	1	0	0											
Darby Ward, L OBP: 0.326, SLG: 0.415 (1, 7)	G4-3		FC4-6 1B		F8			G5-4-3 1B		4	0	1	0	0	0	3											
Mark Loretta, R OBP: 0.378, SLG: 0.386 (1, 6)	F8			1B			G3-6-3 BB	G5-4-3 1-2f		3	0	1	0	1	0	1											
Geoff Blum, S OBP: 0.367, SLG: 0.443 (1, 5)			G4-6-3 1B	P6			G3-6-3 BB	L3-1		2	1	0	0	2	0	2											
Brad Ausmus, R OBP: 0.321, SLG: 0.357 (1, 2)					HR		G3-6-3	F8		4	1	2	0	0	0	2											
Pete Munro, R OBP: 0.182, SLG: 0.143 (5, PH)										1	0	0	0	0	0	2											
Alan Lirtz, S OBP: 0.154, SLG: 0.359 (5, PH)										1	0	0	0	0	1	1											
Nelson Cruz, R OBP: 0.344, SLG: 0.444 (5, PH)										0	0	0	0	0	0	0											
Orlando Merced, S OBP: 0.257, SLG: 0.171 (5, PH)										0	0	0	0	0	0	0											
Carlos Hernandez, S OBP: 0.209, SLG: 0.171 (5, PH)										0	0	0	0	0	0	0											
Jerome Robertson, L OBP: 0.305, SLG: 0.426 (5, PH)										1	0	0	0	0	0	1											
Brandon Puffer, R (7, 1)										1	0	0	0	0	0	0											
16 Jason Lane, R (5, PH)										1	0	0	0	0	1	0											
Inning Stats	R: 0 E: 0 K: 0 S: 7	H: 0 LOB: 0 BB: 0 P: 9	R: 0 E: 0 K: 0 S: 8	H: 0 LOB: 0 BB: 0 P: 13	R: 1 E: 0 K: 0 S: 11	H: 2 LOB: 1 BB: 1 P: 17	R: 0 E: 0 K: 1 S: 11	H: 2 LOB: 2 BB: 0 P: 18	R: 2 E: 0 K: 2 S: 19	H: 2 LOB: 2 BB: 2 P: 36	R: 0 E: 0 K: 1 S: 8	H: 0 LOB: 0 BB: 0 P: 11	R: 0 E: 0 K: 0 S: 9	H: 1 LOB: 0 BB: 0 P: 13	R: 0 E: 0 K: 1 S: 9	H: 0 LOB: 0 BB: 0 P: 9	1B: 6 2B: 0 3B: 0 HR: 1	SF: 0 SAC: 0 DP: 3 HBP: 0	WP: 0 PA: 37 PB: 0 SB: 0 CS: 0								
PITCHER	IP	WLS	BF	H	R	ER	SO	BB	IBB	HBP	BLK	WP	HR	S	P	ERA	WHIP										
Woody Williams, R ERA: 2.53 (5, 1)	4.2		21	6	3	3	3	2	0	0	0	0	1	54	86	5.79	1.714										
Gabe Molina, R ERA: 1.74 (5, 1)	0.1		2	0	0	0	0	1	0	0	0	0	0	2	7	0.00	3.000										
Dave Veres, R ERA: 3.62 (7, 1)	1.0	W	3	0	0	0	1	0	0	0	0	0	0	8	11	0.00	0.000										
Rick White, R ERA: 4.27 (8, 1)	2.0		6	1	0	0	1	0	0	0	0	0	0	18	22	0.00	0.500										

Houston Astros @ St. Louis Cardinals
 Busch Stadium, St. Louis, MO
 Fri Sep 20 2002, 7:10 PM CDT
 Att: 34,990 - Cloudy - 69 F

AB	31
R	3
H	7
RBI	3
BB	6
SO	5
LOB	14



Batter	1	2	3	4	5	6	7	8	9	AB	R	H	RBI	BB	SO	LOB	BOTTOM										
Fernando Vina, L OBP: 0.333, SLG: 0.338 (1, 4)	1B	15 BB 5 BB 1B	G3-1		G6-3		G5-3			4	2	1	0	1	0	5											
Eli Marrero, R OBP: 0.328, SLG: 0.445 (1, 9)	15 G3-1 1B	15 BB 5 BB 1B		15 S 27 BB 1B		HR	5 FC5-4 IBB			4	4	4	2	1	0	0											
15 Jim Edmonds, L OBP: 0.417, SLG: 0.564 (1, 8)	G3-1	5 BB 1B		K		HR	SF9			3	1	1	2	1	1	2											
5 Albert Pujols, R OBP: 0.391, SLG: 0.559 (1, 7)	1B BB	1-2 2H 3H		K		F9	FC5-4			4	0	1	2	1	1	3											
27 Scott Rolen, R OBP: 0.361, SLG: 0.502 (1, 5)	K	L8		2H 1B		HR				5	1	2	2	0	2	4											
Tino Martinez, L OBP: 0.339, SLG: 0.438 (1, 3)	1-2 2H 1B		F7	K		G4-3				5	0	1	1	0	1	1											
Edgar Renteria, R OBP: 0.365, SLG: 0.444 (1, 6)	F8		1B FC1		SH1-4 BB	K				3	0	1	0	1	1	2											
Mike Matheny, R OBP: 0.311, SLG: 0.320 (1, 2)		G6-3		FC1	1B	SH1-4				3	1	2	0	1	0	0											
Woody Williams, R ERA: 3.24 (5, PH)										2	0	0	0	0	1	2											
Gabe Molina, R ERA: 4.46 (5, PH)										0	0	0	0	0	0	0											
Ivan Cruz, L OBP: 0.244, SLG: 0.170 (5, PH)										1	0	0	0	0	1	1											
Dave Veres, R OBP: 0.344, SLG: 0.444 (5, PH)										0	0	0	0	0	0	0											
Rick White, R OBP: 0.305, SLG: 0.426 (7, PH)										0	0	0	0	0	0	0											
Miguel Cairo, R OBP: 0.209, SLG: 0.171 (7, PH)										1	0	1	0	0	0	0											
Steve Kline, S (8, 1)										1	0	0	0	0	2	0											
Inning Stats	R: 2 E: 0 K: 1 S: 14	H: 3 LOB: 2 BB: 1 P: 23	R: 2 E: 0 K: 1 S: 14	H: 2 LOB: 2 BB: 2 P: 31	R: 0 E: 0 K: 0 S: 13	H: 2 LOB: 1 BB: 0 P: 18	R: 1 E: 0 K: 3 S: 13	H: 2 LOB: 1 BB: 0 P: 17	R: 0 E: 0 K: 1 S: 7	H: 0 LOB: 1 BB: 1 P: 14	R: 3 E: 0 K: 1 S: 16	H: 3 LOB: 0 BB: 0 P: 26	R: 1 E: 0 K: 0 S: 17	H: 1 LOB: 2 BB: 2 P: 29	R: 0 E: 0 K: 1 S: 10	H: 1 LOB: 2 BB: 0 P: 15	1B: 10 2B: 0 3B: 1 HR: 3	SF: 1 SAC: 1 DP: 0 HBP: 1	WP: 1 PA: 45 PB: 0 SB: 1 CS: 0								
PITCHER	IP	WLS	BF	H	R	ER	SO	BB	IBB	HBP	BLK	WP	HR	S	P	ERA	WHIP										
Pete Munro, R ERA: 3.24 (5, 1)	4.0	L	24	9	5	5	5	3	0	0	0	0	0	54	89	11.25	3.000										
Nelson Cruz, R ERA: 4.46 (5, 1)	1.0		4	0	0	0	1	1	0	0	0	0	0	7	14	0.00	1.000										
Jerome Robertson, L ERA: 7.26 (6, 1)	1.2		11	4	4	4	1	1	1	0	0	1	3	32	54	21.60	3.000										
Brandon Puffer, R ERA: 4.96 (7, 1)	1.1		6	1	0	0	1	0	0	1	0	0	0	11	16	0.00	0.750										

Houston Astros @ St. Louis Cardinals
 Busch Stadium, St. Louis, MO
 Fri Sep 20 2002, 7:10 PM CDT
 Att: 34,990 - Cloudy - 69 F

AB	36
R	9
H	14
RBI	9
BB	6
SO	8
LOB	22



Batter	1	2	3	4	5	6	7	8	9	AB	R	H	RBI	BB	SO	LOB	TOP					
Brian Hunter, R (1, 8) OBP: 0.337, SLG: 0.443	G3		G4-3		L4			1B BB		3	0	0	0	1	0	0	Houston Astros @ St. Louis Cardinals Busch Stadium, St. Louis, MO Sun Sep 22 2002, 1:25 PM CDT Att: 38,706 - Sunny - 66 F					
Craig Biggio, R (1, 4) OBP: 0.336, SLG: 0.413	E4 HR		F9		F8			K		4	1	0	0	0	1	2						
Mark Loretta, R (1, 5) OBP: 0.378, SLG: 0.396	HR		G1-3		G4-3			1B		4	1	2	2	0	0	0						
5 Jeff Bagwell, R (1, 3) OBP: 0.403, SLG: 0.522	16 CS 1B				F7			K		4	0	2	0	0	1	3						
Jose Vizcaino, S (1, 6) OBP: 0.337, SLG: 0.401	F3				F8			G3		4	0	0	0	0	0	5						
16 Jason Lane, R (1, 9) OBP: 0.388, SLG: 0.475	CS		F9		HR			F9		4	1	1	1	0	0	0						
Brad Ausmus, R (1, 2) OBP: 0.322, SLG: 0.357			G6-3		G6-3			F8		4	0	0	0	0	1	0						
Geoff Blum, S (1, 7) OBP: 0.365, SLG: 0.439			1B		G5-3			K		4	0	1	0	0	2	0						
Kirk Saarloos, R (1, 1) Pedro Borbon, R (6, 1) Ricky Stone, R (6, 1) Nelson Cruz, R (7, 1) Morgan Ensberg, R (8, PH) Billy Wagner, L (8, 1)			F7		G5-3			1B 2B		2	0	0	0	0	0	1						
Inning Stats	R: 2 E: 1 K: 0 S: 17	H: 2 LOB: 0 BB: 0 P: 21	R: 0 E: 0 K: 0 S: 8	H: 1 LOB: 1 BB: 0 P: 12	R: 0 E: 0 K: 0 S: 7	H: 0 LOB: 0 BB: 0 P: 11	R: 1 E: 0 K: 0 S: 10	H: 1 LOB: 0 BB: 0 P: 14	R: 0 E: 0 K: 0 S: 10	H: 0 LOB: 1 BB: 0 P: 16	R: 0 E: 0 K: 1 S: 11	H: 1 LOB: 1 BB: 0 P: 17	R: 0 E: 0 K: 1 S: 7	H: 0 LOB: 3 BB: 1 P: 13	R: 0 E: 0 K: 2 S: 16	H: 2 LOB: 0 BB: 1 P: 23		R: 0 E: 0 K: 2 S: 7	H: 0 LOB: 0 BB: 0 P: 8	1B: 4 2B: 1 3B: 0 HR: 2	SF: 0 SAC: 0 DP: 0 HBP: 0	WP: 0 PB: 0 SB: 0 CS: 1
PITCHER	IP WLS BF H R ER SO BB IBB HBP BLK WP HR S P ERA WHIP	IP WLS BF H R ER SO BB IBB HBP BLK WP HR S P ERA WHIP	IP WLS BF H R ER SO BB IBB HBP BLK WP HR S P ERA WHIP	IP WLS BF H R ER SO BB IBB HBP BLK WP HR S P ERA WHIP	IP WLS BF H R ER SO BB IBB HBP BLK WP HR S P ERA WHIP	IP WLS BF H R ER SO BB IBB HBP BLK WP HR S P ERA WHIP	IP WLS BF H R ER SO BB IBB HBP BLK WP HR S P ERA WHIP	IP WLS BF H R ER SO BB IBB HBP BLK WP HR S P ERA WHIP	IP WLS BF H R ER SO BB IBB HBP BLK WP HR S P ERA WHIP	IP WLS BF H R ER SO BB IBB HBP BLK WP HR S P ERA WHIP	IP WLS BF H R ER SO BB IBB HBP BLK WP HR S P ERA WHIP	IP WLS BF H R ER SO BB IBB HBP BLK WP HR S P ERA WHIP	IP WLS BF H R ER SO BB IBB HBP BLK WP HR S P ERA WHIP	IP WLS BF H R ER SO BB IBB HBP BLK WP HR S P ERA WHIP	IP WLS BF H R ER SO BB IBB HBP BLK WP HR S P ERA WHIP	IP WLS BF H R ER SO BB IBB HBP BLK WP HR S P ERA WHIP						

AB	34
R	3
H	7
RBI	3
BB	1
SO	5
LOB	11



Batter	1	2	3	4	5	6	7	8	9	AB	R	H	RBI	BB	SO	LOB	BOTTOM			
Fernando Vina, L (1, 4) OBP: 0.334, SLG: 0.339	CS 1B		F7		G4-3			15 1B 1B		4	1	2	0	0	0	0	Houston Astros @ St. Louis Cardinals Busch Stadium, St. Louis, MO Sun Sep 22 2002, 1:25 PM CDT Att: 38,706 - Sunny - 66 F			
Eli Marrero, R (1, 7) OBP: 0.326, SLG: 0.447	15 5 HR BB		F7		F8			K		3	1	0	0	1	1	1				
15 Jim Edmonds, L (1, 8) So Taguchi, R (7, PR) (8, 8) OBP: 0.417, SLG: 0.417	5 HR 1B							5 2B SF8 BB		3	2	3	1	1	0	0				
5 Albert Pujols, R (1, 5) OBP: 0.391, SLG: 0.564	1-2 HR		K					SF8 1B 2B		4	2	2	3	0	1	2				
Tino Martinez, L (1, 3) Miguel Cairo, R (8, PH) (9, 3) OBP: 0.309, SLG: 0.366	G4-3				HR			K		3	1	1	1	0	1	2				
J.D. Drew, L (1, 9) Eduardo Perez, R (8, PH) (9, 9) OBP: 0.352, SLG: 0.416	L9				K			SF8		2	0	0	1	0	1	0				
Mike Matheny, R (1, 2) OBP: 0.312, SLG: 0.320			L9		F8			2-3 3H 1B		4	0	2	1	0	0	0				
Wilson Delgado, S (1, 6) OBP: 0.176, SLG: 0.471			K		G4-3			F8		4	0	0	0	0	2	3				
Chuck Finley, L (1, 1) Kerry Robinson, R (7, PH) (8, 1) Jeff Fassero, L (8, 1) Dave Veres, R (8, 1) Mike DiFalco, R (8, PH) (9, 1) 44 Jason Istringhausen, R (9, 1)			K		B1-3			K		2	0	0	0	0	1	0				
Inning Stats	R: 3 E: 0 K: 0 S: 12	H: 3 LOB: 1 BB: 1 P: 17	R: 0 E: 0 K: 2 S: 9	H: 0 LOB: 0 BB: 0 P: 15	R: 0 E: 0 K: 1 S: 11	H: 1 LOB: 1 BB: 0 P: 16	R: 1 E: 0 K: 1 S: 14	H: 1 LOB: 0 BB: 0 P: 23	R: 0 E: 0 K: 0 S: 4	H: 0 LOB: 0 BB: 0 P: 6	R: 2 E: 0 K: 1 S: 21	H: 2 LOB: 1 BB: 1 P: 28	R: 1 E: 0 K: 2 S: 17	H: 2 LOB: 1 BB: 0 P: 27	R: 0 E: 0 K: 2 S: 15	H: 1 LOB: 2 BB: 1 P: 24		1B: 6 2B: 2 3B: 0 HR: 2	SF: 1 SAC: 0 DP: 0 HBP: 0	WP: 0 PB: 0 SB: 1 CS: 1
PITCHER	IP WLS BF H R ER SO BB IBB HBP BLK WP HR S P ERA WHIP	IP WLS BF H R ER SO BB IBB HBP BLK WP HR S P ERA WHIP	IP WLS BF H R ER SO BB IBB HBP BLK WP HR S P ERA WHIP	IP WLS BF H R ER SO BB IBB HBP BLK WP HR S P ERA WHIP	IP WLS BF H R ER SO BB IBB HBP BLK WP HR S P ERA WHIP	IP WLS BF H R ER SO BB IBB HBP BLK WP HR S P ERA WHIP	IP WLS BF H R ER SO BB IBB HBP BLK WP HR S P ERA WHIP	IP WLS BF H R ER SO BB IBB HBP BLK WP HR S P ERA WHIP	IP WLS BF H R ER SO BB IBB HBP BLK WP HR S P ERA WHIP	IP WLS BF H R ER SO BB IBB HBP BLK WP HR S P ERA WHIP	IP WLS BF H R ER SO BB IBB HBP BLK WP HR S P ERA WHIP	IP WLS BF H R ER SO BB IBB HBP BLK WP HR S P ERA WHIP	IP WLS BF H R ER SO BB IBB HBP BLK WP HR S P ERA WHIP	IP WLS BF H R ER SO BB IBB HBP BLK WP HR S P ERA WHIP	IP WLS BF H R ER SO BB IBB HBP BLK WP HR S P ERA WHIP	IP WLS BF H R ER SO BB IBB HBP BLK WP HR S P ERA WHIP				

AB	32
R	7
H	10
RBI	7
BB	3
SO	9
LOB	10



Batter	1	2	3	4	5	6	7	8	9	AB	R	H	RBI	BB	SO	LOB	TOP								
Tony Womack, L (1, 6) OBP: 0.322, SLG: 0.354	K		P3		F8			G4-3		4	0	0	0	0	1	3									
Junior Salvey, R (1, 4) OBP: 0.390, SLG: 0.472	F8				CS 1B		G5-3	1B		4	0	2	1	0	0	0									
Steve Finley, L (1, 8) OBP: 0.366, SLG: 0.487	K				BB		G3	F7		3	0	0	0	1	1	1									
Matt Williams, R (1, 5) OBP: 0.312, SLG: 0.430		F9			F8		F8		F8	4	0	0	0	0	0	1									
Erubiel Durazo, L (1, 9) OBP: 0.397, SLG: 0.557										4	0	2	0	0	0	1									
Mark Little, R (9, PR) OBP: 0.299, SLG: 0.267									BB 1B	0	1	0	0	0	0	0									
Mark Grace, L (1, 3) OBP: 0.344, SLG: 0.383										3	0	0	0	1	0	2									
David Dellucci, L (1, 7) OBP: 0.332, SLG: 0.411										3	0	1	0	1	1	1									
Chad Moeller, R (1, 2) OBP: 0.365, SLG: 0.394										2	0	1	0	0	0	0									
Quinton McCracken, S (8, PH) OBP: 0.373, SLG: 0.466										1	0	0	0	0	1	0									
Rod Barajas, R (8, 2) OBP: 0.267, SLG: 0.317										0	0	0	0	0	0	0									
Greg Colburn, R (9, PH) OBP: 0.376, SLG: 0.638										1	0	1	1	0	0	0									
Damian Miller, R (9, 2) OBP: 0.341, SLG: 0.439										0	0	0	0	0	0	0									
John Patterson, R (7, 1) OBP: 0.222, SLG: 0.125										2	0	0	0	0	0	1									
Matt Mantel, R (7, 1) OBP: 0.222, SLG: 0.125										0	0	0	0	0	0	0									
Chris Donnels, L (8, PH) OBP: 0.316, SLG: 0.430										1	1	1	0	0	0	0									
Byung-Hyun Kim, R (8, 1) OBP: 0.300, SLG: 0.360										0	0	0	0	0	0	0									
Lyle Overbay, L (9, PH) OBP: 0.111, SLG: 0.111										1	0	0	0	0	1	2									
Mike Fetters, R (9, 1) OBP: 0.111, SLG: 0.111										0	0	0	0	0	0	0									
Inning Stats	R: 0 H: 0 E: 0 K: 2 S: 8	H: 0 LOB: 0 BB: 0 P: 12	R: 0 H: 1 E: 0 K: 1 S: 12	LOB: 1 BB: 0 P: 15	R: 0 H: 0 E: 0 K: 1 S: 7	LOB: 0 BB: 0 P: 11	R: 0 H: 1 E: 0 K: 0 S: 15	H: 1 LOB: 1 BB: 1 P: 21	R: 0 H: 2 E: 0 K: 0 S: 11	LOB: 2 BB: 1 P: 25	R: 0 H: 0 E: 0 K: 0 S: 7	H: 0 LOB: 0 BB: 0 P: 10	R: 0 H: 0 E: 0 K: 0 S: 5	H: 0 LOB: 0 BB: 0 P: 10	R: 1 H: 2 E: 0 K: 1 S: 14	LOB: 1 BB: 0 P: 18	R: 1 H: 2 E: 0 K: 1 S: 9	LOB: 2 BB: 1 P: 17	1B: 7 2B: 1 3B: 0 HR: 0	SF: 0 SAC: 0 DP: 0 HBP: 0	WP: 0 PB: 0 SB: 0 CS: 1	PA: 36			
PITCHER	IP	WLS	BF	H	R	ER	SO	BB	IBB	HBP	BLK	WP	HR	S	P	ERA	WHIP								
Andy Benes, R (1, 1) ERA: 2.93	7.0		25	4	0	4	4	2	0	0	0	0	0	65	104	0.00	0.857								
Rick White, R (8, 1) ERA: 4.35	1.0	H	5	2	1	1	1	0	0	0	0	0	0	14	18	9.00	2.000								
44 Jason Isringhausen, R (9, 1) ERA: 2.52	1.0	W	6	2	1	1	1	1	0	0	0	0	0	9	17	9.00	3.000								

Arizona Diamondbacks @ St. Louis Cardinals
 Busch Stadium, St. Louis, MO
 Tue Sep 24 2002, 7:10 PM CDT
 Att: 30,019 - Sunny - 71 F

AB 33
 R 2
 H 8
 RBI 2
 BB 3
 SO 6
 LOB 13



Batter	1	2	3	4	5	6	7	8	9	AB	R	H	RBI	BB	SO	LOB	BOTTOM								
Fernando Vina, L (1, 4) OBP: 0.331, SLG: 0.336	L9		F7			L7		L3		4	0	0	0	0	0	0									
Eli Marrero, R (1, 8) OBP: 0.330, SLG: 0.454						F8		F9		4	0	1	0	0	0	0									
J.D. Drew, L (1, 9) OBP: 0.349, SLG: 0.419										4	1	1	1	0	2	1									
5 Albert Pujols, R (1, 7) OBP: 0.394, SLG: 0.566										2	0	0	0	2	2	1									
So Taguchi, R (9, PR) OBP: 0.500, SLG: 0.462										0	1	0	0	0	0	0									
Tino Martinez, L (1, 3) OBP: 0.339, SLG: 0.443										2	0	0	0	0	1	1									
Ivan Cruz, L (5, 3) OBP: 0.462, SLG: 0.667										2	1	1	0	0	1	1									
Edgar Renteria, R (1, 6) OBP: 0.385, SLG: 0.443										4	0	1	1	0	1	1									
Miguel Cairo, R (1, 5) OBP: 0.316, SLG: 0.369										2	0	1	1	1	1	0									
Mike Matheny, R (1, 2) OBP: 0.311, SLG: 0.317										3	0	0	0	0	0	2									
Andy Benes, R (1, 1) OBP: 0.206, SLG: 0.324										2	0	0	0	0	2	0									
Rick White, R (8, 1) ERA: 4.35										0	0	0	0	0	0	0									
Kerry Robinson, L (8, PH) OBP: 0.300, SLG: 0.360										1	0	0	0	0	1	0									
44 Jason Isringhausen, R (9, 1) ERA: 2.52										0	0	0	0	0	0	0									
Inning Stats	R: 0 H: 1 E: 0 K: 2 S: 13	H: 0 LOB: 0 BB: 0 P: 21	R: 0 H: 0 E: 0 K: 2 S: 11	LOB: 0 BB: 0 P: 17	R: 0 H: 0 E: 0 K: 1 S: 7	LOB: 0 BB: 0 P: 9	R: 0 H: 0 E: 0 K: 1 S: 7	H: 0 LOB: 1 BB: 1 P: 14	R: 0 H: 0 E: 0 K: 1 S: 9	LOB: 0 BB: 1 P: 16	R: 0 H: 0 E: 0 K: 1 S: 8	H: 0 LOB: 0 BB: 0 P: 12	R: 2 H: 3 E: 0 K: 1 S: 12	H: 3 LOB: 1 BB: 0 P: 18	R: 0 H: 0 E: 0 K: 1 S: 11	LOB: 0 BB: 0 P: 14	R: 1 H: 1 E: 0 K: 1 S: 10	LOB: 1 BB: 1 P: 14	1B: 4 2B: 1 3B: 0 HR: 1	SF: 0 SAC: 0 DP: 1 HBP: 0	WP: 0 PB: 0 SB: 2 CS: 0	PA: 33			
PITCHER	IP	WLS	BF	H	R	ER	SO	BB	IBB	HBP	BLK	WP	HR	S	P	ERA	WHIP								
John Patterson, R (1, 1) ERA: 3.16	6.0		20	1	0	0	8	2	0	0	0	0	0	55	89	0.00	0.500								
Matt Mantel, R (7, 1) ERA: 4.91	1.0		6	3	2	2	1	0	0	0	0	0	1	12	18	18.00	3.000								
Byung-Hyun Kim, R (8, 1) ERA: 2.1	1.0		3	0	0	0	1	0	0	0	0	0	0	11	14	0.00	0.000								
Mike Fetters, R (9, 1) ERA: 3.31	0.2	L	4	1	1	1	1	1	0	0	0	0	0	10	14	13.50	3.000								

Arizona Diamondbacks @ St. Louis Cardinals
 Busch Stadium, St. Louis, MO
 Tue Sep 24 2002, 7:10 PM CDT
 Att: 30,019 - Sunny - 71 F

AB 30
 R 3
 H 5
 RBI 3
 BB 3
 SO 11
 LOB 7



Batter	1	2	3	4	5	6	7	8	9	AB	R	H	RBI	BB	SO	LOB	TOP			
Eric Young Sr. R (1.4) OBP: 0.336, SLG: 0.365 Andrew Lorraine, L (7.1)										4	1	2	0	0	0	1	Milwaukee Brewers @ St. Louis Cardinals Busch Stadium, St. Louis, MO Thu Sep 26 2002, 7:10 PM CDT Att: 27,299 - Cloudy - 75 F			
Keith Cinter R (1.5) OBP: 0.379, SLG: 0.400									4	0	0	0	0	1	2					
Lenny Harris, L (1.3) OBP: 0.362, SLG: 0.424									2	0	0	1	1	0	1					
Matt Stairs, L (1.7) OBP: 0.354, SLG: 0.475									3	0	1	0	1	1	1					
Jeffrey Hammonds R (1.8) OBP: 0.335, SLG: 0.402 Ryan Christenson, R (6.8) OBP: 0.192, SLG: 0.265									3	0	1	0	0	0	2					
Jim Rushford L (1.9) OBP: 0.216, SLG: 0.206									4	0	0	0	0	0	5					
2 Bill Hall, R (1.6) OBP: 0.241, SLG: 0.407									4	0	1	0	0	3	1					
Jorge Fabregas, L (1.2) OBP: 0.220, SLG: 0.270									4	0	0	0	0	1	3					
53 Ben Diggins, R (1.1) OBP: 0.143, SLG: 0.143 Paul Bako, L (5, PH) OBP: 0.285, SLG: 0.329 David Pember, R (5.1) Ronnie Belliard, R (7, PH) OBP: 0.264, SLG: 0.299									1	0	0	0	0	0	0					
									1	0	0	0	0	0	0					
									2	0	1	0	0	0	0					
Inning Stats	R: 1 E: 0 K: 0 S: 6	H: 1 LOB: 0 BB: 0 P: 12	R: 0 E: 0 K: 2 S: 10	H: 1 LOB: 1 BB: 0 P: 15	R: 0 E: 0 K: 0 S: 8	H: 1 LOB: 1 BB: 1 P: 12	R: 0 E: 0 K: 0 S: 8	H: 1 LOB: 0 BB: 0 P: 14	R: 0 E: 0 K: 1 S: 6	H: 1 LOB: 0 BB: 0 P: 11	R: 0 E: 0 K: 1 S: 10	H: 1 LOB: 1 BB: 0 P: 15	R: 0 E: 0 K: 1 S: 13	H: 1 LOB: 2 BB: 1 P: 25	R: 0 E: 0 K: 1 S: 9	H: 0 LOB: 0 BB: 0 P: 11	1B: 4 2B: 3 3B: 0 HR: 0	SF: 1 SAC: 0 DP: 0 HBP: 0	WP: 1 PB: 0 SB: 0 CS: 0	PA: 36
PITCHER	IP WLS BF H R ER SO BB IBB HBP BLK WP HR S P ERA WHIP																			
Matt Morris, R (1.1) ERA: 3.42	7.0 W 28 6 1 1 4 1 0 0 0 0 1 0 58 94 1.29 1.000																			
Luther Hackman, R (8.1) ERA: 4.11	1.0 5 1 0 0 1 1 0 0 0 0 0 0 13 25 0.00 2.000																			
Mike Crudale, R (9.1) ERA: 1.92	1.0 3 0 0 0 1 0 0 0 0 0 0 0 9 11 0.00 0.000																			

Batter	1	2	3	4	5	6	7	8	9	AB	R	H	RBI	BB	SO	LOB	BOTTOM			
Fernando Vina, L (1.4) OBP: 0.334, SLG: 0.340 Mike DiFelice, R (8, PH) OBP: 0.296, SLG: 0.349 Mike Crudale, R (9.1)										3	2	1	1	0	1	Milwaukee Brewers @ St. Louis Cardinals Busch Stadium, St. Louis, MO Thu Sep 26 2002, 7:10 PM CDT Att: 27,299 - Cloudy - 75 F				
Eli Marrero, R (1.7) OBP: 0.330, SLG: 0.458										5	1	1	2	0	1					
15 Jim Edmonds, L (1.8) OBP: 0.423, SLG: 0.567 So Taguchi, R (7.8) OBP: 0.467, SLG: 0.429									3	1	1	0	1	0	2					
J.D. Drew, L (1.9) OBP: 0.348, SLG: 0.431 Miguel Cairo, R (7, PH) OBP: 0.311, SLG: 0.363									3	1	1	2	0	1	2					
27 Scott Rolen, R (1.5) OBP: 0.357, SLG: 0.501									4	0	0	0	0	1	1					
Tino Martinez, L (1.3) OBP: 0.339, SLG: 0.442 Eduardo Perez, R (7, PH) OBP: 0.297, SLG: 0.467									3	1	1	0	0	0	0					
Edgar Renteria, R (1.6) OBP: 0.364, SLG: 0.443 Wilson Delgado, S (6, PH) OBP: 0.211, SLG: 0.632									2	1	1	2	1	0	0					
Mike Matheny, R (1.2) OBP: 0.313, SLG: 0.319									4	1	2	0	0	0	1					
Matt Morris, R (1.1) OBP: 0.203, SLG: 0.211 Luther Hackman, R (8.1) OBP: 0.118, SLG: 0.063 5 Albert Pujols, R (6, PH) OBP: 0.392, SLG: 0.563 Ivan Cruz, L (9.3) OBP: 0.429, SLG: 0.615										2	0	1	0	0	0					
									0	0	0	0	0	0	0					
Inning Stats	R: 2 E: 0 K: 0 S: 8	H: 2 LOB: 0 BB: 0 P: 15	R: 4 E: 0 K: 1 S: 16	H: 3 LOB: 1 BB: 2 P: 33	R: 0 E: 0 K: 0 S: 4	H: 0 LOB: 0 BB: 0 P: 7	R: 0 E: 0 K: 0 S: 10	H: 1 LOB: 1 BB: 0 P: 12	R: 2 E: 0 K: 1 S: 13	H: 3 LOB: 1 BB: 0 P: 21	R: 0 E: 0 K: 1 S: 5	H: 0 LOB: 1 BB: 1 P: 11	R: 0 E: 0 K: 1 S: 7	H: 0 LOB: 0 BB: 0 P: 9	R: 1 E: 0 K: 0 S: 17	H: 3 LOB: 1 BB: 0 P: 24	1B: 8 2B: 2 3B: 0 HR: 3	SF: 0 SAC: 1 DP: 1 HBP: 0	WP: 0 PB: 0 SB: 1 CS: 0	PA: 38
PITCHER	IP WLS BF H R ER SO BB IBB HBP BLK WP HR S P ERA WHIP																			
53 Ben Diggins, R (1.1) ERA: 8.63	4.0 L 20 6 6 6 1 2 0 0 0 0 0 2 38 67 13.50 2.000																			
David Pember, R (5.1) ERA: 5.19	2.0 10 3 2 2 1 1 0 0 0 0 0 0 18 32 9.00 2.000																			
Andrew Lorraine, L (7.1) ERA: 11.25	2.0 8 3 1 1 1 0 0 0 0 0 0 1 24 33 4.50 1.500																			

Batter	1	2	3	4	5	6	7	8	9	AB	R	H	RBI	BB	SO	LOB	TOP								
Ryan Christenson, R OBP: 0.218, SLG: 0.275 Mike DeJean, R (8, 1)	1-1 1B		2-3 K			4-0 FC6-4 BB		1-1 SH5-4		2 0 1 0 1 1 0 0 0 0 0 0 0 0							Milwaukee Brewers @ St. Louis Cardinals Busch Stadium, St. Louis, MO Fri Sep 27 2002, 7:10 PM CDT Att: 32,186 - Cloudy - 77 F								
Ronnie Belliard, R OBP: 0.281, SLG: 0.294 (1, 4)	0-0 F9			0-1 L7		1-0 FC6-4		3-2 FC5 G4-3		4 0 0 1 0 0 2															
Keith Ginter, R OBP: 0.374, SLG: 0.392 (1, 5)	1-1 F8			0-0 L4-3 1B			0-1 G6-3	0-1 G4-3		4 0 1 0 0 0 2															
Richie Sexson, R OBP: 0.366, SLG: 0.507 Lenny Harris, L OBP: 0.357, SLG: 0.418 (1, 3)	1-3 K			3-1 L4-3			2-0 F8	1-2 G6-3		1 0 0 0 0 1 1 3 0 0 0 0 0 2															
Matt Stairs, L OBP: 0.353, SLG: 0.483 (1, 7)		2-2 G4-3			2-1 F8		0-1 HR		1-0 G4-3	4 1 1 1 0 0 0															
Jim Rushford, L OBP: 0.218, SLG: 0.197 (1, 9)		2-2 G4-3			0-0 G4-3		4-1 2B BB		1-0 G5-3	3 0 0 0 1 0 0															
2 Bill Hall, R OBP: 0.242, SLG: 0.387 (1, 6)		2-3 K			1-2 F8		0-2 1-2 1B		2-0 L1	4 0 1 0 0 1 0															
Jorge Fabregas, L OBP: 0.216, SLG: 0.265 (1, 2)			1-1 G4-3			1-0 G3-1	1-2 L8			3 0 0 0 0 0 2															
15 Ben Sheets, R OBP: 0.139, SLG: 0.103 Eric Young Sr., R OBP: 0.337, SLG: 0.368 Ray King, L (8, 1) Jeffrey Hammonds, R OBP: 0.335, SLG: 0.402 (8, 8)			1-2 G6-3			1-2 G6-3		1-1 SH5-4 FC5 2B		2 0 0 0 0 0 0 1 1 1 0 0 0 0 0 0 0 0 0 0 0 0 0 0 0 0 0 0															
Inning Stats	R: 0 E: 0 K: 1 S: 9	H: 1 LOB: 1 BB: 0 P: 12	R: 0 E: 0 K: 1 S: 11	H: 0 LOB: 0 BB: 0 P: 17	R: 0 E: 0 K: 1 S: 8	H: 0 LOB: 0 BB: 0 P: 12	R: 0 E: 0 K: 0 S: 5	H: 1 LOB: 0 BB: 0 P: 8	R: 0 E: 0 K: 0 S: 6	H: 0 LOB: 0 BB: 0 P: 9	R: 0 E: 0 K: 0 S: 5	H: 0 LOB: 1 BB: 1 P: 12	R: 1 E: 0 K: 0 S: 14	H: 2 LOB: 2 BB: 1 P: 21	R: 1 E: 1 K: 0 S: 12	H: 1 LOB: 1 BB: 0 P: 18		R: 0 E: 0 K: 0 S: 3	H: 0 LOB: 0 BB: 0 P: 7	1B: 3 2B: 2 3B: 0 HR: 1	SF: 0 SAC: 1 DP: 1 HBP: 0	WP: 0 PB: 0 SB: 0 CS: 0	PA: 34		
PITCHER	IP WLS BF H R ER SO BB IBB HBP BLK WP HR S P ERA WHIP	IP WLS BF H R ER SO BB IBB HBP BLK WP HR S P ERA WHIP	IP WLS BF H R ER SO BB IBB HBP BLK WP HR S P ERA WHIP	IP WLS BF H R ER SO BB IBB HBP BLK WP HR S P ERA WHIP	IP WLS BF H R ER SO BB IBB HBP BLK WP HR S P ERA WHIP	IP WLS BF H R ER SO BB IBB HBP BLK WP HR S P ERA WHIP	IP WLS BF H R ER SO BB IBB HBP BLK WP HR S P ERA WHIP	IP WLS BF H R ER SO BB IBB HBP BLK WP HR S P ERA WHIP	IP WLS BF H R ER SO BB IBB HBP BLK WP HR S P ERA WHIP	IP WLS BF H R ER SO BB IBB HBP BLK WP HR S P ERA WHIP	IP WLS BF H R ER SO BB IBB HBP BLK WP HR S P ERA WHIP	IP WLS BF H R ER SO BB IBB HBP BLK WP HR S P ERA WHIP	IP WLS BF H R ER SO BB IBB HBP BLK WP HR S P ERA WHIP	IP WLS BF H R ER SO BB IBB HBP BLK WP HR S P ERA WHIP	IP WLS BF H R ER SO BB IBB HBP BLK WP HR S P ERA WHIP	IP WLS BF H R ER SO BB IBB HBP BLK WP HR S P ERA WHIP	IP WLS BF H R ER SO BB IBB HBP BLK WP HR S P ERA WHIP	IP WLS BF H R ER SO BB IBB HBP BLK WP HR S P ERA WHIP	IP WLS BF H R ER SO BB IBB HBP BLK WP HR S P ERA WHIP	IP WLS BF H R ER SO BB IBB HBP BLK WP HR S P ERA WHIP	IP WLS BF H R ER SO BB IBB HBP BLK WP HR S P ERA WHIP	IP WLS BF H R ER SO BB IBB HBP BLK WP HR S P ERA WHIP	IP WLS BF H R ER SO BB IBB HBP BLK WP HR S P ERA WHIP	IP WLS BF H R ER SO BB IBB HBP BLK WP HR S P ERA WHIP	IP WLS BF H R ER SO BB IBB HBP BLK WP HR S P ERA WHIP

AB	31
R	2
H	5
RBI	2
BB	2
SO	3
LOB	9



Batter	1	2	3	4	5	6	7	8	9	AB	R	H	RBI	BB	SO	LOB	BOTTOM								
Fernando Vina, L OBP: 0.335, SLG: 0.340 (1, 4)	0-0 F7		2-0 S 1B		0-0 G4-3			1-0 15 G1 SH3 HBP		3 0 1 0 0 0 0							Milwaukee Brewers @ St. Louis Cardinals Busch Stadium, St. Louis, MO Fri Sep 27 2002, 7:10 PM CDT Att: 32,186 - Cloudy - 77 F								
J.D. Drew, L OBP: 0.350, SLG: 0.430 Eli Marrero, R OBP: 0.330, SLG: 0.458 (1, 9) (6, FR) (7, 9)	1-1 F8		4-2 1-2 BB			2-1 5B HBP		0-1 SH3		1 0 0 0 1 0 0 0 0 0 0 0 0 0															
15 Jim Edmonds, L OBP: 0.420, SLG: 0.562 (1, 8)	2-1 F7		0-3 K			1-2 F7		0-1 G1		4 0 0 0 0 1 4															
5 Albert Pujols, R OBP: 0.394, SLG: 0.563 (1, 7)		1-2 G4-3		1-2 1B		0-0 1-2 1B		4-0 IBB		3 0 2 0 1 0 0															
27 Scott Rolen, R OBP: 0.355, SLG: 0.497 (1, 5)		2-3 K		2-2 F8		0-2 F2		0-3 K		4 0 0 0 0 2 5															
Tino Martinez, L OBP: 0.336, SLG: 0.439 (1, 3)	0-0 F7		0-3 K			1-2 G3			0-3 K	4 0 0 0 0 2 3															
Edgar Renteria, R OBP: 0.362, SLG: 0.440 (1, 6)			3-2 F3	0-1 G4-3			1-0 F9		0-3 K2-3	4 0 0 0 0 1 1															
Mike DiFelice, R OBP: 0.297, SLG: 0.366 Kerry Robinson, L OBP: 0.297, SLG: 0.356 (1, 2) (9, PH)			0-0 HR		1-1 F7		1-3 K		0-0 L7	3 1 1 1 0 1 0 1 0 0 0 0 0 0															
Jason Simontacchi, R OBP: 0.269, SLG: 0.240 Ivan Cruz, L OBP: 0.400, SLG: 0.571 Rick White, R (8, 1) Steve Kline, S (8, 1)			1-3 K		1-3 K		2-1 G3-1			2 0 0 0 0 2 0 1 0															
Inning Stats	R: 0 E: 0 K: 0 S: 5	H: 0 LOB: 0 BB: 0 P: 8	R: 0 E: 0 K: 1 S: 7	H: 0 LOB: 0 BB: 0 P: 10	R: 1 E: 0 K: 2 S: 16	H: 2 LOB: 1 BB: 1 P: 26	R: 0 E: 0 K: 1 S: 13	H: 1 LOB: 1 BB: 0 P: 16	R: 0 E: 0 K: 1 S: 6	H: 0 LOB: 0 BB: 0 P: 8	R: 0 E: 0 K: 0 S: 13	H: 1 LOB: 2 BB: 0 P: 17	R: 0 E: 0 K: 1 S: 6	H: 0 LOB: 0 BB: 0 P: 10	R: 0 E: 0 K: 1 S: 7	H: 0 LOB: 2 BB: 1 P: 12		R: 0 E: 0 K: 2 S: 7	H: 0 LOB: 0 BB: 0 P: 7	1B: 3 2B: 0 3B: 0 HR: 1	SF: 0 SAC: 1 DP: 0 HBP: 2	WP: 0 PB: 0 SB: 1 CS: 0	PA: 35		
PITCHER	IP WLS BF H R ER SO BB IBB HBP BLK WP HR S P ERA WHIP	IP WLS BF H R ER SO BB IBB HBP BLK WP HR S P ERA WHIP	IP WLS BF H R ER SO BB IBB HBP BLK WP HR S P ERA WHIP	IP WLS BF H R ER SO BB IBB HBP BLK WP HR S P ERA WHIP	IP WLS BF H R ER SO BB IBB HBP BLK WP HR S P ERA WHIP	IP WLS BF H R ER SO BB IBB HBP BLK WP HR S P ERA WHIP	IP WLS BF H R ER SO BB IBB HBP BLK WP HR S P ERA WHIP	IP WLS BF H R ER SO BB IBB HBP BLK WP HR S P ERA WHIP	IP WLS BF H R ER SO BB IBB HBP BLK WP HR S P ERA WHIP	IP WLS BF H R ER SO BB IBB HBP BLK WP HR S P ERA WHIP	IP WLS BF H R ER SO BB IBB HBP BLK WP HR S P ERA WHIP	IP WLS BF H R ER SO BB IBB HBP BLK WP HR S P ERA WHIP	IP WLS BF H R ER SO BB IBB HBP BLK WP HR S P ERA WHIP	IP WLS BF H R ER SO BB IBB HBP BLK WP HR S P ERA WHIP	IP WLS BF H R ER SO BB IBB HBP BLK WP HR S P ERA WHIP	IP WLS BF H R ER SO BB IBB HBP BLK WP HR S P ERA WHIP	IP WLS BF H R ER SO BB IBB HBP BLK WP HR S P ERA WHIP	IP WLS BF H R ER SO BB IBB HBP BLK WP HR S P ERA WHIP	IP WLS BF H R ER SO BB IBB HBP BLK WP HR S P ERA WHIP	IP WLS BF H R ER SO BB IBB HBP BLK WP HR S P ERA WHIP	IP WLS BF H R ER SO BB IBB HBP BLK WP HR S P ERA WHIP	IP WLS BF H R ER SO BB IBB HBP BLK WP HR S P ERA WHIP	IP WLS BF H R ER SO BB IBB HBP BLK WP HR S P ERA WHIP	IP WLS BF H R ER SO BB IBB HBP BLK WP HR S P ERA WHIP	IP WLS BF H R ER SO BB IBB HBP BLK WP HR S P ERA WHIP



Batter	1	2	3	4	5	6	7	8	9	AB	R	H	RBI	BB	SO	LOB	TOP					
Ryan Christenson, R OBP: 0.220, SLG: 0.259	G6-3		FC4-6 BB		F8			G3		3	0	0	0	1	0	1	Milwaukee Brewers @ St. Louis Cardinals Busch Stadium, St. Louis, MO Sat Sep 28 2002, 12:15 PM CDT Att: 35,906 - Cloudy - 71 F					
Ronnie Belliard, R OBP: 0.257, SLG: 0.290	K		FC4-6 1B			L9		G4-3		4	0	0	1	0	1	2						
Keith Ginter, R OBP: 0.379, SLG: 0.390			1-2 3-H 1-0			K			F5	3	0	1	0	1	1	0						
Richie Sexson, R OBP: 0.363, SLG: 0.504	K		K			G6-3			G4-3	4	0	0	0	0	2	3						
Jeffrey Hammonds, R OBP: 0.333, SLG: 0.398		L4			F9				K	4	0	0	0	0	1	0						
Robert Machado, R OBP: 0.316, SLG: 0.379	G6-3		K			K				3	0	0	0	0	2	0						
2 Bill Hall, R OBP: 0.222, SLG: 0.353	F9		G5-3			G4-3				3	0	0	0	0	0	0						
Jim Rushford, L OBP: 0.222, SLG: 0.216			SH1-3 FC4-6 2B		K2-3			L6		3	1	1	0	0	1	0						
Glendon Rusch, L OBP: 0.299, SLG: 0.333			SH1-3		K			G3 1B		1	0	0	0	0	1	0						
Mike Matthews, L OBP: 0.167, SLG: 0.167										0	0	0	0	0	0	0						
Jayson Durocher, R OBP: 0.338, SLG: 0.370										0	0	0	0	0	0	0						
Eric Young Sr., R OBP: 0.338, SLG: 0.370										1	0	1	0	0	0	0						
Luis Vizcaino, R OBP: 0.338, SLG: 0.370										0	0	0	0	0	0	0						
Inning Stats	R: 0 E: 0 K: 2 S: 11	H: 0 LOB: 1 BB: 1 P: 21	R: 0 E: 0 K: 0 S: 5	H: 0 LOB: 0 BB: 0 P: 7	R: 1 E: 0 K: 1 S: 12	H: 2 LOB: 2 BB: 1 P: 21	R: 0 E: 0 K: 1 S: 7	H: 0 LOB: 0 BB: 0 P: 10	R: 0 E: 0 K: 1 S: 8	H: 0 LOB: 0 BB: 0 P: 8	R: 0 E: 0 K: 1 S: 8	H: 0 LOB: 0 BB: 0 P: 13	R: 0 E: 0 K: 1 S: 7	H: 0 LOB: 0 BB: 0 P: 10	R: 0 E: 0 K: 0 S: 7	H: 1 LOB: 1 BB: 0 P: 8	R: 0 E: 0 K: 1 S: 6	H: 0 LOB: 0 BB: 0 P: 11	1B: 2 2B: 1 3B: 0 HR: 0	SF: 0 SAC: 1 DP: 0 HBP: 0	WP: 0 PB: 0 SB: 0 CS: 0	PA: 32
PITCHER	IP WLS BF H R ER SO BB IBB HBP BLK WP HR S P ERA WHIP																					
Chuck Finley, L ERA: 4.15	(1, 1) 6.0 W 22 2 1 1 7 2 0 0 0 0 0 0 51 80 1.50 0.667																					
Rick White, R ERA: 4.38	(7, 1) 1.0 H 3 0 0 0 1 0 0 0 0 0 0 0 7 10 0.00 0.000																					
Steve Kline, L ERA: 3.35	(8, 1) 1.0 H 4 1 0 0 0 0 0 0 0 0 0 0 7 8 0.00 1.000																					
44 Jason Isringhausen, R ERA: 2.48	(9, 1) 1.0 S 3 0 0 0 1 0 0 0 0 0 0 0 6 11 0.00 0.000																					

Batter	1	2	3	4	5	6	7	8	9	AB	R	H	RBI	BB	SO	LOB	BOTTOM			
Miguel Cairo, R OBP: 0.307, SLG: 0.357	F7				P4	K				3	0	0	0	0	0	2	Milwaukee Brewers @ St. Louis Cardinals Busch Stadium, St. Louis, MO Sat Sep 28 2002, 12:15 PM CDT Att: 35,906 - Cloudy - 71 F			
J.D. Drew, L OBP: 0.349, SLG: 0.429	F9									1	0	0	0	0	1	2				
Eli Marrero, R OBP: 0.330, SLG: 0.455	G6-3				K			F8		4	0	1	0	0	1	0				
15 Jim Edmonds, L OBP: 0.419, SLG: 0.560										2	1	0	0	1	0	1				
Fernando Vina, L OBP: 0.335, SLG: 0.340	F7				5 2B BB			F8		1	0	0	0	0	0	0				
5 Albert Pujols, R OBP: 0.395, SLG: 0.564										3	1	1	1	1	1	1				
So Taguchi, R OBP: 0.467, SLG: 0.429		27 HR BB			K			G6-3		0	0	0	0	0	0	0				
27 Scott Rolen, R OBP: 0.354, SLG: 0.501										4	1	1	2	0	1	2				
Edgar Renteria, R OBP: 0.363, SLG: 0.438										2	0	0	0	2	0	0				
Tino Martinez, L OBP: 0.337, SLG: 0.438										3	0	1	0	1	0	2				
Mike DiFelice, R OBP: 0.297, SLG: 0.362										2	0	0	0	1	0	2				
Chuck Finley, L OBP: 0.094, SLG: 0.125										2	0	0	0	0	1	3				
Eduardo Perez, F OBP: 0.255, SLG: 0.464										1	0	0	0	0	0	2				
Rick White, R ERA: 3.94										0	0	0	0	0	0	0				
Steve Kline, S ERA: 1.88										0	0	0	0	0	0	0				
44 Jason Isringhausen, R ERA: 2.56										0	0	0	0	0	0	0				
Inning Stats	R: 0 E: 0 K: 0 S: 9	H: 0 LOB: 0 BB: 0 P: 13	R: 2 E: 1 K: 0 S: 17	H: 1 LOB: 2 BB: 2 P: 29	R: 0 E: 0 K: 2 S: 11	H: 1 LOB: 1 BB: 0 P: 17	R: 0 E: 0 K: 1 S: 10	H: 1 LOB: 1 BB: 0 P: 13	R: 1 E: 0 K: 1 S: 15	H: 1 LOB: 1 BB: 1 P: 24	R: 0 E: 0 K: 1 S: 14	H: 0 LOB: 2 BB: 2 P: 27	R: 0 E: 0 K: 0 S: 6	H: 0 LOB: 0 BB: 0 P: 7	R: 0 E: 0 K: 0 S: 6	H: 0 LOB: 0 BB: 1 P: 12	1B: 2 2B: 1 3B: 0 HR: 1	SF: 0 SAC: 0 DP: 1 HBP: 0	WP: 0 PB: 0 SB: 1 CS: 0	PA: 34
PITCHER	IP WLS BF H R ER SO BB IBB HBP BLK WP HR S P ERA WHIP																			
Glendon Rusch, L ERA: 4.7	(1, 1) 5.0 L 23 4 3 3 4 3 0 0 0 0 0 0 62 96 5.40 1.400																			
Mike Matthews, L ERA: 3.94	(6, 1) 0.2 4 0 0 0 0 1 1 0 0 0 0 0 11 22 0.00 1.500																			
Jayson Durocher, R ERA: 1.88	(6, 1) 1.1 4 0 0 0 1 0 0 0 0 0 0 0 9 12 0.00 0.000																			
Luis Vizcaino, R ERA: 2.56	(8, 1) 1.0 3 0 0 0 0 1 0 0 0 0 0 0 6 12 0.00 1.000																			

Batter	1	2	3	4	5	6	7	8	9	AB	R	H	RBI	BB	SO	LOB	TOP										
Ryan Christenson, R OBP: 0.222, SLG: 0.276 (1, 8)	1-3 K		0-2 2B		3-3 K			1-2 F7		4	0	1	0	0	2	1	Milwaukee Brewers @ St. Louis Cardinals Busch Stadium, St. Louis, MO Sun Sep 29 2002, 1:10 PM CDT Att: 40,250 - Cloudy - 83 F										
Ronnie Belliard, R OBP: 0.257, SLG: 0.287 (1, 4)	1-0 P5		4-2 BB		1-2 K		1-1 G6-3	0-1 F9		3	0	0	0	1	0												
Lenny Harris, L OBP: 0.355, SLG: 0.411 (1, 3)	1-1 G6-3		1-1 G3		4-2 FC6-4 BB			0-0 G3-1		3	0	0	0	1	0	3											
Matt Stairs, L OBP: 0.349, SLG: 0.478 Jeffrey Hammonds, R OBP: 0.332, SLG: 0.397 (7, 8)		3-1 F9		1-1 G4-3		2-2 F7		0-1 G5-3		3	0	0	0	0	0	1											
Keith Ginter, R OBP: 0.374, SLG: 0.383 (1, 5)		2-0 G5-3		2-2 1B		0-0 FC6-4 1-2		0-1 L8		4	0	1	0	0	0	1											
Jim Rushford, L OBP: 0.214, SLG: 0.208 (1, 9)		0-2 F8		0-1 L9			0-1 P6			3	0	0	0	0	0	1											
2 Bill Hall, R OBP: 0.256, SLG: 0.361 (1, 6)			4-0 CS BB		1-1 G3		0-1 G4-6-3 1B			2	0	1	0	1	0	1											
Paul Bako, L OBP: 0.295, SLG: 0.329 (1, 2)			2-2 G3 1-2		0-0 CS 1B		2-1 G4-6-3 1-2			3	0	1	0	0	0	2											
Wayne Franklin, L Eric Young Sr., R Luis Vizcaino, R Valerio De Los Santos, L (1, 1) (8, PH) (8, 1) (8, 1)			4-2 2B BB		0-1 B2		1-2 F9			1	0	0	0	1	0	1											
Inning Stats	R: 0 E: 0 K: 1 S: 7	H: 0 LOB: 0 BB: 10	R: 0 E: 0 K: 0 S: 6	H: 0 LOB: 0 BB: 11	R: 0 E: 0 K: 0 S: 18	H: 1 LOB: 3 BB: 33	R: 0 E: 0 K: 0 S: 10	H: 1 LOB: 1 BB: 0 P: 14	R: 0 E: 0 K: 1 S: 6	H: 0 LOB: 1 BB: 1 P: 15	R: 0 E: 0 K: 0 S: 6	H: 1 LOB: 0 BB: 8	R: 0 E: 0 K: 0 S: 9	H: 0 LOB: 0 BB: 11	R: 0 E: 0 K: 0 S: 5	H: 0 LOB: 0 BB: 5		1B: 3 2B: 2 3B: 0 HR: 0	SF: 0 SAC: 0 DP: 2 HBP: 0	WP: 0 PB: 0 SB: 0 CS: 2	PA: 32						
PITCHER	IP	WLS	BF	H	R	ER	SO	BB	IBB	HBP	BLK	WP	HR	S	P	ERA	WHIP										
Andy Benes, R ERA: 2.78 (1, 1)	5.0		19	3	0	0	2	3	0	0	0	0	0	47	77	0.00	1.200										
Dave Veres, R ERA: 3.48 (6, 1)	2.0		7	1	0	0	0	1	0	0	0	0	0	14	23	0.00	1.000										
Mike Crudate, R ERA: 1.88 (8, 1)	1.0	W	3	0	0	0	0	0	0	0	0	0	0	9	11	0.00	0.000										
Rick White, R ERA: 4.31 (9, 1)	1.0		3	0	0	0	0	0	0	0	0	0	0	5	5	0.00	0.000										

Batter	1	2	3	4	5	6	7	8	9	AB	R	H	RBI	BB	SO	LOB	BOTTOM										
Fernando Vina, L OBP: 0.333, SLG: 0.338 (1, 4)	1-1 G3		0-1 G6-3		1-2 F9		0-1 F8			4	0	0	0	0	0	4	Milwaukee Brewers @ St. Louis Cardinals Busch Stadium, St. Louis, MO Sun Sep 29 2002, 1:10 PM CDT Att: 40,250 - Cloudy - 83 F										
Eli Marrero, R OBP: 0.327, SLG: 0.451 (1, 8)	2-2 G5-3		1-2 G6-3		0-0 G4-3			2-3 K		4	0	0	0	0	1	0											
27 Scott Rolen, R OBP: 0.357, SLG: 0.503 (1, 5)	4-0 BB		1-2 P6		0-1 FC4-6 1B			2-2 2B 2B		3	1	2	0	1	0	0											
5 Albert Pujols, R OBP: 0.394, SLG: 0.561 (1, 3)	3-3 K		1-0 G6-3		2-0 FC1-4-6 1-2			4-0 2B IBB		3	1	0	0	1	1	2											
Edgar Renteria, R OBP: 0.364, SLG: 0.439 (1, 6)			4-2 FC3-6 BB		0-0 F7		0-0 F9	3-2 1B 15 1B 2B		3	1	1	2	1	0	1											
Eduardo Perez, R OBP: 0.290, SLG: 0.455 Kerry Robinson, L OBP: 0.301, SLG: 0.359 (1, 9) (7, 9)			0-1 FC3-6 BB BB 1-2		0-0 F3		0-3 K	2-1 15 1B SF9 1B		3	0	0	0	0	1	2											
Miguel Cairo, R OBP: 0.307, SLG: 0.353 Mike Crudate, R (1, 7) (8, 1)			0-3 K		4-2 BB		1-0 F7	0-2 1B 3-H 1B		2	0	0	0	1	1	1											
15 Jim Edmonds, L OBP: 0.420, SLG: 0.561 J.D. Drew, L OBP: 0.349, SLG: 0.429 Rick White, R (8, PH) (6, PH) (9, 1)										0	0	0	0	0	0	0											
Mike Matheny, R OBP: 0.313, SLG: 0.317 (1, 2)			4-1 BB BB		3-2 L7		1-0 G6-3	1-0 SF9		2	0	0	1	1	0	1											
Andy Benes, R OBP: 0.229, SLG: 0.324 Wilson Delgado, S OBP: 0.200, SLG: 0.600 Dave Veres, R OBP: 0.333, SLG: 0.333 So Taguchi, R OBP: 0.471, SLG: 0.400 (1, 1) (5, PH) (6, 1) (7, PH) (8, 7)			4-1 BB BB		2-3 K		4-2 BB	0-0 L7		0	0	0	0	1	0	0											
Inning Stats	R: 0 E: 0 K: 1 S: 8	H: 0 LOB: 1 BB: 1	R: 0 E: 0 K: 1 S: 14	H: 0 LOB: 3 BB: 26	R: 0 E: 0 K: 0 S: 7	H: 0 LOB: 0 BB: 10	R: 0 E: 0 K: 0 S: 9	H: 0 LOB: 1 BB: 1 P: 16	R: 0 E: 0 K: 1 S: 9	H: 1 LOB: 0 BB: 0 P: 9	R: 0 E: 0 K: 0 S: 6	H: 0 LOB: 1 BB: 1 P: 12	R: 0 E: 0 K: 1 S: 17	H: 4 LOB: 1 BB: 1 P: 31	R: 4 E: 0 K: 1 S: 17	H: 4 LOB: 1 BB: 1 P: 31	1B: 3 2B: 2 3B: 0 HR: 0	SF: 1 SAC: 0 DP: 0 HBP: 0	WP: 0 PB: 0 SB: 0 CS: 0	PA: 36							
PITCHER	IP	WLS	BF	H	R	ER	SO	BB	IBB	HBP	BLK	WP	HR	S	P	ERA	WHIP										
Wayne Franklin, L ERA: 2.63 (1, 1)	7.0		28	1	0	0	4	6	0	0	0	0	0	12	25	108.00	9.000										
Luis Vizcaino, R ERA: 2.99 (8, 1)	0.1	L	5	3	4	4	1	0	1	0	0	0	0	5	6	0.00	1.500										
Valerio De Los Santos, L ERA: 3.12 (8, 1)	0.2		3	1	0	0	0	0	0	0	0	0	0	5	6	0.00	1.500										



Batter	1	2	3	4	5	6	7	8	9	AB	R	H	RBI	BB	SO	LOB	TOP											
Fernando Vina, L OBP: 0.500, SLG: 0.500	E6 15 HR		G4-3						L8	6	2	3	0	0	0	0												
Eli Marrero, R (1, 9)	F7		G6-3	K			SF8		G1-3	5	0	0	1	0	1	5												
15 Jim Edmonds, L OBP: 0.800, SLG: 1.500										4	1	3	2	1	0	1												
5 Albert Pujols, R OBP: 0.600, SLG: 1.000	F7		CS							4	2	2	2	1	0	1												
27 Scott Rolen, R OBP: 0.200, SLG: 0.800	K									5	1	1	2	0	2	4												
Edgar Renteria, R OBP: 0.300, SLG: 0.500										4	2	2	0	1	0	0												
Tino Martinez, L (1, 3)	L4									4	1	0	0	1	0	3												
Mike Matheny, R OBP: 0.750, SLG: 1.000										3	2	2	2	1	0	0												
Matt Morris, R OBP: 0.250, SLG: 0.250										4	1	1	2	0	2	3												
Jeff Fassero, L (8, 1)										0	0	0	0	0	0	0												
Kerry Robinson, L (9, PH)										1	0	0	0	0	0	0												
Mike Crudale, R (9, 1)										0	0	0	0	0	0	0												
Inning Stats	R: 2 E: 1 K: 1 S: 16	H: 1 LOB: 0 BB: 0 P: 20	R: 0 E: 0 K: 0 S: 8	H: 0 LOB: 1 BB: 1 P: 14	R: 0 E: 0 K: 0 S: 7	H: 1 LOB: 0 BB: 0 P: 8	R: 3 E: 0 K: 2 S: 15	H: 5 LOB: 2 BB: 0 P: 21	R: 0 E: 0 K: 0 S: 11	H: 1 LOB: 2 BB: 1 P: 21	R: 1 E: 0 K: 1 S: 8	H: 2 LOB: 1 BB: 0 P: 10	R: 6 E: 1 K: 1 S: 20	H: 4 LOB: 3 BB: 3 P: 41	R: 0 E: 0 K: 0 S: 6	H: 0 LOB: 0 BB: 0 P: 9	R: 0 E: 0 K: 0 S: 5	H: 0 LOB: 0 BB: 0 P: 8	1B: 10 2B: 1 3B: 1 HR: 2	SF: 1 SAC: 1 DP: 0 HBP: 0	WP: 0 PA: 48 PB: 0 SB: 1 CS: 1							
PITCHER	IP	WLS	BF	H	R	ER	SO	BB	IBB	HBP	BLK	WP	HR	S	P	ERA	WHIP											
Randy Johnson, L ERA: 7.5	(1, 1)	6.0	L	30	10	6	5	4	1	1	0	0	0	2	65	94	7.50	1.833										
Matt Mantei, R ERA: 54.0	(7, 1)	0.1		3	1	2	2	0	1	0	0	0	0	0	4	10	54.00	6.000										
Greg Swindell, L ERA:	(7, 1)	0.0		4	2	2	1	0	1	0	0	0	0	0	8	16	∞	∞										
Mike Fetters, R ERA:	(7, 1)	0.2		4	1	2	0	1	1	0	0	0	0	0	8	15	0.00	3.000										
Rick Helling, R ERA:	(8, 1)	2.0		6	0	0	0	0	0	0	0	0	0	11	17	0.00	0.000											

St. Louis Cardinals @ Arizona Diamondbacks
Bank One Ballpark, Phoenix, AZ
Tue Oct 01 2002, 11:00 PM EDT
Att: 49,154 - Sunny - 80 F

AB 40
R 12
H 14
RBI 11
BB 5
SO 5
LOB 17



Batter	1	2	3	4	5	6	7	8	9	AB	R	H	RBI	BB	SO	LOB	BOTTOM										
Tony Womack, L OBP: 0.200, SLG: 0.200	E6 1B SF8	F8		P6					FC3-6	5	1	1	0	0	0	2											
Junior Spivey, R OBP: 0.200, SLG: 0.200										5	0	1	0	0	1	2											
Steve Finley, L (1, 8)	SF8									2	1	0	1	1	0	1											
Mark Grace, L OBP: 0.500, SLG: 0.333										3	0	1	0	1	0	0											
Matt Williams, R OBP: 0.250, SLG: 0.250										4	0	1	0	0	0	2											
Alex Cintron, S (9, 5)										0	0	0	0	0	0	0											
Quinton McCracken, S OBP: 0.500, SLG: 0.500	F7									4	0	2	1	0	0	2											
David Dellucci, L OBP: 0.333, SLG: 0.333										3	0	1	0	0	0	2											
Mark Little, R (8, PH) (9, 7)										1	0	0	0	0	0	1											
Chad Moeller, R OBP: 0.333, SLG: 0.333										3	0	1	0	0	1	1											
Rod Barajas, R (7, 2)										1	0	0	0	0	1	0											
Randy Johnson, R (1, 1)										2	0	0	0	0	2	1											
Matt Mantei, R (7, 1)										0	0	0	0	0	0	0											
Greg Swindell, L (7, 1)										0	0	0	0	0	0	0											
Mike Fetters, R (7, 1)										1	0	0	0	0	0	0											
Chris Donnels, L (8, PH)										0	0	0	0	0	0	0											
Rick Helling, R (8, 1)										0	0	0	0	1	0	0											
Erubiel Durazo, L (9, PH)										0	0	0	0	0	0	0											
Inning Stats	R: 1 E: 1 K: 0 S: 12	H: 3 LOB: 2 BB: 0 P: 16	R: 0 E: 0 K: 1 S: 6	H: 1 LOB: 1 BB: 0 P: 8	R: 1 E: 0 K: 0 S: 12	H: 1 LOB: 2 BB: 2 P: 26	R: 0 E: 0 K: 2 S: 10	H: 0 LOB: 0 BB: 0 P: 14	R: 0 E: 0 K: 0 S: 4	H: 0 LOB: 0 BB: 0 P: 6	R: 0 E: 0 K: 0 S: 8	H: 1 LOB: 1 BB: 0 P: 10	R: 0 E: 0 K: 0 S: 8	H: 1 LOB: 1 BB: 0 P: 9	R: 0 E: 0 K: 0 S: 8	H: 1 LOB: 0 BB: 0 P: 13	R: 0 E: 0 K: 2 S: 12	H: 0 LOB: 1 BB: 1 P: 21	1B: 8 2B: 0 3B: 0 HR: 0	SF: 1 SAC: 0 DP: 0 HBP: 0	WP: 0 PA: 38 PB: 0 SB: 1 CS: 0						
PITCHER	IP	WLS	BF	H	R	ER	SO	BB	IBB	HBP	BLK	WP	HR	S	P	ERA	WHIP										
Matt Morris, R ERA: 1.29	(1, 1)	7.0	W	30	7	2	1	3	2	0	0	0	0	60	89	1.29	1.286										
Jeff Fassero, L ERA:	(8, 1)	1.0		4	1	0	0	0	0	0	0	0	0	8	13	0.00	1.000										
Mike Crudale, R ERA:	(9, 1)	1.0		4	0	0	0	2	1	0	0	0	0	12	21	0.00	1.000										

St. Louis Cardinals @ Arizona Diamondbacks
Bank One Ballpark, Phoenix, AZ
Tue Oct 01 2002, 11:00 PM EDT
Att: 49,154 - Sunny - 80 F

AB 34
R 2
H 8
RBI 2
BB 3
SO 5
LOB 14



Batter	1	2	3	4	5	6	7	8	9	AB	R	H	RBI	BB	SO	LOB	TOP			
Fernando Vina, L OBP: 0.636, SLG: 0.636 (1, 4)										5	0	4	0	0	0	0	St. Louis Cardinals @ Arizona Diamondbacks Bank One Ballpark, Phoenix, AZ Thu Oct 03 2002, 4:00 PM EDT Att: 48,856 - Dome - 72 F			
J.D. Drew, L OBP: 0.400, SLG: 1.000 (1, 9)										4	1	1	1	1	1	3				
15 Jim Edmonds, L OBP: 0.444, SLG: 0.750 (1, 8)										4	0	0	0	0	2	4				
5 Albert Pujols, R OBP: 0.333, SLG: 0.500 (1, 7) (8, 5) (8, 3)										4	0	0	0	0	1	1				
27 Scott Rolen, R OBP: 0.500, SLG: 0.857 Eli Marrero, R (8, PH) (8, 7)										2	0	2	0	0	0	0				
Tino Martinez, L Jeff Fassero, L 44 Jason Istringhausen, R (1, 3) (8, 1) (8, 1)										4	0	0	0	0	1	3				
Edgar Renteria, R OBP: 0.444, SLG: 0.375 (1, 6)										4	1	1	0	0	0	2				
Mike Matheny, R OBP: 0.571, SLG: 0.667 (1, 2)										3	0	1	0	0	1	1				
Chuck Finley, L Steve Kline, S Rick White, R Miguel Cairo, R OBP: 1.000, SLG: 1.000 (1, 1) (7, 1) (7, 1) (8, 5)										3	0	0	0	0	2	1				
Inning Stats	R: 0 E: 0 K: 3 S: 14	H: 1 LOB: 1 BB: 0 P: 19	R: 0 E: 0 K: 1 S: 8	H: 0 LOB: 1 BB: 0 P: 11	R: 1 E: 0 K: 1 S: 12	H: 1 LOB: 0 BB: 0 P: 17	R: 0 E: 0 K: 0 S: 4	H: 1 LOB: 1 BB: 0 P: 9	R: 0 E: 0 K: 1 S: 9	H: 1 LOB: 1 BB: 0 P: 11	R: 0 E: 0 K: 0 S: 8	H: 2 LOB: 3 BB: 1 P: 18	R: 0 E: 0 K: 1 S: 10	H: 0 LOB: 0 BB: 0 P: 14	R: 1 E: 0 K: 0 S: 8	H: 3 LOB: 1 BB: 0 P: 9		1B: 9 2B: 0 3B: 0 HR: 1	SF: 0 SAC: 1 DP: 0 HBP: 1	WP: 0 PB: 0 SB: 1 CS: 1
PITCHER	IP WLS BF H R ER SO BB IBB HBP BLK WP HR S P ERA WHIP																			
Curt Schilling, R ERA: 1.29	(1, 1)	7.0	30	7	1	1	7	1	0	1	0	0	0	0	1	65	97	1.29	1.143	
Mike Koptove, R ERA: 6.75	(8, 1)	1.1	L	6	2	1	1	1	0	0	0	0	0	0	0	12	18	6.75	1.500	
Mike Myers, L ERA:	(9, 1)	0.2		2	1	0	0	0	0	0	0	0	0	0	0	4	5	0.00	1.500	

AB	35
R	2
H	10
RBI	2
BB	1
SO	8
LOB	15



Batter	1	2	3	4	5	6	7	8	9	AB	R	H	RBI	BB	SO	LOB	BOTTOM					
Tony Womack, L OBP: 0.300, SLG: 0.222 (1, 6)										4	0	1	0	1	0	0	St. Louis Cardinals @ Arizona Diamondbacks Bank One Ballpark, Phoenix, AZ Thu Oct 03 2002, 4:00 PM EDT Att: 48,856 - Dome - 72 F					
Junior Spivey, R OBP: 0.200, SLG: 0.200 (1, 4)										5	0	1	0	0	1	4						
Greg Colbrunn, R David Delucci, L OBP: 0.333, SLG: 0.333 (1, 3) (9, 7)										3	1	0	0	1	1	0						
Matt Williams, R OBP: 0.125, SLG: 0.125 (1, 5)										4	0	0	0	0	2	3						
Steve Finley, L OBP: 0.250, SLG: 0.167 (1, 8)										4	0	1	0	0	1	3						
Quinton McCracken, S OBP: 0.375, SLG: 0.500 (1, 9)										4	0	1	1	0	1	1						
Damian Miller, R OBP: 0.750, SLG: 1.000 (1, 2)										2	0	1	0	2	0	0						
Mark Little, R Mark Grace, L OBP: 0.400, SLG: 0.250 (1, 7) (8, PH) (9, 3)										3	0	0	0	0	2	2						
Curt Schilling, R Chad Moeller, R Alex Gritton, S Mike Koptove, R Mike Myers, L Chris Donnels, L (1, 1) (7, PH) (7, PH) (8, 1) (9, 1) (9, PH)										2	0	0	0	0	0	2						
Inning Stats	R: 0 E: 0 K: 2 S: 13	H: 1 LOB: 2 BB: 1 P: 21	R: 0 E: 0 K: 2 S: 11	H: 1 LOB: 0 BB: 0 P: 18	R: 0 E: 0 K: 1 S: 7	H: 0 LOB: 0 BB: 0 P: 9	R: 0 E: 0 K: 0 S: 3	H: 0 LOB: 0 BB: 0 P: 7	R: 0 E: 0 K: 1 S: 15	H: 1 LOB: 2 BB: 1 P: 26	R: 0 E: 0 K: 1 S: 12	H: 1 LOB: 1 BB: 0 P: 17	R: 0 E: 0 K: 0 S: 11	H: 1 LOB: 2 BB: 1 P: 22	R: 1 E: 1 K: 0 S: 10	H: 1 LOB: 2 BB: 1 P: 17		R: 0 E: 0 K: 1 S: 8	H: 0 LOB: 0 BB: 0 P: 9	1B: 4 2B: 2 3B: 0 HR: 0	SF: 0 SAC: 0 DP: 0 HBP: 0	WP: 0 PB: 0 SB: 0 CS: 0
PITCHER	IP WLS BF H R ER SO BB IBB HBP BLK WP HR S P ERA WHIP																					
Chuck Finley, L Steve Kline, L Rick White, R Jeff Fassero, L 44 Jason Istringhausen, R (1, 1) (7, 1) (7, 1) (8, 1) (9, 1)	6.1	25	4	0	0	7	2	0	0	0	0	0	0	0	0	65	105	0.00	0.947			
	(7, 1)	0.1	H	3	1	0	0	0	0	0	0	0	0	0	4	9	0.00	6.000				
	(7, 1)	1.0	B	6	1	1	0	0	0	0	0	0	0	0	12	22	0.00	2.000				
	(8, 1)	0.1	W	1	0	0	0	0	0	0	0	0	0	0	1	1	0.00	0.000				
	(9, 1)	1.0	S	3	0	0	0	0	0	0	0	0	0	0	8	9	0.00	0.000				

AB	34
R	1
H	6
RBI	1
BB	4
SO	8
LOB	17



Batter	1	2	3	4	5	6	7	8	9	AB	R	H	RBI	BB	SO	LOB	TOP				
Kenny Lofton, L OBP: 0.429, SLG: 0.542	4-1 G4-3 SH3 1B BB	2-0 S 1B	1-0 HR		2-0 F8			1-1 L4		4	3	2	1	1	0	0	San Francisco Giants @ St. Louis Cardinals Busch Stadium, St. Louis, MO Wed Oct 09 2002, 7:00 PM CDT Att: 52,175 - Cloudy - 67 F				
Rich Aurilia, R OBP: 0.289, SLG: 0.520	0-0 SH3	2-2 1B 1B	0-1 F9			0-0 F9		0-2 P4		4	1	1	1	0	0	0					
Jeff Kent, R OBP: 0.370, SLG: 0.375	3-1 G4-3	1-2 3B 1B		1-0 G5-3 BB 1B		2-3 K		1-0 F9		5	1	2	0	0	1	1					
Barry Bonds, L OBP: 0.481, SLG: 0.895	4-0 BB 1B BB	2-1 1B 3B		4-0 G5-3 BB		4-2 HR BB		3-2 G4-3		2	2	1	2	3	0	0					
Benito Santiago, R OBP: 0.333, SLG: 0.500	2-1 BB 1B	1-0 1B 1B		0-1 G5-3		1-0 HR BB		1-0 L1-3		5	1	3	4	0	0	2					
J.T. Snow, L OBP: 0.360, SLG: 0.522	4-0 3H BB 1B	4-0 1-2 1B		3-2 G3		2-3 K		1-3 K		4	0	1	0	1	2	1					
Reggie Sanders, R OBP: 0.280, SLG: 0.227	1-1 G4-3	0-0 F9			1-1 L1		1-3 K			4	0	0	0	0	1	5					
David Bell, R OBP: 0.304, SLG: 0.350		0-3 K	2-1 F9		1-1 HR		0-1 G1-3			4	1	1	1	0	1	0					
Kirk Rueter, L OBP: 0.280, SLG: 0.227		1-3 K	1-2 G5-3		2-1 G1-3		0-3 K			3	0	0	0	0	1	0					
Felix Rodriguez, R OBP: 0.280, SLG: 0.227										1	0	0	0	0	1	0					
Tim Worrell, R OBP: 0.280, SLG: 0.227										0	0	0	0	0	0	0					
Robb Nen, R OBP: 0.280, SLG: 0.227										0	0	0	0	0	0	0					
Inning Stats	R: 1 E: 0 K: 0 S: 8	H: 1 LOB: 3 BB: 3 P: 26	R: 4 E: 0 K: 2 S: 20	H: 6 LOB: 2 BB: 0 P: 30	R: 1 E: 0 K: 0 S: 8	H: 1 LOB: 0 BB: 0 P: 12	R: 0 E: 0 K: 0 S: 6	H: 1 LOB: 1 BB: 1 P: 14	R: 1 E: 0 K: 0 S: 7	H: 1 LOB: 0 BB: 0 P: 13	R: 2 E: 0 K: 2 S: 12	H: 1 LOB: 0 BB: 0 P: 21	R: 0 E: 0 K: 2 S: 9	H: 0 LOB: 0 BB: 0 P: 10	R: 0 E: 0 K: 1 S: 11	H: 0 LOB: 0 BB: 0 P: 16	1B: 7 2B: 0 3B: 1 HR: 3	SF: 0 SAC: 1 DP: 1 HBP: 0	WP: 0 PB: 0 SB: 1 CS: 0	PA: 42	
PITCHER	IP WLS BF H R ER SO BB IBB HBP BLK WP HR S P ERA WHIP	4.1 L 26 10 7 7 2 4 0 0 0 0 2 46 88 14.54 3.231	5.1 1 7 1 2 2 2 1 0 0 0 0 1 15 28 10.80 1.200	7.1 2 6 0 0 0 2 0 0 0 0 0 0 15 28 0.00 0.000	9.1 3 0 0 0 0 1 0 0 0 0 0 0 11 16 0.00 0.000																

Batter	1	2	3	4	5	6	7	8	9	AB	R	H	RBI	BB	SO	LOB	BOTTOM					
Fernando Vina, L OBP: 0.476, SLG: 0.450	2-1 G5-3	2-1 G4-3			2-1 G4-3	0-1 F7		3-2 G5-3		5	0	0	1	0	0	2	San Francisco Giants @ St. Louis Cardinals Busch Stadium, St. Louis, MO Wed Oct 09 2002, 7:00 PM CDT Att: 52,175 - Cloudy - 67 F					
Eli Marrero, R OBP: 0.197, SLG: 0.200	1-2 HBP 2B	1-0 F9			2-1 F9	2-1 CS	3-2 F8	4-2 BB		4	0	1	0	1	0	1						
15 Jim Edmonds, L OBP: 0.444, SLG: 0.600	4-1 HBP BB		2-2 5 CS-4 1B		1-2 5 HR 2B		1-3 K	0-2 L9		4	1	2	0	1	1	1						
5 Albert Pujols, R OBP: 0.444, SLG: 0.643	0-0 F9		2-2 FC5-4 G1-6-3		1-0 2H HR		4-2 1B BB	1-3 K		4	1	1	2	1	1	4						
Edgar Renteria, R OBP: 0.333, SLG: 0.250	2-2 HBP		2-1 G1-6-3		2-2 G4-3		0-0 1B	0-1 G1-3		4	0	1	0	0	0	2						
Tino Martinez, L OBP: 0.176, SLG: 0.067	0-1 F8			2-2 G3-1		1-1 HR 1B	2-1 F8			4	1	1	0	0	0	5						
Miguel Cairo, R OBP: 0.889, SLG: 1.375		2-1 SH5-4 G4-3 1B				2-2 HR 1B	1-3 K			4	2	3	2	0	1	0						
Mike Matheny, R OBP: 0.467, SLG: 0.462		2-2 G4-3 SH5-4 1B		1-3 K		2-2 L6	1-1 L6			4	0	1	0	0	1	1						
Matt Morris, R ERA: 6.35		0-1 SH5-4		0-0 G6-3		4-1 CS BB	3-2 HR			1	0	0	0	0	0	1						
Kerry Robinson, L ERA: 6.75										0	0	0	0	0	0	0						
Dave Veres, R ERA: 6.75										0	0	0	0	0	0	0						
J.D. Drew, L OBP: 0.346, SLG: 0.900										1	1	1	1	0	0	0						
Steve Kline, S ERA: 6.75										0	0	0	0	0	0	0						
Inning Stats	R: 0 E: 0 K: 0 S: 11	H: 1 LOB: 3 BB: 1 P: 20	R: 1 E: 0 K: 0 S: 10	H: 2 LOB: 1 BB: 0 P: 17	R: 0 E: 0 K: 1 S: 9	H: 1 LOB: 0 BB: 0 P: 14	R: 0 E: 0 K: 1 S: 9	H: 1 LOB: 1 BB: 0 P: 14	R: 2 E: 0 K: 0 S: 12	H: 2 LOB: 0 BB: 0 P: 20	R: 2 E: 0 K: 0 S: 13	H: 2 LOB: 0 BB: 1 P: 24	R: 0 E: 0 K: 1 S: 13	H: 1 LOB: 2 BB: 1 P: 23	R: 1 E: 0 K: 1 S: 11	H: 1 LOB: 1 BB: 0 P: 19	R: 0 E: 0 K: 1 S: 13	H: 0 LOB: 1 BB: 1 P: 18	1B: 6 2B: 2 3B: 0 HR: 3	SF: 0 SAC: 1 DP: 1 HBP: 1	WP: 0 PB: 0 SB: 0 CS: 1	PA: 42
PITCHER	IP WLS BF H R ER SO BB IBB HBP BLK WP HR S P ERA WHIP	5.0 W 25 9 5 5 1 1 0 0 0 0 2 56 94 9.00 2.000	6.1 1 8 1 0 0 1 2 0 0 0 0 0 20 38 0.00 1.500	8.1 4 1 1 1 1 0 0 0 0 0 0 1 11 19 9.00 1.000	9.1 S 4 0 0 0 1 1 0 0 0 0 0 13 18 0.00 1.000																	



Batter	1	2	3	4	5	6	7	8	9	AB	R	H	RBI	BB	SO	LOB	TOP									
Kenny Lofton, L OBP: 0.394, SLG: 0.464 (1, 8) C X	0-1 F9		2-3 K		1-3 K		3-2 G3		4-0 IBB	4	0	0	0	1	2	1	San Francisco Giants @ St. Louis Cardinals Busch Stadium, St. Louis, MO Thu Oct 10 2002, 7:00 PM CDT Att: 52,195 - Cloudy - 70 F									
Rich Aurilia, R OBP: 0.333, SLG: 0.750 (1, 6) B X	1-0 HR		0-1 F9		1-2 HR		4-1 BB		0-3 K	3	2	2	3	1	0	0										
Jeff Kent, R OBP: 0.355, SLG: 0.357 (1, 4) B B B X	3-1 P6		3-1 1B		1-1 F3		3-3 K		3-3 K	4	0	1	0	0	1	1										
Barry Bonds, L OBP: 0.452, SLG: 0.773 (1, 7) C X	3-2 L9		3-3 K		4-2 FC5-4 BB		1-3 K		1-3 K	3	0	0	0	1	2	2										
Benito Santiago, R OBP: 0.290, SLG: 0.433 (1, 2) X	0-0 F8		3-3 K		0-0 F9		0-1 F8		0-1 F8	4	0	0	0	0	1	2										
J.T. Snow, L OBP: 0.379, SLG: 0.593 (1, 3) C X	1-2 1B		0-2 F9		0-3 K		2-0 SH1-3 3B		2-0 SH1-3 3B	4	1	2	0	0	1	1										
Reggie Sanders, R OBP: 0.241, SLG: 0.192 (1, 9) X	0-0 F3		1-3 K		0-0 FC5-4 1-2		1-2 P4		1-2 P4	4	0	0	0	0	1	3										
David Bell, R OBP: 0.370, SLG: 0.391 (1, 5) B X	1-1 1B		2-1 SH3-4 HR 1B		1-2 F2		4-0 SH1-3 IBB		4-0 SH1-3 IBB	3	1	2	0	1	0	0										
Jason Schmidt, R OBP: 0.241, SLG: 0.192 (1, 1) X	1-3 K		1-0 SH3-4		0-3 K		1-0 SH1-3		1-0 SH1-3	2	0	0	0	0	2	2										
Scott Eyre, L OBP: 0.241, SLG: 0.192 (8, 1) X	1-3 K		1-2 SH3-4		1-2 SH3-4		1-2 SH3-4		1-2 SH3-4	1	0	0	0	1	0	0										
Robb Nen, R OBP: 0.241, SLG: 0.192 (8, 1) X	1-3 K		1-2 SH3-4		1-2 SH3-4		1-2 SH3-4		1-2 SH3-4	1	0	0	0	1	0	0										
Inning Stats	R: 1 E: 0 K: 0 S: 8	H: 1 LOB: 0 BB: 0 P: 15	R: 0 E: 0 K: 1 S: 12	H: 2 LOB: 2 BB: 0 P: 15	R: 0 E: 0 K: 2 S: 12	H: 1 LOB: 1 BB: 0 P: 20	R: 0 E: 0 K: 2 S: 10	H: 0 LOB: 0 BB: 0 P: 14	R: 2 E: 0 K: 1 S: 12	H: 2 LOB: 0 BB: 0 P: 18	R: 0 E: 0 K: 1 S: 9	H: 0 LOB: 1 BB: 1 P: 13	R: 0 E: 0 K: 2 S: 10	H: 0 LOB: 0 BB: 0 P: 14	R: 0 E: 0 K: 2 S: 11	H: 0 LOB: 1 BB: 1 P: 19	R: 1 E: 0 K: 1 S: 9	H: 1 LOB: 2 BB: 2 P: 21	1B: 4 2B: 0 3B: 1 HR: 2	SF: 0 SAC: 2 DP: 0 HBP: 0	WP: 0 PB: 0 SB: 0 CS: 0	PA: 38				
PITCHER	IP	WLS	BF	H	R	ER	SO	BB	IBB	HBP	BLK	WP	HR	S	P	ERA	WHIP									
Woody Williams, R ERA: 4.5	(1, 1)	6.0	L	25	6	3	3	7	1	0	0	0	0	2	63	95	4.50	1.167								
Rick White, R ERA: 4.5	(7, 1)	1.1		5	0	0	0	2	1	0	0	0	0	0	16	27	0.00	0.750								
Jeff Fassero, L ERA: 4.5	(8, 1)	0.2		2	0	0	0	1	0	0	0	0	0	5	6	0.00	0.000									
44 Jason Istringhausen, R ERA: 3.0	(9, 1)	1.0		6	1	1	1	1	0	2	0	0	0	0	9	21	9.00	1.000								

Batter	1	2	3	4	5	6	7	8	9	AB	R	H	RBI	BB	SO	LOB	BOTTOM									
Fernando Vina, L OBP: 0.440, SLG: 0.417 (1, 4) C X	0-1 G6-3		0-1 FC8-2 3-H		2-2 G4-3		2-2 FC6-4 1B		4-0 1 0 0 0 2	4	0	1	0	0	0	2	San Francisco Giants @ St. Louis Cardinals Busch Stadium, St. Louis, MO Thu Oct 10 2002, 7:00 PM CDT Att: 52,195 - Cloudy - 70 F									
Miguel Cairo, R OBP: 0.615, SLG: 0.917 (1, 5) B X	1-2 F9		3-2 G6-3		2-2 G1-3		0-1 FC6-4 1-2		4 0 0 0 0 0 1	4	0	0	0	0	0	1										
15 Jim Edmonds, L OBP: 0.409, SLG: 0.579 (1, 8) F B B B X	3-3 K		2-2 G1-3		2-3 K		0-0 L9 2B		4 0 1 0 0 2 0	4	0	1	0	0	2	0										
5 Albert Pujols, R OBP: 0.409, SLG: 0.556 (1, 7) X	2-3 K		1-3 K		0-0 BB 1B		1-1 L9		4 0 1 0 0 2 1	4	0	1	0	0	2	1										
Tino Martinez, L OBP: 0.190, SLG: 0.056 (1, 3) C X	0-2 F7		1-3 K		4-2 BB 1B		0-1 F9		3 0 0 0 1 1 1	3	0	0	0	1	1	1										
Edgar Renteria, R OBP: 0.273, SLG: 0.200 (1, 6) F B B X	1-2 F8		0-0 G6-3		0-3 K		1-0 G6-3		4 0 0 0 0 1 3	4	0	0	0	0	1	3										
J.D. Drew, L OBP: 0.357, SLG: 0.769 (1, 9) F F X	1-2 SH5-4 FC8-2 1B		1-2 P6		1-3 K		1-3 K		3 0 1 0 0 1 0	3	0	1	0	0	1	0										
Mike Matheny, R OBP: 0.444, SLG: 0.438 (1, 2) B B B X	2-2 SH5-4 1B		0-1 P6		2-3 K		2-3 K		3 0 1 0 0 1 0	3	0	1	0	0	1	0										
Woody Williams, R ERA: 3.46	(1, 1)	7.2	W	27	4	1	1	8	1	0	0	0	0	0	0	0		San Francisco Giants @ St. Louis Cardinals Busch Stadium, St. Louis, MO Thu Oct 10 2002, 7:00 PM CDT Att: 52,195 - Cloudy - 70 F								
Kerry Robinson, L ERA: 3.46	(6, 1)	0.0		1	1	0	0	0	0	0	0	0	0	0	0	0										
Scott Eyre, L ERA: 3.46	(8, 1)	1.1	S	5	1	0	0	0	0	0	0	0	0	0	0	0										
Robb Nen, R ERA: 3.46	(8, 1)	1.1	S	5	1	0	0	0	0	0	0	0	0	0	0	0										
Inning Stats	R: 0 E: 0 K: 1 S: 8	H: 0 LOB: 0 BB: 0 P: 12	R: 0 E: 0 K: 1 S: 10	H: 0 LOB: 0 BB: 0 P: 13	R: 0 E: 0 K: 1 S: 10	H: 2 LOB: 1 BB: 0 P: 15	R: 0 E: 0 K: 1 S: 11	H: 0 LOB: 0 BB: 0 P: 17	R: 0 E: 0 K: 0 S: 9	H: 0 LOB: 0 BB: 0 P: 11	R: 0 E: 0 K: 0 S: 11	H: 0 LOB: 0 BB: 0 P: 16	R: 0 E: 0 K: 2 S: 15	H: 1 LOB: 2 BB: 1 P: 23	R: 1 E: 0 K: 2 S: 15	H: 2 LOB: 1 BB: 0 P: 21	R: 0 E: 0 K: 0 S: 6	H: 1 LOB: 1 BB: 0 P: 8	1B: 4 2B: 2 3B: 0 HR: 1	SF: 0 SAC: 1 DP: 1 HBP: 0	WP: 0 PB: 0 SB: 0 CS: 0	PA: 33				
PITCHER	IP	WLS	BF	H	R	ER	SO	BB	IBB	HBP	BLK	WP	HR	S	P	ERA	WHIP									
Jason Schmidt, R ERA: 3.46	(1, 1)	7.2	W	27	4	1	1	8	1	0	0	0	0	0	0	0	1.17	0.652								
Scott Eyre, L ERA: 3.46	(8, 1)	0.0		1	1	0	0	0	0	0	0	0	0	0	0	0	∞	∞								
Robb Nen, R ERA: 3.46	(8, 1)	1.1	S	5	1	0	0	0	0	0	0	0	0	0	0	0	0.00	0.750								

Batter	1	2	3	4	5	6	7	8	9	AB	R	H	RBI	BB	SO	LOB	TOP			
Fernando Vina, L (1.4) OBP: 0.400, SLG: 0.414	G6-3		SF9 15 G6-3 2B	G4-3		F5			G3	5	1	1	0	0	0	0				
Edgar Renteria, R (1.6) OBP: 0.231, SLG: 0.174	K		SF9		F9		F8			3	0	0	1	0	1	0				
15 Jim Edmonds, L (1.8) OBP: 0.423, SLG: 0.682	5 2B		G6-3		HR		K			3	1	1	2	1	1	0				
5 Albert Pujols, R (1.5) OBP: 0.423, SLG: 0.571	2B		BB		F9		L7			3	0	1	0	1	0	0				
J.D. Drew, L (1.9) OBP: 0.389, SLG: 0.688	F8		BB		1B		F8			3	0	1	0	1	0	2				
Tino Martinez, L (1.3) OBP: 0.160, SLG: 0.045		L3	G2-3		F5		F3			4	0	0	0	0	0	3				
Eli Marrero, R (1.7) OBP: 0.188, SLG: 0.429	F7						G5-3			4	1	1	1	0	1	0				
Mike Matheny, R (1.2) OBP: 0.409, SLG: 0.550	F9				HR		G6-3		P3	4	1	1	1	0	0	0				
Chuck Finley, L (1.1) Mike DiFelice, R (5. PH) Dave Veres, R (6.1) Steve Kline, S (7.1) Rick White, R (8.1) Eduardo Perez, R (8. PH) 44 Jason Istringhausen, R (9.1)			K 2B SF9		F8		G5-3		P4	2	1	0	0	0	0	1	0			
Inning Stats	R: 0 E: 0 K: 1 S: 12	H: 1 LOB: 2 BB: 1 P: 21	R: 0 E: 0 K: 0 S: 9	H: 0 LOB: 0 BB: 0 P: 12	R: 2 E: 0 K: 1 S: 13	H: 1 LOB: 2 BB: 2 P: 26	R: 1 E: 0 K: 1 S: 9	H: 1 LOB: 0 BB: 0 P: 12	R: 1 E: 0 K: 0 S: 16	H: 2 LOB: 1 BB: 0 P: 25	R: 0 E: 0 K: 1 S: 12	H: 0 LOB: 0 BB: 0 P: 17	R: 0 E: 0 K: 0 S: 6	H: 0 LOB: 0 BB: 0 P: 8	R: 0 E: 0 K: 0 S: 3	H: 0 LOB: 0 BB: 0 P: 6	1B: 1 2B: 2 3B: 0 HR: 3	SF: 1 SAC: 0 DP: 0 HBP: 0	WP: 1 PB: 0 SB: 0 CS: 0	PA: 37
PITCHER	IP WLS BF H R ER SO BB IBB HBP BLK WP HR S P ERA WHIP																			
Russ Ortiz, R (1.1) ERA: 3.71	4.2		23	5	4	4	3	3	0	0	0	0	1	2	58	95	7.71	1.714		
Aaron Fultz, L (5.1) ERA: 27.0	0.1	L	1	0	0	0	0	0	0	0	0	0	0	1	1	1	0.00	0.000		
Jay Witasick, R (6.1) ERA: 2.7	1.0		1	0	1	1	0	0	0	0	0	0	0	1	8	12	9.00	1.000		
Felix Rodriguez, R (7.1) ERA:	1.0		3	0	0	0	1	0	0	0	0	0	0	0	12	17	0.00	0.000		
Scott Eyre, L (8.1) ERA:	1.0		3	0	0	0	0	0	0	0	0	0	0	6	8	0.00	0.000			

St. Louis Cardinals @ San Francisco Giants
PacBell Park, San Francisco, CA
Sat Oct 12 2002, 4:00 PM EDT
Att: 42,177 - Sunny - 70 F


AB	33
R	5
H	6
RBI	5
BB	3
SO	4
LOB	5



Batter	1	2	3	4	5	6	7	8	9	AB	R	H	RBI	BB	SO	LOB	BOTTOM					
Kenny Lofton, L (1.8) OBP: 0.342, SLG: 0.394	E6 FC6 SH2-3	FC3-2 1B		L3-6		B2-3		L1-3		5	0	0	0	0	0	5						
Rich Aurilia, R (1.6) OBP: 0.353, SLG: 0.767	SH2-3	SF8			1B HR		1B 2B	G5-3		2	1	1	1	1	0	1						
Jeff Kent, R (1.4) OBP: 0.361, SLG: 0.364	F8				1B HR		K		K	5	1	2	0	0	2	2						
Barry Bonds, L (1.7) OBP: 0.500, SLG: 0.875	FC6 BB	F9			HR		1B IBB		BB	2	1	1	3	3	0	3						
Benito Santiago, R (1.2) OBP: 0.306, SLG: 0.429	FC6								K	5	0	2	0	0	2	3						
Reggie Sanders, R (1.9) OBP: 0.206, SLG: 0.161	F8								F9	5	0	0	0	0	1	8						
J.T. Snow, L (1.3) OBP: 0.364, SLG: 0.548		1B FC3-2 1B		G3-1		G3-6-3		G4-3		4	0	1	0	0	0	4						
David Bell, R (1.5) OBP: 0.419, SLG: 0.423		FC3-2 1B SF8 1B		L3-6 SH2-4 BB			K		SH3-4 1B	3	1	2	0	1	1	0						
Russ Ortiz, R (1.1) OBP: 0.288, SLG: 0.286 ERA: 3.15 Aron Fultz, L (5.1) ERA: Pedro Feliz, R (6. PH) Felix Rodriguez, R (7.1) Scott Eyre, L (8.1) Shawon Dunston, R (8. PH) Tim Worrell, R (9.1)		1B FC3-2		SH2-4			F8		SH3-4	1	0	1	0	0	0	0						
Inning Stats	R: 0 E: 1 K: 0 S: 8	H: 0 LOB: 3 BB: 1 P: 14	R: 1 E: 0 K: 0 S: 17	H: 4 LOB: 3 BB: 0 P: 28	R: 0 E: 0 K: 1 S: 9	H: 0 LOB: 0 BB: 0 P: 11	R: 0 E: 0 K: 0 S: 3	H: 0 LOB: 0 BB: 1 P: 7	R: 3 E: 0 K: 0 S: 10	H: 3 LOB: 0 BB: 1 P: 18	R: 0 E: 0 K: 1 S: 5	H: 0 LOB: 0 BB: 0 P: 7	R: 0 E: 0 K: 2 S: 10	H: 2 LOB: 3 BB: 1 P: 19	R: 0 E: 0 K: 0 S: 7	H: 1 LOB: 1 BB: 0 P: 9	R: 0 E: 0 K: 2 S: 12	H: 0 LOB: 1 BB: 1 P: 20	1B: 8 2B: 2 3B: 0 HR: 1	SF: 1 SAC: 3 DP: 2 HBP: 0	WP: 0 PB: 0 SB: 0 CS: 0	PA: 42
PITCHER	IP WLS BF H R ER SO BB IBB HBP BLK WP HR S P ERA WHIP																					
Chuck Finley, L (1.1) ERA: 3.15	5.0	W	25	7	4	4	1	3	0	0	0	0	0	1	47	78	7.20	2.000				
Dave Veres, R (6.1) ERA:	1.2	H	8	2	0	0	3	0	1	0	0	0	0	0	13	24	0.00	1.200				
Steve Kline, L (7.1) ERA:	1.0	H	4	1	0	0	0	0	0	0	0	0	0	6	7	0.00	1.000					
Rick White, R (8.1) ERA:	0.1	H	1	0	0	0	0	0	0	0	0	0	0	3	4	0.00	1.000					
44 Jason Istringhausen, R (9.1) ERA: 2.25	1.0	S	4	0	0	0	2	1	0	0	0	0	0	12	20	0.00	1.000					

St. Louis Cardinals @ San Francisco Giants
PacBell Park, San Francisco, CA
Sat Oct 12 2002, 4:00 PM EDT
Att: 42,177 - Sunny - 70 F

AB	33
R	4
H	10
RBI	4
BB	5
SO	6
LOB	26



Batter	1	2	3	4	5	6	7	8	9	AB	R	H	RBI	BB	SO	LOB	TOP			
Fernando Vina, L OBP: 0.429, SLG: 0.471										5	1	3	0	0	0	2				
Edgar Renteria, R OBP: 0.200, SLG: 0.148										4	0	0	0	0	0	4				
15 Jim Edmonds, L OBP: 0.419, SLG: 0.630										5	0	2	2	0	0	1				
5 Albert Pujols, R OBP: 0.419, SLG: 0.520										4	1	1	0	0	1	3				
J.D. Drew, L OBP: 0.391, SLG: 0.619										5	0	2	0	0	1	4				
Tino Martinez, L OBP: 0.207, SLG: 0.080										3	0	1	1	1	0	1				
Eli Marrero, R Steve Kline, S										4	0	1	0	0	0	5	AB 37			
Mike Matheny, R OBP: 0.423, SLG: 0.583										4	0	2	0	0	0	1	R 3			
Andy Benes, R										2	0	0	0	0	0	3	H 12			
Rick White, R										0	0	0	0	0	0	0	RBI 3			
Kerry Robinson, L OBP: 0.400, SLG: 0.250										1	1	0	0	0	1	0	BB 1			
Inning Stats	R: 2 H: 3 E: 0 K: 0 S: 12	H: 3 LOB: 2 BB: 0 P: 16	R: 0 H: 1 E: 0 K: 0 S: 5	H: 1 LOB: 1 BB: 0 P: 7	R: 0 H: 2 E: 0 K: 0 S: 6	H: 2 LOB: 2 BB: 1 P: 13	R: 0 H: 0 E: 1 K: 0 S: 9	H: 0 LOB: 0 BB: 0 P: 12	R: 0 H: 0 E: 0 K: 0 S: 10	H: 2 LOB: 2 BB: 0 P: 20	R: 0 H: 1 E: 0 K: 0 S: 8	H: 1 LOB: 1 BB: 0 P: 13	R: 0 H: 1 E: 0 K: 0 S: 6	H: 1 LOB: 2 BB: 0 P: 25	R: 1 H: 2 E: 0 K: 3 S: 17	H: 2 LOB: 2 BB: 0 P: 25	1B: 10 2B: 2 3B: 0 HR: 0	SF: 0 SAC: 2 DP: 2 HBP: 1	WP: 1 PB: 0 SB: 1 CS: 1	PA: 41
PITCHER	IP WLS BF H R ER SO BB IBB HBP BLK WP HR S P ERA WHIP																			
Livan Hernandez, R ERA: 3.07	(1, 1) 6.1 29 9 2 2 0 1 0 1 0 0 0 58 84 2.84 1.579																			
Felix Rodriguez, R ERA:	(7, 1) 0.2 2 0 0 0 0 0 0 0 0 0 0 6 11 0.00 0.000																			
Scott Eyre, L ERA:	(8, 1) 0.1 2 1 0 0 0 0 0 0 0 0 0 2 2 0.00 3.000																			
Tim Worrell, R ERA: 7.94	(8, 1) 0.2 W 2 0 0 0 0 0 0 0 0 0 0 4 5 0.00 0.000																			
Robb Nen, R ERA: 1.5	(9, 1) 1.0 S 6 2 1 1 3 0 0 0 0 1 0 0 17 25 9.00 2.000																			

St. Louis Cardinals @ San Francisco Giants
PacBell Park, San Francisco, CA
Sun Oct 13 2002, 7:30 PM EDT
Att: 42,676 - Sunny - 70 F

AB 37
R 3
H 12
RBI 3
BB 1
SO 3
LOB 24



Batter	1	2	3	4	5	6	7	8	9	AB	R	H	RBI	BB	SO	LOB	BOTTOM			
Kenny Lofton, L OBP: 0.310, SLG: 0.351										4	0	0	0	0	2	1				
Tim Worrell, R										0	0	0	0	0	0	0				
Robb Nen, R										0	0	0	0	0	0	0				
Rich Aurilia, R OBP: 0.316, SLG: 0.676										4	0	0	0	0	1	0				
Jeff Kent, R OBP: 0.375, SLG: 0.343										2	1	0	0	2	0	0				
Barry Bonds, L OBP: 0.525, SLG: 0.846										2	2	1	0	2	0	0				
Benito Santiago, R OBP: 0.325, SLG: 0.500										3	1	1	2	1	1	4				
J.T. Snow, L OBP: 0.351, SLG: 0.543										4	0	1	2	0	1	1				
Reggie Sanders, R OBP: 0.216, SLG: 0.176										3	0	1	0	0	1	1	AB 27			
Felix Rodriguez, R										0	0	0	0	0	0	0	R 4			
Scott Eyre, L										0	0	0	0	0	0	0	H 4			
Tom Goodwin, L										0	0	0	0	0	0	0	RBI 4			
David Bell, R OBP: 0.382, SLG: 0.379										3	0	0	0	0	1	1	BB 5			
Livan Hernandez, R										1	0	0	0	0	1	0	SO 8			
Tsuyoshi Shinjo, R										1	0	0	0	0	0	0	LOB 8			
Inning Stats	R: 0 H: 1 E: 0 K: 1 S: 13	H: 1 LOB: 2 BB: 1 P: 22	R: 0 H: 0 E: 0 K: 0 S: 7	H: 0 LOB: 0 BB: 0 P: 12	R: 0 H: 0 E: 0 K: 2 S: 7	H: 0 LOB: 0 BB: 0 P: 9	R: 0 H: 0 E: 0 K: 1 S: 8	H: 0 LOB: 1 BB: 1 P: 16	R: 0 H: 1 E: 0 K: 0 S: 6	H: 1 LOB: 1 BB: 0 P: 8	R: 2 H: 1 E: 0 K: 3 S: 14	H: 1 LOB: 1 BB: 2 P: 29	R: 0 H: 0 E: 0 K: 1 S: 11	H: 0 LOB: 0 BB: 0 P: 13	R: 2 H: 1 E: 0 K: 0 S: 8	H: 1 LOB: 0 BB: 1 P: 20	1B: 2 2B: 1 3B: 0 HR: 1	SF: 0 SAC: 1 DP: 0 HBP: 0	WP: 0 PB: 0 SB: 0 CS: 0	PA: 33
PITCHER	IP WLS BF H R ER SO BB IBB HBP BLK WP HR S P ERA WHIP																			
Andy Benes, R ERA: 4.5	(1, 1) 5.1 22 2 2 2 5 4 0 0 0 0 0 48 84 3.38 1.125																			
Rick White, R ERA: 3.0	(6, 1) 2.1 L 10 2 2 2 3 0 1 0 0 0 0 1 24 41 7.71 0.857																			
Steve Kline, L ERA:	(8, 1) 0.1 1 0 0 0 0 0 0 0 0 0 0 2 4 0.00 0.000																			

St. Louis Cardinals @ San Francisco Giants
PacBell Park, San Francisco, CA
Sun Oct 13 2002, 7:30 PM EDT
Att: 42,676 - Sunny - 70 F

AB 27
R 4
H 4
RBI 4
BB 5
SO 8
LOB 8



Batter	1	2	3	4	5	6	7	8	9	AB	R	H	RBI	BB	SO	LOB	TOP										
Fernando Vina, L (1,4) OBP: 0.400, SLG: 0.447	G3		G3		G1-3		SF7			4	0	1	1	0	0	0	St. Louis Cardinals @ San Francisco Giants PacBell Park, San Francisco, CA Mon Oct 14 2002, 8:00 PM EDT Att: 42,673 - Cloudy - 62 F										
Miguel Cairo, R (1,5) OBP: 0.556, SLG: 0.765	L1		15 1B		F7				1B	5	0	2	0	0	1												
15 Jim Edmonds, L (1,8) OBP: 0.429, SLG: 0.613										4	0	2	0	0	1	2											
5 Albert Pujols, R (1,3) OBP: 0.400, SLG: 0.483										4	0	1	0	0	1	4											
Eduardo Perez, R (1,9) OBP: 0.333, SLG: 0.800 J.D. Drew, L (7,9) OBP: 0.375, SLG: 0.591	F7		G4-3						G3	2	0	0	0	1	0	4											
Edgar Renteria, R (1,6) OBP: 0.235, SLG: 0.194					G1-3				G2	4	0	2	0	0	0	0											
Eli Marrero, R (1,7) OBP: 0.167, SLG: 0.318					L8					4	0	0	0	0	0	3											
Mike Matheny, R (1,2) OBP: 0.400, SLG: 0.571					G5-3					4	1	1	0	0	0	1											
Matt Morris, R (1,1) OBP: 0.125, SLG: 0.125 Steve Kline, S (9,1)	F9				L9					3	0	0	0	0	1	1											
Inning Stats	R: 0 E: 0 K: 0 S: 11	H: 2 LOB: 2 BB: 0 P: 19	R: 0 E: 0 K: 0 S: 13	H: 1 LOB: 1 BB: 0 P: 19	R: 0 E: 0 K: 1 S: 13	H: 2 LOB: 2 BB: 0 P: 19	R: 0 E: 0 K: 0 S: 8	H: 0 LOB: 0 BB: 0 P: 12	R: 0 E: 0 K: 0 S: 7	H: 0 LOB: 0 BB: 0 P: 10	R: 0 E: 0 K: 1 S: 8	H: 1 LOB: 2 BB: 1 P: 16	R: 1 E: 0 K: 0 S: 13	H: 2 LOB: 2 BB: 0 P: 22	R: 0 E: 0 K: 0 S: 6	H: 0 LOB: 0 BB: 0 P: 7		R: 0 E: 0 K: 0 S: 12	H: 1 LOB: 1 BB: 0 P: 18	1B: 8 2B: 1 3B: 0 HR: 0	SF: 1 SAC: 1 DP: 0 HBP: 0	WP: 0 PB: 0 SB: 0 CS: 0	PA: 38				
PITCHER	IP	WLS	BF	H	R	ER	SO	BB	IBB	HBP	BLK	WP	HR	S	P	ERA	WHIP										
Kirk Rueter, L (1,1) ERA: 7.07	6.0		25	6	0	0	2	1	0	0	0	0	0	60	95	0.00	1.167										
Felix Rodriguez, R (7,1) ERA: 1.17	1.0		6	2	1	1	0	0	0	0	0	0	0	13	22	9.00	2.000										
Scott Eyre, L (8,1) ERA:	0.1		1	0	0	0	0	0	0	0	0	0	0	3	4	0.00	0.000										
Tim Worrell, R (8,1) ERA: 6.14	1.2	W	6	1	0	0	2	0	0	0	0	0	0	15	21	0.00	0.600										

Batter	1	2	3	4	5	6	7	8	9	AB	R	H	RBI	BB	SO	LOB	BOTTOM										
Kenny Lofton, L (1,8) OBP: 0.362, SLG: 0.390	F9			F8 SH3-4 HBP		G5-3 HBP 1B		HBP 1B SF7 1B		4	1	3	1	0	0	0	St. Louis Cardinals @ San Francisco Giants PacBell Park, San Francisco, CA Mon Oct 14 2002, 8:00 PM EDT Att: 42,673 - Cloudy - 62 F										
Rich Aurilia, R (1,6) OBP: 0.341, SLG: 0.667	K			SH3-4		G5-3 HBP		SF7 HBP 1B		2	0	1	0	0	1	0											
Jeff Kent, R (1,4) OBP: 0.364, SLG: 0.316	P4			F8		G5-3				3	0	0	0	0	0	3											
Barry Bonds, L (1,7) OBP: 0.500, SLG: 0.786				L7				SF7		2	0	0	1	1	0	1											
Benito Santiago, R (1,2) OBP: 0.318, SLG: 0.463				G5-3		G5-3		G4-3		3	0	0	0	1	0	4											
Tom Goodwin, L (1,9) Scott Eyre, L (8,1) Tim Worrell, R (8,1) Ramon Martinez, R (9,PH)				K						3	0	0	0	0	2	1											
J.T. Snow, L (1,3) OBP: 0.317, SLG: 0.487				F7		L5		G3		4	0	0	0	0	0	1											
David Bell, R (1,5) OBP: 0.395, SLG: 0.424				G4-3		G6-3				4	1	2	0	0	0	0											
Kirk Rueter, L (1,1) Felix Rodriguez, R (7,1) Shawon Dunston, R (8,9) OBP: 0.333, SLG: 0.333				G1-4-3		G1-3				2	0	0	0	0	0	2											
Inning Stats	R: 0 E: 0 K: 1 S: 8	H: 0 LOB: 0 BB: 0 P: 13	R: 0 E: 0 K: 1 S: 7	H: 0 LOB: 0 BB: 0 P: 11	R: 0 E: 0 K: 0 S: 3	H: 0 LOB: 0 BB: 0 P: 6	R: 0 E: 0 K: 0 S: 4	H: 0 LOB: 1 BB: 0 P: 6	R: 0 E: 0 K: 1 S: 9	H: 1 LOB: 2 BB: 1 P: 17	R: 0 E: 0 K: 0 S: 7	H: 1 LOB: 2 BB: 1 P: 14	R: 0 E: 0 K: 0 S: 8	H: 0 LOB: 0 BB: 0 P: 11	R: 1 E: 0 K: 1 S: 10	H: 2 LOB: 2 BB: 0 P: 13		R: 1 E: 0 K: 0 S: 7	H: 3 LOB: 2 BB: 0 P: 10	1B: 6 2B: 1 3B: 0 HR: 0	SF: 1 SAC: 1 DP: 1 HBP: 3	WP: 0 PB: 0 SB: 0 CS: 0	PA: 37				
PITCHER	IP	WLS	BF	H	R	ER	SO	BB	IBB	HBP	BLK	WP	HR	S	P	ERA	WHIP										
Matt Morris, R (1,1) ERA: 4.5	8.2	L	36	6	2	2	4	1	1	3	0	0	0	62	100	2.08	0.808										
Steve Kline, L (9,1) ERA:	0.0		1	1	0	0	0	0	0	0	0	0	0	1	1	∞	∞										

AB 35
R 1
H 9
RBI 1
BB 1
SO 4
LOB 16



AB 30
R 2
H 7
RBI 2
BB 2
SO 4
LOB 12

