St. Louis Cardinals - 2003

Batter	1	2	3	4	5	6	7	8	9	AB R H RBI BB SO LOB
Inning Stats										1B: 0 SF: 0 2B: 0 SAC: 0 3B: 0 DP: 0 HR: 0 HBP: 0

PITCHER	IP	WLS	BF	H	R	ER	SO	BB	IBB	HBP	BLK	WP	HR	S	P	ERA	WHIP

PITCHER	IP	WLS	BF	H	R	ER	SO	BB	IBB	HBP	BLK	WP	HR	S	P	ERA	WHIP

TOP

Palm Beach Cardinals @ St. Louis Cardinals
Roger Dean Stadium, Jupiter, FL
Fri Mar 28 2003, 7:05 PM EST

livebaseballscorecards.com

AB	0
R	0
H	0
RBI	0
BB	0
SO	0
LOB	0

WP: 0 PA: 0
PB: 0
SB: 0
CS: 0

Batter	1	2	3	4	5	6	7	8	9	AB	R	H	RBI	BB	SO	LOB
Inning Stats																

BOTTOM

Palm Beach Cardinals @ St. Louis Cardinals
Roger Dean Stadium, Jupiter, FL
Fri Mar 28 2003, 7:05 PM EST

livebaseballscorecards.com

AB	**0**
R	**0**
H	**0**
RBI	**0**
BB	**0**
SO	**0**
LOB	**0**

1B: 0 SF: 0
2B: 0 SAC: 0
3B: 0 DP: 0
HR: 0 HBP: 0

WP: 0 PA: 0
PB: 0
SB: 0
CS: 0

PITCHER	IP	WLS	BF	H	R	ER	SO	BB	IBB	HBP	BLK	WP	HR	S	P	ERA	WHIP

PITCHER	IP	WLS	BF	H	R	ER	SO	BB	IBB	HBP	BLK	WP	HR	S	P	ERA	WHIP

Batter	1	2	3	4	5	6	7	8	9	AB	R	H	RBI	BB	SO	LOB
Inning Stats										1B: 0 2B: 0 3B: 0 HR: 0		SF: 0 SAC: 0 DP: 0 HBP: 0			WP: 0 PB: 0 SB: 0 CS: 0		PA: 0

TOP

Memphis Redbirds @ St. Louis Cardinals

Roger Dean Stadium, Jupiter, FL

Sat Mar 29 2003, 12:05 PM EST

livebaseballscorecards.com

AB	**0**
R	**0**
H	**0**
RBI	**0**
BB	**0**
SO	**0**
LOB	**0**

PITCHER	IP	WLS	BF	H	R	ER	SO	BB	IBB	HBP	BLK	WP	HR	S	P	ERA	WHIP

PITCHER	IP	WLS	BF	H	R	ER	SO	BB	IBB	HBP	BLK	WP	HR	S	P	ERA	WHIP

Batter	1	2	3	4	5	6	7	8	9	AB	R	H	RBI	BB	SO	LOB
Inning Stats																

BOTTOM

Memphis Redbirds @ St. Louis Cardinals

Roger Dean Stadium, Jupiter, FL

Sat Mar 29 2003, 12:05 PM EST

livebaseballscorecards.com

AB	**0**
R	**0**
H	**0**
RBI	**0**
BB	**0**
SO	**0**
LOB	**0**

1B: 0
2B: 0
3B: 0
HR: 0

SF: 0
SAC: 0
DP: 0
HBP: 0

WP: 0
PB: 0
SB: 0
CS: 0

PA: 0

PITCHER	IP	WLS	BF	H	R	ER	SO	BB	IBB	HBP	BLK	WP	HR	S	P	ERA	WHIP

PITCHER	IP	WLS	BF	H	R	ER	SO	BB	IBB	HBP	BLK	WP	HR	S	P	ERA	WHIP

Milwaukee Brewers @ St. Louis Cardinals

Busch Stadium, St. Louis, MO

Mon Mar 31 2003, 3:10 PM CST

Att. 49,561 - Cloudy - 62 F

TOP

livebaseballscorecards.com

Batter	1	2	3	4	5	6	7	8	9	AB	R	H	RBI	BB	SO	LOB
Alex Sanchez, L (1, 8)	G4-3	K		G1-4-3			SF7		G6-3	4	0	0	1	0	1	0
Eric Young Sr., R (1, 4) OBP: 0.600, SLG: 1.400	P6		HR		G5-3		E G5-3 1B		HR 2B	5	2	3	1	0	0	0
Richie Sexson, R (1, 3) OBP: 0.400, SLG: 1.000	BB		K		G6-3		G5-3		HR	4	1	1	2	1	1	2
John Vander Wal, L (1, 7)	G4-3		1B BB		L7		E5		1B	3	0	0	0	1	0	2
Luis Vizcaino, R (7, 1)										0	0	0	0	0	0	0
Mike DeJean, R (8, 1)										0	0	0	0	0	0	0
Keith Ginter, R (9, PH) OBP: 1.000, SLG: 1.000										1	0	1	0	0	0	0
Jeffrey Hammonds, R (1, 9) OBP: 0.200, SLG: 0.200		FC5-4 1B	F8			F9	F8		L4	5	0	1	0	0	0	4
Wes Helms, R (1, 5) OBP: 0.200, SLG: 0.200		FC5-4 1B HR	1B			G6-3		K	K	5	1	1	0	0	2	2
Eddie Pérez, R (1, 2) OBP: 0.500, SLG: 1.250		HR 1B	F7			G6-3		HR		4	2	2	1	0	0	2
Royce Clayton, R (1, 6) OBP: 0.500, SLG: 1.500		HR		G1-3			1B SF7 2B		L7	4	2	2	3	0	0	0
15 Ben Sheets, R (1, 1)		K		K			G5-3 1B E 1B		K	2	0	0	0	0	2	0
Shane Nance, L (6, 1)										0	0	0	0	0	0	0
Curt Leskanic, R (6, 1)										0	0	0	0	0	0	0
Scott Podsednik, L (7, PH) OBP: 0.500, SLG: 0.500										2	1	1	0	0	1	0
(7, 7)																

	AB	R	H	RBI	BB	SO	LOB
	39	9	12	8	2	7	12

Inning Stats	1	2	3	4	5	6	7	8	9
R	0	3	1	0	0	0	2	1	2
E	0	0	0	0	0	0	1	0	0
K	0	2	1	1	0	0	0	2	1
S	9	13	10	9	8	7	13	15	15
H	0	3	2	0	0	0	3	1	3
LOB	1	0	2	0	0	0	2	0	1
BB	1	0	1	0	0	0	0	0	0
P	17	21	19	10	11	10	18	23	21

	1B	SF	WP	PA
	6	1	0	42
	2B	SAC	PB	
	2	0	0	
	3B	DP	SB	
	0	0	0	
	HR	HBP	CS	
	4	0	0	

PITCHER		IP	WLS	BF	H	R	ER	SO	BB	IBB	HBP	BLK	WP	HR	S	P	ERA	WHIP
Matt Morris, R	(1, 1)	7.0		32	8	6	5	4	2	0	0	0	0	2	69	106	6.43	1.429
ERA: 6.43																		
Russ Springer, R	(8, 1)	1.0	W	4	1	1	1	2	0	0	0	0	0	1	15	23	9.00	1.000
ERA: 9.0																		
Jeff Fassero, L	(9, 1)	0.1		1	0	0	0	0	0	0	0	0	0	0	4	6	0.00	0.000
ERA:																		
Cal Eldred, R	(9, 1)	0.0		3	3	2	2	0	0	0	0	0	0	1	7	10	∞	∞
ERA:																		
Steve Kline, L	(9, 1)	0.2	S	2	0	0	0	1	0	0	0	0	0	0	4	5	0.00	0.000
ERA:																		

PITCHER	IP	WLS	BF	H	R	ER	SO	BB	IBB	HBP	BLK	WP	HR	S	P	ERA	WHIP

Milwaukee Brewers @ St. Louis Cardinals

Busch Stadium, St. Louis, MO

Mon Mar 31 2003, 3:10 PM CST

Att. 49,561 - Cloudy - 62 F

livebaseballscorecards.com

BOTTOM

Batter	1	2	3	4	5	6	7	8	9	AB	R	H	RBI	BB	SO	LOB
Fernando Vina, L (1, 4) OBP: 0.200, SLG: 0.500	B4-3		F7		E3 15 1B 5 1B	SF8 2-3 3-H		PB 1B 2B 3-H		4	2	1	2	0	0	1
Edgar Renteria, R (1, 6) OBP: 0.600, SLG: 0.750	15 G5-4-3 1B		BB		P6	1-3 3-H 2B		K 2-3		4	0	2	1	1	1	2
15 Jim Edmonds, L (1, 8) OBP: 0.333, SLG: 0.333 Kerry Robinson, L (5, PR) OBP: 0.500, SLG: 0.500 (6, 8)	G5-4-3 1-2f		G4-3		5 1B 1-2 1B	G4-3		5 S 27 HR 3-H 1B		3 2	0 1	1 1	0 1	0 0	0 0	3 2
5 Albert Pujols, R (1, 7) OBP: 0.600, SLG: 0.333		G4-3 BB		G4-3	1-2 2-H 1B		K	1 SAFE 1 SAFE 27 HR 1-2 IBB		3	1	1	1	2	1	0
27 Scott Rolen, R (1, 5) OBP: 0.400, SLG: 1.000		F7		HR BB	F9		F8	1-H 2-H HR		4	2	1	3	1	0	3
Tino Martinez, L (1, 3) OBP: 0.600, SLG: 1.250		G4-3 1-2		1-H HR	1B SF8 1B		K	BB		4	2	2	2	1	1	1
Eli Marrero, R (1, 9)		K		K	F8			4-2 3B BB 1-0 F8		4	1	0	0	1	2	3
Mike Matheny, R (1, 2) OBP: 0.250, SLG: 0.250			F8	F7		SF8 SH 1-3 2B 1B		F8		4	1	1	0	0	0	1
Matt Morris, R (1, 1) OBP: 0.500, SLG: 1.000 Russ Springer, R (8, 1) Orlando Palmeiro, L (8, PH) OBP: 1.000, SLG: 3.000 Jeff Fassero, L (9, 1) Cal Eldred, R (9, 1) Steve Kline, S (9, 1)			2-0 2B		F9	SH 2B 1-2		1-1 1-H 2B 3B		2 0 1 0 0 0	0 0 1 0 0 0	1 0 1 0 0 0	0 0 1 0 0 0	0 0 0 0 0 0	0 0 0 0 0 0	0 0 0 0 0 0
Inning Stats	R: 0 E: 0 K: 0 S: 6 H: 1 LOB: 0 BB: 0 P: 9	R: 0 E: 0 K: 1 S: 18 H: 0 LOB: 1 BB: 1 P: 26	R: 0 E: 0 K: 0 S: 10 H: 1 LOB: 2 BB: 1 P: 23	R: 2 E: 0 K: 1 S: 7 H: 1 LOB: 0 BB: 1 P: 17	R: 1 E: 1 K: 0 S: 14 H: 2 LOB: 2 BB: 0 P: 19	R: 2 E: 1 K: 0 S: 13 H: 3 LOB: 2 BB: 0 P: 17	R: 0 E: 0 K: 2 S: 7 H: 0 LOB: 0 BB: 0 P: 11	R: 6 E: 0 K: 1 S: 21 H: 4 LOB: 1 BB: 3 P: 37		1B: 6 2B: 3 3B: 1 HR: 2 SF: 1 SAC: 1 DP: 1 HBP: 0						

	AB	35
	R	11
	H	12
	RBI	11
	BB	6
	SO	5
	LOB	16

WP: 0 PA: 43
PB: 1
SB: 1
CS: 0

PITCHER		IP	WLS	BF	H	R	ER	SO	BB	IBB	HBP	BLK	WP	HR	S	P	ERA	WHIP
15 Ben Sheets, R ERA: 3.6	(1, 1)	5.0		23	5	3	2	2	3	0	0	0	0	1	55	94	3.60	1.600
Shane Nance, L ERA:	(6, 1)	0.2	B	5	2	2	0	0	0	0	0	0	0	0	10	14	0.00	3.000
Curt Leskanic, R ERA:	(6, 1)	0.1		2	1	0	0	0	0	0	0	0	0	0	3	3	0.00	3.000
Luis Vizcaino, R ERA: 13.5	(7, 1)	1.1	H	6	1	2	2	2	1	0	0	0	0	0	17	27	13.50	1.500
Mike DeJean, R ERA: 54.0	(8, 1)	0.2	L	7	3	4	4	1	1	1	0	0	0	1	11	21	54.00	6.000

PITCHER	IP	WLS	BF	H	R	ER	SO	BB	IBB	HBP	BLK	WP	HR	S	P	ERA	WHIP

Batter	1	2	3	4	5	6	7	8	9	AB	R	H	RBI	BB	SO	LOB
Alex Sanchez, L (1, 8) OBP: 0.111, SLG: 0.125	B B C S S 2-3 ① K		B F B B X 3-1 ③ F8			C X 0-1 ② G4-3		B X 1-0 1B 1B		4	0	1	0	0	1	0
Eric Young Sr., R (1, 4) OBP: 0.556, SLG: 1.222	C C B F F B B X 3-2 ② F9			B F B B X 2-1 ① G6-3		X 0-0 3B		B C B F B X 3-2 1-3 BB 1B		4	0	2	0	0	0	0
Richie Sexson, R (1, 3) OBP: 0.333, SLG: 0.571	B X 1-0 ③ P3			F F B C 1-3 ② K		X 0-0 ③ G5-3		B D B B 4-0 1-2 BB		3	0	0	0	1	1	1
John Vander Wal, L (1, 7)		B B F X 2-1 ① G5-3		C B B B X 3-1 ③ F7			X 0-0 ① F7	C X 0-1 ③ P5		4	0	0	0	0	0	3
Jeffrey Hammonds, R (1, 9) OBP: 0.333, SLG: 0.444		B C F X 1-2 E6			B C S B F B X 3-2 ① P3		C F B B B X 3-2 1B		C X 0-1 2B	4	0	2	0	0	0	0
Wes Helms, R (1, 5) OBP: 0.111, SLG: 0.111		C S B F B S 2-3 ② K			C F B B B S 2-3 ② K		B B C S B F F F F 3-2 X F9 ②		C B S B B X 3-2 ① G6-3	4	0	0	0	0	2	3
Keith Osik, R (1, 2)		C B B 1 SAFE S C 2-3 ③ K			C B F B F B F B 4-2 BB		B C C B X 2-2 ③ G5-3		C F S 0-3 ② K	3	0	0	0	1	2	3
Royce Clayton, R (1, 6) OBP: 0.375, SLG: 0.857			B X 1-0 ① F7		X 0-0 ③ F8			C B X 1-1 ① F8	B B B B 4-0 BB	3	0	0	0	1	0	1
Glendon Rusch, L (1, 1)			L F X 0-2 ② G3			B B X 2-0 ① G6-3		B B C S F S 2-3 ② K	C B X 1-1 ③ F8	1	0	0	0	0	0	0
Enrique Cruz, R (6, PH)										1	0	0	0	0	0	0
John Foster, L (6, 1)										0	0	0	0	0	0	0
Jason Conti, L (8, PH)										1	0	0	0	0	1	0
Matt Ford, S (8, 1)										0	0	0	0	0	0	0
Scott Podsednik, L (9, PH) OBP: 0.333, SLG: 0.333										1	0	0	0	0	0	2
Inning Stats	R: 0 E: 0 K: 1 S: 9 H: 0 LOB: 0 BB: 0 P: 15	R: 0 E: 1 K: 2 S: 12 H: 0 LOB: 1 BB: 0 P: 19	R: 0 E: 0 K: 0 S: 6 H: 0 LOB: 0 BB: 0 P: 10	R: 0 E: 0 K: 1 S: 7 H: 0 LOB: 0 BB: 0 P: 13	R: 0 E: 0 K: 1 S: 12 H: 0 LOB: 1 BB: 1 P: 21	R: 0 E: 0 K: 0 S: 5 H: 1 LOB: 1 BB: 0 P: 7	R: 0 E: 0 K: 0 S: 14 H: 1 LOB: 1 BB: 0 P: 22	R: 0 E: 0 K: 1 S: 12 H: 2 LOB: 3 BB: 1 P: 23	R: 0 E: 0 K: 1 S: 10 H: 1 LOB: 2 BB: 1 P: 18	1B: 3 2B: 1 3B: 1 HR: 0 SF: 0 SAC: 0 DP: 0 HBP: 0						

TOP

Milwaukee Brewers @ St. Louis Cardinals

Busch Stadium, St. Louis, MO

Wed Apr 02 2003, 7:10 PM CST
Att. 26,790 - Cloudy - 76 F

livebaseballscorecards.com

AB	33
R	0
H	5
RBI	0
BB	3
SO	7
LOB	13

PITCHER		IP	WLS	BF	H	R	ER	SO	BB	IBB	HBP	BLK	WP	HR	S	P	ERA	WHIP
Woody Williams, R ERA:	(1, 1)	6.2	W	24	2	0	0	5	1	0	0	0	0	0	62	102	0.00	0.450
28 Lance Painter, L ERA:	(7, 1)	0.1		1	0	0	0	0	0	0	0	0	0	0	3	5	0.00	0.000
Kiko Calero, R ERA:	(8, 1)	0.2		5	2	0	0	1	1	0	0	0	0	0	10	21	0.00	4.500
Jeff Fassero, L ERA:	(8, 1)	0.1		1	0	0	0	0	0	0	0	0	0	0	2	2	0.00	0.000
Dustin Hermanson, R ERA:	(9, 1)	1.0		5	1	0	0	1	1	0	0	0	0	0	10	18	0.00	2.000

PITCHER	IP	WLS	BF	H	R	ER	SO	BB	IBB	HBP	BLK	WP	HR	S	P	ERA	WHIP

Batter	1	2	3	4	5	6	7	8	9	AB	R	H	RBI	BB	SO	LOB
Fernando Vina, L (1, 4) OBP: 0.200, SLG: 0.250	B C H 2-1 1B 15 G4-6-3 HBP		F F B X 1-2 ① G3-1	C F C 0-3 ③ K		C F B B F B C 3-3 ① K		B C B C B X 3-2 ② P5		4	1	0	0	0	2	1
Edgar Renteria, R (1, 6) OBP: 0.700, SLG: 0.875	B X 1-0 15 G4-6-3 1-3 1B		C F F F F B F F F 2-3 ② K		X 0-0 5 2B 2B	F B X 1-1 1B		F F B B C F F F B F 4-2 F B BB		4	1	3	0	1	1	0
15 Jim Edmonds, L (1, 8) OBP: 0.167, SLG: 0.167 Kerry Robinson, L (6, 8) OBP: 0.250, SLG: 0.250	F X 0-1 ① ② G4-6-3 1-2f 3-H		X 0-0 ③ L3		B S C S S 1-3 ① K	C B B X 2-1 ② F7		F F F F X 0-2 ③ F8		3 2	0 0	0 0	0 0	0 0	1 0	2 2
5 Albert Pujols, R (1, 7) OBP: 0.556, SLG: 0.571	X 0-0 1B			B X 1-0 ① G6-3	2 SAFE C B B F B F 2 SAFE X 2-2 27 2B 2-H 2B	B S X 1-1 ③ G6-3				4	1	2	1	0	0	1
27 Scott Rolen, R (1, 5) OBP: 0.556, SLG: 1.000	C B B B X 3-1 ③ G1-3			B B C B C B B 4-2 2B 2B BB	S X 0-1 1B 1B 2-H 2B		C X 0-1 1B			3	2	2	1	1	0	1
Tino Martinez, L (1, 3) OBP: 0.444, SLG: 0.875		B X 1-0 ① G3-1		X 0-0 1-3 2B 2B	C B C B F S 2-3 ② K		B X 1-0 ① P3			4	1	1	0	0	1	2
Eduardo Perez, R (1, 9) OBP: 0.667, SLG: 1.000 Miguel Cairo, R (7, 9)		C F F B C 1-3 ② K		F X 0-1 2-H 3-H 1B 2B	S X 0-1 1B 2-3 1B		D X 1-0 ② F8			3 1	1 0	2 0	2 0	0 0	1 0	0 1
Mike Matheny, R (1, 2) OBP: 0.500, SLG: 0.500		C F X 0-2 1B		F B X 1-1 SH2-4 2-H 1B	F C B X 1-2 1-2 3-H 1B		B C C F F B F X 2-2 ③ G3-1			4	0	3	2	0	0	1
Woody Williams, R (1, 1) 28 Lance Painter, L (7, 1) Kiko Calero, R (8, 1) Jeff Fassero, L (8, 1) Wilson Delgado, S (8, PH) Dustin Hermanson, R (9, 1)		L B B C B S 3-3 ③ K		B L X 1-1 ② SH2-4 1-2	B X 1-0 ③ G4-3			C B S B F F X 2-2 ① F7		2 0 0 0 1 0	0 0 0 0 0 0	0 0 0 0 0 0	0 0 0 0 0 0	0 0 0 0 0 0	1 0 0 0 0 0	3 0 0 0 0 0
Inning Stats	R: 1 E: 0 K: 0 S: 7 H: 2 LOB: 1 BB: 0 P: 13	R: 0 E: 0 K: 2 S: 11 H: 1 LOB: 1 BB: 0 P: 16	R: 0 E: 0 K: 1 S: 16 H: 0 LOB: 0 BB: 0 P: 19	R: 3 E: 0 K: 1 S: 13 H: 3 LOB: 1 BB: 1 P: 20	R: 3 E: 0 K: 2 S: 20 H: 5 LOB: 2 BB: 0 P: 27	R: 0 E: 0 K: 1 S: 10 H: 1 LOB: 1 BB: 0 P: 17	R: 0 E: 0 K: 0 S: 10 H: 1 LOB: 1 BB: 0 P: 14	R: 0 E: 0 K: 0 S: 21 H: 0 LOB: 1 BB: 1 P: 30		1B: 8 2B: 5 3B: 0 HR: 0		SF: 0 SAC: 1 DP: 1 HBP: 1		WP: 0 PB: 0 SB: 0 CS: 0		PA: 39

PITCHER		IP	WLS	BF	H	R	ER	SO	BB	IBB	HBP	BLK	WP	HR	S	P	ERA	WHIP
Glendon Rusch, L	(1, 1)	5.0	L	27	11	7	7	6	1	0	1	0	0	0	67	95	12.60	2.400
ERA: 12.6																		
John Foster, L	(6, 1)	2.0		8	2	0	0	1	0	0	0	0	0	0	20	31	0.00	1.000
ERA:																		
Matt Ford, L	(8, 1)	1.0		4	0	0	0	0	1	0	0	0	0	0	21	30	0.00	1.000
ERA:																		

PITCHER	IP	WLS	BF	H	R	ER	SO	BB	IBB	HBP	BLK	WP	HR	S	P	ERA	WHIP

BOTTOM

Milwaukee Brewers @ St. Louis Cardinals

Busch Stadium, St. Louis, MO

Wed Apr 02 2003, 7:10 PM CST
Att. 26,790 - Cloudy - 76 F

livebaseballscorecards.com

AB	35
R	7
H	13
RBI	6
BB	2
SO	7
LOB	14

Batter	1	2	3	4	5	6	7	8	9	AB	R	H	RBI	BB	SO	LOB
Alex Sanchez, L (1, 8) OBP: 0.071, SLG: 0.077	B2		G3		G3-1		G4-3		FC3-6	5	0	0	0	0	0	3
Eric Young Sr., R (1, 4) OBP: 0.357, SLG: 0.786	F9		P6		L7			G3-1	FC6	5	0	0	0	0	0	2
Richie Sexson, R (1, 3) OBP: 0.308, SLG: 0.455	E6		1B			K		K		4	0	1	0	0	2	0
John Vander Wal, L (1, 7) OBP: 0.182, SLG: 0.100	1B		F7			F8		G4-3		3	0	1	0	0	0	1
Shane Nance, L (6, 1)										0	0	0	0	0	0	0
Jason Conti, L (8, PH)										1	0	0	0	0	0	0
Wayne Franklin, L (8, 1)										0	0	0	0	0	0	0
Jeffrey Hammonds, R (1, 9) OBP: 0.231, SLG: 0.308	P5			G6-3		F7			G4-3	4	0	0	0	0	0	2
Keith Ginter, R (1, 5) OBP: 0.400, SLG: 0.400		F9		K			F8		WP 1B HR 1B	4	1	1	0	0	1	0
Eddie Pérez, R (1, 2) OBP: 0.625, SLG: 1.375		BB 1B		F7			HR		WP HR 1B	4	2	3	1	0	0	0
Royce Clayton, R (1, 6) OBP: 0.583, SLG: 1.250		G1-4-3 BB			G3-1 SH3-4 BB		G3 BB		1-H 2-H HR	1	1	1	3	3	0	0
Matt Kinney, R (1, 1)		G1-4-3			SH3-4		G3		FC3-6	1	0	0	0	0	0	2
Curt Leskanic, R (6, 1)										0	0	0	0	0	0	0
Scott Podsednik, L (6, 7) OBP: 0.400, SLG: 0.400										2	0	1	0	0	0	1
Inning Stats	R: 0 E: 1 K: 0 S: 10 H: 1 LOB: 2 BB: 0 P: 16	R: 0 E: 0 K: 0 S: 7 H: 1 LOB: 1 BB: 1 P: 15	R: 0 E: 0 K: 0 S: 9 H: 1 LOB: 1 BB: 0 P: 15	R: 0 E: 0 K: 1 S: 7 H: 0 LOB: 0 BB: 0 P: 10	R: 0 E: 0 K: 0 S: 7 H: 0 LOB: 1 BB: 1 P: 13	R: 0 E: 0 K: 1 S: 9 H: 0 LOB: 0 BB: 0 P: 15	R: 1 E: 0 K: 0 S: 15 H: 1 LOB: 1 BB: 1 P: 29	R: 0 E: 0 K: 1 S: 9 H: 0 LOB: 0 BB: 0 P: 14	R: 3 E: 0 K: 0 S: 18 H: 4 LOB: 1 BB: 0 P: 26	1B: 6 2B: 0 3B: 0 HR: 2	SF: 0 SAC: 1 DP: 1 HBP: 0						

TOP

Milwaukee Brewers @ St. Louis Cardinals

Busch Stadium, St. Louis, MO

Thu Apr 03 2003, 12:10 PM CST
Att. 26,952 - Cloudy - 72 F

livebaseballscorecards.com

AB	34
R	4
H	8
RBI	4
BB	3
SO	3
LOB	11

PITCHER		IP	WLS	BF	H	R	ER	SO	BB	IBB	HBP	BLK	WP	HR	S	P	ERA	WHIP
Garrett Stephenson, R ERA: 1.42	(1, 1)	6.1	W	25	4	1	1	2	2	0	0	0	0	1	57	97	1.42	0.947
Jeff Fassero, L ERA:	(7, 1)	0.2		3	0	0	0	0	1	0	0	0	0	0	7	16	0.00	1.500
Russ Springer, R ERA: 4.5	(8, 1)	1.0		3	0	0	0	1	0	0	0	0	0	0	9	14	0.00	0.000
Cal Eldred, R ERA: 135.0	(9, 1)	0.1		4	3	3	3	0	0	0	0	0	1	1	10	14	81.00	9.000
Steve Kline, L ERA:	(9, 1)	0.2	S	3	1	0	0	0	0	0	0	0	0	0	8	12	0.00	1.500

PITCHER	IP	WLS	BF	H	R	ER	SO	BB	IBB	HBP	BLK	WP	HR	S	P	ERA	WHIP

Batter	1	2	3	4	5	6	7	8	9	AB	R	H	RBI	BB	SO	LOB
Fernando Vina, L (1, 4) OBP: 0.267, SLG: 0.308	X 0-0 S 1B	B X 1-0 ③ FC6 1-2f		B C X 1-1 ③ G4-3		X 0-0 1B 5 2B 1B	B F X 1-1 ② L6			5	1	2	0	0	0	3
Edgar Renteria, R (1, 6) OBP: 0.600, SLG: 0.923	B 1 SAFE 1 SAFE S X 1-1 ① F8		C F C B X 1-2 ① F9		X 0-0 5 HR G5-3 1B	1 SAFE 1 SAFE B 1 SAFE C P D 1 SAFE X 3-1 ① F9	S X 0-1 HR			5	2	2	1	0	0	2
Orlando Palmeiro, L (1, 9) OBP: 0.667, SLG: 1.000 Russ Springer, R (8, 1) Cal Eldred, R (9, 1) Steve Kline, S (9, 1)	C B P B B 4-1 1-2 BB	B B C X 2-1 27 HBP 1B	X 0-0 ① G5-3 1-2	B B F F 1 SAFE F F B X 3-2 5 2B 27 1B 1-3 1B	X 0-0 ③ G3-1			4 0 0 0	1 0 0 0	2 0 0 0	0 0 0 0	1 0 0 0	0 0 0 0	1 0 0 0
5 Albert Pujols, R (1, 7) OBP: 0.500, SLG: 0.833	X 0-0 ② P2	S C 0-3 ② K	B B B C X 3-1 2-H HR	B B F B S 1 SAFE F X 3-2 27 1B 1-3 3-H 2B	C B X 1-1 ① F9			5	2	2	3	0	1	3
27 Scott Rolen, R (1, 5) OBP: 0.571, SLG: 0.800	B B C F F B F F S 3-3 K	B F H 2-1 1-2 HBP	B C B B B 4-1 2B BB	B X 1-0 1B 2-H 3-H 1B	C B X 1-1 ② G5-3			3	0	1	2	1	1	2
Tino Martinez, L (1, 3) OBP: 0.385, SLG: 0.750 Eduardo Perez, R (8, PH) OBP: 0.500, SLG: 0.750 (9, 3)	B X 1-0 ① P3	S F S 0-3 ③ K	B B X 2-0 1-3 2B	C F S 0-3 ② K	B S C B S 2-3 ③ K			4 1	0 0	1 0	0 0	0 0	2 1	3 0
Mike Matheny, R (1, 2) OBP: 0.500, SLG: 0.500	B B S C X 2-2 1B 1B	C B C C 1-3 ① K	S F B S 1-3 ② K	B B F S F X 2-2 1-2 1B				4	0	2	0	0	2	2
Kerry Robinson, L (1, 8) OBP: 0.375, SLG: 0.286	C X 0-1 FC6 1-2 1B	C B S F B X 2-2 E7	I I I 4-0 IBB	B F B X 2-1 ③ G6-3				3	0	1	0	1	0	2
Garrett Stephenson, R (1, 1) Jeff Fassero, L (7, 1) Miguel Cairo, R (7, PH) (8, 9)	X 0-0 ② B2	B F F C 1-3 ② K	F X 0-1 ③ G4-3			B X 1-0 ① L5		3 0 1	0 0 0	0 0 0	0 0 0	0 0 0	1 0 0	6 0 0
Inning Stats	R: 0 E: 0 K: 1 S: 12 H: 1 LOB: 2 BB: 1 P: 19	R: 0 E: 0 K: 0 S: 8 H: 2 LOB: 2 BB: 0 P: 12	R: 0 E: 0 K: 2 S: 13 H: 1 LOB: 2 BB: 0 P: 18	R: 0 E: 1 K: 2 S: 12 H: 0 LOB: 1 BB: 0 P: 17	R: 2 E: 0 K: 1 S: 11 H: 3 LOB: 3 BB: 2 P: 25	R: 3 E: 0 K: 1 S: 23 H: 5 LOB: 2 BB: 0 P: 36	R: 1 E: 0 K: 0 S: 6 H: 1 LOB: 0 BB: 0 P: 8	R: 0 E: 0 K: 1 S: 7 H: 0 LOB: 0 BB: 0 P: 11		1B: 9 2B: 2 3B: 0 HR: 2 SF: 0 SAC: 0 DP: 0 HBP: 1				WP: 0 PB: 0 SB: 1 CS: 0 PA: 42	

PITCHER		IP	WLS	BF	H	R	ER	SO	BB	IBB	HBP	BLK	WP	HR	S	P	ERA	WHIP
Matt Kinney, R ERA: 6.75	(1, 1)	5.1	L	30	9	4	4	6	2	1	1	0	0	1	65	105	6.75	2.062
Curt Leskanic, R ERA: 13.5	(6, 1)	0.1		4	3	1	1	1	0	0	0	0	0	0	12	18	27.00	9.000
Shane Nance, L ERA: 4.5	(6, 1)	1.1		5	1	1	1	0	0	0	0	0	0	1	8	12	6.75	0.750
Wayne Franklin, L ERA:	(8, 1)	1.0		3	0	0	0	1	0	0	0	0	0	0	7	11	0.00	0.000

PITCHER	IP	WLS	BF	H	R	ER	SO	BB	IBB	HBP	BLK	WP	HR	S	P	ERA	WHIP

BOTTOM

Milwaukee Brewers @ St. Louis Cardinals

Busch Stadium, St. Louis, MO

Thu Apr 03 2003, 12:10 PM CST
Att. 26,952 - Cloudy - 72 F

livebaseballscorecards.com

AB	38
R	6
H	13
RBI	6
BB	3
SO	8
LOB	24

Batter	1	2	3	4	5	6	7	8	9	10	11	12	AB	R	H	RBI	BB	SO	LOB
Craig Biggio, R (1, 8) OBP: 0.409, SLG: 0.526	3-2 F B F B F F B F X E9 5 1B	1-2 C F B X G6-3 ②			2-1 B S B X 5 FC5-4 1B		2-3 B C B S C K			2-2 C B F B X G5-3 ②		1-1 S X 2B	6	1	2	0	0	1	0
Geoff Blum, S (1, 5) OBP: 0.263, SLG: 0.444 Octavio Dotel, R (7, 1) Jose Vizcaino, S (9, 6) OBP: 0.400, SLG: 0.250	1-3 C C B S K2-3 ①	1-1 B C X F8 ③			0-2 F F X L8 ①		1-1 C B X G1-3 ③			X 0-0 G6-3 ③		S X 0-1 G4-3 ③	4 0 2	0 0 0	0 0 0	0 0 0	0 0 0	1 0 0	2 0 1
5 Jeff Bagwell, R (1, 3) OBP: 0.400, SLG: 0.667	2-2 B C B S F X F9 17 BB HR 2-H 1B	S X 0-1 L9 ①			S B B X 2-1 FC5-4 1-2f			B B X 2-0 G5-3 ①			C X 0-1 G6-3 ①		5	1	1	1	0	0	1
17 Lance Berkman, S (1, 7) OBP: 0.368, SLG: 0.143	4-2 B B C B C B BB HR 1-2 BB	X 0-0 G5-3 ②			F B C B B S 3-3 K			B B B B X 3-1 L7 ②			C B B S B B 4-2 BB		3	1	0	0	2	1	1
Jeff Kent, R (1, 4) OBP: 0.421, SLG: 0.588	X 0-0 F9 ② 2-3	F B S B F F B B 4-2 1B BB				C C S 0-3 K ①		X 0-0 G6-3 ③			C B B P S 1 SAFE X 2-2 F9 ②		4	0	0	0	1	1	3
Richard Hidalgo, R (1, 9) OBP: 0.500, SLG: 0.467 Ricky Stone, R (11, 1) 54 Brad Lidge, R (12, 1)	C B B F B F B 4-2 HR 1-2 BB	C X 0-1 1-3 1B ③				X 0-0 F8 ②			B B X 2-0 P4 ①		B B F X 2-1 L4 ③		4 0 0	1 0 0	1 0 0	0 0 0	1 0 0	0 0 0	1 0 0
Brad Ausmus, R (1, 2) OBP: 0.500, SLG: 1.083	C B X 1-1 1-H 2-H 3-H HR			F B X 1-1 F9 ①		B C S B B B X 3-2 1B			F B X 1-1 F9 ②			C B X 1-1 HR	5	2	3	5	0	0	0
Julio Lugo, R (1, 6) OBP: 0.188, SLG: 0.188 Billy Wagner, L (9, 1) Brian Hunter, R (11, 9)	C B X 1-1 G4-3 ③			C X 0-1 F9 ②		C S F B B D X 2-2 F8 ③			C B C B F B F S 3-3 K			B B B C X X 3-2 P2 ①	4 0 1	0 0 0	0 0 0	0 0 0	0 0 0	1 0 0	1 0 0
Brian Moehler, R (1, 1) Pete Munro, R (5, 1) Morgan Ensberg, R (7, PH) (7, 5)		B B S X 2-1 G5-3 ①		B X 1-0 G5-3 ③			C B S B S 2-3 K ①			B S X 1-1 G6-3 ①		X 0-0 L8 ②	2 0 3	0 0 0	0 0 0	0 0 0	0 0 1	0 0 0	0 0 0
Inning Stats	R: 5 H: 2 E: 1 LOB: 0 K: 1 BB: 2 S: 23 P: 39	R: 0 H: 0 E: 0 LOB: 0 K: 0 BB: 0 S: 7 P: 11	R: 0 H: 1 E: 0 LOB: 2 K: 0 BB: 1 S: 9 P: 13	R: 0 H: 0 E: 0 LOB: 0 K: 0 BB: 0 S: 5 P: 7	R: 0 H: 1 E: 0 LOB: 1 K: 1 BB: 0 S: 10 P: 17	R: 0 H: 1 E: 0 LOB: 1 K: 1 BB: 0 S: 11 P: 16	R: 0 H: 0 E: 0 LOB: 0 K: 2 BB: 0 S: 8 P: 13	R: 0 H: 0 E: 0 LOB: 0 K: 0 BB: 0 S: 4 P: 9	R: 0 H: 0 E: 0 LOB: 0 K: 1 BB: 0 S: 8 P: 14	R: 0 H: 0 E: 0 LOB: 1 K: 0 BB: 0 S: 6 P: 9	R: 0 H: 0 E: 0 LOB: 1 K: 0 BB: 1 S: 10 P: 17	R: 1 H: 2 E: 0 LOB: 1 K: 0 BB: 0 S: 10 P: 15	1B: 4 SF: 0 2B: 1 SAC: 0 3B: 0 DP: 0 HR: 2 HBP: 0						

PITCHER	IP	WLS	BF	H	R	ER	SO	BB	IBB	HBP	BLK	WP	HR	S	P	ERA	WHIP
Brett Tomko, R (1, 1) ERA:	6.0		26	5	5	0	3	3	0	0	0	0	1	65	103	0.00	1.333
28 Lance Painter, L (7, 1) ERA:	1.0		3	0	0	0	2	0	0	0	0	0	0	8	13	0.00	0.000
Kiko Calero, R (8, 1) ERA:	2.0		6	0	0	0	1	0	0	0	0	0	0	12	23	0.00	0.000
Steve Kline, L (10, 1) ERA:	2.0		7	0	0	0	0	1	0	0	0	0	0	16	26	0.00	0.500
Russ Springer, R (12, 1) ERA: 6.0	1.0	L	5	2	1	1	0	0	0	0	0	0	1	10	15	9.00	2.000

PITCHER	IP	WLS	BF	H	R	ER	SO	BB	IBB	HBP	BLK	WP	HR	S	P	ERA	WHIP

TOP

Houston Astros @ St. Louis Cardinals

Busch Stadium, St. Louis, MO

Fri Apr 04 2003, 7:10 PM CST

Att. 32,661 - Cloudy - 60 F

livebaseballscorecards.com

AB	43
R	6
H	7
RBI	6
BB	4
SO	6
LOB	10

WP: 0	PA: 47		
PB: 0			
SB: 0			
CS: 0			

Houston Astros @ St. Louis Cardinals

Busch Stadium, St. Louis, MO

Fri Apr 04 2003, 7:10 PM CST

Att. 32,661 - Cloudy - 60 F

livebaseballscorecards.com

BOTTOM

Batter	1	2	3	4	5	6	7	8	9	10	11	12	AB	R	H	RBI	BB	SO	LOB
Fernando Vina, L (1, 4) OBP: 0.333, SLG: 0.389	3-2 FC4-6 1B	0-2 L3			1-0 G6-3 15 HR 2B	1-1 L4			0-0 G4-3			1-1 5 CS BB HBP	5	1	2	0	0	0	1
Edgar Renteria, R (1, 6) OBP: 0.429, SLG: 0.632	0-0 FC4-6 15 2B 1-2f	2-3 K			0-0 G6-3 2-3		3-1 F8		3-2 P4			2-1 F9	6	1	0	0	0	1	3
15 Jim Edmonds, L (1, 8) Orlando Palmeiro, L (7, PR) OBP: 0.750, SLG: 1.000 (8, 9)	3-2 1-H 2B	1-0 HR			0-0 3-H HR		1-1 2B			1-1 5 G6-4-3 1B		4-1 1-2 BB	4 1	2 0	4 1	4 0	0 1	0 0	0 0
5 Albert Pujols, R (1, 7) OBP: 0.450, SLG: 0.824	2-2 P2	1-2 L4			0-0 HR		4-0 27 G6-3 BB			1-1 G6-4-3 1-2f		3-3 K 2-3	5	1	1	1	1	1	4
27 Scott Rolen, R (1, 5) OBP: 0.579, SLG: 0.692	4-1 BB	3-3 K			4-1 1B BB		0-1 G6-3 1-2f			2-1 CS 1B			3	0	1	0	2	1	2
Tino Martinez, L (1, 3) OBP: 0.333, SLG: 0.588	1-0 F7		0-0 G6-3		3-1 FC6-4 1-2 1B			1-3 K		1 SAFE 1-1 CS 1-2	1-0 G3		5	0	1	0	0	1	2
Eli Marrero, R (1, 9) OBP: 0.200, SLG: 0.111 (8, 8)	2-1 P3		2-1 G5-3		2 SAFE 2-2 FC6-4 1-2f			1-3 K			3-2 CS 1B		5	0	1	0	0	1	2
Mike Matheny, R (1, 2) OBP: 0.471, SLG: 0.471	2-2 G6-3 1B		3-1 F8			1-0 G6-3		2-1 L5			1 SAFE 1-1 1-2 1B		5	0	2	0	0	0	0
Brett Tomko, R (1, 1)	1 SAFE 0-0 G6-3 1-2				1-0 G1-4-3	0-0 G3			0-0 L1		0-0 F7		2	0	0	0	0	0	1
Kerry Robinson, L (6, PH) OBP: 0.333, SLG: 0.250													1	0	0	0	0	0	0
28 Lance Painter, L (7, 1)													0	0	0	0	0	0	0
Kiko Calero, R (8, 1)													0	0	0	0	0	0	0
Miguel Cairo, R (9, PH)													1	0	0	0	0	0	0
Steve Kline, S (10, 1)													0	0	0	0	0	0	0
Eduardo Perez, R (11, PH) OBP: 0.400, SLG: 0.600													1	0	0	0	0	0	1
Russ Springer, R (12, 1)													0	0	0	0	0	0	0
Inning Stats	R: 1 H: 2 E: 0 LOB: 2 K: 0 BB: 1 S: 15 P: 28	R: 0 H: 1 E: 0 LOB: 1 K: 0 BB: 0 S: 11 P: 15	R: 1 H: 1 E: 0 LOB: 0 K: 2 BB: 0 S: 12 P: 19	R: 0 H: 0 E: 0 LOB: 0 K: 0 BB: 0 S: 5 P: 10	R: 3 H: 4 E: 0 LOB: 2 K: 0 BB: 1 S: 11 P: 22	R: 0 H: 0 E: 0 LOB: 0 K: 0 BB: 0 S: 4 P: 6	R: 0 H: 1 E: 0 LOB: 1 K: 0 BB: 1 S: 6 P: 14	R: 0 H: 0 E: 0 LOB: 0 K: 2 BB: 0 S: 8 P: 12	R: 0 H: 0 E: 0 LOB: 0 K: 0 BB: 0 S: 5 P: 8	R: 0 H: 2 E: 0 LOB: 0 K: 0 BB: 0 S: 7 P: 12	R: 0 H: 2 E: 0 LOB: 1 K: 0 BB: 0 S: 7 P: 12	R: 0 H: 0 E: 0 LOB: 2 K: 1 BB: 1 S: 7 P: 17	1B: 7 2B: 4 3B: 0 HR: 3	SF: 0 SAC: 0 DP: 3 HBP: 1	WP: 0 PB: 0 SB: 0 CS: 3	PA: 50		

	AB	44
	R	5
	H	13
	RBI	5
	BB	4
	SO	5
	LOB	16

PITCHER		IP	WLS	BF	H	R	ER	SO	BB	IBB	HBP	BLK	WP	HR	S	P	ERA	WHIP
Brian Moehler, R ERA: 9.64	(1, 1)	4.2		24	8	5	5	2	2	0	0	0	0	3	51	89	9.64	2.143
Pete Munro, R ERA: 3.0	(5, 1)	1.1		4	0	0	0	0	0	0	0	0	0	0	7	11	0.00	0.000
Octavio Dotel, R ERA:	(7, 1)	2.0		7	1	0	0	2	1	0	0	0	0	0	14	26	0.00	1.000
Billy Wagner, L ERA:	(9, 1)	2.0		6	2	0	0	0	0	0	0	0	0	0	12	20	0.00	1.000
Ricky Stone, R ERA:	(11, 1)	1.0	W	4	2	0	0	0	0	0	0	0	0	0	7	12	0.00	2.000

PITCHER		IP	WLS	BF	H	R	ER	SO	BB	IBB	HBP	BLK	WP	HR	S	P	ERA	WHIP
54 Brad Lidge, R ERA:	(12, 1)	1.0	S	4	0	0	0	1	1	0	1	0	0	0	7	17	0.00	1.000

Batter	1	2	3	4	5	6	7	8	9	AB	R	H	RBI	BB	SO	LOB
Craig Biggio, R (1, 8) OBP: 0.346, SLG: 0.435	C S B F S 1-3 ① K			S B X 1-1 ① G5-3		C F X 0-2 ② F9		F F F X 0-2 ③ G5-3		4	0	0	0	0	1	0
Geoff Blum, S (1, 5) OBP: 0.273, SLG: 0.400 Brian Hunter, R (9, PH) Morgan Ensberg, R (9, 5)	B F S B B B 4-2 5 G6-4-3 BB			C C S 0-3 ② K		S X 0-1 ③ G3			C X 0-1 ① P5	2 1 0	0 0 0	0 0 0	0 0 0	1 0 0	1 0 0	0 0 0
5 Jeff Bagwell, R (1, 3) OBP: 0.417, SLG: 0.636	C S X 0-2 ②③ G6-4-3 1-2f			B C F F C 1-3 ③ K			X 0-0 FC3-6 17 1B 1B		F B S B B X 2-2 17 FC5-4 1B	4	0	2	0	0	1	1
17 Lance Berkman, S (1, 7) OBP: 0.435, SLG: 0.235		B F X 1-1 CS 1B			C B B C H 3-2 G5-3 HBP		X 0-0 FC3-6 1-2 1B		S X 0-1 ② FC5-4 1B 1-2f 2B	3	1	2	0	0	0	1
Jeff Kent, R (1, 4) OBP: 0.391, SLG: 0.524		C C F S 0-3 ① K			F C B B B C 3-3 ① K		F D F F B S 2-3 ① K		D B C X 2-1 2B 1B 1-2 1B	4	1	1	0	0	3	4
Richard Hidalgo, R (1, 9) OBP: 0.455, SLG: 0.474		B C S B B S 3-3 ②③ K 1-2			X 0-0 ② G5-3 1-2		X 0-0 ② FC3-6 1-2f 2-3		D C X 1-1 1B 2B 1-3 2-H	4	0	1	1	0	1	4
Brad Ausmus, R (1, 2) OBP: 0.500, SLG: 0.933			X 0-0 ① L7		C D B B B 4-1 BB		B X 1-0 ③ L4		C D C D X 2-2 ③ 1B 2-H 3-H	3	0	1	1	1	0	2
Julio Lugo, R (1, 6) OBP: 0.158, SLG: 0.158			C B C X 1-2 ② G6-3		C B X 1-1 ③ G4-3			C C B B B C 3-3 ① K		3	0	0	0	0	1	2
Tim Redding, R (1, 1) Orlando Merced, S (8, PH) OBP: 0.500, SLG: 0.750 Bruce Chen, L (8, 1) Pete Munro, R (8, 1) Billy Wagner, L (9, 1)			C C S 0-3 ③ K2-3			C B C E B S 2-3 ① K		B C T T X 1-2 ② G4-3		2 1 0 0 0	0 0 0 0 0	0 0 0 0 0	0 0 0 0 0	0 0 0 0 0	2 0 0 0 0	0 0 0 0 0
Inning Stats	R: 0 H: 0 E: 0 LOB: 0 K: 1 BB: 1 S: 9 P: 14	R: 0 H: 1 E: 0 LOB: 1 K: 2 BB: 0 S: 9 P: 13	R: 0 H: 0 E: 0 LOB: 0 K: 1 BB: 0 S: 7 P: 8	R: 0 H: 0 E: 0 LOB: 0 K: 2 BB: 0 S: 9 P: 11	R: 0 H: 0 E: 0 LOB: 2 K: 1 BB: 1 S: 9 P: 20	R: 0 H: 0 E: 0 LOB: 0 K: 1 BB: 0 S: 9 P: 11	R: 0 H: 2 E: 0 LOB: 2 K: 1 BB: 0 S: 8 P: 11	R: 0 H: 0 E: 0 LOB: 0 K: 1 BB: 0 S: 11 P: 15	R: 2 H: 4 E: 0 LOB: 2 K: 0 BB: 0 S: 14 P: 21	1B: 6 2B: 2 3B: 0 HR: 0		SF: 0 SAC: 0 DP: 2 HBP: 1			WP: 0 PB: 0 SB: 0 CS: 1	PA: 34

PITCHER		IP	WLS	BF	H	R	ER	SO	BB	IBB	HBP	BLK	WP	HR	S	P	ERA	WHIP
Matt Morris, R ERA: 3.0	(1, 1)	8.0		28	3	0	0	10	2	0	1	0	0	0	71	103	0.00	0.625
Jeff Fassero, L ERA: 9.0	(9, 1)	0.2	L	5	3	2	2	0	0	0	0	0	0	0	11	16	27.00	4.500
Dustin Hermanson, R ERA:	(9, 1)	0.1		1	1	0	0	0	0	0	0	0	0	0	3	5	0.00	3.000

PITCHER	IP	WLS	BF	H	R	ER	SO	BB	IBB	HBP	BLK	WP	HR	S	P	ERA	WHIP

TOP

Houston Astros @ St. Louis Cardinals

Busch Stadium, St. Louis, MO

Sat Apr 05 2003, 1:10 PM CST
Att. 33,878 - Cloudy - 41 F

livebaseballscorecards.com

AB	31
R	2
H	7
RBI	2
BB	2
SO	10
LOB	14

BOTTOM

Houston Astros @ St. Louis Cardinals

Busch Stadium, St. Louis, MO

Sat Apr 05 2003, 1:10 PM CST
Att. 33,878 - Cloudy - 41 F

Batter	1	2	3	4	5	6	7	8	9	AB	R	H	RBI	BB	SO	LOB
Fernando Vina, L (1, 4) OBP: 0.280, SLG: 0.318	X 0-0 ① F7		B B X 2-0 ② F9		C F X 0-2 ③ F9			C B F B B X 3-2 ① G3		4	0	0	0	0	0	1
Edgar Renteria, R (1, 6) OBP: 0.400, SLG: 0.609	B X 1-0 ② G1-3		B C C T B F X 2-2 ③ G6-3			B B C B S X 3-2 SH5-4 2B		B B B C F C 3-3 ② K		4	0	1	0	0	1	0
Orlando Palmeiro, L (1, 9) OBP: 0.700, SLG: 0.875 5 Albert Pujols, R (8, PH) OBP: 0.429, SLG: 0.778 Jeff Fassero, L (9, 1) Dustin Hermanson, R (9, 1)	B C F B F F F F X 2-2 1B			C F B X 1-2 ① F8		X 0-0 ① SH5-4 2-3		S C X 0-2 ③ G6-3		2 1 0 0	0 0 0 0	1 0 0 0	0 0 0 0	0 0 0 0	0 0 0 0	0 0 0 0
Miguel Cairo, R (1, 7)	B B X 2-0 ③ F8			B X 1-0 ② F8		B X 1-0 ② G1-3			C B F B X 2-2 ① F7	4	0	0	0	0	0	2
27 Scott Rolen, R (1, 5) OBP: 0.522, SLG: 0.588		C B B B S X 3-2 ① G6-3		C B C B B X 3-2 1B		F B B B X 2-1 ③ F7			F F B B B S 3-3 ② K	4	0	1	0	0	1	1
Tino Martinez, L (1, 3) OBP: 0.273, SLG: 0.476		F B C B S 2-3 ② K		D B X 2-0 ③ F9			B B B B C F X 3-2 ① F9		S F B B B S 2-3 ③ K	4	0	0	0	0	2	1
Mike Matheny, R (1, 2) OBP: 0.500, SLG: 0.550		B F B F X 2-2 1B			B X 1-0 ① G1-3		X 0-0 1B 2B			3	1	2	0	0	0	0
Kerry Robinson, L (1, 8) OBP: 0.417, SLG: 0.364 (9, 9)		C B X 1-1 ③ G4-3			X 0-0 SH1-4 1B		F D X 1-1 CS 2-H 1B			3	0	2	1	0	0	1
Matt Morris, R (1, 1) OBP: 0.250, SLG: 0.500 15 Jim Edmonds, L (9, 8) OBP: 0.500, SLG: 1.300			B X 1-0 ① G4-3		1 SAFE X 0-0 ② SH1-4 1-2		1 SAFE 1 SAFE P S X 1-1 ② ③ G6-3 1-2			2 0	0 0	0 0	0 0	0 0	0 0	1 0
Inning Stats	R: 0 H: 1 E: 0 LOB: 1 K: 0 BB: 0 S: 10 P: 15	R: 0 H: 1 E: 0 LOB: 1 K: 1 BB: 0 S: 11 P: 19	R: 0 H: 0 E: 0 LOB: 0 K: 0 BB: 0 S: 7 P: 12	R: 0 H: 1 E: 0 LOB: 1 K: 0 BB: 0 S: 8 P: 15	R: 0 H: 1 E: 0 LOB: 1 K: 0 BB: 0 S: 6 P: 7	R: 0 H: 1 E: 0 LOB: 1 K: 0 BB: 0 S: 7 P: 13	R: 1 H: 2 E: 0 LOB: 0 K: 0 BB: 0 S: 9 P: 13	R: 0 H: 0 E: 0 LOB: 0 K: 1 BB: 0 S: 9 P: 15	R: 0 H: 0 E: 0 LOB: 0 K: 2 BB: 0 S: 9 P: 16	1B: 5 SF: 0 2B: 2 SAC: 2 3B: 0 DP: 0 HR: 0 HBP: 0						

livebaseballscorecards.com

AB	31
R	1
H	7
RBI	1
BB	0
SO	4
LOB	7

WP: 0 PA: 33
PB: 0
SB: 0
CS: 1

PITCHER		IP	WLS	BF	H	R	ER	SO	BB	IBB	HBP	BLK	WP	HR	S	P	ERA	WHIP
Tim Redding, R ERA: 1.29	(1, 1)	7.0		27	7	1	1	1	0	0	0	0	0	0	58	94	1.29	1.000
Bruce Chen, L ERA: 9.82	(8, 1)	0.2		2	0	0	0	1	0	0	0	0	0	0	6	12	0.00	0.000
Pete Munro, R ERA: 2.7	(8, 1)	0.1	W	1	0	0	0	0	0	0	0	0	0	0	3	3	0.00	0.000
Billy Wagner, L ERA:	(9, 1)	1.0	S	3	0	0	0	2	0	0	0	0	0	0	9	16	0.00	0.000

PITCHER		IP	WLS	BF	H	R	ER	SO	BB	IBB	HBP	BLK	WP	HR	S	P	ERA	WHIP

Batter	1	2	3	4	5	6	7	8	9	10	11	12	13	AB	R	H	RBI	BB	SO	LOB
Fernando Vina, L (1, 4) OBP: 0.303, SLG: 0.345	4-1 1B 15 2B BB	0-1 L8		0-0 FC4-6 15 1B HR 1-2f		2-2 K	0-0 1-3 2-H 3-H 2B			1-1 G4-3		0-0 F9	0-1 1B	7	2	2	2	1	1	2
Edgar Renteria, R (1, 6) OBP: 0.394, SLG: 0.533	2-2 15 2B 1-3 1B		4-0 5 2B BB	0-0 15 HR 1-2 1B			G6-3 L8			0-0 F7		0-1 FC1-6 15 S 1-2f	1-2 L9	7	3	2	0	1	0	4
15 Jim Edmonds, L (1, 8) OBP: 0.588, SLG: 1.375	0-0 1-H 3-H 2B		1-2 F7	0-0 1-H 2-H HR			1-1 27 1B 2B	1-3 K		1-0 FC6		4-1 1-2 IBB		6	2	4	5	1	1	1
5 Albert Pujols, R (1, 7) OBP: 0.462, SLG: 0.762 Kerry Robinson, L (8, 7) OBP: 0.357, SLG: 0.308 Cal Eldred, R (12, 1)	4-1 27 2B G4-3 BB		2-1 1-H 2B	1-2 G6-3			4-1 HBP 27 1B HBP BB	0-1 G4-3		0-0 FC6 1-2f		1-3 K2-3		3	2	1	1	2	0	0
														2	0	0	0	0	1	3
														0	0	0	0	0	0	0
27 Scott Rolen, R (1, 5) OBP: 0.500, SLG: 0.565	2-2 G4-3 1-3 2B		1-0 G6-3		1-0 P6		0-1 HBP HBP BB 1-2 2-H 1B	1-3 K			2-0 F8		4-0 1B HR BB	6	2	2	1	1	1	1
Tino Martinez, L (1, 3) OBP: 0.310, SLG: 0.423	2-2 G4-3 2-3 3-H		4-0 IBB		0-0 F8		4-2 BB HBP 2B 1-2 2-3 HBP		0-1 G3-1		0-0 1B		1-3 K	5	1	1	1	1	1	2
Eduardo Perez, R (1, 9) OBP: 0.333, SLG: 0.364 (12, 7)	3-2 L8		1-2 G5-3		2-0 G4-3		2-2 BB 2B HBP 1-2 2-3 3-H		2-3 K		1-3 K		1-1 HR 1-2 1B	6	2	1	1	0	2	4
Mike Matheny, R (1, 2) OBP: 0.519, SLG: 0.654		2-2 G5-3		3-2 G4-3		1-1 G4-6-3 1B	4-2 2B 1-2 2-3 3-H BB			1-1 1B		0-1 G4-3	0-1 1-H 2-H HR	6	1	3	4	1	0	1
Jason Simontacchi, R (1, 1) 28 Lance Painter, L (6, 1) Orlando Palmeiro, L (6, 1) Jeff Fassero, L (6, 1) Kiko Calero, R (6, 1) Miguel Cairo, R (7, 1) Dustin Hermanson, R (7, 1) Wilson Delgado, S (8, 1) Russ Springer, R (8, 1) Steve Kline, S (8, 1) Eli Marrero, R (12, 1)		2-2 G2-3		1-1 FC4-6 1B		1-2 G4-6-3 1-2f	1-3 K			0-0 F7		4-1 FC1-6 BB	0-0 F8	2 0 1 0 0 0 0 0 0 0 0 0 0 0 1 0 0 0 0 0 1 0 0 0 0 0 0 0 0 0 0 0 0 0 0 1 0 0 0 0 1 3 0 0 0 0 0 0 0 1 0 0 0 0 0 1 0 0 0 0 0 0 0 0 0 0 0 0 0 0 1 0 0 0 1 0 0							
Inning Stats	R: 3 E: 0 K: 0 S: 15 H: 3 LOB: 1 BB: 2 P: 32	R: 0 E: 0 K: 0 S: 11 H: 0 LOB: 0 BB: 0 P: 15	R: 1 E: 0 K: 0 S: 11 H: 1 LOB: 2 BB: 2 P: 24	R: 3 E: 0 K: 0 S: 11 H: 3 LOB: 0 BB: 0 P: 16	R: 0 E: 0 K: 0 S: 3 H: 0 LOB: 0 BB: 0 P: 6	R: 0 E: 0 K: 1 S: 12 H: 1 LOB: 0 BB: 0 P: 16	R: 5 E: 0 K: 1 S: 21 H: 3 LOB: 2 BB: 2 P: 38	R: 0 E: 0 K: 2 S: 9 H: 0 LOB: 0 BB: 0 P: 11	R: 0 E: 0 K: 1 S: 8 H: 1 LOB: 1 BB: 0 P: 11	R: 0 E: 0 K: 0 S: 5 H: 1 LOB: 1 BB: 0 P: 7	R: 0 E: 0 K: 1 S: 7 H: 1 LOB: 1 BB: 0 P: 10	R: 0 E: 0 K: 1 S: 9 H: 0 LOB: 2 BB: 2 P: 18	R: 3 E: 0 K: 1 S: 14 H: 3 LOB: 1 BB: 1 P: 21	1B: 10 2B: 5 3B: 0 HR: 2	SF: 0 SAC: 0 DP: 1 HBP: 2	WP: 0 PB: 0 SB: 1 CS: 0	PA: 65				

PITCHER		IP	WLS	BF	H	R	ER	SO	BB	IBB	HBP	BLK	WP	HR	S	P	ERA	WHIP
28 Aaron Cook, R ERA: 9.0	(1, 1)	5.0		25	7	7	7	0	3	1	0	0	0	1	51	93	12.60	2.000
Steve Reed, R ERA: 2.25	(6, 1)	1.0		3	1	0	0	1	0	0	0	0	0	0	12	16	0.00	1.000
Justin Speier, R ERA: 9.64	(7, 1)	0.2		8	2	5	5	1	2	0	2	0	0	0	19	35	67.50	6.000
Javier López, L ERA:	(7, 1)	0.2	B	3	1	0	0	1	0	0	0	0	0	0	5	7	0.00	1.500
Todd Jones, R ERA:	(8, 1)	1.2		6	1	0	0	2	0	0	0	0	0	0	14	18	0.00	0.600

PITCHER		IP	WLS	BF	H	R	ER	SO	BB	IBB	HBP	BLK	WP	HR	S	P	ERA	WHIP
Jose Jimenez, R ERA: 10.38	(10, 1)	2.0		8	2	0	0	1	0	0	0	0	0	0	12	17	0.00	1.000
Dan Miceli, R ERA: 6.14	(12, 1)	2.0	L	12	3	3	3	2	2	1	0	0	0	1	23	39	13.50	2.500

TOP

St. Louis Cardinals @ Colorado Rockies

Coors Field, Denver, CO

Tue Apr 08 2003, 7:05 PM MDT

Att. 21,563 - Cloudy - 58 F

livebaseballscorecards.com

AB	54
R	15
H	17
RBI	15
BB	9
SO	8
LOB	23

Batter	1	2	3	4	5	6	7	8	9	10	11	12	13	AB	R	H	RBI	BB	SO	LOB
Chris Stynes, R (1, 5) OBP: 0.394, SLG: 0.536	3-2 1B 17 1B 1B	2-1 L5 ②	0-1 FC6-4 ③ 1-2f		0-0 2B	3-1 F9 ③			2-1 L7 ②		0-1 SH 17 BB 2-3		3-3 K ③	7	1	2	0	0	1	4
Jay Payton, R (1, 7) OBP: 0.438, SLG: 0.621	3-2 17 E 17 1B G6-4-3 1B 1-3	0-1 3B 1-H 2-H		2-2 17 2B 1B	1-2 P6 ③		1-0 G4-3 ①		1-1 17 BB 1B 1B		1-2 F7 ①			7	2	4	2	0	0	3
Dan Miceli, R (12, 1)														0	0	0	0	0	0	0
17 Todd Helton, L (1, 3) OBP: 0.528, SLG: 0.786	1-1 E7 G6-4-3 1B 1-3 3-H	4-2 BB BB		0-2 G1 E 2B 1-H		3-1 1B 3B 1B	0-0 HR		4-1 1B BB 1-2		4-1 BB 1-2			4	3	4	3	3	0	0
Larry Walker, L (1, 9) OBP: 0.273, SLG: 0.310	4-0 G6-4-3 BB	4-1 BB 1-2		1-1 G1 ① 2-3		1-0 3B 1B 1-3	1-3 K ②		1-0 1B ③ 1-2 2-H		0-2 L1-2-3 ② ③ 3-H			5	1	2	0	2	1	4
Preston Wilson, R (1, 8) OBP: 0.364, SLG: 0.467	0-0 G6-4-3 ① ② 1-2f 2-3 3-H	2-3 K ③		2-0 E5 3-H		1-1 1B 3B 1-H 3-H	0-2 G6-3 ③			0-0 G4-3 ①		2-1 G5-3 ①		7	1	1	2	0	1	5
José Hernández, R (1, 6) OBP: 0.375, SLG: 0.414	1-2 F9 ③	3-2 F8 ①	3-2 F8 ②		2-1 HR 1B 3-H		0-0 F8 ①			2-0 E9 1B		1-0 G1-3 ②		7	1	2	1	0	0	2
Charles Johnson, R (1, 2) OBP: 0.217, SLG: 0.286	1-1 28 FC1-5 BB 1B	1-1 G5-3 ②	1-0 F8 ③		2-2 HR 1-H		4-2 G5-4-3 BB			4-0 L1-4-3 IBB		1-3 K ③		5	1	2	2	2	1	1
Brent Butler, R (1, 4) OBP: 0.353, SLG: 0.154	4-0 28 FC1-5 3B BB 1-2	4-2 28 1B BB			1-1 P6 ①	3-2 F9 ①	1-2 G5-4-3 ② ③ 1-2f			1-0 L1-4-3 ② ③ 1-2		2-2 P3 ①		5	1	0	0	2	0	3
28 Aaron Cook, R (1, 1) Ronnie Belliard, 2B (1, 2) Steve Reed, R (1, 3) Chris Richard, L (1, 4) Justin Speier, R (1, 5) Javier Lopez, L (1, 6) Todd Jones, L (1, 7) Greg Norton, 3 (1, 8) Jose Jimenez, R (1, 9) Gabe Kapler, R (2, 7)	0-0 FC1-5 ① ② 1-2 2-3f 3B	0-0 FC6-4 1B 1-2			2-3 K ②	2-3 K ②			1-1 F8 ①		3-1 SH L 1-2-3 2B		1-2 G6-3 ②	2	1	1	0	0	0	2
														1	0	0	0	0	1	0
														0	0	0	0	0	0	0
														0	0	0	0	0	0	0
														0	0	0	0	0	0	0
														0	0	0	0	0	0	0
														0	0	0	0	0	0	0
														0	0	0	0	0	0	0
														2	0	1	0	0	0	0
Inning Stats	R: 2 E: 1 K: 0 S: 13 H: 3 LOB: 1 BB: 1 P: 25	R: 2 E: 0 K: 1 S: 18 H: 2 LOB: 3 BB: 3 P: 35	R: 0 E: 0 K: 0 S: 12 H: 1 LOB: 2 BB: 1 P: 20	R: 2 E: 1 K: 0 S: 13 H: 2 LOB: 1 BB: 0 P: 22	R: 0 E: 0 K: 1 S: 9 H: 1 LOB: 1 BB: 0 P: 13	R: 5 E: 0 K: 1 S: 18 H: 5 LOB: 0 BB: 0 P: 35	R: 1 E: 0 K: 1 S: 9 H: 1 LOB: 0 BB: 0 P: 11	R: 0 E: 0 K: 0 S: 6 H: 0 LOB: 0 BB: 1 P: 11	R: 0 E: 0 K: 0 S: 8 H: 2 LOB: 2 BB: 1 P: 17	R: 0 E: 1 K: 0 S: 3 H: 1 LOB: 1 BB: 1 P: 10	R: 0 E: 0 K: 0 S: 11 H: 1 LOB: 2 BB: 1 P: 19	R: 0 E: 0 K: 1 S: 6 H: 0 LOB: 0 BB: 0 P: 10	R: 0 E: 0 K: 1 S: 10 H: 0 LOB: 0 BB: 0 P: 16	1B: 12 2B: 3 3B: 2 HR: 2 SF: 0 SAC: 1 DP: 4 HBP: 0	WP: 0 PB: 0 SB: 0 CS: 0 PA: 64						

PITCHER		IP	WLS	BF	H	R	ER	SO	BB	IBB	HBP	BLK	WP	HR	P	ERA	WHIP
Jason Simontacchi, R ERA: 15.0	(1, 1)	3.0		20	7	5	5	1	5	0	0	0	0	0	46	15.00	4.000
28 Lance Painter, L ERA:	(4, 1)	2.0		9	2	1	0	1	0	0	0	0	0	0	19	0.00	1.000
Jeff Fassero, L ERA: 18.0	(6, 1)	0.0		2	2	2	2	0	0	0	0	0	0	0	3	∞	∞
Kiko Calero, R ERA: 7.36	(6, 1)	1.0	B	6	3	3	3	1	0	0	0	0	0	1	15	27.00	3.000
Dustin Hermanson, R ERA: 2.7	(7, 1)	2.0	B	7	1	1	1	1	1	0	0	0	0	1	15	4.50	1.000

PITCHER		IP	WLS	BF	H	R	ER	SO	BB	IBB	HBP	BLK	WP	HR	S	P	ERA	WHIP
Russ Springer, R ERA: 4.91	(9, 1)	0.2		4	1	0	0	0	1	0	0	0	0	0	7	15	0.00	3.000
Steve Kline, L ERA:	(9, 1)	2.1		10	3	0	0	0	1	1	0	0	0	0	15	31	0.00	1.714
Cal Eldred, R ERA: 19.29	(12, 1)	2.0	W	6	0	0	0	2	0	0	0	0	0	0	16	26	0.00	0.000

BOTTOM

St. Louis Cardinals @ Colorado Rockies

Coors Field, Denver, CO

Tue Apr 08 2003, 7:05 PM MDT

Att. 21,563 - Cloudy - 58 F

livebaseballscorecards.com

AB	54
R	12
H	19
RBI	10
BB	9
SO	6
LOB	24

Batter	1	2	3	4	5	6	7	8	9	AB	R	H	RBI	BB	SO	LOB
Fernando Vina, L (1, 4) OBP: 0.289, SLG: 0.303	G6-3		F8		G6-3		2B BB		K	4	1	0	0	1	1	3
Edgar Renteria, R (1, 6) OBP: 0.405, SLG: 0.559	G6-3		1B		P6		2B			4	0	2	3	0	0	1
15 Jim Edmonds, L (1, 8) OBP: 0.579, SLG: 1.294	HBP		G3			27 G6-4-3 1B	G3-1			1	0	0	0	0	0	2
Kerry Robinson, L (5, 8) OBP: 0.375, SLG: 0.333										2	0	1	0	0	0	1
Jeff Fassero, L (7, 1)										0	0	0	0	0	0	0
Kiko Calero, R (8, 1)										0	0	0	0	0	0	0
5 Albert Pujols, R (1, 7) OBP: 0.414, SLG: 0.667	P5			G5-3		L9		27 G6-4-3 BB		3	0	0	0	0	0	2
Eduardo Perez, R (6, 7) OBP: 0.385, SLG: 0.364										0	0	0	0	1	0	0
27 Scott Rolen, R (1, 5) OBP: 0.471, SLG: 0.630		G5-3		HR		G6-4-3		G6-4-3		4	1	1	1	0	0	2
Tino Martinez, L (1, 3) OBP: 0.303, SLG: 0.379		G3		G4-1			BB 1B 2B HBP	P6		3	1	0	0	0	0	0
Orlando Palmeiro, L (1, 9) OBP: 0.533, SLG: 0.615		F7		F8			BB 1B 2B		L7	4	1	1	0	0	0	0
(7, 8)																
Mike Matheny, R (1, 2) OBP: 0.484, SLG: 0.633			P6		G6-3 2B		K		K	4	0	1	0	0	2	2
Brett Tomko, R (1, 1) OBP: 0.250, SLG: 0.250			1B		F8		P6		2B	2	0	1	0	0	0	1
Miguel Cairo, R (7, PH) OBP: 0.100, SLG: 0.200										2	0	1	0	0	0	2
(7, 9)																
Inning Stats	R: 0 E: 0 K: 0 S: 8 H: 0 LOB: 1 BB: 0 P: 15	R: 0 E: 0 K: 0 S: 8 H: 0 LOB: 0 BB: 0 P: 10	R: 0 E: 0 K: 0 S: 12 H: 2 LOB: 2 BB: 0 P: 20	R: 1 E: 0 K: 0 S: 9 H: 1 LOB: 0 BB: 0 P: 14	R: 0 E: 0 K: 0 S: 10 H: 1 LOB: 1 BB: 0 P: 17	R: 0 E: 0 K: 0 S: 3 H: 1 LOB: 0 BB: 0 P: 4	R: 3 E: 0 K: 1 S: 14 H: 2 LOB: 1 BB: 1 P: 26	R: 0 E: 0 K: 0 S: 5 H: 0 LOB: 0 BB: 1 P: 13	R: 0 E: 0 K: 2 S: 20 H: 1 LOB: 1 BB: 0 P: 22	1B: 4 2B: 3 3B: 0 HR: 1 SF: 0 SAC: 0 DP: 2 HBP: 2						

PITCHER		IP	WLS	BF	H	R	ER	SO	BB	IBB	HBP	BLK	WP	HR	S	P	ERA	WHIP
Nelson Cruz, R ERA: 3.27	(1, 1)	6.0	W	24	5	2	2	0	0	0	2	0	0	1	51	82	3.00	0.833
40 Brian Fuentes, L ERA: 7.36	(7, 1)	1.0		6	2	2	2	1	1	0	0	0	0	0	13	24	18.00	3.000
Steve Reed, R ERA: 1.5	(8, 1)	2.0		7	1	0	0	2	1	0	0	0	0	0	25	35	0.00	1.000

PITCHER	IP	WLS	BF	H	R	ER	SO	BB	IBB	HBP	BLK	WP	HR	S	P	ERA	WHIP

TOP

St. Louis Cardinals @ Colorado Rockies

Coors Field, Denver, CO

Wed Apr 09 2003, 7:05 PM MDT

Att. 24,110 - Sunny - 70 F

livebaseballscorecards.com

AB	33
R	4
H	8
RBI	4
BB	2
SO	3
LOB	16

PA: 37

WP: 0
PB: 0
SB: 0
CS: 0

BOTTOM

St. Louis Cardinals @ Colorado Rockies

Coors Field, Denver, CO

Wed Apr 09 2003, 7:05 PM MDT

Att. 24,110 - Sunny - 70 F

livebaseballscorecards.com

Batter	1	2	3	4	5	6	7	8	9	AB	R	H	RBI	BB	SO	LOB
Ronnie Belliard, R (1, 4) OBP: 0.320, SLG: 0.292	C C B B B X 3-2 FC4-6 1B	C X 0-1 G6-3 ③		C F B C 1-3 K ①			C F X 0-2 G3-1 ①			4	0	1	0	0	1	0
Jay Payton, R (1, 7) OBP: 0.417, SLG: 0.576	X 0-0 FC4-6 17 2B 1-2f ①		C X 0-1 17 BB 3B 1B	B B C X 2-1 G5-3 ②			X 0-0 F8 ②			4	2	1	0	0	0	1
17 Todd Helton, L (1, 3) OBP: 0.525, SLG: 0.774	B B C X 2-1 1-H 2B 2B		C B B B 1 B SAFE 4-1 1-2 3B BB	X 0-0 F8 ③			C X 0-1 F8 ③			3	2	1	1	1	0	0
Larry Walker, L (1, 9) OBP: 0.297, SLG: 0.424	X 0-0 HR 2-H 2B		L F B F F B X 2-2 1-H 2-H 2B 3B		F B B X 2-1 L1 ①			X 0-0 F7 ①		4	2	2	3	0	0	0
Preston Wilson, R (1, 8) OBP: 0.405, SLG: 0.647	B X 1-0 2-H HR		X 0-0 HR 3-H 2B		B F C B F X 2-2 G3 ②			B B B X 3-0 S 2B		4	2	3	3	0	0	0
José Hernández, R (1, 6) OBP: 0.361, SLG: 0.394	C F X 0-2 G5-4-3 1B		C B S X 1-2 G6-3 ①		S X 0-1 G6-3 ③			B B S B F S 3-3 K 2-3 ②		4	0	1	0	0	1	2
Bobby Estalella, R (1, 2) OBP: 0.308, SLG: 1.000	B F C X 1-2 G5-4-3 1-2f ② ③		B X 1-0 2-H HR			B S S F B S 2-3 K ①		B B B B 4-0 BB		3	1	1	2	1	1	1
Chris Stynes, R (1, 5) OBP: 0.351, SLG: 0.469		B B X 2-0 F9 ①	B X 1-0 G6-3 ②			C X 0-1 G5-3 ②		C F S 0-3 K ③		4	0	0	0	0	1	2
Nelson Cruz, R (1, 1) 40 Brian Fuentes, L (7, 1) Steve Reed, R (8, 1)		C F S 0-3 K ②	B B C C B X 3-2 G6-3 ③			C B F C 1-3 K ③				3 0 0	0 0 0	0 0 0	0 0 0	0 0 0	2 0 0	0 0 0

AB	**33**									
R	**9**									
H	**10**									
RBI	**9**									
BB	**2**									
SO	**6**									
LOB	**6**									

Inning Stats																								
	R: 4	H: 5	R: 0	H: 0	R: 5	H: 4	R: 0	H: 0	R: 0	H: 0	R: 0	H: 0	R: 0	H: 1	1B: 3	SF: 0	WP: 0	PA: 35						
	E: 0	LOB: 0	E: 0	LOB: 0	E: 0	LOB: 0	E: 0	LOB: 0	E: 0	LOB: 0	E: 0	LOB: 0	E: 0	LOB: 2	2B: 4	SAC: 0	PB: 0							
	K: 0	BB: 0	K: 1	BB: 0	K: 0	BB: 1	K: 1	BB: 0	K: 0	BB: 0	K: 2	BB: 0	K: 0	BB: 1	3B: 1	DP: 1	SB: 1							
	S: 14	P: 21	S: 6	P: 8	S: 17	P: 29	S: 6	P: 9	S: 8	P: 12	S: 9	P: 12	S: 6	P: 6	S: 8	P: 18	HR: 2	HBP: 0	CS: 0					

PITCHER		IP	WLS	BF	H	R	ER	SO	BB	IBB	HBP	BLK	WP	HR	S	P	ERA	WHIP
Brett Tomko, R ERA: 6.75	(1, 1)	6.0	L	27	9	9	9	4	1	0	0	0	0	2	60	91	13.50	1.667
Jeff Fassero, L ERA: 10.8	(7, 1)	1.1		4	0	0	0	0	0	0	0	0	0	0	7	7	0.00	0.000
Kiko Calero, R ERA: 6.23	(8, 1)	0.2		4	1	0	0	2	1	0	0	0	0	0	7	17	0.00	3.000

PITCHER	IP	WLS	BF	H	R	ER	SO	BB	IBB	HBP	BLK	WP	HR	S	P	ERA	WHIP

TOP

St. Louis Cardinals @ Colorado Rockies

Coors Field, Denver, CO

Thu Apr 10 2003, 1:05 PM MDT

Att. 24,586 - Sunny - 74 F

livebaseballscorecards.com

Batter	1	2	3	4	5	6	7	8	9	AB	R	H	RBI	BB	SO	LOB
Fernando Vina, L (1, 4) OBP: 0.302, SLG: 0.297	G3-1		BB		G3-1		1B	L6		4	1	1	0	1	0	2
Edgar Renteria, R (1, 6) OBP: 0.429, SLG: 0.553	F8		BB		G6-3		1B	1B		4	0	2	1	1	0	0
15 Jim Edmonds, L (1, 8) OBP: 0.609, SLG: 1.200	G4-3		1B		FC5-4		BB	P4		3	0	2	2	1	0	0
Miguel Cairo, R (8, PH) OBP: 0.091, SLG: 0.182										1	0	0	0	0	0	2
28 Lance Painter, L (8, 1)										0	0	0	0	0	0	0
Steve Kline, S (8, 1)										0	0	0	0	0	0	0
5 Albert Pujols, R (1, 7) OBP: 0.353, SLG: 0.552		G5-3	FC6-4		FC5-4		F9	G5-3		5	0	0	0	0	0	8
27 Scott Rolen, R (1, 5) OBP: 0.487, SLG: 0.645		P6	G5-3		BB			1B	2B	4	1	2	0	1	0	0
Tino Martinez, L (1, 3) OBP: 0.342, SLG: 0.441		G3	2B		1B			E 1B	L9	5	1	3	0	0	0	1
Orlando Palmeiro, L (1, 9) OBP: 0.500, SLG: 0.529			G4-3	G3	L3-6			E E	G6-4-3	4	1	1	1	1	0	3
Mike Matheny, R (1, 2) OBP: 0.472, SLG: 0.618			2B	IBB			G4-3	E1	G6-4-3	4	2	1	0	1	0	4
Garrett Stephenson, R (1, 1)			K	L8			P6	E5		2	0	0	0	0	1	3
Eduardo Perez, R (7, PH) OBP: 0.357, SLG: 0.333										1	0	0	0	0	0	0
Cal Eldred, R (7, 1)										0	0	0	0	0	0	0
Eli Marrero, R (8, PH) OBP: 0.231, SLG: 0.091										1	0	0	1	0	0	1
(8, 8)																

	AB	38
	R	6
	H	12
	RBI	5
	BB	6
	SO	1
	LOB	24

Inning Stats																																		
	R: 0	H: 0	E: 0	LOB: 0	K: 0	BB: 0	S: 4	P: 6	R: 0	H: 0	E: 0	LOB: 0	K: 0	BB: 0	S: 5	P: 8	R: 2	H: 2	E: 0	LOB: 2	K: 1	BB: 2	S: 17	P: 31	R: 0	H: 1	E: 0	LOB: 2	K: 0	BB: 1	S: 5	P: 12	R: 0	H: 1	E: 0	LOB: 1	K: 0	BB: 0	S: 12	P: 17
	R: 0	H: 1	E: 0	LOB: 0	K: 0	BB: 1	S: 5	P: 12	R: 0	H: 2	E: 0	LOB: 3	K: 0	BB: 1	S: 14	P: 21	R: 4	H: 4	E: 2	LOB: 2	K: 0	BB: 0	S: 16	P: 24	R: 0	H: 1	E: 0	LOB: 1	K: 0	BB: 1	S: 7	P: 16								
	1B: 9	SF: 0	2B: 3	SAC: 0	3B: 1	DP: 1	HR: 0	HBP: 0	WP: 0	PA: 44	PB: 0	SB: 0	CS: 0																							

PITCHER		IP	WLS	BF	H	R	ER	SO	BB	IBB	HBP	BLK	WP	HR	S	P	ERA	WHIP
Shawn Chacon, R ERA: 1.98	(1, 1)	6.2		29	7	2	2	1	3	1	0	0	0	0	58	98	2.70	1.500
Justin Speier, R ERA: 9.0	(7, 1)	0.1	H	2	0	0	0	0	1	0	0	0	0	0	4	9	0.00	3.000
Todd Jones, R ERA: 1.5	(8, 1)	0.1	B	7	4	4	1	0	0	0	0	0	0	0	12	17	27.00	12.000
Javier López, L ERA:	(8, 1)	0.2	W	2	0	0	0	0	0	0	0	0	0	0	4	7	0.00	0.000
Jose Jimenez, R ERA: 8.44	(9, 1)	1.0	S	4	1	0	0	0	1	0	0	0	0	0	7	16	0.00	2.000

PITCHER	IP	WLS	BF	H	R	ER	SO	BB	IBB	HBP	BLK	WP	HR	S	P	ERA	WHIP

Batter	1	2	3	4	5	6	7	8	9	AB	R	H	RBI	BB	SO	LOB
Ronnie Belliard, R (1, 4) OBP: 0.345, SLG: 0.296	C B B B B 4-1 BB		C B F C 1-3 ③ K		X 0-0 1B		B B C F S 2-3 ③ K2-3			3	0	1	0	1	2	0
Jay Payton, R (1, 7) OBP: 0.375, SLG: 0.514	C X 0-1 ① F7			B F C 1-3 ① K	X 0-0 ② L7			C F S 0-3 ① K		4	0	0	0	0	2	2
17 Todd Helton, L (1, 3) OBP: 0.523, SLG: 0.857	C C X 0-2 ② F9			B F C X 1-2 2B 2B	1 SAFE C B B F F X 2-2 ③ F7			B X 1-0 HR		4	2	2	1	0	0	2
Larry Walker, L (1, 9) OBP: 0.317, SLG: 0.514	C F B B B X 3-2 ③ G1-3			B X 1-0 2-H 2B 2B		C X 0-1 SF9 3B		B X 1-0 ② G1-3		4	2	2	1	0	0	1
Preston Wilson, R (1, 8) OBP: 0.415, SLG: 0.649		S X 0-1 ① L6		B F F B X 2-2 1B 2-H SF7 2B		X 0-0 ① F8		F B B S B 4-2 HR BB		3	2	1	1	1	0	1
José Hernández, R (1, 6) OBP: 0.375, SLG: 0.500		B S B F X 2-2 ② G1-3		C B C B X 2-2 2-3 1B		S B X 1-1 ② 3-H SF9		B C B B X 3-1 1-H HR		3	1	2	3	0	0	0
Charles Johnson, R (1, 2) OBP: 0.222, SLG: 0.261 Jose Jimenez, R (9, 1)		B C B S F S 2-3 ③ K		B F X 1-1 ② 3-H SF7		B B B C B X 3-1 ③ P2		B B B C F B 4-2 BB		2 0	0 0	0 0	1 0	1 0	1 0	0 0
Greg Norton, S (1, 5) Brent Butler, R (8, 5) OBP: 0.333, SLG: 0.143			C B F S 1-3 ① K	F B 1 SAFE C S 1-3 ③ K			C X 0-1 ① G3-1	X 0-0 ③ F9		3 1	0 0	0 0	0 0	0 0	2 0	1 1
Shawn Chacon, R (1, 1) Justin Speier, R (7, 1) Chris Richard, L (7, PH) OBP: 0.333, SLG: 0.600 Todd Jones, L (8, 1) Javier López, L (8, 1) Bobby Estalella, R (9, 2) OBP: 0.308, SLG: 1.000			X 0-0 ② F7		B X 1-0 ① P6		C F C 0-3 ② K			2 0 0 1 0 0 0	0 0 0 0 0 0 0	0 0 0 0 0 0 0	0 0 0 0 0 0 0	0 0 0 1 0 0 0	0 0 0 0 0 0 0	0 0 0 0 0 0 0
Inning Stats	R: 0 H: 0 E: 0 LOB: 1 K: 0 BB: 1 S: 9 P: 16	R: 0 H: 0 E: 0 LOB: 0 K: 1 BB: 0 S: 9 P: 13	R: 0 H: 0 E: 0 LOB: 0 K: 2 BB: 0 S: 7 P: 9	R: 3 H: 4 E: 0 LOB: 1 K: 2 BB: 0 S: 18 P: 27	R: 0 H: 1 E: 0 LOB: 1 K: 0 BB: 0 S: 7 P: 10	R: 1 H: 1 E: 0 LOB: 0 K: 0 BB: 0 S: 7 P: 11	R: 0 H: 0 E: 0 LOB: 0 K: 2 BB: 0 S: 8 P: 10	R: 3 H: 2 E: 0 LOB: 1 K: 1 BB: 2 S: 12 P: 25		1B: 2 SF: 2 2B: 3 SAC: 0 3B: 1 DP: 0 HR: 2 HBP: 0						

PITCHER		IP	WLS	BF	H	R	ER	SO	BB	IBB	HBP	BLK	WP	HR	S	P	ERA	WHIP
Garrett Stephenson, R ERA: 3.65	(1, 1)	6.0		25	6	4	4	5	1	0	0	0	0	0	57	86	6.00	1.167
Cal Eldred, R ERA: 13.5	(7, 1)	1.0		3	0	0	0	2	0	0	0	0	0	0	8	10	0.00	0.000
28 Lance Painter, L ERA: 4.5	(8, 1)	0.2	H	3	1	1	1	1	0	0	0	0	0	1	5	7	13.50	1.500
Steve Kline, L ERA: 1.5	(8, 1)	0.1	L	4	1	2	2	0	2	0	0	0	0	1	7	18	54.00	9.000

PITCHER	IP	WLS	BF	H	R	ER	SO	BB	IBB	HBP	BLK	WP	HR	S	P	ERA	WHIP

BOTTOM

St. Louis Cardinals @ Colorado Rockies

Coors Field, Denver, CO

Thu Apr 10 2003, 1:05 PM MDT

Att. 24,586 - Sunny - 74 F

livebaseballscorecards.com

AB	30
R	7
H	8
RBI	7
BB	3
SO	8
LOB	8

Batter	1	2	3	4	5	6	7	8	9	AB	R	H	RBI	BB	SO	LOB
Miguel Cairo, R (1, 4) OBP: 0.133, SLG: 0.200	C X 0-1 ① F9		B B B C F F X 3-2 G5-4-3 1B		C B B B X 3-1 ②③ G5-4-3 1-2f			B C F F B S 2-3 K		4	0	1	0	0	1	1
Edgar Renteria, R (1, 6) OBP: 0.391, SLG: 0.500	B F X 1-1 ② F9		B 1 SAFE X 1-0 ①② G5-4-3 1-2f			B B C X 2-1 ① G4-3		S B F B S 2-3 ② K		4	0	0	0	0	1	1
15 Jim Edmonds, L (1, 8) OBP: 0.593, SLG: 1.217	C B B B X 3-1 HR		B B C B F B 4-2 BB			C B B B S S 3-3 ② K		F B C B C 2-3 ③ K		3	1	1	1	1	2	0
5 Albert Pujols, R (1, 7) OBP: 0.395, SLG: 0.563	C B X 1-1 27 2B 1B		X 0-0 ③ G1-3			B B B C S B 4-2 27 BB BB			F B B X 2-1 G4-6-3 27 BB 1B	3	1	2	0	1	0	1
27 Scott Rolen, R (1, 5) OBP: 0.512, SLG: 0.667	X 0-0 1-H 2B			B X 1-0 ① F9		C B S B B B 4-2 1-2 BB			C B B B F B 4-2 G4-6-3 1-2 BB	2	0	1	1	2	0	0
Tino Martinez, L (1, 3) OBP: 0.333, SLG: 0.421	C B B X 2-1 ③ G4-3			X 0-0 F8-4-3 1B		C B S F X 1-2 ③ G5-3			F B C X 1-2 ①② G4-6-3 1-2f 2-3	4	0	1	0	0	0	5
Eli Marrero, R (1, 9) OBP: 0.176, SLG: 0.067		B C X 1-1 ① P3		X 0-0 ②③ F8-4-3 1-2			C C X 0-2 ① G5-3		B B C C B F F X 3-2 ③ F8	4	0	0	0	0	0	2
Mike Matheny, R (1, 2) OBP: 0.436, SLG: 0.568		B B X 2-0 ② G5-3			C B X 1-1 ① G6-3		C B X 1-1 ② F8			3	0	0	0	0	0	0
Matt Morris, R (1, 1) OBP: 0.286, SLG: 0.429		X 0-0 ③ G5-3			X 0-0 G5-4-3 1B		F X 0-1 ③ F9			3	0	1	0	0	0	0
Inning Stats	R: 2 E: 0 K: 0 S: 11 H: 3 LOB: 1 BB: 0 P: 18	R: 0 E: 0 K: 0 S: 4 H: 0 LOB: 0 BB: 0 P: 7	R: 0 E: 0 K: 0 S: 8 H: 1 LOB: 1 BB: 1 P: 16	R: 0 E: 0 K: 0 S: 3 H: 1 LOB: 0 BB: 0 P: 4	R: 0 E: 0 K: 0 S: 5 H: 1 LOB: 0 BB: 0 P: 9	R: 0 E: 0 K: 1 S: 13 H: 0 LOB: 2 BB: 2 P: 27	R: 0 E: 0 K: 0 S: 7 H: 0 LOB: 0 BB: 0 P: 8	R: 0 E: 0 K: 3 S: 10 H: 0 LOB: 0 BB: 0 P: 16	R: 0 E: 0 K: 0 S: 12 H: 1 LOB: 1 BB: 1 P: 22	1B: 5 2B: 2 3B: 0 HR: 1 SF: 0 SAC: 0 DP: 4 HBP: 0						

PITCHER		IP	WLS	BF	H	R	ER	SO	BB	IBB	HBP	BLK	WP	HR	S	P	ERA	WHIP
Brian Moehler, R ERA: 6.52	(1, 1)	5.0		19	6	2	2	0	1	0	0	0	0	1	31	54	3.60	1.400
Pete Munro, R ERA: 1.69	(6, 1)	2.0		8	0	0	0	1	2	0	0	0	0	0	20	35	0.00	1.000
54 Brad Lidge, R ERA:	(8, 1)	1.0		3	0	0	0	3	0	0	0	0	0	0	10	16	0.00	0.000
Octavio Dotel, R ERA: 1.5	(9, 1)	1.0	W	4	1	0	0	0	1	0	0	0	0	0	12	22	0.00	2.000

PITCHER	IP	WLS	BF	H	R	ER	SO	BB	IBB	HBP	BLK	WP	HR	S	P	ERA	WHIP

TOP

St. Louis Cardinals @ Houston Astros

Minute Maid Park, Houston, TX

Fri Apr 11 2003, 7:05 PM CDT
Att. 25,185 - Cloudy - 75 F

livebaseballscorecards.com

AB	30
R	2
H	7
RBI	2
BB	4
SO	4
LOB	10

WP: 0 PB: 0 SB: 0 CS: 0 PA: 34

Batter	1	2	3	4	5	6	7	8	9	AB	R	H	RBI	BB	SO	LOB
Craig Biggio, R (1, 8) OBP: 0.311, SLG: 0.429	F C F X 0-2 ① G6-3		C S B F S 1-3 ① K		B F F 1 F F X SAFE 1-2 ② ③ G5-4-3 1-2f			S B F S 1-3 ③ K		4	0	0	0	0	2	1
Geoff Blum, S (1, 5) OBP: 0.306, SLG: 0.394	B B C B X 3-1 2B		C B X 1-1 ② P5			B C X 1-1 ① G6-3			X 0-0 ① F8	4	0	1	0	0	0	0
5 Jeff Bagwell, R (1, 3) OBP: 0.390, SLG: 0.556	B B B B 4-0 BB		B B X 2-0 HR			X 0-0 ② G5-3			X 0-0 ② F9	3	1	1	1	1	0	0
17 Lance Berkman, S (1, 7) OBP: 0.359, SLG: 0.167	B C B F F S 2-3 ② K		F B B F B F X 3-2 ③ F7			B B X 2-0 ③ F8			X 0-0 HR 1B	4	1	1	0	0	1	2
Jeff Kent, R (1, 4) OBP: 0.333, SLG: 0.528	B C X 1-1 ③ F8			C B B X 2-1 ① G4-3			B B X 2-0 ① F9		B F B B X 3-1 1-H HR	4	1	1	2	0	0	2
Richard Hidalgo, R (1, 9) OBP: 0.405, SLG: 0.375		B C B X 2-1 ① G6-3		C F B B C 2-3 ② K			X 0-0 ② G6-3			3	0	0	0	0	1	0
Brad Ausmus, R (1, 2) OBP: 0.379, SLG: 0.680		C F B X 1-2 ② F9		C F B X 1-2 ③ G4-3			C C X 0-2 ③ G5-3			3	0	0	0	0	0	0
Julio Lugo, R (1, 6) OBP: 0.276, SLG: 0.222		B B B C X 3-1 1B			B F B C X 2-2 G5-4-3 1B			C B C F B X 2-2 ① G5-3		3	0	2	0	0	0	0
Brian Moehler, R (1, 1) Gregg Zaun, S (5, PH) OBP: 0.364, SLG: 0.556 Pete Munro, R (6, 1) 54 Brad Lidge, R (8, 1) Orlando Merced, S (8, PH) OBP: 0.250, SLG: 0.375 Octavio Dotel, R (9, 1)	C S C 0-3 ③ K				C B B X 2-1 ① F9			C B X 1-1 ② G4-3		1 1 0 0 1 0	0 0 0 0 0 0	0 0 0 0 0 0	0 0 0 0 0 0	0 0 0 0 0 0	1 0 0 0 0 0	1 1 0 0 0 0
Inning Stats	R: 0 H: 1 E: 0 LOB: 2 K: 1 BB: 1 S: 12 P: 22	R: 0 H: 1 E: 0 LOB: 1 K: 1 BB: 0 S: 10 P: 16	R: 1 H: 1 E: 0 LOB: 0 K: 1 BB: 0 S: 11 P: 18	R: 0 H: 0 E: 0 LOB: 0 K: 1 BB: 0 S: 8 P: 13	R: 0 H: 1 E: 0 LOB: 0 K: 0 BB: 0 S: 10 P: 15	R: 0 H: 0 E: 0 LOB: 0 K: 0 BB: 0 S: 4 P: 7	R: 0 H: 0 E: 0 LOB: 0 K: 0 BB: 0 S: 5 P: 7	R: 0 H: 0 E: 0 LOB: 0 K: 1 BB: 0 S: 9 P: 13	R: 2 H: 2 E: 0 LOB: 0 K: 0 BB: 0 S: 5 P: 8	1B: 3 SF: 0 2B: 1 SAC: 0 3B: 0 DP: 1 HR: 2 HBP: 0						WP: 0 PA: 32 PB: 0 SB: 0 CS: 0	

PITCHER		IP	WLS	BF	H	R	ER	SO	BB	IBB	HBP	BLK	WP	HR	S	P	ERA	WHIP
Matt Morris, R ERA: 3.04	(1, 1)	8.2	L	32	6	3	3	5	1	0	0	0	0	2	74	119	3.12	0.808

PITCHER	IP	WLS	BF	H	R	ER	SO	BB	IBB	HBP	BLK	WP	HR	S	P	ERA	WHIP

BOTTOM

St. Louis Cardinals @ Houston Astros

Minute Maid Park, Houston, TX

Fri Apr 11 2003, 7:05 PM CDT
Att. 25,185 - Cloudy - 75 F

livebaseballscorecards.com

AB	31
R	3
H	6
RBI	3
BB	1
SO	5
LOB	7

Batter	1	2	3	4	5	6	7	8	9	AB	R	H	RBI	BB	SO	LOB
Orlando Palmeiro, L (1, 9) OBP: 0.480, SLG: 0.450	BCBBB 4-1 27 BB 5 1B BB		CBBBBCX 3-2 ① G4-3		BCLT 1-2 ① K	BFX 1-1 ③ G1-3		BH 2-0 FC5-4 HBP		3	0	0	0	1	1	4
Wilson Delgado, S (1, 4) OBP: 0.143, SLG: 0.143	BFFX 1-2 ① P6		CCBBX 1-2 ② G6-3		BCFFCX 1-3 ② K		BSFX 1-2 5 G4-6-3 15 BB 1B	FBFX 1-2 ③ FC5-4 1-2f		5	0	1	0	0	1	5
15 Jim Edmonds, L (1, 8) OBP: 0.594, SLG: 1.115	BCBSBFFX 3-2 ② F8		CCBBFBFFF 4-2 B BB		BCBSX 2-2 1-3 2-H 1B		FBBBB 4-1 5 G4-6-3 1-2 BB		BCX 1-1 ① G5-3	3	0	1	1	2	0	1
5 Albert Pujols, R (1, 7) OBP: 0.395, SLG: 0.541	1 SAFE FBBX 2-1 27 BB 1-2 1B		FCX 0-2 ③ F9		SFBFBC 2-3 ③ K		FFX 0-2 ① ② G4-6-3 1-2f 2-3		CBCFX 1-2 F9 27 BB 1B 1B	5	1	2	0	0	1	5
27 Scott Rolen, R (1, 5) OBP: 0.542, SLG: 0.647	CSFBBBB 4-2 1-2 2-3 BB			FCFX 0-2 ① L6		BBSBB 4-1 1B G4-6-3 BB	IIII 4-0 IBB		BBFBB 4-1 1B 1-2 BB	1	1	0	0	4	0	0
Tino Martinez, L (1, 3) OBP: 0.319, SLG: 0.395	CX 0-1 ③ F9			BBX 2-0 ② F8		BX 1-0 G4-6-3 1-3 1B	CBFC 1-3 ③ K		FX 0-1 ② F9 2-3	5	0	1	0	0	1	7
Edgar Renteria, R (1, 6) OBP: 0.392, SLG: 0.478		CFS 0-3 ① K		X 0-0 ③ G5-3		FBX 1-1 ① ② G4-6-3 1-2f 3-H		BBFBB 4-1 SH1-4 BB	X 0-0 FC6-4 1-2 3-H 1B	4	0	1	1	1	1	1
Mike Matheny, R (1, 2) OBP: 0.432, SLG: 0.548		BFBX 2-1 ② F7			CBX 1-1 15 1B 1B	CCBBFX 2-2 1B 1B		X 0-0 ① F7	CFX 0-2 ③ FC6-4 1-2f	5	1	2	0	0	0	3
Woody Williams, R (1, 1) OBP: 0.400, SLG: 0.400 Russ Springer, R (7, 1) Jeff Fassero, L (8, 1) Dustin Hermanson, R (9, 1)		BX 1-0 ③ P3			1 SAFE BBX 2-0 15 1B 1-2 1B	X 0-0 1-2 1B		1 SAFE LX 0-1 ② SH1-4 1-2		3 0 0 0	0 0 0 0	2 0 0 0	0 0 0 0	0 0 0 0	0 0 0 0	0 0 0 0
Inning Stats	R: 0 H: 1 E: 0 LOB: 3 K: 0 BB: 2 S: 16 P: 30	R: 0 H: 0 E: 0 LOB: 0 K: 1 BB: 0 S: 6 P: 9	R: 0 H: 0 E: 0 LOB: 1 K: 0 BB: 1 S: 15 P: 23	R: 0 H: 0 E: 0 LOB: 0 K: 0 BB: 0 S: 6 P: 8	R: 1 H: 3 E: 0 LOB: 2 K: 3 BB: 0 S: 17 P: 26	R: 1 H: 3 E: 0 LOB: 2 K: 0 BB: 1 S: 11 P: 20	R: 0 H: 1 E: 0 LOB: 2 K: 1 BB: 2 S: 10 P: 20	R: 0 H: 0 E: 0 LOB: 2 K: 0 BB: 1 S: 7 P: 14	R: 1 H: 2 E: 0 LOB: 2 K: 0 BB: 1 S: 13 P: 19	1B: 10 SF: 0 2B: 0 SAC: 1 3B: 0 DP: 2 HR: 0 HBP: 1						

PITCHER		IP	WLS	BF	H	R	ER	SO	BB	IBB	HBP	BLK	WP	HR	S	P	ERA	WHIP
Tim Redding, R ERA: 2.25	(1, 1)	5.0	L	24	5	2	2	4	4	0	0	0	0	0	62	103	3.60	1.800
Ricky Stone, R ERA:	(6, 1)	1.0		4	2	0	0	0	0	0	0	0	0	0	9	13	0.00	2.000
Bruce Chen, L ERA: 6.35	(7, 1)	2.0		10	1	0	0	1	2	1	1	0	0	0	17	34	0.00	1.500
54 Brad Lidge, R ERA: 1.13	(9, 1)	1.0		6	2	1	1	0	1	0	0	0	0	0	13	19	9.00	3.000

PITCHER	IP	WLS	BF	H	R	ER	SO	BB	IBB	HBP	BLK	WP	HR	S	P	ERA	WHIP

TOP

St. Louis Cardinals @ Houston Astros

Minute Maid Park, Houston, TX

Sat Apr 12 2003, 7:05 PM CDT
Att. 33,509 - Sunny - 77 F

livebaseballscorecards.com

AB	34
R	3
H	10
RBI	2
BB	8
SO	5
LOB	26

WP: 0 PA: 44
PB: 0
SB: 0
CS: 0

St. Louis Cardinals @ Houston Astros

Minute Maid Park, Houston, TX

Sat Apr 12 2003, 7:05 PM CDT

Att. 33,509 - Sunny - 77 F

livebaseballscorecards.com

BOTTOM

Batter	1	2	3	4	5	6	7	8	9	AB	R	H	RBI	BB	SO	LOB
Craig Biggio, R (1, 8) OBP: 0.286, SLG: 0.391	F9		G4-3		L8			F7		4	0	0	0	0	0	1
Geoff Blum, S (1, 5) OBP: 0.325, SLG: 0.405	5 2B 17 FC3-2 1B		G4-3			5 G5-4-3 1B		P6		4	0	2	0	0	0	0
5 Jeff Bagwell, R (1, 3) OBP: 0.422, SLG: 0.590	17 FC3-2 1-3 2B		17 CS 1B			G5-4-3 1-2f		HBP		3	0	2	0	0	0	1
17 Lance Berkman, S (1, 7) OBP: 0.349, SLG: 0.176	FC3-2 BB 2-3 3-H		CS 1-2	F8		1B 1B		G1-3		4	0	1	0	0	0	3
Jeff Kent, R (1, 4) OBP: 0.349, SLG: 0.513	BB 1-2			F8		0-0 1-2 1B			G5-3	3	0	1	0	1	0	0
Richard Hidalgo, R (1, 9) OBP: 0.375, SLG: 0.343	F8			P2		0-0 F8			F8	3	0	0	0	0	0	5
Bruce Chen, L (7, 1)										0	0	0	0	0	0	0
54 Brad Lidge, R (9, 1)										0	0	0	0	0	0	0
Jose Vizcaino, S (9, PH) OBP: 0.273, SLG: 0.200										1	0	0	0	0	0	0
Brad Ausmus, R (1, 2) OBP: 0.333, SLG: 0.586		F8		F8		P4			G5-3	4	0	0	0	0	0	0
Julio Lugo, R (1, 6) OBP: 0.281, SLG: 0.207		K		SH3-4 BB		L4				2	0	0	0	1	1	0
Tim Redding, R (1, 1)		K		SH3-4 1-2		F9				1	0	0	0	0	1	0
Ricky Stone, R (6, 1)										0	0	0	0	0	0	0
Orlando Merced, S (7, 9) OBP: 0.222, SLG: 0.333										1	0	0	0	0	0	0

	AB	30
	R	0
	H	6
	RBI	0
	BB	2
	SO	2
	LOB	10

Inning Stats	1	2	3	4	5	6	7	8	9
	R: 0 E: 0 K: 0 S: 13	H: 2 LOB: 3 BB: 1 P: 26	R: 0 E: 0 K: 2 S: 8	H: 0 LOB: 0 BB: 0 P: 13	R: 0 E: 0 K: 0 S: 13	H: 1 LOB: 0 BB: 0 P: 20	R: 0 E: 0 K: 0 S: 5	H: 0 LOB: 0 BB: 0 P: 6	R: 0 E: 0 K: 0 S: 8	H: 0 LOB: 1 BB: 1 P: 17	R: 0 E: 0 K: 0 S: 8	H: 3 LOB: 2 BB: 0 P: 13	R: 0 E: 0 K: 0 S: 8	H: 0 LOB: 0 BB: 0 P: 13	R: 0 E: 0 K: 0 S: 5	H: 0 LOB: 1 BB: 0 P: 10	R: 0 E: 0 K: 0 S: 6	H: 0 LOB: 0 BB: 0 P: 11

	1B: 5	SF: 0	WP: 0	PA: 35
	2B: 1	SAC: 1	PB: 0	
	3B: 0	DP: 1	SB: 0	
	HR: 0	HBP: 1	CS: 1	

PITCHER		IP	WLS	BF	H	R	ER	SO	BB	IBB	HBP	BLK	WP	HR	S	P	ERA	WHIP
Woody Williams, R ERA:	(1, 1)	6.0	W	24	6	0	0	2	2	0	0	0	0	0	55	95	0.00	1.333
Russ Springer, R ERA: 3.38	(7, 1)	1.2	H	6	0	0	0	0	0	0	1	0	0	0	11	21	0.00	0.000
Jeff Fassero, L ERA: 9.82	(8, 1)	0.1	H	1	0	0	0	0	0	0	0	0	0	0	2	2	0.00	0.000
Dustin Hermanson, R ERA: 2.08	(9, 1)	1.0	S	3	0	0	0	0	0	0	0	0	0	0	6	11	0.00	0.000

PITCHER	IP	WLS	BF	H	R	ER	SO	BB	IBB	HBP	BLK	WP	HR	S	P	ERA	WHIP

St. Louis Cardinals @ Houston Astros

Minute Maid Park, Houston, TX

Sun Apr 13 2003, 1:05 PM CDT

Att. 30,078 - Sunny - 78 F

TOP

livebaseballscorecards.com

Batter	1	2	3	4	5	6	7	8	9	AB	R	H	RBI	BB	SO	LOB
Orlando Palmeiro, L (1, 9) (7, 7) OBP: 0.500, SLG: 0.458	C B B F X 2-2 ① F8		C X 0-1 ① G4-3		B B B 4-0 27 2B G5-3 BB		B B C F X 2-2 27 E 1B 1-3 1B	C C B F F X 1-2 1B		4	2	2	0	1	0	0
Eli Marrero, R (1, 2) (7, 9) OBP: 0.182, SLG: 0.100	S S S 0-3 ② K		C C S 0-3 ② K		X 0-0 ② G5-3 1-2		X 0-0 27 E 2B 1-2 3-H 1B	C B X 1-1 ② P1		5	1	1	1	0	2	2
27 Scott Rolen, R (1, 5) OBP: 0.509, SLG: 0.615	X 0-0 ③ G5-3		C S X 0-2 ③ F8		B C C X 1-2 2-H 2B		C B C X 1-2 E6 2B HR 1-3 2-H	B F F F S 1-3 ③ K		5	1	1	1	0	1	2
5 Albert Pujols, R (1, 7) OBP: 0.404, SLG: 0.525		F S B X 1-2 1B G4-3 SF7 1B		B B B 4-0 HR BB	B C B F X 2-2 ③ G6-3		F F F B C 1-3 ② K		B C X 1-1 ① G1-3	3	2	1	0	1	1	3
Cal Eldred, R (7, 1)										0	0	0	0	0	0	0
Eduardo Perez, R (9, PH) OBP: 0.333, SLG: 0.308										1	0	0	0	0	0	0
Dustin Hermanson, R (9, 1)										0	0	0	0	0	0	0
Jeff Fassero, L (9, 1)										0	0	0	0	0	0	0
Tino Martinez, L (1, 3) OBP: 0.308, SLG: 0.396		C X 0-1 ① G4-3 1-2		L S S 0-3 ① K		F F X 0-2 ① F8	B C B X 2-1 1-3 3-H HR 2B		X 0-0 ② G4-3	5	1	1	1	0	1	2
Edgar Renteria, R (1, 6) OBP: 0.411, SLG: 0.600		B B B C B 4-1 SF7 1B BB		X 0-0 2-H 3-H HR		C B F S 1-3 ② K	F B X 1-1 HR		C B B F F F X 2-2 ③ G4-3	4	2	2	5	1	1	0
Kerry Robinson, L (1, 8) OBP: 0.350, SLG: 0.316		C F X 0-2 E 1B 1-2 2-3		B X 1-0 ② G4-3		X 0-0 ③ G4-3	B B B C C X 3-2 ③ F7			4	0	1	0	0	0	0
Miguel Cairo, R (1, 4) OBP: 0.211, SLG: 0.444		C X 0-1 ② SF7 1-2 2-3 3-H		C F B F S 1-3 ③ K			C F X 0-2 1B 1B 1B	C B B X 2-1 HR		3	2	2	2	0	1	0
Jason Simontacchi, R (1, 1) OBP: 0.250, SLG: 0.250		C C F C 0-3 ③ K			X 0-0 ① G6-3		C B C S 1-3 ① K	C X 0-1 ① G1-3		2	0	0	0	0	1	2
Kiko Calero, R (5, 1)										0	0	0	0	0	0	0
15 Jim Edmonds, L (7, PH) OBP: 0.576, SLG: 1.074										1	0	0	0	0	1	1
Mike Matheny, R (7, 2) OBP: 0.422, SLG: 0.535										1	0	0	0	0	0	0
Inning Stats	R: 0 E: 0 K: 1 S: 7 H: 0 LOB: 0 BB: 0 P: 9	R: 1 E: 1 K: 1 S: 15 H: 2 LOB: 2 BB: 1 P: 20	R: 0 E: 0 K: 1 S: 8 H: 0 LOB: 0 BB: 0 P: 8	R: 2 E: 0 K: 2 S: 9 H: 1 LOB: 0 BB: 1 P: 15	R: 1 E: 0 K: 0 S: 8 H: 1 LOB: 1 BB: 1 P: 15	R: 0 E: 0 K: 1 S: 7 H: 0 LOB: 0 BB: 0 P: 8	R: 6 E: 1 K: 2 S: 24 H: 5 LOB: 0 BB: 0 P: 35	R: 1 E: 0 K: 1 S: 16 H: 2 LOB: 1 BB: 0 P: 21	R: 0 E: 0 K: 0 S: 8 H: 0 LOB: 0 BB: 0 P: 11	1B: 6 2B: 2 3B: 0 HR: 3	SF: 1 SAC: 0 DP: 0 HBP: 0						

	AB	38
	R	11
	H	11
	RBI	10
	BB	3
	SO	9
	LOB	12

WP: 0 PB: 0 SB: 0 CS: 0 PA: 42

PITCHER		IP	WLS	BF	H	R	ER	SO	BB	IBB	HBP	BLK	WP	HR	S	P	ERA	WHIP
44 Roy Oswalt, R ERA: 2.91	(1, 1)	6.2	L	33	9	10	5	8	3	0	0	0	0	2	75	104	6.75	1.800
Pete Munro, R ERA: 2.35	(7, 1)	2.1		9	2	1	1	1	0	0	0	0	0	1	27	38	3.86	0.857

PITCHER	IP	WLS	BF	H	R	ER	SO	BB	IBB	HBP	BLK	WP	HR	S	P	ERA	WHIP

BOTTOM

St. Louis Cardinals @ Houston Astros

Minute Maid Park, Houston, TX

Sun Apr 13 2003, 1:05 PM CDT
Att. 30,078 - Sunny - 78 F

livebaseballscorecards.com

Batter	1	2	3	4	5	6	7	8	9	AB	R	H	RBI	BB	SO	LOB
Craig Biggio, R (1, 8) OBP: 0.296, SLG: 0.451	G6-3	K		HR		G6-3			G4-3 5 HR S 1B	5	2	2	1	0	1	0
Geoff Blum, S (1, 5) OBP: 0.333, SLG: 0.390	5 BB 17 1B BB		G4-3	F8			5 G5-4-3 1B		G4-3 1-3	4	1	1	0	1	0	1
5 Jeff Bagwell, R (1, 3) OBP: 0.460, SLG: 0.738	17 1B 2B BB		HR	BB			G5-4-3 1-2f		HR 3-H	3	3	2	3	2	0	1
17 Lance Berkman, S (1, 7) OBP: 0.375, SLG: 0.308	2B 1B		HR	L9			1B		L9	5	2	3	2	0	0	1
Jeff Kent, R (1, 4) OBP: 0.340, SLG: 0.512	2B		K		F9		L7			4	0	1	2	0	1	1
Richard Hidalgo, R (1, 9) OBP: 0.364, SLG: 0.359	G5-3		2B		K			G5-3		4	0	1	0	0	1	1
Brad Ausmus, R (1, 2) OBP: 0.324, SLG: 0.531	P3		BB		P4			F9		3	0	0	0	1	0	1
Jose Vizcaino, S (1, 6) OBP: 0.200, SLG: 0.143		G4-3	F9			K		F7		4	0	0	0	0	1	2
44 Roy Oswalt, R (1, 1) OBP: 0.250, SLG: 0.250 Pete Munro, R (7, 1) Orlando Merced, S (9, PH) OBP: 0.200, SLG: 0.300		P4		K		P5			K	3	0	0	0	0	1	0
										0	0	0	0	0	0	0
										1	0	0	0	0	1	0
Inning Stats	R: 3 E: 0 K: 0 S: 12 H: 2 LOB: 1 BB: 2 P: 23	R: 0 E: 0 K: 1 S: 6 H: 0 LOB: 0 BB: 0 P: 7	R: 2 E: 0 K: 1 S: 18 H: 3 LOB: 2 BB: 1 P: 28	R: 1 E: 0 K: 1 S: 11 H: 1 LOB: 1 BB: 1 P: 18	R: 0 E: 0 K: 1 S: 5 H: 0 LOB: 0 BB: 0 P: 6	R: 0 E: 0 K: 1 S: 8 H: 0 LOB: 0 BB: 0 P: 9	R: 0 E: 0 K: 0 S: 9 H: 2 LOB: 1 BB: 0 P: 15	R: 0 E: 0 K: 0 S: 7 H: 0 LOB: 0 BB: 0 P: 9	R: 2 E: 0 K: 1 S: 15 H: 2 LOB: 0 BB: 0 P: 25	1B: 4 2B: 2 3B: 0 HR: 4 SF: 0 SAC: 0 DP: 1 HBP: 0							

	AB	36
	R	8
	H	10
	RBI	8
	BB	4
	SO	6
	LOB	8

WP: 0 PB: 0 SB: 1 CS: 0 PA: 40

PITCHER		IP	WLS	BF	H	R	ER	SO	BB	IBB	HBP	BLK	WP	HR	S	P	ERA	WHIP
Jason Simontacchi, R ERA: 14.14	(1, 1)	4.0		22	6	6	6	3	4	0	0	0	0	3	47	76	13.50	2.500
Kiko Calero, R ERA: 4.26	(5, 1)	2.0	W	6	0	0	0	2	0	0	0	0	0	0	13	15	0.00	0.000
Cal Eldred, R ERA: 8.44	(7, 1)	2.0		7	2	0	0	0	0	0	0	0	0	0	16	24	0.00	1.000
Dustin Hermanson, R ERA: 5.4	(9, 1)	0.2		4	2	2	2	1	0	0	0	0	0	1	14	24	27.00	3.000
Jeff Fassero, L ERA: 9.0	(9, 1)	0.1		1	0	0	0	0	0	0	0	0	0	0	1	1	0.00	0.000

PITCHER		IP	WLS	BF	H	R	ER	SO	BB	IBB	HBP	BLK	WP	HR	S	P	ERA	WHIP

St. Louis Cardinals @ Milwaukee Brewers

Miller Park, Milwaukee, WI

Mon Apr 14 2003, 7:05 PM CDT

Att. 10,684 - Sunny - 80 F

TOP

livebaseballscorecards.com

Batter	1	2	3	4	5	6	7	8	9	AB	R	H	RBI	BB	SO	LOB
Orlando Palmeiro, L (1, 9) OBP: 0.500, SLG: 0.621	G4-3	SF7 2-3 3-H		HR 1-2	E 2B 2-H 3-H	FC6 1-2f		S 1B 1-3		5	2	3	4	0	0	3
Miguel Cairo, R (1, 4) OBP: 0.240, SLG: 0.391	P4	G6-3		5 WP 15 1B BB	E4 2-H		27 FC5 5 HBP 1B	P3 1-2		5	0	1	0	1	0	3
15 Jim Edmonds, L (1, 8) OBP: 0.538, SLG: 0.939	27 BB 5 1B 1B		K	5 WP 1-2	K		K		G6-3	6	0	2	0	0	3	2
5 Albert Pujols, R (1, 7) OBP: 0.442, SLG: 0.535 Kerry Robinson, L (7, PR) OBP: 0.333, SLG: 0.300 (7, 7) Steve Kline, S (9, 1)	27 BB 1-2	G5-3		27 FC6-4 1-2 2-3 BB		1B 1B 1B	27 E 1-2 HBP		G6-3	3 1 0	0 0 0	2 0 0	0 0 0	1 0 0	0 0 0	0 0 0
27 Scott Rolen, R (1, 5) OBP: 0.492, SLG: 0.636	1-2 2-3 BB		HR	FC6-4 1-2f		K	FC5 1-3 2-3f		P3	5	1	1	1	1	1	6
Tino Martinez, L (1, 3) OBP: 0.333, SLG: 0.404 Russ Springer, R (7, 1) Eli Marrero, R (9, 7) OBP: 0.182, SLG: 0.100	G4-3	1B			SH1-4 2B 1B HBP	C 1 SAFE 1-H 1B 1B	P5			4 0 0	2 0 0	2 0 0	0 0 0	0 0 0	0 0 0	5 0 0
Edgar Renteria, R (1, 6) OBP: 0.426, SLG: 0.593		SH1-4 SF7 1B	G3		C 1 SAFE 1-2 SH1-4 2B 1B	BB 1B IBB		F9		4	2	2	0	1	0	1
Mike Matheny, R (1, 2) OBP: 0.420, SLG: 0.521		C 1 SAFE SF7 SH1-4 1-2 1B		F8	F8	BB 1-2 2-H 1B		F9		5	0	2	1	0	0	2
Brett Tomko, R (1, 1) OBP: 0.500, SLG: 0.400 Kevin Ohme, L (6, 1) Jeff Fassero, L (7, 1) Eduardo Perez, R (7, 3) OBP: 0.375, SLG: 0.357		SH1-4 1-2 2-3		CS 1B	SH1-4 1-2 2-3	FC6 1-2 2-3 BB		1B 1B		1 0 0 1	0 0 0 0	1 0 0 1	0 0 0 0	1 0 0 0	0 0 0 0	0 0 0 0
Inning Stats	R: 0 H: 2 E: 0 LOB: 3 K: 0 BB: 1 S: 13 P: 24	R: 1 H: 2 E: 0 LOB: 1 K: 0 BB: 0 S: 11 P: 15	R: 1 H: 2 E: 0 LOB: 1 K: 1 BB: 0 S: 11 P: 21	R: 1 H: 3 E: 0 LOB: 3 K: 0 BB: 2 S: 13 P: 25	R: 3 H: 2 E: 1 LOB: 1 K: 1 BB: 0 S: 12 P: 24	R: 1 H: 3 E: 0 LOB: 3 K: 1 BB: 2 S: 19 P: 33	R: 0 H: 1 E: 1 LOB: 2 K: 1 BB: 0 S: 11 P: 19	R: 0 H: 2 E: 0 LOB: 2 K: 0 BB: 0 S: 14 P: 23	R: 0 H: 0 E: 0 LOB: 0 K: 0 BB: 0 S: 11 P: 14	1B: 14 SF: 1 2B: 1 SAC: 2 3B: 0 DP: 0 HR: 2 HBP: 2						

AB	40
R	7
H	17
RBI	6
BB	5
SO	4
LOB	22

WP: 1 PA: 50
PB: 0
SB: 1
CS: 1

PITCHER		IP	WLS	BF	H	R	ER	SO	BB	IBB	HBP	BLK	WP	HR	S	P	ERA	WHIP
Todd Ritchie, R ERA: 5.5	(1, 1)	4.2	L	28	11	6	5	1	3	0	1	0	1	2	56	101	9.64	3.000
John Foster, L ERA: 1.8	(5, 1)	1.1		9	3	1	1	2	1	1	0	0	0	0	23	41	6.75	3.000
Curt Leskanic, R ERA: 3.0	(7, 1)	2.0		10	3	0	0	1	0	0	1	0	0	0	25	42	0.00	1.500
Valerio De Los Santos, L ERA: 1.93	(9, 1)	1.0		3	0	0	0	0	0	0	0	0	0	0	11	14	0.00	0.000

PITCHER	IP	WLS	BF	H	R	ER	SO	BB	IBB	HBP	BLK	WP	HR	S	P	ERA	WHIP

Batter	1	2	3	4	5	6	7	8	9	AB	R	H	RBI	BB	SO	LOB
Alex Sanchez, L (1, 8) OBP: 0.362, SLG: 0.500	B F C D X 2-2 1B 2B	C B F X 1-2 3B		B X 1-0 1B		B X 1-0 ② SF8 1-H		B X 1-0 ③ G4-3		4	1	3	1	0	0	0
Eric Young Sr., R (1, 4) OBP: 0.373, SLG: 0.509	X 0-0 1B BB 2-H 1B	B C B B B 4-1 BB		B B C X 2-1 ③ F8		B C X 1-1 ③ F7			B B B C C X 3-2 ① F8	4	1	1	1	1	0	1
Richie Sexson, R (1, 3) OBP: 0.390, SLG: 0.500	B S C D B D 4-2 BB 1B E BB	F F S 0-3 ② K			C F C 0-3 ① K		C D B B B 4-1 1B BB		B B C S S S 2-3 ② K	3	1	0	0	2	3	2
Geoff Jenkins, L (1, 7) OBP: 0.393, SLG: 0.630	F B B X 2-1 E BB 1B 1-2 2-3	F S B S S 1-3 ③ K			B X 1-0 HR		S B C F S 1-3 ① K		B B C C B X 3-2 ③ G5-3	5	1	2	1	0	2	3
Jeffrey Hammonds, R (1, 9) OBP: 0.220, SLG: 0.289 Scott Podsednik, L (6, 9) OBP: 0.263, SLG: 0.222	B B F B F B 4-2 E BB 1-2 2-3 3-H		C C B C 2-3 ① K		B S F D X 2-2 ② F7		C B B C F B F S 3-3 ② K			2 1	0 0	0 0	1 0	1 0	1 1	0 1
Wes Helms, R (1, 5) OBP: 0.261, SLG: 0.302	X 0-0 E4 G4-6-3 1-2 2-3 3-H	B C F X 1-2 ② F9			C B B B X 3-1 1B		F F B X 1-2 1B			4	0	2	1	0	0	2
Keith Osik, R (1, 2) OBP: 0.240, SLG: 0.182 John Vander Wal, L (7, PH) OBP: 0.267, SLG: 0.308 Eddie Pérez, R (8, 2) OBP: 0.357, SLG: 0.593	B B F C S 2-3 ① K		B F X 1-1 ③ G1-3		B F B B C F F X 3-2 ③ G4-3		S X 0-1 ③ G3-1			3 1 0	0 0 0	0 0 0	0 0 0	0 0 0	1 0 0	4 2 0
Royce Clayton, R (1, 6) OBP: 0.442, SLG: 0.644	F B X 1-1 ② ③ G4-6-3 1-2f			C B X 1-1 ① G5-3		C B C B B F X 3-2 WP SF8 1B		X 0-0 ① F8		4	1	1	0	0	0	3
Todd Ritchie, R (1, 1) John Foster, L (5, 1) Enrique Cruz, R (6, PH) Curt Leskanic, R (7, 1) Keith Ginter, R (8, PH) OBP: 0.333, SLG: 0.250 Valerio De Los Santos, L (9, 1)		X 0-0 ① G3		B S C X 1-2 ② G3-1		B B C C B F C 3-3 ① K		B S C S S 1-3 ② K		2 0 1 0 1 0	0 0 0 0 0 0	0 0 0 0 0 0	0 0 0 0 0 0	0 0 1 0 0 0	0 0 1 0 1 0	0 0 1 0 0 0
Inning Stats	R: 3 H: 3 E: 1 LOB: 2 K: 1 BB: 2 S: 16 P: 31	R: 0 H: 1 E: 0 LOB: 2 K: 2 BB: 1 S: 11 P: 17	R: 0 H: 0 E: 0 LOB: 0 K: 1 BB: 0 S: 8 P: 12	R: 0 H: 1 E: 0 LOB: 1 K: 0 BB: 0 S: 8 P: 13	R: 1 H: 2 E: 0 LOB: 1 K: 1 BB: 0 S: 14 P: 23	R: 1 H: 1 E: 0 LOB: 0 K: 1 BB: 0 S: 11 P: 19	R: 0 H: 1 E: 0 LOB: 2 K: 2 BB: 1 S: 15 P: 24	R: 0 H: 0 E: 0 LOB: 0 K: 1 BB: 0 S: 5 P: 7	R: 0 H: 0 E: 0 LOB: 0 K: 1 BB: 0 S: 9 P: 17	1B: 6 SF: 1 2B: 1 SAC: 0 3B: 1 DP: 1 HR: 1 HBP: 0						

PITCHER		IP	WLS	BF	H	R	ER	SO	BB	IBB	HBP	BLK	WP	HR	S	P	ERA	WHIP
Brett Tomko, R ERA: 7.27	(1, 1)	5.1	W	27	8	5	5	6	3	0	0	0	0	1	65	110	8.44	2.062
Kevin Ohme, L ERA:	(6, 1)	0.2	H	2	0	0	0	0	0	0	0	0	1	0	3	5	0.00	0.000
Jeff Fassero, L ERA: 7.71	(7, 1)	0.2	H	3	0	0	0	2	1	0	0	0	0	0	10	18	0.00	1.500
Russ Springer, R ERA: 2.45	(7, 1)	2.0	H	7	1	0	0	2	0	0	0	0	0	0	16	24	0.00	0.500
Steve Kline, L ERA: 1.42	(9, 1)	0.1	S	1	0	0	0	0	0	0	0	0	0	0	3	6	0.00	0.000

PITCHER	IP	WLS	BF	H	R	ER	SO	BB	IBB	HBP	BLK	WP	HR	S	P	ERA	WHIP

BOTTOM

St. Louis Cardinals @ Milwaukee Brewers

Miller Park, Milwaukee, WI

Mon Apr 14 2003, 7:05 PM CDT
Att. 10,684 - Sunny - 80 F

livebaseballscorecards.com

AB	35
R	5
H	9
RBI	5
BB	4
SO	10
LOB	19

1B: 6	SF: 1	WP: 2	PA: 40
2B: 1	SAC: 0	PB: 0	
3B: 1	DP: 1	SB: 0	
HR: 1	HBP: 0	CS: 0	

Batter	1	2	3	4	5	6	7	8	9	AB	R	H	RBI	BB	SO	LOB
Orlando Palmeiro, L (1, 7) OBP: 0.450, SLG: 0.545	B C C X 1-2 G3-1		C X 0-1 F7		C F F S 0-3 K		X 0-0 F8			4	0	0	0	0	1	4
Wilson Delgado, S (1, 4) (7, 6) OBP: 0.182, SLG: 0.100	B S S B C 2-3 K		X 0-0 L3			C F X 0-2 G4-3		B B B B 4-0 BB		3	0	0	0	1	1	1
15 Jim Edmonds, L (1, 8) OBP: 0.488, SLG: 0.838	S B B X 2-1 P5			C C B F B S 2-3 K		X 0-0 G3-1		B C C B C 2-3 K		4	0	0	0	0	2	1
27 Scott Rolen, R (1, 5) OBP: 0.476, SLG: 0.596		B B B B 4-0 2B BB		F X 0-1 F8		C B F B F X 2-2 G6-3		S B S F S 1-3 K		3	0	0	0	1	1	1
Tino Martinez, L (1, 3) OBP: 0.344, SLG: 0.446		C X 0-1 F9-3-4 1-3 2B		C C F X 0-2 2B			B B F X 2-1 F8	B C X 1-1 G4-3		4	0	2	0	0	0	1
Edgar Renteria, R (1, 6) OBP: 0.406, SLG: 0.561 Miguel Cairo, R (7, 4) OBP: 0.231, SLG: 0.375		B F X 1-1 F9-3-4 2-2		C C T 0-2 K			C X 0-1 F8		C B B C X 2-2 F9	3 1	0 0	0 0	0 0	0 0	1 0	3 0
Eduardo Perez, R (1, 9) OBP: 0.350, SLG: 0.500		C X 0-1 G5-3			C B F B X 2-2 L9		X 0-0 HR		F B S F F S 1-3 K	4	1	1	1	0	1	1
Mike Matheny, R (1, 2) OBP: 0.415, SLG: 0.510 Kerry Robinson, L (9, PH) OBP: 0.318, SLG: 0.286			C X 0-1 G5-3		X 0-0 F9		B X 1-0 1B		B X 1-0 F7	3 1	0 0	1 0	0 0	0 0	0 0	0 0
Garrett Stephenson, R (1, 1) OBP: 0.286, SLG: 0.167 Kevin Ohme, L (5, 1) OBP: 1.000, SLG: 1.000 Kiko Calero, R (8, 1)			C B F B B B 4-2 BB		B S S B X 2-2 1B		X 0-0 1-3 1B			1 1 0	0 0 0	1 1 0	0 0 0	1 0 0	0 0 0	0 0 0
Inning Stats	R: 0 E: 0 K: 1 S: 8 H: 0 LOB: 0 BB: 0 P: 13	R: 0 E: 0 K: 0 S: 6 H: 1 LOB: 1 BB: 1 P: 11	R: 0 E: 0 K: 0 S: 7 H: 0 LOB: 1 BB: 1 P: 11	R: 0 E: 0 K: 2 S: 13 H: 1 LOB: 1 BB: 0 P: 15	R: 0 E: 0 K: 1 S: 12 H: 1 LOB: 1 BB: 0 P: 16	R: 0 E: 0 K: 0 S: 8 H: 0 LOB: 0 BB: 0 P: 10	R: 1 E: 0 K: 0 S: 8 H: 3 LOB: 2 BB: 0 P: 11	R: 0 E: 0 K: 2 S: 9 H: 0 LOB: 1 BB: 1 P: 17	R: 0 E: 0 K: 1 S: 9 H: 0 LOB: 0 BB: 0 P: 13	1B: 3 2B: 3 3B: 0 HR: 1		SF: 0 SAC: 0 DP: 1 HBP: 0				

PITCHER		IP	WLS	BF	H	R	ER	SO	BB	IBB	HBP	BLK	WP	HR	S	P	ERA	WHIP
15 Ben Sheets, R ERA: 3.54	(1, 1)	8.0	W	32	6	1	1	6	3	0	0	0	0	1	71	104	1.12	1.125
Luis Vizcaino, R ERA: 16.2	(9, 1)	1.0		3	0	0	0	1	0	0	0	0	0	0	9	13	0.00	0.000

PITCHER		IP	WLS	BF	H	R	ER	SO	BB	IBB	HBP	BLK	WP	HR	S	P	ERA	WHIP

TOP

St. Louis Cardinals @ Milwaukee Brewers

Miller Park, Milwaukee, WI

Tue Apr 15 2003, 7:05 PM CDT
Att. 12,149 - Sunny - 84 F

livebaseballscorecards.com

AB	32
R	1
H	6
RBI	1
BB	3
SO	7
LOB	12

BOTTOM

St. Louis Cardinals @ Milwaukee Brewers

Miller Park, Milwaukee, WI

Tue Apr 15 2003, 7:05 PM CDT

Att. 12,149 - Sunny - 84 F

livebaseballscorecards.com

Batter	1	2	3	4	5	6	7	8	9	AB	R	H	RBI	BB	SO	LOB
Alex Sanchez, L (1, 8) OBP: 0.365, SLG: 0.509	CBCDX 2-2 ① G4-3	BFFBX 2-2 G4-6-3 1-2 1B		SCBX 1-2 2B		BX 1-0 ① P4		1 SAFE BBFFS 1-3 ② K		5	0	2	0	0	1	1
Eric Young Sr., R (1, 4) OBP: 0.359, SLG: 0.474	CCDS 1-3 ② K	X 0-0 ②③ G4-6-3 1-2f		BDBCFB 4-2 BB		X 0-0 ② G4-3		BCFS 1-3 ③ K		4	0	0	0	1	2	3
Richie Sexson, R (1, 3) OBP: 0.397, SLG: 0.547	H 1-0 1B 2B HBP		BFX 1-1 HR	BCX 1-1 ③ P6		BX 1-0 ③ F7				3	2	1	1	0	0	2
Geoff Jenkins, L (1, 7) OBP: 0.406, SLG: 0.645	FBX 1-1 1-3 2B 1B		BSBX 2-1 ① F8		BSDX 2-1 G3-1 2B 2B		CBBX 2-1 ① F8			4	2	2	0	0	0	0
John Vander Wal, L (1, 9) OBP: 0.294, SLG: 0.345	CSBX 1-2 ③ 1-H 3-H 2B		CFDBBB 4-2 BB		BCX 1-1 ① G3-1 2-3		SCX 0-2 ② L6			3	0	1	2	1	0	1
Wes Helms, R (1, 5) OBP: 0.300, SLG: 0.362		BFBCX 2-2 WP HR 1B	BBCBX 3-1 ② F9		BX 1-0 3-H 2B		CX 0-1 FC6-4 1B			4	1	3	1	0	0	1
Eddie Pérez, R (1, 2) OBP: 0.313, SLG: 0.516		BDX 2-0 ① F9	SSDBS 2-3 ③ K		FX 0-1 ② F8		BX 1-0 ③ FC6-4 1-2f			4	0	0	0	0	1	4
Royce Clayton, R (1, 6) OBP: 0.464, SLG: 0.708		DCBFBFFFX 3-2 1-H HR		CBFBFFFDX 3-2 ① L7	I I 4-0 IBB			CX 0-1 1B		3	1	2	2	1	0	0
15 Ben Sheets, R (1, 1) OBP: 0.100, SLG: 0.100 Brady Clark, R (8, PH) Luis Vizcaino, R (9, 1)	BX 1-0 1B 1B			BSBX 2-1 ② G6-3	SFC 0-3 ③ K			BSCX 1-2 ① P4		3 1 0	0 0 0	1 0 0	0 0 0	0 0 0	1 0 0	2 1 0
Inning Stats	R: 2 H: 2 E: 0 LOB: 1 K: 1 BB: 0 S: 11 P: 17	R: 2 H: 4 E: 0 LOB: 1 K: 0 BB: 0 S: 15 P: 25	R: 1 H: 1 E: 0 LOB: 1 K: 1 BB: 1 S: 11 P: 23	R: 0 H: 1 E: 0 LOB: 2 K: 0 BB: 1 S: 15 P: 26	R: 1 H: 2 E: 0 LOB: 2 K: 1 BB: 1 S: 10 P: 18	R: 0 H: 0 E: 0 LOB: 0 K: 0 BB: 0 S: 3 P: 5	R: 0 H: 1 E: 0 LOB: 1 K: 0 BB: 0 S: 8 P: 11	R: 0 H: 1 E: 0 LOB: 1 K: 2 BB: 0 S: 11 P: 14		1B: 6 SF: 0 2B: 4 SAC: 0 3B: 0 DP: 1 HR: 2 HBP: 1						

AB	34
R	6
H	12
RBI	6
BB	3
SO	5
LOB	15

WP: 1 PA: 38
PB: 0
SB: 0
CS: 0

PITCHER		IP	WLS	BF	H	R	ER	SO	BB	IBB	HBP	BLK	WP	HR	S	P	ERA	WHIP
Garrett Stephenson, R ERA: 6.06	(1, 1)	4.0	L	22	9	6	6	2	2	0	1	0	1	2	54	95	13.50	2.750
Kevin Ohme, L ERA:	(5, 1)	3.2		15	3	0	0	2	0	1	0	0	0	0	27	40	0.00	0.818
Kiko Calero, R ERA: 4.05	(8, 1)	0.1		1	0	0	0	1	0	0	0	0	0	0	3	4	0.00	0.000

PITCHER	IP	WLS	BF	H	R	ER	SO	BB	IBB	HBP	BLK	WP	HR	S	P	ERA	WHIP

Batter	1	2	3	4	5	6	7	8	9	AB	R	H	RBI	BB	SO	LOB
Miguel Cairo, R (1, 7) (8, 4) OBP: 0.250, SLG: 0.321	B B C B B 4-1 27 HR BB	B B X 2-0 ③ F9		F D X 1-1 ① L8	C B B B B 4-1 2B 5 SF7 1-2 2-3 BB	C C X 0-2 ③ G1-3			F C F X 0-2 ① G6-3	4	2	0	0	2	0	1
Eli Marrero, R (1, 8) (8, 9) (9, 3) OBP: 0.179, SLG: 0.154	C T B T 1-2 ① K	F X 0-1 ① G6-3	C F B F S 1-3 ② K	B X 1-0 1B 1-3 2-H 3-H 2B		S X 0-1 ① L9		B B X 2-0 ② G6-3	6	1	1	2	0	2	2
27 Scott Rolen, R (1, 5) OBP: 0.485, SLG: 0.731 Kerry Robinson, L (8, 7) OBP: 0.304, SLG: 0.273	B T C S B X SAFE 2-2 1-H HR	B C B B F X 3-2 5 1B 2B	X 0-0 1-H HR	B S B B F F F C 3-3 ① K		B C B X 2-1 ② L9		B X 1-0 ③ G6-3	5 1	3 0	3 0	4 0	0 0	1 0	2 0
5 Albert Pujols, R (1, 3) OBP: 0.456, SLG: 0.574 Orlando Palmeiro, L (9, 9) OBP: 0.450, SLG: 0.545	D X 1-0 2B	F B F X 1-2 FC1-6 2B 2-H 1B	B X 1-0 HR 1B	B C F F F B F X 3-2 SF7 3-H		C X 0-1 ③ F9				4 0	2 0	3 0	2 0	0 0	0 0	0 0
Eduardo Perez, R (1, 9) OBP: 0.440, SLG: 0.714 (8, 5)	C S X 0-2 ② F7	B B B B S B 4-1 FC1-6 BB	X 0-0 1-H HR	C F F D B D B 4-2 1B BB				C D B S F F F X 2-2 1B 2B		3	2	2	2	2	0	1
Edgar Renteria, R (1, 6) OBP: 0.406, SLG: 0.565 15 Jim Edmonds, L (8, 8) OBP: 0.488, SLG: 0.838	C B B X 2-1 ③ G4-3	C D F B B X 2-2 ② FC1-6 2B 1-2f 2-3	C X 0-1 2B	B X 1-0 1-2 2-H 1B				F X 0-1 ① F9		5 0	1 0	2 0	1 0	0 0	0 0	4 0
Mike Matheny, R (1, 2) OBP: 0.414, SLG: 0.518		B B X 2-0 ① F9	B X 1-0 1-H 3-H 2B	C B B B X 3-1 ③ L3	B C B B B X 3-1 ③ F7			F B C F X 1-2 2-H 1B		5	0	2	3	0	0	3
Wilson Delgado, S (1, 4) (8, 6) OBP: 0.188, SLG: 0.133		B F S F B B F X 3-2 ② P6	B B C X 2-1 ③ G5-3		B F S B B B X 3-2 BB 1B 2B 1B	B F B B B X 3-1 ① G4-3		F D X 1-1 ② F8		5	1	1	0	0	0	2
Matt Morris, R (1, 1) OBP: 0.455, SLG: 0.800 Cal Eldred, R (7, 1) Steve Kline, S (9, 1)		C B S F B X 2-2 HR		C S F B B F B B 4-2 27 HR BB	X 0-0 BB 1-2 2B 1B	S S B D B B F S 3-3 ② K		B C S F T S 1-3 ③ K		3 1 0	3 0 0	2 0 0	1 0 0	1 0 0	1 1 0	0 1 0
Inning Stats	R: 2 E: 0 K: 1 S: 13 H: 2 LOB: 1 BB: 1 P: 23	R: 1 E: 0 K: 0 S: 11 H: 1 LOB: 0 BB: 0 P: 20	R: 3 E: 0 K: 0 S: 15 H: 3 LOB: 1 BB: 1 P: 28	R: 4 E: 0 K: 1 S: 17 H: 4 LOB: 1 BB: 1 P: 27	R: 4 E: 0 K: 1 S: 22 H: 4 LOB: 2 BB: 2 P: 44	R: 0 E: 0 K: 1 S: 9 H: 0 LOB: 0 BB: 0 P: 15	R: 0 E: 0 K: 0 S: 6 H: 0 LOB: 0 BB: 0 P: 8	R: 1 E: 0 K: 1 S: 18 H: 2 LOB: 1 BB: 0 P: 23	R: 0 E: 0 K: 0 S: 6 H: 0 LOB: 0 BB: 0 P: 9	1B: 6 2B: 6 3B: 0 HR: 4 SF: 1 SAC: 0 DP: 0 HBP: 0						

PITCHER		IP	WLS	BF	H	R	ER	SO	BB	IBB	HBP	BLK	WP	HR	S	P	ERA	WHIP
Wayne Franklin, L ERA: 9.18	(1, 1)	3.2	L	22	8	9	9	2	3	0	0	0	0	3	51	90	22.09	3.000
John Foster, L ERA: 9.0	(4, 1)	1.0		10	5	5	5	1	2	0	0	0	0	1	24	45	45.00	7.000
Matt Ford, L ERA: 1.42	(5, 1)	3.1		13	3	1	1	2	0	0	0	0	0	0	36	53	2.70	0.900
Mike DeJean, R ERA: 6.0	(9, 1)	1.0		3	0	0	0	0	0	0	0	0	0	0	6	9	0.00	0.000

PITCHER	IP	WLS	BF	H	R	ER	SO	BB	IBB	HBP	BLK	WP	HR	S	P	ERA	WHIP

TOP

St. Louis Cardinals @ Milwaukee Brewers

Miller Park, Milwaukee, WI

Wed Apr 16 2003, 1:05 PM CDT
Att. 12,387 - Dome - 72 F

livebaseballscorecards.com

AB	42
R	15
H	16
RBI	15
BB	5
SO	5
LOB	16
PA:	48
WP:	0
PB:	0
SB:	0
CS:	0

Batter	1	2	3	4	5	6	7	8	9	AB	R	H	RBI	BB	SO	LOB
Alex Sanchez, L (1, 8) OBP: 0.368, SLG: 0.500	B X 1-0 CS 1B		X 0-0 FC5-4 1B		B F C X 1-2 ① G3		B X 1-0 ② F7		B C B S X 2-2 ③ G6-3	5	0	2	0	0	0	0
Eric Young Sr., R (1, 4) OBP: 0.348, SLG: 0.458 Enrique Cruz, R (5, PH) (6, 4)	B 1 P C C X SAFE 2-2 ① ② F8 1-2		B F F X 1-2 ① FC5-4 1B E 1-2f		B B C C F X 2-2 ② G6-3		C F C 0-3 ③ K			2 2	1 0	0 0	0 0	0 0	0 1	2 0
Richie Sexson, R (1, 3) OBP: 0.418, SLG: 0.545	C B B B B 4-1 BB		B X 1-0 E7 1-H 1B		B B S B F B 4-2 BB			B B X 2-0 ① G6-3		2	0	1	0	2	0	0
Geoff Jenkins, L (1, 7) OBP: 0.382, SLG: 0.606 Scott Podsednik, L (5, PH) OBP: 0.238, SLG: 0.200 (6, 7)	C S X 0-2 ③ P5		B B T F S 2-3 ② K		X 0-0 ③ F7			C C D C 1-3 ② K		2 2	0 0	0 0	0 0	0 0	1 1	2 1
John Vander Wal, L (1, 9) OBP: 0.316, SLG: 0.438 Mike DeJean, R (9, 1)		C B C B F S 2-3 ① K	F B B B C B 4-2 FC5-4 BB			B B X 2-0 ① G6-3		B C X 1-1 HR		3 0	1 0	1 0	1 0	1 0	1 0	0 0
Wes Helms, R (1, 5) OBP: 0.308, SLG: 0.388 John Foster, L (4, 1) Matt Ford, S (5, 1) Brady Clark, R (8, PH) (9, 9)		C B C X 1-2 G4-1 2B	C X 0-1 ③ FC5-4 1-2f			F C C 0-3 ② K		C B B B C B 4-2 BB		2 0 1 0	0 0 0 0	1 0 0 0	0 0 0 0	0 0 0 1	0 0 1 0	2 0 0 0
Eddie Pérez, R (1, 2) OBP: 0.306, SLG: 0.486		X 0-0 ② G4-1 2-3	C B C F S 1-3 ① K			B F C D B F X 3-2 FC6-4 1B		B B C F F S 2-3 ③ K		4	0	1	0	0	2	2
Royce Clayton, R (1, 6) OBP: 0.450, SLG: 0.667		C B B B B 4-1 BB	F B D S S 2-3 ② K			F B X 1-1 ③ FC6-4 1-2f			B X 1-0 ① G6-3	3	0	0	0	1	1	1
Wayne Franklin, L (1, 1) OBP: 0.143, SLG: 0.143 Keith Ginter, R (4, 5) OBP: 0.286, SLG: 0.211		F C S 0-3 ③ K	F F F B F D S 2-3 ③ K				B D X 2-0 ① F8		C B D X 2-1 ② L9	1 3	0 0	0 0	0 0	0 0	1 1	2 0
Inning Stats	R: 0 H: 1 E: 0 LOB: 1 K: 0 BB: 1 S: 9 P: 15	R: 0 H: 1 E: 0 LOB: 2 K: 2 BB: 1 S: 12 P: 19	R: 1 H: 2 E: 1 LOB: 2 K: 1 BB: 1 S: 12 P: 20	R: 0 H: 0 E: 0 LOB: 0 K: 3 BB: 0 S: 12 P: 17	R: 0 H: 0 E: 0 LOB: 1 K: 0 BB: 1 S: 10 P: 17	R: 0 H: 1 E: 0 LOB: 1 K: 1 BB: 0 S: 10 P: 16	R: 0 H: 0 E: 0 LOB: 0 K: 1 BB: 0 S: 5 P: 8	R: 1 H: 1 E: 0 LOB: 1 K: 2 BB: 1 S: 12 P: 22	R: 0 H: 0 E: 0 LOB: 0 K: 0 BB: 0 S: 6 P: 11	1B: 4 SF: 0 2B: 1 SAC: 0 3B: 0 DP: 0 HR: 1 HBP: 0						WP: 0 PA: 37 PB: 0 SB: 0 CS: 1

PITCHER		IP	WLS	BF	H	R	ER	SO	BB	IBB	HBP	BLK	WP	HR	S	P	ERA	WHIP
Matt Morris, R ERA: 2.43	(1, 1)	6.0	W	26	5	1	0	7	4	0	0	0	0	0	65	104	0.00	1.500
Cal Eldred, R ERA: 7.36	(7, 1)	2.0		8	1	1	1	3	1	0	0	0	0	1	17	30	4.50	1.000
Steve Kline, L ERA: 1.23	(9, 1)	1.0		3	0	0	0	0	0	0	0	0	0	0	6	11	0.00	0.000

PITCHER	IP	WLS	BF	H	R	ER	SO	BB	IBB	HBP	BLK	WP	HR	S	P	ERA	WHIP

BOTTOM

St. Louis Cardinals @ Milwaukee Brewers

Miller Park, Milwaukee, WI

Wed Apr 16 2003, 1:05 PM CDT

Att. 12,387 - Dome - 72 F

livebaseballscorecards.com

AB	32
R	2
H	6
RBI	1
BB	5
SO	10
LOB	12

Batter	1	2	3	4	5	6	7	8	9	AB	R	H	RBI	BB	SO	LOB
Craig Counsell, L (1, 6) OBP: 0.382, SLG: 0.362	F B B F C 2-3 ① K			B C B B F F F C 3-3 ① K		C B X 1-1 2B		C B B X 2-1 FC6-4 1B		4	0	2	0	0	2	0
Carlos Baerga, S (1, 4) OBP: 0.379, SLG: 0.741	C S B B B F F F B X 3-2 ② G3-1			B S X 1-1 ② G1		X 0-0 ② P6		C X 0-1 ③ FC6-4 1-2f		4	0	0	0	0	0	2
Luis Gonzalez, L (1, 7) OBP: 0.394, SLG: 0.600	B F B X 2-1 ③ P5			B C B F X 2-2 ③ P6		B B S B F X 3-2 ③ P5			B F X 1-1 G3 BB HR 1B	4	1	1	0	0	0	1
David Dellucci, L (1, 9) OBP: 0.379, SLG: 0.400		C B C B X 2-2 ① F8			C C H 1-2 FC5-4 1B HBP		C F X 0-2 2B		S C F F B F F B X 2-2 ① P6	3	0	1	0	0	0	1
Matt Williams, R (1, 5) OBP: 0.280, SLG: 0.295		F S B B C 1-3 ② K			F F B B B F X 3-2 ① F8		B C B B X 3-1 ① F7		B B B B 4-0 G3 1-2 HR BB	3	1	0	0	1	1	2
Lyle Overbay, L (1, 3) OBP: 0.412, SLG: 0.617		B C F B B S 2-3 ③ K			F X 0-1 FC5-4 1-2 1B		X 0-0 ② F7		C S B F F X 1-2 ② G3 1-2 2-3	4	0	1	0	0	1	3
Steve Finley, L (1, 8) OBP: 0.318, SLG: 0.410			C X 0-1 ① G3		B X 1-0 ② FC5-4 1-2f 2-3		B B C F S 2-3 ③ K		F F B B B B X 3-2 2-H 3-H HR	4	1	1	3	0	1	3
Chad Moeller, R (1, 2) OBP: 0.375, SLG: 0.523			X 0-0 ② G5-3		B C F D B X 3-2 ③ G5-3			F X 0-1 ① G6-3	B S S S F F X 1-2 FC6-4 1B	4	0	1	0	0	0	2
Elmer Dessens, R (1, 1) OBP: 0.167, SLG: 0.167 Tony Womack, L (6, PH) OBP: 0.211, SLG: 0.273 Stephen Randolph, L (6, 1) Andrew Good, R (7, 1) Quinton McCracken, S (8, PH) OBP: 0.174, SLG: 0.053 Oscar Villarreal, L (8, 1) Junior Spivey, R (9, PH) OBP: 0.220, SLG: 0.178			C X 0-1 ③ G1-3			B B C F C F S 2-3 ① K		B X 1-0 ② G5-3	S B S S B X 2-2 ③ FC6-4 1-2f	1 0 0 0 0 0 0 1 0 0 0 0 1 0 0 0 0 0 0 0 0 0 0 0 0 0 0 0 1 0 0 0 0 0 0 0 0 0 0 0 0 0 1 0 0 0 0 0 1						
Inning Stats	R: 0 H: 0 E: 0 LOB: 0 K: 1 BB: 0 S: 11 P: 18	R: 0 H: 0 E: 0 LOB: 0 K: 2 BB: 0 S: 9 P: 14	R: 0 H: 0 E: 0 LOB: 0 K: 0 BB: 0 S: 5 P: 5	R: 0 H: 0 E: 0 LOB: 0 K: 1 BB: 0 S: 10 P: 16	R: 0 H: 1 E: 0 LOB: 2 K: 0 BB: 0 S: 12 P: 20	R: 0 H: 1 E: 0 LOB: 1 K: 1 BB: 0 S: 10 P: 16	R: 0 H: 1 E: 0 LOB: 1 K: 1 BB: 0 S: 9 P: 14	R: 0 H: 1 E: 0 LOB: 1 K: 0 BB: 0 S: 7 P: 10	R: 3 H: 3 E: 0 LOB: 1 K: 0 BB: 1 S: 25 P: 39	1B: 4 SF: 0 2B: 2 SAC: 0 3B: 0 DP: 0 HR: 1 HBP: 1						

TOP

Arizona Diamondbacks @ St. Louis Cardinals

Busch Stadium, St. Louis, MO

Fri Apr 18 2003, 7:10 PM CDT

Att. 36,239 - Cloudy - 54 F

livebaseballscorecards.com

AB	34
R	3
H	7
RBI	3
BB	1
SO	6
LOB	15

WP: 0 PA: 36
PB: 0
SB: 0
CS: 0

PITCHER		IP	WLS	BF	H	R	ER	SO	BB	IBB	HBP	BLK	WP	HR	S	P	ERA	WHIP
Woody Williams, R ERA:	(1, 1)	7.0	W	25	3	0	0	6	0	0	1	0	0	0	66	103	0.00	0.429
Jeff Fassero, L ERA: 6.35	(8, 1)	1.0		4	1	0	0	0	0	0	0	0	0	0	7	10	0.00	1.000
Russ Springer, R ERA: 5.63	(9, 1)	0.2		5	2	3	3	0	1	0	0	0	0	1	17	28	40.50	4.500
Steve Kline, L ERA: 1.17	(9, 1)	0.1		2	1	0	0	0	0	0	0	0	0	0	8	11	0.00	3.000

PITCHER	IP	WLS	BF	H	R	ER	SO	BB	IBB	HBP	BLK	WP	HR	S	P	ERA	WHIP

BOTTOM

Arizona Diamondbacks @ St. Louis Cardinals

Busch Stadium, St. Louis, MO

Fri Apr 18 2003, 7:10 PM CDT

Att. 36,239 - Cloudy - 54 F

livebaseballscorecards.com

Batter	1	2	3	4	5	6	7	8	9	AB	R	H	RBI	BB	SO	LOB
Fernando Vina, L (1, 4) OBP: 0.292, SLG: 0.286	G4-3 1-2	0-0 1-2 3-H 1B		L7 2-1		K 1-3		L8 3-2		5	0	1	1	0	1	1
Orlando Palmeiro, L (1, 7) OBP: 0.419, SLG: 0.500	F7 2-2	F4 1-2		G6-3 2-1		BB 27 G5-4-3 4-1		G3 0-2 1-2		3	0	0	0	0	0	2
Eduardo Perez, R (6, PH) OBP: 0.462, SLG: 0.714										0	0	0	0	1	0	0
Kerry Robinson, L (7, 9) (8, PH) (9, 7) OBP: 0.292, SLG: 0.261										1	0	0	0	0	0	1
27 Scott Rolen, R (1, 5) OBP: 0.493, SLG: 0.704	BB 4-1	F9 0-0		BB 15 2B 4-2		G5-4-3 1-2f 3-1		BB 15 BB 4-1		2	1	0	0	3	0	3
15 Jim Edmonds, L (1, 8) OBP: 0.479, SLG: 0.805	F8 2-0		K 1-3	2B 1-H 0-0		SAFE	F9 1-0	BB 1-2 2-3 4-2		4	0	1	1	1	1	1
Edgar Renteria, R (1, 6) OBP: 0.405, SLG: 0.612		G1-3 0-1	2B 1-1	F9 2-1			HR 1-1	P6 2-2		5	2	2	1	0	0	4
Tino Martinez, L (1, 3) OBP: 0.369, SLG: 0.475		BB 2B 4-0	2B 2-H 2-2		1B 0-0		F9 3-1			3	1	2	1	1	0	0
Eli Marrero, R (1, 9) (7, 7) (9, 9) OBP: 0.219, SLG: 0.233	SAFE SAFE 1-H 2B 1-2	G5-3 0-1		P2 2-2			1B 3-1			4	1	2	1	0	0	2
Mike Matheny, R (1, 2) OBP: 0.419, SLG: 0.525	1B 1B 2B 2-H 2-0	FC6 IBB 4-0		L7 0-0		SAFE	P4 2-2			3	1	1	1	1	0	2
Woody Williams, R (1, 1) OBP: 0.375, SLG: 0.375	1B 2-3 1-2	FC6 1-2f 3-1		L8 2-2				BB 15 BB G3 4-2		3	0	1	0	0	0	3
Jeff Fassero, L (8, 1)										0	0	0	0	0	0	0
5 Albert Pujols, R (8, PH) OBP: 0.466, SLG: 0.574										0	0	0	0	1	0	0
Russ Springer, R (9, 1)										0	0	0	0	0	0	0
Steve Kline, S (9, 1)										0	0	0	0	0	0	0
Inning Stats	R: 0 E: 0 K: 0 S: 13 H: 0 LOB: 1 BB: 1 P: 22	R: 3 E: 0 K: 0 S: 17 H: 4 LOB: 2 BB: 1 P: 26	R: 1 E: 0 K: 1 S: 12 H: 2 LOB: 2 BB: 1 P: 23	R: 1 E: 0 K: 0 S: 9 H: 1 LOB: 1 BB: 1 P: 19	R: 0 E: 0 K: 0 S: 12 H: 1 LOB: 1 BB: 0 P: 16	R: 0 E: 0 K: 1 S: 6 H: 0 LOB: 0 BB: 1 P: 14	R: 1 E: 0 K: 0 S: 11 H: 2 LOB: 1 BB: 0 P: 21	R: 0 E: 0 K: 0 S: 14 H: 0 LOB: 3 BB: 3 P: 31		1B: 4 2B: 5 3B: 0 HR: 1 SF: 0 SAC: 0 DP: 1 HBP: 0					

	AB	33
	R	6
	H	10
	RBI	6
	BB	8
	SO	2
	LOB	19

WP: 0 PB: 0 SB: 0 CS: 0 PA: 41

PITCHER		IP	WLS	BF	H	R	ER	SO	BB	IBB	HBP	BLK	WP	HR	S	P	ERA	WHIP
Elmer Dessens, R ERA: 5.56	(1, 1)	5.0	L	27	8	5	5	1	3	1	0	0	0	0	63	106	9.00	2.200
Stephen Randolph, L ERA: 4.76	(6, 1)	1.2		7	2	1	1	1	1	0	0	0	0	1	13	29	5.40	1.800
Andrew Good, R ERA:	(7, 1)	0.1		1	0	0	0	0	0	0	0	0	0	0	4	6	0.00	0.000
Oscar Villarreal, R ERA: 3.86	(8, 1)	1.0		6	0	0	0	0	3	0	0	0	0	0	14	31	0.00	3.000

PITCHER		IP	WLS	BF	H	R	ER	SO	BB	IBB	HBP	BLK	WP	HR	S	P	ERA	WHIP

Batter	1	2	3	4	5	6	7	8	9	AB	R	H	RBI	BB	SO	LOB
Craig Counsell, L (1, 5) (8, 6) OBP: 0.367, SLG: 0.333	K	E4 HBP 2-3			HR BB	L6			G3-1	4	1	0	0	1	1	3
Steve Finley, L (1, 8) OBP: 0.324, SLG: 0.391	P5	1 SAFE 1 SAFE 1-2 HBP			K		G3-1		S BB	3	0	0	0	1	1	1
Luis Gonzalez, L (1, 7) OBP: 0.408, SLG: 0.638	1B	F9			1-H HR		E1 FC6-4		2 SAFE 1-2 BB	4	1	2	2	1	0	3
David Dellucci, L (1, 9) OBP: 0.353, SLG: 0.367	K		G3-1		G4-6-3 1B		FC6-4 S 1-2f		F8	5	0	1	0	0	1	4
Lyle Overbay, L (1, 3) OBP: 0.400, SLG: 0.588		2B G6-3 1B	F7		G4-6-3 1-2f		K 1-2			4	1	1	0	0	1	2
Junior Spivey, R (1, 4) OBP: 0.259, SLG: 0.229		G4-3 2B 1-3 2B	G6-3			1B BB		G4-6-3 1B		3	1	2	0	1	0	0
Tony Womack, L (1, 6) OBP: 0.213, SLG: 0.271		G6-3 3-H		L8		1 SAFE 1-2 1B		G4-6-3 1-2f		4	0	1	1	0	0	2
Mike Myers, L (8, 1)										0	0	0	0	0	0	0
Matt Mantei, R (8, 1)										0	0	0	0	0	0	0
Chad Moeller, R (1, 2) OBP: 0.346, SLG: 0.479		2 SAFE G4-3 2-3		G6-3		3-3 K		K		4	0	0	0	0	2	3
Byung-Hyun Kim, R (1, 1) OBP: 0.125, SLG: 0.250		E 3-H 2B		F8		2 SAFE K			G1-3	3	0	1	1	0	1	2
Matt Williams, R (8, 5) OBP: 0.275, SLG: 0.289										1	0	0	0	0	0	0
Inning Stats	R: 0 E: 0 K: 2 S: 16 H: 1 LOB: 1 BB: 0 P: 22	R: 2 E: 1 K: 0 S: 26 H: 3 LOB: 3 BB: 0 P: 42	R: 0 E: 0 K: 0 S: 6 H: 0 LOB: 0 BB: 0 P: 8	R: 0 E: 0 K: 0 S: 6 H: 0 LOB: 0 BB: 0 P: 8	R: 2 E: 0 K: 1 S: 13 H: 2 LOB: 0 BB: 1 P: 18	R: 0 E: 0 K: 2 S: 10 H: 1 LOB: 2 BB: 1 P: 21	R: 0 E: 1 K: 1 S: 12 H: 0 LOB: 1 BB: 0 P: 19	R: 0 E: 0 K: 1 S: 7 H: 1 LOB: 0 BB: 0 P: 9	R: 0 E: 0 K: 0 S: 11 H: 0 LOB: 2 BB: 2 P: 22	1B: 5 2B: 2 3B: 0 HR: 1 SF: 0 SAC: 0 DP: 2 HBP: 1						

TOP

Arizona Diamondbacks @ St. Louis Cardinals

Busch Stadium, St. Louis, MO

Sat Apr 19 2003, 1:10 PM CDT

Att. 38,742 - Overcast - 66 F

livebaseballscorecards.com

AB	35
R	4
H	8
RBI	4
BB	4
SO	7
LOB	20

WP: 0 PB: 0 SB: 2 CS: 0 PA: 40

PITCHER		IP	WLS	BF	H	R	ER	SO	BB	IBB	HBP	BLK	WP	HR	S	P	ERA	WHIP
Jason Simontacchi, R ERA: 11.25	(1, 1)	5.0	L	23	6	4	4	3	1	0	1	0	0	1	67	98	7.20	1.400
Kiko Calero, R ERA: 3.52	(6, 1)	1.0		5	1	0	0	2	1	0	0	0	0	0	10	21	0.00	2.000
Jeff Fassero, L ERA: 5.4	(7, 1)	1.0		4	0	0	0	1	0	0	0	0	0	0	12	19	0.00	0.000
Dustin Hermanson, R ERA: 4.05	(8, 1)	1.2		6	1	0	0	1	1	0	0	0	0	0	13	20	0.00	1.200
Steve Kline, L ERA: 1.13	(9, 1)	0.1		2	0	0	0	0	1	0	0	0	0	0	5	11	0.00	3.000

PITCHER	IP	WLS	BF	H	R	ER	SO	BB	IBB	HBP	BLK	WP	HR	S	P	ERA	WHIP

Batter	1	2	3	4	5	6	7	8	9	AB	R	H	RBI	BB	SO	LOB
Fernando Vina, L (1, 4) OBP: 0.283, SLG: 0.261	C F X 0-2 ① G1-3		H 1-0 CS HBP	F B X 1-1 ③ G1-3			B X 1-0 ② G3		B C X 1-1 ③ F7	4	0	0	0	0	0	2
Orlando Palmeiro, L (1, 7) OBP: 0.404, SLG: 0.462 Dustin Hermanson, R (8, 1) Miguel Cairo, R (9, 3) OBP: 0.250, SLG: 0.321	C B C C B F X 2-2 ② F7		B B C C B X 3-2 ②③ L9 1-2		C B X 1-1 ① F9		B B B B 4-0 BB			3 0 0	0 0 0	0 0 0	0 0 0	1 0 0	0 0 0	1 0 0
27 Scott Rolen, R (1, 5) OBP: 0.468, SLG: 0.655	B S F B F F B X 3-2 ③ F8			C C B X 1-2 ① G4-3	X 0-0 ② F9		B C C X 1-2 ③ G4-3			4	0	0	0	0	0	1
15 Jim Edmonds, L (1, 8) OBP: 0.519, SLG: 0.837		C S B B B F B 4-2 2B FC1 BB		C B B B B 4-1 1B 2B BB	B F X 1-1 2B			X 0-0 F8 SH1-3 1B		2	1	2	0	2	0	0
Edgar Renteria, R (1, 6) OBP: 0.416, SLG: 0.629		B C B 1 SAFE X 2-1 FC1 1-3 2B		1 SAFE C 1 SAFE B X 1-1 2B FC3 1-2 1B	X 0-0 ③ F9			C X 0-1 ① SH1-3 1-2		3	1	2	0	0	0	1
Tino Martinez, L (1, 3) OBP: 0.362, SLG: 0.476 Steve Kline, S (9, 1)		C B C C F X 1-2 ① P6		F F X 0-2 FC3 1B 1-3 2-H 2B		C B B X 2-1 ① F9		C X 0-1 ② F8 2-3		4 0	1 0	1 0	1 0	0 0	0 0	3 0
Eli Marrero, R (1, 9) OBP: 0.194, SLG: 0.206	X 0-0 ② FC1 2-3 3-3		C X 0-1 FC3 FC1-5 1B 2-3 3-H			B X 1-0 ② P5		C X 0-1 ③ G6-3		4	0	0	1	0	0	4
Mike Matheny, R (1, 2) OBP: 0.409, SLG: 0.508		B X 1-0 ③ G1-3		B 1 SAFE X 1-0 FC1-5 1-2 3-H 1B		C C S 0-3 ③ K			B B F F B X 3-2 ① P6	4	0	1	1	0	1	2
Jason Simontacchi, R (1, 1) OBP: 0.167, SLG: 0.167 Kiko Calero, R (6, 1) Jeff Fassero, L (7, 1) Kerry Robinson, L (7, PH) OBP: 0.280, SLG: 0.250 (8, 7) 5 Albert Pujols, R (9, PH) OBP: 0.458, SLG: 0.563			X 0-0 ① G6-3	C L X 0-2 ② FC1-5 1-2 2-3f		X 0-0 ① F8			C S C 0-3 ② K	2 0 0 1 1	0 0 0 0 0	0 0 0 0 0	0 0 0 0 0	0 0 0 0 1	0 0 0 0 0	2 0 0 0 0
Inning Stats	R: 0 E: 0 K: 0 S: 12 H: 0 LOB: 0 BB: 0 P: 17	R: 0 E: 0 K: 0 S: 12 H: 1 LOB: 2 BB: 1 P: 20	R: 0 E: 0 K: 0 S: 4 H: 0 LOB: 0 BB: 0 P: 8	R: 3 E: 0 K: 0 S: 17 H: 3 LOB: 2 BB: 1 P: 25	R: 0 E: 0 K: 0 S: 6 H: 1 LOB: 1 BB: 0 P: 8	R: 0 E: 0 K: 1 S: 6 H: 0 LOB: 0 BB: 0 P: 9	R: 0 E: 0 K: 0 S: 5 H: 0 LOB: 1 BB: 1 P: 11	R: 0 E: 0 K: 0 S: 7 H: 1 LOB: 1 BB: 0 P: 7	R: 0 E: 0 K: 1 S: 8 H: 0 LOB: 0 BB: 0 P: 12	1B: 3 2B: 3 3B: 0 HR: 0	SF: 0 SAC: 1 DP: 0 HBP: 1			WP: 0 PB: 0 SB: 0 CS: 1		PA: 37

PITCHER		IP	WLS	BF	H	R	ER	SO	BB	IBB	HBP	BLK	WP	HR	S	P	ERA	WHIP
Byung-Hyun Kim, R ERA: 3.75	(1, 1)	7.0	W	30	5	3	3	1	3	0	1	0	0	0	62	98	3.86	1.143
Mike Myers, L ERA: 9.64	(8, 1)	0.0		1	1	0	0	0	0	0	0	0	0	0	1	1	∞	∞
Matt Mantei, R ERA: 3.24	(8, 1)	2.0	S	6	0	0	0	1	0	0	0	0	0	0	14	18	0.00	0.000

PITCHER	IP	WLS	BF	H	R	ER	SO	BB	IBB	HBP	BLK	WP	HR	S	P	ERA	WHIP

BOTTOM

Arizona Diamondbacks @ St. Louis Cardinals

Busch Stadium, St. Louis, MO

Sat Apr 19 2003, 1:10 PM CDT

Att. 38,742 - Overcast - 66 F

livebaseballscorecards.com

AB	32
R	3
H	6
RBI	3
BB	3
SO	2
LOB	16

Batter	1	2	3	4	5	6	7	8	9	AB	R	H	RBI	BB	SO	LOB
Craig Counsell, L (1, 5) (8, 6) OBP: 0.385, SLG: 0.375	C B C X 1-2 SH1-3 1B		B B C C B X 3-2 1B 1B		X 0-0 SH1-4 2B 2B	C B B X 2-1 ③ F8			C C B S 1-3 ① K	5	1	3	0	0	1	0
Quinton McCracken, S (1, 8) OBP: 0.200, SLG: 0.095 Matt Williams, R (8, 5) OBP: 0.269, SLG: 0.283	B L 1 SAFE X 1-1 ① SH1-3 1-2		1 SAFE F X 0-1 1-2 1B		X 0-0 ① SH1-4 2-3		X 0-0 ① G4-3		C F X 0-2 ② G4-3	2 1	0 0	1 0	0 0	0 0	0 0	0 0
Luis Gonzalez, L (1, 7) OBP: 0.420, SLG: 0.620	B B B B 4-0 BB		C X 0-1 ① F2		B B B B 4-0 2B BB		C B B F C 2-3 ② K		B H 2-0 1B HBP	2	0	0	0	2	1	2
David Dellucci, L (1, 9) OBP: 0.359, SLG: 0.400	C X 0-1 ② F8		B B X 2-0 ② L9		C B X 1-1 1-3 3-H 2B		C X 0-1 ③ P5		C B B 1 SAFE F B F X 3-2 1-3 1B	5	0	2	1	0	0	4
Mark Grace, L (1, 3) OBP: 0.200, SLG: 0.261 Lyle Overbay, L (6, 3) OBP: 0.386, SLG: 0.566	C B X 1-1 ③ G4-3		C B X 1-1 ③ G4-3		X 0-0 ② G1-3			X 0-0 ① G3	F B F S 1-3 ③ K	3 2	0 0	0 0	0 0	0 0	0 1	6 2
Junior Spivey, R (1, 4) OBP: 0.276, SLG: 0.235		C B X 1-1 ① G5-3		C B C S 1-3 ① K	B B B C B 4-1 BB			C X 0-1 S 1B		3	0	1	0	1	1	0
Tony Womack, L (1, 6) OBP: 0.215, SLG: 0.270 Mike Myers, L (8, 1) Matt Mantei, R (8, 1)		B X 1-0 G5-3 1B		C S S 0-3 ② K	B B C F X 2-2 ③ F7			1 SAFE B X 1-0 ② F9		4 0 0	0 0 0	1 0 0	0 0 0	0 0 0	1 0 0	4 0 0
Chad Moeller, R (1, 2) OBP: 0.357, SLG: 0.490		B S S S X 1-2 ② G5-3 1-2		F X 0-1 2B		B F B B B X 3-1 ① G4-3		1 SAFE 1 SAFE C F B F D I I 4-2 1-2 IBB		3	0	1	0	1	0	1
Miguel Batista, R (1, 1) Oscar Villarreal, L (5, 1) Steve Finley, L (8, PH) (8, 8) OBP: 0.319, SLG: 0.385		S F C 0-3 ③ K		C S S 0-3 ③ K		X 0-0 ② G5-3		B C F B S 2-3 ③ K		2 1 1	0 0 0	0 0 0	0 0 0	0 0 0	2 0 1	2 0 2
Inning Stats	R: 0 E: 0 K: 0 S: 9 H: 1 LOB: 2 BB: 1 P: 16	R: 0 E: 0 K: 1 S: 9 H: 1 LOB: 1 BB: 0 P: 12	R: 0 E: 0 K: 0 S: 10 H: 2 LOB: 2 BB: 0 P: 16	R: 0 E: 0 K: 3 S: 11 H: 1 LOB: 1 BB: 0 P: 12	R: 1 E: 0 K: 0 S: 9 H: 2 LOB: 3 BB: 2 P: 20	R: 0 E: 0 K: 0 S: 5 H: 0 LOB: 0 BB: 0 P: 10	R: 0 E: 0 K: 1 S: 6 H: 0 LOB: 0 BB: 0 P: 8	R: 0 E: 0 K: 1 S: 10 H: 1 LOB: 2 BB: 1 P: 17	R: 0 E: 0 K: 2 S: 13 H: 1 LOB: 2 BB: 0 P: 20	1B: 6 2B: 3 3B: 0 HR: 0		SF: 0 SAC: 2 DP: 0 HBP: 1				

TOP

Arizona Diamondbacks @ St. Louis Cardinals

Busch Stadium, St. Louis, MO

Sun Apr 20 2003, 1:10 PM CDT

Att. 26,152 - Cloudy - 67 F

livebaseballscorecards.com

AB	34
R	1
H	9
RBI	1
BB	4
SO	8
LOB	23

WP: 0 PB: 0 SB: 1 CS: 0 PA: 41

PITCHER		IP	WLS	BF	H	R	ER	SO	BB	IBB	HBP	BLK	WP	HR	S	P	ERA	WHIP
Brett Tomko, R ERA: 5.33	(1, 1)	8.0	L	36	8	1	1	6	3	1	0	0	0	0	69	111	1.12	1.375
Jeff Fassero, L ERA: 4.91	(9, 1)	0.2		3	0	0	0	1	0	0	1	0	0	0	6	9	0.00	0.000
Cal Eldred, R ERA: 7.04	(9, 1)	0.1		2	1	0	0	1	0	0	0	0	0	0	7	11	0.00	3.000

PITCHER	IP	WLS	BF	H	R	ER	SO	BB	IBB	HBP	BLK	WP	HR	S	P	ERA	WHIP

Batter	1	2	3	4	5	6	7	8	9	AB	R	H	RBI	BB	SO	LOB
Fernando Vina, L (1, 4) OBP: 0.281, SLG: 0.260	F X 0-1 G6-3 ①		B F X 1-1 B5-3 ②			X 0-0 G6-3 1B		F F B X 1-2 P6 ②		4	0	1	0	0	0	0
Orlando Palmeiro, L (1, 7) OBP: 0.380, SLG: 0.429 5 Albert Pujols, R (8, PH) OBP: 0.450, SLG: 0.551 Jeff Fassero, L (9, 1) Cal Eldred, R (9, 1)	B B C X 2-1 G4-3 ②		C X 0-1 G6-3 ③			B P C F B X 3-2 G6-3 ① 1-2		B B F X 2-1 F9 ③		3 1 0 0	0 0 0 0	0 0 0 0	0 0 0 0	0 0 0 0	0 0 0 0	1 0 0 0
Edgar Renteria, R (1, 6) OBP: 0.407, SLG: 0.622	C B X 1-1 G4-3 ③			F X 0-1 G6-3 ①		C F F F B S 1-3 K ②			C B B X 2-1 HBP 2B	4	0	1	0	0	1	1
15 Jim Edmonds, L (1, 8) OBP: 0.554, SLG: 0.844		C X 0-1 1B 1B		B X 1-0 27 G5-4-3 1B		I I I I 4-0 IBB			B B B B 4-0 HBP BB	2	0	2	0	2	0	0
27 Scott Rolen, R (1, 5) OBP: 0.444, SLG: 0.613		C B X 1-1 F9 ①		B F X 1-1 G5-4-3 ② ③ 1-2f		C F S 0-3 K ③			C B B B F S 2-3 K ①	4	0	0	0	0	2	6
Tino Martinez, L (1, 3) OBP: 0.380, SLG: 0.484 Miguel Cairo, R (6, 3) OBP: 0.235, SLG: 0.300		X 0-0 1-2 1B			B H 2-0 FC4-6 HBP		C F F F B B C 2-3 K ①		B F F F F D C 2-3 K ②	1 2	0 0	1 0	0 0	0 0	0 2	0 2
J.D. Drew, L (1, 9)		B B B C X 3-1 P5 ②			B F S B F X 2-2 FC4-6 ① E 1-2f		B B F F X 2-2 G4-3 ②		B F B S F H 3-2 1-2 2-3 HBP	3	0	0	0	0	0	3
Mike Matheny, R (1, 2) OBP: 0.386, SLG: 0.478		C B F C 1-3 K ③			1 SAFE B 1 SAFE B S B F S 3-3 K ② 1-2		B X 1-0 G5-3 ③		C F S 0-3 K ③	4	0	0	0	0	3	6
Brett Tomko, R (1, 1) OBP: 0.375, SLG: 0.286 Eduardo Perez, R (8, PH) OBP: 0.444, SLG: 0.682 (9, 7)			B B F X 2-1 F8 ①		C B S B B X 3-2 G1-3 ③			B B X 2-0 G5-3 ①		2 1	0 0	0 0	0 0	0 0	0 0	1 0
Inning Stats	R: 0 H: 0 E: 0 LOB: 0 K: 0 BB: 0 S: 6 P: 9	R: 0 H: 2 E: 0 LOB: 2 K: 1 BB: 0 S: 10 P: 15	R: 0 H: 0 E: 0 LOB: 0 K: 0 BB: 0 S: 6 P: 9	R: 0 H: 1 E: 0 LOB: 0 K: 0 BB: 0 S: 5 P: 7	R: 0 H: 0 E: 1 LOB: 1 K: 1 BB: 0 S: 10 P: 20	R: 0 H: 1 E: 0 LOB: 2 K: 2 BB: 1 S: 12 P: 19	R: 0 H: 0 E: 0 LOB: 0 K: 1 BB: 0 S: 8 P: 13	R: 0 H: 0 E: 0 LOB: 0 K: 0 BB: 0 S: 6 P: 11	R: 0 H: 1 E: 0 LOB: 3 K: 3 BB: 1 S: 15 P: 28	1B: 4 SF: 0 2B: 1 SAC: 0 3B: 0 DP: 1 HR: 0 HBP: 2						WP: 0 PA: 35 PB: 0 SB: 0 CS: 0

PITCHER	IP	WLS	BF	H	R	ER	SO	BB	IBB	HBP	BLK	WP	HR	S	P	ERA	WHIP
Miguel Batista, R (1, 1) ERA: 3.2	4.1		16	3	0	0	1	0	0	1	0	0	0	31	48	0.00	0.692
Oscar Villarreal, R (5, 1) ERA: 3.14	2.2	W	10	1	0	0	4	0	1	0	0	0	0	26	44	0.00	0.375
Mike Myers, L (8, 1) ERA: 8.44	0.2	H	2	0	0	0	0	0	0	0	0	0	0	4	7	0.00	0.000
Matt Mantei, R (8, 1) ERA: 2.79	1.1	S	7	1	0	0	3	1	0	1	0	0	0	17	32	0.00	1.500

PITCHER	IP	WLS	BF	H	R	ER	SO	BB	IBB	HBP	BLK	WP	HR	S	P	ERA	WHIP

BOTTOM

Arizona Diamondbacks @ St. Louis Cardinals

Busch Stadium, St. Louis, MO

Sun Apr 20 2003, 1:10 PM CDT

Att. 26,152 - Cloudy - 67 F

livebaseballscorecards.com

AB	31
R	0
H	5
RBI	0
BB	2
SO	8
LOB	20

Batter	1	2	3	4	5	6	7	8	9	AB	R	H	RBI	BB	SO	LOB
Fernando Vina, L (1, 4) OBP: 0.311, SLG: 0.296	B C F F B B X 3-2 G6-3 G6-3 1B		B F B X 2-1 S 2-3 1B			B B C F X 2-2 ① G6-3		F X 0-1 E8 G6-3 1B		4	1	3	0	0	0	0
Orlando Palmeiro, L (1, 7) (7, 9) OBP: 0.352, SLG: 0.400	1 SAFE B X 1-0 ① G6-3 1-2		X 0-0 ② SF7 3-H			C X 0-1 ② F7		F F X 0-2 ② G6-3 3-H		3	0	0	2	0	0	1
Edgar Renteria, R (1, 6) OBP: 0.412, SLG: 0.615	S B F B B X 3-2 ② G6-3 2-3		1 SAFE C B B X 2-1 ③ F9 1-2			B C B F D X 3-2 15 S 1B		B C B B C F X 3-2 1B		4	0	2	0	0	0	2
15 Jim Edmonds, L (1, 8) OBP: 0.517, SLG: 0.776	B C B F S 2-3 ③ K			X 0-0 ① F8		1 SAFE C S B B S 2-3 ③ K 1-2		S S S 0-3 ③ K		4	0	0	0	0	3	3
27 Scott Rolen, R (1, 5) OBP: 0.424, SLG: 0.576		B F C S 1-3 ① K		C B C B X 2-2 ② F9			C B B B F T 3-2 ① K		B C F B F B C 3-3 ① K	4	0	0	0	0	3	0
Tino Martinez, L (1, 3) OBP: 0.373, SLG: 0.515		B F B S C 2-3 ② K		C B F B F F S 2-3 ③ K			X 0-0 HR		B X 1-0 ② G4-3	4	1	1	1	0	2	0
J.D. Drew, L (1, 9) OBP: 0.286, SLG: 0.167 Russ Springer, R (7, 1) 5 Albert Pujols, R (9, PH) OBP: 0.459, SLG: 0.560		B X 1-0 ③ L4			B S F B B X 3-2 ① F8		B B F X 2-1 G6-4-3 1B		C X 0-1 DI 1B	3	0	1	0	0	0	0
										0	0	0	0	0	0	0
										1	0	1	0	0	0	0
Mike Matheny, R (1, 2) OBP: 0.378, SLG: 0.457			B F B F B B 4-2 1B SH3-4 SF7 BB		F B B B X 3-1 ② F8		C B F X 1-2 ②③ G6-4-3 1-2f		S B S S 1-3 ③ K 1-2	3	1	0	0	1	1	2
Garrett Stephenson, R (1, 1) OBP: 0.250, SLG: 0.143 Kiko Calero, R (5, 1) Kerry Robinson, L (7, 7) OBP: 0.269, SLG: 0.240			L L X 0-2 ① SH3-4 1-2		C F B B S 2-3 ③ K			B X 1-0 ① F7		1	0	0	0	0	1	0
										0	0	0	0	0	0	0
										1	0	0	0	0	0	0
Inning Stats	R: 0 E: 0 K: 1 S: 12 H: 1 LOB: 1 BB: 0 P: 21	R: 0 E: 0 K: 2 S: 7 H: 0 LOB: 0 BB: 0 P: 11	R: 1 E: 0 K: 0 S: 10 H: 1 LOB: 1 BB: 1 P: 18	R: 0 E: 0 K: 1 S: 9 H: 0 LOB: 0 BB: 0 P: 13	R: 0 E: 0 K: 1 S: 8 H: 0 LOB: 0 BB: 0 P: 16	R: 0 E: 0 K: 1 S: 11 H: 1 LOB: 1 BB: 0 P: 18	R: 1 E: 0 K: 1 S: 9 H: 2 LOB: 0 BB: 0 P: 15	R: 1 E: 1 K: 1 S: 13 H: 2 LOB: 1 BB: 0 P: 17	R: 0 E: 0 K: 2 S: 10 H: 1 LOB: 1 BB: 0 P: 15	1B: 7 2B: 0 3B: 0 HR: 1 SF: 1 SAC: 1 DP: 1 HBP: 0							

TOP

St. Louis Cardinals @ Atlanta Braves

Turner Field, Atlanta, GA

Tue Apr 22 2003, 7:35 PM EDT

Att. 20,969 - Sunny - 64 F

livebaseballscorecards.com

AB	32
R	3
H	8
RBI	3
BB	1
SO	10
LOB	8

WP: 0 PB: 0 SB: 2 CS: 0 PA: 35

PITCHER		IP	WLS	BF	H	R	ER	SO	BB	IBB	HBP	BLK	WP	HR	S	P	ERA	WHIP
Russ Ortiz, R ERA: 4.4	(1, 1)	6.1	W	25	5	2	2	7	1	0	0	0	0	1	63	108	2.84	0.947
Kevin Gryboski, R ERA: 4.82	(7, 1)	0.2	H	1	0	0	0	0	0	0	0	0	0	0	3	4	0.00	0.000
Roberto Hernandez, R ERA: 4.09	(8, 1)	0.2	H	4	2	1	0	0	0	0	0	0	0	0	10	14	0.00	3.000
29 John Smoltz, R ERA:	(8, 1)	1.1	S	5	1	0	0	3	0	0	0	0	0	0	13	18	0.00	0.750

PITCHER	IP	WLS	BF	H	R	ER	SO	BB	IBB	HBP	BLK	WP	HR	S	P	ERA	WHIP

BOTTOM

St. Louis Cardinals @ Atlanta Braves

Turner Field, Atlanta, GA

Tue Apr 22 2003, 7:35 PM EDT
Att. 20,969 - Sunny - 64 F

livebaseballscorecards.com

Batter	1	2	3	4	5	6	7	8	9	AB	R	H	RBI	BB	SO	LOB
Rafael Furcal, S (1, 6) OBP: 0.344, SLG: 0.443	C B X 1-1 G3 ①		C B B B C X 3-2 S 2B 1B		C C B B B X 3-2 F8 ①	B B B B 4-0 BB		F S F F X 0-2 G3 ③		4	1	1	0	1	0	0
Marcus Giles, R (1, 4) OBP: 0.431, SLG: 0.541	B B C B B 4-1 10 S BB		1 SAFE B 1 SAFE B 1 SAFE P F 1 SAFE B F 4-2 B 1-2 2B BB		C B C S 1-3 K ②	B F X 1-1 SF9 ② 2-3 3-H				1	1	0	1	2	1	0
Gary Sheffield, R (1, 9) OBP: 0.440, SLG: 0.653	B B C F X 2-2 F7 ②		S B B X 2-1 1B 1-H 2-H 2B		B X 1-0 HR	C X 0-1 G3 ③				4	2	2	3	0	0	3
10 Chipper Jones, S (1, 7) OBP: 0.342, SLG: 0.406	1 SAFE C B D B B 4-1 FC5-4 1-2 BB		X 0-0 F8 ①		C B B B F B 4-2 WP BB BB		B S C B B F F F B 4-2 G6-3 S BB			1	0	0	0	3	0	1
Andruw Jones, R (1, 8) OBP: 0.369, SLG: 0.562	C B B X 2-1 FC5-4 ③ 1-2f		B C F X 1-2 F8 ②		F B D B B 4-1 WP 1-2 BB		B C S S 1-3 K ① 1-2			3	0	0	0	1	1	4
Julio Franco, R (1, 3) OBP: 0.368, SLG: 0.371 29 John Smoltz, R (8, 1)		B B B C C S 3-3 K ① B C B X 2-1 2-H 1B ③			S S B B F S 2-3 K ③ 1-2 2-3		C X 0-1 G6-3 ② 2-3			4 0	0 0	1 0	1 0	0 0	2 0	3 0
Vinny Castilla, R (1, 5) OBP: 0.333, SLG: 0.453	C B B B F B X 3-2 G6-3 ②		B B C S C 2-3 K ①		B X 1-0 SH1-4 SF9 2B	S D S X 1-2 F8 ③				4	1	1	0	0	1	1
Johnny Estrada, S (1, 2) OBP: 0.333, SLG: 0.143	B X 1-0 FC6-4 1B		F X 0-1 G6-3 ②		C F H 1-2 SF9 SH1-4 HBP			B X 1-0 F8 ①		3	0	1	0	0	0	0
Russ Ortiz, R (1, 1) OBP: 0.091, SLG: 0.364 Kevin Gryboski, R (7, 1) Roberto Hernandez, R (8, 1) Matt Franco, L (8, 3) OBP: 0.435, SLG: 0.524	B F F B X 2-2 FC6-4 ③ 1-2f		B B X 2-0 G6-3 ③		B X 1-0 SH1-4 ① 1-2 2-3			X 0-0 P2 ②		2 0 0 1	0 0 0 0	0 0 0 0	0 0 0 0	0 0 0 0	0 0 0 0	1 0 0 0
Inning Stats	R: 0 H: 0 E: 0 LOB: 2 K: 0 BB: 2 S: 9 P: 22	R: 0 H: 1 E: 0 LOB: 1 K: 1 BB: 0 S: 10 P: 19	R: 3 H: 3 E: 0 LOB: 1 K: 0 BB: 1 S: 14 P: 25	R: 0 H: 0 E: 0 LOB: 0 K: 1 BB: 0 S: 6 P: 10	R: 1 H: 1 E: 0 LOB: 2 K: 2 BB: 2 S: 14 P: 29	R: 1 H: 1 E: 0 LOB: 2 K: 0 BB: 1 S: 8 P: 16	R: 0 H: 0 E: 0 LOB: 1 K: 1 BB: 1 S: 13 P: 19	R: 0 H: 0 E: 0 LOB: 0 K: 0 BB: 0 S: 7 P: 8		1B: 3 SF: 1 2B: 2 SAC: 1 3B: 0 DP: 0 HR: 1 HBP: 1						

	AB	27
	R	5
	H	6
	RBI	5
	BB	7
	SO	5
	LOB	13

WP: 1 PA: 37
PB: 0
SB: 3
CS: 0

PITCHER		IP	WLS	BF	H	R	ER	SO	BB	IBB	HBP	BLK	WP	HR	S	P	ERA	WHIP
Garrett Stephenson, R ERA: 6.43	(1, 1)	4.2	L	23	5	4	4	3	5	0	0	0	0	1	49	99	7.71	2.143
Kiko Calero, R ERA: 3.86	(5, 1)	1.2		9	1	1	1	2	2	0	1	0	1	0	20	35	5.40	1.800
Russ Springer, R ERA: 4.66	(7, 1)	1.2		5	0	0	0	0	0	0	0	0	0	0	12	14	0.00	0.000

PITCHER	IP	WLS	BF	H	R	ER	SO	BB	IBB	HBP	BLK	WP	HR	S	P	ERA	WHIP

Batter	1	2	3	4	5	6	7	8	9	AB	R	H	RBI	BB	SO	LOB
Fernando Vina, L (1, 4) OBP: 0.308, SLG: 0.281	C H 1-1 G5-3 S HBP		F B B X 2-1 E3 G4-3		X 0-0 ③ F7			X 0-0 ② FC4-6 5 FC6-4 1-2f		3	0	0	0	0	0	2
Kerry Robinson, L (1, 7) OBP: 0.241, SLG: 0.214 5 Albert Pujols, R (8, PH) OBP: 0.452, SLG: 0.549 Jeff Fassero, L (8, 1)	1 SAFE F B 1 SAFE S P B S 3-3 ① K 1-2		T X 0-1 ② G4-3 1-2			X 0-0 ① L4		1 SAFE S B 1 SAFE X 1-1 ③ FC6-4 1-2f		3 1 0	0 0 0	0 0 0	0 0 0	0 0 0	1 0 0	2 1 0
Edgar Renteria, R (1, 6) OBP: 0.416, SLG: 0.605	B C X 1-1 ② G5-3 2-3		X 0-0 ③ G5-3			C B X 1-1 15 L3 1B			C B B B B 4-1 15 HR BB	3	1	1	0	1	0	2
15 Jim Edmonds, L (1, 8) OBP: 0.500, SLG: 0.792	B C B X 2-1 ③ P6			C X 0-1 ① G3		1 SAFE F X 0-1 ② ③ L3 1-1			X 0-0 1-H HR	4	1	1	2	0	0	2
27 Scott Rolen, R (1, 5) OBP: 0.416, SLG: 0.571		C F B B F F F X 2-2 2B		B C C F X 1-2 ② L6			S X 0-1 ① P4		B X 1-0 ① G6-3	4	0	1	0	0	0	0
Tino Martinez, L (1, 3) OBP: 0.367, SLG: 0.500		C X 0-1 ① P4		S X 0-1 ③ G1-3			B B X 2-0 ② P5		C X 0-1 G3 WP 1B	4	0	1	0	0	0	1
Eli Marrero, R (1, 9) OBP: 0.200, SLG: 0.189	B C C X 1-2 ② G5-3				C B B X 2-1 ① G5-3		F X 0-1 ③ P5		C B D B B 4-1 G3 1-2 BB	3	0	0	0	1	0	1
Mike Matheny, R (1, 2) OBP: 0.377, SLG: 0.452 J.D. Drew, L (9, PH) OBP: 0.250, SLG: 0.143	B S B C C X 2-2 ③ F9				C X 0-1 SH1-4 1B			C F S 0-3 ① K	S S X 0-2 ② G3 1-2 2-3	3 1	0 0	1 0	0 0	0 0	1 0	1 2
Matt Morris, R (1, 1) OBP: 0.417, SLG: 0.727 Orlando Palmeiro, L (8, PH) OBP: 0.357, SLG: 0.404 (8, 7)			B S F X 1-2 ① G4-3		B 1 SAFE 1 SAFE X 1-0 ② SH1-4 1-2			B X 1-0 FC4-6 1B	C X 0-1 ③ F8	1 2	0 0	0 1	0 0	0 0	0 0	0 2
Inning Stats	R: 0 H: 0 E: 0 LOB: 1 K: 1 BB: 0 S: 9 P: 15	R: 0 H: 1 E: 0 LOB: 1 K: 0 BB: 0 S: 14 P: 19	R: 0 H: 0 E: 1 LOB: 1 K: 0 BB: 0 S: 8 P: 11	R: 0 H: 0 E: 0 LOB: 0 K: 0 BB: 0 S: 8 P: 9	R: 0 H: 1 E: 0 LOB: 1 K: 0 BB: 0 S: 6 P: 9	R: 0 H: 1 E: 0 LOB: 0 K: 0 BB: 0 S: 5 P: 6	R: 0 H: 0 E: 0 LOB: 0 K: 0 BB: 0 S: 5 P: 7	R: 0 H: 1 E: 0 LOB: 1 K: 1 BB: 0 S: 7 P: 9	R: 2 H: 2 E: 0 LOB: 2 K: 0 BB: 2 S: 11 P: 20	1B: 4 SF: 0 2B: 2 SAC: 1 3B: 0 DP: 1 HR: 1 HBP: 1						

PITCHER		IP	WLS	BF	H	R	ER	SO	BB	IBB	HBP	BLK	WP	HR	S	P	ERA	WHIP
Greg Maddux, R ERA: 5.94	(1, 1)	7.0	W	25	3	0	0	1	0	0	1	0	0	0	55	76	0.00	0.429
Roberto Hernandez, R ERA: 3.75	(8, 1)	1.0	H	4	1	0	0	1	0	0	0	0	0	0	7	9	0.00	1.000
Darren Holmes, R ERA: 7.11	(9, 1)	0.0		2	1	2	2	0	1	0	0	0	0	1	2	6	∞	∞
29 John Smoltz, R ERA:	(9, 1)	1.0	S	5	1	0	0	0	1	0	0	0	1	0	9	14	0.00	2.000

PITCHER		IP	WLS	BF	H	R	ER	SO	BB	IBB	HBP	BLK	WP	HR	S	P	ERA	WHIP

TOP

St. Louis Cardinals @ Atlanta Braves

Turner Field, Atlanta, GA

Wed Apr 23 2003, 7:05 PM EDT

Att. 21,338 - Sunny - 70 F

livebaseballscorecards.com

AB	32
R	2
H	6
RBI	2
BB	2
SO	2
LOB	16

1B: 4	SF: 0	WP: 1	PA: 36
2B: 2	SAC: 1	PB: 0	
3B: 0	DP: 1	SB: 1	
HR: 1	HBP: 1	CS: 0	

Batter	1	2	3	4	5	6	7	8	9	AB	R	H	RBI	BB	SO	LOB
Rafael Furcal, S (1, 6) OBP: 0.340, SLG: 0.429	F7		G6-3			F8		1B SF8 BB		3	1	0	0	1	0	0
Marcus Giles, R (1, 4) OBP: 0.434, SLG: 0.585	HR		G5-3			G6-3		1B		4	1	2	2	0	0	0
Gary Sheffield, R (1, 9) OBP: 0.443, SLG: 0.693	HR			L6		1B		SF8		3	1	2	2	0	0	0
10 Chipper Jones, S (1, 7) OBP: 0.338, SLG: 0.388	F9			BB		G4-3		K		3	0	0	0	1	1	2
Andruw Jones, R (1, 8) OBP: 0.368, SLG: 0.553	K			P4			G4-3 1B			3	0	1	0	0	1	1
Matt Franco, L (1, 3) OBP: 0.385, SLG: 0.458		G3		L4			G4-3			3	0	0	0	0	0	2
Vinny Castilla, R (1, 5) OBP: 0.333, SLG: 0.449		G4-3			CS 1B		K			3	0	1	0	0	1	0
Henry Blanco, R (1, 2) OBP: 0.261, SLG: 0.273		F8			F8			FC1-6 1B		3	0	1	0	0	0	1
Greg Maddux, R (1, 1) OBP: 0.091, SLG: 0.182			K		G5-3			FC1-6 BB 1B		2	0	0	0	0	1	1
Roberto Hernandez, R (8, 1)										0	0	0	0	0	0	0
Mark DeRosa, R (8, PH) OBP: 0.091, SLG: 0.091										1	1	0	0	0	0	1
Darren Holmes, R (9, 1)										0	0	0	0	0	0	0
29 John Smoltz, R (9, 1)										0	0	0	0	0	0	0
Inning Stats	R: 2 E: 0 K: 1 S: 10 H: 2 LOB: 0 BB: 0 P: 14	R: 0 E: 0 K: 0 S: 5 H: 0 LOB: 0 BB: 0 P: 9	R: 0 E: 0 K: 1 S: 5 H: 0 LOB: 0 BB: 0 P: 6	R: 0 E: 0 K: 0 S: 8 H: 0 LOB: 1 BB: 1 P: 14	R: 0 E: 0 K: 0 S: 5 H: 1 LOB: 0 BB: 0 P: 9	R: 0 E: 0 K: 0 S: 8 H: 1 LOB: 1 BB: 0 P: 10	R: 0 E: 0 K: 1 S: 7 H: 1 LOB: 0 BB: 0 P: 9	R: 2 E: 0 K: 1 S: 9 H: 2 LOB: 1 BB: 1 P: 13		1B: 5 2B: 1 3B: 0 HR: 2	SF: 1 SAC: 0 DP: 1 HBP: 0					

PITCHER		IP	WLS	BF	H	R	ER	SO	BB	IBB	HBP	BLK	WP	HR	S	P	ERA	WHIP
Matt Morris, R ERA: 2.45	(1, 1)	7.0	L	25	5	2	2	3	1	0	0	0	0	2	48	71	2.57	0.857
Jeff Fassero, L ERA: 6.48	(8, 1)	1.0		6	2	2	2	1	1	0	0	0	0	0	9	13	18.00	3.000

PITCHER	IP	WLS	BF	H	R	ER	SO	BB	IBB	HBP	BLK	WP	HR	S	P	ERA	WHIP

BOTTOM

St. Louis Cardinals @ Atlanta Braves

Turner Field, Atlanta, GA

Wed Apr 23 2003, 7:05 PM EDT
Att. 21,338 - Sunny - 70 F

livebaseballscorecards.com

AB	28
R	4
H	7
RBI	4
BB	2
SO	4
LOB	8

Inning Stats	R: 1 E: 0 K: 0 S: 5	H: 1 LOB: 0 BB: 0 P: 9	R: 0 E: 0 K: 0 S: 4	H: 0 LOB: 0 BB: 0 P: 8	R: 0 E: 0 K: 0 S: 4	H: 0 LOB: 0 BB: 0 P: 8	R: 0 E: 0 K: 0 S: 4	H: 0 LOB: 0 BB: 0 P: 8	R: 0 E: 0 K: 0 S: 4	H: 0 LOB: 0 BB: 0 P: 8	R: 0 E: 0 K: 0 S: 4	H: 0 LOB: 0 BB: 0 P: 8	R: 0 E: 0 K: 0 S: 4	H: 0 LOB: 0 BB: 0 P: 8	1B: 3 2B: 0 3B: 0 HR: 0	SF: 0 SAC: 0 DP: 0 HBP: 0	WP: 0 PB: 0 SB: 0 CS: 0	PA: 30

PITCHER		IP	WLS	BF	H	R	ER	SO	BB	IBB	HBP	BLK	WP	HR	S	P	ERA	WHIP
Dan Miceli, R ERA: 0.00	(1, 1)	1.0		4	1	0	0	1	0	0	0	0	0	0	9	13	0.00	1.000
Steve Kline, L ERA: 0.00	(1, 2)	1.0		4	0	0	0	1	0	0	0	0	0	0	8	12	0.00	0.000
Kevin Gryboski, R ERA: 0.00	(1, 3)	1.0		4	0	0	0	1	0	0	0	0	0	0	8	12	0.00	0.000
Mike Remlinger, L ERA: 0.00	(1, 4)	1.0		4	0	0	0	1	0	0	0	0	0	0	8	12	0.00	0.000
Kevin Cameron, R ERA: 0.00	(1, 5)	1.0		4	0	0	0	1	0	0	0	0	0	0	8	12	0.00	0.000
Rudy Seanez, R ERA: 0.00	(1, 6)	1.0		4	0	0	0	1	0	0	0	0	0	0	8	12	0.00	0.000
John Smoltz, R ERA: 0.00	(1, 7)	1.0		4	0	0	0	1	0	0	0	0	0	0	8	12	0.00	0.000
Greg Maddux, R ERA: 0.00	(1, 8)	1.0	W	4	0	0	0	1	0	0	0	0	0	0	8	12	0.00	0.000
Roberto Hernandez, R ERA: 0.00	(1, 9)	1.0		4	0	0	0	1	0	0	0	0	0	0	8	12	0.00	0.000

St. Louis Cardinals @ Atlanta Braves

Turner Field, Atlanta, GA

Thu Apr 24 2003, 7:35 PM EDT

Att. 24,184 - Cloudy - 60 F

livebaseballscorecards.com

TOP

Batter	1	2	3	4	5	6	7	8	9	AB	R	H	RBI	BB	SO	LOB
Fernando Vina, L (1, 4) OBP: 0.309, SLG: 0.317	K		G4-3			SH1				3	0	1	1	0	1	1
Miguel Cairo, R (1, 7) (6, 3) OBP: 0.237, SLG: 0.353	G6-3		F8			SF9	G5-3			4	1	1	1	0	0	1
Edgar Renteria, R (1, 6) OBP: 0.398, SLG: 0.583	G6-3		L8			SF9		F9		3	0	0	1	0	0	0
5 Albert Pujols, R (1, 3) OBP: 0.446, SLG: 0.556 Kerry Robinson, L (6, PR) OBP: 0.233, SLG: 0.207 (6, 7)		P4	G6-3			2B		G3		3 1	0 0	1 0	0 0	0 0	0 0	0 0
27 Scott Rolen, R (1, 5) OBP: 0.419, SLG: 0.556		L8			FC6-4 BB	IBB		P4		2	0	0	0	2	0	0
J.D. Drew, L (1, 9) OBP: 0.182, SLG: 0.100 Wilson Delgado, S (9, PH) OBP: 0.176, SLG: 0.125 15 Jim Edmonds, L (9, 8) OBP: 0.500, SLG: 0.792		G6-3			B2	G6-3			K	3 1 0	0 0 0	0 0 0	0 0 0	0 1 0	0 0 0	3 0 0
Eli Marrero, R (1, 8) (9, 9) OBP: 0.250, SLG: 0.205			FC1-6 BB		FC6-4		SH5-4		G4-6-3 BB	2	1	1	0	2	0	1
Mike Matheny, R (1, 2) OBP: 0.363, SLG: 0.434			L5		G4-3		SH5-4		G4-6-3	3	0	0	0	0	0	3
Woody Williams, R (1, 1) OBP: 0.364, SLG: 0.300 Dustin Hermanson, R (7, 1) Steve Kline, S (9, 1) Cal Eldred, R (9, 1)			FC1-6			SH1 BB	K			2 0 0 0	1 0 0 0	0 0 0 0	0 0 0 0	1 0 0 0	1 0 0 0	2 0 0 0

Inning Stats	1	2	3	4	5	6	7	8	9
	R: 0 H: 0 E: 0 LOB: 0 K: 1 BB: 0 S: 6 P: 8	R: 0 H: 0 E: 0 LOB: 0 K: 0 BB: 0 S: 7 P: 11	R: 0 H: 0 E: 0 LOB: 1 K: 0 BB: 1 S: 11 P: 16	R: 0 H: 0 E: 0 LOB: 0 K: 0 BB: 0 S: 5 P: 9	R: 0 H: 0 E: 0 LOB: 1 K: 0 BB: 1 S: 4 P: 9	R: 2 H: 2 E: 0 LOB: 2 K: 0 BB: 2 S: 14 P: 28	R: 1 H: 2 E: 0 LOB: 1 K: 1 BB: 0 S: 14 P: 21	R: 0 H: 0 E: 0 LOB: 0 K: 0 BB: 0 S: 8 P: 13	R: 0 H: 0 E: 0 LOB: 0 K: 1 BB: 1 S: 6 P: 11

1B: 1 SF: 1
2B: 1 SAC: 2
3B: 2 DP: 1
HR: 0 HBP: 0

WP: 0 PA: 35
PB: 0
SB: 0
CS: 0

	AB	27
	R	3
	H	4
	RBI	3
	BB	5
	SO	3
	LOB	11

PITCHER		IP	WLS	BF	H	R	ER	SO	BB	IBB	HBP	BLK	WP	HR	S	P	ERA	WHIP
Mike Hampton, L ERA: 4.91	(1, 1)	6.0		24	2	2	2	1	3	1	0	0	0	0	47	81	3.00	0.833
Kevin Gryboski, R ERA: 5.23	(7, 1)	1.0		5	2	1	1	1	0	0	0	0	0	0	14	21	9.00	2.000
Darren Holmes, R ERA: 6.14	(8, 1)	1.0		3	0	0	0	0	0	0	0	0	0	0	8	13	0.00	0.000
Ray King, L ERA: 3.24	(9, 1)	1.0	W	3	0	0	0	1	1	0	0	0	0	0	6	11	0.00	1.000

PITCHER	IP	WLS	BF	H	R	ER	SO	BB	IBB	HBP	BLK	WP	HR	S	P	ERA	WHIP

St. Louis Cardinals @ Atlanta Braves

Turner Field, Atlanta, GA

Thu Apr 24 2003, 7:35 PM EDT
Att. 24,184 - Cloudy - 60 F

BOTTOM

Batter	1	2	3	4	5	6	7	8	9	AB	R	H	RBI	BB	SO	LOB
Rafael Furcal, S (1, 6) OBP: 0.363, SLG: 0.448	C B B F B X 3-2 SH2-3 1B		C B B B X 3-1 ① F8		C C X 0-2 SH1-3 1B	C C F X 0-2 1-2 3-H 1B			B X 1-0 10 BB SH1-3 1B 1B	5	1	4	1	0	0	0
Marcus Giles, R (1, 4) OBP: 0.436, SLG: 0.597	M X 0-1 ① SH2-3 1-2		X 0-0 2B		X 0-0 ① SH1-3 1-2	C B X 1-1 ③ F7			X 0-0 ① SH1-3 1-2	2	0	1	0	0	0	2
Gary Sheffield, R (1, 9) OBP: 0.430, SLG: 0.658	B X 1-0 ② F4		C X 0-1 ② F9		B B F X 2-1 ② P6		C B F X 1-2 ① G4-3		B B B B 4-0 10 BB 1B BB	4	1	0	0	1	0	3
10 Chipper Jones, S (1, 7) OBP: 0.341, SLG: 0.380	F B C S 1-3 ③ K		B B C B X 3-1 ③ G3		X 0-0 ③ G6-3		B F X 1-1 G6-4-3 1B		B B B C B 4-1 1B 1-2 2-3 BB	4	0	1	0	1	1	3
Andruw Jones, R (1, 8) OBP: 0.359, SLG: 0.531		X 0-0 ① P4		F F B B S 2-3 ① K		F C B X 1-2 ① F9	F X 0-1 ② G6-4-3 ③ 1-2f		X 0-0 1-3 2-H 3-H 1B	5	0	1	2	0	1	1
Matt Franco, L (1, 3) OBP: 0.429, SLG: 0.500 Darren Bragg, L (4, PR) OBP: 0.167, SLG: 0.130 Julio Franco, R (5, 3) OBP: 0.400, SLG: 0.432		C D C X 1-2 BB 1B	X 0-0 1B 1B			B C B F F X 2-2 1B 1B 2B		B C D B X 3-1 WP 1B 1B		2 0 0	0 0 1	2 0 2	0 0 0	0 0 0	0 0 0	0 0 0
Vinny Castilla, R (1, 5) OBP: 0.352, SLG: 0.457	S F B B B B 4-2 FC6-4 1-2 BB		B B B C X 3-1 1-2 1B			C X 0-1 1B 1B 2-3 1B		F B B B C C 3-3 ① K 1-2		3	1	2	0	1	1	1
Johnny Estrada, S (1, 2) OBP: 0.385, SLG: 0.273	C X 0-1 ② L8		B S X 1-1 ② L8			B B X 2-0 1B 1-3 3-H 1B		S D X 1-1 ② 2-H 1B		4	0	2	1	0	0	4
Mike Hampton, R (1, 1) Javy Lopez, R (6, PH) OBP: 0.281, SLG: 0.473 Kevin Gryboski, R (7, 1) Darren Holmes, R (8, 1) Mark DeRosa, R (8, PH) OBP: 0.087, SLG: 0.087 Ray King, L (9, 1)	S F B X 1-2 ③ FC6-4 1-2f		B B C B S S 3-3 ③ K		S S B B S 2-3 ② K			C S D D S 2-3 ③ K2-3		2 1 0 0 1 0	0 0 0 0 0 0	0 0 0 0 0 0	0 0 0 0 0 0	1 0 0 0 0 0	0 1 0 0 1 0	4 2 0 0 1 0
Inning Stats	R: 0 E: 0 K: 1 S: 9 H: 1 LOB: 1 BB: 0 P: 14	R: 0 E: 0 K: 0 S: 11 H: 1 LOB: 2 BB: 1 P: 17	R: 0 E: 0 K: 0 S: 7 H: 1 LOB: 1 BB: 0 P: 13	R: 0 E: 0 K: 2 S: 11 H: 2 LOB: 2 BB: 0 P: 20	R: 0 E: 0 K: 0 S: 7 H: 1 LOB: 1 BB: 0 P: 9	R: 2 E: 0 K: 1 S: 20 H: 4 LOB: 2 BB: 0 P: 28	R: 0 E: 0 K: 0 S: 7 H: 1 LOB: 0 BB: 0 P: 9	R: 0 E: 0 K: 2 S: 10 H: 2 LOB: 1 BB: 0 P: 19	R: 2 E: 0 K: 0 S: 4 H: 2 LOB: 2 BB: 2 P: 13	1B: 13 2B: 2 3B: 0 HR: 0	SF: 0 SAC: 3 DP: 1 HBP: 0	WP: 1 PB: 0 SB: 0 CS: 0	PA: 41				

PITCHER		IP	WLS	BF	H	R	ER	SO	BB	IBB	HBP	BLK	WP	HR	S	P	ERA	WHIP
Woody Williams, R ERA: 0.69	(1, 1)	6.1		31	11	2	2	4	1	0	0	0	0	0	70	108	2.84	1.895
Dustin Hermanson, R ERA: 3.24	(7, 1)	1.2	H	5	2	0	0	2	0	0	0	0	1	0	12	21	0.00	1.200
Steve Kline, L ERA: 3.24	(9, 1)	0.1	L	4	1	2	2	0	2	0	0	0	0	0	3	12	54.00	9.000
Cal Eldred, R ERA: 7.04	(9, 1)	0.0	B	1	1	0	0	0	0	0	0	0	0	0	1	1	∞	∞

PITCHER		IP	WLS	BF	H	R	ER	SO	BB	IBB	HBP	BLK	WP	HR	S	P	ERA	WHIP

AB	35
R	4
H	15
RBI	4
BB	3
SO	6
LOB	21

livebaseballscorecards.com

St. Louis Cardinals @ Florida Marlins

Pro Player Stadium, Miami, FL

Fri Apr 25 2003, 7:35 PM EDT

Att. 12,081 - Sunny - 84 F

TOP

livebaseballscorecards.com

Batter	1	2	3	4	5	6	7	8	9	AB	R	H	RBI	BB	SO	LOB
Fernando Vina, L (1, 4) OBP: 0.288, SLG: 0.292	F B F F S 1-3 ① K	B X 1-0 ② G4-3			B S B B X 3-1 ② G3-1	C D S D S 2-3 ③ K		B B F X 2-1 ② F7		5	0	0	0	0	2	4
Miguel Cairo, R (9, 4) OBP: 0.237, SLG: 0.353										0	0	0	0	0	0	0
Orlando Palmeiro, L (1, 9) OBP: 0.361, SLG: 0.423 (6, 7)	X 0-0 5 HR 2B	C S B S 1-3 ③ K			S B F F B B F F S 3-3 ③ K		C F B C 1-3 ① K	X 0-0 2B 2-H 1B		5	1	2	1	0	3	0
5 Albert Pujols, R (1, 7) OBP: 0.441, SLG: 0.596	X 0-0 2-H HR	B S X 1-1 ① L5			C X 0-1 ① G1-3	C X 0-1 HR		F B X 1-1 1-3 2B		3	1	1	2	0	0	0
Eli Marrero, R (6, 9) (7, 8) OBP: 0.283, SLG: 0.341										2	1	2	1	0	0	0
15 Jim Edmonds, L (1, 8) OBP: 0.507, SLG: 0.778	B B C B F B 4-2 BB 27 BB SF9 BB	X 0-0 ② G3			L B B B B 4-1 2B 1B BB	S B S B F B B 4-2 27 1B SF8 BB		X 0-0 ③ G6-3		1	2	0	0	2	0	0
Eduardo Perez, R (7, PH) (7, 9) OBP: 0.448, SLG: 0.652										1	1	0	0	1	0	2
27 Scott Rolen, R (1, 5) OBP: 0.429, SLG: 0.547	B B B C F F F B 4-2 SF9 BB 1-2 BB	C F F B B C 2-3 ③ K			F B B B S B S 3-3 ② K	B F B B C X 2-2 FC5-4 1-3 1B			C B B B B 4-1 1B G4-6-3 BB	3	1	1	0	2	2	1
Tino Martinez, L (1, 3) OBP: 0.381, SLG: 0.507	B F F B F B B 4-2 1-2 2-3 BB			X 0-0 ① P3		C X 0-1 2B 1-2 BB 1B	C B X 1-1 ② SF8 3-H		B X 1-0 G4-6-3 1-3 1B	3	1	2	1	1	0	0
Edgar Renteria, R (1, 6) OBP: 0.392, SLG: 0.586	B C F X 1-2 ② SF9 2-3 3-H			X 0-0 ② G5-3		B B C 2 X SAFE 2-1 BB 1-3 2-H 2B	X 0-0 ③ FC5-4 1-2f		F X 0-1 ① ② G4-6-3 1-2f 3-H	3	0	1	2	0	0	1
Wilson Delgado, S (9, PH) (9, 6) OBP: 0.167, SLG: 0.118										1	0	0	0	0	0	1
Mike Matheny, R (1, 2) OBP: 0.365, SLG: 0.425	B B S F C 2-3 ③ K			C B X 1-1 ③ G6-3		I I I I I 4-0 BB IBB		B X 1-0 SH3-4 1B 1B	B F B F C 2-3 ③ K	4	1	1	0	1	2	2
Brett Tomko, R (1, 1) OBP: 0.364, SLG: 0.222		C B B F B X 3-2 ① G5-3			B B B C X 3-1 ① F8	F B S B F B B 4-2 1-2 2-3 3-H BB		L X 0-1 ① SH3-4 1-2		2	0	0	1	1	0	0

Inning Stats	1	2	3	4	5	6	7	8	9
	R: 3 E: 0 K: 2 S: 20	R: 0 E: 0 K: 1 S: 7	R: 0 E: 0 K: 1 S: 7	R: 0 E: 0 K: 0 S: 4	R: 0 E: 0 K: 1 S: 10	R: 2 E: 0 K: 2 S: 16	R: 2 E: 0 K: 1 S: 14	R: 1 E: 0 K: 0 S: 9	R: 1 E: 0 K: 1 S: 7
	H: 2 LOB: 2 BB: 3 P: 36	H: 0 LOB: 0 BB: 0 P: 12	H: 0 LOB: 0 BB: 0 P: 10	H: 0 LOB: 0 BB: 0 P: 5	H: 0 LOB: 0 BB: 0 P: 19	H: 2 LOB: 3 BB: 3 P: 35	H: 2 LOB: 1 BB: 1 P: 22	H: 3 LOB: 2 BB: 0 P: 13	H: 1 LOB: 0 BB: 1 P: 14

	AB	33
	R	9
	H	10
	RBI	8
	BB	8
	SO	9
	LOB	11

	1B: 5	SF: 2	WP: 0	PA: 44
	2B: 3	SAC: 1	PB: 0	
	3B: 0	DP: 1	SB: 0	
	HR: 2	HBP: 0	CS: 0	

PITCHER		IP	WLS	BF	H	R	ER	SO	BB	IBB	HBP	BLK	WP	HR	S	P	ERA	WHIP
A.J. Burnett, R ERA: 4.7	(1, 1)	5.2	L	27	4	5	5	6	5	1	0	0	0	1	61	112	7.94	1.588
Michael Tejera, L ERA: 5.17	(6, 1)	0.1		1	0	0	0	1	0	0	0	0	0	0	3	5	0.00	0.000
Vladimir Nunez, R ERA: 14.9	(7, 1)	1.0		6	2	2	2	1	1	0	0	0	0	1	14	22	18.00	3.000
Blaine Neal, R ERA: 8.38	(8, 1)	2.0		10	4	2	2	1	1	0	0	0	0	0	16	27	9.00	2.500

PITCHER	IP	WLS	BF	H	R	ER	SO	BB	IBB	HBP	BLK	WP	HR	S	P	ERA	WHIP

BOTTOM

St. Louis Cardinals @ Florida Marlins

Pro Player Stadium, Miami, FL

Fri Apr 25 2003, 7:35 PM EDT
Att. 12,081 - Sunny - 84 F

livebaseballscorecards.com

Batter	1	2	3	4	5	6	7	8	9	AB	R	H	RBI	BB	SO	LOB
Juan Pierre, L (1, 8) OBP: 0.324, SLG: 0.352	B F B B C F X 3-2 ① G4-3		B X 1-0 ① G4-3		C C D X 1-2 ② G5-3 1-2		B C X 1-1 ③ G4-3			4	0	0	0	0	0	2
Luis Castillo, S (1, 4) OBP: 0.360, SLG: 0.383 Mike Mordecai, R (9, 4) OBP: 0.316, SLG: 0.294	C F B B X 2-2 1B 1B		B X 1-0 ② G6-3		C X 0-1 ③ L6			C B X 1-1 ① P3		4 0	0 0	1 0	0 0	0 0	0 0	1 0
Ivan Rodriguez, R (1, 2) OBP: 0.398, SLG: 0.474 Ramon Castro, R (9, 2) OBP: 0.375, SLG: 0.375	X 0-0 G5-4-3 1-2 1B		B X 1-0 ③ G4-3			X 0-0 ① G3-1		B X 1-0 ② G6-3		4 0	0 0	1 0	0 0	0 0	0 0	0 0
Juan Encarnacion, R (1, 9) OBP: 0.337, SLG: 0.490 Gerald Williams, R (8, PR) OBP: 0.063, SLG: 0.063 (9, 9)	X 0-0 ② ③ G5-4-3 1-2f			B S X 1-1 FC6-4 1B		C X 0-1 ② G6-3		B B F S F F F F F 4-2 B B BB		3 0	0 0	1 0	0 0	1 0	0 0	2 0
Mike Lowell, R (1, 5) OBP: 0.337, SLG: 0.484		B C F B F X 2-2 ① G4-3		C C F S 0-3 ① K		C X 0-1 ③ F8		X 0-0 ③ P4		4	0	0	0	0	1	2
Derrek Lee, R (1, 3) OBP: 0.373, SLG: 0.459		X 0-0 1B 1B		F C S 0-3 ② K			B S F X 1-2 1B SF8 1B		C B X 1-1 ① P4	4	1	2	0	0	1	1
Alex Gonzalez, R (1, 6) OBP: 0.427, SLG: 0.720		B B X 2-0 1-2 1B		C S X 0-2 ③ FC6-4 1-2f			S F X 0-2 G1-3 1-3 1B		B X 1-0 ② P4	4	0	2	0	0	0	1
Todd Hollandsworth, L (1, 7) OBP: 0.329, SLG: 0.371		B S B S F F F X 2-2 ② L8			X 0-0 ① P3		C F D X 1-2 ① SF8 3-H		C B X 1-1 HR	3	1	1	2	0	0	2
A.J. Burnett, R (1, 1) OBP: 0.333, SLG: 0.143 Michael Tejera, L (6, 1) OBP: 0.250, SLG: 0.250 Vladimir Nunez, R (7, 1) Brian Banks, S (7, PH) OBP: 0.222, SLG: 0.250 Blaine Neal, L (8, 1) Andy Fox, L (9, PH) OBP: 0.438, SLG: 0.500		B C F B F F B S 3-3 ③ K			X 0-0 G5-3 1B		F X 0-1 ② G1-3 1-2		B X 1-0 ③ G6-3	2 0 0 1 0 1	0 0 0 0 0 0	1 0 0 0 0 0	0 0 0 0 0 0	1 0 0 0 0 0	2 0 0 1 0 0	2 0 0 0 0 0
Inning Stats	R: 0 H: 2 E: 0 LOB: 1 K: 0 BB: 0 S: 9 P: 14	R: 0 H: 2 E: 0 LOB: 2 K: 1 BB: 0 S: 17 P: 26	R: 0 H: 0 E: 0 LOB: 0 K: 0 BB: 0 S: 3 P: 6	R: 0 H: 1 E: 0 LOB: 1 K: 2 BB: 0 S: 12 P: 13	R: 0 H: 1 E: 0 LOB: 1 K: 0 BB: 0 S: 7 P: 8	R: 0 H: 0 E: 0 LOB: 0 K: 0 BB: 0 S: 5 P: 5	R: 1 H: 2 E: 0 LOB: 1 K: 0 BB: 0 S: 13 P: 16	R: 0 H: 0 E: 0 LOB: 1 K: 0 BB: 1 S: 11 P: 17	R: 1 H: 1 E: 0 LOB: 0 K: 0 BB: 0 S: 6 P: 10	1B: 8 2B: 0 3B: 0 HR: 1	SF: 1 SAC: 0 DP: 1 HBP: 0			WP: 0 PB: 0 SB: 0 CS: 0	PA: 36		

PITCHER	IP	WLS	BF	H	R	ER	SO	BB	IBB	HBP	BLK	WP	HR	S	P	ERA	WHIP
Brett Tomko, R (1, 1) ERA: 4.46	9.0	W	36	9	2	2	3	1	0	0	0	0	1	83	115	2.00	1.111

PITCHER	IP	WLS	BF	H	R	ER	SO	BB	IBB	HBP	BLK	WP	HR	S	P	ERA	WHIP

Batter	1	2	3	4	5	6	7	8	9	AB	R	H	RBI	BB	SO	LOB
Fernando Vina, L (1, 4) OBP: 0.282, SLG: 0.300	B B C F B T 3-2 K ①		C F B B X 2-2 2B		F F X 0-2 F7 ③		B B C B S F F X 3-2 G4-3 ②		C B L X 1-2 G6-4-3 ② ③ 1-2f	5	0	1	0	0	1	3
Orlando Palmeiro, L (1, 9) (6, 7) OBP: 0.354, SLG: 0.411	X 0-0 G1-3 ②		C S F S 0-3 K ③			B F B X 2-1 5 WP 15 2B 1B	B B C S F X 2-2 P6 ③			4	1	1	0	0	1	3
5 Albert Pujols, R (1, 7) OBP: 0.451, SLG: 0.593 Eli Marrero, R (6, 9) OBP: 0.277, SLG: 0.333	S B X 1-1 1B			B B B C B 4-1 15 2B WP BB		C F B X 1-2 G5-3 ① 1-2		B C B S X 2-2 G4-3 ①		2 1	1 0	1 0	0 0	1 0	0 0	1 0
15 Jim Edmonds, L (1, 8) OBP: 0.521, SLG: 0.828	S B B C B S 3-3 K ③			F B C B B F F X 3-2 WP 1-3 2B		X 0-0 2-H 2B		B B B C X 3-1 E7 SF8 2B		4	1	3	1	0	1	1
27 Scott Rolen, R (1, 5) OBP: 0.422, SLG: 0.526		S B B B S X 3-2 G5-3 ①		X 0-0 G1-3 ①		S X 0-1 G6-3 ②		F B B F B F F F B 4-2 BB		3	0	0	0	1	0	3
Tino Martinez, L (1, 3) OBP: 0.364, SLG: 0.487		B C B X 2-1 G4-3 ②		C S S 0-3 K ② 2-3 3-H		C B X 1-1 P3 ③		C X 0-1 SF8 ② 3-H		3	0	0	1	0	1	2
Edgar Renteria, R (1, 6) OBP: 0.376, SLG: 0.560		C B F B B F F F X 3-2 F9 ③		X 0-0 G4-3 ③			C L X 0-2 G6-3 ①	B C B S B F F F 3-2 F X G6-3 ③		4	0	0	0	0	0	2
Mike Matheny, R (1, 2) OBP: 0.364, SLG: 0.434 Kerry Robinson, L (9, PH) OBP: 0.226, SLG: 0.200			C B C S 1-3 K ①		L X 0-1 F8 ①		B B B C X 3-1 E 2B		F S B X 1-2 G1-4-3 ①	3 1	0 0	1 0	0 0	0 0	1 0	0 0
Jason Simontacchi, R (1, 1) OBP: 0.111, SLG: 0.111 Steve Kline, S (7, 1) Dustin Hermanson, R (7, 1) J.D. Drew, L (9, PH) OBP: 0.250, SLG: 0.182			F F B S 1-3 K ②		F X 0-1 G3 ②		F X 0-1 E1 2-3		C B X 1-1 G6-4-3 1B	3 0 0 1	0 0 0 0	0 0 0 1	0 0 0 0	1 0 0 0	1 0 0 0	1 0 0 0
Inning Stats	R: 0 H: 1 E: 0 LOB: 1 K: 2 BB: 0 S: 9 P: 16	R: 0 H: 0 E: 0 LOB: 0 K: 0 BB: 0 S: 11 P: 19	R: 0 H: 1 E: 0 LOB: 1 K: 3 BB: 0 S: 13 P: 17	R: 1 H: 1 E: 0 LOB: 1 K: 1 BB: 1 S: 11 P: 18	R: 0 H: 0 E: 0 LOB: 0 K: 0 BB: 0 S: 7 P: 7	R: 1 H: 2 E: 0 LOB: 1 K: 0 BB: 0 S: 10 P: 14	R: 0 H: 1 E: 1 LOB: 2 K: 0 BB: 0 S: 16 P: 24	R: 1 H: 1 E: 1 LOB: 1 K: 0 BB: 1 S: 20 P: 32	R: 0 H: 1 E: 0 LOB: 0 K: 0 BB: 0 S: 8 P: 11	1B: 3 SF: 1 2B: 5 SAC: 0 3B: 0 DP: 1 HR: 0 HBP: 0						WP: 2 PA: 37 PB: 0 SB: 0 CS: 0

PITCHER		IP	WLS	BF	H	R	ER	SO	BB	IBB	HBP	BLK	WP	HR	S	P	ERA	WHIP
Josh Beckett, R ERA: 3.55	(1, 1)	7.0	W	29	6	2	2	6	1	0	0	0	2	0	77	115	2.57	1.000
Armando Almanza, L ERA: 2.25	(8, 1)	0.2	H	4	1	1	0	0	1	0	0	0	0	0	12	21	0.00	3.000
Braden Looper, R ERA: 1.8	(8, 1)	1.1	S	4	1	0	0	0	0	0	0	0	0	0	16	22	0.00	0.750

PITCHER	IP	WLS	BF	H	R	ER	SO	BB	IBB	HBP	BLK	WP	HR	S	P	ERA	WHIP

TOP

St. Louis Cardinals @ Florida Marlins

Pro Player Stadium, Miami, FL

Sat Apr 26 2003, 6:05 PM EDT

Att. 12,286 - Overcast - 67 F

livebaseballscorecards.com

AB	34
R	3
H	8
RBI	2
BB	2
SO	6
LOB	16

BOTTOM

St. Louis Cardinals @ Florida Marlins

Pro Player Stadium, Miami, FL

Sat Apr 26 2003, 6:05 PM EDT
Att. 12,286 - Overcast - 67 F

livebaseballscorecards.com

Batter	1	2	3	4	5	6	7	8	9	AB	R	H	RBI	BB	SO	LOB
Juan Pierre, L (1, 8) OBP: 0.330, SLG: 0.352	C F X 0-2 ① G3			C B B B B 4-1 G5-3 1B BB		C X 0-1 ① G6-3	B B C F X 2-2 1B 1-3 3-H 1B			3	1	1	1	1	0	0
Luis Castillo, S (1, 4) OBP: 0.365, SLG: 0.388	B C C F X 1-2 ② L6			C 1 SAFE F X 0-2 G5-3 1-2 1B		F C B B X 2-2 ② G4-3	X 0-0 CS 1B 1-2 3-H 1B			4	0	2	1	0	0	0
Ivan Rodriguez, R (1, 2) OBP: 0.402, SLG: 0.469	B F S B B B F X 3-2 ③ G4-3			X 0-0 ① G5-3 1-2 2-3		B B B C F B 4-2 BB	C F B B D X 3-2 CS 1-2 2-H 1B			3	0	1	1	1	0	2
Juan Encarnacion, R (1, 9) OBP: 0.324, SLG: 0.471		B C B X 2-1 ① F7		B X 1-0 ② L5		B X 1-0 ③ F9	B T B B F S 3-3 ②③ K 1-2 2-3			4	0	0	0	0	1	5
Mike Lowell, R (1, 5) OBP: 0.333, SLG: 0.505		T B X 1-1 ② F9		B C B X 2-1 ③ P4			B F X 1-1 HR	C B X 1-1 ① G5-3		4	1	1	1	0	0	2
Derrek Lee, R (1, 3) OBP: 0.368, SLG: 0.449		F F B B F F X 2-2 ③ G4-3			B X 1-0 ① G6-3		B B S C B X 3-2 1B 1B 1B	C B B F F B F X 3-2 ② F7		4	1	1	0	0	0	0
Alex Gonzalez, R (1, 6) OBP: 0.419, SLG: 0.696			C B F X 1-2 ① G5-3		C X 0-1 1B	C X 0-1 F8	S B F B X 2-2 F9			4	0	1	0	0	0	1
Todd Hollandsworth, L (1, 7) OBP: 0.321, SLG: 0.361 Brian Banks, S (7, PH) OBP: 0.263, SLG: 0.294 Armando Almanza, L (8, 1) Braden Looper, R (8, 1)			C F B X 1-2 ② G4-3		1 SAFE B X 1-0 ② P6		F S B B 1 SAFE B 1 SAFE F X 2-2 1B 1-3 1B			2 1 0 0	0 1 0 0	0 1 0 0	0 1 0 0	0 0 0 0	0 0 0 0	1 0 0 0
Josh Beckett, R (1, 1) OBP: 0.091, SLG: 0.091 Mike Redmond, R (7, PH) OBP: 0.263, SLG: 0.294 Gerald Williams, R (7, PR) OBP: 0.063, SLG: 0.063 (8, 7)			X 0-0 ③ F9		S C B X 1-2 ③ G5-3		B X 1-0 1B 1-3 3-H 1B			2 1 0	0 0 1	0 1 0	0 1 0	0 0 0	0 0 0	1 0 0
Inning Stats	R: 0 E: 0 K: 0 S: 11 H: 0 LOB: 0 BB: 0 P: 15	R: 0 E: 0 K: 0 S: 9 H: 0 LOB: 0 BB: 0 P: 14	R: 0 E: 0 K: 0 S: 7 H: 0 LOB: 0 BB: 0 P: 9	R: 0 E: 0 K: 0 S: 8 H: 1 LOB: 2 BB: 1 P: 15	R: 0 E: 0 K: 0 S: 7 H: 1 LOB: 1 BB: 0 P: 10	R: 0 E: 0 K: 0 S: 8 H: 0 LOB: 1 BB: 1 P: 15	R: 5 E: 0 K: 1 S: 22 H: 7 LOB: 2 BB: 0 P: 37	R: 0 E: 0 K: 0 S: 10 H: 0 LOB: 0 BB: 0 P: 16		1B: 8 2B: 0 3B: 0 HR: 1	SF: 0 SAC: 0 DP: 0 HBP: 0					

AB	32
R	5
H	9
RBI	5
BB	2
SO	1
LOB	12

WP: 0 PB: 0 SB: 0 CS: 2 PA: 34

PITCHER		IP	WLS	BF	H	R	ER	SO	BB	IBB	HBP	BLK	WP	HR	S	P	ERA	WHIP
Jason Simontacchi, R ERA: 8.35	(1, 1)	6.1		25	4	2	2	0	2	0	0	0	0	1	57	89	2.84	0.947
Steve Kline, L ERA: 4.32	(7, 1)	0.0	L	1	1	0	0	0	0	0	0	0	0	0	4	6	∞	∞
Dustin Hermanson, R ERA: 4.5	(7, 1)	1.2	B	8	4	3	3	1	0	0	0	0	0	0	21	36	16.20	2.400

PITCHER	IP	WLS	BF	H	R	ER	SO	BB	IBB	HBP	BLK	WP	HR	S	P	ERA	WHIP

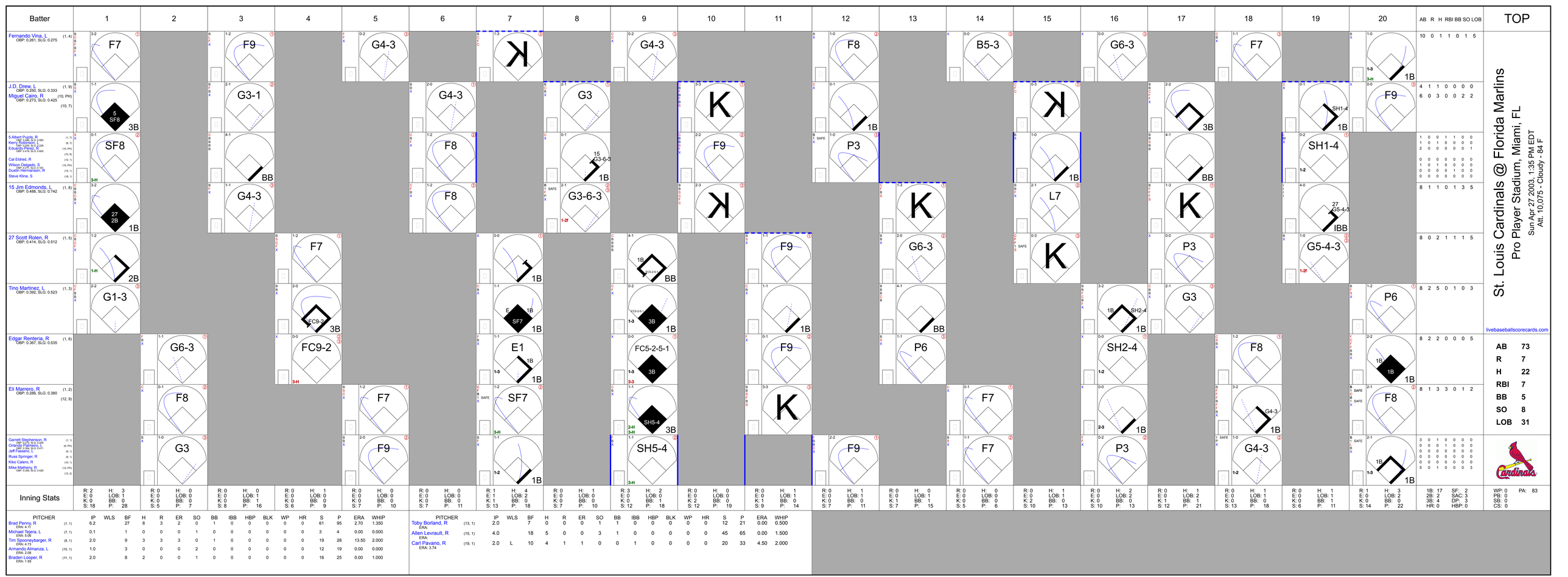
Batter
1
2
3
4
5
6
7
8
9
10
11
12
13
14
15
16
17
18
19
20
AB R H RBI BB SO LOB
TOP
Fernando Vina, L
OBP: 0.281, SLG: 0.275
(1, 4)
F7
F9
G4-3
K
G4-3
F8
G6-3
G6-3
B5-3
G6-3
F7
F9
J.D. Drew, L
OBP: 0.250, SLG: 0.333
(1, 9)
Miguel Cairo, R
OBP: 0.273, SLG: 0.425
(10, PH)
(10, 7)
5 SF8 3B
G3-1
G4-3
G3
K
F8
K
SH1-4 1B
F9
4 1 1 0 0 0 0
6 0 3 0 0 2 2
S Albert Pujols, R
OBP: 0.429, SLG: 0.583
Kerry Robinson, L
OBP: 0.250, SLG: 0.226
Edgardo Alfonzo, R
OBP: 0.419, SLG: 0.600
(1,7)
(8, 7)
(10, PH)
(10, 9)
(10,1)
Cal Eldred, R
Wilson Delgado, S
OBP: 0.077, SLG: 0.154
Dustin Hermanson, R
Steve Kline, S
(15, PH)
(15, 7)
(16,1)
SF8
3-H
BB
F8
P3
1B
SH1-4
1B
1 0 0 1 1 0 0
1 1 0 1 0 0 0
2 0 0 0 0 0 1
0 0 0 0 0 0 0
1 0 1 0 0 0 0
0 0 0 0 0 0 0
0 0 0 0 1 0 0
15 Jim Edmonds, L
OBP: 0.488, SLG: 0.742
(1, 8)
27 2B 1B
G4-3
F8
G3-6-3
1-2r
K
K
L7
K
P3
SH1-4
27 G5-4-3 IBB
8 1 1 0 1 3 5
27 Scott Rolen, R
OBP: 0.414, SLG: 0.512
(1, 5)
2B
F7
1B
F9
G6-3
P3
G5-4-3
1-2r
8 0 2 1 1 1 5
Tino Martinez, L
OBP: 0.392, SLG: 0.523
(1, 3)
G1-3
FC9-2 3B
E SF7 1B
FC5-2-5
3B 1B
1B
BB
1B
SH2-4 1B
G3
P6
8 2 5 0 1 0 3
livebaseballscorecards.com
Edgar Renteria, R
OBP: 0.367, SLG: 0.535
(1, 6)
G6-3
FC9-2
E1 1B
FC5-2-5-1
3B
P6
SH2-4
F8
1B 1B
8 2 2 0 0 0 5
AB 73
R 7
H 22
RBI 7
BB 5
SO 8
LOB 31
Eli Marrero, R
OBP: 0.286, SLG: 0.380
(1, 2)
(12, 9)
F8
SF7
SH5-4 3B
F7
F7
P3
G4-3
8 1 3 3 0 1 2
Garrett Stephenson, R
OBP: 0.375, SLG: 0.625
Orlando Palmeiro, L
OBP: 0.000, SLG: 0.571
Jeff Fassero, L
Russ Springer, R
Kiko Calero, R
Mike Matheny, R
OBP: 0.355, SLG: 0.420
(7, 1)
(9, PH)
(9, 7)
(9, 1)
(10, 1)
(12, PH)
(12, 2)
G3
F9
SH5-4
F9
F7
G4-3
1B
3 0 1 0 0 0 0
0 0 0 0 1 0 0 0
0 0 0 0 0 0 0 0
0 0 0 0 0 0 0 0
5 0 1 0 0 0 3
Inning Stats
R: 2 H: 3
E: 0 LOB: 1
K: 0 BB: 0
S: 18 P: 28
R: 0 H: 0
E: 0 LOB: 0
K: 0 BB: 0
S: 5 P: 7
R: 0 H: 0
E: 0 LOB: 1
K: 0 BB: 0
S: 8 P: 16
R: 0 H: 1
E: 0 LOB: 0
K: 0 BB: 1
S: 6 P: 9
R: 0 H: 0
E: 0 LOB: 0
K: 0 BB: 0
S: 7 P: 10
R: 0 H: 0
E: 0 LOB: 0
K: 0 BB: 0
S: 7 P: 11
R: 1 H: 4
E: 1 LOB: 2
K: 1 BB: 0
S: 13 P: 18
R: 0 H: 1
E: 0 LOB: 0
K: 0 BB: 0
S: 7 P: 10
R: 3 H: 2
E: 0 LOB: 0
K: 0 BB: 1
S: 12 P: 18
R: 0 H: 0
E: 0 LOB: 0
K: 2 BB: 0
S: 12 P: 19
R: 0 H: 1
E: 0 LOB: 1
K: 1 BB: 0
S: 9 P: 14
R: 0 H: 1
E: 0 LOB: 1
K: 0 BB: 1
S: 7 P: 11
R: 0 H: 0
E: 0 LOB: 0
K: 1 BB: 1
S: 7 P: 15
R: 0 H: 0
E: 0 LOB: 0
K: 0 BB: 0
S: 5 P: 6
R: 0 H: 1
E: 0 LOB: 1
K: 2 BB: 0
S: 10 P: 13
R: 0 H: 2
E: 0 LOB: 2
K: 0 BB: 0
S: 10 P: 13
R: 0 H: 1
E: 0 LOB: 2
K: 1 BB: 1
S: 12 P: 21
R: 0 H: 1
E: 0 LOB: 1
K: 0 BB: 0
S: 13 P: 18
R: 0 H: 0
E: 0 LOB: 1
K: 0 BB: 1
S: 6 P: 11
R: 1 H: 3
E: 0 LOB: 2
K: 0 BB: 0
S: 14 P: 22
1B: 17 SF: 2
2B: 2 SAC: 3
3B: 4 DP: 3
HR: 0 HBP: 0
WP: 0 PA: 83
PB: 0
SB: 0
CS: 0
St. Louis Cardinals @ Florida Marlins
Pro Player Stadium, Miami, FL
Sun Apr 27 2003, 1:35 PM EDT
Att. 10,075 - Cloudy - 84 F
PITCHER IP WLS BF H R ER SO BB IBB HBP BLK WP HR S P ERA WHIP
Brad Penny, R (1, 1) 6.2 27 8 3 2 0 1 0 0 0 0 0 0 61 95 2.70 1.350
ERA: 4.11
Michael Tejera, L (7, 1) 0.1 1 0 0 0 1 0 0 0 0 0 0 0 3 4 0.00 0.000
ERA: 0.00
Tim Spooneybarger, R (8, 1) 2.0 9 3 3 3 0 1 0 0 0 0 0 0 19 28 13.50 2.000
ERA: 4.73
Armando Almanza, L (10, 1) 1.0 3 0 0 0 2 0 0 0 0 0 0 0 12 19 0.00 0.000
ERA: 2.08
Braden Looper, R (11, 1) 2.0 8 2 0 0 1 0 0 0 0 0 0 0 16 25 0.00 1.000
ERA: 1.69
PITCHER IP WLS BF H R ER SO BB IBB HBP BLK WP HR S P ERA WHIP
Toby Borland, R (13, 1) 2.0 7 1 0 0 1 0 0 0 0 0 0 0 12 21 0.00 0.500
ERA:
Allen Levrault, R (15, 1) 4.0 18 5 0 0 3 1 0 0 0 0 0 0 45 65 0.00 1.500
ERA:
Carl Pavano, R (19, 1) 2.0 L 10 4 1 1 0 0 1 0 0 0 0 0 20 33 4.50 2.000
ERA: 3.74

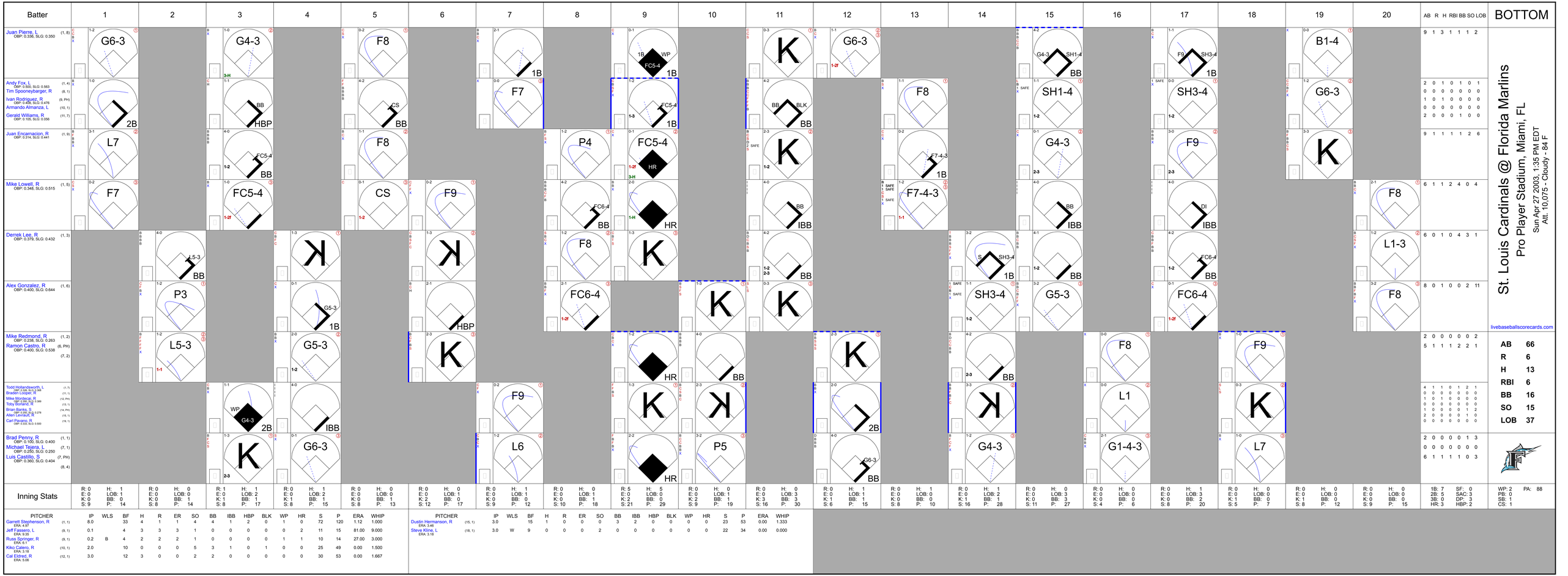
Batter
1
2
3
4
5
6
7
8
9
10
11
12
13
14
15
16
17
18
19
20
AB R H RBI BB SO LOB
BOTTOM
Juan Pierre, L
OBP: 0.336, SLG: 0.350
Andy Fox, L
OBP: 0.500, SLG: 0.563
Tim Spooneybarger, R
Ivan Rodriguez, R
OBP: 0.406, SLG: 0.476
Armando Almanza, L
Gerald Williams, R
OBP: 0.105, SLG: 0.056
Juan Encarnacion, R
OBP: 0.314, SLG: 0.441
Mike Lowell, R
OBP: 0.348, SLG: 0.515
Derrek Lee, R
OBP: 0.379, SLG: 0.432
Alex Gonzalez, R
OBP: 0.400, SLG: 0.644
Mike Redmond, R
OBP: 0.238, SLG: 0.263
Ramon Castro, R
OBP: 0.400, SLG: 0.538
Todd Hollandsworth, L
OBP: 0.308, SLG: 0.308
Braden Looper, R
Mike Mordecai, R
OBP: 0.500, SLG: 0.389
Toby Borland, R
Brian Banks, S
OBP: 0.000, SLG: 0.079
Abel Levrault, R
Carl Pavano, R
OBP: 0.000, SLG: 0.000
Brad Penny, R
OBP: 0.150, SLG: 0.400
Michael Tejera, L
OBP: 0.250, SLG: 0.250
Luis Castillo, S
OBP: 0.360, SLG: 0.404
Inning Stats
St. Louis Cardinals @ Florida Marlins
Pro Player Stadium, Miami, FL
Sun Apr 27 2003, 1:35 PM EDT
Att. 10,075 - Cloudy - 84 F
livebaseballscorecards.com
AB 66
R 6
H 13
RBI 6
BB 16
SO 15
LOB 37
PITCHER IP WLS BF H R ER SO BB IBB HBP BLK WP HR S P ERA WHIP
Garrett Stephenson, R (1, 1) ERA: 4.97 8.0 33 4 1 1 4 4 1 2 0 1 0 72 120 1.12 1.000
Jeff Fassero, L (9, 1) ERA: 9.35 0.1 4 3 3 3 1 0 0 0 0 0 0 11 15 81.00 9.000
Russ Springer, R (9, 1) ERA: 6.1 0.2 B 4 2 2 2 1 0 0 0 0 1 1 10 14 27.00 3.000
Kiko Calero, R (10, 1) ERA: 3.18 2.0 10 0 0 0 5 3 1 0 1 0 0 25 49 0.00 1.500
Cal Eldred, R (12, 1) ERA: 5.06 3.0 12 3 0 0 2 2 0 0 0 0 0 30 53 0.00 1.667
PITCHER IP WLS BF H R ER SO BB IBB HBP BLK WP HR S P ERA WHIP
Dustin Hermanson, R (15, 1) ERA: 3.46 3.0 15 1 0 0 0 3 2 0 0 0 0 0 23 53 0.00 1.333
Steve Kline, L (18, 1) ERA: 3.18 3.0 W 9 0 0 0 2 0 0 0 0 0 0 22 34 0.00 0.000
1B: 7 SF: 0
2B: 5 SAC: 3
3B: 0 DP: 3
HR: 3 HBP: 2
WP: 2 PA: 88
PB: 0
SB: 1
CS: 1

Batter	1	2	3	4	5	6	7	8	9	AB	R	H	RBI	BB	SO	LOB
Roberto Alomar, S (1, 4) OBP: 0.351, SLG: 0.357	F7	G4-3			G5-3		B1-3		BB	4	0	0	0	1	0	1
Timo Perez, L (1, 8) OBP: 0.283, SLG: 0.306 Tsuyoshi Shinjo, R (8, PH) OBP: 0.194, SLG: 0.172 (8, 8)	31 1B BB 1B		F7			K		F9	BB	3 1	0 0	1 0	0 0	0 1	1 0	0 0
Cliff Floyd, L (1, 7) OBP: 0.337, SLG: 0.390	31 1B BB		F8			31 2B 2B		31 2B BB	P6	3	1	1	0	2	0	2
31 Mike Piazza, R (1, 2) OBP: 0.364, SLG: 0.500	1B		P3			3B 2B		2B		4	1	3	1	0	0	0
Mo Vaughn, L (1, 3) OBP: 0.325, SLG: 0.319 Tony Clark, S (1, 3) OBP: 0.267, SLG: 0.700	K			G1-3		F7		K		1 3	0 0	0 0	0 0	0 0	1 1	3 3
Ty Wigginton, R (1, 5) OBP: 0.373, SLG: 0.430	G6-3			G5-3		3B		K		4	0	1	1	0	1	5
Roger Cedeno, S (1, 9) OBP: 0.240, SLG: 0.268		G4-3		F8		K			G3 SF8 2B	4	1	1	0	0	1	1
Jay Bell, R (1, 6) OBP: 0.371, SLG: 0.160		K	K			F9			G3	4	0	0	0	0	2	1
Al Leiter, L (1, 1) Raul Gonzalez, R (7, PH) OBP: 0.400, SLG: 0.611 David Weathers, R (7, 1) Jaime Cerda, L (8, 1) Graeme Lloyd, L (8, 1) Vance Wilson, R (9, PH) OBP: 0.296, SLG: 0.417		BB	G4-3			K		SF8	1 1 0 0 0 0	0 0 0 0 0 0	0 0 0 0 0 0	1 0 0 0 0 1	0 0 0 0 0 0	0 1 0 0 0 0	0 0 0 0 0 0
Inning Stats	R: 0 E: 0 K: 1 S: 21 H: 2 LOB: 3 BB: 1 P: 33	R: 0 E: 0 K: 1 S: 10 H: 0 LOB: 1 BB: 1 P: 20	R: 0 E: 0 K: 0 S: 11 H: 0 LOB: 0 BB: 0 P: 14	R: 0 E: 0 K: 0 S: 6 H: 0 LOB: 0 BB: 0 P: 11	R: 0 E: 0 K: 1 S: 7 H: 0 LOB: 0 BB: 0 P: 10	R: 2 E: 0 K: 2 S: 17 H: 3 LOB: 1 BB: 0 P: 27	R: 0 E: 0 K: 1 S: 7 H: 0 LOB: 0 BB: 0 P: 12	R: 0 E: 0 K: 2 S: 13 H: 1 LOB: 2 BB: 1 P: 20	R: 1 E: 0 K: 0 S: 16 H: 1 LOB: 2 BB: 2 P: 25	1B: 2 2B: 4 3B: 1 HR: 0 SF: 1 SAC: 0 DP: 0 HBP: 0						

PITCHER	IP	WLS	BF	H	R	ER	SO	BB	IBB	HBP	BLK	WP	HR	S	P	ERA	WHIP
Matt Morris, R (1, 1) ERA: 2.53	6.0	W	25	5	2	2	5	2	0	0	0	0	0	72	115	3.00	1.167
Russ Springer, R (7, 1) ERA: 5.56	1.0	H	3	0	0	0	1	0	0	0	0	0	0	7	12	0.00	0.000
Jeff Fassero, L (8, 1) ERA: 9.0	0.1		2	0	0	0	0	1	0	0	0	0	0	3	7	0.00	3.000
Kiko Calero, R ERA: 3.46	1.2		9	2	1	1	2	2	0	0	0	0	0	26	38	5.40	2.400

PITCHER	IP	WLS	BF	H	R	ER	SO	BB	IBB	HBP	BLK	WP	HR	S	P	ERA	WHIP

TOP

New York Mets @ St. Louis Cardinals

Busch Stadium, St. Louis, MO

Tue Apr 29 2003, 7:10 PM CDT
Att. 30,275 - Overcast - 77 F

livebaseballscorecards.com

AB	33
R	3
H	7
RBI	3
BB	5
SO	8
LOB	16

BOTTOM

New York Mets @ St. Louis Cardinals

Busch Stadium, St. Louis, MO

Tue Apr 29 2003, 7:10 PM CDT
Att. 30,275 - Overcast - 77 F

livebaseballscorecards.com

Batter	1	2	3	4	5	6	7	8	9	AB	R	H	RBI	BB	SO	LOB
Miguel Cairo, R (1, 4) OBP: 0.292, SLG: 0.477 Russ Springer, R (7, 1) Jeff Fassero, L (8, 1) Orlando Palmeiro, L (8, 9) OBP: 0.358, SLG: 0.404	3-2 15 1B 5 2B 2B	0-1 E4 1-2		1-1 2B		F F B X 1-2 F8 ③		4-1 5 BB 15 BB 1B BB 3-2 G4-3 ③		4 0 0 1	1 0 0 1	2 0 0 1	0 0 0 1	0 0 0 1	0 0 0 0	3 0 0 2
15 Jim Edmonds, L (1, 8) OBP: 0.482, SLG: 0.714 Kerry Robinson, L (9, 8) OBP: 0.250, SLG: 0.226	2-2 5 2B 27 2B 1B 2-3	1-1 F8 ①		3-3 K ③			X 0-0 G6-3 ①	C B F 2 B B B SAFE 4-2 1B 5 BB 27 1B BB 1-2 2-3		4 0	2 0	1 0	0 0	1 0	1 0	3 0
5 Albert Pujols, R (1, 3) OBP: 0.456, SLG: 0.594	X 0-0 27 2B 2B 1-3 3-H	B B X 2-0 L4-6 ② ③ 2-2			B X 1-0 F9 ①		C S B B F F B X 3-2 27 FC6-4 BB 1B 1B	C B B B B 4-1 1B 27 1B BB 1-2 2-3 3-H		4	3	2	2	1	0	2
Eduardo Perez, R (1, 9) OBP: 0.429, SLG: 0.679 Kiko Calero, R (8, 1) OBP: 1.000, SLG: 1.000	C F F B S 1-3 K ①		B C X 1-1 HR		B B C X 2-1 L7 ②		1 SAFE B B S B F F B 4-2 27 FC6-4 BB 1-2	C B X 1-1 27 1B 2B 1B 1-2 2-3 3-H		3 1	1 1	1 1	1 1	1 0	1 0	2 0
27 Scott Rolen, R (1, 5) OBP: 0.414, SLG: 0.516	C B S B B X 3-2 S 2B 2B 2-H 3-H		C B S 1-3 K ①		B B C B X 3-1 P4 ③		B C C X 1-2 FC6-4 1B ② 1-2f 2-3	C F B F F X 1-2 2B 1B 1-2 2-H 3-H		5	2	2	4	0	1	2
Edgar Renteria, R (1, 6) OBP: 0.377, SLG: 0.558	B B B S X 3-1 2B 2-H	B C B X 2-1 G5-3 ②				B C B B C X 3-2 F9 ①	1 SAFE X 0-0 1B 1-2 3-H	X 0-0 1B SF7 2B 1-H 2-H		5	1	3	4	0	0	0
Eli Marrero, R (1, 7) OBP: 0.279, SLG: 0.364	F C X 0-2 G1-3 ②	B B X 2-0 F7 ③				B F X 1-1 L7 ②	S B B X 2-1 F9 ③	C B X 1-1 1B 1B 2-3		5	0	1	0	0	0	3
Mike Matheny, R (1, 2) OBP: 0.357, SLG: 0.424	B C B C B X 3-2 P2 ③			S B C F S 1-3 K ①		B X 1-0 1B 1B		X 0-0 FC1-6 1B C X 0-2 SF7 ② 3-H		4	0	2	1	0	1	1
Matt Morris, R (1, 1) OBP: 0.357, SLG: 0.615 Wilson Delgado, S (6, PH) (7, 4) OBP: 0.273, SLG: 0.238		F C B B F X 2-2 E3 5 L4-6 E		B C F B F C 2-3 K ②		C B X 1-1 1-2 1B		1 SAFE B B S B F F B 2-1 FC1-6 15 BB 5 BB BB 1-2f 1 SAFE X B C 1-0 1-2 1B		2 3	0 1	0 2	0 0	0 0	1 0	0 1
Inning Stats	R: 4 H: 5 E: 0 LOB: 1 K: 1 BB: 0 S: 24 P: 39	R: 0 H: 0 E: 2 LOB: 1 K: 0 BB: 0 S: 9 P: 14	R: 1 H: 1 E: 0 LOB: 0 K: 1 BB: 0 S: 8 P: 14	R: 0 H: 1 E: 0 LOB: 1 K: 3 BB: 0 S: 13 P: 20	R: 0 H: 0 E: 0 LOB: 0 K: 0 BB: 0 S: 5 P: 11	R: 0 H: 2 E: 0 LOB: 2 K: 0 BB: 0 S: 11 P: 18	R: 1 H: 2 E: 0 LOB: 2 K: 0 BB: 1 S: 15 P: 25	R: 7 H: 6 E: 0 LOB: 2 K: 0 BB: 3 S: 24 P: 45		1B: 10 SF: 1 2B: 7 SAC: 0 3B: 0 DP: 1 HR: 1 HBP: 0						

AB	41
R	13
H	17
RBI	13
BB	4
SO	5
LOB	19

WP: 0 PA: 46
PB: 0
SB: 1
CS: 0

PITCHER		IP	WLS	BF	H	R	ER	SO	BB	IBB	HBP	BLK	WP	HR	S	P	ERA	WHIP
Al Leiter, L ERA: 3.19	(1, 1)	6.0	L	28	9	5	5	5	0	0	0	0	0	1	70	116	7.50	1.500
David Weathers, R ERA: 2.65	(7, 1)	1.0		6	2	1	1	0	1	0	0	0	0	0	15	25	9.00	3.000
Jaime Cerda, L ERA: 9.31	(8, 1)	0.1		6	2	5	5	0	3	0	0	0	0	0	9	24	135.00	15.000
Graeme Lloyd, L ERA: 4.0	(8, 1)	0.2		6	4	2	2	0	0	0	0	0	0	0	15	21	27.00	6.000

PITCHER	IP	WLS	BF	H	R	ER	SO	BB	IBB	HBP	BLK	WP	HR	S	P	ERA	WHIP

Batter	1	2	3	4	5	6	7	8	9	AB	R	H	RBI	BB	SO	LOB
Roberto Alomar, S (1, 4) OBP: 0.350, SLG: 0.350	C C B F X 1-2 ① G1-3		B B C B B 4-1 BB		1 SAFE X 0-0 ① F7			B F F B X 2-2 G6-4-3 1B		2	0	0	0	1	0	1
Rey Sanchez, R (8, PH) OBP: 0.169, SLG: 0.132										1	0	1	0	0	0	0
(8, 6)																
Timo Perez, L (1, 8) OBP: 0.268, SLG: 0.288	B C B F F B S 3-3 ② K		S B B C F X 2-2 ③ L9		C X 0-1 ② F9			B F X 1-1 ① ② G6-4-3 1-2f		3	0	0	0	0	1	2
Jason Middlebrook, R (5, 1)										0	0	0	0	0	0	0
Joe McEwing, R (7, 6) OBP: 0.188, SLG: 0.133										1	0	0	0	0	0	1
(8, 4)																
Ty Wigginton, R (1, 5) OBP: 0.368, SLG: 0.422	B F C F F S 1-3 ③ K			X 0-0 G4-3 2B 1B	C S F D F C 1-3 ③ K			S C B B B S 3-3 ③ K		4	1	1	0	0	3	1
Cliff Floyd, L (1, 7) OBP: 0.326, SLG: 0.375		B C F F X 1-2 ① G4-3		C S S 0-3 ① K		B S B B X 3-1 ① F7			C B B F F F X 2-2 ① F8	3	0	0	0	0	1	1
Tsuyoshi Shinjo, R (7, 7) OBP: 0.188, SLG: 0.167										1	0	0	0	0	0	0
(8, 8)																
Mo Vaughn, L (1, 3) OBP: 0.322, SLG: 0.356		B C C C B B F X 3-2 ② G4-3		F F X 0-2 ② G4-3 1-2		C B F B S 2-3 ② K			B B X 2-0 HR	4	1	1	1	0	1	1
Raul Gonzalez, R (1, 9) OBP: 0.375, SLG: 0.524	X 0-0 E9			C B B B B 4-1 2B BB		X 0-0 ③ F9			B X 1-0 ② F8	3	1	0	0	1	0	0
(5, 8)																
(8, 7)																
Vance Wilson, R (1, 2) OBP: 0.323, SLG: 0.571	B X 1-0 ③ F9			F B X 1-1 1-H 2-H 1B 2B			C X 0-1 ① L9		C B X 1-1 HR	4	1	2	3	0	0	1
Jay Bell, R (1, 6) OBP: 0.368, SLG: 0.179		B C B X 2-1 ① F8		C C B X 1-2 ③ 2-H 1B			X 0-0 ② F9		B C F X 1-2 ③ G1-3	3	0	1	0	0	0	0
Scott Strickland, L (7, 1)										0	0	0	0	0	0	0
Mike Stanton, L (8, 1)										0	0	0	0	0	0	0
Tony Clark, S (9, PH) OBP: 0.258, SLG: 0.677										1	0	0	0	0	0	0
Pedro Astacio, R (1, 1) OBP: 0.333, SLG: 0.333		B F X 1-1 ② G4-3			B B C X 2-1 1B		F C B X 1-2 ③ G1-3			1	0	0	0	0	0	0
Roger Cedeno, S (5, PH) OBP: 0.247, SLG: 0.274										2	0	1	0	0	0	0
(5, 9)																
Inning Stats	R: 0 E: 0 K: 2 S: 13 H: 0 LOB: 0 BB: 0 P: 18	R: 0 E: 1 K: 0 S: 10 H: 0 LOB: 1 BB: 0 P: 15	R: 0 E: 0 K: 0 S: 9 H: 0 LOB: 1 BB: 1 P: 18	R: 2 E: 0 K: 1 S: 13 H: 3 LOB: 2 BB: 1 P: 19	R: 0 E: 0 K: 1 S: 10 H: 1 LOB: 1 BB: 0 P: 13	R: 0 E: 0 K: 1 S: 6 H: 0 LOB: 0 BB: 0 P: 11	R: 0 E: 0 K: 0 S: 6 H: 0 LOB: 0 BB: 0 P: 7	R: 0 E: 0 K: 1 S: 8 H: 1 LOB: 0 BB: 0 P: 14	R: 2 E: 0 K: 0 S: 12 H: 2 LOB: 0 BB: 0 P: 19	1B: 4 2B: 1 3B: 0 HR: 2 SF: 0 SAC: 0 DP: 1 HBP: 0						

PITCHER		IP	WLS	BF	H	R	ER	SO	BB	IBB	HBP	BLK	WP	HR	S	P	ERA	WHIP
Woody Williams, R ERA: 1.09	(1, 1)	7.0	W	27	4	2	2	5	2	0	0	0	0	0	67	101	2.57	0.857
Jeff Fassero, L ERA: 8.1	(8, 1)	1.0		3	1	0	0	1	0	0	0	0	0	0	8	14	0.00	1.000
Russ Springer, R ERA: 6.57	(9, 1)	1.0		5	2	2	2	0	0	0	0	0	0	2	12	19	18.00	2.000

PITCHER	IP	WLS	BF	H	R	ER	SO	BB	IBB	HBP	BLK	WP	HR	S	P	ERA	WHIP

TOP

New York Mets @ St. Louis Cardinals

Busch Stadium, St. Louis, MO

Wed Apr 30 2003, 7:10 PM CDT

Att. 30,265 - Cloudy - 83 F

livebaseballscorecards.com

AB	33
R	4
H	7
RBI	4
BB	2
SO	6
LOB	8

New York Mets @ St. Louis Cardinals

Busch Stadium, St. Louis, MO

Wed Apr 30 2003, 7:10 PM CDT
Att. 30,265 - Cloudy - 83 F

livebaseballscorecards.com

BOTTOM

Batter	1	2	3	4	5	6	7	8	9	AB	R	H	RBI	BB	SO	LOB
Fernando Vina, L (1, 4) OBP: 0.269, SLG: 0.329	X 0-0 ① F8	F B X 1-1 2-H HR		B X 1-0 ① F8		C B X 1-1 1B 2B	C F F X 0-2 ② ③ G6-4-3 1-2f			5	2	2	2	0	0	1
J.D. Drew, L (1, 9) OBP: 0.286, SLG: 0.400	B B C B C X 3-2 ② P3	C X 0-1 ① G4-3		C X 0-1 5 HR 2B		F B B X 2-1 1B 5 1B SF8 2-H 1B		C F X 0-2 ① G5-3		5	2	2	1	0	0	0
5 Albert Pujols, R (1, 3) OBP: 0.470, SLG: 0.691 Miguel Cairo, R (8, 5) OBP: 0.306, SLG: 0.489	X 0-0 HR	C F B X 1-2 ② G5-3		B X 1-0 2-H HR		B X 1-0 1B 1-2 2B 1B		C S F X 0-2 FC4-6 1B		4 1	3 0	3 1	3 0	0 0	0 0	0 0
15 Jim Edmonds, L (1, 8) OBP: 0.494, SLG: 0.750 Orlando Palmeiro, L (4, PH) OBP: 0.357, SLG: 0.400 (5, 7)	C X 0-1 1B 2B	C F B B B F X 2-2 2B		B C B B B C X 3-2 ② G3-1		B F B B X 2-1 1-2 2-3 2B 1B		B X 1-0 ② FC4-6 1-2f		2 3	1 1	2 1	0 0	0 0	0 0	0 1
27 Scott Rolen, R (1, 5) OBP: 0.420, SLG: 0.511 Wilson Delgado, S (6, PH) OBP: 0.250, SLG: 0.227 (7, 5) (8, 6)	C B S D F B B 4-2 1B HR BB	B F B B B 4-1 BB		C X 0-1 ③ F8		B S C X 1-2 ② SF8 3-H		B B F X 2-1 ③ F7		1 1	1 0	0 0	0 1	2 0	0 0	0 1
Edgar Renteria, R (1, 6) OBP: 0.381, SLG: 0.565 Jeff Fassero, L (8, 1) Russ Springer, R (9, 1)	B C C X 1-2 1-2 2-H HR 1B	D X 1-0 ③ L5			C B B X 2-1 ① G6-3	B X 1-0 1-H 2-H 2B				4 0 0	1 0 0	2 0 0	3 0 0	0 0 0	0 0 0	2 0 0
Eli Marrero, R (1, 7) (5, 8) (8, 2) OBP: 0.292, SLG: 0.424	X 0-0 1-H 2-H HR		B C B F E X 2-2 ① F7		C B B X 2-1 G4-6-3 1B	B B C C B X 3-2 ③ P4				4	1	2	3	0	0	1
Mike Matheny, R (1, 2) (8, 3) OBP: 0.343, SLG: 0.406	B B B C C S 3-3 ③ K2-3		B S X 1-1 ② G5-3		C F X 0-2 ② ③ G4-6-3 1-2f		C S F S 0-3 ① K			4	0	0	0	0	2	1
Woody Williams, R (1, 1) OBP: 0.357, SLG: 0.385 Kerry Robinson, L (7, PH) OBP: 0.273, SLG: 0.226 (8, 8)		B B X 2-0 HR 2B	C C X 0-2 ③ F9			B B B F C S 3-3 ① K	B B B B 4-0 G6-4-3 BB			3 0	1 0	1 0	0 0	0 1	1 0	0 0
Inning Stats	R: 5 E: 0 K: 1 S: 17 H: 4 LOB: 0 BB: 1 P: 28	R: 2 E: 0 K: 0 S: 14 H: 3 LOB: 2 BB: 1 P: 25	R: 0 E: 0 K: 0 S: 9 H: 0 LOB: 0 BB: 0 P: 12	R: 2 E: 0 K: 0 S: 9 H: 2 LOB: 0 BB: 0 P: 14	R: 0 E: 0 K: 0 S: 7 H: 1 LOB: 0 BB: 0 P: 11	R: 4 E: 0 K: 1 S: 17 H: 5 LOB: 1 BB: 0 P: 31	R: 0 E: 0 K: 1 S: 8 H: 0 LOB: 0 BB: 1 P: 12	R: 0 E: 0 K: 0 S: 10 H: 1 LOB: 1 BB: 0 P: 13		1B: 6 2B: 6 3B: 0 HR: 4	SF: 1 SAC: 0 DP: 2 HBP: 0			WP: 0 PB: 0 SB: 0 CS: 0	PA: 41		

	AB	37
	R	13
	H	16
	RBI	13
	BB	3
	SO	3
	LOB	7

PITCHER		IP	WLS	BF	H	R	ER	SO	BB	IBB	HBP	BLK	WP	HR	S	P	ERA	WHIP
Pedro Astacio, R ERA: 9.9	(1, 1)	4.0	L	23	9	9	9	1	2	0	0	0	0	4	49	79	20.25	2.750
Jason Middlebrook, R ERA: 15.0	(5, 1)	2.0		11	6	4	4	1	0	0	0	0	0	0	24	42	18.00	3.000
Scott Strickland, R ERA: 1.65	(7, 1)	1.0		3	0	0	0	1	1	0	0	0	0	0	8	12	0.00	1.000
Mike Stanton, L ERA: 4.22	(8, 1)	1.0		4	1	0	0	0	0	0	0	0	0	0	10	13	0.00	1.000

PITCHER	IP	WLS	BF	H	R	ER	SO	BB	IBB	HBP	BLK	WP	HR	S	P	ERA	WHIP

Batter	1	2	3	4	5	6	7	8	9	10	AB	R	H	RBI	BB	SO	LOB
Roger Cedeno, S (1, 9) OBP: 0.256, SLG: 0.282	C X 0-1 SH1-3 2B 1B		X 0-0 ① G4-3		C F B B X 2-2 ② L7		B C X 1-1 1-2 1B	B B F F F X 2-2 ③ G4-3		C C 0-3 ③ K	5	1	2	0	0	0	1
Armando Benitez, R (8, 1)											0	0	0	0	0	0	0
Vance Wilson, R (10, PH) OBP: 0.313, SLG: 0.552											1	0	0	0	0	1	2
Scott Strickland, R (10, 1)											0	0	0	0	0	0	0
Timo Perez, L (1, 8) OBP: 0.259, SLG: 0.278	1 SAFE 1 SAFE X 0-0 ① SH1-3 1-2		C B B X 2-1 ② F8		X 0-0 ③ G4-3		C X 0-1 ② L7		C B X 1-1 ① F9		2	0	0	0	0	0	0
Raul Gonzalez, R (7, PH) OBP: 0.346, SLG: 0.478											2	0	0	0	0	0	2
(7, 8)																	
(8, 9)																	
Cliff Floyd, L (1, 7) OBP: 0.330, SLG: 0.381	B X 1-0 2-H 2B		B X 1-0 ③ P5			B S F X 1-2 ① F9	X 0-0 ③ G4-3		B B B B 4-0 BB		4	0	1	1	1	0	2
31 Mike Piazza, R (1, 2) OBP: 0.366, SLG: 0.486	B B X 2-0 ② G5-3			B B C S B F X 3-2 ① F8		S B B B B 4-1 WP BB		X 0-0 1B 1B 2B 1B	C S B X 1-2 ② P3		4	1	1	0	1	0	2
Mo Vaughn, L (1, 3) OBP: 0.326, SLG: 0.342	B B F B B 4-1 BB			B B B C B 4-1 FC3-6 BB		F F F F B D S 2-3 ② K 1-2		B C X 1-1 ① F7	S B F D X 2-2 ③ F8		3	0	0	0	2	1	3
Ty Wigginton, R (1, 5) OBP: 0.358, SLG: 0.409	B X 1-0 ③ F9			C C B X 1-2 ② FC3-6 1B 1-2f		B S C B B F S 3-3 ③ K		F B C B B X 2-2 1B 1-2 2B 1B		C B F F B X 2-2 ① G1-3	3	0	0	0	0	1	4
Tsuyoshi Shinjo, R (8, 8) OBP: 0.182, SLG: 0.161											1	0	0	0	0	0	0
Rey Sanchez, R (1, 6) OBP: 0.211, SLG: 0.205		B F X 1-1 ① G6-3		B S B X 2-1 1-2 1B			X 0-0 G3 1B 2B	C B X 1-1 2B SF7 1-2 2-3 1B		B X 1-0 L8 2B	5	2	4	0	0	0	0
Joe McEwing, R (1, 4) OBP: 0.190, SLG: 0.200		C T F B F X 1-2 ② G6-3		F X 0-1 ③ G4-3			L F B F B X 2-2 ① G3 2-3	F B B X 2-1 1-3 2-H 3-H 2B		B F D S O F X 3-2 ② L8 2-3	5	0	1	2	0	0	4
(8, 5)																	
Steve Trachsel, R (1, 1) OBP: 0.125, SLG: 0.250		C X 0-1 ③ F8			C S B X 1-2 ① P4		B S F B F X 2-2 1B 3-H 1B	C X 0-1 ② SF7 3-H		I I I I 4-0 IBB	2	0	0	0	0	0	0
David Weathers, R (6, 1)											0	0	0	0	0	0	0
Jay Bell, R (6, 5) OBP: 0.085, SLG: 0.207											1	0	1	1	0	0	0
Tony Clark, S (8, PH) OBP: 0.281, SLG: 0.688											1	1	1	0	0	0	0
Roberto Alomar, S (8, PH) OBP: 0.353, SLG: 0.350											0	0	0	1	1	0	0
(8, 4)																	
Inning Stats	R: 1 E: 0 K: 0 S: 7 H: 2 LOB: 2 BB: 1 P: 15	R: 0 E: 0 K: 0 S: 9 H: 0 LOB: 0 BB: 0 P: 11	R: 0 E: 0 K: 0 S: 4 H: 0 LOB: 0 BB: 0 P: 7	R: 0 E: 0 K: 0 S: 12 H: 1 LOB: 2 BB: 1 P: 22	R: 0 E: 0 K: 0 S: 7 H: 0 LOB: 0 BB: 0 P: 10	R: 0 E: 0 K: 2 S: 13 H: 0 LOB: 1 BB: 1 P: 23	R: 1 E: 0 K: 0 S: 14 H: 3 LOB: 2 BB: 0 P: 19	R: 3 E: 0 K: 0 S: 16 H: 4 LOB: 1 BB: 0 P: 24	R: 0 E: 0 K: 0 S: 8 H: 0 LOB: 1 BB: 1 P: 16	R: 0 E: 0 K: 1 S: 12 H: 1 LOB: 2 BB: 1 P: 22	1B: 7 2B: 4 3B: 0 HR: 0 SF: 1 SAC: 1 DP: 0 HBP: 0						

PITCHER		IP	WLS	BF	H	R	ER	SO	BB	IBB	HBP	BLK	WP	HR	S	P	ERA	WHIP
Brett Tomko, R ERA: 4.2	(1, 1)	6.1		28	6	2	2	2	3	0	0	0	1	0	63	104	2.84	1.421
Steve Kline, L ERA: 5.11	(7, 1)	1.0	H	7	4	3	3	0	0	0	0	0	0	0	13	19	27.00	4.000
Dustin Hermanson, R ERA: 3.07	(8, 1)	1.2	B	6	0	0	0	0	1	0	0	0	0	0	14	24	0.00	0.600
Cal Eldred, R ERA: 4.63	(10, 1)	1.0	W	5	1	0	0	1	0	1	0	0	0	0	12	22	0.00	1.000

PITCHER	IP	WLS	BF	H	R	ER	SO	BB	IBB	HBP	BLK	WP	HR	S	P	ERA	WHIP

TOP

New York Mets @ St. Louis Cardinals

Busch Stadium, St. Louis, MO

Thu May 01 2003, 12:10 PM CDT
Att. 35,283 - Cloudy - 63 F

livebaseballscorecards.com

AB	39
R	5
H	11
RBI	5
BB	5
SO	3
LOB	20

WP: 1 PA: 46
PB: 0
SB: 0
CS: 0

Batter	1	2	3	4	5	6	7	8	9	10	AB	R	H	RBI	BB	SO	LOB
Fernando Vina, L (1, 4) OBP: 0.265, SLG: 0.322	C B B F X 2-2 F7 ①			F F B S 1-3 K ①	F B X 1-1 F9 ③		X 0-0 5 G4-3 SH1-3 1B		X 0-0 G5-3 ②		5	0	1	0	0	1	1
Orlando Palmeiro, L (1, 7) OBP: 0.351, SLG: 0.391	B C B B C X 3-2 P4 ②			C B X 1-1 G4-3 ②		B X 1-0 15 HBP 5 1B 27 2B 1B	1 SAFE 1 SAFE F 1 SAFE X 0-1 SH1-3 ① 1-2		B S X 1-1 G3 ③		4	1	1	0	0	0	0
5 Albert Pujols, R (1, 3) OBP: 0.466, SLG: 0.671	B B C X 2-1 F7 ③			B C F X 1-2 1B		F 1 SAFE 1 SAFE F X 0-2 15 HBP 27 2B 1-2 1B	B B C B X 3-1 G4-3 ② 2-3			B S F B F X 3-2 G6-3 ①	5	1	2	0	0	0	1
15 Jim Edmonds, L (1, 8)		C B X 1-1 P6 ①		C X 0-1 F9 ③		S F B H 2-2 27 2B 1-2 2-3 HBP	B C B X 2-1 F9 ③			C B F X 1-2 HR	4	2	1	1	0	0	2
27 Scott Rolen, R (1, 5) OBP: 0.415, SLG: 0.510		B B C F F X 2-2 F9 ②		B C C B F F B X 3-2 G6-3 ①	X 0-0 1-H 2-H 3-H 2B			B F X 1-1 F7 ①			4	0	1	3	0	0	0
Edgar Renteria, R (1, 6) OBP: 0.402, SLG: 0.589	C X 0-1 CS 1B			C B B X 2-1 1B 2B 1B	F X 0-1 1B			X 0-0 2B			4	1	4	0	0	0	0
Eli Marrero, R (1, 9) OBP: 0.275, SLG: 0.397	C 0-1 CS 1-2 ③	B X 1-0 F8 ①		C 1 SAFE S F X 0-2 F8 ②	B X 1-0 F7 ①			B C B F B X 3-2 F7 ②			4	0	0	0	0	0	4
Mike Matheny, R (1, 2) OBP: 0.340, SLG: 0.400		C B X 1-1 F9 ②		1 SAFE 1 SAFE F B 1 SAFE X 1-1 1-2 2B 1B	B X 1-0 F5 ②			B B X 2-0 G5-3 ③			4	1	1	0	0	0	3
Brett Tomko, R (1, 1) OBP: 0.357, SLG: 0.333		C F B B C 2-3 K ③		C B B F F B F X 3-2 1-H 2-H 2B	B C S B S 2-3 K ③				C F F X 0-2 F8 ①		3	0	1	2	0	2	2
Steve Kline, S (7, 1)											0	0	0	0	0	0	0
Dustin Hermanson, R (8, 1)											0	0	0	0	0	0	0
Miguel Cairo, R (9, PH) OBP: 0.300, SLG: 0.478											1	0	0	0	0	0	0
Cal Eldred, R (10, 1)											0	0	0	0	0	0	0
Inning Stats	R: 0 E: 0 K: 0 S: 8 H: 0 LOB: 0 BB: 0 P: 15	R: 0 E: 0 K: 0 S: 9 H: 1 LOB: 0 BB: 0 P: 12	R: 0 E: 0 K: 1 S: 6 H: 0 LOB: 0 BB: 0 P: 10	R: 0 E: 0 K: 1 S: 10 H: 1 LOB: 1 BB: 0 P: 13	R: 2 E: 0 K: 0 S: 20 H: 3 LOB: 1 BB: 0 P: 30	R: 3 E: 0 K: 1 S: 14 H: 4 LOB: 2 BB: 0 P: 21	R: 0 E: 0 K: 0 S: 7 H: 1 LOB: 1 BB: 0 P: 12	R: 0 E: 0 K: 0 S: 7 H: 1 LOB: 1 BB: 0 P: 13	R: 0 E: 0 K: 0 S: 7 H: 0 LOB: 0 BB: 0 P: 8	R: 1 E: 0 K: 0 S: 7 H: 1 LOB: 0 BB: 0 P: 11	1B: 8 2B: 3 3B: 0 HR: 1	SF: 0 SAC: 1 DP: 0 HBP: 1					

PITCHER	IP	WLS	BF	H	R	ER	SO	BB	IBB	HBP	BLK	WP	HR	S	P	ERA	WHIP
Steve Trachsel, R (1, 1) ERA: 5.45	5.0		23	8	5	5	2	0	0	1	0	0	0	60	90	9.00	1.600
David Weathers, R (6, 1) ERA: 2.37	2.0		8	2	0	0	1	0	0	0	0	0	0	14	23	0.00	1.000
Armando Benitez, R (8, 1) ERA: 6.32	2.0		7	1	0	0	0	0	0	0	0	0	0	14	21	0.00	0.500
Scott Strickland, R (10, 1) ERA: 2.16	0.1	L	2	1	1	1	0	0	0	0	0	0	1	7	11	27.00	3.000

PITCHER	IP	WLS	BF	H	R	ER	SO	BB	IBB	HBP	BLK	WP	HR	S	P	ERA	WHIP

BOTTOM

New York Mets @ St. Louis Cardinals

Busch Stadium, St. Louis, MO

Thu May 01 2003, 12:10 PM CDT

Att. 35,283 - Cloudy - 63 F

livebaseballscorecards.com

AB	38
R	6
H	12
RBI	6
BB	0
SO	3
LOB	13

WP: 0 PB: 0 SB: 0 CS: 1 PA: 41

Montreal Expos @ St. Louis Cardinals

Busch Stadium, St. Louis, MO

Fri May 02 2003, 7:10 PM CDT

Att. 41,810 - Cloudy - 61 F

livebaseballscorecards.com

TOP

Batter	1	2	3	4	5	6	7	8	9	AB	R	H	RBI	BB	SO	LOB
Endy Chavez, L (1, 8) OBP: 0.319, SLG: 0.411	C C B X 1-2 ① F8		C C B F X 1-2 ① G6-3		X 0-0 ③ G3			C B F B X 2-2 ① P5		4	0	0	0	0	0	0
Jose Vidro, S (1, 4) OBP: 0.398, SLG: 0.560 Jamey Carroll, R (8, 4) OBP: 0.364, SLG: 0.500	C X 0-1 ② F8		C F B B B X 2-2 ② G4-3			B B F B X 3-1 ① F8		B C B F X 2-2 ② F7		4 0	0 0	0 0	0 0	0 0	0 0	0 0
Vladimir Guerrero, R (1, 9) OBP: 0.388, SLG: 0.484 Luis Ayala, R (8, 1)	C B S X 1-2 2B		X 0-0 ③ F7			B B B B 4-0 FC4-6 BB		X 0-0 ③ G6-3		3 0	0 0	1 0	0 0	1 0	0 0	0 0
Orlando Cabrera, R (1, 6) OBP: 0.331, SLG: 0.430	B B X 2-0 ③ F8			B B B C F X 3-2 G4-6-3 1B		C B F B F X 2-2 ② FC4-6 1-2f			C B B X 2-1 ① F9	4	0	1	0	0	0	2
Brad Wilkerson, L (1, 7) OBP: 0.388, SLG: 0.512		C S B X 1-2 ① P5		C 1 SAFE C B X 1-2 ① F7		B X 1-0 ③ G1-3			B B C B B 4-1 BB	3	0	0	0	1	0	2
Wil Cordero, R (1, 3) OBP: 0.308, SLG: 0.316		B X 1-0 FC1-6 1B 1B		B 1 SAFE D C C X 2-1 ② ③ G4-6-3 1-2f			C X 0-1 G4-3 1B		S S X 0-2 ② F7	4	0	2	0	0	0	2
Fernando Tatis, R (1, 5) OBP: 0.308, SLG: 0.333		B B X 2-0 FC1-6 1-2 1B			B B B C B 4-1 1B G6-3 BB		B X 1-0 ① ② G4-3 1-2f		B S F F X 1-2 ③ G6-3	3	1	1	0	1	0	2
Brian Schneider, L (1, 2) OBP: 0.360, SLG: 0.537		B S X 1-1 ② FC1-6 1-2f 2-3			C F B X 1-2 G6-3 1-3 1B		B C B B B 4-1 BB			2	0	1	0	1	0	2
Tomo Ohka, S (1, 1) OBP: 0.375, SLG: 0.375 52 T.J. Tucker, R (1, 1) Ronald Calloway, L (5, PH) OBP: 0.390, SLG: 0.457 Dan Smith, R (5, 1) Henry Mateo, S (7, PH) OBP: 0.476, SLG: 0.500 Scott Stewart, R (7, 1) Jose Macias, S (8, 9) OBP: 0.355, SLG: 0.407	C X 0-1 ③ L3				X 0-0 ① ② G6-3 1-2f 3-H		B C F C 1-3 ③ K			0 1 1 0 1 0 0 0	0 0 0 0 0 0 0 0	0 0 0 0 0 0 0 0	0 0 0 0 0 1 0 0	0 0 0 0 0 0 0 0	0 2 1 0 0 1 0 0	0 0 0 0 0 1 0 0
Inning Stats	R: 0 E: 0 K: 0 S: 9 H: 1 LOB: 1 BB: 0 P: 13	R: 0 E: 0 K: 0 S: 9 H: 2 LOB: 2 BB: 0 P: 14	R: 0 E: 0 K: 0 S: 8 H: 0 LOB: 0 BB: 0 P: 11	R: 0 E: 0 K: 0 S: 8 H: 1 LOB: 0 BB: 0 P: 14	R: 1 E: 0 K: 0 S: 6 H: 1 LOB: 0 BB: 1 P: 11	R: 0 E: 0 K: 0 S: 7 H: 0 LOB: 1 BB: 1 P: 17	R: 0 E: 0 K: 1 S: 7 H: 1 LOB: 1 BB: 1 P: 13	R: 0 E: 0 K: 0 S: 7 H: 0 LOB: 0 BB: 0 P: 11	R: 0 E: 0 K: 0 S: 10 H: 0 LOB: 1 BB: 1 P: 17	1B: 5 2B: 1 3B: 0 HR: 0	SF: 0 SAC: 0 DP: 3 HBP: 0						

	AB	30
	R	1
	H	6
	RBI	0
	BB	4
	SO	1
	LOB	14

WP: 0 PB: 0 SB: 0 CS: 0 PA: 34

PITCHER		IP	WLS	BF	H	R	ER	SO	BB	IBB	HBP	BLK	WP	HR	S	P	ERA	WHIP
Jason Simontacchi, R ERA: 6.15	(1, 1)	8.0	W	30	6	1	1	1	3	0	0	0	0	0	61	104	1.12	1.125
Mike Crudale, R ERA:	(9, 1)	1.0		4	0	0	0	0	1	0	0	0	0	0	10	17	0.00	1.000

PITCHER	IP	WLS	BF	H	R	ER	SO	BB	IBB	HBP	BLK	WP	HR	S	P	ERA	WHIP

Batter	1	2	3	4	5	6	7	8	9	AB	R	H	RBI	BB	SO	LOB
Fernando Vina, L (1, 4) OBP: 0.294, SLG: 0.387	X 0-0 5 E 1B	C B X 1-1 HR		C C H 1-2 HBP		C B B B C X 3-2 2B		B B X 2-0 ② G3		3	2	3	1	0	0	0
Wilson Delgado, S (8, PH) OBP: 0.240, SLG: 0.217 (9, 4)										1	0	0	0	0	0	0
Miguel Cairo, R (1, 7) OBP: 0.288, SLG: 0.458	B 1 SAFE C T 1 SAFE F F S 1-3 ① K	B X 1-0 ① G5-3		C C 1 SAFE 1 SAFE F 1 SAFE X 0-2 ③ G3-1		S F B B X 2-2 ② L9		B C B X 2-1 ③ F7		2	0	0	0	0	1	1
J.D. Drew, L (4, PH) OBP: 0.250, SLG: 0.348 (5, 9)										3	0	0	0	0	0	2
5 Albert Pujols, R (1, 3) OBP: 0.467, SLG: 0.675	1 SAFE T X 0-1 E6 1-H 2B	B B B C X 3-1 ② F9			B C X 1-1 27 1B 15 1B G3 1B	C F F D B B X 3-2 ③ F9				4	2	2	1	0	0	1
15 Jim Edmonds, L (1, 8) OBP: 0.500, SLG: 0.800	X 0-0 HR	X 0-0 ③ G3-1			C X 0-1 G3 27 1B 1-2 FC5-2-6 1B		B S B X 2-1 27 FC5-4 1B			4	1	3	1	0	0	0
27 Scott Rolen, R (1, 5) OBP: 0.409, SLG: 0.500	B F B B C F F X 3-2 ② P6		B B B C F F X 3-2 ① L7		S B X 1-1 G3 1-2 2-3 1B		B B B C X 3-1 ① FC5-4 S 1-2f			4	0	1	0	0	0	1
Edgar Renteria, R (1, 6) OBP: 0.397, SLG: 0.578	C C B X 1-2 1B 2B 1B		B F B B B C X 3-2 ② G5-3		S F D X 1-2 ① G3 1-2 2-3 3-H		B D B B C F F S 3-3 ② K 1-2			4	1	1	1	0	1	3
Eduardo Perez, R (1, 9) OBP: 0.410, SLG: 0.625 (5, 7)	1 SAFE D B B C 1 SAFE X 3-1 1-2 2B 1B		X 0-0 ③ L8		B X 1-0 ② FC5-2-6 3-H		C P F B X 2-2 ③ F9			4	1	1	0	0	0	3
Mike Matheny, R (1, 2) OBP: 0.345, SLG: 0.442	B X 1-0 1-H 2-H 2B			B B C F B X 3-2 ① F8	C S D S 1-3 ③ K			C B F B X 2-2 HR		4	1	2	3	0	1	2
Jason Simontacchi, R (1, 1) OBP: 0.083, SLG: 0.083	B B C B S S 3-3 ③ K			F B S B S 2-3 ② K		S L F S 0-3 ① K		C F B B F B F X 3-2 ① F8		3	0	0	0	0	3	1
Orlando Palmeiro, L (8, PH) OBP: 0.347, SLG: 0.385										1	0	0	0	0	0	0
Mike Crudale, R (9, 1)										0	0	0	0	0	0	0
Inning Stats	R: 5 E: 1 K: 2 S: 23 H: 6 LOB: 1 BB: 0 P: 35	R: 1 E: 0 K: 0 S: 6 H: 1 LOB: 0 BB: 0 P: 11	R: 0 E: 0 K: 0 S: 8 H: 0 LOB: 0 BB: 0 P: 14	R: 0 E: 0 K: 1 S: 12 H: 0 LOB: 1 BB: 0 P: 18	R: 1 E: 0 K: 1 S: 13 H: 3 LOB: 2 BB: 0 P: 18	R: 0 E: 0 K: 1 S: 14 H: 1 LOB: 1 BB: 0 P: 22	R: 0 E: 0 K: 1 S: 12 H: 1 LOB: 1 BB: 0 P: 21	R: 1 E: 0 K: 0 S: 11 H: 1 LOB: 0 BB: 0 P: 20		1B: 7 2B: 3 3B: 0 HR: 3 SF: 0 SAC: 0 DP: 0 HBP: 1						

PITCHER		IP	WLS	BF	H	R	ER	SO	BB	IBB	HBP	BLK	WP	HR	S	P	ERA	WHIP
Tomo Ohka, R ERA: 4.66	(1, 1)	0.2	L	8	6	5	5	1	0	0	0	0	0	1	20	29	67.50	9.000
52 T.J. Tucker, R ERA: 3.45	(1, 1)	3.1		12	1	1	1	2	0	0	1	0	0	1	29	49	2.70	0.300
Dan Smith, R ERA: 4.4	(5, 1)	2.0		10	4	1	1	2	0	0	0	0	0	0	27	40	4.50	2.000
Scott Stewart, L ERA: 0.75	(7, 1)	1.0		4	1	0	0	1	0	0	0	0	0	0	12	21	0.00	1.000
Luis Ayala, R ERA: 4.6	(8, 1)	1.0		4	1	1	1	0	0	0	0	0	0	1	11	20	9.00	1.000

PITCHER	IP	WLS	BF	H	R	ER	SO	BB	IBB	HBP	BLK	WP	HR	S	P	ERA	WHIP

BOTTOM

Montreal Expos @ St. Louis Cardinals

Busch Stadium, St. Louis, MO

Fri May 02 2003, 7:10 PM CDT
Att. 41,810 - Cloudy - 61 F

livebaseballscorecards.com

AB	37
R	8
H	13
RBI	7
BB	0
SO	6
LOB	14

WP: 0 PA: 38
PB: 0
SB: 1
CS: 0

Batter	1	2	3	4	5	6	7	8	9	AB	R	H	RBI	BB	SO	LOB
Endy Chavez, L (1, 8) OBP: 0.314, SLG: 0.402	C X 0-1 BB 2B 1B	C B D X 2-1 ③ F7			C C X 0-2 ① P2		C F B B B F S 2-3 ② K		B B C L X 2-2 ② F8	5	1	1	0	0	1	1
Jose Vidro, S (1, 4) OBP: 0.407, SLG: 0.558	B C D B F B 4-2 2B 1-2 BB		F F X 0-2 ① P6		B S X 1-1 ② G4-3		F B X 1-1 WP 1B 1B		B C C X 1-2 BB 1B	4	0	2	0	1	0	0
Vladimir Guerrero, R (1, 9) OBP: 0.397, SLG: 0.479	X 0-0 ① L7		B B S B F B 4-2 1B BB		X 0-0 ③ P3		B B B C X 3-1 WP 1-2 1B		B B B B 4-0 1-2 BB	3	0	1	0	2	0	2
Orlando Cabrera, R (1, 6) OBP: 0.325, SLG: 0.429	C C B F X 1-2 1-3 2-H 2B		X 0-0 ② F8		C F B B X 2-2 ① G6-3		C C B X 1-2 ③ P3 1-2 2-3		F B X 1-1 ③ P3	5	0	1	1	0	0	5
Brad Wilkerson, L (1, 7) OBP: 0.392, SLG: 0.511 Rocky Biddle, R (8, 1)	C C S 0-3 ② K		X 0-0 1-2 1B		X 0-0 G5-3 1B			C X 0-1 ① G3-1		4 0	0 0	2 0	0 0	0 0	1 0	2 0
Wil Cordero, R (1, 3) OBP: 0.304, SLG: 0.311	B C B F X 2-2 ③ P3		B B F X 2-1 ③ F8		B C X 1-1 ② G5-3 1-2			C X 0-1 1B		4	0	1	0	0	0	5
Fernando Tatis, R (1, 5) OBP: 0.315, SLG: 0.333		B X 1-0 SH1-4 1B		B S X 1-1 ① F7		B C B B B 4-1 BB		F B F B S 2-3 ② K		3	0	1	0	1	1	1
Michael Barrett, R (1, 2) OBP: 0.149, SLG: 0.250 Ronald Calloway, L (8, PH) OBP: 0.381, SLG: 0.444 Brian Schneider, L (8, 2) OBP: 0.360, SLG: 0.537		B S F B F X 2-2 ① P5		B C X 1-1 ② G5-3		B C B S B F X 3-2 ③ F9		B B X 2-0 ③ G1-3		3 1 0	0 0 0	0 0 0	0 0 0	0 0 0	0 0 0	3 1 0
Claudio Vargas, R (1, 1) Henry Mateo, S (7, PH) OBP: 0.455, SLG: 0.476 Joey Eischen, L (7, 1) Jose Macias, S (8, 7) OBP: 0.344, SLG: 0.393		X 0-0 ② SH1-4 1-2		F B C C 1-3 ③ K			C S C 0-3 ① K		B C B F B F B B 2-2 X P2	1 1 0 1	0 0 0 0	0 0 0 0	0 0 0 0	0 0 0 0	1 1 0 0	0 0 0 0
Inning Stats	R: 1 E: 0 K: 1 S: 15 H: 2 LOB: 2 BB: 1 P: 22	R: 0 E: 0 K: 0 S: 8 H: 1 LOB: 1 BB: 0 P: 13	R: 0 E: 0 K: 0 S: 9 H: 1 LOB: 2 BB: 1 P: 15	R: 0 E: 0 K: 1 S: 7 H: 0 LOB: 0 BB: 0 P: 10	R: 0 E: 0 K: 0 S: 6 H: 0 LOB: 0 BB: 0 P: 7	R: 0 E: 0 K: 0 S: 11 H: 1 LOB: 2 BB: 1 P: 21	R: 0 E: 0 K: 2 S: 14 H: 2 LOB: 2 BB: 0 P: 21	R: 0 E: 0 K: 1 S: 8 H: 1 LOB: 1 BB: 0 P: 12	R: 0 E: 0 K: 0 S: 16 H: 1 LOB: 2 BB: 1 P: 26	1B: 8 2B: 1 3B: 0 HR: 0 SF: 0 SAC: 1 DP: 0 HBP: 0						

PITCHER		IP	WLS	BF	H	R	ER	SO	BB	IBB	HBP	BLK	WP	HR	S	P	ERA	WHIP
Garrett Stephenson, R ERA: 4.14	(1, 1)	8.0	W	35	8	1	1	5	3	0	0	0	1	0	78	121	1.12	1.375
Kiko Calero, R ERA: 3.21	(9, 1)	1.0	S	5	1	0	0	0	1	0	0	0	0	0	16	26	0.00	2.000

PITCHER	IP	WLS	BF	H	R	ER	SO	BB	IBB	HBP	BLK	WP	HR	S	P	ERA	WHIP

Montreal Expos @ St. Louis Cardinals

Busch Stadium, St. Louis, MO

Sat May 03 2003, 1:10 PM CDT

Att. 36,176 - Sunny - 60 F

TOP

livebaseballscorecards.com

AB	35
R	1
H	9
RBI	1
BB	4
SO	5
LOB	20

WP: 1 PA: 40
PB: 0
SB: 0
CS: 0

Batter	1	2	3	4	5	6	7	8	9	AB	R	H	RBI	BB	SO	LOB
Fernando Vina, L (1, 4) OBP: 0.302, SLG: 0.396	B X 1-0 2B		C D B F F X 2-2 ② G3-1 2-3		X 0-0 ② L7			C C F F H 1-2 SH1-4 HBP 15 FC6-2 HBP		3	0	1	0	0	0	1
J.D. Drew, L (1, 9) OBP: 0.286, SLG: 0.346	B F 2 SAFE B X 2-1 ① P6		X 0-0 5 HR 3-H 1B		B X 1-0 ③ L9			1 SAFE H 1-0 15 FC6-2 SH1-4 27 CS 1-2 HBP		3	1	1	1	0	0	1
5 Albert Pujols, R (1, 7) OBP: 0.463, SLG: 0.700 Miguel Cairo, R (7, 7) OBP: 0.288, SLG: 0.458 Kiko Calero, R (9, 1) OBP: 1.000, SLG: 1.000	F C S 0-3 ② K		1 SAFE B S B B 1 SAFE X 3-1 1-H HR			B B B C X 3-1 ① G6-3		M X 0-1 ① SH1-4 1-2 2-3		3 0 0	1 0 0	1 0 0	2 0 0	0 0 0	1 0 0	1 0 0
15 Jim Edmonds, L (1, 8) OBP: 0.500, SLG: 0.798	B C F F S 1-3 ③ K		B C B X 2-1 2B			X 0-0 1B		B X 1-0 ② FC6-2 2-3 3-H		4	0	2	0	0	1	3
27 Scott Rolen, R (1, 5) OBP: 0.400, SLG: 0.485		C B B F F B X 3-2 ① G4-3	B C B C B S 3-3 ③ K			X 0-0 ② F8		B S B 2-1 ③ CS 3-H		3	0	0	0	0	1	2
Tino Martinez, L (1, 3) OBP: 0.380, SLG: 0.506		B C F F X 1-2 ② G1-3		B X 1-0 ① G6-3		C X 0-1 ③ L8				3	0	0	0	0	0	1
Eli Marrero, R (1, 2) OBP: 0.264, SLG: 0.379 (9, 7)		B C B X 2-1 ③ G6-3		C B X 1-1 ② F9			C S S 0-3 ① K			3	0	0	0	0	1	0
Wilson Delgado, S (1, 6) OBP: 0.250, SLG: 0.231			C X 0-1 G3-1 SH1-3 1B 1B	X 0-0 ③ F8			C C S 0-3 ② K			3	1	1	0	0	1	0
Garrett Stephenson, R (1, 1) OBP: 0.231, SLG: 0.167 Mike Matheny, R (9, 2) OBP: 0.345, SLG: 0.442			X 0-0 ① SH1-3 1-2		C B B F B X 3-2 ① G6-3		S B B S B C 3-3 ③ K			2 0	0 0	0 0	0 0	0 0	1 0	0 0
Inning Stats	R: 0 H: 1 E: 0 LOB: 1 K: 2 BB: 0 S: 10 P: 14	R: 0 H: 0 E: 0 LOB: 0 K: 0 BB: 0 S: 10 P: 16	R: 3 H: 4 E: 0 LOB: 1 K: 1 BB: 0 S: 15 P: 25	R: 0 H: 0 E: 0 LOB: 0 K: 0 BB: 0 S: 4 P: 6	R: 0 H: 0 E: 0 LOB: 0 K: 0 BB: 0 S: 5 P: 9	R: 0 H: 1 E: 0 LOB: 1 K: 0 BB: 0 S: 6 P: 9	R: 0 H: 0 E: 0 LOB: 0 K: 3 BB: 0 S: 9 P: 12	R: 0 H: 0 E: 0 LOB: 1 K: 0 BB: 0 S: 8 P: 13		1B: 3 SF: 0 2B: 2 SAC: 2 3B: 0 DP: 0 HR: 1 HBP: 2				WP: 0 PA: 32 PB: 0 SB: 0 CS: 1		

PITCHER		IP	WLS	BF	H	R	ER	SO	BB	IBB	HBP	BLK	WP	HR	S	P	ERA	WHIP
Claudio Vargas, R ERA: 3.0	(1, 1)	6.0	L	24	6	3	3	3	0	0	0	0	0	1	50	79	4.50	1.000
Joey Eischen, L ERA: 0.71	(7, 1)	1.1		6	0	0	0	3	0	0	2	0	0	0	15	20	0.00	0.000
Rocky Biddle, R ERA: 4.11	(8, 1)	0.2		1	0	0	0	0	0	0	0	0	0	0	2	5	0.00	0.000

PITCHER	IP	WLS	BF	H	R	ER	SO	BB	IBB	HBP	BLK	WP	HR	S	P	ERA	WHIP

BOTTOM

Montreal Expos @ St. Louis Cardinals

Busch Stadium, St. Louis, MO

Sat May 03 2003, 1:10 PM CDT
Att. 36,176 - Sunny - 60 F

livebaseballscorecards.com

AB	27
R	3
H	6
RBI	3
BB	0
SO	6
LOB	9

Batter	1	2	3	4	5	6	7	8	9	AB	R	H	RBI	BB	SO	LOB
Jose Macias, S (1, 5) OBP: 0.306, SLG: 0.344	C B B X 2-1 ① G6-3		B X 1-0 ① F8		B C X 1-1 ③ G4-3		C B B F S 2-3 ③ K			4	0	0	0	0	1	0
Jose Vidro, S (1, 4) OBP: 0.425, SLG: 0.579	F B X 1-1 F9 2B		C X 0-1 G5-4-3 1B			C F F X 0-2 1B 2B 1B		C B B B B 4-1 G4-6-3 BB		3	1	3	0	1	0	0
Vladimir Guerrero, R (1, 9) OBP: 0.392, SLG: 0.470	B X 1-0 ② F9 2-3		X 0-0 ② ③ G5-4-3 1-2f			F B B S X 2-2 1-2 2B 1B		B C X 1-1 ① ② G4-6-3 1-2f		4	1	1	0	0	0	3
Orlando Cabrera, R (1, 6) OBP: 0.323, SLG: 0.417	B C B B B 4-1 BB			X 0-0 ① F9		B F F S 1-3 ① K		C B C F X 1-2 ③ P4		3	0	0	0	1	1	2
Brad Wilkerson, L (1, 8) OBP: 0.396, SLG: 0.516	F S S 0-3 ③ K			C B B B B 4-1 BB		B X 1-0 1-H 2-H 2B			C C F B X 1-2 ① G3-1	3	0	1	2	1	1	2
Wil Cordero, R (1, 3) OBP: 0.301, SLG: 0.308		X 0-0 FC1-6 1B		B C S B X 2-2 ② F8		C B B B S S 3-3 ② K			C C B B C 2-3 ② K	4	0	1	0	0	2	2
Ronald Calloway, L (1, 7) OBP: 0.348, SLG: 0.400		C F F X 0-2 ① FC1-6 FC5 G1-3 1-2f		C S F F F X 0-2 ③ G4-3		C B F X 1-2 ③ P4			F S X 0-2 ③ F7	4	0	0	0	0	0	3
Michael Barrett, R (1, 2) OBP: 0.143, SLG: 0.239		F 1 SAFE B F B 1 SAFE X 2-2 ② G1-3 1-2			B B X 2-0 ① G5-3		C B X 1-1 ① G4-3			3	0	0	0	0	0	1
Javier Vazquez, R (1, 1) OBP: 0.200, SLG: 0.200 Jamey Carroll, R (7, PH) OBP: 0.333, SLG: 0.455 Scott Stewart, R (7, 1)		C X 0-1 ③ FC5 2-3			B C C X 1-2 ② G3-1		C C F S 0-3 ② K			2	0	0	0	0	0	1
										1	0	0	0	0	1	0
										0	0	0	0	0	0	0
Inning Stats	R: 0 E: 0 K: 1 S: 9 H: 1 LOB: 2 BB: 1 P: 17	R: 0 E: 0 K: 0 S: 10 H: 1 LOB: 1 BB: 0 P: 12	R: 0 E: 0 K: 0 S: 4 H: 1 LOB: 0 BB: 0 P: 5	R: 0 E: 0 K: 0 S: 11 H: 0 LOB: 1 BB: 1 P: 17	R: 0 E: 0 K: 0 S: 6 H: 0 LOB: 0 BB: 0 P: 10	R: 2 E: 0 K: 2 S: 17 H: 3 LOB: 1 BB: 0 P: 25	R: 0 E: 0 K: 2 S: 9 H: 0 LOB: 0 BB: 0 P: 12	R: 0 E: 0 K: 0 S: 7 H: 0 LOB: 0 BB: 1 P: 13	R: 0 E: 0 K: 1 S: 10 H: 0 LOB: 0 BB: 0 P: 13	1B: 4 2B: 2 3B: 0 HR: 0	SF: 0 SAC: 0 DP: 2 HBP: 0					

PITCHER	IP	WLS	BF	H	R	ER	SO	BB	IBB	HBP	BLK	WP	HR	S	P	ERA	WHIP
Matt Morris, R (1, 1) ERA: 2.44	9.0	W	34	6	2	2	6	3	0	0	0	0	0	83	124	2.00	1.000

PITCHER	IP	WLS	BF	H	R	ER	SO	BB	IBB	HBP	BLK	WP	HR	S	P	ERA	WHIP

TOP

Montreal Expos @ St. Louis Cardinals

Busch Stadium, St. Louis, MO

Sun May 04 2003, 1:10 PM CDT
Att. 39,605 - Cloudy - 56 F

livebaseballscorecards.com

AB	31
R	2
H	6
RBI	2
BB	3
SO	6
LOB	14

1B: 4 2B: 2 3B: 0 HR: 0	SF: 0 SAC: 0 DP: 2 HBP: 0	WP: 0 PB: 0 SB: 0 CS: 0	PA: 34
---	---	---	---

Batter	1	2	3	4	5	6	7	8	9	AB	R	H	RBI	BB	SO	LOB
Fernando Vina, L (1, 4) OBP: 0.291, SLG: 0.380	F7	P5		F7			B4-3			4	0	0	0	0	0	2
Orlando Palmeiro, L (1, 9) OBP: 0.333, SLG: 0.368 Eli Marrero, R (7, PH) OBP: 0.260, SLG: 0.373 (8, 9)	P6		F9	P6			F9			3 1	0 0	0 0	0 0	0 0	0 0	0 0
5 Albert Pujols, R (1, 7) OBP: 0.455, SLG: 0.679	F7		15 2B 1B	G1-3			F9			4	1	1	0	0	0	0
15 Jim Edmonds, L (1, 8) OBP: 0.500, SLG: 0.793		K	27 HR 1-H 2B		K			WP 27 BB SF7 BB		3	2	1	1	1	2	0
27 Scott Rolen, R (1, 5) OBP: 0.403, SLG: 0.509	K		HR 2-H		F8			WP 1-2 BB		3	1	1	2	1	1	0
Tino Martinez, L (1, 3) OBP: 0.375, SLG: 0.505	2B	K			K			P5		4	1	1	0	0	2	2
Edgar Renteria, R (1, 6) OBP: 0.400, SLG: 0.580	1B 2-H 2B	E5				G5-3		IBB 1-2 2-3		3	1	1	1	1	0	0
Mike Matheny, R (1, 2) OBP: 0.351, SLG: 0.443	BB 2-H 1B	IBB				P3		SF7 3-H		2	0	1	2	1	0	0
Matt Morris, R (1, 1) OBP: 0.333, SLG: 0.500	BB 1-2	K				F9		F8		3	0	0	0	1	1	4
Inning Stats	R: 0 E: 0 K: 0 S: 6 H: 0 LOB: 0 BB: 0 P: 7	R: 2 E: 0 K: 2 S: 14 H: 3 LOB: 2 BB: 1 P: 20	R: 3 E: 1 K: 2 S: 17 H: 3 LOB: 2 BB: 1 P: 33	R: 0 E: 0 K: 0 S: 10 H: 0 LOB: 0 BB: 0 P: 13	R: 0 E: 0 K: 2 S: 11 H: 0 LOB: 0 BB: 0 P: 18	R: 0 E: 0 K: 0 S: 8 H: 0 LOB: 0 BB: 0 P: 8	R: 0 E: 0 K: 0 S: 5 H: 0 LOB: 0 BB: 0 P: 5	R: 1 E: 0 K: 0 S: 13 H: 0 LOB: 2 BB: 3 P: 29		1B: 2 2B: 3 3B: 0 HR: 1	SF: 1 SAC: 0 DP: 0 HBP: 0					

PITCHER	IP	WLS	BF	H	R	ER	SO	BB	IBB	HBP	BLK	WP	HR	S	P	ERA	WHIP
Javier Vazquez, R (1, 1) ERA: 3.15	6.0	L	27	6	5	5	6	1	1	0	0	0	1	66	99	7.50	1.167
Scott Stewart, L (7, 1) ERA: 1.29	2.0		9	0	1	1	0	2	1	0	0	1	0	18	34	4.50	1.000

PITCHER	IP	WLS	BF	H	R	ER	SO	BB	IBB	HBP	BLK	WP	HR	S	P	ERA	WHIP

BOTTOM

Montreal Expos @ St. Louis Cardinals

Busch Stadium, St. Louis, MO

Sun May 04 2003, 1:10 PM CDT
Att. 39,605 - Cloudy - 56 F

livebaseballscorecards.com

AB	30
R	6
H	6
RBI	6
BB	5
SO	6
LOB	8

1B: 2	SF: 1	WP: 1	PA: 36
2B: 3	SAC: 0	PB: 0	
3B: 0	DP: 0	SB: 0	
HR: 1	HBP: 0	CS: 0	

St. Louis Cardinals @ Cincinnati Reds

Great American Ball Park, Cincinnati, OH

Mon May 05 2003, 7:10 PM EDT
Att. 20,145 - Cloudy - 77 F

TOP

livebaseballscorecards.com

Batter	1	2	3	4	5	6	7	8	9	AB	R	H	RBI	BB	SO	LOB
Fernando Vina, L (1, 4) OBP: 0.287, SLG: 0.371	G1-4-3		FC6-4		F8		FC3-6 1B		E1 CS	5	0	1	0	0	0	3
J.D. Drew, L (1, 9) OBP: 0.281, SLG: 0.333 Miguel Cairo, R (9, PH) OBP: 0.283, SLG: 0.449 Dustin Hermanson, R (9, 1)	G4-3		FC6-4		5 E 1B		FC3-6		K	4 1 0	1 0 0	1 0 0	0 0 0	0 0 0	0 1 0	2 2 0
5 Albert Pujols, R (1, 7) OBP: 0.452, SLG: 0.670	F8		2B		FC1		BB		F9	4	0	1	0	1	0	2
15 Jim Edmonds, L (1, 8) OBP: 0.481, SLG: 0.758		G6-3	G4-3		K		FC3-6			4	0	0	0	0	1	6
27 Scott Rolen, R (1, 5) OBP: 0.406, SLG: 0.505		F9 E BB		1B SF8 1B	K		G4-3			3	1	1	0	1	1	3
Tino Martinez, L (1, 3) OBP: 0.370, SLG: 0.495		E6		K 1B		K		P6		4	0	1	0	0	1	1
Edgar Renteria, R (1, 6) OBP: 0.388, SLG: 0.566		F9		SF8		L9		G6-3		3	0	0	1	0	0	2
Mike Matheny, R (1, 2) OBP: 0.339, SLG: 0.427		G5-3		K		F7		G3		4	0	0	0	0	1	3
Woody Williams, R (1, 1) OBP: 0.471, SLG: 0.429 Eduardo Perez, R (9, PH) OBP: 0.425, SLG: 0.625 (9, 9)			FC6-4 BB		1B WP 5 E 1B		1B E HBP		CS E BB	1 0	2 0	1 0	0 0	1 1	0 0	0 0
Inning Stats	R: 0 E: 0 K: 0 S: 5 H: 0 LOB: 0 BB: 0 P: 7	R: 0 E: 1 K: 0 S: 15 H: 0 LOB: 2 BB: 1 P: 30	R: 0 E: 0 K: 0 S: 5 H: 1 LOB: 2 BB: 1 P: 11	R: 1 E: 0 K: 1 S: 8 H: 2 LOB: 1 BB: 0 P: 11	R: 1 E: 1 K: 2 S: 15 H: 2 LOB: 2 BB: 0 P: 21	R: 0 E: 0 K: 1 S: 7 H: 0 LOB: 0 BB: 0 P: 10	R: 2 E: 1 K: 0 S: 10 H: 1 LOB: 1 BB: 1 P: 20	R: 0 E: 0 K: 0 S: 4 H: 0 LOB: 0 BB: 0 P: 4	R: 0 E: 1 K: 1 S: 11 H: 0 LOB: 1 BB: 1 P: 19	1B: 5 2B: 1 3B: 0 HR: 0 SF: 1 SAC: 0 DP: 0 HBP: 1						

	AB	33
	R	4
	H	6
	RBI	1
	BB	4
	SO	5
	LOB	24

WP: 2 PB: 0 SB: 0 CS: 2 PA: 39

PITCHER		IP	WLS	BF	H	R	ER	SO	BB	IBB	HBP	BLK	WP	HR	S	P	ERA	WHIP
John Riedling, R ERA: 4.5	(1, 1)	4.1		21	5	2	1	1	2	0	0	0	1	0	42	71	2.08	1.615
Kent Mercker, L ERA: 1.86	(5, 1)	0.1		1	0	0	0	1	0	0	0	0	0	0	3	5	0.00	0.000
Scott Sullivan, R ERA: 3.72	(5, 1)	1.2		8	1	2	2	2	1	0	1	0	0	0	16	26	10.80	1.200
Felix Heredia, L ERA: 2.08	(7, 1)	1.2	B	7	0	0	0	0	1	0	0	0	1	0	10	18	0.00	0.600
Scott Williamson, R ERA: 2.13	(9, 1)	1.0	W	2	0	0	0	1	0	0	0	0	0	0	9	13	0.00	0.000

PITCHER	IP	WLS	BF	H	R	ER	SO	BB	IBB	HBP	BLK	WP	HR	S	P	ERA	WHIP

Batter	1	2	3	4	5	6	7	8	9	AB	R	H	RBI	BB	SO	LOB
Felipe Lopez, S (1, 6) OBP: 0.328, SLG: 0.362	B C F F B X 2-2 2B 1B	S X 0-1 ② G3			B C B F B F F X 3-2 ① G4-3	C B B X 2-1 ③ G3				4	1	1	0	0	0	0
Jose Guillen, R (1, 9) OBP: 0.347, SLG: 0.657	B X 1-0 1-H 2B 2B	S B B B C B 4-2 BB			X 0-0 ② F8			C F B F X 1-2 ① P3		3	1	1	1	1	0	0
Sean Casey, L (1, 3) OBP: 0.372, SLG: 0.452	X 0-0 ① L7	C X 0-1 ③ G4-3			X 0-0 ③ G1-3			B F X 1-1 ② F7		4	0	0	0	0	0	2
Austin Kearns, R (1, 8) OBP: 0.430, SLG: 0.569	F H 1-1 2B HBP		C C B F B B C 3-3 ① K			D F C B B F F X 3-2 ① P5		S B S B F B X 3-2 ③ 1B		3	1	1	0	0	1	0
Aaron Boone, R (1, 5) OBP: 0.329, SLG: 0.481	X 0-0 1-H 2-H 2B		C B F X 1-2 ② L9			F C X 0-2 ② G5-3			C F D D X 2-2 HR	4	1	2	3	0	0	0
Adam Dunn, L (1, 7) OBP: 0.339, SLG: 0.529	C B B F F S 2-3 ② K		C X 0-1 ③ L9			X 0-0 1B				3	0	1	0	0	1	1
Jason LaRue, R (1, 2) OBP: 0.351, SLG: 0.408	X 0-0 ③ G5-3			C B B S C 2-3 ① K		F C B 1 SAFE B X 2-2 ③ G5-3				3	0	0	0	0	1	2
Juan Castro, R (1, 4) OBP: 0.333, SLG: 0.489		B C F X 1-2 HR		C C D F D B X 3-2 ② F9			C F X 0-2 ① G1-3			3	1	1	1	0	0	0
John Riedling, R (1, 1) OBP: 0.200, SLG: 0.200		F F F S 0-3 ① K		X 0-0 ③ G1-3			B C X 1-1 ② G6-3			2	0	0	0	0	1	0
Kent Mercker, L (5, 1)										0	0	0	0	0	0	0
Scott Sullivan, R (5, 1)										0	0	0	0	0	0	0
Felix Heredia, L (7, 1)										1	0	0	0	0	0	0
Scott Williamson, R (9, 1)										0	0	0	0	0	0	0
Inning Stats	R: 3 E: 0 K: 1 S: 13 H: 3 LOB: 1 BB: 0 P: 19	R: 1 E: 0 K: 1 S: 13 H: 1 LOB: 1 BB: 1 P: 18	R: 0 E: 0 K: 1 S: 9 H: 0 LOB: 0 BB: 0 P: 13	R: 0 E: 0 K: 1 S: 8 H: 0 LOB: 0 BB: 0 P: 13	R: 0 E: 0 K: 0 S: 7 H: 0 LOB: 0 BB: 0 P: 10	R: 0 E: 0 K: 0 S: 12 H: 1 LOB: 1 BB: 0 P: 17	R: 0 E: 0 K: 0 S: 7 H: 0 LOB: 0 BB: 0 P: 10	R: 0 E: 0 K: 0 S: 10 H: 1 LOB: 1 BB: 0 P: 15	R: 1 E: 0 K: 0 S: 3 H: 1 LOB: 0 BB: 0 P: 5							

PITCHER		IP	WLS	BF	H	R	ER	SO	BB	IBB	HBP	BLK	WP	HR	S	P	ERA	WHIP
Woody Williams, R ERA: 1.76	(1, 1)	8.0		31	6	4	4	4	1	0	1	0	0	1	79	115	4.50	0.875
Dustin Hermanson, R ERA: 3.68	(9, 1)	0.0	L	1	1	1	1	0	0	0	0	0	0	1	3	5	∞	∞

PITCHER		IP	WLS	BF	H	R	ER	SO	BB	IBB	HBP	BLK	WP	HR	S	P	ERA	WHIP

BOTTOM

St. Louis Cardinals @ Cincinnati Reds

Great American Ball Park, Cincinnati, OH

Mon May 05 2003, 7:10 PM EDT
Att. 20,145 - Cloudy - 77 F

livebaseballscorecards.com

AB	30
R	5
H	7
RBI	5
BB	1
SO	4
LOB	5

1B: 3	SF: 0	WP: 0	PA: 32
2B: 2	SAC: 0	PB: 0	
3B: 0	DP: 0	SB: 0	
HR: 2	HBP: 1	CS: 0	

TOP

St. Louis Cardinals @ Cincinnati Reds

Great American Ball Park, Cincinnati, OH

Tue May 06 2003, 7:10 PM EDT
Att. 25,917 - Cloudy - 75 F

livebaseballscorecards.com

Batter	1	2	3	4	5	6	7	8	9	AB	R	H	RBI	BB	SO	LOB
Fernando Vina, L (1, 4) OBP: 0.283, SLG: 0.364	B B C X 2-1 B1-3 ①		X 0-0 1B ③		F B F B F B X 3-2 P5 ②		X 0-0 F8 ③		M B X 1-1 F8 ①	5	0	1	0	0	0	2
Orlando Palmeiro, L (1, 9) OBP: 0.333, SLG: 0.357 Eduardo Perez, R (8, PH) OBP: 0.429, SLG: 0.618 (8, 9)	B C B B B 4-1 BB		1 SAFE C B F F S 1-3 K ①		B B C B C F X 3-2 F9 ③			S F B X 1-2 5 HR 1B	B B S F B S 3-3 K ②	2	0	0	0	1	1	2
										2	1	1	0	0	1	0
5 Albert Pujols, R (1, 7) OBP: 0.444, SLG: 0.685 Eli Marrero, R (8, 7) OBP: 0.257, SLG: 0.368	1 SAFE B F S F B 1 SAFE 1 SAFE F 2-2 X F8 ②		B B F B X 3-1 F9 ②			C F B B B X 3-2 F7 ①		X 0-0 1-H HR	X 0-0 G6-3 ③	4	1	1	2	0	0	2
										1	0	0	0	0	0	0
15 Jim Edmonds, L (1, 8) OBP: 0.473, SLG: 0.737	X 0-0 F8 ③		B B X 2-0 F7 ③			B F B F X 2-2 27 1B 1B		X 0-0 P5 ①		4	0	1	0	0	0	2
27 Scott Rolen, R (1, 5) OBP: 0.415, SLG: 0.522		C B B C F X 2-2 HR 1B		F B B X 2-1 F9 ①		B B B X 3-0 G3-6-3 1-3 1B		C B F B B X 3-2 2B		4	1	3	0	0	0	0
Tino Martinez, L (1, 3) OBP: 0.357, SLG: 0.475		B F B F X 2-2 P3 ①		B C B X 2-1 L4 ②		C B F B B 1 SAFE F X 3-2 G3-6-3 1-2f ②③		S F B X 1-2 F8 ②		4	0	0	0	0	0	4
Edgar Renteria, R (1, 6) OBP: 0.391, SLG: 0.584		B B B C 1 C X SAFE 3-2 1-H HR		C S F B B X 2-2 F8 ③			X 0-0 G1-3 ①	I I I 4-0 IBB		3	1	1	2	1	0	0
Mike Matheny, R (1, 2) OBP: 0.336, SLG: 0.416		C X 0-1 P4 ②		C S B B S 2-3 K ①			B B B B 4-0 SH3 BB	C S S 0-3 K ③		3	0	0	0	1	2	2
Brett Tomko, R (1, 1) OBP: 0.375, SLG: 0.357 J.D. Drew, L (9, PH) OBP: 0.303, SLG: 0.452 Kiko Calero, R (9, 1) OBP: 1.000, SLG: 1.000		C B F S 1-3 K ③		C S X 0-2 1B			X 0-0 SH3 1-2 ②		B B F B X 3-1 HR	2	0	1	0	0	1	0
										1	1	1	1	0	0	0
										0	0	0	0	0	0	0
Inning Stats	R: 0 E: 0 K: 0 S: 9 H: 0 LOB: 1 BB: 1 P: 17	R: 2 E: 0 K: 1 S: 15 H: 2 LOB: 0 BB: 0 P: 23	R: 0 E: 0 K: 1 S: 8 H: 1 LOB: 1 BB: 0 P: 14	R: 0 E: 0 K: 0 S: 8 H: 0 LOB: 0 BB: 0 P: 14	R: 0 E: 0 K: 1 S: 14 H: 1 LOB: 1 BB: 0 P: 22	R: 0 E: 0 K: 0 S: 11 H: 2 LOB: 1 BB: 0 P: 22	R: 0 E: 0 K: 0 S: 3 H: 0 LOB: 1 BB: 1 P: 7	R: 2 E: 0 K: 1 S: 14 H: 3 LOB: 2 BB: 1 P: 23	R: 1 E: 0 K: 1 S: 8 H: 1 LOB: 0 BB: 0 P: 15	1B: 6 2B: 1 3B: 0 HR: 3	SF: 0 SAC: 1 DP: 1 HBP: 0						

	AB	35
	R	5
	H	10
	RBI	5
	BB	3
	SO	5
	LOB	14

WP: 0 PB: 0 SB: 0 CS: 0 PA: 39

PITCHER		IP	WLS	BF	H	R	ER	SO	BB	IBB	HBP	BLK	WP	HR	S	P	ERA	WHIP
Jeff Austin, R ERA: 4.15	(1, 1)	5.1		23	6	2	2	3	1	0	0	0	0	1	61	105	3.38	1.312
Kent Mercker, L ERA: 1.74	(6, 1)	0.2	H	1	0	0	0	0	0	0	0	0	0	0	4	7	0.00	0.000
Brian Reith, R ERA: 3.68	(7, 1)	0.2	H	3	0	0	0	0	1	0	0	0	0	0	2	6	0.00	1.500
Gabe White, L ERA: 3.68	(7, 1)	1.0	B	7	3	2	2	0	0	1	0	0	0	1	12	21	18.00	3.000
Chris Reitsma, R ERA: 6.28	(8, 1)	1.1	W	5	1	1	1	2	0	0	0	0	0	1	11	18	6.75	0.750

PITCHER	IP	WLS	BF	H	R	ER	SO	BB	IBB	HBP	BLK	WP	HR	S	P	ERA	WHIP

Batter	1	2	3	4	5	6	7	8	9	AB	R	H	RBI	BB	SO	LOB
Felipe Lopez, S (1, 6) OBP: 0.325, SLG: 0.358	C B X 1-1 WP HR 1B		X 0-0 ① G6-3		B X 1-0 ② G3-1 2-3			F S S 0-3 ① K		4	1	1	0	0	1	1
Jose Guillen, R (1, 9) OBP: 0.367, SLG: 0.662	C X 0-1 ① L8		B X 1-0 FC4-6 1B		F C X 0-2 3-H 1B			C S B X 1-2 1B BB 1B		4	0	3	1	0	0	1
Reggie Taylor, L (8, PR) OBP: 0.267, SLG: 0.333 (9, 8)										0	0	0	0	0	0	0
Sean Casey, L (1, 3) OBP: 0.369, SLG: 0.441	D C B B B 4-1 1-2 HR BB		B X 1-0 ② FC4-6 1-2f		C D X 1-1 ③ G3			F B F X 1-2 ② F8		3	1	0	0	1	0	3
Austin Kearns, R (1, 8) OBP: 0.432, SLG: 0.589 (9, 9)	X 0-0 1-H 2-H HR		B B X 2-0 ③ F8			S B C B S 2-3 ① K		D B S C F B F B 4-2 1B 1-2 BB		3	1	1	3	1	1	1
Aaron Boone, R (1, 5) OBP: 0.326, SLG: 0.474	B X 1-0 ② P3			X 0-0 ① P5		B X 1-0 ② G5-3		F C B X 1-2 1-2 2-3 1B		4	0	1	0	0	0	0
Adam Dunn, L (1, 7) OBP: 0.328, SLG: 0.509	S C B X 1-2 ③ G6-3			S B X 1-1 ② L7		B F B C X 2-2 ③ P5		B B X 2-0 ③ F7		4	0	0	0	0	0	3
Jason LaRue, R (1, 2) OBP: 0.357, SLG: 0.405		C B X 1-1 G6-4-3 1B		B F F X 1-2 ③ G6-3			C B B S B B 4-2 L4-3 BB		C C B B F F F X 2-2 ① L7	3	0	1	0	1	0	0
Juan Castro, R (1, 4) OBP: 0.346, SLG: 0.490	C X 0-1 ① ② G6-4-3 1-2f				C B X 1-1 G3-1' SH1-4 1B 1B		1 SAFE C X 0-1 ① ② L4-3 1-1		C X 0-1 HR 1B	4	1	2	0	0	0	2
Wily Mo Peña, R (9, PR) OBP: 0.071, SLG: 0.071										0	1	0	0	0	0	0
Jeff Austin, R (1, 1) OBP: 0.200, SLG: 0.200	F F B S 1-3 ③ K				X 0-0 ① SH1-4 1-2		F S S 0-3 ③ K		B X 1-0 1-H HR	1	0	0	0	0	1	0
Kent Mercker, L (6, 1)										0	0	0	0	0	0	0
Brian Reith, R (7, 1)										0	0	0	0	0	0	0
Gabe White, L (7, 1)										1	0	0	0	0	1	0
Chris Reitsma, R (8, 1) OBP: 0.200, SLG: 0.200										0	0	0	0	0	0	0
Barry Larkin, R (9, PH) OBP: 0.300, SLG: 0.432										1	1	1	2	0	0	0
Inning Stats	R: 3 H: 2 E: 0 LOB: 0 K: 0 BB: 1 S: 10 P: 17		R: 0 H: 1 E: 0 LOB: 0 K: 1 BB: 0 S: 7 P: 9	R: 0 H: 1 E: 0 LOB: 1 K: 0 BB: 0 S: 4 P: 8	R: 0 H: 0 E: 0 LOB: 0 K: 0 BB: 0 S: 6 P: 8	R: 1 H: 2 E: 0 LOB: 1 K: 0 BB: 0 S: 9 P: 12	R: 0 H: 0 E: 0 LOB: 0 K: 1 BB: 0 S: 7 P: 12	R: 0 H: 0 E: 0 LOB: 0 K: 1 BB: 1 S: 7 P: 11	R: 0 H: 2 E: 0 LOB: 3 K: 1 BB: 1 S: 17 P: 26	R: 2 H: 2 E: 0 LOB: 1 K: 0 BB: 0 S: 9 P: 12	1B: 8 SF: 0 2B: 1 SAC: 1 3B: 0 DP: 2 HR: 2 HBP: 0						

PITCHER		IP	WLS	BF	H	R	ER	SO	BB	IBB	HBP	BLK	WP	HR	S	P	ERA	WHIP
Brett Tomko, R ERA: 4.25	(1, 1)	8.0		33	8	4	4	4	3	0	0	0	1	1	67	103	4.50	1.375
Kiko Calero, R ERA: 4.4	(9, 1)	0.1	L	3	2	2	2	0	0	0	0	0	0	1	9	12	54.00	6.000

PITCHER	IP	WLS	BF	H	R	ER	SO	BB	IBB	HBP	BLK	WP	HR	S	P	ERA	WHIP

BOTTOM

St. Louis Cardinals @ Cincinnati Reds

Great American Ball Park, Cincinnati, OH

Tue May 06 2003, 7:10 PM EDT

Att. 25,917 - Cloudy - 75 F

livebaseballscorecards.com

AB	32
R	6
H	10
RBI	6
BB	3
SO	4
LOB	11

REDS™

WP: 1	PA: 36					
PB: 0						
SB: 0						
CS: 0						

Batter	1	2	3	4	5	6	7	8	9	AB	R	H	RBI	BB	SO	LOB
Fernando Vina, L (1, 4) OBP: 0.274, SLG: 0.351	C X 0-1 ① G3		C B B X 2-1 ③ P5			B X 1-0 ① F9		C B B F X 2-2 G4-3 1-2		4	0	0	0	0	0	1
Eli Marrero, R (1, 9) OBP: 0.260, SLG: 0.357 J.D. Drew, L (8, PH) OBP: 0.294, SLG: 0.438 Mike Crudale, R (8, 1) Jeff Fassero, L (8, 1)	B B B B 4-0 5 G5-3 BB			C B X 1-1 ① G6-3		C S F B B X 2-2 ② F8		B X 1-0 ② G4-3 2-3		2 1 0 0	0 0 0 0	0 0 0 0	0 0 0 0	1 0 0 0	0 0 0 0	0 1 0 0
5 Albert Pujols, R (1, 7) OBP: 0.438, SLG: 0.663	X 0-0 ② G5-3 1-2			C B B C F B X 3-2 G5-3		C X 0-1 ③ G5-3		B D B B B 4-0 BB		3	0	0	0	1	0	1
15 Jim Edmonds, L (1, 8) OBP: 0.457, SLG: 0.707	F C X 0-2 ③ F8			C B X 1-1 ③ G3-1			B C X 1-1 ① G4-3	B S B B F S 3-3 ③ K		4	0	0	0	0	1	3
27 Scott Rolen, R (1, 5) OBP: 0.425, SLG: 0.564		X 0-0 ① G6-3			C B C X 1-2 HR		B X 1-0 G3 1B 2B		L B B B C X 3-2 G6-3 1B	4	2	3	1	0	0	0
Tino Martinez, L (1, 3) OBP: 0.353, SLG: 0.467		B B C X 2-1 G6-4-3 1B			X 0-0 ① G5-3		D X 1-0 ② G3 2-3		X 0-0 ① ② G6-3 1-2f	4	0	1	0	0	0	2
Edgar Renteria, R (1, 6) OBP: 0.401, SLG: 0.586		C B D B T X 3-2 ② ③ G6-4-3 1-2f			X 0-0 1B		C X 0-1 3-H 1B		B F S B B F F F B 4-2 BB	3	0	2	1	1	0	1
Mike Matheny, R (1, 2) OBP: 0.325, SLG: 0.402			C X 0-1 ① G6-3		F X 0-1 ② F7		X 0-0 ③ G5-3		X 0-0 ③ G4-3	4	0	0	0	0	0	3
Jason Simontacchi, R (1, 1) OBP: 0.071, SLG: 0.071 Cal Eldred, R (7, 1) Orlando Palmeiro, L (8, PH) OBP: 0.341, SLG: 0.357 (8, 9)			C X 0-1 ② G3		C M 1 B S 1-3 ③ K2-3			B B B 4-0 G4-3 G4-3 BB		2 0 0	0 0 0	0 0 0	0 0 0	0 0 1	1 0 0	1 0 0
Inning Stats	R: 0 H: 0 E: 0 LOB: 1 K: 0 BB: 1 S: 6 P: 10	R: 0 H: 1 E: 0 LOB: 0 K: 0 BB: 0 S: 6 P: 11	R: 0 H: 0 E: 0 LOB: 0 K: 0 BB: 0 S: 6 P: 8	R: 0 H: 0 E: 0 LOB: 0 K: 0 BB: 0 S: 8 P: 13	R: 1 H: 2 E: 0 LOB: 1 K: 1 BB: 0 S: 10 P: 12	R: 0 H: 0 E: 0 LOB: 0 K: 0 BB: 0 S: 7 P: 10	R: 1 H: 2 E: 0 LOB: 1 K: 0 BB: 0 S: 7 P: 10	R: 0 H: 0 E: 0 LOB: 2 K: 1 BB: 2 S: 7 P: 21	R: 0 H: 1 E: 0 LOB: 1 K: 0 BB: 1 S: 10 P: 17	1B: 4 SF: 0 2B: 1 SAC: 0 3B: 0 DP: 2 HR: 1 HBP: 0						WP: 0 PA: 35 PB: 0 SB: 0 CS: 0

TOP

St. Louis Cardinals @ Cincinnati Reds

Great American Ball Park, Cincinnati, OH

Wed May 07 2003, 7:10 PM EDT
Att. 20,849 - Overcast - 73 F

livebaseballscorecards.com

AB	31
R	2
H	6
RBI	2
BB	4
SO	2
LOB	13

PITCHER		IP	WLS	BF	H	R	ER	SO	BB	IBB	HBP	BLK	WP	HR	S	P	ERA	WHIP
Danny Graves, R ERA: 5.53	(1, 1)	7.2	W	30	5	2	2	1	3	0	0	0	0	1	54	89	2.35	1.043
Kent Mercker, L ERA: 1.69	(8, 1)	0.1	H	1	0	0	0	1	0	0	0	0	0	0	3	6	0.00	0.000
Scott Williamson, R ERA: 1.98	(9, 1)	1.0	S	4	1	0	0	0	1	0	0	0	0	0	10	17	0.00	2.000

PITCHER	IP	WLS	BF	H	R	ER	SO	BB	IBB	HBP	BLK	WP	HR	S	P	ERA	WHIP

Batter	1	2	3	4	5	6	7	8	9	AB	R	H	RBI	BB	SO	LOB
Felipe Lopez, S (1, 6) OBP: 0.323, SLG: 0.348	C S B X 1-2 G4-3 ①		C B F B B B 4-2 BB		C C S 0-3 K ②		F X 0-1 G3 ③			3	0	0	0	1	1	0
Jose Guillen, R (1, 9) OBP: 0.349, SLG: 0.628	B F B B F C 2-3 K ②		X 0-0 L9 ②		C F F B S 1-3 K ③			F C B B B S 3-3 K ①		4	0	0	0	0	3	1
Sean Casey, L (1, 3) OBP: 0.359, SLG: 0.427	C B F S 1-3 K ③		X 0-0 G4-3 ③			B C B F B X 3-2 G3-1 ①		F B C X 1-2 L4 ②		4	0	0	0	0	1	1
Austin Kearns, R (1, 8) OBP: 0.427, SLG: 0.578		C C B C 1-3 K ①		C F B S 1-3 K ①		X 0-0 P6 ②		B B X 2-0 1B		4	0	1	0	0	2	0
Aaron Boone, R (1, 5) OBP: 0.338, SLG: 0.496		C B S X 1-2 HR		C F B F F F B F B 4-2 F B E 1B BB		S S B F H 2-2 HR HBP		F B X 1-1 P4 ③		2	3	1	1	1	0	1
Adam Dunn, L (1, 7) OBP: 0.336, SLG: 0.541		C B B F B F F X 3-2 1B		1 SAFE F D S F B B F F 3-3 F F F C 1-3 ②		X 0-0 1-H HR				3	1	2	2	0	1	1
Jason LaRue, R (1, 2) OBP: 0.356, SLG: 0.402		D X 1-0 F9 ②		C F B D X 2-2 3-H 1B		S S B F B S 2-3 K ③				3	0	1	1	0	1	1
Juan Castro, R (1, 4) OBP: 0.327, SLG: 0.462		B C C 1 SAFE F C 1-3 K ③		X 0-0 F9 ③			C C B C 1-3 K ①			3	0	0	0	0	2	2
Danny Graves, R (1, 1) OBP: 0.125, SLG: 0.125 Kent Mercker, L (8, 1) Scott Williamson, R (9, 1)			X 0-0 P6 ①		X 0-0 L5 ①		B F F B F F X 2-2 G1-3 ②			3 0 0	0 0 0	0 0 0	0 0 0	0 0 0	0 0 0	0 0 0
Inning Stats	R: 0 H: 0 E: 0 LOB: 0 K: 2 BB: 0 S: 9 P: 13	R: 1 H: 2 E: 0 LOB: 1 K: 2 BB: 0 S: 16 P: 23	R: 0 H: 0 E: 0 LOB: 1 K: 0 BB: 1 S: 5 P: 9	R: 1 H: 1 E: 1 LOB: 1 K: 2 BB: 1 S: 24 P: 34	R: 0 H: 0 E: 0 LOB: 0 K: 1 BB: 0 S: 8 P: 9	R: 2 H: 1 E: 0 LOB: 0 K: 2 BB: 0 S: 12 P: 19	R: 0 H: 0 E: 0 LOB: 0 K: 1 BB: 0 S: 11 P: 14	R: 0 H: 1 E: 0 LOB: 1 K: 1 BB: 0 S: 9 P: 16		1B: 3 SF: 0 2B: 0 SAC: 0 3B: 0 DP: 0 HR: 2 HBP: 1						WP: 0 PA: 32 PB: 0 SB: 0 CS: 0

PITCHER		IP	WLS	BF	H	R	ER	SO	BB	IBB	HBP	BLK	WP	HR	S	P	ERA	WHIP
Jason Simontacchi, R ERA: 5.85	(1, 1)	6.0	L	25	4	4	3	9	2	0	1	0	0	2	74	107	4.50	1.000
Cal Eldred, R ERA: 4.26	(7, 1)	1.0		3	0	0	0	1	0	0	0	0	0	0	11	14	0.00	0.000
Mike Crudale, R ERA:	(8, 1)	0.2		3	1	0	0	1	0	0	0	0	0	0	7	13	0.00	1.500
Jeff Fassero, L ERA: 7.84	(8, 1)	0.1		1	0	0	0	0	0	0	0	0	0	0	2	3	0.00	0.000

PITCHER	IP	WLS	BF	H	R	ER	SO	BB	IBB	HBP	BLK	WP	HR	S	P	ERA	WHIP

BOTTOM

St. Louis Cardinals @ Cincinnati Reds

Great American Ball Park, Cincinnati, OH

Wed May 07 2003, 7:10 PM EDT

Att. 20,849 - Overcast - 73 F

livebaseballscorecards.com

AB	29
R	4
H	5
RBI	4
BB	2
SO	11
LOB	7

Batter	1	2	3	4	5	6	7	8	9	AB	R	H	RBI	BB	SO	LOB
Orlando Palmeiro, L (1, 8) (7, 7) OBP: 0.345, SLG: 0.360	C B F X 1-2 F9 ① 1B	B C X 1-1 2B 1B		C B X 1-1 BB 1B		B B C F F F X 2-2 F9 ① 2B	B X 1-0 G1-4-3 ② 1-2 2-3 3-H			5	0	2	1	0	0	2
Miguel Cairo, R (1, 5) (6, 7) (7, 4) OBP: 0.328, SLG: 0.509	C X 0-1 5 HR 1B	B X 1-0 1-3 2B		B C B B C B 4-2 1-2 BB		B B C X 2-1 E 2B	B F B X 2-1 G6-3 ③			4	2	3	0	1	0	2
5 Albert Pujols, R (1, 3) OBP: 0.427, SLG: 0.670	1 SAFE C X 0-1 1-H HR	B X 1-0 P6 ②		D B C F F B S 3-3 K ③		F F S 0-3 K ②		B S X 1-1 G6-3 ①		5	1	1	2	0	2	5
J.D. Drew, L (1, 9) OBP: 0.333, SLG: 0.486	X 0-0 E 1B 2B	C D C S 1-3 K ③			B S F B B X 3-2 F9 1B 1B 1B	C X 0-1 E9 2-H 1B		X 0-0 G6-3 ②		5	2	3	1	0	1	2
Eduardo Perez, R (1, 7) OBP: 0.435, SLG: 0.595	B B C D B 4-1 1B E BB		B C T B F S 2-3 K ①		X 0-0 1-2 1B 1B	B F F B F S 2-3 K ③		B S B X 2-1 G6-3 ③		3	0	1	0	1	2	1
Steve Kline, S (6, 1)										0	0	0	0	0	0	0
Tino Martinez, L (8, PH) OBP: 0.350, SLG: 0.462										1	0	0	0	0	0	0
Jeff Fassero, L (8, 1)										0	0	0	0	0	0	0
Edgar Renteria, R (1, 6) OBP: 0.395, SLG: 0.571	D C B X 2-1 E6 1B 1-2 2-3		C B X 1-1 G4-3 ②		X 0-0 F9 ① 2-3		B X 1-0 27 HBP G1-4-3 1B		F B X 1-1 G5-3 ①	5	1	1	0	0	0	4
Eli Marrero, R (1, 2) OBP: 0.280, SLG: 0.373	F B B B X 3-1 G6-4-3 1-2 2-3 3-H 1B		B F C B S 2-3 K ③		X 0-0 1-2 1B 3-H 1B		F X 0-1 G1-4-3 27 HBP 1-2 1B		C C S 0-3 K2-3 ②	5	0	3	2	0	2	0
Wilson Delgado, S (1, 4) OBP: 0.226, SLG: 0.207	S B C T F F X 1-2 G6-4-3 ② ③ 1-2f			C S X 0-2 L7 ①	B B B C X 3-1 P6 ②		F C S 0-3 K ①		X 0-0 F7 ③	3	0	0	0	0	0	5
15 Jim Edmonds, L (7, PH) (7, 8) OBP: 0.449, SLG: 0.693										2	0	0	0	0	1	2
Garrett Stephenson, R (1, 1) OBP: 0.188, SLG: 0.133		S X 0-1 G1-3 ①		B B B C C S 3-3 K ②	B F X 1-1 F8 ③		C H 1-1 G1-4-3 1-2 2-3 HBP			3	0	0	0	0	1	2
Mike Crudale, R (6, 1)										0	0	0	0	0	0	0
27 Scott Rolen, R (6, 5) OBP: 0.429, SLG: 0.564										0	0	0	0	0	0	0
Inning Stats	R: 3 H: 4 E: 1 LOB: 2 K: 0 BB: 1 S: 19 P: 30	R: 0 H: 2 E: 0 LOB: 2 K: 1 BB: 0 S: 9 P: 13	R: 0 H: 0 E: 0 LOB: 0 K: 2 BB: 0 S: 9 P: 14	R: 0 H: 1 E: 0 LOB: 2 K: 2 BB: 1 S: 14 P: 25	R: 1 H: 3 E: 0 LOB: 2 K: 0 BB: 0 S: 10 P: 17	R: 1 H: 2 E: 1 LOB: 1 K: 2 BB: 0 S: 16 P: 22	R: 1 H: 2 E: 0 LOB: 2 K: 1 BB: 0 S: 10 P: 15	R: 0 H: 0 E: 0 LOB: 0 K: 0 BB: 0 S: 5 P: 8	R: 0 H: 0 E: 0 LOB: 0 K: 1 BB: 0 S: 6 P: 7	1B: 10 SF: 0 2B: 3 SAC: 0 3B: 0 DP: 1 HR: 1 HBP: 1						

PITCHER		IP	WLS	BF	H	R	ER	SO	BB	IBB	HBP	BLK	WP	HR	S	P	ERA	WHIP
Paul Wilson, R ERA: 5.45	(1, 1)	5.0		27	10	4	4	5	2	0	0	0	0	1	61	99	7.20	2.400
Scott Sullivan, R ERA: 3.98	(6, 1)	1.0	W	5	2	1	1	2	0	0	0	0	0	0	16	22	9.00	2.000
Brian Reith, R ERA: 4.15	(7, 1)	1.1	H	7	2	1	1	1	0	0	1	0	0	0	12	18	6.75	1.500
Kent Mercker, L ERA: 1.59	(8, 1)	0.2	H	2	0	0	0	0	0	0	0	0	0	0	3	5	0.00	0.000
Scott Williamson, R ERA: 1.84	(9, 1)	1.0	S	3	0	0	0	1	0	0	0	0	0	0	6	7	0.00	0.000

PITCHER	IP	WLS	BF	H	R	ER	SO	BB	IBB	HBP	BLK	WP	HR	S	P	ERA	WHIP

TOP

St. Louis Cardinals @ Cincinnati Reds

Great American Ball Park, Cincinnati, OH

Thu May 08 2003, 12:35 PM EDT
Att. 30,567 - Cloudy - 68 F

livebaseballscorecards.com

AB	41
R	6
H	14
RBI	6
BB	2
SO	9
LOB	25

PA: 44

WP: 0
PB: 0
SB: 0
CS: 0

BOTTOM

Batter	1	2	3	4	5	6	7	8	9	AB	R	H	RBI	BB	SO	LOB
Barry Larkin, R (1, 6) OBP: 0.318, SLG: 0.450	B B B C F X 3-2 ① F8	B 1-0 ③ 2-3-5 2-3	B X 1-0 2B 2B		X 0-0 ② F9	B B B C B 4-1 E 1B BB		B F S F X 1-2 CS 1B		3	2	1	0	1	0	0
Felipe Lopez, S (7, 6) OBP: 0.328, SLG: 0.354										1	0	1	0	0	0	0
Jose Guillen, R (1, 9) OBP: 0.345, SLG: 0.622	B F B X 2-1 ② G5-3		B B B X 3-0 ① G5-3		B B X 2-0 2B	B F S F F D X 2-2 E6 1B 1-2 3-H		C B F S 1-3 ① K		4	0	1	0	0	0	2
Brian Reith, R (7, 1)										0	0	0	0	0	0	0
Kent Mercker, L (8, 1)										0	0	0	0	0	0	0
Ruben Mateo, R (8, PH) OBP: 0.260, SLG: 0.283										1	0	0	0	0	1	1
Scott Williamson, R (9, 1)										0	0	0	0	0	0	0
Sean Casey, L (1, 3) OBP: 0.367, SLG: 0.452	B C X 1-1 HR		B B F F S 2-3 ② K		B B B D 4-0 BB	X 0-0 1-3 2-H 1B		F F S 0-3 ② K		4	1	2	2	1	2	2
Austin Kearns, R (1, 8) OBP: 0.422, SLG: 0.575	B B C C S 2-3 ③ K		X 0-0 2-H 2B		C B B B X 3-1 ③ L9	B S B X 2-1 ③ P3		C 0-1 ③ CS 1-2		4	0	1	1	0	1	4
(7, 9)																
Aaron Boone, R (1, 5) OBP: 0.349, SLG: 0.568		C C B X 1-2 HR	B X 1-0 ③ F8			B X 1-0 HR	B C F B X 2-2 HR			4	3	3	3	0	0	1
Adam Dunn, L (1, 7) OBP: 0.333, SLG: 0.526		F B X 1-1 ① G4-3		X 0-0 ① P4		B B B B 4-0 2B SH1-3 BB	B X 1-0 ① L1-3			3	1	0	0	1	0	0
Juan Castro, R (1, 4) OBP: 0.322, SLG: 0.446		X 0-0 FC2-6 1B 1B		C F F B X 1-2 ② F9		1 SAFE S L X 0-2 ① P5	F F B S 1-3 ② K			4	0	1	0	0	1	1
Kelly Stinnett, R (1, 2) OBP: 0.410, SLG: 0.629		X 0-0 2-3-5 FC2-6 1-2 1B		B B X 2-0 ③ G4-3		C B F X 1-2 SH1-3 1-3 E 2B	B S B B B 4-1 BB			3	1	2	0	1	0	0
Paul Wilson, R (1, 1)		L X 0-1 ② FC2-6 1-2 2-3f			F S B F B X 2-2 ① G4-3	F B F X 1-2 ② SH1-3 2-3 3-H	C B X 1-1 ③ F9			1	0	0	0	0	0	2
Wily Mo Peña, R (5, PH) OBP: 0.067, SLG: 0.067										1	0	0	0	0	0	0
Scott Sullivan, R (6, 1)										0	0	0	0	0	0	0
Reggie Taylor, L (6, PH) OBP: 0.261, SLG: 0.326										1	0	0	1	0	0	1
(7, 8)																
Inning Stats	R: 1 E: 0 K: 1 S: 10 H: 1 LOB: 0 BB: 0 P: 18	R: 1 E: 0 K: 0 S: 9 H: 3 LOB: 2 BB: 0 P: 12	R: 1 E: 0 K: 1 S: 7 H: 2 LOB: 1 BB: 0 P: 14	R: 0 E: 0 K: 0 S: 6 H: 0 LOB: 0 BB: 0 P: 9	R: 0 E: 0 K: 0 S: 8 H: 1 LOB: 2 BB: 1 P: 19	R: 4 E: 1 K: 0 S: 19 H: 3 LOB: 2 BB: 2 P: 34	R: 1 E: 0 K: 1 S: 10 H: 1 LOB: 1 BB: 1 P: 19	R: 0 E: 0 K: 2 S: 11 H: 1 LOB: 0 BB: 0 P: 13		1B: 4 2B: 4 3B: 0 HR: 4 SF: 0 SAC: 1 DP: 0 HBP: 0						

PITCHER		IP	WLS	BF	H	R	ER	SO	BB	IBB	HBP	BLK	WP	HR	S	P	ERA	WHIP
Garrett Stephenson, R ERA: 4.68	(1, 1)	5.1		26	8	5	5	2	2	0	0	0	0	3	44	81	8.44	1.875
Mike Crudale, R ERA:	(6, 1)	0.1	L	4	1	1	0	0	1	0	0	0	0	0	12	20	0.00	6.000
Steve Kline, L ERA: 5.27	(6, 1)	1.1		7	2	2	1	1	1	0	0	0	0	1	13	24	6.75	2.250
Jeff Fassero, L ERA: 7.15	(8, 1)	1.0		3	1	0	0	2	0	0	0	0	0	0	11	13	0.00	1.000

PITCHER	IP	WLS	BF	H	R	ER	SO	BB	IBB	HBP	BLK	WP	HR	S	P	ERA	WHIP

St. Louis Cardinals @ Cincinnati Reds

Great American Ball Park, Cincinnati, OH

Thu May 08 2003, 12:35 PM EDT
Att. 30,567 - Cloudy - 68 F

livebaseballscorecards.com

AB	34
R	8
H	12
RBI	7
BB	4
SO	5
LOB	14

REDS

Batter	1	2	3	4	5	6	7	8	9	AB	R	H	RBI	BB	SO	LOB
Fernando Vina, L (1, 4) OBP: 0.271, SLG: 0.370	C B C F F B F S 2-3 ① K	X 0-0 1-H 2-H 3-H HR		C F F S 0-3 ③ K			B X 1-0 ③ B4-3		1 SAFE L B 1 SAFE 1 SAFE F B S 2-3 ① K	5	1	1	4	0	3	2
J.D. Drew, L (1, 9) OBP: 0.318, SLG: 0.524	F C X 0-2 ② F7	X 0-0 ③ G4-3			C B F F B S 2-3 ① K2-3			B B B C C X 3-2 HR	1 SAFE 1 SAFE S B B S S S 2-3 ② K	5	1	1	1	0	2	1
5 Albert Pujols, R (1, 7) OBP: 0.418, SLG: 0.648 Jeff Fassero, L (9, 1)	B F C B X 2-2 1B	X 0-0 ① G5-3			B C X 1-1 ② G6-3			C C B B F B X 3-2 ① G6-3	C F X 0-2 ③ G4-3	5 0	0 0	1 0	0 0	0 0	0 0	1 0
15 Jim Edmonds, L (1, 8) OBP: 0.451, SLG: 0.695	C F S 0-3 ③ K		B C X 1-1 1B		B C F C 1-3 ③ K			X 0-0 27 2B 2B		4	1	2	0	0	2	1
27 Scott Rolen, R (1, 5) OBP: 0.424, SLG: 0.562		B X 1-0 ① G4-3	B X 1-0 ② F8			B C X 1-1 ① P4		X 0-0 G3 2-H 2B		4	0	1	1	0	0	1
Tino Martinez, L (1, 3) OBP: 0.347, SLG: 0.450		X 0-0 ② G4-3	C X 0-1 ③ L7			B B B B 4-0 G6-4-3 BB		B C 2 B X SAFE 2-1 ② G3 2-3		3	0	0	0	1	0	2
Edgar Renteria, R (1, 6) OBP: 0.404, SLG: 0.574		C B X 1-1 1B BB HR 1B		C B X 1-1 G6-3 1B		1 SAFE 1 SAFE X 0-0 ② ③ G6-4-3 1-2f		I I I 4-0 IBB		3	1	2	0	1	0	1
Mike Matheny, R (1, 2) OBP: 0.323, SLG: 0.392		C B F B 1 SAFE 1 SAFE B B 4-2 1B HR 1-2 BB		X 0-0 ① G6-3 1-2			B C S B C 2-3 ① K	B X 1-0 ③ F9		3	1	0	0	1	1	3
Matt Morris, R (1, 1) OBP: 0.333, SLG: 0.474 Orlando Palmeiro, L (9, PH) (9, 7) OBP: 0.352, SLG: 0.368		X 0-0 1-2 2-3 HR 1B		B X 1-0 ② G1-3			B B X 2-0 ② G6-3		X 0-0 1B	3 1	1 0	1 1	0 0	0 0	0 0	1 0
Inning Stats	R: 0 E: 0 K: 2 S: 15 H: 1 LOB: 1 BB: 0 P: 19	R: 4 E: 0 K: 0 S: 9 H: 3 LOB: 0 BB: 1 P: 15	R: 0 E: 0 K: 0 S: 6 H: 1 LOB: 1 BB: 0 P: 8	R: 0 E: 0 K: 1 S: 8 H: 1 LOB: 1 BB: 0 P: 10	R: 0 E: 0 K: 2 S: 9 H: 0 LOB: 0 BB: 0 P: 13	R: 0 E: 0 K: 0 S: 3 H: 0 LOB: 0 BB: 1 P: 8	R: 0 E: 0 K: 1 S: 5 H: 0 LOB: 0 BB: 0 P: 10	R: 2 E: 0 K: 0 S: 12 H: 3 LOB: 2 BB: 1 P: 25	R: 0 E: 0 K: 2 S: 10 H: 1 LOB: 1 BB: 0 P: 14	1B: 6 2B: 2 3B: 0 HR: 2 SF: 0 SAC: 0 DP: 1 HBP: 0						

PITCHER		IP	WLS	BF	H	R	ER	SO	BB	IBB	HBP	BLK	WP	HR	S	P	ERA	WHIP
38 Carlos Zambrano, R ERA: 3.65	(1, 1)	7.1	L	31	8	6	6	6	2	0	0	0	0	2	63	97	7.36	1.364
Antonio Alfonseca, R ERA:	(8, 1)	0.2		5	2	0	0	0	0	1	0	0	0	0	5	12	0.00	3.000
Mark Guthrie, L ERA: 3.0	(9, 1)	0.2		2	0	0	0	2	0	0	0	0	0	0	6	10	0.00	0.000
Kyle Farnsworth, R ERA: 3.0	(9, 1)	0.1		1	0	0	0	0	0	0	0	0	0	0	3	3	0.00	0.000

PITCHER	IP	WLS	BF	H	R	ER	SO	BB	IBB	HBP	BLK	WP	HR	S	P	ERA	WHIP

TOP

St. Louis Cardinals @ Chicago Cubs

Wrigley Field, Chicago, IL

Fri May 09 2003, 2:20 PM CDT

Att. 38,531 - Sunny - 70 F

livebaseballscorecards.com

AB	36
R	6
H	10
RBI	6
BB	3
SO	8
LOB	13

WP: 0 PB: 0 SB: 0 CS: 0 PA: 39

Batter	1	2	3	4	5	6	7	8	9	AB	R	H	RBI	BB	SO	LOB
Mark Grudzielanek, R (1, 4) OBP: 0.314, SLG: 0.344	C B C F X 1-2 G1-3 ①		C X 0-1 G6-4-3 2-3 1B		B X 1-0 G4-3 ①		C S S 0-3 K ②		C C S 0-3 K ③	5	0	1	0	0	2	0
Alex Gonzalez, R (1, 6) OBP: 0.353, SLG: 0.421	B X 1-0 G6-3 ②		X 0-0 G6-4-3 ① ② 1-2f 3-H		C X 0-1 G6-3 ②		C F S 0-3 K ③			4	0	0	0	0	1	1
Sammy Sosa, R (1, 9) OBP: 0.444, SLG: 0.541	X 0-0 P3 ③		C C B B F X 2-2 F8 ③		B X 1-0 1B 1B			B C B F S 2-3 K ①		4	0	1	0	0	1	0
Moises Alou, R (1, 7) OBP: 0.355, SLG: 0.407		B F F S 1-3 K ①		B B X 2-0 HR	X 0-0 1-3 1B			C B F B B B 4-2 1B BB		3	1	2	1	1	1	0
Hee-Seop Choi, L (1, 3) OBP: 0.438, SLG: 0.589		B C S X 1-2 G3-1 ②		F B F X 1-2 BB 1B 1B	B C C S 1-3 K ③			B B S F F 1 SAFE B C 3-3 K ②		4	0	1	0	0	2	3
Corey Patterson, L (1, 8) OBP: 0.333, SLG: 0.556		X 0-0 HR		F B C F X 1-2 BB 1-2 1B		B F F C 1-3 K ①		B X 1-0 FC6 1-2 1B		4	1	3	1	0	1	0
Lenny Harris, L (1, 5) OBP: 0.265, SLG: 0.364	B B S B C F X 3-2 1B			C B C X 1-2 L4 ①		F X 0-1 G1 ②		B F X 1-1 FC6 1-2f ③		4	0	1	0	0	0	4
Paul Bako, L (1, 2) OBP: 0.333, SLG: 0.300 Ramon Martinez, R (9, PH) OBP: 0.365, SLG: 0.429	C B C S 1-3 K ③			B C B B B 4-1 38 G4-3 1-2 2-3 BB		X 0-0 G6-3 ③			B F F X 1-2 G5-3 ①	2 1	0 0	0 0	0 0	1 0	1 0	1 0
38 Carlos Zambrano, S (1, 1) OBP: 0.235, SLG: 0.529 Antonio Alfonseca, R (8, 1) Mark Guthrie, R (9, 1) Kyle Farnsworth, R (9, 1) Mark Bellhorn, S (9, PH) OBP: 0.369, SLG: 0.306			X 0-0 1B G6-4-3 2B	X 0-0 ② ③ G4-3 1-2f			C S S 0-3 K ①		X 0-0 G6-3 ②	3 0 0 0 1	1 0 0 0 0	1 0 0 0 0	0 0 0 0 0	0 0 0 0 0	1 0 0 0 0	3 0 0 0 0
Inning Stats	R: 0 E: 0 K: 0 S: 6 H: 0 LOB: 0 BB: 0 P: 8	R: 1 E: 0 K: 2 S: 14 H: 2 LOB: 1 BB: 0 P: 20	R: 1 E: 0 K: 0 S: 8 H: 2 LOB: 0 BB: 0 P: 10	R: 1 E: 0 K: 0 S: 13 H: 3 LOB: 2 BB: 1 P: 22	R: 0 E: 0 K: 1 S: 8 H: 2 LOB: 2 BB: 0 P: 11	R: 0 E: 0 K: 1 S: 6 H: 0 LOB: 0 BB: 0 P: 7	R: 0 E: 0 K: 3 S: 10 H: 0 LOB: 0 BB: 0 P: 10	R: 0 E: 0 K: 2 S: 12 H: 1 LOB: 2 BB: 1 P: 23	R: 0 E: 0 K: 1 S: 7 H: 0 LOB: 0 BB: 0 P: 8	1B: 7 2B: 1 3B: 0 HR: 2	SF: 0 SAC: 0 DP: 2 HBP: 0						

PITCHER	IP	WLS	BF	H	R	ER	SO	BB	IBB	HBP	BLK	WP	HR	S	P	ERA	WHIP
Matt Morris, R (1, 1) ERA: 2.56	8.0	W	34	10	3	3	9	2	0	0	0	0	2	77	111	3.38	1.500
Jeff Fassero, L (9, 1) ERA: 6.57	1.0	S	3	0	0	0	1	0	0	0	0	0	0	7	8	0.00	0.000

PITCHER	IP	WLS	BF	H	R	ER	SO	BB	IBB	HBP	BLK	WP	HR	S	P	ERA	WHIP

BOTTOM

St. Louis Cardinals @ Chicago Cubs

Wrigley Field, Chicago, IL

Fri May 09 2003, 2:20 PM CDT

Att. 38,531 - Sunny - 70 F

livebaseballscorecards.com

AB	35
R	3
H	10
RBI	2
BB	2
SO	10
LOB	12

1B: 7	SF: 0	WP: 0	PA: 37
2B: 1	SAC: 0	PB: 0	
3B: 0	DP: 2	SB: 0	
HR: 2	HBP: 0	CS: 0	

Batter	1	2	3	4	5	6	7	8	9	10	AB	R	H	RBI	BB	SO	LOB
Fernando Vina, L (1, 4) OBP: 0.276, SLG: 0.374	F7		2B		G6-3		HBP		G5-3		4	0	1	0	0	0	1
Orlando Palmeiro, L (1, 9) OBP: 0.344, SLG: 0.350	K		L4		BB		K2-3			F7	4	0	0	0	1	2	3
5 Albert Pujols, R (1, 7) OBP: 0.409, SLG: 0.624	G5-3		BB		FC5-4			G6-3		G6-3	4	0	0	0	1	0	1
15 Jim Edmonds, L (1, 8) OBP: 0.433, SLG: 0.664		F7	F7		K			G6-3		G4-3	5	0	0	0	0	1	4
27 Scott Rolen, R (1, 5) OBP: 0.419, SLG: 0.576		HR		G6-3	K			P5			4	1	1	1	0	1	0
Tino Martinez, L (1, 3) OBP: 0.336, SLG: 0.434		G6-3		G3	K				K		4	0	0	0	0	2	0
Edgar Renteria, R (1, 6) OBP: 0.406, SLG: 0.568		P3		1B	G6-3				BB		3	1	1	0	1	0	0
Mike Matheny, R (1, 2) OBP: 0.323, SLG: 0.390			K	1B			K				3	0	1	0	0	2	0
J.D. Drew, L (9, PH) OBP: 0.333, SLG: 0.535									S		1	0	1	1	0	0	0
Eli Marrero, R (9, 2) OBP: 0.280, SLG: 0.373									1B		0	0	0	0	0	0	0
Woody Williams, R (1, 1) OBP: 0.450, SLG: 0.375			BB		K		G3		P5		2	0	0	0	1	1	2
Miguel Cairo, R (9, PH) OBP: 0.322, SLG: 0.500											1	0	0	0	0	0	1
Cal Eldred, R (9, 1)											0	0	0	0	0	0	0
Inning Stats	R: 0 E: 0 K: 1 S: 8 H: 0 LOB: 0 BB: 0 P: 12	R: 1 E: 0 K: 0 S: 10 H: 1 LOB: 0 BB: 0 P: 16	R: 0 E: 0 K: 1 S: 15 H: 1 LOB: 3 BB: 2 P: 29	R: 0 E: 0 K: 1 S: 11 H: 2 LOB: 2 BB: 0 P: 23	R: 0 E: 0 K: 1 S: 9 H: 0 LOB: 1 BB: 1 P: 18	R: 0 E: 0 K: 2 S: 10 H: 0 LOB: 0 BB: 0 P: 14	R: 0 E: 0 K: 2 S: 19 H: 0 LOB: 1 BB: 0 P: 29	R: 0 E: 0 K: 0 S: 5 H: 0 LOB: 0 BB: 0 P: 7	R: 1 E: 0 K: 1 S: 13 H: 1 LOB: 1 BB: 1 P: 24	R: 0 E: 0 K: 0 S: 13 H: 0 LOB: 0 BB: 0 P: 15	1B: 3 2B: 1 3B: 0 HR: 1	SF: 0 SAC: 0 DP: 0 HBP: 1	WP: 0 PB: 0 SB: 2 CS: 0	PA: 40				

PITCHER		IP	WLS	BF	H	R	ER	SO	BB	IBB	HBP	BLK	WP	HR	S	P	ERA	WHIP
34 Kerry Wood, R ERA: 2.77	(1, 1)	7.0		29	4	1	1	8	3	0	1	0	0	1	82	141	1.29	1.000
Antonio Alfonseca, R ERA:	(8, 1)	1.0	H	3	0	0	0	0	0	0	0	0	0	0	5	7	0.00	0.000
Joe Borowski, R ERA: 2.0	(9, 1)	1.0	B	5	1	1	1	1	1	0	0	0	0	0	13	24	9.00	2.000
Mike Remlinger, L ERA: 3.45	(10, 1)	1.0	W	3	0	0	0	0	0	0	0	0	0	0	13	15	0.00	0.000

PITCHER	IP	WLS	BF	H	R	ER	SO	BB	IBB	HBP	BLK	WP	HR	S	P	ERA	WHIP

TOP

St. Louis Cardinals @ Chicago Cubs

Wrigley Field, Chicago, IL

Sat May 10 2003, 1:20 PM CDT

Att. 38,106 - Cloudy - 58 F

livebaseballscorecards.com

AB	35
R	2
H	5
RBI	2
BB	4
SO	9
LOB	12

Batter	1	2	3	4	5	6	7	8	9	10	AB	R	H	RBI	BB	SO	LOB
Mark Bellhorn, S (1, 5) OBP: 0.357, SLG: 0.292	C C B S 1-3 K ①		F 2 SAFE F S 0-3 K ③		S X 0-1 L3 ③		F C B B S 2-3 K ③			B B C B C C 3-3 K ①	4	0	0	0	0	3	4
Joe Borowski, R (9, 1)											0	0	0	0	0	0	0
Paul Bako, L (10, 2) OBP: 0.324, SLG: 0.290											1	0	0	0	0	1	0
Alex Gonzalez, R (1, 6) OBP: 0.355, SLG: 0.442	X 0-0 L9 ②			B F F B C 2-3 K ①		F C B X 1-2 F8 ①		B X 1-0 G4-6-3 1B		B C C F F B F B X 3-2 HR	5	1	2	1	0	1	0
Troy O'Leary, L (1, 9) OBP: 0.250, SLG: 0.222	C B B B B F F F F F 3-3 C K ③			X 0-0 G1-3 1B		C B F B F X 2-2 F8 ②		B F 1 SAFE 1 SAFE B F B X 3-2 G4-6-3 ① ② 1-2f			4	0	1	0	0	1	1
Moises Alou, R (1, 7) OBP: 0.352, SLG: 0.425		C B B B X 3-1 G5-3 ①		B B C X 2-1 G1-3 ② 1-2		X 0-0 HR		X 0-0 L7 ③			4	1	1	1	0	0	1
Hee-Seop Choi, L (1, 3) OBP: 0.420, SLG: 0.558		C B X 1-1 G6-3 ②		B B F F F S 2-3 K ③		F C F B B S 2-3 K ③			F F F B X 1-2 G3 ①		4	0	0	0	0	2	1
Corey Patterson, L (1, 8) OBP: 0.346, SLG: 0.574		C C B S 1-3 K ③			B B C X 2-1 1B 1B		X 0-0 1B 3B		C B B B B 4-1 CS BB		3	1	2	0	1	1	0
Mark Grudzielanek, R (1, 4) OBP: 0.326, SLG: 0.356			C F S 0-3 K ①		C F B F B X 2-2 34 SH2-4 1B ① 1-3		C B X 1-1 SH5-3 1B 3-H		1 SAFE C S X 0-2 BB ② 1-2		4	0	3	1	0	1	0
Damian Miller, R (1, 2) OBP: 0.364, SLG: 0.429			S F B B B F F B 4-2 34 SH1-4 BB		B X 1-0 34 SH2-4 1B 1-2		1 SAFE X 0-0 SH5-3 ① 1-2		C B S B D B 4-2 BB 1-2		1	0	1	0	2	0	0
Mike Remlinger, L (10, 1)											0	0	0	0	0	0	0
34 Kerry Wood, R (1, 1) OBP: 0.235, SLG: 0.412			L X 0-1 SH1-4 ② 1-2		X 0-0 SH2-4 ② 1-2 2-3		C B D X 2-1 P6 ②		B B C X 2-1 F9 ③		0	0	0	0	0	0	0
Lenny Harris, L (7, PH) OBP: 0.257, SLG: 0.353											1	0	0	0	0	0	1
Antonio Alfonseca, R (8, 1)											0	0	0	0	0	0	0
Ramon Martinez, R (9, 5) OBP: 0.358, SLG: 0.419											1	0	0	0	0	0	2
Inning Stats	R: 0 H: 0 E: 0 LOB: 0 K: 2 BB: 0 S: 11 P: 15	R: 0 H: 0 E: 0 LOB: 0 K: 1 BB: 0 S: 7 P: 12	R: 0 H: 0 E: 0 LOB: 1 K: 2 BB: 1 S: 12 P: 16	R: 0 H: 1 E: 0 LOB: 1 K: 2 BB: 0 S: 10 P: 16	R: 0 H: 3 E: 0 LOB: 2 K: 0 BB: 0 S: 10 P: 15	R: 1 H: 1 E: 0 LOB: 0 K: 1 BB: 0 S: 12 P: 17	R: 1 H: 2 E: 0 LOB: 1 K: 1 BB: 0 S: 9 P: 14	R: 0 H: 1 E: 0 LOB: 0 K: 0 BB: 0 S: 5 P: 9	R: 0 H: 1 E: 0 LOB: 2 K: 0 BB: 2 S: 12 P: 23	R: 1 H: 1 E: 0 LOB: 0 K: 1 BB: 0 S: 9 P: 15	1B: 7 SF: 0 2B: 0 SAC: 3 3B: 1 DP: 1 HR: 2 HBP: 0						

PITCHER	IP	WLS	BF	H	R	ER	SO	BB	IBB	HBP	BLK	WP	HR	S	P	ERA	WHIP
Woody Williams, R (1, 1) ERA: 1.84	8.0		31	8	2	2	9	1	0	0	0	0	1	76	114	2.25	1.125
Cal Eldred, R (9, 1) ERA: 4.5	1.1	L	7	2	1	1	1	2	0	0	0	0	1	21	38	6.75	3.000

PITCHER	IP	WLS	BF	H	R	ER	SO	BB	IBB	HBP	BLK	WP	HR	S	P	ERA	WHIP

BOTTOM

St. Louis Cardinals @ Chicago Cubs

Wrigley Field, Chicago, IL

Sat May 10 2003, 1:20 PM CDT

Att. 38,106 - Cloudy - 58 F

livebaseballscorecards.com

AB	32
R	3
H	10
RBI	3
BB	3
SO	10
LOB	10

WP: 0	PA: 38		
PB: 0			
SB: 0			
CS: 1			

Batter	1	2	3	4	5	6	7	8	9	AB	R	H	RBI	BB	SO	LOB
Barry Larkin, R (1, 6) OBP: 0.368, SLG: 0.429	B F C F B B B 4-2 1B SF9 BB	B B B C B 4-1 1B 2B BB	B B C X 2-1 ③ F7			X 0-0 ② G3		B C S B S 2-3 ① K		0	1	0	0	2	0	0
Felipe Lopez, S (2, PR) OBP: 0.306, SLG: 0.320 (2, 6)										3	1	0	0	0	1	1
Jose Guillen, R (1, 9) OBP: 0.362, SLG: 0.622	C I B X 1-2 1-3 HR 1B	C X 0-1 ① F8		B F B B F F X 3-2 2B 1B		C F X 0-2 BB 1B		B B X 2-0 ② G5-3		5	1	3	0	0	0	1
Sean Casey, L (1, 3) OBP: 0.372, SLG: 0.456	C T SAFE B B B F F X 3-2 ① SF9 3-H	B D B C C F F X 3-2 1-3 2B 1B		C D B F F B S 2-3 ① K		F B B B B 4-1 FC6-4 1-2 BB		B X 1-0 ③ F8		3	1	1	1	1	1	1
Austin Kearns, R (1, 8) OBP: 0.418, SLG: 0.606	X 0-0 1-H HR	C X 0-1 ② P4		F X 0-1 ② 1-H 2B		B X 1-0 ③ FC6-4 1-2f			C X 0-1 ① F8	5	1	2	2	0	0	4
Aaron Boone, R (1, 5) OBP: 0.359, SLG: 0.562	C T X 0-2 HR 1B	S X 0-1 1-H 3-H 2B		B X 1-0 ③ F9			S X 0-1 ① G6-3		F F F B X 1-2 ② F9	5	1	2	2	0	0	1
Adam Dunn, L (1, 7) OBP: 0.342, SLG: 0.583	B X 1-0 1-H HR	F B X 1-1 ③ G4-3			B X 1-0 ① F9		S C B F S 1-3 ② K		B C B X 2-1 ③ G4-3	5	1	1	2	0	1	2
Jason LaRue, R (1, 2) OBP: 0.363, SLG: 0.402	C S B B B X 3-2 2B		B B X 2-0 1B		C B B X 2-1 ② F8		B B B F B 4-1 1B BB			3	0	2	0	1	0	0
Juan Castro, R (1, 4) OBP: 0.324, SLG: 0.438	F X 0-1 ② F8		C B X 1-1 ① P4		X 0-0 ③ G6-3		X 0-0 1-3 1B			4	0	1	0	0	0	2
Paul Wilson, R (1, 1)	C S B S 1-3 ③ K2-3		B L C M 1-3 ② K			X 0-0 ① P4		C B B D X 3-1 ③ G6-3		3	0	0	0	0	2	2
Ken Griffey Jr., L (7, PH) OBP: 0.318, SLG: 0.550										1	0	0	0	0	0	2
Kent Mercker, L (7, 1)										0	0	0	0	0	0	0
Scott Sullivan, R (8, 1)										0	0	0	0	0	0	0
Gabe White, L (9, 1)										0	0	0	0	0	0	0
Inning Stats	R: 5 E: 0 K: 1 S: 23 H: 5 LOB: 1 BB: 1 P: 36	R: 2 E: 0 K: 0 S: 14 H: 2 LOB: 2 BB: 1 P: 22	R: 0 E: 0 K: 1 S: 8 H: 1 LOB: 1 BB: 0 P: 14	R: 0 E: 0 K: 1 S: 11 H: 2 LOB: 1 BB: 0 P: 17	R: 0 E: 0 K: 0 S: 4 H: 0 LOB: 0 BB: 0 P: 7	R: 0 E: 0 K: 0 S: 7 H: 1 LOB: 2 BB: 1 P: 12	R: 0 E: 0 K: 1 S: 10 H: 1 LOB: 2 BB: 1 P: 18	R: 0 E: 0 K: 1 S: 5 H: 0 LOB: 0 BB: 0 P: 10	R: 0 E: 0 K: 0 S: 8 H: 0 LOB: 0 BB: 0 P: 11	1B: 7 2B: 3 3B: 0 HR: 2	SF: 1 SAC: 0 DP: 0 HBP: 0					

TOP

Cincinnati Reds @ St. Louis Cardinals

Busch Stadium, St. Louis, MO

Tue May 13 2003, 7:10 PM CDT
Att. 34,276 - Cloudy - 72 F

livebaseballscorecards.com

AB	37
R	7
H	12
RBI	7
BB	4
SO	5
LOB	16

PITCHER		IP	WLS	BF	H	R	ER	SO	BB	IBB	HBP	BLK	WP	HR	S	P	ERA	WHIP
Jason Simontacchi, R ERA: 7.41	(1, 1)	1.2	L	14	7	7	7	1	2	0	0	0	0	2	35	55	37.80	5.400
Kiko Calero, R ERA: 3.78	(2, 1)	2.1		9	3	0	0	2	0	0	0	0	0	0	21	34	0.00	1.286
Mike Crudale, R ERA:	(5, 1)	3.0		13	2	0	0	1	2	0	0	0	0	0	21	37	0.00	1.333
Steve Kline, L ERA: 4.91	(8, 1)	1.0		3	0	0	0	1	0	0	0	0	0	0	5	10	0.00	0.000
Dustin Hermanson, R ERA: 3.45	(9, 1)	1.0		3	0	0	0	0	0	0	0	0	0	0	8	11	0.00	0.000

PITCHER	IP	WLS	BF	H	R	ER	SO	BB	IBB	HBP	BLK	WP	HR	S	P	ERA	WHIP

WP: 0 PB: 0 SB: 0 CS: 0 PA: 42

Batter	1	2	3	4	5	6	7	8	9	AB	R	H	RBI	BB	SO	LOB
Fernando Vina, L (1, 4) OBP: 0.273, SLG: 0.375	C F F B F X 1-2 F9 ①		C S B X 1-2 G4-3 5 HR 2B		X 0-0 G3 ①		B C B X 2-1 G4-3 ②		B C X 1-1 F8 ③	5	1	1	0	0	0	0
J.D. Drew, L (1, 9) OBP: 0.313, SLG: 0.500 Eduardo Perez, R (7, PH) OBP: 0.447, SLG: 0.632 Steve Kline, S (8, 1) Dustin Hermanson, R (9, 1)	B S C X 1-2 G4-3 ②		S B X 1-1 G4-3 ② 2-3		B B X 2-0 G1-3 ②		X 0-0 2B			3 1 0 0	0 1 0 0	0 1 0 0	0 0 0 0	0 0 0 0	0 0 0 0	1 0 0 0
5 Albert Pujols, R (1, 7) OBP: 0.412, SLG: 0.646	C X 0-1 P4 ③		B X 1-0 3-H HR		B X 1-0 1B		F B B F B F X 3-2 G5-3 ③			4	1	2	2	0	0	1
15 Jim Edmonds, L (1, 8) OBP: 0.420, SLG: 0.640		B X 1-0 F9 ①	B B C S S X 2-2 F8 ③		X 0-0 G4-3 ③			B B S C S 2-3 K ①		4	0	0	0	0	1	1
27 Scott Rolen, R (1, 5) OBP: 0.421, SLG: 0.578		C C B X 1-2 G1 ②		C X 0-1 G3 ①		B C X 1-1 G4-3 2B		B C B S B B 4-2 G4-3 BB		3	0	1	0	1	0	0
Tino Martinez, L (1, 3) OBP: 0.333, SLG: 0.427	C C F F F B F B F 2-2 X 1B 1B			F B B X 2-1 F9 ②		B X 1-0 2-3 G4-3 ①		M B F X 1-2 1-2 G4-3 ②		4	0	1	0	0	0	2
Edgar Renteria, R (1, 6) OBP: 0.409, SLG: 0.566	C B C B F X 2-2 1-2 1B			B B X 2-0 1B 1B		F F F B X 1-2 L5 ②		C X 0-1 G5-3 ③		4	0	2	0	0	0	2
Mike Matheny, R (1, 2) OBP: 0.324, SLG: 0.389 Kerry Robinson, L (9, PH) OBP: 0.265, SLG: 0.219	C X 0-1 F9 ③			X 0-0 1-2 1B		X 0-0 G4-3 ③			B F F F F S 1-3 K ①	3 1	0 0	1 0	0 0	0 0	0 1	3 0
Jason Simontacchi, R (1, 1) OBP: 0.071, SLG: 0.071 Kiko Calero, R (2, 1) OBP: 0.500, SLG: 0.500 Orlando Palmeiro, L (4, PH) OBP: 0.340, SLG: 0.346 Mike Crudale, R (5, 1) Miguel Cairo, R (7, PH) OBP: 0.311, SLG: 0.482 (8, 9)			C S B X 1-2 G5-3 ①	C B C X 1-2 G3 ③			F B B X 2-1 P4 ①		B X 1-0 F8 ②	0 1 1 0 2	0 0 0 0 0	0 0 0 0 0	0 0 0 0 0	0 0 0 0 0	0 0 2 0 0	0 0 0 0 0
Inning Stats	R: 0 E: 0 K: 0 S: 10 H: 0 LOB: 0 BB: 0 P: 12	R: 0 E: 0 K: 0 S: 18 H: 2 LOB: 2 BB: 0 P: 24	R: 2 E: 0 K: 0 S: 12 H: 2 LOB: 0 BB: 0 P: 18	R: 0 E: 0 K: 0 S: 9 H: 2 LOB: 2 BB: 0 P: 14	R: 0 E: 0 K: 0 S: 4 H: 1 LOB: 1 BB: 0 P: 7	R: 0 E: 0 K: 0 S: 8 H: 1 LOB: 1 BB: 0 P: 11	R: 0 E: 0 K: 0 S: 9 H: 1 LOB: 1 BB: 0 P: 16	R: 0 E: 0 K: 1 S: 10 H: 0 LOB: 1 BB: 1 P: 17	R: 0 E: 0 K: 1 S: 8 H: 0 LOB: 0 BB: 0 P: 11	1B: 5 2B: 3 3B: 0 HR: 1	SF: 0 SAC: 0 DP: 0 HBP: 0			WP: 0 PB: 0 SB: 0 CS: 0	PA: 37	

PITCHER		IP	WLS	BF	H	R	ER	SO	BB	IBB	HBP	BLK	WP	HR	S	P	ERA	WHIP
Paul Wilson, R ERA: 5.12	(1, 1)	6.0	W	26	8	2	2	0	0	0	0	0	0	1	61	86	3.00	1.333
Kent Mercker, L ERA: 1.32	(7, 1)	1.2		7	1	0	0	1	1	0	0	0	0	0	17	31	0.00	1.200
Scott Sullivan, R ERA: 4.7	(8, 1)	1.0		3	0	0	0	1	0	0	0	0	0	0	8	10	0.00	0.000
Gabe White, L ERA: 2.89	(9, 1)	0.1		1	0	0	0	0	0	0	0	0	0	0	2	3	0.00	0.000

PITCHER	IP	WLS	BF	H	R	ER	SO	BB	IBB	HBP	BLK	WP	HR	S	P	ERA	WHIP

BOTTOM

Cincinnati Reds @ St. Louis Cardinals

Busch Stadium, St. Louis, MO

Tue May 13 2003, 7:10 PM CDT
Att. 34,276 - Cloudy - 72 F

livebaseballscorecards.com

AB	36
R	2
H	9
RBI	2
BB	1
SO	2
LOB	12

Batter	1	2	3	4	5	6	7	8	9	AB	R	H	RBI	BB	SO	LOB
Felipe Lopez, S (1, 6) OBP: 0.304, SLG: 0.326	C B S S 1-3 K ①			C F B C 1-3 K ①		F F F B X 1-2 P5 ①		X 0-0 G3-1 2B		4	0	1	0	0	2	0
Sean Casey, L (1, 3) OBP: 0.369, SLG: 0.450	C X 0-1 G3 ②			C B C F B X 2-2 BB HR 1B		X 0-0 F7 ②		B X 1-0 G3-1 2-3 ①		4	1	1	0	0	0	1
Ken Griffey Jr., L (1, 8) OBP: 0.346, SLG: 0.565	B S X 1-1 P6 ③			B B S B B 4-1 1-2 HR BB		X 0-0 1B 2B		S B X 1-1 G1-3 ②		3	2	1	0	1	0	1
Austin Kearns, R (1, 9) OBP: 0.420, SLG: 0.624		B B B C C F S 3-3 K ①		B B C X 2-1 1-H 2-H HR		F C X 0-2 2-H 1B		B X 1-0 F9 ③		4	1	2	4	0	1	1
Aaron Boone, R (1, 5) OBP: 0.351, SLG: 0.548		X 0-0 F9 ②		B S F X 1-2 G5-3 ②		C B X 1-1 F9 ③			X 0-0 G4-3 ①	4	0	0	0	0	0	1
Adam Dunn, L (1, 7) OBP: 0.333, SLG: 0.565		C B B F X 2-2 P5 ③		B C C S 1-3 K ③			B B X 2-0 G4-3 ①		S F B B X 2-2 F7 ②	4	0	0	0	0	1	0
Jason LaRue, R (1, 2) OBP: 0.359, SLG: 0.396			C X 0-1 G6-4-3 1B		X 0-0 F8 ①		B F C B X 2-2 G5-3 ②		B F B F X 2-2 F9 ③	4	0	1	0	0	0	0
Juan Castro, R (1, 4) OBP: 0.324, SLG: 0.433			X 0-0 G6-4-3 1-2f ① ②		B B C X 2-1 F8 ②		F S B B X 2-2 FC6-4 1B			3	0	1	0	0	0	1
Danny Graves, R (1, 1) OBP: 0.105, SLG: 0.105			C F B T F F X 1-2 F8 ③		X 0-0 P5 ③		X 0-0 FC6-4 1-2f ③			3	0	0	0	0	0	1
Inning Stats	R: 0 H: 0 E: 0 LOB: 0 K: 1 BB: 0 S: 7 P: 9	R: 0 H: 0 E: 0 LOB: 0 K: 1 BB: 0 S: 8 P: 13	R: 0 H: 1 E: 0 LOB: 0 K: 0 BB: 0 S: 8 P: 9	R: 3 H: 2 E: 0 LOB: 0 K: 2 BB: 1 S: 16 P: 27	R: 0 H: 0 E: 0 LOB: 0 K: 0 BB: 0 S: 4 P: 6	R: 1 H: 2 E: 0 LOB: 1 K: 0 BB: 0 S: 11 P: 13	R: 0 H: 1 E: 0 LOB: 1 K: 0 BB: 0 S: 8 P: 14	R: 0 H: 1 E: 0 LOB: 1 K: 0 BB: 0 S: 5 P: 8	R: 0 H: 0 E: 0 LOB: 0 K: 0 BB: 0 S: 7 P: 11	1B: 4 SF: 0 2B: 2 SAC: 0 3B: 0 DP: 1 HR: 1 HBP: 0						WP: 0 PA: 34 PB: 0 SB: 0 CS: 0

PITCHER		IP	WLS	BF	H	R	ER	SO	BB	IBB	HBP	BLK	WP	HR	S	P	ERA	WHIP
Matt Morris, R ERA: 2.88	(1, 1)	6.0	L	23	5	4	4	4	1	0	0	0	0	1	54	77	6.00	1.000
Dustin Hermanson, R ERA: 3.06	(7, 1)	2.0		8	2	0	0	0	0	0	0	0	0	0	13	22	0.00	1.000
Steve Kline, L ERA: 4.6	(9, 1)	1.0		3	0	0	0	0	0	0	0	0	0	0	7	11	0.00	0.000

PITCHER	IP	WLS	BF	H	R	ER	SO	BB	IBB	HBP	BLK	WP	HR	S	P	ERA	WHIP

TOP

Cincinnati Reds @ St. Louis Cardinals

Busch Stadium, St. Louis, MO

Wed May 14 2003, 7:10 PM CDT
Att. 31,731 - Cloudy - 73 F

livebaseballscorecards.com

AB	33
R	4
H	7
RBI	4
BB	1
SO	4
LOB	6

Batter	1	2	3	4	5	6	7	8	9	AB	R	H	RBI	BB	SO	LOB
Fernando Vina, L (1, 4) OBP: 0.273, SLG: 0.371	B X 1-0 ① G3		C B C X 1-2 ③ G1-3			C B B X 2-1 1B 1B		X 0-0 ③ G5-3		4	0	1	0	0	0	0
Eduardo Perez, R (1, 9) OBP: 0.440, SLG: 0.610 Dustin Hermanson, R (7, 1) Steve Kline, S (9, 1) Kerry Robinson, L (9, PH) OBP: 0.257, SLG: 0.212	C X 0-1 ② F9			C B X 1-1 ① L4		C B 1 SAFE F F X 1-2 1-3 1B			X 0-0 ① B1-3	3 0 0 1	0 0 0 0	1 0 0 0	0 0 0 0	0 0 0 0	0 0 0 0	0 0 0 0
5 Albert Pujols, R (1, 7) OBP: 0.400, SLG: 0.624	B B B C F F X 3-2 ③ L7			C B C X 1-2 ② G1-4-3		B C F F X 1-2 ② L5			C X 0-1 ② F7	4	0	0	0	0	0	2
15 Jim Edmonds, L (1, 8) OBP: 0.415, SLG: 0.624		B C X 1-1 ① L6		C B C B B 4-2 BB		B B F X 2-1 ③ F8			B S B B X 3-1 ③ G3	3	0	0	0	1	0	2
27 Scott Rolen, R (1, 5) OBP: 0.420, SLG: 0.573		C X 0-1 1B 1B		C B B F B F F X 3-2 ③ G6-3			B B C F X 2-2 ① F9			3	0	1	0	0	0	1
Edgar Renteria, R (1, 6) OBP: 0.407, SLG: 0.562		C B X 1-1 G4-6-3 1-2 1B			B C B X 2-1 ① G5-3		X 0-0 ② G5-3			3	0	1	0	0	0	0
Tino Martinez, L (1, 3) OBP: 0.326, SLG: 0.417	B B X 2-0 ② ③ G4-6-3 1-2f				B B F C X 2-2 ② G6-3		B F X 1-1 ③ F8			3	0	0	0	0	0	2
Mike Matheny, R (1, 2) OBP: 0.317, SLG: 0.380			F C F X 0-2 ① G3		C C X 0-2 ③ G3-1			X 0-0 ① G5-3		3	0	0	0	0	0	0
Matt Morris, R (1, 1) OBP: 0.318, SLG: 0.450 Orlando Palmeiro, L (6, PH) OBP: 0.333, SLG: 0.337 (7, 9)			C C B C 1-3 ② K			B F B C F F X 2-2 ① G1-3		C B B F B X 3-2 ② G4-3		1 2	0 0	0 0	0 0	0 0	1 0	0 0
Inning Stats	R: 0 H: 0 E: 0 LOB: 0 K: 0 BB: 0 S: 7 P: 11	R: 0 H: 2 E: 0 LOB: 1 K: 0 BB: 0 S: 7 P: 11	R: 0 H: 0 E: 0 LOB: 0 K: 1 BB: 0 S: 10 P: 12	R: 0 H: 0 E: 0 LOB: 1 K: 0 BB: 1 S: 12 P: 21	R: 0 H: 0 E: 0 LOB: 0 K: 0 BB: 0 S: 8 P: 12	R: 0 H: 2 E: 0 LOB: 2 K: 0 BB: 0 S: 17 P: 25	R: 0 H: 0 E: 0 LOB: 0 K: 0 BB: 0 S: 6 P: 9	R: 0 H: 0 E: 0 LOB: 0 K: 0 BB: 0 S: 5 P: 8	R: 0 H: 0 E: 0 LOB: 0 K: 0 BB: 0 S: 5 P: 8	1B: 4 SF: 0 2B: 0 SAC: 0 3B: 0 DP: 1 HR: 0 HBP: 0						

PITCHER		IP	WLS	BF	H	R	ER	SO	BB	IBB	HBP	BLK	WP	HR	S	P	ERA	WHIP
Danny Graves, R ERA: 4.56	(1, 1)	9.0	W	31	4	0	0	1	1	0	0	0	0	0	77	117	0.00	0.556

PITCHER	IP	WLS	BF	H	R	ER	SO	BB	IBB	HBP	BLK	WP	HR	S	P	ERA	WHIP

BOTTOM

Cincinnati Reds @ St. Louis Cardinals

Busch Stadium, St. Louis, MO

Wed May 14 2003, 7:10 PM CDT
Att. 31,731 - Cloudy - 73 F

livebaseballscorecards.com

AB	30
R	0
H	4
RBI	0
BB	1
SO	1
LOB	7

Batter	1	2	3	4	5	6	7	8	9	AB	R	H	RBI	BB	SO	LOB
Felipe Lopez, S (1, 6) OBP: 0.303, SLG: 0.319	C F H 1-2 HBP		B C B F X 2-2 ② G3		B X 1-0 ③ L7			X 0-0 ② ③ G6-4-3 1-2f		3	0	0	0	0	0	1
Reggie Taylor, L (1, 8) OBP: 0.304, SLG: 0.415	L C 1 SAFE 1 B SAFE B X 2-2 ① L7		C C X 0-2 ③ P6			B F X 1-1 ① G3			B C X 1-1 1B 1B SF8 1B	4	1	1	0	0	0	1
Sean Casey, L (1, 3) OBP: 0.366, SLG: 0.445	B C C 1 SAFE F X 1-2 ② P5			X 0-0 ① F8		X 0-0 ② G4-3			B F X 1-1 1-2 1B 1B	4	1	1	0	0	0	1
Jose Guillen, R (1, 9) OBP: 0.367, SLG: 0.618	B X 1-0 ③ P3			C B X 1-1 BB 1B		B F F F X 1-2 ③ F9			B X 1-0 1-2 2-3 1B 1B	4	0	2	0	0	0	1
Aaron Boone, R (1, 5) OBP: 0.348, SLG: 0.538		X 0-0 ① F8		X 0-0 ② F9			B F B B S B 4-2 CS BB		B X 1-0 ① F8	3	0	0	0	1	0	4
Adam Dunn, L (1, 7) OBP: 0.338, SLG: 0.586		F B B B C F X 3-2 HR		B B B B 4-0 1-2 BB			B C B F X 2-2 ① F8		F F B B X 2-2 ② SF8 3-H	2	1	1	2	1	0	1
Kelly Stinnett, R (1, 2) OBP: 0.348, SLG: 0.524 Ken Griffey Jr., L (9, PH) OBP: 0.370, SLG: 0.583	C C B F F F S 1-3 ② K		B B S X 2-1 ③ G1-3				1 SAFE F C F X 0-2 ② F8		B X 1-0 DI 1-3 2-H 1B	3 1	0 0	0 1	0 1	0 0	1 0	3 0
Juan Castro, R (1, 4) OBP: 0.307, SLG: 0.408	C F B S 1-3 ③ K				X 0-0 ① F9		C 0-1 ③ CS 1-2	X 0-0 ① ② G4-3	B F B B C S 3-3 ③ K 1-2	4	0	0	0	0	2	2
John Riedling, R (1, 1) OBP: 0.111, SLG: 0.111 Kent Mercker, L (7, 1) Barry Larkin, R (8, PH) OBP: 0.379, SLG: 0.429 Danny Graves, R (8, PR) OBP: 0.105, SLG: 0.105 Felix Heredia, L (8, 1) Brian Reith, R (8, 1)			C X 0-1 ① G1-5-3		C C S 0-3 ② K			B F C F B B B 4-2 G6-4-3 BB		2 0 0 0 0 0	0 0 0 0 0 0	0 0 0 0 0 0	0 0 0 0 0 0	1 0 1 0 0 0	0 0 0 0 0 0	0 0 0 0 0 0
Inning Stats	R: 0 E: 0 K: 0 S: 10 H: 0 LOB: 1 BB: 0 P: 15	R: 1 E: 0 K: 2 S: 14 H: 1 LOB: 0 BB: 0 P: 19	R: 0 E: 0 K: 0 S: 8 H: 0 LOB: 0 BB: 0 P: 10	R: 0 E: 0 K: 0 S: 6 H: 1 LOB: 2 BB: 1 P: 13	R: 0 E: 0 K: 1 S: 5 H: 0 LOB: 0 BB: 0 P: 6	R: 0 E: 0 K: 0 S: 7 H: 0 LOB: 0 BB: 0 P: 9	R: 0 E: 0 K: 0 S: 10 H: 0 LOB: 0 BB: 1 P: 16	R: 0 E: 0 K: 0 S: 5 H: 0 LOB: 1 BB: 1 P: 9	R: 2 E: 0 K: 1 S: 13 H: 4 LOB: 2 BB: 0 P: 23	1B: 5 2B: 0 3B: 0 HR: 1 SF: 1 SAC: 0 DP: 1 HBP: 1						

PITCHER		IP	WLS	BF	H	R	ER	SO	BB	IBB	HBP	BLK	WP	HR	S	P	ERA	WHIP
Garrett Stephenson, R ERA: 4.2	(1, 1)	7.0	W	25	2	1	1	3	2	0	1	0	0	1	60	88	1.29	0.571
Jeff Fassero, L ERA: 7.43	(8, 1)	1.0	H	6	3	2	2	0	1	0	0	0	0	0	10	17	18.00	4.000
Cal Eldred, R ERA: 4.2	(9, 1)	1.0	S	4	1	0	0	1	0	0	0	0	0	0	8	15	0.00	1.000

PITCHER	IP	WLS	BF	H	R	ER	SO	BB	IBB	HBP	BLK	WP	HR	S	P	ERA	WHIP

TOP

Cincinnati Reds @ St. Louis Cardinals

Busch Stadium, St. Louis, MO

Thu May 15 2003, 12:10 PM CDT

Att. 37,904 - Sunny - 70 F

livebaseballscorecards.com

AB	30
R	3
H	6
RBI	3
BB	3
SO	4
LOB	14

BOTTOM

Cincinnati Reds @ St. Louis Cardinals

Busch Stadium, St. Louis, MO

Thu May 15 2003, 12:10 PM CDT
Att. 37,904 - Sunny - 70 F

livebaseballscorecards.com

Batter	1	2	3	4	5	6	7	8	9	AB	R	H	RBI	BB	SO	LOB
Fernando Vina, L (1, 4) OBP: 0.279, SLG: 0.375	B C F X 1-2 FC6-4 1B		C B F X 1-2 ② F7		C L X 0-2 ③ FC4-6 1-2f		B C B F B X 3-2 CS 1B 2-H			4	0	2	1	0	0	1
Kerry Robinson, L (1, 9) Eduardo Perez, R (8, PH) (9, 9) OBP: 0.237, SLG: 0.194 OBP: 0.451, SLG: 0.643	X 0-0 ① FC6-4 5 BLK 1-2f		C S B B B C 2-3 ③ K			C F B X 1-2 ① G6-3	B C 1 SAFE 1-1 ③ CS 1-2	B X 1-0 5 G6-3 15 HR 2B		3 1	0 1	0 1	0 1	0 0	1 0	1 0
5 Albert Pujols, R (1, 7) Orlando Palmeiro, L (9, 7) OBP: 0.396, SLG: 0.620 OBP: 0.333, SLG: 0.337	1 SAFE B F B X 2-1 ② G6-3 1-2			B B C F B X 3-2 15 G4-3 27 1B 2B		C B X 1-1 ② G6-3		X 0-0 ① G6-3 2-3		4 0	1 0	1 0	0 0	0 0	0 0	2 0
15 Jim Edmonds, L (1, 8) OBP: 0.410, SLG: 0.636	B X 1-0 ③ G4-3			X 0-0 ① G4-3 2-3		C L B X 1-2 ③ G3		X 0-0 HR 3-H		4	1	1	2	0	0	2
27 Scott Rolen, R (1, 5) OBP: 0.428, SLG: 0.571		C B B F B F F F B 4-2 F8 1B BB		B F B B B X 3-1 G4-6-3 1B 3-H			H 1-0 2B HBP	B X 1-0 ② F9		2	1	1	1	1	0	0
Edgar Renteria, R (1, 6) OBP: 0.410, SLG: 0.567		B X 1-0 G5-4-3 1-2 1B		B B X 2-0 ②③ G4-6-3 1-2f			B F P 1 SAFE F D X 3-2 1B 2B 1-H	B F F X 1-2 ③ G5-3		4	1	2	1	0	0	1
Tino Martinez, L (1, 3) OBP: 0.326, SLG: 0.415		B B D C X 3-1 ① F8 2-3			B X 1-0 ① G4-3		C F X 0-2 WP SH1-4 1B 3-H 1B			3	1	1	1	0	0	2
Chris Widger, R (1, 2)		B B S T 1 SAFE F B X 3-2 ②③ G5-4-3 1-2f			S B X 1-1 ② P2		X 0-0 ① SH1-4 1-2			2	0	0	0	0	0	2
Garrett Stephenson, R (1, 1) OBP: 0.222, SLG: 0.125 Miguel Cairo, R (7, PH) OBP: 0.306, SLG: 0.474 Jeff Fassero, L (8, 1) Cal Eldred, R (9, 1)			B X 1-0 ① G5-3		B C B F B B 4-2 FC4-6 BB		F B F F F X 1-2 ② G5-3			1 1 0 0	0 0 0 0	0 0 0 0	0 0 0 0	1 0 0 0	0 0 0 0	0 1 0 0
Inning Stats	R: 0 H: 1 E: 0 LOB: 1 K: 0 BB: 0 S: 7 P: 11	R: 0 H: 1 E: 0 LOB: 1 K: 0 BB: 1 S: 11 P: 22	R: 0 H: 0 E: 0 LOB: 0 K: 1 BB: 0 S: 7 P: 11	R: 1 H: 2 E: 0 LOB: 0 K: 0 BB: 0 S: 7 P: 15	R: 0 H: 0 E: 0 LOB: 1 K: 0 BB: 1 S: 8 P: 14	R: 0 H: 0 E: 0 LOB: 0 K: 0 BB: 0 S: 8 P: 11	R: 3 H: 3 E: 0 LOB: 0 K: 0 BB: 0 S: 17 P: 25	R: 2 H: 2 E: 0 LOB: 0 K: 0 BB: 0 S: 7 P: 10		1B: 5 SF: 0 2B: 3 SAC: 1 3B: 0 DP: 2 HR: 1 HBP: 1						

	AB	29
	R	6
	H	9
	RBI	6
	BB	2
	SO	1
	LOB	12

WP: 1 PA: 34
PB: 0
SB: 0
CS: 1

PITCHER		IP	WLS	BF	H	R	ER	SO	BB	IBB	HBP	BLK	WP	HR	S	P	ERA	WHIP
John Riedling, R ERA: 5.34	(1, 1)	6.0	L	24	5	3	3	1	2	0	1	1	0	0	52	91	4.50	1.167
Kent Mercker, L ERA: 1.84	(7, 1)	1.0		4	2	1	1	0	0	0	0	0	1	0	13	18	9.00	2.000
Felix Heredia, L ERA: 2.7	(8, 1)	0.1		3	2	2	2	0	0	0	0	0	0	1	3	4	54.00	6.000
Brian Reith, R ERA: 4.35	(8, 1)	0.2		2	0	0	0	0	0	0	0	0	0	0	4	6	0.00	0.000

PITCHER	IP	WLS	BF	H	R	ER	SO	BB	IBB	HBP	BLK	WP	HR	S	P	ERA	WHIP

Batter	1	2	3	4	5	6	7	8	9	AB	R	H	RBI	BB	SO	LOB
Mark Grudzielanek, R (1, 4) OBP: 0.345, SLG: 0.383	C H 1-1 CS HBP	X 0-0 G6-3 ② 2-3 3-H			B F B B X 3-1 P3 ②		C B X 1-1 G6-3 ①		B C F B X 2-2 G4-3 ②	4	0	0	1	0	0	1
Alex Gonzalez, R (1, 6) OBP: 0.345, SLG: 0.421	B B B B 4-0 1B 1B 1-2 BB ①	B D X 2-0 F3 ③			B X 1-0 2B 1B		X 0-0 G4-1 2B		B C S B F B X 3-2 G4-3 ③	4	2	2	0	1	0	1
Troy O'Leary, L (1, 9) OBP: 0.254, SLG: 0.396	B C X 1-1 1B 1-3 1B	B C X 1-1 G3-1 ①			F B D X 2-1 1-H 2B ③		C X 0-1 G4-1 ② 2-3			4	0	2	1	0	0	1
Moises Alou, R (1, 7) OBP: 0.363, SLG: 0.461	X 0-0 1-2 3-H 1B	X 0-0 F7 ②				C C B B F X 2-2 1B 2B	B B X 2-0 F8 ③			4	1	2	1	0	0	1
Hee-Seop Choi, L (1, 3) OBP: 0.419, SLG: 0.587	S X 0-1 F7 ②	C S B B B X 3-2 F8 ③				C B S S 1-3 K ①		S C B B S 2-3 K ①		4	0	0	0	0	2	3
Corey Patterson, L (1, 8) OBP: 0.346, SLG: 0.566	B F B X 2-1 G3 ③			S S X 0-2 F8 ①		F F X 0-2 1B 2-H 1B		B B F X 2-1 2B		4	0	2	1	0	0	2
Mark Bellhorn, S (1, 5) OBP: 0.353, SLG: 0.292		B B C B S B 4-2 SH2-4 BB G6-3 BB		C B X 1-1 G4-3 ②		F X 0-1 P5 ②		B C B C F B C 3-3 K ②		3	1	0	0	1	1	2
Paul Bako, L (1, 2) OBP: 0.333, SLG: 0.316		B B F B B 4-1 G6-3 SH2-4 1-2 BB		C F B C 1-3 K ③		1 SAFE 1 SAFE X 0-0 1-3 1B		D C S B B X 3-2 G1-3 ③		3	0	1	0	1	1	1
Matt Clement, R (1, 1) Todd Wellemeyer, R (7, 1) Lenny Harris, L (9, PH) OBP: 0.286, SLG: 0.316		B L F X 1-2 SH2-4 ① 1-2 2-3			B B C F S 2-3 K ①	B C F S 1-3 K ③			C X 0-1 G5-3 ①	2 0 1	0 0 0	0 0 0	0 0 0	0 0 0	2 0 0	2 0 0
Inning Stats	R: 1 E: 0 K: 0 S: 8 H: 2 LOB: 2 BB: 1 P: 16	R: 1 E: 0 K: 0 S: 8 H: 0 LOB: 1 BB: 2 P: 19	R: 0 E: 0 K: 0 S: 6 H: 0 LOB: 0 BB: 0 P: 10	R: 0 E: 0 K: 1 S: 8 H: 0 LOB: 0 BB: 0 P: 10	R: 1 E: 0 K: 1 S: 8 H: 2 LOB: 1 BB: 0 P: 16	R: 1 E: 0 K: 2 S: 16 H: 3 LOB: 2 BB: 0 P: 20	R: 0 E: 0 K: 0 S: 6 H: 1 LOB: 1 BB: 0 P: 9	R: 0 E: 0 K: 2 S: 12 H: 1 LOB: 1 BB: 0 P: 22	R: 0 E: 0 K: 0 S: 9 H: 0 LOB: 0 BB: 0 P: 14	1B: 5 2B: 4 3B: 0 HR: 0 SF: 0 SAC: 1 DP: 0 HBP: 1						

PITCHER	IP	WLS	BF	H	R	ER	SO	BB	IBB	HBP	BLK	WP	HR	S	P	ERA	WHIP
Woody Williams, R (1, 1) ERA: 2.21	8.0	W	35	9	4	4	6	3	0	1	0	0	0	72	122	4.50	1.500
Cal Eldred, R (9, 1) ERA: 3.94	1.0	S	3	0	0	0	0	0	0	0	0	0	0	9	14	0.00	0.000

PITCHER	IP	WLS	BF	H	R	ER	SO	BB	IBB	HBP	BLK	WP	HR	S	P	ERA	WHIP

TOP

Chicago Cubs @ St. Louis Cardinals

Busch Stadium, St. Louis, MO

Fri May 16 2003, 7:10 PM CDT
Att. 42,589 - Cloudy - 69 F

livebaseballscorecards.com

AB	33
R	4
H	9
RBI	4
BB	3
SO	6
LOB	14

WP	0
PB	0
SB	0
CS	1
PA	38

Batter	1	2	3	4	5	6	7	8	9	AB	R	H	RBI	BB	SO	LOB
Fernando Vina, L (1, 4) OBP: 0.298, SLG: 0.396	B C S H 2-2 1B 5 1B HBP	B S B B X 3-1 2-H 1B			B B C X 2-1 HR 2B	X 0-0 E8 2-H 3-H 1B				3	2	3	3	0	0	0
J.D. Drew, L (1, 9) OBP: 0.327, SLG: 0.560	B S S B F X 2-2 5 1B 27 SF8 1-3 1B	S B B X 2-1 ③ L8			X 0-0 2-H HR	F F S 0-3 ② K				4	2	2	2	0	1	2
5 Albert Pujols, R (1, 7) OBP: 0.392, SLG: 0.608 Kerry Robinson, L (8, 7) OBP: 0.237, SLG: 0.194	B B F S X 2-2 1-3 3-H 1B		X 0-0 ① G1-3		B C C B S 2-3 ① K	F B X 1-1 ③ G5-3				4 0	0 0	1 0	1 0	0 0	1 0	1 0
15 Jim Edmonds, L (1, 8) OBP: 0.399, SLG: 0.616	B S S C 1-3 ① K		B F B B C F F S 3-3 ② K		C F B S 1-3 ② K		C X 0-1 ① F8			4	0	0	0	0	3	2
27 Scott Rolen, R (1, 5) OBP: 0.424, SLG: 0.574	C B B X 2-1 ② SF8 3-H		B X 1-0 ③ G6-3		C B F X 1-2 2B		B C B B C S 3-3 ② K			3	0	1	1	0	1	0
Edgar Renteria, R (1, 6) OBP: 0.400, SLG: 0.552	C B X 1-1 ③ L9			B B X 2-0 ① G6-3	F B F F F D B X 3-2 ③ F8		C B X 1-1 ③ G1-3			4	0	0	0	0	0	2
Tino Martinez, L (1, 3) OBP: 0.338, SLG: 0.416		C B X 1-1 SH2-4 HBP 1B		B C S B H 3-2 G1-3 HBP		C B B S B F B 4-2 SH E BB		B B B C X 3-1 ① F9		2	1	1	0	1	0	0
Mike Matheny, R (1, 2) OBP: 0.315, SLG: 0.371		1 SAFE C F B F H 2-2 SH2-4 1-2 1B HBP	X 0-0 ② G1-3 1-2			1 SAFE M P L S 1-3 ① K		C F B X 1-2 ② F8		3	1	0	0	0	1	2
Woody Williams, R (1, 1) OBP: 0.429, SLG: 0.353 Orlando Palmeiro, L (8, PH) OBP: 0.330, SLG: 0.333 Cal Eldred, R (9, 1)		C 2 SAFE M X 0-2 ① ② SH2-4 1-2 2-3		C B C F X 1-2 ③ G6-3		X 0-0 SH 1-3 E		B F B C C F X 2-2 ③ F8		1 1 0	1 0 0	0 0 0	0 0 0	0 0 0	0 0 0	1 0 0
Inning Stats	R: 2 E: 0 K: 1 S: 16 H: 2 LOB: 1 BB: 0 P: 26	R: 1 E: 0 K: 0 S: 12 H: 2 LOB: 1 BB: 0 P: 20	R: 0 E: 0 K: 1 S: 7 H: 0 LOB: 0 BB: 0 P: 11	R: 0 E: 0 K: 0 S: 8 H: 0 LOB: 1 BB: 0 P: 14	R: 2 E: 0 K: 2 S: 16 H: 3 LOB: 1 BB: 0 P: 25	R: 2 E: 2 K: 2 S: 14 H: 1 LOB: 1 BB: 1 P: 19	R: 0 E: 0 K: 1 S: 7 H: 0 LOB: 0 BB: 0 P: 11	R: 0 E: 0 K: 0 S: 9 H: 0 LOB: 0 BB: 0 P: 15		1B: 5 2B: 2 3B: 0 HR: 1 SF: 1 SAC: 2 DP: 0 HBP: 3						

PITCHER		IP	WLS	BF	H	R	ER	SO	BB	IBB	HBP	BLK	WP	HR	S	P	ERA	WHIP
Matt Clement, R ERA: 4.56	(1, 1)	6.0	L	30	8	7	6	6	1	0	3	0	0	1	73	115	9.00	1.500
Todd Wellemeyer, R ERA:	(7, 1)	2.0		6	0	0	0	1	0	0	0	0	0	0	16	26	0.00	0.000

PITCHER		IP	WLS	BF	H	R	ER	SO	BB	IBB	HBP	BLK	WP	HR	S	P	ERA	WHIP

BOTTOM

Chicago Cubs @ St. Louis Cardinals

Busch Stadium, St. Louis, MO

Fri May 16 2003, 7:10 PM CDT

Att. 42,589 - Cloudy - 69 F

livebaseballscorecards.com

AB	29
R	7
H	8
RBI	7
BB	1
SO	7
LOB	10

Batter	1	2	3	4	5	6	7	8	9	AB	R	H	RBI	BB	SO	LOB
Mark Grudzielanek, R (1, 4) OBP: 0.353, SLG: 0.390	F B C X 1-2 G6-4-3 1B		B C X 1-1 1-2 1B		F B D S X 2-2 BB 1-2 1B		X 0-0 ① F9 2-3		B F X 1-1 ① F9	5	0	3	0	0	0	1
Alex Gonzalez, R (1, 6) OBP: 0.341, SLG: 0.411	B F C S 1-3 ① K		F B B F F S 2-3 ② K		C B X 1-1 ② F8		B X 1-0 ② L5		B F B B B 4-1 1B BB	4	0	0	0	1	2	6
Troy O'Leary, L (1, 9) OBP: 0.266, SLG: 0.375	B X 1-0 ② ③ G6-4-3 1-2f		C B F B X 2-2 ③ G4-3		S B B B B 4-1 1-2 2-3 BB		B B B C B 4-1 2B BB		1 SAFE 1 SAFE C 1 SAFE B C S 1-3 ② K	3	0	0	0	2	1	4
Moises Alou, R (1, 7) OBP: 0.364, SLG: 0.465		F B B B F X 3-2 ① F9		B X 1-0 ① G6-3	B F B B C F X 3-2 ③ P4		B B X 2-0 1-3 3-H 2B		B C B X 2-1 1-2 1B	5	0	2	1	0	0	3
Eric Karros, R (1, 3) OBP: 0.419, SLG: 0.516 Joe Borowski, R (9, 1)		B B B B B 4-0 BB		B B F X 2-1 ② G5-3		X 0-0 ① P3	B X 1-0 ③ G6-3		F X 0-1 ③ G5-3	4	0	0	0	1	0	4
										0	0	0	0	0	0	0
Corey Patterson, L (1, 8) OBP: 0.344, SLG: 0.558		F D F B S 2-3 ② K		F X 0-1 S 1B		B F X 1-1 ② G1-3		S X 0-1 ① L9		4	0	1	0	0	1	1
Lenny Harris, L (1, 5) OBP: 0.289, SLG: 0.317		C X 0-1 ③ P4		B F B F F X 2-2 ③ F8 1-2		X 0-0 1B		C B S X 1-2 ② P6		3	0	1	0	0	0	2
Ramon Martinez, R (8, PH) OBP: 0.328, SLG: 0.386										1	0	0	0	0	0	0
(8, 5)																
Damian Miller, R (1, 2) OBP: 0.358, SLG: 0.416			C B B B X 3-1 ① L6		B C X 1-1 ① F7	B B F F S 2-3 ③ K		B F B B X 3-1 ③ G3		4	0	0	0	0	1	1
22 Mark Prior, R (1, 1) OBP: 0.346, SLG: 0.577			X 0-0 1B 1B		C B B X 2-1 BB 1B		X 0-0 F9 2B 2B		B B B B S S C S X 3-2 HR	3	1	3	0	0	0	0
Mike Remlinger, L (8, 1)										0	0	0	0	0	0	0
Mark Bellhorn, S (9, PH) OBP: 0.358, SLG: 0.327										1	1	1	1	0	0	0
Hee-Seop Choi, L (9, 3) OBP: 0.419, SLG: 0.587										0	0	0	0	0	0	0
Inning Stats	R: 0 E: 0 K: 1 S: 7 H: 1 LOB: 0 BB: 0 P: 10	R: 0 E: 0 K: 1 S: 8 H: 0 LOB: 1 BB: 1 P: 17	R: 0 E: 0 K: 1 S: 12 H: 2 LOB: 2 BB: 0 P: 20	R: 0 E: 0 K: 0 S: 9 H: 1 LOB: 1 BB: 0 P: 14	R: 0 E: 0 K: 0 S: 14 H: 2 LOB: 3 BB: 1 P: 27	R: 0 E: 0 K: 1 S: 7 H: 1 LOB: 1 BB: 0 P: 10	R: 1 E: 0 K: 0 S: 6 H: 2 LOB: 2 BB: 1 P: 14	R: 0 E: 0 K: 0 S: 7 H: 0 LOB: 0 BB: 0 P: 11	R: 1 E: 0 K: 1 S: 16 H: 2 LOB: 2 BB: 1 P: 27	1B: 8 2B: 2 3B: 0 HR: 1	SF: 0 SAC: 0 DP: 1 HBP: 0						

TOP

Chicago Cubs @ St. Louis Cardinals

Busch Stadium, St. Louis, MO

Sat May 17 2003, 12:20 PM CDT
Att. 45,385 - Cloudy - 65 F

livebaseballscorecards.com

AB	37
R	2
H	11
RBI	2
BB	4
SO	5
LOB	22

PITCHER		IP	WLS	BF	H	R	ER	SO	BB	IBB	HBP	BLK	WP	HR	S	P	ERA	WHIP	PITCHER	IP	WLS	BF	H	R	ER	SO	BB	IBB	HBP	BLK	WP	HR	S	P	ERA	WHIP
Brett Tomko, R ERA: 3.88	(1, 1)	7.0		32	9	1	1	4	3	0	0	0	0	0	63	112	1.29	1.714																	
Steve Kline, L ERA: 4.67	(8, 1)	1.2	L	7	1	1	1	1	1	0	0	0	0	1	19	32	5.40	1.200																	
Mike Crudale, R ERA:	(9, 1)	0.1		2	1	0	0	0	0	0	0	0	0	0	4	6	0.00	3.000																	

WP: 0	PB: 0	SB: 1	CS: 0	PA: 41
---	---	---	---	---

Batter	1	2	3	4	5	6	7	8	9	AB	R	H	RBI	BB	SO	LOB
Fernando Vina, L (1, 4) OBP: 0.297, SLG: 0.392	B C X 1-1 L7 ①		X 0-0 G6-3 ② 2-3			B X 1-0 27 BB SH5-3 1B	C X 0-1 G3 ③			4	0	1	0	0	0	2
J.D. Drew, L (1, 9) OBP: 0.309, SLG: 0.528	C F B X 1-2 G4-3 ②		S S S S 1-3 K ③			X 0-0 SH5-3 ① 1-2		B X 1-0 L8 ①		3	0	0	0	0	1	1
5 Albert Pujols, R (1, 7) OBP: 0.395, SLG: 0.628	C B C B B F C 3-3 K ③			S B B X 2-1 15 1B CS 1B		X 0-0 P3 ②		F B X 1-1 HR		4	1	2	1	0	1	1
15 Jim Edmonds, L (1, 8) OBP: 0.401, SLG: 0.609		C B S X 1-2 F7 ①		B S B C X 2-2 1-3 1B		B B F B B 4-1 27 BB BB		B B B C F S 3-3 K ②		3	0	1	0	1	1	0
27 Scott Rolen, R (1, 5) OBP: 0.425, SLG: 0.568		B B C X 2-1 1B		C B F F F S 1-3 K ①		B D B B 4-0 1-2 2-3 BB		F B C F S 1-3 K ③		3	0	1	0	1	2	2
Edgar Renteria, R (1, 6) OBP: 0.397, SLG: 0.544		C B X 1-1 F7 ②		C B B D C F S 3-3 K ② ③ 3-H		F F D X 1-2 L6 ③			F F B X 1-2 G6-3 S 1B	4	0	1	0	0	1	6
Tino Martinez, L (1, 3) OBP: 0.329, SLG: 0.403		B B F X 2-1 G6-3 ③			X 0-0 L9 ①		B C F C 1-3 K ①		S B X 1-1 G6-3 ① 1-3	4	0	0	0	0	1	2
Chris Widger, R (1, 2) Miguel Cairo, R (9, PH) OBP: 0.302, SLG: 0.466		C C X 0-2 E5 G6-3 SH1-4			C B F S 1-3 K ②		B S C B F F X 2-2 L7 ②		F S X 0-2 P5 ②	3 1	0 0	0 0	0 0	0 0	1 0	0 1
Brett Tomko, R (1, 1) OBP: 0.353, SLG: 0.333 Orlando Palmeiro, L (7, PH) OBP: 0.337, SLG: 0.341 Steve Kline, S (8, 1) Mike Crudale, R (9, 1) Eduardo Perez, R (9, PH) OBP: 0.442, SLG: 0.628			L L B B B X 3-2 SH1-4 ① 1-2		X 0-0 F9 ③		X 0-0 1B		F B B X 2-1 F9 ③	1 1 0 0 1	0 0 0 0 0	0 1 0 0 0	0 0 0 0 0	0 0 0 0 0	0 0 0 0 0	0 0 0 0 1
Inning Stats	R: 0 E: 0 K: 1 S: 9 H: 0 LOB: 0 BB: 0 P: 14	R: 0 E: 0 K: 0 S: 9 H: 1 LOB: 1 BB: 0 P: 15	R: 0 E: 1 K: 1 S: 10 H: 0 LOB: 1 BB: 0 P: 14	R: 0 E: 0 K: 2 S: 14 H: 2 LOB: 2 BB: 0 P: 22	R: 0 E: 0 K: 1 S: 5 H: 0 LOB: 0 BB: 0 P: 6	R: 0 E: 0 K: 0 S: 7 H: 1 LOB: 3 BB: 2 P: 17	R: 0 E: 0 K: 1 S: 11 H: 1 LOB: 1 BB: 0 P: 14	R: 1 E: 0 K: 2 S: 11 H: 1 LOB: 0 BB: 0 P: 17	R: 0 E: 0 K: 0 S: 10 H: 1 LOB: 1 BB: 0 P: 14							

PITCHER		IP	WLS	BF	H	R	ER	SO	BB	IBB	HBP	BLK	WP	HR	S	P	ERA	WHIP
22 Mark Prior, R ERA: 2.02	(1, 1)	7.1		30	6	1	1	6	2	0	0	0	0	1	68	107	1.23	1.091
Mike Remlinger, L ERA: 3.0	(8, 1)	0.2	W	2	0	0	0	2	0	0	0	0	0	0	8	12	0.00	0.000
Joe Borowski, R ERA: 2.14	(9, 1)	1.0	S	4	1	0	0	0	0	0	0	0	0	0	10	14	0.00	1.000

PITCHER	IP	WLS	BF	H	R	ER	SO	BB	IBB	HBP	BLK	WP	HR	S	P	ERA	WHIP

BOTTOM

Chicago Cubs @ St. Louis Cardinals

Busch Stadium, St. Louis, MO

Sat May 17 2003, 12:20 PM CDT
Att. 45,385 - Cloudy - 65 F

livebaseballscorecards.com

AB	32
R	1
H	7
RBI	1
BB	2
SO	8
LOB	16

1B: 6	SF: 0	WP: 0	PA: 36
2B: 1	SAC: 2	PB: 0	
3B: 0	DP: 1	SB: 1	
HR: 1	HBP: 0	CS: 1	

Batter	1	2	3	4	5	6	7	8	9	AB	R	H	RBI	BB	SO	LOB
Mark Grudzielanek, R (1, 4) OBP: 0.351, SLG: 0.383	C B X 1-1 ① G5-3		C X 0-1 ② G5-3			B B F F F X 2-2 ② G6-3		C F B F H 2-2 HBP		3	0	0	0	0	0	0
Alex Gonzalez, R (1, 6) OBP: 0.333, SLG: 0.401	B B X 2-0 ② G1-4-3		X 0-0 ③ G4-3			X 0-0 ③ F9		X 0-0 ② F9		4	0	0	0	0	0	1
Corey Patterson, L (1, 8) OBP: 0.341, SLG: 0.556	X 0-0 ③ L7			C F S 0-3 ① K			X 0-0 1B 2B	S X 0-1 ③ L7		4	1	1	0	0	1	1
Moises Alou, R (1, 7) OBP: 0.361, SLG: 0.460		F B B B X 3-1 ① G6-3		B B X 2-0 ② G6-3			X 0-0 BB BB G6-4-3 2-H 1B		X 0-0 ① G6-3	4	1	1	1	0	0	0
Troy O'Leary, L (1, 9) OBP: 0.294, SLG: 0.390		F B X 1-1 2B 1B		B B X 2-0 ③ G3-1			B 1 SAFE C D B 1 SAFE B 4-1 G6-4-3 BB 1-2 BB		B C B X 2-1 1B	3	1	2	0	1	0	0
Hee-Seop Choi, L (1, 3) OBP: 0.425, SLG: 0.596 Eric Karros, R (9, PH) OBP: 0.413, SLG: 0.508		C X 0-1 1-H 2B			C B X 1-1 ① G3-1		D C B B B 4-1 G6-4-3 1-2 2-3 BB		1 SAFE 1 SAFE C X 0-1 ② L8	2 1	0 0	1 0	1 0	1 0	0 0	0 1
Ramon Martinez, R (1, 5) OBP: 0.314, SLG: 0.367 Antonio Alfonseca, R (7, 1) Mark Bellhorn, S (9, PH) OBP: 0.355, SLG: 0.324		S D B S B X 3-2 ② F8			X 0-0 ② G4-3		B F X 1-1 ① ② G6-4-3 1-2f 2-3 3-H		C S S 0-3 ③ K	3 0 1	0 0 0	0 0 0	0 0 0	0 0 0	0 0 1	3 0 1
Damian Miller, R (1, 2) OBP: 0.350, SLG: 0.404		S B B B C C 3-3 ③ K			C X 0-1 ③ G5-3		C X 0-1 ③ G5-3			3	0	0	0	0	1	2
Shawn Estes, R (1, 1) OBP: 0.176, SLG: 0.176 Tom Goodwin, L (6, PH) OBP: 0.156, SLG: 0.156 Juan Cruz, R (6, 1) Phil Norton, R (7, 1) Lenny Harris, L (7, 5) OBP: 0.283, SLG: 0.310			C B X 1-1 ① F9			C B C S 1-3 ① K		B X 1-0 ① G6-3		1 1 0 0 1	0 0 0 0 0	0 0 0 0 0	0 0 0 0 0	0 1 0 0 0	0 0 0 0 0	0 0 0 0 0
Inning Stats	R: 0 E: 0 K: 0 S: 4 H: 0 LOB: 0 BB: 0 P: 7	R: 1 E: 0 K: 1 S: 12 H: 2 LOB: 1 BB: 0 P: 22	R: 0 E: 0 K: 0 S: 5 H: 0 LOB: 0 BB: 0 P: 6	R: 0 E: 0 K: 1 S: 5 H: 0 LOB: 0 BB: 0 P: 9	R: 0 E: 0 K: 0 S: 5 H: 0 LOB: 0 BB: 0 P: 6	R: 0 E: 0 K: 1 S: 8 H: 0 LOB: 0 BB: 0 P: 11	R: 2 E: 0 K: 0 S: 8 H: 2 LOB: 1 BB: 2 P: 17	R: 0 E: 0 K: 0 S: 7 H: 0 LOB: 1 BB: 0 P: 10	R: 0 E: 0 K: 1 S: 8 H: 1 LOB: 1 BB: 0 P: 10	1B: 3 2B: 2 3B: 0 HR: 0	SF: 0 SAC: 0 DP: 1 HBP: 1					

PITCHER		IP	WLS	BF	H	R	ER	SO	BB	IBB	HBP	BLK	WP	HR	S	P	ERA	WHIP
Jason Simontacchi, R ERA: 6.98	(1, 1)	6.0		24	4	3	3	3	2	0	0	0	0	0	43	73	4.50	1.000
Dustin Hermanson, R ERA: 2.79	(7, 1)	1.2	W	5	0	0	0	0	0	0	1	0	0	0	9	13	0.00	0.000
Jeff Fassero, L ERA: 7.07	(8, 1)	0.2	H	3	1	0	0	0	0	0	0	0	0	0	5	7	0.00	1.500
Cal Eldred, R ERA: 3.78	(9, 1)	0.2	S	2	0	0	0	1	0	0	0	0	0	0	5	5	0.00	0.000

PITCHER	IP	WLS	BF	H	R	ER	SO	BB	IBB	HBP	BLK	WP	HR	S	P	ERA	WHIP

TOP

Chicago Cubs @ St. Louis Cardinals

Busch Stadium, St. Louis, MO

Sun May 18 2003, 1:10 PM CDT
Att. 45,773 - Cloudy - 71 F

livebaseballscorecards.com

AB	31
R	3
H	5
RBI	2
BB	2
SO	4
LOB	9

1B: 3	SF: 0	WP: 0	PA: 34
2B: 2	SAC: 0	PB: 0	
3B: 0	DP: 1	SB: 0	
HR: 0	HBP: 1	CS: 0	

BOTTOM

Chicago Cubs @ St. Louis Cardinals

Busch Stadium, St. Louis, MO

Sun May 18 2003, 1:10 PM CDT
Att. 45,773 - Cloudy - 71 F

Batter	1	2	3	4	5	6	7	8	9	AB	R	H	RBI	BB	SO	LOB
Miguel Cairo, R (1, 7) OBP: 0.318, SLG: 0.475	C F B B F F X 2-2 E8 15 F8 27 2B 1B	B C X 1-1 1B		C B B X 2-1 ③ G1-3			1 SAFE B C L X 1-2 ① SH1-4 1-2			3	1	2	0	0	0	0
15 Jim Edmonds, L (1, 8) OBP: 0.391, SLG: 0.591	L B X 1-1 ① F8 2-3	1 SAFE B F X 1-1 ② F7			B C B C S 2-3 ① K		C S X 0-2 ② G1 2-3			4	0	0	0	0	1	3
5 Albert Pujols, R (1, 3) OBP: 0.404, SLG: 0.626	B C B B B 4-1 27 2B BB	1 SAFE B B F X 2-1 ③ P4			B C B B F F B 4-2 BB		F B X 1-1 E1 27 HR 3-H 1B			2	2	1	1	2	0	1
27 Scott Rolen, R (1, 5) OBP: 0.427, SLG: 0.594	B B F F B X 3-2 F9 1-H 3-H 1B 2B		B B C F F B F X 3-2 ① F9		X 0-0 ② F9		B B X 2-0 3-H HR			4	2	2	4	0	0	1
Eduardo Perez, R (1, 9) OBP: 0.436, SLG: 0.630 Orlando Palmeiro, L (7, PH) OBP: 0.333, SLG: 0.337 (8, 9) Jeff Fassero, L (8, 1) Cal Eldred, R (9, 1)	B X 1-0 ② F9 2-3		B C S X 1-2 2B		F F B S 1-3 ③ K		B B C X 2-1 ③ G1-3			3 1 0 0	0 0 0 0	1 0 0 0	0 0 0 0	0 0 0 0	1 0 0 0	2 0 0 0
Edgar Renteria, R (1, 6) OBP: 0.393, SLG: 0.534	F B B B F B 4-2 1B BB		F B B B F F B X 3-2 ② G5-3			B C C C X 1-2 ① L9		C F B F B X 2-2 ① L9		3	0	0	0	1	0	1
Mike Matheny, R (1, 2) OBP: 0.313, SLG: 0.368	D B X 2-0 1-2 3-H 1B		B X 1-0 ③ L3			C X 0-1 ② G4-3		S C F B B F F S 2-3 ② K		4	0	1	1	0	1	1
Wilson Delgado, S (1, 4) OBP: 0.206, SLG: 0.188 Kerry Robinson, L (8, 9) OBP: 0.231, SLG: 0.189	C B C X 1-2 ③ G1-3			C B B F F B X 3-2 ① G5-3		X 0-0 ③ G3		C S X 0-2 ③ G1-3		3 1	0 0	0 0	0 0	0 0	0 0	2 0
Jason Simontacchi, R (1, 1) OBP: 0.063, SLG: 0.063 Dustin Hermanson, R (7, 1) Fernando Vina, L (7, 4) OBP: 0.301, SLG: 0.392		B C F X 1-2 ① F8		M B B S S 2-3 ② K			B B B 4-0 15 G1 5 E SH1-4 BB			2 0 0	0 0 1	0 0 0	0 0 0	0 0 1	1 0 0	0 0 0
Inning Stats	R: 3 H: 3 E: 1 LOB: 2 K: 0 BB: 2 S: 19 P: 37	R: 0 H: 1 E: 0 LOB: 1 K: 0 BB: 0 S: 9 P: 14	R: 0 H: 1 E: 0 LOB: 1 K: 0 BB: 0 S: 13 P: 21	R: 0 H: 0 E: 0 LOB: 0 K: 1 BB: 0 S: 9 P: 16	R: 0 H: 0 E: 0 LOB: 1 K: 2 BB: 1 S: 10 P: 17	R: 0 H: 0 E: 0 LOB: 0 K: 0 BB: 0 S: 7 P: 8	R: 3 H: 2 E: 1 LOB: 0 K: 0 BB: 1 S: 11 P: 21	R: 0 H: 0 E: 0 LOB: 0 K: 1 BB: 0 S: 13 P: 17		1B: 4 SF: 0 2B: 2 SAC: 1 3B: 0 DP: 0 HR: 1 HBP: 0						

livebaseballscorecards.com

AB	30
R	6
H	7
RBI	6
BB	4
SO	4
LOB	11

WP: 0 PA: 35
PB: 0
SB: 0
CS: 0

PITCHER		IP	WLS	BF	H	R	ER	SO	BB	IBB	HBP	BLK	WP	HR	S	P	ERA	WHIP
Shawn Estes, L ERA: 5.11	(1, 1)	5.0		23	5	3	3	3	3	0	0	0	0	0	60	105	5.40	1.600
Juan Cruz, R ERA: 5.66	(6, 1)	1.1	L	5	0	1	1	0	1	0	0	0	0	0	10	16	6.75	0.750
Phil Norton, L ERA:	(7, 1)	0.1		1	0	0	0	0	0	0	0	0	0	0	3	3	0.00	0.000
Antonio Alfonseca, R ERA: 3.0	(7, 1)	1.1		6	2	2	2	1	0	0	0	0	0	1	18	27	13.50	1.500

PITCHER	IP	WLS	BF	H	R	ER	SO	BB	IBB	HBP	BLK	WP	HR	S	P	ERA	WHIP

Batter	1	2	3	4	5	6	7	8	9	AB	R	H	RBI	BB	SO	LOB
Mark Grudzielanek, R (1, 4) OBP: 0.348, SLG: 0.386	X 0-0 ① G6-3		B C X 1-1 ②③ G5-4-3 1-2f			X 0-0 G4-3 2B			C C B F X 1-2 ① G5-3	4	0	1	0	0	0	1
Alex Gonzalez, R (1, 6) OBP: 0.326, SLG: 0.392	B B F C F X 2-2 ② G5-3			C F C 0-3 ① K		F B B F X 2-2 ② G4-3 2-3			C F B F B B C 3-3 ② K	4	0	0	0	0	2	1
Corey Patterson, L (1, 8) OBP: 0.339, SLG: 0.555	C B B X 2-1 2B			F F F B F B S 2-3 ② K		X 0-0 ③ F9			F X 0-1 ③ F7	4	0	1	0	0	1	1
Moises Alou, R (1, 7) OBP: 0.355, SLG: 0.451	X 0-0 ③ G4-3			F B X 1-1 ③ F8			X 0-0 ① G5-3			3	0	0	0	0	0	1
Troy O'Leary, L (1, 9) OBP: 0.282, SLG: 0.371		B B C X 2-1 ① G1-3			C C X 0-2 ① G6-3		X 0-0 ② G3-1			3	0	0	0	0	0	0
Hee-Seop Choi, L (1, 3) OBP: 0.415, SLG: 0.577		F C F S 0-3 ② K			C C B B S 2-3 ② K		B S F B B F F S 3-3 ③ K			3	0	0	0	0	3	0
Lenny Harris, L (1, 5) OBP: 0.286, SLG: 0.333		C B C B X 2-2 ③ G4-3			B S B X 2-1 2B			X 0-0 ① L5		3	0	1	0	0	0	0
Paul Bako, L (1, 2) OBP: 0.333, SLG: 0.317			X 0-0 G5-4-3 1B		B C B C F B X 3-2 ③ G4-3			F B B B F F X 3-2 ② F9		3	0	1	0	0	0	1
38 Carlos Zambrano, S (1, 1) OBP: 0.182, SLG: 0.409 Tom Goodwin, L (8, PH) OBP: 0.152, SLG: 0.152 Kyle Farnsworth, R (8, 1)			C L L 0-3 ① K			C S B F F B S 2-3 ① K		B C B C X 2-2 ③ F9		2	0	0	0	0	2	1
										1	0	0	0	0	0	0
										0	0	0	0	0	0	0

TOP

Chicago Cubs @ St. Louis Cardinals

Busch Stadium, St. Louis, MO

Mon May 19 2003, 12:10 PM CDT

Att. 46,734 - Overcast - 79 F

livebaseballscorecards.com

AB	30
R	0
H	4
RBI	0
BB	0
SO	8
LOB	6

Inning Stats	1	2	3	4	5	6	7	8	9
R	0	0	0	0	0	0	0	0	0
E	0	0	0	0	0	0	0	0	0
K	0	1	1	2	1	1	1	1	1
S	8	9	6	11	12	10	8	8	10
H	1	0	1	0	1	1	0	0	0
LOB	1	0	0	0	1	1	0	0	0
BB	0	0	0	0	0	0	0	0	0
P	12	13	7	14	19	14	11	13	14

1B: 1 SF: 0
2B: 3 SAC: 0
3B: 0 DP: 1
HR: 0 HBP: 0

WP: 0 PA: 30
PB: 0
SB: 0
CS: 0

PITCHER	IP	WLS	BF	H	R	ER	SO	BB	IBB	HBP	BLK	WP	HR	S	P	ERA	WHIP
Matt Morris, R (1, 1) ERA: 2.53	9.0	W	30	4	0	0	8	0	0	0	0	0	0	82	117	0.00	0.444

PITCHER	IP	WLS	BF	H	R	ER	SO	BB	IBB	HBP	BLK	WP	HR	S	P	ERA	WHIP

Batter	1	2	3	4	5	6	7	8	9	AB	R	H	RBI	BB	SO	LOB
Fernando Vina, L (1, 4) OBP: 0.294, SLG: 0.381	B C X 1-1 ① B1-3		B X 1-0 ①② G4-6-3 1-2f 3-H		X 0-0 ① G3		B F X 1-1 ② G4-3 2-3			4	0	0	0	0	0	2
J.D. Drew, L (1, 9)	X 0-0 2B		F B B F B B 4-2 5 FC4 BB		C S F B S 1-3 ② K		B B X 2-0 ③ F7			3	0	1	0	1	1	1
5 Albert Pujols, R (1, 7) OBP: 0.400, SLG: 0.637	B B B C X 3-1 ② F8		B B F X 2-1 ③ FC4 1-2f		C B F F B S 2-3 ③ K			F C B X 1-2 HR		4	1	1	1	0	1	2
15 Jim Edmonds, L (1, 8) OBP: 0.387, SLG: 0.581	F F B D X 2-2 ③ G6-3			B B C S B F F X 3-2 ① F8		B X 1-0 ① G4-3		C B S B F F B X 3-2 27 CS 1B		4	0	1	0	0	0	1
27 Scott Rolen, R (1, 5) OBP: 0.423, SLG: 0.585		C B B X 2-1 ① G5-3		B F B X 2-1 G3 1B 1B		F C B F X 1-2 ② F8		B C F B B C 3-3 ①② K 1-2		4	0	1	0	0	1	1
Edgar Renteria, R (1, 6) OBP: 0.396, SLG: 0.533		C B C F X 1-2 ② F9		1 SAFE B B X 2-0 G3 1-2 1B		X 0-0 1B		B X 1-0 ③ G6-3		4	0	2	0	0	0	0
Tino Martinez, L (1, 3) OBP: 0.322, SLG: 0.394		C F S 0-3 ③ K		X 0-0 ② G3 1-2 2-3		C 1 SAFE X 0-1 ③ G4-3				3	0	0	0	0	1	3
Mike Matheny, R (1, 2) OBP: 0.327, SLG: 0.372			C B X 1-1 E G4-6-3 1B	I I I 4-0 IBB			B C F B F F B B 4-2 G4-3 SH3 BB			1	1	1	0	2	0	0
Matt Morris, R (1, 1) OBP: 0.292, SLG: 0.409			X 0-0 E1 G4-6-3 1-3	B B C F F B S 3-3 ③ K			X 0-0 ① SH3 1-2			2	0	0	0	0	1	4
Inning Stats	R: 0 H: 1 E: 0 LOB: 1 K: 0 BB: 0 S: 8 P: 14	R: 0 H: 0 E: 0 LOB: 0 K: 1 BB: 0 S: 9 P: 12	R: 1 H: 1 E: 1 LOB: 1 K: 0 BB: 1 S: 8 P: 16	R: 0 H: 2 E: 0 LOB: 3 K: 1 BB: 1 S: 13 P: 27	R: 0 H: 0 E: 0 LOB: 0 K: 2 BB: 0 S: 9 P: 12	R: 0 H: 1 E: 0 LOB: 1 K: 0 BB: 0 S: 8 P: 10	R: 0 H: 0 E: 0 LOB: 1 K: 0 BB: 1 S: 8 P: 15	R: 1 H: 2 E: 0 LOB: 0 K: 1 BB: 0 S: 12 P: 20		1B: 5 SF: 0 2B: 2 SAC: 1 3B: 0 DP: 2 HR: 1 HBP: 0						WP: 0 PA: 33 PB: 0 SB: 0 CS: 1

PITCHER	IP	WLS	BF	H	R	ER	SO	BB	IBB	HBP	BLK	WP	HR	S	P	ERA	WHIP
38 Carlos Zambrano, R (1, 1) ERA: 2.88	7.0	L	29	5	1	0	4	2	1	0	0	0	0	63	106	0.00	1.000
Kyle Farnsworth, R (8, 1) ERA: 2.7	1.0		4	2	1	1	1	0	0	0	0	0	1	12	20	9.00	2.000

PITCHER	IP	WLS	BF	H	R	ER	SO	BB	IBB	HBP	BLK	WP	HR	S	P	ERA	WHIP

BOTTOM

Chicago Cubs @ St. Louis Cardinals

Busch Stadium, St. Louis, MO

Mon May 19 2003, 12:10 PM CDT

Att. 46,734 - Overcast - 79 F

livebaseballscorecards.com

AB	29
R	2
H	7
RBI	1
BB	3
SO	5
LOB	14

Batter	1	2	3	4	5	6	7	8	9	AB	R	H	RBI	BB	SO	LOB
Fernando Vina, L (1, 4) OBP: 0.299, SLG: 0.384	K		F8			FC3-6 1B			27 BB 5 1B	4	0	2	0	0	1	0
Orlando Palmeiro, L (1, 9) OBP: 0.324, SLG: 0.326	F7			F7		FC3-6 1-2f			K	3	0	0	0	0	0	1
Eduardo Perez, R (9, PH) OBP: 0.429, SLG: 0.617									K	1	0	0	0	0	1	1
5 Albert Pujols, R (1, 7) (7, 3) OBP: 0.403, SLG: 0.655	G5-3			HR		K			27 BB 1-2 1B	4	1	2	1	0	1	1
15 Jim Edmonds, L (1, 8) OBP: 0.384, SLG: 0.586		27 G6-3 3B		K			G1-3		K	4	1	1	0	0	2	2
27 Scott Rolen, R (1, 5) OBP: 0.419, SLG: 0.573		G6-3 3-H		F9			K		BB 1-2 2-3	3	0	0	1	1	1	0
Tino Martinez, L (1, 3) OBP: 0.315, SLG: 0.385		G4-3			P5		G1-3		G6-3	3	0	0	0	0	0	0
Kiko Calero, R (7, 1) OBP: 0.500, SLG: 0.500										0	0	0	0	0	0	0
Edgar Renteria, R (9, PH) OBP: 0.393, SLG: 0.530										1	0	0	0	0	0	3
Miguel Cairo, R (1, 6) OBP: 0.304, SLG: 0.453		F7			G3-1			P4		3	0	0	0	0	0	0
Chris Widger, R (1, 2)			F8		L7			P3		2	0	0	0	0	0	0
J.D. Drew, L (8, PH) OBP: 0.317, SLG: 0.526										1	0	0	0	0	0	0
Mike Matheny, R (8, 2) OBP: 0.327, SLG: 0.372										0	0	0	0	0	0	0
Garrett Stephenson, R (1, 1) OBP: 0.200, SLG: 0.111			K			F9			G6-3	2	0	0	0	0	1	0
Kerry Robinson, L (7, 7) OBP: 0.225, SLG: 0.184										1	0	0	0	0	0	0
Inning Stats	R: 0 E: 0 K: 1 S: 7 H: 0 LOB: 0 BB: 0 P: 13	R: 1 E: 0 K: 0 S: 7 H: 1 LOB: 0 BB: 0 P: 12	R: 0 E: 0 K: 1 S: 6 H: 0 LOB: 0 BB: 0 P: 10	R: 1 E: 0 K: 1 S: 12 H: 1 LOB: 0 BB: 0 P: 19	R: 0 E: 0 K: 0 S: 3 H: 0 LOB: 0 BB: 0 P: 7	R: 0 E: 0 K: 1 S: 11 H: 1 LOB: 1 BB: 0 P: 17	R: 0 E: 0 K: 1 S: 8 H: 0 LOB: 0 BB: 0 P: 14	R: 0 E: 0 K: 0 S: 5 H: 0 LOB: 0 BB: 0 P: 6	R: 0 E: 0 K: 2 S: 14 H: 2 LOB: 3 BB: 1 P: 24	1B: 3 2B: 0 3B: 1 HR: 1	SF: 0 SAC: 0 DP: 0 HBP: 0					

TOP

St. Louis Cardinals @ Houston Astros

Minute Maid Park, Houston, TX

Tue May 20 2003, 7:05 PM CDT

Att. 23,623 - Dome - 72 F

livebaseballscorecards.com

AB	32
R	2
H	5
RBI	2
BB	1
SO	7
LOB	8

WP: 0 PB: 0 SB: 0 CS: 0 PA: 33

PITCHER		IP	WLS	BF	H	R	ER	SO	BB	IBB	HBP	BLK	WP	HR	S	P	ERA	WHIP
Wade Miller, R ERA: 5.01	(1, 1)	7.0	W	24	3	2	2	5	0	0	0	0	0	1	54	92	2.57	0.429
Octavio Dotel, R ERA: 1.46	(8, 1)	1.0	H	3	0	0	0	0	0	0	0	0	0	0	5	6	0.00	0.000
Billy Wagner, L ERA: 1.73	(9, 1)	1.0	S	6	2	0	0	2	1	0	0	0	0	0	14	24	0.00	3.000

PITCHER	IP	WLS	BF	H	R	ER	SO	BB	IBB	HBP	BLK	WP	HR	S	P	ERA	WHIP

Batter	1	2	3	4	5	6	7	8	9	AB	R	H	RBI	BB	SO	LOB
Craig Biggio, R (1, 8) OBP: 0.340, SLG: 0.439	X 0-0 ① F9	B C B X 2-1 ③ G5-3		B F 1 SAFE X 1-1 ③ F8		B B C B B 4-1 BB				3	0	0	0	1	0	2
Morgan Ensberg, R (1, 5) OBP: 0.391, SLG: 0.574	F H 1-1 HBP		F B B C F X 2-2 ① G6-3		B C B B X 2-2 ① F8	2 SAFE D S C S 1-3 ③ K				3	0	0	0	0	1	2
5 Jeff Bagwell, R (1, 3) OBP: 0.387, SLG: 0.531	C F 1 SAFE X 0-2 ② F9		C X 0-1 17 BB 1B		C B B F B B 4-2 WP BB		S S S 0-3 ① K			3	0	1	0	1	1	1
Jeff Kent, R (1, 4) OBP: 0.368, SLG: 0.533	B B C F B S 3-3 ③ K		B 1 SAFE F C F S 1-3 ② K		B C B B B 4-1 17 G4-6-3 1-2 BB		F B C S 1-3 ② K			3	0	0	0	1	3	2
17 Lance Berkman, S (1, 7) OBP: 0.380, SLG: 0.431		C F F F B X 1-2 ① F8	B F B F B B 4-2 1-2 BB		C X 0-1 ② ③ G4-6-3 1-2f		B B C F B F F X 3-2 ③ P5			3	0	0	0	1	0	2
Richard Hidalgo, R (1, 9) OBP: 0.400, SLG: 0.493		C B F X 1-2 ② F8	B F X 1-1 ③ F8			B C C B X 2-2 28 1B G1-3 1B		B S S S 1-3 ① K		4	1	1	0	0	1	2
Brad Ausmus, R (1, 2) OBP: 0.277, SLG: 0.304		X 0-0 28 1B 2B 1B		B F C H 2-2 HBP		B X 1-0 ① G1-3 1-2		C S B S 1-3 ② K2-3		3	1	1	0	0	1	1
28 Adam Everett, R (1, 6) OBP: 0.316, SLG: 0.389		B F X 1-1 1-3 2B 1B		B B F 1 SAFE F F F F F 2-2 X ① F8		B B X 2-0 S 2-H 1B		C F B X 1-2 ③ G5-3		4	1	2	1	0	0	1
Wade Miller, R (1, 1) OBP: 0.263, SLG: 0.316 Octavio Dotel, R (8, 1) Billy Wagner, L (9, 1)		B X 1-0 1-H 3-H 2B		B 1 SAFE L L C 1-3 ② K		S X 0-1 ② F8 1-2				3 0 0	0 0 0	1 0 0	2 0 0	0 0 0	1 0 0	2 0 0
Inning Stats	R: 0 E: 0 K: 1 S: 8 H: 0 LOB: 1 BB: 0 P: 12	R: 2 E: 0 K: 0 S: 14 H: 3 LOB: 1 BB: 0 P: 20	R: 0 E: 0 K: 1 S: 14 H: 1 LOB: 2 BB: 1 P: 22	R: 0 E: 0 K: 1 S: 14 H: 0 LOB: 1 BB: 0 P: 20	R: 0 E: 0 K: 0 S: 9 H: 0 LOB: 1 BB: 2 P: 19	R: 1 E: 0 K: 1 S: 11 H: 2 LOB: 2 BB: 1 P: 21	R: 0 E: 0 K: 2 S: 11 H: 0 LOB: 0 BB: 0 P: 15	R: 0 E: 0 K: 2 S: 9 H: 0 LOB: 0 BB: 0 P: 12		1B: 5 2B: 1 3B: 0 HR: 0	SF: 0 SAC: 0 DP: 1 HBP: 2					

PITCHER	IP	WLS	BF	H	R	ER	SO	BB	IBB	HBP	BLK	WP	HR	S	P	ERA	WHIP
Garrett Stephenson, R (1, 1) ERA: 4.23	6.0	L	29	6	3	3	4	4	0	2	0	1	0	70	114	4.50	1.667
Kiko Calero, R (7, 1) ERA: 3.38	2.0		6	0	0	0	4	0	0	0	0	0	0	20	27	0.00	0.000

PITCHER	IP	WLS	BF	H	R	ER	SO	BB	IBB	HBP	BLK	WP	HR	S	P	ERA	WHIP

BOTTOM

St. Louis Cardinals @ Houston Astros

Minute Maid Park, Houston, TX

Tue May 20 2003, 7:05 PM CDT
Att. 23,623 - Dome - 72 F

livebaseballscorecards.com

AB	29
R	3
H	6
RBI	3
BB	4
SO	8
LOB	15

WP: 1	PA: 35					
PB: 0						
SB: 1						
CS: 0						

Batter	1	2	3	4	5	6	7	8	9	AB	R	H	RBI	BB	SO	LOB
Fernando Vina, L (1, 4) OBP: 0.308, SLG: 0.400	1-1 5 HR 1B	G3-1		4-0 G4-6-3 1-2 BB		2-1 F9		1-1 3B		4	1	2	0	1	0	0
J.D. Drew, L (1, 9) OBP: 0.338, SLG: 0.532	0-0 5 HR 1-2 1B		0-0 5 HBP 15 1B 1B	1-1 G4-6-3 1-2f 2-3		1-1 1B		3-2 K		5	2	3	0	0	1	3
5 Albert Pujols, R (1, 7) OBP: 0.409, SLG: 0.671	3-2 1-H 2-H HR		1-0 15 1B G5-4-3 1-2 HBP	2-1 3-H 1B		3-1 G5-3			0-3 K	4	2	2	4	0	1	1
15 Jim Edmonds, L (1, 8) OBP: 0.384, SLG: 0.579	1-0 G4-3		3-1 G5-4-3 27 BB 1-3 2-H 1B	1-3 K			2-3 K		1-1 S 1B	5	0	2	1	0	2	1
27 Scott Rolen, R (1, 5) OBP: 0.419, SLG: 0.562	3-3 K		4-2 G5-4-3 1-2 BB		4-0 1B F9-2-5 BB		1-2 G5-3		1-1 F8	3	0	0	0	2	1	1
Edgar Renteria, R (1, 6) OBP: 0.399, SLG: 0.550	3-1 1B		2-1 G5-4-3 1-2f 2-3 3-H		3-2 1-3 1B		0-0 HR		1-3 K 1-2	5	1	3	1	0	1	3
Tino Martinez, L (1, 3) OBP: 0.314, SLG: 0.377	0-0 G3		4-0 IBB		2-2 F9-2-5 3-3		1-2 L4			3	0	0	0	1	0	3
Mike Matheny, R (1, 2) OBP: 0.318, SLG: 0.362		1-1 P5	1-0 G5-3		1-3 K			3-3 K		4	0	0	0	0	2	3
Woody Williams, R (1, 1) OBP: 0.400, SLG: 0.333		2-1 G6-3		0-0 G4-6-3 BB 5 1B 1B		3-2 F7		1-2 L1		4	1	1	0	0	0	0
Mike Crudale, R (8, 1)										0	0	0	0	0	0	0
Jeff Fassero, L (8, 1)										0	0	0	0	0	0	0
Cal Eldred, R (8, 1)										0	0	0	0	0	0	0
Inning Stats	R: 3 E: 0 K: 1 S: 14 H: 4 LOB: 1 BB: 0 P: 25	R: 0 E: 0 K: 0 S: 6 H: 0 LOB: 0 BB: 0 P: 10	R: 2 E: 0 K: 0 S: 10 H: 2 LOB: 2 BB: 2 P: 25	R: 1 E: 0 K: 1 S: 8 H: 2 LOB: 1 BB: 1 P: 16	R: 0 E: 0 K: 1 S: 9 H: 1 LOB: 1 BB: 1 P: 19	R: 0 E: 0 K: 0 S: 11 H: 1 LOB: 1 BB: 0 P: 20	R: 1 E: 0 K: 1 S: 10 H: 1 LOB: 0 BB: 0 P: 14	R: 0 E: 0 K: 2 S: 12 H: 1 LOB: 1 BB: 0 P: 20	R: 0 E: 0 K: 2 S: 10 H: 1 LOB: 1 BB: 0 P: 13	1B: 10 2B: 1 3B: 1 HR: 2	SF: 0 SAC: 0 DP: 3 HBP: 1						

TOP

St. Louis Cardinals @ Houston Astros

Minute Maid Park, Houston, TX

Wed May 21 2003, 7:05 PM CDT

Att. 22,441 - Overcast - 84 F

livebaseballscorecards.com

AB	37
R	7
H	13
RBI	6
BB	4
SO	8
LOB	15

PITCHER		IP	WLS	BF	H	R	ER	SO	BB	IBB	HBP	BLK	WP	HR	S	P	ERA	WHIP
Pete Munro, R ERA: 5.22	(1, 1)	2.0	L	14	6	5	5	1	1	0	1	0	0	1	27	50	22.50	3.500
Brandon Puffer, R ERA: 3.63	(3, 1)	3.0		12	3	1	1	2	2	1	0	0	0	0	20	45	3.00	1.667
Nate Bland, L ERA: 5.19	(6, 1)	2.0		8	2	1	1	1	0	0	0	0	0	1	21	34	4.50	1.000
Kirk Saarloos, R ERA: 13.5	(8, 1)	1.0		4	1	0	0	2	0	0	0	0	0	0	12	20	0.00	1.000
54 Brad Lidge, R ERA: 1.32	(9, 1)	1.0		4	1	0	0	2	0	0	0	0	0	0	10	13	0.00	1.000

PITCHER	IP	WLS	BF	H	R	ER	SO	BB	IBB	HBP	BLK	WP	HR	S	P	ERA	WHIP

WP: 0 PB: 0 SB: 1 CS: 0 PA: 42

BOTTOM

Batter	1	2	3	4	5	6	7	8	9	AB	R	H	RBI	BB	SO	LOB
Craig Biggio, R (1, 8) OBP: 0.336, SLG: 0.432	BBCX 2-1 ① G5-3		FBBX 2-1 ② G6-3 2-3		SX 0-1 ② F8		X 0-0 ③ G2-3		BFX 1-1 1B 1-2 1B	5	0	1	0	0	0	2
Morgan Ensberg, R (1, 5) OBP: 0.391, SLG: 0.610	BBFCC 2-3 ② K		BSCC 1-3 ③ K		BFX 1-1 ③ G6-3			FBFBFX 2-2 HR	SSFX 1-2 5 G4-3 1B 1-2 2-3	5	1	2	1	0	2	1
5 Jeff Bagwell, R (1, 3) OBP: 0.377, SLG: 0.517	FBX 1-1 ③ F9			X 0-0 ① G4-3		FBFBBBS 3-3 ① K		CSBBS 2-3 ① K	BX 1-0 ②③ G4-3 1-2f	5	0	0	0	0	2	3
Jeff Kent, R (1, 4) OBP: 0.376, SLG: 0.542		CFBFBBX 3-2 17 1B E 2B		H 1-0 BB 17 S G3 HBP		CSFS 0-3 ② K		SBBFX 2-2 BB 1B		3	2	2	0	0	1	0
17 Lance Berkman, S (1, 7) OBP: 0.382, SLG: 0.429		BBCSFX 2-2 CS 2-3 1B		BBSBCD 4-2 G3 BB 1-2 BB		CFBS 1-3 ③ K		SSBFF 1 SAFE F 1 SAFE DB 3-3 FS ② K		3	0	1	0	1	2	1
Richard Hidalgo, R (1, 9) OBP: 0.402, SLG: 0.487	BFBCX 2-2 ① P3			CBBBB 4-1 G3 1-2 2-3 BB			SBBSFFFFX 2-2 ① G6-3	BBBBB 4-0 1-2 BB		2	0	0	0	2	0	2
Brad Ausmus, R (1, 2) OBP: 0.270, SLG: 0.295	DSFBX 2-2 ②③ G6-3 1-2 3-H			BCCBFX 2-2 ② G3 1-2 2-3 3-H			BX 1-0 E6 28 1B SF7	BCCDFS 2-3 ③ K		4	1	0	1	0	1	5
28 Adam Everett, R (1, 6) OBP: 0.344, SLG: 0.414			FFBX 1-2 G6-3 S 1B	BCFX 1-2 ③ G1-3			X 0-0 1-3 1B		CX 0-1 1B 1B 1B	4	0	3	0	0	0	2
Pete Munro, R (1, 1)			LBBBBCL 3-3 ① K 1-2		FBX 1-1 ① P3		BBCDX 3-1 ② SF7 3-H		FX 0-1 ① L4	0	0	0	0	0	0	0
Brandon Puffer, R (3, 1)										1	0	0	0	0	1	1
Brian Hunter, R (5, PH) OBP: 0.231, SLG: 0.243										1	0	0	0	0	0	0
Nate Bland, L (6, 1)										0	0	0	0	0	0	0
Orlando Merced, S (7, PH) OBP: 0.328, SLG: 0.431										0	0	0	1	0	0	0
Kirk Saarloos, R (8, 1)										0	0	0	0	0	0	0
54 Brad Lidge, R (9, 1)										0	0	0	0	0	0	0
Jose Vizcaino, S (9, PH) OBP: 0.253, SLG: 0.267										1	0	0	0	0	0	1
Inning Stats	R: 0 E: 0 K: 1 S: 7 H: 0 LOB: 0 BB: 0 P: 12	R: 1 E: 0 K: 0 S: 14 H: 2 LOB: 0 BB: 0 P: 23	R: 0 E: 0 K: 2 S: 11 H: 1 LOB: 1 BB: 0 P: 18	R: 1 E: 0 K: 0 S: 11 H: 0 LOB: 2 BB: 2 P: 23	R: 0 E: 0 K: 0 S: 6 H: 0 LOB: 0 BB: 0 P: 8	R: 0 E: 0 K: 3 S: 11 H: 0 LOB: 0 BB: 0 P: 15	R: 1 E: 1 K: 0 S: 12 H: 1 LOB: 1 BB: 0 P: 18	R: 1 E: 0 K: 3 S: 20 H: 2 LOB: 2 BB: 1 P: 35	R: 0 E: 0 K: 0 S: 11 H: 3 LOB: 2 BB: 0 P: 14	1B: 7 2B: 1 3B: 0 HR: 1	SF: 1 SAC: 0 DP: 1 HBP: 1						

PITCHER		IP	WLS	BF	H	R	ER	SO	BB	IBB	HBP	BLK	WP	HR	S	P	ERA	WHIP
Woody Williams, R ERA: 2.25	(1, 1)	7.0	W	29	5	4	2	6	2	0	1	0	0	1	76	123	2.57	1.000
Mike Crudale, R ERA:	(8, 1)	0.1	H	2	1	0	0	1	0	0	0	0	0	0	6	10	0.00	3.000
Jeff Fassero, L ERA: 6.91	(8, 1)	0.1	H	1	0	0	0	1	0	0	0	0	0	0	6	9	0.00	0.000
Cal Eldred, R ERA: 3.5	(8, 1)	1.1	S	7	3	0	0	1	1	0	0	0	0	0	15	24	0.00	3.000

PITCHER	IP	WLS	BF	H	R	ER	SO	BB	IBB	HBP	BLK	WP	HR	S	P	ERA	WHIP

St. Louis Cardinals @ Houston Astros

Minute Maid Park, Houston, TX

Wed May 21 2003, 7:05 PM CDT
Att. 22,441 - Overcast - 84 F

livebaseballscorecards.com

AB	34
R	4
H	9
RBI	3
BB	3
SO	9
LOB	18

WP: 0	PA: 39
PB: 0	
SB: 2	
CS: 1	

Batter	1	2	3	4	5	6	7	8	9	AB	R	H	RBI	BB	SO	LOB
Fernando Vina, L (1, 4) OBP: 0.306, SLG: 0.396	B C B X 2-1 CS 1B		C F S 0-3 ② K			X 0-0 ① G3	X 0-0 ③ P6			4	0	1	0	0	1	2
Miguel Cairo, R (1, 7) OBP: 0.292, SLG: 0.433	1 SAFE C F S 0-3 ① ② K 1-2		C S X 0-2 ③ F9			B C B F F X 2-2 ② F8		B X 1-0 ① P6		3	0	0	0	0	1	1
Kerry Robinson, L (8, PH) OBP: 0.220, SLG: 0.179 (8, 7)										1	0	0	0	0	0	0
5 Albert Pujols, R (1, 3) OBP: 0.411, SLG: 0.694	B X 1-0 HR			C C B B X 2-2 ① G6-3		C B X 1-1 2B		B S B C F F X 2-2 ② F8		4	1	2	1	0	0	0
27 Scott Rolen, R (1, 5) OBP: 0.410, SLG: 0.548	C C B B X 2-2 ③ F8			X 0-0 ② L7		F C B B F X 2-2 ③ G6-3		C F B B X 2-2 ③ P5		4	0	0	0	0	0	1
Eduardo Perez, R (1, 9) OBP: 0.400, SLG: 0.569		C B X 1-1 ① P3		B B C B F X 3-2 G5-3			C B X 1-1 G5-3		X 0-0 ① F8	4	0	0	0	0	0	0
Edgar Renteria, R (1, 6) OBP: 0.391, SLG: 0.537		C L X 0-2 ② G6-3			B F F F X 1-2 ① G5-3		B B B C X 3-1 ② G5-3		C B B F B F F F F 3-3 ② F S K	4	0	0	0	0	1	0
Mike Matheny, R (1, 2) OBP: 0.316, SLG: 0.359		C S B B F X 2-2 E6			F F B X 1-2 ② G1-3		B C S B B X 3-2 1B 1B		B F X 1-1 ③ G6-3	4	1	1	0	0	0	0
Orlando Palmeiro, L (1, 8) OBP: 0.333, SLG: 0.348		C C B B 1 SAFE F X 2-2 ③ F8			B C C B F X 2-2 2B		C B B X 2-1 1B 1-2 1B			3	0	2	0	0	0	1
Brett Tomko, R (1, 1) OBP: 0.316, SLG: 0.294			C S S 0-3 ① K		S B B S C 2-3 ③ K		B B C X 2-1 1-3 2-H 1B			2	0	0	0	0	2	1
Dustin Hermanson, R (5, 1)										0	0	0	0	0	0	0
J.D. Drew, L (7, PH) OBP: 0.348, SLG: 0.540										1	0	1	1	0	0	0
Mike Crudale, R (7, 1)										0	0	0	0	0	0	0
Steve Kline, S (8, 1)										0	0	0	0	0	0	0
Inning Stats	R: 1 E: 0 K: 1 S: 9 H: 2 LOB: 0 BB: 0 P: 14	R: 0 E: 1 K: 0 S: 13 H: 0 LOB: 1 BB: 0 P: 18	R: 0 E: 0 K: 2 S: 9 H: 0 LOB: 0 BB: 0 P: 9	R: 0 E: 0 K: 0 S: 7 H: 0 LOB: 0 BB: 0 P: 12	R: 0 E: 0 K: 1 S: 14 H: 1 LOB: 1 BB: 0 P: 20	R: 0 E: 0 K: 0 S: 11 H: 1 LOB: 1 BB: 0 P: 16	R: 1 E: 0 K: 0 S: 12 H: 3 LOB: 2 BB: 0 P: 23	R: 0 E: 0 K: 0 S: 9 H: 0 LOB: 0 BB: 0 P: 14	R: 0 E: 0 K: 1 S: 11 H: 0 LOB: 0 BB: 0 P: 15	1B: 4 2B: 2 3B: 0 HR: 1 SF: 0 SAC: 0 DP: 0 HBP: 0						

PITCHER		IP	WLS	BF	H	R	ER	SO	BB	IBB	HBP	BLK	WP	HR	S	P	ERA	WHIP
Jeriome Robertson, L ERA: 6.75	(1, 1)	5.2	W	21	4	1	1	4	0	0	0	0	0	1	59	83	1.59	0.706
Ricky Stone, R ERA: 2.36	(6, 1)	1.0		5	2	1	1	0	0	0	0	0	0	0	13	24	9.00	2.000
54 Brad Lidge, R ERA: 1.3	(7, 1)	0.1	H	2	1	0	0	0	0	0	0	0	0	0	3	5	0.00	3.000
Octavio Dotel, R ERA: 1.4	(8, 1)	1.0	H	3	0	0	0	0	0	0	0	0	0	0	9	14	0.00	0.000
Billy Wagner, L ERA: 1.67	(9, 1)	1.0	S	3	0	0	0	1	0	0	0	0	0	0	11	15	0.00	0.000

PITCHER	IP	WLS	BF	H	R	ER	SO	BB	IBB	HBP	BLK	WP	HR	S	P	ERA	WHIP

TOP

St. Louis Cardinals @ Houston Astros

Minute Maid Park, Houston, TX

Thu May 22 2003, 7:05 PM CDT
Att. 23,866 - Cloudy - 86 F

livebaseballscorecards.com

AB	34
R	2
H	7
RBI	2
BB	0
SO	5
LOB	6

Batter	1	2	3	4	5	6	7	8	9	AB	R	H	RBI	BB	SO	LOB
Craig Biggio, R (1, 8) OBP: 0.333, SLG: 0.423	C C B S 1-3 K ①		F X 0-1 G5-3 ①	B S S B F B B 4-2 BB		F S S 0-3 K ②		B B B C X 3-1 G5-3 ②		4	0	0	0	1	2	0
Morgan Ensberg, R (1, 5) OBP: 0.392, SLG: 0.587	F X 0-1 2B 1B		B B S S B S F F B 4-2 2B BB	B C B X 2-1 F9 ③		S B S F X 1-2 G5-3 ③		B C C C 1-3 K ③		4	2	1	0	1	1	1
5 Jeff Bagwell, R (1, 3) OBP: 0.375, SLG: 0.511	B X 1-0 L6 ②		C B F X 1-2 F8 ②		B B B C F X 3-2 17 1B 1B 1B		X 0-0 F9 ①			4	1	1	0	0	0	2
Jeff Kent, R (1, 4) OBP: 0.383, SLG: 0.556	X 0-0 1-H 2B		X 0-0 1-H 2B		B X 1-0 F8 ①		C B F B B B 4-2 S 17 BB BB			3	0	2	2	1	0	1
17 Lance Berkman, S (1, 7) OBP: 0.385, SLG: 0.427	S X 0-1 G3 ③		B B B F X 3-1 G4-3 ③		F B B X 2-1 1B 1-3 1B		C B 1 SAFE B B B 4-1 BB 1-2 BB			3	0	1	0	1	0	2
Richard Hidalgo, R (1, 9) OBP: 0.404, SLG: 0.506		B S X 1-1 F7 ①		F B F B B X 3-2 HR	C C B X 1-2 1-3 3-H 1B ②		B C F S 1-3 K 2-3 ②			4	1	2	2	0	1	2
Gregg Zaun, S (1, 2) OBP: 0.400, SLG: 0.429		B S B S B S B X 3-2 2B		X 0-0 F7 ①	F B B B B 4-1 BB		B B B C B 4-1 1-2 BB			2	0	1	0	2	0	0
28 Adam Everett, R (1, 6) OBP: 0.338, SLG: 0.452		B B 2 SAFE F F X 2-2 G6-3 ②		B B X 2-0 HR	X 0-0 P3 ③		F B F F X 1-2 G6-3 ③			4	1	1	1	0	0	6
Jeriome Robertson, L (1, 1) OBP: 0.154, SLG: 0.154 Ricky Stone, R (6, 1) 54 Brad Lidge, R (7, 1) Octavio Dotel, R (8, 1) Brian Hunter, R (8, PH) OBP: 0.225, SLG: 0.237 Billy Wagner, L (9, 1)		B S S S B F F S 2-3 K ③		F B F B X 2-1 F7 ②		F S B S 1-3 K ①		F S B B B F X 2-2 G6-3 ①		2 1 0 0 1 0	0 0 0 0 0 0	0 0 0 0 0 0	0 0 0 0 0 0	0 0 0 0 0 0	1 0 0 0 0 0	1 0 0 0 0 0
Inning Stats	R: 1 H: 2 E: 0 LOB: 1 K: 1 BB: 0 S: 9 P: 11	R: 0 H: 1 E: 0 LOB: 1 K: 1 BB: 0 S: 13 P: 21	R: 1 H: 1 E: 0 LOB: 1 K: 0 BB: 1 S: 12 P: 20	R: 2 H: 2 E: 0 LOB: 1 K: 0 BB: 1 S: 12 P: 25	R: 1 H: 3 E: 0 LOB: 2 K: 0 BB: 1 S: 11 P: 22	R: 0 H: 0 E: 0 LOB: 0 K: 2 BB: 0 S: 10 P: 12	R: 0 H: 0 E: 0 LOB: 3 K: 1 BB: 3 S: 12 P: 26	R: 0 H: 0 E: 0 LOB: 0 K: 1 BB: 0 S: 9 P: 15		1B: 4 2B: 3 3B: 0 HR: 2	SF: 0 SAC: 0 DP: 0 HBP: 0			WP: 0 PB: 0 SB: 1 CS: 0	PA: 38	

PITCHER		IP	WLS	BF	H	R	ER	SO	BB	IBB	HBP	BLK	WP	HR	S	P	ERA	WHIP
Brett Tomko, R ERA: 4.35	(1, 1)	4.1	L	23	8	5	5	2	2	0	0	0	0	2	52	89	10.38	2.308
Dustin Hermanson, R ERA: 2.57	(5, 1)	1.2		6	1	0	0	2	1	0	0	0	0	0	15	22	0.00	1.200
Mike Crudale, R ERA:	(7, 1)	1.0		6	0	0	0	1	3	0	0	0	0	0	12	26	0.00	3.000
Steve Kline, L ERA: 4.42	(8, 1)	1.0		3	0	0	0	1	0	0	0	0	0	0	9	15	0.00	0.000

PITCHER	IP	WLS	BF	H	R	ER	SO	BB	IBB	HBP	BLK	WP	HR	S	P	ERA	WHIP

BOTTOM

St. Louis Cardinals @ Houston Astros

Minute Maid Park, Houston, TX

Thu May 22 2003, 7:05 PM CDT
Att. 23,866 - Cloudy - 86 F

livebaseballscorecards.com

AB	32
R	5
H	9
RBI	5
BB	6
SO	6
LOB	15

Batter	1	2	3	4	5	6	7	8	9	10	AB	R	H	RBI	BB	SO	LOB
Fernando Vina, L (1, 4) OBP: 0.302, SLG: 0.388	F8		G3		F7		G4-3		FC6-4 1B	G6-3	6	0	1	0	0	0	4
J.D. Drew, L (1, 9) OBP: 0.347, SLG: 0.551	P6			5 2B 1B		F8	K		FC6-4 5 1B 27 HR	5 1B 3B	6	3	2	1	0	1	3
5 Albert Pujols, R (1, 7) OBP: 0.425, SLG: 0.712	K			27 FC5-4 2B		2B		HR 1B	HR 1B	1B	6	2	5	2	0	1	0
15 Jim Edmonds, L (1, 8) OBP: 0.388, SLG: 0.591		HR		BB		HBP		K	F7	F7	4	1	1	1	1	1	4
27 Scott Rolen, R (1, 5) OBP: 0.410, SLG: 0.562		G6-3		FC5-4 G6-4-3		K		HR 1B	HR		5	2	2	3	0	1	4
Edgar Renteria, R (1, 6) OBP: 0.386, SLG: 0.525		G6-3		G6-4-3		F8		F8	S BB		4	0	0	0	1	0	6
Tino Martinez, L (1, 3) OBP: 0.316, SLG: 0.399		P5			1B		G6-3	HR	K		5	1	2	3	0	1	1
Mike Matheny, R (1, 2) OBP: 0.319, SLG: 0.360		K			F7		G4-3 1B	FC6-4 1B		G4-3	5	0	2	0	0	1	1
Jason Simontacchi, R (1, 1) OBP: 0.000, SLG: 0.000 Wilson Delgado, S (0, PH) OBP: 1.000, SLG: 0.750 Kiko Calero, R (0, 1) OBP: 0.000, SLG: 0.000 Eduardo Perez, R (1, PH) OBP: 0.429, SLG: 0.571 Gabe Molina, R (1, 1) Orlando Palmeiro, L (0, PH) OBP: 0.000, SLG: 0.000 Miguel Cairo, R (0, PH) OBP: 0.286, SLG: 0.429 Steve Kline, S (0, 1) Cal Eldred, R (0, 1) Brett Tomko, R (10, PH) OBP: 0.000, SLG: 0.000 Jeff Fassero, L (10, 1)		K			F7		G4-3 1B	FC6-4		G6-3 3B	1	0	0	0	0	1	0 1 0 1 0 0 1 0 0 1
Inning Stats	R: 0 E: 0 K: 1 S: 6 H: 0 LOB: 0 BB: 0 P: 7	R: 1 E: 0 K: 0 S: 8 H: 1 LOB: 0 BB: 0 P: 10	R: 0 E: 0 K: 2 S: 8 H: 0 LOB: 0 BB: 0 P: 10	R: 1 E: 0 K: 0 S: 6 H: 2 LOB: 1 BB: 1 P: 13	R: 0 E: 0 K: 0 S: 6 H: 1 LOB: 1 BB: 0 P: 12	R: 0 E: 0 K: 1 S: 11 H: 1 LOB: 2 BB: 0 P: 19	R: 0 E: 0 K: 1 S: 9 H: 2 LOB: 2 BB: 0 P: 13	R: 3 E: 0 K: 1 S: 17 H: 4 LOB: 1 BB: 0 P: 25	R: 3 E: 0 K: 1 S: 15 H: 3 LOB: 1 BB: 1 P: 23	R: 2 E: 0 K: 0 S: 13 H: 3 LOB: 1 BB: 0 P: 21	1B: 11 2B: 2 3B: 1 HR: 3	SF: 0 SAC: 0 DP: 1 HBP: 1	WP: 0 PB: 0 SB: 1 CS: 0	PA: 49			

PITCHER		IP	WLS	BF	H	R	ER	SO	BB	IBB	HBP	BLK	WP	HR	S	P	ERA	WHIP
16 Salomon Torres, R ERA: 4.23	(1, 1)	5.0		19	4	2	2	3	1	0	0	0	0	1	34	52	3.60	1.000
Joe Beimel, L ERA: 2.42	(6, 1)	2.0		10	3	0	0	2	0	0	1	0	0	0	20	32	0.00	1.500
Brian Boehringer, R ERA: 10.38	(8, 1)	0.2		6	4	3	3	1	0	0	0	0	0	1	14	20	40.50	6.000
Scott Sauerbeck, L ERA: 4.12	(8, 1)	0.1	H	1	0	0	0	0	0	0	0	0	0	0	3	5	0.00	0.000
Mike Williams, R ERA: 6.52	(9, 1)	1.0	B	7	3	3	3	1	1	0	0	0	0	1	15	23	27.00	4.000

PITCHER		IP	WLS	BF	H	R	ER	SO	BB	IBB	HBP	BLK	WP	HR	S	P	ERA	WHIP
Brian Meadows, R ERA: 4.15	(10, 1)	1.0	L	6	3	2	2	0	0	0	0	0	0	0	13	21	18.00	3.000

TOP

St. Louis Cardinals @ Pittsburgh Pirates

PNC Park, Pittsburgh, PA

Fri May 23 2003, 7:05 PM EDT
Att. 18,660 - Overcast - 61 F

livebaseballscorecards.com

AB	46
R	10
H	17
RBI	10
BB	2
SO	7
LOB	25

Batter	1	2	3	4	5	6	7	8	9	10	AB	R	H	RBI	BB	SO	LOB
Kenny Lofton, L (1, 8) OBP: 0.360, SLG: 0.445	C B C F F X 1-2 HR		B X 1-0 ① F9	F B B F X 2-2 2 G3 2B		X 0-0 ② F7		B B B B 4-0 BB	F B 1 SAFE F X 1-2 ③ F9		5	1	2	1	1	0	4
2 Jack Wilson, R (1, 6) OBP: 0.296, SLG: 0.371	B X 1-0 G3-1 1B 2B		C X 0-1 ② G4-3	F B F X 1-2 ② G3 2-3		C D S S 1-3 ③ K 1-2		C 1 SAFE S B 1 SAFE 1 SAFE X 1-2 ② F8		C X 0-1 ① G5-3	6	1	1	0	0	1	3
Brian Giles, L (1, 7) OBP: 0.393, SLG: 0.447	B F F B X 2-2 ① G3-1 2-3		B B X 2-0 2B 2B	B B B B 4-0 BB			C B F X 1-2 1B 18 1B 2B	F B B C 1 SAFE F F F B F 3-2 ③ G3		C X 0-1 ② F7	5	2	2	0	1	0	2
Aramis Ramirez, R (1, 5) OBP: 0.316, SLG: 0.370	B F B X 2-1 3-H 1B		B X 1-0 2-H 1B 2B	X 0-0 ③ F9			X 0-0 18 1B 2-3 1B		S B F B F F X 2-2 18 FC1-5 BB 1B	X 0-0 ③ F9	6	1	4	2	0	0	2
Randall Simon, L (1, 3) OBP: 0.310, SLG: 0.417 Kevin Young, R (8, 3) OBP: 0.277, SLG: 0.367	B X 1-0 ② F8		B X 1-0 18 HR 2-H 1B		C B X 1-1 ① P6		F B F F X 1-2 ① P3		B B B B 4-0 18 FC1-5 1-2 2B BB		4 0	1 1	1 0	1 0	0 1	0 0	3 0
18 Jason Kendall, R (1, 2) OBP: 0.387, SLG: 0.405	B C X 1-1 ③ G5-3		B B X 2-0 1-H HR		B B B C B 4-1 CS BB		S B X 1-1 1-2 3-H 1B		B F X 1-1 ① FC1-5 2B 1-2 2-3f		4	1	2	3	1	0	3
Reggie Sanders, R (1, 9) OBP: 0.311, SLG: 0.474 Joe Beimel, L (6, 1) Rob Mackowiak, L (7, PH) OBP: 0.319, SLG: 0.317 Jeff Reboulet, R (8, 4) OBP: 0.500, SLG: 0.571		F F S 0-3 ① K	X 0-0 2B		S C B X 1-2 ② ③ F8 1-2		C B S F C 1-3 ② K		C B F F X 1-2 1-3 2-H 2B		3 0 0 1 1	0 0 0 0 0	1 0 0 0 1	0 0 0 0 0	0 0 0 1 0	1 0 1 0 0	1 0 2 0 0
Abraham Nunez, S (1, 4) OBP: 0.299, SLG: 0.217 Brian Boehringer, S (8, 1) Scott Sauerbeck, R (8, 1) Mike Williams, R (9, 1) Craig Wilson, R (9, PH) OBP: 0.352, SLG: 0.386 (10, 9)		B B C B F X 3-2 ② L7	B B B C X 3-1 ③ G3-1			B C F B X 2-2 2 WP 1B	B F X 1-1 ③ P5		F C F X 0-2 ② P4		4 0 0 0 1	0 0 0 0 0	1 0 0 0 0	0 0 0 0 0	0 0 0 0 0	0 0 0 0 2	3 0 0 0 0
16 Salomon Torres, R (1, 1) Adam Hyzdu, R (6, 9) OBP: 0.250, SLG: 0.300 Brian Meadows, R (10, 1)		F C S 0-3 ③ K		F M X 0-2 ① G6-3		F X 0-1 ① F9		B B F X 2-1 ① G4-3	S F B F H 2-2 HBP		2 2 0	0 0 0	0 0 0	0 0 0	1 0 0	0 0 0	0 1 0
Inning Stats	R: 2 E: 0 K: 0 S: 15 H: 3 LOB: 1 BB: 0 P: 23	R: 0 E: 0 K: 2 S: 9 H: 0 LOB: 0 BB: 0 P: 12	R: 4 E: 0 K: 0 S: 10 H: 5 LOB: 1 BB: 0 P: 20	R: 0 E: 0 K: 0 S: 10 H: 1 LOB: 2 BB: 1 P: 17	R: 0 E: 0 K: 0 S: 6 H: 0 LOB: 0 BB: 1 P: 12	R: 0 E: 0 K: 1 S: 9 H: 1 LOB: 1 BB: 0 P: 12	R: 1 E: 0 K: 1 S: 16 H: 3 LOB: 2 BB: 0 P: 21	R: 0 E: 0 K: 0 S: 11 H: 0 LOB: 1 BB: 1 P: 21	R: 1 E: 0 K: 0 S: 21 H: 2 LOB: 3 BB: 1 P: 32	R: 0 E: 0 K: 0 S: 5 H: 0 LOB: 0 BB: 0 P: 5	1B: 6 2B: 7 3B: 0 HR: 2	SF: 0 SAC: 0 DP: 0 HBP: 1	WP: 1 PB: 0 SB: 0 CS: 1	PA: 49				

PITCHER		IP	WLS	BF	H	R	ER	SO	BB	IBB	HBP	BLK	WP	HR	S	P	ERA	WHIP
Jason Simontacchi, R ERA: 7.57	(1, 1)	4.0		22	9	6	6	2	1	0	0	0	0	2	44	72	13.50	2.500
Kiko Calero, R ERA: 3.05	(5, 1)	2.0		7	1	0	0	1	1	0	0	0	1	0	15	24	0.00	1.000
Gabe Molina, R ERA: 9.0	(7, 1)	1.0		6	3	1	1	1	0	0	0	0	0	0	16	21	9.00	3.000
Steve Kline, L ERA: 4.19	(8, 1)	1.0		4	0	0	0	0	1	0	0	0	0	0	11	21	0.00	1.000
Cal Eldred, R ERA: 3.79	(9, 1)	1.0	W	7	2	1	1	0	1	0	1	0	0	0	21	32	9.00	3.000

PITCHER		IP	WLS	BF	H	R	ER	SO	BB	IBB	HBP	BLK	WP	HR	S	P	ERA	WHIP
Jeff Fassero, L ERA: 6.46	(10, 1)	1.0	S	3	0	0	0	0	0	0	0	0	0	0	5	5	0.00	0.000

BOTTOM

St. Louis Cardinals @ Pittsburgh Pirates

PNC Park, Pittsburgh, PA

Fri May 23 2003, 7:05 PM EDT
Att. 18,660 - Overcast - 61 F

livebaseballscorecards.com

AB	44
R	8
H	15
RBI	8
BB	4
SO	4
LOB	26

St. Louis Cardinals @ Pittsburgh Pirates

PNC Park, Pittsburgh, PA

Sat May 24 2003, 7:05 PM EDT

Att. 35,733 - Cloudy - 66 F

TOP

livebaseballscorecards.com

Batter	1	2	3	4	5	6	7	8	9	AB	R	H	RBI	BB	SO	LOB
Fernando Vina, L (1, 4) OBP: 0.310, SLG: 0.420	2-2 1B 3B	0-1 HR		4-1 G6-3 BB		1-1 ③ G3-1			1-1 ② G4-3	4	2	2	1	1	0	1
Eduardo Perez, R (1, 9) OBP: 0.424, SLG: 0.579	2-2 15 1B 27 E 1B 3-H	0-2 ② K		2-2 ② ③ G6-3 1-2f			3-2 1B		1-1 1B	5	1	3	1	0	1	1
5 Albert Pujols, R (1, 7) OBP: 0.419, SLG: 0.703 Orlando Palmeiro, L (9, 7) OBP: 0.333, SLG: 0.348	0-2 ① F9	1-0 15 HR 2B			2-2 ① F7		3-2 ① L7		0-2 ③ G5-3	5	1	1	0	0	0	3
										0	0	0	0	0	0	0
15 Jim Edmonds, L (1, 8) OBP: 0.391, SLG: 0.608	3-1 27 BB 1B 1-3 1B	0-0 ② G3-1 2-H HR					2-2 ② F7			4	2	2	2	0	0	1
27 Scott Rolen, R (1, 5) OBP: 0.412, SLG: 0.564	4-2 S 1B BB 1-2 3-H	2-2 ③ G5-3			1-0 2B		0-0 ③ F9			3	0	1	0	1	0	1
Edgar Renteria, R (1, 6) OBP: 0.383, SLG: 0.519	1-1 S 1B 1-2 2-H		0-2 ① P3		1-0 ③ G6-3			1-1 ① G6-3		4	0	1	1	0	0	1
Tino Martinez, L (1, 3) OBP: 0.309, SLG: 0.388	3-3 ② K 1-2 2-3		1-2 ② G3			0-3 ① K		3-3 ② K		4	0	0	0	0	3	2
Mike Matheny, R (1, 2) OBP: 0.317, SLG: 0.353	1-1 ③ P3		0-2 ③ G4-3			4-2 SH1-4 BB		3-2 ③ P3		3	0	0	0	1	0	2
Matt Morris, R (1, 1) OBP: 0.259, SLG: 0.360		0-3 ① K		0-0 ① G6-3		0-1 ② SH1-4 1-2			1-3 ① K	3	0	0	0	0	2	0

	AB	35
	R	6
	H	10
	RBI	5
	BB	3
	SO	6
	LOB	12

Inning Stats										
	R: 3	H: 4	R: 3	H: 3	R: 0	H: 0	R: 0	H: 0	R: 0	H: 1
	E: 1	LOB: 2	E: 0	LOB: 0	E: 0	LOB: 0	E: 0	LOB: 1	E: 0	LOB: 1
	K: 1	BB: 1	K: 2	BB: 0	K: 0	BB: 0	K: 0	BB: 1	K: 1	BB: 0
	S: 24	P: 40	S: 15	P: 18	S: 9	P: 10	S: 5	P: 11	S: 6	P: 10
	R: 0	H: 1	R: 0	H: 0	R: 0	H: 1	R: 0	H: 0	R: 0	H: 1
	E: 0	LOB: 1	E: 0	LOB: 1	E: 0	LOB: 1	E: 0	LOB: 0	E: 0	LOB: 1
	K: 0	BB: 0	K: 1	BB: 0	K: 0	BB: 0	K: 1	BB: 0	K: 1	BB: 0
	S: 13	P: 21	S: 10	P: 15	S: 8	P: 15	S: 11	P: 14	S: 6	P: 10

1B: 5	SF: 0	WP: 0	PA: 39
2B: 2	SAC: 1	PB: 0	
3B: 1	DP: 1	SB: 2	
HR: 2	HBP: 0	CS: 0	

PITCHER		IP	WLS	BF	H	R	ER	SO	BB	IBB	HBP	BLK	WP	HR	S	P	ERA	WHIP
Jeff Suppan, R ERA: 3.92	(1, 1)	5.0	L	24	8	6	6	3	2	0	0	0	0	2	59	89	10.80	2.000
Pat Mahomes, R ERA: 3.6	(6, 1)	3.0		11	1	0	0	2	1	0	0	0	0	0	31	51	0.00	0.667
Julian Tavarez, R ERA: 6.61	(9, 1)	1.0		4	1	0	0	1	0	0	0	0	0	0	11	14	0.00	1.000

PITCHER	IP	WLS	BF	H	R	ER	SO	BB	IBB	HBP	BLK	WP	HR	S	P	ERA	WHIP

BOTTOM

St. Louis Cardinals @ Pittsburgh Pirates

PNC Park, Pittsburgh, PA

Sat May 24 2003, 7:05 PM EDT

Att. 35,733 - Cloudy - 66 F

livebaseballscorecards.com

Batter	1	2	3	4	5	6	7	8	9	AB	R	H	RBI	BB	SO	LOB
Kenny Lofton, L (1, 8) OBP: 0.368, SLG: 0.446	1-1 2 G6-4-3 1B		4-1 BB		2-2 F8 ③			4-0 1B 2 WP BB		2	0	1	0	2	0	1
2 Jack Wilson, R (1, 6) OBP: 0.290, SLG: 0.362	0-1 G6-4-3 ①② 1-2f		1-2 G5-3 ②③ 2-3f			3-2 G4-3 ①		2-3 K ② 1-2 SAFE		4	0	0	0	0	1	4
Brian Giles, L (1, 7) OBP: 0.405, SLG: 0.461	0-0 1B			2-1 P6 ①		0-0 1B		0-2 FC4-6 2-3 1B		4	0	3	0	0	0	0
Aramis Ramirez, R (1, 5) OBP: 0.315, SLG: 0.367	2-1 F9 ③			1-2 1B		0-0 F7 ②		1-1 FC4-6 ③ 1-2f		4	0	1	0	0	0	4
Randall Simon, L (1, 3) OBP: 0.309, SLG: 0.413		1-0 G6-4-3 1B		0-0 F7 ②		0-0 P6 ③			1-0 G1-3 ①	4	0	1	0	0	0	2
18 Jason Kendall, R (1, 2) OBP: 0.379, SLG: 0.395		1-1 F9 ①		0-2 G4-3 ③			0-0 L9 ①		1-1 F7 ②	4	0	0	0	0	0	2
Reggie Sanders, R (1, 9) OBP: 0.316, SLG: 0.482		1-0 G6-4-3 ②③ 1-2f			0-0 S 1B		2-2 G3-1 ②		0-0 2B	4	0	2	0	0	0	1
Jeff Reboulet, R (1, 4) OBP: 0.417, SLG: 0.455			2-2 2 G5-3 SH1 1B		3-2 G6-3 ① 1-2		2-1 G6-3 ③		3-3 K ③	4	0	1	0	0	1	2
Jeff Suppan, R (1, 1) OBP: 0.316, SLG: 0.278			3-2 SH1 ① 1-2 D 1 SAFE		2-3 K ②			1-1 G6-3 ①		0	0	0	0	0	0	0
Rob Mackowiak, L (5, PH) OBP: 0.315, SLG: 0.313										1	0	0	0	0	1	1
Pat Mahomes, R (6, 1)										0	0	0	0	0	0	0
Abraham Nunez, S (8, PH) OBP: 0.295, SLG: 0.214										1	0	0	0	0	0	0
Julian Tavarez, L (9, 1)										0	0	0	0	0	0	0
Inning Stats	R: 0 E: 0 K: 0 S: 7 H: 2 LOB: 1 BB: 0 P: 10	R: 0 E: 0 K: 0 S: 4 H: 1 LOB: 0 BB: 0 P: 7	R: 0 E: 0 K: 0 S: 12 H: 1 LOB: 1 BB: 1 P: 22	R: 0 E: 0 K: 0 S: 11 H: 1 LOB: 1 BB: 0 P: 14	R: 0 E: 0 K: 1 S: 10 H: 1 LOB: 1 BB: 0 P: 17	R: 0 E: 0 K: 0 S: 7 H: 1 LOB: 1 BB: 0 P: 10	R: 0 E: 0 K: 0 S: 6 H: 0 LOB: 0 BB: 0 P: 10	R: 0 E: 0 K: 1 S: 12 H: 1 LOB: 2 BB: 1 P: 20	R: 0 E: 0 K: 1 S: 7 H: 1 LOB: 1 BB: 0 P: 12	1B: 8 2B: 1 3B: 0 HR: 0	SF: 0 SAC: 1 DP: 3 HBP: 0						

PITCHER	IP	WLS	BF	H	R	ER	SO	BB	IBB	HBP	BLK	WP	HR	S	P	ERA	WHIP
Matt Morris, R (1, 1) ERA: 2.26	9.0	W	35	9	0	0	3	2	0	0	0	1	0	76	122	0.00	1.222

PITCHER	IP	WLS	BF	H	R	ER	SO	BB	IBB	HBP	BLK	WP	HR	S	P	ERA	WHIP

AB	32
R	0
H	9
RBI	0
BB	2
SO	3
LOB	17

WP: 1 PA: 35
PB: 0
SB: 1
CS: 0

Batter	1	2	3	4	5	6	7	8	9	AB	R	H	RBI	BB	SO	LOB
Fernando Vina, L (1, 4) OBP: 0.316, SLG: 0.430	B C X 2-1 1B 15 HR 1B	C B B F X 2-2 1-3 2B			C X 0-1 ① B4-3		C B S B S 2-3 ① K		C B X 1-1 1-2 3-H 1B	3	1	2	0	0	0	0
Miguel Cairo, R (5, 4) OBP: 0.293, SLG: 0.429										2	0	1	1	0	1	0
Eduardo Perez, R (1, 9) OBP: 0.423, SLG: 0.565	1 SAFE X 0-0 1-3 15 HR 1B	C F B B B X 3-2 ③ G5-3			B C B X 2-1 5 G6-3 27 HR 1B		B C C X 1-2 ② F7		B B F S D S 3-3 ② K	5	2	2	0	0	1	4
5 Albert Pujols, R (1, 7) OBP: 0.408, SLG: 0.681	C B X 1-1 ① P4		B C B X 2-1 ① G5-3		C F X 0-2 ② G6-3 1-2		C B C X 1-2 ③ P6		F X 0-1 ③ F8	5	0	0	0	0	0	5
15 Jim Edmonds, L (1, 8) OBP: 0.399, SLG: 0.626	X 0-0 1-H 3-H HR		B X 1-0 ② F7		I I I 4-0 27 HR IBB			F B B C B B 4-2 G4-6-3 BB		2	2	1	3	2	0	0
27 Scott Rolen, R (1, 5) OBP: 0.413, SLG: 0.580	B T B B F X 3-2 ② G4-3		X 0-0 1B		C X 0-1 1-H 2-H HR			B F C S 1-3 ① K		4	1	2	3	0	1	1
Edgar Renteria, R (1, 6) OBP: 0.376, SLG: 0.508	C B X 1-1 ③ G3	B F B F 1 SAFE X 2-2 ③ F7			C F B X 1-2 ③ G5-3			1 SAFE C C X 0-2 ② ③ G4-6-3 1-2f		4	0	0	0	0	0	2
Tino Martinez, L (1, 3) OBP: 0.301, SLG: 0.377		B F X 1-1 ① G3-1		X 0-0 ① F9		C B X 1-1 E6 G4-3			L X 0-1 ① F8	4	0	0	0	0	0	0
Chris Widger, R (1, 2)		B F X 1-1 ② G6-3		C X 0-1 ② G1-3		C F X 0-2 ① ② G4-3 1-2f			B B C B B 4-1 1B 1B BB	3	0	0	0	0	0	1
Orlando Palmeiro, L (9, PH) OBP: 0.340, SLG: 0.348										0	1	0	0	1	0	0
Garrett Stephenson, R (1, 1) OBP: 0.217, SLG: 0.143		B X 1-0 2B 1B		C C C 0-3 ③ K		B F B X 2-1 ③ G5-3			B S S S B X 2-2 1-3 1B 1B	3	0	1	0	0	1	0
Steve Kline, S (6, 1)										0	0	0	0	0	0	0
Dustin Hermanson, R (6, 1)										0	0	0	0	0	0	0
Mike Crudale, R (7, 1)										0	0	0	0	0	0	0
Gabe Molina, R (8, 1)										0	0	0	0	0	0	0
J.D. Drew, L (9, PH) OBP: 0.356, SLG: 0.557										1	0	1	0	0	0	0
Inning Stats	R: 3 E: 0 K: 0 S: 11 H: 3 LOB: 0 BB: 0 P: 18	R: 0 E: 0 K: 0 S: 11 H: 2 LOB: 2 BB: 0 P: 19	R: 0 E: 0 K: 0 S: 7 H: 1 LOB: 1 BB: 0 P: 12	R: 0 E: 0 K: 1 S: 6 H: 0 LOB: 0 BB: 0 P: 6	R: 3 E: 0 K: 0 S: 12 H: 2 LOB: 0 BB: 1 P: 19	R: 0 E: 1 K: 0 S: 7 H: 0 LOB: 0 BB: 0 P: 10	R: 0 E: 0 K: 1 S: 9 H: 0 LOB: 0 BB: 0 P: 13	R: 0 E: 0 K: 1 S: 8 H: 0 LOB: 0 BB: 1 P: 13	R: 1 E: 0 K: 1 S: 13 H: 2 LOB: 2 BB: 1 P: 23	1B: 7 2B: 1 3B: 0 HR: 2	SF: 0 SAC: 0 DP: 2 HBP: 0					

PITCHER	IP	WLS	BF	H	R	ER	SO	BB	IBB	HBP	BLK	WP	HR	S	P	ERA	WHIP
Brian Meadows, R (1, 1) ERA: 5.64	5.0		24	8	6	6	1	0	1	0	0	0	2	47	74	10.80	1.600
Julian Tavarez, R (6, 1) ERA: 6.23	1.0		3	0	0	0	0	0	0	0	0	0	0	7	10	0.00	0.000
Brian Boehringer, R (7, 1) ERA: 9.82	1.0	W	3	0	0	0	1	0	0	0	0	0	0	9	13	0.00	0.000
Scott Sauerbeck, L (8, 1) ERA: 3.92	1.0	H	3	0	0	0	1	1	0	0	0	0	0	8	13	0.00	1.000
Mike Williams, R (9, 1) ERA: 6.64	1.0	S	6	2	1	1	1	1	0	0	0	0	0	13	23	9.00	3.000

PITCHER	IP	WLS	BF	H	R	ER	SO	BB	IBB	HBP	BLK	WP	HR	S	P	ERA	WHIP

TOP

St. Louis Cardinals @ Pittsburgh Pirates

PNC Park, Pittsburgh, PA

Sun May 25 2003, 1:35 PM EDT
Att. 25,983 - Sunny - 72 F

livebaseballscorecards.com

AB	36
R	7
H	10
RBI	7
BB	3
SO	4
LOB	13

WP: 0 PA: 39
PB: 0
SB: 0
CS: 0

Batter	1	2	3	4	5	6	7	8	9	AB	R	H	RBI	BB	SO	LOB
Kenny Lofton, L (1, 8) OBP: 0.369, SLG: 0.447	C B X 1-1 G3 ①		B B B C F B 4-2 2 BB 1B BB	X 0-0 P3 ③		B C B X 2-1 E3 1-3 2-H 3-H 1B	B C B B X 3-1 1-3 2-H 2B			4	2	1	1	1	0	1
2 Jack Wilson, R (1, 6) OBP: 0.293, SLG: 0.356	B F X 1-1 F8 ②		1 SAFE C B B B B 4-1 1B 1-2 2B BB		X 0-0 F9 ①	B X 1-0 G1-3 ①	H 1-0 HBP			3	1	0	0	1	0	2
Brian Giles, L (1, 7) OBP: 0.405, SLG: 0.446	B B F C F B B 4-2 FC6-4 BB		X 0-0 F5 ①		H 1-0 F8 1B HBP	B X 1-0 L9 ②	C B X 1-1 G4-3 ③			3	0	0	0	1	0	7
Aramis Ramirez, R (1, 5) OBP: 0.322, SLG: 0.374	C B B B X 3-1 FC6-4 ③ 1-2f		F F B F B X 2-2 2B 18 FC5 1-2 2-H 1B		D F B S X 2-2 1-2 1B	C X 0-1 2-H 3-H 1B		F X 0-1 F8 ①		5	0	3	3	0	0	1
Randall Simon, L (1, 3) OBP: 0.318, SLG: 0.432		C X 0-1 18 1B 1B	B C X 1-1 1-3 2-H 2B		F F B X 1-2 F8 ② 2-3		C B B X 2-1 18 1B SF7 2B	X 0-0 G4-3 ②		5	1	3	1	0	0	2
18 Jason Kendall, R (1, 2) OBP: 0.379, SLG: 0.395		B C B X 2-1 E 1-3 1B	B C F X 1-2 FC5 ② FC5-4 3-H		C B B F X 2-2 F8 ③		C B X 1-1 BB 2-3 2B 1B	B C B X 2-1 F9 ③		5	1	2	0	0	0	4
Reggie Sanders, R (1, 9) OBP: 0.321, SLG: 0.476		X 0-0 F9 ① 1-2	B X 1-0 FC5-4 ③ 1-2f			B B B F B B 4-1 1B E BB	B B B F 1 SAFE B 4-1 2B 1-2 BB			2	1	0	0	2	0	4
Abraham Nunez, S (1, 4) OBP: 0.293, SLG: 0.219		X 0-0 G3 ②	B B C C F F C 2-3 K ①			B C X 1-1 BB 1-3 E 1B	B X 1-0 SF7 ① 3-H			3	1	1	1	0	1	2
Brian Meadows, R (1, 1) Julian Tavarez, L (6, 1) Rob Mackowiak, L (6, PH) OBP: 0.315, SLG: 0.313 Kevin Young, R (6, PH) OBP: 0.288, SLG: 0.367 Brian Boehringer, S (7, 1) Craig Wilson, R (7, PH) OBP: 0.347, SLG: 0.379 Scott Sauerbeck, R (8, 1) Mike Williams, R (9, 1)	B S X 1-1 P4 ③		S C F C 0-3 K ②			B B B C B 4-1 E 1-2 1B BB	C C F B S 1-3 K ②			2 0 0 0 0 1 0 0 0	0 0 0 1 0 0 0 0 0	0 0 0 0 0 0 0 1 0	0 0 0 0 1 0 0 0 0	0 0 0 1 0 0 0 1 0	1 0 0 0 0 0 0 2 0	2 0 0 0 0 0 0 2 0
Inning Stats	R: 0 E: 0 K: 0 S: 9 H: 0 LOB: 1 BB: 1 P: 18	R: 0 E: 1 K: 0 S: 8 H: 2 LOB: 2 BB: 0 P: 11	R: 2 E: 0 K: 0 S: 15 H: 2 LOB: 2 BB: 2 P: 27	R: 0 E: 0 K: 2 S: 10 H: 0 LOB: 0 BB: 0 P: 12	R: 0 E: 0 K: 0 S: 10 H: 1 LOB: 2 BB: 0 P: 16	R: 4 E: 1 K: 0 S: 10 H: 2 LOB: 1 BB: 2 P: 23	R: 2 E: 0 K: 1 S: 14 H: 3 LOB: 3 BB: 1 P: 28	R: 0 E: 0 K: 0 S: 5 H: 0 LOB: 0 BB: 0 P: 7		1B: 7 2B: 3 3B: 0 HR: 0	SF: 1 SAC: 0 DP: 0 HBP: 2			WP: 0 PB: 0 SB: 0 CS: 0		PA: 42

PITCHER		IP	WLS	BF	H	R	ER	SO	BB	IBB	HBP	BLK	WP	HR	S	P	ERA	WHIP
Garrett Stephenson, R ERA: 4.18	(1, 1)	5.0		26	6	4	2	2	4	0	1	0	0	0	55	92	3.60	2.000
Steve Kline, L ERA: 4.19	(6, 1)	0.0		2	0	0	0	0	1	0	0	0	0	0	3	9	∞	∞
Dustin Hermanson, R ERA: 3.27	(6, 1)	1.0	L	6	3	4	2	0	1	0	0	0	0	0	9	18	18.00	4.000
Mike Crudale, R ERA:	(7, 1)	1.0		5	1	0	0	1	0	0	1	0	0	0	9	16	0.00	1.000
Gabe Molina, R ERA: 4.5	(8, 1)	1.0		3	0	0	0	0	0	0	0	0	0	0	5	7	0.00	0.000

PITCHER	IP	WLS	BF	H	R	ER	SO	BB	IBB	HBP	BLK	WP	HR	S	P	ERA	WHIP

BOTTOM

St. Louis Cardinals @ Pittsburgh Pirates

PNC Park, Pittsburgh, PA

Sun May 25 2003, 1:35 PM EDT
Att. 25,983 - Sunny - 72 F

livebaseballscorecards.com

AB	33
R	8
H	10
RBI	6
BB	6
SO	3
LOB	27

TOP

Houston Astros @ St. Louis Cardinals

Busch Stadium, St. Louis, MO

Mon May 26 2003, 3:10 PM CDT
Att. 35,600 - Cloudy - 80 F

livebaseballscorecards.com

Batter	1	2	3	4	5	6	7	8	9	AB	R	H	RBI	BB	SO	LOB
Craig Biggio, R (1, 8) OBP: 0.343, SLG: 0.428	C B X 1-1 5 F9 HBP 1B	B C S X 1-2 P3 ③			X 0-0 1-2 1B		B X 1-0 FC4 1B		B F C B F X 2-2 17 HR 2B	5	1	4	0	0	0	1
Morgan Ensberg, R (1, 5) OBP: 0.393, SLG: 0.547	F H 1-1 HBP 1-2 HBP		B B X 2-0 L5 ①		B B C B S C 3-3 K ①		S D X 1-1 F8 ①		B B B C X 3-1 P3 ①	4	0	0	0	0	1	4
5 Jeff Bagwell, R (1, 3) OBP: 0.354, SLG: 0.477 Brian Hunter, R (6, 9) OBP: 0.260, SLG: 0.239	X 0-0 F9 ① 2-3		B F B F B X 3-2 G5-3 ②		X 0-0 F9 ②		C S X 0-2 FC4 ② 1-2f 3B		S B B F F F B B 4-2 17 HR BB	3	0	0	0	0	0	4
										1	2	0	0	1	0	1
Jeff Kent, R (1, 4) OBP: 0.389, SLG: 0.549 Tripp Cromer, R (6, 4) OBP: 0.333, SLG: 1.000	C F B B B H 4-2 1-2 HBP		C B S B C 2-3 K ③		F X 0-1 F8 ③		F S B D B F X 3-2 1-H 3B		C S F F F F X 1-2 F9 ②	2	0	0	0	0	1	2
										2	0	1	1	0	0	2
17 Lance Berkman, S (1, 7) OBP: 0.387, SLG: 0.433	F C C 0-3 K ②			C B X 1-1 F7 ①		X 0-0 2B G3-1 1B	B B C C X 2-2 G5-3 ③		B B C X 2-1 1-H 2-H HR	5	2	2	3	0	1	4
Orlando Merced, S (1, 9) OBP: 0.312, SLG: 0.423 (6, 3)	F X 0-1 F7 ③			C C B F X 1-2 E3 28 FC6-4		C X 0-1 G3-1 1-3 2B		B S B X 2-1 F8 2B	C B S S 1-3 K ③	5	0	2	0	0	1	3
Brad Ausmus, R (1, 2) OBP: 0.265, SLG: 0.291		C B S B F C 2-3 K ①		C B F B F X 2-2 F8 ②		B F S X 1-2 G3-1 ① 2-3 3-H		X 0-0 F8 ① 2-3		4	0	0	1	0	1	3
28 Adam Everett, R (1, 6) OBP: 0.324, SLG: 0.414 Brandon Puffer, R (4, 1) Geoff Blum, S (6, PH) OBP: 0.325, SLG: 0.426 (6, 6)	C X 0-1 SH3 1B			C F B X 1-2 FC6-4 ③ 1-2f		C F F B C 1-3 K ②		X 0-0 G1-3 ②		2	0	1	0	0	0	1
										0	0	0	0	0	0	0
										2	0	0	0	0	1	2
Pete Munro, R (1, 1) Jose Vizcaino, S (4, 6) OBP: 0.258, SLG: 0.306 Kirk Saarloos, R (6, 1)	L B X 1-1 SH3 ② 1-2				C F F F B X 1-2 1B 1B	B B B C X 3-1 P5 ③		X 0-0 G1-3 ③		0	0	0	0	0	0	0
										2	0	1	0	0	0	1
										1	0	0	0	0	0	1
Inning Stats	R: 0 E: 0 K: 1 S: 11 H: 1 LOB: 3 BB: 0 P: 17	R: 0 E: 0 K: 1 S: 11 H: 1 LOB: 1 BB: 0 P: 15	R: 0 E: 0 K: 1 S: 7 H: 0 LOB: 0 BB: 0 P: 14	R: 0 E: 1 K: 0 S: 13 H: 0 LOB: 1 BB: 0 P: 18	R: 0 E: 0 K: 1 S: 12 H: 2 LOB: 2 BB: 0 P: 16	R: 1 E: 0 K: 1 S: 13 H: 2 LOB: 1 BB: 0 P: 18	R: 1 E: 0 K: 0 S: 13 H: 2 LOB: 1 BB: 0 P: 20	R: 0 E: 0 K: 0 S: 5 H: 1 LOB: 1 BB: 0 P: 7	R: 3 E: 0 K: 1 S: 22 H: 2 LOB: 0 BB: 1 P: 35	1B: 6 2B: 3 3B: 1 HR: 1 SF: 0 SAC: 1 DP: 0 HBP: 2						

AB	38
R	5
H	11
RBI	5
BB	1
SO	6
LOB	29

WP: 0 PB: 0 SB: 0 CS: 0 PA: 42

PITCHER		IP	WLS	BF	H	R	ER	SO	BB	IBB	HBP	BLK	WP	HR	S	P	ERA	WHIP
Woody Williams, R ERA: 2.19	(1, 1)	6.0	W	27	6	1	1	5	0	0	2	0	0	0	67	98	1.50	1.000
Mike Crudale, R ERA: 1.04	(7, 1)	1.0		5	2	1	1	0	0	0	0	0	0	0	13	20	9.00	2.000
Jeff Fassero, L ERA: 6.06	(8, 1)	1.0		4	1	0	0	0	0	0	0	0	0	0	5	7	0.00	1.000
Gabe Molina, R ERA: 13.5	(9, 1)	0.2		5	2	3	3	0	1	0	0	0	0	1	19	31	40.50	4.500
Steve Kline, L ERA: 4.12	(9, 1)	0.1		1	0	0	0	1	0	0	0	0	0	0	3	4	0.00	0.000

PITCHER	IP	WLS	BF	H	R	ER	SO	BB	IBB	HBP	BLK	WP	HR	S	P	ERA	WHIP

BOTTOM

Houston Astros @ St. Louis Cardinals

Busch Stadium, St. Louis, MO

Mon May 26 2003, 3:10 PM CDT
Att. 35,600 - Cloudy - 80 F

livebaseballscorecards.com

Batter	1	2	3	4	5	6	7	8	9	AB	R	H	RBI	BB	SO	LOB
Miguel Cairo, R (1, 4) OBP: 0.300, SLG: 0.427	B C X 1-1 G6-3 ①	B X 1-0 G5-3 ③		B X 1-0 HR 2-3 1B	S X 0-1 5 2B 2-3 1B		C B B X 2-1 G1-3 ① 1-2			5	2	2	0	0	0	1
J.D. Drew, L (1, 9) OBP: 0.359, SLG: 0.581 Jeff Fassero, L (8, 1) Gabe Molina, R (9, 1) Steve Kline, S (9, 1)	B B B C C B 4-2 5 FC6-4 BB	C F B F B S 2-3 K ①	B C B B X 3-1 1-H 3-H HR	B S C C 1-3 K ②			B F F B X 2-2 G4-3 ② 2-3			4 0 0 0	1 0 0 0	1 0 0 0	3 0 0 0	1 0 0 0	2 0 0 0	3 0 0 0
5 Albert Pujols, R (1, 7) OBP: 0.415, SLG: 0.687 Eduardo Perez, R (7, PH) OBP: 0.417, SLG: 0.556 (8, 9) (9, 5)	X 0-0 FC6-4 15 2B ② 1-2f	B X 1-0 15 E 15 WP 27 SF9 1B	B B B B 4-0 15 BB 27 2B BB	C D X 1-1 1-H 3-H 2B			C C S 0-3 K ③			3 1	3 0	2 0	2 0	1 0	0 1	1 1
15 Jim Edmonds, L (1, 8) OBP: 0.399, SLG: 0.623	F F X 0-2 27 2B 1-H 2B	B C B X 2-1 E4 1B 1-3	C S B B B B 4-2 27 2B 1-2 BB	C X 0-1 G4-3 ③				B B B C S S 3-3 K ①		4	1	1	1	1	1	2
27 Scott Rolen, R (1, 5) OBP: 0.420, SLG: 0.599 Chris Widger, R (8, PH) (9, 9)	F C B X 1-2 2-H 2B	B C X 1-1 SF9 ② 3-H	F B C B F B X 3-2 1-H 2-H 2B ②			C B F B X 2-2 BB 1B		S C S 0-3 K ②		3 1	0 0	3 0	3 0	0 0	0 1	0 0
Edgar Renteria, R (1, 6) OBP: 0.380, SLG: 0.508 Wilson Delgado, S (6, PH) OBP: 0.216, SLG: 0.176 (7, 6)	B B B 4-0 BB	B C X 1-1 1-3 1B	F C D X 1-2 F7 ③			C B B S F B B 4-2 G6-4-3 1-2 BB		C S F B B X 2-2 G6-3 ③		2 1	0 0	1 0	0 0	1 1	0 0	1 0
Tino Martinez, L (1, 3) OBP: 0.300, SLG: 0.394	B C B F B X 3-2 G3 ③	X 0-0 P5 ③		C F X 0-2 HR	C F S 0-3 K ①					4	1	1	1	0	1	6
Mike Matheny, R (1, 2) OBP: 0.327, SLG: 0.369		C B C X 1-2 CS 1B		X 0-0 1B SH3 HR 1B	B B X 2-0 1B 5 2B 2B	C B B X 2-1 1-2f G6-4-3 ② ③				4	2	3	0	0	0	2
Woody Williams, R (1, 1) OBP: 0.370, SLG: 0.304 Mike Crudale, R (7, 1) Orlando Palmeiro, L (7, PH) OBP: 0.346, SLG: 0.348 (8, 7)		B C C P S 2-3 K ① ② 1-2		X 0-0 SH3 ① 1-2	C S S 0-3 K ①		B B B 4-0 G4-3 G1-3 BB			2 0 0	0 0 0	0 0 0	0 0 0	0 0 1	2 0 0	2 0 0
Inning Stats	R: 2 H: 2 E: 0 LOB: 2 K: 0 BB: 2 S: 14 P: 27	R: 0 H: 1 E: 0 LOB: 0 K: 1 BB: 0 S: 8 P: 11	R: 1 H: 2 E: 1 LOB: 2 K: 1 BB: 0 S: 12 P: 19	R: 4 H: 4 E: 0 LOB: 1 K: 0 BB: 2 S: 14 P: 30	R: 3 H: 4 E: 0 LOB: 1 K: 2 BB: 0 S: 16 P: 20	R: 0 H: 1 E: 0 LOB: 1 K: 1 BB: 1 S: 11 P: 19	R: 0 H: 0 E: 0 LOB: 1 K: 1 BB: 1 S: 8 P: 16	R: 0 H: 0 E: 0 LOB: 0 K: 2 BB: 0 S: 10 P: 15		1B: 7 SF: 1 2B: 6 SAC: 1 3B: 0 DP: 2 HR: 2 HBP: 0						WP: 1 PA: 42 PB: 0 SB: 0 CS: 1

PITCHER		IP	WLS	BF	H	R	ER	SO	BB	IBB	HBP	BLK	WP	HR	S	P	ERA	WHIP
Pete Munro, R ERA: 6.06	(1, 1)	3.1	L	20	8	6	5	2	2	0	0	0	1	1	39	66	13.50	3.000
Brandon Puffer, R ERA: 4.95	(4, 1)	1.2		11	5	4	4	2	2	0	0	0	0	1	25	41	21.60	4.200
Kirk Saarloos, R ERA: 8.03	(6, 1)	3.0		11	1	0	0	4	2	0	0	0	0	0	29	50	0.00	1.000

PITCHER	IP	WLS	BF	H	R	ER	SO	BB	IBB	HBP	BLK	WP	HR	S	P	ERA	WHIP

AB	34
R	10
H	14
RBI	10
BB	6
SO	8
LOB	19

Batter	1	2	3	4	5	6	7	8	9	AB	R	H	RBI	BB	SO	LOB
Craig Biggio, R (1, 8) OBP: 0.349, SLG: 0.441	F B C S 1-3 ① K		F B C S 1-3 ③ K		F F B X 1-2 CS 1B		X 0-0 G4-3 1-3 2B		B F S B X 2-2 5 1B 2-H 2B	5	1	3	1	0	2	0
Morgan Ensberg, R (1, 5) OBP: 0.383, SLG: 0.519	X 0-0 ② F9			C B C B H 3-2 5 1B 1B HBP	S B C X 1-2 ②③ G6-3 1-2		B X 1-0 ② G4-3 2-3 3-H		F C S 0-3 ② K	4	1	0	1	0	1	3
5 Jeff Bagwell, R (1, 3) OBP: 0.364, SLG: 0.485	B B X 2-0 1B			F F B X 1-2 BB 1B 1-2 1B		C B X 1-1 1B 17 1B 1B	B B S X 2-1 ③ P4		X 0-0 2-H 1B	5	1	4	1	0	0	1
Jeff Kent, R (1, 4) OBP: 0.394, SLG: 0.566	B B C F S 2-3 ③ K			C X 0-1 BB 1-2 2-H 1B		B S S X 1-2 17 1B FC4-6 1-2 1B		B S B X 2-1 HR	C X 0-1 ③ G4-3	5	2	3	2	0	1	2
17 Lance Berkman, S (1, 7) OBP: 0.385, SLG: 0.429		B B F B F X 3-2 ① F8		B F S F C 1-3 ① K		B F F F F F B X 3-2 FC4-6 1-3 2-H 1B		B B F F X 2-1 ① G3-1		4	0	1	1	0	1	2
Orlando Merced, S (1, 9) OBP: 0.309, SLG: 0.405		B X 1-0 ② G4-3		B B D B 4-0 1-2 2-3 BB		X 0-0 ① FC4-6 28 CS 1-2f 3-H		S B B X 2-1 ② G4-3		3	0	0	1	1	0	1
Gregg Zaun, S (1, 2) OBP: 0.350, SLG: 0.385 Brad Ausmus, R (8, 2) OBP: 0.265, SLG: 0.291		B B X 2-0 ③ F8		X 0-0 ② P6		C C F X 0-2 ② F9		S C F C 0-3 ③ K		4	0	0	0	0	1	4
										0	0	0	0	0	0	0
28 Adam Everett, R (1, 6) OBP: 0.333, SLG: 0.403		B B F F F F F X 2-2 ① G6-3		F S B B S 2-3 ③ K		C B F F B 2-2 ③ CS 1-2	C B F F B B 4-2 2B G4-3 BB		H 1-0 SH5-3 2B HBP	2	2	0	0	1	1	3
Jeriome Robertson, L (1, 1) OBP: 0.133, SLG: 0.133 Tripp Cromer, R (7, PH) OBP: 0.250, SLG: 0.750 54 Brad Lidge, R (7, 1) Octavio Dotel, R (8, 1) Jose Vizcaino, S (9, PH) OBP: 0.258, SLG: 0.306 Billy Wagner, L (9, 1)		C C X 0-2 ② G3-1			S F S 0-3 ① K		C X 0-1 ① B1		X 0-0 ① SH5-3 1-2	2	0	0	0	0	1	0
										1	0	0	0	0	0	1
										0	0	0	0	0	0	0
										0	0	0	0	0	0	0
										0	0	0	0	0	0	0

| Inning Stats | | | | | | | | | |

Batter	1	2	3	4	5	6	7	8	9	AB	R	H	RBI	BB	SO	LOB
Miguel Cairo, R (1, 4) (9, 7) OBP: 0.306, SLG: 0.425	F7	K			G4-3		15 G4-6-3 1B		5 WP 15 DI 1B	5	0	2	0	0	1	2
15 Jim Edmonds, L (1, 8) OBP: 0.388, SLG: 0.604	G1-3		K		K		G4-6-3		K	5	0	0	0	0	3	3
5 Albert Pujols, R (1, 3) OBP: 0.415, SLG: 0.678	G6-3		G4-3			27 E 1B		27 1B G4-3 1B	G6-3	5	1	2	0	0	0	1
27 Scott Rolen, R (1, 5) OBP: 0.421, SLG: 0.602		1B 2B 2B	P4			F7		G4-3 1B		4	1	2	0	0	0	1
Eduardo Perez, R (1, 9) OBP: 0.408, SLG: 0.537		2B 1B 1B		K		K		G4-3		4	1	1	1	0	2	2
Edgar Renteria, R (1, 6) OBP: 0.387, SLG: 0.521		1 SAFE 1B 2B		1B 2B		IBB		K		3	1	2	1	1	1	1
Chris Widger, R (1, 2) OBP: 0.071, SLG: 0.071		P4		G6-3 1B		G6-3		HBP		3	0	1	1	0	0	4
Wilson Delgado, S (8, PH) (9, 4) OBP: 0.237, SLG: 0.176										0	0	0	0	0	0	0
So Taguchi, R (1, 7) Orlando Palmeiro, L (7, PH) (8, 7) OBP: 0.349, SLG: 0.344 Esteban Yan, R (9, 1)		1B IBB		1 SAFE 1 SAFE G6-3				BB	F7	1	0	0	0	1	0	1
										1	0	0	0	1	0	2
										0	0	0	0	0	0	0
Brett Tomko, R (1, 1) OBP: 0.364, SLG: 0.350 J.D. Drew, L (7, PH) OBP: 0.354, SLG: 0.573 Kiko Calero, R (8, 1) OBP: 0.500, SLG: 0.500 Mike Matheny, R (9, 2) OBP: 0.326, SLG: 0.367		1-2 2-H 3-H 1B			G4-3		F8		P4	2	0	1	1	0	0	0
										1	0	0	0	0	0	1
										0	0	0	0	0	0	0
										1	0	0	0	0	0	0
Inning Stats	R: 0 E: 0 K: 0 S: 10 H: 0 LOB: 0 BB: 0 P: 14	R: 2 E: 0 K: 1 S: 16 H: 4 LOB: 2 BB: 1 P: 25	R: 0 E: 0 K: 1 S: 11 H: 0 LOB: 0 BB: 0 P: 18	R: 1 E: 0 K: 1 S: 10 H: 2 LOB: 0 BB: 0 P: 14	R: 0 E: 0 K: 1 S: 9 H: 0 LOB: 0 BB: 0 P: 15	R: 0 E: 1 K: 1 S: 12 H: 1 LOB: 2 BB: 1 P: 22	R: 0 E: 0 K: 0 S: 10 H: 1 LOB: 1 BB: 1 P: 18	R: 1 E: 0 K: 1 S: 15 H: 2 LOB: 2 BB: 0 P: 21	R: 0 E: 0 K: 1 S: 15 H: 1 LOB: 1 BB: 0 P: 19	1B: 8 2B: 3 3B: 0 HR: 0		SF: 0 SAC: 0 DP: 2 HBP: 1		WP: 1 PB: 0 SB: 0 CS: 0	PA: 39	

PITCHER		IP	WLS	BF	H	R	ER	SO	BB	IBB	HBP	BLK	WP	HR	S	P	ERA	WHIP
Jeriome Robertson, L ERA: 6.46	(1, 1)	6.0	W	25	7	3	3	5	0	2	0	0	0	0	68	108	4.50	1.167
54 Brad Lidge, R ERA: 1.21	(7, 1)	1.0	H	4	1	0	0	0	1	0	0	0	0	0	10	18	0.00	2.000
Octavio Dotel, R ERA: 1.63	(8, 1)	1.0	H	6	2	1	1	1	0	0	1	0	0	0	15	21	9.00	2.000
Billy Wagner, L ERA: 1.86	(9, 1)	1.0	S	4	1	0	0	1	0	0	0	0	1	0	15	19	0.00	1.000

PITCHER	IP	WLS	BF	H	R	ER	SO	BB	IBB	HBP	BLK	WP	HR	S	P	ERA	WHIP

BOTTOM

Houston Astros @ St. Louis Cardinals

Busch Stadium, St. Louis, MO

Tue May 27 2003, 7:10 PM CDT
Att. 32,476 - Sunny - 74 F

livebaseballscorecards.com

AB	35
R	4
H	11
RBI	4
BB	3
SO	7
LOB	18

Batter	1	2	3	4	5	6	7	8	9	AB	R	H	RBI	BB	SO	LOB
Craig Biggio, R (1, 8) OBP: 0.351, SLG: 0.440	C C B S 1-3 K2-3 ①		X 0-0 1B ①		B B H 3-0 HBP ①			C X 0-1 G3-1 ①		3	0	1	0	0	1	0
Geoff Blum, S (1, 5) (6, 4) OBP: 0.317, SLG: 0.414	C X 0-1 P3 ②		C B X 1-1 P4 ③		X 0-0 G4-3 ③			B B B C X 3-1 F8 ②		4	0	0	0	0	0	3
5 Jeff Bagwell, R (1, 3) OBP: 0.362, SLG: 0.481	B F B X 2-1 G6-3 ③			X 0-0 F8 ①		F B X 1-1 17 G4-6-3 1B		F B F S 1-3 K ③		4	0	1	0	0	1	0
17 Lance Berkman, S (1, 7) OBP: 0.382, SLG: 0.442		B X 1-0 G1-3 ①		B B X 2-0 HR ①		B 1 SAFE B C F X 2-2 G4-6-3 ① ② 1-2f			C B S B B S 3-3 K ①	4	1	1	1	0	1	1
Brian Hunter, R (1, 9) OBP: 0.259, SLG: 0.260		S B B C X 2-2 G6-3 ②		C B S 1-3 K ②		C S B X 1-2 2B			B B C S B X 3-2 G6-3 ②	4	0	1	0	0	1	0
Jose Vizcaino, S (1, 4) OBP: 0.261, SLG: 0.307 Ricky Stone, R (6, 1) Orlando Merced, S (9, PH) OBP: 0.305, SLG: 0.400		B C F X 1-2 1B		C X 0-1 G3 ③		B X 1-0 G5-3 ③			B C B X 2-1 F7 ③	3 0 1	0 0 0	1 0 0	0 0 0	0 0 0	0 0 0	1 0 0
Brad Ausmus, R (1, 2) OBP: 0.261, SLG: 0.285		F B X 1-1 L8 ③			B S B F X 2-2 G3 ①		X 0-0 F7 ①			3	0	0	0	0	0	1
28 Adam Everett, R (1, 6) OBP: 0.333, SLG: 0.413			C S B B B X 2-2 G1-3 ①		F X 0-1 2B		B S F X 1-2 G1-3 ②			3	0	1	0	0	0	0
Jonathan Johnson, R (1, 1) Morgan Ensberg, R (6, 5) OBP: 0.379, SLG: 0.513			X 0-0 G4-3 ②		S C S 0-3 K ②		F X 0-1 G5-3 ③			2 1	0 0	0 0	0 0	0 0	1 0	1 0
Inning Stats	R: 0 H: 0 E: 0 LOB: 0 K: 1 BB: 0 S: 7 P: 10	R: 0 H: 1 E: 0 LOB: 1 K: 0 BB: 0 S: 9 P: 14	R: 0 H: 1 E: 0 LOB: 1 K: 0 BB: 0 S: 7 P: 10	R: 1 H: 1 E: 0 LOB: 0 K: 1 BB: 0 S: 7 P: 10	R: 0 H: 1 E: 0 LOB: 2 K: 1 BB: 0 S: 9 P: 14	R: 0 H: 2 E: 0 LOB: 1 K: 0 BB: 0 S: 9 P: 14	R: 0 H: 0 E: 0 LOB: 0 K: 0 BB: 0 S: 6 P: 7	R: 0 H: 0 E: 0 LOB: 0 K: 1 BB: 0 S: 7 P: 11	R: 0 H: 0 E: 0 LOB: 0 K: 1 BB: 0 S: 8 P: 16	1B: 3 SF: 0 2B: 2 SAC: 0 3B: 0 DP: 1 HR: 1 HBP: 1						WP: 0 PA: 33 PB: 0 SB: 0 CS: 0

PITCHER	IP	WLS	BF	H	R	ER	SO	BB	IBB	HBP	BLK	WP	HR	S	P	ERA	WHIP
Jason Simontacchi, R (1, 1) ERA: 6.45	9.0	W	33	6	1	1	5	0	0	1	0	0	1	69	106	1.00	0.667

PITCHER	IP	WLS	BF	H	R	ER	SO	BB	IBB	HBP	BLK	WP	HR	S	P	ERA	WHIP

TOP

Houston Astros @ St. Louis Cardinals

Busch Stadium, St. Louis, MO

Wed May 28 2003, 7:10 PM CDT
Att. 28,667 - Cloudy - 89 F

livebaseballscorecards.com

AB	32
R	1
H	6
RBI	1
BB	0
SO	5
LOB	7

BOTTOM

Houston Astros @ St. Louis Cardinals

Busch Stadium, St. Louis, MO

Wed May 28 2003, 7:10 PM CDT
Att. 28,667 - Cloudy - 89 F

livebaseballscorecards.com

Batter	1	2	3	4	5	6	7	8	9	AB	R	H	RBI	BB	SO	LOB
Miguel Cairo, R (1, 4) OBP: 0.315, SLG: 0.434	L7		L6		2B		FC3-6 HBP			3	1	1	1	0	0	0
J.D. Drew, L (1, 9) OBP: 0.361, SLG: 0.582	G3-1			1B 27 1B	2B		FC3-6 SH2-3 5 BB			4	1	2	1	0	0	1
5 Albert Pujols, R (1, 7) OBP: 0.416, SLG: 0.671	F8			F8	IBB		SH2-3 BB			2	0	0	0	2	0	1
15 Jim Edmonds, L (1, 8) OBP: 0.388, SLG: 0.604 Orlando Palmeiro, L (2, PH) OBP: 0.348, SLG: 0.344 (3, 8)		G6-3		27 1B	L6		SH2-3			0 3	0 0	0 1	0 0	0 0	0 0	0 2
27 Scott Rolen, R (1, 5) OBP: 0.423, SLG: 0.600		G6-3		G4-3 1B	1B 1B		G5-3			4	0	2	1	0	0	2
Edgar Renteria, R (1, 6) OBP: 0.384, SLG: 0.513		BB		G4-3	P6			G4-3		3	0	0	0	1	0	3
Tino Martinez, L (1, 3) OBP: 0.299, SLG: 0.396		P6			K	P5		2B		4	0	1	0	0	1	2
Mike Matheny, R (1, 2) OBP: 0.330, SLG: 0.370			P6		FC1-6 1B	FC6-4 1B		G5-3		4	0	2	0	0	0	1
Jason Simontacchi, R (1, 1) OBP: 0.048, SLG: 0.048			K	FC1-6 2B		FC6-4		F9		4	1	0	0	0	1	4
Inning Stats	R: 0 E: 0 K: 0 S: 7 H: 0 LOB: 0 BB: 0 P: 11	R: 0 E: 0 K: 0 S: 8 H: 0 LOB: 1 BB: 1 P: 13	R: 0 E: 0 K: 1 S: 6 H: 0 LOB: 0 BB: 0 P: 11	R: 1 E: 0 K: 0 S: 15 H: 3 LOB: 1 BB: 0 P: 22	R: 2 E: 0 K: 1 S: 17 H: 3 LOB: 2 BB: 1 P: 28	R: 0 E: 0 K: 0 S: 11 H: 2 LOB: 2 BB: 0 P: 14	R: 0 E: 0 K: 0 S: 9 H: 0 LOB: 2 BB: 1 P: 15	R: 0 E: 0 K: 0 S: 7 H: 1 LOB: 1 BB: 0 P: 8		1B: 6 2B: 3 3B: 0 HR: 0 SF: 0 SAC: 1 DP: 1 HBP: 1						

AB	31
R	3
H	9
RBI	3
BB	3
SO	2
LOB	16

PITCHER		IP	WLS	BF	H	R	ER	SO	BB	IBB	HBP	BLK	WP	HR	S	P	ERA	WHIP
Jonathan Johnson, R ERA: 4.76	(1, 1)	5.2	L	26	8	3	3	2	1	1	0	0	0	0	61	96	4.76	1.588
Ricky Stone, R ERA: 1.97	(6, 1)	2.1		10	1	0	0	0	1	0	1	0	0	0	19	26	0.00	0.857

PITCHER	IP	WLS	BF	H	R	ER	SO	BB	IBB	HBP	BLK	WP	HR	S	P	ERA	WHIP

Batter	1	2	3	4	5	6	7	8	9	AB	R	H	RBI	BB	SO	LOB
Craig Biggio, R (1, 8) OBP: 0.352, SLG: 0.443	C S S 0-3 ① K		F F X 0-2 ③ G4-3		B F F F X 1-2 ② F8		S B X 1-1 2B		B C X 1-1 5 BB 2B 1B	5	1	2	0	0	1	0
Geoff Blum, S (1, 5) OBP: 0.315, SLG: 0.429	X 0-0 HR			C B X 1-1 ① F7	X 0-0 ③ G6-3		S F D B S 2-3 ③ K		B F F S 1-3 ② K	4	1	1	1	0	1	1
Octavio Dotel, R (8, 1)										0	0	0	0	0	0	0
Jose Vizcaino, S (9, PH) OBP: 0.258, SLG: 0.303										1	0	0	0	0	1	1
Billy Wagner, L (9, 1)										0	0	0	0	0	0	0
5 Jeff Bagwell, R (1, 3) OBP: 0.363, SLG: 0.481	X 0-0 ② F9			C X 0-1 17 1B FC3-6 2B		C X 0-1 E5 17 E 17 1B SF8		F B C F F F S 1-3 ① K	1 SAFE S B B B F B 4-2 1-2 2B BB	4	3	1	0	1	1	0
Jeff Kent, R (1, 4) OBP: 0.399, SLG: 0.575	B C F B B F F X 3-2 ③ G6-3			B B S F F F B B 4-2 FC3-6 17 1B BB		F B B F S 2-3 ① K		F X 0-1 17 E 2B	X 0-0 1-H 2-H 2B	4	1	2	2	1	1	1
17 Lance Berkman, S (1, 7) OBP: 0.387, SLG: 0.444		X 0-0 ① F8		B F B B C X 3-2 FC3-6 1-2 2-3 1B		C B B F X 1-2 E7 1-3 1B		B B X 2-0 E6 1B SF8 2-H	I I I I 4-0 IBB	4	1	2	0	1	0	0
Orlando Merced, S (1, 9) OBP: 0.294, SLG: 0.390		B F B S F X 2-2 ② G1-3		C X 0-1 ② FC3-6 BB 1-2f 2-3 3-H		B X 1-0 ② SF8 3-H		X 0-0 SF8 2-3 1B	B X 1-0 ③ P3	2	0	0	2	0	0	2
54 Brad Lidge, R (6, 1)										0	0	0	0	0	0	0
Nate Bland, L (7, 1)										0	0	0	0	0	0	0
Kirk Saarloos, R (7, 1)										0	0	0	0	0	0	0
Morgan Ensberg, R (7, 5) OBP: 0.381, SLG: 0.512										2	0	1	0	0	0	2
Brad Ausmus, R (1, 2) OBP: 0.260, SLG: 0.281		C B B X 2-1 ③ G1-3		B B C B B 4-1 28 FC6-4 1-2 BB		C 1 SAFE X 0-1 ③ G1-3		X 0-0 ② SF8 1-2 3-H		2	0	0	1	1	0	1
28 Adam Everett, R (1, 6) OBP: 0.318, SLG: 0.392		X 0-0 ① G1-3	C X 0-1 ③ FC6-4 1-2f				C F B C 1-3 ① K	S F B F F C 1-3 ③ K		4	0	0	0	0	2	4
Tim Redding, R (1, 1) OBP: 0.167, SLG: 0.176		B S X 1-1 ② G5-3			S F S 0-3 ① K		X 0-0 ② G4-3		B B B C X 3-1 ① G6-3	2	0	0	0	0	1	0
Brian Hunter, R (6, 9) OBP: 0.250, SLG: 0.250										2	0	0	0	0	0	0
Inning Stats	R: 1 E: 0 K: 1 S: 10 H: 1 LOB: 0 BB: 0 P: 13	R: 0 E: 0 K: 0 S: 7 H: 0 LOB: 0 BB: 0 P: 11	R: 0 E: 0 K: 0 S: 6 H: 0 LOB: 0 BB: 0 P: 7	R: 1 E: 0 K: 0 S: 16 H: 2 LOB: 3 BB: 2 P: 28	R: 0 E: 0 K: 1 S: 8 H: 0 LOB: 0 BB: 0 P: 9	R: 1 E: 2 K: 1 S: 12 H: 1 LOB: 1 BB: 0 P: 16	R: 0 E: 0 K: 2 S: 9 H: 1 LOB: 1 BB: 0 P: 13	R: 2 E: 1 K: 2 S: 17 H: 2 LOB: 1 BB: 0 P: 21	R: 2 E: 0 K: 1 S: 11 H: 2 LOB: 2 BB: 2 P: 25	1B: 4 2B: 4 3B: 0 HR: 1 SF: 2 SAC: 0 DP: 0 HBP: 0						

PITCHER		IP	WLS	BF	H	R	ER	SO	BB	IBB	HBP	BLK	WP	HR	S	P	ERA	WHIP
Matt Morris, R ERA: 2.37	(1, 1)	7.1		31	6	4	3	6	2	0	0	0	0	1	77	107	3.68	1.091
Jeff Fassero, L ERA: 6.06	(8, 1)	0.0	L	1	0	0	0	0	0	0	0	0	0	0	1	3	∞	∞
Cal Eldred, R ERA: 4.43	(8, 1)	1.1		7	2	3	2	2	1	0	0	0	0	0	16	26	13.50	2.250
Mike Crudale, R ERA: 1.0	(9, 1)	0.1		3	1	0	0	0	0	1	0	0	0	0	2	7	0.00	3.000

PITCHER	IP	WLS	BF	H	R	ER	SO	BB	IBB	HBP	BLK	WP	HR	S	P	ERA	WHIP

TOP

Houston Astros @ St. Louis Cardinals

Busch Stadium, St. Louis, MO

Thu May 29 2003, 7:10 PM CDT
Att. 41,977 - Cloudy - 78 F

livebaseballscorecards.com

AB	36
R	7
H	9
RBI	6
BB	4
SO	8
LOB	12

WP: 0	PB: 0	SB: 0	CS: 0
PA: 42			

Batter	1	2	3	4	5	6	7	8	9	AB	R	H	RBI	BB	SO	LOB
Miguel Cairo, R (1, 4) (9, 7) OBP: 0.330, SLG: 0.448	C B F X 1-2 G4-6-3 1B		C B B F F X 2-2 G6-3 2B		C X 0-1 ① F9		B B C B B 4-1 1B 5 SF8 1B BB	C B C S 1-3 ② K		4	1	2	0	1	1	0
Orlando Palmeiro, L (1, 8) (8, 7) (9, 8) OBP: 0.342, SLG: 0.337	B C B 1 SAFE F F F 1 SAFE F F F 2-2 F 1 SAFE 1 SAFE X ① F8		C F X 1-2 ② G6-3 2-3		C B B X 1-2 ② F8		S C X 0-2 5 SF8 1B 1-2 1B ③	F B X 1-1 ③ F9		5	1	1	0	0	0	2
J.D. Drew, L (1, 9) OBP: 0.364, SLG: 0.571	F X 0-1 ② ③ G4-6-3 1-2f		C F B B B X 3-2 ③ P2		C F B B C 1-3 ③ K		F F F X 0-2 1B PB 1-2 2-3 1B		X 0-0 5 G5-4-3 1B	5	1	2	0	0	1	2
5 Albert Pujols, R (1, 7) (8, 3) OBP: 0.411, SLG: 0.661		C C X 0-2 ① G4-3		B B X 2-0 FC6-4 1B		X 0-0 ① F9	F X 0-1 ① SF8 2-3 3-H		X 0-0 ① ② G5-4-3 1-2f	4	0	1	1	0	0	1
27 Scott Rolen, R (1, 5) OBP: 0.422, SLG: 0.592		C S B B B B 4-2 1B BB		B B C X 2-1 ① F9		C B B B B X 3-2 F9 1B 1B	C B B F C 2-3 ② K		F B C B S 2-3 ③ K	4	0	1	0	1	2	3
Edgar Renteria, R (1, 6) OBP: 0.391, SLG: 0.518		B F F X 1-2 1-2 1B		X 0-0 ② FC6-4 1-2f 2B		B S F X 1-2 BB 1-2 1B	B F F X 1-2 PB 1-3 3-H 1B			4	1	3	1	0	0	1
Tino Martinez, L (1, 3) OBP: 0.303, SLG: 0.401 Jeff Fassero, L (8, 1) Cal Eldred, R (8, 1) Mike Crudale, R (9, 1)		C B B F X 1-2 ② P2		X 0-0 1-H 2B		B X 1-0 ② F9 2-3	B B B B C F B 4-2 1-2 3-H BB			3 0 0 0	0 0 0 0	1 0 0 0	1 0 0 0	1 0 0 0	0 0 0 0	4 0 0 0
Mike Matheny, R (1, 2) OBP: 0.333, SLG: 0.366		F X 0-1 ③ F7		C B F B F B B 4-2 BB		F F B B B B B 4-2 1-2 BB	C B B F S 2-3 ③ K			2	0	0	0	2	1	4
Matt Morris, R (1, 1) OBP: 0.233, SLG: 0.321 So Taguchi, R (8, 8) Wilson Delgado, S (8, PH) (9, 4) OBP: 0.231, SLG: 0.171			B S C C 1-3 ① K	S F F S 0-3 ③ K		F B C S 1-3 ③ K		C B X 1-1 ① G6-3		3 0 1	0 0 0	0 0 0	0 0 0	0 0 0	3 0 0	5 0 0
Inning Stats	R: 0 E: 0 K: 0 S: 12 H: 1 LOB: 0 BB: 0 P: 15	R: 0 E: 0 K: 0 S: 13 H: 1 LOB: 2 BB: 1 P: 19	R: 0 E: 0 K: 1 S: 13 H: 1 LOB: 1 BB: 0 P: 20	R: 1 E: 0 K: 1 S: 12 H: 2 LOB: 2 BB: 1 P: 20	R: 0 E: 0 K: 1 S: 8 H: 0 LOB: 0 BB: 0 P: 10	R: 0 E: 0 K: 1 S: 13 H: 2 LOB: 3 BB: 1 P: 23	R: 3 E: 0 K: 2 S: 21 H: 3 LOB: 2 BB: 2 P: 34	R: 0 E: 0 K: 1 S: 7 H: 0 LOB: 0 BB: 0 P: 10	R: 0 E: 0 K: 1 S: 5 H: 1 LOB: 0 BB: 0 P: 7	1B: 9 2B: 2 3B: 0 HR: 0	SF: 1 SAC: 0 DP: 2 HBP: 0						

BOTTOM

Houston Astros @ St. Louis Cardinals

Busch Stadium, St. Louis, MO

Thu May 29 2003, 7:10 PM CDT
Att. 41,977 - Cloudy - 78 F

livebaseballscorecards.com

AB	35
R	4
H	11
RBI	3
BB	5
SO	8
LOB	22

WP: 0 PB: 1 SB: 0 CS: 0 PA: 41

PITCHER		IP	WLS	BF	H	R	ER	SO	BB	IBB	HBP	BLK	WP	HR	S	P	ERA	WHIP
Tim Redding, R ERA: 3.36	(1, 1)	5.2		25	7	1	1	3	2	0	0	0	0	0	66	97	1.59	1.588
54 Brad Lidge, R ERA: 1.76	(6, 1)	1.0	B	8	3	3	2	2	2	0	0	0	0	0	21	33	18.00	5.000
Nate Bland, L ERA: 6.3	(7, 1)	0.0		1	0	0	0	0	1	0	0	0	0	0	2	6	∞	∞
Kirk Saarloos, R ERA: 7.82	(7, 1)	0.1	W	1	0	0	0	1	0	0	0	0	0	0	3	5	0.00	0.000
Octavio Dotel, R ERA: 1.57	(8, 1)	1.0	H	3	0	0	0	1	0	0	0	0	0	0	7	10	0.00	0.000

PITCHER		IP	WLS	BF	H	R	ER	SO	BB	IBB	HBP	BLK	WP	HR	S	P	ERA	WHIP
Billy Wagner, L ERA: 1.8	(9, 1)	1.0	S	3	1	0	0	1	0	0	0	0	0	0	5	7	0.00	1.000

Batter	1	2	3	4	5	6	7	8	9	AB	R	H	RBI	BB	SO	LOB
Kenny Lofton, L (1, 8) OBP: 0.376, SLG: 0.469	C F B X 1-2 ① F9		X 0-0 HR		B F B X 2-1 ② P6		F X 0-1 2B 1B		X 0-0 ① G4-3	5	1	2	1	0	0	0
2 Jack Wilson, R (1, 6) OBP: 0.294, SLG: 0.361	B B C S S 2-3 ② K		F B X 1-1 ① P6		B B F X 2-1 ③ G5-3		B 1 SAFE C B L 1 C 2-3 ① K		C X 0-1 WP 2B 1B	5	1	1	0	0	2	1
Brian Giles, L (1, 7) OBP: 0.430, SLG: 0.462	C X 0-1 ③ F9		C B X 1-1 ② P4			B F B C F B X 3-2 1B 2B 1B	B 1 SAFE D F F B X 3-2 ② F8		C B S D X 2-2 1-H 2B	5	1	2	1	0	0	1
Aramis Ramirez, R (1, 5) OBP: 0.353, SLG: 0.404		B C X 1-1 HR 1B	B B F B S B 4-2 FC6-4 BB			B B F F F B X 3-2 18 S 1-3 2B 1B	B X 1-0 1-3 2B		I I I I 4-0 IBB	3	2	3	0	2	0	0
Randall Simon, L (1, 3) OBP: 0.323, SLG: 0.453 Kevin Young, R (8, 3) OBP: 0.324, SLG: 0.359	S B X 1-1 1-H HR	X 0-0 ③ FC6-4 1-2f			X 0-0 ① P3	B B F S B F X 3-2 ③ P4		F B B F S 2-3 ② K	4	1	1	2	0	0	5
									1	0	0	0	0	1	2
18 Jason Kendall, R (1, 2) OBP: 0.380, SLG: 0.385		C X 0-1 G5-4-3 1B		C X 0-1 ① F7		S I I I I 4-1 2B 1-2 SH1-2-3 IBB		B C X 1-1 FC5-4 1B	C B X 1-1 ③ F8	4	1	2	0	1	0	2
Craig Wilson, R (1, 9) OBP: 0.329, SLG: 0.382		X 0-0 ① ② G5-4-3 1-2f		C X 0-1 ② P3		B S B X 2-1 SH1-2-3 1-3 2-H 3-H 2B		S 1 SAFE X 0-1 ① FC5-4 G6-3 1-2f		4	0	1	2	0	0	2
Jeff Reboulet, R (1, 4) OBP: 0.370, SLG: 0.375		B B B C C F B 4-2 BB		C C B B X 2-2 ③ F7		C X 0-1 ② SH1-2-3 2-3 3-H		C X 0-1 ② G6-3 1-2		2	0	0	1	1	0	1
Jeff Suppan, R (1, 1) OBP: 0.286, SLG: 0.250 Rob Mackowiak, L (6, PH) OBP: 0.284, SLG: 0.269 16 Salomon Torres, R (6, 1) Joe Beimel, L (7, 1) Abraham Nunez, S (8, PH) OBP: 0.285, SLG: 0.213 Brian Boehringer, S (8, 1) Mike Williams, R (9, 1)		F C X 0-2 ③ G6-3			S X 0-1 ① L6	F S X 0-2 ③ F7		X 0-0 ③ G4-3		2	0	0	0	0	0	1
										1	0	0	0	0	0	1
										0	0	0	0	0	0	0
										0	0	0	0	0	0	0
										1	0	0	0	0	0	1
										0	0	0	0	0	0	0
										0	0	0	0	0	0	0
Inning Stats	R: 0 E: 0 K: 1 S: 8 H: 0 LOB: 0 BB: 0 P: 11	R: 2 E: 0 K: 0 S: 13 H: 3 LOB: 1 BB: 1 P: 19	R: 1 E: 0 K: 0 S: 8 H: 1 LOB: 1 BB: 1 P: 14	R: 0 E: 0 K: 0 S: 7 H: 0 LOB: 0 BB: 0 P: 9	R: 0 E: 0 K: 0 S: 6 H: 0 LOB: 0 BB: 0 P: 10	R: 3 E: 0 K: 0 S: 16 H: 3 LOB: 1 BB: 1 P: 28	R: 0 E: 0 K: 1 S: 13 H: 2 LOB: 2 BB: 0 P: 22	R: 0 E: 0 K: 0 S: 7 H: 1 LOB: 1 BB: 0 P: 8	R: 1 E: 0 K: 1 S: 11 H: 2 LOB: 2 BB: 1 P: 20	1B: 7 2B: 3 3B: 0 HR: 2 SF: 0 SAC: 1 DP: 1 HBP: 0							

TOP

Pittsburgh Pirates @ St. Louis Cardinals

Busch Stadium, St. Louis, MO

Fri May 30 2003, 7:10 PM CDT

Att. 30,599 - Cloudy - 80 F

livebaseballscorecards.com

AB	37
R	7
H	12
RBI	7
BB	4
SO	3
LOB	17

WP: 1 PB: 0 SB: 1 CS: 0 PA: 42

PITCHER		IP	WLS	BF	H	R	ER	SO	BB	IBB	HBP	BLK	WP	HR	S	P	ERA	WHIP
Garrett Stephenson, R ERA: 4.54	(1, 1)	7.0	L	32	9	6	6	2	2	1	0	0	0	2	71	113	7.71	1.571
Esteban Yan, R ERA: 7.11	(8, 1)	1.0		4	1	0	0	0	0	0	0	0	0	0	7	8	0.00	1.000
Steve Kline, L ERA: 4.35	(9, 1)	1.0		6	2	1	1	1	0	1	0	0	1	0	11	20	9.00	2.000

PITCHER	IP	WLS	BF	H	R	ER	SO	BB	IBB	HBP	BLK	WP	HR	S	P	ERA	WHIP

BOTTOM

Pittsburgh Pirates @ St. Louis Cardinals

Busch Stadium, St. Louis, MO

Fri May 30 2003, 7:10 PM CDT
Att. 30,599 - Cloudy - 80 F

livebaseballscorecards.com

Batter	1	2	3	4	5	6	7	8	9	AB	R	H	RBI	BB	SO	LOB
Miguel Cairo, R (1, 4) OBP: 0.327, SLG: 0.433	L8		F8	G3-1			PO HBP			3	0	0	0	0	0	1
Orlando Palmeiro, L (1, 8) OBP: 0.339, SLG: 0.327	K		G3-1		G4-3		PO 1-2	G4-6-3 BB		3	0	0	0	1	1	0
Eduardo Perez, R (1, 9) OBP: 0.400, SLG: 0.521	1B		G5-3		F9			G4-6-3 1-2f		4	0	1	0	0	0	1
5 Albert Pujols, R (1, 7) OBP: 0.413, SLG: 0.669	F9			2B	P8			2B		4	0	2	0	0	0	1
27 Scott Rolen, R (1, 5) OBP: 0.415, SLG: 0.580		G5-3		G5-3		K		F7		4	0	0	0	0	1	2
Edgar Renteria, R (1, 6) OBP: 0.384, SLG: 0.507		P4		FC6-5-4 2B 2-3		G6-3			P8	4	1	0	0	0	0	1
Tino Martinez, L (1, 3) OBP: 0.308, SLG: 0.410		1B 1B		2B 1-H		G4-3			G4-3	4	1	2	1	0	0	0
Mike Matheny, R (1, 2) OBP: 0.337, SLG: 0.375		1B 1-2		2B 2-H			G6-3		F7	4	1	2	1	0	0	0
Garrett Stephenson, R (1, 1) OBP: 0.240, SLG: 0.174 Wilson Delgado, S (7, PH) OBP: 0.225, SLG: 0.167 Esteban Yan, R (8, 1) Steve Kline, S (9, 1)		K		1B 2-H			G6-3			2 1 0 0	0 0 0 0	1 0 0 0	1 0 0 0	0 0 0 0	1 0 0 0	2 0 0 0

	AB	33
	R	3
	H	8
	RBI	3
	BB	1
	SO	3
	LOB	8

Inning Stats	1	2	3	4	5	6	7	8	9
	R: 0 E: 0 K: 1 S: 8	H: 1 LOB: 1 BB: 0 P: 10	R: 0 E: 0 K: 1 S: 12	H: 2 LOB: 2 BB: 0 P: 16	R: 0 E: 0 K: 0 S: 6	H: 0 LOB: 0 BB: 0 P: 11	R: 3 E: 0 K: 0 S: 12	H: 4 LOB: 1 BB: 0 P: 21	R: 0 E: 0 K: 0 S: 10	H: 0 LOB: 0 BB: 0 P: 15	R: 0 E: 0 K: 1 S: 6	H: 0 LOB: 0 BB: 0 P: 6	R: 0 E: 0 K: 0 S: 5	H: 0 LOB: 0 BB: 0 P: 10	R: 0 E: 0 K: 0 S: 8	H: 1 LOB: 1 BB: 1 P: 16	R: 0 E: 0 K: 0 S: 5	H: 0 LOB: 0 BB: 0 P: 6

	1B: 4	SF: 0	WP: 0	PA: 36
	2B: 4	SAC: 0	PB: 0	
	3B: 0	DP: 1	SB: 0	
	HR: 0	HBP: 1	CS: 0	

PITCHER		IP	WLS	BF	H	R	ER	SO	BB	IBB	HBP	BLK	WP	HR	S	P	ERA	WHIP
Jeff Suppan, R ERA: 4.03	(1, 1)	5.0	W	22	7	3	3	2	0	0	0	0	0	0	48	73	5.40	1.400
16 Salomon Torres, R ERA: 3.99	(6, 1)	1.2	H	6	0	0	0	1	0	0	1	0	0	0	11	15	0.00	0.000
Joe Beimel, L ERA: 2.35	(7, 1)	0.1	H	0	0	0	0	0	0	0	0	0	0	0	0	1	0.00	0.000
Brian Boehringer, R ERA: 9.31	(8, 1)	1.0	H	4	1	0	0	0	1	0	0	0	0	0	8	16	0.00	2.000
Mike Williams, R ERA: 6.33	(9, 1)	1.0		3	0	0	0	0	0	0	0	0	0	0	5	6	0.00	0.000

PITCHER	IP	WLS	BF	H	R	ER	SO	BB	IBB	HBP	BLK	WP	HR	S	P	ERA	WHIP

Batter	1	2	3	4	5	6	7	8	9	AB	R	H	RBI	BB	SO	LOB
Kenny Lofton, L (1, 8) OBP: 0.367, SLG: 0.457	B F B F C 2-3 ① K		B X 1-0 E6 2 1B HR	X 0-0 ③ F9		X 0-0 ③ F8			F F X 0-2 ② L1	5	1	0	0	0	1	3
2 Jack Wilson, R (1, 6) OBP: 0.291, SLG: 0.356	B C B F B X 3-2 ② F8		P X 1-0 1-2 HR 1B		B S B C X 2-2 ① P4		C F F B F S 1-3 ① K		C B F C 1-3 ③ K	5	1	1	0	0	2	0
Brian Giles, L (1, 7) OBP: 0.432, SLG: 0.491	C B C F B X 2-2 1B		F X 0-1 1-H 2-H HR		B S B X 2-1 ② F8		B C B C F C 2-3 ② K			4	1	2	3	0	1	0
Aramis Ramirez, R (1, 5) OBP: 0.351, SLG: 0.401	C X 0-1 ③ F8		F F X 0-2 ① G1-3		X 0-0 1B		C B X 1-1 ③ G1-3			4	0	1	0	0	0	1
Randall Simon, L (1, 3) OBP: 0.316, SLG: 0.442 Kevin Young, R (8, 3) OBP: 0.324, SLG: 0.359		B B F F F X 2-2 ① G6-3	S F X 0-2 ② G4-3		C F X 0-2 ③ F8			S B X 1-1 ① G3		4 0	0 0	0 0	0 0	0 0	0 0	1 0
18 Jason Kendall, R (1, 2) OBP: 0.382, SLG: 0.387		C B B X 2-1 ② G4-3	B C F F B F F X 2-2 ③ P4			B C X 1-1 G5-3 1B		C B X 1-1 1B		4	0	2	0	0	0	0
Craig Wilson, R (1, 9) OBP: 0.326, SLG: 0.375		X 0-0 2B 1B		C F S 0-3 ① K		F C B B B X 2-2 ① G5-3 1-2		B X 1-0 ② F7		4	1	1	0	0	1	2
Abraham Nunez, S (1, 4) OBP: 0.284, SLG: 0.239 Mike Williams, R (9, 1)		C F X 0-2 1-H 2B		C F B B X 2-2 FC5-6 1B		C B B B B 4-1 BB		C S 0-3 ③ K		3 0	0 0	2 0	1 0	1 0	1 0	1 0
Kip Wells, R (1, 1) OBP: 0.261, SLG: 0.478 Joe Beimel, L (6, 1) Julian Tavarez, L (6, 1) Scott Sauerbeck, R (8, 1) Brian Boehringer, S (8, 1) Jeff Reboulet, R (8, 4) OBP: 0.357, SLG: 0.360		S X 0-1 ③ L6	M 1 SAFE M 1 SAFE B X 1-2 ② FC5-6 1-2f			X 0-0 ② B3			F C B B B F F B X 3-2 ① F9	3 0 0 0 0 0 1	0 0 0 0 0 0 0	0 0 0 0 0 0 0	0 0 0 0 0 0 0	0 0 0 0 0 0 0	0 0 0 0 0 0 0	4 0 0 0 0 0 0
Inning Stats	R: 0 H: 1 E: 0 LOB: 1 K: 1 BB: 0 S: 12 P: 19	R: 1 H: 2 E: 0 LOB: 1 K: 0 BB: 0 S: 12 P: 16	R: 3 H: 2 E: 1 LOB: 0 K: 0 BB: 0 S: 17 P: 20	R: 0 H: 1 E: 0 LOB: 1 K: 1 BB: 0 S: 10 P: 13	R: 0 H: 1 E: 0 LOB: 1 K: 0 BB: 0 S: 9 P: 13	R: 0 H: 1 E: 0 LOB: 2 K: 0 BB: 1 S: 8 P: 15	R: 0 H: 0 E: 0 LOB: 0 K: 2 BB: 0 S: 11 P: 15	R: 0 H: 1 E: 0 LOB: 1 K: 1 BB: 0 S: 8 P: 11	R: 0 H: 0 E: 0 LOB: 0 K: 1 BB: 0 S: 11 P: 15	1B: 7 SF: 0 2B: 1 SAC: 0 3B: 0 DP: 0 HR: 1 HBP: 0						

TOP

Pittsburgh Pirates @ St. Louis Cardinals

Busch Stadium, St. Louis, MO

Sat May 31 2003, 3:05 PM CDT

Att. 43,789 - Cloudy - 63 F

livebaseballscorecards.com

AB	37
R	4
H	9
RBI	4
BB	1
SO	6
LOB	12

PITCHER		IP	WLS	BF	H	R	ER	SO	BB	IBB	HBP	BLK	WP	HR	S	P	ERA	WHIP
Woody Williams, R ERA: 2.19	(1, 1)	8.0	L	35	9	4	2	5	1	0	0	0	0	1	87	122	2.25	1.250
Jeff Fassero, L ERA: 5.71	(9, 1)	1.0		3	0	0	0	1	0	0	0	0	0	0	11	15	0.00	0.000

PITCHER	IP	WLS	BF	H	R	ER	SO	BB	IBB	HBP	BLK	WP	HR	S	P	ERA	WHIP

Batter	1	2	3	4	5	6	7	8	9	AB	R	H	RBI	BB	SO	LOB
Miguel Cairo, R (1, 4) OBP: 0.311, SLG: 0.411	C X 0-1 ① G4-3		B B C X 2-1 ② G5-3		C B F B X 2-2 ② G5-3			B B B C C F F F 3-2 X ① G5-3	C X 0-1 ③ F7	5	0	0	0	0	0	2
J.D. Drew, L (1, 9) OBP: 0.370, SLG: 0.602 Jeff Fassero, L (9, 1)	F B C X 1-2 HR		B F B B X 3-1 ③ L9		B B B C C S 3-3 ③ K			B B B C C X 3-2 5 2B 2-3 1B		4	1	2	1	0	1	0
										0	0	0	0	0	0	0
5 Albert Pujols, R (1, 7) OBP: 0.424, SLG: 0.701	X 0-0 2B			F X 0-1 HR		H 1-0 27 G6-4-3 HBP		B F B X 2-1 ② 1-H 3-H 2B		3	1	3	2	0	0	0
15 Jim Edmonds, L (1, 8) OBP: 0.391, SLG: 0.596	X 0-0 ② L7			B S C B B B 4-2 27 L4-3 BB		1 SAFE 1 SAFE 1 SAFE S B B B 1 SAFE S B 3-3 ① 1 SAFE F C K		I I I I 4-0 27 HBP IBB		2	0	0	0	2	1	2
27 Scott Rolen, R (1, 5) OBP: 0.412, SLG: 0.571	C B B B B C X 3-2 ③ G6-3			B S X 1-1 ① ② L4-3 1-1		X 0-0 ② ③ G6-4-3 1-2f		H 1-0 1-2 HBP		3	0	0	0	0	0	3
Edgar Renteria, R (1, 6) OBP: 0.382, SLG: 0.500		C B X 1-1 ① F9		B B C B B 4-1 S BB			C B B F X 2-2 ① P6	B B C C X 2-2 ③ F9		3	0	0	0	1	0	3
Tino Martinez, L (1, 3) OBP: 0.306, SLG: 0.402		B B F X 2-1 ② F9		D B C B B 4-1 1-2 BB			C F B F X 1-2 ② F8		B B B C F X 3-2 ① G3	3	0	0	0	1	0	0
Mike Matheny, R (1, 2) OBP: 0.330, SLG: 0.366		F B X 1-1 ③ F9		S C X 0-2 ③ G3			C F B S 1-3 ③ K		B B F X 2-1 ② F8	4	0	0	0	0	1	2
Woody Williams, R (1, 1) OBP: 0.345, SLG: 0.280 Orlando Palmeiro, L (8, PH) OBP: 0.350, SLG: 0.343 (9, 9) So Taguchi, R (9, PR)			X 0-0 ① G4-3		X 0-0 ① F8			B C F B F X 2-2 1B 5 2B 2B	C B F B B B 4-2 BB	2	0	0	0	0	0	0
										1	1	1	0	1	0	0
										0	0	0	0	0	0	0
Inning Stats	R: 1 H: 2 E: 0 LOB: 1 K: 0 BB: 0 S: 10 P: 14	R: 0 H: 0 E: 0 LOB: 0 K: 0 BB: 0 S: 6 P: 10	R: 0 H: 0 E: 0 LOB: 0 K: 0 BB: 0 S: 5 P: 10	R: 1 H: 1 E: 0 LOB: 2 K: 0 BB: 3 S: 11 P: 24	R: 0 H: 0 E: 0 LOB: 0 K: 1 BB: 0 S: 7 P: 12	R: 0 H: 0 E: 0 LOB: 0 K: 1 BB: 0 S: 5 P: 9	R: 0 H: 0 E: 0 LOB: 0 K: 1 BB: 0 S: 10 P: 14	R: 1 H: 3 E: 0 LOB: 3 K: 0 BB: 1 S: 19 P: 36	R: 0 H: 0 E: 0 LOB: 1 K: 0 BB: 1 S: 9 P: 18	1B: 1 SF: 0 2B: 4 SAC: 0 3B: 0 DP: 2 HR: 2 HBP: 2						

BOTTOM

Pittsburgh Pirates @ St. Louis Cardinals

Busch Stadium, St. Louis, MO

Sat May 31 2003, 3:05 PM CDT

Att. 43,789 - Cloudy - 63 F

livebaseballscorecards.com

AB	30
R	3
H	6
RBI	3
BB	5
SO	3
LOB	12

PITCHER		IP	WLS	BF	H	R	ER	SO	BB	IBB	HBP	BLK	WP	HR	S	P	ERA	WHIP
Kip Wells, R ERA: 3.32	(1, 1)	5.0	W	21	3	2	2	1	3	0	1	0	0	2	39	71	3.60	1.200
Joe Beimel, L ERA: 2.31	(6, 1)	0.1	H	1	0	0	0	1	0	0	0	0	0	0	4	7	0.00	0.000
Julian Tavarez, R ERA: 5.4	(6, 1)	2.0	H	6	1	1	1	1	0	0	0	0	0	0	22	31	4.50	0.500
Scott Sauerbeck, L ERA: 3.8	(8, 1)	0.0		1	1	0	0	0	0	0	0	0	0	0	3	6	∞	∞
Brian Boehringer, R ERA: 9.0	(8, 1)	0.2	H	4	1	0	0	0	0	1	1	0	0	0	5	14	0.00	1.500

PITCHER		IP	WLS	BF	H	R	ER	SO	BB	IBB	HBP	BLK	WP	HR	S	P	ERA	WHIP
Mike Williams, R ERA: 6.04	(9, 1)	1.0	S	4	0	0	0	0	1	0	0	0	0	0	9	18	0.00	1.000

1B: 1	SF: 0	WP: 0	PA: 37
2B: 4	SAC: 0	PB: 0	
3B: 0	DP: 2	SB: 1	
HR: 2	HBP: 2	CS: 0	

Pittsburgh Pirates @ St. Louis Cardinals

Busch Stadium, St. Louis, MO

Sun Jun 01 2003, 1:10 PM CDT

Att. 46,103 - Cloudy - 64 F

livebaseballscorecards.com

TOP

Batter	1	2	3	4	5	6	7	8	9	AB	R	H	RBI	BB	SO	LOB
Kenny Lofton, L (1, 8) OBP: 0.369, SLG: 0.458	C X 0-1 ① F7		B X 1-0 2 HR 1-3 1B		F X 0-1 SH1-3 2 2 S 1B		C B B X 2-1 ③ F8			4	1	2	0	0	0	0
2 Jack Wilson, R (1, 6) OBP: 0.292, SLG: 0.372	B F F X 1-2 E5		F B D F F F X 2-2 1-H 3-H HR		B 1 SAFE C X 1-1 ① SH1-3 1-3			B X 1-0 ① G4-3		3	1	1	3	0	0	0
Brian Giles, L (1, 7) OBP: 0.427, SLG: 0.491	B B B C C X 3-2 ② P5		C X 0-1 F9 2B		B X 1-0 ② P6			X 0-0 ② G4-3		4	0	1	0	0	0	2
Aramis Ramirez, R (1, 5) OBP: 0.349, SLG: 0.398	F S B F F X 1-2 ③ G6-3		B S X 1-1 ② F9 2-3		X 0-0 ③ G5-3			C F X 0-2 1B		4	0	1	0	0	0	3
Kevin Young, R (1, 3) OBP: 0.312, SLG: 0.343 Randall Simon, L (8, PH) (8, 3) OBP: 0.314, SLG: 0.440		X 0-0 ① F9	B F F F F B F F S 2-3 ③ K			X 0-0 ① G5-3		S D C B S 2-3 ③ K		3 1	0 0	0 0	0 0	0 0	1 1	1 1
18 Jason Kendall, R (1, 2) OBP: 0.376, SLG: 0.379		C F B B B F X 3-2 ② G5-3		C X 0-1 ① F8		C B C F X 1-2 ② G5-3			C C F X 0-2 ① F9	4	0	0	0	0	0	0
Craig Wilson, R (1, 9) OBP: 0.333, SLG: 0.421		F B B B C S 3-3 ③ K		B B X 2-0 G6-3 1B		B F F C 1-3 ③ K			X 0-0 HR	4	1	2	1	0	2	0
Abraham Nunez, S (1, 4) OBP: 0.283, SLG: 0.240			X 0-0 1B 2 HR 1B	S C B F B F X 2-2 ② G6-3 1-2			S C S 0-3 ① K		B B B C C X 3-2 ② P3	4	1	1	0	0	1	1
Josh Fogg, R (1, 1) OBP: 0.273, SLG: 0.200 Adam Hyzdu, R (7, PH) OBP: 0.240, SLG: 0.286 Joe Beimel, L (7, 1) 16 Salomon Torres, R (7, 1) Scott Sauerbeck, R (7, 1) Reggie Sanders, R (9, PH) OBP: 0.319, SLG: 0.472			C L B B 1 SAFE L 2-3 ① K	F B F X 1-2 ③ G4-3			X 0-0 ② F8		B X 1-0 ③ L5	2 1 0 0 0 0 1	0 0 0 0 0 0 0	0 0 0 0 0 0 0	0 0 0 0 0 0 0	0 0 0 0 0 0 0	1 0 0 0 0 0 0	2 0 0 0 0 0 0
Inning Stats	R: 0 E: 1 K: 0 S: 13 H: 0 LOB: 1 BB: 0 P: 18	R: 0 E: 0 K: 1 S: 8 H: 0 LOB: 0 BB: 0 P: 14	R: 3 E: 0 K: 2 S: 21 H: 4 LOB: 0 BB: 0 P: 29	R: 0 E: 0 K: 0 S: 11 H: 1 LOB: 1 BB: 0 P: 16	R: 0 E: 0 K: 0 S: 6 H: 1 LOB: 1 BB: 0 P: 8	R: 0 E: 0 K: 1 S: 8 H: 0 LOB: 0 BB: 0 P: 10	R: 0 E: 0 K: 1 S: 6 H: 0 LOB: 0 BB: 0 P: 8	R: 0 E: 0 K: 1 S: 8 H: 1 LOB: 1 BB: 0 P: 11	R: 1 E: 0 K: 0 S: 9 H: 1 LOB: 0 BB: 0 P: 13	1B: 5 2B: 1 3B: 0 HR: 2	SF: 0 SAC: 1 DP: 0 HBP: 0						

	AB	35
	R	4
	H	8
	RBI	4
	BB	0
	SO	6
	LOB	10

WP: 0 PB: 0 SB: 1 CS: 0 PA: 36

PITCHER		IP	WLS	BF	H	R	ER	SO	BB	IBB	HBP	BLK	WP	HR	S	P	ERA	WHIP
Brett Tomko, R ERA: 4.44	(1, 1)	6.0		25	6	3	3	4	0	0	0	0	0	1	67	95	4.50	1.000
Steve Kline, L ERA: 4.03	(7, 1)	1.2	W	6	1	0	0	1	0	0	0	0	0	0	11	14	0.00	0.600
Esteban Yan, R ERA: 7.27	(8, 1)	0.2	H	3	1	1	1	1	0	0	0	0	0	1	8	10	13.50	1.500
Jeff Fassero, L ERA: 5.5	(9, 1)	0.2	S	2	0	0	0	0	0	0	0	0	0	0	4	8	0.00	0.000

PITCHER	IP	WLS	BF	H	R	ER	SO	BB	IBB	HBP	BLK	WP	HR	S	P	ERA	WHIP

BOTTOM

Pittsburgh Pirates @ St. Louis Cardinals

Busch Stadium, St. Louis, MO

Sun Jun 01 2003, 1:10 PM CDT

Att. 46,103 - Cloudy - 64 F

livebaseballscorecards.com

Batter	1	2	3	4	5	6	7	8	9	AB	R	H	RBI	BB	SO	LOB
Miguel Cairo, R (1, 4) OBP: 0.296, SLG: 0.390	B B C F X 2-2 G4-3 ①	X 0-0 G6-3 ③			X 0-0 G5-3 ①		C B X 1-1 G4-3 ①	C B X 1-1 F9 ③		5	0	0	0	0	0	2
J.D. Drew, L (1, 9) OBP: 0.365, SLG: 0.620	B B C F X 2-2 G1-3 ②		S X 0-1 HR		B C B S C 2-3 K ②		X 0-0 L8 ②			4	1	1	1	0	1	0
5 Albert Pujols, R (1, 7) (8, 3) OBP: 0.430, SLG: 0.701	C F B B F B X 3-2 G5-3 ③		B B C B X 3-1 15 G3-6-3 1B		F X 0-1 15 BB 1B		B B C C B B 4-2 27 BB 15 BB 1B BB			3	1	2	0	1	0	0
15 Jim Edmonds, L (1, 8) OBP: 0.393, SLG: 0.589		B F X 1-1 F9 ① 1-2	X 0-0 G3-6-3 ① ② 1-2f		B B B B 4-0 BB 1-2		B B F B B 4-1 27 BB 1B BB 1-2			2	1	0	0	2	0	1
27 Scott Rolen, R (1, 5) OBP: 0.414, SLG: 0.572		B X 1-0 E4 BB 1B F F B X 1-2 2B			S F X 0-2 G6-3 ③		B B B B 4-0 1B BB 1-2 2-3			3	1	1	0	1	0	2
Edgar Renteria, R (1, 6) OBP: 0.388, SLG: 0.502		1 SAFE P C F B F B F F 4-2 F B 1B E BB 1-2 B B B C C X 3-2 F9 ③				F B X 1-1 L6-4 S 1B	C C F X 0-2 1B 1-2 2-H 3-H			3	1	2	2	1	0	1
Tino Martinez, L (1, 3) OBP: 0.305, SLG: 0.399 Esteban Yan, R (8, 1) Jeff Fassero, L (9, 1)	C X 0-1 E9 1B 1-H 2-H		F S F B X 2-2 F8 ①			F B B 1 SAFE F B X 3-2 F8 ①	C B F B X 2-2 G4-3 ③			4 0 0	0 0 0	1 0 0	1 0 0	0 0 0	0 0 0	3 0 0
Chris Widger, R (1, 2) OBP: 0.167, SLG: 0.063	B B C B S F F B 4-2 SH3-4 BB		C B S B X 2-2 F9 ②			P B F S B F B 4-2 1-2 BB	C B X 1-1 G4-3 ①			2	0	0	0	2	0	0
Brett Tomko, R (1, 1) OBP: 0.348, SLG: 0.333 Eduardo Perez, R (6, PH) OBP: 0.395, SLG: 0.514 Steve Kline, S (7, 1) So Taguchi, R (8, 7)	L X 0-1 SH3-4 ② 1-2		X 0-0 L7 ③			X 0-0 L6-4 ② ③ 2-2	B C F F B B X 3-2 L3 ②			1 1 0 1	0 0 0 0	0 0 0 0	0 0 0 0	0 0 0 0	0 2 0 0	0 0 0 0
Inning Stats	R: 0 H: 0 E: 0 LOB: 0 K: 0 BB: 0 S: 10 P: 17	R: 2 H: 1 E: 2 LOB: 2 K: 0 BB: 2 S: 19 P: 28	R: 1 H: 3 E: 0 LOB: 1 K: 0 BB: 0 S: 11 P: 18	R: 0 H: 0 E: 0 LOB: 0 K: 0 BB: 0 S: 7 P: 11	R: 0 H: 1 E: 0 LOB: 2 K: 1 BB: 1 S: 9 P: 15	R: 0 H: 1 E: 0 LOB: 1 K: 0 BB: 1 S: 10 P: 17	R: 2 H: 1 E: 0 LOB: 2 K: 0 BB: 3 S: 13 P: 28	R: 0 H: 0 E: 0 LOB: 0 K: 0 BB: 0 S: 8 P: 13		1B: 5 2B: 2 3B: 0 HR: 1	SF: 0 SAC: 1 DP: 2 HBP: 0					

	AB	29
	R	5
	H	7
	RBI	4
	BB	7
	SO	1
	LOB	11

WP: 0 PB: 0 SB: 1 CS: 0 PA: 37

PITCHER		IP	WLS	BF	H	R	ER	SO	BB	IBB	HBP	BLK	WP	HR	S	P	ERA	WHIP
Josh Fogg, R ERA: 2.94	(1, 1)	6.0		27	6	3	1	1	4	0	0	0	0	1	66	106	1.50	1.667
Joe Beimel, L ERA: 3.0	(7, 1)	0.2	L	4	0	2	2	0	2	0	0	0	0	0	6	15	27.00	3.000
16 Salomon Torres, R ERA: 3.99	(7, 1)	0.0		2	1	0	0	0	1	0	0	0	0	0	4	8	∞	∞
Scott Sauerbeck, L ERA: 3.57	(7, 1)	1.1		4	0	0	0	0	0	0	0	0	0	0	11	18	0.00	0.000

PITCHER	IP	WLS	BF	H	R	ER	SO	BB	IBB	HBP	BLK	WP	HR	S	P	ERA	WHIP

Batter	1	2	3	4	5	6	7	8	9	AB	R	H	RBI	BB	SO	LOB
3 Reed Johnson, R (1, 9) OBP: 0.407, SLG: 0.468	B C B X 2-1 P6 ①		C X 0-1 G6-3 ② 2-3 3-H		C B F B B X 3-2 G6-3 ③		B C S X 1-2 FC6-4 1-2 1B		B C X 1-1 10 DI 1-3 1B	5	0	2	1	0	0	1
Frank Catalanotto, L (1, 7) OBP: 0.368, SLG: 0.524	B C C F F B X 2-2 P4 ②		C B X 1-1 10 1B 3-H 1B			B C C C X 1-2 10 2B 1B	C X 0-1 FC6-4 ② 1-2f 2-3		C X 0-1 SF7 ② 3-H	4	1	2	2	0	0	2
10 Vernon Wells, R (1, 8) OBP: 0.328, SLG: 0.526	X 0-0 G6-3 ③		C F X 0-2 1-2 1B			X 0-0 G6-3 1-H 1B 2B	D S B S F X 2-2 P3 ③		B B X 2-0 G5-3 ③ 1-2	5	1	2	1	0	0	3
Carlos Delgado, L (1, 3) OBP: 0.443, SLG: 0.645		C B S S 1-3 K ①	C X 0-1 F9 ③			C X 0-1 F8 ①		C X 0-1 F7 ①		4	0	0	0	0	1	3
Greg Myers, L (1, 2) OBP: 0.417, SLG: 0.568 Tom Wilson, R (8, PH) OBP: 0.379, SLG: 0.491 (8, 2)		C B F B B X 3-2 F8 ②		B B F X 2-1 G6-3 1B		C B C B X 1-2 G6-3 ② 2-3		F B B B 4-1 BB		3 0	0 0	1 0	0 0	0 1	0 0	1 0
Orlando Hudson, S (1, 4) OBP: 0.335, SLG: 0.385		F B B B B F S 3-3 K ③		F B C F F B X 2-2 ① ② G6-3 1-2f		C C X 0-2 3-H 1B		X 0-0 L6 ②		4	0	1	1	0	1	2
Howie Clark, L (1, 5) OBP: 0.400, SLG: 0.500 Mike Bordick, R (8, PH) OBP: 0.324, SLG: 0.415 (8, 5)			B B C X 2-1 2B 3 G6-3 1B	X 0-0 G4-3 ③		C C 1 SAFE X 0-2 G4-3 ③		C B X 1-1 P2 ③		3 1	1 0	1 0	0 0	0 0	0 0	1 1
Chris Woodward, R (1, 6) OBP: 0.324, SLG: 0.388			C C F X 0-2 3 G6-3 1-3 1B 2B		X 0-0 L9 ①		B F C X 1-2 E6 FC6-4 3 1B		C C B B X 2-2 G3-1 ①	4	1	1	0	0	0	0
Kelvim Escobar, R (1, 1) Dave Berg, R (7, PH) OBP: 0.341, SLG: 0.481 Doug Davis, R (7, 1) Jeff Tam, R (7, 1) Pete Walker, R (8, 1) Trever Miller, R (8, 1) Josh Phelps, R (9, PH) OBP: 0.351, SLG: 0.431			C S C 0-3 K ①		F B F C 1-3 K ②		F B X 1-1 F8 ①		C S H 1-2 3 1B SF7 HBP	2 1 0 0 0 0 0 0	0 0 0 0 0 0 0 1	0 0 0 0 0 0 0 0	0 0 0 0 0 0 0 0	2 0 0 0 0 0 0 0	0 0 0 0 0 0 0 0	2 1 0 0 0 0 0 0

TOP

Toronto Blue Jays @ St. Louis Cardinals

Busch Stadium, St. Louis, MO

Tue Jun 03 2003, 7:10 PM CDT
Att. 28,907 - Cloudy - 59 F

livebaseballscorecards.com

AB	36
R	5
H	10
RBI	5
BB	1
SO	4
LOB	17

Inning Stats	1	2	3	4	5	6	7	8	9
	R: 0 E: 0 K: 0 S: 8	H: 0 LOB: 0 BB: 0 P: 12	R: 0 E: 0 K: 2 S: 9	H: 0 LOB: 0 BB: 0 P: 16	R: 2 E: 0 K: 1 S: 18	H: 4 LOB: 2 BB: 0 P: 21	R: 0 E: 0 K: 0 S: 8	H: 1 LOB: 0 BB: 0 P: 12	R: 0 E: 0 K: 1 S: 7	H: 0 LOB: 0 BB: 0 P: 11
	R: 2 E: 0 K: 0 S: 15	H: 3 LOB: 1 BB: 0 P: 17	R: 0 E: 1 K: 0 S: 14	H: 1 LOB: 2 BB: 0 P: 19	R: 0 E: 0 K: 0 S: 6	H: 0 LOB: 1 BB: 1 P: 11	R: 1 E: 0 K: 0 S: 10	H: 1 LOB: 1 BB: 0 P: 16	1B: 8 2B: 2 3B: 0 HR: 0	SF: 1 SAC: 0 DP: 1 HBP: 1	WP: 0 PB: 0 SB: 0 CS: 0	PA: 39

PITCHER	IP	WLS	BF	H	R	ER	SO	BB	IBB	HBP	BLK	WP	HR	S	P	ERA	WHIP
Matt Morris, R (1, 1) ERA: 2.57	7.0	W	30	9	4	4	4	0	0	0	0	0	0	79	108	5.14	1.286
Steve Kline, L (8, 1) ERA: 3.86	1.0		4	0	0	0	0	1	0	0	0	0	0	6	11	0.00	1.000
Esteban Yan, R (9, 1) ERA: 7.33	1.0		5	1	1	1	0	0	0	1	0	0	0	10	16	9.00	1.000

PITCHER	IP	WLS	BF	H	R	ER	SO	BB	IBB	HBP	BLK	WP	HR	S	P	ERA	WHIP

Batter	1	2	3	4	5	6	7	8	9	AB	R	H	RBI	BB	SO	LOB
Miguel Cairo, R (1, 4) OBP: 0.283, SLG: 0.375	C X 0-1 P4 ①			C X 0-1 L7 ①	F C B B F F F F 2-2 SF8 ① 3-H	F D X 1-1 G6-3 ③		C B X 1-1 F9 ①		4	0	0	1	0	0	2
J.D. Drew, L (1, 9) OBP: 0.366, SLG: 0.604 So Taguchi, R (8, PR) (9, 9)	S S S 0-3 K ②			C S F F X 0-2 G1-3 ② B C B B B 4-1 5 FC6-4 1-2 BB			C S B S 1-3 K ① X 0-0 15 WP 5 1B 1B 1B			4	0	1	0	1	2	0
										0	1	0	0	0	0	0
5 Albert Pujols, R (1, 7) OBP: 0.434, SLG: 0.698 Kerry Robinson, L (8, PR) OBP: 0.220, SLG: 0.179 (9, 7)	B X 1-0 G5-3 ③			B B X 2-0 E6 1B B B X 2-0 FC6-4 ② 1-2f 2-3			C F B F F X 1-2 15 HR 1B	X 0-0 15 WP 1-2 1B 1B		5	1	3	0	0	0	2
										0	1	0	0	0	0	0
15 Jim Edmonds, L (1, 8) OBP: 0.388, SLG: 0.595		C X 0-1 G4-3 ①		B B B C X 3-1 F8 ③	F X 0-1 G4-3 ③		C B 1 SAFE F B 1 SAFE X 2-2 1-H HR	B S S B S 2-3 K ② 1-2 2-3		5	1	1	2	0	1	5
27 Scott Rolen, R (1, 5) OBP: 0.421, SLG: 0.576		C B F B F S 2-3 K ②			F C X 0-2 BB 1B 1B	X 0-0 1B G4-3 1B	B X 1-0 3B 1B	I I I I 4-0 1B IBB		4	3	3	0	1	1	0
Edgar Renteria, R (1, 6) OBP: 0.397, SLG: 0.516		B X 1-0 G6-3 ③			B B B C B 4-1 1B 1-2 1B BB	C X 0-1 SH1-4 G4-3 1-3 1B	B B C 1 SAFE B X 3-1 1-H 1B 3B	B X 1-0 1-2 2-H 3-H 1B		4	2	3	3	1	0	0
Tino Martinez, L (1, 3) OBP: 0.308, SLG: 0.399			B C B F S 2-3 K ①		B X 1-0 1B SH 1-2 2-H 1B	X 0-0 G4-3 ① 1-2 3-H	C F F B X 1-2 G5-3 3-H 1B	C S B C 1-3 K ③		5	1	2	3	0	2	3
Mike Matheny, R (1, 2) OBP: 0.333, SLG: 0.366			C S B B S 2-3 K ②		B X 1-0 SH SF8 1-2 2-H 1B	I I I 4-0 SH1-4 IBB	X 0-0 G5-3 ② 1-2			3	1	1	1	1	1	1
Matt Morris, R (1, 1) OBP: 0.226, SLG: 0.310 Orlando Palmeiro, L (7, PH) OBP: 0.347, SLG: 0.340 Steve Kline, S (8, 1) Esteban Yan, R (9, 1)			S B S S C 1-3 K ③		2 SAFE X 0-0 SH 5 FC6-4 BB 1-3 2-H	X 0-0 SH1-4 ② 1-2 2-3	B X 1-0 G6-3 ③			1	0	0	0	0	1	0
										1	0	0	0	0	0	1
										0	0	0	0	0	0	0
										0	0	0	0	0	0	0
Inning Stats	R: 0 E: 0 K: 1 S: 6 H: 0 LOB: 0 BB: 0 P: 7	R: 0 E: 0 K: 1 S: 7 H: 0 LOB: 0 BB: 0 P: 10	R: 0 E: 0 K: 3 S: 9 H: 0 LOB: 0 BB: 0 P: 14	R: 0 E: 1 K: 0 S: 10 H: 1 LOB: 1 BB: 0 P: 15	R: 4 E: 1 K: 0 S: 19 H: 3 LOB: 2 BB: 2 P: 33	R: 1 E: 0 K: 0 S: 7 H: 2 LOB: 2 BB: 1 P: 12	R: 4 E: 0 K: 1 S: 20 H: 5 LOB: 1 BB: 0 P: 30	R: 2 E: 0 K: 2 S: 11 H: 3 LOB: 2 BB: 1 P: 20		1B: 12 2B: 0 3B: 1 HR: 1 SF: 1 SAC: 2 DP: 0 HBP: 0						

PITCHER		IP	WLS	BF	H	R	ER	SO	BB	IBB	HBP	BLK	WP	HR	S	P	ERA	WHIP
Kelvim Escobar, R ERA: 5.75	(1, 1)	6.0	L	28	6	5	4	5	2	1	0	0	0	0	58	91	6.00	1.333
Doug Davis, L ERA: 5.57	(7, 1)	0.1		3	2	2	2	1	0	0	0	0	0	1	11	15	54.00	6.000
Jeff Tam, R ERA: 6.23	(7, 1)	0.2		5	3	2	2	0	0	0	0	0	0	0	9	15	27.00	4.500
Pete Walker, R ERA: 5.85	(8, 1)	0.1		3	2	2	2	0	0	0	0	0	0	0	4	5	54.00	6.000
Trever Miller, L ERA: 5.21	(8, 1)	0.2		4	1	0	0	2	0	1	0	0	1	0	7	15	0.00	1.500

PITCHER	IP	WLS	BF	H	R	ER	SO	BB	IBB	HBP	BLK	WP	HR	S	P	ERA	WHIP

BOTTOM

Toronto Blue Jays @ St. Louis Cardinals

Busch Stadium, St. Louis, MO

Tue Jun 03 2003, 7:10 PM CDT
Att. 28,907 - Cloudy - 59 F

livebaseballscorecards.com

AB	36
R	11
H	14
RBI	10
BB	4
SO	8
LOB	14

WP: 1 PA: 43
PB: 0
SB: 0
CS: 0

Toronto Blue Jays @ St. Louis Cardinals

Busch Stadium, St. Louis, MO

Wed Jun 04 2003, 7:10 PM CDT

Att. 28,840 - Cloudy - 71 F

TOP

livebaseballscorecards.com

Batter	1	2	3	4	5	6	7	8	9	AB	R	H	RBI	BB	SO	LOB
3 Reed Johnson, R (1, 9) OBP: 0.390, SLG: 0.500	K		1-H HR	L6		G5-3			K	5	1	1	2	0	2	0
Frank Catalanotto, L (1, 7) OBP: 0.365, SLG: 0.516	1B		F7	P3		F8			G3-1	5	0	1	0	0	0	0
10 Vernon Wells, R (1, 8) OBP: 0.326, SLG: 0.523	K		G3-1 1B 2B		F8		L8		P3	5	1	1	0	0	1	1
Carlos Delgado, L (1, 3) OBP: 0.444, SLG: 0.654	P6		G3-1 1B BB		HR		G3			3	2	1	1	1	0	1
Greg Myers, L (1, 2) OBP: 0.415, SLG: 0.562		G4-1	G3-1 1-2 2-3		1B		2B			3	0	1	0	0	0	2
Tom Wilson, R (7, PH) OBP: 0.384, SLG: 0.505										1	0	1	0	0	0	0
Orlando Hudson, S (1, 4) OBP: 0.344, SLG: 0.393		1B	2-H 3-H 1B		1-2 1B		G5-3			4	0	3	2	0	0	1
Mike Bordick, R (1, 5) OBP: 0.321, SLG: 0.408		F9	1-2 1B		K			K		4	0	1	0	0	2	3
Chris Woodward, R (1, 6) OBP: 0.317, SLG: 0.378		P5	P4		L5			F8		4	0	0	0	0	0	5
Cory Lidle, R (1, 1) OBP: 0.333, SLG: 0.333			3 HR 1B	G5-3		F8		L9		3	1	1	0	0	0	0
Trever Miller, R (6, 1)										0	0	0	0	0	0	0
Tanyon Sturtze, R (7, 1)										0	0	0	0	0	0	0
Dave Berg, R (8, PH) OBP: 0.337, SLG: 0.475										1	0	0	0	0	0	0
Aquilino Lopez, R (8, 1)										0	0	0	0	0	0	0
Inning Stats	R: 0 E: 0 K: 2 S: 12 H: 1 LOB: 1 BB: 0 P: 16	R: 0 E: 0 K: 0 S: 8 H: 1 LOB: 1 BB: 0 P: 10	R: 4 E: 0 K: 0 S: 13 H: 5 LOB: 2 BB: 1 P: 26	R: 0 E: 0 K: 0 S: 8 H: 0 LOB: 0 BB: 0 P: 13	R: 1 E: 0 K: 1 S: 11 H: 3 LOB: 2 BB: 0 P: 16	R: 0 E: 0 K: 0 S: 10 H: 0 LOB: 0 BB: 0 P: 15	R: 0 E: 0 K: 0 S: 11 H: 1 LOB: 1 BB: 0 P: 18	R: 0 E: 0 K: 1 S: 6 H: 0 LOB: 0 BB: 0 P: 10	R: 0 E: 0 K: 1 S: 15 H: 0 LOB: 0 BB: 0 P: 19	1B: 7 2B: 2 3B: 0 HR: 2 SF: 0 SAC: 0 DP: 0 HBP: 0						

AB	38
R	5
H	11
RBI	5
BB	1
SO	5
LOB	13

WP: 0 PB: 0 SB: 0 CS: 0 PA: 39

PITCHER		IP	WLS	BF	H	R	ER	SO	BB	IBB	HBP	BLK	WP	HR	S	P	ERA	WHIP
Jason Simontacchi, R ERA: 6.67	(1, 1)	5.0	W	26	10	5	5	3	1	0	0	0	0	2	52	81	9.00	2.200
Kiko Calero, R ERA: 3.18	(6, 1)	1.0	H	3	0	0	0	0	0	0	0	0	0	0	10	15	0.00	0.000
Steve Kline, L ERA: 3.7	(7, 1)	1.0	H	4	1	0	0	0	0	0	0	0	0	0	11	18	0.00	1.000
Cal Eldred, R ERA: 4.03	(8, 1)	2.0	S	6	0	0	0	2	0	0	0	0	0	0	21	29	0.00	0.000

PITCHER	IP	WLS	BF	H	R	ER	SO	BB	IBB	HBP	BLK	WP	HR	S	P	ERA	WHIP

Batter	1	2	3	4	5	6	7	8	9	AB	R	H	RBI	BB	SO	LOB
Miguel Cairo, R (1, 4) OBP: 0.297, SLG: 0.385	B C B S F B X 3-2 5 F9 15 1B 1B 1B		B C F F B X 2-2 2B 1B	C F B X 1-2 CS 1B		C C D F 1 SAFE F F X 1-2 ① G4-3 1-2 3-H		B B B C X 3-1 ③ L7		5	2	3	1	0	0	1
Orlando Palmeiro, L (1, 9) OBP: 0.352, SLG: 0.355 Steve Kline, S (7, 1) So Taguchi, R (8, 7)	F B X 1-1 15 1B 1-2 1B		S B X 1-1 5 1B 27 FC4-6 1-H 2B	1 SAFE 1 SAFE L B P X 2-1 ① ② P2 1-2		S F F F B X 1-2 ② G4-3 2-3				4 0 0	1 0 0	2 0 0	1 0 0	0 0 0	0 0 0	2 0 0
5 Albert Pujols, R (1, 7) OBP: 0.435, SLG: 0.692 (8, 3)	X 0-0 ① F9 2-3		C F D D 2 SAFE B X 3-2 27 FC4-6 15 BB 2-3 2B 1B	C C S 0-3 ③ K		I I I I 4-0 IBB				3	1	1	0	1	1	2
15 Jim Edmonds, L (1, 8) OBP: 0.390, SLG: 0.591	B B F 1 SAFE X 2-1 27 G5-4-3 1-2 3-H 1B		C B S F B B B 4-2 27 FC4-6 1-2 BB		F B X 1-1 ① G3	B C X 1-1 ③ F8				3	0	1	1	1	0	2
27 Scott Rolen, R (1, 5) OBP: 0.415, SLG: 0.564	F B X 1-1 ② ③ G5-4-3 1-2f		S B B D X 2-1 ② FC4-6 1-2f 2-3 3-H 2B		C F F S 0-3 ② K		C F B C 1-3 ① K			4	1	0	1	0	2	4
Edgar Renteria, R (1, 6) OBP: 0.398, SLG: 0.521		B B B B C L X 3-2 ① G6-3	B X 1-0 1B 1-H 3-H 2B		B C B B X 3-1 CS 1B		B C F B X 2-2 ② G6-3			4	1	2	2	0	0	0
Tino Martinez, L (1, 3) OBP: 0.312, SLG: 0.412 Cal Eldred, R (8, 1)		B X 1-0 ② G6-3	C X 0-1 2-H 1B		B C 1-1 ③ CS 1-2	X 0-0 3B 3B	B C F X 1-2 ③ G4-3			4 0	1 0	2 0	1 0	0 0	0 0	0 0
Mike Matheny, R (1, 2) OBP: 0.337, SLG: 0.376		C B B F F X 2-2 ③ F8	I I I I 4-0 IBB			X 0-0 G4-3 3-H 3B	B S B S F B C 3-3 ① K			3	1	1	1	1	1	0
Jason Simontacchi, R (1, 1) OBP: 0.043, SLG: 0.043 Kiko Calero, R (6, 1) OBP: 0.500, SLG: 0.500 Kerry Robinson, L (6, PH) OBP: 0.220, SLG: 0.179 Eduardo Perez, R (6, PH) OBP: 0.398, SLG: 0.507 (7, 9)			B X 1-1 ① G5-3 B C B B 2-3 ③ K			B B B C B 4-1 G4-3 G4-3 BB	F X 0-1 ② G5-3			2 0 0 1	0 0 0 0	0 0 0 0	0 0 0 1	0 0 0 0	1 0 0 0	2 0 0 0
Inning Stats	R: 1 E: 0 K: 0 S: 11 H: 3 LOB: 1 BB: 0 P: 18	R: 0 E: 0 K: 0 S: 8 H: 0 LOB: 0 BB: 0 P: 14	R: 5 E: 0 K: 1 S: 22 H: 5 LOB: 2 BB: 2 P: 42	R: 0 E: 0 K: 1 S: 9 H: 1 LOB: 0 BB: 0 P: 11	R: 0 E: 0 K: 1 S: 9 H: 1 LOB: 0 BB: 0 P: 14	R: 2 E: 0 K: 0 S: 16 H: 2 LOB: 2 BB: 2 P: 27	R: 0 E: 0 K: 1 S: 9 H: 0 LOB: 0 BB: 0 P: 13	R: 0 E: 0 K: 1 S: 8 H: 0 LOB: 0 BB: 0 P: 14		1B: 8 2B: 2 3B: 2 HR: 0	SF: 0 SAC: 0 DP: 1 HBP: 0					

PITCHER		IP	WLS	BF	H	R	ER	SO	BB	IBB	HBP	BLK	WP	HR	S	P	ERA	WHIP
Cory Lidle, R ERA: 4.8	(1, 1)	5.0	L	26	12	8	8	3	1	1	0	0	0	0	61	101	14.40	2.600
Trever Miller, L ERA: 4.95	(6, 1)	1.0		5	0	0	0	0	1	1	0	0	0	0	14	25	0.00	1.000
Tanyon Sturtze, R ERA: 5.57	(7, 1)	1.0		3	0	0	0	1	0	0	0	0	0	0	9	13	0.00	0.000
Aquilino Lopez, R ERA: 3.9	(8, 1)	1.0		3	0	0	0	1	0	0	0	0	0	0	8	14	0.00	0.000

PITCHER	IP	WLS	BF	H	R	ER	SO	BB	IBB	HBP	BLK	WP	HR	S	P	ERA	WHIP

BOTTOM

Toronto Blue Jays @ St. Louis Cardinals

Busch Stadium, St. Louis, MO

Wed Jun 04 2003, 7:10 PM CDT
Att. 28,840 - Cloudy - 71 F

livebaseballscorecards.com

AB	33
R	8
H	12
RBI	8
BB	4
SO	5
LOB	13

1B: 8	SF: 0	WP: 0	PA: 38
2B: 2	SAC: 0	PB: 0	
3B: 2	DP: 1	SB: 0	
HR: 0	HBP: 0	CS: 2	

Toronto Blue Jays @ St. Louis Cardinals

Busch Stadium, St. Louis, MO

Thu Jun 05 2003, 7:10 PM CDT

Att. 33,729 - Cloudy - 77 F

TOP

livebaseballscorecards.com

Batter	1	2	3	4	5	6	7	8	9	AB	R	H	RBI	BB	SO	LOB
3 Reed Johnson, R (1, 9) (6, 7) (7, 8) OBP: 0.381, SLG: 0.473	C X 0-1 ① F8			C B X 1-1 ① L8		C B C B X 2-2 ③ G1-3			C B C B B F F B 4-2 1B 1-2 2B BB	3	1	0	0	1	0	0
Frank Catalanotto, L (1, 7) OBP: 0.362, SLG: 0.512 Jayson Werth, R (6, 9) OBP: 0.250, SLG: 0.486	B C F S 1-3 ② K			F S F B F B X 2-2 ② F7			C C F F C 0-3 ① K		B B B B C X 3-1 2B 1-3 2-H G3-1 1B	2	0	0	0	0	1	0
										2	1	1	1	0	1	0
10 Vernon Wells, R (1, 8) OBP: 0.326, SLG: 0.519 Jeff Tam, R (7, 1) Cliff Politte, R (8, 1) Trever Miller, R (8, 1) Ken Huckaby, R (9, PH) OBP: 0.182, SLG: 0.273	C B S X 1-2 ③ F8			B B B B 4-0 BB			X 0-0 ② P3		F D B X 2-1 G3-1 1-3 3-H G5-3 2B	2	0	0	0	1	0	0
										0	0	0	0	0	0	0
										0	0	0	0	0	0	0
										0	0	0	0	0	0	0
										1	1	1	1	0	0	0
Carlos Delgado, L (1, 3) OBP: 0.437, SLG: 0.642		C F B F B F F B F 3-2 X ① F8		F X 0-1 ③ F8			B C C X 1-2 ③ G1-6-3		X 0-0 ① G3-1 2-3 3-H	4	0	0	1	0	0	2
Tom Wilson, R (1, 2) OBP: 0.372, SLG: 0.487		C B S B B F S 3-3 ② K			X 0-0 ① F9			C B B C C 2-3 ① K	B X 1-0 ② G5-3 3-H	4	0	0	1	0	2	0
Orlando Hudson, S (1, 4) OBP: 0.342, SLG: 0.390		B C C B X 2-2 ③ G4-3			C C B B X 2-2 ② G4-3			F C F B X 1-2 G6-4-3 1B	S X 0-1 ③ G4-3	4	0	1	0	0	0	0
Dave Berg, R (1, 5) OBP: 0.326, SLG: 0.458			C C C 0-3 ① K		C B F B B F F X 3-2 ③ F9			X 0-0 ② ③ G6-4-3 1-2f		3	0	0	0	0	1	1
Chris Woodward, R (1, 6) OBP: 0.317, SLG: 0.395			X 0-0 ② F7			X 0-0 ① F9			X 0-0 HR	3	1	1	1	0	0	0
Mark Hendrickson, L (1, 1) Josh Towers, R (3, 1) Howie Clark, L (7, 7) OBP: 0.455, SLG: 0.545			C B B X 2-1 ③ L7			X 0-0 ② P3			C F X 0-2 3 BB 1B 1B	1	0	0	0	0	0	0
										1	0	0	0	0	0	0
										1	1	1	0	0	0	0

	AB	31
	R	5
	H	5
	RBI	5
	BB	2
	SO	5
	LOB	3

Inning Stats										
	R: 0 E: 0 K: 1 S: 8	H: 0 LOB: 0 BB: 0 P: 10	R: 0 E: 0 K: 1 S: 14	H: 0 LOB: 0 BB: 0 P: 22	R: 0 E: 0 K: 1 S: 6	H: 0 LOB: 0 BB: 0 P: 8	R: 0 E: 0 K: 0 S: 9	H: 0 LOB: 1 BB: 1 P: 16	R: 0 E: 0 K: 0 S: 9	H: 0 LOB: 0 BB: 0 P: 14
	R: 0 E: 0 K: 0 S: 5	H: 0 LOB: 0 BB: 0 P: 7	R: 0 E: 0 K: 1 S: 9	H: 0 LOB: 0 BB: 0 P: 10	R: 0 E: 0 K: 1 S: 8	H: 1 LOB: 0 BB: 0 P: 11	R: 5 E: 0 K: 0 S: 16	H: 4 LOB: 0 BB: 1 P: 26	1B: 3 2B: 1 3B: 0 HR: 1	SF: 0 SAC: 0 DP: 1 HBP: 0
	WP: 0 PB: 0 SB: 0 CS: 0	PA: 33								

PITCHER		IP	WLS	BF	H	R	ER	SO	BB	IBB	HBP	BLK	WP	HR	S	P	ERA	WHIP
Woody Williams, R ERA: 1.99	(1, 1)	8.0	W	25	1	0	0	5	1	0	0	0	0	0	68	98	0.00	0.250
Dustin Hermanson, R ERA: 5.32	(9, 1)	0.0		5	4	5	5	0	1	0	0	0	0	1	12	21	∞	∞
Esteban Yan, R ERA: 7.07	(9, 1)	1.0		3	0	0	0	0	0	0	0	0	0	0	4	5	0.00	0.000

PITCHER	IP	WLS	BF	H	R	ER	SO	BB	IBB	HBP	BLK	WP	HR	S	P	ERA	WHIP

Batter	1	2	3	4	5	6	7	8	9	AB	R	H	RBI	BB	SO	LOB
Miguel Cairo, R (1, 4) OBP: 0.301, SLG: 0.389	1-1 15 2B 5 SF9 1B	0-1 ② SF8 3-H	2-1 ③ G4-3		0-0 ③ L1			2-2 1B 1B SF9 1B		4	2	2	1	0	0	2
15 Jim Edmonds, L (1, 8) OBP: 0.397, SLG: 0.615 Orlando Palmeiro, L (8, PH) OBP: 0.349, SLG: 0.351 (9, 9)	2-0 5 SF9 1-3 2B	0-3 ③ K		1-0 27 5 F9 1B G6-3 HBP		1-2 HR		1-3 ① K		3 1	2 0	2 0	1 0	0 0	1 1	1 1
5 Albert Pujols, R (1, 7) OBP: 0.441, SLG: 0.717 Kerry Robinson, L (8, 7) OBP: 0.238, SLG: 0.200	1-1 ① SF9 2-3 3-H		0-0 1B E 2B	0-0 G6-3 1-2 1B		1-1 HR		0-1 SF9 1B 1-2 2B 1B		3 1	2 1	3 1	2 0	0 0	0 0	0 0
27 Scott Rolen, R (1, 5) OBP: 0.408, SLG: 0.553 Wilson Delgado, S (8, PH) OBP: 0.244, SLG: 0.189 (9, 5)	1-3 ② K		0-0 E5 S E 3B	1-0 ① F9 2-3		0-0 ① G5-3		2-2 2B 1-2 2-3 1B		4 1	1 1	0 1	0 0	0 0	1 0	4 0
Edgar Renteria, R (1, 6) OBP: 0.390, SLG: 0.511	3-2 ③ G5-3		1-2 ① F8	2-2 ② G6-3 1-2 3-H		0-2 ② F9		0-2 ② SF9 2-3 3-H		4	0	0	2	0	0	4
Eduardo Perez, R (1, 9) OBP: 0.402, SLG: 0.500 So Taguchi, R (8, 9) OBP: 0.500, SLG: 0.667 (9, 8)		4-2 1B 1B G5-3 BB	1-1 E9 S 3B 1-2 2-H 1B	0-3 ③ K		2-3 ③ K		0-1 1-H 3-H 2B		3 1	2 0	1 1	0 2	1 0	2 0	1 0
Tino Martinez, L (1, 3) OBP: 0.315, SLG: 0.419 Chris Widger, R (8, PH) OBP: 0.158, SLG: 0.059 (9, 3)	2-2 G5-3 1B 1-2 SF8 1B	0-3 ② K 1-2 2-3		0-2 2B		1-3 ① K		2-3 ③ K2-3		4 1	1 0	2 0	0 0	0 0	2 1	2 1
Mike Matheny, R (1, 2) OBP: 0.340, SLG: 0.376	1-1 G5-3 1-2 2-3 1B	4-0 3B IBB		1-0 ① F9		1-2 ② G6-3				3	1	1	0	1	0	1
Woody Williams, R (1, 1) OBP: 0.333, SLG: 0.345 Dustin Hermanson, R (9, 1) Esteban Yan, R (9, 1)	0-1 ① G5-3 1-2 2-3 3-H	1-2 1-H 2-H 3-H 3B		0-3 ②		2-1 ③ P3				4 0 0	0 0 0	1 0 0	4 0 0	0 0 0	1 0 0	3 0 0
Inning Stats	R: 1 H: 2 E: 0 LOB: 1 K: 1 BB: 0 S: 12 P: 20	R: 2 H: 2 E: 0 LOB: 1 K: 1 BB: 1 S: 14 P: 21	R: 4 H: 3 E: 2 LOB: 1 K: 1 BB: 1 S: 15 P: 24	R: 1 H: 1 E: 0 LOB: 1 K: 1 BB: 0 S: 8 P: 12	R: 0 H: 1 E: 0 LOB: 1 K: 1 BB: 0 S: 8 P: 9	R: 2 H: 2 E: 0 LOB: 0 K: 1 BB: 0 S: 12 P: 16	R: 0 H: 0 E: 0 LOB: 0 K: 1 BB: 0 S: 10 P: 14	R: 3 H: 4 E: 0 LOB: 1 K: 2 BB: 0 S: 25 P: 32		1B: 8 SF: 3 2B: 4 SAC: 0 3B: 1 DP: 0 HR: 2 HBP: 1						

PITCHER		IP	WLS	BF	H	R	ER	SO	BB	IBB	HBP	BLK	WP	HR	S	P	ERA	WHIP
Mark Hendrickson, L ERA: 5.96	(1, 1)	2.2	L	18	7	7	3	3	1	1	0	0	0	0	39	61	10.12	3.000
Josh Towers, R ERA: 8.31	(3, 1)	3.1		15	4	3	3	3	0	0	1	0	0	2	30	41	8.10	1.200
Jeff Tam, R ERA: 6.03	(7, 1)	1.0		3	0	0	0	1	0	0	0	0	0	0	10	14	0.00	0.000
Cliff Politte, R ERA: 4.91	(8, 1)	0.2		6	4	3	3	1	0	0	0	0	0	0	21	26	40.50	6.000
Trever Miller, L ERA: 4.87	(8, 1)	0.1		1	0	0	0	1	0	0	0	0	0	0	4	6	0.00	0.000

PITCHER	IP	WLS	BF	H	R	ER	SO	BB	IBB	HBP	BLK	WP	HR	S	P	ERA	WHIP

BOTTOM

Toronto Blue Jays @ St. Louis Cardinals

Busch Stadium, St. Louis, MO

Thu Jun 05 2003, 7:10 PM CDT
Att. 33,729 - Cloudy - 77 F

livebaseballscorecards.com

AB	37
R	13
H	15
RBI	12
BB	2
SO	9
LOB	20

Baltimore Orioles @ St. Louis Cardinals

Busch Stadium, St. Louis, MO

Fri Jun 06 2003, 7:10 PM CDT

Att. 34,817 - Cloudy - 66 F

TOP

livebaseballscorecards.com

Batter	1	2	3	4	5	6	7	8	9	AB	R	H	RBI	BB	SO	LOB
1 Brian Roberts, S (1, 4) OBP: 0.397, SLG: 0.508	C B X 1-1 F8 ①		C B X 1-1 G4-3 ③		B X 1-0 2-H 1B 2B		C F F F X 0-2 F9 ①	B D C S X 2-2 G4-6-3 ② ③ 1-2ſ		5	1	1	1	0	0	2
Luis Matos, R (1, 8) OBP: 0.500, SLG: 0.755	C B X 1-1 2B			C B B X 2-1 F8 ①	X 0-0 2-H 1B		B B B C B 4-1 6 WP 6 S BB		C F C 0-3 K ①	4	0	2	1	1	1	0
6 Melvin Mora, R (1, 7) OBP: 0.459, SLG: 0.581	C B F F B X 2-2 G5-3 ②			C B B X 2-1 1B	B C S S X 2-2 G2 ②		B S B F 1 SAFE 1 SAFE S 2-3 1-3 K ②		C B B S S B C 3-3 K ②	5	0	1	0	0	2	3
Jeff Conine, R (1, 3) OBP: 0.326, SLG: 0.426	B C X 1-1 G5-3 ③			B B B C X 3-1 F8 ②	C B X 1-1 G4-3 ③		C C B B B B 4-2 BB		B B C C C X 2-2 F7 ③	4	0	0	0	1	0	3
31 Jay Gibbons, L (1, 9) OBP: 0.337, SLG: 0.451		C B B S F F X 2-2 F9 ①		C C F B B F X 2-2 G1-3 ③		B F X 1-2 P3 ①	C D X 1-1 G2-3 ③			4	0	0	0	0	0	3
Tony Batista, R (1, 5) OBP: 0.313, SLG: 0.438		B B X 2-0 G6-3 ②			C X 0-1 2B 1B	C B X 1-1 2B 3B		C C X 0-2 L9 ①		4	2	2	0	0	0	0
Deivi Cruz, R (1, 6) OBP: 0.254, SLG: 0.366		F F F B F F X 1-2 G1-3 ③			B B F X 2-1 1-H 2B 2B	X 0-0 G4-3 3-H 2B		B X 1-0 1B 2B		4	2	3	2	0	0	0
Geronimo Gil, R (1, 2) OBP: 0.333, SLG: 0.360			B B S F X 2-2 G3-1 ①		C F F F X 0-2 1 2B 2-H 2B	B C X 1-1 G4-3 ② 2-3		X 0-0 1B 2-H 1B		4	1	2	2	0	0	1
Rick Helling, R (1, 1) Jose Morban, S (5, PH) OBP: 0.273, SLG: 0.444 Rick Bauer, R (5, 1) 53 Carlos Mendez, R (6, PH) OBP: 0.333, SLG: 0.667 Travis Driskill, R (6, 1) B.J. Surhoff, L (8, PH) OBP: 0.340, SLG: 0.387 B.J. Ryan, L (8, 1) Jorge Julio, R (8, 1)			C C S 0-3 K ②		C B S F B S 2-3 K ①	C F D S 1-3 K ③		X 0-0 1 G4-6-3 1-2 1B		1 1 0 1 0 1 0 0 0	0 0 0 0 0 0 0	0 0 0 0 1 0 0	0 0 0 0 0 0 0	1 1 0 1 0 1 0	0 1 0 1 0 1 0	0 1 0 1 0 0 0
Inning Stats	R: 0 E: 0 K: 0 S: 10 H: 1 LOB: 1 BB: 0 P: 15	R: 0 E: 0 K: 0 S: 11 H: 0 LOB: 0 BB: 0 P: 16	R: 0 E: 0 K: 1 S: 8 H: 0 LOB: 0 BB: 0 P: 11	R: 0 E: 0 K: 0 S: 11 H: 1 LOB: 1 BB: 0 P: 20	R: 4 E: 0 K: 1 S: 19 H: 5 LOB: 1 BB: 0 P: 27	R: 1 E: 0 K: 1 S: 11 H: 2 LOB: 1 BB: 0 P: 15	R: 0 E: 0 K: 1 S: 13 H: 0 LOB: 2 BB: 2 P: 24	R: 1 E: 0 K: 0 S: 9 H: 3 LOB: 1 BB: 0 P: 12	R: 0 E: 0 K: 2 S: 9 H: 0 LOB: 0 BB: 0 P: 14	1B: 5 2B: 6 3B: 1 HR: 0		SF: 0 SAC: 0 DP: 1 HBP: 0		WP: 1 PB: 0 SB: 1 CS: 0		PA: 40

	AB	38
	R	6
	H	12
	RBI	6
	BB	2
	SO	6
	LOB	14

PITCHER		IP	WLS	BF	H	R	ER	SO	BB	IBB	HBP	BLK	WP	HR	S	P	ERA	WHIP
Brett Tomko, R ERA: 4.71	(1, 1)	5.1		25	9	5	5	2	0	0	0	0	0	0	65	97	8.44	1.688
Dustin Hermanson, R ERA: 5.16	(6, 1)	0.2		2	0	0	0	1	0	0	0	0	0	0	5	7	0.00	0.000
Kiko Calero, R ERA: 3.09	(7, 1)	0.2		4	0	0	0	1	2	0	0	0	1	0	11	21	0.00	3.000
Steve Kline, L ERA: 3.65	(7, 1)	0.1		1	0	0	0	0	0	0	0	0	0	0	2	3	0.00	0.000
Esteban Yan, R ERA: 7.14	(8, 1)	1.0	W	5	3	1	1	0	0	0	0	0	0	0	9	12	9.00	3.000

PITCHER		IP	WLS	BF	H	R	ER	SO	BB	IBB	HBP	BLK	WP	HR	S	P	ERA	WHIP
Cal Eldred, R ERA: 3.86	(9, 1)	1.0	S	3	0	0	0	2	0	0	0	0	0	0	9	14	0.00	0.000

Baltimore Orioles @ St. Louis Cardinals

Busch Stadium, St. Louis, MO

Fri Jun 06 2003, 7:10 PM CDT

Att. 34,817 - Cloudy - 66 F

livebaseballscorecards.com

BOTTOM

Batter	1	2	3	4	5	6	7	8	9	AB	R	H	RBI	BB	SO	LOB
Miguel Cairo, R (1, 4) OBP: 0.305, SLG: 0.379	C B B X 2-1 ① F7		C B F X 1-2 ② P4	F H 1-1 BLK 5 1B HBP		B F X 1-1 ② G6-3		H 1-0 BB 5 2B 1-2 HBP		3	2	0	0	0	0	0
Orlando Palmeiro, L (1, 9) OBP: 0.361, SLG: 0.360 Kiko Calero, R (7, 1) OBP: 0.500, SLG: 0.500 Steve Kline, S (7, 1) Esteban Yan, R (8, 1) J.D. Drew, L (8, PH) OBP: 0.373, SLG: 0.604 Cal Eldred, R (9, 1)	B C S T B X 2-2 ② F8		B F B X 2-1 5 BB 1B	B B B C B 4-1 5 1B 1-2 3-H BB		B C B F F X 2-2 5 CS 1B		B B B 4-0 5 2B 1-2 2-3 BB		3 0 0 0 0 0	0 0 0 0 1 0	2 0 0 0 0 0	0 0 0 0 1 0	1 0 0 0 0 0	0 0 0 0 0 0	0 0 0 0 0 0
5 Albert Pujols, R (1, 7) OBP: 0.453, SLG: 0.728 (9, 3)	X 0-0 1B		C B 1 SAFE B B B 4-1 1-2 BB	C F X 0-2 1-2 2-H 1B		C B C D 2-2 ③ CS 1-2	B X 1-0 1B	S X 0-1 1-H 2-H 3-H 2B		4	0	4	4	1	0	0
15 Jim Edmonds, L (1, 8) OBP: 0.388, SLG: 0.598	F X 0-1 ③ F7		C X 0-1 ③ P3	F F C 0-3 ② K			B F B X 2-1 ① L8	S B C S 1-3 ③ K		5	0	0	0	0	2	8
27 Scott Rolen, R (1, 5) OBP: 0.406, SLG: 0.548		C B S B F C 2-3 ① K		X 0-1 1B 1B 1-2 P4			C B F 1 SAFE D S 2-3 ② K			4	1	1	0	0	2	3
Edgar Renteria, R (1, 6) OBP: 0.388, SLG: 0.507		B S C B X 2-2 ② G5-3		L F F 1 SAFE B X 1-2 1B 2B 1-3 1B	C X 0-1 ① P4		F S X 0-2 ③ G1-6-3			4	1	1	0	0	0	1
Tino Martinez, L (1, 3) OBP: 0.324, SLG: 0.423 So Taguchi, R (8, PR) OBP: 0.500, SLG: 0.667 (9, 7)		B B B B 4-0 BB		B B B X 3-0 1-3 2B 3-H 1B	X 0-0 ② G5-3			C B X 1-1 BB HBP 5 2B 1B		3 0	1 1	2 0	1 0	1 0	0 0	0 0
Chris Widger, R (1, 2) OBP: 0.190, SLG: 0.158 Mike Matheny, R (5, 2) OBP: 0.337, SLG: 0.372		B S B X 2-1 ③ F9		C F B X 1-2 SH1-4 BLK 2-H 3-H 2B	C B C B F S 2-3 ③ K			1 SAFE M 1 SAFE C X 0-2 ① B3		2 2	1 0	1 0	2 0	0 1	0 1	1 1
Brett Tomko, R (1, 1) OBP: 0.333, SLG: 0.318 Dustin Hermanson, R (6, 1) Kerry Robinson, L (6, PH) OBP: 0.233, SLG: 0.195 (7, 9) Eduardo Perez, R (8, PH) OBP: 0.398, SLG: 0.494 (9, 9)			B F S S 1-3 ① K	X 0-0 ① SH1-4 2-3		C B B X 2-1 ① L8		F D B X 2-1 ② F8		1 0 1 1	0 0 0 0	0 0 0 0	0 0 0 0	0 0 0 0	1 0 0 0	0 0 0 1
Inning Stats	R: 0 E: 0 K: 0 S: 9 H: 1 LOB: 1 BB: 0 P: 13	R: 0 E: 0 K: 1 S: 9 H: 0 LOB: 1 BB: 1 P: 19	R: 0 E: 0 K: 1 S: 11 H: 1 LOB: 2 BB: 1 P: 19	R: 5 E: 0 K: 1 S: 24 H: 5 LOB: 2 BB: 1 P: 35	R: 0 E: 0 K: 1 S: 7 H: 0 LOB: 0 BB: 0 P: 9	R: 0 E: 0 K: 0 S: 10 H: 1 LOB: 0 BB: 0 P: 17	R: 0 E: 0 K: 1 S: 9 H: 1 LOB: 1 BB: 0 P: 14	R: 3 E: 0 K: 1 S: 12 H: 2 LOB: 2 BB: 1 P: 21		1B: 9 2B: 2 3B: 0 HR: 0	SF: 0 SAC: 1 DP: 0 HBP: 2					

	AB	33
	R	8
	H	11
	RBI	7
	BB	4
	SO	6
	LOB	15

PITCHER		IP	WLS	BF	H	R	ER	SO	BB	IBB	HBP	BLK	WP	HR	S	P	ERA	WHIP
Rick Helling, R ERA: 6.13	(1, 1)	4.0		23	7	5	5	3	3	0	1	1	0	0	53	86	11.25	2.500
Rick Bauer, R ERA: 4.45	(5, 1)	1.0		3	0	0	0	1	0	0	0	0	0	0	7	9	0.00	0.000
Travis Driskill, R ERA: 4.79	(6, 1)	2.0		7	2	0	0	1	0	0	0	0	0	0	19	31	0.00	1.000
B.J. Ryan, L ERA: 5.29	(8, 1)	0.1	H	2	1	1	1	0	0	0	0	0	0	0	5	6	27.00	3.000
Jorge Julio, R ERA: 4.44	(8, 1)	0.2	L	5	1	2	2	1	1	0	1	0	0	0	7	15	27.00	3.000

PITCHER	IP	WLS	BF	H	R	ER	SO	BB	IBB	HBP	BLK	WP	HR	S	P	ERA	WHIP

Batter	1	2	3	4	5	6	7	8	9	AB	R	H	RBI	BB	SO	LOB
1 Brian Roberts, S (1, 4) OBP: 0.385, SLG: 0.486	1-1 6 HR 1B	1-2 G4-3			0-0 L4		2-2 G3-1		0-3 K	5	1	1	0	0	1	1
Luis Matos, R (1, 8) OBP: 0.474, SLG: 0.704	0-1 F7		1-1 F9		1-1 F8			0-1 6 1B 2B 1B	1-0 E6 6 1B 2-H	5	1	1	0	0	0	1
6 Melvin Mora, R (1, 7) OBP: 0.462, SLG: 0.599	3-2 1-H HR		3-2 G6-3			2-1 F7		3-2 1-2 2B 1B	3-2 2-3 1B	5	2	3	2	0	0	0
Jeff Conine, R (1, 3) OBP: 0.327, SLG: 0.443	2-2 L7		0-0 F8			1-1 HR		0-0 31 F7 1-H 2-H 2B	1-1 F9	5	1	2	3	0	0	2
31 Jay Gibbons, L (1, 9) OBP: 0.336, SLG: 0.447	1-2 1B			1-0 P5		1-1 G3		2-1 F7 2-3		4	0	1	0	0	0	1
Tony Batista, R (1, 5) OBP: 0.312, SLG: 0.434	0-3 K			2-3 K		2-2 1B		1-0 P5		4	0	1	0	0	2	2
Deivi Cruz, R (1, 6) OBP: 0.259, SLG: 0.400		1-0 HR		2-1 HR		1-3 K		3-2 G6-3		4	2	2	2	0	1	2
Brook Fordyce, R (1, 2) OBP: 0.298, SLG: 0.346		0-0 F8		2-3 K			0-0 F7		0-0 E 2B	4	1	1	0	0	1	0
Sidney Ponson, R (1, 1)		3-2 G5-3			1-0 G5-3		0-2 F8		1-2 F9	4	0	0	0	0	0	1
Inning Stats	R: 2 E: 0 K: 1 S: 18 H: 3 LOB: 1 BB: 0 P: 25	R: 1 E: 0 K: 0 S: 8 H: 1 LOB: 0 BB: 0 P: 13	R: 0 E: 0 K: 0 S: 8 H: 0 LOB: 0 BB: 0 P: 12	R: 1 E: 0 K: 2 S: 10 H: 1 LOB: 0 BB: 0 P: 17	R: 0 E: 0 K: 0 S: 4 H: 0 LOB: 0 BB: 0 P: 6	R: 1 E: 0 K: 1 S: 13 H: 2 LOB: 1 BB: 0 P: 20	R: 0 E: 0 K: 0 S: 9 H: 0 LOB: 0 BB: 0 P: 11	R: 2 E: 0 K: 0 S: 15 H: 3 LOB: 1 BB: 0 P: 24	R: 1 E: 1 K: 1 S: 14 H: 2 LOB: 2 BB: 0 P: 20	1B: 6 2B: 2 3B: 0 HR: 4 SF: 0 SAC: 0 DP: 0 HBP: 0						

TOP

Baltimore Orioles @ St. Louis Cardinals

Busch Stadium, St. Louis, MO

Sat Jun 07 2003, 3:05 PM CDT
Att. 43,369 - Cloudy - 81 F

livebaseballscorecards.com

AB	40
R	8
H	12
RBI	7
BB	0
SO	5
LOB	10

PITCHER		IP	WLS	BF	H	R	ER	SO	BB	IBB	HBP	BLK	WP	HR	S	P	ERA	WHIP
Garrett Stephenson, R ERA: 4.81	(1, 1)	5.2	L	24	7	5	5	3	0	0	0	0	0	4	57	88	7.94	1.235
Kiko Calero, R ERA: 2.92	(6, 1)	1.1		4	0	0	0	1	0	0	0	0	0	0	13	16	0.00	0.000
Dustin Hermanson, R ERA: 5.7	(8, 1)	1.0		6	3	2	2	0	0	0	0	0	0	0	15	24	18.00	3.000
Jeff Fassero, L ERA: 5.21	(9, 1)	1.0		6	2	1	0	1	0	0	0	0	0	0	14	20	0.00	2.000

PITCHER		IP	WLS	BF	H	R	ER	SO	BB	IBB	HBP	BLK	WP	HR	S	P	ERA	WHIP

BOTTOM

Batter	1	2	3	4	5	6	7	8	9	AB	R	H	RBI	BB	SO	LOB
Miguel Cairo, R (1, 4) OBP: 0.311, SLG: 0.392	BCX 1-1 1B 5 2B 1B		CFX 0-2 ① G4-3		CX 0-1 ③ G5-3			BX 1-0 1B 1-3 2B		4	1	2	0	0	0	0
J.D. Drew, L (1, 9) OBP: 0.377, SLG: 0.600	SX 0-1 1-3 5 2B 1B		BX 1-0 ② G4-3			CFBX 1-2 ① G6-3		FFFX 0-2 ② 2-2 1B		4	0	2	0	0	0	0
5 Albert Pujols, R (1, 7) OBP: 0.449, SLG: 0.723 Jeff Fassero, L (9, 1)	FBX 1-1 ① 1-H 3-H 2B		CBFFBX 2-2 ③ G5-3			CSBFBS 2-3 ② K		CBBFC 2-3 ③ K		4 0	0 0	1 0	1 0	0 0	2 0	2 0
15 Jim Edmonds, L (1, 8) OBP: 0.392, SLG: 0.597 Kerry Robinson, L (7, 8) OBP: 0.227, SLG: 0.190	BBBCB 4-1 BB			FX 0-1 1B		SFBBC 2-3 ③ K			BFBX 2-1 ① G4-3	2 1	0 0	1 0	0 0	1 0	1 0	0 0
27 Scott Rolen, R (1, 5) OBP: 0.399, SLG: 0.537	FBBBSFFC 2-3 ② K			X 0-0 ① F9			BCX 1-1 ① F8		FBFS 1-3 ② K	4	0	0	0	0	2	3
Edgar Renteria, R (1, 6) OBP: 0.383, SLG: 0.500 Wilson Delgado, S (9, PH) OBP: 0.262, SLG: 0.189	FBBBX 2-1 ③ L6			LFX 0-2 ② P4			FCBFX 1-2 ② G5-3		SBCBBB 4-2 BB	3 0	0 0	0 0	0 0	0 1	0 0	3 0
Tino Martinez, L (1, 3) OBP: 0.318, SLG: 0.415		CX 0-1 ① F9		X 0-0 ③ G4-3			CFS 0-3 ③ K		FBFX 1-2 ③ G4-3	4	0	0	0	0	1	2
Mike Matheny, R (1, 2) OBP: 0.332, SLG: 0.366		CBFX 1-2 ② F9			SBFX 1-2 ① G3			CSS 0-3 ① K		3	0	0	0	0	1	0
Garrett Stephenson, R (1, 1) OBP: 0.222, SLG: 0.160 Kiko Calero, R (6, 1) OBP: 0.500, SLG: 0.500 Dustin Hermanson, R (8, 1) Orlando Palmeiro, L (8, PH) OBP: 0.366, SLG: 0.365 (9, 7)		FBBX 2-1 ③ G6-3			FCBBS 2-3 ② K			X 0-0 2B 1B		2 0 0 1	0 0 0 0	0 0 0 1	0 0 0 0	0 0 0 0	1 0 0 0	0 0 0 0
Inning Stats	R: 1 E: 0 K: 1 S: 14 H: 3 LOB: 2 BB: 1 P: 24	R: 0 E: 0 K: 0 S: 7 H: 0 LOB: 0 BB: 0 P: 10	R: 0 E: 0 K: 0 S: 8 H: 0 LOB: 0 BB: 0 P: 11	R: 0 E: 0 K: 0 S: 7 H: 1 LOB: 1 BB: 0 P: 7	R: 0 E: 0 K: 1 S: 8 H: 0 LOB: 0 BB: 0 P: 11	R: 0 E: 0 K: 2 S: 10 H: 0 LOB: 0 BB: 0 P: 15	R: 0 E: 0 K: 1 S: 9 H: 0 LOB: 0 BB: 0 P: 11	R: 0 E: 0 K: 2 S: 12 H: 3 LOB: 2 BB: 0 P: 15	R: 0 E: 0 K: 1 S: 10 H: 0 LOB: 1 BB: 1 P: 18	1B: 5 2B: 2 3B: 0 HR: 0	SF: 0 SAC: 0 DP: 0 HBP: 0						

PITCHER	IP	WLS	BF	H	R	ER	SO	BB	IBB	HBP	BLK	WP	HR	S	P	ERA	WHIP
Sidney Ponson, R (1, 1) ERA: 3.8	9.0	W	34	7	1	1	8	2	0	0	0	0	0	85	122	1.00	1.000

PITCHER	IP	WLS	BF	H	R	ER	SO	BB	IBB	HBP	BLK	WP	HR	S	P	ERA	WHIP

Baltimore Orioles @ St. Louis Cardinals

Busch Stadium, St. Louis, MO

Sat Jun 07 2003, 3:05 PM CDT

Att. 43,369 - Cloudy - 81 F

livebaseballscorecards.com

AB	32
R	1
H	7
RBI	1
BB	2
SO	8
LOB	10

1B: 5	SF: 0	WP: 0	PA: 34
2B: 2	SAC: 0	PB: 0	
3B: 0	DP: 0	SB: 0	
HR: 0	HBP: 0	CS: 0	

Batter	1	2	3	4	5	6	7	8	9	AB	R	H	RBI	BB	SO	LOB
1 Brian Roberts, S (1, 4) OBP: 0.361, SLG: 0.453	C B X 1-1 ① L8	C B C B F X 2-2 ② G6-3	B X 1-0 ① F9	B C B X 2-1 ② G6-3	D F B B X 3-1 ③ F8					5	0	0	0	0	0	2
Luis Matos, R (1, 8) OBP: 0.452, SLG: 0.661	B X 1-0 ② F9	C S C 0-3 ③ K	C X 0-1 1B 6 1B E 1B	C B S B F F B X 3-2 P2				B S B F X 2-2 ① F8		5	1	1	0	0	1	0
6 Melvin Mora, R (1, 7) OBP: 0.465, SLG: 0.597	C X 0-1 ③ G5-3		C B C X 1-2 ① G4-3	C B S X 1-2 E 31 G4-3 1B 1-2			X 0-0 WP 31 1B 1B	C B B B B 4-1 31 1B BB		4	2	2	0	1	0	0
Jeff Conine, R (1, 3) OBP: 0.328, SLG: 0.442		C X 0-1 31 1B 1B	B S C S 1-3 ② K	X 0-0 E8 31 G4-3 1B 1-3 2-H 1B			B C F B C 2-3 ① K 1-2	X 0-0 ② P3		5	1	2	0	0	2	2
31 Jay Gibbons, L (1, 9) OBP: 0.345, SLG: 0.459		B C B S B X 3-2 1B 1-2	S B C X 1-2 2B 2B	X 0-0 ② G4-3 2-3 3-H			X 0-0 C S X HR 1B 2-H	0-2 1B 1-3		5	2	4	2	0	0	1
Tony Batista, R (1, 5) OBP: 0.317, SLG: 0.455		X 0-0 ① F7	C S X 0-2 1B 2B 2-H	F C B B F X 2-2 HR 1B 3-H			S X 0-1 1B HR 1-H	B C F B S 2-3 ③ K		5	3	3	4	0	1	4
Deivi Cruz, R (1, 6) OBP: 0.268, SLG: 0.421		C S B B S 2-3 ② K	C C B X 1-2 1B 1B 2-H	B B C S X 2-2 HR 1-H			X 0-0 G6-3 WP 1B		B F X 1-1 ① P3	5	1	3	3	0	1	2
Brook Fordyce, R (1, 2) OBP: 0.292, SLG: 0.337		B B B C C X 3-2 ③ G6-3	F B X 1-1 1B 1-2	C F B B X 2-2 ③ L6			C 1 SAFE 1 SAFE C D D B X 3-2 ② G6-3 1-3		X 0-0 ② G1-3	5	0	1	0	0	0	3
Jason Johnson, R (1, 1) Jose Morban, S (4, PH) OBP: 0.250, SLG: 0.400 Travis Driskill, R (4, 1) B.J. Ryan, L (6, 1) Rick Bauer, R (6, 1) David Segui, S (7, PH) OBP: 0.389, SLG: 0.423 Willis Roberts, R (7, 1) 53 Carlos Mendez, R (9, PH) OBP: 0.286, SLG: 0.571			F C C 0-3 ① K	B S C S 1-3 ③ K		C S F B X 1-2 ① G6-3	B C B C B F B 4-2 BB		S S X 0-2 ③ G4-3	1 0 0 0 0 1 0 1 0 0 0 0 1 2 1 0 0 0 0 0 0 0 0 0 0 0 0 0 0 0 0 0 0 0 0 0 0 0 0 1 0 0 0 0 0 0 0 0 0 1 0 0 0 0 0 0						
Inning Stats	R: 0 E: 0 K: 0 S: 5 H: 0 LOB: 0 BB: 0 P: 7	R: 0 E: 0 K: 1 S: 12 H: 2 LOB: 2 BB: 0 P: 20	R: 0 E: 0 K: 2 S: 10 H: 0 LOB: 0 BB: 0 P: 12	R: 2 E: 0 K: 2 S: 20 H: 4 LOB: 2 BB: 0 P: 26	R: 5 E: 1 K: 0 S: 18 H: 5 LOB: 0 BB: 0 P: 26	R: 0 E: 0 K: 0 S: 11 H: 0 LOB: 0 BB: 0 P: 17	R: 3 E: 0 K: 1 S: 16 H: 4 LOB: 2 BB: 1 P: 28	R: 0 E: 0 K: 1 S: 12 H: 1 LOB: 2 BB: 1 P: 20	R: 0 E: 0 K: 0 S: 6 H: 0 LOB: 0 BB: 0 P: 7	1B: 12 2B: 2 3B: 0 HR: 2	SF: 0 SAC: 0 DP: 0 HBP: 0			WP: 2 PB: 0 SB: 0 CS: 0	PA: 45		

PITCHER		IP	WLS	BF	H	R	ER	SO	BB	IBB	HBP	BLK	WP	HR	S	P	ERA	WHIP
Matt Morris, R ERA: 3.06	(1, 1)	5.0		26	11	7	7	5	0	0	0	0	0	1	65	91	12.60	2.200
Jason Simontacchi, R ERA: 6.56	(6, 1)	1.0	W	3	0	0	0	0	0	0	0	0	0	0	11	17	0.00	0.000
Esteban Yan, R ERA: 7.98	(7, 1)	0.1		4	3	3	3	1	0	0	0	0	1	1	7	9	81.00	9.000
Jeff Fassero, L ERA: 4.95	(7, 1)	1.0	H	6	1	0	0	0	2	0	0	0	1	0	13	29	0.00	3.000
Cal Eldred, R ERA: 3.6	(8, 1)	1.2	S	6	1	0	0	1	0	0	0	0	0	0	14	17	0.00	0.600

PITCHER	IP	WLS	BF	H	R	ER	SO	BB	IBB	HBP	BLK	WP	HR	S	P	ERA	WHIP

TOP

Baltimore Orioles @ St. Louis Cardinals

Busch Stadium, St. Louis, MO

Sun Jun 08 2003, 1:10 PM CDT
Att. 33,313 - Cloudy - 77 F

livebaseballscorecards.com

AB	43
R	10
H	16
RBI	9
BB	2
SO	7
LOB	16

Batter	1	2	3	4	5	6	7	8	9	AB	R	H	RBI	BB	SO	LOB
Miguel Cairo, R (1, 4) OBP: 0.299, SLG: 0.376	B C C B F F B C 3-3 ① K	M L L 0-3 ① K		C B S B B F F X 3-2 ② F9		B B C L B X 3-2 ① G5-3	C C B B B X 3-2 ① G5-3			5	0	0	0	0	2	3
J.D. Drew, L (1, 9) OBP: 0.378, SLG: 0.590 Cal Eldred, R (8, 1)	X 0-0 5 S 15 HR 1B	B X 1-0 ② FC4-6 1-2f 2-3		B S B C B X 3-2 ③ L3		X 0-0 5 2B 27 HR 1B 2-3	C B C B X 2-2 ② F9			5 0	2 0	2 0	0 0	0 0	0 0	2 0
5 Albert Pujols, R (1, 7) OBP: 0.448, SLG: 0.720	C B C F B B S 3-3 ② K 1-2	B C X 1-1 ③ L5			C C B B B X 3-2 ① G5-3	B B F F B X 3-2 27 HR 2B 1-3 3-H	B C B X 2-1 1B			5	1	2	1	0	1	3
15 Jim Edmonds, L (1, 8) OBP: 0.401, SLG: 0.632	F X 0-1 2-H HR		B C B B X 3-1 HR		X 0-0 F7 27 1B 2B 1B	F B B B S F B 4-2 27 HR BB	C B B S B F X 3-2 ③ F8			4	4	3	3	1	0	1
27 Scott Rolen, R (1, 5) OBP: 0.407, SLG: 0.557	C X 0-1 1B		X 0-0 1B 1B		B S F X 1-2 1-2 2B 1B	X 0-0 1-H 2-H 3-H HR		C B B S B S 3-3 ① K		5	2	4	4	0	1	0
Edgar Renteria, R (1, 6) OBP: 0.380, SLG: 0.494	C B B C X 2-2 ③ G1-3		C 1 SAFE F X 0-2 ① F9		F X 0-1 ② F7 2-3	S X 0-1 S 1B		F S B S 1-3 ② K		5	0	1	0	0	1	4
Tino Martinez, L (1, 3) OBP: 0.324, SLG: 0.421		B B C X 2-1 E3 1B 1B	B B B 1 SAFE C X 3-1 ② 1-3 1B		B C B F X 2-2 1-H 3-H 1B 2B	B B B 4-0 1-2 BB		C B X 1-1 ③ G3-1		4	1	2	2	1	0	0
Mike Matheny, R (1, 2) OBP: 0.335, SLG: 0.368		B X 1-0 FC4-6 1B 1-3 1B	B M X 1-1 ③ G4-3		X 0-0 ③ 2-H 1B	B F B B C X 3-2 ② F9				4	0	2	0	0	0	3
Matt Morris, R (1, 1) OBP: 0.242, SLG: 0.323 Jason Simontacchi, R (6, 1) OBP: 0.083, SLG: 0.125 Orlando Palmeiro, L (6, PH) OBP: 0.363, SLG: 0.362 Esteban Yan, R (7, 1) Jeff Fassero, L (7, 1) So Taguchi, R (8, 9) OBP: 0.500, SLG: 0.667		X 0-0 FC4-6 1-2 3-H 1B		S B X 1-1 ① G5-3		0-0 1B 5 2B 2B 1-2 F8				2 1 1 0 0 0	0 1 0 0 0 0	1 1 0 0 0 0	1 0 0 0 0 0	0 0 0 0 0 0	0 0 2 0 0 0	0 0 0 0 0 0
Inning Stats	R: 2 E: 0 K: 2 S: 17 H: 3 LOB: 1 BB: 0 P: 25	R: 1 E: 1 K: 1 S: 10 H: 2 LOB: 2 BB: 0 P: 15	R: 1 E: 0 K: 0 S: 10 H: 3 LOB: 1 BB: 0 P: 17	R: 0 E: 0 K: 0 S: 10 H: 0 LOB: 0 BB: 0 P: 17	R: 2 E: 0 K: 0 S: 13 H: 4 LOB: 2 BB: 0 P: 19	R: 5 E: 0 K: 0 S: 21 H: 5 LOB: 2 BB: 2 P: 39	R: 0 E: 0 K: 0 S: 12 H: 1 LOB: 1 BB: 0 P: 22	R: 0 E: 0 K: 2 S: 8 H: 0 LOB: 0 BB: 0 P: 13		1B: 12 2B: 3 3B: 0 HR: 3	SF: 0 SAC: 0 DP: 0 HBP: 0			WP: 0 PB: 0 SB: 2 CS: 0	PA: 43	

PITCHER		IP	WLS	BF	H	R	ER	SO	BB	IBB	HBP	BLK	WP	HR	S	P	ERA	WHIP
Jason Johnson, R ERA: 3.88	(1, 1)	3.0		17	8	4	3	3	0	0	0	0	0	2	37	57	9.00	2.667
Travis Driskill, R ERA: 6.26	(4, 1)	2.1	L	13	7	5	5	0	0	0	0	0	0	0	31	50	19.29	3.000
B.J. Ryan, L ERA: 5.82	(6, 1)	0.0		1	0	0	0	0	1	0	0	0	0	0	3	7	∞	∞
Rick Bauer, R ERA: 4.64	(6, 1)	0.2		5	2	2	2	0	1	0	0	0	0	1	10	18	27.00	4.500
Willis Roberts, R ERA: 5.1	(7, 1)	2.0		7	1	0	0	2	0	0	0	0	0	0	20	35	0.00	0.500

PITCHER		IP	WLS	BF	H	R	ER	SO	BB	IBB	HBP	BLK	WP	HR	S	P	ERA	WHIP

BOTTOM

Baltimore Orioles @ St. Louis Cardinals

Busch Stadium, St. Louis, MO

Sun Jun 08 2003, 1:10 PM CDT
Att. 33,313 - Cloudy - 77 F

livebaseballscorecards.com

AB	41
R	11
H	18
RBI	11
BB	2
SO	5
LOB	18

Batter	1	2	3	4	5	6	7	8	9	AB	R	H	RBI	BB	SO	LOB
Miguel Cairo, R (1, 4) OBP: 0.296, SLG: 0.369	C B B F F S 2-3 ① K		C X 0-1 ③ G4-3		F B 1 B C F F X SAFE 2-2 E4 HR 1-3 1B		B F B C F F B X 3-2 ① P6	1 SAFE C X 0-1 ② P6		5	1	1	0	0	1	1
J.D. Drew, L (1, 9) OBP: 0.379, SLG: 0.606	B C X 1-1 ② G4-3			C F B F F B X 2-2 ① G4-3	B F X 1-1 HR 2-H 3-H		B B B B 4-0 5 HR BB	1 SAFE 1 SAFE C F F S 0-3 ③ K		4	2	1	3	1	1	1
5 Albert Pujols, R (1, 10) OBP: 0.447, SLG: 0.727	C B S B B X 3-2 1B			C X 0-1 ② F9	B F X 1-1 ③ P5		B B B X 3-0 1-H HR		C C B X 1-2 ① G1-3	5	1	2	2	0	0	0
15 Jim Edmonds, L (1, 8) OBP: 0.401, SLG: 0.636 Kerry Robinson, L (9, 8) OBP: 0.227, SLG: 0.190	C C B X 1-2 ③ F9			B X 1-0 2B		B C B F X 2-2 ① G6-3	B B X 2-0 E7 27 1B 1B		X 0-0 27 2B 2B	5 0	2 0	2 0	0 0	0 0	0 0	1 0
27 Scott Rolen, R (1, 5) OBP: 0.407, SLG: 0.558		C B B B F X 3-2 ① L3		B B B C X 3-1 ③ L5		S B C B S 2-3 ② K	C X 0-1 1B 2-3 1B		C F B X 1-2 2-H 1B 2B	5	1	2	1	0	1	1
Edgar Renteria, R (1, 6) OBP: 0.384, SLG: 0.500		C B F B S 2-3 ② K			F X 0-1 F8 1B 2B	B X 1-0 1B BB 1B	X 0-0 G4-6-3 1-2 3-H 1B		B C B F S 2-3 ② K	5	1	3	1	0	2	1
Tino Martinez, L (1, 3) OBP: 0.323, SLG: 0.415 Eduardo Perez, R (7, 3) OBP: 0.404, SLG: 0.500		X 0-0 ③ G3			C F X 0-2 ① F8 2-3	B B B 4-0 1B 1-2 BB	B X 1-0 ② ③ G4-6-3 1-2f		B B B C X 3-1 2-H 1B	3 1	0 0	0 1	0 1	1 0	0 0	3 0
Mike Matheny, R (1, 2) OBP: 0.332, SLG: 0.364			C B F B X 2-2 ① P4		B B S X 2-1 ② F9	F B S X 1-2 1-2 2-3 1B		B C F X 1-2 ① G4-3	B C B F S 2-3 ③ K	5	0	1	0	0	1	2
Orlando Palmeiro, L (1, 7) OBP: 0.367, SLG: 0.361			C B F B B X 3-2 ② P6		F S B F X 1-2 E HR 3-H 1B	B B F B C F F X 3-2 ③ F7		B B B C B 4-1 BB		3	1	1	1	1	0	3
Inning Stats	R: 0 H: 1 E: 0 LOB: 1 K: 1 BB: 0 S: 12 P: 19	R: 0 H: 0 E: 0 LOB: 0 K: 1 BB: 0 S: 7 P: 12	R: 0 H: 0 E: 0 LOB: 0 K: 0 BB: 0 S: 8 P: 13	R: 0 H: 1 E: 0 LOB: 1 K: 0 BB: 0 S: 10 P: 16	R: 4 H: 4 E: 1 LOB: 0 K: 0 BB: 0 S: 20 P: 27	R: 0 H: 2 E: 0 LOB: 3 K: 1 BB: 1 S: 15 P: 28	R: 3 H: 3 E: 1 LOB: 1 K: 0 BB: 1 S: 11 P: 24	R: 0 H: 0 E: 0 LOB: 1 K: 1 BB: 1 S: 10 P: 15	R: 2 H: 3 E: 0 LOB: 1 K: 2 BB: 0 S: 15 P: 24	1B: 8 SF: 0 2B: 4 SAC: 0 3B: 0 DP: 1 HR: 2 HBP: 0						WP: 0 PA: 44 PB: 0 SB: 0 CS: 0

PITCHER		IP	WLS	BF	H	R	ER	SO	BB	IBB	HBP	BLK	WP	HR	S	P	ERA	WHIP
Byung-Hyun Kim, R ERA: 4.34	(1, 1)	5.0		21	6	4	4	2	0	0	0	0	0	1	57	87	7.20	1.200
Rudy Seanez, R ERA: 5.4	(6, 1)	1.1		10	3	3	2	1	2	0	0	0	0	1	22	47	13.50	3.750
Ramiro Mendoza, R ERA: 6.44	(7, 1)	1.1		6	2	0	0	0	1	0	0	0	0	0	10	16	0.00	2.250
Alan Embree, L ERA: 5.79	(8, 1)	0.1		1	0	0	0	1	0	0	0	0	0	0	4	4	0.00	0.000
Brandon Lyon, R ERA: 3.64	(9, 1)	1.0	L	6	3	2	2	2	0	0	0	0	0	0	15	24	18.00	3.000

PITCHER	IP	WLS	BF	H	R	ER	SO	BB	IBB	HBP	BLK	WP	HR	S	P	ERA	WHIP

TOP

St. Louis Cardinals @ Boston Red Sox

Fenway Park, Boston, MA

Tue Jun 10 2003, 7:05 PM EDT

Att. 34,937 - Sunny - 79 F

livebaseballscorecards.com

AB	41
R	9
H	14
RBI	9
BB	3
SO	6
LOB	13

BOTTOM

St. Louis Cardinals @ Boston Red Sox

Fenway Park, Boston, MA

Tue Jun 10 2003, 7:05 PM EDT
Att. 34,937 - Sunny - 79 F

Batter	1	2	3	4	5	6	7	8	9	AB	R	H	RBI	BB	SO	LOB
18 Johnny Damon, L (1, 8) OBP: 0.309, SLG: 0.395	P2	FC6-4 1-2f 2-3			G6-3		F9	G6-3		5	0	0	0	0	0	2
Todd Walker, L (1, 4) OBP: 0.363, SLG: 0.436	2B BB	G4-3			K		3B 2B	IBB 2B		4	2	2	0	1	1	2
Nomar Garciaparra, R (1, 6) OBP: 0.355, SLG: 0.574	F9		34 G3 2B		FC6-4 1B		HR 2-H 3B	IBB BB		4	1	3	1	1	0	1
Manny Ramirez, R (1, 7) OBP: 0.410, SLG: 0.569	34 2B 1-H 2B		F8		FC6-4 1-2f		HR 3-H	IBB 1-2 2-3		4	2	2	3	1	0	2
34 David Ortiz, L (1, 10) OBP: 0.366, SLG: 0.508	2B 2-H		G3 2-3			2B	1B	F9		5	0	3	1	0	0	4
Kevin Millar, R (1, 3) OBP: 0.354, SLG: 0.529	G6-3		F7			G5-3	G4-3		F9	5	0	0	0	0	0	4
Bill Mueller, S (1, 5) OBP: 0.408, SLG: 0.565		G5-3		G6-3		G4-3		G5-3	1B	5	0	1	0	0	0	1
Trot Nixon, L (1, 9) OBP: 0.396, SLG: 0.529		18 FC6-4 1B		F7		P4		HR BB	K	4	1	1	0	1	1	2
Jason Varitek, S (1, 2) OBP: 0.350, SLG: 0.525		SAFE 18 FC6-4 1-2 1B		F8			G4-3	HR 1-H	K	5	1	2	2	0	1	1

	AB	41
	R	7
	H	14
	RBI	7
	BB	4
	SO	3
	LOB	19

livebaseballscorecards.com

Inning Stats	1	2	3	4	5	6	7	8	9
	R: 2 E: 0 K: 0 S: 11	H: 2 LOB: 1 BB: 1 P: 19	R: 0 E: 0 K: 0 S: 16	H: 2 LOB: 2 BB: 0 P: 26	R: 0 E: 0 K: 0 S: 8	H: 1 LOB: 1 BB: 0 P: 14	R: 0 E: 0 K: 0 S: 10	H: 0 LOB: 0 BB: 0 P: 14	R: 0 E: 0 K: 1 S: 13	H: 1 LOB: 1 BB: 0 P: 19
	R: 0 E: 0 K: 0 S: 5	H: 1 LOB: 1 BB: 0 P: 6	R: 3 E: 0 K: 0 S: 23	H: 4 LOB: 1 BB: 0 P: 34	R: 2 E: 0 K: 0 S: 11	H: 2 LOB: 3 BB: 3 P: 29	R: 0 E: 0 K: 2 S: 11	H: 1 LOB: 1 BB: 0 P: 14	1B: 5 2B: 6 3B: 1 HR: 2	SF: 0 SAC: 0 DP: 0 HBP: 0	WP: 0 PB: 0 SB: 0 CS: 0	PA: 45

PITCHER		IP	WLS	BF	H	R	ER	SO	BB	IBB	HBP	BLK	WP	HR	S	P	ERA	WHIP
Woody Williams, R ERA: 2.33	(1, 1)	6.2		31	10	5	5	1	1	0	0	0	0	1	80	122	6.75	1.650
Jeff Fassero, L ERA: 5.23	(7, 1)	0.2	H	4	1	1	1	0	1	0	0	0	0	0	9	19	13.50	3.000
Kiko Calero, R ERA: 3.28	(8, 1)	0.0	B	1	1	1	1	0	0	0	0	0	0	1	2	3	∞	∞
Steve Kline, L ERA: 3.55	(8, 1)	0.2	W	5	1	0	0	0	1	1	0	0	0	0	6	17	0.00	3.000
Cal Eldred, R ERA: 3.46	(9, 1)	1.0	S	4	1	0	0	2	0	0	0	0	0	0	11	14	0.00	1.000

PITCHER	IP	WLS	BF	H	R	ER	SO	BB	IBB	HBP	BLK	WP	HR	S	P	ERA	WHIP

Batter	1	2	3	4	5	6	7	8	9	AB	R	H	RBI	BB	SO	LOB
Orlando Palmeiro, L (1, 7) OBP: 0.371, SLG: 0.366	B B C S F B X 3-2 G6-3 ①		C F B B X 2-2 G3-1 ②		C B X 1-1 FC3-6 1B		C X 0-1 1B			4	0	2	0	0	0	0
J.D. Drew, L (1, 8) OBP: 0.367, SLG: 0.584	B F S B C 2-3 K ②		B S X 1-1 G3-1 ③		X 0-0 FC3-6 ② 1-2f		S X 0-1 G4-3 ③			4	0	0	0	0	1	2
5 Albert Pujols, R (1, 3) OBP: 0.448, SLG: 0.727	B C F F B S 2-3 K ③			C X 0-1 15 1B 2B	B X 1-0 F8 ③			B C X 1-1 G1-6-3 15 1B 1B		4	1	2	0	0	1	1
15 Jim Edmonds, L (1, 10) OBP: 0.407, SLG: 0.638 Jason Simontacchi, R (8, PR) OBP: 0.083, SLG: 0.125		B B S S S B S 3-3 K ①		X 0-0 G2-3 27 G3 2-H 1B		B S C F X 1-2 CS 27 1B 1B		B B C X 2-1 G1-6-3 1-2 1B		4 0	0 0	3 0	1 0	0 0	1 0	0 0
27 Scott Rolen, R (1, 5) OBP: 0.410, SLG: 0.559 Kerry Robinson, L (8, PH) OBP: 0.222, SLG: 0.186 (8, 9)		C B F F X 1-2 1B 1B		C B C X 1-2 G3 ① 1-2		B X 1-0 CS 1-2 1B		C S B F X 1-2 G1-6-3 ① ② 1-2f 2-3		3 1	0 0	2 0	0 0	0 0	0 0	1 2
Edgar Renteria, R (1, 6) OBP: 0.383, SLG: 0.496 Miguel Cairo, R (7, 4) OBP: 0.294, SLG: 0.366	C S F F X 0-2 F9 ②			C B B B D B 4-1 G2-3 BB		B C C B F B S 3-3 K ① ② 1-2 2-3		F C X 0-2 G6-3 ③		2 1	0 0	0 0	0 0	1 0	1 0	3 2
Eduardo Perez, R (1, 9) OBP: 0.398, SLG: 0.488 (8, 5)	X 0-0 1-2 1B			B B C X 2-1 G2-3 ② 1-2 2-3		C B C C 1-3 K ③			X 0-0 P3 ①	4	0	1	0	0	1	3
Joe Girardi, R (1, 2)	X 0-0 G5-3 ③			B X 1-0 G1-3 ③			C C B B S 2-3 K ①		C B B F X 2-2 P3 ②	4	0	0	0	0	1	4
Wilson Delgado, S (1, 4) OBP: 0.239, SLG: 0.171 (7, 6)			C C X 0-2 G3 ①		B F F C 1-3 K ①		B X 1-0 F9 ②		X 0-0 G4-3 ③	4	0	0	0	0	1	0
Inning Stats	R: 0 E: 0 K: 2 S: 11 H: 0 LOB: 0 BB: 0 P: 18	R: 0 E: 0 K: 1 S: 14 H: 2 LOB: 2 BB: 0 P: 18	R: 0 E: 0 K: 0 S: 8 H: 0 LOB: 0 BB: 0 P: 11	R: 1 E: 0 K: 0 S: 10 H: 2 LOB: 2 BB: 1 P: 18	R: 0 E: 0 K: 1 S: 7 H: 1 LOB: 1 BB: 0 P: 10	R: 0 E: 0 K: 2 S: 12 H: 2 LOB: 1 BB: 0 P: 18	R: 0 E: 0 K: 1 S: 8 H: 1 LOB: 1 BB: 0 P: 11	R: 0 E: 0 K: 0 S: 11 H: 2 LOB: 2 BB: 0 P: 15	R: 0 E: 0 K: 0 S: 5 H: 0 LOB: 0 BB: 0 P: 7	1B: 9 2B: 2 3B: 0 HR: 0 SF: 0 SAC: 0 DP: 2 HBP: 0						

TOP

St. Louis Cardinals @ Boston Red Sox

Fenway Park, Boston, MA

Wed Jun 11 2003, 7:05 PM EDT

Att. 33,453 - Cloudy - 70 F

livebaseballscorecards.com

AB	35
R	1
H	10
RBI	1
BB	1
SO	7
LOB	18

WP: 0 PB: 0 SB: 0 CS: 2 PA: 36

PITCHER		IP	WLS	BF	H	R	ER	SO	BB	IBB	HBP	BLK	WP	HR	S	P	ERA	WHIP
Pedro Martinez, R ERA: 2.7	(1, 1)	3.0		11	2	0	0	3	0	0	0	0	0	0	33	47	0.00	0.667
John Burkett, R ERA: 5.74	(4, 1)	6.0	W	25	8	1	1	4	1	0	0	0	0	0	53	79	1.50	1.500

PITCHER	IP	WLS	BF	H	R	ER	SO	BB	IBB	HBP	BLK	WP	HR	S	P	ERA	WHIP

BOTTOM

St. Louis Cardinals @ Boston Red Sox

Fenway Park, Boston, MA

Wed Jun 11 2003, 7:05 PM EDT
Att. 33,453 - Cloudy - 70 F

Batter	1	2	3	4	5	6	7	8	9	AB	R	H	RBI	BB	SO	LOB
18 Johnny Damon, L (1, 8) OBP: 0.317, SLG: 0.406	G4-3	1B 2B	SF8 1B 1B		G4-6-3 1B		2B 34 BB 1B	K		6	2	4	3	0	1	1
Todd Walker, L (1, 4) OBP: 0.358, SLG: 0.430	G3	F8	34 BB 1B		G4-6-3		F8	F8		6	0	1	0	0	0	4
Nomar Garciaparra, R (1, 6) OBP: 0.357, SLG: 0.582					F8		34 BB 1B 2B			3	1	2	2	0	0	0
Freddy Sanchez, R (7, PH) OBP: 0.429, SLG: 0.571 (8, 6) (9, 5)	3B	BB 34 1B 1B	SF8							1	1	1	0	0	0	0
Manny Ramirez, R (1, 7) OBP: 0.415, SLG: 0.581	BB	34 1B E BB	K			HR	1B 34 BB BB			2	2	1	1	2	1	2
Damian Jackson, R (7, PH) OBP: 0.320, SLG: 0.289 (8, 7) (9, 6)										0	0	0	0	1	0	0
34 David Ortiz, L (1, 10) OBP: 0.374, SLG: 0.504	P6	E 1B	FC6-4 BB			P5	1B BB			3	1	1	2	2	0	2
Kevin Millar, R (1, 3) OBP: 0.355, SLG: 0.531		G5-3 E6 2B	FC6-4			K	1B			5	0	2	3	0	1	3
Trot Nixon, L (1, 9) OBP: 0.391, SLG: 0.537		HR P4	K			G1-3	F7			5	1	1	1	0	1	4
Bill Mueller, S (1, 5) OBP: 0.415, SLG: 0.575		2B 1B	18 1B 1B		F8		G3-1 18 1B 2B	F9		4	3	3	0	0	0	0
Jeremy Giambi, L (8, PH) OBP: 0.336, SLG: 0.392 (9, 7)										1	0	0	0	0	0	0
Jason Varitek, S (1, 2) OBP: 0.357, SLG: 0.533		18 2B 2B	18 1B 1B SF8 1B		K		G3-1			5	2	3	1	0	1	1
Inning Stats	R: 0 E: 0 K: 0 S: 14 H: 1 LOB: 2 BB: 1 P: 25	R: 7 E: 1 K: 0 S: 23 H: 7 LOB: 1 BB: 1 P: 39	R: 2 E: 0 K: 1 S: 17 H: 4 LOB: 3 BB: 1 P: 30	R: 0 E: 0 K: 2 S: 11 H: 0 LOB: 0 BB: 0 P: 16	R: 0 E: 0 K: 0 S: 4 H: 1 LOB: 0 BB: 0 P: 6	R: 1 E: 0 K: 1 S: 8 H: 1 LOB: 0 BB: 0 P: 13	R: 3 E: 0 K: 0 S: 16 H: 4 LOB: 3 BB: 2 P: 32	R: 0 E: 0 K: 1 S: 12 H: 1 LOB: 1 BB: 0 P: 19		1B: 11 2B: 5 3B: 1 HR: 2	SF: 1 SAC: 0 DP: 1 HBP: 0					

livebaseballscorecards.com

AB	41
R	13
H	19
RBI	13
BB	5
SO	5
LOB	17

WP: 0 PB: 0 SB: 0 CS: 0 PA: 47

PITCHER		IP	WLS	BF	H	R	ER	SO	BB	IBB	HBP	BLK	WP	HR	S	P	ERA	WHIP
Brett Tomko, R ERA: 5.6	(1, 1)	2.0	L	18	10	9	9	0	2	0	0	0	0	1	40	71	40.50	6.000
Kiko Calero, R ERA: 3.14	(3, 1)	4.0		16	4	1	1	4	1	0	0	0	0	1	37	58	2.25	1.250
Dustin Hermanson, R ERA: 6.31	(7, 1)	2.0		13	5	3	3	1	2	0	0	0	0	0	28	51	13.50	3.500

PITCHER	IP	WLS	BF	H	R	ER	SO	BB	IBB	HBP	BLK	WP	HR	S	P	ERA	WHIP

Batter	1	2	3	4	5	6	7	8	9	10	11	12	13	AB	R	H	RBI	BB	SO	LOB
Miguel Cairo, R OBP: 0.295, SLG: 0.372 (1, 4)	K		1B	F7			G4-3		2B		P6		SH1-4 1-2	6	1	2	0	0	1	1
Orlando Palmeiro, L OBP: 0.367, SLG: 0.362 (1, 8)	1B		5 FC6-4 1-3 1B		L1		F8		F7		F7		G3 2-3	7	0	2	0	0	0	2
5 Albert Pujols, R OBP: 0.444, SLG: 0.711 (1, 3)	F8		FC6-4 15 1B 1-2f 3-H		G5-3		G6-3		BB		P4		15 HR IBB	5	1	0	1	2	0	2
15 Jim Edmonds, L OBP: 0.408, SLG: 0.660 (1, 10) (8, 7)	G4-3		1B		G4-3			HR	K			G3	HR 1-H 3-H	7	2	3	4	0	1	3
27 Scott Rolen, R OBP: 0.403, SLG: 0.545 (1, 5)		L6	K			P3		K		K		FC6-2 BB	G5-3	6	0	0	0	1	3	2
Edgar Renteria, R OBP: 0.393, SLG: 0.508 (1, 6)		G5-3		G4-3 PB 2B		E S 1B		S 1B		HR 1B		FC6-2 S 1-2 1B		6	2	5	0	0	0	0
Eduardo Perez, R OBP: 0.402, SLG: 0.476 (1, 7) 44 Jason Isringhausen, R (8, 1) Cal Eldred, R (9, 1) Steve Kline, S (9, 1) J.D. Drew, L OBP: 0.372, SLG: 0.614 (10, PH) Jeff Fassero, L (10, 1) Wilson Delgado, S OBP: 0.234, SLG: 0.167 (12, PH) Esteban Yan, R (12, 1)		BB	G4-3 2-3	BB 3-H		1 SAFE 1-3 HBP	G5-3 1-2			0-0 1-H HR		FC6-2 1-3 2-H		2 0 0 0 1 0 2 0 0 0 0 0 0 0 0 0 0 0 0 0 0 0 0 0 0 0 0 0 1 1 1 2 0 0 0 0 0 0 0 0 0 0 1 0 0 0 0 0 2 0 0 0 0 0 0 0						
Mike Matheny, R OBP: 0.327, SLG: 0.355 (1, 2)	K					P4	G1-3			K		G4-3		5	0	0	0	1	2	6
Kerry Robinson, L OBP: 0.216, SLG: 0.184 (1, 9)			K	P6		G6-3		K		G4-3			G3 15 HR SH1-4 1B	6	1	1	0	0	2	3
Inning Stats	R: 0 H: 1 E: 0 LOB: 1 K: 1 BB: 0 S: 10 P: 13	R: 0 H: 0 E: 0 LOB: 1 K: 1 BB: 1 S: 12 P: 18	R: 1 H: 3 E: 0 LOB: 2 K: 2 BB: 0 S: 16 P: 22	R: 1 H: 1 E: 0 LOB: 1 K: 0 BB: 1 S: 8 P: 14	R: 0 H: 0 E: 0 LOB: 0 K: 0 BB: 0 S: 7 P: 9	R: 0 H: 1 E: 0 LOB: 2 K: 0 BB: 0 S: 12 P: 17	R: 0 H: 0 E: 0 LOB: 0 K: 0 BB: 0 S: 6 P: 9	R: 1 H: 2 E: 0 LOB: 1 K: 1 BB: 0 S: 12 P: 18	R: 0 H: 1 E: 0 LOB: 2 K: 2 BB: 1 S: 16 P: 26	R: 2 H: 2 E: 0 LOB: 0 K: 2 BB: 0 S: 15 P: 20	R: 0 H: 0 E: 0 LOB: 0 K: 0 BB: 0 S: 5 P: 6	R: 0 H: 1 E: 0 LOB: 2 K: 0 BB: 1 S: 10 P: 15	R: 3 H: 2 E: 0 LOB: 0 K: 0 BB: 1 S: 8 P: 19	1B: 9 SF: 0 2B: 2 SAC: 1 3B: 0 DP: 0 HR: 3 HBP: 1		WP: 0 PA: 59 PB: 1 SB: 5 CS: 0				

PITCHER		IP	WLS	BF	H	R	ER	SO	BB	IBB	HBP	BLK	WP	HR	S	P	ERA	WHIP
49 Tim Wakefield, R ERA: 5.04	(1, 1)	6.0		27	6	2	1	4	2	0	1	0	0	0	65	93	1.50	1.333
Alan Embree, L ERA: 5.95	(7, 1)	1.0		4	1	1	1	0	0	0	0	0	0	1	7	10	9.00	1.000
50 Mike Timlin, R ERA: 3.75	(8, 1)	1.0		4	1	0	0	1	0	0	0	0	0	0	11	17	0.00	1.000
Hector Almonte, R ERA: 9.64	(9, 1)	1.0		5	1	0	0	2	1	0	0	0	0	0	16	26	0.00	2.000
Brandon Lyon, R ERA: 3.98	(10, 1)	2.0		8	2	2	2	2	0	0	0	0	0	1	20	26	9.00	1.000

PITCHER		IP	WLS	BF	H	R	ER	SO	BB	IBB	HBP	BLK	WP	HR	S	P	ERA	WHIP
Ramiro Mendoza, R ERA: 6.81	(12, 1)	2.0	L	11	3	3	3	0	1	1	0	0	0	1	18	34	13.50	2.000

St. Louis Cardinals @ Boston Red Sox

Fenway Park, Boston, MA

Thu Jun 12 2003, 7:05 PM EDT

Att. 34,389 - Cloudy - 64 F

TOP

livebaseballscorecards.com

AB	52
R	8
H	14
RBI	7
BB	5
SO	9
LOB	23

Batter	1	2	3	4	5	6	7	8	9	10	11	12	13	AB	R	H	RBI	BB	SO	LOB
18 Johnny Damon, L (1, 8) OBP: 0.311, SLG: 0.397	F8		K	P6			K		G3	34 DI 34 2B 1B		G4-3	F9	8	1	1	0	0	2	5
Todd Walker, L (1, 4) Damian Jackson, R (9, PR) (10, 4) OBP: 0.320, SLG: 0.289 34 David Ortiz, L (10, PH) OBP: 0.378, SLG: 0.515 Freddy Sanchez, R (10, PR) (11, 4) OBP: 0.375, SLG: 0.500	BB 2B		F9		E7 G5-3		F7		F7 S 3B 1B	1-H 1B 2B		G6-3		5 0 1 1 1	0 1 0 0 1	2 0 1 0 0	0 0 1 0 0	0 0 0 0 0	0 0 0 0 0	0 0 0 0 0
Nomar Garciaparra, R (1, 6) OBP: 0.359, SLG: 0.586	G6-3		1B		K		L5		3-2 1-H 3B	IBB 2-H 1B		L6		7	0	3	2	0	1	2
Manny Ramirez, R (1, 10) OBP: 0.426, SLG: 0.581	BB BB		K		G5-3 BB			G4-6-3 1B	IBB IBB	IBB IBB			1B BB	2	1	1	0	5	1	1
Kevin Millar, R (1, 3) OBP: 0.366, SLG: 0.528	1-2 2-3 BB		G5-3 1-2 2-3	BB BB	G5-3 1-2 2-3			G4-6-3 1-2f	1-2 IBB	FC4-6 1-2 2-3 IBB			1B 1-2 G4-6-3 1B	3	1	1	0	4	0	3
Trot Nixon, L (1, 9) OBP: 0.388, SLG: 0.527	K		P2	P3				FC4-6 1B	P3	FC4-6 1-2f			G4-6-3 1-3 2-H 1B	7	0	2	1	0	1	12
Bill Mueller, S (1, 5) OBP: 0.406, SLG: 0.556		E4 G4-6-3	BB 1-2 BB			F7	FC4-6 1-2f		F9		F7		G4-6-3 1-2f 3-H	6	0	0	0	1	0	5
Jeremy Giambi, L (1, 7) OBP: 0.333, SLG: 0.373		G4-6-3 1-2f	K			G6-3			HR BB	F8	K		WP BB	5	1	0	0	2	2	3
Doug Mirabelli, R (1, 2) OBP: 0.282, SLG: 0.395 Jason Varitek, S (9, PH) (10, 2) OBP: 0.360, SLG: 0.547		1B		1-2 2-3 BB		F8			1-H HR	G6-3	P4		IBB 1-2	2 3	0 1	1 1	0 2	1 1	0 0	0 0
Inning Stats	R: 0 H: 1 E: 0 LOB: 3 K: 1 BB: 2 S: 12 P: 23	R: 0 H: 1 E: 1 LOB: 1 K: 0 BB: 1 S: 6 P: 12	R: 0 H: 1 E: 0 LOB: 1 K: 2 BB: 0 S: 9 P: 13	R: 0 H: 0 E: 0 LOB: 3 K: 1 BB: 3 S: 11 P: 30	R: 0 H: 0 E: 1 LOB: 3 K: 1 BB: 1 S: 12 P: 23	R: 0 H: 0 E: 0 LOB: 0 K: 0 BB: 0 S: 6 P: 11	R: 0 H: 0 E: 0 LOB: 0 K: 1 BB: 0 S: 9 P: 13	R: 0 H: 2 E: 0 LOB: 1 K: 0 BB: 0 S: 10 P: 14	R: 3 H: 3 E: 0 LOB: 3 K: 0 BB: 3 S: 24 P: 44	R: 2 H: 3 E: 0 LOB: 3 K: 0 BB: 2 S: 16 P: 34	R: 0 H: 0 E: 0 LOB: 0 K: 1 BB: 0 S: 7 P: 7	R: 0 H: 0 E: 0 LOB: 0 K: 0 BB: 0 S: 8 P: 11	R: 2 H: 2 E: 0 LOB: 2 K: 0 BB: 3 S: 11 P: 28	1B: 9 SF: 0 2B: 2 SAC: 0 3B: 1 DP: 3 HR: 1 HBP: 0		WP: 1 PA: 64 RB: 0 SB: 1 CS: 0				

PITCHER		IP	WLS	BF	H	R	ER	SO	BB	IBB	HBP	BLK	WP	HR	S	P	ERA	WHIP
Garrett Stephenson, R ERA: 4.39	(1, 1)	7.0		30	3	0	0	6	6	0	0	0	0	0	65	125	0.00	1.286
44 Jason Isringhausen, R ERA:	(8, 1)	1.0	H	4	2	0	0	0	0	0	0	0	0	0	10	14	0.00	2.000
Cal Eldred, R ERA: 4.44	(9, 1)	0.1	B	7	3	3	3	0	1	2	0	0	0	1	18	35	81.00	12.000
Steve Kline, L ERA: 3.46	(9, 1)	0.2		2	0	0	0	0	0	0	0	0	0	0	6	9	0.00	0.000
Jeff Fassero, L ERA: 5.56	(10, 1)	2.0	B	11	3	2	2	1	0	2	0	0	0	0	23	41	9.00	1.500

PITCHER		IP	WLS	BF	H	R	ER	SO	BB	IBB	HBP	BLK	WP	HR	S	P	ERA	WHIP
Esteban Yan, R ERA: 8.04	(12, 1)	2.0	W	10	2	2	2	0	2	1	0	0	1	0	19	39	9.00	2.000

BOTTOM

St. Louis Cardinals @ Boston Red Sox

Fenway Park, Boston, MA

Thu Jun 12 2003, 7:05 PM EDT

Att. 34,389 - Cloudy - 64 F

livebaseballscorecards.com

AB	50
R	7
H	13
RBI	6
BB	14
SO	7
LOB	31

Batter	1	2	3	4	5	6	7	8	9	AB	R	H	RBI	BB	SO	LOB
Miguel Cairo, R (1, 4) OBP: 0.292, SLG: 0.366	B C F S 1-3 ① K		X 0-0 5 BB 1B		C B B F X 2-2 ① P6		S B F B F F F X 2-2 ② F8		C X 0-1 ③ G3	5	0	1	0	0	1	0
J.D. Drew, L (1, 9) OBP: 0.376, SLG: 0.607	C B S B F F S 2-3 ② K		B 1 SAFE 1 SAFE B C S C 2-3 ② K		C S B B B B 4-2 5 1B BB		X 0-0 5 1B 1B			3	0	1	0	1	2	1
5 Albert Pujols, R (1, 3) OBP: 0.448, SLG: 0.711	C C B B S 2-3 ③ K2-3		B 1 SAFE B B B 4-0 **1-2** BB		B S X 1-1 **1-2** 1B		C B B X 2-1 **1-2** 1B			3	0	2	0	1	1	0
15 Jim Edmonds, L (1, 8) OBP: 0.405, SLG: 0.667		B X 1-0 HR	S X 0-1 ③ F7		B B C S S 2-3 ② K		S B X 1-1 ③ G4-3			4	1	1	1	0	1	6
27 Scott Rolen, R (1, 5) OBP: 0.404, SLG: 0.549		F F B B F F X 2-2 2B		X 0-0 1B SF7 1B	B B B C F F S 3-3 ③ K			C B S F X 1-2 ① P6		4	1	2	0	0	1	2
Edgar Renteria, R (1, 6) OBP: 0.391, SLG: 0.504		C F B F B F B S 3-3 ① K		F X 0-1 SF7 **1-3** 1B		B C T X 1-2 ① F7		X 0-0 ② F9		4	0	1	0	0	1	1
Tino Martinez, L (1, 10) OBP: 0.317, SLG: 0.409		C S S 0-3 ② K		X 0-0 ① SF7 **1-2** **3-H**		C X 0-1 ② G4-3		F F F B F B X 2-2 ③ G4-3		3	0	0	1	0	1	1
Mike Matheny, R (1, 2) OBP: 0.323, SLG: 0.350 Orlando Palmeiro, L (9, PH) OBP: 0.364, SLG: 0.359		S F B B B S 3-3 ③ K		C B F F S 1-3 ② K		C B X 1-1 ③ F9			C B B F C 2-3 ① K	3 1	0 0	0 0	0 0	0 0	2 1	2 0
Kerry Robinson, L (1, 7) OBP: 0.200, SLG: 0.170			C B C F F F X 1-2 ① G2-3	C B F F B X 2-2 ③ G4-3			X 0-0 ① F8		C X 0-1 ② G1-3	4	0	0	0	0	0	1
Inning Stats	R: 0 H: 0 E: 0 LOB: 0 K: 3 BB: 0 S: 11 P: 16	R: 1 H: 2 E: 0 LOB: 1 K: 3 BB: 0 S: 17 P: 26	R: 0 H: 1 E: 0 LOB: 2 K: 1 BB: 1 S: 12 P: 19	R: 1 H: 2 E: 0 LOB: 1 K: 1 BB: 0 S: 12 P: 15	R: 0 H: 1 E: 0 LOB: 2 K: 2 BB: 1 S: 14 P: 26	R: 0 H: 0 E: 0 LOB: 0 K: 0 BB: 0 S: 7 P: 9	R: 0 H: 2 E: 0 LOB: 2 K: 0 BB: 0 S: 12 P: 17	R: 0 H: 0 E: 0 LOB: 0 K: 0 BB: 0 S: 10 P: 13	R: 0 H: 0 E: 0 LOB: 0 K: 1 BB: 0 S: 7 P: 9	1B: 6 SF: 1 2B: 1 SAC: 0 3B: 0 DP: 0 HR: 1 HBP: 0						

TOP

St. Louis Cardinals @ New York Yankees

Yankee Stadium, Bronx, NY

Fri Jun 13 2003, 7:05 PM EDT
Att. 55,214 - Cloudy - 59 F

livebaseballscorecards.com

AB	34
R	2
H	8
RBI	2
BB	2
SO	11
LOB	14

WP: 0 PA: 37
PB: 0
SB: 0
CS: 0

PITCHER		IP	WLS	BF	H	R	ER	SO	BB	IBB	HBP	BLK	WP	HR	S	P	ERA	WHIP
Roger Clemens, R ERA: 3.73	(1, 1)	6.2	W	28	6	2	2	10	2	0	0	0	0	1	80	120	2.70	1.200
Chris Hammond, L ERA: 2.7	(7, 1)	0.1	H	3	2	0	0	0	0	0	0	0	0	0	5	8	0.00	6.000
Antonio Osuna, R ERA: 2.0	(8, 1)	1.0	H	3	0	0	0	0	0	0	0	0	0	0	10	13	0.00	0.000
42 Mariano Rivera, R ERA: 2.08	(9, 1)	1.0	S	3	0	0	0	1	0	0	0	0	0	0	7	9	0.00	0.000

PITCHER	IP	WLS	BF	H	R	ER	SO	BB	IBB	HBP	BLK	WP	HR	S	P	ERA	WHIP

Batter	1	2	3	4	5	6	7	8	9	AB	R	H	RBI	BB	SO	LOB
Alfonso Soriano, R (1, 4) OBP: 0.348, SLG: 0.532	F B C F F F X 1-2 P5 ①	C B S B X 2-2 FC5-4 ③ 1-2f			X 0-0 B2 ①		1 SAFE 1 SAFE B X 1-0 F8 ① 1-2			4	0	0	0	0	0	3
2 Derek Jeter, R (1, 6) OBP: 0.319, SLG: 0.411	C B S X 1-2 20 2B 1B	B T B X 2-1 F9 ①			B C F F F B B X 3-2 F9 ②		F B B C B X 3-2 G6-3 ②			4	1	1	0	0	0	2
25 Jason Giambi, L (1, 3) OBP: 0.368, SLG: 0.461	1 SAFE C 1 SAFE B B F X 2-2 F8 ②	C C F F B X 2-2 G3-1 ②			F B B F S 2-3 K ③		B B 2 SAFE B B 4-0 BB			3	0	0	0	1	1	2
20 Jorge Posada, S (1, 2) OBP: 0.401, SLG: 0.548	B B X 2-0 1-H 2B	C C C 0-3 K ③				C B B B B 4-1 FC6-4 BB	B F B S B X 3-2 G4-3 ③			3	0	1	1	1	1	2
Robin Ventura, L (1, 5) OBP: 0.357, SLG: 0.457	S T D D S 2-3 K ③			C S S 0-3 K ①		F S X 0-2 FC6-4 ① 55 G4-6-3 1-2f		B C X 1-1 FC6-5 55 1B 1B		4	0	1	0	0	2	2
55 Hideki Matsui, L (1, 8) OBP: 0.333, SLG: 0.429		C B C X 1-2 HR		B S B F B F S 3-3 K ②		F X 0-1 G4-6-3 ②③ 1-2f		B B X 2-0 1-2 1B		4	1	2	1	0	1	1
Ruben Sierra, S (1, 10) OBP: 0.342, SLG: 0.424		C B X 1-1 L8 ①		C B X 1-1 HR			F X 0-1 HR 1B	B X 1-0 F7 ①		4	2	2	1	0	0	2
Raul Mondesi, R (1, 9) OBP: 0.354, SLG: 0.524		B B S X 2-1 G6-3 ②		X 0-0 F8 ③			C B X 1-1 1-H HR	C B X 1-1 L5 ②		4	1	1	2	0	0	2
Juan Rivera, R (1, 7) OBP: 0.269, SLG: 0.306		F S B B B B B 4-2 FC5-4 BB			S X 0-1 2B		X 0-0 F8 1B	B X 1-0 FC6-5 ③ 2-3f		3	0	2	0	1	0	2
Inning Stats	R: 1 E: 0 K: 1 S: 16 H: 2 LOB: 1 BB: 0 P: 24	R: 1 E: 0 K: 0 S: 12 H: 1 LOB: 1 BB: 1 P: 22	R: 0 E: 0 K: 1 S: 10 H: 0 LOB: 0 BB: 0 P: 14	R: 1 E: 0 K: 2 S: 10 H: 1 LOB: 0 BB: 0 P: 14	R: 0 E: 0 K: 1 S: 11 H: 1 LOB: 1 BB: 0 P: 16	R: 0 E: 0 K: 0 S: 6 H: 0 LOB: 0 BB: 1 P: 10	R: 2 E: 0 K: 0 S: 12 H: 3 LOB: 2 BB: 1 P: 24	R: 0 E: 0 K: 0 S: 7 H: 2 LOB: 2 BB: 0 P: 13		1B: 5 2B: 2 3B: 0 HR: 3 SF: 0 SAC: 0 DP: 1 HBP: 0						

BOTTOM

St. Louis Cardinals @ New York Yankees

Yankee Stadium, Bronx, NY

Fri Jun 13 2003, 7:05 PM EDT

Att. 55,214 - Cloudy - 59 F

livebaseballscorecards.com

AB	33
R	5
H	10
RBI	5
BB	3
SO	5
LOB	18

WP: 0 PB: 0 SB: 0 CS: 0 PA: 36

PITCHER		IP	WLS	BF	H	R	ER	SO	BB	IBB	HBP	BLK	WP	HR	S	P	ERA	WHIP
Jason Simontacchi, R ERA: 6.65	(1, 1)	6.0	L	27	8	5	5	5	2	0	0	0	0	3	70	106	7.50	1.667
Esteban Yan, R ERA: 7.79	(7, 1)	1.0		4	0	0	0	0	1	0	0	0	0	0	7	18	0.00	1.000
Steve Kline, L ERA: 3.33	(8, 1)	1.0		5	2	0	0	0	0	0	0	0	0	0	7	13	0.00	2.000

PITCHER		IP	WLS	BF	H	R	ER	SO	BB	IBB	HBP	BLK	WP	HR	S	P	ERA	WHIP

St. Louis Cardinals @ New York Yankees

Yankee Stadium, Bronx, NY

Sat Jun 14 2003, 3:05 PM EDT

Att. 55,174 - Sunny - 80 F

TOP

livebaseballscorecards.com

Batter	1	2	3	4	5	6	7	8	9	AB	R	H	RBI	BB	SO	LOB
Miguel Cairo, R (1, 4) OBP: 0.296, SLG: 0.370	C X 0-1 G4-3		C T F F X 0-2 2B		F F B B D S 3-3 K			F C X 0-2 G4-3	B B B C H 4-1 HBP	4	0	1	0	0	1	1
15 Jim Edmonds, L (1, 8) OBP: 0.400, SLG: 0.657 Kerry Robinson, L (6, 8) OBP: 0.193, SLG: 0.164	B B S B S X 3-2 F8		F C 2 SAFE S 0-3 K		F S D B B S 3-3 K			B S X 1-1 F9	X 0-0 L8	3 2	0 0	0 0	0 0	0 0	2 0	2 3
5 Albert Pujols, R (1, 3) OBP: 0.442, SLG: 0.698	F F B S 1-3 K		2 SAFE F X 0-1 P4			B X 1-0 G5-3		B X 1-0 F8		4	0	0	0	0	1	1
27 Scott Rolen, R (1, 5) OBP: 0.401, SLG: 0.544 Wilson Delgado, S (5, 5) OBP: 0.224, SLG: 0.159		B C X 1-1 F8	F B F S 1-3 K			B C F X 1-2 F9			B F T X 1-2 E6 HR	2 2	0 1	0 0	0 0	0 0	1 0	1 0
Edgar Renteria, R (1, 6) OBP: 0.394, SLG: 0.510 J.D. Drew, L (9, PH) OBP: 0.373, SLG: 0.602		C X 0-1 FC6-4 1B		B X 1-0 F8		B X 1-0 2B			X 0-0 F8	3 1	0 0	2 0	0 0	0 0	0 0	0 1
Eduardo Perez, R (1, 9) OBP: 0.386, SLG: 0.455		F S X 0-2 FC6-4 HR 1-2f		B B C F X 2-2 F8		F F F S 0-3 K			S F C 0-3 K	4	1	0	0	0	2	3
Tino Martinez, L (1, 10) OBP: 0.320, SLG: 0.440		1 SAFE C X 0-1 HR 1-H		S F B B B S 3-3 K			F F F B B S 2-3 K		X 0-0 HR 1-H	4	2	2	4	0	2	0
Mike Matheny, R (1, 2) OBP: 0.324, SLG: 0.348 Joe Girardi, R (6, 2) OBP: 0.167, SLG: 0.167		B B B B 4-0 BB	C B C B F F B F F 3-2 X F9				C F F B X 1-2 G1-3		B F B X 2-1 2B 1B	1 2	0 0	0 1	0 0	1 0	0 0	0 0
Orlando Palmeiro, L (1, 7) OBP: 0.368, SLG: 0.370		B C X 1-1 G4-3	C F B X 1-2 1B				B F B X 2-1 F7		B C B F X 2-2 2B 1-3	4	0	2	0	0	0	1
Inning Stats	R: 0 E: 0 K: 1 S: 8 H: 0 LOB: 0 BB: 0 P: 12	R: 2 E: 0 K: 0 S: 11 H: 2 LOB: 1 BB: 1 P: 17	R: 0 E: 0 K: 2 S: 13 H: 1 LOB: 1 BB: 0 P: 14	R: 0 E: 0 K: 1 S: 7 H: 0 LOB: 0 BB: 0 P: 13	R: 0 E: 0 K: 2 S: 16 H: 1 LOB: 1 BB: 0 P: 26	R: 0 E: 0 K: 1 S: 9 H: 1 LOB: 1 BB: 0 P: 12	R: 0 E: 0 K: 1 S: 10 H: 0 LOB: 0 BB: 0 P: 15	R: 0 E: 0 K: 0 S: 6 H: 0 LOB: 0 BB: 0 P: 8	R: 2 E: 1 K: 1 S: 15 H: 3 LOB: 3 BB: 0 P: 24	1B: 3 2B: 3 3B: 0 HR: 2	SF: 0 SAC: 0 DP: 0 HBP: 1						

	AB	36
	R	4
	H	8
	RBI	4
	BB	1
	SO	9
	LOB	13

WP: 0 PB: 0 SB: 0 CS: 0 PA: 38

PITCHER	IP	WLS	BF	H	R	ER	SO	BB	IBB	HBP	BLK	WP	HR	S	P	ERA	WHIP
Andy Pettitte, L (1, 1) ERA: 5.09	7.0	W	27	5	2	2	8	1	0	0	0	0	1	74	109	2.57	0.857
Al Reyes, R (8, 1) ERA: 4.5	1.0		3	0	0	0	0	0	0	0	0	0	0	6	8	0.00	0.000
Jason Anderson, R (9, 1) ERA: 5.14	1.0		8	3	2	0	1	0	0	1	0	0	1	15	24	0.00	3.000

PITCHER	IP	WLS	BF	H	R	ER	SO	BB	IBB	HBP	BLK	WP	HR	S	P	ERA	WHIP

Batter	1	2	3	4	5	6	7	8	9	AB	R	H	RBI	BB	SO	LOB
Alfonso Soriano, R (1, 4) OBP: 0.349, SLG: 0.534	B C B F F F X 2-2 2 FC5-4 1B	X 0-0 2 2B	S X 0-1 ① F7		X 0-0 ② G5-3	D D F X 2-1 ③ F8				5	1	2	0	0	0	2
2 Derek Jeter, R (1, 6) OBP: 0.321, SLG: 0.419	C X 0-1 ① FC5-4 20 BB 25 BB 55 2B 1-2f	B X 1-0 25 HR 2-H 2B	B F F B X 2-2 ② G3 1-2		C B F X 1-2 25 BB 1B		X 0-0 ① G4-3			5	2	2	1	0	0	2
25 Jason Giambi, L (1, 3) OBP: 0.379, SLG: 0.494 Charles Gipson, R (7, PR) OBP: 0.222, SLG: 0.222 (8, 8)	F B C B F F B F B 4-2 20 BB 55 2B 1-2 BB	B C X 1-1 2-H HR	C B X 1-1 2-H HR		B B B 4-0 1-2 BB		X 0-0 G3-6-1 1B			3 0	3 0	3 0	4 0	2 0	0 0	0 0
20 Jorge Posada, S (1, 2) OBP: 0.402, SLG: 0.550 Todd Zeile, R (7, PH) OBP: 0.282, SLG: 0.382 (8, 3)	B C B B F B 4-2 55 2B 1-2 2-3 BB	B C B X 2-1 G4-3 55 1B 2B	C S B B C 2-3 ③ K		B S X 1-1 ③ G4-3	C B B F X 2-2 ② ③ G3-6-1 1-2f				3 1	2 0	1 0	0 0	1 0	1 0	2 1
Robin Ventura, L (1, 5) OBP: 0.350, SLG: 0.448 Enrique Wilson, S (7, 5) OBP: 0.205, SLG: 0.302	X 0-0 ② F5	X 0-0 ① G4-3 2-3		C B B B X 3-1 ① L3		C F S 0-3 ① K		B X 1-0 ① F7		4 1	0 0	0 0	0 0	0 0	1 0	4 0
55 Hideki Matsui, L (1, 8) OBP: 0.336, SLG: 0.433 John Flaherty, R (8, 2) OBP: 0.302, SLG: 0.341	C C B B F X 2-2 1B 2B 1-H 2-H 3-H	B B D C X 3-1 3-H 1B		C F X 0-2 ② F8		B C X 1-1 ② G4-3		B B X 2-0 ② F9		4 1	1 0	2 0	4 0	0 0	0 0	0 0
Ruben Sierra, S (1, 10) OBP: 0.350, SLG: 0.446	C C B B F F X 2-2 1B 2-H 1B	X 0-0 ② P4		B F B B X 3-1 HR		B B B C B B 4-1 HR BB		B B B C X 3-1 ③ F7		4	2	2	2	1	0	1
Raul Mondesi, R (1, 9) OBP: 0.356, SLG: 0.535	D C X 1-1 1-2 1B	X 0-0 ③ G5-3		C B F B X 2-2 ③ F8		X 0-0 1-H HR				4	1	2	2	0	0	1
Juan Rivera, R (1, 7) OBP: 0.280, SLG: 0.320	F F B B B X 3-2 ③ G6-3		C B B B B 4-1 2 G3 25 HR BB		X 0-0 ① G6-3	B X 1-0 2B				3	1	1	0	1	0	2
Inning Stats	R: 4 E: 0 K: 0 S: 30 H: 4 LOB: 2 BB: 2 P: 48	R: 4 E: 0 K: 0 S: 11 H: 5 LOB: 1 BB: 0 P: 18	R: 2 E: 0 K: 1 S: 11 H: 1 LOB: 0 BB: 1 P: 20	R: 1 E: 0 K: 0 S: 10 H: 1 LOB: 0 BB: 0 P: 18	R: 0 E: 0 K: 0 S: 7 H: 1 LOB: 2 BB: 1 P: 13	R: 2 E: 0 K: 1 S: 10 H: 2 LOB: 1 BB: 1 P: 18	R: 0 E: 0 K: 0 S: 5 H: 1 LOB: 1 BB: 0 P: 7	R: 0 E: 0 K: 0 S: 4 H: 0 LOB: 0 BB: 0 P: 10		1B: 6 2B: 5 3B: 0 HR: 4	SF: 0 SAC: 0 DP: 1 HBP: 0			WP: 0 PB: 0 SB: 0 CS: 0	PA: 43	

BOTTOM

St. Louis Cardinals @ New York Yankees

Yankee Stadium, Bronx, NY

Sat Jun 14 2003, 3:05 PM EDT
Att. 55,174 - Sunny - 80 F

livebaseballscorecards.com

AB	38
R	13
H	15
RBI	13
BB	5
SO	2
LOB	15

PITCHER		IP	WLS	BF	H	R	ER	SO	BB	IBB	HBP	BLK	WP	HR	S	P	ERA	WHIP
Matt Morris, R ERA: 3.39	(1, 1)	0.2	L	6	2	4	4	0	2	0	0	0	0	0	20	32	54.00	6.000
Brett Tomko, R ERA: 6.2	(1, 1)	5.1		31	12	9	9	2	3	0	0	0	0	4	59	103	15.19	2.812
Dustin Hermanson, R ERA: 5.86	(7, 1)	2.0		6	1	0	0	0	0	0	0	0	0	0	9	17	0.00	0.500

PITCHER	IP	WLS	BF	H	R	ER	SO	BB	IBB	HBP	BLK	WP	HR	S	P	ERA	WHIP

Batter	1	2	3	4	5	6	7	8	9	AB	R	H	RBI	BB	SO	LOB
Orlando Palmeiro, L (1, 7) OBP: 0.358, SLG: 0.360	C B F T 1-2 ① K		C B X 1-1 ③ F9		F F X 0-2 ② G6-3			C X 0-1 ② G6-3		4	0	0	0	0	1	0
J.D. Drew, L (1, 9) OBP: 0.362, SLG: 0.582	C S B B B X 3-2 ② G4-3			F F F C 0-3 ① K	B C B F F B X 3-2 ③ L9			B C F B F F X 2-2 ③ G4-3		4	0	0	0	0	1	0
5 Albert Pujols, R (1, 3) OBP: 0.442, SLG: 0.706	F B F F X 1-2 ③ F9			B B X 2-0 HR		B F S C 1-3 ① K			H 1-0 G6-4-3 HBP	3	1	1	1	0	1	0
Tino Martinez, L (1, 10) OBP: 0.323, SLG: 0.438		X 0-0 1B		B B S B B 4-1 1B WP 1B BB		C B F B F B X 3-2 ② G5-3			X 0-0 ①② G6-4-3 1-2f	3	1	1	0	1	0	1
27 Scott Rolen, R (1, 5) OBP: 0.397, SLG: 0.537 Wilson Delgado, S (7, 5) OBP: 0.224, SLG: 0.159 15 Jim Edmonds, L (9, PH) OBP: 0.398, SLG: 0.654		C B C C 1-3 ① K		F S X 0-2 ② F9		B X 1-0 ③ P4			X 0-0 ③ G4-3	3 0 1	0 0 0	0 0 0	0 0 0	0 0 0	1 0 0	2 0 0
Edgar Renteria, R (1, 6) OBP: 0.394, SLG: 0.508		B B X 2-0 ② F8		S F B X 1-2 1B 1-3 1B			C B B F F X 2-2 ① L9			3	0	1	0	0	0	1
Kerry Robinson, L (1, 8) OBP: 0.200, SLG: 0.172		X 0-0 ③ B5-3		B 1 SAFE X 1-0 1-3 3-H 1B			X 0-0 ② F8			3	0	1	1	0	0	1
Joe Girardi, R (1, 2) OBP: 0.111, SLG: 0.111		B F X 1-1 ① G1-3	D D C F B F S 3-3 ③ K				B B X 2-0 ③ G6-3			3	0	0	0	0	1	2
Miguel Cairo, R (1, 4) OBP: 0.290, SLG: 0.362		X 0-0 ② F8			C S B X 1-2 ① L1			X 0-0 ① P4		3	0	0	0	0	0	0
Inning Stats	R: 0 H: 0 E: 0 LOB: 0 K: 1 BB: 0 S: 10 P: 15	R: 0 H: 1 E: 0 LOB: 1 K: 1 BB: 0 S: 6 P: 9	R: 0 H: 0 E: 0 LOB: 0 K: 0 BB: 0 S: 5 P: 7	R: 2 H: 3 E: 0 LOB: 2 K: 2 BB: 1 S: 17 P: 28	R: 0 H: 0 E: 0 LOB: 0 K: 0 BB: 0 S: 10 P: 14	R: 0 H: 0 E: 0 LOB: 0 K: 1 BB: 0 S: 8 P: 13	R: 0 H: 0 E: 0 LOB: 0 K: 0 BB: 0 S: 6 P: 10	R: 0 H: 0 E: 0 LOB: 0 K: 0 BB: 0 S: 8 P: 10	R: 0 H: 0 E: 0 LOB: 0 K: 0 BB: 0 S: 2 P: 3	1B: 3 SF: 0 2B: 0 SAC: 0 3B: 0 DP: 1 HR: 1 HBP: 1						

TOP

St. Louis Cardinals @ New York Yankees

Yankee Stadium, Bronx, NY

Sun Jun 15 2003, 1:05 PM EDT
Att. 54,797 - Cloudy - 79 F

livebaseballscorecards.com

AB	30
R	2
H	4
RBI	2
BB	1
SO	5
LOB	7

WP: 1 PA: 32
PB: 0
SB: 0
CS: 0

PITCHER		IP	WLS	BF	H	R	ER	SO	BB	IBB	HBP	BLK	WP	HR	S	P	ERA	WHIP
35 Mike Mussina, R ERA: 2.99	(1, 1)	8.0	W	29	4	2	2	5	1	0	0	0	1	1	70	106	2.25	0.625
42 Mariano Rivera, R ERA: 1.96	(9, 1)	1.0	S	3	0	0	0	0	0	0	1	0	0	0	2	3	0.00	0.000

PITCHER	IP	WLS	BF	H	R	ER	SO	BB	IBB	HBP	BLK	WP	HR	S	P	ERA	WHIP

BOTTOM

St. Louis Cardinals @ New York Yankees

Yankee Stadium, Bronx, NY

Sun Jun 15 2003, 1:05 PM EDT
Att. 54,797 - Cloudy - 79 F

livebaseballscorecards.com

Batter	1	2	3	4	5	6	7	8	9	AB	R	H	RBI	BB	SO	LOB
Alfonso Soriano, R (1, 4) OBP: 0.344, SLG: 0.526	S X 0-1 G6-3 ①		B X 1-0 P6 ①		B F F B B F S 3-3 K ②	C S F S 0-3 K ②				4	0	0	0	0	2	3
2 Derek Jeter, R (1, 6) OBP: 0.313, SLG: 0.406	X 0-0 G3-1 ②		B 1 SAFE C X 1-1 FC6-4 25 S 25 1B ② 1-2f		F B C B F F X 2-2 F9 ③	F B B S X 2-2 G4-3 ③				4	1	0	0	0	0	3
25 Jason Giambi, L (1, 3) OBP: 0.381, SLG: 0.492	C B X 1-1 F7 ③		B C F B B X 3-2 1-H 1B			S F B B B B B 4-2 20 BB 2B BB	B B C X 2-1 L9 ①			3	1	1	1	1	0	0
20 Jorge Posada, S (1, 2)		B B C S B B B 4-2 55 G1-6-3 1B BB	F F B B X 2-2 G4-3 ③			B B F B B 4-1 1-2 2B BB	B S B B B 4-1 G4-6-3 BB			1	1	0	0	3	0	1
Robin Ventura, L (1, 5) OBP: 0.353, SLG: 0.454	B X 1-0 55 G1-6-3 1-2 1B			B B B C X 3-1 P2 ①		B C C F F F B F B 3-2 X 1-H 2-H 55 1B 2B	F C X 0-2 G4-6-3 ② ③ 1-2f			4	1	2	2	0	0	1
55 Hideki Matsui, L (1, 8) OBP: 0.341, SLG: 0.436	B X 1-0 G1-6-3 ① ② 1-2f 2-3			C B B B S B 4-2 G3-1 BB		C X 0-1 2-H 2B 1B		C B B X 2-1 1B		3	1	2	1	1	0	2
Ruben Sierra, S (1, 10) OBP: 0.353, SLG: 0.450	B B B B 4-0 BB			B B C 1 SAFE X 2-1 G3-1 ② 1-2		S B B B X 2-1 1-H 2B		C X 0-1 F8 ①		3	0	1	1	1	0	2
Raul Mondesi, R (1, 9) OBP: 0.351, SLG: 0.527	S C C 0-3 K ③			B X 1-0 F8 ③		B B B F F X 3-2 G5-3 ①		C C B X 1-2 F9 ②		4	0	0	0	0	1	5
Juan Rivera, R (1, 7) OBP: 0.291, SLG: 0.321			B F X 1-1 2 FC6-4 1B		X 0-0 F8 ①	C D B F B B 4-2 BB		X 0-0 G6-3 ③		3	0	1	0	1	0	1
Inning Stats	R: 0 H: 0 E: 0 LOB: 0 K: 0 BB: 0 S: 5 P: 6	R: 0 H: 1 E: 0 LOB: 2 K: 1 BB: 2 S: 7 P: 17	R: 1 H: 2 E: 0 LOB: 1 K: 0 BB: 0 S: 11 P: 19	R: 0 H: 0 E: 0 LOB: 1 K: 0 BB: 1 S: 7 P: 17	R: 0 H: 0 E: 0 LOB: 0 K: 1 BB: 0 S: 10 P: 15	R: 4 H: 3 E: 0 LOB: 2 K: 1 BB: 3 S: 26 P: 48	R: 0 H: 0 E: 0 LOB: 0 K: 0 BB: 1 S: 6 P: 12	R: 0 H: 1 E: 0 LOB: 1 K: 0 BB: 0 S: 8 P: 11		1B: 5 SF: 0 2B: 2 SAC: 0 3B: 0 DP: 2 HR: 0 HBP: 0						

	AB	29
	R	5
	H	7
	RBI	5
	BB	7
	SO	3
	LOB	18

WP: 0 PA: 36
PB: 0
SB: 1
CS: 0

PITCHER		IP	WLS	BF	H	R	ER	SO	BB	IBB	HBP	BLK	WP	HR	S	P	ERA	WHIP
Woody Williams, R ERA: 2.66	(1, 1)	5.1	L	27	6	5	5	2	6	0	0	0	0	0	59	113	8.44	2.250
Esteban Yan, R ERA: 7.64	(6, 1)	0.2		2	0	0	0	1	0	0	0	0	0	0	7	9	0.00	0.000
Jeff Fassero, L ERA: 5.32	(7, 1)	1.0		3	0	0	0	0	1	0	0	0	0	0	6	12	0.00	1.000
44 Jason Isringhausen, R ERA:	(8, 1)	1.0		4	1	0	0	0	0	0	0	0	0	0	8	11	0.00	1.000

PITCHER	IP	WLS	BF	H	R	ER	SO	BB	IBB	HBP	BLK	WP	HR	S	P	ERA	WHIP

Batter	1	2	3	4	5	6	7	8	9	AB	R	H	RBI	BB	SO	LOB
Miguel Cairo, R (1, 4) OBP: 0.281, SLG: 0.351	B C X 1-1 ① F8	B B B C X 3-1 ③ F8		B X 1-0 ③ F8		X 0-0 ③ F9		F X 0-1 ①② G1-2-3 1-2 2-3 3-Hf		5	0	0	0	0	0	6
J.D. Drew, L (1, 9) OBP: 0.370, SLG: 0.600 Dustin Hermanson, R (8, 1)	C B B C B B 4-2 5 2B BB		C B B B S X 3-2 HR		B C C F B S 2-3 ① K		B B C C B F F B 4-2 BB BB	X 0-0 ③ G6-3		3 0	2 0	1 0	1 0	2 0	1 0	2 0
5 Albert Pujols, R (1, 7) OBP: 0.445, SLG: 0.706	B X 1-0 G6-3 1-H 2B		C B F C 1-3 ① K		B B B B 4-0 2B BB		C 1 SAFE X 0-1 ① F9		B B B B 4-0 15 BB BB	3	1	1	1	2	1	1
Edgar Renteria, R (1, 6) OBP: 0.394, SLG: 0.508	B F X 1-1 ② G6-3 2-3	B F X 1-1 F9			L B X 1-1 1-H 2B		P 1 SAFE B C 1 SAFE S 1 SAFE B B 4-2 1-2 BB		C F S 0-3 ① K	4	0	1	1	1	1	2
15 Jim Edmonds, L (1, 8) OBP: 0.398, SLG: 0.645	B B C B F S 3-3 ③ K	B B C C B B 4-1 BB			X 0-0 ② F8		C F B B B X 3-2 ② F7		B B S F B B 4-2 1-2 G1-6-3 BB	3	0	0	0	2	1	4
Eduardo Perez, R (1, 5) OBP: 0.381, SLG: 0.440 Wilson Delgado, S (7, 5) OBP: 0.220, SLG: 0.156		F S B H 2-2 FC5-4 HBP	C X 0-1 ③ P2		C B B B S S 2-3 ③ K		C S B B S S 2-3 ③ K		F C F X 0-2 ②③ G1-6-3 1-2f	3 1	0 0	0 0	0 0	0 0	2 0	4 2
Tino Martinez, L (1, 3) OBP: 0.322, SLG: 0.435		B X 1-0 ① FC5-4 2B 1-2f		C B B B X 3-1 ① F7		B B C S B F S 3-3 ① K		C X 0-1 1B 1B G1-2-3 1B		4	0	1	0	0	1	1
Mike Matheny, R (1, 2) OBP: 0.336, SLG: 0.385		B B F X 2-1 1-3 2B		C B S B F F X 2-2 HR		C C X 0-2 G3-1 2B		C X 0-1 G1-2-3 1B 1-2 1B		4	1	4	1	0	0	0
Kiko Calero, R (1, 1) OBP: 0.250, SLG: 0.250 Orlando Palmeiro, L (6, PH) OBP: 0.356, SLG: 0.357 Jeff Fassero, L (6, 1) Cal Eldred, R (6, 1) Steve Kline, S (7, 1) Kerry Robinson, L (8, PH) OBP: 0.213, SLG: 0.186 (8, 9)		B S X 1-1 ② G1-3		C X 0-1 ② L4		B X 1-0 ② G3-1 2-3		B X 1-0 G1-2-3 1-2 2-3 1B		2 1 0 0 0 0 1	0 0 0 0 0 0 0	0 0 0 0 0 0 1	0 0 0 0 0 0 0	0 0 0 0 0 0 0	0 0 0 0 0 0 0	2 1 0 0 0 0 0
Inning Stats	R: 1 H: 1 E: 0 LOB: 1 K: 1 BB: 1 S: 10 P: 20	R: 0 H: 1 E: 0 LOB: 2 K: 0 BB: 0 S: 9 P: 18	R: 1 H: 1 E: 0 LOB: 1 K: 1 BB: 1 S: 11 P: 20	R: 1 H: 1 E: 0 LOB: 0 K: 0 BB: 0 S: 10 P: 16	R: 1 H: 1 E: 0 LOB: 1 K: 2 BB: 1 S: 10 P: 19	R: 0 H: 1 E: 0 LOB: 1 K: 1 BB: 0 S: 9 P: 13	R: 0 H: 0 E: 0 LOB: 2 K: 1 BB: 2 S: 15 P: 27	R: 0 H: 3 E: 0 LOB: 2 K: 0 BB: 0 S: 8 P: 9	R: 0 H: 0 E: 0 LOB: 1 K: 1 BB: 2 S: 9 P: 17	1B: 3 SF: 0 2B: 4 SAC: 0 3B: 0 DP: 2 HR: 2 HBP: 1						WP: 0 PA: 42 PB: 0 SB: 0 CS: 0

TOP

St. Louis Cardinals @ Milwaukee Brewers

Miller Park, Milwaukee, WI

Mon Jun 16 2003, 7:05 PM CDT
Att. 24,951 - Cloudy - 66 F

livebaseballscorecards.com

AB	34
R	4
H	9
RBI	4
BB	7
SO	7
LOB	25

PITCHER		IP	WLS	BF	H	R	ER	SO	BB	IBB	HBP	BLK	WP	HR	S	P	ERA	WHIP
Wayne Franklin, L ERA: 5.38	(1, 1)	5.0		24	5	4	4	4	3	0	1	0	0	2	50	93	7.20	1.600
Luis Vizcaino, R ERA: 10.08	(6, 1)	1.0		4	1	0	0	1	0	0	0	0	0	0	9	13	0.00	1.000
Curt Leskanic, R ERA: 3.04	(7, 1)	1.0	W	5	0	0	0	1	2	0	0	0	0	0	15	27	0.00	2.000
Leo Estrella, R ERA: 1.14	(8, 1)	1.0		5	3	0	0	0	0	0	0	0	0	0	8	9	0.00	3.000
Mike DeJean, R ERA: 4.32	(9, 1)	1.0		4	0	0	0	1	2	0	0	0	0	0	9	17	0.00	2.000

PITCHER	IP	WLS	BF	H	R	ER	SO	BB	IBB	HBP	BLK	WP	HR	S	P	ERA	WHIP

Batter	1	2	3	4	5	6	7	8	9	AB	R	H	RBI	BB	SO	LOB
Eric Young Sr., R (1, 4) OBP: 0.329, SLG: 0.432	C X 0-1 G6-3 ①		C S B S 1-3 K ②		B B C F F X 2-2 L9 ②		B B B 4-0 1B BB 1-2 2-3 BB	B X 1-0 F9 ①		4	1	0	0	1	1	0
Scott Podsednik, L (1, 8) OBP: 0.379, SLG: 0.434	B C B C C 2-3 K ②		C B X 1-1 L7 ③		C X 0-1 B3 ③		C X 0-1 BB BB FC6-4 1B 1-3 2-H 3-H	B B X 2-0 1B 1B		5	1	2	2	0	1	0
Richie Sexson, R (1, 3) OBP: 0.362, SLG: 0.527	B C B S S 2-3 K ③			B B C B S C 3-3 K ①		C S X 0-2 G4-3 ①	F B B X 2-1 P4 ①	B C B B X 3-1 1-2 1B		5	0	1	0	0	2	2
Geoff Jenkins, L (1, 7) OBP: 0.356, SLG: 0.519		B C S B F B B 4-2 1B BB		B X 1-0 G4-3 1B 2B		X 0-0 HR	B B B 1 SAFE B 4-0 FC6-4 BB 2B 1-2 BB	F F B S 1-3 K ②		3	3	2	1	2	1	2
John Vander Wal, L (1, 9) OBP: 0.370, SLG: 0.483 Brady Clark, R (8, 9) OBP: 0.303, SLG: 0.354	B C C B S 2-3 K ①			X 0-0 G4-3 ② 2-3		S F S 0-3 K ②	B D F B F B 4-2 FC6-4 BB 1-2 2-3 3-H	C F X 0-2 L8 ③		3 1	0 0	0 0	1 0	1 0	2 0	2 2
Wes Helms, R (1, 5) OBP: 0.322, SLG: 0.427	B B F T X 2-2 1-2 1B			B B S B B 4-1 1B BB		T X 0-1 F9 ③	B F F F X 1-2 FC6-4 2B 1-2f 2-3 3-H ②			3	1	1	1	1	0	2
Keith Osik, R (1, 2) OBP: 0.358, SLG: 0.330	B C X 1-1 F8 ②			C B F D B F X 3-2 1-3 3-H 1B			C B B B F 3-2 HR C X 1-1 1-H 3-H 2B			4	1	3	4	0	0	2
Royce Clayton, R (1, 6) OBP: 0.304, SLG: 0.357	S B T C 1-3 ③			C B F S 1-3 K ③			X 0-0 BB 1B 1B B B B B 4-1 BB			3	1	1	0	1	2	4
Wayne Franklin, L (1, 1) OBP: 0.111, SLG: 0.111 Enrique Cruz, R (5, PH) OBP: 0.200, SLG: 0.156 Luis Vizcaino, R (6, 1) Curt Leskanic, R (7, 1) Brooks Kieschnick, L (7, PH) OBP: 0.375, SLG: 0.667 Leo Estrella, R (8, 1) Mike DeJean, R (9, 1)			C T F B S 1-3 K ①		C S B B C 2-3 K ①		B B B 1 SAFE B 2-2 1B BB 1B 1-2 B B B B 2-2 G4-3			1 1 0 0 2 0 0	0 0 0 0 1 0 0	0 0 0 0 1 0 0	0 0 0 0 0 0 0	0 1 0 0 0 0 0	1 0 0 0 0 0 0	0 0 0 0 2 0 0
Inning Stats	R: 0 H: 0 E: 0 LOB: 0 K: 2 BB: 0 S: 8 P: 12	R: 0 H: 1 E: 0 LOB: 2 K: 2 BB: 1 S: 14 P: 24	R: 0 H: 0 E: 0 LOB: 0 K: 2 BB: 0 S: 9 P: 12	R: 1 H: 2 E: 0 LOB: 2 K: 2 BB: 1 S: 13 P: 25	R: 0 H: 0 E: 0 LOB: 0 K: 1 BB: 0 S: 9 P: 13	R: 1 H: 1 E: 0 LOB: 0 K: 1 BB: 0 S: 9 P: 9	R: 7 H: 5 E: 0 LOB: 2 K: 0 BB: 4 S: 29 P: 56	R: 0 H: 2 E: 0 LOB: 2 K: 1 BB: 0 S: 10 P: 17		1B: 7 2B: 2 3B: 0 HR: 2	SF: 0 SAC: 0 DP: 0 HBP: 0					

PITCHER		IP	WLS	BF	H	R	ER	SO	BB	IBB	HBP	BLK	WP	HR	S	P	ERA	WHIP
Kiko Calero, R ERA: 2.94	(1, 1)	5.0		20	3	1	1	9	2	0	0	0	0	0	53	86	1.80	1.000
Jeff Fassero, L ERA: 5.55	(6, 1)	0.2	H	3	1	1	1	1	0	0	0	0	0	1	7	7	13.50	1.500
Cal Eldred, R ERA: 5.74	(6, 1)	0.1	L	5	3	4	4	0	1	0	0	0	0	1	15	24	108.00	12.000
Steve Kline, L ERA: 4.18	(7, 1)	1.0	B	8	2	3	3	0	3	0	0	0	0	0	16	34	27.00	5.000
Dustin Hermanson, R ERA: 5.65	(8, 1)	1.0		5	2	0	0	1	0	0	0	0	0	0	10	17	0.00	2.000

PITCHER	IP	WLS	BF	H	R	ER	SO	BB	IBB	HBP	BLK	WP	HR	S	P	ERA	WHIP

BOTTOM

St. Louis Cardinals @ Milwaukee Brewers

Miller Park, Milwaukee, WI

Mon Jun 16 2003, 7:05 PM CDT

Att. 24,951 - Cloudy - 66 F

livebaseballscorecards.com

AB	35
R	9
H	11
RBI	9
BB	6
SO	11
LOB	18

WP: 0	PA: 41					
PB: 0						
SB: 0						
CS: 0						

Batter	1	2	3	4	5	6	7	8	9	AB	R	H	RBI	BB	SO	LOB
Orlando Palmeiro, L OBP: 0.355, SLG: 0.356 (1, 9) (9, 8)	B F B F F F X 2-2 15 BB 5 HR 1B	B C B X 2-1 F9 ③		C B F B X 2-2 15 WP 5 1B 2-H 1B	B F F F X 1-2 FC4-6 ③ 1-2f		B C B X 2-1 G3-1 ③		C B B C F X 2-2 G3-1 ② 1-2 2-3	6	2	2	1	0	0	5
15 Jim Edmonds, L OBP: 0.401, SLG: 0.652 (1, 8) Edgar Renteria, R OBP: 0.394, SLG: 0.508 (9, 6)	1 SAFE C B D B B 1 S B SAFE 4-2 5 HR 1-2 BB		F B F F S 1-3 K ①	C S D B B F S 3-3 K ② 1-2		C T X 0-2 HR		B X 1-0 F7 ①	B F T B F B D 4-2 5 WP BB	4 0	2 0	1 0	1 0	2 0	2 0	1 0
5 Albert Pujols, R OBP: 0.443, SLG: 0.709 (1, 7) (6, 3)	B B F B B X 3-1 1-H 2-H HR		C C X 0-2 E5 WP BB HR	C X 0-1 1B 2-H 1B		X 0-0 F9 ①		C B B S S 2-3 K ②	B D X 2-0 P5 ③ 1-2 2-3 3-H	6	2	2	4	0	1	2
Tino Martinez, L OBP: 0.325, SLG: 0.433 (1, 3) Kerry Robinson, L OBP: 0.210, SLG: 0.183 (6, PR) (6, 7)	C F S 0-3 K ①		F B F C 1-3 K ②	X 0-0 1-2 1B		H 1-0 1B HBP		X 0-0 G6-3 ③		3 1	0 0	1 0	0 0	0 0	2 0	1 0
Eduardo Perez, R OBP: 0.391, SLG: 0.453 (1, 5) (9, 9)	F B B B X 2-1 F9 ②		B F F S F E D F F 4-2 D WP 1-2 HR BB	C F C 0-3 K ③		B C F X 1-2 1B 1-2 1B			B B X 2-0 2B 2B	4	2	2	0	1	1	2
Miguel Cairo, R OBP: 0.291, SLG: 0.384 (1, 4) (9, 5)	B F F B X 2-2 L3 ③		D F F B B F D F F X 3-2 1-H 2-H HR		B B C X 2-1 G5-3 ①	T F F X 0-2 1-2 1B ②			C F X 0-2 G6-3 2-H 1B 2B	5	2	3	4	0	0	0
Mike Matheny, R OBP: 0.333, SLG: 0.380 (1, 2)		C S B X 1-2 L8 ①	B C F X 1-2 F9 ③		B C S B X 2-2 BB 1B	F X 0-1 F9 ③			C X 0-1 G6-3 ① 2-3	5	0	1	0	0	0	3
Wilson Delgado, S OBP: 0.255, SLG: 0.220 (1, 6) (9, 4)		C B B S B X 3-2 2B	B F S B X 2-2 SH3-4 1B 1B	B B S F F X 2-2 F8 ②		F X 0-1 F7 ①			X 0-0 G3-1 5 WP 1B 3-H 1B	5	2	3	1	0	0	1
Garrett Stephenson, R OBP: 0.233, SLG: 0.148 (1, 1) Esteban Yan, R (8, 1) Jeff Fassero, L (8, 1) J.D. Drew, L OBP: 0.375, SLG: 0.603 (9, PH) Dustin Hermanson, R (9, 1)		C C S 0-3 K ②		L X 0-1 SH3-4 ① 1-2	B B F S B B 4-2 FC4-6 1-2 BB		B C B C B C 3-3 K ②		B B C C F B X 3-2 5 WP G3-1 1-2 1B	2 0 0 1 0	0 0 0 0 0	0 0 0 1 0	0 0 0 0 0	1 0 0 0 0	2 0 0 0 0	1 0 0 0 0
Inning Stats	R: 3 H: 2 E: 0 LOB: 0 K: 1 BB: 1 S: 17 P: 30	R: 0 H: 1 E: 0 LOB: 1 K: 1 BB: 0 S: 11 P: 17	R: 3 H: 1 E: 1 LOB: 0 K: 2 BB: 1 S: 25 P: 35	R: 2 H: 4 E: 0 LOB: 2 K: 2 BB: 0 S: 18 P: 25	R: 0 H: 1 E: 0 LOB: 2 K: 0 BB: 1 S: 15 P: 26	R: 1 H: 3 E: 0 LOB: 2 K: 0 BB: 0 S: 13 P: 15	R: 0 H: 0 E: 0 LOB: 0 K: 1 BB: 0 S: 7 P: 12	R: 0 H: 0 E: 0 LOB: 0 K: 1 BB: 0 S: 5 P: 8	R: 3 H: 4 E: 0 LOB: 2 K: 0 BB: 1 S: 19 P: 32	1B: 10 SF: 0 2B: 3 SAC: 1 3B: 0 DP: 0 HR: 3 HBP: 1						

PITCHER		IP	WLS	BF	H	R	ER	SO	BB	IBB	HBP	BLK	WP	HR	S	P	ERA	WHIP
Matt Kinney, R ERA: 4.29	(1, 1)	3.2	L	21	7	8	5	5	2	0	0	0	2	2	67	103	12.27	2.455
Matt Ford, L ERA: 2.45	(4, 1)	1.1		7	2	0	0	1	1	0	0	0	0	0	19	30	0.00	2.250
Valerio De Los Santos, L ERA: 4.34	(6, 1)	1.0		6	3	1	1	0	0	0	1	0	0	1	13	15	9.00	3.000
Brooks Kieschnick, R ERA: 5.66	(7, 1)	2.1		11	4	3	3	2	0	0	0	0	0	0	23	36	11.57	1.714
Luis Vizcaino, R ERA: 9.82	(9, 1)	0.2		3	0	0	0	0	1	0	0	0	1	0	8	16	0.00	1.500

PITCHER	IP	WLS	BF	H	R	ER	SO	BB	IBB	HBP	BLK	WP	HR	S	P	ERA	WHIP

TOP

St. Louis Cardinals @ Milwaukee Brewers

Miller Park, Milwaukee, WI

Tue Jun 17 2003, 7:05 PM CDT

Att. 16,659 - Sunny - 76 F

livebaseballscorecards.com

AB	42
R	12
H	16
RBI	11
BB	4
SO	8
LOB	16

WP: 3	PA: 48		
PB: 0			
SB: 0			
CS: 0			

Batter	1	2	3	4	5	6	7	8	9	AB	R	H	RBI	BB	SO	LOB
Eric Young Sr., R (1, 4) OBP: 0.328, SLG: 0.429	F8		P4		G5-3			BB, 1B	1B	4	1	1	0	0	0	0
Scott Podsednik, L (1, 8) OBP: 0.382, SLG: 0.429	BB		K			F7		1B, 1-2 BB		2	0	0	0	2	1	0
Richie Sexson, R (1, 3) OBP: 0.358, SLG: 0.519	F7			L7		G3		K		4	0	0	0	0	1	3
Geoff Jenkins, L (1, 7) OBP: 0.358, SLG: 0.531	F8			HR		K		1-2, 2-H 1B		4	1	2	2	0	1	1
John Vander Wal, L (1, 9) OBP: 0.373, SLG: 0.484		1B		K			2B, G6-3 1B	K		4	1	2	0	0	2	2
Wes Helms, R (1, 5) OBP: 0.324, SLG: 0.437		P4		2B			F8, 1-3 2B	G4-3		4	0	2	0	0	0	3
Eddie Pérez, R (1, 2) OBP: 0.313, SLG: 0.415		P5		P2			G6-3, 3-H		G6-3	4	0	0	1	0	0	3
Royce Clayton, R (1, 6) OBP: 0.302, SLG: 0.354 Valerio De Los Santos, L (6, 1) Brooks Kieschnick, L (7, 1) OBP: 0.360, SLG: 0.640 Luis Vizcaino, R (9, 1) Keith Ginter, R (9, PH) OBP: 0.349, SLG: 0.289		F9			F8		F8, 2-3		F8	2 0 1 0 1	0 0 0 0 0	0 0 0 0 0	0 0 0 0 0	0 0 0 0 0	0 0 1 0 0	1 0 1 0 0
Matt Kinney, R (1, 1) Matt Ford, S (4, 1) Enrique Cruz, R (5, PH) OBP: 0.184, SLG: 0.143 (6, 6)			F9		L9		K		G5-3	1 0 3	0 0 0	0 0 0	0 0 0	0 0 0	0 0 1	0 0 1
Inning Stats	R: 0 E: 0 K: 0 S: 5 H: 0 LOB: 1 BB: 1 P: 15	R: 0 E: 0 K: 0 S: 9 H: 1 LOB: 1 BB: 0 P: 16	R: 0 E: 0 K: 1 S: 8 H: 0 LOB: 0 BB: 0 P: 14	R: 1 E: 0 K: 1 S: 10 H: 2 LOB: 1 BB: 0 P: 16	R: 0 E: 0 K: 0 S: 4 H: 0 LOB: 0 BB: 0 P: 6	R: 0 E: 0 K: 1 S: 10 H: 0 LOB: 0 BB: 0 P: 15	R: 1 E: 0 K: 1 S: 12 H: 2 LOB: 1 BB: 0 P: 18	R: 1 E: 0 K: 2 S: 14 H: 2 LOB: 2 BB: 1 P: 22	R: 0 E: 0 K: 0 S: 7 H: 0 LOB: 0 BB: 0 P: 13	1B: 4 2B: 2 3B: 0 HR: 1 SF: 0 SAC: 0 DP: 0 HBP: 0				WP: 0 PB: 0 SB: 0 CS: 0	PA: 36	

PITCHER		IP	WLS	BF	H	R	ER	SO	BB	IBB	HBP	BLK	WP	HR	S	P	ERA	WHIP
Garrett Stephenson, R ERA: 4.24	(1, 1)	7.0	W	27	5	2	2	4	1	0	0	0	0	1	58	100	2.57	0.857
Esteban Yan, R ERA: 7.83	(8, 1)	0.1		3	1	1	1	1	1	0	0	0	0	0	7	13	27.00	6.000
Jeff Fassero, L ERA: 5.4	(8, 1)	0.2		3	1	0	0	1	0	0	0	0	0	0	7	9	0.00	1.500
Dustin Hermanson, R ERA: 5.46	(9, 1)	1.0		3	0	0	0	0	0	0	0	0	0	0	7	13	0.00	0.000

PITCHER	IP	WLS	BF	H	R	ER	SO	BB	IBB	HBP	BLK	WP	HR	S	P	ERA	WHIP

BOTTOM

St. Louis Cardinals @ Milwaukee Brewers

Miller Park, Milwaukee, WI

Tue Jun 17 2003, 7:05 PM CDT
Att. 16,659 - Sunny - 76 F

livebaseballscorecards.com

AB	34
R	3
H	7
RBI	3
BB	2
SO	6
LOB	15

Batter	1	2	3	4	5	6	7	8	9	AB	R	H	RBI	BB	SO	LOB
J.D. Drew, L (1, 8) OBP: 0.366, SLG: 0.580	C B X 1-1 P4 ①	B B C C B F B 4-2 HR BB	C F X 0-2 G3-1 ①		B B C F X 2-2 F7 ①	C B B C B F X 3-2 G6-3 ①	C S B F B X 2-2 G6-3 ①			5	1	0	0	1	0	0
Eduardo Perez, R (1, 9) (8, 5) OBP: 0.397, SLG: 0.485	L B C B X 2-2 5 1B 1B 1B	B X 1-0 1-H HR	B B C C X 2-2 5 2B 1B		F F S 0-3 K ②	F B C S 1-3 K ②	F C S 0-3 K ②			6	2	3	2	0	3	0
5 Albert Pujols, R (1, 3) OBP: 0.451, SLG: 0.715	B B C C X 3-1 1B SF9 1-2 1B	B B C C X 2-2 27 BB BB 1B 1B	B C X 1-1 1-3 2B		B F F F X 1-2 G6-3 ③	B B B C B 4-1 BB	C B F F X 1-2 E 1B			5	3	4	0	1	0	0
Edgar Renteria, R (1, 6) OBP: 0.396, SLG: 0.509	B F X 1-1 SF9 27 BB 1-3 2-H 1B 1B	B B B C B 4-1 27 BB 1-2 1B BB	C B B X 2-1 G6-3 ②			B B F C X 2-2 G4-3 2B	B F S F X 1-2 L9 ③		X 0-0 1-H E9	5	2	2	1	1	0	3
27 Scott Rolen, R (1, 5) OBP: 0.399, SLG: 0.533 Kerry Robinson, L (8, PH) OBP: 0.203, SLG: 0.177 (8, 9)	C 1 B B B 1 B SAFE SAFE 4-1 BB 1-2 1B BB	C C B D B B 4-2 G1-3 1B 1-2 2-3 BB	C C S 0-3 K ③		S B C S 1-3 K ①		F B S F B S 2-3 K ①	F F X 0-2 L7 ③		2 2	1 0	0 0	0 0	2 0	2 1	3 1
Miguel Cairo, R (1, 4) OBP: 0.295, SLG: 0.385 Wilson Delgado, S (6, PR) OBP: 0.268, SLG: 0.255 (6, 4)	X 0-0 SF9 ② 2-3 3-H	B X 1-0 G1-3 1-2 2-H 3-H 1B		F B X 1-1 P6 ①		H 1-0 G4-3 HBP		X 0-0 2B		2 1	0 0	1 1	3 0	0 0	0 0	0 0
Mike Matheny, R (1, 2) OBP: 0.331, SLG: 0.373	C B B F B B 4-2 1B 1-2 BB	B S X 1-1 G1-3 ① 1-2 2-3		C B B X 2-1 F8 ②		S C B F B B X 3-2 G4-3 ② 1-2 2-3		C B S B S 2-3 K ②		4	0	0	0	1	1	5
Orlando Palmeiro, L (1, 7) OBP: 0.368, SLG: 0.369	C C F X 0-2 1-3 2-H 3-H 1B	F B S B F F X 2-2 P2 ②		B B C X 2-1 2B		I I I I 4-0 IBB		C B D B B 4-1 BB		3	0	2	2	2	0	2
Jason Simontacchi, R (1, 1) OBP: 0.071, SLG: 0.107 Tino Martinez, L (8, PH) OBP: 0.324, SLG: 0.431 Cal Eldred, R (8, 1) 28 Lance Painter, L (8, 1) 44 Jason Isringhausen, R (9, 1)	C B S B S 2-3 K ③	B X 1-0 G1-6-3 ③		X 0-0 P3 ③		B C S S 1-3 K ③		F X 0-1 F8 ③		4 1 0 0 0	0 0 0 0 0	0 0 0 0 0	0 0 0 0 0	2 0 0 0 0	8 2 0 0 0	
Inning Stats	R: 4 E: 0 K: 1 S: 20 H: 4 LOB: 2 BB: 2 P: 37	R: 4 E: 0 K: 0 S: 19 H: 3 LOB: 2 BB: 3 P: 39	R: 0 E: 0 K: 1 S: 13 H: 2 LOB: 2 BB: 0 P: 18	R: 0 E: 0 K: 0 S: 7 H: 1 LOB: 1 BB: 0 P: 12	R: 0 E: 0 K: 1 S: 10 H: 0 LOB: 0 BB: 0 P: 13	R: 0 E: 0 K: 2 S: 13 H: 1 LOB: 3 BB: 1 P: 25	R: 0 E: 0 K: 1 S: 12 H: 0 LOB: 1 BB: 1 P: 21	R: 0 E: 1 K: 2 S: 11 H: 1 LOB: 2 BB: 1 P: 19	R: 1 E: 1 K: 1 S: 15 H: 1 LOB: 1 BB: 0 P: 18	1B: 8 2B: 4 3B: 0 HR: 1	SF: 1 SAC: 0 DP: 0 HBP: 1			WP: 0 PB: 0 SB: 0 CS: 0	PA: 50		

TOP

St. Louis Cardinals @ Milwaukee Brewers

Miller Park, Milwaukee, WI

Wed Jun 18 2003, 7:05 PM CDT

Att. 17,495 - Dome - 72 F

livebaseballscorecards.com

AB	40
R	9
H	13
RBI	8
BB	8
SO	9
LOB	24

PITCHER		IP	WLS	BF	H	R	ER	SO	BB	IBB	HBP	BLK	WP	HR	S	P	ERA	WHIP
Glendon Rusch, L ERA: 8.61	(1, 1)	1.0	L	14	6	8	8	1	5	0	0	0	0	1	30	62	72.00	11.000
Luis Vizcaino, R ERA: 9.45	(2, 1)	1.0		4	1	0	0	0	0	0	0	0	0	0	9	14	0.00	1.000
Brooks Kieschnick, R ERA: 5.16	(3, 1)	2.0		9	3	0	0	1	0	0	0	0	0	0	20	30	0.00	1.500
Valerio De Los Santos, L ERA: 4.12	(5, 1)	1.0		3	0	0	0	1	0	0	0	0	0	0	10	13	0.00	0.000
Dan Kolb, R ERA:	(6, 1)	2.0		10	1	0	0	3	1	1	1	0	0	0	25	46	0.00	1.000
Leo Estrella, R ERA: 1.09	(8, 1)	1.0		5	1	0	0	2	1	0	0	0	0	0	11	19	0.00	2.000
Mike DeJean, R ERA: 4.19	(9, 1)	1.0		5	1	1	0	1	0	0	0	0	0	0	15	18	0.00	1.000

Batter	1	2	3	4	5	6	7	8	9	AB	R	H	RBI	BB	SO	LOB
Eric Young Sr., R (1, 4) OBP: 0.329, SLG: 0.428	C B B B X 3-1 G6-4-3 1B		B S F B X 2-2 ② F9		X 0-0 1B 1-2 1B		C F B X 1-2 ③ F9		X 0-0 ③ G6-3	5	0	2	0	0	0	3
Scott Podsednik, L (1, 8) OBP: 0.384, SLG: 0.428	X 0-0 ① ② G6-4-3 1-2f		B C B F B X 3-2 ③ F7		C C X 0-2 G5-4-3 1-2 2-3 1B			B H 2-0 HBP		3	0	1	0	0	0	1
Richie Sexson, R (1, 3) OBP: 0.356, SLG: 0.515	B C X 1-1 ③ F9			S F X 0-2 1B	F D F D X 2-2 ② ③ G5-4-3 1-2f			C F B B S 2-3 ① K		4	0	1	0	0	1	4
Geoff Jenkins, L (1, 7) OBP: 0.353, SLG: 0.523		B C F B S 2-3 ① K		B B X 2-0 ① F8		S X 0-1 ① F8		B X 1-0 ② F7		4	0	0	0	0	1	2
John Vander Wal, L (1, 9) OBP: 0.370, SLG: 0.478		C X 0-1 HBP 1B		B B S B X 3-1 ② F8		B F X 1-1 ② G4-3		C B B F X 2-2 ③ G4-1		4	0	1	0	0	0	2
Wes Helms, R (1, 5) OBP: 0.327, SLG: 0.437 Keith Ginter, R (2, PR) OBP: 0.348, SLG: 0.284 (3, 5)		B H 2-0 1-2 HBP		B C C C 1-3 ③ K		C S B X 1-2 ③ F7			B F B S B F B 4-2 FC4-6 BB	0 2	0 0	0 0	0 0	0 1	0 1	0 1
Eddie Pérez, R (1, 2) OBP: 0.312, SLG: 0.429		B B F S X 2-2 ② F7			X 0-0 HR		B C F F X 1-2 ① F8		C B S B X 2-2 ① FC4-6 FC6-4 1-2f	4	1	1	1	0	0	3
Royce Clayton, R (1, 6) OBP: 0.304, SLG: 0.356 Dan Kolb, R (6, 1) Brady Clark, R (7, PH) OBP: 0.300, SLG: 0.351 Leo Estrella, R (8, 1) Mike DeJean, R (9, 1) Keith Osik, R (9, PH) OBP: 0.355, SLG: 0.326		S F D X 1-2 ③ G1-3			C X 0-1 1B 1B 1B		B B F X 2-1 ② G5-3		B X 1-0 ② FC6-4 BB 1-2f	2 0 1 0 0 0	0 0 0 0 0 0	1 0 0 0 0 0	0 0 0 0 0 0	0 0 0 0 0 0	0 0 0 0 0 0	2 0 0 0 0 0
Glendon Rusch, L (1, 1) OBP: 0.292, SLG: 0.227 Luis Vizcaino, R (2, 1) Brooks Kieschnick, L (3, 1) OBP: 0.346, SLG: 0.615 Valerio De Los Santos, L (5, 1) Enrique Cruz, R (5, PH) OBP: 0.220, SLG: 0.139 (6, 6)			B F B S B X 3-2 ① L8		B F B B C S 3-3 ① K		F B F F B B 4-2 BB		B B B C B 4-1 1-2 BB	0 0 1 0 1	0 0 0 0 0	0 0 0 0 2	0 0 0 0 0	0 0 0 0 1	0 0 0 0 1	0 0 0 0 1
Inning Stats	R: 0 H: 1 E: 0 LOB: 0 K: 0 BB: 0 S: 5 P: 9	R: 0 H: 1 E: 0 LOB: 2 K: 1 BB: 0 S: 11 P: 18	R: 0 H: 0 E: 0 LOB: 0 K: 0 BB: 0 S: 9 P: 17	R: 0 H: 1 E: 0 LOB: 1 K: 1 BB: 0 S: 9 P: 15	R: 1 H: 4 E: 0 LOB: 2 K: 1 BB: 0 S: 13 P: 18	R: 0 H: 0 E: 0 LOB: 0 K: 0 BB: 0 S: 7 P: 9	R: 0 H: 0 E: 0 LOB: 1 K: 0 BB: 1 S: 12 P: 20	R: 0 H: 0 E: 0 LOB: 1 K: 1 BB: 0 S: 7 P: 14	R: 0 H: 0 E: 0 LOB: 2 K: 0 BB: 2 S: 9 P: 20	1B: 6 2B: 0 3B: 0 HR: 1	SF: 0 SAC: 0 DP: 2 HBP: 2			WP: 0 PB: 0 SB: 0 CS: 0	PA: 37	

PITCHER		IP	WLS	BF	H	R	ER	SO	BB	IBB	HBP	BLK	WP	HR	S	P	ERA	WHIP
Jason Simontacchi, R ERA: 6.13	(1, 1)	7.0	W	28	7	1	1	3	1	0	1	0	0	1	66	106	1.29	1.143
Cal Eldred, R ERA: 5.67	(8, 1)	0.1		2	0	0	0	1	0	0	1	0	0	0	3	7	0.00	0.000
28 Lance Painter, L ERA: 3.86	(8, 1)	0.2		2	0	0	0	0	0	0	0	0	0	0	4	7	0.00	0.000
44 Jason Isringhausen, R ERA:	(9, 1)	1.0		5	0	0	0	0	2	0	0	0	0	0	9	20	0.00	2.000

PITCHER	IP	WLS	BF	H	R	ER	SO	BB	IBB	HBP	BLK	WP	HR	S	P	ERA	WHIP

BOTTOM

St. Louis Cardinals @ Milwaukee Brewers

Miller Park, Milwaukee, WI

Wed Jun 18 2003, 7:05 PM CDT
Att. 17,495 - Dome - 72 F

livebaseballscorecards.com

AB	32
R	1
H	7
RBI	1
BB	3
SO	4
LOB	20

St. Louis Cardinals @ Milwaukee Brewers

Miller Park, Milwaukee, WI

Thu Jun 19 2003, 1:05 PM CDT

Att. 20,776 - Sunny - 56 F

livebaseballscorecards.com

Batter	1	2	3	4	5	6	7	8	9	AB	R	H	RBI	BB	SO	LOB
Orlando Palmeiro, L (1, 7) OBP: 0.364, SLG: 0.370	L9	SF9, 1-3, 3-H, 2B			F7	E3		FC1-6, 1-2f		5	0	1	1	0	0	1
Eduardo Perez, R (1, 5) OBP: 0.392, SLG: 0.481	G4-3	SF9, 2-3, 3-H			5, BB, 3B, 1B	K		G3		3	1	1	1	0	1	1
28 Lance Painter, L (7, 1)										1	0	0	0	0	0	1
Esteban Yan, R (8, 1)										0	0	0	0	0	0	0
Steve Kline, S (9, 1)										0	0	0	0	0	0	0
44 Jason Isringhausen, R (9, 1)										0	0	0	0	0	0	0
5 Albert Pujols, R (1, 3) OBP: 0.450, SLG: 0.719	HR	G5-3			SAFE, SAFE, 1-2, 3B, BB	F9			L8	4	2	1	1	1	0	2
J.D. Drew, L (1, 8) OBP: 0.374, SLG: 0.600	1B, BB		G4-3		1-H, 2-H, 1B, 3B	F7			2B	4	1	2	2	1	0	1
Edgar Renteria, R (1, 6) OBP: 0.396, SLG: 0.507	S, 1-3, 1B		K		CS, 3-H, 1B		F8		F9	5	0	2	1	0	1	1
Kerry Robinson, L (1, 9) OBP: 0.203, SLG: 0.179	G4-3, 1-2		B2-3		SAFE, 1-2, CS, 3B, 1B		F7		G1-3	5	1	1	0	0	0	3
Joe Girardi, R (1, 2) OBP: 0.154, SLG: 0.083		B2-3		G6-3	1-2, 2-3, 3B, BB		F9			3	1	0	0	1	0	0
Bo Hart, R (1, 4) OBP: 0.750, SLG: 1.667		1B, 2B, 2B		G4-3	1-H, 2-H, 3B			FC1-6, BB		3	1	2	2	1	0	0
Brett Tomko, R (1, 1) OBP: 0.333, SLG: 0.320		2B, SF9, 2-3, 1B		P4	G4-3			F9		3	1	1	0	0	0	1
Wilson Delgado, S (7, 5) OBP: 0.263, SLG: 0.250										1	0	0	0	0	0	1

	AB	37
	R	8
	H	11
	RBI	8
	BB	4
	SO	2
	LOB	12

Inning Stats	1	2	3	4	5	6	7	8	9
	R: 1 E: 0 K: 0 S: 10	H: 2 LOB: 2 BB: 1 P: 17	R: 2 E: 0 K: 0 S: 13	H: 3 LOB: 1 BB: 0 P: 16	R: 0 E: 0 K: 1 S: 6	H: 0 LOB: 0 BB: 0 P: 8	R: 0 E: 0 K: 0 S: 5	H: 0 LOB: 0 BB: 0 P: 5	R: 5 E: 0 K: 0 S: 19	H: 5 LOB: 1 BB: 2 P: 30	R: 0 E: 1 K: 1 S: 12	H: 0 LOB: 1 BB: 0 P: 18	R: 0 E: 0 K: 0 S: 4	H: 0 LOB: 0 BB: 0 P: 4	R: 0 E: 0 K: 0 S: 12	H: 0 LOB: 1 BB: 1 P: 19	R: 0 E: 0 K: 0 S: 9	H: 1 LOB: 1 BB: 0 P: 11

	1B: 5	SF: 1	WP: 0	PA: 42
	2B: 3	SAC: 0	PB: 0	
	3B: 2	DP: 0	SB: 1	
	HR: 1	HBP: 0	CS: 2	

PITCHER		IP	WLS	BF	H	R	ER	SO	BB	IBB	HBP	BLK	WP	HR	S	P	ERA	WHIP
Ruben Quevedo, R ERA: 5.75	(1, 1)	5.0	L	27	10	8	8	1	3	0	0	0	0	1	53	76	14.40	2.600
Matt Ford, L ERA: 2.08	(6, 1)	4.0		15	1	0	0	1	1	0	0	0	0	0	37	52	0.00	0.500

PITCHER		IP	WLS	BF	H	R	ER	SO	BB	IBB	HBP	BLK	WP	HR	S	P	ERA	WHIP

Batter	1	2	3	4	5	6	7	8	9	AB	R	H	RBI	BB	SO	LOB
Scott Podsednik, L (1, 8) OBP: 0.384, SLG: 0.427	B C C X 1-2 1B S 2B 1B		C B B X 2-1 ① G5-3	C B X 1-1 ③ B1-3		T B X 1-1 ③ F7			X 0-0 FC6-5 1-2 1B 1B	5	2	2	0	0	0	2
Keith Ginter, R (1, 5) OBP: 0.343, SLG: 0.289	1 SAFE C B F C 1-3 ① K 1-2		B C C B B F F F F F 2-3 S ② K	S X 0-1 1B 2B		C B X 1-2 ① F9			C C X 0-2 ① FC6-5 FC5 1B 1-2 2-3f	5	1	1	0	0	2	3
Richie Sexson, R (1, 3) OBP: 0.366, SLG: 0.522	B C B F X 2-2 2B 1B 2-3		B B F S F B F B 4-2 WP BB	F D B X 2-1 CI 1B FC1-2 1B 2-H		X 0-0 G1-6-3 1B			X 0-0 FC5 1-2 2-H 1B	4	0	4	2	1	0	0
Geoff Jenkins, L (1, 7) OBP: 0.357, SLG: 0.526	C B X 1-1 1-3 3-H 2B		B B B B 4-0 1-2 BB	X 0-0 FC1-2 CI G4-3-6 1B 1-2		X 0-0 ②③ G1-6-3 1-2f			X 0-0 ② FC5 1-2 2-3f	4	1	2	1	1	0	3
Brady Clark, R (1, 9) OBP: 0.289, SLG: 0.337	B C C B F F F X 2-2 ② P4		C B X 1-1 ③ G4-3	B F F X 1-2 CI FC1-2 1-2 2-3				C F X 0-2 ① L9	C S B X 1-2 ③ G1-3	4	0	0	0	0	0	6
Keith Osik, R (1, 2) OBP: 0.351, SLG: 0.316	X 0-0 ③ P4			B X 1-0 ① P4	F B X 1-1 ① FC1-2 G4-3-6 1-2 2-3 3-Hf			F S B B B B 4-2 BB		3	0	0	0	1	0	5
Royce Clayton, R (1, 6) OBP: 0.299, SLG: 0.349		C B B F B X 3-2 ① G4-3		C B X 1-1 ② P3	C X 0-1 ②③ G4-3-6 1-2f 3-H			B F F F X 1-2 ② L9		4	0	0	0	0	0	3
Enrique Cruz, R (1, 4) OBP: 0.222, SLG: 0.150		B B B C X 3-1 ② G5-3		F X 0-1 1B 1B		C C X 0-2 ① G6-3		X 0-0 ③ F9		4	0	1	0	0	0	1
Ruben Quevedo, R (1, 1) OBP: 0.300, SLG: 0.300 Matt Ford, S (6, 1) Brooks Kieschnick, L (9, PH) OBP: 0.370, SLG: 0.630		S S B S 1-3 ③ K		F X 0-1 1-3 1B		B F B F B X 3-2 ② G6-3			X 0-0 FC6-5 1B 1B	2 1 1	0 0 0	1 0 1	0 0 0	0 0 0	1 0 0	0 0 0
Inning Stats	R: 1 H: 3 E: 0 LOB: 2 K: 1 BB: 0 S: 18 P: 25	R: 0 H: 0 E: 0 LOB: 0 K: 1 BB: 0 S: 8 P: 15	R: 0 H: 0 E: 0 LOB: 2 K: 1 BB: 2 S: 16 P: 29	R: 0 H: 2 E: 0 LOB: 2 K: 0 BB: 0 S: 9 P: 12	R: 2 H: 3 E: 1 LOB: 1 K: 0 BB: 0 S: 12 P: 16	R: 0 H: 0 E: 0 LOB: 0 K: 0 BB: 0 S: 8 P: 12	R: 0 H: 1 E: 0 LOB: 0 K: 0 BB: 0 S: 5 P: 6	R: 0 H: 0 E: 0 LOB: 1 K: 0 BB: 1 S: 10 P: 15	R: 1 H: 3 E: 0 LOB: 2 K: 0 BB: 0 S: 10 P: 11	1B: 10 SF: 0 2B: 2 SAC: 0 3B: 0 DP: 2 HR: 0 HBP: 0						WP: 1 PA: 41 PB: 0 SB: 1 CS: 0

PITCHER		IP	WLS	BF	H	R	ER	SO	BB	IBB	HBP	BLK	WP	HR	S	P	ERA	WHIP
Brett Tomko, R ERA: 5.97	(1, 1)	6.1	W	30	9	3	2	3	2	0	0	0	1	0	75	114	2.84	1.737
28 Lance Painter, L ERA: 3.38	(7, 1)	0.2		1	0	0	0	0	0	0	0	0	0	0	1	1	0.00	0.000
Esteban Yan, R ERA: 7.79	(8, 1)	1.1		8	3	1	1	0	1	0	0	0	0	0	16	21	6.75	3.000
Steve Kline, L ERA: 4.13	(9, 1)	0.1	H	1	0	0	0	0	0	0	0	0	0	0	1	1	0.00	0.000
44 Jason Isringhausen, R ERA:	(9, 1)	0.1	S	1	0	0	0	0	0	0	0	0	0	0	3	4	0.00	0.000

PITCHER	IP	WLS	BF	H	R	ER	SO	BB	IBB	HBP	BLK	WP	HR	S	P	ERA	WHIP

BOTTOM

St. Louis Cardinals @ Milwaukee Brewers

Miller Park, Milwaukee, WI

Thu Jun 19 2003, 1:05 PM CDT
Att. 20,776 - Sunny - 56 F

livebaseballscorecards.com

AB	37
R	4
H	12
RBI	3
BB	3
SO	3
LOB	23

Batter	1	2	3	4	5	6	7	8	9	AB	R	H	RBI	BB	SO	LOB
Desi Relaford, S (1, 4) OBP: 0.352, SLG: 0.439	C X 0-1 HR	C F F B X 1-2 ③ P3			C C X 0-2 G1-3 1-2 2B 1B	B B B C B 4-1 G4-6-3 BB		C B B X 2-1 S 1B		4	3	3	1	1	0	2
Joe Randa, R (1, 5) OBP: 0.303, SLG: 0.407	C F S 0-3 ① K		B F X 1-1 ① F8		F X 0-1 ① G1-3 1-2 2-3	C X 0-1 ② ③ G4-6-3 1-2f		C B B S C 2-3 ① K		5	0	0	0	0	2	5
Carlos Beltrán, S (1, 8) OBP: 0.422, SLG: 0.524	C C B B B B 4-2 BB		S B X 1-1 ② G6-3		C B B B H 4-1 2B HBP		B B X 2-0 ① F9	C B C C 1-3 ② K 1-2		3	1	0	0	1	1	1
Raul Ibanez, L (1, 7) OBP: 0.340, SLG: 0.450	X 0-0 ② F7		C B C F F F X 1-2 2B		B B X 2-0 1-H 2-H 3-H 2B 2B		C B F X 1-2 HR 1B	I I I 4-0 1B IBB		4	2	3	3	1	0	1
Ken Harvey, R (1, 3) OBP: 0.304, SLG: 0.411	B C F 1 SAFE 1 SAFE X 1-2 ③ F9		C F B S 1-3 ③ K		C F X 0-2 2-H 2B		C S 1 SAFE X 0-2 1-H HR	B B B F X 3-1 1-2 2-H 1B		5	1	3	4	0	1	2
Michael Tucker, L (1, 9) OBP: 0.327, SLG: 0.443		B X 1-0 1B 1B		X 0-0 ① F8	C S D C 1-3 ② K		X 0-0 4 HR 1B	B C C C 1-3 ③ K		5	1	2	0	0	2	3
4 Angel Berroa, R (1, 6) OBP: 0.342, SLG: 0.476		X 0-0 ① B1		C B F S 1-3 ② K	D B B C C S 3-3 ③ K		X 0-0 1-H HR		B C S B F F B X 3-2 ① F9	5	1	1	2	0	2	2
Brent Mayne, L (1, 2) OBP: 0.321, SLG: 0.373		B C B 1 SAFE C D X 3-2 1-3 1B		C C F X 0-2 ③ F9		B C F F F X 1-2 SH1-4 1B	B B C S B F F F F X 3-2 ② G6-3		X 0-0 ② G4-3	5	0	2	0	0	0	0
Jose Lima, R (1, 1) OBP: 0.500, SLG: 0.500 Jason Grimsley, R (6, 1) Morgan Burkhart, S (7, PH) Sean Lowe, R (7, 1) Aaron Guiel, L (9, PH) OBP: 0.391, SLG: 0.463 D.J. Carrasco, R (9, 1)		B B C X 2-1 ② B2			C X 0-1 G1-3 1B 2B 1B	X 0-0 ① SH1-4 1-2	C X 0-1 ③ L4		C S B X 1-2 ③ F8	2 0 1 0 1 0	1 0 0 0 0 0	1 0 0 0 0 0	0 0 0 0 0 0	0 0 0 0 0 0	0 0 0 0 0 0	2 0 0 0 0 0

| Inning Stats | | |

Batter	1	2	3	4	5	6	7	8	9	AB	R	H	RBI	BB	SO	LOB
Eduardo Perez, R (1, 5) OBP: 0.384, SLG: 0.477	X 0-0 E5 BB		C S S 0-3 ① K		S S F X 0-2 ① P3 1-2	B C S B F X 2-2 ③ L5		B X 1-0 1B 2B		5	0	1	0	0	1	2
J.D. Drew, L (1, 9) OBP: 0.382, SLG: 0.594 Esteban Yan, R (9, 1)	B B C 1 B F B SAFE 4-2 15 G4-3 1-2 BB		B F B C X 2-2 ② G4-3		B B C F B X 3-2 ② F7		B C S F B B B 4-2 15 1B 1B BB	B B X 2-0 5 FC6-4 2-3 1B		3 0	1 0	1 0	0 0	2 0	0 0	1 0
5 Albert Pujols, R (1, 7) OBP: 0.443, SLG: 0.705	B X 1-0 ① P3		B B B C X 3-1 ③ G6-3		C B B X 2-1 ③ G6-3		C C X 0-2 ① F8	B F C B X 2-2 ③ FC6-4 1-2f		5	0	0	0	0	0	6
15 Jim Edmonds, L (1, 8) OBP: 0.405, SLG: 0.647	B B C B F X 3-2 ②③ G4-3 1-2f			B B X 2-0 ① F7		B B B C B 4-1 WP 1B G4-3 BB	B C B X 2-1 1B 1-2 1B		B F F F B B B 4-2 G5-4-3 BB	3	1	1	0	2	0	2
Edgar Renteria, R (1, 6) OBP: 0.396, SLG: 0.505		C B X 1-1 ① G6-3		B X 1-0 ② G5-3		C X 0-1 G4-3 S 1-2 3B 1B	B F C X 1-2 1-2 2-H 1B		B B C X 2-1 ①② G5-4-3 1-2f	5	1	2	1	0	0	1
Tino Martinez, L (1, 3) OBP: 0.325, SLG: 0.428		B C B B B 4-1 2B BB	C B B B C F B X 3-2 FC5 E 1B			B B B C X 3-1 ① G4-3 1-3 2-H	C F C 0-3 ② K		C X 0-1 ③ G5-3	4	0	1	1	1	1	3
Mike Matheny, R (1, 2) OBP: 0.329, SLG: 0.380		B X 1-0 ② F8		B X 1-0 E5 1-2		C F X 0-2 1B 3-H 3B	1 SAFE C C S 0-3 ③ K			4	1	1	1	0	1	4
Bo Hart, R (1, 4) OBP: 0.625, SLG: 1.143		B C F B F F X 2-2 1-3 2B		C S B F F F X 1-2 ③ FC5 2-3f		C B D F X 2-2 3-H 1B		B F X 1-1 ① G5-3		4	0	2	1	0	0	2
Matt Morris, R (1, 1) OBP: 0.235, SLG: 0.313 Kerry Robinson, L (5, PH) OBP: 0.214, SLG: 0.191 Jeff Fassero, L (6, 1) Kiko Calero, R (7, 1) OBP: 0.250, SLG: 0.250 Orlando Palmeiro, L (8, PH) OBP: 0.362, SLG: 0.368 (9, 9)	S S B S 1-3 ③ K2-3				B S B X 2-1 S 1B	1 SAFE L M M 0-3 ② K		F B S X 1-2 ② P3		1 1 1 0 1	0 0 0 0 0	0 1 0 0 0	0 0 0 0 0	0 0 0 0 0	1 0 1 0 0	2 0 1 0 0
Inning Stats	R: 0 H: 0 E: 1 LOB: 1 K: 0 BB: 1 S: 7 P: 15	R: 0 H: 1 E: 0 LOB: 2 K: 1 BB: 1 S: 12 P: 21	R: 0 H: 0 E: 0 LOB: 0 K: 1 BB: 0 S: 8 P: 13	R: 0 H: 1 E: 1 LOB: 2 K: 0 BB: 0 S: 13 P: 21	R: 0 H: 1 E: 0 LOB: 1 K: 0 BB: 0 S: 11 P: 18	R: 3 H: 3 E: 0 LOB: 1 K: 1 BB: 1 S: 18 P: 29	R: 1 H: 2 E: 0 LOB: 2 K: 2 BB: 1 S: 17 P: 24	R: 0 H: 2 E: 0 LOB: 2 K: 0 BB: 0 S: 10 P: 17	R: 0 H: 0 E: 0 LOB: 0 K: 0 BB: 1 S: 7 P: 13	1B: 7 2B: 2 3B: 1 HR: 0	SF: 0 SAC: 0 DP: 2 HBP: 0					

PITCHER		IP	WLS	BF	H	R	ER	SO	BB	IBB	HBP	BLK	WP	HR	S	P	ERA	WHIP
Jose Lima, R ERA: 4.76	(1, 1)	5.1	W	24	4	2	2	2	3	0	0	0	1	0	56	100	3.38	1.312
Jason Grimsley, R ERA: 3.98	(6, 1)	0.2		4	2	1	1	1	0	0	0	0	0	0	13	17	13.50	3.000
Sean Lowe, R ERA: 5.0	(7, 1)	2.0		11	4	1	1	2	1	0	0	0	0	0	27	41	4.50	2.500
D.J. Carrasco, R ERA: 3.7	(9, 1)	1.0		3	0	0	0	0	1	0	0	0	0	0	7	13	0.00	1.000

PITCHER	IP	WLS	BF	H	R	ER	SO	BB	IBB	HBP	BLK	WP	HR	S	P	ERA	WHIP

BOTTOM

Kansas City Royals @ St. Louis Cardinals

Busch Stadium, St. Louis, MO

Fri Jun 20 2003, 7:10 PM CDT
Att. 38,226 - Cloudy - 79 F

livebaseballscorecards.com

AB	37
R	4
H	10
RBI	4
BB	5
SO	5
LOB	24

Kansas City Royals @ St. Louis Cardinals

Busch Stadium, St. Louis, MO

Sat Jun 21 2003, 7:10 PM CDT

Att. 44,473 - Cloudy - 79 F

livebaseballscorecards.com

TOP

Batter	1	2	3	4	5	6	7	8	9	AB	R	H	RBI	BB	SO	LOB
Desi Relaford, S (1, 4) OBP: 0.347, SLG: 0.431	B C C S 1-3 ① K		C B X 1-1 ③ P4			C F F X 0-2 ② G4-3		B C X 1-1 ② F7		4	0	0	0	0	1	0
Joe Randa, R (1, 5) OBP: 0.310, SLG: 0.427	B F F B F X 2-2 ② F8			B B C X 2-1 HR		F F B F B X 2-2 2B		C B B B B 4-1 BB		3	1	2	1	1	0	0
Carlos Beltrán, S (1, 8) OBP: 0.415, SLG: 0.513	F S C 0-3 ③ K			F F C 0-3 ① K		B B S B X 3-1 ③ G6-3		B B C F B S 3-3 ③ K2-3		4	0	0	0	0	3	2
Raul Ibanez, L (1, 7) OBP: 0.336, SLG: 0.444		C F X 0-2 ① G6-3		C B X 1-1 ② G4-3			B F F C 1-3 ① K		C X 0-1 ① G4-3	4	0	0	0	0	1	0
Ken Harvey, R (1, 3) OBP: 0.303, SLG: 0.408		X 0-0 ② F8		B S S S B X 2-2 ③ F9			X 0-0 ② G4-3		B X 1-0 FC4-6 1B	4	0	1	0	0	0	0
Michael Tucker, L (1, 9) OBP: 0.330, SLG: 0.444		B X 1-0 4 S 1B			S C B B C 2-3 ① K		B C B X 2-1 4 1B 1B		S B X 1-1 ② FC4-6 1-2f	4	0	2	0	0	1	1
4 Angel Berroa, R (1, 6) OBP: 0.341, SLG: 0.473		B B C X 2-1 ③ G6-3 1-2			B B F S F C 2-3 ② K		D B F X 2-1 1-2 1B		B S B F C 2-3 ③ K	4	0	1	0	0	2	2
Brent Mayne, L (1, 2) OBP: 0.316, SLG: 0.367			B F B B F F F E X 3-2 ① F8		C B B X 2-1 ③ F8		C B B X 2-1 ③ L7			3	0	0	0	0	0	2
Darrell May, L (1, 1)			C B C C 1-3 ② K			F B F B F B X 3-2 ① F7		X 0-0 ① P6		2	0	0	0	0	1	0
Jason Gilfillan, R (7, 1)										0	0	0	0	0	0	0
Aaron Guiel, L (8, PH) OBP: 0.383, SLG: 0.452										1	0	0	0	0	0	0
Ryan Bukvich, R (8, 1)										0	0	0	0	0	0	0
Inning Stats	R: 0 E: 0 K: 2 S: 10 H: 0 LOB: 0 BB: 0 P: 13	R: 0 E: 0 K: 0 S: 7 H: 1 LOB: 1 BB: 0 P: 10	R: 0 E: 0 K: 1 S: 11 H: 0 LOB: 0 BB: 0 P: 16	R: 1 E: 0 K: 1 S: 10 H: 1 LOB: 0 BB: 0 P: 15	R: 0 E: 0 K: 2 S: 9 H: 0 LOB: 0 BB: 0 P: 15	R: 0 E: 0 K: 0 S: 14 H: 1 LOB: 1 BB: 0 P: 22	R: 0 E: 0 K: 1 S: 10 H: 2 LOB: 2 BB: 0 P: 17	R: 0 E: 0 K: 1 S: 8 H: 0 LOB: 1 BB: 1 P: 16	R: 0 E: 0 K: 1 S: 8 H: 1 LOB: 1 BB: 0 P: 12	1B: 4 2B: 1 3B: 0 HR: 1	SF: 0 SAC: 0 DP: 0 HBP: 0						

AB	33
R	1
H	6
RBI	1
BB	1
SO	9
LOB	7

WP: 0 PB: 0 SB: 1 CS: 0 PA: 34

PITCHER		IP	WLS	BF	H	R	ER	SO	BB	IBB	HBP	BLK	WP	HR	S	P	ERA	WHIP
Woody Williams, R ERA: 2.55	(1, 1)	8.0	W	30	5	1	1	8	1	0	0	0	0	1	79	124	1.12	0.750
Steve Kline, L ERA: 3.99	(9, 1)	1.0		4	1	0	0	1	0	0	0	0	0	0	8	12	0.00	1.000

PITCHER	IP	WLS	BF	H	R	ER	SO	BB	IBB	HBP	BLK	WP	HR	S	P	ERA	WHIP

Batter	1	2	3	4	5	6	7	8	9	AB	R	H	RBI	BB	SO	LOB
Bo Hart, R (1, 4) OBP: 0.615, SLG: 1.083	B B B C F X 3-2 5 2B 3B	B X 1-0 1-2 1B		X 0-0 ③ F8			F B S B F F X 2-2 5 2B 1B	B F S B 1 F S SAFE 2-3 ① K		5	2	3	0	0	1	2
15 Jim Edmonds, L (1, 8) OBP: 0.397, SLG: 0.633	S B B C B F X 3-2 ① F7	B C S B B X 3-2 ③ F8			S F B F F B S 2-3 ① K		1 SAFE B C F F X 1-2 ① F7	B B F 1 SAFE X 2-1 ② F7		5	0	0	0	0	1	5
5 Albert Pujols, R (1, 7) OBP: 0.445, SLG: 0.722	C F X 0-2 PB 2B 3-H 2B	B B C B X 3-1 ① F7			B B B X 3-0 ② P2		B 1 SAFE C X 1-1 1-H 2B 2B	B F B B X 3-1 1-H HR		5	3	3	4	0	0	0
Edgar Renteria, R (1, 6) OBP: 0.399, SLG: 0.509	B B S X 2-1 ② P6	B C X 1-1 ② G6-3			X 0-0 1B		X 0-0 WP 2-H 2B	S B S B B F F F B 4-2 BB		4	0	2	1	1	0	1
Eduardo Perez, R (1, 9) OBP: 0.377, SLG: 0.474 Steve Kline, S (9, 1)	C B X 1-1 2-H 2B	B F F F B F F F X 2-2 ③ L5			F B B B 1 SAFE 1 SAFE B X 3-1 ③ F7		B F X 1-1 ② G6-3	C B X 1-1 ③ P4		5 0	0 0	1 0	1 0	0 0	0 0	3 0
Tino Martinez, L (1, 3) OBP: 0.324, SLG: 0.422	B S B C S 2-3 ③ K			X 0-0 ① F8		C F X 0-2 ① G4-3	B B I I 4-0 WP IBB			3	0	0	0	1	1	1
Mike Matheny, R (1, 2) OBP: 0.332, SLG: 0.393		C F B X 1-2 ① G5-3		C B F C 1-3 ② K		S B S F F F F B F 2-2 X HR	B B B C B 4-1 1-2 2-3 BB			3	1	1	1	1	1	0
Wilson Delgado, S (1, 5) OBP: 0.262, SLG: 0.268		C B B S X 2-2 ② G5-3		X 0-0 2B 2B		B S X 1-1 ② G6-3	B B F F F S 2-3 ③ K2-3			4	1	1	0	0	1	3
Woody Williams, R (1, 1) OBP: 0.361, SLG: 0.406 Orlando Palmeiro, L (8, PH) OBP: 0.365, SLG: 0.372 (9, 9)		F B X 1-1 1B 1B		C X 0-1 2-H 2B		S C B S 1-3 ③ K	C B F F F X 1-2 5 HR 1B			3 1	0 1	2 1	1 1	0 0	1 0	0 0
Inning Stats	R: 2 E: 0 K: 1 S: 17 H: 3 LOB: 1 BB: 0 P: 28	R: 0 E: 0 K: 0 S: 12 H: 2 LOB: 2 BB: 0 P: 20	R: 0 E: 0 K: 0 S: 11 H: 0 LOB: 0 BB: 0 P: 17	R: 1 E: 0 K: 1 S: 8 H: 2 LOB: 1 BB: 0 P: 9	R: 0 E: 0 K: 1 S: 9 H: 1 LOB: 1 BB: 0 P: 17	R: 1 E: 0 K: 1 S: 16 H: 1 LOB: 0 BB: 0 P: 20	R: 2 E: 0 K: 1 S: 19 H: 3 LOB: 3 BB: 2 P: 34	R: 2 E: 0 K: 1 S: 19 H: 2 LOB: 1 BB: 1 P: 32		1B: 5 2B: 6 3B: 1 HR: 2	SF: 0 SAC: 0 DP: 0 HBP: 0					

PITCHER		IP	WLS	BF	H	R	ER	SO	BB	IBB	HBP	BLK	WP	HR	S	P	ERA	WHIP
Darrell May, L ERA: 4.18	(1, 1)	6.0	L	27	9	4	4	4	0	0	0	0	0	1	73	111	6.00	1.500
Jason Gilfillan, R ERA: 7.82	(7, 1)	1.0		8	3	2	2	1	1	1	0	0	1	0	19	34	18.00	4.000
Ryan Bukvich, R ERA: 9.58	(8, 1)	1.0		6	2	2	2	1	1	0	0	0	0	1	19	32	18.00	3.000

PITCHER	IP	WLS	BF	H	R	ER	SO	BB	IBB	HBP	BLK	WP	HR	S	P	ERA	WHIP

BOTTOM

Kansas City Royals @ St. Louis Cardinals

Busch Stadium, St. Louis, MO

Sat Jun 21 2003, 7:10 PM CDT
Att. 44,473 - Cloudy - 79 F

livebaseballscorecards.com

AB	38
R	8
H	14
RBI	8
BB	3
SO	6
LOB	15

WP: 1 PA: 41
PB: 1
SB: 0
CS: 0

Batter	1	2	3	4	5	6	7	8	9	AB	R	H	RBI	BB	SO	LOB
Desi Relaford, S (1, 5) OBP: 0.345, SLG: 0.432	C X 0-1 SH1-3 G5-3 2B		C F B X 1-2 ③ F8		B F B X 2-1 ② F9		C F B F B B S 3-3 ② K			4	1	1	0	0	1	3
Carlos Febles, R (1, 4) OBP: 0.274, SLG: 0.270	X 0-0 ① SH1-3 2-3			B C B X 2-1 ① G4-3	X 0-0 ③ F8		S S F B X 1-2 ③ FC6-4 1-2f			3	0	0	0	0	0	3
Carlos Beltrán, S (1, 8) OBP: 0.412, SLG: 0.508	B B C S F X 2-2 ② G5-3 3-H			C F C 0-3 ② K		B C X 1-1 ① F7		C X 0-1 1B		4	0	1	1	0	1	0
Raul Ibanez, L (1, 7) OBP: 0.331, SLG: 0.437	C B X 1-1 ③ G4-3			F F X 0-2 ③ G1-3		B X 1-0 ② G4-3		C S F X 0-2 P6		4	0	0	0	0	0	1
Ken Harvey, R (1, 3) OBP: 0.306, SLG: 0.424		B C S S X 1-2 ① G5-3			X 0-0 WP 2B 1B	C F X 0-2 HR		B 1 SAFE 1 SAFE 1 SAFE B B X 3-0 ② F9		4	2	2	1	0	0	1
Aaron Guiel, L (1, 9) OBP: 0.392, SLG: 0.467		C F B F H 2-2 4 CS HBP			1 SAFE B F B S X 2-2 1-H 2B 2B	B S S B C 3-3 ③ K		1 SAFE C B C 1 SAFE 1 SAFE B B S 3-3 ③ K		3	1	1	1	0	2	1
4 Angel Berroa, R (1, 6) OBP: 0.340, SLG: 0.469		C B F S 1-3 ②③ K 1-2			F F S 0-3 ① K		S C B B X 2-2 BB 1B		S S S 0-3 ① K	4	0	1	0	0	3	2
Mike DiFelice, R (1, 2) OBP: 0.310, SLG: 0.432			C B S X 1-2 ① G6-3		C X 0-1 1B 2-H 2B		1 SAFE 1 SAFE B B B C B F X 3-2 ① P4		S S B F X 1-2 ② F9	4	1	1	1	0	0	1
Jeremy Affeldt, L (1, 1) OBP: 0.429, SLG: 0.333 Jason Grimsley, R (7, 1) Morgan Burkhart, S (9, PH) Mike MacDougal, S (9, 1)			B C F C 1-3 ② K		X 0-0 2-H 1B		B B B B 4-0 FC6-4 1-2 BB		S B F F X 1-2 ③ G4-3	2 0 1 0	0 0 0 0	1 0 0 0	1 0 0 0	1 0 0 0	1 0 0 0	0 0 0 0
Inning Stats	R: 1 E: 0 K: 0 S: 9 H: 1 LOB: 0 BB: 0 P: 12	R: 0 E: 0 K: 1 S: 9 H: 0 LOB: 1 BB: 0 P: 13	R: 0 E: 0 K: 1 S: 9 H: 0 LOB: 0 BB: 0 P: 12	R: 0 E: 0 K: 1 S: 8 H: 0 LOB: 0 BB: 0 P: 10	R: 3 E: 0 K: 1 S: 13 H: 4 LOB: 1 BB: 0 P: 17	R: 1 E: 0 K: 1 S: 9 H: 1 LOB: 0 BB: 0 P: 14	R: 0 E: 0 K: 1 S: 14 H: 1 LOB: 2 BB: 1 P: 27	R: 0 E: 0 K: 1 S: 10 H: 1 LOB: 1 BB: 0 P: 16	R: 0 E: 0 K: 1 S: 11 H: 0 LOB: 0 BB: 0 P: 13	1B: 4 2B: 4 3B: 0 HR: 1	SF: 0 SAC: 1 DP: 1 HBP: 1			WP: 1 PB: 0 SB: 0 CS: 1		PA: 36	

PITCHER		IP	WLS	BF	H	R	ER	SO	BB	IBB	HBP	BLK	WP	HR	S	P	ERA	WHIP
Garrett Stephenson, R ERA: 4.45	(1, 1)	6.0	L	25	7	5	5	5	0	0	1	0	1	1	60	83	7.50	1.167
Cal Eldred, R ERA: 5.46	(7, 1)	1.0		4	0	0	0	1	1	0	0	0	0	0	11	22	0.00	1.000
28 Lance Painter, L ERA: 2.84	(8, 1)	1.0		4	1	0	0	1	0	0	0	0	0	0	10	16	0.00	1.000
44 Jason Isringhausen, R ERA:	(9, 1)	1.0		3	0	0	0	1	0	0	0	0	0	0	11	13	0.00	0.000

PITCHER	IP	WLS	BF	H	R	ER	SO	BB	IBB	HBP	BLK	WP	HR	S	P	ERA	WHIP

TOP

Kansas City Royals @ St. Louis Cardinals

Busch Stadium, St. Louis, MO

Sun Jun 22 2003, 1:10 PM CDT
Att. 39,962 - Cloudy - 84 F

livebaseballscorecards.com

AB	33
R	5
H	8
RBI	5
BB	1
SO	8
LOB	12

Batter	1	2	3	4	5	6	7	8	9	AB	R	H	RBI	BB	SO	LOB
Bo Hart, R (1, 4) OBP: 0.500, SLG: 0.824	1-1 G6-3 ①		2-1 E5 FC1-6	3-2 F7 ③			3-2 1B 5 1B 1B		0-3 K ②	5	1	1	0	0	1	1
Orlando Palmeiro, L (1, 8) OBP: 0.368, SLG: 0.375 28 Lance Painter, L (8, 1) 44 Jason Isringhausen, R (9, 1) J.D. Drew, L (9, PH) OBP: 0.386, SLG: 0.597	2-2 5 1B 1B		0-1 FC1-6 ① 5 1B 1-2f		3-2 F7 ①		1-1 5 1B 1-2 1B		0-0 1B	4	0	2	0	0	0	1
										0	0	0	0	0	0	0
										0	0	0	0	0	0	0
										1	0	1	0	0	0	0
5 Albert Pujols, R (1, 7) OBP: 0.448, SLG: 0.720 (9, 3)	2-1 1-2 1B		2-2 1-2 1B		2-2 G5-3 ②		2-1 1-3 2-H 1B		0-3 K ③	5	0	3	1	0	1	1
Edgar Renteria, R (1, 6) OBP: 0.394, SLG: 0.502	1-0 L3 ②		0-0 F8 ②		1-1 F9 ③		0-3 K ③			4	0	0	0	0	1	6
Eduardo Perez, R (1, 9) OBP: 0.366, SLG: 0.458	1-3 K ③		1-1 F9 ③			3-1 G5-3 ①		1-2 G3-1 ①		4	0	0	0	0	1	4
Tino Martinez, L (1, 3) OBP: 0.329, SLG: 0.429 Joe Girardi, R (6, 2) OBP: 0.143, SLG: 0.077 15 Jim Edmonds, L (8, PH) OBP: 0.396, SLG: 0.630 (9, 8)		4-2 BB		1-0 1B G5-4-3 2B		1-0 F8 ②		1-2 G4-3 ②		1	1	1	0	1	0	0
										1	0	0	0	0	0	0
										1	0	0	0	0	0	0
Mike Matheny, R (1, 2) OBP: 0.331, SLG: 0.390 (6, 3) (9, 2)		2-3 K ①		0-0 G5-4-3 2-3 1B		2-2 F7 ③		1-2 E4		4	0	1	0	0	1	1
Wilson Delgado, S (1, 5) OBP: 0.246, SLG: 0.250		2-3 ②		0-0 G5-4-3 ① ② 1-2f 3-H			1-3 K2-3 ①	1-3 K ③		4	0	0	0	0	3	3
Garrett Stephenson, R (1, 1) OBP: 0.250, SLG: 0.172 Cal Eldred, R (7, 1) Kerry Robinson, L (7, PH) OBP: 0.208, SLG: 0.186 (8, 8) (9, 7)		0-1 G5-3 ③		0-1 1B			3-2 F8 ②		0-2 G4-3 ①	2	0	1	0	0	0	1
										0	0	0	0	0	0	0
										2	0	0	0	0	0	0

| Inning Stats | | | | | | | | | |

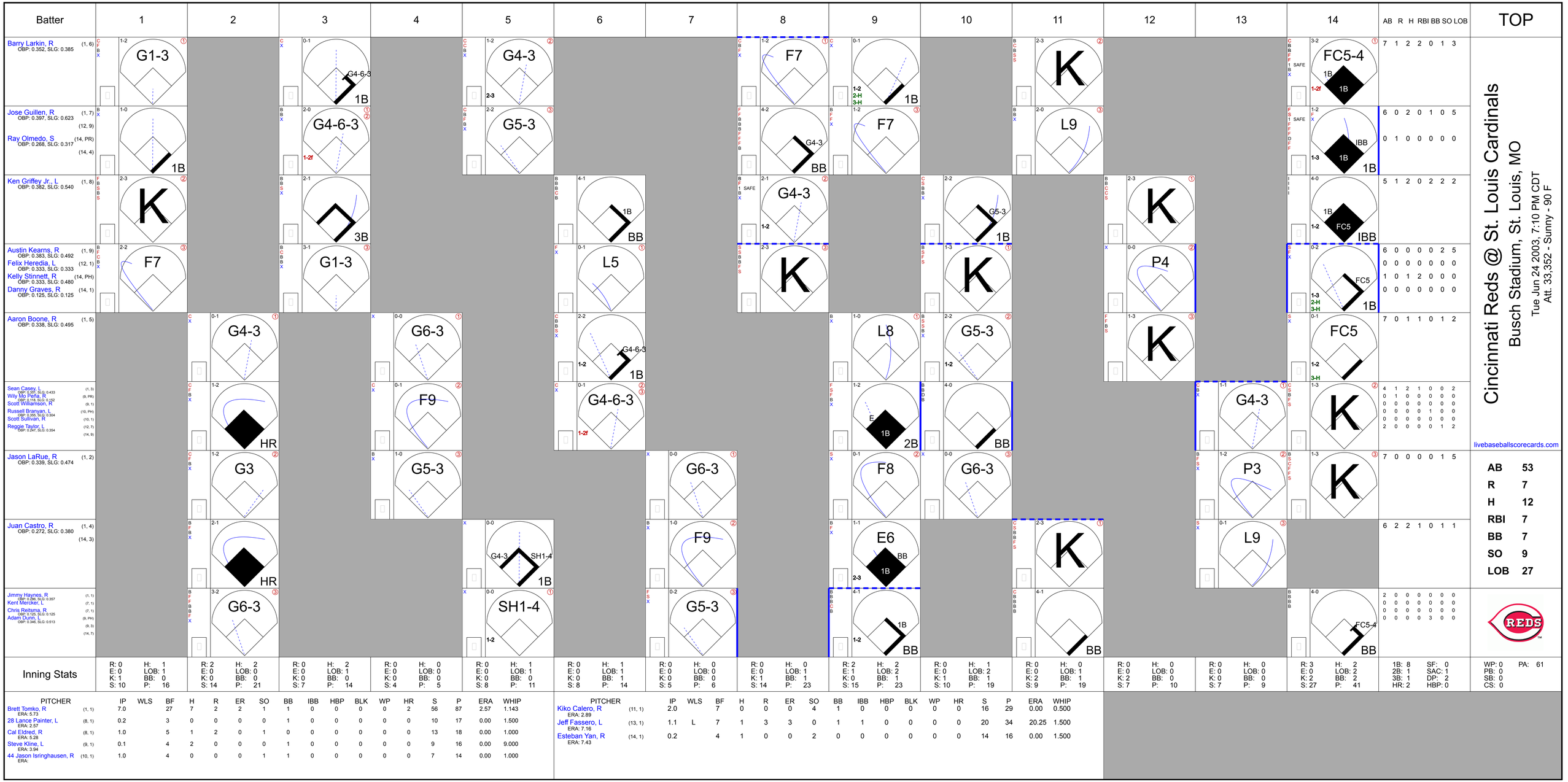
Batter
1
2
3
4
5
6
7
8
9
10
11
12
13
14
AB R H RBI BB SO LOB
TOP
Barry Larkin, R (1, 6) OBP: 0.352, SLG: 0.385
G1-3
G4-6-3 1B
G4-3 2-3
F7
1-2 2-H 3-H
FC5-4 1B 1B 1-2f
7 1 2 2 0 1 3
Jose Guillen, R (1, 7) OBP: 0.397, SLG: 0.623
(12, 9)
Ray Olmedo, S (14, PR) OBP: 0.268, SLG: 0.317
(14, 4)
1B
G4-6-3 1-2f
G5-3
G4-6-3 1B
G4-3 BB
F7
L9
IBB 1B 1B
6 0 2 0 1 0 5
0 1 0 0 0 0 0
Ken Griffey Jr., L (1, 8) OBP: 0.382, SLG: 0.540
K
3B
G4-3 1-2
G5-3 1B
K
1B FC5 IBB
5 1 2 0 2 2 2
Austin Kearns, R (1, 9) OBP: 0.383, SLG: 0.492
Felix Heredia, L (12, 1) OBP: 0.333, SLG: 0.333
Kelly Stinnett, R (14, PH) OBP: 0.333, SLG: 0.480
Danny Graves, R (14, 1) OBP: 0.125, SLG: 0.125
F7
G1-3
1B BB
L5
K
P4
FC5 1B 1-3 2-H 3-H
6 0 0 0 0 2 5
0 0 0 0 0 0 0
1 0 1 2 0 0 0
0 0 0 0 0 0 0
Aaron Boone, R (1, 5) OBP: 0.338, SLG: 0.495
G4-3
G6-3
G4-6-3 1B 1-2
L8
G5-3 1-2
K
FC5 1-2 3-H
7 0 1 1 0 1 2
Sean Casey, L (1, 3) OBP: 0.297, SLG: 0.433
Wily Mo Peña, R (9, PR) OBP: 0.118, SLG: 0.152
Scott Williamson, R (9, 1)
Russell Branyan, L (10, PH) OBP: 0.265, SLG: 0.304
Scott Sullivan, R (10, 1)
Reggie Taylor, L (12, 7) OBP: 0.247, SLG: 0.354
(14, 9)
HR
F9
G4-6-3 1-2f
E 1B 2B
BB
G4-3
K
4 1 2 1 0 0 2
0 1 0 0 0 0 0
0 0 0 0 0 0 0
0 0 0 0 1 0 0
0 0 0 0 0 0 0
2 0 0 0 0 1 2
Jason LaRue, R (1, 2) OBP: 0.339, SLG: 0.474
G3
G5-3
G6-3
F8
G6-3
P3
7 0 0 0 0 1 5
Juan Castro, R (1, 4) OBP: 0.272, SLG: 0.380
(14, 3)
HR
G4-3 SH1-4 1B
F9
E6 BB 1B 2-3
L9
6 2 2 1 0 1 1
Jimmy Haynes, R (1, 1) OBP: 0.296, SLG: 0.357
Kent Mercker, L (7, 1) OBP: 0.128, SLG: 0.128
Chris Reitsma, R (7, 1)
Adam Dunn, L (9, PH) OBP: 0.346, SLG: 0.513
(9, 3)
(14, 7)
G6-3
SH1-4 1-2
G5-3
1B BB
K
FC5-4 BB
2 0 0 0 0 0 0
0 0 0 0 0 0 0
0 0 0 0 0 0 0
0 0 0 0 3 0 0
Cincinnati Reds @ St. Louis Cardinals
Busch Stadium, St. Louis, MO
Tue Jun 24 2003, 7:10 PM CDT
Att. 33,352 - Sunny - 90 F
livebaseballscorecards.com
AB 53
R 7
H 12
RBI 7
BB 7
SO 9
LOB 27
Inning Stats
R: 0 E: 0 K: 1 S: 10 H: 1 LOB: 1 BB: 0 P: 16
R: 2 E: 0 K: 0 S: 14 H: 2 LOB: 0 BB: 0 P: 21
R: 0 E: 0 K: 0 S: 7 H: 2 LOB: 1 BB: 0 P: 14
R: 0 E: 0 K: 0 S: 4 H: 0 LOB: 0 BB: 0 P: 5
R: 0 E: 0 K: 0 S: 8 H: 1 LOB: 1 BB: 0 P: 11
R: 0 E: 0 K: 0 S: 8 H: 1 LOB: 1 BB: 1 P: 14
R: 0 E: 0 K: 0 S: 5 H: 0 LOB: 0 BB: 0 P: 6
R: 0 E: 0 K: 1 S: 14 H: 0 LOB: 1 BB: 1 P: 23
R: 2 E: 1 K: 0 S: 15 H: 2 LOB: 2 BB: 1 P: 23
R: 0 E: 0 K: 1 S: 10 H: 1 LOB: 2 BB: 1 P: 19
R: 0 E: 0 K: 2 S: 9 H: 0 LOB: 1 BB: 1 P: 19
R: 0 E: 0 K: 2 S: 7 H: 0 LOB: 0 BB: 0 P: 10
R: 0 E: 0 K: 0 S: 7 H: 0 LOB: 0 BB: 0 P: 9
R: 3 E: 0 K: 2 S: 27 H: 2 LOB: 2 BB: 2 P: 41
1B: 8 2B: 1 3B: 1 HR: 2
SF: 0 SAC: 1 DP: 2 HBP: 0
WP: 0 PB: 0 SB: 0 CS: 0
PA: 61
PITCHER IP WLS BF H R ER SO BB IBB HBP BLK WP HR S P ERA WHIP
Brett Tomko, R (1, 1) ERA: 5.73 7.0 27 7 2 2 1 1 0 0 0 0 2 56 87 2.57 1.143
28 Lance Painter, L (8, 1) ERA: 2.57 0.2 3 0 0 0 1 0 0 0 0 0 0 10 17 0.00 1.500
Cal Eldred, R (8, 1) ERA: 5.28 1.0 5 1 2 0 1 0 0 0 0 0 0 13 18 0.00 1.000
Steve Kline, L (9, 1) ERA: 3.94 0.1 4 2 0 0 0 1 0 0 0 0 0 9 16 0.00 9.000
44 Jason Isringhausen, R (10, 1) ERA: 1.0 4 0 0 0 1 1 0 0 0 0 0 0 7 14 0.00 1.000
PITCHER IP WLS BF H R ER SO BB IBB HBP BLK WP HR S P ERA WHIP
Kiko Calero, R (11, 1) ERA: 2.89 2.0 7 0 0 0 4 1 0 0 0 0 0 16 29 0.00 0.500
Jeff Fassero, L (13, 1) ERA: 7.16 1.1 L 7 1 3 3 0 1 1 0 0 0 0 0 20 34 20.25 1.500
Esteban Yan, R (14, 1) ERA: 7.43 0.2 4 1 0 0 2 0 0 0 0 0 0 0 14 16 0.00 1.500

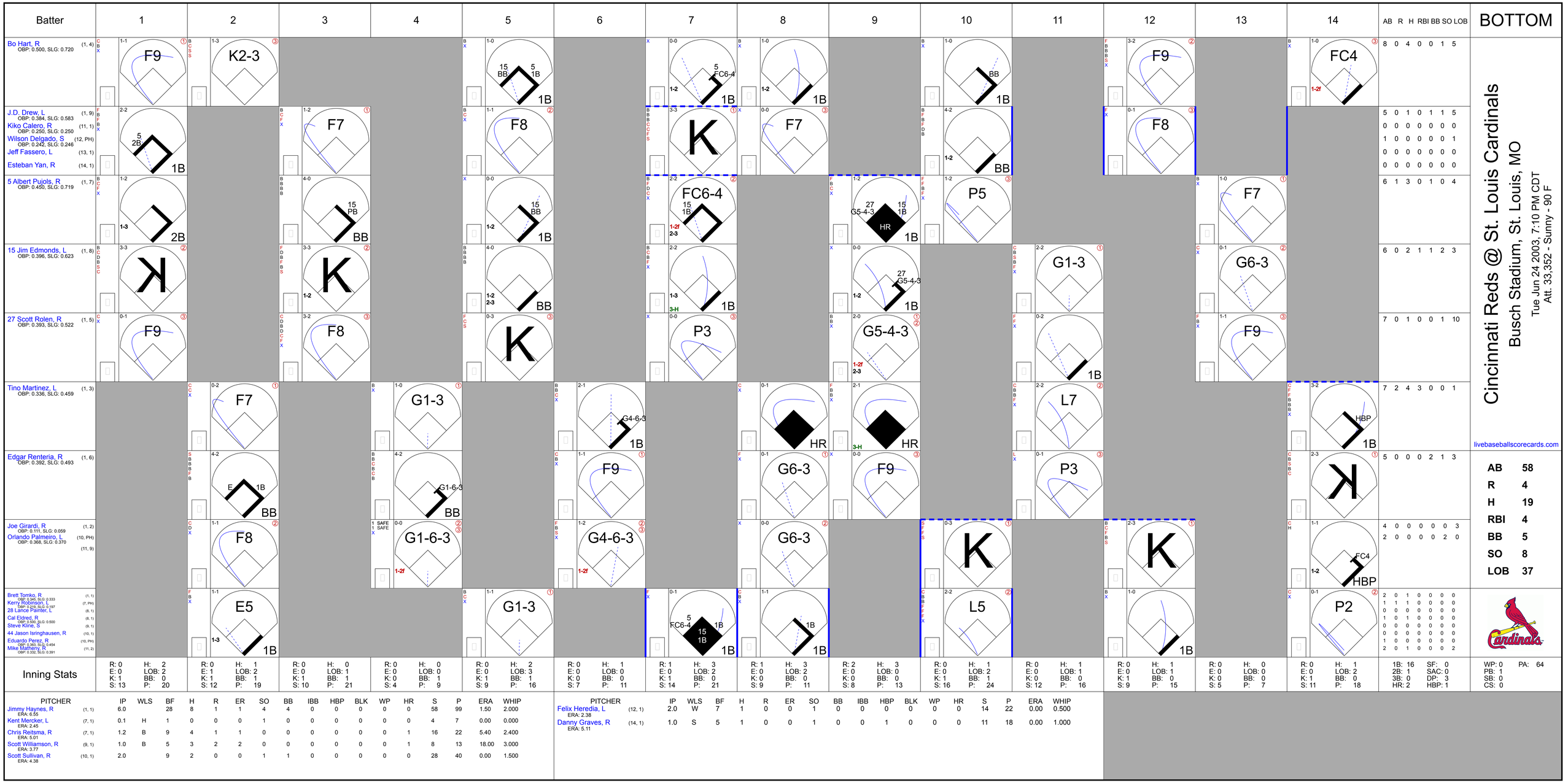
Batter
1
2
3
4
5
6
7
8
9
10
11
12
13
14
AB R H RBI BB SO LOB
BOTTOM
Bo Hart, R (1, 4) OBP: 0.500, SLG: 0.720
J.D. Drew, L (1, 9) OBP: 0.384, SLG: 0.583
Kiko Calero, R (11, 1) OBP: 0.250, SLG: 0.250
Wilson Delgado, S (12, PH) OBP: 0.242, SLG: 0.246
Jeff Fassero, L (13, 1)
Esteban Yan, R (14, 1)
5 Albert Pujols, R (1, 7) OBP: 0.450, SLG: 0.719
15 Jim Edmonds, L (1, 8) OBP: 0.396, SLG: 0.623
27 Scott Rolen, R (1, 5) OBP: 0.393, SLG: 0.522
Tino Martinez, L (1, 3) OBP: 0.336, SLG: 0.459
Edgar Renteria, R (1, 6) OBP: 0.392, SLG: 0.493
Joe Girardi, R (1, 2) OBP: 0.111, SLG: 0.059
Orlando Palmeiro, L (10, PH) OBP: 0.368, SLG: 0.370
(11, 9)
Brett Tomko, R (1, 1) OBP: 0.346, SLG: 0.333
Kerry Robinson, L (7, PH) OBP: 0.319, SLG: 0.197
28 Lance Painter, L (8, 1)
Cal Eldred, R (8, 1) OBP: 0.500, SLG: 0.500
Steve Kline, S (9, 1)
44 Jason Isringhausen, R (10, 1)
Eduardo Perez, R (10, PH) OBP: 0.360, SLG: 0.454
Mike Matheny, R (11, 2) OBP: 0.332, SLG: 0.391
Inning Stats
R: 0 E: 0 K: 1 S: 13 H: 2 LOB: 2 BB: 0 P: 20
R: 0 E: 1 K: 1 S: 12 H: 1 LOB: 2 BB: 1 P: 19
R: 0 E: 0 K: 1 S: 10 H: 0 LOB: 1 BB: 1 P: 21
R: 0 E: 0 K: 0 S: 4 H: 0 LOB: 0 BB: 1 P: 9
R: 0 E: 0 K: 1 S: 9 H: 2 LOB: 3 BB: 1 P: 16
R: 0 E: 0 K: 0 S: 7 H: 1 LOB: 0 BB: 0 P: 11
R: 1 E: 0 K: 1 S: 14 H: 3 LOB: 2 BB: 0 P: 21
R: 1 E: 0 K: 0 S: 9 H: 3 LOB: 2 BB: 0 P: 11
R: 2 E: 0 K: 0 S: 8 H: 3 LOB: 0 BB: 0 P: 13
R: 0 E: 0 K: 1 S: 16 H: 1 LOB: 2 BB: 1 P: 24
R: 0 E: 0 K: 0 S: 12 H: 1 LOB: 1 BB: 0 P: 16
R: 0 E: 0 K: 1 S: 9 H: 1 LOB: 1 BB: 0 P: 15
R: 0 E: 0 K: 0 S: 5 H: 0 LOB: 0 BB: 0 P: 7
R: 0 E: 0 K: 1 S: 11 H: 1 LOB: 2 BB: 0 P: 18
1B: 16 2B: 1 3B: 0 HR: 2 SF: 0 SAC: 0 DP: 3 HBP: 1
WP: 0 PB: 1 SB: 0 CS: 0 PA: 64
Cincinnati Reds @ St. Louis Cardinals
Busch Stadium, St. Louis, MO
Tue Jun 24 2003, 7:10 PM CDT
Att. 33,352 - Sunny - 90 F
livebaseballscorecards.com
AB 58
R 4
H 19
RBI 4
BB 5
SO 8
LOB 37
PITCHER IP WLS BF H R ER SO BB IBB HBP BLK WP HR S P ERA WHIP
Jimmy Haynes, R (1, 1) ERA: 6.55 6.0 28 8 1 1 4 4 0 0 0 0 0 58 99 1.50 2.000
Kent Mercker, L (7, 1) ERA: 2.45 0.1 H 1 0 0 0 1 0 0 0 0 0 0 4 7 0.00 0.000
Chris Reitsma, R (7, 1) ERA: 5.01 1.2 B 9 4 1 1 0 0 0 0 0 0 1 16 22 5.40 2.400
Scott Williamson, R (9, 1) ERA: 3.77 1.0 B 5 3 2 2 0 0 0 0 0 0 1 8 13 18.00 3.000
Scott Sullivan, R (10, 1) ERA: 4.38 2.0 9 2 0 0 1 1 0 0 0 0 0 28 40 0.00 1.500
PITCHER IP WLS BF H R ER SO BB IBB HBP BLK WP HR S P ERA WHIP
Felix Heredia, L (12, 1) ERA: 2.38 2.0 W 7 1 0 0 1 0 0 1 0 0 0 14 22 0.00 0.500
Danny Graves, R (14, 1) ERA: 5.11 1.0 S 5 1 0 0 1 0 0 1 0 0 0 11 18 0.00 1.000

Cincinnati Reds @ St. Louis Cardinals

Busch Stadium, St. Louis, MO

Wed Jun 25 2003, 6:05 PM CDT

Att. 34,863 - Overcast - 91 F

TOP

livebaseballscorecards.com

Batter	1	2	3	4	5	6	7	8	9	AB	R	H	RBI	BB	SO	LOB
Sean Casey, L (1, 3) OBP: 0.355, SLG: 0.439	B B F X 2-1 HR 2B	B B B C T S X 3-2 ③ F9		B X 1-0 2-H 1B			X 0-0 1B G5-3 1B		X 0-0 ③ F7	5	2	3	1	0	0	1
Barry Larkin, R (1, 6) OBP: 0.366, SLG: 0.394	B B S B B 4-1 HR BB		C X 0-1 2B 1B	C S B X 1-2 ③ F7			C B D C B X 3-2 1-3 G5-3 1B			3	2	2	0	1	0	1
Ken Griffey Jr., L (1, 8) OBP: 0.379, SLG: 0.556	X 0-0 1-H 2-H HR		B F F C 1-3 ① K		X 0-0 ① F7		F X 0-1 ② G5-3 1-2 3-H			4	1	1	4	0	1	2
Austin Kearns, R (1, 9) OBP: 0.378, SLG: 0.485	B B F X 2-1 ① G5-3		B B F X 2-1 ② L5		B C B X 2-1 ② L5		F C B B X 2-2 ③ L8			4	0	0	0	0	0	2
Aaron Boone, R (1, 5) OBP: 0.337, SLG: 0.495	C S B S 1-3 ② K		X 0-0 ③ 1-H 2B		X 0-0 ③ L8			C F S 0-3 ① K		4	0	1	1	0	2	0
Adam Dunn, L (1, 7) OBP: 0.342, SLG: 0.504	B X 1-0 ③ F9		C B F F F B X 2-2 ③ F8			X 0-0 ① P5		F C B F B S 3-3 ② K		4	0	0	0	0	1	1
Kelly Stinnett, R (1, 2) OBP: 0.318, SLG: 0.456		C B X 1-1 ① P4		B B F F F F C 2-3 ① K		C X 0-1 ② G5-3		B X 1-0 ③ F7		4	0	0	0	0	1	0
Ray Olmedo, S (1, 4) OBP: 0.273, SLG: 0.318 Jose Guillen, R (9, PH) OBP: 0.395, SLG: 0.620		C C B F X 1-2 ② G5-3		B B F B X 3-1 SH2-4 1B 1B		C S B X 1-2 ③ G3-1			B S S C 1-3 ① K	3 1	1 0	1 0	0 0	0 0	0 1	0 0
Paul Wilson, R (1, 1) OBP: 0.107, SLG: 0.077 Wily Mo Peña, R (7, PH) OBP: 0.114, SLG: 0.147 Felix Heredia, L (7, 1) OBP: 0.333, SLG: 0.333 Brian Reith, R (8, 1) Ryan Dempster, R (8, 1) OBP: 0.087, SLG: 0.045 Russell Branyan, L (9, PH) OBP: 0.344, SLG: 0.292		S C X 0-2 1B		B B X 2-0 ② SH2-4 1-2			B S B X 2-1 ① F7		S B B B S S F C 2-3 ② K	1 1 0 0 0 1	0 0 0 0 0 0	1 0 0 0 0 0	0 0 0 0 0 0	0 0 0 0 0 0	0 0 0 0 0 1	0 0 0 0 0 0

Inning Stats																		
	R: 3	H: 2	R: 0	H: 1	R: 1	H: 2	R: 1	H: 2	R: 0	H: 0	R: 0	H: 0	R: 1	H: 2	R: 0	H: 0	R: 0	H: 0
	E: 0	LOB: 0	E: 0	LOB: 1	E: 0	LOB: 1	E: 0	LOB: 1	E: 0	LOB: 0	E: 0	LOB: 0	E: 0	LOB: 1	E: 0	LOB: 0	E: 0	LOB: 0
	K: 1	BB: 1	K: 0	BB: 0	K: 1	BB: 0	K: 1	BB: 0	K: 0	BB: 0	K: 0	BB: 0	K: 0	BB: 0	K: 2	BB: 0	K: 2	BB: 0
	S: 10	P: 20	S: 13	P: 18	S: 13	P: 18	S: 12	P: 21	S: 4	P: 6	S: 6	P: 7	S: 11	P: 18	S: 9	P: 13	S: 8	P: 11

	AB	35
	R	6
	H	9
	RBI	6
	BB	1
	SO	7
	LOB	7

1B: 6	SF: 0	WP: 0	PA: 37
2B: 2	SAC: 1	PB: 0	
3B: 0	DP: 0	SB: 0	
HR: 1	HBP: 0	CS: 0	

PITCHER		IP	WLS	BF	H	R	ER	SO	BB	IBB	HBP	BLK	WP	HR	S	P	ERA	WHIP
Matt Morris, R ERA: 3.85	(1, 1)	6.0	W	26	7	5	5	3	1	0	0	0	0	1	58	90	7.50	1.333
28 Lance Painter, L ERA: 3.52	(7, 1)	0.2	H	4	2	1	1	0	0	0	0	0	0	0	8	13	13.50	3.000
Cal Eldred, R ERA: 5.04	(7, 1)	1.1	H	4	0	0	0	2	0	0	0	0	0	0	12	18	0.00	0.000
44 Jason Isringhausen, R ERA:	(9, 1)	1.0	S	3	0	0	0	2	0	0	0	0	0	0	8	11	0.00	0.000

PITCHER	IP	WLS	BF	H	R	ER	SO	BB	IBB	HBP	BLK	WP	HR	S	P	ERA	WHIP

BOTTOM

Cincinnati Reds @ St. Louis Cardinals

Busch Stadium, St. Louis, MO

Wed Jun 25 2003, 6:05 PM CDT
Att. 34,863 - Overcast - 91 F

livebaseballscorecards.com

Batter	1	2	3	4	5	6	7	8	9	AB	R	H	RBI	BB	SO	LOB
Bo Hart, R (1, 4) OBP: 0.516, SLG: 0.800	C X 0-1 HR	B B B C X 3-1 1B 5 2B 1B 1-2		B B F F F B X 3-2 ② G6-3		X 0-0 ③ F8		B X 1-0 1B 1B 1-2 2-3		5	2	3	1	0	0	0
Orlando Palmeiro, L (1, 9) OBP: 0.367, SLG: 0.370 Eduardo Perez, R (7, PH) OBP: 0.365, SLG: 0.455 (8, 9)	B C C X 1-2 ① F8	B B C D F F F X 3-2 5 2B 1B 1-3 2-H		B C B X 2-1 ③ F8			B B X 2-0 ① G6-3	B X 1-0 5 G5-4-3 1B 1-2 2-H 3-H		3 2	1 0	1 1	1 2	0 0	0 0	0 0
5 Albert Pujols, R (1, 7) OBP: 0.450, SLG: 0.717	B C B B X 3-1 ② P6	C B D X 2-1 15 2B 2B 1-H 3-H			C B B X 2-1 ① G4-3		X 0-0 15 F8 1B	S B C F X 1-2 ② ③ G5-4-3 1-2f		5	1	2	2	0	0	2
15 Jim Edmonds, L (1, 8) OBP: 0.398, SLG: 0.638	B S F B F F B X 3-2 HR	X 0-0 2B 2-H			B C B X 2-1 ② F8		B S S 1 SAFE X 1-2 ② F8 1-2			4	1	2	2	0	0	1
27 Scott Rolen, R (1, 5) OBP: 0.397, SLG: 0.535	B S B F F B X 3-2 HR	C X 0-1 ③ F9			B X 1-0 BB 1B		I I I I 4-0 IBB			3	1	2	1	1	0	1
Tino Martinez, L (1, 3) OBP: 0.335, SLG: 0.453	B C X 1-1 ③ F8		X 0-0 ① G4-3		D B B B 4-0 1-2 BB		B C F S 1-3 ③ K			3	0	0	0	1	1	2
Edgar Renteria, R (1, 6) OBP: 0.387, SLG: 0.486		C B X 1-1 ① F9	X 0-0 ② G5-3		B X 1-0 ③ P3			B B B C X 3-1 ① G5-3		4	0	0	0	0	0	2
Mike Matheny, R (1, 2) OBP: 0.331, SLG: 0.389		B F B S T B F X 3-2 ② P4	B C B X 2-1 ③ F9			C X 0-1 ① G6-3		C B X 1-1 1B BB 1B 1B		4	1	1	0	0	0	0
Matt Morris, R (1, 1) OBP: 0.250, SLG: 0.324 Kerry Robinson, L (6, PH) OBP: 0.216, SLG: 0.194 28 Lance Painter, L (7, 1) Cal Eldred, R (7, 1) OBP: 0.500, SLG: 0.500 J.D. Drew, L (8, PH) OBP: 0.388, SLG: 0.583 44 Jason Isringhausen, R (9, 1)		X 0-0 1B 1B 1B		B X 1-0 ① G6-3		B X 1-0 ② F8		B B B C S 1 SAFE B 4-2 1B 1B BB 1-2		2 1 0 0 0 0	1 0 0 0 1 0	1 0 0 0 0 0	0 0 0 0 1 0	0 0 0 0 0 0	0 0 0 0 0 0	0 0 0 0 0 0
Inning Stats	R: 3 H: 3 E: 0 LOB: 0 K: 0 BB: 0 S: 18 P: 29	R: 4 H: 5 E: 0 LOB: 1 K: 0 BB: 0 S: 20 P: 32	R: 0 H: 0 E: 0 LOB: 0 K: 0 BB: 0 S: 4 P: 6	R: 0 H: 0 E: 0 LOB: 0 K: 0 BB: 0 S: 7 P: 13	R: 0 H: 1 E: 0 LOB: 2 K: 0 BB: 1 S: 6 P: 16	R: 0 H: 0 E: 0 LOB: 0 K: 0 BB: 0 S: 4 P: 5	R: 0 H: 1 E: 0 LOB: 2 K: 1 BB: 1 S: 8 P: 16	R: 2 H: 3 E: 0 LOB: 1 K: 0 BB: 1 S: 12 P: 23		1B: 8 SF: 0 2B: 2 SAC: 0 3B: 0 DP: 1 HR: 3 HBP: 0				WP: 0 PA: 39 PB: 0 SB: 0 CS: 0		

	AB	36
	R	9
	H	13
	RBI	9
	BB	3
	SO	1
	LOB	8

PITCHER		IP	WLS	BF	H	R	ER	SO	BB	IBB	HBP	BLK	WP	HR	S	P	ERA	WHIP
Paul Wilson, R ERA: 4.63	(1, 1)	6.0	L	28	9	7	7	0	1	0	0	0	0	3	59	101	10.50	1.667
Felix Heredia, L ERA: 2.33	(7, 1)	1.0		5	1	0	0	1	0	1	0	0	0	0	8	16	0.00	1.000
Brian Reith, R ERA: 4.86	(8, 1)	0.1		4	2	2	2	0	1	0	0	0	0	0	7	16	54.00	9.000
Ryan Dempster, R ERA: 6.49	(8, 1)	0.2		2	1	0	0	0	0	0	0	0	0	0	5	7	0.00	1.500

PITCHER	IP	WLS	BF	H	R	ER	SO	BB	IBB	HBP	BLK	WP	HR	S	P	ERA	WHIP

Batter	1	2	3	4	5	6	7	8	9	AB	R	H	RBI	BB	SO	LOB
Barry Larkin, R (1, 6) OBP: 0.365, SLG: 0.392	B C B F X 2-2 ① F9		S X 0-1 ① G6-3		C B X 1-1 HR 1B		C X 0-1 1B 1B SF7 1-2 1B	F S B S 1-3 ② K		3	0	1	0	0	0	0
Ray Olmedo, S (5, PR) OBP: 0.283, SLG: 0.326										2	2	1	0	0	1	1
(5, 6)																
Jose Guillen, R (1, 9) OBP: 0.395, SLG: 0.630	B F C F C 1-3 ② K		S C B X 1-2 ② G2-3		C B B B F X 3-2 1-H HR		B C F B X 2-2 BB 1B 1-2 2-3 1B	F B B S X 2-2 1-2f ③ FC5-4		5	1	2	2	0	1	1
(7, 7)																
Ken Griffey Jr., L (1, 8) OBP: 0.382, SLG: 0.550	C B X 1-1 ③ P5		B B C B B 4-1 BB		F B F X 1-2 ③ G1-3		F S B F F F X 1-2 BB 1B 1-2 2-3 3-H 1B		C S B S 1-3 ① K	3	0	1	1	1	0	1
Chris Reitsma, R (7, 1) OBP: 0.125, SLG: 0.125										0	0	0	0	0	0	0
Kelly Stinnett, R (9, PH) OBP: 0.314, SLG: 0.450										1	0	0	0	0	1	0
Sean Casey, L (1, 3) OBP: 0.350, SLG: 0.433		B F F B B F F F X 3-2 ① P5	C B B X 2-1 ③ G4-3			C F B X 1-2 ① G1-4-3	X 0-0 ① SF7 3-H		S C B C 1-3 ② K	4	0	0	1	0	1	1
Aaron Boone, R (1, 5) OBP: 0.333, SLG: 0.490	B F C C C 1-3 ② K			X 0-0 ① F9		C X 0-1 ② G6-3	B B F S B B B 4-2 FC6-4 1-2 2-3 BB		X 0-0 ③ F9	3	0	0	0	0	1	0
Brian Reith, R (6, 1)										0	0	0	0	0	0	0
Austin Kearns, R (7, PH) OBP: 0.379, SLG: 0.483										1	0	0	0	1	0	0
(7, 9)																
Adam Dunn, L (1, 7) OBP: 0.343, SLG: 0.509	C C B B X 2-2 S 2B 2B			S B B S B C 3-3 ② K		S S B S F X 1-2 WP S 1B 1B	S F B S 1-3 ② K			2	1	1	0	0	1	0
Reggie Taylor, L (5, 7) OBP: 0.253, SLG: 0.357										2	1	1	0	0	1	3
(7, 8)																
Jason LaRue, R (1, 2) OBP: 0.342, SLG: 0.480	C B F B B F X 3-2 2-H 1B 2B			S F B X 1-2 ③ P4		S F B F B F X 2-2 1-H 1B	C B S D X 2-2 1-2f ③ FC6-4			4	1	2	2	0	0	3
Juan Castro, R (1, 4) OBP: 0.272, SLG: 0.377	X 0-0 2-H 1B				B X 1-0 ① F9	F B C X 1-2 ③ F8		B X 1-0 ① F7		4	0	1	1	0	0	1
Jimmy Anderson, L (1, 1) OBP: 0.273, SLG: 0.111	C S C 0-3 ③ K				X 0-0 ② F7		X 0-0 1B 1B 1B 1B	B B B F S T S X 3-2 FC5-4 1B		2	0	0	0	0	1	1
Russell Branyan, L (6, 5) OBP: 0.382, SLG: 0.346										2	1	2	0	0	0	0
Inning Stats	R: 0 H: 0 E: 0 LOB: 0 K: 1 BB: 0 S: 9 P: 13	R: 2 H: 3 E: 0 LOB: 1 K: 2 BB: 0 S: 20 P: 29	R: 0 H: 0 E: 0 LOB: 1 K: 0 BB: 1 S: 8 P: 15	R: 0 H: 0 E: 0 LOB: 0 K: 1 BB: 0 S: 7 P: 11	R: 2 H: 2 E: 0 LOB: 1 K: 0 BB: 0 S: 10 P: 16	R: 1 H: 2 E: 0 LOB: 1 K: 0 BB: 0 S: 18 P: 23	R: 2 H: 4 E: 0 LOB: 3 K: 1 BB: 1 S: 20 P: 30	R: 0 H: 1 E: 0 LOB: 1 K: 1 BB: 0 S: 11 P: 18	R: 0 H: 0 E: 0 LOB: 0 K: 2 BB: 0 S: 7 P: 9	1B: 9 SF: 1 2B: 2 SAC: 0 3B: 0 DP: 0 HR: 1 HBP: 0						WP: 1 PA: 41 PB: 0 SB: 2 CS: 0

PITCHER		IP	WLS	BF	H	R	ER	SO	BB	IBB	HBP	BLK	WP	HR	S	P	ERA	WHIP
Woody Williams, R ERA: 2.97	(1, 1)	6.0	W	29	10	7	7	4	1	0	0	0	1	1	78	115	10.50	1.833
Steve Kline, L ERA: 3.82	(7, 1)	1.0		5	1	0	0	1	1	0	0	0	0	0	14	22	0.00	2.000
28 Lance Painter, L ERA: 3.12	(8, 1)	1.0		4	1	0	0	1	0	0	0	0	0	0	11	18	0.00	1.000
Kiko Calero, R ERA: 2.82	(9, 1)	1.0		3	0	0	0	2	0	0	0	0	0	0	7	9	0.00	0.000

PITCHER	IP	WLS	BF	H	R	ER	SO	BB	IBB	HBP	BLK	WP	HR	S	P	ERA	WHIP

TOP

Cincinnati Reds @ St. Louis Cardinals

Busch Stadium, St. Louis, MO

Thu Jun 26 2003, 7:10 PM CDT

Att. 34,738 - Cloudy - 77 F

livebaseballscorecards.com

AB	38
R	7
H	12
RBI	7
BB	2
SO	8
LOB	12

BOTTOM

Cincinnati Reds @ St. Louis Cardinals

Busch Stadium, St. Louis, MO

Thu Jun 26 2003, 7:10 PM CDT

Att. 34,738 - Cloudy - 77 F

livebaseballscorecards.com

Batter	1	2	3	4	5	6	7	8	9	AB	R	H	RBI	BB	SO	LOB
Bo Hart, R (1, 4) OBP: 0.528, SLG: 0.771	C B B S X 2-2 G5-3 ①	B B X 2-0 15 HR 1-2 1B	B X 1-0 3-H 1B		F B F B S 2-3 K ①		X 0-0 1B			5	1	3	1	0	1	1
15 Jim Edmonds, L (1, 8) OBP: 0.398, SLG: 0.649	C F S 0-3 K ②	X 0-0 1-H 2-H HR	B F B X 2-1 G3 ③		B B C F F B X 3-2 5 1B 1-H 2B		C X 0-1 G3 ③			5	1	2	4	0	1	2
5 Albert Pujols, R (1, 7) OBP: 0.455, SLG: 0.718	C X 0-1 G5-3 ③	B B B F F F F C X 3-2 PB 1B		X 0-0 27 G1-3 1B 1B	X 0-0 27 1B 2-H ② 1B			B F F X 1-2 27 G5-3 1B		5	2	4	0	0	0	0
27 Scott Rolen, R (1, 5) OBP: 0.397, SLG: 0.531	4-1 1B 2B BB 3-2 F9 ②			C F B B X 2-2 G1-3 ① 1-2	B B X 2-0 2-H ③ 1B			B C B X 2-1 G5-3 ① 1-2		4	1	1	1	1	0	3
Eduardo Perez, R (1, 9) OBP: 0.376, SLG: 0.460 J.D. Drew, L (8, PH) OBP: 0.385, SLG: 0.579 Kiko Calero, R (9, 1) OBP: 0.250, SLG: 0.250	X 0-1 2B 1-3 HR 1B 4-2 1-2 BB			X 0-0 2-H FC5-4 1B	S F X 0-2 G6-3 ①			B B C S S 2-3 K ②		3 1 0	1 0 0	2 0 0	1 0 0	1 0 0	0 1 0	0 1 0
Edgar Renteria, R (1, 6) OBP: 0.387, SLG: 0.488 Wilson Delgado, S (6, PH) OBP: 0.235, SLG: 0.238 (7, 6)	X 1-0 1-3 HR 3-H 2B 0-0 G1-3			B X 1-0 FC5-4 1-2f ② 1B	B X 1-0 G4-3 ②			C S F B X 1-2 G2-3 ③		3 2	1 0	1 0	1 0	0 0	0 0	3 1
Tino Martinez, L (1, 3) OBP: 0.341, SLG: 0.475	B B B C S S F X 3-2 2-H 3-H HR	C B S X 1-2 G6-3 1B 2B	C X 0-1 1-2 1B		B B C X 2-1 G3 ③					4	2	3	3	0	0	0
Mike Matheny, R (1, 2) OBP: 0.330, SLG: 0.387	B X 1-0 FC5-4 1B	F X 0-1 G6-3 ① 2-3	X 0-0 F7 ③				C B B X 2-1 F8 ①			4	0	1	0	0	0	3
Woody Williams, R (1, 1) OBP: 0.359, SLG: 0.382 Steve Kline, S (7, 1) Kerry Robinson, L (7, PH) OBP: 0.213, SLG: 0.192 28 Lance Painter, L (8, 1) Orlando Palmeiro, L (9, 9) OBP: 0.367, SLG: 0.370	B D X 2-0 FC5-4 ① 1B 15 HR 1-2f	B B F X 2-1 G6-3 ②			B B B C B 4-1 15 2B BB		B B S C B C 3-3 K ②			2 0 1 0 0	2 0 0 0 0	0 0 0 0 0	0 0 0 0 0	1 0 0 0 0	0 0 1 0 0	2 0 0 0 0
Inning Stats	R: 0 E: 0 K: 1 S: 8 H: 0 LOB: 0 BB: 0 P: 10	R: 7 E: 0 K: 0 S: 25 H: 7 LOB: 2 BB: 2 P: 48	R: 1 E: 0 K: 0 S: 10 H: 2 LOB: 1 BB: 0 P: 16	R: 1 E: 0 K: 0 S: 9 H: 3 LOB: 2 BB: 0 P: 12	R: 2 E: 0 K: 1 S: 10 H: 3 LOB: 1 BB: 1 P: 21	R: 0 E: 0 K: 0 S: 6 H: 0 LOB: 0 BB: 0 P: 9	R: 0 E: 0 K: 1 S: 8 H: 1 LOB: 1 BB: 0 P: 13	R: 0 E: 0 K: 1 S: 12 H: 1 LOB: 1 BB: 0 P: 18		1B: 12 2B: 3 3B: 0 HR: 2 SF: 0 SAC: 0 DP: 0 HBP: 0						

	AB	39
	R	11
	H	17
	RBI	11
	BB	3
	SO	4
	LOB	16

WP: 0 PB: 1 SB: 0 CS: 0 PA: 42

PITCHER		IP	WLS	BF	H	R	ER	SO	BB	IBB	HBP	BLK	WP	HR	S	P	ERA	WHIP
Jimmy Anderson, L ERA: 8.84	(1, 1)	5.0	L	31	15	11	11	2	3	0	0	0	0	2	62	107	19.80	3.600
Brian Reith, R ERA: 4.58	(6, 1)	1.0		3	0	0	0	0	0	0	0	0	0	0	6	9	0.00	0.000
Chris Reitsma, R ERA: 4.78	(7, 1)	2.0		8	2	0	0	2	0	0	0	0	0	0	20	31	0.00	1.000

PITCHER	IP	WLS	BF	H	R	ER	SO	BB	IBB	HBP	BLK	WP	HR	S	P	ERA	WHIP

Batter	1	2	3	4	5	6	7	8	9	AB	R	H	RBI	BB	SO	LOB
Bo Hart, R (1, 4) OBP: 0.475, SLG: 0.692	C X 0-1 ① L5		F B C X 1-2 ③ F8		B B F F B F X 3-2 ③ F9			B X 1-0 ② G6-3		4	0	0	0	0	0	2
15 Jim Edmonds, L (1, 8) OBP: 0.399, SLG: 0.663	C S B F F B S 2-3 ② K			S B X 1-1 HR		X 0-0 ① F7		B X 1-0 5 1B 2B		4	2	2	1	0	1	0
5 Albert Pujols, R (1, 3) OBP: 0.453, SLG: 0.712	C X 0-1 ③ G4-3			B B C F X 2-2 ① F9		B C X 1-1 ② F9		S F B X 1-2 2-H 1B		4	0	1	1	0	0	0
27 Scott Rolen, R (1, 5) OBP: 0.402, SLG: 0.550		B C X 1-1 F9-3 1B		B X 1-0 HR		C B C X 1-2 2B		B B S C F X 2-2 G4-3		4	1	3	1	0	0	1
Eduardo Perez, R (1, 7) (4, 9) OBP: 0.366, SLG: 0.445		F X 0-1 ① F8		B C S F B X 2-2 ② F8		C S B S 1-3 ③ K			B C X 1-1 ① G1-3	4	0	0	0	0	1	2
Edgar Renteria, R (1, 6) OBP: 0.382, SLG: 0.482	C B F X 1-2 ② ③ F9-3 1-1			B B X 2-0 ③ L7			B F X 1-1 ① G4-3		B X 1-0 ② G4-3	4	0	0	0	0	0	1
Tino Martinez, L (1, 10) OBP: 0.343, SLG: 0.473			C F B B B B 4-2 BB		F B B F X 2-2 1B		C B X 1-1 ② G6-3		B B C X 2-1 ③ G4-3	3	0	1	0	1	0	0
Mike Matheny, R (1, 2) OBP: 0.326, SLG: 0.382			F C X 0-2 ① P3		X 0-0 ① F8		C B B F B F F X 3-2 ③ F7			3	0	0	0	0	0	2
J.D. Drew, L (1, 9) OBP: 0.383, SLG: 0.575 Orlando Palmeiro, L (4, 7) OBP: 0.363, SLG: 0.365			X 0-0 ② F7	X 0-0 ② L5				C C F F B F F X 1-2 ① G1-3		1 2	0 0	0 0	0 0	0 0	0 0	1 1
Inning Stats	R: 0 H: 0 E: 0 LOB: 0 K: 1 BB: 0 S: 9 P: 11	R: 0 H: 1 E: 0 LOB: 0 K: 0 BB: 0 S: 7 P: 9	R: 0 H: 0 E: 0 LOB: 1 K: 0 BB: 1 S: 9 P: 14	R: 2 H: 2 E: 0 LOB: 0 K: 0 BB: 0 S: 11 P: 19	R: 0 H: 1 E: 0 LOB: 1 K: 0 BB: 0 S: 9 P: 14	R: 0 H: 1 E: 0 LOB: 1 K: 1 BB: 0 S: 9 P: 12	R: 0 H: 0 E: 0 LOB: 0 K: 0 BB: 0 S: 9 P: 14	R: 1 H: 2 E: 0 LOB: 1 K: 0 BB: 0 S: 16 P: 22	R: 0 H: 0 E: 0 LOB: 0 K: 0 BB: 0 S: 5 P: 9	1B: 3 SF: 0 2B: 3 SAC: 0 3B: 0 DP: 1 HR: 2 HBP: 0						

PITCHER	IP	WLS	BF	H	R	ER	SO	BB	IBB	HBP	BLK	WP	HR	S	P	ERA	WHIP
Darrell May, L (1, 1) ERA: 4.05	7.0	W	26	5	2	2	2	1	0	0	0	0	2	63	93	2.57	0.857
Jason Grimsley, R (8, 1) ERA: 3.89	1.0	H	5	2	1	1	0	0	0	0	0	0	0	16	22	9.00	2.000
Mike MacDougal, R (9, 1) ERA: 2.95	1.0	S	3	0	0	0	0	0	0	0	0	0	0	5	9	0.00	0.000

PITCHER	IP	WLS	BF	H	R	ER	SO	BB	IBB	HBP	BLK	WP	HR	S	P	ERA	WHIP

TOP

St. Louis Cardinals @ Kansas City Royals

Kauffman Stadium, Kansas City, MO

Fri Jun 27 2003, 7:05 PM CDT
Att. 40,189 - Sunny - 85 F

livebaseballscorecards.com

AB	33
R	3
H	7
RBI	3
BB	1
SO	2
LOB	10

										1B: 3	SF: 0	WP: 0	PA: 34				
										2B: 3	SAC: 0	PB: 0					
										3B: 0	DP: 1	SB: 0					
										HR: 2	HBP: 0	CS: 0					

BOTTOM

St. Louis Cardinals @ Kansas City Royals

Kauffman Stadium, Kansas City, MO

Fri Jun 27 2003, 7:05 PM CDT

Att. 40,189 - Sunny - 85 F

livebaseballscorecards.com

Batter	1	2	3	4	5	6	7	8	9	AB	R	H	RBI	BB	SO	LOB
Aaron Guiel, L (1, 9) OBP: 0.359, SLG: 0.482	C B F B B F X 3-2 SH1-3 G4-3 2B		C B X 1-1 ② G3			B X 1-0 ① F9	1 SAFE C B C C 1-3 ③ K 1-2			4	1	1	0	0	1	1
Joe Randa, R (1, 5) OBP: 0.302, SLG: 0.406	X 0-0 ① SH1-3 2-3		C F X 0-2 ③ L8			X 0-0 ② G6-3		B B B B 4-0 3B BB		2	1	0	0	1	0	0
Carlos Beltrán, S (1, 8) OBP: 0.404, SLG: 0.498	B B B C F X 3-2 ② G4-3 3-H			C B X 1-1 F8 S E 1B		C C B X 1-2 G6-3		C F B X 1-2 1-H FC5-2 3B		4	1	2	2	0	0	0
Raul Ibanez, L (1, 7) OBP: 0.332, SLG: 0.432	B C B X 2-1 ③ L3			B B C B X 3-1 ① F8 1-3			B C B B B 4-1 SH E G4-3 BB	B B S F F X 2-2 ① L1-3		3	1	0	0	1	0	2
Ken Harvey, R (1, 3) OBP: 0.315, SLG: 0.427		C F X 0-2 SH1-3 2B		C X 0-1 E6 G6-3 3-H			B 1 SAFE X 1-0 E9 G4-3 SH E 1-2	I I I I 4-0 S IBB		3	1	1	1	1	0	1
Michael Tucker, L (1, 10) OBP: 0.332, SLG: 0.436		B B X 2-0 ① SH1-3 2-3		C B 1 SAFE B X 2-1 ② ③ G6-3 1-2f			C L X 0-2 SH G4-3 E 1-2 2-3	C L B B X 2-2 ② FC5-2 1-2 3-H		2	1	0	0	0	0	3
4 Angel Berroa, R (1, 6) OBP: 0.336, SLG: 0.457		X 0-0 ② G6-3			C X 0-1 ① G6-3		B C B X 2-1 ① L5	B B S X 2-1 ③ F9		4	0	0	0	0	0	6
Mike DiFelice, R (1, 2) OBP: 0.318, SLG: 0.441		B B B X 3-0 ③ G1-3			C F B F F B F X 2-2 ② G5-3		C B S B X 2-2 ② G4-3 1-2 2-3 3-H			3	0	0	1	0	0	3
Carlos Febles, R (1, 4) OBP: 0.283, SLG: 0.281			B B C B X 3-1 ① F7		B B F B X 3-1 ③ G5-3		B C B X 2-1 E4 S 2-H 3-H			2	0	0	0	0	0	0
Desi Relaford, S (7, PH) (8, 4) OBP: 0.350, SLG: 0.435										1	0	0	0	0	0	0

	AB	28
	R	6
	H	4
	RBI	4
	BB	3
	SO	1
	LOB	16

Inning Stats																		
	R: 1	H: 1	R: 0	H: 1	R: 0	H: 0	R: 1	H: 1	R: 0	H: 0	R: 0	H: 0	R: 3	H: 0	R: 1	H: 1	1B: 1	SF: 0	WP: 0	PA: 34
	E: 0	LOB: 0	E: 0	LOB: 1	E: 0	LOB: 0	E: 1	LOB: 0	E: 0	LOB: 0	E: 0	LOB: 0	E: 2	LOB: 1	E: 0	LOB: 2	2B: 2	SAC: 3	PB: 0	
	K: 0	BB: 0	K: 0	BB: 0	K: 0	BB: 0	K: 0	BB: 0	K: 0	BB: 0	K: 0	BB: 0	K: 1	BB: 1	K: 0	BB: 2	3B: 1	DP: 1	SB: 3	
	S: 10	P: 18	S: 6	P: 11	S: 7	P: 11	S: 8	P: 14	S: 10	P: 15	S: 5	P: 7	S: 15	P: 27	S: 12	P: 27	HR: 0	HBP: 0	CS: 0	

PITCHER		IP	WLS	BF	H	R	ER	SO	BB	IBB	HBP	BLK	WP	HR	S	P	ERA	WHIP
Garrett Stephenson, R ERA: 4.32	(1, 1)	7.0	L	28	3	5	2	1	1	0	0	0	0	0	61	103	2.57	0.571
Esteban Yan, R ERA: 7.68	(8, 1)	0.0		1	0	1	1	0	1	0	0	0	0	0	0	4	∞	∞
Steve Kline, L ERA: 3.69	(8, 1)	1.0		5	1	0	0	0	0	1	0	0	0	0	12	23	0.00	1.000

PITCHER	IP	WLS	BF	H	R	ER	SO	BB	IBB	HBP	BLK	WP	HR	S	P	ERA	WHIP

Batter	1	2	3	4	5	6	7	8	9	AB	R	H	RBI	BB	SO	LOB
Bo Hart, R (1, 4) OBP: 0.500, SLG: 0.689	C F C 0-3 ① K		B X 1-0 27 BB 15 BB PB 1B	B C X 1-1 5 FC1 15 BB 5 E 1B	B S F F X 1-2 15 2B 1B		C F B F S 1-3 ② K		C F B X 1-2 15 2B 27 BB 1B	6	4	4	0	0	2	0
15 Jim Edmonds, L (1, 8) OBP: 0.412, SLG: 0.700	B C F B B X 3-2 HR		B B C B B 4-1 PB 27 BB 1-2 1B BB	C S F B B B B 4-2 BB 5 E 1-2 SF8 BB	C B B X 2-1 1-H 2B		B X 1-0 HR		B B X 2-0 27 BB 1-3 2B	4	4	4	3	2	0	0
5 Albert Pujols, R (1, 3) OBP: 0.447, SLG: 0.700	F F X 0-2 ② P6		C C F X 0-2 ① F7	B B X 2-0 FC1 BB 1-2 2-H 2B	B X 1-0 ② G6-3		C X 0-1 ③ G5-3		I I I I 4-0 27 BB IBB	5	1	0	0	1	0	4
27 Scott Rolen, R (1, 5) OBP: 0.407, SLG: 0.558	B B F X 2-1 HR		B B B B 4-0 PB 1-2 2-3 1B BB	B C S X 1-2 ① P6	S C X 0-2 ③ G5-3			F B B C F H 3-2 CS HBP	B B B B 4-0 1-2 2-3 3-H BB	3	2	1	2	2	0	3
Eduardo Perez, R (1, 7) OBP: 0.362, SLG: 0.435 J.D. Drew, L (8, PH) (8, 9) OBP: 0.378, SLG: 0.568	C F B B S 2-3 ③ K		B B C S S X 2-2 ② F9 1-2 2-3 3-H	B B B B 4-0 2B 1-2 2-3 BB		B X 1-0 ① G6-3		C B B X 2-2 ①② G6-3 1-2	B X 1-0 ② P5	3 2	0 0	0 0	0 0	1 0	1 0	2 4
Edgar Renteria, R (1, 6) OBP: 0.387, SLG: 0.495		B S B F B B 4-2 S BB	X 0-0 S 2B 2-H 3-H 1B	C D F D B X 3-2 ② SF8 3-H		X 0-0 HR		X 0-0 S 1B	S D X 1-1 ③ G5-3	4	2	3	4	1	0	3
Tino Martinez, L (1, 10) OBP: 0.348, SLG: 0.476		C 1 SAFE X 0-1 ① F8 1-2	B B C B B 4-1 2B 1-2 BB	C C F B X 1-2 1-3 2-H 2B		X 0-0 ② P5		1 SAFE B C S B B B 4-2 1-2 BB		3	0	1	1	2	0	1
Mike Matheny, R (1, 2) OBP: 0.323, SLG: 0.382		B X 1-0 ② F9	B X 1-0 1-3 2-H 2B	S C B S 1-3 ③ K		X 0-0 ③ P6		X 0-0 ③ F9		5	0	1	1	0	1	5
Orlando Palmeiro, L (1, 9) (8, 7) OBP: 0.354, SLG: 0.355		C D F X 1-2 ③ G4-3	B S F F X 1-2 ③ G4-3		B C C B B X 3-2 ① F8		C B B S B X 3-2 ① F7		X 0-0 ① B5	5	0	0	0	0	0	3
Inning Stats	R: 2 E: 0 K: 2 S: 14 H: 2 LOB: 0 BB: 0 P: 21	R: 0 E: 0 K: 0 S: 8 H: 0 LOB: 1 BB: 1 P: 14	R: 4 E: 0 K: 0 S: 16 H: 3 LOB: 2 BB: 3 P: 33	R: 3 E: 1 K: 1 S: 19 H: 2 LOB: 2 BB: 2 P: 36	R: 1 E: 0 K: 0 S: 13 H: 2 LOB: 1 BB: 0 P: 20	R: 1 E: 0 K: 0 S: 4 H: 1 LOB: 0 BB: 0 P: 5	R: 1 E: 0 K: 1 S: 10 H: 1 LOB: 0 BB: 0 P: 15	R: 0 E: 0 K: 0 S: 10 H: 1 LOB: 2 BB: 1 P: 19	R: 1 E: 0 K: 0 S: 8 H: 2 LOB: 3 BB: 2 P: 21	1B: 6 2B: 4 3B: 0 HR: 4 SF: 1 SAC: 0 DP: 0 HBP: 1						

TOP

St. Louis Cardinals @ Kansas City Royals

Kauffman Stadium, Kansas City, MO

Sat Jun 28 2003, 6:05 PM CDT
Att. 40,347 - Sunny - 83 F

livebaseballscorecards.com

AB	40
R	13
H	14
RBI	11
BB	9
SO	4
LOB	25

WP: 0 PB: 1 SB: 3 CS: 1 PA: 51

PITCHER		IP	WLS	BF	H	R	ER	SO	BB	IBB	HBP	BLK	WP	HR	S	P	ERA	WHIP
Jeremy Affeldt, L ERA: 4.82	(1, 1)	3.0	L	20	6	8	8	2	5	0	0	0	0	2	43	78	24.00	3.667
51 Kris Wilson, R ERA: 4.95	(4, 1)	3.0		15	4	3	3	1	1	0	0	0	0	1	31	51	9.00	1.667
Sean Lowe, R ERA: 4.65	(7, 1)	2.0		9	2	1	1	1	1	0	1	0	0	1	20	34	4.50	1.500
Les Walrond, L ERA: 6.75	(9, 1)	1.0		7	2	1	1	0	1	1	0	0	0	0	8	21	9.00	3.000

PITCHER	IP	WLS	BF	H	R	ER	SO	BB	IBB	HBP	BLK	WP	HR	S	P	ERA	WHIP

Batter	1	2	3	4	5	6	7	8	9	AB	R	H	RBI	BB	SO	LOB
Desi Relaford, S (1, 4) OBP: 0.347, SLG: 0.434	C F B S 1-3 K ①	B C B F X 2-2 SF8 ② 1-2 3-H		X 0-0 SF7 ① 3-H	B B S C B F X 3-2 1-3 1B		B S C F B F X 2-2 FC8-2 ② ③ 3-H			3	0	1	2	0	1	2
Joe Randa, R (1, 5) OBP: 0.300, SLG: 0.402	C B X 1-1 F8 ②	C B X 1-1 F9 ③		C F F B X 2-2 2-H 1B	X 0-0 L9 ③			B C X 1-1 P3 ①		5	0	1	1	0	0	3
Carlos Beltrán, S (1, 8) OBP: 0.396, SLG: 0.486	B C B B C X 3-2 F8 ③		F X 0-1 G3 ①	B C X 1-1 F8 ②		B F F B F X 2-2 P5 ①		C B S F B S 2-3 K ②		5	0	0	0	0	1	1
Raul Ibanez, L (1, 7) OBP: 0.336, SLG: 0.452		C X 0-1 WP 2B 2B	B B C X 2-1 2B	C B X 2-1 F7 ③		B B X 2-0 HR		B F X 1-1 L8 ③		5	2	3	1	0	0	1
Ken Harvey, R (1, 3) OBP: 0.313, SLG: 0.420		B S X 1-1 G5-3 ① 2-3	B B B C B B 4-1 BB		B B F X 2-1 P3 ①	C B S F F X 1-2 G6-3 ②			C B F S 1-3 K ①	4	0	0	0	1	1	1
Aaron Guiel, L (1, 9) OBP: 0.362, SLG: 0.483		B B S B S B 4-2 2B 4 1B BB	C B B F X 2-2 F8 ②		B C X 1-1 1B 1B 2B	B B C X 2-1 F7 ③			C S S 0-3 K ②	4	2	1	0	1	1	2
Michael Tucker, L (1, 10) OBP: 0.337, SLG: 0.447	X 0-0 4 1B 1B 1-3 3-H 2B	F E B X 1-2 G3 ③			S B X 1-1 4 G3 1B 2-3 1B		C C B B X 2-2 G3 FC8-2 2B		C B X 1-1 L6 ③	5	2	3	1	0	0	2
4 Angel Berroa, R (1, 6) OBP: 0.342, SLG: 0.459	X 0-0 1B SF8 2-3 3-H 1B			B C F X 1-2 2B SF7 1B	C B X 1-1 G3 ② 1-2		B S B B B 4-1 G3 BB			3	2	2	1	1	0	2
Brent Mayne, L (1, 2) OBP: 0.312, SLG: 0.365		B 1 SAFE C X 1-1 SF8 1-3 3-H 1B		B X 1-0 1B 1-3 2B	C B F B B X 3-2 1B 2-H 3-H 1B		B C X 1-1 G3 ① 1-2 2-3			4	1	3	3	0	0	2
Inning Stats	R: 0 E: 0 K: 1 S: 8 H: 0 LOB: 0 BB: 0 P: 13	R: 4 E: 0 K: 0 S: 15 H: 4 LOB: 1 BB: 1 P: 24	R: 0 E: 0 K: 0 S: 11 H: 1 LOB: 2 BB: 1 P: 20	R: 2 E: 0 K: 0 S: 13 H: 3 LOB: 1 BB: 0 P: 20	R: 2 E: 0 K: 0 S: 16 H: 4 LOB: 2 BB: 0 P: 27	R: 1 E: 0 K: 0 S: 12 H: 1 LOB: 0 BB: 0 P: 19	R: 0 E: 0 K: 0 S: 11 H: 1 LOB: 1 BB: 1 P: 20	R: 0 E: 0 K: 1 S: 8 H: 0 LOB: 0 BB: 0 P: 12	R: 0 E: 0 K: 2 S: 8 H: 0 LOB: 0 BB: 0 P: 10	1B: 7 2B: 7 3B: 0 HR: 1 SF: 2 SAC: 0 DP: 1 HBP: 0						

PITCHER		IP	WLS	BF	H	R	ER	SO	BB	IBB	HBP	BLK	WP	HR	S	P	ERA	WHIP
Jason Simontacchi, R ERA: 6.57	(1, 1)	3.1		20	8	6	6	1	2	0	0	0	1	0	43	70	16.20	3.000
28 Lance Painter, L ERA: 4.5	(4, 1)	1.1		7	3	2	2	0	0	0	0	0	0	0	15	26	13.50	2.250
Kiko Calero, R ERA: 2.82	(5, 1)	0.0		1	1	0	0	0	0	0	0	0	0	0	4	7	∞	∞
Jeff Fassero, L ERA: 7.14	(5, 1)	1.1	W	5	1	1	1	0	0	0	0	0	0	1	13	20	6.75	0.750
Cal Eldred, R ERA: 4.73	(7, 1)	2.0	H	7	1	0	0	1	1	0	0	0	0	0	19	32	0.00	1.000

PITCHER		IP	WLS	BF	H	R	ER	SO	BB	IBB	HBP	BLK	WP	HR	S	P	ERA	WHIP
44 Jason Isringhausen, R ERA:	(9, 1)	1.0		3	0	0	0	2	0	0	0	0	0	0	8	10	0.00	0.000

BOTTOM

St. Louis Cardinals @ Kansas City Royals

Kauffman Stadium, Kansas City, MO

Sat Jun 28 2003, 6:05 PM CDT
Att. 40,347 - Sunny - 83 F

livebaseballscorecards.com

AB	38
R	9
H	14
RBI	9
BB	3
SO	4
LOB	16

WP: 1 PA: 43
PB: 0
SB: 0
CS: 0

Batter	1	2	3	4	5	6	7	8	9	AB	R	H	RBI	BB	SO	LOB
Bo Hart, R (1, 4) OBP: 0.481, SLG: 0.660	B B C S S 2-3 ① K	F B X 1-1 15 G3-1 5 1B 1-3 3-H 2B	B X 1-0 ③ F9		B B B B 4-0 15 G4-6-3 BB	C D F B X 2-2 ② L9		B X 1-0 ③ F8		5	1	1	1	1	1	5
15 Jim Edmonds, L (1, 8) OBP: 0.408, SLG: 0.690 Wilson Delgado, S (9, PH) OBP: 0.232, SLG: 0.234 Orlando Palmeiro, L (9, 9) OBP: 0.354, SLG: 0.355	B C B B C F X 3-2 ② F9	B B F X 2-1 ② G3-1 2-3 3-H		C C S 0-3 ① K	F C 1 B X SAFE 1-2 ②③ G4-6-3 1-2f	B B X 2-0 2-H 3-H 1B			X 0-0 ① G5-3	5 1 0	0 0 0	1 0 0	3 0 0	0 0 0	1 0 0	2 0 0
5 Albert Pujols, R (1, 7) OBP: 0.451, SLG: 0.719	C B X 1-1 27 E 1B	X 0-0 ② 27 E 3-H 1B		C X 0-1 HR		x x 1-0 HR x x 0-1 ③ G6-3			X 0-0 ② G6-3	6	2	4	3	0	0	1
27 Scott Rolen, R (1, 5) OBP: 0.402, SLG: 0.548	C B B B F 1 SAFE X 3-2 ③ G5-3 1-2	B C C D X 2-2 E5 1-2		B B B 4-0 1B FC4-6 BB		C S F F X 0-2 ① G6-3	C X 0-1 ① P3		C B B X 2-1 ③ F8	5	1	0	0	1	0	3
Eduardo Perez, R (1, 10) OBP: 0.370, SLG: 0.437	x x 0-1 1B FC3 1B x x 0-1 ③ G5-3			C X 0-1 FC4-6 1-3 1B		B B B B 4-0 HBP BB WP BB	B B B B C X 3-1 ② F8			4	2	2	0	1	0	3
Edgar Renteria, R (1, 6) OBP: 0.390, SLG: 0.498	B C X 1-1 FC3 FC3-6 1-3 1B	X 0-0 1B 2B	X 0-0 ② FC4-6 BB 1-2f 3-H			1 SAFE C 1 SAFE B B B B 4-1 WP HBP 2B 1-2 BB	B F F S 1-3 ③ K			4	2	2	1	1	1	1
Tino Martinez, L (1, 3) OBP: 0.349, SLG: 0.470	F B X 1-1 FC3 FC3-6 2B 1-3 3-H	B F X 1-1 ① P5	B D C S B B 4-2 FC6 1-2 BB			C F H 1-2 WP 2B 1-2 2-3 HBP		C S B F F X 1-2 ① P6		3	2	0	1	1	0	2
Joe Girardi, R (1, 2) OBP: 0.158, SLG: 0.059 Mike Matheny, R (3, PH) OBP: 0.326, SLG: 0.382 (3, 2)	D B B B 4-0 FC3-6 BB	F X 0-1 ② 1B 2-H 1B	X 0-0 ③ FC6 1-2f			B B F B B 4-2 2B 15 1B 1-2 2-3 3-H BB		F B S S 1-3 ② K		0 3	0 1	0 1	0 1	1 1	0 1	0 2
J.D. Drew, L (1, 9) OBP: 0.376, SLG: 0.564 Kerry Robinson, L (2, PR) OBP: 0.241, SLG: 0.247 (2, 9) (9, 8)	X 0-0 ① FC3-6 2B 15 G3-1 1-2f 2-3 3-H	L B X 1-1 1-2 1B			F B F X 1-2 ① P5	B B X 2-0 15 1B 1-3 2-H 3-H 2B		C C B X 1-2 2B		1 4	0 2	0 3	1 2	0 0	0 0	2 0
Inning Stats	R: 0 E: 1 K: 1 S: 13 H: 1 LOB: 1 BB: 0 P: 22	R: 5 E: 1 K: 0 S: 17 H: 4 LOB: 3 BB: 1 P: 28	R: 0 E: 0 K: 0 S: 8 H: 3 LOB: 0 BB: 0 P: 11	R: 2 E: 0 K: 1 S: 11 H: 2 LOB: 2 BB: 2 P: 19	R: 0 E: 0 K: 0 S: 6 H: 0 LOB: 0 BB: 1 P: 12	R: 6 E: 0 K: 0 S: 18 H: 3 LOB: 1 BB: 3 P: 38	R: 0 E: 0 K: 1 S: 7 H: 0 LOB: 0 BB: 0 P: 11	R: 0 E: 0 K: 1 S: 12 H: 1 LOB: 1 BB: 0 P: 16	R: 0 E: 0 K: 0 S: 4 H: 0 LOB: 0 BB: 0 P: 6	1B: 8 2B: 4 3B: 0 HR: 2 SF: 0 SAC: 0 DP: 1 HBP: 1						

PITCHER		IP	WLS	BF	H	R	ER	SO	BB	IBB	HBP	BLK	WP	HR	S	P	ERA	WHIP
Chris George, L ERA: 6.86	(1, 1)	5.1	L	33	11	10	10	2	6	0	0	0	0	2	62	108	16.88	3.188
Jason Gilfillan, R ERA: 7.71	(6, 1)	2.2		13	3	3	3	2	1	0	1	0	1	0	30	49	10.12	1.500
Les Walrond, L ERA: 5.87	(9, 1)	1.0		3	0	0	0	0	0	0	0	0	0	0	4	6	0.00	0.000

PITCHER	IP	WLS	BF	H	R	ER	SO	BB	IBB	HBP	BLK	WP	HR	S	P	ERA	WHIP

TOP

St. Louis Cardinals @ Kansas City Royals

Kauffman Stadium, Kansas City, MO

Sun Jun 29 2003, 1:05 PM CDT
Att. 38,270 - Cloudy - 85 F

livebaseballscorecards.com

AB	41
R	13
H	14
RBI	12
BB	7
SO	4
LOB	21

1B: 8	SF: 0	WP: 1	PA: 49
2B: 4	SAC: 0	PB: 0	
3B: 0	DP: 1	SB: 0	
HR: 2	HBP: 1	CS: 0	

BOTTOM

St. Louis Cardinals @ Kansas City Royals

Kauffman Stadium, Kansas City, MO

Sun Jun 29 2003, 1:05 PM CDT

Att. 38,270 - Cloudy - 85 F

livebaseballscorecards.com

Batter	1	2	3	4	5	6	7	8	9	AB	R	H	RBI	BB	SO	LOB
Desi Relaford, S (1, 5) OBP: 0.349, SLG: 0.447	B X 1-0 HR		B F X 1-1 ① P6		C X 0-1 1B		F B X 1-1 ③ G4-3		C X 0-1 ① F9	4	1	2	1	0	0	1
Brent Abernathy, R (9, PH) OBP: 0.086, SLG: 0.059										1	0	0	0	0	0	0
Carlos Febles, R (1, 4) OBP: 0.280, SLG: 0.272	B X 1-0 ① G6-3		B C C C B F F B S 3-3 ② K		C S B X 1-2 ③ G1-3			B B B B 4-0 1B 1B BB	C S B F B B X 3-2 ② G6-3	4	1	0	0	1	1	2
Carlos Beltrán, S (1, 10) OBP: 0.392, SLG: 0.480	B C S B X 2-2 ② F8		X 0-0 2-H 1B			B C F B F B X 3-2 ① G4-3		B C C B B C 3-3 ① K	X 0-0 ③ G3-1	5	0	1	1	0	1	1
Raul Ibanez, L (1, 7) OBP: 0.335, SLG: 0.449	C F B B B X 3-2 ③ L7		C B F 1 SAFE X 1-2 ③ P3			X 0-0 ② F9		B B X 2-0 1B 1-2 1B 1B		4	1	1	0	0	0	1
Ken Harvey, R (1, 3) OBP: 0.311, SLG: 0.418		B B X 2-0 ① G4-3		B F B F B F B 4-2 L4-3 BB		B F B F F F X 2-2 HR 1B		F X 0-1 ② F4		1	0	0	0	0	0	0
Morgan Burkhart, S (3, 3) OBP: 0.400, SLG: 0.250										2	1	1	0	1	0	2
Michael Tucker, L (1, 8) OBP: 0.342, SLG: 0.466		F X 0-1 G3 2B		F B S F S 1-3 ① K		B C X 1-1 1-H HR		X 0-0 1B 1-3 2-H 1B		4	1	3	3	0	1	1
Aaron Guiel, L (1, 9) OBP: 0.356, SLG: 0.469		C D X 1-1 ② G3 2-3		C X 0-1 ② ③ L4-3 1-1		C F B B S 2-3 ③ K		B B C X 2-1 4 BB 1-3 3-H 1B		4	0	1	1	0	1	2
4 Angel Berroa, R (1, 6) OBP: 0.340, SLG: 0.454		C X 0-1 ③ G5-3			B C B X 2-1 ① L9		B C B C X 2-2 ① G6-3	B C C F B B B 4-2 FC6-4 1-2 BB		3	0	0	0	1	0	1
Mike DiFelice, R (1, 2) OBP: 0.315, SLG: 0.443			X 0-0 1B 2B		C B B X 2-1 ② G5-3		C B F B X 2-2 ② F9	X 0-0 ③ FC6-4 1-2f		4	1	1	0	0	0	3

Inning Stats	1	2	3	4	5	6	7	8	9
	R: 1 H: 1 E: 0 LOB: 0 K: 0 BB: 0 S: 8 P: 15	R: 0 H: 1 E: 0 LOB: 1 K: 0 BB: 0 S: 7 P: 10	R: 1 H: 2 E: 0 LOB: 1 K: 1 BB: 0 S: 12 P: 17	R: 0 H: 0 E: 0 LOB: 0 K: 1 BB: 1 S: 9 P: 14	R: 0 H: 1 E: 0 LOB: 1 K: 0 BB: 0 S: 9 P: 14	R: 2 H: 2 E: 0 LOB: 0 K: 1 BB: 0 S: 14 P: 22	R: 0 H: 0 E: 0 LOB: 0 K: 0 BB: 0 S: 8 P: 13	R: 2 H: 3 E: 0 LOB: 3 K: 1 BB: 2 S: 13 P: 28	R: 0 H: 0 E: 0 LOB: 0 K: 0 BB: 0 S: 7 P: 10

1B: 6	SF: 0
2B: 3	SAC: 0
3B: 0	DP: 1
HR: 2	HBP: 0

WP: 0	PA: 39
PB: 0	
SB: 0	
CS: 0	

AB	36
R	6
H	10
RBI	6
BB	3
SO	4
LOB	14

PITCHER	IP	WLS	BF	H	R	ER	SO	BB	IBB	HBP	BLK	WP	HR	S	P	ERA	WHIP
Brett Tomko, R (1, 1) ERA: 5.69	7.0	W	28	7	4	4	3	1	0	0	0	0	2	67	105	5.14	1.143
Jimmy Journell, R (8, 1) ERA: 18.0	1.0		8	3	2	2	1	2	0	0	0	0	0	13	28	18.00	5.000
Esteban Yan, R (9, 1) ERA: 7.47	1.0		3	0	0	0	0	0	0	0	0	0	0	7	10	0.00	0.000

PITCHER	IP	WLS	BF	H	R	ER	SO	BB	IBB	HBP	BLK	WP	HR	S	P	ERA	WHIP

Batter	1	2	3	4	5	6	7	8	9	AB	R	H	RBI	BB	SO	LOB
Ray Durham, S (1, 4) OBP: 0.407, SLG: 0.441	C B F B B X 3-2 ① F8		B S B F X 2-2 ① L9	C C X 0-2 ② G6-3 2-3		B C B C B X 3-2 ③ F8		B C C B X 2-2 ③ G4-3		5	0	0	0	0	0	4
Neifi Perez, S (1, 6) OBP: 0.302, SLG: 0.374	X 0-0 ② 2B 2B		B X 1-0 ② G3	B B X 2-0 ③ F9			X 0-0 ① F8		C X 0-1 ① L4	5	1	1	0	0	0	1
Marquis Grissom, R (1, 8) OBP: 0.336, SLG: 0.488	C B F X 1-2 F8 2-H 2B		B X 1-0 E6		B X 1-0 ① L6		B B F X 2-1 1B 2B		B F F F X 1-2 ② F9	5	1	2	1	0	0	0
Barry Bonds, L (1, 7) OBP: 0.488, SLG: 0.649	X 0-0 ② F8 2-3		C B B X 2-1 ③ F9		B F B F X 2-2 ② G6-3		B C X 1-1 1B 2-H 1B		S X 0-1 ③ G4-3	5	0	1	1	0	0	2
Benito Santiago, R (1, 2) OBP: 0.337, SLG: 0.457	B F B X 2-1 ③ F8			X 0-0 1B E 1B	B C C S 1-3 ③ K		B B C X 2-1 ② P6			4	1	1	0	0	1	2
Pedro Feliz, R (1, 3) OBP: 0.296, SLG: 0.541 Andres Galarraga, R (9, 3) OBP: 0.368, SLG: 0.534		C X 0-1 ① P6		B C X 1-1 E 1-2 1B		S F F S 0-3 ① K	B C S C 1-3 ③ K			4 0	1 0	1 0	0 0	0 0	2 0	1 0
José Cruz Jr., S (1, 9) OBP: 0.369, SLG: 0.441		B B X 2-0 ② P5		X 0-0 E8 1B 1-H 2-H		B C C X 1-2 G4-3		B X 1-0 ① G3-1		4	1	0	0	0	0	0
Edgardo Alfonzo, R (1, 5) OBP: 0.305, SLG: 0.330		C B B C F B B 4-2 BB		F F B X 1-2 G6-3 SH2-4 3-H 1B		F X 0-1 1B 1B		X 0-0 SH3-4 1B		3	0	3	1	1	0	0
Jason Schmidt, R (1, 1) OBP: 0.088, SLG: 0.061		S B C B S 2-3 ③ K		B X 1-0 ① SH2-4 1-2		C B X 1-1 1B 1-2		X 0-0 ② SH3-4 1-2		2	0	1	0	0	1	1
Inning Stats	R: 1 H: 2 E: 0 LOB: 1 K: 0 BB: 0 S: 11 P: 17	R: 0 H: 0 E: 0 LOB: 1 K: 1 BB: 1 S: 9 P: 17	R: 0 H: 0 E: 1 LOB: 1 K: 0 BB: 0 S: 7 P: 13	R: 3 H: 3 E: 1 LOB: 1 K: 0 BB: 0 S: 12 P: 17	R: 0 H: 0 E: 0 LOB: 0 K: 1 BB: 0 S: 7 P: 11	R: 0 H: 2 E: 0 LOB: 2 K: 1 BB: 0 S: 14 P: 19	R: 1 H: 2 E: 0 LOB: 1 K: 1 BB: 0 S: 10 P: 16	R: 0 H: 1 E: 0 LOB: 1 K: 0 BB: 0 S: 6 P: 9	R: 0 H: 0 E: 0 LOB: 0 K: 0 BB: 0 S: 8 P: 9	1B: 7 SF: 0 2B: 3 SAC: 2 3B: 0 DP: 0 HR: 0 HBP: 0						

PITCHER		IP	WLS	BF	H	R	ER	SO	BB	IBB	HBP	BLK	WP	HR	S	P	ERA	WHIP
Dan Haren, R ERA: 3.0	(1, 1)	6.0	L	28	7	4	2	3	1	0	0	0	0	0	60	94	3.00	1.333
Esteban Yan, R ERA: 7.14	(7, 1)	3.0		12	3	1	1	1	0	0	0	0	0	0	24	34	3.00	1.000

PITCHER	IP	WLS	BF	H	R	ER	SO	BB	IBB	HBP	BLK	WP	HR	S	P	ERA	WHIP

TOP

San Francisco Giants @ St. Louis Cardinals

Busch Stadium, St. Louis, MO

Mon Jun 30 2003, 7:10 PM CDT

Att. 33,873 - Cloudy - 85 F

livebaseballscorecards.com

AB	37
R	5
H	10
RBI	3
BB	1
SO	4
LOB	11

1B: 7	SF: 0	WP: 0	PA: 40
2B: 3	SAC: 2	PB: 0	
3B: 0	DP: 0	SB: 0	
HR: 0	HBP: 0	CS: 0	

Batter	1	2	3	4	5	6	7	8	9	AB	R	H	RBI	BB	SO	LOB
Bo Hart, R (1, 4) OBP: 0.446, SLG: 0.611	BCCS 1-3 ① K		SSBC 1-3 ② K			CSBFS 1-3 ① K		BBX 2-0 ② G5-3		4	0	0	0	0	3	1
Orlando Palmeiro, L (1, 9) OBP: 0.354, SLG: 0.354 Esteban Yan, R (7, 1) OBP: 1.000, SLG: 1.000	BSCBFX 2-2 ② F7		FFFBBS 2-3 ③ K			CX 0-1 1B		BX 1-0 1B		3 1	0 0	1 1	0 0	0 0	1 0	1 0
5 Albert Pujols, R (1, 7) OBP: 0.446, SLG: 0.710	CBFX 1-2 ③ G6-3			CX 0-1 ① G4-3		BX 1-0 ② P3		BX 1-0 ③ P6		4	0	0	0	0	0	2
15 Jim Edmonds, L (1, 8) OBP: 0.406, SLG: 0.695		X 0-0 ① F8		SBBCBFFFX 3-2 ② G3		X 0-0 ③ F8			BCBBX 3-1 HR	4	1	1	1	0	0	1
27 Scott Rolen, R (1, 5) OBP: 0.401, SLG: 0.542		CBX 1-1 ② F9		BX 1-0 ③ G6-3			BBBBB 4-0 FC6-4 BB		FCBBX 2-2 ① F9	3	0	0	0	1	0	0
Tino Martinez, L (1, 3) OBP: 0.347, SLG: 0.466		BBBBCX 3-1 1B			FX 0-1 ① F8		CX 0-1 ① F8		CX 0-1 ② F7	4	0	1	0	0	0	1
Mike Matheny, R (1, 2) OBP: 0.329, SLG: 0.383		CCX 0-2 ③ L6			BX 1-0 1B		X 0-0 ② P6		BX 1-0 FC4-6 1B	4	0	2	0	0	0	2
Wilson Delgado, S (1, 6) OBP: 0.219, SLG: 0.221			FBSBX 2-2 ① P6		FBX 1-1 ② P6		BX 1-0 ③ FC6-4 1-2f		FCX 0-2 ③ FC4-6 1-2f	4	0	0	0	0	0	3
Dan Haren, R (1, 1) OBP: 0.500, SLG: 1.000 Kerry Robinson, L (7, 9) OBP: 0.238, SLG: 0.244			X 0-0 2B		CBBX 2-1 ③ G5-3			CBFS 1-3 ① K2-3		2 1	0 0	1 0	0 0	0 0	0 1	1 0
Inning Stats	R: 0 H: 0 E: 0 LOB: 0 K: 1 BB: 0 S: 10 P: 14	R: 0 H: 1 E: 0 LOB: 1 K: 0 BB: 0 S: 8 P: 12	R: 0 H: 1 E: 0 LOB: 1 K: 2 BB: 0 S: 11 P: 16	R: 0 H: 0 E: 0 LOB: 0 K: 0 BB: 0 S: 9 P: 13	R: 0 H: 1 E: 0 LOB: 1 K: 0 BB: 0 S: 7 P: 11	R: 0 H: 1 E: 0 LOB: 1 K: 1 BB: 0 S: 8 P: 10	R: 0 H: 0 E: 0 LOB: 1 K: 0 BB: 1 S: 4 P: 9	R: 0 H: 1 E: 0 LOB: 1 K: 1 BB: 0 S: 6 P: 11	R: 1 H: 2 E: 0 LOB: 1 K: 0 BB: 0 S: 11 P: 17	1B: 5 SF: 0 2B: 1 SAC: 0 3B: 0 DP: 0 HR: 1 HBP: 0						WP: 0 PA: 35 PB: 0 SB: 0 CS: 0	

PITCHER	IP	WLS	BF	H	R	ER	SO	BB	IBB	HBP	BLK	WP	HR	S	P	ERA	WHIP
Jason Schmidt, R (1, 1) ERA: 2.14	9.0	W	35	7	1	1	5	1	0	0	0	0	1	74	113	1.00	0.889

PITCHER	IP	WLS	BF	H	R	ER	SO	BB	IBB	HBP	BLK	WP	HR	S	P	ERA	WHIP

BOTTOM

San Francisco Giants @ St. Louis Cardinals

Busch Stadium, St. Louis, MO

Mon Jun 30 2003, 7:10 PM CDT

Att. 33,873 - Cloudy - 85 F

livebaseballscorecards.com

AB	34
R	1
H	7
RBI	1
BB	1
SO	5
LOB	12

Batter	1	2	3	4	5	6	7	8	9	AB	R	H	RBI	BB	SO	LOB
Ray Durham, S (1, 4) OBP: 0.410, SLG: 0.446	SBBFX 2-2 1B SF8 2B	CCBX 1-2 ② F9			FBBX 2-1 S 1B	BBBB 4-0 BB	BBCDFFX 3-2 ③ P2			4	1	2	0	1	0	2
Neifi Perez, S (1, 6) OBP: 0.301, SLG: 0.371	X 0-0 2B 2-3 1B	BX 1-0 ③ P4			BX 1-0 ② L7		CX 0-1 ③ G4-3			4	1	1	0	0	0	3
Marquis Grissom, R (1, 8) OBP: 0.332, SLG: 0.484	FFBBX 2-2 ① SF8 3-H	X 0-0 ① G6-3			FC1 SAFEFBDX 2-2 ③ L8 1-2			X 0-0 ① G6-3		3	0	0	1	0	0	1
Barry Bonds, L (1, 7) OBP: 0.489, SLG: 0.649	X 0-0 1-H 2B 2B	CFBBX 2-2 ② F9				CFBX 1-2 ① F8		BBBB 4-0 G6-4-3 BB		3	1	1	1	1	0	0
Benito Santiago, R (1, 2) OBP: 0.336, SLG: 0.457	BBBCX 3-1 2-H HR 2B	X 0-0 ③ F7				SX 0-1 ② G6-3		SBFBX 2-2 ②③ G6-4-3 1-2f		4	1	1	1	0	0	1
Andres Galarraga, R (1, 3) OBP: 0.357, SLG: 0.517	FFFBBBBFX 3-2 ② P3			X 0-0 ① F8		CBCBS 2-3 K			X 0-0 ① F7	4	0	0	0	0	1	1
José Cruz Jr., S (1, 9) OBP: 0.371, SLG: 0.453	BBSBCFX 3-2 2-H HR			BBX 2-0 ② F9			CSBX 1-2 ① G3-1		FBSFX 1-2 2B FC6-2 1B	4	1	2	2	0	0	0
Edgardo Alfonzo, R (1, 5) OBP: 0.308, SLG: 0.333	BBX 2-0 ③ F7			BCBX 2-1 ③ F8			CBBSBB 4-2 60 G1-3 BB		FFX 0-2 1-3 2B	3	0	1	0	1	0	0
Jim Brower, R (1, 1) OBP: 0.286, SLG: 0.286 60 Francisco Santos, L (7, PH) OBP: 0.300, SLG: 0.800 Joe Nathan, R (7, 1) Felix Rodriguez, R (8, 1) OBP: 1.000, SLG: 1.000 Rich Aurilia, R (9, PH) OBP: 0.316, SLG: 0.396 Tim Worrell, R (9, 1)		X 0-0 ① G4-3			CFL 0-3 ① K		CBX 1-1 ② G1-3 1-2		BX 1-0 ② FC6-2 3-H	2 1 0 0 1 0	0 0 0 0 0 0	0 0 0 0 0 0	0 0 0 0 0 0	1 0 0 0 0 0	0 1 0 0 0 2	0 1 0 0 2 0
Inning Stats	R: 5 H: 5 E: 0 LOB: 0 K: 0 BB: 0 S: 20 P: 35	R: 0 H: 0 E: 0 LOB: 0 K: 0 BB: 0 S: 5 P: 7	R: 0 H: 0 E: 0 LOB: 0 K: 0 BB: 0 S: 5 P: 7	R: 0 H: 0 E: 0 LOB: 0 K: 0 BB: 0 S: 4 P: 8	R: 0 H: 1 E: 0 LOB: 1 K: 1 BB: 0 S: 10 P: 15	R: 0 H: 0 E: 0 LOB: 0 K: 1 BB: 0 S: 8 P: 11	R: 0 H: 0 E: 0 LOB: 2 K: 0 BB: 2 S: 9 P: 19	R: 0 H: 0 E: 0 LOB: 0 K: 0 BB: 1 S: 4 P: 10	R: 0 H: 2 E: 0 LOB: 2 K: 0 BB: 0 S: 13 P: 18	1B: 3 SF: 1 2B: 4 SAC: 0 3B: 0 DP: 1 HR: 1 HBP: 0						WP: 0 PA: 37 PB: 0 SB: 1 CS: 0

PITCHER		IP	WLS	BF	H	R	ER	SO	BB	IBB	HBP	BLK	WP	HR	S	P	ERA	WHIP
Woody Williams, R ERA: 3.18	(1, 1)	7.0	L	29	6	5	5	2	2	0	0	0	0	1	61	102	6.43	1.143
Steve Kline, L ERA: 3.58	(8, 1)	1.0		3	0	0	0	0	1	0	0	0	0	0	4	10	0.00	1.000
Jeff Fassero, L ERA: 6.9	(9, 1)	1.0		5	2	0	0	0	0	0	0	0	0	0	13	18	0.00	2.000

PITCHER	IP	WLS	BF	H	R	ER	SO	BB	IBB	HBP	BLK	WP	HR	S	P	ERA	WHIP

TOP

San Francisco Giants @ St. Louis Cardinals
Busch Stadium, St. Louis, MO
Tue Jul 01 2003, 7:10 PM CDT
Att. 39,894 - Cloudy - 87 F

livebaseballscorecards.com

AB	33
R	5
H	8
RBI	5
BB	3
SO	2
LOB	11

BOTTOM

San Francisco Giants @ St. Louis Cardinals
Busch Stadium, St. Louis, MO
Tue Jul 01 2003, 7:10 PM CDT
Att. 39,894 - Cloudy - 87 F

livebaseballscorecards.com

Batter	1	2	3	4	5	6	7	8	9	AB	R	H	RBI	BB	SO	LOB
Bo Hart, R (1, 4) OBP: 0.417, SLG: 0.569	G1-3		G6-3		F7		P2			4	0	0	0	0	0	2
J.D. Drew, L (1, 9) OBP: 0.377, SLG: 0.560	G4-3		BB		G4-3			G5-3		1	0	0	0	1	0	0
Kerry Robinson, L (5, 9) OBP: 0.232, SLG: 0.238										2	0	0	0	0	0	0
5 Albert Pujols, R (1, 7) OBP: 0.441, SLG: 0.700	G5-3		F9			G6-3		L5		4	0	0	0	0	0	1
15 Jim Edmonds, L (1, 8) OBP: 0.401, SLG: 0.684		G4-3	G3			G3-1		F8		4	0	0	0	0	0	1
27 Scott Rolen, R (1, 5) OBP: 0.402, SLG: 0.545		1B		FC1 2B		G6-3			P3	4	1	2	0	0	0	0
Edgar Renteria, R (1, 6) OBP: 0.386, SLG: 0.492		K		FC1 1B			F9		G6-3	4	0	0	0	0	1	2
Tino Martinez, L (1, 3) OBP: 0.356, SLG: 0.473		1B		G1-6-3 1B			WP BB 1B		BB	3	0	3	1	1	0	0
Mike Matheny, R (1, 2) OBP: 0.327, SLG: 0.381		FC5-4 1B		G1-6-3			P4		K	4	0	1	0	0	1	4
Woody Williams, R (1, 1) OBP: 0.341, SLG: 0.361		FC5-4			K		WP BB			2	0	0	0	0	1	2
Orlando Palmeiro, L (7, PH) OBP: 0.357, SLG: 0.354										0	0	0	0	1	0	0
Steve Kline, S (8, 1)										0	0	0	0	0	0	0
Jeff Fassero, L (9, 1)										0	0	0	0	0	0	0
Inning Stats	R: 0 E: 0 K: 0 S: 8 H: 0 LOB: 0 BB: 0 P: 10	R: 1 E: 0 K: 1 S: 14 H: 3 LOB: 2 BB: 0 P: 25	R: 0 E: 0 K: 0 S: 7 H: 0 LOB: 1 BB: 1 P: 15	R: 0 E: 0 K: 0 S: 4 H: 2 LOB: 1 BB: 0 P: 7	R: 0 E: 0 K: 1 S: 6 H: 0 LOB: 0 BB: 0 P: 8	R: 0 E: 0 K: 0 S: 5 H: 0 LOB: 0 BB: 0 P: 8	R: 0 E: 0 K: 0 S: 9 H: 1 LOB: 2 BB: 1 P: 20	R: 0 E: 0 K: 0 S: 7 H: 0 LOB: 0 BB: 0 P: 12	R: 0 E: 0 K: 1 S: 11 H: 0 LOB: 1 BB: 1 P: 17	1B: 5 2B: 1 3B: 0 HR: 0	SF: 0 SAC: 0 DP: 1 HBP: 0			WP: 1 PB: 0 SB: 1 CS: 0	PA: 35		

PITCHER		IP	WLS	BF	H	R	ER	SO	BB	IBB	HBP	BLK	WP	HR	S	P	ERA	WHIP
Jim Brower, R ERA: 3.83	(1, 1)	6.0	W	23	5	1	1	2	1	0	0	0	0	0	44	73	1.50	1.000
Joe Nathan, R ERA: 4.09	(7, 1)	1.0		5	1	0	0	0	1	0	0	0	1	0	9	20	0.00	2.000
Felix Rodriguez, R ERA: 3.62	(8, 1)	1.0		3	0	0	0	0	0	0	0	0	0	0	7	12	0.00	0.000
Tim Worrell, R ERA: 1.67	(9, 1)	1.0		4	0	0	0	1	1	0	0	0	0	0	11	17	0.00	1.000

PITCHER	IP	WLS	BF	H	R	ER	SO	BB	IBB	HBP	BLK	WP	HR	S	P	ERA	WHIP

Batter	1	2	3	4	5	6	7	8	9	AB	R	H	RBI	BB	SO	LOB
Neifi Perez, S (1, 4) OBP: 0.299, SLG: 0.368	P4		G3-1		F7			FC6-4 1B		4	0	1	0	0	0	0
Rich Aurilia, R (1, 6) OBP: 0.311, SLG: 0.391	K		G5-3			L9		SAFE P3		4	0	0	0	0	1	1
Marquis Grissom, R (1, 8) OBP: 0.328, SLG: 0.477	P2		L4			G6-3		FC6-4 1-2f		4	0	0	0	0	0	1
Barry Bonds, L (1, 7) OBP: 0.492, SLG: 0.675		BB SF7 BB		HR		G6-3			HR	3	3	2	2	1	0	0
Benito Santiago, R (1, 2) OBP: 0.335, SLG: 0.458		F8		G6-3			G3 SF7 2B		K	4	1	1	0	0	1	1
José Cruz Jr., S (1, 9) OBP: 0.372, SLG: 0.455		BB 1-2		P4			G3 2-3		60 G3 2B	3	0	1	0	1	0	1
Pedro Feliz, R (1, 3) OBP: 0.297, SLG: 0.536		BB 1-2 2-3		G6-3			SF7 3-H		G3 2-3	1	0	0	1	1	0	0
Felix Rodriguez, R (8, 1) OBP: 1.000, SLG: 1.000										0	0	0	0	0	0	0
60 Francisco Santos, L (9, PH) OBP: 0.273, SLG: 0.727										1	0	0	0	0	0	1
Tim Worrell, R (9, 1)										0	0	0	0	0	0	0
Edgardo Alfonzo, R (1, 5) OBP: 0.307, SLG: 0.331		SF7 3-H			F8		F8		BB	2	0	0	1	1	0	0
Jerome Williams, R (1, 1)		K			K			P3	F9	2	0	0	0	0	2	2
Scott Eyre, L (7, 1)										0	0	0	0	0	0	0
Joe Nathan, R (7, 1)										0	0	0	0	0	0	0
Andres Galarraga, R (7, 3) OBP: 0.351, SLG: 0.508										2	0	0	0	0	0	2
Inning Stats	R: 0 E: 0 K: 1 S: 5 H: 0 LOB: 0 BB: 0 P: 5	R: 1 E: 0 K: 1 S: 15 H: 0 LOB: 2 BB: 3 P: 31	R: 0 E: 0 K: 0 S: 7 H: 0 LOB: 0 BB: 0 P: 9	R: 1 E: 0 K: 0 S: 13 H: 1 LOB: 0 BB: 0 P: 17	R: 0 E: 0 K: 1 S: 7 H: 0 LOB: 0 BB: 0 P: 10	R: 0 E: 0 K: 0 S: 9 H: 0 LOB: 0 BB: 0 P: 16	R: 1 E: 0 K: 0 S: 8 H: 1 LOB: 0 BB: 0 P: 14	R: 0 E: 0 K: 0 S: 8 H: 1 LOB: 1 BB: 0 P: 13	R: 1 E: 0 K: 1 S: 11 H: 2 LOB: 2 BB: 1 P: 19	1B: 1 2B: 2 3B: 0 HR: 2	SF: 2 SAC: 0 DP: 0 HBP: 0						

TOP

San Francisco Giants @ St. Louis Cardinals
Busch Stadium, St. Louis, MO
Wed Jul 02 2003, 6:05 PM CDT
Att. 33,835 - Cloudy - 87 F

livebaseballscorecards.com

AB	30
R	4
H	5
RBI	4
BB	4
SO	4
LOB	9

PITCHER		IP	WLS	BF	H	R	ER	SO	BB	IBB	HBP	BLK	WP	HR	S	P	ERA	WHIP
Garrett Stephenson, R ERA: 4.29	(1, 1)	7.0	L	26	2	3	3	3	3	0	0	0	0	1	64	102	3.86	0.714
Cal Eldred, R ERA: 4.59	(8, 1)	1.0		4	1	0	0	0	0	0	0	0	0	0	8	13	0.00	1.000
44 Jason Isringhausen, R ERA: 1.08	(9, 1)	1.0		6	2	1	1	1	1	0	0	0	0	1	11	19	9.00	3.000

PITCHER	IP	WLS	BF	H	R	ER	SO	BB	IBB	HBP	BLK	WP	HR	S	P	ERA	WHIP

Batter	1	2	3	4	5	6	7	8	9	AB	R	H	RBI	BB	SO	LOB
Bo Hart, R (1, 4) OBP: 0.438, SLG: 0.567	H 1-0 BB HBP	S X 0-1 ③ L8			C B B X 2-1 1B		B S B B B 4-1 BB			2	0	1	0	1	0	2
Orlando Palmeiro, L (1, 9) OBP: 0.360, SLG: 0.350 Cal Eldred, R (8, 1) OBP: 0.500, SLG: 0.500 44 Jason Isringhausen, R (9, 1)	1 SAFE B B C 1 SAFE F B F B 4-2 1-2 BB		B B B B 4-0 5 G5-4-3 BB		1 SAFE 1 SAFE B B C C B X 3-2 ③ F9		X 0-0 ③ P6			2 0 0	0 0 0	0 0 0	0 0 0	2 0 0	0 0 0	3 0 0
5 Albert Pujols, R (1, 7) OBP: 0.439, SLG: 0.695	S B F S 1-3 ① K		C 1 SAFE X 0-1 ① ② G5-4-3 1-2f			C F B F B X 2-2 ① F7		C F B X 1-2 27 G1-4-3 15 BB 1B		4	0	1	0	0	1	3
15 Jim Edmonds, L (1, 8) OBP: 0.399, SLG: 0.677	B B C X 2-1 ② F7		B S C S 1-3 ③ K			B S F F F B B F X 3-2 ② F7		1 SAFE B B B C F 1 SAFE F F 4-2 F F 1 SAFE B 27 G1-4-3 1-2 BB		3	0	0	0	1	1	2
27 Scott Rolen, R (1, 5) OBP: 0.397, SLG: 0.537	B C B C C 2-3 ③ K			B X 1-0 ① G6-3		B C S F F F F X 1-2 ③ P2		F F X 0-2 ① ② G1-4-3 1-2f 2-3		4	0	0	0	0	1	4
Edgar Renteria, R (1, 6) OBP: 0.384, SLG: 0.489		C X 0-1 ① F8		S C F B F X 1-2 ② G5-3			F B C X 1-2 1B S G4-3 1B	B F S B F F B X 3-2 ③ P2		4	1	1	0	0	0	1
Tino Martinez, L (1, 3) OBP: 0.358, SLG: 0.471		B B C X 2-1 1B 1B		B B C F S 2-3 ③ K			C B B C B B 4-2 G4-3 1B 1-2 BB		C X 0-1 ① G1-3	3	0	1	0	1	1	0
Chris Widger, R (1, 2) OBP: 0.174, SLG: 0.143 Kerry Robinson, L (7, PH) OBP: 0.238, SLG: 0.244 (8, 9)		C F S 0-3 ② K			C B B F B F F S 3-3 ① K		X 0-0 G4-3 1-2 2-3 1B		B F B F F X 2-2 ② G5-3	2 2	0 0	0 1	0 0	0 0	2 0	1 0
Garrett Stephenson, R (1, 1) OBP: 0.265, SLG: 0.194 Mike Matheny, R (7, PH) OBP: 0.325, SLG: 0.378 (8, 2)		X 0-0 1-2 1B			C B S B F C 2-3 ② K		F X 0-1 ① ② G4-3 1-2f 2-3 3-H		X 0-0 ③ G6-3	2 2	0 0	1 0	0 0	0 0	1 0	0 2
Inning Stats	R: 0 H: 0 E: 0 LOB: 2 K: 2 BB: 1 S: 11 P: 21	R: 0 H: 2 E: 0 LOB: 2 K: 1 BB: 0 S: 10 P: 12	R: 0 H: 0 E: 0 LOB: 0 K: 1 BB: 1 S: 5 P: 10	R: 0 H: 0 E: 0 LOB: 0 K: 1 BB: 0 S: 9 P: 13	R: 0 H: 1 E: 0 LOB: 1 K: 2 BB: 0 S: 14 P: 24	R: 0 H: 0 E: 0 LOB: 0 K: 0 BB: 0 S: 17 P: 23	R: 1 H: 2 E: 0 LOB: 2 K: 0 BB: 2 S: 10 P: 19	R: 0 H: 1 E: 0 LOB: 1 K: 0 BB: 1 S: 18 P: 26	R: 0 H: 0 E: 0 LOB: 0 K: 0 BB: 0 S: 7 P: 9	1B: 6 2B: 0 3B: 0 HR: 0	SF: 0 SAC: 0 DP: 3 HBP: 1			WP: 0 PB: 0 SB: 1 CS: 0		PA: 36	

PITCHER		IP	WLS	BF	H	R	ER	SO	BB	IBB	HBP	BLK	WP	HR	S	P	ERA	WHIP
Jerome Williams, R ERA: 3.35	(1, 1)	6.0	W	25	4	1	1	7	3	0	1	0	0	0	71	113	1.50	1.167
Scott Eyre, L ERA: 3.38	(7, 1)	0.0		1	1	0	0	0	0	0	0	0	0	0	1	1	∞	∞
Joe Nathan, R ERA: 4.0	(7, 1)	1.0	H	3	0	0	0	0	1	0	0	0	0	0	4	8	0.00	1.000
Felix Rodriguez, R ERA: 3.52	(8, 1)	1.0	H	4	1	0	0	0	1	0	0	0	0	0	18	26	0.00	2.000
Tim Worrell, R ERA: 1.64	(9, 1)	1.0	S	3	0	0	0	0	0	0	0	0	0	0	7	9	0.00	0.000

PITCHER	IP	WLS	BF	H	R	ER	SO	BB	IBB	HBP	BLK	WP	HR	S	P	ERA	WHIP

BOTTOM

San Francisco Giants @ St. Louis Cardinals

Busch Stadium, St. Louis, MO

Wed Jul 02 2003, 6:05 PM CDT

Att. 33,835 - Cloudy - 87 F

livebaseballscorecards.com

AB	30
R	1
H	6
RBI	0
BB	5
SO	7
LOB	18

TOP

San Francisco Giants @ St. Louis Cardinals
Busch Stadium, St. Louis, MO
Thu Jul 03 2003, 1:10 PM CDT
Att. 38,129 - Cloudy - 91 F

livebaseballscorecards.com

Batter	1	2	3	4	5	6	7	8	9	AB	R	H	RBI	BB	SO	LOB
Ray Durham, S (1, 4) OBP: 0.408, SLG: 0.447	C F X 0-2 ① L8		F F C 0-3 ③ K			B X 1-0 2B 2B	C D F F B 1 X SAFE 2-2 ① L6		X 0-0 ②③ G6-4-3 1-2f	4	1	1	0	0	1	1
Jason Christiansen, R (7, 1)										0	0	0	0	0	0	0
Scott Eyre, L (8, 1)										0	0	0	0	0	0	0
Marquis Grissom, R (9, PH) OBP: 0.327, SLG: 0.476										1	0	0	0	0	0	1
J.T. Snow, L (1, 3) OBP: 0.388, SLG: 0.432	F H 1-1 HBP			F X 0-1 ① F9		B B F X 2-1 2-H HR 2B	S B B B F X 3-2 ②③ G5-4-3 1-2f			2	1	1	1	0	0	0
Andres Galarraga, R (7, PH) OBP: 0.348, SLG: 0.504										1	0	0	0	0	0	1
Pedro Feliz, R (1, 7) OBP: 0.287, SLG: 0.518	D F D C F F X 2-2 ② F8			C C B S 1-3 ② K		B F F F F S 1-3 ① K		B F F S 1-3 ① K		4	0	0	0	0	3	2
José Cruz Jr., S (1, 8) OBP: 0.376, SLG: 0.466	B D B C F X 3-2 ③ F9			S B B C B F B 4-2 2B BB		F B B X 2-1 2-H HR		F B C F F B B F F 4-2 F B 1B BB		2	1	1	2	2	0	1
Rich Aurilia, R (1, 6) OBP: 0.317, SLG: 0.399		B X 1-0 F8-3 1B		S B C X 1-2 1-3 2B		X 0-0 ② G6-3		C X 0-1 1-2 1B		4	0	3	0	0	0	0
Francisco Santos, L (1, 9) OBP: 0.200, SLG: 0.533		B B C F X 2-2 ①② F8-3 1-1		C B F S 1-3 ③ K		B S S B S 2-3 ③ K		C S F S 0-3 ② K		4	0	0	0	0	3	5
Edgardo Alfonzo, R (1, 5) OBP: 0.307, SLG: 0.330		C B X 1-1 ③ F9			B X 1-0 ① G6-3		B C B B F X 3-2 2B 1B 1B	B B B C C F F X 3-2 ③ F9		4	1	1	0	0	0	2
Yorvit Torrealba, R (1, 2) OBP: 0.299, SLG: 0.415			C F B B X 2-2 ① G1-3		X 0-0 ② F8		S B X 1-1 1-3 1B 2B		X 0-0 G6-4-3 1B	4	1	2	0	0	0	0
Kirk Rueter, L (1, 1) OBP: 0.179, SLG: 0.135		B X 1-0 ② L8			C B F B X 2-2 ③ G2		X 0-0 G5-4-3 2-H 3-H 1B		B F B X 2-1 ① P4	1	0	0	0	0	0	0
41 Chad Zerbe, L (4, 1)										1	0	0	0	0	0	0
Neifi Perez, S (7, PH) OBP: 0.302, SLG: 0.370										2	0	1	2	0	0	1
(7, 4)																
Inning Stats	R: 0 E: 0 K: 0 S: 12 H: 0 LOB: 1 BB: 0 P: 18	R: 0 E: 0 K: 0 S: 7 H: 1 LOB: 0 BB: 0 P: 11	R: 0 E: 0 K: 1 S: 7 H: 0 LOB: 0 BB: 0 P: 10	R: 0 E: 0 K: 2 S: 14 H: 1 LOB: 2 BB: 1 P: 21	R: 0 E: 0 K: 0 S: 5 H: 0 LOB: 0 BB: 0 P: 8	R: 3 E: 0 K: 2 S: 14 H: 3 LOB: 0 BB: 0 P: 22	R: 2 E: 0 K: 0 S: 13 H: 3 LOB: 0 BB: 0 P: 22	R: 0 E: 0 K: 2 S: 21 H: 1 LOB: 2 BB: 1 P: 29	R: 0 E: 0 K: 0 S: 4 H: 1 LOB: 0 BB: 0 P: 6	1B: 5 2B: 5 3B: 0 HR: 1	SF: 0 SAC: 0 DP: 3 HBP: 1						

	AB	34
	R	5
	H	10
	RBI	5
	BB	2
	SO	7
	LOB	14

		WP: 0	PA: 37
		PB: 0	
		SB: 0	
		CS: 0	

PITCHER		IP	W/L/S	BF	H	R	ER	SO	BB	IBB	HBP	BLK	WP	HR	S	P	ERA	WHIP
Jason Simontacchi, R ERA: 6.64	(1, 1)	6.0	W	26	7	5	5	5	1	0	1	0	0	1	64	99	7.50	1.333
28 Lance Painter, L ERA: 4.09	(7, 1)	1.0		3	1	0	0	0	0	0	0	0	0	0	8	13	0.00	1.000
Cal Eldred, R ERA: 4.46	(8, 1)	1.0		5	1	0	0	2	1	0	0	0	0	0	21	29	0.00	2.000
Steve Kline, L ERA: 3.48	(9, 1)	1.0		3	1	0	0	0	0	0	0	0	0	0	4	6	0.00	1.000

PITCHER		IP	W/L/S	BF	H	R	ER	SO	BB	IBB	HBP	BLK	WP	HR	S	P	ERA	WHIP

Batter	1	2	3	4	5	6	7	8	9	AB	R	H	RBI	BB	SO	LOB
Bo Hart, R (1, 4) OBP: 0.426, SLG: 0.563	P4	SH1 1-2 3-H	F7			15 1B 5 SF7 2B	B5-3			4	1	1	1	0	0	3
15 Jim Edmonds, L (1, 8) OBP: 0.399, SLG: 0.670	G1-3	5 HR BB	G6-3			1B 2-3 1B		G4-3		4	1	1	0	1	0	2
5 Albert Pujols, R (1, 7) OBP: 0.435, SLG: 0.698 (7, 3)	P6	1-H 2-H HR	G6-3			SF7 3-H		P4		4	1	1	4	0	0	0
27 Scott Rolen, R (1, 5) OBP: 0.397, SLG: 0.545	1B HR		G1-3			F7		K		5	2	2	1	0	1	1
Eduardo Perez, R (1, 9) OBP: 0.380, SLG: 0.442	1B HR	BB	F9			1B 1-2				3	1	2	0	1	0	0
Edgar Renteria, R (1, 6) OBP: 0.382, SLG: 0.495	HR 1-H 2-H	G4-3		F9		F8				4	1	1	3	0	0	3
Tino Martinez, L (1, 3) OBP: 0.358, SLG: 0.469 Kerry Robinson, L (7, 7) OBP: 0.235, SLG: 0.241	K	FC6-4 1B		G4-3			K			3 1	0 0	1 0	0 0	0 0	1 1	0 0
Mike Matheny, R (1, 2) OBP: 0.328, SLG: 0.384	1B SH1 2B	FC6-4 1B 1-2f		FC6-4 1B			G3-1			4	1	2	0	0	0	1
Jason Simontacchi, R (1, 1) OBP: 0.129, SLG: 0.161 28 Lance Painter, L (7, 1) Wilson Delgado, S (7, PH) OBP: 0.230, SLG: 0.232 Cal Eldred, R (8, 1) OBP: 0.500, SLG: 0.500 Steve Kline, S (9, 1)	SH1 5 HR 2-3 1B	FC6-4 1-2		FC6-4 1-2f			1B			3 0 1 0 0	1 0 0 0 0	2 0 1 0 0	0 0 0 0 0	0 0 0 0 0	0 0 0 0 0	1 0 0 0 0
Inning Stats	R: 0 E: 0 K: 0 S: 10 H: 0 LOB: 0 BB: 0 P: 16	R: 8 E: 0 K: 1 S: 26 H: 7 LOB: 1 BB: 2 P: 51	R: 0 E: 0 K: 0 S: 12 H: 2 LOB: 2 BB: 0 P: 19	R: 0 E: 0 K: 0 S: 6 H: 0 LOB: 0 BB: 0 P: 7	R: 0 E: 0 K: 0 S: 7 H: 1 LOB: 1 BB: 0 P: 12	R: 1 E: 0 K: 0 S: 13 H: 3 LOB: 2 BB: 0 P: 20	R: 0 E: 0 K: 1 S: 8 H: 1 LOB: 1 BB: 0 P: 14	R: 0 E: 0 K: 1 S: 10 H: 0 LOB: 0 BB: 0 P: 12		1B: 9 2B: 2 3B: 0 HR: 3 SF: 1 SAC: 1 DP: 0 HBP: 0				WP: 0 PB: 0 SB: 0 CS: 0 PA: 40	

BOTTOM

San Francisco Giants @ St. Louis Cardinals

Busch Stadium, St. Louis, MO

Thu Jul 03 2003, 1:10 PM CDT

Att. 38,129 - Cloudy - 91 F

livebaseballscorecards.com

AB	36
R	9
H	14
RBI	9
BB	2
SO	3
LOB	11

PITCHER		IP	WLS	BF	H	R	ER	SO	BB	IBB	HBP	BLK	WP	HR	S	P	ERA	WHIP
Kirk Rueter, L ERA: 4.44	(1, 1)	3.0	L	20	9	8	8	1	2	0	0	0	0	3	48	86	24.00	3.667
41 Chad Zerbe, L ERA: 4.91	(4, 1)	3.0		13	4	1	1	0	0	0	0	0	0	0	26	39	3.00	1.333
Jason Christiansen, L ERA: 4.5	(7, 1)	1.0		4	1	0	0	1	0	0	0	0	0	0	8	14	0.00	1.000
Scott Eyre, L ERA: 3.27	(8, 1)	1.0		3	0	0	0	1	0	0	0	0	0	0	10	12	0.00	0.000

PITCHER	IP	WLS	BF	H	R	ER	SO	BB	IBB	HBP	BLK	WP	HR	S	P	ERA	WHIP

Batter	1	2	3	4	5	6	7	8	9	AB	R	H	RBI	BB	SO	LOB
Bo Hart, R (1, 4) OBP: 0.452, SLG: 0.588	F X 0-1 ① F8	X 0-0 ① 15 SF8 1-3 2-H 2B		B S B F B B 4-2 5 BB 15 BB SF8 BB		X 0-0 ① SH1-3 1-2		1 SAFE S X 0-1 15 G3 1-2 1B 1B	B S F F B F X 2-2 15 G4-6-3 1-2 3-H 1B	4	2	3	2	1	0	0
15 Jim Edmonds, L (1, 8) OBP: 0.398, SLG: 0.675	X 0-0 HR	F S B X 1-2 ② SF8 2-3 3-H		B B S B B 4-1 5 BB 1-2 BB		B F X 1-1 ② G4-3 2-3		X 0-0 ② G3 1-2 2-3	C S B B X 2-2 ②③ G4-6-3 1-2f	4	1	1	2	1	0	5
5 Albert Pujols, R (1, 7) OBP: 0.438, SLG: 0.704	B B X 2-0 HR	B S F S 1-3 ③ K		S C B D B B 4-2 27 G5-4-3 1-2 2-3 BB		B F X 2-1 ③ G6-3		I I I 4-0 1B IBB		3	1	1	1	2	1	2
Tino Martinez, L (1, 3) OBP: 0.362, SLG: 0.485	B B C C X 2-2 ② G4-3		F B B B X 3-1 HR	C F X 0-2 ① SF8 3-H			C S B F X 1-2 27 G5-3 1B	B B X 2-0 1-2 2-H 3-H 1B		4	1	3	4	0	0	0
27 Scott Rolen, R (1, 5) OBP: 0.391, SLG: 0.536	X 0-0 ③ L7		B B X 2-0 ① F8	F F D X 1-2 ②③ G5-4-3 1-2f			X 0-0 ① G5-3 1-2	C B F X 1-2 ③ P4		5	0	0	0	0	0	5
Edgar Renteria, R (1, 6) OBP: 0.383, SLG: 0.492		B S B B B 4-1 SH2-3 1B BB	B B X 2-0 BB 1B		C C B B C 2-3 ① K		F B C X 1-2 E5 G4-6-3		C X 0-1 E5 S S 1B	4	2	1	0	1	1	1
Kerry Robinson, L (1, 9) OBP: 0.227, SLG: 0.233 Esteban Yan, R (7, 1) OBP: 1.000, SLG: 1.000 Eduardo Perez, R (9, PH) OBP: 0.377, SLG: 0.439 Steve Kline, S (9, 1)	F B X 1-1 ① SH2-3 1-2	B B F X 2-1 ② F8			B X 1-0 ② F9	B X 1-0 ②③ G4-6-3 1-2f		S S B B B S 3-3 ① K 1-2	3 0 0 1 0	0 0 0 0	0 0 0 0	0 0 0 0	0 0 1 0	0 0 0 0	3 0 1 0
Mike Matheny, R (1, 2) OBP: 0.332, SLG: 0.383		B F C F B B F B 4-2 1B 2B BB	C B 1 SAFE B B B 4-1 1-2 BB		C X 0-1 ③ G5-3			B X 1-0 ① G6-3	F B P X 2-1 1B 2-H 1B	3	2	1	1	2	0	0
Brett Tomko, R (1, 1) OBP: 0.375, SLG: 0.367 Jeff Fassero, L (7, 1) Orlando Palmeiro, L (7, 9) OBP: 0.366, SLG: 0.358		X 0-0 2B 15 SF8 1-2 2-H 1B	B S B F X 2-2 ③ L8			C X 0-1 15 G4-3 SH1-3 1B		B C F X 1-2 15 G3 1B 1B	B C S X 1-2 1B 1-3 1B	3 0 2	1 0 1	2 0 2	1 0 0	0 0 0	0 0 0	2 0 0
Inning Stats	R: 2 E: 0 K: 0 S: 8 H: 2 LOB: 0 BB: 0 P: 12	R: 3 E: 0 K: 1 S: 15 H: 2 LOB: 1 BB: 2 P: 26	R: 1 E: 0 K: 0 S: 10 H: 2 LOB: 2 BB: 1 P: 25	R: 1 E: 0 K: 0 S: 11 H: 0 LOB: 1 BB: 3 P: 24	R: 0 E: 0 K: 1 S: 6 H: 0 LOB: 0 BB: 0 P: 9	R: 0 E: 0 K: 0 S: 7 H: 1 LOB: 1 BB: 0 P: 10	R: 0 E: 1 K: 0 S: 9 H: 1 LOB: 1 BB: 0 P: 12	R: 2 E: 0 K: 0 S: 11 H: 3 LOB: 2 BB: 1 P: 20	R: 2 E: 1 K: 1 S: 19 H: 3 LOB: 1 BB: 0 P: 28	1B: 10 2B: 1 3B: 0 HR: 3 SF: 2 SAC: 2 DP: 3 HBP: 0						

PITCHER		IP	WLS	BF	H	R	ER	SO	BB	IBB	HBP	BLK	WP	HR	S	P	ERA	WHIP
34 Kerry Wood, R ERA: 3.36	(1, 1)	3.0	L	21	6	7	7	1	6	0	0	0	0	3	38	80	21.00	4.000
Dave Veres, R ERA: 6.75	(4, 1)	1.0		2	0	0	0	0	0	0	0	0	0	0	6	7	0.00	0.000
Kyle Farnsworth, R ERA: 2.23	(5, 1)	2.0		7	1	0	0	1	0	0	0	0	0	0	13	19	0.00	0.500
Antonio Alfonseca, R ERA: 5.64	(7, 1)	1.1		7	3	2	2	0	0	0	0	0	0	0	15	20	13.50	2.250
Mark Guthrie, L ERA: 2.61	(8, 1)	0.2		4	1	0	0	0	0	1	0	0	0	0	5	12	0.00	1.500

PITCHER		IP	WLS	BF	H	R	ER	SO	BB	IBB	HBP	BLK	WP	HR	S	P	ERA	WHIP
Joe Borowski, R ERA: 2.66	(9, 1)	1.0		6	3	2	1	1	0	0	0	0	0	0	19	28	9.00	3.000

TOP

St. Louis Cardinals @ Chicago Cubs

Wrigley Field, Chicago, IL

Fri Jul 04 2003, 2:20 PM CDT

Att. 39,756 - Cloudy - 89 F

livebaseballscorecards.com

AB	36
R	11
H	14
RBI	11
BB	7
SO	3
LOB	19

WP: 0 PB: 0 SB: 2 CS: 0 PA: 47

BOTTOM

St. Louis Cardinals @ Chicago Cubs

Wrigley Field, Chicago, IL

Fri Jul 04 2003, 2:20 PM CDT

Att. 39,756 - Cloudy - 89 F

Batter	1	2	3	4	5	6	7	8	9	AB	R	H	RBI	BB	SO	LOB
Mark Grudzielanek, R (1, 4) OBP: 0.347, SLG: 0.385	G4-3		G5-3		F9 2B		WP HR 1B		HR 2B	5	2	3	0	0	0	0
Alex Gonzalez, R (1, 6) OBP: 0.303, SLG: 0.415	K		2B		G6-3		K		K	4	0	1	0	0	2	2
Mark Guthrie, R (8, 1)										0	0	0	0	0	0	0
Paul Bako, L (9, 2) OBP: 0.273, SLG: 0.281										1	0	0	0	0	1	1
Sammy Sosa, R (1, 9) OBP: 0.405, SLG: 0.520	G6-3		G5-3		F9		HR		BB	4	2	1	2	1	0	2
Moises Alou, R (1, 7) OBP: 0.359, SLG: 0.481		HR		HR			G5-3		HR	5	3	3	5	0	1	1
Eric Karros, R (1, 3) OBP: 0.378, SLG: 0.511		G6-3		F7		HR		F8	F9	5	1	1	1	0	0	0
Corey Patterson, L (1, 8) OBP: 0.327, SLG: 0.512		K		F9 2B		G6-3		K		4	0	1	0	0	2	0
Ramon Martinez, R (1, 5) OBP: 0.333, SLG: 0.389										3	0	1	0	0	0	1
Antonio Alfonseca, R (7, 1)										0	0	0	0	0	0	0
José Hernández, R (8, 6) OBP: 0.306, SLG: 0.367	1B		F9		G5-3			1B		1	0	1	0	0	0	0
Damian Miller, R (1, 2) OBP: 0.314, SLG: 0.374	K		BB		G5-3			P4		3	0	0	0	1	1	2
Joe Borowski, R (9, 1)										0	0	0	0	0	0	0
34 Kerry Wood, R (1, 1) OBP: 0.147, SLG: 0.324			G4-3	K			K		F8	1	0	0	0	0	0	0
Dave Veres, R (4, 1)										0	0	0	0	0	0	0
Troy O'Leary, L (4, PH) OBP: 0.273, SLG: 0.333										1	0	0	0	0	1	2
Kyle Farnsworth, R (5, 1)										0	0	0	0	0	0	0
Lenny Harris, L (7, 5) OBP: 0.235, SLG: 0.213										2	0	0	0	0	1	0
Inning Stats	R: 0 E: 0 K: 1 S: 8 H: 0 LOB: 0 BB: 0 P: 12	R: 1 E: 0 K: 2 S: 12 H: 2 LOB: 1 BB: 0 P: 19	R: 0 E: 0 K: 0 S: 7 H: 1 LOB: 1 BB: 0 P: 13	R: 1 E: 0 K: 1 S: 10 H: 2 LOB: 2 BB: 1 P: 21	R: 0 E: 0 K: 1 S: 6 H: 1 LOB: 1 BB: 0 P: 9	R: 1 E: 0 K: 0 S: 7 H: 1 LOB: 0 BB: 0 P: 10	R: 2 E: 0 K: 2 S: 12 H: 2 LOB: 0 BB: 0 P: 20	R: 0 E: 0 K: 1 S: 11 H: 1 LOB: 1 BB: 0 P: 17	R: 3 E: 0 K: 1 S: 12 H: 2 LOB: 0 BB: 1 P: 20	1B: 3 2B: 4 3B: 0 HR: 5	SF: 0 SAC: 0 DP: 0 HBP: 0						

PITCHER		IP	WLS	BF	H	R	ER	SO	BB	IBB	HBP	BLK	WP	HR	S	P	ERA	WHIP
Brett Tomko, R ERA: 5.63	(1, 1)	6.0	W	26	7	3	3	5	1	0	0	0	0	3	50	84	4.50	1.333
Jeff Fassero, L ERA: 7.12	(7, 1)	0.1		2	1	1	1	1	0	0	0	0	0	0	5	9	27.00	3.000
Esteban Yan, R ERA: 7.07	(7, 1)	1.2		7	2	1	1	2	0	0	0	0	1	1	18	28	5.40	1.200
Steve Kline, L ERA: 4.15	(9, 1)	1.0		6	2	3	3	1	1	0	0	0	0	1	12	20	27.00	3.000

PITCHER	IP	WLS	BF	H	R	ER	SO	BB	IBB	HBP	BLK	WP	HR	S	P	ERA	WHIP

livebaseballscorecards.com

AB	39
R	8
H	12
RBI	8
BB	2
SO	9
LOB	11

WP: 1 PB: 0 SB: 0 CS: 0 PA: 41

Batter	1	2	3	4	5	6	7	8	9	AB	R	H	RBI	BB	SO	LOB
Bo Hart, R (1, 4) OBP: 0.436, SLG: 0.562	B B B C X 3-1 ① L9	C B X 1-1 15 1B 5 HR 2-3 1B	B S X 1-1 ③ F8			B B X 2-0 ① G6-3			B C X 1-1 ① F8	5	1	1	0	0	0	0
15 Jim Edmonds, L (1, 8) OBP: 0.398, SLG: 0.681	X 0-0 HR	C X 0-1 5 HR 1-3 3-H 1B		F B F C 1-3 ① K		B B C B F X 3-2 ② F8			C C B B S 2-3 ② K	5	2	2	2	0	2	0
5 Albert Pujols, R (1, 7) OBP: 0.437, SLG: 0.709 Esteban Yan, R (9, 1) OBP: 1.000, SLG: 1.000	C F B B X 2-2 PB BB 1B	X 0-0 1-H 3-H HR		B B C B X 3-1 ② F9		B C X 1-1 ③ L4			C B X 1-1 ③ F8	5 0	1 0	2 0	3 0	0 0	0 0	0 0
27 Scott Rolen, R (1, 5) OBP: 0.390, SLG: 0.536	C C S 0-3 ② K	B B F B F S 3-3 ② K		B B X 2-0 2B			B F X 1-1 ① F7			4	0	1	0	0	2	1
Eduardo Perez, R (1, 9) OBP: 0.380, SLG: 0.433	C B B B B 4-1 PB 1-2 BB	B S C B B B 4-2 1B BB		C S C 0-3 ③ K			C C B B B X 3-2 ② G3-1			2	0	0	0	2	1	1
Edgar Renteria, R (1, 6) OBP: 0.387, SLG: 0.492	B B F S B B 4-2 1-2 2-3 BB	X 0-0 1-2 1B			B C B C F B B 4-2 1B BB		X 0-0 ③ G6-3			2	0	1	0	2	0	0
Tino Martinez, L (1, 3) OBP: 0.357, SLG: 0.478	B C X 1-1 ③ F9	C F D B B F X 3-2 ③ F7			1 SAFE 1 SAFE X 0-0 ① F7			C C F X 0-2 ① G4-3		4	0	0	0	0	0	6
Mike Matheny, R (1, 2) OBP: 0.334, SLG: 0.385		B F F B X 2-2 1B 15 1B SH3-4 1B	C B B X 2-1 ① F8		1 SAFE B X 1-0 G6-4-3 1-3 1B			C B F F S 1-3 ② K		4	1	2	0	0	1	0
Matt Morris, R (1, 1) OBP: 0.237, SLG: 0.306 28 Lance Painter, L (6, 1) Cal Eldred, R (7, 1) OBP: 0.500, SLG: 0.500 J.D. Drew, L (8, PH) OBP: 0.375, SLG: 0.556 Jeff Fassero, L (8, 1) Orlando Palmeiro, L (9, 7) OBP: 0.366, SLG: 0.358		X 0-0 ① SH3-4 1-2	B S S S 1-3 ② K		B S 1 SAFE X 1-1 ② ③ G6-4-3 1-2f			S X 0-1 ③ L9		2 0 0 1 0 0 0	0 0 0 0 0 0 0	0 0 0 0 0 0 0	0 0 0 0 0 0 0	1 0 0 0 0 0 0	0 0 0 0 0 0 0	2 0 0 0 0 0 0

TOP

St. Louis Cardinals @ Chicago Cubs

Wrigley Field, Chicago, IL

Sat Jul 05 2003, 12:15 PM CDT

Att. 38,953 - Sunny - 80 F

livebaseballscorecards.com

AB	34
R	5
H	9
RBI	5
BB	4
SO	7
LOB	10

Inning Stats	1	2	3	4	5	6	7	8	9
	R: 1 E: 0 K: 1 S: 14	H: 2 LOB: 3 BB: 2 P: 28	R: 4 E: 0 K: 1 S: 20	H: 5 LOB: 2 BB: 1 P: 33	R: 0 E: 0 K: 1 S: 7	H: 0 LOB: 0 BB: 0 P: 11	R: 0 E: 0 K: 2 S: 9	H: 1 LOB: 1 BB: 0 P: 15	R: 0 E: 0 K: 0 S: 7	H: 1 LOB: 1 BB: 1 P: 13	R: 0 E: 0 K: 0 S: 6	H: 0 LOB: 0 BB: 0 P: 12	R: 0 E: 0 K: 0 S: 6	H: 0 LOB: 0 BB: 0 P: 10	R: 0 E: 0 K: 1 S: 10	H: 0 LOB: 0 BB: 0 P: 11	R: 0 E: 0 K: 1 S: 7	H: 0 LOB: 0 BB: 0 P: 11

| | | |

Batter	1	2	3	4	5	6	7	8	9	AB	R	H	RBI	BB	SO	LOB
Tom Goodwin, L (1, 8) OBP: 0.286, SLG: 0.303	C B C B B F C 3-3 ① K		C B B B B 4-1 S BB		B X 1-0 HR 1B		C B C B B F B 4-2 SH3-4 WP BB		L 1 SAFE L L 0-3 ① K	3	2	1	0	2	2	1
Mark Grudzielanek, R (1, 4) OBP: 0.349, SLG: 0.390	B C X 1-1 G6-4-3 1B		B F 1 SAFE C X 2-2 ③ F8 1-2		F B 1 SAFE F F B X 2-2 ② F8		X 0-0 ① SH3-4 1-2		F B S X 1-2 1B 1-3 2B	4	0	2	0	0	0	2
Sammy Sosa, R (1, 9) OBP: 0.405, SLG: 0.531	B B C B X 3-1 ② ③ G6-4-3 1-2f			C X 0-1 2B G3 1B	B C B S F X 2-2 1-H HR		B B X 2-0 ② G1-3 2-H		B C F B S 2-3 ② K	5	2	2	2	0	1	3
Moises Alou, R (1, 7) OBP: 0.365, SLG: 0.495		X 0-0 HR		F B B X 2-1 G3 1-3 FC5-2 2B	B B B 4-0 2B BB		B C X 1-1 ③ L8		I I I I 4-0 1B IBB	3	1	2	1	2	0	0
Hee-Seop Choi, L (1, 3) OBP: 0.382, SLG: 0.493 Alex Gonzalez, R (8, PH) (9, 6) OBP: 0.304, SLG: 0.415		B B X 2-0 ① F7		B F B X 2-1 ① G3 2-3 3-H	B B C X 2-1 1-3 2B			X 0-0 ① P4	S D X 1-1 1-2 2-3 3-H 1B	3 2	0 0	1 1	1 1	0 0	0 0	1 0
Ramon Martinez, R (1, 6) OBP: 0.326, SLG: 0.379 (9, 5)		C C X 0-2 ② L9		B B C F X 2-2 ② FC5-2 1B 3-H	F X 0-1 ③ L7			X 0-0 ② F9		4	0	0	0	0	0	3
Lenny Harris, L (1, 5) OBP: 0.238, SLG: 0.216 Eric Karros, R (8, PH) (9, 3) OBP: 0.381, SLG: 0.514		F X 0-1 ③ G4-3		B C C X 1-2 1-3 1B	B F X 1-1 ① P3			C C B F X 1-2 1B		3 1	0 0	1 1	0 0	0 0	0 0	0 0
Paul Bako, L (1, 2) OBP: 0.262, SLG: 0.269			C F X 0-2 ① G4-3 C S X 0-2 ③ G2-3		S S S 0-3 ② K			D F 1 SAFE 1 SAFE D B F X 3-2 ③ F7		4	0	0	0	0	1	3
Shawn Estes, R (1, 1) OBP: 0.185, SLG: 0.269 José Hernández, R (6, PH) OBP: 0.305, SLG: 0.366 Dave Veres, R (7, 1) Mike Remlinger, L (8, 1) Corey Patterson, L (9, PH) OBP: 0.329, SLG: 0.514			B C C F T 1-2 ② K		F X 0-1 ① G5-3	C S B B S 2-3 ③ K			B S B S S X 2-2 2B 1B 1B	2 1 0 0 1	0 0 0 0 1	0 0 0 0 1	0 0 0 0 1	1 0 0 0 0	0 0 0 0 0	0 0 0 0 0
Inning Stats	R: 0 E: 0 K: 1 S: 8 — H: 1 LOB: 0 BB: 0 P: 15	R: 1 E: 0 K: 0 S: 7 — H: 1 LOB: 0 BB: 0 P: 9	R: 0 E: 0 K: 1 S: 11 — H: 0 LOB: 1 BB: 1 P: 18	R: 1 E: 0 K: 0 S: 15 — H: 3 LOB: 2 BB: 0 P: 22	R: 2 E: 0 K: 0 S: 15 — H: 3 LOB: 2 BB: 1 P: 26	R: 0 E: 0 K: 2 S: 8 — H: 0 LOB: 0 BB: 0 P: 11	R: 1 E: 0 K: 0 S: 7 — H: 0 LOB: 0 BB: 1 P: 14	R: 0 E: 0 K: 0 S: 9 — H: 1 LOB: 1 BB: 0 P: 13	R: 1 E: 0 K: 2 S: 14 — H: 3 LOB: 3 BB: 1 P: 24	1B: 7 2B: 3 3B: 0 HR: 2	SF: 0 SAC: 1 DP: 1 HBP: 0						

PITCHER		IP	WLS	BF	H	R	ER	SO	BB	IBB	HBP	BLK	WP	HR	S	P	ERA	WHIP
Matt Morris, R ERA: 3.99	(1, 1)	5.0		24	8	4	4	2	2	0	0	0	0	2	56	90	7.20	2.000
28 Lance Painter, L ERA: 4.5	(6, 1)	1.0	H	4	0	1	1	2	1	0	0	0	0	0	11	18	9.00	1.000
Cal Eldred, R ERA: 4.33	(7, 1)	1.0	B	3	0	0	0	0	0	0	0	0	1	0	4	7	0.00	0.000
Jeff Fassero, L ERA: 7.11	(8, 1)	1.1	L	7	3	1	1	1	0	0	0	0	0	0	18	25	6.75	2.250
Esteban Yan, R ERA: 7.02	(9, 1)	0.1		3	1	0	0	1	0	1	0	0	0	0	5	12	0.00	3.000

PITCHER	IP	WLS	BF	H	R	ER	SO	BB	IBB	HBP	BLK	WP	HR	S	P	ERA	WHIP

BOTTOM

St. Louis Cardinals @ Chicago Cubs

Wrigley Field, Chicago, IL

Sat Jul 05 2003, 12:15 PM CDT

Att. 38,953 - Sunny - 80 F

livebaseballscorecards.com

AB	36
R	6
H	12
RBI	5
BB	4
SO	6
LOB	13

1B: 7	SF: 0	WP: 2	PA: 41
2B: 3	SAC: 1	PB: 0	
3B: 0	DP: 1	SB: 1	
HR: 2	HBP: 0	CS: 0	

Batter	1	2	3	4	5	6	7	8	9	AB	R	H	RBI	BB	SO	LOB
Bo Hart, R (1, 4) OBP: 0.427, SLG: 0.545	F F S 0-3 ① K	C X 0-1 ③ P3			F C S 0-3 ② K		B F X 1-1 1B			4	0	1	0	0	2	2
15 Jim Edmonds, L (1, 8) OBP: 0.396, SLG: 0.675	B C S S B F S 2-3 ② K		C B S C 1-3 ① K		C D X 1-1 2-H 1B		1 SAFE B F S X 1-2 ③ F7			4	0	1	1	0	2	1
5 Albert Pujols, R (1, 7) (8, 3) OBP: 0.435, SLG: 0.702	S C F C 0-3 ③ K		S F B F X 1-2 ② P2		I I I 4-0 IBB			B X 1-0 ① G1-3		3	0	0	0	1	1	0
Tino Martinez, L (1, 3) OBP: 0.356, SLG: 0.474 44 Jason Isringhausen, R (8, 1)	C X 0-1 BB HR 1B	C B C S 1-3 ③ K			C F F X 0-2 ③ G4-3			B C B S X 2-2 ② G4-3		4 0	1 0	1 0	0 0	0 0	1 0	2 0
Edgar Renteria, R (1, 6) OBP: 0.383, SLG: 0.486	S B B 1 SAFE B X 3-1 ① P3			C B S 1-3 ① K		B X 1-0 ① G4-3		F C B B C 2-3 ③ K		4	0	0	0	0	2	1
Orlando Palmeiro, L (1, 9) OBP: 0.364, SLG: 0.352	B F 1 SAFE B B B 4-1 1-2 HR BB			C B S S 1-3 ② K		C L S 1-3 ② K2-3			C L B B X 2-2 ① L5	3	1	0	0	1	2	0
Eduardo Perez, R (1, 5) OBP: 0.382, SLG: 0.455 Wilson Delgado, S (4, 5) OBP: 0.224, SLG: 0.225	B 1 SAFE S F B X 2-2 1-H 2-H HR			C C X 0-2 ③ P2		F X 0-1 ③ P6			X 0-0 ② G6-3	2 2	1 0	1 0	3 0	0 0	0 0	0 0
Mike Matheny, R (1, 2) OBP: 0.337, SLG: 0.385	C C B B F D B 4-2 BB				B F B C X 2-2 ① G6-3		B B X 2-0 ① P3		B F X 1-1 1B	3	0	1	0	1	0	0
Woody Williams, R (1, 1) OBP: 0.341, SLG: 0.385 Steve Kline, S (8, 1) Cal Eldred, R (8, 1) OBP: 0.500, SLG: 0.500 Kerry Robinson, L (8, 7) OBP: 0.225, SLG: 0.230	C B C D L 2-3 ② K				B F C B X 2-2 15 1B 2B		C C B C 1-3 ② K		C B S 1 SAFE X 1-2 ③ G4-3	3 0 0 1	1 0 0 0	1 0 0 0	0 0 0 0	0 0 0 0	2 0 0 0	1 0 0 1
Inning Stats	R: 0 H: 0 E: 0 LOB: 0 K: 3 BB: 0 S: 11 P: 13	R: 3 H: 2 E: 0 LOB: 1 K: 1 BB: 2 S: 16 P: 31	R: 0 H: 0 E: 0 LOB: 0 K: 2 BB: 0 S: 10 P: 13	R: 0 H: 0 E: 0 LOB: 0 K: 2 BB: 0 S: 9 P: 11	R: 1 H: 2 E: 0 LOB: 2 K: 1 BB: 1 S: 15 P: 24	R: 0 H: 0 E: 0 LOB: 0 K: 1 BB: 0 S: 6 P: 8	R: 0 H: 1 E: 0 LOB: 1 K: 1 BB: 0 S: 9 P: 14	R: 0 H: 0 E: 0 LOB: 0 K: 1 BB: 0 S: 7 P: 12	R: 0 H: 1 E: 0 LOB: 1 K: 0 BB: 0 S: 9 P: 13	1B: 4 SF: 0 2B: 1 SAC: 0 3B: 0 DP: 0 HR: 1 HBP: 0						

PITCHER		IP	WLS	BF	H	R	ER	SO	BB	IBB	HBP	BLK	WP	HR	S	P	ERA	WHIP
22 Mark Prior, R ERA: 2.69	(1, 1)	7.0	L	29	5	4	4	11	2	1	0	0	0	1	76	114	5.14	1.000
Kyle Farnsworth, R ERA: 2.18	(8, 1)	1.0		3	0	0	0	1	0	0	0	0	0	0	7	12	0.00	0.000
Mark Guthrie, L ERA: 2.49	(9, 1)	1.0		4	1	0	0	0	0	0	0	0	0	0	9	13	0.00	1.000

PITCHER	IP	WLS	BF	H	R	ER	SO	BB	IBB	HBP	BLK	WP	HR	S	P	ERA	WHIP

St. Louis Cardinals @ Chicago Cubs

Wrigley Field, Chicago, IL

Sun Jul 06 2003, 1:20 PM CDT

Att. 37,713 - Cloudy - 84 F

TOP

livebaseballscorecards.com

AB	33
R	4
H	6
RBI	4
BB	3
SO	12
LOB	8

WP: 0 PA: 36
PB: 0
SB: 0
CS: 0

Batter	1	2	3	4	5	6	7	8	9	AB	R	H	RBI	BB	SO	LOB
Mark Grudzielanek, R (1, 4) OBP: 0.347, SLG: 0.387	B B X 2-0 FC5-4 1B		C B X 1-1 ② F8		S S F F B X 1-2 ③ G6-3		B S B S S 2-3 ③ K		B C X 1-1 ③ F9	5	0	1	0	0	1	3
Alex Gonzalez, R (1, 6) OBP: 0.301, SLG: 0.410	M L B C 1-3 ① K		B S S X 1-2 E6			F S B B X 2-2 ① F9		B X 1-0 ① F8		4	0	0	0	0	1	1
Sammy Sosa, R (1, 9) OBP: 0.399, SLG: 0.522	C C T SAFE B S 1-3 ② K		B X 1-0 ③ P4			B X 1-0 ② F8		B B F X 2-1 ② G5-3		4	0	0	0	0	1	2
Moises Alou, R (1, 7) OBP: 0.367, SLG: 0.498	X 0-0 ③ FC5-4 1-2f			C B F B X 2-2 ① F7		B F X 1-1 FC6-4 1B		F B B F X 2-2 1B 1B 2B		4	1	2	0	0	0	1
Corey Patterson, L (1, 8) OBP: 0.329, SLG: 0.511 Tom Goodwin, L (8, PR) OBP: 0.286, SLG: 0.303 (9, 8)		B B C F X 2-2 ① F8		F X 0-1 ② G4-3		B S B X 2-1 ③ FC6-4 1-2f		B F X 1-1 E 1B 2-3 1B		4 0	0 0	1 0	0 0	0 0	0 0	1 0
Eric Karros, R (1, 3) OBP: 0.383, SLG: 0.514		C F F B X 1-2 ② F9		C B B F S 2-3 ③ K			B F X 1-1 FC3-6 1B 1B	F B B F B B F X 3-2 E8 1-3 3-H 1B		4	0	2	1	0	1	0
José Hernández, R (1, 5) OBP: 0.304, SLG: 0.364		C F X 0-2 E5			B X 1-0 1B		B F S C 1-3 ① K	B F B S F S 2-3 ③ K		4	0	1	0	0	2	3
Damian Miller, R (1, 2) OBP: 0.314, SLG: 0.374 Lenny Harris, L (9, PH) OBP: 0.236, SLG: 0.214		F F B F B B S 3-3 ③ K			C C D F X 1-2 ① F7		F X 0-1 FC3-6 1-2 1B		C B B B F B X 3-2 ① G6-3	3 1	0 0	1 0	0 0	0 0	1 0	2 0
22 Mark Prior, R (1, 1) OBP: 0.261, SLG: 0.378 Troy O'Leary, L (7, PH) OBP: 0.271, SLG: 0.331 Kyle Farnsworth, R (8, 1) Mark Guthrie, R (9, 1) Hee-Seop Choi, L (9, PH) OBP: 0.380, SLG: 0.490			B S F B B F F F X 3-2 ① G5-3		F B B X 2-1 ② F8		X 0-0 ② FC3-6 1-2f 2-3		X 0-0 ② P6	2 1 0 0 1	0 0 0 0 0	0 0 0 0 0	0 0 0 0 0	0 0 0 0 0	0 0 0 0 0	1 2 0 0 0
Inning Stats	R: 0 H: 1 E: 0 LOB: 1 K: 2 BB: 0 S: 8 P: 12	R: 0 H: 0 E: 1 LOB: 1 K: 1 BB: 0 S: 14 P: 20	R: 0 H: 0 E: 1 LOB: 1 K: 0 BB: 0 S: 12 P: 18	R: 0 H: 0 E: 0 LOB: 0 K: 1 BB: 0 S: 8 P: 12	R: 0 H: 1 E: 0 LOB: 1 K: 0 BB: 0 S: 12 P: 17	R: 0 H: 1 E: 0 LOB: 1 K: 0 BB: 0 S: 8 P: 14	R: 0 H: 2 E: 0 LOB: 2 K: 2 BB: 0 S: 11 P: 15	R: 1 H: 3 E: 1 LOB: 2 K: 1 BB: 0 S: 18 P: 29	R: 0 H: 0 E: 0 LOB: 0 K: 0 BB: 0 S: 6 P: 10	1B: 7 2B: 1 3B: 0 HR: 0		SF: 0 SAC: 0 DP: 0 HBP: 0		WP: 0 PB: 0 SB: 0 CS: 0		PA: 37

PITCHER		IP	WLS	BF	H	R	ER	SO	BB	IBB	HBP	BLK	WP	HR	S	P	ERA	WHIP
Woody Williams, R ERA: 3.06	(1, 1)	7.2	W	31	6	1	1	6	0	0	0	0	0	0	79	119	1.17	0.783
Steve Kline, L ERA: 4.15	(8, 1)	0.0		1	1	0	0	0	0	0	0	0	0	0	2	3	∞	∞
Cal Eldred, R ERA: 4.33	(8, 1)	0.0		0	0	0	0	0	0	0	0	0	0	0	0	0	∞	∞
44 Jason Isringhausen, R ERA: 0.93	(8, 1)	1.1	S	5	1	0	0	1	0	0	0	0	0	0	16	25	0.00	0.750

PITCHER	IP	WLS	BF	H	R	ER	SO	BB	IBB	HBP	BLK	WP	HR	S	P	ERA	WHIP

BOTTOM

St. Louis Cardinals @ Chicago Cubs

Wrigley Field, Chicago, IL

Sun Jul 06 2003, 1:20 PM CDT

Att. 37,713 - Cloudy - 84 F

livebaseballscorecards.com

AB	37
R	1
H	8
RBI	1
BB	0
SO	7
LOB	16

Batter	1	2	3	4	5	6	7	8	9	AB	R	H	RBI	BB	SO	LOB
Bo Hart, R (1, 4) OBP: 0.407, SLG: 0.519	B C X 1-1 ① F7		S F S 0-3 ② K		X 0-0 ① FC1-5 1-2 2-3f			B C B X 2-1 ① F8		4	0	0	0	0	1	3
15 Jim Edmonds, L (1, 8) OBP: 0.397, SLG: 0.671	C B B B F B 4-2 BB		F B X 1-1 3-H 1B		X 0-0 ②③ L6 2-2			B B F B C F S 3-3 ② K		3	0	1	1	1	1	2
5 Albert Pujols, R (1, 7) OBP: 0.430, SLG: 0.694	C C F B F F 1 SAFE F 1 SAFE 1-2 X ② P5		F B 1 SAFE X 1-1 ③ F9			B X 1-0 ① G4-3		B B B C C X 3-2 ③ G5-3		4	0	0	0	0	0	2
Tino Martinez, L (1, 3) OBP: 0.355, SLG: 0.471	C C D 1 SAFE X 1-2 ③ G5-3			F B X 1-1 ① P5		B X 1-0 1B			B F X 1-1 ① G4-3	4	0	1	0	0	0	1
27 Scott Rolen, R (1, 5) OBP: 0.385, SLG: 0.528		B B C C X 2-2 ① F9		S X 0-1 ② F8		C B F S 1-3 ② K			F C F F B B B X 3-2 ② L7	4	0	0	0	0	1	1
Edgar Renteria, R (1, 6) OBP: 0.384, SLG: 0.486		B F B F B C 3-3 ② K		C F B X 1-2 S 1B		B C X 1-1 ③ G4-3			B X 1-0 DI 1B	4	0	2	0	0	1	1
Orlando Palmeiro, L (1, 9) OBP: 0.362, SLG: 0.349		C F F F B X 1-2 ③ G5-3		B 1 SAFE 1 SAFE B X 2-0 ③ G4-3 1-2			C B C F B F X 2-2 G6-4-3 1B		B B C F F B F X 3-2 ③ G5-3 1-2	4	0	1	0	0	0	2
Chris Widger, R (1, 2) OBP: 0.231, SLG: 0.250			X 0-0 SH2-4 15 1B 2B		C X 0-1 FC1-5 HBP 1B		C B 1 SAFE 1 SAFE S F X 1-2 ①② G6-4-3 1-2f			3	1	2	0	0	0	1
Garrett Stephenson, R (1, 1) OBP: 0.286, SLG: 0.194 Kerry Robinson, L (7, PH) OBP: 0.222, SLG: 0.227 28 Lance Painter, L (7, 1) Esteban Yan, R (7, 1) OBP: 1.000, SLG: 1.000			X 0-0 ① SH2-4 2-3		H 1-0 15 L6 FC1-5 1-2 HBP		X 0-0 ③ F7			0 1 0 0	0 0 0 0	0 0 0 0	0 0 0 0	0 0 0 0	0 0 0 0	0 0 0 0
Inning Stats	R: 0 E: 0 K: 0 S: 14 H: 0 LOB: 1 BB: 1 P: 21	R: 0 E: 0 K: 1 S: 11 H: 0 LOB: 0 BB: 0 P: 17	R: 1 E: 0 K: 1 S: 9 H: 2 LOB: 1 BB: 0 P: 11	R: 0 E: 0 K: 0 S: 8 H: 1 LOB: 1 BB: 0 P: 12	R: 0 E: 0 K: 0 S: 4 H: 1 LOB: 1 BB: 0 P: 5	R: 0 E: 0 K: 1 S: 7 H: 1 LOB: 1 BB: 0 P: 11	R: 0 E: 0 K: 0 S: 10 H: 1 LOB: 0 BB: 0 P: 13	R: 0 E: 0 K: 1 S: 9 H: 0 LOB: 0 BB: 0 P: 17	R: 0 E: 0 K: 0 S: 13 H: 1 LOB: 1 BB: 0 P: 21	1B: 6 2B: 2 3B: 0 HR: 0	SF: 0 SAC: 1 DP: 2 HBP: 1						

PITCHER	IP	WLS	BF	H	R	ER	SO	BB	IBB	HBP	BLK	WP	HR	S	P	ERA	WHIP
Jerome Williams, R (1, 1) ERA: 2.94	9.0	W	34	7	1	1	4	1	0	1	0	0	0	85	128	1.00	0.889

PITCHER	IP	WLS	BF	H	R	ER	SO	BB	IBB	HBP	BLK	WP	HR	S	P	ERA	WHIP

TOP

St. Louis Cardinals @ San Francisco Giants

PacBell Park, San Francisco, CA

Mon Jul 07 2003, 10:15 PM EDT

Att. 42,674 - Cloudy - 59 F

livebaseballscorecards.com

AB	31
R	1
H	7
RBI	1
BB	1
SO	4
LOB	13

WP: 0 PB: 0 SB: 1 CS: 0 PA: 34

Batter	1	2	3	4	5	6	7	8	9	AB	R	H	RBI	BB	SO	LOB
Ray Durham, S (1, 4) OBP: 0.393, SLG: 0.435	B C X 1-1 G3 ①	F B X 1-1 G3 ② 2-3			C B B C X 2-2 F8 ②		B X 1-0 1B BB SF7 2-3 1B			4	1	1	0	0	0	1
J.T. Snow, L (1, 3) OBP: 0.388, SLG: 0.436	B B B C F B 4-2 HR BB	C B B F X 2-2 G4-3 ③			B C B F F C 2-3 K ③		B F B B B 4-1 1B 1-2 BB			2	1	0	0	2	1	1
Marquis Grissom, R (1, 8) OBP: 0.330, SLG: 0.483	B B X 2-0 1-H HR		B F B S S 2-3 K ①			C X 0-1 F9 ①	X 0-0 1-2 2-3 3-H 1B			4	1	2	3	0	1	0
Barry Bonds, L (1, 7) OBP: 0.491, SLG: 0.683	B B C X 2-1 HR		C X 0-1 P4 ②			B X 1-0 2B 1B	C B S F X 1-2 SF7 ② 3-H			3	1	2	2	0	0	0
Rich Aurilia, R (1, 6) OBP: 0.314, SLG: 0.405	B F F B B X 3-2 BB 1B		X 0-0 G4-3 ③			B B X 2-0 P5 ②	B F S B F X 2-2 P3 ③			4	0	1	0	0	0	3
José Cruz Jr., S (1, 9) OBP: 0.381, SLG: 0.462	C B B B B 4-1 G6-4-3 1-2 BB		B B B 4-0 CS BB			F B C F B X 2-2 1-3 2B	F B X 1-1 CS 1B			2	0	2	0	2	0	0
Pedro Feliz, R (1, 5) OBP: 0.278, SLG: 0.500	C X 0-1 G6-4-3 ② ③ 1-2f		C B C B F B X 3-2 P4 ① ② 1-2			F F F B S 1-3 K ③	B S C X 1-2 F9 ① 1-2			4	0	0	0	0	1	6
Yorvit Torrealba, R (1, 2) OBP: 0.304, SLG: 0.406		X 0-0 G3 2B	C B B X 2-1 L5 ③				B B F X 2-1 L7 ①	C S B S 1-3 K ③		4	0	1	0	0	1	0
Jerome Williams, R (1, 1) OBP: 0.083, SLG: 0.167		B F F M 1-3 K ①			C S C 0-3 K ①		M F B F B B X 3-2 1B 1B 2B			3	1	1	0	0	2	1
Inning Stats	R: 3 H: 3 E: 0 LOB: 1 K: 0 BB: 2 S: 13 P: 29	R: 0 H: 1 E: 0 LOB: 1 K: 1 BB: 0 S: 9 P: 13	R: 0 H: 0 E: 0 LOB: 0 K: 1 BB: 0 S: 6 P: 8	R: 0 H: 0 E: 0 LOB: 0 K: 0 BB: 1 S: 6 P: 15	R: 0 H: 0 E: 0 LOB: 0 K: 2 BB: 0 S: 10 P: 14	R: 0 H: 2 E: 0 LOB: 2 K: 1 BB: 0 S: 12 P: 18	R: 2 H: 3 E: 0 LOB: 2 K: 0 BB: 1 S: 17 P: 30	R: 0 H: 1 E: 0 LOB: 0 K: 1 BB: 0 S: 8 P: 11		1B: 5 SF: 1 2B: 3 SAC: 0 3B: 0 DP: 1 HR: 2 HBP: 0				WP: 0 PA: 35 PB: 0 SB: 0 CS: 2		

PITCHER		IP	WLS	BF	H	R	ER	SO	BB	IBB	HBP	BLK	WP	HR	S	P	ERA	WHIP
Garrett Stephenson, R ERA: 4.3	(1, 1)	6.0	L	25	6	3	3	5	3	0	0	0	0	2	56	97	4.50	1.500
28 Lance Painter, L ERA: 5.84	(7, 1)	0.1		4	2	2	2	0	1	0	0	0	0	0	8	18	54.00	9.000
Esteban Yan, R ERA: 6.75	(7, 1)	1.2		6	2	0	0	1	0	0	0	0	0	0	17	23	0.00	1.200

PITCHER	IP	WLS	BF	H	R	ER	SO	BB	IBB	HBP	BLK	WP	HR	S	P	ERA	WHIP

BOTTOM

St. Louis Cardinals @ San Francisco Giants

PacBell Park, San Francisco, CA

Mon Jul 07 2003, 10:15 PM EDT

Att. 42,674 - Cloudy - 59 F

livebaseballscorecards.com

AB	30
R	5
H	10
RBI	5
BB	4
SO	6
LOB	12

Batter	1	2	3	4	5	6	7	8	9	AB	R	H	RBI	BB	SO	LOB
Bo Hart, R (1, 4) OBP: 0.400, SLG: 0.529	B X 1-0 15 SF7 3B	B X 1-0 ③ G4-3			B C X 1-1 ③ G5-3			B S F S 1-3 ① K		4	1	1	0	0	1	4
15 Jim Edmonds, L (1, 8) OBP: 0.395, SLG: 0.671 Jeff Fassero, L (8, 1)	B B X 2-0 ① SF7 3-H		C S B B B S 3-3 ① K			B X 1-0 5 1B 2B		S F B D S 2-3 ② K		3 0	1 0	1 0	1 0	0 0	2 0	1 0
5 Albert Pujols, R (1, 3) OBP: 0.429, SLG: 0.689	B B X 2-0 ② G6-3		C X 0-1 ② G5-3			S X 0-1 FC6-4 2-H 1B		C S X 0-2 ③ F8		4	0	1	1	0	0	1
27 Scott Rolen, R (1, 5) OBP: 0.383, SLG: 0.525 Wilson Delgado, S (6, PH) OBP: 0.218, SLG: 0.219 (6, 5)	X 0-0 ③ F9		C B C X 1-2 ③ G5-3			B X 1-0 ① FC6-4 G4-6-3 1-2f			B X 1-0 ① F8	2 2	0 0	0 0	0 0	0 0	0 0	0 1
Eduardo Perez, R (1, 7) OBP: 0.385, SLG: 0.459		C C B B B F B B 4-2 G3-6-1 1B BB		S X 1-1 ① G4-3		B X 1-0 ②③ G4-6-3 1-2f			B B X 2-0 F9 2B 2B	3	1	1	0	1	0	1
Edgar Renteria, R (1, 6) OBP: 0.382, SLG: 0.484		B X 1-0 G3-6-1 1-2 1B		B F B F X 2-2 ② G4-3			B F C S 1-3 ① K		B X 1-0 ② F9 2-3	4	0	1	0	0	1	1
J.D. Drew, L (1, 9) OBP: 0.372, SLG: 0.555		B B S X 2-1 ①② G3-6-1 1-2f 2-3		B C X 1-1 ③ F8			B B B C F C 3-3 ② K		F D S F X 1-2 3-H 2B	4	0	1	1	0	1	2
Mike Matheny, R (1, 2) OBP: 0.336, SLG: 0.380		B F B B B B 4-1 BB BB			B F B X 2-1 ① F8		B F X 1-1 ③ G6-3		B X 1-0 ③ G5-3	3	0	0	0	1	0	1
Dan Haren, R (1, 1) OBP: 0.667, SLG: 1.000 Jason Simontacchi, R (2, 1) OBP: 0.125, SLG: 0.156 Orlando Palmeiro, L (8, PH) OBP: 0.364, SLG: 0.353 (8, 8)		B B C B B 4-1 1-2 BB			B F F C 1-3 ② K			F F X 0-2 1B		0 1 1	0 0 0	0 0 1	0 0 0	1 0 0	0 1 0	0 0 0
Inning Stats	R: 1 E: 0 K: 0 S: 4 H: 1 LOB: 0 BB: 0 P: 9	R: 0 E: 0 K: 0 S: 9 H: 1 LOB: 3 BB: 3 P: 25	R: 0 E: 0 K: 1 S: 8 H: 0 LOB: 0 BB: 0 P: 12	R: 0 E: 0 K: 0 S: 7 H: 0 LOB: 0 BB: 0 P: 11	R: 0 E: 0 K: 1 S: 7 H: 0 LOB: 0 BB: 0 P: 11	R: 1 E: 0 K: 0 S: 5 H: 2 LOB: 0 BB: 0 P: 8	R: 0 E: 0 K: 2 S: 8 H: 0 LOB: 0 BB: 0 P: 13	R: 0 E: 0 K: 2 S: 12 H: 1 LOB: 1 BB: 0 P: 15	R: 1 E: 0 K: 0 S: 8 H: 2 LOB: 1 BB: 0 P: 14	1B: 3 2B: 3 3B: 1 HR: 0	SF: 1 SAC: 0 DP: 2 HBP: 0						

TOP

St. Louis Cardinals @ San Francisco Giants

PacBell Park, San Francisco, CA

Tue Jul 08 2003, 3:35 PM EDT

Att. 42,672 - Sunny - 67 F

livebaseballscorecards.com

AB	31
R	3
H	7
RBI	3
BB	3
SO	6
LOB	12

WP: 0 PB: 0 SB: 0 CS: 0 PA: 35

PITCHER		IP	WLS	BF	H	R	ER	SO	BB	IBB	HBP	BLK	WP	HR	S	P	ERA	WHIP
Kirk Rueter, L ERA: 4.46	(1, 1)	1.2		8	2	1	1	0	2	0	0	0	0	0	11	27	5.40	2.400
Jim Brower, R ERA: 3.6	(2, 1)	4.1	W	15	2	1	1	2	1	0	0	0	0	0	29	49	2.08	0.692
Joe Nathan, R ERA: 3.88	(7, 1)	2.0		7	1	0	0	4	0	0	0	0	0	0	20	28	0.00	0.500
Felix Rodriguez, R ERA: 3.54	(9, 1)	1.0		5	2	1	1	0	0	0	0	0	0	0	8	14	9.00	2.000

PITCHER	IP	WLS	BF	H	R	ER	SO	BB	IBB	HBP	BLK	WP	HR	S	P	ERA	WHIP

BOTTOM

St. Louis Cardinals @ San Francisco Giants
PacBell Park, San Francisco, CA
Tue Jul 08 2003, 3:35 PM EDT
Att. 42,672 - Sunny - 67 F

livebaseballscorecards.com

Batter	1	2	3	4	5	6	7	8	9	AB	R	H	RBI	BB	SO	LOB
Ray Durham, S (1, 4) OBP: 0.390, SLG: 0.435	F7 0-0 X	WP SF7 2B 1-0 B X 1-3		G5-3 2-1 B B C X	G3-1 1-0 B X			L9 2-1 B F B X		5	1	1	0	0	0	2
J.T. Snow, L (1, 3) OBP: 0.388, SLG: 0.433	E HR BB 4-2 B B B C B F F F F	K 2-3 D F B F C		G5-3 1-2 F S B X		K 2-3 B F B F S		1B 1-2 C B F X		4	1	1	0	1	2	2
Marquis Grissom, R (1, 8) OBP: 0.331, SLG: 0.482	E5 HR 3-1 B B B B C X 1-3	FC6 WP 1B 2-2 B C F F F D F X 3-H		1B 3-2 B C S B F B X		E 1B 0-0 X		P2 2-1 B B C X		5	2	2	1	0	0	3
José Cruz Jr., S (1, 9) OBP: 0.378, SLG: 0.469	HR 3-2 C F B F B F B X 2-H 3-H	SF7 3-2 S B B F B X 1-2 2-H		G4-3 0-0 X	K 1-3 C C 1 SAFE 1 SAFE B S 1-2			K 1-3 B C C S		4	1	1	4	0	2	3
Edgardo Alfonzo, R (1, 5) OBP: 0.314, SLG: 0.336	1B 2-2 C S B B X	1B 1B 1-0 B X 2-H			E SF7 1B 0-2 C C X	G4-3 2-1 B B C X				4	1	3	1	0	0	1
Neifi Perez, S (1, 6) OBP: 0.309, SLG: 0.372	FC6-4 BB 4-2 F 1 SAFE F B 1 SAFE B F B F 1-2	1B 2-1 F B B X 1-3			E4 G6-3 0-1 F X 1-3		F7 0-2 F C X			3	0	1	0	1	0	1
Pedro Feliz, R (1, 7) OBP: 0.269, SLG: 0.488	F8 0-1 S X	G1-3 2-2 C S B B X			SF7 2-2 B C S B F X 3-H		F8 0-0 X			3	0	0	1	0	0	2
Yorvit Torrealba, R (1, 2) OBP: 0.302, SLG: 0.400	FC6-4 0-2 C F X 1-2f	K 2-3 C B B F C			G6-3 1B 0-0 X		L4 0-0 X			4	0	1	0	0	1	2
Kirk Rueter, L (1, 1) OBP: 0.179, SLG: 0.135										0	0	0	0	0	0	0
Jim Brower, R (2, 1) OBP: 0.300, SLG: 0.300										3	1	1	0	0	0	2
Joe Nathan, R (7, 1)										0	0	0	0	0	0	0
Andres Galarraga, R (8, PH) OBP: 0.348, SLG: 0.524										1	1	1	1	0	0	0
Felix Rodriguez, R (9, 1) OBP: 1.000, SLG: 1.000		1B 1-2 C S B X 2B FC6		G4-3 2-1 C B B X	G6-3 2-2 C S F B B X 1-2 2-3			HR 1-0 B X		0	0	0	0	0	0	0
Inning Stats	R: 3 E: 1 K: 0 S: 27 H: 2 LOB: 2 BB: 2 P: 43	R: 3 E: 0 K: 1 S: 19 H: 4 LOB: 2 BB: 0 P: 31	R: 0 E: 0 K: 1 S: 8 H: 0 LOB: 0 BB: 0 P: 14	R: 0 E: 0 K: 0 S: 10 H: 1 LOB: 1 BB: 0 P: 16	R: 1 E: 1 K: 0 S: 15 H: 2 LOB: 2 BB: 0 P: 20	R: 0 E: 1 K: 2 S: 9 H: 1 LOB: 1 BB: 0 P: 14	R: 0 E: 0 K: 0 S: 5 H: 0 LOB: 0 BB: 0 P: 5	R: 1 E: 0 K: 1 S: 11 H: 2 LOB: 1 BB: 0 P: 18		1B: 9 2B: 1 3B: 0 HR: 2 SF: 2 SAC: 0 DP: 0 HBP: 0						

	AB	36
	R	8
	H	12
	RBI	8
	BB	2
	SO	5
	LOB	18

WP: 1 PB: 0 SB: 0 CS: 0 PA: 40

PITCHER		IP	WLS	BF	H	R	ER	SO	BB	IBB	HBP	BLK	WP	HR	S	P	ERA	WHIP
Dan Haren, R ERA: 8.22	(1, 1)	1.2	L	14	5	6	5	1	2	0	0	0	1	1	44	70	27.00	4.200
Jason Simontacchi, R ERA: 6.23	(2, 1)	5.1		21	5	1	0	3	0	0	0	0	0	0	49	73	0.00	0.938
Jeff Fassero, L ERA: 7.16	(8, 1)	1.0		5	2	1	1	1	0	0	0	0	0	1	11	18	9.00	2.000

PITCHER	IP	WLS	BF	H	R	ER	SO	BB	IBB	HBP	BLK	WP	HR	S	P	ERA	WHIP

Batter	1	2	3	4	5	6	7	8	9	AB	R	H	RBI	BB	SO	LOB
Cesar Izturis, S (1, 6) OBP: 0.288, SLG: 0.291	C S F B B F X 2-2 ① G3		C B B B X 3-1 1B	B X 1-0 CS 2-H 3-H 1B			B B C X 2-1 ① L1-3	C F B F D D B F F X 3-2 ③ G4-3		5	0	2	2	0	0	2
Alex Cora, L (1, 4) OBP: 0.275, SLG: 0.300	X 0-0 ② G3-1		B C 1 SAFE X 1-1 ③ P6	B 1-0 ③ CS 1-2	C F B F X 1-2 G4-6-3 1B		B C C X 1-2 ② G4-3		B X 1-0 G1-3 1B	5	0	2	0	0	0	1
Shawn Green, L (1, 9) OBP: 0.309, SLG: 0.421	C B X 1-1 ③ F9			B C F F B F B 4-2 1B 2B BB	F D X 1-1 ① ② G4-6-3 1-2f		B C X 1-1 2B		C S F C 0-3 ① K	4	1	1	0	1	1	2
Paul Lo Duca, R (1, 3) OBP: 0.374, SLG: 0.447		X 0-0 ① G6-3		C X 0-1 2B G4-3 1-2 1B	B F B X 2-1 ③ P4		I I I 4-0 IBB		X 0-0 ② G1-3 1-2	4	1	1	0	1	0	1
Chad Hermansen, R (1, 7) OBP: 0.250, SLG: 0.267 Wilkin Ruan, R (9, 8) OBP: 0.167, SLG: 0.292		B X 1-0 ② F9		B X 1-0 G4-3 1B 1-3 2-H 2B		F B B X 2-1 ① G6-3	B B B C C F S 3-3 ③ K		F S B S 1-3 ③ K	5 0	1 0	1 0	1 0	0 0	2 0	3 0
Jolbert Cabrera, R (1, 8) (9, 7) OBP: 0.318, SLG: 0.430		C F S 0-3 ③ K		X 0-0 ① G4-3 2-3 3-H		C B X 1-1 ② L4		X 0-0 S 1B		4	0	1	1	0	1	1
Adrián Beltré, R (1, 5) OBP: 0.277, SLG: 0.340			B C C B X 2-2 ① P4	B B B B 4-0 SH3-4 1B 1B BB		B F X 1-1 BB 1B		F D F F D 1 SAFE D D S 3-3 ① K 1-2		3	1	1	0	1	1	1
David Ross, R (1, 2) OBP: 0.375, SLG: 0.647			F F B X 1-2 HR	X 0-0 SH3-4 1B 1-2 3-H 1B		D B B B 4-0 1-2 BB		B F B B F B 4-2 BB		2	2	2	2	2	0	0
Kaz Ishii, L (1, 1) Paul Shuey, R (6, 1) Daryle Ward, L (8, PH) OBP: 0.215, SLG: 0.196 Paul Quantrill, L (8, 1) Tom Martin, L (8, 1) Eric Gagne, R (8, 1)			C C X 0-2 ② G6-3	X 0-0 ② SH3-4 1-2 2-3		B F B C F S 2-3 ③ K		F S C 0-3 ② K		2 0 1 0 0 0	0 0 0 0 0 0	0 0 0 0 0 0	0 0 0 0 0 0	1 0 0 0 0 0	2 0 1 0 0 0	2 0 2 0 0 0
Inning Stats	R: 0 H: 0 E: 0 LOB: 0 K: 0 BB: 0 S: 8 P: 11	R: 0 H: 0 E: 0 LOB: 0 K: 1 BB: 0 S: 5 P: 6	R: 1 H: 2 E: 0 LOB: 1 K: 0 BB: 0 S: 13 P: 20	R: 5 H: 4 E: 0 LOB: 0 K: 0 BB: 2 S: 10 P: 21	R: 0 H: 1 E: 0 LOB: 0 K: 0 BB: 0 S: 8 P: 12	R: 0 H: 1 E: 0 LOB: 2 K: 1 BB: 1 S: 10 P: 20	R: 0 H: 1 E: 0 LOB: 2 K: 1 BB: 1 S: 11 P: 22	R: 0 H: 1 E: 0 LOB: 2 K: 2 BB: 1 S: 16 P: 26	R: 0 H: 1 E: 0 LOB: 1 K: 2 BB: 0 S: 9 P: 11	1B: 8 SF: 0 2B: 2 SAC: 1 3B: 0 DP: 1 HR: 1 HBP: 0						WP: 0 PA: 42 PB: 0 SB: 1 CS: 1

PITCHER		IP	WLS	BF	H	R	ER	SO	BB	IBB	HBP	BLK	WP	HR	S	P	ERA	WHIP
Brett Tomko, R ERA: 5.8	(1, 1)	6.0	L	27	8	6	6	2	3	0	0	0	0	1	54	90	9.00	1.833
Steve Kline, L ERA: 4.08	(7, 1)	0.2		4	1	0	0	0	0	1	0	0	0	0	7	15	0.00	1.500
Cal Eldred, R ERA: 4.17	(7, 1)	1.1		6	1	0	0	3	1	0	0	0	0	0	20	33	0.00	1.500
44 Jason Isringhausen, R ERA: 0.84	(9, 1)	1.0		4	1	0	0	2	0	0	0	0	0	0	9	11	0.00	1.000

PITCHER	IP	WLS	BF	H	R	ER	SO	BB	IBB	HBP	BLK	WP	HR	S	P	ERA	WHIP

TOP

Los Angeles Dodgers @ St. Louis Cardinals

Busch Stadium, St. Louis, MO

Wed Jul 09 2003, 6:05 PM CDT

Att. 32,325 - Cloudy - 93 F

livebaseballscorecards.com

AB	35
R	6
H	11
RBI	6
BB	5
SO	7
LOB	15

Batter	1	2	3	4	5	6	7	8	9	AB	R	H	RBI	BB	SO	LOB
Bo Hart, R (1, 4) OBP: 0.400, SLG: 0.517	C C F S 0-3 ① K		S S S B B B 4-2 15 S 27 1B BB	S C X 0-2 ③ F9		X 0-0 15 BB 1-2 3-H 1B		B S S B F C 2-3 ③ K		4	1	1	1	1	2	1
15 Jim Edmonds, L (1, 8) OBP: 0.395, SLG: 0.669	B C X 1-1 2B		B F B B B F S 3-3 ① K 1-2		C F X 0-2 ① F9	B B S S D F B 4-2 1-2 2-3 BB			X 0-0 ① P5	4	0	1	0	1	1	1
5 Albert Pujols, R (1, 7) OBP: 0.426, SLG: 0.680	B B F B B X 3-1 ② P5		F C B B B C 2-3 ② K		X 0-0 ② F7	C D F S 1-3 ③ K			B C F B B B 4-2 BB	4	0	0	0	1	2	5
27 Scott Rolen, R (1, 5) OBP: 0.386, SLG: 0.534	B B B C C F B 4-2 BB		B C B B B C X 3-2 2-H 1B		C B C B X 2-2 ③ F9		B C B S X 2-2 HR		B S C B S 2-3 ② K	4	1	2	2	1	1	1
Eduardo Perez, R (1, 9) OBP: 0.379, SLG: 0.450	B B C S F S 2-3 ③ K		1 SAFE 1 SAFE B B F F 1 SAFE 1 SAFE B X 2-2 ③ F8			B X 1-0 BB BB FC3-6 1B	C X 0-1 ① P4		B B F X 2-1 ③ P5	5	1	1	0	0	1	4
Edgar Renteria, R (1, 6) OBP: 0.384, SLG: 0.482		F B B B C B 4-2 G3 BB		B B C X 2-1 BLK S WP 1B		C B C B F B 1 SAFE X 3-2 ① F9	S B C F X 1-2 ② G5-3			3	1	1	0	1	0	1
Tino Martinez, L (1, 3) OBP: 0.353, SLG: 0.466		B D C 1 SAFE B X 3-1 ① G3 1-2		B F C 1 SAFE F B S 2-3 ① K		B F B B B 4-1 FC3-6 BB 1-2 1B BB	C X 0-1 ③ P5			3	1	0	0	1	1	2
Mike Matheny, R (1, 2) OBP: 0.336, SLG: 0.378 Kerry Robinson, L (8, PH) OBP: 0.220, SLG: 0.225 Chris Widger, R (9, 2) OBP: 0.231, SLG: 0.250		B B F C B X 3-2 ② F8		1 SAFE 1 SAFE C B B X 3-1 ② L7 1-2		B S B B B 4-1 FC3-6 1-2 2-3 BB		F X 0-1 ① L8		2 1 0	0 0 0	0 0 0	0 0 0	1 0 0	0 0 0	2 0 0
Brett Tomko, R (1, 1) OBP: 0.362, SLG: 0.355 Orlando Palmeiro, L (6, PH) OBP: 0.383, SLG: 0.351 Steve Kline, S (7, 1) Cal Eldred, R (7, 1) OBP: 0.500, SLG: 0.500 J.D. Drew, L (8, PH) OBP: 0.370, SLG: 0.551 44 Jason Isringhausen, R (9, 1)		B B C C S 2-3 ③ K		B B F B B 4-1 2-H BB		F X 0-1 ② FC3-6 15 BB 1B 1-2f 2-3 3-H		F B F S 1-3 ② K		1 1 0 0 1 0	0 0 0 0 0 0	0 1 0 0 0 0	0 0 0 0 0 0	1 0 0 0 0 1	1 0 0 0 0 0	1 2 0 0 0 0
Inning Stats	R: 0 H: 1 E: 0 LOB: 2 K: 2 BB: 1 S: 15 P: 25	R: 0 H: 0 E: 0 LOB: 1 K: 1 BB: 1 S: 10 P: 22	R: 1 H: 1 E: 0 LOB: 1 K: 2 BB: 1 S: 14 P: 28	R: 1 H: 1 E: 0 LOB: 1 K: 1 BB: 1 S: 12 P: 23	R: 0 H: 0 E: 0 LOB: 0 K: 0 BB: 0 S: 7 P: 9	R: 2 H: 2 E: 0 LOB: 3 K: 1 BB: 3 S: 16 P: 33	R: 1 H: 1 E: 0 LOB: 0 K: 0 BB: 0 S: 11 P: 14	R: 0 H: 0 E: 0 LOB: 0 K: 2 BB: 0 S: 9 P: 12	R: 0 H: 0 E: 0 LOB: 1 K: 1 BB: 1 S: 8 P: 16	1B: 4 SF: 0 2B: 1 SAC: 0 3B: 0 DP: 0 HR: 1 HBP: 0						WP: 1 PA: 41 PB: 0 SB: 2 CS: 0

PITCHER		IP	WLS	BF	H	R	ER	SO	BB	IBB	HBP	BLK	WP	HR	S	P	ERA	WHIP
Kaz Ishii, L ERA: 2.94	(1, 1)	5.1	W	25	4	4	4	6	5	0	0	1	1	0	64	121	6.75	1.688
Paul Shuey, R ERA: 1.46	(6, 1)	1.2	H	9	2	1	1	1	2	0	0	0	0	1	21	33	5.40	2.400
Paul Quantrill, R ERA: 1.54	(8, 1)	0.1	H	1	0	0	0	0	0	0	0	0	0	0	2	2	0.00	0.000
Tom Martin, L ERA: 4.44	(8, 1)	0.1	H	1	0	0	0	1	0	0	0	0	0	0	3	4	0.00	0.000
Eric Gagne, R ERA: 2.03	(8, 1)	1.1	S	5	0	0	0	2	1	0	0	0	0	0	12	22	0.00	0.750

PITCHER	IP	WLS	BF	H	R	ER	SO	BB	IBB	HBP	BLK	WP	HR	S	P	ERA	WHIP

BOTTOM

Los Angeles Dodgers @ St. Louis Cardinals

Busch Stadium, St. Louis, MO

Wed Jul 09 2003, 6:05 PM CDT
Att. 32,325 - Cloudy - 93 F

livebaseballscorecards.com

AB	33
R	5
H	6
RBI	4
BB	8
SO	10
LOB	20

Batter	1	2	3	4	5	6	7	8	9	AB	R	H	RBI	BB	SO	LOB
Cesar Izturis, S (1, 6) OBP: 0.287, SLG: 0.290	C B B X 2-1 1B 1B 1B	X 0-0 ① G3-1	B C B C F X 2-2 ③ G3			B C X 1-1 ② G6-3		C F F B X 1-2 ③ F8		5	1	1	0	0	0	1
Alex Cora, L (1, 4) OBP: 0.274, SLG: 0.302	X 0-0 ① F7	B B C C B X 3-2 ② G4-3		C B X 1-1 ① G3		C B F X 1-2 ③ G6-3			F X 0-1 2B 2B	5	1	1	0	0	0	1
Shawn Green, L (1, 9) OBP: 0.315, SLG: 0.432	C B X 1-1 1B 1-2 1B 1B	S X 0-1 E6 1B 1B		B C B X 2-1 ② F8			B S S X 1-2 L9 1B 2B		X 0-0 1B 2-H 2B	5	4	4	1	0	0	0
Paul Lo Duca, R (1, 3) OBP: 0.380, SLG: 0.451	C X 0-1 BB 1-3 2-H 1B 1B	B B B B 4-0 1B BB		C F F B B X 2-2 1B			B C F F F F X 1-2 ① L9 2-3		C F X 0-2 FC5-4 2-H 1B	4	1	3	2	1	0	1
Chad Hermansen, R (1, 7) OBP: 0.300, SLG: 0.278 Wilkin Ruan, R (7, 8) OBP: 0.160, SLG: 0.280	B F B C B B 4-2 1B 1-2 1B BB	B F B X 2-1 1-3 2-H 1B		X 0-0 ③ F9			B B F S X 2-2 ② P4		F B F X 1-2 ① FC5-4 1-2f	3 1	1 0	1 0	1 0	1 0	0 0	2 1
Jolbert Cabrera, R (1, 8) OBP: 0.321, SLG: 0.429 (7, 7)	X 0-0 1B 1-3 2-H 3-H 1B	C B S S 1-3 ③ K		C B B X 2-1 ① G5-3			C X 0-1 S 3-H 1B		X 0-0 ② F9	5	1	2	3	0	1	3
Adrián Beltré, R (1, 5) OBP: 0.279, SLG: 0.341	B X 1-0 WP 2-H 3-H 1B		X 0-0 ① G6-3		C F X 0-2 G6-4-3 1B		S B C F X 1-2 ③ G6-3 1-2		F F B S 1-3 ③ K	5	0	2	2	0	1	2
David Ross, R (1, 2) OBP: 0.367, SLG: 0.636	F S B S 1-3 ② K 1-2		B C F B B F B F X 3-2 2B		B S 1 SAFE D C X 2-2 ②③ G6-4-3 1-2f			S S F X 0-2 ① P6		4	0	1	0	0	1	2
Odalis Perez, L (1, 1) OBP: 0.032, SLG: 0.032 Larry Barnes, L (6, PH) OBP: 0.118, SLG: 0.118 Guillermo Mota, R (6, 1) OBP: 0.200, SLG: 0.200 Tom Martin, L (8, 1) Paul Quantrill, L (8, 1)	F C B B B X 3-2 ③ G6-3	B X 1-0 ② F9				S B B B X 2-1 ① G4-3		B F S S X 1-2 ② G1		2 1 1 0 0	0 0 0 0 0	0 0 0 0 0	0 0 0 0 0	0 0 0 0 0	0 0 0 0 0	2 0 0 0 0
Inning Stats	R: 5 H: 5 E: 0 LOB: 1 K: 1 BB: 1 S: 17 P: 29	R: 1 H: 2 E: 1 LOB: 2 K: 1 BB: 1 S: 11 P: 21	R: 0 H: 1 E: 0 LOB: 1 K: 0 BB: 0 S: 11 P: 17	R: 0 H: 1 E: 0 LOB: 1 K: 0 BB: 0 S: 9 P: 14	R: 0 H: 1 E: 0 LOB: 0 K: 0 BB: 0 S: 8 P: 12	R: 0 H: 0 E: 0 LOB: 0 K: 0 BB: 0 S: 7 P: 11	R: 1 H: 2 E: 0 LOB: 1 K: 0 BB: 0 S: 18 P: 23	R: 0 H: 0 E: 0 LOB: 0 K: 0 BB: 0 S: 11 P: 13	R: 2 H: 3 E: 0 LOB: 1 K: 1 BB: 0 S: 13 P: 15	1B: 11 SF: 0 2B: 4 SAC: 0 3B: 0 DP: 1 HR: 0 HBP: 0						

TOP

Los Angeles Dodgers @ St. Louis Cardinals

Busch Stadium, St. Louis, MO

Thu Jul 10 2003, 7:10 PM CDT
Att. 35,610 - Cloudy - 87 F

livebaseballscorecards.com

AB	41
R	9
H	15
RBI	9
BB	2
SO	3
LOB	15

WP: 1 PA: 43
PB: 0
SB: 1
CS: 0

PITCHER		IP	WLS	BF	H	R	ER	SO	BB	IBB	HBP	BLK	WP	HR	S	P	ERA	WHIP
Matt Morris, R ERA: 4.19	(1, 1)	5.0	L	26	10	6	5	2	2	0	0	0	1	0	56	93	9.00	2.400
28 Lance Painter, L ERA: 5.4	(6, 1)	1.0		3	0	0	0	0	0	0	0	0	0	0	7	11	0.00	0.000
Esteban Yan, R ERA: 6.65	(7, 1)	2.0		8	2	1	1	0	0	0	0	0	0	0	29	36	4.50	1.000
Jeff Fassero, L ERA: 7.49	(9, 1)	1.0		6	3	2	2	1	0	0	0	0	0	0	13	15	18.00	3.000

PITCHER	IP	WLS	BF	H	R	ER	SO	BB	IBB	HBP	BLK	WP	HR	S	P	ERA	WHIP

Batter	1	2	3	4	5	6	7	8	9	AB	R	H	RBI	BB	SO	LOB
Bo Hart, R (1, 4) OBP: 0.410, SLG: 0.521	X 0-0 ① F9	C X 0-1 5 FC6-4 1B		C X 0-1 ③ G5-3		C X 0-1 1B		B X 1-0 1-2 1B		5	0	3	0	0	0	1
15 Jim Edmonds, L (1, 8) OBP: 0.393, SLG: 0.664	B C B S F X 2-2 5 2B 2B	B C 1 SAFE 1 SAFE B 1 SAFE X 2-1 ② L7			S B S X 1-2 ① G4-3	B S 1 SAFE B X 2-1 ③ G1-3		B F B C X 2-2 ③ F8		5	1	1	0	0	0	4
5 Albert Pujols, R (1, 7) OBP: 0.428, SLG: 0.684	C B F B D X 3-2 27 S 27 HR 2-H 2B	B B X 2-0 ③ FC6-4 1-2f			B B B B 4-0 27 2B BB		C B F B B F X 3-2 ① G6-3		C B X 1-1 G4-3 2B	4	2	2	1	1	0	1
27 Scott Rolen, R (1, 5) OBP: 0.389, SLG: 0.552	B S B B B X 3-1 2-H HR		B S B B C X 2-2 ① G6-3		B B S 1 SAFE 1 SAFE C 1 SAFE F X 2-2 FC6-5 1-H 2B		B X 1-0 1B 2B		C B B C F S 2-3 ① K	5	1	3	3	0	1	1
Eduardo Perez, R (1, 9) OBP: 0.374, SLG: 0.442	B B X 2-0 ② F9		B B B C X 3-1 ② P4		C B S F X 1-2 ② FC6-5 1B 2-3		X 0-0 G6-4-3 2-3 1B		C B C X 1-2 ② G4-3 2-3	5	0	1	0	0	0	2
Edgar Renteria, R (1, 6) OBP: 0.384, SLG: 0.481	B B X 2-0 S E 1B		B C X 1-1 ③ G6-3		B X 1-0 1-2 1B		B D F X 2-1 ② ③ G6-4-3 1-2f		B B X 2-0 ③ G5-3	5	0	2	0	0	0	3
Tino Martinez, L (1, 3) OBP: 0.352, SLG: 0.463	C X 0-1 E6 S 1-2			B C F B X 2-2 ① G3-1	B C B X 2-1 ③ F7			C X 0-1 1B 1B		4	0	1	0	0	0	3
Mike Matheny, R (1, 2) OBP: 0.335, SLG: 0.377 Orlando Palmeiro, L (8, PH) OBP: 0.361, SLG: 0.349 Chris Widger, R (9, 2) OBP: 0.231, SLG: 0.250	C S X 0-2 ③ F9 1-2 2-3			B B C X 2-1 SH2-4 1B		C B F C 1-3 ① K		C F B B X 2-2 ① F9		3	0	1	0	0	1	2
										1	0	0	0	0	0	1
										0	0	0	0	0	0	0
Matt Morris, R (1, 1) OBP: 0.231, SLG: 0.297 28 Lance Painter, L (6, 1) Kerry Robinson, L (6, PH) OBP: 0.217, SLG: 0.222 Esteban Yan, R (7, 1) OBP: 1.000, SLG: 1.000 J.D. Drew, L (8, PH) OBP: 0.368, SLG: 0.548 Jeff Fassero, L (9, 1)		C B X 1-1 ① G5-3		L 1 SAFE L X 0-2 ② SH2-4 1-2		C B X 1-1 ② G6-3		C S X 0-2 ② F7		1	0	0	0	0	0	0
										0	0	0	0	0	0	0
										1	0	0	0	0	0	0
										0	0	0	0	0	0	0
										1	0	0	0	0	0	1
										0	0	0	0	0	0	0
Inning Stats	R: 3 E: 1 K: 0 S: 17 H: 4 LOB: 2 BB: 0 P: 29	R: 0 E: 0 K: 0 S: 7 H: 1 LOB: 1 BB: 0 P: 12	R: 0 E: 0 K: 0 S: 7 H: 0 LOB: 0 BB: 0 P: 13	R: 0 E: 0 K: 0 S: 10 H: 1 LOB: 1 BB: 0 P: 14	R: 1 E: 0 K: 0 S: 14 H: 2 LOB: 2 BB: 1 P: 25	R: 0 E: 0 K: 1 S: 9 H: 1 LOB: 1 BB: 0 P: 13	R: 0 E: 0 K: 0 S: 8 H: 2 LOB: 0 BB: 0 P: 14	R: 0 E: 0 K: 0 S: 12 H: 2 LOB: 2 BB: 0 P: 17	R: 0 E: 0 K: 1 S: 10 H: 1 LOB: 1 BB: 0 P: 16	1B: 8 2B: 5 3B: 0 HR: 1	SF: 0 SAC: 1 DP: 1 HBP: 0					

PITCHER		IP	WLS	BF	H	R	ER	SO	BB	IBB	HBP	BLK	WP	HR	S	P	ERA	WHIP
Odalis Perez, L ERA: 4.25	(1, 1)	5.0	W	25	8	4	4	0	1	0	0	0	0	1	55	93	7.20	1.800
Guillermo Mota, R ERA: 1.65	(6, 1)	2.0	H	9	4	0	0	1	0	0	0	0	0	0	19	29	0.00	2.000
Tom Martin, L ERA: 4.33	(8, 1)	0.2	H	2	0	0	0	0	0	0	0	0	0	0	6	8	0.00	0.000
Paul Quantrill, R ERA: 1.49	(8, 1)	1.1	S	6	2	0	0	1	0	0	0	0	0	0	14	23	0.00	1.500

PITCHER	IP	WLS	BF	H	R	ER	SO	BB	IBB	HBP	BLK	WP	HR	S	P	ERA	WHIP

BOTTOM

Los Angeles Dodgers @ St. Louis Cardinals

Busch Stadium, St. Louis, MO

Thu Jul 10 2003, 7:10 PM CDT
Att. 35,610 - Cloudy - 87 F

livebaseballscorecards.com

AB	40
R	4
H	14
RBI	4
BB	1
SO	2
LOB	19

1B: 8 2B: 5 3B: 0 HR: 1 SF: 0 SAC: 1 DP: 1 HBP: 0

WP: 0 PB: 0 SB: 3 CS: 0 PA: 42

Batter	1	2	3	4	5	6	7	8	9	AB	R	H	RBI	BB	SO	LOB
Mark Kotsay, L (1, 8) OBP: 0.333, SLG: 0.348	S F B S 1-3 K			X 0-0 P4		B F B B X 3-1 2-H HR		B X 1-0 FC3-2 1-2 2-3 3-Hf		4	1	1	2	0	1	3
Mark Loretta, R (1, 4) OBP: 0.377, SLG: 0.437	C F B B F X 2-2 F8			C X 0-1 F8		C B F S 1-3 K		B B X 2-0 F9		4	0	0	0	0	1	3
Sean Burroughs, L (1, 5) OBP: 0.370, SLG: 0.443	X 0-0 P6			B B X 2-0 P6			L B F B X 2-2 P5		B F S X 1-2 G3-6-3 1B	4	0	1	0	0	0	0
Dave Hansen, L (1, 3) OBP: 0.389, SLG: 0.295		B C C F B F B X 3-2 L7			B C C X 1-2 L7		X 0-0 G6-3		C X 0-1 G3-6-3 1-2f	4	0	0	0	0	0	1
Rondell White, R (1, 7) OBP: 0.331, SLG: 0.484		C B S B X 2-2 P4			F B F X 1-2 F8		C B X 1-1 L7		X 0-0 F8	4	0	0	0	0	0	0
Gary Matthews, S (1, 9) OBP: 0.296, SLG: 0.339		C X 0-1 G4-3			B C X 1-1 G6-3			B B C C X 2-2 SH5-4 E FC3-2 1B		3	0	1	0	0	0	0
Ramón Vázquez, L (1, 6) OBP: 0.346, SLG: 0.366			C X 0-1 G3			C B S F B B B F X 3-2 G4-3		X 0-0 FC3 FC3-2 SH5-4 1-2		3	0	0	0	0	0	1
Gary Bennett, R (1, 2) OBP: 0.250, SLG: 0.253			B C F B F X 2-2 F9			F F B F B B B 4-2 SH1 HR BB		X 0-0 SH5-4 1-2 2-3		1	1	0	0	1	0	0
Brian Lawrence, R (1, 1) OBP: 0.293, SLG: 0.368 Mike Matthews, L (7, 1) Ryan Klesko, L (8, PH) OBP: 0.360, SLG: 0.523 Jesse Orosco, R (8, 1) Jay Witasick, R (8, 1)			C C F X 0-2 F8			B 1 SAFE X 1-0 SH1 1-2		B B B B 4-0 FC3-2 BB		1 0 0 0 0	0 0 0 0 0	0 0 0 0 0	0 0 0 0 0	0 0 1 0 0	0 0 0 0 0	0 0 0 0 0
Inning Stats	R: 0 E: 0 K: 1 S: 8 H: 0 LOB: 0 BB: 0 P: 11	R: 0 E: 0 K: 0 S: 10 H: 0 LOB: 0 BB: 0 P: 15	R: 0 E: 0 K: 0 S: 10 H: 0 LOB: 0 BB: 0 P: 12	R: 0 E: 0 K: 0 S: 4 H: 0 LOB: 0 BB: 0 P: 6	R: 0 E: 0 K: 0 S: 8 H: 0 LOB: 0 BB: 0 P: 11	R: 2 E: 0 K: 1 S: 14 H: 1 LOB: 0 BB: 1 P: 26	R: 0 E: 0 K: 0 S: 6 H: 0 LOB: 0 BB: 0 P: 9	R: 0 E: 1 K: 0 S: 7 H: 1 LOB: 3 BB: 1 P: 16	R: 0 E: 0 K: 0 S: 6 H: 1 LOB: 0 BB: 0 P: 7	1B: 2 2B: 0 3B: 0 HR: 1	SF: 0 SAC: 2 DP: 1 HBP: 0			WP: 0 PB: 0 SB: 0 CS: 0	PA: 32		

TOP

San Diego Padres @ St. Louis Cardinals

Busch Stadium, St. Louis, MO

Fri Jul 11 2003, 7:10 PM CDT
Att. 33,725 - Cloudy - 88 F

livebaseballscorecards.com

AB	28
R	2
H	3
RBI	2
BB	2
SO	2
LOB	8

PITCHER		IP	WLS	BF	H	R	ER	SO	BB	IBB	HBP	BLK	WP	HR	S	P	ERA	WHIP
Woody Williams, R ERA: 3.01	(1, 1)	8.0	W	29	2	2	2	2	2	0	0	0	0	1	67	106	2.25	0.500
44 Jason Isringhausen, R ERA: 0.77	(9, 1)	1.0	S	3	1	0	0	0	0	0	0	0	0	0	6	7	0.00	1.000

PITCHER		IP	WLS	BF	H	R	ER	SO	BB	IBB	HBP	BLK	WP	HR	S	P	ERA	WHIP

Batter	1	2	3	4	5	6	7	8	9	AB	R	H	RBI	BB	SO	LOB
Bo Hart, R (1, 4) OBP: 0.417, SLG: 0.536	C X 0-1 G1-3 2B		X 0-0 ① SH5-4 1-2		B X 1-0 ③ G5-3		B X 1-0 CS 1B			3	0	2	1	0	0	1
Orlando Palmeiro, L (1, 7) OBP: 0.356, SLG: 0.344 Eduardo Perez, R (8, PH) OBP: 0.372, SLG: 0.439 44 Jason Isringhausen, R (9, 1)	B F X 1-1 ① G1-3 2-3		B C C T T X 1-2 ② F7			X 0-0 ① G3	1 SAFE 1 SAFE C 3-H 0-1 ③ CS 1-2	C C X 0-2 ① F7		3 1 0	0 0 0	0 0 0	0 0 0	0 0 0	0 0 0	2 0 0
15 Jim Edmonds, L (1, 8) OBP: 0.397, SLG: 0.673	B B F B B 4-1 G4-6-3 BB		F C S 0-3 ③ K			F B B B B 4-1 BB		X 0-0 HR		2	1	1	1	2	1	1
Tino Martinez, L (1, 3) OBP: 0.352, SLG: 0.462 5 Albert Pujols, R (8, PH) OBP: 0.427, SLG: 0.682 (9, 3)	C T B B X 2-2 ②③ G4-6-3 1-2f			F B B X 2-1 G4-6-3 1B		X 0-0 ② F7		B B B X 3-0 ② F8		3 1	0 0	1 0	0 0	0 0	0 0	3 0
27 Scott Rolen, R (1, 5) OBP: 0.385, SLG: 0.545		B C C X 1-2 ① G6-3		B B F S S 2-3 ① K		B B C S B X 3-2 ③ G5-3		B C B C X 2-2 ③ L4		4	0	0	0	0	1	2
J.D. Drew, L (1, 9) OBP: 0.367, SLG: 0.541		M S B B F X 2-2 ② L8	F X 0-1 ②③ G4-6-3 1-2f				B B F B B 4-1 SH3-4 1B SF7 BB			2	1	0	0	1	0	1
Edgar Renteria, R (1, 6) OBP: 0.389, SLG: 0.494	X 0-0 HR				C B L X 1-2 SH1-3 1B		1 SAFE F B 1 SAFE F B F X 2-2 SF7 SH3-4 1-2 1B			3	2	3	1	0	0	0
Mike Matheny, R (1, 2) OBP: 0.334, SLG: 0.376	C B C B X 2-2 ③ F9				F 1 SAFE X 0-1 ① SH1-3 1-2		B F X 1-1 ① SH3-4 1-2 2-3			1	0	0	0	0	0	0
Woody Williams, R (1, 1) OBP: 0.340, SLG: 0.390 Kerry Robinson, L (9, 7) OBP: 0.217, SLG: 0.222			C C B X 1-2 SH5-4 1B		B C B B F F C 3-3 ② K		S D S B X 2-2 ② SF7 2-3 3-H			2 0	0 0	1 0	1 0	0 0	1 0	1 0
Inning Stats	R: 0 H: 1 E: 0 LOB: 1 K: 0 BB: 1 S: 8 P: 15	R: 1 H: 1 E: 0 LOB: 0 K: 0 BB: 0 S: 11 P: 16	R: 0 H: 1 E: 0 LOB: 1 K: 1 BB: 0 S: 13 P: 15	R: 0 H: 1 E: 0 LOB: 0 K: 1 BB: 0 S: 7 P: 11	R: 0 H: 1 E: 0 LOB: 1 K: 1 BB: 0 S: 10 P: 15	R: 0 H: 0 E: 0 LOB: 1 K: 0 BB: 1 S: 6 P: 13	R: 2 H: 2 E: 0 LOB: 0 K: 0 BB: 1 S: 12 P: 22	R: 1 H: 1 E: 0 LOB: 0 K: 0 BB: 0 S: 8 P: 13		1B: 5 2B: 1 3B: 0 HR: 2	SF: 1 SAC: 3 DP: 2 HBP: 0			WP: 0 PB: 0 SB: 0 CS: 1	PA: 33	

PITCHER		IP	WLS	BF	H	R	ER	SO	BB	IBB	HBP	BLK	WP	HR	S	P	ERA	WHIP
Brian Lawrence, R ERA: 4.45	(1, 1)	6.2	L	28	7	3	3	3	3	0	0	0	0	1	66	106	4.05	1.500
Mike Matthews, L ERA: 4.12	(7, 1)	0.1		0	0	0	0	0	0	0	0	0	0	0	1	1	0.00	0.000
Jesse Orosco, L ERA: 7.88	(8, 1)	0.1		2	1	1	1	0	0	0	0	0	0	1	4	4	27.00	3.000
Jay Witasick, R ERA: 3.75	(8, 1)	0.2		2	0	0	0	0	0	0	0	0	0	0	4	9	0.00	0.000

PITCHER	IP	WLS	BF	H	R	ER	SO	BB	IBB	HBP	BLK	WP	HR	S	P	ERA	WHIP

BOTTOM

San Diego Padres @ St. Louis Cardinals

Busch Stadium, St. Louis, MO

Fri Jul 11 2003, 7:10 PM CDT
Att. 33,725 - Cloudy - 88 F

livebaseballscorecards.com

AB	25
R	4
H	8
RBI	4
BB	3
SO	3
LOB	11

Batter	1	2	3	4	5	6	7	8	9	10	11	AB	R	H	RBI	BB	SO	LOB
Mark Kotsay, L (1, 8) OBP: 0.333, SLG: 0.345	B C C B B X 3-2 F7 ① 1-3	F B B X 2-1 1B ① 1-3 2-H		B B B B 4-0 BB ①		B X 1-0 G3 ① 1-3		B X 1-0 F7 ① 1-3		X 0-0 G4-3 ① 1-3		5	0	1	1	1	0	0
Mark Loretta, R (1, 4) OBP: 0.373, SLG: 0.432	S C F B F B B F F 3-2 2B SF4 1B ② 1-3	B B B X 2-1 F8 ③		B X 1-0 F9 ③		B C C X 2-1 F8 ② 1-3		X 0-0 F9 ② 1-3		B B C B S X 3-2 G5-3 ② 1-3		6	1	1	0	0	0	4
Ryan Klesko, L (1, 3) OBP: 0.363, SLG: 0.526	C B X 1-1 2B ① 1-3		X 0-0 F7 ① 1-3		B X 1-0 G3 S 1B 1B ① 1-3	F B F B B X 3-2 BB 1B 1B ② 1-3		C F B X 1-2 L4 ③ 1-3		X 0-0 G6-3 ③ 1-3		6	1	3	0	0	0	0
Sean Burroughs, L (1, 5) OBP: 0.369, SLG: 0.446	C X 0-1 SF4 ② 3-H	F B F F B B C 3-3 K ② 2-3	B F B F B F S 3-3 K ① 1-2	D X 1-0 BB 1B ① 1-2					C X 0-1 G4-3 2B ① 1-3		C B X 1-1 G4-3 ① 1-3	5	1	2	1	0	2	1
Rondell White, R (1, 7) OBP: 0.328, SLG: 0.476	F S F X 0-2 G5-3 ③	C C X 0-2 F8 ③	X 0-0 G3 ② 2-3	B B C B B 4-1 BB ① 1-2 2-3					X 0-0 G4-3 ① 2-3		C B C B B S 3-3 K ② 2-3	5	0	0	0	1	1	3
Ramón Vázquez, L (1, 6) OBP: 0.350, SLG: 0.367	F X 0-1 G4-3 ① 1-3	C X 0-1 G1-3 ① 1-3	B B B B 4-0 E 1B BB ① 1-3	B C D F F F F C 2-3 K ③ 1-3					X 0-0 E BB FC4-2 1B ① 3-H 1-3		C X 0-1 1B ① 1-3	5	1	2	1	1	1	3
Xavier Nady, R (1, 9) OBP: 0.316, SLG: 0.383 Matt Herges, L (11, 1)	C B S H 2-2 1B 1B HBP ① 1-3	F X 0-1 2B SF7 1B ① 1-3	B X 1-0 E5 1B 1B ① 1-H 3-H			B F F F F F B B B 4-2 G4-6-3 BB ① 1-3			B B F B B 4-1 E2 FC4-2 BB ① 1-3		F C B F 1 B F X 2-2 SAFE G5-3 ③ 1-3	3	3	2	1	2	0	1
Miguel Ojeda, R (1, 2) OBP: 0.275, SLG: 0.344 Dave Hansen, L (9, PH) OBP: 0.385, SLG: 0.292 Jay Witasick, R (9, 1) Brian Buchanan, R (11, 9) OBP: 0.364, SLG: 0.529	B B X 2-0 F8 ② 1-3	B B F X 2-1 SF7 2B ① 1-3	I I I 4-0 1B IBB ① 1-3			B C B S F S 2-3 K ① 1-3			B B S S X 2-2 FC4-2 FC6 ② 1-2 3-H			3	0	1	0	1	1	2
												1	0	0	0	0	0	2
												0	0	0	0	0	0	0
												0	0	0	0	0	0	0
Oliver Pérez, L (1, 1) OBP: 0.286, SLG: 0.263 Luther Hackman, R (5, 1) Mike Matthews, L (6, 1) Gary Matthews, S (7, PH) OBP: 0.296, SLG: 0.338 Scott Linebrink, R (7, 1) Gary Bennett, R (9, PH) OBP: 0.249, SLG: 0.252 (9, 2)	B X 1-0 1B 1B ① 1-2	X 0-0 SF7 ② 2-3 3-H	C X 0-1 ③ 1-3 2-H			X 0-0 G4-6-3 ②③ 1-2f			C X 0-1 FC6 ③ 1-2f			2	0	2	2	0	0	0
												0	0	0	0	0	0	0
												0	0	0	0	0	0	0
												1	0	0	0	0	0	1
												0	0	0	0	0	0	0
												1	0	0	0	0	0	2
Inning Stats	R: 1 E: 0 K: 0 S: 18 H: 2 LOB: 1 BB: 0 P: 25	R: 1 E: 0 K: 0 S: 10 H: 2 LOB: 2 BB: 0 P: 19	R: 0 E: 0 K: 1 S: 8 H: 0 LOB: 0 BB: 0 P: 11	R: 1 E: 0 K: 0 S: 8 H: 2 LOB: 2 BB: 1 P: 15	R: 3 E: 1 K: 1 S: 9 H: 3 LOB: 2 BB: 2 P: 22	R: 0 E: 0 K: 1 S: 15 H: 2 LOB: 3 BB: 1 P: 28	R: 0 E: 0 K: 1 S: 10 H: 0 LOB: 0 BB: 1 P: 16	R: 0 E: 0 K: 0 S: 5 H: 0 LOB: 0 BB: 0 P: 7	R: 1 E: 1 K: 0 S: 10 H: 2 LOB: 2 BB: 1 P: 16	R: 0 E: 0 K: 0 S: 5 H: 0 LOB: 0 BB: 0 P: 8	R: 0 E: 0 K: 1 S: 12 H: 1 LOB: 1 BB: 0 P: 18	1B: 11 2B: 3 3B: 0 HR: 0 SF: 2 SAC: 0 DP: 1 HBP: 1						

PITCHER		IP	WLS	BF	H	R	ER	SO	BB	IBB	HBP	BLK	WP	HR	S	P	ERA	WHIP
Garrett Stephenson, R ERA: 4.58	(1, 1)	5.0		27	9	6	6	2	2	1	1	0	0	0	53	92	10.80	2.200
Jeff Fassero, L ERA: 7.34	(6, 1)	0.2	H	4	2	0	0	0	0	0	0	0	0	0	7	14	0.00	3.000
Cal Eldred, R ERA: 3.96	(6, 1)	2.0	H	7	0	0	0	2	2	0	0	0	0	0	20	33	0.00	1.000
Steve Kline, L ERA: 4.04	(8, 1)	0.1	H	1	0	0	0	0	0	0	0	0	0	0	3	4	0.00	0.000
44 Jason Isringhausen, R ERA: 1.42	(9, 1)	1.0	B	6	2	1	1	0	1	0	0	0	0	0	10	16	9.00	3.000

PITCHER		IP	WLS	BF	H	R	ER	SO	BB	IBB	HBP	BLK	WP	HR	S	P	ERA	WHIP
Jason Simontacchi, R ERA: 6.09	(10, 1)	2.0	W	7	1	0	0	1	0	0	0	0	0	0	17	26	0.00	0.500

TOP

San Diego Padres @ St. Louis Cardinals

Busch Stadium, St. Louis, MO

Sat Jul 12 2003, 7:10 PM CDT
Att. 48,774 - Sunny - 85 F

livebaseballscorecards.com

AB	43
R	7
H	14
RBI	6
BB	6
SO	5
LOB	19

WP: 0 PB: 0 SB: 1 CS: 0 PA: 52

Batter	1	2	3	4	5	6	7	8	9	10	11	AB	R	H	RBI	BB	SO	LOB
Bo Hart, R (1, 4) OBP: 0.413, SLG: 0.524	G5-3		G1-3		BB	K			K	G6-3		6	2	2	0	0	2	2
J.D. Drew, L (1, 8) (8, 9) OBP: 0.377, SLG: 0.567	HR		G1-3		BB	B5			2B		HR	5	3	3	1	1	0	1
5 Albert Pujols, R (1, 3) OBP: 0.430, SLG: 0.690	F7		1B		1B		G5-3		IBB		HR	5	2	3	4	1	0	0
27 Scott Rolen, R (1, 5) OBP: 0.380, SLG: 0.536	K		F9		K		F7		K			5	0	0	0	0	3	5
Eduardo Perez, R (1, 9) OBP: 0.380, SLG: 0.472		HR	1B		2B		K		K			4	2	3	3	0	1	0
Steve Kline, S (8, 1)												0	0	0	0	0	0	0
44 Jason Isringhausen, R (9, 1)												0	0	0	0	0	0	0
Tino Martinez, L (9, PH) OBP: 0.351, SLG: 0.460												1	0	0	0	0	1	2
Jason Simontacchi, R (10, 1) OBP: 0.125, SLG: 0.156												0	0	0	0	0	0	0
Edgar Renteria, R (1, 6) OBP: 0.386, SLG: 0.490		1B	K		G1-3	L5				P4		5	0	1	0	0	1	3
Chris Widger, R (1, 2) OBP: 0.194, SLG: 0.207	K	G6-3	E5			F8				G5-3		5	0	0	0	0	1	1
Orlando Palmeiro, L (1, 7) OBP: 0.351, SLG: 0.338	K	K	F8			FC6-4				WP 1B	BB	3	0	0	0	0	2	2
Cal Eldred, R (6, 1) OBP: 0.500, SLG: 0.500												0	0	0	0	0	0	0
15 Jim Edmonds, L (8, 8) OBP: 0.400, SLG: 0.673												0	0	0	0	2	0	0
Garrett Stephenson, R (1, 1) OBP: 0.270, SLG: 0.182	K	K	K			F7				FC6-4	WP	2	0	0	0	0	2	1
Jeff Fassero, L (6, 1)												0	0	0	0	0	0	0
Kerry Robinson, L (6, 7) OBP: 0.221, SLG: 0.226												3	0	1	0	0	0	1
Inning Stats	R: 1 E: 0 K: 1 S: 14	R: 1 E: 0 K: 3 S: 12	R: 1 E: 0 K: 1 S: 16	R: 0 E: 0 K: 2 S: 11	R: 4 E: 1 K: 1 S: 18	R: 0 E: 0 K: 1 S: 7	R: 0 E: 0 K: 1 S: 13	R: 0 E: 0 K: 0 S: 11	R: 0 E: 0 K: 3 S: 14	R: 0 E: 0 K: 0 S: 7	R: 2 E: 0 K: 0 S: 5							

Inning Stats	H: 1 LOB: 0 BB: 0 P: 23	H: 2 LOB: 1 BB: 0 P: 19	H: 3 LOB: 2 BB: 0 P: 20	H: 0 LOB: 0 BB: 0 P: 14	H: 3 LOB: 1 BB: 1 P: 34	H: 0 LOB: 0 BB: 0 P: 11	H: 0 LOB: 0 BB: 0 P: 18	H: 0 LOB: 1 BB: 1 P: 18	H: 1 LOB: 2 BB: 1 P: 25	H: 1 LOB: 2 BB: 1 P: 12	H: 2 LOB: 0 BB: 0 P: 8	1B: 8 2B: 2 3B: 0 HR: 3	SF: 0 SAC: 0 DP: 0 HBP: 0	WP: 1 PB: 0 SB: 1 CS: 0	PA: 48

PITCHER		IP	WLS	BF	H	R	ER	SO	BB	IBB	HBP	BLK	WP	HR	S	P	ERA	WHIP
Oliver Pérez, L ERA: 5.4	(1, 1)	4.0		20	7	5	5	7	1	0	0	0	0	2	56	84	11.25	2.000
Luther Hackman, R ERA: 3.91	(5, 1)	1.0		6	2	2	1	1	0	0	0	0	0	0	15	26	9.00	2.000
Mike Matthews, L ERA: 4.03	(6, 1)	1.0		3	0	0	0	1	0	0	0	0	0	0	7	11	0.00	0.000
Scott Linebrink, R ERA: 3.08	(7, 1)	2.0		7	0	0	0	1	1	0	0	0	0	0	24	36	0.00	0.500
Jay Witasick, R ERA: 3.21	(9, 1)	2.0		10	2	0	0	3	1	1	0	0	1	0	21	37	0.00	1.500

PITCHER		IP	WLS	BF	H	R	ER	SO	BB	IBB	HBP	BLK	WP	HR	S	P	ERA	WHIP
Matt Herges, R ERA: 2.86	(11, 1)	0.0	L	2	2	2	2	0	0	0	0	0	0	1	5	8	∞	∞

BOTTOM

San Diego Padres @ St. Louis Cardinals

Busch Stadium, St. Louis, MO

Sat Jul 12 2003, 7:10 PM CDT

Att. 48,774 - Sunny - 85 F

livebaseballscorecards.com

AB	44
R	9
H	13
RBI	8
BB	4
SO	13
LOB	18

1B: 8	SF: 0	WP: 1	PA: 48
2B: 2	SAC: 0	PB: 0	
3B: 0	DP: 0	SB: 1	
HR: 3	HBP: 0	CS: 0	

Batter	1	2	3	4	5	6	7	8	9	AB	R	H	RBI	BB	SO	LOB
Mark Kotsay, L (1, 8) OBP: 0.329, SLG: 0.340	C F B S 1-3 K ①		F S S 0-3 K ②			X 0-0 L5-3 1-1 ①②		S C B B F S 2-3 K ①		4	0	0	0	0	3	2
Mark Loretta, R (1, 4) OBP: 0.372, SLG: 0.430	C S B X 1-2 F9 ②		C B B X 2-1 1-3 1B ③			L B B C X 2-2 E5		C X 0-1 G6-3 ②		4	0	1	0	0	0	0
Ryan Klesko, L (1, 3) OBP: 0.361, SLG: 0.520	C B B C S 2-3 K ③			B B C B S B 4-2 G4-6-3 BB		B B X 2-0 G1-4-3 ③		B F C B B C 3-3 K ③		3	0	0	0	1	2	1
Sean Burroughs, L (1, 5) OBP: 0.367, SLG: 0.443		B S B C S 2-3 K ①		S X 0-1 F7 ①			L F F B X 1-2 1B 1B 1B		X 0-0 G6-3 ①	4	1	1	0	0	1	1
Gary Matthews, S (1, 7) OBP: 0.295, SLG: 0.340		B B X 2-0 L3-6 2B		B B C X 2-1 G4-6-3 1-2f ②③			S B F S 1-3 K ①		C X 0-1 F7 ②	4	0	1	0	0	1	2
Ramón Vázquez, L (1, 6) OBP: 0.356, SLG: 0.371		B D B C B 4-1 BB			C F B B F F X 2-2 G6-4-3 1B		1 SAFE C X 0-1 1-2 1B 1B		S S S 0-3 K ③	3	0	2	0	1	1	0
Xavier Nady, R (1, 9) OBP: 0.313, SLG: 0.379	C B X 1-1 L3-6 2-2 ②③				X 0-0 G6-4-3 1-2f ①②		C B F S 1-3 K ②			3	0	0	0	0	1	5
Gary Bennett, R (1, 2) OBP: 0.249, SLG: 0.252 Miguel Ojeda, R (1, 2) OBP: 0.292, SLG: 0.358			C B B X 2-1 1B 1B		F B X 1-1 G6-3 ③		B C X 1-1 1-2 2-H 1B			0 3	0 0	0 2	0 1	0 0	0 0	0 0
Adam Eaton, R (1, 1) OBP: 0.364, SLG: 0.600 Luther Hackman, R (1, 1) Scott Linebrink, R (4, 1) OBP: 0.091, SLG: 0.091 Dave Hansen, L (7, PH) OBP: 0.382, SLG: 0.289 Mike Matthews, L (7, 1) Rod Beck, R (8, 1)			B B C L L 2-3 K ①			B X 1-0 L5-3 1B	C F F X 0-2 G5-3 ③			0 1 1 1 0 0 0	0 0 0 0 0 0 0	0 0 1 0 0 0 0	0 1 0 0 0 0 0	0 0 0 0 1 0 0	0 1 0 0 0 0 0	0 1 0 2 0 0 0
Inning Stats	R: 0 E: 0 K: 2 S: 9 H: 0 LOB: 0 BB: 0 P: 13	R: 0 E: 0 K: 1 S: 7 H: 1 LOB: 1 BB: 1 P: 16	R: 0 E: 0 K: 2 S: 10 H: 2 LOB: 2 BB: 0 P: 16	R: 0 E: 0 K: 0 S: 6 H: 0 LOB: 0 BB: 1 P: 12	R: 0 E: 0 K: 0 S: 9 H: 1 LOB: 0 BB: 0 P: 12	R: 0 E: 1 K: 0 S: 6 H: 1 LOB: 1 BB: 0 P: 11	R: 1 E: 0 K: 2 S: 18 H: 3 LOB: 2 BB: 0 P: 22	R: 0 E: 0 K: 2 S: 9 H: 0 LOB: 0 BB: 0 P: 14	R: 0 E: 0 K: 1 S: 6 H: 0 LOB: 0 BB: 0 P: 6	1B: 7 2B: 3 3B: 0 HR: 0 SF: 0 SAC: 0 DP: 4 HBP: 0						

PITCHER		IP	WLS	BF	H	R	ER	SO	BB	IBB	HBP	BLK	WP	HR	S	P	ERA	WHIP
Dan Haren, R ERA: 5.27	(1, 1)	6.0		22	6	1	1	5	2	0	0	0	0	0	51	85	1.50	1.333
Jeff Fassero, L ERA: 7.27	(7, 1)	0.1	H	2	1	0	0	1	0	0	0	0	0	0	5	6	0.00	3.000
Jason Simontacchi, R ERA: 6.04	(7, 1)	0.2	W	3	1	0	0	1	0	0	0	0	0	0	9	11	0.00	1.500
Steve Kline, L ERA: 3.93	(8, 1)	1.0	H	3	0	0	0	2	0	0	0	0	0	0	9	14	0.00	0.000
44 Jason Isringhausen, R ERA: 1.32	(9, 1)	1.0	S	3	0	0	0	1	0	0	0	0	0	0	6	6	0.00	0.000

PITCHER	IP	WLS	BF	H	R	ER	SO	BB	IBB	HBP	BLK	WP	HR	S	P	ERA	WHIP

TOP

San Diego Padres @ St. Louis Cardinals

Busch Stadium, St. Louis, MO

Sun Jul 13 2003, 1:10 PM CDT
Att. 48,102 - Cloudy - 81 F

livebaseballscorecards.com

AB	31
R	1
H	8
RBI	1
BB	2
SO	10
LOB	14

WP: 0 PA: 33
PB: 0
SB: 0
CS: 0

Batter	1	2	3	4	5	6	7	8	9	AB	R	H	RBI	BB	SO	LOB
Bo Hart, R (1, 4) OBP: 0.407, SLG: 0.509	P2		BB		F8		F9			3	0	0	0	1	0	0
15 Jim Edmonds, L (1, 8) OBP: 0.398, SLG: 0.668	G6-3		1 SAFE F8		L3-1			G3 E FC3 1B		4	1	1	0	0	0	1
5 Albert Pujols, R (1, 7) OBP: 0.432, SLG: 0.690 Orlando Palmeiro, L (1, PR) OBP: 0.351, SLG: 0.338 (2, 7)	PB HBP			E G3 S 1B	P6			E5 FC3 G3 1-2		0 3	0 1	0 1	0 0	0 0	0 0	0 1
Tino Martinez, L (1, 3) OBP: 0.350, SLG: 0.455	P2 1-2			G3 E 1-2 BB		K		G3 1-2 2-3		3	0	0	0	1	1	3
Eduardo Perez, R (1, 5) OBP: 0.374, SLG: 0.463 Wilson Delgado, S (7, 5) OBP: 0.215, SLG: 0.216		K		L8		G6-3		FC3 G6-4-3 2-3 3-H		3 1	0 0	0 0	0 1	0 0	1 0	2 1
Edgar Renteria, R (1, 6) OBP: 0.382, SLG: 0.485		K		E6 G3 1-2 2-3		F9		G6-4-3 1-2f		4	0	0	0	0	1	4
Kerry Robinson, L (1, 9) OBP: 0.224, SLG: 0.250		G3		G3 1-2 2-3 3-H			SF9	3B		3	1	1	1	0	0	2
Mike Matheny, R (1, 2) OBP: 0.338, SLG: 0.378			G6-3 1B	IBB			SF9 3-H			1	0	1	1	1	0	0
Dan Haren, R (1, 1) OBP: 0.400, SLG: 0.500 Jeff Fassero, L (7, 1) Jason Simontacchi, R (7, 1) OBP: 0.125, SLG: 0.156 27 Scott Rolen, R (7, PH) OBP: 0.379, SLG: 0.534 Steve Kline, S (8, 1) 44 Jason Isringhausen, R (9, 1)			G6-3 1-2f		K		K			2 0 0 1 0 0	0 0 0 0 0 0	0 0 0 0 0 0	0 0 0 0 0 0	0 0 0 1 0 0	1 0 0 0 0 0	4 0 0 0 0 0
Inning Stats	R: 0 E: 0 K: 0 S: 9 H: 0 LOB: 2 BB: 0 P: 14	R: 0 E: 0 K: 2 S: 7 H: 0 LOB: 0 BB: 0 P: 11	R: 0 E: 0 K: 0 S: 7 H: 1 LOB: 1 BB: 1 P: 14	R: 1 E: 1 K: 1 S: 13 H: 1 LOB: 3 BB: 2 P: 24	R: 0 E: 0 K: 0 S: 9 H: 0 LOB: 0 BB: 0 P: 14	R: 0 E: 0 K: 1 S: 10 H: 0 LOB: 0 BB: 0 P: 14	R: 1 E: 0 K: 1 S: 7 H: 1 LOB: 0 BB: 0 P: 10	R: 1 E: 1 K: 0 S: 9 H: 1 LOB: 1 BB: 0 P: 11		1B: 3 2B: 0 3B: 1 HR: 0 SF: 1 SAC: 0 DP: 2 HBP: 1						

PITCHER		IP	WLS	BF	H	R	ER	SO	BB	IBB	HBP	BLK	WP	HR	S	P	ERA	WHIP
Adam Eaton, R ERA: 4.21	(1, 1)	0.2		3	0	0	0	0	0	0	1	0	0	0	7	11	0.00	0.000
Luther Hackman, R ERA: 3.73	(1, 1)	2.1		10	2	1	0	2	2	0	0	0	0	0	20	38	0.00	1.714
Scott Linebrink, R ERA: 2.94	(4, 1)	3.0		11	0	0	0	2	0	1	0	0	0	0	28	42	0.00	0.000
Mike Matthews, L ERA: 4.11	(7, 1)	1.1	L	7	2	2	1	1	0	0	0	0	0	0	12	17	6.75	1.500
Rod Beck, R ERA: 2.45	(8, 1)	0.2		2	0	0	0	0	0	0	0	0	0	0	4	4	0.00	0.000

PITCHER	IP	WLS	BF	H	R	ER	SO	BB	IBB	HBP	BLK	WP	HR	S	P	ERA	WHIP

BOTTOM

San Diego Padres @ St. Louis Cardinals

Busch Stadium, St. Louis, MO

Sun Jul 13 2003, 1:10 PM CDT
Att. 48,102 - Cloudy - 81 F

livebaseballscorecards.com

AB	28
R	3
H	4
RBI	3
BB	3
SO	5
LOB	18

Batter	1	2	3	4	5	6	7	8	9	AB	R	H	RBI	BB	SO	LOB
Bo Hart, R (1, 4) OBP: 0.402, SLG: 0.495	K		K		F7			HBP		3	1	0	0	0	2	1
Orlando Palmeiro, L (1, 8) OBP: 0.345, SLG: 0.332 Esteban Yan, R (8, 1) OBP: 1.000, SLG: 1.000	G4-3			G4-3	L5			P4		4 0	0 0	0 0	0 0	0 0	0 0	1 0
5 Albert Pujols, R (1, 7) OBP: 0.433, SLG: 0.689	F9			P5		BB		2B		3	0	1	1	1	0	0
27 Scott Rolen, R (1, 5) OBP: 0.383, SLG: 0.534		BB		1B		BB		F9		2	1	1	0	2	0	1
Edgar Renteria, R (1, 6) OBP: 0.381, SLG: 0.482		G6-4-3		E5		FC5-4			1B	4	1	1	0	0	0	3
Tino Martinez, L (1, 3) OBP: 0.348, SLG: 0.451		K		BB		CS		G4-3	G4-3	3	0	0	0	1	1	1
Eduardo Perez, R (1, 9) OBP: 0.366, SLG: 0.452			K	F9			K		G6-3	4	0	0	1	0	2	2
Mike Matheny, R (1, 2) OBP: 0.336, SLG: 0.376			F7		F7		K		1B	4	0	1	0	0	1	0
Garrett Stephenson, R (1, 1) OBP: 0.289, SLG: 0.206 Kerry Robinson, L (5, PH) OBP: 0.222, SLG: 0.247 Jeff Fassero, L (5, 1) J.D. Drew, L (8, PH) OBP: 0.373, SLG: 0.560 (8, 8)		1B		K				P2	P6	1 1 0 2	0 0 0 0	1 0 0 0	0 0 0 0	0 0 0 0	0 1 0 0	0 0 0 1
Inning Stats	R: 0 E: 0 K: 1 S: 8 H: 0 LOB: 0 BB: 0 P: 10	R: 0 E: 0 K: 1 S: 10 H: 0 LOB: 0 BB: 1 P: 14	R: 0 E: 0 K: 2 S: 9 H: 1 LOB: 1 BB: 0 P: 15	R: 1 E: 1 K: 0 S: 9 H: 1 LOB: 2 BB: 1 P: 17	R: 0 E: 0 K: 1 S: 9 H: 0 LOB: 0 BB: 0 P: 11	R: 0 E: 0 K: 0 S: 5 H: 0 LOB: 1 BB: 2 P: 18	R: 0 E: 0 K: 2 S: 7 H: 0 LOB: 0 BB: 0 P: 10	R: 1 E: 0 K: 0 S: 11 H: 1 LOB: 1 BB: 0 P: 17	R: 1 E: 0 K: 0 S: 14 H: 2 LOB: 1 BB: 0 P: 20	1B: 4 2B: 1 3B: 0 HR: 0 SF: 0 SAC: 0 DP: 1 HBP: 1						

PITCHER		IP	WLS	BF	H	R	ER	SO	BB	IBB	HBP	BLK	WP	HR	S	P	ERA	WHIP
Hideo Nomo, R ERA: 2.85	(1, 1)	6.0	W	23	2	1	0	5	4	0	0	0	0	0	50	85	0.00	1.000
Guillermo Mota, R ERA: 1.67	(7, 1)	2.0		8	1	1	1	2	0	0	1	0	0	0	18	27	4.50	0.500
Paul Shuey, R ERA: 2.08	(9, 1)	0.2		4	2	1	1	0	0	0	0	0	0	0	9	14	13.50	3.000
Eric Gagne, R ERA: 1.97	(9, 1)	0.1	S	1	0	0	0	0	0	0	0	0	0	0	5	6	0.00	0.000

PITCHER	IP	WLS	BF	H	R	ER	SO	BB	IBB	HBP	BLK	WP	HR	S	P	ERA	WHIP

TOP

St. Louis Cardinals @ Los Angeles Dodgers

Dodger Stadium, Los Angeles, CA

Thu Jul 17 2003, 7:10 PM PDT

Att. 40,331 - Overcast - 77 F

livebaseballscorecards.com

AB	31
R	3
H	5
RBI	2
BB	4
SO	7
LOB	10

WP: 0	PA: 37
PB: 0	
SB: 2	
CS: 1	

Batter	1	2	3	4	5	6	7	8	9	AB	R	H	RBI	BB	SO	LOB
Rickey Henderson, R (1, 7) OBP: 0.250, SLG: 0.250	B B C B F F X 3-2 L8 ①		B C C B B X 3-2 HBP 1B	B C C B F S 2-3 K ③			C B C S 1-3 K ①			4	0	1	0	0	2	1
Wilkin Ruan, R (8, 8) OBP: 0.233, SLG: 0.333										0	0	0	0	0	0	0
Alex Cora, L (1, 4) OBP: 0.281, SLG: 0.316	C B B X 2-1 L5 ②		C B 1 H SAFE 2-1 1-2 HBP		B B C X 2-1 G3 ①		C F X 0-2 G1-3 ②			3	0	0	0	0	0	0
Shawn Green, L (1, 9) OBP: 0.316, SLG: 0.425	B C C C B F F F C 2-3 K ③		B X 1-0 P6 ②		B B S B B 4-1 G3 1B 1B BB		B S B F F B F F S 3-3 K ③			3	1	0	0	1	2	2
Paul Lo Duca, R (1, 3) OBP: 0.372, SLG: 0.435		B B B C C S 3-3 K ①	B B X 2-0 F9 ③		X 0-0 G3 1-2 1B 1B			C F B S 1-3 K ①		4	1	1	0	0	2	2
Jeromy Burnitz, L (1, 8) OBP: 0.338, SLG: 0.571 (8, 7)	X 0-0 G6-3 ②			C B X 1-1 G3-1 ①	B S B S B X 3-2 G3 1-2 2-3 ②			B B B C X 3-1 G3 ②		4	0	0	0	0	0	2
Adrián Beltré, R (1, 5) OBP: 0.288, SLG: 0.368	B B F B X 3-1 F9 ③			B F B X 2-1 HR	B C X 1-1 2-H 3-H 1B ③			C B F X 1-2 G4-3 ③		4	1	2	3	0	0	0
David Ross, R (1, 2) OBP: 0.316, SLG: 0.549			C B S X 1-2 HR 2B	F B B S S 2-3 K ②		B C X 1-1 F9 ①				3	1	1	0	0	1	0
Cesar Izturis, S (1, 6) OBP: 0.290, SLG: 0.302			X 0-0 F7 ①	B X 1-0 2B 1B		F F F X 0-2 G6-3 ②				3	1	1	0	0	0	1
Hideo Nomo, R (1, 1) OBP: 0.217, SLG: 0.256			C B X 1-1 2-H HR	X 0-0 1-H 2B		B B B C C S 3-3 K ③				2	1	2	3	0	0	0
Chad Hermansen, R (6, PH) OBP: 0.240, SLG: 0.217										1	0	0	0	0	1	0
Guillermo Mota, R (7, 1) OBP: 0.333, SLG: 0.833										0	0	0	0	0	0	0
Paul Shuey, R (9, 1)										0	0	0	0	0	0	0
Eric Gagne, R (9, 1)										0	0	0	0	0	0	0
Inning Stats	R: 0 E: 0 K: 1 S: 12 H: 0 LOB: 0 BB: 0 P: 19	R: 0 E: 0 K: 1 S: 6 H: 0 LOB: 0 BB: 0 P: 12	R: 2 E: 0 K: 0 S: 12 H: 3 LOB: 2 BB: 0 P: 22	R: 2 E: 0 K: 2 S: 13 H: 3 LOB: 1 BB: 0 P: 21	R: 2 E: 0 K: 0 S: 9 H: 2 LOB: 1 BB: 1 P: 19	R: 0 E: 0 K: 1 S: 9 H: 0 LOB: 0 BB: 0 P: 13	R: 0 E: 0 K: 2 S: 12 H: 0 LOB: 0 BB: 0 P: 16	R: 0 E: 0 K: 1 S: 8 H: 0 LOB: 0 BB: 0 P: 13		1B: 4 2B: 2 3B: 0 HR: 2	SF: 0 SAC: 0 DP: 0 HBP: 1					

PITCHER		IP	WLS	BF	H	R	ER	SO	BB	IBB	HBP	BLK	WP	HR	S	P	ERA	WHIP
Garrett Stephenson, R ERA: 4.72	(1, 1)	4.0	L	19	6	4	4	4	0	0	1	0	0	2	43	74	9.00	1.500
Jeff Fassero, L ERA: 7.17	(5, 1)	3.0		11	2	2	2	3	1	0	0	0	0	0	30	48	6.00	1.000
Esteban Yan, R ERA: 6.51	(8, 1)	1.0		3	0	0	0	1	0	0	0	0	0	0	8	13	0.00	0.000

PITCHER	IP	WLS	BF	H	R	ER	SO	BB	IBB	HBP	BLK	WP	HR	S	P	ERA	WHIP

BOTTOM

St. Louis Cardinals @ Los Angeles Dodgers

Dodger Stadium, Los Angeles, CA

Thu Jul 17 2003, 7:10 PM PDT

Att. 40,331 - Overcast - 77 F

livebaseballscorecards.com

AB	31
R	6
H	8
RBI	6
BB	1
SO	8
LOB	8

Batter	1	2	3	4	5	6	7	8	9	AB	R	H	RBI	BB	SO	LOB
Bo Hart, R (1, 4) OBP: 0.393, SLG: 0.478	4-2 15 HR BB	1-3 K		0-1 FC4-6 1-2f			0-1 G3		1-2 L9 2-3	4	1	0	0	1	1	3
15 Jim Edmonds, L (1, 8) OBP: 0.397, SLG: 0.672	3-1 1-H HR		1-1 F7		2-0 G1-3		3-2 G4-3			4	1	1	2	0	0	0
5 Albert Pujols, R (1, 3) OBP: 0.433, SLG: 0.696	0-1 HR		0-2 E 1B 1B		0-0 F9			1-3 K		4	2	2	1	0	1	0
27 Scott Rolen, R (1, 5) OBP: 0.381, SLG: 0.531	1-3 K		2-3 K		1-2 P6			1-1 G4-3 S 1B		4	0	1	0	0	2	1
Eduardo Perez, R (1, 9) OBP: 0.364, SLG: 0.448	1-2 G6-3		1-0 E8 1-H 1B			1-0 F7		0-2 G4-3 1-3		4	0	1	0	0	0	1
Edgar Renteria, R (1, 6) OBP: 0.380, SLG: 0.488	0-3 K2-3		0-0 P4			2-1 HR		1-2 G6-3		4	1	1	1	0	1	2
J.D. Drew, L (1, 7) OBP: 0.372, SLG: 0.556		0-1 G3-1		0-1 G6-4-3 1B		2-2 G4-3			1-1 WP DI 1B	3	0	1	0	0	0	0
Cal Eldred, R (6, 1) OBP: 0.500, SLG: 0.500										0	0	0	0	0	0	0
Steve Kline, S (7, 1)										0	0	0	0	0	0	0
Esteban Yan, R (8, 1) OBP: 1.000, SLG: 1.000										0	0	0	0	0	0	0
Kerry Robinson, L (9, PH) OBP: 0.230, SLG: 0.255										1	0	1	0	0	0	0
Chris Widger, R (1, 2) OBP: 0.206, SLG: 0.219		2-2 SH3-4 1B		3-2 G6-4-3 1-2f		1-3 K			1-3 K 1-2	3	0	1	0	0	1	1
Tino Martinez, L (9, PH) OBP: 0.347, SLG: 0.449				1 SAFE						1	0	0	0	0	1	1
Brett Tomko, R (1, 1) OBP: 0.400, SLG: 0.355		1-1 SH3-4 1-2		4-2 FC4-6 BB			1-2 G6-3		1-3 K2-3	0	0	0	0	1	0	0
Orlando Palmeiro, L (6, 7) OBP: 0.342, SLG: 0.328										2	0	0	0	0	1	1

Inning Stats	1	2	3	4	5	6	7	8	9
	R: 3 E: 0 K: 2 S: 17	H: 2 LOB: 0 BB: 1 P: 26	R: 0 E: 0 K: 1 S: 11	H: 1 LOB: 1 BB: 0 P: 15	R: 1 E: 1 K: 1 S: 10	H: 2 LOB: 1 BB: 0 P: 14	R: 0 E: 0 K: 0 S: 9	H: 1 LOB: 1 BB: 1 P: 16	R: 0 E: 0 K: 0 S: 5	H: 0 LOB: 0 BB: 0 P: 8	R: 1 E: 0 K: 1 S: 10	H: 1 LOB: 0 BB: 0 P: 16	R: 0 E: 0 K: 0 S: 9	H: 0 LOB: 0 BB: 0 P: 13	R: 0 E: 0 K: 1 S: 11	H: 1 LOB: 1 BB: 0 P: 14	R: 0 E: 0 K: 2 S: 17	H: 1 LOB: 1 BB: 0 P: 21

1B: 6	SF: 0	WP: 1	PA: 37
2B: 0	SAC: 1	PB: 0	
3B: 0	DP: 1	SB: 1	
HR: 3	HBP: 0	CS: 0	

PITCHER		IP	WLS	BF	H	R	ER	SO	BB	IBB	HBP	BLK	WP	HR	S	P	ERA	WHIP
Kaz Ishii, L ERA: 3.11	(1, 1)	6.0	W	26	7	5	4	5	2	0	0	0	0	3	62	95	6.00	1.500
Tom Martin, L ERA: 3.99	(7, 1)	1.0	H	3	0	0	0	0	0	0	0	0	0	0	9	13	0.00	0.000
Paul Quantrill, R ERA: 1.37	(8, 1)	1.0	H	4	1	0	0	1	0	0	0	0	0	0	11	14	0.00	1.000
Eric Gagne, R ERA: 1.93	(9, 1)	1.0	S	4	1	0	0	2	0	0	0	0	1	0	17	21	0.00	1.000

PITCHER	IP	WLS	BF	H	R	ER	SO	BB	IBB	HBP	BLK	WP	HR	S	P	ERA	WHIP

TOP

St. Louis Cardinals @ Los Angeles Dodgers

Dodger Stadium, Los Angeles, CA

Fri Jul 18 2003, 7:10 PM PDT
Att. 43,504 - Cloudy - 77 F

livebaseballscorecards.com

AB	34
R	5
H	9
RBI	4
BB	2
SO	8
LOB	10

BOTTOM

St. Louis Cardinals @ Los Angeles Dodgers

Dodger Stadium, Los Angeles, CA

Fri Jul 18 2003, 7:10 PM PDT

Att. 43,504 - Cloudy - 77 F

livebaseballscorecards.com

Batter	1	2	3	4	5	6	7	8	9	AB	R	H	RBI	BB	SO	LOB
Rickey Henderson, R (1, 7) OBP: 0.375, SLG: 0.750	C B B F X 2-2 G6-3 ①		F F B B X 2-2 HR		X 0-0 1B	C C B C 1-3 K ③		F X 0-1 1-H 2B		4	1	2	1	0	1	2
Wilkin Ruan, R (7, 8) OBP: 0.258, SLG: 0.387										1	0	1	1	0	0	0
Alex Cora, L (1, 4) OBP: 0.279, SLG: 0.314	C F X 0-2 2B 1B		C M F X 0-2 G6-3 ①		X 0-0 F9 ③		C X 0-1 G4-3 ①	C B C B X 2-2 P5 ③		5	1	1	0	0	0	2
Shawn Green, L (1, 9) OBP: 0.320, SLG: 0.432	B B S X 2-1 F9 1-H 1B 2B		F X 0-1 L7 ②			X 0-0 G4-3 SF7 2B	H 1-0 F8 1B HBP			3	3	2	1	0	0	0
Paul Lo Duca, R (1, 3) OBP: 0.368, SLG: 0.430	D C X 1-1 F9 2-3 ②		C B C F S 1-3 K ③			B B F F B X 3-2 G4-3 2-3 ①	B C X 1-1 F8 1-2 ②			4	0	0	0	0	1	3
Jeromy Burnitz, L (1, 8) OBP: 0.345, SLG: 0.573	B B S X 2-1 3-H 1B			X 0-0 P6 ①		B B B B 4-0 BB 1B BB	B X 1-0 2-H S 1B			3	1	2	2	1	0	0
(7, 7)																
Adrián Beltré, R (1, 5) OBP: 0.285, SLG: 0.364	C B S F C 1-3 K ③			B B X 2-0 E6 CS		B X 1-0 3-H SF7 ②	B C B S X 2-2 1-2 L1-3 ③			3	0	0	1	0	1	2
David Ross, R (1, 2) OBP: 0.313, SLG: 0.527		C S S 0-3 K ①		B S S B F F F X 2-2 G1-3 ②		B F B B S F F B 4-2 1B 1-2 1B BB		S C S 0-3 K ①		3	1	0	0	1	2	1
Cesar Izturis, S (1, 6) OBP: 0.290, SLG: 0.302		X 0-0 G6-3 ②		0-0 CS 2-3 ③	B C B X 2-1 P5 ①	C B X 1-1 1B 1-3 2-H 1B		X 0-0 G1-4-3 ②		4	0	1	1	0	0	0
Kaz Ishii, L (1, 1) Daryle Ward, L (6, PH) OBP: 0.214, SLG: 0.196 Tom Martin, L (7, 1) Paul Quantrill, L (8, 1) Larry Barnes, L (8, PH) OBP: 0.200, SLG: 0.200 Eric Gagne, R (9, 1)		B C S C 1-3 K ③			B C S C 1-3 K ②	X 0-0 1-2 3-H 1B		B S X 1-1 2B 1B		2 1 0 0 1 0	0 0 0 0 1 0	0 1 0 0 1 0	0 1 0 0 1 0	0 0 0 0 0 0	2 0 0 0 0 0	0 0 0 0 0 0
Inning Stats	R: 2 E: 0 K: 1 S: 16 H: 3 LOB: 1 BB: 0 P: 24	R: 0 E: 0 K: 2 S: 7 H: 0 LOB: 0 BB: 0 P: 8	R: 1 E: 0 K: 1 S: 13 H: 1 LOB: 0 BB: 0 P: 16	R: 0 E: 1 K: 0 S: 8 H: 0 LOB: 0 BB: 0 P: 12	R: 0 E: 0 K: 1 S: 7 H: 1 LOB: 1 BB: 0 P: 10	R: 3 E: 0 K: 1 S: 15 H: 3 LOB: 2 BB: 2 P: 29	R: 1 E: 0 K: 0 S: 8 H: 1 LOB: 1 BB: 0 P: 13	R: 1 E: 0 K: 1 S: 11 H: 2 LOB: 1 BB: 0 P: 14		1B: 7 2B: 3 3B: 0 HR: 1	SF: 1 SAC: 0 DP: 0 HBP: 1			WP: 0 PB: 0 SB: 1 CS: 1	PA: 39	

	AB	34
	R	8
	H	11
	RBI	8
	BB	2
	SO	7
	LOB	10

PITCHER		IP	WLS	BF	H	R	ER	SO	BB	IBB	HBP	BLK	WP	HR	S	P	ERA	WHIP
Brett Tomko, R (1, 1) ERA: 5.91		5.1		23	6	5	5	5	1	0	0	0	0	1	55	81	8.44	1.312
Cal Eldred, R (6, 1) ERA: 4.12		0.2	L	5	2	1	1	1	1	0	0	0	0	0	11	18	13.50	4.500
Steve Kline, L (7, 1) ERA: 4.06		1.0		5	1	1	1	0	0	0	1	0	0	0	8	13	9.00	1.000
Esteban Yan, R (8, 1) ERA: 6.56		1.0		5	2	1	1	1	0	0	0	0	0	0	11	14	9.00	2.000

PITCHER	IP	WLS	BF	H	R	ER	SO	BB	IBB	HBP	BLK	WP	HR	S	P	ERA	WHIP

St. Louis Cardinals @ Los Angeles Dodgers

Dodger Stadium, Los Angeles, CA

Sat Jul 19 2003, 1:10 PM PDT

Att. 41,195 - Cloudy - 82 F

livebaseballscorecards.com

TOP

Batter	1	2	3	4	5	6	7	8	9	AB	R	H	RBI	BB	SO	LOB
Bo Hart, R (1, 4) OBP: 0.389, SLG: 0.479	G4-3 2B		F8		K			G1-3		4	0	1	0	0	1	0
J.D. Drew, L (1, 9) (8, 8) OBP: 0.380, SLG: 0.558	G4-3 2-3		5 1B 15 E 1B			5 G6-4-3 1B		5 1B BB		3	1	2	0	1	0	1
5 Albert Pujols, R (1, 7) OBP: 0.434, SLG: 0.694 28 Lance Painter, L (8, 1) 44 Jason Isringhausen, R (9, 1)	K		15 E 1B 1-3			G6-4-3 1-2f		1-2 1B		4 0 0	0 0 0	2 0 0	0 0 0	0 0 0	1 0 0	2 0 0
15 Jim Edmonds, L (1, 8) OBP: 0.393, SLG: 0.666 Eduardo Perez, R (8, PH) (8, 7) OBP: 0.362, SLG: 0.445	K		1 SAFE G4-3 1-2 3-H			K		P4		3 1	0 0	0 0	0 0	0 0	2 0	2 2
27 Scott Rolen, R (1, 5) OBP: 0.382, SLG: 0.542		SH5-3 SF9 2B		K			HR		K	4	2	2	1	0	2	0
Tino Martinez, L (1, 3) OBP: 0.347, SLG: 0.446		SH5-3 2-3		F7			G4-3		WP G1-3 BB	2	0	0	0	1	0	0
Edgar Renteria, R (1, 6) OBP: 0.376, SLG: 0.484		SF9 3-H		G4-3			K		G1-3 1-2	3	0	0	1	0	1	1
Mike Matheny, R (1, 2) OBP: 0.332, SLG: 0.371		G5-3	L6				K		K 2-3	4	0	0	0	0	2	1
Dan Haren, R (1, 1) OBP: 0.286, SLG: 0.333 Jason Simontacchi, R (7, 1) OBP: 0.125, SLG: 0.156 Kerry Robinson, L (8, PH) OBP: 0.228, SLG: 0.253 (8, 9)			K		G5-3			G6-3		2 0 1	0 0 0	0 0 0	0 0 0	0 0 0	1 0 0	0 0 0
Inning Stats	R: 0 E: 0 K: 2 S: 9 H: 1 LOB: 1 BB: 0 P: 13	R: 1 E: 0 K: 0 S: 10 H: 1 LOB: 0 BB: 0 P: 15	R: 1 E: 1 K: 1 S: 10 H: 2 LOB: 1 BB: 0 P: 17	R: 0 E: 0 K: 1 S: 7 H: 0 LOB: 0 BB: 0 P: 11	R: 0 E: 0 K: 1 S: 6 H: 0 LOB: 0 BB: 0 P: 10	R: 0 E: 0 K: 1 S: 9 H: 1 LOB: 0 BB: 0 P: 13	R: 1 E: 0 K: 2 S: 10 H: 1 LOB: 0 BB: 0 P: 11	R: 0 E: 0 K: 0 S: 11 H: 1 LOB: 2 BB: 1 P: 18	R: 0 E: 0 K: 2 S: 13 H: 0 LOB: 1 BB: 1 P: 23	1B: 4 2B: 2 3B: 0 HR: 1	SF: 1 SAC: 1 DP: 1 HBP: 0						

AB	31
R	3
H	7
RBI	2
BB	2
SO	10
LOB	9

WP: 1 PB: 0 SB: 0 CS: 0 PA: 35

PITCHER		IP	WLS	BF	H	R	ER	SO	BB	IBB	HBP	BLK	WP	HR	S	P	ERA	WHIP
Kevin Brown, R ERA: 2.26	(1, 1)	6.0	L	22	5	2	1	6	0	0	0	0	0	0	51	79	1.50	0.833
Guillermo Mota, R ERA: 1.77	(7, 1)	1.2		8	2	1	1	2	1	0	0	0	0	1	19	25	5.40	1.800
Tom Martin, L ERA: 3.94	(8, 1)	0.1		1	0	0	0	0	0	0	0	0	0	0	2	4	0.00	0.000
Paul Shuey, R ERA: 2.03	(9, 1)	1.0		4	0	0	0	2	1	0	0	0	1	0	13	23	0.00	1.000

PITCHER	IP	WLS	BF	H	R	ER	SO	BB	IBB	HBP	BLK	WP	HR	S	P	ERA	WHIP

Batter	1	2	3	4	5	6	7	8	9	AB	R	H	RBI	BB	SO	LOB
Jolbert Cabrera, R (1, 8) (9, 4) OBP: 0.337, SLG: 0.480	C C X 0-2 G4-3 ①		C B F F B X 2-2 1B ②		S X 0-1 1-3 2B		B B B C C X 3-2 G6-3 ③			4	0	2	0	0	0	0
Alex Cora, L (1, 4) OBP: 0.283, SLG: 0.328 Rickey Henderson, R (8, PH) OBP: 0.333, SLG: 0.667 (9, 7)	B B B C C X 2-2 G3 1B		B B B C F F F X 3-2 HR		F C F B F B F S 2-3 K ②			C B S X 1-2 F8 ①		3 1	1 0	2 0	1 0	0 0	1 0	2 0
Shawn Green, L (1, 9) OBP: 0.322, SLG: 0.434	S B X 1-1 G3 1-2 ②		C X 0-1 2B		B B B B 4-0 BB			B B X 2-0 F8 ②		3	0	1	0	1	0	1
Paul Lo Duca, R (1, 2) OBP: 0.364, SLG: 0.425	C X 0-1 P3 ③		B C B X 2-1 G6-3 ③		X 0-0 L4 ③			B X 1-0 G6-3 ③		4	0	0	0	0	0	5
Jeromy Burnitz, L (1, 7) (9, 8) OBP: 0.343, SLG: 0.566		B B C B F B 4-2 BB		B X 1-0 F9 ①		F B C B F X 2-2 L9 ①			S B F B S 2-3 K ①	3	0	0	0	1	1	0
Adrián Beltré, R (1, 5) OBP: 0.282, SLG: 0.360		X 0-0 L8 ①		C C B F S 1-3 K ②		X 0-0 F8 ②			X 0-0 P2 ②	4	0	0	0	0	1	1
Mike Kinkade, R (1, 3) OBP: 0.345, SLG: 0.398 Guillermo Mota, R (7, 1) OBP: 0.333, SLG: 0.833 Tom Martin, L (8, 1) Paul Shuey, R (9, 1) Daryle Ward, L (9, PH) OBP: 0.212, SLG: 0.194		C B F F F S 1-3 K ②		B B F B X 3-1 F9 ③		B S F X 1-2 G6-3 ③			B C S B F X 2-2 G1-3 ③	3 0 0 0 1	0 0 0 0 0	0 0 0 0 0	0 0 0 0 0	1 0 0 0 0	1 0 0 0 0	1 0 0 0 0
Cesar Izturis, S (1, 6) OBP: 0.287, SLG: 0.299		F F X 0-2 P6 ③			B B C F F X 2-2 G6-3 ①		B F B F X 2-2 G4-3 ①			3	0	0	0	0	0	1
Kevin Brown, R (1, 1) OBP: 0.205, SLG: 0.263 Larry Barnes, L (7, 3) OBP: 0.190, SLG: 0.190			C C X 0-2 G5-3 ①		X 0-0 2B 1B		B F S X 1-2 G6-3 ②			2 1	0 0	1 0	0 0	0 0	0 0	0 0
Inning Stats	R: 0 H: 1 E: 0 LOB: 1 K: 0 BB: 0 S: 10 P: 13	R: 0 H: 0 E: 0 LOB: 1 K: 1 BB: 1 S: 11 P: 16	R: 1 H: 3 E: 0 LOB: 1 K: 0 BB: 0 S: 16 P: 23	R: 0 H: 0 E: 0 LOB: 0 K: 1 BB: 0 S: 7 P: 12	R: 0 H: 2 E: 0 LOB: 3 K: 1 BB: 1 S: 15 P: 23	R: 0 H: 0 E: 0 LOB: 0 K: 0 BB: 0 S: 8 P: 11	R: 0 H: 0 E: 0 LOB: 0 K: 0 BB: 0 S: 9 P: 15	R: 0 H: 0 E: 0 LOB: 0 K: 0 BB: 0 S: 5 P: 9	R: 0 H: 0 E: 0 LOB: 0 K: 1 BB: 0 S: 8 P: 12	1B: 3 SF: 0 2B: 2 SAC: 0 3B: 0 DP: 0 HR: 1 HBP: 0						WP: 0 PA: 34 PB: 0 SB: 0 CS: 0

BOTTOM

St. Louis Cardinals @ Los Angeles Dodgers

Dodger Stadium, Los Angeles, CA

Sat Jul 19 2003, 1:10 PM PDT

Att. 41,195 - Cloudy - 82 F

livebaseballscorecards.com

AB	32
R	1
H	6
RBI	1
BB	2
SO	4
LOB	11

PITCHER		IP	WLS	BF	H	R	ER	SO	BB	IBB	HBP	BLK	WP	HR	S	P	ERA	WHIP
Dan Haren, R ERA: 4.12	(1, 1)	6.0	W	25	6	1	1	3	2	0	0	0	0	1	67	98	1.50	1.333
Jason Simontacchi, R ERA: 5.98	(7, 1)	1.0	H	3	0	0	0	0	0	0	0	0	0	0	9	15	0.00	0.000
28 Lance Painter, L ERA: 5.02	(8, 1)	1.0	H	3	0	0	0	0	0	0	0	0	0	0	5	9	0.00	0.000
44 Jason Isringhausen, R ERA: 1.23	(9, 1)	1.0	S	3	0	0	0	1	0	0	0	0	0	0	8	12	0.00	0.000

PITCHER	IP	WLS	BF	H	R	ER	SO	BB	IBB	HBP	BLK	WP	HR	S	P	ERA	WHIP

TOP

St. Louis Cardinals @ Los Angeles Dodgers

Dodger Stadium, Los Angeles, CA

Sun Jul 20 2003, 5:05 PM PDT

Att. 46,110 - Sunny - 83 F

livebaseballscorecards.com

Batter	1	2	3	4	5	6	7	8	9	AB	R	H	RBI	BB	SO	LOB
Bo Hart, R (1, 4) OBP: 0.382, SLG: 0.467	F8	K		5 HR 1B		G5-3		G3-2-3 1-2 2-3 3-Hf		5	1	1	0	0	1	3
J.D. Drew, L (1, 8) (8, 9) OBP: 0.371, SLG: 0.542	F7	K	K			G6-3		G4-3		5	0	0	0	0	2	3
5 Albert Pujols, R (1, 3) OBP: 0.438, SLG: 0.701	27 HR BB	G6-3	1 SAFE 1-H HR				FC1-6 27 1B BB		F8 27 S 1B HBP	2	3	1	2	2	0	0
27 Scott Rolen, R (1, 5) OBP: 0.390, SLG: 0.554	1-H HR	E E BB		BB			1-2 FC1-6 1B		1-2 15 S 1B BB	2	3	2	2	3	0	0
Edgar Renteria, R (1, 6) OBP: 0.376, SLG: 0.481	HR BB	1 SAFE 1 SAFE 1 SAFE E8 S 1-H 1B		F8			1-2f FC1-6 G6-4-3 2-3		F8 2-3	4	1	1	0	1	0	5
Eduardo Perez, R (1, 9) OBP: 0.365, SLG: 0.460 15 Jim Edmonds, L (8, 8) OBP: 0.392, SLG: 0.663	1-H HR	S BB	P4				1-2f G6-4-3		K 1-2	3 1	1 0	1 0	2 0	1 0	0 1	2 2
Mike Matheny, R (1, 2) OBP: 0.333, SLG: 0.372	F9	1-2 2-3 K		F8				E 1B G3-2-3 1B	2-H 3-H 1B	5	0	2	2	0	1	2
Orlando Palmeiro, L (1, 7) OBP: 0.340, SLG: 0.327		G1-3		G6-3	G1-3			G3-2-3 E 1-2 1B		4	0	1	0	0	0	0
Woody Williams, R (1, 1) OBP: 0.333, SLG: 0.444 28 Lance Painter, L (8, 1) Cal Eldred, R (8, 1) OBP: 0.500, SLG: 0.500 44 Jason Isringhausen, R (9, 1)		F8		HR		G6-3		E1 G3-2-3 1-2 2-3		4 0 0 0	1 0 0 0	1 0 0 0	1 0 0 0	0 0 0 0	0 0 0 0	2 0 0 0
Inning Stats	R: 4 E: 0 K: 0 S: 15 H: 2 LOB: 0 BB: 2 P: 32	R: 0 E: 0 K: 1 S: 10 H: 0 LOB: 0 BB: 0 P: 14	R: 1 E: 1 K: 2 S: 12 H: 1 LOB: 2 BB: 2 P: 24	R: 3 E: 0 K: 1 S: 19 H: 3 LOB: 1 BB: 1 P: 32	R: 0 E: 0 K: 0 S: 7 H: 0 LOB: 0 BB: 0 P: 10	R: 0 E: 0 K: 0 S: 7 H: 0 LOB: 0 BB: 0 P: 7	R: 0 E: 0 K: 0 S: 11 H: 1 LOB: 1 BB: 1 P: 17	R: 0 E: 1 K: 0 S: 8 H: 2 LOB: 2 BB: 0 P: 12	R: 2 E: 0 K: 1 S: 13 H: 1 LOB: 1 BB: 1 P: 23	1B: 6 2B: 0 3B: 0 HR: 4 SF: 0 SAC: 0 DP: 2 HBP: 1						

AB	35
R	10
H	10
RBI	9
BB	7
SO	5
LOB	19

WP: 0 PB: 0 SB: 4 CS: 0 PA: 43

PITCHER		IP	WLS	BF	H	R	ER	SO	BB	IBB	HBP	BLK	WP	HR	S	P	ERA	WHIP
Odalis Perez, L ERA: 4.65	(1, 1)	3.2	L	21	6	8	7	4	4	0	0	0	0	4	51	93	17.18	2.727
Wilson Alvarez, L ERA: 3.81	(4, 1)	2.1		8	0	0	0	0	1	0	0	0	0	0	19	26	0.00	0.429
Paul Shuey, R ERA: 1.98	(7, 1)	1.0		4	1	0	0	0	1	0	0	0	0	0	11	17	0.00	2.000
Guillermo Mota, R ERA: 1.74	(8, 1)	1.0		5	2	0	0	0	0	0	0	0	0	0	8	12	0.00	2.000
Paul Quantrill, R ERA: 1.72	(9, 1)	1.0		5	1	2	2	1	1	0	1	0	0	0	13	23	18.00	2.000

PITCHER	IP	WLS	BF	H	R	ER	SO	BB	IBB	HBP	BLK	WP	HR	S	P	ERA	WHIP

BOTTOM

St. Louis Cardinals @ Los Angeles Dodgers

Dodger Stadium, Los Angeles, CA

Sun Jul 20 2003, 5:05 PM PDT

Att. 46,110 - Sunny - 83 F

livebaseballscorecards.com

Batter	1	2	3	4	5	6	7	8	9	AB	R	H	RBI	BB	SO	LOB
Rickey Henderson, R (1, 7) OBP: 0.357, SLG: 0.786	HR	F9		P4			F7		DI, 1B	5	1	2	1	0	0	2
Alex Cora, L (1, 4) OBP: 0.279, SLG: 0.322	G5-3		G4-3	FC6-4, 1-2f			K		K, 1-2	5	0	0	0	0	2	2
Shawn Green, L (1, 9) OBP: 0.318, SLG: 0.429	P4		G4-3		F9		G4-3		G4-3	5	0	0	0	0	0	1
Paul Lo Duca, R (1, 3) OBP: 0.366, SLG: 0.426	F8		HR, 1B		G4-3			HR, 1B		4	2	2	0	0	0	0
Jeromy Burnitz, L (1, 8) OBP: 0.345, SLG: 0.589		HR	HR, 1-H		G4-3			K		4	2	2	3	0	1	1
Adrián Beltré, R (1, 5) OBP: 0.287, SLG: 0.374		G5-3	FC6-4, 1B			FC3-6, 1B		HR, 1-H		4	1	3	2	0	0	0
David Ross, R (1, 2) OBP: 0.310, SLG: 0.551		HR	FC6-4, 1-2f			K		K		4	1	1	1	0	2	2
Cesar Izturis, S (1, 6) OBP: 0.288, SLG: 0.299		1B		G3		FC3-6, 1-2f		P3		3	0	1	0	0	0	1
Jolbert Cabrera, R (8, PH) (9, 6) OBP: 0.335, SLG: 0.477										1	0	0	0	0	0	0
Odalis Perez, L (1, 1) OBP: 0.031, SLG: 0.031		1 SAFE								1	0	0	0	0	1	1
Wilson Alvarez, L (4, 1) OBP: 0.250, SLG: 0.250		K		FC6-4, 1B		K			K	1	0	1	0	0	0	1
Larry Barnes, L (6, PH) OBP: 0.182, SLG: 0.182										1	0	0	0	0	1	1
Paul Shuey, R (7, 1)										0	0	0	0	0	0	0
Guillermo Mota, R (8, 1) OBP: 0.333, SLG: 0.833										0	0	0	0	0	0	0
Paul Quantrill, L (9, 1)										0	0	0	0	0	0	0
Daryle Ward, L (9, PH) OBP: 0.211, SLG: 0.193										1	0	0	0	0	1	0
Inning Stats	R: 1 E: 0 K: 0 S: 8 H: 1 LOB: 0 BB: 0 P: 13	R: 2 E: 0 K: 1 S: 16 H: 3 LOB: 1 BB: 0 P: 22	R: 2 E: 0 K: 0 S: 9 H: 3 LOB: 1 BB: 0 P: 17	R: 0 E: 0 K: 0 S: 10 H: 1 LOB: 1 BB: 0 P: 16	R: 0 E: 0 K: 0 S: 11 H: 0 LOB: 0 BB: 0 P: 15	R: 0 E: 0 K: 2 S: 10 H: 1 LOB: 1 BB: 0 P: 18	R: 0 E: 0 K: 1 S: 6 H: 0 LOB: 0 BB: 0 P: 7	R: 2 E: 0 K: 2 S: 19 H: 2 LOB: 0 BB: 0 P: 23	R: 0 E: 0 K: 2 S: 8 H: 1 LOB: 1 BB: 0 P: 12	1B: 7 2B: 0 3B: 0 HR: 5 SF: 0 SAC: 0 DP: 0 HBP: 0						

	AB	R	H	RBI	BB	SO	LOB
	39	7	12	7	0	8	11

WP: 0 PB: 0 SB: 0 CS: 0 PA: 39

PITCHER		IP	WLS	BF	H	R	ER	SO	BB	IBB	HBP	BLK	WP	HR	S	P	ERA	WHIP
Woody Williams, R ERA: 3.24	(1, 1)	7.0	W	31	10	6	6	4	0	0	0	0	0	4	75	113	7.71	1.429
28 Lance Painter, L ERA: 4.91	(8, 1)	0.1	H	1	0	0	0	1	0	0	0	0	0	0	3	6	0.00	0.000
Cal Eldred, R ERA: 4.28	(8, 1)	0.2	H	3	1	1	1	1	0	0	0	0	0	1	11	12	13.50	1.500
44 Jason Isringhausen, R ERA: 1.15	(9, 1)	1.0	S	4	1	0	0	2	0	0	0	0	0	0	8	12	0.00	1.000

PITCHER	IP	WLS	BF	H	R	ER	SO	BB	IBB	HBP	BLK	WP	HR	S	P	ERA	WHIP

Batter	1	2	3	4	5	6	7	8	9	10	AB	R	H	RBI	BB	SO	LOB
Bo Hart, R (1, 4) OBP: 0.370, SLG: 0.452	F F B X 1-2 G3 ①		S X 0-1 G4-3 ② 2-3	S X 0-1 G5-3 ③			1 SAFE X 0-0 SH1-3 ① 1-2	X 0-0 B1-3 ③			4	0	0	0	0	0	4
J.D. Drew, L (1, 9) (7, 8) OBP: 0.371, SLG: 0.536	C B B F B F B 4-2 BB		B C X 1-1 G6-3 ③		B B C C X 3-2 F8 ①		B X 1-0 15 BB 5 1B 2-3 1B		B C X 1-1 G6-3 ①		4	0	1	0	1	0	1
5 Albert Pujols, R (1, 7) OBP: 0.438, SLG: 0.696	B X 1-0 F9 ②			B B F B B 4-1 15 BB 1B BB	S X 0-1 G6-4-3 ②		B F D X 2-1 15 BB 1-2 3-H 1B		C C B X 1-2 G1-3 ②		4	1	1	1	1	0	1
15 Jim Edmonds, L (1, 8) OBP: 0.394, SLG: 0.659 Steve Kline, S (7, 1) Eduardo Perez, R (8, 9) OBP: 0.363, SLG: 0.458	F X 0-1 G4-3 ③			B B F B S B 4-2 1B 1-2 E BB	B B B C C F X 3-2 F7 ③		B F C D D B D 4-2 1-2 2-3 BB		B F B X 2-1 F8 ③		2 0 1	1 0 0	0 0 0	0 0 0	2 0 0	0 0 0	1 0 0
27 Scott Rolen, R (1, 5) OBP: 0.385, SLG: 0.546		C C B C 1-3 K ①	C 2 SAFE F C 0-3 K ①			X 0-0 F8 ①	X 0-0 F8 ②			B B X 2-0 P6 ①	5	0	0	0	0	2	5
Tino Martinez, L (1, 3) OBP: 0.348, SLG: 0.446		C X 0-1 G5-4-3 1B	B B B F C F X 3-2 E9 1B 1-H 2-H 1B			B B B C F X 3-2 F8 ②	F B B C F B X 3-2 G4-3 ③			X 0-0 G6-3 ②	5	1	2	1	0	0	3
Edgar Renteria, R (1, 6) OBP: 0.376, SLG: 0.477		X 0-0 G5-4-3 ② ③ 1-2f	B F B B B 4-1 1B BB			B B B 4-0 BB		B S F S 1-3 K ①		C C T 0-2 K ③	3	0	0	0	2	2	1
Mike Matheny, R (1, 2) OBP: 0.332, SLG: 0.368			C C F B B B B 4-2 1B BB	F S S 0-3 K ②		1 SAFE L S X 0-2 P4 ③		X 0-0 G4-3 ②			3	0	0	0	1	1	3
Matt Morris, R (1, 1) OBP: 0.231, SLG: 0.297 Jason Simontacchi, R (1, 1) OBP: 0.152, SLG: 0.182 Kerry Robinson, L (4, PH) OBP: 0.235, SLG: 0.260 Esteban Yan, R (4, 1) OBP: 1.000, SLG: 1.000 Orlando Palmeiro, L (7, PH) (7, 9) OBP: 0.346, SLG: 0.333 Cal Eldred, R (8, 1) OBP: 0.500, SLG: 0.500 28 Lance Painter, L (9, 1)			1 SAFE B X 1-0 G4-3 ① 1-3 1B	F X 0-1 1-2 3-H 1B			X 0-0 1B SH1-3 5 1B	X 0-0 1B			0 1 1 0 2 0 0	0 0 0 0 1 0 0	0 1 1 0 2 0 0	0 0 0 0 0 0 0	0 1 0 0 0 0 0	0 0 0 0 0 0 0	0 0 0 0 0 0 0
Inning Stats	R: 0 E: 0 K: 0 S: 9 H: 0 LOB: 1 BB: 1 P: 15	R: 0 E: 0 K: 1 S: 6 H: 1 LOB: 0 BB: 0 P: 7	R: 0 E: 0 K: 0 S: 8 H: 1 LOB: 1 BB: 1 P: 14	R: 3 E: 1 K: 2 S: 18 H: 2 LOB: 2 BB: 3 P: 33	R: 0 E: 0 K: 0 S: 9 H: 0 LOB: 0 BB: 0 P: 15	R: 0 E: 0 K: 0 S: 7 H: 0 LOB: 1 BB: 1 P: 14	R: 1 E: 0 K: 0 S: 12 H: 3 LOB: 3 BB: 1 P: 22	R: 0 E: 0 K: 1 S: 6 H: 1 LOB: 1 BB: 0 P: 7	R: 0 E: 0 K: 0 S: 7 H: 0 LOB: 0 BB: 0 P: 11	R: 0 E: 0 K: 1 S: 5 H: 0 LOB: 0 BB: 0 P: 7	1B: 8 2B: 0 3B: 0 HR: 0	SF: 0 SAC: 1 DP: 1 HBP: 0					

PITCHER		IP	WLS	BF	H	R	ER	SO	BB	IBB	HBP	BLK	WP	HR	S	P	ERA	WHIP
44 Jake Peavy, R ERA: 4.54	(1, 1)	6.1		28	5	4	3	3	6	0	0	0	0	0	59	100	4.26	1.737
Scott Linebrink, R ERA: 2.89	(7, 1)	0.1		4	2	0	0	0	1	0	0	0	0	0	6	13	0.00	9.000
Mike Matthews, L ERA: 3.91	(7, 1)	0.1		1	0	0	0	0	0	0	0	0	0	0	4	7	0.00	0.000
Luther Hackman, R ERA: 3.59	(8, 1)	1.0		4	1	0	0	1	0	0	0	0	0	0	6	7	0.00	1.000
Jay Witasick, R ERA: 3.63	(9, 1)	2.0	W	6	0	0	0	1	0	0	0	0	0	0	12	18	0.00	0.000

PITCHER	IP	WLS	BF	H	R	ER	SO	BB	IBB	HBP	BLK	WP	HR	S	P	ERA	WHIP

TOP

St. Louis Cardinals @ San Diego Padres

Qualcomm Stadium, San Diego, CA

Mon Jul 21 2003, 10:05 PM EDT
Att. 26,881 - Cloudy - 77 F

livebaseballscorecards.com

AB	35
R	4
H	8
RBI	3
BB	7
SO	5
LOB	19

WP: 0 PB: 0 SB: 0 CS: 0 PA: 43

St. Louis Cardinals @ San Diego Padres

Qualcomm Stadium, San Diego, CA

Mon Jul 21 2003, 10:05 PM EDT

Att. 26,881 - Cloudy - 77 F

livebaseballscorecards.com

BOTTOM

Batter	1	2	3	4	5	6	7	8	9	10	AB	R	H	RBI	BB	SO	LOB
Ramón Vázquez, L (1, 6) OBP: 0.363, SLG: 0.371	C B B B C S 3-3 ① K	S F X 0-2 ③ G1-3			B X 1-0 ① P2	B B C X 2-1 ② G6-3	L B L B F D S 3-3 ① K		5	0	0	0	0	2	3
Mark Kotsay, L (1, 8) OBP: 0.327, SLG: 0.335	T B X 1-1 ② G1-5-3		F C X 0-2 2B 1B		B B F B B 4-1 1B SF9 BB	B B C C S 2-3 ③ K	B C C B S 2-3 ② K		4	2	1	0	1	2	1
Mark Loretta, R (1, 4) OBP: 0.375, SLG: 0.438	C X 0-1 2B 2B	B 1 SAFE P X 2-0 ① F9			C X 0-1 SF9 1-3 1B			B C F X 1-2 SF9 3B	I I I I 4-0 BB IBB		4	2	3	0	1	0	1
Ryan Klesko, L (1, 3) OBP: 0.354, SLG: 0.519	B F X 1-1 2-H 2B	C 1 SAFE X 0-1 G3 1-H 2B			F X 0-1 ② SF9 1-2 3-H			S B B B X 3-1 ① P5	C B B B B 4-1 1-2 2-3 BB		3	0	2	3	1	0	1
Sean Burroughs, L (1, 5) OBP: 0.352, SLG: 0.424	B C F F F X 1-2 ③ L8		B B F S B X 3-2 ② G3 2-3		C S B S 1-3 ③ K			X 0-0 ② SF9 3-H	X 0-0 ③ G4-3		4	0	0	1	0	1	6
Gary Matthews, S (1, 7) OBP: 0.296, SLG: 0.338		C B B S B X 3-2 ① L8	D B C B X 3-1 ③ G3-1			B X 1-0 L3-6 G4-3 1B		C B B B B 4-1 S BB		B S F X 1-2 ① P3	4	0	1	0	1	0	1
Xavier Nady, R (1, 9) OBP: 0.305, SLG: 0.372		B F B B B X 3-1 ② F9		C S B S 1-3 ① K		F X 0-1 ① G4-3 1-2		1 SAFE 1 SAFE C S B B B B 4-2 1-2 BB		F B S B B X 3-2 HR	3	0	0	0	0	1	1
Scott Linebrink, R (7, 1) OBP: 0.091, SLG: 0.091											0	0	0	0	0	0	0
Mike Matthews, L (7, 1)											0	0	0	0	0	0	0
Luther Hackman, R (8, 1)											0	0	0	0	0	0	0
Rondell White, R (8, PH) OBP: 0.331, SLG: 0.469											0	0	0	0	1	0	0
Miguel Ojeda, R (9, 2) OBP: 0.321, SLG: 0.397											1	1	1	1	0	0	0
Gary Bennett, R (1, 2) OBP: 0.253, SLG: 0.251	C B X 1-1 44 1B 1B			C B F S 1-3 ② K		X 0-0 ② ③ L3-6 2-2		F C B F B T 2-2 ③ K			3	0	1	0	0	1	1
Dave Hansen, L (8, PH) OBP: 0.377, SLG: 0.287											1	0	0	0	0	1	2
Jay Witasick, R (9, 1)											0	0	0	0	0	0	0
44 Jake Peavy, R (1, 1) OBP: 0.194, SLG: 0.121	X 0-0 1-2 1B			C F F X 0-2 ③ G4-3			S B B F B F S 2-3 ① K		B F B X 2-1 BB 2B		2	0	1	0	0	0	0
Brian Buchanan, R (7, 9) OBP: 0.358, SLG: 0.525											2	0	1	0	0	1	0
Inning Stats	R: 1 H: 2 E: 0 LOB: 1 K: 1 BB: 0 S: 14 P: 20	R: 0 H: 2 E: 0 LOB: 2 K: 0 BB: 0 S: 11 P: 18	R: 1 H: 2 E: 0 LOB: 1 K: 0 BB: 0 S: 12 P: 19	R: 0 H: 0 E: 0 LOB: 0 K: 2 BB: 0 S: 10 P: 12	R: 1 H: 1 E: 0 LOB: 1 K: 1 BB: 1 S: 9 P: 15	R: 0 H: 1 E: 0 LOB: 0 K: 0 BB: 0 S: 4 P: 5	R: 0 H: 0 E: 0 LOB: 0 K: 2 BB: 0 S: 9 P: 15	R: 1 H: 1 E: 0 LOB: 2 K: 1 BB: 2 S: 13 P: 27	R: 0 H: 1 E: 0 LOB: 3 K: 2 BB: 2 S: 11 P: 26	R: 1 H: 1 E: 0 LOB: 0 K: 0 BB: 0 S: 6 P: 10	1B: 5 SF: 2 2B: 5 SAC: 0 3B: 1 DP: 1 HR: 1 HBP: 0						

	AB	36
	R	5
	H	11
	RBI	5
	BB	5
	SO	9
	LOB	17

WP: 0 PA: 43
PB: 0
SB: 1
CS: 0

PITCHER		IP	WLS	BF	H	R	ER	SO	BB	IBB	HBP	BLK	WP	HR	S	P	ERA	WHIP
Matt Morris, R ERA: 4.16	(1, 1)	0.2		2	0	0	0	1	0	0	0	0	0	0	5	9	0.00	0.000
Jason Simontacchi, R ERA: 6.02	(1, 1)	2.1		13	6	2	2	0	0	0	0	0	0	0	32	48	7.71	2.571
Esteban Yan, R ERA: 6.35	(4, 1)	3.0		11	2	1	1	3	1	0	0	0	0	0	23	32	3.00	1.000
Steve Kline, L ERA: 4.12	(7, 1)	1.2	B	7	1	1	1	2	1	0	0	0	0	0	16	30	5.40	1.200
Cal Eldred, R ERA: 4.2	(8, 1)	0.2		4	1	0	0	2	1	0	0	0	0	0	12	23	0.00	3.000

PITCHER		IP	WLS	BF	H	R	ER	SO	BB	IBB	HBP	BLK	WP	HR	S	P	ERA	WHIP
28 Lance Painter, L ERA: 5.17	(9, 1)	1.0	L	6	1	1	1	1	1	1	0	0	0	1	11	25	9.00	2.000

Batter	1	2	3	4	5	6	7	8	9	AB	R	H	RBI	BB	SO	LOB
Bo Hart, R (1, 4) OBP: 0.371, SLG: 0.450	B C C X 1-2 27 1B 1B		F B F X 1-2 ① G4-3		S F S 0-3 ③ K		X 0-0 1B		F S B S 1-3 ② K	5	0	2	0	0	2	1
Orlando Palmeiro, L (1, 8) OBP: 0.347, SLG: 0.335	B X 1-0 ① B5		F S B X 1-2 1B			B C F X 1-2 5 2B 27 SF9 1B	1 SAFE F B C F X 1-2 ③ G1-3		B B B C X 3-1 ③ G4-3	5	1	2	0	0	0	3
5 Albert Pujols, R (1, 7) (8, 3) OBP: 0.438, SLG: 0.696	B B X 2-0 ② F9		C X 0-1 ② F9			F B X 1-1 27 SF9 1-3 1B 2B		F B F B B X 3-2 1B 27 BB 1B		4	1	2	0	0	0	2
27 Scott Rolen, R (1, 5) OBP: 0.387, SLG: 0.546	F C F B B F X 2-2 1-2 1B		F B B S X 2-2 ③ F8			C B B X 2-1 ① SF9 2-3 3-H		B B B C B 4-1 L4-6 1B 1-2 BB		2	0	1	1	1	0	1
Edgar Renteria, R (1, 6) OBP: 0.378, SLG: 0.478	C B X 1-1 ③ F9			B F F F X 1-2 ① F8		S F B X 1-2 3-H 1B		X 0-0 1-2 2-3 1B		4	0	2	1	0	0	2
Eduardo Perez, R (1, 9) OBP: 0.361, SLG: 0.450		B B S B B 4-1 FC3-6 BB		X 0-0 ② P2		1 SAFE B F B F 1 S 2-3 ② K		B X 1-0 ① ② L4-6 2-2		3	0	0	0	1	1	4
Tino Martinez, L (1, 3) OBP: 0.344, SLG: 0.440 Steve Kline, S (8, 1)	C X 0-1 ① FC3-6 FC4 1-2f			C C F X 0-2 ③ G6-3		B C X 1-1 ③ G4-3		B B X 2-0 ③ F9		4	0	0	0	0	0	4
										0	0	0	0	0	0	0
Mike Matheny, R (1, 2) OBP: 0.329, SLG: 0.364 15 Jim Edmonds, L (9, PH) OBP: 0.395, SLG: 0.659	B C F B F S 2-3 ② K		C B F S 1-3 ① K				B S F B F S 2-3 ① K		B B B B 4-0 SH1-3 BB	3	0	0	0	0	3	1
										0	0	0	0	1	0	0
Jeff Fassero, L (1, 1) Wilson Delgado, S (5, PH) OBP: 0.215, SLG: 0.213 Garrett Stephenson, R (5, 1) OBP: 0.289, SLG: 0.206 J.D. Drew, L (7, PH) OBP: 0.369, SLG: 0.533 Mike Crudale, R (7, 1) Kerry Robinson, L (8, 7) OBP: 0.235, SLG: 0.260	C B X 1-1 ③ FC4 1-2f		B F B F B F S 3-3 ② K				S S S 0-3 ② K		C X 0-1 ① SH1-3 1-2	1	0	0	0	0	0	1
										1	0	0	0	0	1	0
										0	0	0	0	0	0	0
										1	0	0	0	0	1	0
										0	0	0	0	0	0	0
										0	0	0	0	0	0	0
Inning Stats	R: 0 E: 0 K: 0 S: 12 H: 2 LOB: 2 BB: 0 P: 19	R: 0 E: 0 K: 1 S: 9 H: 0 LOB: 1 BB: 1 P: 16	R: 0 E: 0 K: 0 S: 11 H: 1 LOB: 1 BB: 0 P: 15	R: 0 E: 0 K: 0 S: 9 H: 0 LOB: 0 BB: 0 P: 10	R: 0 E: 0 K: 3 S: 10 H: 0 LOB: 0 BB: 0 P: 14	R: 2 E: 0 K: 1 S: 15 H: 3 LOB: 1 BB: 0 P: 23	R: 0 E: 0 K: 2 S: 12 H: 1 LOB: 1 BB: 0 P: 15	R: 0 E: 0 K: 0 S: 7 H: 2 LOB: 2 BB: 1 P: 17	R: 0 E: 0 K: 1 S: 7 H: 0 LOB: 1 BB: 1 P: 15	1B: 8 2B: 2 3B: 0 HR: 0 SF: 1 SAC: 1 DP: 1 HBP: 0						

PITCHER		IP	WLS	BF	H	R	ER	SO	BB	IBB	HBP	BLK	WP	HR	S	P	ERA	WHIP
Oliver Pérez, L ERA: 5.42	(1, 1)	7.0	W	29	7	2	2	7	1	0	0	0	0	0	78	112	2.57	1.143
Luther Hackman, R ERA: 3.54	(8, 1)	0.2	H	4	2	0	0	0	1	0	0	0	0	0	6	14	0.00	4.500
Mike Matthews, L ERA: 3.88	(8, 1)	0.1	H	1	0	0	0	0	0	0	0	0	0	0	1	3	0.00	0.000
Rod Beck, R ERA: 1.93	(9, 1)	1.0	S	4	0	0	0	1	1	0	0	0	0	0	7	15	0.00	1.000

PITCHER	IP	WLS	BF	H	R	ER	SO	BB	IBB	HBP	BLK	WP	HR	S	P	ERA	WHIP

TOP

St. Louis Cardinals @ San Diego Padres

Qualcomm Stadium, San Diego, CA

Tue Jul 22 2003, 10:05 PM EDT
Att. 22,291 - Cloudy - 72 F

livebaseballscorecards.com

AB	33
R	2
H	9
RBI	2
BB	3
SO	8
LOB	19

1B: 8	SF: 1	WP: 0	PA: 38
2B: 2	SAC: 1	PB: 0	
3B: 0	DP: 1	SB: 0	
HR: 0	HBP: 0	CS: 0	

BOTTOM

St. Louis Cardinals @ San Diego Padres

Qualcomm Stadium, San Diego, CA

Tue Jul 22 2003, 10:05 PM EDT
Att. 22,291 - Cloudy - 72 F

livebaseballscorecards.com

Batter	1	2	3	4	5	6	7	8	9	AB	R	H	RBI	BB	SO	LOB
Ramón Vázquez, L (1, 6) OBP: 0.367, SLG: 0.371	C S B B C 2-3 ① K	X 0-0 1-2 1B			B F B F F B B 4-2 HBP 1B SF8 BB	B B B 4-0 BB		X 0-0 ③ B1-3		3	1	1	0	2	1	0
Gary Matthews, S (1, 8) OBP: 0.298, SLG: 0.340	X 0-0 1B 1B 1B	C B B D F X 3-2 ③ P4			C X 0-1 SF8 HBP 1-2 FC5-4 1B	D S B X 2-1 ③ G3				4	2	2	0	0	0	4
Mark Loretta, R (1, 4) OBP: 0.374, SLG: 0.434	B B C B F X 3-2 ② F8		C S F F B F C 1-3 ① K		C F H 1-2 FC5-4 1-2 2-3 HBP		X 0-0 ① G5-3			3	0	0	0	0	1	1
Ryan Klesko, L (1, 3) OBP: 0.356, SLG: 0.519	B B F 1 SAFE S X 2-2 1B 1-3 1B		B S B B C F T 3-2 ② K		X 0-0 ① SF8 2-3 3-H		B F B B C B 4-2 G4-3 BB			2	0	1	1	1	1	0
Rondell White, R (1, 7) OBP: 0.331, SLG: 0.466	X 0-0 1-2 3-H 1B		S B F C 1-3 ③ K		B B F S F D X 3-2 ② FC5-4 1-2f 3-H		F X 0-1 ② G4-3 1-2			4	0	1	2	0	1	2
Brian Buchanan, R (1, 9) OBP: 0.362, SLG: 0.517	F S F B S 1-3 ③ K2-3			C B B S B B 4-2 WP BB	C C C 0-3 ③ K		S B B B B 4-1 BB			2	0	0	0	2	2	3
Rod Beck, R (9, 1)										0	0	0	0	0	0	0
Gary Bennett, R (1, 2) OBP: 0.247, SLG: 0.246		B C B F X 2-2 ① G4-3		C D X 1-1 ① F8		B F B X 2-1 ① F9	C X 0-1 ③ G6-3			4	0	0	0	0	0	3
Lou Merloni, R (1, 5) OBP: 0.377, SLG: 0.360		C X 0-1 1B 1B		F S B B C 2-3 ② K 1-2		S C H 1-2 SH1-4 HBP	F B X 1-1 ① G3			2	0	1	0	0	1	1
Sean Burroughs, L (8, 5) OBP: 0.351, SLG: 0.422										1	0	0	0	0	0	0
Oliver Pérez, L (1, 1) OBP: 0.240, SLG: 0.217		B S 1 SAFE F L 1-3 ② K		C S X 0-2 ③ G4-3		X 0-0 ② SH1-4 1-2		X 0-0 ② F9		2	0	0	0	0	1	2
Luther Hackman, R (8, 1)										0	0	0	0	0	0	0
Mike Matthews, L (8, 1)										0	0	0	0	0	0	0
Xavier Nady, R (8, PH) OBP: 0.304, SLG: 0.370										1	0	0	0	0	0	0
(9, 9)																
Inning Stats	R: 1 E: 0 K: 2 S: 15 H: 3 LOB: 2 BB: 0 P: 23	R: 0 E: 0 K: 1 S: 12 H: 2 LOB: 2 BB: 0 P: 18	R: 0 E: 0 K: 3 S: 13 H: 0 LOB: 0 BB: 0 P: 18	R: 0 E: 0 K: 1 S: 10 H: 0 LOB: 1 BB: 1 P: 17	R: 2 E: 0 K: 1 S: 15 H: 1 LOB: 1 BB: 1 P: 23	R: 0 E: 0 K: 0 S: 7 H: 0 LOB: 2 BB: 1 P: 16	R: 0 E: 0 K: 0 S: 8 H: 0 LOB: 2 BB: 2 P: 16	R: 0 E: 0 K: 0 S: 4 H: 0 LOB: 0 BB: 0 P: 5		1B: 6 2B: 0 3B: 0 HR: 0 SF: 1 SAC: 1 DP: 0 HBP: 2						

	AB	28
	R	3
	H	6
	RBI	3
	BB	5
	SO	8
	LOB	16

WP: 1 PB: 0 SB: 0 CS: 0 PA: 37

PITCHER		IP	WLS	BF	H	R	ER	SO	BB	IBB	HBP	BLK	WP	HR	S	P	ERA	WHIP
Jeff Fassero, L ERA: 6.7	(1, 1)	4.0	L	18	5	1	1	7	1	0	0	0	1	0	50	76	2.25	1.500
Garrett Stephenson, R ERA: 4.79	(5, 1)	2.0		11	1	2	2	1	2	0	2	0	0	0	22	39	9.00	1.500
Mike Crudale, R ERA: 0.9	(7, 1)	1.0		5	0	0	0	0	2	0	0	0	0	0	8	16	0.00	2.000
Steve Kline, L ERA: 4.02	(8, 1)	1.0		3	0	0	0	0	0	0	0	0	0	0	4	5	0.00	0.000

PITCHER	IP	WLS	BF	H	R	ER	SO	BB	IBB	HBP	BLK	WP	HR	S	P	ERA	WHIP

Batter	1	2	3	4	5	6	7	8	9	AB	R	H	RBI	BB	SO	LOB
Bo Hart, R (1, 4) OBP: 0.363, SLG: 0.438	C B B F F B C 3-3 ① K	B X 1-0 ③ G1-3		C S X 0-2 ③ G4-3		C F S 0-3 ③ K		X 0-0 5 2B 1B	S B F S 1-3 ③ K	6	1	1	0	0	3	3
J.D. Drew, L (1, 8) OBP: 0.365, SLG: 0.524	B B S B X 3-1 ② F7		F C X 0-2 5 CS 1B		F B B F B X 3-2 ① L4		X 0-0 ① L6	C B F S 1-3 ① K		5	0	1	0	0	1	1
5 Albert Pujols, R (1, 7) OBP: 0.440, SLG: 0.697	C F B F B B B 4-2 E 1B BB	S B S X 1-2 ① ② F9 1-2			C C B S 1-3 ② K		X 0-0 1B 27 SF9 1B	D X 1-0 27 PB 1-H 2B		4	2	2	1	1	1	1
Tino Martinez, L (1, 3) OBP: 0.348, SLG: 0.442	X 0-0 E8 1-H 27 1B 1B	X 0-0 27 1B 1B 1B			X 0-0 ③ G4-3		B X 1-0 27 SF9 1-3 2B 1B	B S X 1-1 ② P5		5	3	3	0	0	0	1
27 Scott Rolen, R (1, 5) OBP: 0.389, SLG: 0.547	X 0-0 2-H 1B	B B C X 2-1 1B 1-3 1B				B F C X 1-2 ① G5-3	X 0-0 ② SF9 1-2 3-H	B S B B S B 4-2 2-3 BB		3	0	2	2	1	0	0
Edgar Renteria, R (1, 6) OBP: 0.380, SLG: 0.482	C S F B B B X 3-2 ③ G6-3	X 0-0 1-2 3-H 1B				B F C B B X 3-2 2B G1-4-3 1B	F B B D X 3-1 1B 2-H 2B	F S B F B X 2-2 ③ F9		5	1	3	2	0	0	3
Kerry Robinson, L (1, 9) OBP: 0.252, SLG: 0.286		B X 1-0 ① F8 B X 1-0 ③ G3				L 1 SAFE B B F F F F F 2-2 X G1-4-3 1-3 1B 2B B F C X 1-2 2-3 1B			B C X 1-1 1B	5	1	3	0	0	0	2
Chris Widger, R (1, 2) OBP: 0.231, SLG: 0.222		B F X 1-1 G4-3 1B		C B B B C X 3-2 ① G6-3		C X 0-1 ② G1-4-3 2-3 3-H I I I I 4-0 IBB			1 SAFE F X 0-1 ① P4	4	0	1	1	1	0	2
Brett Tomko, R (1, 1) Orlando Palmeiro, L (6, PH) Esteban Yan, R (6, 1) Steve Kline, S (6, 1) Eduardo Perez, R (7, PH) 28 Lance Painter, L (7, 1) Cal Eldred, R (8, 1) Wilson Delgado, S (8, PH) Mike Crudale, R (8, 1)		1 SAFE C 1 SAFE M B X 1-2 G4-3 1-2 ②		B C C B B C X 3-3 ② K		C B F F F F B X 2-2 3-H 1B	F B F F B F S 2-3 ③ K		X 0-0 ② F7	2 0 0 0 0 1 1 1 0 1 1 0 0 0 0 0 0 0 0 0 0 0 0 0 0 0 0 0 1 0 0 0 0 1 3 0 0 0 0 0 0 0 0 0 0 0 0 0 0 1 0 0 0 0 0 1 0 0 0 0 0 0 0							
Inning Stats	R: 2 H: 2 E: 1 LOB: 1 K: 1 BB: 1 S: 16 P: 29	R: 0 H: 1 E: 0 LOB: 1 K: 0 BB: 0 S: 7 P: 11	R: 1 H: 4 E: 0 LOB: 2 K: 0 BB: 0 S: 11 P: 15	R: 0 H: 0 E: 0 LOB: 0 K: 1 BB: 0 S: 9 P: 15	R: 0 H: 0 E: 0 LOB: 0 K: 1 BB: 0 S: 7 P: 11	R: 2 H: 3 E: 0 LOB: 1 K: 1 BB: 0 S: 23 P: 31	R: 2 H: 4 E: 0 LOB: 3 K: 1 BB: 1 S: 15 P: 26	R: 1 H: 2 E: 0 LOB: 2 K: 1 BB: 1 S: 13 P: 22	R: 0 H: 1 E: 0 LOB: 1 K: 1 BB: 0 S: 8 P: 10	1B: 14 SF: 1 2B: 3 SAC: 0 3B: 0 DP: 0 HR: 0 HBP: 0						

PITCHER		IP	WLS	BF	H	R	ER	SO	BB	IBB	HBP	BLK	WP	HR	S	P	ERA	WHIP
Brian Lawrence, R ERA: 4.6	(1, 1)	5.2	L	27	10	5	4	3	1	0	0	0	0	0	70	109	6.35	1.941
Scott Linebrink, R ERA: 3.22	(6, 1)	1.2		12	6	3	3	3	0	1	0	0	0	0	23	36	16.20	3.600
Jaret Wright, R ERA: 8.05	(8, 1)	1.2		7	1	0	0	1	1	0	0	0	0	0	16	25	0.00	1.200

PITCHER	IP	WLS	BF	H	R	ER	SO	BB	IBB	HBP	BLK	WP	HR	S	P	ERA	WHIP

TOP

St. Louis Cardinals @ San Diego Padres

Qualcomm Stadium, San Diego, CA

Wed Jul 23 2003, 5:05 PM EDT

Att. 20,574 - Sunny - 80 F

livebaseballscorecards.com

AB	42
R	8
H	17
RBI	7
BB	3
SO	7
LOB	18

WP: 0	PA: 46		
PB: 1			
SB: 0			
CS: 1			

Batter	1	2	3	4	5	6	7	8	9	AB	R	H	RBI	BB	SO	LOB
Ramón Vázquez, L (1, 6) OBP: 0.361, SLG: 0.363	B B C F F B C 3-3 ① K		C F B X 1-2 ① G4-3	C B X 2-1 ③ F8		B F B B X 3-1 ③ G4-3			B C B X 2-1 ① G3-1 1-3	5	0	0	0	0	1	3
Mark Kotsay, L (1, 8) OBP: 0.329, SLG: 0.344 Jaret Wright, R (8, 1) OBP: 0.333, SLG: 0.667 Sean Burroughs, L (9, PH) OBP: 0.353, SLG: 0.422 Kevin Jarvis, L (9, PR) OBP: 0.385, SLG: 0.200	B B X 2-0 1B 2B		F B B B X 3-1 1B 2B		B X 1-0 ① G4-3		C B B B C X 3-2 ① G4-3		B F B F F F F B B 4-2 FC6-4 BB	4 0 0 0	2 0 0 0	2 0 0 0	0 0 0 0	0 0 1 0	0 0 0 0	0 0 0 0
Mark Loretta, R (1, 4) OBP: 0.377, SLG: 0.436	C X 0-1 FC6-4 2-H 1B		C B F F B F X 2-2 ② 2-H 1B		B F X 1-1 1B 1B		B C B F B B X 3-2 ② G5-3		B X 1-0 ② FC6-4 1-2f 3-H	5	0	3	3	0	0	1
Ryan Klesko, L (1, 3) OBP: 0.356, SLG: 0.517	S D F F S 1-3 ② K		X 0-0 BB 1B		B X 1-0 1-2 1B		X 0-0 ③ G3		F F B X 1-2 ③ G4-3	5	0	2	0	0	1	2
Phil Nevin, R (1, 9) OBP: 0.500, SLG: 0.333	B B B C X 3-1 ③ FC6-4 1-2f		B S B B F F B 4-2 1-2 BB		X 0-0 ② F7			C X 0-1 G6-4-3 1B		3	0	1	0	1	0	3
Rondell White, R (1, 7) OBP: 0.331, SLG: 0.471 Scott Linebrink, R (6, 1) OBP: 0.091, SLG: 0.091 Brian Buchanan, R (8, 7) OBP: 0.360, SLG: 0.514		X 0-0 1B 3B	S B B C C 2-3 ③ K		C S B B B D F S 3-3 ③ K			C S B X 1-2 ① ② G6-4-3 1-2f		3 0 1	1 0 0	1 0 0	0 0 0	0 0 0	2 0 0	4 0 1
Dave Hansen, L (1, 5) OBP: 0.373, SLG: 0.286		B C S F T 1-2 ① K	X 0-0 ① L7			C X 0-1 ① G5-3		F X 0-1 1B		4	0	1	0	0	1	1
Miguel Ojeda, R (1, 2) OBP: 0.329, SLG: 0.395		B C B X 2-1 G6-3 3-H 1B	C B C C 1-3 ② K			B B B F B B 4-1 BB		C C B F B S 2-3 ③ K		3	0	1	1	1	2	1
Brian Lawrence, R (1, 1) OBP: 0.295, SLG: 0.366 Gary Matthews, S (6, 7) OBP: 0.299, SLG: 0.338 (8, 8)	C F X 0-2 ② ③ G6-3 1-2f			B C X 1-1 1B		B C B B B C X 3-2 ② F9			B B C B B 4-1 G3-1 WP FC6-4 BB	2 1	0 1	1 1	0 0	0 1	0 0	1 1
Inning Stats	R: 1 E: 0 K: 2 S: 13 H: 2 LOB: 1 BB: 0 P: 22	R: 1 E: 0 K: 1 S: 10 H: 2 LOB: 0 BB: 0 P: 13	R: 1 E: 0 K: 1 S: 17 H: 3 LOB: 2 BB: 1 P: 29	R: 0 E: 0 K: 1 S: 8 H: 1 LOB: 1 BB: 0 P: 12	R: 0 E: 0 K: 1 S: 10 H: 2 LOB: 2 BB: 0 P: 16	R: 0 E: 0 K: 0 S: 8 H: 0 LOB: 1 BB: 1 P: 18	R: 0 E: 0 K: 0 S: 7 H: 0 LOB: 0 BB: 0 P: 13	R: 0 E: 0 K: 1 S: 11 H: 2 LOB: 1 BB: 0 P: 14	R: 1 E: 0 K: 0 S: 12 H: 0 LOB: 1 BB: 2 P: 24	1B: 9 2B: 2 3B: 1 HR: 0	SF: 0 SAC: 0 DP: 2 HBP: 0						

PITCHER		IP	WLS	BF	H	R	ER	SO	BB	IBB	HBP	BLK	WP	HR	S	P	ERA	WHIP
Brett Tomko, R ERA: 5.89	(1, 1)	5.0	W	24	10	3	3	6	1	0	0	0	0	0	58	92	5.40	2.200
Esteban Yan, R ERA: 6.27	(6, 1)	0.2	H	3	0	0	0	0	1	0	0	0	0	0	6	13	0.00	1.500
Steve Kline, L ERA: 3.98	(6, 1)	0.1	H	1	0	0	0	0	0	0	0	0	0	0	2	5	0.00	0.000
28 Lance Painter, L ERA: 4.86	(7, 1)	1.0		3	0	0	0	0	0	0	0	0	0	0	7	13	0.00	0.000
Cal Eldred, R ERA: 4.1	(8, 1)	1.0		4	2	0	0	1	0	0	0	0	0	0	11	14	0.00	2.000

PITCHER		IP	WLS	BF	H	R	ER	SO	BB	IBB	HBP	BLK	WP	HR	S	P	ERA	WHIP
Mike Crudale, R ERA: 1.64	(9, 1)	1.0		5	0	1	1	0	2	0	0	0	1	0	12	24	9.00	2.000

BOTTOM

St. Louis Cardinals @ San Diego Padres

Qualcomm Stadium, San Diego, CA

Wed Jul 23 2003, 5:05 PM EDT
Att. 20,574 - Sunny - 80 F

livebaseballscorecards.com

AB	36
R	4
H	12
RBI	4
BB	4
SO	7
LOB	18

Batter	1	2	3	4	5	6	7	8	9	AB	R	H	RBI	BB	SO	LOB
18 Jason Kendall, R (1, 2) OBP: 0.385, SLG: 0.392	B C B X 2-1 P4 ①		B C C X 1-2 G5-3 ②		D B B B 4-0 BB	S B X 1-1 G4-3 ③		C F D X 1-2 E6 G4-6-3 1-H 2-H		4	1	0	0	1	0	2
Abraham Nunez, S (1, 6) OBP: 0.282, SLG: 0.273	X 0-0 F8 ②		C C C S 0-3 K ③		B X 1-0 F7 ③		F B S B S 2-3 K ①	S B F H 2-2 G4-6-3 BB HR HBP		4	1	0	0	0	2	3
Brian Giles, L (1, 8) OBP: 0.440, SLG: 0.516 (8, 7)	B B F F B B 4-2 WP BB BB			C F C 0-3 K ①		X 0-0 G4-3 3B 2B	B B F X 2-1 HR	B B B B 4-0 G4-6-3 1-2 BB		3	2	2	1	2	1	0
Matt Stairs, L (1, 9) OBP: 0.373, SLG: 0.562 Adam Hyzdu, R (8, 8) OBP: 0.313, SLG: 0.321	B B S B B B 4-1 WP 1-2 BB			S B B C X 2-2 G4-3 ②		C B B B X 3-1 G4-3 ① 2-3	B C B X 2-1 G1-3 ②	C B S X 1-2 G4-6-3 ① ② 1-2f 2-3 3-H		4 0	0 0	0 0	0 0	1 0	0 0	3 0
Reggie Sanders, R (1, 7) OBP: 0.313, SLG: 0.509 (8, 9)	C S B B B F F F F B F 3-2 X F8 ③ 1-2 2-3			B B F B F C 3-3 K ③		S B F X 1-2 1B 3B 3-H	C B S S B B B 4-2 BB	C B B X 2-1 HR 3-H		4	2	2	3	1	1	2
Randall Simon, L (1, 3) OBP: 0.307, SLG: 0.419 Brian Meadows, R (7, 1)		X 0-0 L4 ①			B F X 1-1 G3 ①	F X 0-1 1B 1B 1B 3-H	B C X 1-1 G4-3 ③	S C B S 1-3 K ③		4 1	1 0	1 0	1 0	0 0	0 1	1 0
José Hernández, R (1, 5) OBP: 0.295, SLG: 0.375		B F F F F S S 1-3 K ②			B B B C X 3-1 SH1-4 2B	1 SAFE 1 SAFE B B X 2-0 1B 1-2 FC5-2 1B		B B B C C X 3-2 2B 2B	B B X 2-0 G6-3 ①	5	1	3	0	0	1	0
Jeff Reboulet, R (1, 4) OBP: 0.361, SLG: 0.363		C C F B S 1-3 K2-3 ③			C B F B F B B 4-2 SH1-4 BB	C B X 1-1 FC5-2 1-3 2-H 1B		D X 1-0 18 E 2-H 2B	F C B S 1-3 K ②	4	1	2	2	1	2	0
Kip Wells, R (1, 1) OBP: 0.214, SLG: 0.333 Craig Wilson, R (7, 3) OBP: 0.339, SLG: 0.416 Carlos Rivera, L (9, PH) OBP: 0.243, SLG: 0.273 (9, 3)			C S B S 1-3 K ①		C L X 0-2 SH1-4 ② 1-2 2-3	F X 0-1 FC5-2 ② 1-2 3-H		F X 0-1 FC1 18 E	B B F F F B S 3-3 K ③	2 1 1	0 1 0	0 0 0	0 0 0	0 0 0	1 0 1	2 1 0
Inning Stats	R: 0 H: 0 E: 0 LOB: 2 K: 0 BB: 2 S: 13 P: 26	R: 0 H: 0 E: 0 LOB: 0 K: 2 BB: 0 S: 10 P: 12	R: 0 H: 0 E: 0 LOB: 0 K: 2 BB: 0 S: 9 P: 11	R: 0 H: 0 E: 0 LOB: 0 K: 2 BB: 0 S: 9 P: 14	R: 0 H: 1 E: 0 LOB: 3 K: 0 BB: 2 S: 11 P: 24	R: 3 H: 5 E: 0 LOB: 2 K: 0 BB: 0 S: 15 P: 23	R: 1 H: 1 E: 0 LOB: 1 K: 1 BB: 1 S: 11 P: 22	R: 6 H: 3 E: 1 LOB: 0 K: 1 BB: 1 S: 19 P: 34	R: 0 H: 0 E: 0 LOB: 0 K: 2 BB: 0 S: 8 P: 14	1B: 3 2B: 4 3B: 1 HR: 2	SF: 0 SAC: 1 DP: 1 HBP: 1				WP: 1 PB: 0 SB: 0 CS: 0	PA: 45	

PITCHER		IP	WLS	BF	H	R	ER	SO	BB	IBB	HBP	BLK	WP	HR	S	P	ERA	WHIP
Dan Haren, R ERA: 4.32	(1, 1)	5.1		24	4	3	3	6	4	0	0	0	1	0	60	99	5.06	1.500
Esteban Yan, R ERA: 6.19	(6, 1)	0.2		4	2	0	0	0	0	0	0	0	0	0	7	11	0.00	3.000
28 Lance Painter, L ERA: 5.09	(7, 1)	1.0	B	5	1	1	1	1	1	0	0	0	0	1	11	22	9.00	2.000
Cal Eldred, R ERA: 4.54	(8, 1)	0.0	L	4	2	4	3	0	0	0	0	0	0	0	9	14	∞	∞
Steve Kline, L ERA: 4.14	(8, 1)	0.2		3	0	0	0	0	1	0	1	0	0	0	5	12	0.00	1.500

PITCHER		IP	WLS	BF	H	R	ER	SO	BB	IBB	HBP	BLK	WP	HR	S	P	ERA	WHIP
Mike Crudale, R ERA: 2.38	(8, 1)	0.1		2	1	2	1	1	0	0	0	0	0	1	5	8	27.00	3.000
Garrett Stephenson, R ERA: 4.75	(9, 1)	1.0		3	0	0	0	2	0	0	0	0	0	0	8	14	0.00	0.000

Pittsburgh Pirates @ St. Louis Cardinals

Busch Stadium, St. Louis, MO

Fri Jul 25 2003, 7:10 PM CDT

Att. 45,296 - Sunny - 85 F

TOP

livebaseballscorecards.com

AB	37
R	10
H	10
RBI	7
BB	6
SO	10
LOB	14

BOTTOM

Batter	1	2	3	4	5	6	7	8	9	AB	R	H	RBI	BB	SO	LOB
Bo Hart, R (1, 4) OBP: 0.358, SLG: 0.426	B C X 1-1 ① G4-3		F F F X 0-2 ① G4-3		B C S X 1-2 ① G6-3	F H 1-1 E 1B HBP			F B B F F X 2-2 ① G4-3	4	1	0	0	0	0	0
J.D. Drew, L (1, 9) OBP: 0.366, SLG: 0.536	C B S B X 2-2 ② G4-3		B C X 1-1 ② G4-3		X 0-0 HR	S S B B X 2-2 1-H 3-H 1B			C B X 1-1 ② G6-3	5	1	2	2	0	0	0
5 Albert Pujols, R (1, 7) OBP: 0.438, SLG: 0.693 (8, 3)	B C S F X 1-2 ③ P4		S F B S 1-3 ③ K		X 0-0 ② F7	1 SAFE D F T F S 1-3 ③ K			C B B X 2-1 1B 2B	5	1	1	0	0	2	1
15 Jim Edmonds, L (1, 8) OBP: 0.396, SLG: 0.656 Eduardo Perez, R (9, PH) OBP: 0.362, SLG: 0.451		B X 1-0 ① F9		B S L B X 2-2 BB 1B 1B	C S B B B B 4-2 BB		S C B B B F F F S 3-3 ① K		B S B X 2-1 27 FC4-6 2-H 1B	3 1	0 0	1 1	0 1	1 0	1 0	0 0
27 Scott Rolen, R (1, 5) OBP: 0.389, SLG: 0.543		C B X 1-1 G3 BB 1B		1 SAFE B F X 1-1 ① F8	C B 1 SAFE C B F F D X 3-2 ③ F8		B B B C B 4-1 G3-6-3 BB		F B X 1-1 ③ FC4-6 1-2f	4	0	1	0	1	0	3
Tino Martinez, L (1, 3) OBP: 0.349, SLG: 0.439 Mike Crudale, R (8, 1) Wilson Delgado, S (9, 6) OBP: 0.210, SLG: 0.211		B B B C B 4-1 G3 1-2 BB		B X 1-0 ② L7		B B B C F B 4-2 SH1-4 1B SF8 BB	F 1 SAFE X 0-1 ②③ G3-6-3 1-2f			2 0 0	1 0 0	0 0 0	0 0 0	2 0 0	0 0 0	2 0 0
Edgar Renteria, R (1, 6) OBP: 0.381, SLG: 0.482 Garrett Stephenson, R (9, 1) OBP: 0.289, SLG: 0.206		F F X 0-2 ② G3 1-2 2-3		1 SAFE B X 1-0 BB 1-2 1B		F X 0-1 SF8 SH1-4 WP 1-2 1B		C X 0-1 ① G5-3		4 0	1 0	2 0	0 0	0 0	0 0	2 0
Mike Matheny, R (1, 2) OBP: 0.332, SLG: 0.363		B B I I 4-0 IBB		F B B B C B 4-2 1-2 2-3 BB		X 0-0 ① SH1-4 1-2 2-3		C C F B C 1-3 ② K		1	0	0	0	2	1	0
Dan Haren, R (1, 1) OBP: 0.222, SLG: 0.250 Esteban Yan, R (6, 1) OBP: 1.000, SLG: 1.000 Orlando Palmeiro, L (6, PH) OBP: 0.348, SLG: 0.338 28 Lance Painter, L (7, 1) Cal Eldred, R (8, 1) OBP: 0.500, SLG: 0.500 Steve Kline, S (8, 1) Kerry Robinson, L (8, 7) OBP: 0.250, SLG: 0.283		S B F B F S 2-3 ③ K		B C C S 1-3 ③ K		C F F F X 0-2 ② SF8 2-3 3-H		C F X 0-2 ③ G6-3		2 0 0 0 0 0 0 1	0 0 0 0 0 0 0 0	0 0 0 0 0 0 0 0	0 0 1 0 0 0 0 0	0 0 0 0 0 0 0 0	2 0 0 0 0 0 0 0	6 0 0 0 0 0 0 0
Inning Stats	R: 0 H: 0 E: 0 LOB: 0 K: 0 BB: 0 S: 9 P: 13	R: 0 H: 1 E: 0 LOB: 3 K: 1 BB: 2 S: 11 P: 23	R: 0 H: 0 E: 0 LOB: 0 K: 1 BB: 0 S: 9 P: 11	R: 0 H: 2 E: 0 LOB: 3 K: 1 BB: 1 S: 12 P: 22	R: 1 H: 1 E: 0 LOB: 1 K: 0 BB: 1 S: 12 P: 20	R: 3 H: 2 E: 0 LOB: 1 K: 1 BB: 1 S: 17 P: 25	R: 0 H: 0 E: 0 LOB: 0 K: 1 BB: 1 S: 9 P: 16	R: 0 H: 0 E: 0 LOB: 0 K: 1 BB: 0 S: 9 P: 10	R: 1 H: 2 E: 0 LOB: 1 K: 0 BB: 0 S: 12 P: 20	1B: 6 2B: 1 3B: 0 HR: 1	SF: 1 SAC: 1 DP: 1 HBP: 1			WP: 1 PB: 0 SB: 0 CS: 0	PA: 41	

PITCHER	IP	WLS	BF	H	R	ER	SO	BB	IBB	HBP	BLK	WP	HR	S	P	ERA	WHIP
Kip Wells, R (1, 1) ERA: 3.65	6.0		30	6	4	4	4	4	1	1	0	1	1	70	114	6.00	1.667
Brian Meadows, R (7, 1) ERA: 5.91	3.0	W	11	2	1	1	2	1	0	0	0	0	0	30	46	3.00	1.000

PITCHER	IP	WLS	BF	H	R	ER	SO	BB	IBB	HBP	BLK	WP	HR	S	P	ERA	WHIP

Pittsburgh Pirates @ St. Louis Cardinals

Busch Stadium, St. Louis, MO

Fri Jul 25 2003, 7:10 PM CDT

Att. 45,296 - Sunny - 85 F

livebaseballscorecards.com

AB	32
R	5
H	8
RBI	4
BB	6
SO	6
LOB	14

Batter	1	2	3	4	5	6	7	8	9	AB	R	H	RBI	BB	SO	LOB
18 Jason Kendall, R (1, 2) OBP: 0.388, SLG: 0.394	X 0-0 ① L4	C B X 1-1 2-H 1B			B C X 1-1 G5-3 1B	B B B 4-0 1B 1-2 BB		B B C F X 2-2 ② F9		4	0	2	1	1	0	0
Abraham Nunez, S (1, 6) OBP: 0.297, SLG: 0.297	C X 0-1 1B 3B	B C D F B B 4-2 BB			X 0-0 ① G5-3 1-2	B X 1-0 BB 1-3 2-H 1B		X 0-0 1B		4	1	3	1	1	0	1
Brian Giles, L (1, 8) OBP: 0.440, SLG: 0.512	B B X 2-0 BB 3-H 1B	F F F B F B C 2-3 ③ K			C D B X 2-1 ② F7	F B F B B B 4-2 1-2 BB		X 0-0 ③ P6		4	0	1	1	1	1	4
Matt Stairs, L (1, 7) OBP: 0.373, SLG: 0.556 Reggie Sanders, R (6, PH) OBP: 0.314, SLG: 0.512 (6, 7)	B B C B B B 4-1 1-2 BB		S B F F F B B F F X 3-2 ① P6		X 0-0 ③ P6	B X 1-0 ③ L4			X 0-0 2B 2B	2 2	0 1	0 1	0 0	1 0	0 0	1 3
Craig Wilson, R (1, 9) OBP: 0.346, SLG: 0.430	C X 0-1 ② F3		B X 1-0 ② F9			H 1-0 2B 1B HBP	X 0-0 G1-3 G5-3 2B		C C B D X 2-2 F9 2-H WP 2B	4	3	2	1	0	0	2
Randall Simon, L (1, 3) OBP: 0.301, SLG: 0.411	B B X 2-0 ③ G1-3		F B B B F F F S 3-3 ③ K			C F S 0-3 ① K	X 0-0 ① G1-3 2-3		X 0-0 ① F9 2-3	5	0	0	0	0	2	5
José Hernández, R (1, 5) OBP: 0.296, SLG: 0.378		B B F X 2-1 G3 18 1B 1B		S S B X 1-2 ① G1-3		S X 0-1 1-3 1B 2B	S C B X 1-2 ② G5-3 3-H		C S S 0-3 ② K 3-H	5	2	2	1	0	1	0
Jeff Reboulet, R (1, 4) OBP: 0.356, SLG: 0.358		1 SAFE B C X 1-1 ① G3 1-2		S B B F F X 2-2 ② G5-3		C D F X 1-2 FC6-4 2-H 3-H 1B	X 0-0 ③ G6-3		C B C S 1-3 ③ K	5	0	1	2	0	1	1
Josh Fogg, R (1, 1) OBP: 0.280, SLG: 0.250 Duaner Sanchez, R (5, 1) Carlos Rivera, L (6, PH) OBP: 0.237, SLG: 0.265 Julian Tavarez, L (6, 1) Adam Hyzdu, R (8, PH) OBP: 0.308, SLG: 0.315 Joe Beimel, L (8, 1)		F C F B F C 1-3 ② K		X 0-0 ③ P3		C B X 1-1 ② FC6-4 18 BB 1-2f 1B		B S S B C B S 3-3 ① K		2 0 1 0 1 0	0 0 1 0 0 0	0 0 0 0 0 0	0 0 0 0 0 0	1 0 0 0 1 0	1 0 1 0 0 0	1 0 1 0 0 0
Inning Stats	R: 1 E: 0 K: 0 S: 8 H: 2 LOB: 2 BB: 1 P: 16	R: 1 E: 0 K: 2 S: 18 H: 2 LOB: 2 BB: 1 P: 29	R: 0 E: 0 K: 1 S: 12 H: 0 LOB: 0 BB: 0 P: 19	R: 0 E: 0 K: 0 S: 8 H: 0 LOB: 0 BB: 0 P: 11	R: 0 E: 0 K: 0 S: 6 H: 1 LOB: 1 BB: 0 P: 9	R: 3 E: 0 K: 1 S: 14 H: 3 LOB: 3 BB: 2 P: 27	R: 1 E: 0 K: 0 S: 6 H: 1 LOB: 0 BB: 0 P: 7	R: 0 E: 0 K: 1 S: 8 H: 1 LOB: 1 BB: 0 P: 13	R: 2 E: 0 K: 2 S: 11 H: 2 LOB: 0 BB: 0 P: 14	1B: 7 2B: 4 3B: 1 HR: 0 SF: 0 SAC: 0 DP: 0 HBP: 1						

TOP

Pittsburgh Pirates @ St. Louis Cardinals

Busch Stadium, St. Louis, MO

Sat Jul 26 2003, 1:10 PM CDT
Att. 44,249 - Sunny - 85 F

livebaseballscorecards.com

AB	39
R	8
H	12
RBI	7
BB	4
SO	7
LOB	19

WP: 1 PA: 44
PB: 0
SB: 0
CS: 0

PITCHER		IP	WLS	BF	H	R	ER	SO	BB	IBB	HBP	BLK	WP	HR	S	P	ERA	WHIP
Woody Williams, R ERA: 3.42	(1, 1)	5.2	W	29	8	5	5	4	3	0	1	0	0	0	63	103	7.94	1.941
Steve Kline, L ERA: 4.14	(6, 1)	0.0		1	0	0	0	0	1	0	0	0	0	0	2	6	∞	∞
Jason Simontacchi, R ERA: 5.99	(6, 1)	2.0	H	8	2	1	1	1	0	0	0	0	0	0	14	21	4.50	1.000
44 Jason Isringhausen, R ERA: 2.12	(8, 1)	1.1	S	6	2	2	2	2	0	0	0	0	1	0	12	15	13.50	1.500

PITCHER	IP	WLS	BF	H	R	ER	SO	BB	IBB	HBP	BLK	WP	HR	S	P	ERA	WHIP

Batter	1	2	3	4	5	6	7	8	9	AB	R	H	RBI	BB	SO	LOB
Bo Hart, R (1, 4) OBP: 0.357, SLG: 0.422	C B C B X 2-2 E5 G3-1 5 1B 1B	B C X 1-1 5 2B 1B		F B F X 1-2 G4-3 ①	X 0-0 G5-4-3 ② ③ 1-2f		C B F B X 2-2 G4-3 ②	B F D B X 3-1 L5 ③		6	2	2	0	0	0	3
J.D. Drew, L (1, 8) OBP: 0.372, SLG: 0.536	B B S X 2-1 G3-1 ① 2-3	F I SAFE X 0-1 5 2B 1-2 1B		B F B B B 4-1 1B 27 HR BB		F B F B B X 2-2 5 2B 1B	C X 0-1 G4-3 ③			4	3	2	0	1	0	1
5 Albert Pujols, R (1, 7) OBP: 0.442, SLG: 0.700	X 0-0 1B 3-H 1B	C F X 0-2 2B 1-H 2-H 2B		B S B D X 3-1 F8 ②		X 0-0 1B 1-H 2B		B X 1-0 27 BB 2B 1B		5	3	4	4	0	0	1
Tino Martinez, L (1, 3) OBP: 0.356, SLG: 0.448	C F B X 1-2 27 HBP 1-3 1B	B C B F B F X 3-2 2-H 2B		1 SAFE X 0-0 27 HR 1-3 1B		B X 1-0 27 FC5-4 2-H 1B		C B C S 1-3 K ①		5	1	4	2	0	1	1
27 Scott Rolen, R (1, 5) OBP: 0.392, SLG: 0.550	F B F H 2-2 1-2 HBP	B S F F F X 1-2 F9 ③		F X 0-1 1-H 3-H HR		B X 1-0 FC5-4 ① FC5 1B 1-2f		1 SAFE 1 SAFE D B C B B 4-1 2B 44 3B 1-2 BB		3	2	1	3	1	0	2
Edgar Renteria, R (1, 6) OBP: 0.384, SLG: 0.489	B X 1-0 P3 ②	X 0-0 SH3-1 2B	C F X 0-2 L4 ③			B X 1-0 1-2 1B		C X 0-1 44 3B 1-3 2-H 2B		5	1	3	1	0	0	3
Eduardo Perez, R (1, 9) OBP: 0.364, SLG: 0.457 Orlando Palmeiro, L (6, PH) (7, 9) OBP: 0.346, SLG: 0.335	X 0-0 L9 ③	B F X 1-1 SH3-1 ① 2-3			X 0-0 1B 2B	B C X 1-1 F7 ②		F X 0-1 F7 ②		2 2	0 0	1 0	0 0	0 0	0 0	3 4
Mike Matheny, R (1, 2) OBP: 0.333, SLG: 0.362		F B F B X 2-2 P4 ①	B F S B B C 3-3 K ②		B X 1-0 G5-4-3 2-3 1B	C B B C X 2-2 FC5 ③ 2-3f		I I I 4-0 44 3B IBB		4	1	1	0	1	1	3
Woody Williams, R (1, 1) OBP: 0.315, SLG: 0.417 Steve Kline, S (6, 1) Jason Simontacchi, R (6, 1) OBP: 0.147, SLG: 0.176 44 Jason Isringhausen, R (8, 1) OBP: 1.000, SLG: 3.000		C F C 0-3 K ②	S X 0-1 G5-3 ③		B S F S 1-3 K ①		X 0-0 G6-3 ①	B X 1-0 1-H 2-H 3-H 3B		3 0 1 1	0 0 0 0	0 0 0 1	0 0 0 3	2 0 0 0	0 0 0 0	3 0 0 0
Inning Stats	R: 1 H: 3 E: 1 LOB: 3 K: 0 BB: 0 S: 13 P: 21	R: 3 H: 4 E: 0 LOB: 1 K: 1 BB: 0 S: 22 P: 29	R: 0 H: 1 E: 0 LOB: 1 K: 1 BB: 0 S: 8 P: 12	R: 3 H: 2 E: 0 LOB: 0 K: 0 BB: 1 S: 12 P: 20	R: 0 H: 2 E: 0 LOB: 1 K: 1 BB: 0 S: 6 P: 8	R: 2 H: 4 E: 0 LOB: 2 K: 0 BB: 0 S: 12 P: 20	R: 0 H: 0 E: 0 LOB: 0 K: 0 BB: 0 S: 6 P: 8	R: 4 H: 3 E: 0 LOB: 1 K: 1 BB: 2 S: 12 P: 26		1B: 11 SF: 0 2B: 6 SAC: 1 3B: 1 DP: 1 HR: 1 HBP: 1						

PITCHER		IP	WLS	BF	H	R	ER	SO	BB	IBB	HBP	BLK	WP	HR	S	P	ERA	WHIP
Josh Fogg, R ERA: 5.25	(1, 1)	4.0	L	24	10	7	7	2	1	0	1	0	0	1	55	82	15.75	2.750
Duaner Sanchez, R ERA:	(5, 1)	1.0		4	2	0	0	1	0	0	0	0	0	0	6	8	0.00	2.000
Julian Tavarez, R ERA: 4.53	(6, 1)	2.0		10	4	2	2	0	0	0	0	0	0	0	18	28	9.00	2.000
Joe Beimel, L ERA: 4.06	(8, 1)	1.0		8	3	4	4	1	1	1	0	0	0	0	12	26	36.00	4.000

PITCHER	IP	WLS	BF	H	R	ER	SO	BB	IBB	HBP	BLK	WP	HR	S	P	ERA	WHIP

BOTTOM

Pittsburgh Pirates @ St. Louis Cardinals

Busch Stadium, St. Louis, MO

Sat Jul 26 2003, 1:10 PM CDT
Att. 44,249 - Sunny - 85 F

livebaseballscorecards.com

AB	41
R	13
H	19
RBI	13
BB	3
SO	4
LOB	24

WP: 0 PA: 46
PB: 0
SB: 0
CS: 0

Batter	1	2	3	4	5	6	7	8	9	AB	R	H	RBI	BB	SO	LOB
18 Jason Kendall, R (1, 2) OBP: 0.387, SLG: 0.391	C S F F B B X 2-2 ① G5-3			B B B C B 4-1 ② L6 BB		B C X 1-1 ② L8	C X 0-1 ③ F9			3	0	0	0	1	0	2
Jeff Reboulet, R (1, 4) OBP: 0.360, SLG: 0.361	C X 0-1 ② G3			1 SAFE C X 0-1 ① ② L6 1-1		B C B C B X 3-2 BB 2-H 1B		B C X 1-1 WP 1B		4	0	2	1	0	0	1
Brian Giles, L (1, 7) OBP: 0.438, SLG: 0.507	B B X 2-0 ③ L6			C B X 1-1 ③ P5		B B 1 SAFE B C C B 4-2 1-2 BB		1 SAFE C B B X 2-1 ① F8		3	0	0	0	1	0	1
Reggie Sanders, R (1, 9) OBP: 0.313, SLG: 0.509		B F B B X 3-1 ① F9			X 0-0 S 1B	S X 0-1 ③ F7		B F B S X 2-2 ② G5-3 1-2		4	0	1	0	0	0	3
Craig Wilson, R (1, 3) OBP: 0.341, SLG: 0.422 Carlos Rivera, L (8, PH) OBP: 0.231, SLG: 0.257 (8, 3)		F S C 0-3 ② K			C S S 0-3 ① K		S S S B C 2-3 ① K	C B X 1-1 ③ G4-3		3 1	0 0	0 0	0 0	0 0	3 0	1 1
José Hernández, R (1, 5) OBP: 0.298, SLG: 0.378		C B C X 1-2 ③ G6-3			B B B B 4-0 G1-4-3 1-2 BB		B S S X 1-2 2B SH1-3 1B		B X 1-0 ① P4	3	1	1	0	1	0	0
Adam Hyzdu, R (1, 8) OBP: 0.304, SLG: 0.328			B S F B S 2-3 ① K		X 0-0 ② ③ G1-4-3 1-2f		C X 0-1 SH1-3 16 1B 1-3 2B		S B B B X 3-1 ② G6-3	4	1	1	0	0	1	2
Abraham Nunez, S (1, 6) OBP: 0.297, SLG: 0.293			F B S B B S 2-3 ② K			C B H 2-1 S 16 SH1-4 1B HBP	S B D X 2-1 ② SH1-3 2-3 3-H		F C B C 1-3 ③ K	2	1	0	1	0	2	0
16 Salomon Torres, R (1, 1) OBP: 0.174, SLG: 0.050 Brian Boehringer, S (8, 1) Mike Lincoln, R (9, 1)			C B S S S 1-3 ③ K			X 0-0 ① SH1-4 1-2	C S F X 0-2 3-H 1B			2 0 0	0 0 0	1 0 0	1 0 0	0 0 0	1 0 0	0 0 0
Inning Stats	R: 0 H: 0 E: 0 LOB: 0 K: 0 BB: 0 S: 8 P: 12	R: 0 H: 0 E: 0 LOB: 0 K: 1 BB: 0 S: 8 P: 12	R: 0 H: 0 E: 0 LOB: 0 K: 3 BB: 0 S: 9 P: 14	R: 0 H: 0 E: 0 LOB: 0 K: 0 BB: 1 S: 5 P: 10	R: 0 H: 1 E: 0 LOB: 1 K: 1 BB: 1 S: 5 P: 9	R: 1 H: 1 E: 0 LOB: 2 K: 0 BB: 1 S: 11 P: 21	R: 2 H: 3 E: 0 LOB: 1 K: 1 BB: 0 S: 16 P: 21	R: 0 H: 1 E: 0 LOB: 1 K: 0 BB: 0 S: 9 P: 15	R: 0 H: 0 E: 0 LOB: 0 K: 1 BB: 0 S: 6 P: 11	1B: 5 SF: 0 2B: 2 SAC: 2 3B: 0 DP: 2 HR: 0 HBP: 1						

TOP

Pittsburgh Pirates @ St. Louis Cardinals

Busch Stadium, St. Louis, MO

Sun Jul 27 2003, 1:10 PM CDT

Att. 34,851 - Sunny - 95 F

livebaseballscorecards.com

AB	29
R	3
H	6
RBI	3
BB	3
SO	7
LOB	11

PITCHER		IP	WLS	BF	H	R	ER	SO	BB	IBB	HBP	BLK	WP	HR	S	P	ERA	WHIP
Jeff Fassero, L ERA: 6.08	(1, 1)	5.2		21	2	1	1	5	3	0	1	0	0	0	44	76	1.59	0.882
Esteban Yan, R ERA: 6.45	(6, 1)	0.2		4	2	2	2	1	0	0	0	0	0	0	10	13	27.00	3.000
28 Lance Painter, L ERA: 5.0	(7, 1)	0.1		2	1	0	0	0	0	0	0	0	0	0	6	8	0.00	3.000
Jason Simontacchi, R ERA: 5.91	(7, 1)	1.1		5	1	0	0	0	0	0	0	0	1	0	11	17	0.00	0.750
Cal Eldred, R ERA: 4.43	(9, 1)	1.0	W	3	0	0	0	1	0	0	0	0	0	0	6	11	0.00	0.000

PITCHER	IP	WLS	BF	H	R	ER	SO	BB	IBB	HBP	BLK	WP	HR	S	P	ERA	WHIP

BOTTOM

Pittsburgh Pirates @ St. Louis Cardinals

Busch Stadium, St. Louis, MO

Sun Jul 27 2003, 1:10 PM CDT
Att. 34,851 - Sunny - 95 F

livebaseballscorecards.com

Batter	1	2	3	4	5	6	7	8	9	AB	R	H	RBI	BB	SO	LOB
Bo Hart, R (1, 4) OBP: 0.358, SLG: 0.417	F F S 0-3 ① K		B C X 1-1 ③ L1			X 0-0 FC4-6 1B	F 1 SAFE F X 0-2 ③ G4-3		P B B C B 4-1 5 1B 1B 1-2 BB	4	0	1	0	1	1	1
J.D. Drew, L (1, 8) OBP: 0.367, SLG: 0.528 Jason Simontacchi, R (7, 1) OBP: 0.147, SLG: 0.176 Wilson Delgado, S (8, PH) OBP: 0.207, SLG: 0.208 Cal Eldred, R (9, 1) OBP: 0.500, SLG: 0.500 Mike Matheny, R (9, PH) OBP: 0.335, SLG: 0.364	B C T F S 1-3 ② K			B X 1-0 ① G3		B 1 SAFE X 2-0 ① FC4-6 G3 5 1B 1-2f		B B C T X 2-2 ① G6-3	X 0-0 5 1B 1-2 2-3 1B	3 0 1 0 1	0 0 0 0 0	0 0 0 0 1	0 0 0 0 0	0 0 0 0 0	1 0 0 0 0	1 0 0 0 0
5 Albert Pujols, R (1, 7) OBP: 0.443, SLG: 0.698	C F S 0-3 ③ K			B B C B F B 4-2 1B BB		1 SAFE X 0-0 G3 1-2 1B		C X 0-1 ② B5-3	B C X 1-1 1-2 2-3 3-H 1B	4	0	2	1	1	1	0
Tino Martinez, L (1, 3) OBP: 0.357, SLG: 0.449		B B X 2-0 G5-4-3 27 BB 1B		B B C X 2-1 27 G5-4-3 1-3 1B		B C F X 1-2 ② G3 1-2 2-3		B C B X 2-1 ③ F8		4	0	2	0	0	0	2
27 Scott Rolen, R (1, 5) OBP: 0.390, SLG: 0.545		B C F B B B 4-2 G5-4-3 1-2 BB		B B X 2-0 ② ③ G5-4-3 1-2f		C B X 1-1 ③ G6-3			C X 0-1 ① G5-3	3	0	0	0	1	0	4
Edgar Renteria, R (1, 6) OBP: 0.385, SLG: 0.489	X 0-0 ① ② G5-4-3 1-2f 2-3		C X 0-1 ① G6-3			C X 0-1 FC6-4 1B SF8 1B			C B C B X 2-2 S 1B 1B 1B	4	2	2	0	0	0	2
Kerry Robinson, L (1, 9) OBP: 0.268, SLG: 0.300 (7, 8)	B C F X 1-2 ③ G4-3		S B X 1-1 1B			X 0-0 FC6-4 1-2 1B			X 0-0 S 1-2 1B	4	1	3	0	0	0	1
Chris Widger, R (1, 2) OBP: 0.214, SLG: 0.205 Eduardo Perez, R (9, PH) OBP: 0.362, SLG: 0.454			C B B X 2-1 ① G5-3		B C 1 SAFE F P X 2-2 ② F9	S L X 0-2 ① FC6-4 1-2f 2-3			D S C B X 2-2 ② P4 1-2 2-3	3 1	0 0	0 0	0 0	0 0	0 0	3 2
Jeff Fassero, L (1, 1) Esteban Yan, R (6, 1) OBP: 1.000, SLG: 1.000 28 Lance Painter, L (7, 1) Orlando Palmeiro, L (7, 9) OBP: 0.347, SLG: 0.338			C S B F S 1-3 ② K		F B S S 1-3 ③ K	B 1 SAFE B C B C F X 3-2 ② SF8 3-H			X 0-0 1B BB 5 1B 2-H 3-H 1B	2 0 0 1	0 0 0 1	0 0 0 1	0 0 0 3	0 0 0 0	2 0 0 0	1 0 0 0
Inning Stats	R: 0 E: 0 K: 3 S: 10 H: 0 LOB: 0 BB: 0 P: 11	R: 0 E: 0 K: 0 S: 7 H: 1 LOB: 1 BB: 1 P: 14	R: 0 E: 0 K: 1 S: 8 H: 0 LOB: 0 BB: 0 P: 12	R: 0 E: 0 K: 0 S: 6 H: 1 LOB: 1 BB: 1 P: 15	R: 0 E: 0 K: 1 S: 11 H: 1 LOB: 1 BB: 0 P: 14	R: 0 E: 0 K: 0 S: 8 H: 2 LOB: 2 BB: 0 P: 12	R: 1 E: 0 K: 0 S: 13 H: 2 LOB: 1 BB: 0 P: 16	R: 0 E: 0 K: 0 S: 7 H: 0 LOB: 0 BB: 0 P: 11	R: 3 E: 0 K: 0 S: 15 H: 5 LOB: 3 BB: 1 P: 23	1B: 12 2B: 0 3B: 0 HR: 0	SF: 1 SAC: 0 DP: 2 HBP: 0						

	AB	35
	R	4
	H	12
	RBI	4
	BB	3
	SO	5
	LOB	17

PITCHER		IP	WLS	BF	H	R	ER	SO	BB	IBB	HBP	BLK	WP	HR	S	P	ERA	WHIP
16 Salomon Torres, R ERA: 4.07	(1, 1)	7.0		28	7	1	1	5	2	0	0	0	0	0	63	94	1.29	1.286
Brian Boehringer, R ERA: 5.74	(8, 1)	1.0	H	3	0	0	0	0	0	0	0	0	0	0	7	11	0.00	0.000
Mike Lincoln, R ERA: 3.0	(9, 1)	0.2	L	8	5	3	3	0	1	0	0	0	0	0	15	23	40.50	9.000

PITCHER	IP	WLS	BF	H	R	ER	SO	BB	IBB	HBP	BLK	WP	HR	S	P	ERA	WHIP

WP: 0	PB: 0	SB: 2	CS: 0	PA: 39													

Batter	1	2	3	4	5	6	7	8	9	AB	R	H	RBI	BB	SO	LOB
18 Jason Kendall, R (1, 2) OBP: 0.389, SLG: 0.390	H 1-0 CS HBP	D C B B F F X 3-2 ③ F8			B B C B B 4-1 SH1-3 1B BB		C B F F X 1-2 SH3-4 1B		C B B X 2-1 ① G6-3	3	1	1	0	1	0	2
Abraham Nunez, S (1, 6) OBP: 0.298, SLG: 0.294	B C F F X 1-2 ① F9		F F B X 1-2 ① F9		1 SAFE B C 1 SAFE X 1-1 ① SH1-3 1-2		1 SAFE X 0-0 ① SH3-4 1-2		X 0-0 ① 1B 1B	3	0	1	0	0	0	1
Brian Giles, L (1, 8) (9, 7) OBP: 0.434, SLG: 0.502	B B X 2-0 ② F9		X 0-0 ② L9		F X 0-1 ② P2		C D B C F B X 3-2 ② F8		X 0-0 G4-6-3 1-2 1B	5	0	1	0	0	0	3
Matt Stairs, L (1, 9) OBP: 0.378, SLG: 0.560 Adam Hyzdu, R (9, 8) OBP: 0.304, SLG: 0.328	C B B B C 3-2 ③ CS 1-2	S B X 1-1 HR 2B	C F B B B B 4-2 FC5-4 BB		B B X 2-0 2-H 1B		C D B S F B X 3-2 ③ F7		B B X 2-0 ② ③ G4-6-3 1-2f	4 0	1 0	2 0	1 0	1 0	0 0	3 0
Reggie Sanders, R (1, 7) (9, 9) OBP: 0.312, SLG: 0.516		B B X 2-0 2-H HR	B X 1-0 ③ FC5-4 1-2f		B F F F X 1-2 ③ F7			X 0-0 ① G5-3		4	1	1	2	0	0	2
Randall Simon, L (1, 3) OBP: 0.308, SLG: 0.420 Carlos Rivera, L (8, PR) OBP: 0.231, SLG: 0.257 (8, 3)	X 0-0 ① G3-1			C B X 1-1 PB 1B		S B F X 1-2 1B		B X 1-0 2B		4 0	0 0	3 0	0 0	0 0	0 0	0 0
José Hernández, R (1, 5) OBP: 0.298, SLG: 0.376	B X 1-0 1B 1B			X 0-0 ① F8		B S B F S 2-3 ① K		C D X 1-1 ② F8		4	0	1	0	0	1	3
Jeff Reboulet, R (1, 4) OBP: 0.357, SLG: 0.354	1 SAFE B C S S F S 1-3 ② K			S B S F F F S 1-3 ② K 1-2		F F S 0-3 ② K		I I I I 4-0 IBB		3	0	0	0	1	3	3
Jeff Suppan, R (1, 1) OBP: 0.341, SLG: 0.317	B X 1-0 1-2 1B			C X 0-1 ③ G6-3		F B X 1-1 ③ F9		B S C F S 1-3 ③ K2-3		4	0	1	0	0	1	4
Inning Stats	R: 0 E: 0 K: 0 S: 7 H: 0 LOB: 0 BB: 0 P: 14	R: 2 E: 0 K: 1 S: 14 H: 4 LOB: 2 BB: 0 P: 23	R: 0 E: 0 K: 0 S: 7 H: 0 LOB: 1 BB: 1 P: 13	R: 0 E: 0 K: 1 S: 11 H: 1 LOB: 1 BB: 0 P: 13	R: 1 E: 0 K: 0 S: 10 H: 1 LOB: 1 BB: 1 P: 18	R: 0 E: 0 K: 2 S: 11 H: 1 LOB: 1 BB: 0 P: 15	R: 0 E: 0 K: 0 S: 13 H: 1 LOB: 1 BB: 0 P: 20	R: 0 E: 0 K: 1 S: 8 H: 1 LOB: 2 BB: 1 P: 15	R: 0 E: 0 K: 0 S: 5 H: 2 LOB: 1 BB: 0 P: 9	1B: 8 2B: 2 3B: 0 HR: 1 SF: 0 SAC: 2 DP: 1 HBP: 1						

TOP

Pittsburgh Pirates @ St. Louis Cardinals

Busch Stadium, St. Louis, MO

Mon Jul 28 2003, 12:40 PM CDT

Att. 33,977 - Overcast - 80 F

livebaseballscorecards.com

AB	34
R	3
H	11
RBI	3
BB	3
SO	5
LOB	21

WP: 0 PB: 1 SB: 0 CS: 1 PA: 41

PITCHER		IP	WLS	BF	H	R	ER	SO	BB	IBB	HBP	BLK	WP	HR	S	P	ERA	WHIP
Brett Tomko, R ERA: 5.79	(1, 1)	7.0	L	31	8	3	3	4	2	0	1	0	0	1	73	116	3.86	1.429
Esteban Yan, R ERA: 6.33	(8, 1)	1.0		5	1	0	0	1	0	1	0	0	0	0	8	15	0.00	1.000
Pedro Borbon, L ERA:	(9, 1)	1.0		4	2	0	0	0	0	0	0	0	0	0	5	9	0.00	2.000

PITCHER	IP	WLS	BF	H	R	ER	SO	BB	IBB	HBP	BLK	WP	HR	S	P	ERA	WHIP

Batter	1	2	3	4	5	6	7	8	9	AB	R	H	RBI	BB	SO	LOB
Bo Hart, R (1, 4) OBP: 0.361, SLG: 0.419	C F B B X 2-2 5 1B 1B		B F X 1-1 ② L9		C X 0-1 ② L7			B X 1-0 1B		4	0	2	0	0	0	1
J.D. Drew, L (1, 8) OBP: 0.360, SLG: 0.517	S F X 0-2 ① L8		B B X 2-0 ③ G3-1		B C S S 1-3 ③ K			B C B 1 SAFE S S 2-3 ② K		4	0	0	0	0	2	3
5 Albert Pujols, R (1, 7) OBP: 0.442, SLG: 0.693	X 0-0 1-2 1B			B C B X 2-1 ① F8		B X 1-0 ① G5-3		B C X 1-1 ③ G5-3		4	0	1	0	0	0	1
Tino Martinez, L (1, 3) OBP: 0.356, SLG: 0.446	B C B X 2-1 ② F7			B B S X 2-1 ② F7		B B C C S 2-3 ② K			S B X 1-1 27 G5-4-3 1B	4	0	1	0	0	1	2
27 Scott Rolen, R (1, 5) OBP: 0.389, SLG: 0.542	B F F B X 2-2 ③ P3			B B C X 2-1 1B 1B		C X 0-1 ③ F8			B B B C C F X 2-2 ① ② G5-4-3 1-2f	4	0	1	0	0	0	3
Edgar Renteria, R (1, 6) OBP: 0.386, SLG: 0.488		B B C C F X 2-2 ① P6		1 SAFE X 0-0 FC4-6 1-3 1B			C B F B X 2-2 ① G6-3		B B B C F B 4-2 DI BB	3	0	1	0	1	0	0
Kerry Robinson, L (1, 9) OBP: 0.259, SLG: 0.289		B C X 1-1 ② G6-3		X 0-0 ③ FC4-6 1-2f			C B B F X 2-2 ② G4-3		C F B X 1-2 ③ G5-3 1-2	4	0	0	0	0	0	3
Mike Matheny, R (1, 2) OBP: 0.332, SLG: 0.360		B X 1-0 ③ F8			X 0-0 ① P5		C B B X 2-1 ③ G5-3			3	0	0	0	0	0	0
Brett Tomko, R (1, 1) OBP: 0.385, SLG: 0.343 Esteban Yan, R (8, 1) OBP: 1.000, SLG: 1.000 Orlando Palmeiro, L (8, PH) OBP: 0.345, SLG: 0.336 Pedro Borbon, R (9, 1)			B F B F S 2-3 ① K		C B X 1-1 1B			C C B F S 1-3 ① K		2 0 1 0	0 0 0 0	1 0 0 0	0 0 0 0	0 0 1 0	1 0 0 0	0 0 0 0
Inning Stats	R: 0 H: 2 E: 0 LOB: 2 K: 0 BB: 0 S: 12 P: 18	R: 0 H: 0 E: 0 LOB: 0 K: 0 BB: 0 S: 7 P: 11	R: 0 H: 0 E: 0 LOB: 0 K: 1 BB: 0 S: 6 P: 11	R: 0 H: 2 E: 0 LOB: 2 K: 0 BB: 0 S: 8 P: 14	R: 0 H: 1 E: 0 LOB: 1 K: 1 BB: 0 S: 8 P: 10	R: 0 H: 0 E: 0 LOB: 0 K: 1 BB: 0 S: 6 P: 9	R: 0 H: 0 E: 0 LOB: 0 K: 0 BB: 0 S: 8 P: 14	R: 0 H: 1 E: 0 LOB: 1 K: 2 BB: 0 S: 10 P: 15	R: 0 H: 1 E: 0 LOB: 1 K: 0 BB: 1 S: 11 P: 19	1B: 7 SF: 0 2B: 0 SAC: 0 3B: 0 DP: 1 HR: 0 HBP: 0						

PITCHER		IP	WLS	BF	H	R	ER	SO	BB	IBB	HBP	BLK	WP	HR	S	P	ERA	WHIP
Jeff Suppan, R ERA: 3.57	(1, 1)	9.0	W	34	7	0	0	5	1	0	0	0	0	0	76	121	0.00	0.889

PITCHER	IP	WLS	BF	H	R	ER	SO	BB	IBB	HBP	BLK	WP	HR	S	P	ERA	WHIP

BOTTOM

Pittsburgh Pirates @ St. Louis Cardinals

Busch Stadium, St. Louis, MO

Mon Jul 28 2003, 12:40 PM CDT
Att. 33,977 - Overcast - 80 F

livebaseballscorecards.com

AB	33
R	0
H	7
RBI	0
BB	1
SO	5
LOB	13

1B: 7 SF: 0
2B: 0 SAC: 0
3B: 0 DP: 1
HR: 0 HBP: 0

WP: 0 PA: 34
PB: 0
SB: 0
CS: 0

Batter	1	2	3	4	5	6	7	8	9	AB	R	H	RBI	BB	SO	LOB
Bo Hart, R (1, 4) OBP: 0.353, SLG: 0.409	B X 1-0 F7 ①		B C F B F X 2-2 L9 ③			B B X 2-0 L8 ②		C X 0-1 L6 ③		4	0	0	0	0	0	0
Orlando Palmeiro, L (1, 9) OBP: 0.340, SLG: 0.330	C B B C F B F X 3-2 L4 ②			B C C X 1-2 F8 ①		C B B S X 2-2 G1-3 ③			F F B B X 2-2 P4 ①	4	0	0	0	0	0	0
5 Albert Pujols, R (1, 7) OBP: 0.440, SLG: 0.689	X 0-0 F7 ③			C F B B B S 3-3 K ②			B C B F F B S 3-3 K ①		X 0-0 1B 27 SF8 1B	4	1	1	0	0	2	0
Tino Martinez, L (1, 3) OBP: 0.355, SLG: 0.444		B F C F C 1-3 K ①		F B B B S S 3-3 K ③			C X 0-1 G6-3 ②		C B B 1 SAFE X 2-1 1-3 1B	4	0	1	0	0	2	0
27 Scott Rolen, R (1, 5) OBP: 0.390, SLG: 0.554		B B C C C X 2-2 HR			B C F B B S 3-3 K ①		C S X 0-2 2B		F D F D D F X 3-2 3-H SF8 ②	3	1	2	2	0	1	0
Edgar Renteria, R (1, 6) OBP: 0.387, SLG: 0.486		C B X 1-1 L1-3 1B			X 0-0 E9		I 2 SAFE I I I 4-0 IBB		B B F C C 2-3 K ③	3	0	1	0	1	1	1
Kerry Robinson, L (1, 8) OBP: 0.252, SLG: 0.282		B 1 SAFE X 1-0 L1-3 ② ③ 1-1			C X 0-1 L7 ②		B B B C X 3-1 L8 ③			3	0	0	0	0	0	4
Chris Widger, R (1, 2) OBP: 0.205, SLG: 0.195 J.D. Drew, L (8, PH) OBP: 0.358, SLG: 0.515 Mike Matheny, R (8, 2) OBP: 0.332, SLG: 0.360			C B X 1-1 G5-3 ①		B X 1-0 P5 ③			B C B X 2-1 F9 ①		2	0	0	0	0	0	1
										1	0	0	0	0	0	0
										0	0	0	0	0	0	0
Garrett Stephenson, R (1, 1) OBP: 0.268, SLG: 0.189			X 0-0 G6-3 ②			C S C 0-3 K ①		B C S B C 2-3 K ②		3	0	0	0	0	2	0
Inning Stats	R: 0 E: 0 K: 0 S: 7 H: 0 LOB: 0 BB: 0 P: 11	R: 1 E: 0 K: 1 S: 10 H: 2 LOB: 0 BB: 0 P: 15	R: 0 E: 0 K: 0 S: 7 H: 0 LOB: 0 BB: 0 P: 10	R: 0 E: 0 K: 2 S: 9 H: 0 LOB: 0 BB: 0 P: 16	R: 0 E: 1 K: 1 S: 7 H: 0 LOB: 1 BB: 0 P: 11	R: 0 E: 0 K: 1 S: 7 H: 0 LOB: 0 BB: 0 P: 11	R: 0 E: 0 K: 1 S: 11 H: 1 LOB: 2 BB: 1 P: 21	R: 0 E: 0 K: 1 S: 7 H: 0 LOB: 0 BB: 0 P: 11	R: 1 E: 0 K: 1 S: 13 H: 2 LOB: 1 BB: 0 P: 22	1B: 3 2B: 2 3B: 0 HR: 1	SF: 1 SAC: 0 DP: 1 HBP: 0				WP: 0 PB: 0 SB: 0 CS: 0	PA: 33	

PITCHER	IP	WLS	BF	H	R	ER	SO	BB	IBB	HBP	BLK	WP	HR	S	P	ERA	WHIP
Livan Hernandez, R (1, 1) ERA: 3.41	9.0	L	33	5	2	2	8	0	1	0	0	0	1	78	128	2.00	0.556

PITCHER	IP	WLS	BF	H	R	ER	SO	BB	IBB	HBP	BLK	WP	HR	S	P	ERA	WHIP

TOP

St. Louis Cardinals @ Montreal Expos

Olympic Stadium, Montreal, QB

Tue Jul 29 2003, 7:05 PM EDT

Att. 7,418 - Dome - 72 F

livebaseballscorecards.com

AB	31
R	2
H	5
RBI	2
BB	1
SO	8
LOB	6

Batter	1	2	3	4	5	6	7	8	9	AB	R	H	RBI	BB	SO	LOB
Endy Chavez, L (1, 8) OBP: 0.287, SLG: 0.368	C C B B C 2-3 ① K		B B X 2-0 ③ 2B 3-H		B B 1 SAFE F 1 SAFE X 2-1 ③ F7			C B X 1-1 ③ L8		4	0	1	1	0	1	1
Brad Wilkerson, L (1, 7) OBP: 0.378, SLG: 0.471	C B B X 2-1 ② G3		C C C X 1-2 ② L7			C B B B F X 3-2 ① G5-3			B F X 1-1 ① G4-3	4	0	0	0	0	0	1
Orlando Cabrera, R (1, 6) OBP: 0.354, SLG: 0.489	F B X 1-1 1B		X 0-0 ③ G3			B B B C X 3-1 ② F7			C B B X 2-1 ② L6	4	0	1	0	0	0	1
Vladimir Guerrero, R (1, 9) OBP: 0.419, SLG: 0.522	X 0-0 ③ P4			X 0-0 ① G3		C X 0-1 ③ P4			B B B C S C 3-3 ③ K	4	0	0	0	0	1	1
Jose Vidro, S (1, 4) OBP: 0.408, SLG: 0.497		C X 0-1 ① F7		C F F X 0-2 ② G5-3			B C X 1-1 ① F8			3	0	0	0	0	0	0
Wil Cordero, R (1, 3) OBP: 0.358, SLG: 0.444		B X 1-0 ② G6-3		C X 0-1 ③ G5-3			C X 0-1 ② F8			3	0	0	0	0	0	0
Brian Schneider, L (1, 2) OBP: 0.332, SLG: 0.414		C B C F X 1-2 ③ G4-3			B S F B B S 3-3 ① K		S C B B F X 2-2 ③ P6			3	0	0	0	0	1	0
Jamey Carroll, R (1, 5) OBP: 0.333, SLG: 0.342			C X 0-1 SH2-4 2B 2B		F F X 0-2 1B			B C B X 2-1 ① P4		3	1	2	0	0	0	0
Livan Hernandez, R (1, 1) OBP: 0.224, SLG: 0.229			L B X 1-1 ① SH2-4 2-3		1 SAFE M L 1 SAFE C 0-3 ② K			X 0-0 ② G5-3		2	0	0	0	0	1	1
Inning Stats	R: 0 E: 0 K: 1 S: 8 H: 1 LOB: 1 BB: 0 P: 13	R: 0 E: 0 K: 0 S: 7 H: 0 LOB: 0 BB: 0 P: 9	R: 1 E: 0 K: 0 S: 9 H: 2 LOB: 1 BB: 0 P: 13	R: 0 E: 0 K: 0 S: 7 H: 0 LOB: 0 BB: 0 P: 7	R: 0 E: 0 K: 2 S: 11 H: 1 LOB: 1 BB: 0 P: 16	R: 0 E: 0 K: 0 S: 7 H: 0 LOB: 0 BB: 0 P: 13	R: 0 E: 0 K: 0 S: 8 H: 0 LOB: 0 BB: 0 P: 11	R: 0 E: 0 K: 0 S: 5 H: 0 LOB: 0 BB: 0 P: 8	R: 0 E: 0 K: 1 S: 7 H: 0 LOB: 0 BB: 0 P: 13	1B: 2 2B: 2 3B: 0 HR: 0 SF: 0 SAC: 1 DP: 0 HBP: 0						

PITCHER	IP	WLS	BF	H	R	ER	SO	BB	IBB	HBP	BLK	WP	HR	S	P	ERA	WHIP
Garrett Stephenson, R (1, 1) ERA: 4.5	9.0	W	31	4	1	1	4	0	0	0	0	0	0	69	103	1.00	0.444

PITCHER	IP	WLS	BF	H	R	ER	SO	BB	IBB	HBP	BLK	WP	HR	S	P	ERA	WHIP

BOTTOM

St. Louis Cardinals @ Montreal Expos

Olympic Stadium, Montreal, QB

Tue Jul 29 2003, 7:05 PM EDT
Att. 7,418 - Dome - 72 F

livebaseballscorecards.com

AB	30
R	1
H	4
RBI	1
BB	0
SO	4
LOB	5

WP: 0 PB: 0 SB: 0 CS: 0 PA: 31

Batter	1	2	3	4	5	6	7	8	9	AB	R	H	RBI	BB	SO	LOB
Bo Hart, R (1, 4) OBP: 0.349, SLG: 0.409	L7 F8			F9			G5-3		2B 5 1B 2B 1-H	5	1	1	1	0	0	1
J.D. Drew, L (1, 8) OBP: 0.364, SLG: 0.524	5 BB 1B BB F8			G4-3			2B		5 1B SF9 2B 2-3	4	2	2	0	1	0	1
5 Albert Pujols, R (1, 7) (9, 3) OBP: 0.440, SLG: 0.684	SAFE 27 BB 1B 2B BB 1-2	G6-3		G4-3			F8		1B 1B 2-3 3-H	4	1	1	1	1	0	1
Tino Martinez, L (1, 3) OBP: 0.353, SLG: 0.442 54 Josh Pearce, R (9, 1)	27 BB 2B 1B 1-2 2-H	G3-1			G3		F7		SF9 3-H	4 0	1 0	1 0	2 0	0 0	0 0	1 0
27 Scott Rolen, R (1, 5) OBP: 0.391, SLG: 0.551 Orlando Palmeiro, L (9, PH) OBP: 0.343, SLG: 0.333 (9, 7)	2B 2B BB 1-2 2-3	BB			K			L8	1B 1-2	2 1	1 0	0 1	0 0	2 0	1 0	0 0
Edgar Renteria, R (1, 6) OBP: 0.388, SLG: 0.496 Eduardo Perez, R (9, PH) OBP: 0.360, SLG: 0.452 (9, 5)	2B 2B 1-3 2-H 3-H	L9			G6-3			HR	F8	4 1	2 0	2 0	3 0	0 0	0 0	1 2
Kerry Robinson, L (1, 9) OBP: 0.250, SLG: 0.273	2B HBP		G3-1		K			G4-3	F8	4	1	0	0	0	1	2
Mike Matheny, R (1, 2) OBP: 0.331, SLG: 0.362	2B 2B 1-H 2-H 3-H		F9		G4-3			F9		4	1	1	3	0	0	0
Dan Haren, R (1, 1) OBP: 0.250, SLG: 0.364 Jason Simontacchi, R (8, 1) OBP: 0.147, SLG: 0.176 Miguel Cairo, R (9, PH) OBP: 0.299, SLG: 0.389 (9, 6)	2B 2B 2-H		K		G6-3				2B 1B	3 0 1	0 0 1	1 0 1	1 0 0	0 0 0	1 0 0	0 0 0
Inning Stats	R: 7 H: 4 E: 0 LOB: 1 K: 0 BB: 3 S: 19 P: 43	R: 0 H: 0 E: 0 LOB: 1 K: 0 BB: 1 S: 5 P: 11	R: 0 H: 0 E: 0 LOB: 0 K: 1 BB: 0 S: 8 P: 11	R: 0 H: 0 E: 0 LOB: 0 K: 0 BB: 0 S: 8 P: 10	R: 0 H: 0 E: 0 LOB: 0 K: 1 BB: 0 S: 6 P: 10	R: 0 H: 0 E: 0 LOB: 1 K: 1 BB: 0 S: 10 P: 13	R: 0 H: 1 E: 0 LOB: 1 K: 0 BB: 0 S: 13 P: 18	R: 1 H: 1 E: 0 LOB: 0 K: 0 BB: 0 S: 8 P: 11	R: 3 H: 5 E: 0 LOB: 2 K: 0 BB: 0 S: 14 P: 22	1B: 4 SF: 1 2B: 6 SAC: 0 3B: 0 DP: 0 HR: 1 HBP: 1						

TOP

St. Louis Cardinals @ Montreal Expos

Olympic Stadium, Montreal, QB

Wed Jul 30 2003, 7:05 PM EDT

Att. 6,129 - Dome - 72 F

livebaseballscorecards.com

AB	37
R	11
H	11
RBI	11
BB	4
SO	3
LOB	9

WP: 0 PA: 43
PB: 0
SB: 0
CS: 0

PITCHER		IP	WLS	BF	H	R	ER	SO	BB	IBB	HBP	BLK	WP	HR	S	P	ERA	WHIP
Claudio Vargas, R ERA: 4.25	(1, 1)	0.1	L	8	3	7	7	0	3	0	1	0	0	0	12	28	189.00	18.000
Roy Corcoran, R ERA:	(1, 1)	3.2		13	1	0	0	1	1	0	0	0	0	0	28	47	0.00	0.545
Eric Knott, L ERA: 4.15	(5, 1)	2.0		6	0	0	0	2	0	0	0	0	0	0	16	23	0.00	0.000
Hector Almonte, R ERA: 8.22	(7, 1)	1.0		4	1	0	0	0	0	0	0	0	0	0	13	18	0.00	1.000
Julio Manon, R ERA: 4.13	(8, 1)	2.0		12	6	4	4	0	0	0	0	0	0	1	22	33	18.00	3.000

PITCHER	IP	WLS	BF	H	R	ER	SO	BB	IBB	HBP	BLK	WP	HR	S	P	ERA	WHIP

Batter	1	2	3	4	5	6	7	8	9	AB	R	H	RBI	BB	SO	LOB
Endy Chavez, L (1, 8) OBP: 0.289, SLG: 0.368	L7			G4-6-3 BB		K		1-2 2-H 1B		3	0	1	1	1	1	2
Brad Wilkerson, L (1, 3) OBP: 0.374, SLG: 0.465	K			G4-6-3 1-2f		F9		L6		4	0	0	0	0	1	5
Orlando Cabrera, R (1, 6) OBP: 0.351, SLG: 0.485	F8			G5-3			P4	F5		4	0	0	0	0	0	2
Vladimir Guerrero, R (1, 9) OBP: 0.417, SLG: 0.517		G6-3			G6-3		1B	P3		4	0	1	0	0	0	2
Jose Vidro, S (1, 4) OBP: 0.406, SLG: 0.494		L4			L8		1-2 1B		G4-3	4	0	1	0	0	0	0
Ronald Calloway, L (1, 7) OBP: 0.292, SLG: 0.415		G4-3			G4-3		L7		F7	3	0	0	0	0	0	2
Julio Manon, R (8, 1)										0	0	0	0	0	0	0
Edwards Guzman, L (9, PH) OBP: 0.269, SLG: 0.307										1	0	0	0	0	0	0
Brian Schneider, L (1, 2) OBP: 0.330, SLG: 0.411			G6-4-3 1B			F7	G1-3		G4-3	4	0	1	0	0	0	2
Jamey Carroll, R (1, 5) OBP: 0.339, SLG: 0.344			G6-4-3 1-2f			1B HBP		WP 1B 1B		2	1	1	0	0	0	1
Claudio Vargas, R (1, 1)										0	0	0	0	0	0	0
Roy Corcoran, R (1, 1)										1	0	0	0	0	1	0
Eric Knott, L (5, 1)										0	0	0	0	0	0	0
Jose Macias, S (6, PH) OBP: 0.307, SLG: 0.392										1	0	1	0	0	0	0
Hector Almonte, R (7, 1)										0	0	0	0	0	0	0
Henry Mateo, S (8, 7) OBP: 0.314, SLG: 0.307			K			1-2 1B		1-2 1B		1	0	1	0	0	0	0
Inning Stats	R: 0 E: 0 K: 1 S: 12 H: 0 LOB: 0 BB: 0 P: 17	R: 0 E: 0 K: 0 S: 6 H: 0 LOB: 0 BB: 0 P: 9	R: 0 E: 0 K: 1 S: 8 H: 1 LOB: 0 BB: 0 P: 11	R: 0 E: 0 K: 0 S: 6 H: 0 LOB: 0 BB: 1 P: 13	R: 0 E: 0 K: 0 S: 3 H: 0 LOB: 0 BB: 0 P: 6	R: 0 E: 0 K: 1 S: 14 H: 1 LOB: 2 BB: 0 P: 23	R: 0 E: 0 K: 0 S: 11 H: 2 LOB: 2 BB: 0 P: 15	R: 1 E: 0 K: 0 S: 16 H: 3 LOB: 2 BB: 0 P: 25	R: 0 E: 0 K: 0 S: 8 H: 0 LOB: 0 BB: 0 P: 13	1B: 7 2B: 0 3B: 0 HR: 0	SF: 0 SAC: 0 DP: 2 HBP: 1					

PITCHER	IP	WLS	BF	H	R	ER	SO	BB	IBB	HBP	BLK	WP	HR	S	P	ERA	WHIP
Dan Haren, R (1, 1) ERA: 3.38	7.0	W	25	4	0	0	3	1	0	1	0	0	0	60	94	0.00	0.714
Jason Simontacchi, R (8, 1) ERA: 5.94	1.0		6	3	1	1	0	0	0	0	0	1	0	16	25	9.00	3.000
54 Josh Pearce, R (9, 1) ERA:	1.0		3	0	0	0	0	0	0	0	0	0	0	8	13	0.00	0.000

PITCHER	IP	WLS	BF	H	R	ER	SO	BB	IBB	HBP	BLK	WP	HR	S	P	ERA	WHIP

BOTTOM

St. Louis Cardinals @ Montreal Expos

Olympic Stadium, Montreal, QB

Wed Jul 30 2003, 7:05 PM EDT

Att. 6,129 - Dome - 72 F

livebaseballscorecards.com

AB	32
R	1
H	7
RBI	1
BB	1
SO	3
LOB	16

1B: 7	SF: 0	WP: 1	PA: 34
2B: 0	SAC: 0	PB: 0	
3B: 0	DP: 2	SB: 0	
HR: 0	HBP: 1	CS: 0	

Batter	1	2	3	4	5	6	7	8	9	AB	R	H	RBI	BB	SO	LOB
Bo Hart, R (1, 4) OBP: 0.358, SLG: 0.413	B B C B B 4-1 5 G6-3 G4-3 BB		B F X 1-1 ② FC4-6 1B 1-2f		C X 0-1 2-H 1B			S C F B B X 2-2 5 1B SF7 1B		3	1	2	1	1	0	1
J.D. Drew, L (1, 8) OBP: 0.362, SLG: 0.519	X 0-0 ① G4-3 1-2		B B C 1 SAFE S X 2-2 5 FC5-4 1-3 1B		C 2 SAFE B B X 2-1 ③ G4-3			B X 1-0 ① F8		4	0	1	0	0	0	3
5 Albert Pujols, R (1, 7) OBP: 0.438, SLG: 0.680	C X 0-1 ② G6-3 2-3		B S B X 2-1 ③ FC5-4 1-2f			B C B X 2-1 ① G6-3		B F F B F F F B X 3-2 1-3 1B		4	0	1	0	0	0	3
Tino Martinez, L (1, 3) OBP: 0.349, SLG: 0.438	B C F B X 2-2 ③ G4-3			X 0-0 ① G6-3		C B X 1-1 ② G3		B X 1-0 ② SF7 3-H		3	0	0	1	0	0	1
27 Scott Rolen, R (1, 5) OBP: 0.390, SLG: 0.551		C X 0-1 ① F9		B C X 1-1 ② P4		X 0-0 2B		C C X 0-2 ③ G4-3		4	0	1	0	0	0	1
Edgar Renteria, R (1, 6) OBP: 0.385, SLG: 0.491		B S F B B X 3-2 ② F8		C B C B X 2-2 ③ G4-3		B B X 2-0 ③ P5			X 0-0 ① L7	4	0	0	0	0	0	1
Kerry Robinson, L (1, 9) OBP: 0.242, SLG: 0.264		X 0-0 ③ B1-3			C X 0-1 ① L8		F B B X 2-1 ① G4-3		B C S B F F X 2-2 ② F9	4	0	0	0	0	0	0
Mike Matheny, R (1, 2) OBP: 0.331, SLG: 0.361			B X 1-0 ① F7		C S B X 1-2 SH1-3 1B 1B		C C B B X 2-2 ② G3-1		B B C X 2-1 ③ G5-3	4	1	1	0	0	0	0
Woody Williams, R (1, 1) OBP: 0.327, SLG: 0.429 Orlando Palmeiro, L (7, PH) OBP: 0.341, SLG: 0.332 Cal Eldred, R (7, 1) OBP: 0.500, SLG: 0.500 Steve Kline, S (8, 1)			C B S X 1-2 FC4-6 1B		B M C X 1-2 ② SH1-3 1-2		C X 0-1 ③ G4-3			1 1 0 0	0 0 0 0	1 0 0 0	0 0 0 0	0 0 0 0	0 0 0 0	0 0 0 0
Inning Stats	R: 0 E: 0 K: 0 S: 7 H: 0 LOB: 1 BB: 1 P: 13	R: 0 E: 0 K: 0 S: 6 H: 0 LOB: 0 BB: 0 P: 9	R: 0 E: 0 K: 0 S: 11 H: 2 LOB: 2 BB: 0 P: 18	R: 0 E: 0 K: 0 S: 6 H: 0 LOB: 0 BB: 0 P: 9	R: 1 E: 0 K: 0 S: 12 H: 2 LOB: 1 BB: 0 P: 16	R: 0 E: 0 K: 0 S: 6 H: 1 LOB: 1 BB: 0 P: 11	R: 0 E: 0 K: 0 S: 7 H: 0 LOB: 0 BB: 0 P: 11	R: 1 E: 0 K: 0 S: 15 H: 2 LOB: 1 BB: 0 P: 22	R: 0 E: 0 K: 0 S: 8 H: 0 LOB: 0 BB: 0 P: 12	1B: 6 2B: 1 3B: 0 HR: 0 SF: 1 SAC: 1 DP: 0 HBP: 0						

PITCHER		IP	WLS	BF	H	R	ER	SO	BB	IBB	HBP	BLK	WP	HR	S	P	ERA	WHIP
Zach Day, R ERA: 3.93	(1, 1)	6.0	W	24	5	1	1	0	1	0	0	0	0	0	48	76	1.50	1.000
Luis Ayala, R ERA: 3.48	(7, 1)	2.0	H	8	2	1	1	0	0	0	0	0	0	0	22	33	4.50	1.000
Rocky Biddle, R ERA: 3.63	(9, 1)	1.0	S	3	0	0	0	0	0	0	0	0	0	0	8	12	0.00	0.000

PITCHER	IP	WLS	BF	H	R	ER	SO	BB	IBB	HBP	BLK	WP	HR	S	P	ERA	WHIP

St. Louis Cardinals @ Montreal Expos

Olympic Stadium, Montreal, QB

Thu Jul 31 2003, 1:05 PM EDT

Att. 9,145 - Dome - 72 F

TOP

livebaseballscorecards.com

AB	32
R	2
H	7
RBI	2
BB	1
SO	0
LOB	10

1B: 6 SF: 1
2B: 1 SAC: 1
3B: 0 DP: 0
HR: 0 HBP: 0

WP: 0 PA: 35
PB: 0
SB: 0
CS: 0

Batter	1	2	3	4	5	6	7	8	9	AB	R	H	RBI	BB	SO	LOB
Endy Chavez, L (1, 8) OBP: 0.289, SLG: 0.366	C B F B F F B F X 3-2 ① G6-3		B C B X 2-1 ① F7		F C F B B F F X 2-2 ① G6-3 1B 1B	F F X 0-2 ③ G3				4	1	1	0	0	0	2
Jamey Carroll, R (1, 5) OBP: 0.331, SLG: 0.335	B F F F X 1-2 ② F8		C O S 0-3 ② K		X 0-0 ② G6-3 1-2		C S B X 1-2 ① F9			4	0	0	0	0	1	1
Jose Vidro, S (1, 4) OBP: 0.407, SLG: 0.493	C B B F F X 2-2 ③ G5-3		B X 1-0 ① HR 1B		C C 2 F F B B F F 3-2 H SAFE 1B HBP		X 0-0 ② L7			3	1	1	0	0	0	0
Vladimir Guerrero, R (1, 9) OBP: 0.422, SLG: 0.533		B B B B 4-0 2B BB	X 0-0 1-H HR		B X 1-0 1-2 2-H 1B		F X 0-1 ③ F7			3	1	2	3	1	0	0
Orlando Cabrera, R (1, 6) OBP: 0.350, SLG: 0.485		S X 0-1 1-3 2B	F X 0-1 ③ G6-3		C B D S X 2-2 ③ P2			C X 0-1 ① L9		4	0	1	0	0	0	2
Brad Wilkerson, L (1, 3) OBP: 0.373, SLG: 0.463		B X 1-0 ① P6	C F S 0-3 ① K			F B X 1-1 ① F7		X 0-0 CS 1B		4	0	1	0	0	1	2
Ronald Calloway, L (1, 7) OBP: 0.288, SLG: 0.408		S B B F S 2-3 ② K	S C B B X 2-2 ② F7			B F B X 2-1 ② F7		B C S B 1 C SAFE 2-3 ②③ K 1-2		4	0	0	0	0	2	3
Brian Schneider, L (1, 2) OBP: 0.335, SLG: 0.412		I I I I 4-0 IBB	B X 1-0 ③ G3-1			C F F X 0-2 1B 1B				2	0	1	0	1	0	0
Zach Day, R (1, 1) OBP: 0.074, SLG: 0.038 Jose Macias, S (6, PH) OBP: 0.310, SLG: 0.396 Luis Ayala, R (7, 1) Rocky Biddle, R (9, 1)		S F B S 1-3 ③ K			C B S S 1-3 ① K	B F B X 2-1 1-3 1B				2 1 0 0	0 0 0 0	0 1 0 0	0 0 0 0	0 0 0 0	2 0 0 0	3 0 0 0
Inning Stats	R: 0 H: 0 E: 0 LOB: 0 K: 0 BB: 0 S: 14 P: 20	R: 0 H: 1 E: 0 LOB: 3 K: 2 BB: 2 S: 9 P: 21	R: 2 H: 2 E: 0 LOB: 0 K: 1 BB: 0 S: 9 P: 12	R: 0 H: 0 E: 0 LOB: 0 K: 1 BB: 0 S: 7 P: 10	R: 1 H: 2 E: 0 LOB: 2 K: 1 BB: 0 S: 20 P: 29	R: 0 H: 2 E: 0 LOB: 2 K: 0 BB: 0 S: 13 P: 18	R: 0 H: 0 E: 0 LOB: 0 K: 0 BB: 0 S: 6 P: 7	R: 0 H: 1 E: 0 LOB: 0 K: 1 BB: 0 S: 6 P: 8		1B: 6 SF: 0 2B: 1 SAC: 0 3B: 0 DP: 0 HR: 1 HBP: 1					WP: 0 PA: 34 PB: 0 SB: 0 CS: 1	

BOTTOM

St. Louis Cardinals @ Montreal Expos

Olympic Stadium, Montreal, QB

Thu Jul 31 2003, 1:05 PM EDT

Att. 9,145 - Dome - 72 F

livebaseballscorecards.com

AB	31
R	3
H	8
RBI	3
BB	2
SO	6
LOB	13

PITCHER		IP	WLS	BF	H	R	ER	SO	BB	IBB	HBP	BLK	WP	HR	S	P	ERA	WHIP
Woody Williams, R ERA: 3.46	(1, 1)	6.0	L	28	7	3	3	5	1	1	1	0	0	1	72	110	4.50	1.333
Cal Eldred, R ERA: 4.3	(7, 1)	1.1		4	0	0	0	0	0	0	0	0	0	0	8	9	0.00	0.000
Steve Kline, L ERA: 4.07	(8, 1)	0.2		2	1	0	0	1	0	0	0	0	0	0	4	6	0.00	1.500

PITCHER	IP	WLS	BF	H	R	ER	SO	BB	IBB	HBP	BLK	WP	HR	S	P	ERA	WHIP

TOP

St. Louis Cardinals @ New York Mets

Shea Stadium, Flushing, NY

Fri Aug 01 2003, 7:10 PM EDT

Att. 23,578 - Cloudy - 76 F

livebaseballscorecards.com

Batter	1	2	3	4	5	6	7	8	9	AB	R	H	RBI	BB	SO	LOB
Orlando Palmeiro, L (1, 8) OBP: 0.337, SLG: 0.328 Bo Hart, R (8, PH) OBP: 0.365, SLG: 0.420 (8, 4)	K		B5-3			F8				3	0	0	0	0	1	0
										2	1	2	0	0	0	0
Eduardo Perez, R (1, 9) OBP: 0.355, SLG: 0.444 Kerry Robinson, L (8, PH) OBP: 0.246, SLG: 0.283 (8, 8)	G5-3			K		K				3	0	0	0	0	2	0
										2	1	1	1	0	0	2
5 Albert Pujols, R (1, 7) OBP: 0.440, SLG: 0.677	F9			BB		1B			L6	3	1	1	0	2	0	0
Edgar Renteria, R (1, 6) OBP: 0.389, SLG: 0.504		HR		L9		1B		BB	2B	4	3	3	1	1	0	1
27 Scott Rolen, R (1, 5) OBP: 0.390, SLG: 0.556		G6-3		1B		P4		SF7	3B	4	0	2	2	0	0	2
Tino Martinez, L (1, 3) OBP: 0.347, SLG: 0.433		L7		K			L9	IBB	G3	4	1	0	0	1	1	3
Miguel Cairo, R (1, 4) OBP: 0.302, SLG: 0.395 (8, 9)		F9	F8				G4-3	2B	G6-3	5	1	2	2	0	0	1
Mike Matheny, R (1, 2) OBP: 0.327, SLG: 0.356			L1		F9		G4-3		F9	4	0	0	0	0	0	3
Jeff Fassero, L (1, 1)			P5		L8		K			2	0	0	0	0	0	0
J.D. Drew, L (7, PH) OBP: 0.360, SLG: 0.516										1	0	0	0	0	1	1
Cal Eldred, R (7, 1) OBP: 0.500, SLG: 0.500										0	0	0	0	0	0	0
Steve Kline, S (7, 1) OBP: 1.000, SLG: 2.000										1	0	1	2	0	0	0
Jason Simontacchi, R (8, 1) OBP: 0.147, SLG: 0.176										0	0	0	0	0	0	0
Inning Stats	R: 0 E: 0 K: 1 S: 11 H: 0 LOB: 0 BB: 0 P: 17	R: 1 E: 0 K: 0 S: 9 H: 1 LOB: 0 BB: 0 P: 12	R: 0 E: 0 K: 0 S: 9 H: 0 LOB: 0 BB: 0 P: 14	R: 0 E: 0 K: 2 S: 14 H: 1 LOB: 2 BB: 1 P: 22	R: 0 E: 0 K: 0 S: 7 H: 0 LOB: 0 BB: 0 P: 10	R: 0 E: 0 K: 1 S: 16 H: 2 LOB: 2 BB: 0 P: 27	R: 0 E: 0 K: 1 S: 15 H: 1 LOB: 1 BB: 0 P: 24	R: 6 E: 0 K: 0 S: 19 H: 5 LOB: 2 BB: 3 P: 38	R: 1 E: 0 K: 0 S: 9 H: 2 LOB: 1 BB: 0 P: 13	1B: 6 2B: 3 3B: 2 HR: 1 SF: 1 SAC: 0 DP: 0 HBP: 0	WP: 0 PB: 0 SB: 0 CS: 0 PA: 43					

	AB	38
	R	8
	H	12
	RBI	8
	BB	4
	SO	5
	LOB	13

PITCHER		IP	WLS	BF	H	R	ER	SO	BB	IBB	HBP	BLK	WP	HR	S	P	ERA	WHIP
Steve Trachsel, R ERA: 4.54	(1, 1)	6.2		26	5	1	1	4	1	0	0	0	0	1	77	119	1.35	0.900
John Franco, L ERA: 3.32	(7, 1)	0.1	H	1	0	0	0	1	0	0	0	0	0	0	4	7	0.00	0.000
Jaime Cerda, L ERA: 6.57	(8, 1)	0.0		1	1	1	1	0	0	0	0	0	0	0	2	2	∞	∞
Dan Wheeler, R ERA: 4.76	(8, 1)	1.0	L	10	4	5	5	0	2	1	0	0	0	0	17	36	45.00	6.000
Edwin Almonte, R ERA: 10.38	(9, 1)	1.0		5	2	1	1	0	0	0	0	0	0	0	9	13	9.00	2.000

PITCHER	IP	WLS	BF	H	R	ER	SO	BB	IBB	HBP	BLK	WP	HR	S	P	ERA	WHIP

BOTTOM

Batter	1	2	3	4	5	6	7	8	9	AB	R	H	RBI	BB	SO	LOB
7 José Reyes, S (1, 6) OBP: 0.287, SLG: 0.383	C X 0-1 ① F9		C X 0-1 ② L4		F D B S D D 4-2 BB			C B F B B X 3-2 G1-4-3 HBP 1B		3	0	1	0	1	0	1
Jeff Duncan, L (1, 8) OBP: 0.372, SLG: 0.323	C C X 0-2 ② G3		S B X 1-1 ③ F7		1 SAFE C F 1 SAFE F B S 1-3 ③ K			H 1-0 G1-4-3 HBP 1-2		3	0	0	0	0	1	3
Jason Phillips, R (1, 3) OBP: 0.387, SLG: 0.462	C F B F B X 2-2 ③ F7			B X 1-0 ① G5-3		F B B B X 3-1 ① G3		X 0-0 ① ② G1-4-3 1-2f 2-3		4	0	0	0	0	0	2
Cliff Floyd, L (1, 7) OBP: 0.363, SLG: 0.525 Edwin Almonte, R (9, 1)		B X 1-0 HR		C C B F B X 2-2 ② G1-3		C F X 0-2 ② L7		B S B S B X 3-2 ③ F8		4 0	1 0	1 0	1 0	0 0	0 0	1 0
Ty Wigginton, R (1, 5) OBP: 0.319, SLG: 0.406		B B X 2-0 ① F7		B S C B X 2-2 ③ G1-3		B S F B B B 4-2 S BB			C S B F X 1-2 BB 1B	3	0	1	0	1	0	0
Roger Cedeno, S (1, 9) OBP: 0.306, SLG: 0.357 Jaime Cerda, L (8, 1) Dan Wheeler, R (8, 1) Raul Gonzalez, R (9, 7) OBP: 0.349, SLG: 0.357		C B F B S 2-3 ② K			X 0-0 G3 2B 2B	C F 1 SAFE 1 B B D S 3-3 ③ K 1-2			B S C B B 4-1 FC6-4 1-2 BB	3 0 0 0 0	1 0 0 0 0	1 0 0 0 0	0 0 0 0 1	0 0 0 0 0	2 0 0 0 0	1 0 0 0 0
Vance Wilson, R (1, 2) OBP: 0.287, SLG: 0.372		B B F B X 3-1 ③ G5-3			F X 0-1 ① G3 2-3		F B F S 1-3 ① K		S S C 0-3 ① K	4	0	0	0	0	2	3
Joe McEwing, R (1, 4) OBP: 0.317, SLG: 0.314			B F C S 1-3 ① K		B F B X 2-1 G4-3 2B 3-H		C F S 0-3 ② K		S F C 0-3 ② K	4	0	1	1	0	3	2
Steve Trachsel, R (1, 1) OBP: 0.105, SLG: 0.111 John Franco, L (7, 1) Timo Perez, L (7, PH) OBP: 0.327, SLG: 0.372 (8, 9)			B C B X 2-1 1B		B S S F X 1-2 ② G4-3 2-3		C S B B B X 2-2 ③ L4		X 0-0 ③ FC6-4 1-2f	2 0 2	0 0 0	1 0 0	0 0 0	0 0 0	0 0 0	1 0 2
Inning Stats	R: 0 E: 0 K: 0 S: 9 H: 0 LOB: 0 BB: 0 P: 11	R: 1 E: 0 K: 1 S: 7 H: 1 LOB: 0 BB: 0 P: 15	R: 0 E: 0 K: 1 S: 9 H: 1 LOB: 1 BB: 0 P: 13	R: 0 E: 0 K: 0 S: 8 H: 0 LOB: 0 BB: 0 P: 13	R: 1 E: 0 K: 1 S: 15 H: 2 LOB: 2 BB: 1 P: 23	R: 0 E: 0 K: 1 S: 10 H: 0 LOB: 1 BB: 1 P: 20	R: 0 E: 0 K: 2 S: 10 H: 0 LOB: 0 BB: 0 P: 13	R: 0 E: 0 K: 0 S: 7 H: 1 LOB: 1 BB: 0 P: 14	R: 0 E: 0 K: 2 S: 12 H: 1 LOB: 2 BB: 1 P: 17	1B: 3 2B: 2 3B: 0 HR: 1 SF: 0 SAC: 0 DP: 1 HBP: 1						
										WP: 0 PB: 0 SB: 1 CS: 0 PA: 36						

PITCHER		IP	WLS	BF	H	R	ER	SO	BB	IBB	HBP	BLK	WP	HR	S	P	ERA	WHIP
Jeff Fassero, L ERA: 5.74	(1, 1)	6.0		24	4	2	2	4	2	0	0	0	0	1	58	95	3.00	1.000
Cal Eldred, R ERA: 4.23	(7, 1)	0.2		2	0	0	0	2	0	0	0	0	0	0	7	8	0.00	0.000
Steve Kline, L ERA: 4.04	(7, 1)	0.1	W	3	1	0	0	0	0	0	1	0	0	0	6	12	0.00	3.000
Jason Simontacchi, R ERA: 5.82	(8, 1)	2.0		7	1	0	0	2	1	0	0	0	0	0	16	24	0.00	1.000

PITCHER	IP	WLS	BF	H	R	ER	SO	BB	IBB	HBP	BLK	WP	HR	S	P	ERA	WHIP

St. Louis Cardinals @ New York Mets

Shea Stadium, Flushing, NY

Fri Aug 01 2003, 7:10 PM EDT
Att. 23,578 - Cloudy - 76 F

livebaseballscorecards.com

AB	32
R	2
H	6
RBI	2
BB	3
SO	8
LOB	16

Batter	1	2	3	4	5	6	7	8	9	AB	R	H	RBI	BB	SO	LOB
Bo Hart, R (1, 4) OBP: 0.366, SLG: 0.437	B C F S 1-3 ① K		C B F S 1-3 ① K	S B X 1-1 1-H 2-H 3-H HR		C S X 0-2 1B		B F S F B S 2-3 ① K		5	1	2	4	0	3	0
J.D. Drew, L (1, 8) OBP: 0.363, SLG: 0.530 Orlando Palmeiro, L (8, PH) OBP: 0.336, SLG: 0.326 (8, 8)	X 0-0 ② P4		F C B B B X 2-2 5 FC5-4 1B	X 0-0 HR		B B B C F C 3-3 ③ K		B C F B F F X 2-2 ② P4		4 1	1 0	2 0	1 0	0 0	1 0	1 0
5 Albert Pujols, R (1, 7) OBP: 0.439, SLG: 0.680 (5, 3)	X 0-0 HR		B B C F X 2-2 ② FC5-4 1-2f	X 0-0 ③ F9			B B C B S B 4-2 27 1B FC1-2 BB	B X 1-0 ③ F7		4	1	1	1	1	0	1
Edgar Renteria, R (1, 6) OBP: 0.385, SLG: 0.498	F B F X 1-2 ③ G1-3		C X 0-1 ③ G1-3		B F F X 1-2 ① P4		F F D X 1-2 ① F9		F B F F B X 2-2 ① P5	5	0	0	0	0	0	2
27 Scott Rolen, R (1, 5) OBP: 0.392, SLG: 0.555		C B F F F X 1-2 G5-3 1B G6-3 1B		C X 1-1 ① P4	B B B C C B 4-2 BB		1 SAFE F X 1-1 FC1-2 1-3 2B 1B		B B B C F S 3-3 ② K	4	2	2	0	1	1	0
Tino Martinez, L (1, 3) OBP: 0.351, SLG: 0.434 Eduardo Perez, R (5, PH) OBP: 0.359, SLG: 0.442 (5, 9)	F B X 1-1 G6-3 G5-3 1-2 1B		B F F B B B 4-2 2B HR BB	X 0-0 ② P4			I I I I 4-0 FC1-2 2B IBB		B B B B 4-0 BB	1 1	1 1	1 0	0 0	1 2	0 0	0 1
Miguel Cairo, R (1, 9) OBP: 0.299, SLG: 0.395 (5, 7)	B X 1-0 ① G5-3 1-2 2-3		1 SAFE S 1 SAFE B 1 SAFE X 1-1 1-3 HR 2B	X 0-0 ③ F8		C B B X 2-1 ② FC1-2 2B 1-2 2-3 3-Hf		F F B S 1-3 ③ K		5	2	1	0	0	1	7
Mike Matheny, R (1, 2) OBP: 0.329, SLG: 0.359	X 0-0 ② G6-3 2-3 3-H		I I I I 4-0 HR IBB			F X 0-1 ① G6-3	S S D F X 1-2 1-H 2-H 3-H 2B			3	1	1	4	1	0	1
Brett Tomko, R (1, 1) OBP: 0.357, SLG: 0.316 Steve Kline, S (6, 1) OBP: 0.500, SLG: 1.000 54 Josh Pearce, R (8, 1) 44 Jason Isringhausen, R (9, 1) OBP: 1.000, SLG: 3.000 Pedro Borbon, R (9, 1) Esteban Yan, R (9, 1) OBP: 1.000, SLG: 1.000	X 0-0 ③ G6-3			S B B B X 3-1 ② P3		C S C 0-3 ② K	B F S X 1-2 ③ L5-3			3 1 0 0 0 0	0 0 0 0 0 0	0 0 0 0 0 0	0 0 0 0 0 0	1 0 0 0 0 0	4 1 0 0 0 0	
Inning Stats	R: 1 H: 1 E: 0 LOB: 0 K: 1 BB: 0 S: 8 P: 10	R: 1 H: 2 E: 0 LOB: 1 K: 0 BB: 0 S: 10 P: 13	R: 0 H: 1 E: 0 LOB: 1 K: 1 BB: 0 S: 11 P: 16	R: 5 H: 3 E: 0 LOB: 0 K: 0 BB: 2 S: 12 P: 26	R: 0 H: 0 E: 0 LOB: 1 K: 0 BB: 1 S: 7 P: 12	R: 0 H: 1 E: 0 LOB: 1 K: 2 BB: 0 S: 11 P: 14	R: 3 H: 2 E: 0 LOB: 1 K: 0 BB: 2 S: 16 P: 30	R: 0 H: 0 E: 0 LOB: 0 K: 1 BB: 0 S: 10 P: 15	R: 0 H: 0 E: 0 LOB: 1 K: 2 BB: 1 S: 10 P: 20	1B: 5 SF: 0 2B: 2 SAC: 0 3B: 0 DP: 0 HR: 3 HBP: 0						WP: 0 PA: 43 PB: 0 SB: 0 CS: 0

TOP

St. Louis Cardinals @ New York Mets

Shea Stadium, Flushing, NY

Sat Aug 02 2003, 1:20 PM EDT
Att. 30,898 - Cloudy - 82 F

livebaseballscorecards.com

AB	37
R	10
H	10
RBI	10
BB	6
SO	7
LOB	18

PITCHER		IP	WLS	BF	H	R	ER	SO	BB	IBB	HBP	BLK	WP	HR	S	P	ERA	WHIP
Jae Weong Seo, R ERA: 4.34	(1, 1)	4.0	L	21	7	7	7	2	1	1	0	0	0	3	41	65	15.75	2.000
Pedro Feliciano, L ERA: 2.75	(5, 1)	2.0		8	1	0	0	2	1	0	0	0	0	0	18	26	0.00	1.000
Edwin Almonte, R ERA: 12.1	(7, 1)	1.0		7	2	3	3	0	1	1	0	0	0	0	16	30	27.00	3.000
Jaime Cerda, L ERA: 6.08	(8, 1)	2.0		7	0	0	0	3	1	0	0	0	0	0	20	35	0.00	0.500

PITCHER	IP	WLS	BF	H	R	ER	SO	BB	IBB	HBP	BLK	WP	HR	S	P	ERA	WHIP

BOTTOM

St. Louis Cardinals @ New York Mets

Shea Stadium, Flushing, NY

Sat Aug 02 2003, 1:20 PM EDT
Att. 30,898 - Cloudy - 82 F

livebaseballscorecards.com

Batter	1	2	3	4	5	6	7	8	9	AB	R	H	RBI	BB	SO	LOB
Roger Cedeno, S (1, 9) OBP: 0.313, SLG: 0.363	3-2 BBCBFX: 7 1B 1B		3-2 BFBBX: HBP 7 SH1-3 1-2 1B		2-3 BSCFBS: K ①	X 0-0 FC6-4 1-2f ③		X 0-0 1-3 1B	2-2 CBSBFX: 7 1B 2-H 3-H 1B	6	0	4	2	0	1	2
7 José Reyes, S (1, 6) OBP: 0.291, SLG: 0.384	1-1 BFX: 1 SAFE 1-2 1B		X 0-0 SH1-3 1-2 2-3 ①		2-3 CCBBS: K ②		X 0-0 F8 ①	3-1 BBCBX: G6-3 ③	0-2 CSFX: 1-3 1B	5	0	2	0	0	1	2
Cliff Floyd, L (1, 7) OBP: 0.362, SLG: 0.520 Jaime Cerda, L (8, 1) Vance Wilson, R (9, PH) OBP: 0.285, SLG: 0.368	3-2 CBBBFFT: K ①		B 4-0 BBB: HBP BB		1-1 BSX: F9 ③		2-2 CBFBFX: F9 ②		K PB 1B L7	3 0 2	0 0 1	0 0 0	0 0 0	1 0 0	1 0 0	2 0 2
Jason Phillips, R (1, 2) OBP: 0.391, SLG: 0.460	1-2 FBCX: F7 ②		B 2-0 BH: G6-3 1-2 2-3 3-H HBP			BBX 2-0 F7 ①	BBBBCB 4-1 BB		BCX 1-1 G4-3 WP E 1-H 1B	3	1	1	2	1	0	2
Timo Perez, L (1, 8) OBP: 0.319, SLG: 0.362	BX 1-0 G3-1 ③		X 0-0 G6-3 1-2f ② ③			CBX 1-1 G4-3 ②	CBX 1-1 G4-3 ③		CBFX 1-2 P4 ①	5	0	0	0	0	0	7
Ty Wigginton, R (1, 5) OBP: 0.320, SLG: 0.408		CBBBSC 3-3 K ①		FFBBBFBX 3-2 G5-3 ①		CBX 1-1 HR 1B		CBBFBX 3-2 G3-1 G4-3 2B	FDBBFX 3-2 1-3 G4-3 ②	5	2	2	0	0	1	1
Tony Clark, S (1, 3) OBP: 0.295, SLG: 0.460		CBFBX 2-2 G6-3 ②		CBFX 1-2 1B		FSX 0-2 1-H HR		BBBBCFX 3-2 G3-1 2-3 ①	FBFFX 1-2 E3 1B WP 2B 3-H	5	2	2	2	0	0	1
Joe McEwing, R (1, 4) OBP: 0.320, SLG: 0.316		CBFBS 2-3 K ③		CBFFX 1-2 F9 ②		BFBFX 2-2 1B 1B		CX 0-1 G4-3 3-H ②	BFCBBFFFX 3-2 2B 1-3 1B 1B	5	1	2	1	0	1	1
Jae Weong Seo, R (1, 1) OBP: 0.171, SLG: 0.121 Jay Bell, R (4, PH) OBP: 0.352, SLG: 0.185 Pedro Feliciano, L (5, 1) Marco Scutaro, R (6, PH) OBP: 0.238, SLG: 0.250 Edwin Almonte, R (7, 1) Raul Gonzalez, R (8, 7) OBP: 0.358, SLG: 0.374			BFX 1-1 7 SH1-3 1B HBP 1B	BCX 1-1 F9 ③		CX 0-1 1-3 FC6-4 1B		BBCBSFFX 3-2 1B	B 1-0 1-3 3-H 1B 2B	1 1 0 1 0 2	1 0 0 0 0 1	1 0 0 1 0 2	0 0 0 0 0 1	0 1 0 0 0 0	0 0 0 0 0 0	0 1 0 0 0 0
Inning Stats	R: 0 E: 0 K: 1 S: 13 H: 2 LOB: 2 BB: 0 P: 22	R: 0 E: 0 K: 2 S: 9 H: 0 LOB: 0 BB: 0 P: 16	R: 1 E: 0 K: 0 S: 7 H: 2 LOB: 2 BB: 1 P: 17	R: 0 E: 0 K: 0 S: 13 H: 1 LOB: 1 BB: 0 P: 19	R: 0 E: 0 K: 2 S: 9 H: 0 LOB: 0 BB: 0 P: 14	R: 2 E: 0 K: 0 S: 14 H: 4 LOB: 2 BB: 0 P: 20	R: 0 E: 0 K: 0 S: 8 H: 0 LOB: 1 BB: 1 P: 15	R: 1 E: 0 K: 0 S: 16 H: 3 LOB: 2 BB: 0 P: 28	R: 5 E: 1 K: 1 S: 32 H: 5 LOB: 2 BB: 0 P: 50	1B: 14 2B: 2 3B: 0 HR: 1 SF: 0 SAC: 1 DP: 1 HBP: 1							WP: 3 PB: 1 SB: 0 CS: 0 PA: 48

PITCHER		IP	WLS	BF	H	R	ER	SO	BB	IBB	HBP	BLK	WP	HR	S	P	ERA	WHIP
Brett Tomko, R ERA: 5.74	(1, 1)	5.2	W	27	9	3	3	5	1	0	1	0	0	1	64	107	4.76	1.765
Steve Kline, L ERA: 3.92	(6, 1)	1.1	H	5	0	0	0	0	1	0	0	0	0	0	9	16	0.00	0.750
54 Josh Pearce, R ERA: 4.5	(8, 1)	1.0		6	3	1	1	0	0	0	0	0	0	0	16	28	9.00	3.000
44 Jason Isringhausen, R ERA: 2.55	(9, 1)	0.2		6	2	4	2	1	0	0	0	0	3	0	21	33	27.00	3.000
Pedro Borbon, L ERA: 9.0	(9, 1)	0.0		2	2	1	0	0	0	0	0	0	0	0	5	8	∞	∞

PITCHER		IP	WLS	BF	H	R	ER	SO	BB	IBB	HBP	BLK	WP	HR	S	P	ERA	WHIP
Esteban Yan, R ERA: 6.29	(9, 1)	0.1	S	2	1	0	0	0	0	0	0	0	0	0	6	9	0.00	3.000

AB	44
R	9
H	17
RBI	8
BB	2
SO	6
LOB	21

Batter	1	2	3	4	5	6	7	8	9	AB	R	H	RBI	BB	SO	LOB
Bo Hart, R (1, 4) OBP: 0.361, SLG: 0.447	B B C F F X 2-2 HR		B X 1-0 E5 5 BB 1B	X 0-0 ③ F9			B C F X 1-2 ② G1-3		C S B F B F X 2-2 ① G5-3	5	2	1	1	0	0	2
J.D. Drew, L (1, 8) OBP: 0.357, SLG: 0.520 Jason Simontacchi, R (7, 1) OBP: 0.147, SLG: 0.176 Esteban Yan, R (7, 1) OBP: 1.000, SLG: 1.000 Mike Matheny, R (8, 2) OBP: 0.328, SLG: 0.358	B S B B C X 3-2 ① F9		B 1 SAFE C 1 SAFE X 1-1 ② F8		C B X 1-1 ① L8		B F F S 1-3 ③ K		C S B C 1-3 ② K	4 0 0 1	0 0 0 0	0 0 0 0	0 0 0 0	0 0 0 1	1 0 0 0	1 0 0 0
5 Albert Pujols, R (1, 7) OBP: 0.441, SLG: 0.681	C F X 0-2 ② G5-3		1 SAFE B B B B 4-0 1B 1-2 BB		X 0-0 ② G6-3			C X 0-1 L9 G3 2B	S B B C F X 2-2 2B 1B	4	1	2	0	1	0	0
Tino Martinez, L (1, 3) OBP: 0.354, SLG: 0.438	B B C C C 2-3 ③ K		X 0-0 1-2 2-H 1B		C X 0-1 ③ F8			C B C B B F B 4-2 G3 BB 1B BB	X 0-0 1-3 2B	4	1	2	1	1	1	0
27 Scott Rolen, R (1, 5) OBP: 0.390, SLG: 0.551 Miguel Cairo, R (8, PH) OBP: 0.296, SLG: 0.391 (8, 5)		C C X 0-2 ① G5-3	C B D S S 2-3 ③ K			L X 0-1 ① P4		C B F F B X 2-2 ① L9 2-3	F B F X 1-2 ③ P3	3 2	0 0	0 0	0 0	0 0	1 0	2 4
Edgar Renteria, R (1, 6) OBP: 0.386, SLG: 0.496		C B X 1-1 ② F8		B B C C F X 2-2 ① G6-3		B B X 2-0 1B		C S B B F B B 4-2 G3 1-2 1B BB		3	1	1	0	1	0	0
Kerry Robinson, L (1, 9) OBP: 0.254, SLG: 0.290 (8, 8)		C B B X 2-1 1B	B C B B C X 3-2 SH1-4 1B 1B			B 1 SAFE F B X 2-1 ② F8		X 0-0 ② G3 1-2 2-3 3-H		4	0	2	1	0	0	3
Chris Widger, R (1, 2) OBP: 0.213, SLG: 0.205 Eduardo Perez, R (8, PH) OBP: 0.362, SLG: 0.445 (8, 9)		1 SAFE B C X 1-1 ③ G1-3		1 SAFE X 0-0 SH1-4 1-2 1B		C C 1 SAFE X 0-2 ③ F8		B C X 1-1 FC6-4 2-H 3-H 1B		3 1	0 0	1 1	0 2	0 0	0 0	2 0
Garrett Stephenson, R (1, 1) OBP: 0.262, SLG: 0.184 Orlando Palmeiro, L (7, PH) OBP: 0.333, SLG: 0.323 (7, 8) Pedro Borbon, R (8, 1)			B B C F S 2-3 ① K	X 0-0 ② SH1-4 1-2 2-3			B B C F F X 2-2 ① G5-3	X 0-0 ③ FC6-4 1-2f		1 2 0	0 0 0	0 0 0	0 0 0	0 0 0	1 0 0	0 1 0
Inning Stats	R: 1 H: 1 E: 0 LOB: 0 K: 1 BB: 0 S: 14 P: 21	R: 0 H: 1 E: 0 LOB: 1 K: 0 BB: 0 S: 9 P: 13	R: 1 H: 1 E: 1 LOB: 2 K: 2 BB: 1 S: 10 P: 20	R: 0 H: 2 E: 0 LOB: 2 K: 0 BB: 0 S: 10 P: 15	R: 0 H: 0 E: 0 LOB: 0 K: 0 BB: 0 S: 5 P: 6	R: 0 H: 1 E: 0 LOB: 1 K: 0 BB: 0 S: 8 P: 12	R: 0 H: 0 E: 0 LOB: 0 K: 1 BB: 0 S: 10 P: 14	R: 3 H: 2 E: 0 LOB: 1 K: 0 BB: 2 S: 16 P: 27	R: 0 H: 2 E: 0 LOB: 2 K: 1 BB: 0 S: 16 P: 22	1B: 7 SF: 0 2B: 2 SAC: 1 3B: 0 DP: 0 HR: 1 HBP: 0						

PITCHER		IP	W/L/S	BF	H	R	ER	SO	BB	IBB	HBP	BLK	WP	HR	S	P	ERA	WHIP
Jeremy Griffiths, R ERA: 6.55	(1, 1)	7.0	W	29	6	2	1	4	1	0	0	0	0	1	66	101	1.29	1.000
David Weathers, R ERA: 3.63	(8, 1)	2.0		12	4	3	3	1	2	0	0	0	0	0	32	49	13.50	3.000

PITCHER	IP	W/L/S	BF	H	R	ER	SO	BB	IBB	HBP	BLK	WP	HR	S	P	ERA	WHIP

TOP

St. Louis Cardinals @ New York Mets

Shea Stadium, Flushing, NY

Sun Aug 03 2003, 1:10 PM EDT
Att. 27,592 - Cloudy - 81 F

livebaseballscorecards.com

AB	37
R	5
H	10
RBI	5
BB	3
SO	5
LOB	15

WP: 0 PA: 41
PB: 0
SB: 0
CS: 0

Batter	1	2	3	4	5	6	7	8	9	AB	R	H	RBI	BB	SO	LOB
Roger Cedeno, S (1, 9) OBP: 0.315, SLG: 0.370	B C B F F X 2-2 7 L8 1B 2B	B 1 SAFE B F F X 2-2 ③ G4-3		B X 1-0 ③ P6		D X 1-0 ③ F8		X 0-0 1B 2B		5	2	2	0	0	0	3
7 José Reyes, S (1, 6) OBP: 0.293, SLG: 0.384	B F F F F X 1-2 ① L8 2-3		B B B C C X 3-2 ① F7	B B X 2-0 F8 S G4-3 1B			B B B C C X 3-2 1B 1B 1B	B X 1-0 ① B2		5	2	2	0	0	0	2
Cliff Floyd, L (1, 7) OBP: 0.366, SLG: 0.523 Joe McEwing, R (8, 4) OBP: 0.323, SLG: 0.320	C B X 1-1 1B 1B 3-H 1B		B S F B X 2-2 1B 1B	1 SAFE B C B F F F F X 2-2 ① F8 1-3			B B F 1 SAFE X 2-1 BB 1B SF7 1-3 1B	C X 0-1 2B 2-H 1B		4 1	2 1	3 1	1 1	0 0	0 0	1 0
Jason Phillips, R (1, 2) OBP: 0.394, SLG: 0.467	F F B F F F B 1 SAFE B X 3-2 1B 1-3 1B	X 0-0 ② P4	B F X 1-1 ② G4-3 3-H			F B S B B F F F X 3-2 X SF7 BB 2B 1-2 3-H 1B	B 1 SAFE X 1-0 G6-3 1B 1-H 2B		5	2	3	3	0	0	1
Timo Perez, L (1, 8) OBP: 0.325, SLG: 0.365	B X 1-0 G6-4-3 1-2 3-H 1B	C C B B 1 SAFE F X 2-2 1-3 1B	C B B X 2-1 ③ L7				B B C B B 4-1 2B 1-2 2-3 BB	B C C F F B X 2-2 ② G6-3 2-3		4	1	2	1	1	0	1
Ty Wigginton, R (1, 5) OBP: 0.318, SLG: 0.407	F C B B B X 3-2 ② ③ G6-4-3 1-2f	F B X 1-1 ③ G5-3				F S B B B B X 3-2 ① G1-3	X 0-0 ① SF7 2-3 3-H	B C C X 1-1 HR 3-H 1B		4	1	1	2	0	0	4
Tony Clark, S (1, 3) OBP: 0.303, SLG: 0.503		C C B S 1-3 ① K		S B S F B X 2-2 ① G3		B B F B B X 3-1 F B X HR	C B B F C X 1-1 1-H 3-H 2B	C B B F C X 2-2 1-H HR		5	2	3	5	0	1	0
Marco Scutaro, R (1, 4) OBP: 0.320, SLG: 0.348 David Weathers, R (8, 1)		C S B F B X 2-2 1B		C B B B B 4-1 SH2-4 BB		C C F B X 1-2 B S F X 2B	1-2 ② F7	C X 0-1 ③ G1-3		3 1	0 0	2 0	0 0	1 0	0 0	1 0
Jeremy Griffiths, R (1, 1) Raul Gonzalez, R (7, PH) OBP: 0.355, SLG: 0.371 (8, 7)		F L M 0-3 ② K	X 0-0 ② SH2-4 1-2			B B F F F X 2-2 ② S X G5-3	0-1 ③ G3-1			2 1	0 0	0 0	0 0	0 0	1 0	2 1
Inning Stats	R: 2 E: 0 K: 0 S: 20 H: 4 LOB: 1 BB: 0 P: 31	R: 0 E: 0 K: 2 S: 13 H: 1 LOB: 1 BB: 0 P: 18	R: 0 E: 0 K: 0 S: 13 H: 2 LOB: 2 BB: 0 P: 21	R: 0 E: 0 K: 0 S: 7 H: 0 LOB: 1 BB: 1 P: 14	R: 1 E: 0 K: 0 S: 11 H: 1 LOB: 0 BB: 0 P: 18	R: 1 E: 0 K: 0 S: 14 H: 2 LOB: 1 BB: 0 P: 24	R: 4 E: 0 K: 0 S: 21 H: 4 LOB: 1 BB: 1 P: 35	R: 5 E: 0 K: 0 S: 17 H: 5 LOB: 0 BB: 0 P: 24		1B: 12 2B: 5 3B: 0 HR: 2	SF: 1 SAC: 1 DP: 1 HBP: 0			WP: 0 PB: 0 SB: 1 CS: 0	PA: 44	

PITCHER		IP	WLS	BF	H	R	ER	SO	BB	IBB	HBP	BLK	WP	HR	S	P	ERA	WHIP
Garrett Stephenson, R ERA: 4.56	(1, 1)	6.0	L	28	10	4	4	2	1	0	0	0	0	1	78	126	6.00	1.833
Jason Simontacchi, R ERA: 6.18	(7, 1)	0.0		4	3	4	4	0	1	0	0	0	0	0	13	25	∞	∞
Esteban Yan, R ERA: 6.18	(7, 1)	1.0		4	1	0	0	0	0	0	0	0	0	0	8	10	0.00	1.000
Pedro Borbon, L ERA: 27.0	(8, 1)	1.0		8	5	5	5	0	0	0	0	0	0	1	17	24	45.00	5.000

PITCHER	IP	WLS	BF	H	R	ER	SO	BB	IBB	HBP	BLK	WP	HR	S	P	ERA	WHIP

BOTTOM

St. Louis Cardinals @ New York Mets

Shea Stadium, Flushing, NY

Sun Aug 03 2003, 1:10 PM EDT
Att. 27,592 - Cloudy - 81 F

livebaseballscorecards.com

AB	40
R	13
H	19
RBI	13
BB	2
SO	2
LOB	16

Batter	1	2	3	4	5	6	7	8	9	AB	R	H	RBI	BB	SO	LOB
Juan Pierre, L (1, 8) OBP: 0.363, SLG: 0.356	B C S F X 1-2 FC6-4 1B		C B B F X 2-2 ② P5	C F B X 1-2 ③ G5-3			X 0-0 ① L7		C S X 0-2 ③ G1-3	5	0	1	0	0	0	2
Luis Castillo, S (1, 4) OBP: 0.381, SLG: 0.407	M C 1 SAFE X 0-2 ① FC6-4 G3-1 1-2f		F B X 1-1 1B		B C F B F X 2-2 ① L5		B C B X 2-1 ② G1-3			4	0	1	0	0	0	1
Ivan Rodriguez, R (1, 2) OBP: 0.388, SLG: 0.510	S X 0-1 ② G3-1 1-2		B C F F S 1-3 ③ K		C B B B B 4-1 1B WP BB		C C B B F B F C 3-3 ③ K			3	1	0	0	1	2	2
Mike Lowell, R (1, 5) OBP: 0.363, SLG: 0.575	D F 2 SAFE B C C 2-3 ③ K			X 0-0 PB 1B 1B 1B	C F X 0-2 ② F9			F X 0-1 ① G6-3		4	1	1	0	0	1	2
Juan Encarnacion, R (1, 9) OBP: 0.315, SLG: 0.437		B C B B C F X 3-2 FC6-4 1B		B C X 1-1 1B PB E 1B 1-2	X 0-0 WP 1B 1-3			C C S 0-3 ② K		4	1	3	0	0	1	0
Derrek Lee, R (1, 3) OBP: 0.366, SLG: 0.483		C B C F F 1 SAFE C 1-3 ① K		B C B B B 4-1 E SF8 BB 1-2 2-3	C B B S C 2-3 ③ K 1-2 3-H			B C B S S 2-3 ③ K		3	1	0	0	1	3	2
Miguel Cabrera, R (1, 7) OBP: 0.320, SLG: 0.493		C 1 SAFE 1 SAFE F F C 0-3 ② K		X 0-0 E8 G1-3 1B 1-3 2-H 3-H		F S B B B S 3-3 ① K			B X 1-0 ① F7	4	0	1	1	0	2	1
Alex Gonzalez, R (1, 6) OBP: 0.328, SLG: 0.487		C X 0-1 ③ FC6-4 1-2f		B B X 2-0 ① SF8 3-H		C X 0-1 ② G5-3			B X 1-0 ② F8	3	0	0	1	0	0	1
Brad Penny, R (1, 1) OBP: 0.146, SLG: 0.313 Ugueth Urbina, R (8, 1)			S C B F B C 2-3 ① K	X 0-0 ② G1-3 2-3		C C S 0-3 ③ K			F B B B B 4-1 BB	3 0	0 0	0 0	0 0	0 1	2 0	1 0
Inning Stats	R: 0 E: 0 K: 1 S: 13 H: 1 LOB: 1 BB: 0 P: 16	R: 0 E: 0 K: 2 S: 15 H: 1 LOB: 1 BB: 0 P: 19	R: 0 E: 0 K: 2 S: 13 H: 1 LOB: 1 BB: 0 P: 19	R: 3 E: 1 K: 0 S: 10 H: 3 LOB: 1 BB: 1 P: 18	R: 1 E: 0 K: 1 S: 12 H: 1 LOB: 1 BB: 1 P: 20	R: 0 E: 0 K: 2 S: 8 H: 0 LOB: 0 BB: 0 P: 11	R: 0 E: 0 K: 1 S: 8 H: 0 LOB: 0 BB: 0 P: 13	R: 0 E: 0 K: 2 S: 8 H: 0 LOB: 0 BB: 0 P: 10	R: 0 E: 0 K: 0 S: 6 H: 0 LOB: 1 BB: 1 P: 12	1B: 7 2B: 0 3B: 0 HR: 0 SF: 1 SAC: 0 DP: 0 HBP: 0						

TOP

Florida Marlins @ St. Louis Cardinals

Busch Stadium, St. Louis, MO

Tue Aug 05 2003, 7:10 PM CDT
Att. 35,468 - Cloudy - 83 F

livebaseballscorecards.com

AB	33
R	4
H	7
RBI	2
BB	3
SO	11
LOB	12

PITCHER		IP	WLS	BF	H	R	ER	SO	BB	IBB	HBP	BLK	WP	HR	S	P	ERA	WHIP
Woody Williams, R ERA: 3.48	(1, 1)	7.0	L	30	7	4	3	9	2	0	0	0	1	0	79	116	3.86	1.286
Esteban Yan, R ERA: 6.07	(8, 1)	1.0		3	0	0	0	2	0	0	0	0	0	0	8	10	0.00	0.000
44 Jason Isringhausen, R ERA: 2.41	(9, 1)	1.0		4	0	0	0	0	1	0	0	0	0	0	6	12	0.00	1.000

PITCHER	IP	WLS	BF	H	R	ER	SO	BB	IBB	HBP	BLK	WP	HR	S	P	ERA	WHIP

Florida Marlins @ St. Louis Cardinals

Busch Stadium, St. Louis, MO

Tue Aug 05 2003, 7:10 PM CDT
Att. 35,468 - Cloudy - 83 F

livebaseballscorecards.com

BOTTOM

Batter	1	2	3	4	5	6	7	8	9	AB	R	H	RBI	BB	SO	LOB
Bo Hart, R (1, 4) OBP: 0.354, SLG: 0.437	B C X 1-2 P3 ①		F B X 1-1 F9 ③		B C X 1-1 F9 ③			C X 0-1 G1-3 ②		4	0	0	0	0	0	1
15 Jim Edmonds, L (1, 8) OBP: 0.395, SLG: 0.650	B B S B S B 4-2 BB			C S C 0-3 K ①		C S B F B X 3-2 L9 ①		B B S F X 2-2 F7 ③		3	0	0	0	1	1	0
5 Albert Pujols, R (1, 7) OBP: 0.441, SLG: 0.682	B C S S 1-3 K ②			C F B B F F X 2-2 27 F7 2B		B X 1-0 G6-3 ②			B C C B F X 2-2 1B	4	0	2	0	0	1	1
Tino Martinez, L (1, 3) OBP: 0.355, SLG: 0.437	X 0-0 P5 ③			B B B C B 4-1 BB		B X 1-0 1B			B C F F B X 2-2 P6 ①	3	0	1	0	1	0	2
27 Scott Rolen, R (1, 5) OBP: 0.389, SLG: 0.546		B B B B 4-0 G6-4-3 BB		X 0-0 F7 ② 2-3		C X 0-1 G4-3 ③			1 SAFE C B X 1-1 F8 ②	3	0	0	0	1	0	4
J.D. Drew, L (1, 9) OBP: 0.355, SLG: 0.516		F C F 1 SAFE F S 0-3 K ①		B C F C 1-3 K ③			B C X 1-1 G5-4-3 1B		F B B B X 3-1 G1-3 ③	4	0	1	0	0	2	4
Edgar Renteria, R (1, 6) OBP: 0.386, SLG: 0.495		B C B 1 SAFE X 2-1 G6-4-3 ②③ 1-2f			F C X 0-2 SH1-4 1B		X 0-0 G5-4-3 ①② 1-2f			3	0	1	0	0	0	2
Mike Matheny, R (1, 2) OBP: 0.325, SLG: 0.355			B S C B X 2-2 F9 ①		X 0-0 F9 ①		B C B X 2-1 F9 ③			3	0	0	0	0	0	1
Woody Williams, R (1, 1) OBP: 0.321, SLG: 0.420 Esteban Yan, R (8, 1) OBP: 1.000, SLG: 1.000 Kerry Robinson, L (8, PH) OBP: 0.252, SLG: 0.288 44 Jason Isringhausen, R (9, 1) OBP: 1.000, SLG: 3.000			C C B B S 2-3 K ②		X 0-0 SH1-4 ② 1-2			X 0-0 F9 ①		1 0 1 0	0 0 0 0	0 0 0 0	0 0 0 0	0 0 0 0	1 0 0 0	0 0 0 0

	AB	29
	R	0
	H	5
	RBI	0
	BB	3
	SO	5
	LOB	15

Inning Stats	1	2	3	4	5	6	7	8	9	1B: 4	SF: 0	WP: 0	PA: 33
	R: 0 H: 0 E: 0 LOB: 1 K: 1 BB: 1 S: 9 P: 15	R: 0 H: 0 E: 0 LOB: 0 K: 1 BB: 1 S: 7 P: 13	R: 0 H: 0 E: 0 LOB: 0 K: 1 BB: 0 S: 8 P: 13	R: 0 H: 1 E: 0 LOB: 2 K: 2 BB: 1 S: 13 P: 20	R: 0 H: 1 E: 0 LOB: 1 K: 0 BB: 0 S: 7 P: 8	R: 0 H: 1 E: 0 LOB: 1 K: 0 BB: 0 S: 8 P: 13	R: 0 H: 1 E: 0 LOB: 0 K: 0 BB: 0 S: 5 P: 8	R: 0 H: 0 E: 0 LOB: 0 K: 0 BB: 0 S: 6 P: 8	R: 0 H: 1 E: 0 LOB: 1 K: 0 BB: 0 S: 12 P: 20	2B: 1 3B: 0 HR: 0	SAC: 1 DP: 2 HBP: 0	PB: 0 SB: 0 CS: 0	

PITCHER		IP	WLS	BF	H	R	ER	SO	BB	IBB	HBP	BLK	WP	HR	S	P	ERA	WHIP
Brad Penny, R ERA: 4.07	(1, 1)	7.0	W	26	4	0	0	5	3	0	0	0	0	0	57	90	0.00	1.000
Ugueth Urbina, R ERA: 3.4	(8, 1)	2.0		7	1	0	0	0	0	0	0	0	0	0	18	28	0.00	0.500

PITCHER	IP	WLS	BF	H	R	ER	SO	BB	IBB	HBP	BLK	WP	HR	S	P	ERA	WHIP

Batter	1	2	3	4	5	6	7	8	9	AB	R	H	RBI	BB	SO	LOB
Juan Pierre, L (1, 8) OBP: 0.363, SLG: 0.356	C F B C 1-3 ① K		C X 0-1 ① G3	C C X 0-2 1B			F B X 1-1 SH5-3 1B 1B	C B X 1-1 ②③ L1-6-3 1-2		5	1	2	0	0	1	1
Luis Castillo, S (1, 4) OBP: 0.382, SLG: 0.408	B F X 1-1 1B 1B 1B		C B X 1-1 1B 1B 1B	B C 1 SAFE 1 SAFE X 1-1 ③ G3			L 1 SAFE X 0-1 ① SH5-3 1-2		C F B X 1-2 ① G6-3	4	2	2	0	0	0	1
Ivan Rodriguez, R (1, 2) OBP: 0.393, SLG: 0.521	C F B C 1-3 ② K		B 1 SAFE C X 1-1 1B 1B 1-2 1B		B B X 2-0 HR		F B B F F B F B 4-2 BB 1B FC6-4 BB		X 0-0 FC5-4 1B	4	3	3	1	1	1	1
Mike Lowell, R (1, 5) OBP: 0.366, SLG: 0.576	B C B X 2-1 1B 1-3 1B		C B X 1-1 BB 1B 1-2 2-H 1B		F F B S 1-3 ① K		B C X 1-1 FC6-4 BB WP 1-2 2-H 1B		C X 0-1 ② F8	5	1	3	2	0	1	1
Juan Encarnacion, R (1, 9) OBP: 0.318, SLG: 0.438	X 0-0 1-3 3-H 1B		C B F X 1-2 BB 1-2 2-H 1B		X 0-0 ② G3-1		B B B B 4-0 FC6-4 1-2 2-3 BB		X 0-0 ③ FC5-4 1-2f	4	0	2	2	1	0	1
Derrek Lee, R (1, 3) OBP: 0.365, SLG: 0.480	B F S S 1-3 ③ K		B B S B B 4-1 G6-4-3 1-2 2-3 BB		C B X 1-1 ③ G5-3		C C F F X 0-2 ② FC6-4 WP 1-2f 2-3 3-H			3	0	0	1	1	1	4
Miguel Cabrera, R (1, 7) OBP: 0.312, SLG: 0.479	F C B S 1-3 ① K		B F X 1-1 ②③ G6-4-3 1-2f		C X 0-1 E5 L5-3-4		S B B S F S 2-3 ③ K 1-2 3-H			4	0	0	0	0	2	4
Alex Gonzalez, R (1, 6) OBP: 0.325, SLG: 0.481		X 0-0 ② F8		C F S 0-3 ① K		X 0-0 ①② L5-3-4 1-2		C X 0-1 ① P3		4	0	0	0	0	1	1
Dontrelle Willis, L (1, 1) OBP: 0.209, SLG: 0.293 40 Nate Bump, L (9, 1)		B X 1-0 ③ G4-3		C X 0-1 ② G4-3		F C X 0-2 ③ G3		C X 0-1 L1-6-3 1B		4 0	0 0	1 0	0 0	0 0	0 0	0 0
Inning Stats	R: 1 H: 3 E: 0 LOB: 2 K: 3 BB: 0 S: 14 P: 20	R: 0 H: 0 E: 0 LOB: 0 K: 1 BB: 0 S: 5 P: 7	R: 2 H: 4 E: 0 LOB: 2 K: 0 BB: 1 S: 14 P: 23	R: 0 H: 1 E: 0 LOB: 1 K: 1 BB: 0 S: 10 P: 11	R: 1 H: 1 E: 0 LOB: 0 K: 1 BB: 0 S: 7 P: 11	R: 0 H: 0 E: 1 LOB: 0 K: 0 BB: 0 S: 6 P: 6	R: 3 H: 2 E: 0 LOB: 1 K: 1 BB: 2 S: 19 P: 31	R: 0 H: 1 E: 0 LOB: 0 K: 0 BB: 0 S: 6 P: 7	R: 0 H: 1 E: 0 LOB: 1 K: 0 BB: 0 S: 7 P: 8	1B: 12 SF: 0 2B: 0 SAC: 1 3B: 0 DP: 2 HR: 1 HBP: 0						

PITCHER		IP	WLS	BF	H	R	ER	SO	BB	IBB	HBP	BLK	WP	HR	S	P	ERA	WHIP
Dan Haren, R ERA: 4.03	(1, 1)	6.0	L	28	10	5	5	6	1	0	0	0	0	1	58	81	7.50	1.833
Cal Eldred, R ERA: 4.53	(7, 1)	1.0		6	1	2	2	1	2	0	0	0	1	0	17	28	18.00	3.000
Steve Kline, L ERA: 3.83	(8, 1)	1.0		3	1	0	0	0	0	0	0	0	0	0	6	7	0.00	1.000
Esteban Yan, R ERA: 5.97	(9, 1)	1.0		4	1	0	0	0	0	0	0	0	0	0	7	8	0.00	1.000

PITCHER	IP	WLS	BF	H	R	ER	SO	BB	IBB	HBP	BLK	WP	HR	S	P	ERA	WHIP

TOP

Florida Marlins @ St. Louis Cardinals

Busch Stadium, St. Louis, MO

Wed Aug 06 2003, 7:10 PM CDT
Att. 31,606 - Cloudy - 85 F

livebaseballscorecards.com

AB	37
R	7
H	13
RBI	6
BB	3
SO	7
LOB	14

1B: 12	SF: 0	WP: 1	PA: 41
2B: 0	SAC: 1	PB: 0	
3B: 0	DP: 2	SB: 0	
HR: 1	HBP: 0	CS: 0	

BOTTOM

Florida Marlins @ St. Louis Cardinals

Busch Stadium, St. Louis, MO

Wed Aug 06 2003, 7:10 PM CDT
Att. 31,606 - Cloudy - 85 F

livebaseballscorecards.com

Batter	1	2	3	4	5	6	7	8	9	AB	R	H	RBI	BB	SO	LOB
Bo Hart, R (1, 4) OBP: 0.352, SLG: 0.430	4-0 1B 27 2B BB		1-3 K G5-4-3		1-0 ③ L1			0-0 ② P3		3	1	0	0	1	1	1
Eduardo Perez, R (1, 9) OBP: 0.365, SLG: 0.462	1-2 27 2B 1-3 1B		1-1 ① ② G5-4-3 1-2f			0-0 ① G5-3		2-0 HR		4	2	2	1	0	0	1
5 Albert Pujols, R (1, 3) OBP: 0.440, SLG: 0.680	1-0 ① F9		3-2 ③ G6-3			2-1 27 F8 2B		0-3 ③ K		4	0	1	0	0	1	2
27 Scott Rolen, R (1, 5) OBP: 0.387, SLG: 0.546	3-2 2-H 3-H 2B			3-2 ① L9		2-2 ② F8 2-3			2-1 ① F9	4	0	1	2	0	0	1
Edgar Renteria, R (1, 6) OBP: 0.382, SLG: 0.491	0-0 ② G5-3			2-3 ② K		1-2 ③ G6-3			0-1 ② G6-3	4	0	0	0	0	1	2
15 Jim Edmonds, L (1, 8) OBP: 0.393, SLG: 0.648	1-0 ③ F7			1-0 ③ G4-3			1-3 ① K		1-2 2B	4	0	1	0	0	1	1
Mike Matheny, R (1, 2) OBP: 0.322, SLG: 0.350			0-2 ① G5-3		0-0 ① L7		1-3 ② K		2-1 ③ G3	4	0	0	0	0	1	1
Miguel Cairo, R (1, 7) OBP: 0.297, SLG: 0.390			2-1 ② G5-3		0-2 E 1B		0-1 ③ F7			3	0	1	0	0	0	0
Dan Haren, R (1, 1) OBP: 0.214, SLG: 0.308 Cal Eldred, R (7, 1) OBP: 0.500, SLG: 0.500 Steve Kline, S (8, 1) OBP: 0.500, SLG: 1.000 Chris Widger, R (8, PH) OBP: 0.208, SLG: 0.200 Esteban Yan, R (9, 1) OBP: 1.000, SLG: 1.000			3-2 ③ G6-3		3-3 ② K 1-3			2-2 ① F8		2 0 0 1 0	0 0 0 0 0	0 0 0 0 0	0 0 0 0 0	0 0 0 0 0	1 0 0 0 0	1 0 0 0 0
Inning Stats	R: 2 E: 0 K: 0 S: 11 H: 2 LOB: 1 BB: 1 P: 21		R: 0 E: 0 K: 0 S: 9 H: 0 LOB: 0 BB: 0 P: 14	R: 0 E: 1 K: 1 S: 9 H: 0 LOB: 0 BB: 0 P: 14	R: 0 E: 0 K: 1 S: 10 H: 0 LOB: 0 BB: 0 P: 16	R: 0 E: 1 K: 1 S: 8 H: 1 LOB: 1 BB: 0 P: 12	R: 0 E: 0 K: 0 S: 10 H: 1 LOB: 1 BB: 0 P: 15	R: 0 E: 0 K: 2 S: 8 H: 0 LOB: 0 BB: 0 P: 10	R: 1 E: 0 K: 1 S: 8 H: 1 LOB: 0 BB: 0 P: 12	R: 0 E: 0 K: 0 S: 9 H: 1 LOB: 1 BB: 0 P: 14	1B: 2 2B: 3 3B: 0 HR: 1 SF: 0 SAC: 0 DP: 1 HBP: 0						

	AB	33
	R	3
	H	6
	RBI	3
	BB	1
	SO	6
	LOB	10

PITCHER		IP	WLS	BF	H	R	ER	SO	BB	IBB	HBP	BLK	WP	HR	S	P	ERA	WHIP
Dontrelle Willis, L ERA: 2.56	(1, 1)	8.0	W	30	5	3	3	6	1	0	0	0	0	1	73	114	3.38	0.750
40 Nate Bump, R ERA: 3.0	(9, 1)	1.0		4	1	0	0	0	0	0	0	0	0	0	9	14	0.00	1.000

PITCHER	IP	WLS	BF	H	R	ER	SO	BB	IBB	HBP	BLK	WP	HR	S	P	ERA	WHIP

Batter	1	2	3	4	5	6	7	8	9	AB	R	H	RBI	BB	SO	LOB
Juan Pierre, L (1, 8) OBP: 0.364, SLG: 0.356	C X 0-1 ① F9			B B C X 2-1 ① G3		B B C B B 4-1 G4-3 BB			C F B B F F X 2-2 P3 BB 1B	3	0	1	0	1	0	0
Luis Castillo, S (1, 4) OBP: 0.381, SLG: 0.405	C F B X 1-2 ② G3			C C F C 0-3 ② K		B F X 1-1 ②③ G4-3 1-2f			B B B B 4-0 1-2 BB	3	0	0	0	1	1	2
Ivan Rodriguez, R (1, 2) OBP: 0.392, SLG: 0.518	F F B F X 1-2 ③ G4-3			B F B X 2-1 ③ F8			B F B X 2-1 1B		C F S 0-3 ① K	4	0	1	0	0	1	2
Mike Lowell, R (1, 5) OBP: 0.365, SLG: 0.572		B B X 2-0 ① F7			C B S B F X 2-2 G5-3 1B		C X 0-1 ① F8		C X 0-1 ② P3 2-3	4	0	1	0	0	0	3
Juan Encarnacion, R (1, 9) OBP: 0.315, SLG: 0.434		B B C X 2-1 ② F9			X 0-0 ① G5-3 1-2		B C C F F F D S 2-3 ② K		C B S F F F S 1-3 ③ K	4	0	0	0	0	2	4
Andy Fox, L (1, 3) OBP: 0.280, SLG: 0.278		B B B C X 3-1 ③ P5			B C B B X 3-1 ② G1-3		B F B X 2-1 ③ F7			3	0	0	0	0	0	2
Todd Hollandsworth, L (1, 7) OBP: 0.312, SLG: 0.432			C S B B B X 2-2 ① G4-3		B F X 1-1 ③ G3			F S F B C 1-3 ① K		3	0	0	0	0	1	1
Alex Gonzalez, R (1, 6) OBP: 0.325, SLG: 0.483			B X 1-0 ② G1-3			B S B C B X 3-2 2B		C X 0-1 ② P4		3	0	1	0	0	0	0
Josh Beckett, R (1, 1) OBP: 0.125, SLG: 0.167			C B C B F X 2-2 ③ G6-3			C F L 0-3 ① K		C B F B S 2-3 ③ K		2	0	0	0	0	1	1
Armando Almanza, L (6, 1)										0	0	0	0	0	0	0
Brian Banks, S (8, PH) OBP: 0.326, SLG: 0.407										1	0	0	0	0	1	0
Braden Looper, R (8, 1) OBP: 1.000, SLG: 1.000										0	0	0	0	0	0	0
Inning Stats	R: 0 E: 0 K: 0 S: 9 H: 0 LOB: 0 BB: 0 P: 11	R: 0 E: 0 K: 0 S: 5 H: 0 LOB: 0 BB: 0 P: 12	R: 0 E: 0 K: 0 S: 8 H: 0 LOB: 0 BB: 0 P: 13	R: 0 E: 0 K: 1 S: 8 H: 0 LOB: 0 BB: 0 P: 12	R: 0 E: 0 K: 0 S: 9 H: 1 LOB: 1 BB: 0 P: 15	R: 0 E: 0 K: 1 S: 9 H: 1 LOB: 1 BB: 1 P: 17	R: 0 E: 0 K: 1 S: 12 H: 1 LOB: 1 BB: 0 P: 18	R: 0 E: 0 K: 2 S: 9 H: 0 LOB: 0 BB: 0 P: 12	R: 0 E: 0 K: 2 S: 16 H: 1 LOB: 2 BB: 1 P: 23	1B: 3 2B: 1 3B: 0 HR: 0	SF: 0 SAC: 0 DP: 1 HBP: 0					

PITCHER	IP	WLS	BF	H	R	ER	SO	BB	IBB	HBP	BLK	WP	HR	S	P	ERA	WHIP
Brett Tomko, R (1, 1) ERA: 5.44	8.0	W	28	4	0	0	5	1	0	0	0	0	0	74	117	0.00	0.625
44 Jason Isringhausen, R (9, 1) ERA: 2.29	1.0	S	4	0	0	0	2	1	0	0	0	0	0	11	16	0.00	1.000

PITCHER	IP	WLS	BF	H	R	ER	SO	BB	IBB	HBP	BLK	WP	HR	S	P	ERA	WHIP

TOP

Florida Marlins @ St. Louis Cardinals

Busch Stadium, St. Louis, MO

Thu Aug 07 2003, 7:10 PM CDT
Att. 31,002 - Overcast - 83 F

livebaseballscorecards.com

AB	30
R	0
H	4
RBI	0
BB	2
SO	7
LOB	15

1B: 3	SF: 0	WP: 0	PA: 32
2B: 1	SAC: 0	PB: 0	
3B: 0	DP: 1	SB: 0	
HR: 0	HBP: 0	CS: 0	

Batter	1	2	3	4	5	6	7	8	9	AB	R	H	RBI	BB	SO	LOB
Bo Hart, R (1, 4) OBP: 0.350, SLG: 0.426	F8		L9			5 BB F9 1B	K			4	1	1	0	0	1	1
15 Jim Edmonds, L (1, 8) OBP: 0.394, SLG: 0.644	5 2B BB		5 G6-3 BB			K		K		2	1	0	0	2	2	1
5 Albert Pujols, R (1, 7) (9, 3) OBP: 0.440, SLG: 0.680	27 FC5 2B		G6-3			SAFE SAFE 27 1B F9 BB		P4		3	1	1	1	1	0	2
Tino Martinez, L (1, 3) OBP: 0.352, SLG: 0.432 Kerry Robinson, L (9, 7) OBP: 0.252, SLG: 0.288	SAFE K			G4-3		F9		G4-3		4 0	0 0	0 0	0 0	0 0	1 0	2 0
27 Scott Rolen, R (1, 5) OBP: 0.389, SLG: 0.547	FC5			G6-4-3 1B		BB 1B				3	0	2	1	0	0	1
J.D. Drew, L (1, 9) OBP: 0.355, SLG: 0.511		G3-1		G6-4-3		SAFE BB				2	0	0	0	1	0	1
Edgar Renteria, R (1, 6) OBP: 0.382, SLG: 0.490		G1-3			CS 1B	L8				3	0	1	0	0	0	2
Chris Widger, R (1, 2) OBP: 0.196, SLG: 0.188		G6-3			SAFE P4		P4			3	0	0	0	0	0	1
Brett Tomko, R (1, 1) OBP: 0.356, SLG: 0.317 44 Jason Isringhausen, R (9, 1) OBP: 1.000, SLG: 3.000			15 BB 1B		F9		G1-3			3 0	0 0	1 0	0 0	0 0	0 0	0 0
Inning Stats	R: 1 E: 0 K: 1 S: 13 H: 1 LOB: 1 BB: 1 P: 23	R: 0 E: 0 K: 0 S: 5 H: 0 LOB: 0 BB: 0 P: 8	R: 0 E: 0 K: 0 S: 11 H: 1 LOB: 1 BB: 1 P: 16	R: 0 E: 0 K: 0 S: 7 H: 1 LOB: 0 BB: 0 P: 11	R: 0 E: 0 K: 0 S: 8 H: 1 LOB: 0 BB: 0 P: 12	R: 2 E: 0 K: 1 S: 14 H: 2 LOB: 2 BB: 2 P: 28	R: 0 E: 0 K: 1 S: 8 H: 0 LOB: 0 BB: 0 P: 11	R: 0 E: 0 K: 1 S: 7 H: 0 LOB: 0 BB: 0 P: 12		1B: 5 2B: 1 3B: 0 HR: 0	SF: 0 SAC: 0 DP: 2 HBP: 0					

PITCHER	IP	WLS	BF	H	R	ER	SO	BB	IBB	HBP	BLK	WP	HR	S	P	ERA	WHIP
Josh Beckett, R (1, 1) ERA: 3.29	5.2	L	23	6	3	3	2	3	0	0	0	0	0	53	87	4.76	1.588
Armando Almanza, L (6, 1) ERA: 5.8	1.1		5	0	0	0	1	1	0	0	0	0	0	13	22	0.00	0.750
Braden Looper, R (8, 1) ERA: 2.9	1.0		3	0	0	0	1	0	0	0	0	0	0	7	12	0.00	0.000

PITCHER	IP	WLS	BF	H	R	ER	SO	BB	IBB	HBP	BLK	WP	HR	S	P	ERA	WHIP

BOTTOM

Florida Marlins @ St. Louis Cardinals

Busch Stadium, St. Louis, MO

Thu Aug 07 2003, 7:10 PM CDT
Att. 31,002 - Overcast - 83 F

livebaseballscorecards.com

AB	27
R	3
H	6
RBI	2
BB	4
SO	4
LOB	11

WP: 0 PA: 31
PB: 0
SB: 0
CS: 1

Batter	1	2	3	4	5	6	7	8	9	AB	R	H	RBI	BB	SO	LOB
Mark DeRosa, R (1, 6) OBP: 0.296, SLG: 0.366	C F B X 1-2 F9 ①		C F X 0-2 HR 1B	X 0-0 ③ 1-2 2-H 3-H 1B			C B B C F X 2-2 L7 ②		B X 1-0 G5-3 ②	5	1	2	1	0	0	0
Marcus Giles, R (1, 4) OBP: 0.384, SLG: 0.524	F C X 0-2 G4-3 ②		F X 0-1 1-H HR		X 0-0 G5-4-3 1B		X 0-0 G5-3 ③		C C B S 1-3 K ③	5	1	2	2	0	1	0
Gary Sheffield, R (1, 9) OBP: 0.427, SLG: 0.594	B B X 2-0 HR		C B B B S C 3-3 K ②		B X 1-0 ① ② G5-4-3 1-2f			B B B C F B 4-2 HR BB		3	2	1	1	1	1	1
Andruw Jones, R (1, 8) OBP: 0.362, SLG: 0.551	B C X 1-1 F9 ③		C F B X 1-2 G6-3 ③		B X 1-0 G5-3 ③			B C 1 SAFE D X 2-1 1-H HR		4	1	1	2	0	0	0
Javy Lopez, R (1, 2) OBP: 0.370, SLG: 0.675		B B F F F X 2-2 G6-3 ①		B X 1-0 FC6-4 1B 1B		C X 0-1 F9 ①		C B B F B F F F X 3-2 HR		4	2	2	1	0	0	0
Julio Franco, R (1, 3) OBP: 0.376, SLG: 0.436		F B B B B F B 4-2 BB		X 0-0 ① F7		B F B B C X 3-2 ② G3		C B X 1-1 ① G4-3		3	0	0	0	1	0	1
Vinny Castilla, R (1, 5) OBP: 0.319, SLG: 0.480		X 0-0 ② P5		B C B X 2-1 1-2 FC6-4 1B		X 0-0 1B		S S B C 1-3 ② K		4	0	2	0	0	1	1
Darren Bragg, L (1, 7) OBP: 0.300, SLG: 0.263		1 SAFE C B 1 SAFE B C S 2-3 K ③		F B F B X 2-2 ② 1-2f 2-3 FC6-4 BB 1B		B X 1-0 ③ F8		S B B X 2-1 ③ F8		4	0	0	0	0	1	4
Russ Ortiz, R (1, 1) OBP: 0.286, SLG: 0.423 Kevin Gryboski, R (9, 1)			X 0-0 ① P4	F B B F B B 4-2 1B 1-2 BB			X 0-0 ① F9		C F S 0-3 ① K	3	0	0	0	1	1	0
										0	0	0	0	0	0	0
Inning Stats	R: 1 E: 0 K: 0 S: 9 H: 1 LOB: 0 BB: 0 P: 13	R: 0 E: 0 K: 1 S: 10 H: 0 LOB: 1 BB: 1 P: 18	R: 2 E: 0 K: 1 S: 12 H: 2 LOB: 0 BB: 0 P: 16	R: 1 E: 0 K: 0 S: 10 H: 3 LOB: 2 BB: 1 P: 19	R: 0 E: 0 K: 0 S: 3 H: 1 LOB: 0 BB: 0 P: 5	R: 0 E: 0 K: 0 S: 7 H: 1 LOB: 1 BB: 0 P: 11	R: 0 E: 0 K: 0 S: 6 H: 0 LOB: 0 BB: 0 P: 8	R: 3 E: 0 K: 1 S: 17 H: 2 LOB: 0 BB: 1 P: 30	R: 0 E: 0 K: 2 S: 7 H: 0 LOB: 0 BB: 0 P: 9	1B: 6 2B: 0 3B: 0 HR: 4	SF: 0 SAC: 0 DP: 1 HBP: 0						

PITCHER		IP	WLS	BF	H	R	ER	SO	BB	IBB	HBP	BLK	WP	HR	S	P	ERA	WHIP
Jeff Fassero, L ERA: 6.0	(1, 1)	3.2	L	18	5	4	4	2	2	0	0	0	0	2	40	65	9.82	1.909
Jason Simontacchi, R ERA: 5.98	(4, 1)	3.1		11	3	0	0	0	0	0	0	0	0	0	17	25	0.00	0.900
Esteban Yan, R ERA: 6.22	(8, 1)	2.0		9	2	3	3	3	1	0	0	0	0	2	24	39	13.50	1.500

PITCHER	IP	WLS	BF	H	R	ER	SO	BB	IBB	HBP	BLK	WP	HR	S	P	ERA	WHIP

TOP

Atlanta Braves @ St. Louis Cardinals

Busch Stadium, St. Louis, MO

Fri Aug 08 2003, 7:10 PM CDT
Att. 45,796 - Cloudy - 83 F

livebaseballscorecards.com

AB	35
R	7
H	10
RBI	7
BB	3
SO	5
LOB	7

Atlanta Braves @ St. Louis Cardinals

Busch Stadium, St. Louis, MO

Fri Aug 08 2003, 7:10 PM CDT

Att. 45,796 - Cloudy - 83 F

BOTTOM

Batter	1	2	3	4	5	6	7	8	9	AB	R	H	RBI	BB	SO	LOB
Bo Hart, R (1, 4) OBP: 0.343, SLG: 0.418	C F B B F S 2-3 ① K		F X 0-1 ② G3		B F F B S 2-3 ③ K		C X 0-1 ③ G4-3			4	0	0	0	0	2	2
15 Jim Edmonds, L (1, 8) OBP: 0.390, SLG: 0.637	X 0-0 ② G4-3		B C C X 1-2 ③ G5-3			B B C C B S 3-3 ① K		C X 0-1 ① F7		4	0	0	0	0	1	0
5 Albert Pujols, R (1, 7) OBP: 0.439, SLG: 0.678	B X 1-0 ③ F8			B B B C S F X 3-2 ① G6-3		B F C B X 2-2 G4-3 2B		F X 0-1 ② G6-3		4	0	1	0	0	0	0
Tino Martinez, L (1, 3) OBP: 0.353, SLG: 0.431		X 0-0 F9 27 1B 1B		B B B C B 4-1 WP 27 BB 2B BB		B X 1-0 ② G4-3 2-3		X 0-0 ③ G3		3	1	1	0	1	0	1
27 Scott Rolen, R (1, 5) OBP: 0.392, SLG: 0.546		X 0-0 FC6-4 1-2 1B		B C B B B 4-1 WP 1-2 2B BB		B D B C C S 3-3 K			C B F B B F F F B 4-2 G5-3 BB	2	1	1	0	2	1	1
Edgar Renteria, R (1, 6) OBP: 0.383, SLG: 0.491		S X 0-1 ① F9 2-3		C B F F F B B F X 3-2 G3-1 1-H 2-H 2B			B C B B B 4-1 FC4-6 BB		X 0-0 ① G5-3 1-2	3	0	1	2	1	0	3
J.D. Drew, L (1, 9) OBP: 0.349, SLG: 0.502		X 0-0 ② P6		2 SAFE C B X 1-1 ② ③ G3-1 2-3			X 0-0 ① FC4-6 1B 1-2f		F X 0-1 ② F9	4	0	0	0	0	0	5
Mike Matheny, R (1, 2) OBP: 0.319, SLG: 0.347 Kerry Robinson, L (9, PH) OBP: 0.250, SLG: 0.286		B F F 1 SAFE B X 2-2 ③ FC6-4 1-2f			B F B F S 2-3 ① K		S 1 SAFE F B S 1-3 ② K		C F S 0-3 ③ K	3 1	0 0	0 0	0 0	0 0	2 1	3 1
Jeff Fassero, L (1, 1) Jason Simontacchi, R (4, 1) OBP: 0.143, SLG: 0.171 Orlando Palmeiro, L (7, PH) OBP: 0.336, SLG: 0.326 Esteban Yan, R (8, 1) OBP: 1.000, SLG: 1.000			L B B S X 2-2 ① G6-3		B F X 1-1 ② G1-3		B C X 1-1 1-2 1B			1 1 1 0	0 0 0 0	0 0 1 0	0 0 0 0	0 0 0 0	0 0 0 0	0 0 0 0
Inning Stats	R: 0 E: 0 K: 1 S: 6 H: 0 LOB: 0 BB: 0 P: 9	R: 0 E: 0 K: 0 S: 8 H: 2 LOB: 2 BB: 0 P: 10	R: 0 E: 0 K: 0 S: 8 H: 0 LOB: 0 BB: 0 P: 11	R: 2 E: 0 K: 0 S: 14 H: 1 LOB: 0 BB: 2 P: 29	R: 0 E: 0 K: 2 S: 8 H: 0 LOB: 0 BB: 0 P: 13	R: 0 E: 0 K: 2 S: 10 H: 1 LOB: 1 BB: 0 P: 19	R: 0 E: 0 K: 1 S: 9 H: 1 LOB: 2 BB: 1 P: 15	R: 0 E: 0 K: 0 S: 5 H: 0 LOB: 0 BB: 0 P: 5	R: 0 E: 0 K: 1 S: 11 H: 0 LOB: 1 BB: 1 P: 15							

livebaseballscorecards.com

AB	31
R	2
H	5
RBI	2
BB	4
SO	7
LOB	16

		1B	SF	WP	PA
		2B	SAC	PB	
		3B	DP	SB	
		HR	HBP	CS	
		3	0	1	35
		2	0	0	
		0	0	0	
		0	0	0	

PITCHER		IP	WLS	BF	H	R	ER	SO	BB	IBB	HBP	BLK	WP	HR	S	P	ERA	WHIP
Russ Ortiz, R ERA: 3.46	(1, 1)	8.0	W	32	5	2	2	6	4	0	0	0	1	0	73	120	2.25	1.125
Kevin Gryboski, R ERA: 4.19	(9, 1)	1.0		3	0	0	0	1	0	0	0	0	0	0	6	6	0.00	0.000

PITCHER	IP	WLS	BF	H	R	ER	SO	BB	IBB	HBP	BLK	WP	HR	S	P	ERA	WHIP

Batter	1	2	3	4	5	6	7	8	9	AB	R	H	RBI	BB	SO	LOB
Rafael Furcal, S (1, 6) OBP: 0.344, SLG: 0.445	C C B X 1-2 G4-3 ①		C C F B F X 1-2 1B 1B			B C X 1-1 G1-4-3 1B	B X 1-0 G4-3 ③			4	0	2	0	0	0	1
Marcus Giles, R (1, 4) OBP: 0.383, SLG: 0.521	B F B X 2-1 F8 ②		C F X 0-2 1-2 1B			F X 0-1 G1-4-3 ①② 1-2f		C B B X 2-1 P3 ①		4	0	1	0	0	0	1
Gary Sheffield, R (1, 9) OBP: 0.428, SLG: 0.596	C B X 1-1 G6-3 ③		B B X 2-0 F8 ③			B B F X 2-1 10 1B 2B		B B X 2-0 S 1B		4	1	2	0	0	0	2
10 Chipper Jones, S (1, 7) OBP: 0.383, SLG: 0.473		B X 1-0 G4-3 ①		X 0-0 L7 ①		C X 0-1 BB 2-H 1B		B B X 2-0 F9 ②		4	0	1	1	0	0	1
Andruw Jones, R (1, 8) OBP: 0.363, SLG: 0.548		B F F B B B 4-2 G4-3 BB		C B F X 1-2 P4 ②		B S F B F B F B 1-2 BB		B C D B X 3-1 G6-3 ③ 1-2		2	0	0	0	2	0	1
Robert Fick, L (1, 3) OBP: 0.357, SLG: 0.478		C F F X 0-2 G4-3 ② 1-2		B C C X 1-2 F9 ③		X 0-0 L7 ③			X 0-0 WP 1B	4	0	1	0	0	0	3
Vinny Castilla, R (1, 5) OBP: 0.318, SLG: 0.476		C B C X 1-2 G1-3 ③			F F S 0-3 K ①		B F B F B B 4-2 BB		B C F C 1-3 K ①	3	0	0	0	1	2	2
Henry Blanco, R (1, 2) OBP: 0.262, SLG: 0.292 Javy Lopez, R (7, PH) OBP: 0.368, SLG: 0.671 (7, 2)			C C B X 1-2 F9 ①		X 0-0 L8 ②		C B S B B X 2-2 L7 ①		B S B C S 2-3 K ② 1-2	2	0	0	0	0	0	0
										2	0	0	0	0	1	2
Shane Reynolds, R (1, 1) OBP: 0.100, SLG: 0.100 Matt Franco, L (7, PH) OBP: 0.347, SLG: 0.404 Ray King, L (7, 1) Julio Franco, R (9, PH) OBP: 0.374, SLG: 0.433			X 0-0 P3 ②		X 0-0 G6-3 ③		C S B B X 2-2 F8 ②		F S B C S 2-3 K ③	2	0	0	0	0	0	0
										1	0	0	0	0	0	1
										0	0	0	0	0	0	0
										1	0	0	0	0	1	1
Inning Stats	R: 0 E: 0 K: 0 S: 7 H: 0 LOB: 0 BB: 0 P: 11	R: 0 E: 0 K: 0 S: 10 H: 0 LOB: 1 BB: 1 P: 16	R: 0 E: 0 K: 0 S: 13 H: 2 LOB: 2 BB: 0 P: 17	R: 0 E: 0 K: 0 S: 7 H: 0 LOB: 0 BB: 0 P: 9	R: 0 E: 0 K: 1 S: 5 H: 0 LOB: 0 BB: 0 P: 5	R: 1 E: 0 K: 0 S: 13 H: 3 LOB: 2 BB: 1 P: 20	R: 0 E: 0 K: 0 S: 9 H: 0 LOB: 1 BB: 1 P: 18	R: 0 E: 0 K: 0 S: 6 H: 1 LOB: 1 BB: 0 P: 15	R: 0 E: 0 K: 3 S: 10 H: 1 LOB: 1 BB: 0 P: 15	1B: 6 2B: 1 3B: 0 HR: 0	SF: 0 SAC: 0 DP: 1 HBP: 0					

TOP

Atlanta Braves @ St. Louis Cardinals

Busch Stadium, St. Louis, MO

Sat Aug 09 2003, 12:20 PM CDT

Att. 47,692 - Cloudy - 79 F

livebaseballscorecards.com

AB	33
R	1
H	7
RBI	1
BB	3
SO	4
LOB	15

WP: 1 PB: 0 SB: 1 CS: 0 PA: 36

PITCHER		IP	WLS	BF	H	R	ER	SO	BB	IBB	HBP	BLK	WP	HR	S	P	ERA	WHIP
Garrett Stephenson, R ERA: 4.4	(1, 1)	7.1	W	30	6	1	1	1	3	0	0	0	0	0	67	103	1.23	1.227
Steve Kline, L ERA: 3.8	(8, 1)	0.1	H	1	0	0	0	0	0	0	0	0	0	0	1	3	0.00	0.000
44 Jason Isringhausen, R ERA: 2.14	(8, 1)	1.1	S	5	1	0	0	3	0	0	0	0	1	0	12	20	0.00	0.750

PITCHER		IP	WLS	BF	H	R	ER	SO	BB	IBB	HBP	BLK	WP	HR	S	P	ERA	WHIP

Batter	1	2	3	4	5	6	7	8	9	AB	R	H	RBI	BB	SO	LOB
Bo Hart, R (1, 4) OBP: 0.341, SLG: 0.414	B C X 1-1 15 G4-6-3 1B		C X 0-1 ② G6-3		F D F F X 1-2 ③ F8			L 1 SAFE X 0-1 ① B1 1-2		4	0	1	0	0	0	2
15 Jim Edmonds, L (1, 8) OBP: 0.389, SLG: 0.631	1 SAFE C L 1 SAFE B F X 1-2 ①② G4-6-3 1-2f		F B C B B F X 2-2 ③ G4-3			B B B C B 4-1 FC6-4 BB		X 0-0 ② G3 2-3		3	0	0	0	1	0	2
5 Albert Pujols, R (1, 7) OBP: 0.437, SLG: 0.674 (8, 3)	C S X 0-2 ③ G5-3			S B F B X 2-2 27 F9-6 1B		C F B X 1-2 ① F7		I I X 2-0 ③ G1-3 3-H		4	0	1	0	0	0	1
27 Scott Rolen, R (1, 5) OBP: 0.392, SLG: 0.544		B C C B B B 4-2 SH5-3 1B BB		F X 0-1 ①② F9-6 1-2		1 SAFE B F X 1-1 ② F9				2	1	0	0	1	0	2
Edgar Renteria, R (1, 6) OBP: 0.381, SLG: 0.489		1 SAFE 1 SAFE X 0-0 ① SH5-3 1-2		B X 1-0 ③ F8		X 0-0 ③ FC6-4 1-2f				2	0	0	0	0	0	1
Tino Martinez, L (1, 3) OBP: 0.353, SLG: 0.429 44 Jason Isringhausen, R (8, 1) OBP: 1.000, SLG: 3.000		C B B B D 4-1 CS 1B BB	C C B X 1-2 ① G2-3			B X 1-0 ① G6-3				2 0	0 0	0 0	0 0	1 0	0 0	0 0
Eduardo Perez, R (1, 9) OBP: 0.369, SLG: 0.470 Kerry Robinson, L (8, 9) OBP: 0.250, SLG: 0.286		X 0-0 1-2 2-H 1B	B C X 1-1 1B 2B			B B C X 2-1 ② F8				3 0	1 0	2 0	1 0	0 0	0 0	0 0
Chris Widger, R (1, 2) OBP: 0.204, SLG: 0.196		B C F B B S 3-3 ②③ K 2-3			X 0-0 SH2-4 2-H 1B		B C B F S 2-3 ③ K			3	0	1	1	0	2	2
Garrett Stephenson, R (1, 1) OBP: 0.256, SLG: 0.179 Steve Kline, S (8, 1) OBP: 0.500, SLG: 1.000 Miguel Cairo, R (8, 7) OBP: 0.301, SLG: 0.393			B C B X 2-1 ① F8		X 0-0 ② SH2-4 1-2			B B X 2-0 15 G3 E 5 WP 1B		1 0 1	0 0 1	0 0 1	0 0 0	0 0 0	0 0 0	0 0 0
Inning Stats	R: 0 E: 0 K: 0 S: 9 H: 1 LOB: 0 BB: 0 P: 11	R: 1 E: 0 K: 1 S: 8 H: 1 LOB: 2 BB: 2 P: 19	R: 0 E: 0 K: 0 S: 8 H: 0 LOB: 0 BB: 0 P: 12	R: 0 E: 0 K: 0 S: 6 H: 1 LOB: 0 BB: 0 P: 9	R: 1 E: 0 K: 0 S: 11 H: 2 LOB: 1 BB: 0 P: 14	R: 0 E: 0 K: 0 S: 7 H: 0 LOB: 1 BB: 1 P: 13	R: 0 E: 0 K: 1 S: 6 H: 0 LOB: 0 BB: 0 P: 11	R: 1 E: 1 K: 0 S: 5 H: 1 LOB: 0 BB: 0 P: 9		1B: 5 2B: 3 3B: 0 HR: 0	SF: 0 SAC: 2 DP: 3 HBP: 0				WP: 1 PB: 0 SB: 0 CS: 1	PA: 30	

BOTTOM

Atlanta Braves @ St. Louis Cardinals

Busch Stadium, St. Louis, MO

Sat Aug 09 2003, 12:20 PM CDT
Att. 47,692 - Cloudy - 79 F

livebaseballscorecards.com

AB	25
R	3
H	6
RBI	2
BB	3
SO	2
LOB	10

PITCHER		IP	WLS	BF	H	R	ER	SO	BB	IBB	HBP	BLK	WP	HR	S	P	ERA	WHIP
Shane Reynolds, R ERA: 5.48	(1, 1)	6.0	L	23	5	2	2	1	3	0	0	0	0	0	49	78	3.00	1.333
Ray King, L ERA: 3.52	(7, 1)	2.0		7	1	1	0	1	0	0	0	0	1	0	11	20	0.00	0.500

PITCHER	IP	WLS	BF	H	R	ER	SO	BB	IBB	HBP	BLK	WP	HR	S	P	ERA	WHIP

Atlanta Braves @ St. Louis Cardinals

Busch Stadium, St. Louis, MO

Sun Aug 10 2003, 7:05 PM CDT

Att. 39,320 - Cloudy - 84 F

TOP

livebaseballscorecards.com

Batter	1	2	3	4	5	6	7	8	9	AB	R	H	RBI	BB	SO	LOB
Rafael Furcal, S (1, 6) OBP: 0.345, SLG: 0.447	C B F B X 2-2 ① G1-3		B F C X 1-2 2B		B C F B X 2-2 ② G3		B F C B X 2-2 1B SF8 1B		C C C 0-3 ② K	5	1	2	0	0	1	0
Marcus Giles, R (1, 4) OBP: 0.386, SLG: 0.521	B B S S F B B 4-2 CS BB		C B B C X 2-2 ③ F9		X 0-0 1B 1B		C F 1 SAFE X 0-2 1-3 1B		C B X 1-1 ③ G4-3	4	0	2	0	1	0	1
Gary Sheffield, R (1, 9) OBP: 0.430, SLG: 0.606	B C C B B X 3-2 ② 1-2 1B			C X 0-1 HR	B X 1-0 10 BB 1-3 1B		F X 0-1 ② SF8 3-H			3	1	3	2	0	0	0
10 Chipper Jones, S (1, 7) OBP: 0.382, SLG: 0.469	B C B F B S 3-3 ③ K			S F B B X 2-2 ① F9	B F B B B 4-1 1-2 BB		D C X 1-1 ③ F7			3	0	0	0	1	1	2
Andruw Jones, R (1, 8) OBP: 0.360, SLG: 0.543		S X 0-1 ① G4-3		C B F B S 2-3 ② K	C B C B S 2-3 ③ K			S B B B X 2-1 ① G3-1		4	0	0	0	0	2	3
Robert Fick, L (1, 3) OBP: 0.356, SLG: 0.475		C B S S B F X 2-2 ② F7		C B F X 1-2 BB 1B		C X 0-1 ① P4		F B C B X 2-2 ② G6-3		4	0	1	0	0	0	0
29 John Smoltz, R (8, 1)										0	0	0	0	0	0	0
Javy Lopez, R (1, 2) OBP: 0.369, SLG: 0.667		B F B F C 2-3 ③ K		S B B D B 4-1 1-2 BB		B X 1-0 ② G6-3		B F B B B 4-1 FC5-4 BB		2	0	0	0	2	1	0
Vinny Castilla, R (1, 5) OBP: 0.315, SLG: 0.472			F F B F X 1-2 ① G1-3	X 0-0 ③ F9		F F B X 1-2 ③ G4-3		C X 0-1 ③ FC5-4 1-2f		4	0	0	0	0	0	3
Horacio Ramirez, L (1, 1) OBP: 0.111, SLG: 0.156			B S F X 1-2 ② G3		X 0-0 ① G6-3		F X 0-1 ① G4-3		B C B C F F B X 3-2 ① F8	3	0	0	0	0	0	0
Julio Franco, R (8, 3) OBP: 0.372, SLG: 0.430										1	0	0	0	0	0	0
Inning Stats	R: 0 H: 1 E: 0 LOB: 1 K: 1 BB: 1 S: 12 P: 24	R: 0 H: 0 E: 0 LOB: 0 K: 1 BB: 0 S: 10 P: 14	R: 0 H: 1 E: 0 LOB: 1 K: 0 BB: 0 S: 13 P: 18	R: 1 H: 2 E: 0 LOB: 2 K: 1 BB: 1 S: 13 P: 22	R: 0 H: 2 E: 0 LOB: 3 K: 1 BB: 1 S: 10 P: 19	R: 0 H: 0 E: 0 LOB: 0 K: 0 BB: 0 S: 6 P: 8	R: 1 H: 2 E: 0 LOB: 1 K: 0 BB: 0 S: 12 P: 15	R: 0 H: 0 E: 0 LOB: 1 K: 0 BB: 1 S: 8 P: 16	R: 0 H: 0 E: 0 LOB: 0 K: 1 BB: 0 S: 10 P: 14	1B: 6 SF: 1 2B: 1 SAC: 0 3B: 0 DP: 0 HR: 1 HBP: 0						

	AB	33
	R	2
	H	8
	RBI	2
	BB	4
	SO	5
	LOB	9

WP: 0 PA: 38
PB: 0
SB: 0
CS: 1

PITCHER		IP	WLS	BF	H	R	ER	SO	BB	IBB	HBP	BLK	WP	HR	S	P	ERA	WHIP
Woody Williams, R ERA: 3.44	(1, 1)	7.0		31	8	2	2	4	3	0	0	0	0	1	76	120	2.57	1.571
Cal Eldred, R ERA: 4.44	(8, 1)	1.0	W	4	0	0	0	0	1	0	0	0	0	0	8	16	0.00	1.000
44 Jason Isringhausen, R ERA: 2.05	(9, 1)	1.0	S	3	0	0	0	1	0	0	0	0	0	0	10	14	0.00	0.000

PITCHER		IP	WLS	BF	H	R	ER	SO	BB	IBB	HBP	BLK	WP	HR	S	P	ERA	WHIP

Batter	1	2	3	4	5	6	7	8	9	AB	R	H	RBI	BB	SO	LOB
Bo Hart, R (1, 4) OBP: 0.340, SLG: 0.411	C X 0-1 ① G6-3		B B C C F S 2-3 ② K			B F B X 2-1 27 1B 1B		F B F X 1-2 ② F8		4	0	1	0	0	1	0
Eduardo Perez, R (1, 9) OBP: 0.371, SLG: 0.483 44 Jason Isringhausen, R (9, 1) OBP: 1.000, SLG: 3.000	B B F B B 4-1 27 S BB		X 0-0 ③ G6-3			B B S F S 2-3 ① K		F B X 1-1 HR		3 0	1 0	1 0	1 0	1 0	1 0	1 0
5 Albert Pujols, R (1, 3) OBP: 0.436, SLG: 0.677	B B C C 1 SAFE S 2-3 ② K			F B F C 1-3 ① K		F X 0-1 ② F8		B X 1-0 HR		4	1	1	1	0	2	2
27 Scott Rolen, R (1, 5) OBP: 0.391, SLG: 0.541	C X 0-1 ③ G4-3 1-2			B C X 1-1 ② L5		1 SAFE X 0-0 1-3 1B		C X 0-1 ③ P3		4	0	1	0	0	0	1
Edgar Renteria, R (1, 6) OBP: 0.383, SLG: 0.487		B B B C B 4-1 G6-4-3 BB		B B C B B 4-1 FC5-4 BB		F X 0-1 ③ F7				1	0	0	0	2	0	2
Miguel Cairo, R (1, 7) OBP: 0.296, SLG: 0.387		C 1 SAFE X 0-1 ① ② G6-4-3 1-2f		1 SAFE 1 SAFE 1 SAFE F X 0-1 ③ FC5-4 1-2f			C F X 0-2 ① P6			3	0	0	0	0	0	2
Mike Matheny, R (1, 2) OBP: 0.322, SLG: 0.359	C X 0-1 HR			X 0-0 L6 SH 1B			C F B B X 2-2 ② F9			3	1	2	1	0	0	0
Orlando Palmeiro, L (1, 8) OBP: 0.333, SLG: 0.323 Cal Eldred, R (8, 1) OBP: 0.500, SLG: 0.500 Kerry Robinson, L (9, 9) OBP: 0.250, SLG: 0.286	B C X 1-1 ③ L7			L 1 SAFE X 0-1 SH L6 1-2			C X 0-1 ③ G6-3			2 0 0	0 0 0	0 0 0	0 0 0	0 0 0	0 0 0	0 0 0
Woody Williams, R (1, 1) OBP: 0.310, SLG: 0.404 15 Jim Edmonds, L (8, 8) OBP: 0.388, SLG: 0.629			X 0-0 ① G4-3			L B 2 SAFE X 1-1 ① ② ③ L6 1-1 2-2		B C C B X 2-2 ① L5		2 1	0 0	0 0	0 0	0 0	2 0	2 0
Inning Stats	R: 0 H: 0 E: 0 LOB: 1 K: 1 BB: 1 S: 8 P: 14	R: 1 H: 1 E: 0 LOB: 0 K: 0 BB: 1 S: 7 P: 12	R: 0 H: 0 E: 0 LOB: 0 K: 1 BB: 0 S: 6 P: 8	R: 0 H: 0 E: 0 LOB: 1 K: 1 BB: 1 S: 8 P: 14	R: 0 H: 1 E: 0 LOB: 0 K: 0 BB: 0 S: 5 P: 6	R: 0 H: 2 E: 0 LOB: 2 K: 1 BB: 0 S: 10 P: 14	R: 0 H: 0 E: 0 LOB: 0 K: 0 BB: 0 S: 8 P: 10	R: 2 H: 2 E: 0 LOB: 0 K: 0 BB: 0 S: 11 P: 16		1B: 3 SF: 0 2B: 0 SAC: 1 3B: 1 DP: 1 HR: 3 HBP: 0						

PITCHER		IP	WLS	BF	H	R	ER	SO	BB	IBB	HBP	BLK	WP	HR	S	P	ERA	WHIP
Horacio Ramirez, L ERA: 4.15	(1, 1)	7.2		29	5	2	2	4	3	0	0	0	0	2	60	90	2.35	1.043
29 John Smoltz, R ERA: 0.94	(8, 1)	0.1	L	2	1	1	1	0	0	0	0	0	0	1	3	4	27.00	3.000

PITCHER	IP	WLS	BF	H	R	ER	SO	BB	IBB	HBP	BLK	WP	HR	S	P	ERA	WHIP

BOTTOM

Atlanta Braves @ St. Louis Cardinals

Busch Stadium, St. Louis, MO

Sun Aug 10 2003, 7:05 PM CDT
Att. 39,320 - Cloudy - 84 F

livebaseballscorecards.com

AB	27
R	3
H	6
RBI	3
BB	3
SO	4
LOB	10

Batter	1	2	3	4	5	6	7	8	9	AB	R	H	RBI	BB	SO	LOB
Bo Hart, R (1, 4) OBP: 0.338, SLG: 0.422	B B B C X 3-1 HR		F S F S 0-3 ① K		B F C F F B S 2-3 ② K		1 SAFE P C X 1-1 ① SH1 1-2		B X 1-0 ② G5-3	4	1	1	1	0	2	0
Kerry Robinson, L (1, 9) OBP: 0.257, SLG: 0.292 Pedro Borbon, R (8, 1) Cal Eldred, R (8, 1) OBP: 0.500, SLG: 0.500 Eduardo Perez, R (9, PH) OBP: 0.370, SLG: 0.480 44 Jason Isringhausen, R (9, 1) OBP: 1.000, SLG: 3.000	C X 0-1 ① G4-3		B C C B B X 3-2 5 G6-4-3 1B		S C F X 0-2 ③ G1-3		B B B C X 3-1 15 BB 2-H 1B		C F B B B B X 3-2 ③ G5-3	4 0 0 1 0	0 0 0 0 0	2 0 0 0 0	1 0 0 0 0	0 0 0 0 0	0 0 0 0 0	0 0 0 1 0
5 Albert Pujols, R (1, 7) OBP: 0.434, SLG: 0.680	C X 0-1 HR		D B B X 3-0 ② ③ G6-4-3 1-2f			B C F F B S 2-3 ① K	D X 1-0 ② P3			4	1	1	1	0	1	2
15 Jim Edmonds, L (1, 8) OBP: 0.389, SLG: 0.625	F F B S 1-3 ② K			B C B B T F F C 3-3 ① K		C F B B B F F B B 4-2 27 1B 1B BB	C 1 SAFE B D B S B 4-2 1-2 BB			2	1	0	0	2	2	0
27 Scott Rolen, R (1, 5) OBP: 0.392, SLG: 0.548	F S B B B X 3-2 ③ F9			B B F F X 2-1 HR		D F B B B 1 SAFE F F F 1 SAFE F 3-2 1 SAFE X 1B 1-3 1B	C X 0-1 ③ F8			4	1	2	1	0	0	2
Tino Martinez, L (1, 3) OBP: 0.352, SLG: 0.427		C F B B X 2-2 ① L9		X 0-0 FC1-4 1B		B 1 SAFE X 1-0 ② P6		X 0-0 ① L6		4	0	1	0	0	0	2
Miguel Cairo, R (1, 6) OBP: 0.302, SLG: 0.408 Steve Kline, S (6, 1) OBP: 0.500, SLG: 1.000 Jason Simontacchi, R (7, 1) OBP: 0.143, SLG: 0.171 Orlando Palmeiro, L (7, 9) OBP: 0.332, SLG: 0.322		X 0-0 HR		S X 0-1 ② FC1-4 1-2f		B F F X 1-2 1-3 3-H 1B		B X 1-0 ② G6-3		3 0 0 1	1 0 0 0	2 0 0 0	2 0 0 0	0 0 0 0	0 0 0 0	1 0 0 0
Mike Matheny, R (1, 2) OBP: 0.318, SLG: 0.355		B C F F X 1-2 ② P4		1 SAFE L B B F C 2-3 ③ K		F B C X 1-2 ③ G6-4-3		C F B X 1-2 ③ G6-3		4	0	0	0	0	1	3
Dan Haren, R (1, 1) OBP: 0.188, SLG: 0.267 Edgar Renteria, R (6, 6) OBP: 0.384, SLG: 0.488		C F B B X 2-2 ③ F7			X 0-0 ① G4-3		F B F B X 2-2 SH1 1B 1B		C F X 0-2 ① G6-3	2 2	0 1	0 1	0 0	0 0	0 0	0 0

Inning Stats										
	R: 2 E: 0 K: 1 S: 12	H: 2 LOB: 0 BB: 0 P: 19	R: 1 E: 0 K: 0 S: 11	H: 1 LOB: 0 BB: 0 P: 16	R: 0 E: 0 K: 1 S: 8	H: 1 LOB: 0 BB: 0 P: 14	R: 1 E: 0 K: 2 S: 13	H: 2 LOB: 1 BB: 0 P: 20	R: 0 E: 0 K: 1 S: 10	H: 0 LOB: 0 BB: 0 P: 12
	R: 1 E: 0 K: 1 S: 20	H: 2 LOB: 2 BB: 1 P: 32	R: 1 E: 0 K: 0 S: 13	H: 2 LOB: 2 BB: 1 P: 23	R: 0 E: 0 K: 0 S: 5	H: 0 LOB: 0 BB: 0 P: 7	R: 0 E: 0 K: 0 S: 7	H: 0 LOB: 0 BB: 0 P: 11	1B: 6 2B: 0 3B: 0 HR: 4	SF: 0 SAC: 1 DP: 1 HBP: 0	WP: 0 PB: 0 SB: 0 CS: 0	PA: 38

PITCHER		IP	WLS	BF	H	R	ER	SO	BB	IBB	HBP	BLK	WP	HR	S	P	ERA	WHIP
Kip Wells, R ERA: 3.8	(1, 1)	6.0	L	26	8	5	5	6	1	0	0	0	0	4	74	113	7.50	1.500
Pat Mahomes, R ERA: 6.52	(7, 1)	0.2		4	2	1	1	0	0	0	0	0	0	0	9	15	13.50	3.000
Michael Gonzalez, L ERA:	(7, 1)	0.1		2	0	0	0	0	1	0	0	0	0	0	4	8	0.00	3.000
Joe Beimel, L ERA: 3.88	(8, 1)	1.0		3	0	0	0	0	0	0	0	0	0	0	5	7	0.00	0.000
Julian Tavarez, R ERA: 3.74	(9, 1)	1.0		3	0	0	0	0	0	0	0	0	0	0	7	11	0.00	0.000

PITCHER	IP	WLS	BF	H	R	ER	SO	BB	IBB	HBP	BLK	WP	HR	S	P	ERA	WHIP

TOP

St. Louis Cardinals @ Pittsburgh Pirates

PNC Park, Pittsburgh, PA

Mon Aug 11 2003, 7:05 PM EDT
Att. 17,647 - Cloudy - 75 F

livebaseballscorecards.com

AB	35
R	6
H	10
RBI	6
BB	2
SO	6
LOB	10

Batter	1	2	3	4	5	6	7	8	9	AB	R	H	RBI	BB	SO	LOB
Tike Redman, L (1, 8) OBP: 0.354, SLG: 0.511	2-1 SH5-3 FC8-2 2B		0-0 1B		2-2 E8 18 WP 1B	2-3 K		1-0 1-2 2-H 1B		5	1	4	0	0	1	2
18 Jason Kendall, R (1, 2) OBP: 0.395, SLG: 0.392	0-0 SH5-3 2-3		2-2 1-3 1B		1-2 2B 3-H 1B		4-0 3B BB	1-1 1-2 2-3 1B		3	1	3	0	1	0	0
Brian Giles, L (1, 7) OBP: 0.439, SLG: 0.529	4-0 BB		2-2 1-2 1B		0-1 1-3 2B		1-1 1-H HR 3B	2-2 F9		4	1	3	1	1	0	3
Reggie Sanders, R (1, 9) OBP: 0.322, SLG: 0.550	1-0 FC8-2 3-H		2-2 F9		2-0 P4		0-0 3-H HR	0-1 P4		5	1	1	2	0	0	10
Randall Simon, L (1, 3) OBP: 0.298, SLG: 0.415		1-2 G6-3	0-1 G4-3		1-2 G5-3		1-3 K		0-2 L8	5	0	0	0	0	1	5
José Hernández, R (1, 5) OBP: 0.297, SLG: 0.367		0-0 P3		2-1 F8		0-0 G3 1B	1-3 K		1-1 2 G4-3 1B	5	0	2	0	0	1	0
2 Jack Wilson, R (1, 6) OBP: 0.290, SLG: 0.333	2-2 1B		0-1 G5-3			0-1 F8	1-3 K		0-0 G4-3 1-2	5	0	1	0	0	1	2
Abraham Nunez, S (1, 4) OBP: 0.319, SLG: 0.313	2-0 G3		0-0 G1-3			1-0 G3 1-2 1B		1-2 1B 1B	0-0 G5-3	5	0	2	0	0	0	2
Kip Wells, R (1, 1) OBP: 0.220, SLG: 0.340			1-2 L5		3-2 L7	2-1 G3 1-2 2-3		1 SAFE 1 SAFE 1-1 18 1B 1B 1-2		2	0	0	0	0	0	0
Matt Stairs, L (6, PH) OBP: 0.391, SLG: 0.576										1	0	0	0	0	0	2
Pat Mahomes, R (7, 1)										0	0	0	0	0	0	0
Michael Gonzalez, R (7, 1)										0	0	0	0	0	0	0
Joe Beimel, L (8, 1)										0	0	0	0	0	0	0
Carlos Rivera, L (8, PH) OBP: 0.265, SLG: 0.341										1	0	1	0	0	0	0
Julian Tavarez, L (9, 1)										0	0	0	0	0	0	0
Inning Stats	R: 0 E: 0 K: 0 S: 4 H: 1 LOB: 1 BB: 1 P: 11	R: 0 E: 0 K: 0 S: 8 H: 1 LOB: 1 BB: 0 P: 13	R: 0 E: 0 K: 0 S: 15 H: 3 LOB: 3 BB: 0 P: 22	R: 0 E: 0 K: 0 S: 5 H: 0 LOB: 0 BB: 0 P: 7	R: 1 E: 1 K: 0 S: 17 H: 3 LOB: 2 BB: 0 P: 26	R: 0 E: 0 K: 1 S: 9 H: 2 LOB: 2 BB: 0 P: 14	R: 3 E: 0 K: 3 S: 13 H: 2 LOB: 0 BB: 1 P: 21	R: 0 E: 0 K: 0 S: 14 H: 4 LOB: 3 BB: 0 P: 20	R: 0 E: 0 K: 0 S: 7 H: 1 LOB: 1 BB: 0 P: 8	1B: 13 2B: 3 3B: 1 HR: 1	SF: 0 SAC: 1 DP: 1 HBP: 0						

BOTTOM

St. Louis Cardinals @ Pittsburgh Pirates

PNC Park, Pittsburgh, PA

Mon Aug 11 2003, 7:05 PM EDT
Att. 17,647 - Cloudy - 75 F

livebaseballscorecards.com

AB	41
R	4
H	17
RBI	3
BB	2
SO	4
LOB	26

WP: 1 PA: 44
PB: 0
SB: 0
CS: 0

PITCHER		IP	WLS	BF	H	R	ER	SO	BB	IBB	HBP	BLK	WP	HR	S	P	ERA	WHIP
Dan Haren, R ERA: 3.74	(1, 1)	5.1	W	26	10	1	1	0	1	0	0	0	1	0	53	84	1.69	2.062
Steve Kline, L ERA: 4.14	(6, 1)	0.2	H	4	1	2	2	1	1	0	0	0	0	0	7	16	27.00	3.000
Jason Simontacchi, R ERA: 5.99	(7, 1)	1.1		8	5	1	1	3	0	0	0	0	0	1	19	26	6.75	3.750
Pedro Borbon, L ERA: 23.14	(8, 1)	0.1	H	1	0	0	0	0	0	0	0	0	0	0	4	6	0.00	0.000
Cal Eldred, R ERA: 4.4	(8, 1)	0.1	H	1	0	0	0	0	0	0	0	0	0	0	2	2	0.00	0.000

PITCHER		IP	WLS	BF	H	R	ER	SO	BB	IBB	HBP	BLK	WP	HR	S	P	ERA	WHIP
44 Jason Isringhausen, R ERA: 1.96	(9, 1)	1.0	S	4	1	0	0	0	0	0	0	0	0	0	7	8	0.00	1.000

Batter	1	2	3	4	5	6	7	8	9	AB	R	H	RBI	BB	SO	LOB
Bo Hart, R (1, 4) OBP: 0.339, SLG: 0.431	5 HR 1B K			1B 3B	FC1-6 1-2f		K			5	2	2	0	0	2	3
Kerry Robinson, L (1, 9) (8, 8) OBP: 0.269, SLG: 0.298	5 HR 1B 5 F8 5 E BB			15 BB 5 1B 27 SF8 1B	K		G4-3			4	2	2	1	1	1	2
5 Albert Pujols, R (1, 7) OBP: 0.436, SLG: 0.686	HR F8			27 SF8 15 BB SF8 1B		E1 G4-3		27 G6-4-3 1B		5	3	3	3	0	0	1
15 Jim Edmonds, L (1, 8) OBP: 0.393, SLG: 0.628 Eduardo Perez, R (8, PH) (8, 9) OBP: 0.368, SLG: 0.478	HR 2B 27 BB IBB			FC6-4 BB		K		P3		2 1	1 0	1 0	0 0	2 0	1 0	1 1
27 Scott Rolen, R (1, 5) OBP: 0.394, SLG: 0.546	HR BB G4-6-3 BB			SF8		G4-3 BB		G6-4-3		1	1	0	1	3	0	1
Tino Martinez, L (1, 3) OBP: 0.350, SLG: 0.433	HR G4-6-3			SF8		G4-3			P4	4	1	1	5	0	0	4
Edgar Renteria, R (1, 6) OBP: 0.382, SLG: 0.487	2B	F9	FC6-4			F9			F8	5	0	1	0	0	0	2
Chris Widger, R (1, 2) OBP: 0.220, SLG: 0.218	G5-3	G1-4-3			FC3-5 2B		K		FC6-4 BB	4	0	1	0	1	1	1
Brett Tomko, R (1, 1) OBP: 0.347, SLG: 0.311 Jimmy Journell, R (7, 1) Orlando Palmeiro, L (9, PH) OBP: 0.331, SLG: 0.321 Steve Kline, S (9, 1) OBP: 0.500, SLG: 1.000 Esteban Yan, R (9, 1) OBP: 1.000, SLG: 1.000 Pedro Borbon, R (9, 1) Jason Simontacchi, R (9, 1) OBP: 0.143, SLG: 0.171	G5-3	G6-3			FC3-5 FC1-6		1B		FC6-4	4 0 1 0 0 0 0	0 0 0 0 0 0 0	1 0 0 0 0 0 0	0 0 0 0 0 0 0	0 0 0 0 0 0 0	0 0 1 0 0 0 0	2 0 0 0 0 0 0
Inning Stats	R: 6 E: 0 K: 1 S: 24 H: 6 LOB: 1 BB: 1 P: 37	R: 0 E: 1 K: 0 S: 10 H: 0 LOB: 2 BB: 3 P: 23	R: 0 E: 0 K: 0 S: 7 H: 0 LOB: 0 BB: 0 P: 12	R: 3 E: 0 K: 0 S: 9 H: 3 LOB: 1 BB: 1 P: 16	R: 0 E: 0 K: 1 S: 10 H: 1 LOB: 1 BB: 0 P: 14	R: 1 E: 1 K: 1 S: 9 H: 0 LOB: 1 BB: 1 P: 19	R: 0 E: 0 K: 2 S: 14 H: 1 LOB: 1 BB: 0 P: 19	R: 0 E: 0 K: 0 S: 4 H: 1 LOB: 0 BB: 0 P: 6	R: 0 E: 0 K: 0 S: 10 H: 0 LOB: 1 BB: 1 P: 16	1B: 6 2B: 3 3B: 1 HR: 2 SF: 2 SAC: 0 DP: 2 HBP: 0						

TOP

St. Louis Cardinals @ Pittsburgh Pirates

PNC Park, Pittsburgh, PA

Tue Aug 12 2003, 7:05 PM EDT

Att. 21,013 - Overcast - 76 F

livebaseballscorecards.com

AB	36
R	10
H	12
RBI	10
BB	7
SO	5
LOB	19

WP: 0 PB: 0 SB: 0 CS: 0 PA: 45

PITCHER		IP	WLS	BF	H	R	ER	SO	BB	IBB	HBP	BLK	WP	HR	S	P	ERA	WHIP
Josh Fogg, R ERA: 5.65	(1, 1)	0.0	L	6	5	6	6	0	1	0	0	0	0	2	12	21	∞	∞
Pat Mahomes, R ERA: 6.59	(1, 1)	4.0		19	4	3	3	1	3	1	0	0	0	0	38	67	6.75	1.750
Mark Corey, R ERA: 6.75	(5, 1)	3.0		13	2	1	0	4	1	0	0	0	0	0	33	52	0.00	1.000
Michael Gonzalez, L ERA:	(8, 1)	1.0		3	1	0	0	0	0	0	0	0	0	0	4	6	0.00	1.000
Brian Boehringer, R ERA: 5.88	(9, 1)	1.0		4	0	0	0	0	1	0	0	0	0	0	10	16	0.00	1.000

PITCHER	IP	WLS	BF	H	R	ER	SO	BB	IBB	HBP	BLK	WP	HR	S	P	ERA	WHIP

Batter	1	2	3	4	5	6	7	8	9	AB	R	H	RBI	BB	SO	LOB
Tike Redman, L (1, 8) OBP: 0.358, SLG: 0.551	HR	G4-3			G4-3		BB 1-2		G3	4	1	1	1	1	0	1
18 Jason Kendall, R (1, 2) OBP: 0.392, SLG: 0.388 Craig Wilson, R (8, 9) OBP: 0.335, SLG: 0.425	G5-3		G4-3		F9		L4 2-2		G6-3	4 1	0 0	0 0	0 0	0 0	0 0	2 0
Brian Giles, L (1, 7) OBP: 0.440, SLG: 0.538 Michael Gonzalez, R (8, 1) Brian Boehringer, S (9, 1) Jeff Reboulet, R (9, PH) OBP: 0.342, SLG: 0.326	HR		FC5-4 1B		P6		F7		HBP 1B	4 0 0 1	1 0 0 1	2 0 0 1	1 0 0 1	0 0 0 0	0 0 0 0	1 0 0 0
Reggie Sanders, R (1, 9) OBP: 0.325, SLG: 0.558 (8, 7)	WP 1B		FC5-4 1-2f			HR		F7	1B HBP 1-2	4	1	2	1	0	0	1
Matt Stairs, L (1, 3) OBP: 0.396, SLG: 0.591	K 1-2		K			HR		E 2 SF7 1B	1-3 2-H 1B	5	2	3	2	0	2	2
José Hernández, R (1, 5) OBP: 0.294, SLG: 0.363 Carlos Rivera, L (9, PH) OBP: 0.260, SLG: 0.333	G4-3			F9		G6-3		E1 1-3	P4	4 1	0 0	0 0	0 0	0 0	0 0	2 2
2 Jack Wilson, R (1, 6) OBP: 0.290, SLG: 0.333		P4		G3 WP 1B		P6		SF7 3-H		3	0	1	1	0	0	0
Abraham Nunez, S (1, 4) OBP: 0.318, SLG: 0.308		K		G3 1-3		K		BB		3	0	0	0	1	2	1
Josh Fogg, R (1, 1) OBP: 0.250, SLG: 0.222 Pat Mahomes, R (1, 1) OBP: 0.500, SLG: 0.500 Randall Simon, L (4, PH) OBP: 0.297, SLG: 0.413 Mark Corey, R (5, 1) 11 Humberto Cota, R (7, PH) OBP: 0.333, SLG: 0.357 (8, 2)	1B	P1					18 L4 BB 1B	K		0 1 1 0 2	0 0 0 0 0	0 1 0 0 1	0 0 0 0 0	0 0 0 0 1	0 0 1 0 2	0 0 1 0 2
Inning Stats	R: 2 E: 0 K: 1 S: 20 H: 3 LOB: 1 BB: 0 P: 31	R: 0 E: 0 K: 1 S: 9 H: 1 LOB: 1 BB: 0 P: 13	R: 0 E: 0 K: 1 S: 9 H: 1 LOB: 1 BB: 0 P: 16	R: 0 E: 0 K: 0 S: 11 H: 1 LOB: 1 BB: 0 P: 19	R: 0 E: 0 K: 0 S: 6 H: 0 LOB: 0 BB: 0 P: 13	R: 2 E: 0 K: 1 S: 15 H: 2 LOB: 0 BB: 0 P: 23	R: 0 E: 0 K: 0 S: 5 H: 1 LOB: 1 BB: 1 P: 14	R: 1 E: 1 K: 1 S: 16 H: 1 LOB: 2 BB: 1 P: 28	R: 1 E: 0 K: 0 S: 10 H: 2 LOB: 2 BB: 0 P: 16	1B: 8 2B: 1 3B: 0 HR: 4	SF: 1 SAC: 0 DP: 1 HBP: 1						

PITCHER		IP	WLS	BF	H	R	ER	SO	BB	IBB	HBP	BLK	WP	HR	S	P	ERA	WHIP
Brett Tomko, R ERA: 5.46	(1, 1)	6.0	W	26	8	4	4	4	0	0	0	0	2	0	70	115	6.00	1.333
Jimmy Journell, R ERA: 6.0	(7, 1)	2.0		10	2	1	0	1	2	0	0	0	0	0	21	42	0.00	2.000
Steve Kline, L ERA: 4.27	(9, 1)	0.2		3	1	1	1	0	0	0	0	0	0	0	5	9	13.50	1.500
Esteban Yan, R ERA: 6.22	(9, 1)	0.0		1	0	0	0	0	0	0	1	0	0	0	0	2	∞	∞
Pedro Borbon, L ERA: 23.14	(9, 1)	0.0		1	1	0	0	0	0	0	0	0	0	0	3	3	∞	∞

PITCHER		IP	WLS	BF	H	R	ER	SO	BB	IBB	HBP	BLK	WP	HR	S	P	ERA	WHIP
Jason Simontacchi, R ERA: 5.97	(9, 1)	0.1	S	1	0	0	0	0	0	0	0	0	0	0	2	2	0.00	0.000

BOTTOM

St. Louis Cardinals @ Pittsburgh Pirates

PNC Park, Pittsburgh, PA

Tue Aug 12 2003, 7:05 PM EDT

Att. 21,013 - Overcast - 76 F

livebaseballscorecards.com

AB	38
R	6
H	12
RBI	6
BB	2
SO	5
LOB	15

St. Louis Cardinals @ Pittsburgh Pirates

PNC Park, Pittsburgh, PA

Wed Aug 13 2003, 7:05 PM EDT

Att. 18,505 - Sunny - 82 F

TOP

livebaseballscorecards.com

Batter	1	2	3	4	5	6	7	8	9	AB	R	H	RBI	BB	SO	LOB
Miguel Cairo, R (1, 4) OBP: 0.304, SLG: 0.413	F X 0-1 G5-4-3 1B			C F F X 0-2 F9		P B B C 1 SAFE X 3-1 1B 5 HR 1-H 2B	C X 0-1 G5-4-3 1-2f		B X 1-0 FC6-4 1-2f	5	1	2	1	0	0	3
Eduardo Perez, R (1, 9) OBP: 0.370, SLG: 0.478	F B F F 1 B SAFE X 2-2 G5-4-3 1-2f			B B S F X 2-2 5 G5-3 1B		C X 0-1 5 HR 2-3 1B		B F F F B S 2-3 K		4	1	2	0	0	1	1
5 Albert Pujols, R (1, 7) (6, 3) OBP: 0.434, SLG: 0.689	C X 0-1 G6-3			D C X 1-1 G5-3 1-2		X 0-0 1-H 3-H HR		X 0-0 G4-3		4	1	1	3	0	0	1
15 Jim Edmonds, L (1, 8) OBP: 0.391, SLG: 0.623		F B B S B S 3-3 K		B B C F C 2-3 K		X 0-0 27 G5-4-3 1B		B B X 2-0 G4-3		4	0	1	0	0	2	1
27 Scott Rolen, R (1, 5) OBP: 0.390, SLG: 0.541		B B C F B F X 3-2 L7			C X 0-1 G5-3	C B X 1-1 G5-4-3 1-2f			X 0-0 F9	4	0	0	0	0	0	1
Tino Martinez, L (1, 3) OBP: 0.352, SLG: 0.434 Esteban Yan, R (6, 1) OBP: 1.000, SLG: 1.000 Steve Kline, S (6, 1) OBP: 0.500, SLG: 1.000 Cal Eldred, R (8, 1) OBP: 0.500, SLG: 0.500 Orlando Palmeiro, L (9, PH) (9, 7) OBP: 0.333, SLG: 0.328		B C F B B F X 2-2 G4-1			X 0-0 FC4-6 1B	B B B B 4-0 BB			X 0-0 1B 2B	2 0 0 0 0 1	0 0 0 0 0 1	1 0 0 0 0 0	0 0 0 0 0 0	1 0 0 0 0 0	0 0 0 0 0 0	0 0 0 0 0 0
Edgar Renteria, R (1, 6) OBP: 0.381, SLG: 0.484			X 0-0 G6-3		1 SAFE B S X 1-1 F7	X 0-0 L9			C X 0-1 SH1-3 2-H 1B	4	0	1	1	0	0	2
Mike Matheny, R (1, 2) OBP: 0.316, SLG: 0.352		C X 0-1 F9			C B B F F X 2-2 FC4-6 1-2f		X 0-0 G1-6-3		1 SAFE X 0-0 SH1-3 1-2	3	0	0	0	0	0	1
Jeff Fassero, L (1, 1) Kerry Robinson, L (6, PH) OBP: 0.284, SLG: 0.308 (6, 7) Pedro Borbon, R (9, 1)		C F X 0-2 G4-3				X 0-0 2B 1B	B C B X 2-1 G5-4-3 1B		I I I I 4-0 FC6-4 IBB	1 2 0	0 1 0	0 2 0	0 0 0	0 1 0	0 0 0	0 0 0
Inning Stats	R: 0 E: 0 K: 0 S: 8 H: 1 LOB: 0 BB: 0 P: 10	R: 0 E: 0 K: 1 S: 11 H: 0 LOB: 0 BB: 0 P: 19	R: 0 E: 0 K: 0 S: 6 H: 0 LOB: 0 BB: 0 P: 6	R: 0 E: 0 K: 1 S: 12 H: 1 LOB: 1 BB: 0 P: 17	R: 0 E: 0 K: 0 S: 9 H: 1 LOB: 1 BB: 0 P: 12	R: 4 E: 0 K: 0 S: 11 H: 5 LOB: 1 BB: 1 P: 18	R: 0 E: 0 K: 0 S: 5 H: 1 LOB: 0 BB: 0 P: 7	R: 0 E: 0 K: 1 S: 6 H: 0 LOB: 0 BB: 0 P: 10	R: 1 E: 0 K: 0 S: 6 H: 2 LOB: 2 BB: 1 P: 11	1B: 8 2B: 2 3B: 0 HR: 1 SF: 0 SAC: 1 DP: 3 HBP: 0						

	AB	34
	R	5
	H	11
	RBI	5
	BB	2
	SO	3
	LOB	10

WP: 0 PB: 0 SB: 0 CS: 0 PA: 37

PITCHER		IP	WLS	BF	H	R	ER	SO	BB	IBB	HBP	BLK	WP	HR	S	P	ERA	WHIP
Brian Meadows, R ERA: 4.96	(1, 1)	5.0		22	8	4	4	2	0	0	0	0	0	1	54	74	7.20	1.600
Joe Beimel, L ERA: 3.81	(6, 1)	1.0		3	0	0	0	0	1	0	0	0	0	0	3	8	0.00	1.000
Julian Tavarez, R ERA: 3.7	(7, 1)	3.0	W	12	3	1	1	1	0	1	0	0	0	0	17	28	3.00	1.000

PITCHER	IP	WLS	BF	H	R	ER	SO	BB	IBB	HBP	BLK	WP	HR	S	P	ERA	WHIP

BOTTOM

Batter	1	2	3	4	5	6	7	8	9	AB	R	H	RBI	BB	SO	LOB
Tike Redman, L (1, 8) OBP: 0.328, SLG: 0.500	B B B C X 3-1 ① G4-3		X 0-0 ① B3-1		C X 0-1 ② F7		C F S 0-3 ① K		C X 0-1 ② F8	5	0	0	0	0	1	1
18 Jason Kendall, R (1, 2) OBP: 0.394, SLG: 0.393	C X 0-1 FC5-4 1B		C B X 1-1 ② F9		C 1 SAFE X 0-1 1-2 2B 1B		B C B B C F X 3-2 ② L1-3		B B X 2-0 IBB 1B 2B	5	1	3	0	0	0	0
Brian Giles, L (1, 7) OBP: 0.439, SLG: 0.537	X 0-0 ② FC5-4 1-2f		F B C X 1-2 ③ F9		B X 1-0 ③ 1-H 2-H 2B		S X 0-1 ③ L3-1		I I I 4-0 1B IBB IBB	4	0	1	1	1	0	1
Reggie Sanders, R (1, 9) OBP: 0.329, SLG: 0.569	C B 1 SAFE B X 2-1 ③ F9			F B F X 1-2 F8 2B		B X 1-0 ① G5-3		S B X 1-1 HR	I I I 4-0 1B 1-2 2-3 IBB	4	1	2	1	1	0	1
Craig Wilson, R (1, 3) OBP: 0.343, SLG: 0.462 Carlos Rivera, L (9, 3) OBP: 0.260, SLG: 0.333 Randall Simon, L (9, PH) OBP: 0.299, SLG: 0.415		F B X 1-1 HR		F B F B S 2-3 ① K		C H 1-1 2 1B 2B HBP		B X 1-0 HR	C C X 0-2 1-2 2-3 3-H 1B	3 0 1	3 0 0	2 0 1	2 0 1	0 0 0	1 0 0	1 0 0
José Hernández, R (1, 5) OBP: 0.291, SLG: 0.360	B B B C F X 3-2 ① G6-3		X 0-0 ② F8 2-3		B C C B F F B C 3-3 ② K		B X 1-0 ① G6-3			4	0	0	0	0	1	2
2 Jack Wilson, R (1, 6) OBP: 0.290, SLG: 0.333	B S F F B F S 2-3 ② K		X 0-0 ③ G6-3		C X 0-1 2B 1-2 1B		B S B C F F S 2-3 ② K2-3			4	0	1	0	0	2	1
Jeff Reboulet, R (1, 4) OBP: 0.350, SLG: 0.346	C B X 1-1 2B			C F B F F B B X 3-2 18 1B 2B 1B		B C C B F B X 3-2 1-3 2-H 2B	C F S 0-3 ③ K			4	1	3	1	0	1	0
Brian Meadows, R (1, 1) Joe Beimel, L (6, 1) Matt Stairs, L (6, PH) OBP: 0.394, SLG: 0.588 Julian Tavarez, L (7, 1) 11 Humberto Cota, R (9, PH) OBP: 0.313, SLG: 0.333		F B F S 1-3 ③ K			L C M 0-3 ① K	B B C X 2-1 ③ P4			B X 1-0 ① G5-3	2 0 1 0 1	0 0 0 0 0	0 0 0 0 0	0 0 0 0 0	0 0 0 0 0	2 0 0 0 0	2 0 2 0 0
Inning Stats	R: 0 H: 1 E: 0 LOB: 1 K: 0 BB: 0 S: 7 P: 12	R: 1 H: 2 E: 0 LOB: 1 K: 2 BB: 0 S: 15 P: 23	R: 0 H: 0 E: 0 LOB: 0 K: 0 BB: 0 S: 6 P: 8	R: 0 H: 1 E: 0 LOB: 1 K: 1 BB: 0 S: 8 P: 11	R: 1 H: 3 E: 0 LOB: 2 K: 1 BB: 0 S: 13 P: 17	R: 1 H: 2 E: 0 LOB: 2 K: 1 BB: 0 S: 15 P: 25	R: 0 H: 0 E: 0 LOB: 0 K: 1 BB: 0 S: 9 P: 12	R: 2 H: 2 E: 0 LOB: 0 K: 2 BB: 0 S: 12 P: 17	R: 1 H: 2 E: 0 LOB: 3 K: 0 BB: 2 S: 7 P: 18	1B: 5 2B: 5 3B: 0 HR: 3	SF: 0 SAC: 0 DP: 0 HBP: 1			WP: 0 PB: 0 SB: 0 CS: 0	PA: 41		

PITCHER		IP	WLS	BF	H	R	ER	SO	BB	IBB	HBP	BLK	WP	HR	S	P	ERA	WHIP
Jeff Fassero, L ERA: 5.81	(1, 1)	5.0		21	7	2	2	4	0	0	0	0	0	1	49	71	3.60	1.400
Esteban Yan, R ERA: 6.3	(6, 1)	0.2	H	5	2	1	1	1	0	0	1	0	0	0	13	21	13.50	3.000
Steve Kline, L ERA: 4.15	(6, 1)	1.1	H	4	0	0	0	1	0	0	0	0	0	0	11	16	0.00	0.000
Cal Eldred, R ERA: 4.69	(8, 1)	1.0	B	5	2	2	2	2	0	0	0	0	0	2	12	17	18.00	2.000
Pedro Borbon, L ERA: 21.0	(9, 1)	0.2	L	6	2	1	1	0	0	2	0	0	0	0	7	18	13.50	3.000

PITCHER	IP	WLS	BF	H	R	ER	SO	BB	IBB	HBP	BLK	WP	HR	S	P	ERA	WHIP

St. Louis Cardinals @ Pittsburgh Pirates

PNC Park, Pittsburgh, PA

Wed Aug 13 2003, 7:05 PM EDT

Att. 18,505 - Sunny - 82 F

livebaseballscorecards.com

AB	38
R	6
H	13
RBI	6
BB	2
SO	8
LOB	11

Batter	1	2	3	4	5	6	7	8	9	AB	R	H	RBI	BB	SO	LOB
Bo Hart, R (1, 4) OBP: 0.341, SLG: 0.431	G5-3	2-H 1B		1-2 1B			K		1-2 G5-3	5	0	2	1	0	1	1
Eduardo Perez, R (1, 9) OBP: 0.366, SLG: 0.471 Kerry Robinson, L (7, PH) OBP: 0.280, SLG: 0.303 (7, 9) 44 Jason Isringhausen, R (9, 1) OBP: 1.000, SLG: 3.000	F8	F8		P3			K		K	3 2 0	0 0 0	0 0 0	0 0 0	0 0 0	0 2 0	3 1 0
5 Albert Pujols, R (1, 7) OBP: 0.433, SLG: 0.685	15 BB 27 1B 1B		K		K		G6-3			4	1	1	0	0	2	0
15 Jim Edmonds, L (1, 8) OBP: 0.390, SLG: 0.618	27 1B 1-2 BB		G6-3		K			K		3	0	0	0	1	2	0
27 Scott Rolen, R (1, 5) OBP: 0.391, SLG: 0.541	1-3 2-H 1B		F7		K			S 1B		4	0	2	1	0	1	0
Tino Martinez, L (1, 3) OBP: 0.354, SLG: 0.442	P6			G6-4-3 1B 1B 1B		HR		L8		4	2	2	1	0	0	3
Edgar Renteria, R (1, 6) OBP: 0.382, SLG: 0.485		K		1 SAFE 1 SAFE 1-2 G6-4-3 1B		1B		F9 1-2		4	0	2	0	0	1	1
Chris Widger, R (1, 2) OBP: 0.222, SLG: 0.220		SH1-4 1B 1B		1-2f 2-3 G6-4-3		F8			G5-3	4	1	1	0	0	0	2
Garrett Stephenson, R (1, 1) OBP: 0.267, SLG: 0.195 Orlando Palmeiro, L (9, PH) OBP: 0.336, SLG: 0.328 (9, 9)		SH1-4 1-2		1B 3-H		G6-3			G5-3 BB	2 0	0 0	1 0	1 0	0 1	0 0	0 0
Inning Stats	R: 1 E: 0 K: 0 S: 13 H: 2 LOB: 2 BB: 1 P: 22	R: 1 E: 0 K: 1 S: 10 H: 2 LOB: 1 BB: 0 P: 16	R: 0 E: 0 K: 1 S: 10 H: 0 LOB: 0 BB: 0 P: 15	R: 1 E: 0 K: 0 S: 13 H: 4 LOB: 2 BB: 0 P: 21	R: 0 E: 0 K: 3 S: 13 H: 0 LOB: 0 BB: 0 P: 21	R: 1 E: 0 K: 0 S: 6 H: 2 LOB: 0 BB: 0 P: 7	R: 0 E: 0 K: 2 S: 7 H: 0 LOB: 0 BB: 0 P: 10	R: 0 E: 0 K: 1 S: 9 H: 1 LOB: 1 BB: 0 P: 12	R: 0 E: 0 K: 1 S: 11 H: 0 LOB: 1 BB: 1 P: 17	1B: 10 2B: 0 3B: 0 HR: 1 SF: 0 SAC: 1 DP: 1 HBP: 0						

PITCHER		IP	WLS	BF	H	R	ER	SO	BB	IBB	HBP	BLK	WP	HR	S	P	ERA	WHIP
Jeff D'Amico, R ERA: 4.28	(1, 1)	6.0	L	27	10	4	4	5	1	0	0	0	0	1	65	102	6.00	1.833
Brian Boehringer, R ERA: 5.65	(7, 1)	2.0		7	1	0	0	3	0	0	0	0	0	0	16	22	0.00	0.500
Mike Lincoln, R ERA: 4.29	(9, 1)	1.0		4	0	0	0	1	1	0	0	0	0	0	11	17	0.00	1.000

PITCHER	IP	WLS	BF	H	R	ER	SO	BB	IBB	HBP	BLK	WP	HR	S	P	ERA	WHIP

TOP

St. Louis Cardinals @ Pittsburgh Pirates

PNC Park, Pittsburgh, PA

Thu Aug 14 2003, 12:35 PM EDT

Att. 16,157 - Sunny - 86 F

livebaseballscorecards.com

AB	35
R	4
H	11
RBI	4
BB	2
SO	9
LOB	11

BOTTOM

Batter	1	2	3	4	5	6	7	8	9	AB	R	H	RBI	BB	SO	LOB
Tike Redman, L (1, 8) OBP: 0.306, SLG: 0.466	C C B B F B X 3-2 F7 ①			F X 0-1 G6-3 ①		X 0-0 P6 ②		X 0-0 P6 ③		4	0	0	0	0	0	2
18 Jason Kendall, R (1, 2) OBP: 0.395, SLG: 0.393	X 0-0 G4-3 ②			C B X 1-1 G6-3 ②		B C B F X 2-2 1-2 1B			C B B B B 4-1 1B 2B BB	3	1	1	0	1	0	0
Brian Giles, L (1, 7) OBP: 0.435, SLG: 0.531	B F C X 1-2 G3 ③			C F F B F X 1-2 F9 ③		B B B X 3-0 P3 ③			C B F C 1-3 K ①	4	0	0	0	0	1	3
Matt Stairs, L (1, 9) OBP: 0.392, SLG: 0.587		C B B S F B X 3-2 G4-3 ①			C B X 1-1 F9 SF9 2B		B X 1-0 F9 ①		C B B X 2-1 F7 ②	4	1	1	0	0	0	1
Randall Simon, L (1, 3) OBP: 0.302, SLG: 0.416		B F S C 1-3 K ②			F B F B F F X 2-2 2-3 F9 ①		X 0-0 G4-6-3 1B		C F B X 1-2 1-3 DI 2B 1B	4	1	2	0	0	1	1
José Hernández, R (1, 5) OBP: 0.291, SLG: 0.362		B F C B B X 3-2 G5-3 ③			D S X 1-1 3-H SF9 ②		C X 0-1 1-2f G4-6-3 ②③		C B F X 1-2 1-H 3-H 2B	3	0	1	3	0	0	1
Abraham Nunez, S (1, 6) OBP: 0.313, SLG: 0.303			C B X 1-1 P3 ①		C C C 0-3 K ③			X 0-0 G4-3 ①	F C X 0-2 G4-3 ③	4	0	0	0	0	1	1
Jeff Reboulet, R (1, 4) OBP: 0.354, SLG: 0.352			B C C B B X 3-2 F8 ②			F B C X 1-2 18 1B 1B		B C B B C X 3-2 1B		3	0	2	0	0	0	0
Jeff D'Amico, R (1, 1) OBP: 0.225, SLG: 0.167			F S C 0-3 K ③			C B D S F X 2-2 F8 ①		X 0-0 P4 ②		1	0	0	0	0	1	0
11 Humberto Cota, R (6, PH) OBP: 0.294, SLG: 0.313										1	0	0	0	0	0	1
Brian Boehringer, S (7, 1)										0	0	0	0	0	0	0
Carlos Rivera, L (8, PH) OBP: 0.255, SLG: 0.326										1	0	0	0	0	0	1
Mike Lincoln, R (9, 1)										0	0	0	0	0	0	0
Inning Stats	R: 0 E: 0 K: 0 S: 8 H: 0 LOB: 0 BB: 0 P: 12	R: 0 E: 0 K: 1 S: 10 H: 0 LOB: 0 BB: 0 P: 17	R: 0 E: 0 K: 1 S: 8 H: 0 LOB: 0 BB: 0 P: 12	R: 0 E: 0 K: 0 S: 9 H: 0 LOB: 0 BB: 0 P: 11	R: 1 E: 0 K: 1 S: 12 H: 1 LOB: 0 BB: 0 P: 16	R: 0 E: 0 K: 0 S: 12 H: 2 LOB: 2 BB: 0 P: 20	R: 0 E: 0 K: 0 S: 4 H: 1 LOB: 0 BB: 0 P: 5	R: 0 E: 0 K: 0 S: 6 H: 1 LOB: 1 BB: 0 P: 9	R: 2 E: 0 K: 1 S: 15 H: 2 LOB: 1 BB: 1 P: 24	1B: 5 2B: 2 3B: 0 HR: 0 SF: 1 SAC: 0 DP: 1 HBP: 0						

PITCHER		IP	WLS	BF	H	R	ER	SO	BB	IBB	HBP	BLK	WP	HR	S	P	ERA	WHIP
Garrett Stephenson, R ERA: 4.23	(1, 1)	8.0	W	28	5	1	1	3	0	0	0	0	0	0	69	102	1.12	0.625
44 Jason Isringhausen, R ERA: 2.63	(9, 1)	1.0	S	6	2	2	2	1	1	0	0	0	0	0	15	24	18.00	3.000

PITCHER		IP	WLS	BF	H	R	ER	SO	BB	IBB	HBP	BLK	WP	HR	S	P	ERA	WHIP

St. Louis Cardinals @ Pittsburgh Pirates

PNC Park, Pittsburgh, PA

Thu Aug 14 2003, 12:35 PM EDT
Att. 16,157 - Sunny - 86 F

livebaseballscorecards.com

AB	32
R	3
H	7
RBI	3
BB	1
SO	4
LOB	11

WP: 0 PB: 0 SB: 0 CS: 0 PA: 34

Batter	1	2	3	4	5	6	7	8	9	AB	R	H	RBI	BB	SO	LOB
Bo Hart, R (1, 4) OBP: 0.338, SLG: 0.423	X 0-0 ① P3		B C X 1-1 ② G6-3		C S B F B H 3-2 15 HR HBP	S X 0-1 ③ G4-3		X 0-0 ③ F7		4	1	0	0	0	0	4
15 Jim Edmonds, L (1, 8) OBP: 0.388, SLG: 0.620	B C S B S 2-3 ② K		B B C B C X 3-2 ③ F7		C B F B X 2-2 1-H HR		C C X 0-2 ① G6-3		B C S B B F X 3-2 ① G4-3	5	1	1	2	0	1	0
5 Albert Pujols, R (1, 7) OBP: 0.435, SLG: 0.691	F X 0-1 BB 1B			B F F B B X 2-2 2B 2B	B F X 1-1 ② G6-3		X 0-0 FC1 3B		C X 0-1 ② F7	5	1	3	0	0	0	0
Tino Martinez, L (1, 3) OBP: 0.357, SLG: 0.446	C C B B F F F B 4-2 1-2 BB			C X 0-1 27 L9 1B 2-H 2B	C X 0-1 1B		B X 1-0 ② FC1 3-H		B C S B B C 3-3 ③ K	4	1	2	1	1	1	1
27 Scott Rolen, R (1, 5) OBP: 0.388, SLG: 0.535	F F F S 0-3 ③ K			B B X 2-0 ① L9 2-3	F D C X 1-2 ③ L9		X 0-0 ③ G4-3			4	0	0	0	0	1	5
Orlando Palmeiro, L (1, 9) OBP: 0.342, SLG: 0.335		C B X 1-1 ① L9		X 0-0 BB 1B 3-H		C B B X 2-1 SH3-4 1B 1B		C X 0-1 F8 1B 1B		4	0	3	1	0	0	0
Edgar Renteria, R (1, 6) OBP: 0.387, SLG: 0.488		C X 0-1 G6-4-3 1B		B B B F B 4-1 G4-6-3 1-2 BB		B X 1-0 SH3-4 1-2 1B		B C B F X 2-2 1-2 1B		3	0	3	0	1	0	0
Mike Matheny, R (1, 2) OBP: 0.313, SLG: 0.349		C B B X 2-1 ② ③ G6-4-3 1-2f		B B F F F F X 2-2 ② ③ G4-6-3 1-2f		L X 0-1 ① SH3-4 1-2 2-3		S B X 1-1 ① L9		3	0	0	0	0	0	5
Woody Williams, R (1, 1) OBP: 0.300, SLG: 0.389			F F C 0-3 ① K		C B S C 1-3 ① K	C F B B F S 2-3 ② K		B X 1-0 ② F8 2-3		2	0	0	0	0	2	0
Kerry Robinson, L (6, PH) OBP: 0.278, SLG: 0.301										1	0	0	0	0	1	2
Pedro Borbon, R (6, 1)										0	0	0	0	0	0	0
Esteban Yan, R (7, 1) OBP: 1.000, SLG: 1.000										0	0	0	0	0	0	0
Miguel Cairo, R (7, 5) OBP: 0.302, SLG: 0.411										1	0	0	0	0	0	2
Inning Stats	R: 0 E: 0 K: 2 S: 15 H: 1 LOB: 2 BB: 1 P: 21	R: 0 E: 0 K: 0 S: 6 H: 1 LOB: 0 BB: 0 P: 9	R: 0 E: 0 K: 1 S: 8 H: 0 LOB: 0 BB: 0 P: 12	R: 2 E: 0 K: 0 S: 13 H: 3 LOB: 1 BB: 1 P: 23	R: 2 E: 0 K: 1 S: 16 H: 2 LOB: 1 BB: 0 P: 24	R: 0 E: 0 K: 1 S: 11 H: 2 LOB: 2 BB: 0 P: 16	R: 0 E: 0 K: 0 S: 6 H: 1 LOB: 1 BB: 0 P: 7	R: 0 E: 0 K: 0 S: 9 H: 2 LOB: 2 BB: 0 P: 13	R: 0 E: 0 K: 1 S: 9 H: 0 LOB: 0 BB: 0 P: 15	1B: 8 2B: 2 3B: 1 HR: 1		SF: 0 SAC: 1 DP: 2 HBP: 1				

TOP

St. Louis Cardinals @ Philadelphia Phillies

Veterans Stadium, Philadelphia, PA

Fri Aug 15 2003, 7:05 PM EDT

Att. 28,962 - Cloudy - 89 F

livebaseballscorecards.com

AB	36
R	4
H	12
RBI	4
BB	2
SO	6
LOB	19

WP: 0 PB: 0 SB: 0 CS: 0 PA: 40

PITCHER		IP	WLS	BF	H	R	ER	SO	BB	IBB	HBP	BLK	WP	HR	S	P	ERA	WHIP
Vicente Padilla, R ERA: 3.85	(1, 1)	5.0	W	25	9	4	4	4	2	0	1	0	0	1	61	95	7.20	2.200
Terry Adams, R ERA: 2.35	(6, 1)	2.0	H	7	1	0	0	1	0	0	0	0	0	0	14	17	0.00	0.500
Turk Wendell, R ERA: 1.93	(8, 1)	1.0	H	5	2	0	0	0	0	0	0	0	0	0	9	13	0.00	2.000
Dan Plesac, L ERA: 1.38	(9, 1)	1.0	S	3	0	0	0	1	0	0	0	0	0	0	9	15	0.00	0.000

Batter	1	2	3	4	5	6	7	8	9	AB	R	H	RBI	BB	SO	LOB
Ricky Ledee, L (1, 8) OBP: 0.329, SLG: 0.459	HR			F9		L1 1-2f	FC5-4			3	1	1	1	0	0	2
Marlon Byrd, R (6, PH) OBP: 0.349, SLG: 0.399										2	0	0	0	0	0	2
(7, 8)	G1-3															
Placido Polanco, R (1, 5) OBP: 0.371, SLG: 0.478	BB, 1B 26 SF9 1B	G6-3		G6-3		G6-3		G4-3		5	1	1	0	0	0	0
Bobby Abreu, L (1, 9) OBP: 0.408, SLG: 0.497	26 SF9, BB 11 1B 1-2 1B	K		PO, BB 1B		S HR 1B		F8		5	2	3	0	0	1	0
Jim Thome, L (1, 3) OBP: 0.376, SLG: 0.537	11 1B 1B 1-2 2-3 BB	F8		1 SAFE 1 SAFE 1-2 BB		1-H HR		G3-1		3	2	1	2	2	0	0
Pat Burrell, R (1, 7) OBP: 0.316, SLG: 0.402	P6	F8		PO 2-3	G4-3	G4-3				4	0	0	0	0	0	3
26 Chase Utley, L (1, 4) OBP: 0.348, SLG: 0.571	SF9 2-3 3-H	11 1B 1B			P6		BB HBP			2	0	1	1	0	0	0
11 Jimmy Rollins, S (1, 6) OBP: 0.314, SLG: 0.376	1B 1B 1-2 3-H 1B	1-2 1B			2B	L8				4	1	3	1	0	0	1
Todd Pratt, R (1, 2) OBP: 0.431, SLG: 0.474	1B 1-3 2-H 1B	P4			HBP	FC5-4 1-2 BB				2	0	1	1	1	0	2
Vicente Padilla, R (1, 1) OBP: 0.179, SLG: 0.080	1-2 3-H 1B	K			K2-3	F7				3	0	1	1	0	2	4
Terry Adams, R (6, 1)										0	0	0	0	0	0	0
2 Tyler Houston, L (7, PH) OBP: 0.315, SLG: 0.402										1	0	0	0	0	0	2
Turk Wendell, L (8, 1)										0	0	0	0	0	0	0
Dan Plesac, L (9, 1)										0	0	0	0	0	0	0
Inning Stats	R: 5 E: 0 K: 0 S: 23 H: 6 LOB: 2 BB: 1 P: 37	R: 0 E: 0 K: 1 S: 7 H: 0 LOB: 0 BB: 0 P: 9	R: 0 E: 0 K: 1 S: 13 H: 2 LOB: 2 BB: 0 P: 18	R: 0 E: 0 K: 0 S: 7 H: 1 LOB: 1 BB: 1 P: 14	R: 0 E: 0 K: 1 S: 12 H: 1 LOB: 2 BB: 0 P: 17	R: 2 E: 0 K: 0 S: 15 H: 2 LOB: 0 BB: 0 P: 27	R: 0 E: 0 K: 0 S: 9 H: 0 LOB: 2 BB: 1 P: 18	R: 0 E: 0 K: 0 S: 7 H: 0 LOB: 0 BB: 0 P: 9		1B: 9 2B: 1 3B: 0 HR: 2 SF: 1 SAC: 0 DP: 0 HBP: 2				WP: 0 PB: 0 SB: 1 CS: 0 PA: 41		

PITCHER		IP	WLS	BF	H	R	ER	SO	BB	IBB	HBP	BLK	WP	HR	S	P	ERA	WHIP
Woody Williams, R ERA: 3.6	(1, 1)	5.0	L	27	10	5	5	3	2	0	1	0	0	1	62	95	9.00	2.400
Pedro Borbon, L ERA: 20.25	(6, 1)	1.0		6	2	2	2	0	0	0	1	0	0	1	16	30	18.00	2.000
Esteban Yan, R ERA: 6.1	(7, 1)	2.0		7	0	0	0	0	1	0	0	0	0	0	15	24	0.00	0.500

PITCHER	IP	WLS	BF	H	R	ER	SO	BB	IBB	HBP	BLK	WP	HR	S	P	ERA	WHIP

BOTTOM

St. Louis Cardinals @ Philadelphia Phillies
Veterans Stadium, Philadelphia, PA
Fri Aug 15 2003, 7:05 PM EDT
Att. 28,962 - Cloudy - 89 F

livebaseballscorecards.com

AB	34
R	7
H	12
RBI	7
BB	3
SO	3
LOB	16

Batter	1	2	3	4	5	6	7	8	9	AB	R	H	RBI	BB	SO	LOB
Miguel Cairo, R (1, 4) OBP: 0.305, SLG: 0.407	C X 0-1 ① G5-3		B S X 1-1 15 3B 1B		B B C B F X 3-2 ② F7		C F X 0-2 ① G5-3	C F D B D B 4-2 15 G4-6-3 BB		4	1	1	0	1	0	0
15 Jim Edmonds, L (1, 8) OBP: 0.392, SLG: 0.625	B B C F B B 4-2 5 BB BB		C 1 SAFE 1 SAFE B S X 1-2 1-H 3B		B C B B B C B 4-2 5 BB BB		B B B B 4-0 27 HBP 5 1B BB BB	B X 1-0 ② ③ G4-6-3 1-2f		2	1	1	1	3	0	2
5 Albert Pujols, R (1, 7) OBP: 0.438, SLG: 0.690	B B B B 4-0 1-2 BB		F X 0-1 ② F9		C B D B C B 4-2 1-2 BB		B X 1-0 BB 27 HBP 1-2 1B		F B B B B B 4-1 BB	2	0	1	0	3	0	1
Tino Martinez, L (1, 3) OBP: 0.353, SLG: 0.440	C B F S 1-3 ② K		B C F F X 1-2 ③ F8		X 0-0 ③ G4-3		B C S B S 2-3 ② K		B C B F X 2-2 ① P3	5	0	0	0	0	2	8
27 Scott Rolen, R (1, 5) OBP: 0.390, SLG: 0.545	C F F B C 1-3 ③ K			X 0-0 HR	X 0-0 SH1-3 2B 2B	C B T B H 3-2 1-2 2-3 BB HBP			C D B B F F S 2-3 ② K	4	2	2	1	0	2	3
Orlando Palmeiro, L (1, 9) OBP: 0.342, SLG: 0.332 Jason Simontacchi, R (7, 1) OBP: 0.143, SLG: 0.171 Steve Kline, S (7, 1) OBP: 0.500, SLG: 1.000 Cal Eldred, R (8, 1) OBP: 0.500, SLG: 0.500 Bo Hart, R (8, 4) OBP: 0.336, SLG: 0.421		B B B C X 3-1 ① L6		C C C X 1-2 ① G4-3		X 0-0 ① SH1-3 2-3	B D B C B 4-1 1-2 2-3 3-H FC4-6 BB		B L F F F S 1-3 ③ K	2 0 0 0 1	0 0 0 0 0	0 0 0 0 0	1 0 0 0 0	1 0 0 0 1	0 0 0 0 0	0 0 0 0 1
Edgar Renteria, R (1, 6) OBP: 0.386, SLG: 0.488		B X 1-0 ② G6-3		C X 0-1 ② G5-3		X 0-0 E FC6-2 3-H 2B	S S B B X 2-2 ③ FC4-6 1-2f			4	0	1	1	0	0	3
Mike Matheny, R (1, 2) OBP: 0.311, SLG: 0.346 Kerry Robinson, L (8, PH) OBP: 0.276, SLG: 0.299 (8, 9)		C S B B S 2-3 ③ K		B F F X 1-2 ③ P4		2 P X SAFE 1-0 ② FC6-2 2-H		F F B F X 1-2 ① G1-3		3 1	0 0	0 0	0 0	0 0	1 0	1 0
Dan Haren, R (1, 1) OBP: 0.158, SLG: 0.222 Eduardo Perez, R (7, 9) OBP: 0.368, SLG: 0.479 Chris Widger, R (8, 2) OBP: 0.222, SLG: 0.220			C C B C 1-3 ① K		S S X 0-2 ① G4-3	F S S 0-3 ③ K		C X 0-1 2B		3 1 0	0 0 0	0 1 0	0 0 0	2 0 0	1 0 0
Inning Stats	R: 0 H: 0 E: 0 LOB: 2 K: 2 BB: 2 S: 11 P: 21	R: 0 H: 0 E: 0 LOB: 0 K: 1 BB: 0 S: 6 P: 12	R: 1 H: 2 E: 0 LOB: 1 K: 1 BB: 0 S: 14 P: 18	R: 1 H: 1 E: 0 LOB: 0 K: 0 BB: 0 S: 9 P: 11	R: 0 H: 0 E: 0 LOB: 2 K: 0 BB: 2 S: 11 P: 22	R: 1 H: 2 E: 1 LOB: 1 K: 1 BB: 0 S: 8 P: 8	R: 1 H: 1 E: 0 LOB: 3 K: 1 BB: 2 S: 13 P: 29	R: 0 H: 1 E: 0 LOB: 1 K: 0 BB: 1 S: 9 P: 15	R: 0 H: 0 E: 0 LOB: 1 K: 2 BB: 1 S: 13 P: 22	1B: 2 SF: 0 2B: 3 SAC: 1 3B: 1 DP: 1 HR: 1 HBP: 1				WP: 0 PA: 42 PB: 0 SB: 0 CS: 0		

TOP

St. Louis Cardinals @ Philadelphia Phillies
Veterans Stadium, Philadelphia, PA
Sat Aug 16 2003, 7:05 PM EDT
Att. 35,046 - Cloudy - 75 F

livebaseballscorecards.com

AB	32
R	4
H	7
RBI	4
BB	8
SO	8
LOB	20

PITCHER		IP	WLS	BF	H	R	ER	SO	BB	IBB	HBP	BLK	WP	HR	S	P	ERA	WHIP
39 Brett Myers, R ERA: 3.86	(1, 1)	6.1	W	30	6	4	4	5	5	0	0	0	0	1	63	101	5.68	1.737
Dan Plesac, L ERA: 1.37	(7, 1)	0.1	H	1	0	0	0	1	0	0	0	0	0	0	3	5	0.00	0.000
Mike Williams, R ERA: 5.58	(7, 1)	0.1	H	3	0	0	0	0	1	0	1	0	0	0	6	15	0.00	3.000
Terry Adams, R ERA: 2.31	(8, 1)	1.0	H	4	1	0	0	0	1	0	0	0	0	0	9	15	0.00	2.000
Jose Mesa, R ERA: 6.1	(9, 1)	1.0	S	4	0	0	0	2	1	0	0	0	0	0	13	22	0.00	1.000

PITCHER	IP	WLS	BF	H	R	ER	SO	BB	IBB	HBP	BLK	WP	HR	S	P	ERA	WHIP

Batter	1	2	3	4	5	6	7	8	9	AB	R	H	RBI	BB	SO	LOB
Marlon Byrd, R (1, 8) OBP: 0.351, SLG: 0.404	1-1 1B		1-2 L7 ①			0-1 SH5-3 2B	1-2 G6-3 ②			4	2	2	0	0	0	1
Placido Polanco, R (1, 5) OBP: 0.373, SLG: 0.478	1-2 1B		0-1 G5-3 ②			0-0 SH5-3 ①	4-0 BB			2	0	1	0	1	0	0
Bobby Abreu, L (1, 9) OBP: 0.409, SLG: 0.498	4-0 BB		2-0 G4-3 ③			3-1 HR 2B	1-1 F8 ③			3	1	1	1	1	0	2
Jim Thome, L (1, 3) OBP: 0.377, SLG: 0.543	0-1 F5 ①			3-3 K ①		2-0 HR		3-2 FC5-4 1B		4	1	2	2	0	1	3
Mike Lieberthal, R (1, 2) OBP: 0.386, SLG: 0.442	1-1 G6-4-3 1B			0-1 G5-3 ②		0-2 HR		1-2 FC5-4 2 FC6-4 ①		4	1	2	2	0	0	1
Pat Burrell, R (1, 7) OBP: 0.314, SLG: 0.398 Mike Williams, R (7, 1) Terry Adams, R (8, 1) 2 Tyler Houston, L (8, PH) OBP: 0.312, SLG: 0.398 Nick Punto, S (8, PR) OBP: 0.273, SLG: 0.278 Jose Mesa, R (9, 1)	2-1 G6-4-3 ② ③			0-3 K2-3 ③		1-3 K ②		0-0 FC6-4 ②		3 0 0 1 0 0	0 0 0 0 0 0	0 0 0 0 0 0	0 0 0 0 0 0	0 0 0 0 0 0	2 0 0 0 0 0	3 0 0 1 0 0
26 Chase Utley, L (1, 4) OBP: 0.296, SLG: 0.480		1-3 K ①			2-1 F9 ①	0-0 G4-3 ③		0-1 G3 ③		4	0	0	0	0	1	1
11 Jimmy Rollins, S (1, 6) OBP: 0.312, SLG: 0.374		2-3 K ②			0-1 F7 ②		3-2 G6-3 ①			3	0	0	0	0	1	0
39 Brett Myers, R (1, 1) OBP: 0.137, SLG: 0.120 Dan Plesac, L (7, 1) Ricky Ledee, L (7, 7) OBP: 0.332, SLG: 0.466		2-2 G1-3 ③			3-2 F9 ③		0-0 G6-3 2B			2 0 1	0 0 0	0 0 1	0 0 0	0 0 0	0 0 0	0 0 0
Inning Stats	R: 1 E: 0 K: 0 S: 12 H: 3 LOB: 2 BB: 1 P: 21	R: 0 E: 0 K: 2 S: 10 H: 0 LOB: 0 BB: 0 P: 15	R: 0 E: 0 K: 0 S: 6 H: 0 LOB: 0 BB: 0 P: 9	R: 0 E: 0 K: 2 S: 8 H: 0 LOB: 0 BB: 0 P: 11	R: 0 E: 0 K: 0 S: 7 H: 0 LOB: 0 BB: 0 P: 12	R: 4 E: 0 K: 1 S: 13 H: 4 LOB: 0 BB: 0 P: 19	R: 0 E: 0 K: 0 S: 9 H: 1 LOB: 2 BB: 1 P: 18	R: 0 E: 0 K: 0 S: 9 H: 1 LOB: 1 BB: 0 P: 13		1B: 4 2B: 3 3B: 0 HR: 2	SF: 0 SAC: 1 DP: 1 HBP: 0					

BOTTOM

St. Louis Cardinals @ Philadelphia Phillies
Veterans Stadium, Philadelphia, PA
Sat Aug 16 2003, 7:05 PM EDT
Att. 35,046 - Cloudy - 75 F

livebaseballscorecards.com

AB	31
R	5
H	9
RBI	5
BB	2
SO	5
LOB	12

WP: 0 PB: 0 SB: 0 CS: 0 PA: 34

PITCHER		IP	WLS	BF	H	R	ER	SO	BB	IBB	HBP	BLK	WP	HR	S	P	ERA	WHIP
Dan Haren, R ERA: 4.2	(1, 1)	6.0	L	25	7	5	5	5	1	0	0	0	0	2	56	87	7.50	1.333
Jason Simontacchi, R ERA: 5.93	(7, 1)	0.2		4	1	0	0	0	1	0	0	0	0	0	7	15	0.00	3.000
Steve Kline, L ERA: 4.13	(7, 1)	0.1		2	1	0	0	0	0	0	0	0	0	0	5	9	0.00	3.000
Cal Eldred, R ERA: 4.59	(8, 1)	1.0		3	0	0	0	0	0	0	0	0	0	0	6	7	0.00	0.000

PITCHER	IP	WLS	BF	H	R	ER	SO	BB	IBB	HBP	BLK	WP	HR	S	P	ERA	WHIP

Batter	1	2	3	4	5	6	7	8	9	AB	R	H	RBI	BB	SO	LOB
Bo Hart, R (1, 4) OBP: 0.335, SLG: 0.415	C C X 0-2 ① F8		X 0-0 ① L1		C B X 1-1 ② G6-3			C H 1-1 WP HBP	C B S S S 2-3 ③ K	3	0	0	0	0	0	0
Kerry Robinson, L (9, PH) OBP: 0.275, SLG: 0.297										1	0	0	0	0	1	2
Orlando Palmeiro, L (1, 9) OBP: 0.344, SLG: 0.347	B B C B C X 3-2 HR		C C B B X 1-2 PB 15 1B 1B		C B B C X 2-2 ③ P6			B C F S 1-3 ② K 1-2		4	1	2	1	0	1	1
15 Jim Edmonds, L (1, 8) OBP: 0.391, SLG: 0.621	C C B B S 2-3 ② K		S B 1 SAFE X 1-1 1-2 1B			F S B X 1-2 ① G3-1		B C X 1-1 ③ F8		4	0	1	0	0	1	1
27 Scott Rolen, R (1, 5) OBP: 0.387, SLG: 0.539	C B S S 1-3 ③ K		C B F B F S 2-3 ② K			B C X 1-1 ② L9			C X 0-1 ① P4	4	0	0	0	0	2	2
Tino Martinez, L (1, 3) OBP: 0.354, SLG: 0.451		F B F B X 2-2 G1 G6-3 2B	C D B F S 2-3 ③ K 2-3			B X 1-0 ③ G4-3			C B X 1-1 HR	4	2	2	1	0	1	2
Edgar Renteria, R (1, 6) OBP: 0.384, SLG: 0.485		B B B X 3-0 ① G1 2-3		B C X 1-1 ① G6-3			B B C X 2-1 ① L4		F B F H 2-2 DI 1B HBP	3	1	0	0	0	0	1
Miguel Cairo, R (1, 7) OBP: 0.304, SLG: 0.404		X 0-0 ② G6-3 3-H		C F X 0-2 ② G5-3			B F F B F F F B F 3-2 F X ② F7		B B C X 2-1 DI 1-H 1B	4	0	1	2	0	0	0
Chris Widger, R (1, 2) OBP: 0.231, SLG: 0.217		B F F H 2-2 HBP		F C B C 1-3 ③ K			C S B F S 1-3 ③ K		C S S 0-3 ② K	1	0	0	0	0	1	0
Jimmy Journell, R (4, 1)										0	0	0	0	0	0	0
Jason Pearson, L (6, 1)										0	0	0	0	0	0	0
So Taguchi, R (7, PH) OBP: 0.400, SLG: 0.500										1	0	0	0	0	1	0
Jason Simontacchi, R (7, 1) OBP: 0.143, SLG: 0.171										0	0	0	0	0	0	0
Eduardo Perez, R (9, PH) OBP: 0.367, SLG: 0.476										1	0	0	0	0	1	1
Brett Tomko, R (1, 1) OBP: 0.340, SLG: 0.304		S S T S 0-3 ③ K			B X 1-0 ① F7			C B B F B F F X 3-2 ① G1-3	B F S B F B B 4-2 1-2 BB	1	0	0	0	0	1	1
Mike Matheny, R (4, 2) OBP: 0.311, SLG: 0.344										2	0	0	0	1	0	0
Inning Stats	R: 1 H: 1 E: 0 LOB: 0 K: 2 BB: 0 S: 12 P: 18	R: 1 H: 1 E: 0 LOB: 1 K: 1 BB: 0 S: 11 P: 18	R: 0 H: 2 E: 0 LOB: 2 K: 2 BB: 0 S: 13 P: 19	R: 0 H: 0 E: 0 LOB: 0 K: 1 BB: 0 S: 8 P: 10	R: 0 H: 0 E: 0 LOB: 0 K: 0 BB: 0 S: 6 P: 10	R: 0 H: 0 E: 0 LOB: 0 K: 0 BB: 0 S: 6 P: 9	R: 0 H: 0 E: 0 LOB: 0 K: 1 BB: 0 S: 14 P: 20	R: 0 H: 0 E: 0 LOB: 1 K: 1 BB: 0 S: 11 P: 17	R: 2 H: 2 E: 0 LOB: 2 K: 2 BB: 1 S: 17 P: 28	1B: 3 SF: 0 2B: 1 SAC: 0 3B: 0 DP: 0 HR: 2 HBP: 3						WP: 1 PA: 37 PB: 1 SB: 0 CS: 0

TOP

St. Louis Cardinals @ Philadelphia Phillies

Veterans Stadium, Philadelphia, PA

Sun Aug 17 2003, 8:05 PM EDT

Att. 42,153 - Cloudy - 79 F

livebaseballscorecards.com

AB	33
R	4
H	6
RBI	4
BB	1
SO	10
LOB	11

PITCHER		IP	WLS	BF	H	R	ER	SO	BB	IBB	HBP	BLK	WP	HR	S	P	ERA	WHIP
Amaury Telemaco, R ERA: 2.57	(1, 1)	7.0	W	26	4	2	2	7	0	0	1	0	0	1	70	104	2.57	0.571
Terry Adams, R ERA: 2.29	(8, 1)	0.2		3	0	0	0	1	0	0	1	0	1	0	9	14	0.00	0.000
Dan Plesac, L ERA: 1.35	(8, 1)	0.1		1	0	0	0	0	0	0	0	0	0	0	2	3	0.00	0.000
Turk Wendell, R ERA: 2.26	(9, 1)	0.1		3	1	2	2	0	0	0	1	0	0	1	6	9	54.00	3.000
Jose Mesa, R ERA: 6.06	(9, 1)	0.1	H	3	1	0	0	1	1	0	0	0	0	0	8	14	0.00	6.000

PITCHER		IP	WLS	BF	H	R	ER	SO	BB	IBB	HBP	BLK	WP	HR	S	P	ERA	WHIP
Mike Williams, R ERA: 5.54	(9, 1)	0.1	S	1	0	0	0	1	0	0	0	0	0	0	3	5	0.00	0.000

BOTTOM

St. Louis Cardinals @ Philadelphia Phillies
Veterans Stadium, Philadelphia, PA
Sun Aug 17 2003, 8:05 PM EDT
Att. 42,153 - Cloudy - 79 F

livebaseballscorecards.com

Batter	1	2	3	4	5	6	7	8	9	AB	R	H	RBI	BB	SO	LOB
Marlon Byrd, R (1, 8) OBP: 0.349, SLG: 0.399	BBBCB 4-1 2B PB BB	BCX 1-1 ③ G6-3		BBBCFFFT 3-2 ① K		BSX 1-1 ① L9		SBX 1-1 ③ G5-3		4	1	0	0	1	1	1
Placido Polanco, R (1, 5) OBP: 0.370, SLG: 0.473	BCX 1-1 ① L9		CBX 1-1 ① G5-3	CCBBX 2-2 ② G6-3		BBBCX 3-1 ② F9				4	0	0	0	0	0	1
Bobby Abreu, L (1, 9) OBP: 0.411, SLG: 0.501	CBX 1-1 PB 26 1B 1-3 2B		BBCX 2-1 HR 1B	BBCBB 4-1 WP BB		CBCBBX 3-2 ③ G4-3				3	2	2	0	1	0	0
Jim Thome, L (1, 3) OBP: 0.378, SLG: 0.548	SX 0-1 ② P6		BX 1-0 1-H HR	BBBB 4-0 WP 1-2 BB			CBSFBX 2-2 ① F7			3	1	1	2	1	0	2
Mike Lieberthal, R (1, 2) OBP: 0.388, SLG: 0.440	BBBBB 4-0 26 1B 2-3 3-H BB		BBBBB 4-0 HR BB	BCFBS 2-3 ③ K 1-2 2-3			SX 0-1 ② P3			2	1	0	0	2	1	2
26 Chase Utley, L (1, 4) OBP: 0.290, SLG: 0.448	BBFBFFX 3-2 1-3 3-H 1B		BSFX 1-2 ② F8		BX 1-0 ① F9		CBFX 1-2 ③ L3			4	0	1	1	0	0	1
Pat Burrell, R (1, 7) OBP: 0.316, SLG: 0.405	CX 0-1 ③ G1-3		X 0-0 1-H HR	BBBCB 4-1 BB				CCX 0-2 ① G5-3		3	1	1	2	1	0	2
11 Jimmy Rollins, S (1, 6) OBP: 0.314, SLG: 0.375		CCBX 1-2 ① G4-3	CBFX 1-2 1B		CBCC 1-3 ② K			FCBX 1-2 2 G3 1B		4	0	2	0	0	1	1
Amaury Telemaco, R (1, 1) Terry Adams, R (8, 1) Dan Plesac, L (8, 1) 2 Tyler Houston, L (8, PH) OBP: 0.309, SLG: 0.393 Turk Wendell, L (9, 1) Jose Mesa, R (9, 1) Mike Williams, R (9, 1)		BCSBBX 3-2 ② G6-3	BBCCBX 3-2 ③ G5-3		BCX 1-1 ③ G6-3			BCSBBX 2-2 ② G3 1-2 SAFE SAFE		3 0 0 1 0 0 0	0 0 0 0 0 0 0	0 0 0 0 0 0 0	0 0 0 0 0 0 0	0 0 0 0 0 0 0	0 0 0 1 0 0 0	2 0 0 1 0 0 0
Inning Stats	R: 2 H: 2 E: 0 LOB: 2 K: 0 BB: 2 S: 13 P: 26	R: 0 H: 0 E: 0 LOB: 0 K: 0 BB: 0 S: 8 P: 13	R: 4 H: 4 E: 0 LOB: 1 K: 0 BB: 1 S: 15 P: 28	R: 0 H: 0 E: 0 LOB: 2 K: 2 BB: 2 S: 12 P: 27	R: 0 H: 0 E: 0 LOB: 1 K: 1 BB: 1 S: 7 P: 14	R: 0 H: 0 E: 0 LOB: 0 K: 0 BB: 0 S: 7 P: 14	R: 0 H: 0 E: 0 LOB: 0 K: 0 BB: 0 S: 9 P: 12	R: 0 H: 1 E: 0 LOB: 1 K: 0 BB: 0 S: 11 P: 15		1B: 4 SF: 0 2B: 1 SAC: 0 3B: 0 DP: 0 HR: 2 HBP: 0				WP: 1 PA: 37 PB: 1 SB: 0 CS: 0		

PITCHER		IP	WLS	BF	H	R	ER	SO	BB	IBB	HBP	BLK	WP	HR	S	P	ERA	WHIP
Brett Tomko, R ERA: 5.7	(1, 1)	3.0	L	18	6	6	6	0	3	0	0	0	0	2	36	67	18.00	3.000
Jimmy Journell, R ERA: 3.18	(4, 1)	2.2		11	0	0	0	3	3	0	0	0	1	0	23	49	0.00	1.125
Jason Pearson, L ERA:	(6, 1)	0.1		1	0	0	0	0	0	0	0	0	0	0	3	6	0.00	0.000
Jason Simontacchi, R ERA: 5.82	(7, 1)	2.0		7	1	0	0	0	0	0	0	0	0	0	20	27	0.00	0.500

PITCHER	IP	WLS	BF	H	R	ER	SO	BB	IBB	HBP	BLK	WP	HR	S	P	ERA	WHIP

Batter	1	2	3	4	5	6	7	8	9	AB	R	H	RBI	BB	SO	LOB
18 Jason Kendall, R (1, 2) OBP: 0.395, SLG: 0.392	C B F B B X 3-2 ① G6-3	C X 0-1 ③ FC5-4 1-2f			C B F F X 1-2 ① G5-3	H 1-0 G3-1 1-2 HBP		X 0-0 S 1B		4	0	1	0	0	0	3
Jeff Reboulet, R (1, 4) OBP: 0.347, SLG: 0.359 Pat Mahomes, R (8, 1) OBP: 0.500, SLG: 0.500	B B C B X 3-1 HR		B C X 1-1 ① G6-3		X 0-0 ② L6	B C X 1-1 ② G3-1 1-2 2-3		B B C X 2-1 ③ F8 1-2		5 0	1 0	1 0	1 0	0 0	0 0	3 0
Brian Giles, L (1, 8) OBP: 0.431, SLG: 0.520 (8, 7)	C F B X 1-2 ② G3-1		B B X 2-0 ② F9		S B F X 1-2 HR 2B	I I I I 4-0 IBB			B B C F X 2-2 ① F7	4	1	1	0	1	0	0
Reggie Sanders, R (1, 7) OBP: 0.327, SLG: 0.571 (8, 9)	B X 1-0 ③ G6-3		C F X 0-2 ③ L5		B B B B 4-0 HR BB	B F S T S 1-3 ③ K			C F B X 1-2 ② L1-3	4	1	0	0	1	1	3
Craig Wilson, R (1, 3) OBP: 0.367, SLG: 0.484 Carlos Rivera, L (8, 3) OBP: 0.236, SLG: 0.300		S B B F B B 4-2 2 BB 1B BB		C B B B B 4-1 2B 2 FC5-2 BB	B B X 2-0 1-H 2-H HR		B B B C F X 3-2 G6-4-3 1B		C S S S 1-3 ③ K	2 1	1 0	2 0	3 0	2 0	0 1	0 0
José Hernández, R (1, 5) OBP: 0.294, SLG: 0.370		F S C 0-3 ① K		C X 0-1 2 FC5-2 1-3 2B	B C S S F B X 2-2 ③ G5-3		B C B F F X 2-2 ① ② G6-4-3 1-2f			4	0	1	0	0	1	2
J.J. Davis, R (1, 9) Joe Beimel, L (8, 1) Julian Tavarez, L (8, 1) Abraham Nunez, S (8, 4) OBP: 0.320, SLG: 0.308		X 0-0 ② P3		S B B F S 2-3 ① K		S B X 1-1 ① F8	B B S X 2-1 ③ P4			4 0 0 0	0 0 0 0	0 0 0 0	0 0 0 0	0 0 0 0	1 0 0 0	3 0 0 0
2 Jack Wilson, R (1, 6) OBP: 0.296, SLG: 0.353		1 SAFE C X 0-1 BB 1-2 1B		X 0-0 ② FC5-2 2-3 3-H		B X 1-0 HR		B C B F X 2-2 ① G1-6-3		4	1	2	1	0	0	2
Brian Meadows, R (1, 1) OBP: 0.200, SLG: 0.111 Michael Gonzalez, R (6, 1) Mark Corey, R (6, 1) Tike Redman, L (8, PH) OBP: 0.315, SLG: 0.485 (8, 8)		D B B C C B 4-2 18 FC5-4 1-2 2-3 BB		F 1 SAFE 1 SAFE S X 0-2 ③ P3		X 0-0 G3-1 18 HBP 1B		S B C S 1-3 ② K		2 0 0 1	0 0 0 0	1 0 0 0	0 0 0 0	1 0 0 0	0 0 0 1	2 0 0 0
Inning Stats	R: 1 H: 1 E: 0 LOB: 0 K: 0 BB: 0 S: 10 P: 18	R: 0 H: 1 E: 0 LOB: 3 K: 1 BB: 2 S: 12 P: 20	R: 0 H: 0 E: 0 LOB: 0 K: 0 BB: 0 S: 6 P: 9	R: 0 H: 1 E: 0 LOB: 2 K: 1 BB: 1 S: 10 P: 16	R: 3 H: 2 E: 0 LOB: 0 K: 0 BB: 1 S: 14 P: 24	R: 1 H: 2 E: 0 LOB: 3 K: 1 BB: 1 S: 10 P: 19	R: 0 H: 1 E: 0 LOB: 0 K: 0 BB: 0 S: 9 P: 16	R: 0 H: 1 E: 0 LOB: 1 K: 1 BB: 0 S: 9 P: 14	R: 0 H: 0 E: 0 LOB: 0 K: 1 BB: 0 S: 9 P: 13	1B: 4 2B: 2 3B: 0 HR: 3		SF: 0 SAC: 0 DP: 1 HBP: 1			WP: 0 PB: 0 SB: 1 CS: 0	PA: 41

PITCHER		IP	WLS	BF	H	R	ER	SO	BB	IBB	HBP	BLK	WP	HR	S	P	ERA	WHIP
Jeff Fassero, L ERA: 5.91	(1, 1)	5.0		24	5	4	4	2	4	0	0	0	0	2	52	87	7.20	1.800
Esteban Yan, R ERA: 6.05	(6, 1)	2.0		10	3	1	1	1	0	1	1	0	0	1	19	35	4.50	1.500
Cal Eldred, R ERA: 4.5	(8, 1)	1.0	W	4	1	0	0	1	0	0	0	0	0	0	9	14	0.00	1.000
Steve Kline, L ERA: 4.04	(9, 1)	1.0		3	0	0	0	1	0	0	0	0	0	0	9	13	0.00	0.000

PITCHER	IP	WLS	BF	H	R	ER	SO	BB	IBB	HBP	BLK	WP	HR	S	P	ERA	WHIP

TOP

Pittsburgh Pirates @ St. Louis Cardinals

Busch Stadium, St. Louis, MO

Tue Aug 19 2003, 7:10 PM CDT
Att. 28,869 - Cloudy - 89 F

livebaseballscorecards.com

AB	35
R	5
H	9
RBI	5
BB	5
SO	5
LOB	18

Batter	1	2	3	4	5	6	7	8	9	AB	R	H	RBI	BB	SO	LOB
Bo Hart, R (1, 4) OBP: 0.332, SLG: 0.415	F9	G1-3			F9		K	2B		5	1	1	1	0	1	1
Miguel Cairo, R (1, 7) OBP: 0.304, SLG: 0.403			G1-3		G5-3			1B		3	1	1	0	0	0	0
Esteban Yan, R (6, 1) OBP: 1.000, SLG: 1.000								IBB		0	0	0	0	0	0	0
Orlando Palmeiro, L (8, 7) OBP: 0.349, SLG: 0.349	1B									1	2	1	0	1	0	0
Edgar Renteria, R (1, 6) OBP: 0.388, SLG: 0.493	1B		G5-3			2B		2B		5	3	4	2	0	0	0
15 Jim Edmonds, L (1, 8) OBP: 0.391, SLG: 0.616	F8		K			BB		BB K		3	1	0	0	2	2	4
27 Scott Rolen, R (1, 5) OBP: 0.389, SLG: 0.542	1B			G4-3		P4		2B		5	1	3	6	0	0	2
Tino Martinez, L (1, 3) OBP: 0.354, SLG: 0.456	G4-3			HR		G3		IBB F7		4	2	1	2	1	0	4
Eduardo Perez, R (1, 9) OBP: 0.369, SLG: 0.472		G6-3		G5-4-3		G5-3		1B		2	1	0	0	2	0	1
Steve Kline, S (9, 1) OBP: 0.500, SLG: 1.000				BB				2B		0	0	0	0	0	0	0
Mike Matheny, R (1, 2) OBP: 0.311, SLG: 0.343		SH1-4		G5-4-3			G5-3		K	4	0	1	0	0	1	4
		1B														
Jeff Fassero, L (1, 1)										0	0	0	0	0	0	0
Kerry Robinson, L (5, PH) OBP: 0.271, SLG: 0.293 (6, 7)										2	0	0	0	0	0	0
Cal Eldred, R (8, 1) OBP: 0.500, SLG: 0.500										0	0	0	0	0	0	0
So Taguchi, R (8, PH) (9, 9) OBP: 0.500, SLG: 0.600		SH1-4			G6-3		F7	1B		1	1	1	2	0	0	0
Inning Stats	R: 1 H: 3 E: 0 LOB: 2 K: 0 BB: 0 S: 13 P: 20	R: 0 H: 1 E: 0 LOB: 1 K: 0 BB: 0 S: 7 P: 8	R: 0 H: 0 E: 0 LOB: 0 K: 1 BB: 0 S: 8 P: 11	R: 1 H: 1 E: 0 LOB: 0 K: 0 BB: 1 S: 8 P: 14	R: 0 H: 0 E: 0 LOB: 0 K: 0 BB: 0 S: 6 P: 8	R: 1 H: 1 E: 0 LOB: 1 K: 0 BB: 1 S: 9 P: 15	R: 0 H: 0 E: 0 LOB: 0 K: 1 BB: 0 S: 6 P: 11	R: 10 H: 7 E: 0 LOB: 1 K: 2 BB: 4 S: 22 P: 49		1B: 8 SF: 0 2B: 4 SAC: 1 3B: 0 DP: 1 HR: 1 HBP: 0				WP: 1 PA: 42 PB: 0 SB: 0 CS: 0		

BOTTOM

Pittsburgh Pirates @ St. Louis Cardinals

Busch Stadium, St. Louis, MO

Tue Aug 19 2003, 7:10 PM CDT

Att. 28,869 - Cloudy - 89 F

livebaseballscorecards.com

AB	35
R	13
H	13
RBI	13
BB	6
SO	4
LOB	16

PITCHER		IP	WLS	BF	H	R	ER	SO	BB	IBB	HBP	BLK	WP	HR	S	P	ERA	WHIP
Brian Meadows, R ERA: 5.0	(1, 1)	5.0		21	6	3	3	1	1	0	0	0	0	1	44	63	5.40	1.400
Michael Gonzalez, L ERA:	(6, 1)	0.2	H	3	0	0	0	0	1	0	0	0	1	0	6	11	0.00	1.500
Mark Corey, R ERA: 4.76	(6, 1)	1.1	H	4	0	0	0	1	0	0	0	0	0	0	7	13	0.00	0.000
Joe Beimel, L ERA: 4.61	(8, 1)	0.0	L	3	2	3	3	0	1	0	0	0	0	0	4	10	∞	∞
Julian Tavarez, R ERA: 4.45	(8, 1)	0.1	B	8	4	5	5	1	1	2	0	0	0	0	10	26	135.00	15.000

PITCHER		IP	WLS	BF	H	R	ER	SO	BB	IBB	HBP	BLK	WP	HR	S	P	ERA	WHIP
Pat Mahomes, R ERA: 6.28	(8, 1)	0.2		3	1	2	2	1	0	0	0	0	0	0	8	13	27.00	1.500

Pittsburgh Pirates @ St. Louis Cardinals

Busch Stadium, St. Louis, MO

Wed Aug 20 2003, 7:10 PM CDT

Att. 25,741 - Cloudy - 95 F

TOP

livebaseballscorecards.com

Batter	1	2	3	4	5	6	7	8	9	AB	R	H	RBI	BB	SO	LOB
Tike Redman, L (1, 8) OBP: 0.304, SLG: 0.459	K 1-3 ①		P4 1-2 ①	L7 1-1 ③	BB, HR, 1B 1-0 1-2 2-3 3-H		G4-3 1-0 ①		G4-3 1-2 ①	6	1	1	1	0	1	0
18 Jason Kendall, R (1, 2) OBP: 0.398, SLG: 0.401	BB 4-1		HBP, 1B 0-1		HR 1-1; BB, HR, 1B 2-1 1-2 2-3 3-H		F9 2-2 ②		G4-3 2-1 ②	5	2	3	2	1	0	0
Brian Giles, L (1, 7) OBP: 0.431, SLG: 0.525 Abraham Nunez, S (7, PR) OBP: 0.319, SLG: 0.306 (7, 4)	K 1-3 ②		F9 0-0 ②		HR 0-0; BB, HR 4-0 1-2 2-3 3-H		E5 0-0 BB		G5-3 0-1 ③	4 1	2 0	1 0	2 0	1 0	1 0	2 0
Reggie Sanders, R (1, 9) OBP: 0.333, SLG: 0.589 J.J. Davis, R (7, PR) (7, 9)	G3-1 2-0 ③		HBP 2-1 1-2		HR 0-0; HR 1-2 1-H 2-H 3-H		BB 4-2 1-2			3 0	2 0	2 0	5 0	1 0	0 0	1 0
Matt Stairs, L (1, 3) OBP: 0.380, SLG: 0.578 Carlos Rivera, L (7, 3) OBP: 0.236, SLG: 0.300		G3-1 1-1 ①	G4-3 1-1 ③		L7 2-2; G4-3 1-2 ③		P5 1-2 ③			5 0	0 0	0 0	0 0	0 0	0 0	4 0
José Hernández, R (1, 5) OBP: 0.295, SLG: 0.375		F8 2-2 ②		HR 0-0 3B	K 2-3 ②	2 FC6 0-1 1B		G6-3 0-0 ①		5	1	2	0	0	1	0
Rob Mackowiak, L (1, 4) OBP: 0.306, SLG: 0.356 (7, 7)	1B 0-0			HR 1-0 3-H	2 BB, BB, 1B 0-0	F8 3-2 ①		HR 1-0		5	3	4	3	0	0	1
2 Jack Wilson, R (1, 6) OBP: 0.297, SLG: 0.352	F8 2-2 ③			F9 3-2 ①	1B, BB, 18, 1B 4-0 1-2	FC6 1-1 ② 1-2f		G6-3 0-0 1B		4	1	1	0	1	0	2
Jeff D'Amico, R (1, 1) OBP: 0.244, SLG: 0.250			HR 0-1	K 1-3 ②	18, 1B, 1B, BB 4-2 1-2 2-3	K 1-3 ③ 1-2		G6-3 1-0 ② ③ 1-2f		4	2	1	1	1	2	2

Inning Stats																								
	R: 0	H: 0	R: 0	H: 1	R: 1	H: 2	R: 2	H: 2	R: 10	H: 7	R: 0	H: 1	R: 0	H: 0	R: 1	H: 2	R: 0	H: 0	1B: 7	SF: 0	WP: 0	PA: 48
	E: 0	LOB: 1	E: 0	LOB: 1	E: 0	LOB: 2	E: 0	LOB: 0	E: 0	LOB: 1	E: 0	LOB: 1	E: 1	LOB: 2	E: 0	LOB: 0	E: 0	LOB: 0	2B: 0	SAC: 0	PB: 1	
	K: 2	BB: 1	K: 0	BB: 0	K: 0	BB: 0	K: 1	BB: 0	K: 1	BB: 3	K: 1	BB: 0	K: 0	BB: 1	K: 0	BB: 0	K: 0	BB: 0	3B: 1	DP: 1	SB: 0	
	S: 8	P: 16	S: 12	P: 17	S: 13	P: 17	S: 12	P: 18	S: 24	P: 47	S: 13	P: 18	S: 12	P: 20	S: 4	P: 6	S: 7	P: 10	HR: 7	HBP: 1	CS: 0	

PITCHER		IP	WLS	BF	H	R	ER	SO	BB	IBB	HBP	BLK	WP	HR	S	P	ERA	WHIP
Garrett Stephenson, R (1, 1) ERA: 4.41		4.0	L	21	7	5	5	3	1	0	1	0	0	4	48	72	11.25	2.000
Jason Pearson, L (5, 1) ERA: 63.0		0.2		9	4	4	4	1	3	0	0	0	0	1	13	33	54.00	10.500
Esteban Yan, R (5, 1) ERA: 6.06		1.1		6	2	4	4	1	0	0	0	0	0	1	21	28	27.00	1.500
44 Jason Isringhausen, R (7, 1) ERA: 2.52		1.0		5	0	0	0	0	1	0	0	0	0	0	12	20	0.00	1.000
Jason Simontacchi, R (8, 1) ERA: 5.85		1.0		4	2	1	1	0	0	0	0	0	0	1	4	6	9.00	2.000

PITCHER		IP	WLS	BF	H	R	ER	SO	BB	IBB	HBP	BLK	WP	HR	S	P	ERA	WHIP
Steve Kline, L (9, 1) ERA: 3.96		1.0		3	0	0	0	0	0	0	0	0	0	0	7	10	0.00	0.000

AB	42
R	14
H	15
RBI	14
BB	5
SO	5
LOB	12

BOTTOM

Pittsburgh Pirates @ St. Louis Cardinals

Busch Stadium, St. Louis, MO

Wed Aug 20 2003, 7:10 PM CDT
Att. 25,741 - Cloudy - 95 F

livebaseballscorecards.com

Batter	1	2	3	4	5	6	7	8	9	AB	R	H	RBI	BB	SO	LOB
Bo Hart, R (1, 4) OBP: 0.331, SLG: 0.409	C F X 0-2 ① F8		B C S S 1-3 ③ K2-3			B B B C B 4-1 FC4-6 BB		B F F B B X 3-2 ③ F9		3	0	0	0	1	1	1
Orlando Palmeiro, L (1, 7) OBP: 0.344, SLG: 0.344	C B B X 2-1 ② P5			B C C X 1-2 ① G6-3		B C C C F X 1-2 ② FC4-6 1-2f			C X 0-1 ① G6-3	4	0	0	0	0	0	1
Edgar Renteria, R (1, 6) OBP: 0.386, SLG: 0.489 44 Jason Isringhausen, R (7, 1) OBP: 1.000, SLG: 3.000 Kerry Robinson, L (8, 8) OBP: 0.269, SLG: 0.291	B F X 1-1 ③ L8			B C X 1-1 ② P3		C F X 0-2 ③ F7			C F X 0-2 ② F7	3 0 1	0 0 0	0 0 0	0 0 0	0 0 0	0 0 0	1 0 0
15 Jim Edmonds, L (1, 8) OBP: 0.389, SLG: 0.611 Jason Simontacchi, R (8, 1) OBP: 0.143, SLG: 0.171 Mike Matheny, R (9, 3) OBP: 0.310, SLG: 0.342		F B F B B X 3-2 ① F8		X 0-0 ③ G3			B F X 1-1 ① F8		X 0-0 ③ G4-3	3 0 1	0 0 0	0 0 0	0 0 0	0 0 0	0 0 0	0 0 0
27 Scott Rolen, R (1, 5) OBP: 0.388, SLG: 0.540 So Taguchi, R (7, 9) OBP: 0.429, SLG: 0.500		X 0-0 ② P3			C B X 1-1 ① G5-3		C X 0-1 ② G5-3			2 1	0 0	0 0	0 0	0 0	0 0	0 0
Tino Martinez, L (1, 3) OBP: 0.357, SLG: 0.458 Steve Kline, S (9, 1) OBP: 0.500, SLG: 1.000		C F F B X 1-2 1B			C F X 0-2 FC5-4 1B		C F F B X 1-2 ③ G3			3 0	0 0	2 0	0 0	0 0	0 0	0 0
Eduardo Perez, R (1, 9) OBP: 0.364, SLG: 0.465 (7, 5)		B F X 1-1 ③ F7			X 0-0 ② FC5-4 FC6-4 1-2f			B C S B X 2-2 ① F7		3	0	0	0	0	0	2
Chris Widger, R (1, 2) OBP: 0.221, SLG: 0.206			F B C B X 2-2 ① F7		B X 1-0 ③ FC6-4 1-2f			F F X 0-2 ② P6		3	0	0	0	0	0	1
Garrett Stephenson, R (1, 1) OBP: 0.261, SLG: 0.190 Jason Pearson, L (5, 1) Esteban Yan, R (5, 1) OBP: 1.000, SLG: 1.000 Miguel Cairo, R (6, PH) OBP: 0.306, SLG: 0.404 (7, 6)			X 0-0 ② G6-3			X 0-0 ① P3		C B B X 2-1 1B		1 0 0 2	0 0 0 0	0 0 0 1	0 0 0 0	0 0 0 0	0 0 0 0	0 0 0 0
Inning Stats	R: 0 H: 0 E: 0 LOB: 0 K: 0 BB: 0 S: 7 P: 10	R: 0 H: 1 E: 0 LOB: 1 K: 0 BB: 0 S: 10 P: 15	R: 0 H: 0 E: 0 LOB: 0 K: 1 BB: 0 S: 7 P: 10	R: 0 H: 0 E: 0 LOB: 0 K: 0 BB: 0 S: 6 P: 8	R: 0 H: 1 E: 0 LOB: 1 K: 0 BB: 0 S: 7 P: 9	R: 0 H: 0 E: 0 LOB: 1 K: 0 BB: 1 S: 9 P: 14	R: 0 H: 0 E: 0 LOB: 0 K: 0 BB: 0 S: 9 P: 11	R: 0 H: 1 E: 0 LOB: 1 K: 0 BB: 0 S: 11 P: 18	R: 0 H: 0 E: 0 LOB: 0 K: 0 BB: 0 S: 6 P: 6	1B: 3 SF: 0 2B: 0 SAC: 0 3B: 0 DP: 0 HR: 0 HBP: 0						WP: 0 PA: 31 PB: 0 SB: 0 CS: 0

	AB	30
	R	0
	H	3
	RBI	0
	BB	1
	SO	1
	LOB	6

PITCHER	IP	WLS	BF	H	R	ER	SO	BB	IBB	HBP	BLK	WP	HR	S	P	ERA	WHIP
Jeff D'Amico, R (1, 1) ERA: 4.02	9.0	W	31	3	0	0	1	1	0	0	0	0	0	72	101	0.00	0.444

PITCHER	IP	WLS	BF	H	R	ER	SO	BB	IBB	HBP	BLK	WP	HR	S	P	ERA	WHIP

Batter	1	2	3	4	5	6	7	8	9	AB	R	H	RBI	BB	SO	LOB
Tike Redman, L (1, 8) OBP: 0.310, SLG: 0.494	L7		P4		G1-3		2B		3B	5	1	2	0	0	0	0
18 Jason Kendall, R (1, 2) OBP: 0.402, SLG: 0.406	K		1B		1B		2B		BB	4	0	3	1	1	1	0
Brian Giles, L (1, 7) OBP: 0.430, SLG: 0.523	1B		BB		P6		K		K	4	0	1	0	1	2	4
Matt Stairs, L (1, 3) OBP: 0.380, SLG: 0.572	1B		BB		G4-3			G4-3	P2	4	0	1	0	1	0	3
Craig Wilson, R (1, 9) OBP: 0.358, SLG: 0.472	K		FC6-4			K		K	F7	5	0	0	0	0	3	7
José Hernández, R (1, 5) OBP: 0.295, SLG: 0.376		F9		F8		G5-3		3B		4	1	1	0	0	0	0
Rob Mackowiak, L (1, 4) OBP: 0.297, SLG: 0.344		G3		G1-3		P2		3B		3	0	0	0	0	0	0
Reggie Sanders, R (8, PH) OBP: 0.334, SLG: 0.589										0	1	0	0	1	0	0
Mike Lincoln, R (8, 1)										0	0	0	0	0	0	0
Joe Beimel, L (9, 1)										0	0	0	0	0	0	0
Abraham Nunez, S (1, 6) OBP: 0.321, SLG: 0.319		G3		1B			K	3B		4	0	2	2	0	1	0
Nelson Figueroa, R (1, 1)			K	G6-3			K	F7		2	0	0	0	0	1	1
Brian Boehringer, S (6, 1)										0	0	0	0	0	0	0
J.J. Davis, R (7, PH)										1	0	0	0	0	1	0
Michael Gonzalez, R (7, 1)										0	0	0	0	0	0	0
Jeff Reboulet, R (8, PH) OBP: 0.345, SLG: 0.357										1	0	0	0	0	0	1
(8, 4)																
Inning Stats	R: 0 E: 0 K: 2 S: 13 H: 2 LOB: 2 BB: 0 P: 21	R: 0 E: 0 K: 0 S: 12 H: 0 LOB: 0 BB: 0 P: 16	R: 0 E: 0 K: 1 S: 18 H: 1 LOB: 3 BB: 2 P: 29	R: 0 E: 0 K: 0 S: 12 H: 1 LOB: 1 BB: 0 P: 15	R: 0 E: 0 K: 0 S: 10 H: 1 LOB: 1 BB: 0 P: 15	R: 0 E: 0 K: 1 S: 11 H: 0 LOB: 0 BB: 0 P: 16	R: 1 E: 0 K: 3 S: 18 H: 2 LOB: 1 BB: 0 P: 29	R: 2 E: 0 K: 1 S: 18 H: 2 LOB: 1 BB: 1 P: 32	R: 0 E: 0 K: 1 S: 14 H: 1 LOB: 2 BB: 1 P: 24	1B: 5 2B: 3 3B: 2 HR: 0 SF: 0 SAC: 0 DP: 0 HBP: 0						

PITCHER		IP	WLS	BF	H	R	ER	SO	BB	IBB	HBP	BLK	WP	HR	S	P	ERA	WHIP
Woody Williams, R ERA: 3.52	(1, 1)	6.2		29	7	1	1	6	2	0	0	0	0	0	90	134	1.35	1.350
Steve Kline, L ERA: 3.91	(7, 1)	0.2	H	2	0	0	0	1	0	0	0	0	0	0	6	11	0.00	0.000
Jason Simontacchi, R ERA: 5.98	(8, 1)	0.2	B	5	2	2	2	1	1	0	0	0	0	0	16	28	27.00	4.500
Cal Eldred, R ERA: 4.41	(9, 1)	1.0	W	5	1	0	0	1	1	0	0	0	0	0	14	24	0.00	2.000

PITCHER	IP	WLS	BF	H	R	ER	SO	BB	IBB	HBP	BLK	WP	HR	S	P	ERA	WHIP

TOP

Pittsburgh Pirates @ St. Louis Cardinals

Busch Stadium, St. Louis, MO

Thu Aug 21 2003, 7:10 PM CDT

Att. 26,849 - Cloudy - 95 F

livebaseballscorecards.com

AB	37
R	3
H	10
RBI	3
BB	4
SO	9
LOB	16

WP: 0 PB: 0 SB: 0 CS: 0 PA: 41

BOTTOM

Pittsburgh Pirates @ St. Louis Cardinals

Busch Stadium, St. Louis, MO

Thu Aug 21 2003, 7:10 PM CDT
Att. 26,849 - Cloudy - 95 F

livebaseballscorecards.com

Batter	1	2	3	4	5	6	7	8	9	AB	R	H	RBI	BB	SO	LOB
Kerry Robinson, L (1, 7) OBP: 0.280, SLG: 0.303	B B X 2-0 ① G3-4-1		C B B X 2-1 ① 2B	B B B C B 4-1 BB		B X 1-0 ③ F8			1 SAFE L 1 SAFE P B X 2-1 15 HR 1-2 1B	4	1	2	0	1	0	1
Miguel Cairo, R (1, 4) OBP: 0.313, SLG: 0.417	B B C B F B 4-2 27 2B BB		B B B C B 4-1 27 1B BB	C L X 0-2 ③ G4-3			B C X 1-1 HR		B L 2 SAFE M 1-3 ① K	3	2	1	1	2	1	5
15 Jim Edmonds, L (1, 8) OBP: 0.389, SLG: 0.624	B C S 1 SAFE X 1-2 ② P4		X 0-0 ② F9		C B X 1-1 HR		B S B F F S 2-3 ① K		F B F B X 2-2 1-H 2-H HR	5	2	2	4	0	1	2
27 Scott Rolen, R (1, 5) OBP: 0.389, SLG: 0.542	1 SAFE B B B C X 3-1 1-H 2B		1 SAFE C B 1 SAFE X 1-1 1-2 1B		S B X 1-1 ① P6		C F B F F B F B X 3-2 ② F9			4	0	2	1	0	0	0
Tino Martinez, L (1, 3) OBP: 0.353, SLG: 0.453	C X 0-1 ③ P6		B B S X 2-1 ③ F8		B X 1-0 ② G4-3		C X 0-1 ③ P5			4	0	0	0	0	0	3
Edgar Renteria, R (1, 6) OBP: 0.385, SLG: 0.487		S X 0-1 ① F9		B B C F X 2-2 SH3-4 BB 1B	X 0-0 ③ F8			C B B X 2-1 ① L9		4	0	1	0	0	0	0
Orlando Palmeiro, L (1, 9) OBP: 0.349, SLG: 0.348 Cal Eldred, R (9, 1) OBP: 0.500, SLG: 0.500		B B C B C F F X 3-2 ② P6		P B B C 1 SAFE B 4-1 SH3-4 1-2 BB		X 0-0 G6-3 1B		F X 0-1 CS 1B		3 0	0 0	2 0	0 0	1 0	0 0	0 0
Mike Matheny, R (1, 2) OBP: 0.310, SLG: 0.340		C B B F B F B 4-2 BB	X 0-0 ① SH3-4 1-2 2-3			1 SAFE P C X 1-1 ① G6-3 1-2		1 SAFE B B B C X 3-1 ② ③ L5 1-2		2	0	0	0	1	0	2
Woody Williams, R (1, 1) OBP: 0.286, SLG: 0.368 Steve Kline, S (7, 1) OBP: 0.500, SLG: 1.000 Jason Simontacchi, R (8, 1) OBP: 0.143, SLG: 0.171 So Taguchi, R (9, 9) OBP: 0.500, SLG: 0.571		C S S 0-3 ③ K		D F B C S 2-3 ② K		B B C S F F S 2-3 ② K			X 0-0 15 HR 1B 1B	3 0 0 1	0 0 0 1	0 0 0 1	0 0 0 1	3 0 0 0	4 0 0 0	4 0 0 0
Inning Stats	R: 1 E: 0 K: 0 S: 10 H: 1 LOB: 1 BB: 1 P: 20	R: 0 E: 0 K: 1 S: 13 H: 0 LOB: 1 BB: 1 P: 20	R: 0 E: 0 K: 0 S: 8 H: 2 LOB: 2 BB: 1 P: 17	R: 0 E: 0 K: 1 S: 13 H: 1 LOB: 3 BB: 2 P: 24	R: 1 E: 0 K: 0 S: 6 H: 1 LOB: 0 BB: 0 P: 9	R: 0 E: 0 K: 1 S: 10 H: 1 LOB: 1 BB: 0 P: 13	R: 1 E: 0 K: 1 S: 14 H: 1 LOB: 0 BB: 0 P: 20	R: 0 E: 0 K: 0 S: 6 H: 1 LOB: 0 BB: 0 P: 11	R: 3 E: 0 K: 1 S: 10 H: 3 LOB: 0 BB: 0 P: 14	1B: 6 2B: 2 3B: 0 HR: 3	SF: 0 SAC: 1 DP: 0 HBP: 0			WP: 0 PB: 0 SB: 0 CS: 1	PA: 39		

	AB	33
	R	6
	H	11
	RBI	6
	BB	5
	SO	5
	LOB	17

PITCHER		IP	WLS	BF	H	R	ER	SO	BB	IBB	HBP	BLK	WP	HR	S	P	ERA	WHIP
Nelson Figueroa, R ERA: 3.38	(1, 1)	5.0		24	5	2	2	2	5	0	0	0	0	1	50	90	3.60	2.000
Brian Boehringer, R ERA: 5.43	(6, 1)	1.0		4	1	0	0	1	0	0	0	0	0	0	10	13	0.00	1.000
Michael Gonzalez, L ERA: 2.7	(7, 1)	1.0		4	1	1	1	1	0	0	0	0	0	1	14	20	9.00	1.000
Mike Lincoln, R ERA: 5.16	(8, 1)	1.1	L	6	3	2	2	1	0	0	0	0	0	0	13	20	13.50	2.250
Joe Beimel, L ERA: 4.78	(9, 1)	0.0		1	1	1	1	0	0	0	0	0	0	1	3	5	∞	∞

PITCHER	IP	WLS	BF	H	R	ER	SO	BB	IBB	HBP	BLK	WP	HR	S	P	ERA	WHIP

Batter	1	2	3	4	5	6	7	8	9	AB	R	H	RBI	BB	SO	LOB
Marlon Byrd, R (1, 8) OBP: 0.359, SLG: 0.420	B C B X 2-1 G6-4-3 1B		C S S 0-3 ③ K			B X 1-0 G4-3 3B	C X 0-1 ③ G3		B B B B 4-0 1B PB 1-2 1B BB	4	2	2	0	1	1	2
Placido Polanco, R (1, 5) OBP: 0.363, SLG: 0.460	F X 0-1 ① ② G6-4-3 1-2f			C B X 1-1 ① P6		B C X 1-1 ① G4-3 3-H		C F F F B X 1-2 ① F7	B X 1-0 1B 1-3 2-H 1B	5	0	1	2	0	0	1
Bobby Abreu, L (1, 9) OBP: 0.409, SLG: 0.492	B B C B X 3-1 ③ G3-1			B C B F X 2-2 ② F7		C B S F F X 1-2 ② F7		C B S X 1-2 HR 1B	X 0-0 26 FC6 BB 1-3 3-H 1B	5	1	2	1	0	0	0
Jim Thome, L (1, 3) OBP: 0.384, SLG: 0.563		B B F X 2-1 ① G4-3		B C B B X 3-1 HR		B B C B B 4-1 BB		C B S B B X 3-2 1-H HR	B B S B C B 4-2 26 FC6 1-2 BB	3	2	2	3	2	0	0
Mike Lieberthal, R (1, 2) OBP: 0.389, SLG: 0.441		F X 0-1 ② P5		B C C B F X 2-2 ③ F9		B X 1-0 ③ P6		X 0-0 HR 2B	B F X 1-1 ① L6	5	1	1	0	0	0	4
26 Chase Utley, L (1, 4) OBP: 0.273, SLG: 0.405		B F B X 2-1 ③ G6-3			F F B B B F F X 3-2 ① F7		C X 0-1 ① F7	C X 0-1 ② P3	B S X 1-1 ② ③ FC6 1-2 2-3	5	0	0	0	0	0	4
Pat Burrell, R (1, 7) OBP: 0.317, SLG: 0.420			X 0-0 2B		C S C 0-3 ② K		B S F F B X 2-2 HR	D F B X 2-1 2-H HR		4	2	3	3	0	1	0
11 Jimmy Rollins, S (1, 6) OBP: 0.312, SLG: 0.372			C B X 1-1 ① F7		B C F X 1-2 2B		C B X 1-1 1B	C B C F F B C 2-3 ③ K		4	0	2	0	0	1	1
39 Brett Myers, R (1, 1) OBP: 0.152, SLG: 0.115 Terry Adams, R (6, 1) Jason Michaels, R (7, PH) OBP: 0.406, SLG: 0.530 2 Tyler Houston, L (7, PH) OBP: 0.320, SLG: 0.413 Rheal Cormier, L (7, 1) OBP: 0.500, SLG: 0.500 Ricky Ledee, L (9, PH) OBP: 0.332, SLG: 0.464 Jose Mesa, R (9, 1)			B C B X 2-1 ② F9		S S C 0-3 ③ K		1 SAFE B F B 1 SAFE F 1 SAFE S 2-3 ② K		B B X 2-0 PB WP 1B	2 0 0 1 0 1 0 0	0 0 0 0 0 1 0 0	0 0 0 0 0 1 0 0	0 0 0 0 0 1 0 0	0 0 0 0 0 0 0 0	1 0 0 0 0 1 0 0	2 0 0 1 0 1 0 0
Inning Stats	R: 0 E: 0 K: 0 S: 6 H: 1 LOB: 0 BB: 0 P: 11	R: 0 E: 0 K: 0 S: 6 H: 0 LOB: 0 BB: 0 P: 10	R: 0 E: 0 K: 1 S: 8 H: 1 LOB: 1 BB: 0 P: 11	R: 1 E: 0 K: 0 S: 11 H: 1 LOB: 0 BB: 0 P: 19	R: 0 E: 0 K: 2 S: 14 H: 1 LOB: 1 BB: 0 P: 18	R: 1 E: 0 K: 0 S: 10 H: 1 LOB: 1 BB: 1 P: 18	R: 1 E: 0 K: 1 S: 13 H: 2 LOB: 1 BB: 0 P: 18	R: 4 E: 0 K: 1 S: 22 H: 4 LOB: 0 BB: 0 P: 31	R: 2 E: 0 K: 0 S: 9 H: 3 LOB: 2 BB: 2 P: 22	1B: 6 2B: 3 3B: 1 HR: 4 SF: 0 SAC: 0 DP: 2 HBP: 0					WP: 1 PB: 1 SB: 0 CS: 0	PA: 42	

PITCHER		IP	WLS	BF	H	R	ER	SO	BB	IBB	HBP	BLK	WP	HR	S	P	ERA	WHIP
Dan Haren, R ERA: 4.07	(1, 1)	6.0		23	5	2	2	3	1	0	0	0	0	1	55	87	3.00	1.000
Jeff Fassero, L ERA: 6.01	(7, 1)	0.1	H	3	2	1	1	0	0	0	0	0	0	1	8	11	27.00	6.000
Jason Simontacchi, R ERA: 5.93	(7, 1)	1.0	H	3	0	0	0	1	0	0	0	0	0	0	10	13	0.00	0.000
Steve Kline, L ERA: 4.41	(8, 1)	0.1	L	4	3	2	2	0	0	0	0	0	0	1	9	13	54.00	9.000
Esteban Yan, R ERA: 6.35	(8, 1)	1.1		9	4	4	4	1	2	0	0	0	1	1	17	34	27.00	4.500

PITCHER	IP	WLS	BF	H	R	ER	SO	BB	IBB	HBP	BLK	WP	HR	S	P	ERA	WHIP

TOP

Philadelphia Phillies @ St. Louis Cardinals

Busch Stadium, St. Louis, MO

Fri Aug 22 2003, 7:10 PM CDT

Att. 33,824 - Sunny - 91 F

livebaseballscorecards.com

AB	39
R	9
H	14
RBI	9
BB	3
SO	5
LOB	15

BOTTOM

Philadelphia Phillies @ St. Louis Cardinals
Busch Stadium, St. Louis, MO
Fri Aug 22 2003, 7:10 PM CDT
Att. 33,824 - Sunny - 91 F

Batter	1	2	3	4	5	6	7	8	9	AB	R	H	RBI	BB	SO	LOB
Bo Hart, R (1, 4) OBP: 0.332, SLG: 0.407	K		F8		G6-4-3 5 1B 1B	FC4-6 1-2 HBP			G5-3	4	0	1	0	0	1	0
Kerry Robinson, L (1, 9) OBP: 0.285, SLG: 0.308 Jeff Fassero, L (7, 1) Jason Simontacchi, R (7, 1) OBP: 0.143, SLG: 0.171 So Taguchi, R (8, 7) OBP: 0.444, SLG: 0.500	L7		5 S 1B		1 SAFE 1 SAFE 1 SAFE 1-2 5 G6-4-3 1B	FC4-6 1-2f			F7	4	0	2	0	0	0	2
										0	0	0	0	0	0	0
										0	0	0	0	0	0	0
										1	0	0	0	0	0	0
5 Albert Pujols, R (1, 7) OBP: 0.434, SLG: 0.682 (8, 3)	G6-3		K 1-3		G6-4-3 1-2f 2-3		K		L6	5	0	0	0	0	2	3
15 Jim Edmonds, L (1, 8) OBP: 0.390, SLG: 0.621		BB G6-3 27 1B 2B	P6		G3		FC5-4 27 BB			2	1	0	0	2	0	2
27 Scott Rolen, R (1, 5) OBP: 0.390, SLG: 0.544		G6-3 1-2 1B		F9 1B 2B	K	FC5-4 1-2f				4	1	2	0	0	1	1
Tino Martinez, L (1, 3) OBP: 0.352, SLG: 0.450 Steve Kline, S (8, 1) OBP: 0.500, SLG: 1.000 Esteban Yan, R (8, 1) OBP: 1.000, SLG: 1.000		G6-3 1-2f 2-3		F9 2-3		E 1B 1B BB	F7			3	1	0	0	1	0	4
										0	0	0	0	0	0	0
										0	0	0	0	0	0	0
Edgar Renteria, R (1, 6) OBP: 0.386, SLG: 0.490		3-H 2B	P6			E7 1B 1-3 SF8 1B		F7		4	1	2	1	0	0	1
Mike Matheny, R (1, 2) OBP: 0.314, SLG: 0.342		IBB		FC5-4 3-H 1B		HBP 2-3 3-H 1B		L8		3	0	2	2	1	0	0
Dan Haren, R (1, 1) OBP: 0.143, SLG: 0.200 Orlando Palmeiro, L (6, PH) OBP: 0.347, SLG: 0.346 (7, 9)		G1-3		FC5-4 1-2f		SF8 3-H		G5-3		2	0	0	0	0	0	3
										1	0	0	1	0	0	0
Inning Stats	R: 0 E: 0 K: 1 S: 9 H: 0 LOB: 0 BB: 0 P: 14	R: 1 E: 0 K: 0 S: 11 H: 2 LOB: 2 BB: 2 P: 24	R: 0 E: 0 K: 1 S: 8 H: 1 LOB: 1 BB: 0 P: 13	R: 1 E: 0 K: 0 S: 11 H: 2 LOB: 1 BB: 0 P: 12	R: 0 E: 0 K: 0 S: 7 H: 2 LOB: 1 BB: 0 P: 9	R: 2 E: 1 K: 1 S: 15 H: 2 LOB: 2 BB: 1 P: 31	R: 0 E: 0 K: 1 S: 10 H: 0 LOB: 1 BB: 1 P: 19	R: 0 E: 0 K: 0 S: 5 H: 0 LOB: 0 BB: 0 P: 7	R: 0 E: 0 K: 0 S: 7 H: 0 LOB: 0 BB: 0 P: 12	1B: 7 2B: 2 3B: 0 HR: 0	SF: 1 SAC: 0 DP: 2 HBP: 1						

livebaseballscorecards.com

AB	33
R	4
H	9
RBI	4
BB	4
SO	4
LOB	16

WP: 0 PB: 0 SB: 2 CS: 0 PA: 39

PITCHER		IP	WLS	BF	H	R	ER	SO	BB	IBB	HBP	BLK	WP	HR	S	P	ERA	WHIP
39 Brett Myers, R ERA: 3.89	(1, 1)	5.2		28	9	4	3	3	2	1	1	0	0	0	59	100	4.76	1.941
Terry Adams, R ERA: 2.19	(6, 1)	0.1		1	0	0	0	0	0	0	0	0	0	0	2	3	0.00	0.000
Rheal Cormier, L ERA: 1.23	(7, 1)	2.0	W	7	0	0	0	1	1	0	0	0	0	0	15	26	0.00	0.500
Jose Mesa, R ERA: 5.94	(9, 1)	1.0		3	0	0	0	0	0	0	0	0	0	0	7	12	0.00	0.000

PITCHER	IP	WLS	BF	H	R	ER	SO	BB	IBB	HBP	BLK	WP	HR	S	P	ERA	WHIP

Philadelphia Phillies @ St. Louis Cardinals

Busch Stadium, St. Louis, MO

Sat Aug 23 2003, 12:20 PM CDT

Att. 37,318 - Sunny - 90 F

TOP

Batter	1	2	3	4	5	6	7	8	9	AB	R	H	RBI	BB	SO	LOB
Marlon Byrd, R (1, 8) OBP: 0.357, SLG: 0.417	L5		G5-4-3 1B		F9		K		K	5	0	1	0	0	2	1
Placido Polanco, R (1, 5) OBP: 0.361, SLG: 0.456	G4-3		G5-4-3		F9			1B BB	L8	4	1	0	0	1	0	3
Bobby Abreu, L (1, 9) OBP: 0.413, SLG: 0.496	K			1B G5-3 1B		G2-3 1B		26 1B 1B	S 1B	5	2	4	0	0	1	0
Jim Thome, L (1, 3) OBP: 0.388, SLG: 0.565		1B		G5-3 1B	SAFE	K		1B 26 1B	IBB	4	0	3	1	1	1	1
Pat Burrell, R (1, 7) OBP: 0.313, SLG: 0.415		F9		G5-3		G2-3		F7	F8	5	0	0	1	0	0	7
26 Chase Utley, L (1, 4) OBP: 0.292, SLG: 0.400		F9		G5-3		BB		1B		3	0	1	1	1	0	2
Tomas Perez, S (1, 6) OBP: 0.335, SLG: 0.394		P2		G4-3		F7		1B		4	0	1	0	0	0	4
Todd Pratt, R (1, 2) OBP: 0.433, SLG: 0.475			1B SH3-4 1B		G6-3		G5-3	K		3	0	1	0	0	0	0
2 Tyler Houston, L (8, PH) OBP: 0.316, SLG: 0.409										1	0	0	0	0	1	3
Mike Williams, R (8, 1)										0	0	0	0	0	0	0
Amaury Telemaco, R (1, 1) OBP: 0.250, SLG: 0.500			SH3-4		WP 2B		F7		F9	1	0	1	0	0	0	0
Dan Plesac, L (6, 1)										0	0	0	0	0	0	0
Terry Adams, R (6, 1)										0	0	0	0	0	0	0
Ricky Ledee, L (7, PH) OBP: 0.331, SLG: 0.462										1	0	0	0	0	0	0
Carlos Silva, R (7, 1) OBP: 0.143, SLG: 0.143										0	0	0	0	0	0	0
Mike Lieberthal, R (8, PH) OBP: 0.388, SLG: 0.440										1	0	0	0	0	0	3
(8, 2)																

Inning Stats									
	R: 0 H: 0 E: 0 LOB: 0 K: 1 BB: 0 S: 15 P: 18	R: 0 H: 1 E: 0 LOB: 1 K: 0 BB: 0 S: 8 P: 11	R: 0 H: 2 E: 0 LOB: 1 K: 0 BB: 0 S: 8 P: 11	R: 1 H: 2 E: 0 LOB: 1 K: 0 BB: 0 S: 10 P: 17	R: 0 H: 1 E: 0 LOB: 1 K: 0 BB: 0 S: 11 P: 18	R: 0 H: 1 E: 0 LOB: 2 K: 1 BB: 1 S: 12 P: 19	R: 0 H: 0 E: 0 LOB: 0 K: 1 BB: 0 S: 8 P: 12	R: 2 H: 4 E: 0 LOB: 3 K: 1 BB: 1 S: 19 P: 34	R: 0 H: 1 E: 0 LOB: 2 K: 1 BB: 1 S: 13 P: 23

1B: 11 SF: 0
2B: 1 SAC: 1
3B: 0 DP: 1
HR: 0 HBP: 0

WP: 1 PA: 41
PB: 0
SB: 1
CS: 0

	AB	37
	R	3
	H	12
	RBI	3
	BB	3
	SO	5
	LOB	24

livebaseballscorecards.com

PITCHER		IP	WLS	BF	H	R	ER	SO	BB	IBB	HBP	BLK	WP	HR	S	P	ERA	WHIP
Matt Morris, R ERA: 4.07	(1, 1)	5.0		20	6	1	1	1	0	0	0	0	1	0	52	75	1.80	1.200
Sterling Hitchcock, L ERA: 5.33	(6, 1)	1.0	W	5	1	0	0	1	1	0	0	0	0	0	12	19	0.00	2.000
Mike DeJean, R ERA: 5.07	(7, 1)	1.0		6	2	2	2	1	1	0	0	0	0	0	12	23	18.00	3.000
Cal Eldred, R ERA: 4.38	(8, 1)	0.1	H	3	2	0	0	0	0	0	0	0	0	0	6	10	0.00	6.000
44 Jason Isringhausen, R ERA: 2.36	(8, 1)	1.2	S	7	1	0	0	2	0	1	0	0	0	0	22	36	0.00	0.600

PITCHER	IP	WLS	BF	H	R	ER	SO	BB	IBB	HBP	BLK	WP	HR	S	P	ERA	WHIP

Batter	1	2	3	4	5	6	7	8	9	AB	R	H	RBI	BB	SO	LOB
Miguel Cairo, R (1, 4) OBP: 0.310, SLG: 0.411	F9		G4-3 BB		F8	SF8		K		3	0	0	1	1	1	4
Orlando Palmeiro, L (1, 9) OBP: 0.342, SLG: 0.341 Mike DeJean, R (7, 1) Cal Eldred, R (8, 1) OBP: 0.500, SLG: 0.500 44 Jason Isringhausen, R (8, 1) OBP: 0.500, SLG: 1.500	E4 5 CS		G4-3		L7	G3		FC5-4		4 0 0 1	0 0 0 0	0 0 0 0	0 0 0 0	0 0 0 0	0 0 0 0	4 0 0 3
5 Albert Pujols, R (1, 7) OBP: 0.433, SLG: 0.678 (7, 3)	K		F8			HBP	K			3	1	0	0	0	2	3
15 Jim Edmonds, L (1, 8) OBP: 0.395, SLG: 0.630		G4-3 2B	2B			1B	1B			4	1	4	0	0	0	0
27 Scott Rolen, R (1, 5) OBP: 0.390, SLG: 0.542		P5	G6-3 BB			BB E 1B	F7			3	1	1	0	1	0	2
Tino Martinez, L (1, 3) OBP: 0.351, SLG: 0.448 Eduardo Perez, R (6, PH) OBP: 0.365, SLG: 0.463 (7, 9)	G4-3		L9			1B E BB		K		2 1	0 1	0 1	0 1	0 1	0 1	3 0
Edgar Renteria, R (1, 6) OBP: 0.387, SLG: 0.490	F9		G6-3			E SF8 1B		S E 1B		4	1	2	1	0	0	3
Mike Matheny, R (1, 2) OBP: 0.314, SLG: 0.340			L4	G4-3		P3		S HBP		3	0	0	0	0	0	3
Matt Morris, R (1, 1) OBP: 0.250, SLG: 0.316 So Taguchi, R (5, PH) OBP: 0.500, SLG: 0.667 Sterling Hitchcock, L (6, 1) Kerry Robinson, L (6, PH) OBP: 0.293, SLG: 0.313 (7, 7)			G4-3 BB 1B	F8 2B		E9		44 FC5-4 IBB		1 1 0 1	0 0 0 0	1 1 0 2	0 0 0 1	0 0 0 0	0 0 0 0	0 0 0 0
Inning Stats	R: 0 E: 1 K: 1 S: 9 H: 0 LOB: 1 BB: 0 P: 14	R: 0 E: 0 K: 0 S: 12 H: 1 LOB: 1 BB: 0 P: 20	R: 0 E: 0 K: 0 S: 13 H: 1 LOB: 2 BB: 1 P: 18	R: 0 E: 0 K: 0 S: 9 H: 1 LOB: 1 BB: 1 P: 18	R: 0 E: 0 K: 0 S: 8 H: 1 LOB: 1 BB: 0 P: 9	R: 5 E: 1 K: 0 S: 16 H: 4 LOB: 1 BB: 1 P: 29	R: 0 E: 0 K: 1 S: 7 H: 1 LOB: 0 BB: 0 P: 13	R: 0 E: 1 K: 2 S: 12 H: 1 LOB: 3 BB: 1 P: 22		1B: 7 2B: 4 3B: 0 HR: 0	SF: 1 SAC: 0 DP: 2 HBP: 2			WP: 0 PB: 0 SB: 2 CS: 2	PA: 38	

PITCHER		IP	WLS	BF	H	R	ER	SO	BB	IBB	HBP	BLK	WP	HR	S	P	ERA	WHIP
Amaury Telemaco, R ERA: 3.75	(1, 1)	5.0	L	23	6	3	3	1	2	0	1	0	0	0	56	88	5.40	1.600
Dan Plesac, L ERA: 1.69	(6, 1)	0.0	B	1	0	0	0	0	1	0	0	0	0	0	2	6	∞	∞
Terry Adams, R ERA: 2.3	(6, 1)	1.0		5	2	2	2	0	0	0	0	0	0	0	9	14	18.00	2.000
Carlos Silva, R ERA: 4.79	(7, 1)	1.0		3	1	0	0	1	0	0	0	0	0	0	7	13	0.00	1.000
Mike Williams, R ERA: 5.33	(8, 1)	1.0		6	1	0	0	2	0	1	1	0	0	0	12	22	0.00	1.000

PITCHER	IP	WLS	BF	H	R	ER	SO	BB	IBB	HBP	BLK	WP	HR	S	P	ERA	WHIP

BOTTOM

Philadelphia Phillies @ St. Louis Cardinals

Busch Stadium, St. Louis, MO

Sat Aug 23 2003, 12:20 PM CDT

Att. 37,318 - Sunny - 90 F

livebaseballscorecards.com

AB	31
R	5
H	10
RBI	5
BB	4
SO	4
LOB	25

Batter	1	2	3	4	5	6	7	8	9	AB	R	H	RBI	BB	SO	LOB
Marlon Byrd, R (1, 8) OBP: 0.355, SLG: 0.414	B C X 1-1 ① G4-3		B C B X 2-1 ① L9		S S B B F F B X 3-2 ③ G5-3		C S X 0-2 FC1-2 1B 1-2 1B		C B F X 1-2 ①② G6-3 1-2f	5	0	1	0	0	0	2
Placido Polanco, R (1, 5) OBP: 0.361, SLG: 0.456	B X 1-0 ② P4		C X 0-1 ② G5-3			B C F F F X 1-2 BB BB 1B	X 0-0 FC1-2 1-2 2-3 1B		C X 0-1 ③ G4-3	5	0	2	0	0	0	0
Bobby Abreu, L (1, 9) OBP: 0.410, SLG: 0.491	B B C B F X 3-2 ③ G6-3		X 0-0 ③ F7			B C B X 2-1 ① F8	C X 0-1 ② FC1-2 1-2 2-3 3-Hf			4	0	0	0	0	0	4
Jim Thome, L (1, 3) OBP: 0.387, SLG: 0.561		B B C X 2-1 ① G1-3		B F X 1-1 ① G3-1		B B B C S B 4-2 BB 1-2 BB	B B F B F X 3-2 ③ P6			3	0	0	0	1	0	3
Mike Lieberthal, R (1, 2) OBP: 0.384, SLG: 0.435		C X 0-1 ② P4		B X 1-0 ② F8		C F B D B X 3-2 ② F4		C C F F X 0-2 ① G6-3		4	0	0	0	0	0	2
Pat Burrell, R (1, 7) OBP: 0.315, SLG: 0.413		B H 2-0 11 BB 26 HBP HBP		B X 1-0 ③ L5		B B B F F B 4-2 26 FC5-4 1-2 2-3 BB		F B S C 1-3 ② K		2	0	0	0	1	1	0
26 Chase Utley, L (1, 4) OBP: 0.308, SLG: 0.383		B F H 2-1 11 BB 1-2 HBP			C X 0-1 ① F7	F F B F X 1-2 ③ FC5-4 1-2f		C B B B 4-1 BB		2	0	0	0	1	0	3
11 Jimmy Rollins, S (1, 6) OBP: 0.313, SLG: 0.372		B C B S B B 4-2 1-2 2-3 BB			B F X 1-1 SH1-4 1B		C B B X 2-1 ① L9	C C B S 1-3 ③ K		3	0	1	0	1	1	1
Kevin Millwood, R (1, 1) OBP: 0.138, SLG: 0.094 Ricky Ledee, L (7, PH) OBP: 0.333, SLG: 0.465 Rheal Cormier, L (7, 1) OBP: 0.500, SLG: 0.500 Mike Williams, R (8, 1) 2 Tyler Houston, L (9, PH) OBP: 0.323, SLG: 0.415		B F B C S 2-3 ③ K			X 0-0 ② SH1-4 1-2		B F X 1-1 1B 1B FC1-2 1B		B C X 1-1 G6-3 1B	1 1 0 0 1	0 0 0 0 0	0 1 0 0 1	0 0 0 0 0	0 0 0 0 0	1 0 0 0 0	3 0 0 0 0
Inning Stats	R: 0 E: 0 K: 0 S: 6 H: 0 LOB: 0 BB: 0 P: 11	R: 0 E: 0 K: 1 S: 10 H: 0 LOB: 3 BB: 1 P: 22	R: 0 E: 0 K: 0 S: 5 H: 0 LOB: 0 BB: 0 P: 7	R: 0 E: 0 K: 0 S: 4 H: 0 LOB: 0 BB: 0 P: 7	R: 0 E: 0 K: 0 S: 10 H: 1 LOB: 1 BB: 0 P: 14	R: 0 E: 0 K: 0 S: 18 H: 1 LOB: 3 BB: 2 P: 33	R: 0 E: 0 K: 0 S: 13 H: 3 LOB: 3 BB: 0 P: 19	R: 0 E: 0 K: 2 S: 12 H: 0 LOB: 1 BB: 1 P: 18	R: 0 E: 0 K: 0 S: 7 H: 1 LOB: 0 BB: 0 P: 9	1B: 6 2B: 0 3B: 0 HR: 0		SF: 0 SAC: 1 DP: 1 HBP: 2			WP: 0 PB: 0 SB: 0 CS: 0	PA: 38

TOP

Philadelphia Phillies @ St. Louis Cardinals

Busch Stadium, St. Louis, MO

Sun Aug 24 2003, 1:10 PM CDT
Att. 37,679 - Sunny - 92 F

livebaseballscorecards.com

AB	31
R	0
H	6
RBI	0
BB	4
SO	3
LOB	18

PITCHER		IP	WLS	BF	H	R	ER	SO	BB	IBB	HBP	BLK	WP	HR	S	P	ERA	WHIP
Brett Tomko, R ERA: 5.48	(1, 1)	6.1	W	29	5	0	0	1	3	0	2	0	0	0	61	105	0.00	1.263
Steve Kline, L ERA: 4.35	(7, 1)	0.2	H	2	0	0	0	0	0	0	0	0	0	0	5	8	0.00	0.000
Jason Simontacchi, R ERA: 5.87	(8, 1)	1.0	H	4	0	0	0	2	1	0	0	0	0	0	12	18	0.00	1.000
Mike DeJean, R ERA: 5.0	(9, 1)	1.0	S	3	1	0	0	0	0	0	0	0	0	0	7	9	0.00	1.000

PITCHER	IP	WLS	BF	H	R	ER	SO	BB	IBB	HBP	BLK	WP	HR	S	P	ERA	WHIP

BOTTOM

Philadelphia Phillies @ St. Louis Cardinals
Busch Stadium, St. Louis, MO
Sun Aug 24 2003, 1:10 PM CDT
Att. 37,679 - Sunny - 92 F

livebaseballscorecards.com

Batter	1	2	3	4	5	6	7	8	9	AB	R	H	RBI	BB	SO	LOB
Kerry Robinson, L (1, 7) OBP: 0.302, SLG: 0.327	1-2 L9 2B		0-0 FC4-6 1B 1-2		2-1 F8 ①		1 SAFE 0-0 1-2 1B	B 3 SAFE M 1-1 L8 ③		5	0	3	0	0	0	3
Bo Hart, R (1, 4) OBP: 0.331, SLG: 0.404	3-2 L9 ① 2-3		1-0 FC4-6 ② 1-2f 2-3		0-1 E9 1B		1-3 K ①			4	0	1	0	0	1	5
5 Albert Pujols, R (1, 3) OBP: 0.429, SLG: 0.672	3-1 P4 ②		2-1 L7 ③		2-2 F9 ②		3-1 F9 ②			4	0	0	0	0	0	6
15 Jim Edmonds, L (1, 8) OBP: 0.394, SLG: 0.625	2-3 K ③			4-2 27 2B SF8 BB	3-3 K ③		2-2 F7 ③			3	1	0	0	1	2	4
27 Scott Rolen, R (1, 5) OBP: 0.393, SLG: 0.549		3-1 F7 ①		0-1 SF8 2B 1-3		1-2 G6-3 SF8 2B		0-1 BB G5-3 SH1 1B		4	2	3	0	0	0	0
Edgar Renteria, R (1, 6) OBP: 0.384, SLG: 0.486		0-1 F9 ②		0-0 G5-3 ①		0-0 G6-3 ① 2-3		2-2 G5-3 ① 1-2		4	0	0	0	0	0	4
Orlando Palmeiro, L (1, 9) OBP: 0.342, SLG: 0.340 Steve Kline, S (7, 1) OBP: 0.500, SLG: 1.000 Jason Simontacchi, R (8, 1) OBP: 0.143, SLG: 0.171 Tino Martinez, L (8, PH) OBP: 0.352, SLG: 0.448 Dan Haren, R (8, PR) OBP: 0.143, SLG: 0.200 Mike Matheny, R (9, 2) OBP: 0.314, SLG: 0.340		2-3 K ③		4-0 SF8 IBB		0-1 SF8 ② 3-H		4-0 SH1 BB IBB		1 0 0 0 0 0	0 0 0 0 0 0	0 0 0 0 0 0	1 0 0 1 0 0	1 0 0 0 0 0	1 0 0 0 0 0	0 0 0 0 0 0
Chris Widger, R (1, 2) OBP: 0.211, SLG: 0.200 Miguel Cairo, R (8, PH) OBP: 0.313, SLG: 0.411 Mike DeJean, R (9, 1)			0-2 E6 FC4-6 1B	2-0 SF8 ② 1-2 2-3 3-H		1-0 F7 ③		4-2 SH1 BB 1-2 2-3		2 0 0	0 0 0	0 0 0	1 0 0	0 1 0	0 0 0	0 0 0
Brett Tomko, R (1, 1) OBP: 0.327, SLG: 0.292 So Taguchi, R (7, 9) OBP: 0.545, SLG: 0.700			0-0 B2 ①	0-0 F7 ③			2-2 1B 1B	2-1 SH1 ② 1-2 2-3 3-H		2 1	0 0	0 1	0 1	0 0	0 0	3 0
Inning Stats	R: 0 E: 0 K: 1 S: 12 H: 1 LOB: 1 BB: 0 P: 21	R: 0 E: 0 K: 1 S: 7 H: 0 LOB: 0 BB: 0 P: 12	R: 0 E: 1 K: 0 S: 8 H: 1 LOB: 2 BB: 0 P: 11	R: 1 E: 0 K: 0 S: 7 H: 1 LOB: 2 BB: 2 P: 17	R: 0 E: 1 K: 1 S: 10 H: 1 LOB: 1 BB: 0 P: 17	R: 1 E: 0 K: 0 S: 7 H: 1 LOB: 0 BB: 0 P: 9	R: 0 E: 0 K: 1 S: 13 H: 2 LOB: 2 BB: 0 P: 21	R: 1 E: 0 K: 0 S: 11 H: 1 LOB: 3 BB: 2 P: 24		1B: 5 2B: 3 3B: 0 HR: 0	SF: 2 SAC: 1 DP: 0 HBP: 0			WP: 0 PB: 0 SB: 0 CS: 0	PA: 37	

PITCHER		IP	WLS	BF	H	R	ER	SO	BB	IBB	HBP	BLK	WP	HR	S	P	ERA	WHIP
Kevin Millwood, R ERA: 3.8	(1, 1)	6.0	L	26	5	2	2	3	1	1	0	0	0	0	51	87	3.00	1.000
Rheal Cormier, L ERA: 1.22	(7, 1)	1.0		5	2	0	0	1	0	0	0	0	0	0	13	21	0.00	2.000
Mike Williams, R ERA: 5.4	(8, 1)	1.0		6	1	1	1	0	1	1	0	0	0	0	11	24	9.00	2.000

PITCHER	IP	WLS	BF	H	R	ER	SO	BB	IBB	HBP	BLK	WP	HR	S	P	ERA	WHIP

Chicago Cubs @ St. Louis Cardinals

Busch Stadium, St. Louis, MO

Tue Aug 26 2003, 7:10 PM CDT

Att. 36,563 - Sunny - 98 F

TOP

livebaseballscorecards.com

Batter	1	2	3	4	5	6	7	8	9	AB	R	H	RBI	BB	SO	LOB
Kenny Lofton, L (1, 8) OBP: 0.336, SLG: 0.428	C X 0-1 E6		B B B C F F X 3-2 1B 2B 1-H	X 0-0 1B 1B 2-3		B X 1-0 ③ F8			F B B B X 3-1 ② P6	5	1	2	1	0	0	0
Ramon Martinez, R (1, 4) OBP: 0.336, SLG: 0.384	B F X 1-1 ① F9		C B F X 1-2 BB HR 1B 2-H	C 1 SAFE X 0-1 FC5-4 1-3 1B 3-H			C B X 1-1 ① F7		B X 1-0 ③ F9	5	1	2	2	0	0	1
Sammy Sosa, R (1, 9) OBP: 0.375, SLG: 0.562	B B B X 3-0 ② F9		C F B B B F B 4-2 HR BB 1-2	X 0-0 ② FC5-4 FC6-4 1-2f			C B B B C F B 4-2 L5-3 BB			2	1	0	0	2	0	3
Moises Alou, R (1, 7) OBP: 0.359, SLG: 0.481	F X 0-1 ③ G5-3		F X 0-1 ② F8	B X 1-0 ③ FC6-4 1-2f			B X 1-0 ② ③ L5-3 1-1			4	0	0	0	0	0	6
Randall Simon, L (1, 3) OBP: 0.312, SLG: 0.434		B F X 1-1 ① P4	S F B B X 2-2 HR 1-H 2-H		F C B F X 1-2 ① G6-3			X 0-0 ① L4		4	1	1	3	0	0	0
16 Aramis Ramirez, R (1, 5) OBP: 0.327, SLG: 0.466		B B C B F F F X 3-2 ② F8	X 0-0 HR		B B F S X 2-2 ② G1-3			B C S B X 2-2 ② F8		4	1	1	1	0	0	0
Alex Gonzalez, R (1, 6) OBP: 0.291, SLG: 0.410		C C B X 1-2 ③ P3	F F B F F S 1-3 ③ K		B S C B X 2-2 ③ P4			B C X 1-1 1B		4	0	1	0	0	1	0
Paul Bako, L (1, 2) OBP: 0.304, SLG: 0.288			S B X 1-1 2B 1B	C B B C F F B F B 4-2 22 SH2-4 1B 1B BB		C B X 1-1 ① P5		C B F B B F C 3-3 ③ K		3	2	1	0	1	1	1
22 Mark Prior, R (1, 1) OBP: 0.254, SLG: 0.333 Doug Glanville, R (9, PH) OBP: 0.283, SLG: 0.338 Kyle Farnsworth, R (9, 1) Mike Remlinger, L (9, 1)			L L X 0-2 ① P4	X 0-0 ① SH2-4 1-2		S B X 1-1 ② F9			B F F X 1-2 ① G4-3	2 1 0 0	0 0 0 0	0 0 0 0	0 0 0 0	0 0 0 0	0 0 0 0	1 0 0 0

Inning Stats	R: 0 E: 1 K: 0 S: 7	H: 0 LOB: 1 BB: 0 P: 11	R: 0 E: 0 K: 0 S: 10	H: 0 LOB: 0 BB: 0 P: 15	R: 6 E: 0 K: 1 S: 26	H: 5 LOB: 0 BB: 1 P: 38	R: 1 E: 0 K: 0 S: 11	H: 2 LOB: 2 BB: 1 P: 16	R: 0 E: 0 K: 0 S: 10	H: 0 LOB: 0 BB: 0 P: 15	R: 0 E: 0 K: 0 S: 5	H: 0 LOB: 0 BB: 0 P: 8	R: 0 E: 0 K: 0 S: 5	H: 0 LOB: 0 BB: 1 P: 11	R: 0 E: 0 K: 1 S: 10	H: 1 LOB: 1 BB: 0 P: 16	R: 0 E: 0 K: 0 S: 6	H: 0 LOB: 0 BB: 0 P: 11	1B: 5 2B: 2 3B: 0 HR: 2	SF: 0 SAC: 1 DP: 1 HBP: 0	WP: 0 PB: 0 SB: 0 CS: 0	PA: 38

PITCHER		IP	WLS	BF	H	R	ER	SO	BB	IBB	HBP	BLK	WP	HR	S	P	ERA	WHIP
Garrett Stephenson, R ERA: 4.66	(1, 1)	3.0	L	16	5	6	6	1	1	0	0	0	0	2	43	64	18.00	2.000
Sterling Hitchcock, L ERA: 5.01	(4, 1)	5.0		19	3	1	1	1	2	0	0	0	0	0	41	66	1.80	1.000
Jeff Fassero, L ERA: 5.93	(9, 1)	1.0		3	0	0	0	0	0	0	0	0	0	0	6	11	0.00	0.000

PITCHER	IP	WLS	BF	H	R	ER	SO	BB	IBB	HBP	BLK	WP	HR	S	P	ERA	WHIP

AB	34
R	7
H	8
RBI	7
BB	3
SO	2
LOB	12

BOTTOM

Chicago Cubs @ St. Louis Cardinals

Busch Stadium, St. Louis, MO

Tue Aug 26 2003, 7:10 PM CDT

Att. 36,563 - Sunny - 98 F

livebaseballscorecards.com

Batter	1	2	3	4	5	6	7	8	9	AB	R	H	RBI	BB	SO	LOB
Kerry Robinson, L (1, 9) OBP: 0.295, SLG: 0.320	P4		F8			L7		L7		4	0	0	0	0	0	0
Bo Hart, R (1, 4) OBP: 0.330, SLG: 0.402	15 S 1B			F9		K			K	4	0	1	0	0	2	0
5 Albert Pujols, R (1, 7) OBP: 0.432, SLG: 0.678	L9			15 1B BB		HR			15 HR BB	2	2	1	1	2	0	1
15 Jim Edmonds, L (1, 8) OBP: 0.395, SLG: 0.632	G3-1			1-2 1B		K			1-H HR	4	1	2	2	0	1	1
27 Scott Rolen, R (1, 5) OBP: 0.390, SLG: 0.544		F9		K			P6		E8 1B SF8	4	1	0	0	0	1	2
Tino Martinez, L (1, 3) OBP: 0.351, SLG: 0.446		P5		L8			F7		FC6 2-3 1B	4	0	1	0	0	0	2
Miguel Cairo, R (1, 6) OBP: 0.308, SLG: 0.406		F9			K		F7		SF8 3-H	3	0	0	1	0	1	0
Chris Widger, R (1, 2) OBP: 0.200, SLG: 0.188			F9		K			L8	FC6 1-2f	4	0	0	0	0	1	1
Garrett Stephenson, R (1, 1) OBP: 0.261, SLG: 0.190										0	0	0	0	0	0	0
Brett Tomko, R (3, PH) OBP: 0.321, SLG: 0.286			F7		G5-3			K		1	0	0	0	0	0	0
Sterling Hitchcock, L (4, 1)										1	0	0	0	0	0	0
Eduardo Perez, R (8, PH) OBP: 0.364, SLG: 0.461										1	0	0	0	0	1	0
Jeff Fassero, L (9, 1)										0	0	0	0	0	0	0
Inning Stats	R: 0 E: 0 K: 0 S: 14 H: 1 LOB: 1 BB: 0 P: 18	R: 0 E: 0 K: 0 S: 8 H: 0 LOB: 0 BB: 0 P: 12	R: 0 E: 0 K: 0 S: 5 H: 0 LOB: 0 BB: 0 P: 12	R: 0 E: 0 K: 1 S: 13 H: 1 LOB: 2 BB: 1 P: 23	R: 0 E: 0 K: 2 S: 8 H: 0 LOB: 0 BB: 0 P: 9	R: 1 E: 0 K: 2 S: 10 H: 1 LOB: 0 BB: 0 P: 14	R: 0 E: 0 K: 0 S: 10 H: 0 LOB: 0 BB: 0 P: 16	R: 0 E: 0 K: 1 S: 8 H: 0 LOB: 0 BB: 0 P: 12	R: 3 E: 1 K: 1 S: 15 H: 2 LOB: 1 BB: 1 P: 22	1B: 3 2B: 0 3B: 0 HR: 2	SF: 1 SAC: 0 DP: 0 HBP: 0						

	AB	32
	R	4
	H	5
	RBI	4
	BB	2
	SO	7
	LOB	7

WP: 0 PB: 0 SB: 1 CS: 0 PA: 35

PITCHER		IP	WLS	BF	H	R	ER	SO	BB	IBB	HBP	BLK	WP	HR	S	P	ERA	WHIP
22 Mark Prior, R ERA: 2.47	(1, 1)	8.0	W	28	3	1	1	6	1	0	0	0	0	1	76	116	1.12	0.500
Kyle Farnsworth, R ERA: 3.19	(9, 1)	0.1		4	1	3	2	1	1	0	0	0	0	1	7	12	54.00	6.000
Mike Remlinger, L ERA: 4.19	(9, 1)	0.2		3	1	0	0	0	0	0	0	0	0	0	8	10	0.00	1.500

PITCHER	IP	WLS	BF	H	R	ER	SO	BB	IBB	HBP	BLK	WP	HR	S	P	ERA	WHIP

Batter	1	2	3	4	5	6	7	8	9	AB	R	H	RBI	BB	SO	LOB
Kenny Lofton, L (1, 8) OBP: 0.337, SLG: 0.431	C X 0-1 ① G4-3		C B X 1-1 1B			B S B F F X 2-2 WP 1B 2B		B X 1-0 ① F7		4	1	2	0	0	0	0
Ramon Martinez, R (1, 4) OBP: 0.338, SLG: 0.390	B X 1-0 2B		F F B X 1-2 ③ F9			D X 1-0 ① G4-3 2-3		B S B X 2-1 2B 1B		4	1	2	0	0	0	2
Sammy Sosa, R (1, 9) OBP: 0.376, SLG: 0.564	B B F F F S 2-3 ② K			S B B F F X 2-2 ① G4-3		B B S B X 3-1 G1-3 3-H 1B		B X 1-0 1-H 2B		4	0	2	2	0	1	1
Moises Alou, R (1, 7) OBP: 0.357, SLG: 0.477	B F B X 2-1 ③ P6			C S F B B S 2-3 ② K		B S F F F X 1-2 ② G1-3 1-2		B B B X 3-0 ② G5-3		4	0	0	0	0	1	3
Mike Remlinger, L (8, 1)										0	0	0	0	0	0	0
Joe Borowski, R (8, 1)										0	0	0	0	0	0	0
Eric Karros, R (1, 3) OBP: 0.357, SLG: 0.461		C X 0-1 ① F9		B X 1-0 ③ L8		B B C B F F B 4-2 BB		C X 0-1 ③ L8		2	0	0	0	1	0	0
Randall Simon, L (8, PH) OBP: 0.311, SLG: 0.433										1	0	0	0	0	0	1
(8, 3)																
16 Aramis Ramirez, R (1, 5) OBP: 0.324, SLG: 0.462		X 0-0 ② L7			C C B B B F S 3-3 ① K	C B B B F C 2-3 ③ K			F X 0-1 ① G4-3	4	0	0	0	0	2	2
Alex Gonzalez, R (1, 6) OBP: 0.290, SLG: 0.409		B X 1-0 ③ G5-3			B C X 1-1 ② G1-3		F B B X 2-1 ① F7		C B F F X 1-2 G6-3 1B	4	0	1	0	0	0	0
Damian Miller, R (1, 2) OBP: 0.320, SLG: 0.362			C B B F B F F F F 3-2 X ① L9		B S X 1-1 2B		B B F X 2-1 ② F7		B C B X 2-1 ② ③ G6-3 1-2f	3	0	1	0	0	0	0
Troy O'Leary, L (9, PH) OBP: 0.272, SLG: 0.316										1	0	0	0	0	0	1
34 Kerry Wood, R (1, 1) OBP: 0.135, SLG: 0.235			C S S 0-3 ② K		B B F F X 2-2 ③ G6-3		S C C 0-3 ③ K			3	0	0	0	0	2	1
Antonio Alfonseca, R (8, 1)										0	0	0	0	0	0	0
Mark Guthrie, R (8, 1)										0	0	0	0	0	0	0
Kyle Farnsworth, R (8, 1)										0	0	0	0	0	0	0
Tom Goodwin, L (8, 7) OBP: 0.336, SLG: 0.374										0	0	0	0	0	0	0
Inning Stats	R: 0 E: 0 K: 1 S: 9 H: 1 LOB: 1 BB: 0 P: 14	R: 0 E: 0 K: 0 S: 4 H: 0 LOB: 0 BB: 0 P: 5	R: 0 E: 0 K: 1 S: 15 H: 1 LOB: 1 BB: 0 P: 20	R: 0 E: 0 K: 1 S: 9 H: 0 LOB: 0 BB: 0 P: 14	R: 0 E: 0 K: 1 S: 11 H: 1 LOB: 1 BB: 0 P: 18	R: 1 E: 0 K: 1 S: 19 H: 2 LOB: 2 BB: 1 P: 32	R: 0 E: 0 K: 1 S: 7 H: 0 LOB: 0 BB: 0 P: 11	R: 1 E: 0 K: 0 S: 7 H: 2 LOB: 1 BB: 0 P: 14	R: 0 E: 0 K: 0 S: 8 H: 1 LOB: 0 BB: 0 P: 11	1B: 4 2B: 4 3B: 0 HR: 0 SF: 0 SAC: 0 DP: 1 HBP: 0							

TOP

Chicago Cubs @ St. Louis Cardinals

Busch Stadium, St. Louis, MO

Wed Aug 27 2003, 6:05 PM CDT
Att. 32,667 - Cloudy - 83 F

livebaseballscorecards.com

AB	34
R	2
H	8
RBI	2
BB	1
SO	6
LOB	11

WP: 1 PB: 0 SB: 0 CS: 0 PA: 35

PITCHER		IP	WLS	BF	H	R	ER	SO	BB	IBB	HBP	BLK	WP	HR	S	P	ERA	WHIP
Woody Williams, R ERA: 3.44	(1, 1)	7.0		27	5	1	1	6	1	0	0	0	1	0	74	114	1.29	0.857
Mike DeJean, R ERA: 5.08	(8, 1)	0.2		4	2	1	1	0	0	0	0	0	0	0	5	12	13.50	3.000
Steve Kline, L ERA: 4.33	(8, 1)	0.1	W	1	0	0	0	0	0	0	0	0	0	0	2	2	0.00	0.000
44 Jason Isringhausen, R ERA: 2.28	(9, 1)	1.0	S	3	1	0	0	0	0	0	0	0	0	0	8	11	0.00	1.000

PITCHER	IP	WLS	BF	H	R	ER	SO	BB	IBB	HBP	BLK	WP	HR	S	P	ERA	WHIP

BOTTOM

Batter	1	2	3	4	5	6	7	8	9	AB	R	H	RBI	BB	SO	LOB
Kerry Robinson, L (1, 9) OBP: 0.294, SLG: 0.318 Eduardo Perez, R (8, PH) OBP: 0.363, SLG: 0.459 44 Jason Isringhausen, R (9, 1) OBP: 0.500, SLG: 1.500	B C X 1-1 ① G5-3		C X 0-1 1B 1B		B B C F S 2-3 ① K		C B B B C X 3-2 ② G4-3	B B F F B X 3-2 ② FC4-6 1-2f 2-3 3-H		4 0 1 0 0 1 1 1 0 0 1 0 0 2 0 0 0 0 0 0 0						
Bo Hart, R (1, 4) OBP: 0.327, SLG: 0.398	B C F B F S 2-3 ② K		S B X 1-1 5 BB 1-3 1B		1 SAFE B 1 B S C X 2-2 ② G1-3 1-2		C S C 0-3 ③ K	S X 0-1 ③ F7		5 0 1 0 0 2 4						
5 Albert Pujols, R (1, 7) OBP: 0.436, SLG: 0.681 (9, 3)	B B B S X 3-1 2B		B B B B 4-0 1-2 BB		S D H 2-1 HBP			X 0-0 27 BB 15 1B 1B		2 1 2 0 1 0 0						
15 Jim Edmonds, L (1, 8) OBP: 0.396, SLG: 0.630	B B B B 4-0 BB		C C B S 1-3 ② K		C X 0-1 ③ F7			S 1 SAFE B C B B 1 SAFE X 3-2 1-2 27 BB 1B		3 1 1 0 1 1 5						
27 Scott Rolen, R (1, 5) OBP: 0.389, SLG: 0.540	B S C F S 1-3 ③ K		S F D S 1-3 ③ K			X 0-0 ① G6-3		B B B F F B 4-2 1B WP 1-2 2-3 BB		3 1 0 0 1 2 5						
Tino Martinez, L (1, 3) OBP: 0.355, SLG: 0.446 Miguel Cairo, R (8, PR) OBP: 0.308, SLG: 0.406 (9, 7)		B B B B 4-0 G5-4-3 BB		F F B F F B C 2-3 ① K		B F B B B 4-1 BB		C X 0-1 SH3 WP FC4-6 1-3 2-H 3-H 1B		2 0 1 2 2 1 0 0 1 0 0 0 0 0						
Edgar Renteria, R (1, 6) OBP: 0.383, SLG: 0.483		C C B B X 2-2 ① ② G5-4-3 1-2f	S F B B S 2-3 ② K			1 SAFE B B X 2-0 ② P4		S B B S B B 4-2 FC4-6 SH3 1-2 3-H BB		3 0 0 0 1 1 2						
Mike Matheny, R (1, 2) OBP: 0.311, SLG: 0.337		C S S 0-3 ③ K	F C F B S 1-3 ③ K			S B B F F X 2-2 ③ F7		B C X 1-1 SH3 1-2 2-3		3 0 0 0 0 2 1						
Woody Williams, R (1, 1) OBP: 0.292, SLG: 0.373 So Taguchi, R (7, PH) OBP: 0.500, SLG: 0.636 Mike DeJean, R (8, 1) Steve Kline, S (8, 1) OBP: 0.500, SLG: 1.000 Orlando Palmeiro, L (8, PH) OBP: 0.344, SLG: 0.340 (9, 9)			B S B F F S 2-3 ① K		S C X 0-2 G1-3 1B		F F F B F F X 1-2 ① F9	B F P B B 4-1 FC4-6 BB		2 0 1 0 0 1 0 1 0 0 0 0 0 0 0 0 0 0 0 0 0 0 0 0 0 0 0 0 0 0 0 0 1 0 0						
Inning Stats	R: 0 E: 0 K: 2 S: 12 H: 1 LOB: 2 BB: 1 P: 23	R: 0 E: 0 K: 1 S: 6 H: 0 LOB: 0 BB: 1 P: 12	R: 0 E: 0 K: 3 S: 15 H: 2 LOB: 3 BB: 1 P: 24	R: 0 E: 0 K: 3 S: 12 H: 0 LOB: 0 BB: 0 P: 17	R: 0 E: 0 K: 3 S: 12 H: 1 LOB: 2 BB: 0 P: 18	R: 0 E: 0 K: 0 S: 7 H: 0 LOB: 1 BB: 1 P: 15	R: 0 E: 0 K: 1 S: 12 H: 0 LOB: 0 BB: 0 P: 16	R: 4 E: 0 K: 0 S: 19 H: 3 LOB: 3 BB: 3 P: 37		1B: 6 2B: 1 3B: 0 HR: 0 SF: 0 SAC: 1 DP: 1 HBP: 1						

PITCHER		IP	WLS	BF	H	R	ER	SO	BB	IBB	HBP	BLK	WP	HR	S	P	ERA	WHIP
34 Kerry Wood, R ERA: 3.65	(1, 1)	7.0		29	4	0	0	11	4	0	1	0	0	0	76	125	0.00	1.143
Antonio Alfonseca, R ERA: 5.63	(8, 1)	0.0		1	1	1	1	0	0	0	0	0	0	0	1	1	∞	∞
Mark Guthrie, L ERA: 2.14	(8, 1)	0.0		1	1	0	0	0	0	0	0	0	0	0	3	6	∞	∞
Kyle Farnsworth, R ERA: 3.47	(8, 1)	0.1	L	4	1	2	2	0	2	0	0	0	1	0	8	17	54.00	9.000
Mike Remlinger, L ERA: 4.19	(8, 1)	0.0		1	0	0	0	0	1	0	0	0	0	0	2	5	∞	∞

PITCHER		IP	WLS	BF	H	R	ER	SO	BB	IBB	HBP	BLK	WP	HR	S	P	ERA	WHIP
Joe Borowski, R ERA: 3.02	(8, 1)	0.2		2	0	1	1	0	0	0	0	0	0	0	5	8	13.50	0.000

Chicago Cubs @ St. Louis Cardinals

Busch Stadium, St. Louis, MO

Wed Aug 27 2003, 6:05 PM CDT
Att. 32,667 - Cloudy - 83 F

livebaseballscorecards.com

AB	29
R	4
H	7
RBI	3
BB	7
SO	11
LOB	20

WP: 1 PB: 0 SB: 0 CS: 0 PA: 38

Chicago Cubs @ St. Louis Cardinals

Busch Stadium, St. Louis, MO

Thu Aug 28 2003, 7:10 PM CDT

Att. 37,370 - Cloudy - 93 F

TOP

livebaseballscorecards.com

Batter	1	2	3	4	5	6	7	8	9	AB	R	H	RBI	BB	SO	LOB
Kenny Lofton, L (1, 8) OBP: 0.337, SLG: 0.431	P5		L4			G3		2B		4	0	1	0	0	0	2
Ramon Martinez, R (1, 4) OBP: 0.333, SLG: 0.385	G6-3		SF8			F8		L8-2		3	0	0	1	0	0	2
Sammy Sosa, R (1, 9) OBP: 0.375, SLG: 0.568	HR		FC6-4			K			L5	4	1	1	1	0	1	1
Moises Alou, R (1, 7) OBP: 0.354, SLG: 0.473	F8			G5-3			K		G5-3	4	0	0	0	0	1	0
Randall Simon, L (1, 3) OBP: 0.311, SLG: 0.431		L7		P4			16 BB 1B		F9	4	0	1	0	0	0	0
16 Aramis Ramirez, R (1, 5) OBP: 0.324, SLG: 0.461		F8		F8			G5-4-3 BB			2	0	0	0	1	0	0
Alex Gonzalez, R (1, 6) OBP: 0.289, SLG: 0.406		G6-3			F8		G5-4-3			3	0	0	0	0	0	2
Paul Bako, L (1, 2) OBP: 0.304, SLG: 0.296			38 1B SF8 2B		L6			G4-3		3	1	1	0	0	0	0
38 Carlos Zambrano, S (1, 1) OBP: 0.222, SLG: 0.371			FC6-4 1B		G5-3			E4 2B L8-2		2	0	1	0	0	0	0
Doug Glanville, R (8, PH) OBP: 0.281, SLG: 0.336										1	0	0	0	0	0	0
Mike Remlinger, L (8, 1)										0	0	0	0	0	0	0

	AB	30
	R	2
	H	5
	RBI	2
	BB	1
	SO	2
	LOB	7

Inning Stats	1	2	3	4	5	6	7	8	9
	R: 1 E: 0 K: 0 S: 8	R: 0 E: 0 K: 0 S: 3	R: 1 E: 0 K: 0 S: 11	R: 0 E: 0 K: 0 S: 4	R: 0 E: 0 K: 0 S: 6	R: 0 E: 0 K: 1 S: 9	R: 0 E: 0 K: 1 S: 13	R: 0 E: 1 K: 0 S: 7	R: 0 E: 0 K: 0 S: 6
	H: 1 LOB: 0 BB: 0 P: 13	H: 0 LOB: 0 BB: 0 P: 6	H: 2 LOB: 1 BB: 0 P: 14	H: 0 LOB: 0 BB: 0 P: 5	H: 0 LOB: 0 BB: 0 P: 10	H: 0 LOB: 0 BB: 0 P: 13	H: 1 LOB: 1 BB: 1 P: 19	H: 1 LOB: 1 BB: 0 P: 8	H: 0 LOB: 0 BB: 0 P: 9

	1B: 2	SF: 1
	2B: 3	SAC: 0
	3B: 0	DP: 2
	HR: 1	HBP: 0

	WP: 0	PA: 32
	PB: 0	
	SB: 0	
	CS: 0	

PITCHER		IP	WLS	BF	H	R	ER	SO	BB	IBB	HBP	BLK	WP	HR	S	P	ERA	WHIP
Matt Morris, R ERA: 4.0	(1, 1)	7.0		25	4	2	2	2	1	0	0	0	0	1	54	80	2.57	0.714
Steve Kline, L ERA: 4.3	(8, 1)	0.1		3	1	0	0	0	0	0	0	0	0	0	5	5	0.00	3.000
Mike DeJean, R ERA: 4.96	(8, 1)	1.2	W	4	0	0	0	0	0	0	0	0	0	0	8	12	0.00	0.000

PITCHER		IP	WLS	BF	H	R	ER	SO	BB	IBB	HBP	BLK	WP	HR	S	P	ERA	WHIP

Batter	1	2	3	4	5	6	7	8	9	AB	R	H	RBI	BB	SO	LOB
Kerry Robinson, L (1, 9) OBP: 0.297, SLG: 0.343	C F S 0-3 ① K		F B X 1-1 ① G6-3		X 0-0 ① F7	C X 0-1 1-3 3-H 2B			C F B B B X 3-2 HR	5	1	2	2	0	1	1
Bo Hart, R (1, 4) OBP: 0.322, SLG: 0.391	C X 0-1 ② F9		S S B C 1-3 ② K		F F B C 1-3 ② K	B X 1-0 ③ G1-3				4	0	0	0	0	2	3
5 Albert Pujols, R (1, 7) OBP: 0.438, SLG: 0.681 (8, 3)	S X 0-1 1B		C B B C T B B 4-2 BB		D B B C B 4-1 15 BB BB		C S B X 1-2 ① G5-3			2	0	1	0	2	0	0
15 Jim Edmonds, L (1, 8) OBP: 0.394, SLG: 0.625	B B S C C 2-3 ③ K		B F B X 2-1 ③ G1-3		S B B C B B 4-2 1-2 2-3 BB		B C F B B F S 3-3 ② K			3	0	0	0	1	2	2
27 Scott Rolen, R (1, 5) OBP: 0.388, SLG: 0.544		B B B C X 3-1 ① G5-3		X 0-0 ① F8	B X 1-0 ③ P3		B S B X 2-1 HR			4	1	1	1	0	0	3
Tino Martinez, L (1, 3) OBP: 0.352, SLG: 0.442 Mike DeJean, R (8, 1)		C X 0-1 ② G4-3	C B B B X 3-1 ② F8			X 0-0 ① G6-3	C S B S 1-3 ③ K			4 0	0 0	0 0	0 0	0 0	1 0	0 0
Edgar Renteria, R (1, 6) OBP: 0.386, SLG: 0.485		C B F F X 1-2 1B 1B	C B X 1-1 1B			B X 1-0 E 2B 1B		C X 0-1 ① F9		4	1	3	0	0	0	0
Mike Matheny, R (1, 2) OBP: 0.311, SLG: 0.336		B X 1-0 1-2 1B	1 SAFE 1 SAFE 1 SAFE C B 1 SAFE F P X 2-2 ③ G6-3			F L X 0-2 ② F8		C X 0-1 ② L5		4	0	1	0	0	0	2
Matt Morris, R (1, 1) OBP: 0.256, SLG: 0.341 Steve Kline, S (8, 1) OBP: 0.500, SLG: 1.000 So Taguchi, R (8, 7) OBP: 0.462, SLG: 0.583		C B B F B X 3-2 ③ G5-3			F X 0-1 15 BB 2B	C F P F X 1-2 E1 2B 1-3		C S X 0-2 ③ G5-3		3 0 1	0 0 0	1 0 0	0 0 0	0 0 0	0 0 0	3 0 0
Inning Stats	R: 0 E: 0 K: 2 S: 10 H: 1 LOB: 1 BB: 0 P: 12	R: 0 E: 0 K: 0 S: 12 H: 2 LOB: 2 BB: 0 P: 20	R: 0 E: 0 K: 1 S: 10 H: 0 LOB: 1 BB: 1 P: 18	R: 0 E: 0 K: 0 S: 9 H: 1 LOB: 1 BB: 0 P: 14	R: 0 E: 0 K: 1 S: 10 H: 1 LOB: 3 BB: 2 P: 20	R: 1 E: 1 K: 0 S: 13 H: 2 LOB: 2 BB: 0 P: 15	R: 1 E: 0 K: 2 S: 12 H: 1 LOB: 0 BB: 0 P: 19	R: 0 E: 0 K: 0 S: 7 H: 0 LOB: 0 BB: 0 P: 7	R: 1 E: 0 K: 0 S: 3 H: 1 LOB: 0 BB: 0 P: 6	1B: 5 2B: 2 3B: 0 HR: 2	SF: 0 SAC: 0 DP: 0 HBP: 0				WP: 0 PB: 0 SB: 0 CS: 0	PA: 37	

PITCHER	IP	WLS	BF	H	R	ER	SO	BB	IBB	HBP	BLK	WP	HR	S	P	ERA	WHIP
38 Carlos Zambrano, R (1, 1) ERA: 2.88	7.0		33	8	2	1	6	3	0	0	0	0	1	76	118	1.29	1.571
Mike Remlinger, L (8, 1) ERA: 4.28	1.0	L	4	1	1	1	0	0	0	0	0	0	1	10	13	9.00	1.000

PITCHER	IP	WLS	BF	H	R	ER	SO	BB	IBB	HBP	BLK	WP	HR	S	P	ERA	WHIP

BOTTOM

Chicago Cubs @ St. Louis Cardinals

Busch Stadium, St. Louis, MO

Thu Aug 28 2003, 7:10 PM CDT
Att. 37,370 - Cloudy - 93 F

livebaseballscorecards.com

AB	34
R	3
H	9
RBI	3
BB	3
SO	6
LOB	14

Batter	1	2	3	4	5	6	7	8	9	AB	R	H	RBI	BB	SO	LOB
So Taguchi, R (1, 7) OBP: 0.438, SLG: 0.533	F F B B X 2-2 G5-3 ①		B X 1-0 5 FC6-4 1B		C X 0-1 G5-3 ①		C B F C 1-3 K ①		X 0-0 15 FC1-6-3 15 S 1B	3	0	1	0	0	0	0
Kerry Robinson, L (7, PH) OBP: 0.299, SLG: 0.344										2	0	1	0	0	1	0
(7, 7)																
15 Jim Edmonds, L (1, 8) OBP: 0.392, SLG: 0.619	C B B X 2-1 F8 ②		C F B C 1-3 K ②		B F B F S 2-3 K ②		X 0-0 5 27 HR 1B		B B F F B X 3-2 FC1-6-5 5 1B ① 1-3	5	1	1	0	0	2	2
5 Albert Pujols, R (1, 3) OBP: 0.438, SLG: 0.678	F B X 1-1 G4-3 ③		B C B S F X 2-2 FC6-4 ③ 1-2f		F B S B B X 2-2 G5-3 ③		B B F B X 3-1 27 HR 1-2 1B		X 0-0 1-2 1B	5	1	2	0	0	0	1
27 Scott Rolen, R (1, 5) OBP: 0.390, SLG: 0.554		C B F X 1-2 FC6-5 G5-3 1B		B X 1-0 G5-3 ①		B F B S F B F X 3-2 G4-3 2B 2B	B X 1-0 1-H 2-H HR		C C B S 1-3 K ②	5	2	3	3	0	1	2
Eduardo Perez, R (1, 9) OBP: 0.363, SLG: 0.462		F S B F X 1-2 G5-3 ① 1-2		B C B X 2-1 2B 2B		B X 1-0 G4-3 ① 2-3	C X 0-1 G6-4-3 1B		F B S S 1-3 K ③	5	1	2	0	0	1	4
Edgar Renteria, R (1, 6) OBP: 0.387, SLG: 0.489		B C B C X 2-2 FC6-5 S 1B ② 2-3		X 0-0 2-H 2B		C B X 1-1 2B 3-H	S S X 0-2 G6-4-3 ② ③ 1-2f			4	0	2	2	0	0	2
Miguel Cairo, R (1, 4) OBP: 0.307, SLG: 0.403		C B 1 B X SAFE 2-1 S 1B 1-2		B X 1-0 P3 ②		D X 1-0 G1-3 ②		C B X 1-1 P6 ①		4	0	1	0	0	0	2
Mike Matheny, R (1, 2) OBP: 0.313, SLG: 0.334		F B S B F X 2-2 L7 ③ 1-2 2-3		4-0 IBB		4-0 IBB		C B B F X 2-2 G4-3 ②		2	0	0	0	2	0	2
Dan Haren, R (1, 1) OBP: 0.125, SLG: 0.174			C X 0-1 G1-3 ①	C S B F B C 2-3 K ③		F S F B C 1-3 K ③		X 0-0 G4-3 ③		3	0	0	0	0	2	4
Jason Simontacchi, R (6, 1) OBP: 0.143, SLG: 0.171										0	0	0	0	0	0	0
Jeff Fassero, L (7, 1)										0	0	0	0	0	0	0
Tino Martinez, L (8, PH) OBP: 0.351, SLG: 0.441										1	0	0	0	0	0	0
Cal Eldred, R (8, 1) OBP: 0.500, SLG: 0.500										0	0	0	0	0	0	0
Inning Stats	R: 0 E: 0 K: 0 S: 7 H: 0 LOB: 0 BB: 0 P: 12	R: 0 E: 0 K: 0 S: 16 H: 2 LOB: 2 BB: 0 P: 24	R: 0 E: 0 K: 1 S: 10 H: 1 LOB: 1 BB: 0 P: 14	R: 1 E: 0 K: 1 S: 9 H: 2 LOB: 2 BB: 1 P: 19	R: 0 E: 0 K: 1 S: 8 H: 0 LOB: 0 BB: 0 P: 12	R: 1 E: 0 K: 1 S: 13 H: 2 LOB: 2 BB: 1 P: 24	R: 3 E: 0 K: 1 S: 12 H: 4 LOB: 0 BB: 0 P: 17	R: 0 E: 0 K: 0 S: 6 H: 0 LOB: 0 BB: 0 P: 9	R: 0 E: 0 K: 2 S: 11 H: 2 LOB: 2 BB: 0 P: 16	1B: 8 2B: 4 3B: 0 HR: 1 SF: 0 SAC: 0 DP: 1 HBP: 0						

PITCHER		IP	WLS	BF	H	R	ER	SO	BB	IBB	HBP	BLK	WP	HR	S	P	ERA	WHIP
John Bale, L ERA: 2.76	(1, 1)	6.0	W	27	7	2	2	4	0	2	0	0	0	0	63	105	3.00	1.167
John Riedling, R ERA: 5.36	(7, 1)	1.0		6	4	3	3	1	0	0	0	0	0	1	12	17	27.00	4.000
Danny Graves, R ERA: 5.24	(8, 1)	2.0	S	8	2	0	0	2	0	0	0	0	0	0	17	25	0.00	1.000

PITCHER	IP	WLS	BF	H	R	ER	SO	BB	IBB	HBP	BLK	WP	HR	S	P	ERA	WHIP

TOP

St. Louis Cardinals @ Cincinnati Reds

Great American Ball Park, Cincinnati, OH

Fri Aug 29 2003, 7:10 PM EDT
Att. 27,121 - Overcast - 79 F

livebaseballscorecards.com

AB	39
R	5
H	13
RBI	5
BB	2
SO	7
LOB	19

1B: 8	SF: 0	WP: 0	PA: 41		
2B: 4	SAC: 0	PB: 0			
3B: 0	DP: 1	SB: 3			
HR: 1	HBP: 0	CS: 0			

BOTTOM

St. Louis Cardinals @ Cincinnati Reds

Great American Ball Park, Cincinnati, OH

Fri Aug 29 2003, 7:10 PM EDT
Att. 27,121 - Overcast - 79 F

Batter	1	2	3	4	5	6	7	8	9	AB	R	H	RBI	BB	SO	LOB
6 Ryan Freel, R (1, 8) OBP: 0.365, SLG: 0.413	G6-3		CS, BB		G6-3	1-3, 2-H, 1B		BB, 1B, HBP		3	0	1	1	1	0	0
Juan Castro, R (1, 6) (8, 5) OBP: 0.281, SLG: 0.401	F8		1-2, 1B			L7; G5-3		BB, 1B		5	0	2	0	0	0	2
D'Angelo Jimenez, S (1, 4) OBP: 0.352, SLG: 0.419	2B		K			S, 1B		G3-6-3, BB		4	2	3	2	1	1	1
Sean Casey, L (1, 3) OBP: 0.345, SLG: 0.401	L7			G4-3		BB, HBP, 1B	F7	G3-6-3		5	1	1	1	0	0	4
Russell Branyan, L (1, 5) OBP: 0.357, SLG: 0.506		G3-1		HR		HBP, BB, 1B	K			3	2	1	1	1	1	0
Danny Graves, R (8, 1) OBP: 0.113, SLG: 0.113										0	0	0	0	0	0	0
Ruben Mateo, R (1, 9) OBP: 0.307, SLG: 0.347		1B		K2-3		F8	BB			1	0	1	0	0	0	0
37 Stephen Smitherman, R (6, PH) (5, 7) OBP: 0.400, SLG: 0.692										2	0	0	0	1	1	2
Dernell Stenson, L (1, 7) (5, 9) OBP: 0.359, SLG: 0.500	L9			K		HBP, 1B	SAFE			3	1	0	0	1	2	2
Wily Mo Peña, R (9, 9) OBP: 0.195, SLG: 0.192										0	0	0	0	0	0	0
Kelly Stinnett, R (1, 2) OBP: 0.301, SLG: 0.360	F8				F8	1B, 6, 1B, HBP		1B, SH2-3, BB		2	2	0	1	1	0	1
John Bale, L (1, 1)			K		G5-3	6, 1B, 1B		SH2-3		2	0	0	0	0	1	0
Tim Hummel, R (6, PH) OBP: 0.364, SLG: 0.400										1	0	1	2	0	0	0
John Riedling, R (7, 1) OBP: 0.235, SLG: 0.235										0	0	0	0	0	0	0
Ray Olmedo, S (8, 6) OBP: 0.303, SLG: 0.299										0	0	0	0	0	0	0
Inning Stats	R: 0 E: 0 K: 0 S: 11 H: 1 LOB: 1 BB: 0 P: 16	R: 0 E: 0 K: 0 S: 12 H: 1 LOB: 1 BB: 0 P: 19	R: 0 E: 0 K: 2 S: 12 H: 1 LOB: 1 BB: 1 P: 19	R: 1 E: 0 K: 2 S: 8 H: 1 LOB: 0 BB: 0 P: 10	R: 0 E: 0 K: 0 S: 9 H: 0 LOB: 0 BB: 0 P: 13	R: 5 E: 0 K: 0 S: 12 H: 4 LOB: 2 BB: 2 P: 29	R: 1 E: 0 K: 2 S: 18 H: 1 LOB: 1 BB: 1 P: 30	R: 1 E: 0 K: 0 S: 8 H: 1 LOB: 2 BB: 2 P: 22		1B: 7 2B: 1 3B: 0 HR: 2 SF: 0 SAC: 1 DP: 1 HBP: 2						

PITCHER		IP	WLS	BF	H	R	ER	SO	BB	IBB	HBP	BLK	WP	HR	S	P	ERA	WHIP
Dan Haren, R ERA: 4.57	(1, 1)	5.2	L	26	6	6	6	4	3	0	1	0	0	1	59	99	9.53	1.588
Jason Simontacchi, R ERA: 5.86	(6, 1)	0.1		3	2	0	0	0	0	0	0	0	0	0	5	7	0.00	6.000
Jeff Fassero, L ERA: 5.97	(7, 1)	1.0		5	1	1	1	2	1	0	0	0	0	1	18	30	9.00	2.000
Cal Eldred, R ERA: 4.47	(8, 1)	1.0		6	1	1	1	0	2	0	1	0	0	0	8	22	9.00	3.000

PITCHER	IP	WLS	BF	H	R	ER	SO	BB	IBB	HBP	BLK	WP	HR	S	P	ERA	WHIP

AB	31
R	8
H	10
RBI	8
BB	6
SO	6
LOB	12

WP: 0 PA: 40
PB: 0
SB: 1
CS: 1

livebaseballscorecards.com

Batter	1	2	3	4	5	6	7	8	9	AB	R	H	RBI	BB	SO	LOB
Fernando Vina, L (1, 4) OBP: 0.313, SLG: 0.424	G6-3		5 1B 15 2B G4-3 1B	F8			G6-3		P6	5	1	1	0	0	0	2
Kerry Robinson, L (1, 9) OBP: 0.293, SLG: 0.337 Steve Kline, S (7, 1) OBP: 0.500, SLG: 1.000 Mike DeJean, R (7, 1) 44 Jason Isringhausen, R (9, 1) OBP: 0.500, SLG: 1.500	K		G4-3 1-2	G4-3			G4-3			4 0 0 0	0 0 0 0	0 0 0 0	0 0 0 0	0 0 0 0	1 0 0 0	2 0 0 0
5 Albert Pujols, R (1, 7) OBP: 0.438, SLG: 0.676	15 HR 1B		15 S 15 2B 1B 2-3		G5-3			K		4	2	2	0	0	1	0
15 Jim Edmonds, L (1, 8) OBP: 0.393, SLG: 0.628	HR 1-H		E 2B 1-H 3-H		K			K		4	2	2	4	0	2	0
27 Scott Rolen, R (1, 5) OBP: 0.387, SLG: 0.549	G5-3		P4		F9			G5-3		4	0	0	0	0	0	1
Tino Martinez, L (1, 3) OBP: 0.354, SLG: 0.442		L4-6 1B BB	E2 1B 2-H			G5-4-3 1B			G4-3	3	0	2	0	1	0	0
Edgar Renteria, R (1, 6) OBP: 0.387, SLG: 0.495		1-2 1B 1-2	F8 1-2			G5-4-3 1-2f			HR	4	1	2	1	0	0	2
Mike Matheny, R (1, 2) OBP: 0.312, SLG: 0.332		L4-6 2-2	SH2-4 BB			P3			P4	3	0	0	0	1	0	2
Brett Tomko, R (1, 1) OBP: 0.315, SLG: 0.280 Jason Simontacchi, R (6, 1) OBP: 0.143, SLG: 0.171 So Taguchi, R (7, PH) OBP: 0.444, SLG: 0.588 (7, 9)		G5-3	SH2-4 1-2				G4-3		2B	1 0 2	0 0 0	0 0 1	0 0 0	0 0 0	0 0 0	1 0 0
Inning Stats	R: 2 E: 0 K: 1 S: 13 H: 2 LOB: 0 BB: 0 P: 18	R: 0 E: 0 K: 0 S: 6 H: 1 LOB: 1 BB: 1 P: 12	R: 3 E: 1 K: 0 S: 17 H: 4 LOB: 1 BB: 0 P: 26	R: 0 E: 0 K: 0 S: 7 H: 0 LOB: 1 BB: 1 P: 13	R: 0 E: 0 K: 1 S: 10 H: 0 LOB: 0 BB: 0 P: 16	R: 0 E: 0 K: 0 S: 6 H: 1 LOB: 0 BB: 0 P: 7	R: 0 E: 0 K: 0 S: 6 H: 0 LOB: 0 BB: 0 P: 10	R: 0 E: 0 K: 2 S: 7 H: 0 LOB: 0 BB: 0 P: 13	R: 1 E: 0 K: 0 S: 12 H: 2 LOB: 1 BB: 0 P: 17	1B: 6 2B: 3 3B: 0 HR: 2	SF: 0 SAC: 1 DP: 2 HBP: 0						

TOP

St. Louis Cardinals @ Cincinnati Reds

Great American Ball Park, Cincinnati, OH

Sat Aug 30 2003, 7:10 PM EDT
Att. 39,380 - Overcast - 72 F

livebaseballscorecards.com

AB	34
R	6
H	10
RBI	5
BB	2
SO	4
LOB	10

WP: 0 PB: 0 SB: 1 CS: 0 PA: 37

PITCHER		IP	WLS	BF	H	R	ER	SO	BB	IBB	HBP	BLK	WP	HR	S	P	ERA	WHIP
39 Aaron Harang, R ERA: 4.92	(1, 1)	6.0	L	26	8	5	4	2	2	0	0	0	0	1	59	92	6.00	1.667
Phil Norton, L ERA: 9.64	(7, 1)	1.0		3	0	0	0	0	0	0	0	0	0	0	6	10	0.00	0.000
65 Scott Randall, R ERA:	(8, 1)	1.0		3	0	0	0	2	0	0	0	0	0	0	7	13	0.00	0.000
Brian Reith, R ERA: 4.81	(9, 1)	1.0		5	2	1	1	0	0	0	0	0	0	1	12	17	9.00	2.000

BOTTOM

St. Louis Cardinals @ Cincinnati Reds

Great American Ball Park, Cincinnati, OH

Sat Aug 30 2003, 7:10 PM EDT
Att. 39,380 - Overcast - 72 F

Batter	1	2	3	4	5	6	7	8	9	AB	R	H	RBI	BB	SO	LOB
6 Ryan Freel, R (1, 8) OBP: 0.367, SLG: 0.425	L6		F8 1B 2B		G5-3	F9			1B	5	1	2	0	0	0	2
Juan Castro, R (1, 6) OBP: 0.283, SLG: 0.399	F8-6-3 BB		F8 2-3		G6-3		1B L1-3 1B		K	4	0	1	0	1	1	2
D'Angelo Jimenez, S (1, 4) OBP: 0.353, SLG: 0.419	F8-6-3 1-1		1B 3-H		1B		L1-3 1-2		F8	5	0	2	1	0	0	3
Sean Casey, L (1, 3) OBP: 0.347, SLG: 0.402		2B 37 1B BB	L8		1B 1-2		1B 2-3		F8	4	1	2	0	1	0	2
Russell Branyan, L (1, 5) OBP: 0.353, SLG: 0.506		37 1B FC5-4 2B 1-3	F8		L9		K			4	1	1	0	0	1	5
37 Stephen Smitherman, R (1, 7) OBP: 0.368, SLG: 0.588		FC5-4 1B 2-3 3-H	K		L9	F8 1-2				4	0	1	1	0	1	2
Dernell Stenson, L (1, 9) OBP: 0.395, SLG: 0.514		FC5-4 1-2f 3-H	1B		2B 1B			G4-6-3 BB		3	0	2	1	1	0	1
Kelly Stinnett, R (1, 2) OBP: 0.294, SLG: 0.352		K	K		F8			K		4	0	0	0	0	3	4
39 Aaron Harang, R (1, 1) OBP: 0.077, SLG: 0.077		K	F7		2B 1-3			G4-6-3 1-2f		2	0	0	0	0	1	2
Tim Hummel, R (6, PH) OBP: 0.447, SLG: 0.545										1	0	1	0	0	0	0
Phil Norton, R (7, 1)										0	0	0	0	0	0	0
65 Scott Randall, R (8, 1)										0	0	0	0	0	0	0
Ray Olmedo, S (8, PH) OBP: 0.301, SLG: 0.297										1	0	0	0	0	0	1
Brian Reith, R (9, 1)										0	0	0	0	0	0	0
Inning Stats	R: 0 E: 0 K: 0 S: 7 H: 0 LOB: 0 BB: 1 P: 14	R: 2 E: 0 K: 2 S: 13 H: 2 LOB: 1 BB: 1 P: 22	R: 1 E: 0 K: 0 S: 7 H: 2 LOB: 1 BB: 0 P: 13	R: 0 E: 0 K: 2 S: 9 H: 1 LOB: 1 BB: 0 P: 15	R: 0 E: 0 K: 0 S: 8 H: 2 LOB: 2 BB: 0 P: 11	R: 0 E: 0 K: 0 S: 9 H: 2 LOB: 2 BB: 0 P: 16	R: 0 E: 0 K: 1 S: 14 H: 2 LOB: 2 BB: 0 P: 21	R: 0 E: 0 K: 1 S: 7 H: 0 LOB: 0 BB: 1 P: 12	R: 0 E: 0 K: 1 S: 13 H: 1 LOB: 1 BB: 0 P: 20	1B: 9 2B: 4 3B: 0 HR: 0	SF: 0 SAC: 0 DP: 2 HBP: 0					

AB	37
R	3
H	12
RBI	3
BB	3
SO	7
LOB	24

WP: 0 PB: 0 SB: 0 CS: 0 PA: 40

livebaseballscorecards.com

PITCHER		IP	WLS	BF	H	R	ER	SO	BB	IBB	HBP	BLK	WP	HR	S	P	ERA	WHIP
Brett Tomko, R ERA: 5.45	(1, 1)	5.2	W	27	9	3	3	4	2	0	0	0	0	0	51	89	4.76	1.941
Jason Simontacchi, R ERA: 5.84	(6, 1)	0.1	H	1	0	0	0	0	0	0	0	0	0	0	2	2	0.00	0.000
Steve Kline, L ERA: 4.25	(7, 1)	0.2	H	4	2	0	0	1	0	0	0	0	0	0	9	15	0.00	3.000
Mike DeJean, R ERA: 4.86	(7, 1)	1.1	H	4	0	0	0	1	1	0	0	0	0	0	12	18	0.00	0.750
44 Jason Isringhausen, R ERA: 2.2	(9, 1)	1.0	S	4	1	0	0	1	0	0	0	0	0	0	13	20	0.00	1.000

PITCHER	IP	WLS	BF	H	R	ER	SO	BB	IBB	HBP	BLK	WP	HR	S	P	ERA	WHIP

Batter	1	2	3	4	5	6	7	8	9	AB	R	H	RBI	BB	SO	LOB
Bo Hart, R (1, 4) OBP: 0.324, SLG: 0.389	B C B C B F B 4-2 BB		C X 0-1 ② G4-3		L B B F B X 3-2 ③ F9			F X 0-1 5 HR 1B 1B	D F X 1-1 ② F9	4	1	1	0	1	0	3
Miguel Cairo, R (1, 7) OBP: 0.313, SLG: 0.412	B C B B S X 2-2 ① P3		C F F F X 0-2 2B			C S X 0-2 5 HR 1B		1 SAFE 1 SAFE X 0-0 1-2 5 HR 1B	C X 0-1 ③ FC5 2-3f	5	2	3	0	0	0	3
5 Albert Pujols, R (1, 3) OBP: 0.439, SLG: 0.687	F F F 1 SAFE F B F X 1-2 ② P6		F F F X 0-2 ③ F9			X 0-0 1-H HR		C B X 1-1 1-H 2-H HR		4	2	2	5	0	0	2
27 Scott Rolen, R (1, 5) OBP: 0.384, SLG: 0.544	B C F B B F F F 1 SAFE 3-2 ③ P6			S C X 0-2 ① F7		B B C S B S 3-3 ① K		X 0-0 ① L4		4	0	0	0	0	1	1
Eduardo Perez, R (1, 9) OBP: 0.358, SLG: 0.454 Russ Springer, R (9, 1)		B F F B S 2-3 ① K		B F B F B F X 3-2 ② F8		B C X 1-1 ② G6-3		C B B C X 2-2 ② P3		4 0	0 0	0 0	0 0	0 0	1 0	0 0
Edgar Renteria, R (1, 6) OBP: 0.386, SLG: 0.492		B C B B B 4-1 BB BB		X 0-0 ③ F8		C B X 1-1 ③ P4		X 0-0 ③ L8		3	0	0	0	1	0	0
Mike Matheny, R (1, 2) OBP: 0.311, SLG: 0.329		C B B S F B F B 4-2 1-2 G6-3 BB		F C S 0-3 ① K2-3		C F C 0-3 ① K		X 0-0 ① G6-3		3	0	0	0	1	2	0
So Taguchi, R (1, 8) OBP: 0.400, SLG: 0.526 Orlando Palmeiro, L (7, PH) OBP: 0.343, SLG: 0.338 Cal Eldred, R (7, 1) OBP: 0.500, SLG: 0.500 Steve Kline, S (8, 1) OBP: 0.500, SLG: 1.000 Kerry Robinson, L (9, PH) OBP: 0.297, SLG: 0.337 (9, 9)		C F F B F B X 2-2 ② ③ G6-3 1-2f		B X 1-0 ② F7		B C X 1-1 ② G6-3		B F B F F B B 4-2 FC5 15 1B BB		2 1 0 0 0	0 0 0 0 0	0 0 0 0 0	0 0 0 0 1	0 0 0 0 0	0 0 0 0 0	2 0 0 0 0
Sterling Hitchcock, L (1, 1) OBP: 0.333, SLG: 0.333 15 Jim Edmonds, L (7, PH) OBP: 0.394, SLG: 0.628 (7, 8)			B X 1-0 ① G5-3		C C B F F B F X 2-2 1B		C B F S 1-3 ③ K		B B X 2-0 1-2 1B	2 2	0 0	1 1	0 0	0 1	0 0	0 0
Inning Stats	R: 0 H: 0 E: 0 LOB: 1 K: 0 BB: 1 S: 20 P: 30	R: 0 H: 0 E: 0 LOB: 1 K: 1 BB: 2 S: 13 P: 25	R: 0 H: 1 E: 0 LOB: 1 K: 0 BB: 0 S: 12 P: 13	R: 0 H: 0 E: 0 LOB: 0 K: 0 BB: 0 S: 9 P: 12	R: 0 H: 1 E: 0 LOB: 1 K: 1 BB: 0 S: 13 P: 19	R: 2 H: 2 E: 0 LOB: 0 K: 1 BB: 0 S: 11 P: 16	R: 0 H: 0 E: 0 LOB: 0 K: 2 BB: 0 S: 8 P: 10	R: 3 H: 3 E: 0 LOB: 0 K: 0 BB: 0 S: 10 P: 13	R: 0 H: 1 E: 0 LOB: 2 K: 0 BB: 1 S: 9 P: 16	1B: 5 2B: 1 3B: 0 HR: 2	SF: 0 SAC: 0 DP: 1 HBP: 0						

PITCHER		IP	WLS	BF	H	R	ER	SO	BB	IBB	HBP	BLK	WP	HR	S	P	ERA	WHIP
Dan Serafini, L ERA: 4.91	(1, 1)	6.0	L	24	4	2	2	3	3	0	0	0	0	1	78	115	3.00	1.167
John Riedling, R ERA: 5.3	(7, 1)	1.0		3	0	0	0	2	0	0	0	0	0	0	8	10	0.00	0.000
Danny Graves, R ERA: 5.37	(8, 1)	1.0		6	3	3	3	0	0	0	0	0	0	1	10	13	27.00	3.000
Brian Reith, R ERA: 4.7	(9, 1)	1.0		5	1	0	0	0	1	0	0	0	0	0	9	16	0.00	2.000

PITCHER	IP	WLS	BF	H	R	ER	SO	BB	IBB	HBP	BLK	WP	HR	S	P	ERA	WHIP

TOP

St. Louis Cardinals @ Cincinnati Reds

Great American Ball Park, Cincinnati, OH

Sun Aug 31 2003, 12:35 PM EDT
Att. 29,272 - Overcast - 64 F

livebaseballscorecards.com

AB	34
R	5
H	8
RBI	5
BB	4
SO	5
LOB	11

WP: 0	PA: 38		
PB: 0			
SB: 0			
CS: 0			

BOTTOM

St. Louis Cardinals @ Cincinnati Reds

Great American Ball Park, Cincinnati, OH

Sun Aug 31 2003, 12:35 PM EDT

Att. 29,272 - Overcast - 64 F

livebaseballscorecards.com

Batter	1	2	3	4	5	6	7	8	9	AB	R	H	RBI	BB	SO	LOB
6 Ryan Freel, R (1, 8) OBP: 0.351, SLG: 0.405	C B C X 1-2 F8 ①			C X 0-1 G5-3 ①	C B B F C 2-3 K ③		C F F X 0-2 G1-3 ③			4	0	0	0	0	1	4
Ray Olmedo, S (1, 6) OBP: 0.300, SLG: 0.296	L C B X 1-2 G4-3 ②			X 0-0 BB 1B		F C S 0-3 K ①		F B F B X 2-2 G6-3 ①		4	0	1	0	0	1	0
D'Angelo Jimenez, S (1, 4) OBP: 0.354, SLG: 0.418	B C X 1-1 P4 ③			C 1 SAFE C B B B B 4-2 37 FC6-4 **1-2** BB		C B X 1-1 37 FC6-4 1B		X 0-0 G3 ②		3	0	1	0	1	0	0
Russell Branyan, L (1, 3) OBP: 0.340, SLG: 0.483		B X 1-0 F7 ①		S B C B F X 2-2 F8 ②		B X 1-0 F7 ②		B B B C F T 3-2 K ③		4	0	0	0	0	1	3
37 Stephen Smitherman, R (1, 7) OBP: 0.304, SLG: 0.476		B C B C F F S 2-3 K ②		F B S X 1-2 FC6-4 ③ **1-2f**		F B X 1-1 FC6-4 ③ **1-2f**			T C B X 1-2 F9 ①	4	0	0	0	0	1	3
Tim Hummel, R (1, 5) OBP: 0.313, SLG: 0.400		C C F C 0-3 K ③			B F B F B X 3-2 F9 ①		B B B C F F S 3-3 K ①		F F B S 1-3 K ②	4	0	0	0	0	3	0
Jason LaRue, R (1, 2) OBP: 0.321, SLG: 0.436			B S S B F F B F X 3-2 G5-3 ①		B X 1-0 E 2B		B S B X 2-1 F7 ②		B B B B 4-0 BB	3	0	1	0	1	0	0
Wily Mo Peña, R (1, 9) OBP: 0.198, SLG: 0.195			B B X 2-0 G3 ②		X 0-0 E6 SH5-4 **2-3**		B S B X 2-1 BB 1B		B C S X 1-2 L8 ③	4	0	1	0	0	0	2
Dan Serafini, S (1, 1) John Riedling, R (7, 1) OBP: 0.235, SLG: 0.235 Dernell Stenson, L (7, PH) OBP: 0.409, SLG: 0.514 Danny Graves, R (8, 1) OBP: 0.113, SLG: 0.113 Brian Reith, R (9, 1)			B C B X 2-1 L9 ③		X 0-0 SH5-4 ② **1-2**		C B C B B F F B 4-2 **1-2** BB			1 0 0 0 0	0 0 0 0 0	0 0 0 0 0	0 0 0 0 0	0 0 1 0 0	0 0 0 0 0	0 0 0 0 0
Inning Stats	R: 0 H: 0 E: 0 LOB: 0 K: 0 BB: 0 S: 8 P: 11	R: 0 H: 0 E: 0 LOB: 0 K: 2 BB: 0 S: 10 P: 13	R: 0 H: 0 E: 0 LOB: 0 K: 0 BB: 0 S: 9 P: 16	R: 0 H: 1 E: 0 LOB: 2 K: 0 BB: 1 S: 12 P: 19	R: 0 H: 1 E: 1 LOB: 2 K: 1 BB: 0 S: 9 P: 15	R: 0 H: 1 E: 0 LOB: 1 K: 1 BB: 0 S: 8 P: 11	R: 0 H: 1 E: 0 LOB: 2 K: 1 BB: 1 S: 16 P: 27	R: 0 H: 0 E: 0 LOB: 0 K: 1 BB: 0 S: 7 P: 12	R: 0 H: 0 E: 0 LOB: 1 K: 1 BB: 1 S: 9 P: 16	1B: 3 2B: 1 3B: 0 HR: 0	SF: 0 SAC: 1 DP: 0 HBP: 0			WP: 0 PB: 0 SB: 0 CS: 0	PA: 35		

PITCHER		IP	WLS	BF	H	R	ER	SO	BB	IBB	HBP	BLK	WP	HR	S	P	ERA	WHIP
Sterling Hitchcock, L ERA: 4.52	(1, 1)	6.0	W	23	3	0	0	4	1	0	0	0	0	0	56	85	0.00	0.667
Cal Eldred, R ERA: 4.39	(7, 1)	1.0	H	5	1	0	0	1	1	0	0	0	0	0	16	27	0.00	2.000
Steve Kline, L ERA: 4.17	(8, 1)	1.0		3	0	0	0	1	0	0	0	0	0	0	7	12	0.00	0.000
Russ Springer, R ERA: 6.08	(9, 1)	1.0		4	0	0	0	1	1	0	0	0	0	0	9	16	0.00	1.000

PITCHER	IP	WLS	BF	H	R	ER	SO	BB	IBB	HBP	BLK	WP	HR	S	P	ERA	WHIP

AB	31
R	0
H	4
RBI	0
BB	3
SO	7
LOB	12

Batter	1	2	3	4	5	6	7	8	9	AB	R	H	RBI	BB	SO	LOB
Fernando Vina, L (1, 4) OBP: 0.316, SLG: 0.425	B B C X 2-1 G6-3 1B		C B C F C 1-3 ② K		X 0-0 ② G6-3 2-3			X 0-0 BB 1B		4	0	2	0	0	1	1
Orlando Palmeiro, L (1, 9) OBP: 0.345, SLG: 0.338	C B X 1-1 ① G6-3 1-2		B F F F X 1-2 1B		S B S F F F X 1-2 ③ F7			B B B C B 4-1 BB 1-2 BB		3	0	1	0	1	0	2
5 Albert Pujols, R (1, 7) OBP: 0.436, SLG: 0.683 Kerry Robinson, L (8, PH) OBP: 0.295, SLG: 0.335 (8, 7)	S X 0-1 ② F7		C B B B C S 3-3 ③ K			C B B S B F F X 3-2 ① P3		S C B S 1-3 ② K		3 1	0 0	0 0	0 0	0 0	1 1	2 2
15 Jim Edmonds, L (1, 8) OBP: 0.395, SLG: 0.626 So Taguchi, R (8, PH) OBP: 0.381, SLG: 0.500 (8, 8)	C F B B C 2-3 ③ K			C F F F F B B F F 4-2 B F B FC6-4 BB		B B B 4-0 27 G4-6-3 BB		B C B F F S 2-3 ③ K		1 1	0 0	0 0	0 0	2 0	1 1	1 2
27 Scott Rolen, R (1, 5) OBP: 0.384, SLG: 0.545 Garrett Stephenson, R (6, 1) OBP: 0.261, SLG: 0.190 Eduardo Perez, R (9, PH) OBP: 0.356, SLG: 0.452		C S X 0-2 2B		F C F 1 SAFE S 0-3 ① K		C X 1-1 ②③ G4-6-3 1-2f			X 0-0 ① G6-3	3 0 1	0 0 0	1 0 0	0 0 0	0 0 0	1 0 0	2 0 0
Tino Martinez, L (1, 3) OBP: 0.352, SLG: 0.439 Eli Marrero, R (9, PH) OBP: 0.289, SLG: 0.382		X 0-0 ① F7		1 SAFE B B B F X 2-1 ② P4			B X 1-0 ① F7		B S X 1-1 1B	3 1	0 0	0 1	0 0	0 0	0 0	2 0
Edgar Renteria, R (1, 6) OBP: 0.384, SLG: 0.489 Bo Hart, R (7, 6) OBP: 0.322, SLG: 0.388		S B B X 2-1 ② P3		C F X 0-2 ③ FC6-4 1-2f			F B C S 1-3 ② K		F S C 0-3 ② K	3 1	0 0	0 0	0 0	0 0	1 1	2 1
Mike Matheny, R (1, 2) OBP: 0.312, SLG: 0.329 Joe Girardi, R (8, 2) OBP: 0.150, SLG: 0.056		C F E D B X 2-2 ③ P4			B F F B X 2-2 G6-3 SH2-4 1B		C C S 0-3 ③ K2-3		F S C F S 0-3 ③ K	3 1	0 0	1 0	0 0	0 0	1 1	1 1
Woody Williams, R (1, 1) OBP: 0.288, SLG: 0.367 Jeff Fassero, L (5, 1) Miguel Cairo, R (6, 5) OBP: 0.311, SLG: 0.410			F B C E B F X 2-2 ① F8		X 0-0 ① SH2-4 1-2			F B X 1-1 ① F9		1 0 1	0 0 0	0 0 0	0 0 0	0 0 0	0 0 0	0 0 0
Inning Stats	R: 0 H: 1 E: 0 LOB: 1 K: 1 BB: 0 S: 9 P: 14	R: 0 H: 1 E: 0 LOB: 1 K: 0 BB: 0 S: 10 P: 14	R: 0 H: 1 E: 0 LOB: 1 K: 2 BB: 0 S: 16 P: 23	R: 0 H: 0 E: 0 LOB: 1 K: 1 BB: 1 S: 17 P: 23	R: 0 H: 1 E: 0 LOB: 1 K: 0 BB: 0 S: 11 P: 14	R: 0 H: 0 E: 0 LOB: 0 K: 0 BB: 1 S: 7 P: 15	R: 0 H: 0 E: 0 LOB: 0 K: 2 BB: 0 S: 7 P: 9	R: 0 H: 1 E: 0 LOB: 2 K: 2 BB: 1 S: 11 P: 19	R: 0 H: 1 E: 0 LOB: 1 K: 2 BB: 0 S: 10 P: 11	1B: 5 SF: 0 2B: 1 SAC: 1 3B: 0 DP: 1 HR: 0 HBP: 0						

PITCHER		IP	WLS	BF	H	R	ER	SO	BB	IBB	HBP	BLK	WP	HR	S	P	ERA	WHIP
22 Mark Prior, R ERA: 2.36	(1, 1)	8.0	W	31	5	0	0	8	3	0	0	0	0	0	88	131	0.00	1.000
Kyle Farnsworth, R ERA: 3.38	(9, 1)	1.0		4	1	0	0	2	0	0	0	0	0	0	10	11	0.00	1.000

PITCHER	IP	WLS	BF	H	R	ER	SO	BB	IBB	HBP	BLK	WP	HR	S	P	ERA	WHIP

St. Louis Cardinals @ Chicago Cubs

Wrigley Field, Chicago, IL

Mon Sep 01 2003, 1:20 PM CDT

Att. 38,410 - Cloudy - 64 F

TOP

livebaseballscorecards.com

AB	31
R	0
H	6
RBI	0
BB	3
SO	10
LOB	19

WP: 0	PA: 35		
PB: 0			
SB: 0			
CS: 0			

BOTTOM

St. Louis Cardinals @ Chicago Cubs

Wrigley Field, Chicago, IL

Mon Sep 01 2003, 1:20 PM CDT

Att. 38,410 - Cloudy - 64 F

livebaseballscorecards.com

Batter	1	2	3	4	5	6	7	8	9	AB	R	H	RBI	BB	SO	LOB
Kenny Lofton, L (1, 8) OBP: 0.345, SLG: 0.444 Tom Goodwin, L (9, 9) OBP: 0.327, SLG: 0.364	3-2 1B FC3-2 2B	3-2 G6-3		1-1 F8	0-0 2B 1-2 3-H 1B		0-0 1-2 1B			5 0	0 0	3 0	1 0	0 0	0 0	3 0
Tony Womack, L (1, 4) OBP: 0.259, SLG: 0.317 Augie Ojeda, S (9, 4)	2-1 FC3-2 S 2-3 1B		1-1 E 1B	3-2 P5	3-2 1-3 2-H 2B		1-3 K			5 0	0 0	3 0	1 0	0 0	1 0	4 0
Sammy Sosa, R (1, 9) OBP: 0.378, SLG: 0.564 Troy O'Leary, L (9, 7) OBP: 0.276, SLG: 0.340	3-3 K 1-2		0-3 K		0-0 1B 1B 0-3 K		0-1 F8			5 0	1 0	1 0	0 0	0 0	3 0	7 0
Moises Alou, R (1, 7) OBP: 0.354, SLG: 0.467 Doug Glanville, R (9, 8) OBP: 0.280, SLG: 0.333	2-1 FC3-2 HBP		1-1 E5 1-2		2-2 1B 1-3 1B P4		3-2 L7			4 0	1 0	1 0	0 0	0 0	0 0	5 0
Eric Karros, R (1, 3) OBP: 0.354, SLG: 0.463	0-1 FC3-2 1-2 2-3 3-Hf		0-0 F8		1-2 1B 16 BB SF9 2-3 3-H 1B	1-0 HR		1-0 F8		5	2	2	2	0	0	5
16 Aramis Ramirez, R (1, 5) OBP: 0.324, SLG: 0.454	2-1 F7	2-2 G3-1			4-2 SF9 1B 22 1B 1-2 BB	0-0 F8		0-0 G1-4-3 1B		4	1	1	0	1	0	5
Ramon Martinez, R (1, 6) OBP: 0.345, SLG: 0.395		1-1 L9		4-2 22 SH1-4 1B BB	2-1 22 1B 1-2 2-3 3-H 1B	0-0 G5-4-3 1B		2-1 G1-4-3 1-2f		4	1	2	1	1	0	1
Damian Miller, R (1, 2) OBP: 0.321, SLG: 0.376		3-2 22 F9 2B		3-2 22 SH1-4 1-2 1B	0-1 SF9 2-3 3-H	1-0 G5-4-3 1-2f				3	0	2	1	0	0	1
22 Mark Prior, R (1, 1) OBP: 0.274, SLG: 0.350 Kyle Farnsworth, R (9, 1)		3-2 F9 2-3		0-0 SH1-4 1-2 2-3	1-2 1B 2B 1-3 3-H 1B		1-2 1B 1B			3 0	1 0	2 0	1 0	0 0	0 0	1 0

| Inning Stats | | | |

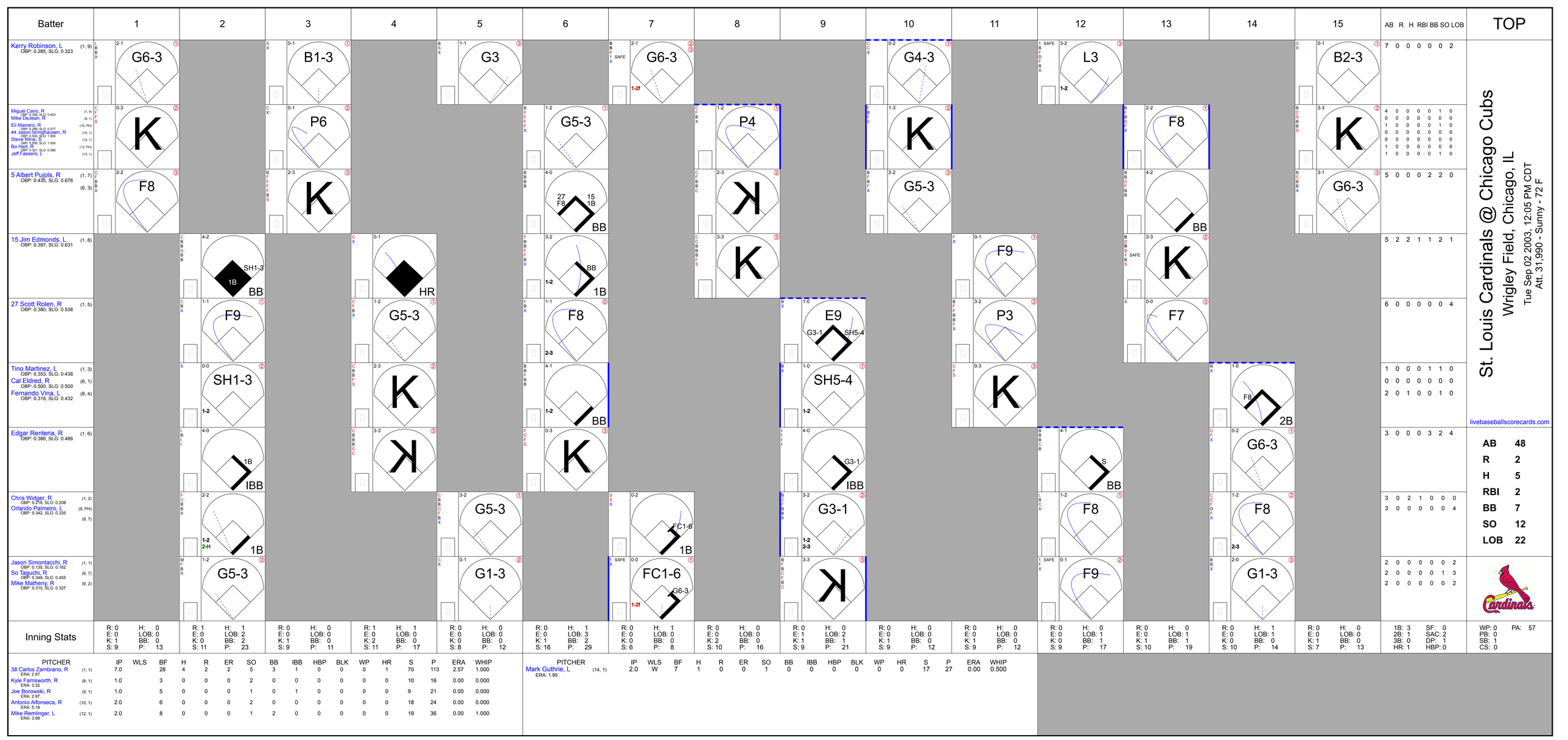

St. Louis Cardinals @ Chicago Cubs

Wrigley Field, Chicago, IL

Tue Sep 02 2003, 12:05 PM CDT

Att. 31,990 - Sunny - 72 F

Batter	1	2	3	4	5	6	7	8	9	10	11	12	13	14	15	AB	R	H	RBI	BB	SO	LOB
Kerry Robinson, L (1, 9) OBP: 0.285, SLG: 0.323	G6-3		B1-3		G3		G6-3			G4-3		L3			B2-3	7	0	0	0	0	0	2
Miguel Cairo, R (1, 4) OBP: 0.306, SLG: 0.403	K		P6			G5-3		P4		K			F8		K	4	0	0	0	0	1	0
Mike DeJean, R (8, 1)																0	0	0	0	0	0	0
Eli Marrero, R (10, PH) OBP: 0.298, SLG: 0.377																1	0	0	0	0	1	0
44 Jason Isringhausen, R (10, 1) OBP: 0.500, SLG: 1.500																0	0	0	0	0	0	0
Steve Kline, S (12, 1) OBP: 0.500, SLG: 1.000																0	0	0	0	0	0	0
Bo Hart, R (13, PH) OBP: 0.321, SLG: 0.386																1	0	0	0	0	0	0
Jeff Fassero, L (13, 1)																1	0	0	0	0	1	0
5 Albert Pujols, R (1, 7) OBP: 0.435, SLG: 0.676 (6, 3)	F8		K			BB		K		G5-3			BB		G6-3	5	0	0	0	2	2	0
15 Jim Edmonds, L (1, 8) OBP: 0.397, SLG: 0.631		BB		HR		1B		K			F9		K			5	2	2	1	1	2	1
27 Scott Rolen, R (1, 5) OBP: 0.380, SLG: 0.538		F9		G5-3		F8			E9		P3		F7			6	0	0	0	0	0	4
Tino Martinez, L (1, 3) OBP: 0.353, SLG: 0.438		SH1-3		K		BB			SH5-4		K			F8		1	0	0	0	1	1	0
Cal Eldred, R (6, 1) OBP: 0.500, SLG: 0.500																0	0	0	0	0	0	0
Fernando Vina, L (8, 4) OBP: 0.318, SLG: 0.432																2	0	1	0	0	1	0
Edgar Renteria, R (1, 6) OBP: 0.386, SLG: 0.486		IBB		K		K			G3-1			S		G6-3		3	0	0	0	3	2	4
Chris Widger, R (1, 2) OBP: 0.218, SLG: 0.208		1B			G5-3		FC1-6		G3-1			F8		F8		3	0	2	1	0	0	0
Orlando Palmeiro, L (9, PH) OBP: 0.342, SLG: 0.335 (9, 7)																3	0	0	0	0	0	4
Jason Simontacchi, R (1, 1) OBP: 0.135, SLG: 0.162		G5-3			G1-3		FC1-6		K			F9		G1-3		2	0	0	0	0	0	2
So Taguchi, R (6, 7) OBP: 0.348, SLG: 0.455																2	0	0	0	0	1	3
Mike Matheny, R (9, 2) OBP: 0.310, SLG: 0.327																2	0	0	0	0	0	2

Inning Stats	1	2	3	4	5	6	7	8	9	10	11	12	13	14	15	
	R: 0 E: 0 K: 1 S: 9	R: 1 E: 0 K: 0 S: 11	R: 0 E: 0 K: 1 S: 9	R: 1 E: 0 K: 2 S: 11	R: 0 E: 0 K: 0 S: 8	R: 0 E: 0 K: 1 S: 16	R: 0 E: 0 K: 0 S: 6	R: 0 E: 0 K: 2 S: 10	R: 0 E: 1 K: 1 S: 9	R: 0 E: 0 K: 1 S: 9	R: 0 E: 0 K: 1 S: 9	R: 0 E: 0 K: 0 S: 9	R: 0 E: 0 K: 1 S: 10	R: 0 E: 0 K: 0 S: 10	R: 0 E: 0 K: 1 S: 7	1B: 3 2B: 1 3B: 0 HR: 1
	H: 0 LOB: 0 BB: 0 P: 13	H: 1 LOB: 2 BB: 2 P: 23	H: 0 LOB: 0 BB: 0 P: 11	H: 1 LOB: 0 BB: 0 P: 17	H: 0 LOB: 0 BB: 0 P: 12	H: 1 LOB: 3 BB: 2 P: 29	H: 1 LOB: 0 BB: 0 P: 8	H: 0 LOB: 0 BB: 0 P: 16	H: 0 LOB: 2 BB: 1 P: 21	H: 0 LOB: 0 BB: 0 P: 12	H: 0 LOB: 0 BB: 0 P: 12	H: 0 LOB: 1 BB: 1 P: 17	H: 0 LOB: 1 BB: 1 P: 19	H: 1 LOB: 1 BB: 0 P: 14	H: 0 LOB: 0 BB: 0 P: 13	SF: 0 SAC: 2 DP: 1 HBP: 0

PITCHER	IP	WLS	BF	H	R	ER	SO	BB	IBB	HBP	BLK	WP	HR	S	P	ERA	WHIP
38 Carlos Zambrano, R (1, 1) ERA: 2.87	7.0		28	4	2	2	5	3	1	0	0	0	1	70	113	2.57	1.000
Kyle Farnsworth, R (8, 1) ERA: 3.32	1.0		3	0	0	0	2	0	0	0	0	0	0	10	16	0.00	0.000
Joe Borowski, R (9, 1) ERA: 2.97	1.0		5	0	0	0	1	0	1	0	0	0	0	9	21	0.00	0.000
Antonio Alfonseca, R (10, 1) ERA: 5.19	2.0		6	0	0	0	2	0	0	0	0	0	0	18	24	0.00	0.000
Mike Remlinger, L (12, 1) ERA: 3.99	2.0		8	0	0	0	1	2	0	0	0	0	0	19	36	0.00	1.000

PITCHER	IP	WLS	BF	H	R	ER	SO	BB	IBB	HBP	BLK	WP	HR	S	P	ERA	WHIP
Mark Guthrie, L (14, 1) ERA: 1.95	2.0	W	7	1	0	0	1	0	0	0	0	0	0	17	27	0.00	0.500

livebaseballscorecards.com

AB	48
R	2
H	5
RBI	2
BB	7
SO	12
LOB	22

WP: 0 PA: 57
PB: 0
SB: 1
CS: 0

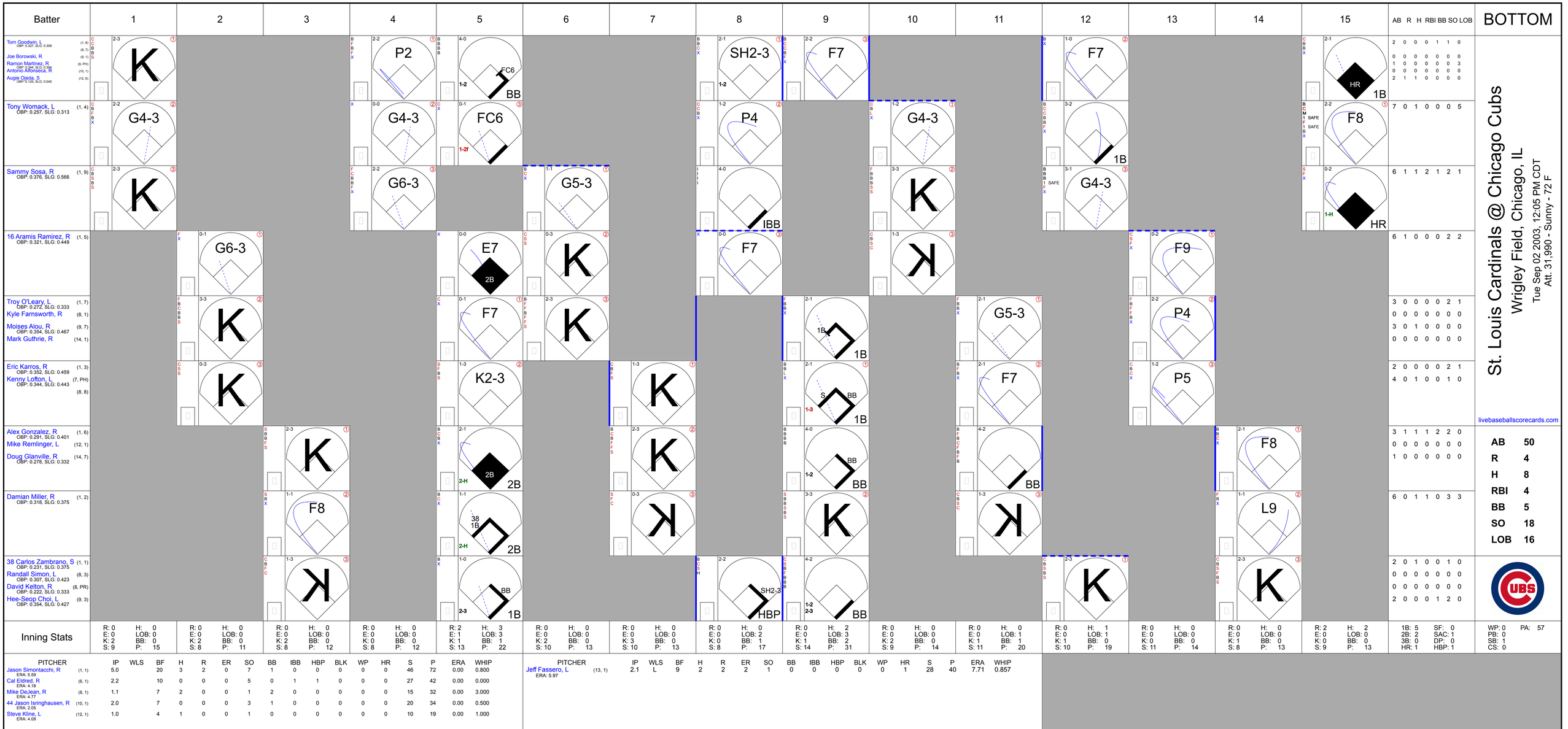

St. Louis Cardinals @ Chicago Cubs

Wrigley Field, Chicago, IL

Tue Sep 02 2003, 12:05 PM CDT

Att. 31,990 - Sunny - 72 F

livebaseballscorecards.com

Batter	1	2	3	4	5	6	7	8	9	10	11	12	13	14	15	AB	R	H	RBI	BB	SO	LOB
Tom Goodwin, L (1, 8) OBP: 0.327, SLG: 0.359	K 2-3			P2 2-2	FC6 BB 4-0 1-2			SH2-3 1-2	F7 2-2			F7 1-0			HR 1B 2-1	2	0	0	0	1	1	0
Joe Borowski, R (8, 7)																0	0	0	0	0	0	0
Ramon Martinez, R (9, 1) OBP: 0.344, SLG: 0.394																1	0	0	0	0	0	3
Antonio Alfonseca, R (9, PH)																0	0	0	0	0	0	0
Augie Ojeda, S (10, 1) OBP: 0.125, SLG: 0.045																2	1	1	0	0	0	0
Tony Womack, L (1, 4) OBP: 0.257, SLG: 0.313	G4-3 2-2			G4-3 0-0	FC6 1-2f 0-1			P4 1-2		G4-3 1-2		1B 3-2			F8 SAFE SAFE 2-2	7	0	1	0	0	0	5
Sammy Sosa, R (1, 9) OBP: 0.376, SLG: 0.566	K 2-3			G6-3 2-2		G5-3 1-1		IBB 4-0		K 3-3		G4-3 3-1			HR 1-H 0-2	6	1	1	2	1	2	1
16 Aramis Ramirez, R (1, 5) OBP: 0.321, SLG: 0.449		G6-3 0-1			E7 2B 0-0	K 0-3		F7 0-0		K 1-3			F9 0-2			6	1	0	0	0	2	2
Troy O'Leary, L (1, 7) OBP: 0.272, SLG: 0.333		K 3-3			F7 0-1	K 2-3			1B 1B 2-1		G5-3 2-1		P4 2-2			3	0	0	0	0	2	1
Kyle Farnsworth, R (8, 1)																0	0	0	0	0	0	0
Moises Alou, R (9, 7) OBP: 0.354, SLG: 0.467																3	0	1	0	0	0	0
Mark Guthrie, R (14, 1)																0	0	0	0	0	0	0
Eric Karros, R (1, 3) OBP: 0.352, SLG: 0.459		K 0-3			K2-3 1-3		K 1-3		S BB 1-3 1B 2-1		F7 2-1		P5 1-2			2	0	0	0	0	2	1
Kenny Lofton, L (7, PH) OBP: 0.344, SLG: 0.443																4	0	1	0	0	1	0
Alex Gonzalez, R (1, 6) OBP: 0.291, SLG: 0.401			K 2-3		2B 2-H 2-1 2B		K 2-3		BB 1-2 BB 4-0		BB 4-2			F8 2-1		3	1	1	1	2	2	0
Mike Remlinger, L (12, 1)																0	0	0	0	0	0	0
Doug Glanville, R (14, 7) OBP: 0.278, SLG: 0.332																1	0	0	0	0	0	0
Damian Miller, R (1, 2) OBP: 0.318, SLG: 0.375			F8 1-1		38 1B 2-H 2-1 2B		K 0-3		K 3-3		K 1-3			L9 1-1		6	0	1	1	0	3	3
38 Carlos Zambrano, S (1, 1) OBP: 0.231, SLG: 0.375			K 1-3		BB 2-3 1-0 1B			SH2-3 HBP 2-2	BB 4-2 1-2 2-3			K 2-3		K 2-3		2	0	1	0	0	1	0
Randall Simon, L (8, 3) OBP: 0.307, SLG: 0.423																0	0	0	0	0	0	0
David Kelton, R (8, PR) OBP: 0.222, SLG: 0.333																0	0	0	0	0	0	0
Hee-Seop Choi, L (9, 3) OBP: 0.354, SLG: 0.427																2	0	0	0	1	2	0
Inning Stats	R: 0 E: 0 K: 2 S: 9	H: 0 LOB: 0 BB: 0 P: 15	R: 0 E: 0 K: 2 S: 8	H: 0 LOB: 0 BB: 0 P: 11	R: 0 E: 0 K: 2 S: 8	H: 0 LOB: 0 BB: 0 P: 12	R: 0 E: 0 K: 0 S: 8	H: 0 LOB: 0 BB: 0 P: 12	R: 0 E: 0 K: 3 S: 10	H: 0 LOB: 0 BB: 0 P: 13	R: 0 E: 0 K: 0 S: 8	H: 0 LOB: 2 BB: 1 P: 17	R: 0 E: 0 K: 1 S: 14	H: 2 LOB: 3 BB: 2 P: 31	R: 0 E: 0 K: 2 S: 9	H: 0 LOB: 0 BB: 0 P: 14	R: 0 E: 0 K: 1 S: 11	H: 0 LOB: 1 BB: 1 P: 20	R: 0 E: 0 K: 1 S: 10	H: 1 LOB: 1 BB: 0 P: 19	R: 0 E: 0 K: 0 S: 11	H: 0 LOB: 0 BB: 0 P: 14	R: 0 E: 0 K: 1 S: 8	H: 0 LOB: 0 BB: 0 P: 13	R: 2 E: 0 K: 0 S: 9	H: 2 LOB: 0 BB: 0 P: 13	1B: 5 2B: 2 3B: 0 HR: 1	SF: 0 SAC: 1 DP: 0 HBP: 1	WP: 0 PB: 0 SB: 1 CS: 0	PA: 57

PITCHER		IP	WLS	BF	H	R	ER	SO	BB	IBB	HBP	BLK	WP	HR	S	P	ERA	WHIP
Jason Simontacchi, R ERA: 5.59	(1, 1)	5.0		20	3	2	0	7	1	0	0	0	0	0	46	72	0.00	0.800
Cal Eldred, R ERA: 4.18	(6, 1)	2.2		10	0	0	0	5	0	1	1	0	0	0	27	42	0.00	0.000
Mike DeJean, R ERA: 4.77	(8, 1)	1.1		7	2	0	0	1	2	0	0	0	0	0	15	32	0.00	3.000
44 Jason Isringhausen, R ERA: 2.05	(10, 1)	2.0		7	0	0	0	3	1	0	0	0	0	0	20	34	0.00	0.500
Steve Kline, L ERA: 4.09	(12, 1)	1.0		4	1	0	0	1	0	0	0	0	0	0	10	19	0.00	1.000

PITCHER		IP	WLS	BF	H	R	ER	SO	BB	IBB	HBP	BLK	WP	HR	S	P	ERA	WHIP
Jeff Fassero, L ERA: 5.97	(13, 1)	2.1	L	9	2	2	2	1	0	0	0	0	0	1	28	40	7.71	0.857

AB	50
R	4
H	8
RBI	4
BB	5
SO	18
LOB	16

Batter	1	2	3	4	5	6	7	8	9	AB	R	H	RBI	BB	SO	LOB
Fernando Vina, L (1, 4) OBP: 0.317, SLG: 0.425	B B B C C X 3-2 ① F7		B F F S 1-3 ② K	C B X 1-1 ③ G3-1		H 1-0 HBP			3	0	0	0	0	1	2
Orlando Palmeiro, L (1, 9) OBP: 0.338, SLG: 0.330	B B C X 2-1 ② F7		C S F B F B S 2-3 ③ K2-3			B X 1-0 ① P6	B C B C X 2-2 ③ G4-3			4	0	0	0	0	1	3
5 Albert Pujols, R (1, 7) OBP: 0.433, SLG: 0.673	C F F S 0-3 ③ K			B X 1-0 ① F9		C F B X 1-2 15 WP 1B		C S B B X 2-2 ① F9		4	0	1	0	0	1	0
15 Jim Edmonds, L (1, 8) OBP: 0.396, SLG: 0.636 So Taguchi, R (8, PH) OBP: 0.375, SLG: 0.565 (8, 8)		B C C X 1-2 HR		C C B B C 2-3 ② K		F F B B S 2-3 ② K 1-2		B F B B X 3-1 3B		3 1	1 0	1 1	1 0	0 0	2 0	1 0
27 Scott Rolen, R (1, 5) OBP: 0.379, SLG: 0.538		B B B C F S 3-3 ① K		S S B B B X 3-2 2B		X 0-0 ③ F8		B C F B C 2-3 ② K		4	0	1	0	0	2	2
Tino Martinez, L (1, 3) OBP: 0.352, SLG: 0.435		C B X 1-1 ② G3-1		B C X 1-1 ③ G3-1			B B B B 4-0 E E BB	S C B S 1-3 ③ K		3	1	0	0	1	1	2
Edgar Renteria, R (1, 6) OBP: 0.383, SLG: 0.483		C B B C S 2-3 ③ K			X 0-0 ① F8		D C S S 1-3 ① K		S C B S 1-3 ① K	4	0	0	0	0	3	1
Mike Matheny, R (1, 2) OBP: 0.312, SLG: 0.330			B B F X 2-1 SH3-4 2B		C C B B F B B 4-2 SH1-4 BB		C B S S 1-3 ② K		F C C 0-3 ② K	3	0	1	0	1	2	1
Matt Morris, R (1, 1) OBP: 0.250, SLG: 0.333 Steve Kline, S (8, 1) OBP: 0.500, SLG: 1.000 Mike DeJean, R (8, 1) Eli Marrero, R (9, PH) OBP: 0.282, SLG: 0.372 44 Jason Isringhausen, R (9, 1) OBP: 0.500, SLG: 1.500			M B L B X 2-2 ① SH3-4 2-3		L B L D X 2-2 ② SH1-4 1-2		B S B S B X 3-2 E5 1-H		X 0-0 ③ F9	1 0 0 1 0	0 0 0 0 0	0 0 0 0 0	0 0 0 0 0	0 0 0 0 0	0 0 0 0 0	0 0 0 0 0
Inning Stats	R: 0 H: 0 E: 0 LOB: 0 K: 1 BB: 0 S: 9 P: 14	R: 1 H: 1 E: 0 LOB: 0 K: 2 BB: 0 S: 11 P: 18	R: 0 H: 1 E: 0 LOB: 1 K: 2 BB: 0 S: 13 P: 20	R: 0 H: 1 E: 0 LOB: 1 K: 1 BB: 0 S: 9 P: 16	R: 0 H: 0 E: 0 LOB: 1 K: 0 BB: 1 S: 9 P: 16	R: 0 H: 1 E: 0 LOB: 1 K: 1 BB: 0 S: 8 P: 12	R: 1 H: 0 E: 1 LOB: 2 K: 2 BB: 1 S: 12 P: 24	R: 0 H: 1 E: 0 LOB: 1 K: 2 BB: 0 S: 11 P: 19	R: 0 H: 0 E: 0 LOB: 0 K: 2 BB: 0 S: 7 P: 8	1B: 1 SF: 0 2B: 2 SAC: 2 3B: 1 DP: 0 HR: 1 HBP: 1						WP: 1 PA: 36 PB: 0 SB: 0 CS: 0

PITCHER	IP	WLS	BF	H	R	ER	SO	BB	IBB	HBP	BLK	WP	HR	S	P	ERA	WHIP
34 Kerry Wood, R (1, 1) ERA: 3.56	7.0	L	29	4	2	1	9	2	0	1	0	1	1	71	120	1.29	0.857
Kyle Farnsworth, R (8, 1) ERA: 3.22	2.0		7	1	0	0	4	0	0	0	0	0	0	18	27	0.00	0.500

PITCHER	IP	WLS	BF	H	R	ER	SO	BB	IBB	HBP	BLK	WP	HR	S	P	ERA	WHIP

TOP

St. Louis Cardinals @ Chicago Cubs

Wrigley Field, Chicago, IL

Tue Sep 02 2003, 7:05 PM CDT

Att. 39,290 - Sunny - 70 F

livebaseballscorecards.com

AB	31
R	2
H	5
RBI	1
BB	2
SO	13
LOB	12

Batter	1	2	3	4	5	6	7	8	9	AB	R	H	RBI	BB	SO	LOB
Kenny Lofton, L (1, 8) OBP: 0.345, SLG: 0.441	F F B F B B B 4-2 G6-3 SH1-4 BB		C F S 0-3 ① K		C X 0-1 ② G3		X 0-0 HBP 1-2 1B		B B X 2-0 ③ G4-3 1-2	4	0	1	0	1	1	1
Mark Grudzielanek, R (1, 4) OBP: 0.363, SLG: 0.405	T X 0-1 ① SH1-4 1-2		X 0-0 G3 BB 1B		C C C 0-3 ③ K		B F F H 2-2 1-2 2-3 HBP			2	0	1	0	0	1	0
Moises Alou, R (1, 7) OBP: 0.353, SLG: 0.464 Kyle Farnsworth, R (8, 1)	X 0-0 ② G6-3 2-3		B S D B B 4-1 G3 1-2 BB			B B X 2-0 ① G5-3	B F S F F B B X 3-2 ③ F7			3 0	0 0	0 0	0 0	1 0	0 0	4 0
Randall Simon, L (1, 3) OBP: 0.308, SLG: 0.422 Doug Glanville, R (8, PH) OBP: 0.277, SLG: 0.330 (9, 7)	C B F B X 2-2 ③ G6-3		X 0-0 ② G3 1-2 2-3			X 0-0 ② 1B		C B F X 1-2 ① G5-3		3 1	0 0	1 0	0 0	0 0	0 0	3 0
Troy O'Leary, L (1, 9) (8, 7) OBP: 0.273, SLG: 0.340 Eric Karros, R (8, PH) (9, 3) OBP: 0.351, SLG: 0.458		B F X 1-1 ① G1	B B C X 2-1 ③ F7			B F X 1-1 2B		B F X 2-0 ② L4		3 1	0 0	1 0	0 0	0 0	0 0	2 0
Ramon Martinez, R (1, 5) (8, 6) OBP: 0.339, SLG: 0.388		B C S S F C 1-3 ② K		B B X 2-0 ① F9		C X 0-1 ③ L8		B B F B C X 3-2 ③ G6-3		4	0	0	0	0	1	1
Alex Gonzalez, R (1, 6) OBP: 0.292, SLG: 0.404 Tony Womack, L (7, PH) OBP: 0.256, SLG: 0.312 Sammy Sosa, R (8, 9) OBP: 0.376, SLG: 0.564		B F X 1-1 2B		C F X 0-2 ② G1-3			C X 0-1 ① P4		F B F F X 1-2 ① G4-3	2 1 1	0 0 0	1 0 0	0 0 0	0 0 0	0 0 0	0 0 0
Paul Bako, L (1, 2) OBP: 0.317, SLG: 0.297 Tom Goodwin, L (9, PH) OBP: 0.331, SLG: 0.359	I I I I 4-0 IBB		C C B S 1-3 ③ K				B X 1-0 ② F8		B C B F B B 4-2 DI BB	2 0	0 0	0 0	0 0	1 1	1 0	0 0
34 Kerry Wood, R (1, 1) OBP: 0.130, SLG: 0.226 16 Aramis Ramirez, R (7, PH) OBP: 0.322, SLG: 0.448 (8, 5)		X 0-0 ③ F8			C C S 0-3 ① K		B B F B S S B 4-2 HBP 1B BB		C X 0-1 ② F9	2 1	0 0	0 0	0 0	0 1	1 0	2 1
Inning Stats	R: 0 H: 0 E: 0 LOB: 1 K: 0 BB: 1 S: 9 P: 15	R: 0 H: 1 E: 0 LOB: 2 K: 1 BB: 1 S: 10 P: 17	R: 0 H: 1 E: 0 LOB: 2 K: 1 BB: 1 S: 8 P: 14	R: 0 H: 0 E: 0 LOB: 0 K: 1 BB: 0 S: 7 P: 10	R: 0 H: 0 E: 0 LOB: 0 K: 2 BB: 0 S: 8 P: 8	R: 0 H: 2 E: 0 LOB: 1 K: 0 BB: 0 S: 6 P: 9	R: 0 H: 1 E: 0 LOB: 3 K: 0 BB: 1 S: 13 P: 23	R: 0 H: 0 E: 0 LOB: 0 K: 0 BB: 0 S: 7 P: 13	R: 0 H: 0 E: 0 LOB: 1 K: 0 BB: 1 S: 9 P: 16	1B: 3 2B: 2 3B: 0 HR: 0	SF: 0 SAC: 1 DP: 0 HBP: 1			WP: 0 PB: 0 SB: 0 CS: 0	PA: 37		

PITCHER		IP	WLS	BF	H	R	ER	SO	BB	IBB	HBP	BLK	WP	HR	S	P	ERA	WHIP
Matt Morris, R ERA: 3.8	(1, 1)	7.0	W	30	5	0	0	5	3	1	1	0	0	0	61	96	0.00	1.143
Steve Kline, L ERA: 4.07	(8, 1)	0.1	H	1	0	0	0	0	0	0	0	0	0	0	3	4	0.00	0.000
Mike DeJean, R ERA: 4.73	(8, 1)	0.2	H	2	0	0	0	0	0	0	0	0	0	0	4	9	0.00	0.000
44 Jason Isringhausen, R ERA: 1.99	(9, 1)	1.0	S	4	0	0	0	0	1	0	0	0	0	0	9	16	0.00	1.000

PITCHER	IP	WLS	BF	H	R	ER	SO	BB	IBB	HBP	BLK	WP	HR	S	P	ERA	WHIP

BOTTOM

St. Louis Cardinals @ Chicago Cubs

Wrigley Field, Chicago, IL

Tue Sep 02 2003, 7:05 PM CDT

Att. 39,290 - Sunny - 70 F

St.

livebaseballscorecards.com

AB	30
R	0
H	5
RBI	0
BB	5
SO	5
LOB	14

Batter	1	2	3	4	5	6	7	8	9	AB	R	H	RBI	BB	SO	LOB
Fernando Vina, L (1, 4) OBP: 0.329, SLG: 0.439	4-0 2B 1B BB	0-1 G4-3 1-2f 2-3			2-0 5 1B 1B 1B	4-0 HR BB		1-1 3B		3	2	2	0	2	0	2
J.D. Drew, L (1, 8) OBP: 0.354, SLG: 0.521	1-2 1-3 1B 2B	2-2 P5			0-0 5 1B 1-2 1B	1-2 1-H 2-H 3-H HR		0-1 F7		5	2	3	4	0	0	2
5 Albert Pujols, R (1, 7) (8, 3) OBP: 0.435, SLG: 0.671	1-1 P3	0-0 P6			2-1 BB 1-2 2-3 1B	4-1 BB		4-0 IBB		3	0	1	0	2	0	2
Tino Martinez, L (1, 3) OBP: 0.352, SLG: 0.433 Woody Williams, R (8, 1) OBP: 0.288, SLG: 0.367	0-0 1B 2-H 3-H 1B	1-2 L9			4-2 1-2 BB	2-1 F8		0-0 L3		4 0	0 0	1 0	2 0	1 0	0 0	3 0
27 Scott Rolen, R (1, 5) OBP: 0.377, SLG: 0.536	0-1 F7	0-3 K			1-1 P4		G6-3 1B 2B	0-0 F9		5	1	1	0	0	1	6
Orlando Palmeiro, L (1, 9) OBP: 0.342, SLG: 0.332	3-2 1-2 1B			3-2 G5-4-3 1B		4-2 SH1-4 1B HR BB	2-1 G6-3 2-3		2-2 F7	4	1	2	0	1	0	1
Edgar Renteria, R (1, 6) OBP: 0.381, SLG: 0.480	2-1 G6-3			1 SAFE 0-2 F9		3-2 F7	1-1 FC5-4 3-H 1B		0-3 K	5	0	1	1	0	1	4
Mike Matheny, R (1, 2) OBP: 0.314, SLG: 0.332 15 Jim Edmonds, L (9, PH) OBP: 0.395, SLG: 0.634	2-1 G4-3 HBP 1B			B 1 SAFE 1-0 G5-4-3 1-2f		2-2 SH1-4 1-2 HR 1B	1-0 FC5-4 1-2f		1-3 K	4 1	1 0	2 0	0 0	0 1	0 0	2 0
Dan Haren, R (1, 1) OBP: 0.154, SLG: 0.167 Jeff Fassero, L (6, 1) Russ Springer, R (6, 1) Steve Kline, S (8, 1) OBP: 0.500, SLG: 1.000 So Taguchi, R (8, 7) OBP: 0.375, SLG: 0.565	3-2 G4-3 1-2 HBP				0-0 G6-3	2-0 SH1-4 1-2 2-3	2-3 K			1 0 1 0 0	0 0 0 0 0	0 0 0 0 0	0 0 1 0 0	0 0 1 0 0	0 0 0 0 0	0 0 1 0 0
Inning Stats	R: 2 E: 0 K: 0 S: 15 H: 3 LOB: 2 BB: 1 P: 26	R: 0 E: 0 K: 0 S: 11 H: 1 LOB: 1 BB: 0 P: 18	R: 0 E: 0 K: 1 S: 8 H: 0 LOB: 0 BB: 0 P: 9	R: 0 E: 0 K: 0 S: 7 H: 1 LOB: 0 BB: 0 P: 11	R: 0 E: 0 K: 0 S: 9 H: 3 LOB: 3 BB: 1 P: 18	R: 4 E: 0 K: 0 S: 20 H: 2 LOB: 1 BB: 3 P: 42	R: 1 E: 0 K: 1 S: 10 H: 2 LOB: 1 BB: 0 P: 17	R: 0 E: 0 K: 0 S: 6 H: 1 LOB: 2 BB: 1 P: 11	R: 0 E: 0 K: 2 S: 9 H: 0 LOB: 0 BB: 0 P: 12	1B: 9 2B: 2 3B: 1 HR: 1 SF: 0 SAC: 1 DP: 2 HBP: 1						

PITCHER		IP	WLS	BF	H	R	ER	SO	BB	IBB	HBP	BLK	WP	HR	S	P	ERA	WHIP
Matt Clement, R ERA: 4.12	(1, 1)	5.2		27	9	4	4	1	3	0	1	0	0	0	64	107	6.35	2.118
62 Felix Sanchez, L ERA: 54.0	(6, 1)	0.1		4	1	2	2	0	2	0	0	0	0	1	6	17	54.00	9.000
Antonio Alfonseca, R ERA: 5.25	(7, 1)	1.0		5	2	1	1	1	0	0	0	0	0	0	10	17	9.00	2.000
Mark Guthrie, L ERA: 1.91	(8, 1)	0.2		4	1	0	0	0	0	1	0	0	0	0	5	10	0.00	1.500
Joe Borowski, R ERA: 2.9	(8, 1)	1.1	W	4	0	0	0	2	0	0	0	0	0	0	10	13	0.00	0.000

PITCHER	IP	WLS	BF	H	R	ER	SO	BB	IBB	HBP	BLK	WP	HR	S	P	ERA	WHIP

TOP

St. Louis Cardinals @ Chicago Cubs

Wrigley Field, Chicago, IL

Wed Sep 03 2003, 1:20 PM CDT

Att. 32,710 - Sunny - 73 F

livebaseballscorecards.com

AB	36
R	7
H	13
RBI	7
BB	6
SO	4
LOB	23

Batter	1	2	3	4	5	6	7	8	9	AB	R	H	RBI	BB	SO	LOB
Kenny Lofton, L (1, 8) OBP: 0.344, SLG: 0.438	F9		G3-6		F8	FC6-4 BB		SH5-4		3	0	0	0	1	0	2
Ramon Martinez, R (1, 4) OBP: 0.342, SLG: 0.395 Doug Glanville, R (6, PH) OBP: 0.276, SLG: 0.329 Antonio Alfonseca, R (7, 1) Mark Guthrie, R (8, 1) Mark Grudzielanek, R (8, 4) OBP: 0.364, SLG: 0.411 Augie Ojeda, S (9, 6) OBP: 0.125, SLG: 0.045	1B		1B		P4	FC6-4		1B 3B		3 1 0 0 1 0	0 0 0 0 1 0	2 0 0 0 1 0	0 0 0 0 1 0	0 0 0 0 0 0	0 0 0 0 0 0	1 3 0 0 0 0
Sammy Sosa, R (1, 9) OBP: 0.378, SLG: 0.565	F7		1B BB			1B 2B	HR BB	P3		3	2	1	0	2	0	2
Moises Alou, R (1, 7) OBP: 0.359, SLG: 0.475	1-2 1B		1-2 1B			16 HR 2B	HR	1B		5	2	5	4	0	0	0
Randall Simon, L (1, 3) OBP: 0.304, SLG: 0.416	G3			G6-3		F7	P6	F7		5	0	0	0	0	0	4
16 Aramis Ramirez, R (1, 5) OBP: 0.321, SLG: 0.452		L6		P5		HR	F9			4	1	1	2	0	0	0
Alex Gonzalez, R (1, 6) OBP: 0.294, SLG: 0.410 Joe Borowski, R (8, 1)		L7		F8		2B BB	HR			3 0	1 0	1 0	1 0	1 0	0 0	0 0
Damian Miller, R (1, 2) OBP: 0.318, SLG: 0.377		K			F9	2B	G4-3			4	0	1	0	0	1	0
Matt Clement, R (1, 1) OBP: 0.164, SLG: 0.185 62 Felix Sanchez, R (6, 1) Eric Karros, R (6, PH) OBP: 0.350, SLG: 0.456 Tony Womack, L (7, 4) OBP: 0.258, SLG: 0.314 (8, 6) (9, 4)			G3-6 HBP		E5	K2-3		SH5-4 3B 1B		1 0 1 1	0 0 0 1	0 0 0 1	0 0 0 1	0 0 1 0	0 0 0 0	0 0 2 0
Inning Stats	R: 0 E: 0 K: 0 S: 12 H: 2 LOB: 2 BB: 0 P: 17	R: 0 E: 0 K: 1 S: 8 H: 0 LOB: 0 BB: 0 P: 13	R: 0 E: 0 K: 0 S: 4 H: 2 LOB: 2 BB: 1 P: 14	R: 0 E: 0 K: 0 S: 7 H: 0 LOB: 0 BB: 0 P: 7	R: 0 E: 1 K: 0 S: 6 H: 0 LOB: 1 BB: 0 P: 9	R: 3 E: 0 K: 1 S: 18 H: 4 LOB: 3 BB: 2 P: 32	R: 3 E: 0 K: 0 S: 16 H: 2 LOB: 0 BB: 1 P: 30	R: 2 E: 0 K: 0 S: 12 H: 3 LOB: 1 BB: 0 P: 18		1B: 6 2B: 3 3B: 1 HR: 3	SF: 0 SAC: 1 DP: 1 HBP: 1					

PITCHER		IP	WLS	BF	H	R	ER	SO	BB	IBB	HBP	BLK	WP	HR	S	P	ERA	WHIP
Dan Haren, R ERA: 4.5	(1, 1)	5.0		22	6	2	2	1	1	0	1	0	0	0	41	67	3.60	1.400
Jeff Fassero, L ERA: 6.04	(6, 1)	0.2		6	2	1	1	1	2	0	0	0	0	1	13	24	13.50	6.000
Russ Springer, R ERA: 7.36	(6, 1)	1.1	H	7	2	3	3	0	1	0	0	0	0	2	17	31	20.25	2.250
Steve Kline, L ERA: 4.2	(8, 1)	0.1	H	2	1	1	1	0	0	0	0	0	0	0	4	6	27.00	3.000
Woody Williams, R ERA: 3.68	(8, 1)	0.2	L	4	2	1	1	0	0	0	0	0	0	0	8	12	13.50	3.000

PITCHER	IP	WLS	BF	H	R	ER	SO	BB	IBB	HBP	BLK	WP	HR	S	P	ERA	WHIP

BOTTOM

St. Louis Cardinals @ Chicago Cubs

Wrigley Field, Chicago, IL

Wed Sep 03 2003, 1:20 PM CDT

Att. 32,710 - Sunny - 73 F

St.

livebaseballscorecards.com

AB	35
R	8
H	13
RBI	8
BB	4
SO	2
LOB	14

WP: 0 PB: 0 SB: 0 CS: 0 PA: 41

Batter	1	2	3	4	5	6	7	8	9	AB	R	H	RBI	BB	SO	LOB
Bo Hart, R (1, 4) OBP: 0.323, SLG: 0.394	C B B X 2-1 SH5-3 5 2B 2B	C F B B X 2-2 2B		B B C B X 3-1 ②③ G1-6-4-3 1-2f		C C B F F F B B F 3-2 ② X F8	B S S B B F X 3-2 ③ P4			5	1	2	0	0	0	4
J.D. Drew, L (1, 8) OBP: 0.356, SLG: 0.521	X 0-0 ① SH5-3 2-3	C F D B X 2-2 ③ G1-3			B B B C C F X 3-2 5 1B FC8-6 1B	B C C X 1-2 5 BB 1B		S C F S 0-3 ① K		4	1	2	0	0	1	1
5 Albert Pujols, R (1, 3) OBP: 0.436, SLG: 0.671	X 0-0 S FC6-4 3-H 2B	C B F F X 1-2 ① G4-3			F X 0-1 FC8-6 BB 1-3 2B 1B	B B B C B 4-1 27 FC6-4 1-2 BB		X 0-0 ② F8		4	2	2	1	1	0	0
27 Scott Rolen, R (1, 5) OBP: 0.379, SLG: 0.536	C C B B F F B B 4-2 FC6-4 S BB	B C B C X 2-2 1B			F B C S 1-3 ① K	B B F X 2-1 ③ FC6-4 1-2f		B B F X 2-1 1B		4	0	2	0	1	1	4
Edgar Renteria, R (1, 6) OBP: 0.383, SLG: 0.478	B B C B B 4-1 FC6-4 1-2 2-3 BB	1 SAFE B B B X 2-0 ② F9			B F B B B 1 SAFE D 4-1 FC8-6 1-2 BB		B B B 4-0 G3 1B BB	B 1 C B C B C SAFE 3-3 ③ K		2	1	0	0	3	1	2
Miguel Cairo, R (1, 7) OBP: 0.300, SLG: 0.394	F D X 1-1 ② FC6-4 S 1-2f 2-3 3-H	B B C F B X 3-2 ③ F9			B X 1-0 ② FC8-6 2B 1-2f 2-3 3-H		F B C 1 SAFE X 1-2 ① G3 1-2		B C S X 1-2 ① G6-3	5	1	0	2	0	0	6
Chris Widger, R (1, 2) OBP: 0.222, SLG: 0.227 Tino Martinez, L (7, PH) OBP: 0.354, SLG: 0.433 Jason Simontacchi, R (7, PR) OBP: 0.135, SLG: 0.162 Mike DeJean, R (7, 1) Steve Kline, S (7, 1) OBP: 0.500, SLG: 1.000 Fernando Vina, L (9, PH) OBP: 0.332, SLG: 0.439	B F B X 2-1 ③ G6-3 1-2	C C S 0-3 ① K2-3	F C B B B F X 3-2 1-H 3-H 2B	B B B C B 4-1 1B BB	C B F H 2-2 HBP	3 0 0 0 0 0	0 0 0 0 0 0	1 0 0 0 0 0	2 1 0 0 0 0	0 0 0 0 0 0	1 0 0 0 0 0	2 0 0 0 0 0
So Taguchi, R (1, 9) OBP: 0.370, SLG: 0.538 54 Josh Pearce, R (5, 1) Mike Matheny, R (7, PH) OBP: 0.315, SLG: 0.333 (7, 2) Kerry Robinson, L (9, PH) OBP: 0.284, SLG: 0.321	B S X 1-1 ① F9	C C F X 0-2 1B 1B	B B C B X 3-1 ③ G6-3		B B X 2-0 1-2 2-H 1B	C B F C 1-3 ② K	3 0 1 0 1	0 0 0 0 0	1 0 0 0 0	3 0 1 1 1	0 0 0 0 0	1 0 1 1 1	0 0 0 0 0	0 0 0 0 1	0 0 0 0 1	1 0 0 0 1
Brett Tomko, R (1, 1) OBP: 0.321, SLG: 0.288 Orlando Palmeiro, L (5, 9) OBP: 0.339, SLG: 0.329	F B C S 1-3 ② K	T 1 SAFE C C X 0-2 1-2 31-6-4-3 1B			C C B B B S 3-3 ① K	F F B D C 2-3 ② K		F B X 1-1 ③ F7		2 3	0 0	1 0	0 0	0 0	1 2	0 3

TOP

St. Louis Cardinals @ Chicago Cubs
Wrigley Field, Chicago, IL
Thu Sep 04 2003, 1:20 PM CDT
Att. 35,129 - Sunny - 69 F

livebaseballscorecards.com

AB	37
R	6
H	12
RBI	6
BB	6
SO	8
LOB	24

Inning Stats	1	2	3	4	5	6	7	8	9	1B: 8	SF: 0	WP: 0	PA: 45
	R: 2 E: 0 K: 0 S: 14 H: 2 LOB: 2 BB: 2 P: 27	R: 0 E: 0 K: 1 S: 11 H: 1 LOB: 1 BB: 0 P: 17	R: 0 E: 0 K: 0 S: 11 H: 1 LOB: 1 BB: 0 P: 19	R: 0 E: 0 K: 1 S: 12 H: 2 LOB: 1 BB: 0 P: 15	R: 3 E: 0 K: 1 S: 17 H: 3 LOB: 1 BB: 1 P: 32	R: 0 E: 0 K: 1 S: 16 H: 1 LOB: 2 BB: 1 P: 29	R: 1 E: 0 K: 1 S: 12 H: 1 LOB: 2 BB: 2 P: 28	R: 0 E: 0 K: 2 S: 10 H: 1 LOB: 1 BB: 0 P: 15	R: 0 E: 0 K: 1 S: 10 H: 0 LOB: 1 BB: 0 P: 15	2B: 4 3B: 0 HR: 0	SAC: 1 DP: 1 HBP: 1	PB: 0 SB: 3 CS: 0	

PITCHER		IP	WLS	BF	H	R	ER	SO	BB	IBB	HBP	BLK	WP	HR	S	P	ERA	WHIP
Shawn Estes, L ERA: 6.06	(1, 1)	5.0		26	9	5	5	3	3	0	0	0	0	0	65	110	9.00	2.400
Todd Wellemeyer, R ERA: 6.66	(6, 1)	1.1	H	7	1	1	1	1	2	0	0	0	0	0	19	37	6.75	2.250
Mike Remlinger, L ERA: 3.92	(7, 1)	1.0	W	5	1	0	0	2	1	0	0	0	0	0	13	24	0.00	2.000
Kyle Farnsworth, R ERA: 3.19	(8, 1)	0.2	H	3	1	0	0	1	0	0	0	0	0	0	6	11	0.00	1.500
Joe Borowski, R ERA: 2.85	(9, 1)	1.0	S	4	0	0	0	1	0	0	1	0	0	0	10	15	0.00	0.000

PITCHER	IP	WLS	BF	H	R	ER	SO	BB	IBB	HBP	BLK	WP	HR	S	P	ERA	WHIP

BOTTOM

St. Louis Cardinals @ Chicago Cubs

Wrigley Field, Chicago, IL

Thu Sep 04 2003, 1:20 PM CDT

Att. 35,129 - Sunny - 69 F

livebaseballscorecards.com

Batter	1	2	3	4	5	6	7	8	9	AB	R	H	RBI	BB	SO	LOB
Kenny Lofton, L (1, 8) OBP: 0.343, SLG: 0.436	B C X 1-2 ① F8	B D X 2-0 ③ F7			X 0-0 2-3 2B 1B	B X 1-0 ② P6		B C B C B F X 3-2 ① G3		5	1	1	0	0	0	3
Mark Grudzielanek, R (1, 4) OBP: 0.365, SLG: 0.415 Mike Remlinger, L (7, 1) Damian Miller, R (8, 2) OBP: 0.317, SLG: 0.376	B C X 1-1 ② P3		X 0-0 FC4-6 1B		B 1 SAFE X 1-0 SH2-3 1-H 3-H 2B 2B	C X 0-2 ③ G1-3		B X 1-0 ② F9		4 0 1	1 0 0	2 0 0	2 0 0	0 0 0	0 0 0	2 0 0
Sammy Sosa, R (1, 9) OBP: 0.376, SLG: 0.563 Troy O'Leary, L (4, 9) OBP: 0.270, SLG: 0.335	X 0-0 ③ F9		C F B F S 1-3 ① K		X 0-0 ① SH2-3 2-3		X 0-0 ① G6-3	X 0-0 ③ G4-3		2 2	0 0	0 0	0 0	0 0	1 0	1 0
Moises Alou, R (1, 7) OBP: 0.362, SLG: 0.477		F B F B F B F F F 4-2 F B 16 1B 1B BB	F 1 SAFE X 0-1 ② FC4-6 16 FC4 1-2f		F X 0-1 3-H 2B		C B B B F B 4-2 16 HBP 1B BB			2	2	1	1	2	0	1
16 Aramis Ramirez, R (1, 5) OBP: 0.322, SLG: 0.451		B F X 1-1 1B 1-2 SF8 1B	B C B X 2-1 ③ FC4 1-2f		S S B X 1-2 ② F7		B H 2-0 1B 1-2 HBP			3	1	1	0	0	0	2
Eric Karros, R (1, 3) OBP: 0.350, SLG: 0.455 Todd Wellemeyer, R (6, 1) Tony Womack, L (7, 4) OBP: 0.260, SLG: 0.316		C B F B F F X 2-2 E SF7 1-3 2-H 1B	C F B F F B X 2-2 ① G5-3		S B C B F F S 2-3 ③ K		C F X 0-2 S 1-3 2-H 1B			3 0 1	1 0 0	1 0 1	1 0 1	0 0 0	1 0 0	1 0 0
Alex Gonzalez, R (1, 6) OBP: 0.291, SLG: 0.407		X 0-0 ① SF8 3-H	B X 1-0 ② F9			C B C B X 2-2 ① F8	1 SAFE S S B S 1-3 ② K 1-2			3	0	0	1	0	1	2
Paul Bako, L (1, 2) OBP: 0.322, SLG: 0.297 Kyle Farnsworth, R (8, 1) Joe Borowski, R (9, 1)		B C B X 2-1 E4 1-3	C F B B B F S 3-3 ③ K			C B X 1-1 1B 1B	B B C B B 4-1 BB			3 0 0	0 0 0	1 0 0	0 0 0	1 0 0	1 0 0	1 0 0
Shawn Estes, R (1, 1) OBP: 0.184, SLG: 0.257 Tom Goodwin, L (5, PH) OBP: 0.335, SLG: 0.370 Randall Simon, L (6, 3) OBP: 0.305, SLG: 0.417		X 0-0 ② SF7 3-H			B F B F X 2-2 1B 2B 2B	B X 1-0 1-2 1B	D S B F C 2-3 ③ K			0 1 2	0 1 0	0 1 1	1 0 0	0 0 0	0 0 1	0 0 3
Inning Stats	R: 0 E: 0 K: 0 S: 6 H: 0 LOB: 0 BB: 0 P: 8	R: 3 E: 1 K: 0 S: 19 H: 2 LOB: 1 BB: 1 P: 30	R: 0 E: 0 K: 1 S: 9 H: 1 LOB: 1 BB: 0 P: 12	R: 0 E: 0 K: 1 S: 10 H: 0 LOB: 0 BB: 0 P: 16	R: 3 E: 0 K: 1 S: 16 H: 4 LOB: 1 BB: 0 P: 22	R: 0 E: 0 K: 0 S: 10 H: 2 LOB: 2 BB: 0 P: 15	R: 1 E: 0 K: 2 S: 13 H: 1 LOB: 3 BB: 2 P: 26	R: 0 E: 0 K: 0 S: 6 H: 0 LOB: 0 BB: 0 P: 10		1B: 7 2B: 3 3B: 0 HR: 0	SF: 2 SAC: 1 DP: 0 HBP: 1			WP: 0 PB: 0 SB: 1 CS: 0	PA: 39	

	AB	32
	R	7
	H	10
	RBI	7
	BB	3
	SO	5
	LOB	16

PITCHER		IP	WLS	BF	H	R	ER	SO	BB	IBB	HBP	BLK	WP	HR	S	P	ERA	WHIP
Brett Tomko, R ERA: 5.58	(1, 1)	4.1		22	7	6	5	2	1	0	0	0	0	0	52	77	10.38	1.846
54 Josh Pearce, R ERA: 2.45	(5, 1)	1.2		7	2	0	0	1	0	0	0	0	0	0	18	26	0.00	1.200
Mike DeJean, R ERA: 4.81	(7, 1)	0.2	L	6	1	1	1	1	2	0	1	0	0	0	10	21	13.50	4.500
Steve Kline, L ERA: 4.11	(7, 1)	1.1		4	0	0	0	1	0	0	0	0	0	0	9	15	0.00	0.000

PITCHER	IP	WLS	BF	H	R	ER	SO	BB	IBB	HBP	BLK	WP	HR	S	P	ERA	WHIP

Batter	1	2	3	4	5	6	7	8	9	10	11	12	AB	R	H	RBI	BB	SO	LOB
Ray Olmedo, S (1, 6) OBP: 0.293, SLG: 0.289	K		K2-3			F9		G4-3		L6		1B	6	0	1	0	0	2	0
Tim Hummel, R (1, 5) OBP: 0.343, SLG: 0.516 Chris Reitsma, R (12, 1) OBP: 0.125, SLG: 0.125	BB		F7			HR			1B WP FC3-6 BB		F8	L8-2 3-H	4 0	2 0	1 0	1 0	2 0	0 0	2 0
D'Angelo Jimenez, S (1, 4) OBP: 0.351, SLG: 0.418	L7			G4-3		G6-3			FC3-6 1B		2B		5	0	2	0	0	0	1
Sean Casey, L (1, 3) OBP: 0.347, SLG: 0.399 37 Stephen Smitherman, R (9, PR) OBP: 0.257, SLG: 0.344 (9, 7)	K			G6-3		G4-3			FC3-6 BB 1-2f 3-H		G6-3		4 1	0 0	0 0	1 0	0 0	1 0	2 1
Russell Branyan, L (1, 7) OBP: 0.331, SLG: 0.481 (9, 3)		F9		P2			K		BB 1-2		K		4	0	0	0	1	2	1
Jason LaRue, R (1, 2) OBP: 0.320, SLG: 0.430		K			K		F8		F9			3B 1B	5	1	1	0	0	2	2
Wily Mo Peña, R (1, 8) OBP: 0.265, SLG: 0.322		1B			1B		P4		P3			SAFE 1-H 1B 3B	5	1	3	1	0	0	2
Eric Valent, L (1, 9) OBP: 0.333, SLG: 0.250		F7			F7			K		P4		1B SH3-1 L8-2 3-H 1B	5	0	1	1	0	1	2
39 Aaron Harang, R (1, 1) SAF: 0.077, SLG: 0.077 Todd Van Poppel, R (2, 1) Dernell Stenson, L (8, PH) SAF: 0.423, SLG: 0.423 Phil Norton, R (8, 1) John Riedling, R (9, 1) SAF: 0.000, SLG: 0.000 Ruben Mateo, R (10, PH) SAF: 0.333, SLG: 0.333 65 Scott Randall, R (10, 1) Juan Castro, R (12, PH) SAF: 0.000, SLG: 0.000 (12, 3)			K					K				SAFE SAFE SH3-1 1-2	0 2 1 0 0 1 0 0	0 0 0 0 0 0 0 0	0 0 0 0 0 0 0 0	0 0 0 0 0 0 0 0	0 2 1 0 0 0 0 0	0 1 0 0 0 0 0 0	0 0 0 0 0 0 0 0
Inning Stats	R: 0 E: 0 K: 2 S: 9 H: 0 LOB: 1 BB: 1 P: 17	R: 0 E: 0 K: 1 S: 7 H: 1 LOB: 1 BB: 0 P: 13	R: 0 E: 0 K: 2 S: 10 H: 0 LOB: 0 BB: 0 P: 14	R: 0 E: 0 K: 0 S: 6 H: 0 LOB: 0 BB: 0 P: 9	R: 0 E: 0 K: 2 S: 13 H: 1 LOB: 1 BB: 0 P: 21	R: 1 E: 0 K: 0 S: 9 H: 1 LOB: 0 BB: 0 P: 15	R: 0 E: 0 K: 1 S: 9 H: 0 LOB: 0 BB: 0 P: 11	R: 0 E: 0 K: 2 S: 7 H: 0 LOB: 0 BB: 0 P: 9	R: 1 E: 0 K: 0 S: 17 H: 1 LOB: 2 BB: 2 P: 31	R: 0 E: 0 K: 0 S: 9 H: 0 LOB: 0 BB: 0 P: 13	R: 0 E: 0 K: 1 S: 9 H: 1 LOB: 1 BB: 0 P: 14	R: 2 E: 0 K: 0 S: 18 H: 4 LOB: 1 BB: 0 P: 25	1B: 6 2B: 2 3B: 1 HR: 1	SF: 0 SAC: 1 DP: 1 HBP: 0	WP: 1 PB: 0 SB: 0 CS: 0	PA: 47

PITCHER		IP	WLS	BF	H	R	ER	SO	BB	IBB	HBP	BLK	WP	HR	S	P	ERA	WHIP
Sterling Hitchcock, L ERA: 4.19	(1, 1)	7.0		25	3	1	1	8	1	0	0	0	0	1	63	100	1.29	0.571
Cal Eldred, R ERA: 4.11	(8, 1)	1.0	H	3	0	0	0	2	0	0	0	0	0	0	7	9	0.00	0.000
44 Jason Isringhausen, R ERA: 2.2	(9, 1)	1.0	B	6	1	1	1	0	2	0	0	0	1	0	17	31	9.00	3.000
Jason Simontacchi, R ERA: 5.6	(10, 1)	3.0	L	13	5	2	2	1	0	0	0	0	0	0	36	52	6.00	1.667

PITCHER	IP	WLS	BF	H	R	ER	SO	BB	IBB	HBP	BLK	WP	HR	S	P	ERA	WHIP

TOP

Cincinnati Reds @ St. Louis Cardinals

Busch Stadium, St. Louis, MO

Fri Sep 05 2003, 7:10 PM CDT

Att. 29,608 - Sunny - 76 F

livebaseballscorecards.com

AB	43
R	4
H	9
RBI	4
BB	3
SO	11
LOB	14

Batter	1	2	3	4	5	6	7	8	9	10	11	12	AB	R	H	RBI	BB	SO	LOB
Fernando Vina, L (1, 4) OBP: 0.329, SLG: 0.433	1-2 5 HR 1B		1-0 F7		1-1 G4-3			0-1 G4-3		2-2 G1-3			5	1	1	0	0	0	2
J.D. Drew, L (1, 8) So Taguchi, R (8, PH) OBP: 0.345, SLG: 0.500 (9, 8)	3-3 K		2-2 F9			0-3 K		0-0 L9			3-3 K		3 2	0 0	0 0	0 0	2 1	1 0	1 0
5 Albert Pujols, R (1, 7) OBP: 0.436, SLG: 0.674	2-2 1-H HR		3-1 F9			3-0 27 FC6-4 1B			2-2 P6		2-3 K		5	1	2	2	0	1	0
Tino Martinez, L (1, 3) OBP: 0.352, SLG: 0.429	2-2 FC4-6 HBP			1-2 F9		0-0 F8			1-3 K		0-0 G4-3		4	0	0	0	0	1	1
27 Scott Rolen, R (1, 5) OBP: 0.378, SLG: 0.535	1-3 K			1-2 G6-3		2-0 FC6-4 1-2f			2-2 2B			2-2 G5-3	5	0	1	0	0	1	2
Orlando Palmeiro, L (1, 9) OBP: 0.334, SLG: 0.324 Jason Simontacchi, R (10, 1) OBP: 0.135, SLG: 0.162 Bo Hart, R (12, PH) OBP: 0.322, SLG: 0.392	2-2 FC4-6 1-2f			3-2 G6-3				1-1 G4-3	2-1 G6-3			0-3 K	4 0 1	0 0 0	0 0 0	0 0 0	0 0 1	0 0 0	2 0 0
Miguel Cairo, R (1, 6) OBP: 0.295, SLG: 0.386		2-2 F8			0-3 K			0-1 F8		0-2 G6-3		1-0 G1-3	5	0	0	0	0	1	0
Chris Widger, R (1, 2) OBP: 0.226, SLG: 0.231 15 Jim Edmonds, L (10, PH) OBP: 0.395, SLG: 0.633 Mike Matheny, R (11, 2) OBP: 0.315, SLG: 0.333		0-3 K			0-2 SH1-4 1B			1-2 G5-3		1-1 F7			3 1 0	0 0 0	1 0 0	0 0 0	0 0 0	1 0 0	0 0 0
Sterling Hitchcock, L (1, 1) OBP: 0.250, SLG: 0.250 Cal Eldred, R (8, 1) OBP: 0.500, SLG: 0.500 Eli Marrero, R (8, PH) OBP: 0.279, SLG: 0.367 44 Jason Isringhausen, R (9, 1) OBP: 0.500, SLG: 1.500 Kerry Robinson, L (10, 9) OBP: 0.287, SLG: 0.325		1-1 L7			0-0 SH1-4 1-2			2-0 F8		0-0 1B			1 0 1 0 1	0 0 0 0 0	0 0 0 0 1	0 0 0 0 0	0 0 0 0 0	0 0 0 0 0	0 0 0 0 0
Inning Stats	R: 2 H: 2 E: 0 LOB: 1 K: 2 BB: 0 S: 17 P: 28	R: 0 H: 0 E: 0 LOB: 0 K: 1 BB: 0 S: 9 P: 12	R: 0 H: 0 E: 0 LOB: 0 K: 0 BB: 0 S: 9 P: 15	R: 0 H: 0 E: 0 LOB: 0 K: 0 BB: 0 S: 12 P: 17	R: 0 H: 1 E: 0 LOB: 1 K: 1 BB: 0 S: 9 P: 10	R: 0 H: 1 E: 0 LOB: 1 K: 1 BB: 0 S: 6 P: 11	R: 0 H: 0 E: 0 LOB: 0 K: 0 BB: 0 S: 7 P: 9	R: 0 H: 0 E: 0 LOB: 0 K: 0 BB: 0 S: 4 P: 6	R: 0 H: 1 E: 0 LOB: 1 K: 1 BB: 0 S: 11 P: 18	R: 0 H: 1 E: 0 LOB: 1 K: 0 BB: 0 S: 9 P: 12	R: 0 H: 0 E: 0 LOB: 0 K: 2 BB: 0 S: 7 P: 12	R: 0 H: 0 E: 0 LOB: 0 K: 1 BB: 0 S: 8 P: 11	1B: 4 2B: 1 3B: 0 HR: 1	SF: 0 SAC: 1 DP: 0 HBP: 1					

PITCHER		IP	WLS	BF	H	R	ER	SO	BB	IBB	HBP	BLK	WP	HR	S	P	ERA	WHIP
39 Aaron Harang, R ERA: 5.14	(1, 1)	1.0		6	2	2	2	2	0	0	1	0	0	1	17	28	18.00	2.000
Todd Van Poppel, R ERA: 7.5	(2, 1)	6.0		20	2	0	0	3	0	0	0	0	0	0	52	74	0.00	0.333
Phil Norton, L ERA: 6.43	(8, 1)	1.0		3	0	0	0	0	0	0	0	0	0	0	4	6	0.00	0.000
John Riedling, R ERA: 5.18	(9, 1)	1.0		4	1	0	0	1	0	0	0	0	0	0	11	18	0.00	1.000
65 Scott Randall, R ERA: 7.5	(10, 1)	2.0	W	7	1	0	0	2	0	0	0	0	0	0	16	24	0.00	0.500

PITCHER		IP	WLS	BF	H	R	ER	SO	BB	IBB	HBP	BLK	WP	HR	S	P	ERA	WHIP
Chris Reitsma, R ERA: 3.96	(12, 1)	1.0	S	3	0	0	0	1	0	0	0	0	0	0	8	11	0.00	0.000

BOTTOM

Cincinnati Reds @ St. Louis Cardinals

Busch Stadium, St. Louis, MO

Fri Sep 05 2003, 7:10 PM CDT

Att. 29,608 - Sunny - 76 F

livebaseballscorecards.com

AB	41
R	2
H	6
RBI	2
BB	0
SO	9
LOB	8

1B: 4	SF: 0	WP: 0	PA: 43
2B: 1	SAC: 1	PB: 0	
3B: 0	DP: 0	SB: 0	
HR: 1	HBP: 1	CS: 0	

Batter	1	2	3	4	5	6	7	8	9	AB	R	H	RBI	BB	SO	LOB
Eric Valent, L (1, 9) OBP: 0.357, SLG: 0.308	B S C F S 1-3 ① K	C C B B S 3-3 ③ K			C S B X 1-2 1B HR 1B	C X 0-1 1-2 1B			B F F F X 1-2 ① F7	5	1	2	0	0	2	0
Juan Castro, R (1, 6) OBP: 0.289, SLG: 0.393 65 Scott Randall, R (6, 1) Josh Hall, R (8, 1) Ray Olmedo, S (9, PH) OBP: 0.292, SLG: 0.288	C F B F B B X 3-2 1B 2B 1B	C F X 0-2 ① G1-3			B X 1-0 1-2 HR 1B	B C S B F X 2-2 ③ F9			C C B F X 1-2 ② G3-1	4 0 0 1	2 0 0 0	2 0 0 0	0 0 0 0	0 0 0 0	0 0 0 0	2 0 0 0
D'Angelo Jimenez, S (1, 4) OBP: 0.354, SLG: 0.426	C S B X 1-2 1-2 2B 1B	C B B C 2-3 ② K			F B S B F B X 3-2 1-H 2-H HR		B B F X 2-1 ① G6-3		B C B B X 3-1 1B	5	2	3	3	0	1	0
Sean Casey, L (1, 3) OBP: 0.345, SLG: 0.399	B C F F B F X 2-2 1-H 2-H 1B 2B	F X 0-1 ③ G6-3			B F S F B B X 3-2 ② F8		C X 0-1 ② L8		C B B X 2-1 ③ F9	5	1	1	2	0	0	1
Russell Branyan, L (1, 5) OBP: 0.344, SLG: 0.477	B B S F B S 3-3 ② K	B S S S B B B 4-2 BB			B B S S B B B 4-2 BB		F B C B B B 4-2 BB			1	0	0	0	3	1	1
Jason LaRue, R (1, 2) OBP: 0.321, SLG: 0.431 Dane Sardinha, R (5, PH) (5, 2)	B X 1-0 2-H 1B			B F X 1-1 ① P3	S F C 0-3 ③ K		F X 0-1 ③ F8			2 2	0 0	1 0	1 0	0 0	0 1	1 2
Dernell Stenson, L (1, 7) OBP: 0.407, SLG: 0.489	B F B C C 2-3 ③ K			C S B X 1-2 ② P5		C X 0-1 1B 1B		X 0-0 ① L5		4	0	1	0	0	1	2
Wily Mo Peña, R (1, 8) OBP: 0.255, SLG: 0.309		C F C 0-3 ① K		B X 1-0 ③ F7		F C X 0-2 ① F7		X 0-0 ② G6-3		4	0	0	0	0	1	2
Dan Serafini, S (1, 1) Brian Reith, R (3, 1) Tim Hummel, R (6, PH) OBP: 0.324, SLG: 0.485 (6, 6)		F X 0-1 ② G3-1			C B S S 1-3 ① K	X 0-0 ② P4		C B F B S 2-3 ③ K		1 1 2	0 0 0	0 0 0	0 0 0	0 0 0	0 1 1	0 0 1
Inning Stats	R: 3 H: 4 E: 0 LOB: 1 K: 3 BB: 0 S: 23 P: 36	R: 0 H: 0 E: 0 LOB: 0 K: 2 BB: 0 S: 8 P: 11	R: 0 H: 0 E: 0 LOB: 0 K: 1 BB: 0 S: 8 P: 10	R: 0 H: 0 E: 0 LOB: 1 K: 0 BB: 1 S: 8 P: 15	R: 3 H: 3 E: 0 LOB: 1 K: 2 BB: 1 S: 20 P: 33	R: 0 H: 2 E: 0 LOB: 2 K: 0 BB: 0 S: 12 P: 14	R: 0 H: 0 E: 0 LOB: 1 K: 0 BB: 1 S: 8 P: 14	R: 0 H: 0 E: 0 LOB: 0 K: 1 BB: 0 S: 5 P: 7	R: 0 H: 1 E: 0 LOB: 1 K: 0 BB: 0 S: 12 P: 19	1B: 8 SF: 0 2B: 1 SAC: 0 3B: 0 DP: 0 HR: 1 HBP: 0						

PITCHER		IP	WLS	BF	H	R	ER	SO	BB	IBB	HBP	BLK	WP	HR	S	P	ERA	WHIP
Woody Williams, R ERA: 3.84	(1, 1)	6.0	W	29	9	6	6	8	2	0	0	0	0	1	79	119	9.00	1.833
Steve Kline, L ERA: 4.03	(7, 1)	1.0		4	0	0	0	0	1	0	0	0	0	0	8	14	0.00	1.000
Mike DeJean, R ERA: 4.74	(8, 1)	1.0		3	0	0	0	1	0	0	0	0	0	0	5	7	0.00	0.000
Garrett Stephenson, R ERA: 4.6	(9, 1)	1.0		4	1	0	0	0	0	0	0	0	0	0	12	19	0.00	1.000

PITCHER	IP	WLS	BF	H	R	ER	SO	BB	IBB	HBP	BLK	WP	HR	S	P	ERA	WHIP

Cincinnati Reds @ St. Louis Cardinals

Busch Stadium, St. Louis, MO

Sat Sep 06 2003, 3:10 PM CDT

Att. 39,718 - Sunny - 85 F

TOP

livebaseballscorecards.com

AB	37
R	6
H	10
RBI	6
BB	3
SO	9
LOB	12

1B: 8	SF: 0	WP: 0	PA: 40
2B: 1	SAC: 0	PB: 0	
3B: 0	DP: 0	SB: 0	
HR: 1	HBP: 0	CS: 0	

Cincinnati Reds @ St. Louis Cardinals

Busch Stadium, St. Louis, MO

Sat Sep 06 2003, 3:10 PM CDT
Att. 39,718 - Sunny - 85 F

livebaseballscorecards.com

BOTTOM

Batter	1	2	3	4	5	6	7	8	9	AB	R	H	RBI	BB	SO	LOB
Bo Hart, R (1, 4) OBP: 0.330, SLG: 0.411	F8	E 3B	E 2B		27 L4 E 1B		G5-4-3 1B			5	2	4	3	0	0	0
Miguel Cairo, R (1, 7) OBP: 0.293, SLG: 0.383	P4	B1	E3 27 1B 1B		SF7		G5-4-3			4	1	1	2	0	0	2
5 Albert Pujols, R (1, 3) OBP: 0.441, SLG: 0.681	HR	1B	27 1B BB		IBB			CSBBBB 4-2 27 BB 1B BB		2	2	2	1	3	0	0
27 Scott Rolen, R (1, 5) OBP: 0.380, SLG: 0.533	WP BB 3B BB	P4	1-2 2-H 1B		L4 2-2			BBCBFB 4-2 1B 1-2 SF8 BB		3	2	1	1	2	0	3
Edgar Renteria, R (1, 6) OBP: 0.385, SLG: 0.478	WP 1-2 3B BB	CS 1B F8				G4-3		BDX 2-0 1-3 2-H 1B		4	1	2	1	1	0	2
Eli Marrero, R (1, 9) OBP: 0.286, SLG: 0.398	1-H 2-H 3B	FF1 SAFE 0-2 E 1-2 1B 1B	K			K		0-0 SF8 3-H		4	1	2	3	0	2	0
Mike Matheny, R (1, 2) OBP: 0.312, SLG: 0.329	F8	E4 SH5-4 1B 1-2 2B	F8			G4-3		3-1 F8		5	1	0	0	0	0	3
Joe Girardi, R (9, 2) OBP: 0.150, SLG: 0.056										0	0	0	0	0	0	0
So Taguchi, R (1, 8) OBP: 0.324, SLG: 0.455		P6	SH5-4 2B 1-2 2-H 1B		K		E5 1B	P3		5	1	1	1	0	1	1
Woody Williams, R (1, 1) OBP: 0.309, SLG: 0.403		3B 1B	SH5-4 1-2 2-3		SF7 2B		K			2	2	2	0	0	0	0
Steve Kline, S (7, 1) OBP: 0.500, SLG: 1.000										0	0	0	0	0	0	0
15 Jim Edmonds, L (7, PH) OBP: 0.394, SLG: 0.631										1	0	0	0	0	1	1
Mike DeJean, R (8, 1)										0	0	0	0	0	0	0
Garrett Stephenson, R (9, 1) OBP: 0.261, SLG: 0.190										0	0	0	0	0	0	0
Inning Stats	R: 3 E: 0 K: 0 S: 18 H: 2 LOB: 1 BB: 2 P: 34	R: 2 E: 1 K: 0 S: 13 H: 3 LOB: 1 BB: 0 P: 21	R: 5 E: 2 K: 0 S: 19 H: 6 LOB: 2 BB: 1 P: 25	R: 0 E: 0 K: 2 S: 7 H: 0 LOB: 0 BB: 0 P: 13	R: 1 E: 1 K: 0 S: 8 H: 2 LOB: 1 BB: 1 P: 17	R: 0 E: 0 K: 1 S: 8 H: 0 LOB: 0 BB: 0 P: 11	R: 0 E: 1 K: 1 S: 9 H: 1 LOB: 1 BB: 0 P: 12	R: 2 E: 0 K: 0 S: 12 H: 1 LOB: 1 BB: 2 P: 27		1B: 10 2B: 3 3B: 2 HR: 1 SF: 2 SAC: 1 DP: 2 HBP: 0						

	AB	R	H	RBI	BB	SO	LOB
	35	13	15	12	6	4	12

WP: 1 PB: 0 SB: 0 CS: 1 PA: 44

PITCHER		IP	WLS	BF	H	R	ER	SO	BB	IBB	HBP	BLK	WP	HR	S	P	ERA	WHIP
Dan Serafini, L ERA: 7.24	(1, 1)	2.2	L	22	11	10	5	0	3	0	0	0	1	1	47	75	16.88	5.250
Brian Reith, R ERA: 4.6	(3, 1)	2.1		9	2	1	1	2	0	1	0	0	0	0	18	35	3.86	0.857
65 Scott Randall, R ERA: 5.63	(6, 1)	2.0		7	1	0	0	2	0	0	0	0	0	0	17	23	0.00	0.500
Josh Hall, R ERA: 6.0	(8, 1)	1.0		6	1	2	2	0	2	0	0	0	0	0	12	27	18.00	3.000

PITCHER	IP	WLS	BF	H	R	ER	SO	BB	IBB	HBP	BLK	WP	HR	S	P	ERA	WHIP

Batter	1	2	3	4	5	6	7	8	9	AB	R	H	RBI	BB	SO	LOB
Eric Valent, L (1, 9) OBP: 0.278, SLG: 0.235	X 0-0 ① G3		B X 1-0 ③ G5-3			F B C F B X 2-2 ③ F9			B X 1-0 ① P5	4	0	0	0	0	0	0
Juan Castro, R (1, 6) OBP: 0.292, SLG: 0.398	B X 1-0 ② G6-3			X 0-0 ① G5-3			B F B B X 3-1 1B		X 0-0 ② G6-3 2B	4	0	2	0	0	0	0
D'Angelo Jimenez, S (1, 4) OBP: 0.351, SLG: 0.422	B C B F C 2-3 ③ K			C F F F S 0-3 ② K			B F C B S 2-3 ① K		X 0-0 ② G6-3 2-3	4	0	0	0	0	3	2
Russell Branyan, L (1, 3) OBP: 0.333, SLG: 0.459		B X 1-0 ① F8		B B X 2-0 ③ F7			B S C S 1-3 ② K		B S F X 1-2 ③ G3-1	4	0	0	0	0	1	2
Dernell Stenson, L (1, 7) OBP: 0.386, SLG: 0.458		B F S C 1-3 ② K			C C B X 1-2 ① G6-3		B D X 2-0 ③ F7			3	0	0	0	0	1	1
Tim Hummel, R (1, 5) OBP: 0.325, SLG: 0.457		C B B B S B 4-2 BB			B C B X 2-1 ② G6-3			C B X 1-1 ① G5-3		2	0	0	0	1	0	0
Jason LaRue, R (1, 2) OBP: 0.319, SLG: 0.427		C S B S 1-3 ③ K			S B X 1-1 ③ L6			S C B B B X 3-2 ② G4-3		3	0	0	0	0	1	1
Wily Mo Peña, R (1, 8) OBP: 0.257, SLG: 0.309			X 0-0 ① P2			X 0-0 ① G6-3		X 0-0 1B		3	0	1	0	0	0	0
Seth Etherton, R (1, 1) OBP: 0.167, SLG: 0.167 Phil Norton, R (5, 1) 37 Stephen Smitherman, R (6, PH) OBP: 0.250, SLG: 0.333 Matt Belisle, R (6, 1) Ray Olmedo, S (8, PH) OBP: 0.286, SLG: 0.286 Brian Reith, R (8, 1)			C S S 0-3 ② K			B B C X 2-1 ② P3		F S B S 1-3 ③ K2-3		1 0 1 0 1 0	0 0 0 0 0 0	0 0 0 0 0 0	0 0 0 0 0 0	1 0 0 0 1 0	0 0 0 0 1 0	0 0 0 0 1 0
Inning Stats	R: 0 H: 0 E: 0 LOB: 0 K: 1 BB: 0 S: 5 P: 8	R: 0 H: 0 E: 0 LOB: 1 K: 2 BB: 1 S: 9 P: 16	R: 0 H: 0 E: 0 LOB: 0 K: 1 BB: 0 S: 5 P: 6	R: 0 H: 0 E: 0 LOB: 0 K: 1 BB: 0 S: 7 P: 9	R: 0 H: 0 E: 0 LOB: 0 K: 0 BB: 0 S: 7 P: 11	R: 0 H: 0 E: 0 LOB: 0 K: 0 BB: 0 S: 7 P: 11	R: 0 H: 1 E: 0 LOB: 1 K: 2 BB: 0 S: 9 P: 17	R: 0 H: 1 E: 0 LOB: 1 K: 1 BB: 0 S: 9 P: 14	R: 0 H: 1 E: 0 LOB: 1 K: 0 BB: 0 S: 6 P: 8	1B: 2 2B: 1 3B: 0 HR: 0	SF: 0 SAC: 0 DP: 0 HBP: 0				WP: 0 PB: 0 SB: 0 CS: 0	PA: 31	

PITCHER		IP	WLS	BF	H	R	ER	SO	BB	IBB	HBP	BLK	WP	HR	S	P	ERA	WHIP
Matt Morris, R ERA: 3.58	(1, 1)	9.0	W	31	3	0	0	8	1	0	0	0	0	0	64	100	0.00	0.444

PITCHER	IP	WLS	BF	H	R	ER	SO	BB	IBB	HBP	BLK	WP	HR	S	P	ERA	WHIP

TOP

Cincinnati Reds @ St. Louis Cardinals

Busch Stadium, St. Louis, MO

Sun Sep 07 2003, 1:10 PM CDT
Att. 34,389 - Sunny - 77 F

livebaseballscorecards.com

AB	30
R	0
H	3
RBI	0
BB	1
SO	8
LOB	7

Batter	1	2	3	4	5	6	7	8	9	AB	R	H	RBI	BB	SO	LOB
Fernando Vina, L (1, 4) OBP: 0.338, SLG: 0.445	1-0 5 BB 1B BB 1B	1-1 G4-6-3 1B		0-2 1B 2B	2-2 ③ G4-3		3-2 1B	2-1 ③ L7		6	2	4	0	0	0	3
J.D. Drew, L (1, 8) OBP: 0.358, SLG: 0.516 So Taguchi, R (6, PR) OBP: 0.314, SLG: 0.441 (7, 8)	0-1 BB 5 BB 1-2 2B 1B	2-1 ① ② G4-6-3 1-2f		0-0 5 HBP 2-H 1B		4-2 FC5 27 HBP BB	2-2 ③ G4-3			3 1	1 0	2 0	1 0	1 0	0 0	1 1
5 Albert Pujols, R (1, 7) OBP: 0.442, SLG: 0.679	4-2 BB 1-2 2-3 2B BB	3-2 1B		3-1 1-2 HBP		1-1 ① L4		2-0 E5 2B		3	2	1	0	1	0	1
27 Scott Rolen, R (1, 5) OBP: 0.378, SLG: 0.529	2-2 ① P2	1-2 ③ F7		3-2 ② F8		2-2 1-2 HBP		3-3 ① K		4	0	0	0	0	1	7
Tino Martinez, L (1, 3) OBP: 0.355, SLG: 0.432	4-1 2B 1-2 2-3 3-H BB		0-1 1B	0-0 ③ P4		2-1 ② F7		0-0 1-H 1B 2B		4	1	2	2	1	0	4
Edgar Renteria, R (1, 6) OBP: 0.385, SLG: 0.479	0-0 1-3 2-H 3-H 2B		1-3 ① K		0-1 ① P6	2-1 ③ FC5 2-3f		2-2 3-H 2B 1B		5	1	2	3	0	1	3
Orlando Palmeiro, L (1, 9) OBP: 0.335, SLG: 0.339	0-0 ② P3		2-3 ② K		2-2 HR		2-2 ① F7	1-2 1B 1-H 2B		5	1	2	2	0	1	3
Mike Matheny, R (1, 2) OBP: 0.317, SLG: 0.343	4-0 IBB		0-0 ③ P3		2-0 F9 2B		1-1 HR	0-0 2-3 1B		4	1	3	1	1	0	1
Matt Morris, R (1, 1) OBP: 0.224, SLG: 0.298	0-1 ③ F9			1-2 ① G4-3	2-2 ② F9 2-3		0-0 ② L9	0-1 ② F9		5	0	0	0	0	0	6
Inning Stats	R: 3 E: 0 K: 0 S: 15 H: 3 LOB: 3 BB: 3 P: 30	R: 0 E: 0 K: 0 S: 11 H: 2 LOB: 1 BB: 0 P: 18	R: 0 E: 0 K: 2 S: 12 H: 1 LOB: 1 BB: 0 P: 15	R: 1 E: 0 K: 0 S: 14 H: 2 LOB: 2 BB: 0 P: 21	R: 1 E: 0 K: 0 S: 13 H: 2 LOB: 1 BB: 0 P: 21	R: 0 E: 0 K: 0 S: 14 H: 0 LOB: 2 BB: 1 P: 25	R: 1 E: 0 K: 0 S: 13 H: 2 LOB: 1 BB: 0 P: 21	R: 3 E: 1 K: 1 S: 17 H: 4 LOB: 2 BB: 0 P: 27		1B: 9 2B: 5 3B: 0 HR: 2 SF: 0 SAC: 0 DP: 1 HBP: 2						

PITCHER		IP	WLS	BF	H	R	ER	SO	BB	IBB	HBP	BLK	WP	HR	S	P	ERA	WHIP
Seth Etherton, R ERA: 5.67	(1, 1)	4.2	L	27	10	5	5	2	2	1	1	0	0	1	62	100	9.64	2.571
Phil Norton, L ERA: 6.14	(5, 1)	0.1		1	0	0	0	0	0	0	0	0	0	0	3	5	0.00	0.000
Matt Belisle, R ERA: 4.5	(6, 1)	2.0		10	2	1	1	0	1	0	1	0	0	1	27	46	4.50	1.500
Brian Reith, R ERA: 4.88	(8, 1)	1.0		8	4	3	2	1	0	0	0	0	0	0	17	27	18.00	4.000

PITCHER	IP	WLS	BF	H	R	ER	SO	BB	IBB	HBP	BLK	WP	HR	S	P	ERA	WHIP

BOTTOM

Cincinnati Reds @ St. Louis Cardinals

Busch Stadium, St. Louis, MO

Sun Sep 07 2003, 1:10 PM CDT
Att. 34,389 - Sunny - 77 F

livebaseballscorecards.com

AB	40
R	9
H	16
RBI	9
BB	4
SO	3
LOB	30

WP: 0 PA: 46
PB: 0
SB: 0
CS: 0

Batter	1	2	3	4	5	6	7	8	9	AB	R	H	RBI	BB	SO	LOB
Ronnie Belliard, R (1, 4) OBP: 0.341, SLG: 0.362	B C C B F X 2-2 ① G6-3		B B C X 2-1 ① G6-3		C C B X 1-2 ① G6-3		X 0-0 ② L7		B B F B F X 3-2 ① F7	4	0	0	0	0	0	0
Javier López, L (7, 1) OBP: 0.250, SLG: 0.250										0	0	0	0	0	0	0
Justin Speier, R (8, 1)										0	0	0	0	0	0	0
Mark Sweeney, L (9, PH) OBP: 0.304, SLG: 0.405										1	0	0	0	0	0	0
Steve Reed, R (9, 1)										0	0	0	0	0	0	0
Chris Stynes, R (1, 5) OBP: 0.338, SLG: 0.423	C B B X 2-1 ② P2		C F B B B F C 2-3 ② K		C F B B F F F F F H 2-2 17 BB HBP		F B X 1-1 ③ G4-3		B B B B 4-0 FC6-4 BB	3	0	0	0	1	1	0
17 Todd Helton, L (1, 3) OBP: 0.448, SLG: 0.622	X 0-0 ③ F7		X 0-0 HR		B B B B 4-0 G5-4-3 1-2 BB			X 0-0 G1 1B 2B	X 0-0 ② F9	4	2	2	1	1	0	1
Preston Wilson, R (1, 8) OBP: 0.348, SLG: 0.538		C B C F B X 2-2 S HR 1B	C X 0-1 ③ F9		C F B F B X 2-2 ②③ G5-4-3 1-2f			F F 2 C SAFE 0-3 ① K	C B X 1-1 ③ FC6-4 1-2f	5	1	1	0	0	1	4
Larry Walker, L (1, 9) OBP: 0.413, SLG: 0.461	F B C B B X 3-2 ① F8			B X 1-0 ① P5		F B B B F B X 3-2 1B		B C X 1-1 ② G1 2-3		4	0	1	0	0	0	2
Rene Reyes, S (9, 9) OBP: 0.307, SLG: 0.393										0	0	0	0	0	0	0
Jay Payton, R (1, 7) OBP: 0.364, SLG: 0.521	C B B B F 2 SAFE B B 4-2 1-2 HR BB			C X 0-1 2B 1B		D 1 X SAFE 1-0 ① P3		C S F B X 1-2 PB E 3-H 1B		3	3	2	1	1	0	1
Gregg Zaun, S (1, 2) OBP: 0.297, SLG: 0.321	B C X 1-1 1-H 2-H HR		B B B C X 3-1 1-H 2B			C B B B F B X 3-2 ② F9		B C B B F F D 4-2 1-2 E BB		3	2	2	4	1	0	1
Juan Uribe, R (1, 6) OBP: 0.293, SLG: 0.385	C B B F X 2-2 ② G5-3		C F S 0-3 ② K2-3			B F F B F C 2-3 ③ K		F X 0-1 E4 1-H 2-H 2B		3	0	0	0	0	2	2
Greg Norton, S (8, PH) OBP: 0.326, SLG: 0.422										1	0	1	2	0	0	0
12 Clint Barmes, R (8, 6) OBP: 0.667, SLG: 0.833										0	0	0	0	0	0	0
Jason Jennings, L (1, 1) OBP: 0.288, SLG: 0.283	X 0-0 ③ F9		X 0-0 ③ L6				C F B C 1-3 ① K	S C B B C 2-3 ③ K		2	0	0	0	0	0	1
Mark Bellhorn, S (7, PH) OBP: 0.340, SLG: 0.284										2	0	0	0	0	2	1
(7, 4)																

Inning Stats	1	2	3	4	5	6	7	8	9
	R: 0 H: 0 E: 0 LOB: 0 K: 0 BB: 0 S: 7 P: 11	R: 3 H: 2 E: 0 LOB: 0 K: 0 BB: 1 S: 16 P: 28	R: 1 H: 1 E: 0 LOB: 0 K: 1 BB: 0 S: 9 P: 13	R: 1 H: 2 E: 0 LOB: 1 K: 1 BB: 0 S: 9 P: 13	R: 0 H: 0 E: 0 LOB: 1 K: 0 BB: 1 S: 14 P: 23	R: 0 H: 1 E: 0 LOB: 1 K: 1 BB: 0 S: 12 P: 21	R: 0 H: 0 E: 0 LOB: 0 K: 1 BB: 0 S: 6 P: 8	R: 3 H: 3 E: 1 LOB: 1 K: 2 BB: 1 S: 18 P: 26	R: 0 H: 0 E: 0 LOB: 1 K: 0 BB: 1 S: 6 P: 14

PITCHER		IP	WLS	BF	H	R	ER	SO	BB	IBB	HBP	BLK	WP	HR	S	P	ERA	WHIP
Dan Haren, R ERA: 4.83	(1, 1)	3.0	L	13	3	4	4	1	1	0	0	0	0	2	32	52	12.00	1.333
54 Josh Pearce, R ERA: 3.18	(4, 1)	2.0		9	2	1	1	1	1	0	1	0	0	0	23	36	4.50	1.500
Garrett Stephenson, R ERA: 4.54	(6, 1)	2.0		7	1	0	0	2	0	0	0	0	0	0	18	29	0.00	0.500
28 Lance Painter, L ERA: 5.5	(8, 1)	0.0		1	1	1	1	0	0	0	0	0	0	0	1	1	∞	∞
Russ Springer, R ERA: 8.04	(8, 1)	1.0		6	2	2	2	2	1	0	0	0	0	0	17	25	18.00	3.000

PITCHER		IP	WLS	BF	H	R	ER	SO	BB	IBB	HBP	BLK	WP	HR	S	P	ERA	WHIP
Jimmy Journell, R ERA: 2.7	(9, 1)	1.0		4	0	0	0	0	1	0	0	0	0	0	6	14	0.00	1.000

TOP

Colorado Rockies @ St. Louis Cardinals

Busch Stadium, St. Louis, MO

Tue Sep 09 2003, 7:10 PM CDT
Att. 27,591 - Cloudy - 81 F

livebaseballscorecards.com

AB	35
R	8
H	9
RBI	8
BB	4
SO	6
LOB	13

1B: 4	SF: 0	WP: 0	PA: 40
2B: 3	SAC: 0	PB: 1	
3B: 0	DP: 1	SB: 1	
HR: 2	HBP: 1	CS: 0	

Batter	1	2	3	4	5	6	7	8	9	AB	R	H	RBI	BB	SO	LOB
Fernando Vina, L (1, 4) OBP: 0.330, SLG: 0.434	C B F B F B X 3-2 G4-3 ①		B F B X 2-1 G4-3 ③		B B F X 2-1 G1-6-3 ① ② 1-2f 2-3		B B C S X 2-2 G4-3 ②		X 0-0 L4 ②	5	0	0	0	0	0	4
J.D. Drew, L (1, 9) OBP: 0.361, SLG: 0.516 So Taguchi, R (7, PH) OBP: 0.297, SLG: 0.417 (8, 9)	X 0-0 P6 ②			B C X 1-1 5 1B 1B	B B F B B 4-1 BB		F B X 1-1 G6-3 ③		B X 1-0 FC6-4 ③ 1-2f	2 2	0 0	1 0	0 0	1 0	0 0	0 2
5 Albert Pujols, R (1, 7) OBP: 0.442, SLG: 0.680	B X 1-0 G5-3 ③			X 0-0 1-2 1B	X 0-0 L8 ③			B C S S X 1-2 2B		4	0	2	0	0	0	2
15 Jim Edmonds, L (1, 8) OBP: 0.391, SLG: 0.625		B B C S F X 2-2 G4-3 ①		C B C B F C 2-3 K ①		C X 0-1 F9 ①		C F S 0-3 K ①		4	0	0	0	0	2	3
27 Scott Rolen, R (1, 5) OBP: 0.379, SLG: 0.528		C B C B B B 4-2 FC3-6 BB		C D B B F F S 3-3 K ②		B C B X 2-1 1B 1B		C X 0-1 F8 ②		3	0	1	0	1	1	3
Tino Martinez, L (1, 3) OBP: 0.354, SLG: 0.431		B C X 1-1 FC3-6 ② 1-2f		X 0-0 G3 ③		B X 1-0 1-2 1B		C C X 0-2 G4-3 ③		4	0	1	0	0	0	4
Edgar Renteria, R (1, 6) OBP: 0.385, SLG: 0.479 Kerry Robinson, L (9, PH) OBP: 0.291, SLG: 0.328		X 0-0 P4 ③			B X 1-0 E 1B 1B	F B C B X 2-2 F9 ②			C X 0-1 FC3-6 1B	3 1	1 0	1 1	0 0	0 0	0 0	3 0
Mike Matheny, R (1, 2) OBP: 0.315, SLG: 0.341 Orlando Palmeiro, L (9, PH) OBP: 0.334, SLG: 0.338			C B F C 1-3 K ①		C S B X 1-2 E4 G1-6-3 1B 1-3	S F F F B X 1-2 F8 ③			C 1 X SAFE 0-1 FC3-6 1B 1-2f ①	3 1	0 0	0 0	0 0	0 0	1 0	3 1
Dan Haren, R (1, 1) ERA: 5.79, SLG: 0.167 Eli Marrero, L (3, PH) OBP: 0.333, SLG: 0.333 54 Josh Pearce, R (4, 1) Miguel Cairo, R (5, PH) OBP: 0.269, SLG: 0.396 Garrett Stephenson, R (6, 1) Bo Hart, R (7, PH) OBP: 0.286, SLG: 0.410 28 Lance Painter, L (8, 1) Russ Springer, R (8, 1) Jimmy Journell, R (8, 1) Eduardo Perez, R (9, PH) OBP: 0.308, SLG: 0.455			B B S F F X 2-2 P3 ②		B X 1-0 G1-6-3 1-2 3-H 1B		C X 0-1 G6-3 ①		S B X 1-1 FC6-4 1-3 1B	0 1 0 0 1 0 0 1 0 0 0 1	0 0 0 0 0 0 0 0 0 0 0 0	0 0 0 0 1 0 0 0 0 0 0 1	0 0 0 0 1 0 0 0 0 0 0 0	0 0 0 0 0 0 0 0 0 0 0 0	0 0 0 0 0 0 0 0 0 0 0 0	0 0 0 0 0 0 0 0 0 0 0 0
Inning Stats	R: 0 E: 0 K: 0 S: 6 H: 0 LOB: 0 BB: 0 P: 10	R: 0 E: 0 K: 0 S: 9 H: 0 LOB: 1 BB: 1 P: 16	R: 0 E: 0 K: 1 S: 9 H: 0 LOB: 0 BB: 0 P: 14	R: 0 E: 0 K: 2 S: 12 H: 2 LOB: 2 BB: 0 P: 18	R: 1 E: 1 K: 0 S: 9 H: 2 LOB: 2 BB: 1 P: 18	R: 0 E: 0 K: 0 S: 13 H: 2 LOB: 2 BB: 0 P: 19	R: 0 E: 0 K: 0 S: 7 H: 0 LOB: 0 BB: 0 P: 10	R: 0 E: 0 K: 1 S: 11 H: 1 LOB: 1 BB: 0 P: 12	R: 0 E: 0 K: 0 S: 8 H: 2 LOB: 2 BB: 0 P: 10	1B: 8 2B: 1 3B: 0 HR: 0	SF: 0 SAC: 0 DP: 1 HBP: 0						

PITCHER		IP	WLS	BF	H	R	ER	SO	BB	IBB	HBP	BLK	WP	HR	S	P	ERA	WHIP
Jason Jennings, R ERA: 5.0	(1, 1)	6.0	W	26	6	1	1	3	2	0	0	0	0	0	58	95	1.50	1.333
Javier López, L ERA: 3.96	(7, 1)	1.1		5	1	0	0	1	0	0	0	0	0	0	13	17	0.00	0.750
Justin Speier, R ERA: 3.36	(8, 1)	0.2		2	0	0	0	0	0	0	0	0	0	0	5	5	0.00	0.000
Steve Reed, R ERA: 3.51	(9, 1)	1.0		5	2	0	0	0	0	0	0	0	0	0	8	10	0.00	2.000

PITCHER	IP	WLS	BF	H	R	ER	SO	BB	IBB	HBP	BLK	WP	HR	S	P	ERA	WHIP

BOTTOM

Colorado Rockies @ St. Louis Cardinals

Busch Stadium, St. Louis, MO

Tue Sep 09 2003, 7:10 PM CDT

Att. 27,591 - Cloudy - 81 F

livebaseballscorecards.com

AB	36
R	1
H	9
RBI	1
BB	2
SO	4
LOB	25

Batter	1	2	3	4	5	6	7	8	9	AB	R	H	RBI	BB	SO	LOB
Pablo Ozuna, R (1, 4) OBP: 0.207, SLG: 0.214	C F B S 1-3 ① K			F S F B B F X 2-2 ① G6-3	F S B X 1-2 ③ G6-3			C X 0-1 ① G6-3		4	0	0	0	0	1	1
27 Garrett Atkins, R (1, 5) OBP: 0.222, SLG: 0.233	C X 0-1 ② G1-3			C B F X 1-2 17 1B E 1B		B C X 1-1 ① G1-3		F C F B S 1-3 ② K		4	1	1	0	0	1	0
17 Todd Helton, L (1, 3) OBP: 0.447, SLG: 0.621 Mark Sweeney, L (8, PH) OBP: 0.301, SLG: 0.400 (8, 3)	C B X 1-1 ③ F8			X 0-0 E E 1-3 1B		X 0-0 ② L7		B X 1-0 ③ G3		3 1	0 0	1 0	0 0	0 0	0 0	0 0
Preston Wilson, R (1, 8) OBP: 0.347, SLG: 0.538		S B B F X 2-2 ① L7		S S B X 1-2 E4 G3-6-3 1-3 3-H		X 0-0 2B			S X 0-1 ① F9	4	0	1	1	0	0	1
Larry Walker, L (1, 9) OBP: 0.410, SLG: 0.457		X 0-0 ② G4-3		C B B B X 3-1 ②③ G3-6-3 1-2f		C C S 0-3 ③ K			F X 0-1 ② G4-3	4	0	0	0	0	1	3
Jay Payton, R (1, 7) OBP: 0.363, SLG: 0.521		B C C F S 1-3 ③ K			X 0-0 ① P3		C S B F X 1-2 2B		F C F X 0-2 ③ L8	4	0	1	0	0	1	0
Charles Johnson, R (1, 2) OBP: 0.321, SLG: 0.453 Kit Pellow, R (8, 2)			B C F X 1-2 ① F8		C X 0-1 HR		S X 0-1 ① G5-3			3 0	1 0	1 0	1 0	0 0	0 0	1 0
12 Clint Barmes, R (1, 6) OBP: 0.444, SLG: 0.556			C C B S 1-3 ② K		F X 0-1 ② G6-3		F S C 0-3 ② K			3	0	0	0	0	2	1
Scott Elarton, R (1, 1) OBP: 0.154, SLG: 0.083 Jesus Sanchez, L (4, 1) Mark Bellhorn, S (5, PH) OBP: 0.343, SLG: 0.288 Denny Stark, R (5, 1) Rene Reyes, S (7, PH) OBP: 0.303, SLG: 0.388 Adam Bernero, R (7, 1) Cory Vance, L (7, 1) 40 Brian Fuentes, L (8, 1)			C B F B S 2-3 ③ K		B B B C X 3-1 1B		C S D F F C 1-3 ③ K			1 0 1 0 1 0 0 0	0 0 0 0 0 0 0 0	0 0 1 0 0 0 0 0	0 0 0 0 0 1 0 0	1 0 0 0 0 0 0 0	0 0 0 0 0 1 0 0	0 0 0 0 1 0 0 0
Inning Stats	R: 0 H: 0 E: 0 LOB: 0 K: 1 BB: 0 S: 7 P: 9	R: 0 H: 0 E: 0 LOB: 0 K: 1 BB: 0 S: 8 P: 11	R: 0 H: 0 E: 0 LOB: 0 K: 2 BB: 0 S: 9 P: 13	R: 1 H: 2 E: 1 LOB: 1 K: 0 BB: 0 S: 14 P: 21	R: 1 H: 2 E: 0 LOB: 1 K: 0 BB: 0 S: 10 P: 14	R: 0 H: 1 E: 0 LOB: 1 K: 1 BB: 0 S: 7 P: 8	R: 0 H: 1 E: 0 LOB: 1 K: 2 BB: 0 S: 14 P: 16	R: 0 H: 0 E: 0 LOB: 0 K: 1 BB: 0 S: 7 P: 9	R: 0 H: 0 E: 0 LOB: 0 K: 0 BB: 0 S: 8 P: 8	1B: 3 SF: 0 2B: 2 SAC: 0 3B: 0 DP: 1 HR: 1 HBP: 0						WP: 0 PA: 33 PB: 0 SB: 0 CS: 0

PITCHER	IP	WLS	BF	H	R	ER	SO	BB	IBB	HBP	BLK	WP	HR	S	P	ERA	WHIP
Brett Tomko, R (1, 1) ERA: 5.4	9.0	W	33	6	2	2	8	0	0	0	0	0	1	84	109	2.00	0.667

PITCHER	IP	WLS	BF	H	R	ER	SO	BB	IBB	HBP	BLK	WP	HR	S	P	ERA	WHIP

TOP

Colorado Rockies @ St. Louis Cardinals

Busch Stadium, St. Louis, MO

Wed Sep 10 2003, 7:10 PM CDT
Att. 25,396 - Cloudy - 86 F

livebaseballscorecards.com

AB	33
R	2
H	6
RBI	2
BB	0
SO	8
LOB	8

BOTTOM

Batter	1	2	3	4	5	6	7	8	9	AB	R	H	RBI	BB	SO	LOB
Fernando Vina, L (1, 4) OBP: 0.328, SLG: 0.429 Bo Hart, R (9, 4) OBP: 0.329, SLG: 0.410	C F B B B X 3-2 ① F7		F F X 0-2 E4 27 HR	B B X 2-0 5 HR 15 S 2-H 1B		C C X 0-2 ① L7	C B X 1-1 ③ FC4-6 1-2f			5 0	2 0	1 0	1 0	0 0	0 0	3 0
15 Jim Edmonds, L (1, 8) OBP: 0.388, SLG: 0.619 So Taguchi, R (8, PH) OBP: 0.316, SLG: 0.417 (9, 8)	X 0-0 ② L7		F B B 1 SAFE C X 2-2 ① P5	B F F F B F X 2-2 ② P6 1-2		B B X 2-0 ②③ G3-6-3 1-2f		B B F F B B 4-2 PB BB		4 0	0 0	0 0	0 0	0 1	0 0	3 0
5 Albert Pujols, R (1, 7) OBP: 0.444, SLG: 0.690 Eli Marrero, R (9, 7) OBP: 0.283, SLG: 0.393	S S H 1-2 27 1B HBP		X 0-0 ② F8	C S F F F D X 1-2 2-H HR			B F B S B B X 3-2 HR	B C B X 2-1 ① F9		4 0	2 0	2 0	3 0	0 0	0 0	2 0
27 Scott Rolen, R (1, 5) OBP: 0.382, SLG: 0.535 Miguel Cairo, R (8, PH) OBP: 0.294, SLG: 0.384 (9, 5)	C 1 SAFE B 1 SAFE F 1 SAFE F B F 3-2 F F F B F X 1-2 1B		X 0-0 1-H HR	B B B C F X 3-2 ③ G6-3			B B F B C F B 4-2 BB BB SF9 BB	F S B F B B X 3-2 ② F7 1-2		3 1	2 0	2 0	2 0	1 0	0 0	0 1
Edgar Renteria, R (1, 6) OBP: 0.385, SLG: 0.477	B S F B D F X 3-2 ③ G4-3		S B B C X 2-2 ③ F9		C B S B X 2-2 L4-6 S 1B		B S S B B B 4-2 BB 1-2 1B BB	B X 1-0 ③ L8		4	1	1	0	1	0	3
Tino Martinez, L (1, 3) OBP: 0.355, SLG: 0.430 Mike Matheny, R (9, 3) OBP: 0.315, SLG: 0.341		B X 1-0 ① P6		F B X 1-1 HR 1B	C F B C 1-3 ① K 1-2		B B B C C B 4-2 1B 1-2 2-3 BB			3 0	1 0	1 0	0 0	1 0	1 0	1 0
J.D. Drew, L (1, 9) OBP: 0.367, SLG: 0.528 Orlando Palmeiro, L (9, 9) OBP: 0.334, SLG: 0.338		B B B B 4-0 BB		F B B B F F B X 3-2 1-H HR	B B B 4-0 BB		C S S 0-3 ① K			2 0	1 0	1 0	2 0	2 0	1 0	3 0
Chris Widger, R (1, 2) OBP: 0.227, SLG: 0.235		X 0-0 ② P6		C B B B X 2-1 SH3-4 1B 1B	F X 0-1 ②③ L4-6 2-2		F X 0-1 ② SF9 3-H			3	1	1	1	0	0	3
Brett Tomko, R (1, 1) OBP: 0.339, SLG: 0.309		X 0-0 ③ F9		X 0-0 ① SH3-4 1-2		X 0-0 15 G3-6-3 1B	C B S X 1-2 FC4-6 1-3 2-H 1B			3	0	2	1	0	0	1
Inning Stats	R: 0 E: 0 K: 0 S: 19 H: 1 LOB: 2 BB: 0 P: 29	R: 0 E: 0 K: 0 S: 3 H: 0 LOB: 1 BB: 1 P: 8	R: 2 E: 1 K: 0 S: 11 H: 1 LOB: 0 BB: 0 P: 15	R: 5 E: 0 K: 0 S: 24 H: 5 LOB: 0 BB: 0 P: 38	R: 0 E: 0 K: 1 S: 8 H: 1 LOB: 1 BB: 1 P: 15	R: 0 E: 0 K: 0 S: 5 H: 1 LOB: 0 BB: 0 P: 7	R: 3 E: 0 K: 1 S: 21 H: 2 LOB: 2 BB: 3 P: 38	R: 0 E: 0 K: 0 S: 9 H: 0 LOB: 1 BB: 1 P: 19		1B: 7 2B: 1 3B: 0 HR: 4	SF: 1 SAC: 1 DP: 2 HBP: 1				WP: 0 PB: 1 SB: 2 CS: 0	PA: 41	

PITCHER		IP	WLS	BF	H	R	ER	SO	BB	IBB	HBP	BLK	WP	HR	S	P	ERA	WHIP
Scott Elarton, R ERA: 7.13	(1, 1)	3.2	L	21	7	7	5	0	1	0	1	0	0	3	54	84	12.27	2.182
Jesus Sanchez, L ERA: 5.4	(4, 1)	0.1		1	0	0	0	0	0	0	0	0	0	0	3	6	0.00	0.000
Denny Stark, R ERA: 6.18	(5, 1)	2.0		7	2	0	0	1	1	0	0	0	0	0	13	22	0.00	1.500
Adam Bernero, R ERA: 5.94	(7, 1)	0.0		3	1	3	3	0	2	0	0	0	0	1	9	20	∞	∞
Cory Vance, L ERA: 6.14	(7, 1)	1.0		5	1	0	0	1	1	0	0	0	0	0	12	18	0.00	2.000

PITCHER		IP	WLS	BF	H	R	ER	SO	BB	IBB	HBP	BLK	WP	HR	S	P	ERA	WHIP
40 Brian Fuentes, L ERA: 2.49	(8, 1)	1.0		4	0	0	0	0	1	0	0	0	0	0	9	19	0.00	1.000

Colorado Rockies @ St. Louis Cardinals

Busch Stadium, St. Louis, MO

Wed Sep 10 2003, 7:10 PM CDT

Att. 25,396 - Cloudy - 86 F

livebaseballscorecards.com

AB	32
R	10
H	11
RBI	10
BB	6
SO	2
LOB	20

Batter	1	2	3	4	5	6	7	8	9	AB	R	H	RBI	BB	SO	LOB
Ronnie Belliard, R (1, 4) OBP: 0.346, SLG: 0.372	HR	FC6-4 1-2f		17 BB 1B FC1-2 1B	FC6-4 1-2f		2B 3-H 1B		17 FC4 BB	5	2	3	2	1	0	2
Chris Stynes, R (1, 5) OBP: 0.340, SLG: 0.427	G5-3		K	FC1-2 17 BB 1-2 1B 1B		17 1B 1B 1B	1-H 2B		K	6	2	3	1	0	2	1
17 Todd Helton, L (1, 3) OBP: 0.448, SLG: 0.618	G3-1	G4-3		FC1-2 1-2 2-3 1B BB		1B 1-3 1B	G4-6-3 BB		FC4 1-2f	4	1	1	0	2	0	1
Jay Payton, R (1, 8) (6, 7) OBP: 0.363, SLG: 0.527	2B	HR		FC1-2 1B 1-2 2-3 3-Hf	K	K	G4-6-3 1-2f			5	1	2	1	0	1	7
Kit Pellow, R (1, 7) OBP: 0.600, SLG: 1.250 Pablo Ozuna, R (6, 8) OBP: 0.200, SLG: 0.207	HBP	HR		1B 1-2 2-H 3-H	K			K	K	3 1	1 0	2 0	3 0	0 0	1 1	2 0
Rene Reyes, S (1, 9) OBP: 0.309, SLG: 0.389	K	1B	G4-3	1B 3-H		G6-3				5	0	2	1	0	1	4
Gregg Zaun, S (1, 2) OBP: 0.301, SLG: 0.324	G4-3	K		FC4-6 1B	K	WP 1B				5	0	2	0	0	2	3
Juan Uribe, R (1, 6) OBP: 0.294, SLG: 0.400	F7	HR		FC4-6 FC6-4 1-2f	SH3-4 1B 2B	F8 1-2				5	2	2	1	0	0	2
Darren Oliver, R (1, 1) OBP: 0.297, SLG: 0.361 Javier López, L (7, 1) OBP: 0.250, SLG: 0.250 28 Aaron Cook, R (8, 1) OBP: 0.226, SLG: 0.172 40 Brian Fuentes, L (9, 1)	FC6-4 1B	K	K	SH3-4 2-3	K			K		3 0 1 0	0 0 0 0	1 0 0 0	0 0 0 0	0 0 1 0	2 0 0 0	1 0 0 0
Inning Stats	R: 1 E: 0 K: 1 S: 12 H: 2 LOB: 2 BB: 0 P: 18	R: 0 E: 0 K: 0 S: 11 H: 1 LOB: 1 BB: 0 P: 16	R: 2 E: 0 K: 2 S: 15 H: 3 LOB: 3 BB: 0 P: 21	R: 3 E: 0 K: 1 S: 22 H: 4 LOB: 2 BB: 1 P: 37	R: 0 E: 0 K: 1 S: 9 H: 1 LOB: 1 BB: 0 P: 11	R: 1 E: 0 K: 3 S: 14 H: 3 LOB: 2 BB: 0 P: 21	R: 2 E: 0 K: 0 S: 11 H: 3 LOB: 1 BB: 1 P: 16	R: 0 E: 0 K: 1 S: 13 H: 1 LOB: 1 BB: 0 P: 21	R: 0 E: 0 K: 2 S: 13 H: 0 LOB: 1 BB: 1 P: 22	1B: 11 2B: 3 3B: 0 HR: 4 SF: 0 SAC: 1 DP: 1 HBP: 1						

PITCHER		IP	WLS	BF	H	R	ER	SO	BB	IBB	HBP	BLK	WP	HR	S	P	ERA	WHIP
Sterling Hitchcock, L ERA: 4.63	(1, 1)	3.1	L	19	8	5	5	4	0	0	1	0	0	4	51	77	13.50	2.400
Jason Simontacchi, R ERA: 5.59	(4, 1)	1.2		9	3	1	1	1	1	0	0	0	0	0	18	26	5.40	2.400
Cal Eldred, R ERA: 4.19	(6, 1)	1.0		6	3	1	1	3	0	0	0	0	0	0	14	21	9.00	3.000
Mike DeJean, R ERA: 4.92	(7, 1)	1.0		6	3	2	2	0	1	0	0	0	0	0	11	16	18.00	4.000
Steve Kline, L ERA: 3.97	(8, 1)	1.0		4	1	0	0	1	0	0	0	0	1	0	13	21	0.00	1.000

PITCHER		IP	WLS	BF	H	R	ER	SO	BB	IBB	HBP	BLK	WP	HR	S	P	ERA	WHIP
44 Jason Isringhausen, R ERA: 2.14	(9, 1)	1.0		4	0	0	0	2	1	0	0	0	0	0	13	22	0.00	1.000

Colorado Rockies @ St. Louis Cardinals

Busch Stadium, St. Louis, MO

Thu Sep 11 2003, 12:40 PM CDT

Att. 28,801 - Cloudy - 86 F

TOP

livebaseballscorecards.com

AB	43
R	9
H	18
RBI	9
BB	3
SO	11
LOB	23

WP: 1 PA: 48
PB: 0
SB: 0
CS: 0

BOTTOM

Batter	1	2	3	4	5	6	7	8	9	AB	R	H	RBI	BB	SO	LOB
Fernando Vina, L (1, 4) OBP: 0.329, SLG: 0.425	C C F S 0-3 ① K		X 0-0 ③ HR 1B		X 0-0 ③ G6-3		D F X 1-1 ③ L7		B F H 2-1 1-2 2-3 3-H HBP	4	1	1	1	0	1	2
Miguel Cairo, R (1, 7) OBP: 0.296, SLG: 0.397	C F B X 2-2 ② G6-3		B B C 1 X SAFE 2-1 1-H HR			C X 0-1 5 G6-4-3 1B		C S B B S 2-3 ① K	C C X 0-2 ③ F7	5	1	2	2	0	1	3
5 Albert Pujols, R (1, 3) OBP: 0.444, SLG: 0.688	X 0-0 1B		B C F B C 2-3 ③ K			X 0-0 ① ② G6-4-3 1-2f		B B B B 4-0 27 G5-4-3 BB		3	0	1	0	1	1	1
27 Scott Rolen, R (1, 5) OBP: 0.379, SLG: 0.530	B B C S F C 2-3 ③ K			B C X 1-1 ① G6-3		C B B X 2-1 ③ G3		C B X 1-1 ② ③ G5-4-3 1-2f		4	0	0	0	0	1	2
Edgar Renteria, R (1, 6) OBP: 0.387, SLG: 0.477		B F B B S C 3-3 ① K		X 0-0 S 1B			B B B B 4-0 S 1B 1B BB		B B B C B 4-1 BB S HBP BB	2	2	1	0	2	1	0
Eli Marrero, R (1, 9) OBP: 0.271, SLG: 0.375		C X 0-1 ② F7		X 0-0 ② F8			C F X 0-2 ① F9		C B S B F B F F F 3-3 S ① K 1-2	4	0	0	0	0	1	3
Mike Matheny, R (1, 2) OBP: 0.315, SLG: 0.341 Steve Kline, S (8, 1) OBP: 0.500, SLG: 1.000 44 Jason Isringhausen, R (9, 1) OBP: 0.500, SLG: 1.500 Kerry Robinson, L (9, PH) OBP: 0.294, SLG: 0.328		B X 1-0 ③ G5-3		B B X 2-0 ③ P2 1-2			B X 1-0 1B 1-2 1B		B B B B C B 4-1 HBP BB BB	3 0 0 0	0 0 0 0	1 0 0 0	0 0 0 0	0 0 0 1	0 0 0 0	1 0 0 0
So Taguchi, R (1, 8) OBP: 0.293, SLG: 0.385 J.D. Drew, L (9, PH) OBP: 0.367, SLG: 0.528 Bo Hart, R (9, PH) OBP: 0.328, SLG: 0.408			B B C B C X 3-2 ① G5-3		X 0-0 ① G5-3		C S C 0-3 ② K		C X 0-1 ② F9	3 0 1	0 0 0	0 0 0	0 0 0	0 0 0	1 0 0	2 0 2
Sterling Hitchcock, L (1, 1) OBP: 0.200, SLG: 0.200 Jason Simontacchi, R (4, 1) OBP: 0.135, SLG: 0.162 Orlando Palmeiro, L (5, PH) OBP: 0.333, SLG: 0.337 Cal Eldred, R (6, 1) OBP: 0.500, SLG: 0.500 Mike DeJean, R (7, 1) Eduardo Perez, R (7, PH) OBP: 0.361, SLG: 0.457 Chris Widger, R (8, 2) OBP: 0.236, SLG: 0.235			C X 0-1 ② G6-3		C B F X 1-2 ② G6-3		B S B B B X 3-1 1-3 2-H 1B		B S B B B B 4-1 1-2 2-3 HBP BB	1 0 1 0 0 1 0	0 0 0 0 0 0 0	0 0 0 0 0 1 0	0 0 0 0 0 1 0	0 0 0 0 0 0 0	0 0 0 0 0 0 0	0 0 0 0 0 0 0
Inning Stats	R: 0 E: 0 K: 2 S: 12 H: 1 LOB: 1 BB: 0 P: 16	R: 0 E: 0 K: 1 S: 6 H: 0 LOB: 0 BB: 0 P: 10	R: 2 E: 0 K: 1 S: 11 H: 2 LOB: 0 BB: 0 P: 18	R: 0 E: 0 K: 0 S: 5 H: 1 LOB: 1 BB: 0 P: 8	R: 0 E: 0 K: 0 S: 5 H: 0 LOB: 0 BB: 0 P: 6	R: 0 E: 0 K: 0 S: 5 H: 1 LOB: 0 BB: 0 P: 7	R: 1 E: 0 K: 1 S: 11 H: 2 LOB: 2 BB: 1 P: 20	R: 0 E: 0 K: 1 S: 5 H: 0 LOB: 0 BB: 1 P: 12	R: 1 E: 0 K: 1 S: 16 H: 0 LOB: 3 BB: 3 P: 33	1B: 6 2B: 0 3B: 0 HR: 1	SF: 0 SAC: 0 DP: 2 HBP: 1						

PITCHER		IP	WLS	BF	H	R	ER	SO	BB	IBB	HBP	BLK	WP	HR	S	P	ERA	WHIP
Darren Oliver, L ERA: 5.01	(1, 1)	6.2	W	27	7	3	3	5	1	0	0	0	0	1	53	82	4.05	1.200
Javier López, L ERA: 3.91	(7, 1)	0.2		2	0	0	0	1	0	0	0	0	0	0	5	8	0.00	0.000
28 Aaron Cook, R ERA: 5.26	(8, 1)	1.0		5	0	1	1	1	3	0	0	0	0	0	11	27	9.00	3.000
40 Brian Fuentes, L ERA: 2.47	(9, 1)	0.2		4	0	0	0	0	1	0	1	0	0	0	7	13	0.00	1.500

PITCHER	IP	WLS	BF	H	R	ER	SO	BB	IBB	HBP	BLK	WP	HR	S	P	ERA	WHIP

Colorado Rockies @ St. Louis Cardinals

Busch Stadium, St. Louis, MO

Thu Sep 11 2003, 12:40 PM CDT

Att. 28,801 - Cloudy - 86 F

livebaseballscorecards.com

AB	32
R	4
H	7
RBI	4
BB	5
SO	7
LOB	16

1B: 6	SF: 0	WP: 0	PA: 38
2B: 0	SAC: 0	PB: 0	
3B: 0	DP: 2	SB: 3	
HR: 1	HBP: 1	CS: 0	

Batter	1	2	3	4	5	6	7	8	9	AB	R	H	RBI	BB	SO	LOB
Fernando Vina, L (1, 4) OBP: 0.326, SLG: 0.416	X 0-0 ① G4-3		C B B B C X 3-2 ③ F9			B C F X 1-2 5 G1-3 1B		B C B X 2-1 ③ F9		4	0	1	0	0	0	1
15 Jim Edmonds, L (1, 8) OBP: 0.386, SLG: 0.613	C C S 0-3 ② K			B T F B F B F S 3-3 ① K		S B C F S 1-3 ① K			B C B F X 2-2 5 G6-4-3 1B	4	0	1	0	0	3	1
5 Albert Pujols, R (1, 7) OBP: 0.441, SLG: 0.683	F C X 0-2 ③ F9			B F F F X 1-2 ② P3		S X 0-1 ② G1-3 1-2			X 0-0 ①② G6-4-3 1-2f	4	0	0	0	0	0	2
27 Scott Rolen, R (1, 5) OBP: 0.377, SLG: 0.528		B F B X 2-1 ① P4		F B B C X 2-2 2B		F B B F S 2-3 ③ K			C C C 0-3 ③ K	4	0	1	0	0	2	1
Edgar Renteria, R (1, 6) OBP: 0.386, SLG: 0.473		B C B C S 2-3 ② K		F X 0-1 ③ G6-3			B X 1-0 ① G4-3			3	0	0	0	0	1	1
Tino Martinez, L (1, 3) OBP: 0.352, SLG: 0.425		C C B S 1-3 ③ K			C B F B B X 3-2 ① G4-3		C B F X 1-2 ② F8			3	0	0	0	0	1	0
J.D. Drew, L (1, 9) OBP: 0.368, SLG: 0.522			X 0-0 1B		X 0-0 ② P3		B X 1-0 ③ F9			3	0	1	0	0	0	0
Mike Matheny, R (1, 2) OBP: 0.315, SLG: 0.348 Chris Widger, R (3, 2) OBP: 0.253, SLG: 0.265 Kerry Robinson, L (8, PH) OBP: 0.295, SLG: 0.338 Mike DeJean, R (8, 1)			B B X 2-0 ① P3		C B B B F F X 2-2 1B			B B C B C F S 3-3 ① K		1 1 1 0	0 0 0 0	0 1 0 0	0 0 0 0	0 0 1 0	0 0 0 0	1 0 0 0
Matt Morris, R (1, 1) OBP: 0.216, SLG: 0.286 Orlando Palmeiro, L (8, PH) OBP: 0.331, SLG: 0.334 Joe Girardi, R (8, 2) OBP: 0.150, SLG: 0.056			1 SAFE L L 1 SAFE L 0-3 ② K		B F F F S 1-3 ③ K			B B B C C C X 3-2 ② F7		2 1 0	0 0 0	0 0 0	0 0 0	0 0 0	2 0 0	2 0 0
Inning Stats	R: 0 H: 0 E: 0 LOB: 0 K: 1 BB: 0 S: 7 P: 7	R: 0 H: 0 E: 0 LOB: 0 K: 2 BB: 0 S: 8 P: 13	R: 0 H: 1 E: 0 LOB: 1 K: 1 BB: 0 S: 8 P: 13	R: 0 H: 1 E: 0 LOB: 1 K: 1 BB: 0 S: 13 P: 19	R: 0 H: 1 E: 0 LOB: 1 K: 1 BB: 0 S: 12 P: 18	R: 0 H: 1 E: 0 LOB: 1 K: 2 BB: 0 S: 12 P: 16	R: 0 H: 0 E: 0 LOB: 0 K: 0 BB: 0 S: 5 P: 8	R: 0 H: 0 E: 0 LOB: 0 K: 1 BB: 0 S: 9 P: 17	R: 0 H: 1 E: 0 LOB: 0 K: 1 BB: 0 S: 7 P: 9	1B: 4 SF: 0 2B: 1 SAC: 0 3B: 0 DP: 1 HR: 0 HBP: 0						

TOP

St. Louis Cardinals @ Houston Astros

Minute Maid Park, Houston, TX

Sat Sep 13 2003, 6:05 PM CDT
Att. 42,435 - Dome - 72 F

livebaseballscorecards.com

AB	31
R	0
H	5
RBI	0
BB	0
SO	10
LOB	9

WP: 0 PA: 31
PB: 0
SB: 0
CS: 0

PITCHER		IP	WLS	BF	H	R	ER	SO	BB	IBB	HBP	BLK	WP	HR	S	P	ERA	WHIP
44 Roy Oswalt, R ERA: 3.2	(1, 1)	7.0	W	25	4	0	0	8	0	0	0	0	0	0	65	94	0.00	0.571
Octavio Dotel, R ERA: 2.77	(8, 1)	1.0	H	3	0	0	0	1	0	0	0	0	0	0	9	17	0.00	0.000
Billy Wagner, L ERA: 1.59	(9, 1)	1.0	S	3	1	0	0	1	0	0	0	0	0	0	7	9	0.00	1.000

PITCHER	IP	WLS	BF	H	R	ER	SO	BB	IBB	HBP	BLK	WP	HR	S	P	ERA	WHIP

Batter	1	2	3	4	5	6	7	8	9	AB	R	H	RBI	BB	SO	LOB
Craig Biggio, R (1, 8) OBP: 0.348, SLG: 0.413	C B X 1-1 G6-3 ①		B X 1-0 F7 ③		X 0-0 2-H 2B			B B B C B 4-1 G3 S BB		3	0	1	1	1	0	0
Geoff Blum, S (1, 5) OBP: 0.306, SLG: 0.396	S C B X 1-2 P2 ②			B F C B X 2-2 G4-1 ①	X 0-0 F8 ③			B F B X 2-1 1-3 G3 ②		4	0	0	0	0	0	2
5 Jeff Bagwell, R (1, 3) OBP: 0.374, SLG: 0.517	C B C B S 2-3 K ③			S F X 0-2 HR		F F B B S 2-3 K ①		S B B B X 2-1 P4 ③		4	1	1	1	0	2	1
Jeff Kent, R (1, 4) OBP: 0.347, SLG: 0.517		X 0-0 17 G6-3 1B		B C B B B 4-1 BB		B X 1-0 G1-3 ②				2	0	1	0	1	0	0
17 Lance Berkman, S (1, 7) OBP: 0.407, SLG: 0.506		B B C X 2-1 1-2 G6-3 ①		X 0-0 F7 ②		X 0-0 P4 ③				3	0	0	0	0	0	2
Richard Hidalgo, R (1, 9) OBP: 0.388, SLG: 0.569		C B B X 2-1 F9 ②		F C S 0-3 K ③			C B S B F F X 2-2 F8 ①			3	0	0	0	0	1	2
Brad Ausmus, R (1, 2) OBP: 0.305, SLG: 0.297		B C F B B S 3-3 K ③			X 0-0 44 SH3-4 2B 1B		X 0-0 F8 ②			3	1	1	0	0	1	1
28 Adam Everett, R (1, 6) OBP: 0.310, SLG: 0.367			B C B F S 2-3 K ①		B 1 SAFE X 1-0 F9 ①		C B F B X 2-2 L3 ③			3	0	0	0	0	1	1
44 Roy Oswalt, R (1, 1) OBP: 0.216, SLG: 0.222 Octavio Dotel, R (8, 1) Jose Vizcaino, S (8, PH) OBP: 0.278, SLG: 0.374 Billy Wagner, L (9, 1)			X 0-0 G4-3 ②		B 1 SAFE B B C X 3-1 1-2 SH3-4 ②			F F F X 0-2 P5 ①		1 0 1 0	0 0 0 0	0 0 0 0	0 0 0 0	0 0 0 0	0 0 0 0	0 0 0 0
Inning Stats	R: 0 H: 0 E: 0 LOB: 0 K: 1 BB: 0 S: 8 P: 12	R: 0 H: 1 E: 0 LOB: 1 K: 1 BB: 0 S: 8 P: 15	R: 0 H: 0 E: 0 LOB: 0 K: 1 BB: 0 S: 5 P: 8	R: 1 H: 1 E: 0 LOB: 1 K: 1 BB: 1 S: 11 P: 17	R: 1 H: 2 E: 0 LOB: 1 K: 0 BB: 0 S: 6 P: 10	R: 0 H: 0 E: 0 LOB: 0 K: 1 BB: 0 S: 5 P: 8	R: 0 H: 0 E: 0 LOB: 0 K: 0 BB: 0 S: 9 P: 13	R: 0 H: 0 E: 0 LOB: 1 K: 0 BB: 1 S: 9 P: 17		1B: 2 SF: 0 2B: 1 SAC: 1 3B: 0 DP: 0 HR: 1 HBP: 0						

PITCHER	IP	WLS	BF	H	R	ER	SO	BB	IBB	HBP	BLK	WP	HR	S	P	ERA	WHIP
Matt Morris, R (1, 1) ERA: 3.54	7.0	L	26	4	2	2	5	1	0	0	0	0	1	52	83	2.57	0.714
Mike DeJean, R (8, 1) ERA: 4.86	1.0		4	0	0	0	0	1	0	0	0	0	0	9	17	0.00	1.000

PITCHER	IP	WLS	BF	H	R	ER	SO	BB	IBB	HBP	BLK	WP	HR	S	P	ERA	WHIP

BOTTOM

St. Louis Cardinals @ Houston Astros

Minute Maid Park, Houston, TX

Sat Sep 13 2003, 6:05 PM CDT
Att. 42,435 - Dome - 72 F

livebaseballscorecards.com

AB	27
R	2
H	4
RBI	2
BB	2
SO	5
LOB	9

WP: 0 PA: 30
PB: 0
SB: 1
CS: 0

Batter	1	2	3	4	5	6	7	8	9	AB	R	H	RBI	BB	SO	LOB
Fernando Vina, L (1, 4) OBP: 0.321, SLG: 0.409	F9		F9			F7			G4-3	4	0	0	0	0	0	1
15 Jim Edmonds, L (1, 8) OBP: 0.385, SLG: 0.608	K			BB		G4-3			K	3	1	0	0	1	2	1
5 Albert Pujols, R (1, 7) OBP: 0.441, SLG: 0.683	2B			1B		G6-3			E6	4	0	2	0	0	0	1
27 Scott Rolen, R (1, 5) OBP: 0.374, SLG: 0.524	P4			G5-4-3			K		F7	4	0	0	0	0	1	3
Edgar Renteria, R (1, 6) OBP: 0.384, SLG: 0.471		F8		G1-3			P3			3	0	0	0	0	0	0
Tino Martinez, L (1, 3) OBP: 0.350, SLG: 0.422		F8			G3		F7			3	0	0	0	0	0	0
Kerry Robinson, L (1, 9) OBP: 0.290, SLG: 0.333		G1-3			G5-3			G4-3		3	0	0	0	0	0	0
Mike Matheny, R (1, 2) OBP: 0.314, SLG: 0.346 Orlando Palmeiro, L (8, PH) OBP: 0.330, SLG: 0.333 Mike DeJean, R (8, 1)			G6-3		F7			G3		2 1 0	0 0 0	0 0 0	0 0 0	0 0 0	0 0 0	0 0 0
Dan Haren, R (1, 1) OBP: 0.148, SLG: 0.160 Jason Simontacchi, R (4, 1) OBP: 0.135, SLG: 0.162 Eli Marrero, R (6, PH) OBP: 0.273, SLG: 0.385 Cal Eldred, R (6, 1) OBP: 0.500, SLG: 0.500 J.D. Drew, L (8, PH) OBP: 0.367, SLG: 0.520 Chris Widger, R (8, 2) OBP: 0.253, SLG: 0.265			G4-3			2B		P3		1 0 1 0 1 0	0 0 0 0 0 0	0 0 1 0 0 0	0 0 0 0 0 0	0 0 0 0 0 0	0 0 0 0 0 0	0 0 0 0 0 0
Inning Stats	R: 0 E: 0 K: 1 S: 9 H: 1 LOB: 1 BB: 0 P: 14	R: 0 E: 0 K: 0 S: 6 H: 0 LOB: 0 BB: 0 P: 8	R: 0 E: 0 K: 0 S: 8 H: 0 LOB: 0 BB: 0 P: 14	R: 1 E: 0 K: 0 S: 8 H: 1 LOB: 0 BB: 1 P: 16	R: 0 E: 0 K: 0 S: 6 H: 0 LOB: 0 BB: 0 P: 9	R: 0 E: 0 K: 0 S: 10 H: 1 LOB: 1 BB: 0 P: 17	R: 0 E: 0 K: 1 S: 9 H: 0 LOB: 0 BB: 0 P: 15	R: 0 E: 0 K: 0 S: 8 H: 0 LOB: 0 BB: 0 P: 14	R: 0 E: 1 K: 1 S: 14 H: 0 LOB: 1 BB: 0 P: 19	1B: 1 2B: 2 3B: 0 HR: 0 SF: 0 SAC: 0 DP: 1 HBP: 0						

PITCHER		IP	WLS	BF	H	R	ER	SO	BB	IBB	HBP	BLK	WP	HR	S	P	ERA	WHIP
Tim Redding, R ERA: 3.8	(1, 1)	6.0	W	21	3	1	1	1	1	0	0	0	0	0	47	78	1.50	0.667
54 Brad Lidge, R ERA: 3.5	(7, 1)	1.0	H	3	0	0	0	1	0	0	0	0	0	0	9	15	0.00	0.000
Octavio Dotel, R ERA: 2.73	(8, 1)	1.0	H	3	0	0	0	0	0	0	0	0	0	0	8	14	0.00	0.000
Billy Wagner, L ERA: 1.57	(9, 1)	1.0	S	4	0	0	0	1	0	0	0	0	0	0	14	19	0.00	0.000

PITCHER	IP	WLS	BF	H	R	ER	SO	BB	IBB	HBP	BLK	WP	HR	S	P	ERA	WHIP

TOP

St. Louis Cardinals @ Houston Astros

Minute Maid Park, Houston, TX

Sun Sep 14 2003, 1:05 PM CDT
Att. 37,548 - Dome - 72 F

livebaseballscorecards.com

AB	30
R	1
H	3
RBI	0
BB	1
SO	3
LOB	6

PA: 31

WP: 0
PB: 0
SB: 0
CS: 0

St. Louis Cardinals @ Houston Astros

Minute Maid Park, Houston, TX

Sun Sep 14 2003, 1:05 PM CDT

Att. 37,548 - Dome - 72 F

livebaseballscorecards.com

BOTTOM

Batter	1	2	3	4	5	6	7	8	9	AB	R	H	RBI	BB	SO	LOB
Craig Biggio, R (1, 8) OBP: 0.351, SLG: 0.414	H 1-0 FC5-4 HBP		B F B F X 2-2 FC5-4 2-H 1B	C B B B C X 3-2 2-H 3-H 1B			B C B X 2-1 ① F8			3	0	2	3	0	0	0
Morgan Ensberg, R (1, 5) OBP: 0.372, SLG: 0.509	B B B C X 3-1 ① P4		B X 1-0 ① FC5-4 BB 1-2f	B S X 1-1 ③ G4-3			C S X 0-2 ② G5-3			4	0	0	0	0	0	3
5 Jeff Bagwell, R (1, 3) OBP: 0.372, SLG: 0.514	C D B C B S 3-3 ② K		B B B X 3-0 ② F9		B F F B C 2-3 ① K		B X 1-0 ③ F9			4	0	0	0	0	2	2
Jeff Kent, R (1, 4) OBP: 0.350, SLG: 0.519	B B F X 2-1 ③ FC5-4 1-2f		B B B F B 4-1 1-2 BB		C B X 1-1 17 CS 2B			B B F F B B 4-2 G6-4-3 BB		2	0	1	0	2	0	1
17 Lance Berkman, S (1, 7) OBP: 0.406, SLG: 0.508		X 0-0 SF8 3B	S B F S 1-3 ③ K		C B S B F S 2-3 ② ③ K 2-3			C B B B C S 3-3 ① K		4	1	1	0	0	3	4
Richard Hidalgo, R (1, 9) OBP: 0.385, SLG: 0.565		X 0-0 ① SF8 3-H	S B B X 2-1 ① F8			B C X 1-1 ① P4		B S X 1-1 ② ③ G6-4-3 1-2f		3	0	0	1	0	0	1
Brad Ausmus, R (1, 2) OBP: 0.305, SLG: 0.297		X 0-0 ② F8	B B X 2-0 G6-3 28 HBP 1B			T B C X 1-2 ② G1-4-3				3	1	1	0	0	0	0
28 Adam Everett, R (1, 6) OBP: 0.313, SLG: 0.365		C B X 1-1 ③ G5-3	B B H 3-0 G6-3 1-2 1B HBP			C B B B C F B 4-2 BB				1	1	0	0	1	0	0
Tim Redding, R (1, 1) OBP: 0.224, SLG: 0.255 Orlando Merced, S (6, PH) OBP: 0.286, SLG: 0.376 54 Brad Lidge, R (7, 1) Octavio Dotel, R (8, 1) Billy Wagner, L (9, 1)		X 0-0 1B 2B	B B B C F X 3-2 G6-3 1-2 2-3			C X 0-1 ③ P4				2 1 0 0 0	1 0 0 0 0	1 0 0 0 0	0 0 0 0 0	0 0 0 0 0	0 0 0 0 0	2 1 0 0 0
Inning Stats	R: 0 E: 0 K: 1 S: 7 H: 0 LOB: 1 BB: 0 P: 16	R: 1 E: 0 K: 0 S: 5 H: 1 LOB: 0 BB: 0 P: 6	R: 1 E: 0 K: 1 S: 10 H: 2 LOB: 2 BB: 1 P: 21	R: 2 E: 0 K: 0 S: 11 H: 2 LOB: 1 BB: 0 P: 25	R: 0 E: 0 K: 2 S: 9 H: 1 LOB: 0 BB: 0 P: 14	R: 0 E: 0 K: 0 S: 10 H: 0 LOB: 1 BB: 1 P: 16	R: 0 E: 0 K: 0 S: 6 H: 0 LOB: 0 BB: 0 P: 9	R: 0 E: 0 K: 1 S: 7 H: 0 LOB: 0 BB: 1 P: 15		1B: 3 2B: 2 3B: 1 HR: 0 SF: 1 SAC: 0 DP: 1 HBP: 2						

	AB	R	H	RBI	BB	SO	LOB
AB	27						
R	4						
H	6						
RBI	4						
BB	3						
SO	5						
LOB	14						

WP: 0 PA: 33
PB: 0
SB: 0
CS: 1

PITCHER

PITCHER		IP	WLS	BF	H	R	ER	SO	BB	IBB	HBP	BLK	WP	HR	S	P	ERA	WHIP
Dan Haren, R ERA: 5.08	(1, 1)	3.2	L	19	5	4	4	2	1	0	2	0	0	0	31	65	9.82	1.636
Jason Simontacchi, R ERA: 5.53	(4, 1)	1.1		4	1	0	0	2	0	0	0	0	0	0	11	17	0.00	0.750
Cal Eldred, R ERA: 4.05	(6, 1)	2.0		7	0	0	0	0	1	0	0	0	0	0	16	25	0.00	0.500
Mike DeJean, R ERA: 4.79	(8, 1)	1.0		3	0	0	0	1	1	0	0	0	0	0	7	15	0.00	1.000

PITCHER	IP	WLS	BF	H	R	ER	SO	BB	IBB	HBP	BLK	WP	HR	S	P	ERA	WHIP

Batter	1	2	3	4	5	6	7	8	9	AB	R	H	RBI	BB	SO	LOB
Scott Podsednik, L (1, 8) OBP: 0.382, SLG: 0.431	C F F B B B X 3-2 ① F7			C F X 0-2 ① F8		C X 0-1 G4-6-3 1B			B F F X 1-2 1B	4	0	2	0	0	0	0
Keith Ginter, R (1, 4) OBP: 0.361, SLG: 0.446 Enrique Cruz, R (6, 5) OBP: 0.155, SLG: 0.106	C B C F X 1-2 ② G1-3			C B B B S F X 3-2 HR		C B B X 2-1 ②③ G4-6-3 1-2f			F C B B B F F C 3-3 ① K	3 1	1 0	1 0	1 0	0 0	0 1	1 1
Brady Clark, R (1, 7) (4, 9) OBP: 0.345, SLG: 0.417	B B C B X 3-1 ③ G5-3			C X 0-1 ② F8			C B B F F X 2-2 ① F8		C B C B C 2-3 ② K	4	0	0	0	0	1	1
Richie Sexson, R (1, 3) OBP: 0.379, SLG: 0.539		C S B B B S 3-3 ① K		B B F B X 3-1 ③ G6-3			C B B F X 2-2 F9-3-6 2B		X 0-0 ③ F8	4	0	1	0	0	1	1
John Vander Wal, L (1, 9) OBP: 0.350, SLG: 0.466 Mark Smith, R (4, 7) OBP: 0.239, SLG: 0.512		B X 1-0 ② G4-3			C B B F B S 3-3 ① K		C F X 0-2 ②③ F9-3-6 2-2			1 2	0 0	0 0	0 0	0 0	0 1	0 1
Wes Helms, R (1, 5) OBP: 0.326, SLG: 0.439 Rickie Weeks Jr., R (6, 4)		C B X 1-1 ③ F9			X 0-0 ② G6-3			C C X 0-2 ① P4		2 1	0 0	0 0	0 0	0 0	0 0	0 0
Eddie Pérez, R (1, 2) OBP: 0.306, SLG: 0.420			X 0-0 ① F9		C F B X 1-2 ③ G5-3			C C B F X 1-2 2 1B 1B		3	0	1	0	0	0	0
2 Bill Hall, R (1, 6) OBP: 0.284, SLG: 0.445			C B F X 1-2 ② G3-1			X 0-0 HR		C F D X 1-2 G6-4-3 1-2 1B		3	1	2	1	0	0	0
Wes Obermueller, R (1, 1) OBP: 0.111, SLG: 0.111 Glendon Rusch, L (3, 1) OBP: 0.270, SLG: 0.206 Peter Zoccolillo, L (8, PH) OBP: 0.095, SLG: 0.050 Brooks Kieschnick, L (8, 1) OBP: 0.373, SLG: 0.629			F B B F X 2-2 ③ G4-3			X 0-0 ① G4-3		B X 1-0 ②③ G6-4-3 1-2f		1 1 1 0	0 0 0 0	0 0 0 0	0 0 0 0	0 0 0 0	0 0 0 0	0 0 2 0
Inning Stats	R: 0 H: 0 E: 0 LOB: 0 K: 0 BB: 0 S: 10 P: 17	R: 0 H: 0 E: 0 LOB: 0 K: 1 BB: 0 S: 6 P: 11	R: 0 H: 0 E: 0 LOB: 0 K: 0 BB: 0 S: 7 P: 10	R: 1 H: 1 E: 0 LOB: 0 K: 0 BB: 0 S: 12 P: 18	R: 0 H: 0 E: 0 LOB: 0 K: 1 BB: 0 S: 7 P: 11	R: 1 H: 2 E: 0 LOB: 0 K: 0 BB: 0 S: 6 P: 8	R: 0 H: 1 E: 0 LOB: 0 K: 0 BB: 0 S: 10 P: 14	R: 0 H: 2 E: 0 LOB: 1 K: 0 BB: 0 S: 11 P: 14	R: 0 H: 1 E: 0 LOB: 1 K: 2 BB: 0 S: 12 P: 18	1B: 4 SF: 0 2B: 2 SAC: 0 3B: 0 DP: 3 HR: 2 HBP: 0						

TOP

Milwaukee Brewers @ St. Louis Cardinals

Busch Stadium, St. Louis, MO

Mon Sep 15 2003, 7:10 PM CDT

Att. 27,925 - Sunny - 78 F

livebaseballscorecards.com

AB	31
R	2
H	7
RBI	2
BB	0
SO	4
LOB	7

WP: 0 PA: 31
PB: 0
SB: 0
CS: 0

PITCHER		IP	WLS	BF	H	R	ER	SO	BB	IBB	HBP	BLK	WP	HR	S	P	ERA	WHIP
Brett Tomko, R ERA: 5.27	(1, 1)	8.0	W	27	6	2	2	2	0	0	0	0	0	2	69	103	2.25	0.750
44 Jason Isringhausen, R ERA: 2.08	(9, 1)	1.0		4	1	0	0	2	0	0	0	0	0	0	12	18	0.00	1.000

PITCHER	IP	WLS	BF	H	R	ER	SO	BB	IBB	HBP	BLK	WP	HR	S	P	ERA	WHIP

Batter	1	2	3	4	5	6	7	8	9	AB	R	H	RBI	BB	SO	LOB
Bo Hart, R (1, 4) OBP: 0.322, SLG: 0.401	G5-3	1B 1-2 3-H 1B	P3		K		K 1B	FC5-4 1-2f 2-3		6	0	1	1	0	2	4
Orlando Palmeiro, L (1, 9) OBP: 0.332, SLG: 0.336 So Taguchi, R (7, PH) OBP: 0.311, SLG: 0.452 (8, 8)	G3-1	1-2 2-3 1B	1-3 2-H 1B		F7		1B BB	K		4 1	0 0	2 0	1 0	0 1	0 1	0 2
5 Albert Pujols, R (1, 7) OBP: 0.441, SLG: 0.686 Miguel Cairo, R (8, 5) OBP: 0.293, SLG: 0.392	G6-3	G4-3	IBB		HR		L9			4 0	1 0	1 0	1 0	1 0	0 0	4 0
15 Jim Edmonds, L (1, 8) OBP: 0.386, SLG: 0.613 Eli Marrero, R (7, PH) OBP: 0.280, SLG: 0.391 (8, 9)		27 WP BB 1B BB	HR F8		K		1B 1-2			3 1	2 0	1 1	1 0	1 0	1 0	3 0
27 Scott Rolen, R (1, 5) OBP: 0.375, SLG: 0.523 Eduardo Perez, R (7, PH) OBP: 0.360, SLG: 0.455 (8, 3)		G5-3 1-2	2B FC6-2 1B	1B 1B BB		P2	G6-3			3 1	1 0	1 0	0 0	1 0	0 0	1 2
Tino Martinez, L (1, 3) OBP: 0.351, SLG: 0.425 Kerry Robinson, L (8, 7) OBP: 0.289, SLG: 0.332		K	FC6-2 1-3 FC5 2B	1B 1-3 1B		G6-3	E6 1B 1B			4 1	1 1	2 0	0 0	0 0	1 0	1 0
Edgar Renteria, R (1, 6) OBP: 0.387, SLG: 0.475		BB 1B IBB	FC6-2 FC5 1B 2-3 3-H	G4-6-3 1-3 3-H 1B		E 2B	FC5-4 1B 2-3 1B			4	3	3	1	1	0	2
Chris Widger, R (1, 2) OBP: 0.260, SLG: 0.264		1B 1B 1-2 2-3 BB	FC5 1B 1B 2-3 3-H	F9		E5 2-H 1B	K			4	2	1	1	1	1	5
Brett Tomko, R (1, 1) OBP: 0.349, SLG: 0.322 Joe Girardi, R (8, PH) OBP: 0.190, SLG: 0.105 44 Jason Isringhausen, R (9, 1) OBP: 0.500, SLG: 1.500		1B 1B 1-3 2-H 3-H 1B	1B 1-2 3-H 1B	G4-6-3 1-2f		F7		FC5-4 1-2 3-H 1B		4 1 0	0 0 0	2 1 0	3 1 0	0 0 0	0 0 0	3 0 0
Inning Stats	R: 0 E: 0 K: 0 S: 6 H: 0 LOB: 0 BB: 0 P: 10	R: 3 E: 0 K: 1 S: 19 H: 3 LOB: 3 BB: 3 P: 35	R: 4 E: 0 K: 0 S: 26 H: 5 LOB: 3 BB: 1 P: 37	R: 1 E: 0 K: 0 S: 15 H: 2 LOB: 1 BB: 1 P: 23	R: 1 E: 0 K: 2 S: 12 H: 1 LOB: 0 BB: 0 P: 15	R: 1 E: 1 K: 0 S: 13 H: 2 LOB: 1 BB: 0 P: 16	R: 0 E: 0 K: 1 S: 15 H: 1 LOB: 2 BB: 1 P: 22	R: 1 E: 1 K: 2 S: 18 H: 2 LOB: 2 BB: 0 P: 29		1B: 12 2B: 2 3B: 0 HR: 2 SF: 0 SAC: 0 DP: 1 HBP: 0						

PITCHER	IP	WLS	BF	H	R	ER	SO	BB	IBB	HBP	BLK	WP	HR	S	P	ERA	WHIP
Wes Obermueller, R (1, 1) ERA: 5.57	2.1	L	18	7	7	7	1	2	1	0	0	1	1	47	72	27.00	3.857
Glendon Rusch, L (3, 1) ERA: 6.73	4.2		23	7	3	2	3	2	1	0	0	0	1	59	86	3.86	1.929
Brooks Kieschnick, R (8, 1) ERA: 5.04	1.0		6	2	1	0	2	0	0	0	0	0	0	18	29	0.00	2.000

PITCHER	IP	WLS	BF	H	R	ER	SO	BB	IBB	HBP	BLK	WP	HR	S	P	ERA	WHIP

BOTTOM

Milwaukee Brewers @ St. Louis Cardinals

Busch Stadium, St. Louis, MO

Mon Sep 15 2003, 7:10 PM CDT
Att. 27,925 - Sunny - 78 F

livebaseballscorecards.com

AB	41
R	11
H	16
RBI	10
BB	6
SO	6
LOB	27

WP: 1 PA: 47
PB: 0
SB: 0
CS: 0

Batter	1	2	3	4	5	6	7	8	9	AB	R	H	RBI	BB	SO	LOB
Scott Podsednik, L (1, 8) OBP: 0.382, SLG: 0.430	C C F S 0-3 ① K		C B C B B F F B 4-2 BB		C X 0-1 ② F7	B S B X 2-1 1-2 2-H 3-H 1B			C C S 0-3 ② K	4	0	1	2	1	2	0
Keith Ginter, R (1, 4) OBP: 0.359, SLG: 0.441	C B X 1-1 ② G5-3		C F B B S 2-3 ② K		B B C C F B B 4-2 BB	C B C X 2-2 ③ F9			C F B X 1-2 ③ G6-3	4	0	0	0	1	1	3
Brady Clark, R (1, 9) OBP: 0.341, SLG: 0.411	B F S C 1-3 ③ K		F D 1 SAFE B B X 3-2 ③ F7		X 0-0 ③ G4-3		C C C 0-3 ① K			4	0	0	0	0	2	2
Richie Sexson, R (1, 3) OBP: 0.378, SLG: 0.536		B B C X 2-1 ① P4		B B B 4-0 HR BB		B B F S S 2-3 ① K	C B S B C 2-3 ② K			3	1	0	0	1	2	0
Mark Smith, R (1, 7) OBP: 0.260, SLG: 0.500		C B B X 2-1 1B 1B		X 0-0 ① P5		B B B B 4-0 2 BB BB 1B BB	X 0-0 ③ F9			3	1	1	0	1	0	1
Wes Helms, R (1, 5) OBP: 0.329, SLG: 0.447		B B B C X 3-1 1-2 2 FC6-4 1B		C F D X 1-2 1-H HR		F C B D B B 4-2 1B 2 BB 1-2 1B BB		B B C C X 2-2 ① L9		3	2	2	2	1	0	0
Eddie Pérez, R (1, 2) OBP: 0.303, SLG: 0.415		S B X 1-1 ② P4		B C X 1-1 ② G5-3		C S F B C 1-3 ② K		S X 0-1 ② G5-3		4	0	0	0	0	1	4
2 Bill Hall, R (1, 6) OBP: 0.283, SLG: 0.434		F B X 1-1 ③ FC6-4 1-2f		B F B B F X 3-2 ③ F7		B B D C B 4-1 1B 1B 1-2 2-3 BB		F B C C 1-3 ③ K		3	1	0	0	1	1	2
Luis Martinez, L (1, 1) Dave Burba, R (4, 1) Peter Zoccolillo, L (6, PH) OBP: 0.136, SLG: 0.095 Mike Crudale, R (6, 1) Shane Nance, L (7, 1) Luis Vizcaino, R (8, 1) Jason Conti, L (9, PH) OBP: 0.241, SLG: 0.357			S B B S B X 3-2 ① G5-3		C C S 0-3 ① K	F X 0-1 1B 1-2 2-3 3-H 1B		X 0-0 ① G4-3		1 1 1 0 0 0 1	0 0 0 0 0 0 0	0 0 1 0 0 0 0	0 0 1 0 0 0 0	0 1 0 0 0 0 0	0 0 0 0 0 0 0	0 0 0 0 0 0 0
Inning Stats	R: 0 H: 0 E: 0 LOB: 0 K: 2 BB: 0 S: 9 P: 11	R: 0 H: 2 E: 0 LOB: 2 K: 0 BB: 0 S: 10 P: 19	R: 0 H: 0 E: 0 LOB: 1 K: 1 BB: 1 S: 13 P: 25	R: 2 H: 1 E: 0 LOB: 0 K: 0 BB: 1 S: 9 P: 18	R: 0 H: 0 E: 0 LOB: 1 K: 1 BB: 1 S: 9 P: 13	R: 3 H: 2 E: 0 LOB: 2 K: 2 BB: 3 S: 17 P: 36	R: 0 H: 0 E: 0 LOB: 0 K: 2 BB: 0 S: 7 P: 9	R: 0 H: 0 E: 0 LOB: 0 K: 1 BB: 0 S: 8 P: 11	R: 0 H: 0 E: 0 LOB: 0 K: 1 BB: 0 S: 7 P: 8	1B: 4 SF: 0 2B: 0 SAC: 0 3B: 0 DP: 0 HR: 1 HBP: 0						

PITCHER		IP	WLS	BF	H	R	ER	SO	BB	IBB	HBP	BLK	WP	HR	S	P	ERA	WHIP
Sterling Hitchcock, L ERA: 4.77	(1, 1)	5.1	W	24	3	4	4	5	5	0	0	0	0	1	55	101	6.75	1.500
Jason Simontacchi, R ERA: 5.59	(6, 1)	0.1	H	3	1	0	0	1	1	0	0	0	0	0	7	12	0.00	6.000
Jeff Fassero, L ERA: 5.88	(6, 1)	0.0		1	1	1	1	0	0	0	0	0	0	0	2	4	∞	∞
Cal Eldred, R ERA: 3.9	(6, 1)	2.1	H	7	0	0	0	3	0	0	0	0	0	0	18	25	0.00	0.000
44 Jason Isringhausen, R ERA: 2.02	(9, 1)	1.0	S	3	0	0	0	1	0	0	0	0	0	0	7	8	0.00	0.000

PITCHER	IP	WLS	BF	H	R	ER	SO	BB	IBB	HBP	BLK	WP	HR	S	P	ERA	WHIP

TOP

Milwaukee Brewers @ St. Louis Cardinals

Busch Stadium, St. Louis, MO

Tue Sep 16 2003, 7:10 PM CDT
Att. 27,405 - Sunny - 79 F

livebaseballscorecards.com

AB	32
R	5
H	5
RBI	5
BB	6
SO	10
LOB	12

1B: 4	SF: 0	WP: 0	PA: 38
2B: 0	SAC: 0	PB: 0	
3B: 0	DP: 0	SB: 0	
HR: 1	HBP: 0	CS: 0	

Batter	1	2	3	4	5	6	7	8	9	AB	R	H	RBI	BB	SO	LOB
Bo Hart, R (1, 4) OBP: 0.321, SLG: 0.403	B B C C F C 2-3 ① K	F B X 1-1 ② SH1-3 3-H		B F X 1-1 15 SH5-3 5 1B 2B		B F F F B S 2-3 ① K		B S S F X 1-2 ② G3-1		4	1	1	1	0	2	0
15 Jim Edmonds, L (1, 8) OBP: 0.385, SLG: 0.609	B C S C C 1-3 ② K	X 0-0 ③ P2		X 0-0 ① SH5-3 2-3		B B C C B S 3-3 ② K		B S S B B B 4-2 BB		3	0	0	0	1	2	0
5 Albert Pujols, R (1, 7) OBP: 0.443, SLG: 0.688	B B X 2-0 27 1B 2B		B S X 1-1 27 2B WP 1B	B B F B X 3-1 3-H 1B		B B C B B 4-1 BB		B C B S B S 3-3 ③ K		4	2	3	1	1	1	1
27 Scott Rolen, R (1, 5) OBP: 0.376, SLG: 0.525	C F F X 0-2 BB 2-H 2B 1B		B C X 1-1 WP 1-3 2B	B B C B F 1 SAFE 1 SAFE X 3-2 ② P3		F C B B C 2-3 ③ K				4	1	2	1	0	1	2
Eduardo Perez, R (1, 9) OBP: 0.360, SLG: 0.451 J.D. Drew, L (5, 9) OBP: 0.366, SLG: 0.518	C B B F B B 4-2 1-2 2B BB	F B X 1-1 ① L6	1 SAFE C F B X 1-2 ③ F9			C X 0-1 ① L9				2 1	1 0	0 0	0 0	1 0	0 0	3 0
Edgar Renteria, R (1, 6) OBP: 0.390, SLG: 0.477	C S X 0-2 1-H 2-H 2B	B B I I 4-0 BB 2-3 3-H IBB		B B B C X 3-1 ① L8		B B B C F B 4-2 S BB				2	0	1	2	2	0	0
Tino Martinez, L (1, 3) OBP: 0.352, SLG: 0.427	C B B B X 3-1 ③ G4-3	B 1 SAFE B B B 4-0 1-2 BB		B F X 1-1 2B		C B C 1 SAFE S 1-3 ② K 1-2				3	0	1	0	1	1	2
Mike Matheny, R (1, 2) OBP: 0.313, SLG: 0.348		C S B X 1-2 SH5-4 SH1-3 2B	C B B B F F F F S 3-3 ② K	C B B B F F B S 3-3 ② K			B F B F S 2-3 ③ K			4	1	1	0	0	3	5
Sterling Hitchcock, L (1, 1) OBP: 0.143, SLG: 0.143 Jason Simontacchi, R (6, 1) OBP: 0.135, SLG: 0.162 Jeff Fassero, L (6, 1) Cal Eldred, R (6, 1) OBP: 0.500, SLG: 0.500 Miguel Cairo, R (8, PH) OBP: 0.292, SLG: 0.390 44 Jason Isringhausen, R (9, 1) OBP: 0.500, SLG: 1.500		X 0-0 ① SH5-4 2-3	C B F F B C 2-3 ③ K		S B S X 1-2 ③ G1-3			C F B F B S 2-3 ① K		2 0 0 0 0 1 0	0 0 0 0 0 0 0	0 0 0 0 0 0 0	0 0 0 0 0 0 0	1 0 0 0 0 1 0	4 0 0 0 0 0 0	0 0 0 0 0 0 0
Inning Stats	R: 3 H: 3 E: 0 LOB: 1 K: 2 BB: 1 S: 19 P: 31	R: 1 H: 1 E: 0 LOB: 0 K: 0 BB: 0 S: 7 P: 9	R: 1 H: 2 E: 0 LOB: 3 K: 2 BB: 2 S: 16 P: 32	R: 1 H: 2 E: 0 LOB: 1 K: 0 BB: 0 S: 11 P: 19	R: 0 H: 1 E: 0 LOB: 1 K: 1 BB: 0 S: 11 P: 19	R: 0 H: 0 E: 0 LOB: 1 K: 3 BB: 1 S: 11 P: 22	R: 0 H: 0 E: 0 LOB: 1 K: 2 BB: 1 S: 10 P: 17	R: 0 H: 0 E: 0 LOB: 1 K: 2 BB: 1 S: 13 P: 23		1B: 3 SF: 0 2B: 6 SAC: 3 3B: 0 DP: 0 HR: 0 HBP: 0						

PITCHER		IP	WLS	BF	H	R	ER	SO	BB	IBB	HBP	BLK	WP	HR	S	P	ERA	WHIP
Luis Martinez, L ERA: 8.76	(1, 1)	3.1	L	21	8	6	6	4	2	1	0	0	1	0	47	81	16.20	3.000
Dave Burba, R ERA: 3.0	(4, 1)	1.2		6	1	0	0	1	0	0	0	0	0	0	17	29	0.00	0.600
Mike Crudale, R ERA: 2.6	(6, 1)	1.0		4	0	0	0	3	1	0	0	0	0	0	11	22	0.00	1.000
Shane Nance, L ERA: 5.06	(7, 1)	1.2		7	0	0	0	3	2	0	0	0	0	0	20	34	0.00	1.200
Luis Vizcaino, R ERA: 6.75	(8, 1)	0.1		1	0	0	0	1	0	0	0	0	0	0	3	6	0.00	0.000

PITCHER	IP	WLS	BF	H	R	ER	SO	BB	IBB	HBP	BLK	WP	HR	S	P	ERA	WHIP

BOTTOM

Milwaukee Brewers @ St. Louis Cardinals

Busch Stadium, St. Louis, MO

Tue Sep 16 2003, 7:10 PM CDT
Att. 27,405 - Sunny - 79 F

livebaseballscorecards.com

AB	30
R	6
H	9
RBI	5
BB	6
SO	12
LOB	17

WP: 1 PA: 39
PB: 0
SB: 1
CS: 0

Batter	1	2	3	4	5	6	7	8	9	AB	R	H	RBI	BB	SO	LOB
Scott Podsednik, L (1, 8) OBP: 0.385, SLG: 0.435	B F B X 2-1 SF8 3B		C B C X 1-2 S 1B		B B B C B 4-1 HR BB		C F B B X 2-2 G6-3 ③		C B S F B B B F F F 4-2 B S 1B BB	3	3	2	0	2	0	0
Jason Conti, L (1, 9) OBP: 0.265, SLG: 0.469	F F X 0-2 ① SF8 3-H		C C 1 SAFE X 0-2 ② P3		X 0-0 1-H 2-H HR			B C L F S 1-3 ① K	B C B B B X 3-1 1-H 1B	4	1	2	5	0	1	1
Keith Ginter, R (1, 4) OBP: 0.362, SLG: 0.440	C C B B F F X 2-2 ② F9		B B B 4-0 FC6-4 1-2 BB		C C F X 0-2 ② G3			C X 0-1 FC4-6 E 1B	B B B B 4-0 BB	3	0	1	0	2	0	0
Richie Sexson, R (1, 3) OBP: 0.375, SLG: 0.531	C C C 0-3 ③ K		C B B S X 2-2 ③ FC6-4 1-2f		B B C X 2-1 ③ G6-3			C X 0-1 FC6 FC4-6 1-2	B C F C 1-3 ② K	5	0	0	0	0	2	5
Wes Helms, R (1, 5) OBP: 0.330, SLG: 0.446		C F F S 0-3 ① K		B S S X 1-2 L9-3 1B		C B F X 1-2 G4-6-3 1B		X 0-0 ② FC4-6 1-2f 2-3	B F S F B B B F S 3-3 ③ K	5	0	2	0	0	2	4
Peter Zoccolillo, L (1, 7) OBP: 0.154, SLG: 0.160		B X 1-0 2B		B C X 1-1 ① F8		C B F F F S 1-3 ① K		B F C B S 2-3 ③ K		4	0	1	0	0	2	4
Keith Osik, R (1, 2) OBP: 0.345, SLG: 0.330		B B F X 2-1 ② L8		B B F X 2-1 ② ③ L9-3 1-1		1 SAFE C B B F B F X 3-2 ② ③ G4-6-3 1-2f			B C C F F B B F B 4-2 HR BB	3	1	0	0	1	0	3
Royce Clayton, R (1, 6) OBP: 0.297, SLG: 0.327		B C X 1-1 ③ G6-3		C F B X 1-2 15 SH1-4 HR 1B			B C C B F B X 3-2 ① F9		C C S 0-3 ① K	4	1	1	0	0	1	2
15 Ben Sheets, R (1, 1) Shane Nance, L (6, 1) Rickie Weeks Jr., R (7, PH) Leo Estrella, R (7, 1) Brooks Kieschnick, L (9, PH) OBP: 0.382, SLG: 0.683 Dan Kolb, R (9, 1)			C B C S 1-3 ① K		L X 0-1 ① SH1-4 1-2		B S S S B B C 3-3 ② K		S X 0-1 1-H HR	1 0 1 0 1 0	0 0 0 0 0 0	0 0 0 0 1 0	0 0 0 0 0 0	0 0 0 0 0 0	1 0 1 0 0 0	0 0 0 0 0 0
Inning Stats	R: 1 H: 1 E: 0 LOB: 0 K: 1 BB: 0 S: 13 P: 17	R: 0 H: 1 E: 0 LOB: 1 K: 1 BB: 0 S: 9 P: 13	R: 0 H: 1 E: 0 LOB: 2 K: 1 BB: 1 S: 12 P: 20	R: 0 H: 1 E: 0 LOB: 0 K: 0 BB: 0 S: 7 P: 11	R: 3 H: 2 E: 0 LOB: 0 K: 0 BB: 1 S: 13 P: 20	R: 0 H: 1 E: 0 LOB: 0 K: 1 BB: 0 S: 12 P: 17	R: 0 H: 1 E: 0 LOB: 0 K: 1 BB: 0 S: 9 P: 17	R: 0 H: 1 E: 1 LOB: 2 K: 2 BB: 0 S: 12 P: 15	R: 3 H: 2 E: 0 LOB: 2 K: 3 BB: 3 S: 26 P: 45	1B: 6 2B: 2 3B: 1 HR: 2	SF: 1 SAC: 1 DP: 2 HBP: 0					

PITCHER		IP	WLS	BF	H	R	ER	SO	BB	IBB	HBP	BLK	WP	HR	S	P	ERA	WHIP
Garrett Stephenson, R ERA: 4.59	(1, 1)	6.0		25	7	4	4	4	2	0	0	0	0	1	66	98	6.00	1.500
Jason Simontacchi, R ERA: 5.55	(7, 1)	1.0	H	3	0	0	0	1	0	0	0	0	0	0	9	17	0.00	0.000
Mike DeJean, R ERA: 4.73	(8, 1)	1.0	H	5	1	0	0	2	0	0	0	0	0	0	12	15	0.00	1.000
44 Jason Isringhausen, R ERA: 2.75	(9, 1)	0.1	L	5	2	3	3	1	2	0	0	0	0	1	18	29	81.00	12.000
Jimmy Journell, R ERA: 4.32	(9, 1)	0.2		3	0	0	0	2	1	0	0	0	0	0	8	16	0.00	1.500

PITCHER	IP	WLS	BF	H	R	ER	SO	BB	IBB	HBP	BLK	WP	HR	S	P	ERA	WHIP

TOP

Milwaukee Brewers @ St. Louis Cardinals

Busch Stadium, St. Louis, MO

Wed Sep 17 2003, 7:10 PM CDT

Att. 27,567 - Sunny - 82 F

livebaseballscorecards.com

AB	34
R	7
H	10
RBI	7
BB	5
SO	10
LOB	19

WP: 0	PA: 41		
PB: 0			
SB: 2			
CS: 0			

Milwaukee Brewers @ St. Louis Cardinals

Busch Stadium, St. Louis, MO

Wed Sep 17 2003, 7:10 PM CDT
Att. 27,567 - Sunny - 82 F

livebaseballscorecards.com

BOTTOM

Batter	1	2	3	4	5	6	7	8	9	AB	R	H	RBI	BB	SO	LOB
Fernando Vina, L (1, 4) OBP: 0.319, SLG: 0.404	P6		15 BB; FC5-2; 27 1B; 1-3 1B	G4-3		K2-3		G3		5	1	1	0	0	1	2
J.D. Drew, L (1, 9) OBP: 0.364, SLG: 0.513 Jason Simontacchi, R (7, 1) OBP: 0.135, SLG: 0.162 So Taguchi, R (8, 9) OBP: 0.311, SLG: 0.452 Orlando Palmeiro, L (8, PH) (9, 9) OBP: 0.331, SLG: 0.334	F7		FC5-2; 15 BB; 27 1B; 1-2 3-H	K		5 1B; 3-H 1B		G5-3		4 0 0 1	1 0 0 0	1 0 0 0	1 0 0 0	0 0 0 0	1 0 0 0	2 0 0 1
5 Albert Pujols, R (1, 7) (8, 3) OBP: 0.443, SLG: 0.685	G5-3		F9	1B		1-2 1B			P2	5	0	2	0	0	0	2
15 Jim Edmonds, L (1, 8) OBP: 0.383, SLG: 0.604		K	HBP; 27 1B; 1-2 2-3 1B BB	F7		G3-1			K	4	1	0	0	1	2	3
27 Scott Rolen, R (1, 5) OBP: 0.379, SLG: 0.526		2B BB	HBP; 1-2 2-H 3-H 1B		G6-3 1B		G3-6-3 1B		G6-3	4	1	3	2	1	0	0
Tino Martinez, L (1, 3) OBP: 0.351, SLG: 0.424 Mike DeJean, R (8, 1) 44 Jason Isringhausen, R (9, 1) OBP: 0.500, SLG: 1.500 Jimmy Journell, R (9, 1)	1 SAFE	K	1B; 1-2 2-3 HBP		G6-3; 1-2f		G3-6-3; 1-2f			3 0 0 0	1 0 0 0	0 0 0 0	0 0 0 0	0 0 0 0	1 0 0 0	3 0 0 0
Edgar Renteria, R (1, 6) OBP: 0.390, SLG: 0.478	1 SAFE	2B	PB 1B; 1-2 2-H 3-H 1B		P4		G5-3			4	0	2	2	0	0	0
Chris Widger, R (1, 2) OBP: 0.280, SLG: 0.308		K	1-2 2-H 1B			SH5-4 1B 2B		SH5-4 2B		4	1	3	1	0	1	2
Garrett Stephenson, R (1, 1) OBP: 0.271, SLG: 0.205 Kerry Robinson, L (6, PH) (7, 9) (8, 7) OBP: 0.289, SLG: 0.332			FC5-3 1B			SH5-4; 2-3		SH5-4; 2-3		2 0	0 0	1 0	0 0	0 0	1 0	2 0

Inning Stats	1	2	3	4	5	6	7	8	9
	R: 0 E: 0 K: 0 S: 10	H: 0 LOB: 0 BB: 0 P: 16	R: 0 E: 0 K: 3 S: 12	H: 1 LOB: 2 BB: 1 P: 21	R: 5 E: 0 K: 1 S: 25	H: 5 LOB: 2 BB: 1 P: 41	R: 0 E: 0 K: 1 S: 12	H: 1 LOB: 1 BB: 0 P: 18	R: 0 E: 0 K: 0 S: 8	H: 1 LOB: 0 BB: 0 P: 9	R: 1 E: 0 K: 1 S: 15	H: 3 LOB: 2 BB: 0 P: 25	R: 0 E: 0 K: 0 S: 7	H: 1 LOB: 0 BB: 0 P: 11	R: 0 E: 0 K: 0 S: 6	H: 1 LOB: 1 BB: 0 P: 9	R: 0 E: 0 K: 1 S: 10	H: 0 LOB: 0 BB: 0 P: 12

| | | |

Batter	1	2	3	4	5	6	7	8	9	AB	R	H	RBI	BB	SO	LOB
Scott Podsednik, L (1, 8) OBP: 0.383, SLG: 0.432	F B S X 1-2 ① F9		C S B F B F C 2-3 ① K			B C B F X 2-2 ① F7		B F B C X 2-2 ③ G4-3		4	0	0	0	0	1	0
Jason Conti, L (1, 9) OBP: 0.263, SLG: 0.444	C T B S 1-3 ② K		B S S B S 2-3 ② K			S X 0-1 FC5-4 1B			B C X 1-1 ① F9	4	0	1	0	0	2	0
Keith Ginter, R (1, 4) OBP: 0.360, SLG: 0.436 Rickie Weeks Jr., R (8, 4)	F C B B X 2-2 ③ L8		C B T F F F B F F 2-3 F S ③ K			B S S B X 2-2 ② P6			C T F S 0-3 ② K	3 1	0 0	0 0	0 0	0 0	1 1	1 0
Richie Sexson, R (1, 3) OBP: 0.377, SLG: 0.531		B B B C F B B 4-2 2 1B 1B BB		B B F B B 4-1 G5-4-3 BB		X 0-0 ③ FC5-4 1-2f			B B B B 4-0 WP BB	1	0	0	0	3	0	1
Wes Helms, R (1, 5) OBP: 0.329, SLG: 0.445		X 0-0 2 1B 1-2 1B		B X 1-0 ① ② G5-4-3 1-2f			S B F B X 2-2 ① P2		C B S B B X 3-2 ③ P3 1-2	4	0	1	0	0	0	2
Peter Zoccolillo, L (1, 7) OBP: 0.138, SLG: 0.143		C B B B X 2-1 ① L4		F B F B B S 3-3 ③ K			B X 1-0 ② L4			3	0	0	0	0	1	2
Eddie Pérez, R (1, 2) OBP: 0.300, SLG: 0.411		B B F S F X 2-2 ② F8			B X 1-0 ① F8		C X 0-1 ③ L9			3	0	0	0	0	0	2
2 Bill Hall, R (1, 6) OBP: 0.285, SLG: 0.431 Dave Burba, R (8, 1)		B C X 1-1 1-2 2-3 1B			B X 1-0 ② B5-3			S S S 0-3 ① K		3 0	0 0	1 0	0 0	0 0	1 0	0 0
Matt Kinney, R (1, 1) OBP: 0.071, SLG: 0.056 Luis Vizcaino, R (5, 1) Brooks Kieschnick, L (7, 1) OBP: 0.382, SLG: 0.683 Enrique Cruz, R (8, PH) OBP: 0.153, SLG: 0.104 (8, 6)		B C B S X 2-2 ③ G6-3			B C F C 1-3 ③ K			F C S 0-3 ② K		2 0 0 1	0 0 0 0	0 0 0 0	0 0 0 0	0 0 0 0	1 0 0 1	3 0 0 0
Inning Stats	R: 0 H: 0 E: 0 LOB: 0 K: 1 BB: 0 S: 9 P: 13	R: 0 H: 2 E: 0 LOB: 3 K: 0 BB: 1 S: 14 P: 25	R: 0 H: 0 E: 0 LOB: 0 K: 3 BB: 0 S: 17 P: 23	R: 0 H: 0 E: 0 LOB: 0 K: 1 BB: 1 S: 5 P: 13	R: 0 H: 0 E: 0 LOB: 0 K: 1 BB: 0 S: 5 P: 8	R: 0 H: 1 E: 0 LOB: 1 K: 0 BB: 0 S: 9 P: 13	R: 0 H: 0 E: 0 LOB: 0 K: 0 BB: 0 S: 6 P: 9	R: 0 H: 0 E: 0 LOB: 0 K: 2 BB: 0 S: 9 P: 11	R: 0 H: 0 E: 0 LOB: 1 K: 1 BB: 1 S: 9 P: 17	1B: 3 SF: 0 2B: 0 SAC: 0 3B: 0 DP: 1 HR: 0 HBP: 0						

PITCHER		IP	WLS	BF	H	R	ER	SO	BB	IBB	HBP	BLK	WP	HR	S	P	ERA	WHIP
Woody Williams, R ERA: 3.99	(1, 1)	7.0	W	25	3	0	0	6	2	0	0	0	0	0	65	104	0.00	0.714
Steve Kline, L ERA: 3.9	(8, 1)	1.0		3	0	0	0	2	0	0	0	0	0	0	9	11	0.00	0.000
54 Josh Pearce, R ERA: 3.38	(9, 1)	1.0		4	0	0	0	1	1	0	0	0	1	0	9	17	0.00	1.000

PITCHER	IP	WLS	BF	H	R	ER	SO	BB	IBB	HBP	BLK	WP	HR	S	P	ERA	WHIP

TOP

Milwaukee Brewers @ St. Louis Cardinals

Busch Stadium, St. Louis, MO

Thu Sep 18 2003, 7:10 PM CDT

Att. 29,729 - Sunny - 85 F

livebaseballscorecards.com

AB	29
R	0
H	3
RBI	0
BB	3
SO	9
LOB	11

WP: 1	PA: 32															
PB: 0																
SB: 0																
CS: 0																

Batter	1	2	3	4	5	6	7	8	9	AB	R	H	RBI	BB	SO	LOB
Miguel Cairo, R (1, 4) (9, 5) OBP: 0.290, SLG: 0.384	F B B F B B 4-2 S BB	B B F X 2-1 ③ F9		F F B 1 SAFE S 1-3 ③ K	B B F F F F B C 3-3 ③ K		C B X 1-1 ②③ G1-6-3 1-2f			4	0	0	0	1	2	6
Orlando Palmeiro, L (1, 7) OBP: 0.332, SLG: 0.342	B C F B S 2-3 ① K 1-2	C B X 1-1 2B			C C B S 1-3 ① K	X 0-0 ① G3-1		X 0-0 HBP 1B 2B		5	1	2	0	0	2	1
5 Albert Pujols, R (1, 3) OBP: 0.443, SLG: 0.682 Bo Hart, R (8, PR) OBP: 0.321, SLG: 0.403 (9, 4)	B C C X 1-2 ② G5-3		F F S 0-3 ① K		B C X 1-1 BB 27 1B 1B	B X 1-0 ② P2		B F B B B 4-1 1B HBP 2B BB		4 0	1 1	1 0	0 0	1 0	1 0	2 0
J.D. Drew, L (1, 8) OBP: 0.365, SLG: 0.508 So Taguchi, R (8, PR) OBP: 0.311, SLG: 0.452 (9, 8)	C F B C 1-3 ③ K		B X 1-0 ② F7		B B C B 1 SAFE B 4-1 27 1B 1-2 1B BB	B X 1-0 ③ G3-1		H 1-0 1B 1-2 2-3 2B HBP		3 0	1 1	0 0	0 0	1 0	1 0	2 0
27 Scott Rolen, R (1, 5) OBP: 0.382, SLG: 0.536 Eli Marrero, R (8, PH) OBP: 0.287, SLG: 0.398 (9, 9)		C B C B X 2-2 HR	F B B S B X 3-2 ③ G4-3		X 0-0 1B 1-3 2-H HR 1B		B B X 2-0 2B 2B	B F S X 1-2 2B 1-2 2-3 3-H 1B		4 1	3 1	3 1	2 1	0 0	0 0	1 0
Edgar Renteria, R (1, 6) OBP: 0.395, SLG: 0.486	F C B F B B B 4-2 CS BB		F B B X 2-1 S 1B 1B	C B X 1-1 1-2 3-H HR 1B		C C F F F X 0-2 2-H 1B 2B	S X 0-1 1-H 2-H 3-H 2B			4	2	4	5	1	0	0
Eduardo Perez, R (1, 9) OBP: 0.364, SLG: 0.464 (9, 3)	B 1 SAFE F 1 SAFE D B S S B 4-2 ① 1B 1-2 E BB		B 1 SAFE F 1 SAFE 1 SAFE X 1-1 1-2 1B	B B X 2-0 1-H 2-H HR		C X 0-1 E6 1B	S F S 0-3 ① K			4	2	2	3	1	1	3
Mike Matheny, R (1, 2) OBP: 0.315, SLG: 0.349 Chris Widger, R (8, 2) OBP: 0.277, SLG: 0.304	F B C 1 SAFE X 1-2 E9 1-H 1B 1B		C L L 0-3 ① K	C C B X 1-2 ② G6-3		F X 0-1 G1-6-3 1-2 2-H 1B	B F F S 1-3 ② K			4 1	0 0	2 0	1 0	0 0	1 1	2 2
Woody Williams, R (1, 1) OBP: 0.319, SLG: 0.400 Kerry Robinson, L (7, PH) OBP: 0.288, SLG: 0.330 Steve Kline, S (8, 1) OBP: 0.500, SLG: 1.000 Joe Girardi, R (8, PH) OBP: 0.182, SLG: 0.100 54 Josh Pearce, R (9, 1)	C B F B X 2-2 ② 2-H 1B		S 2 SAFE P C S 1-3 ② K 2-3	C B B B C B 4-2 BB		B F B X 2-1 ① F7	S B B B X 3-1 ③ G4-3			2 1 0 1 0	0 0 0 0 0	1 0 0 0 0	0 0 0 0 0	1 0 0 0 0	1 0 0 0 0	2 2 0 2 0
Inning Stats	R: 0 E: 0 K: 2 S: 12 H: 0 LOB: 1 BB: 1 P: 20	R: 2 E: 1 K: 0 S: 16 H: 3 LOB: 1 BB: 2 P: 31	R: 0 E: 0 K: 1 S: 9 H: 1 LOB: 1 BB: 0 P: 14	R: 0 E: 0 K: 3 S: 14 H: 2 LOB: 2 BB: 0 P: 18	R: 5 E: 0 K: 2 S: 21 H: 4 LOB: 1 BB: 2 P: 38	R: 0 E: 0 K: 0 S: 3 H: 0 LOB: 0 BB: 0 P: 5	R: 2 E: 1 K: 0 S: 15 H: 3 LOB: 1 BB: 0 P: 20	R: 4 E: 0 K: 2 S: 15 H: 3 LOB: 2 BB: 1 P: 25		1B: 9 2B: 5 3B: 0 HR: 2		SF: 0 SAC: 0 DP: 1 HBP: 1				

PITCHER		IP	WLS	BF	H	R	ER	SO	BB	IBB	HBP	BLK	WP	HR	S	P	ERA	WHIP
Matt Kinney, R ERA: 5.12	(1, 1)	4.2	L	27	10	7	7	7	5	0	0	0	0	2	66	112	13.50	3.214
Luis Vizcaino, R ERA: 6.6	(5, 1)	1.1		4	0	0	0	1	0	0	0	0	0	0	9	14	0.00	0.000
Brooks Kieschnick, R ERA: 5.29	(7, 1)	1.0		6	3	2	2	0	0	0	0	0	0	0	15	20	18.00	3.000
Dave Burba, R ERA: 3.83	(8, 1)	1.0		8	3	4	4	2	1	0	1	0	0	0	15	25	36.00	4.000

PITCHER	IP	WLS	BF	H	R	ER	SO	BB	IBB	HBP	BLK	WP	HR	S	P	ERA	WHIP

BOTTOM

Milwaukee Brewers @ St. Louis Cardinals

Busch Stadium, St. Louis, MO

Thu Sep 18 2003, 7:10 PM CDT

Att. 29,729 - Sunny - 85 F

livebaseballscorecards.com

AB	38
R	13
H	16
RBI	12
BB	6
SO	10
LOB	25

Batter	1	2	3	4	5	6	7	8	9	AB	R	H	RBI	BB	SO	LOB
Craig Biggio, R (1, 8) OBP: 0.355, SLG: 0.417	F B H 2-1 5 HR HBP	X 0-0 ② ③ L5 3-3			C F X 0-2 ① G3-1	D B B C B 4-1 G5-4-3 BB		B F B S F X 2-2 ③ P4		3	1	0	0	1	0	1
Geoff Blum, S (1, 5) OBP: 0.302, SLG: 0.389	C F B B B X 3-2 ① F7	B X 1-0 ① G4-3			X 0-0 5 2B 1B	D X 1-0 ② ③ G5-4-3 1-2f			F F F F X 0-2 ① F9	5	1	1	0	0	0	3
5 Jeff Bagwell, R (1, 3) OBP: 0.371, SLG: 0.521	C X 0-1 1-H HR	B C B F B X 3-2 ② G6-3			S B C F X 1-2 1-H 1B 2B	B X 1-0 ① F9			B S C X 1-2 FC1-4 1B	5	2	3	3	0	0	0
Jeff Kent, R (1, 4) OBP: 0.355, SLG: 0.523	S C C 0-3 ② K	B C S F F B F C 2-3 ③ K			X 0-0 F9 17 1B 2-H 1B	S B B S F S 2-3 ② K			B X 1-0 ② FC1-4 17 BB 1-2f 1B	5	1	1	1	0	3	1
17 Lance Berkman, S (1, 7) OBP: 0.409, SLG: 0.506	C B F B S 2-3 ③ K			C B B B B 4-1 FC6-4 BB	B B C X 2-1 FC6-4 1-2 1B	B B X 2-0 2B			B S F B B B 4-2 1B 1-2 1B BB	3	1	2	0	2	1	0
Richard Hidalgo, R (1, 9) OBP: 0.391, SLG: 0.588		B B F X 2-1 HR		X 0-0 ① FC6-4 28 BB 1-2f	X 0-0 ② F9 2-3		I I I I 4-0 IBB		B B X 2-0 1B 1-2 2-H 1B	4	1	2	2	1	0	3
Brad Ausmus, R (1, 2) OBP: 0.305, SLG: 0.296		B C X 1-1 28 3B 1B		C B 1 SAFE P X 2-1 ② F9	C B D X 2-1 ③ FC6-4 1-2f		F B B X 2-1 ③ G5-3		X 0-0 28 FC6-4 1-3 2-H 1B	5	1	2	1	0	0	5
28 Adam Everett, R (1, 6) OBP: 0.319, SLG: 0.384		B X 1-0 1-H L5 3B		B B B B 4-0 1-2 BB		B C X 1-1 44 SH1-4 1B		B B C F S 2-3 ① K	X 0-0 ③ FC6-4 1-2f	4	0	2	1	1	1	2
44 Roy Oswalt, R (1, 1) OBP: 0.205, SLG: 0.211 Jose Vizcaino, S (8, PH) OBP: 0.277, SLG: 0.368 54 Brad Lidge, R (8, 1) Billy Wagner, L (9, 1)		C B B X 2-1 ① P4		C D S F C 1-3 ③ K		1 SAFE X 0-0 ① SH1-4 1-2		F X 0-1 ② F8		2 1 0 0	0 0 0 0	0 0 0 0	0 0 0 0	1 0 0 0	3 0 0 0

TOP

Houston Astros @ St. Louis Cardinals

Busch Stadium, St. Louis, MO

Fri Sep 19 2003, 7:10 PM CDT

Att. 38,997 - Sunny - 68 F

livebaseballscorecards.com

AB	37
R	8
H	13
RBI	8
BB	5
SO	6
LOB	18

Inning Stats	1	2	3	4	5	6	7	8	9	1B: 8	SF: 0	WP: 0	PA: 44
R:	2	2	0	0	2	0	0	0	2	2B: 3	SAC: 1	PB: 0	
E:	0	0	0	0	0	0	0	0	0	3B: 1	DP: 2	SB: 0	
K:	2	0	1	1	0	0	1	1	0	HR: 2	HBP: 1	CS: 0	
S:	12	8	10	9	14	5	8	9	14				
H:	1	3	0	0	4	1	1	0	3				
LOB:	0	0	0	2	0	1	1	0	2				
BB:	0	0	0	2	0	1	1	0	1				
P:	19	14	16	19	19	11	19	13	22				

PITCHER		IP	WLS	BF	H	R	ER	SO	BB	IBB	HBP	BLK	WP	HR	S	P	ERA	WHIP
Matt Morris, R ERA: 3.76	(1, 1)	5.0	L	25	8	6	6	4	2	0	1	0	0	2	53	87	10.80	2.000
Jeff Fassero, L ERA: 5.73	(6, 1)	2.0		9	2	0	0	1	1	1	0	0	0	0	13	30	0.00	1.500
Russ Springer, R ERA: 8.64	(8, 1)	1.0		3	0	0	0	1	0	0	0	0	0	0	9	13	0.00	0.000
Jimmy Journell, R ERA: 6.0	(9, 1)	0.2		6	3	2	2	0	1	0	0	0	0	0	13	21	27.00	6.000
Jason Simontacchi, R ERA: 5.53	(9, 1)	0.1		1	0	0	0	0	0	0	0	0	0	0	1	1	0.00	0.000

PITCHER		IP	WLS	BF	H	R	ER	SO	BB	IBB	HBP	BLK	WP	HR	S	P	ERA	WHIP

BOTTOM

Houston Astros @ St. Louis Cardinals

Busch Stadium, St. Louis, MO

Fri Sep 19 2003, 7:10 PM CDT
Att. 38,997 - Sunny - 68 F

livebaseballscorecards.com

Batter	1	2	3	4	5	6	7	8	9	AB	R	H	RBI	BB	SO	LOB
Bo Hart, R (1, 4) OBP: 0.320, SLG: 0.401	K		B5-3		FC6-4 1-2f			1B		4	0	1	0	0	1	1
Orlando Palmeiro, L (1, 7) OBP: 0.331, SLG: 0.341	5 G6-4-3 1B		G4-3			P5		G4-3		4	0	1	0	0	0	1
5 Albert Pujols, R (1, 3) OBP: 0.442, SLG: 0.679	G6-4-3 1-2f			27 G4-6-3 1B 1B		P5			L8	4	0	1	0	0	0	1
J.D. Drew, L (1, 8) OBP: 0.368, SLG: 0.508 Eli Marrero, R (9, PH) OBP: 0.284, SLG: 0.394		2B BB		27 G4-6-3 1-2 1B		G6-3			F8	2 1	1 0	1 0	0 0	1 0	0 0	0 0
27 Scott Rolen, R (1, 5) OBP: 0.379, SLG: 0.532		K		G4-6-3 1-2f 2-3			P6		L9	4	0	0	0	0	1	3
Edgar Renteria, R (1, 6) OBP: 0.393, SLG: 0.483		F9		G4-3			F9			3	0	0	0	0	0	2
Eduardo Perez, R (1, 9) OBP: 0.364, SLG: 0.467		1-H 1B 2B			K		K			3	0	1	1	0	2	0
Mike Matheny, R (1, 2) OBP: 0.316, SLG: 0.350 Kerry Robinson, L (8, PH) OBP: 0.286, SLG: 0.328 Jimmy Journell, R (9, 1) Jason Simontacchi, R (9, 1) OBP: 0.135, SLG: 0.162		2-H 1B			K			K		2 1 0 0	0 0 0 0	1 0 0 0	0 0 0 0	1 1 0 0	0 0 0 0	0 0 0 0
Matt Morris, R (1, 1) OBP: 0.212, SLG: 0.280 Joe Girardi, R (5, PH) OBP: 0.217, SLG: 0.100 Jeff Fassero, L (6, 1) Russ Springer, R (8, 1) So Taguchi, R (8, PH) OBP: 0.304, SLG: 0.442 Chris Widger, R (9, 2) OBP: 0.277, SLG: 0.304			L9		FC6-4 BB			K		1 0 0 0 1 0	0 0 0 0 0 0	0 0 0 0 0 0	0 0 0 0 0 0	0 0 0 0 1 0	0 0 0 0 0 0	0 0 0 0 0 0

Inning Stats	1	2	3	4	5	6	7	8	9
	R: 0 E: 0 K: 1 S: 8	H: 1 LOB: 0 BB: 0 P: 9	R: 1 E: 0 K: 1 S: 11	H: 2 LOB: 2 BB: 1 P: 19	R: 0 E: 0 K: 0 S: 11	H: 0 LOB: 0 BB: 0 P: 14	R: 0 E: 0 K: 0 S: 12	H: 2 LOB: 1 BB: 0 P: 20	R: 0 E: 0 K: 2 S: 13	H: 0 LOB: 1 BB: 1 P: 20	R: 0 E: 0 K: 0 S: 6	H: 0 LOB: 0 BB: 0 P: 10	R: 0 E: 0 K: 1 S: 7	H: 0 LOB: 0 BB: 0 P: 10	R: 0 E: 0 K: 2 S: 11	H: 1 LOB: 1 BB: 0 P: 14	R: 0 E: 0 K: 0 S: 5	H: 0 LOB: 0 BB: 0 P: 7

1B: 5	SF: 0
2B: 1	SAC: 0
3B: 0	DP: 2
HR: 0	HBP: 0

WP: 0	PA: 32
PB: 0	
SB: 0	
CS: 0	

AB	30
R	1
H	6
RBI	1
BB	2
SO	7
LOB	8

PITCHER		IP	WLS	BF	H	R	ER	SO	BB	IBB	HBP	BLK	WP	HR	S	P	ERA	WHIP
44 Roy Oswalt, R ERA: 3.09	(1, 1)	7.0	W	25	5	1	1	5	2	0	0	0	0	0	68	102	1.29	1.000
54 Brad Lidge, R ERA: 3.64	(8, 1)	1.0		4	1	0	0	2	0	0	0	0	0	0	11	14	0.00	1.000
Billy Wagner, L ERA: 1.55	(9, 1)	1.0		3	0	0	0	0	0	0	0	0	0	0	5	7	0.00	0.000

PITCHER	IP	WLS	BF	H	R	ER	SO	BB	IBB	HBP	BLK	WP	HR	S	P	ERA	WHIP

Batter	1	2	3	4	5	6	7	8	9	10	11	12	13	AB	R	H	RBI	BB	SO	LOB
Craig Biggio, R OBP: 0.355, SLG: 0.415 (1, 8)	S F B F B F F F X 2-2 ① G3		S X 0-1 1B 1B 1-2 1B	B B C C X 2-2 ③ P3			X 0-0 E5 G4-6-3 1-2		B X 1-0 ③ F9			B B F F B B 4-2 SH5-3 BB		5	1	1	0	1	0	2
Geoff Blum, S OBP: 0.303, SLG: 0.389 (1, 5)	C F X 0-2 ② P4		B B X 2-0 BB 1B 1-2 2-3 1B		X 0-0 ① G3-1		C B C X 1-2 ②③ G4-6-3 1-2f			B X 1-0 1B		X 0-0 ① SH5-3 1-2		5	0	2	0	0	0	2
5 Jeff Bagwell, R OBP: 0.371, SLG: 0.517 (1, 3)	C B B S S B 4-2 FC5-4 BB		B C S S 1-3 ① K		B C S X 1-2 ② F9			C B C X 1-2 ① L8		B B F C B S 3-3 ① K		B D B C C C F B 4-2 FC5-4 BB		4	0	0	0	2	2	4
Jeff Kent, R OBP: 0.352, SLG: 0.519 (1, 4)	C B X 1-1 ③ FC5-4 1-2f		B B X 2-0 BB 1B 1-2 2-H 3-H		X 0-0 ③ F9			X 0-0 ② G4-3		B S B F C 2-3 ② K		B X 1-0 ② P4		6	0	1	2	0	1	4
17 Lance Berkman, S OBP: 0.408, SLG: 0.503 (1, 7) Octavio Dotel, R (8, 1) Jose Vizcaino, S OBP: 0.276, SLG: 0.366 (10, PH) Billy Wagner, L (10, 1) Morgan Ensberg, R OBP: 0.370, SLG: 0.515 (12, PH) Dan Miceli, R (12, 1)		C B X 1-1 ① G3-1	F B S 1-3 ② K			B X 1-0 ① F9		B B B B 4-0 BB		B X 1-0 ③ F7		B X 1-0 ③ FC5-4 1-2f		3 0 1 0 1 0	0 0 0 0 0 0	0 0 0 0 0 0	1 0 0 0 0 0	1 0 0 0 0 0	2 0 1 0 2 0
Richard Hidalgo, R OBP: 0.390, SLG: 0.586 (1, 9)		F B C X 1-2 2B	B B C S S B 4-2 BB 1-2 2-3			S B B F B X 3-2 F7		F B B X 2-1 P4			S F B C 1-3 K		B B C C F C 2-3 ① K	5	0	1	0	1	2	1
Brad Ausmus, R OBP: 0.305, SLG: 0.295 (1, 2)	X 0-0 ② G6-3	B B B C S S 3-3 ③ K				F S F S 0-3 ③ K			B X 1-0 28 SH3-4 1B		C B C F B F B F B 4-2 28 S BB		C B X 1-1 ② P3	5	0	1	0	1	2	4
28 Adam Everett, R OBP: 0.315, SLG: 0.379 (1, 6)	C B S S F D S 2-3 ③ K			C F F F B F F X 1-2 ① L5			B X 1-0 ① P3		B X 1-0 ① SH3-4 1-2		D 1 SAFE S B X 2-1 ② F7 1-2		C B C B X 2-2 ③ F8	5	0	0	0	0	1	2
Tim Redding, R OBP: 0.000, SLG: 0.000 (1, 1) Ricky Stone, R (8, 1) Mike Gallo, L (8, 1) Orlando Merced, S OBP: 0.000, SLG: 0.000 (7, PH) Colin Porter, L OBP: 0.000, SLG: 0.000 (7, PH) 54 Brad Lidge, R (7, 1) 16 Jason Lane, R OBP: 0.143, SLG: 0.214 (8, 1) Mitch Meluskey, S (10, PH) 4 Eric Bruntlett, R OBP: 0.000, SLG: 0.000 (11, 1)			F B X 1-1 1B 1B 1B 1B	C F B S 1-3 ② K			B X 0-2 E 1B		F B S S 1-3 ② K		B F S S B C 2-3 ③ K			2 0 0 1 0 0 0 1 0	1 0 0 0 0 0 0 0 0	1 0 0 0 0 0 0 0 0	0 0 0 0 0 0 0 1 0	1 0 0 0 0 0 0 1 0	0 0 0 0 0 0 0 1 0

TOP

Houston Astros @ St. Louis Cardinals

Busch Stadium, St. Louis, MO

Sat Sep 20 2003, 1:10 PM CDT
Att. 44,878 - Cloudy - 75 F

livebaseballscorecards.com

AB	45
R	2
H	8
RBI	2
BB	6
SO	12
LOB	26

Inning Stats																									
	R: 0 E: 0 K: 0 S: 14	H: 0 LOB: 1 BB: 1 P: 21	R: 0 E: 0 K: 1 S: 10	H: 1 LOB: 1 BB: 0 P: 14	R: 2 E: 0 K: 3 S: 17	H: 4 LOB: 3 BB: 1 P: 31	R: 0 E: 0 K: 1 S: 13	H: 0 LOB: 0 BB: 0 P: 17	R: 0 E: 0 K: 0 S: 5	H: 0 LOB: 0 BB: 0 P: 6	R: 0 E: 0 K: 1 S: 8	H: 0 LOB: 0 BB: 0 P: 12	R: 0 E: 1 K: 0 S: 8	H: 1 LOB: 2 BB: 0 P: 10	R: 0 E: 0 K: 0 S: 6	H: 0 LOB: 1 BB: 1 P: 13	R: 0 E: 0 K: 1 S: 6	H: 1 LOB: 1 BB: 0 P: 10	R: 0 E: 0 K: 2 S: 9	H: 1 LOB: 1 BB: 0 P: 16	R: 0 E: 0 K: 2 S: 13	H: 0 LOB: 1 BB: 1 P: 22	R: 0 E: 0 K: 0 S: 8	H: 0 LOB: 2 BB: 2 P: 18	R: 0 E: 0 K: 1 S: 8	H: 0 LOB: 0 BB: 0 P: 13

1B: 7 2B: 1 3B: 0 HR: 0	SF: 0 SAC: 2 DP: 1 HBP: 0	PA: 53	WP: 0 PB: 0 SB: 1 CS: 0
---	---	---	---

PITCHER		IP	WLS	BF	H	R	ER	SO	BB	IBB	HBP	BLK	WP	HR	S	P	ERA	WHIP
Brett Tomko, R ERA: 5.2	(1, 1)	6.0		25	5	2	2	6	2	0	0	0	0	0	67	101	3.00	1.167
Cal Eldred, R ERA: 3.78	(7, 1)	2.0		8	1	0	0	0	1	0	0	0	0	0	14	23	0.00	1.000
44 Jason Isringhausen, R ERA: 2.68	(9, 1)	1.0		4	1	0	0	1	0	0	0	0	0	0	6	10	0.00	1.000
Mike DeJean, R ERA: 4.61	(10, 1)	2.0		8	1	0	0	4	1	0	0	0	0	0	22	38	0.00	1.000
Jason Simontacchi, R ERA: 5.44	(12, 1)	2.0	W	8	0	0	0	1	2	0	0	0	0	0	16	31	0.00	1.000

PITCHER	IP	WLS	BF	H	R	ER	SO	BB	IBB	HBP	BLK	WP	HR	S	P	ERA	WHIP

Batter	1	2	3	4	5	6	7	8	9	10	11	12	13	AB	R	H	RBI	BB	SO	LOB
Fernando Vina, L (1, 4) OBP: 0.327, SLG: 0.409	1-0 5 FC5-4 1B		2-1 1B 1-2 1B		0-1 BB 5 BB 1B	0-1 CS 1-2	4-2 5 FC5-4 BB		1-2 P6		1-0 SH5-4 1-2 2-3	0-1 F8		5	0	3	0	1	0	4
Eli Marrero, R (1, 9) Mike DeJean, R (10, 1) Bo Hart, R (11, PH) OBP: 0.319, SLG: 0.399 Jason Simontacchi, R (12, 1) OBP: 0.132, SLG: 0.158	0-0 L5		1-1 F8		1-3 K		2-3 K		3-3 K		0-3 K		2-3 K	5 0 1 1	0 0 0 0	0 0 0 0	0 0 0 0	0 0 0 0	3 0 1 0	6 0 2 0
5 Albert Pujols, R (1, 7) OBP: 0.441, SLG: 0.680	1-2 FC5-4 BB 1-2f		1-1 F8 2-3		4-2 BB 1-2 BB		1-2 FC5-4 1-2f			0-0 G5-3	4-0 IBB		0-1 HR	5	1	1	1	2	0	4
J.D. Drew, L (1, 8) OBP: 0.374, SLG: 0.511	4-1 1-2 BB		2-1 1-2 3-H 1B		4-2 1-2 2-3 BB		0-0 F8			2-2 FC3-6 2B	0-0 G1-3			4	0	2	1	2	0	4
27 Scott Rolen, R (1, 5) OBP: 0.379, SLG: 0.529	3-2 G6-3		2-2 G4-3		1-0 P3			1-2 F9		4-0 FC3-6 IBB		3-2 F9 S FC8-2 1B		5	0	1	0	1	0	7
Tino Martinez, L (1, 3) OBP: 0.347, SLG: 0.418		3-2 F9		3-2 F7		1-1 F8		0-3 K		2-2 FC3-6 IBB 1-2f 2-3		2-1 F9 1-3		6	0	0	0	0	1	3
Edgar Renteria, R (1, 6) OBP: 0.394, SLG: 0.483	0-0 P3		1-1 G4-3			0-1 E 2B		3-3 K		4-0 FC6-4 IBB 1-2		4-0 FC8-2 DI IBB		4	1	1	0	2	1	0
Chris Widger, R (1, 2) OBP: 0.269, SLG: 0.295 Kerry Robinson, L (9, PH) OBP: 0.285, SLG: 0.327 (10, 9) So Taguchi, R (10, PH) OBP: 0.313, SLG: 0.432 (11, 9)	0-1 G6-3		2-3 K			3-1 G6-3			1-3 K	1-2 FC6-4 1-2f		4-0 FC8-2 1-2 BB		3 1 1	0 0 0	0 0 0	0 0 0	0 0 1	1 0 0	1 0 3
Brett Tomko, R Orlando Palmeiro, L Eduardo Perez, R Cal Eldred, R 44 Jason Isringhausen, R Miguel Cairo, R Mike Matheny, R 15 Jim Edmonds, L Joe Girardi, R	1-3 K 5 F8 1B 1B				0-1 G5-3	1-0 E4 CS 2-H			4-2 BB		3-1 SH5-4 1B	2-2 FC8-2 1-2 2-3 3-Hf		2 0 1 0 0 0 1 0 1	1 0 0 0 0 0 0 0 0	0 0 0 0 0 0 0 0 0	0 0 0 0 0 0 0 0 0	1 0 0 0 1 0 0 0 0	0 0 0 0 0 0 0 0 0	0 0 0 0 0 0 0 0 0
Inning Stats	R: 0 H: 1 E: 0 LOB: 2 K: 0 BB: 1 S: 11 P: 20	R: 0 H: 0 E: 0 LOB: 0 K: 0 BB: 0 S: 7 P: 10	R: 1 H: 2 E: 0 LOB: 2 K: 1 BB: 0 S: 14 P: 23	R: 0 H: 0 E: 0 LOB: 0 K: 1 BB: 0 S: 9 P: 15	R: 0 H: 1 E: 0 LOB: 3 K: 1 BB: 2 S: 13 P: 23	R: 1 H: 1 E: 1 LOB: 0 K: 0 BB: 1 S: 8 P: 13	R: 0 H: 0 E: 0 LOB: 1 K: 1 BB: 1 S: 10 P: 17	R: 0 H: 0 E: 0 LOB: 0 K: 2 BB: 0 S: 10 P: 14	R: 0 H: 0 E: 0 LOB: 1 K: 2 BB: 1 S: 13 P: 22	R: 0 H: 1 E: 0 LOB: 3 K: 0 BB: 2 S: 10 P: 23	R: 0 H: 1 E: 0 LOB: 3 K: 1 BB: 1 S: 7 P: 15	R: 0 H: 1 E: 0 LOB: 3 K: 0 BB: 2 S: 10 P: 25	R: 1 H: 1 E: 0 LOB: 0 K: 1 BB: 0 S: 6 P: 8	1B: 6 2B: 2 3B: 0 HR: 1	SF: 0 SAC: 1 DP: 0 HBP: 0		WP: 2 PB: 0 SB: 1 CS: 1	PA: 58	

PITCHER		IP	WLS	BF	H	R	ER	SO	BB	IBB	HBP	BLK	WP	HR	S	P	ERA	WHIP
Tim Redding, R ERA: 3.74	(1, 1)	5.0		23	4	1	1	3	3	0	0	0	1	0	54	91	1.80	1.400
Ricky Stone, R ERA: 3.28	(6, 1)	0.2	H	3	1	1	0	0	0	0	0	0	0	0	6	10	0.00	1.500
Mike Gallo, L ERA: 3.29	(6, 1)	0.1	B	1	0	0	0	0	0	0	0	0	0	0	2	3	0.00	0.000
54 Brad Lidge, R ERA: 3.59	(7, 1)	1.0		4	0	0	0	1	1	0	0	0	0	0	10	17	0.00	1.000
Octavio Dotel, R ERA: 2.61	(8, 1)	2.0		7	0	0	0	4	1	0	0	0	0	0	23	36	0.00	0.500

PITCHER		IP	WLS	BF	H	R	ER	SO	BB	IBB	HBP	BLK	WP	HR	S	P	ERA	WHIP
Billy Wagner, L ERA: 1.51	(10, 1)	2.0		11	2	0	0	1	0	3	0	0	1	0	17	38	0.00	1.000
Dan Miceli, R ERA: 3.24	(12, 1)	1.1	L	8	2	1	1	1	1	1	0	0	0	1	16	33	6.75	2.250

BOTTOM

Houston Astros @ St. Louis Cardinals

Busch Stadium, St. Louis, MO

Sat Sep 20 2003, 1:10 PM CDT

Att. 44,878 - Cloudy - 75 F

livebaseballscorecards.com

AB	46
R	3
H	9
RBI	2
BB	10
SO	10
LOB	37

Batter	1	2	3	4	5	6	7	8	9	AB	R	H	RBI	BB	SO	LOB
Craig Biggio, R (1, 8) OBP: 0.355, SLG: 0.415	C F S 0-3 ① K	B X 1-0 ③ F9		B F D B B 4-1 ③ 2-3 BB		C B X 1-1 ③ G4-3			X 0-0 2B	4	0	1	0	1	1	2
Morgan Ensberg, R (1, 5) OBP: 0.371, SLG: 0.510	C F B C 1-3 ② K		C B B C B F B 4-2 5 FC3-6 BB		B X 1-0 ① F8		B S B B F X 3-2 ① F8		B X 1-0 ① G1-3	4	0	0	0	1	1	1
5 Jeff Bagwell, R (1, 3) OBP: 0.372, SLG: 0.519	C B B C X 2-2 FC6-4 1B		B B S X 2-1 ① FC3-6 G5-4-3 1-2f		C S F X 0-2 1B 2B		B B S B F X 3-2 ② F7		B B S B S F B 4-2 G5-4-3 BB	4	1	2	0	1	0	1
Jeff Kent, R (1, 4) OBP: 0.353, SLG: 0.518	B C C 1 B X SAFE 2-2 ③ FC6-4 1-2f		B C B B X 3-1 ② ③ G5-4-3 1-2f		B B B F X 3-1 S 2-H 1B		B C X 1-1 1B		X 0-0 ② ③ G5-4-3 1-2f	5	0	2	1	0	0	4
Richard Hidalgo, R (1, 9) OBP: 0.389, SLG: 0.582		C B F S 1-3 ① K		C B B B B 4-2 17 HR BB	B S C D X 2-2 ② G5-3 1-2		F C C 0-3 ③ K			3	1	0	0	1	2	2
17 Lance Berkman, S (1, 7)		B C F F B X 2-2 1B 28 1B 1B		B X 1-0 1-H HR	I I I 4-0 IBB			X 0-0 28 FC4-6 1B		3	2	3	2	1	0	0
Raul Chavez, R (1, 2) OBP: 0.258, SLG: 0.367	C X 0-1 28 1B 1-2 1B			B B F B C F F X 3-2 BB SH3-4 1B	B C S C 1-3 ③ K			C B X 1-1 ① P4		4	0	2	0	0	1	3
28 Adam Everett, R (1, 6) OBP: 0.314, SLG: 0.378	B F F X 1-2 1-3 2-H 1B			F 1 SAFE F B B B X 3-2 ① L8		B C B F B X 3-2 ① P2		C 1 SAFE 1 SAFE B S X 1-2 ② FC4-6 1B 1-2f		4	0	1	1	0	0	2
Jeriome Robertson, L (1, 1) OBP: 0.170, SLG: 0.192 Ricky Stone, R (5, 1) Mitch Meluskey, S (6, PH) Rick White, R (6, 1) Jared Fernandez, R (6, 1) Jose Vizcaino, S (8, PH) OBP: 0.280, SLG: 0.370 Kirk Saarloos, R (8, 1) Mike Gallo, L (8, 1)	S B S S 1-3 ② K			X 0-0 ② SH3-4 1-2		B C S B F B X 3-2 ② G4-3		C F B X 1-2 ③ 1-3 1B		1 0 0 0 0 1 2 0 0 0 0 0 0 0 1 0 0 0 0 0 0 0 0 0 0 0 0 0 0 0 0 0 0 0 0 1 0 1 0 0 0 0 0 0 0 0 0 0 0 0 0 0 0 0 0 0						
Inning Stats	R: 0 H: 1 E: 0 LOB: 1 K: 2 BB: 0 S: 12 P: 17	R: 1 H: 3 E: 0 LOB: 2 K: 2 BB: 0 S: 16 P: 22	R: 0 H: 0 E: 0 LOB: 0 K: 0 BB: 1 S: 7 P: 16	R: 2 H: 2 E: 0 LOB: 1 K: 0 BB: 2 S: 13 P: 28	R: 1 H: 2 E: 0 LOB: 2 K: 1 BB: 1 S: 13 P: 24	R: 0 H: 0 E: 0 LOB: 0 K: 0 BB: 0 S: 9 P: 16	R: 0 H: 1 E: 0 LOB: 1 K: 1 BB: 0 S: 11 P: 18	R: 0 H: 2 E: 0 LOB: 2 K: 0 BB: 0 S: 9 P: 12	R: 0 H: 1 E: 0 LOB: 1 K: 0 BB: 1 S: 6 P: 11	1B: 9 SF: 0 2B: 2 SAC: 1 3B: 0 DP: 2 HR: 1 HBP: 0						

TOP

Houston Astros @ St. Louis Cardinals

Busch Stadium, St. Louis, MO

Sun Sep 21 2003, 1:10 PM CDT
Att. 41,397 - Sunny - 75 F

livebaseballscorecards.com

AB	34
R	4
H	12
RBI	4
BB	5
SO	6
LOB	17

PITCHER		IP	WLS	BF	H	R	ER	SO	BB	IBB	HBP	BLK	WP	HR	S	P	ERA	WHIP
Sterling Hitchcock, L ERA: 4.92	(1, 1)	5.0	W	25	8	4	4	5	3	1	0	0	0	1	61	107	7.20	2.200
54 Josh Pearce, R ERA: 3.0	(6, 1)	1.0	H	3	0	0	0	0	0	0	0	0	0	0	9	16	0.00	0.000
Cal Eldred, R ERA: 3.72	(7, 1)	1.0	H	4	1	0	0	1	0	0	0	0	0	0	11	18	0.00	1.000
Steve Kline, L ERA: 3.84	(8, 1)	1.0	H	4	2	0	0	0	0	0	0	0	0	0	9	12	0.00	2.000
44 Jason Isringhausen, R ERA: 2.61	(9, 1)	1.0	S	4	1	0	0	0	1	0	0	0	0	0	6	11	0.00	2.000

PITCHER	IP	WLS	BF	H	R	ER	SO	BB	IBB	HBP	BLK	WP	HR	S	P	ERA	WHIP

WP: 0	PA: 40		
PB: 0			
SB: 1			
CS: 0			

Batter	1	2	3	4	5	6	7	8	9	AB	R	H	RBI	BB	SO	LOB
Fernando Vina, L (1, 4) OBP: 0.321, SLG: 0.400	C X 0-1 G6-3 ①		C B X 1-1 G3-1 ②		B F B C X 2-2 F8 ①	X 0-0 L3 ②		B B C X 2-1 F9 ③		5	0	0	0	0	0	1
Eduardo Perez, R (1, 9) OBP: 0.368, SLG: 0.474 Orlando Palmeiro, L (9, 9) OBP: 0.331, SLG: 0.341	C X 0-1 5 FC5-4 1B		B X 1-0 5 BB 1B		X 0-0 27 BB 2B 2B	C X 0-1 G4-3 ③				4 0	1 0	3 0	0 0	0 0	0 0	0 0
5 Albert Pujols, R (1, 3) OBP: 0.443, SLG: 0.679	X 0-0 FC5-4 27 HBP ② 1-2f		B C F D 1 SAFE B B 4-2 1-2 BB		B B B B 4-0 27 BB 2B BB		C B B B B 4-1 27 2B BB			1	2	0	0	3	0	1
27 Scott Rolen, R (1, 5) OBP: 0.381, SLG: 0.530	B S B F H 3-2 FC5-4 1-2 HBP		B F B F S 2-3 K ③		B D B C B 4-1 2B 1B 1-2 2-3 BB		D F 1 SAFE B F F F B 1 SAFE F 3-2 F F F X CS 1-H 2B			2	1	1	1	1	1	2
Edgar Renteria, R (1, 6) OBP: 0.395, SLG: 0.484	X 0-0 FC5-4 ③ 1-2f			B B F B B 4-1 G4-3 G5-3 HR BB	F B B X 2-1 1B 1-3 2-H 3-H 2B		F B X 1-1 G6-3 ①			3	1	1	2	1	0	3
Eli Marrero, R (1, 7) OBP: 0.270, SLG: 0.369		C F B B F B F X 2-2 F7 ① C X 0-1 G5-3 ① 1-2			C X 0-1 2-3 3-H 1B		B B C X 2-1 F9 ② ③ 2-3			4	0	1	1	0	0	2
Mike Matheny, R (1, 2) OBP: 0.314, SLG: 0.348		X 0-0 L5 ②		B X 1-0 G4-3 ② 2-3	1 SAFE X 0-0 P4 ②			C C F F X 0-2 G6-3 ①		4	0	0	0	0	0	3
So Taguchi, R (1, 8) OBP: 0.308, SLG: 0.479		B F X 1-1 G4-3 ③		X 0-0 3-H HR	B C B C B C 3-3 K ③			B S F B S 2-3 K ②		4	1	1	2	0	2	2
Sterling Hitchcock, L (1, 1) OBP: 0.111, SLG: 0.111 54 Josh Pearce, R (6, 1) Kerry Robinson, L (6, PH) OBP: 0.284, SLG: 0.325 Cal Eldred, R (7, 1) OBP: 0.500, SLG: 0.500 Steve Kline, S (8, 1) OBP: 0.500, SLG: 1.000 J.D. Drew, L (8, PH) OBP: 0.376, SLG: 0.511 44 Jason Isringhausen, R (9, 1) OBP: 0.500, SLG: 1.500			B C X 1-1 G1-3 ①	C S S 0-3 K ③		F B B X 2-1 G6-3 ①		B B B B 4-0 BB		2 0 0 1 0 0 0 0	0 0 0 0 0 0 0 0	0 0 0 0 0 0 0 0	0 0 0 0 0 1 0 0	1 0 0 0 0 0 0 0	0 0 0 0 0 0 0 0	0 0 0 0 0 0 0 0
Inning Stats	R: 0 E: 0 K: 0 S: 8 H: 1 LOB: 2 BB: 0 P: 11	R: 0 E: 0 K: 0 S: 8 H: 0 LOB: 0 BB: 0 P: 11	R: 0 E: 0 K: 1 S: 10 H: 1 LOB: 2 BB: 1 P: 19	R: 2 E: 0 K: 1 S: 8 H: 1 LOB: 0 BB: 1 P: 13	R: 3 E: 0 K: 1 S: 13 H: 3 LOB: 2 BB: 2 P: 28	R: 0 E: 0 K: 0 S: 5 H: 0 LOB: 0 BB: 0 P: 7	R: 1 E: 0 K: 0 S: 13 H: 1 LOB: 0 BB: 1 P: 23	R: 0 E: 0 K: 1 S: 10 H: 0 LOB: 1 BB: 1 P: 18		1B: 3 2B: 3 3B: 0 HR: 1	SF: 0 SAC: 0 DP: 0 HBP: 1		WP: 0 PB: 0 SB: 0 CS: 1	PA: 37		

PITCHER		IP	WLS	BF	H	R	ER	SO	BB	IBB	HBP	BLK	WP	HR	S	P	ERA	WHIP
Jeriome Robertson, L ERA: 5.0	(1, 1)	4.1	L	23	5	5	5	2	4	0	1	0	0	1	41	73	10.38	2.077
Ricky Stone, R ERA: 3.25	(5, 1)	0.2		3	1	0	0	1	0	0	0	0	0	0	6	9	0.00	1.500
Rick White, R ERA: 5.95	(6, 1)	0.2		2	0	0	0	0	0	0	0	0	0	0	3	5	0.00	0.000
Jared Fernandez, R ERA: 4.46	(6, 1)	1.1		5	1	1	1	0	1	0	0	0	0	0	15	25	6.75	1.500
Kirk Saarloos, R ERA: 5.32	(8, 1)	0.2		2	0	0	0	1	0	0	0	0	0	0	8	10	0.00	0.000

PITCHER		IP	WLS	BF	H	R	ER	SO	BB	IBB	HBP	BLK	WP	HR	S	P	ERA	WHIP
Mike Gallo, L ERA: 3.25	(8, 1)	0.1		2	0	0	0	0	1	0	0	0	0	0	2	8	0.00	3.000

BOTTOM

Houston Astros @ St. Louis Cardinals

Busch Stadium, St. Louis, MO

Sun Sep 21 2003, 1:10 PM CDT
Att. 41,397 - Sunny - 75 F

livebaseballscorecards.com

AB	30
R	6
H	7
RBI	6
BB	6
SO	4
LOB	14

St. Louis Cardinals @ Milwaukee Brewers

Miller Park, Milwaukee, WI

Tue Sep 23 2003, 7:05 PM CDT

Att. 15,042 - Dome - 72 F

TOP

livebaseballscorecards.com

Batter	1	2	3	4	5	6	7	8	9	AB	R	H	RBI	BB	SO	LOB
Fernando Vina, L (1, 4) OBP: 0.318, SLG: 0.396	G1-3		F8		G3-1		5 BB 1B		F9	5	0	1	0	0	0	0
Orlando Palmeiro, L (1, 7) OBP: 0.333, SLG: 0.343	5 G5-4-3 1B		FC3-6 27 2B 5 1B		F9		1 SAFE P5 1 SAFE			4	1	2	0	0	0	1
5 Albert Pujols, R (1, 3) OBP: 0.445, SLG: 0.681	G5-4-3 1-2f		FC3-6 1-2 1B		2B		4-1 BB 1-2			3	0	2	0	1	0	1
J.D. Drew, L (1, 8) OBP: 0.374, SLG: 0.505		P6	FC3-6 27 2B 1-2f 2-3		BB		F7			3	1	0	0	1	0	4
27 Scott Rolen, R (1, 5) OBP: 0.382, SLG: 0.534		1B SF7 2B	1-H 3-H 2B		K			F9		4	1	2	2	0	1	2
Edgar Renteria, R (1, 6) OBP: 0.396, SLG: 0.484		HR 2-3 1B	G5-3			G6-4-3 1B		G6-3		4	1	2	0	0	0	1
Eduardo Perez, R (1, 9) OBP: 0.364, SLG: 0.470		SF7 3-H	G6-3			1 SAFE G6-4-3 1-2f		F8		2	0	0	1	0	0	1
So Taguchi, R (6, 9) OBP: 0.302, SLG: 0.469										1	0	0	0	0	0	0
Mike Matheny, R (1, 2) OBP: 0.314, SLG: 0.354		1 SAFE 1 SAFE 1-H HR	G4-3			K			F9	4	1	1	2	0	1	0
Woody Williams, R (1, 1) OBP: 0.307, SLG: 0.382		K	G5-3				K		G3	3	0	0	0	0	2	0
Cal Eldred, R (8, 1) OBP: 0.500, SLG: 0.500										0	0	0	0	0	0	0
Steve Kline, S (8, 1) OBP: 0.500, SLG: 1.000										0	0	0	0	0	0	0
Kerry Robinson, L (9, PH) OBP: 0.282, SLG: 0.324										1	0	0	0	0	0	0
Mike DeJean, R (9, 1)										0	0	0	0	0	0	0
Inning Stats	R: 0 E: 0 K: 0 S: 9 H: 1 LOB: 0 BB: 0 P: 12	R: 3 E: 0 K: 1 S: 11 H: 3 LOB: 0 BB: 0 P: 13	R: 2 E: 0 K: 0 S: 11 H: 3 LOB: 1 BB: 0 P: 15	R: 0 E: 0 K: 0 S: 6 H: 0 LOB: 0 BB: 0 P: 8	R: 0 E: 0 K: 1 S: 10 H: 1 LOB: 2 BB: 1 P: 20	R: 0 E: 0 K: 1 S: 10 H: 1 LOB: 0 BB: 0 P: 16	R: 0 E: 0 K: 1 S: 10 H: 1 LOB: 2 BB: 1 P: 19	R: 0 E: 0 K: 0 S: 6 H: 0 LOB: 0 BB: 0 P: 10	R: 0 E: 0 K: 0 S: 9 H: 0 LOB: 0 BB: 0 P: 14	1B: 6 2B: 3 3B: 0 HR: 1	SF: 1 SAC: 0 DP: 2 HBP: 0						

	AB	34
	R	5
	H	10
	RBI	5
	BB	2
	SO	4
	LOB	10

WP: 0 PB: 0 SB: 0 CS: 0 PA: 37

PITCHER		IP	WLS	BF	H	R	ER	SO	BB	IBB	HBP	BLK	WP	HR	S	P	ERA	WHIP
15 Ben Sheets, R ERA: 4.45	(1, 1)	6.0	L	26	9	5	5	3	1	0	0	0	0	1	57	84	7.50	1.667
Shane Nance, L ERA: 4.94	(7, 1)	1.0		5	1	0	0	1	1	0	0	0	0	0	10	19	0.00	2.000
Mike Crudale, R ERA: 2.61	(8, 1)	1.0		3	0	0	0	0	0	0	0	0	0	0	6	10	0.00	0.000
Luis Vizcaino, R ERA: 6.45	(9, 1)	1.0		3	0	0	0	0	0	0	0	0	0	0	9	14	0.00	0.000

PITCHER	IP	WLS	BF	H	R	ER	SO	BB	IBB	HBP	BLK	WP	HR	S	P	ERA	WHIP

Batter	1	2	3	4	5	6	7	8	9	AB	R	H	RBI	BB	SO	LOB
Scott Podsednik, L (1, 8) OBP: 0.378, SLG: 0.424	C B B F B F X 3-2 L9 ①		C C B B F F F X 2-2 P5 ③			B B B C F X 3-2 F7 ②			B C B X 2-1 F7 ①	4	0	0	0	0	0	0
2 Bill Hall, R (1, 6) OBP: 0.303, SLG: 0.476	C X 0-1 G5-3 ②			B X 1-0 G5-3 ①		X 0-0 1B			C S X 0-2 G1-3 ②	4	0	1	0	0	0	0
Brady Clark, R (1, 9) OBP: 0.341, SLG: 0.423	B B X 2-0 HR			C B F B C 2-3 K ②		F B X 1-1 G6-3 ③			B C C F B B X 3-2 F7 ③	4	1	1	1	0	1	1
Richie Sexson, R (1, 3) OBP: 0.377, SLG: 0.535	B C C F B B S 3-3 K ③			B X 1-0 G5-3 ③			B B C X 2-1 F7 ①			3	0	0	0	0	1	0
Keith Ginter, R (1, 4) OBP: 0.355, SLG: 0.433		C B F B F F X 2-2 F9 ①			B C F B X 2-2 F9 ①		B C F S 1-3 K ②			3	0	0	0	0	1	0
Wes Helms, R (1, 5) OBP: 0.327, SLG: 0.440		C B F B X 2-2 F8 ②			F F F B X 1-2 1B		C F X 0-2 F9 ③			3	0	1	0	0	0	0
Mark Smith, R (1, 7) OBP: 0.254, SLG: 0.455		C F B X 1-2 F8 ③			S F B B B F F X 2-2 F9 ②			B F B B B F X 3-2 P4 ①		3	0	0	0	0	0	1
Keith Osik, R (1, 2) OBP: 0.338, SLG: 0.321			X 0-0 F8 ①		C B B C F B F S 3-3 K ③			C C B S 1-3 K ②		3	0	0	0	0	2	1
15 Ben Sheets, R (1, 1) OBP: 0.090, SLG: 0.076 Peter Zoccolillo, L (6, PH) OBP: 0.125, SLG: 0.129 Shane Nance, L (7, 1) Mike Crudale, R (8, 1) John Vander Wal, L (8, PH) OBP: 0.351, SLG: 0.469 Luis Vizcaino, R (9, 1)			C S S S 0-3 K ②			B F S C 1-3 K ①		S B F S 1-3 K ③		1 1 0 0 1 0	0 0 0 0 0 0	0 0 0 0 0 0	0 0 0 0 0 0	0 1 0 0 1 0	1 0 0 0 0 0	0 0 0 0 0 0
Inning Stats	R: 1 H: 1 E: 0 LOB: 0 K: 1 BB: 0 S: 11 P: 19	R: 0 H: 0 E: 0 LOB: 0 K: 0 BB: 0 S: 11 P: 16	R: 0 H: 0 E: 0 LOB: 0 K: 1 BB: 0 S: 10 P: 12	R: 0 H: 0 E: 0 LOB: 0 K: 1 BB: 0 S: 5 P: 9	R: 0 H: 1 E: 0 LOB: 1 K: 1 BB: 0 S: 17 P: 25	R: 0 H: 1 E: 0 LOB: 1 K: 1 BB: 0 S: 9 P: 14	R: 0 H: 0 E: 0 LOB: 0 K: 1 BB: 0 S: 8 P: 11	R: 0 H: 0 E: 0 LOB: 0 K: 2 BB: 0 S: 9 P: 14	R: 0 H: 0 E: 0 LOB: 0 K: 0 BB: 0 S: 9 P: 14	1B: 2 SF: 0 2B: 0 SAC: 0 3B: 0 DP: 0 HR: 1 HBP: 0						

PITCHER		IP	WLS	BF	H	R	ER	SO	BB	IBB	HBP	BLK	WP	HR	S	P	ERA	WHIP
Woody Williams, R ERA: 3.9	(1, 1)	7.0	W	24	3	1	1	6	0	0	0	0	0	1	71	106	1.29	0.429
Cal Eldred, R ERA: 3.68	(8, 1)	0.2		2	0	0	0	1	0	0	0	0	0	0	6	10	0.00	0.000
Steve Kline, L ERA: 3.82	(8, 1)	0.1		1	0	0	0	1	0	0	0	0	0	0	3	4	0.00	0.000
Mike DeJean, R ERA: 4.56	(9, 1)	1.0		3	0	0	0	0	0	0	0	0	0	0	9	14	0.00	0.000

PITCHER	IP	WLS	BF	H	R	ER	SO	BB	IBB	HBP	BLK	WP	HR	S	P	ERA	WHIP

BOTTOM

St. Louis Cardinals @ Milwaukee Brewers

Miller Park, Milwaukee, WI

Tue Sep 23 2003, 7:05 PM CDT
Att. 15,042 - Dome - 72 F

livebaseballscorecards.com

AB	30
R	1
H	3
RBI	1
BB	0
SO	8
LOB	3

WP: 0 PA: 30
PB: 0
SB: 0
CS: 0

Batter	1	2	3	4	5	6	7	8	9	AB	R	H	RBI	BB	SO	LOB
Fernando Vina, L (1, 4) OBP: 0.313, SLG: 0.388	F X 0-1 ① F8		X 0-0 ② F8	C X 0-1 ③ F9		S B F X 1-2 ② G6-3		B B B C S F F C 3-3 ② K		5	0	0	0	0	1	3
Mike DeJean, R (8, 1)										0	0	0	0	0	0	0
44 Jason Isringhausen, R (8, 1) OBP: 0.500, SLG: 1.500										0	0	0	0	0	0	0
Orlando Palmeiro, L (1, 9) OBP: 0.337, SLG: 0.348	C B C X 1-2 S 1B		B C X 1-1 2-H 2B		B B C B B 4-1 HR BB	C B X 1-1 ③ G6-3		C X 0-1 ③ G4-3		4	1	2	1	1	0	0
5 Albert Pujols, R (1, 7) OBP: 0.443, SLG: 0.676	B C F F D F X 2-2 ② F9		C F B B X 1-2 ③ F8		B F D X 2-1 ① P6		B B S F F X 2-2 ① G4-3		C B C B X 2-2 2B 1B	5	1	1	0	0	0	3
So Taguchi, R (9, 7) OBP: 0.302, SLG: 0.469										0	0	0	0	0	0	0
J.D. Drew, L (1, 8) OBP: 0.378, SLG: 0.522	C F B C 1-3 ③ K 1-2			B B F X 2-1 ① L8	B B X 2-0 1-H HR		X 0-0 1B 1B 1B		B S X 1-1 27 G6-3 1-H SF9 2B	5	3	3	3	0	1	1
27 Scott Rolen, R (1, 5) OBP: 0.382, SLG: 0.532		S B C B F F X 2-2 ① F8		C B X 1-1 F8 1B 1B	B C C B B B 4-2 S BB	B B S 1 SAFE B X 3-1 ② F8		B X 1-0 ① G6-3 2-3		4	1	1	0	1	0	2
Edgar Renteria, R (1, 6) OBP: 0.396, SLG: 0.484		B X 1-0 ② F9		F 1 SAFE C D D X 2-2 1B 1B 1-2 1B	C B B C F X 2-2 ② L8 1-2	1 SAFE B X 1-0 1B 1-3 1B		X 0-0 ② SF9 3-H		4	1	2	1	0	0	1
Tino Martinez, L (1, 3) OBP: 0.349, SLG: 0.419		C B F B S 2-3 ③ K		F B X 1-1 ② F8 2-3	B B I 4-0 IBB	B 1 SAFE X 1-0 1-2 3-H 1B		X 0-0 1B		4	0	2	1	1	1	2
Mike Matheny, R (1, 2) OBP: 0.315, SLG: 0.353			C B B F B B 4-2 SH2-4 2B BB	F B F F X 1-2 1B 1-3 3-H 1B	B X 1-0 ③ P6	B S F X 1-2 ③ G4-3		C F D S 1-3 ③ K		4	1	1	1	1	1	5
Matt Morris, R (1, 1) OBP: 0.222, SLG: 0.288			1 SAFE X 0-0 ① SH2-4 1-2	B B S X 2-1 1-2 3-H 1B		F S C 0-3 ① K		X 0-0 ① G4-3		2	0	1	1	0	1	0
Miguel Cairo, R (8, PH) OBP: 0.292, SLG: 0.383										1	0	0	0	0	0	0
(8, 4)																
Inning Stats	R: 0 E: 0 K: 1 S: 13 H: 1 LOB: 1 BB: 0 P: 17	R: 0 E: 0 K: 1 S: 9 H: 0 LOB: 0 BB: 0 P: 14	R: 1 E: 0 K: 0 S: 10 H: 1 LOB: 1 BB: 1 P: 16	R: 2 E: 0 K: 0 S: 17 H: 4 LOB: 2 BB: 0 P: 26	R: 2 E: 0 K: 0 S: 11 H: 1 LOB: 2 BB: 3 P: 30	R: 0 E: 0 K: 1 S: 8 H: 0 LOB: 0 BB: 0 P: 10	R: 1 E: 0 K: 0 S: 12 H: 3 LOB: 2 BB: 0 P: 20	R: 0 E: 0 K: 1 S: 9 H: 0 LOB: 0 BB: 0 P: 12	R: 2 E: 0 K: 1 S: 11 H: 3 LOB: 1 BB: 0 P: 16	1B: 10 2B: 2 3B: 0 HR: 1 SF: 1 SAC: 1 DP: 0 HBP: 0						

PITCHER		IP	WLS	BF	H	R	ER	SO	BB	IBB	HBP	BLK	WP	HR	S	P	ERA	WHIP
Matt Kinney, R ERA: 5.22	(1, 1)	5.0	L	26	7	5	5	2	3	1	0	0	0	1	60	103	9.00	2.000
Glendon Rusch, L ERA: 6.58	(6, 1)	3.0		12	3	1	1	2	0	0	0	0	0	0	29	42	3.00	1.000
Leo Estrella, R ERA: 4.22	(9, 1)	1.0		6	3	2	2	1	0	0	0	0	0	0	11	16	18.00	3.000

PITCHER	IP	WLS	BF	H	R	ER	SO	BB	IBB	HBP	BLK	WP	HR	S	P	ERA	WHIP

TOP

St. Louis Cardinals @ Milwaukee Brewers

Miller Park, Milwaukee, WI

Wed Sep 24 2003, 7:05 PM CDT

Att. 21,965 - Dome - 72 F

livebaseballscorecards.com

AB	38
R	8
H	13
RBI	8
BB	4
SO	5
LOB	17

WP: 0	PB: 0	SB: 2	CS: 0	PA: 44					

Batter	1	2	3	4	5	6	7	8	9	AB	R	H	RBI	BB	SO	LOB
Scott Podsednik, L (1, 8) OBP: 0.379, SLG: 0.432	G6-3		S G6-3 2B		FC6-4 P4-3 1-2f			HR		4	2	2	1	0	0	1
Keith Ginter, R (1, 4) OBP: 0.354, SLG: 0.430	P3		G6-3 2-H		1 SAFE 1 SAFE 1 SAFE P4-3 1-1f			G5-3 BB		3	0	0	1	1	0	1
Brady Clark, R (1, 9) OBP: 0.337, SLG: 0.417	K		L8			P4		G5-3 1-2		4	0	0	0	0	1	1
Richie Sexson, R (1, 3) OBP: 0.378, SLG: 0.536		G5-3 HR 1B		1B 2B		F8		K		4	1	2	0	0	1	1
Brooks Kieschnick, L (1, 7) OBP: 0.361, SLG: 0.642		G5-3 1-2		L7		G4-3			G6-3	4	0	0	0	0	0	2
Wes Helms, R (1, 5) OBP: 0.326, SLG: 0.445		HR 2-H		K			F8		G1-3	4	1	1	2	0	1	1
Eddie Pérez, R (1, 2) OBP: 0.307, SLG: 0.427		2 G6-3 1B		1B 2-3			F8		P6	4	0	2	0	0	0	0
2 Bill Hall, R (1, 6) OBP: 0.296, SLG: 0.465		G6-3 1-2f		K			F9			3	0	0	0	0	1	3
Matt Kinney, R (1, 1) OBP: 0.070, SLG: 0.055 Peter Zoccolillo, L (5, PH) OBP: 0.152, SLG: 0.156 Glendon Rusch, L (6, 1) OBP: 0.270, SLG: 0.206 John Vander Wal, L (8, PH) OBP: 0.350, SLG: 0.468 Leo Estrella, R (9, 1)			F9		FC6-4 1B			G3-1		1 1 0 1 0	0 0 0 0 0	0 1 0 0 0	0 0 0 0 0	0 0 0 0 0	0 0 0 0 0	0 0 0 0 0
Inning Stats	R: 0 E: 0 K: 1 S: 11 H: 0 LOB: 0 BB: 0 P: 15	R: 2 E: 0 K: 0 S: 8 H: 3 LOB: 0 BB: 0 P: 14	R: 1 E: 0 K: 0 S: 11 H: 1 LOB: 0 BB: 0 P: 19	R: 0 E: 0 K: 2 S: 13 H: 2 LOB: 2 BB: 0 P: 15	R: 0 E: 0 K: 0 S: 7 H: 1 LOB: 0 BB: 0 P: 12	R: 0 E: 0 K: 0 S: 9 H: 0 LOB: 0 BB: 0 P: 15	R: 0 E: 0 K: 0 S: 6 H: 0 LOB: 0 BB: 0 P: 10	R: 1 E: 0 K: 1 S: 16 H: 1 LOB: 1 BB: 1 P: 27	R: 0 E: 0 K: 0 S: 8 H: 0 LOB: 0 BB: 0 P: 13	1B: 4 2B: 3 3B: 0 HR: 2	SF: 0 SAC: 0 DP: 2 HBP: 0			WP: 0 PB: 0 SB: 1 CS: 0	PA: 34		

PITCHER		IP	WLS	BF	H	R	ER	SO	BB	IBB	HBP	BLK	WP	HR	S	P	ERA	WHIP
Matt Morris, R ERA: 3.76	(1, 1)	7.0	W	26	7	3	3	3	0	0	0	0	0	1	65	100	3.86	1.000
Mike DeJean, R ERA: 4.65	(8, 1)	0.1	H	3	1	1	1	0	1	0	0	0	0	1	11	20	27.00	6.000
44 Jason Isringhausen, R ERA: 2.5	(8, 1)	1.2	S	5	0	0	0	1	0	0	0	0	0	0	13	20	0.00	0.000

PITCHER	IP	WLS	BF	H	R	ER	SO	BB	IBB	HBP	BLK	WP	HR	S	P	ERA	WHIP

BOTTOM

St. Louis Cardinals @ Milwaukee Brewers

Miller Park, Milwaukee, WI

Wed Sep 24 2003, 7:05 PM CDT
Att. 21,965 - Dome - 72 F

livebaseballscorecards.com

AB	33
R	4
H	8
RBI	4
BB	1
SO	4
LOB	10

Batter	1	2	3	4	5	6	7	8	9	AB	R	H	RBI	BB	SO	LOB
Fernando Vina, L (1, 4) OBP: 0.310, SLG: 0.382	C F B S 1-3 ① K		F F B B B B 4-2 BB		F B F X 1-2 ② G4-3 3-H		B C X 1-1 ① P4		B B C X 2-1 ② G4-3	4	0	0	1	1	1	0
15 Jim Edmonds, L (1, 8) OBP: 0.383, SLG: 0.608	X 0-0 ② F7		X 0-0 ② F8		C B B X 2-1 5 FC5-4 1B		B C S B F S 2-3 ② K		B B F X 2-1 HR	5	1	2	1	0	1	1
5 Albert Pujols, R (1, 7) (8, 3) OBP: 0.440, SLG: 0.671	C B F B X 2-2 ③ F8		T B C X 1-2 ③ G4-3		C F B F F X 1-2 ③ FC5-4 1-2f		C B C S 1-3 ③ K		B B S F B S 3-3 ③ K	5	0	0	0	0	2	2
J.D. Drew, L (1, 9) OBP: 0.376, SLG: 0.521		X 0-0 ① F9		C B X 1-1 ① F9		B C B X 2-1 ① F7		X 0-0 HR 2B		4	1	1	0	0	0	0
27 Scott Rolen, R (1, 5) OBP: 0.381, SLG: 0.530		B F X 1-1 BB 1B		B F C X 2-2 ② G6-3		B S C B B X 3-2 ② G6-3		C B F B S 2-3 ① K		4	0	1	0	0	1	1
Edgar Renteria, R (1, 6) OBP: 0.395, SLG: 0.482		C B F D F 1 F S SAFE 2-3 ② K		C B B X 2-1 ③ G5-3		B B B B 4-0 1B 2B BB		X 0-0 ② F7		3	1	0	0	1	1	2
Tino Martinez, L (1, 3) OBP: 0.354, SLG: 0.431 Cal Eldred, R (8, 1) OBP: 0.500, SLG: 0.500		B B D B 4-0 1-2 BB		C S B B B X 3-2 2B 2B		B X 1-0 2B 1-2 1B		F B F F B X 2-2 2-H HR		3	2	3	2	1	0	0
										0	0	0	0	0	0	0
Chris Widger, R (1, 2) OBP: 0.280, SLG: 0.327 Orlando Palmeiro, L (8, PH) OBP: 0.336, SLG: 0.347 Joe Girardi, R (8, 2) OBP: 0.208, SLG: 0.095		B B C B C F F X 3-2 ③ G6-3		B B C X 2-1 SH1-4 G4-3 2-H 2B		D C B F F F X 2-2 1-3 2-H 2B		B B C F B X 3-2 ③ F9		3	1	2	2	0	0	2
										1	0	0	0	0	0	0
										0	0	0	0	0	0	0
Brett Tomko, R (1, 1) OBP: 0.328, SLG: 0.302 Steve Kline, S (6, 1) OBP: 0.500, SLG: 1.000 Jason Simontacchi, R (7, 1) OBP: 0.132, SLG: 0.158 Jeff Fassero, L (7, 1) Kerry Robinson, L (8, 7) OBP: 0.281, SLG: 0.322			S B S S 1-3 ① K		L M B B X 2-2 ① SH1-4 2-3		S S B S 1-3 ③ K		F B C X 1-2 ① G5-3	2	0	0	0	0	2	2
										0	0	0	0	0	0	0
										0	0	0	0	0	0	0
										0	0	0	0	0	0	0
										1	0	0	0	0	0	0
Inning Stats	R: 0 E: 0 K: 1 S: 7 H: 0 LOB: 0 BB: 0 P: 10	R: 0 E: 0 K: 1 S: 13 H: 1 LOB: 2 BB: 1 P: 23	R: 0 E: 0 K: 1 S: 9 H: 0 LOB: 1 BB: 1 P: 15	R: 0 E: 0 K: 0 S: 7 H: 0 LOB: 0 BB: 0 P: 12	R: 2 E: 0 K: 0 S: 18 H: 3 LOB: 1 BB: 0 P: 29	R: 1 E: 0 K: 1 S: 14 H: 2 LOB: 2 BB: 1 P: 27	R: 0 E: 0 K: 2 S: 9 H: 0 LOB: 0 BB: 0 P: 13	R: 2 E: 0 K: 1 S: 12 H: 2 LOB: 0 BB: 0 P: 19	R: 1 E: 0 K: 1 S: 10 H: 1 LOB: 0 BB: 0 P: 18	1B: 3 2B: 4 3B: 0 HR: 2	SF: 0 SAC: 1 DP: 0 HBP: 0					

TOP

St. Louis Cardinals @ Arizona Diamondbacks
Bank One Ballpark, Phoenix, AZ
Fri Sep 26 2003, 10:07 PM EDT
Att. 37,180 - Sunny - 80 F

livebaseballscorecards.com

AB	35
R	6
H	9
RBI	6
BB	3
SO	8
LOB	10

WP: 0 PB: 0 SB: 0 CS: 0 PA: 39

PITCHER		IP	WLS	BF	H	R	ER	SO	BB	IBB	HBP	BLK	WP	HR	S	P	ERA	WHIP
Elmer Dessens, R ERA: 5.07	(1, 1)	5.0		21	4	2	2	3	2	0	0	0	0	0	54	89	3.60	1.200
Stephen Randolph, L ERA: 4.19	(6, 1)	1.0	W	6	2	1	1	1	1	0	0	0	0	0	14	27	9.00	3.000
Mike Myers, L ERA: 5.8	(7, 1)	0.2	H	2	0	0	0	1	0	0	0	0	0	0	6	9	0.00	0.000
Oscar Villarreal, R ERA: 2.63	(7, 1)	0.1	H	1	0	0	0	1	0	0	0	0	0	0	3	4	0.00	0.000
Jose Valverde, R ERA: 2.16	(8, 1)	1.0		5	2	2	2	1	0	0	0	0	0	1	12	19	18.00	2.000

PITCHER		IP	WLS	BF	H	R	ER	SO	BB	IBB	HBP	BLK	WP	HR	S	P	ERA	WHIP
Matt Mantei, R ERA: 2.62	(9, 1)	1.0	S	4	1	1	1	1	0	0	0	0	0	1	10	18	9.00	1.000

Batter	1	2	3	4	5	6	7	8	9	AB	R	H	RBI	BB	SO	LOB
Steve Finley, L (1, 8) OBP: 0.365, SLG: 0.500	B C B X 2-1 G4-3 ①		B C B X 2-1 1B 1B 1B	B B X 2-0 L4 ③		C 1 SAFE F F B 1 SAFE X 1-2 1-H 2B	B B X 2-0 L4 ③			5	1	2	1	0	0	4
Matt Kata, S (1, 4) OBP: 0.315, SLG: 0.421	X 0-0 G4-3 ②		C F F 1 SAFE B B X 2-2 1B 1-2 1B		C B X 1-1 F7 ①	C X 0-1 P5 ②		B B X 2-0 F9 ①		5	0	1	0	0	0	2
Luis Gonzalez, L (1, 7) OBP: 0.401, SLG: 0.534	B C X 1-1 FC5-4 1B		X 0-0 FC6-4 1-3 2-H 1B		C B B B C F B 4-2 BB	C B X 1-1 G4-3 ③		F B X 1-1 2B		4	0	3	1	1	0	2
Raul Mondesi, R (1, 9) OBP: 0.342, SLG: 0.477	F B S X 1-2 FC5-4 ③ 1-2f		D B X 2-0 FC6-4 ③ 1-2f		X 0-0 F8 ②		B S B F B B 4-2 1B 1B BB	B X 1-0 G1-3 ②		4	1	0	0	1	0	5
Alex Cintron, S (1, 6) OBP: 0.351, SLG: 0.476		B X 1-0 G6-3 ①		C B C F F X 1-2 FC6-4 1B	F B B B 1 SAFE C X 3-2 G1-3 ③		B X 1-0 1B 1-2 WP 1B	C S X 0-2 G3 ③		5	1	2	0	0	0	2
Shea Hillenbrand, R (1, 3) OBP: 0.315, SLG: 0.471		C X 0-1 G3-1 ②		X 0-0 F8 ①		B B F F F F X 2-2 HR	C X 0-1 WP G5-3 1-3 2-H 1B			4	1	2	2	0	0	1
Craig Counsell, L (1, 5) OBP: 0.330, SLG: 0.306		B B C B X 3-1 G4-3 ③		B F X 1-1 FC6-4 1-2f 1B ②		X 0-0 WP 1B 1B	X 0-0 G5-3 ① 1-2			4	2	1	0	0	0	3
Rod Barajas, R (1, 2) OBP: 0.265, SLG: 0.327			T X 0-1 P3 ①	B B I 4-0 1B IBB		1 SAFE C P F D X 2-2 P4 ① 1-2	S C F F B X 1-2 L5 ②			3	0	0	0	1	0	3
Elmer Dessens, R (1, 1) ERA: 5.68, SLG: 0.667 Stephen Randolph, L (6, 1) Carlos Baerga, S (6, PH) ERA: 2.45, SLG: 0.421 Quinton McCracken, S (6, PR) ERA: 0.21, SLG: 0.429 Mike Myers, L (7, 1) Oscar Villarreal, L (7, 1) Felix Jose, S (7, PH) ERA: 0.00, SLG: 0.000 Jose Valverde, R (8, 1) ERA: 13.50, SLG: 0.000 Matt Mantei, R (8, 1)			C S B B X 1-2 G4-1 ②	F X 0-1 1-2 2-H 1B		B F B X 2-1 2-H 2B 1B	F C B F D B T B 4-2 2-3 3-H BB			2 0 1 1 0 0 0 0 0 0 0 0 0 0 1 0 1 1 0 0 0 0 1 0 0 0 0 0 0 0 0 0 0 0 0 0 0 0 0 0 0 0 0 0 0 0 1 0 0 0 0 0 0 0 0 0 0 0 0 0 0 0 0						
Inning Stats	R: 0 E: 0 K: 0 S: 8 H: 1 LOB: 1 BB: 0 P: 12	R: 0 E: 0 K: 0 S: 5 H: 0 LOB: 0 BB: 0 P: 9	R: 1 E: 0 K: 0 S: 13 H: 3 LOB: 2 BB: 0 P: 20	R: 1 E: 1 K: 0 S: 11 H: 2 LOB: 2 BB: 1 P: 19	R: 0 E: 0 K: 0 S: 9 H: 0 LOB: 1 BB: 1 P: 17	R: 3 E: 0 K: 0 S: 20 H: 4 LOB: 2 BB: 0 P: 27	R: 2 E: 0 K: 0 S: 16 H: 2 LOB: 2 BB: 2 P: 28	R: 0 E: 0 K: 0 S: 7 H: 1 LOB: 1 BB: 0 P: 11		1B: 10 2B: 2 3B: 0 HR: 1 SF: 0 SAC: 0 DP: 0 HBP: 0						

PITCHER		IP	WLS	BF	H	R	ER	SO	BB	IBB	HBP	BLK	WP	HR	S	P	ERA	WHIP
Brett Tomko, R ERA: 5.28	(1, 1)	5.1	L	28	10	5	5	0	1	1	0	0	1	1	62	99	8.44	2.062
Steve Kline, L ERA: 3.77	(6, 1)	0.2		2	0	0	0	0	0	0	0	0	0	0	4	5	0.00	0.000
Jason Simontacchi, R ERA: 5.56	(7, 1)	0.2		6	2	2	2	0	2	0	0	0	1	0	15	25	27.00	6.000
Jeff Fassero, L ERA: 5.68	(7, 1)	0.2		3	1	0	0	0	0	0	0	0	0	0	4	9	0.00	1.500
Cal Eldred, R ERA: 3.65	(8, 1)	0.2		2	0	0	0	0	0	0	0	0	0	0	4	5	0.00	0.000

PITCHER	IP	WLS	BF	H	R	ER	SO	BB	IBB	HBP	BLK	WP	HR	S	P	ERA	WHIP

BOTTOM

St. Louis Cardinals @ Arizona Diamondbacks

Bank One Ballpark, Phoenix, AZ

Fri Sep 26 2003, 10:07 PM EDT

Att. 37,180 - Sunny - 80 F

livebaseballscorecards.com

AB	37
R	7
H	13
RBI	6
BB	4
SO	0
LOB	22

WP: 2 PB: 0 SB: 0 CS: 0 PA: 41

Batter	1	2	3	4	5	6	7	8	9	AB	R	H	RBI	BB	SO	LOB
Miguel Cairo, R (1, 5) OBP: 0.290, SLG: 0.377	G1-3	P3			F8		F9		FC3-2 IBB	4	0	0	0	1	0	2
So Taguchi, R (1, 8) OBP: 0.304, SLG: 0.462	K		G6-3		5 BB 1B		K		FC3-2 1-2 2-3 3-Hf	3	0	1	0	0	1	0
J.D. Drew, L (7, PH) OBP: 0.374, SLG: 0.518 (7, 8) (9, 9)										2	0	0	0	0	1	3
5 Albert Pujols, R (1, 3) OBP: 0.440, SLG: 0.667	P3		S HBP FC6 BB		1-2 BB		F8		K	3	1	0	0	2	1	3
Eduardo Perez, R (1, 9) OBP: 0.366, SLG: 0.480		HR	FC6 S 1-2 HBP		P6			G6-3		3	1	1	1	0	0	2
Kerry Robinson, L (9, 7) OBP: 0.281, SLG: 0.322										0	0	0	0	0	0	0
Edgar Renteria, R (1, 6) OBP: 0.394, SLG: 0.480		WP BB 1B 1B	FC6 1-3 2-H		G1-3			K		4	1	1	1	0	1	3
Eli Marrero, R (1, 7) OBP: 0.270, SLG: 0.358		1B WP 1-2 BB	P4			G6-3		F7		3	0	0	0	1	0	1
Mike DeJean, R (8, 1)										0	0	0	0	0	0	0
15 Jim Edmonds, L (9, 8) OBP: 0.383, SLG: 0.608										0	0	0	0	0	0	0
Chris Widger, R (1, 2) OBP: 0.279, SLG: 0.324	K 1-2 2-3			G4-3		1B			K SH2-4 1B FC3-2	4	0	1	0	0	2	2
Bo Hart, R (1, 4) OBP: 0.322, SLG: 0.401	2-3 3-H 1B			K		P4			FC3-2 SH2-4 1-2 1B	4	0	2	1	0	1	1
Sterling Hitchcock, L (1, 1) OBP: 0.083, SLG: 0.083	K			K		K			SH2-4 1-2 2-3	3	0	0	0	0	3	3
Russ Springer, R (6, 1)										0	0	0	0	0	0	0
Steve Kline, S (7, 1) OBP: 0.500, SLG: 1.000										0	0	0	0	0	0	0
Orlando Palmeiro, L (8, 7) OBP: 0.336, SLG: 0.347										0	0	0	0	0	0	0
44 Jason Isringhausen, R (9, 1) OBP: 0.500, SLG: 1.500										0	0	0	0	0	0	0

TOP

St. Louis Cardinals @ Arizona Diamondbacks
Bank One Ballpark, Phoenix, AZ
Sat Sep 27 2003, 4:05 PM EDT
Att. 39,650 - Dome - 72 F

livebaseballscorecards.com

	AB	R	H	RBI	BB	SO	LOB
	33	3	6	3	4	10	20

Inning Stats	1	2	3	4	5	6	7	8	9	1B	SF	WP	PA
R	0	2	1	0	0	0	0	0	0	5	0	1	39
E	0	0	0	0	0	0	0	0	0	2B 0	SAC 1	PB 1	
K	1	2	0	2	1	1	1	1	2	3B 0	DP 0	SB 2	
S	13	14	7	8	11	11	7	8	14	HR 1	HBP 1	CS 0	
H	0	3	0	0	1	1	0	0	1				
LOB	0	2	1	0	2	1	0	0	3				
BB	0	1	1	0	1	0	0	0	1				
P	20	21	17	13	19	16	12	14	23				

PITCHER		IP	WLS	BF	H	R	ER	SO	BB	IBB	HBP	BLK	WP	HR	S	P	ERA	WHIP
Chris Capuano, L ERA: 4.64	(1, 1)	4.1	L	21	4	3	3	5	3	0	1	0	1	1	48	81	6.23	1.615
31 Edgar Gonzalez, R ERA: 5.19	(5, 1)	0.2		2	0	0	0	0	0	0	0	0	0	0	5	9	0.00	0.000
John Patterson, R ERA: 6.05	(6, 1)	2.0		7	1	0	0	2	0	0	0	0	0	0	18	28	0.00	0.500
Oscar Villarreal, R ERA: 2.57	(8, 1)	2.0		9	1	0	0	3	0	1	0	0	0	0	22	37	0.00	0.500

PITCHER	IP	WLS	BF	H	R	ER	SO	BB	IBB	HBP	BLK	WP	HR	S	P	ERA	WHIP

BOTTOM

St. Louis Cardinals @ Arizona Diamondbacks
Bank One Ballpark, Phoenix, AZ
Sat Sep 27 2003, 4:05 PM EDT
Att. 39,650 - Dome - 72 F

livebaseballscorecards.com

Batter	1	2	3	4	5	6	7	8	9	AB	R	H	RBI	BB	SO	LOB
Steve Finley, L (1, 8) OBP: 0.364, SLG: 0.497	X / 0-0 E1 2B SF7		B C B B C X / 3-2 F7 ②		C S C / 0-3 K ③		1 SAFE C 1 SAFE X / 0-1 1-3 1B		C S F B B F F S / 2-3 K ①	5	1	1	0	0	2	2
Junior Spivey, R (1, 4) OBP: 0.326, SLG: 0.433	B C B 1 SAFE F S / 2-3 K ①		B X / 1-0 F8 ③			B X / 1-0 F7 ①	B C F X / 1-2 P3 ③		B B X / 2-0 P6 ②	5	0	0	0	0	1	5
Mark Grace, L (1, 3) OBP: 0.279, SLG: 0.304 Matt Kata, S (6, PR) OBP: 0.315, SLG: 0.421 Lyle Overbay, L (7, 3) OBP: 0.361, SLG: 0.389	B 1 SAFE B X / 2-0 WP 1-3 2B			C B B C X / 2-2 G3 ①		C B B X / 2-1 1B 1B G1-2-3 1B		B C B X / 2-1 F8 ①	F X / 0-1 G4-3 ③	3 0 2	0 0 0	2 0 0	0 0 0	0 0 0	0 0 0	0 0 2
Raul Mondesi, R (1, 9) OBP: 0.343, SLG: 0.484	B F C B B X / 3-2 SF7 ② 3-H			B F B X / 2-1 HR		S 1 SAFE C B B X / 2-2 1-2 1B		F S F F B S / 1-3 K ②		3	1	2	2	0	1	0
Alex Cintron, S (1, 6) OBP: 0.354, SLG: 0.481	B F X / 1-1 F8 ③ 2-3			S C X / 0-2 WP 1B		C X / 0-1 1-2 2-3 1B		B X / 1-0 2B		4	0	3	0	0	0	1
Danny Bautista, R (1, 7) OBP: 0.329, SLG: 0.393 Carlos Baerga, S (8, PH) OBP: 0.393, SLG: 0.461 Rod Barajas, R (9, 2) OBP: 0.265, SLG: 0.327		X / 0-0 E5 L6-3		B B F F X / 2-2 F9 ② 1-2		S X / 0-1 G1-2-3 ② ③ 3-Hf		B B B B / 4-0 BB		3 0 0	0 0 0	0 0 0	0 0 0	0 1 0	0 0 0	4 0 0
Craig Counsell, L (1, 5) OBP: 0.329, SLG: 0.305		C C X / 0-2 L6-3 ① ② 1-1		B B F F F X / 2-2 F9 ③			C B F B X / 2-2 1B 1B	B C X / 1-1 G1-3 ③		4	0	1	0	0	0	4
Robby Hammock, R (1, 2) (9, 7) OBP: 0.341, SLG: 0.476		B C F C / 1-3 K ③			C X / 0-1 F8 ①		1 SAFE B L 1 SAFE B L X / 2-2 L5 ①		F B F F F B X / 2-2 1B S 1B	4	0	1	0	0	1	1
Chris Capuano, L (1, 1) 31 Edgar Gonzalez, R (5, 1) OBP: 0.250, SLG: 0.250 Quinton McCracken, S (5, PH) OBP: 0.273, SLG: 0.267 John Patterson, R (6, 1) OBP: 0.077, SLG: 0.077 Felix Jose, S (7, PH) OBP: 0.522, SLG: 0.588 Oscar Villarreal, L (8, 1) Luis Gonzalez, L (9, PH) OBP: 0.402, SLG: 0.535			F S S / 0-3 K ①		C X / 0-1 G5-3 ②		F S / 0-3 K ②		C B X / 1-1 1-3 1B	1 0 1 0 1 0 1	0 0 0 0 0 0 0	0 0 0 0 0 0 1	0 0 0 0 0 0 0	0 0 0 0 0 0 0	1 0 0 0 1 0 0	0 0 0 0 1 0 0
Inning Stats	R: 1 E: 1 K: 1 S: 10 / H: 1 LOB: 1 BB: 0 P: 18	R: 0 E: 1 K: 1 S: 7 / H: 0 LOB: 0 BB: 0 P: 8	R: 0 E: 0 K: 1 S: 7 / H: 0 LOB: 0 BB: 0 P: 11	R: 1 E: 0 K: 0 S: 15 / H: 2 LOB: 1 BB: 0 P: 23	R: 0 E: 0 K: 1 S: 7 / H: 0 LOB: 0 BB: 0 P: 7	R: 0 E: 0 K: 0 S: 10 / H: 3 LOB: 2 BB: 0 P: 15	R: 0 E: 0 K: 1 S: 14 / H: 2 LOB: 2 BB: 0 P: 19	R: 0 E: 0 K: 1 S: 10 / H: 1 LOB: 2 BB: 1 P: 19	R: 0 E: 0 K: 1 S: 15 / H: 2 LOB: 2 BB: 0 P: 22	1B: 8 2B: 3 3B: 0 HR: 1	SF: 1 SAC: 0 DP: 2 HBP: 0					

	AB	37
	R	2
	H	11
	RBI	2
	BB	1
	SO	7
	LOB	20

PITCHER	IP	WLS	BF	H	R	ER	SO	BB	IBB	HBP	BLK	WP	HR	S	P	ERA	WHIP
Sterling Hitchcock, L (1, 1) ERA: 4.72	5.1	W	22	5	2	1	4	0	0	0	0	2	1	52	78	1.69	0.938
Russ Springer, R (6, 1) ERA: 8.31	0.2	H	2	1	0	0	0	0	0	0	0	0	0	4	4	0.00	1.500
Steve Kline, L (7, 1) ERA: 3.69	1.1	H	6	2	0	0	1	0	0	0	0	0	0	16	23	0.00	1.500
Mike DeJean, R (8, 1) ERA: 4.61	0.2	H	4	1	0	0	1	1	0	0	0	0	0	8	15	0.00	3.000
44 Jason Isringhausen, R (9, 1) ERA: 2.43	1.0	S	5	2	0	0	1	0	0	0	0	0	0	15	22	0.00	2.000

PITCHER	IP	WLS	BF	H	R	ER	SO	BB	IBB	HBP	BLK	WP	HR	S	P	ERA	WHIP

Batter	1	2	3	4	5	6	7	8	9	AB	R	H	RBI	BB	SO	LOB
Fernando Vina, L (1, 4) OBP: 0.309, SLG: 0.382	S F B X 1-2 ① P6		C C B F C 1-3 ① K	S F X 0-2 5 E 2-H 2B		B B C C B X 3-2 ③ G4-3		C F B X 1-2 ② P5		5	1	1	1	0	1	1
J.D. Drew, L (1, 9) OBP: 0.374, SLG: 0.512	B B B C F S 3-3 ② K		B B X 2-0 E1 5 1B 15 HR	B B B B 4-0 5 WP BB			B B B C C C 3-3 ① K	B B B C B 4-1 BB		3	1	0	0	2	2	0
5 Albert Pujols, R (1, 7) (5, 3) OBP: 0.439, SLG: 0.667	C C S 0-3 ③ K		B X 1-0 15 HR 1-2 1B	C B B F B X 3-2 ③ G5-3 1-2 2-H			F B X 1-1 HR 2B	B F C F C 1-3 ③ K		5	2	2	0	0	2	2
15 Jim Edmonds, L (1, 8) OBP: 0.385, SLG: 0.617 Joe Girardi, R (7, PH) OBP: 0.231, SLG: 0.130 (7, 2)		C B S B B X 3-2 BLK E 2B	C F B X 1-2 1-H 2-H HR		C S B B S 2-3 ① K		F F B S 1-3 ② K		X 0-0 G4-3 1B	3 2	2 0	2 1	3 0	0 0	1 1	0 1
27 Scott Rolen, R (1, 5) OBP: 0.382, SLG: 0.528 Miguel Cairo, R (7, 5) OBP: 0.289, SLG: 0.375	X 0-0 ① L9	C B B S F S 2-3 ② K			B F B B C B 4-2 G3-6-3 BB		B B F B B 4-1 HR BB		B B X 2-0 ① F9	2 1	1 0	0 0	0 0	2 0	1 0	1 1
Tino Martinez, L (1, 3) OBP: 0.352, SLG: 0.429 So Taguchi, R (5, 7) OBP: 0.310, SLG: 0.519 (7, 8)	B S X 1-1 FC1 1B 2-H	C X 0-1 ③ F8			D X 1-0 ② ③ G3-6-3 1-2f		F B X 1-1 1-H 2-H HR		B B F B F F X 3-2 ② G4-3 1-2	3 2	0 1	0 1	0 3	0 0	0 0	1 1
Mike Matheny, R (1, 2) OBP: 0.320, SLG: 0.356 Eli Marrero, R (7, 7) OBP: 0.267, SLG: 0.355	C S X 0-2 2-3 1B			B B B 4-0 SH1-4 2B BB		B B C B F F B 4-2 G3 BB	X 0-0 1B		F X 0-1 ③ G5-3	2 1	1 0	2 0	0 0	2 0	0 0	0 1
Bo Hart, R (1, 6) OBP: 0.317, SLG: 0.395	L B 1 SAFE S T S 1-3 ② K			1 SAFE B 1 SAFE X 1-0 ① P4		X 0-0 ① G3 1-2	F B B S S S 2-3 ③ K			4	0	0	0	0	2	5
Woody Williams, R (1, 1) OBP: 0.299, SLG: 0.371 Steve Kline, S (7, 1) OBP: 0.500, SLG: 1.000 Cal Eldred, R (7, 1) OBP: 0.500, SLG: 0.500 Eduardo Perez, R (8, PH) OBP: 0.365, SLG: 0.478 Mike DeJean, R (8, 1) Jeff Fassero, L (8, 1) 44 Jason Isringhausen, R (8, 1) OBP: 0.500, SLG: 1.500		C B C F B F X 2-2 ③ G6-3		1 SAFE X 0-0 ② SH1-4 1-2		B B S S S 2-3 ② K		S X 0-1 ① F8		2 0 0 1 0 0 0	0 0 0 0 0 0 0	0 0 0 0 0 0 0	0 0 0 0 0 0 0	1 0 0 0 0 0 0	0 0 0 0 0 0 0	3 0 0 0 0 0 0
Inning Stats	R: 0 E: 0 K: 2 S: 9 H: 0 LOB: 0 BB: 0 P: 13	R: 1 E: 1 K: 1 S: 18 H: 2 LOB: 2 BB: 0 P: 25	R: 3 E: 1 K: 2 S: 15 H: 2 LOB: 0 BB: 0 P: 22	R: 2 E: 0 K: 0 S: 8 H: 1 LOB: 1 BB: 2 P: 20	R: 0 E: 0 K: 1 S: 6 H: 0 LOB: 0 BB: 1 P: 13	R: 0 E: 0 K: 1 S: 10 H: 0 LOB: 1 BB: 1 P: 19	R: 3 E: 0 K: 3 S: 15 H: 3 LOB: 1 BB: 1 P: 27	R: 0 E: 0 K: 1 S: 10 H: 0 LOB: 1 BB: 1 P: 16	R: 0 E: 0 K: 0 S: 8 H: 1 LOB: 1 BB: 0 P: 13	1B: 4 2B: 3 3B: 0 HR: 2	SF: 0 SAC: 1 DP: 1 HBP: 0			WP: 1 PB: 0 SB: 0 CS: 0	PA: 43	

PITCHER		IP	WLS	BF	H	R	ER	SO	BB	IBB	HBP	BLK	WP	HR	S	P	ERA	WHIP
17 Brandon Webb, R ERA: 2.84	(1, 1)	4.0	L	21	5	6	3	5	2	0	0	1	1	1	50	80	6.75	1.750
Stephen Randolph, L ERA: 4.05	(5, 1)	2.0		7	0	0	0	2	2	0	0	0	0	0	16	32	0.00	1.000
Dennys Reyes, L ERA: 10.66	(7, 1)	1.0		7	3	3	3	3	1	0	0	0	0	1	15	27	27.00	4.000
Mike Myers, L ERA: 5.7	(8, 1)	0.2		3	0	0	0	0	1	0	0	0	0	0	6	11	0.00	1.500
Jose Valverde, R ERA: 2.15	(8, 1)	0.1		1	0	0	0	1	0	0	0	0	0	0	4	5	0.00	0.000

PITCHER		IP	WLS	BF	H	R	ER	SO	BB	IBB	HBP	BLK	WP	HR	S	P	ERA	WHIP
31 Edgar Gonzalez, R ERA: 4.91	(9, 1)	1.0		4	1	0	0	0	0	0	0	0	0	0	8	13	0.00	1.000

TOP

St. Louis Cardinals @ Arizona Diamondbacks

Bank One Ballpark, Phoenix, AZ

Sun Sep 28 2003, 4:37 PM EDT

Att. 42,882 - Dome - 72 F

livebaseballscorecards.com

AB	36
R	9
H	9
RBI	7
BB	6
SO	11
LOB	17

Batter	1	2	3	4	5	6	7	8	9	AB	R	H	RBI	BB	SO	LOB
Steve Finley, L (1, 8) OBP: 0.363, SLG: 0.500	F8 0-1 ①		G3-1 2-2 ①	L6 0-1 ③			HR 0-1 2-H	L9 2-2 ②		5	1	1	2	0	0	2
Matt Kata, S (1, 4) OBP: 0.315, SLG: 0.420 Mark Grace, L (6, 3) OBP: 0.279, SLG: 0.304 Lyle Overbay, L (7, 3) OBP: 0.365, SLG: 0.402	K 1-3 ②		G4-3 0-0 ②		G4-6-3 1-1 1B		G3 1B 0-1 2B	2B 1-2 3-H		3 0 2	0 0 1	1 0 2	0 0 1	0 0 0	1 0 0	0 0 0
Luis Gonzalez, L (1, 7) OBP: 0.402, SLG: 0.532	F9 2-0 ③		1B 1B BB 4-2		F7 0-1 ①		G3 2-3 1-1 ①	BB 4-2		3	0	0	0	2	0	2
Shea Hillenbrand, R (1, 3) OBP: 0.314, SLG: 0.468 (6, 5)		P3 1-2 ①	1B 1-2 0-2		G4-6-3 1-2f 0-1 ②③		P3 0-0 ②	K 1-3 ③		5	0	1	0	0	1	4
Alex Cintron, S (1, 6) OBP: 0.359, SLG: 0.489		G3 2B 1-1	FC6-4 1-2 2-3 0-1			G3 2B 0-1	2B 3-H 2-2		F7 3-2 ①	5	1	4	1	0	0	0
Danny Bautista, R (1, 9) OBP: 0.330, SLG: 0.394		G3 BB 4-2	FC6-4 1-2f 1-2 ③			P3 0-0 ① 1-H	2B 1-1		G4-3 1-1 ②	4	0	1	1	1	0	4
Craig Counsell, L (1, 5) OBP: 0.328, SLG: 0.304 (6, 4)	G3 1-2 2-3 0-1 ②			L1 2-2 ①		G3 2-3 3-2 ②	F8 0-1 ③		DI 1B 2-1	5	0	1	0	0	0	4
Robby Hammock, R (1, 2) OBP: 0.343, SLG: 0.477	IBB 4-0			G4-3 1-2 ②		G5-3 0-0 ③		G3-1 2B 2-2	K 1-2 0-3 ③	4	1	1	0	1	1	2
17 Brandon Webb, R (1, 1) ERA: 3.87, SLG: 0.538 Quinton McCracken, S (4, PH) OBP: 0.370, SLG: 0.421 Stephen Randolph, L (6, 1) Dennys Reyes, R (7, 1) Carlos Baerga, S (7, PH) OBP: 0.333, SLG: 0.464 Mike Myers, L (8, 1) Jose Valverde, R (8, 1) ERA: 2.70, SLG: 0.000 Felix Jose, S (8, PH) OBP: 0.000, SLG: 0.000 31 Edgar Gonzalez, R (9, 1) OBP: 0.200, SLG: 0.200	K 1-3 ③ B C F C			1B 1-2 B S C X			E5 HR 2-2 C C B B X	G3-1 2-3 0-2 ①		1 1 0 0 1 0 1 0	0 1 0 0 1 0 0 0	0 0 0 0 1 0 0 0	0 0 0 0 0 0 0 0	1 0 0 0 0 0 0 0	0 0 0 0 0 0 0 0	3 0 0 0 0 0 0 1
Inning Stats	R: 0 E: 0 K: 1 S: 6 H: 0 LOB: 0 BB: 0 P: 9	R: 0 E: 0 K: 1 S: 12 H: 1 LOB: 3 BB: 2 P: 23	R: 0 E: 0 K: 0 S: 16 H: 2 LOB: 3 BB: 1 P: 23	R: 0 E: 0 K: 0 S: 12 H: 1 LOB: 1 BB: 0 P: 16	R: 0 E: 0 K: 0 S: 6 H: 1 LOB: 0 BB: 0 P: 7	R: 0 E: 0 K: 0 S: 7 H: 1 LOB: 1 BB: 0 P: 10	R: 4 E: 1 K: 0 S: 17 H: 5 LOB: 1 BB: 0 P: 23	R: 1 E: 0 K: 1 S: 19 H: 2 LOB: 2 BB: 1 P: 29	R: 0 E: 0 K: 1 S: 12 H: 1 LOB: 1 BB: 0 P: 18	1B: 7 2B: 6 3B: 0 HR: 1 SF: 0 SAC: 0 DP: 1 HBP: 0						

PITCHER		IP	WLS	BF	H	R	ER	SO	BB	IBB	HBP	BLK	WP	HR	S	P	ERA	WHIP
Woody Williams, R ERA: 3.87	(1, 1)	6.0	W	28	8	2	2	2	2	1	0	0	0	1	64	95	3.00	1.667
Steve Kline, L ERA: 3.82	(7, 1)	0.1		2	1	0	0	0	0	0	0	0	0	0	4	5	0.00	3.000
Cal Eldred, R ERA: 3.74	(7, 1)	0.2		4	2	2	2	0	0	0	0	0	0	0	8	11	27.00	3.000
Mike DeJean, R ERA: 4.68	(8, 1)	0.2		4	2	1	1	0	0	0	0	0	0	0	14	19	13.50	3.000
Jeff Fassero, L ERA: 5.68	(8, 1)	0.0		1	0	0	0	0	1	0	0	0	0	0	2	6	∞	∞

PITCHER		IP	WLS	BF	H	R	ER	SO	BB	IBB	HBP	BLK	WP	HR	S	P	ERA	WHIP
44 Jason Isringhausen, R ERA: 2.36	(8, 1)	1.1	S	5	1	0	0	2	0	0	0	0	0	0	15	22	0.00	0.750

BOTTOM

St. Louis Cardinals @ Arizona Diamondbacks

Bank One Ballpark, Phoenix, AZ

Sun Sep 28 2003, 4:37 PM EDT

Att. 42,882 - Dome - 72 F

livebaseballscorecards.com

AB	40
R	5
H	14
RBI	5
BB	4
SO	4
LOB	22

WP: 0 PA: 44
PB: 0
SB: 0
CS: 0