



St. Louis Cardinals - 2003

Batter	1	2	3	4	5	6	7	8	9	AB R H RBI BB SO LOB	TOP																								
											Palm Beach Cardinals @ St. Louis Cardinals Roger Dean Stadium, Jupiter, FL Fri Mar 28 2003, 7:05 PM EST livebaseballscorecards.com																								
		AB 0 R 0 H 0 RBI 0 BB 0 SO 0 LOB 0																																	
																																			
Inning Stats										1B: 0 SF: 0 2B: 0 SAC: 0 3B: 0 DP: 0 HR: 0 HBP: 0	WP: 0 PA: 0 FB: 0 SB: 0 CS: 0																								
PITCHER	IP	WLS	BF	H	R	ER	SO	BB	IBB	HBP	BLK	WP	HR	S	P	ERA	WHIP	PITCHER	IP	WLS	BF	H	R	ER	SO	BB	IBB	HBP	BLK	WP	HR	S	P	ERA	WHIP

Batter	1	2	3	4	5	6	7	8	9	AB R H RBI BB SO LOB	BOTTOM																								
											Palm Beach Cardinals @ St. Louis Cardinals Roger Dean Stadium, Jupiter, FL Fri Mar 28 2003, 7:05 PM EST livebaseballscorecards.com																								
		AB 0 R 0 H 0 RBI 0 BB 0 SO 0 LOB 0																																	
																																			
Inning Stats										1B: 0 SF: 0 2B: 0 SAC: 0 3B: 0 DP: 0 HR: 0 HBP: 0	WP: 0 PA: 0 FB: 0 SB: 0 CS: 0																								
PITCHER	IP	WLS	BF	H	R	ER	SO	BB	IBB	HBP	BLK	WP	HR	S	P	ERA	WHIP	PITCHER	IP	WLS	BF	H	R	ER	SO	BB	IBB	HBP	BLK	WP	HR	S	P	ERA	WHIP

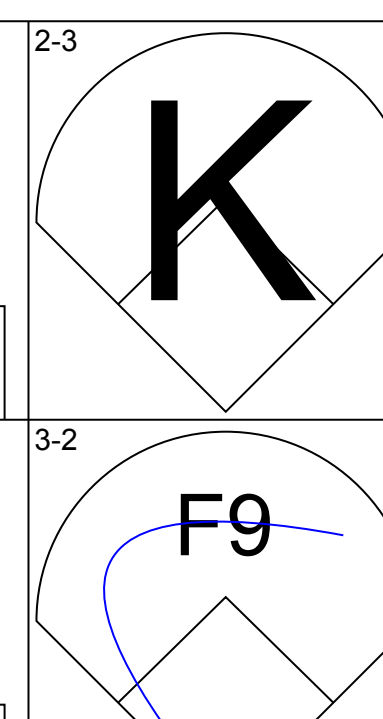
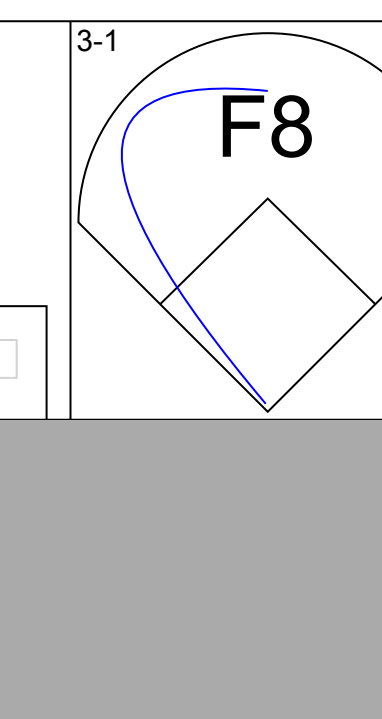
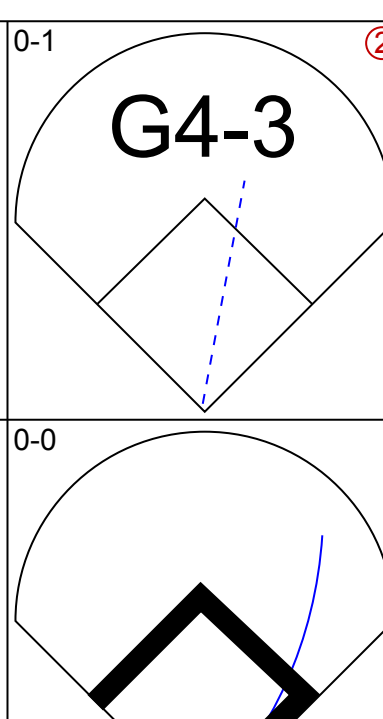
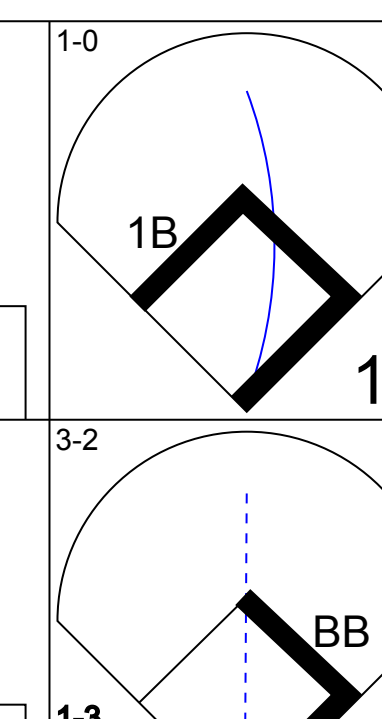
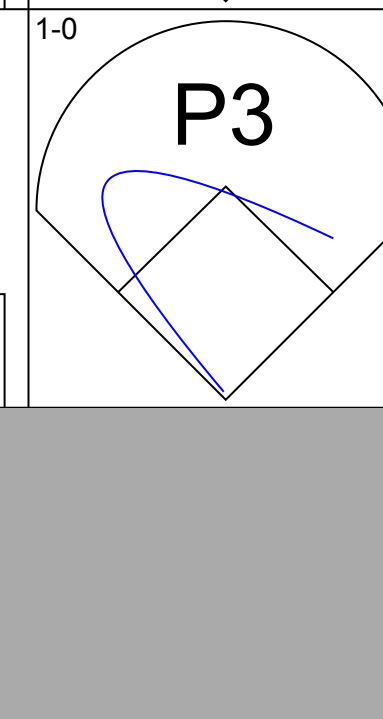
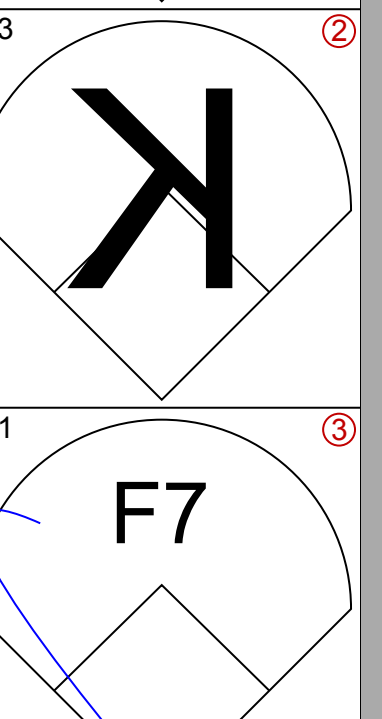
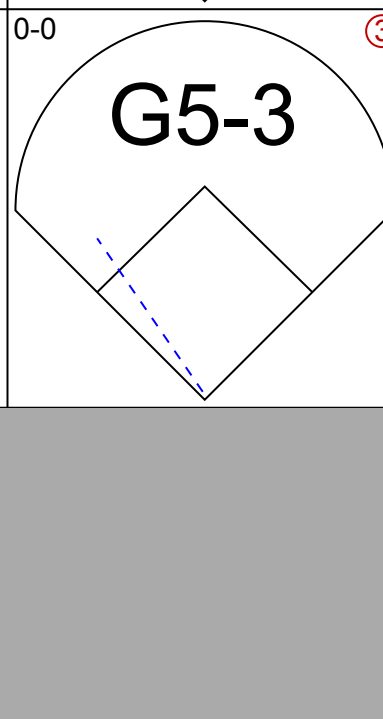
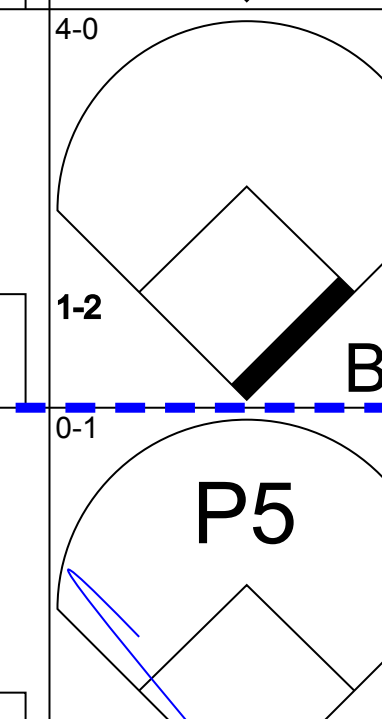




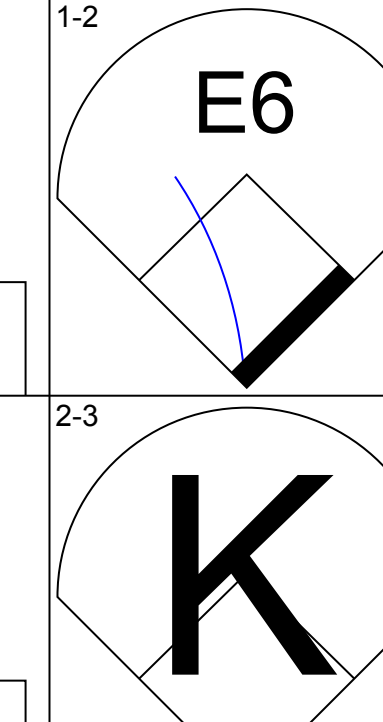

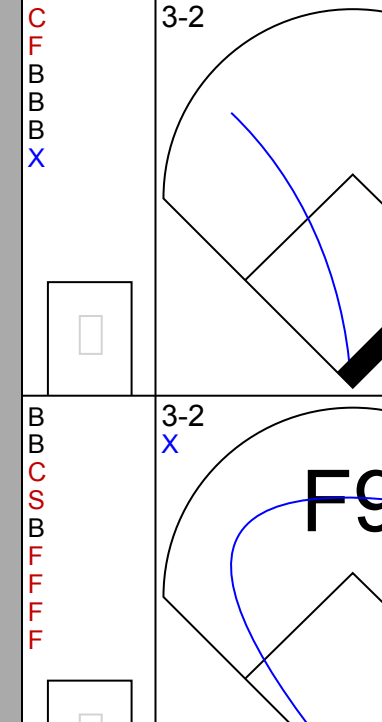


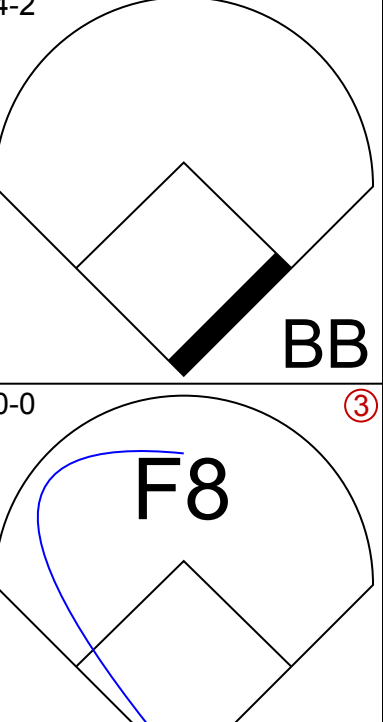
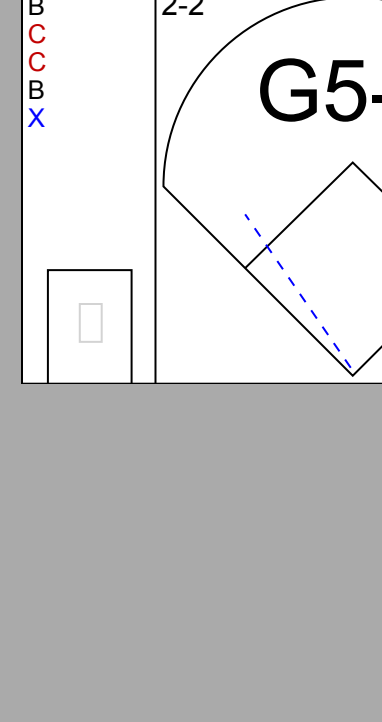
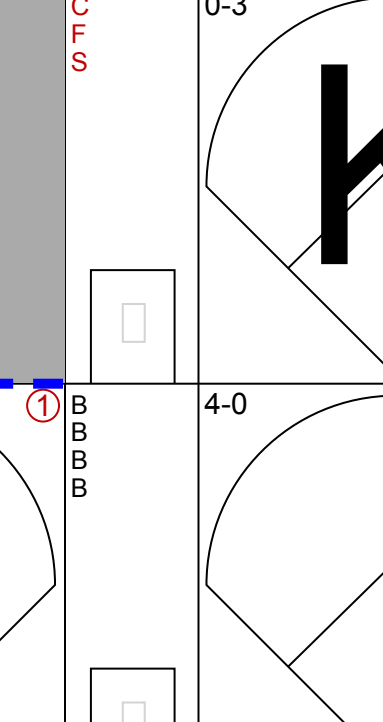
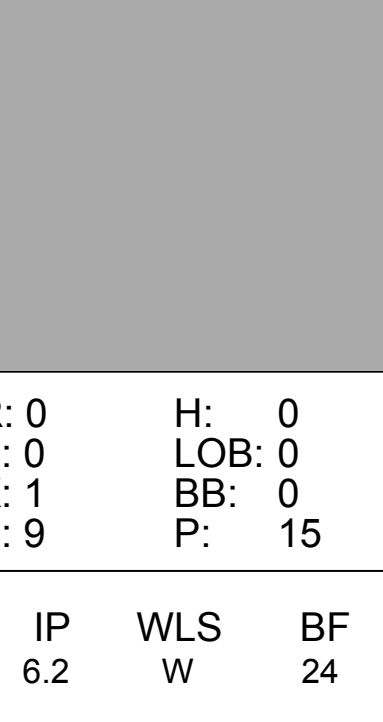
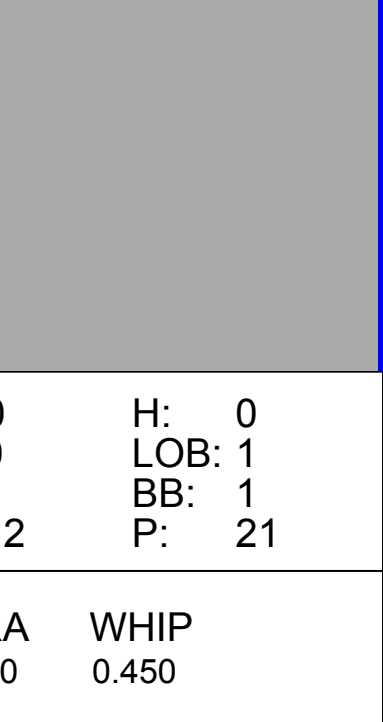
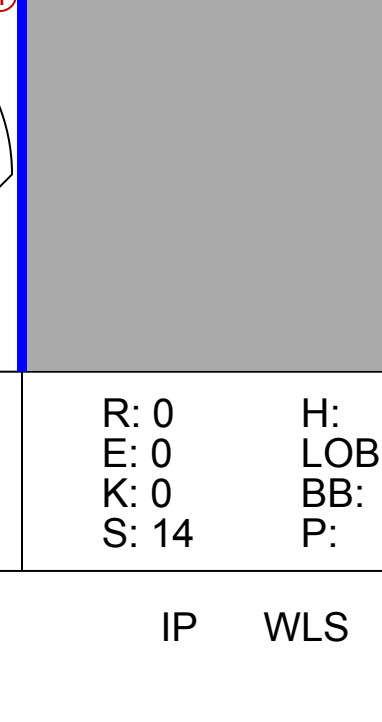
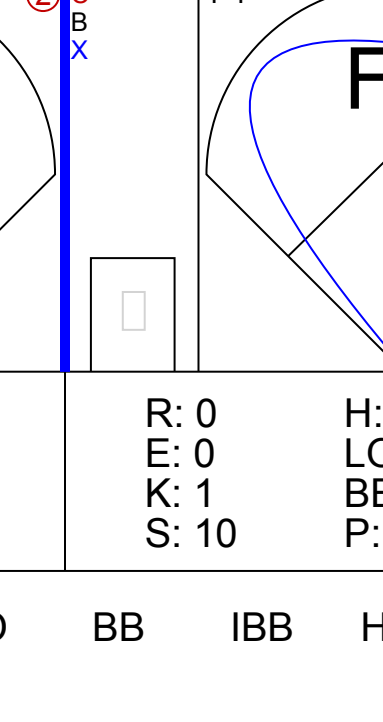
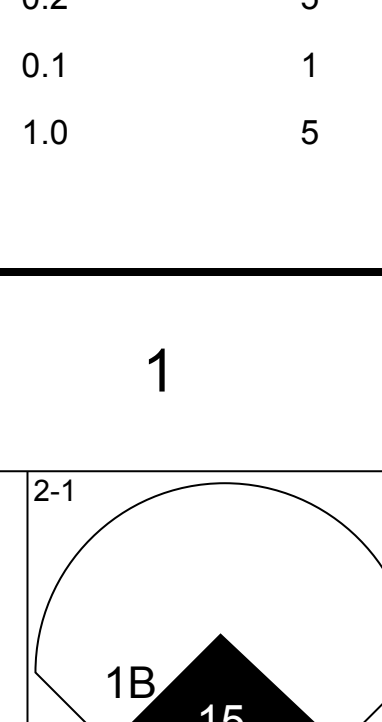
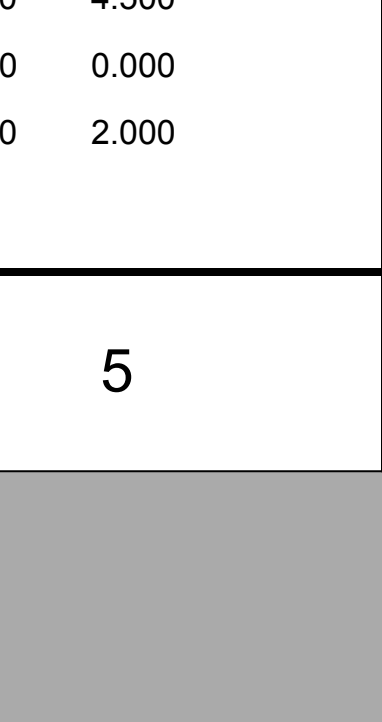
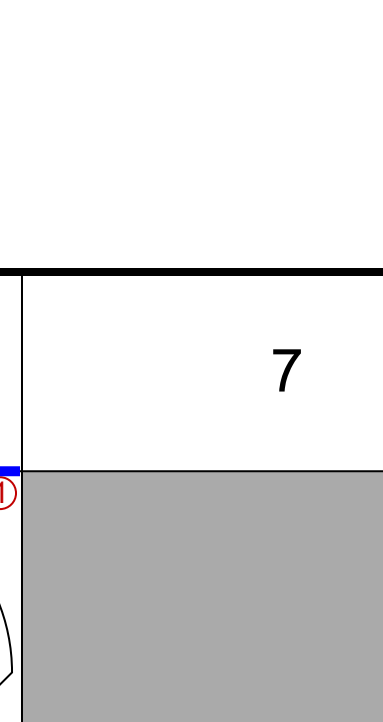
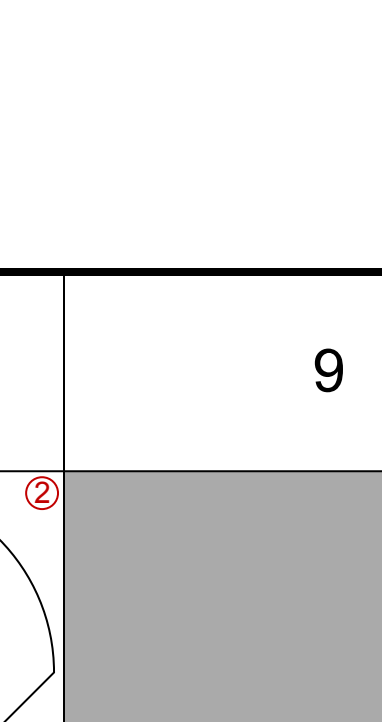
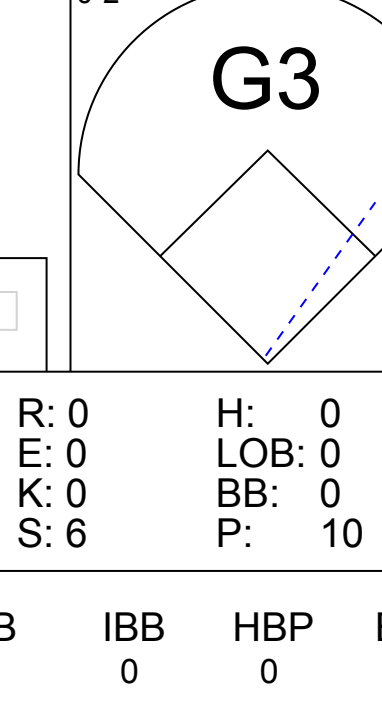
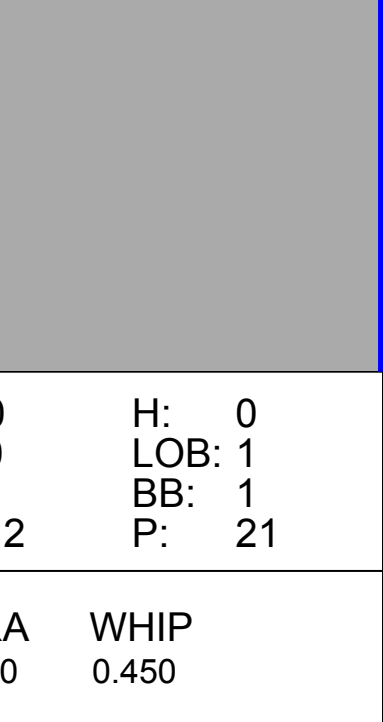
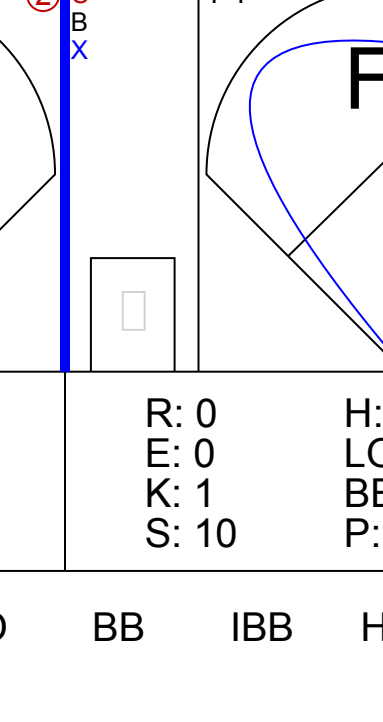
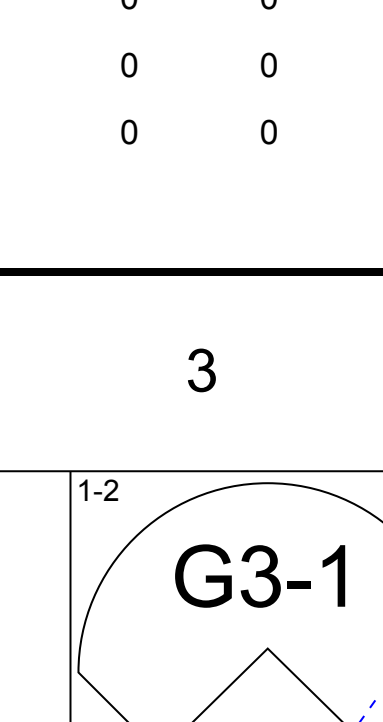
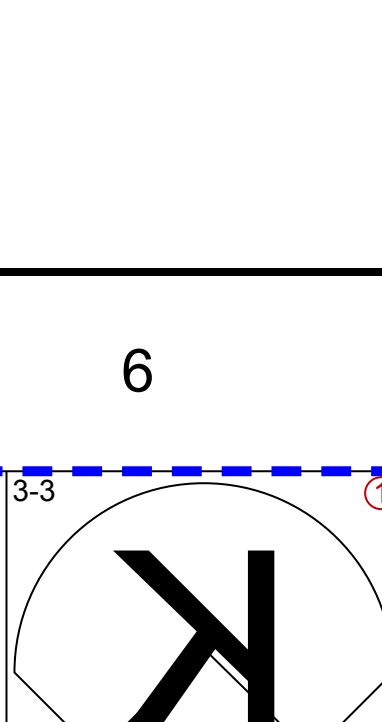
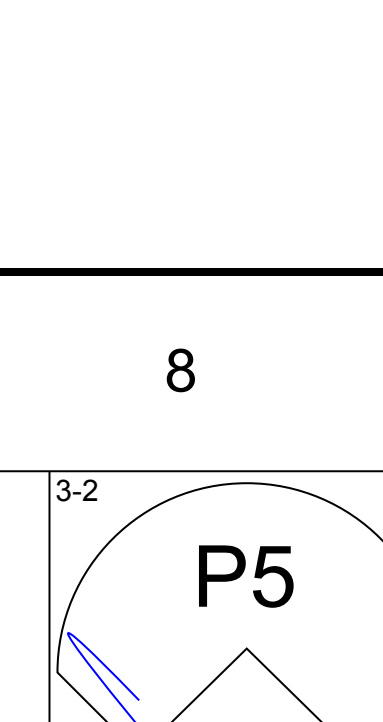
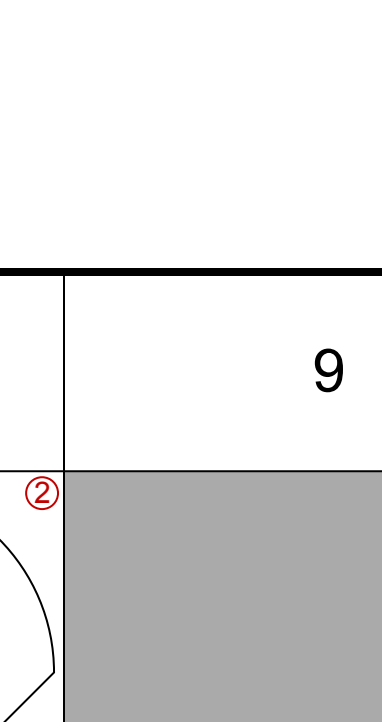
Batter	1	2	3	4	5	6	7	8	9	AB R H RBI BB SO LOB	TOP																									
											Memphis Redbirds @ St. Louis Cardinals Roger Dean Stadium, Jupiter, FL Sat Mar 29 2003, 12:05 PM EST livebaseballscorecards.com																									
Inning Stats											AB 0 R 0 H 0 RBI 0 BB 0 SO 0 LOB 0																									
PITCHER	IP	WLS	BF	H	R	ER	SO	BB	IBB	HBP	BLK	WP	HR	S	P	ERA	WHIP	PITCHER	IP	WLS	BF	H	R	ER	SO	BB	IBB	HBP	BLK	WP	HR	S	P	ERA	WHIP	1B: 0 SF: 0 2B: 0 SAC: 0 3B: 0 DP: 0 HR: 0 HBP: 0 WP: 0 PA: 0 FB: 0 SB: 0 CS: 0

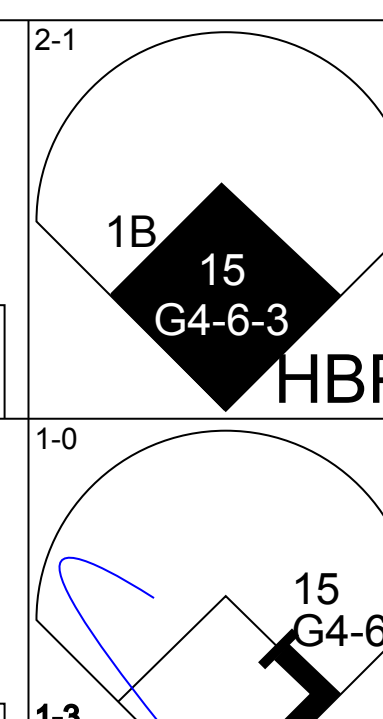
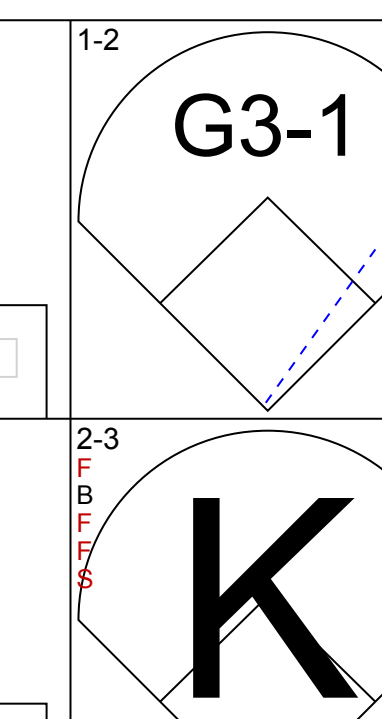
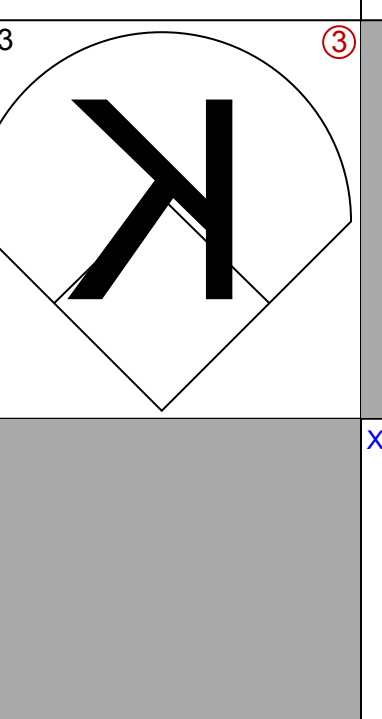
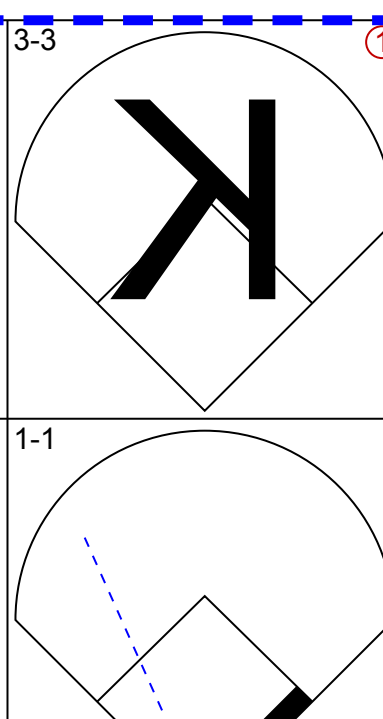
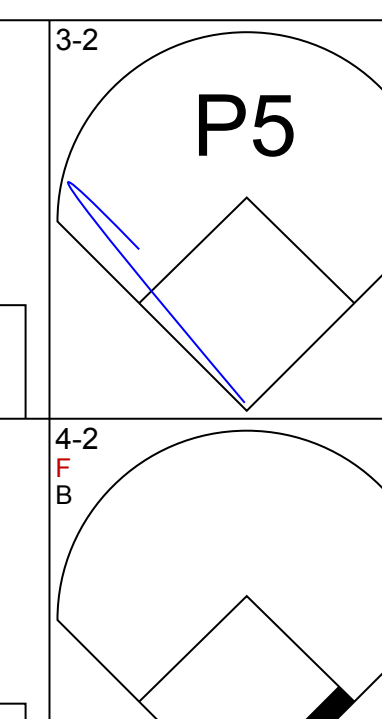
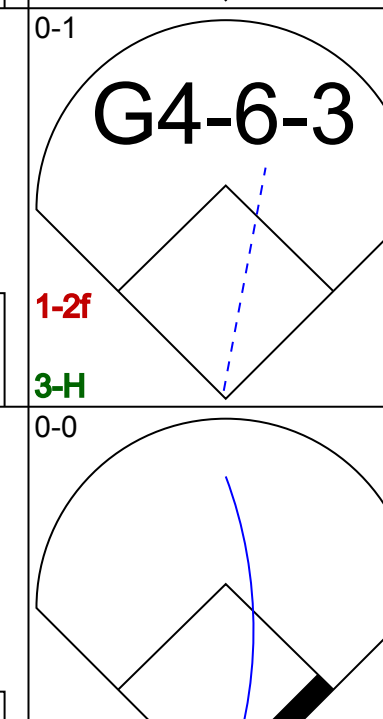
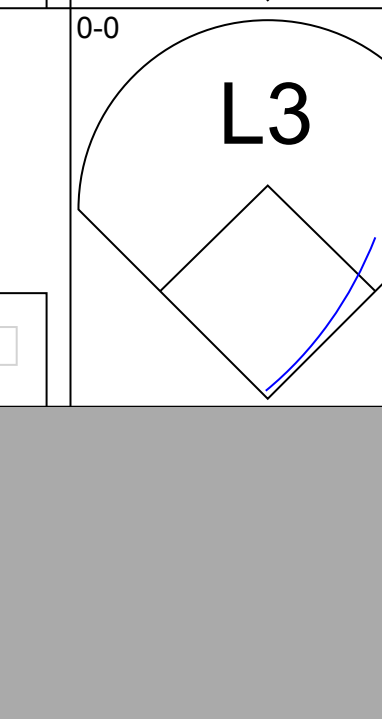
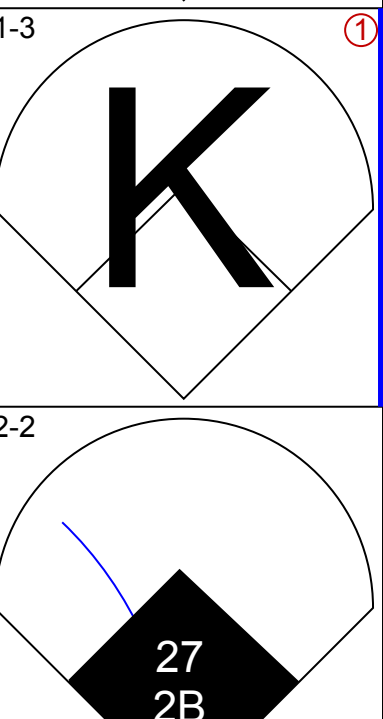
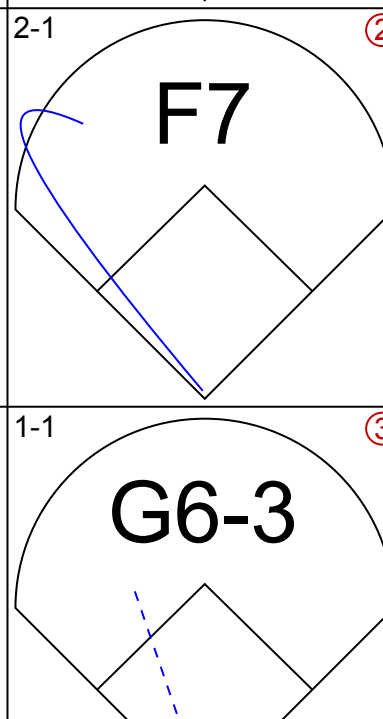
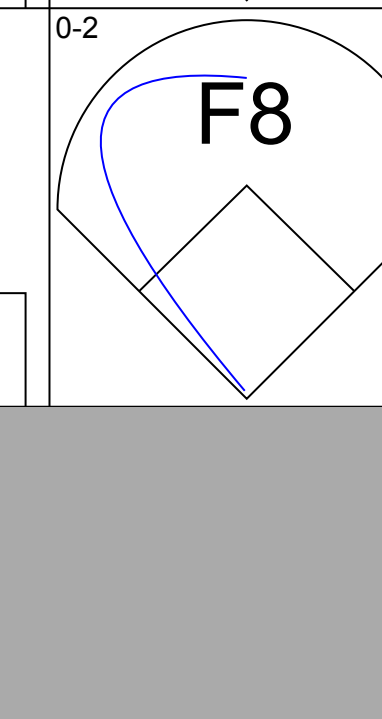
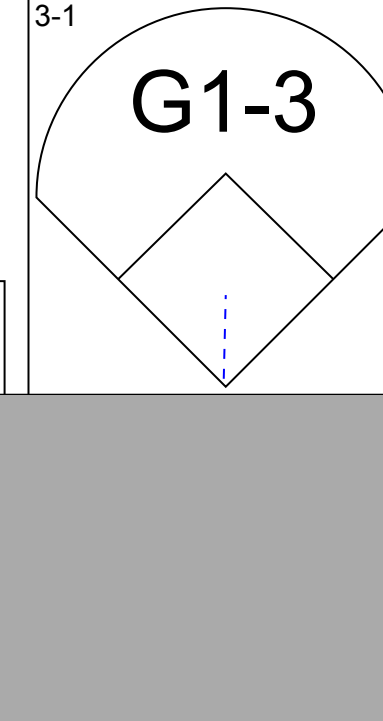

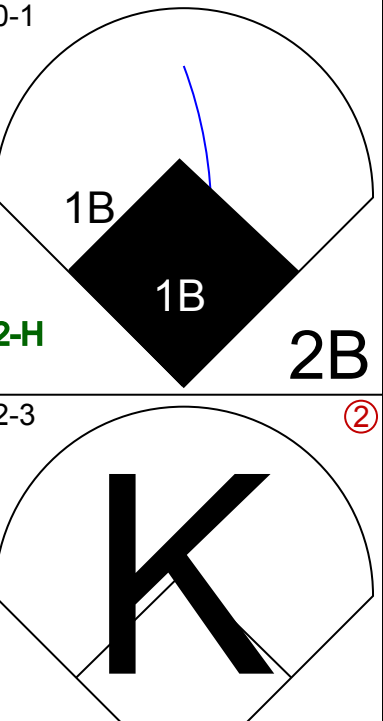



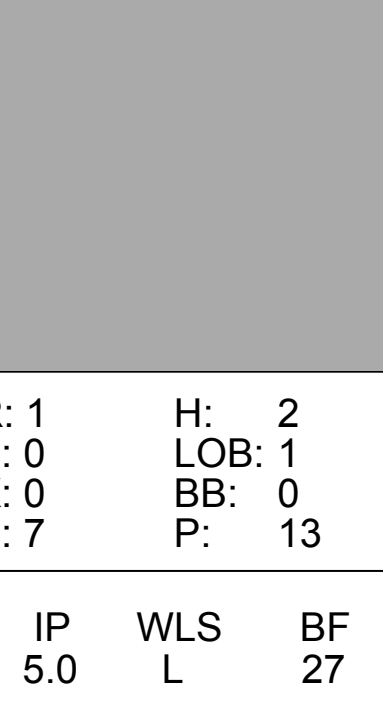
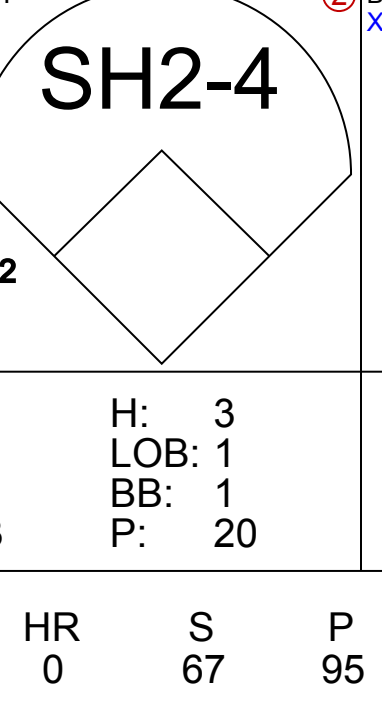
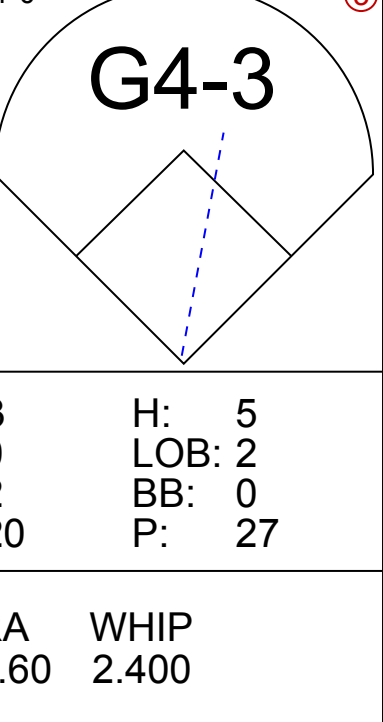
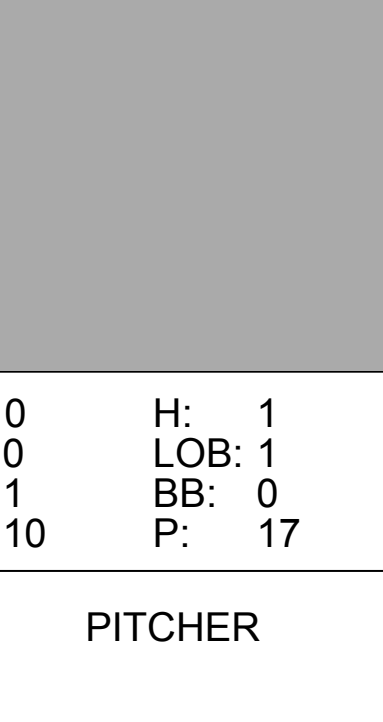


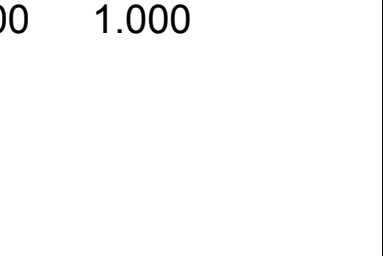


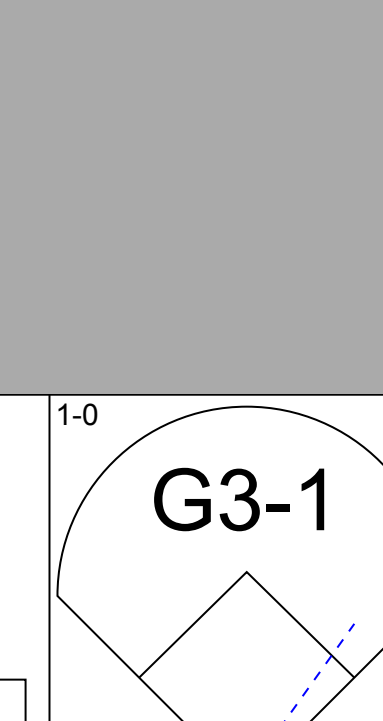
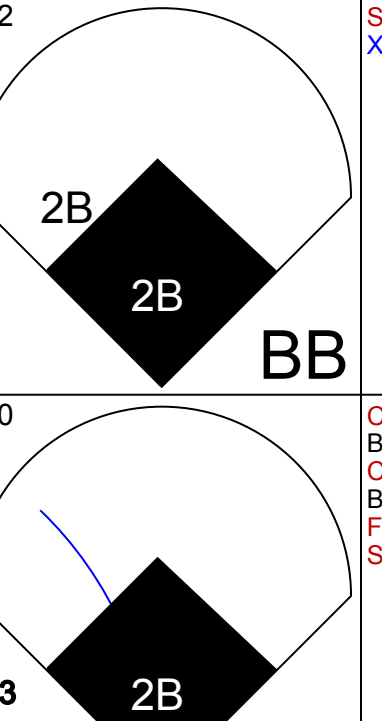
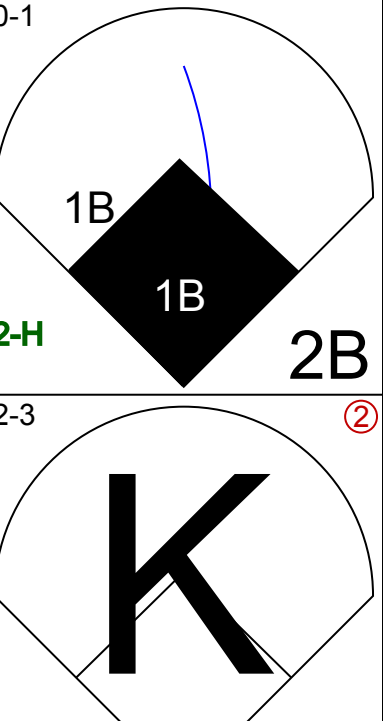

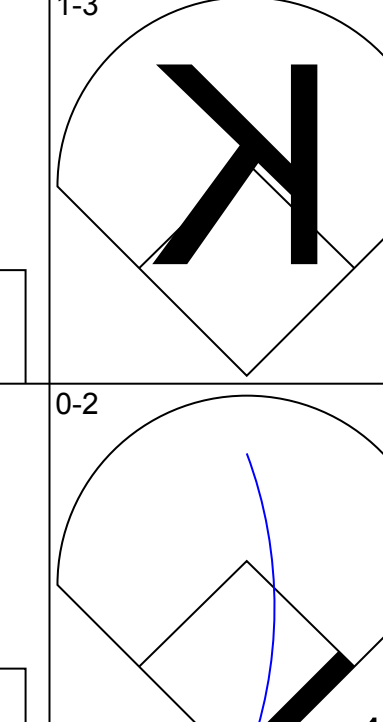
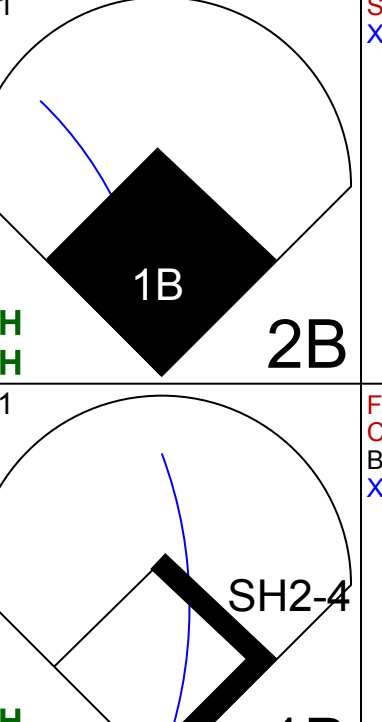
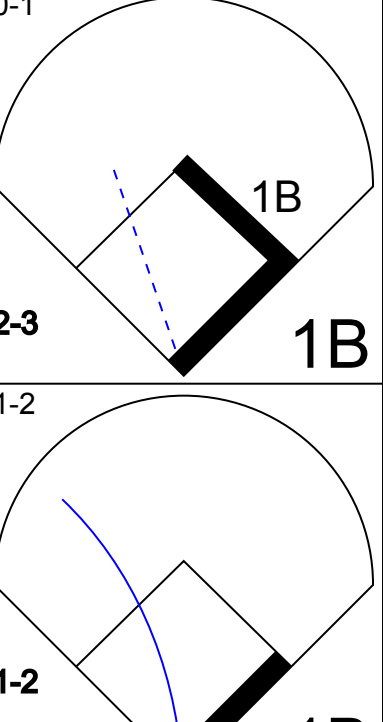

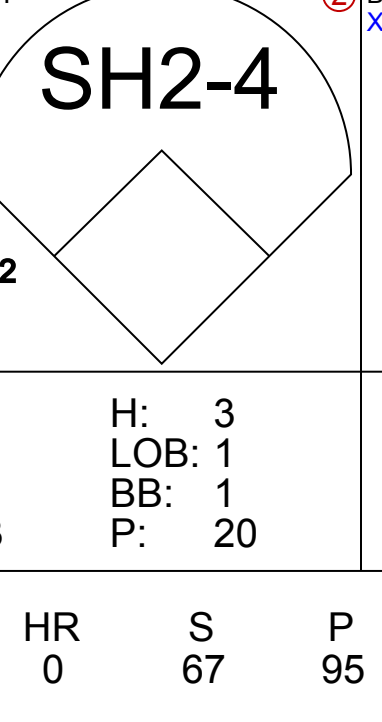
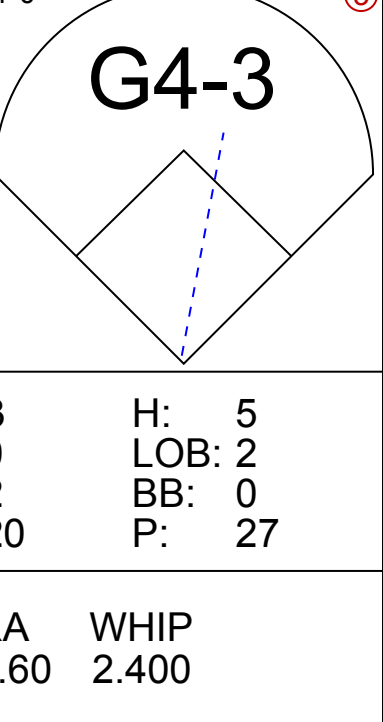
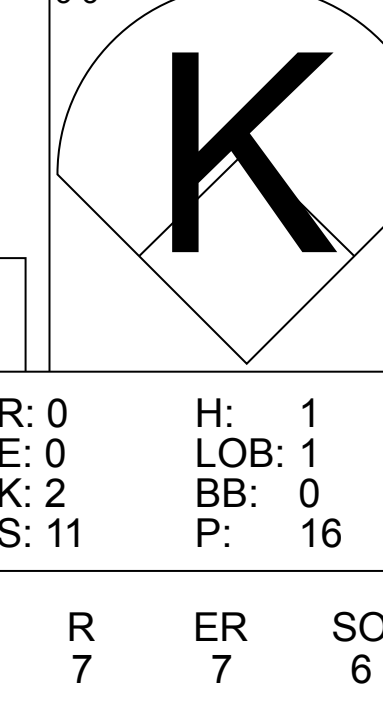
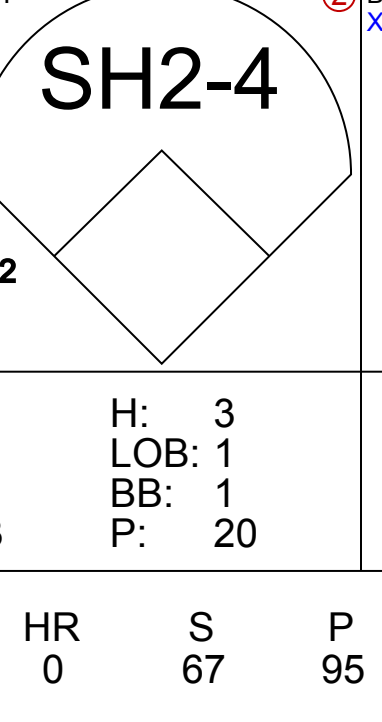
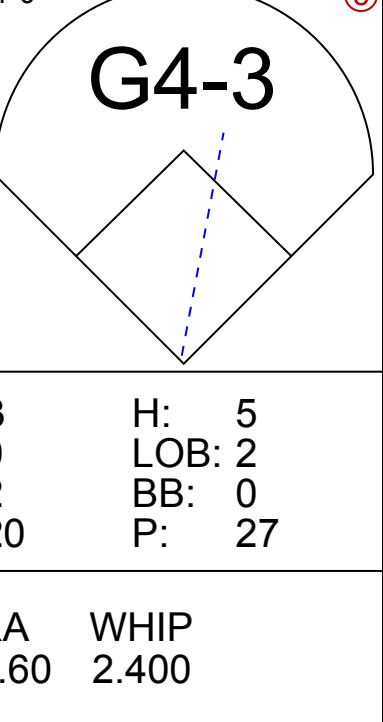
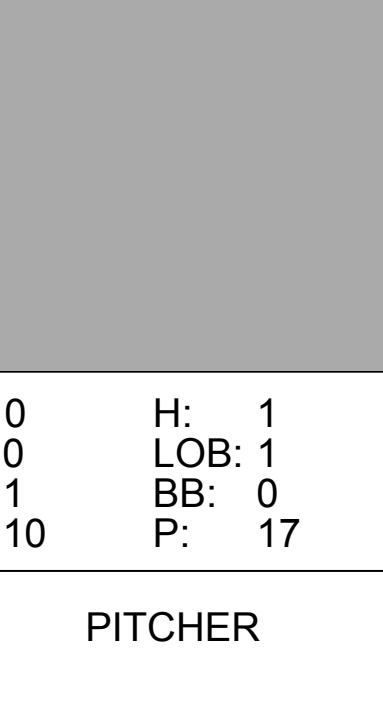
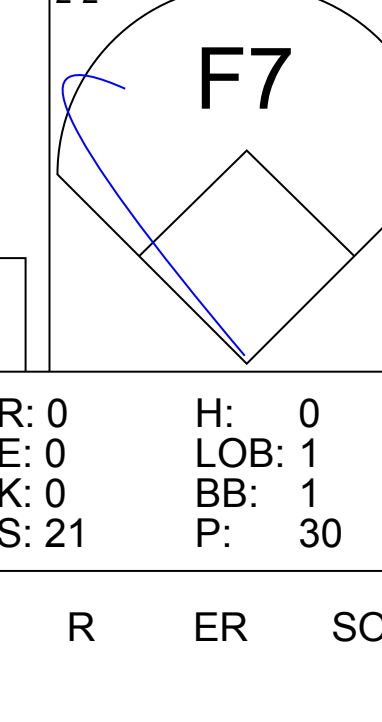
Batter	1	2	3	4	5	6	7	8	9	AB R H RBI BB SO LOB	BOTTOM																									
											Memphis Redbirds @ St. Louis Cardinals Roger Dean Stadium, Jupiter, FL Sat Mar 29 2003, 12:05 PM EST livebaseballscorecards.com																									
Inning Stats											AB 0 R 0 H 0 RBI 0 BB 0 SO 0 LOB 0																									
PITCHER	IP	WLS	BF	H	R	ER	SO	BB	IBB	HBP	BLK	WP	HR	S	P	ERA	WHIP	PITCHER	IP	WLS	BF	H	R	ER	SO	BB	IBB	HBP	BLK	WP	HR	S	P	ERA	WHIP	1B: 0 SF: 0 2B: 0 SAC: 0 3B: 0 DP: 0 HR: 0 HBP: 0 WP: 0 PA: 0 FB: 0 SB: 0 CS: 0

Batter	1	2	3	4	5	6	7	8	9	AB	R	H	RBI	BB	SO	LOB	TOP			
Alex Sanchez, L (1, 8)	G4-3	K		G1-4-3			SF7		G6-3	4	0	0	1	0	1	0	Milwaukee Brewers @ St. Louis Cardinals Busch Stadium, St. Louis, MO Mon Mar 31 2003, 3:10 PM CST Att: 49,561 - Cloudy - 62 F			
Eric Young Sr., R (1, 4) OBP: 0.800, SLG: 1.400	P6		HR		G5-3		F G5-3 1B		HR	5	2	3	1	0	0	0				
Richie Sexson, R (1, 3) OBP: 0.400, SLG: 1.000					G6-3		G5-3		HR	4	1	1	2	1	1	2				
John Vander Wal, L (1, 7) Luis Vizcaino, R (7, 1) Mike DeJean, R (8, 1) Keith Ginter, R (9, PH) OBP: 1.000, SLG: 1.000	G4-3			1B		L7	E5		HR	3	0	0	0	1	0	2				
Jeffrey Hammonds, R (1, 9) OBP: 0.200, SLG: 0.200			F8			F9	F8		L4	5	0	1	0	0	0	4				
Wes Helms, R (1, 5) OBP: 0.200, SLG: 0.200		FC5-4 1B HR				G6-3		K	K	5	1	1	0	0	2	2				
Eddie Pérez, R (1, 2) OBP: 0.500, SLG: 1.250		HR		F7		G6-3		HR		4	2	2	1	0	0	2				
Royce Clayton, R (1, 6) OBP: 0.500, SLG: 1.500					G1-3		1B SF7 2B	L7		4	2	2	3	0	0	0				
15 Ben Sheets, R (1, 1) Shane Nance, L (6, 1) Curt Leskanic, R (6, 1) Scott Podsednik, L (7, PH) OBP: 0.500, SLG: 0.500		K					G5-3 E 1B	K		2	0	0	0	0	0	2				
Inning Stats	R: 0 E: 0 K: 0 S: 9	H: 0 LOB: 1 BB: 1 P: 17	R: 3 E: 0 K: 2 S: 13	H: 3 LOB: 0 BB: 21	R: 1 E: 0 K: 1 S: 10	H: 2 LOB: 2 BB: 1 P: 19	R: 0 E: 0 K: 1 S: 9	H: 0 LOB: 0 BB: 0 P: 10	R: 0 E: 0 K: 0 S: 8	H: 0 LOB: 0 BB: 0 P: 11	R: 2 E: 1 K: 0 S: 13	H: 3 LOB: 2 BB: 0 P: 18	R: 1 E: 0 K: 2 S: 15	H: 1 LOB: 0 BB: 0 P: 23	R: 2 E: 0 K: 1 S: 15	H: 3 LOB: 1 BB: 0 P: 21		1B: 6 2B: 2 3B: 0 HR: 4	SF: 1 SAC: 0 DP: 0 HBP: 0	WP: 0 PB: 0 SB: 0 CS: 0
PITCHER	IP WLS BF H R ER SO BB IBB HBP BLK WP HR S P ERA WHIP																			
Matt Morris, R (1, 1) ERA: 6.43	7.0		32	8	6	5	4	2	0	0	0	0	0	0	0	0	6.43	1.429		
Russ Springer, R (8, 1) ERA: 9.0	1.0	W	4	1	1	1	2	0	0	0	0	0	0	1	15	23	9.00	1.000		
Jeff Fassero, L (9, 1) ERA: 9.0	0.1		1	0	0	0	0	0	0	0	0	0	0	0	4	6	0.00	0.000		
Cal Eldred, R (9, 1) ERA: 9.0	0.0		3	3	2	2	0	0	0	0	0	0	0	1	7	10	∞	∞		
Steve Kline, L (9, 1) ERA: 9.0	0.2	S	2	0	0	0	1	0	0	0	0	0	0	0	4	5	0.00	0.000		

Batter	1	2	3	4	5	6	7	8	9	AB	R	H	RBI	BB	SO	LOB	BOTTOM			
Fernando Vina, L (1, 4) OBP: 0.200, SLG: 0.500	B4-3		F7		E3 5 1B 15 1B	SF8		PB 1B 2B		4	2	1	2	0	0	1	Milwaukee Brewers @ St. Louis Cardinals Busch Stadium, St. Louis, MO Mon Mar 31 2003, 3:10 PM CST Att: 49,561 - Cloudy - 62 F			
Edgar Renteria, R (1, 6) OBP: 0.600, SLG: 0.750		15 G5-4-3 1B			P6		1-3 K			4	0	2	1	1	1	2				
15 Jim Edmonds, L (1, 8) OBP: 0.333, SLG: 0.333 Kerry Robinson, L (6, PR) OBP: 0.500, SLG: 0.500							3-H 2B			3	0	1	0	0	0	3				
	G5-4-3		G4-3			G4-3		27 HR 1B		2	1	1	1	0	0	2				
5 Albert Pujols, R (1, 7) OBP: 0.600, SLG: 0.333				G4-3			2-3 K	1 SAFE 1 SAFE 1 SAFE 4-1	27 HR 1B	3	1	1	1	2	1	0				
27 Scott Rolen, R (1, 5) OBP: 0.400, SLG: 1.000			F7		HR	F9		HR		4	2	1	3	1	0	3				
Tino Martinez, L (1, 3) OBP: 0.600, SLG: 1.250			G4-3		HR		1B SF8 1B			4	2	2	2	1	1	1				
Eli Marrero, R (1, 9)			K		K		F8			4	1	0	0	1	2	3				
Mike Matheny, R (1, 2) OBP: 0.250, SLG: 0.250				F8	F7		SF8 SH 2B 1B		F8	4	1	1	0	0	0	1				
Matt Morris, R (1, 1) OBP: 0.200, SLG: 1.000 Russ Springer, R (8, 1) Orlando Palmeiro, L (9, PH) OBP: 1.000, SLG: 3.000 Jeff Fassero, L (9, 1) Cal Eldred, R (9, 1) Steve Kline, S (9, 1)										2	0	1	0	0	0	0				
Inning Stats	R: 0 E: 0 K: 0 S: 6	H: 1 LOB: 0 BB: 0 P: 9	R: 0 E: 0 K: 1 S: 18	H: 0 LOB: 1 BB: 1 P: 26	R: 0 E: 0 K: 0 S: 10	H: 1 LOB: 2 BB: 1 P: 23	R: 2 E: 0 K: 1 S: 7	H: 1 LOB: 0 BB: 1 P: 17	R: 1 E: 1 K: 0 S: 14	H: 2 LOB: 2 BB: 0 P: 19	R: 2 E: 1 K: 0 S: 13	H: 3 LOB: 2 BB: 0 P: 17	R: 0 E: 0 K: 2 S: 7	H: 0 LOB: 0 BB: 0 P: 11	R: 6 E: 0 K: 1 S: 21	H: 4 LOB: 1 BB: 3 P: 37	1B: 6 2B: 3 3B: 1 HR: 2	SF: 1 SAC: 1 DP: 1 HBP: 0	WP: 0 PB: 1 SB: 1 CS: 0	PA: 43
PITCHER	IP WLS BF H R ER SO BB IBB HBP BLK WP HR S P ERA WHIP																			
15 Ben Sheets, R (1, 1) ERA: 3.6	5.0		23	5	3	2	2	3	0	0	0	0	0	0	0	0	3.60	1.600		
Shane Nance, L (6, 1) ERA: 9.0	0.2	B	5	2	2	0	0	0	0	0	0	0	0	0	10	14	0.00	3.000		
Curt Leskanic, R (6, 1) ERA: 9.0	0.1		2	1	0	0	0	0	0	0	0	0	0	3	3	0.00	3.000			
Luis Vizcaino, R (7, 1) ERA: 13.5	1.1	H	6	1	2	2	2	1	0	0	0	0	0	17	27	13.50	1.500			
Mike DeJean, R (8, 1) ERA: 54.0	0.2	L	7	3	4	4	1	1	1	0	0	0	0	11	21	54.00	6.000			



Batter	1	2	3	4	5	6	7	8	9	AB	R	H	RBI	BB	SO	LOB	TOP					
Alex Sanchez, L (1.8) OBP: 0.111, SLG: 0.125										4	0	1	0	0	1	0	Milwaukee Brewers @ St. Louis Cardinals Busch Stadium, St. Louis, MO Wed Apr 02 2003, 7:10 PM CST Att: 26,790 - Cloudy - 76 F					
Eric Young Sr., R (1.4) OBP: 0.556, SLG: 1.222										4	0	2	0	0	0	0						
Richie Sexson, R (1.3) OBP: 0.333, SLG: 0.571										3	0	0	0	1	1							
John Vander Wal, L (1.7)										4	0	0	0	0	3							
Jeffrey Hammonds, R (1.9) OBP: 0.333, SLG: 0.444										4	0	2	0	0	0							
Wes Helms, R (1.5) OBP: 0.111, SLG: 0.111										4	0	0	0	0	2	3						
Keith Osik, R (1.2)										3	0	0	0	1	2	3						
Royce Clayton, R (1.6) OBP: 0.375, SLG: 0.857										3	0	0	0	1	0	1						
Glendon Rusch, L (1.1) Enrique Cruz, R (6.1) John Foster, L (6.1) Jason Conti, L (6.1) Matt Ford, S (6.1) Scott Podsednik, L (6.1) OBP: 0.333, SLG: 0.333										1	0	0	0	0	0	0						
Inning Stats	R: 0 E: 0 K: 1 S: 9	H: 0 LOB: 0 BB: 0 P: 15	R: 0 E: 1 K: 2 S: 12	H: 0 LOB: 1 BB: 0 P: 19	R: 0 E: 0 K: 0 S: 6	H: 0 LOB: 0 BB: 0 P: 10	R: 0 E: 0 K: 1 S: 7	H: 0 LOB: 0 BB: 0 P: 13	R: 0 E: 0 K: 1 S: 12	H: 1 LOB: 1 BB: 0 P: 21	R: 0 E: 0 K: 0 S: 5	H: 1 LOB: 1 BB: 0 P: 7	R: 0 E: 0 K: 0 S: 14	H: 1 LOB: 1 BB: 0 P: 22	R: 0 E: 0 K: 1 S: 12	H: 2 LOB: 3 BB: 1 P: 23		R: 0 E: 0 K: 1 S: 10	H: 1 LOB: 2 BB: 1 P: 18	1B: 3 2B: 1 3B: 1 HR: 0	SF: 0 SAC: 0 DP: 0 HBP: 0	WP: 0 PB: 0 SB: 0 CS: 0
PITCHER	IP	WLS	BF	H	R	ER	SO	BB	IBB	HBP	BLK	WP	HR	S	P	ERA	WHIP					
Woody Williams, R (1.1) ERA: 12.6	6.2	W	24	2	0	0	5	1	0	0	0	0	0	62	102	0.00	0.450					
28 Lance Painter, L (7.1) ERA:	0.1		1	0	0	0	0	0	0	0	0	0	0	3	5	0.00	0.000					
Kiko Calero, R (8.1) ERA:	0.2		5	2	0	0	1	1	0	0	0	0	0	10	21	0.00	4.500					
Jeff Fassero, L (8.1) ERA:	0.1		1	0	0	0	0	0	0	0	0	0	0	2	2	0.00	0.000					
Dustin Hermanson, R (9.1) ERA:	1.0		5	1	0	0	1	1	0	0	0	0	0	10	18	0.00	2.000					

Batter	1	2	3	4	5	6	7	8	9	AB	R	H	RBI	BB	SO	LOB	BOTTOM					
Fernando Vina, L (1.4) OBP: 0.200, SLG: 0.250										4	1	0	0	0	2	1	Milwaukee Brewers @ St. Louis Cardinals Busch Stadium, St. Louis, MO Wed Apr 02 2003, 7:10 PM CST Att: 26,790 - Cloudy - 76 F					
Edgar Renteria, R (1.6) OBP: 0.700, SLG: 0.875										4	1	3	0	1	1	0						
15 Jim Edmonds, L (1.8) OBP: 0.167, SLG: 0.167										3	0	0	0	0	1	2						
Kerry Robinson, L (6.8) OBP: 0.250, SLG: 0.250										2	0	0	0	0	0	2						
5 Albert Pujols, R (1.7) OBP: 0.556, SLG: 0.571										4	1	2	1	0	0	1						
27 Scott Rolen, R (1.5) OBP: 0.556, SLG: 1.000										3	2	2	1	1	0	1						
Tino Martinez, L (1.3) OBP: 0.444, SLG: 0.875										4	1	1	0	0	1	2						
Eduardo Perez, R (1.9) OBP: 0.667, SLG: 1.000										3	1	2	2	0	1	0						
Miguel Cairo, R (7.9)										1	0	0	0	0	0	1						
Mike Matheny, R (1.2) OBP: 0.500, SLG: 0.500										4	0	3	2	0	0	1						
Woody Williams, R (1.1) ERA: 12.6	5.0	L	27	11	7	7	6	1	0	1	0	0	0	67	95	12.60	2.400					
John Foster, L (6.1) ERA:	2.0		8	2	0	0	1	0	0	0	0	0	0	20	31	0.00	1.000					
Matt Ford, L (8.1) ERA:	1.0		4	0	0	0	0	1	0	0	0	0	0	21	30	0.00	1.000					
Inning Stats	R: 1 E: 0 K: 0 S: 7	H: 2 LOB: 1 BB: 0 P: 13	R: 0 E: 0 K: 2 S: 11	H: 1 LOB: 1 BB: 0 P: 16	R: 0 E: 0 K: 1 S: 16	H: 0 LOB: 0 BB: 0 P: 19	R: 3 E: 0 K: 1 S: 13	H: 3 LOB: 1 BB: 1 P: 20	R: 3 E: 0 K: 2 S: 20	H: 5 LOB: 2 BB: 0 P: 27	R: 0 E: 0 K: 1 S: 10	H: 1 LOB: 1 BB: 0 P: 17	R: 0 E: 0 K: 0 S: 10	H: 1 LOB: 1 BB: 0 P: 14	R: 0 E: 0 K: 0 S: 21	H: 0 LOB: 1 BB: 1 P: 30	1B: 8 2B: 5 3B: 0 HR: 0	SF: 0 SAC: 1 DP: 1 HBP: 1	WP: 0 PB: 0 SB: 0 CS: 0	PA: 39		
PITCHER	IP	WLS	BF	H	R	ER	SO	BB	IBB	HBP	BLK	WP	HR	S	P	ERA	WHIP					

Batter	1	2	3	4	5	6	7	8	9	AB	R	H	RBI	BB	SO	LOB	TOP										
Alex Sanchez, L OBP: 0.071, SLG: 0.077 (1, 8)	B2		G3		G3-1		G4-3		FC3-6	5	0	0	0	0	0	3	Milwaukee Brewers @ St. Louis Cardinals Busch Stadium, St. Louis, MO Thu Apr 03 2003, 12:10 PM CST Att: 26,952 - Cloudy - 72 F										
Eric Young Sr., R OBP: 0.357, SLG: 0.786 (1, 4)	F9		P6		L7		G3-1		FC6	5	0	0	0	0	0	2											
Richie Sexson, R OBP: 0.308, SLG: 0.455 (1, 3)	E6		1B		1B		K		K	4	0	1	0	0	2	0											
John Vander Wal, L OBP: 0.182, SLG: 0.100 Shane Nance, L (6, 1) Jason Conti, L (8, PH) Wayne Franklin, L (8, 1)	1B		F7		F8		G4-3			3	0	1	0	0	0	1											
Jeffrey Hammonds, R OBP: 0.231, SLG: 0.308 (1, 9)	P5				F7				G4-3	4	0	0	0	0	0	2											
Keith Ginter, R OBP: 0.400, SLG: 0.400 (1, 5)		F9		K			F8		WP 1B HR	4	1	1	0	0	1	0											
Eddie Pérez, R OBP: 0.625, SLG: 1.375 (1, 2)		1B		F7			HR		1B WP HR	4	2	3	1	0	0	0											
Royce Clayton, R OBP: 0.583, SLG: 1.250 (1, 6)		1B		G3-1 SH3-4 BB			G3		HR	1	1	1	3	3	0	0											
Matt Kinney, R Curt Leskanic, R Scott Podsednik, L OBP: 0.400, SLG: 0.400 (1, 1) (6, 1) (6, 7)	G1-4-3			SH3-4			G3		FC3-6 1B	1	0	0	0	0	0	2											
										2	0	1	0	0	0	1											
Inning Stats	R: 0 E: 1 K: 0 S: 10	H: 1 LOB: 2 BB: 0 P: 16	R: 0 E: 0 K: 0 S: 7	H: 1 LOB: 1 BB: 1 P: 15	R: 0 E: 0 K: 1 S: 9	H: 0 LOB: 0 BB: 0 P: 10	R: 0 E: 0 K: 1 S: 7	H: 0 LOB: 0 BB: 1 P: 13	R: 0 E: 0 K: 1 S: 9	H: 0 LOB: 0 BB: 0 P: 15	R: 1 E: 0 K: 0 S: 15	H: 1 LOB: 1 BB: 1 P: 29	R: 0 E: 0 K: 1 S: 9	H: 0 LOB: 0 BB: 0 P: 14	R: 3 E: 0 K: 0 S: 18	H: 4 LOB: 1 BB: 0 P: 26	1B: 6 2B: 0 3B: 0 HR: 2	SF: 0 SAC: 1 DP: 1 HBP: 0	WP: 1 PB: 0 SB: 0 CS: 0	PA: 38							
PITCHER	IP	WLS	BF	H	R	ER	SO	BB	IBB	HBP	BLK	WP	HR	S	P	ERA	WHIP										
Garrett Stephenson, R ERA: 1.42 Jeff Fassero, L ERA: 13.5 Russ Springer, R ERA: 4.5 Cal Eldred, R ERA: 135.0 Steve Kline, L ERA: 0.0	6.1	W	25	4	1	1	2	2	0	0	0	0	1	57	97	1.42	0.947										
	0.2		3	0	0	0	0	1	0	0	0	0	0	7	16	0.00	1.500										
	1.0		3	0	0	0	1	0	0	0	0	0	0	9	14	0.00	0.000										
	0.1		4	3	3	3	0	0	0	0	0	1	1	10	14	81.00	9.000										
	0.2	S	3	1	0	0	0	0	0	0	0	0	0	8	12	0.00	1.500										


Batter	1	2	3	4	5	6	7	8	9	AB	R	H	RBI	BB	SO	LOB	BOTTOM										
Fernando Vina, L OBP: 0.267, SLG: 0.308 (1, 4)	FC6			G4-3		1B 5 2B	L6			5	1	2	0	0	0	3	Milwaukee Brewers @ St. Louis Cardinals Busch Stadium, St. Louis, MO Thu Apr 03 2003, 12:10 PM CST Att: 26,952 - Cloudy - 72 F										
Edgar Renteria, R OBP: 0.500, SLG: 0.923 (1, 6)	F8		F9		G5-3 5 HR	F9	HR			5	2	2	1	0	0	2											
Orlando Palmeiro, L OBP: 0.667, SLG: 1.000 Russ Springer, R Cal Eldred, R Steve Kline, S (1, 9) (8, 1) (9, 1) (9, 1)	1B		27 HBP		G5-3	5 2B 27 1B	G3-1			4	1	2	0	1	0	1											
										0	0	0	0	0	0	0											
										0	0	0	0	0	0	0											
										0	0	0	0	0	0	0											
5 Albert Pujols, R OBP: 0.500, SLG: 0.833 (1, 7)	P2		K		HR	27 1B	F9			5	2	2	3	0	1	3											
27 Scott Rolen, R OBP: 0.571, SLG: 0.800 (1, 5)	K		HBP		2B	1B	G5-3			3	0	1	2	1	1	2											
Tino Martinez, L OBP: 0.385, SLG: 0.750 Eduardo Perez, R OBP: 0.500, SLG: 0.750 (1, 3) (8, PH) (9, 3)	P3		K		2B	K	K			4	0	1	0	0	2	3											
										1	0	0	0	0	1	0											
Mike Matheny, R OBP: 0.500, SLG: 0.500 (1, 2)	1B			K		K	1B			4	0	2	0	0	2	2											
Kerry Robinson, L OBP: 0.375, SLG: 0.286 (1, 8)	1B			E7		G6-3				3	0	1	0	1	0	2											
Garrett Stephenson, R Jeff Fassero, L Miguel Cairo, R (1, 1) (7, 1) (7, PH) (8, 9)	B2			K		G4-3			L5	3	0	0	0	0	1	6											
										0	0	0	0	0	0	0											
										1	0	0	0	0	0	0											
Inning Stats	R: 0 E: 0 K: 1 S: 12	H: 2 LOB: 2 BB: 0 P: 12	R: 0 E: 0 K: 2 S: 13	H: 1 LOB: 2 BB: 0 P: 18	R: 0 E: 1 K: 2 S: 12	H: 0 LOB: 1 BB: 0 P: 17	R: 2 E: 0 K: 1 S: 11	H: 3 LOB: 3 BB: 2 P: 25	R: 3 E: 0 K: 1 S: 23	H: 5 LOB: 2 BB: 0 P: 36	R: 1 E: 0 K: 0 S: 6	H: 1 LOB: 0 BB: 0 P: 8	R: 0 E: 0 K: 1 S: 7	H: 0 LOB: 0 BB: 0 P: 11	1B: 9 2B: 2 3B: 0 HR: 2	SF: 0 SAC: 0 DP: 0 HBP: 1	WP: 0 PB: 0 SB: 1 CS: 0	PA: 42									
PITCHER	IP	WLS	BF	H	R	ER	SO	BB	IBB	HBP	BLK	WP	HR	S	P	ERA	WHIP										
Matt Kinney, R ERA: 6.75 Curt Leskanic, R ERA: 13.5 Shane Nance, L ERA: 4.5 Wayne Franklin, L ERA: 0.0	5.1	L	30	9	4	4	6	2	1	1	0	0	0	12	18	6.75	2.062										
	0.1		4	3	1	1	1	0	0	0	0	0	0	8	12	27.00	9.000										
	1.1		5	1	1	1	0	0	0	0	0	0	1	8	12	6.75	0.750										
	1.0		3	0	0	0	1	0	0	0	0	0	0	7	11	0.00	0.000										



Batter	1	2	3	4	5	6	7	8	9	10	11	12	AB	R	H	RBI	BB	SO	LOB	TOP				
Craig Biggio, R OBP: 0.409, SLG: 0.526 (1, 8)	E9 5 1B	G6-3			FC5-4 5 1B		K			G5-3			6	1	2	0	0	1	0					
Geoff Blum, S OBP: 0.263, SLG: 0.444 Octavio Dotel, R (7, 1)	K2-3	F8			L8		G1-3			G6-3		G4-3	4	0	0	0	0	1	2					
Jose Vizcaino, S OBP: 0.400, SLG: 0.250 (9, 6)													2	0	0	0	0	0	1					
5 Jeff Bagwell, R OBP: 0.400, SLG: 0.667 (1, 3)	F9 17 BB 1B		L9		FC5-4 1-2				G5-3			G6-3	5	1	1	1	0	0	1					
17 Lance Berkman, S OBP: 0.366, SLG: 0.143 (1, 7)	BB HR 1-2		G5-3		K			L7					3	1	0	0	2	1						
Jeff Kent, R OBP: 0.421, SLG: 0.588 (1, 4)	F9			1B BB		K			G6-3			F9	4	0	0	0	1	1	3					
Richard Hidalgo, R OBP: 0.283, SLG: 0.467 Ricky Stone, R 54 Brad Lidge, R (12, 1)	HR BB 1-2						F8		P4			L4	4	1	1	0	1	0	1					
Brad Ausmus, R OBP: 0.500, SLG: 1.083 (1, 2)	HR				F9			1B		F9			5	2	3	5	0	0	0					
Julio Lugo, R OBP: 0.188, SLG: 0.188 Billy Wagner, L Brian Hunter, R (11, 9)	G4-3				F9		F8		K			P2	4	0	0	0	0	1	1					
Brian Hunter, R (11, 9)													1	0	0	0	0	0	0					
Brian Moehler, R Pete Munro, R Morgan Ensberg, R (7, 5)		G5-3			G5-3		K			G6-3		L8	2	0	0	0	0	0	0					
													3	0	0	0	0	1	0					
Inning Stats	R: 5 E: 1 K: 23 S: 23	H: 2 LOB: 0 BB: 2 P: 39	R: 0 E: 0 K: 7 S: 7	H: 0 LOB: 0 BB: 11	R: 0 E: 0 K: 0 S: 9	H: 1 LOB: 2 BB: 1 P: 13	R: 0 E: 0 K: 0 S: 5	H: 0 LOB: 0 BB: 0 P: 7	R: 0 E: 0 K: 1 S: 10	H: 1 LOB: 1 BB: 0 P: 17	R: 0 E: 0 K: 2 S: 8	H: 0 LOB: 0 BB: 0 P: 13	R: 0 E: 0 K: 1 S: 8	H: 0 LOB: 0 BB: 0 P: 9	R: 0 E: 0 K: 0 S: 6	H: 0 LOB: 0 BB: 0 P: 14	R: 0 E: 0 K: 0 S: 10	H: 0 LOB: 1 BB: 1 P: 17	R: 1 E: 0 K: 0 S: 10	H: 2 LOB: 1 BB: 0 P: 15	1B: 4 2B: 1 3B: 0 HR: 2	SF: 0 SAC: 0 DP: 0 HBP: 0	WP: 0 PB: 0 SB: 0 CS: 0	PA: 47
PITCHER	IP WLS BF H R ER SO BB IBB HBP BLK WP HR S P ERA WHIP	IP WLS BF H R ER SO BB IBB HBP BLK WP HR S P ERA WHIP																			IP WLS BF H R ER SO BB IBB HBP BLK WP HR S P ERA WHIP			
Brett Tomko, R ERA: 3.54 (1, 1)	6.0	3	0	0	0	2	0	0	0	0	0	0	0	0	8	13	0.00	0.000						
28 Lance Painter, L ERA: 3.0 (7, 1)	1.0	3	0	0	0	2	0	0	0	0	0	0	0	0	8	13	0.00	0.000						
Kiko Calero, R ERA: 3.0 (8, 1)	2.0	6	0	0	0	1	0	0	0	0	0	0	0	0	12	23	0.00	0.000						
Steve Kline, L ERA: 3.0 (10, 1)	2.0	7	0	0	0	0	1	0	0	0	0	0	0	0	16	26	0.00	0.500						
Russ Springer, R ERA: 6.0 (12, 1)	1.0	L	5	2	1	1	0	0	0	0	0	0	0	1	10	15	9.00	2.000						

Houston Astros @ St. Louis Cardinals
 Busch Stadium, St. Louis, MO
 Fri Apr. 04 2003, 7:10 PM CST
 Alt. 32,661 - Cloudy - 60 F


AB 43
 R 6
 H 7
 RBI 6
 BB 4
 SO 6
 LOB 10



Batter	1	2	3	4	5	6	7	8	9	10	11	12	AB	R	H	RBI	BB	SO	LOB	BOTTOM						
Fernando Vina, L OBP: 0.333, SLG: 0.389 (1, 4)	FC4-6 15 1B	L3			G6-3 15 HR 2B	L4			G4-3				5	1	2	0	0	0	1							
Edgar Renteria, R OBP: 0.429, SLG: 0.632 (1, 6)	FC4-6 15 2B				G6-3		F8			P4		F9	6	1	0	0	0	1	3							
15 Jim Edmonds, L OBP: 0.500, SLG: 1.300 Orlando Palmeiro, L (7, PR) (8, 9)	HR 2B				HR								4	2	4	4	0	0	0							
5 Albert Pujols, R OBP: 0.450, SLG: 0.824 (1, 7)	P2				L4								1	0	1	0	1	0	0							
27 Scott Rolen, R OBP: 0.579, SLG: 0.692 (1, 5)					HR								5	1	1	1	1	1	4							
Tino Martinez, L OBP: 0.333, SLG: 0.588 (1, 3)	F7				BB								3	0	1	0	2	1	2							
Eli Marrero, R OBP: 0.200, SLG: 0.111 (8, 8)					BB								5	0	1	0	0	1	2							
Mike Matheny, R OBP: 0.471, SLG: 0.471 (1, 2)													5	0	2	0	0	0	0							
Brett Tomko, R Kerry Robinson, L 28 Lance Painter, L Kiko Calero, R Miguel Cairo, R Steve Kline, S Edgardo Ramirez, R Russ Springer, R (12, 1)	G6-3				G1-4-3				L1			F7	2	0	0	0	0	0	1							
Inning Stats	R: 1 E: 0 K: 0 S: 15	H: 2 LOB: 2 BB: 1 P: 28	R: 0 E: 0 K: 0 S: 11	H: 1 LOB: 1 BB: 15	R: 1 E: 0 K: 2 S: 11	H: 1 LOB: 0 BB: 0 P: 19	R: 0 E: 0 K: 0 S: 5	H: 0 LOB: 0 BB: 0 P: 10	R: 3 E: 0 K: 0 S: 11	H: 4 LOB: 2 BB: 1 P: 22	R: 0 E: 0 K: 0 S: 4	H: 0 LOB: 0 BB: 0 P: 6	R: 0 E: 0 K: 0 S: 6	H: 1 LOB: 1 BB: 1 P: 14	R: 0 E: 0 K: 2 S: 8	H: 0 LOB: 0 BB: 0 P: 12	R: 0 E: 0 K: 0 S: 7	H: 2 LOB: 0 BB: 0 P: 12	R: 0 E: 0 K: 0 S: 7	H: 2 LOB: 1 BB: 0 P: 12	R: 0 E: 0 K: 1 S: 7	H: 0 LOB: 2 BB: 1 P: 17	1B: 7 2B: 4 3B: 0 HR: 3	SF: 0 SAC: 0 DP: 3 HBP: 1	WP: 0 PB: 0 SB: 0 CS: 3	PA: 50
PITCHER	IP WLS BF H R ER SO BB IBB HBP BLK WP HR S P ERA WHIP	IP WLS BF H R ER SO BB IBB HBP BLK WP HR S P ERA WHIP																			IP WLS BF H R ER SO BB IBB HBP BLK WP HR S P ERA WHIP					
Brian Moehler, R ERA: 3.0 (5, 1)	4.2	8	5	5	2	2	0	0	0	0	0	0	0	0	7	11	0.00	0.000								
Pete Munro, R ERA: 3.0 (7, 1)	1.1	4	0	0	0	0	0	0	0	0	0	0	0	0	7	11	0.00	0.000								
Octavio Dotel, R ERA: 3.0 (8, 1)	2.0	7	1	0	0	2	1	0	0	0	0	0	0	0	14	26	0.00	1.000								
Billy Wagner, L ERA: 3.0 (11, 1)	2.0	6	2	0	0	0	0	0	0	0	0	0	0	0	12	20	0.00	1.000								
Ricky Stone, R ERA: 3.0 (11, 1)	1.0	W	4	2	0	0	0	0	0	0	0	0	0	0	7	12	0.00	2.000								

Houston Astros @ St. Louis Cardinals
 Busch Stadium, St. Louis, MO
 Fri Apr. 04 2003, 7:10 PM CST
 Alt. 32,661 - Cloudy - 60 F

AB 44
 R 5
 H 13
 RBI 5
 BB 4
 SO 5
 LOB 16



Batter	1	2	3	4	5	6	7	8	9	AB	R	H	RBI	BB	SO	LOB	TOP										
Craig Biggio, R OBP: 0.346, SLG: 0.435 (1, 8)										4	0	0	0	0	1	0											
Geoff Blum, S OBP: 0.273, SLG: 0.400 (1, 5)										2	0	0	0	1	1	0											
Brian Hunter, R (9, PH)										1	0	0	0	0	0	0											
Morgan Ensberg, R (9, 5)										0	0	0	0	0	0	0											
5 Jeff Bagwell, R OBP: 0.417, SLG: 0.636 (1, 3)										4	0	2	0	0	1	1											
17 Lance Berkman, S OBP: 0.435, SLG: 0.235 (1, 7)										3	1	2	0	0	0	1											
Jeff Kent, R OBP: 0.391, SLG: 0.524 (1, 4)										4	1	1	0	0	3	4											
Richard Hidalgo, R OBP: 0.455, SLG: 0.474 (1, 9)										4	0	1	1	0	1	4											
Brad Ausmus, R OBP: 0.500, SLG: 0.933 (1, 2)										3	0	1	1	1	0	2											
Julio Lugo, R OBP: 0.158, SLG: 0.158 (1, 6)										3	0	0	0	0	1	2											
Tim Redding, R (1, 1)										2	0	0	0	0	2	0											
Orlando Merced, S OBP: 0.500, SLG: 0.750 (8, PH)										1	0	0	0	0	0	0											
Bruce Chen, L (8, 1)										0	0	0	0	0	0	0											
Pete Munro, R (8, 1)										0	0	0	0	0	0	0											
Billy Wagner, L (9, 1)										0	0	0	0	0	0	0											
Inning Stats	R: 0 E: 0 K: 1 S: 9	H: 0 LOB: 0 BB: 1 P: 14	R: 0 E: 0 K: 2 S: 9	H: 1 LOB: 1 BB: 0 P: 13	R: 0 E: 0 K: 1 S: 7	H: 0 LOB: 0 BB: 0 P: 8	R: 0 E: 0 K: 2 S: 9	H: 0 LOB: 0 BB: 0 P: 11	R: 0 E: 0 K: 1 S: 9	H: 0 LOB: 2 BB: 0 P: 20	R: 0 E: 0 K: 1 S: 8	H: 2 LOB: 2 BB: 0 P: 11	R: 0 E: 0 K: 1 S: 11	H: 0 LOB: 0 BB: 0 P: 15	R: 2 E: 0 K: 0 S: 14	H: 4 LOB: 2 BB: 0 P: 21	1B: 6 2B: 2 3B: 0 HR: 0	SF: 0 SAC: 0 DP: 2 HBP: 1	WP: 0 PB: 0 SB: 0 CS: 1	PA: 34							
PITCHER	IP	WLS	BF	H	R	ER	SO	BB	IBB	HBP	BLK	WP	HR	S	P	ERA	WHIP										
Matt Morris, R ERA: 3.0 (1, 1)	8.0		28	3	0	0	10	2	0	1	0	0	0	71	103	0.00	0.625										
Jeff Fassero, L ERA: 9.0 (9, 1)	0.2	L	5	3	2	2	0	0	0	0	0	0	0	11	16	27.00	4.500										
Dustin Hermanson, R ERA: (9, 1)	0.1		1	1	0	0	0	0	0	0	0	0	0	3	5	0.00	3.000										

Houston Astros @ St. Louis Cardinals
 Busch Stadium, St. Louis, MO
 Sat Apr 05 2003, 1:10 PM CST
 Att: 33,878 - Cloudy - 41 F

AB 31
 R 2
 H 7
 RBI 2
 BB 2
 SO 10
 LOB 14



Batter	1	2	3	4	5	6	7	8	9	AB	R	H	RBI	BB	SO	LOB	BOTTOM										
Fernando Vina, L OBP: 0.280, SLG: 0.318 (1, 4)										4	0	0	0	0	0	1											
Edgar Renteria, R OBP: 0.400, SLG: 0.609 (1, 6)										4	0	1	0	0	1	0											
Orlando Palmeiro, L OBP: 0.700, SLG: 0.975 (1, 9)										2	0	1	0	0	0	0											
5 Albert Pujols, R OBP: 0.429, SLG: 0.778 (8, PH)										1	0	0	0	0	0	0											
Jeff Fassero, L ERA: 9.0 (9, 1)										0	0	0	0	0	0	0											
Dustin Hermanson, R ERA: (9, 1)										0	0	0	0	0	0	0											
Miguel Cairo, R (1, 7)										4	0	0	0	0	0	2											
27 Scott Rolen, R OBP: 0.522, SLG: 0.588 (1, 5)										4	0	1	0	0	1	1											
Tino Martinez, L OBP: 0.273, SLG: 0.476 (1, 3)										4	0	0	0	0	2	1											
Mike Matheny, R OBP: 0.500, SLG: 0.550 (1, 2)										3	1	2	0	0	0	0											
Kerry Robinson, L OBP: 0.417, SLG: 0.364 (1, 8)										3	0	2	1	0	0	1											
Matt Morris, R OBP: 0.250, SLG: 0.500 (1, 1)										2	0	0	0	0	0	1											
15 Jim Edmonds, L OBP: 0.500, SLG: 1.300 (9, 8)										0	0	0	0	0	0	0											
Inning Stats	R: 0 E: 0 K: 0 S: 10	H: 1 LOB: 1 BB: 0 P: 15	R: 0 E: 0 K: 1 S: 11	H: 1 LOB: 0 BB: 0 P: 19	R: 0 E: 0 K: 0 S: 7	H: 0 LOB: 0 BB: 0 P: 12	R: 0 E: 0 K: 0 S: 8	H: 1 LOB: 1 BB: 0 P: 15	R: 0 E: 0 K: 0 S: 6	H: 1 LOB: 1 BB: 0 P: 7	R: 0 E: 0 K: 0 S: 7	H: 1 LOB: 0 BB: 0 P: 13	R: 1 E: 0 K: 0 S: 9	H: 2 LOB: 0 BB: 0 P: 13	R: 0 E: 0 K: 1 S: 9	H: 0 LOB: 0 BB: 0 P: 15	R: 0 E: 0 K: 2 S: 9	H: 0 LOB: 0 BB: 0 P: 16	1B: 5 2B: 2 3B: 0 HR: 0	SF: 0 SAC: 2 DP: 0 HBP: 0	WP: 0 PB: 0 SB: 0 CS: 1	PA: 33					
PITCHER	IP	WLS	BF	H	R	ER	SO	BB	IBB	HBP	BLK	WP	HR	S	P	ERA	WHIP										
Tim Redding, R ERA: 1.29 (1, 1)	7.0		27	7	1	1	1	0	0	0	0	0	0	6	12	0.00	1.000										
Bruce Chen, L ERA: 9.82 (8, 1)	0.2		2	0	0	0	1	0	0	0	0	0	0	3	3	0.00	0.000										
Pete Munro, R ERA: 2.7 (8, 1)	0.1	W	1	0	0	0	0	0	0	0	0	0	0	3	3	0.00	0.000										
Billy Wagner, L ERA: (9, 1)	1.0	S	3	0	0	0	2	0	0	0	0	0	0	9	16	0.00	0.000										

Houston Astros @ St. Louis Cardinals
 Busch Stadium, St. Louis, MO
 Sat Apr 05 2003, 1:10 PM CST
 Att: 33,878 - Cloudy - 41 F

AB 31
 R 1
 H 7
 RBI 1
 BB 0
 SO 4
 LOB 7



Batter	1	2	3	4	5	6	7	8	9	10	11	12	13	AB	R	H	RBI	BB	SO	LOB	TOP														
Fernando Vina, L OBP: 0.304, SLG: 0.345														7	2	2	2	1	1	2															
Edgar Renteria, R OBP: 0.304, SLG: 0.533														7	3	2	0	1	0	4															
15 Jim Edmonds, L OBP: 0.586, SLG: 1.375														6	2	4	5	1	1	1															
5 Albert Pujols, R OBP: 0.462, SLG: 0.762														3	2	1	1	2	0	0															
Kerry Robinson, L OBP: 0.357, SLG: 0.308														2	0	0	0	0	1	3															
Cal Eldred, R OBP: 0.586, SLG: 0.566														0	0	0	0	0	0	0															
27 Scottolen, R OBP: 0.500, SLG: 0.566														6	2	2	1	1	1	1															
Tino Martinez, L OBP: 0.310, SLG: 0.423														5	1	1	1	1	1	2															
Eduardo Perez, R OBP: 0.333, SLG: 0.364														6	2	1	1	0	2	4															
Mike Matheny, R OBP: 0.519, SLG: 0.654														6	1	3	4	1	0	1															
Jason Gruber, R OBP: 0.304, SLG: 0.345														2	2	1	1	0	0	0															
Inning Stats	R: 3 E: 0 K: 0 S: 15	H: 3 LOB: 1 BB: 2 P: 32	R: 0 E: 0 K: 0 S: 11	H: 0 LOB: 0 BB: 0 P: 15	R: 1 E: 0 K: 0 S: 11	H: 1 LOB: 2 BB: 2 P: 24	R: 3 E: 0 K: 0 S: 11	H: 3 LOB: 0 BB: 0 P: 16	R: 0 E: 0 K: 1 S: 12	H: 1 LOB: 0 BB: 0 P: 16	R: 5 E: 0 K: 1 S: 21	H: 3 LOB: 2 BB: 2 P: 38	R: 0 E: 0 K: 2 S: 9	H: 0 LOB: 0 BB: 0 P: 11	R: 0 E: 0 K: 1 S: 5	H: 1 LOB: 1 BB: 0 P: 11	R: 0 E: 0 K: 0 S: 5	H: 1 LOB: 1 BB: 0 P: 10	R: 0 E: 0 K: 1 S: 9	H: 0 LOB: 2 BB: 2 P: 18	R: 3 E: 0 K: 1 S: 14	H: 3 LOB: 1 BB: 1 P: 21	1B: 10 2B: 5 3B: 0 HR: 2	SF: 0 SAC: 1 DP: 1 HBP: 2	WIP: 0 PB: 0 SB: 1 CS: 0	PA: 65									
PITCHER	IP 5.0	WLS 25	BF 7	H 7	ER 7	SO 0	BB 3	IBB 1	HBP 0	BLK 0	WP 0	HR 1	S 51	P 93	ERA 12.60	WHIP 2.000	PITCHER	IP 2.0	WLS 8	BF 2	H 0	ER 0	SO 1	BB 0	IBB 0	HBP 0	BLK 0	WP 0	HR 0	S 12	P 17	ERA 0.00	WHIP 1.000		
28 Aaron Cook, R ERA: 9.0	1.0	3	1	0	0	1	0	0	0	0	0	0	12	16	0.00	1.000	Jose Jimenez, R ERA: 10.38	2.0	L	12	3	3	3	2	2	1	0	0	0	1	23	39	13.50	2.500	
Steve Reed, R ERA: 2.25	0.2	8	2	5	5	1	2	0	2	0	0	0	19	35	67.50	6.000	Dan Miceli, R ERA: 6.14	12.1																	
Justin Speier, R ERA: 9.64	0.2	B	3	1	0	0	1	0	0	0	0	0	5	7	0.00	1.500																			
Javier Lopez, L ERA:	1.2	6	1	0	0	2	0	0	0	0	0	0	14	18	0.00	0.600																			
Todd Jones, R ERA:																																			

St. Louis Cardinals @ Colorado Rockies
Coors Field, Denver, CO
Tue Apr 08 2003, 7:05 PM MDT
Att. 21,563 - Cloudy - 58 F

AB 54
R 15
H 17
RBI 15
BB 9
SO 8
LOB 23



Batter	1	2	3	4	5	6	7	8	9	10	11	12	13	AB	R	H	RBI	BB	SO	LOB	BOTTOM															
Chris Stynes, R OBP: 0.304, SLG: 0.536															7	1	2	0	0	1	4															
Jay Payton, R OBP: 0.438, SLG: 0.621															7	2	4	2	0	0	3															
Dan Miceli, R OBP: 0.526, SLG: 0.786															4	3	4	3	3	0	0															
17 Todd Helton, L OBP: 0.273, SLG: 0.310															5	1	2	0	2	1	4															
Larry Walker, L OBP: 0.273, SLG: 0.310															7	1	1	2	0	1	5															
Preston Wilson, R OBP: 0.364, SLG: 0.467															7	1	1	2	0	1	5															
José Hernández, R OBP: 0.375, SLG: 0.414															7	1	2	1	0	0	2															
Charles Johnson, R OBP: 0.217, SLG: 0.286															5	1	2	2	2	1	1															
Brent Butler, R OBP: 0.353, SLG: 0.154															5	1	0	0	2	0	3															
28 Aaron Cook, R ERA: 9.0	3.0	20	7	5	5	1	5	0	0	46	85	15.00	4.000	Jason Simontacchi, R ERA: 15.0	1.1	2.0	9	2	1	0	1	0	0	0	0	0	0	0	0	0	0	0	0	0	0	
28 Lance Painter, L ERA:	0.0	2	2	2	2	0	0	0	0	0	3	7		Jeff Frasero, L ERA: 18.0	1.0	B	6	3	3	1	0	0	0	0	0	0	0	0	0	0	0	0	0	0	0	
Kiko Calero, R ERA: 7.36	2.0	B	7	1	1	1	1	0	0	0	0	0	0	0	0	0	0	0	0	0	0															
Dustin Hermanson, R ERA: 2.7	2.0	B	7	1	1	1	1	0	0	0	0	0	0	0	0	0	0	0	0	0	0															
Inning Stats	R: 2 E: 1 K: 0 S: 13	H: 3 LOB: 1 BB: 1 P: 25	R: 2 E: 0 K: 1 S: 18	H: 2 LOB: 3 BB: 3 P: 35	R: 0 E: 0 K: 0 S: 12	H: 1 LOB: 2 BB: 1 P: 20	R: 2 E: 0 K: 1 S: 13	H: 2 LOB: 1 BB: 0 P: 22	R: 0 E: 0 K: 1 S: 9	H: 1 LOB: 0 BB: 0 P: 13	R: 5 E: 0 K: 1 S: 18	H: 5 LOB: 0 BB: 0 P: 35	R: 1 E: 0 K: 1 S: 9	H: 1 LOB: 0 BB: 0 P: 11	R: 0 E: 0 K: 0 S: 6	H: 0 LOB: 0 BB: 1 P: 11	R: 0 E: 0 K: 0 S: 10	H: 2 LOB: 2 BB: 1 P: 17	R: 0 E: 1 K: 0 S: 11	H: 1 LOB: 1 BB: 1 P: 10	R: 0 E: 0 K: 1 S: 6	H: 0 LOB: 0 BB: 0 P: 10	R: 0 E: 0 K: 1 S: 10	H: 0 LOB: 0 BB: 0 P: 16	1B: 12 2B: 3 3B: 2 HR: 2	SF: 0 SAC: 1 DP: 4 HBP: 0	WIP: 0 PB: 0 SB: 0 CS: 0	PA: 64								
PITCHER	IP 3.0	WLS 20	BF 7	H 5	ER 5	SO 1	BB 5	IBB 0	HBP 0	BLK 0	WP 0	HR 0	S 46	P 85	ERA 15.000	WHIP 4.000	PITCHER	IP 0.2	WLS 4	BF 1	H 0	ER 0	SO 0	BB 1	IBB 0	HBP 0	BLK 0	WP 0	HR 0	S 7	P 15	ERA 0.00	WHIP 3.000			
28 Lance Painter, L ERA:	0.0	2	2	2	2	0	0	0	0	0	3	7		Russ Springer, R ERA: 4.91	0.2	W	6	0	0	0	2	0	0	0	0	0	0	0	0	0	0	0	0	0	0	0
Jeff Frasero, L ERA: 18.0	1.0	B	6	3	3	1	0	0	0	0	0	0	0	0	0	0	0	0	0	0	0															
Kiko Calero, R ERA: 7.36	2.0	B	7	1	1	1	1	0	0	0	0	0	0	0	0	0	0	0	0	0	0															
Dustin Hermanson, R ERA: 2.7	2.0	B	7	1	1	1	1	0	0	0	0	0	0	0	0	0	0	0	0	0	0															

St. Louis Cardinals @ Colorado Rockies
Coors Field, Denver, CO
Tue Apr 08 2003, 7:05 PM MDT
Att. 21,563 - Cloudy - 58 F

AB 54
R 12
H 19
RBI 10
BB 9
SO 6
LOB 24



Batter	1	2	3	4	5	6	7	8	9	AB	R	H	RBI	BB	SO	LOB	TOP								
Fernando Vina, L OBP: 0.289, SLG: 0.303	G6-3		F8		G6-3				K	4	1	0	0	1	1	3									
Edgar Renteria, R OBP: 0.405, SLG: 0.559	G6-3		1B		P6					4	0	2	3	0	0	1									
15 Jim Edmonds, L Kerry Robinson, L Jeff Fassero, L Kiko Calero, R	HBP		G3							1	0	0	0	0	0	2									
5 Albert Pujols, R Eduardo Perez, R	P5									2	0	1	0	0	0	1									
27 Scott Rolen, R		G5-3								0	0	0	0	0	0	0									
Tino Martinez, L										3	0	0	0	0	0	0									
Orlando Palmeiro, L										0	0	0	0	0	0	0									
Mike Matheny, R										3	1	0	0	0	0	0									
Brett Tomko, R Miguel Cairo, R										4	1	1	0	0	0	2									
										3	1	0	0	0	0	0									
										4	1	1	0	0	0	2									
										3	1	0	0	0	0	0									
										4	1	1	0	0	0	0									
										4	0	1	0	0	2	2									
										2	0	1	0	0	0	1									
										2	0	1	0	0	0	2									
Inning Stats	R: 0 E: 0 K: 0 S: 8	H: 0 LOB: 1 BB: 0 P: 15	R: 0 E: 0 K: 0 S: 8	H: 0 LOB: 0 BB: 0 P: 10	R: 0 E: 0 K: 0 S: 12	H: 2 LOB: 2 BB: 0 P: 20	R: 1 E: 0 K: 0 S: 9	H: 1 LOB: 0 BB: 0 P: 14	R: 0 E: 0 K: 0 S: 10	H: 1 LOB: 1 BB: 0 P: 17	R: 0 E: 0 K: 0 S: 3	H: 1 LOB: 0 BB: 0 P: 4	R: 3 E: 0 K: 1 S: 14	H: 2 LOB: 1 BB: 1 P: 26	R: 0 E: 0 K: 0 S: 5	H: 0 LOB: 0 BB: 1 P: 13	R: 0 E: 0 K: 2 S: 20	H: 1 LOB: 1 BB: 0 P: 22	1B: 4 2B: 3 3B: 0 HR: 1	SF: 0 SAC: 0 DP: 2 HBP: 2	WP: 0 PB: 0 SB: 0 CS: 0	PA: 37			
PITCHER	IP	WLS	BF	H	R	ER	SO	BB	IBB	HBP	BLK	WP	HR	S	P	ERA	WHIP								
Nelson Cruz, R ERA: 3.27	6.0	W	24	5	2	2	0	0	0	2	0	0	1	51	82	3.00	0.833								
40 Brian Fuentes, L ERA: 7.35	1.0		6	2	2	2	1	1	0	0	0	0	0	13	24	18.00	3.000								
Steve Reed, R ERA: 1.5	2.0		7	1	0	0	2	1	0	0	0	0	0	25	35	0.00	1.000								

St. Louis Cardinals @ Colorado Rockies
Coors Field, Denver, CO
Wed Apr 09 2003, 7:05 PM MDT
Att: 24,110 - Sunny - 70 F


AB 33
R 4
H 8
RBI 4
BB 2
SO 3
LOB 16



Batter	1	2	3	4	5	6	7	8	9	AB	R	H	RBI	BB	SO	LOB	BOTTOM								
Ronnie Belliard, R OBP: 0.320, SLG: 0.292	FC4-6 1B	G6-3		K			G3-1			4	0	1	0	0	1	0									
Jay Payton, R OBP: 0.417, SLG: 0.576	FC4-6 1B			G5-3			F8			4	2	1	0	0	0	1									
17 Todd Helton, L OBP: 0.525, SLG: 0.774	2B			F8			F8			3	2	1	1	1	0	0									
Larry Walker, L OBP: 0.297, SLG: 0.424	HR 2B			2B 3B			L1			4	2	2	3	0	0	0									
Preston Wilson, R OBP: 0.405, SLG: 0.647	HR			HR 2B			G3			4	2	3	3	0	0	0									
José Hernández, R OBP: 0.381, SLG: 0.394	G5-4-3 1B			G6-3			G6-3			4	0	1	0	0	1	2									
Bobby Estalella, R OBP: 0.308, SLG: 1.000	G5-4-3			HR			K			3	1	1	2	1	1	1									
Chris Stynes, R OBP: 0.351, SLG: 0.469				G6-3			G5-3			4	0	0	0	0	1	2									
Nelson Cruz, R 40 Brian Fuentes, L Steve Reed, R	K			G6-3			K			3	0	0	0	0	2	0									
										0	0	0	0	0	0	0									
										0	0	0	0	0	0	0									
Inning Stats	R: 4 E: 0 K: 0 S: 14	H: 5 LOB: 0 BB: 0 P: 21	R: 0 E: 0 K: 1 S: 6	H: 0 LOB: 0 BB: 0 P: 8	R: 5 E: 0 K: 0 S: 17	H: 4 LOB: 0 BB: 1 P: 29	R: 0 E: 0 K: 1 S: 6	H: 0 LOB: 0 BB: 0 P: 9	R: 0 E: 0 K: 2 S: 9	H: 0 LOB: 0 BB: 0 P: 12	R: 0 E: 0 K: 0 S: 6	H: 0 LOB: 0 BB: 0 P: 6	R: 0 E: 0 K: 2 S: 8	H: 1 LOB: 2 BB: 1 P: 18	1B: 3 2B: 4 3B: 1 HR: 2	SF: 0 SAC: 0 DP: 1 HBP: 0	WP: 0 PB: 0 SB: 1 CS: 0	PA: 35							
PITCHER	IP	WLS	BF	H	R	ER	SO	BB	IBB	HBP	BLK	WP	HR	S	P	ERA	WHIP								
Brett Tomko, R ERA: 6.75	6.0	L	27	9	9	9	4	1	0	0	0	0	0	7	7	0.00	0.000								
Jeff Fassero, L ERA: 10.8	1.1		4	0	0	0	0	0	0	0	0	0	0	7	7	0.00	0.000								
Kiko Calero, R ERA: 6.23	0.2		4	1	0	0	2	1	0	0	0	0	0	7	17	0.00	3.000								

St. Louis Cardinals @ Colorado Rockies
Coors Field, Denver, CO
Wed Apr 09 2003, 7:05 PM MDT
Att: 24,110 - Sunny - 70 F

AB 33
R 9
H 10
RBI 9
BB 2
SO 6
LOB 6



Batter	1	2	3	4	5	6	7	8	9	AB	R	H	RBI	BB	SO	LOB	TOP		
Orlando Palmeiro, L OBP: 0.480, SLG: 0.450	4-1 BB 27 BB 5 1B		3-2 G4-3			1-2 K	1-1 G1-3		2-0 FC5-4 HBP	3	0	0	0	1	1	4			
Wilson Delgado, S OBP: 0.143, SLG: 0.143	1-2 P6		1-2 G6-3			1-3 K		1-2 G4-6-3 15 BB	1-2 FC5-4	5	0	1	0	0	1	5			
15 Jim Edmonds, L OBP: 0.594, SLG: 1.115	3-2 F8		4-2 BB			2-2 1B		4-1 G4-6-3 5 BB	1-1 G5-3	3	0	1	1	2	0	1			
5 Albert Pujols, R OBP: 0.395, SLG: 0.541	2-1 1B 27 BB		0-2 F9			2-3 K		0-2 G4-6-3	1-2 F9 27 BB 1B	5	1	2	0	0	1	5			
27 Scott Rolen, R OBP: 0.542, SLG: 0.647	4-2 BB			0-2 L6				4-0 1B G4-6-3 BB	4-1 1B	1	1	0	0	4	0	0			
Tino Martinez, L OBP: 0.318, SLG: 0.395	0-1 F9			2-0 F8				1-0 G4-6-3 1B	0-1 F9	5	0	1	0	0	1	7			
Edgar Renteria, R OBP: 0.392, SLG: 0.478		0-3 K		0-0 G5-3				1-1 G4-6-3 1-2 3-H	4-1 SH1-4 BB	4	0	1	1	1	1	1			
Mike Matheny, R OBP: 0.432, SLG: 0.548		2-1 F7				1-1 15 1B 1B		2-2 1B	0-0 F7 FC6-4	5	1	2	0	0	0	3			
Woody Williams, R OBP: 0.400, SLG: 0.400		1-0 P3				2-0 15 1B 1B		0-0 1B	0-1 SH1-4	3	0	2	0	0	0	0			
Russ Springer, R ERA: 9.00										0	0	0	0	0	0	0			
Jeff Fassero, L ERA: 9.00										0	0	0	0	0	0	0			
Dustin Hermanson, R ERA: 9.00										0	0	0	0	0	0	0			
Inning Stats	R: 0 E: 0 K: 0 S: 16	H: 1 LOB: 3 BB: 2 P: 30	R: 0 E: 0 K: 1 S: 6	H: 0 LOB: 0 BB: 0 P: 9	R: 0 E: 0 K: 0 S: 15	H: 0 LOB: 1 BB: 1 P: 23	R: 0 E: 0 K: 0 S: 6	H: 0 LOB: 0 BB: 0 P: 8	R: 1 E: 0 K: 3 S: 17	H: 3 LOB: 2 BB: 0 P: 26	R: 0 E: 0 K: 1 S: 10	H: 1 LOB: 2 BB: 2 P: 20	R: 0 E: 0 K: 0 S: 7	H: 0 LOB: 2 BB: 1 P: 14	R: 1 E: 0 K: 0 S: 13	H: 2 LOB: 2 BB: 1 P: 19	1B: 10 2B: 0 3B: 0 HR: 0	SF: 0 SAC: 1 DP: 2 HBP: 1	WP: 0 PA: 44 PB: 0 SB: 0 CS: 0
PITCHER	IP WLS BF H R ER SO BB IBB HBP BLK WP HR S P ERA WHIP																		
Tim Redding, R ERA: 2.25	5.0 L 24 5 2 2 4 4 0 0 0 0 0 0 62 103 3.60 1.800																		
Ricky Stone, R ERA: 9.00	1.0 4 2 0 0 0 0 0 0 0 0 0 0 9 13 0.00 2.000																		
Bruce Chen, L ERA: 6.35	2.0 10 1 0 0 1 2 1 1 0 0 0 0 17 34 0.00 1.500																		
54 Brad Lidge, R ERA: 1.13	1.0 6 2 1 1 0 1 0 0 0 0 0 0 13 19 9.00 3.000																		

St. Louis Cardinals @ Houston Astros
Minute Maid Park, Houston, TX
Sat Apr 12 2003, 7:05 PM CDT
Att: 33,509 - Sunny - 77 F

AB 34
R 3
H 10
RBI 2
BB 8
SO 5
LOB 26



Batter	1	2	3	4	5	6	7	8	9	AB	R	H	RBI	BB	SO	LOB	BOTTOM		
Craig Biggio, R OBP: 0.286, SLG: 0.391	3-1 F9		2-2 G4-3			2-1 L8		1-0 F7		4	0	0	0	0	0	1			
Geoff Blum, S OBP: 0.325, SLG: 0.405	1-2 5 2B FC3-2 1B		1-2 G4-3			2-2 5 G5-4-3 1B		1-0 P6		4	0	2	0	0	0	0			
5 Jeff Bagwell, R OBP: 0.422, SLG: 0.590	0-0 17 FC3-2 2B		2-1 17 CS 1B			2-1 G5-4-3 1-2		3-1 HBP		3	0	2	0	0	0	1			
17 Lance Berkman, S OBP: 0.349, SLG: 0.176	3-1 FC3-2 BB		2-2 CS	1-0 F8		1-0 1B		0-1 G1-3		4	0	1	0	0	0	3			
Jeff Kent, R OBP: 0.349, SLG: 0.513	4-2 2-3 3-H		1-2 F8	0-1 F8		0-0 1B		1-0 G5-3		3	0	1	0	1	0	0			
Richard Hidalgo, R OBP: 0.375, SLG: 0.343	2-2 F8		0-1 P2			0-0 F8		1-1 F8		3	0	0	0	0	0	5			
54 Brad Lidge, R OBP: 0.273, SLG: 0.200										1	0	0	0	0	0	0			
Brad Ausmus, R OBP: 0.333, SLG: 0.586		2-1 F8				1-0 F8		2-2 P4		4	0	0	0	0	0	0			
Julio Lugo, R OBP: 0.281, SLG: 0.207		2-3 K				4-2 SH3-4 BB		2-2 L4		2	0	0	0	1	1	0			
Tim Redding, R ERA: 2.25		1-3 K				2-1 SH3-4 BB		1-0 F9		1	0	0	0	0	1	0			
Ricky Stone, R ERA: 9.00										0	0	0	0	0	0	0			
Orlando Merced, S OBP: 0.222, SLG: 0.333										1	0	0	0	0	0	0			
Inning Stats	R: 0 E: 0 K: 0 S: 13	H: 2 LOB: 3 BB: 1 P: 26	R: 0 E: 0 K: 2 S: 8	H: 0 LOB: 0 BB: 0 P: 13	R: 0 E: 0 K: 0 S: 13	H: 1 LOB: 0 BB: 0 P: 20	R: 0 E: 0 K: 0 S: 5	H: 0 LOB: 0 BB: 0 P: 6	R: 0 E: 0 K: 0 S: 8	H: 3 LOB: 2 BB: 0 P: 13	R: 0 E: 0 K: 0 S: 8	H: 0 LOB: 0 BB: 0 P: 13	R: 0 E: 0 K: 0 S: 5	H: 0 LOB: 1 BB: 0 P: 10	R: 0 E: 0 K: 0 S: 6	H: 0 LOB: 0 BB: 0 P: 11	1B: 5 2B: 1 3B: 0 HR: 0	SF: 0 SAC: 1 DP: 1 HBP: 1	WP: 0 PA: 35 PB: 0 SB: 0 CS: 1
PITCHER	IP WLS BF H R ER SO BB IBB HBP BLK WP HR S P ERA WHIP																		
Woody Williams, R ERA: 3.38	6.0 W 24 6 0 0 2 2 0 0 0 0 0 0 11 21 0.00 0.000																		
Russ Springer, R ERA: 9.00	1.2 H 6 0 0 0 0 0 0 0 0 0 0 0 11 21 0.00 0.000																		
Jeff Fassero, L ERA: 9.00	0.1 H 1 0 0 0 0 0 0 0 0 0 0 0 2 2 0.00 0.000																		
Dustin Hermanson, R ERA: 2.08	1.0 S 3 0 0 0 0 0 0 0 0 0 0 0 6 11 0.00 0.000																		

St. Louis Cardinals @ Houston Astros
Minute Maid Park, Houston, TX
Sat Apr 12 2003, 7:05 PM CDT
Att: 33,509 - Sunny - 77 F

AB 30
R 0
H 6
RBI 0
BB 2
SO 2
LOB 10



Batter	1	2	3	4	5	6	7	8	9	AB	R	H	RBI	BB	SO	LOB	TOP				
Orlando Palmeiro, L OBP: 0.500, SLG: 0.458 (1.9) (7.7)	F8		G4-3		G5-3 27 2B BB		2-2 1B E	1-2 1B		4	2	2	0	1	0	0					
Eli Marrero, R OBP: 0.182, SLG: 0.100 (1.2) (7.9)	K		K		G5-3		0-0 2B E	1-1 P1		5	1	1	1	0	2	2					
27 Scott Rolen, R OBP: 0.509, SLG: 0.615 (1.5) (7.9)	G5-3		F8		1-2 2B 2H		1-2 E6 2B HR	1-3 K		5	1	1	1	0	1	2					
5 Albert Pujols, R OBP: 0.404, SLG: 0.525 Cal Eldred, R (1.7) (7.1)		1-2 1B G4-3 SF7 1B		4-0 HR BB	2-2 G6-3		1-3 K		1-1 G1-3	3	2	1	0	1	1	3					
Eduardo Perez, R OBP: 0.333, SLG: 0.308 Dustin Hermanson, R Jeff Fassero, L (9.1) (9.1)										0	0	0	0	0	0	0					
Tino Martinez, L OBP: 0.308, SLG: 0.396 (1.3) (7.9)	G4-3						0-2 F8	1-3 HR 2B	0-0 G4-3	5	1	1	1	0	1	2					
Edgar Renteria, R OBP: 0.411, SLG: 0.600 (1.6) (7.9)		4-1 SF7 1B BB		0-0 HR			1-3 K	1-1 HR	2-2 G4-3	4	2	2	5	1	1	0					
Kerry Robinson, L OBP: 0.350, SLG: 0.316 (1.8) (7.9)		0-2 E 1B		1-0 G4-3			0-0 G4-3	3-2 F7		4	0	1	0	0	0	0					
Miguel Cairo, R OBP: 0.211, SLG: 0.444 (1.4) (7.9)		0-1 SF7		1-3 K			0-2 1B 1B	2-1 HR		3	2	2	2	0	1	0					
Jason Simontacchi, R OBP: 0.250, SLG: 0.250 Kiko Calero, R (1.1) (5.1)							1-3 K	0-1 G1-3		2	0	0	0	0	1	2					
15 Jim Edmonds, L OBP: 0.519, SLG: 1.074 Mike Matheny, R OBP: 0.422, SLG: 0.535 (7.1) (7.2)					0-0 G6-3					0	0	0	0	0	0	0					
										1	0	0	0	0	1	1					
										1	0	0	0	0	0	0					
Inning Stats	R: 0 E: 0 K: 1 S: 7	H: 0 LOB: 0 BB: 0 P: 9	R: 1 E: 1 K: 1 S: 15	H: 2 LOB: 2 BB: 1 P: 20	R: 0 E: 0 K: 1 S: 8	H: 0 LOB: 0 BB: 0 P: 8	R: 2 E: 0 K: 2 S: 9	H: 1 LOB: 1 BB: 1 P: 15	R: 1 E: 0 K: 0 S: 8	H: 1 LOB: 1 BB: 0 P: 8	R: 6 E: 1 K: 2 S: 24	H: 5 LOB: 0 BB: 0 P: 35	R: 1 E: 0 K: 1 S: 16	H: 2 LOB: 1 BB: 0 P: 21	R: 0 E: 0 K: 0 S: 8	H: 0 LOB: 0 BB: 0 P: 11	1B: 6 2B: 2 3B: 0 HR: 3	SF: 1 SAC: 0 DP: 0 HBP: 0	WP: 0 PB: 0 SB: 0 CS: 0	PA: 42	
PITCHER	IP WLS BF H R ER SO BB IBB HBP BLK WP HR S P ERA WHIP	IP WLS BF H R ER SO BB IBB HBP BLK WP HR S P ERA WHIP	IP WLS BF H R ER SO BB IBB HBP BLK WP HR S P ERA WHIP	IP WLS BF H R ER SO BB IBB HBP BLK WP HR S P ERA WHIP	IP WLS BF H R ER SO BB IBB HBP BLK WP HR S P ERA WHIP	IP WLS BF H R ER SO BB IBB HBP BLK WP HR S P ERA WHIP	IP WLS BF H R ER SO BB IBB HBP BLK WP HR S P ERA WHIP	IP WLS BF H R ER SO BB IBB HBP BLK WP HR S P ERA WHIP	IP WLS BF H R ER SO BB IBB HBP BLK WP HR S P ERA WHIP	IP WLS BF H R ER SO BB IBB HBP BLK WP HR S P ERA WHIP	IP WLS BF H R ER SO BB IBB HBP BLK WP HR S P ERA WHIP	IP WLS BF H R ER SO BB IBB HBP BLK WP HR S P ERA WHIP	IP WLS BF H R ER SO BB IBB HBP BLK WP HR S P ERA WHIP	IP WLS BF H R ER SO BB IBB HBP BLK WP HR S P ERA WHIP	IP WLS BF H R ER SO BB IBB HBP BLK WP HR S P ERA WHIP	IP WLS BF H R ER SO BB IBB HBP BLK WP HR S P ERA WHIP	IP WLS BF H R ER SO BB IBB HBP BLK WP HR S P ERA WHIP	IP WLS BF H R ER SO BB IBB HBP BLK WP HR S P ERA WHIP	IP WLS BF H R ER SO BB IBB HBP BLK WP HR S P ERA WHIP	IP WLS BF H R ER SO BB IBB HBP BLK WP HR S P ERA WHIP	IP WLS BF H R ER SO BB IBB HBP BLK WP HR S P ERA WHIP

St. Louis Cardinals @ Houston Astros
Minute Maid Park, Houston, TX
Sun Apr 13 2003, 1:05 PM CDT
Att: 30,078 - Sunny - 78 F

AB 38
R 11
H 11
RBI 10
BB 3
SO 9
LOB 12



Batter	1	2	3	4	5	6	7	8	9	AB	R	H	RBI	BB	SO	LOB	BOTTOM					
Craig Biggio, R OBP: 0.296, SLG: 0.451 (1.8) (7.9)	G6-3								3-2 G4-3 5 HR 1B	5	2	2	1	0	1	0						
Geoff Blum, S OBP: 0.333, SLG: 0.390 (1.5) (7.9)	5 BB 1B		G4-3	F8			2-2 5 G5-4-3 1B	G4-3	4	1	1	0	1	0	1							
5 Jeff Bagwell, R OBP: 0.460, SLG: 0.738 (1.3) (7.9)	4-2 1B 2B BB		1-2 HR	4-1 BB			G5-4-3	3-2 HR	3	3	2	3	2	0	1							
17 Lance Berkman, S OBP: 0.375, SLG: 0.308 (1.7) (7.9)	1-1 2B 1B		0-1 HR	2-1 L9			2-1 1B	L9	5	2	3	2	0	0	1							
Jeff Kent, R OBP: 0.340, SLG: 0.512 (1.4) (7.9)	1-0 2B		1-3 K		1-0 F9		0-1 L7		4	0	1	2	0	1	1							
Richard Hidalgo, R OBP: 0.384, SLG: 0.359 (1.9) (7.9)	G5-3		2-2 2B		0-3 K			G5-3	4	0	1	0	0	1	1							
Brad Ausmus, R OBP: 0.324, SLG: 0.531 (1.2) (7.9)	1-1 P3		4-2 BB		0-0 P4			F9	3	0	0	0	1	0	1							
Jose Vizcaino, S OBP: 0.200, SLG: 0.143 (1.6) (7.9)		0-0 G4-3	0-0 F9				0-3 K	1-1 F7	4	0	0	0	0	1	2							
44 Roy Oswalt, R OBP: 0.250, SLG: 0.250 Pete Munro, R (1.1) (7.1)		1-1 P4		1-3 K			1-2 P5		3	0	0	0	0	1	0							
Orlando Merced, S OBP: 0.200, SLG: 0.300 (9.1) (9.1)								K	1	0	0	0	0	1	0							
Inning Stats	R: 3 E: 0 K: 0 S: 12	H: 2 LOB: 1 BB: 2 P: 23	R: 0 E: 0 K: 1 S: 6	H: 0 LOB: 0 BB: 0 P: 7	R: 2 E: 0 K: 1 S: 18	H: 3 LOB: 2 BB: 1 P: 28	R: 1 E: 0 K: 1 S: 11	H: 1 LOB: 1 BB: 1 P: 18	R: 0 E: 0 K: 1 S: 5	H: 0 LOB: 0 BB: 0 P: 6	R: 0 E: 0 K: 1 S: 8	H: 0 LOB: 0 BB: 0 P: 9	R: 0 E: 0 K: 0 S: 9	H: 2 LOB: 1 BB: 0 P: 15	R: 0 E: 0 K: 0 S: 7	H: 0 LOB: 0 BB: 0 P: 9	R: 2 E: 0 K: 1 S: 15	H: 2 LOB: 0 BB: 0 P: 25	1B: 4 2B: 2 3B: 0 HR: 4	SF: 0 SAC: 0 DP: 1 HBP: 0	WP: 0 PB: 0 SB: 1 CS: 0	PA: 40
PITCHER	IP WLS BF H R ER SO BB IBB HBP BLK WP HR S P ERA WHIP	IP WLS BF H R ER SO BB IBB HBP BLK WP HR S P ERA WHIP	IP WLS BF H R ER SO BB IBB HBP BLK WP HR S P ERA WHIP	IP WLS BF H R ER SO BB IBB HBP BLK WP HR S P ERA WHIP	IP WLS BF H R ER SO BB IBB HBP BLK WP HR S P ERA WHIP	IP WLS BF H R ER SO BB IBB HBP BLK WP HR S P ERA WHIP	IP WLS BF H R ER SO BB IBB HBP BLK WP HR S P ERA WHIP	IP WLS BF H R ER SO BB IBB HBP BLK WP HR S P ERA WHIP	IP WLS BF H R ER SO BB IBB HBP BLK WP HR S P ERA WHIP	IP WLS BF H R ER SO BB IBB HBP BLK WP HR S P ERA WHIP	IP WLS BF H R ER SO BB IBB HBP BLK WP HR S P ERA WHIP	IP WLS BF H R ER SO BB IBB HBP BLK WP HR S P ERA WHIP	IP WLS BF H R ER SO BB IBB HBP BLK WP HR S P ERA WHIP	IP WLS BF H R ER SO BB IBB HBP BLK WP HR S P ERA WHIP	IP WLS BF H R ER SO BB IBB HBP BLK WP HR S P ERA WHIP	IP WLS BF H R ER SO BB IBB HBP BLK WP HR S P ERA WHIP	IP WLS BF H R ER SO BB IBB HBP BLK WP HR S P ERA WHIP	IP WLS BF H R ER SO BB IBB HBP BLK WP HR S P ERA WHIP	IP WLS BF H R ER SO BB IBB HBP BLK WP HR S P ERA WHIP	IP WLS BF H R ER SO BB IBB HBP BLK WP HR S P ERA WHIP	IP WLS BF H R ER SO BB IBB HBP BLK WP HR S P ERA WHIP	

St. Louis Cardinals @ Houston Astros
Minute Maid Park, Houston, TX
Sun Apr 13 2003, 1:05 PM CDT
Att: 30,078 - Sunny - 78 F

AB 36
R 8
H 10
RBI 8
BB 4
SO 6
LOB 8



Batter	1	2	3	4	5	6	7	8	9	AB	R	H	RBI	BB	SO	LOB	TOP
Orlando Palmeiro, L OBP: 0.500, SLG: 0.621	G4-3	SF7		HR	E	FC6		1B		5	2	3	4	0	0	3	St. Louis Cardinals @ Milwaukee Brewers Miller Park, Milwaukee, WI Mon Apr 14 2003, 7:05 PM CDT Att: 10,684 - Sunny - 80 F
Miguel Cairo, R OBP: 0.240, SLG: 0.391	P4	G6-3		BB	E4		1B	P3		5	0	1	0	1	0	3	
15 Jim Edmonds, L OBP: 0.538, SLG: 0.939	1B		K	1B	K			G6-3		6	0	2	0	0	3	2	
5 Albert Pujols, R OBP: 0.442, SLG: 0.535 Kerry Robinson, L (7, PR) OBP: 0.353, SLG: 0.300 Steve Kline, S (9, 1)	1B		G5-3	BB		1B	1B	G6-3		3	0	2	0	1	0	0	
27 Scott Rolen, R OBP: 0.492, SLG: 0.636	1B		BB	FC6-4		1B	HBP	G6-3		1	0	0	0	0	0	0	
Tino Martinez, L OBP: 0.333, SLG: 0.404 Russ Springer, R (7, 1) Eli Marrero, R OBP: 0.182, SLG: 0.100	G4-3		1B	HR		1B		P3		0	0	0	0	0	0	0	
Edgar Renteria, R OBP: 0.426, SLG: 0.593		SF7	G3		SH1-4	1B		F9		4	2	2	0	1	0	1	
Mike Matheny, R OBP: 0.420, SLG: 0.521		SF7			F8	1B		F9		5	0	2	1	0	0	2	
Brett Tomko, R OBP: 0.500, SLG: 0.400 Kevin Ohme, L (6, 1) Jeff Fassero, L (7, 1) Eduardo Perez, R OBP: 0.375, SLG: 0.357		SH1-4			SH1-4			1B		1	0	1	0	1	0	0	
Inning Stats	R: 0 H: 2 E: 0 K: 0 S: 13	H: 2 R: 1 ER: 0 BB: 1 P: 24	R: 1 H: 2 E: 0 K: 0 S: 11	H: 2 R: 1 ER: 0 BB: 0 P: 15	R: 1 H: 2 E: 0 K: 1 S: 11	H: 3 R: 1 ER: 0 K: 0 S: 13	H: 2 R: 3 ER: 1 K: 1 S: 12	H: 3 R: 1 ER: 0 K: 1 S: 19	H: 1 R: 0 ER: 1 K: 1 S: 11	H: 2 R: 0 ER: 0 K: 0 S: 14	H: 0 R: 0 ER: 0 K: 0 S: 11	H: 0 R: 0 ER: 0 K: 0 S: 14	1B: 14 2B: 1 3B: 0 HR: 2	SF: 1 FC6: 1 DP: 0 HBP: 2	WP: 1 PB: 0 SB: 1 CS: 1	PA: 50	
PITCHER	IP WLS BF H R ER SO BB IBB HBP BLK WP HR S P ERA WHIP																
Todd Ritchie, R ERA: 5.5	4.2 L 28 11 6 5 1 3 0 1 0 0 1 2 56 101 9.64 3.000																
John Foster, L ERA: 1.8	5.1 1.1 9 3 1 1 2 1 1 0 0 0 0 23 41 6.75 3.000																
Curt Leskanic, R ERA: 3.0	7.1 2.0 10 3 0 0 1 0 0 1 0 0 0 25 42 0.00 1.500																
Valerio De Los Santos, L ERA: 1.93	9.1 1.0 3 0 0 0 0 0 0 0 0 0 0 11 14 0.00 0.000																
Batter	1	2	3	4	5	6	7	8	9	AB	R	H	RBI	BB	SO	LOB	BOTTOM
Alex Sanchez, L OBP: 0.362, SLG: 0.500	1B	3B		1B		SF8		G4-3		4	1	3	1	0	0	0	St. Louis Cardinals @ Milwaukee Brewers Miller Park, Milwaukee, WI Mon Apr 14 2003, 7:05 PM CDT Att: 10,684 - Sunny - 80 F
Eric Young Sr., R OBP: 0.373, SLG: 0.509	1B	BB		F8		F7		F8		4	1	1	1	1	0	1	
Richie Sexson, R OBP: 0.390, SLG: 0.500	BB	1B		K		K		K		3	1	0	0	2	3	2	
Geoff Jenkins, L OBP: 0.393, SLG: 0.630	1B			K		HR		K		5	1	2	1	0	2	3	
Jeffrey Hammonds, R OBP: 0.220, SLG: 0.289 Scott Podsednik, L OBP: 0.263, SLG: 0.222	E			K		F7		K		2	0	0	1	1	1	0	
Wes Helms, R OBP: 0.281, SLG: 0.302	BB			F9		1B		1B		4	0	2	1	0	0	2	
Keith Oskik, R OBP: 0.240, SLG: 0.182 John Vander Wal, L OBP: 0.267, SLG: 0.308 Eddie Pérez, R OBP: 0.357, SLG: 0.593	K			G1-3		G4-3		G3-1		3	0	0	0	0	1	4	
Royce Clayton, R OBP: 0.442, SLG: 0.644	G4-6-3			G5-3		G5-3		F8		4	1	1	0	0	0	3	
Todd Ritchie, R ERA: 5.5 John Foster, L ERA: 1.8 Enrique Cruz, R ERA: 7.1 Curt Leskanic, R ERA: 3.0 Keith Ginter, R OBP: 0.231, SLG: 0.290 Valerio De Los Santos, L ERA: 1.93		G3		G3-1		K		K		2	0	0	0	0	0	0	
Inning Stats	R: 3 H: 3 E: 1 K: 1 S: 16	H: 3 R: 0 ER: 0 K: 2 S: 11	H: 1 R: 0 ER: 0 K: 2 S: 11	H: 0 R: 0 ER: 0 K: 1 S: 8	H: 0 R: 0 ER: 0 K: 1 S: 8	H: 1 R: 0 ER: 0 K: 0 S: 8	H: 2 R: 1 ER: 0 K: 1 S: 14	H: 1 R: 0 ER: 0 K: 1 S: 11	H: 0 R: 0 ER: 0 K: 1 S: 5	H: 0 R: 0 ER: 0 K: 1 S: 9	H: 0 R: 0 ER: 0 K: 1 S: 11	H: 0 R: 0 ER: 0 K: 1 S: 17	1B: 6 2B: 1 3B: 1 HR: 1	SF: 1 FC6: 1 DP: 1 HBP: 0	WP: 2 PB: 0 SB: 0 CS: 0	PA: 40	
PITCHER	IP WLS BF H R ER SO BB IBB HBP BLK WP HR S P ERA WHIP																
Brett Tomko, R ERA: 7.27	5.1 W 27 8 5 5 6 3 0 0 0 0 1 0 3 5 8.44 2.062																
Kevin Ohme, L ERA: 7.71	6.1 0.2 H 2 0 0 0 0 0 0 0 0 0 0 3 5 0.00 0.000																
Jeff Fassero, L ERA: 7.71	7.1 0.2 H 3 0 0 0 2 1 0 0 0 0 0 0 10 18 0.00 1.500																
Russ Springer, R ERA: 2.45	7.1 2.0 H 7 1 0 0 2 0 0 0 0 0 0 0 16 24 0.00 0.500																
Steve Kline, L ERA: 1.42	9.1 0.1 S 1 0 0 0 0 0 0 0 0 0 0 0 3 6 0.00 0.000																

Batter	1	2	3	4	5	6	7	8	9	AB	R	H	RBI	BB	SO	LOB	TOP					
Orlando Palmeiro, L OBP: 0.450, SLG: 0.545 (1, 7)	G3-1		F7		K		F8			4	0	0	0	0	1	4	St. Louis Cardinals @ Milwaukee Brewers Miller Park, Milwaukee, WI Tue Apr 15 2003, 7:05 PM CDT Att: 12,149 - Sunny - 84 F					
Wilson Delgado, S OBP: 0.162, SLG: 0.100 (1, 4) (7, 6)	K		L3			G4-3		BB		3	0	0	0	1	1							
15 Jim Edmonds, L OBP: 0.488, SLG: 0.838 (1, 8)	P5			K		G3-1		K		4	0	0	0	0	2	1						
27 Scott Rolen, R OBP: 0.476, SLG: 0.596 (1, 5)		2B		F8		G6-3		K		3	0	0	0	1	1							
Tino Martinez, L OBP: 0.344, SLG: 0.446 (1, 3)		2B		F8			F8	G4-3		4	0	2	0	0	0	1						
Edgar Renteria, R OBP: 0.406, SLG: 0.561 Miguel Cairo, R OBP: 0.231, SLG: 0.375 (7, 4)	F9-3-4	2B		F8			F8		F9	3	0	0	0	0	1	3						
Eduardo Perez, R OBP: 0.350, SLG: 0.500 (1, 9)	G5-3				L9			HR	K	4	1	1	1	0	1	1						
Mike Matheny, R OBP: 0.415, SLG: 0.510 Kerry Robinson, L OBP: 0.318, SLG: 0.286 (9, PH)	F9-3-4		G5-3		F9		1B		F7	3	0	1	0	0	0	0						
Garrett Stephenson, R OBP: 0.286, SLG: 0.167 Kevin Ohme, L OBP: 1.000, SLG: 1.000 Kiko Calero, R (8, 1)										1	0	1	0	1	0	0						
Inning Stats	R: 0 E: 0 K: 1 S: 8	H: 0 LOB: 0 BB: 0 P: 13	R: 0 E: 0 K: 0 S: 6	H: 1 LOB: 1 BB: 1 P: 11	R: 0 E: 0 K: 0 S: 7	H: 0 LOB: 1 BB: 1 P: 11	R: 0 E: 0 K: 2 S: 13	H: 1 LOB: 1 BB: 0 P: 15	R: 0 E: 0 K: 0 S: 12	H: 1 LOB: 1 BB: 0 P: 16	R: 0 E: 0 K: 0 S: 8	H: 0 LOB: 0 BB: 0 P: 10	R: 1 E: 0 K: 0 S: 8	H: 3 LOB: 2 BB: 0 P: 11	R: 0 E: 0 K: 2 S: 9	H: 0 LOB: 1 BB: 1 P: 17		R: 0 E: 0 K: 1 S: 9	H: 0 LOB: 0 BB: 0 P: 13	1B: 3 2B: 3 3B: 0 HR: 1	SF: 0 SAC: 0 DP: 1 HBP: 0	WP: 0 PB: 0 SB: 0 CS: 0
PITCHER	IP	WLS	BF	H	R	ER	SO	BB	IBB	HBP	BLK	WP	HR	S	P	ERA	WHIP					
15 Ben Sheets, R ERA: 3.54 Luis Vizcaino, R ERA: 16.2	(1, 1)	8.0	W	32	6	1	6	3	0	0	0	0	1	71	104	1.12	1.125					
(9, 1)	1.0	3	0	0	0	1	0	0	0	0	0	0	0	9	13	0.00	0.000					

AB	32
R	1
H	6
RBI	1
BB	3
SO	7
LOB	12



Batter	1	2	3	4	5	6	7	8	9	AB	R	H	RBI	BB	SO	LOB	BOTTOM				
Alex Sanchez, L OBP: 0.365, SLG: 0.509 (1, 8)	G4-3	G4-6-3		2B		P4		K		5	0	2	0	0	1	1	St. Louis Cardinals @ Milwaukee Brewers Miller Park, Milwaukee, WI Tue Apr 15 2003, 7:05 PM CDT Att: 12,149 - Sunny - 84 F				
Eric Young Sr., R OBP: 0.359, SLG: 0.474 (1, 4)	K	G4-6-3		2B		G4-3		K		4	0	0	0	1	2	3					
Richie Sexson, R OBP: 0.397, SLG: 0.547 (1, 3)	1B		HR	P6		F7				3	2	1	1	0	0	2					
Geoff Jenkins, L OBP: 0.406, SLG: 0.645 (1, 7)	2B		F8		G3-1	F8				4	2	2	0	0	0	0					
John Vander Wal, L OBP: 0.294, SLG: 0.345 (1, 9)	2B			BB	G3-1	L6				3	0	1	2	1	0	1					
Wes Helms, R OBP: 0.300, SLG: 0.362 (1, 5)		HR	F9			2B		1B		4	1	3	1	0	0	1					
Eddie Pérez, R OBP: 0.313, SLG: 0.516 (1, 2)	F9		K		F8		FC6-4			4	0	0	0	0	1	4					
Royce Clayton, R OBP: 0.464, SLG: 0.708 (1, 6)		HR		L7				1B		3	1	2	2	1	0	0					
15 Ben Sheets, R OBP: 0.100, SLG: 0.100 Brady Clark, R Luis Vizcaino, R	(1, 1) (8, PH) (9, 1)	1B		G6-3		K		P4		3	0	1	0	0	1	2					
Inning Stats	R: 2 E: 0 K: 1 S: 11	H: 2 LOB: 1 BB: 0 P: 17	R: 2 E: 0 K: 0 S: 15	H: 4 LOB: 1 BB: 0 P: 25	R: 1 E: 0 K: 1 S: 11	H: 1 LOB: 1 BB: 1 P: 23	R: 0 E: 0 K: 0 S: 15	H: 1 LOB: 2 BB: 1 P: 26	R: 1 E: 0 K: 1 S: 10	H: 2 LOB: 2 BB: 1 P: 18	R: 0 E: 0 K: 0 S: 3	H: 0 LOB: 0 BB: 0 P: 5	R: 0 E: 0 K: 0 S: 8	H: 1 LOB: 1 BB: 0 P: 11	R: 0 E: 0 K: 2 S: 11	H: 1 LOB: 1 BB: 0 P: 14		1B: 6 2B: 4 3B: 0 HR: 2	SF: 0 SAC: 0 DP: 1 HBP: 1	WP: 1 PB: 0 SB: 0 CS: 0	PA: 38
PITCHER	IP	WLS	BF	H	R	ER	SO	BB	IBB	HBP	BLK	WP	HR	S	P	ERA	WHIP				
Garrett Stephenson, R ERA: 0.68 Kevin Ohme, L ERA: 4.08 Kiko Calero, R	(1, 1)	4.0	L	22	9	6	2	2	0	1	0	0	0	27	40	0.00	0.818				
(8, 1)	0.1	1	0	0	0	1	0	0	0	0	0	0	0	3	4	0.00	0.000				

AB	34
R	6
H	12
RBI	6
BB	3
SO	5
LOB	15



Batter	1	2	3	4	5	6	7	8	9	AB	R	H	RBI	BB	SO	LOB	TOP								
Craig Counsell, L OBP: 0.382, SLG: 0.362 (1, 6)										4	0	2	0	0	2	0	Arizona Diamondbacks @ St. Louis Cardinals Busch Stadium, St. Louis, MO Fri Apr 18 2003, 7:10 PM CDT Att: 36,239 - Cloudy - 54 F								
Carlos Baerga, S OBP: 0.379, SLG: 0.741 (1, 4)										4	0	0	0	0	0	2									
Luis Gonzalez, L OBP: 0.394, SLG: 0.600 (1, 7)										4	1	1	0	0	0	1									
David Dellucci, L OBP: 0.379, SLG: 0.400 (1, 9)										3	0	1	0	0	0	1									
Matt Williams, R OBP: 0.280, SLG: 0.295 (1, 5)										3	1	0	0	1	1	2									
Lyle Overbay, L OBP: 0.412, SLG: 0.617 (1, 3)										4	0	1	0	0	1	3									
Steve Finley, L OBP: 0.318, SLG: 0.410 (1, 8)										4	1	1	3	0	1	3									
Chad Moeller, R OBP: 0.375, SLG: 0.523 (1, 2)										4	0	1	0	0	0	2									
Elmer Dessens, R OBP: 0.167, SLG: 0.167 (5, PH)										1	0	0	0	0	0	0									
Tommy Worrad, L OBP: 0.271, SLG: 0.321 (5, PH)										1	0	0	0	0	0	1									
Stephen Randolph, L ERA: 4.76 (6, 1)										0	0	0	0	0	0	0									
Andrew Good, R ERA: 4.76 (7, 1)										0	0	0	0	0	0	0									
Quinton McCracken, S OBP: 0.174, SLG: 0.033 (8, PH)										0	0	0	0	0	0	0									
Oscar Villarreal, L OBP: 0.205, SLG: 0.173 (9, PH)										1	0	0	0	0	0	1									
Inning Stats	R: 0 E: 0 K: 1 S: 11	H: 0 LOB: 0 BB: 0 P: 18	R: 0 E: 0 K: 2 S: 9	H: 0 LOB: 0 BB: 0 P: 14	R: 0 E: 0 K: 0 S: 5	H: 0 LOB: 0 BB: 0 P: 5	R: 0 E: 0 K: 1 S: 10	H: 0 LOB: 0 BB: 0 P: 16	R: 0 E: 0 K: 0 S: 12	H: 1 LOB: 2 BB: 0 P: 20	R: 0 E: 0 K: 1 S: 10	H: 1 LOB: 1 BB: 0 P: 16	R: 0 E: 0 K: 1 S: 9	H: 1 LOB: 1 BB: 0 P: 14	R: 0 E: 0 K: 0 S: 7	H: 1 LOB: 1 BB: 0 P: 10	R: 3 E: 0 K: 0 S: 25	H: 3 LOB: 1 BB: 1 P: 39	1B: 4 2B: 2 3B: 0 HR: 1	SF: 0 SAC: 0 DP: 0 HBP: 1	WP: 0 PB: 0 SB: 0 CS: 0	PA: 36			
PITCHER	IP	WLS	BF	H	R	ER	SO	BB	IBB	HBP	BLK	WP	HR	S	P	ERA	WHIP								
Woody Williams, R ERA: 5.63 (1, 1)	7.0	W	25	3	0	0	6	0	0	1	0	0	0	66	103	0.00	0.429								
Jeff Fassero, L ERA: 6.35 (8, 1)	1.0		4	1	0	0	0	0	0	0	0	0	0	7	10	0.00	1.000								
Russ Springer, R ERA: 5.63 (9, 1)	0.2		5	2	3	3	0	1	0	0	0	0	1	17	28	40.50	4.500								
Steve Kline, L ERA: 1.17 (9, 1)	0.1		2	1	0	0	0	0	0	0	0	0	0	8	11	0.00	3.000								

Batter	1	2	3	4	5	6	7	8	9	AB	R	H	RBI	BB	SO	LOB	BOTTOM								
Fernando Vina, L OBP: 0.292, SLG: 0.286 (1, 4)										5	0	1	1	0	1	1	Arizona Diamondbacks @ St. Louis Cardinals Busch Stadium, St. Louis, MO Fri Apr 18 2003, 7:10 PM CDT Att: 36,239 - Cloudy - 54 F								
Orlando Palmeiro, L OBP: 0.419, SLG: 0.500 (1, 7)										3	0	0	0	0	0	2									
Eduardo Perez, R OBP: 0.462, SLG: 0.714 (6, PH)										0	0	0	0	1	0	0									
Kerry Robinson, L OBP: 0.292, SLG: 0.261 (8, PH)										1	0	0	0	0	0	1									
27 Scott Rolen, R OBP: 0.493, SLG: 0.704 (1, 5)										2	1	0	0	3	0	3									
15 Jim Edmonds, L OBP: 0.479, SLG: 0.805 (1, 8)										4	0	1	1	1	1	1									
Edgar Renteria, R OBP: 0.405, SLG: 0.612 (1, 6)										5	2	2	1	0	0	4									
Tino Martinez, L OBP: 0.369, SLG: 0.475 (1, 3)										3	1	2	1	1	0	0									
Eli Marrero, R OBP: 0.219, SLG: 0.233 ERA: 5.56 (7, 7)										4	1	2	1	0	0	2									
Mike Matheny, R OBP: 0.419, SLG: 0.525 (1, 2)										3	1	1	1	1	0	2									
Woody Williams, R OBP: 0.375, SLG: 0.375 ERA: 5.56 (8, 1)										3	0	1	0	0	0	3									
5 Albert Pujols, R OBP: 0.466, SLG: 0.574 ERA: 3.86 (8, 1)										0	0	0	0	0	0	0									
Russ Springer, R ERA: 3.86 (9, 1)										0	0	0	0	0	0	0									
Steve Kline, S ERA: 3.86 (9, 1)										0	0	0	0	0	0	0									
Inning Stats	R: 0 E: 0 K: 0 S: 13	H: 0 LOB: 1 BB: 1 P: 22	R: 3 E: 0 K: 0 S: 17	H: 4 LOB: 2 BB: 1 P: 26	R: 1 E: 0 K: 1 S: 12	H: 2 LOB: 2 BB: 1 P: 23	R: 1 E: 0 K: 0 S: 9	H: 1 LOB: 1 BB: 1 P: 19	R: 0 E: 0 K: 0 S: 12	H: 1 LOB: 1 BB: 0 P: 16	R: 0 E: 0 K: 1 S: 6	H: 0 LOB: 0 BB: 1 P: 14	R: 1 E: 0 K: 0 S: 11	H: 2 LOB: 1 BB: 0 P: 21	R: 0 E: 0 K: 0 S: 14	H: 0 LOB: 3 BB: 3 P: 31	1B: 4 2B: 5 3B: 0 HR: 1	SF: 0 SAC: 0 DP: 1 HBP: 0	WP: 0 PB: 0 SB: 0 CS: 0	PA: 41					
PITCHER	IP	WLS	BF	H	R	ER	SO	BB	IBB	HBP	BLK	WP	HR	S	P	ERA	WHIP								
Elmer Dessens, R ERA: 4.76 (1, 1)	5.0	L	27	8	5	5	1	3	1	0	0	0	0	63	106	9.00	2.200								
Stephen Randolph, L ERA: 4.76 (6, 1)	1.2		7	2	1	1	1	1	0	0	0	0	1	13	29	5.40	1.800								
Andrew Good, R ERA: 4.76 (7, 1)	0.1		1	0	0	0	0	0	0	0	0	0	0	4	6	0.00	0.000								
Oscar Villarreal, R ERA: 3.86 (8, 1)	1.0		6	0	0	0	0	3	0	0	0	0	0	14	31	0.00	3.000								


AB	34
R	3
H	7
RBI	3
BB	1
SO	6
LOB	15




Batter	1	2	3	4	5	6	7	8	9	AB	R	H	RBI	BB	SO	LOB	TOP								
Craig Counsell, L OBP: 0.367, SLG: 0.333 (1, 5)										4	1	0	0	1	1	3	Arizona Diamondbacks @ St. Louis Cardinals Busch Stadium, St. Louis, MO Sat Apr 19 2003, 1:10 PM CDT Att: 38,742 - Overcast - 66 F								
Steve Finley, L OBP: 0.324, SLG: 0.391 (1, 8)										3	0	0	0	1	1										
Luis Gonzalez, L OBP: 0.408, SLG: 0.638 (1, 7)										4	1	2	2	1	0	3									
David Dellucci, L OBP: 0.353, SLG: 0.367 (1, 9)										5	0	1	0	0	1	4									
Lyle Overbay, L OBP: 0.400, SLG: 0.588 (1, 3)										4	1	1	0	0	1	2									
Junior Spivey, R OBP: 0.259, SLG: 0.229 (1, 4)										3	1	2	0	1	0	0									
Tony Womack, L OBP: 0.213, SLG: 0.271 Mike Myers, L Matt Mantei, R (8, 1)										4	0	1	1	0	0	2									
Chad Moeller, R OBP: 0.346, SLG: 0.479 (1, 2)										4	0	0	0	0	2	3									
Byung-Hyun Kim, R OBP: 0.125, SLG: 0.250 Matt Williams, R OBP: 0.275, SLG: 0.289 (8, 5)										3	0	1	1	0	1	2									
Inning Stats	R: 0 E: 0 K: 2 S: 16	H: 1 LOB: 1 BB: 0 P: 22	R: 2 E: 1 K: 0 S: 26	H: 3 LOB: 3 BB: 0 P: 42	R: 0 E: 0 K: 0 S: 6	H: 0 LOB: 0 BB: 0 P: 8	R: 0 E: 0 K: 0 S: 6	H: 0 LOB: 0 BB: 0 P: 8	R: 2 E: 0 K: 1 S: 13	H: 2 LOB: 2 BB: 1 P: 18	R: 0 E: 0 K: 2 S: 10	H: 1 LOB: 2 BB: 1 P: 21	R: 0 E: 1 K: 1 S: 12	H: 0 LOB: 1 BB: 0 P: 19	R: 0 E: 0 K: 1 S: 7	H: 1 LOB: 0 BB: 0 P: 9	R: 0 E: 0 K: 0 S: 11	H: 0 LOB: 2 BB: 2 P: 22	1B: 5 2B: 2 3B: 0 HR: 1	SF: 0 SAC: 0 DP: 2 HBP: 1	WP: 0 PB: 0 SB: 2 CS: 0	PA: 40			
PITCHER	IP	WLS	BF	H	R	ER	SO	BB	IBB	HBP	BLK	WP	HR	S	P	ERA	WHIP								
Jason Simontacchi, R ERA: 11.25	5.0	L	23	6	4	4	3	1	0	1	0	0	1	67	98	7.20	1.400								
Kiko Calero, R ERA: 3.52	1.0	5	1	0	0	2	1	0	0	0	0	0	0	10	21	0.00	2.000								
Jeff Fassero, L ERA: 5.4	1.0	4	0	0	0	1	0	0	0	0	0	0	0	12	19	0.00	0.000								
Dustin Hermanson, R ERA: 4.05	1.2	6	1	0	0	1	1	0	0	0	0	0	0	13	20	0.00	1.200								
Steve Kline, L ERA: 1.13	0.1	2	0	0	0	0	0	1	0	0	0	0	0	5	11	0.00	3.000								

Batter	1	2	3	4	5	6	7	8	9	AB	R	H	RBI	BB	SO	LOB	BOTTOM								
Fernando Vina, L OBP: 0.283, SLG: 0.261 (1, 4)										4	0	0	0	0	0	2	Arizona Diamondbacks @ St. Louis Cardinals Busch Stadium, St. Louis, MO Sat Apr 19 2003, 1:10 PM CDT Att: 38,742 - Overcast - 66 F								
Oriando Palmeiro, L OBP: 0.404, SLG: 0.462 Dustin Hermanson, R Miguel Cairo, R OBP: 0.290, SLG: 0.321 (8, 3)										3	0	0	0	1	0	1									
27 Scott Rolen, R OBP: 0.468, SLG: 0.655 (1, 5)										4	0	0	0	0	0	1									
15 Jim Edmonds, L OBP: 0.519, SLG: 0.837 (1, 8)										2	1	2	0	2	0	0									
Edgar Renteria, R OBP: 0.416, SLG: 0.629 (1, 6)										3	1	2	0	0	0	1									
Tino Martinez, L OBP: 0.382, SLG: 0.476 Steve Kline, S (9, 1)										4	1	1	1	0	0	3									
Eli Marrero, R OBP: 0.194, SLG: 0.206 (1, 9)										4	0	0	1	0	0	4									
Mike Matheny, R OBP: 0.409, SLG: 0.508 (1, 2)										4	0	1	1	0	1	2									
Jason Simontacchi, R ERA: 11.25 Kiko Calero, R ERA: 3.52 Jeff Fassero, L ERA: 5.4 Kerry Robinson, L OBP: 0.286, SLG: 0.290 5 Albert Pujols, R OBP: 0.508, SLG: 0.950 (8, PH)										2	0	0	0	0	0	2									
Inning Stats	R: 0 E: 0 K: 0 S: 12	H: 0 LOB: 0 BB: 0 P: 17	R: 0 E: 0 K: 0 S: 12	H: 1 LOB: 2 BB: 1 P: 20	R: 0 E: 0 K: 0 S: 4	H: 0 LOB: 0 BB: 0 P: 8	R: 3 E: 0 K: 0 S: 17	H: 3 LOB: 2 BB: 1 P: 25	R: 0 E: 0 K: 1 S: 6	H: 1 LOB: 1 BB: 0 P: 9	R: 0 E: 0 K: 0 S: 5	H: 0 LOB: 1 BB: 1 P: 11	R: 0 E: 0 K: 0 S: 7	H: 1 LOB: 1 BB: 0 P: 7	R: 0 E: 0 K: 1 S: 8	H: 0 LOB: 0 BB: 0 P: 12	1B: 3 2B: 3 3B: 0 HR: 0	SF: 0 SAC: 1 DP: 0 HBP: 1	WP: 0 PB: 0 SB: 0 CS: 1	PA: 37					
PITCHER	IP	WLS	BF	H	R	ER	SO	BB	IBB	HBP	BLK	WP	HR	S	P	ERA	WHIP								
Byung-Hyun Kim, R ERA: 3.75	7.0	W	30	5	3	3	1	0	0	0	0	0	0	62	98	3.86	1.143								
Mike Myers, L ERA: 9.64	0.0	1	1	0	0	0	0	0	0	0	0	0	0	1	1	∞	∞								
Matt Mantei, R ERA: 3.24	2.0	S	6	0	0	0	1	0	0	0	0	0	0	14	18	0.00	0.000								

AB 35
R 4
H 8
RBI 4
BB 4
SO 7
LOB 20



AB 32
R 3
H 6
RBI 3
BB 3
SO 2
LOB 16



Batter	1	2	3	4	5	6	7	8	9	AB	R	H	RBI	BB	SO	LOB	TOP				
Craig Counsell, L OBP: 0.385, SLG: 0.375 (1, 5)	1-2 SH1-3 1B		3-2 1B		0-0 SH1-4 2B	2-1 F8			1-3 K	5	1	3	0	0	1	0					
Quinton McCracken, S OBP: 0.200, SLG: 0.095 Matt Williams, R OBP: 0.289, SLG: 0.283 (1, 8)	1-1 SH1-3		0-1 1B		0-0 SH1-4		0-0 G4-3		0-2 G4-3	2	0	1	0	0	0	0					
Luis Gonzalez, L OBP: 0.420, SLG: 0.620 (1, 7)	4-0 BB		0-1 F2		4-0 2B		2-3 K		2-0 1B HBP	2	0	0	0	2	1	2					
David Dellucci, L OBP: 0.359, SLG: 0.400 (1, 9)	0-1 F8		2-0 L9		1-1 2B		0-1 P5		3-2 1B	5	0	2	1	0	0	4					
Mark Grace, L OBP: 0.200, SLG: 0.261 Lyle Overbay, L OBP: 0.386, SLG: 0.566 (1, 3)	1-1 G4-3		1-1 G4-3		0-0 G1-3			0-0 G3	1-3 K	3	0	0	0	0	2	6					
Junior Spivey, R OBP: 0.276, SLG: 0.235 (1, 4)		1-1 G5-3		1-3 K	4-1 BB			0-1 1B		3	0	1	0	1	1	0					
Tony Womack, L OBP: 0.215, SLG: 0.270 Mike Myers, L Matt Mantei, R (8, 1)		1-0 G5-3 1B		0-3 K	2-2 F7			1-0 F9		4	0	1	0	0	1	4	AB 34				
Chad Moeller, R OBP: 0.357, SLG: 0.490 (1, 2)		1-2 G5-3		0-1 2B		3-1 G4-3		4-2 IBB		3	0	1	0	1	0	1	R 1				
Miguel Batista, R Oscar Villarreal, L Steve Finley, L OBP: 0.319, SLG: 0.385 (8, 8)		0-3 K		0-3 K		0-0 G5-3		2-3 K		2	0	0	0	0	2	2	H 9				
Inning Stats	R: 0 E: 0 K: 0 S: 9	H: 1 LOB: 2 BB: 1 P: 16	R: 0 E: 0 K: 1 S: 9	H: 1 LOB: 1 BB: 0 P: 12	R: 0 E: 0 K: 0 S: 10	H: 2 LOB: 2 BB: 0 P: 16	R: 0 E: 0 K: 3 S: 11	H: 1 LOB: 1 BB: 0 P: 12	R: 1 E: 0 K: 0 S: 9	H: 2 LOB: 3 BB: 2 P: 20	R: 0 E: 0 K: 1 S: 6	H: 0 LOB: 0 BB: 0 P: 8	R: 0 E: 0 K: 1 S: 10	H: 1 LOB: 2 BB: 1 P: 17	R: 0 E: 0 K: 2 S: 13	H: 1 LOB: 2 BB: 0 P: 20	1B: 6 2B: 3 3B: 0 HR: 0	SF: 0 SAC: 2 DP: 0 HBP: 1	WP: 0 PB: 0 SB: 1 CS: 1	PA: 41	
PITCHER	IP WLS BF H R ER SO	IP WLS BF H R ER SO	IP WLS BF H R ER SO	IP WLS BF H R ER SO	IP WLS BF H R ER SO	IP WLS BF H R ER SO	IP WLS BF H R ER SO	IP WLS BF H R ER SO	IP WLS BF H R ER SO	IP WLS BF H R ER SO	IP WLS BF H R ER SO	IP WLS BF H R ER SO	IP WLS BF H R ER SO	IP WLS BF H R ER SO	IP WLS BF H R ER SO	IP WLS BF H R ER SO	WP HR S P	ERA WHIP	ERA WHIP		
Brett Tomko, R ERA: 5.33	8.0	L	36	8	1	1	6	3	1	0	0	0	0	0	0	0	0	0	1.12	1.375	
Jeff Fassero, L ERA: 4.91	0.2	3	0	0	0	1	0	0	0	1	0	0	0	0	0	0	0	0	0.00	0.000	
Cal Eldred, R ERA: 7.04	0.1	2	1	0	0	1	0	0	0	0	0	0	0	0	0	0	0	0	0.00	3.000	

Arizona Diamondbacks @ St. Louis Cardinals
 Busch Stadium, St. Louis, MO
 Sun Apr 20 2003, 1:10 PM CDT
 Att: 26,152 - Cloudy - 67 F

AB	34
R	1
H	9
RBI	1
BB	4
SO	8
LOB	23



Batter	1	2	3	4	5	6	7	8	9	AB	R	H	RBI	BB	SO	LOB	BOTTOM					
Fernando Vina, L OBP: 0.281, SLG: 0.260 (1, 4)	0-1 G6-3		1-1 B5-3			0-0 G6-3 1B		1-2 P6		4	0	1	0	0	0	0						
Orlando Palmeiro, L OBP: 0.380, SLG: 0.429 5 Albert Pujols, R OBP: 0.450, SLG: 0.551 Jeff Fassero, L Cal Eldred, R (9, 1)	2-1 G4-3		0-1 G6-3			3-2 G6-3		2-1 F9		3	0	0	0	0	0	1						
Edgar Renteria, R OBP: 0.407, SLG: 0.622 (1, 6)	1-1 G4-3			0-1 G6-3		1-3 K			2-1 HBP 2B	4	0	1	0	0	1	1						
15 Jim Edmonds, L OBP: 0.554, SLG: 0.844 (1, 8)		0-1 1B		1-0 27 G5-4-3 1B		4-0 IBB			4-0 HBP BB	2	0	2	0	2	0	0						
27 Scott Rolen, R OBP: 0.444, SLG: 0.613 (1, 5)		1-1 F9		1-1 G5-4-3		0-3 K			2-3 K	4	0	0	0	0	2	6						
Tino Martinez, L OBP: 0.380, SLG: 0.484 Miguel Cairo, R OBP: 0.235, SLG: 0.300 (1, 3)					2-0 FC4-6 HBP		2-3 K		2-3 K	1	0	1	0	0	0	0						
J.D. Drew, L (1, 9)		3-1 P5			2-2 FC4-6 1-2 E		2-2 G4-3		3-2 HBP	3	0	0	0	0	0	3	AB 31					
Mike Matheny, R OBP: 0.386, SLG: 0.478 (1, 2)		1-3 K			1-2 K		1-0 G5-3		0-3 K	4	0	0	0	0	3	6	R 0					
Brett Tomko, R OBP: 0.375, SLG: 0.286 Eduardo Perez, R OBP: 0.444, SLG: 0.682 (8, 7)			2-1 F8		3-2 G1-3			2-0 G5-3		2	0	0	0	0	0	1	H 5					
Inning Stats	R: 0 E: 0 K: 0 S: 6	H: 0 LOB: 0 BB: 0 P: 9	R: 0 E: 0 K: 1 S: 10	H: 2 LOB: 2 BB: 0 P: 15	R: 0 E: 0 K: 0 S: 6	H: 0 LOB: 0 BB: 0 P: 9	R: 0 E: 0 K: 0 S: 5	H: 1 LOB: 0 BB: 0 P: 7	R: 0 E: 1 K: 1 S: 10	H: 0 LOB: 1 BB: 0 P: 20	R: 0 E: 0 K: 2 S: 12	H: 1 LOB: 2 BB: 1 P: 19	R: 0 E: 0 K: 1 S: 8	H: 0 LOB: 0 BB: 0 P: 13	R: 0 E: 0 K: 0 S: 6	H: 0 LOB: 0 BB: 0 P: 11	R: 0 E: 0 K: 3 S: 15	H: 1 LOB: 3 BB: 1 P: 28	1B: 4 2B: 1 3B: 0 HR: 0	SF: 0 SAC: 0 DP: 1 HBP: 2	WP: 0 PB: 0 SB: 0 CS: 0	PA: 35
PITCHER	IP WLS BF H R ER SO	IP WLS BF H R ER SO	IP WLS BF H R ER SO	IP WLS BF H R ER SO	IP WLS BF H R ER SO	IP WLS BF H R ER SO	IP WLS BF H R ER SO	IP WLS BF H R ER SO	IP WLS BF H R ER SO	IP WLS BF H R ER SO	IP WLS BF H R ER SO	IP WLS BF H R ER SO	IP WLS BF H R ER SO	IP WLS BF H R ER SO	IP WLS BF H R ER SO	IP WLS BF H R ER SO	WP HR S P	ERA WHIP	ERA WHIP			
Miguel Batista, R ERA: 3.2	4.1	16	3	0	0	1	0	0	0	0	0	31	48	0.00	0.692							
Oscar Villarreal, R ERA: 3.14	2.2	W	10	1	0	0	4	0	0	0	0	26	44	0.00	0.375							
Mike Myers, L ERA: 8.44	0.2	H	2	0	0	0	0	0	0	0	0	4	7	0.00	0.000							
Matt Mantei, R ERA: 2.79	1.1	S	7	1	0	0	3	1	0	1	0	17	32	0.00	1.500							

Arizona Diamondbacks @ St. Louis Cardinals
 Busch Stadium, St. Louis, MO
 Sun Apr 20 2003, 1:10 PM CDT
 Att: 26,152 - Cloudy - 67 F

AB	31
R	0
H	5
RBI	0
BB	2
SO	8
LOB	20



Batter	1	2	3	4	5	6	7	8	9	AB	R	H	RBI	BB	SO	LOB	TOP										
Fernando Vina, L OBP: 0.311, SLG: 0.296 (1, 4)										4	1	3	0	0	0	0	St. Louis Cardinals @ Atlanta Braves Turner Field, Atlanta, GA Tue Apr 22 2003, 7:35 PM EDT Att: 20,969 - Sunny - 64 F										
Orlando Palmeiro, L OBP: 0.352, SLG: 0.400 (1, 7) (7, 9)										3	0	0	2	0	0	1											
Edgar Renteria, R OBP: 0.412, SLG: 0.615 (1, 6)										4	0	2	0	0	0	2											
15 Jim Edmonds, L OBP: 0.517, SLG: 0.776 (1, 8)										4	0	0	0	0	3	3											
27 Scott Rolen, R OBP: 0.424, SLG: 0.576 (1, 5)										4	0	0	0	0	3	0											
Tino Martinez, L OBP: 0.373, SLG: 0.515 (1, 3)										4	1	1	1	0	2	0											
J.D. Drew, L OBP: 0.167, SLG: 0.167 Russ Springer, R (7, 1) 5 Albert Pujols, R OBP: 0.459, SLG: 0.560 (9, PH)										3	0	1	0	0	0	0		AB 32 R 3 H 8 RBI 3 BB 1 SO 10 LOB 8									
Mike Matheny, R OBP: 0.378, SLG: 0.457 (1, 2)										3	1	0	0	1	1	2											
Garrett Stephenson, R OBP: 0.250, SLG: 0.143 Kiko Calero, R (5, 1) Kerry Robinson, L OBP: 0.289, SLG: 0.240 (7, 7)										1	0	0	0	0	1	0		WP: 0 PA: 35 FB: 0 SB: 2 CS: 0									
Inning Stats	R: 0 E: 0 K: 1 S: 12	H: 1 LOB: 1 BB: 0 P: 21	R: 0 E: 0 K: 2 S: 7	H: 0 LOB: 0 BB: 0 P: 11	R: 1 E: 0 K: 0 S: 10	H: 1 LOB: 1 BB: 1 P: 18	R: 0 E: 0 K: 1 S: 9	H: 0 LOB: 0 BB: 0 P: 13	R: 0 E: 0 K: 1 S: 8	H: 0 LOB: 0 BB: 0 P: 16	R: 0 E: 0 K: 1 S: 11	H: 1 LOB: 1 BB: 0 P: 18	R: 1 E: 0 K: 1 S: 9	H: 2 LOB: 0 BB: 0 P: 15	R: 1 E: 1 K: 1 S: 13	H: 2 LOB: 1 BB: 0 P: 17			R: 0 E: 0 K: 2 S: 10	H: 1 LOB: 1 BB: 0 P: 15	1B: 7 2B: 0 3B: 0 HR: 1	SF: 1 SAC: 1 DP: 1 HBP: 0	WP: 0 PA: 35 FB: 0 SB: 2 CS: 0				
PITCHER	IP	WLS	BF	H	R	ER	SO	BB	IBB	HBP	BLK	WP	HR	S	P	ERA	WHIP										
Russ Ortiz, R ERA: 4.4 (1, 1)	6.1	W	25	5	2	2	7	1	0	0	0	0	1	63	108	2.84	0.947										
Kevin Gryboski, R ERA: 4.82 (7, 1)	0.2	H	1	0	0	0	0	0	0	0	0	0	0	3	4	0.00	0.000										
Roberto Hernandez, R ERA: 4.09 (8, 1)	0.2	H	4	2	1	0	0	0	0	0	0	0	0	10	14	0.00	3.000										
29 John Smoltz, R ERA: (8, 1)	1.1	S	5	1	0	0	3	0	0	0	0	0	0	13	18	0.00	0.750										

Batter	1	2	3	4	5	6	7	8	9	AB	R	H	RBI	BB	SO	LOB	BOTTOM										
Rafael Furcal, S OBP: 0.344, SLG: 0.443 (1, 6)										4	1	1	0	1	0	0	St. Louis Cardinals @ Atlanta Braves Turner Field, Atlanta, GA Tue Apr 22 2003, 7:35 PM EDT Att: 20,969 - Sunny - 64 F										
Marcus Giles, R OBP: 0.431, SLG: 0.541 (1, 4)										1	1	0	1	2	1	0											
Gary Sheffield, R OBP: 0.440, SLG: 0.653 (1, 9)										4	2	2	3	0	0	3											
10 Chipper Jones, S OBP: 0.342, SLG: 0.406 (1, 7)										1	0	0	0	3	0	1											
Andrew Jones, R OBP: 0.369, SLG: 0.562 (1, 8)										3	0	0	0	1	1	4											
Julio Franco, R OBP: 0.388, SLG: 0.371 29 John Smoltz, R (8, 1)										4	0	1	1	0	2	3											
Vinny Castilla, R OBP: 0.333, SLG: 0.453 (1, 5)										4	1	1	0	0	1	1		AB 27 R 5 H 6 RBI 5 BB 7 SO 5 LOB 13									
Johnny Estrada, S OBP: 0.333, SLG: 0.143 (1, 2)										3	0	1	0	0	0	0											
Russ Ortiz, R OBP: 0.091, SLG: 0.364 Kevin Gryboski, R (7, 1) Roberto Hernandez, R (8, 1) Matt Franco, L OBP: 0.435, SLG: 0.524 (8, 3)										2	0	0	0	0	0	1		WP: 1 PA: 37 FB: 0 SB: 3 CS: 0									
Inning Stats	R: 0 E: 0 K: 0 S: 9	H: 0 LOB: 2 BB: 2 P: 22	R: 0 E: 0 K: 1 S: 10	H: 1 LOB: 1 BB: 0 P: 19	R: 3 E: 0 K: 0 S: 14	H: 3 LOB: 1 BB: 1 P: 25	R: 0 E: 0 K: 1 S: 6	H: 0 LOB: 0 BB: 0 P: 10	R: 1 E: 0 K: 2 S: 14	H: 1 LOB: 2 BB: 2 P: 29	R: 1 E: 0 K: 0 S: 8	H: 1 LOB: 2 BB: 1 P: 16	R: 0 E: 0 K: 1 S: 13	H: 0 LOB: 1 BB: 1 P: 19	R: 0 E: 0 K: 0 S: 7	H: 0 LOB: 0 BB: 0 P: 8			R: 0 E: 0 K: 0 S: 10	H: 0 LOB: 0 BB: 0 P: 15	1B: 3 2B: 2 3B: 0 HR: 1	SF: 1 SAC: 1 DP: 0 HBP: 1	WP: 1 PA: 37 FB: 0 SB: 3 CS: 0				
PITCHER	IP	WLS	BF	H	R	ER	SO	BB	IBB	HBP	BLK	WP	HR	S	P	ERA	WHIP										
Garrett Stephenson, R ERA: 6.45 (1, 1)	4.2	L	23	5	4	4	3	5	0	0	0	0	1	49	99	7.71	2.143										
Kiko Calero, R ERA: 3.86 (5, 1)	1.2		9	1	1	1	2	2	0	1	0	1	0	20	35	5.40	1.800										
Russ Springer, R ERA: 4.66 (7, 1)	1.2		5	0	0	0	0	0	0	0	0	0	0	12	14	0.00	0.000										

St. Louis Cardinals @ Atlanta Braves
 Turner Field, Atlanta, GA
 Tue Apr 22 2003, 7:35 PM EDT
 Att: 20,969 - Sunny - 64 F

St. Louis Cardinals @ Atlanta Braves
 Turner Field, Atlanta, GA
 Tue Apr 22 2003, 7:35 PM EDT
 Att: 20,969 - Sunny - 64 F

AB 32
R 3
H 8
RBI 3
BB 1
SO 10
LOB 8

AB 27
R 5
H 6
RBI 5
BB 7
SO 5
LOB 13



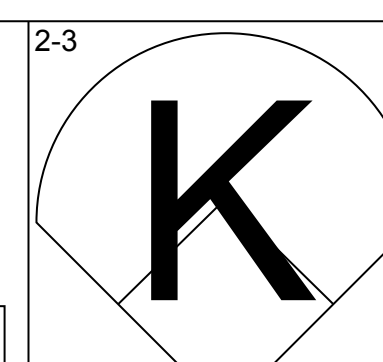
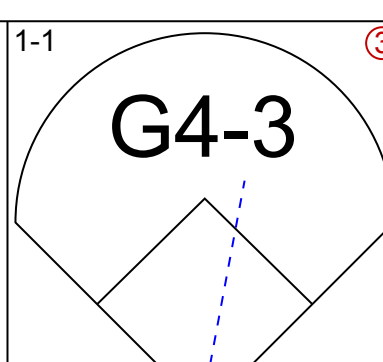
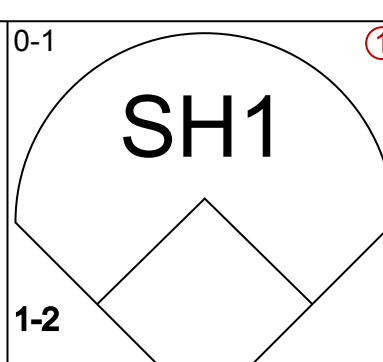
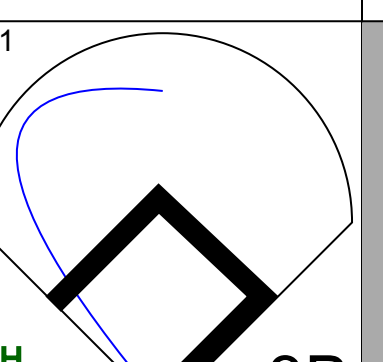
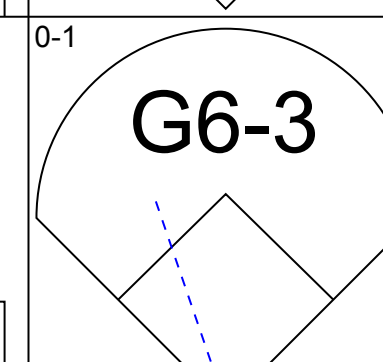
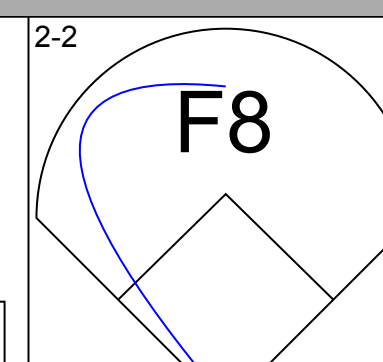
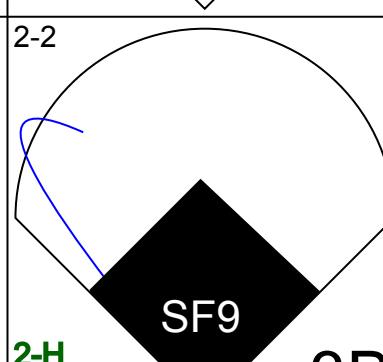
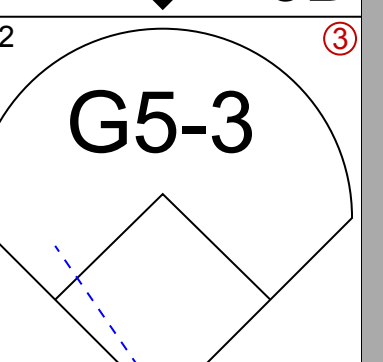
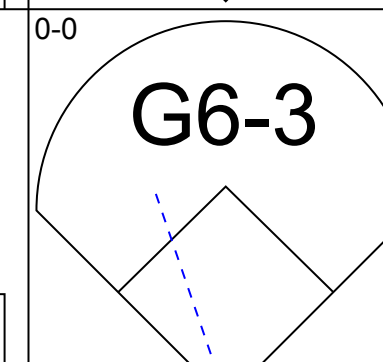
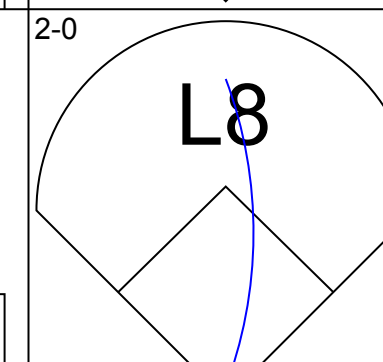
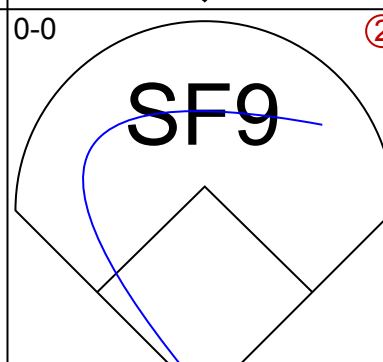
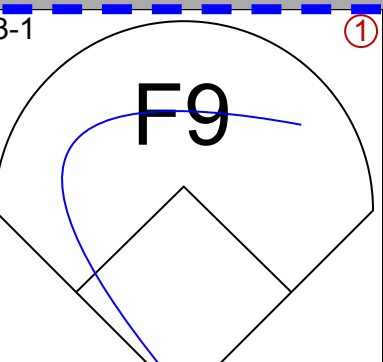
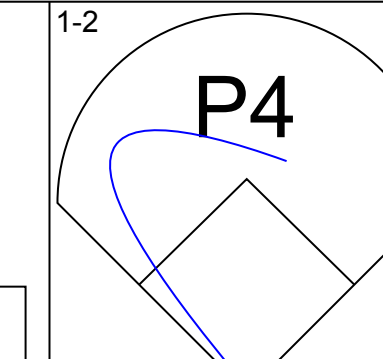
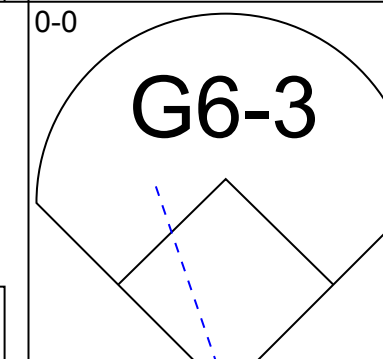
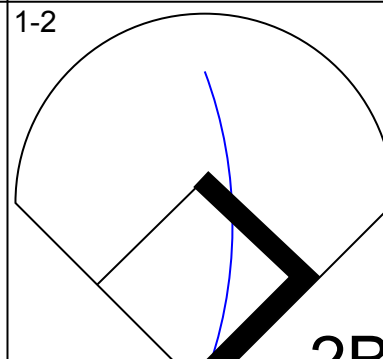
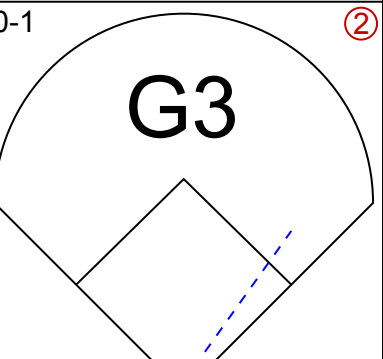
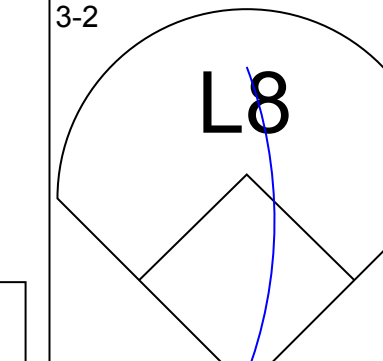
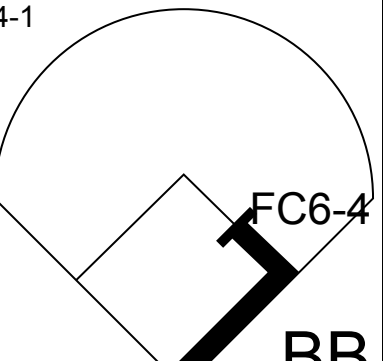
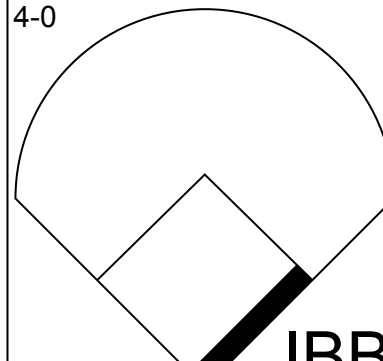
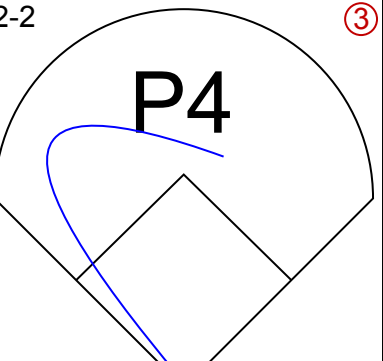
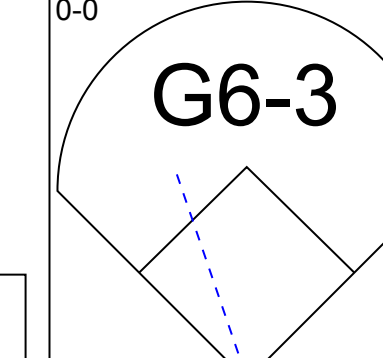
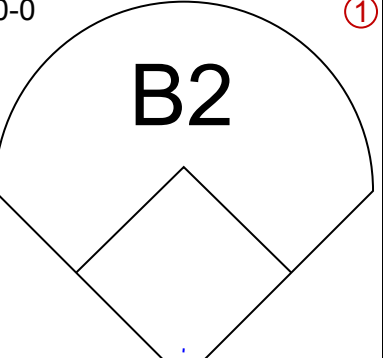
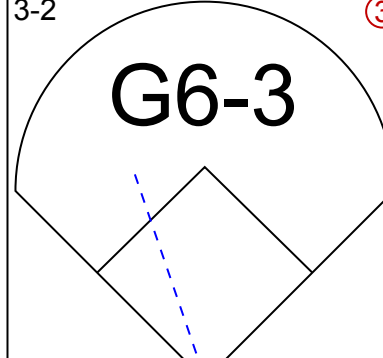
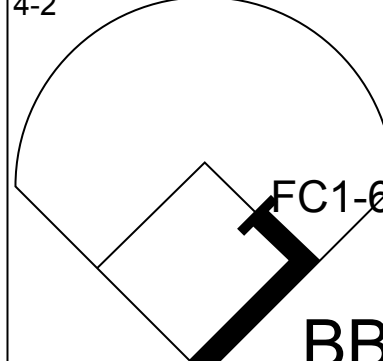
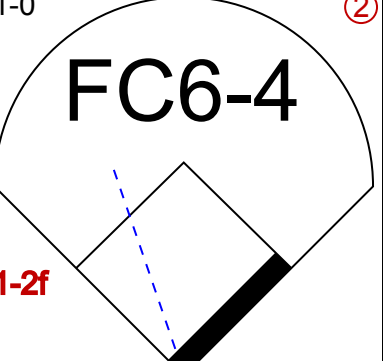
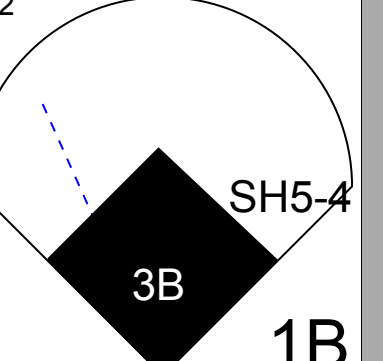
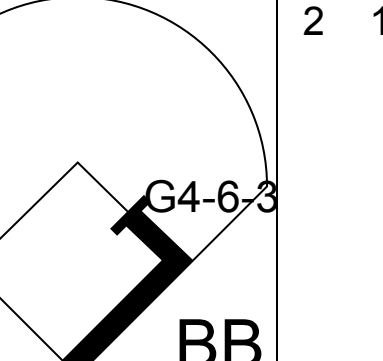
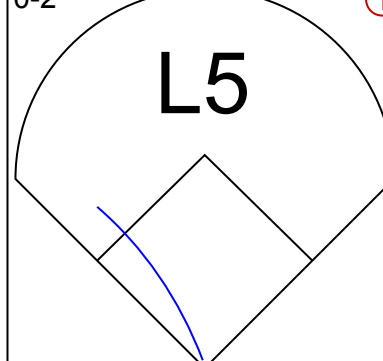
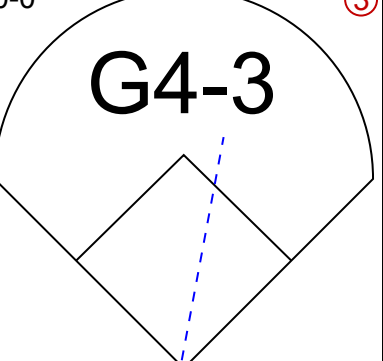
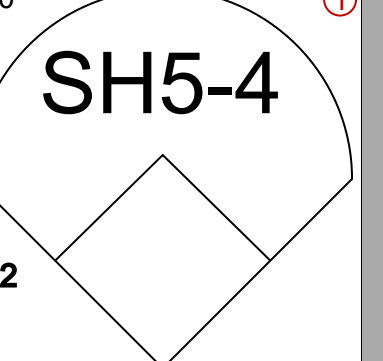
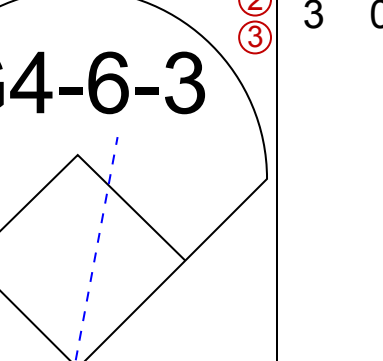
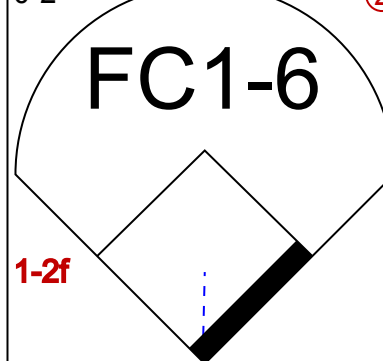
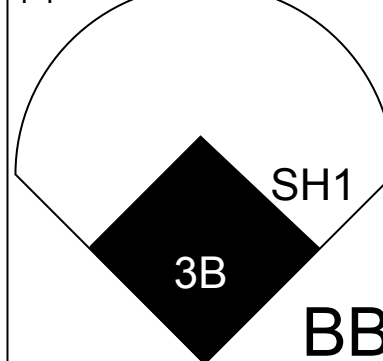
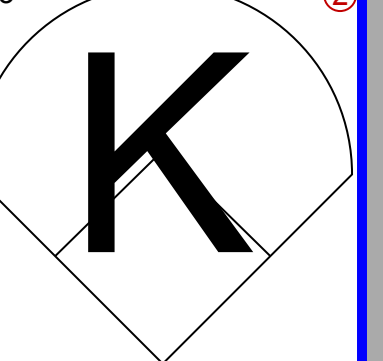
Batter	1	2	3	4	5	6	7	8	9	AB	R	H	RBI	BB	SO	LOB	TOP				
Fernando Vina, L (1,4) OBP: 0.308, SLG: 0.281	1-1 G5-3 HBP		2-1 E3		0-0 F7			0-0 FC4-6		3	0	0	0	0	0	2	St. Louis Cardinals @ Atlanta Braves Turner Field, Atlanta, GA Wed Apr 23 2003, 7:05 PM EDT Att: 21,338 - Sunny - 70 F				
Kerry Robinson, L (1,7) OBP: 0.241, SLG: 0.214	3-3 K		0-1 G4-3		0-0 L4			1-1 FC6-4		3	0	0	0	0	1	2					
5 Albert Pujols, R (8, PH) OBP: 0.452, SLG: 0.549	1-2 K		1-2					1-2		1	0	0	0	0	0	1					
Jeff Fassero, L (8,1)										0	0	0	0	0	0	0					
Edgar Renteria, R (1,6) OBP: 0.416, SLG: 0.605	1-1 G5-3		0-0 G5-3		0-1 1B			4-1 15 HR		3	1	1	0	1	0	2					
15 Jim Edmonds, L (1,8) OBP: 0.500, SLG: 0.792	2-1 P6			0-1 G3			0-1 L3	0-0 BB		4	1	1	2	0	0	2					
27 Scott Rolen, R (1,5) OBP: 0.416, SLG: 0.571		2-2 2B		1-2 L6			0-1 P4	1-0 G6-3		4	0	1	0	0	0	0					
Tino Martinez, L (1,3) OBP: 0.367, SLG: 0.500		0-1 P4		0-1 G1-3			2-0 P5	0-1 G3 WP		4	0	1	0	0	0	1					
Eli Marrero, R (1,9) OBP: 0.200, SLG: 0.189		1-2 G5-3		2-1 G5-3			0-1 P5	4-1 G3 BB		3	0	0	0	1	0	1					
Mike Matheny, R (1,2) OBP: 0.377, SLG: 0.452		2-2 F9		0-1 SH1-4			0-3 K	0-2 G3		3	0	1	0	0	1	1					
J.D. Drew, L (9, PH) OBP: 0.250, SLG: 0.143				1-2 G4-3			1-0 SH1-4	1-2 2-3		1	0	0	0	0	0	0					
Matt Morris, R (1,1) OBP: 0.417, SLG: 0.727					1-0 SH1-4			0-1 F8		2	0	1	0	0	0	2					
Orlando Palmeiro, L (8, PH) OBP: 0.357, SLG: 0.404								1-0 FC4-6		1	0	0	0	0	0	0					
Inning Stats	R: 0 E: 0 K: 1 S: 9	H: 0 LOB: 1 BB: 0 P: 15	R: 0 E: 0 K: 0 S: 14	H: 1 LOB: 1 BB: 0 P: 19	R: 0 E: 1 K: 0 S: 8	H: 0 LOB: 1 BB: 0 P: 11	R: 0 E: 0 K: 0 S: 8	H: 0 LOB: 0 BB: 0 P: 9	R: 0 E: 0 K: 0 S: 6	H: 1 LOB: 1 BB: 0 P: 9	R: 0 E: 0 K: 0 S: 5	H: 0 LOB: 0 BB: 0 P: 6	R: 0 E: 0 K: 1 S: 7	H: 1 LOB: 1 BB: 0 P: 9	R: 2 E: 0 K: 0 S: 11	H: 2 LOB: 2 BB: 2 P: 20	1B: 4 2B: 2 3B: 0 HR: 1	SF: 0 SAC: 1 DP: 1 HBP: 1	WP: 1 PB: 0 SB: 1 CS: 0	PA: 36	
PITCHER	IP	WLS	BF	H	R	ER	SO	BB	IBB	HBP	BLK	WP	HR	S	P	ERA	WHIP				
Greg Maddux, R (1,1) ERA: 3.58	7.0	W	25	3	0	0	1	0	0	1	0	0	0	55	76	0.00	0.429				
Roberto Hernandez, R (8,1) ERA: 3.75	1.0	H	4	1	0	0	1	0	0	0	0	0	0	7	9	0.00	1.000				
Darren Holmes, R (9,1) ERA: 7.11	0.0		2	1	2	2	0	1	0	0	0	0	1	2	6	∞	∞				
29 John Smoltz, R (9,1) ERA:	1.0	S	5	1	0	0	0	1	0	0	0	1	0	9	14	0.00	2.000				

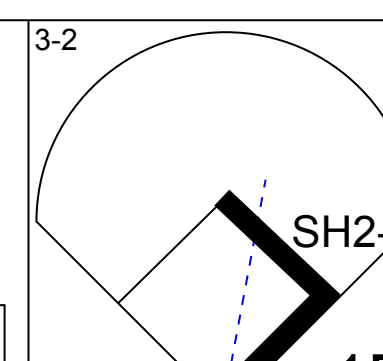
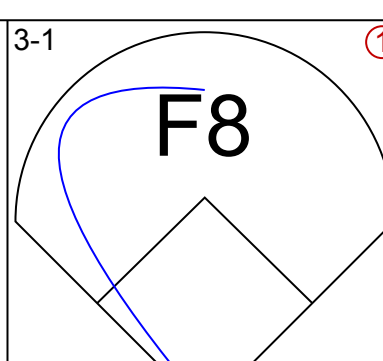
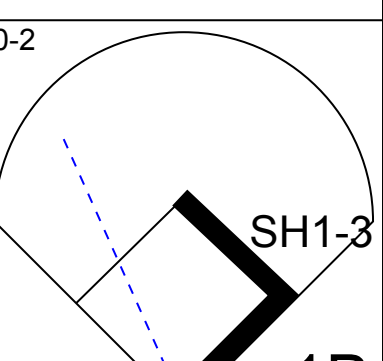
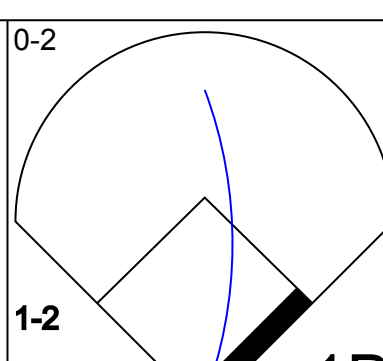

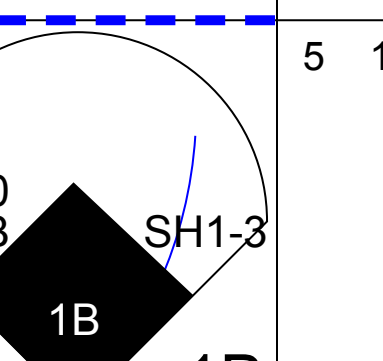
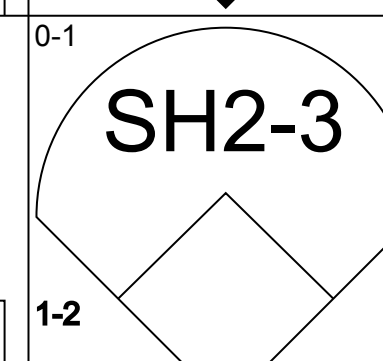
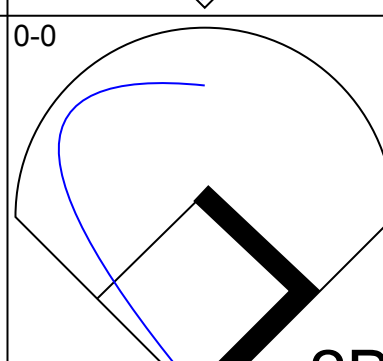
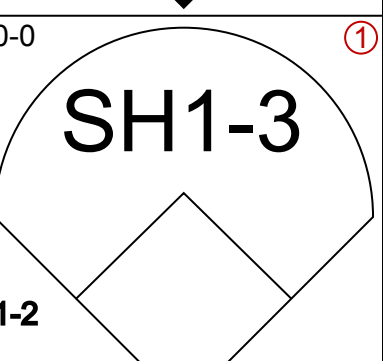
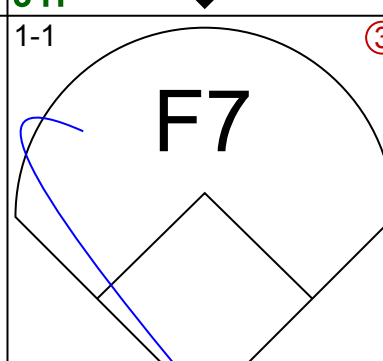
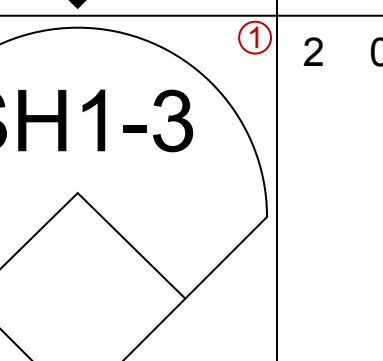
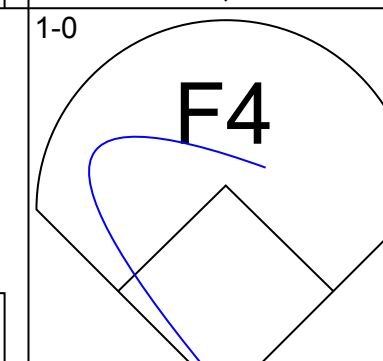
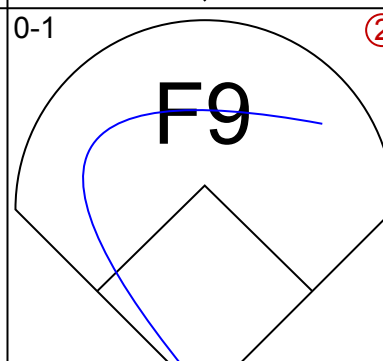
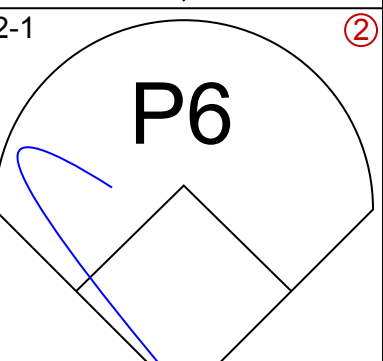
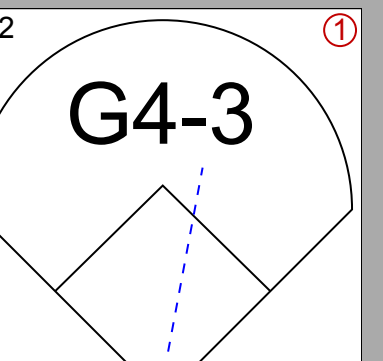
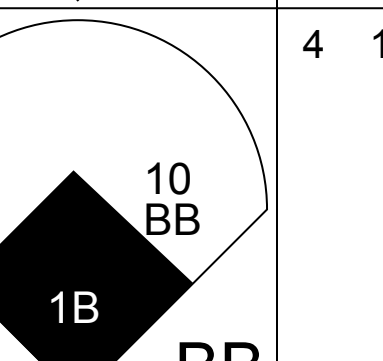
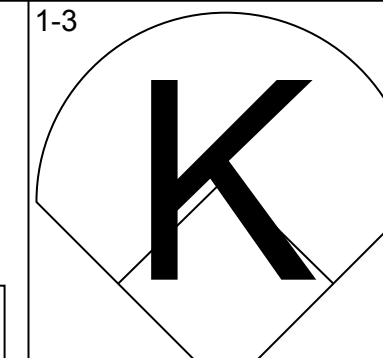
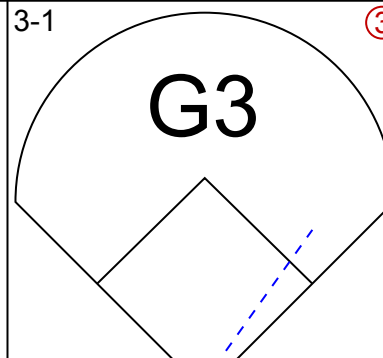
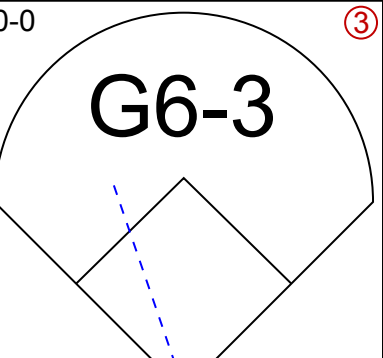
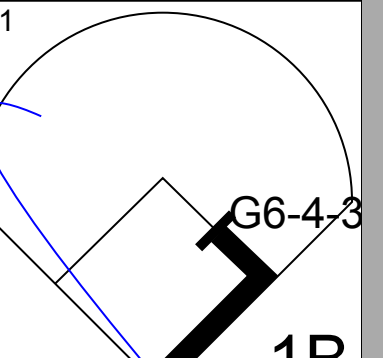
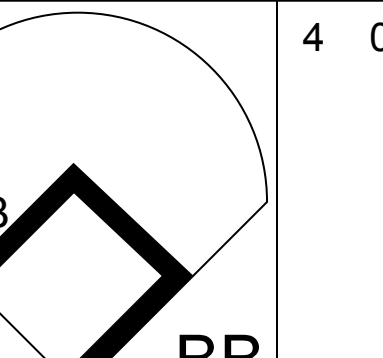
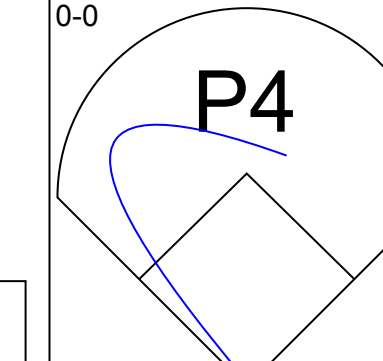
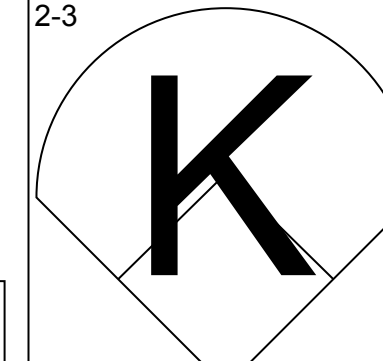
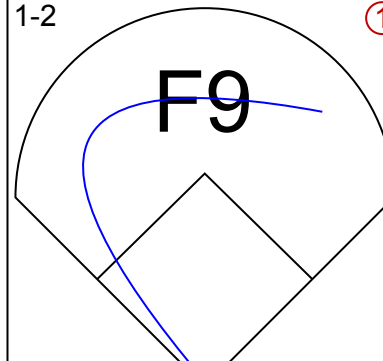
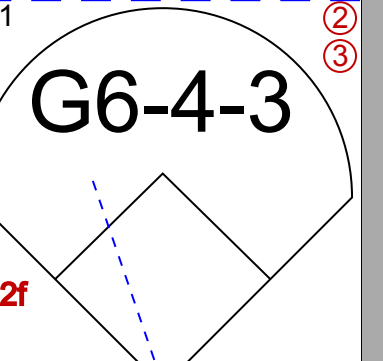
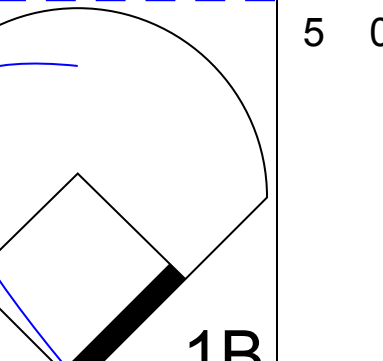
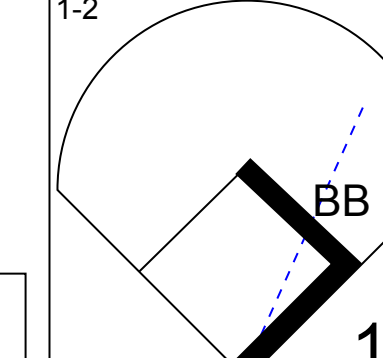
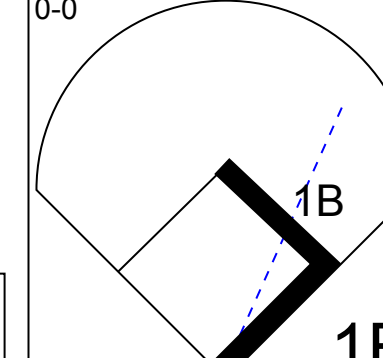
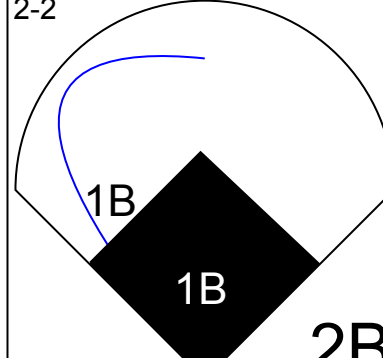


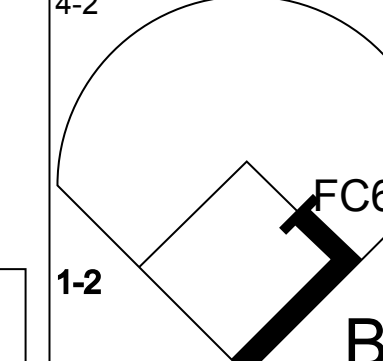
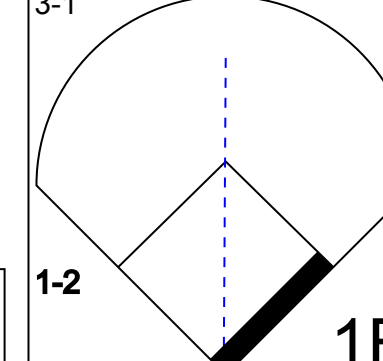
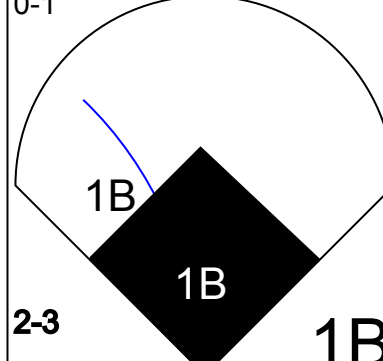


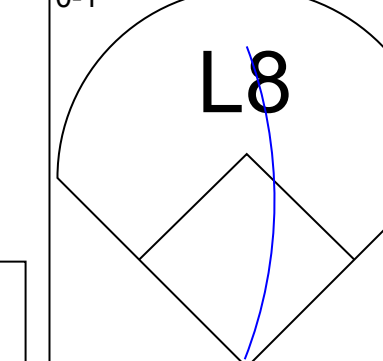
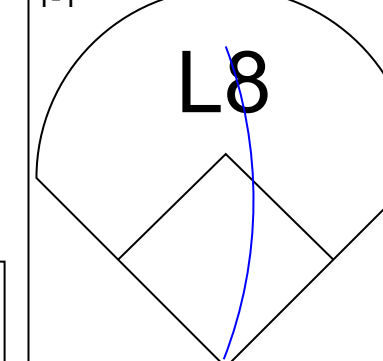
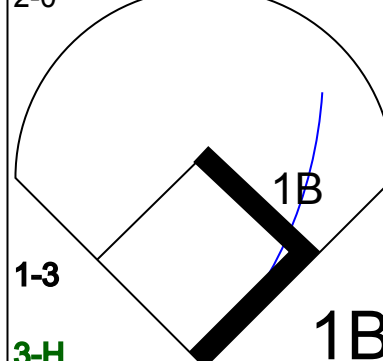


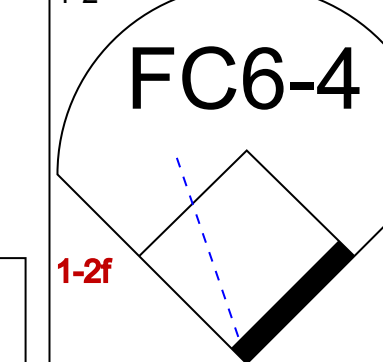
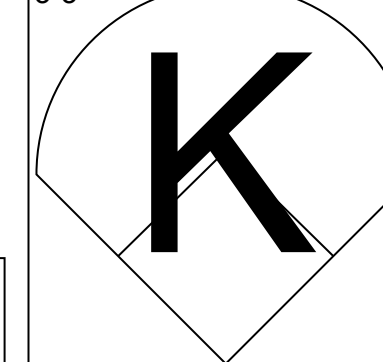



Batter	1	2	3	4	5	6	7	8	9	AB	R	H	RBI	BB	SO	LOB	BOTTOM				
Rafael Furcal, S (1,6) OBP: 0.340, SLG: 0.429	0-0 F7		1-0 G6-3			0-1 F8		4-1 1B SF8 BB		3	1	0	0	1	0	0	St. Louis Cardinals @ Atlanta Braves Turner Field, Atlanta, GA Wed Apr 23 2003, 7:05 PM EDT Att: 21,338 - Sunny - 70 F				
Marcus Giles, R (1,4) OBP: 0.434, SLG: 0.585	2-0 HR		0-0 G5-3			0-2 G6-3		0-0 1B		4	1	2	2	0	0	0					
Gary Sheffield, R (1,9) OBP: 0.443, SLG: 0.693	0-1 HR			1-2 L6		0-1 1B		0-1 SF8		3	1	2	2	0	0	0					
10 Chipper Jones, S (1,7) OBP: 0.338, SLG: 0.388	1-2 F9			4-2 BB		2-0 G4-3		0-3 K		3	0	0	0	1	1	2					
Andruw Jones, R (1,8) OBP: 0.368, SLG: 0.553	1-3 K			0-1 P4			0-0 1B			3	0	1	0	0	1	1					
Matt Franco, L (1,3) OBP: 0.385, SLG: 0.458		0-0 G3		1-0 L4			0-2 G4-3			3	0	0	0	0	0	2					
Vinny Castilla, R (1,5) OBP: 0.333, SLG: 0.449		1-1 G4-3			1-0 CS		2-3 K			3	0	1	0	0	1	0					
Henry Blanco, R (1,2) OBP: 0.261, SLG: 0.273		3-1 F8			2-0 F8			0-0 FC1-8		3	0	1	0	0	0	1					
Greg Maddux, R (1,1) OBP: 0.091, SLG: 0.182					1-2 G5-3			0-0 FC1-6		2	0	0	0	0	1	1					
Roberto Hernandez, R (8,1)								1-2 1B		0	0	0	0	0	0	0					
Mark DeRosa, R (8, PH) OBP: 0.091, SLG: 0.091								1-2 1B		1	1	0	0	0	0	1					
Darren Holmes, R (9,1) ERA: 7.11								1-2 1B		0	0	0	0	0	0	0					
29 John Smoltz, R (9,1) ERA:								1-2 1B		0	0	0	0	0	0	0					
Inning Stats	R: 2 E: 0 K: 1 S: 10	H: 2 LOB: 0 BB: 0 P: 14	R: 0 E: 0 K: 0 S: 5	H: 0 LOB: 0 BB: 0 P: 9	R: 0 E: 0 K: 1 S: 5	H: 0 LOB: 0 BB: 0 P: 6	R: 0 E: 0 K: 0 S: 8	H: 0 LOB: 1 BB: 1 P: 14	R: 0 E: 0 K: 0 S: 5	H: 1 LOB: 1 BB: 0 P: 9	R: 0 E: 0 K: 0 S: 8	H: 1 LOB: 0 BB: 0 P: 10	R: 0 E: 0 K: 1 S: 7	H: 1 LOB: 0 BB: 0 P: 9	R: 2 E: 0 K: 1 S: 9	H: 2 LOB: 1 BB: 1 P: 13	1B: 5 2B: 1 3B: 0 HR: 2	SF: 1 SAC: 0 DP: 1 HBP: 0	WP: 0 PB: 0 SB: 0 CS: 1	PA: 31	
PITCHER	IP	WLS	BF	H	R	ER	SO	BB	IBB	HBP	BLK	WP	HR	S	P	ERA	WHIP				
Matt Morris, R (1,1) ERA: 2.45	7.0	L	25	5	2	2	3	1	0	0	0	0	0	48	71	2.57	0.857				
Jeff Fassero, L (8,1) ERA: 6.45	1.0		6	2	2	2	1	1	0	0	0	0	0	9	13	18.00	3.000				

AB	32
R	2
H	6
RBI	2
BB	2
SO	2
LOB	16

AB	28
R	4
H	7
RBI	4
BB	2
SO	4
LOB	8



Batter	1	2	3	4	5	6	7	8	9	AB	R	H	RBI	BB	SO	LOB	TOP								
Fernando Vina, L OBP: 0.308, SLG: 0.317										3	0	1	1	0	1	1	St. Louis Cardinals @ Atlanta Braves Turner Field, Atlanta, GA Thu Apr 24 2003, 7:35 PM EDT Att: 24,184 - Cloudy - 60 F								
Miguel Cairo, R OBP: 0.237, SLG: 0.353									4	1	1	1	0	0	1										
Edgar Renteria, R OBP: 0.398, SLG: 0.583									3	0	0	1	0	0	0										
5 Albert Pujols, R OBP: 0.446, SLG: 0.556 Kerry Robinson, L OBP: 0.233, SLG: 0.207									3	0	1	0	0	0	0										
27 Scott Rolen, R OBP: 0.419, SLG: 0.556									2	0	0	0	2	0	0										
J.D. Drew, L OBP: 0.182, SLG: 0.100 Wilson Delgado, S OBP: 0.176, SLG: 0.125 15 Jim Edmonds, L OBP: 0.500, SLG: 0.792									3	0	0	0	0	0	3										
Eli Marrero, R OBP: 0.250, SLG: 0.205									2	1	1	0	2	0	1										
Mike Matheny, R OBP: 0.363, SLG: 0.434									3	0	0	0	0	0	3										
Woody Williams, R OBP: 0.364, SLG: 0.300 Dustin Hermanson, R Steve Kline, S Cal Eldred, R									2	1	0	0	1	1	2										
Inning Stats	R: 0 E: 0 K: 1 S: 6	H: 0 LOB: 0 BB: 0 P: 8	R: 0 E: 0 K: 0 S: 7	H: 0 LOB: 0 BB: 0 P: 11	R: 0 E: 0 K: 0 S: 11	H: 0 LOB: 1 BB: 1 P: 16	R: 0 E: 0 K: 0 S: 5	H: 0 LOB: 0 BB: 0 P: 9	R: 0 E: 0 K: 0 S: 4	H: 0 LOB: 1 BB: 1 P: 9	R: 0 E: 0 K: 0 S: 14	H: 2 LOB: 2 BB: 2 P: 28	R: 1 E: 0 K: 1 S: 14	H: 2 LOB: 1 BB: 0 P: 21	R: 0 E: 0 K: 0 S: 8	H: 0 LOB: 0 BB: 0 P: 13		R: 0 E: 0 K: 1 S: 6	H: 0 LOB: 0 BB: 1 P: 11	1B: 1 2B: 1 3B: 2 HR: 0	SF: 1 SAC: 2 DP: 1 HBP: 0	WP: 0 PB: 0 SB: 0 CS: 0	PA: 35		
PITCHER	IP	WLS	BF	H	R	ER	SO	BB	IBB	HBP	BLK	WP	HR	S	P	ERA	WHIP								
Mike Hampton, L ERA: 4.91	6.0		24	2	2	2	1	3	1	0	0	0	0	47	81	3.00	0.833								
Kevin Gnyboski, R ERA: 5.23	1.0	5	2	1	1	1	0	0	0	0	0	0	0	14	21	9.00	2.000								
Darren Holmes, R ERA: 6.14	1.0	3	0	0	0	0	0	0	0	0	0	0	0	8	13	0.00	0.000								
Ray King, L ERA: 3.24	1.0	W	3	0	0	0	1	1	0	0	0	0	0	6	11	0.00	1.000								

Batter	1	2	3	4	5	6	7	8	9	AB	R	H	RBI	BB	SO	LOB	BOTTOM								
Rafael Furcal, S OBP: 0.363, SLG: 0.448										5	1	4	1	0	0	0	St. Louis Cardinals @ Atlanta Braves Turner Field, Atlanta, GA Thu Apr 24 2003, 7:35 PM EDT Att: 24,184 - Cloudy - 60 F								
Marcus Giles, R OBP: 0.436, SLG: 0.597									2	0	1	0	0	0	2										
Gary Sheffield, R OBP: 0.430, SLG: 0.658									4	1	0	0	1	0	3										
10 Chipper Jones, S OBP: 0.341, SLG: 0.380									4	0	1	0	1	1	3										
Andrew Jones, R OBP: 0.359, SLG: 0.531									5	0	1	2	0	1	1										
Matt Franco, L OBP: 0.429, SLG: 0.500 Darren Bragg, L OBP: 0.167, SLG: 0.130 Julio Franco, R OBP: 0.400, SLG: 0.432									2	0	2	0	0	0	0										
Vinny Castilla, R OBP: 0.352, SLG: 0.457									3	1	2	0	1	1	1										
Johnny Estrada, S OBP: 0.385, SLG: 0.273									4	0	2	1	0	0	4										
Mike Hampton, R Javy Lopez, R Kevin Gnyboski, R Darren Holmes, R Mark DeRosa, R Ray King, L									2	0	0	0	0	1	4										
Inning Stats	R: 0 E: 0 K: 1 S: 9	H: 1 LOB: 1 BB: 0 P: 14	R: 0 E: 0 K: 0 S: 11	H: 1 LOB: 2 BB: 1 P: 17	R: 0 E: 0 K: 0 S: 7	H: 1 LOB: 1 BB: 0 P: 13	R: 0 E: 0 K: 2 S: 11	H: 2 LOB: 2 BB: 0 P: 20	R: 0 E: 0 K: 0 S: 7	H: 1 LOB: 1 BB: 0 P: 9	R: 2 E: 0 K: 1 S: 20	H: 4 LOB: 2 BB: 0 P: 28	R: 0 E: 0 K: 0 S: 7	H: 1 LOB: 0 BB: 0 P: 9	R: 0 E: 0 K: 2 S: 10	H: 2 LOB: 1 BB: 0 P: 19		R: 2 E: 0 K: 0 S: 4	H: 2 LOB: 2 BB: 2 P: 13	1B: 13 2B: 2 3B: 0 HR: 0	SF: 0 SAC: 3 DP: 1 HBP: 0	WP: 1 PB: 0 SB: 0 CS: 0	PA: 41		
PITCHER	IP	WLS	BF	H	R	ER	SO	BB	IBB	HBP	BLK	WP	HR	S	P	ERA	WHIP								
Woody Williams, R ERA: 3.24	6.1		31	11	2	2	4	1	0	0	0	0	0	70	108	2.84	1.895								
Dustin Hermanson, R ERA: 3.24	1.2	H	5	2	0	0	2	0	0	0	0	1	0	12	21	0.00	1.200								
Steve Kline, L ERA: 3.24	0.1	L	4	1	2	2	0	2	0	0	0	0	0	3	12	54.00	9.000								
Cal Eldred, R ERA: 7.04	0.0	B	1	1	0	0	0	0	0	0	0	0	0	1	1	*	*								

AB	27
R	3
H	4
RBI	3
BB	5
SO	3
LOB	11



AB	35
R	4
H	15
RBI	4
BB	3
SO	6
LOB	21



Batter	1	2	3	4	5	6	7	8	9	AB	R	H	RBI	BB	SO	LOB	TOP								
Fernando Vina, L (1, 4) OBP: 0.288, SLG: 0.292 Miguel Cairo, R (9, 4) OBP: 0.237, SLG: 0.353	1-3 K	1-0 G4-3			3-1 G3-1	2-3 K		2-1 F7		5	0	0	0	0	2	4									
Orlando Palmeiro, L (1, 9) OBP: 0.361, SLG: 0.423	0-0 5 HR	1-3 K			3-3 K		1-3 K	0-0 2B		5	1	2	1	0	3	0									
5 Albert Pujols, R (1, 7) OBP: 0.441, SLG: 0.596 Eli Marrero, R (6, 9) OBP: 0.283, SLG: 0.341	0-0 2H		1-1 L5		0-1 G1-3		0-1 HR	1-1 2B		3	1	1	2	0	0	0									
15 Jim Edmonds, L (1, 8) OBP: 0.507, SLG: 0.778 Eduardo Perez, R (7, PH) OBP: 0.446, SLG: 0.652	4-2 BB		0-0 G3		4-1 1B		4-2 27 1B	0-0 G6-3		1	2	0	0	2	0	0									
27 Scott Rolen, R (1, 5) OBP: 0.429, SLG: 0.547	4-2 SF9		2-3 K		3-3 K		2-2 FC5-4	4-1 1B		3	1	1	0	2	2	1									
Tino Martinez, L (1, 3) OBP: 0.381, SLG: 0.507	4-2 1-2		0-0 P3		0-1 2B		1-1 SF8	1-0 G4-6-3		3	1	2	1	1	0	0									
Edgar Renteria, R (1, 6) OBP: 0.392, SLG: 0.586 Wilson Delgado, S (9, PH) OBP: 0.167, SLG: 0.118	1-2 SF9		0-0 G5-3		2-1 BB		0-0 FC5-4	0-1 G4-6-3		3	0	1	2	0	0	1									
Mike Matheny, R (1, 2) OBP: 0.365, SLG: 0.425	2-3 K		1-1 G6-3		4-0 IBB		1-0 SH3-4	2-3 K		4	1	1	0	1	2	2									
Brett Tomko, R (1, 1) OBP: 0.364, SLG: 0.222		3-2 G5-3			3-1 F8		0-1 SH3-4			2	0	0	1	1	0	0									
Inning Stats	R: 3 E: 0 K: 2 S: 20	H: 2 LOB: 2 BB: 3 P: 36	R: 0 E: 0 K: 1 S: 7	H: 0 LOB: 0 BB: 0 P: 12	R: 0 E: 0 K: 1 S: 7	H: 0 LOB: 0 BB: 0 P: 10	R: 0 E: 0 K: 0 S: 4	H: 0 LOB: 0 BB: 0 P: 5	R: 0 E: 0 K: 1 S: 10	H: 2 LOB: 3 BB: 3 P: 19	R: 2 E: 0 K: 2 S: 16	H: 2 LOB: 1 BB: 3 P: 35	R: 2 E: 0 K: 1 S: 14	H: 2 LOB: 1 BB: 1 P: 22	R: 1 E: 0 K: 0 S: 9	H: 3 LOB: 2 BB: 0 P: 13	R: 1 E: 0 K: 1 S: 7	H: 1 LOB: 0 BB: 1 P: 14	1B: 5 2B: 3 3B: 0 HR: 2	SF: 2 SAC: 1 DP: 1 HBP: 0	WP: 0 PB: 0 SB: 0 CS: 0	PA: 44			
PITCHER	IP	WLS	BF	H	R	ER	SO	BB	IBB	HBP	BLK	WP	HR	S	P	ERA	WHIP								
A.J. Burnett, R (1, 1) ERA: 4.7	5.2	L	27	4	5	5	6	5	1	0	0	0	1	61	112	7.94	1.588								
Michael Tejera, L (6, 1) ERA: 5.17	0.1		1	0	0	0	1	0	0	0	0	0	0	3	5	0.00	0.000								
Vladimir Nunez, R (7, 1) ERA: 14.9	1.0		6	2	2	2	1	1	0	0	0	0	1	14	22	18.00	3.000								
Blaine Neal, R (8, 1) ERA: 8.38	2.0		10	4	2	2	1	1	0	0	0	0	0	16	27	9.00	2.500								

St. Louis Cardinals @ Florida Marlins
Pro Player Stadium, Miami, FL
Fri Apr 25 2003, 7:35 PM EDT
Att: 12,081 - Sunny - 84 F

AB 33
R 9
H 10
RBI 8
BB 8
SO 9
LOB 11

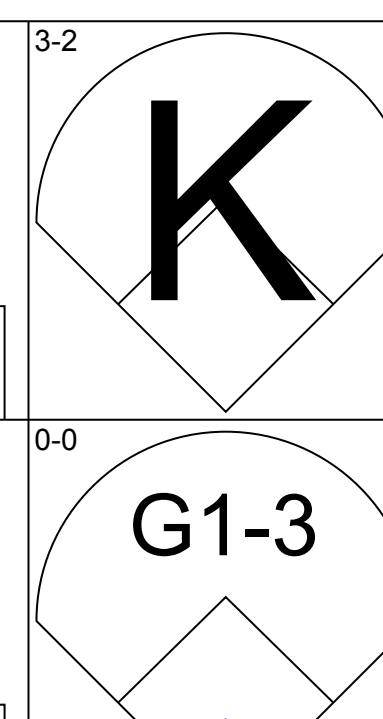
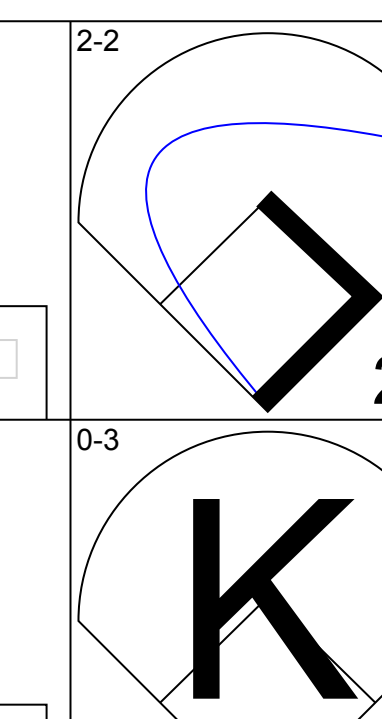
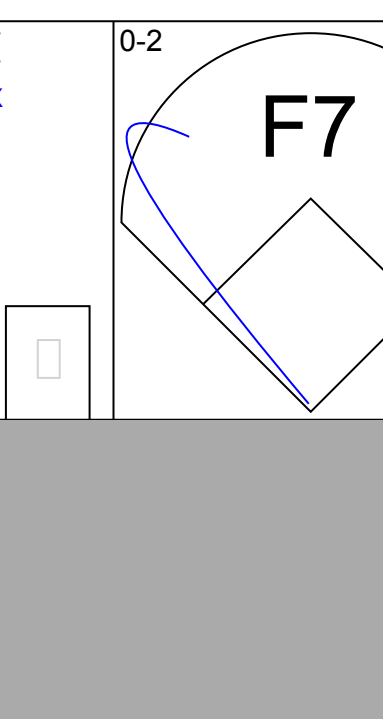
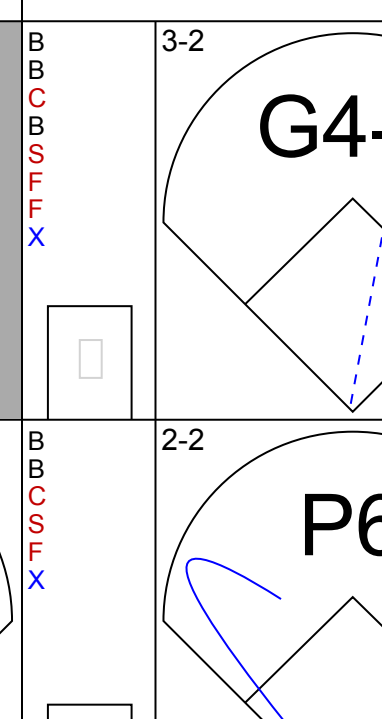
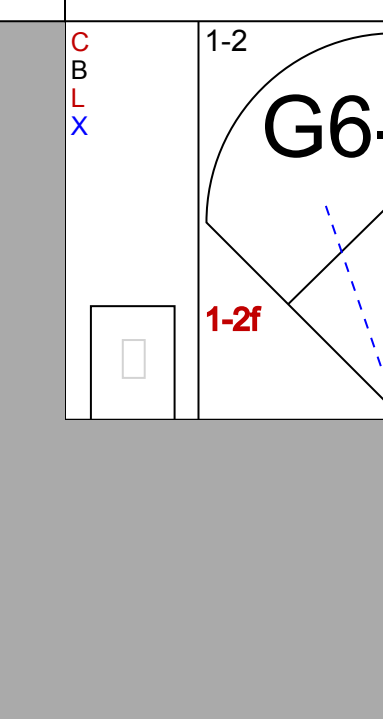
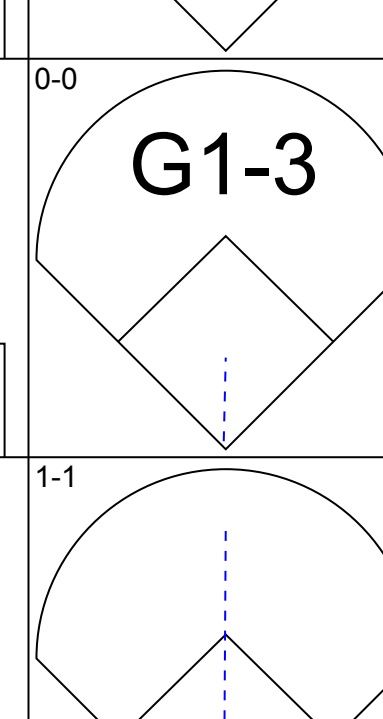
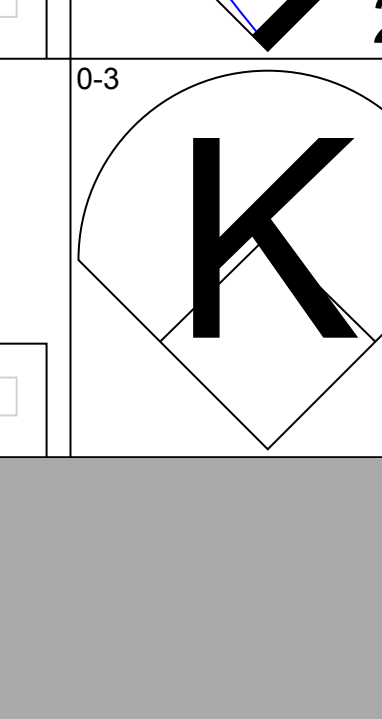

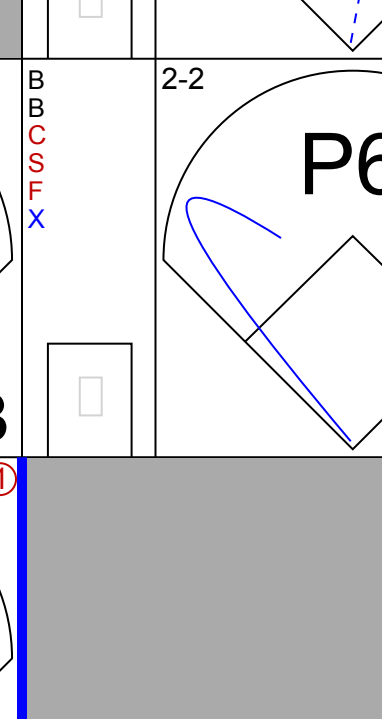
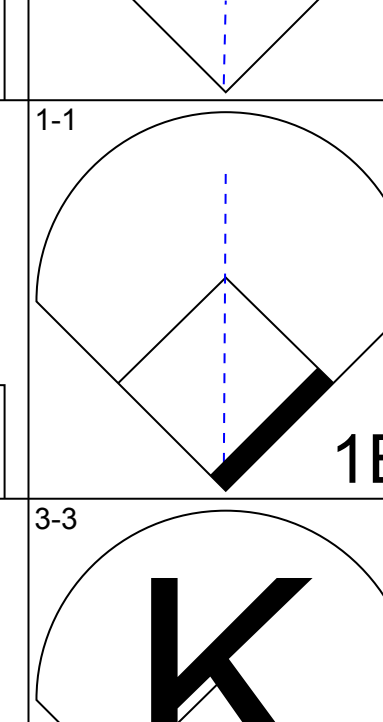
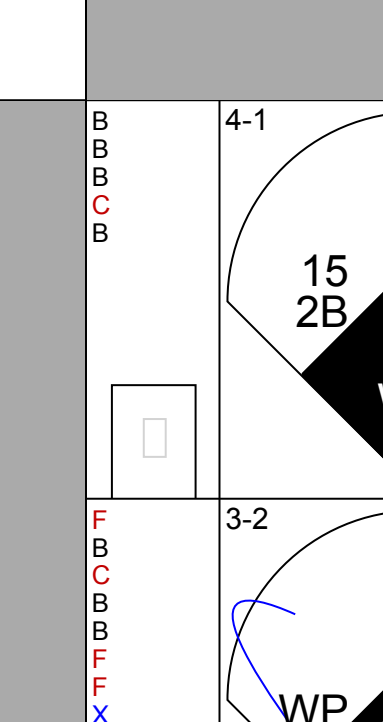
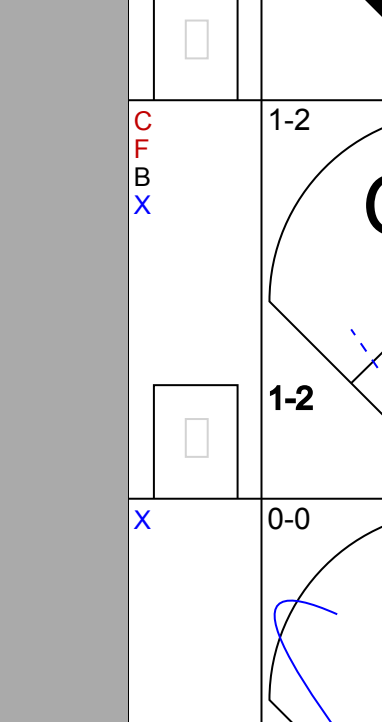
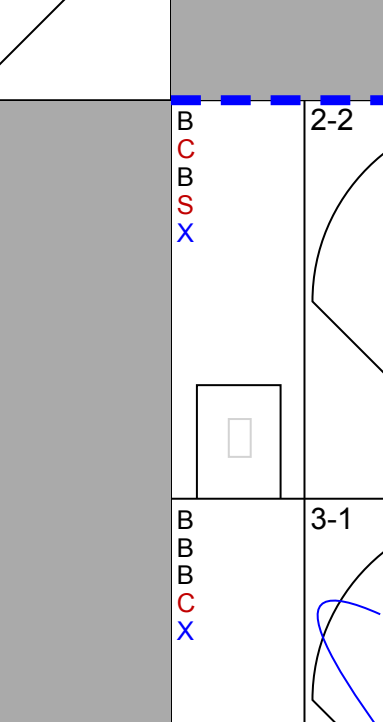
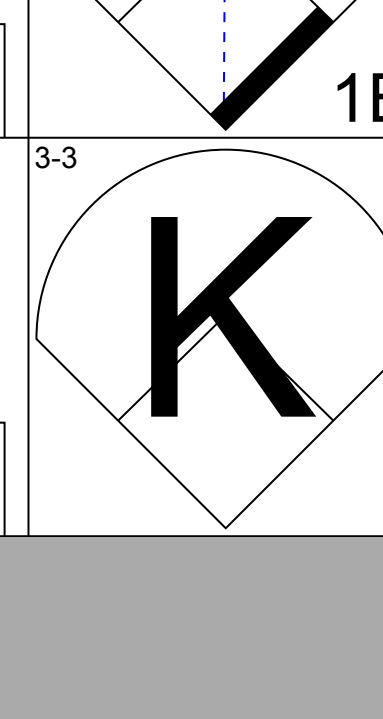
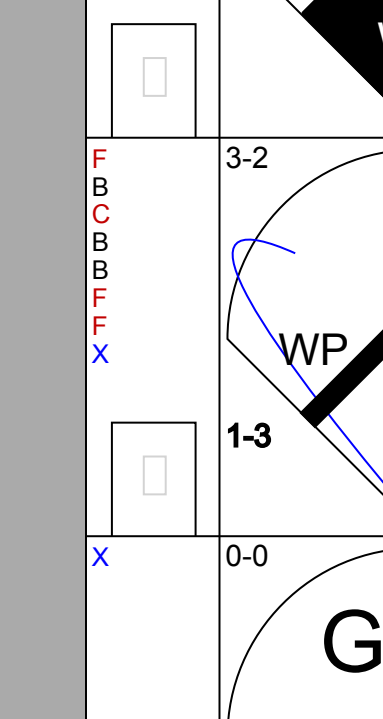
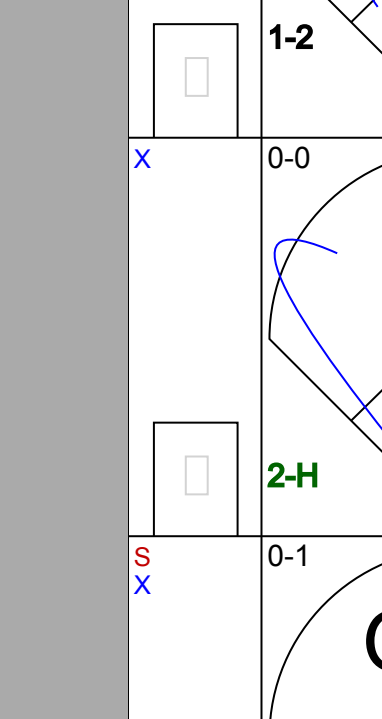
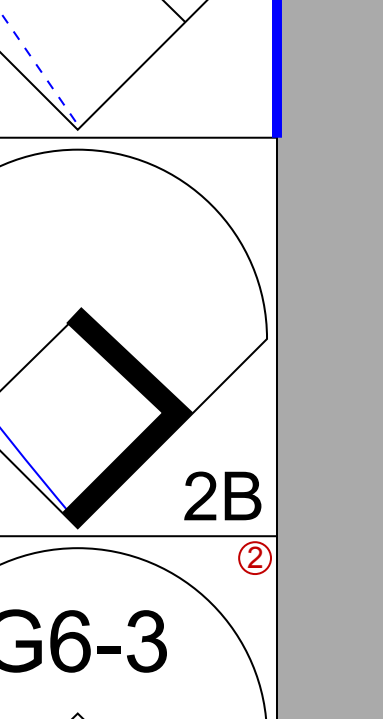
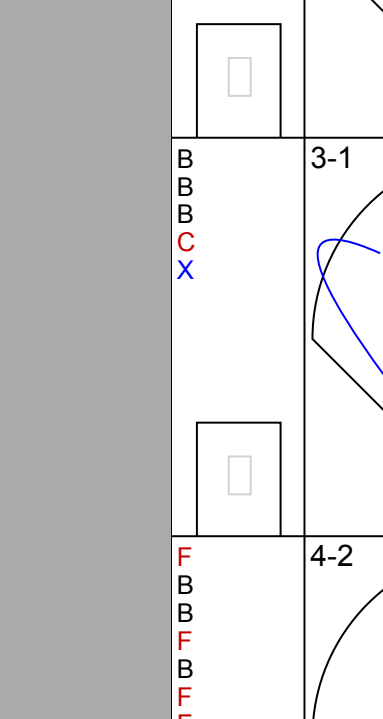
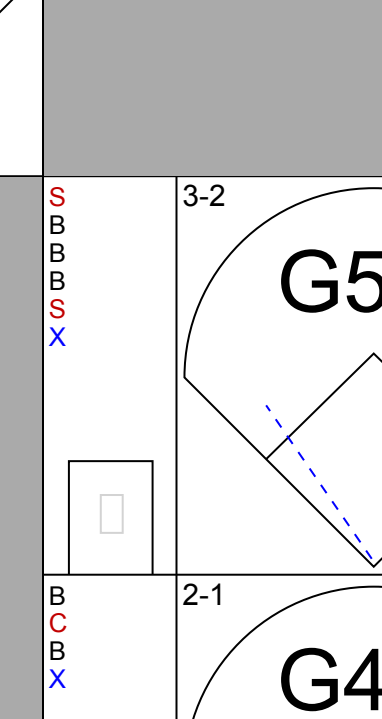
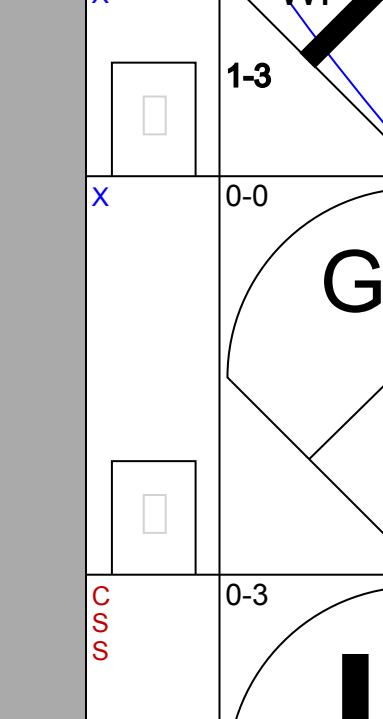
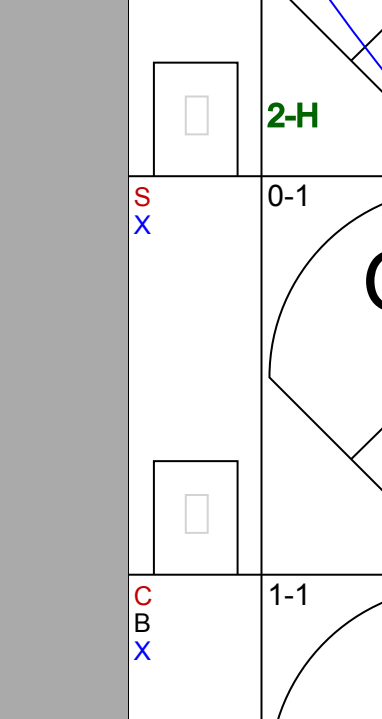
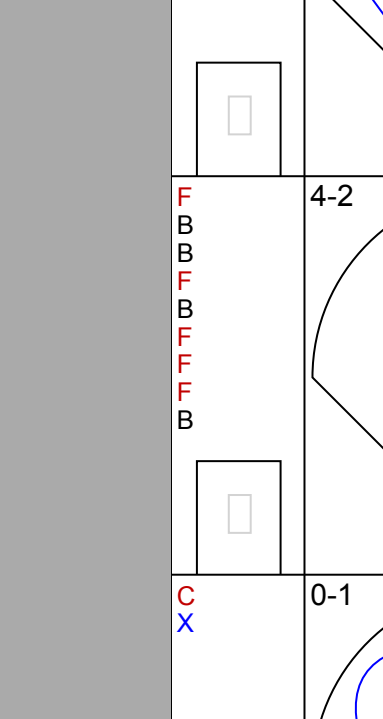

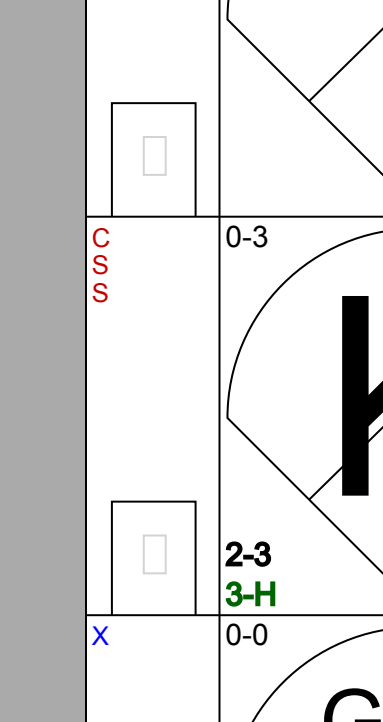
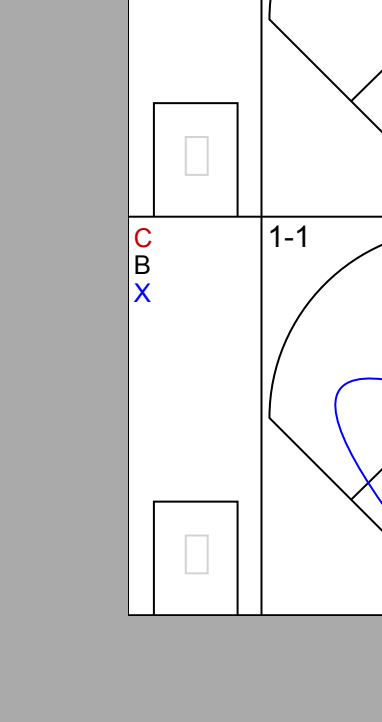
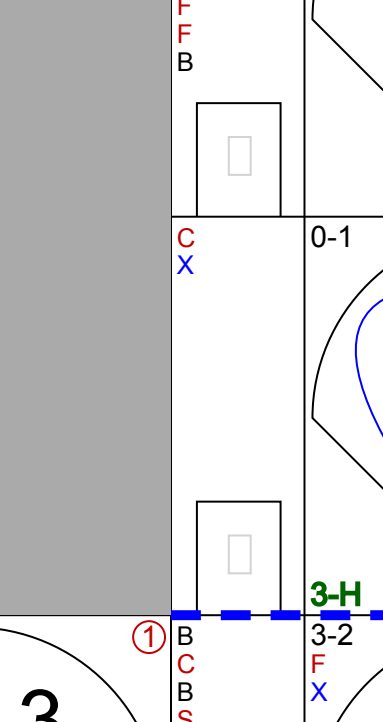

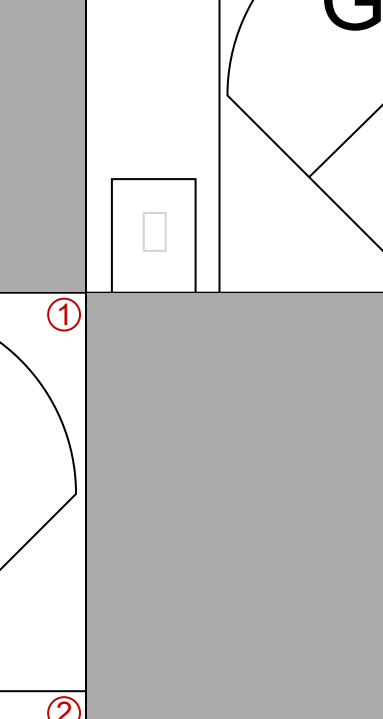
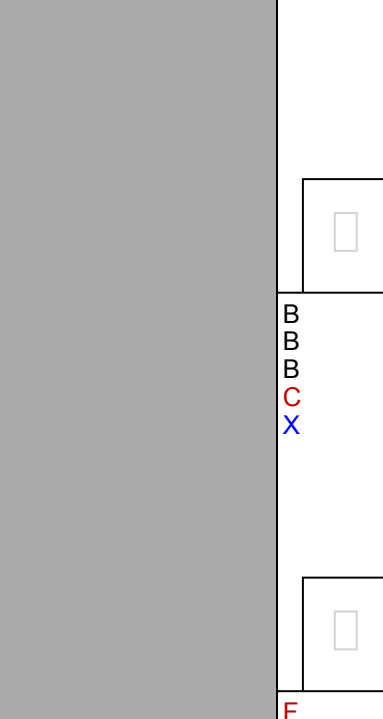
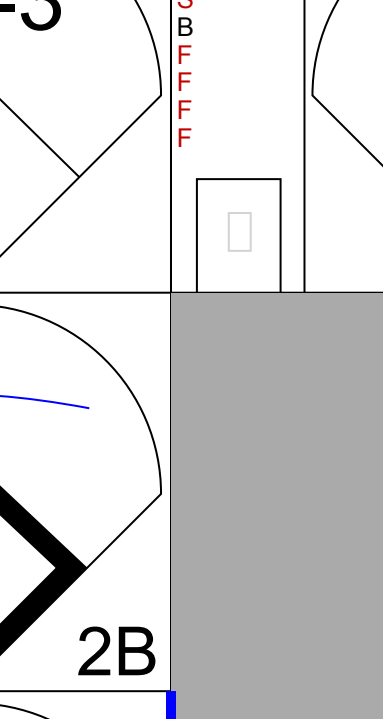
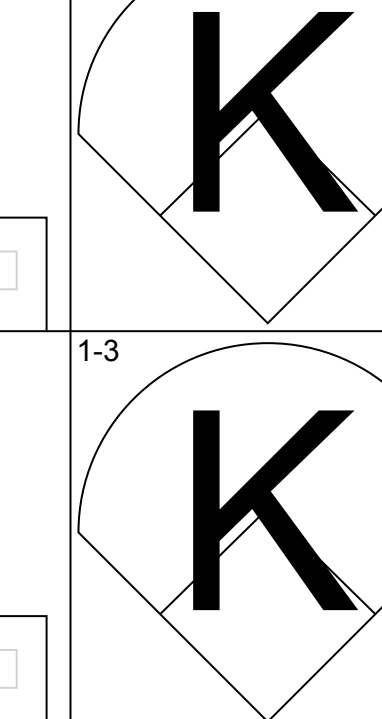
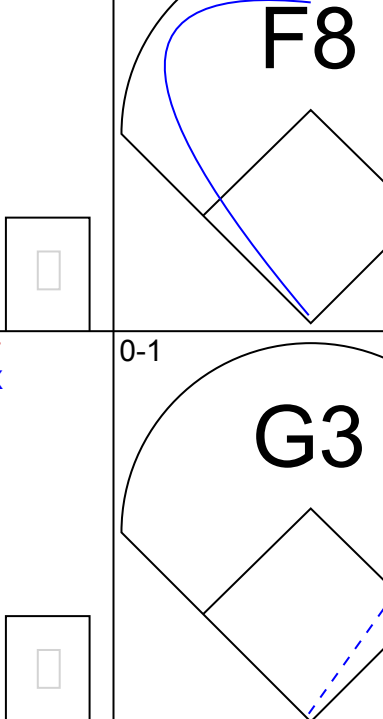
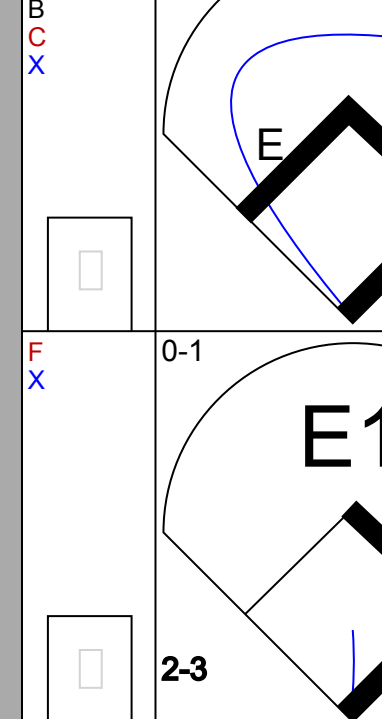
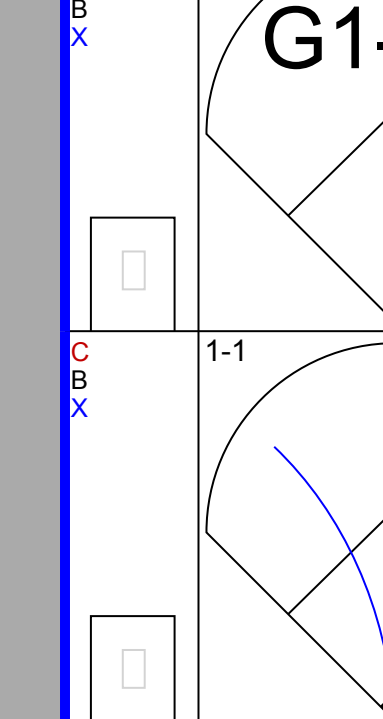
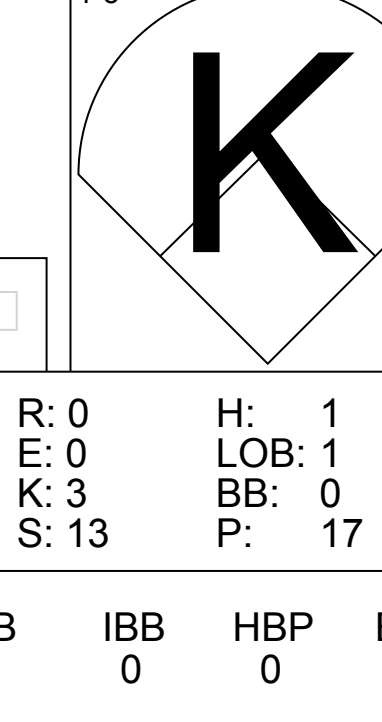
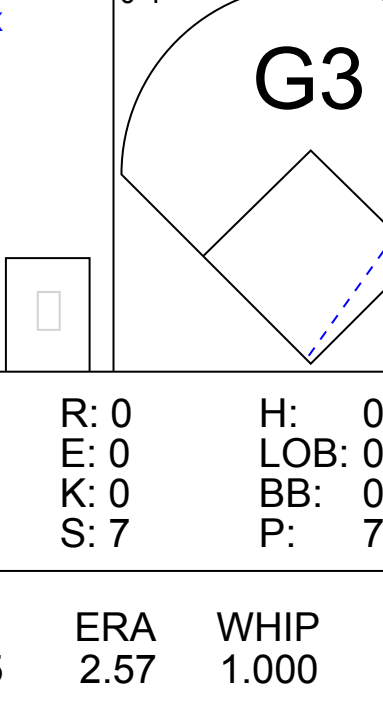
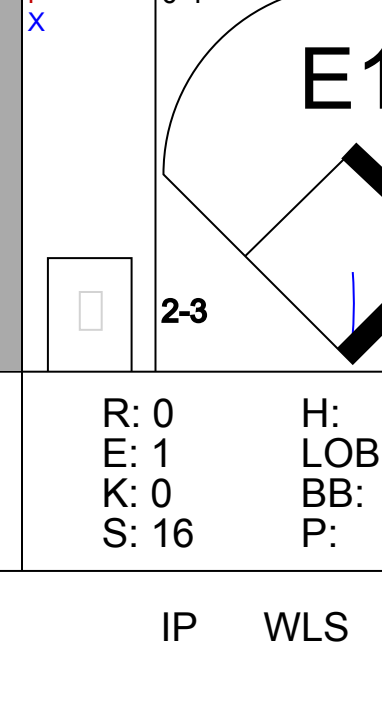
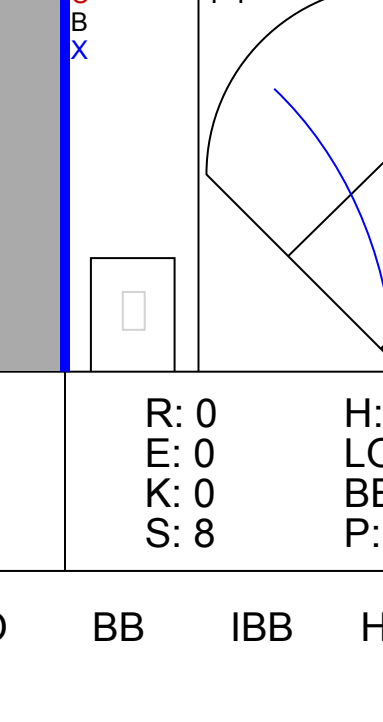


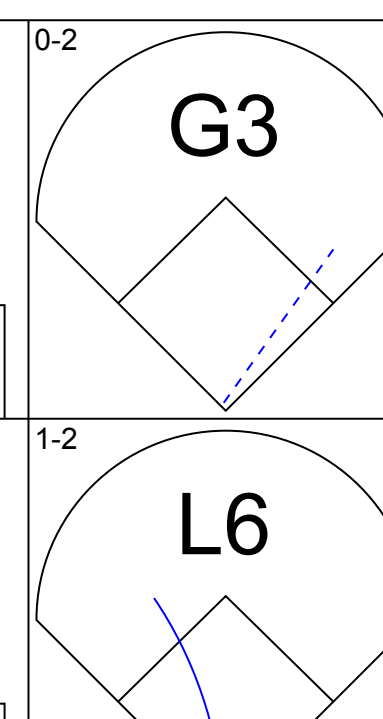
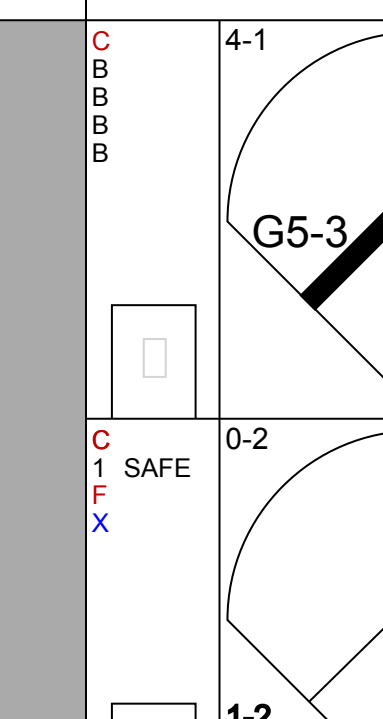
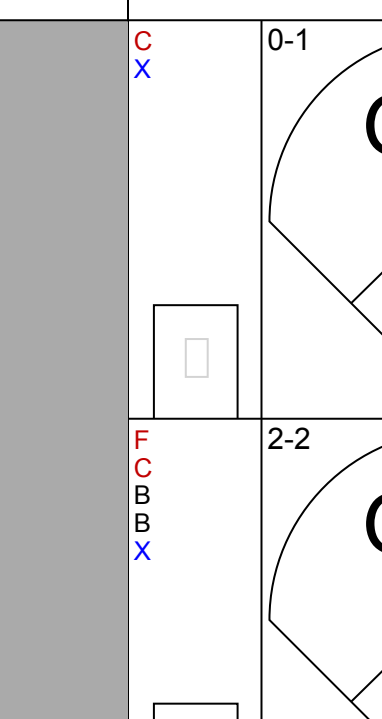
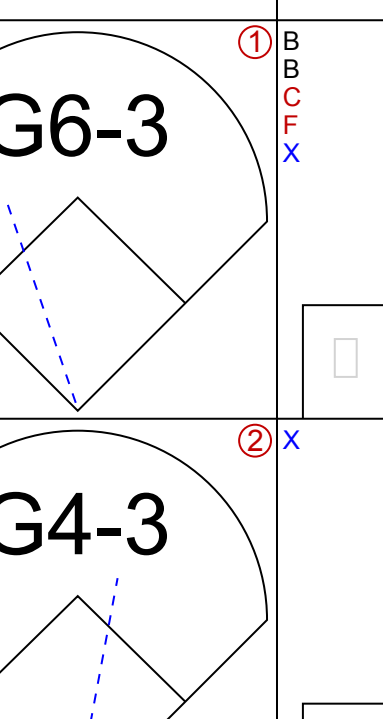
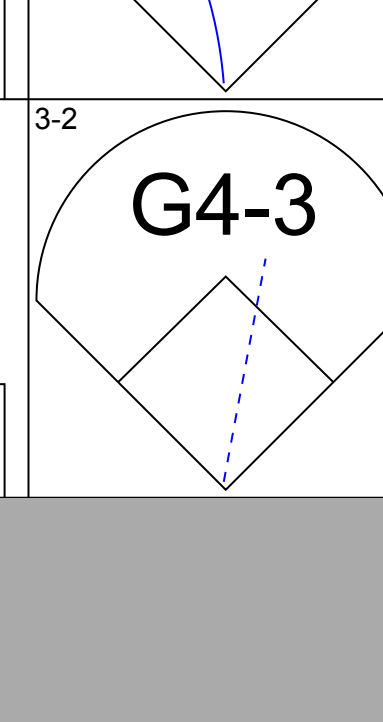
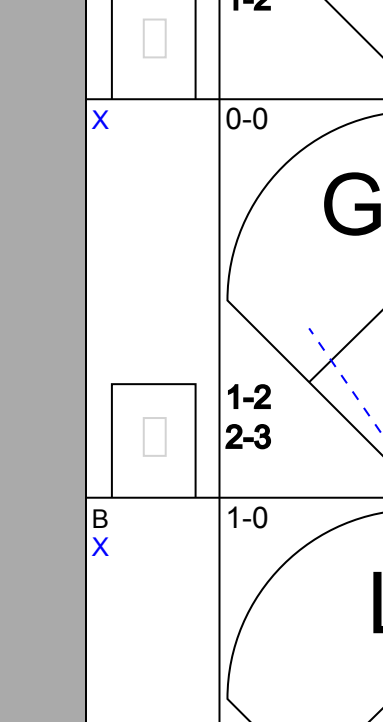
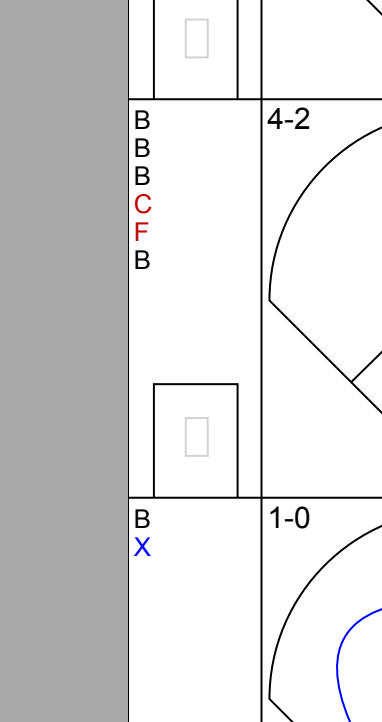
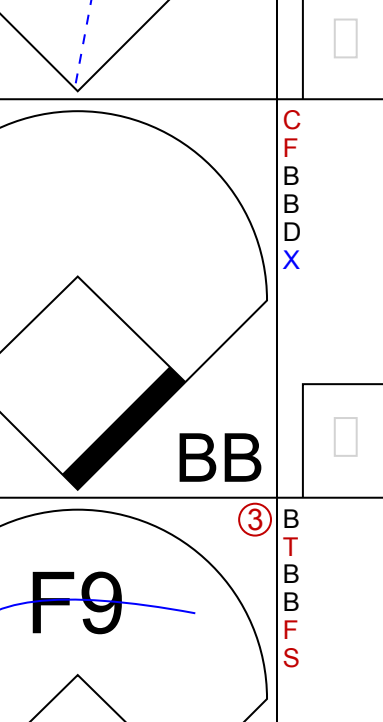

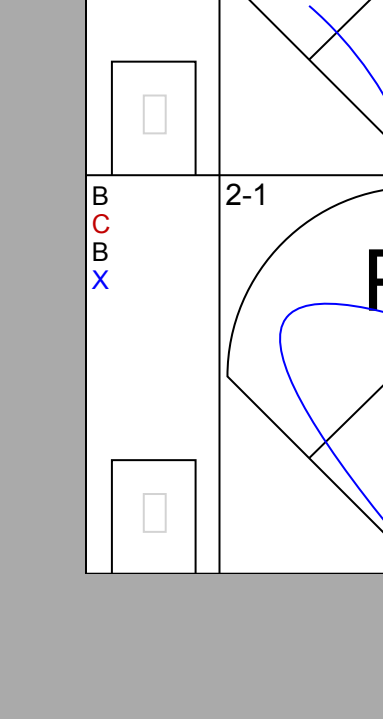

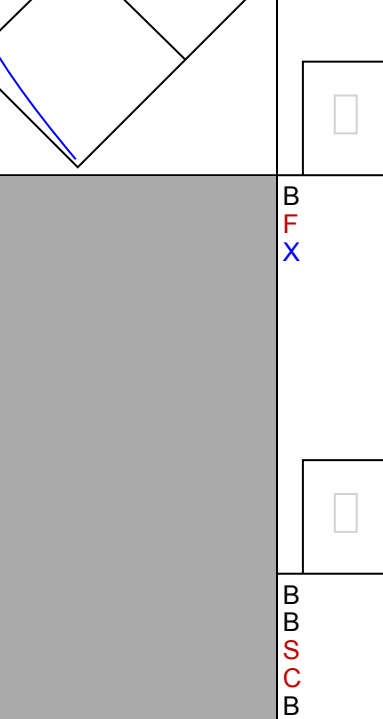
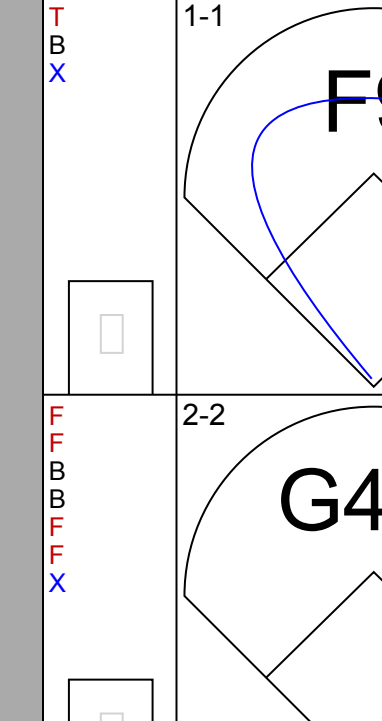
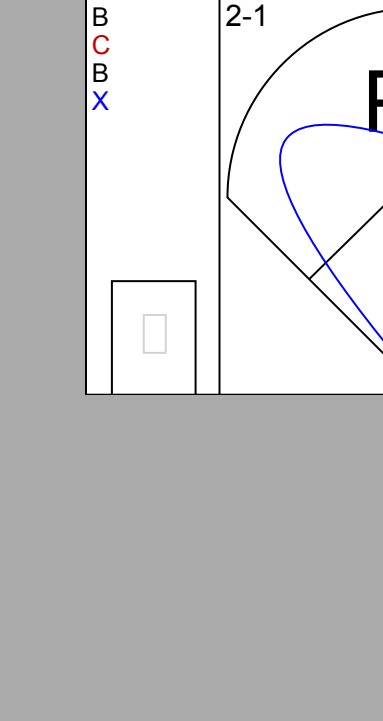
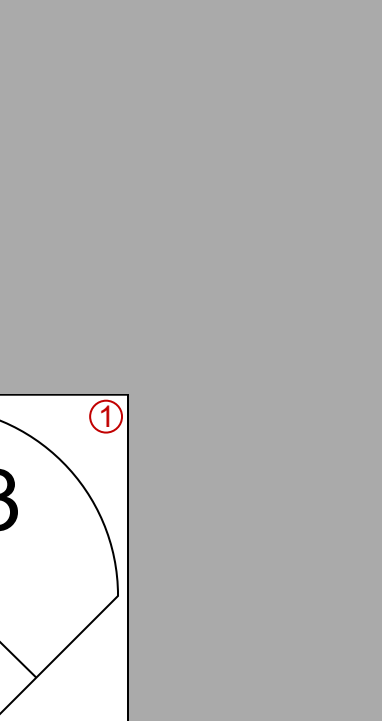
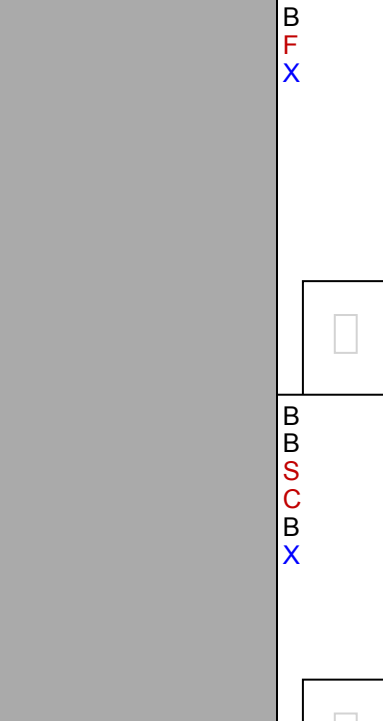

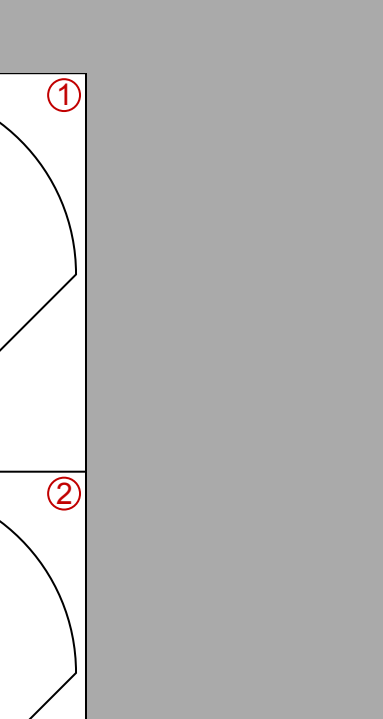
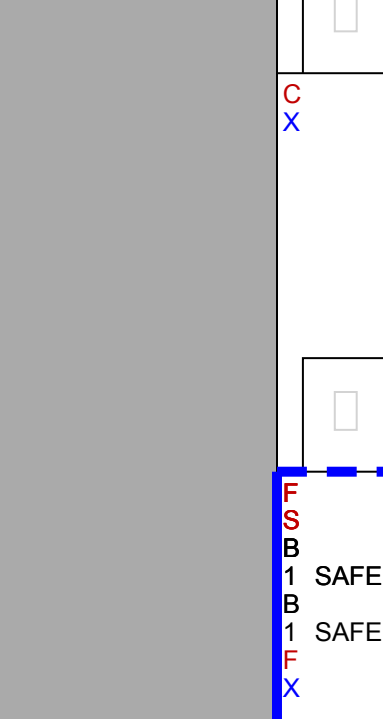
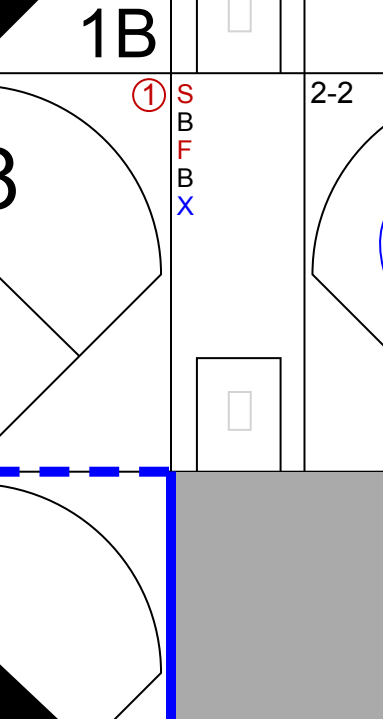

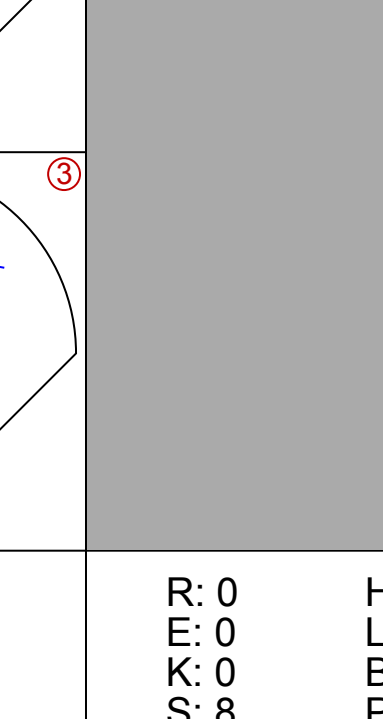
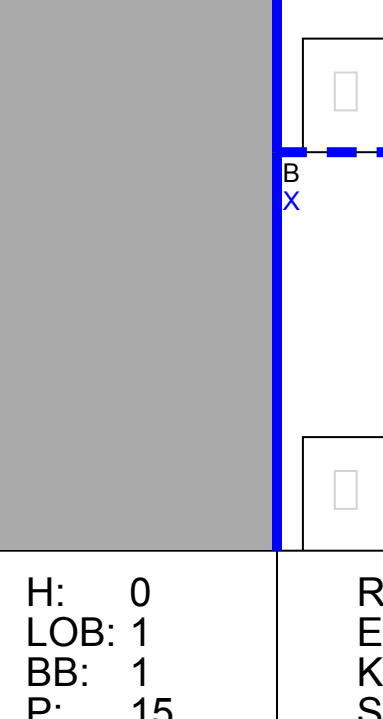
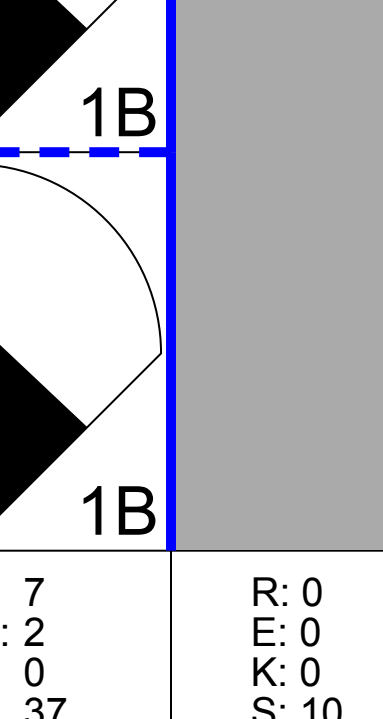
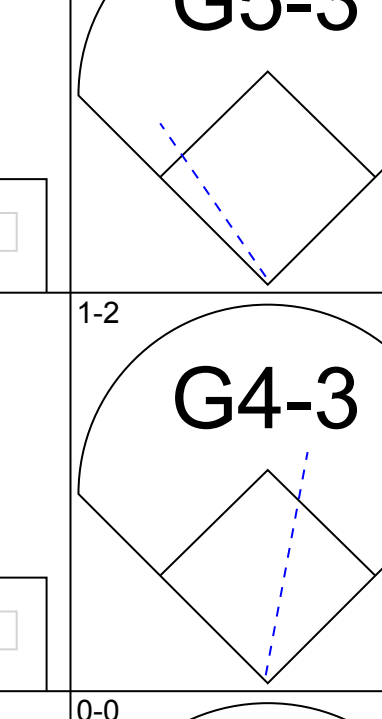
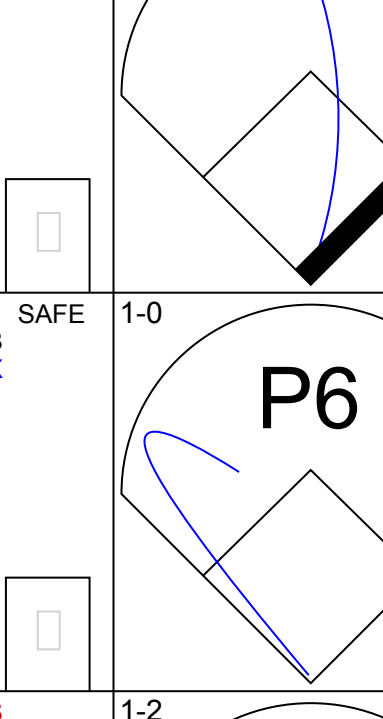
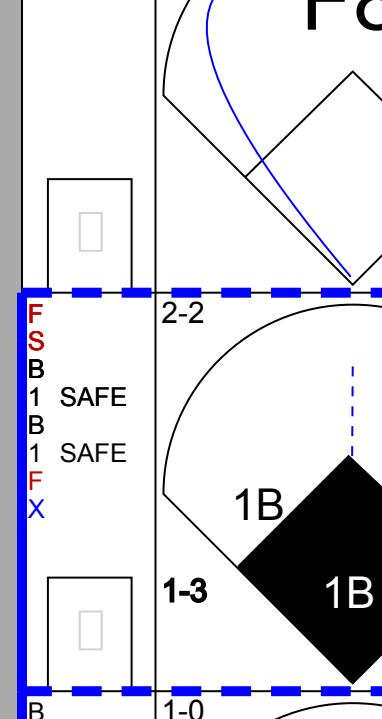
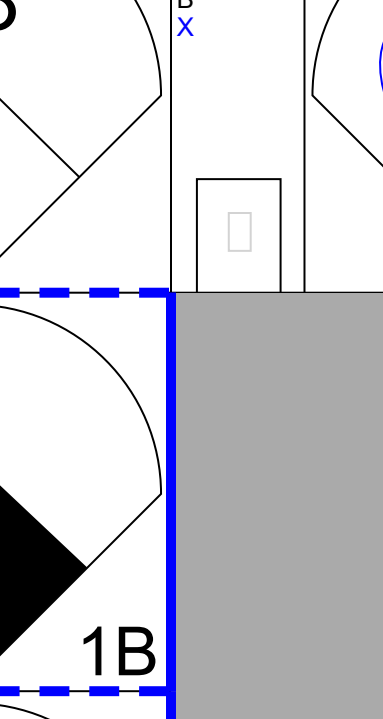
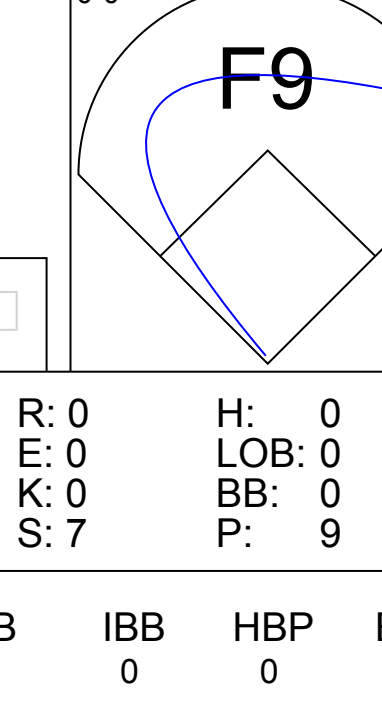
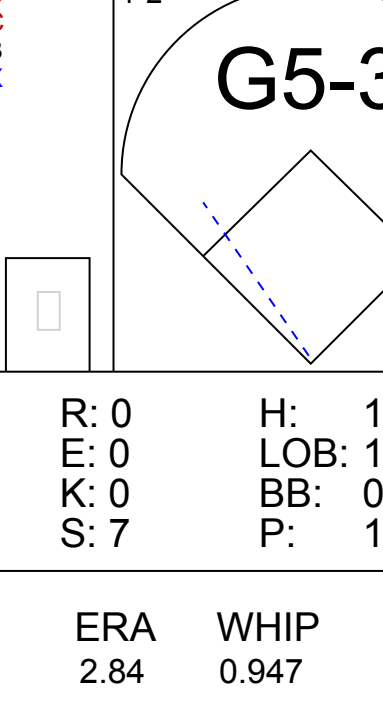
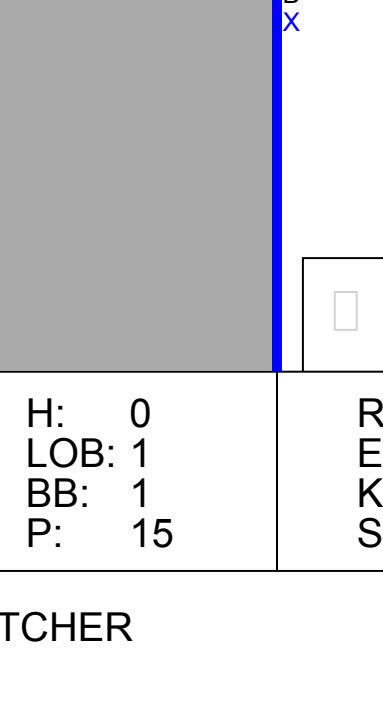
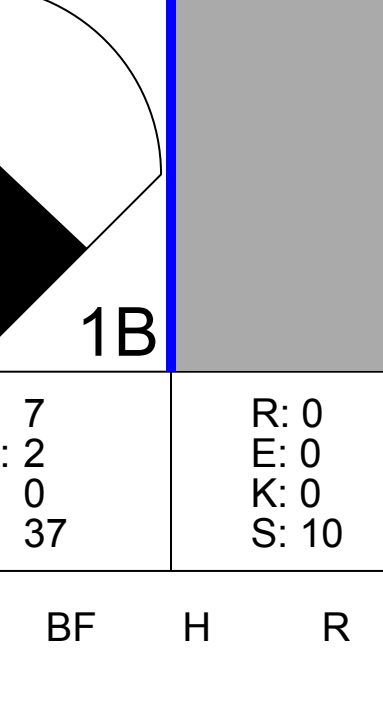

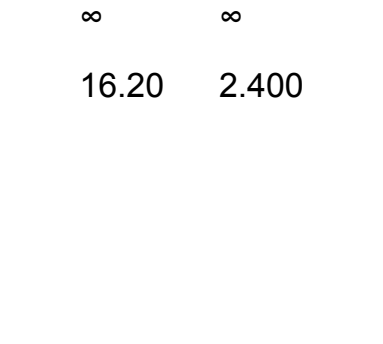


Batter	1	2	3	4	5	6	7	8	9	AB	R	H	RBI	BB	SO	LOB	BOTTOM								
Juan Pierre, L (1, 8) OBP: 0.324, SLG: 0.352	3-2 G4-3		1-0 G4-3		1-2 G5-3		1-1 G4-3			4	0	0	0	0	0	2									
Luis Castillo, S (1, 4) OBP: 0.360, SLG: 0.383 Mike Mordecai, R (9, 4) OBP: 0.316, SLG: 0.294	2-2 1B		1-0 G6-3		0-1 L6		1-1 P3			4	0	1	0	0	0	1									
Ivan Rodriguez, R (1, 2) OBP: 0.396, SLG: 0.474 Ramon Castro, R (9, 2) OBP: 0.375, SLG: 0.375	0-0 1B		1-0 G4-3		0-0 G3-1		1-0 G6-3			4	0	1	0	0	0	0									
Juan Encarnacion, R (1, 9) OBP: 0.337, SLG: 0.490 Gerald Williams, R (8, PH) OBP: 0.063, SLG: 0.063	0-0 G5-4-3		1-1 FC6-4		0-1 G6-3		4-2 BB			3	0	1	0	1	0	2									
Mike Lowell, R (1, 5) OBP: 0.337, SLG: 0.484		2-2 G4-3		0-3 K		0-1 F8		0-0 P4		4	0	0	0	0	1	2									
Derrek Lee, R (1, 3) OBP: 0.373, SLG: 0.459		0-0 1B		0-3 K		1-2 1B		1-1 P4		4	1	2	0	0	1	1									
Alex Gonzalez, R (1, 6) OBP: 0.427, SLG: 0.720		2-0 1B		0-2 FC6-4		0-2 G1-3		1-0 P4		4	0	2	0	0	0	1									
Todd Hollandsworth, L (1, 7) OBP: 0.329, SLG: 0.371		2-2 L8		0-0 P3		1-2 SF8		1-1 HR		3	1	1	2	0	0	2									
A.J. Burnett, R (1, 1) OBP: 0.333, SLG: 0.143 Michael Tejera, L (6, 1) OBP: 0.206, SLG: 0.250 Vladimir Nunez, R (7, 1) ERA: 14.9 Brian Banks, S (7, PH) OBP: 0.222, SLG: 0.220 Blaine Neal, L (8, 1) ERA: 8.38 Andy Fox, L (9, PH) OBP: 0.248, SLG: 0.500		3-3 K		0-0 G5-3		0-1 G1-3		1-0 G6-3		2	0	1	0	0	1	2									
Inning Stats	R: 0 E: 0 K: 0 S: 9	H: 2 LOB: 1 BB: 0 P: 14	R: 0 E: 0 K: 1 S: 17	H: 2 LOB: 2 BB: 0 P: 26	R: 0 E: 0 K: 2 S: 12	H: 1 LOB: 1 BB: 0 P: 13	R: 0 E: 0 K: 0 S: 7	H: 1 LOB: 1 BB: 0 P: 8	R: 0 E: 0 K: 0 S: 5	H: 0 LOB: 0 BB: 0 P: 5	R: 1 E: 0 K: 0 S: 13	H: 2 LOB: 1 BB: 0 P: 16	R: 0 E: 0 K: 0 S: 11	H: 0 LOB: 1 BB: 1 P: 17	R: 1 E: 0 K: 0 S: 6	H: 1 LOB: 0 BB: 0 P: 10	1B: 8 2B: 0 3B: 0 HR: 1	SF: 1 SAC: 0 DP: 1 HBP: 0	WP: 0 PB: 0 SB: 0 CS: 0	PA: 36					
PITCHER	IP	WLS	BF	H	R	ER	SO	BB	IBB	HBP	BLK	WP	HR	S	P	ERA	WHIP								
Brett Tomko, R (1, 1) ERA: 4.46	9.0	W	36	9	2	2	3	1	0	0	0	0	1	83	115	2.00	1.111								

St. Louis Cardinals @ Florida Marlins
Pro Player Stadium, Miami, FL
Fri Apr 25 2003, 7:35 PM EDT
Att: 12,081 - Sunny - 84 F

AB 34
R 2
H 9
RBI 2
BB 1
SO 3
LOB 14



Batter	1	2	3	4	5	6	7	8	9	AB	R	H	RBI	BB	SO	LOB	TOP					
Fernando Vina, L (1,4) OBP: 0.282, SLG: 0.300										5	0	1	0	0	1	3	St. Louis Cardinals @ Florida Marlins Pro Player Stadium, Miami, FL Sat Apr 26 2003, 6:05 PM EDT Att: 12,286 - Overcast - 67 F					
Orlando Palmeiro, L (1,9) (6,7) OBP: 0.354, SLG: 0.411										4	1	1	0	0	1	3						
5 Albert Pujols, R (1,7) Eli Marrero, R (6,9) OBP: 0.277, SLG: 0.333										2	1	1	0	1	0	1						
15 Jim Edmonds, L (1,8) OBP: 0.521, SLG: 0.828										4	1	3	1	0	1	1						
27 Scott Rolen, R (1,5) OBP: 0.422, SLG: 0.526										3	0	0	0	1	0	3						
Tino Martinez, L (1,3) OBP: 0.394, SLG: 0.487										3	0	0	1	0	1	2						
Edgar Renteria, R (1,6) OBP: 0.376, SLG: 0.560										4	0	0	0	0	0	2						
Mike Matheny, R (1,2) Kerry Robinson, L (9,PH) OBP: 0.364, SLG: 0.434 OBP: 0.226, SLG: 0.200										3	0	1	0	0	1	0						
Jason Simontacchi, R (1,1) Steve Kline, S (7,1) Dustin Hermanson, R (7,1) J.D. Drew, L (9,PH) OBP: 0.111, SLG: 0.111 OBP: 0.250, SLG: 0.182										3	0	0	0	0	1	1						
Inning Stats	R: 0 E: 0 K: 2 S: 9	H: 1 LOB: 1 BB: 0 P: 16	R: 0 E: 0 K: 0 S: 11	H: 0 LOB: 0 BB: 0 P: 19	R: 0 E: 0 K: 3 S: 13	H: 1 LOB: 1 BB: 0 P: 17	R: 1 E: 0 K: 1 S: 11	H: 1 LOB: 1 BB: 1 P: 18	R: 0 E: 0 K: 0 S: 7	H: 0 LOB: 0 BB: 0 P: 7	R: 1 E: 0 K: 0 S: 10	H: 2 LOB: 1 BB: 0 P: 14	R: 0 E: 1 K: 0 S: 16	H: 1 LOB: 2 BB: 0 P: 24	R: 1 E: 1 K: 0 S: 20	H: 1 LOB: 1 BB: 1 P: 32		R: 0 E: 0 K: 0 S: 8	H: 1 LOB: 0 BB: 0 P: 11	1B: 3 2B: 5 3B: 0 HR: 0	SF: 1 SAC: 0 DP: 1 HBP: 0	WP: 2 PB: 0 SB: 0 CS: 0
PITCHER	IP WLS BF H R ER SO BB IBB HBP BLK WP HR S P ERA WHIP																					
Josh Beckett, R (1,1) ERA: 3.55	7.0 W 29 6 2 2 6 1 0 0 0 2 0 77 115 2.57 1.000																					
Armando Almanza, L (8,1) ERA: 2.25	0.2 H 4 1 1 0 0 1 0 0 0 0 0 12 21 0.00 3.000																					
Braden Looper, R (8,1) ERA: 1.8	1.1 S 4 1 0 0 0 0 0 0 0 0 0 16 22 0.00 0.750																					

Batter	1	2	3	4	5	6	7	8	9	AB	R	H	RBI	BB	SO	LOB	BOTTOM	
Juan Pierre, L (1,8) OBP: 0.330, SLG: 0.352										3	1	1	1	1	0	0	St. Louis Cardinals @ Florida Marlins Pro Player Stadium, Miami, FL Sat Apr 26 2003, 6:05 PM EDT Att: 12,286 - Overcast - 67 F	
Luis Castillo, S (1,4) OBP: 0.395, SLG: 0.388										4	0	2	1	0	0	0		
Ivan Rodriguez, R (1,2) OBP: 0.402, SLG: 0.469										3	0	1	1	1	0	2		
Juan Encarnacion, R (1,9) OBP: 0.324, SLG: 0.471										4	0	0	0	0	1	5		
Mike Lowell, R (1,5) OBP: 0.333, SLG: 0.505										4	1	1	1	0	0	2		
Derrek Lee, R (1,3) OBP: 0.388, SLG: 0.449										4	1	1	0	0	0	0		
Alex Gonzalez, R (1,6) OBP: 0.419, SLG: 0.696										4	0	1	0	0	0	1		
Todd Hollandsworth, L (1,7) ERA: 8.35 Brian Banks, S (7,PH) Armando Almanza, L (8,1) Braden Looper, R (8,1) OBP: 0.321, SLG: 0.361 OBP: 0.263, SLG: 0.294 OBP: 0.388, SLG: 0.449										2	0	0	0	0	0	1		
Josh Beckett, R (1,1) Mike Redmond, R (7,PH) Gerald Williams, R (7,PR) OBP: 0.091, SLG: 0.091 OBP: 0.263, SLG: 0.294 OBP: 0.063, SLG: 0.063										2	0	0	0	0	0	1		
Inning Stats	R: 0 E: 0 K: 0 S: 11	H: 0 LOB: 0 BB: 0 P: 15	R: 0 E: 0 K: 0 S: 9	H: 0 LOB: 0 BB: 0 P: 14	R: 0 E: 0 K: 0 S: 7	H: 1 LOB: 2 BB: 1 P: 9	R: 0 E: 0 K: 0 S: 8	H: 1 LOB: 1 BB: 0 P: 10	R: 0 E: 0 K: 0 S: 8	H: 0 LOB: 1 BB: 1 P: 15	R: 5 E: 0 K: 1 S: 22	H: 7 LOB: 2 BB: 0 P: 37	R: 0 E: 0 K: 0 S: 10	H: 0 LOB: 0 BB: 0 P: 16	1B: 8 2B: 0 3B: 0 HR: 1	SF: 0 SAC: 0 DP: 0 HBP: 0		WP: 0 PB: 0 SB: 0 CS: 2
PITCHER	IP WLS BF H R ER SO BB IBB HBP BLK WP HR S P ERA WHIP																	
Jason Simontacchi, R (1,1) ERA: 4.32	0.0 L 1 1 0 0 0 0 0 0 0 0 0 4 6 - - -																	
Dustin Hermanson, R (7,1) ERA: 4.5	1.2 B 8 4 3 3 1 0 0 0 0 0 0 21 36 16.20 2.400																	

Batter	1	2	3	4	5	6	7	8	9	AB	R	H	RBI	BB	SO	LOB	TOP				
Roberto Alomar, S OBP: 0.351, SLG: 0.357 (1, 4)	F7	G4-3			G5-3		B1-3		BB	4	0	0	0	1	0	1					
Timo Perez, L OBP: 0.283, SLG: 0.306 (1, 8)	BB		F7			K		F9	BB	3	0	1	0	0	1	0					
Tsuyoshi Shinjo, R OBP: 0.194, SLG: 0.172 (8, PH)	BB								BB	1	0	0	0	1	0	0					
Cliff Floyd, L OBP: 0.337, SLG: 0.390 (1, 7)	BB		F8			31 2B		31 2B	BB	3	1	1	0	2	0	2					
31 Mike Piazza, R OBP: 0.364, SLG: 0.500 (1, 2)	BB		P3			3B				4	1	3	1	0	0	0					
Mo Vaughn, L OBP: 0.325, SLG: 0.319 (1, 3)	K				G1-3		F7		K	1	0	0	0	0	1	3					
Tony Clark, S OBP: 0.267, SLG: 0.700 (1, 3)										3	0	0	0	0	1	3					
Ty Wigington, R OBP: 0.373, SLG: 0.430 (1, 5)	G6-3				G5-3		3B		K	4	0	1	1	0	1	5					
Roger Cedeno, S OBP: 0.240, SLG: 0.268 (1, 9)		G4-3			F8				G3	4	1	1	0	0	1	1					
Jay Bell, R OBP: 0.371, SLG: 0.160 (1, 6)							F9		G3	4	0	0	0	0	2	1					
Al Leiter, L OBP: 0.200, SLG: 0.211 (7, PH)									SF8	1	0	0	0	1	0	0					
Raul Gonzalez, R OBP: 0.200, SLG: 0.211 (7, PH)										1	0	0	0	0	1	0					
David Weathers, R OBP: 0.200, SLG: 0.211 (7, PH)										0	0	0	0	0	0	0					
Jaime Cerda, L OBP: 0.200, SLG: 0.211 (8, PH)										0	0	0	0	0	0	0					
Graeme Lloyd, L OBP: 0.200, SLG: 0.211 (8, PH)										0	0	0	0	0	0	0					
Vance Wilson, R OBP: 0.200, SLG: 0.211 (8, PH)										0	0	0	1	0	0	0					
Inning Stats	R: 0 E: 0 K: 1 S: 21	H: 2 LOB: 3 BB: 1 P: 33	R: 0 E: 0 K: 1 S: 10	H: 0 LOB: 1 BB: 1 P: 20	R: 0 E: 0 K: 0 S: 11	H: 0 LOB: 0 BB: 0 P: 14	R: 0 E: 0 K: 0 S: 6	H: 0 LOB: 0 BB: 0 P: 11	R: 0 E: 0 K: 1 S: 7	H: 0 LOB: 0 BB: 0 P: 10	R: 2 E: 0 K: 2 S: 17	H: 3 LOB: 1 BB: 0 P: 27	R: 0 E: 0 K: 1 S: 7	H: 0 LOB: 0 BB: 0 P: 12	R: 0 E: 0 K: 2 S: 13	H: 1 LOB: 2 BB: 1 P: 20	R: 1 E: 0 K: 0 S: 16	H: 1 LOB: 2 BB: 2 P: 25	1B: 2 2B: 4 3B: 1 HR: 0	SF: 1 SAC: 0 DP: 0 HBP: 0	WP: 0 PA: 39 PB: 0 SB: 0 CS: 0
PITCHER	IP	WLS	BF	H	R	ER	SO	BB	IBB	HBP	BLK	WP	HR	S	P	ERA	WHIP				
Matt Morris, R ERA: 2.53 (1, 1)	6.0	W	25	5	2	2	5	2	0	0	0	0	0	72	115	3.00	1.167				
Russ Springer, R ERA: 5.56 (7, 1)	1.0	H	3	0	0	0	1	0	0	0	0	0	0	7	12	0.00	0.000				
Jeff Fassero, L ERA: 9.0 (8, 1)	0.1		2	0	0	0	0	1	0	0	0	0	0	3	7	0.00	3.000				
Kiko Calero, R ERA: 3.46 (8, 1)	1.2		9	2	1	1	2	2	0	0	0	0	0	26	38	5.40	2.400				

New York Mets @ St. Louis Cardinals
 Busch Stadium, St. Louis, MO
 Tue Apr 29 2003, 7:10 PM CDT
 Att: 30,275 - Overcast - 77 F

AB 33
R 3
H 7
RBI 3
BB 5
SO 8
LOB 16



Batter	1	2	3	4	5	6	7	8	9	AB	R	H	RBI	BB	SO	LOB	BOTTOM				
Miguel Cairo, R OBP: 0.292, SLG: 0.477 (1, 4)	15 1B					F8		5 1B		4	1	2	0	0	0	3					
Russ Springer, R ERA: 5.56 (7, 1)	5 2B	E4								0	0	0	0	0	0	0					
Jeff Fassero, L ERA: 9.0 (8, 1)	2B									0	0	0	0	0	0	0					
Orlando Palmeiro, L OBP: 0.358, SLG: 0.404 (8, 9)								G4-3		1	1	0	0	1	0	2					
15 Jim Edmonds, L OBP: 0.482, SLG: 0.714 (1, 8)	5 2B									4	2	1	0	1	1	3					
Kerry Robinson, L OBP: 0.250, SLG: 0.226 (9, 8)	2B	F8								0	0	0	0	0	0	0					
5 Albert Pujols, R OBP: 0.456, SLG: 0.594 (1, 3)	2B									4	3	2	2	1	0	2					
Eduardo Perez, R OBP: 0.429, SLG: 0.679 (1, 9)	2B									3	1	1	1	1	1	2					
Kiko Calero, R OBP: 1.000, SLG: 1.000 (8, 1)	K									1	1	1	1	0	0	0					
27 Scott Rolen, R OBP: 0.414, SLG: 0.516 (1, 5)	2B									5	2	2	4	0	1	2					
Edgar Renteria, R OBP: 0.377, SLG: 0.558 (1, 6)	2B									5	1	3	4	0	0	0					
Eli Marrero, R OBP: 0.279, SLG: 0.364 (1, 7)	G1-3									5	0	1	0	0	0	3					
Mike Matheny, R OBP: 0.357, SLG: 0.424 (1, 2)	P2									4	0	2	1	0	1	1					
Matt Morris, R OBP: 0.357, SLG: 0.615 (1, 1)										2	0	0	0	0	1	0					
Wilson Delgado, S OBP: 0.273, SLG: 0.238 (7, 4)	E3									3	1	2	0	0	0	1					
Inning Stats	R: 4 E: 0 K: 1 S: 24	H: 5 LOB: 1 BB: 0 P: 39	R: 0 E: 2 K: 0 S: 9	H: 0 LOB: 1 BB: 0 P: 14	R: 1 E: 0 K: 1 S: 8	H: 1 LOB: 0 BB: 0 P: 14	R: 0 E: 0 K: 3 S: 13	H: 1 LOB: 1 BB: 0 P: 20	R: 0 E: 0 K: 0 S: 5	H: 0 LOB: 0 BB: 0 P: 11	R: 0 E: 0 K: 0 S: 11	H: 2 LOB: 2 BB: 0 P: 18	R: 1 E: 0 K: 0 S: 15	H: 2 LOB: 1 BB: 1 P: 25	R: 7 E: 0 K: 0 S: 24	H: 6 LOB: 2 BB: 3 P: 45	1B: 10 2B: 7 3B: 0 HR: 1	SF: 1 SAC: 0 DP: 1 HBP: 0	WP: 0 PA: 46 PB: 0 SB: 1 CS: 0		
PITCHER	IP	WLS	BF	H	R	ER	SO	BB	IBB	HBP	BLK	WP	HR	S	P	ERA	WHIP				
Al Leiter, L ERA: 3.19 (1, 1)	6.0	L	28	9	5	5	5	0	0	0	0	0	0	70	116	7.50	1.500				
David Weathers, R ERA: 2.65 (7, 1)	1.0		6	2	1	1	0	1	0	0	0	0	0	15	25	9.00	3.000				
Jaime Cerda, L ERA: 9.31 (8, 1)	0.1		6	2	5	5	0	3	0	0	0	0	0	9	24	135.00	15.000				
Graeme Lloyd, L ERA: 4.0 (8, 1)	0.2		6	4	2	2	0	0	0	0	0	0	0	15	21	27.00	6.000				

New York Mets @ St. Louis Cardinals
 Busch Stadium, St. Louis, MO
 Tue Apr 29 2003, 7:10 PM CDT
 Att: 30,275 - Overcast - 77 F

AB 41
R 13
H 17
RBI 13
BB 4
SO 5
LOB 19



Batter	1	2	3	4	5	6	7	8	9	AB	R	H	RBI	BB	SO	LOB	TOP				
Roberto Alomar, S (1,4) OBP: 0.350, SLG: 0.350 Rey Sanchez, R (8, PH) OBP: 0.169, SLG: 0.132 (8,6)	1-2 G1-3		4-1 BB		1 SAFE 0-0 F7			2-2 G6-4-3 1B		2	0	0	0	1	0	1					
Timo Perez, L (1,8) OBP: 0.268, SLG: 0.288 Jason Middlebrook, R (5,1) Joe McEwing, R (8,4) OBP: 0.188, SLG: 0.133	3-3 K		2-2 L9		0-1 F9			1-1 G6-4-3 1-2		3	0	0	0	0	1	2					
Ty Wigginton, R (1,5) OBP: 0.368, SLG: 0.422	1-3 K			0-0 G4-3 2B 1B				3-3 K		4	1	1	0	0	3	1					
Cliff Floyd, L (1,7) OBP: 0.326, SLG: 0.375 Tsuyoshi Shinjo, R (7,7) OBP: 0.168, SLG: 0.167 (8,8)		1-2 G4-3		0-3 K		3-1 F7		2-2 F8		3	0	0	0	0	1	1					
Mo Vaughn, L (1,3) OBP: 0.322, SLG: 0.356		3-2 G4-3		0-2 G4-3		2-3 K		2-0 HR		4	1	1	1	0	1	1					
Raul Gonzalez, R (1,9) OBP: 0.375, SLG: 0.524 (5,8) (8,7)		0-0 E9		4-1 2B BB		0-0 F9		1-0 F8		3	1	0	0	1	0	0					
Vance Wilson, R (1,2) OBP: 0.323, SLG: 0.571		1-0 F9		1-1 1B 2B		0-1 L9		1-1 HR		4	1	2	3	0	0	1					
Jay Bell, R (1,6) OBP: 0.368, SLG: 0.179 Scott Strickland, R (7,1) Mike Stanton, L (8,1) Tony Clark, S (9, PH) OBP: 0.288, SLG: 0.677			2-1 F8	1-2 1B 2B		0-0 F9		1-2 G1-3		3	0	1	0	0	0	0					
Pedro Astacio, R (1,1) OBP: 0.333, SLG: 0.333 Roger Cedeno, S (5, PH) OBP: 0.247, SLG: 0.274 (5,9)			1-1 G4-3		2-1 1B		1-2 G1-3			1	0	0	0	0	0	0					
Inning Stats	R: 0 E: 0 K: 2 S: 13	H: 0 LOB: 0 BB: 0 P: 18	R: 0 E: 1 K: 0 S: 10	H: 0 LOB: 1 BB: 1 P: 15	R: 0 E: 0 K: 1 S: 9	H: 0 LOB: 1 BB: 1 P: 18	R: 2 E: 0 K: 1 S: 13	H: 3 LOB: 2 BB: 0 P: 19	R: 0 E: 0 K: 1 S: 10	H: 0 LOB: 0 BB: 0 P: 11	R: 0 E: 0 K: 1 S: 6	H: 0 LOB: 0 BB: 0 P: 7	R: 0 E: 0 K: 1 S: 8	H: 1 LOB: 0 BB: 0 P: 14	R: 2 E: 0 K: 0 S: 12	H: 2 LOB: 0 BB: 0 P: 19	1B: 4 2B: 1 3B: 0 HR: 2	SF: 0 SAC: 0 DP: 1 HBP: 0	WP: 0 PB: 0 SB: 0 CS: 0	PA: 35	
PITCHER	IP	WLS	BF	H	R	ER	SO	BB	IBB	HBP	BLK	WP	HR	S	P	ERA	WHIP				
Woody Williams, R (1,1) ERA: 1.09	7.0	W	27	4	2	2	5	2	0	0	0	0	0	67	101	2.57	0.857				
Jeff Fassero, L (8,1) ERA: 8.1	1.0		3	1	0	0	1	0	0	0	0	0	0	8	14	0.00	1.000				
Russ Springer, R (9,1) ERA: 6.57	1.0		5	2	2	2	0	0	0	0	0	0	2	12	19	18.00	2.000				

New York Mets @ St. Louis Cardinals
 Busch Stadium, St. Louis, MO
 Wed Apr 30 2003, 7:10 PM CDT
 Att: 30,265 - Cloudy - 83 F

AB 33
R 4
H 7
RBI 4
BB 2
SO 6
LOB 8



Batter	1	2	3	4	5	6	7	8	9	AB	R	H	RBI	BB	SO	LOB	BOTTOM					
Fernando Vina, L (1,4) OBP: 0.269, SLG: 0.329	0-0 F8	1-1 HR		1-0 F8		1-1 1B 2B	0-2 G6-4-3			5	2	2	2	0	0	1						
J.D. Drew, L (1,9) OBP: 0.286, SLG: 0.400	3-2 P3	0-1 G4-3		0-1 5 HR 2B		2-1 1B 5 1B SF8		0-2 G5-3		5	2	2	1	0	0	0						
5 Albert Pujols, R (1,3) OBP: 0.470, SLG: 0.691 Miguel Cairo, R (8,5) OBP: 0.306, SLG: 0.489	0-0 HR	1-2 G5-3		1-0 2H HR		1-0 2H 1B		0-2 FC4-6 1B		4	3	3	3	0	0	0						
15 Jim Edmonds, L (1,8) OBP: 0.494, SLG: 0.750 Otanield Palmeiro, L (4, PH) OBP: 0.357, SLG: 0.400 (5,7)	0-1 1B 2B	2-2 2B		3-2 G3-1		2-1 2B 1B		1-0 FC4-6		2	1	2	0	0	0	0						
27 Scott Rolen, R (1,5) OBP: 0.420, SLG: 0.511 Wilson Delgado, S (6, PH) OBP: 0.250, SLG: 0.227 (7,5) (8,6)	4-2 1B HR BB	4-1 BB		0-1 F8		1-2 SF8		2-1 F7		1	1	0	0	2	0	0						
Edgar Renteria, R (1,6) OBP: 0.381, SLG: 0.565 Jeff Fassero, L (8,1) Russ Springer, R (9,1)	1-2 HR 1B	1-0 L5			2-1 G6-3	1-0 2B				4	1	2	3	0	0	2						
Eli Marrero, R (1,7) OBP: 0.292, SLG: 0.424 (8,2) (8,2)	0-0 1H 2H HR		2-2 F7		2-1 G4-6-3 1B	3-2 P4				4	1	2	3	0	0	1						
Mike Matheny, R (1,2) OBP: 0.343, SLG: 0.406 (8,3)	3-3 K2-3		1-1 G5-3		0-2 G4-6-3		0-3 K			4	0	0	0	0	2	1						
Woody Williams, R (1,1) OBP: 0.357, SLG: 0.385 Kerry Robinson, L (7, PH) OBP: 0.273, SLG: 0.226 (8,8)		2-0 HR 2B		0-2 F9		3-3 K	4-0 G6-4-3 BB			3	1	1	0	0	1	0						
Inning Stats	R: 5 E: 0 K: 1 S: 17	H: 4 LOB: 0 BB: 1 P: 28	R: 2 E: 0 K: 0 S: 14	H: 3 LOB: 2 BB: 1 P: 25	R: 0 E: 0 K: 0 S: 9	H: 2 LOB: 0 BB: 0 P: 14	R: 0 E: 0 K: 0 S: 7	H: 1 LOB: 0 BB: 0 P: 11	R: 4 E: 0 K: 1 S: 17	H: 5 LOB: 1 BB: 0 P: 31	R: 0 E: 0 K: 1 S: 8	H: 0 LOB: 0 BB: 1 P: 12	R: 0 E: 0 K: 0 S: 10	H: 1 LOB: 1 BB: 0 P: 13	1B: 6 2B: 6 3B: 0 HR: 4	SF: 1 SAC: 0 DP: 2 HBP: 0	WP: 0 PB: 0 SB: 0 CS: 0	PA: 41				
PITCHER	IP	WLS	BF	H	R	ER	SO	BB	IBB	HBP	BLK	WP	HR	S	P	ERA	WHIP					
Pedro Astacio, R (1,1) ERA: 9.9	4.0	L	23	9	9	9	1	2	0	0	0	0	0	4	49	79	20.25	2.750				
Jason Middlebrook, R (5,1) ERA: 15.0	2.0		11	6	4	4	1	0	0	0	0	0	0	24	42	18.00	3.000					
Scott Strickland, R (7,1) ERA: 1.65	1.0		3	0	0	0	1	1	0	0	0	0	0	8	12	0.00	1.000					
Mike Stanton, L (8,1) ERA: 4.22	1.0		4	1	0	0	0	0	0	0	0	0	0	10	13	0.00	1.000					

New York Mets @ St. Louis Cardinals
 Busch Stadium, St. Louis, MO
 Wed Apr 30 2003, 7:10 PM CDT
 Att: 30,265 - Cloudy - 83 F


AB 37
R 13
H 16
RBI 13
BB 3
SO 3
LOB 7



Batter	1	2	3	4	5	6	7	8	9	10	AB	R	H	RBI	BB	SO	LOB	TOP						
Roger Cedeno, S OBP: 0.256, SLG: 0.282 Armando Benitez, R OBP: 0.313, SLG: 0.552 Vance Wilson, R OBP: 0.352, SLG: 0.552 Scott Strickland, R OBP: 0.101	0-1 SH1-3 2B 1B		0-0 G4-3		2-2 L7		1-1 1B	2-2 G4-3		0-3 K	5	1	2	0	0	0	1	0						
Timo Perez, L OBP: 0.259, SLG: 0.278 Raul Gonzalez, R OBP: 0.346, SLG: 0.478	0-0 SH1-3 1-2		2-1 F8		0-0 G4-3		0-1 L7		1-1 F9		2	0	0	0	0	0	0	0						
Cliff Floyd, L OBP: 0.330, SLG: 0.381	1-0 2H 2B		1-0 P5		1-2 F9		0-0 G4-3		4-0 BB		4	0	1	1	1	0	2							
31 Mike Piazza, R OBP: 0.366, SLG: 0.486	2-0 G5-3		3-2 F8		4-1 WP BB		0-0 1B 2B		1-2 P3		4	1	1	0	1	0	2							
Mo Vaughn, L OBP: 0.326, SLG: 0.342	4-1 BB		4-1 FC3-6 BB		2-3 K		1-1 F7		2-2 F8		3	0	0	0	2	1	3							
Ty Wigington, R OBP: 0.358, SLG: 0.409 Tsuyoshi Shinjo, R OBP: 0.182, SLG: 0.161	1-0 F9		1-2 FC3-6 1B		3-3 K		2-2 1B 2B		2-2 G1-3		3	0	0	0	0	1	4							
Rey Sanchez, R OBP: 0.211, SLG: 0.205		1-1 G6-3		2-1 1B			0-0 G3 1B		1-1 2B SF7 1B		5	2	4	0	0	0	0							
Joe McEwing, R OBP: 0.190, SLG: 0.200		1-2 G6-3		0-1 G4-3			2-2 G3		2-1 1B 2B		5	0	1	2	0	0	4							
Steve Trachsel, R OBP: 0.126, SLG: 0.250 David Weathers, R OBP: 0.207 Tony Clark, S OBP: 0.098 Roberto Alomar, R OBP: 0.305, SLG: 0.300	1-1 F8		0-1 F8		1-2 P4		2-2 1B 1B		3-H SF7		2	0	0	0	0	0	0							
Inning Stats	R: 1 E: 0 K: 0 S: 7	H: 2 LOB: 2 BB: 1 P: 15	R: 0 E: 0 K: 0 S: 9	H: 0 LOB: 0 BB: 0 P: 11	R: 0 E: 0 K: 0 S: 4	H: 1 LOB: 2 BB: 1 P: 7	R: 0 E: 0 K: 0 S: 7	H: 0 LOB: 0 BB: 0 P: 10	R: 0 E: 0 K: 2 S: 13	H: 0 LOB: 1 BB: 1 P: 23	R: 1 E: 0 K: 0 S: 14	H: 3 LOB: 2 BB: 0 P: 19	R: 3 E: 0 K: 0 S: 16	H: 4 LOB: 1 BB: 0 P: 24	R: 0 E: 0 K: 0 S: 8	H: 0 LOB: 1 BB: 0 P: 16	R: 0 E: 0 K: 1 S: 12	H: 1 LOB: 2 BB: 1 P: 22	1B: 7 2B: 4 3B: 0 HR: 0	SF: 1 SAC: 1 DP: 0 HBP: 0	WP: 1 PB: 0 SB: 0 CS: 0	PA: 46		
PITCHER	IP WLS BF H R ER SO BB IBB HBP BLK WP HR S P ERA WHIP	6.1 1.0 7.0 1.2 1.0	28 4 6 5 1	6 3 0 0 0	2 3 0 0 0	2 3 0 0 1	3 0 0 0 0	0 0 0 0 0	0 0 0 0 0	1 0 0 0 0	63 13 19 24 12	104 19 27.00 0.00 0.00	2.84 27.00 0.00 0.00 0.00	1.421 4.000 0.600 1.000										

New York Mets @ St. Louis Cardinals
 Busch Stadium, St. Louis, MO
 Thu May 01 2003, 12:10 PM CDT
 Att: 35,283 - Cloudy - 63 F

AB 39
 R 5
 H 11
 RBI 5
 BB 5
 SO 3
 LOB 20



Batter	1	2	3	4	5	6	7	8	9	10	AB	R	H	RBI	BB	SO	LOB	BOTTOM					
Fernando Vina, L OBP: 0.265, SLG: 0.322	2-2 F7		1-3 K		1-1 F9		0-0 G4-3 SH1-3 1B		0-0 G5-3		5	0	1	0	0	1	1						
Orlando Palmeiro, L OBP: 0.351, SLG: 0.391	3-2 P4		1-1 G4-3		1-0 15 HBP 27 2B 1B		1-0 SH1-3		1-1 G3		4	1	1	0	0	0	0						
5 Albert Pujols, R OBP: 0.466, SLG: 0.671	2-1 F7		1-2 1B		0-2 15 HBP 27 2B 1B		3-1 G4-3		3-2 G6-3		5	1	2	0	0	0	1						
15 Jim Edmonds, L OBP: 0.489, SLG: 0.763		1-1 P6		0-1 F9		2-2 27 2B HBP		2-1 F9		1-2 HR	4	2	1	1	0	0	2						
27 Scott Rolen, R OBP: 0.415, SLG: 0.510		2-2 F9		3-2 G6-3		0-0 1H 2H 3H 2B		1-1 F7			4	0	1	3	0	0	0						
Edgar Renteria, R OBP: 0.402, SLG: 0.589		0-1 CS 1B		2-1 1B 2B		1-1 1B		0-0 2B			4	1	4	0	0	0	0						
Eli Marrero, R OBP: 0.275, SLG: 0.397		0-1 CS		0-2 F8		1-0 F7		3-2 F7			4	0	0	0	0	0	4						
Mike Matheny, R OBP: 0.340, SLG: 0.400			1-1 F9		1-1 2B 1B		1-0 F5		2-0 G5-3		4	1	1	0	0	0	3						
Brett Tomko, R OBP: 0.357, SLG: 0.333 Steve Kline, S OBP: 0.237 Dustin Hermanson, R OBP: 0.332 Miguel Cairo, R OBP: 0.300, SLG: 0.478 Cal Eldred, R OBP: 0.216	1-1 K		2-3 K		3-2 1H 2H 2B		2-3 K		0-2 F8		3	0	1	2	0	2	2						
Inning Stats	R: 0 E: 0 K: 0 S: 8	H: 0 LOB: 0 BB: 0 P: 15	R: 0 E: 0 K: 0 S: 9	H: 1 LOB: 0 BB: 0 P: 12	R: 0 E: 0 K: 1 S: 6	H: 0 LOB: 0 BB: 0 P: 10	R: 0 E: 0 K: 1 S: 10	H: 1 LOB: 1 BB: 0 P: 13	R: 2 E: 0 K: 0 S: 20	H: 3 LOB: 1 BB: 0 P: 30	R: 3 E: 0 K: 1 S: 14	H: 4 LOB: 2 BB: 0 P: 21	R: 0 E: 0 K: 0 S: 7	H: 1 LOB: 1 BB: 0 P: 12	R: 0 E: 0 K: 0 S: 7	H: 1 LOB: 0 BB: 0 P: 8	R: 1 E: 0 K: 0 S: 7	H: 1 LOB: 0 BB: 0 P: 11	1B: 8 2B: 3 3B: 0 HR: 1	SF: 0 SAC: 1 DP: 0 HBP: 1	WP: 0 PB: 0 SB: 0 CS: 1	PA: 41	
PITCHER	IP WLS BF H R ER SO BB IBB HBP BLK WP HR S P ERA WHIP	5.0 2.0 2.0 0.1	23 8 7 2	5 2 0 1	2 0 0 0	0 0 0 0	0 0 0 0	0 0 0 0	0 0 0 0	0 0 0 0	60 14 21 7	90.00 0.00 0.500 27.00	1.600 1.000 0.500 3.000										

New York Mets @ St. Louis Cardinals
 Busch Stadium, St. Louis, MO
 Thu May 01 2003, 12:10 PM CDT
 Att: 35,283 - Cloudy - 63 F

AB 38
 R 6
 H 12
 RBI 6
 BB 0
 SO 3
 LOB 13



Batter	1	2	3	4	5	6	7	8	9	AB	R	H	RBI	BB	SO	LOB	TOP			
Andy Chavez, L (1, 8) OBP: 0.314, SLG: 0.402	0-1 BB 2B 1B	2-1 F7			0-2 P2		2-3 K		2-2 F8	5	1	1	0	0	1	1	Montreal Expos @ St. Louis Cardinals Busch Stadium, St. Louis, MO Sat May 03 2003, 1:10 PM CDT Att: 36,176 - Sunny - 60 F			
Jose Vidro, S (1, 4) OBP: 0.407, SLG: 0.558	4-2 2B 1-2 BB		0-2 P6		1-1 G4-3		1-1 WP 1B 1B		1-2 BB 1B	4	0	2	0	1	0	0				
Vladimir Guerrero, R (1, 9) OBP: 0.397, SLG: 0.479	0-0 L7		4-2 1B BB		0-0 P3		3-1 WP 1B 1B		4-0 BB 1-2 BB	3	0	1	0	2	0	2				
Orlando Cabrera, R (1, 6) OBP: 0.325, SLG: 0.429	1-2 1-3 2H 2B		0-0 F8		2-2 G6-3		1-2 P3		1-1 P3	5	0	1	1	0	0	5				
Brad Wilkerson, L (1, 7) OBP: 0.392, SLG: 0.511 Rocky Biddle, R (8, 1)	0-3 K		0-0 1-2 1B		0-0 G5-3 1B				0-1 G3-1	4	0	2	0	0	1	2				
Wil Cordero, R (1, 3) OBP: 0.304, SLG: 0.311	2-2 P3		2-1 F8		1-1 G5-3				0-1 1B	4	0	1	0	0	0	5				
Fernando Tatis, R (1, 5) OBP: 0.315, SLG: 0.333		1-0 SH1-4 1B		1-1 F7		4-1 BB			2-3 K	3	0	1	0	1	1	1				
Michael Barrett, R (1, 2) OBP: 0.149, SLG: 0.250 Ronald Calloway, L (8, PH) OBP: 0.391, SLG: 0.444 Brian Schneider, L (8, 2) OBP: 0.360, SLG: 0.537	2-2 P5		1-1 G5-3		3-2 F9				2-0 G1-3	3	0	0	0	0	0	3				
Claudio Vargas, R (1, 1) Henry Mateo, S (7, PH) OBP: 0.455, SLG: 0.476 Joey Eischen, L (7, 1) Jose Macias, S (8, 7) OBP: 0.344, SLG: 0.393	0-0 SH1-4		1-3 K						2-2 P2	1	0	0	0	0	1	0				
Inning Stats	R: 1 E: 0 K: 1 S: 15	H: 2 LOB: 2 BB: 1 P: 22	R: 0 E: 0 K: 0 S: 8	H: 1 LOB: 1 BB: 0 P: 13	R: 0 E: 0 K: 0 S: 9	H: 1 LOB: 2 BB: 1 P: 15	R: 0 E: 0 K: 1 S: 7	H: 0 LOB: 0 BB: 0 P: 10	R: 0 E: 0 K: 0 S: 6	H: 1 LOB: 2 BB: 1 P: 21	R: 0 E: 0 K: 2 S: 14	H: 2 LOB: 2 BB: 0 P: 21	R: 0 E: 0 K: 1 S: 8	H: 1 LOB: 2 BB: 1 P: 12	R: 0 E: 0 K: 0 S: 16	H: 1 LOB: 2 BB: 1 P: 26		1B: 8 2B: 1 3B: 0 HR: 0	SF: 0 SAC: 1 DP: 0 HBP: 0	WP: 1 PB: 0 SB: 0 CS: 0
PITCHER	IP WLS BF H R ER SO BB IBB HBP BLK WP HR S P ERA WHIP	IP WLS BF H R ER SO BB IBB HBP BLK WP HR S P ERA WHIP	IP WLS BF H R ER SO BB IBB HBP BLK WP HR S P ERA WHIP	IP WLS BF H R ER SO BB IBB HBP BLK WP HR S P ERA WHIP	IP WLS BF H R ER SO BB IBB HBP BLK WP HR S P ERA WHIP	IP WLS BF H R ER SO BB IBB HBP BLK WP HR S P ERA WHIP	IP WLS BF H R ER SO BB IBB HBP BLK WP HR S P ERA WHIP	IP WLS BF H R ER SO BB IBB HBP BLK WP HR S P ERA WHIP	IP WLS BF H R ER SO BB IBB HBP BLK WP HR S P ERA WHIP	IP WLS BF H R ER SO BB IBB HBP BLK WP HR S P ERA WHIP	IP WLS BF H R ER SO BB IBB HBP BLK WP HR S P ERA WHIP	IP WLS BF H R ER SO BB IBB HBP BLK WP HR S P ERA WHIP	IP WLS BF H R ER SO BB IBB HBP BLK WP HR S P ERA WHIP	IP WLS BF H R ER SO BB IBB HBP BLK WP HR S P ERA WHIP	IP WLS BF H R ER SO BB IBB HBP BLK WP HR S P ERA WHIP	IP WLS BF H R ER SO BB IBB HBP BLK WP HR S P ERA WHIP	IP WLS BF H R ER SO BB IBB HBP BLK WP HR S P ERA WHIP			

AB	35
R	1
H	9
RBI	1
BB	4
SO	5
LOB	20



Batter	1	2	3	4	5	6	7	8	9	AB	R	H	RBI	BB	SO	LOB	BOTTOM			
Fernando Vina, L (1, 4) OBP: 0.302, SLG: 0.396	1-0 2B		2-2 G3-1		0-0 L7			1-2 SH1-4 15 FC6-2 HBP		3	0	1	0	0	0	1	Montreal Expos @ St. Louis Cardinals Busch Stadium, St. Louis, MO Sat May 03 2003, 1:10 PM CDT Att: 36,176 - Sunny - 60 F			
J.D. Drew, L (1, 9) OBP: 0.286, SLG: 0.346	2-1 P6		0-0 5 HR 1B		1-0 L9		1-2 15 FC6-2 27 CS HBP		3	1	1	1	0	0	1	1				
5 Albert Pujols, R (1, 7) OBP: 0.465, SLG: 0.700 Miguel Cairo, R (7, 7) OBP: 0.288, SLG: 0.458 Kiko Calero, R (9, 1) OBP: 1.000, SLG: 1.000	0-3 K		3-1 1-H HR		3-1 G6-3		0-1 SH1-4		0-1 SH1-4	3	1	1	2	0	1	1				
15 Jim Edmonds, L (1, 8) OBP: 0.500, SLG: 0.798	1-3 K		2-1 2B		0-0 1B		1-2 2-3 FC6-2		1-0 FC6-2	4	0	2	0	0	1	3				
27 Scott Rolen, R (1, 5) OBP: 0.400, SLG: 0.485		3-2 G4-3	3-3 K		0-0 F8		0-0 F8		2-1 CS	3	0	0	0	0	1	2				
Tino Martinez, L (1, 3) OBP: 0.380, SLG: 0.506	1-2 G1-3		1-0 G6-3		0-1 L8				3-H	3	0	0	0	0	0	1				
Eli Marrero, R (1, 2) OBP: 0.264, SLG: 0.379	2-1 G6-3		1-1 F9							3	0	0	0	0	1	0				
Wilson Delgado, S (1, 6) OBP: 0.250, SLG: 0.231			0-1 G3-1 SH1-3 1B 1B		0-0 F8					3	1	1	0	0	1	0				
Garrett Stephenson, R (1, 1) OBP: 0.231, SLG: 0.167 Mike Matheny, R (9, 2) OBP: 0.345, SLG: 0.442			0-0 SH1-3		3-2 G6-3					2	0	0	0	0	1	0				
Inning Stats	R: 0 E: 0 K: 2 S: 10	H: 1 LOB: 1 BB: 0 P: 14	R: 0 E: 0 K: 0 S: 10	H: 0 LOB: 0 BB: 0 P: 16	R: 3 E: 0 K: 1 S: 15	H: 4 LOB: 1 BB: 0 P: 25	R: 0 E: 0 K: 0 S: 4	H: 0 LOB: 0 BB: 0 P: 6	R: 0 E: 0 K: 0 S: 5	H: 1 LOB: 1 BB: 0 P: 9	R: 0 E: 0 K: 3 S: 9	H: 0 LOB: 0 BB: 0 P: 12	R: 0 E: 0 K: 0 S: 8	H: 0 LOB: 1 BB: 0 P: 13	R: 0 E: 0 K: 0 S: 16	H: 0 LOB: 1 BB: 0 P: 26		1B: 3 2B: 2 3B: 0 HR: 1	SF: 0 SAC: 2 DP: 0 HBP: 2	WP: 0 PB: 0 SB: 0 CS: 1
PITCHER	IP WLS BF H R ER SO BB IBB HBP BLK WP HR S P ERA WHIP	IP WLS BF H R ER SO BB IBB HBP BLK WP HR S P ERA WHIP	IP WLS BF H R ER SO BB IBB HBP BLK WP HR S P ERA WHIP	IP WLS BF H R ER SO BB IBB HBP BLK WP HR S P ERA WHIP	IP WLS BF H R ER SO BB IBB HBP BLK WP HR S P ERA WHIP	IP WLS BF H R ER SO BB IBB HBP BLK WP HR S P ERA WHIP	IP WLS BF H R ER SO BB IBB HBP BLK WP HR S P ERA WHIP	IP WLS BF H R ER SO BB IBB HBP BLK WP HR S P ERA WHIP	IP WLS BF H R ER SO BB IBB HBP BLK WP HR S P ERA WHIP	IP WLS BF H R ER SO BB IBB HBP BLK WP HR S P ERA WHIP	IP WLS BF H R ER SO BB IBB HBP BLK WP HR S P ERA WHIP	IP WLS BF H R ER SO BB IBB HBP BLK WP HR S P ERA WHIP	IP WLS BF H R ER SO BB IBB HBP BLK WP HR S P ERA WHIP	IP WLS BF H R ER SO BB IBB HBP BLK WP HR S P ERA WHIP	IP WLS BF H R ER SO BB IBB HBP BLK WP HR S P ERA WHIP	IP WLS BF H R ER SO BB IBB HBP BLK WP HR S P ERA WHIP	IP WLS BF H R ER SO BB IBB HBP BLK WP HR S P ERA WHIP			

AB	27
R	3
H	6
RBI	3
BB	0
SO	6
LOB	9



Batter	1	2	3	4	5	6	7	8	9	AB	R	H	RBI	BB	SO	LOB	TOP			
Jose Macias, S OBP: 0.306, SLG: 0.344	G6-3		F8		G4-3		K			4	0	0	0	0	1	0				
Jose Vidro, S OBP: 0.425, SLG: 0.579	F9		G5-4-3			1B		G4-6-3		3	1	3	0	1	0	0				
Vladimir Guerrero, R OBP: 0.392, SLG: 0.470	F9		G5-4-3			2B		G4-6-3		4	1	1	0	0	0	3				
Orlando Cabrera, R OBP: 0.323, SLG: 0.417					F9		K			3	0	0	0	1	1	2				
Brad Wilkerson, L OBP: 0.396, SLG: 0.516	K									3	0	1	2	1	1	2				
Wil Cordero, R OBP: 0.301, SLG: 0.308					F8		K			4	0	1	0	0	2	2				
Ronald Calloway, L OBP: 0.348, SLG: 0.400					G4-3		P4			4	0	0	0	0	0	3				
Michael Barrett, R OBP: 0.143, SLG: 0.239					G5-3		G4-3			3	0	0	0	0	0	1				
Javier Vazquez, R OBP: 0.200, SLG: 0.200					G3-1		K			2	0	0	0	0	0	1				
Jamey Carroll, R OBP: 0.333, SLG: 0.455							K			1	0	0	0	0	1	0				
Scott Stewart, R										0	0	0	0	0	0	0				
Inning Stats	R: 0 E: 0 K: 1 S: 9	H: 1 LOB: 2 BB: 1 P: 17	R: 0 E: 0 K: 0 S: 10	H: 1 LOB: 1 BB: 0 P: 12	R: 0 E: 0 K: 0 S: 4	H: 1 LOB: 0 BB: 0 P: 5	R: 0 E: 0 K: 0 S: 11	H: 0 LOB: 1 BB: 1 P: 17	R: 0 E: 0 K: 2 S: 17	H: 3 LOB: 1 BB: 0 P: 25	R: 0 E: 0 K: 0 S: 9	H: 0 LOB: 0 BB: 0 P: 12	R: 0 E: 0 K: 0 S: 7	H: 0 LOB: 0 BB: 1 P: 13	R: 0 E: 0 K: 1 S: 10	H: 0 LOB: 0 BB: 0 P: 13	1B: 4 2B: 2 3B: 0 HR: 0	SF: 0 SAC: 0 DP: 2 HBP: 0	WP: 0 PB: 0 SB: 0 CS: 0	PA: 34
PITCHER Matt Morris, R ERA: 2.44	IP: 9.0 WLS: W BF: 34 H: 6 R: 2 ER: 2 SO: 6 BB: 3 IBB: 0 HBP: 0 BLK: 0 WP: 0 HR: 0 S: 83 P: 124 ERA: 2.00 WHIP: 1.000															PITCHER				

Montreal Expos @ St. Louis Cardinals
Busch Stadium, St. Louis, MO
Sun May 04 2003, 1:10 PM CDT
Att: 39,605 - Cloudy - 56 F

AB 31
R 2
H 6
RBI 2
BB 3
SO 6
LOB 14



Batter	1	2	3	4	5	6	7	8	9	AB	R	H	RBI	BB	SO	LOB	BOTTOM			
Fernando Vina, L OBP: 0.291, SLG: 0.380	F7				F7		B4-3			4	0	0	0	0	0	2				
Orlando Palmeiro, L OBP: 0.333, SLG: 0.368										3	0	0	0	0	0	0				
Eli Marrero, R OBP: 0.280, SLG: 0.373	P6				P6		F9			1	0	0	0	0	0	0				
5 Albert Pujols, R OBP: 0.455, SLG: 0.679	F7				G1-3		F9			4	1	1	0	0	0	0				
15 Jim Edmonds, L OBP: 0.500, SLG: 0.793										3	2	1	1	1	2	0				
27 Scott Rolen, R OBP: 0.403, SLG: 0.509										3	1	1	2	1	1	0				
Tino Martinez, L OBP: 0.375, SLG: 0.505										4	1	1	0	0	2	2				
Edgar Renteria, R OBP: 0.400, SLG: 0.580										3	1	1	1	1	0	0				
Mike Matheny, R OBP: 0.351, SLG: 0.443										2	0	1	2	1	0	0				
Matt Morris, R OBP: 0.333, SLG: 0.500										3	0	0	0	1	1	4				
Inning Stats	R: 0 E: 0 K: 0 S: 6	H: 0 LOB: 0 BB: 0 P: 7	R: 2 E: 0 K: 2 S: 14	H: 3 LOB: 2 BB: 1 P: 20	R: 3 E: 1 K: 2 S: 17	H: 3 LOB: 2 BB: 1 P: 33	R: 0 E: 0 K: 0 S: 10	H: 0 LOB: 0 BB: 0 P: 13	R: 0 E: 0 K: 0 S: 8	H: 0 LOB: 0 BB: 0 P: 8	R: 0 E: 0 K: 0 S: 5	H: 0 LOB: 0 BB: 0 P: 5	R: 1 E: 0 K: 0 S: 13	H: 0 LOB: 2 BB: 3 P: 29	R: 0 E: 0 K: 0 S: 13	H: 0 LOB: 0 BB: 0 P: 29	1B: 2 2B: 3 3B: 0 HR: 1	SF: 1 SAC: 0 DP: 0 HBP: 0	WP: 1 PB: 0 SB: 0 CS: 0	PA: 36
PITCHER Javier Vazquez, R ERA: 3.15 Scott Stewart, L ERA: 1.29	IP: 6.0 WLS: L BF: 27 H: 6 R: 5 ER: 5 SO: 6 BB: 1 IBB: 0 HBP: 0 BLK: 0 WP: 1 HR: 0 S: 66 P: 99 ERA: 7.50 WHIP: 1.167															PITCHER				

Montreal Expos @ St. Louis Cardinals
Busch Stadium, St. Louis, MO
Sun May 04 2003, 1:10 PM CDT
Att: 39,605 - Cloudy - 56 F

AB 30
R 6
H 6
RBI 6
BB 5
SO 6
LOB 8



Batter	1	2	3	4	5	6	7	8	9	AB	R	H	RBI	BB	SO	LOB	TOP										
Fernando Vina, L OBP: 0.287, SLG: 0.371 (1, 4)	G1-4-3		FC6-4		F8				E1	5	0	1	0	0	0	3	St. Louis Cardinals @ Cincinnati Reds Great American Ball Park, Cincinnati, OH Mon May 05 2003, 7:10 PM EDT Att: 20,145 - Cloudy - 77 F										
J.D. Drew, L OBP: 0.281, SLG: 0.333 Miguel Cairo, R OBP: 0.283, SLG: 0.449 Dustin Hermanson, R (9, 1)	G4-3		FC6-4				FC3-6		K	4	1	1	0	0	0	2											
5 Albert Pujols, R OBP: 0.452, SLG: 0.670 (1, 7)	F8				FC1				F9	4	0	1	0	1	0	2											
15 Jim Edmonds, L OBP: 0.481, SLG: 0.758 (1, 8)		G6-3	G4-3							4	0	0	0	0	1	6											
27 Scott Rolen, R OBP: 0.406, SLG: 0.505 (1, 5)										3	1	1	0	1	1	3											
Tino Martinez, L OBP: 0.370, SLG: 0.495 (1, 3)										4	0	1	0	0	1	1											
Edgar Renteria, R OBP: 0.388, SLG: 0.566 (1, 6)										3	0	0	1	0	0	2											
Mike Matheny, R OBP: 0.339, SLG: 0.427 (1, 2)										4	0	0	0	0	1	3											
Woody Williams, R OBP: 0.471, SLG: 0.429 Eduardo Perez, R OBP: 0.425, SLG: 0.625 (9, 9)										1	2	1	0	1	0	0											
										0	0	0	0	1	0	0											
Inning Stats	R: 0 E: 0 K: 0 S: 5	H: 0 LOB: 0 BB: 0 P: 7	R: 0 E: 1 K: 0 S: 15	H: 0 LOB: 2 BB: 1 P: 30	R: 0 E: 0 K: 0 S: 5	H: 1 LOB: 2 BB: 1 P: 11	R: 1 E: 0 K: 1 S: 8	H: 2 LOB: 1 BB: 0 P: 11	R: 1 E: 0 K: 2 S: 15	H: 2 LOB: 2 BB: 0 P: 21	R: 0 E: 0 K: 1 S: 7	H: 0 LOB: 0 BB: 0 P: 10	R: 2 E: 1 K: 0 S: 10	H: 1 LOB: 1 BB: 1 P: 20	R: 0 E: 0 K: 0 S: 4	H: 0 LOB: 0 BB: 0 P: 4	R: 0 E: 1 K: 1 S: 11	H: 0 LOB: 1 BB: 1 P: 19	1B: 5 2B: 1 3B: 0 HR: 0	SF: 1 SAC: 0 DP: 0 HBP: 1	WP: 2 PB: 0 SB: 0 CS: 2	PA: 39					
PITCHER	IP	WLS	BF	H	R	ER	SO	BB	IBB	HBP	BLK	WP	HR	S	P	ERA	WHIP										
John Riedling, R ERA: 4.5 Kent Mercker, L ERA: 1.86 Scott Sullivan, R ERA: 3.72 Felix Heredia, L ERA: 2.08 Scott Williamson, R ERA: 2.15	4.1		21	5	2	1	1	2	0	0	0	1	0	42	71	2.08	1.615										
	0.1		1	0	0	0	1	0	0	0	0	0	0	3	5	0.00	0.000										
	1.2		8	1	2	2	2	1	0	1	0	0	0	16	26	10.80	1.200										
	1.2	B	7	0	0	0	0	1	0	0	0	1	0	10	18	0.00	0.600										
	1.0	W	2	0	0	0	1	0	0	0	0	0	0	9	13	0.00	0.000										

Batter	1	2	3	4	5	6	7	8	9	AB	R	H	RBI	BB	SO	LOB	BOTTOM										
Felipe Lopez, S OBP: 0.328, SLG: 0.362 (1, 6)										4	1	1	0	0	0	0	St. Louis Cardinals @ Cincinnati Reds Great American Ball Park, Cincinnati, OH Mon May 05 2003, 7:10 PM EDT Att: 20,145 - Cloudy - 77 F										
Jose Guillen, R OBP: 0.347, SLG: 0.657 (1, 9)										3	1	1	1	1	0	0											
Sean Casey, L OBP: 0.372, SLG: 0.452 (1, 3)										4	0	0	0	0	0	2											
Austin Kearns, R OBP: 0.430, SLG: 0.569 (1, 8)										3	1	1	0	0	1	0											
Aaron Boone, R OBP: 0.329, SLG: 0.481 (1, 5)										4	1	2	3	0	0	0											
Adam Dunn, L OBP: 0.339, SLG: 0.529 (1, 7)										3	0	1	0	0	1	1											
Jason LaRue, R OBP: 0.351, SLG: 0.408 (1, 2)										3	0	0	0	0	1	2											
Juan Castro, R OBP: 0.333, SLG: 0.489 (1, 4)										3	1	1	1	0	0	0											
John Riedling, R OBP: 0.200, SLG: 0.200 Kent Mercker, L ERA: 1.76 Scott Sullivan, R ERA: 3.72 Felix Heredia, L ERA: 2.08 Scott Williamson, R ERA: 2.15										2	0	0	0	0	1	0											
										0	0	0	0	0	0	0											
										0	0	0	0	0	0	0											
										1	0	0	0	0	0	0											
										0	0	0	0	0	0	0											
Inning Stats	R: 3 E: 0 K: 1 S: 13	H: 3 LOB: 1 BB: 0 P: 19	R: 1 E: 0 K: 1 S: 13	H: 1 LOB: 1 BB: 1 P: 18	R: 0 E: 0 K: 1 S: 9	H: 0 LOB: 0 BB: 0 P: 13	R: 0 E: 0 K: 1 S: 8	H: 0 LOB: 0 BB: 0 P: 13	R: 0 E: 0 K: 0 S: 7	H: 0 LOB: 0 BB: 0 P: 10	R: 0 E: 0 K: 0 S: 12	H: 1 LOB: 1 BB: 0 P: 17	R: 0 E: 0 K: 0 S: 7	H: 0 LOB: 0 BB: 0 P: 10	R: 0 E: 0 K: 0 S: 10	H: 1 LOB: 0 BB: 0 P: 15	R: 1 E: 0 K: 0 S: 3	H: 1 LOB: 0 BB: 0 P: 5	1B: 3 2B: 2 3B: 0 HR: 2	SF: 0 SAC: 0 DP: 0 HBP: 1	WP: 0 PB: 0 SB: 0 CS: 0	PA: 32					
PITCHER	IP	WLS	BF	H	R	ER	SO	BB	IBB	HBP	BLK	WP	HR	S	P	ERA	WHIP										
Woody Williams, R ERA: 1.76 Dustin Hermanson, R ERA: 3.68	8.0		31	6	4	4	4	1	0	1	0	0	1	79	115	4.50	0.875										
	0.0	L	1	1	1	1	0	0	0	0	0	0	1	3	5	*	*										

AB 33
R 4
H 6
RBI 1
BB 4
SO 5
LOB 24

AB 30
R 5
H 7
RBI 5
BB 1
SO 4
LOB 5



Batter	1	2	3	4	5	6	7	8	9	AB	R	H	RBI	BB	SO	LOB	TOP											
Fernando Vina, L (1,4) OBP: 0.283, SLG: 0.364	2-1 B1-3		0-0 1B		3-2 P5		0-0 F8		1-1 F8	5	0	1	0	0	0	2	St. Louis Cardinals @ Cincinnati Reds Great American Ball Park, Cincinnati, OH Tue May 06 2003, 7:10 PM EDT Att: 25,917 - Cloudy - 75 F											
Orlando Palmeiro, L (1,9) OBP: 0.333, SLG: 0.357	4-1 BB		1-3 K		3-2 F9			1-2 5 HR 1B	3-3 K	2	0	0	0	1	1	2												
Eduardo Perez, R (8,PH) OBP: 0.429, SLG: 0.618										2	1	1	0	0	1	0												
5 Albert Pujols, R (1,7) OBP: 0.444, SLG: 0.685	2-2 F8		3-1 F9		3-2 F7			0-0 1-H HR	0-0 G6-3	4	1	1	2	0	0	2												
Eli Marrero, R (8,7) OBP: 0.257, SLG: 0.368										1	0	0	0	0	0	0												
15 Jim Edmonds, L (1,8) OBP: 0.473, SLG: 0.737	0-0 F8		2-0 F7		2-2 27 1B			0-0 P5		4	0	1	0	0	0	2												
27 Scott Rolen, R (1,5) OBP: 0.415, SLG: 0.522					2-1 F9			3-2 1B	3-0 G3-6-3 1B	4	1	3	0	0	0	0												
Tino Martinez, L (1,3) OBP: 0.357, SLG: 0.475					2-1 L4			3-2 G3-6-3 1B	3-2 G3-6-3 1B	4	0	0	0	0	0	4												
Edgar Renteria, R (1,6) OBP: 0.391, SLG: 0.584					2-2 F8			0-0 G1-3	4-0 IBB	3	1	1	2	1	0	0												
Mike Matheny, R (1,2) OBP: 0.336, SLG: 0.416					0-1 P4			4-0 SH3 BB	0-3 K	3	0	0	0	1	2	2												
Brett Tomko, R (1,1) OBP: 0.375, SLG: 0.357					1-3 K			0-0 SH3	3-1 HR	2	0	1	0	0	1	0												
J.D. Drew, L (9,PH) OBP: 0.303, SLG: 0.452					0-2 1B			1-2 SH3		1	1	1	1	0	0	0												
Kiko Calero, R (9,1) OBP: 1.000, SLG: 1.000										0	0	0	0	0	0	0												
Inning Stats	R: 0 E: 0 K: 0 S: 9	H: 0 LOB: 1 BB: 1 P: 17	R: 2 E: 0 K: 1 S: 15	H: 2 LOB: 0 BB: 0 P: 23	R: 0 E: 0 K: 1 S: 8	H: 1 LOB: 1 BB: 0 P: 14	R: 0 E: 0 K: 0 S: 8	H: 0 LOB: 0 BB: 0 P: 14	R: 0 E: 0 K: 1 S: 14	H: 1 LOB: 1 BB: 0 P: 22	R: 0 E: 0 K: 0 S: 11	H: 2 LOB: 1 BB: 0 P: 22	R: 0 E: 0 K: 0 S: 3	H: 0 LOB: 1 BB: 1 P: 7	R: 2 E: 0 K: 1 S: 14	H: 3 LOB: 2 BB: 1 P: 23	R: 1 E: 0 K: 1 S: 8	H: 1 LOB: 0 BB: 0 P: 15	1B: 6 2B: 1 3B: 0 HR: 3	SF: 0 SAC: 1 DP: 1 HBP: 0	WP: 0 PA: 39 PB: 0 SB: 0 CS: 0							
PITCHER	IP	WLS	BF	H	R	ER	SO	BB	IBB	HBP	BLK	WP	HR	S	P	ERA	WHIP											
Jeff Austin, R (1,1) ERA: 4.15	5.1		23	6	2	2	3	1	0	0	0	0	0	1	61	105	3.38	1.312										
Kent Mercker, L (6,1) ERA: 1.74	0.2	H	1	0	0	0	0	0	0	0	0	0	0	4	7	0.00	0.000											
Brian Reith, R (7,1) ERA: 3.68	0.2	H	3	0	0	0	0	1	0	0	0	0	0	2	6	0.00	1.500											
Gabe White, L (7,1) ERA: 3.68	1.0	B	7	3	2	2	0	0	1	0	0	0	1	12	21	18.00	3.000											
Chris Reitsma, R (8,1) ERA: 6.29	1.1	W	5	1	1	1	2	0	0	0	0	0	1	11	18	6.75	0.750											

Batter	1	2	3	4	5	6	7	8	9	AB	R	H	RBI	BB	SO	LOB	BOTTOM											
Felipe Lopez, S (1,6) OBP: 0.325, SLG: 0.358	1-1 WP HR 1B		0-0 G6-3		1-0 G3-1			0-3 K		4	1	1	0	0	1	1	St. Louis Cardinals @ Cincinnati Reds Great American Ball Park, Cincinnati, OH Tue May 06 2003, 7:10 PM EDT Att: 25,917 - Cloudy - 75 F											
Jose Guillen, R (1,9) OBP: 0.387, SLG: 0.662	0-1 L8		1-0 FC4-6 1B		0-2 3-H 1B			1-2 1B BB 1B		4	0	3	1	0	0	1												
Reggie Taylor, L (8,FR) OBP: 0.287, SLG: 0.333										0	0	0	0	0	0	0												
Sean Casey, L (1,3) OBP: 0.369, SLG: 0.441	4-1 1-2 HR BB		1-0 FC4-6 1-2 1B		1-1 G3			1-2 F8		3	1	0	0	1	0	3												
Austin Kearns, R (1,8) OBP: 0.432, SLG: 0.589	0-0 1-H 2-H HR		2-0 F8					4-2 1-2 1B BB		3	1	1	3	1	1	1												
Aaron Boone, R (1,5) OBP: 0.326, SLG: 0.474	1-0 P3				0-0 P5			1-2 1B BB		4	0	1	0	0	0	0												
Adam Dunn, L (1,7) OBP: 0.328, SLG: 0.509	1-2 G6-3				1-1 L7			1-2 2-3 1B		4	0	0	0	0	0	3												
Jason LaRue, R (1,2) OBP: 0.357, SLG: 0.495			1-1 G6-4-3 1B		1-2 G6-3			4-2 1-4-3 BB	2-2 L7	3	0	1	0	1	0	0												
Juan Castro, R (1,4) OBP: 0.346, SLG: 0.490	0-1 G6-4-3				1-1 G3-1 SH1-4 1B 1B			0-1 L4-3	0-1 HR 1B	4	1	2	0	0	0	2												
Wily Mo Peña, R (9,FR) OBP: 0.071, SLG: 0.071								1-1 K		0	1	0	0	0	0	0												
Jeff Austin, R (1,1) ERA: 4.15	8.0		33	8	4	4	4	3	0	0	0	0	0	0	0	0	St. Louis Cardinals @ Cincinnati Reds Great American Ball Park, Cincinnati, OH Tue May 06 2003, 7:10 PM EDT Att: 25,917 - Cloudy - 75 F											
Kent Mercker, L (6,1) ERA: 1.74	0.2	H	1	0	0	0	0	0	0	0	0	0	0	0	0	0												
Brian Reith, R (7,1) ERA: 3.68	0.2	H	3	0	0	0	0	1	0	0	0	0	0	0	0	0												
Gabe White, L (7,1) ERA: 3.68	1.0	B	7	3	2	2	0	0	1	0	0	0	1	12	21	18.00		3.000										
Chris Reitsma, R (8,1) ERA: 6.29	1.1	W	5	1	1	1	2	0	0	0	0	0	1	11	18	6.75		0.750										
Inning Stats	R: 3 E: 0 K: 0 S: 10	H: 2 LOB: 0 BB: 1 P: 17	R: 0 E: 0 K: 1 S: 7	H: 1 LOB: 0 BB: 0 P: 9	R: 0 E: 0 K: 0 S: 4	H: 1 LOB: 1 BB: 0 P: 8	R: 0 E: 0 K: 0 S: 6	H: 0 LOB: 0 BB: 0 P: 8	R: 1 E: 0 K: 0 S: 9	H: 2 LOB: 1 BB: 0 P: 12	R: 0 E: 0 K: 1 S: 7	H: 0 LOB: 0 BB: 0 P: 12	R: 0 E: 0 K: 1 S: 7	H: 0 LOB: 1 BB: 1 P: 11	R: 0 E: 0 K: 1 S: 17	H: 2 LOB: 3 BB: 1 P: 26		R: 2 E: 0 K: 0 S: 9	H: 2 LOB: 1 BB: 0 P: 12	1B: 8 2B: 1 3B: 0 HR: 2	SF: 0 SAC: 1 DP: 2 HBP: 0	WP: 1 PA: 36 PB: 0 SB: 0 CS: 0						
PITCHER	IP	WLS	BF	H	R	ER	SO	BB	IBB	HBP	BLK	WP	HR	S	P	ERA		WHIP										
Brett Tomko, R (1,1) ERA: 4.25	8.0		33	8	4	4	4	3	0	0	0	0	0	0	0	0		4.50	1.375									
Kiko Calero, R (9,1) ERA: 4.4	0.1	L	3	2	2	2	0	0	0	0	0	0	1	9	12	54.00	6.000											

AB	35
R	5
H	10
RBI	5
BB	3
SO	5
LOB	14



AB	32
R	6
H	10
RBI	6
BB	3
SO	4
LOB	11



Batter	1	2	3	4	5	6	7	8	9	AB	R	H	RBI	BB	SO	LOB	TOP								
Fernando Vina, L (1.4) OBP: 0.274, SLG: 0.351	G3		P5			F9		G4-3		4	0	0	0	0	0	1	St. Louis Cardinals @ Cincinnati Reds Great American Ball Park, Cincinnati, OH Wed May 07 2003, 7:10 PM EDT Att: 20,849 - Overcast - 73 F								
Eli Marrero, R (1.9) OBP: 0.280, SLG: 0.357 J.D. Drew, L (8, PH) OBP: 0.294, SLG: 0.438 Mike Crudale, R (8, 1) Jeff Fassero, L (8, 1)	G5-3 BB			G6-3		F8		G4-3		2	0	0	0	1	0	0									
5 Albert Pujols, R (1.7) OBP: 0.438, SLG: 0.663	G5-3			G5-3		G5-3			BB	3	0	0	0	1	0	1									
15 Jim Edmonds, L (1.8) OBP: 0.457, SLG: 0.707	F8			G3-1			G4-3	K		4	0	0	0	0	1	3									
27 Scott Rolen, R (1.5) OBP: 0.425, SLG: 0.564		G6-3				HR				4	2	3	1	0	0	0									
Tino Martinez, L (1.3) OBP: 0.353, SLG: 0.467		G6-4-3 1B			G5-3		G3	G6-3		4	0	1	0	0	0	2									
Edgar Renteria, R (1.6) OBP: 0.401, SLG: 0.586		G6-4-3 1-2				1B				3	0	2	1	1	0	1									
Mike Matheny, R (1.2) OBP: 0.325, SLG: 0.402			G6-3		F7		G5-3	G4-3		4	0	0	0	0	0	3									
Jason Simontacchi, R (1.1) OBP: 0.071, SLG: 0.071 Cal Eldred, R (7, 1) Orlando Palmeiro, L (8, PH) OBP: 0.341, SLG: 0.357			G3		K2-3			G4-3 BB		2	0	0	0	0	1	1									
										0	0	0	0	0	0	0									
										0	0	0	0	1	0	0									
Inning Stats	R: 0 E: 0 K: 0 S: 6	H: 0 LOB: 1 BB: 1 P: 10	R: 0 E: 0 K: 0 S: 6	H: 1 LOB: 0 BB: 0 P: 11	R: 0 E: 0 K: 0 S: 6	H: 0 LOB: 0 BB: 0 P: 8	R: 0 E: 0 K: 0 S: 8	H: 0 LOB: 0 BB: 0 P: 13	R: 1 E: 0 K: 1 S: 10	H: 2 LOB: 1 BB: 0 P: 12	R: 0 E: 0 K: 0 S: 7	H: 0 LOB: 0 BB: 0 P: 10	R: 1 E: 0 K: 0 S: 7	H: 2 LOB: 1 BB: 0 P: 10	R: 0 E: 0 K: 1 S: 7	H: 0 LOB: 2 BB: 2 P: 21	R: 0 E: 0 K: 0 S: 10	H: 1 LOB: 1 BB: 1 P: 17	1B: 4 2B: 1 3B: 0 HR: 1	SF: 0 SAC: 0 DP: 2 HBP: 0	WP: 0 PB: 0 SB: 0 CS: 0	PA: 35			
PITCHER	IP	WLS	BF	H	R	ER	SO	BB	IBB	HBP	BLK	WP	HR	S	P	ERA	WHIP								
Danny Graves, R (1.1) ERA: 5.53	7.2	W	30	5	2	2	1	3	0	0	0	0	1	54	89	2.35	1.043								
Kent Mercker, L (8, 1) ERA: 1.69	0.1	H	1	0	0	0	1	0	0	0	0	0	0	3	6	0.00	0.000								
Scott Williamson, R (8, 1) ERA: 1.98	1.0	S	4	1	0	0	0	1	0	0	0	0	0	10	17	0.00	2.000								

AB 31
R 2
H 6
RBI 2
BB 4
SO 2
LOB 13



Batter	1	2	3	4	5	6	7	8	9	AB	R	H	RBI	BB	SO	LOB	BOTTOM								
Felipe Lopez, S (1.6) OBP: 0.523, SLG: 0.348	G4-3					K		G3		3	0	0	0	1	1	0	St. Louis Cardinals @ Cincinnati Reds Great American Ball Park, Cincinnati, OH Wed May 07 2003, 7:10 PM EDT Att: 20,849 - Overcast - 73 F								
Jose Guillen, R (1.9) OBP: 0.349, SLG: 0.628	K		L9		K			K		4	0	0	0	0	3	1									
Sean Casey, L (1.3) OBP: 0.359, SLG: 0.427	K		G4-3			G3-1		L4		4	0	0	0	0	1	1									
Austin Kearns, R (1.8) OBP: 0.427, SLG: 0.578		K			K		P6			4	0	1	0	0	2	0									
Aaron Boone, R (1.5) OBP: 0.338, SLG: 0.496		HR			1B BB		HR HBP		1B	2	3	1	1	1	0	1									
Adam Dunn, L (1.7) OBP: 0.336, SLG: 0.541		1B			K		HR			3	1	2	2	0	1	1									
Jason LaRue, R (1.2) OBP: 0.356, SLG: 0.402		F9			1B		K			3	0	1	1	0	1	1									
Juan Castro, R (1.4) OBP: 0.327, SLG: 0.462		K			F9					3	0	0	0	0	2	2									
Danny Graves, R (1.1) OBP: 0.125, SLG: 0.125 Kent Mercker, L (8, 1) Scott Williamson, R (8, 1)			P6			L5		G1-3		3	0	0	0	0	0	0									
										0	0	0	0	0	0	0									
										0	0	0	0	0	0	0									
Inning Stats	R: 0 E: 0 K: 2 S: 9	H: 0 LOB: 0 BB: 0 P: 13	R: 1 E: 0 K: 2 S: 16	H: 2 LOB: 1 BB: 0 P: 23	R: 0 E: 0 K: 0 S: 5	H: 0 LOB: 1 BB: 1 P: 9	R: 1 E: 1 K: 2 S: 24	H: 1 LOB: 1 BB: 1 P: 34	R: 0 E: 0 K: 2 S: 8	H: 0 LOB: 0 BB: 0 P: 9	R: 2 E: 0 K: 1 S: 12	H: 1 LOB: 0 BB: 0 P: 19	R: 0 E: 0 K: 1 S: 11	H: 0 LOB: 0 BB: 0 P: 14	R: 0 E: 0 K: 1 S: 9	H: 1 LOB: 1 BB: 0 P: 16	R: 0 E: 0 K: 1 S: 11	H: 0 LOB: 1 BB: 0 P: 14	1B: 3 2B: 0 3B: 0 HR: 2	SF: 0 SAC: 0 DP: 0 HBP: 1	WP: 0 PB: 0 SB: 0 CS: 0	PA: 32			
PITCHER	IP	WLS	BF	H	R	ER	SO	BB	IBB	HBP	BLK	WP	HR	S	P	ERA	WHIP								
Jason Simontacchi, R (1.1) ERA: 5.85	6.0	L	25	4	4	3	9	2	0	1	0	0	2	74	107	4.50	1.000								
Cal Eldred, R (7, 1) ERA: 4.26	1.0		3	0	0	0	1	0	0	0	0	0	0	11	14	0.00	0.000								
Mike Crudale, R (8, 1) ERA: 7.84	0.2		3	1	0	0	1	0	0	0	0	0	0	7	13	0.00	1.500								
Jeff Fassero, L (8, 1)	0.1		1	0	0	0	0	0	0	0	0	0	0	2	3	0.00	0.000								

AB 29
R 4
H 5
RBI 4
BB 2
SO 11
LOB 7



Batter	1	2	3	4	5	6	7	8	9	AB	R	H	RBI	BB	SO	LOB	TOP					
Orlando Palmeiro, L OBP: 0.345, SLG: 0.360	F9	2B		1B		F9	G1-4-3			5	0	2	1	0	0	2	St. Louis Cardinals @ Cincinnati Reds Great American Ball Park, Cincinnati, OH Thu May 08 2003, 12:35 PM EDT Att: 30,567 - Cloudy - 68 F					
Miguel Cairo, R OBP: 0.326, SLG: 0.509	5 HR	1B		BB		E	G6-3			4	2	3	0	1	0	2						
5 Albert Pujols, R OBP: 0.427, SLG: 0.670	1-H HR	P6		K		K				5	1	1	2	0	2	5						
J.D. Drew, L OBP: 0.333, SLG: 0.486	E	K				E9				5	2	3	1	0	1	2						
Eduardo Perez, R OBP: 0.435, SLG: 0.595 Steve Kline, S	1B			K		K				3	0	1	0	1	2	1						
Tino Martinez, L OBP: 0.350, SLG: 0.462 Jeff Fassero, L	1B					K				0	0	0	0	0	0	0						
Edgar Renteria, R OBP: 0.395, SLG: 0.571	E6			G4-3		F9				5	1	1	0	0	0	4						
Eli Marrero, R OBP: 0.280, SLG: 0.373	G6-4-3			K						5	0	3	2	0	2	0						
Wilson Delgado, S OBP: 0.226, SLG: 0.207 15 Jim Edmonds, L OBP: 0.449, SLG: 0.693	G6-4-3			L7		P6				3	0	0	0	0	0	5						
Garrett Stephenson, R OBP: 0.188, SLG: 0.133 Mike Crudale, R 27 Scott Rolen, R OBP: 0.429, SLG: 0.564	G1-3			K		F8				3	0	0	0	0	1	2						
Inning Stats	R: 3 E: 1 K: 0 S: 19	H: 4 LOB: 2 BB: 1 P: 30	R: 0 E: 0 K: 1 S: 9	H: 2 LOB: 0 BB: 13	R: 0 E: 0 K: 2 S: 9	H: 0 LOB: 0 BB: 0 P: 14	R: 0 E: 0 K: 2 S: 14	H: 1 LOB: 2 BB: 1 P: 25	R: 1 E: 0 K: 0 S: 10	H: 3 LOB: 2 BB: 0 P: 17	R: 1 E: 1 K: 2 S: 16	H: 2 LOB: 1 BB: 0 P: 22	R: 1 E: 0 K: 1 S: 10	H: 2 LOB: 2 BB: 0 P: 15	R: 0 E: 0 K: 0 S: 5	H: 0 LOB: 0 BB: 0 P: 8	R: 0 E: 0 K: 1 S: 6	H: 0 LOB: 0 BB: 0 P: 7	1B: 10 2B: 3 3B: 0 HR: 1	SF: 0 SAC: 0 DP: 1 HBP: 1	WP: 0 PB: 0 SB: 0 CS: 0	PA: 44
PITCHER	IP WLS BF H R ER SO BB IBB HBP BLK WP HR S P ERA WHIP																					
Paul Wilson, R ERA: 5.45	5.0	27	10	4	4	5	2	0	0	0	0	0	0	1	61	99	7.20	2.400				
Scott Sullivan, R ERA: 3.98	1.0	5	2	1	1	2	0	0	0	0	0	0	0	0	16	22	9.00	2.000				
Brian Reith, R ERA: 4.15	1.1	7	2	1	1	1	0	0	1	0	0	0	0	12	18	6.75	1.500					
Kent Mercker, L ERA: 1.59	0.2	2	0	0	0	0	0	0	0	0	0	0	0	3	5	0.00	0.000					
Scott Williamson, R ERA: 1.84	1.0	3	0	0	0	1	0	0	0	0	0	0	0	6	7	0.00	0.000					

AB 41
R 6
H 14
RBI 6
BB 2
SO 9
LOB 25



Batter	1	2	3	4	5	6	7	8	9	AB	R	H	RBI	BB	SO	LOB	BOTTOM			
Barry Larkin, R OBP: 0.318, SLG: 0.450 Felipe Lopez, S OBP: 0.328, SLG: 0.354	F8	2-3-5	2B			F9	E	CS		3	2	1	0	1	0	0	St. Louis Cardinals @ Cincinnati Reds Great American Ball Park, Cincinnati, OH Thu May 08 2003, 12:35 PM EDT Att: 30,567 - Cloudy - 68 F			
Jose Guillen, R OBP: 0.345, SLG: 0.622 Brian Reith, R Kent Mercker, L Ruben Mateo, R OBP: 0.280, SLG: 0.283 Scott Williamson, R	G5-3		G5-3			E6	K			4	0	1	0	0	0	2				
Sean Casey, L OBP: 0.367, SLG: 0.452	HR		K			2B				4	1	2	2	1	2	2				
Austin Kearns, R OBP: 0.422, SLG: 0.575	K		2B			L9	P3	CS		4	0	1	1	0	1	4				
Aaron Boone, R OBP: 0.349, SLG: 0.568	HR		F8			HR	HR			4	3	3	3	0	0	1				
Adam Dunn, L OBP: 0.333, SLG: 0.526	G4-3					P4	L1-3			3	1	0	0	1	0	0				
Juan Castro, R OBP: 0.322, SLG: 0.446	FC2-6		F9			P5	K			4	0	1	0	0	1	1				
Kelly Stinnett, R OBP: 0.410, SLG: 0.629	FC2-6		G4-3			G4-3	SH1-3			3	1	2	0	1	0	0				
Paul Wilson, R Wily Mo Peña, R OBP: 0.067, SLG: 0.067 Scott Sullivan, R Reggie Taylor, L OBP: 0.261, SLG: 0.326	FC2-6		G4-3			G4-3	SH1-3	F9		1	0	0	0	0	0	2				
Inning Stats	R: 1 E: 0 K: 1 S: 10	H: 1 LOB: 0 BB: 0 P: 18	R: 1 E: 0 K: 0 S: 9	H: 3 LOB: 0 BB: 0 P: 12	R: 1 E: 0 K: 1 S: 7	H: 2 LOB: 1 BB: 0 P: 14	R: 0 E: 0 K: 0 S: 6	H: 0 LOB: 0 BB: 0 P: 9	R: 0 E: 0 K: 0 S: 8	H: 1 LOB: 2 BB: 1 P: 19	R: 4 E: 1 K: 0 S: 19	H: 3 LOB: 2 BB: 2 P: 34	R: 1 E: 0 K: 1 S: 10	H: 1 LOB: 1 BB: 1 P: 19	R: 0 E: 0 K: 2 S: 11	H: 1 LOB: 0 BB: 0 P: 13		1B: 4 2B: 4 3B: 0 HR: 4	SF: 0 SAC: 1 DP: 0 HBP: 0	WP: 0 PB: 0 SB: 0 CS: 1
PITCHER	IP WLS BF H R ER SO BB IBB HBP BLK WP HR S P ERA WHIP																			
Garrett Stephenson, R ERA: 4.68	5.1	26	8	5	5	2	2	0	0	0	0	0	0	3	44	81	8.44	1.875		
Mike Crudale, R ERA: 5.27	0.1	4	1	1	0	0	1	0	0	0	0	0	0	12	20	0.00	6.000			
Steve Kline, L ERA: 5.27	1.1	7	2	2	1	1	1	0	0	0	1	13	24	6.75	2.250					
Jeff Fassero, L ERA: 7.15	1.0	3	1	0	0	2	0	0	0	0	0	11	13	0.00	1.000					

AB 34
R 8
H 12
RBI 7
BB 4
SO 5
LOB 14




Batter	1	2	3	4	5	6	7	8	9	AB R H RBI BB SO LOB	TOP								
Fernando Vina, L (1.4) OBP: 0.271, SLG: 0.370	2-3 K	0-0 HR		0-3 K			1-0 B4-3		2-3 K	5 1 1 4 0 3 2	St. Louis Cardinals @ Chicago Cubs Wrigley Field, Chicago, IL Fri May 09 2003, 2:20 PM CDT Att: 38,531 - Sunny - 70 F								
J.D. Drew, L (1.9) OBP: 0.318, SLG: 0.524	0-2 F7	0-0 G4-3			2-3 K2-3			3-2 HR	2-3 K	5 1 1 1 0 2 1									
5 Albert Pujols, R (1.7) OBP: 0.416, SLG: 0.648 Jeff Fassero, L (9.1)	2-2 1B				1-1 G6-3			3-2 G6-3	0-2 G4-3	5 0 1 0 0 0 1 0 0 0 0 0 0 0									
15 Jim Edmonds, L (1.8) OBP: 0.451, SLG: 0.695	0-3 K				1-3 K			0-0 27 2B		4 1 2 0 0 2 1									
27 Scott Rolen, R (1.5) OBP: 0.424, SLG: 0.562		1-0 G4-3		1-0 F8		1-1 P4		0-0 G3 2B		4 0 1 1 0 0 1									
Tino Martinez, L (1.3) OBP: 0.347, SLG: 0.450		0-0 G4-3		0-1 L7		4-0 G6-4-3 BB		2-1 G3		3 0 0 0 1 0 2									
Edgar Renteria, R (1.6) OBP: 0.404, SLG: 0.574		1-1 1B HR 1B		1-1 G6-3 1B		0-0 G6-4-3 1-2		4-0 IBB		3 1 2 0 1 0 1									
Mike Matheny, R (1.2) OBP: 0.323, SLG: 0.392		4-2 1B HR BB		0-0 G6-3		2-3 K		1-0 F9		3 1 0 0 1 1 3									
Matt Morris, R (1.1) OBP: 0.333, SLG: 0.474 Orlando Palmeiro, L (9. PH) OBP: 0.352, SLG: 0.368		0-0 1-2 HR 1B		1-0 G1-3		2-0 G6-3		0-0 1B		3 1 1 0 0 0 1 1 0 1 0 0 0 0									
Inning Stats	R: 0 E: 0 K: 2 S: 15	H: 1 LOB: 1 BB: 0 P: 19	R: 4 E: 0 K: 0 S: 9	H: 3 LOB: 0 BB: 1 P: 15	R: 0 E: 0 K: 1 S: 6	H: 1 LOB: 1 BB: 0 P: 8	R: 0 E: 0 K: 1 S: 8	H: 0 LOB: 0 BB: 0 P: 13	R: 0 E: 0 K: 0 S: 3	H: 0 LOB: 0 BB: 1 P: 8	R: 0 E: 0 K: 1 S: 5	H: 0 LOB: 0 BB: 0 P: 10	R: 2 E: 0 K: 0 S: 12	H: 3 LOB: 2 BB: 1 P: 25	R: 0 E: 0 K: 2 S: 10	H: 1 LOB: 1 BB: 0 P: 14	1B: 6 2B: 2 3B: 0 HR: 2	SF: 0 SAC: 0 DP: 1 HBP: 0	WP: 0 PA: 39 PB: 0 SB: 0 CS: 0
PITCHER	IP WLS BF H R ER SO BB IBB HBP BLK WP HR S P ERA WHIP											IP WLS BF H R ER SO BB IBB HBP BLK WP HR S P ERA WHIP							
38 Carlos Zambrano, R (1.1) ERA: 3.65	7.1 L 31 8 6 6 6 2 0 0 0 0 0 2 63 97 7.36 1.364																		
Antonio Alfonseca, R (8.1) ERA: 3.0	0.2 5 2 0 0 0 0 0 1 0 0 0 0 5 12 0.00 3.000																		
Mark Guthrie, L (9.1) ERA: 3.0	0.2 2 0 0 0 2 0 0 0 0 0 0 0 6 10 0.00 0.000																		
Kyle Farnsworth, R (9.1) ERA: 3.0	0.1 1 0 0 0 0 0 0 0 0 0 0 0 3 3 0.00 0.000																		

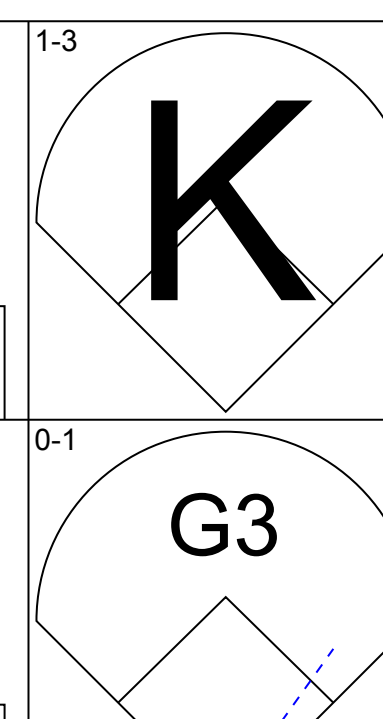
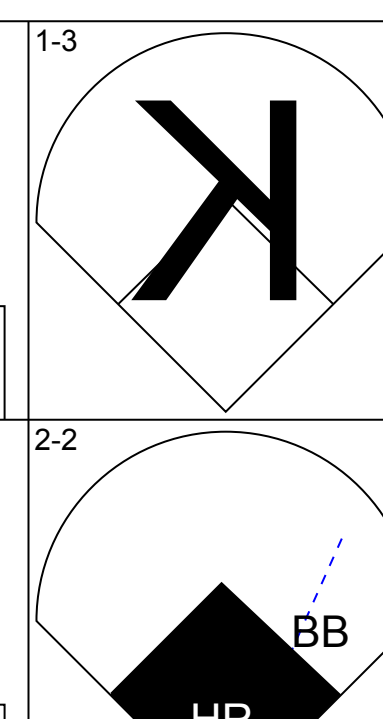
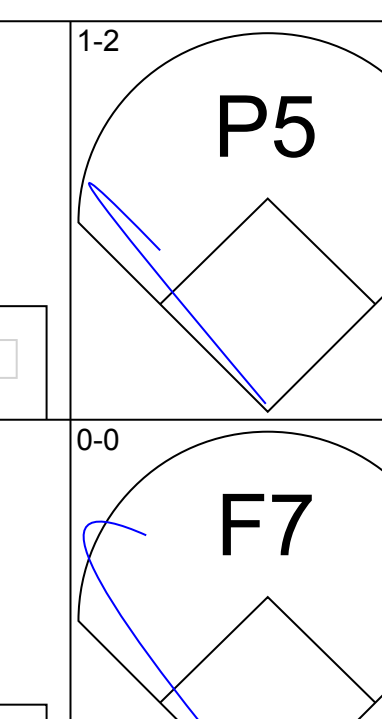
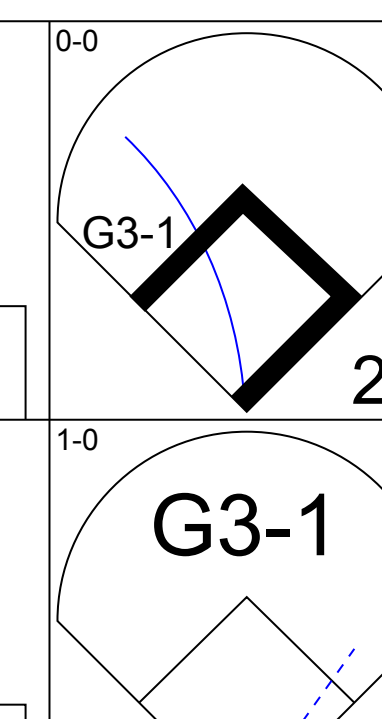
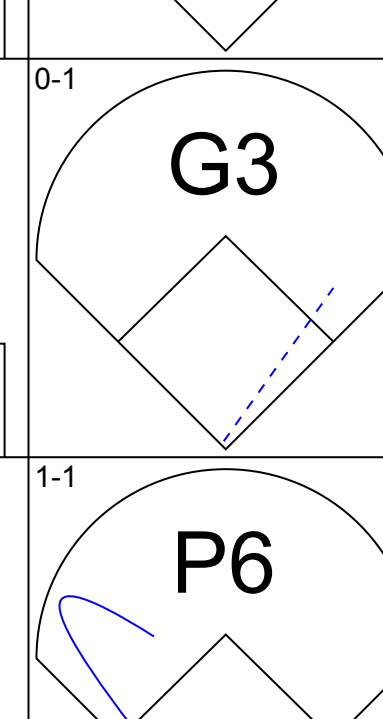
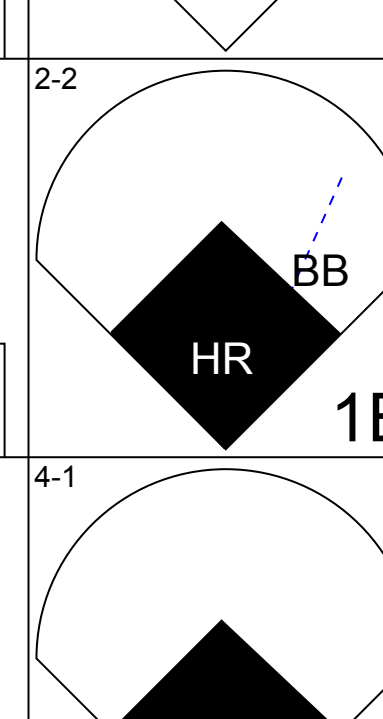
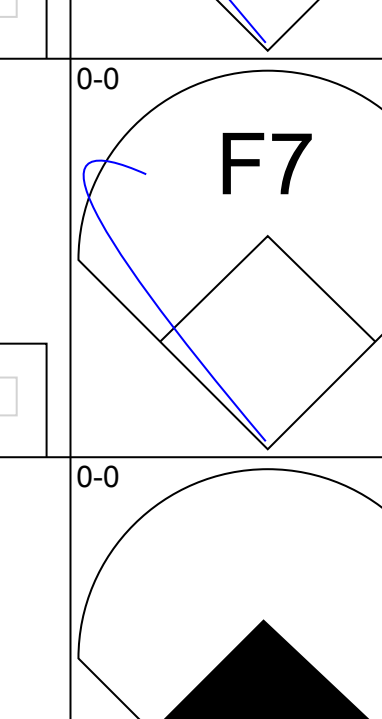
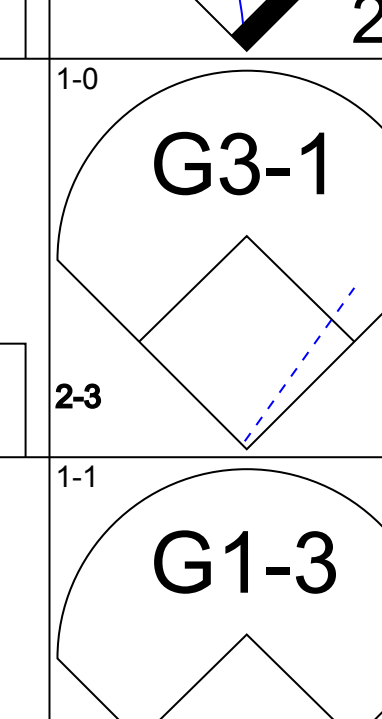
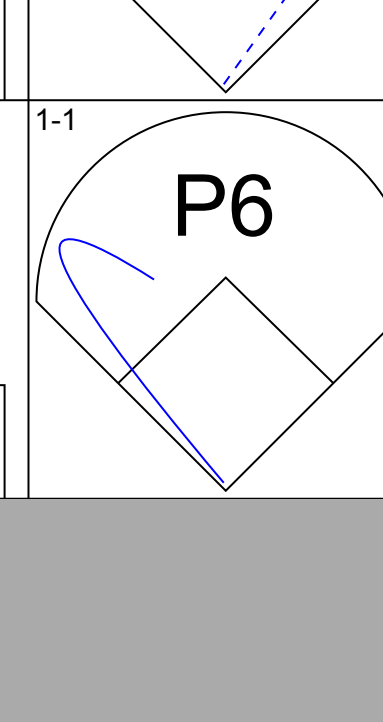
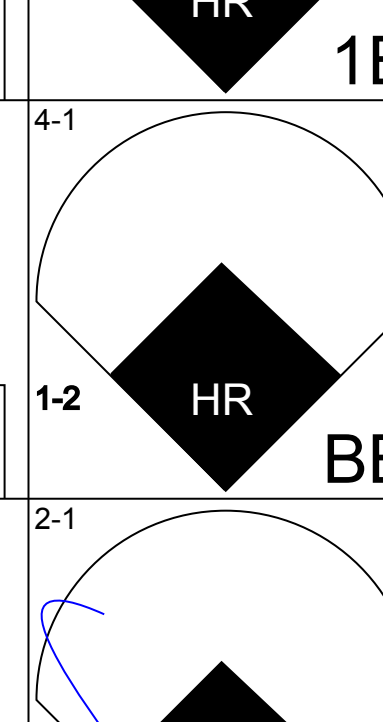
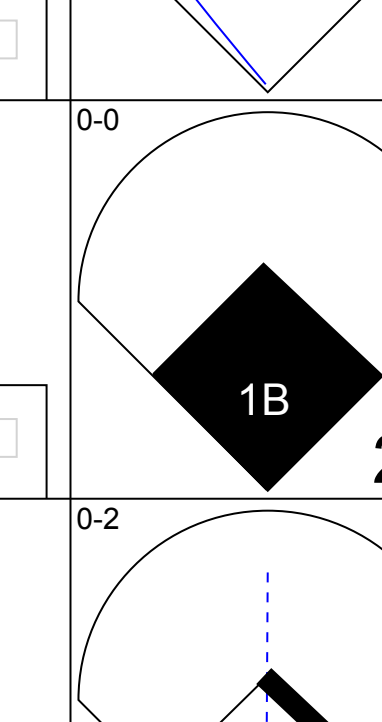
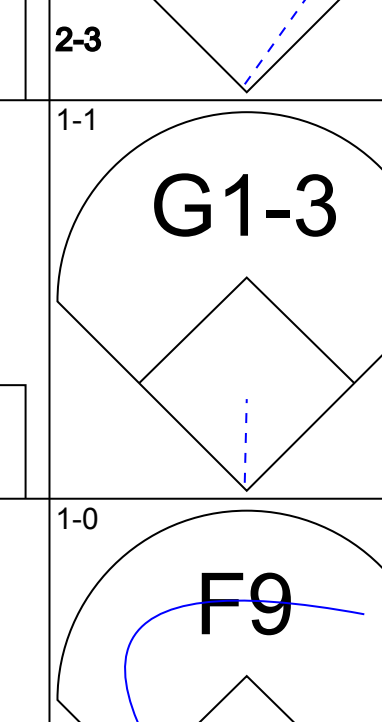
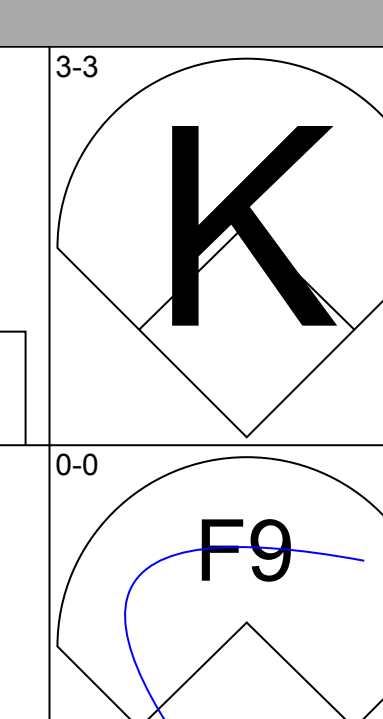
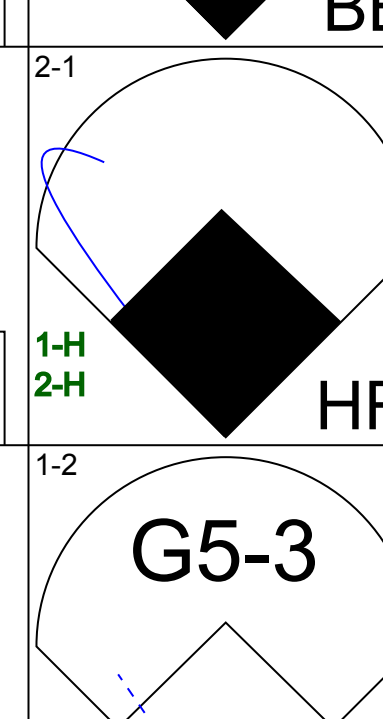
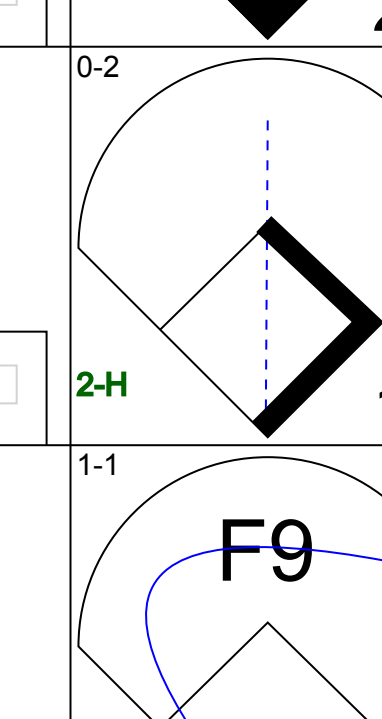
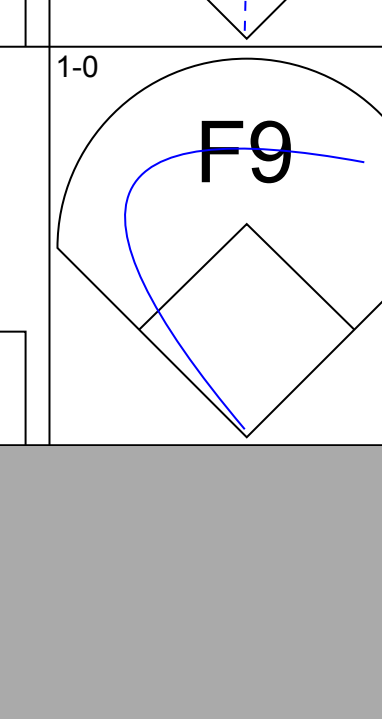
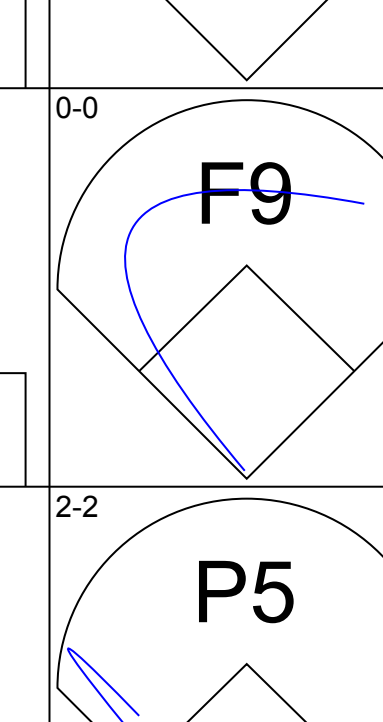
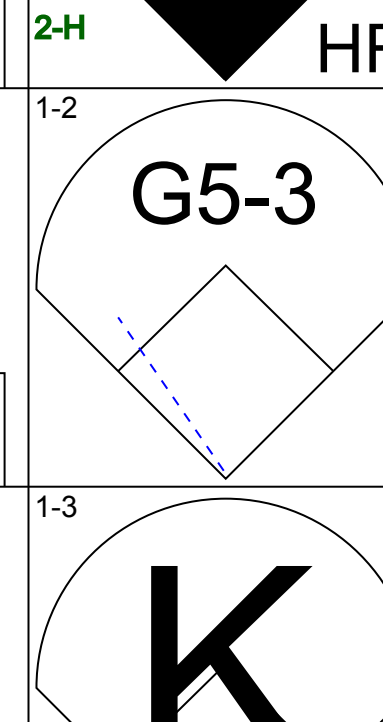
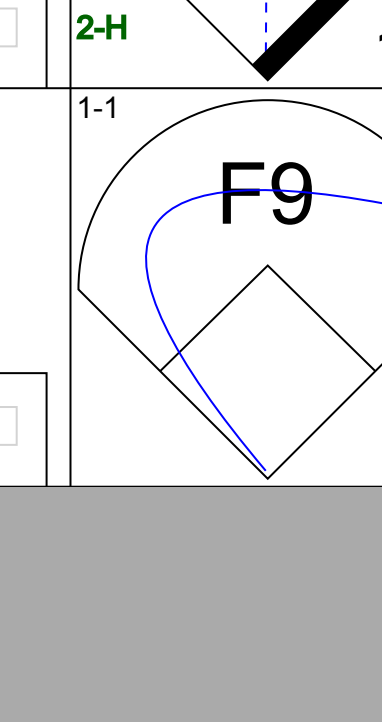
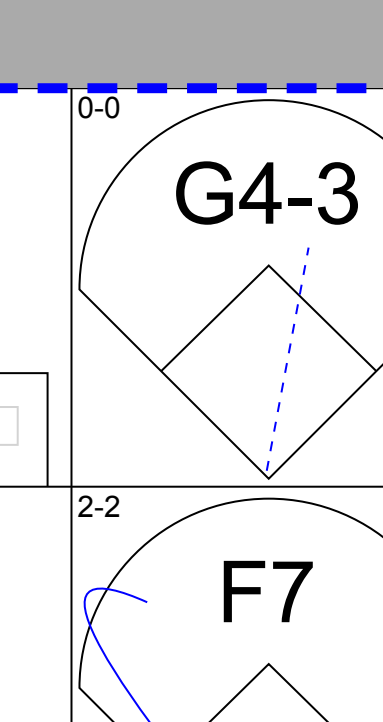
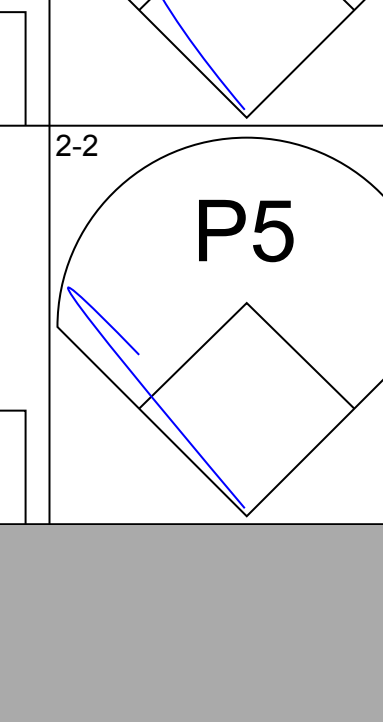
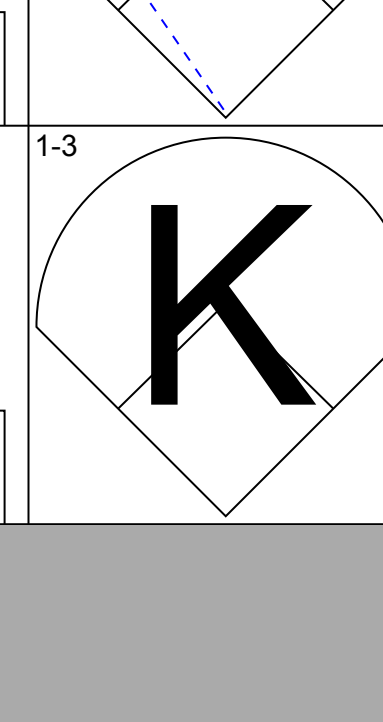
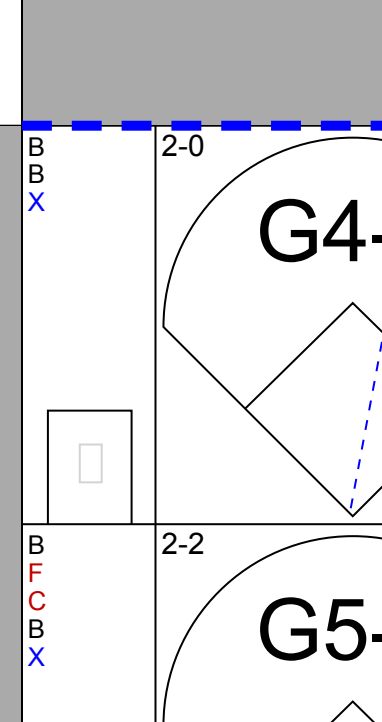
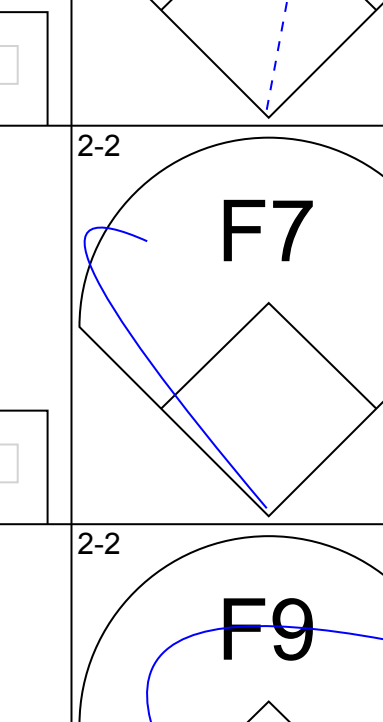
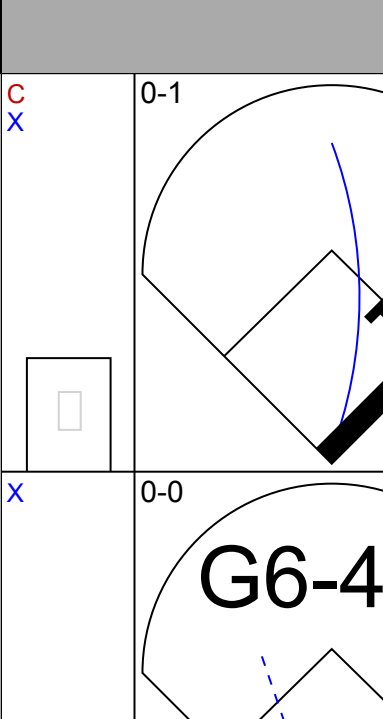
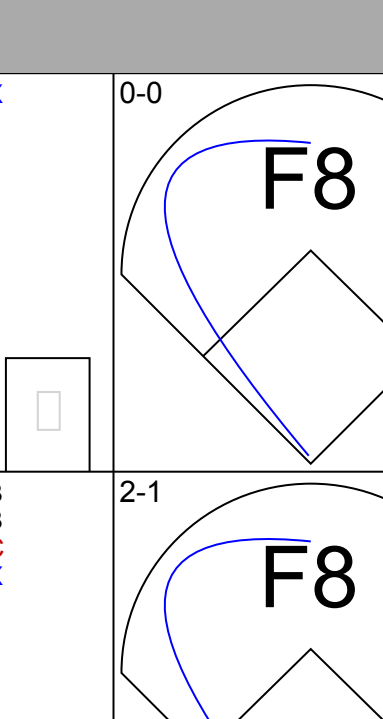
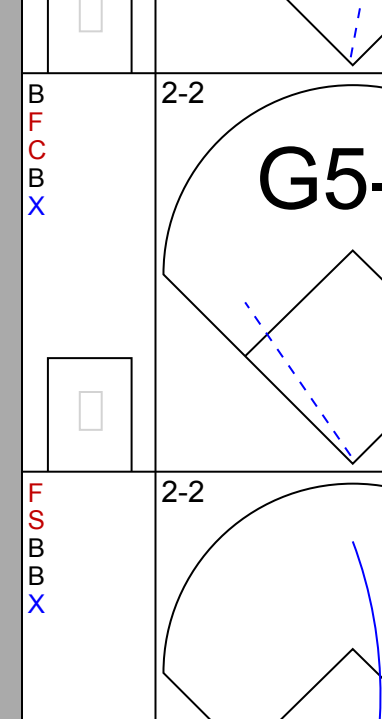
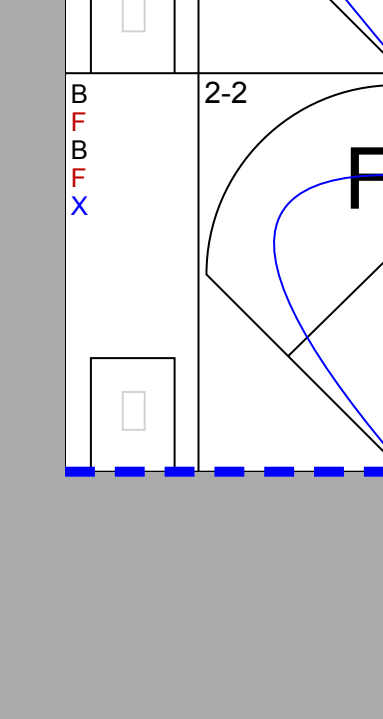
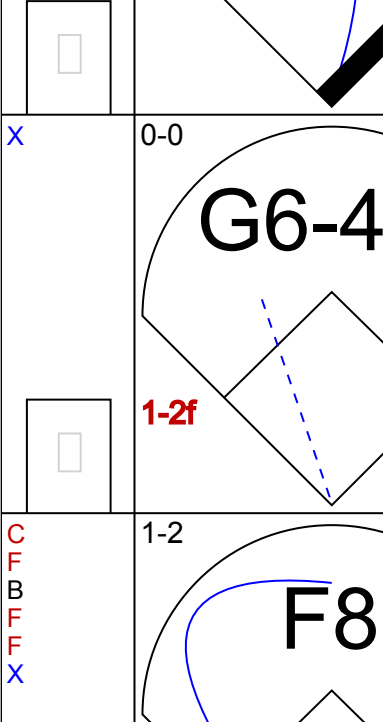
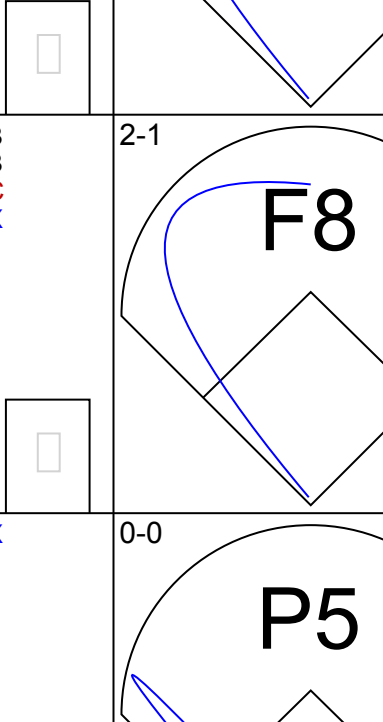
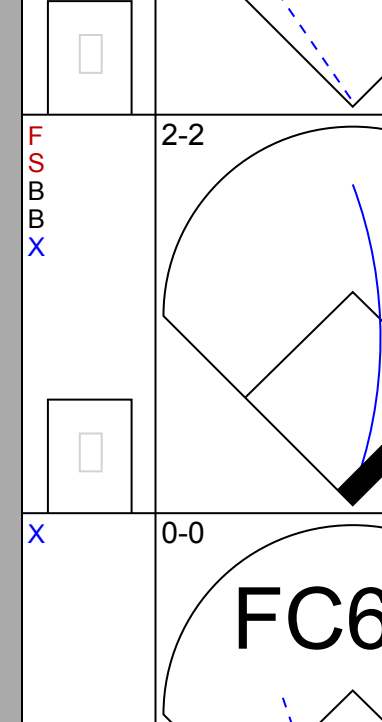
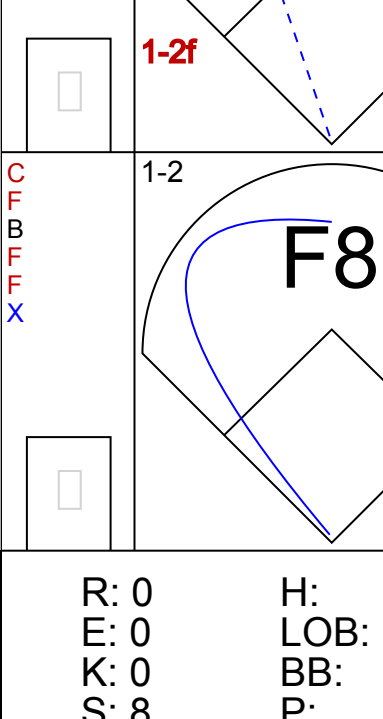
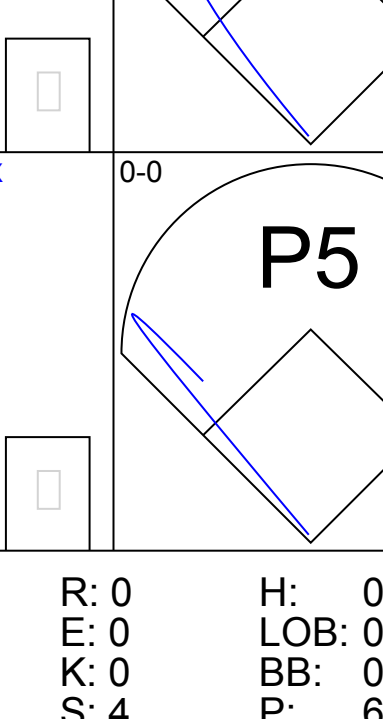
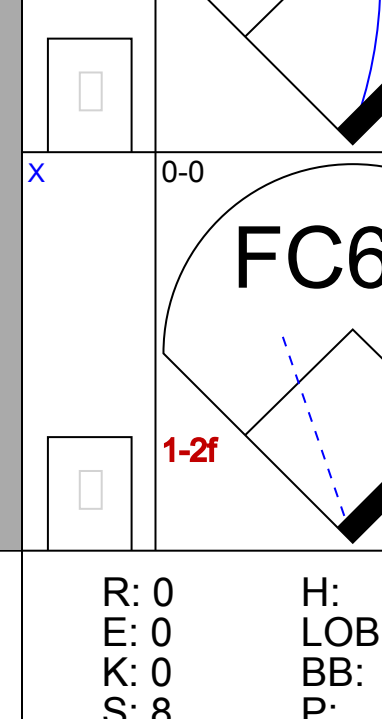
AB	36
R	6
H	10
RBI	6
BB	3
SO	8
LOB	13



Batter	1	2	3	4	5	6	7	8	9	AB R H RBI BB SO LOB	BOTTOM								
Mark Grudzielanek, R (1.4) OBP: 0.314, SLG: 0.344	1-2 G1-3		0-1 G6-4-3 1B		1-0 G4-3		0-3 K		0-3 K	5 0 1 0 0 2 0	St. Louis Cardinals @ Chicago Cubs Wrigley Field, Chicago, IL Fri May 09 2003, 2:20 PM CDT Att: 38,531 - Sunny - 70 F								
Alex Gonzalez, R (1.6) OBP: 0.353, SLG: 0.421	1-0 G6-3		0-0 G6-4-3 1-2		0-1 G6-3		0-3 K			4 0 0 0 0 1 1									
Sammy Sosa, R (1.9) OBP: 0.444, SLG: 0.541	0-0 P3		0-0 F8		1-0 1B			2-3 K		4 0 1 0 0 1 0									
Moises Alou, R (1.7) OBP: 0.355, SLG: 0.407		1-3 K		2-0 HR	0-0 1B			4-2 1B BB		3 1 2 1 1 1 0									
Hee-Seop Choi, L (1.3) OBP: 0.438, SLG: 0.589		1-2 G3-1		1-2 BB 1B	1-3 K			3-3 K		4 0 1 0 0 2 3									
Corey Patterson, L (1.8) OBP: 0.333, SLG: 0.556		0-0 HR		1-2 BB 1B		1-3 K		1-0 FC6 1B		4 1 3 1 0 1 0									
Lenny Harris, L (1.5) OBP: 0.285, SLG: 0.364		3-2 1B		1-2 L4		0-1 G1		1-1 FC6		4 0 1 0 0 0 4									
Paul Bako, L (1.2) OBP: 0.333, SLG: 0.300 Ramon Martinez, R (9. PH) OBP: 0.365, SLG: 0.429		1-3 K		4-1 38 G4-3 BB		0-0 G6-3		1-2 G5-3		2 0 0 0 1 1 1 1 0 0 0 0 0 0									
38 Carlos Zambrano, S (1.1) OBP: 0.235, SLG: 0.529 Antonio Alfonseca, R (8.1) Mark Guthrie, R (9.1) Kyle Farnsworth, R (9.1) Mark Bellhorn, S (9. PH) OBP: 0.369, SLG: 0.306			0-0 1B HR G6-4-3 2B		0-0 G4-3		0-3 K		0-0 G6-3	3 1 1 0 0 1 3 0 1 0 0 0 0 0 0									
Inning Stats	R: 0 E: 0 K: 0 S: 6	H: 0 LOB: 0 BB: 0 P: 8	R: 1 E: 0 K: 2 S: 14	H: 2 LOB: 1 BB: 0 P: 20	R: 1 E: 0 K: 0 S: 8	H: 2 LOB: 0 BB: 0 P: 10	R: 1 E: 0 K: 0 S: 13	H: 3 LOB: 2 BB: 1 P: 22	R: 0 E: 0 K: 1 S: 8	H: 2 LOB: 0 BB: 0 P: 11	R: 0 E: 0 K: 3 S: 10	H: 0 LOB: 0 BB: 0 P: 10	R: 0 E: 0 K: 2 S: 12	H: 1 LOB: 2 BB: 1 P: 23	R: 0 E: 0 K: 1 S: 7	H: 0 LOB: 0 BB: 0 P: 8	1B: 7 2B: 1 3B: 0 HR: 2	SF: 0 SAC: 0 DP: 2 HBP: 0	WP: 0 PA: 37 PB: 0 SB: 0 CS: 0
PITCHER	IP WLS BF H R ER SO BB IBB HBP BLK WP HR S P ERA WHIP											IP WLS BF H R ER SO BB IBB HBP BLK WP HR S P ERA WHIP							
Matt Morris, R (1.1) ERA: 2.56	8.0 W 34 10 3 3 9 2 0 0 0 0 0 2 77 111 3.38 1.500																		
Jeff Fassero, L (9.1) ERA: 6.57	1.0 S 3 0 0 0 1 0 0 0 0 0 0 0 7 8 0.00 0.000																		

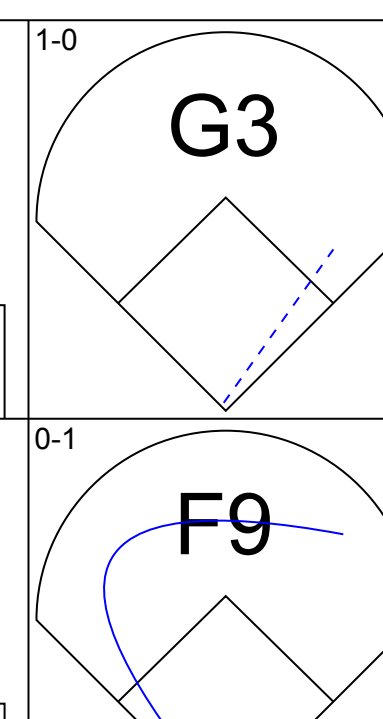
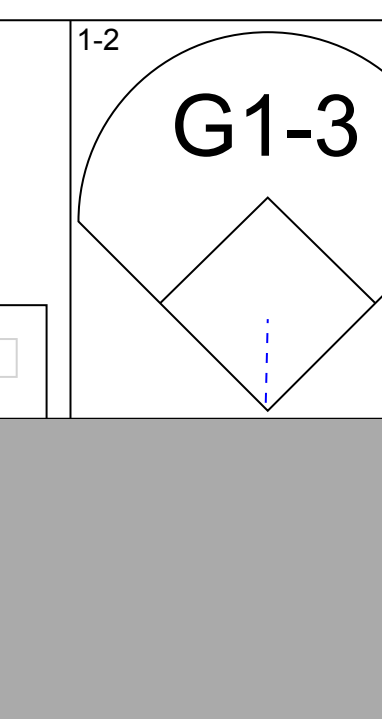
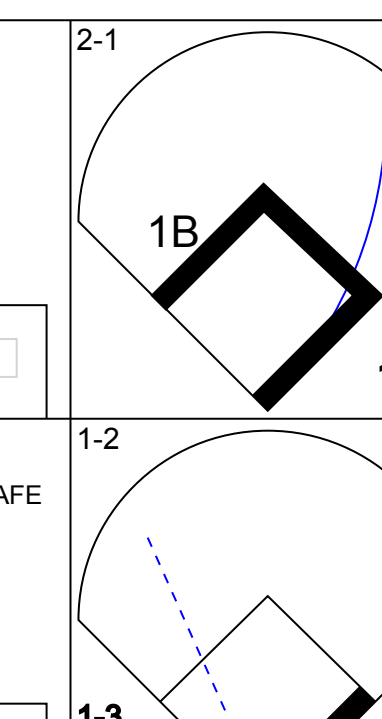
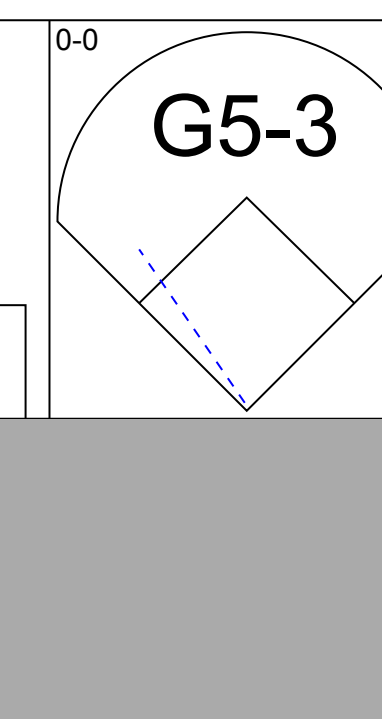
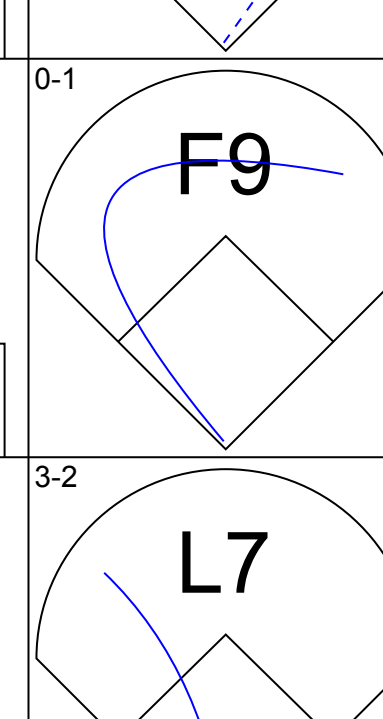
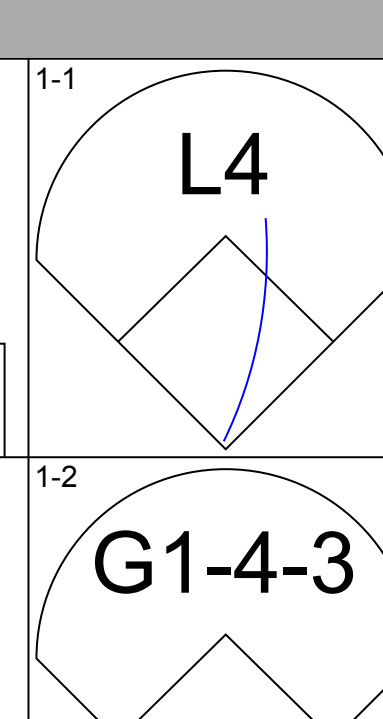
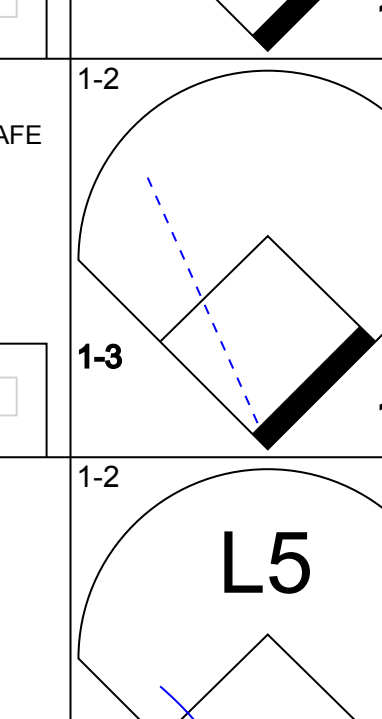
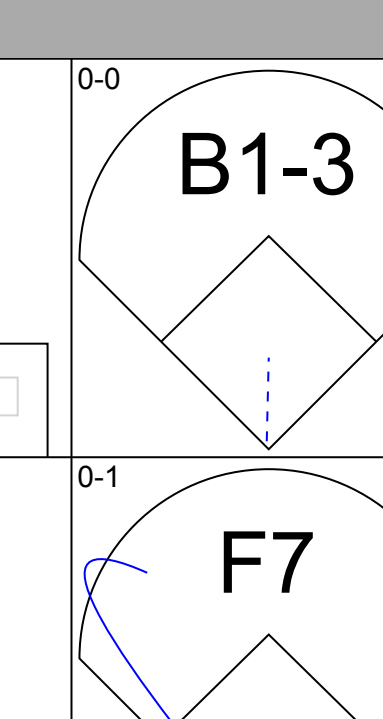
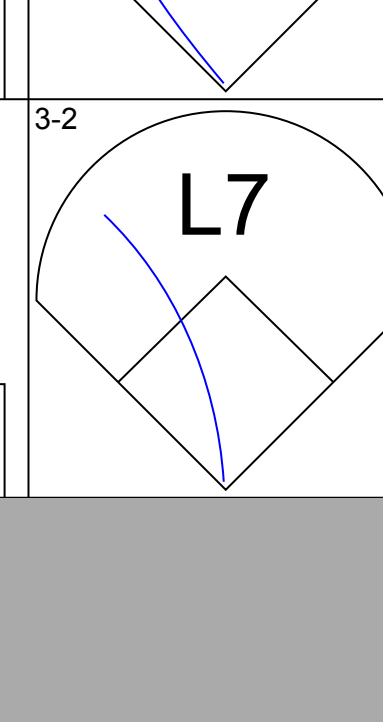
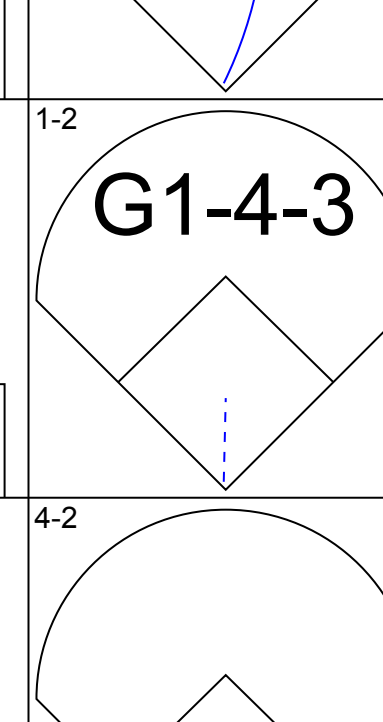
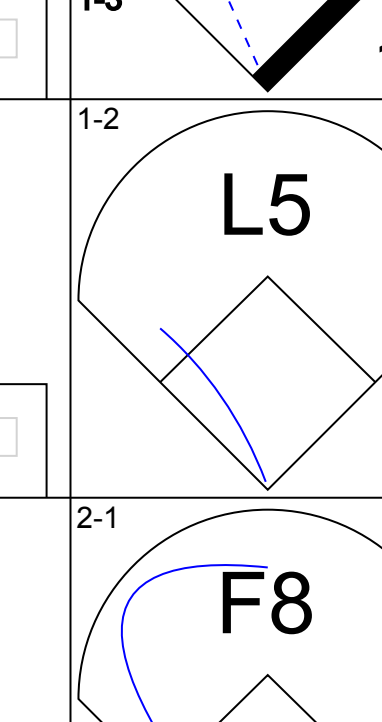
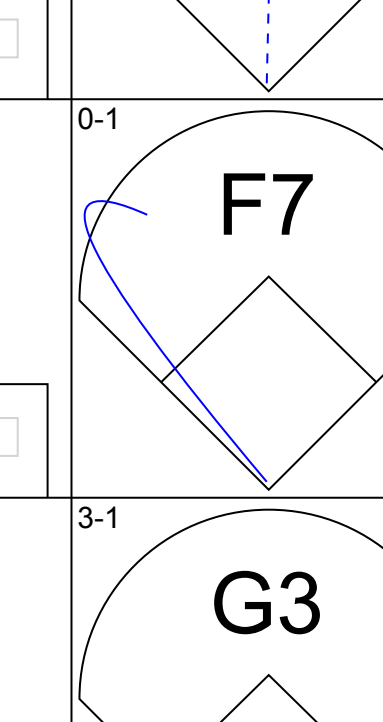
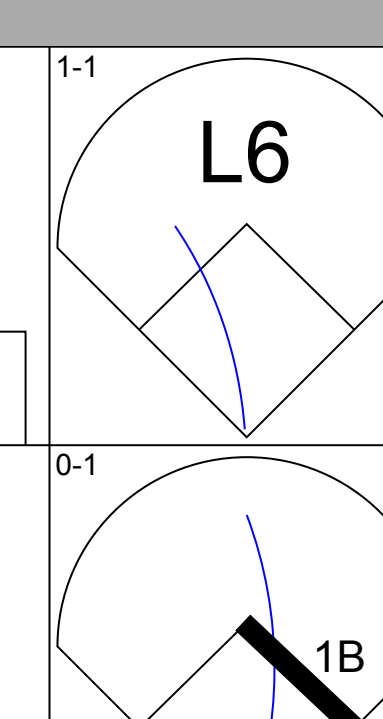
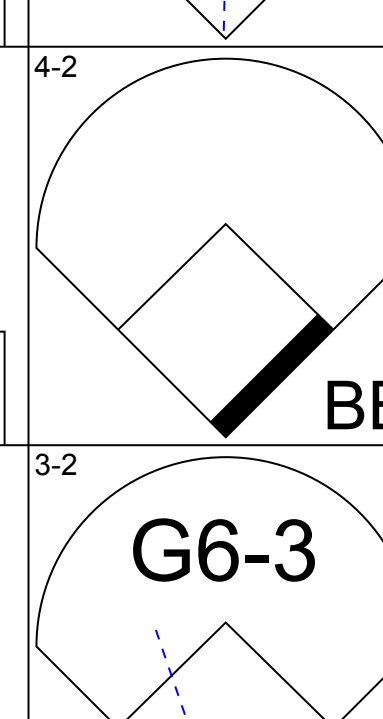
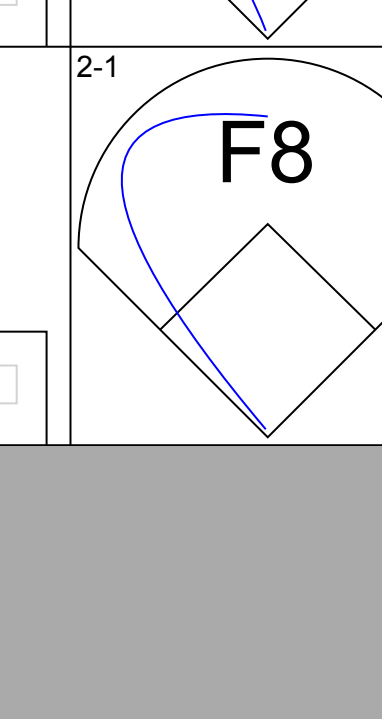
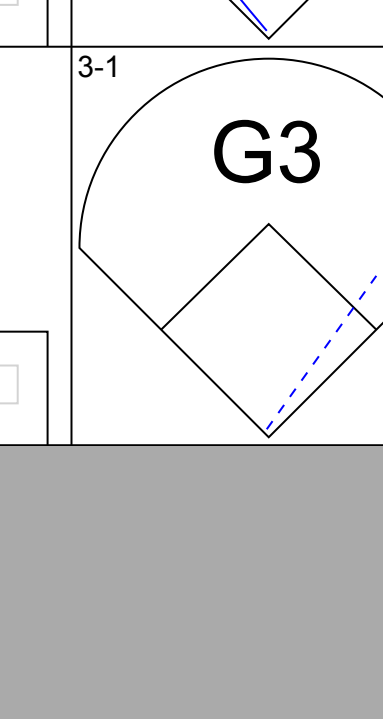
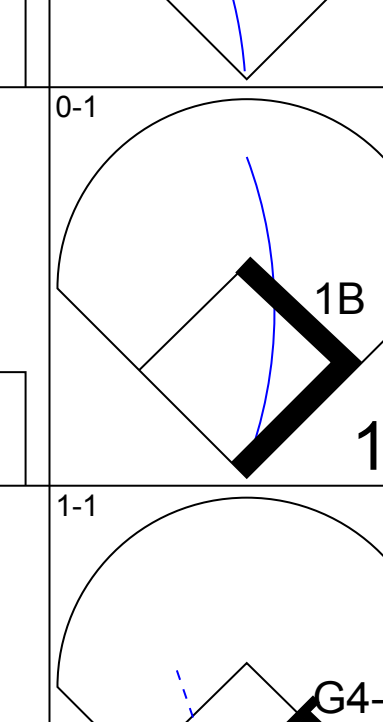
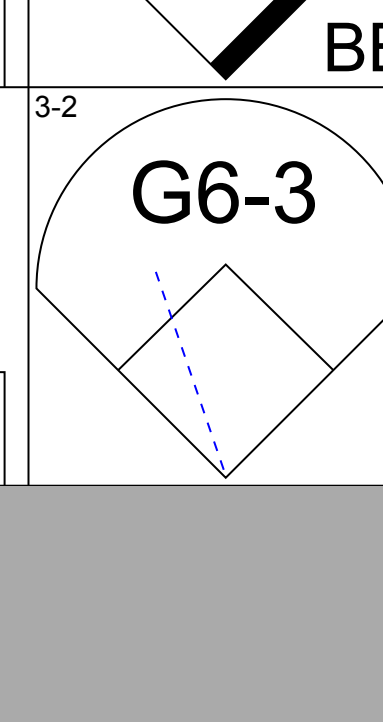
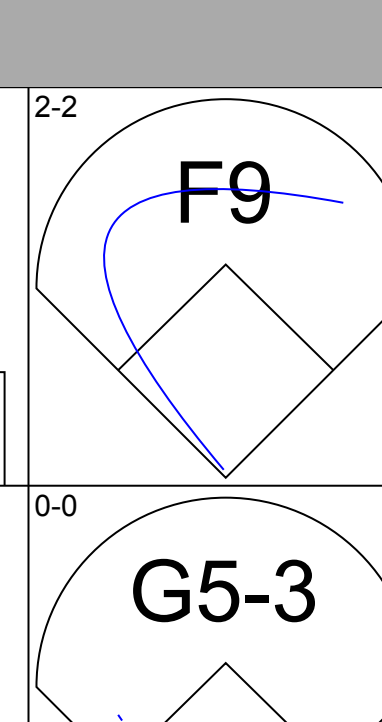
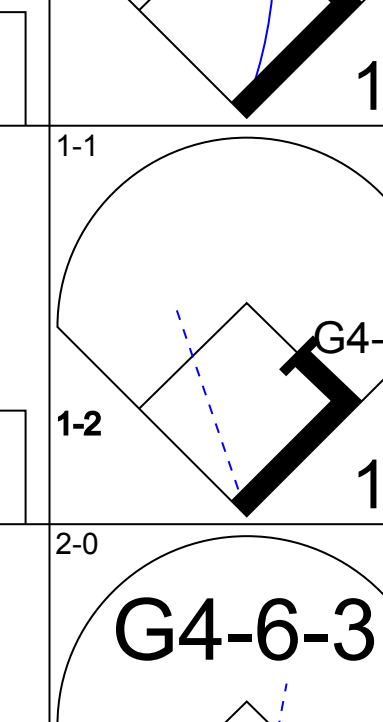
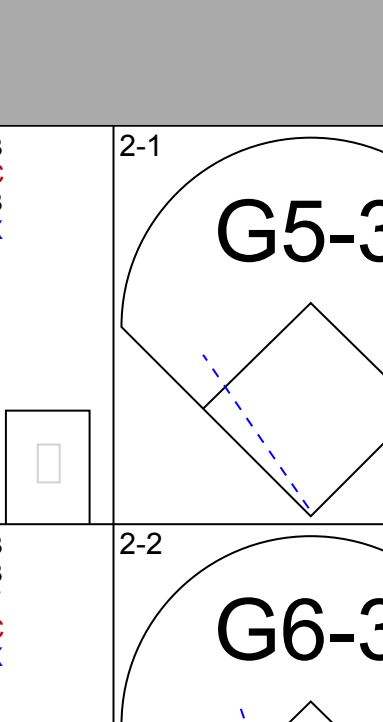
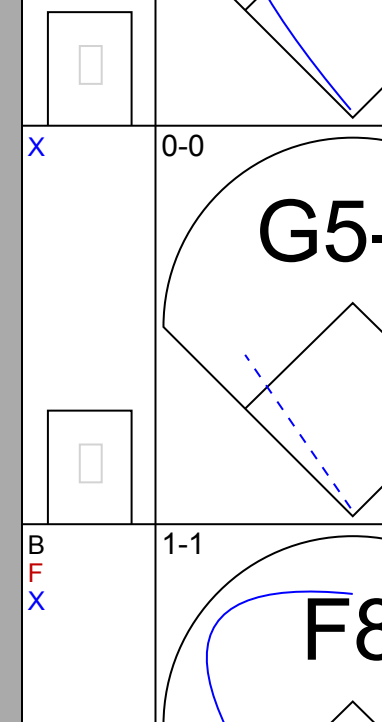
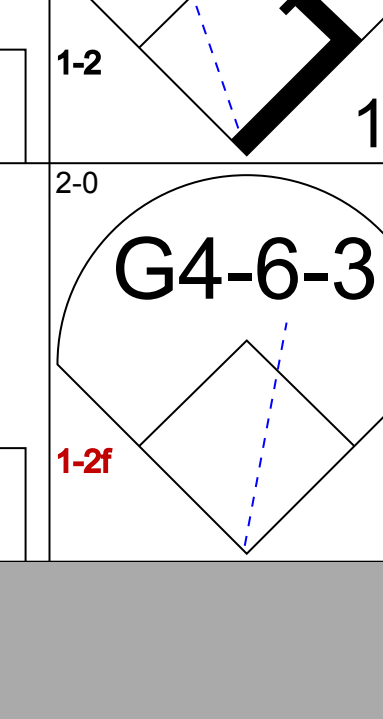
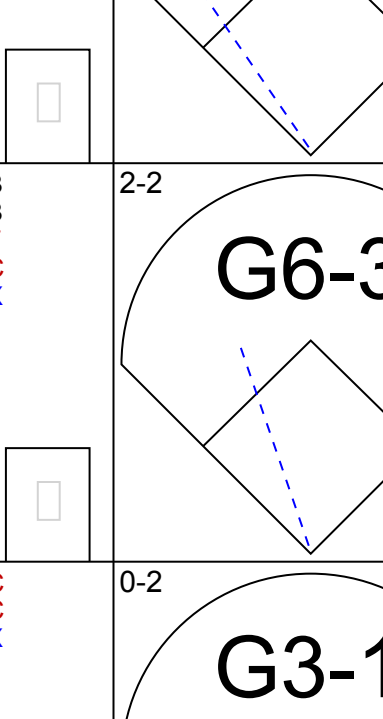
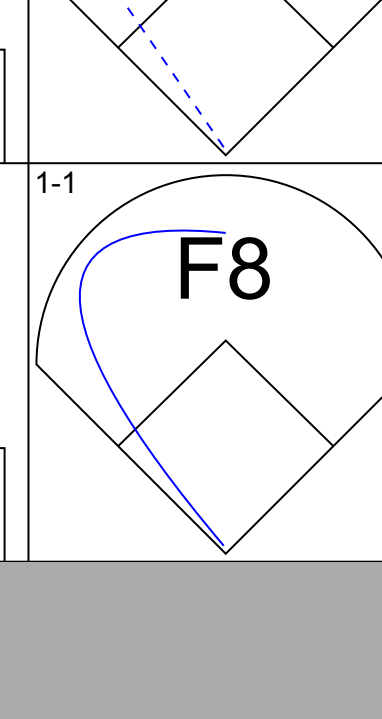
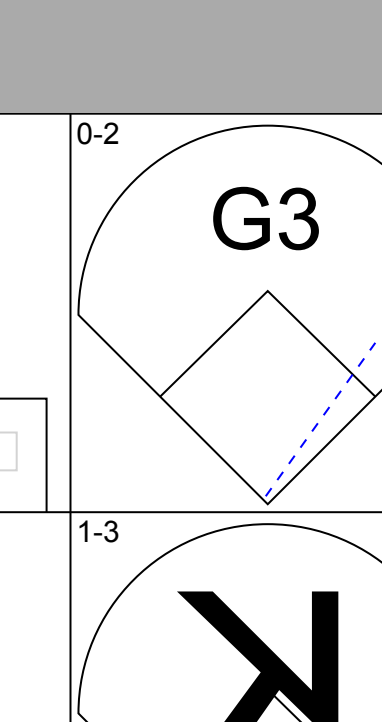
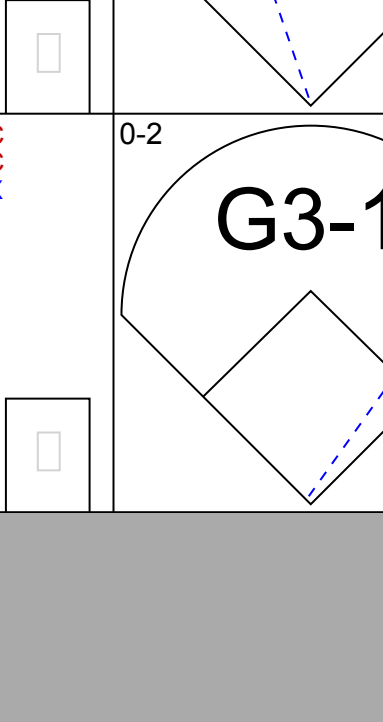
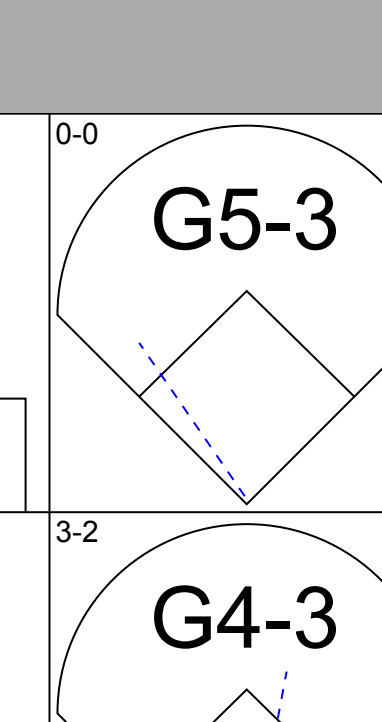
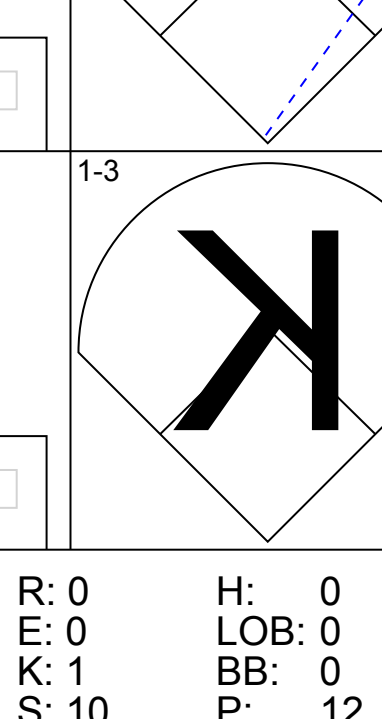
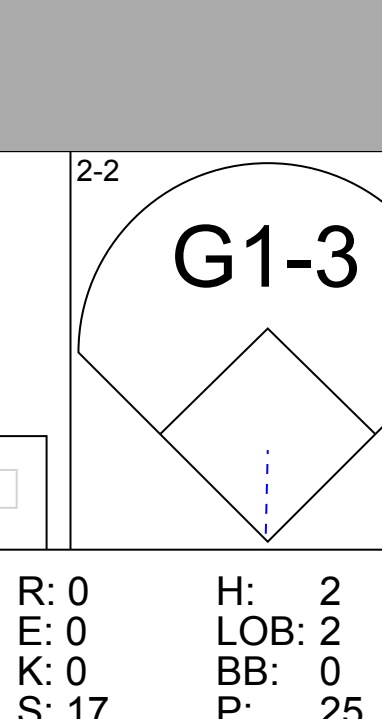
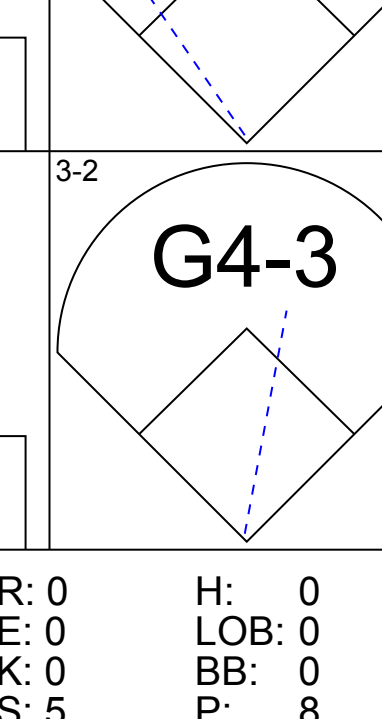
AB	35
R	3
H	10
RBI	2
BB	2
SO	10
LOB	12



Batter	1	2	3	4	5	6	7	8	9	AB	R	H	RBI	BB	SO	LOB	TOP					
Felipe Lopez, S OBP: 0.304, SLG: 0.326 (1, 6)										4	0	1	0	0	2	0	Cincinnati Reds @ St. Louis Cardinals Busch Stadium, St. Louis, MO Wed May 14 2003, 7:10 PM CDT Att: 31,731 - Cloudy - 73 F					
Sean Casey, L OBP: 0.365, SLG: 0.450 (1, 3)										4	1	1	0	0	0	1						
Ken Griffey Jr., L OBP: 0.346, SLG: 0.565 (1, 8)										3	2	1	0	1	0	1						
Austin Kearns, R OBP: 0.420, SLG: 0.624 (1, 9)										4	1	2	4	0	1	1						
Aaron Boone, R OBP: 0.351, SLG: 0.548 (1, 5)										4	0	0	0	0	0	1						
Adam Dunn, L OBP: 0.333, SLG: 0.565 (1, 7)										4	0	0	0	0	1	0						
Jason LaRue, R OBP: 0.359, SLG: 0.396 (1, 2)										4	0	1	0	0	0	0						
Juan Castro, R OBP: 0.324, SLG: 0.433 (1, 4)										3	0	1	0	0	0	1						
Danny Graves, R OBP: 0.105, SLG: 0.105 (1, 1)										3	0	0	0	0	0	1						
Inning Stats	R: 0 E: 0 K: 1 S: 7	H: 0 LOB: 0 BB: 0 P: 9	R: 0 E: 0 K: 1 S: 8	H: 0 LOB: 0 BB: 0 P: 13	R: 0 E: 0 K: 0 S: 8	H: 1 LOB: 0 BB: 0 P: 9	R: 3 E: 0 K: 2 S: 16	H: 2 LOB: 0 BB: 1 P: 27	R: 0 E: 0 K: 0 S: 4	H: 0 LOB: 0 BB: 0 P: 6	R: 1 E: 0 K: 0 S: 11	H: 2 LOB: 1 BB: 0 P: 13	R: 0 E: 0 K: 0 S: 8	H: 1 LOB: 1 BB: 0 P: 14	R: 0 E: 0 K: 0 S: 5	H: 1 LOB: 1 BB: 0 P: 8	R: 0 E: 0 K: 0 S: 7	H: 0 LOB: 0 BB: 0 P: 11	1B: 4 2B: 2 3B: 0 HR: 1	SF: 0 SAC: 0 DP: 1 HBP: 0	WP: 0 PB: 0 SB: 0 CS: 0	PA: 34
PITCHER	IP WLS BF H R ER SO BB IBB HBP BLK WP HR S P ERA WHIP																					
Matt Morris, R ERA: 2.88 (1, 1)	6.0 L 23 5 4 4 4 1 0 0 0 0 0 1 54 77 6.00 1.000																					
Dustin Hermanson, R ERA: 3.06 (7, 1)	2.0 8 2 0 0 0 0 0 0 0 0 0 0 13 22 0.00 1.000																					
Steve Kline, L ERA: 4.6 (9, 1)	1.0 3 0 0 0 0 0 0 0 0 0 0 0 7 11 0.00 0.000																					

AB	33
R	4
H	7
RBI	4
BB	1
SO	4
LOB	6



Batter	1	2	3	4	5	6	7	8	9	AB	R	H	RBI	BB	SO	LOB	BOTTOM			
Fernando Vina, L OBP: 0.273, SLG: 0.371 (1, 4)										4	0	1	0	0	0	0	Cincinnati Reds @ St. Louis Cardinals Busch Stadium, St. Louis, MO Wed May 14 2003, 7:10 PM CDT Att: 31,731 - Cloudy - 73 F			
Eduardo Perez, R OBP: 0.440, SLG: 0.610 Dustin Hermanson, R Steve Kline, S Kerry Robinson, L OBP: 0.257, SLG: 0.212 (1, 9)										3	0	1	0	0	0	0				
5 Albert Pujols, R OBP: 0.400, SLG: 0.624 (1, 7)										4	0	0	0	0	0	2				
15 Jim Edmonds, L OBP: 0.415, SLG: 0.624 (1, 8)										3	0	0	0	1	0	2				
27 Scott Rolen, R OBP: 0.420, SLG: 0.573 (1, 5)										3	0	1	0	0	0	1				
Edgar Renteria, R OBP: 0.407, SLG: 0.562 (1, 6)										3	0	1	0	0	0	0				
Tino Martinez, L OBP: 0.326, SLG: 0.417 (1, 3)										3	0	0	0	0	0	2				
Mike Matheny, R OBP: 0.317, SLG: 0.380 (1, 2)										3	0	0	0	0	0	0				
Matt Morris, R OBP: 0.318, SLG: 0.450 Orlando Palmeiro, L OBP: 0.333, SLG: 0.337 (1, 1)										1	0	0	0	0	1	0				
Inning Stats	R: 0 E: 0 K: 0 S: 7	H: 2 LOB: 1 BB: 0 P: 11	R: 0 E: 0 K: 1 S: 10	H: 0 LOB: 0 BB: 0 P: 12	R: 0 E: 0 K: 0 S: 12	H: 0 LOB: 1 BB: 1 P: 21	R: 0 E: 0 K: 0 S: 8	H: 0 LOB: 0 BB: 0 P: 12	R: 0 E: 0 K: 0 S: 17	H: 2 LOB: 2 BB: 0 P: 25	R: 0 E: 0 K: 0 S: 6	H: 0 LOB: 0 BB: 0 P: 9	R: 0 E: 0 K: 0 S: 5	H: 0 LOB: 0 BB: 0 P: 8	R: 0 E: 0 K: 0 S: 5	H: 0 LOB: 0 BB: 0 P: 8	1B: 4 2B: 0 3B: 0 HR: 0	SF: 0 SAC: 0 DP: 1 HBP: 0	WP: 0 PB: 0 SB: 0 CS: 0	PA: 31
PITCHER	IP WLS BF H R ER SO BB IBB HBP BLK WP HR S P ERA WHIP																			
Danny Graves, R ERA: 4.56 (1, 1)	9.0 W 31 4 0 0 1 1 0 0 0 0 0 0 77 117 0.00 0.556																			

AB	30
R	0
H	4
RBI	0
BB	1
SO	1
LOB	7



Batter	1	2	3	4	5	6	7	8	9	AB	R	H	RBI	BB	SO	LOB	TOP							
Mark Grudzielanek, R (1.4) OBP: 0.345, SLG: 0.383	1-1 CS HBP	0-0 G6-3			3-1 P3		1-1 G6-3		2-2 G4-3	4	0	0	1	0	0	1								
Alex Gonzalez, R (1.6) OBP: 0.345, SLG: 0.421	4-0 1B BB	2-3 3-H F3			1-0 2B 1B		0-0 G4-1 2B		3-2 G4-3	4	2	2	0	1	0	1								
Troy O'Leary, L (1.9) OBP: 0.254, SLG: 0.396	1-1 1B		1-1 G3-1		2-1 2B 1H		0-1 G4-1			4	0	2	1	0	0	1								
Moises Alou, R (1.7) OBP: 0.363, SLG: 0.461	0-0 1B		0-0 F7		2-2 1B 2B		2-0 F8			4	1	2	1	0	0	1								
Hee-Seop Choi, L (1.3) OBP: 0.419, SLG: 0.587	0-1 F7		3-2 F8		1-3 K		2-3 K			4	0	0	0	0	2	3								
Corey Patterson, L (1.8) OBP: 0.346, SLG: 0.566	2-1 G3		0-2 F8		0-2 1B 2H		2-1 2B			4	0	2	1	0	0	2								
Mark Bellhorn, S (1.5) OBP: 0.353, SLG: 0.292		4-2 SH2-4 BB G6-3 BB		1-1 G4-3		0-1 P5		3-3 K		3	1	0	0	1	1	2	AB 33							
Paul Bako, L (1.2) OBP: 0.333, SLG: 0.316		4-1 G6-3 SH2-4 BB		1-3 K		0-0 SAFE SAFE		3-2 G1-3		3	0	1	0	1	1	1	R 4							
Matt Clement, R (1.1) Todd Wellemeyer, R (7.1) Lenny Harris, L (9. PH) OBP: 0.286, SLG: 0.316		1-2 SH2-4		2-3 K		1-3 K		0-1 G5-3		2	0	0	0	0	2	2	H 9							
		1-2 2-3								0	0	0	0	0	0	0	RBI 4							
										1	0	0	0	0	0	0	BB 3							
																	SO 6							
																	LOB 14							
Inning Stats	R: 1 E: 0 K: 0 S: 8	H: 2 LOB: 2 BB: 1 P: 16	R: 1 E: 0 K: 0 S: 8	H: 0 LOB: 1 BB: 2 P: 19	R: 0 E: 0 K: 0 S: 6	H: 0 LOB: 0 BB: 0 P: 10	R: 0 E: 0 K: 1 S: 8	H: 0 LOB: 0 BB: 0 P: 10	R: 1 E: 0 K: 1 S: 8	H: 2 LOB: 1 BB: 0 P: 16	R: 1 E: 0 K: 2 S: 16	H: 3 LOB: 2 BB: 0 P: 20	R: 0 E: 0 K: 0 S: 6	H: 1 LOB: 1 BB: 0 P: 9	R: 0 E: 0 K: 2 S: 12	H: 1 LOB: 1 BB: 0 P: 22	R: 0 E: 0 K: 0 S: 9	H: 0 LOB: 0 BB: 0 P: 14	1B: 5 2B: 4 3B: 0 HR: 0	SF: 0 SAC: 1 DP: 0 HBP: 1	WP: 0 PB: 0 SB: 0 CS: 1	PA: 38		
PITCHER	IP WLS BF H R ER SO BB IBB HBP BLK WP HR S P ERA WHIP	8.0 W 35 9 4 4 6 3 0 1 0 0 0 0 72 122 4.50 1.500	1.0 S 3 0 0 0 0 0 0 0 0 0 0 0 9 14 0.00 0.000																					

Chicago Cubs @ St. Louis Cardinals
 Busch Stadium, St. Louis, MO
 Fri May 16 2003, 7:10 PM CDT
 Att: 42,589 - Cloudy - 69 F

AB	33
R	4
H	9
RBI	4
BB	3
SO	6
LOB	14



Batter	1	2	3	4	5	6	7	8	9	AB	R	H	RBI	BB	SO	LOB	BOTTOM						
Fernando Vina, L (1.4) OBP: 0.298, SLG: 0.396	2-2 1B HBP	3-1 2H 1B			2-1 HR 2B	0-0 E8				3	2	3	3	0	0	0							
J.D. Drew, L (1.9) OBP: 0.327, SLG: 0.560	2-2 1B SF8	2-1 L8			0-0 HR	0-3 K				4	2	2	2	0	1	2							
5 Albert Pujols, R (1.7) OBP: 0.392, SLG: 0.608 Kerry Robinson, L (8.7) OBP: 0.237, SLG: 0.194	2-2 1B		0-0 G1-3		2-3 K	1-1 G5-3				4	0	1	1	0	1	1							
15 Jim Edmonds, L (1.8) OBP: 0.399, SLG: 0.616	1-3 3H K		3-3 K		1-3 K		0-1 F8			4	0	0	0	0	3	2							
27 Scott Rolen, R (1.5) OBP: 0.424, SLG: 0.574	2-1 SF8		1-0 G6-3		1-2 2B		3-3 K			3	0	1	1	0	1	0							
Edgar Renteria, R (1.6) OBP: 0.400, SLG: 0.552	1-1 L9		2-0 G6-3		3-2 F8		1-1 G1-3			4	0	0	0	0	2								
Tino Martinez, L (1.3) OBP: 0.338, SLG: 0.416		1-1 SH2-4 HBP 1B		3-2 G1-3 HBP		4-2 SH BB		3-1 F9		2	1	1	0	1	0	0	AB 29						
Mike Matheny, R (1.2) OBP: 0.315, SLG: 0.371		2-2 SH2-4 1B HBP		0-0 G1-3		1-3 K		1-2 F8		3	1	0	0	0	1	2	R 7						
Woody Williams, R (1.1) OBP: 0.429, SLG: 0.353 Orlando Palmeiro, L (8. PH) OBP: 0.330, SLG: 0.333 Cal Eldred, R (9.1)		0-2 SH2-4		1-2 G6-3		0-0 SH		2-2 F8		1	1	0	0	0	0	1	H 8						
		1-2 2-3				1-3 E				1	0	0	0	0	0	0	RBI 7						
										0	0	0	0	0	0	0	BB 1						
										0	0	0	0	0	0	0	SO 7						
																	LOB 10						
Inning Stats	R: 2 E: 0 K: 1 S: 16	H: 2 LOB: 1 BB: 0 P: 26	R: 1 E: 0 K: 0 S: 12	H: 2 LOB: 1 BB: 0 P: 20	R: 0 E: 0 K: 1 S: 7	H: 0 LOB: 0 BB: 0 P: 11	R: 0 E: 0 K: 0 S: 8	H: 0 LOB: 1 BB: 0 P: 14	R: 2 E: 0 K: 2 S: 16	H: 3 LOB: 1 BB: 0 P: 25	R: 2 E: 2 K: 2 S: 14	H: 1 LOB: 1 BB: 1 P: 19	R: 0 E: 0 K: 1 S: 7	H: 0 LOB: 0 BB: 0 P: 11	R: 0 E: 0 K: 0 S: 9	H: 0 LOB: 0 BB: 0 P: 15	1B: 5 2B: 2 3B: 0 HR: 1	SF: 1 SAC: 2 DP: 0 HBP: 3	WP: 0 PB: 0 SB: 0 CS: 0	PA: 36			
PITCHER	IP WLS BF H R ER SO BB IBB HBP BLK WP HR S P ERA WHIP	6.0 L 30 8 7 6 6 1 0 0 0 0 0 0 73 115 9.00 1.500	2.0 6 0 0 0 0 1 0 0 0 0 0 0 16 26 0.00 0.000																				

Chicago Cubs @ St. Louis Cardinals
 Busch Stadium, St. Louis, MO
 Fri May 16 2003, 7:10 PM CDT
 Att: 42,589 - Cloudy - 69 F

AB	29
R	7
H	8
RBI	7
BB	1
SO	7
LOB	10



Batter	1	2	3	4	5	6	7	8	9	AB	R	H	RBI	BB	SO	LOB	TOP				
Mark Grudzielanek, R (1.4) OBP: 0.351, SLG: 0.383	1-1 G5-3		0-1 G5-3			2-2 G6-3		2-2 HBP		3	0	0	0	0	0	0	Chicago Cubs @ St. Louis Cardinals Busch Stadium, St. Louis, MO Sun May 18 2003, 1:10 PM CDT Att: 45,773 - Cloudy - 71 F				
Alex Gonzalez, R (1.6) OBP: 0.333, SLG: 0.401	2-0 G1-4-3		0-0 G4-3			0-0 F9		0-0 F9		4	0	0	0	0	0	1					
Corey Patterson, L (1.8) OBP: 0.341, SLG: 0.556	0-0 L7			0-3 K			0-0 1B 2B	0-1 L7		4	1	1	0	0	1	1					
Moises Alou, R (1.7) OBP: 0.361, SLG: 0.460		3-1 G6-3		2-0 G6-3			0-0 BB BB G6-4-3 1B	0-0 G6-3		4	1	1	1	0	0	0					
Troy O'Leary, L (1.9) OBP: 0.294, SLG: 0.390	1-1 2B 1B		2-0 G3-1			4-1 SAFE G6-4-3 BB 1-2 BB		2-1 1B		3	1	2	0	1	0	0					
Hee-Seop Choi, L (1.3) OBP: 0.425, SLG: 0.596 Eric Karros, R (9, PH) OBP: 0.413, SLG: 0.508	0-1 1-H 2B			1-1 G3-1		4-1 SAFE G6-4-3 BB 1-2 2-3 BB		0-1 SAFE SAFE L8		2	0	1	1	1	0	0					
Ramon Martinez, R (1.5) OBP: 0.374, SLG: 0.367 Antonio Alfonseca, R (7.1)	3-2 F8		0-0 G4-3			1-1 G6-4-3 BB 1-2 2-3 BB		0-3 K		3	0	0	0	0	0	3					
Mark Bellhorn, S (9, PH) OBP: 0.355, SLG: 0.324				0-1 G5-3						1	0	0	0	0	0	0					
Damian Miller, R (1.2) OBP: 0.350, SLG: 0.404					0-1 G5-3					3	0	0	0	0	1	2					
Shawn Estes, R (1.1) OBP: 0.176, SLG: 0.176 Tom Goodwin, L (6, PH) OBP: 0.156, SLG: 0.156 Juan Cruz, R (6.1) Phil Norton, R (7.1) Lenny Harris, L (7.5) OBP: 0.310			1-1 F9			1-3 K		1-0 G6-3		1	0	0	0	0	0	0					
Inning Stats	R: 0 E: 0 K: 0 S: 4	H: 0 LOB: 0 BB: 0 P: 7	R: 1 E: 0 K: 1 S: 12	H: 2 LOB: 1 BB: 0 P: 22	R: 0 E: 0 K: 0 S: 5	H: 0 LOB: 0 BB: 0 P: 6	R: 0 E: 0 K: 1 S: 5	H: 0 LOB: 0 BB: 0 P: 6	R: 0 E: 0 K: 1 S: 8	H: 0 LOB: 0 BB: 0 P: 11	R: 2 E: 0 K: 0 S: 8	H: 2 LOB: 1 BB: 2 P: 17	R: 0 E: 0 K: 0 S: 7	H: 0 LOB: 1 BB: 0 P: 10	R: 0 E: 0 K: 1 S: 8	H: 1 LOB: 1 BB: 0 P: 10		1B: 3 2B: 2 3B: 0 HR: 0	SF: 0 SAC: 0 DP: 1 HBP: 1	WP: 0 PB: 0 SB: 0 CS: 0	PA: 34
PITCHER	IP WLS BF H R ER SO BB IBB HBP BLK WP HR S P ERA WHIP	IP WLS BF H R ER SO BB IBB HBP BLK WP HR S P ERA WHIP	IP WLS BF H R ER SO BB IBB HBP BLK WP HR S P ERA WHIP	IP WLS BF H R ER SO BB IBB HBP BLK WP HR S P ERA WHIP	IP WLS BF H R ER SO BB IBB HBP BLK WP HR S P ERA WHIP	IP WLS BF H R ER SO BB IBB HBP BLK WP HR S P ERA WHIP	IP WLS BF H R ER SO BB IBB HBP BLK WP HR S P ERA WHIP	IP WLS BF H R ER SO BB IBB HBP BLK WP HR S P ERA WHIP	IP WLS BF H R ER SO BB IBB HBP BLK WP HR S P ERA WHIP	IP WLS BF H R ER SO BB IBB HBP BLK WP HR S P ERA WHIP	IP WLS BF H R ER SO BB IBB HBP BLK WP HR S P ERA WHIP	IP WLS BF H R ER SO BB IBB HBP BLK WP HR S P ERA WHIP	IP WLS BF H R ER SO BB IBB HBP BLK WP HR S P ERA WHIP	IP WLS BF H R ER SO BB IBB HBP BLK WP HR S P ERA WHIP	IP WLS BF H R ER SO BB IBB HBP BLK WP HR S P ERA WHIP	IP WLS BF H R ER SO BB IBB HBP BLK WP HR S P ERA WHIP		IP WLS BF H R ER SO BB IBB HBP BLK WP HR S P ERA WHIP	IP WLS BF H R ER SO BB IBB HBP BLK WP HR S P ERA WHIP	IP WLS BF H R ER SO BB IBB HBP BLK WP HR S P ERA WHIP	IP WLS BF H R ER SO BB IBB HBP BLK WP HR S P ERA WHIP

AB	31
R	3
H	5
RBI	2
BB	2
SO	4
LOB	9



Batter	1	2	3	4	5	6	7	8	9	AB	R	H	RBI	BB	SO	LOB	BOTTOM					
Miguel Cairo, R (1.7) OBP: 0.318, SLG: 0.475	2-2 E8 15 F8 27 2B 1B	1-1 1B		2-1 G1-3			1-2 SAFE SH1-4			3	1	2	0	0	0	0	Chicago Cubs @ St. Louis Cardinals Busch Stadium, St. Louis, MO Sun May 18 2003, 1:10 PM CDT Att: 45,773 - Cloudy - 71 F					
15 Jim Edmonds, L (1.8) OBP: 0.391, SLG: 0.591	1-1 F8	1-1 SAFE F7			2-3 K		0-2 SAFE G1			4	0	0	0	0	1	3						
5 Albert Pujols, R (1.3) OBP: 0.404, SLG: 0.626	4-1 27 2B BB	1-1 SAFE P4			4-2 BB		1-1 SAFE E1 27 HR 1B			2	2	1	1	2	0	1						
27 Scott Rolen, R (1.5) OBP: 0.427, SLG: 0.594	3-2 F9 1-H 3-H 1B 2B		3-2 F9		0-0 F9		3-H 2-0 HR			4	2	2	4	0	0	1						
Eduardo Perez, R (1.9) OBP: 0.436, SLG: 0.630 Orlando Palmeiro, L (7, PH) OBP: 0.333, SLG: 0.337 Jeff Fassero, L (8.1) Cal Eldred, R (9.1)	1-0 F9		1-2 K		1-3 K		2-1 G1-3			3	0	1	0	0	1	2						
Edgar Renteria, R (1.6) OBP: 0.393, SLG: 0.534	4-2 1B BB		3-2 G5-3			1-2 L9		2-2 L9		3	0	0	0	1	0	1						
Mike Matheny, R (1.2) OBP: 0.313, SLG: 0.368	2-0 1-2 3-H 1B		1-0 L3			0-1 G4-3		2-3 K		4	0	1	1	0	1	1						
Wilson Delgado, S (1.4) OBP: 0.206, SLG: 0.188 Kerry Robinson, L (8, 9) OBP: 0.231, SLG: 0.189	1-2 G1-3			3-2 G5-3		0-0 G3		0-2 G1-3		3	0	0	0	0	0	2						
Jason Simontacchi, R (1.1) OBP: 0.063, SLG: 0.063 Dustin Hermanson, R (7.1) Fernando Vina, L (7.4) OBP: 0.301, SLG: 0.392		1-2 F8		2-3 K			4-0 15 G1 5 SH1-4 BB			2	0	0	0	0	1	0						
Inning Stats	R: 3 E: 1 K: 0 S: 19	H: 3 LOB: 2 BB: 2 P: 37	R: 0 E: 0 K: 0 S: 9	H: 1 LOB: 1 BB: 0 P: 14	R: 0 E: 0 K: 1 S: 9	H: 0 LOB: 0 BB: 0 P: 16	R: 0 E: 0 K: 2 S: 10	H: 0 LOB: 1 BB: 1 P: 17	R: 0 E: 0 K: 0 S: 7	H: 0 LOB: 0 BB: 0 P: 8	R: 3 E: 1 K: 0 S: 11	H: 2 LOB: 0 BB: 1 P: 21	R: 0 E: 0 K: 1 S: 13	H: 0 LOB: 0 BB: 0 P: 17	1B: 4 2B: 2 3B: 0 HR: 1	SF: 0 SAC: 1 DP: 0 HBP: 0		WP: 0 PB: 0 SB: 0 CS: 0	PA: 35			
PITCHER	IP WLS BF H R ER SO BB IBB HBP BLK WP HR S P ERA WHIP	IP WLS BF H R ER SO BB IBB HBP BLK WP HR S P ERA WHIP	IP WLS BF H R ER SO BB IBB HBP BLK WP HR S P ERA WHIP	IP WLS BF H R ER SO BB IBB HBP BLK WP HR S P ERA WHIP	IP WLS BF H R ER SO BB IBB HBP BLK WP HR S P ERA WHIP	IP WLS BF H R ER SO BB IBB HBP BLK WP HR S P ERA WHIP	IP WLS BF H R ER SO BB IBB HBP BLK WP HR S P ERA WHIP	IP WLS BF H R ER SO BB IBB HBP BLK WP HR S P ERA WHIP	IP WLS BF H R ER SO BB IBB HBP BLK WP HR S P ERA WHIP	IP WLS BF H R ER SO BB IBB HBP BLK WP HR S P ERA WHIP	IP WLS BF H R ER SO BB IBB HBP BLK WP HR S P ERA WHIP	IP WLS BF H R ER SO BB IBB HBP BLK WP HR S P ERA WHIP	IP WLS BF H R ER SO BB IBB HBP BLK WP HR S P ERA WHIP	IP WLS BF H R ER SO BB IBB HBP BLK WP HR S P ERA WHIP	IP WLS BF H R ER SO BB IBB HBP BLK WP HR S P ERA WHIP	IP WLS BF H R ER SO BB IBB HBP BLK WP HR S P ERA WHIP		IP WLS BF H R ER SO BB IBB HBP BLK WP HR S P ERA WHIP	IP WLS BF H R ER SO BB IBB HBP BLK WP HR S P ERA WHIP	IP WLS BF H R ER SO BB IBB HBP BLK WP HR S P ERA WHIP	IP WLS BF H R ER SO BB IBB HBP BLK WP HR S P ERA WHIP	IP WLS BF H R ER SO BB IBB HBP BLK WP HR S P ERA WHIP

AB	30
R	6
H	7
RBI	6
BB	4
SO	4
LOB	11



Batter	1	2	3	4	5	6	7	8	9	AB	R	H	RBI	BB	SO	LOB	TOP					
Mark Grudzielanek, R (1.4)	G6-3		G5-4-3			G4-3			G5-3	4	0	1	0	0	0	1	Chicago Cubs @ St. Louis Cardinals Busch Stadium, St. Louis, MO Mon May 19 2003, 12:10 PM CDT Att. 46,734 - Overcast - 79 F livebaseballscorecards.com					
Alex Gonzalez, R (1.6)	G5-3			K		G4-3			K	4	0	0	0	0	2	1						
Corey Patterson, L (1.8)				K		F9			F7	4	0	1	0	0	1	1						
Moises Alou, R (1.7)	G4-3			F8					G5-3	3	0	0	0	0	0	1						
Troy O'Leary, L (1.9)		G1-3				G6-3			G3-1	3	0	0	0	0	0	0						
Hee-Seop Choi, L (1.3)		K				K			K	3	0	0	0	0	3	0						
Lenny Harris, L (1.5)		G4-3							L5	3	0	1	0	0	0	0						
Paul Bako, L (1.2)						G4-3			F9	3	0	1	0	0	0	1						
3B Carlos Zambrano, S (1.1)									F9	2	0	0	0	0	2	1						
Tom Goodwin, L (8, PH)									F9	1	0	0	0	0	0	0						
Kyle Farnsworth, R (8.1)										0	0	0	0	0	0	0						
Inning Stats	R: 0 E: 0 K: 0 S: 8	H: 1 LOB: 1 BB: 0 P: 12	R: 0 E: 0 K: 1 S: 9	H: 0 LOB: 0 BB: 0 P: 13	R: 0 E: 0 K: 1 S: 6	H: 1 LOB: 0 BB: 0 P: 7	R: 0 E: 0 K: 2 S: 11	H: 0 LOB: 0 BB: 0 P: 14	R: 0 E: 0 K: 1 S: 12	H: 1 LOB: 1 BB: 0 P: 19	R: 0 E: 0 K: 1 S: 10	H: 1 LOB: 1 BB: 0 P: 14	R: 0 E: 0 K: 1 S: 8	H: 0 LOB: 0 BB: 0 P: 11	R: 0 E: 0 K: 0 S: 8	H: 0 LOB: 0 BB: 0 P: 13	R: 0 E: 0 K: 1 S: 10	H: 0 LOB: 0 BB: 0 P: 14	1B: 1 2B: 3 3B: 0 HR: 0	SF: 0 SAC: 0 DP: 1 HBP: 0	WP: 0 PB: 0 SB: 0 CS: 0	PA: 30
PITCHER Matt Morris, R (1.1) ERA: 2.53	IP: 9.0 WLS: W BF: 30 H: 4 R: 0 ER: 0 SO: 8 BB: 0 IBB: 0 HBP: 0 BLK: 0 WP: 0 HR: 0 S: 82 P: 117 ERA: 0.00 WHIP: 0.444															PITCHER						

Batter	1	2	3	4	5	6	7	8	9	AB	R	H	RBI	BB	SO	LOB	BOTTOM			
Fernando Vina, L (1.4)	B1-3		G4-6-3			G3			G4-3	4	0	0	0	0	0	2	Chicago Cubs @ St. Louis Cardinals Busch Stadium, St. Louis, MO Mon May 19 2003, 12:10 PM CDT Att. 46,734 - Overcast - 79 F livebaseballscorecards.com			
J.D. Drew, L (1.9)						K			F7	3	0	1	0	1	1	1				
5 Albert Pujols, R (1.7)										4	1	1	1	0	1	2				
15 Jim Edmonds, L (1.8)									HR	4	0	1	0	0	0	1				
27 Scott Rolen, R (1.5)										4	0	1	0	0	1	1				
Edgar Renteria, R (1.6)										4	0	2	0	0	0	0				
Tino Martinez, L (1.3)										3	0	0	0	0	1	3				
Mike Matheny, R (1.2)										1	1	1	0	2	0	0				
Matt Morris, R (1.1)										2	0	0	0	0	1	4				
Inning Stats	R: 0 E: 0 K: 0 S: 8	H: 1 LOB: 1 BB: 0 P: 14	R: 0 E: 0 K: 1 S: 9	H: 0 LOB: 0 BB: 0 P: 12	R: 1 E: 1 K: 0 S: 8	H: 1 LOB: 1 BB: 1 P: 16	R: 0 E: 0 K: 1 S: 13	H: 2 LOB: 3 BB: 1 P: 27	R: 0 E: 0 K: 0 S: 9	H: 0 LOB: 0 BB: 0 P: 12	R: 0 E: 0 K: 0 S: 8	H: 1 LOB: 1 BB: 0 P: 10	R: 0 E: 0 K: 0 S: 8	H: 0 LOB: 1 BB: 1 P: 15	R: 1 E: 0 K: 1 S: 12	H: 2 LOB: 0 BB: 0 P: 20		1B: 5 2B: 2 3B: 0 HR: 1	SF: 0 SAC: 1 DP: 2 HBP: 0	WP: 0 PB: 0 SB: 0 CS: 1
PITCHER 3B Carlos Zambrano, R (1.1) ERA: 2.88 Kyle Farnsworth, R (8.1) ERA: 2.7	IP: 7.0 WLS: L BF: 29 H: 5 R: 1 ER: 1 SO: 4 BB: 2 IBB: 1 HBP: 0 BLK: 0 WP: 0 HR: 0 S: 63 P: 106 ERA: 0.00 WHIP: 1.000															PITCHER				

Chicago Cubs @ St. Louis Cardinals
 Busch Stadium, St. Louis, MO
 Mon May 19 2003, 12:10 PM CDT
 Att. 46,734 - Overcast - 79 F

AB 30
 R 0
 H 4
 RBI 0
 BB 0
 SO 8
 LOB 6



Chicago Cubs @ St. Louis Cardinals
 Busch Stadium, St. Louis, MO
 Mon May 19 2003, 12:10 PM CDT
 Att. 46,734 - Overcast - 79 F

AB 29
 R 2
 H 7
 RBI 1
 BB 3
 SO 5
 LOB 14



Batter	1	2	3	4	5	6	7	8	9	AB	R	H	RBI	BB	SO	LOB	TOP								
Fernando Vina, L (1,4) OBP: 0.299, SLG: 0.384	K		F8			FC3-6 1B			27 BB 5 1B 1B	4	0	2	0	0	1	0									
Orlando Palmeiro, L (1,9) OBP: 0.324, SLG: 0.326	F7			F7		FC3-6 1-2f			K	3	0	0	0	0	0	1									
Eduardo Perez, R (9,PH) OBP: 0.429, SLG: 0.617									K	1	0	0	0	0	1	1									
5 Albert Pujols, R (1,7) OBP: 0.403, SLG: 0.655	G5-3			HR					27 BB 1-2 1B	4	1	2	1	0	1	1									
15 Jim Edmonds, L (1,8) OBP: 0.384, SLG: 0.586		27 G6-3 3B							K	4	1	1	0	0	2	2									
27 Scott Rolen, R (1,5) OBP: 0.419, SLG: 0.573		G6-3							K	3	0	0	1	1	1	0									
Tino Martinez, L (1,3) OBP: 0.315, SLG: 0.385		3H G4-3							BB	1	2	0	0	0	0	0									
Kiko Calero, R (7,1) OBP: 0.500, SLG: 0.500		G4-3			P5				G6-3	3	0	0	0	0	0	0									
Edgar Renteria, R (9,PH) OBP: 0.393, SLG: 0.530										1	0	0	0	0	0	3									
Miguel Cairo, R (1,6) OBP: 0.304, SLG: 0.453					G3-1					3	0	0	0	0	0	0									
Chris Widger, R (1,2)																									
J.D. Drew, L (8,PH) OBP: 0.317, SLG: 0.526				F8					P3	2	0	0	0	0	0	0									
Mike Matheny, R (8,2) OBP: 0.327, SLG: 0.372					L7					1	0	0	0	0	0	0									
Garrett Stephenson, R (1,1) OBP: 0.200, SLG: 0.111									G6-3	2	0	0	0	0	1	0									
Kerry Robinson, L (7,7) OBP: 0.225, SLG: 0.184				K						1	0	0	0	0	0	0									
Inning Stats	R: 0 E: 0 K: 1 S: 7	H: 0 LOB: 0 BB: 0 P: 13	R: 1 E: 0 K: 0 S: 7	H: 1 LOB: 0 BB: 0 P: 12	R: 0 E: 0 K: 1 S: 6	H: 0 LOB: 0 BB: 0 P: 10	R: 1 E: 0 K: 1 S: 12	H: 1 LOB: 0 BB: 0 P: 19	R: 0 E: 0 K: 0 S: 3	H: 0 LOB: 0 BB: 0 P: 7	R: 0 E: 0 K: 1 S: 11	H: 1 LOB: 1 BB: 0 P: 17	R: 0 E: 0 K: 1 S: 8	H: 0 LOB: 0 BB: 0 P: 14	R: 0 E: 0 K: 0 S: 5	H: 0 LOB: 0 BB: 0 P: 6	R: 0 E: 0 K: 2 S: 14	H: 2 LOB: 3 BB: 1 P: 24	1B: 3 2B: 0 3B: 1 HR: 1	SF: 0 SAC: 0 DP: 0 HBP: 0	WP: 0 PB: 0 SB: 0 CS: 0	PA: 33			
PITCHER	IP	WLS	BF	H	R	ER	SO	BB	IBB	HBP	BLK	WP	HR	S	P	ERA	WHIP								
Wade Miller, R (1,1) ERA: 5.01	7.0	W	24	3	2	2	5	0	0	0	0	0	1	54	92	2.57	0.429								
Octavio Dotel, R (8,1) ERA: 1.46	1.0	H	3	0	0	0	0	0	0	0	0	0	0	5	6	0.00	0.000								
Billy Wagner, L (9,1) ERA: 1.73	1.0	S	6	2	0	0	2	1	0	0	0	0	0	14	24	0.00	3.000								

St. Louis Cardinals @ Houston Astros
Minute Maid Park, Houston, TX
Tue May 20 2003, 7:05 PM CDT
Att: 23,623 - Dome - 72 F

AB 32
R 2
H 5
RBI 2
BB 1
SO 7
LOB 8



Batter	1	2	3	4	5	6	7	8	9	AB	R	H	RBI	BB	SO	LOB	BOTTOM								
Craig Biggio, R (1,8) OBP: 0.340, SLG: 0.439	F9	G5-3		F8						3	0	0	0	1	0	2									
Morgan Ensberg, R (1,5) OBP: 0.391, SLG: 0.574				G6-3						3	0	0	0	0	1	2									
5 Jeff Bagwell, R (1,3) OBP: 0.387, SLG: 0.531				HBP						3	0	1	0	1	1	1									
Jeff Kent, R (1,4) OBP: 0.368, SLG: 0.533										3	0	0	0	1	3	2									
17 Lance Berkman, S (1,7) OBP: 0.380, SLG: 0.431										3	0	0	0	1	0	2									
Richard Hidalgo, R (1,9) OBP: 0.400, SLG: 0.493										4	1	1	0	0	1	2									
Brad Ausmus, R (1,2) OBP: 0.277, SLG: 0.304										3	1	1	0	0	1	1									
28 Adam Everett, R (1,6) OBP: 0.316, SLG: 0.389										4	1	2	1	0	0	1									
Wade Miller, R (1,1) OBP: 0.263, SLG: 0.316										3	0	1	2	0	1	2									
Octavio Dotel, R (8,1)										0	0	0	0	0	0	0									
Billy Wagner, L (9,1)										0	0	0	0	0	0	0									
Inning Stats	R: 0 E: 0 K: 1 S: 8	H: 0 LOB: 1 BB: 0 P: 12	R: 2 E: 0 K: 0 S: 14	H: 3 LOB: 1 BB: 0 P: 20	R: 0 E: 0 K: 1 S: 14	H: 1 LOB: 2 BB: 1 P: 22	R: 0 E: 0 K: 1 S: 14	H: 0 LOB: 1 BB: 0 P: 20	R: 0 E: 0 K: 0 S: 9	H: 0 LOB: 2 BB: 2 P: 19	R: 1 E: 0 K: 1 S: 11	H: 2 LOB: 2 BB: 1 P: 21	R: 0 E: 0 K: 2 S: 11	H: 0 LOB: 0 BB: 0 P: 15	R: 0 E: 0 K: 2 S: 9	H: 0 LOB: 0 BB: 0 P: 12	R: 0 E: 0 K: 2 S: 14	H: 0 LOB: 0 BB: 0 P: 24	1B: 5 2B: 1 3B: 0 HR: 0	SF: 0 SAC: 0 DP: 1 HBP: 2	WP: 1 PB: 0 SB: 1 CS: 0	PA: 35			
PITCHER	IP	WLS	BF	H	R	ER	SO	BB	IBB	HBP	BLK	WP	HR	S	P	ERA	WHIP								
Garrett Stephenson, R (1,1) ERA: 4.25	6.0	L	29	6	3	3	4	4	0	2	0	0	0	70	114	4.50	1.667								
Kiko Calero, R (7,1) ERA: 3.38	2.0		6	0	0	0	4	0	0	0	0	0	0	20	27	0.00	0.000								

St. Louis Cardinals @ Houston Astros
Minute Maid Park, Houston, TX
Tue May 20 2003, 7:05 PM CDT
Att: 23,623 - Dome - 72 F

AB 29
R 3
H 6
RBI 3
BB 4
SO 8
LOB 15



Batter	1	2	3	4	5	6	7	8	9	10	AB	R	H	RBI	BB	SO	LOB	TOP				
Fernando Vina, L OBP: 0.302, SLG: 0.388 (1.4)	F8		G3		F7		G4-3		FC6-4 1B	G6-3	6	0	1	0	0	0	4	St. Louis Cardinals @ Pittsburgh Pirates PNC Park, Pittsburgh, PA Fri May 23 2003, 7:05 PM EDT Att: 18,660 - Overcast - 61 F livebaseballscorecards.com				
J.D. Drew, L OBP: 0.347, SLG: 0.551 (1.9)	P6			5 2B	F8		K		FC6-4 5 1B	5 1B	6	3	2	1	0	1	3					
5 Albert Pujols, R OBP: 0.425, SLG: 0.712 (1.7)	K										6	2	5	2	0	1	0					
15 Jim Edmonds, L OBP: 0.388, SLG: 0.591 (1.8)											4	1	1	1	1	1	4					
27 Scott Rolen, R OBP: 0.410, SLG: 0.562 (1.5)											5	2	2	3	0	1	4					
Edgar Renteria, R OBP: 0.386, SLG: 0.525 (1.6)											4	0	0	0	1	0	6					
Tino Martinez, L OBP: 0.316, SLG: 0.399 (1.3)											5	1	2	3	0	1	1					
Mike Matheny, R OBP: 0.319, SLG: 0.360 (1.2)											5	0	2	0	0	1	1					
Jason Simentacchi, R Wilson Delgado, R Kiko Calero, R Gabe Molina, R Steve Kline, L Mike Williams, R Craig Wilson, R Cal Eldred, R Brian Meadows, R (1.1)											1	0	0	0	0	0	1					
Jason Simentacchi, R Wilson Delgado, R Kiko Calero, R Gabe Molina, R Steve Kline, L Mike Williams, R Craig Wilson, R Cal Eldred, R Brian Meadows, R (1.1)											1	0	0	0	0	0	1					
Inning Stats	R: 0 E: 0 K: 1 S: 6	H: 0 LOB: 0 BB: 0 P: 7	R: 1 E: 0 K: 0 S: 8	H: 1 LOB: 0 BB: 0 P: 10	R: 0 E: 0 K: 2 S: 8	H: 0 LOB: 0 BB: 0 P: 10	R: 1 E: 0 K: 0 S: 6	H: 2 LOB: 1 BB: 1 P: 13	R: 0 E: 0 K: 0 S: 6	H: 1 LOB: 1 BB: 0 P: 12	R: 0 E: 0 K: 1 S: 9	H: 2 LOB: 2 BB: 0 P: 13	R: 3 E: 0 K: 1 S: 17	H: 4 LOB: 1 BB: 0 P: 25	R: 3 E: 0 K: 1 S: 15	H: 3 LOB: 1 BB: 0 P: 23	R: 2 E: 0 K: 0 S: 13	H: 3 LOB: 1 BB: 0 P: 21	1B: 11 2B: 2 3B: 1 HR: 3	SF: 0 SAC: 0 DP: 1 HBP: 1	WP: 0 PA: 49	
PITCHER	IP 5.0	WLS 19	BF 4	H 2	R 2	ER 2	SO 3	BB 0	IBB 0	HBP 0	BLK 0	WP 0	HR 1	S 34	P 52	ERA 3.60	WHIP 1.000	PITCHER				
16 Salomon Torres, R ERA: 4.23 (1.1)	2.0	10	3	0	0	2	0	0	0	0	0	0	0	20	32	0.00	1.500	Brian Meadows, R ERA: 4.15 (10.1)				
Joe Beimel, L ERA: 2.42 (6.1)	0.2	6	4	3	3	1	0	0	0	0	0	0	0	1	14	20	40.50	6.000				
Brian Boehringer, R ERA: 10.36 (8.1)	0.1	H	1	0	0	0	0	0	0	0	0	0	0	3	5	0.00	0.000					
Scott Sauerbeck, L ERA: 4.12 (8.1)	1.0	B	7	3	3	3	1	1	0	0	0	0	0	1	15	23	27.00	4.000				

Batter	1	2	3	4	5	6	7	8	9	10	AB	R	H	RBI	BB	SO	LOB	BOTTOM					
Kenny Lofton, L OBP: 0.360, SLG: 0.445 (1.8)	HR		F9	2 G3		F7			F9		5	1	2	1	1	0	4	St. Louis Cardinals @ Pittsburgh Pirates PNC Park, Pittsburgh, PA Fri May 23 2003, 7:05 PM EDT Att: 18,660 - Overcast - 61 F livebaseballscorecards.com					
2 Jack Wilson, R OBP: 0.296, SLG: 0.371 (1.6)	G3-1 1B		G4-3	G3		K				G5-3	6	1	1	0	0	1	3						
Brian Giles, L OBP: 0.350, SLG: 0.447 (1.7)	G3-1		2B	2B						F7	5	2	2	0	1	0	2						
Aramis Ramirez, R OBP: 0.316, SLG: 0.370 (1.5)	1B		1B	2B						F9	6	1	4	2	0	0	2						
Randall Simon, L OBP: 0.310, SLG: 0.417 (1.3)	F8		1B								4	1	1	1	0	0	3						
Kevin Young, R OBP: 0.277, SLG: 0.367 (8.3)			18 HR	1B		P6					0	1	0	0	1	0	0						
18 Jason Kendall, R OBP: 0.387, SLG: 0.495 (1.2)	G5-3		HR								4	1	2	3	1	0	3						
Reggie Sanders, R OBP: 0.311, SLG: 0.474 (1.9)											3	0	1	0	0	1	1						
Joe Beimel, L ERA: 3.05 (6.1)											0	0	0	0	0	0	0						
Rob Mackowiak, L OBP: 0.319, SLG: 0.317 (7. PH)											1	0	0	0	0	1	2						
Jeff Reboulet, R OBP: 0.500, SLG: 0.571 (8.4)											1	0	1	1	0	0	0						
Abraham Nunez, S OBP: 0.299, SLG: 0.287 (8.1)											4	0	0	0	0	0	3						
Brian Boehringer, S ERA: 3.05 (8.1)											0	0	0	0	0	0	0						
Scott Sauerbeck, R ERA: 4.19 (8.1)											0	0	0	0	0	0	0						
Mike Williams, R ERA: 3.79 (8.1)											1	0	0	0	0	0	2						
16 Salomon Torres, R (1.1)											2	0	0	0	0	1	0						
Adam Hyzdu, R OBP: 0.250, SLG: 0.300 (6.9)											2	0	0	0	0	0	1						
Brian Meadows, R (10.1)											0	0	0	0	0	0	0						
Inning Stats	R: 2 E: 0 K: 0 S: 15	H: 3 LOB: 1 BB: 0 P: 23	R: 0 E: 0 K: 2 S: 9	H: 0 LOB: 0 BB: 0 P: 12	R: 4 E: 0 K: 0 S: 10	H: 5 LOB: 1 BB: 0 P: 20	R: 0 E: 0 K: 0 S: 10	H: 1 LOB: 2 BB: 1 P: 17	R: 0 E: 0 K: 0 S: 6	H: 0 LOB: 0 BB: 0 P: 12	R: 0 E: 0 K: 1 S: 9	H: 1 LOB: 1 BB: 0 P: 12	R: 1 E: 0 K: 1 S: 16	H: 3 LOB: 2 BB: 0 P: 21	R: 0 E: 0 K: 0 S: 11	H: 0 LOB: 1 BB: 1 P: 21	R: 1 E: 0 K: 0 S: 21	H: 2 LOB: 3 BB: 0 P: 32	R: 0 E: 0 K: 0 S: 5	H: 0 LOB: 0 BB: 0 P: 5	1B: 6 2B: 7 3B: 0 HR: 2	SF: 0 SAC: 0 DP: 0 HBP: 1	WP: 1 PA: 49
PITCHER	IP 4.0	WLS 22	BF 9	H 6	R 6	ER 6	SO 2	BB 1	IBB 0	HBP 0	BLK 0	WP 0	HR 0	S 44	P 72	ERA 13.50	WHIP 2.500	PITCHER					
Jason Simentacchi, R ERA: 7.57 (1.1)	2.0	7	1	0	0	1	0	0	0	0	1	0	0	15	24	0.00	1.000	Jeff Fassero, L ERA: 6.46 (10.1)					
Kiko Calero, R ERA: 3.05 (8.1)	1.0	6	3	1	1	1	0	0	0	0	0	0	0	16	21	9.00	3.000						
Gabe Molina, R ERA: 3.19 (8.1)	1.0	4	0	0	0	0	0	0	0	0	0	0	0	11	21	0.00	1.000						
Steve Kline, L ERA: 4.19 (8.1)	1.0	W	7	2	1	1	0	1	0	1	0	0	0	21	32	9.00	3.000						

Batter	1	2	3	4	5	6	7	8	9	AB	R	H	RBI	BB	SO	LOB	TOP				
Fernando Vina, L (1,4) OBP: 0.310, SLG: 0.420	2-2 1B 3B	0-1 HR		4-1 G6-3 BB		1-1 G3-1			1-1 G4-3	4	2	2	1	1	0	1					
Eduardo Perez, R (1,9) OBP: 0.424, SLG: 0.579	2-2 15 1B 27 E 3H	0-2 K		2-2 G6-3 1-2			3-2 1B		1-1 1B	5	1	3	1	0	1	1					
5 Albert Pujols, R (1,7) OBP: 0.419, SLG: 0.703 Orlando Palmeiro, L (9,7) OBP: 0.333, SLG: 0.348	0-2 F9	1-0 15 HR 2B			2-2 F7		3-2 L7		0-2 G5-3	5	1	1	0	0	0	3					
15 Jim Edmonds, L (1,8) OBP: 0.391, SLG: 0.608	3-1 27 BB 1B	0-0 HR			0-0 G3-1		2-2 F7			4	2	2	2	0	0	1					
27 Scott Rolen, R (1,5) OBP: 0.412, SLG: 0.564	4-2 S 1B 1-2 3H BB	2-2 G5-3			1-0 2B		0-0 F9			3	0	1	0	1	0	1					
Edgar Renteria, R (1,6) OBP: 0.383, SLG: 0.519	1-1 S 1-2 2H 1B		0-2 P3		1-0 G6-3			1-1 G6-3		4	0	1	1	0	0	1					
Tino Martinez, L (1,3) OBP: 0.309, SLG: 0.388	3-3 K		1-2 G3			0-3 K		3-3 K		4	0	0	0	0	3	2					
Mike Matheny, R (1,2) OBP: 0.317, SLG: 0.353	1-1 P3		0-2 G4-3			4-2 SH1-4 BB		3-2 P3		3	0	0	0	1	0	2					
Matt Morris, R (1,1) OBP: 0.259, SLG: 0.360		0-3 K		0-0 G6-3		0-1 SH1-4 1-2		1-3 K		3	0	0	0	0	2	0					
Inning Stats	R: 3 E: 1 K: 1 S: 24	H: 4 LOB: 2 BB: 1 P: 40	R: 3 E: 0 K: 2 S: 15	H: 3 LOB: 0 BB: 0 P: 18	R: 0 E: 0 K: 0 S: 9	H: 0 LOB: 0 BB: 1 P: 10	R: 0 E: 0 K: 0 S: 5	H: 1 LOB: 1 BB: 0 P: 10	R: 0 E: 0 K: 1 S: 10	H: 0 LOB: 1 BB: 1 P: 15	R: 0 E: 0 K: 0 S: 13	H: 1 LOB: 1 BB: 0 P: 21	R: 0 E: 0 K: 1 S: 8	H: 0 LOB: 0 BB: 0 P: 15	R: 0 E: 0 K: 1 S: 11	H: 1 LOB: 1 BB: 0 P: 14	1B: 5 2B: 2 3B: 1 HR: 2	SF: 0 SAC: 1 DP: 1 HBP: 0	WP: 0 PB: 0 SB: 2 CS: 0	PA: 39	
PITCHER	IP	WLS	BF	H	R	ER	SO	BB	IBB	HBP	BLK	WP	HR	S	P	ERA	WHIP				
Jeff Suppan, R (1,1) ERA: 3.92	5.0	L	24	8	6	6	3	2	0	0	0	0	2	59	89	10.80	2.000				
Pat Mahomes, R (6,1) ERA: 3.5	3.0		11	1	0	0	2	1	0	0	0	0	0	31	51	0.00	0.667				
Julian Tavarez, R (9,1) ERA: 6.61	1.0		4	1	0	0	1	0	0	0	0	0	0	11	14	0.00	1.000				

St. Louis Cardinals @ Pittsburgh Pirates
PNC Park, Pittsburgh, PA
Sat May 24 2003, 7:05 PM EDT
Att: 35,733 - Cloudy - 66 F

AB	35
R	6
H	10
RBI	5
BB	3
SO	6
LOB	12



Batter	1	2	3	4	5	6	7	8	9	AB	R	H	RBI	BB	SO	LOB	BOTTOM				
Kenny Lofton, L (1,8) OBP: 0.368, SLG: 0.446	1-1 2 G6-4-3 1B		4-1 BB		2-2 F8			4-0 1B 2 WP BB		2	0	1	0	2	0	1					
2 Jack Wilson, R (1,6) OBP: 0.290, SLG: 0.362	0-1 G6-4-3 1-2		1-2 G5-3 2-3			3-2 G4-3		2-3 SAFE K		4	0	0	0	0	1	4					
Brian Giles, L (1,7) OBP: 0.405, SLG: 0.461	0-0 1B			2-1 P6		0-0 1B		0-2 FC4-6 1B		4	0	3	0	0	0	0					
Aramis Ramirez, R (1,5) OBP: 0.315, SLG: 0.367	2-1 F9		1-2 1B		0-0 F7		0-0 F7	1-1 FC4-6 1-2		4	0	1	0	0	0	4					
Randall Simon, L (1,3) OBP: 0.309, SLG: 0.413		1-0 G6-4-3 1B		0-0 F7		0-0 P6			1-0 G1-3	4	0	1	0	0	0	2					
18 Jason Kendall, R (1,2) OBP: 0.379, SLG: 0.395		1-1 F9		0-2 G4-3			0-0 L9		1-1 F7	4	0	0	0	0	0	2					
Reggie Sanders, R (1,9) OBP: 0.316, SLG: 0.482		1-0 G6-4-3 1-2			0-0 S 1B		2-2 G3-1		0-0 2B	4	0	2	0	0	0	1					
Jeff Reboulet, R (1,4) OBP: 0.417, SLG: 0.455			2-2 G5-3 SH1 1B		3-2 G6-3		2-1 G6-3		3-3 K	4	0	1	0	0	1	2					
Jeff Suppan, R (1,1) OBP: 0.316, SLG: 0.278 Rob Mackowiak, L (5,PH) OBP: 0.315, SLG: 0.313 Pat Mahomes, R (6,1) Abraham Nunez, S (8,PH) OBP: 0.295, SLG: 0.214 Julian Tavarez, L (9,1)			3-2 SAFE SH1		2-3 K			1-1 G6-3		0	0	0	0	0	0	0					
Inning Stats	R: 0 E: 0 K: 0 S: 7	H: 2 LOB: 1 BB: 0 P: 10	R: 0 E: 0 K: 0 S: 4	H: 1 LOB: 0 BB: 0 P: 7	R: 0 E: 0 K: 0 S: 12	H: 1 LOB: 1 BB: 1 P: 22	R: 0 E: 0 K: 0 S: 11	H: 1 LOB: 1 BB: 0 P: 14	R: 0 E: 0 K: 0 S: 10	H: 1 LOB: 1 BB: 0 P: 17	R: 0 E: 0 K: 0 S: 7	H: 1 LOB: 2 BB: 0 P: 10	R: 0 E: 0 K: 1 S: 12	H: 1 LOB: 2 BB: 1 P: 20	R: 0 E: 0 K: 1 S: 7	H: 1 LOB: 1 BB: 0 P: 12	1B: 8 2B: 1 3B: 0 HR: 0	SF: 0 SAC: 1 DP: 3 HBP: 0	WP: 1 PB: 0 SB: 1 CS: 0	PA: 35	
PITCHER	IP	WLS	BF	H	R	ER	SO	BB	IBB	HBP	BLK	WP	HR	S	P	ERA	WHIP				
Matt Morris, R (1,1) ERA: 2.26	9.0	W	35	9	0	0	3	2	0	0	0	1	0	76	122	0.00	1.222				

St. Louis Cardinals @ Pittsburgh Pirates
PNC Park, Pittsburgh, PA
Sat May 24 2003, 7:05 PM EDT
Att: 35,733 - Cloudy - 66 F

AB	32
R	0
H	9
RBI	0
BB	2
SO	3
LOB	17



Batter	1	2	3	4	5	6	7	8	9	AB	R	H	RBI	BB	SO	LOB	TOP										
Craig Biggio, R OBP: 0.343, SLG: 0.428	1-1 F9 HBP 1B	1-2 P3					1-0 FC4 1B		2-2 17 HR 2B	5	1	4	0	0	0	1											
Morgan Ensberg, R OBP: 0.393, SLG: 0.547	1-1 HBP 1-2 HBP		2-0 L5			3-3 1B	1-1 F8		3-1 P3	4	0	0	0	0	1	4											
5 Jeff Bagwell, R OBP: 0.354, SLG: 0.477	0-0 F9		3-2 G5-3			0-0 F9	0-2 FC4 3B		4-2 17 HR BB	3	0	0	0	0	0	4											
Brian Hunter, R OBP: 0.260, SLG: 0.239	2-3 F9						1-2 3B			1	2	0	0	1	0	1											
Jeff Kent, R OBP: 0.389, SLG: 0.549	4-2 HBP		2-3 K			0-1 F8	3-2 3B		1-2 F9	2	0	0	0	0	1	2											
Tripp Cromer, R OBP: 0.333, SLG: 1.000	1-2 HBP						1-H 3B			2	0	1	1	0	0	2											
17 Lance Berkman, S OBP: 0.387, SLG: 0.433	0-3 K					1-1 F7	0-0 2B G3-1 1B		2-2 17 HR HR	5	2	2	3	0	1	4											
Orlando Merced, S OBP: 0.312, SLG: 0.423	0-1 F7					1-2 E3 FC6-4	0-1 G3-1 1-3 2B		2-1 F8 2B	5	0	2	0	0	1	3											
Brad Ausmus, R OBP: 0.265, SLG: 0.291		2-3 K				2-2 F8	1-2 G3-1		0-0 F8	4	0	0	1	0	1	3											
28 Adam Everett, R OBP: 0.324, SLG: 0.414		0-1 SH3				1-2 FC6-4	2-3 3-H 1-3 K		0-0 G1-3	2	0	1	0	0	0	1											
Brandon Puffer, R OBP: 0.325, SLG: 0.426						1-2 1-2 FC6-4				2	0	0	0	0	0	0											
Geoff Blum, S OBP: 0.325, SLG: 0.426										2	0	0	0	0	1	2											
Pete Munro, R OBP: 0.258, SLG: 0.306		1-1 SH3					3-1 P5		0-0 G1-3	0	0	0	0	0	0	0											
Jose Vizcaino, S OBP: 0.258, SLG: 0.306										2	0	1	0	0	0	1											
Kirk Saarloos, R OBP: 0.258, SLG: 0.306										1	0	0	0	0	0	1											
Inning Stats	R: 0 E: 0 K: 1 S: 11	H: 1 LOB: 3 BB: 0 P: 17	R: 0 E: 0 K: 1 S: 11	H: 1 LOB: 1 BB: 0 P: 15	R: 0 E: 0 K: 1 S: 7	H: 0 LOB: 0 BB: 0 P: 14	R: 0 E: 1 K: 0 S: 13	H: 0 LOB: 1 BB: 0 P: 18	R: 0 E: 0 K: 1 S: 12	H: 2 LOB: 2 BB: 0 P: 16	R: 1 E: 0 K: 0 S: 13	H: 2 LOB: 1 BB: 0 P: 18	R: 1 E: 0 K: 0 S: 13	H: 2 LOB: 1 BB: 0 P: 20	R: 0 E: 0 K: 0 S: 5	H: 1 LOB: 1 BB: 0 P: 7	R: 3 E: 0 K: 1 S: 22	H: 2 LOB: 0 BB: 1 P: 35	1B: 6 2B: 3 3B: 1 HR: 1	SF: 0 SAC: 1 DP: 0 HBP: 2	WP: 0 PB: 0 SB: 0 CS: 0	PA: 42					
PITCHER	IP	WLS	BF	H	R	ER	SO	BB	IBB	HBP	BLK	WP	HR	S	P	ERA	WHIP										
Woody Williams, R ERA: 2.19	6.0	W	27	6	1	1	5	0	0	2	0	0	0	67	28	1.50	1.000										
Mike Crudate, R ERA: 1.94	1.0		5	2	1	1	0	0	0	0	0	0	0	13	20	9.00	2.000										
Jeff Fassero, L ERA: 6.06	1.0		4	1	0	0	0	0	0	0	0	0	0	5	7	0.00	1.000										
Gabe Molina, R ERA: 13.5	0.2		5	2	3	3	0	1	0	0	0	0	1	19	31	40.50	4.500										
Steve Kline, L ERA: 4.12	0.1		1	0	0	0	1	0	0	0	0	0	0	3	4	0.00	0.000										
Batter	1	2	3	4	5	6	7	8	9	AB	R	H	RBI	BB	SO	LOB	BOTTOM										
Miguel Cairo, R OBP: 0.300, SLG: 0.427	1-1 G6-3	1-0 G5-3					2-1 G1-3			5	2	2	0	0	0	1											
J.D. Drew, L OBP: 0.355, SLG: 0.581	4-2 5 FC6-4 BB		2-3 K	3-1 HR 1B	1-3 K		2-2 G4-3			4	1	1	3	1	2	3											
Jeff Fassero, L OBP: 0.355, SLG: 0.581										0	0	0	0	0	0	0											
Gabe Molina, R OBP: 0.355, SLG: 0.581										0	0	0	0	0	0	0											
Steve Kline, S OBP: 0.355, SLG: 0.581										0	0	0	0	0	0	0											
5 Albert Pujols, R OBP: 0.415, SLG: 0.687	0-0 FC6-4		1-0 15 E 27 SF9 1B	1-1 15 BB 27 2B BB	1-1 15 BB 27 2B BB		0-3 K			3	3	2	2	1	0	1											
Eduardo Perez, R OBP: 0.417, SLG: 0.556										1	0	0	0	0	1	1											
15 Jim Edmonds, L OBP: 0.399, SLG: 0.623	0-2 1-H 27 2B 2B		2-1 E4 1B	4-2 27 2B BB	0-1 G4-3		3-3 K			4	1	1	1	1	1	2											
27 Scott Rolen, R OBP: 0.420, SLG: 0.599	1-2 2B		1-1 SF9	3-2 2B		2-2 BB 1B				3	0	3	3	0	0	0											
Chris Widger, R OBP: 0.420, SLG: 0.599										1	0	0	0	0	1	0											
Edgar Renteria, R OBP: 0.380, SLG: 0.508	4-0 2B		1-1 3-H 1B	1-2 F7		4-2 G6-4-3 BB				2	0	1	0	1	0	1											
Wilson Delgado, S OBP: 0.216, SLG: 0.176										1	0	0	0	1	0	0											
Tino Martinez, L OBP: 0.300, SLG: 0.394	3-2 G3		0-0 P5			0-2 HR	0-3 K			4	1	1	1	0	1	6											
Mike Matheny, R OBP: 0.327, SLG: 0.369		1-2 CS 1B		0-0 1B SH3 HR 1B	2-0 1B 5 2B 2B	2-1 G6-4-3				4	2	3	0	0	0	2											
Woody Williams, R OBP: 0.370, SLG: 0.304		2-3 K		0-0 SH3						2	0	0	0	0	2	2											
Mike Crudate, R OBP: 0.370, SLG: 0.304										0	0	0	0	0	0	0											
Orlando Palmeiro, L OBP: 0.340, SLG: 0.348		1-2 K		0-0 K						0	0	0	0	1	0	0											
Inning Stats	R: 2 E: 0 K: 0 S: 14	H: 2 LOB: 2 BB: 2 P: 27	R: 0 E: 0 K: 1 S: 8	H: 1 LOB: 0 BB: 0 P: 11	R: 1 E: 1 K: 1 S: 12	H: 2 LOB: 0 BB: 0 P: 19	R: 4 E: 0 K: 0 S: 14	H: 4 LOB: 1 BB: 2 P: 30	R: 3 E: 0 K: 2 S: 16	H: 4 LOB: 1 BB: 0 P: 20	R: 0 E: 0 K: 1 S: 11	H: 1 LOB: 1 BB: 1 P: 19	R: 0 E: 0 K: 1 S: 8	H: 0 LOB: 1 BB: 1 P: 16	R: 0 E: 0 K: 2 S: 10	H: 0 LOB: 0 BB: 0 P: 15	1B: 7 2B: 6 3B: 0 HR: 2	SF: 1 SAC: 1 DP: 2 HBP: 0	WP: 1 PB: 0 SB: 0 CS: 1	PA: 42							
PITCHER	IP	WLS	BF	H	R	ER	SO	BB	IBB	HBP	BLK	WP	HR	S	P	ERA	WHIP										
Pete Munro, R ERA: 6.06	3.1	L	20	8	5	5	2	2	0	0	0	0	1	25	41	21.60	4.200										
Brandon Puffer, R ERA: 4.95	1.2		11	5	4	4	2	2	0	0	0	0	0	29	50	0.00	1.000										
Kirk Saarloos, R ERA: 8.03	3.0		11	1	0	0	4	2	0	0	0	0	0	29	50	0.00	1.000										

Houston Astros @ St. Louis Cardinals
 Busch Stadium, St. Louis, MO
 Mon May 26 2003, 3:10 PM CDT
 Att: 35,600 - Cloudy - 80 F

AB 38
 R 5
 H 11
 RBI 5
 BB 1
 SO 6
 LOB 29



Houston Astros @ St. Louis Cardinals
 Busch Stadium, St. Louis, MO
 Mon May 26 2003, 3:10 PM CDT
 Att: 35,600 - Cloudy - 80 F

AB 34
 R 10
 H 14
 RBI 10
 BB 6
 SO 8
 LOB 19



Batter	1	2	3	4	5	6	7	8	9	AB	R	H	RBI	BB	SO	LOB	TOP								
Craig Biggio, R OBP: 0.349, SLG: 0.441 (1, 8)										5	1	3	1	0	2	0	Houston Astros @ St. Louis Cardinals Busch Stadium, St. Louis, MO Tue May 27 2003, 7:10 PM CDT Att: 32,476 - Sunny - 74 F								
Morgan Ensberg, R OBP: 0.383, SLG: 0.519 (1, 5)										4	1	0	1	0	1	3									
5 Jeff Bagwell, R OBP: 0.364, SLG: 0.485 (1, 3)										5	1	4	1	0	0	1									
Jeff Kent, R OBP: 0.394, SLG: 0.566 (1, 4)										5	2	3	2	0	1	2									
17 Lance Berkman, S OBP: 0.385, SLG: 0.429 (1, 7)										4	0	1	1	0	1	2									
Orlando Merced, S OBP: 0.309, SLG: 0.405 (1, 9)										3	0	0	1	1	0	1									
Gregg Zaun, S OBP: 0.350, SLG: 0.385 (1, 2)										4	0	0	0	0	1	4									
Brad Ausmus, R OBP: 0.265, SLG: 0.291 (8, 2)										0	0	0	0	0	0	0									
28 Adam Everett, R OBP: 0.333, SLG: 0.403 (1, 6)										2	2	0	0	1	1	3									
Jerome Robertson, L OBP: 0.133, SLG: 0.133 (7, PH) 54 Brad Lidge, R Octavio Dotel, R Jose Vizcaino, S Billy Wagner, L										2	0	0	0	0	1	0									
Inning Stats	R: 0 E: 0 K: 2 S: 8	H: 1 LOB: 1 BB: 0 P: 13	R: 0 E: 0 K: 0 S: 5	H: 0 LOB: 0 BB: 0 P: 11	R: 0 E: 0 K: 1 S: 12	H: 0 LOB: 0 BB: 0 P: 15	R: 1 E: 0 K: 2 S: 15	H: 2 LOB: 3 BB: 1 P: 26	R: 0 E: 0 K: 1 S: 9	H: 1 LOB: 0 BB: 0 P: 11	R: 2 E: 0 K: 0 S: 18	H: 3 LOB: 0 BB: 0 P: 25	R: 1 E: 0 K: 0 S: 8	H: 1 LOB: 1 BB: 1 P: 15	R: 1 E: 0 K: 1 S: 10	H: 1 LOB: 0 BB: 0 P: 16	R: 2 E: 0 K: 1 S: 10	H: 2 LOB: 1 BB: 0 P: 13	1B: 8 2B: 2 3B: 0 HR: 1	SF: 0 SAC: 1 DP: 0 HBP: 2	WP: 0 PB: 0 SB: 0 CS: 2	PA: 41			
PITCHER	IP	WLS	BF	H	R	ER	SO	BB	IBB	HBP	BLK	WP	HR	S	P	ERA	WHIP								
Brett Tomko, R ERA: 4.43 (1, 1)	7.0	L	30	8	4	4	6	2	0	1	0	0	0	75	116	5.14	1.429								
Kiko Calero, R ERA: 3.32 (8, 1)	1.0		4	1	1	1	1	0	0	0	0	0	1	10	16	9.00	1.000								
Esteban Yan, R ERA: 7.4 (9, 1)	1.0		6	2	2	2	1	0	0	1	0	0	0	10	13	18.00	2.000								

AB	35
R	7
H	11
RBI	7
BB	2
SO	8
LOB	17



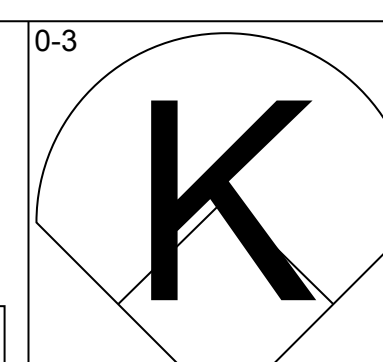
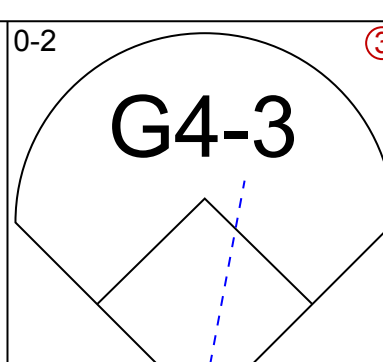
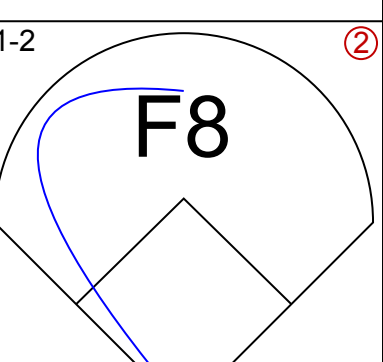
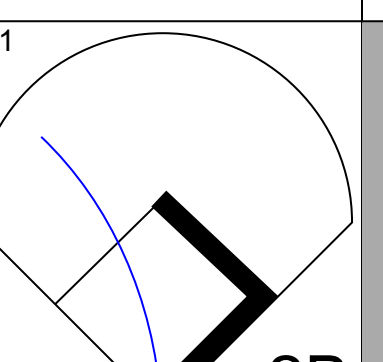
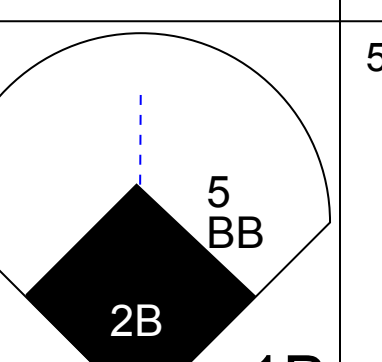
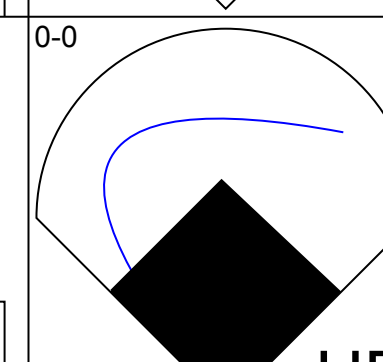
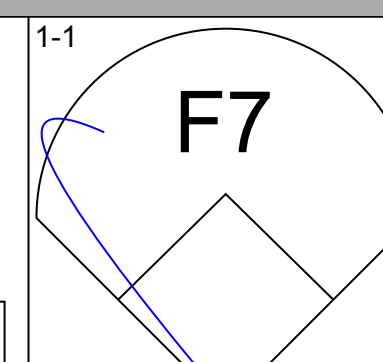
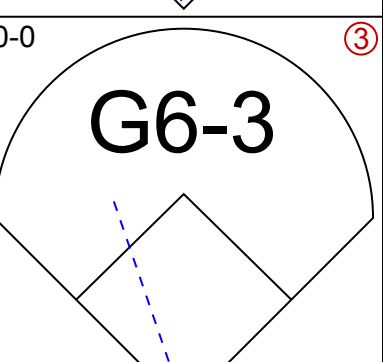
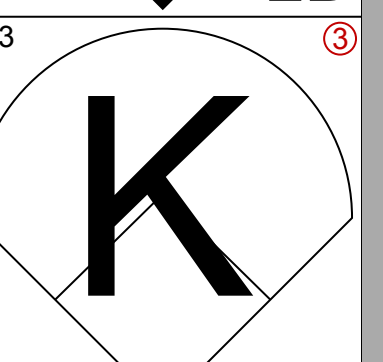
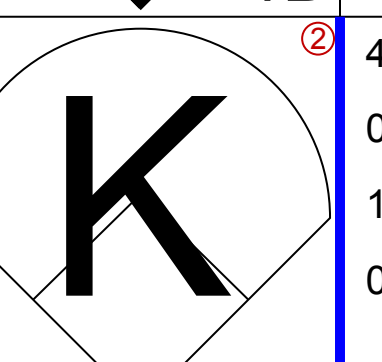
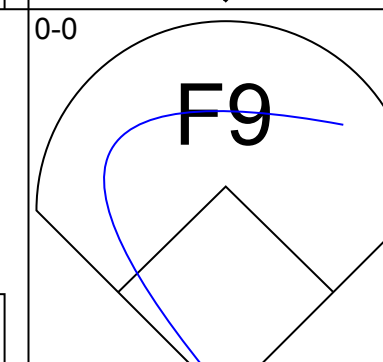
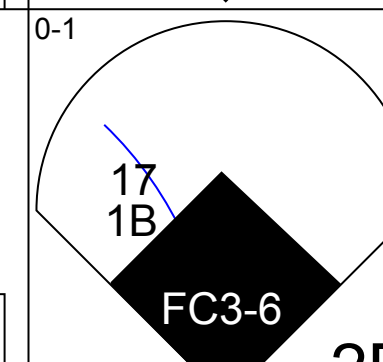
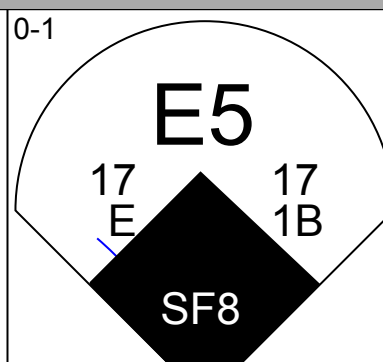
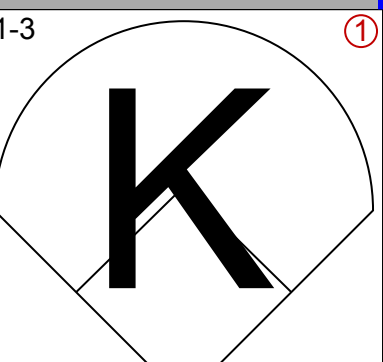
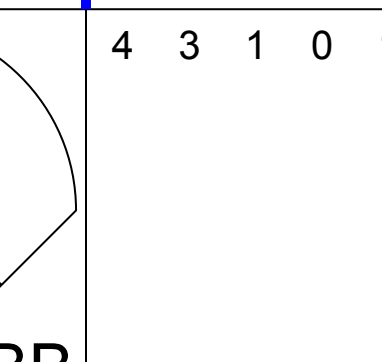
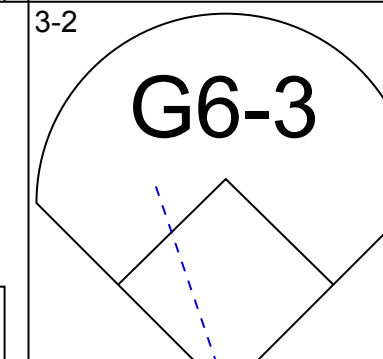
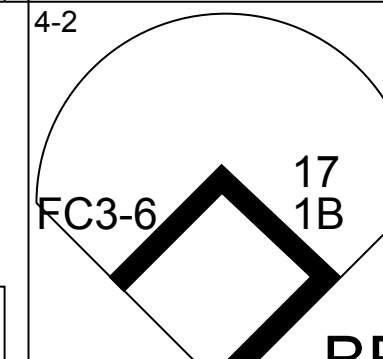
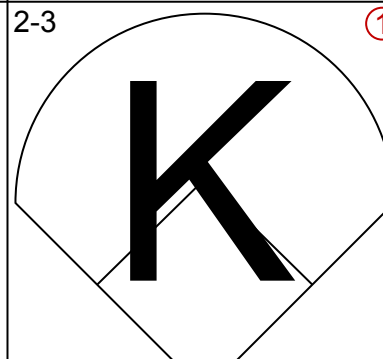
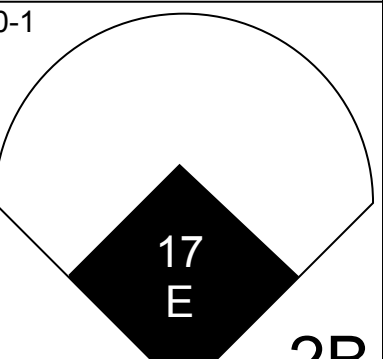
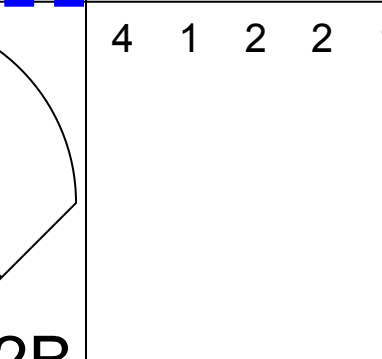
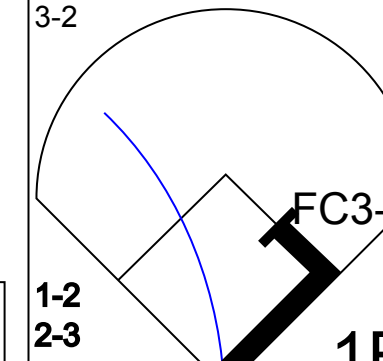
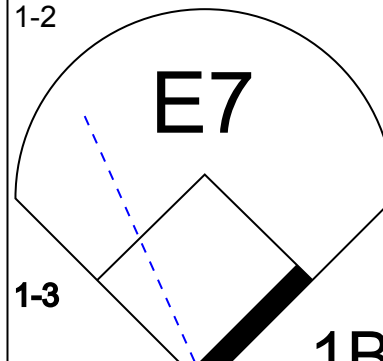
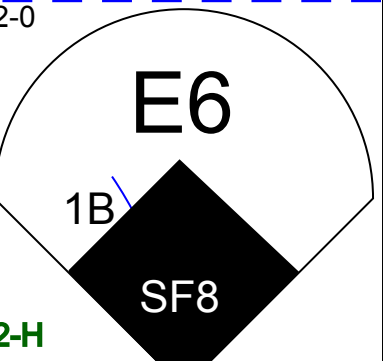
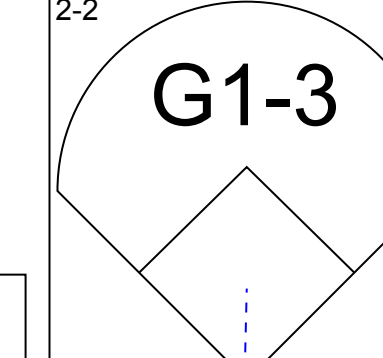
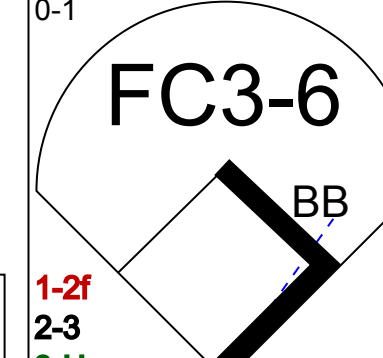
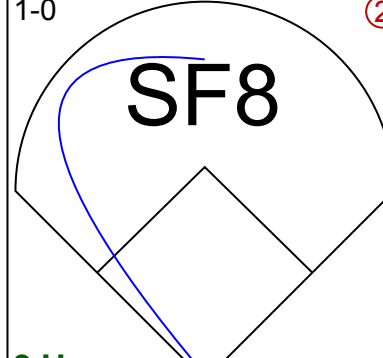
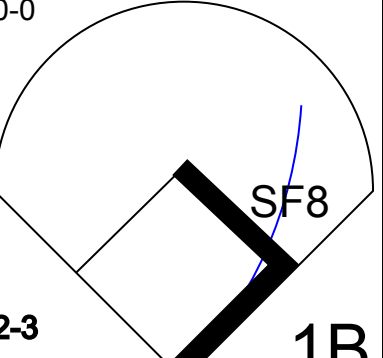
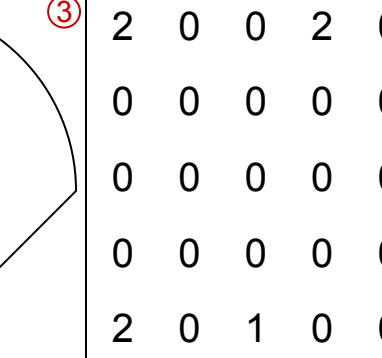
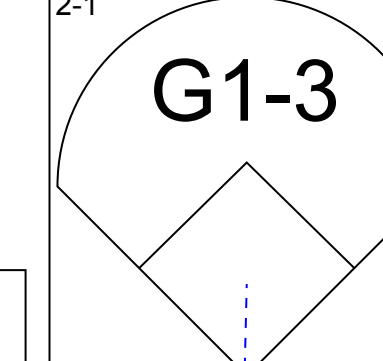
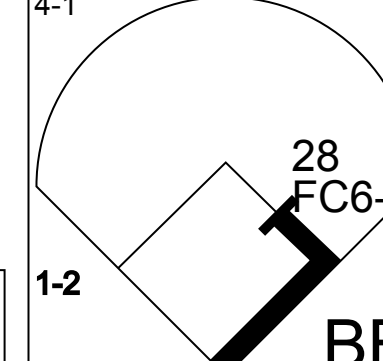
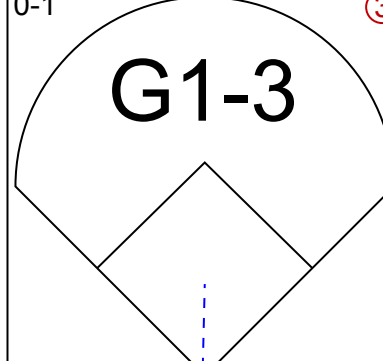
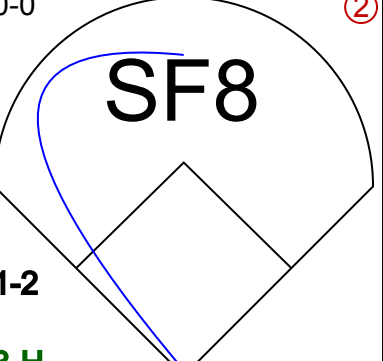
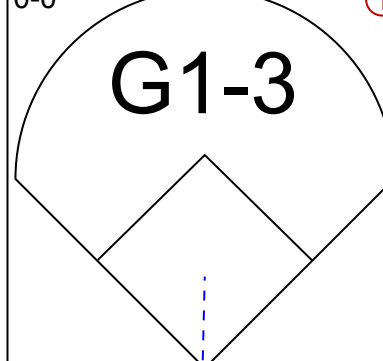
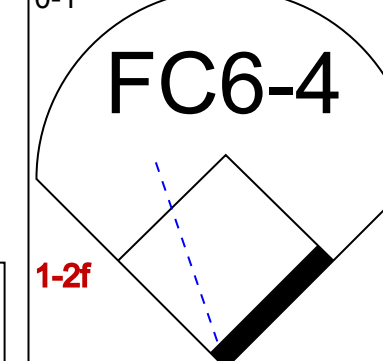
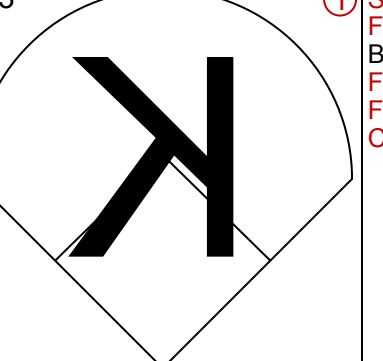

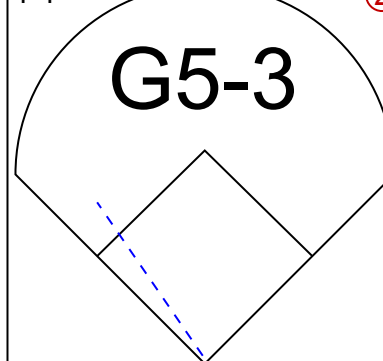
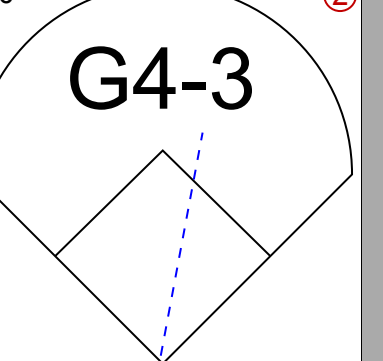
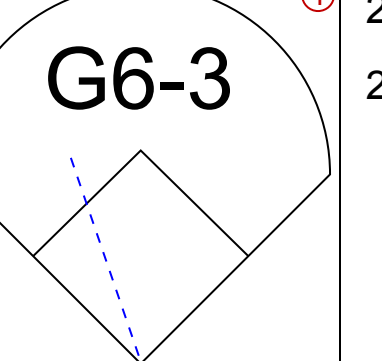
Batter	1	2	3	4	5	6	7	8	9	AB	R	H	RBI	BB	SO	LOB	BOTTOM								
Miguel Cairo, R OBP: 0.306, SLG: 0.425 (1, 4)										5	0	2	0	0	1	2	Houston Astros @ St. Louis Cardinals Busch Stadium, St. Louis, MO Tue May 27 2003, 7:10 PM CDT Att: 32,476 - Sunny - 74 F								
15 Jim Edmonds, L OBP: 0.388, SLG: 0.604 (1, 8)										5	0	0	0	0	3	3									
5 Albert Pujols, R OBP: 0.415, SLG: 0.678 (1, 3)										5	1	2	0	0	0	1									
27 Scott Rolen, R OBP: 0.421, SLG: 0.602 (1, 5)										4	1	2	0	0	0	1									
Eduardo Perez, R OBP: 0.408, SLG: 0.537 (1, 9)										4	1	1	1	0	2	2									
Edgar Renteria, R OBP: 0.387, SLG: 0.521 (1, 6)										3	1	2	1	1	1	1									
Chris Widger, R OBP: 0.071, SLG: 0.071 (1, 2)										3	0	1	1	0	0	4									
Wilson Delgado, S OBP: 0.237, SLG: 0.176 (8, PH)										0	0	0	0	0	0	0									
So Taguchi, R OBP: 0.349, SLG: 0.344 (7, PH)										1	0	0	0	1	0	1									
Esteban Yan, R OBP: 0.326, SLG: 0.367 (9, 1)										1	0	0	0	0	0	0									
Brett Tomko, R ERA: 4.43 (1, 1)	6.0	W	25	7	3	3	5	0	2	0	0	0	0	68	108	4.50	1.167								
54 Brad Lidge, R ERA: 1.21 (7, 1)	1.0	H	4	1	0	0	0	1	0	0	0	0	0	10	18	0.00	2.000								
Octavio Dotel, R ERA: 1.63 (8, 1)	1.0	H	6	2	1	1	1	0	0	1	0	0	0	15	21	9.00	2.000								
Billy Wagner, L ERA: 1.86 (9, 1)	1.0	S	4	1	0	0	1	0	0	0	0	1	0	15	19	0.00	1.000								
Inning Stats	R: 0 E: 0 K: 0 S: 10	H: 0 LOB: 0 BB: 0 P: 14	R: 2 E: 0 K: 1 S: 16	H: 4 LOB: 2 BB: 1 P: 25	R: 0 E: 0 K: 1 S: 11	H: 0 LOB: 0 BB: 0 P: 18	R: 1 E: 0 K: 1 S: 10	H: 2 LOB: 0 BB: 0 P: 14	R: 0 E: 0 K: 1 S: 9	H: 0 LOB: 0 BB: 0 P: 15	R: 0 E: 1 K: 1 S: 12	H: 1 LOB: 2 BB: 1 P: 22	R: 0 E: 0 K: 0 S: 10	H: 1 LOB: 1 BB: 1 P: 18	R: 1 E: 0 K: 1 S: 15	H: 2 LOB: 2 BB: 0 P: 21	R: 0 E: 0 K: 1 S: 15	H: 1 LOB: 1 BB: 0 P: 19	1B: 8 2B: 3 3B: 0 HR: 0	SF: 0 SAC: 0 DP: 2 HBP: 1	WP: 1 PB: 0 SB: 0 CS: 0	PA: 39			
PITCHER	IP	WLS	BF	H	R	ER	SO	BB	IBB	HBP	BLK	WP	HR	S	P	ERA	WHIP								
Jerome Robertson, L ERA: 0.48 (7, 1)	1.0	H	4	1	0	0	0	1	0	0	0	0	0	10	18	0.00	2.000								
Octavio Dotel, R ERA: 1.63 (8, 1)	1.0	H	6	2	1	1	1	0	0	1	0	0	0	15	21	9.00	2.000								
Billy Wagner, L ERA: 1.86 (9, 1)	1.0	S	4	1	0	0	1	0	0	0	0	1	0	15	19	0.00	1.000								

AB	35
R	4
H	11
RBI	4
BB	3
SO	7
LOB	18



Batter	1	2	3	4	5	6	7	8	9	AB	R	H	RBI	BB	SO	LOB	TOP			
Craig Biggio, R OBP: 0.351, SLG: 0.440 (1, 8)	K2-3		1B					G3-1		3	0	1	0	0	1	0	Houston Astros @ St. Louis Cardinals Busch Stadium, St. Louis, MO Wed May 28 2003, 7:10 PM CDT Att: 28,667 - Cloudy - 89 F			
Geoff Blum, S OBP: 0.317, SLG: 0.414 (1, 5) (6, 4)	P3		P4		G4-3			F8		4	0	0	0	0	0	3				
5 Jeff Bagwell, R OBP: 0.362, SLG: 0.481 (1, 3)	G6-3				F8			K		4	0	1	0	0	1	0				
17 Lance Berkman, S OBP: 0.382, SLG: 0.442 (1, 7)		G1-3			G4-6-3			K		4	1	1	1	0	1	1				
Brian Hunter, R OBP: 0.259, SLG: 0.260 (1, 9)		G6-3			HR			G6-3		4	0	1	0	0	1	0				
Jose Vizcaino, S OBP: 0.281, SLG: 0.307 (6, 1)																				
Ricky Stone, R (6, PH)																				
Orlando Merced, S OBP: 0.305, SLG: 0.400 (6, PH)																				
Brad Ausmus, R OBP: 0.261, SLG: 0.285 (1, 2)																				
28 Adam Everett, R OBP: 0.333, SLG: 0.413 (1, 6)																				
Jonathan Johnson, R (1, 1)																				
Morgan Ensberg, R OBP: 0.379, SLG: 0.513 (6, 5)																				
Inning Stats	R: 0 E: 0 K: 1 S: 7	H: 0 LOB: 0 BB: 0 P: 10	R: 0 E: 0 K: 0 S: 9	H: 1 LOB: 1 BB: 0 P: 14	R: 0 E: 0 K: 0 S: 7	H: 1 LOB: 1 BB: 0 P: 10	R: 1 E: 0 K: 1 S: 7	H: 1 LOB: 0 BB: 0 P: 10	R: 0 E: 0 K: 1 S: 9	H: 2 LOB: 1 BB: 0 P: 14	R: 0 E: 0 K: 0 S: 6	H: 0 LOB: 0 BB: 0 P: 7	R: 0 E: 0 K: 1 S: 7	H: 0 LOB: 0 BB: 0 P: 11	R: 0 E: 0 K: 1 S: 8	H: 0 LOB: 0 BB: 0 P: 16	1B: 3 2B: 2 3B: 0 HR: 1	SF: 0 SAC: 0 DP: 1 HBP: 1	WP: 0 PB: 0 SB: 0 CS: 0	PA: 33
PITCHER Jason Simontacchi, R ERA: 6.45 (1, 1)	IP: 9.0 WLS: W BF: 33 H: 6 R: 1 ER: 1 SO: 5 BB: 0 IBB: 0 HBP: 1 BLK: 0 WP: 0 HR: 1 S: 69 P: 106 ERA: 1.00 WHIP: 0.667																			

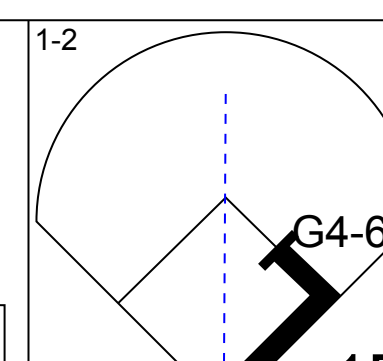
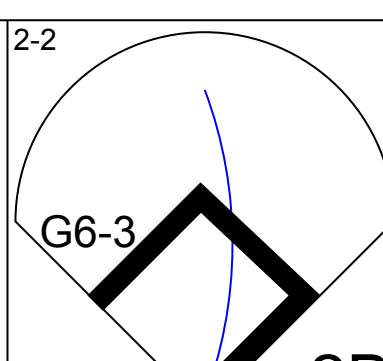
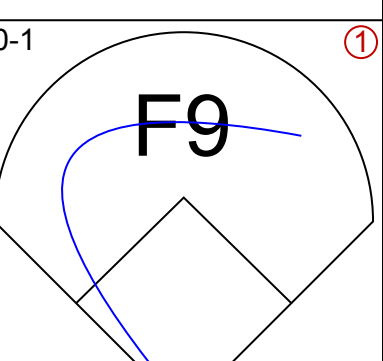
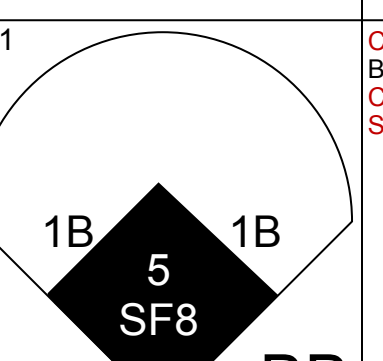

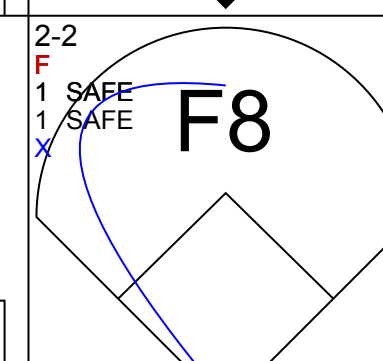
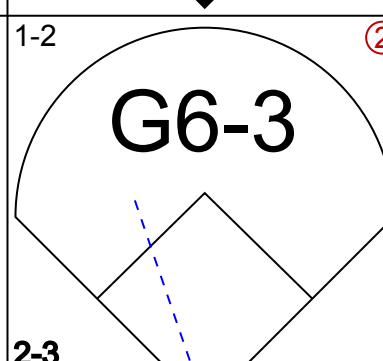
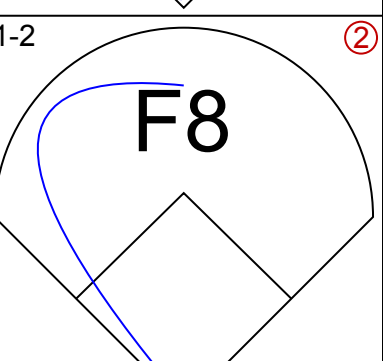
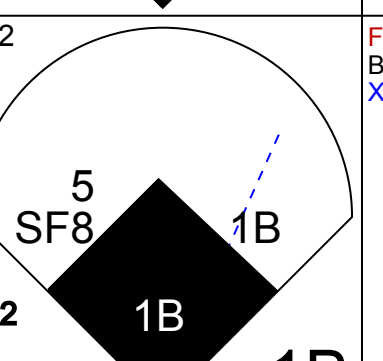

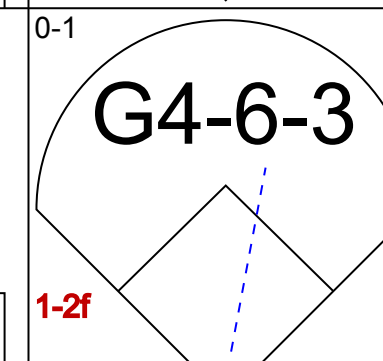
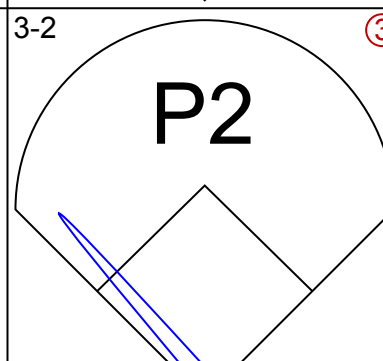
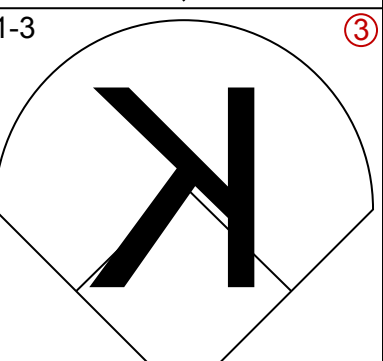
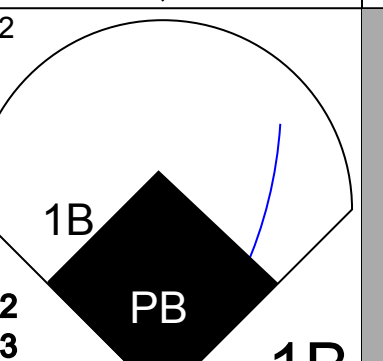
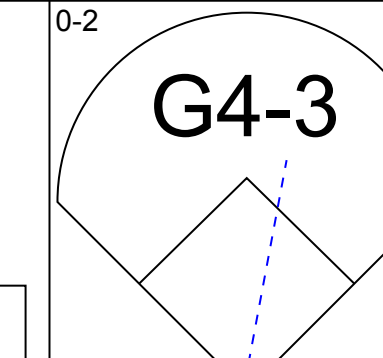
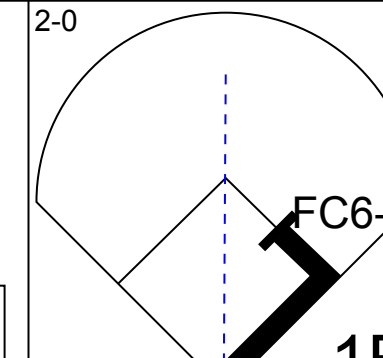
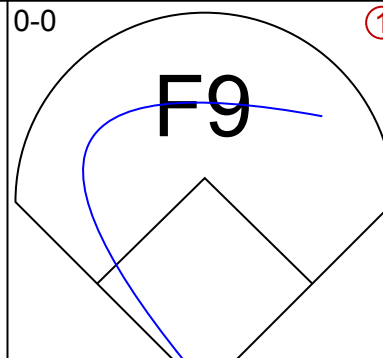

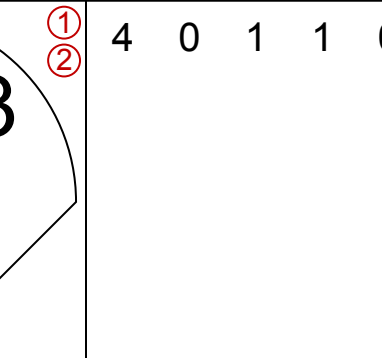
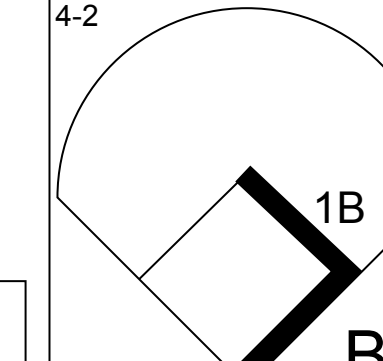
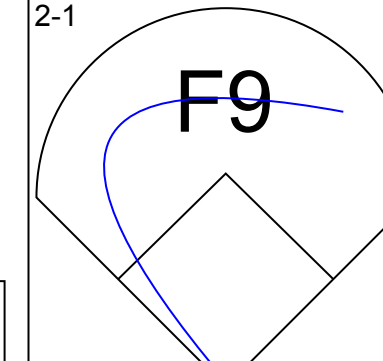
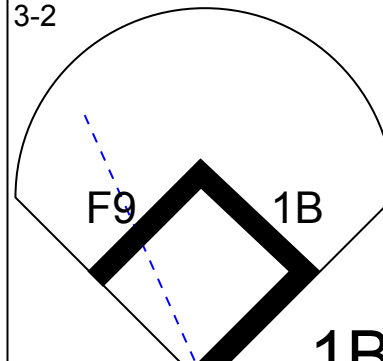

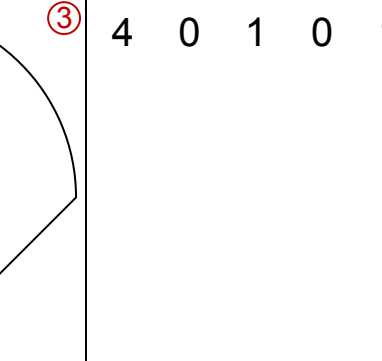
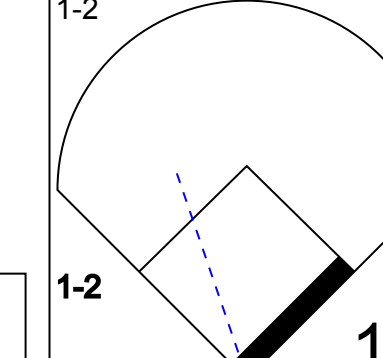
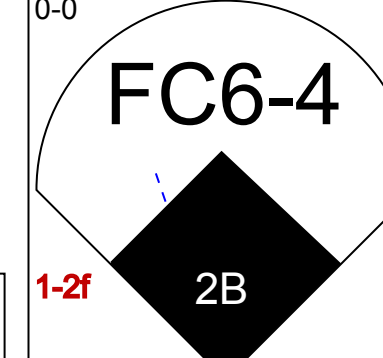
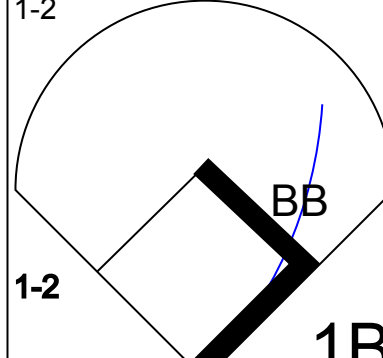

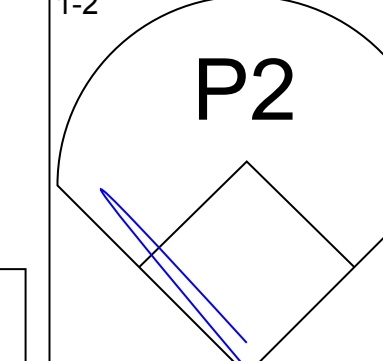
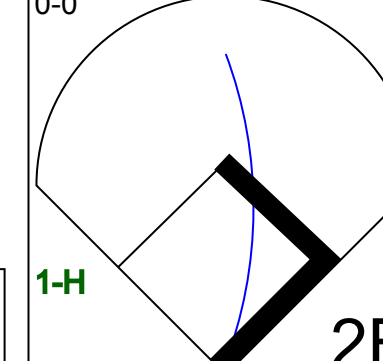
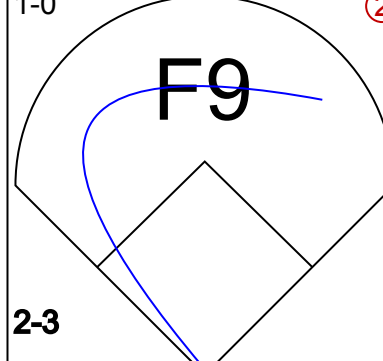





Batter	1	2	3	4	5	6	7	8	9	AB	R	H	RBI	BB	SO	LOB	BOTTOM			
Miguel Cairo, R OBP: 0.315, SLG: 0.434 (1, 4)	L7		L6					FC3-6		3	1	1	1	0	0	0	Houston Astros @ St. Louis Cardinals Busch Stadium, St. Louis, MO Wed May 28 2003, 7:10 PM CDT Att: 28,667 - Cloudy - 89 F			
J.D. Drew, L OBP: 0.361, SLG: 0.582 (1, 9)	G3-1							FC3-6		4	1	2	1	0	0	1				
5 Albert Pujols, R OBP: 0.416, SLG: 0.671 (1, 7)	F8							SH2-3		2	0	0	0	2	0	1				
15 Jim Edmonds, L OBP: 0.389, SLG: 0.604 (2, PH)																				
Orlando Palmeiro, L OBP: 0.348, SLG: 0.344 (3, 8)																				
27 Scott Rolen, R OBP: 0.423, SLG: 0.600 (1, 5)																				
Edgar Renteria, R OBP: 0.384, SLG: 0.513 (1, 6)																				
Tino Martinez, L OBP: 0.299, SLG: 0.396 (1, 3)																				
Mike Matheny, R OBP: 0.330, SLG: 0.370 (1, 2)																				
Jason Simontacchi, R OBP: 0.048, SLG: 0.048 (1, 1)																				
Inning Stats	R: 0 E: 0 K: 0 S: 7	H: 0 LOB: 0 BB: 0 P: 11	R: 0 E: 0 K: 0 S: 8	H: 0 LOB: 1 BB: 1 P: 13	R: 0 E: 0 K: 1 S: 6	H: 0 LOB: 0 BB: 0 P: 11	R: 1 E: 0 K: 0 S: 15	H: 3 LOB: 1 BB: 0 P: 22	R: 2 E: 0 K: 1 S: 17	H: 3 LOB: 2 BB: 1 P: 28	R: 0 E: 0 K: 0 S: 11	H: 2 LOB: 2 BB: 0 P: 14	R: 0 E: 0 K: 0 S: 9	H: 0 LOB: 1 BB: 1 P: 15	R: 0 E: 0 K: 0 S: 7	H: 1 LOB: 1 BB: 0 P: 8	1B: 6 2B: 3 3B: 0 HR: 0	SF: 0 SAC: 1 DP: 1 HBP: 1	WP: 0 PB: 0 SB: 0 CS: 0	PA: 36
PITCHER Jonathan Johnson, R ERA: 4.76 (1, 1)	IP: 5.2 WLS: L BF: 26 H: 8 R: 3 ER: 3 SO: 2 BB: 1 IBB: 1 HBP: 0 BLK: 0 WP: 0 HR: 0 S: 61 P: 96 ERA: 4.76 WHIP: 1.588																			
Ricky Stone, R ERA: 1.97 (6, 1)	IP: 2.1 WLS: L BF: 10 H: 1 R: 0 ER: 0 SO: 0 BB: 0 IBB: 0 HBP: 1 BLK: 0 WP: 0 HR: 0 S: 19 P: 26 ERA: 0.00 WHIP: 0.857																			

Batter	1	2	3	4	5	6	7	8	9	AB	R	H	RBI	BB	SO	LOB	TOP								
Craig Biggio, R OBP: 0.352, SLG: 0.443 (1, 8)																	5 1 2 0 0 1 0								
Geoff Blum, S OBP: 0.315, SLG: 0.429 Octavio Dotel, R (8, 1)																		4 1 1 1 1 0 1 1 0 0 0 0 0 0 0 0 1 0 0 0 0 0 1 1 0 0 0 0 0 0 0 0							
Jose Vizcaino, S OBP: 0.259, SLG: 0.303 Billy Wagner, L (9, 1)																									
5 Jeff Bagwell, R OBP: 0.363, SLG: 0.481 (1, 3)																		4 3 1 0 1 1 1 0							
Jeff Kent, R OBP: 0.399, SLG: 0.575 (1, 4)																		4 1 2 2 1 1 1 1							
17 Lance Berkman, S OBP: 0.387, SLG: 0.444 (1, 7)																		4 1 2 0 1 0 0 0							
Orlando Merced, S OBP: 0.294, SLG: 0.390 54 Brad Lidge, R (6, 1)																		2 0 0 2 0 0 2 0							
Nate Bland, L (7, 1)																									
Kirk Saarloos, R (7, 1)																									
Morgan Ensberg, R OBP: 0.381, SLG: 0.512 (7, 5)																									
Brad Ausmus, R OBP: 0.260, SLG: 0.281 (1, 2)																		2 0 0 1 1 0 1 1							
28 Adam Everett, R OBP: 0.318, SLG: 0.392 (1, 6)																									
Tim Redding, R OBP: 0.167, SLG: 0.176 Brian Hunter, R OBP: 0.250, SLG: 0.250 (6, 9)																		4 0 0 0 0 2 4							
Tim Redding, R OBP: 0.167, SLG: 0.176 Brian Hunter, R OBP: 0.250, SLG: 0.250 (1, 1)																		2 0 0 0 0 1 0 2 0 0 0 0 0 0 0							
Inning Stats	R: 1 E: 0 K: 1 S: 10	H: 1 LOB: 0 BB: 0 P: 13	R: 0 E: 0 K: 0 S: 7	H: 0 LOB: 0 BB: 0 P: 11	R: 0 E: 0 K: 0 S: 6	H: 0 LOB: 0 BB: 0 P: 7	R: 1 E: 0 K: 0 S: 16	H: 2 LOB: 3 BB: 2 P: 28	R: 0 E: 0 K: 1 S: 8	H: 0 LOB: 0 BB: 0 P: 9	R: 1 E: 2 K: 1 S: 12	H: 1 LOB: 1 BB: 0 P: 16	R: 0 E: 0 K: 2 S: 9	H: 1 LOB: 1 BB: 0 P: 13	R: 2 E: 1 K: 2 S: 17	H: 2 LOB: 1 BB: 2 P: 21	R: 2 E: 0 K: 1 S: 11	H: 2 LOB: 2 BB: 2 P: 25	1B: 4 2B: 4 3B: 0 HR: 1	SF: 2 SAC: 0 DP: 0 HBP: 0	WP: 0 PB: 0 SB: 0 CS: 0	PA: 42			
PITCHER	IP	WLS	BF	H	R	ER	SO	BB	IBB	HBP	BLK	WP	HR	S	P	ERA	WHIP								
Matt Morris, R ERA: 2.37 (1, 1)	7.1		31	6	4	3	6	2	0	0	0	0	1	77	107	3.68	1.091								
Jeff Fassero, L ERA: 5.06 (8, 1)	0.0	L	1	0	0	0	0	0	0	0	0	0	0	1	3	∞	∞								
Cal Eldred, R ERA: 4.43 (8, 1)	1.1		7	2	3	2	2	1	0	0	0	0	0	16	26	13.50	2.250								
Mike Crudale, R ERA: 1.0 (9, 1)	0.1		3	1	0	0	0	0	1	0	0	0	0	2	7	0.00	3.000								

Houston Astros @ St. Louis Cardinals
Busch Stadium, St. Louis, MO
Thu May 29 2003, 7:10 PM CDT
Att: 41,977 - Cloudy - 78 F

AB 36
R 7
H 9
RBI 6
BB 4
SO 8
LOB 12



Batter	1	2	3	4	5	6	7	8	9	AB	R	H	RBI	BB	SO	LOB	BOTTOM								
Miguel Cairo, R OBP: 0.330, SLG: 0.448 (1, 4)																	4 1 2 0 1 1 0								
Orlando Palmeiro, L OBP: 0.342, SLG: 0.337 (1, 8)																	5 1 1 0 0 0 2								
J.D. Drew, L OBP: 0.364, SLG: 0.571 (1, 9)																	5 1 2 0 0 1 2								
5 Albert Pujols, R OBP: 0.411, SLG: 0.661 (8, 3)																	4 0 1 1 0 0 1								
27 Scott Rolen, R OBP: 0.422, SLG: 0.592 (1, 5)																	4 0 1 0 1 2 3								
Edgar Renteria, R OBP: 0.391, SLG: 0.518 (1, 6)																	4 1 3 1 0 0 1								
Tino Martinez, L OBP: 0.303, SLG: 0.401 Jeff Fassero, L (8, 1)																	3 0 1 1 1 0 4 0								
Cal Eldred, R (8, 1)																									
Mike Crudale, R (9, 1)																									
Mike Matheny, R OBP: 0.333, SLG: 0.366 (1, 2)																		2 0 0 0 2 1 4							
Matt Morris, R OBP: 0.233, SLG: 0.321 So Taguchi, R (8, 8)																									
Wilson Delgado, S OBP: 0.231, SLG: 0.171 (9, 4)																		3 0 0 0 0 3 5 0 0 0 0 0 0 0 0 1 0 0 0 0 0 0 0							
Inning Stats	R: 0 E: 0 K: 0 S: 12	H: 1 LOB: 0 BB: 0 P: 15	R: 0 E: 0 K: 0 S: 13	H: 1 LOB: 1 BB: 1 P: 19	R: 0 E: 0 K: 1 S: 13	H: 1 LOB: 0 BB: 0 P: 20	R: 1 E: 0 K: 1 S: 12	H: 2 LOB: 2 BB: 1 P: 20	R: 0 E: 0 K: 1 S: 8	H: 0 LOB: 0 BB: 0 P: 10	R: 0 E: 0 K: 1 S: 13	H: 2 LOB: 3 BB: 1 P: 23	R: 3 E: 0 K: 2 S: 21	H: 3 LOB: 2 BB: 2 P: 34	R: 0 E: 0 K: 1 S: 7	H: 0 LOB: 0 BB: 0 P: 10	R: 0 E: 0 K: 1 S: 5	H: 1 LOB: 0 BB: 0 P: 7	1B: 9 2B: 2 3B: 0 HR: 0	SF: 1 SAC: 0 DP: 2 HBP: 0	WP: 0 PB: 1 SB: 0 CS: 0	PA: 41			
PITCHER	IP	WLS	BF	H	R	ER	SO	BB	IBB	HBP	BLK	WP	HR	S	P	ERA	WHIP								
Tim Redding, R ERA: 3.36 (1, 1)	5.2		25	7	1	1	3	2	0	0	0	0	0	66	97	1.59	1.588								
54 Brad Lidge, R ERA: 1.76 (6, 1)	1.0	B	8	3	3	2	2	2	0	0	0	0	0	21	33	18.00	5.000								
Nate Bland, L ERA: 6.3 (7, 1)	0.0		1	0	0	0	0	1	0	0	0	0	0	2	6	∞	∞								
Kirk Saarloos, R ERA: 7.82 Octavio Dotel, R ERA: 1.57 (8, 1)	1.0	H	3	0	0	0	1	0	0	0	0	0	0	7	10	0.00	0.000								

Houston Astros @ St. Louis Cardinals
Busch Stadium, St. Louis, MO
Thu May 29 2003, 7:10 PM CDT
Att: 41,977 - Cloudy - 78 F

AB 35
R 4
H 11
RBI 3
BB 5
SO 8
LOB 22



Batter	1	2	3	4	5	6	7	8	9	AB	R	H	RBI	BB	SO	LOB	TOP										
Kenny Lofton, L OBP: 0.376, SLG: 0.469 (1, 8)	F9		HR		P6				G4-3	5	1	2	1	0	0	0	Pittsburgh Pirates @ St. Louis Cardinals Busch Stadium, St. Louis, MO Fri May 30 2003, 7:10 PM CDT Att: 30,599 - Cloudy - 80 F										
2 Jack Wilson, R OBP: 0.294, SLG: 0.361 (1, 6)	K		P6		G5-3				WP 2B 1B	5	1	1	0	0	2	1											
Brian Giles, L OBP: 0.430, SLG: 0.462 (1, 7)	F9		P4						2B 1B	5	1	2	1	0	0	1											
Aramis Ramirez, R OBP: 0.353, SLG: 0.404 (1, 5)		HR 1B	FC6-4 BB						2B	3	2	3	0	2	0	0											
Randall Simon, L OBP: 0.323, SLG: 0.453 Kevin Young, R OBP: 0.324, SLG: 0.359 (8, 3)	HR		FC6-4						1B	4	1	1	2	0	0	5											
18 Jason Kendall, R OBP: 0.380, SLG: 0.385 (1, 2)			HR						K	1	0	0	0	0	1	2											
Craig Wilson, R OBP: 0.329, SLG: 0.382 (1, 9)	G5-4-3								F8	4	1	2	0	1	0	2											
Jeff Reboulet, R OBP: 0.370, SLG: 0.375 (1, 4)										4	0	1	2	0	0	2											
Jeff Suppan, R ERA: 4.54 Rob Mackowiak, L ERA: 3.26, SLG: 0.250 16 Salomon Torres, R ERA: 3.99 Joe Beimel, L ERA: 2.95 Abraham Nunez, S ERA: 9.31 Brian Boehringer, S ERA: 8.33 Mike Williams, R ERA: 6.33 (1, 1) (5, PH) (6, 1) (7, 1) (8, PH) (8, 1) (9, 1)	G6-3									2	0	0	0	0	0	1											
Inning Stats	R: 0 E: 0 K: 1 S: 8	H: 0 LOB: 0 BB: 0 P: 11	R: 2 E: 0 K: 0 S: 13	H: 3 LOB: 1 BB: 1 P: 19	R: 1 E: 0 K: 0 S: 8	H: 1 LOB: 0 BB: 1 P: 14	R: 0 E: 0 K: 0 S: 7	H: 0 LOB: 0 BB: 0 P: 9	R: 0 E: 0 K: 0 S: 6	H: 0 LOB: 0 BB: 0 P: 10	R: 3 E: 0 K: 0 S: 16	H: 3 LOB: 1 BB: 1 P: 28	R: 0 E: 0 K: 1 S: 13	H: 2 LOB: 2 BB: 0 P: 22	R: 0 E: 0 K: 0 S: 7	H: 1 LOB: 1 BB: 0 P: 8		R: 1 E: 0 K: 1 S: 11	H: 2 LOB: 2 BB: 1 P: 20	1B: 7 2B: 3 3B: 0 HR: 2	SF: 0 SAC: 1 DP: 1 HBP: 0	WP: 1 PB: 0 SB: 1 CS: 0	PA: 42				
PITCHER	IP	WLS	BF	H	R	ER	SO	BB	IBB	HBP	BLK	WP	HR	S	P	ERA	WHIP										
Garrett Stephenson, R ERA: 4.54 Esteban Yan, R ERA: 7.11 Steve Kline, L ERA: 4.35 (1, 1) (8, 1) (9, 1)	7.0	L	32	9	6	6	2	2	1	0	0	0	2	7	113	7.71	1.571										

Batter	1	2	3	4	5	6	7	8	9	AB	R	H	RBI	BB	SO	LOB	BOTTOM										
Miguel Cairo, R OBP: 0.327, SLG: 0.433 (1, 4)	L8		F8		G3-1					3	0	0	0	0	0	1	Pittsburgh Pirates @ St. Louis Cardinals Busch Stadium, St. Louis, MO Fri May 30 2003, 7:10 PM CDT Att: 30,599 - Cloudy - 80 F										
Orlando Palmeiro, L OBP: 0.339, SLG: 0.327 (1, 8)	K		G3-1						PO HBP	3	0	0	0	1	0												
Eduardo Perez, R OBP: 0.400, SLG: 0.521 (1, 9)			G5-3						BB	4	0	1	0	0	0	1											
5 Albert Pujols, R OBP: 0.413, SLG: 0.669 (1, 7)	F9									4	0	2	0	0	0	1											
27 Scott Rolen, R OBP: 0.415, SLG: 0.580 (1, 5)			G5-3		G5-3				F7	4	0	0	0	0	1	2											
Edgar Renteria, R OBP: 0.384, SLG: 0.507 (1, 6)			P4		FC6-5-4 2B				P8	4	1	0	0	0	0	1											
Tino Martinez, L OBP: 0.308, SLG: 0.410 (1, 3)									G4-3	4	1	2	1	0	0	0											
Mike Matheny, R OBP: 0.337, SLG: 0.375 (1, 2)										4	1	2	1	0	0	0											
Garrett Stephenson, R OBP: 0.240, SLG: 0.174 Wilson Delgado, S OBP: 0.225, SLG: 0.167 Esteban Yan, R Steve Kline, S (1, 1) (7, PH) (8, 1) (9, 1)	G6-3									2	0	1	1	0	1	2											
Inning Stats	R: 0 E: 0 K: 1 S: 8	H: 1 LOB: 1 BB: 0 P: 10	R: 0 E: 0 K: 1 S: 12	H: 2 LOB: 2 BB: 0 P: 16	R: 0 E: 0 K: 0 S: 6	H: 0 LOB: 0 BB: 0 P: 11	R: 3 E: 0 K: 0 S: 12	H: 4 LOB: 1 BB: 0 P: 21	R: 0 E: 0 K: 0 S: 10	H: 0 LOB: 0 BB: 0 P: 15	R: 0 E: 0 K: 1 S: 6	H: 0 LOB: 0 BB: 0 P: 6	R: 0 E: 0 K: 0 S: 5	H: 0 LOB: 0 BB: 0 P: 10	R: 0 E: 0 K: 0 S: 8	H: 1 LOB: 1 BB: 1 P: 16		R: 0 E: 0 K: 0 S: 5	H: 0 LOB: 0 BB: 0 P: 6	1B: 4 2B: 4 3B: 0 HR: 0	SF: 0 SAC: 0 DP: 1 HBP: 1	WP: 0 PB: 0 SB: 0 CS: 0	PA: 36				
PITCHER	IP	WLS	BF	H	R	ER	SO	BB	IBB	HBP	BLK	WP	HR	S	P	ERA	WHIP										
Jeff Suppan, R ERA: 4.03 16 Salomon Torres, R ERA: 3.99 Joe Beimel, L ERA: 2.95 Brian Boehringer, R ERA: 9.31 Mike Williams, R ERA: 6.33 (1, 1) (6, 1) (7, 1) (8, 1) (9, 1)	5.0	W	22	7	3	3	2	0	0	0	0	0	0	11	15	0.00	0.000										

Batter	1	2	3	4	5	6	7	8	9	AB	R	H	RBI	BB	SO	LOB	TOP											
Kenny Lofton, L OBP: 0.367, SLG: 0.457 (1, 8)										5	1	0	0	0	1	3	Pittsburgh Pirates @ St. Louis Cardinals Busch Stadium, St. Louis, MO Sat May 31 2003, 3:05 PM CDT Att: 43,789 - Cloudy - 63 F											
2 Jack Wilson, R OBP: 0.291, SLG: 0.356 (1, 6)										5	1	1	0	0	2	0												
Brian Giles, L OBP: 0.432, SLG: 0.491 (1, 7)										4	1	2	3	0	1	0												
Aramis Ramirez, R OBP: 0.351, SLG: 0.401 (1, 5)										4	0	1	0	0	0	1												
Randall Simon, L OBP: 0.316, SLG: 0.442 Kevin Young, R OBP: 0.324, SLG: 0.359 (8, 3)										4	0	0	0	0	0	1												
18 Jason Kendall, R OBP: 0.382, SLG: 0.387 (1, 2)										4	0	2	0	0	0	0												
Craig Wilson, R OBP: 0.326, SLG: 0.375 (1, 9)										4	1	1	0	0	1	2												
Abraham Nunez, S OBP: 0.284, SLG: 0.239 Mike Williams, R (9, 1)										3	0	2	1	1	1	1												
Kip Wells, R OBP: 0.261, SLG: 0.478 Joe Bormel, L OBP: 0.231, SLG: 0.333 Julian Tavarez, L OBP: 0.231, SLG: 0.333 Scott Sauerbeck, R OBP: 0.231, SLG: 0.333 Brian Boehringer, S OBP: 0.231, SLG: 0.333 Jeff Reboulet, R OBP: 0.231, SLG: 0.333 (8, 1)										3	0	0	0	0	0	4												
Inning Stats	R: 0 E: 0 K: 1 S: 12	H: 1 LOB: 1 BB: 0 P: 19	R: 1 E: 0 K: 0 S: 12	H: 2 LOB: 1 BB: 0 P: 16	R: 3 E: 1 K: 0 S: 17	H: 2 LOB: 0 BB: 0 P: 20	R: 0 E: 0 K: 1 S: 10	H: 1 LOB: 1 BB: 0 P: 13	R: 0 E: 0 K: 0 S: 9	H: 1 LOB: 2 BB: 1 P: 13	R: 0 E: 0 K: 1 S: 11	H: 0 LOB: 0 BB: 0 P: 15	R: 0 E: 0 K: 1 S: 8	H: 1 LOB: 1 BB: 0 P: 11	R: 0 E: 0 K: 1 S: 11	H: 0 LOB: 0 BB: 0 P: 15		1B: 7 2B: 1 3B: 0 HR: 1	SF: 0 SAC: 0 DP: 0 HBP: 0	WP: 0 PB: 0 SB: 0 CS: 0	PA: 38							
PITCHER	IP	WLS	BF	H	R	ER	SO	BB	IBB	HBP	BLK	WP	HR	S	P	ERA	WHIP											
Woody Williams, R ERA: 2.19 Jeff Fassero, L ERA: 5.71	(1, 1)	8.0	L	35	9	4	2	5	1	0	0	0	0	1	87	122	2.25	1.250										
(9, 1)	1.0		3	0	0	0	1	0	0	0	0	0	0	0	11	15	0.00	0.000										

Batter	1	2	3	4	5	6	7	8	9	AB	R	H	RBI	BB	SO	LOB	BOTTOM											
Miguel Cairo, R OBP: 0.311, SLG: 0.411 (1, 4)										5	0	0	0	0	0	2	Pittsburgh Pirates @ St. Louis Cardinals Busch Stadium, St. Louis, MO Sat May 31 2003, 3:05 PM CDT Att: 43,789 - Cloudy - 63 F											
J.D. Drew, L OBP: 0.370, SLG: 0.602 Jeff Fassero, L (9, 1)										4	1	2	1	0	1	0												
5 Albert Pujols, R OBP: 0.424, SLG: 0.701 (1, 7)										3	1	3	2	0	0	0												
15 Jim Edmonds, L OBP: 0.391, SLG: 0.596 (1, 8)										2	0	0	0	2	1	2												
27 Scott Rolen, R OBP: 0.412, SLG: 0.571 (1, 5)										3	0	0	0	0	0	3												
Edgar Renteria, R OBP: 0.382, SLG: 0.500 (1, 6)										3	0	0	0	1	0	3												
Tino Martinez, L OBP: 0.306, SLG: 0.402 (1, 3)										3	0	0	0	1	0	0												
Mike Matheny, R OBP: 0.330, SLG: 0.366 (1, 2)										4	0	0	0	0	1	2												
Woody Williams, R ERA: 3.32 Orlando Palmeiro, L OBP: 0.350, SLG: 0.343 (8, PH) So Taguchi, R (9, PR)										2	0	0	0	0	0	0												
Inning Stats	R: 1 E: 0 K: 0 S: 10	H: 2 LOB: 1 BB: 0 P: 14	R: 0 E: 0 K: 0 S: 6	H: 0 LOB: 0 BB: 0 P: 10	R: 0 E: 0 K: 0 S: 5	H: 0 LOB: 0 BB: 0 P: 10	R: 1 E: 0 K: 0 S: 11	H: 1 LOB: 2 BB: 3 P: 24	R: 0 E: 0 K: 1 S: 7	H: 0 LOB: 0 BB: 0 P: 12	R: 0 E: 0 K: 1 S: 5	H: 0 LOB: 0 BB: 0 P: 9	R: 0 E: 0 K: 1 S: 10	H: 0 LOB: 0 BB: 0 P: 14	R: 0 E: 0 K: 0 S: 19	H: 3 LOB: 3 BB: 1 P: 36		R: 0 E: 0 K: 0 S: 9	H: 1 LOB: 1 BB: 1 P: 18	1B: 1 2B: 4 3B: 0 HR: 2	SF: 0 SAC: 0 DP: 2 HBP: 2	WP: 0 PB: 0 SB: 1 CS: 0	PA: 37					
PITCHER	IP	WLS	BF	H	R	ER	SO	BB	IBB	HBP	BLK	WP	HR	S	P	ERA	WHIP											
Kip Wells, R ERA: 3.32 Joe Bormel, L ERA: 2.31 Julian Tavarez, R ERA: 5.4 Scott Sauerbeck, L ERA: 3.8 Brian Boehringer, R ERA: 9.0	(1, 1)	5.0	W	21	3	2	2	1	3	0	1	0	0	0	4	7	0.00	0.000										
(6, 1)	0.1	H	1	0	0	0	1	0	0	0	0	0	0	0	22	31	4.50	0.500										
(6, 1)	2.0	H	6	1	1	1	1	0	0	0	0	0	0	0	3	6	=	=										
(8, 1)	0.0	1	1	0	0	0	0	0	0	0	0	0	0	0	2	3	=	=										
(8, 1)	0.2	H	4	1	0	0	0	0	0	1	1	0	0	0	5	14	0.00	1.500										
PITCHER	IP	WLS	BF	H	R	ER	SO	BB	IBB	HBP	BLK	WP	HR	S	P	ERA	WHIP											
Mike Williams, R ERA: 6.04	(9, 1)	1.0	S	4	0	0	0	0	0	0	0	0	0	0	9	18	0.00	1.000										



Batter	1	2	3	4	5	6	7	8	9	AB	R	H	RBI	BB	SO	LOB	TOP										
Kenny Lofton, L OBP: 0.369, SLG: 0.458 (1, 8)	F7		1-0 2 HR		0-1 SH1-3 2 S		2-1 F8			4	1	2	0	0	0	0											
2 Jack Wilson, R OBP: 0.292, SLG: 0.372 (1, 6)	E5		2-2 1-H 3-H HR		1-1 SH1-3			1-0 G4-3		3	1	1	3	0	0	0											
Brian Giles, L OBP: 0.427, SLG: 0.491 (1, 7)	P5		0-1 F9 2B		1-0 P6			0-0 G4-3		4	0	1	0	0	0	2											
Aramis Ramirez, R OBP: 0.349, SLG: 0.398 (1, 5)	G6-3		1-1 F9 2B		0-0 G5-3			0-2 1B		4	0	1	0	0	0	3											
Kevin Young, R OBP: 0.312, SLG: 0.343 Randall Simon, L (8, PH) OBP: 0.314, SLG: 0.440 (8, 3)			0-0 F9 K		0-0 G5-3			2-3 K		3	0	0	0	0	1	1											
18 Jason Kendall, R OBP: 0.376, SLG: 0.379 (1, 2)	G5-3		3-2 F8		0-1 F8			0-2 F9		4	0	0	0	0	0	0											
Craig Wilson, R OBP: 0.333, SLG: 0.421 (1, 9)	K		2-0 G6-3 1B		1-2 G5-3			0-0 HR		4	1	2	1	0	2	0											
Abraham Nunez, S OBP: 0.283, SLG: 0.240 (1, 4)			0-0 1B 2 HR 1B		2-2 G6-3			3-2 P3		4	1	1	0	0	1	1											
Josh Fogg, R OBP: 0.271, SLG: 0.200 Adam Lindor, R (7, PH) OBP: 0.241, SLG: 0.286 Joe Beimel, L (7, 1) 16 Salomon Torres, R Scott Sauerbeck, R (7, 1) Reggie Sanders, R (8, PH) OBP: 0.316, SLG: 0.472			2-3 K		1-2 G4-3			1-0 L5		2	0	0	0	0	1	2											
Inning Stats	R: 0 E: 1 K: 0 S: 13	H: 0 LOB: 1 BB: 0 P: 18	R: 0 E: 0 K: 1 S: 8	H: 0 LOB: 0 BB: 0 P: 14	R: 3 E: 0 K: 2 S: 21	H: 4 LOB: 1 BB: 0 P: 29	R: 0 E: 0 K: 0 S: 11	H: 1 LOB: 1 BB: 0 P: 16	R: 0 E: 0 K: 1 S: 6	H: 0 LOB: 0 BB: 0 P: 10	R: 0 E: 0 K: 1 S: 6	H: 0 LOB: 0 BB: 0 P: 8	R: 0 E: 0 K: 1 S: 8	H: 1 LOB: 1 BB: 0 P: 11	R: 1 E: 0 K: 0 S: 9	H: 1 LOB: 0 BB: 0 P: 13	1B: 5 2B: 1 3B: 0 HR: 2	SF: 0 SAC: 1 DP: 0 HBP: 0	WP: 0 PB: 0 SB: 1 CS: 0	PA: 36							
PITCHER	IP	WLS	BF	H	R	ER	SO	BB	IBB	HBP	BLK	WP	HR	S	P	ERA	WHIP										
Brett Tomko, R ERA: 4.44 Steve Kline, L ERA: 4.03 Esteban Yan, R ERA: 7.27 Jeff Fassero, L ERA: 5.5	6.0	1	25	6	3	3	4	0	0	0	0	0	1	67	95	4.50	1.000										
	7.1	2	6	1	0	0	1	0	0	0	0	0	0	11	14	0.00	0.600										
	0.2	0	3	1	1	1	1	0	0	0	0	0	1	8	10	13.50	1.500										
	0.2	0	2	0	0	0	0	0	0	0	0	0	0	4	8	0.00	0.000										

Pittsburgh Pirates @ St. Louis Cardinals
Busch Stadium, St. Louis, MO
Sun Jun 01 2003, 1:10 PM CDT
Att: 46,103 - Cloudy - 64 F

AB 35
R 4
H 8
RBI 4
BB 0
SO 6
LOB 10



Batter	1	2	3	4	5	6	7	8	9	AB	R	H	RBI	BB	SO	LOB	BOTTOM										
Miguel Cairo, R OBP: 0.296, SLG: 0.390 (1, 4)	G4-3	G6-3			0-0 G5-3		1-1 G4-3	1-1 F9		5	0	0	0	0	0	2											
J.D. Drew, L OBP: 0.365, SLG: 0.620 (1, 9)	G1-3		0-1 HR		2-3 K		0-0 L8			4	1	1	1	0	1	0											
5 Albert Pujols, R OBP: 0.430, SLG: 0.701 (8, 3)	G5-3		3-1 15 BB G3-6-3 1B		0-1 15 BB 1B		4-2 27 BB 15 BB 1B BB			3	1	2	0	1	0	0											
15 Jim Edmonds, L OBP: 0.393, SLG: 0.589 (1, 8)			1-1 F9 G3-6-3		4-0 1-2 BB		4-1 27 BB 1B BB			2	1	0	0	2	0	1											
27 Scott Rolen, R OBP: 0.414, SLG: 0.572 (1, 5)			1-0 E4 1B 2B		0-2 G6-3		4-0 1-2 1B BB			3	1	1	0	1	0	2											
Edgar Renteria, R OBP: 0.388, SLG: 0.502 (1, 6)			1-2 1B E BB		3-2 F9		1-1 L6-4 1B	0-2 1-2 2-H 3-H 1B		3	1	2	2	1	0	1											
Tino Martinez, L OBP: 0.305, SLG: 0.399 Esteban Yan, R Jeff Fassero, L (9, 1)			0-1 E9 1B		2-2 F8		3-2 F8	2-2 G4-3		4	0	1	1	0	0	3											
			1-H 2-H 1B							0	0	0	0	0	0	0											
			4-2 SH3-4 BB		2-2 F9		4-2 1-2 BB			2	0	0	0	2	0	0											
Chris Widger, R OBP: 0.167, SLG: 0.063 (1, 2)			0-1 SH3-4 BB		0-0 L7		0-0 L6-4			1	0	0	0	0	0	0											
Brett Tomko, R OBP: 0.348, SLG: 0.333 Eduardo Perez, R (6, PH) OBP: 0.395, SLG: 0.514 Steve Kline, S So Taguchi, R (8, 7)			1-2 1B							1	0	0	0	0	0	0											
										1	0	0	0	0	0	2											
										0	0	0	0	0	0	0											
										1	0	0	0	0	0	0											
Inning Stats	R: 0 E: 0 K: 0 S: 10	H: 0 LOB: 0 BB: 0 P: 17	R: 2 E: 2 K: 0 S: 19	H: 1 LOB: 2 BB: 2 P: 28	R: 1 E: 0 K: 0 S: 11	H: 3 LOB: 1 BB: 0 P: 18	R: 0 E: 0 K: 0 S: 7	H: 0 LOB: 0 BB: 0 P: 11	R: 0 E: 0 K: 1 S: 9	H: 1 LOB: 2 BB: 1 P: 15	R: 0 E: 0 K: 0 S: 10	H: 1 LOB: 1 BB: 1 P: 17	R: 2 E: 0 K: 0 S: 13	H: 1 LOB: 2 BB: 3 P: 28	R: 0 E: 0 K: 0 S: 8	H: 0 LOB: 0 BB: 0 P: 13	1B: 5 2B: 2 3B: 0 HR: 1	SF: 0 SAC: 1 DP: 2 HBP: 0	WP: 0 PB: 0 SB: 1 CS: 0	PA: 37							
PITCHER	IP	WLS	BF	H	R	ER	SO	BB	IBB	HBP	BLK	WP	HR	S	P	ERA	WHIP										
Josh Fogg, R ERA: 2.94 Joe Beimel, L ERA: 3.0 16 Salomon Torres, R ERA: 3.99 Scott Sauerbeck, L ERA: 3.57	6.0	1	27	6	3	1	1	4	0	0	0	0	0	66	106	1.50	1.667										
	0.2	0	4	0	2	2	0	2	0	0	0	0	0	6	15	27.00	3.000										
	0.0	0	2	1	0	0	0	1	0	0	0	0	0	4	8	∞	∞										
	1.1	0	4	0	0	0	0	0	0	0	0	0	0	11	18	0.00	0.000										

Pittsburgh Pirates @ St. Louis Cardinals
Busch Stadium, St. Louis, MO
Sun Jun 01 2003, 1:10 PM CDT
Att: 46,103 - Cloudy - 64 F

AB 29
R 5
H 7
RBI 4
BB 7
SO 1
LOB 11



Batter	1	2	3	4	5	6	7	8	9	AB	R	H	RBI	BB	SO	LOB	TOP																		
3 Reed Johnson, R OBP: 0.390, SLG: 0.500										5	1	1	2	0	2	0	Toronto Blue Jays @ St. Louis Cardinals Busch Stadium, St. Louis, MO Wed Jun 04 2003, 7:10 PM CDT Att: 28,840 - Cloudy - 71 F																		
Frank Catalanotto, L OBP: 0.365, SLG: 0.516										5	0	1	0	0	0	0																			
10 Vernon Wells, R OBP: 0.326, SLG: 0.523										5	1	1	0	0	1	1																			
Carlos Delgado, L OBP: 0.444, SLG: 0.654										3	2	1	1	1	0	1																			
Greg Myers, L OBP: 0.415, SLG: 0.562										3	0	1	0	0	0	2																			
Tom Wilson, R OBP: 0.384, SLG: 0.505										1	0	1	0	0	0	0																			
Orlando Hudson, S OBP: 0.344, SLG: 0.393										4	0	3	2	0	0	1																			
Mike Bordick, R OBP: 0.321, SLG: 0.408										4	0	1	0	0	2	3																			
Chris Woodward, R OBP: 0.317, SLG: 0.378										4	0	0	0	0	0	5																			
Cory Lidle, R OBP: 0.333, SLG: 0.333										3	1	1	0	0	0	0																			
Trever Miller, R										0	0	0	0	0	0	0																			
Tanyon Sturtze, R										0	0	0	0	0	0	0																			
Dave Berg, R OBP: 0.337, SLG: 0.475										1	0	0	0	0	0	0																			
Aquilino Lopez, R										0	0	0	0	0	0	0																			
Inning Stats	R: 0 E: 0 K: 2 S: 12	H: 1 LOB: 1 BB: 0 P: 16	R: 0 E: 0 K: 0 S: 8	H: 1 LOB: 1 BB: 0 P: 10	R: 4 E: 0 K: 0 S: 13	H: 5 LOB: 2 BB: 1 P: 26	R: 0 E: 0 K: 0 S: 8	H: 0 LOB: 0 BB: 0 P: 13	R: 1 E: 0 K: 1 S: 11	H: 3 LOB: 2 BB: 0 P: 16	R: 0 E: 0 K: 0 S: 10	H: 0 LOB: 0 BB: 0 P: 15	R: 0 E: 0 K: 0 S: 11	H: 1 LOB: 1 BB: 0 P: 18	R: 0 E: 0 K: 1 S: 6	H: 0 LOB: 0 BB: 0 P: 10	R: 0 E: 0 K: 1 S: 15	H: 0 LOB: 0 BB: 0 P: 19	1B: 7 2B: 2 3B: 0 HR: 2	SF: 0 SAC: 0 DP: 0 HBP: 0	WP: 0 PB: 0 SB: 0 CS: 0	PA: 39													
PITCHER	IP WLS BF H R ER SO BB IBB HBP BLK WP HR S P ERA WHIP																																		
Jason Simontacchi, R ERA: 6.67	(1, 1)	5.0	W	26	10	5	5	3	1	0	0	0	0	0	2	52	81	9.00	2.200																
Kiko Calero, R ERA: 3.18	(6, 1)	1.0	H	3	0	0	0	0	0	0	0	0	0	0	0	10	15	0.00	0.000																
Steve Kline, L ERA: 3.7	(7, 1)	1.0	H	4	1	0	0	0	0	0	0	0	0	0	0	11	18	0.00	1.000																
Cal Eldred, R ERA: 4.03	(8, 1)	2.0	S	6	0	0	0	2	0	0	0	0	0	0	0	21	29	0.00	0.000																

Batter	1	2	3	4	5	6	7	8	9	AB	R	H	RBI	BB	SO	LOB	BOTTOM																		
Miguel Cairo, R OBP: 0.297, SLG: 0.385										5	2	3	1	0	0	1	Toronto Blue Jays @ St. Louis Cardinals Busch Stadium, St. Louis, MO Wed Jun 04 2003, 7:10 PM CDT Att: 28,840 - Cloudy - 71 F																		
Orlando Palmeiro, L OBP: 0.352, SLG: 0.355										4	1	2	1	0	0	2																			
Steve Kline, S										0	0	0	0	0	0	0																			
So Taguchi, R										0	0	0	0	0	0	0																			
5 Albert Pujols, R OBP: 0.435, SLG: 0.692										3	1	1	0	1	1	2																			
15 Jim Edmonds, L OBP: 0.390, SLG: 0.591										3	0	1	1	1	0	2																			
27 Scott Rolen, R OBP: 0.415, SLG: 0.564										4	1	0	1	0	2	4																			
Edgar Renteria, R OBP: 0.396, SLG: 0.521										4	1	2	2	0	0	0																			
Tino Martinez, L OBP: 0.312, SLG: 0.412										4	1	2	1	0	0	0																			
Cal Eldred, R										0	0	0	0	0	0	0																			
Mike Matheny, R OBP: 0.337, SLG: 0.376										3	1	1	1	1	1	0																			
Jason Simontacchi, R OBP: 0.043, SLG: 0.043										2	0	0	0	0	1	2																			
Kiko Calero, R OBP: 0.500, SLG: 0.500										0	0	0	0	0	0	0																			
Kerry Robinson, L OBP: 0.230, SLG: 0.179										0	0	0	0	0	0	0																			
Eduardo Perez, R OBP: 0.398, SLG: 0.507										1	0	0	0	1	0	0																			
Inning Stats	R: 1 E: 0 K: 0 S: 11	H: 3 LOB: 1 BB: 0 P: 18	R: 0 E: 0 K: 0 S: 8	H: 0 LOB: 0 BB: 0 P: 14	R: 5 E: 0 K: 1 S: 22	H: 5 LOB: 2 BB: 2 P: 42	R: 0 E: 0 K: 1 S: 9	H: 1 LOB: 0 BB: 0 P: 11	R: 0 E: 0 K: 1 S: 9	H: 1 LOB: 0 BB: 0 P: 14	R: 2 E: 0 K: 0 S: 16	H: 2 LOB: 2 BB: 2 P: 27	R: 0 E: 0 K: 1 S: 9	H: 0 LOB: 0 BB: 0 P: 13	R: 0 E: 0 K: 1 S: 8	H: 0 LOB: 0 BB: 0 P: 14	R: 0 E: 0 K: 1 S: 8	H: 0 LOB: 0 BB: 0 P: 14	1B: 8 2B: 2 3B: 2 HR: 0	SF: 0 SAC: 0 DP: 1 HBP: 0	WP: 0 PB: 0 SB: 0 CS: 2	PA: 38													
PITCHER	IP WLS BF H R ER SO BB IBB HBP BLK WP HR S P ERA WHIP																																		
Cory Lidle, R ERA: 4.8	(1, 1)	5.0	L	26	12	8	8	3	1	1	0	0	0	0	0	61	101	14.40	2.600																
Trever Miller, L ERA: 4.95	(6, 1)	1.0		5	0	0	0	0	1	1	0	0	0	0	0	14	25	0.00	1.000																
Tanyon Sturtze, R ERA: 5.57	(7, 1)	1.0		3	0	0	0	1	0	0	0	0	0	0	0	9	13	0.00	0.000																
Aquilino Lopez, R ERA: 3.9	(8, 1)	1.0		3	0	0	0	1	0	0	0	0	0	0	0	8	14	0.00	0.000																

Batter	1	2	3	4	5	6	7	8	9	AB	R	H	RBI	BB	SO	LOB	TOP			
3 Reed Johnson, R OBP: 0.381, SLG: 0.473	0-1 F8			1-1 L8		2-2 G1-3			4-2 1B 2B BB	3	1	0	0	1	0	0	Toronto Blue Jays @ St. Louis Cardinals Busch Stadium, St. Louis, MO Thu Jun 05 2003, 7:10 PM CDT Att: 33,729 - Cloudy - 77 F			
Frank Catalanotto, L OBP: 0.362, SLG: 0.512 Jayson Werth, R OBP: 0.282, SLG: 0.486	1-3 K			2-2 F7			0-3 K	3-1 2B G3-1 1B	2	0	0	0	0	1	0					
10 Vernon Wells, R OBP: 0.326, SLG: 0.519 Jeff Tam, R Cliff Politte, R Trever Miller, R Ken Huckaby, R OBP: 0.182, SLG: 0.273	1-2 F8			4-0 BB			0-0 P3	2-1 G3-1 G5-3 2B	2	0	0	0	1	0	0					
Carlos Delgado, L OBP: 0.437, SLG: 0.642		3-2 F8		0-1 F8			1-2 G1-6-3	0-0 G3-1	4	0	0	1	0	0	2					
Tom Wilson, R OBP: 0.372, SLG: 0.487		3-3 K			0-0 F9			2-3 K G5-3	4	0	0	1	0	2	0					
Orlando Hudson, S OBP: 0.342, SLG: 0.390		2-2 G4-3			2-2 G4-3			1-2 G6-4-3 1B G4-3	4	0	1	0	0	0	0					
Dave Berg, R OBP: 0.326, SLG: 0.458			0-3 K		3-2 F9			0-0 G6-4-3 1B	3	0	0	0	0	1	1					
Chris Woodward, R OBP: 0.317, SLG: 0.395			0-0 F7		0-0 F9			0-0 HR	3	1	1	1	0	0	0					
Mark Hendrickson, L Josh Towers, R Howie Clark, L OBP: 0.453, SLG: 0.545			2-1 L7		0-0 P3			0-2 3B 1B	1	0	0	0	0	0	0					
Inning Stats	R: 0 E: 0 K: 1 S: 8	H: 0 LOB: 0 BB: 0 P: 10	R: 0 E: 0 K: 1 S: 14	H: 0 LOB: 0 BB: 22	R: 0 E: 0 K: 1 S: 6	H: 0 LOB: 1 BB: 0 P: 8	R: 0 E: 0 K: 0 S: 9	H: 0 LOB: 0 BB: 1 P: 16	R: 0 E: 0 K: 0 S: 5	H: 0 LOB: 0 BB: 0 P: 7	R: 0 E: 0 K: 1 S: 9	H: 0 LOB: 0 BB: 0 P: 10	R: 0 E: 0 K: 1 S: 8	H: 1 LOB: 0 BB: 0 P: 11	R: 5 E: 0 K: 0 S: 16	H: 4 LOB: 0 BB: 1 P: 26	1B: 3 2B: 1 3B: 0 HR: 1	SF: 0 SAC: 0 DP: 1 HBP: 0	WP: 0 PB: 0 SB: 0 CS: 0	PA: 33
PITCHER	IP WLS BF H R ER SO BB IBB HBP BLK WP HR S P ERA WHIP	IP WLS BF H R ER SO BB IBB HBP BLK WP HR S P ERA WHIP	IP WLS BF H R ER SO BB IBB HBP BLK WP HR S P ERA WHIP	IP WLS BF H R ER SO BB IBB HBP BLK WP HR S P ERA WHIP	IP WLS BF H R ER SO BB IBB HBP BLK WP HR S P ERA WHIP	IP WLS BF H R ER SO BB IBB HBP BLK WP HR S P ERA WHIP	IP WLS BF H R ER SO BB IBB HBP BLK WP HR S P ERA WHIP	IP WLS BF H R ER SO BB IBB HBP BLK WP HR S P ERA WHIP	IP WLS BF H R ER SO BB IBB HBP BLK WP HR S P ERA WHIP	IP WLS BF H R ER SO BB IBB HBP BLK WP HR S P ERA WHIP	IP WLS BF H R ER SO BB IBB HBP BLK WP HR S P ERA WHIP	IP WLS BF H R ER SO BB IBB HBP BLK WP HR S P ERA WHIP	IP WLS BF H R ER SO BB IBB HBP BLK WP HR S P ERA WHIP	IP WLS BF H R ER SO BB IBB HBP BLK WP HR S P ERA WHIP	IP WLS BF H R ER SO BB IBB HBP BLK WP HR S P ERA WHIP					
Woody Williams, R ERA: 1.99	8.0	W	25	1	0	0	5	1	0	0	0	0	0	0	0	0	0.00	0.250		
Dustin Hermanson, R ERA: 5.32	0.0		5	4	5	5	0	1	0	0	0	0	0	1	12	21	*	*		
Esteban Yan, R ERA: 7.07	1.0		3	0	0	0	0	0	0	0	0	0	0	0	4	5	0.00	0.000		

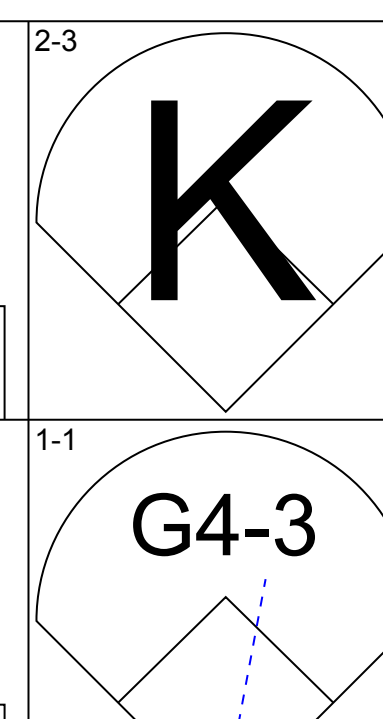
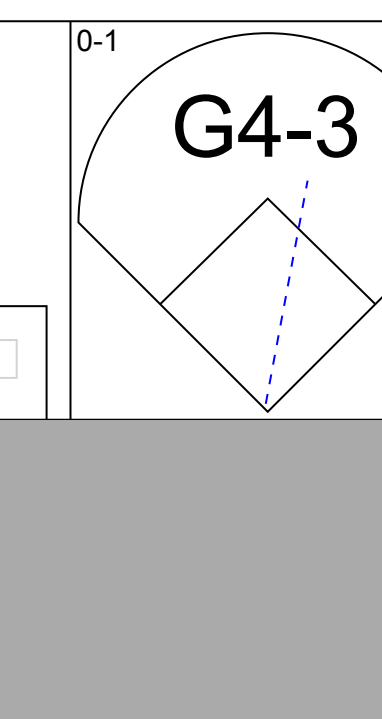
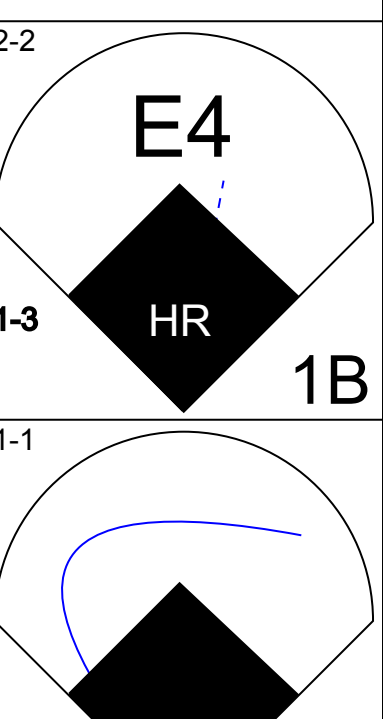
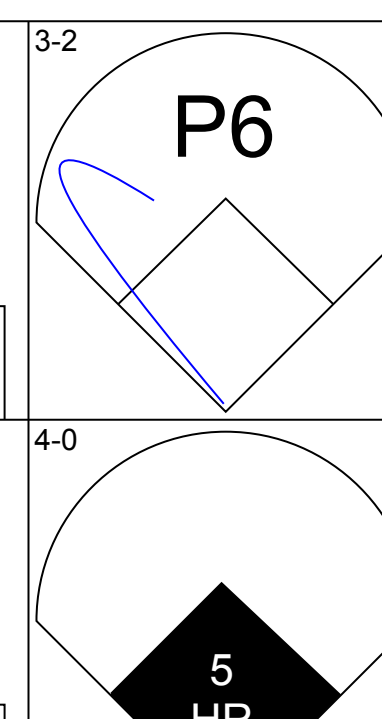
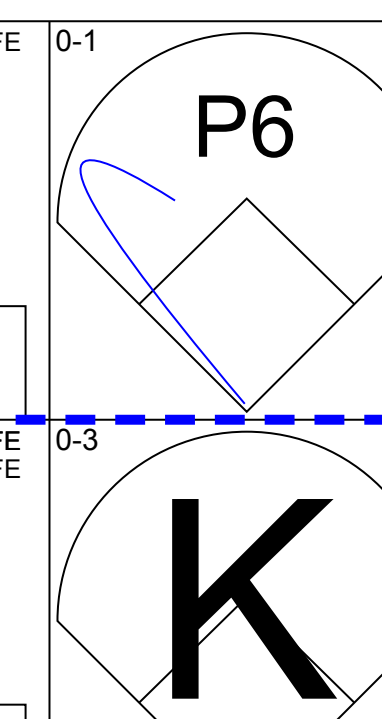
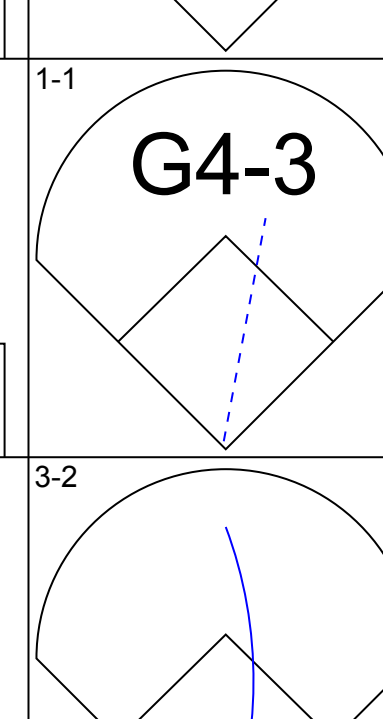
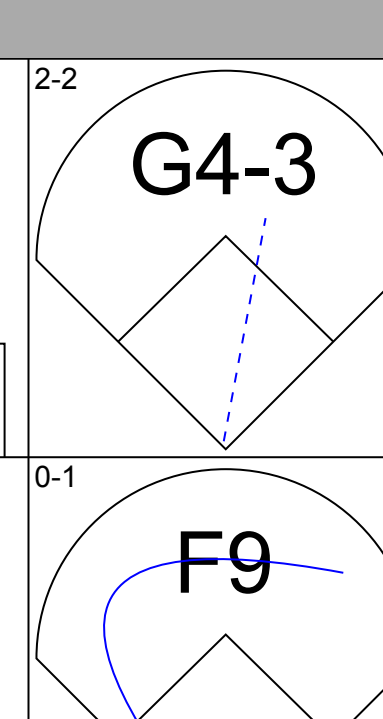
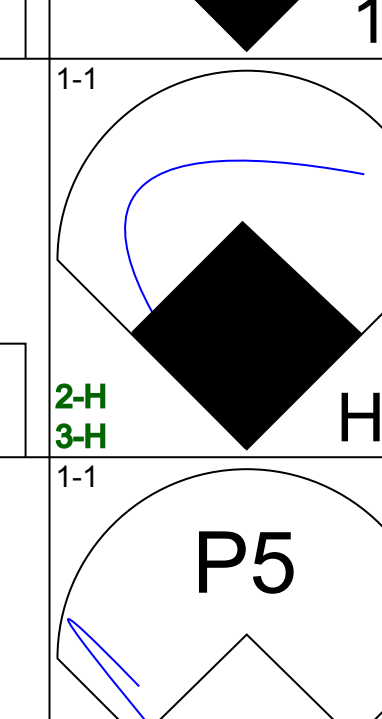

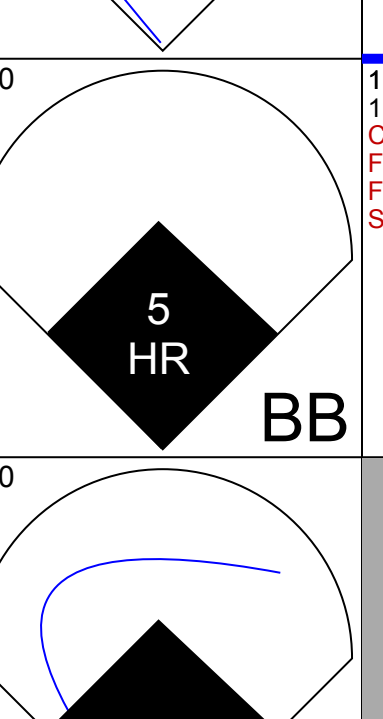
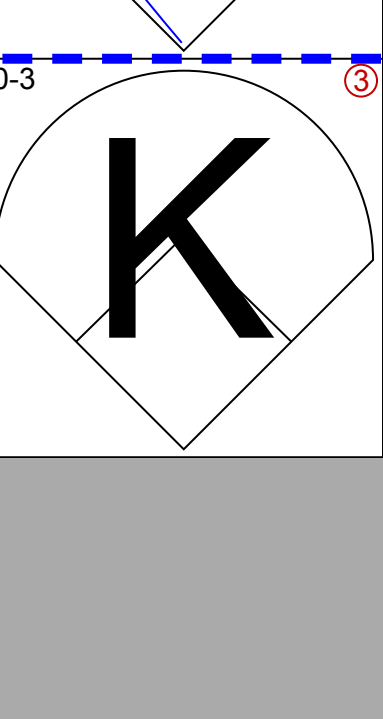
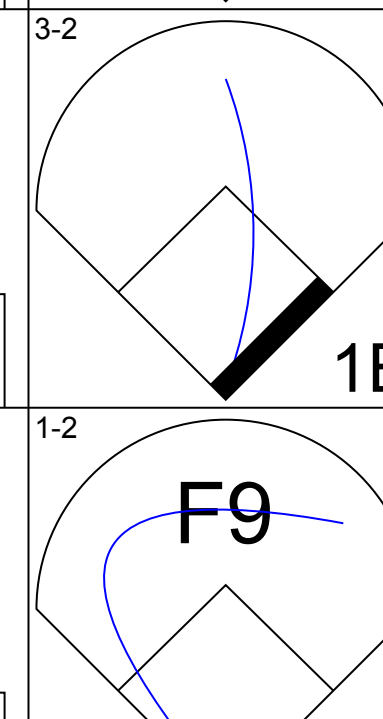
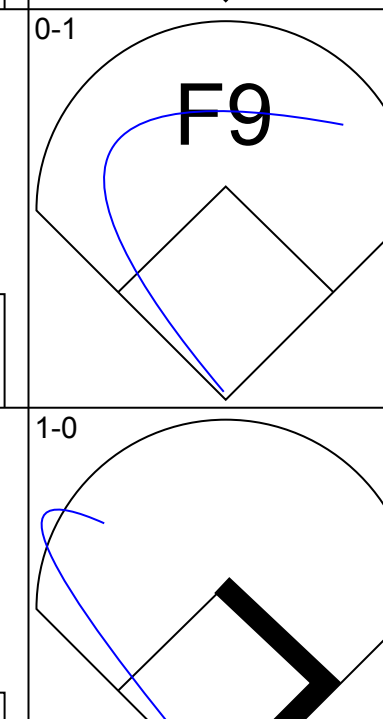
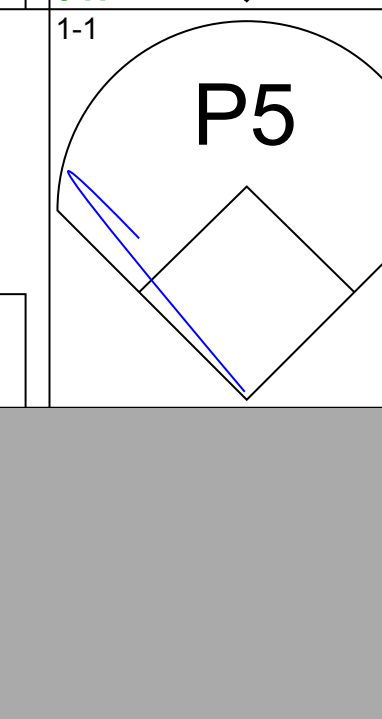
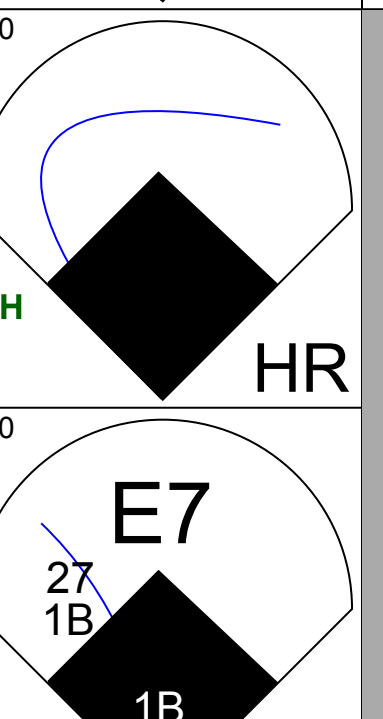
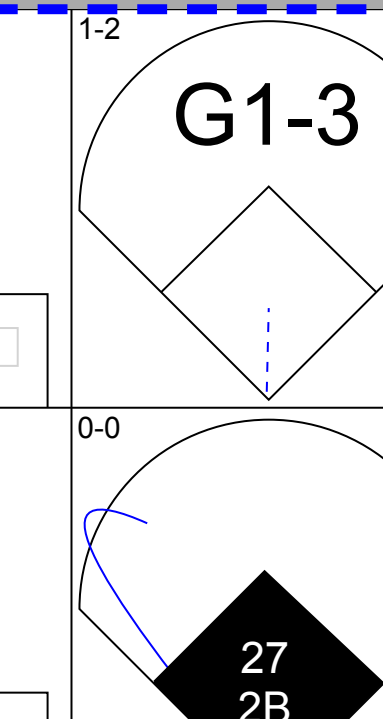
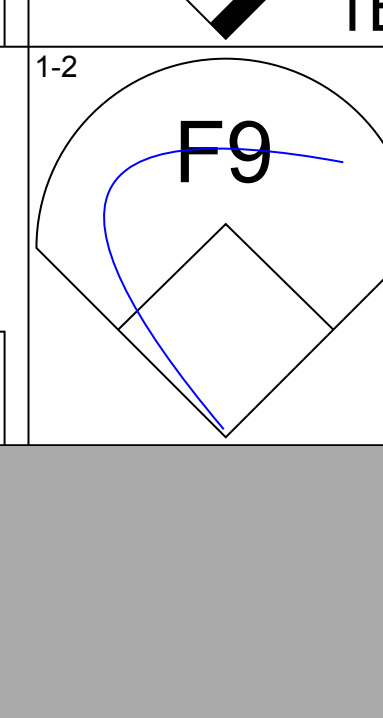
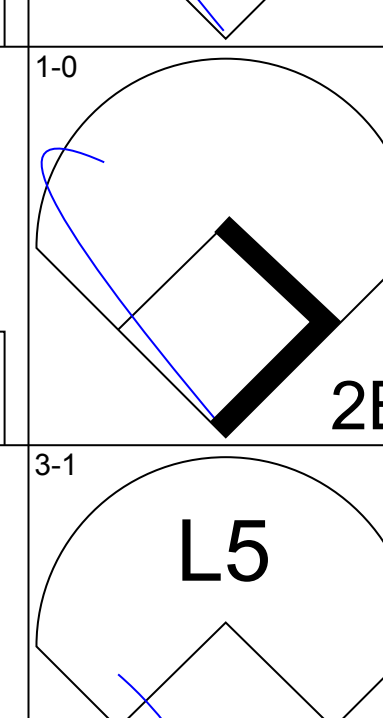
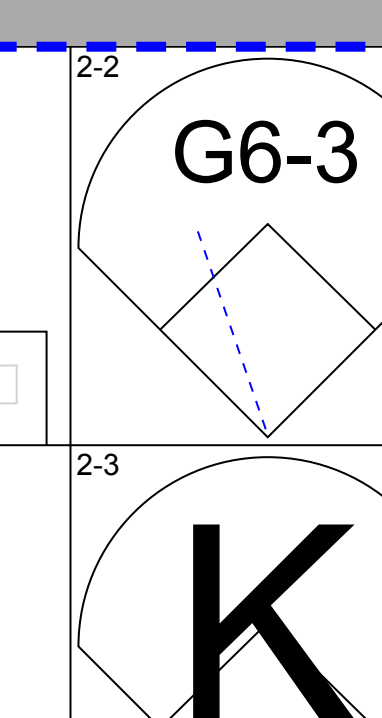
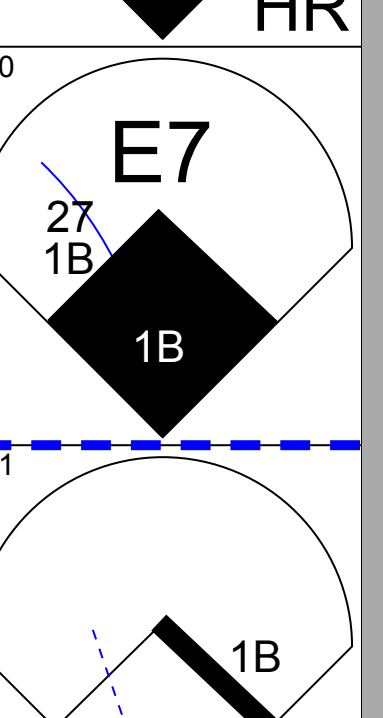
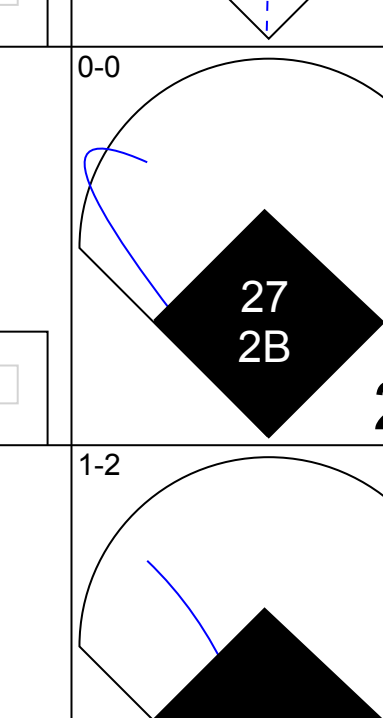
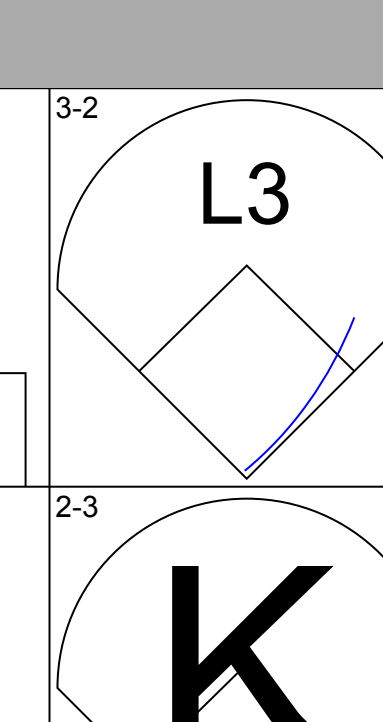
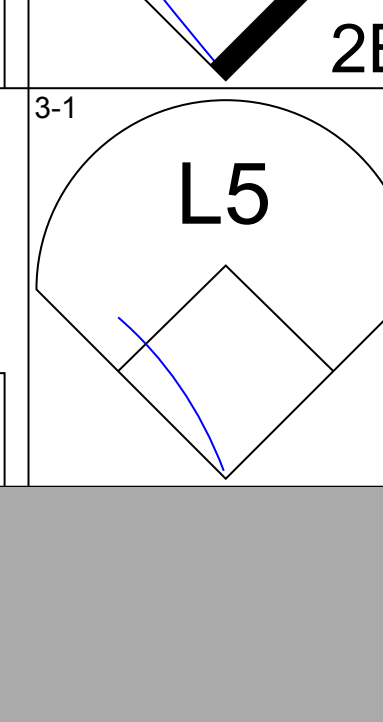
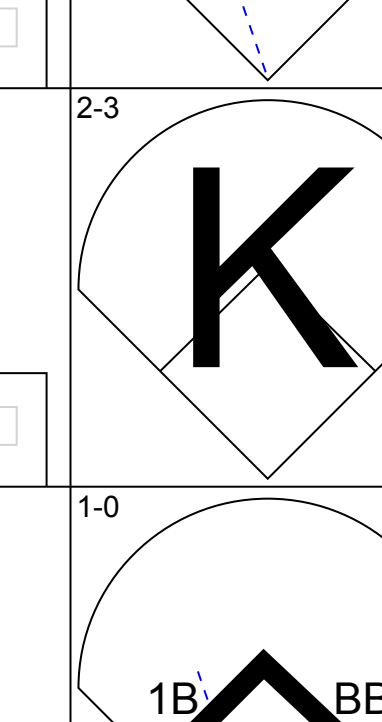
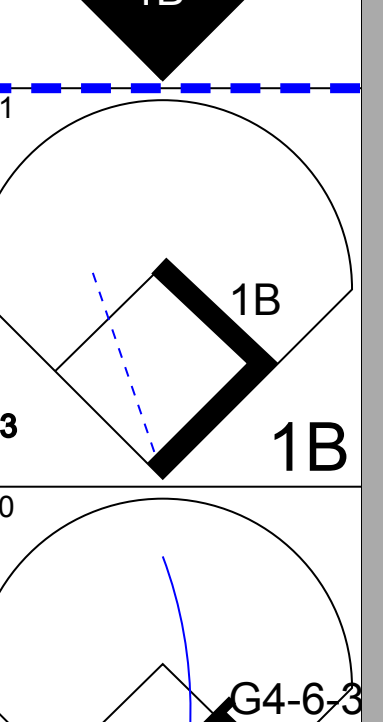
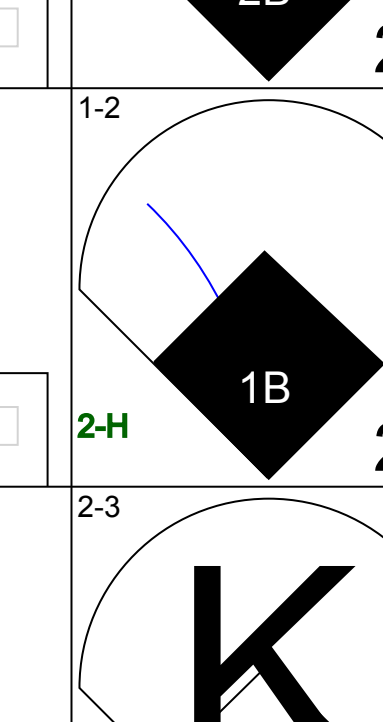
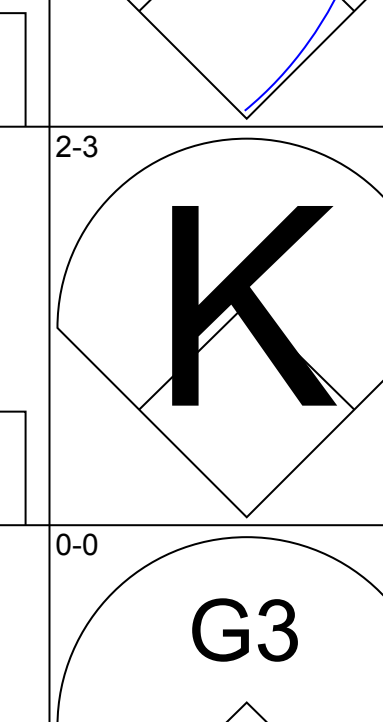
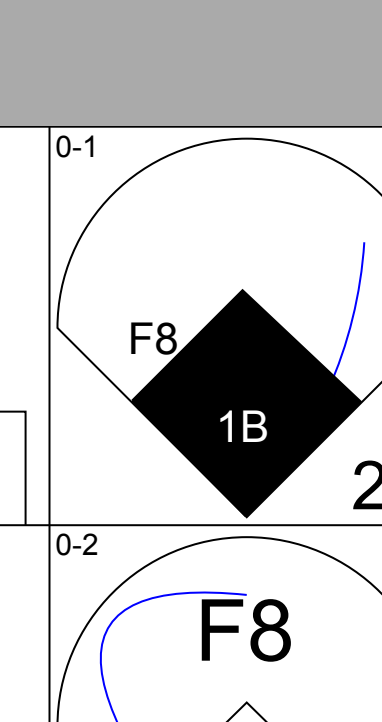
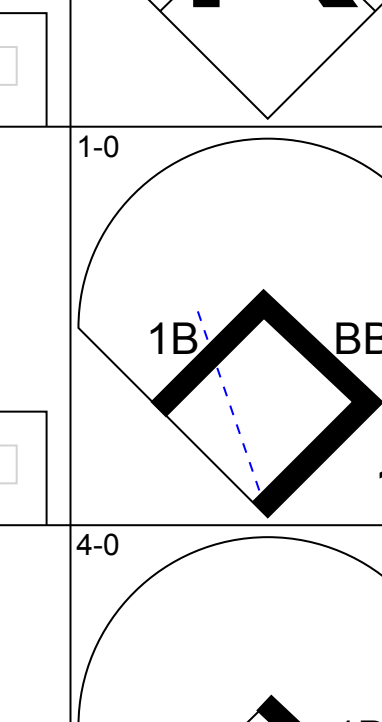
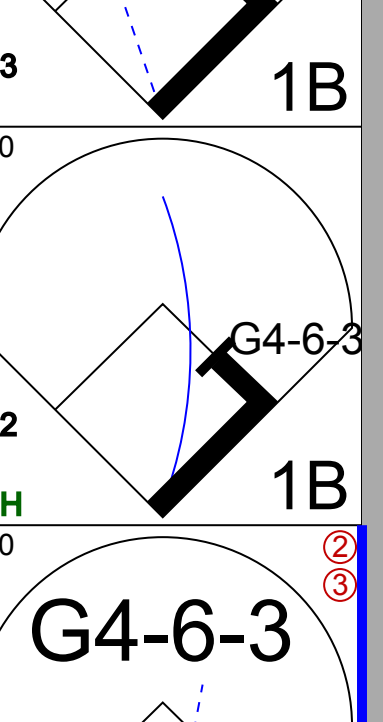
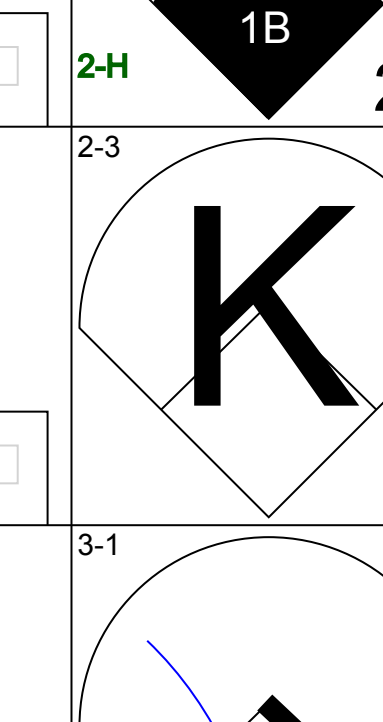
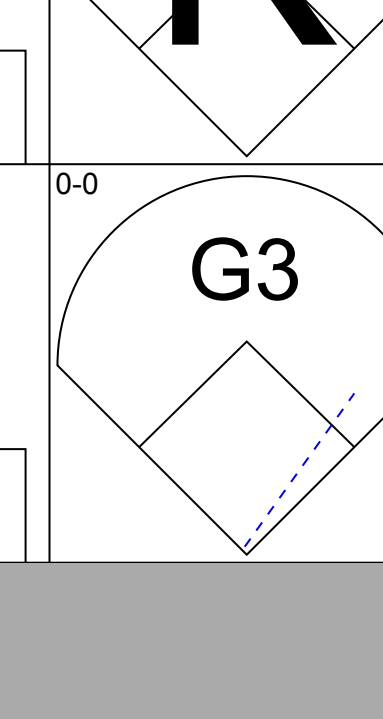
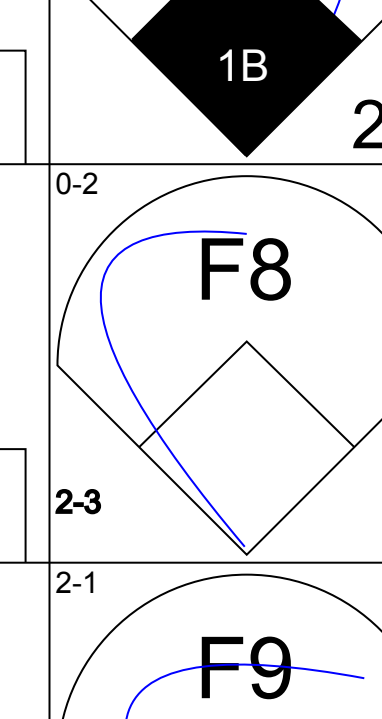
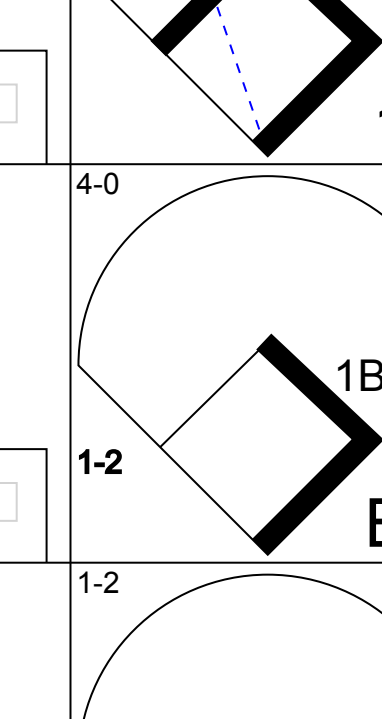
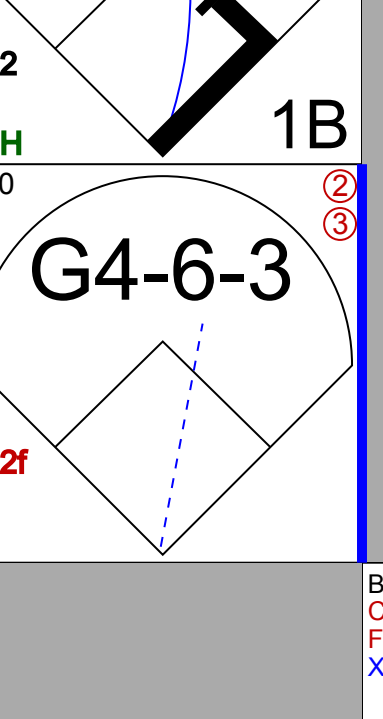
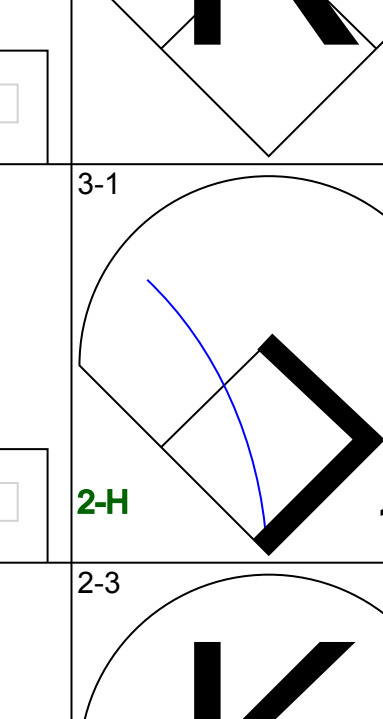
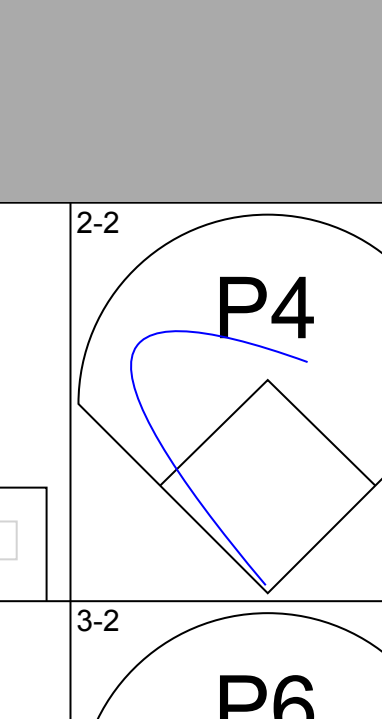
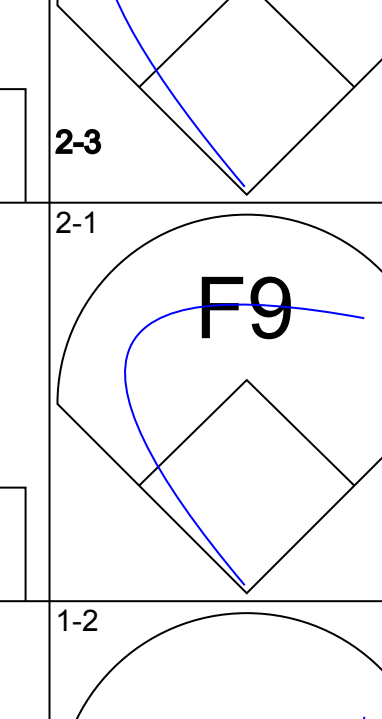
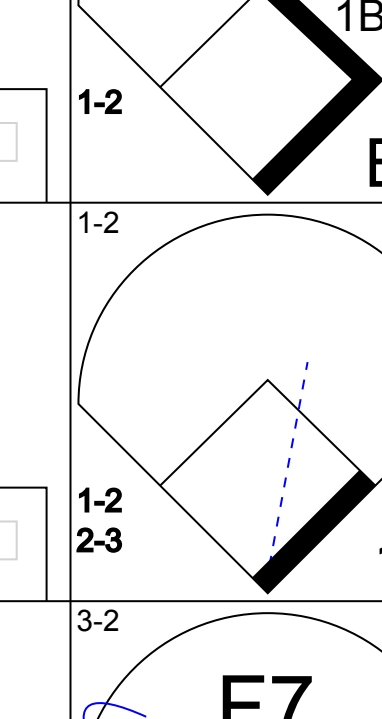
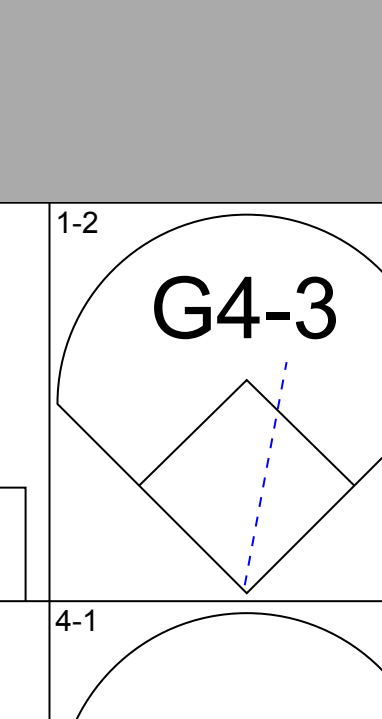
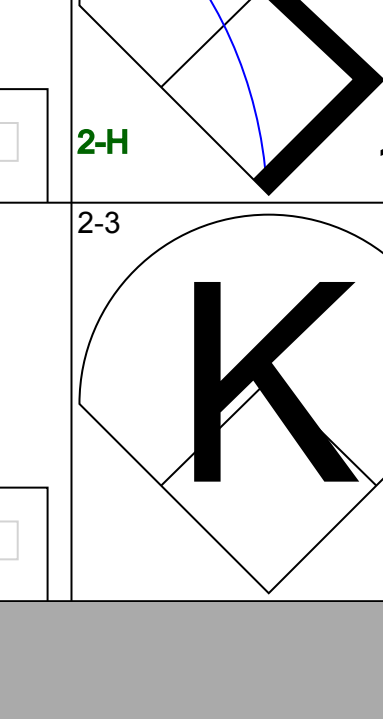
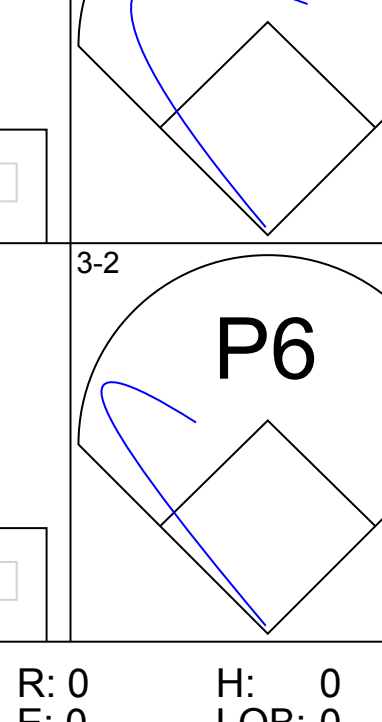
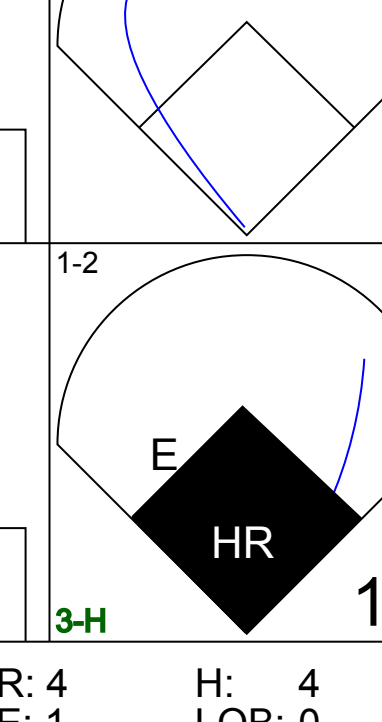
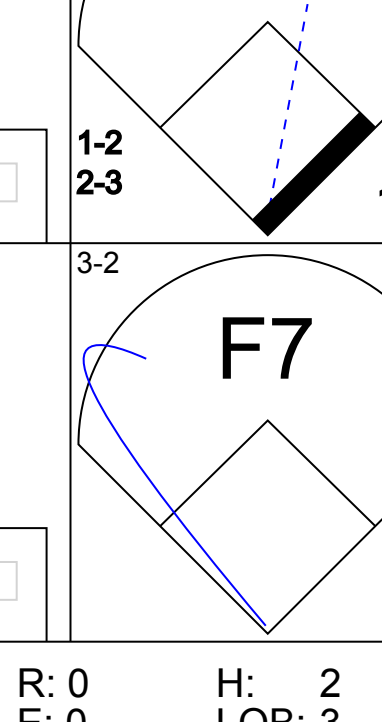
Batter	1	2	3	4	5	6	7	8	9	AB	R	H	RBI	BB	SO	LOB	BOTTOM			
Miguel Cairo, R OBP: 0.301, SLG: 0.389	1-1 15 2B 5 SF9 1B		2-1 G4-3		0-0 L1			2-2 1B 1B SF9 1B	4	2	2	1	0	0	2	Toronto Blue Jays @ St. Louis Cardinals Busch Stadium, St. Louis, MO Thu Jun 05 2003, 7:10 PM CDT Att: 33,729 - Cloudy - 77 F				
15 Jim Edmonds, L OBP: 0.397, SLG: 0.615 Orlando Palmeiro, L OBP: 0.349, SLG: 0.351	2-0 5 SF9 2B	0-3 3H K		1-0 27 F9 5 1B G6-3 HBP		1-2 HR	1-3 K	3	2	2	1	0	1	1						
5 Albert Pujols, R OBP: 0.441, SLG: 0.717 Kerry Robinson, L OBP: 0.238, SLG: 0.200	1-1 SF9		0-0 1B E 2B	0-0 G6-3 1B		1-1 HR	0-1 SF9 1B 2B 1B	3	2	3	2	0	0	0						
27 Scott Rolen, R OBP: 0.408, SLG: 0.553 Wilson Delgado, S OBP: 0.244, SLG: 0.189	1-3 K		0-0 E5 3B E	1-0 F9		0-0 G5-3	2-2 2B 1B	4	1	0	0	0	1	4						
Edgar Renteria, R OBP: 0.390, SLG: 0.511	3-2 G5-3		1-2 F8	2-2 G6-3		0-2 F9	0-2 SF9 2B	4	0	0	2	0	0	4						
Eduardo Perez, R OBP: 0.402, SLG: 0.500 So Taguchi, R OBP: 0.500, SLG: 0.667		4-2 1B G5-3 BB	1-1 E9 3B 1B	0-3 K		2-3 K	0-1 2B	3	2	1	0	1	2	1						
Tino Martinez, L OBP: 0.315, SLG: 0.419 Chris Widger, R OBP: 0.158, SLG: 0.059		2-2 G5-3 1B SF8 1B	0-3 K		0-2 2B		1-3 K K2-3	4	1	2	0	0	2	2						
Mike Matheny, R OBP: 0.340, SLG: 0.376		1-1 G5-3 1B	4-0 3B IBB		1-0 F9		1-2 G6-3	3	1	1	0	1	0	1						
Woody Williams, R OBP: 0.333, SLG: 0.345 Dustin Hermanson, R Esteban Yan, R		0-1 G5-3	1-2 3B		0-3 K		2-1 P3	4	0	1	4	0	1	3						
Inning Stats	R: 1 E: 0 K: 1 S: 12	H: 2 LOB: 1 BB: 0 P: 20	R: 2 E: 0 K: 1 S: 14	H: 2 LOB: 1 BB: 1 P: 21	R: 4 E: 2 K: 1 S: 15	H: 3 LOB: 1 BB: 1 P: 24	R: 1 E: 0 K: 1 S: 8	H: 1 LOB: 1 BB: 0 P: 12	R: 0 E: 0 K: 1 S: 8	H: 1 LOB: 0 BB: 0 P: 9	R: 2 E: 0 K: 1 S: 12	H: 2 LOB: 0 BB: 0 P: 16	R: 0 E: 0 K: 1 S: 10	H: 0 LOB: 0 BB: 0 P: 14	R: 3 E: 0 K: 2 S: 25	H: 4 LOB: 1 BB: 0 P: 32	1B: 8 2B: 4 3B: 1 HR: 2	SF: 3 SAC: 0 DP: 0 HBP: 1	WP: 0 PB: 0 SB: 2 CS: 0	PA: 43
PITCHER	IP WLS BF H R ER SO BB IBB HBP BLK WP HR S P ERA WHIP	IP WLS BF H R ER SO BB IBB HBP BLK WP HR S P ERA WHIP	IP WLS BF H R ER SO BB IBB HBP BLK WP HR S P ERA WHIP	IP WLS BF H R ER SO BB IBB HBP BLK WP HR S P ERA WHIP	IP WLS BF H R ER SO BB IBB HBP BLK WP HR S P ERA WHIP	IP WLS BF H R ER SO BB IBB HBP BLK WP HR S P ERA WHIP	IP WLS BF H R ER SO BB IBB HBP BLK WP HR S P ERA WHIP	IP WLS BF H R ER SO BB IBB HBP BLK WP HR S P ERA WHIP	IP WLS BF H R ER SO BB IBB HBP BLK WP HR S P ERA WHIP	IP WLS BF H R ER SO BB IBB HBP BLK WP HR S P ERA WHIP	IP WLS BF H R ER SO BB IBB HBP BLK WP HR S P ERA WHIP	IP WLS BF H R ER SO BB IBB HBP BLK WP HR S P ERA WHIP	IP WLS BF H R ER SO BB IBB HBP BLK WP HR S P ERA WHIP	IP WLS BF H R ER SO BB IBB HBP BLK WP HR S P ERA WHIP	IP WLS BF H R ER SO BB IBB HBP BLK WP HR S P ERA WHIP					
Mark Hendrickson, L ERA: 5.96	2.2	L	18	7	7	3	3	1	1	0	0	0	0	0	0	0	10.12	3.000		
Josh Towers, R ERA: 8.31	3.1		15	4	3	3	3	0	0	1	0	0	0	0	0	0	8.10	1.200		
Jeff Tam, R ERA: 0.03	1.0		3	0	0	0	1	0	0	0	0	0	0	0	0	0	0.00	0.000		
Cliff Politte, R ERA: 4.91	0.2		6	4	3	3	1	0	0	0	0	0	0	0	0	0	40.50	6.000		
Trever Miller, L ERA: 4.87	0.1		1	0	0	0	1	0	0	0	0	0	0	0	0	0	0.00	0.000		



Batter	1	2	3	4	5	6	7	8	9	AB	R	H	RBI	BB	SO	LOB	TOP																			
1 Brian Roberts, S OBP: 0.397, SLG: 0.508	1-1 F8		1-1 G4-3		1-0 1B 2B		0-2 F9	2-2 G4-6-3		5	1	1	1	0	0	2	Baltimore Orioles @ St. Louis Cardinals Busch Stadium, St. Louis, MO Fri Jun 06 2003, 7:10 PM CDT Att: 34,817 - Cloudy - 66 F																			
Luis Matos, R OBP: 0.500, SLG: 0.755	1-1 2B			2-1 F8	0-0 2H 1B		4-1 6 WP 6 SS BB		0-3 K	4	0	2	1	1	1	0																				
6 Melvin Mora, R OBP: 0.459, SLG: 0.581	2-2 G5-3			2-1 1B	2-2 G2		2-3 K		3-3 K	5	0	1	0	0	2	3																				
Jeff Conine, R OBP: 0.326, SLG: 0.426	1-1 G5-3			3-1 F8	1-1 G4-3		4-2 BB		2-2 F7	4	0	0	0	1	0	3																				
31 Jav Gibbons, L OBP: 0.337, SLG: 0.451		2-2 F9		2-2 G1-3		1-2 P3	1-1 G2-3			4	0	0	0	0	0	3																				
Tony Batista, R OBP: 0.313, SLG: 0.438		2-0 G6-3			0-1 2B 1B	1-1 2B 3B		0-2 L9		4	2	2	0	0	0	0																				
Deivi Cruz, R OBP: 0.254, SLG: 0.366		1-2 G1-3			2-1 1H 2B	0-0 G4-3 2B		1-0 1B 2B		4	2	3	2	0	0	0																				
Geronimo Gil, R OBP: 0.333, SLG: 0.360			2-2 G3-1		0-2 2H 2B	1-1 G4-3		0-0 1B		4	1	2	2	0	0	1																				
Rick Helling, R Jose Morban, S Rick Bauer, R 53 Carlos Mendez, R Travis Driskill, R B.J. Surhoff, L B.J. Ryan, L Jorge Julio, R			0-3 K		2-3 K	1-3 K		0-0 1B G4-6-3		1	0	0	0	0	0	1		AB 38 R 6 H 12 RBI 6 BB 2 SO 6 LOB 14																		
Inning Stats	R: 0 E: 0 K: 0 S: 10	H: 1 LOB: 1 BB: 0 P: 15	R: 0 E: 0 K: 0 S: 11	H: 0 LOB: 0 BB: 0 P: 16	R: 0 E: 0 K: 1 S: 8	H: 0 LOB: 0 BB: 0 P: 11	R: 0 E: 0 K: 0 S: 11	H: 1 LOB: 1 BB: 0 P: 20	R: 4 E: 0 K: 1 S: 19	H: 5 LOB: 1 BB: 0 P: 27	R: 1 E: 0 K: 1 S: 11	H: 2 LOB: 1 BB: 0 P: 15	R: 0 E: 0 K: 1 S: 13	H: 0 LOB: 2 BB: 2 P: 24	R: 1 E: 0 K: 0 S: 9	H: 3 LOB: 1 BB: 0 P: 12			R: 0 E: 0 K: 2 S: 9	H: 0 LOB: 0 BB: 0 P: 14	1B: 5 2B: 6 3B: 1 HR: 0	SF: 0 SAC: 0 DP: 1 HBP: 0	WP: 1 PB: 0 SB: 1 CS: 0	PA: 40												
PITCHER	IP	WLS	BF	H	R	ER	SO	BB	IBB	HBP	BLK	WP	HR	S	P	ERA	WHIP	PITCHER		IP	WLS	BF	H	R	ER	SO	BB	IBB	HBP	BLK	WP	HR	S	P	ERA	WHIP
Brett Tomko, R ERA: 4.71	(1, 1)	5.1	25	9	5	5	2	0	0	0	0	0	0	65	97	8.44	1.688	Cal Eldred, R ERA: 3.86		(9, 1)	1.0	S	3	0	0	0	2	0	0	0	0	0	9	14	0.00	0.000
Dustin Hermanson, R ERA: 5.16	(6, 1)	0.2	2	0	0	0	1	0	0	0	0	0	0	5	7	0.00	0.000																			
Kiko Calero, R ERA: 3.09	(7, 1)	0.2	4	0	0	0	1	2	0	0	0	1	0	11	21	0.00	3.000																			
Steve Kline, L ERA: 3.65	(7, 1)	0.1	1	0	0	0	0	0	0	0	0	0	0	2	3	0.00	0.000																			
Esteban Yan, R ERA: 7.14	(8, 1)	1.0	W	5	3	1	1	0	0	0	0	0	0	9	12	9.00	3.000																			

Batter	1	2	3	4	5	6	7	8	9	AB	R	H	RBI	BB	SO	LOB	BOTTOM																				
Miguel Cairo, R OBP: 0.305, SLG: 0.379	2-1 F7		1-2 P4	1-1 5 BLK 1B HBP		1-1 G6-3		1-0 5 BB 2B HBP		3	2	0	0	0	0	0	Baltimore Orioles @ St. Louis Cardinals Busch Stadium, St. Louis, MO Fri Jun 06 2003, 7:10 PM CDT Att: 34,817 - Cloudy - 66 F																				
Orlando Palmeiro, L Kiko Calero, R Steve Kline, S Esteban Yan, R J.D. Drew, L Cal Eldred, R	2-2 F8		2-1 5 BB 1B	4-1 5 BB 1B	1-2 3H BB	2-2 5 CS 1B		4-0 5 BB 2B BB		3	0	2	0	1	0	0																					
5 Albert Pujols, R OBP: 0.453, SLG: 0.728	0-0 1B		4-1 1B	0-2 1B	2-2 CS	1-0 1B	0-1 1B	1-2 2H 3H 2B		4	0	4	4	1	0	0																					
15 Jim Edmonds, L OBP: 0.388, SLG: 0.598	0-1 F7		0-1 P3	0-3 K		2-1 L8	1-3 K			5	0	0	0	0	2	8																					
27 Scott Rolen, R OBP: 0.406, SLG: 0.548		2-3 K		1-2 1B		2-3 K				4	1	1	0	0	2	3																					
Edgar Renteria, R OBP: 0.388, SLG: 0.507		2-2 G5-3		1-2 1B 2B 1B	0-1 P4	0-2 G1-6-3				4	1	1	0	0	0	1																					
Tino Martinez, L So Taguchi, R	4-0 BB		3-0 2B 1B	1-3 2B 1B	0-0 G5-3		1-1 BB 5 BB 2B HBP 1B			3	1	2	1	1	0	0																					
Chris Widger, R Mike Matheny, R	2-1 F9		1-2 SH1-4 2H 3H 2B	1-2 K	2-3 K		1 SAFE M SAFE B3			2	1	1	2	0	0	1																					
Brett Tomko, R Dustin Hermanson, R Kerry Robinson, L Eduardo Perez, R			1-3 K	0-0 SH1-4		2-1 L8		2-1 F8		1	0	0	0	0	1	0																					
Inning Stats	R: 0 E: 0 K: 0 S: 9	H: 1 LOB: 1 BB: 0 P: 13	R: 0 E: 0 K: 1 S: 9	H: 0 LOB: 1 BB: 1 P: 19	R: 0 E: 0 K: 1 S: 11	H: 1 LOB: 2 BB: 1 P: 19	R: 0 E: 0 K: 1 S: 7	H: 0 LOB: 0 BB: 0 P: 9	R: 0 E: 0 K: 0 S: 10	H: 1 LOB: 0 BB: 0 P: 17	R: 0 E: 0 K: 1 S: 9	H: 1 LOB: 1 BB: 0 P: 14	R: 3 E: 0 K: 1 S: 12	H: 2 LOB: 2 BB: 1 P: 21	R: 0 E: 0 K: 1 S: 9	H: 0 LOB: 0 BB: 0 P: 14		1B: 9 2B: 2 3B: 0 HR: 0	SF: 0 SAC: 1 DP: 0 HBP: 2	WP: 0 PB: 0 SB: 0 CS: 1	PA: 41																
PITCHER	IP	WLS	BF	H	R	ER	SO	BB	IBB	HBP	BLK	WP	HR	S	P	ERA	WHIP	PITCHER		IP	WLS	BF	H	R	ER	SO	BB	IBB	HBP	BLK	WP	HR	S	P	ERA	WHIP	
Rick Helling, R Rick Bauer, R Travis Driskill, R B.J. Ryan, L Jorge Julio, R	(1, 1)	4.0	23	7	5	5	3	3	0	0	0	0	0	7	9	0.00	2.500																				
Rick Bauer, R ERA: 4.45	(5, 1)	1.0	3	0	0	0	1	0	0	0	0	0	0	7	9	0.00	0.000																				
Travis Driskill, R ERA: 4.79	(6, 1)	2.0	7	2	0	0	1	0	0	0	0	0	0	19	31	0.00	1.000																				
B.J. Ryan, L ERA: 5.29	(8, 1)	0.1	H	2	1	1	1	0	0	0	0	0	0	5	6	27.00	3.000																				
Jorge Julio, R ERA: 4.44	(8, 1)	0.2	L	5	1	2	2	1	1	0	1	0	0	7	15	27.00	3.000																				

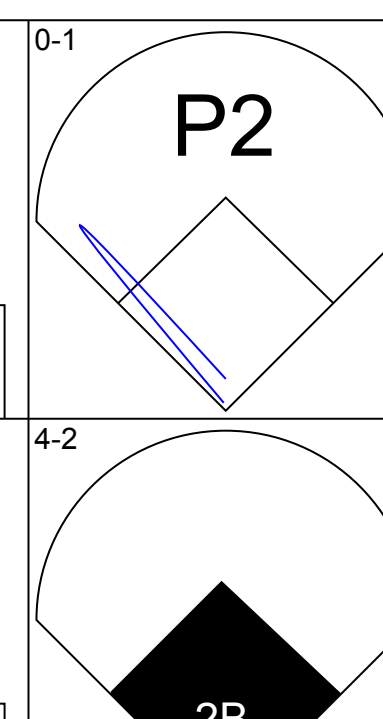
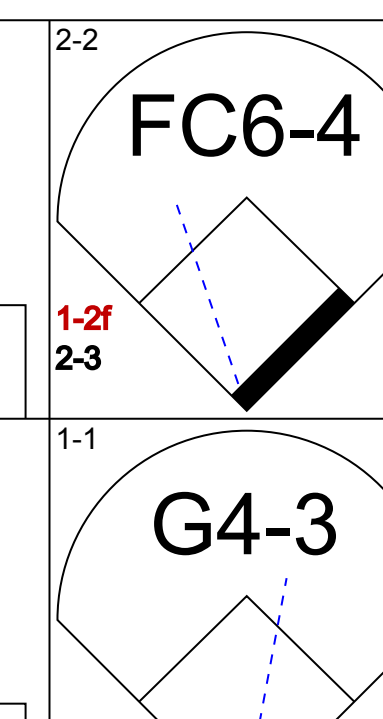
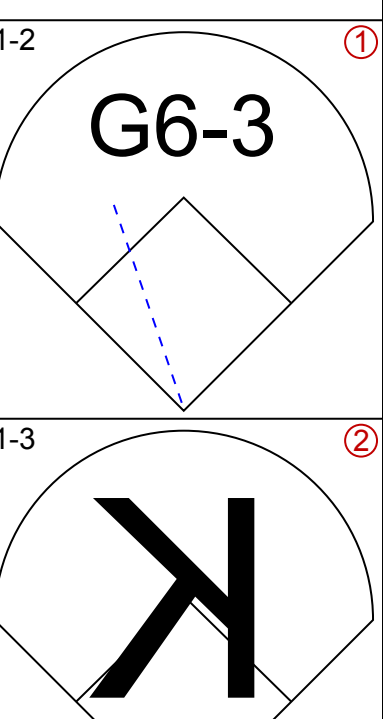
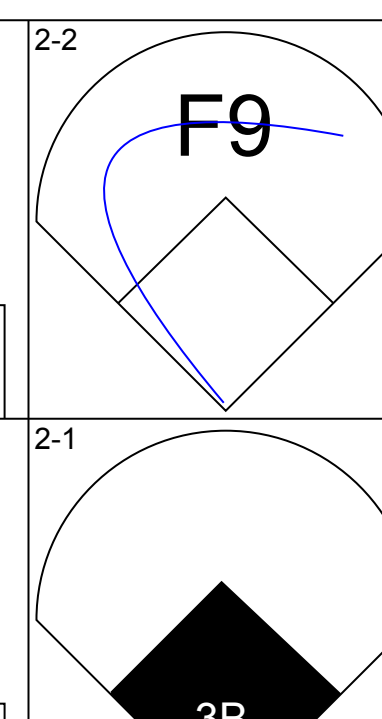
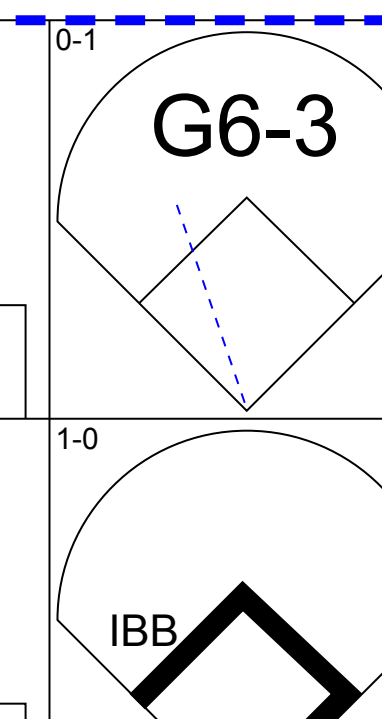
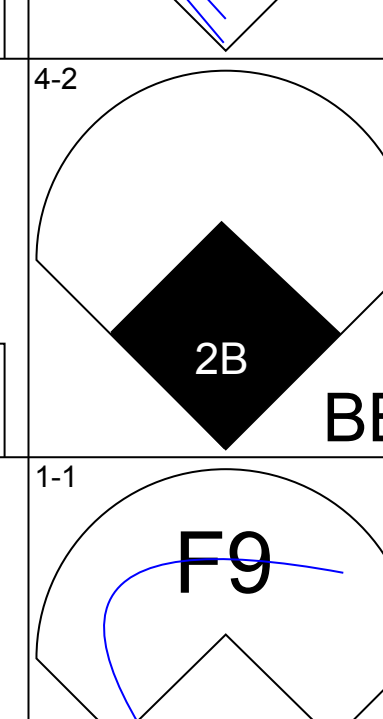
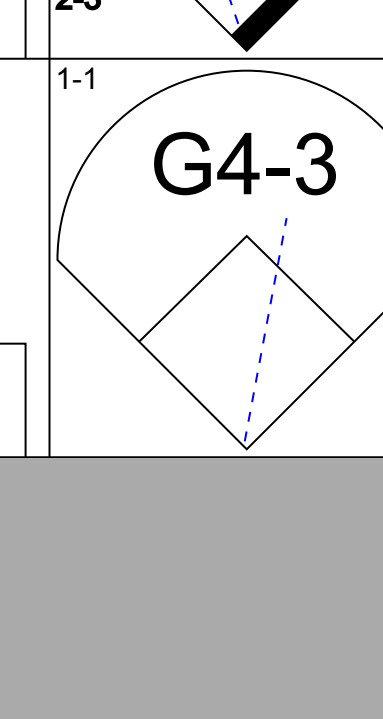
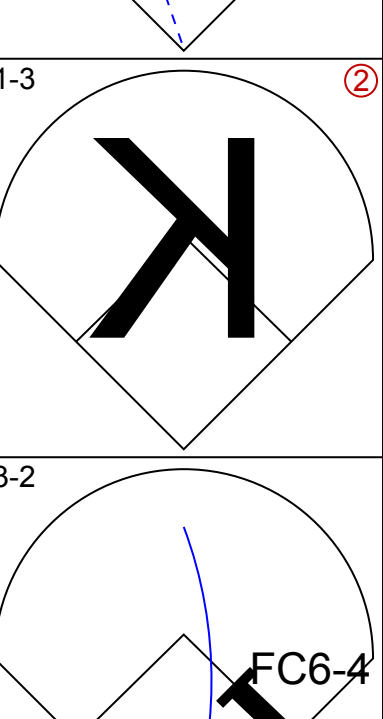
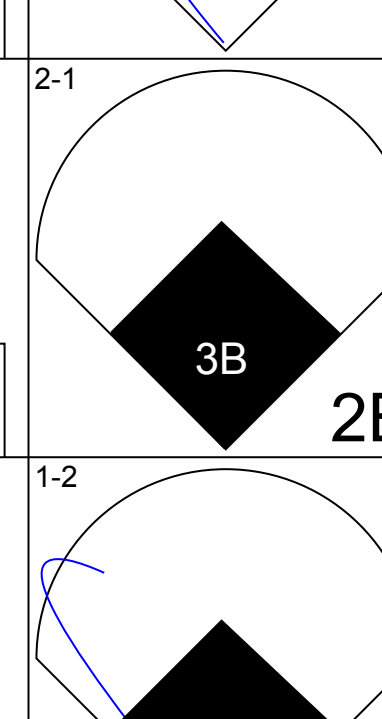
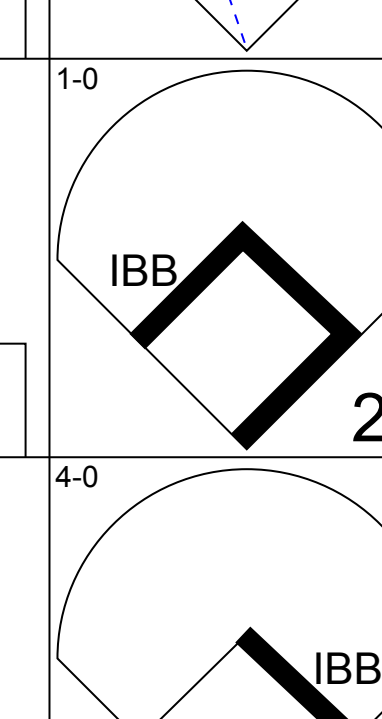
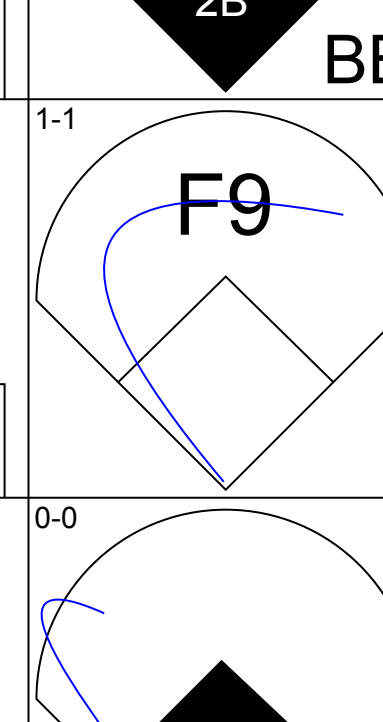
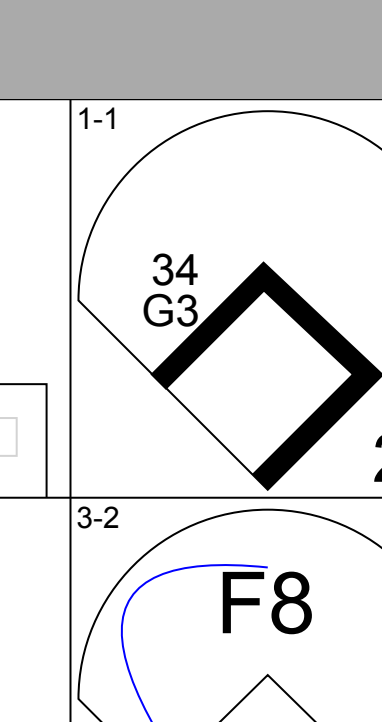
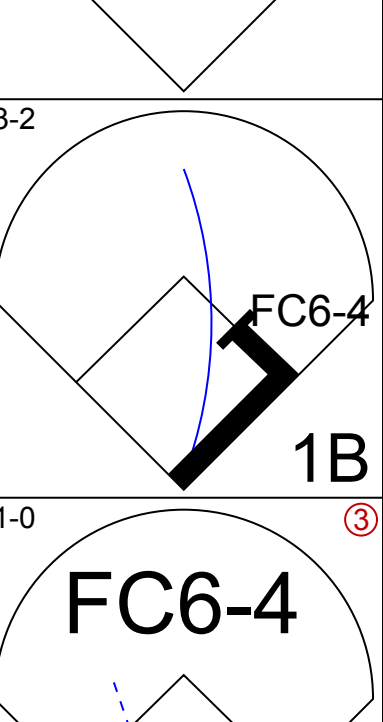
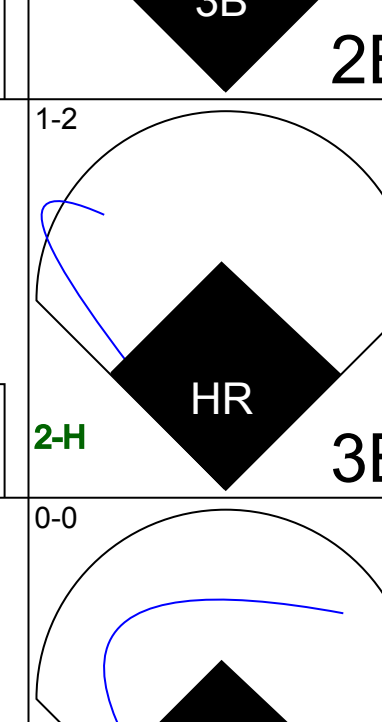
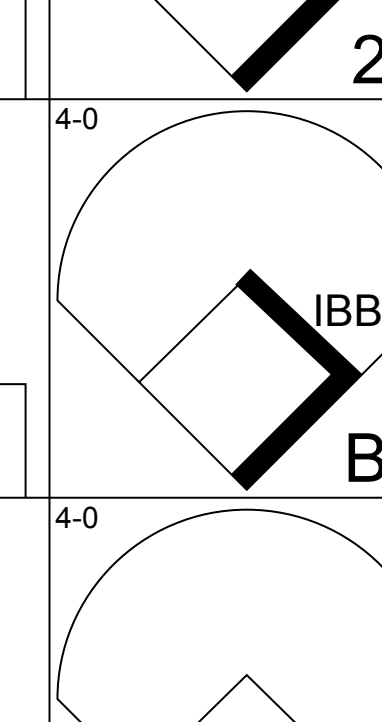
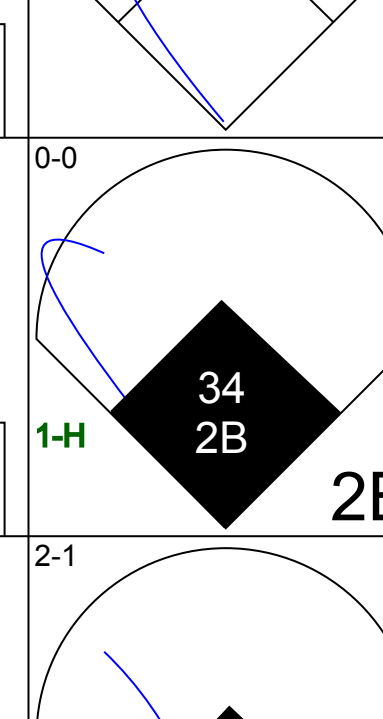
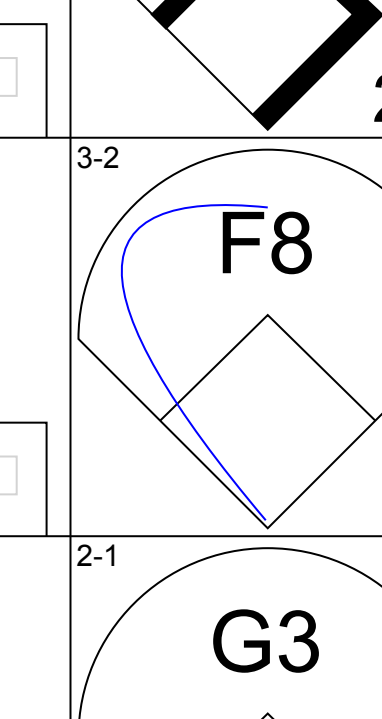
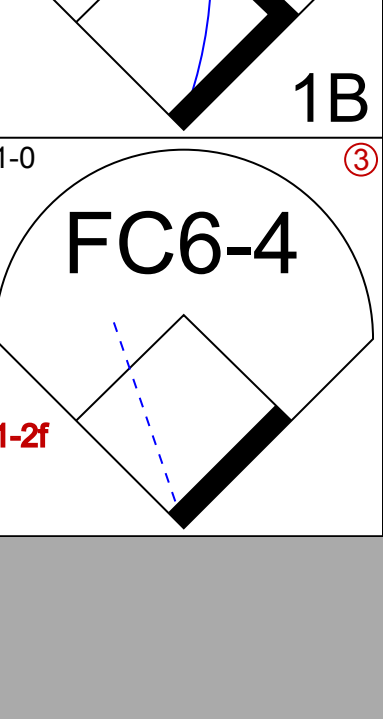
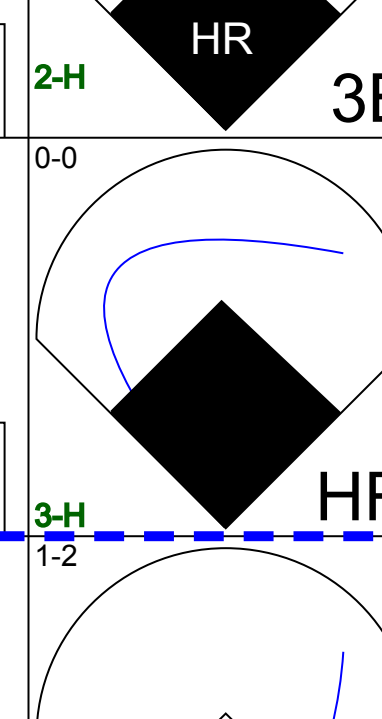
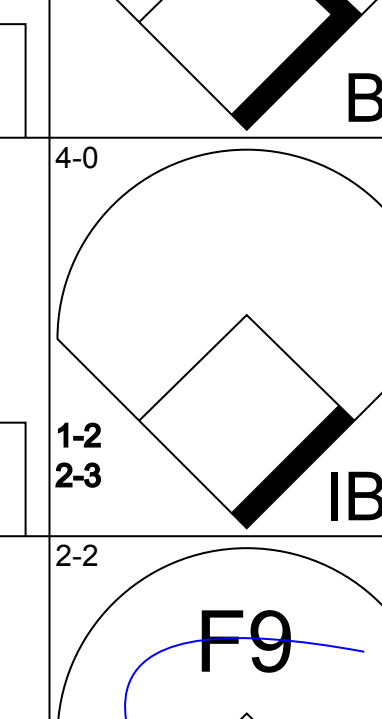
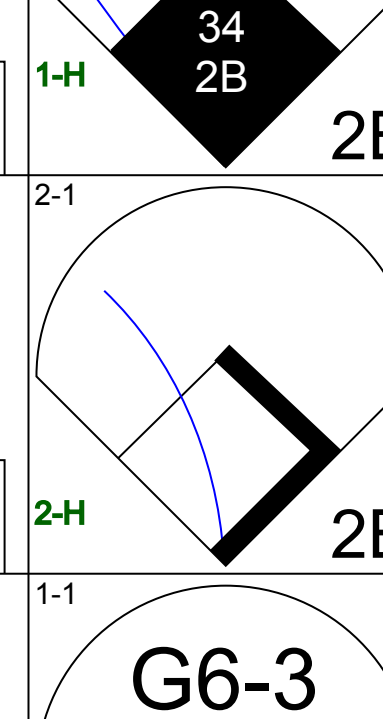
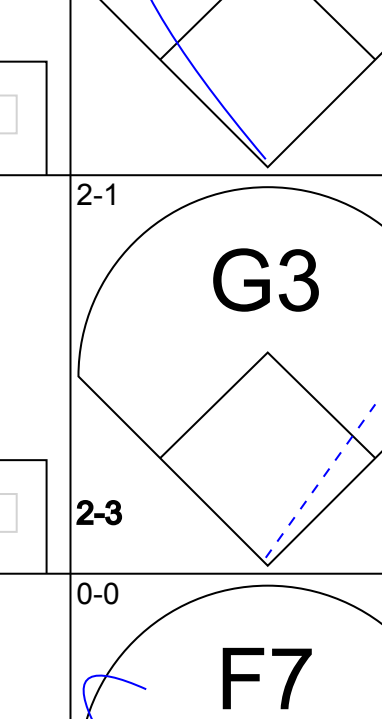
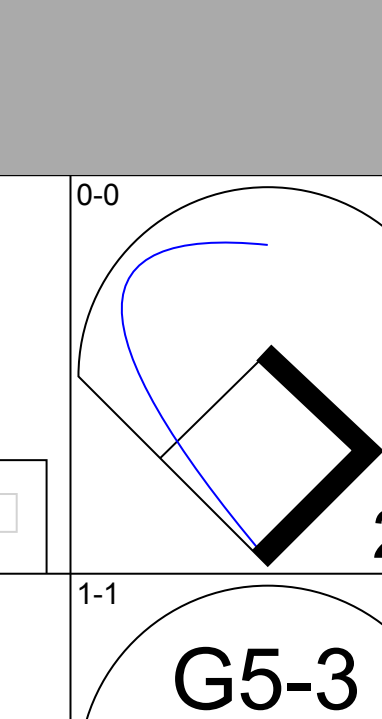
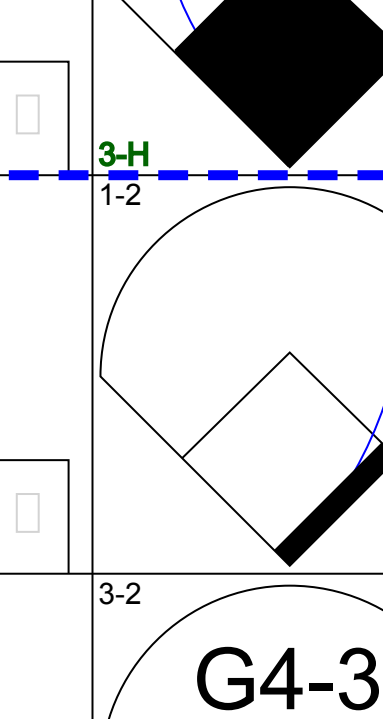
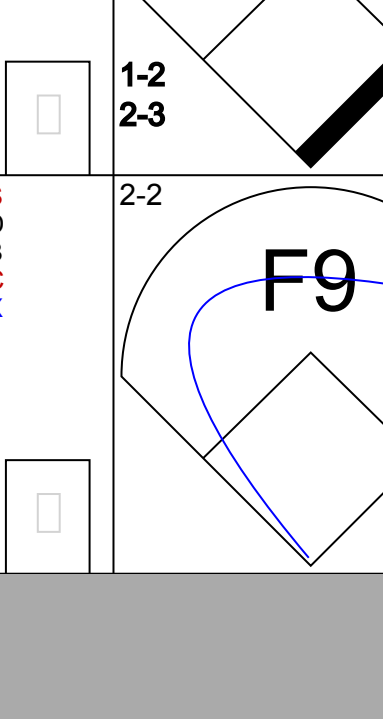
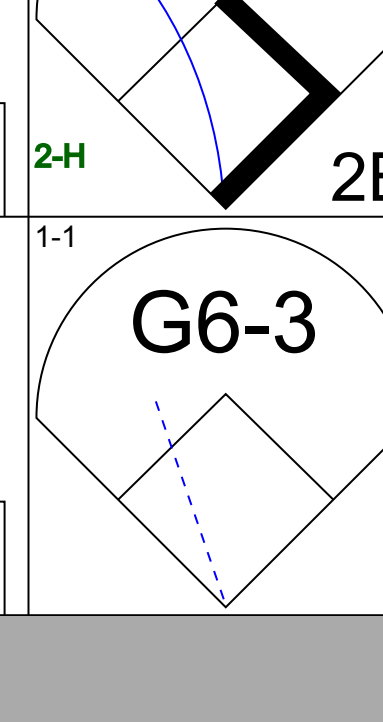
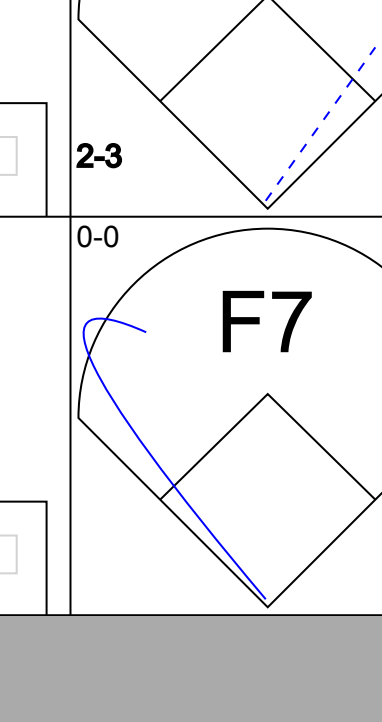
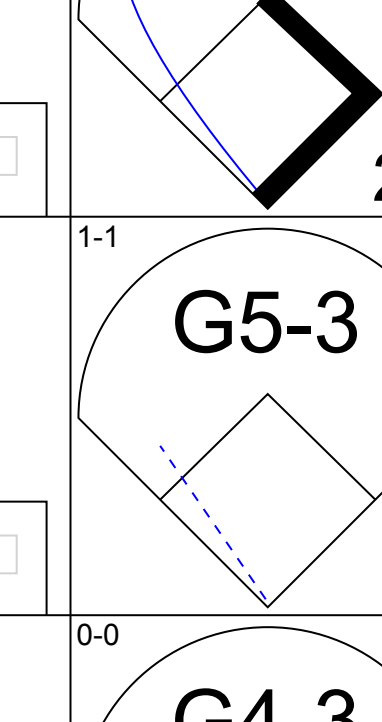
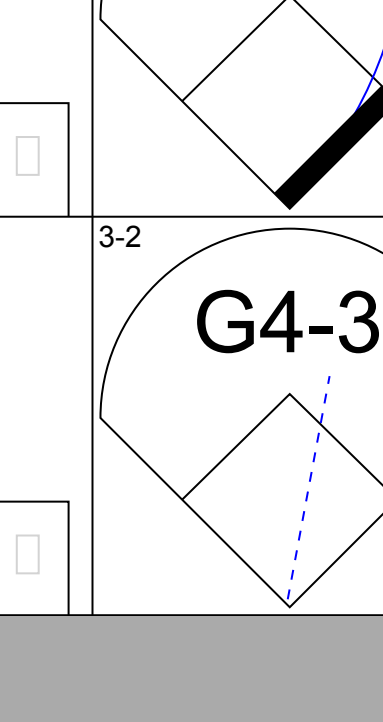
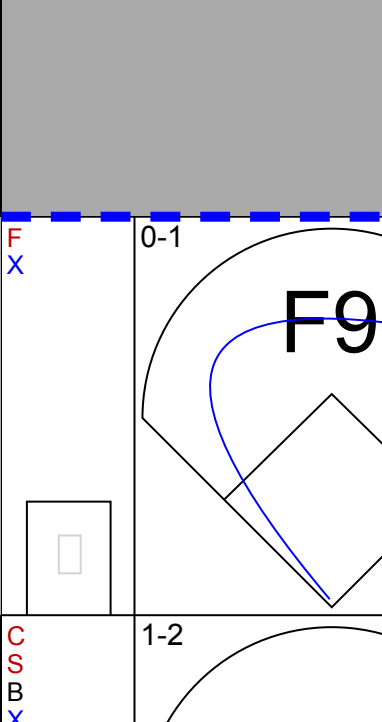
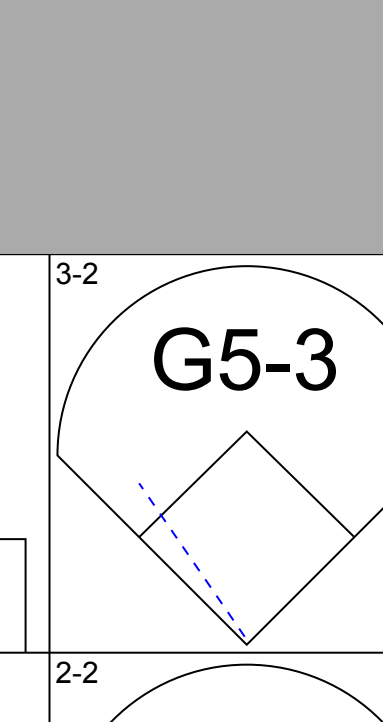
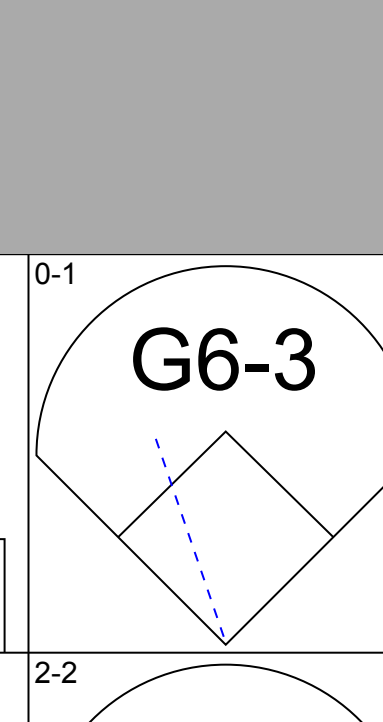
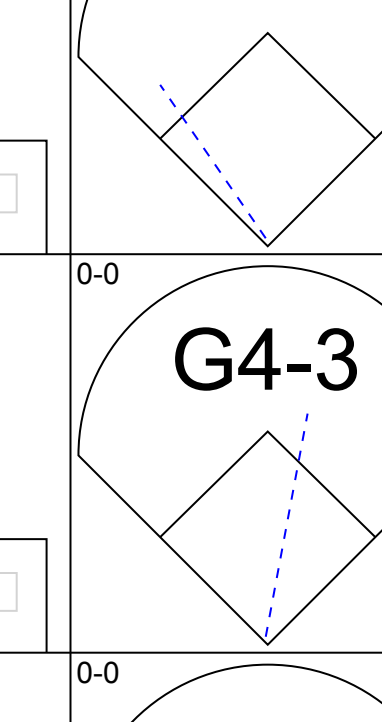
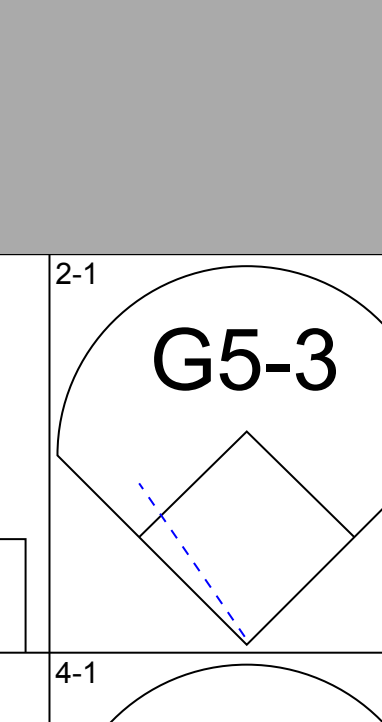
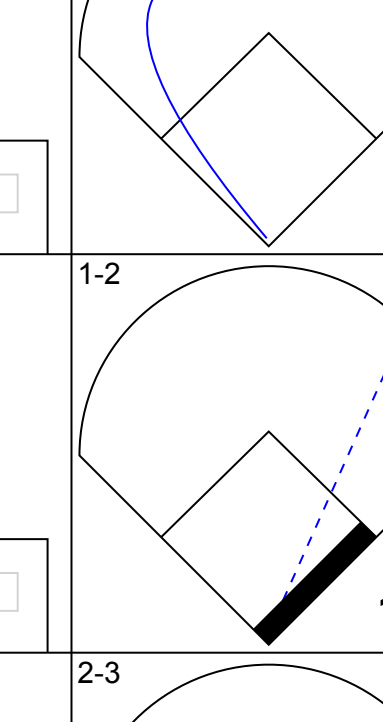
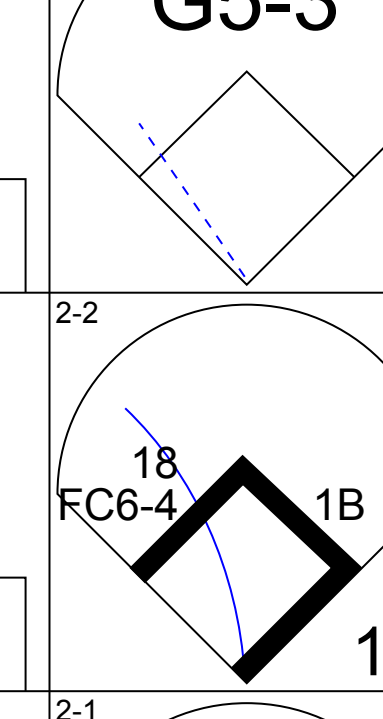
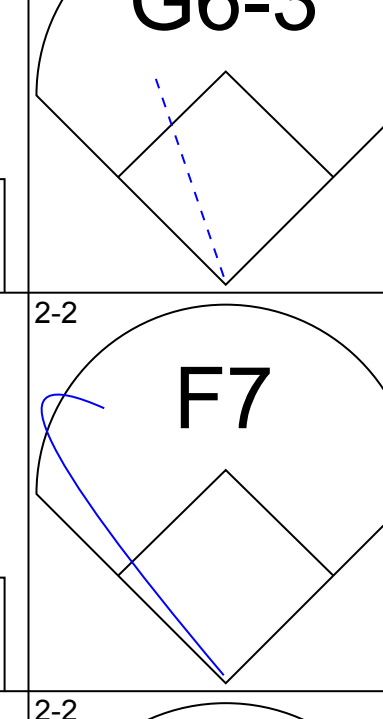
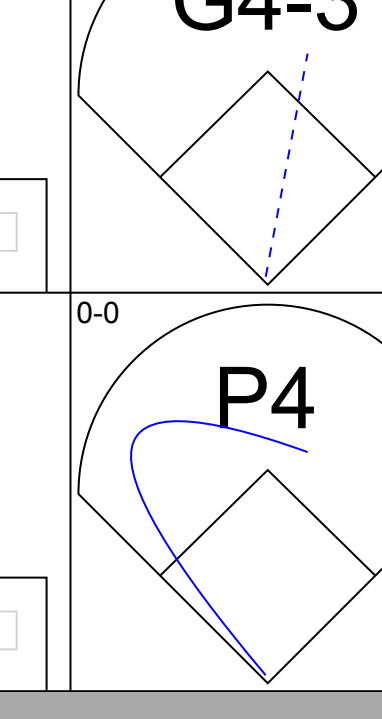
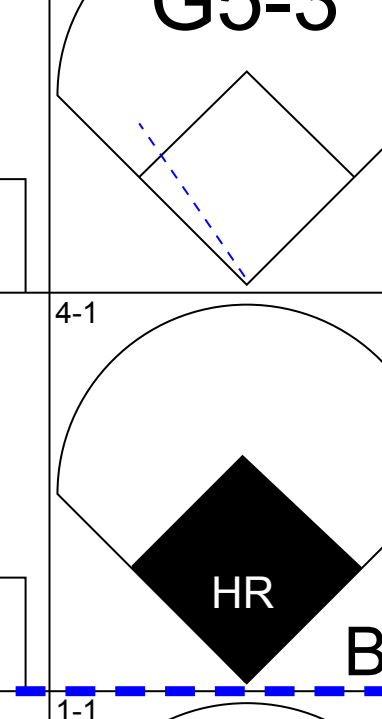
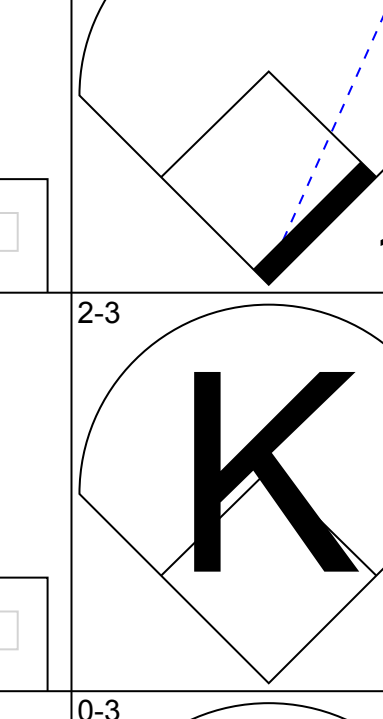
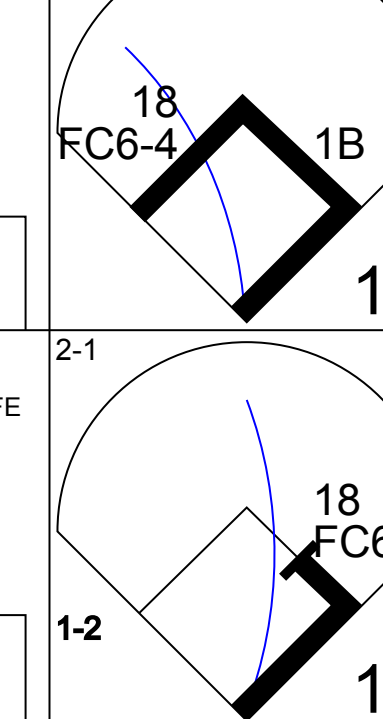
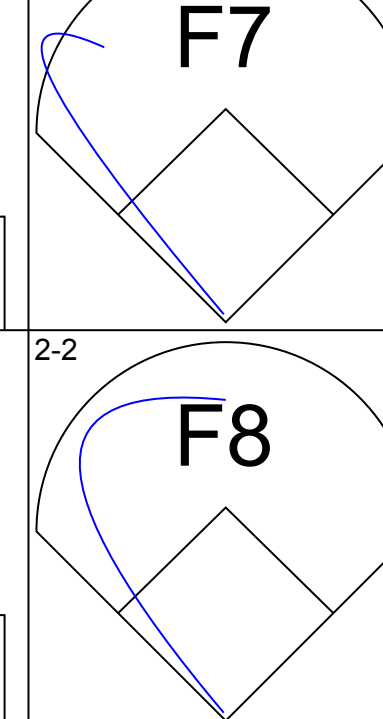
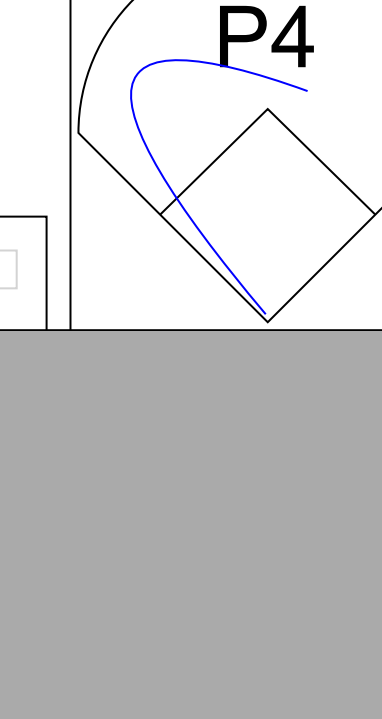
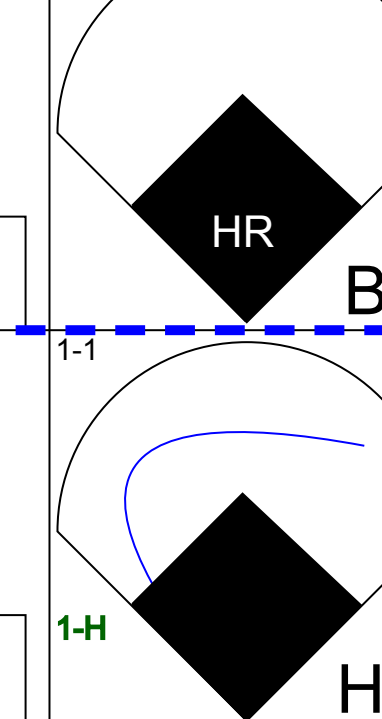
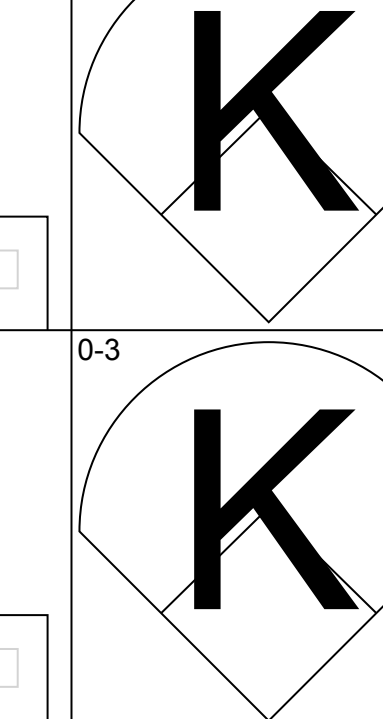


Batter	1	2	3	4	5	6	7	8	9	AB	R	H	RBI	BB	SO	LOB	TOP				
Miguel Cairo, R OBP: 0.296, SLG: 0.369 (1, 4)										5	1	1	0	0	1	1					
J.D. Drew, L OBP: 0.379, SLG: 0.606 (1, 9)										4	2	1	3	1	1	1					
5 Albert Pujols, R OBP: 0.447, SLG: 0.727 (1, 10)										5	1	2	2	0	0	0					
15 Jim Edmonds, L OBP: 0.401, SLG: 0.636 Kerry Robinson, L OBP: 0.227, SLG: 0.190 (1, 8) (9, 8)										5	2	2	0	0	0	1					
27 Scott Rolen, R OBP: 0.407, SLG: 0.558 (1, 5)										5	1	2	1	0	1	1					
Edgar Renteria, R OBP: 0.384, SLG: 0.500 (1, 6)										5	1	3	1	0	2	1					
Tino Martinez, L OBP: 0.323, SLG: 0.415 Eduardo Perez, R OBP: 0.404, SLG: 0.500 (1, 3) (7, 3)										3	0	0	0	1	0	3					
Mike Matheny, R OBP: 0.332, SLG: 0.364 (1, 2)										5	0	1	0	0	1	2					
Orlando Palmeiro, L OBP: 0.367, SLG: 0.361 (1, 7)										3	1	1	1	1	0	3					
Inning Stats	R: 0 E: 0 K: 1 S: 12	H: 1 LOB: 1 BB: 0 P: 19	R: 0 E: 0 K: 1 S: 7	H: 0 LOB: 0 BB: 0 P: 12	R: 0 E: 0 K: 0 S: 8	H: 0 LOB: 0 BB: 0 P: 13	R: 0 E: 0 K: 0 S: 10	H: 1 LOB: 1 BB: 0 P: 16	R: 4 E: 1 K: 0 S: 20	H: 4 LOB: 0 BB: 0 P: 27	R: 0 E: 0 K: 1 S: 15	H: 2 LOB: 3 BB: 1 P: 28	R: 3 E: 1 K: 0 S: 11	H: 3 LOB: 1 BB: 1 P: 24	R: 0 E: 0 K: 1 S: 10	H: 0 LOB: 1 BB: 1 P: 15	R: 2 E: 0 K: 2 S: 15	H: 3 LOB: 1 BB: 0 P: 24	1B: 8 2B: 4 3B: 0 HR: 2	SF: 0 SAC: 0 DP: 1 HBP: 0	WP: 0 PA: 44 PB: 0 SB: 0 CS: 0
PITCHER	IP	WLS	BF	H	R	ER	SO	BB	IBB	HBP	BLK	WP	HR	S	P	ERA	WHIP				
Byung-Hyun Kim, R ERA: 4.34 (1, 1)	5.0		21	6	4	4	2	0	0	0	0	0	1	57	87	7.20	1.200				
Rudy Seanez, R ERA: 5.4 (6, 1)	1.1	10	3	3	2	1	2	0	0	0	0	0	1	22	47	13.50	3.750				
Ramiro Mendoza, R ERA: 6.44 (7, 1)	1.1	6	2	0	0	0	1	0	0	0	0	0	0	10	16	0.00	2.250				
Alan Embree, L ERA: 5.79 (8, 1)	0.1	1	0	0	0	1	0	0	0	0	0	0	0	4	4	0.00	0.000				
Brandon Lyon, R ERA: 3.64 (9, 1)	1.0	L	6	3	2	2	2	0	0	0	0	0	0	15	24	18.00	3.000				

St. Louis Cardinals @ Boston Red Sox
Fenway Park, Boston, MA
Tue Jun 10 2003, 7:05 PM EDT
Att: 34,937 - Sunny - 79 F

AB 41
R 9
H 14
RBI 9
BB 3
SO 6
LOB 13



Batter	1	2	3	4	5	6	7	8	9	AB	R	H	RBI	BB	SO	LOB	BOTTOM				
18 Johnny Damon, L OBP: 0.309, SLG: 0.395 (1, 8)										5	0	0	0	0	0	2					
Todd Walker, L OBP: 0.383, SLG: 0.436 (1, 4)										4	2	2	0	1	1	2					
Nomar Garciaparra, R OBP: 0.355, SLG: 0.514 (1, 6)										4	1	3	1	1	0	1					
Manny Ramirez, R OBP: 0.410, SLG: 0.569 (1, 7)										4	2	2	3	1	0	2					
34 David Ortiz, L OBP: 0.366, SLG: 0.508 (1, 10)										5	0	3	1	0	0	4					
Kevin Millar, R OBP: 0.354, SLG: 0.529 (1, 3)										5	0	0	0	0	0	4					
Bill Mueller, S OBP: 0.408, SLG: 0.565 (1, 5)										5	0	1	0	0	0	1					
Trot Nixon, L OBP: 0.396, SLG: 0.529 (1, 9)										4	1	1	0	1	1	2					
Jason Varitek, S OBP: 0.350, SLG: 0.525 (1, 2)										5	1	2	2	0	1	1					
Inning Stats	R: 2 E: 0 K: 0 S: 11	H: 2 LOB: 1 BB: 1 P: 19	R: 0 E: 0 K: 0 S: 16	H: 2 LOB: 0 BB: 0 P: 26	R: 0 E: 0 K: 0 S: 8	H: 1 LOB: 1 BB: 0 P: 14	R: 0 E: 0 K: 0 S: 10	H: 0 LOB: 0 BB: 0 P: 14	R: 0 E: 0 K: 1 S: 13	H: 1 LOB: 1 BB: 0 P: 19	R: 0 E: 0 K: 0 S: 5	H: 1 LOB: 1 BB: 0 P: 6	R: 3 E: 0 K: 0 S: 23	H: 4 LOB: 1 BB: 0 P: 34	R: 2 E: 0 K: 0 S: 11	H: 2 LOB: 3 BB: 3 P: 29	R: 0 E: 0 K: 2 S: 11	H: 1 LOB: 1 BB: 0 P: 14	1B: 5 2B: 6 3B: 1 HR: 2	SF: 0 SAC: 0 DP: 0 HBP: 0	WP: 0 PA: 45 PB: 0 SB: 0 CS: 0
PITCHER	IP	WLS	BF	H	R	ER	SO	BB	IBB	HBP	BLK	WP	HR	S	P	ERA	WHIP				
Woody Williams, R ERA: 2.33 (1, 1)	6.2		31	10	5	5	1	1	0	0	0	0	0	9	19	13.50	3.000				
Jeff Fassero, L ERA: 5.22 (7, 1)	0.2	H	4	1	1	1	0	1	0	0	0	0	0	9	19	13.50	3.000				
Kiko Calero, R ERA: 3.28 (8, 1)	0.0	B	1	1	1	1	0	0	0	0	0	0	1	2	3	∞	∞				
Steve Kline, L ERA: 3.55 (8, 1)	0.2	W	5	1	0	0	0	1	1	0	0	0	0	6	17	0.00	3.000				
Cal Eldred, R ERA: 3.65 (9, 1)	1.0	S	4	1	0	0	2	0	0	0	0	0	0	11	14	0.00	1.000				

St. Louis Cardinals @ Boston Red Sox
Fenway Park, Boston, MA
Tue Jun 10 2003, 7:05 PM EDT
Att: 34,937 - Sunny - 79 F

AB 41
R 7
H 14
RBI 7
BB 4
SO 3
LOB 19



Batter	1	2	3	4	5	6	7	8	9	AB	R	H	RBI	BB	SO	LOB	TOP					
Orlando Palmeiro, L OBP: 0.371, SLG: 0.366 (1, 7)	G6-3		G3-1		FC3-6 1B		1B			4	0	2	0	0	0	0	St. Louis Cardinals @ Boston Red Sox Fenway Park, Boston, MA Wed Jun 11 2003, 7:05 PM EDT Att: 33,453 - Cloudy - 70 F					
J.D. Drew, L OBP: 0.367, SLG: 0.584 (1, 8)	K		G3-1		FC3-6 1-2		G4-3			4	0	0	0	0	1	2						
5 Albert Pujols, R OBP: 0.448, SLG: 0.727 (1, 3)	K				15 1B		F8		G1-6-3 15 1B	4	1	2	0	0	1	1						
15 Jim Edmonds, L OBP: 0.407, SLG: 0.638 Jason Simontacchi, R OBP: 0.083, SLG: 0.125 (8, PR)		K			G2-3 27 G3 2H		CS 27 1B		G1-6-3 1B	4	0	3	1	0	1	0						
27 Scott Rolen, R OBP: 0.410, SLG: 0.559 Kerry Robinson, L OBP: 0.222, SLG: 0.186 (8, PH)					G3		CS 1B		G1-6-3	3	0	2	0	0	0	1						
Edgar Renteria, R OBP: 0.383, SLG: 0.496 Miguel Cairo, R OBP: 0.294, SLG: 0.366 (7, 4)					1B		1B		1-2 2-3	1	0	0	0	0	2							
Eduardo Perez, R OBP: 0.398, SLG: 0.488 (8, 5)					F9		K		G6-3	2	0	0	0	1	1	3						
Joe Girardi, R (1, 2)					G2-3 BB		1-2 2-3			1	0	0	0	0	2							
Wilson Delgado, S OBP: 0.239, SLG: 0.171 (7, 6)					G2-3		K			4	0	1	0	0	1	3						
Inning Stats	R: 0 E: 0 K: 2 S: 11	H: 0 LOB: 0 BB: 0 P: 18	R: 0 E: 0 K: 1 S: 14	H: 2 LOB: 2 BB: 0 P: 18	R: 0 E: 0 K: 0 S: 8	H: 0 LOB: 0 BB: 0 P: 11	R: 1 E: 0 K: 0 S: 10	H: 2 LOB: 2 BB: 1 P: 18	R: 0 E: 0 K: 1 S: 7	H: 1 LOB: 1 BB: 0 P: 10	R: 0 E: 0 K: 2 S: 12	H: 2 LOB: 1 BB: 0 P: 18	R: 0 E: 0 K: 1 S: 8	H: 1 LOB: 1 BB: 0 P: 11	R: 0 E: 0 K: 0 S: 11	H: 2 LOB: 2 BB: 0 P: 15		R: 0 E: 0 K: 0 S: 5	H: 0 LOB: 0 BB: 0 P: 7	1B: 9 2B: 2 3B: 0 HR: 0	SF: 0 SAC: 0 DP: 2 HBP: 0	WP: 0 PB: 0 SB: 0 CS: 2
PITCHER	IP	WLS	BF	H	R	ER	SO	BB	IBB	HBP	BLK	WP	HR	S	P	ERA	WHIP					
Pedro Martinez, R ERA: 2.7	3.0		11	2	0	0	3	0	0	0	0	0	0	33	47	0.00	0.667					
John Burkett, R ERA: 5.74	6.0	W	25	8	1	1	4	1	0	0	0	0	0	53	79	1.50	1.500					

AB	35
R	1
H	10
RBI	1
BB	1
SO	7
LOB	18



Batter	1	2	3	4	5	6	7	8	9	AB	R	H	RBI	BB	SO	LOB	BOTTOM				
18 Johnny Damon, L OBP: 0.317, SLG: 0.406 (1, 8)	G4-3		SF8 1B		G4-6-3 1B		2B 34 BB		K	6	2	4	3	0	1	1	St. Louis Cardinals @ Boston Red Sox Fenway Park, Boston, MA Wed Jun 11 2003, 7:05 PM EDT Att: 33,453 - Cloudy - 70 F				
Todd Walker, L OBP: 0.358, SLG: 0.430 (1, 4)	G3		34 BB		G4-6-3 1-2		F8		F8	6	0	1	0	0	4						
Nomar Garciaparra, R OBP: 0.357, SLG: 0.582 Freddy Sanchez, R OBP: 0.429, SLG: 0.571 (8, 6)			34 BB		F8		F8			3	1	2	2	0	0	0					
Manny Ramirez, R OBP: 0.415, SLG: 0.581 Damian Jackson, R OBP: 0.320, SLG: 0.289 (8, 6)			34 BB		F8		34 BB			1	1	1	0	0	0	0					
34 David Ortiz, L OBP: 0.374, SLG: 0.504 (1, 10)			34 BB		F8		34 BB			2	2	1	1	2	1	2					
Kevin Millar, R OBP: 0.355, SLG: 0.531 (1, 3)			34 BB		F8		34 BB			0	0	0	0	1	0	0					
Trot Nixon, L OBP: 0.391, SLG: 0.537 (1, 9)			34 BB		F8		34 BB			3	1	1	2	2	0	2					
Bill Mueller, S OBP: 0.415, SLG: 0.575 Jeremy Giambi, L OBP: 0.336, SLG: 0.392 (8, 7)			34 BB		F8		34 BB			5	0	2	3	0	1	3					
Jason Varitek, S OBP: 0.357, SLG: 0.533 (1, 2)			34 BB		F8		34 BB			5	1	1	1	0	1	4					
Inning Stats	R: 0 E: 0 K: 0 S: 14	H: 1 LOB: 2 BB: 1 P: 25	R: 7 E: 1 K: 0 S: 23	H: 7 LOB: 1 BB: 1 P: 39	R: 2 E: 0 K: 1 S: 17	H: 4 LOB: 3 BB: 1 P: 30	R: 0 E: 0 K: 2 S: 11	H: 0 LOB: 0 BB: 0 P: 16	R: 0 E: 0 K: 0 S: 4	H: 1 LOB: 0 BB: 0 P: 6	R: 1 E: 0 K: 1 S: 8	H: 1 LOB: 0 BB: 0 P: 13	R: 3 E: 0 K: 0 S: 16	H: 4 LOB: 3 BB: 2 P: 32	R: 0 E: 0 K: 1 S: 12	H: 1 LOB: 1 BB: 0 P: 19		1B: 11 2B: 5 3B: 1 HR: 2	SF: 1 SAC: 0 DP: 1 HBP: 0	WP: 0 PB: 0 SB: 0 CS: 0	PA: 47
PITCHER	IP	WLS	BF	H	R	ER	SO	BB	IBB	HBP	BLK	WP	HR	S	P	ERA	WHIP				
Brett Tomko, R ERA: 5.6	2.0	L	18	10	9	9	0	2	0	0	0	0	1	40	71	40.50	6.000				
Kiko Calero, R ERA: 3.14	4.0		16	4	1	1	4	1	0	0	0	0	1	37	58	2.25	1.250				
Dustin Hermanson, R ERA: 6.31	2.0		13	5	3	3	1	2	0	0	0	0	0	28	51	13.50	3.500				

AB	41
R	13
H	19
RBI	13
BB	5
SO	5
LOB	17



Batter	1	2	3	4	5	6	7	8	9	AB	R	H	RBI	BB	SO	LOB	TOP			
Miguel Cairo, R (1,4) OBP: 0.292, SLG: 0.366	1-3 K		0-0 5 BB 1B		2-2 P6		2-2 F8		0-1 G3	5	0	1	0	0	1	0				
J.D. Drew, L (1,9) OBP: 0.376, SLG: 0.607	2-3 K		2-3 K		4-2 5 BB 1B		0-0 5 BB 1B			3	0	1	0	1	2	1				
5 Albert Pujols, R (1,3) OBP: 0.448, SLG: 0.711	2-3 K2-3		4-0 1-2 BB		1-1 1-2 BB 1B		2-1 1-2 BB 1B			3	0	2	0	1	1	0				
15 Jim Edmonds, L (1,8) OBP: 0.405, SLG: 0.667		1-0 HR	0-1 F7		2-3 K		1-1 G4-3			4	1	1	1	0	1	6				
27 Scott Rolen, R (1,5) OBP: 0.404, SLG: 0.549		2-2 2B		0-0 1B SF7 1B	3-3 K			1-2 P6		4	1	2	0	0	1	2				
Edgar Renteria, R (1,6) OBP: 0.391, SLG: 0.504		3-3 K		0-1 1B SF7 1B			1-2 F7	0-0 F9		4	0	1	0	0	1	1				
Tino Martinez, L (1,10) OBP: 0.317, SLG: 0.409		0-3 K		0-0 1B SF7			0-1 G4-3	2-2 G4-3		3	0	0	1	0	1	1				
Mike Matheny, R (1,2) OBP: 0.323, SLG: 0.350 Orlando Palmeiro, L (9, PH) OBP: 0.364, SLG: 0.359		3-3 K		1-3 3-H 1-3 K			1-1 F9		2-3 K	3	0	0	0	0	2	2				
Kerry Robinson, L (1,7) OBP: 0.200, SLG: 0.170			1-2 G2-3	2-2 G4-3			0-0 F8		0-1 G1-3	4	0	0	0	0	0	1				
Inning Stats	R: 0 E: 0 K: 3 S: 11	H: 0 LOB: 0 BB: 0 P: 16	R: 1 E: 0 K: 3 S: 17	H: 2 LOB: 1 BB: 0 P: 26	R: 0 E: 0 K: 1 S: 12	H: 1 LOB: 2 BB: 1 P: 19	R: 1 E: 0 K: 1 S: 12	H: 2 LOB: 1 BB: 0 P: 15	R: 0 E: 0 K: 2 S: 14	H: 0 LOB: 0 BB: 0 P: 9	R: 0 E: 0 K: 0 S: 12	H: 2 LOB: 2 BB: 0 P: 17	R: 0 E: 0 K: 0 S: 10	H: 0 LOB: 0 BB: 0 P: 13	R: 0 E: 0 K: 1 S: 7	H: 0 LOB: 0 BB: 0 P: 9	1B: 6 2B: 1 3B: 0 HR: 1	SF: 1 SAC: 0 DP: 0 HBP: 0	WP: 0 PB: 0 SB: 0 CS: 0	PA: 37
PITCHER	IP	WLS	BF	H	R	ER	SO	BB	IBB	HBP	BLK	WP	HR	S	P	ERA	WHIP			
Roger Clemens, R (1,1) ERA: 3.73	6.2	W	28	6	2	2	10	2	0	0	0	0	1	80	120	2.70	1.200			
Chris Hammond, L (7,1) ERA: 2.7	0.1	H	3	2	0	0	0	0	0	0	0	0	0	5	8	0.00	6.000			
Antonio Osuna, R (8,1) ERA: 2.0	1.0	H	3	0	0	0	0	0	0	0	0	0	0	10	13	0.00	0.000			
42 Mariano Rivera, R (9,1) ERA: 2.08	1.0	S	3	0	0	0	1	0	0	0	0	0	0	7	9	0.00	0.000			

St. Louis Cardinals @ New York Yankees
Yankee Stadium, Bronx, NY
Fri Jun 13 2003, 7:05 PM EDT
Att: 55,214 - Cloudy - 59 F

AB 34
R 2
H 8
RBI 2
BB 2
SO 11
LOB 14



Batter	1	2	3	4	5	6	7	8	9	AB	R	H	RBI	BB	SO	LOB	BOTTOM			
Alfonso Soriano, R (1,4) OBP: 0.348, SLG: 0.532	1-2 P5	2-2 FC5-4			0-0 B2		1-0 F8			4	0	0	0	0	0	3				
2 Derek Jeter, R (1,6) OBP: 0.319, SLG: 0.411	1-2 20 BB 1B		2-1 F9		3-2 F9		3-2 G6-3			4	1	1	0	0	0	2				
25 Jason Giambi, L (1,3) OBP: 0.368, SLG: 0.461	1-2 F8		2-2 G3-1		2-3 K		4-0 BB			3	0	0	0	1	1	2				
20 Jorge Posada, S (1,2) OBP: 0.401, SLG: 0.548	2-0 1-H 2B		0-3 K			4-1 FC6-4 BB	3-2 G4-3			3	0	1	1	1	1	2				
Robin Ventura, L (1,5) OBP: 0.357, SLG: 0.457	2-3 K			0-3 K		0-2 FC6-4 55 G4-6-3		1-1 FC6-5 55 BB 1B		4	0	1	0	0	2	2				
55 Hideki Matsui, L (1,8) OBP: 0.333, SLG: 0.429		1-2 HR		3-3 K		0-1 G4-6-3		2-0 1B		4	1	2	1	0	1	1				
Ruben Sierra, S (1,10) OBP: 0.342, SLG: 0.424		1-1 L8		1-1 HR			0-1 HR 1B	1-0 F7		4	2	2	1	0	0	2				
Raul Mondesi, R (1,9) OBP: 0.354, SLG: 0.524		2-1 G6-3		0-0 F8			1-1 HR	1-1 L5		4	1	1	2	0	0	2				
Juan Rivera, R (1,7) OBP: 0.269, SLG: 0.306					0-1 2B		0-0 F8 1B	1-0 FC6-5 2-3		3	0	2	0	1	0	2				
Inning Stats	R: 1 E: 0 K: 1 S: 16	H: 2 LOB: 1 BB: 0 P: 24	R: 1 E: 0 K: 0 S: 12	H: 1 LOB: 1 BB: 1 P: 22	R: 0 E: 0 K: 1 S: 10	H: 0 LOB: 0 BB: 0 P: 14	R: 1 E: 0 K: 2 S: 10	H: 1 LOB: 0 BB: 0 P: 14	R: 0 E: 0 K: 1 S: 11	H: 1 LOB: 1 BB: 0 P: 16	R: 0 E: 0 K: 0 S: 6	H: 0 LOB: 0 BB: 1 P: 10	R: 2 E: 0 K: 0 S: 12	H: 3 LOB: 2 BB: 1 P: 24	R: 0 E: 0 K: 0 S: 7	H: 2 LOB: 2 BB: 0 P: 13	1B: 5 2B: 2 3B: 0 HR: 3	SF: 0 SAC: 0 DP: 1 HBP: 0	WP: 0 PB: 0 SB: 0 CS: 0	PA: 36
PITCHER	IP	WLS	BF	H	R	ER	SO	BB	IBB	HBP	BLK	WP	HR	S	P	ERA	WHIP			
Jason Simontacchi, R (1,1) ERA: 6.65	6.0	L	27	8	5	5	5	2	0	0	0	0	3	70	106	7.50	1.667			
Esteban Yan, R (7,1) ERA: 7.79	1.0		4	0	0	0	0	1	0	0	0	0	0	7	18	0.00	1.000			
Steve Kline, L (8,1) ERA: 3.33	1.0		5	2	0	0	0	0	0	0	0	0	0	7	13	0.00	2.000			

St. Louis Cardinals @ New York Yankees
Yankee Stadium, Bronx, NY
Fri Jun 13 2003, 7:05 PM EDT
Att: 55,214 - Cloudy - 59 F

AB 33
R 5
H 10
RBI 5
BB 3
SO 5
LOB 18



Batter	1	2	3	4	5	6	7	8	9	AB	R	H	RBI	BB	SO	LOB	TOP											
Miguel Cairo, R OBP: 0.296, SLG: 0.370	G4-3		2B		K			G4-3	HBP	4	0	1	0	0	1	1	St. Louis Cardinals @ New York Yankees Yankee Stadium, Bronx, NY Sat Jun 14 2003, 3:05 PM EDT Att: 55,174 - Sunny - 80 F											
15 Jim Edmonds, L OBP: 0.400, SLG: 0.657 Kerry Robinson, L OBP: 0.193, SLG: 0.164	F8		K		K			F9	L8	3	0	0	0	0	2	2												
5 Albert Pujols, R OBP: 0.442, SLG: 0.698	K		P4					F8		4	0	0	0	0	1	1												
27 Scott Rolen, R OBP: 0.401, SLG: 0.544 Wilson Delgado, S OBP: 0.224, SLG: 0.159		F8	K			F9			E6 HR	2	0	0	0	0	1	1												
Edgar Renteria, R OBP: 0.394, SLG: 0.510 J.D. Drew, L OBP: 0.373, SLG: 0.602		FC6-4 1B			F8				F8	3	0	2	0	0	0	0												
Eduardo Perez, R OBP: 0.386, SLG: 0.455		FC6-4 1-2 HR			F8				K	4	1	0	0	0	2	3												
Tino Martinez, L OBP: 0.320, SLG: 0.440					K					4	2	2	4	0	2	0												
Mike Matheny, R OBP: 0.324, SLG: 0.348 Joe Girardi, R OBP: 0.167, SLG: 0.167						F9				1	0	0	0	1	0	0												
Orlando Palmeiro, L OBP: 0.368, SLG: 0.370										2	0	1	0	0	0	0												
										4	0	2	0	0	0	1												
Inning Stats	R: 0 E: 0 K: 1 S: 8	H: 0 LOB: 0 BB: 0 P: 12	R: 2 E: 0 K: 0 S: 11	H: 2 LOB: 1 BB: 1 P: 17	R: 0 E: 0 K: 2 S: 13	H: 1 LOB: 1 BB: 0 P: 14	R: 0 E: 0 K: 1 S: 7	H: 0 LOB: 0 BB: 0 P: 13	R: 0 E: 0 K: 2 S: 16	H: 1 LOB: 1 BB: 0 P: 26	R: 0 E: 0 K: 1 S: 9	H: 1 LOB: 1 BB: 0 P: 12	R: 0 E: 0 K: 1 S: 10	H: 0 LOB: 0 BB: 0 P: 15	R: 0 E: 0 K: 0 S: 6	H: 0 LOB: 0 BB: 0 P: 8	R: 2 E: 1 K: 1 S: 15	H: 3 LOB: 3 BB: 0 P: 24	1B: 3 2B: 3 3B: 0 HR: 2	SF: 0 SAC: 0 DP: 0 HBP: 1	WP: 0 PB: 0 SB: 0 CS: 0	PA: 38						
PITCHER	IP	WLS	BF	H	R	ER	SO	BB	IBB	HBP	BLK	WP	HR	S	P	ERA	WHIP											
Andy Pettitte, L ERA: 5.09	(1, 1)	7.0	W	27	5	2	2	8	1	0	0	0	0	1	74	109	2.57	0.857										
Al Reyes, R ERA: 4.5	(8, 1)	1.0		3	0	0	0	0	0	0	0	0	0	6	8	0.00	0.000											
Jason Anderson, R ERA: 5.14	(9, 1)	1.0		8	3	2	0	1	0	0	1	0	0	1	15	24	0.00	3.000										

Batter	1	2	3	4	5	6	7	8	9	AB	R	H	RBI	BB	SO	LOB	BOTTOM										
Alfonso Soriano, R OBP: 0.349, SLG: 0.534	FC5-4 1B		F7		G5-3	F8				5	1	2	0	0	0	2	St. Louis Cardinals @ New York Yankees Yankee Stadium, Bronx, NY Sat Jun 14 2003, 3:05 PM EDT Att: 55,174 - Sunny - 80 F										
2 Derek Jeter, R OBP: 0.321, SLG: 0.419	FC5-4 20 BB 55 2B 1-2		G3					G4-3		5	2	2	1	0	0	2											
25 Jason Giambi, L OBP: 0.379, SLG: 0.494 Charles Gipson, R OBP: 0.222, SLG: 0.222										3	3	3	4	2	0	0											
20 Jorge Posada, S OBP: 0.402, SLG: 0.550 Todd Zeile, R OBP: 0.282, SLG: 0.382										0	0	0	0	0	0	0											
										3	2	1	0	1	1	2											
										1	0	0	0	0	0	1											
Robin Ventura, L OBP: 0.350, SLG: 0.448 Enrique Wilson, S OBP: 0.205, SLG: 0.302										4	0	0	0	0	1	4											
										1	0	0	0	0	0	0											
55 Hideki Matsui, L OBP: 0.336, SLG: 0.433 John Flaherty, R OBP: 0.302, SLG: 0.341										4	1	2	4	0	0	0											
										1	0	0	0	0	0	0											
Ruben Sierra, S OBP: 0.350, SLG: 0.446										4	2	2	2	1	0	1											
Raul Mondesi, R OBP: 0.356, SLG: 0.535										4	1	2	2	0	0	1											
Juan Rivera, R OBP: 0.280, SLG: 0.320										3	1	1	0	1	0	2											
Inning Stats	R: 4 E: 0 K: 0 S: 30	H: 4 LOB: 2 BB: 2 P: 48	R: 4 E: 0 K: 0 S: 11	H: 5 LOB: 0 BB: 0 P: 18	R: 2 E: 0 K: 1 S: 11	H: 1 LOB: 0 BB: 1 P: 20	R: 1 E: 0 K: 0 S: 10	H: 1 LOB: 0 BB: 0 P: 18	R: 0 E: 0 K: 1 S: 7	H: 1 LOB: 2 BB: 1 P: 13	R: 2 E: 0 K: 1 S: 10	H: 2 LOB: 1 BB: 1 P: 18	R: 0 E: 0 K: 0 S: 5	H: 1 LOB: 1 BB: 0 P: 7	R: 0 E: 0 K: 0 S: 4	H: 0 LOB: 0 BB: 0 P: 10	1B: 6 2B: 5 3B: 0 HR: 4	SF: 0 SAC: 0 DP: 1 HBP: 0	WP: 0 PB: 0 SB: 0 CS: 0	PA: 43							
PITCHER	IP	WLS	BF	H	R	ER	SO	BB	IBB	HBP	BLK	WP	HR	S	P	ERA	WHIP										
Matt Morris, R ERA: 3.36	(1, 1)	0.2	L	6	2	4	4	0	2	0	0	0	0	20	32	54.00	6.000										
Brett Tomko, R ERA: 6.2	(1, 1)	5.1		31	12	9	9	2	3	0	0	0	4	59	103	15.19	2.812										
Dustin Hermanson, R ERA: 5.86	(7, 1)	2.0		6	1	0	0	0	0	0	0	0	0	9	17	0.00	0.500										

Batter	1	2	3	4	5	6	7	8	9	AB	R	H	RBI	BB	SO	LOB	TOP										
Orlando Palmeiro, L (1.7) OBP: 0.358, SLG: 0.360	1-2 K		1-1 F9		0-2 G6-3			0-1 G6-3		4	0	0	0	0	1	0	St. Louis Cardinals @ New York Yankees Yankee Stadium, Bronx, NY Sun Jun 15 2003, 1:05 PM EDT Att: 54,797 - Cloudy - 79 F										
J.D. Drew, L (1.9) OBP: 0.362, SLG: 0.582	3-2 G4-3			0-3 K	3-2 L9			2-2 G4-3		4	0	0	0	0	1	0											
5 Albert Pujols, R (1.3) OBP: 0.442, SLG: 0.706	1-2 F9			2-0 HR		1-3 K			1-0 G6-4-3 HBP	3	1	1	1	0	1	0											
Tino Martinez, L (1.10) OBP: 0.323, SLG: 0.438		0-0 1B		4-1 1B WP 1B BB		3-2 G5-3			0-0 G6-4-3 1-2	3	1	1	0	1	0	1											
27 Scott Rolen, R (1.5) OBP: 0.397, SLG: 0.537 Wilson Delgado, S (7.5) OBP: 0.224, SLG: 0.159 15 Jim Edmonds, L (9, PH) OBP: 0.398, SLG: 0.654		1-3 K		0-2 F9		1-0 P4			0-0 G4-3	3	0	0	0	0	1	2											
Edgar Renteria, R (1.6) OBP: 0.394, SLG: 0.508		2-0 F8		1-2 1B 1-3 1B				2-2 L9		3	0	1	0	0	0	1											
Kerry Robinson, L (1.8) OBP: 0.200, SLG: 0.172		0-0 B5-3		1-0 1B 1-3 3-H 3-3 K				0-0 F8		3	0	1	1	0	0	1											
Joe Girardi, R (1.2) OBP: 0.111, SLG: 0.111			1-1 G1-3		2-0 G6-3			2-0 G6-3		3	0	0	0	0	1	2											
Miguel Cairo, R (1.4) OBP: 0.290, SLG: 0.362			0-0 F8		1-2 L1			0-0 P4		3	0	0	0	0	0	0											
Inning Stats	R: 0 E: 0 K: 1 S: 10	H: 0 LOB: 0 BB: 0 P: 15	R: 0 E: 0 K: 1 S: 6	H: 1 LOB: 1 BB: 0 P: 9	R: 0 E: 0 K: 0 S: 5	H: 0 LOB: 0 BB: 0 P: 7	R: 2 E: 0 K: 2 S: 17	H: 3 LOB: 2 BB: 1 P: 28	R: 0 E: 0 K: 0 S: 10	H: 0 LOB: 0 BB: 0 P: 14	R: 0 E: 0 K: 0 S: 8	H: 0 LOB: 0 BB: 0 P: 13	R: 0 E: 0 K: 0 S: 6	H: 0 LOB: 0 BB: 0 P: 10	R: 0 E: 0 K: 0 S: 8	H: 0 LOB: 0 BB: 0 P: 10		R: 0 E: 0 K: 0 S: 2	H: 0 LOB: 0 BB: 0 P: 3	1B: 3 2B: 0 3B: 0 HR: 1	SF: 0 SAC: 0 DP: 1 HBP: 1	WP: 1 PB: 0 SB: 0 CS: 0	PA: 32				
PITCHER	IP	WLS	BF	H	R	ER	SO	BB	IBB	HBP	BLK	WP	HR	S	P	ERA	WHIP										
35 Mike Mussina, R (1.1) ERA: 2.99	8.0	W	29	4	2	2	5	1	0	0	0	1	1	70	106	2.25	0.625										
42 Mariano Rivera, R (9.1) ERA: 1.96	1.0	S	3	0	0	0	0	0	0	1	0	0	0	2	3	0.00	0.000										

Batter	1	2	3	4	5	6	7	8	9	AB	R	H	RBI	BB	SO	LOB	BOTTOM										
Alfonso Soriano, R (1.4) OBP: 0.344, SLG: 0.526	0-1 G6-3		1-0 P6		3-3 K	0-3 K				4	0	0	0	0	2	3	St. Louis Cardinals @ New York Yankees Yankee Stadium, Bronx, NY Sun Jun 15 2003, 1:05 PM EDT Att: 54,797 - Cloudy - 79 F										
2 Derek Jeter, R (1.6) OBP: 0.313, SLG: 0.406	0-0 G3-1		1-1 FC6-4 25 1B 1-2		2-2 F9	2-2 G4-3				4	1	0	0	0	0	3											
25 Jason Giambi, L (1.3) OBP: 0.381, SLG: 0.492	1-1 F7		3-2 1B 1-H		4-2 2B BB	2-1 L9				3	1	1	1	1	0	0											
20 Jorge Posada, S (1.2) OBP: 0.408, SLG: 0.547		4-2 G1-6-3 55 1B BB	2-2 G4-3		4-1 2B BB	4-1 G4-6-3 BB				1	1	0	0	3	0	1											
Robin Ventura, L (1.5) OBP: 0.353, SLG: 0.454		1-0 G1-6-3 55 1B		3-1 P2		3-2 G4-6-3 55 1B 2B 1-2		0-2 G4-6-3		4	1	2	2	0	0	1											
55 Hideki Matsui, L (1.8) OBP: 0.341, SLG: 0.436		1-0 G1-6-3 1-2 2-3		4-2 G3-1 BB		0-1 2B 1B		2-1 1B		3	1	2	1	1	0	2											
Ruben Sierra, S (1.10) OBP: 0.353, SLG: 0.450		4-0 BB		2-1 G3-1		2-1 2B 1B		0-1 F8		3	0	1	1	1	0	2											
Raul Mondesi, R (1.9) OBP: 0.351, SLG: 0.527			0-3 K		1-0 F8	3-2 G5-3		1-2 F9		4	0	0	0	0	1	5											
Juan Rivera, R (1.7) OBP: 0.291, SLG: 0.321			1-1 FC6-4 2 1B		0-0 F8	4-2 BB		0-0 G6-3		3	0	1	0	1	0	1											
Inning Stats	R: 0 E: 0 K: 0 S: 5	H: 0 LOB: 0 BB: 0 P: 6	R: 0 E: 0 K: 1 S: 7	H: 1 LOB: 2 BB: 2 P: 17	R: 1 E: 0 K: 0 S: 11	H: 2 LOB: 1 BB: 0 P: 19	R: 0 E: 0 K: 0 S: 7	H: 0 LOB: 1 BB: 1 P: 17	R: 0 E: 0 K: 1 S: 10	H: 0 LOB: 0 BB: 0 P: 15	R: 4 E: 0 K: 1 S: 26	H: 3 LOB: 3 BB: 3 P: 48	R: 0 E: 0 K: 0 S: 6	H: 0 LOB: 1 BB: 1 P: 12	R: 0 E: 0 K: 0 S: 8	H: 1 LOB: 1 BB: 0 P: 11		1B: 5 2B: 2 3B: 0 HR: 0	SF: 0 SAC: 0 DP: 2 HBP: 0	WP: 0 PB: 0 SB: 1 CS: 0	PA: 36						
PITCHER	IP	WLS	BF	H	R	ER	SO	BB	IBB	HBP	BLK	WP	HR	S	P	ERA	WHIP										
Woody Williams, R (1.1) ERA: 2.66	5.1	L	27	6	5	5	2	6	0	0	0	0	0	59	113	8.44	2.250										
Esteban Yan, R (6.1) ERA: 7.64	0.2		2	0	0	0	1	0	0	0	0	0	0	7	9	0.00	0.000										
Jeff Fassero, L (7.1) ERA: 9.32	1.0		3	0	0	0	0	1	0	0	0	0	0	6	12	0.00	1.000										
44 Jason Istringhausen, R (8.1) ERA:	1.0		4	1	0	0	0	0	0	0	0	0	0	8	11	0.00	1.000										

AB	30
R	2
H	4
RBI	2
BB	1
SO	5
LOB	7



AB	29
R	5
H	7
RBI	5
BB	7
SO	3
LOB	18



Batter	1	2	3	4	5	6	7	8	9	AB	R	H	RBI	BB	SO	LOB	TOP										
Miguel Cairo, R OBP: 0.281, SLG: 0.351 (1, 4)	F8	F8		F8		F9		G1-2-3		5	0	0	0	0	0	6	St. Louis Cardinals @ Milwaukee Brewers Miller Park, Milwaukee, WI Mon Jun 16 2003, 7:05 PM CDT Att: 24,951 - Cloudy - 66 F										
J.D. Drew, L OBP: 0.370, SLG: 0.600 Dustin Hermanson, R (8, 1)	5 2B		HR		K		BB	G6-3		3	2	1	1	2	1	2											
5 Albert Pujols, R OBP: 0.445, SLG: 0.706 (1, 7)	G6-3 1-H		K		2B		F9		15 BB	3	1	1	1	2	1	1											
Edgar Renteria, R OBP: 0.394, SLG: 0.508 (1, 6)	G6-3		F9		1-H		2B		K	4	0	1	1	1	1	2											
15 Jim Edmonds, L OBP: 0.398, SLG: 0.645 (1, 8)	K				F8		F7		G1-6-3 BB	3	0	0	0	2	1	4											
Eduardo Perez, R OBP: 0.381, SLG: 0.440 Wilson Delgado, S OBP: 0.220, SLG: 0.156 (7, 5)		FC5-4 HBP	P2		K		K		G1-6-3	3	0	0	0	0	2	4											
Tino Martinez, L OBP: 0.322, SLG: 0.435 (1, 3)	FC5-4 2B				F7		K		1B G1-2-3	4	0	1	0	0	1	1											
Mike Matheny, R OBP: 0.336, SLG: 0.385 (1, 2)	2B		HR		2B		G3-1		G1-2-3 1B	4	1	4	1	0	0	0											
Kiko Calero, R OBP: 0.256, SLG: 0.290 Orlando Palmeiro, L OBP: 0.306, SLG: 0.357 Jeff Fassero, L (8, 1) Cal Eldred, R (8, 1) Steve Kline, S (7, 1) Kerry Robinson, L OBP: 0.273, SLG: 0.186 (8, 9)	G1-3		L4		G3-1		G3-1		G1-2-3 1B	2	0	0	0	0	0	2											
Inning Stats	R: 1 E: 0 K: 1 S: 10	H: 1 LOB: 1 BB: 1 P: 20	R: 0 E: 0 K: 0 S: 9	H: 1 LOB: 2 BB: 0 P: 18	R: 1 E: 0 K: 1 S: 11	H: 1 LOB: 0 BB: 0 P: 20	R: 1 E: 0 K: 2 S: 10	H: 1 LOB: 1 BB: 1 P: 19	R: 0 E: 0 K: 1 S: 15	H: 0 LOB: 2 BB: 2 P: 27	R: 0 E: 0 K: 0 S: 8	H: 3 LOB: 2 BB: 2 P: 9	R: 0 E: 0 K: 1 S: 9	H: 0 LOB: 1 BB: 2 P: 17	1B: 3 2B: 4 3B: 0 HR: 2	SF: 0 SAC: 0 DP: 2 HBP: 1		WP: 0 PB: 0 SB: 0 CS: 0	PA: 42								
PITCHER	IP	WLS	BF	H	R	ER	SO	BB	IBB	HBP	BLK	WP	HR	S	P	ERA	WHIP										
Wayne Franklin, L ERA: 5.38 (1, 1)	5.0		24	5	4	4	4	3	0	1	0	0	2	50	93	7.20	1.600										
Luis Vizcaino, R ERA: 10.08 (6, 1)	1.0	4	1	0	0	1	0	0	0	0	0	0	0	9	13	0.00	1.000										
Curt Leskanic, R ERA: 3.04 (7, 1)	1.0	W	5	0	0	0	1	2	0	0	0	0	0	15	27	0.00	2.000										
Leo Estrella, R ERA: 1.14 (8, 1)	1.0	5	3	0	0	0	0	0	0	0	0	0	0	8	9	0.00	3.000										
Mike DeJean, R ERA: 4.32 (9, 1)	1.0	4	0	0	0	1	2	0	0	0	0	0	0	9	17	0.00	2.000										

Batter	1	2	3	4	5	6	7	8	9	AB	R	H	RBI	BB	SO	LOB	BOTTOM										
Eric Young Sr., R OBP: 0.329, SLG: 0.432 (1, 4)	G6-3		K		L9		1B BB	F9		4	1	0	0	1	1	0	St. Louis Cardinals @ Milwaukee Brewers Miller Park, Milwaukee, WI Mon Jun 16 2003, 7:05 PM CDT Att: 24,951 - Cloudy - 66 F										
Scott Podsednik, L OBP: 0.379, SLG: 0.434 (1, 8)	K		L7		B3		BB FC6-4	1B		5	1	2	2	0	1	0											
Richie Sexson, R OBP: 0.362, SLG: 0.527 (1, 3)	K				K		G4-3	P4		5	0	1	0	0	2	2											
Geoff Jenkins, L OBP: 0.356, SLG: 0.519 (1, 7)		1B BB		G4-3 1B	2B		HR	FC6-4 2B		3	3	2	1	2	1	2											
John Vander Wal, L OBP: 0.370, SLG: 0.483 Brady Clark, R OBP: 0.303, SLG: 0.354 (8, 9)		K		G4-3			K	FC6-4		3	0	0	1	1	2	2											
Wes Helms, R OBP: 0.322, SLG: 0.427 (1, 5)		1B		1B BB			F9	FC6-4		3	1	1	1	1	0	2											
Keith Osik, R OBP: 0.358, SLG: 0.330 (1, 2)	F8			1B BB				FC6-4		4	1	3	4	0	0	2											
Royce Clayton, R OBP: 0.304, SLG: 0.357 (1, 6)				1B				FC6-4		3	1	1	0	1	2	4											
Wayne Franklin, L ERA: 2.94 Enriquez, R OBP: 0.300, SLG: 0.156 Luis Vizcaino, R (8, 1) Curt Leskanic, R (7, 1) Brooks Kieschnick, L OBP: 0.375, SLG: 0.687 Leo Estrella, R (8, 1) Mike DeJean, R (9, 1)			K		K			1B BB		1	0	0	0	0	1	0											
Inning Stats	R: 0 E: 0 K: 2 S: 8	H: 0 LOB: 0 BB: 0 P: 12	R: 0 E: 0 K: 2 S: 14	H: 1 LOB: 2 BB: 1 P: 24	R: 0 E: 0 K: 2 S: 9	H: 0 LOB: 0 BB: 0 P: 12	R: 1 E: 0 K: 2 S: 13	H: 2 LOB: 2 BB: 1 P: 25	R: 0 E: 0 K: 1 S: 9	H: 0 LOB: 0 BB: 0 P: 13	R: 1 E: 0 K: 1 S: 9	H: 1 LOB: 0 BB: 0 P: 9	R: 7 E: 0 K: 0 S: 29	H: 5 LOB: 4 BB: 4 P: 56	R: 0 E: 0 K: 1 S: 10	H: 2 LOB: 2 BB: 0 P: 17		1B: 7 2B: 2 3B: 0 HR: 2	SF: 0 SAC: 0 DP: 0 HBP: 0	WP: 0 PB: 0 SB: 0 CS: 0	PA: 41						
PITCHER	IP	WLS	BF	H	R	ER	SO	BB	IBB	HBP	BLK	WP	HR	S	P	ERA	WHIP										
Kiko Calero, R ERA: 2.94 (1, 1)	5.0		20	3	1	1	9	2	0	0	0	0	1	7	7	13.50	1.500										
Jeff Fassero, L ERA: 5.55 (6, 1)	0.2	H	3	1	1	1	1	0	0	0	0	0	1	7	7	13.50	1.500										
Cal Eldred, R ERA: 5.74 (6, 1)	0.1	L	5	3	4	4	0	1	0	0	0	0	1	15	24	108.00	12.000										
Steve Kline, L ERA: 4.18 (7, 1)	1.0	B	8	2	3	3	0	3	0	0	0	0	0	16	34	27.00	5.000										
Dustin Hermanson, R ERA: 5.65 (8, 1)	1.0	5	2	0	0	1	0	0	0	0	0	0	0	10	17	0.00	2.000										



Batter	1	2	3	4	5	6	7	8	9	AB	R	H	RBI	BB	SO	LOB	TOP		
Orlando Palmeiro, L OBP: 0.355, SLG: 0.356	2-2 15 BB 5 HR	2-1 F9		2-2 15 WP 1B	1-2 FC4-6		2-1 G3-1		2-2 G3-1	6	2	2	1	0	0	5			
15 Jim Edmonds, L OBP: 0.401, SLG: 0.652 Edgar Renteria, R OBP: 0.394, SLG: 0.508	4-2 5 HR		1-3 K	3-3 K		0-2 HR		1-0 F7	4-2 5 WP BB	4	2	1	1	2	2	1			
5 Albert Pujols, R OBP: 0.443, SLG: 0.709	3-1 1-H 2-H HR		0-2 E5 WP BB HR	0-1 1B		0-0 F9		2-3 K	2-0 P5	6	2	2	4	0	1	2			
Tino Martinez, L OBP: 0.325, SLG: 0.433 Kerry Robinson, L OBP: 0.210, SLG: 0.183	0-3 K		1-3 K	0-0 1B		1-0 1B HBP		0-0 G6-3		3	0	1	0	0	2	1			
Eduardo Perez, R OBP: 0.391, SLG: 0.453	2-1 F9		4-2 WP HR BB	0-3 1B		1-2 1B			2-0 2B	4	2	0	1	1	2				
Miguel Cairo, R OBP: 0.291, SLG: 0.384	2-2 L3		3-2 1-H 2-H HR		2-1 G5-3		0-2 1B		0-2 G6-3 2B	5	2	3	4	0	0	0			
Mike Matheny, R OBP: 0.333, SLG: 0.380		1-2 L8	1-2 F9		2-2 1B		0-1 F9		0-1 G6-3	5	0	1	0	0	0	3			
Wilson Delgado, S OBP: 0.255, SLG: 0.220		3-2 2B		2-2 SH3-4 1B		2-2 F8		0-1 F7		5	2	3	1	0	0	1			
Garrett Stephenson, R OBP: 0.233, SLG: 0.148 Esteban Yan, R OBP: 0.233, SLG: 0.148 Jeff Fassero, L OBP: 0.233, SLG: 0.148 J.D. Drew, L OBP: 0.375, SLG: 0.603 Dustin Hermanson, R OBP: 0.375, SLG: 0.603	0-3 K		0-1 SH3-4	4-2 FC4-6 BB		3-3 K		3-2 5 WP G3-1 1B		2	0	0	0	1	2	1			
Inning Stats	R: 3 E: 0 K: 1 S: 17	H: 2 LOB: 0 BB: 1 P: 30	R: 0 E: 0 K: 1 S: 11	H: 1 LOB: 1 BB: 0 P: 17	R: 3 E: 1 K: 2 S: 25	H: 1 LOB: 0 BB: 1 P: 35	R: 2 E: 0 K: 2 S: 18	H: 4 LOB: 2 BB: 0 P: 25	R: 0 E: 0 K: 0 S: 15	H: 3 LOB: 2 BB: 1 P: 15	R: 0 E: 0 K: 1 S: 7	H: 0 LOB: 0 BB: 0 P: 12	R: 0 E: 0 K: 1 S: 5	H: 0 LOB: 0 BB: 0 P: 8	R: 3 E: 0 K: 0 S: 19	H: 4 LOB: 2 BB: 1 P: 32	1B: 10 2B: 3 3B: 0 HR: 3	SF: 0 SAC: 1 DP: 0 HBP: 1	WP: 3 PA: 48 PB: 0 SB: 0 CS: 0
PITCHER	IP WLS BF H R ER SO BB IBB HBP BLK WP HR S P ERA WHIP	IP WLS BF H R ER SO BB IBB HBP BLK WP HR S P ERA WHIP	IP WLS BF H R ER SO BB IBB HBP BLK WP HR S P ERA WHIP	IP WLS BF H R ER SO BB IBB HBP BLK WP HR S P ERA WHIP	IP WLS BF H R ER SO BB IBB HBP BLK WP HR S P ERA WHIP	IP WLS BF H R ER SO BB IBB HBP BLK WP HR S P ERA WHIP	IP WLS BF H R ER SO BB IBB HBP BLK WP HR S P ERA WHIP	IP WLS BF H R ER SO BB IBB HBP BLK WP HR S P ERA WHIP	IP WLS BF H R ER SO BB IBB HBP BLK WP HR S P ERA WHIP	IP WLS BF H R ER SO BB IBB HBP BLK WP HR S P ERA WHIP	IP WLS BF H R ER SO BB IBB HBP BLK WP HR S P ERA WHIP	IP WLS BF H R ER SO BB IBB HBP BLK WP HR S P ERA WHIP	IP WLS BF H R ER SO BB IBB HBP BLK WP HR S P ERA WHIP	IP WLS BF H R ER SO BB IBB HBP BLK WP HR S P ERA WHIP	IP WLS BF H R ER SO BB IBB HBP BLK WP HR S P ERA WHIP	IP WLS BF H R ER SO BB IBB HBP BLK WP HR S P ERA WHIP	IP WLS BF H R ER SO BB IBB HBP BLK WP HR S P ERA WHIP	IP WLS BF H R ER SO BB IBB HBP BLK WP HR S P ERA WHIP	

St. Louis Cardinals @ Milwaukee Brewers
Miller Park, Milwaukee, WI
Tue Jun 17 2003, 7:05 PM CDT
Att: 16,659 - Sunny - 76 F

AB 42
R 12
H 16
RBI 11
BB 4
SO 8
LOB 16



Batter	1	2	3	4	5	6	7	8	9	AB	R	H	RBI	BB	SO	LOB	BOTTOM				
Eric Young Sr., R OBP: 0.328, SLG: 0.429	1-0 F8		0-1 P4		0-0 G5-3			1-0 BB 1B		4	1	1	0	0	0	0					
Scott Podsednik, L OBP: 0.382, SLG: 0.429	4-1 BB		3-3 K			2-2 F7		4-2 1B BB		2	0	0	0	2	1	0					
Richie Sexson, R OBP: 0.358, SLG: 0.519	2-0 F7			2-2 L7		2-2 G3		1-3 K		4	0	0	0	0	1	3					
Geoff Jenkins, L OBP: 0.358, SLG: 0.531	3-1 F8			0-0 HR		1-3 K		0-0 1B		4	1	2	2	0	1	1					
John Vander Wal, L OBP: 0.373, SLG: 0.484		2-2 1B		3-3 K			1-1 2B G6-3 1B	2-3 K		4	1	2	0	0	2	2					
Wes Helms, R OBP: 0.324, SLG: 0.437		1-0 P4		1-1 2B		2-2 F8 2B		0-0 G4-3		4	0	2	0	0	0	3					
Eddie Pérez, R OBP: 0.313, SLG: 0.415		1-1 P5		0-0 P2		1-0 G6-3		0-1 G6-3		4	0	0	1	0	0	3					
Royce Clayton, R OBP: 0.302, SLG: 0.354 Valerio De Los Santos, L OBP: 0.390, SLG: 0.640 Brooks Kieschnick, R OBP: 0.349, SLG: 0.289 Luis Vizcaino, R OBP: 0.349, SLG: 0.289		3-2 F9		2-1 F8		3-H F8		3-2 F8		2	0	0	0	0	0	1					
Keith Ginter, R OBP: 0.349, SLG: 0.289					0-0 L9					1	0	0	0	0	0	0					
Matt Kinney, R OBP: 0.184, SLG: 0.143			3-2 F9				1-3 K		3-1 G5-3	1	0	0	0	0	0	0					
Inning Stats	R: 0 E: 0 K: 0 S: 5	H: 0 LOB: 1 BB: 1 P: 15	R: 0 E: 0 K: 0 S: 9	H: 1 LOB: 0 BB: 0 P: 16	R: 0 E: 0 K: 1 S: 8	H: 0 LOB: 0 BB: 0 P: 14	R: 1 E: 0 K: 1 S: 10	H: 2 LOB: 1 BB: 0 P: 16	R: 0 E: 0 K: 0 S: 4	H: 0 LOB: 0 BB: 0 P: 6	R: 0 E: 0 K: 1 S: 10	H: 0 LOB: 0 BB: 0 P: 15	R: 1 E: 0 K: 1 S: 12	H: 2 LOB: 1 BB: 0 P: 18	R: 1 E: 0 K: 2 S: 14	H: 2 LOB: 1 BB: 1 P: 22	R: 0 E: 0 K: 0 S: 7	H: 0 LOB: 0 BB: 0 P: 13	1B: 4 2B: 2 3B: 0 HR: 1	SF: 0 SAC: 0 DP: 0 HBP: 0	WP: 0 PA: 36 PB: 0 SB: 0 CS: 0
PITCHER	IP WLS BF H R ER SO BB IBB HBP BLK WP HR S P ERA WHIP	IP WLS BF H R ER SO BB IBB HBP BLK WP HR S P ERA WHIP	IP WLS BF H R ER SO BB IBB HBP BLK WP HR S P ERA WHIP	IP WLS BF H R ER SO BB IBB HBP BLK WP HR S P ERA WHIP	IP WLS BF H R ER SO BB IBB HBP BLK WP HR S P ERA WHIP	IP WLS BF H R ER SO BB IBB HBP BLK WP HR S P ERA WHIP	IP WLS BF H R ER SO BB IBB HBP BLK WP HR S P ERA WHIP	IP WLS BF H R ER SO BB IBB HBP BLK WP HR S P ERA WHIP	IP WLS BF H R ER SO BB IBB HBP BLK WP HR S P ERA WHIP	IP WLS BF H R ER SO BB IBB HBP BLK WP HR S P ERA WHIP	IP WLS BF H R ER SO BB IBB HBP BLK WP HR S P ERA WHIP	IP WLS BF H R ER SO BB IBB HBP BLK WP HR S P ERA WHIP	IP WLS BF H R ER SO BB IBB HBP BLK WP HR S P ERA WHIP	IP WLS BF H R ER SO BB IBB HBP BLK WP HR S P ERA WHIP	IP WLS BF H R ER SO BB IBB HBP BLK WP HR S P ERA WHIP	IP WLS BF H R ER SO BB IBB HBP BLK WP HR S P ERA WHIP	IP WLS BF H R ER SO BB IBB HBP BLK WP HR S P ERA WHIP	IP WLS BF H R ER SO BB IBB HBP BLK WP HR S P ERA WHIP			

St. Louis Cardinals @ Milwaukee Brewers
Miller Park, Milwaukee, WI
Tue Jun 17 2003, 7:05 PM CDT
Att: 16,659 - Sunny - 76 F

AB 34
R 3
H 7
RBI 3
BB 2
SO 6
LOB 15



Batter	1	2	3	4	5	6	7	8	9	AB	R	H	RBI	BB	SO	LOB	TOP					
J.D. Drew, L OBP: 0.366, SLG: 0.580 (1, 8)	1-1 P4	4-2 HR	0-2 G3-1		2-2 F7		3-2 G6-3		2-2 G6-3	5	1	0	0	1	0	0						
Eduardo Perez, R OBP: 0.397, SLG: 0.485 (8, 5)	2-2 1B	1-0 HR	2-2 1B		0-3 K		1-3 K		0-3 K	6	2	3	2	0	3	0						
5 Albert Pujols, R OBP: 0.451, SLG: 0.715	3-1 1B	2-2 1B	1-1 2B		1-2 G6-3		4-1 BB		1-2 E	5	3	4	0	1	0	0						
Edgar Renteria, R OBP: 0.396, SLG: 0.509 (1, 6)	1-1 1B	4-1 1B	2-1 G6-3		2-2 2B		1-2 L9		0-0 E9	5	2	2	1	1	0	3						
27 Scott Rolen, R OBP: 0.399, SLG: 0.533 Kerry Robinson, L OBP: 0.203, SLG: 0.177 (8, PH) (8, 9)	4-1 1B	4-2 1B	0-3 K		1-3 K		2-3 K		0-2 L7	2	1	0	0	0	2	3						
Miguel Cairo, R OBP: 0.295, SLG: 0.385 Wilson Delgado, S OBP: 0.268, SLG: 0.255 (6, PR) (6, 4)	0-0 SF9	1-0 1B		1-1 P6		1-0 HBP		0-0 2B		2	0	1	3	0	0	0						
Mike Matheny, R OBP: 0.331, SLG: 0.373 (1, 2)	2-3 1B	4-2 G1-3		2-1 F8		3-2 G4-3		2-3 K		4	0	0	0	1	1	5						
Orlando Palmeiro, L OBP: 0.368, SLG: 0.369 (1, 7)	0-2 1B	2-2 P2		2-1 2B		4-0 IBB		4-1 BB		3	0	2	2	2	0	2						
Jason Simontacchi, R OBP: 0.071, SLG: 0.107 Tino Martinez, L OBP: 0.324, SLG: 0.431 Cal Eldred, R OBP: 0.324, SLG: 0.431 28 Lance Painter, L OBP: 0.324, SLG: 0.431 44 Jason Isringhausen, R OBP: 0.324, SLG: 0.431 (8, PH) (8, 1) (8, 1) (9, 1)	2-3 K	1-0 G1-6-3		0-0 P3		1-3 K		0-1 F8		4	0	0	0	0	2	8						
Inning Stats	R: 4 E: 0 K: 1 S: 20	H: 4 LOB: 2 BB: 2 P: 37	R: 4 E: 0 K: 0 S: 19	H: 3 LOB: 2 BB: 3 P: 39	R: 0 E: 0 K: 1 S: 13	H: 2 LOB: 0 BB: 0 P: 18	R: 0 E: 0 K: 0 S: 7	H: 1 LOB: 1 BB: 0 P: 12	R: 0 E: 0 K: 2 S: 10	H: 0 LOB: 0 BB: 0 P: 13	R: 0 E: 0 K: 1 S: 12	H: 0 LOB: 1 BB: 1 P: 21	R: 0 E: 0 K: 2 S: 11	H: 1 LOB: 2 BB: 1 P: 19	R: 1 E: 1 K: 1 S: 15	H: 1 LOB: 1 BB: 0 P: 18	1B: 8 2B: 4 3B: 0 HR: 1	SF: 1 SAC: 0 DP: 0 HBP: 1	WP: 0 PB: 0 CS: 0	PA: 50		
PITCHER	IP WLS BF H R ER SO BB IBB HBP BLK WP HR S P ERA WHIP	IP WLS BF H R ER SO BB IBB HBP BLK WP HR S P ERA WHIP	IP WLS BF H R ER SO BB IBB HBP BLK WP HR S P ERA WHIP	IP WLS BF H R ER SO BB IBB HBP BLK WP HR S P ERA WHIP	IP WLS BF H R ER SO BB IBB HBP BLK WP HR S P ERA WHIP	IP WLS BF H R ER SO BB IBB HBP BLK WP HR S P ERA WHIP	IP WLS BF H R ER SO BB IBB HBP BLK WP HR S P ERA WHIP	IP WLS BF H R ER SO BB IBB HBP BLK WP HR S P ERA WHIP	IP WLS BF H R ER SO BB IBB HBP BLK WP HR S P ERA WHIP	IP WLS BF H R ER SO BB IBB HBP BLK WP HR S P ERA WHIP	IP WLS BF H R ER SO BB IBB HBP BLK WP HR S P ERA WHIP	IP WLS BF H R ER SO BB IBB HBP BLK WP HR S P ERA WHIP	IP WLS BF H R ER SO BB IBB HBP BLK WP HR S P ERA WHIP	IP WLS BF H R ER SO BB IBB HBP BLK WP HR S P ERA WHIP	IP WLS BF H R ER SO BB IBB HBP BLK WP HR S P ERA WHIP	IP WLS BF H R ER SO BB IBB HBP BLK WP HR S P ERA WHIP	IP WLS BF H R ER SO BB IBB HBP BLK WP HR S P ERA WHIP	IP WLS BF H R ER SO BB IBB HBP BLK WP HR S P ERA WHIP	IP WLS BF H R ER SO BB IBB HBP BLK WP HR S P ERA WHIP	IP WLS BF H R ER SO BB IBB HBP BLK WP HR S P ERA WHIP	IP WLS BF H R ER SO BB IBB HBP BLK WP HR S P ERA WHIP	IP WLS BF H R ER SO BB IBB HBP BLK WP HR S P ERA WHIP

St. Louis Cardinals @ Milwaukee Brewers
Miller Park, Milwaukee, WI
Wed Jun 18 2003, 7:05 PM CDT
Att: 17,495 - Dome - 72 F

AB	40
R	9
H	13
RBI	8
BB	8
SO	9
LOB	24



Batter	1	2	3	4	5	6	7	8	9	AB	R	H	RBI	BB	SO	LOB	BOTTOM						
Eric Young Sr., R OBP: 0.329, SLG: 0.428 (1, 4)	3-1 1B		2-2 F9		0-0 1B		1-2 F9		0-0 G6-3	5	0	2	0	0	0	3							
Scott Podsednik, L OBP: 0.384, SLG: 0.428 (1, 8)	0-0 G6-4-3		3-2 F7		0-2 1B		0-2 1B		2-0 HBP	3	0	1	0	0	0	1							
Richie Sexson, R OBP: 0.356, SLG: 0.515 (1, 3)	1-1 F9			0-2 1B		2-2 G5-4-3		2-3 K		4	0	1	0	0	1	4							
Geoff Jenkins, L OBP: 0.353, SLG: 0.523 (1, 7)		2-3 K		2-0 F8		0-1 F8		1-0 F7		4	0	0	0	0	1	2							
John Vander Wal, L OBP: 0.370, SLG: 0.478 (1, 9)		0-1 HBP		3-1 F8		1-1 G4-3		2-2 G4-1		4	0	1	0	0	0	2							
Wes Helms, R OBP: 0.327, SLG: 0.437 Keith Ginter, R OBP: 0.348, SLG: 0.284 (2, PR) (3, 5)		2-0 HBP		1-3 K		1-2 F7		1-2 FC4-6		0	0	0	0	0	0	0							
Eddie Pérez, R OBP: 0.312, SLG: 0.429 (1, 2)		2-2 F7			0-0 HR		1-2 F8		2-2 FC4-6	4	1	1	1	0	0	3							
Royce Clayton, R OBP: 0.260, SLG: 0.356 Dan Kolb, R OBP: 0.300, SLG: 0.393 Brady Clark, R OBP: 0.300, SLG: 0.393 Leo Estrella, R OBP: 0.300, SLG: 0.393 Mike DeJean, R OBP: 0.300, SLG: 0.393 Keith Osk, R OBP: 0.300, SLG: 0.393 (1, 6) (6, 1) (7, PH) (8, 1) (8, 1) (9, PH)		1-2 G1-3			0-1 1B		2-1 G5-3		1-0 FC6-4	2	0	1	0	0	0	2							
Glendon Rusch, L OBP: 0.260, SLG: 0.227 Luis Vizcaino, R OBP: 0.260, SLG: 0.227 Brooks Kieschnick, L OBP: 0.260, SLG: 0.227 Valerio De Los Santos, L OBP: 0.260, SLG: 0.227 Enrique Cruz, R OBP: 0.260, SLG: 0.227 (1, 1) (2, 1) (3, 1) (5, PH) (6, 6)			3-2 L8		3-3 K		4-2 BB		4-1 BB	0	0	0	0	0	0	0							
Inning Stats	R: 0 E: 0 K: 0 S: 5	H: 1 LOB: 0 BB: 0 P: 9	R: 0 E: 0 K: 1 S: 11	H: 1 LOB: 0 BB: 0 P: 18	R: 0 E: 0 K: 0 S: 9	H: 0 LOB: 0 BB: 0 P: 17	R: 0 E: 0 K: 1 S: 9	H: 1 LOB: 1 BB: 0 P: 15	R: 1 E: 0 K: 1 S: 13	H: 4 LOB: 2 BB: 0 P: 18	R: 0 E: 0 K: 0 S: 7	H: 0 LOB: 0 BB: 0 P: 9	R: 0 E: 0 K: 1 S: 12	H: 0 LOB: 1 BB: 1 P: 20	R: 0 E: 0 K: 1 S: 7	H: 0 LOB: 1 BB: 0 P: 14	R: 0 E: 0 K: 0 S: 9	H: 0 LOB: 2 BB: 2 P: 20	1B: 6 2B: 0 3B: 0 HR: 1	SF: 0 SAC: 0 DP: 2 HBP: 2	WP: 0 PB: 0 CS: 0	PA: 37	
PITCHER	IP WLS BF H R ER SO BB IBB HBP BLK WP HR S P ERA WHIP	IP WLS BF H R ER SO BB IBB HBP BLK WP HR S P ERA WHIP	IP WLS BF H R ER SO BB IBB HBP BLK WP HR S P ERA WHIP	IP WLS BF H R ER SO BB IBB HBP BLK WP HR S P ERA WHIP	IP WLS BF H R ER SO BB IBB HBP BLK WP HR S P ERA WHIP	IP WLS BF H R ER SO BB IBB HBP BLK WP HR S P ERA WHIP	IP WLS BF H R ER SO BB IBB HBP BLK WP HR S P ERA WHIP	IP WLS BF H R ER SO BB IBB HBP BLK WP HR S P ERA WHIP	IP WLS BF H R ER SO BB IBB HBP BLK WP HR S P ERA WHIP	IP WLS BF H R ER SO BB IBB HBP BLK WP HR S P ERA WHIP	IP WLS BF H R ER SO BB IBB HBP BLK WP HR S P ERA WHIP	IP WLS BF H R ER SO BB IBB HBP BLK WP HR S P ERA WHIP	IP WLS BF H R ER SO BB IBB HBP BLK WP HR S P ERA WHIP	IP WLS BF H R ER SO BB IBB HBP BLK WP HR S P ERA WHIP	IP WLS BF H R ER SO BB IBB HBP BLK WP HR S P ERA WHIP	IP WLS BF H R ER SO BB IBB HBP BLK WP HR S P ERA WHIP	IP WLS BF H R ER SO BB IBB HBP BLK WP HR S P ERA WHIP	IP WLS BF H R ER SO BB IBB HBP BLK WP HR S P ERA WHIP	IP WLS BF H R ER SO BB IBB HBP BLK WP HR S P ERA WHIP	IP WLS BF H R ER SO BB IBB HBP BLK WP HR S P ERA WHIP	IP WLS BF H R ER SO BB IBB HBP BLK WP HR S P ERA WHIP	IP WLS BF H R ER SO BB IBB HBP BLK WP HR S P ERA WHIP	IP WLS BF H R ER SO BB IBB HBP BLK WP HR S P ERA WHIP

St. Louis Cardinals @ Milwaukee Brewers
Miller Park, Milwaukee, WI
Wed Jun 18 2003, 7:05 PM CDT
Att: 17,495 - Dome - 72 F

AB	32
R	1
H	7
RBI	1
BB	3
SO	4
LOB	20



Batter	1	2	3	4	5	6	7	8	9	AB	R	H	RBI	BB	SO	LOB	TOP									
Orlando Palmeiro, L OBP: 0.364, SLG: 0.370	L9	SF9 1-3 3-H 2B			F7	E3		FC1-6		5	0	1	1	0	0	1										
Eduardo Perez, R OBP: 0.350, SLG: 0.481	G4-3	SF9				K		G3		3	1	1	1	0	1	1										
28 Lance Painter, L ERA: 3.38										1	0	0	0	0	0	1										
Esteban Yan, R ERA: 7.79										0	0	0	0	0	0	0										
Steve Kline, S ERA: 4.13										0	0	0	0	0	0	0										
44 Jason Isringhausen, R ERA: 4.13										0	0	0	0	0	0	0										
5 Albert Pujols, R OBP: 0.450, SLG: 0.719		G5-3							L8	4	2	1	1	1	0	2										
J.D. Drew, L OBP: 0.374, SLG: 0.600		HR			G4-3					4	1	2	2	1	0	1										
Edgar Renteria, R OBP: 0.396, SLG: 0.507										5	0	2	1	0	1	1										
Kerry Robinson, L OBP: 0.203, SLG: 0.179										5	1	1	0	0	0	3										
Joe Girardi, R OBP: 0.154, SLG: 0.083										3	1	0	0	1	0	0										
Bo Hart, R OBP: 0.750, SLG: 1.667										3	1	2	2	1	0	0										
Brett Tomko, R OBP: 0.333, SLG: 0.320										3	1	1	0	0	0	1										
Wilson Delgado, S OBP: 0.263, SLG: 0.250										1	0	0	0	0	0	1										
Inning Stats	R: 1 E: 0 K: 0 S: 10	H: 2 LOB: 2 BB: 1 P: 17	R: 2 E: 0 K: 0 S: 13	H: 3 LOB: 1 BB: 0 P: 16	R: 0 E: 0 K: 1 S: 6	H: 0 LOB: 0 BB: 0 P: 8	R: 0 E: 0 K: 0 S: 5	H: 0 LOB: 0 BB: 0 P: 5	R: 5 E: 0 K: 0 S: 19	H: 5 LOB: 1 BB: 2 P: 30	R: 0 E: 1 K: 1 S: 12	H: 0 LOB: 1 BB: 0 P: 18	R: 0 E: 0 K: 0 S: 4	H: 0 LOB: 0 BB: 0 P: 4	R: 0 E: 0 K: 0 S: 12	H: 0 LOB: 1 BB: 1 P: 19	R: 0 E: 0 K: 0 S: 9	H: 1 LOB: 1 BB: 0 P: 11	1B: 5 2B: 3 3B: 2 HR: 1	SF: 1 SAC: 0 DP: 0 HBP: 0	WP: 0 PB: 0 SB: 1 CS: 2	PA: 42				
PITCHER	IP	WLS	BF	H	R	ER	SO	BB	IBB	HBP	BLK	WP	HR	S	P	ERA	WHIP									
Ruben Quevedo, R ERA: 5.75	(1, 1)	5.0	L	27	10	8	8	1	3	0	0	0	0	1	53	76	14.40	2.600								
Matt Ford, L ERA: 2.08	(6, 1)	4.0		15	1	0	0	1	1	0	0	0	0	0	37	52	0.00	0.500								

St. Louis Cardinals @ Milwaukee Brewers
Miller Park, Milwaukee, WI
Thu Jun 19 2003, 1:05 PM CDT
Att: 20,776 - Sunny - 56 F

AB 37
R 8
H 11
RBI 8
BB 4
SO 2
LOB 12

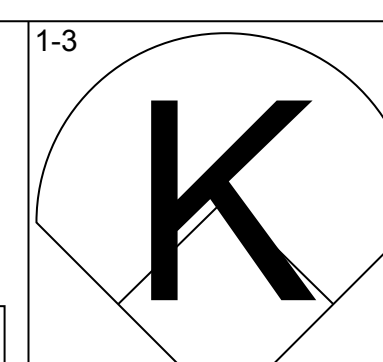
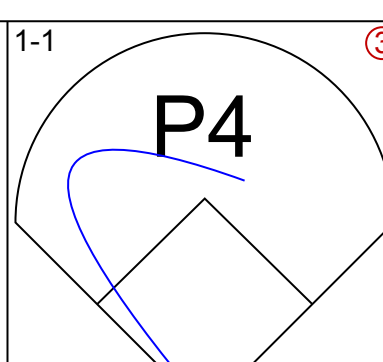
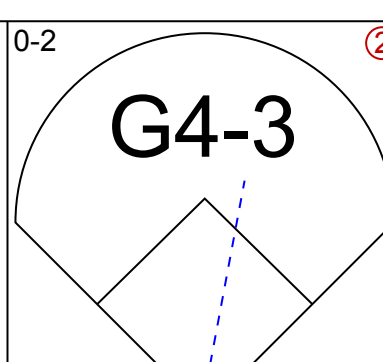
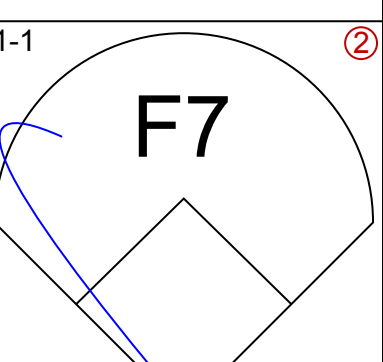
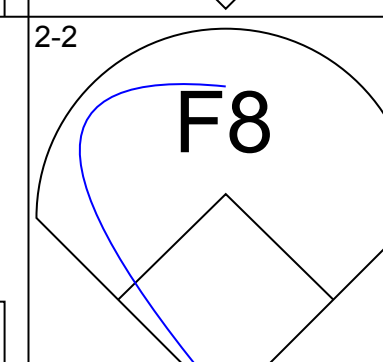
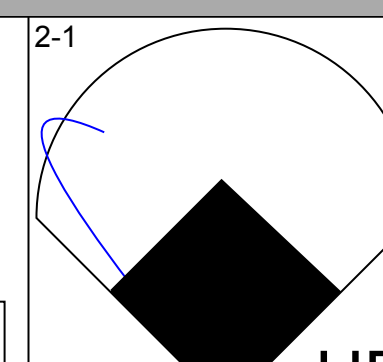
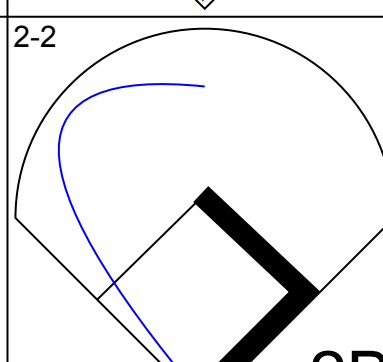
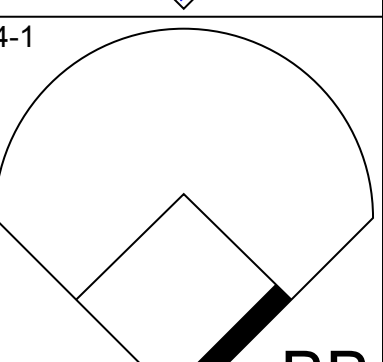
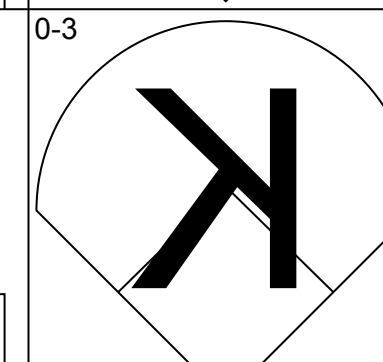
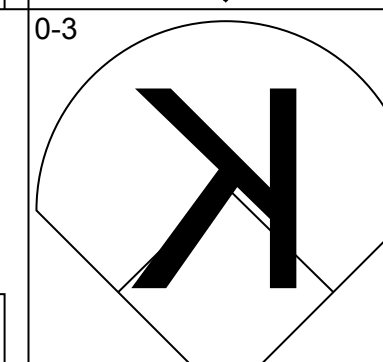
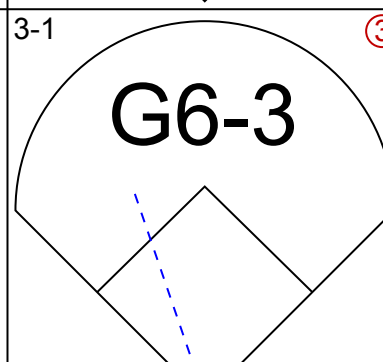
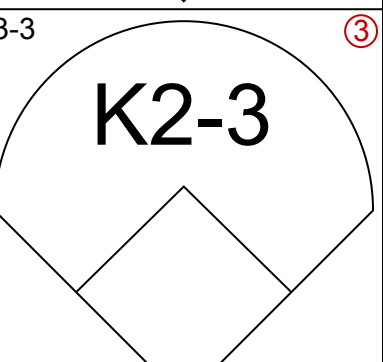
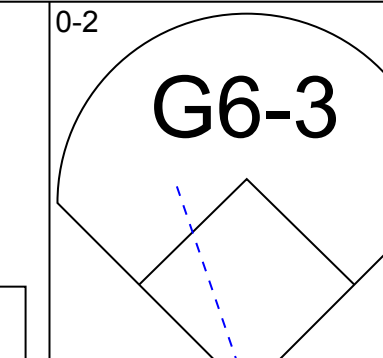
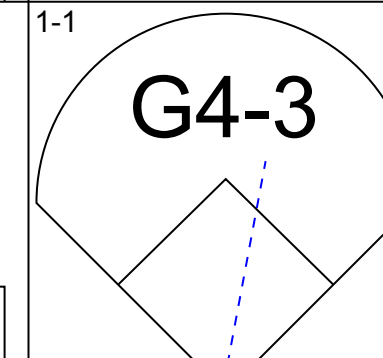
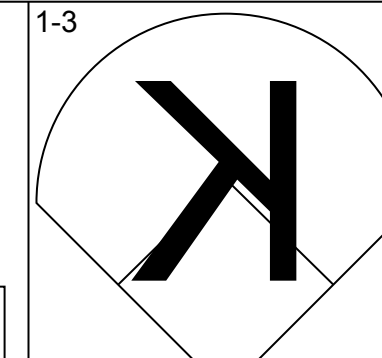
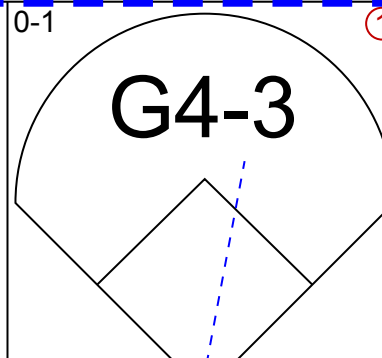
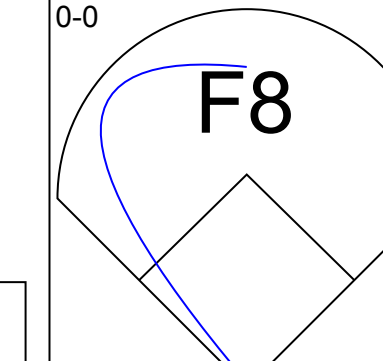
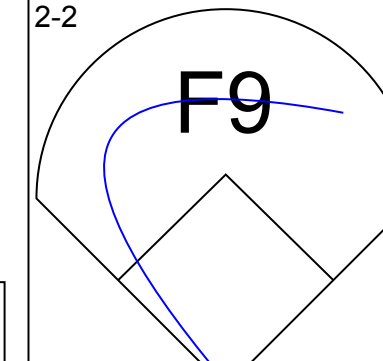
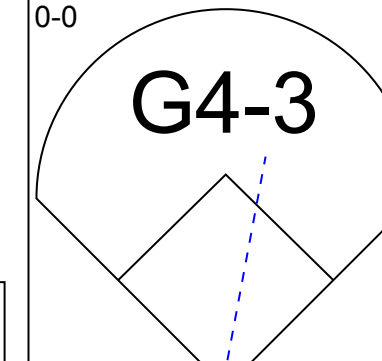
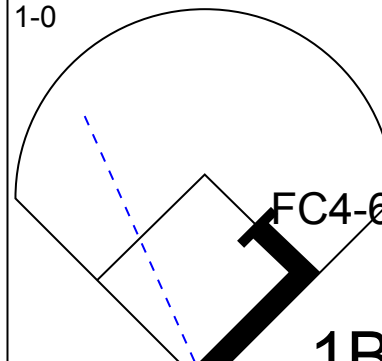
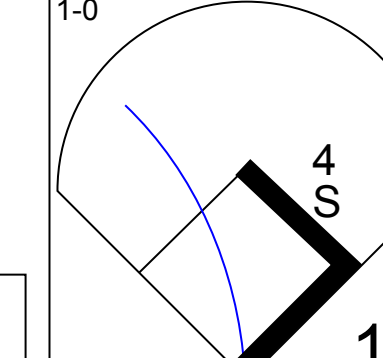
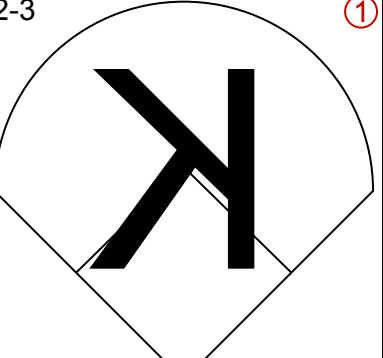
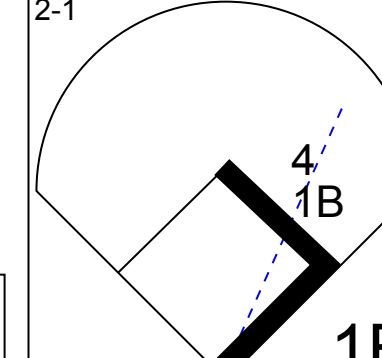
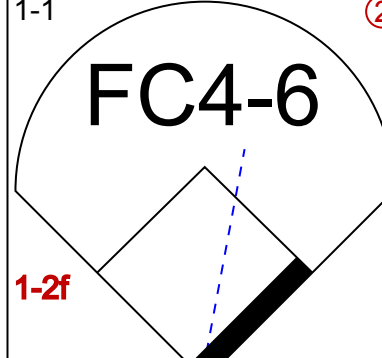
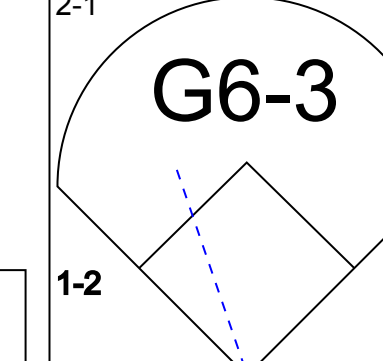
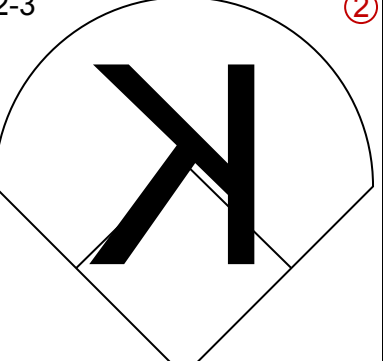
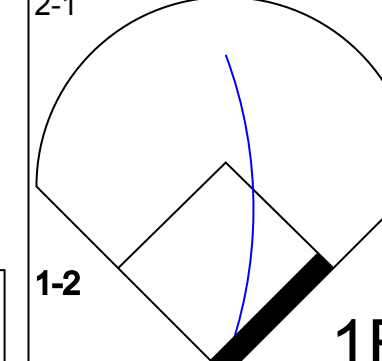
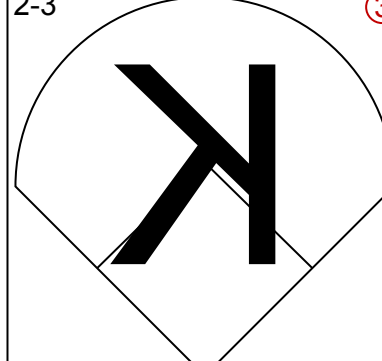
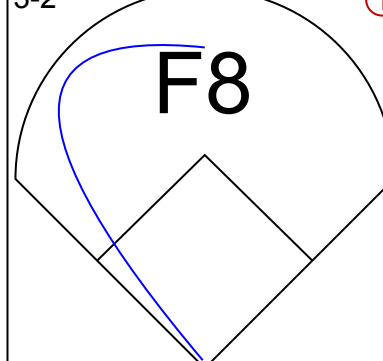
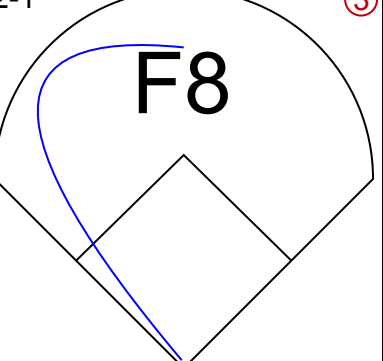
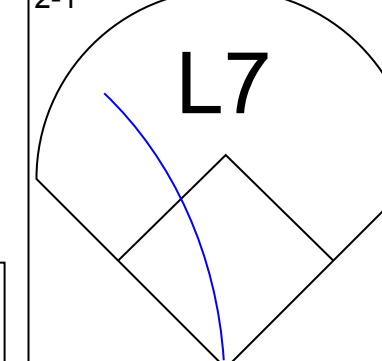
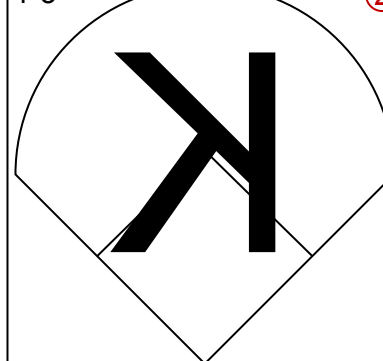
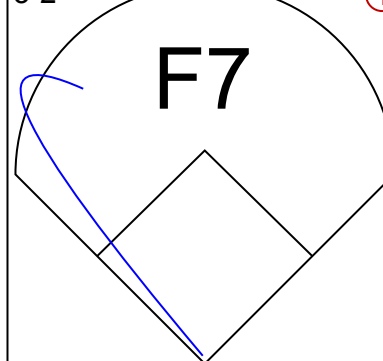
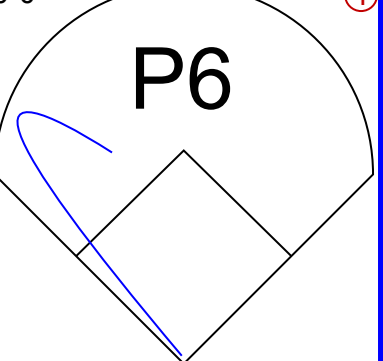


Batter	1	2	3	4	5	6	7	8	9	AB	R	H	RBI	BB	SO	LOB	BOTTOM									
Scott Podsednik, L OBP: 0.384, SLG: 0.427			G5-3	B1-3		F7				5	2	2	0	0	0	2										
Keith Ginter, R OBP: 0.343, SLG: 0.289										5	1	1	0	0	2	3										
Richie Sexson, R OBP: 0.366, SLG: 0.522										4	0	4	2	1	0	0										
Geoff Jenkins, L OBP: 0.357, SLG: 0.526										4	1	2	1	1	0	3										
Brady Clark, R OBP: 0.289, SLG: 0.337										4	0	0	0	0	0	6										
Keith Osik, R OBP: 0.351, SLG: 0.316										3	0	0	0	1	0	5										
Royce Clayton, R OBP: 0.299, SLG: 0.349										4	0	0	0	0	0	3										
Enrique Cruz, R OBP: 0.222, SLG: 0.150										4	0	1	0	0	0	1										
Ruben Quevedo, R OBP: 0.300, SLG: 0.300										2	0	1	0	0	1	0										
Matt Ford, S ERA: 2.08										1	0	0	0	0	0	0										
Brooks Kieschnick, L OBP: 0.370, SLG: 0.630										1	0	1	0	0	0	0										
Inning Stats	R: 1 E: 0 K: 1 S: 18	H: 3 LOB: 2 BB: 0 P: 25	R: 0 E: 0 K: 1 S: 8	H: 0 LOB: 0 BB: 0 P: 15	R: 0 E: 0 K: 1 S: 16	H: 0 LOB: 2 BB: 2 P: 29	R: 0 E: 0 K: 0 S: 9	H: 2 LOB: 2 BB: 0 P: 12	R: 2 E: 1 K: 0 S: 12	H: 3 LOB: 1 BB: 0 P: 16	R: 0 E: 0 K: 0 S: 8	H: 0 LOB: 0 BB: 0 P: 12	R: 0 E: 0 K: 0 S: 5	H: 1 LOB: 0 BB: 0 P: 6	R: 0 E: 0 K: 0 S: 10	H: 0 LOB: 1 BB: 1 P: 15	R: 1 E: 0 K: 0 S: 10	H: 3 LOB: 2 BB: 0 P: 11	1B: 10 2B: 2 3B: 0 HR: 0	SF: 0 SAC: 0 DP: 2 HBP: 0	WP: 1 PB: 0 SB: 1 CS: 0	PA: 41				
PITCHER	IP	WLS	BF	H	R	ER	SO	BB	IBB	HBP	BLK	WP	HR	S	P	ERA	WHIP									
Brett Tomko, R ERA: 5.97	(1, 1)	6.1	W	30	9	3	2	3	2	0	0	0	0	1	75	114	2.84	1.737								
28 Lance Painter, L ERA: 3.38	(7, 1)	0.2		1	0	0	0	0	0	0	0	0	0	1	1	0.00	0.000									
Esteban Yan, R ERA: 7.79	(8, 1)	1.1		8	3	1	1	0	1	0	0	0	0	16	21	6.75	3.000									
Steve Kline, L ERA: 4.13	(9, 1)	0.1	H	1	0	0	0	0	0	0	0	0	0	1	1	0.00	0.000									
44 Jason Isringhausen, R ERA: 4.13	(9, 1)	0.1	S	1	0	0	0	0	0	0	0	0	0	3	4	0.00	0.000									

St. Louis Cardinals @ Milwaukee Brewers
Miller Park, Milwaukee, WI
Thu Jun 19 2003, 1:05 PM CDT
Att: 20,776 - Sunny - 56 F

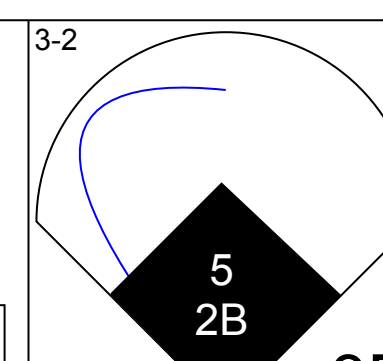
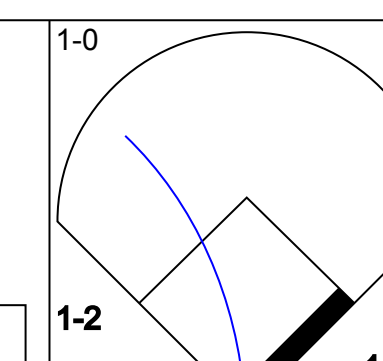
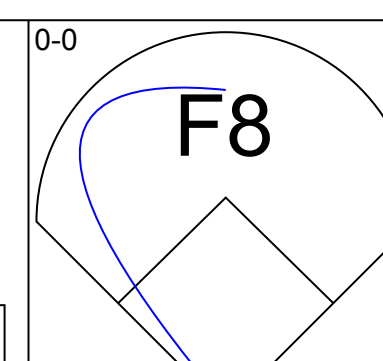
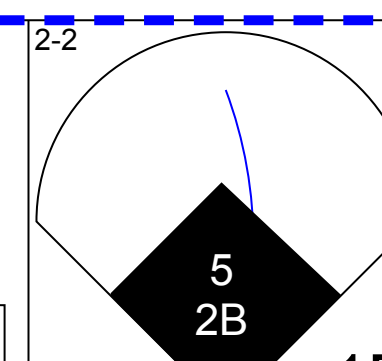
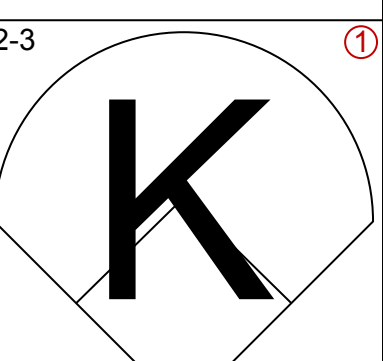
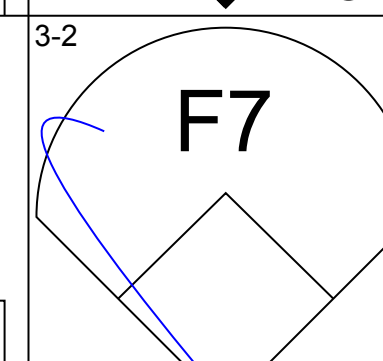
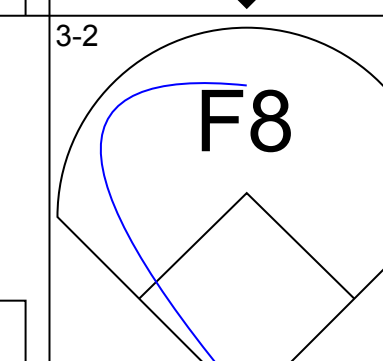
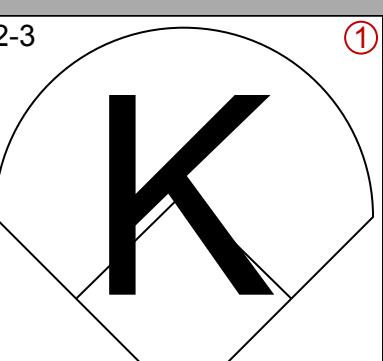
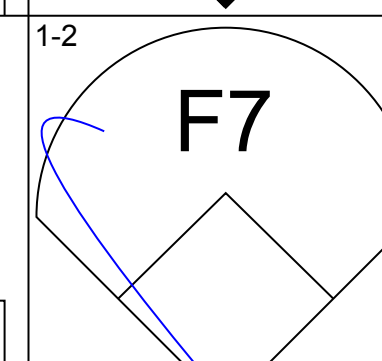
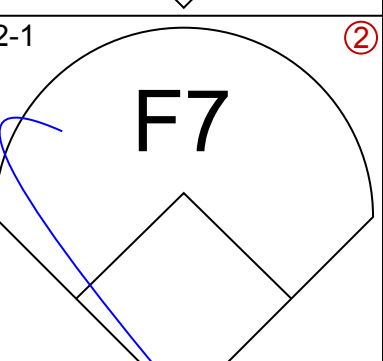
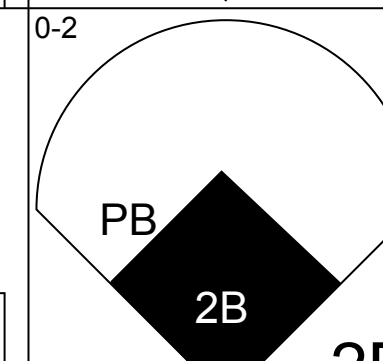
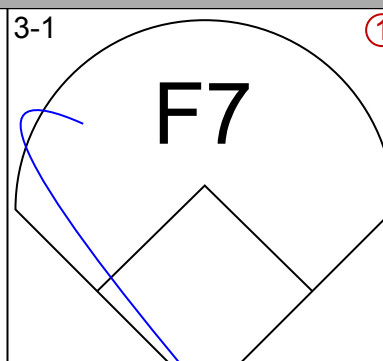
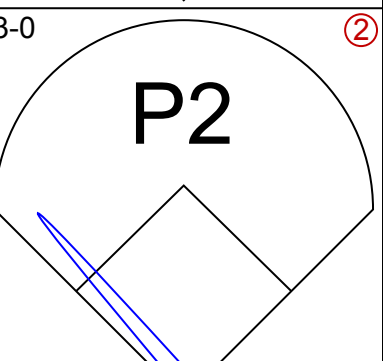
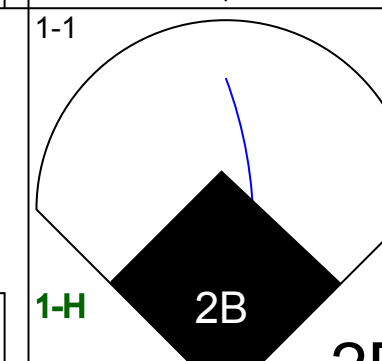
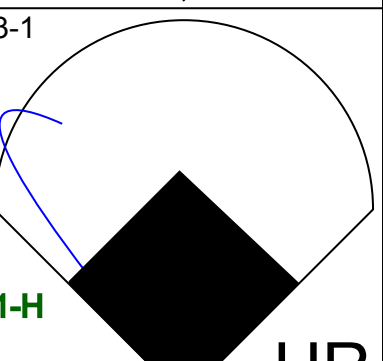
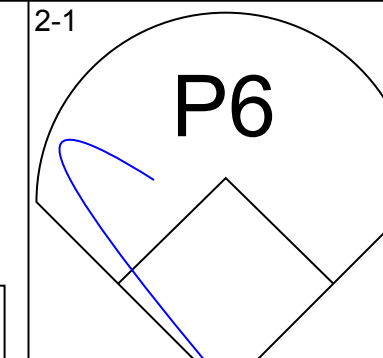
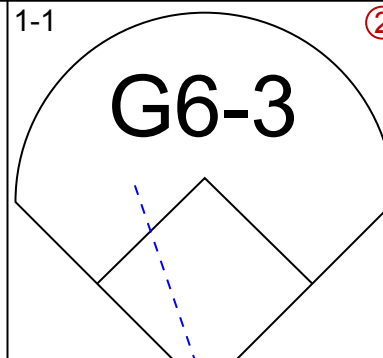
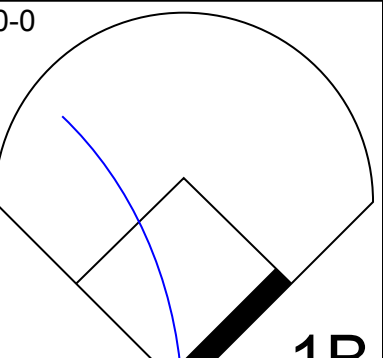
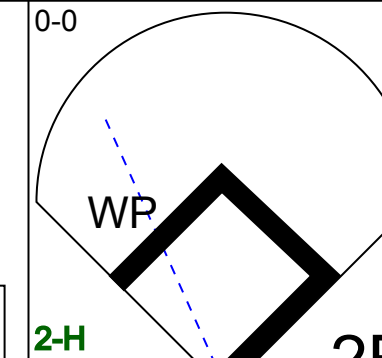
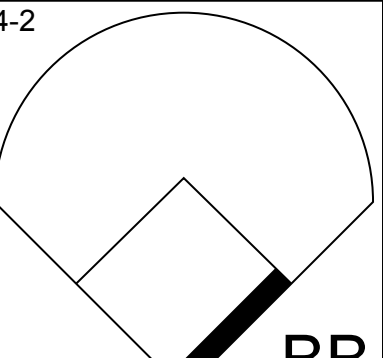
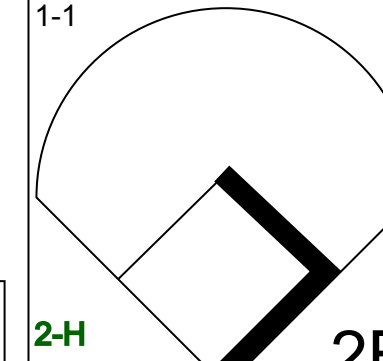
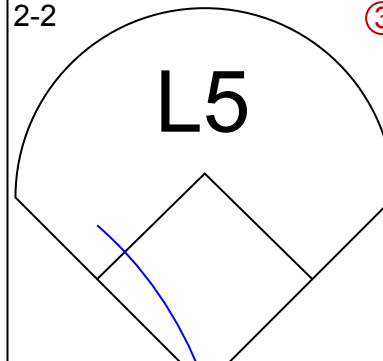
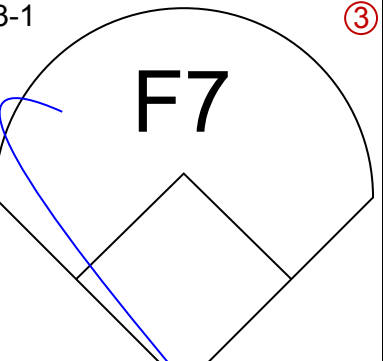
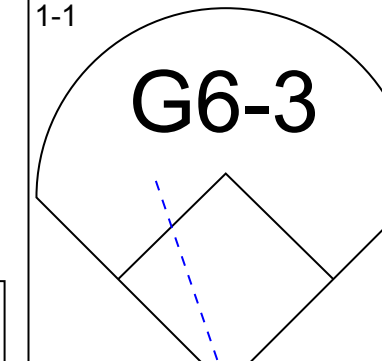
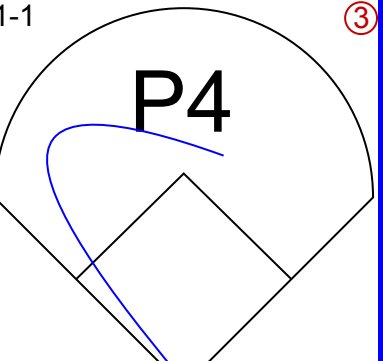
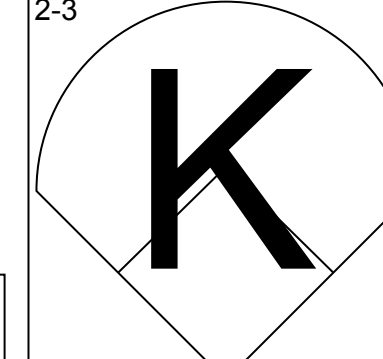
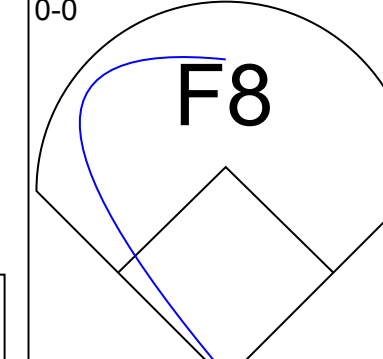
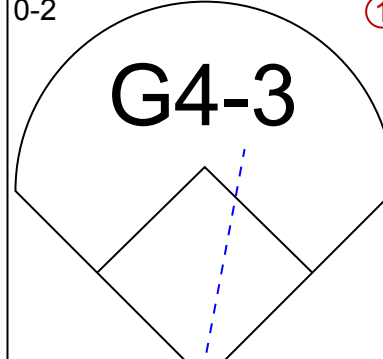
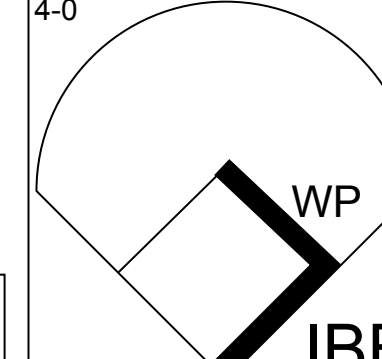
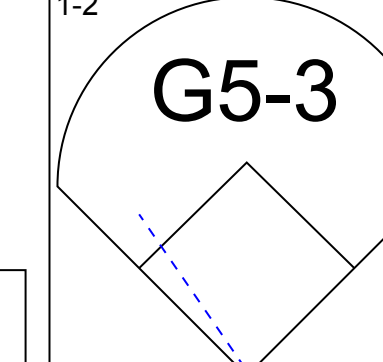
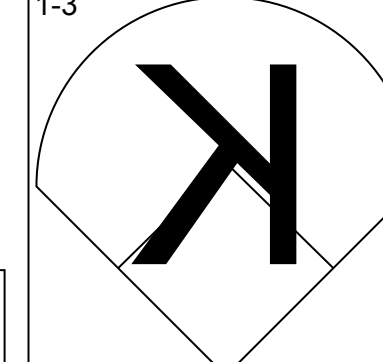
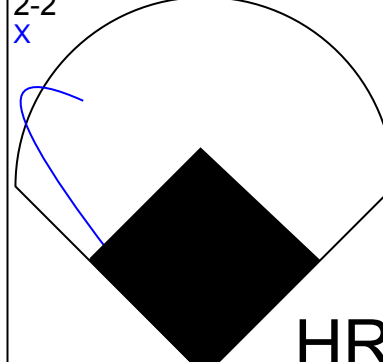
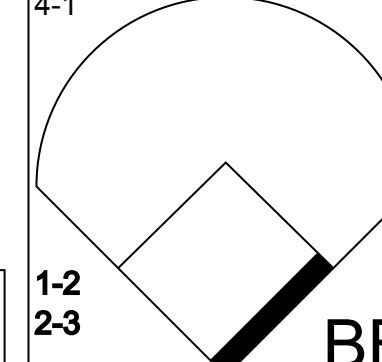
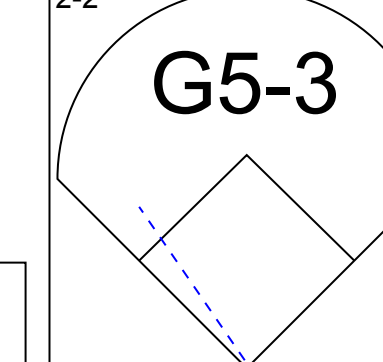
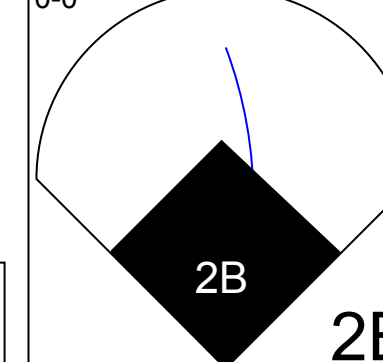
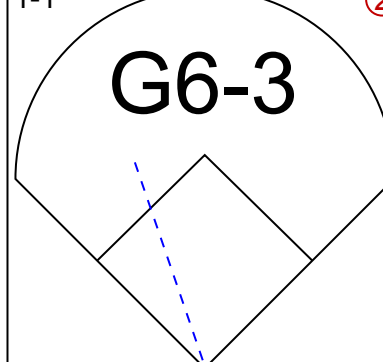
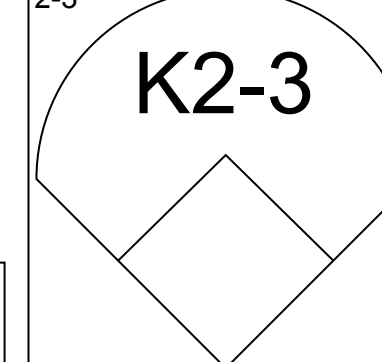
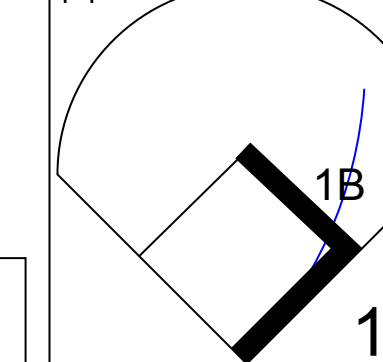
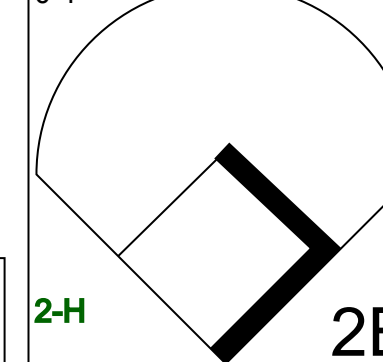
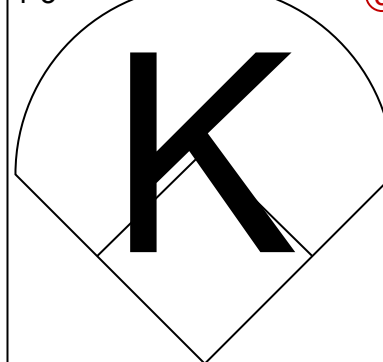
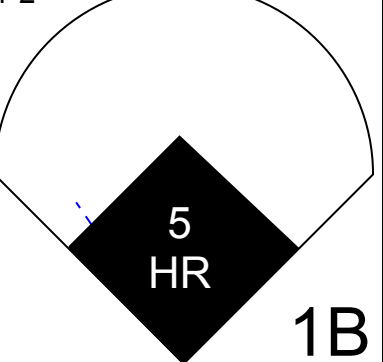
AB 37
R 4
H 12
RBI 3
BB 3
SO 3
LOB 23



Batter	1	2	3	4	5	6	7	8	9	AB	R	H	RBI	BB	SO	LOB	TOP					
Desi Relaford, S OBP: 0.347, SLG: 0.431 (1, 4)										4	0	0	0	0	1	0	Kansas City Royals @ St. Louis Cardinals Busch Stadium, St. Louis, MO Sat Jun 21 2003, 7:10 PM CDT Att: 44,473 - Cloudy - 79 F					
Joe Randa, R OBP: 0.310, SLG: 0.427 (1, 5)										3	1	2	1	1	0	0						
Carlos Beltrán, S OBP: 0.415, SLG: 0.513 (1, 8)										4	0	0	0	0	3	2						
Raul Ibanez, L OBP: 0.336, SLG: 0.444 (1, 7)											4	0	0	0	0	1		0				
Ken Harvey, R OBP: 0.303, SLG: 0.408 (1, 3)											4	0	1	0	0	0		0				
Michael Tucker, L OBP: 0.330, SLG: 0.444 (1, 9)											4	0	2	0	0	1		1				
4 Angel Berroa, R OBP: 0.341, SLG: 0.473 (1, 6)											4	0	1	0	0	2		2				
Brent Mayne, L OBP: 0.316, SLG: 0.367 (1, 2)											3	0	0	0	0	2						
Darrell May, L (1, 1)											2	0	0	0	0	1		0				
Jason Gillilan, R (7, 1)										0	0	0	0	0	0	0						
Aaron Cuiel, L OBP: 0.383, SLG: 0.452 (8, PH)										1	0	0	0	0	0	0						
Ryan Bukvich, R (8, 1)										0	0	0	0	0	0	0						
Inning Stats	R: 0 E: 0 K: 2 S: 10	H: 0 LOB: 0 BB: 0 P: 13	R: 0 E: 0 K: 0 S: 7	H: 1 LOB: 1 BB: 0 P: 10	R: 0 E: 0 K: 1 S: 11	H: 0 LOB: 0 BB: 0 P: 16	R: 1 E: 0 K: 1 S: 10	H: 1 LOB: 0 BB: 0 P: 15	R: 0 E: 0 K: 2 S: 9	H: 0 LOB: 0 BB: 0 P: 15	R: 0 E: 0 K: 1 S: 14	H: 2 LOB: 1 BB: 0 P: 22	R: 0 E: 0 K: 1 S: 10	H: 0 LOB: 1 BB: 1 P: 17	R: 0 E: 0 K: 1 S: 8	H: 0 LOB: 1 BB: 0 P: 16	R: 0 E: 0 K: 1 S: 8	H: 1 LOB: 1 BB: 0 P: 12	1B: 4 2B: 1 3B: 0 HR: 1	SF: 0 SAC: 0 DP: 0 HBP: 0	WP: 0 PB: 0 SB: 1 CS: 0	PA: 34
PITCHER	IP	WLS	BF	H	R	ER	SO	BB	IBB	HBP	BLK	WP	HR	S	P	ERA	WHIP					
Woody Williams, R ERA: 2.55 (1, 1)	8.0	W	30	5	1	1	8	1	0	0	0	0	1	79	124	1.12	0.750					
Steve Kline, L ERA: 3.99 (9, 1)	1.0		4	1	0	0	1	0	0	0	0	0	0	8	12	0.00	1.000					

AB	33
R	1
H	6
RBI	1
BB	1
SO	9
LOB	7



Batter	1	2	3	4	5	6	7	8	9	AB	R	H	RBI	BB	SO	LOB	BOTTOM				
Bo Hart, R OBP: 0.615, SLG: 1.083 (1, 4)										5	2	3	0	0	1	2	Kansas City Royals @ St. Louis Cardinals Busch Stadium, St. Louis, MO Sat Jun 21 2003, 7:10 PM CDT Att: 44,473 - Cloudy - 79 F				
15 Jim Edmonds, L OBP: 0.397, SLG: 0.633 (1, 8)										5	0	0	0	0	1	5					
5 Albert Pujols, R OBP: 0.445, SLG: 0.722 (1, 7)										5	3	3	4	0	0	0					
Edgar Renteria, R OBP: 0.399, SLG: 0.509 (1, 6)										4	0	2	1	1	0	1					
Eduardo Perez, R OBP: 0.377, SLG: 0.474 Steve Kline, S (9, 1)										5	0	1	1	0	0	3					
Tino Martinez, L OBP: 0.324, SLG: 0.422 (1, 3)										3	0	0	0	1	1	1					
Mike Matheny, R OBP: 0.332, SLG: 0.393 (1, 2)										3	1	1	1	1	1	0					
Wilson Delgado, S OBP: 0.262, SLG: 0.268 (1, 5)										4	1	1	0	0	1	3					
Woody Williams, R OBP: 0.381, SLG: 0.406 Orlando Palmeiro, L OBP: 0.365, SLG: 0.372 (8, PH) (9, 9)										3	0	2	1	0	1	0					
Inning Stats	R: 2 E: 0 K: 1 S: 17	H: 3 LOB: 1 BB: 0 P: 28	R: 0 E: 0 K: 0 S: 12	H: 2 LOB: 2 BB: 0 P: 20	R: 0 E: 0 K: 0 S: 11	H: 0 LOB: 0 BB: 0 P: 17	R: 1 E: 0 K: 1 S: 8	H: 2 LOB: 1 BB: 0 P: 9	R: 0 E: 0 K: 1 S: 9	H: 1 LOB: 1 BB: 0 P: 17	R: 1 E: 0 K: 1 S: 16	H: 1 LOB: 0 BB: 0 P: 20	R: 2 E: 0 K: 1 S: 19	H: 3 LOB: 3 BB: 2 P: 34	R: 2 E: 0 K: 1 S: 19	H: 2 LOB: 1 BB: 1 P: 32		1B: 5 2B: 6 3B: 1 HR: 2	SF: 0 SAC: 0 DP: 0 HBP: 0	WP: 1 PB: 1 SB: 0 CS: 0	PA: 41
PITCHER	IP	WLS	BF	H	R	ER	SO	BB	IBB	HBP	BLK	WP	HR	S	P	ERA	WHIP				
Darrell May, L ERA: 4.18 (1, 1)	6.0	L	27	9	4	4	4	0	0	0	0	1	0	73	111	6.00	1.500				
Jason Gillilan, R ERA: 7.52 (7, 1)	1.0		8	3	2	2	1	1	1	0	0	1	0	19	34	18.00	4.000				
Ryan Bukvich, R ERA: 9.58 (8, 1)	1.0		6	2	2	2	1	1	0	0	0	0	1	19	32	18.00	3.000				

AB	38
R	8
H	14
RBI	8
BB	3
SO	6
LOB	15



Batter	1	2	3	4	5	6	7	8	9	AB	R	H	RBI	BB	SO	LOB	TOP										
Desi Relaford, S (1.5) OBP: 0.345, SLG: 0.432	0-1 SH1-3 G5-3 2B		1-2 F8		2-1 F9		3-3 K			4	1	1	0	0	1	3											
Carlos Febles, R (1.4) OBP: 0.274, SLG: 0.270	0-0 SH1-3 2-3			2-1 G4-3	0-0 F8		1-2 FC6-4			3	0	0	0	0	0	3											
Carlos Beltrán, S (1.8) OBP: 0.412, SLG: 0.508	2-2 G5-3			0-3 K		1-1 F7		0-1 1B		4	0	1	1	0	1	0											
Raul Ibanez, L (1.7) OBP: 0.331, SLG: 0.437	1-1 G4-3			0-2 G1-3		1-0 G4-3		0-2 P6		4	0	0	0	0	0	1											
Ken Harvey, R (1.3) OBP: 0.306, SLG: 0.424		1-2 G5-3			0-0 WP 2B		0-2 HR		3-0 F9		4	2	2	1	0	0	1										
Aaron Guiel, L (1.9) OBP: 0.392, SLG: 0.467		2-2 4 CS HBP			2-2 2B		3-3 K		3-3 K		3	1	1	1	0	2	1										
4 Angel Berroa, R (1.6) OBP: 0.340, SLG: 0.469				1-3 K		0-3 K		2-2 BB 1B		4	0	1	0	0	3	2											
Mike DiFelice, R (1.2) OBP: 0.310, SLG: 0.432			1-2 G6-3		0-1 1B 2B		3-2 P4		1-2 F9		4	1	1	1	0	0	1										
Jeremy Affeldt, L (1.1) OBP: 0.429, SLG: 0.333				1-3 K		0-0 2H 1B		4-0 FC6-4 BB		2	0	1	1	1	1	0											
Jason Grimsley, R (7.1)									1-2 G4-3		0	0	0	0	0	0											
Morgan Burkhardt, S (9. PH)										1	0	0	0	0	0	0											
Mike MacDougal, S (9.1)										0	0	0	0	0	0	0											
Inning Stats	R: 1 E: 0 K: 0 S: 9	H: 1 LOB: 0 BB: 0 P: 12	R: 0 E: 0 K: 1 S: 9	H: 0 LOB: 1 BB: 0 P: 13	R: 0 E: 0 K: 1 S: 9	H: 0 LOB: 0 BB: 0 P: 12	R: 0 E: 0 K: 1 S: 8	H: 0 LOB: 0 BB: 0 P: 10	R: 3 E: 0 K: 1 S: 13	H: 4 LOB: 1 BB: 0 P: 17	R: 1 E: 0 K: 1 S: 9	H: 1 LOB: 0 BB: 0 P: 14	R: 0 E: 0 K: 1 S: 14	H: 1 LOB: 2 BB: 1 P: 27	R: 0 E: 0 K: 1 S: 10	H: 1 LOB: 1 BB: 0 P: 16	R: 0 E: 0 K: 1 S: 11	H: 0 LOB: 0 BB: 0 P: 13	1B: 4 2B: 4 3B: 0 HR: 1	SF: 0 SAC: 1 DP: 1 HBP: 1	WP: 1 PB: 0 SB: 0 CS: 1	PA: 36					
PITCHER	IP	WLS	BF	H	R	ER	SO	BB	IBB	HBP	BLK	WP	HR	S	P	ERA	WHIP										
Garrett Stephenson, R (1.1) ERA: 4.45	6.0	L	25	7	5	5	5	0	0	1	0	1	1	60	83	7.50	1.167										
Cal Eldred, R (7.1) ERA: 5.46	1.0		4	0	0	0	1	1	0	0	0	0	0	11	22	0.00	1.000										
28 Lance Painter, L (8.1) ERA: 2.94	1.0		4	1	0	0	1	0	0	0	0	0	0	10	16	0.00	1.000										
44 Jason Isringhausen, R (9.1) ERA:	1.0		3	0	0	0	1	0	0	0	0	0	0	11	13	0.00	0.000										

Kansas City Royals @ St. Louis Cardinals
 Busch Stadium, St. Louis, MO
 Sun Jun 22 2003, 1:10 PM CDT
 Att: 39,962 - Cloudy - 84 F

AB	33
R	5
H	8
RBI	5
BB	1
SO	8
LOB	12



Batter	1	2	3	4	5	6	7	8	9	AB	R	H	RBI	BB	SO	LOB	BOTTOM										
Bo Hart, R (1.4) OBP: 0.500, SLG: 0.824	1-1 G6-3		2-1 E5 FC1-6	3-2 F7			3-2 5 1B 1B		0-3 K	5	1	1	0	0	1	1											
Orlando Palmeiro, L (1.8) OBP: 0.369, SLG: 0.375	2-2		0-1 FC1-6 5 1B		3-2 F7		1-1 5 1B 1B		0-0 1B	4	0	2	0	0	0	0	1										
28 Lance Painter, L (8.1)										0	0	0	0	0	0	0	0										
44 Jason Isringhausen, R (9.1)										0	0	0	0	0	0	0	0										
J.D. Drew, L (9. PH) OBP: 0.386, SLG: 0.597			1-2 1B				2-1 1B		0-3 K	1	0	1	0	0	0	0	0										
5 Albert Pujols, R (1.7) OBP: 0.448, SLG: 0.720	2-1 1B		2-2 1B		2-2 G5-3		2-1 1B		0-3 K	5	0	3	1	0	1	1											
Edgar Renteria, R (1.6) OBP: 0.394, SLG: 0.502	1-0 L3		0-0 F8		1-1 F9		0-3 K			4	0	0	0	0	1	6											
Eduardo Perez, R (1.9) OBP: 0.366, SLG: 0.458	1-3 K		1-1 F9			3-1 G5-3		1-2 G3-1		4	0	0	0	0	1	4											
Tino Martinez, L (1.3) OBP: 0.329, SLG: 0.429		4-2		1-0 1B G5-4-3 2B		1-0 F8		1-2 G4-3		1	1	1	0	1	0	0											
Joe Girardi, R (6.2) OBP: 0.143, SLG: 0.077										1	0	0	0	0	0	0											
15 Jim Edmonds, L (8. PH) OBP: 0.396, SLG: 0.630										1	0	0	0	0	0	0											
Mike Matheny, R (1.2) OBP: 0.331, SLG: 0.390		2-3 K		0-0 G5-4-3 1B		2-2 F7		1-2 E4		4	0	1	0	0	1	1											
Wilson Delgado, S (1.5) OBP: 0.246, SLG: 0.250		2-3 K		0-0 G5-4-3			1-3 K2-3		1-3 K	4	0	0	0	0	3	3											
Garrett Stephenson, R (1.1) OBP: 0.250, SLG: 0.172			0-1 G5-3				3-2 F8		0-2 G4-3	2	0	1	0	0	0	1											
Cal Eldred, R (7.1) ERA: 3.97										0	0	0	0	0	0	0											
Kerry Robinson, L (7. PH) OBP: 0.208, SLG: 0.188										2	0	0	0	0	0	0											
Inning Stats	R: 0 E: 0 K: 1 S: 12	H: 2 LOB: 2 BB: 0 P: 19	R: 0 E: 0 K: 2 S: 12	H: 0 LOB: 1 BB: 1 P: 20	R: 0 E: 1 K: 0 S: 12	H: 1 LOB: 2 BB: 0 P: 17	R: 1 E: 0 K: 0 S: 9	H: 3 LOB: 1 BB: 0 P: 13	R: 0 E: 0 K: 0 S: 7	H: 0 LOB: 0 BB: 0 P: 13	R: 1 E: 0 K: 2 S: 19	H: 3 LOB: 2 BB: 0 P: 29	R: 0 E: 1 K: 1 S: 12	H: 0 LOB: 1 BB: 0 P: 16	R: 0 E: 0 K: 2 S: 10	H: 1 LOB: 1 BB: 0 P: 10	1B: 9 2B: 1 3B: 0 HR: 0	SF: 0 SAC: 0 DP: 1 HBP: 0	WP: 0 PB: 0 SB: 0 CS: 0	PA: 39							
PITCHER	IP	WLS	BF	H	R	ER	SO	BB	IBB	HBP	BLK	WP	HR	S	P	ERA	WHIP										
Jeremy Affeldt, L (1.1) ERA: 3.97	6.2	W	28	7	2	2	4	1	0	0	0	0	0	73	116	2.70	1.200										
Jason Grimsley, R (7.1) ERA: 3.95	1.1		7	2	0	0	2	0	0	0	0	0	0	19	26	0.00	1.500										
Mike MacDougal, R (9.1) ERA: 3.31	1.0	S	4	1	0	0	2	0	0	0	0	0	0	10	10	0.00	1.000										

Kansas City Royals @ St. Louis Cardinals
 Busch Stadium, St. Louis, MO
 Sun Jun 22 2003, 1:10 PM CDT
 Att: 39,962 - Cloudy - 84 F

AB	38
R	2
H	10
RBI	1
BB	1
SO	8
LOB	18



Batter	1	2	3	4	5	6	7	8	9	10	11	12	13	14	AB	R	H	RBI	BB	SO	LOB	TOP						
Barry Larkin, R OBP: 0.352, SLG: 0.385 (1, 6)	G1-3		G4-6-3 1B		G4-3			F7			K			FC5-4 1B	7	1	2	2	0	1	3							
Jose Guillen, R OBP: 0.397, SLG: 0.623 (1, 7)			G4-6-3		G5-3			F7			L9			1B	6	0	2	0	1	0	5							
Ray Olmedo, S OBP: 0.266, SLG: 0.317 (14, PR)	1B		1-2f					G4-3 BB						1B	0	1	0	0	0	0	0							
Ken Griffey Jr., L OBP: 0.382, SLG: 0.540 (1, 8)	K							G4-3						1B	5	1	2	0	2	2	2							
Austin Kearns, R OBP: 0.383, SLG: 0.492 (12, 1)														FC5	6	0	0	0	0	2	5							
Felix Heredia, L OBP: 0.333, SLG: 0.333 (14, PH)	F7		G1-3		L5			K			K			FC5	1	0	1	2	0	0	0							
Kelly Stinnett, R OBP: 0.333, SLG: 0.480 (14, 1)														1B	0	0	0	0	0	0	0							
Danny Graves, R OBP: 0.125, SLG: 0.125 (1, 5)															7	0	1	1	0	1	2							
Aaron Boone, R OBP: 0.338, SLG: 0.495 (1, 5)		G4-3			G6-3									FC5	4	1	2	1	0	0	2							
Sean Casey, L OBP: 0.413, SLG: 0.413 (8, 1)															0	0	0	0	0	0	0							
Wily Mo Peña, R OBP: 0.152, SLG: 0.152 (8, 1)															0	0	0	0	0	0	0							
Scott Williamson, R OBP: 0.125, SLG: 0.334 (10, PH)															0	0	0	0	0	0	0							
Scott Sullivan, R OBP: 0.125, SLG: 0.125 (12, 1)															2	0	0	0	0	0	1	2						
Reggie Taylor, L OBP: 0.097, SLG: 0.194 (14, 9)																												
Jason LaRue, R OBP: 0.339, SLG: 0.474 (1, 2)		G3			G5-3										7	0	0	0	0	1	5							
Juan Castro, R OBP: 0.272, SLG: 0.380 (14, 3)															6	2	2	1	0	1	1							
Jimmy Haynes, R OBP: 0.333, SLG: 0.333 (7, 1)																												
Kent Mercker, L OBP: 0.125, SLG: 0.125 (8, PH)																												
Chris Reitsma, R OBP: 0.125, SLG: 0.125 (8, PH)																												
Adam Dunn, R OBP: 0.344, SLG: 0.515 (8, 3)																												
Adam Dunn, R OBP: 0.344, SLG: 0.515 (14, 1)																												
Inning Stats	R: 0 E: 0 S: 10	H: 1 LOB: 1 BB: 0 P: 16	R: 2 E: 0 S: 14	H: 2 LOB: 0 BB: 0 P: 21	R: 0 E: 0 S: 7	H: 2 LOB: 1 BB: 0 P: 14	R: 0 E: 0 S: 8	H: 0 LOB: 0 BB: 0 P: 11	R: 0 E: 0 S: 8	H: 1 LOB: 1 BB: 1 P: 14	R: 0 E: 0 S: 5	H: 0 LOB: 0 BB: 0 P: 5	R: 0 E: 0 S: 14	H: 0 LOB: 1 BB: 1 P: 23	R: 2 E: 1 S: 15	H: 2 LOB: 2 BB: 1 P: 23	R: 0 E: 0 S: 10	H: 0 LOB: 0 BB: 0 P: 19	R: 0 E: 0 S: 7	H: 0 LOB: 0 BB: 0 P: 9	R: 0 E: 0 S: 7	H: 0 LOB: 0 BB: 0 P: 9	R: 3 E: 0 S: 27	H: 2 LOB: 2 BB: 2 P: 41	1B: 8 2B: 1 3B: 1 HR: 2	SF: 0 SAC: 1 DP: 2 HBP: 0	WP: 0 PB: 0 CS: 0	PA: 61
PITCHER	IP	WLS	BF	H	R	ER	SO	BB	IBB	HBP	BLK	WP	HR	S	P	ERA	WHIP											
Brett Tomko, R ERA: 5.73	(11, 1)	7.0	27	7	2	2	1	0	0	0	0	0	2	56	87	2.57	1.143											
28 Lance Painter, L ERA: 2.67	(8, 1)	0.2	3	0	0	0	0	1	0	0	0	0	0	10	17	0.00	1.500											
Cal Eldred, R ERA: 5.09	(8, 1)	1.0	5	1	2	0	1	0	0	0	0	0	0	13	18	0.00	1.000											
Steve Kline, L ERA: 3.94	(9, 1)	0.1	4	2	0	0	0	1	0	0	0	0	0	9	16	0.00	9.000											
44 Jason Isringhausen, R ERA: 0.00	(10, 1)	1.0	4	0	0	0	1	1	0	0	0	0	0	7	14	0.00	1.000											
PITCHER	IP	WLS	BF	H	R	ER	SO	BB	IBB	HBP	BLK	WP	HR	S	P	ERA	WHIP											
Kiko Calero, R ERA: 2.89	(11, 1)	2.0	7	0	0	0	4	0	0	0	0	0	0	16	29	0.00	0.500											
Jeff Fassero, L ERA: 7.16	(13, 1)	1.1	L	7	1	3	3	0	1	1	0	0	0	20	34	20.25	1.500											
Esteban Yan, R ERA: 7.43	(14, 1)	0.2	4	1	0	0	2	0	0	0	0	0	0	14	16	0.00	1.500											

Cincinnati Reds @ St. Louis Cardinals
 Busch Stadium, St. Louis, MO
 Tue Jun 24 2003, 7:10 PM CDT
 Att. 33,352 - Sunny - 90 F

AB: 53
 R: 7
 H: 12
 RBI: 7
 BB: 7
 SO: 9
 LOB: 27



Batter	1	2	3	4	5	6	7	8	9	10	11	12	13	14	AB	R	H	RBI	BB	SO	LOB	BOTTOM					
Bo Hart, R OBP: 0.500, SLG: 0.720 (1, 4)	F9				K2-3									FC4	8	0	4	0	0	1	5						
J.D. Drew, L OBP: 0.384, SLG: 0.583 (11, 1)															5	0	1	0	1	1	5						
Kiko Calero, R OBP: 0.290, SLG: 0.250 (11, 1)															0	0	0	0	0	0	0						
Wilson Delgado, S OBP: 0.242, SLG: 0.246 (14, 1)															1	0	0	0	0	0	1						
Jeff Fassero, L ERA: 5.09 (14, 1)															0	0	0	0	0	0	0						
5 Albert Pujols, R OBP: 0.450, SLG: 0.719 (1, 7)															6	1	3	0	1	0	4						
15 Jim Edmonds, L OBP: 0.396, SLG: 0.623 (1, 8)															6	0	2	1	1	2	3						
27 Scott Roien, R OBP: 0.393, SLG: 0.522 (1, 5)															7	0	1	0	0	1	10						
Tino Martinez, L OBP: 0.336, SLG: 0.459 (1, 3)															7	2	4	3	0	0	1						
Edgar Renteria, R OBP: 0.392, SLG: 0.493 (1, 6)															5	0	0	0	2	1	3						
Joe Girardi, R OBP: 0.110, SLG: 0.059 (10, PH)															4	0	0	0	0	0	3						
Orlando Palmeiro, L OBP: 0.368, SLG: 0.370 (11, 9)															2	0	0	0	0	2	0						
Brett Tomko, R ERA: 5.73 (11, 1)															2	0	1	0	0	0	0						
Kerry Johnson, R ERA: 3.77 (8, 1)															1	1	1	0	0	0	0						
Cal Eldred, R ERA: 5.09 (8, 1)															0	0	0	0	0	0	0						
Chris Reitsma, R ERA: 2.45 (7, 1)															0	0	0	0	0	0	0						
44 Jason Isringhausen, R ERA: 0.00 (10, 1)															2	0	1	0	0	0	2						
Inning Stats	R: 0 E: 0 S: 13	H: 2 LOB: 2 BB: 0 P: 20	R: 0 E: 1 S: 12	H: 1 LOB: 2 BB: 1 P: 19	R: 0 E: 0 S: 10	H: 0 LOB: 1 BB: 1 P: 9	R: 0 E: 0 S: 7	H: 2 LOB: 3 BB: 1 P: 11	R: 0 E: 0 S: 9	H: 1 LOB: 2 BB: 0 P: 11	R: 1 E: 0 S: 14	H: 3 LOB: 2 BB: 0 P: 21	R: 1 E: 0 S: 9	H: 3 LOB: 2 BB: 0 P: 11	R: 2 E: 0 S: 8	H: 3 LOB: 0 BB: 1 P: 13	R: 0 E: 0 S: 12	H: 1 LOB: 1 BB: 0 P: 16	R: 0 E: 0 S: 7	H: 0 LOB: 0 BB: 0 P: 7	R: 0 E: 0 S: 11	H: 1 LOB: 2 BB: 0 P: 18	1B: 16 2B: 1 3B: 0 HR: 2	SF: 0 SAC: 0 DP: 3 HBP: 1	WP: 0 PB: 1 SB: 0 CS: 0	PA: 64	
PITCHER	IP	WLS	BF	H	R	ER	SO	BB	IBB	HBP	BLK	WP	HR	S	P	ERA	WHIP										
Jimmy Haynes, R ERA: 6.56	(11, 1)	6.0	26	8	1	4	4	0	0	0	0	0	0	58	99	1.50	2.000										
Kent Mercker, L ERA: 2.45	(7, 1)	0.1	H	1	0	0	1	0	0	0	0	0	0	4	7	0.00	0.000										
Chris Reitsma, R ERA: 2.45	(7, 1)	1.2	B	9	4	1	1	0	0	0	0	0	1	16	22	5.40	2.400										
Scott Williamson, R ERA: 3.77	(9, 1)	1.0	B	5	3	2	2	0	0	0	0	0	1	8	13	18.00	3.000										
Scott Sullivan, R ERA: 4.38	(10, 1)	2.0		9	2	0	0	1	1	0	0	0	0	28	40	0.00	1.500										
PITCHER	IP	WLS	BF	H	R	ER	SO	BB	IBB	HBP	BLK	WP	HR	S	P	ERA	WHIP										
Felix Heredia, L ERA: 2.38	(12, 1)	2.0	W	7	1	0	0	0	0	0	0	0	0	14	22	0.00	0.500										
Danny Graves, R ERA: 5.11	(14, 1)	1.0	S	5	1	0	0	1	0	0	0	0	0	11	18	0.00	1.000										

Cincinnati Reds @ St. Louis Cardinals
 Busch Stadium, St. Louis, MO
 Tue Jun 24 2003, 7:10 PM CDT
 Att. 33,352 - Sunny - 90 F

AB: 58
 R: 4
 H: 19
 RBI: 4
 BB: 5
 SO: 8
 LOB: 37



Batter	1	2	3	4	5	6	7	8	9	AB	R	H	RBI	BB	SO	LOB	TOP										
Barry Larkin, R OBP: 0.365, SLG: 0.392 Ray Olmedo, S OBP: 0.283, SLG: 0.326	F9		G6-3		HR		SF7	K		3	0	1	0	0	0	0											
Jose Guillen, R OBP: 0.395, SLG: 0.630	K		G2-3		HR		BB	FC5-4		5	1	2	2	0	1	1											
Ken Griffey Jr., L Chris Reitsma, R Kelly Stinnett, R	P5				G1-3		BB	K		3	0	1	1	1	0	1											
Sean Casey, L OBP: 0.350, SLG: 0.433		P5	G4-3			G1-4-3	SF7	K		4	0	0	1	0	1	1											
Aaron Boone, R Brian Reith, R	K				F9	G6-3		F9		3	0	0	0	0	1	0											
Austin Kearns, R Adam Dunn, L Reggie Taylor, L	K				K		FC6-4	K		2	1	1	0	0	1	0											
Jason LaRue, R Juan Castro, R					P4		BB	FC6-4		4	1	2	2	0	0	3											
Jimmy Anderson, L Russell Branyan, L	K				F7			FC5-4		2	0	0	0	0	1	1											
Inning Stats	R: 0 E: 0 K: 1 S: 9	H: 0 LOB: 0 BB: 0 P: 13	R: 2 E: 0 K: 2 S: 20	H: 3 LOB: 1 BB: 0 P: 29	R: 0 E: 0 K: 0 S: 8	H: 0 LOB: 1 BB: 1 P: 15	R: 0 E: 0 K: 1 S: 7	H: 0 LOB: 0 BB: 0 P: 11	R: 2 E: 0 K: 0 S: 10	H: 2 LOB: 1 BB: 1 P: 16	R: 1 E: 0 K: 0 S: 18	H: 2 LOB: 1 BB: 0 P: 23	R: 2 E: 0 K: 1 S: 20	H: 4 LOB: 1 BB: 1 P: 30	R: 0 E: 0 K: 1 S: 11	H: 1 LOB: 1 BB: 0 P: 18	R: 0 E: 0 K: 2 S: 7	H: 0 LOB: 0 BB: 0 P: 9	1B: 9 2B: 2 3B: 0 HR: 1	SF: 1 SAC: 0 DP: 0 HBP: 0	WP: 1 PB: 0 SB: 2 CS: 0	PA: 41					
PITCHER	IP	WLS	BF	H	R	ER	SO	BB	IBB	HBP	BLK	WP	HR	S	P	ERA	WHIP										
Woody Williams, R Steve Kline, L 2B Lance Painter, L Kiko Calero, R	6.0	W	29	10	7	7	4	1	0	0	0	1	1	14	22	10.50	1.833										

Cincinnati Reds @ St. Louis Cardinals
 Busch Stadium, St. Louis, MO
 Thu Jun 26 2003, 7:10 PM CDT
 Att: 34,738 - Cloudy - 77 F

AB	38
R	7
H	12
RBI	7
BB	2
SO	8
LOB	12



Batter	1	2	3	4	5	6	7	8	9	AB	R	H	RBI	BB	SO	LOB	BOTTOM										
Bo Hart, R OBP: 0.528, SLG: 0.771	G5-3				K					5	1	3	1	0	1	1											
15 Jim Edmonds, L 5 Albert Pujols, R	K				G3			G3		5	1	2	4	0	1	2											
27 Scott Rolen, R Eduardo Perez, R J.D. Drew, L Kiko Calero, R										5	2	4	0	0	0	0											
Edgar Renteria, R Wilson Delgado, S										4	1	1	1	1	0	3											
Tino Martinez, L Mike Matheny, R										3	1	2	1	1	0	0											
Woody Williams, R Steve Kline, S Kerry Robinson, L 2B Lance Painter, L Orlando Palmeiro, L										3	1	1	1	0	0	3											
Inning Stats	R: 0 E: 0 K: 1 S: 8	H: 0 LOB: 0 BB: 0 P: 10	R: 7 E: 0 K: 0 S: 25	H: 7 LOB: 2 BB: 2 P: 48	R: 1 E: 0 K: 0 S: 10	H: 2 LOB: 1 BB: 0 P: 16	R: 1 E: 0 K: 0 S: 9	H: 3 LOB: 2 BB: 0 P: 12	R: 2 E: 0 K: 1 S: 10	H: 3 LOB: 1 BB: 1 P: 21	R: 0 E: 0 K: 0 S: 6	H: 0 LOB: 0 BB: 0 P: 9	R: 0 E: 0 K: 1 S: 8	H: 1 LOB: 1 BB: 0 P: 13	R: 0 E: 0 K: 1 S: 12	H: 1 LOB: 1 BB: 0 P: 18	R: 0 E: 0 K: 1 S: 12	H: 1 LOB: 1 BB: 0 P: 18	1B: 12 2B: 3 3B: 0 HR: 2	SF: 0 SAC: 0 DP: 0 HBP: 0	WP: 0 PB: 1 SB: 0 CS: 0	PA: 42					
PITCHER	IP	WLS	BF	H	R	ER	SO	BB	IBB	HBP	BLK	WP	HR	S	P	ERA	WHIP										
Jimmy Anderson, L Brian Reith, R Chris Reitsma, R	5.0	L	31	15	11	11	2	3	0	0	0	0	0	6	9	0.00	0.000										

Cincinnati Reds @ St. Louis Cardinals
 Busch Stadium, St. Louis, MO
 Thu Jun 26 2003, 7:10 PM CDT
 Att: 34,738 - Cloudy - 77 F

AB	39
R	11
H	17
RBI	11
BB	3
SO	4
LOB	16



Batter	1	2	3	4	5	6	7	8	9	AB	R	H	RBI	BB	SO	LOB	TOP										
Bo Hart, R OBP: 0.500, SLG: 0.689 (1, 4)										6	4	4	0	0	2	0	St. Louis Cardinals @ Kansas City Royals Kauffman Stadium, Kansas City, MO Sat Jun 28 2003, 6:05 PM CDT Att: 40,347 - Sunny - 83 F										
15 Jim Edmonds, L OBP: 0.412, SLG: 0.700 (1, 8)										4	4	4	3	2	0	0											
5 Albert Pujols, R OBP: 0.447, SLG: 0.700 (1, 3)										5	1	0	0	1	0	4											
27 Scott Rolen, R OBP: 0.407, SLG: 0.558 (1, 5)										3	2	1	2	2	0	3											
Eduardo Perez, R OBP: 0.362, SLG: 0.435 (1, 7)										3	0	0	0	1	1	2											
J.D. Drew, L OBP: 0.378, SLG: 0.568 (8, 9)										2	0	0	0	0	0	4											
Edgar Renteria, R OBP: 0.387, SLG: 0.495 (1, 6)										4	2	3	4	1	0	3											
Tino Martinez, L OBP: 0.348, SLG: 0.476 (1, 10)										3	0	1	1	2	0	1											
Mike Matheny, R OBP: 0.323, SLG: 0.382 (1, 2)										5	0	1	1	0	1	5											
Orlando Palmeiro, L OBP: 0.354, SLG: 0.355 (8, 7)										5	0	0	0	0	0	3											
Inning Stats	R: 2 E: 0 K: 2 S: 14	H: 2 LOB: 0 BB: 0 P: 21	R: 0 E: 0 K: 0 S: 8	H: 0 LOB: 1 BB: 1 P: 14	R: 4 E: 0 K: 0 S: 16	H: 3 LOB: 2 BB: 3 P: 33	R: 3 E: 1 K: 1 S: 19	H: 2 LOB: 2 BB: 2 P: 36	R: 1 E: 0 K: 0 S: 13	H: 1 LOB: 0 BB: 0 P: 20	R: 1 E: 0 K: 1 S: 10	H: 1 LOB: 0 BB: 0 P: 15	R: 0 E: 0 K: 0 S: 10	H: 1 LOB: 2 BB: 2 P: 19	R: 1 E: 0 K: 0 S: 8	H: 2 LOB: 3 BB: 2 P: 21		1B: 6 2B: 4 3B: 0 HR: 4	SF: 1 SAC: 0 DP: 0 HBP: 1	WP: 0 PB: 1 SB: 3 CS: 1	PA: 51						
PITCHER	IP	WLS	BF	H	R	ER	SO	BB	IBB	HBP	BLK	WP	HR	S	P	ERA	WHIP										
Jeremy Affeldt, L ERA: 4.82 (1, 1)	3.0	L	20	6	8	8	2	5	0	0	0	0	2	43	78	24.00	3.667										
51 Kris Wilson, R ERA: 4.95 (4, 1)	3.0		15	4	3	3	1	1	0	0	0	0	1	31	51	9.00	1.667										
Sean Lowe, R ERA: 4.65 (7, 1)	2.0		9	2	1	1	1	1	0	1	0	0	1	20	34	4.50	1.500										
Les Walrod, L ERA: 6.75 (9, 1)	1.0		7	2	1	1	0	1	1	0	0	0	0	8	21	9.00	3.000										
Batter	1	2	3	4	5	6	7	8	9	AB	R	H	RBI	BB	SO	LOB	BOTTOM										
Desi Relaford, S OBP: 0.347, SLG: 0.434 (1, 4)										3	0	1	2	0	1	2	St. Louis Cardinals @ Kansas City Royals Kauffman Stadium, Kansas City, MO Sat Jun 28 2003, 6:05 PM CDT Att: 40,347 - Sunny - 83 F										
Joe Randa, R OBP: 0.300, SLG: 0.402 (1, 5)										5	0	1	1	0	0	3											
Carlos Beltrán, S OBP: 0.396, SLG: 0.486 (1, 8)										5	0	0	0	0	1	1											
Raul Ibanez, L OBP: 0.336, SLG: 0.452 (1, 7)										5	2	3	1	0	0	1											
Ken Harvey, R OBP: 0.313, SLG: 0.420 (1, 3)										4	0	0	0	1	1	1											
Aaron Guiel, L OBP: 0.382, SLG: 0.483 (1, 9)										4	2	1	0	1	1	2											
Michael Tucker, L OBP: 0.337, SLG: 0.447 (1, 10)										5	2	3	1	0	0	2											
4 Angel Berroa, R OBP: 0.342, SLG: 0.459 (1, 6)										3	2	2	1	1	0	2											
Brent Mayne, L OBP: 0.312, SLG: 0.365 (1, 2)										4	1	3	3	0	0	2											
Inning Stats	R: 0 E: 0 K: 1 S: 8	H: 0 LOB: 0 BB: 0 P: 13	R: 4 E: 0 K: 0 S: 15	H: 4 LOB: 1 BB: 1 P: 24	R: 0 E: 0 K: 0 S: 11	H: 1 LOB: 2 BB: 1 P: 20	R: 2 E: 0 K: 0 S: 13	H: 3 LOB: 1 BB: 0 P: 20	R: 2 E: 0 K: 0 S: 16	H: 4 LOB: 2 BB: 0 P: 27	R: 1 E: 0 K: 0 S: 12	H: 1 LOB: 1 BB: 1 P: 19	R: 0 E: 0 K: 1 S: 8	H: 0 LOB: 0 BB: 0 P: 12	R: 0 E: 0 K: 2 S: 8	H: 0 LOB: 0 BB: 0 P: 10	1B: 7 2B: 7 3B: 0 HR: 1	SF: 2 SAC: 0 DP: 1 HBP: 0	WP: 1 PB: 0 SB: 0 CS: 0	PA: 43							
PITCHER	IP	WLS	BF	H	R	ER	SO	BB	IBB	HBP	BLK	WP	HR	S	P	ERA	WHIP										
Jason Simontacchi, R ERA: 6.57 (1, 1)	3.1		20	8	6	6	1	2	0	0	0	0	0	15	26	13.50	2.250										
28 Lance Painter, L ERA: 4.5 (4, 1)	1.1		7	3	2	2	0	0	0	0	0	0	0	4	7	∞	∞										
Kiko Calero, R ERA: 2.85 (5, 1)	0.0		1	1	0	0	0	0	0	0	0	0	0	4	7	∞	∞										
Jeff Fassero, L ERA: 7.14 (5, 1)	1.1	W	5	1	1	1	0	0	0	0	0	0	1	13	20	6.75	0.750										
Cal Eldred, R ERA: 4.75 (7, 1)	2.0	H	7	1	0	0	1	1	0	0	0	0	0	19	32	0.00	1.000										
PITCHER	IP	WLS	BF	H	R	ER	SO	BB	IBB	HBP	BLK	WP	HR	S	P	ERA	WHIP										
44 Jason Isringhausen, R ERA: (9, 1)	1.0		3	0	0	0	2	0	0	0	0	0	0	8	10	0.00	0.000										

Batter	1	2	3	4	5	6	7	8	9	AB	R	H	RBI	BB	SO	LOB	TOP					
Bo Hart, R OBP: 0.481, SLG: 0.660 (1, 4)										5	1	1	1	1	1	5						
15 Jim Edmonds, L OBP: 0.408, SLG: 0.690 Wilson Delgado, S OBP: 0.232, SLG: 0.234 Orlando Palmeiro, L OBP: 0.354, SLG: 0.355 (1, 8) (9, PH) (9, 9)										5	0	1	3	0	1	2						
5 Albert Pujols, R OBP: 0.451, SLG: 0.719 (1, 7)										6	2	4	3	0	0	1						
27 Scott Rolen, R OBP: 0.402, SLG: 0.548 (1, 5)											5	1	0	0	1	0	3					
Eduardo Perez, R OBP: 0.370, SLG: 0.437 (1, 10)											4	2	2	0	1	0	3					
Edgar Renteria, R OBP: 0.390, SLG: 0.498 (1, 6)											4	2	2	1	1	1						
Tino Martinez, L OBP: 0.349, SLG: 0.470 (1, 3)											3	2	0	1	1	0	2					
Joe Girardi, R OBP: 0.158, SLG: 0.059 Mike Matheny, R OBP: 0.326, SLG: 0.382 (3, PH) (3, 2)											0	0	0	0	1	0	0					
J.D. Drew, L OBP: 0.376, SLG: 0.564 Kerry Robinson, L OBP: 0.241, SLG: 0.247 (2, PR) (2, 9) (9, 8)											1	0	0	1	0	0	2					
Inning Stats	R: 0 E: 1 K: 1 S: 13	H: 1 LOB: 1 BB: 0 P: 22	R: 5 E: 1 K: 0 S: 17	H: 4 LOB: 3 BB: 1 P: 28	R: 0 E: 0 K: 0 S: 8	H: 3 LOB: 2 BB: 0 P: 11	R: 2 E: 0 K: 1 S: 11	H: 2 LOB: 2 BB: 2 P: 19	R: 0 E: 0 K: 0 S: 6	H: 0 LOB: 1 BB: 1 P: 12	R: 6 E: 0 K: 0 S: 18	H: 3 LOB: 1 BB: 3 P: 38	R: 0 E: 0 K: 1 S: 7	H: 0 LOB: 0 BB: 0 P: 11	R: 0 E: 0 K: 1 S: 12	H: 1 LOB: 0 BB: 0 P: 16	R: 0 E: 0 K: 0 S: 4	H: 0 LOB: 0 BB: 0 P: 6	1B: 8 2B: 4 3B: 0 HR: 2	SF: 0 SAC: 0 DP: 1 HBP: 1	WP: 1 PB: 0 SB: 0 CS: 0	PA: 49
PITCHER	IP	WLS	BF	H	R	ER	SO	BB	IBB	HBP	BLK	WP	HR	S	P	ERA	WHIP					
Chris George, L ERA: 6.86 (1, 1)	5.1	L	33	11	10	10	2	6	0	0	0	0	2	62	108	16.88	3.188					
Jason Gillilan, R ERA: 7.71 (6, 1)	2.2		13	3	3	3	2	1	0	1	0	1	0	30	49	10.12	1.500					
Les Walroed, L ERA: 5.87 (9, 1)	1.0		3	0	0	0	0	0	0	0	0	0	0	4	6	0.00	0.000					

St. Louis Cardinals @ Kansas City Royals
Kauffman Stadium, Kansas City, MO
Sun Jun 29 2003, 1:05 PM CDT
Att: 38,270 - Cloudy - 85 F

AB 41
R 13
H 14
RBI 12
BB 7
SO 4
LOB 21



Batter	1	2	3	4	5	6	7	8	9	AB	R	H	RBI	BB	SO	LOB	BOTTOM					
Desi Relaford, S OBP: 0.349, SLG: 0.447 Brent Abernathy, R OBP: 0.086, SLG: 0.059 (1, 5) (9, PH)											4	1	2	1	0	0	1					
Carlos Febles, R OBP: 0.280, SLG: 0.272 (1, 4)											4	1	0	0	1	1	2					
Carlos Beltrán, S OBP: 0.392, SLG: 0.480 (1, 10)											5	0	1	1	0	1	1					
Raul Ibanez, L OBP: 0.335, SLG: 0.449 (1, 7)											4	1	1	0	0	0	1					
Ken Harvey, R OBP: 0.311, SLG: 0.418 Morgan Burkhardt, S OBP: 0.400, SLG: 0.250 (1, 3) (3, 3)											1	0	0	0	0	0	0					
Michael Tucker, L OBP: 0.342, SLG: 0.466 (1, 8)											4	1	3	3	0	1	1					
Aaron Guiel, L OBP: 0.356, SLG: 0.469 (1, 9)											4	0	1	1	0	1	2					
4 Angel Berroa, R OBP: 0.340, SLG: 0.454 (1, 6)												3	0	0	0	1	0	1				
Mike DiFelice, R OBP: 0.315, SLG: 0.443 (1, 2)												4	1	1	0	0	0	3				
Inning Stats	R: 1 E: 0 K: 0 S: 8	H: 1 LOB: 0 BB: 0 P: 15	R: 0 E: 0 K: 0 S: 7	H: 1 LOB: 1 BB: 0 P: 10	R: 1 E: 0 K: 1 S: 12	H: 2 LOB: 1 BB: 0 P: 17	R: 0 E: 0 K: 1 S: 9	H: 0 LOB: 0 BB: 1 P: 14	R: 0 E: 0 K: 0 S: 9	H: 1 LOB: 1 BB: 0 P: 14	R: 2 E: 0 K: 1 S: 14	H: 2 LOB: 0 BB: 0 P: 22	R: 0 E: 0 K: 0 S: 8	H: 0 LOB: 0 BB: 0 P: 13	R: 2 E: 0 K: 1 S: 13	H: 3 LOB: 3 BB: 2 P: 28	R: 0 E: 0 K: 0 S: 7	H: 0 LOB: 0 BB: 0 P: 10	1B: 6 2B: 3 3B: 0 HR: 2	SF: 0 SAC: 0 DP: 1 HBP: 0	WP: 0 PB: 0 SB: 0 CS: 0	PA: 39
PITCHER	IP	WLS	BF	H	R	ER	SO	BB	IBB	HBP	BLK	WP	HR	S	P	ERA	WHIP					
Brett Tomko, R ERA: 5.69 (1, 1)	7.0	W	28	7	4	4	3	1	0	0	0	0	2	67	105	5.14	1.143					
Jimmy Journell, R ERA: 18.0 (8, 1)	1.0		8	3	2	2	1	2	0	0	0	0	0	13	28	18.00	5.000					
Esteban Yan, R ERA: 7.47 (9, 1)	1.0		3	0	0	0	0	0	0	0	0	0	0	7	10	0.00	0.000					

St. Louis Cardinals @ Kansas City Royals
Kauffman Stadium, Kansas City, MO
Sun Jun 29 2003, 1:05 PM CDT
Att: 38,270 - Cloudy - 85 F

AB 36
R 6
H 10
RBI 6
BB 3
SO 4
LOB 14



Batter	1	2	3	4	5	6	7	8	9	AB	R	H	RBI	BB	SO	LOB	TOP										
Ray Durham, S OBP: 0.407, SLG: 0.441	F8		L9	G6-3		F8		G4-3		5	0	0	0	0	0	4	San Francisco Giants @ St. Louis Cardinals Busch Stadium, St. Louis, MO Mon Jun 30 2003, 7:10 PM CDT Att: 33,873 - Cloudy - 85 F										
Neft Perez, S OBP: 0.302, SLG: 0.374	2B		G3	F9		F8		L4		5	1	1	0	0	0	1											
Marquis Grissom, R OBP: 0.336, SLG: 0.488	F8		E6		L6		1B	F9		5	1	2	1	0	0	0											
Barry Bonds, L OBP: 0.488, SLG: 0.649	F8		F9		G6-3		2H	G4-3		5	0	1	1	0	0	2											
Bento Santiago, R OBP: 0.337, SLG: 0.457	F8			1B	K		P6			4	1	1	0	0	1	2											
Pedro Feliz, R OBP: 0.256, SLG: 0.541 Andres Galarraga, R OBP: 0.368, SLG: 0.534		P6		1B		K	K			4	1	1	0	0	2	1											
José Cruz Jr., S OBP: 0.369, SLG: 0.441		P5		1B		G4-3		G3-1		4	1	0	0	0	0	0											
Edgardo Alfonzo, R OBP: 0.305, SLG: 0.330			G6-3	SH2-4		1B		SH3-4		3	0	3	1	1	0	0											
Jason Schmidt, R OBP: 0.088, SLG: 0.061			SH2-4			1B		SH3-4		2	0	1	0	0	1	1											
Inning Stats	R: 1 E: 0 K: 0 S: 11	H: 2 LOB: 1 BB: 0 P: 17	R: 0 E: 0 K: 1 S: 9	H: 0 LOB: 1 BB: 1 P: 17	R: 0 E: 1 K: 0 S: 7	H: 0 LOB: 1 BB: 0 P: 13	R: 3 E: 1 K: 0 S: 12	H: 3 LOB: 1 BB: 0 P: 17	R: 0 E: 0 K: 1 S: 14	H: 2 LOB: 2 BB: 0 P: 19	R: 1 E: 0 K: 1 S: 10	H: 2 LOB: 1 BB: 0 P: 16	R: 0 E: 0 K: 0 S: 6	H: 1 LOB: 1 BB: 0 P: 9	R: 0 E: 0 K: 0 S: 8	H: 0 LOB: 0 BB: 0 P: 9		1B: 7 2B: 3 3B: 0 HR: 0	SF: 0 SAC: 2 DP: 0 HBP: 0	WP: 0 PB: 0 SB: 0 CS: 0	PA: 40						
PITCHER	IP	WLS	BF	H	R	ER	SO	BB	IBB	HBP	BLK	WP	HR	S	P	ERA	WHIP										
Dan Haren, R ERA: 3.0	(1, 1)	6.0	L	28	7	4	2	3	1	0	0	0	0	60	94	3.00	1.333										
Esteban Yan, R ERA: 7.14	(7, 1)	3.0		12	3	1	1	1	0	0	0	0	0	24	34	3.00	1.000										

Batter	1	2	3	4	5	6	7	8	9	AB	R	H	RBI	BB	SO	LOB	BOTTOM										
Bo Hart, R OBP: 0.446, SLG: 0.611	K		K			K		G5-3		4	0	0	0	0	3	1	San Francisco Giants @ St. Louis Cardinals Busch Stadium, St. Louis, MO Mon Jun 30 2003, 7:10 PM CDT Att: 33,873 - Cloudy - 85 F										
Orlando Palmeiro, L OBP: 0.354, SLG: 0.354 Esteban Yan, R OBP: 1.000, SLG: 1.000	F7		K			1B		1B		3	0	1	0	0	1	1											
5 Albert Pujols, R OBP: 0.446, SLG: 0.710	G6-3				G4-3		P3	P6		4	0	0	0	0	0	2											
15 Jim Edmonds, L OBP: 0.406, SLG: 0.695		F8			G3		F8		HR	4	1	1	1	0	0	1											
27 Scott Rolen, R OBP: 0.401, SLG: 0.542		F9			G6-3		FC6-4	BB		3	0	0	0	1	0	0											
Tino Martinez, L OBP: 0.347, SLG: 0.466		1B				F8		F8		4	0	1	0	0	0	1											
Mike Matheny, R OBP: 0.329, SLG: 0.383		L6				1B		P6		4	0	2	0	0	0	2											
Wilson Delgado, S OBP: 0.219, SLG: 0.221			P6			P6		FC6-4		4	0	0	0	0	0	3											
Dan Haren, R OBP: 0.500, SLG: 1.000 Kerry Robinson, L OBP: 0.238, SLG: 0.244					G5-3			K2-3		2	0	1	0	0	0	1											
Inning Stats	R: 0 E: 0 K: 1 S: 10	H: 0 LOB: 0 BB: 0 P: 14	R: 0 E: 0 K: 0 S: 8	H: 1 LOB: 0 BB: 0 P: 12	R: 0 E: 0 K: 2 S: 11	H: 1 LOB: 1 BB: 0 P: 16	R: 0 E: 0 K: 0 S: 9	H: 0 LOB: 0 BB: 0 P: 13	R: 0 E: 0 K: 1 S: 8	H: 1 LOB: 1 BB: 0 P: 10	R: 0 E: 0 K: 0 S: 4	H: 0 LOB: 1 BB: 1 P: 9	R: 0 E: 0 K: 1 S: 6	H: 1 LOB: 1 BB: 0 P: 11	R: 1 E: 0 K: 0 S: 11	H: 2 LOB: 1 BB: 0 P: 17		1B: 5 2B: 1 3B: 0 HR: 1	SF: 0 SAC: 0 DP: 0 HBP: 0	WP: 0 PB: 0 SB: 0 CS: 0	PA: 35						
PITCHER	IP	WLS	BF	H	R	ER	SO	BB	IBB	HBP	BLK	WP	HR	S	P	ERA	WHIP										
Jason Schmidt, R ERA: 2.14	(1, 1)	9.0	W	35	7	1	1	5	1	0	0	0	1	74	113	1.00	0.889										



Batter	1	2	3	4	5	6	7	8	9	AB	R	H	RBI	BB	SO	LOB	TOP					
Ray Durham, S OBP: 0.410, SLG: 0.446	2-2 1B SF8 2B	1-2 F9							3-2 P2	4	1	2	0	1	0	2	San Francisco Giants @ St. Louis Cardinals Busch Stadium, St. Louis, MO Tue Jul 01 2003, 7:10 PM CDT Att: 39,894 - Cloudy - 87 F					
Neft Perez, S OBP: 0.301, SLG: 0.371	0-0 2B	1-0 P4								4	1	1	0	0	0	3						
Marquis Grissom, R OBP: 0.332, SLG: 0.484	2-2 SF8		0-0 G6-3						0-0 G6-3	3	0	0	1	0	0	1						
Barry Bonds, L OBP: 0.489, SLG: 0.649	0-0 2B		2-2 F9						4-0 G6-4-3 BB	3	1	1	1	1	0	0						
Bento Santiago, R OBP: 0.336, SLG: 0.457	3-1 HR 2B		0-0 F7						2-2 G6-4-3 1-2	4	1	1	1	0	0	1						
Andres Galarraga, R OBP: 0.397, SLG: 0.517	3-2 P3								0-0 F7	4	0	0	0	0	1	1						
José Cruz Jr., S OBP: 0.371, SLG: 0.453	3-2 HR		2-0 F9						1-2 G3-1 2B FC6-2 1B	4	1	2	2	0	0	0						
Edgardo Alfonzo, R OBP: 0.308, SLG: 0.333	2-0 F7		2-1 F8						0-2 FC6-2 1-3 2B	3	0	1	0	1	0	0						
Jim Brower, R 60 Francisco Santos, L Joe Nathan, R Felix Rodriguez, R Rich Aurilio, R Tim Worrell, R	0-0 G4-3								1-0 FC6-2 3-H	2	0	0	0	0	1	0						
Inning Stats	R: 5 E: 0 K: 0 S: 20	H: 5 LOB: 0 BB: 0 P: 35	R: 0 E: 0 K: 0 S: 5	H: 0 LOB: 0 BB: 0 P: 7	R: 0 E: 0 K: 0 S: 5	H: 0 LOB: 0 BB: 0 P: 7	R: 0 E: 0 K: 0 S: 4	H: 0 LOB: 0 BB: 0 P: 8	R: 0 E: 0 K: 1 S: 10	H: 1 LOB: 1 BB: 0 P: 15	R: 0 E: 0 K: 1 S: 8	H: 0 LOB: 0 BB: 0 P: 11	R: 0 E: 0 K: 0 S: 9	H: 0 LOB: 2 BB: 2 P: 19	R: 0 E: 0 K: 0 S: 4	H: 0 LOB: 0 BB: 1 P: 10		R: 0 E: 0 K: 0 S: 13	H: 2 LOB: 2 BB: 0 P: 18	1B: 3 2B: 4 3B: 0 HR: 1	SF: 1 SAC: 0 DP: 1 HBP: 0	WP: 0 PB: 0 SB: 1 CS: 0
PITCHER	IP	WLS	BF	H	R	ER	SO	BB	IBB	HBP	BLK	WP	HR	S	P	ERA	WHIP					
Woody Williams, R ERA: 3.18	(1, 1)	7.0	L	29	6	5	5	2	2	0	0	0	0	1	61	102	6.43	1.143				
Steve Kline, L ERA: 3.58	(8, 1)	1.0		3	0	0	0	0	1	0	0	0	0	0	4	10	0.00	1.000				
Jeff Fassero, L ERA: 6.9	(9, 1)	1.0		5	2	0	0	0	0	0	0	0	0	0	13	18	0.00	2.000				

AB	33
R	5
H	8
RBI	5
BB	3
SO	2
LOB	11



Batter	1	2	3	4	5	6	7	8	9	AB	R	H	RBI	BB	SO	LOB	BOTTOM					
Bo Hart, R OBP: 0.417, SLG: 0.569	0-1 G1-3		2-1 G6-3						3-2 P2	4	0	0	0	0	0	2	San Francisco Giants @ St. Louis Cardinals Busch Stadium, St. Louis, MO Tue Jul 01 2003, 7:10 PM CDT Att: 39,894 - Cloudy - 87 F					
J.D. Drew, L OBP: 0.377, SLG: 0.560	1-2 G4-3		4-2 BB						1-2 G5-3	1	0	0	0	1	0	0						
Kerry Robinson, L OBP: 0.232, SLG: 0.238										2	0	0	0	0	0	0						
5 Albert Pujols, R OBP: 0.441, SLG: 0.700	1-1 G5-3		2-0 F9						1-0 L5	4	0	0	0	0	0	1						
15 Jim Edmonds, L OBP: 0.401, SLG: 0.684	0-0 G4-3		0-1 G3						3-2 G3-1	4	0	0	0	0	0	1						
27 Scott Rolen, R OBP: 0.402, SLG: 0.545	1-1 S 1B								0-0 G6-3	4	1	2	0	0	0	0						
Edgar Renteria, R OBP: 0.386, SLG: 0.492	3-3 K								1-0 F9	4	0	0	0	0	1	2						
Tino Martinez, L OBP: 0.356, SLG: 0.473	3-1 1B								0-1 WP BB	3	0	3	1	1	0	0						
Mike Matheny, R OBP: 0.327, SLG: 0.381	3-2 FC5-4 1B								0-3 K	4	0	1	0	0	1	4						
Woody Williams, R Orlando Palmeiro, L Steve Kline, S Jeff Fassero, L	1-1 FC5-4 1-2								4-1 WP BB	2	0	0	0	0	1	2						
Inning Stats	R: 0 E: 0 K: 0 S: 8	H: 0 LOB: 0 BB: 0 P: 10	R: 1 E: 0 K: 1 S: 14	H: 3 LOB: 2 BB: 0 P: 25	R: 0 E: 0 K: 0 S: 7	H: 0 LOB: 1 BB: 1 P: 15	R: 0 E: 0 K: 0 S: 4	H: 2 LOB: 1 BB: 0 P: 7	R: 0 E: 0 K: 1 S: 6	H: 0 LOB: 0 BB: 0 P: 8	R: 0 E: 0 K: 0 S: 5	H: 0 LOB: 0 BB: 0 P: 8	R: 0 E: 0 K: 0 S: 9	H: 1 LOB: 2 BB: 1 P: 20	R: 0 E: 0 K: 0 S: 7	H: 0 LOB: 0 BB: 0 P: 12	R: 0 E: 0 K: 1 S: 11	H: 0 LOB: 1 BB: 1 P: 17	1B: 5 2B: 1 3B: 0 HR: 0	SF: 0 SAC: 0 DP: 1 HBP: 0	WP: 1 PB: 0 SB: 1 CS: 0	PA: 35
PITCHER	IP	WLS	BF	H	R	ER	SO	BB	IBB	HBP	BLK	WP	HR	S	P	ERA	WHIP					
Jim Brower, R ERA: 3.83	(1, 1)	6.0	W	23	5	1	1	2	1	0	0	0	0	44	73	1.50	1.000					
Joe Nathan, R ERA: 4.09	(7, 1)	1.0		5	1	0	0	0	1	0	0	0	1	9	20	0.00	2.000					
Felix Rodriguez, R ERA: 3.62	(8, 1)	1.0		3	0	0	0	0	0	0	0	0	0	7	12	0.00	0.000					
Tim Worrell, R ERA: 1.67	(9, 1)	1.0		4	0	0	0	1	1	0	0	0	0	11	17	0.00	1.000					

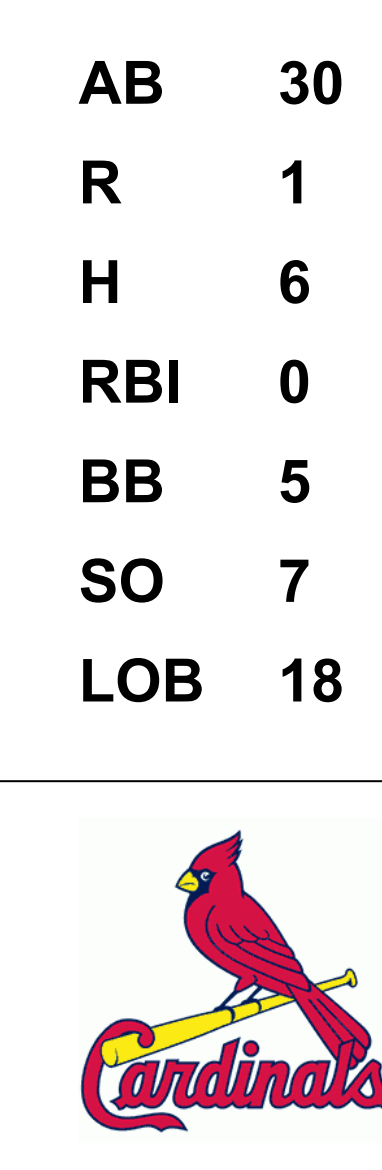
AB	32
R	1
H	6
RBI	1
BB	3
SO	3
LOB	12



Batter	1	2	3	4	5	6	7	8	9	AB	R	H	RBI	BB	SO	LOB	TOP								
Neft Perez, S OBP: 0.299, SLG: 0.368 (1, 4)	P4		G3-1		F7			FC6-4 1B		4	0	1	0	0	0	0	San Francisco Giants @ St. Louis Cardinals Busch Stadium, St. Louis, MO Wed Jul 02 2003, 6:05 PM CDT Att: 33,835 - Cloudy - 87 F								
Rich Aurilia, R OBP: 0.311, SLG: 0.391 (1, 6)	K		G5-3			L9		P3		4	0	0	0	0	1										
Marquis Grissom, R OBP: 0.328, SLG: 0.477 (1, 8)	P2		L4			G6-3		FC6-4		4	0	0	0	0	1										
Barry Bonds, L OBP: 0.492, SLG: 0.675 (1, 7)		BB SF7 BB		HR		G6-3			HR	3	3	2	2	1	0										
Benito Santiago, R OBP: 0.335, SLG: 0.458 (1, 2)	F8		G6-3			G3 SF7 2B		K		4	1	1	0	0	1										
José Cruz Jr., S OBP: 0.372, SLG: 0.455 (1, 9)		BB BB		P4		G3		60 G3 2B		3	0	1	0	1	0										
Pedro Feliz, R OBP: 0.297, SLG: 0.536 (8, 1)		BB BB		P4		G3		G3		1	0	0	1	1	0										
Felix Rodriguez, R OBP: 1.000, SLG: 1.000 (8, 1)		BB BB		P4		G3		G3		0	0	0	0	0	0										
60 Francisco Santos, L OBP: 0.273, SLG: 0.727 (9, PH)		BB BB		P4		G3		G3		1	0	0	0	0	0										
Tim Worrell, R (9, 1)		BB BB		P4		G3		G3		0	0	0	0	0	0										
Edgardo Alfonzo, R OBP: 0.307, SLG: 0.331 (1, 5)	SF7				F8		F8		BB	2	0	0	1	1	0										
Jerome Williams, R (1, 1)		3-H 3-3			K		K		F9	2	0	0	0	0	2										
Scott Eyre, L (7, 1)					K		K			0	0	0	0	0	0										
Joe Nathan, R (7, 1)					K		K			0	0	0	0	0	0										
Andres Galarraga, R OBP: 0.351, SLG: 0.508 (7, 3)					K		K			2	0	0	0	0	2										
Inning Stats	R: 0 E: 0 K: 1 S: 5	H: 0 LOB: 0 BB: 0 P: 5	R: 1 E: 0 K: 1 S: 15	H: 0 LOB: 2 BB: 3 P: 31	R: 0 E: 0 K: 0 S: 7	H: 0 LOB: 0 BB: 0 P: 9	R: 1 E: 0 K: 0 S: 13	H: 1 LOB: 0 BB: 0 P: 17	R: 0 E: 0 K: 1 S: 7	H: 0 LOB: 0 BB: 0 P: 10	R: 0 E: 0 K: 0 S: 9	H: 0 LOB: 0 BB: 0 P: 16	R: 1 E: 0 K: 0 S: 8	H: 1 LOB: 0 BB: 0 P: 14	R: 0 E: 0 K: 0 S: 8	H: 1 LOB: 1 BB: 1 P: 13	R: 1 E: 0 K: 1 S: 11	H: 2 LOB: 2 BB: 1 P: 19	1B: 1 2B: 2 3B: 0 HR: 2	SF: 2 SAC: 0 DP: 0 HBP: 0	WP: 0 PB: 0 SB: 0 CS: 0	PA: 36			
PITCHER	IP	WLS	BF	H	R	ER	SO	BB	IBB	HBP	BLK	WP	HR	S	P	ERA	WHIP								
Garrett Stephenson, R ERA: 4.29 (1, 1)	7.0	L	26	2	3	3	3	3	0	0	0	0	1	64	102	3.86	0.714								
Cal Eldred, R ERA: 4.59 (8, 1)	1.0		4	1	0	0	0	0	0	0	0	0	0	8	13	0.00	1.000								
44 Jason Isringhausen, R ERA: 1.08 (9, 1)	1.0		6	2	1	1	1	1	0	0	0	0	1	11	19	9.00	3.000								

Batter	1	2	3	4	5	6	7	8	9	AB	R	H	RBI	BB	SO	LOB	BOTTOM								
Bo Hart, R OBP: 0.438, SLG: 0.567 (1, 4)	BB HBP	L8								2	0	1	0	1	0	2	San Francisco Giants @ St. Louis Cardinals Busch Stadium, St. Louis, MO Wed Jul 02 2003, 6:05 PM CDT Att: 33,835 - Cloudy - 87 F								
Oriando Palmeiro, L OBP: 0.360, SLG: 0.350 (1, 9)	BB HBP									2	0	0	0	2	0	3									
Cal Eldred, R OBP: 0.500, SLG: 0.500 (8, 1)	BB									0	0	0	0	0	0	0									
44 Jason Isringhausen, R (9, 1)	BB									0	0	0	0	0	0	0									
5 Albert Pujols, R OBP: 0.439, SLG: 0.695 (1, 7)	K		G5-4-3		F9		P6			4	0	1	0	0	1	3									
15 Jim Edmonds, L OBP: 0.399, SLG: 0.677 (1, 8)	F7		K			F7				3	0	0	0	1	1	2									
27 Scott Rolen, R OBP: 0.397, SLG: 0.537 (1, 5)	K		G5-4-3			F7				4	0	0	0	0	1	4									
Edgar Renteria, R OBP: 0.384, SLG: 0.489 (1, 6)			G5-4-3		G6-3		P2			4	0	0	0	0	1	4									
Tino Martinez, L OBP: 0.358, SLG: 0.471 (1, 3)			K							4	1	1	0	0	0	1									
Chris Widger, R OBP: 0.174, SLG: 0.143 (1, 2)			K							3	0	1	0	1	1	0									
Kerry Robinson, L OBP: 0.236, SLG: 0.244 (7, PH)			K							2	0	1	0	0	0	0									
Garrett Stephenson, R OBP: 0.265, SLG: 0.194 (1, 1)			K							2	0	1	0	0	1	0									
Mike Matheny, R OBP: 0.325, SLG: 0.378 (8, 2)			K							2	0	0	0	0	0	2									
Inning Stats	R: 0 E: 0 K: 2 S: 11	H: 2 LOB: 2 BB: 1 P: 21	R: 0 E: 0 K: 1 S: 10	H: 2 LOB: 0 BB: 0 P: 12	R: 0 E: 0 K: 1 S: 5	H: 0 LOB: 1 BB: 1 P: 10	R: 0 E: 0 K: 1 S: 9	H: 0 LOB: 0 BB: 0 P: 13	R: 0 E: 0 K: 2 S: 14	H: 1 LOB: 1 BB: 0 P: 24	R: 0 E: 0 K: 0 S: 17	H: 0 LOB: 0 BB: 0 P: 23	R: 1 E: 0 K: 0 S: 10	H: 2 LOB: 2 BB: 2 P: 19	R: 0 E: 0 K: 0 S: 18	H: 1 LOB: 1 BB: 1 P: 26	R: 0 E: 0 K: 0 S: 7	H: 0 LOB: 0 BB: 0 P: 9	1B: 6 2B: 0 3B: 0 HR: 0	SF: 0 SAC: 0 DP: 3 HBP: 1	WP: 0 PB: 0 SB: 1 CS: 0	PA: 36			
PITCHER	IP	WLS	BF	H	R	ER	SO	BB	IBB	HBP	BLK	WP	HR	S	P	ERA	WHIP								
Jerome Williams, R ERA: 3.35 (1, 1)	6.0	W	25	4	1	1	7	3	0	1	0	0	0	71	113	1.50	1.167								
Scott Eyre, L ERA: 3.99 (7, 1)	0.0		1	1	0	0	0	0	0	0	0	0	0	1	1	∞	∞								
Joe Nathan, R ERA: 4.0 (7, 1)	1.0	H	3	0	0	0	0	1	0	0	0	0	0	4	8	0.00	1.000								
Felix Rodriguez, R ERA: 3.52 (8, 1)	1.0	H	4	1	0	0	0	1	0	0	0	0	0	18	26	0.00	2.000								
Tim Worrell, R ERA: 1.64 (9, 1)	1.0	S	3	0	0	0	0	0	0	0	0	0	0	7	9	0.00	0.000								

AB	30
R	4
H	5
RBI	4
BB	4
SO	4
LOB	9



Batter	1	2	3	4	5	6	7	8	9	AB	R	H	RBI	BB	SO	LOB	TOP										
Ray Durham, S OBP: 0.408, SLG: 0.447 Jason Christiansen, R Scott Eyre, L Marquis Grissom, R OBP: 0.327, SLG: 0.476	0-2 L8		0-3 K			1-0 2B	2-2 L6		0-0 G6-4-3	4	1	1	0	0	1	1	San Francisco Giants @ St. Louis Cardinals Busch Stadium, St. Louis, MO Thu Jul 03 2003, 1:10 PM CDT Att: 38,129 - Cloudy - 91 F										
J.T. Snow, L OBP: 0.348, SLG: 0.432 Andres Galarraga, R OBP: 0.349, SLG: 0.504	1-1 HBP			0-1 F9		2-1 HR	3-2 G5-4-3			2	1	1	1	0	0	0											
Pedro Feliz, R OBP: 0.287, SLG: 0.518	2-2 F8			1-3 K		1-3 K		1-3 K	4	0	0	0	0	3	2												
José Cruz Jr., S OBP: 0.376, SLG: 0.466	3-2 F9			4-2 2B		2-1 HR		4-2 1B	2	1	1	2	2	0	1												
Rich Aurilia, R OBP: 0.317, SLG: 0.399		1-0 F8-3		1-2 2B		0-0 G6-3		0-1 1B	4	0	3	0	0	0	0												
Francisco Santos, L OBP: 0.220, SLG: 0.533	2-2 F8-3			1-3 K		2-3 K		0-3 K	4	0	0	0	0	3	5												
Eduardo Alfonzo, R OBP: 0.307, SLG: 0.330	1-1 F9				1-0 G6-3		3-2 2B	3-2 F9	4	1	1	0	0	0	2												
Yorvit Torrealba, R OBP: 0.299, SLG: 0.415			2-2 G1-3		0-0 F8		1-1 1B		4	1	2	0	0	0	0												
Kirk Rueter, L OBP: 0.179, SLG: 0.135 41 Chad Zerbe, L Neifi Perez, S OBP: 0.302, SLG: 0.370	1-0 L8		1-0 L8		2-2 G2		0-0 G5-4-3	2-1 P4	1	0	0	0	0	0	0												
Inning Stats	R: 0 E: 0 K: 0 S: 12	H: 0 LOB: 1 BB: 0 P: 18	R: 0 E: 0 K: 0 S: 7	H: 1 LOB: 0 BB: 0 P: 11	R: 0 E: 0 K: 1 S: 7	H: 0 LOB: 0 BB: 0 P: 10	R: 0 E: 0 K: 2 S: 14	H: 1 LOB: 2 BB: 1 P: 21	R: 0 E: 0 K: 0 S: 5	H: 0 LOB: 0 BB: 0 P: 8	R: 3 E: 0 K: 2 S: 14	H: 3 LOB: 0 BB: 0 P: 22	R: 2 E: 0 K: 0 S: 13	H: 3 LOB: 0 BB: 0 P: 22	R: 0 E: 0 K: 2 S: 21	H: 1 LOB: 2 BB: 1 P: 29		R: 0 E: 0 K: 0 S: 4	H: 1 LOB: 0 BB: 0 P: 6	1B: 5 2B: 5 3B: 0 HR: 1	SF: 0 SAC: 0 DP: 3 HBP: 1	WP: 0 PB: 0 SB: 0 CS: 0	PA: 37				
PITCHER	IP	WLS	BF	H	R	ER	SO	BB	IBB	HBP	BLK	WP	HR	S	P	ERA	WHIP										
Jason Simontacchi, R ERA: 6.64 28 Lance Painter, L ERA: 4.09 Cal Eldred, R ERA: 4.46 Steve Kline, L ERA: 3.46	6.0	W	26	7	5	5	5	1	0	1	0	0	1	64	99	7.50	1.333										

Batter	1	2	3	4	5	6	7	8	9	AB	R	H	RBI	BB	SO	LOB	BOTTOM										
Bo Hart, R OBP: 0.426, SLG: 0.563	1-2 P4	0-0 SH1	0-0 F7			1-1 15 1B	0-0 B5-3			4	1	1	1	0	0	3	San Francisco Giants @ St. Louis Cardinals Busch Stadium, St. Louis, MO Thu Jul 03 2003, 1:10 PM CDT Att: 38,129 - Cloudy - 91 F										
15 Jim Edmonds, L OBP: 0.399, SLG: 0.670	2-2 G1-3	4-2 5 HR	3-2 G6-3			0-2 1B		1-1 G4-3	4	1	1	0	1	0	2												
5 Albert Pujols, R OBP: 0.435, SLG: 0.698	3-2 P6	0-0 1H 2H			0-0 G6-3	0-1 SF7		1-2 P4	4	1	1	4	0	0	0												
27 Scott Rolen, R OBP: 0.397, SLG: 0.545					1-2 G1-3	3-2 F7		0-3 K	5	2	2	1	0	1	1												
Eduardo Perez, R OBP: 0.380, SLG: 0.442					0-1 F9	2-0 1B		1-2 1B	3	1	2	0	1	0	0												
Edgar Renteria, R OBP: 0.382, SLG: 0.495					3-1 F9	1-0 F8			4	1	1	3	0	0	3												
Tino Martinez, L ERA: 4.44 Kerry Robinson, L OBP: 0.235, SLG: 0.241		1-3 K	1-0 FC6-4		1-1 G4-3		2-3 K		3	0	1	0	0	1	0												
Mike Matheny, R OBP: 0.328, SLG: 0.384		3-1 1B	2-2 FC6-4		1-1 FC6-4		3-1 G3-1		4	1	2	0	0	0	1												
Jason Simontacchi, R OBP: 0.129, SLG: 0.161 28 Lance Painter, L Wilson Delgado, S OBP: 0.239, SLG: 0.232 Cal Eldred, R OBP: 0.500, SLG: 0.500 Steve Kline, S	2-1 SH1	1-0 FC6-4			0-0 FC6-4	1-1 1B			3	1	2	0	0	0	1												
Inning Stats	R: 0 E: 0 K: 0 S: 10	H: 7 LOB: 1 BB: 2 P: 51	R: 0 E: 0 K: 1 S: 12	H: 2 LOB: 2 BB: 0 P: 19	R: 0 E: 0 K: 0 S: 6	H: 0 LOB: 0 BB: 0 P: 7	R: 0 E: 0 K: 0 S: 7	H: 1 LOB: 1 BB: 0 P: 12	R: 1 E: 0 K: 0 S: 13	H: 3 LOB: 2 BB: 0 P: 20	R: 0 E: 0 K: 1 S: 8	H: 1 LOB: 0 BB: 0 P: 14	R: 0 E: 0 K: 1 S: 10	H: 0 LOB: 0 BB: 0 P: 12	1B: 9 2B: 2 3B: 0 HR: 3	SF: 1 SAC: 1 DP: 0 HBP: 0		WP: 0 PB: 0 SB: 0 CS: 0	PA: 40								
PITCHER	IP	WLS	BF	H	R	ER	SO	BB	IBB	HBP	BLK	WP	HR	S	P	ERA	WHIP										
Kirk Rueter, L ERA: 4.91 Jason Christiansen, L ERA: 4.5 Scott Eyre, L ERA: 3.27	3.0	L	20	9	8	8	1	2	0	0	0	0	0	26	39	3.00	1.333										



Batter	1	2	3	4	5	6	7	8	9	AB	R	H	RBI	BB	SO	LOB	TOP					
Bo Hart, R OBP: 0.452, SLG: 0.588 (1.4)	F8	15 SF8 2B		5 BB 15 BB SF8 BB		SH1-3		1 SAFE 0-1 1B	2-2 15 G4-6-3 1B	4	2	3	2	1	0	0						
15 Jim Edmonds, L OBP: 0.398, SLG: 0.675 (1.8)		SF8		5 BB BB		G4-3		0-0 G3	2-2 15 G4-6-3 1B	4	1	1	2	1	0	5						
5 Albert Pujols, R OBP: 0.438, SLG: 0.704 (1.7)	HR	2-3 3-H K		27 G5-4-3 1-2 2-3 BB		G6-3		4-0 1B		3	1	1	1	2	1	2						
Tino Martinez, L OBP: 0.362, SLG: 0.485 (1.3)	G4-3			HR		SF8		1-2 27 G5-3 1B	2-0 1-2 2-H 3-H 1B	4	1	3	4	0	0	0						
27 Scott Rolen, R OBP: 0.391, SLG: 0.536 (1.5)	L7			F8		G5-4-3		0-0 G5-3	1-2 P4	5	0	0	0	0	0	5						
Edgar Renteria, R OBP: 0.383, SLG: 0.492 (1.6)				SH2-3 1B BB		K		1-2 E5 G4-6-3	0-1 E5 1B	4	2	1	0	1	1	1						
Kerry Robinson, L OBP: 0.227, SLG: 0.233 (7.1)				1B		F8		1-0 F9	3-3 K	3	0	0	0	0	0	3	AB 36					
Esteban Yan, R OBP: 1.000, SLG: 1.000 (9, PH)								1-2 G4-6-3	1-2 K	0	0	0	0	0	0	0	R 11					
Eduardo Perez, R OBP: 0.377, SLG: 0.439 (9, PH)								1-2 G5-3	1-2 K	1	0	0	0	0	0	1	H 14					
Steve Kline, S OBP: 0.377, SLG: 0.439 (9, PH)								1-2 G5-3	1-2 K	0	0	0	0	0	0	0	RBI 11					
Mike Matheny, R OBP: 0.332, SLG: 0.383 (1.2)								1-2 G6-3	2-1 1B 1B	3	2	1	1	2	0	0	BB 7					
Brett Tomko, R OBP: 0.375, SLG: 0.367 (1.1)								1-2 G6-3	2-H 1B 1B	3	1	2	1	0	0	2	SO 3					
Jeff Fassero, L OBP: 0.369, SLG: 0.358 (7.1)								1-2 G6-3	1-3 1B	2	1	2	0	0	0	0	LOB 19					
Orlando Palmeiro, L OBP: 0.369, SLG: 0.358 (7.9)								15 G4-3 SH1-3 1B	15 G3 1B 1B	3	1	2	1	0	0	2						
										2	1	2	0	0	0	0						
Inning Stats	R: 2 E: 0 K: 0 S: 8	H: 2 LOB: 0 BB: 0 P: 12	R: 3 E: 0 K: 1 S: 15	H: 2 LOB: 1 BB: 2 P: 26	R: 1 E: 0 K: 0 S: 10	H: 2 LOB: 1 BB: 1 P: 25	R: 1 E: 0 K: 0 S: 11	H: 0 LOB: 1 BB: 3 P: 24	R: 0 E: 0 K: 1 S: 6	H: 0 LOB: 0 BB: 0 P: 9	R: 0 E: 0 K: 0 S: 7	H: 1 LOB: 1 BB: 0 P: 10	R: 0 E: 1 K: 0 S: 9	H: 1 LOB: 1 BB: 0 P: 12	R: 2 E: 0 K: 0 S: 11	H: 3 LOB: 2 BB: 1 P: 20	R: 2 E: 1 K: 1 S: 19	H: 3 LOB: 1 BB: 0 P: 28	1B: 10 2B: 1 3B: 0 HR: 3	SF: 2 SAC: 2 DP: 3 HBP: 0	WP: 0 PB: 0 SB: 2 CS: 0	PA: 47
PITCHER	IP	WLS	BF	H	R	ER	SO	BB	IBB	HBP	BLK	WP	HR	S	P	ERA	WHIP					
34 Kerry Wood, R ERA: 3.36 ERA: 6.75	(1.1)	3.0	L	21	6	7	7	1	6	0	0	0	0	3	38	80	21.00	4.000				
Dave Veres, R ERA: 2.23	(4.1)	1.0		2	0	0	0	0	0	0	0	0	0	6	7	0.00	0.000					
Kyle Farnsworth, R ERA: 5.64	(5.1)	2.0		7	1	0	0	1	0	0	0	0	0	13	19	0.00	0.500					
Antonio Alfonseca, R ERA: 2.61	(7.1)	1.1		7	3	2	2	0	0	0	0	0	0	15	20	13.50	2.250					
Mark Guthrie, L ERA: 2.61	(8.1)	0.2		4	1	0	0	0	0	1	0	0	0	5	12	0.00	1.500					
PITCHER	IP	WLS	BF	H	R	ER	SO	BB	IBB	HBP	BLK	WP	HR	S	P	ERA	WHIP					
Joe Borowski, R ERA: 2.66	(9.1)	1.0		6	3	2	1	1	0	0	0	0	0	19	28	9.00	3.000					

St. Louis Cardinals @ Chicago Cubs
Wrigley Field, Chicago, IL
Fri Jul 04, 2003, 2:20 PM CDT
Att: 39,756 - Cloudy - 89 F

AB 36
R 11
H 14
RBI 11
BB 7
SO 3
LOB 19



Batter	1	2	3	4	5	6	7	8	9	AB	R	H	RBI	BB	SO	LOB	BOTTOM					
Mark Grudzielanek, R OBP: 0.347, SLG: 0.385 (1.4)	G4-3			G5-3					2-1 HR	5	2	3	0	0	0	0						
Alex Gonzalez, R OBP: 0.303, SLG: 0.415 (8.1)									1-3 HR	4	0	1	0	0	2	2						
Mark Guthrie, R OBP: 0.273, SLG: 0.281 (9.2)									1-3 K	0	0	0	0	0	0	0						
Paul Bako, L OBP: 0.273, SLG: 0.281 (9.2)									1-2 K	1	0	0	0	0	1	1						
Sammy Sosa, R OBP: 0.405, SLG: 0.520 (1.9)	G6-3			G5-3					4-2 HR	4	2	1	2	1	0	2						
Moises Alou, R OBP: 0.359, SLG: 0.481 (1.7)									0-0 HR	5	3	3	5	0	1	1						
Eric Karros, R OBP: 0.378, SLG: 0.511 (1.3)									1-1 HR	5	1	1	1	0	0	0						
Corey Patterson, L OBP: 0.327, SLG: 0.512 (1.8)									1-1 F9	4	1	1	1	0	0	0						
Ramon Martinez, R OBP: 0.333, SLG: 0.389 (1.5)									3-3 K	4	0	1	0	0	2	0						
Antonio Alfonseca, R OBP: 0.306, SLG: 0.367 (8.6)									1-1 1B	3	0	1	0	0	0	1	AB 39					
José Hernández, R OBP: 0.306, SLG: 0.367 (8.6)									2-3 1B	1	0	1	0	0	0	0	R 8					
Damian Miller, R OBP: 0.314, SLG: 0.374 (9.1)									1-3 K	3	0	0	0	1	1	2	H 12					
Joe Borowski, R OBP: 0.314, SLG: 0.374 (9.1)									0-0 P4	0	0	0	0	0	0	0	RBI 8					
34 Kerry Wood, R OBP: 0.147, SLG: 0.324 (4.1)									1-3 K	1	0	0	0	0	0	0	BB 2					
Dave Veres, R OBP: 0.147, SLG: 0.324 (4.1)									0-1 F8	0	0	0	0	0	0	0	SO 9					
Troy O'Leary, L OBP: 0.273, SLG: 0.333 (4, PH)									1-1 F8	1	0	0	0	0	1	2	LOB 11					
Kyle Farnsworth, R OBP: 0.273, SLG: 0.333 (4, PH)									0-0 1B	0	0	0	0	0	0	0						
Lenny Harris, L OBP: 0.235, SLG: 0.213 (7.5)									2-0 1B	2	0	0	0	0	1	0						
Inning Stats	R: 0 E: 0 K: 1 S: 8	H: 0 LOB: 0 BB: 0 P: 12	R: 1 E: 0 K: 2 S: 12	H: 2 LOB: 1 BB: 0 P: 19	R: 0 E: 0 K: 0 S: 7	H: 1 LOB: 1 BB: 0 P: 13	R: 1 E: 0 K: 1 S: 10	H: 2 LOB: 2 BB: 1 P: 21	R: 0 E: 0 K: 0 S: 6	H: 1 LOB: 1 BB: 0 P: 9	R: 1 E: 0 K: 0 S: 7	H: 1 LOB: 0 BB: 0 P: 10	R: 2 E: 0 K: 2 S: 12	H: 2 LOB: 0 BB: 0 P: 20	R: 0 E: 0 K: 1 S: 11	H: 1 LOB: 1 BB: 0 P: 17	R: 3 E: 0 K: 1 S: 12	H: 2 LOB: 0 BB: 1 P: 20	1B: 3 2B: 4 3B: 0 HR: 5	SF: 0 SAC: 0 DP: 0 HBP: 0	WP: 1 PB: 0 SB: 0 CS: 0	PA: 41
PITCHER	IP	WLS	BF	H	R	ER	SO	BB	IBB	HBP	BLK	WP	HR	S	P	ERA	WHIP					
Brett Tomko, R ERA: 5.63	(1.1)	6.0	W	26	7	3	3	5	1	0	0	0	0	3	50	84	4.50	1.333				
Jeff Fassero, L ERA: 7.12	(7.1)	0.1		2	1	1	1	1	0	0	0	0	0	5	9	27.00	3.000					
Esteban Yan, R ERA: 7.07	(7.1)	1.2		7	2	1	1	2	0	0	0	0	1	1	18	28	5.40	1.200				
Steve Kline, L ERA: 4.15	(9.1)	1.0		6	2	3	3	1	1	0	0	0	0	1	12	20	27.00	3.000				

St. Louis Cardinals @ Chicago Cubs
Wrigley Field, Chicago, IL
Fri Jul 04, 2003, 2:20 PM CDT
Att: 39,756 - Cloudy - 89 F

AB 39
R 8
H 12
RBI 8
BB 2
SO 9
LOB 11



Batter	1	2	3	4	5	6	7	8	9	AB	R	H	RBI	BB	SO	LOB	TOP				
Bo Hart, R OBP: 0.436, SLG: 0.562 (1, 4)	L9	15 1B 5 HR	F8			G6-3			F8	5	1	1	0	0	0	0					
15 Jim Edmonds, L OBP: 0.398, SLG: 0.681 (1, 8)	HR	5 HR		K		F8			K	5	2	2	2	0	2	0					
5 Albert Pujols, R OBP: 0.437, SLG: 0.709 Esteban Yan, R OBP: 1.000, SLG: 1.000 (9, 1)	PB BB 1B	1-H 3-H HR		F9		L4			F8	5	1	2	3	0	0	0					
27 Scott Rolen, R OBP: 0.390, SLG: 0.536 (1, 5)	K	K								4	0	1	0	0	2	1					
Eduardo Perez, R OBP: 0.380, SLG: 0.433 (1, 9)	PB 1-2 BB	1B BB							G3-1	2	0	0	0	2	1	1					
Edgar Renteria, R OBP: 0.387, SLG: 0.492 (1, 6)	1-2 2-3 BB	1-2 1B							G6-3	2	0	1	0	2	0	0					
Tino Martinez, L OBP: 0.357, SLG: 0.478 (1, 3)	F9	F7							G4-3	4	0	0	0	0	0	6					
Mike Matheny, R OBP: 0.334, SLG: 0.385 (1, 2)		15 1B SH3-4 1B	F8						K	4	1	2	0	0	1	0					
Matt Morris, R OBP: 0.297, SLG: 0.306 28 Lance Painter, L OBP: 0.290, SLG: 0.500 Cal Eldred, R OBP: 0.304, SLG: 0.558 J.D. Drew, L OBP: 0.358, SLG: 0.558 Jeff Fassero, L OBP: 0.306, SLG: 0.336 (1, 1) (6, 1) (7, 1) (8, PH) (9, 1)		SH3-4							L9	2	0	0	0	0	0	1					
Inning Stats	R: 1 E: 0 K: 1 S: 14	H: 2 LOB: 3 BB: 2 P: 28	R: 4 E: 0 K: 1 S: 20	H: 5 LOB: 2 BB: 1 P: 33	R: 0 E: 0 K: 1 S: 7	H: 0 LOB: 0 BB: 0 P: 11	R: 0 E: 0 K: 2 S: 9	H: 1 LOB: 1 BB: 0 P: 15	R: 0 E: 0 K: 0 S: 6	H: 0 LOB: 0 BB: 0 P: 12	R: 0 E: 0 K: 0 S: 6	H: 0 LOB: 0 BB: 0 P: 10	R: 0 E: 0 K: 1 S: 10	H: 0 LOB: 0 BB: 0 P: 11	R: 0 E: 0 K: 1 S: 7	H: 0 LOB: 0 BB: 0 P: 11	1B: 6 2B: 1 3B: 0 HR: 2	SF: 0 SAC: 1 DP: 1 HBP: 0	WP: 0 PB: 1 SB: 0 CS: 0	PA: 39	
PITCHER	IP	WLS	BF	H	R	ER	SO	BB	IBB	HBP	BLK	WP	HR	S	P	ERA	WHIP				
Shawn Estes, L ERA: 5.51 (1, 1)	6.0		30	9	5	5	5	4	0	0	0	0	2	63	112	7.50	2.167				
Dave Veres, R ERA: 5.87 (7, 1)	1.0		3	0	0	0	0	0	0	0	0	0	0	6	10	0.00	0.000				
Mike Remlinger, L ERA: 4.34 (8, 1)	2.0	W	6	0	0	0	2	0	0	0	0	0	0	17	22	0.00	0.000				

St. Louis Cardinals @ Chicago Cubs
Wrigley Field, Chicago, IL
Sat Jul 05 2003, 12:15 PM CDT
Att: 38,953 - Sunny - 80 F

AB	34
R	5
H	9
RBI	5
BB	4
SO	7
LOB	10

WP: 0	PA: 39
PB: 1	
SB: 0	
CS: 0	



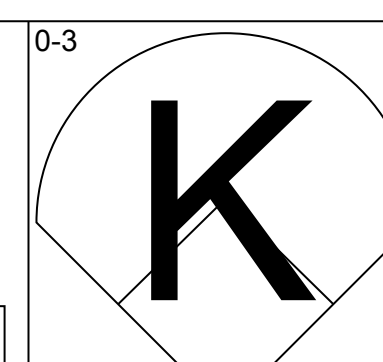
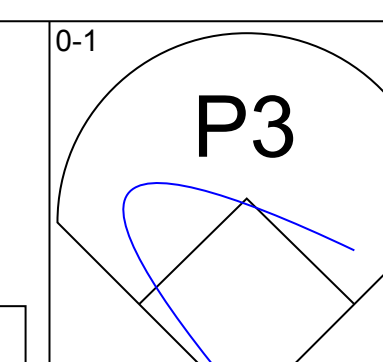
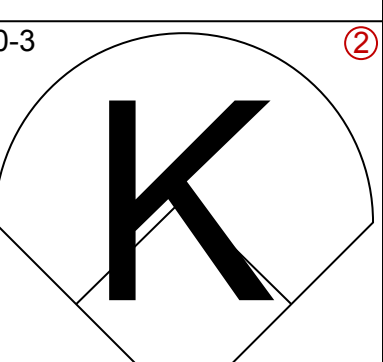
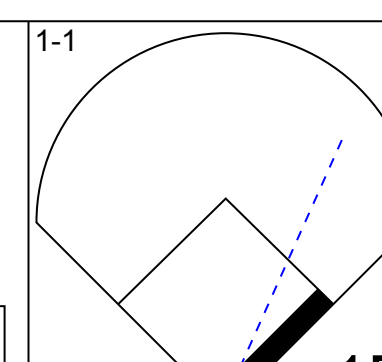
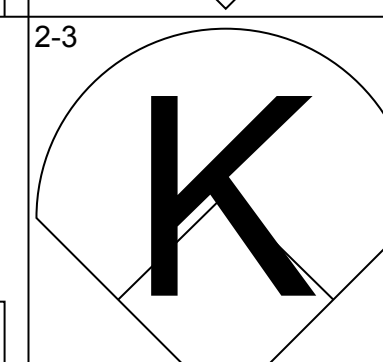
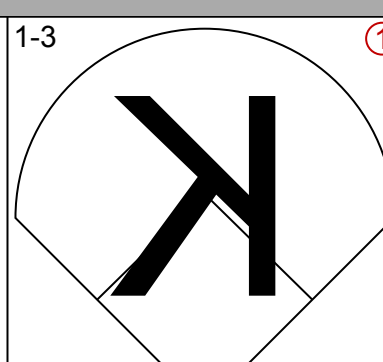
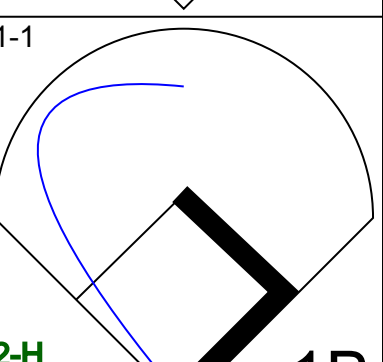
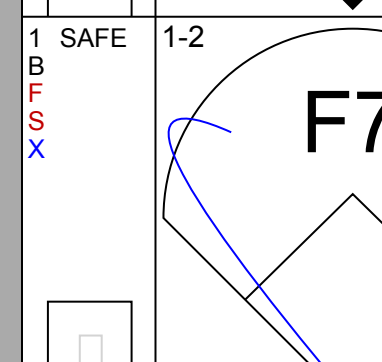
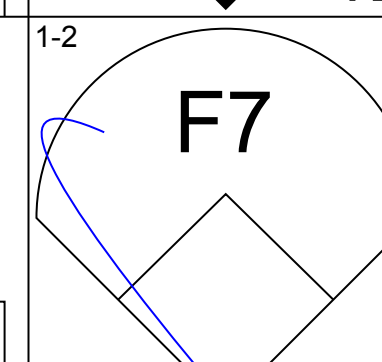
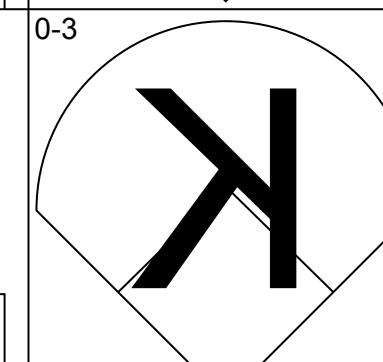
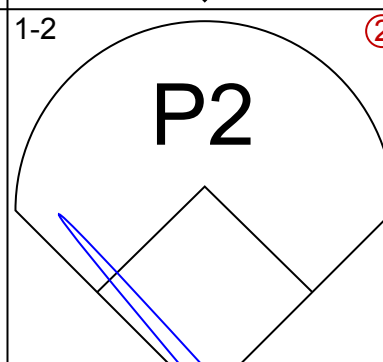
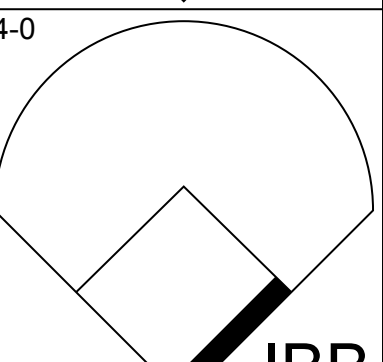
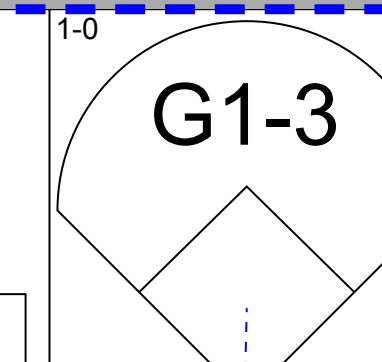
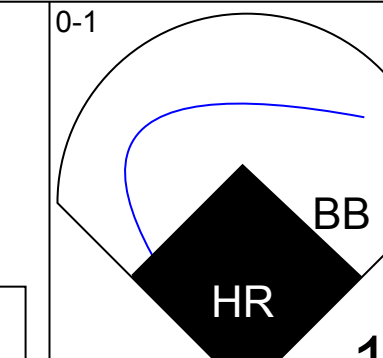
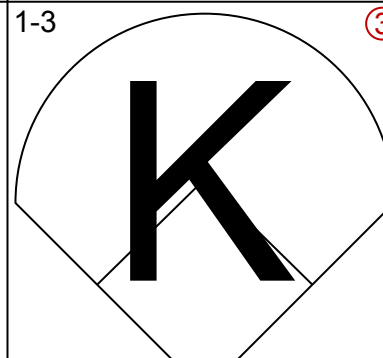
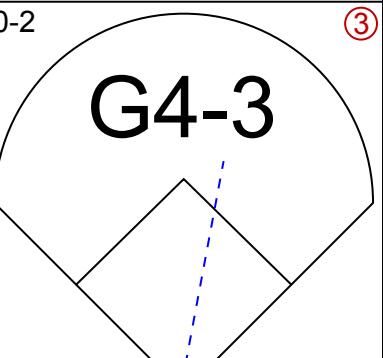
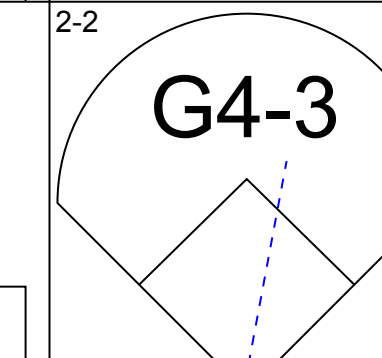
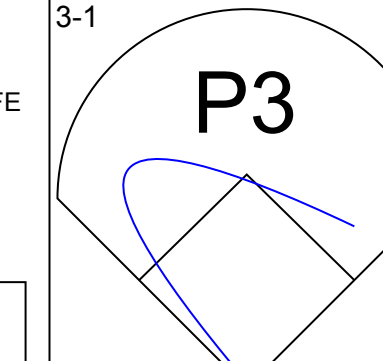
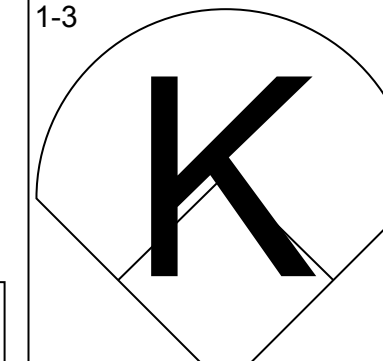
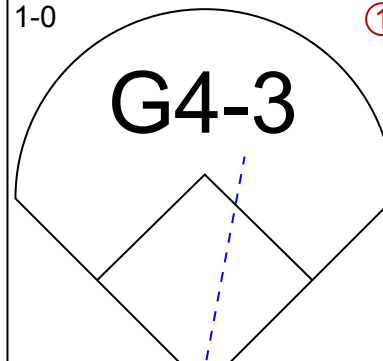
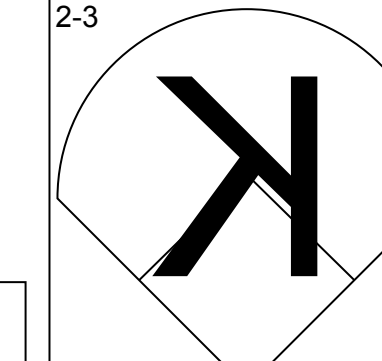
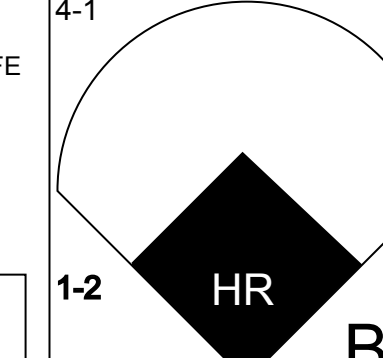
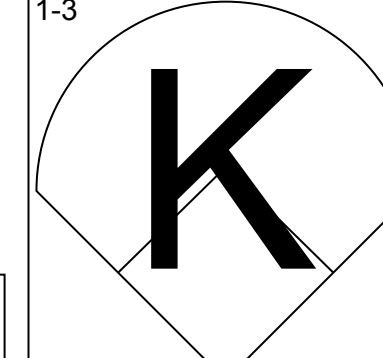
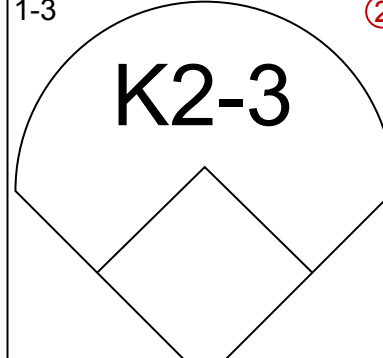
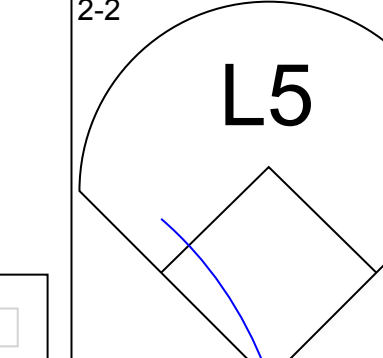
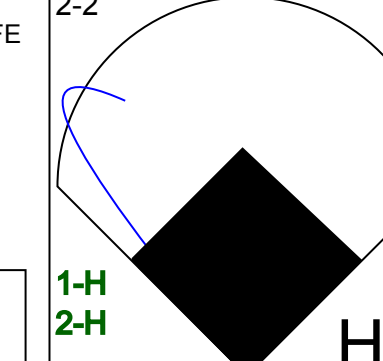
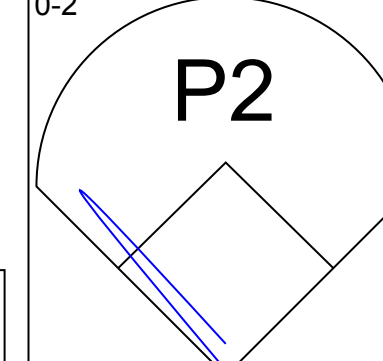
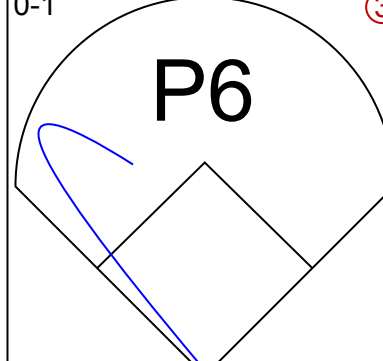
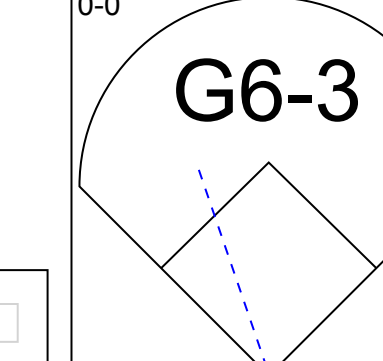
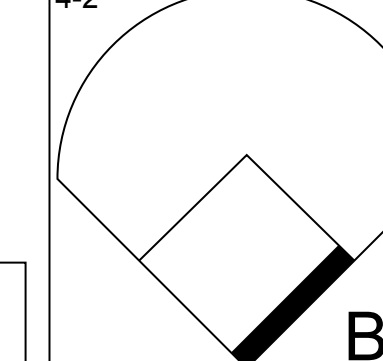
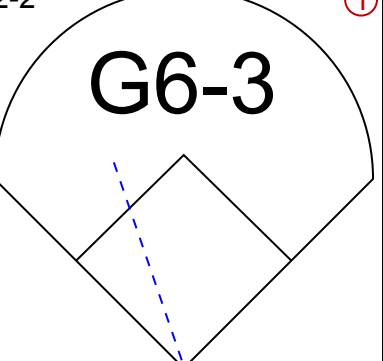
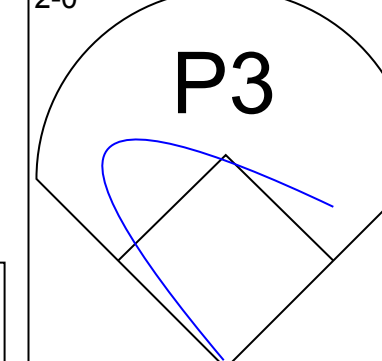
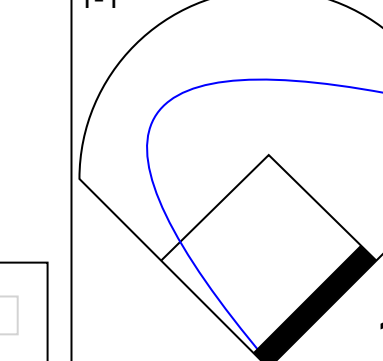
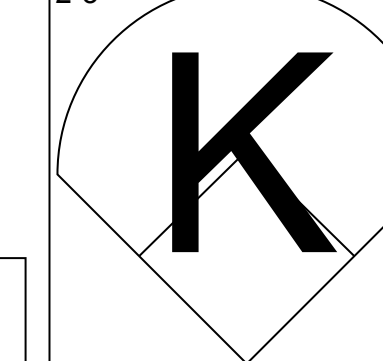
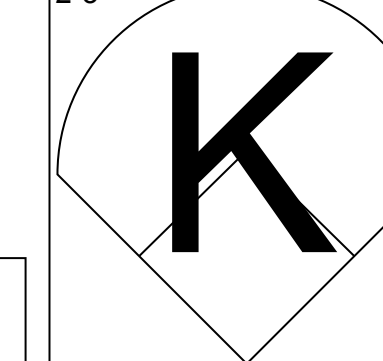
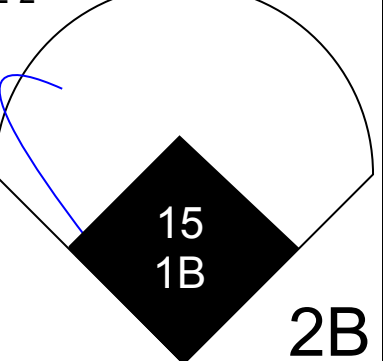
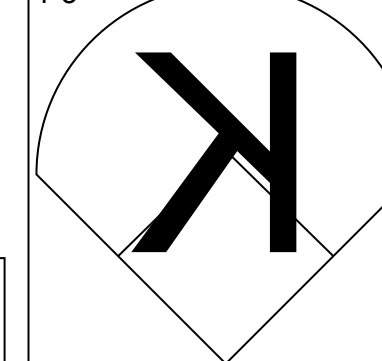
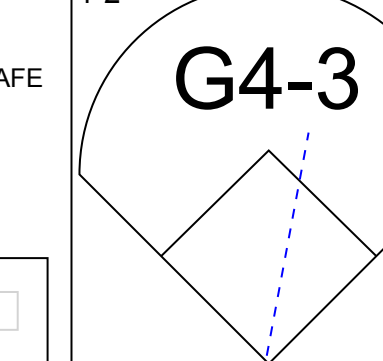
Batter	1	2	3	4	5	6	7	8	9	AB	R	H	RBI	BB	SO	LOB	BOTTOM					
Tom Goodwin, L OBP: 0.286, SLG: 0.303 (1, 8)	K		S BB		HR 1B		SH3-4 WP BB		K	3	2	1	0	2	2	1						
Mark Czudzielanek, R OBP: 0.349, SLG: 0.390 (1, 4)	G6-4-3 1B		F8		F8		SH3-4		1B 2B	4	0	2	0	0	0	2						
Sammy Sosa, R OBP: 0.405, SLG: 0.531 (1, 9)	G6-4-3			2B G3 1B	1-H HR		G1-3		K	5	2	2	2	0	1	3						
Moises Alou, R OBP: 0.365, SLG: 0.495 (1, 7)		HR		G3 FC5-2 2B	2B BB		L8		1B IBB	3	1	2	1	2	0	0						
Hee-Seop Choi, L OBP: 0.382, SLG: 0.493 Alex Gonzalez, R OBP: 0.304, SLG: 0.415 (1, 3) (8, PH) (9, 6)		F7		G3	2B				P4	3	0	1	1	0	0	1						
Ramon Martinez, R OBP: 0.326, SLG: 0.379 (1, 6) (9, 5)		L9		2-3 3-H 1B	FC5-2 1B		L7		F9	4	0	0	0	0	0	3						
Lenny Harris, L OBP: 0.185, SLG: 0.216 Eric Karros, R OBP: 0.381, SLG: 0.514 (1, 5) (8, PH) (9, 3)		G4-3		1-2 1B			P3		1B	3	0	1	0	0	0	0						
Paul Bako, L OBP: 0.262, SLG: 0.269 (1, 2)				G4-3	G2-3		K		F7	4	0	0	0	0	1	3						
Shawn Estes, R OBP: 0.185, SLG: 0.269 José Hernández, R OBP: 0.305, SLG: 0.366 Dave Veres, R (7, 1) Mike Remlinger, L (8, 1) Corey Patterson, L OBP: 0.329, SLG: 0.514 (9, PH)				K			G5-3		2B 1B	2	0	0	0	0	1	0						
Inning Stats	R: 0 E: 0 K: 1 S: 8	H: 1 LOB: 0 BB: 0 P: 15	R: 1 E: 0 K: 0 S: 7	H: 1 LOB: 0 BB: 0 P: 9	R: 0 E: 0 K: 1 S: 11	H: 0 LOB: 1 BB: 1 P: 18	R: 1 E: 0 K: 0 S: 15	H: 3 LOB: 2 BB: 0 P: 22	R: 2 E: 0 K: 0 S: 15	H: 3 LOB: 2 BB: 1 P: 26	R: 0 E: 0 K: 2 S: 8	H: 0 LOB: 0 BB: 0 P: 11	R: 1 E: 0 K: 0 S: 7	H: 0 LOB: 0 BB: 1 P: 14	R: 0 E: 0 K: 0 S: 9	H: 1 LOB: 1 BB: 0 P: 13	R: 1 E: 0 K: 2 S: 14	H: 3 LOB: 3 BB: 1 P: 24	1B: 7 2B: 3 3B: 0 HR: 2	SF: 0 SAC: 1 DP: 1 HBP: 0	WP: 2 PB: 0 SB: 1 CS: 0	PA: 41
PITCHER	IP	WLS	BF	H	R	ER	SO	BB	IBB	HBP	BLK	WP	HR	S	P	ERA	WHIP					
Matt Morris, R ERA: 3.99 (1, 1)	5.0		24	8	4	4	2	2	0	0	0	0	0	11	18	9.00	1.000					
28 Lance Painter, L ERA: 4.5 (6, 1)	1.0	H	4	0	1	1	2	1	0	0	0	0	0	4	7	0.00	0.000					
Cal Eldred, R ERA: 4.33 (7, 1)	1.0	B	3	0	0	0	0	0	0	0	0	1	0	4	7	0.00	0.000					
Jeff Fassero, L ERA: 7.11 (8, 1)	1.1	L	7	3	1	1	1	0	0	0	0	0	0	18	25	6.75	2.250					
Esteban Yan, R ERA: 7.02 (9, 1)	0.1		3	1	0	0	1	0	1	0	0	0	0	5	12	0.00	3.000					

St. Louis Cardinals @ Chicago Cubs
Wrigley Field, Chicago, IL
Sat Jul 05 2003, 12:15 PM CDT
Att: 38,953 - Sunny - 80 F

AB	36
R	6
H	12
RBI	5
BB	4
SO	6
LOB	13

WP: 2	PA: 41
PB: 0	
SB: 1	
CS: 0	

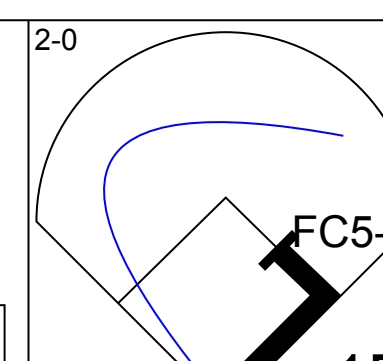
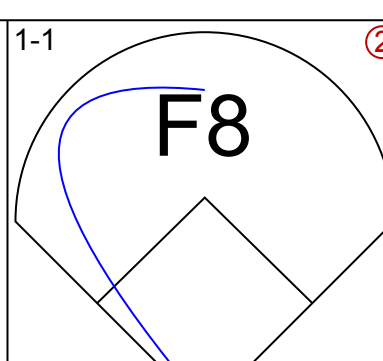
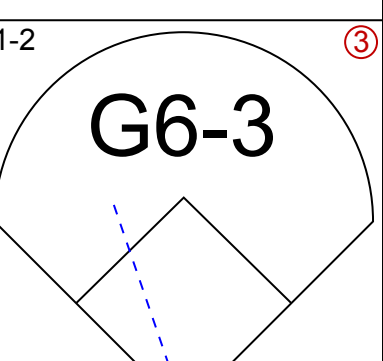
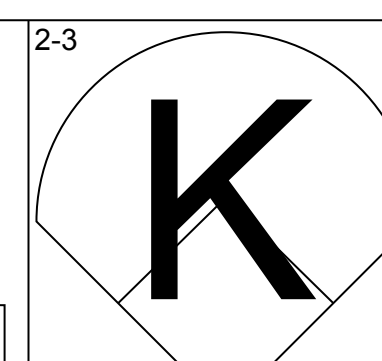
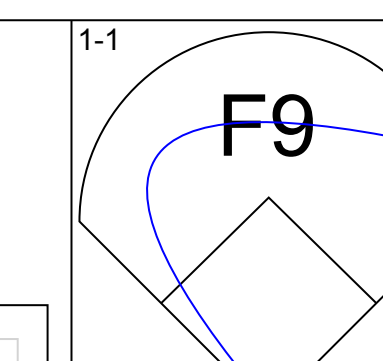
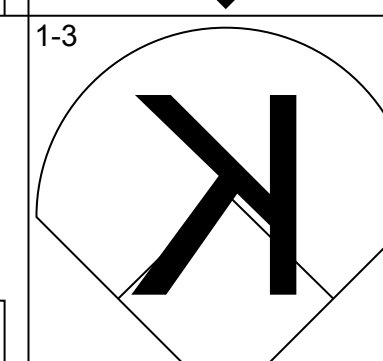
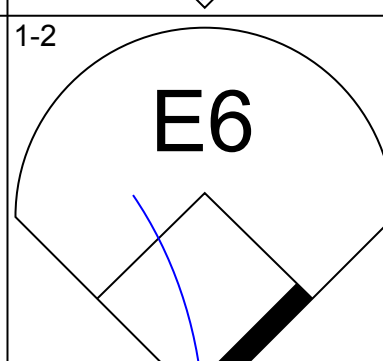
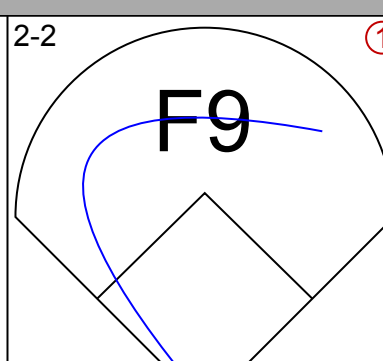
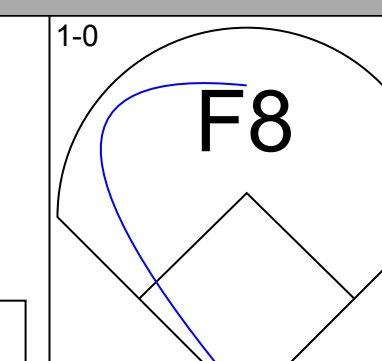
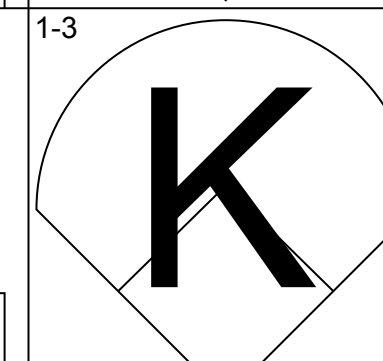
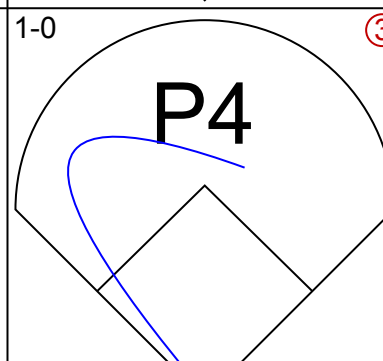
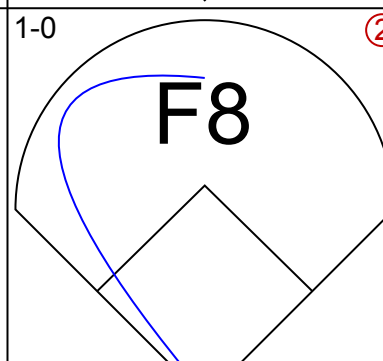
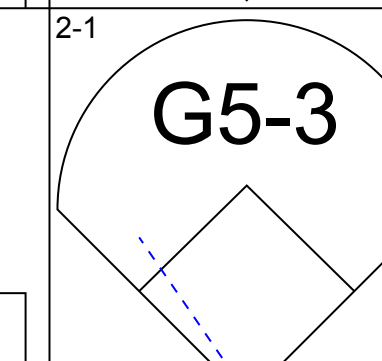
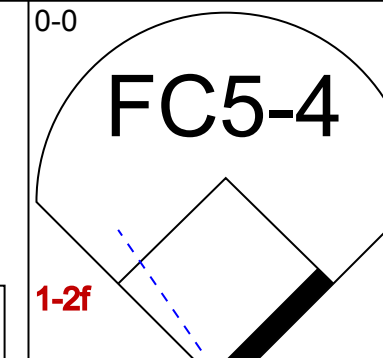
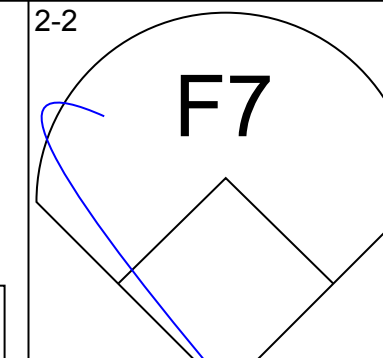
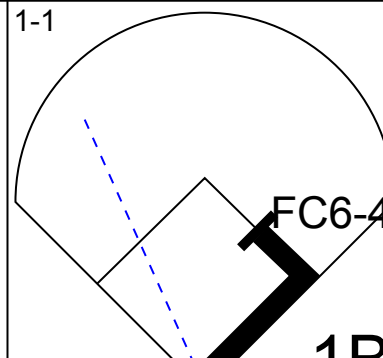



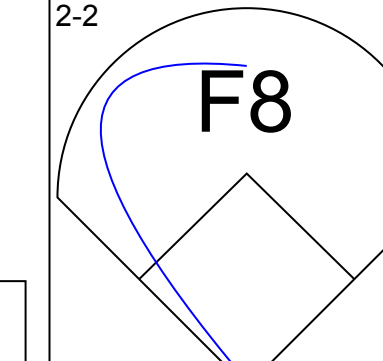
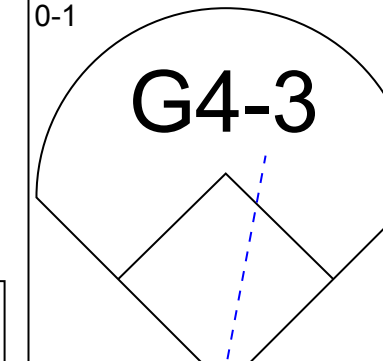
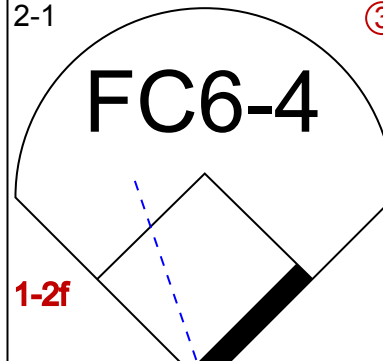
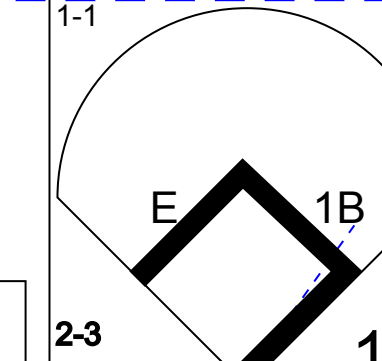

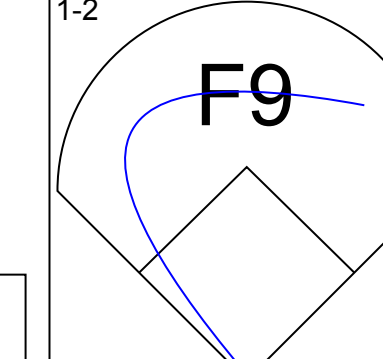
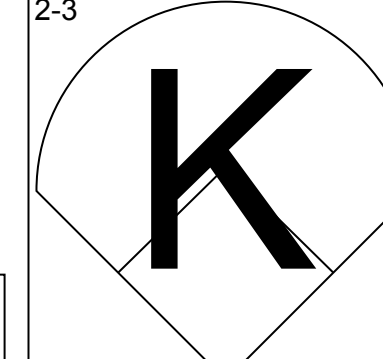
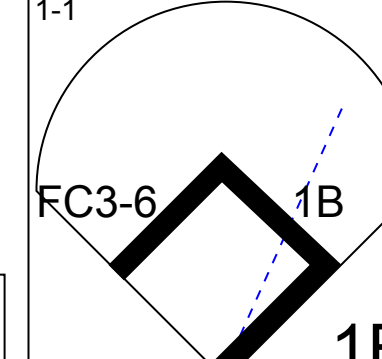


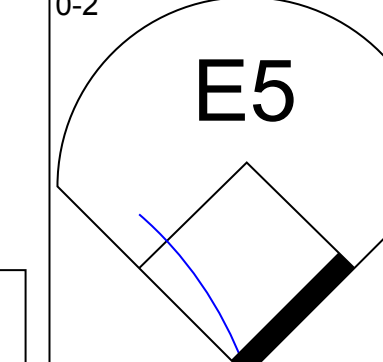
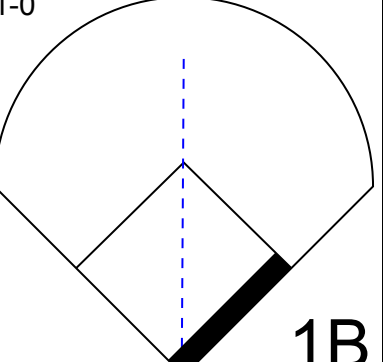
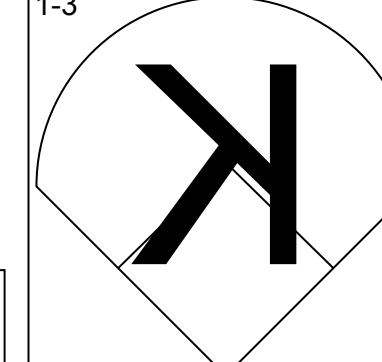

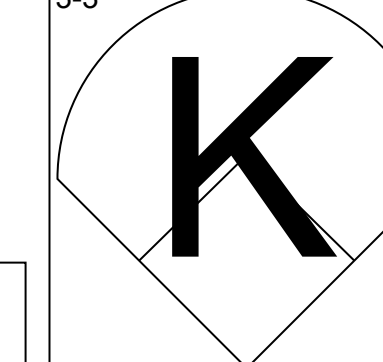
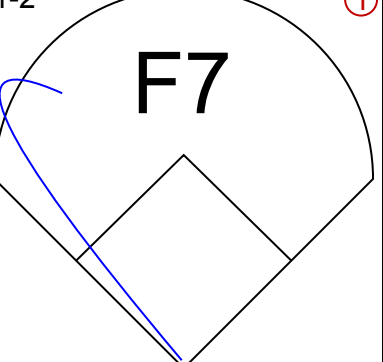
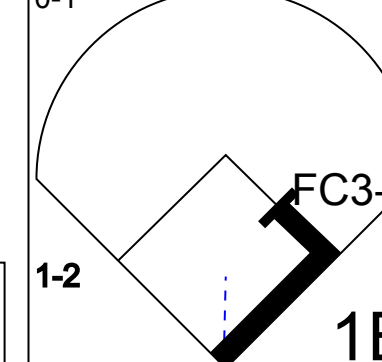
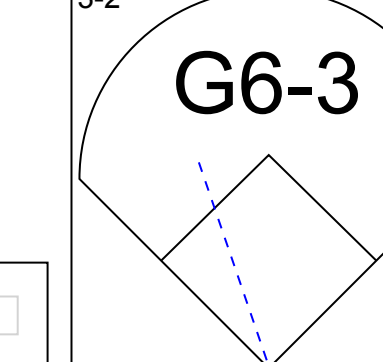

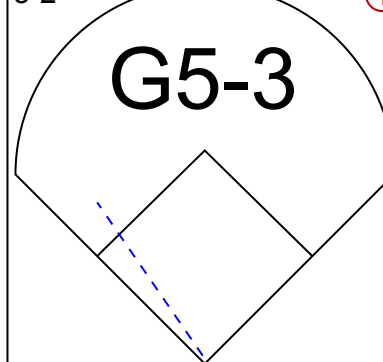
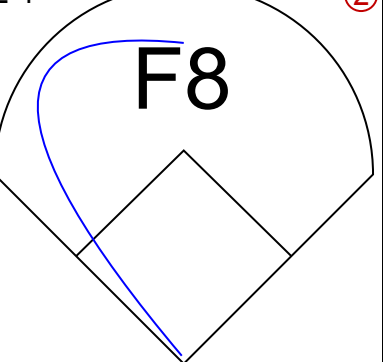
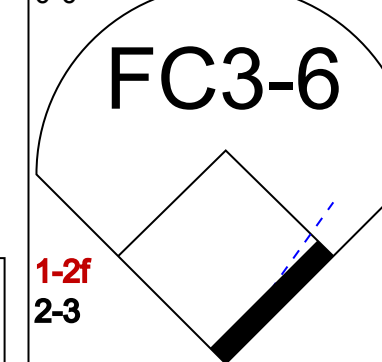
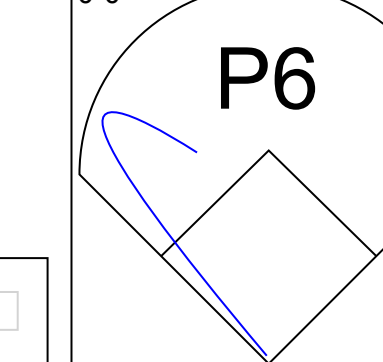


Batter	1	2	3	4	5	6	7	8	9	AB	R	H	RBI	BB	SO	LOB	TOP					
Bo Hart, R OBP: 0.427, SLG: 0.545 (1, 4)										4	0	1	0	0	2	2						
15 Jim Edmonds, L OBP: 0.396, SLG: 0.675 (1, 8)										4	0	1	1	0	2	1						
5 Albert Pujols, R OBP: 0.435, SLG: 0.702 (1, 7) (8, 3)										3	0	0	0	1	1	0						
Tino Martinez, L OBP: 0.362, SLG: 0.474 (1, 3) 44 Jason Istringhausen, R OBP: 0.385, SLG: 0.515 (8, 1)										4	1	1	0	0	1	2						
Edgar Renteria, R OBP: 0.383, SLG: 0.486 (1, 6)										4	0	0	0	0	2	1						
Orlando Palmeiro, L OBP: 0.364, SLG: 0.352 (1, 9)										3	1	0	0	1	2	0						
Eduardo Perez, R OBP: 0.362, SLG: 0.455 (1, 5) Wilson Delgado, S OBP: 0.224, SLG: 0.225 (4, 5)										2	1	1	3	0	0	0						
Mike Matheny, R OBP: 0.337, SLG: 0.385 (1, 2)										3	0	1	0	1	0	0						
Woody Williams, R OBP: 0.341, SLG: 0.385 (1, 1) Steve Kline, S OBP: 0.224, SLG: 0.225 (8, 1)										3	1	1	0	0	2	1						
Cal Eldred, R OBP: 0.500, SLG: 0.500 (8, 1) Kerry Robinson, L OBP: 0.225, SLG: 0.230 (8, 7)										0	0	0	0	0	0	0						
Inning Stats	R: 0 E: 0 K: 3 S: 11	H: 0 LOB: 0 BB: 0 P: 13	R: 3 E: 0 K: 1 S: 16	H: 2 LOB: 1 BB: 2 P: 31	R: 0 E: 0 K: 2 S: 10	H: 0 LOB: 0 BB: 0 P: 13	R: 0 E: 0 K: 2 S: 9	H: 0 LOB: 0 BB: 0 P: 11	R: 1 E: 0 K: 1 S: 15	H: 2 LOB: 2 BB: 1 P: 24	R: 0 E: 0 K: 1 S: 6	H: 0 LOB: 0 BB: 0 P: 8	R: 0 E: 0 K: 1 S: 9	H: 1 LOB: 1 BB: 0 P: 14	R: 0 E: 0 K: 1 S: 7	H: 0 LOB: 0 BB: 0 P: 12	R: 0 E: 0 K: 0 S: 9	H: 1 LOB: 1 BB: 0 P: 13	1B: 4 2B: 1 3B: 0 HR: 1	SF: 0 SAC: 0 DP: 0 HBP: 0	WP: 0 PB: 0 SB: 0 CS: 0	PA: 36
PITCHER	IP	WLS	BF	H	R	ER	SO	BB	IBB	HBP	BLK	WP	HR	S	P	ERA	WHIP					
22 Mark Prior, R ERA: 2.69 (1, 1)	7.0	L	29	5	4	4	11	2	1	0	0	0	1	76	114	5.14	1.000					
Kyle Farnsworth, R ERA: 2.19 (8, 1)	1.0		3	0	0	0	1	0	0	0	0	0	0	7	12	0.00	0.000					
Mark Guthrie, L ERA: 2.49 (9, 1)	1.0		4	1	0	0	0	0	0	0	0	0	0	9	13	0.00	1.000					

St. Louis Cardinals @ Chicago Cubs
Wrigley Field, Chicago, IL
Sun Jul 06 2003, 1:20 PM CDT
Att: 37,713 - Cloudy - 84 F

AB 33
R 4
H 6
RBI 4
BB 3
SO 12
LOB 8



Batter	1	2	3	4	5	6	7	8	9	AB	R	H	RBI	BB	SO	LOB	BOTTOM					
Mark Grudzielanek, R OBP: 0.347, SLG: 0.387 (1, 4)										5	0	1	0	0	1	3						
Alex Gonzalez, R OBP: 0.301, SLG: 0.410 (1, 6)										4	0	0	0	0	1	1						
Sammy Sosa, R OBP: 0.399, SLG: 0.522 (1, 9)										4	0	0	0	0	1	2						
Moises Alou, R OBP: 0.367, SLG: 0.498 (1, 7)										4	1	2	0	0	0	1						
Corey Patterson, L OBP: 0.329, SLG: 0.511 (1, 8) Tom Goodwin, L OBP: 0.286, SLG: 0.303 (8, PR) (9, 8)										4	0	1	0	0	0	1						
Eric Karros, R OBP: 0.383, SLG: 0.514 (1, 3)										4	0	2	1	0	1	0						
José Hernández, R OBP: 0.304, SLG: 0.364 (1, 5)										4	0	1	0	0	2	3						
Damian Miller, R OBP: 0.314, SLG: 0.374 (1, 2) Lenny Harris, L OBP: 0.236, SLG: 0.214 (9, PH)										3	0	1	0	0	1	2						
22 Mark Prior, R OBP: 0.261, SLG: 0.378 (1, 1) Troy O'Leary, L OBP: 0.271, SLG: 0.331 (7, PH) Kyle Farnsworth, R OBP: 0.224, SLG: 0.225 (8, 1) Mark Guthrie, L OBP: 0.225, SLG: 0.230 (9, 1) Hee-Seop Choi, L OBP: 0.380, SLG: 0.490 (9, PH)										2	0	0	0	0	0	1						
Inning Stats	R: 0 E: 0 K: 2 S: 8	H: 1 LOB: 1 BB: 0 P: 12	R: 0 E: 1 K: 1 S: 14	H: 0 LOB: 1 BB: 0 P: 20	R: 0 E: 1 K: 0 S: 12	H: 0 LOB: 1 BB: 0 P: 18	R: 0 E: 0 K: 1 S: 8	H: 0 LOB: 0 BB: 0 P: 12	R: 0 E: 0 K: 0 S: 12	H: 1 LOB: 1 BB: 0 P: 17	R: 0 E: 0 K: 0 S: 8	H: 1 LOB: 1 BB: 0 P: 14	R: 0 E: 0 K: 2 S: 11	H: 2 LOB: 2 BB: 0 P: 15	R: 1 E: 1 K: 1 S: 18	H: 3 LOB: 2 BB: 0 P: 29	R: 0 E: 0 K: 0 S: 6	H: 0 LOB: 0 BB: 0 P: 10	1B: 7 2B: 1 3B: 0 HR: 0	SF: 0 SAC: 0 DP: 0 HBP: 0	WP: 0 PB: 0 SB: 0 CS: 0	PA: 37
PITCHER	IP	WLS	BF	H	R	ER	SO	BB	IBB	HBP	BLK	WP	HR	S	P	ERA	WHIP					
Woody Williams, R ERA: 3.08 (1, 1)	7.2	W	31	6	1	1	6	0	0	0	0	0	0	79	119	1.17	0.783					
Steve Kline, L ERA: 4.15 (8, 1)	0.0		1	1	0	0	0	0	0	0	0	0	0	2	3	∞	∞					
Cal Eldred, R ERA: 4.33 (8, 1)	0.0		0	0	0	0	0	0	0	0	0	0	0	0	0	∞	∞					
44 Jason Istringhausen, R ERA: 0.93 (8, 1)	1.1	S	5	1	0	0	1	0	0	0	0	0	0	16	25	0.00	0.750					


St. Louis Cardinals @ Chicago Cubs
Wrigley Field, Chicago, IL
Sun Jul 06 2003, 1:20 PM CDT
Att: 37,713 - Cloudy - 84 F

AB 37
R 1
H 8
RBI 1
BB 0
SO 7
LOB 16



Batter	1	2	3	4	5	6	7	8	9	AB	R	H	RBI	BB	SO	LOB	TOP			
Bo Hart, R OBP: 0.407, SLG: 0.519 (1, 4)	F7		K		FC1-5			F8		4	0	0	0	0	1	3	St. Louis Cardinals @ San Francisco Giants PacBell Park, San Francisco, CA Mon Jul 07 2003, 10:15 PM EDT Att: 42,674 - Cloudy - 59 F			
15 Jim Edmonds, L OBP: 0.397, SLG: 0.671 (1, 8)	BB		1B		L6			K		3	0	1	1	1	1	2				
5 Albert Pujols, R OBP: 0.430, SLG: 0.694 (1, 7)	P5		F9		G4-3			G5-3		4	0	0	0	0	0	2				
Tino Martinez, L OBP: 0.355, SLG: 0.471 (1, 3)	G5-3		P5		G4-3			G4-3		4	0	1	0	0	0	1				
27 Scott Rolen, R OBP: 0.385, SLG: 0.528 (1, 5)	F9		F8		1B			L7		4	0	0	0	0	1	1				
Edgar Renteria, R OBP: 0.384, SLG: 0.486 (1, 6)	K		S		G4-3			1B		4	0	2	0	0	1	1				
Orlando Palmeiro, L OBP: 0.362, SLG: 0.349 (1, 9)	G5-3		G4-3		G6-4-3			G5-3		4	0	1	0	0	0	2				
Chris Widger, R OBP: 0.231, SLG: 0.250 (1, 2)			SH2-4		FC1-5			G6-4-3		3	1	2	0	0	0	1				
Garrett Stephenson, R OBP: 0.286, SLG: 0.194 (1, 1)			SH2-4		15 LG			F7		0	0	0	0	0	0	0				
Kerry Robinson, L OBP: 0.222, SLG: 0.227 (7, PH)			SH2-4		15 LG					1	0	0	0	0	0	0				
28 Lance Painter, L OBP: 1.000, SLG: 1.000 (7, 1)			SH2-4		15 LG					0	0	0	0	0	0	0				
Esteban Yan, R OBP: 1.000, SLG: 1.000 (7, 1)			SH2-4		15 LG					0	0	0	0	0	0	0				
Inning Stats	R: 0 E: 0 K: 0 S: 14	H: 0 LOB: 1 BB: 1 P: 21	R: 0 E: 0 K: 1 S: 11	H: 0 LOB: 0 BB: 0 P: 17	R: 1 E: 0 K: 1 S: 9	H: 2 LOB: 1 BB: 0 P: 11	R: 0 E: 0 K: 0 S: 8	H: 1 LOB: 1 BB: 0 P: 12	R: 0 E: 0 K: 1 S: 7	H: 1 LOB: 1 BB: 0 P: 11	R: 0 E: 0 K: 0 S: 10	H: 1 LOB: 0 BB: 0 P: 13	R: 0 E: 0 K: 1 S: 9	H: 0 LOB: 0 BB: 0 P: 17	R: 0 E: 0 K: 0 S: 13	H: 1 LOB: 1 BB: 0 P: 21	1B: 6 2B: 2 3B: 0 HR: 0	SF: 0 SAC: 1 DP: 2 HBP: 1	WP: 0 PB: 0 SB: 1 CS: 0	PA: 34
PITCHER Jerome Williams, R ERA: 2.94 (1, 1)	IP: 9.0 WLS: W BF: 34 H: 7 R: 1 ER: 1 SO: 4 BB: 1 IBB: 0 HBP: 1 BLK: 0 WP: 0 HR: 0 S: 85 P: 128 ERA: 1.00 WHIP: 0.889															PITCHER				

AB 31
R 1
H 7
RBI 1
BB 1
SO 4
LOB 13



Batter	1	2	3	4	5	6	7	8	9	AB	R	H	RBI	BB	SO	LOB	BOTTOM			
Ray Durham, S OBP: 0.393, SLG: 0.435 (1, 4)	G3				F8			1B		4	1	1	0	0	0	1	St. Louis Cardinals @ San Francisco Giants PacBell Park, San Francisco, CA Mon Jul 07 2003, 10:15 PM EDT Att: 42,674 - Cloudy - 59 F			
J.T. Snow, L OBP: 0.388, SLG: 0.436 (1, 3)	HR		G4-3		K			1B		2	1	0	0	2	1	1				
Marquis Grissom, R OBP: 0.330, SLG: 0.483 (1, 8)	HR		K		F9			1B		4	1	2	3	0	1	0				
Barry Bonds, L OBP: 0.491, SLG: 0.683 (1, 7)	HR		P4		2B			SF7		3	1	2	2	0	0	0				
Rich Aurilia, R OBP: 0.314, SLG: 0.405 (1, 6)	BB		G4-3		P5			P3		4	0	1	0	0	0	3				
José Cruz Jr., S OBP: 0.381, SLG: 0.462 (1, 9)	G6-4-3		CS		CS			CS		2	0	2	0	2	0	0				
Pedro Feliz, R OBP: 0.278, SLG: 0.500 (1, 5)	G6-4-3		P4		P4			F9		4	0	0	0	0	1	6				
Yorvit Torrealba, R OBP: 0.304, SLG: 0.406 (1, 2)	G3		L5		L7			K		4	0	1	0	0	1	0				
Jerome Williams, R OBP: 0.083, SLG: 0.167 (1, 1)	K		K		K			1B		3	1	1	0	0	2	1				
Inning Stats	R: 3 E: 0 K: 0 S: 13	H: 3 LOB: 1 BB: 2 P: 29	R: 0 E: 0 K: 1 S: 9	H: 1 LOB: 0 BB: 0 P: 13	R: 0 E: 0 K: 1 S: 6	H: 0 LOB: 0 BB: 0 P: 8	R: 0 E: 0 K: 0 S: 6	H: 0 LOB: 0 BB: 1 P: 15	R: 0 E: 0 K: 2 S: 10	H: 0 LOB: 0 BB: 0 P: 14	R: 0 E: 0 K: 1 S: 12	H: 2 LOB: 2 BB: 0 P: 18	R: 2 E: 0 K: 0 S: 17	H: 3 LOB: 2 BB: 1 P: 30	R: 0 E: 0 K: 1 S: 8	H: 1 LOB: 0 BB: 0 P: 11		1B: 5 2B: 3 3B: 0 HR: 2	SF: 1 SAC: 0 DP: 1 HBP: 0	WP: 0 PB: 0 SB: 0 CS: 2
PITCHER Garrett Stephenson, R ERA: 4.3 (1, 1)	IP: 6.0 WLS: L BF: 25 H: 6 R: 3 ER: 3 SO: 5 BB: 3 IBB: 0 HBP: 0 BLK: 0 WP: 0 HR: 2 S: 56 P: 97 ERA: 4.50 WHIP: 1.500															PITCHER				
28 Lance Painter, L ERA: 5.84 (7, 1)	IP: 0.1 WLS: L BF: 4 H: 2 R: 2 ER: 2 SO: 0 BB: 1 IBB: 0 HBP: 0 BLK: 0 WP: 0 HR: 0 S: 8 P: 18 ERA: 54.00 WHIP: 9.000															PITCHER				
Esteban Yan, R ERA: 6.75 (7, 1)	IP: 1.2 WLS: L BF: 6 H: 2 R: 0 ER: 0 SO: 1 BB: 0 IBB: 0 HBP: 0 BLK: 0 WP: 0 HR: 0 S: 17 P: 23 ERA: 0.00 WHIP: 1.200															PITCHER				

AB 30
R 5
H 10
RBI 5
BB 4
SO 6
LOB 12



Batter	1	2	3	4	5	6	7	8	9	AB	R	H	RBI	BB	SO	LOB	TOP										
Bo Hart, R OBP: 0.400, SLG: 0.529 (1, 4)										4	1	1	0	0	1	4	St. Louis Cardinals @ San Francisco Giants PacBell Park, San Francisco, CA Tue Jul 08 2003, 3:35 PM EDT Att: 42,672 - Sunny - 67 F										
15 Jim Edmonds, L OBP: 0.395, SLG: 0.671 Jeff Fassero, L (8, 1)										3	1	1	1	0	2	1											
5 Albert Pujols, R OBP: 0.429, SLG: 0.689 (1, 3)										4	0	1	1	0	0	1											
27 Scott Rolen, R OBP: 0.383, SLG: 0.525 Wilson Delgado, S OBP: 0.216, SLG: 0.219 (6, PH) (6, 5)										2	0	0	0	0	0	0											
Eduardo Perez, R OBP: 0.385, SLG: 0.459 (1, 7)										3	1	1	0	1	0	1											
Edgar Renteria, R OBP: 0.382, SLG: 0.484 (1, 6)										4	0	1	0	0	1	1											
J.D. Drew, L OBP: 0.372, SLG: 0.555 (1, 9)										4	0	1	1	0	1	2											
Mike Matheny, R OBP: 0.336, SLG: 0.380 (1, 2)										3	0	0	0	1	0	1											
Dan Haren, R OBP: 0.667, SLG: 1.000 Jason Simontacchi, R OBP: 0.153, SLG: 0.159 Orlando Palmeiro, L OBP: 0.364, SLG: 0.353 (8, PH) (8, 8)										0	0	0	0	1	0	0											
										1	0	0	0	0	0	0											
Inning Stats	R: 1 E: 0 K: 0 S: 4	H: 1 LOB: 0 BB: 0 P: 9	R: 0 E: 0 K: 0 S: 9	H: 1 LOB: 3 BB: 3 P: 25	R: 0 E: 0 K: 1 S: 8	H: 0 LOB: 0 BB: 0 P: 12	R: 0 E: 0 K: 0 S: 7	H: 0 LOB: 0 BB: 0 P: 11	R: 0 E: 0 K: 1 S: 7	H: 2 LOB: 0 BB: 0 P: 8	R: 0 E: 0 K: 2 S: 5	H: 0 LOB: 0 BB: 0 P: 13	R: 0 E: 0 K: 2 S: 12	H: 1 LOB: 1 BB: 0 P: 15	R: 1 E: 0 K: 0 S: 8	H: 2 LOB: 1 BB: 0 P: 14	1B: 3 2B: 3 3B: 1 HR: 0	SF: 1 SAC: 0 DP: 2 HBP: 0	WP: 0 PB: 0 SB: 0 CS: 0	PA: 35							
PITCHER	IP	WLS	BF	H	R	ER	SO	BB	IBB	HBP	BLK	WP	HR	S	P	ERA	WHIP										
Kirk Rueter, L ERA: 4.46 (1, 1)	1.2		8	2	1	1	0	2	0	0	0	0	0	11	27	5.40	2.400										
Jim Brower, R ERA: 3.6 (2, 1)	4.1	W	15	2	1	1	2	1	0	0	0	0	0	29	49	2.08	0.692										
Joe Nathan, R ERA: 3.88 (7, 1)	2.0		7	1	0	0	4	0	0	0	0	0	0	20	28	0.00	0.500										
Felix Rodriguez, R ERA: 3.54 (9, 1)	1.0		5	2	1	1	0	0	0	0	0	0	0	8	14	9.00	2.000										

Batter	1	2	3	4	5	6	7	8	9	AB	R	H	RBI	BB	SO	LOB	BOTTOM										
Ray Durham, S OBP: 0.390, SLG: 0.435 (1, 4)										5	1	1	0	0	0	2	St. Louis Cardinals @ San Francisco Giants PacBell Park, San Francisco, CA Tue Jul 08 2003, 3:35 PM EDT Att: 42,672 - Sunny - 67 F										
J.T. Snow, L OBP: 0.388, SLG: 0.433 (1, 3)										4	1	1	0	1	2	2											
Marquis Grissom, R OBP: 0.331, SLG: 0.482 (1, 8)										5	2	2	1	0	0	3											
José Cruz Jr., S OBP: 0.378, SLG: 0.469 (1, 9)										4	1	1	4	0	2	3											
Edgardo Alfonzo, R OBP: 0.314, SLG: 0.336 (1, 5)										4	1	3	1	0	0	1											
Neftali Pérez, S OBP: 0.309, SLG: 0.372 (1, 6)										3	0	1	0	1	0	1											
Pedro Feliz, R OBP: 0.269, SLG: 0.488 (1, 7)										3	0	0	1	0	0	2											
Yorvit Torrealba, R OBP: 0.302, SLG: 0.400 (1, 2)										4	0	1	0	0	1	2											
Kirk Rueter, L OBP: 0.179, SLG: 0.135 Jim Brower, R ERA: 8.22 OBP: 0.300, SLG: 0.300 Joe Nathan, R (7, 1) Andres Galarraga, R OBP: 0.348, SLG: 0.524 Felix Rodriguez, R OBP: 1.000, SLG: 1.000 (9, 1)										0	0	0	0	0	0	0											
										3	1	1	0	0	0	2											
Inning Stats	R: 3 E: 1 K: 0 S: 27	H: 2 LOB: 2 BB: 2 P: 43	R: 3 E: 0 K: 1 S: 19	H: 4 LOB: 0 BB: 0 P: 31	R: 0 E: 0 K: 1 S: 8	H: 0 LOB: 0 BB: 0 P: 14	R: 0 E: 0 K: 0 S: 10	H: 1 LOB: 1 BB: 0 P: 16	R: 1 E: 1 K: 0 S: 15	H: 2 LOB: 2 BB: 0 P: 20	R: 0 E: 1 K: 2 S: 9	H: 1 LOB: 1 BB: 0 P: 14	R: 0 E: 0 K: 0 S: 5	R: 1 E: 0 K: 1 S: 11	H: 2 LOB: 1 BB: 0 P: 18	1B: 9 2B: 1 3B: 0 HR: 2	SF: 2 SAC: 0 DP: 0 HBP: 0	WP: 1 PB: 0 SB: 0 CS: 0	PA: 40								
PITCHER	IP	WLS	BF	H	R	ER	SO	BB	IBB	HBP	BLK	WP	HR	S	P	ERA	WHIP										
Dan Haren, R ERA: 8.22 (1, 1)	1.2	L	14	5	6	5	1	2	0	0	0	0	0	44	70	27.00	4.200										
Jason Simontacchi, R ERA: 6.23 (2, 1)	5.1		21	5	1	0	3	0	0	0	0	0	0	49	73	0.00	0.938										
Jeff Fassero, L ERA: 7.16 (8, 1)	1.0		5	2	1	1	1	0	0	0	0	0	1	11	18	9.00	2.000										

AB 31
R 3
H 7
RBI 3
BB 3
SO 6
LOB 12



AB 36
R 8
H 12
RBI 8
BB 2
SO 5
LOB 18



Batter	1	2	3	4	5	6	7	8	9	AB	R	H	RBI	BB	SO	LOB	TOP				
Cesar Izturis, S OBP: 0.288, SLG: 0.291 (1, 6)	G3		1B	1B			L1-3	G4-3		5	0	2	2	0	0	2					
Alex Cora, L OBP: 0.275, SLG: 0.300 (1, 4)	G3-1		P6	CS			G4-3	G1-3		5	0	2	0	0	0	1					
Shawn Green, L OBP: 0.309, SLG: 0.421 (1, 9)	F9			1B			G4-6-3			4	1	1	0	1	1	2					
Paul Lo Duca, R OBP: 0.374, SLG: 0.447 (1, 3)		G6-3		2B			P4			4	1	1	0	1	0	1					
Chad Hermansen, R OBP: 0.250, SLG: 0.267 Wilkin Ruan, R OBP: 0.167, SLG: 0.292 (1, 7) (9, 8)	F9		G4-3	1B			G6-3	K		5	1	1	1	0	2	3					
Jolbert Cabrera, R OBP: 0.318, SLG: 0.430 (1, 8) (9, 7)	K		G4-3				L4			4	0	1	1	0	1	1					
Adrián Beltré, R OBP: 0.277, SLG: 0.340 (1, 5)			P4	1B				K		3	1	1	0	1	1	1					
David Ross, R OBP: 0.375, SLG: 0.647 (1, 2)				1B						2	2	2	2	2	0	0					
Kaz Ishii, L Paul Shuey, R Darley Ward, L Paul Quantrill, R Tom Martin, L Eric Gagne, R (1, 1) (6, 1) (8, PH) (8, 1) (8, 1) (8, 1)	G6-3		SH3-4	1B			K			2	0	0	0	0	1	2					
Inning Stats	R: 0 E: 0 K: 0 S: 8	H: 0 LOB: 0 BB: 0 P: 11	R: 0 E: 0 K: 1 S: 5	H: 0 LOB: 0 BB: 0 P: 6	R: 1 E: 0 K: 0 S: 13	H: 2 LOB: 1 BB: 0 P: 20	R: 5 E: 0 K: 0 S: 10	H: 4 LOB: 0 BB: 0 P: 21	R: 0 E: 0 K: 1 S: 10	H: 1 LOB: 2 BB: 1 P: 20	R: 0 E: 0 K: 1 S: 11	H: 1 LOB: 2 BB: 1 P: 22	R: 0 E: 0 K: 2 S: 16	H: 1 LOB: 2 BB: 1 P: 26	R: 0 E: 0 K: 2 S: 9	H: 1 LOB: 1 BB: 1 P: 11	1B: 8 2B: 2 3B: 0 HR: 1	SF: 0 SAC: 1 DP: 1 HBP: 0	WP: 0 PB: 0 SB: 1 CS: 1	PA: 42	
PITCHER	IP	WLS	BF	H	R	ER	SO	BB	IBB	HBP	BLK	WP	HR	S	P	ERA	WHIP				
Brett Tomko, R ERA: 5.8 Steve Kline, L ERA: 4.08 Cal Eldred, R ERA: 4.57 44 Jason Istringhausen, R ERA: 0.84 (1, 1) (6, 1) (7, 1) (9, 1)	6.0	L	27	8	6	6	2	3	0	0	0	0	1	54	90	9.00	1.833				

Los Angeles Dodgers @ St. Louis Cardinals
 Busch Stadium, St. Louis, MO
 Wed Jul 09 2003, 6:05 PM CDT
 Att: 32,325 - Cloudy - 93 F

livebaseballscorecards.com

AB 35
 R 6
 H 11
 RBI 6
 BB 5
 SO 7
 LOB 15



Batter	1	2	3	4	5	6	7	8	9	AB	R	H	RBI	BB	SO	LOB	BOTTOM					
Bo Hart, R OBP: 0.400, SLG: 0.517 (1, 4)	K		15 27 1B	F9				K		4	1	1	1	1	2	1						
15 Jim Edmonds, L OBP: 0.395, SLG: 0.669 (1, 8)			K				F9			4	0	1	0	1	1	1						
5 Albert Pujols, R OBP: 0.426, SLG: 0.680 (1, 7)	P5		K				F7			4	0	0	0	1	2	5						
27 Scott Rolen, R OBP: 0.386, SLG: 0.534 (1, 5)							F9			4	1	2	2	1	1	1						
Eduardo Perez, R OBP: 0.379, SLG: 0.450 (1, 9)	K		F8							5	1	1	0	0	1	4						
Edgar Renteria, R OBP: 0.384, SLG: 0.482 (1, 6)							F9	G5-3		3	1	1	0	1	0	1						
Tino Martinez, L OBP: 0.353, SLG: 0.466 (1, 3)	G3		K					P5		3	1	0	0	1	1	2						
Mike Matheny, R OBP: 0.336, SLG: 0.378 Kerry Robinson, L OBP: 0.220, SLG: 0.225 Chris Widger, R OBP: 0.231, SLG: 0.250 (1, 2) (8, PH) (9, 2)	F8							L8		2	0	0	0	1	0	2						
Brett Tomko, R Orlando Palmiero, L Steve Kline, L Cal Eldred, R J.D. Drew, L 44 Jason Istringhausen, R (1, 1) (6, PH) (7, 1) (8, PH) (8, 1) (9, 1)	K							K		1	0	0	0	1	1	1						
Inning Stats	R: 0 E: 0 K: 2 S: 15	H: 1 LOB: 2 BB: 1 P: 25	R: 0 E: 0 K: 1 S: 10	H: 0 LOB: 1 BB: 1 P: 22	R: 1 E: 0 K: 2 S: 14	H: 1 LOB: 1 BB: 1 P: 28	R: 1 E: 0 K: 1 S: 12	H: 1 LOB: 1 BB: 1 P: 23	R: 0 E: 0 K: 0 S: 7	H: 0 LOB: 0 BB: 0 P: 9	R: 2 E: 0 K: 1 S: 16	H: 2 LOB: 3 BB: 3 P: 33	R: 1 E: 0 K: 0 S: 11	H: 1 LOB: 0 BB: 0 P: 14	R: 0 E: 0 K: 2 S: 9	H: 0 LOB: 0 BB: 0 P: 12	R: 0 E: 0 K: 1 S: 8	H: 0 LOB: 1 BB: 1 P: 16	1B: 4 2B: 1 3B: 0 HR: 1	SF: 0 SAC: 0 DP: 0 HBP: 0	WP: 1 PB: 0 SB: 2 CS: 0	PA: 41
PITCHER	IP	WLS	BF	H	R	ER	SO	BB	IBB	HBP	BLK	WP	HR	S	P	ERA	WHIP					
Kaz Ishii, L ERA: 2.94 Paul Shuey, R ERA: 1.46 Paul Quantrill, R ERA: 1.54 Tom Martin, L ERA: 4.44 Eric Gagne, R ERA: 2.03 (1, 1) (6, 1) (8, 1) (8, 1) (8, 1)	5.1	W	25	4	1	4	6	5	0	0	0	0	1	21	33	5.40	2.400					

Los Angeles Dodgers @ St. Louis Cardinals
 Busch Stadium, St. Louis, MO
 Wed Jul 09 2003, 6:05 PM CDT
 Att: 32,325 - Cloudy - 93 F

livebaseballscorecards.com

AB 33
 R 5
 H 6
 RBI 4
 BB 8
 SO 10
 LOB 20



Batter	1	2	3	4	5	6	7	8	9	AB	R	H	RBI	BB	SO	LOB	TOP			
Cesar Izturis, S OBP: 0.287, SLG: 0.290 (1, 6)										5	1	1	0	0	0	1	Los Angeles Dodgers @ St. Louis Cardinals Busch Stadium, St. Louis, MO Thu Jul 10 2003, 7:10 PM CDT Att: 35,610 - Cloudy - 87 F			
Alex Cora, L OBP: 0.274, SLG: 0.302 (1, 4)										5	1	1	0	0	0	1				
Shawn Green, L OBP: 0.315, SLG: 0.432 (1, 9)										5	4	4	1	0	0	0				
Paul Lo Duca, R OBP: 0.380, SLG: 0.451 (1, 3)										4	1	3	2	1	0	1				
Chad Hermansen, R OBP: 0.300, SLG: 0.278 (1, 7)										3	1	1	1	1	0	2				
Wilkin Ruan, R OBP: 0.160, SLG: 0.280 (7, 8)										1	0	0	0	0	0	1				
Jolbert Cabrera, R OBP: 0.321, SLG: 0.429 (1, 8)										5	1	2	3	0	1	3				
Adrián Beltré, R OBP: 0.279, SLG: 0.341 (1, 5)										5	0	2	2	0	1	2				
David Ross, R OBP: 0.367, SLG: 0.636 (1, 2)										4	0	1	0	0	1	2				
Odalis Perez, L OBP: 0.032, SLG: 0.032 (1, 1)										2	0	0	0	0	0	2				
Larry Barnes, L OBP: 0.118, SLG: 0.118 (6, PH)										1	0	0	0	0	0	0				
Guillermo Mota, R OBP: 0.200, SLG: 0.200 (6, 1)										1	0	0	0	0	0	0				
Tom Martin, L (8, 1)										0	0	0	0	0	0	0				
Paul Quantrill, L (8, 1)										0	0	0	0	0	0	0				
Inning Stats	R: 5 E: 0 K: 1 S: 17	H: 5 LOB: 1 BB: 1 P: 29	R: 1 E: 1 K: 1 S: 11	H: 2 LOB: 2 BB: 1 P: 21	R: 0 E: 0 K: 0 S: 11	H: 1 LOB: 1 BB: 0 P: 17	R: 0 E: 0 K: 0 S: 9	H: 1 LOB: 1 BB: 0 P: 14	R: 0 E: 0 K: 0 S: 8	H: 0 LOB: 0 BB: 0 P: 11	R: 1 E: 0 K: 0 S: 18	H: 2 LOB: 1 BB: 0 P: 23	R: 0 E: 0 K: 1 S: 11	H: 0 LOB: 0 BB: 0 P: 13	R: 2 E: 0 K: 1 S: 13	H: 3 LOB: 1 BB: 0 P: 15	1B: 11 2B: 4 3B: 0 HR: 0	SF: 0 SAC: 0 DP: 1 HBP: 0	WP: 1 PB: 0 SB: 1 CS: 0	PA: 43
PITCHER	IP WLS BF H R ER SO BB IBB HBP BLK WP HR S P ERA WHIP																			
Matt Morris, R ERA: 4.19	(1, 1) 5.0 L 26 10 6 5 2 2 2 0 0 0 0 1 0 56 93 9.00 2.400																			
28 Lance Painter, L ERA: 5.4	(6, 1) 1.0 3 0 0 0 0 0 0 0 0 0 0 0 7 11 0.00 0.000																			
Esteban Yan, R ERA: 6.65	(7, 1) 2.0 8 2 1 1 0 0 0 0 0 0 0 0 29 36 4.50 1.000																			
Jeff Fassero, L ERA: 7.49	(9, 1) 1.0 6 3 2 2 1 0 0 0 0 0 0 0 13 15 18.00 3.000																			

Los Angeles Dodgers @ St. Louis Cardinals
 Busch Stadium, St. Louis, MO
 Thu Jul 10 2003, 7:10 PM CDT
 Att: 35,610 - Cloudy - 87 F

AB 41
R 9
H 15
RBI 9
BB 2
SO 3
LOB 15



Batter	1	2	3	4	5	6	7	8	9	AB	R	H	RBI	BB	SO	LOB	BOTTOM			
Bo Hart, R OBP: 0.410, SLG: 0.521 (1, 4)										5	0	3	0	0	0	1	Los Angeles Dodgers @ St. Louis Cardinals Busch Stadium, St. Louis, MO Thu Jul 10 2003, 7:10 PM CDT Att: 35,610 - Cloudy - 87 F			
15 Jim Edmonds, L OBP: 0.393, SLG: 0.664 (1, 8)										5	1	1	0	0	0	4				
5 Albert Pujols, R OBP: 0.428, SLG: 0.684 (1, 7)										4	2	2	1	1	0	1				
27 Scott Rolen, R OBP: 0.389, SLG: 0.552 (1, 5)										5	1	3	3	0	1	1				
Eduardo Perez, R OBP: 0.374, SLG: 0.442 (1, 9)										5	0	1	0	0	0	2				
Edgar Renteria, R OBP: 0.394, SLG: 0.481 (1, 6)										5	0	2	0	0	0	3				
Tino Martinez, L OBP: 0.352, SLG: 0.463 (1, 3)										4	0	1	0	0	0	3				
Mike Matheny, R OBP: 0.335, SLG: 0.377 (1, 2)										3	0	1	0	0	1	2				
Otlando Palmeiro, L OBP: 0.361, SLG: 0.349 (8, PH)										1	0	0	0	0	0	1				
Chris Widger, R OBP: 0.231, SLG: 0.250 (9, 2)										0	0	0	0	0	0	0				
Matt Morris, R ERA: 4.19	(1, 1) 5.0 W 25 8 4 4 0 1 1 0 0 0 0 0 0 55 93 9.00 2.400																			
28 Lance Painter, L ERA: 5.4	(6, 1) 2.0 H 9 4 0 0 1 0 0 0 0 0 0 0 19 29 0.00 2.000																			
Guillermo Mota, R ERA: 1.65	(8, 1) 0.2 H 2 0 0 0 0 0 0 0 0 0 0 0 6 8 0.00 0.000																			
Tom Martin, L ERA: 4.33	(8, 1) 1.1 S 6 2 0 0 1 0 0 0 0 0 0 0 14 23 0.00 1.500																			
Paul Quantrill, R ERA: 1.49	(8, 1) 1.1 S 6 2 0 0 1 0 0 0 0 0 0 0 14 23 0.00 1.500																			
Inning Stats	R: 3 E: 1 K: 0 S: 17	H: 4 LOB: 2 BB: 0 P: 29	R: 0 E: 0 K: 0 S: 7	H: 1 LOB: 0 BB: 0 P: 12	R: 0 E: 0 K: 0 S: 7	H: 0 LOB: 0 BB: 0 P: 13	R: 0 E: 0 K: 0 S: 10	H: 1 LOB: 1 BB: 0 P: 14	R: 1 E: 0 K: 0 S: 14	H: 2 LOB: 2 BB: 1 P: 25	R: 0 E: 0 K: 1 S: 9	H: 1 LOB: 1 BB: 0 P: 13	R: 0 E: 0 K: 0 S: 12	H: 2 LOB: 2 BB: 0 P: 17	R: 0 E: 0 K: 1 S: 10	H: 1 LOB: 1 BB: 0 P: 16	1B: 8 2B: 5 3B: 0 HR: 1	SF: 0 SAC: 1 DP: 1 HBP: 0	WP: 0 PB: 0 SB: 3 CS: 0	PA: 42
PITCHER	IP WLS BF H R ER SO BB IBB HBP BLK WP HR S P ERA WHIP																			
Odalis Perez, L ERA: 4.25	(1, 1) 5.0 W 25 8 4 4 0 1 1 0 0 0 0 0 0 55 93 9.00 2.400																			
Guillermo Mota, R ERA: 1.65	(6, 1) 2.0 H 9 4 0 0 1 0 0 0 0 0 0 0 19 29 0.00 2.000																			
Tom Martin, L ERA: 4.33	(8, 1) 0.2 H 2 0 0 0 0 0 0 0 0 0 0 0 6 8 0.00 0.000																			
Paul Quantrill, R ERA: 1.49	(8, 1) 1.1 S 6 2 0 0 1 0 0 0 0 0 0 0 14 23 0.00 1.500																			

Los Angeles Dodgers @ St. Louis Cardinals
 Busch Stadium, St. Louis, MO
 Thu Jul 10 2003, 7:10 PM CDT
 Att: 35,610 - Cloudy - 87 F

AB 40
R 4
H 14
RBI 4
BB 1
SO 2
LOB 19



Batter	1	2	3	4	5	6	7	8	9	AB	R	H	RBI	BB	SO	LOB	TOP					
Mark Kotsay, L (1, 8) OBP: 0.333, SLG: 0.348	1-3 K			0-0 P4		3-1 2H HR		1-0 FC3-2		4	1	1	2	0	1	3	San Diego Padres @ St. Louis Cardinals Busch Stadium, St. Louis, MO Fri Jul 11, 2003, 7:10 PM CDT Att: 33,725 - Cloudy - 88 F					
Mark Loretta, R (1, 4) OBP: 0.377, SLG: 0.437	2-2 F8			0-1 F8		1-3 K		1-2 2-3 3H F9		4	0	0	0	0	1	3						
Sean Burroughs, L (1, 5) OBP: 0.370, SLG: 0.443	0-0 P6			2-0 P6			2-2 P5		1-2 G3-6-3 1B	4	0	1	0	0	0	0						
Dave Hansen, L (1, 3) OBP: 0.389, SLG: 0.295		3-2 L7			1-2 L7		0-0 G6-3		0-1 G3-6-3	4	0	0	0	0	0	1						
Rondell White, R (1, 7) OBP: 0.331, SLG: 0.484		2-2 P4			1-2 F8		1-1 L7		0-0 F8	4	0	0	0	0	0	0						
Gary Matthews, S (1, 9) OBP: 0.296, SLG: 0.339		0-1 G4-3			1-1 G6-3			2-2 SH5-4 FC3-2 1B		3	0	1	0	0	0	0						
Ramón Vázquez, L (1, 6) OBP: 0.346, SLG: 0.366			0-1 G3			3-2 G4-3		0-0 FC3 FC3-2 SH5-4		3	0	0	0	0	0	1						
Gary Bennett, R (1, 2) OBP: 0.250, SLG: 0.253			2-2 F9			4-2 SH1 HR BB		0-0 SH5-4		1	1	0	0	1	0	0						
Brian Lawrence, R (1, 1) OBP: 0.293, SLG: 0.368			0-2 F8			1-0 SH1		4-0 FC3-2 BB		1	0	0	0	0	0	0						
Mike Matthews, L (7, 1) Ryan Klesko, L (8, PH) Jesse Orosco, R (8, 1) Jay Witasick, R (8, 1)										0	0	0	0	0	0	0						
Inning Stats	R: 0 E: 0 K: 1 S: 8	H: 0 LOB: 0 BB: 0 P: 11	R: 0 E: 0 K: 0 S: 10	H: 0 LOB: 0 BB: 0 P: 15	R: 0 E: 0 K: 0 S: 10	H: 0 LOB: 0 BB: 0 P: 12	R: 0 E: 0 K: 0 S: 4	H: 0 LOB: 0 BB: 0 P: 6	R: 0 E: 0 K: 0 S: 8	H: 0 LOB: 0 BB: 0 P: 11	R: 2 E: 0 K: 1 S: 14	H: 1 LOB: 0 BB: 1 P: 26	R: 0 E: 0 K: 0 S: 6	H: 0 LOB: 0 BB: 0 P: 9	R: 0 E: 1 K: 0 S: 7	H: 1 LOB: 3 BB: 1 P: 16	R: 0 E: 0 K: 0 S: 6	H: 1 LOB: 0 BB: 0 P: 7	1B: 2 2B: 0 3B: 0 HR: 1	SF: 0 SAC: 2 DP: 1 HBP: 0	WP: 0 PA: 32 PB: 0 SB: 0 CS: 0	
PITCHER	IP WLS BF H R ER SO BB IBB HBP BLK WP HR S P ERA WHIP	8.0 W 29 2 2 2 2 2 0 0 0 0 1 67 106 2.25 0.500	1.0 S 3 1 0 0 0 0 0 0 0 0 0 6 7 0.00 1.000																			

AB	28
R	2
H	3
RBI	2
BB	2
SO	2
LOB	8



Batter	1	2	3	4	5	6	7	8	9	AB	R	H	RBI	BB	SO	LOB	BOTTOM				
Bo Hart, R (1, 4) OBP: 0.417, SLG: 0.536	0-1 G1-3 2B		0-0 SH5-4		1-0 G5-3		1-0 CS			3	0	2	1	0	0	1	San Diego Padres @ St. Louis Cardinals Busch Stadium, St. Louis, MO Fri Jul 11, 2003, 7:10 PM CDT Att: 33,725 - Cloudy - 88 F				
Orlando Palmeiro, L (1, 7) OBP: 0.356, SLG: 0.344	1-1 G1-3		1-2 F7			0-0 G3	0-1 SAFE SAFE CS	0-2 F7		3	0	0	0	0	0	2					
Eduardo Perez, R (8, PH) 44 Jason Isringhausen, R (9, 1)	2-3 G1-3						1-2 SAFE			1	0	0	0	0	0	0					
15 Jim Edmonds, L (1, 8) OBP: 0.397, SLG: 0.673	4-1 G4-6-3 BB		0-3 K			4-1 BB		0-0 HR		2	1	1	1	2	1	1					
Tino Martinez, L (1, 3) OBP: 0.352, SLG: 0.462	2-2 G4-6-3				2-1 G4-6-3		0-0 F7	3-0 F8		3	0	1	0	0	0	3					
5 Albert Pujols, R (8, PH) OBP: 0.427, SLG: 0.682	1-2 G4-6-3									1	0	0	0	0	0	0					
27 Scott Rolen, R (1, 5) OBP: 0.385, SLG: 0.545		1-2 G6-3			2-3 K		3-2 G5-3		2-2 L4	4	0	0	0	0	1	2					
J.D. Drew, L (1, 9) OBP: 0.367, SLG: 0.541		2-2 L8			0-1 G4-6-3			4-1 SH3-4 1B SF7 BB		2	1	0	0	1	0	1					
Edgar Renteria, R (1, 6) OBP: 0.389, SLG: 0.494		0-0 HR				1-2 SH1-3 1B		2-2 SF7 SH3-4 1B		3	2	3	1	0	0	0					
Mike Matheny, R (1, 2) OBP: 0.334, SLG: 0.376		2-2 F9				0-1 SH1-3		1-1 SH3-4		1	0	0	0	0	0	0					
Woody Williams, R (1, 1) OBP: 0.340, SLG: 0.390						1-2 K		2-2 SF7		2	0	1	1	0	1	1					
Kerry Robinson, L (9, 7) OBP: 0.217, SLG: 0.222								2-3 3H		0	0	0	0	0	0	0					
Inning Stats	R: 0 E: 0 K: 0 S: 8	H: 1 LOB: 1 BB: 1 P: 15	R: 1 E: 0 K: 0 S: 11	H: 1 LOB: 0 BB: 0 P: 16	R: 0 E: 0 K: 1 S: 13	H: 1 LOB: 1 BB: 0 P: 15	R: 0 E: 0 K: 1 S: 7	H: 1 LOB: 0 BB: 0 P: 11	R: 0 E: 0 K: 0 S: 10	H: 1 LOB: 1 BB: 0 P: 15	R: 0 E: 0 K: 0 S: 6	H: 0 LOB: 1 BB: 1 P: 13	R: 2 E: 0 K: 0 S: 12	H: 2 LOB: 0 BB: 1 P: 22	R: 1 E: 0 K: 0 S: 8	H: 1 LOB: 0 BB: 0 P: 13	1B: 5 2B: 1 3B: 0 HR: 2	SF: 1 SAC: 3 DP: 2 HBP: 0	WP: 0 PA: 33 PB: 0 SB: 0 CS: 1		
PITCHER	IP WLS BF H R ER SO BB IBB HBP BLK WP HR S P ERA WHIP	6.2 L 28 7 3 3 3 3 0 0 0 0 0 1 66 4.05 1.500	0.1 0 0 0 0 0 0 0 0 0 0 0 0 1 1 0.00 0.000	0.1 2 1 1 1 0 0 0 0 0 0 0 1 4 27.00 3.000	0.2 2 0 0 0 0 0 0 0 0 0 0 0 4 9 0.00 0.000																

AB	25
R	4
H	8
RBI	4
BB	3
SO	3
LOB	11




Batter	1	2	3	4	5	6	7	8	9	AB	R	H	RBI	BB	SO	LOB	TOP			
Mark Kotsay, L (1, 8) OBP: 0.329, SLG: 0.340	1-3 K		0-3 K			0-0 L5-3		2-3 K		4	0	0	0	0	3	2	San Diego Padres @ St. Louis Cardinals Busch Stadium, St. Louis, MO Sun Jul 13 2003, 1:10 PM CDT Att: 48,102 - Cloudy - 81 F			
Mark Loretta, R (1, 4) OBP: 0.372, SLG: 0.430	1-2 F9		2-1 1B			2-2 E5		0-1 G6-3		4	0	1	0	0	0	0				
Ryan Klesko, L (1, 3) OBP: 0.361, SLG: 0.520	2-3 K			4-2 BB		2-0 G1-4-3		3-3 K		3	0	0	0	1	2	1				
Sean Burroughs, L (1, 5) OBP: 0.367, SLG: 0.443		2-3 K		0-1 F7			1-2 1B		0-0 G6-3	4	1	1	0	0	1	1				
Gary Matthews, S (1, 7) OBP: 0.295, SLG: 0.340		2-0 L3-6 2B		2-1 G4-6-3			1-3 K		0-1 F7	4	0	1	0	0	1	2				
Ramón Vázquez, L (1, 6) OBP: 0.356, SLG: 0.371		4-1 BB		2-2 G6-4-3 1B			0-1 1B		0-3 K	3	0	2	0	1	1	0				
Xavier Nady, R (1, 9) OBP: 0.313, SLG: 0.379	1-1 L3-6			0-0 G6-4-3			1-3 K			3	0	0	0	0	1	5				
Gary Bennett, R (1, 2) Miguel Ojeda, R (1, 2) OBP: 0.249, SLG: 0.252 OBP: 0.292, SLG: 0.358			2-1 1B		1-1 G6-3		1-1 G6-3		1-2 2H 1B	0	0	0	0	0	0	0				
Adam Eaton, R (1, 1) Luther Hackman, R (1, 1) Scott Linebrink, R (4, 1) Dave Hargrett, L (7, 9) Mike Matthews, L (7, 1) Rod Beck, R (8, 1)			2-3 K		1-0 L5-3 1B		0-2 G5-3			0	0	0	0	0	0	0				
Inning Stats	R: 0 E: 0 K: 2 S: 9	H: 0 LOB: 0 BB: 0 P: 13	R: 0 E: 0 K: 1 S: 7	H: 1 LOB: 1 BB: 1 P: 16	R: 0 E: 0 K: 2 S: 10	H: 2 LOB: 2 BB: 0 P: 16	R: 0 E: 0 K: 0 S: 6	H: 0 LOB: 0 BB: 1 P: 12	R: 0 E: 1 K: 0 S: 6	H: 1 LOB: 1 BB: 0 P: 11	R: 1 E: 0 K: 2 S: 18	H: 3 LOB: 2 BB: 0 P: 22	R: 0 E: 0 K: 1 S: 9	H: 0 LOB: 0 BB: 0 P: 14	R: 0 E: 0 K: 1 S: 6	H: 0 LOB: 0 BB: 0 P: 6		1B: 7 2B: 3 3B: 0 HR: 0	SF: 0 SAC: 0 DP: 4 HBP: 0	WP: 0 PB: 0 SB: 0 CS: 0
PITCHER	IP WLS BF H R ER SO BB IBB HBP BLK WP HR S P ERA WHIP	IP WLS BF H R ER SO BB IBB HBP BLK WP HR S P ERA WHIP	IP WLS BF H R ER SO BB IBB HBP BLK WP HR S P ERA WHIP	IP WLS BF H R ER SO BB IBB HBP BLK WP HR S P ERA WHIP	IP WLS BF H R ER SO BB IBB HBP BLK WP HR S P ERA WHIP	IP WLS BF H R ER SO BB IBB HBP BLK WP HR S P ERA WHIP	IP WLS BF H R ER SO BB IBB HBP BLK WP HR S P ERA WHIP	IP WLS BF H R ER SO BB IBB HBP BLK WP HR S P ERA WHIP	IP WLS BF H R ER SO BB IBB HBP BLK WP HR S P ERA WHIP	IP WLS BF H R ER SO BB IBB HBP BLK WP HR S P ERA WHIP	IP WLS BF H R ER SO BB IBB HBP BLK WP HR S P ERA WHIP	IP WLS BF H R ER SO BB IBB HBP BLK WP HR S P ERA WHIP	IP WLS BF H R ER SO BB IBB HBP BLK WP HR S P ERA WHIP	IP WLS BF H R ER SO BB IBB HBP BLK WP HR S P ERA WHIP	IP WLS BF H R ER SO BB IBB HBP BLK WP HR S P ERA WHIP	IP WLS BF H R ER SO BB IBB HBP BLK WP HR S P ERA WHIP	IP WLS BF H R ER SO BB IBB HBP BLK WP HR S P ERA WHIP			
Dan Haren, R (1, 1) ERA: 5.27	6.0	22	6	1	1	5	2	0	0	0	0	0	0	51	85	1.50	1.333			
Jeff Fassero, L (7, 1) ERA: 7.27	0.1	H	2	1	0	1	0	0	0	0	0	0	0	9	11	0.00	3.000			
Jason Simontacchi, R (7, 1) ERA: 6.04	0.2	W	3	1	0	0	1	0	0	0	0	0	0	9	11	0.00	1.500			
Steve Kline, L (8, 1) ERA: 3.93	1.0	H	3	0	0	0	2	0	0	0	0	0	0	9	14	0.00	0.000			
44 Jason Istringhausen, R (9, 1) ERA: 1.32	1.0	S	3	0	0	0	1	0	0	0	0	0	0	6	6	0.00	0.000			

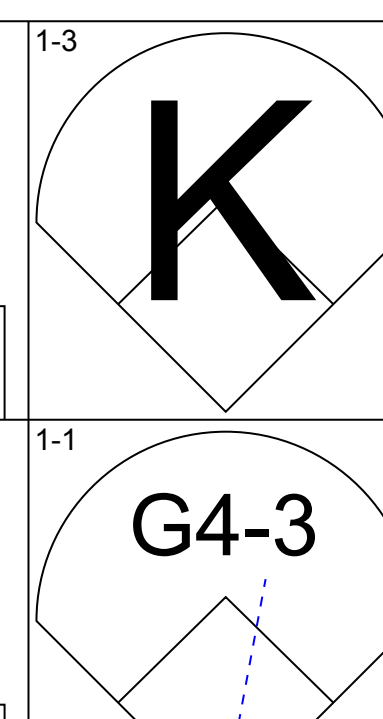
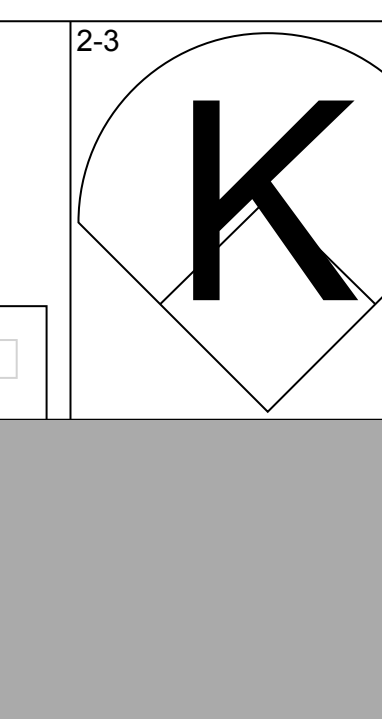
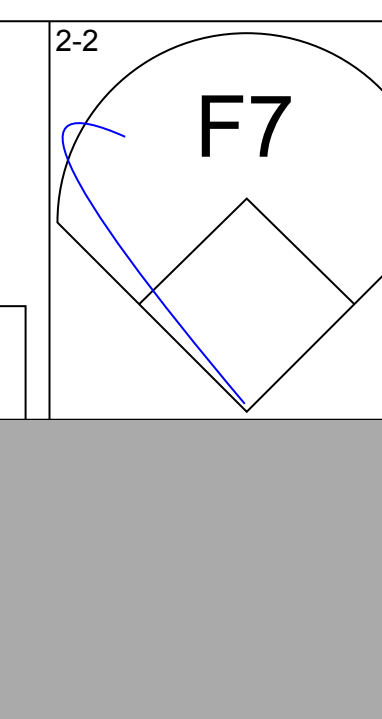
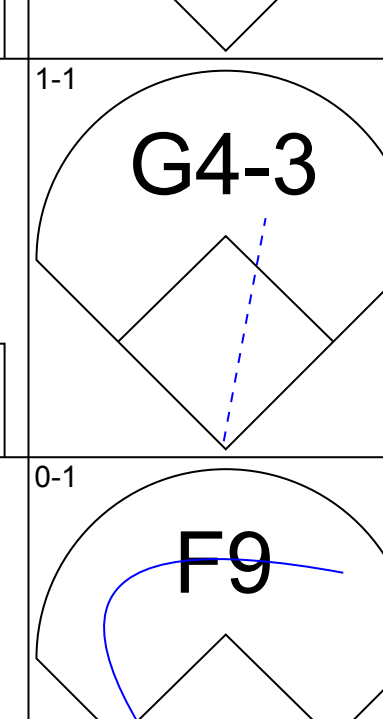
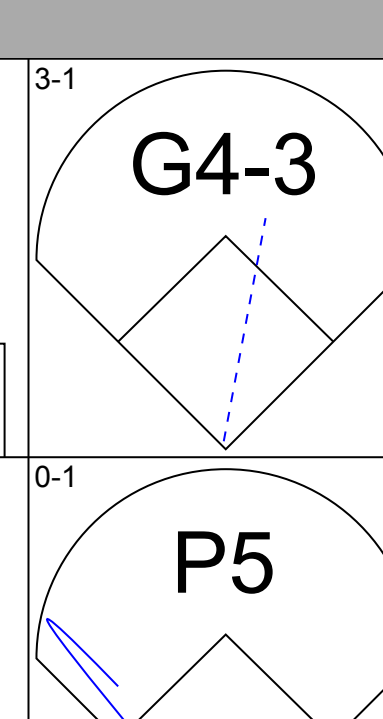
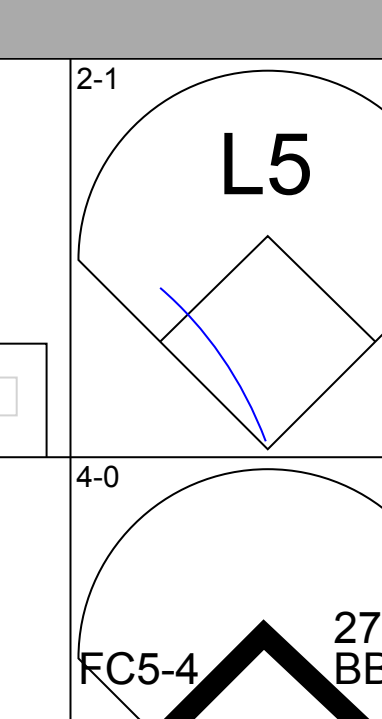
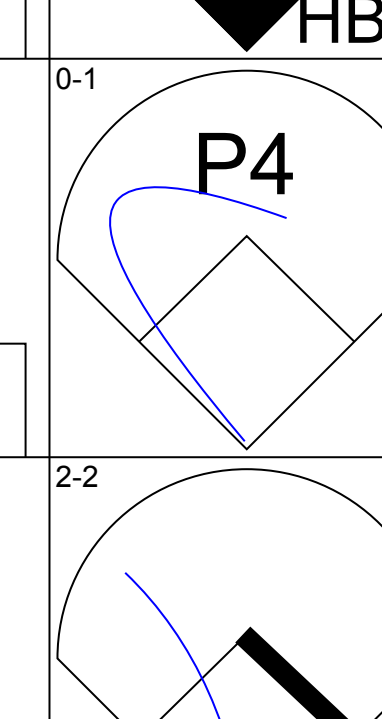
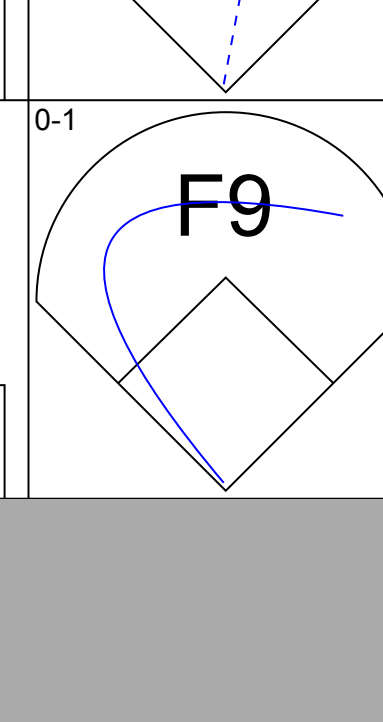
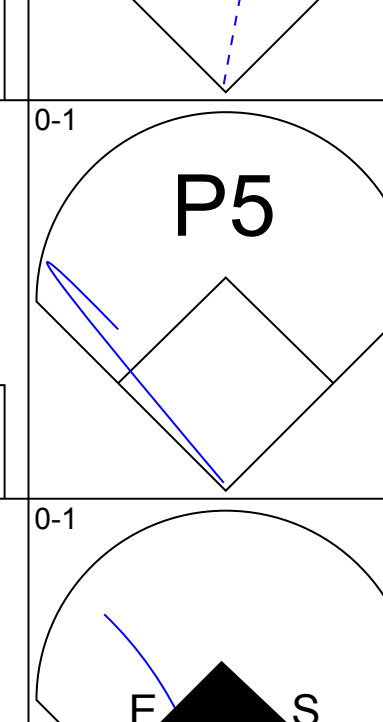
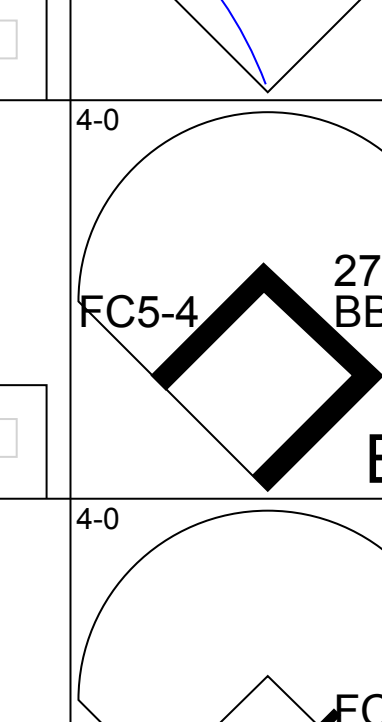
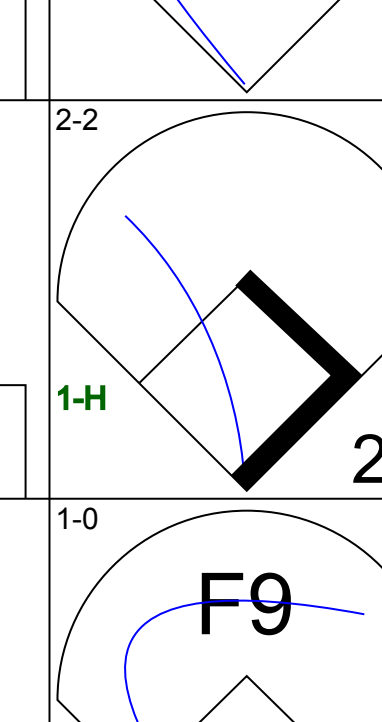
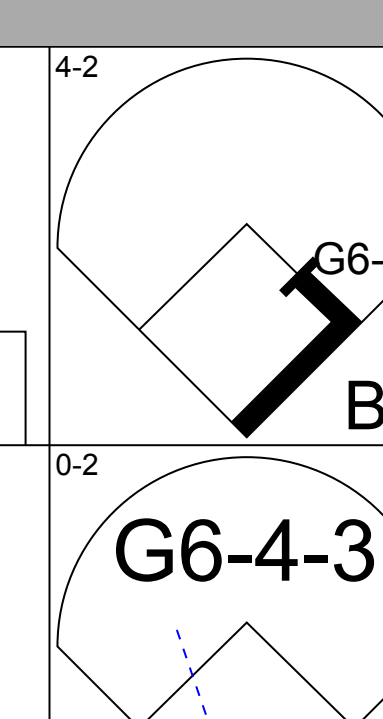
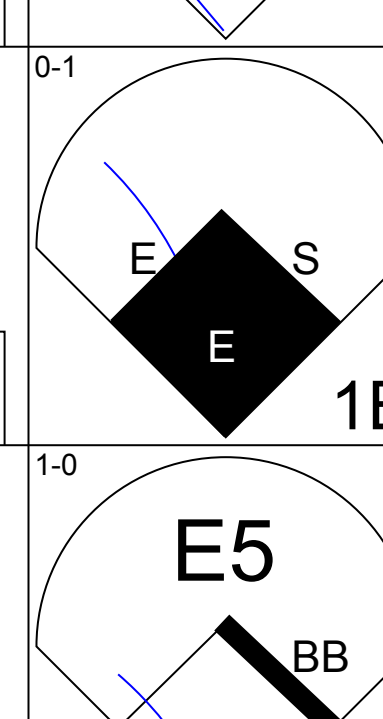
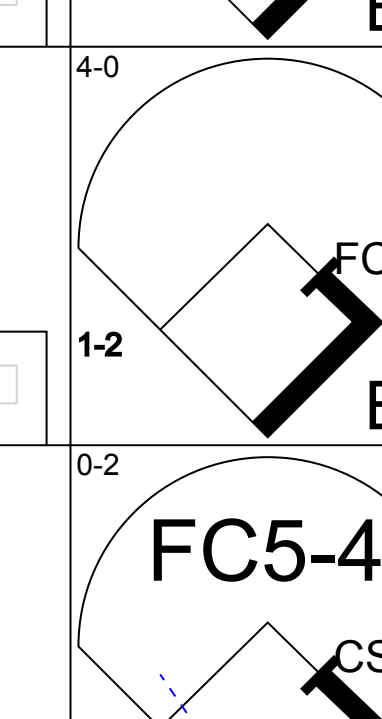
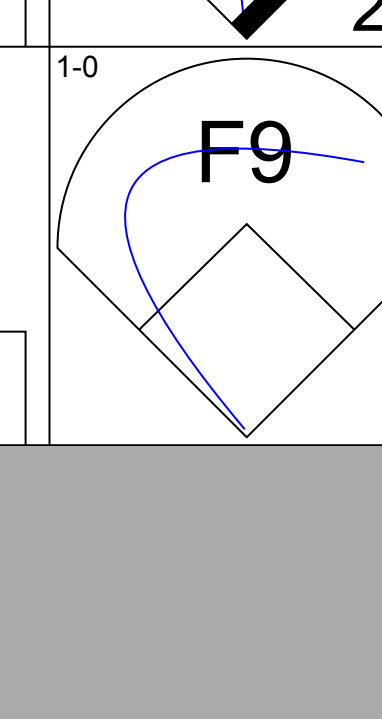
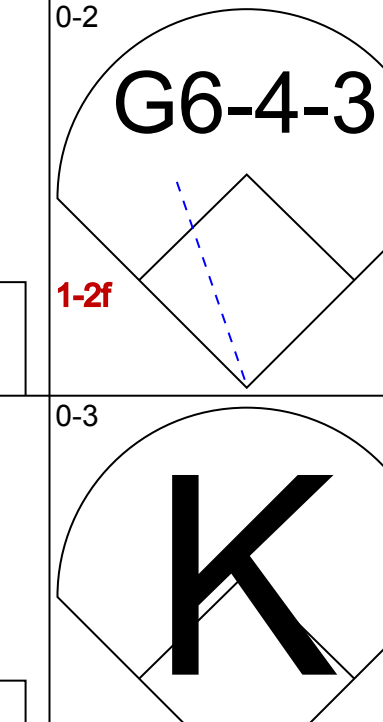
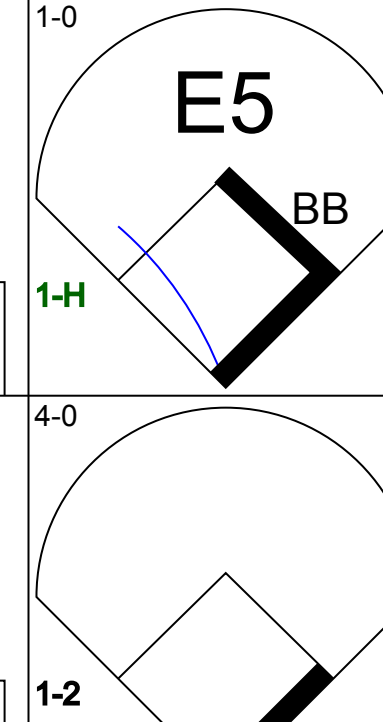
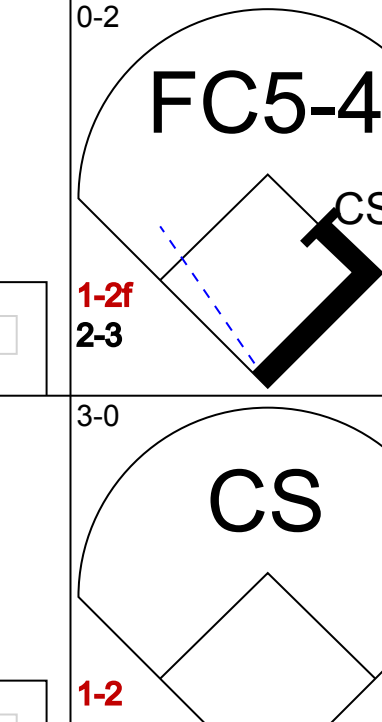

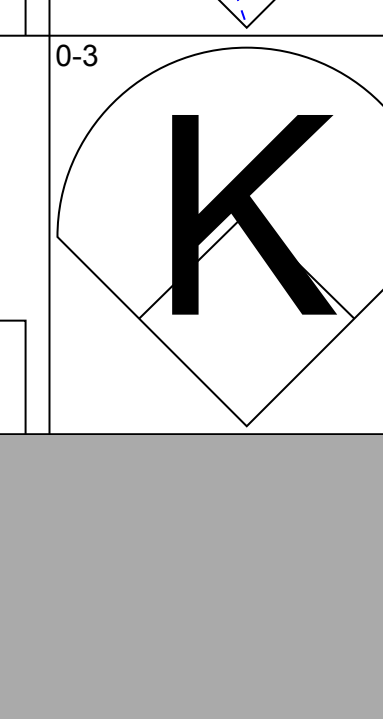
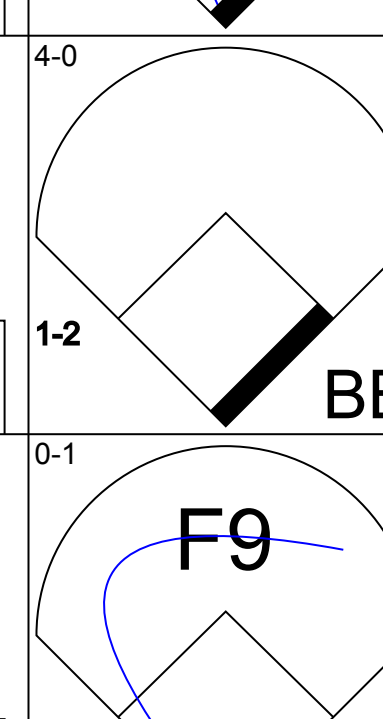
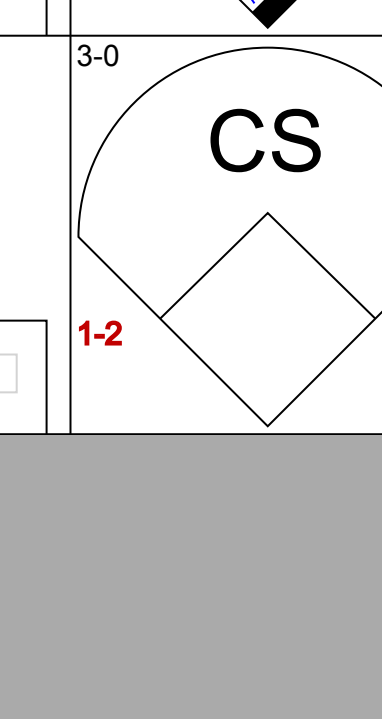

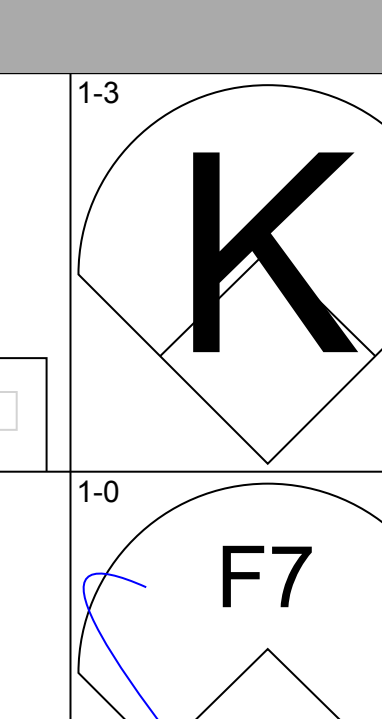
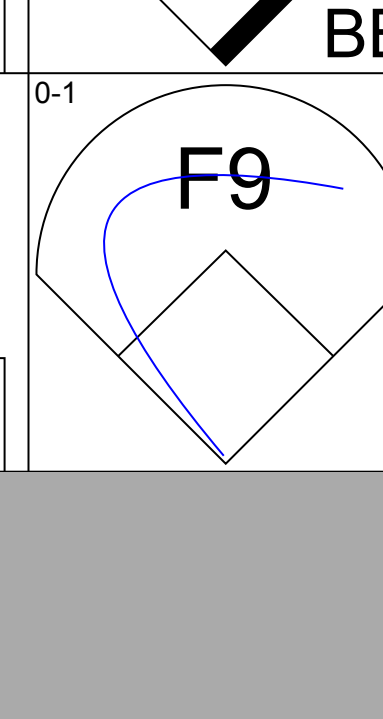

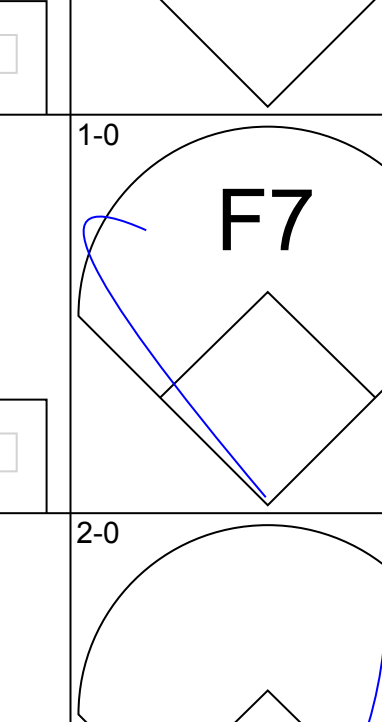
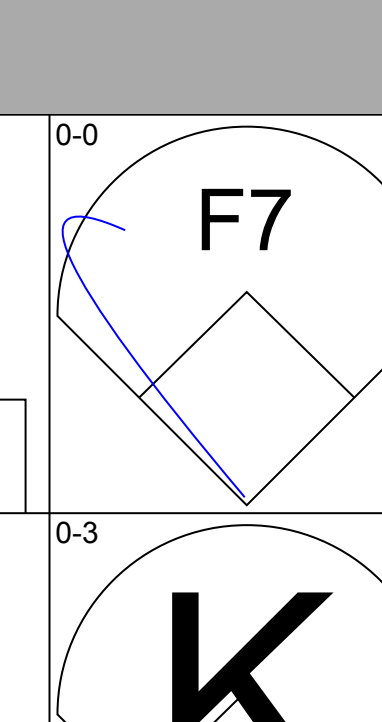
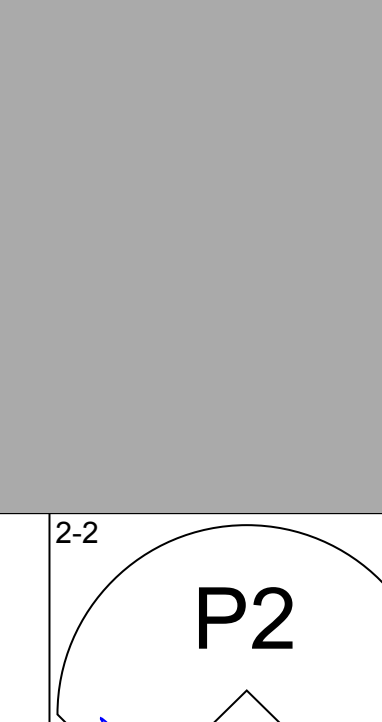
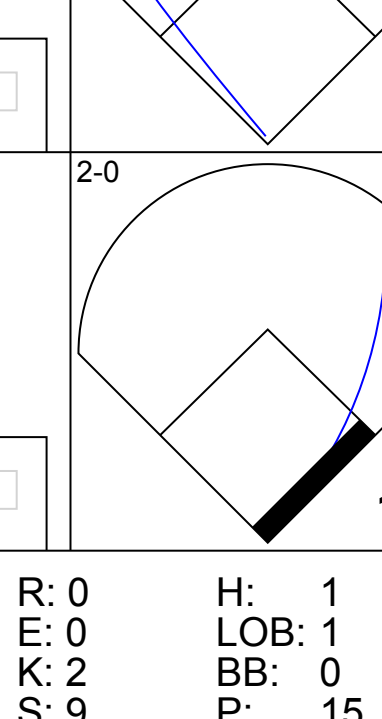
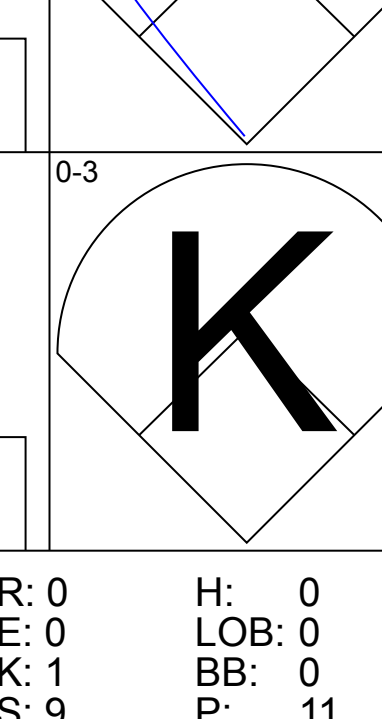
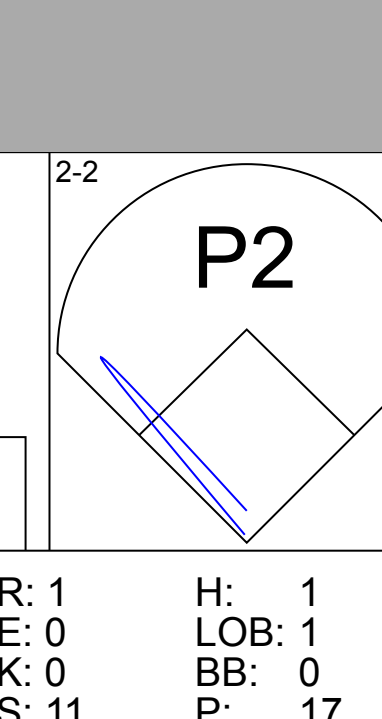
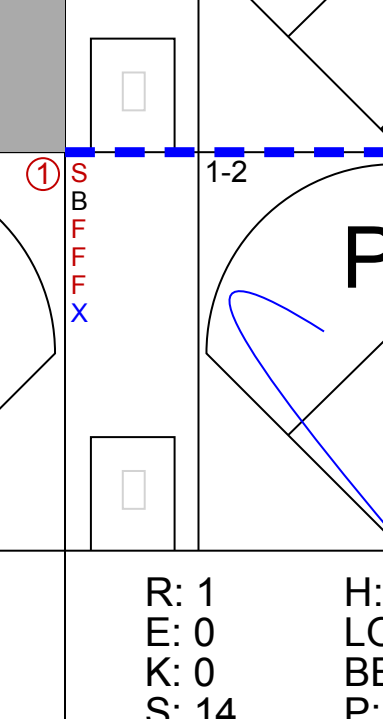
AB	31
R	1
H	8
RBI	1
BB	2
SO	10
LOB	14



Batter	1	2	3	4	5	6	7	8	9	AB	R	H	RBI	BB	SO	LOB	BOTTOM			
Bo Hart, R (1, 4) OBP: 0.407, SLG: 0.509	2-2 P2		4-1 BB			1-2 F8		0-0 F9		3	0	0	0	1	0	0	San Diego Padres @ St. Louis Cardinals Busch Stadium, St. Louis, MO Sun Jul 13 2003, 1:10 PM CDT Att: 48,102 - Cloudy - 81 F			
15 Jim Edmonds, L (1, 8) OBP: 0.398, SLG: 0.668	1-2 G6-3		2-2 F8		3-2 L3-1			2-0 G3 FC3 1B		4	1	1	0	0	0	1				
5 Albert Pujols, R (1, 7) Orlando Palmeiro, L (1, PR) OBP: 0.432, SLG: 0.690 OBP: 0.351, SLG: 0.338	1-0 PB HBP			2-2 E G3 1B		1-2 P6		0-0 E5 FC3 G3 1B		0	0	0	0	0	0	0				
Tino Martinez, L (1, 3) OBP: 0.350, SLG: 0.455	1-1 P2			4-1 G3 E BB			1-3 K		0-2 G3	3	0	0	0	1	1	3				
Eduardo Perez, R (1, 5) Wilson Delgado, S (7, 5) OBP: 0.374, SLG: 0.463 OBP: 0.215, SLG: 0.216		1-3 K		0-0 L8			1-1 G6-3		0-1 FC3 G6-4-3	3	0	0	0	0	1	2				
Edgar Renteria, R (1, 6) OBP: 0.382, SLG: 0.485		3-3 K		0-2 E6 G3			2-2 F9		2-3 3H G6-4-3	4	0	0	0	0	1	4				
Kerry Robinson, L (1, 9) OBP: 0.224, SLG: 0.250		0-0 G3		0-1 G3				0-0 SF9 3B		3	1	1	1	0	0	2				
Mike Matheny, R (1, 2) OBP: 0.338, SLG: 0.378			1-1 G6-3 1B					0-1 SF9		1	0	1	1	1	0	0				
Dan Haren, R (1, 1) Jeff Fassero, L (7, 1) Jason Simontacchi, R (7, 1) 27 Scott Rolen, R (7, PR) Steve Kline, S (8, 1) 44 Jason Istringhausen, R (9, 1)			0-0 G6-3		1-3 K			3-3 K		2	0	0	0	0	1	4				
Inning Stats	R: 0 E: 0 K: 0 S: 9	H: 0 LOB: 2 BB: 0 P: 14	R: 0 E: 0 K: 2 S: 7	H: 0 LOB: 0 BB: 0 P: 11	R: 0 E: 0 K: 0 S: 7	H: 1 LOB: 1 BB: 1 P: 14	R: 1 E: 1 K: 1 S: 13	H: 1 LOB: 2 BB: 2 P: 24	R: 0 E: 0 K: 0 S: 9	H: 0 LOB: 0 BB: 0 P: 14	R: 1 E: 0 K: 1 S: 7	H: 1 LOB: 1 BB: 0 P: 10	R: 1 E: 1 K: 0 S: 9	H: 1 LOB: 1 BB: 0 P: 11	R: 1 E: 0 K: 0 S: 9	H: 1 LOB: 1 BB: 0 P: 11		1B: 3 2B: 0 3B: 1 HR: 0	SF: 1 SAC: 0 DP: 2 HBP: 1	WP: 0 PB: 1 SB: 1 CS: 0
PITCHER	IP WLS BF H R ER SO BB IBB HBP BLK WP HR S P ERA WHIP	IP WLS BF H R ER SO BB IBB HBP BLK WP HR S P ERA WHIP	IP WLS BF H R ER SO BB IBB HBP BLK WP HR S P ERA WHIP	IP WLS BF H R ER SO BB IBB HBP BLK WP HR S P ERA WHIP	IP WLS BF H R ER SO BB IBB HBP BLK WP HR S P ERA WHIP	IP WLS BF H R ER SO BB IBB HBP BLK WP HR S P ERA WHIP	IP WLS BF H R ER SO BB IBB HBP BLK WP HR S P ERA WHIP	IP WLS BF H R ER SO BB IBB HBP BLK WP HR S P ERA WHIP	IP WLS BF H R ER SO BB IBB HBP BLK WP HR S P ERA WHIP	IP WLS BF H R ER SO BB IBB HBP BLK WP HR S P ERA WHIP	IP WLS BF H R ER SO BB IBB HBP BLK WP HR S P ERA WHIP	IP WLS BF H R ER SO BB IBB HBP BLK WP HR S P ERA WHIP	IP WLS BF H R ER SO BB IBB HBP BLK WP HR S P ERA WHIP	IP WLS BF H R ER SO BB IBB HBP BLK WP HR S P ERA WHIP	IP WLS BF H R ER SO BB IBB HBP BLK WP HR S P ERA WHIP	IP WLS BF H R ER SO BB IBB HBP BLK WP HR S P ERA WHIP	IP WLS BF H R ER SO BB IBB HBP BLK WP HR S P ERA WHIP			
Adam Eaton, R (1, 1) ERA: 4.21	0.2	3	0	0	0	0	0	0	0	0	0	0	0	20	38	0.00	1.714			
Luther Hackman, R (1, 1) ERA: 3.73	2.1	10	2	1	0	2	2	0	0	0	0	0	0	28	42	0.00	0.000			
Scott Linebrink, R (4, 1) ERA: 2.94	3.0	11	0	0	0	2	0	1	0	0	0	0	0	12	17	6.75	1.500			
Mike Matthews, L (7, 1) ERA: 4.11	1.1	L	7	2	2	1	1	0	0	0	0	0	0	4	4	0.00	0.000			
Rod Beck, R (8, 1) ERA: 2.45	0.2	2	0	0	0	0	0	0	0	0	0	0	0	4	4	0.00	0.000			

AB	28
R	3
H	4
RBI	3
BB	3
SO	5
LOB	18

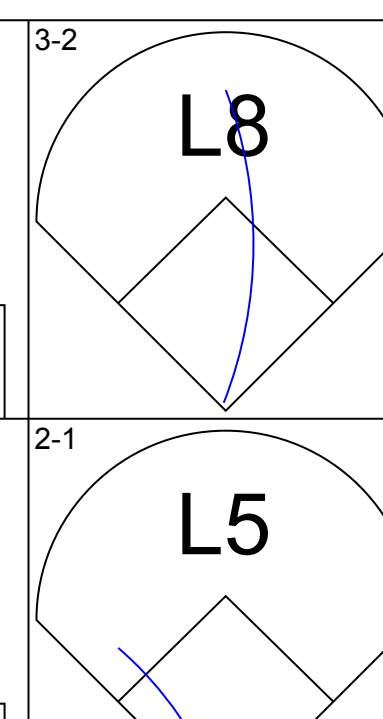
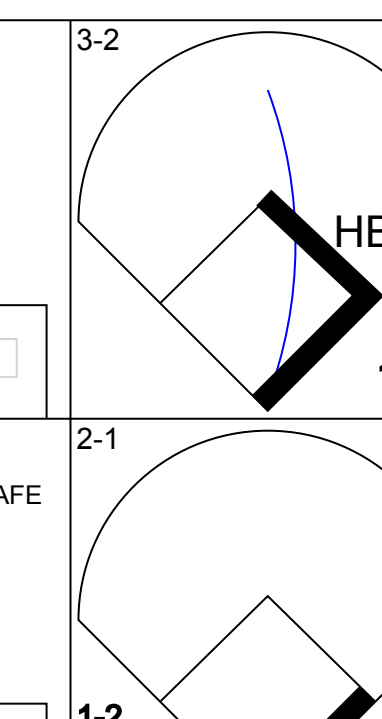

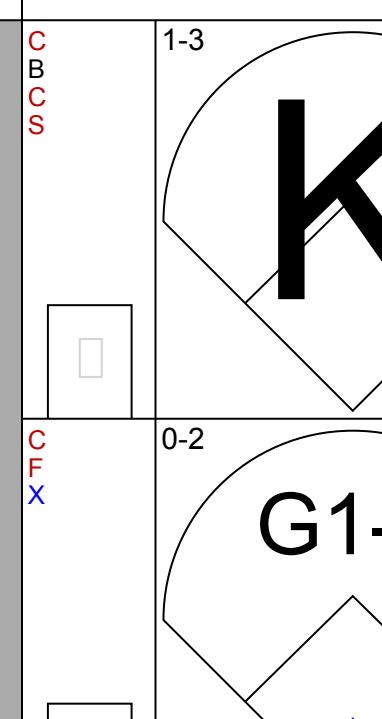
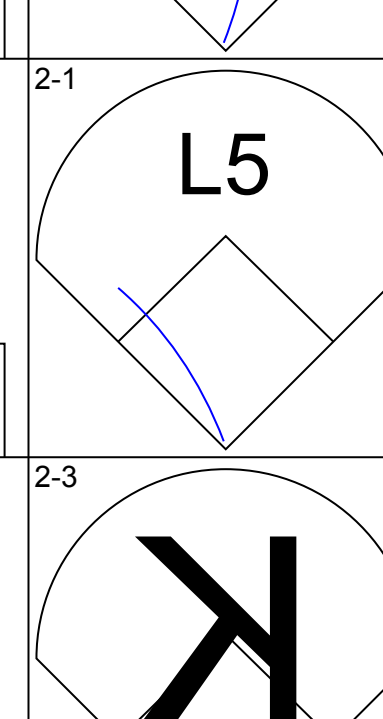
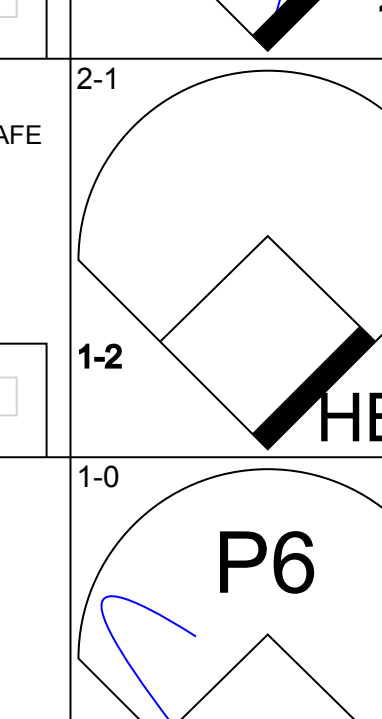
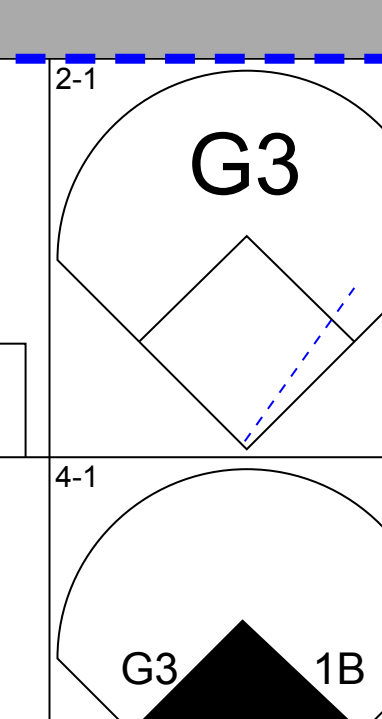
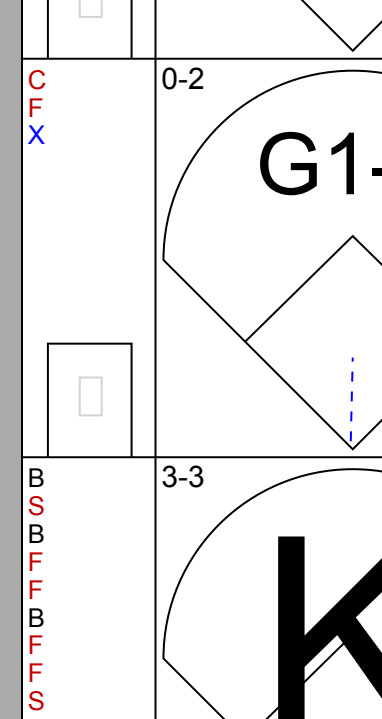
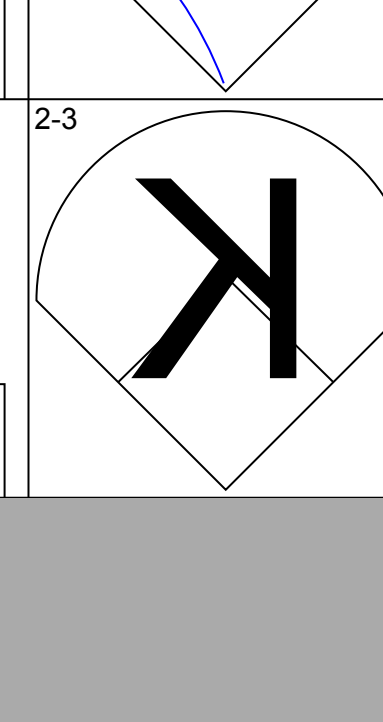
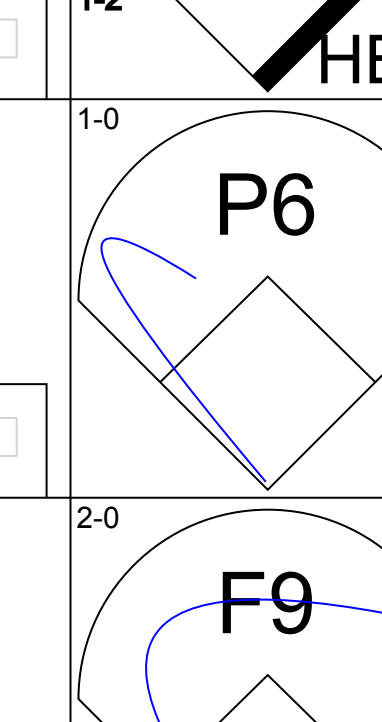
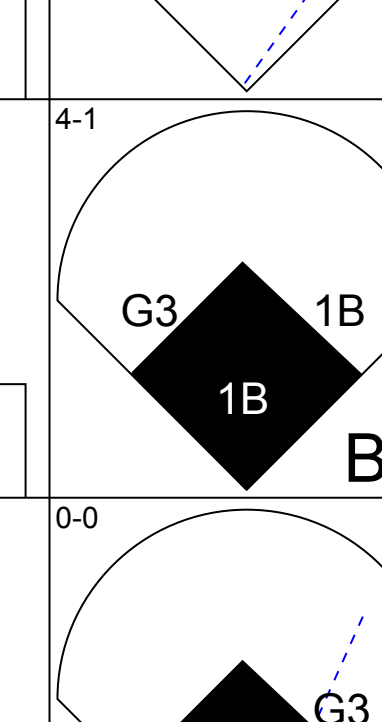
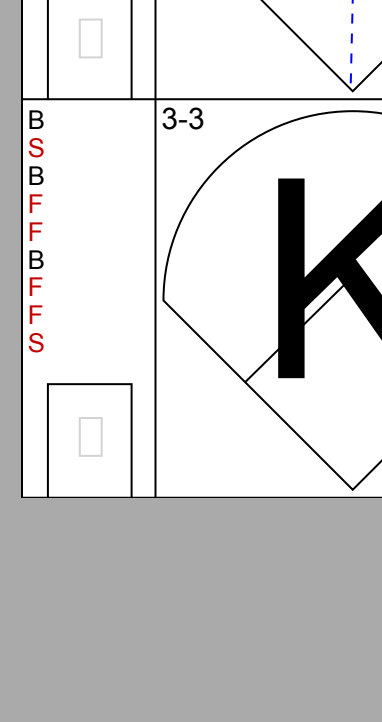
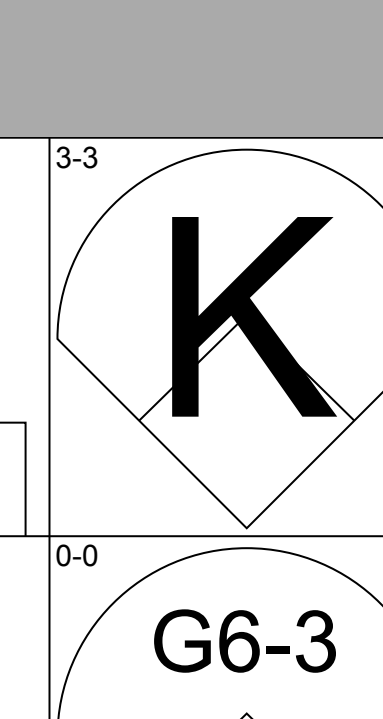
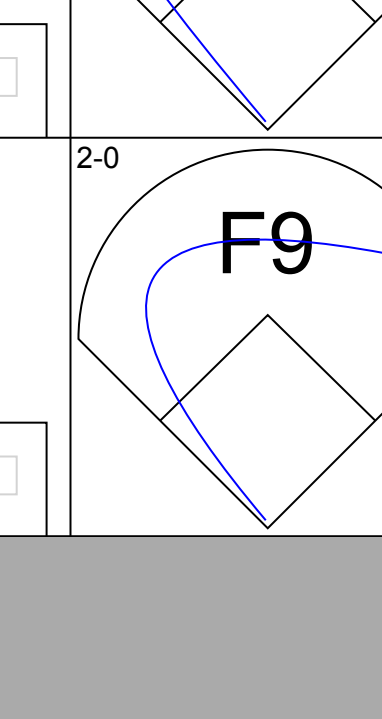
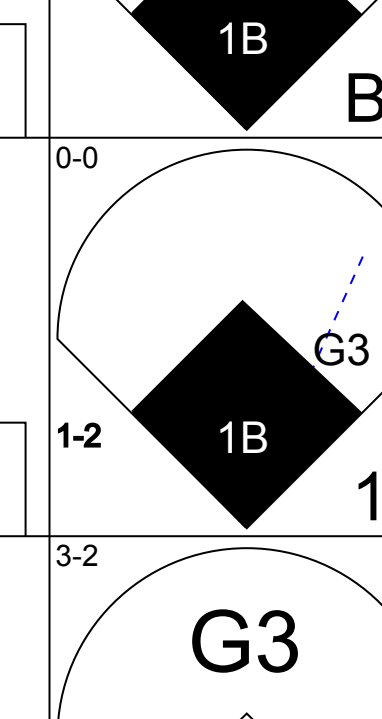
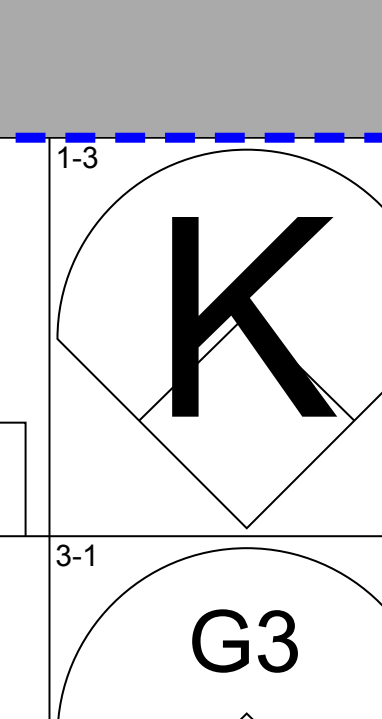
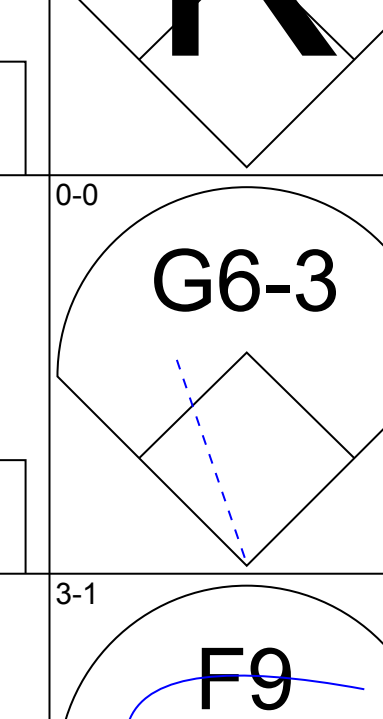
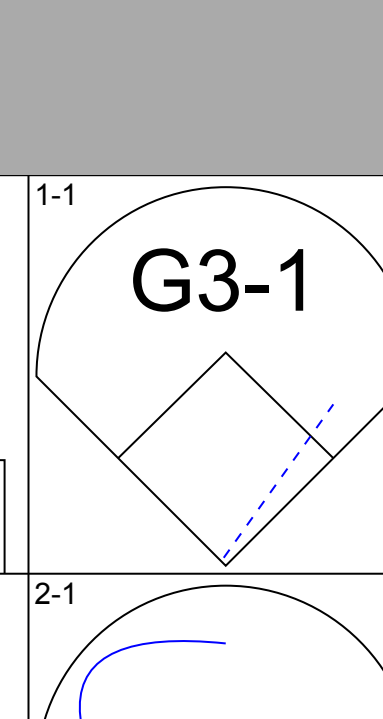
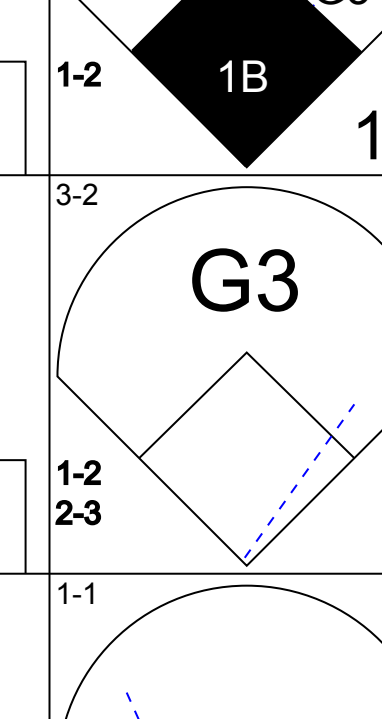
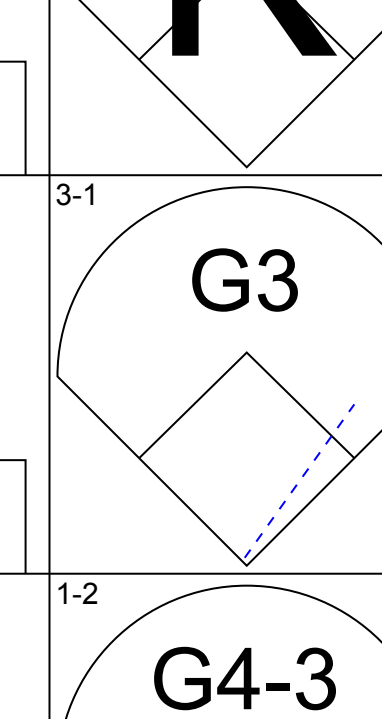
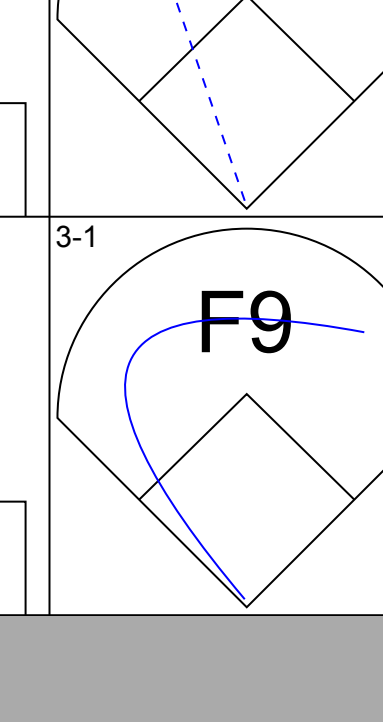
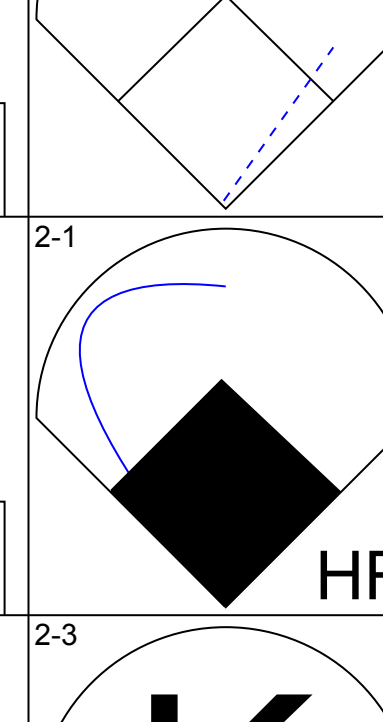
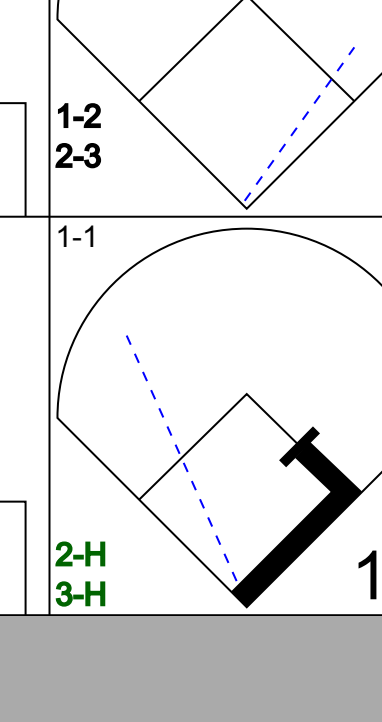
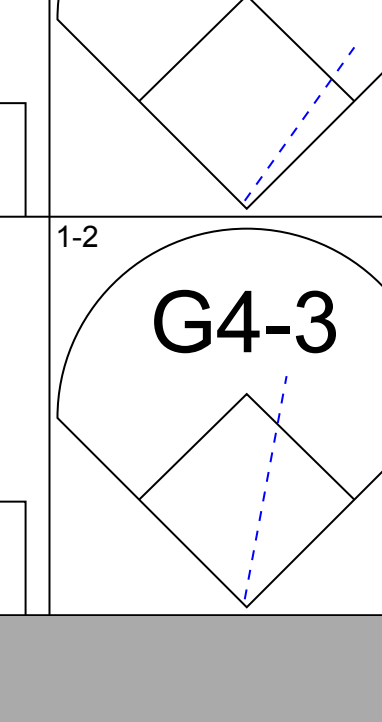
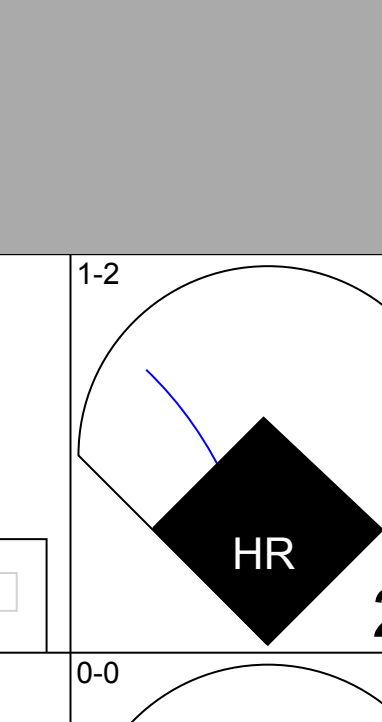
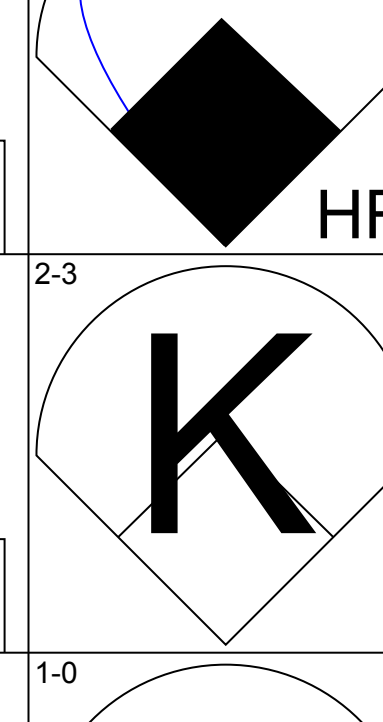
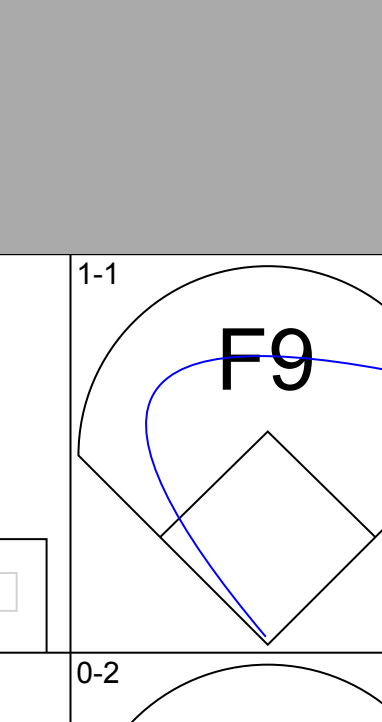
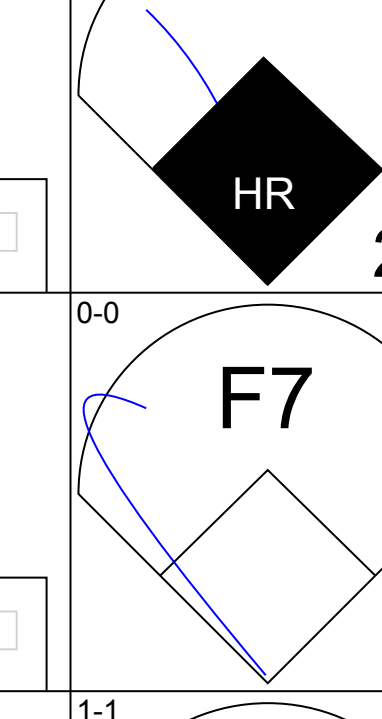
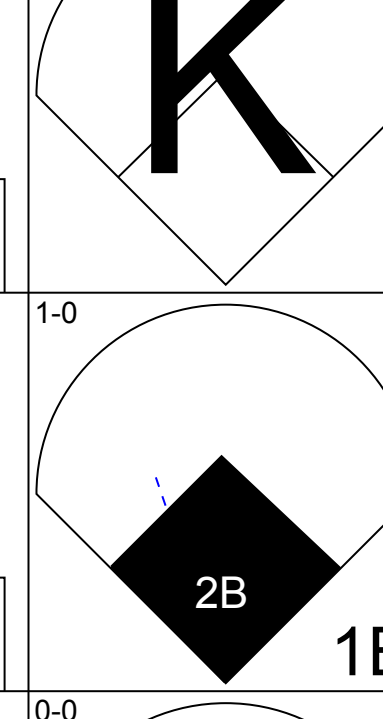
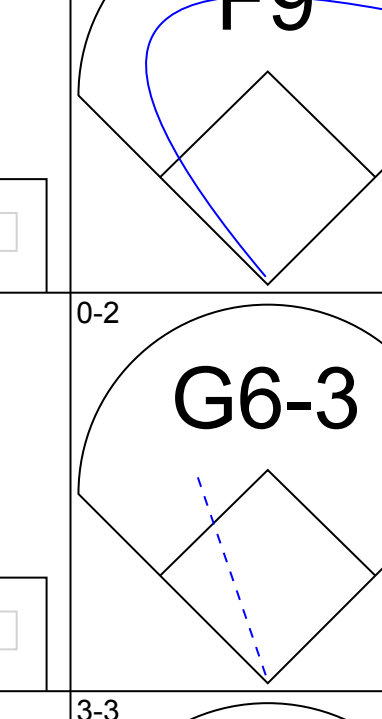
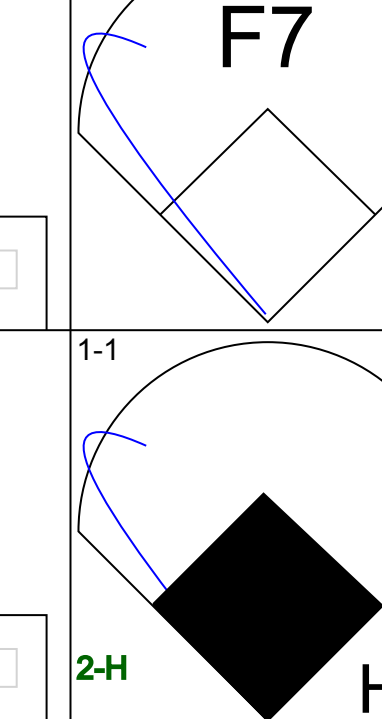
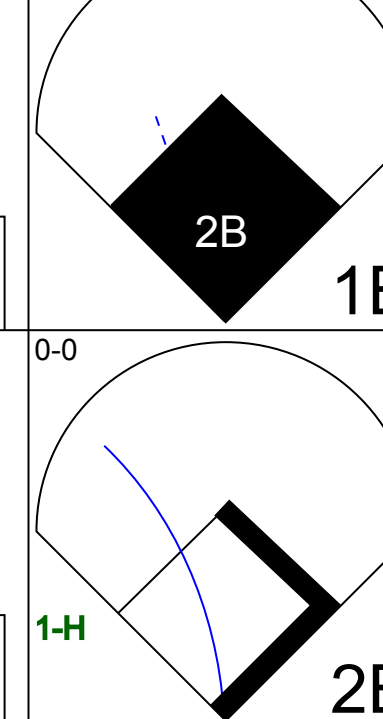
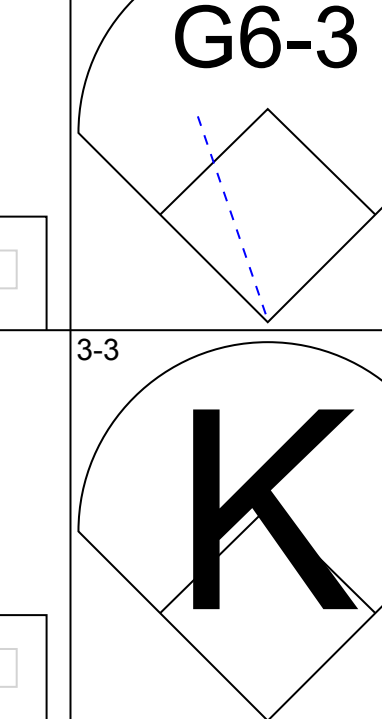


Batter	1	2	3	4	5	6	7	8	9	AB	R	H	RBI	BB	SO	LOB	TOP						
Bo Hart, R OBP: 0.402, SLG: 0.495 (1,4)											3	1	0	0	0	2	1						
Orlando Palmeiro, L OBP: 0.345, SLG: 0.332 Esteban Yan, R OBP: 1.000, SLG: 1.000 (1,8)											4	0	0	0	0	0	1						
5 Albert Pujols, R OBP: 0.433, SLG: 0.689 (1,7)											3	0	1	1	1	0	0						
27 Scott Rolen, R OBP: 0.383, SLG: 0.534 (1,5)											2	1	1	0	2	0	1						
Edgar Renteria, R OBP: 0.381, SLG: 0.482 (1,6)											4	1	1	0	0	0	3						
Tino Martinez, L OBP: 0.348, SLG: 0.451 (1,3)											3	0	0	0	1	1	1						
Eduardo Perez, R OBP: 0.366, SLG: 0.452 (1,9)											4	0	0	1	0	2	2						
Mike Matheny, R OBP: 0.336, SLG: 0.376 (1,2)											4	0	1	0	0	1	0						
Garrett Stephenson, R OBP: 0.289, SLG: 0.206 Kerry Robinson, L OBP: 0.222, SLG: 0.247 Jeff Fassero, L J.D. Drew, L OBP: 0.373, SLG: 0.560 (1,1)											1	0	1	0	0	0	0						
Inning Stats	R: 0 E: 0 K: 1 S: 8	H: 0 LOB: 0 BB: 0 P: 10	R: 0 E: 0 K: 1 S: 10	H: 0 LOB: 0 BB: 1 P: 14	R: 0 E: 0 K: 2 S: 9	H: 1 LOB: 1 BB: 0 P: 15	R: 1 E: 1 K: 0 S: 9	H: 1 LOB: 2 BB: 1 P: 17	R: 0 E: 0 K: 1 S: 9	H: 0 LOB: 0 BB: 0 P: 11	R: 0 E: 0 K: 2 S: 5	H: 0 LOB: 1 BB: 2 P: 18	R: 0 E: 0 K: 2 S: 7	H: 0 LOB: 0 BB: 0 P: 10	R: 1 E: 0 K: 0 S: 11	H: 1 LOB: 1 BB: 0 P: 17	R: 1 E: 0 K: 0 S: 14	H: 2 LOB: 1 BB: 0 P: 20	1B: 4 2B: 1 3B: 0 HR: 0	SF: 0 SAC: 0 DP: 1 HBP: 1	WP: 0 PB: 0 SB: 2 CS: 1	PA: 37	
PITCHER	IP	WLS	BF	H	R	ER	SO	BB	IBB	HBP	BLK	WP	HR	S	P	ERA	WHIP						
Hideo Nomo, R ERA: 2.85 Guillermo Mota, R ERA: 1.57 Paul Shuey, R ERA: 2.08 Eric Gagne, R ERA: 1.97	(1,1)	6.0	W	23	2	1	0	5	4	0	0	0	0	0	50	85	0.00	1.000					
PITCHER	IP	WLS	BF	H	R	ER	SO	BB	IBB	HBP	BLK	WP	HR	S	P	ERA	WHIP						
Hideo Nomo, R ERA: 2.85 Guillermo Mota, R ERA: 1.57 Paul Shuey, R ERA: 2.08 Eric Gagne, R ERA: 1.97	(1,1)	6.0	W	23	2	1	0	5	4	0	0	0	0	0	50	85	0.00	1.000					

St. Louis Cardinals @ Los Angeles Dodgers
Dodger Stadium, Los Angeles, CA
Thu Jul 17 2003, 7:10 PM PDT
Att. 40,331 - Overcast - 77 F

AB 31
R 3
H 5
RBI 2
BB 4
SO 7
LOB 10



Batter	1	2	3	4	5	6	7	8	9	AB	R	H	RBI	BB	SO	LOB	BOTTOM					
Rickey Henderson, R OBP: 0.250, SLG: 0.250 Wilkin Ruan, R OBP: 0.233, SLG: 0.333 (1,7)										4	0	1	0	0	2	1						
Alex Cora, L OBP: 0.281, SLG: 0.316 (1,4)										3	0	0	0	0	0	0						
Shawn Green, L OBP: 0.316, SLG: 0.425 (1,9)										3	1	0	0	1	2	2						
Paul Lo Duca, R OBP: 0.372, SLG: 0.435 (1,3)										4	1	1	0	0	2	2						
Jeremy Burnitz, L OBP: 0.338, SLG: 0.571 (1,8)											4	0	0	0	0	0	2					
Adrián Beltré, R OBP: 0.288, SLG: 0.368 (1,5)											4	1	2	3	0	0						
David Ross, R OBP: 0.316, SLG: 0.549 (1,2)										3	1	1	0	0	1	0						
Cesar Izturis, S OBP: 0.290, SLG: 0.302 (1,6)										3	1	1	0	0	0	1						
Hideo Nomo, R OBP: 0.217, SLG: 0.256 Chad Hermansen, R OBP: 0.240, SLG: 0.217 Guillermo Mota, R OBP: 0.333, SLG: 0.833 Paul Shuey, R Eric Gagne, R (1,1)										2	1	2	3	0	0	0						
Inning Stats	R: 0 E: 0 K: 1 S: 12	H: 0 LOB: 0 BB: 0 P: 19	R: 0 E: 0 K: 1 S: 6	H: 0 LOB: 0 BB: 0 P: 12	R: 2 E: 0 K: 0 S: 12	H: 3 LOB: 2 BB: 0 P: 22	R: 2 E: 0 K: 2 S: 13	H: 3 LOB: 1 BB: 0 P: 21	R: 2 E: 0 K: 0 S: 9	H: 2 LOB: 1 BB: 1 P: 19	R: 0 E: 0 K: 1 S: 9	H: 0 LOB: 0 BB: 0 P: 13	R: 0 E: 0 K: 2 S: 12	H: 0 LOB: 0 BB: 0 P: 16	R: 0 E: 0 K: 1 S: 8	H: 0 LOB: 0 BB: 0 P: 13	1B: 4 2B: 2 3B: 0 HR: 2	SF: 0 SAC: 0 DP: 0 HBP: 1	WP: 0 PB: 0 SB: 0 CS: 0	PA: 33		
PITCHER	IP	WLS	BF	H	R	ER	SO	BB	IBB	HBP	BLK	WP	HR	S	P	ERA	WHIP					
Garrett Stephenson, R ERA: 4.72 Jeff Fassero, L ERA: 7.17 Esteban Yan, R ERA: 6.51	(1,1)	4.0	L	19	6	4	4	4	0	0	0	0	0	30	48	6.00	1.500					
PITCHER	IP	WLS	BF	H	R	ER	SO	BB	IBB	HBP	BLK	WP	HR	S	P	ERA	WHIP					
Garrett Stephenson, R ERA: 4.72 Jeff Fassero, L ERA: 7.17 Esteban Yan, R ERA: 6.51	(1,1)	4.0	L	19	6	4	4	4	0	0	0	0	0	30	48	6.00	1.500					

St. Louis Cardinals @ Los Angeles Dodgers
Dodger Stadium, Los Angeles, CA
Thu Jul 17 2003, 7:10 PM PDT
Att. 40,331 - Overcast - 77 F

AB 31
R 6
H 8
RBI 6
BB 1
SO 8
LOB 8



Batter	1	2	3	4	5	6	7	8	9	AB	R	H	RBI	BB	SO	LOB	TOP										
Bo Hart, R OBP: 0.393, SLG: 0.478 (1, 4)										4	1	0	0	1	1	3											
15 Jim Edmonds, L OBP: 0.397, SLG: 0.672 (1, 8)										4	1	1	2	0	0	0											
5 Albert Pujols, R OBP: 0.433, SLG: 0.696 (1, 3)										4	2	2	1	0	1	0											
27 Scott Rolen, R OBP: 0.381, SLG: 0.531 (1, 5)										4	0	1	0	0	2	1											
Eduardo Perez, R OBP: 0.364, SLG: 0.448 (1, 9)										4	0	1	0	0	0	1											
Edgar Renteria, R OBP: 0.380, SLG: 0.488 (1, 6)										4	1	1	1	0	1	2											
J.D. Drew, L OBP: 0.372, SLG: 0.556 (6, 1)										3	0	1	0	0	0	0	AB 34										
Cal Eldred, R OBP: 0.500, SLG: 0.500 Steve Kline, S (7, 1)										0	0	0	0	0	0	0	R 5										
Esteban Yan, R OBP: 1.000, SLG: 1.000 Kerry Robinson, L (9, PH)										0	0	0	0	0	0	0	H 9										
Chris Widger, R OBP: 0.206, SLG: 0.219 Tino Martinez, L (9, PH)										3	0	1	0	0	1	1	RBI 4										
Brett Tomko, R OBP: 0.400, SLG: 0.355 Orlando Palmeiro, L (6, 7)										1	0	0	0	1	0	0	BB 2										
Inning Stats	R: 3 E: 0 K: 2 S: 17	H: 2 LOB: 0 BB: 1 P: 26	R: 0 E: 0 K: 1 S: 11	H: 1 LOB: 1 BB: 0 P: 15	R: 1 E: 1 K: 1 S: 10	H: 2 LOB: 1 BB: 0 P: 14	R: 0 E: 0 K: 0 S: 9	H: 1 LOB: 1 BB: 1 P: 16	R: 0 E: 0 K: 0 S: 5	H: 0 LOB: 0 BB: 0 P: 8	R: 1 E: 0 K: 1 S: 10	H: 1 LOB: 0 BB: 0 P: 16	R: 0 E: 0 K: 0 S: 9	H: 0 LOB: 0 BB: 0 P: 13	R: 0 E: 0 K: 1 S: 11	H: 1 LOB: 1 BB: 0 P: 14	R: 0 E: 0 K: 2 S: 17	H: 1 LOB: 1 BB: 0 P: 21	1B: 6 2B: 0 3B: 0 HR: 3	SF: 0 SAC: 1 DP: 1 HBP: 0	WP: 1 PB: 0 SB: 1 CS: 1	PA: 37					
PITCHER	IP	WLS	BF	H	R	ER	SO	BB	IBB	HBP	BLK	WP	HR	S	P	ERA	WHIP										
Kaz Ishii, L ERA: 3.11 Tom Martin, L ERA: 3.99 Paul Quantrill, R ERA: 1.37 Eric Gagne, R ERA: 1.93	6.0	W	26	7	5	4	5	2	0	0	0	0	3	62	95	6.00	1.500										

St. Louis Cardinals @ Los Angeles Dodgers
Dodger Stadium, Los Angeles, CA
Fri Jul 18, 2003, 7:10 PM PDT
Att: 43,504 - Cloudy - 77 F

Cardinals

Batter	1	2	3	4	5	6	7	8	9	AB	R	H	RBI	BB	SO	LOB	BOTTOM										
Rickey Henderson, R OBP: 0.375, SLG: 0.750 Wilkin Ruiz, R OBP: 0.259, SLG: 0.387 (1, 7)										4	1	2	1	0	1	2											
Alex Cora, L OBP: 0.279, SLG: 0.314 (1, 4)										5	1	1	0	0	0	2											
Shawn Green, L OBP: 0.320, SLG: 0.432 (1, 9)										3	3	2	1	0	0	0											
Paul Lo Duca, R OBP: 0.368, SLG: 0.430 (1, 3)										4	0	0	0	0	1	3											
Jeromy Burnitz, L OBP: 0.345, SLG: 0.573 (7, 7)										3	1	2	2	1	0	0											
Adrián Beltré, R OBP: 0.285, SLG: 0.364 (1, 5)										3	0	0	1	0	1	2											
David Ross, R OBP: 0.313, SLG: 0.527 (1, 2)										3	1	0	0	1	2	1	AB 34										
Cesar Izturis, S OBP: 0.290, SLG: 0.302 (1, 6)										4	0	1	1	0	0	0	R 8										
Kaz Ishii, L Daryle Ward, L Tom Martin, L Paul Quantrill, L Larry Barnes, L Eric Gagne, R (1, 1)										2	0	0	0	0	2	0	H 11										
Inning Stats	R: 2 E: 0 K: 1 S: 16	H: 3 LOB: 1 BB: 0 P: 24	R: 0 E: 0 K: 2 S: 7	H: 0 LOB: 0 BB: 0 P: 8	R: 1 E: 1 K: 1 S: 13	H: 1 LOB: 0 BB: 0 P: 16	R: 0 E: 0 K: 0 S: 8	H: 0 LOB: 0 BB: 0 P: 12	R: 0 E: 0 K: 1 S: 7	H: 1 LOB: 1 BB: 0 P: 10	R: 3 E: 0 K: 1 S: 15	H: 3 LOB: 2 BB: 2 P: 29	R: 1 E: 0 K: 0 S: 8	H: 1 LOB: 1 BB: 0 P: 13	R: 1 E: 0 K: 1 S: 11	H: 2 LOB: 1 BB: 0 P: 14	1B: 7 2B: 3 3B: 0 HR: 1	SF: 1 SAC: 0 DP: 0 HBP: 1	WP: 0 PB: 0 SB: 1 CS: 1	PA: 39							
PITCHER	IP	WLS	BF	H	R	ER	SO	BB	IBB	HBP	BLK	WP	HR	S	P	ERA	WHIP										
Brett Tomko, R ERA: 5.91 Cal Eldred, R ERA: 4.12 Steve Kline, L ERA: 4.06 Esteban Yan, R ERA: 6.56	5.1	L	5	2	1	1	1	1	0	0	0	0	0	11	18	13.50	4.500										

St. Louis Cardinals @ Los Angeles Dodgers
Dodger Stadium, Los Angeles, CA
Fri Jul 18, 2003, 7:10 PM PDT
Att: 43,504 - Cloudy - 77 F

Dodgers

Batter	1	2	3	4	5	6	7	8	9	AB	R	H	RBI	BB	SO	LOB	TOP				
Bo Hart, R OBP: 0.389, SLG: 0.479 (1,4)	G4-3 2B		F8		K			G1-3		4	0	1	0	0	1	0					
J.D. Drew, L OBP: 0.380, SLG: 0.558 (1,9) (8,8)	G4-3 2-3		5 1B E					5 1B		3	1	2	0	1	0	1					
5 Albert Pujols, R OBP: 0.544, SLG: 0.694 28 Lance Painter, L (8,1) 44 Jason Istringhausen, R (9,1)	K		15 E					G6-4-3 1-2		4	0	2	0	0	1	2					
15 Jim Edmonds, L OBP: 0.393, SLG: 0.666 Eduardo Perez, R OBP: 0.362, SLG: 0.445 (8,7)	K		G4-3					1-2 1B		3	0	0	0	0	2	2					
27 Scott Rolen, R OBP: 0.382, SLG: 0.542 (1,5)		2-1 SH5-3 SF9 2B			K					4	2	2	1	0	2	0					
Tino Martinez, L OBP: 0.347, SLG: 0.446 (1,3)		0-0 SH5-3			F7			G4-3		2	0	0	0	1	0	0					
Edgar Renteria, R OBP: 0.376, SLG: 0.484 (1,6)		0-2 SF9			G4-3			K		3	0	0	1	0	1	1					
Mike Matheny, R OBP: 0.332, SLG: 0.371 (1,2)		3-H 3-2 G5-3						K		4	0	0	0	0	2	1					
Dan Haren, R OBP: 0.286, SLG: 0.333 Jason Simontacchi, R OBP: 0.153, SLG: 0.159 Kerry Robinson, L OBP: 0.228, SLG: 0.253 (8,9)			K					G6-3		2	0	0	0	0	1	0					
Inning Stats	R: 0 E: 0 K: 2 S: 9	H: 1 LOB: 1 BB: 0 P: 13	R: 1 E: 0 K: 0 S: 10	H: 1 LOB: 0 BB: 0 P: 15	R: 1 E: 1 K: 1 S: 10	H: 2 LOB: 1 BB: 0 P: 17	R: 0 E: 0 K: 1 S: 7	H: 0 LOB: 0 BB: 0 P: 11	R: 0 E: 0 K: 1 S: 6	H: 1 LOB: 0 BB: 0 P: 13	R: 1 E: 0 K: 2 S: 10	H: 1 LOB: 0 BB: 0 P: 11	R: 0 E: 0 K: 0 S: 11	H: 1 LOB: 2 BB: 1 P: 18	R: 0 E: 0 K: 2 S: 13	H: 0 LOB: 1 BB: 1 P: 23	1B: 4 2B: 2 3B: 0 HR: 1	SF: 1 SAC: 1 DP: 1 HBP: 0	WP: 1 PB: 0 CS: 0 SB: 0	PA: 35	
PITCHER	IP	WLS	BF	H	R	ER	SO	BB	IBB	HBP	BLK	WP	HR	S	P	ERA	WHIP				
Kevin Brown, R ERA: 2.26	6.0	L	22	5	2	1	6	0	0	0	0	0	0	51	79	1.50	0.833				
Guillermo Mota, R ERA: 1.77	1.2		8	2	1	1	2	1	0	0	0	0	1	19	25	5.40	1.800				
Tom Martin, L ERA: 3.94	0.1		1	0	0	0	0	0	0	0	0	0	0	2	4	0.00	0.000				
Paul Shuey, R ERA: 2.03	1.0		4	0	0	0	2	1	0	0	0	1	0	13	23	0.00	1.000				

St. Louis Cardinals @ Los Angeles Dodgers
Dodger Stadium, Los Angeles, CA
Sat Jul 19 2003, 1:10 PM PDT
Att: 41,195 - Cloudy - 82 F

livebaseballscorecards.com

AB 31
R 3
H 7
RBI 2
BB 2
SO 10
LOB 9




Batter	1	2	3	4	5	6	7	8	9	AB	R	H	RBI	BB	SO	LOB	BOTTOM				
Jolbert Cabrera, R OBP: 0.337, SLG: 0.480 (1,8) (9,4)	G4-3							G6-3		4	0	2	0	0	0	0					
Alex Cora, L OBP: 0.283, SLG: 0.328 Rickey Henderson, R OBP: 0.333, SLG: 0.667 (1,4) (8, PH) (9,7)	G3 1B							F8		3	1	2	1	0	1	2					
Shawn Green, L OBP: 0.322, SLG: 0.434 (1,9)	G3 1-2							F8		3	0	1	0	1	0	1					
Paul Lo Duca, R OBP: 0.364, SLG: 0.425 (1,2)	P3							G6-3		4	0	0	0	0	0	5					
Jeremy Burnitz, L OBP: 0.343, SLG: 0.566 (1,7) (9,8)		4-2 BB			F9			L9		3	0	0	0	1	1	0					
Adrián Beltré, R OBP: 0.282, SLG: 0.360 (1,5)		0-0 L8			K			F8		4	0	0	0	0	1	1					
Mike Kinkade, R ERA: 4.12 Guillermo Mota, R OBP: 0.333, SLG: 0.833 Tom Martin, L (8,1) Paul Shuey, R (9,1) Daryle Ward, L OBP: 0.212, SLG: 0.194 (9, PH) Cesar Izturis, S OBP: 0.287, SLG: 0.299 (1,6)		1-3 K			F9			G6-3		3	0	0	0	0	1	1					
Kevin Brown, R OBP: 0.205, SLG: 0.263 Larry Barnes, L OBP: 0.190, SLG: 0.190 (1,1) (7,3)					G5-3			G6-3		2	0	1	0	0	0	0					
Inning Stats	R: 0 E: 0 K: 0 S: 10	H: 1 LOB: 1 BB: 0 P: 13	R: 0 E: 0 K: 1 S: 11	H: 0 LOB: 1 BB: 1 P: 16	R: 1 E: 0 K: 0 S: 16	H: 3 LOB: 1 BB: 0 P: 23	R: 0 E: 0 K: 1 S: 7	H: 0 LOB: 0 BB: 0 P: 12	R: 0 E: 0 K: 1 S: 15	H: 2 LOB: 3 BB: 1 P: 23	R: 0 E: 0 K: 0 S: 8	H: 0 LOB: 0 BB: 0 P: 11	R: 0 E: 0 K: 0 S: 9	H: 0 LOB: 0 BB: 0 P: 9	R: 0 E: 0 K: 1 S: 8	H: 0 LOB: 0 BB: 0 P: 12	1B: 3 2B: 2 3B: 0 HR: 1	SF: 0 SAC: 0 DP: 0 HBP: 0	WP: 0 PB: 0 CS: 0 SB: 0	PA: 34	
PITCHER	IP	WLS	BF	H	R	ER	SO	BB	IBB	HBP	BLK	WP	HR	S	P	ERA	WHIP				
Dan Haren, R ERA: 4.12	6.0	W	25	6	1	1	3	2	0	0	0	0	0	9	15	0.00	0.000				
Jason Simontacchi, R ERA: 5.98	1.0	H	3	0	0	0	0	0	0	0	0	0	0	5	9	0.00	0.000				
28 Lance Painter, L ERA: 5.98	1.0	H	3	0	0	0	0	0	0	0	0	0	0	8	12	0.00	0.000				
44 Jason Istringhausen, R ERA: 1.23	1.0	S	3	0	0	0	1	0	0	0	0	0	0	8	12	0.00	0.000				

St. Louis Cardinals @ Los Angeles Dodgers
Dodger Stadium, Los Angeles, CA
Sat Jul 19 2003, 1:10 PM PDT
Att: 41,195 - Cloudy - 82 F

livebaseballscorecards.com

AB 32
R 1
H 6
RBI 1
BB 2
SO 4
LOB 11



Batter	1	2	3	4	5	6	7	8	9	AB	R	H	RBI	BB	SO	LOB	TOP					
Bo Hart, R OBP: 0.382, SLG: 0.467 (1,4)	F8	K		5 HR		G5-3		G3-2-3		5	1	1	0	0	1	3	St. Louis Cardinals @ Los Angeles Dodgers Dodger Stadium, Los Angeles, CA Sun Jul 20 2003, 5:05 PM PDT Att: 46,110 - Sunny - 83 F					
J.D. Drew, L OBP: 0.371, SLG: 0.542 (8,9)	F7		K	K		G6-3		G4-3		5	0	0	0	0	2	3						
5 Albert Pujols, R OBP: 0.438, SLG: 0.701 (1,3)	27 HR		G6-3	HR			FC1-6	27 1B	F8	27	3	1	2	2	0	0						
27 Scott Rolen, R OBP: 0.390, SLG: 0.554 (1,5)	1-H		E				FC1-6	1B	15 S	1B	2	3	2	2	3	0						
Edgar Renteria, R OBP: 0.376, SLG: 0.481 (1,6)	HR		E8				FC1-6	G6-4-3	F8		4	1	1	0	1	0						
Eduardo Perez, R OBP: 0.365, SLG: 0.460 15 Jim Edmonds, L OBP: 0.392, SLG: 0.663 (8,8)	1-H		S		P4		G6-4-3		K		3	1	1	2	1	0						
Mike Matheny, R OBP: 0.333, SLG: 0.372 (1,2)	F9		K		F8				E	1B	5	0	2	2	0	1						
Orlando Palmeiro, L OBP: 0.340, SLG: 0.327 (1,7)		G1-3		G6-3	G1-3			G3-2-3	E	1B	4	0	1	0	0	0						
Woody Williams, R OBP: 0.333, SLG: 0.444 28 Lance Painter, L (8,1)	F8			HR		G6-3		E1	G3-2-3		4	1	1	1	0	0						
Cal Eldred, R OBP: 0.500, SLG: 0.500 44 Jason Isringhausen, R (9,1)											0	0	0	0	0	0						
Inning Stats	R: 4 E: 0 K: 0 S: 15	H: 2 LOB: 0 BB: 2 P: 32	R: 0 E: 0 K: 1 S: 10	H: 0 LOB: 0 BB: 0 P: 14	R: 1 E: 1 K: 2 S: 12	H: 1 LOB: 2 BB: 2 P: 24	R: 3 E: 0 K: 1 S: 19	H: 3 LOB: 1 BB: 1 P: 32	R: 0 E: 0 K: 0 S: 7	H: 0 LOB: 0 BB: 0 P: 10	R: 0 E: 0 K: 0 S: 7	H: 0 LOB: 0 BB: 0 P: 7	R: 0 E: 0 K: 0 S: 11	H: 1 LOB: 1 BB: 1 P: 17	R: 0 E: 1 K: 0 S: 8	H: 2 LOB: 2 BB: 0 P: 12	R: 2 E: 0 K: 1 S: 13	H: 1 LOB: 1 BB: 1 P: 23	1B: 6 2B: 0 3B: 0 HR: 4	SF: 0 SAC: 0 DP: 2 HBP: 1	WP: 0 PB: 0 CS: 4	PA: 43
PITCHER	IP WLS BF H R ER SO BB IBB HBP BLK WP HR S P ERA WHIP																					
Odalis Perez, L ERA: 4.65 (1,1)	3.2 L 21 6 8 7 4 4 0 0 0 0 0 4 51 93 17.18 2.727																					
Wilson Alvarez, L ERA: 3.51 (4,1)	2.1 8 0 0 0 0 1 0 0 0 0 0 0 19 26 0.00 0.429																					
Paul Shuey, R ERA: 1.98 (7,1)	1.0 4 1 0 0 0 0 0 0 0 0 0 0 0 11 17 0.00 2.000																					
Guillermo Mota, R ERA: 1.74 (8,1)	1.0 5 2 0 0 0 0 0 0 0 0 0 0 8 12 0.00 2.000																					
Paul Quantrill, R ERA: 1.72 (9,1)	1.0 5 1 2 2 1 1 0 1 0 0 0 0 13 23 18.00 2.000																					

AB 35
R 10
H 10
RBI 9
BB 7
SO 5
LOB 19



Batter	1	2	3	4	5	6	7	8	9	AB	R	H	RBI	BB	SO	LOB	BOTTOM			
Rickey Henderson, R OBP: 0.357, SLG: 0.786 (1,7)	HR	F9		P4			F7		DI	5	1	2	1	0	0	2	St. Louis Cardinals @ Los Angeles Dodgers Dodger Stadium, Los Angeles, CA Sun Jul 20 2003, 5:05 PM PDT Att: 46,110 - Sunny - 83 F			
Alex Cora, L OBP: 0.279, SLG: 0.322 (1,4)	G5-3		G4-3	FC6-4			K		K	5	0	0	0	0	2	2				
Shawn Green, L OBP: 0.318, SLG: 0.429 (1,9)	P4		G4-3				F9		G4-3	5	0	0	0	0	0	1				
Paul Lo Duca, R OBP: 0.366, SLG: 0.426 (1,3)	F8		HR				G4-3		HR	4	2	2	0	0	0	0				
Jeremy Burnitz, L OBP: 0.345, SLG: 0.589 (1,8)		HR	HR				G4-3		K	4	2	2	3	0	1	1				
Adrián Beltré, R OBP: 0.287, SLG: 0.374 (1,5)		G5-3		FC6-4			FC3-6		HR	4	1	3	2	0	0	0				
David Ross, R OBP: 0.310, SLG: 0.551 (1,2)		HR	FC6-4				K		K	4	1	1	1	0	2	2				
Cesar Izturis, S OBP: 0.288, SLG: 0.299 Jolbert Cabrera, R OBP: 0.335, SLG: 0.477 (8, PH) (9,6)		1B		G3			FC3-6		P3	3	0	1	0	0	0	1				
Odalis Perez, L ERA: 3.24 (1,1)	7.0 W 31 10 6 6 4 0 0 0 0 0 0 4 75 113 7.71 1.429																			
Larry Sanders, R ERA: 4.91 (4,1)	0.1 H 1 0 0 0 1 0 0 0 0 0 0 0 3 6 0.00 0.000																			
Cal Eldred, R ERA: 4.28 (8,1)	0.2 H 3 1 1 1 1 0 0 0 0 0 0 1 11 12 13.50 1.500																			
44 Jason Isringhausen, R ERA: 1.15 (9,1)	1.0 S 4 1 0 0 2 0 0 0 0 0 0 0 8 12 0.00 1.000																			
Inning Stats	R: 1 E: 0 K: 0 S: 8	H: 1 LOB: 0 BB: 0 P: 13	R: 2 E: 0 K: 1 S: 16	H: 3 LOB: 0 BB: 0 P: 22	R: 2 E: 0 K: 0 S: 9	H: 3 LOB: 1 BB: 0 P: 17	R: 0 E: 0 K: 0 S: 10	H: 1 LOB: 1 BB: 0 P: 16	R: 0 E: 0 K: 2 S: 10	H: 1 LOB: 0 BB: 0 P: 18	R: 0 E: 0 K: 1 S: 6	H: 0 LOB: 0 BB: 0 P: 7	R: 2 E: 0 K: 2 S: 19	H: 2 LOB: 0 BB: 0 P: 23	R: 0 E: 0 K: 2 S: 8	H: 1 LOB: 1 BB: 0 P: 12	1B: 7 2B: 0 3B: 0 HR: 5	SF: 0 SAC: 0 DP: 0 HBP: 0	WP: 0 PB: 0 CS: 0	PA: 39
PITCHER	IP WLS BF H R ER SO BB IBB HBP BLK WP HR S P ERA WHIP																			

AB 39
R 7
H 12
RBI 7
BB 0
SO 8
LOB 11



Batter	1	2	3	4	5	6	7	8	9	10	AB	R	H	RBI	BB	SO	LOB	TOP	
Bo Hart, R OBP: 0.370, SLG: 0.452 (1,4)	G3		G4-3	G5-3			SH1-3	B1-3			4	0	0	0	0	0	4	St. Louis Cardinals @ San Diego Padres Qualcomm Stadium, San Diego, CA Mon Jul 21 2003, 10:05 PM EDT Att: 26,881 - Cloudy - 77 F	
J.D. Drew, L OBP: 0.371, SLG: 0.536 (1,9) (7,8)			G6-3				15 BB 5 1B		G6-3		4	0	1	0	1	0	1		
5 Albert Pujols, R OBP: 0.438, SLG: 0.696 (1,7)	F9			15 BB 1B	G6-4-3		15 BB 1B		G1-3		4	1	1	1	1	0	1		
15 Jim Edmonds, L OBP: 0.394, SLG: 0.659 Steve Kline, S (7,1)	G4-3			1B	F7		3-H 4-2		F8		2	1	0	0	2	0	1		
Eduardo Perez, R OBP: 0.363, SLG: 0.458 (8,9)				1B E			1-2 2-3				0	0	0	0	0	0	0		
27 Scott Rolen, R OBP: 0.365, SLG: 0.546 (1,5)							F8	F8		P6	5	0	0	0	0	2	5		
Tino Martinez, L OBP: 0.348, SLG: 0.446 (1,3)							F8	G4-3		G6-3	5	1	2	1	0	0	3		
Edgar Renteria, R OBP: 0.376, SLG: 0.477 (1,6)											3	0	0	0	2	2	1		
Mike Matheny, R OBP: 0.332, SLG: 0.368 (1,2)											3	0	0	0	1	1	3		
Matt Morris, R OBP: 0.291, SLG: 0.297 Jason Simonacchi, R OBP: 0.142, SLG: 0.142 Kerry Robinson, L OBP: 0.142, SLG: 0.260 Esteban Yan, R OBP: 0.142, SLG: 0.260 Orlando Palmeiro, L OBP: 0.142, SLG: 0.260 Cal Eldred, R OBP: 0.142, SLG: 0.260 Lance Painter, L OBP: 0.142, SLG: 0.260											0	0	0	0	0	0	0		
Inning Stats	R: 0 E: 0 K: 0 S: 9	H: 0 LOB: 1 BB: 1 P: 15	R: 0 E: 0 K: 1 S: 6	H: 1 LOB: 0 BB: 0 P: 7	R: 0 E: 0 K: 0 S: 8	H: 1 LOB: 1 BB: 1 P: 14	R: 0 E: 0 K: 0 S: 9	H: 0 LOB: 0 BB: 0 P: 15	R: 0 E: 0 K: 0 S: 7	H: 0 LOB: 1 BB: 1 P: 14	R: 1 E: 0 K: 0 S: 12	H: 3 LOB: 3 BB: 1 P: 22	R: 0 E: 0 K: 1 S: 6	H: 1 LOB: 1 BB: 0 P: 7	R: 0 E: 0 K: 0 S: 5	H: 0 LOB: 0 BB: 0 P: 7	1B: 8 2B: 0 3B: 0 HR: 0	SF: 0 SAC: 1 DP: 1 HBP: 0	WP: 0 PA: 43 PB: 0 SB: 0 CS: 0
PITCHER	IP WLS BF H R ER SO ERA WHIP	IP WLS BF H R ER SO ERA WHIP	IP WLS BF H R ER SO ERA WHIP	IP WLS BF H R ER SO ERA WHIP	IP WLS BF H R ER SO ERA WHIP	IP WLS BF H R ER SO ERA WHIP	IP WLS BF H R ER SO ERA WHIP	IP WLS BF H R ER SO ERA WHIP	IP WLS BF H R ER SO ERA WHIP	IP WLS BF H R ER SO ERA WHIP	IP WLS BF H R ER SO ERA WHIP	IP WLS BF H R ER SO ERA WHIP	IP WLS BF H R ER SO ERA WHIP	IP WLS BF H R ER SO ERA WHIP	IP WLS BF H R ER SO ERA WHIP	IP WLS BF H R ER SO ERA WHIP	IP WLS BF H R ER SO ERA WHIP	IP WLS BF H R ER SO ERA WHIP	
44 Jake Peavy, R ERA: 4.54 (1,1)	6.1	4	2	0	0	0	1	0	0	0	0	0	6	13	0.00	9.000			
Scott Linebrink, R ERA: 2.89 (7,1)	0.1	1	0	0	0	0	0	0	0	0	0	0	4	7	0.00	0.000			
Mike Matthews, L ERA: 3.91 (7,1)	0.1	1	0	0	0	0	0	0	0	0	0	0	4	7	0.00	0.000			
Luther Hackman, R ERA: 3.59 (8,1)	1.0	4	1	0	0	1	0	0	0	0	0	0	6	7	0.00	1.000			
Jay Witasick, R ERA: 3.63 (9,1)	2.0	6	0	0	0	1	0	0	0	0	0	0	12	18	0.00	0.000			

St. Louis Cardinals @ San Diego Padres
Qualcomm Stadium, San Diego, CA
Mon Jul 21 2003, 10:05 PM EDT
Att: 26,881 - Cloudy - 77 F

AB 35
R 4
H 8
RBI 3
BB 7
SO 5
LOB 19



Batter	1	2	3	4	5	6	7	8	9	10	AB	R	H	RBI	BB	SO	LOB	BOTTOM			
Ramón Vázquez, L OBP: 0.363, SLG: 0.371 (1,6)	K	G1-3			P2		G6-3		K		5	0	0	0	0	2	3	St. Louis Cardinals @ San Diego Padres Qualcomm Stadium, San Diego, CA Mon Jul 21 2003, 10:05 PM EDT Att: 26,881 - Cloudy - 77 F			
Mark Kotsay, L OBP: 0.327, SLG: 0.335 (1,8)	G1-5-3		2B 1B		1B SF9 BB		K		K		4	2	1	0	1	2	1				
Mark Loretta, R OBP: 0.375, SLG: 0.438 (1,4)	2B		F9		SF9 1B		SF9 3B		BB IBB		4	2	3	0	1	0	1				
Ryan Klesko, L OBP: 0.354, SLG: 0.519 (1,3)	2B		G3 2B		SF9 1B		P5		BB IBB		3	0	2	3	1	0	1				
Sean Burroughs, L OBP: 0.352, SLG: 0.424 (1,5)	L8		G3		K		SF9		G4-3		4	0	0	1	0	1	6				
Gary Matthews, S OBP: 0.296, SLG: 0.338 (1,7)		L8	G3-1				L3-6 G4-3 1B		BB		4	0	1	0	1	0	1				
Xavier Nady, R OBP: 0.226, SLG: 0.372 Scott Linebrink, R OBP: 0.142, SLG: 0.142 Mike Matthews, L OBP: 0.142, SLG: 0.260 Luther Hackman, R OBP: 0.142, SLG: 0.260 Rondell White, R OBP: 0.142, SLG: 0.260 Miguel Ojeda, R OBP: 0.142, SLG: 0.260		F9			K		G4-3				3	0	0	0	0	0	1				
Gary Bennett, R OBP: 0.253, SLG: 0.251 Dave Hansen, L OBP: 0.377, SLG: 0.287 Jay Witasick, R OBP: 0.352, SLG: 0.424					K		L3-6		BB		1	0	0	0	0	1	2				
44 Jake Peavy, R OBP: 0.194, SLG: 0.121 Brian Buchanan, R OBP: 0.358, SLG: 0.525 (7,9)					G4-3						2	0	1	0	0	0	0				
Inning Stats	R: 1 E: 0 K: 1 S: 14	H: 2 LOB: 1 BB: 0 P: 20	R: 0 E: 0 K: 0 S: 11	H: 2 LOB: 2 BB: 0 P: 18	R: 1 E: 0 K: 0 S: 12	H: 2 LOB: 1 BB: 0 P: 19	R: 0 E: 0 K: 2 S: 10	H: 0 LOB: 0 BB: 0 P: 12	R: 1 E: 0 K: 1 S: 9	H: 1 LOB: 1 BB: 1 P: 15	R: 0 E: 0 K: 0 S: 4	H: 0 LOB: 0 BB: 0 P: 5	R: 0 E: 0 K: 1 S: 13	H: 1 LOB: 2 BB: 2 P: 27	R: 0 E: 0 K: 2 S: 11	H: 1 LOB: 3 BB: 2 P: 26	R: 1 E: 0 K: 0 S: 6		H: 1 LOB: 0 BB: 0 P: 10	1B: 5 2B: 5 3B: 1 HR: 1	SF: 2 SAC: 0 DP: 1 HBP: 0
PITCHER	IP WLS BF H R ER SO ERA WHIP	IP WLS BF H R ER SO ERA WHIP	IP WLS BF H R ER SO ERA WHIP	IP WLS BF H R ER SO ERA WHIP	IP WLS BF H R ER SO ERA WHIP	IP WLS BF H R ER SO ERA WHIP	IP WLS BF H R ER SO ERA WHIP	IP WLS BF H R ER SO ERA WHIP	IP WLS BF H R ER SO ERA WHIP	IP WLS BF H R ER SO ERA WHIP	IP WLS BF H R ER SO ERA WHIP	IP WLS BF H R ER SO ERA WHIP	IP WLS BF H R ER SO ERA WHIP	IP WLS BF H R ER SO ERA WHIP	IP WLS BF H R ER SO ERA WHIP	IP WLS BF H R ER SO ERA WHIP	IP WLS BF H R ER SO ERA WHIP	IP WLS BF H R ER SO ERA WHIP			
Matt Morris, R ERA: 4.16 (1,1)	2.1	13	6	2	2	0	0	0	0	0	0	0	32	48	7.71	2.571					
Jason Simonacchi, R ERA: 3.02 (4,1)	3.0	11	2	1	1	3	1	0	0	0	0	0	23	32	3.00	1.000					
Esteban Yan, R ERA: 5.36 (7,1)	1.2	7	1	1	1	2	1	0	0	0	0	0	16	30	5.40	1.200					
Steve Kline, L ERA: 4.12 (8,1)	0.2	4	1	0	0	2	1	0	0	0	0	0	12	23	0.00	3.000					
28 Lance Painter, L ERA: 5.17 (9,1)	1.0	6	1	1	1	1	1	1	1	1	1	1	1	1	1	1	1	25			

St. Louis Cardinals @ San Diego Padres
Qualcomm Stadium, San Diego, CA
Mon Jul 21 2003, 10:05 PM EDT
Att: 26,881 - Cloudy - 77 F

AB 36
R 5
H 11
RBI 5
BB 5
SO 9
LOB 17



Batter	1	2	3	4	5	6	7	8	9	AB	R	H	RBI	BB	SO	LOB	TOP										
Bo Hart, R OBP: 0.371, SLG: 0.450 (1, 4)	1-2 27 1B		1-2 G4-3			0-3 K		0-0 1B		1-3 K	5	0	2	0	0	2	1										
Orlando Palmeiro, L OBP: 0.347, SLG: 0.335 (1, 8)	1-0 B5		1-2 1B			1-2 5 2B 27 SF9 1B		1-2 G1-3		3-1 G4-3	5	1	2	0	0	0	3										
5 Albert Pujols, R OBP: 0.438, SLG: 0.696 (1, 7) (8, 3)	2-0 F9		0-1 F9			1-1 27 SF9 1B 2B		3-2 1B 27 BB 1B			4	1	2	0	0	0	2										
27 Scott Rolen, R OBP: 0.387, SLG: 0.546 (1, 5)	2-2 1B		2-2 F8			2-1 SF9		4-1 L4-6 1B BB			2	0	1	1	1	0	1										
Edgar Renteria, R OBP: 0.378, SLG: 0.478 (1, 6)	1-1 F9			1-2 F8		1-2 3-H 1B		0-0 1B		1-2 2-3 1B	4	0	2	1	0	0	2										
Eduardo Perez, R OBP: 0.361, SLG: 0.450 (1, 9)		4-1 FC3-6 BB		0-0 P2		1 SAFE 2-3 K		1-0 L4-6		1-0 2-2 1B	3	0	0	0	1	1	4										
Tino Martinez, L OBP: 0.440 Steve Kline, S (8, 1)		0-1 FC3-6 FC4		0-2 G6-3		1-1 G4-3		2-0 F9			4	0	0	0	0	0	4										
Mike Matheny, R OBP: 0.329, SLG: 0.364 15 Jim Edmonds, L OBP: 0.395, SLG: 0.659 (9, PH)		2-3 K			1-3 K			4-0 SH1-3 BB			3	0	0	0	0	3	1										
Jeff Fassero, L OBP: 0.275, SLG: 0.280 Wilson Delgado, S OBP: 0.275, SLG: 0.280 Garrett Stephenson, R OBP: 0.275, SLG: 0.280 J.D. Drew, L OBP: 0.275, SLG: 0.280 Mike Crudale, R OBP: 0.275, SLG: 0.280 Kerry Robinson, L OBP: 0.275, SLG: 0.280 (1, 1) (5, PH) (5, 1) (7, PH) (7, 1) (7, 1) (8, 7)		1-1 FC4			3-3 K		0-3 K	0-1 SH1-3			1	0	0	0	0	0	1										
Inning Stats	R: 0 E: 0 K: 0 S: 12	H: 2 LOB: 2 BB: 0 P: 19	R: 0 E: 0 K: 1 S: 9	H: 0 LOB: 1 BB: 1 P: 16	R: 0 E: 0 K: 0 S: 11	H: 1 LOB: 1 BB: 0 P: 15	R: 0 E: 0 K: 0 S: 9	H: 0 LOB: 0 BB: 0 P: 10	R: 2 E: 0 K: 1 S: 15	H: 3 LOB: 1 BB: 0 P: 23	R: 0 E: 0 K: 0 S: 12	H: 1 LOB: 1 BB: 0 P: 15	R: 0 E: 0 K: 0 S: 7	H: 2 LOB: 2 BB: 1 P: 17	R: 0 E: 0 K: 1 S: 7	H: 0 LOB: 1 BB: 1 P: 15	1B: 8 2B: 2 3B: 0 HR: 0	SF: 1 SAC: 1 DP: 1 HBP: 0	WP: 0 PB: 0 SB: 0 CS: 0	PA: 38							
PITCHER	IP	WLS	BF	H	R	ER	SO	BB	IBB	HBP	BLK	WP	HR	S	P	ERA	WHIP										
Oliver Pérez, L ERA: 5.42	7.0	W	29	7	2	2	7	1	0	0	0	0	0	78	112	2.57	1.143										
Luther Hackman, R ERA: 3.54	0.2	H	4	2	0	0	0	1	0	0	0	0	0	6	14	0.00	4.500										
Mike Matthews, L ERA: 3.88	0.1	H	1	0	0	0	0	0	0	0	0	0	0	1	3	0.00	0.000										
Rod Beck, R ERA: 1.93	1.0	S	4	0	0	0	1	1	0	0	0	0	0	7	15	0.00	1.000										

St. Louis Cardinals @ San Diego Padres
Qualcomm Stadium, San Diego, CA

AB 33
R 2
H 9
RBI 2
BB 3
SO 8
LOB 19



WP: 0 PA: 38
PB: 0
SB: 0
CS: 0

Tue Jul 22, 2003, 10:05 PM EDT
Att: 22,291 - Cloudy - 72 F

livebaseballscorecards.com

Batter	1	2	3	4	5	6	7	8	9	AB	R	H	RBI	BB	SO	LOB	BOTTOM										
Ramón Vázquez, L OBP: 0.367, SLG: 0.371 (1, 6)	2-3 K		0-0 1B		4-2 HBP 1B SF8 BB		4-0 BB		0-0 B1-3	3	1	1	0	2	1	0											
Gary Matthews, S OBP: 0.285, SLG: 0.340 (1, 8)	0-0 1B		3-2 P4		0-1 SF8 HBP FC5-4 1B		2-1 G3			4	2	2	0	0	0	4											
Mark Loretta, R OBP: 0.374, SLG: 0.434 (1, 4)	3-2 F8		1-3 K		1-2 2-3 FC5-4 HBP		0-0 G5-3			3	0	0	0	0	1	1											
Ryan Klesko, L OBP: 0.356, SLG: 0.519 (1, 3)	2-2 1B		3-2 K		0-0 SF8		4-2 G4-3 BB			2	0	1	1	1	1	0											
Rondell White, R OBP: 0.331, SLG: 0.466 (1, 7)	0-0 1B		1-3 K		2-3 3-H FC5-4		3-2 G4-3		0-1 G4-3	4	0	1	2	0	1	2											
Brian Buchanan, R OBP: 0.362, SLG: 0.517 Rod Beck, R (9, 1)	1-3 K2-3			4-2 WP BB		0-3 K		4-1 BB			2	0	0	0	2	3											
Gary Bennett, R OBP: 0.247, SLG: 0.246 (1, 2)		2-2 G4-3		1-1 F8		2-1 F9		0-1 G6-3			4	0	0	0	0	3											
Lou Merloni, R OBP: 0.377, SLG: 0.360 Sean Burroughs, L OBP: 0.351, SLG: 0.422 (8, 5)		0-1 1B		2-3 K		1-2 SH1-4 HBP		1-1 G3			2	0	1	0	0	1											
Oliver Pérez, L OBP: 0.240, SLG: 0.217 Luther Hackman, R (8, 1) Mike Matthews, L (8, 1) Xavier Nady, R OBP: 0.304, SLG: 0.370 (9, 9)		1-3 K		0-2 G4-3		0-0 SH1-4		0-0 F9			2	0	0	0	0	1											
Inning Stats	R: 1 E: 0 K: 2 S: 15	H: 3 LOB: 2 BB: 0 P: 23	R: 0 E: 0 K: 1 S: 12	H: 2 LOB: 2 BB: 0 P: 18	R: 0 E: 0 K: 3 S: 13	H: 0 LOB: 0 BB: 0 P: 18	R: 0 E: 0 K: 1 S: 10	H: 0 LOB: 1 BB: 1 P: 17	R: 2 E: 0 K: 0 S: 15	H: 1 LOB: 1 BB: 1 P: 23	R: 0 E: 0 K: 0 S: 7	H: 0 LOB: 2 BB: 1 P: 16	R: 0 E: 0 K: 0 S: 8	H: 0 LOB: 2 BB: 2 P: 16	R: 0 E: 0 K: 0 S: 4	H: 0 LOB: 0 BB: 0 P: 5	1B: 6 2B: 0 3B: 0 HR: 0	SF: 1 SAC: 1 DP: 0 HBP: 2	WP: 1 PB: 0 SB: 0 CS: 0	PA: 37							
PITCHER	IP	WLS	BF	H	R	ER	SO	BB	IBB	HBP	BLK	WP	HR	S	P	ERA	WHIP										
Jeff Fassero, L ERA: 6.7	4.0	L	18	5	1	1	7	1	0	0	0	0	0	50	76	2.25	1.500										
Garrett Stephenson, R ERA: 4.79	2.0		11	1	2	2	1	2	0	2	0	0	0	22	39	9.00	1.500										
Mike Crudale, R ERA: 0.9	1.0		5	0	0	0	0	2	0	0	0	0	0	8	16	0.00	2.000										
Steve Kline, L ERA: 4.02	1.0		3	0	0	0	0	0	0	0	0	0	0	4	5	0.00	0.000										

St. Louis Cardinals @ San Diego Padres
Qualcomm Stadium, San Diego, CA

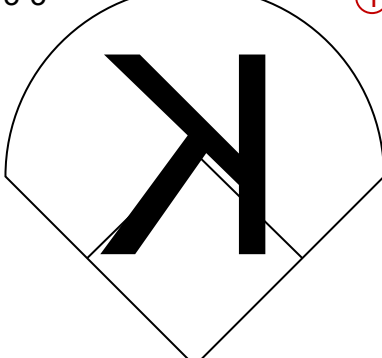
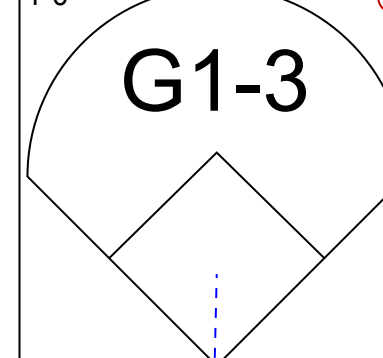
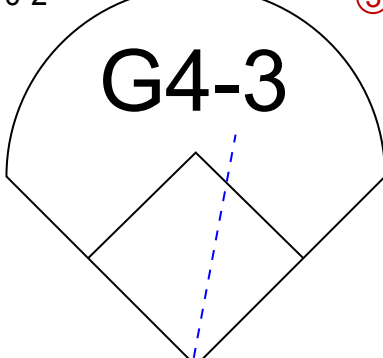
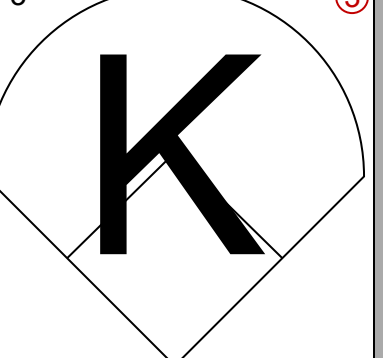
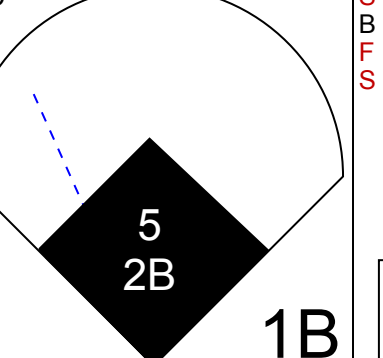
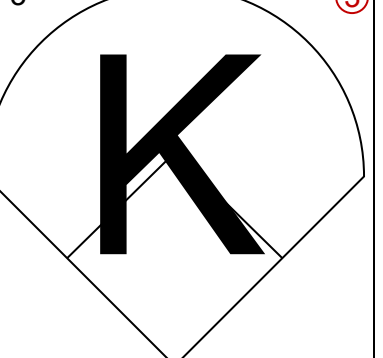

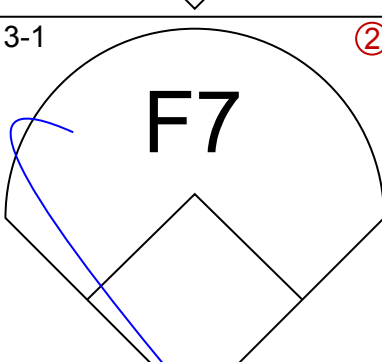
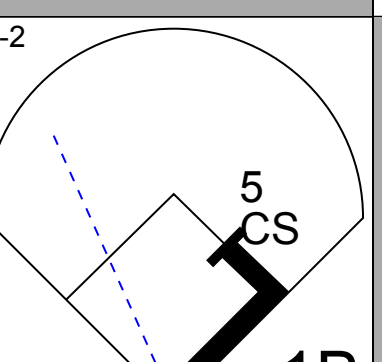
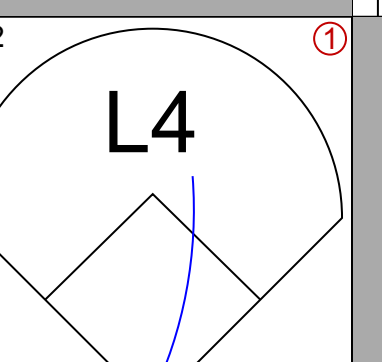
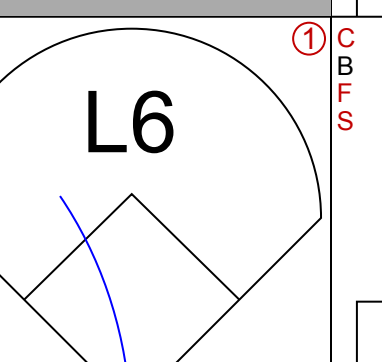
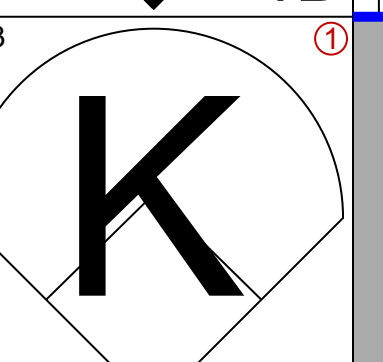
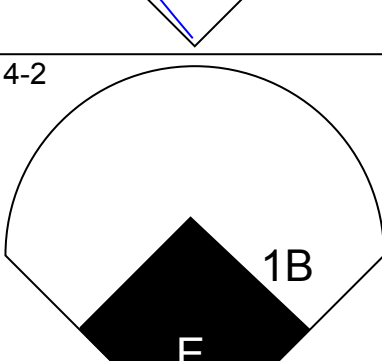
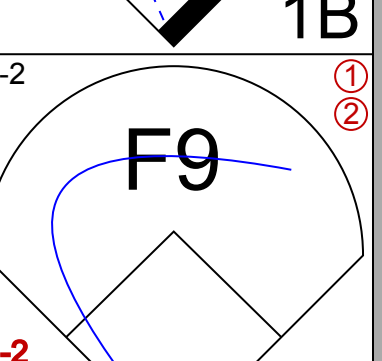
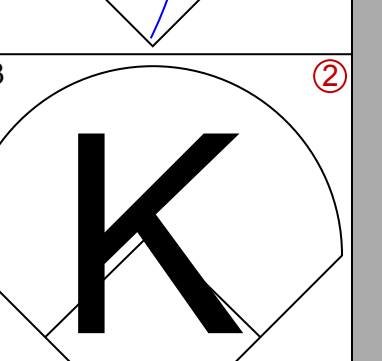
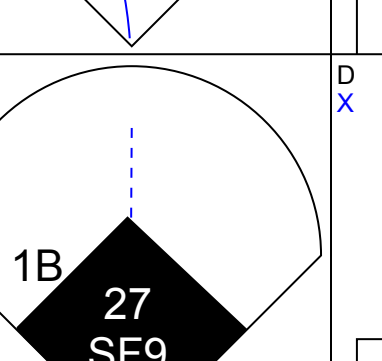
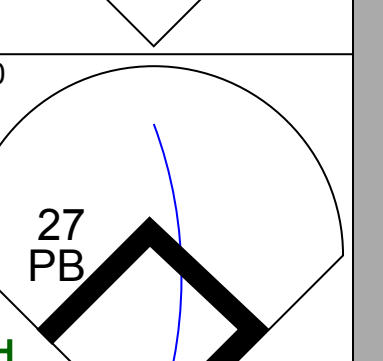
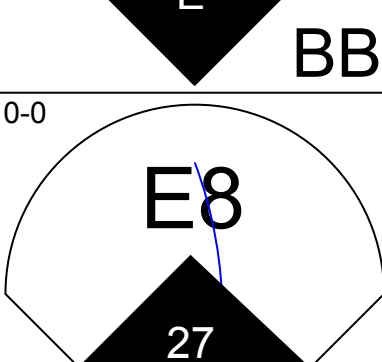
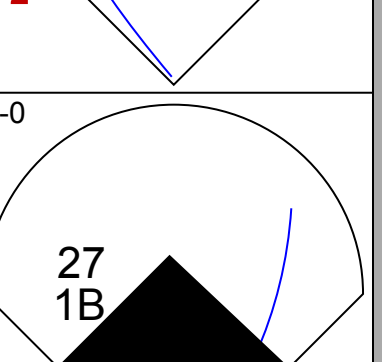
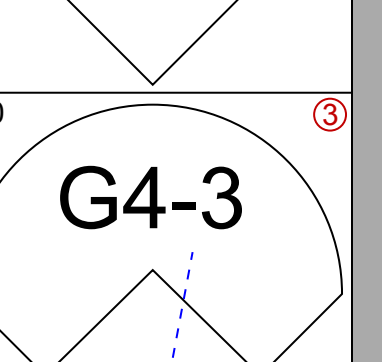
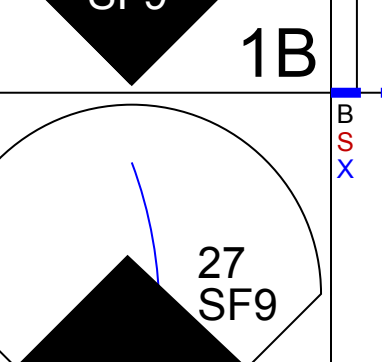
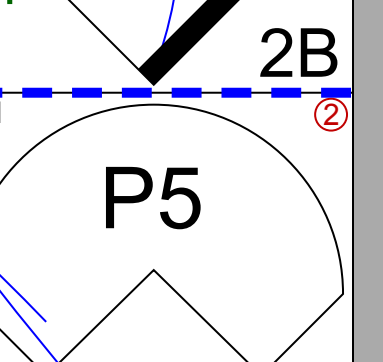
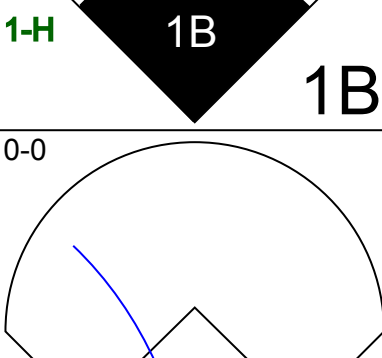
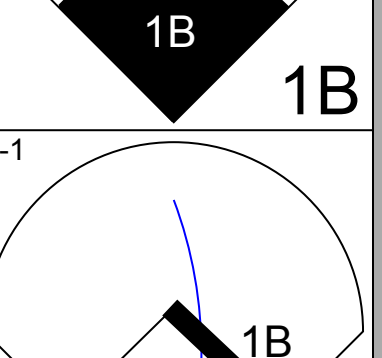

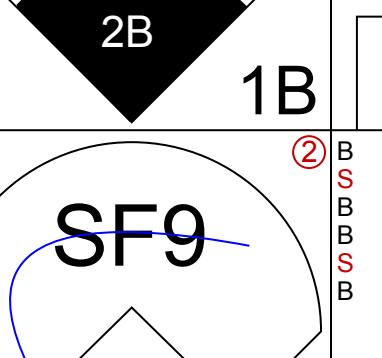

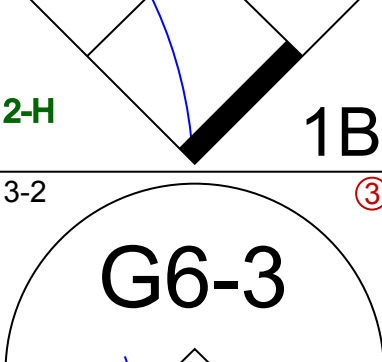
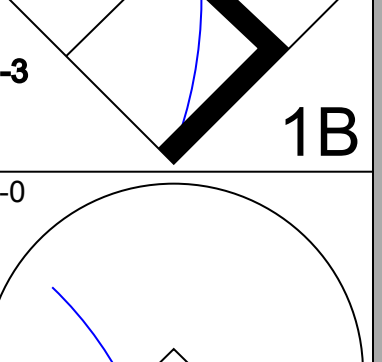
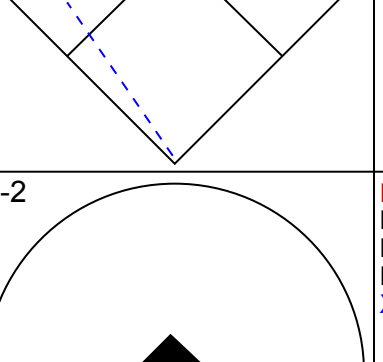
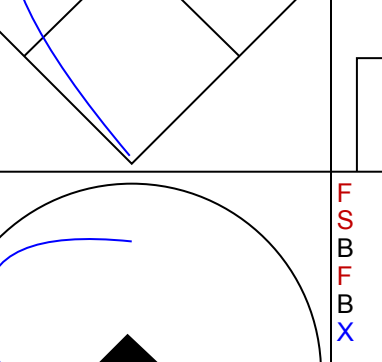
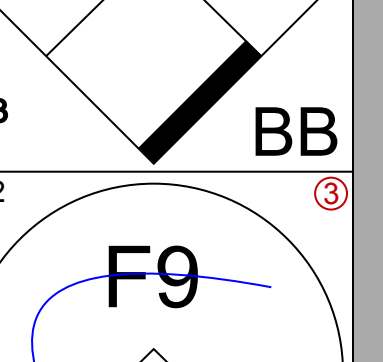
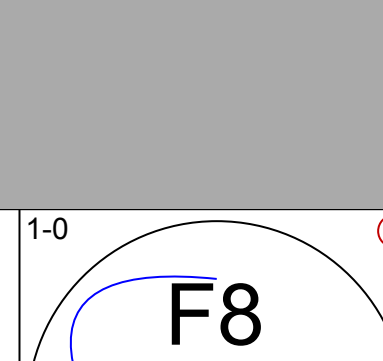
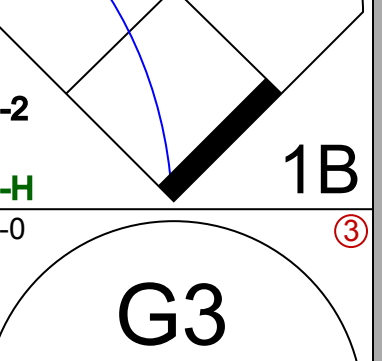
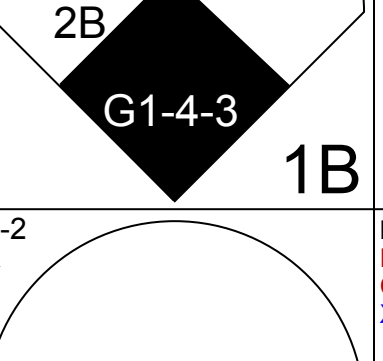
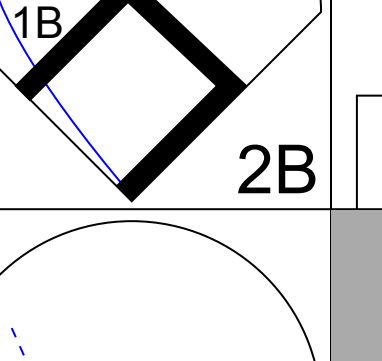
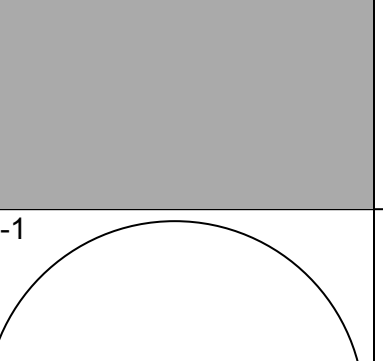
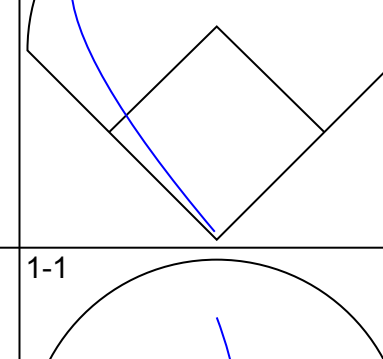
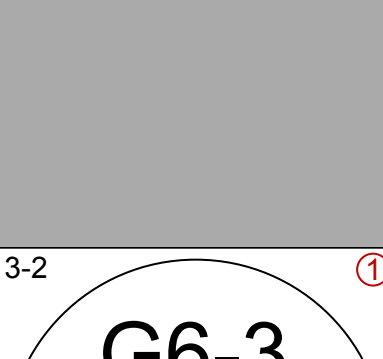
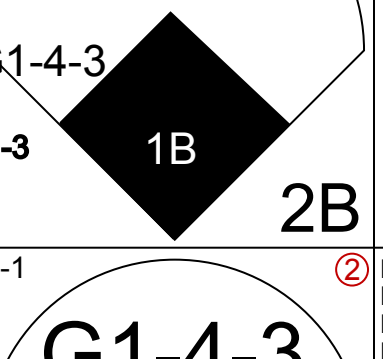
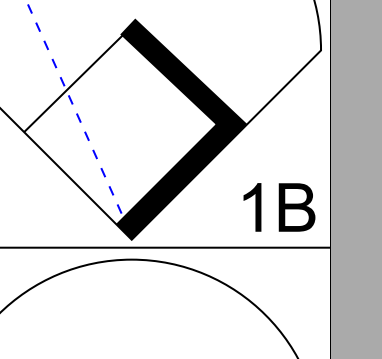
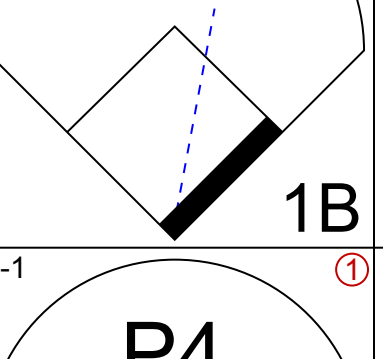

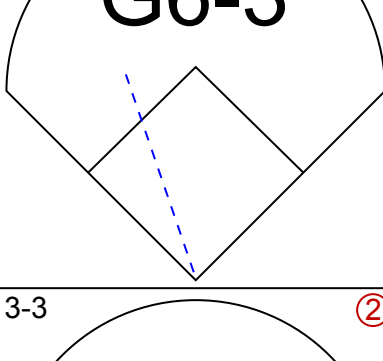
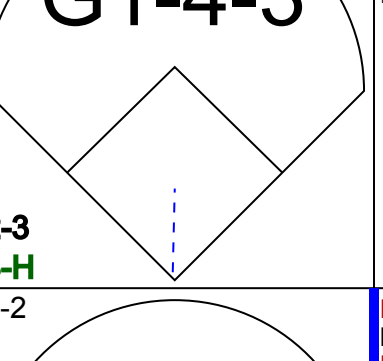
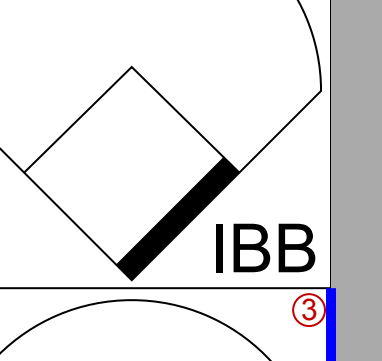
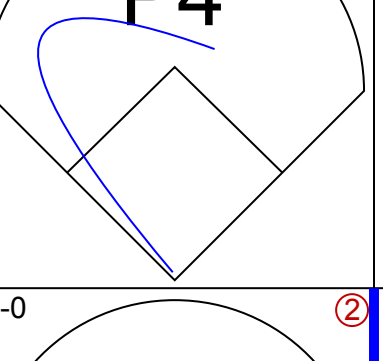
AB 28
R 3
H 6
RBI 3
BB 5
SO 8
LOB 16

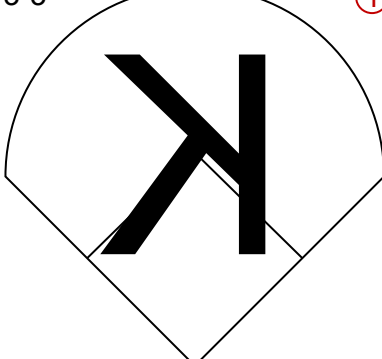
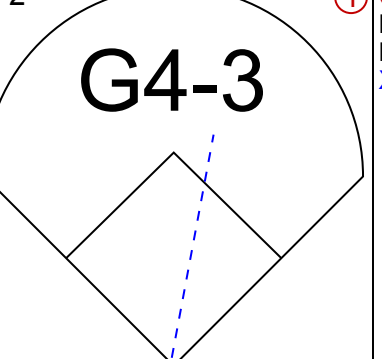
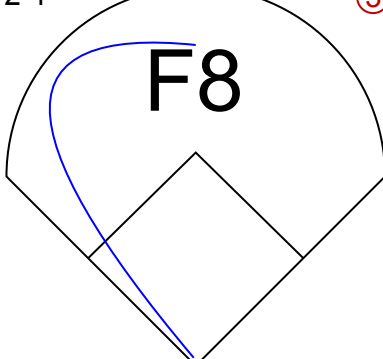
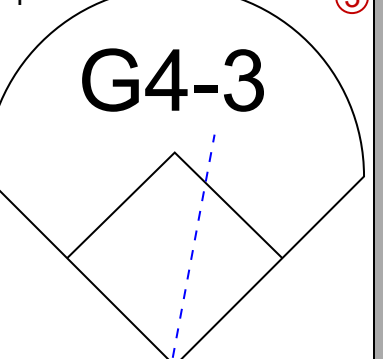
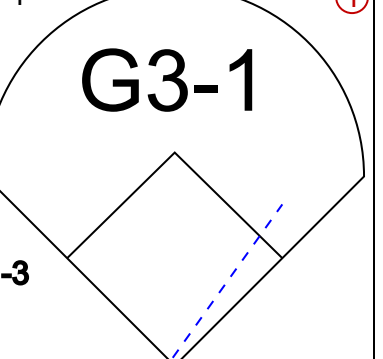

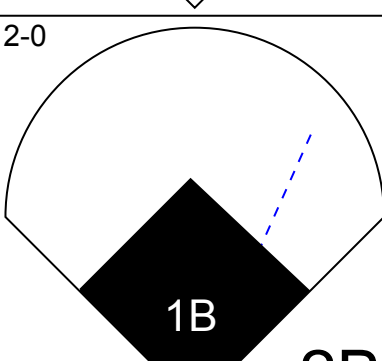
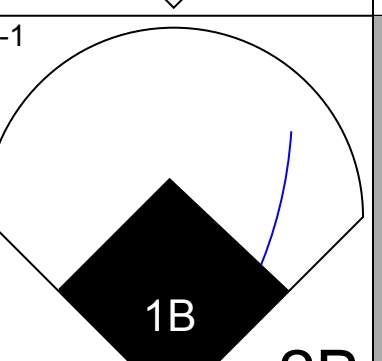

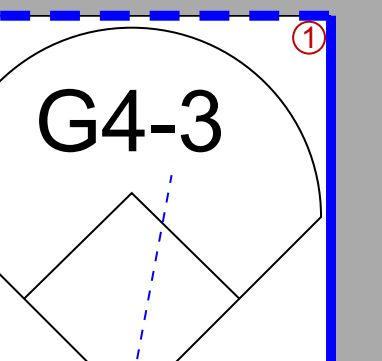
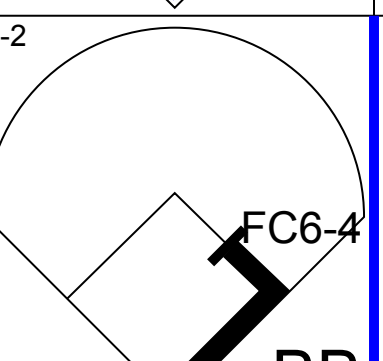
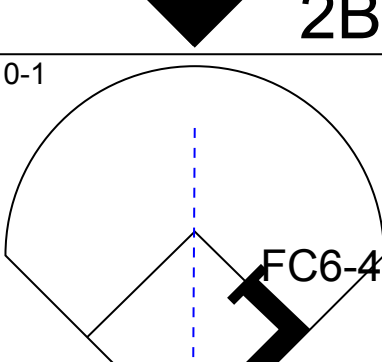
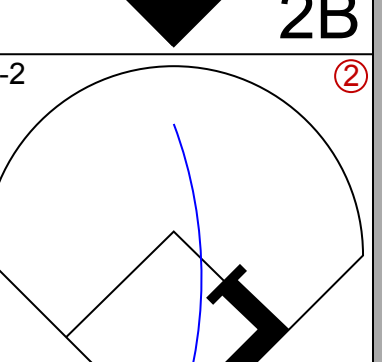
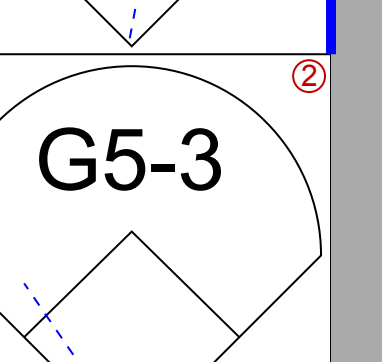
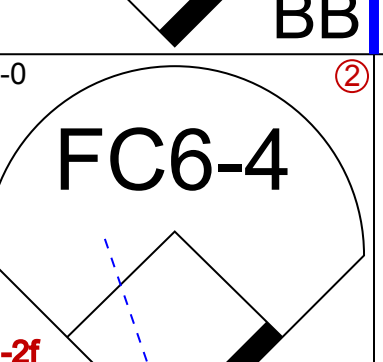
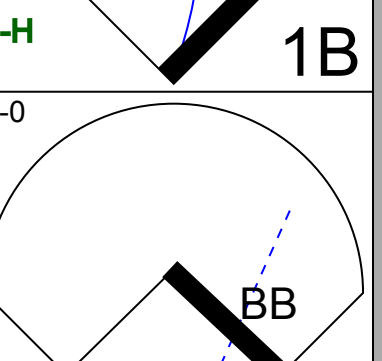
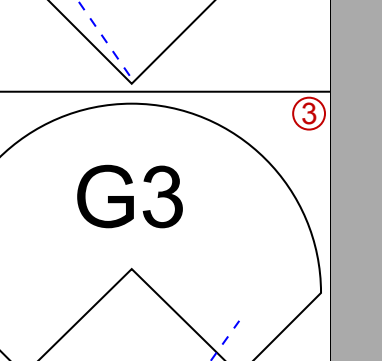
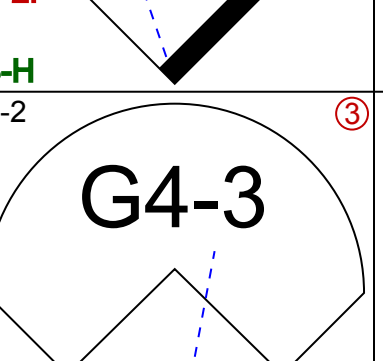
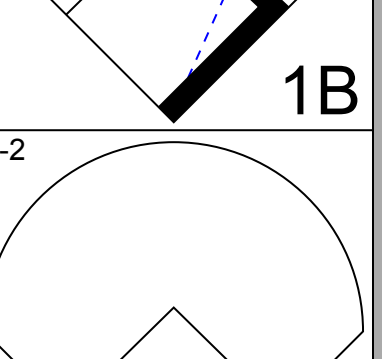
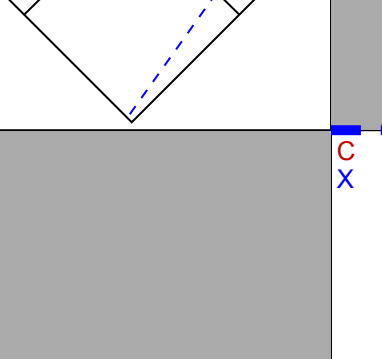
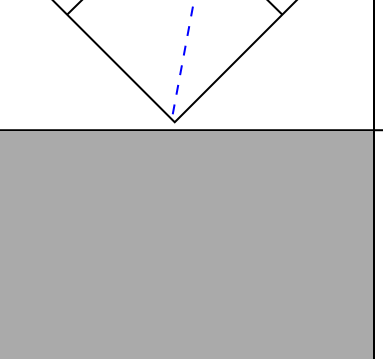
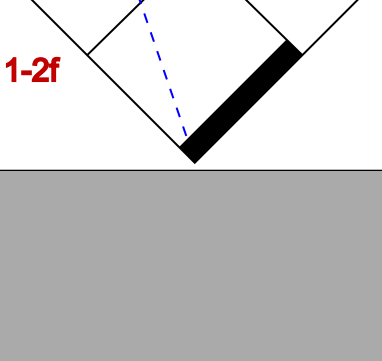
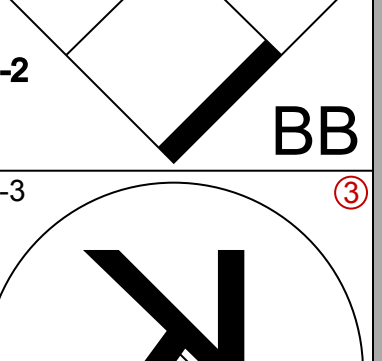
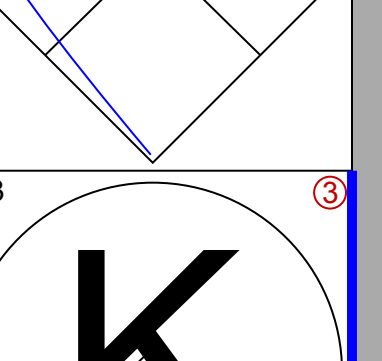
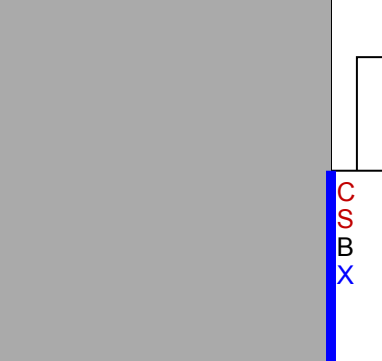



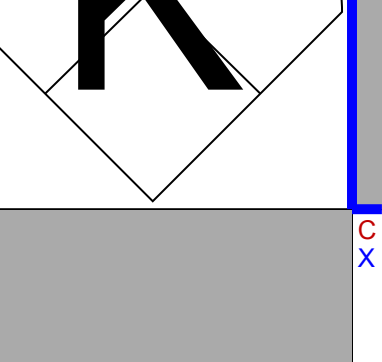
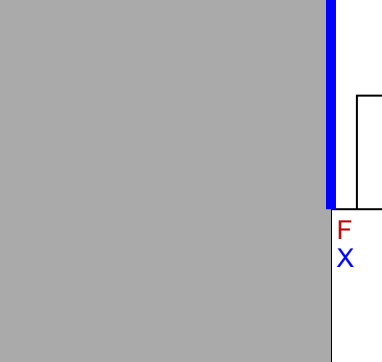






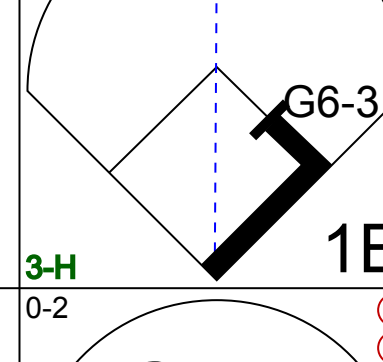



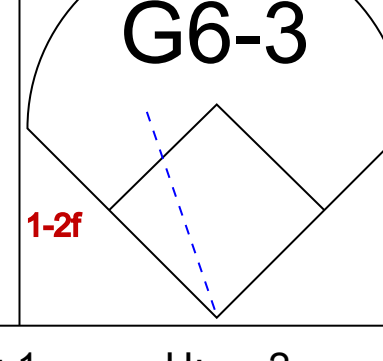



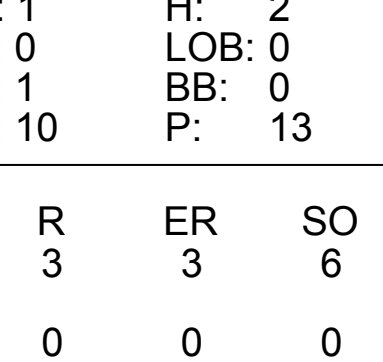

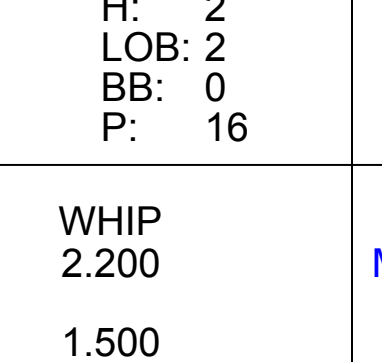
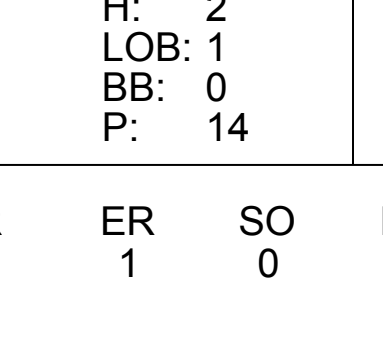






WP: 1 PA: 37
PB: 0
SB: 0
CS: 0

Tue Jul 22, 2003, 10:05 PM EDT
Att: 22,291 - Cloudy - 72 F

livebaseballscorecards.com

Batter	1	2	3	4	5	6	7	8	9	AB	R	H	RBI	BB	SO	LOB	TOP					
Bo Hart, R OBP: 0.363, SLG: 0.438 (1.4)										6	1	1	0	0	3	3	St. Louis Cardinals @ San Diego Padres Qualcomm Stadium, San Diego, CA Wed Jul 23 2003, 5:05 PM EDT Att: 20,574 - Sunny - 80 F AB 42 R 8 H 17 RBI 7 BB 3 SO 7 LOB 18 					
J.D. Drew, L OBP: 0.365, SLG: 0.524 (1.8)										5	0	1	0	0	1	1						
5 Albert Pujols, R OBP: 0.440, SLG: 0.697 (1.7)										4	2	2	1	1	1	1						
Tino Martinez, L OBP: 0.348, SLG: 0.442 (1.3)										5	3	3	0	0	0	1						
27 Scott Rolen, R OBP: 0.389, SLG: 0.547 (1.5)										3	0	2	2	1	0	0						
Edgar Renteria, R OBP: 0.380, SLG: 0.482 (1.6)										5	1	3	2	0	0	3						
Kerry Robinson, L OBP: 0.252, SLG: 0.286 (1.9)										5	1	3	0	0	0	2						
Chris Widger, R OBP: 0.231, SLG: 0.222 (1.2)										4	0	1	1	1	0	2						
Bret Tomko, R OBP: 0.353, SLG: 0.422 (1.1)										3	0	0	0	0	0	1						
Inning Stats	R: 2 H: 2 E: 1 K: 1 S: 16	H: 2 LOB: 1 BB: 1 P: 29	R: 0 H: 1 E: 0 K: 0 S: 7	H: 1 LOB: 1 BB: 0 P: 11	R: 1 H: 4 E: 0 K: 0 S: 11	H: 4 LOB: 2 BB: 0 P: 15	R: 0 H: 0 E: 0 K: 1 S: 9	H: 0 LOB: 0 BB: 0 P: 15	R: 0 H: 0 E: 0 K: 1 S: 7	H: 0 LOB: 0 BB: 0 P: 11	R: 2 H: 3 E: 0 K: 1 S: 23	H: 3 LOB: 1 BB: 0 P: 31	R: 2 H: 4 E: 0 K: 1 S: 15	H: 4 LOB: 3 BB: 1 P: 26	R: 1 H: 2 E: 0 K: 1 S: 13	H: 2 LOB: 2 BB: 1 P: 22		R: 0 H: 1 E: 0 K: 1 S: 8	H: 1 LOB: 1 BB: 0 P: 10	1B: 14 2B: 3 3B: 0 HR: 0	SF: 1 DP: 0 HBP: 0	WP: 0 PB: 1 SB: 0 CS: 1
PITCHER	IP WLS BF H R ER SO BB IBB HBP BLK WP HR S P ERA WHIP																					
Brian Lawrence, R (1.1)	5.2 L 27 10 5 4 3 1 0 0 0 0 0 70 109 6.35 1.941																					
Scott Linebrink, R (6.1)	1.2 12 6 3 3 3 0 1 0 0 0 0 23 36 16.20 3.600																					
Jaret Wright, R (8.1)	1.2 7 1 0 0 1 1 0 0 0 0 0 16 25 0.00 1.200																					

Batter	1	2	3	4	5	6	7	8	9	AB	R	H	RBI	BB	SO	LOB	BOTTOM					
Ramón Vázquez, L OBP: 0.361, SLG: 0.363 (1.6)										5	0	0	0	0	1	3	St. Louis Cardinals @ San Diego Padres Qualcomm Stadium, San Diego, CA Wed Jul 23 2003, 5:05 PM EDT Att: 20,574 - Sunny - 80 F AB 36 R 4 H 12 RBI 4 BB 4 SO 7 LOB 18 					
Mark Kotsay, L OBP: 0.325, SLG: 0.344 (1.8)										4	2	2	0	0	0	0						
Jaret Wright, R (8.1)										0	0	0	0	0	0	0						
Sean Burroughs, L (9, PH)										0	0	0	0	1	0	0						
Kevin Jarvis, L (9, PR)										0	0	0	0	0	0	0						
Mark Loretta, R OBP: 0.377, SLG: 0.436 (1.4)										5	0	3	3	0	0	1						
Ryan Klesko, L OBP: 0.356, SLG: 0.517 (1.3)										5	0	2	0	0	1	2						
Phil Nevin, R OBP: 0.500, SLG: 0.333 (1.9)										3	0	1	0	1	0	3						
Rondell White, R OBP: 0.331, SLG: 0.471 (1.7)										3	1	1	0	0	2	4						
Scott Linebrink, R (6.1)										0	0	0	0	0	0	0						
Brian Buchanan, R OBP: 0.350, SLG: 0.514 (8.7)										1	0	0	0	0	0	1						
Dave Hansen, L OBP: 0.373, SLG: 0.286 (1.5)										4	0	1	0	0	1	1						
Miguel Ojeda, R OBP: 0.329, SLG: 0.395 (1.2)										3	0	1	1	1	2	1						
Brian Lawrence, R OBP: 0.295, SLG: 0.366 (1.1)										2	0	1	0	0	0	1						
Gary Matthews, S OBP: 0.299, SLG: 0.338 (6.7)										1	1	0	0	1	0	1						
Inning Stats	R: 1 H: 2 E: 0 K: 2 S: 13	H: 2 LOB: 0 BB: 0 P: 22	R: 1 H: 2 E: 0 K: 1 S: 10	H: 2 LOB: 0 BB: 0 P: 13	R: 1 H: 3 E: 0 K: 1 S: 17	H: 3 LOB: 1 BB: 1 P: 29	R: 0 H: 1 E: 0 K: 1 S: 8	H: 1 LOB: 0 BB: 0 P: 12	R: 0 H: 2 E: 0 K: 0 S: 10	H: 2 LOB: 2 BB: 0 P: 16	R: 0 H: 0 E: 0 K: 0 S: 8	H: 0 LOB: 1 BB: 1 P: 18	R: 0 H: 0 E: 0 K: 0 S: 7	H: 0 LOB: 0 BB: 0 P: 13	R: 0 H: 2 E: 0 K: 1 S: 11	H: 2 LOB: 1 BB: 0 P: 14	R: 1 H: 0 E: 0 K: 0 S: 12	H: 0 LOB: 1 BB: 2 P: 24	1B: 9 2B: 2 3B: 1 HR: 0	SF: 0 DP: 2 HBP: 0	WP: 1 PB: 0 SB: 0 CS: 0	PA: 40
PITCHER	IP WLS BF H R ER SO BB IBB HBP BLK WP HR S P ERA WHIP																					
Brett Tomko, R (1.1)	5.0 W 24 10 3 3 6 1 0 0 0 0 0 6 58 92 5.40 2.200																					
Esteban Yan, R (6.1)	0.2 H 3 0 0 0 0 0 0 0 0 0 0 6 13 0.00 1.500																					
Steve Kline, L (6.1)	0.1 H 1 0 0 0 0 0 0 0 0 0 0 2 5 0.00 0.000																					
2B Lance Painter, L (7.1)	1.0 3 0 0 0 0 0 0 0 0 0 0 7 13 0.00 0.000																					
Cal Eldred, R (8.1)	1.0 4 2 0 0 1 0 0 0 0 0 0 11 14 0.00 2.000																					

Batter	1	2	3	4	5	6	7	8	9	AB	R	H	RBI	BB	SO	LOB	TOP			
18 Jason Kendall, R OBP: 0.398, SLG: 0.394	L4	1B			G5-3	1B		F9		4	0	2	1	1	0	0	Pittsburgh Pirates @ St. Louis Cardinals Busch Stadium, St. Louis, MO Sat Jul 26 2003, 1:10 PM CDT Att: 44,249 - Sunny - 85 F			
Abraham Nunez, S OBP: 0.297, SLG: 0.297	1B	3B			G5-3	BB		1B		4	1	3	1	1	0	1				
Brian Giles, L OBP: 0.440, SLG: 0.512	BB	BB			F7	BB		P6		4	0	1	1	1	1	4				
Matt Stairs, L OBP: 0.373, SLG: 0.556	BB				P6					2	0	0	0	1	0	1				
Reggie Sanders, R OBP: 0.314, SLG: 0.512	BB				P6	L4				2	1	1	0	0	0	3				
Craig Wilson, R OBP: 0.346, SLG: 0.430	F3				F9	2B		G1-3		4	3	2	1	0	0	2				
Randall Simon, L OBP: 0.301, SLG: 0.411	G1-3				K	HBP		G1-3		5	0	0	0	0	2	5				
José Hernández, R OBP: 0.296, SLG: 0.378					G1-3	1B		G5-3		5	2	2	1	0	1	0				
Jeff Reboulet, R OBP: 0.356, SLG: 0.358	G3				G5-3	2B		G6-3		5	0	1	2	0	1	1				
Josh Fogg, R OBP: 0.336, SLG: 0.290					P3	FC6-4		K		2	0	0	0	0	1	1				
Duaner Sanchez, R OBP: 0.237, SLG: 0.285						1B				0	0	0	0	0	0	0				
Carlos Rivera, L OBP: 0.237, SLG: 0.285						1B				1	1	0	0	0	0	1				
Julian Tavarez, L OBP: 0.306, SLG: 0.315						1B				0	0	0	0	0	0	0				
Adam Hyzdu, R OBP: 0.306, SLG: 0.315						1B				1	0	0	0	0	0	0				
Joe Beimel, L OBP: 0.306, SLG: 0.315						1B				0	0	0	0	0	0	0				
Inning Stats	R: 1 E: 0 K: 0 S: 8	H: 2 LOB: 2 BB: 1 P: 16	R: 1 E: 0 K: 2 S: 18	H: 2 LOB: 2 BB: 1 P: 29	R: 0 E: 0 K: 1 S: 12	H: 0 LOB: 0 BB: 0 P: 19	R: 0 E: 0 K: 0 S: 8	H: 0 LOB: 0 BB: 0 P: 11	R: 0 E: 0 K: 1 S: 14	H: 1 LOB: 1 BB: 2 P: 27	R: 0 E: 0 K: 0 S: 6	H: 1 LOB: 0 BB: 0 P: 7	R: 0 E: 0 K: 1 S: 8	H: 1 LOB: 1 BB: 0 P: 13	R: 2 E: 0 K: 2 S: 11	H: 2 LOB: 0 BB: 0 P: 14	1B: 7 2B: 4 3B: 1 HR: 0	SF: 0 SAC: 0 DP: 0 HBP: 1	WP: 1 PB: 0 SB: 0 CS: 0	PA: 44
PITCHER	IP WLS BF H R ER SO BB IBB HBP BLK WP HR S P ERA WHIP																			
Woody Williams, R ERA: 3.42	(1, 1) 5.2 W 29 8 5 5 4 3 0 1 0 0 0 0 63 103 7.94 1.941																			
Steve Kline, L ERA: 4.14	(6, 1) 0.0 0 0 0 0 0 1 0 0 0 0 0 0 2 6 ∞ ∞																			
Jason Simontacchi, R ERA: 5.99	(6, 1) 2.0 H 8 2 1 1 1 0 0 0 0 0 0 0 14 21 4.50 1.000																			
44 Jason Isringhausen, R ERA: 2.12	(8, 1) 1.1 S 6 2 2 2 2 0 0 0 0 0 1 0 12 15 13.50 1.500																			

Batter	1	2	3	4	5	6	7	8	9	AB	R	H	RBI	BB	SO	LOB	BOTTOM			
Bo Hart, R OBP: 0.357, SLG: 0.422	E5	1B			G4-3	G5-4-3		G4-3	L5	6	2	2	0	0	0	3	Pittsburgh Pirates @ St. Louis Cardinals Busch Stadium, St. Louis, MO Sat Jul 26 2003, 1:10 PM CDT Att: 44,249 - Sunny - 85 F			
J.D. Drew, L OBP: 0.372, SLG: 0.536	G3-1	1B			1B	27 HR		G4-3		4	3	2	0	1	0	1				
5 Albert Pujols, R OBP: 0.442, SLG: 0.700	1B	2B			F8	1B		1B		5	3	4	4	0	0	1				
Tino Martinez, L OBP: 0.356, SLG: 0.448	27 HBP	2B			1B	27 HR		K		5	1	4	2	0	1	1				
27 Scott Rolen, R OBP: 0.392, SLG: 0.550	1B	2B			1B	27 HR		FC5-4		3	2	1	3	1	0	2				
Edgar Renteria, R OBP: 0.384, SLG: 0.489	P3				L4	1B		2B		5	1	3	1	0	0	3				
Eduardo Perez, R OBP: 0.364, SLG: 0.457	L9				SH3-1	2B		1B		2	0	1	0	0	0	3				
Orlando Palmeiro, L OBP: 0.346, SLG: 0.335					SH3-1			F7		2	0	0	0	0	0	4				
Mike Matheny, R OBP: 0.333, SLG: 0.362					P4	K		FC5		4	1	1	0	1	1	3				
Woody Williams, R OBP: 0.315, SLG: 0.417					G5-3			G6-3		3	0	0	0	0	2	3				
Steve Kline, S ERA: 4.53					K					0	0	0	0	0	0	0				
Jason Simontacchi, R ERA: 4.53					G5-3					1	0	0	0	0	0	0				
44 Jason Isringhausen, R OBP: 1.000, SLG: 3.000										1	0	1	3	0	0	0				
Inning Stats	R: 1 E: 1 K: 0 S: 13	H: 3 LOB: 3 BB: 0 P: 21	R: 3 E: 0 K: 1 S: 22	H: 4 LOB: 1 BB: 0 P: 29	R: 0 E: 0 K: 1 S: 8	H: 1 LOB: 1 BB: 0 P: 12	R: 3 E: 0 K: 0 S: 12	H: 2 LOB: 0 BB: 1 P: 20	R: 0 E: 0 K: 1 S: 6	H: 2 LOB: 1 BB: 0 P: 8	R: 2 E: 0 K: 0 S: 12	H: 4 LOB: 2 BB: 0 P: 20	R: 0 E: 0 K: 0 S: 6	H: 0 LOB: 0 BB: 0 P: 8	R: 4 E: 0 K: 1 S: 12	H: 3 LOB: 1 BB: 2 P: 26	1B: 11 2B: 6 3B: 1 HR: 1	SF: 0 SAC: 1 DP: 1 HBP: 1	WP: 0 PB: 0 SB: 0 CS: 0	PA: 46
PITCHER	IP WLS BF H R ER SO BB IBB HBP BLK WP HR S P ERA WHIP																			
Josh Fogg, R ERA: 5.25	(1, 1) 4.0 L 24 10 7 7 2 1 0 0 1 0 0 0 6 8 0.00 2.000																			
Duaner Sanchez, R ERA: 4.53	(5, 1) 1.0 4 2 0 0 1 0 0 0 0 0 0 0 6 8 0.00 2.000																			
Julian Tavarez, R ERA: 4.53	(6, 1) 2.0 10 4 2 2 0 0 0 0 0 0 0 0 18 28 9.00 2.000																			
Joe Beimel, L ERA: 4.06	(8, 1) 1.0 8 3 4 4 1 1 1 0 0 0 0 0 12 26 36.00 4.000																			



Batter	1	2	3	4	5	6	7	8	9	AB	R	H	RBI	BB	SO	LOB	TOP			
18 Jason Kendall, R OBP: 0.397, SLG: 0.391	G5-3			L6 BB		L8	F9			3	0	0	0	1	0	2				
Jeff Reboulet, R OBP: 0.360, SLG: 0.361	G3			L6		L6 BB		WP 1B		4	0	2	1	0	0	1				
Brian Giles, L OBP: 0.438, SLG: 0.507	L6			P5				F8		3	0	0	0	1	0	1				
Reggie Sanders, R OBP: 0.313, SLG: 0.509		F9				F7		G5-3		4	0	1	0	0	0	3				
Craig Wilson, R OBP: 0.341, SLG: 0.422										3	0	0	0	0	3	1				
Carlos Rivera, L OBP: 0.231, SLG: 0.257										1	0	0	0	0	0	1				
José Hernández, R OBP: 0.298, SLG: 0.378		G6-3								3	1	1	0	1	0	0				
Adam Hyzdu, R OBP: 0.304, SLG: 0.328				K						4	1	1	0	0	1	2				
Abraham Nunez, S OBP: 0.297, SLG: 0.293				K						2	1	0	1	0	2	0				
16 Salomon Torres, R OBP: 0.174, SLG: 0.050										2	0	1	1	0	1	0				
Brian Boehringer, S										0	0	0	0	0	0	0				
Mike Lincoln, R										0	0	0	0	0	0	0				
Inning Stats	R: 0 E: 0 K: 0 S: 8	H: 0 LOB: 0 BB: 0 P: 12	R: 0 E: 0 K: 1 S: 8	H: 0 LOB: 0 BB: 0 P: 12	R: 0 E: 0 K: 3 S: 9	H: 0 LOB: 0 BB: 0 P: 14	R: 0 E: 0 K: 0 S: 5	H: 0 LOB: 0 BB: 1 P: 10	R: 0 E: 0 K: 1 S: 5	H: 1 LOB: 1 BB: 1 P: 9	R: 1 E: 0 K: 0 S: 11	H: 1 LOB: 1 BB: 0 P: 21	R: 2 E: 0 K: 1 S: 16	H: 3 LOB: 1 BB: 0 P: 21	R: 0 E: 0 K: 0 S: 9	H: 1 LOB: 0 BB: 0 P: 11	1B: 5 2B: 2 3B: 0 HR: 0	SF: 0 SAC: 2 DP: 2 HBP: 1	WP: 1 PB: 0 CS: 2 SB: 0	PA: 35
PITCHER	IP WLS BF H R ER SO BB IBB HBP BLK WP HR S P ERA WHIP																			
Jeff Fassero, L ERA: 6.08	(1, 1) 5.2 21 2 2 1 1 5 3 0 1 0 0 0 0 44 76 1.59 0.882																			
Esteban Yan, R ERA: 6.45	(6, 1) 0.2 4 2 2 2 1 0 0 0 0 0 0 0 6 8 27.00 3.000																			
28 Lance Painter, L ERA: 5.0	(7, 1) 0.1 2 1 0 0 0 0 0 0 0 0 0 0 6 8 0.00 3.000																			
Jason Simontacchi, R ERA: 5.91	(7, 1) 1.1 5 1 0 0 0 0 0 0 0 0 1 0 11 17 0.00 0.750																			
Cal Eldred, R ERA: 4.43	(9, 1) 1.0 W 3 0 0 0 1 0 0 0 0 0 0 0 6 11 0.00 0.000																			

Pittsburgh Pirates @ St. Louis Cardinals
 Busch Stadium, St. Louis, MO
 Sun Jul 27 2003, 1:10 PM CDT
 Att: 34,851 - Sunny - 95 F

AB	29
R	3
H	6
RBI	3
BB	3
SO	7
LOB	11



Batter	1	2	3	4	5	6	7	8	9	AB	R	H	RBI	BB	SO	LOB	BOTTOM					
Bo Hart, R OBP: 0.358, SLG: 0.417	K		L1				G4-3			4	0	1	0	1	1	1						
J.D. Drew, L OBP: 0.567, SLG: 0.528										3	0	0	0	0	1	1						
Jason Simontacchi, R OBP: 0.147, SLG: 0.176										0	0	0	0	0	0	0						
Wilson Delgado, S OBP: 0.207, SLG: 0.208										1	0	0	0	0	0	0						
Cal Eldred, R OBP: 0.500, SLG: 0.500										0	0	0	0	0	0	0						
Mike Matheny, R OBP: 0.335, SLG: 0.364										1	0	1	0	0	0	0						
5 Albert Pujols, R OBP: 0.443, SLG: 0.698										4	0	2	1	1	1	0						
Tino Martinez, L OBP: 0.357, SLG: 0.449										4	0	2	0	0	0	2						
27 Scott Rolen, R OBP: 0.390, SLG: 0.545										3	0	0	0	1	0	4						
Edgar Renteria, R OBP: 0.385, SLG: 0.489										4	2	2	0	0	0	2						
Kerry Robinson, L OBP: 0.268, SLG: 0.300										4	1	3	0	0	0	1						
Chris Widger, R OBP: 0.214, SLG: 0.205										3	0	0	0	0	0	3						
Eduardo Perez, R OBP: 0.362, SLG: 0.454										1	0	0	0	0	0	2						
Jeff Fassero, L										2	0	0	0	0	2	1						
Esteban Yan, R OBP: 1.000, SLG: 1.000										0	0	0	0	0	0	0						
28 Lance Painter, L										0	0	0	0	0	0	0						
Orlando Palmeiro, L OBP: 0.347, SLG: 0.338										1	1	1	3	0	0	0						
Inning Stats	R: 0 E: 0 K: 3 S: 10	H: 1 LOB: 1 BB: 1 P: 11	R: 0 E: 0 K: 0 S: 7	H: 1 LOB: 1 BB: 1 P: 14	R: 0 E: 0 K: 1 S: 8	H: 0 LOB: 0 BB: 0 P: 12	R: 0 E: 0 K: 0 S: 6	H: 1 LOB: 1 BB: 1 P: 15	R: 0 E: 0 K: 0 S: 11	H: 1 LOB: 1 BB: 0 P: 14	R: 0 E: 0 K: 0 S: 8	H: 2 LOB: 2 BB: 0 P: 12	R: 1 E: 0 K: 0 S: 13	H: 2 LOB: 1 BB: 0 P: 16	R: 0 E: 0 K: 0 S: 7	H: 0 LOB: 0 BB: 0 P: 11	R: 3 E: 0 K: 0 S: 15	H: 5 LOB: 3 BB: 1 P: 23	1B: 12 2B: 0 3B: 0 HR: 0	SF: 1 SAC: 0 DP: 2 HBP: 0	WP: 0 PB: 0 CS: 2 SB: 0	PA: 39
PITCHER	IP WLS BF H R ER SO BB IBB HBP BLK WP HR S P ERA WHIP																					
16 Salomon Torres, R ERA: 4.07	(1, 1) 7.0 28 7 1 1 1 5 2 0 0 0 0 0 0 7 94 1.29 1.286																					
Brian Boehringer, R ERA: 5.74	(8, 1) 1.0 H 3 0 0 0 0 0 0 0 0 0 0 0 7 11 0.00 0.000																					
Mike Lincoln, R ERA: 3.0	(9, 1) 0.2 L 8 5 3 3 0 1 0 0 0 0 0 0 0 15 23 40.50 9.000																					

Pittsburgh Pirates @ St. Louis Cardinals
 Busch Stadium, St. Louis, MO
 Sun Jul 27 2003, 1:10 PM CDT
 Att: 34,851 - Sunny - 95 F


AB	35
R	4
H	12
RBI	4
BB	3
SO	5
LOB	17



Batter	1	2	3	4	5	6	7	8	9	AB	R	H	RBI	BB	SO	LOB	TOP				
18 Jason Kendall, R OBP: 0.389, SLG: 0.390	1-0 CS HBP	3-2 F8			4-1 SH1-3 1B BB		1-2 SH3-4 1B		2-1 G6-3	3	1	1	0	1	0	2					
Abraham Nunez, S OBP: 0.296, SLG: 0.294	1-2 F9		1-2 F9		1-1 SH1-3		0-0 SH3-4		0-0 1B	3	0	1	0	0	0	1					
Brian Giles, L OBP: 0.434, SLG: 0.502	2-0 F9		0-0 L9		0-1 P2		3-2 F8		0-0 1B	5	0	1	0	0	0	3					
Matt Stairs, L OBP: 0.378, SLG: 0.560 Adam Hyzdu, R OBP: 0.304, SLG: 0.328	3-2 CS	1-1 HR 2B	4-2 FC5-4 BB		2-0 2H 1B		3-2 F7		2-0 G4-6-3 1B	4	1	2	1	1	0	3					
Reggie Sanders, R OBP: 0.312, SLG: 0.516		2-0 2H HR	1-0 FC5-4		1-2 F7				0-0 G5-3	4	1	1	2	0	0	2					
Randall Simon, L OBP: 0.308, SLG: 0.420 Carlos Rivera, L OBP: 0.231, SLG: 0.257		0-0 G3-1			1-1 PB 1B		1-2 1B		1-0 2B	4	0	3	0	0	0	0					
José Hernández, R OBP: 0.298, SLG: 0.376		1-0 1B			0-0 F8		2-3 K		1-1 F8	4	0	1	0	0	1	3					
Jeff Reboulet, R OBP: 0.357, SLG: 0.354		1-3 K			1-3 K		0-3 K		4-0 IBB	3	0	0	0	1	3	3					
Jeff Suppan, R OBP: 0.341, SLG: 0.317		1-0 1B			0-1 G6-3		1-1 F9		1-3 K2-3	4	0	1	0	0	1	4					
Inning Stats	R: 0 E: 0 K: 0 S: 7	H: 0 LOB: 0 BB: 0 P: 14	R: 2 E: 0 K: 1 S: 14	H: 4 LOB: 2 BB: 0 P: 23	R: 0 E: 0 K: 1 S: 7	H: 0 LOB: 1 BB: 1 P: 13	R: 0 E: 0 K: 1 S: 11	H: 1 LOB: 1 BB: 0 P: 13	R: 1 E: 0 K: 0 S: 10	H: 1 LOB: 1 BB: 0 P: 18	R: 0 E: 0 K: 0 S: 13	H: 1 LOB: 1 BB: 0 P: 20	R: 0 E: 0 K: 1 S: 8	H: 1 LOB: 2 BB: 1 P: 15	R: 0 E: 0 K: 0 S: 5	H: 2 LOB: 1 BB: 0 P: 9	1B: 8 2B: 2 3B: 0 HR: 1	SF: 0 SAC: 2 DP: 1 HBP: 1	WP: 0 PB: 1 SB: 0 CS: 1	PA: 41	
PITCHER	IP WLS BF H R ER SO BB IBB HBP BLK WP HR S P ERA WHIP	IP WLS BF H R ER SO BB IBB HBP BLK WP HR S P ERA WHIP	IP WLS BF H R ER SO BB IBB HBP BLK WP HR S P ERA WHIP	IP WLS BF H R ER SO BB IBB HBP BLK WP HR S P ERA WHIP	IP WLS BF H R ER SO BB IBB HBP BLK WP HR S P ERA WHIP	IP WLS BF H R ER SO BB IBB HBP BLK WP HR S P ERA WHIP	IP WLS BF H R ER SO BB IBB HBP BLK WP HR S P ERA WHIP	IP WLS BF H R ER SO BB IBB HBP BLK WP HR S P ERA WHIP	IP WLS BF H R ER SO BB IBB HBP BLK WP HR S P ERA WHIP	IP WLS BF H R ER SO BB IBB HBP BLK WP HR S P ERA WHIP	IP WLS BF H R ER SO BB IBB HBP BLK WP HR S P ERA WHIP	IP WLS BF H R ER SO BB IBB HBP BLK WP HR S P ERA WHIP	IP WLS BF H R ER SO BB IBB HBP BLK WP HR S P ERA WHIP	IP WLS BF H R ER SO BB IBB HBP BLK WP HR S P ERA WHIP	IP WLS BF H R ER SO BB IBB HBP BLK WP HR S P ERA WHIP	IP WLS BF H R ER SO BB IBB HBP BLK WP HR S P ERA WHIP	IP WLS BF H R ER SO BB IBB HBP BLK WP HR S P ERA WHIP	IP WLS BF H R ER SO BB IBB HBP BLK WP HR S P ERA WHIP	IP WLS BF H R ER SO BB IBB HBP BLK WP HR S P ERA WHIP	IP WLS BF H R ER SO BB IBB HBP BLK WP HR S P ERA WHIP	IP WLS BF H R ER SO BB IBB HBP BLK WP HR S P ERA WHIP

Pittsburgh Pirates @ St. Louis Cardinals
 Busch Stadium, St. Louis, MO
 Mon Jul 28 2003, 12:40 PM CDT
 Att: 33,977 - Overcast - 80 F


AB	34
R	3
H	11
RBI	3
BB	3
SO	5
LOB	21



Batter	1	2	3	4	5	6	7	8	9	AB	R	H	RBI	BB	SO	LOB	BOTTOM					
Bo Hart, R OBP: 0.361, SLG: 0.419	2-2 5 1B		1-1 L9		0-1 L7			1-0 1B		4	0	2	0	0	0	1						
J.D. Drew, L OBP: 0.360, SLG: 0.517	0-2 L8		2-0 G3-1		1-3 K			2-3 K		4	0	0	0	0	2	3						
5 Albert Pujols, R OBP: 0.442, SLG: 0.693	0-0 1-2 1B			2-1 F8		1-0 G5-3		1-1 G5-3		4	0	1	0	0	0	1						
Tino Martinez, L OBP: 0.356, SLG: 0.446	2-1 F7			2-1 F7		2-3 K			1-1 27 G5-4-3 1B	4	0	1	0	0	1	2						
27 Scott Rolen, R OBP: 0.389, SLG: 0.542	2-2 P3			2-1 1B		0-1 F8			2-2 G5-4-3	4	0	1	0	0	0	3						
Edgar Renteria, R OBP: 0.386, SLG: 0.488		2-2 P6		0-0 FC4-6 1B			2-2 G6-3		4-2 DI BB	3	0	1	0	1	0	0						
Kerry Robinson, L OBP: 0.259, SLG: 0.289		1-1 G6-3		0-0 FC4-6			2-2 G4-3		1-2 G5-3	4	0	0	0	0	0	3						
Mike Matheny, R OBP: 0.332, SLG: 0.360		1-0 F8			0-0 P5		2-1 G5-3			3	0	0	0	0	0	0						
Brett Tomko, R OBP: 0.385, SLG: 0.343 Esteban Yan, R OBP: 1.000, SLG: 1.000 Orlando Palmeiro, L OBP: 0.343, SLG: 0.336 Pedro Borbon, R			2-3 K		1-1 1B			1-3 K		2	0	1	0	0	1	0						
Inning Stats	R: 0 E: 0 K: 0 S: 12	H: 2 LOB: 2 BB: 0 P: 18	R: 0 E: 0 K: 0 S: 7	H: 0 LOB: 0 BB: 0 P: 11	R: 0 E: 0 K: 1 S: 6	H: 0 LOB: 0 BB: 0 P: 11	R: 0 E: 0 K: 0 S: 8	H: 2 LOB: 2 BB: 0 P: 14	R: 0 E: 0 K: 1 S: 8	H: 1 LOB: 1 BB: 0 P: 10	R: 0 E: 0 K: 1 S: 6	H: 0 LOB: 0 BB: 0 P: 9	R: 0 E: 0 K: 0 S: 8	H: 0 LOB: 0 BB: 0 P: 14	R: 0 E: 0 K: 2 S: 10	H: 1 LOB: 0 BB: 0 P: 15	R: 0 E: 0 K: 0 S: 11	H: 1 LOB: 1 BB: 1 P: 19	1B: 7 2B: 0 3B: 0 HR: 0	SF: 0 SAC: 0 DP: 1 HBP: 0	WP: 0 PB: 0 SB: 0 CS: 0	PA: 34
PITCHER	IP WLS BF H R ER SO BB IBB HBP BLK WP HR S P ERA WHIP	IP WLS BF H R ER SO BB IBB HBP BLK WP HR S P ERA WHIP	IP WLS BF H R ER SO BB IBB HBP BLK WP HR S P ERA WHIP	IP WLS BF H R ER SO BB IBB HBP BLK WP HR S P ERA WHIP	IP WLS BF H R ER SO BB IBB HBP BLK WP HR S P ERA WHIP	IP WLS BF H R ER SO BB IBB HBP BLK WP HR S P ERA WHIP	IP WLS BF H R ER SO BB IBB HBP BLK WP HR S P ERA WHIP	IP WLS BF H R ER SO BB IBB HBP BLK WP HR S P ERA WHIP	IP WLS BF H R ER SO BB IBB HBP BLK WP HR S P ERA WHIP	IP WLS BF H R ER SO BB IBB HBP BLK WP HR S P ERA WHIP	IP WLS BF H R ER SO BB IBB HBP BLK WP HR S P ERA WHIP	IP WLS BF H R ER SO BB IBB HBP BLK WP HR S P ERA WHIP	IP WLS BF H R ER SO BB IBB HBP BLK WP HR S P ERA WHIP	IP WLS BF H R ER SO BB IBB HBP BLK WP HR S P ERA WHIP	IP WLS BF H R ER SO BB IBB HBP BLK WP HR S P ERA WHIP	IP WLS BF H R ER SO BB IBB HBP BLK WP HR S P ERA WHIP	IP WLS BF H R ER SO BB IBB HBP BLK WP HR S P ERA WHIP	IP WLS BF H R ER SO BB IBB HBP BLK WP HR S P ERA WHIP	IP WLS BF H R ER SO BB IBB HBP BLK WP HR S P ERA WHIP	IP WLS BF H R ER SO BB IBB HBP BLK WP HR S P ERA WHIP	IP WLS BF H R ER SO BB IBB HBP BLK WP HR S P ERA WHIP	

Pittsburgh Pirates @ St. Louis Cardinals
 Busch Stadium, St. Louis, MO
 Mon Jul 28 2003, 12:40 PM CDT
 Att: 33,977 - Overcast - 80 F

AB	33
R	0
H	7
RBI	0
BB	1
SO	5
LOB	13




Batter	1	2	3	4	5	6	7	8	9	AB	R	H	RBI	BB	SO	LOB	TOP			
Bo Hart, R OBP: 0.353, SLG: 0.409 (1,4)	F7		L9			L8		L6		4	0	0	0	0	0	0	St. Louis Cardinals @ Montreal Expos Olympic Stadium, Montreal, QB Tue Jul 29 2003, 7:05 PM EDT Att. 7,418 - Dome - 72 F			
Orlando Palmeiro, L OBP: 0.340, SLG: 0.330 (1,9)	L4			F8		G1-3		P4		4	0	0	0	0	0					
5 Albert Pujols, R OBP: 0.440, SLG: 0.689 (1,7)	F7			K			K		1B 27 SF8 1B	4	1	1	0	0	2					
Tino Martinez, L OBP: 0.355, SLG: 0.444 (1,3)		K			K		G6-3		1B	4	0	1	0	0	2					
27 Scott Rolen, R OBP: 0.390, SLG: 0.554 (1,5)		HR			K				1B	3	1	2	2	0	1					
Edgar Renteria, R OBP: 0.387, SLG: 0.486 (1,6)		1B			E9				SF8	3	0	1	0	1	1					
Kerry Robinson, L OBP: 0.252, SLG: 0.282 (1,8)		1B			L7				K	3	0	0	0	0	4					
Chris Widger, R OBP: 0.205, SLG: 0.195 (1,2)										2	0	0	0	0	1					
J.D. Drew, L OBP: 0.358, SLG: 0.515 (8, PH)										1	0	0	0	0	0					
Mike Matheny, R OBP: 0.332, SLG: 0.360 (8,2)										0	0	0	0	0	0					
Garrett Stephenson, R OBP: 0.268, SLG: 0.189 (1,1)										3	0	0	0	0	2					
Inning Stats	R: 0 E: 0 K: 0 S: 7	H: 0 LOB: 0 BB: 0 P: 11	R: 1 E: 0 K: 1 S: 10	H: 2 LOB: 0 BB: 0 P: 15	R: 0 E: 0 K: 0 S: 7	H: 0 LOB: 0 BB: 0 P: 10	R: 0 E: 0 K: 2 S: 9	H: 0 LOB: 0 BB: 0 P: 16	R: 0 E: 1 K: 1 S: 7	H: 0 LOB: 1 BB: 0 P: 11	R: 0 E: 0 K: 1 S: 11	H: 1 LOB: 2 BB: 1 P: 21	R: 0 E: 0 K: 1 S: 7	H: 0 LOB: 0 BB: 0 P: 11	R: 1 E: 0 K: 1 S: 13	H: 2 LOB: 1 BB: 0 P: 22	1B: 3 2B: 2 3B: 0 HR: 1	SF: 1 SAC: 0 DP: 1 HBP: 0	WP: 0 PB: 0 SB: 0 CS: 0	PA: 33
PITCHER Livan Hernandez, R ERA: 3.41 (1,1)	IP: 9.0 WLS: L BF: 33 H: 5 R: 2 ER: 2 SO: 8 BB: 0 IBB: 1 HBP: 0 BLK: 0 WP: 0 HR: 1 S: 78 P: 128 ERA: 2.00 WHIP: 0.556																			

Batter	1	2	3	4	5	6	7	8	9	AB	R	H	RBI	BB	SO	LOB	BOTTOM			
Endy Chavez, L OBP: 0.287, SLG: 0.368 (1,8)	K				F7			L8		4	0	1	1	0	1	1	St. Louis Cardinals @ Montreal Expos Olympic Stadium, Montreal, QB Tue Jul 29 2003, 7:05 PM EDT Att. 7,418 - Dome - 72 F			
Brad Wilkerson, L OBP: 0.378, SLG: 0.471 (1,7)	G3		L7			G5-3		G4-3		4	0	0	0	0	1					
Orlando Cabrera, R OBP: 0.354, SLG: 0.489 (1,6)	1B		G3			F7		L6		4	0	1	0	0	1					
Vladimir Guerrero, R OBP: 0.419, SLG: 0.522 (1,9)	P4				G3		P4		K	4	0	0	0	0	1					
Jose Vidro, S OBP: 0.408, SLG: 0.497 (1,4)		F7			G5-3		F8			3	0	0	0	0	0					
Wil Cordero, R OBP: 0.356, SLG: 0.444 (1,3)		G6-3			G5-3		F8			3	0	0	0	0	0					
Brian Schneider, L OBP: 0.332, SLG: 0.414 (1,2)		G4-3			K		P6			3	0	0	0	0	1					
Jamey Carroll, R OBP: 0.333, SLG: 0.342 (1,5)					2B			P4		3	1	2	0	0	0					
Livan Hernandez, R OBP: 0.224, SLG: 0.229 (1,1)					K			G5-3		2	0	0	0	0	1					
Inning Stats	R: 0 E: 0 K: 1 S: 8	H: 1 LOB: 1 BB: 0 P: 13	R: 0 E: 0 K: 0 S: 7	H: 0 LOB: 0 BB: 0 P: 9	R: 1 E: 0 K: 0 S: 9	H: 2 LOB: 1 BB: 0 P: 13	R: 0 E: 0 K: 0 S: 7	H: 0 LOB: 0 BB: 0 P: 7	R: 0 E: 0 K: 2 S: 11	H: 1 LOB: 1 BB: 0 P: 16	R: 0 E: 0 K: 0 S: 7	H: 0 LOB: 0 BB: 0 P: 13	R: 0 E: 0 K: 0 S: 5	H: 0 LOB: 0 BB: 0 P: 8	R: 0 E: 0 K: 1 S: 7	H: 0 LOB: 0 BB: 0 P: 13		1B: 2 2B: 2 3B: 0 HR: 0	SF: 0 SAC: 1 DP: 0 HBP: 0	WP: 0 PB: 0 SB: 0 CS: 0
PITCHER Garrett Stephenson, R ERA: 4.5 (1,1)	IP: 9.0 WLS: W BF: 31 H: 4 R: 1 ER: 1 SO: 4 BB: 0 IBB: 0 HBP: 0 BLK: 0 WP: 0 HR: 0 S: 69 P: 103 ERA: 1.00 WHIP: 0.444																			

Batter	1	2	3	4	5	6	7	8	9	AB	R	H	RBI	BB	SO	LOB	TOP					
Bo Hart, R OBP: 0.349, SLG: 0.409 (1, 4)										5	1	1	1	0	0	1						
J.D. Drew, L OBP: 0.364, SLG: 0.524 (1, 8)										4	2	2	0	1	0	1						
5 Albert Pujols, R OBP: 0.440, SLG: 0.684 (1, 7) (9, 3)										4	1	1	1	1	0	1						
Tino Martinez, L OBP: 0.353, SLG: 0.442 54 Josh Pearce, R (9, 1)										4	1	1	2	0	0	1						
27 Scott Rolen, R OBP: 0.391, SLG: 0.551 Orlando Palmeiro, L OBP: 0.343, SLG: 0.333 (9, 7)										2	1	0	0	2	1	0						
Edgar Renteria, R OBP: 0.385, SLG: 0.496 Eduardo Perez, R OBP: 0.360, SLG: 0.452 (9, 5)										4	2	2	3	0	0	1						
Kerry Robinson, L OBP: 0.250, SLG: 0.273 (1, 9)										4	1	0	0	0	1	2						
Mike Matheny, R OBP: 0.331, SLG: 0.362 (1, 2)										4	1	1	3	0	0	0						
Dan Haren, R OBP: 0.250, SLG: 0.364 Jason Simontacchi, R OBP: 0.147, SLG: 0.176 Miguel Cairo, R OBP: 0.299, SLG: 0.389 (9, 6)										3	0	1	1	0	1	0						
Inning Stats	R: 7 E: 0 K: 0 S: 19	H: 4 LOB: 1 BB: 3 P: 43	R: 0 E: 0 K: 0 S: 5	H: 0 LOB: 1 BB: 1 P: 11	R: 0 E: 0 K: 1 S: 8	H: 0 LOB: 0 BB: 0 P: 11	R: 0 E: 0 K: 0 S: 8	H: 0 LOB: 0 BB: 0 P: 10	R: 0 E: 0 K: 1 S: 6	H: 0 LOB: 0 BB: 0 P: 10	R: 0 E: 0 K: 0 S: 10	H: 0 LOB: 1 BB: 0 P: 13	R: 0 E: 0 K: 0 S: 13	H: 1 LOB: 1 BB: 0 P: 18	R: 1 E: 0 K: 0 S: 8	H: 1 LOB: 0 BB: 0 P: 11	R: 3 E: 0 K: 0 S: 14	H: 5 LOB: 2 BB: 0 P: 22	1B: 4 2B: 6 3B: 0 HR: 1	SF: 1 SAC: 0 DP: 0 HBP: 1	WP: 0 PB: 0 SB: 0 CS: 0	PA: 43
PITCHER	IP WLS BF H R ER SO BB IBB HBP BLK WP HR S P ERA WHIP																					
Claudio Vargas, R ERA: 4.25 (1, 1)	0.1 L 8 3 7 7 0 3 0 0 0 0 0 0 12 28 189.00 18.000																					
Roy Corcoran, R ERA: (1, 1)	3.2 13 1 0 0 1 1 0 0 0 0 0 0 28 47 0.00 0.545																					
Eric Knott, L ERA: 4.15 (5, 1)	2.0 6 0 0 0 2 0 0 0 0 0 0 0 16 23 0.00 0.000																					
Hector Almonte, R ERA: 8.22 (7, 1)	1.0 4 1 0 0 0 0 0 0 0 0 0 0 13 18 0.00 1.000																					
Julio Manon, R ERA: 4.13 (8, 1)	2.0 12 6 4 4 0 0 0 0 0 0 0 1 22 33 18.00 3.000																					


St. Louis Cardinals @ Montreal Expos
Olympic Stadium, Montreal, QB
Wed Jul 30 2003, 7:05 PM EDT
Att. 6,129 - Dome - 72 F



AB 37
R 11
H 11
RBI 11
BB 4
SO 3
LOB 9

Batter	1	2	3	4	5	6	7	8	9	AB	R	H	RBI	BB	SO	LOB	BOTTOM					
Endy Chavez, L OBP: 0.289, SLG: 0.368 (1, 8)										3	0	1	1	1	1	2						
Brad Wilkerson, L OBP: 0.374, SLG: 0.465 (1, 3)										4	0	0	0	0	1	5						
Orlando Cabrera, R OBP: 0.351, SLG: 0.485 (1, 6)										4	0	0	0	0	0	2						
Vladimir Guerrero, R OBP: 0.417, SLG: 0.517 (1, 9)										4	0	1	0	0	0	2						
Jose Vidro, S OBP: 0.406, SLG: 0.494 (1, 4)										4	0	1	0	0	0	0						
Ronald Colloway, L OBP: 0.292, SLG: 0.415 Julio Manon, R (8, 1)										3	0	0	0	0	0	2						
Edwards Guzman, L OBP: 0.209, SLG: 0.307 (9, PH)										4	0	1	0	0	0	2						
Brian Schneider, L OBP: 0.330, SLG: 0.411 (1, 2)										4	0	1	0	0	0	2						
Jamey Carroll, R OBP: 0.339, SLG: 0.344 (1, 5)										2	1	1	0	0	0	1						
Claudio Vargas, R Roy Corcoran, R Eric Knott, L Jose Macias, S Hector Almonte, R Henry Mateo, S (8, 7)										0	0	0	0	0	0	0						
Inning Stats	R: 0 E: 0 K: 1 S: 12	H: 0 LOB: 0 BB: 0 P: 17	R: 0 E: 0 K: 0 S: 6	H: 0 LOB: 0 BB: 0 P: 9	R: 0 E: 0 K: 1 S: 8	H: 1 LOB: 0 BB: 0 P: 11	R: 0 E: 0 K: 0 S: 6	H: 0 LOB: 0 BB: 1 P: 13	R: 0 E: 0 K: 0 S: 3	H: 0 LOB: 0 BB: 0 P: 6	R: 0 E: 0 K: 1 S: 14	H: 1 LOB: 2 BB: 0 P: 23	R: 0 E: 0 K: 0 S: 11	H: 2 LOB: 2 BB: 0 P: 15	R: 1 E: 0 K: 0 S: 16	H: 3 LOB: 2 BB: 0 P: 25	R: 0 E: 0 K: 0 S: 8	H: 0 LOB: 0 BB: 0 P: 13	1B: 7 2B: 0 3B: 0 HR: 0	SF: 0 SAC: 0 DP: 2 HBP: 1	WP: 1 PB: 0 SB: 0 CS: 0	PA: 34
PITCHER	IP WLS BF H R ER SO BB IBB HBP BLK WP HR S P ERA WHIP																					
Dan Haren, R ERA: 3.38 (1, 1)	7.0 W 25 4 0 0 3 1 0 1 0 0 0 0 60 94 0.00 0.714																					
Jason Simontacchi, R ERA: 5.94 (8, 1)	1.0 6 3 1 1 0 0 0 0 0 0 0 1 16 25 9.00 3.000																					
54 Josh Pearce, R ERA: (9, 1)	1.0 3 0 0 0 0 0 0 0 0 0 0 0 8 13 0.00 0.000																					

St. Louis Cardinals @ Montreal Expos
Olympic Stadium, Montreal, QB
Wed Jul 30 2003, 7:05 PM EDT
Att. 6,129 - Dome - 72 F



AB 32
R 1
H 7
RBI 1
BB 1
SO 3
LOB 16

Batter	1	2	3	4	5	6	7	8	9	AB	R	H	RBI	BB	SO	LOB	TOP					
Bo Hart, R OBP: 0.358, SLG: 0.413 (1, 4)										3	1	2	1	1	0	1	St. Louis Cardinals @ Montreal Expos Olympic Stadium, Montreal, QB Thu Jul 31 2003, 1:05 PM EDT Att. 9,145 - Dome - 72 F					
J.D. Drew, L OBP: 0.362, SLG: 0.519 (1, 8)										4	0	1	0	0	0	3						
5 Albert Pujols, R OBP: 0.438, SLG: 0.680 (1, 7)										4	0	1	0	0	0	3						
Tino Martinez, L OBP: 0.349, SLG: 0.438 (1, 3)										3	0	0	1	0	0	1						
27 Scott Rolen, R OBP: 0.390, SLG: 0.551 (1, 5)										4	0	1	0	0	0	1						
Edgar Renteria, R OBP: 0.385, SLG: 0.491 (1, 6)										4	0	0	0	0	0	1						
Kerry Robinson, L OBP: 0.242, SLG: 0.264 (1, 9)										4	0	0	0	0	0	0						
Mike Matheny, R OBP: 0.331, SLG: 0.361 (1, 2)										4	1	1	0	0	0	0						
Woody Williams, R OBP: 0.327, SLG: 0.429 (1, 1)										1	0	1	0	0	0	0						
Orlando Palmeiro, L OBP: 0.341, SLG: 0.332 (7, PH)										1	0	0	0	0	0	0						
Cal Eldred, R OBP: 0.500, SLG: 0.500 (7, 1)										0	0	0	0	0	0	0						
Steve Kline, S (8, 1)										0	0	0	0	0	0	0						
Inning Stats	R: 0 E: 0 K: 0 S: 7	H: 0 LOB: 1 BB: 1 P: 13	R: 0 E: 0 K: 0 S: 6	H: 0 LOB: 0 BB: 0 P: 9	R: 0 E: 0 K: 0 S: 11	H: 2 LOB: 2 BB: 0 P: 18	R: 0 E: 0 K: 0 S: 6	H: 0 LOB: 0 BB: 0 P: 9	R: 1 E: 0 K: 0 S: 12	H: 2 LOB: 1 BB: 0 P: 16	R: 0 E: 0 K: 0 S: 6	H: 1 LOB: 1 BB: 0 P: 11	R: 0 E: 0 K: 0 S: 7	H: 0 LOB: 0 BB: 0 P: 11	R: 1 E: 0 K: 0 S: 15	H: 2 LOB: 1 BB: 0 P: 22	R: 0 E: 0 K: 0 S: 8	H: 0 LOB: 0 BB: 0 P: 12	1B: 6 2B: 1 3B: 0 HR: 0	SF: 1 SAC: 1 DP: 0 HBP: 0	WP: 0 PB: 0 SB: 0 CS: 0	PA: 35
PITCHER	IP WLS BF H R ER SO BB IBB HBP BLK WP HR S P ERA WHIP																					
Zach Day, R ERA: 3.93 (1, 1)	6.0 W 24 5 1 1 0 1 0 0 0 0 0 0 48 76 1.50 1.000																					
Luis Ayala, R ERA: 3.48 (7, 1)	2.0 H 8 2 1 1 0 0 0 0 0 0 0 0 22 33 4.50 1.000																					
Rocky Biddle, R ERA: 3.63 (9, 1)	1.0 S 3 0 0 0 0 0 0 0 0 0 0 0 8 12 0.00 0.000																					

AB	32
R	2
H	7
RBI	2
BB	1
SO	0
LOB	10



Batter	1	2	3	4	5	6	7	8	9	AB	R	H	RBI	BB	SO	LOB	BOTTOM			
Endy Chavez, L OBP: 0.289, SLG: 0.366 (1, 8)										4	1	1	0	0	0	2	St. Louis Cardinals @ Montreal Expos Olympic Stadium, Montreal, QB Thu Jul 31 2003, 1:05 PM EDT Att. 9,145 - Dome - 72 F			
Jamey Carroll, R OBP: 0.331, SLG: 0.335 (1, 5)										4	0	0	0	0	1	1				
Jose Vidro, S OBP: 0.407, SLG: 0.493 (1, 4)										3	1	1	0	0	0	0				
Vladimir Guerrero, R OBP: 0.422, SLG: 0.533 (1, 9)										3	1	2	3	1	0	0				
Orlando Cabrera, R OBP: 0.350, SLG: 0.485 (1, 6)										4	0	1	0	0	0	2				
Brad Wilkerson, L OBP: 0.373, SLG: 0.463 (1, 3)										4	0	1	0	0	1	2				
Ronald Calloway, L OBP: 0.288, SLG: 0.408 (1, 7)										4	0	0	0	0	2	3				
Brian Schneider, L OBP: 0.335, SLG: 0.412 (1, 2)										2	0	1	0	1	0	0				
Zach Day, R OBP: 0.074, SLG: 0.038 (1, 1)										2	0	0	0	0	2	3				
Jose Macias, S OBP: 0.310, SLG: 0.396 (6, PH)										1	0	1	0	0	0	0				
Luis Ayala, R ERA: 4.3 (7, 1)										0	0	0	0	0	0	0				
Rocky Biddle, R (9, 1)										0	0	0	0	0	0	0				
Inning Stats	R: 0 E: 0 K: 0 S: 14	H: 0 LOB: 0 BB: 0 P: 20	R: 0 E: 0 K: 2 S: 9	H: 1 LOB: 3 BB: 2 P: 21	R: 2 E: 0 K: 1 S: 9	H: 2 LOB: 0 BB: 0 P: 12	R: 0 E: 0 K: 1 S: 7	H: 0 LOB: 0 BB: 0 P: 10	R: 1 E: 0 K: 0 S: 20	H: 2 LOB: 2 BB: 0 P: 29	R: 0 E: 0 K: 0 S: 13	H: 0 LOB: 0 BB: 0 P: 18	R: 0 E: 0 K: 0 S: 6	H: 0 LOB: 0 BB: 0 P: 7	R: 0 E: 0 K: 1 S: 6	H: 1 LOB: 0 BB: 0 P: 8	1B: 6 2B: 1 3B: 0 HR: 1	SF: 0 SAC: 0 DP: 0 HBP: 1	WP: 0 PB: 0 SB: 0 CS: 1	PA: 34
PITCHER	IP WLS BF H R ER SO BB IBB HBP BLK WP HR S P ERA WHIP																			
Woody Williams, R ERA: 3.46 (1, 1)	6.0 L 28 7 3 3 0 1 1 1 0 0 0 1 72 110 4.50 1.333																			
Cal Eldred, R ERA: 4.3 (7, 1)	1.1 4 0 0 0 0 0 0 0 0 0 0 8 9 0.00 0.000																			
Steve Kline, L ERA: 4.07 (8, 1)	0.2 2 1 0 0 1 0 0 0 0 0 0 4 6 0.00 1.500																			

AB	31
R	3
H	8
RBI	3
BB	2
SO	6
LOB	13



Batter	1	2	3	4	5	6	7	8	9	AB	R	H	RBI	BB	SO	LOB	TOP								
Orlando Palmeiro, L (1.8) OBP: 0.337, SLG: 0.328 Bo Hart, R (8. PH) OBP: 0.365, SLG: 0.420										3	0	0	0	0	1	0									
Eduardo Perez, R (1.9) OBP: 0.355, SLG: 0.444 Kerry Robinson, L (8. PH) OBP: 0.246, SLG: 0.283										3	0	0	0	0	2	0									
5 Albert Pujols, R (1.7) OBP: 0.440, SLG: 0.677										3	1	1	0	2	0	0									
Edgar Renteria, R (1.6) OBP: 0.389, SLG: 0.504										4	3	3	1	1	0	1									
27 Scott Rolen, R (1.5) OBP: 0.390, SLG: 0.556										4	0	2	2	0	0	2									
Tino Martinez, L (1.3) OBP: 0.347, SLG: 0.433										4	1	0	0	1	1	3									
Miguel Cairo, R (1.4) OBP: 0.302, SLG: 0.395										5	1	2	2	0	0	1									
Mike Matheny, R (1.2) OBP: 0.327, SLG: 0.356										4	0	0	0	0	0	3									
Jeff Fassero, L (1.1) J.D. Drew, L (7. PH) OBP: 0.360, SLG: 0.516 Cal Eldred, R (7.1) OBP: 0.500, SLG: 0.500 Steve Kline, S (7.1) OBP: 1.000, SLG: 2.000 Jason Simontacchi, R (8.1) OBP: 0.147, SLG: 0.119										2	0	0	0	0	0	0									
Inning Stats	R: 0 E: 0 K: 1 S: 11	H: 0 LOB: 0 BB: 0 P: 17	R: 1 E: 0 K: 0 S: 9	H: 1 LOB: 0 BB: 0 P: 12	R: 0 E: 0 K: 2 S: 9	H: 0 LOB: 0 BB: 1 P: 14	R: 0 E: 0 K: 2 S: 14	H: 1 LOB: 2 BB: 1 P: 22	R: 0 E: 0 K: 1 S: 7	H: 0 LOB: 0 BB: 0 P: 10	R: 0 E: 0 K: 1 S: 16	H: 2 LOB: 2 BB: 0 P: 27	R: 0 E: 0 K: 1 S: 15	H: 1 LOB: 1 BB: 0 P: 24	R: 6 E: 0 K: 0 S: 19	H: 5 LOB: 2 BB: 3 P: 38	R: 1 E: 0 K: 0 S: 9	H: 2 LOB: 1 BB: 0 P: 13	1B: 6 2B: 3 3B: 2 HR: 1	SF: 1 SAC: 0 DP: 0 HBP: 0	WP: 0 PB: 0 SB: 0 CS: 0	PA: 43			
PITCHER	IP	WLS	BF	H	R	ER	SO	BB	IBB	HBP	BLK	WP	HR	S	P	ERA	WHIP								
Steve Trachsel, R (1.1) ERA: 4.54	6.2		26	5	1	1	4	1	0	0	0	0	1	77	119	1.35	0.900								
John Franco, L (7.1) ERA: 3.32	0.1	H	1	0	0	0	1	0	0	0	0	0	0	4	7	0.00	0.000								
Jaime Cerda, L (8.1) ERA: 6.57	0.0		1	1	1	1	0	0	0	0	0	0	0	2	2	∞	∞								
Dan Wheeler, R (8.1) ERA: 4.76	1.0	L	10	4	5	5	0	2	1	0	0	0	0	17	36	45.00	6.000								
Edwin Almonte, R (9.1) ERA: 10.38	1.0		5	2	1	1	0	0	0	0	0	0	0	9	13	9.00	2.000								

St. Louis Cardinals @ New York Mets
Shea Stadium, Flushing, NY
Fri Aug 01 2003, 7:10 PM EDT
Att: 23,578 - Cloudy - 76 F

livebaseballscores.com

AB 38
R 8
H 12
RBI 8
BB 4
SO 5
LOB 13

Batter	1	2	3	4	5	6	7	8	9	AB	R	H	RBI	BB	SO	LOB	BOTTOM								
7 José Reyes, S (1.6) OBP: 0.287, SLG: 0.383										3	0	1	0	1	0	1									
Jeff Duncan, L (1.8) OBP: 0.372, SLG: 0.323										3	0	0	0	0	1	3									
Jason Phillips, R (1.3) OBP: 0.387, SLG: 0.462										4	0	0	0	0	0	2									
Cliff Floyd, L (1.7) OBP: 0.363, SLG: 0.525 Edwin Almonte, R (9.1)										4	1	1	1	0	0	1									
Ty Wigginton, R (1.5) OBP: 0.319, SLG: 0.406										3	0	1	0	1	0	0									
Roger Cedeno, S (1.9) OBP: 0.306, SLG: 0.357 Jaime Cerda, L (8.1)										3	1	1	0	0	2	1									
Dan Wheeler, R (8.1) Raul Gonzalez, R (9.7) OBP: 0.349, SLG: 0.357										0	0	0	0	0	0	0									
Vance Wilson, R (1.2) OBP: 0.287, SLG: 0.372										4	0	0	0	0	2	3									
Joe McEwing, R (1.4) OBP: 0.317, SLG: 0.314										4	0	1	1	0	3	2									
Steve Trachsel, R (1.1) OBP: 0.105, SLG: 0.111 John Franco, L (7.1)										2	0	1	0	0	0	1									
Timo Perez, L (7. PH) OBP: 0.327, SLG: 0.372										2	0	0	0	0	0	2									
Inning Stats	R: 0 E: 0 K: 0 S: 9	H: 0 LOB: 0 BB: 0 P: 11	R: 1 E: 0 K: 1 S: 7	H: 1 LOB: 0 BB: 0 P: 15	R: 0 E: 0 K: 1 S: 9	H: 1 LOB: 1 BB: 0 P: 13	R: 0 E: 0 K: 0 S: 8	H: 0 LOB: 0 BB: 0 P: 13	R: 1 E: 0 K: 1 S: 15	H: 2 LOB: 2 BB: 1 P: 23	R: 0 E: 0 K: 2 S: 10	H: 0 LOB: 0 BB: 1 P: 20	R: 0 E: 0 K: 2 S: 10	H: 0 LOB: 0 BB: 0 P: 13	R: 0 E: 0 K: 0 S: 7	H: 1 LOB: 1 BB: 0 P: 14	R: 0 E: 0 K: 2 S: 12	H: 1 LOB: 2 BB: 1 P: 17	1B: 3 2B: 2 3B: 0 HR: 1	SF: 0 SAC: 0 DP: 1 HBP: 1	WP: 0 PB: 0 SB: 1 CS: 0	PA: 36			
PITCHER	IP	WLS	BF	H	R	ER	SO	BB	IBB	HBP	BLK	WP	HR	S	P	ERA	WHIP								
Jeff Fassero, L (1.1) ERA: 5.74	6.0		24	4	2	2	4	2	0	0	0	0	0	7	8	0.00	1.000								
Cal Eldred, R (7.1) ERA: 4.23	0.2		2	0	0	0	2	0	0	0	0	0	0	6	12	0.00	3.000								
Steve Kline, L (7.1) ERA: 4.94	0.1	W	3	1	0	0	0	0	0	1	0	0	0	6	12	0.00	3.000								
Jason Simontacchi, R (8.1) ERA: 5.82	2.0		7	1	0	0	2	1	0	0	0	0	0	16	24	0.00	1.000								

St. Louis Cardinals @ New York Mets
Shea Stadium, Flushing, NY
Fri Aug 01 2003, 7:10 PM EDT
Att: 23,578 - Cloudy - 76 F

livebaseballscores.com

AB 32
R 2
H 6
RBI 2
BB 3
SO 8
LOB 16

Batter	1	2	3	4	5	6	7	8	9	AB	R	H	RBI	BB	SO	LOB	TOP								
Bo Hart, R OBP: 0.366, SLG: 0.437 (1, 4)										5	1	2	4	0	3	0	St. Louis Cardinals @ New York Mets Shea Stadium, Flushing, NY Sat Aug 02 2003, 1:20 PM EDT Att: 30,898 - Cloudy - 82 F								
J.D. Drew, L OBP: 0.363, SLG: 0.530 Orlando Palmeiro, L OBP: 0.336, SLG: 0.326 (1, 8) (8, PH)										4	1	2	1	0	1	1									
5 Albert Pujols, R OBP: 0.439, SLG: 0.680 (1, 7) (5, 3)										4	1	1	1	1	0	1									
Edgar Renteria, R OBP: 0.385, SLG: 0.498 (1, 6)										5	0	0	0	0	2										
27 Scott Rolen, R OBP: 0.392, SLG: 0.555 (1, 5)										4	2	2	0	1	1	0									
Tino Martinez, L OBP: 0.351, SLG: 0.434 Eduardo Perez, R OBP: 0.359, SLG: 0.442 (1, 3) (5, PH)										1	1	1	0	1	0	0									
Miguel Cairo, R OBP: 0.299, SLG: 0.395 (1, 9) (5, 7)										5	2	1	0	0	1	7									
Mike Matheny, R OBP: 0.329, SLG: 0.359 (1, 2)										3	1	1	4	1	0	1									
Brett Tomko, R OBP: 0.307, SLG: 0.316 Steve Kline, S 54 Josh Pearce, R 44 Jason Istringhausen, R Pedro Borbon, R Esteban Yan, R (1, 1) (5, 1) (8, 1) (9, 1) (9, 1) (9, 1)										3	0	0	0	0	1	4									
Inning Stats	R: 1 E: 0 K: 1 S: 8	H: 1 LOB: 0 BB: 0 P: 10	R: 1 E: 0 K: 0 S: 10	H: 2 LOB: 1 BB: 0 P: 13	R: 0 E: 0 K: 1 S: 11	H: 1 LOB: 0 BB: 0 P: 16	R: 5 E: 0 K: 0 S: 12	H: 3 LOB: 0 BB: 2 P: 26	R: 0 E: 0 K: 0 S: 7	H: 0 LOB: 1 BB: 1 P: 12	R: 0 E: 0 K: 2 S: 11	H: 1 LOB: 1 BB: 0 P: 14	R: 3 E: 0 K: 0 S: 16	H: 2 LOB: 1 BB: 2 P: 30	R: 0 E: 0 K: 1 S: 10	H: 0 LOB: 0 BB: 1 P: 15		R: 0 E: 0 K: 2 S: 10	H: 0 LOB: 1 BB: 1 P: 20	1B: 5 2B: 2 3B: 0 HR: 3	SF: 0 SAC: 0 DP: 0 HBP: 0	WP: 0 PB: 0 SB: 0 CS: 0	PA: 43		
PITCHER	IP	WLS	BF	H	R	ER	SO	BB	IBB	HBP	BLK	WP	HR	S	P	ERA	WHIP								
Jae Weong Seo, R ERA: 4.34 (1, 1)	4.0	L	21	7	7	7	2	1	1	0	0	0	3	41	65	15.75	2.000								
Pedro Feliciano, L ERA: 2.75 (5, 1)	2.0		8	1	0	0	2	1	0	0	0	0	0	18	26	0.00	1.000								
Edwin Almonte, R ERA: 12.1 (7, 1)	1.0		7	2	3	3	0	1	1	0	0	0	0	16	30	27.00	3.000								
Jaime Cerda, L ERA: 6.08 (8, 1)	2.0		7	0	0	0	3	1	0	0	0	0	0	20	35	0.00	0.500								

AB	37
R	10
H	10
RBI	10
BB	6
SO	7
LOB	18



Batter	1	2	3	4	5	6	7	8	9	AB	R	H	RBI	BB	SO	LOB	BOTTOM								
Roger Cedeno, S OBP: 0.313, SLG: 0.363 (1, 9)										6	0	4	2	0	1	2	St. Louis Cardinals @ New York Mets Shea Stadium, Flushing, NY Sat Aug 02 2003, 1:20 PM EDT Att: 30,898 - Cloudy - 82 F								
7 José Reyes, S OBP: 0.291, SLG: 0.384 (1, 6)										5	0	2	0	0	1	2									
Cliff Floyd, L OBP: 0.362, SLG: 0.520 Jaime Cerda, L ERA: 12.1 Vance Wilson, R OBP: 0.285, SLG: 0.368 (1, 7) (8, 1) (9, PH)										3	0	0	0	1	1	2									
Jason Phillips, R OBP: 0.391, SLG: 0.460 (1, 2)										3	1	1	2	1	0	2									
Timo Perez, L OBP: 0.319, SLG: 0.362 (1, 8)										5	0	0	0	0	0	7									
Ty Wigington, R OBP: 0.320, SLG: 0.408 (1, 5)										5	2	2	0	0	1	1									
Tony Clark, S OBP: 0.295, SLG: 0.460 (1, 3)										5	2	2	2	0	0	1									
Joe McEwing, R OBP: 0.320, SLG: 0.316 (1, 4)										5	1	2	1	0	1	1									
Jae Weong Seo, R OBP: 0.371, SLG: 0.121 Jay Bell, R OBP: 0.302, SLG: 0.185 Pedro Feliciano, L ERA: 3.92 Marco Scutaro, R OBP: 0.350, SLG: 0.390 Edwin Almonte, R Raul Gonzalez, R OBP: 0.308, SLG: 0.376 (1, 1) (4, PH) (5, 1) (6, PH) (7, 1) (8, 7)										1	1	1	0	0	0	0									
Inning Stats	R: 0 E: 0 K: 1 S: 13	H: 2 LOB: 2 BB: 0 P: 22	R: 0 E: 0 K: 2 S: 9	H: 0 LOB: 0 BB: 0 P: 16	R: 1 E: 0 K: 0 S: 7	H: 2 LOB: 2 BB: 1 P: 17	R: 0 E: 0 K: 0 S: 13	H: 1 LOB: 1 BB: 0 P: 19	R: 0 E: 0 K: 2 S: 9	H: 0 LOB: 0 BB: 0 P: 14	R: 2 E: 0 K: 0 S: 14	H: 4 LOB: 2 BB: 0 P: 20	R: 0 E: 0 K: 0 S: 8	H: 0 LOB: 1 BB: 1 P: 15	R: 1 E: 0 K: 0 S: 16	H: 3 LOB: 2 BB: 0 P: 28		R: 5 E: 1 K: 1 S: 32	H: 5 LOB: 2 BB: 0 P: 50	1B: 14 2B: 2 3B: 0 HR: 1	SF: 0 SAC: 1 DP: 1 HBP: 1	WP: 3 PB: 1 SB: 0 CS: 0	PA: 48		
PITCHER	IP	WLS	BF	H	R	ER	SO	BB	IBB	HBP	BLK	WP	HR	S	P	ERA	WHIP								
Brett Tomko, R ERA: 5.74 (1, 1)	5.2	W	27	9	3	3	5	1	0	1	0	0	64	107	4.76	1.765									
Steve Kline, L ERA: 3.92 (6, 1)	1.1	H	5	0	0	0	0	1	0	0	0	0	9	16	0.00	0.750									
54 Josh Pearce, R ERA: 4.5 (8, 1)	1.0		6	3	1	1	0	0	0	0	0	0	16	28	9.00	3.000									
44 Jason Istringhausen, R ERA: 2.55 (9, 1)	0.0		6	2	4	2	1	0	0	0	0	3	0	21	33	27.00	3.000								
Pedro Borbon, L ERA: 9.0 (9, 1)	0.0		2	2	1	0	0	0	0	0	0	0	5	8	"	"									

AB	44
R	9
H	17
RBI	8
BB	2
SO	6
LOB	21



Batter	1	2	3	4	5	6	7	8	9	AB	R	H	RBI	BB	SO	LOB	TOP											
Bo Hart, R OBP: 0.361, SLG: 0.447 (1, 4)										5	2	1	1	0	0	2												
J.D. Drew, L OBP: 0.357, SLG: 0.520 Jason Simontacchi, R OBP: 0.147, SLG: 0.176 Esteban Yan, R OBP: 1.000, SLG: 1.000 Mike Matheny, R OBP: 0.359, SLG: 0.358 (1, 8)										4	0	0	0	0	0	1												
5 Albert Pujols, R OBP: 0.441, SLG: 0.681 (1, 7)										4	1	2	0	1	0	0												
Tino Martinez, L OBP: 0.354, SLG: 0.438 (1, 3)										4	1	2	1	1	1	0												
27 Scott Rolen, R OBP: 0.390, SLG: 0.551 Miguel Cairo, R OBP: 0.296, SLG: 0.391 (8, 5)										3	0	0	0	0	1	2												
Edgar Renteria, R OBP: 0.386, SLG: 0.496 (1, 6)										3	1	1	0	1	0	0												
Kerry Robinson, L OBP: 0.254, SLG: 0.290 (8, 8)										4	0	2	1	0	0	3												
Chris Widger, R OBP: 0.213, SLG: 0.205 Eduardo Perez, R OBP: 0.362, SLG: 0.445 (8, 9)										3	0	1	0	0	0	2												
Garrett Stephenson, R OBP: 0.262, SLG: 0.184 Orlando Palmeiro, L OBP: 0.333, SLG: 0.323 Pedro Borbon, R (8, 1)										1	0	0	0	0	1	0												
Inning Stats	R: 1 E: 0 K: 1 S: 14	H: 1 LOB: 0 BB: 0 P: 21	R: 0 E: 0 K: 0 S: 9	H: 1 LOB: 1 BB: 0 P: 13	R: 1 E: 1 K: 2 S: 10	H: 1 LOB: 2 BB: 1 P: 20	R: 0 E: 0 K: 0 S: 10	H: 2 LOB: 2 BB: 0 P: 15	R: 0 E: 0 K: 0 S: 5	H: 1 LOB: 1 BB: 0 P: 12	R: 0 E: 0 K: 1 S: 10	H: 0 LOB: 0 BB: 0 P: 14	R: 3 E: 0 K: 0 S: 16	H: 2 LOB: 1 BB: 2 P: 27	R: 0 E: 0 K: 1 S: 16	H: 2 LOB: 2 BB: 0 P: 22	1B: 7 2B: 2 3B: 0 HR: 1	SF: 0 SAC: 1 DP: 0 HBP: 0	WP: 0 PB: 0 SB: 0 CS: 0	PA: 41								
PITCHER	IP	WLS	BF	H	R	ER	SO	BB	IBB	HBP	BLK	WP	HR	S	P	ERA	WHIP											
Jeremy Griffiths, R ERA: 6.55	(1, 1)	7.0	W	29	6	2	1	4	1	0	0	0	0	1	66	101	1.29	1.000										
David Weathers, R ERA: 3.63	(8, 1)	2.0		12	4	3	3	1	2	0	0	0	0	0	32	49	13.50	3.000										

St. Louis Cardinals @ New York Mets
Shea Stadium, Flushing, NY
Sun Aug 03 2003, 1:10 PM EDT
Att: 27,592 - Cloudy - 81 F

AB 37
R 5
H 10
RBI 5
BB 3
SO 5
LOB 15



Batter	1	2	3	4	5	6	7	8	9	AB	R	H	RBI	BB	SO	LOB	BOTTOM											
Roger Cedeno, S OBP: 0.315, SLG: 0.370 (1, 9)										5	2	2	0	0	0	3												
7 José Reyes, S OBP: 0.293, SLG: 0.384 (1, 6)										5	2	2	0	0	0	2												
Cliff Floyd, L OBP: 0.366, SLG: 0.523 Joe McEwing, R OBP: 0.323, SLG: 0.320 (8, 4)										4	2	3	1	0	0	1												
Jason Phillips, R OBP: 0.394, SLG: 0.467 (1, 2)										5	2	3	3	0	0	1												
Timo Perez, L OBP: 0.325, SLG: 0.365 (1, 8)										4	1	2	1	1	0	1												
Ty Wigginton, R OBP: 0.318, SLG: 0.407 (1, 5)										4	1	1	2	0	0	4												
Tony Clark, S OBP: 0.303, SLG: 0.503 (1, 3)										5	2	3	5	0	1	0												
Marco Scutaro, R OBP: 0.320, SLG: 0.348 David Weathers, R (8, 1)										3	0	2	0	1	0	1												
Jeremy Griffiths, R Raul Gonzalez, R OBP: 0.356, SLG: 0.371 (8, 7)										2	0	0	0	0	1	2												
Inning Stats	R: 2 E: 0 K: 0 S: 20	H: 4 LOB: 1 BB: 0 P: 31	R: 0 E: 0 K: 2 S: 13	H: 1 LOB: 1 BB: 0 P: 18	R: 0 E: 0 K: 0 S: 13	H: 2 LOB: 1 BB: 0 P: 21	R: 0 E: 0 K: 0 S: 7	H: 0 LOB: 1 BB: 1 P: 14	R: 1 E: 0 K: 0 S: 11	H: 1 LOB: 0 BB: 0 P: 18	R: 1 E: 0 K: 0 S: 14	H: 2 LOB: 1 BB: 0 P: 24	R: 4 E: 0 K: 0 S: 21	H: 4 LOB: 1 BB: 1 P: 35	R: 5 E: 0 K: 0 S: 17	H: 5 LOB: 0 BB: 0 P: 24	1B: 12 2B: 5 3B: 0 HR: 2	SF: 1 SAC: 1 DP: 1 HBP: 0	WP: 0 PB: 0 SB: 1 CS: 0	PA: 44								
PITCHER	IP	WLS	BF	H	R	ER	SO	BB	IBB	HBP	BLK	WP	HR	S	P	ERA	WHIP											
Garrett Stephenson, R ERA: 4.56	(1, 1)	6.0	L	28	10	4	4	2	1	0	0	0	0	1	78	126	6.00	1.833										
Jason Simontacchi, R ERA: 6.18	(7, 1)	0.0		4	3	4	4	0	1	0	0	0	0	0	13	25	-	-										
Esteban Yan, R ERA: 6.18	(7, 1)	1.0		4	1	0	0	0	0	0	0	0	0	8	10	0.00	1.000											
Pedro Borbon, L ERA: 27.0	(8, 1)	1.0		8	5	5	5	0	0	0	0	0	1	17	24	45.00	5.000											

St. Louis Cardinals @ New York Mets
Shea Stadium, Flushing, NY
Sun Aug 03 2003, 1:10 PM EDT
Att: 27,592 - Cloudy - 81 F

AB 40
R 13
H 19
RBI 13
BB 2
SO 2
LOB 16



Batter	1	2	3	4	5	6	7	8	9	AB	R	H	RBI	BB	SO	LOB	TOP				
Juan Pierre, L (1, 8) OBP: 0.363, SLG: 0.356	1-2 FC6-4 1B		2-2 P5	1-2 G5-3			0-0 L7		0-2 G1-3	5	0	1	0	0	0	2					
Luis Castillo, S (1, 4) OBP: 0.381, SLG: 0.407	0-2 FC6-4 G3-1 1-2		1-1		2-2 L5		2-1 G1-3			4	0	1	0	0	0	1					
Ivan Rodriguez, R (1, 2) OBP: 0.388, SLG: 0.510	0-1 G3-1		1-3 K		4-1 1B WP BB		3-3 K			3	1	0	0	1	2	2					
Mike Lowell, R (1, 5) OBP: 0.363, SLG: 0.575	2-3 K			0-0 PB 1B 1B	0-2 F9			0-1 G6-3		4	1	1	0	0	1	2					
Juan Encarnacion, R (1, 9)		3-2 FC6-4 1B		1-1 1B PB E 1B	0-0 WP 1B			0-3 K		4	1	3	0	0	1	0					
Derrek Lee, R (1, 3) OBP: 0.366, SLG: 0.483		1-3 K		4-1 E SF8 BB	2-3 K			2-3 K		3	1	0	0	1	3	2					
Miguel Cabrera, R (1, 7) OBP: 0.320, SLG: 0.493		0-3 K		0-0 E8 G1-3 1B	3-3 K			1-0 F7		4	0	1	1	0	2	1	AB 33				
Alex Gonzalez, R (1, 6) OBP: 0.328, SLG: 0.487	0-1 FC6-4		0-1 SF8	1-3 2-H 3-H 2-0	0-1 G5-3			1-0 F8		3	0	0	1	0	0	1	R 4				
Brad Penny, R (1, 1) OBP: 0.146, SLG: 0.313			2-3 K	0-0 G1-3	0-3 K			4-1 BB		3	0	0	0	0	2	1	H 7				
Ugueth Urbina, R (8, 1)										0	0	0	0	1	0	0	RBI 2				
																	BB 3				
																	SO 11				
																	LOB 12				
Inning Stats	R: 0 E: 0 K: 1 S: 13	H: 1 LOB: 1 BB: 0 P: 16	R: 0 E: 0 K: 2 S: 15	H: 1 LOB: 1 BB: 0 P: 19	R: 0 E: 0 K: 2 S: 13	H: 1 LOB: 1 BB: 0 P: 19	R: 3 E: 1 K: 0 S: 10	H: 3 LOB: 1 BB: 1 P: 18	R: 1 E: 0 K: 1 S: 12	H: 1 LOB: 1 BB: 1 P: 20	R: 0 E: 0 K: 2 S: 8	H: 0 LOB: 0 BB: 0 P: 11	R: 0 E: 0 K: 1 S: 8	H: 0 LOB: 0 BB: 0 P: 13	R: 0 E: 0 K: 2 S: 6	H: 0 LOB: 1 BB: 1 P: 12	1B: 7 2B: 0 3B: 0 HR: 0	SF: 1 SAC: 0 DP: 0 HBP: 0	WP: 1 PB: 1 SB: 0 CS: 0	PA: 37	
PITCHER	IP WLS BF H R ER SO BB IBB HBP BLK WP HR S P ERA WHIP	IP WLS BF H R ER SO BB IBB HBP BLK WP HR S P ERA WHIP	IP WLS BF H R ER SO BB IBB HBP BLK WP HR S P ERA WHIP	IP WLS BF H R ER SO BB IBB HBP BLK WP HR S P ERA WHIP	IP WLS BF H R ER SO BB IBB HBP BLK WP HR S P ERA WHIP	IP WLS BF H R ER SO BB IBB HBP BLK WP HR S P ERA WHIP	IP WLS BF H R ER SO BB IBB HBP BLK WP HR S P ERA WHIP	IP WLS BF H R ER SO BB IBB HBP BLK WP HR S P ERA WHIP	IP WLS BF H R ER SO BB IBB HBP BLK WP HR S P ERA WHIP	IP WLS BF H R ER SO BB IBB HBP BLK WP HR S P ERA WHIP	IP WLS BF H R ER SO BB IBB HBP BLK WP HR S P ERA WHIP	IP WLS BF H R ER SO BB IBB HBP BLK WP HR S P ERA WHIP	IP WLS BF H R ER SO BB IBB HBP BLK WP HR S P ERA WHIP	IP WLS BF H R ER SO BB IBB HBP BLK WP HR S P ERA WHIP	IP WLS BF H R ER SO BB IBB HBP BLK WP HR S P ERA WHIP	IP WLS BF H R ER SO BB IBB HBP BLK WP HR S P ERA WHIP	IP WLS BF H R ER SO BB IBB HBP BLK WP HR S P ERA WHIP	IP WLS BF H R ER SO BB IBB HBP BLK WP HR S P ERA WHIP	IP WLS BF H R ER SO BB IBB HBP BLK WP HR S P ERA WHIP	IP WLS BF H R ER SO BB IBB HBP BLK WP HR S P ERA WHIP	IP WLS BF H R ER SO BB IBB HBP BLK WP HR S P ERA WHIP

Florida Marlins @ St. Louis Cardinals
 Busch Stadium, St. Louis, MO
 Tue Aug 05 2003, 7:10 PM CDT
 Att: 35,468 - Cloudy - 83 F

AB 33
 R 4
 H 7
 RBI 2
 BB 3
 SO 11
 LOB 12



Batter	1	2	3	4	5	6	7	8	9	AB	R	H	RBI	BB	SO	LOB	BOTTOM				
Bo Hart, R (1, 4) OBP: 0.354, SLG: 0.437	1-2 P3		1-1 F9		1-1 F9			0-1 G1-3		4	0	0	0	0	0	1					
15 Jim Edmonds, L (1, 8) OBP: 0.395, SLG: 0.650	4-2 BB			0-3 K		3-2 L9		2-2 F7		3	0	0	0	1	1	0					
5 Albert Pujols, R (1, 7) OBP: 0.441, SLG: 0.682	1-3 K			2-2 27 F7 2B		1-0 G6-3			2-2 1B	4	0	2	0	0	1	1					
Tino Martinez, L (1, 3) OBP: 0.355, SLG: 0.437	0-0 P5			4-1 BB		1-0 1B			2-2 P6	3	0	1	0	1	0	2					
27 Scott Rolen, R (1, 5) OBP: 0.389, SLG: 0.546		4-0 G6-4-3 BB		0-0 F7		0-1 G4-3			1-1 F8	3	0	0	0	1	0	4					
J.D. Drew, L (1, 9) OBP: 0.355, SLG: 0.516		0-3 K		1-3 K			1-1 G5-4-3 1B		3-1 G1-3	4	0	1	0	0	2	4					
Edgar Renteria, R (1, 6) OBP: 0.386, SLG: 0.495		2-1 G6-4-3			0-2 SH1-4 1B			0-0 G5-4-3		3	0	1	0	0	0	2	AB 29				
Mike Matheny, R (1, 2) OBP: 0.325, SLG: 0.355			2-2 F9		0-0 F9			2-1 F9		3	0	0	0	0	0	1	R 0				
Woody Williams, R (1, 1) OBP: 0.321, SLG: 0.420			2-3 K					0-0 F9		1	0	0	0	0	1	0	H 5				
Esteban Yan, R (8, 1) OBP: 1.000, SLG: 1.000										0	0	0	0	0	0	0	RBI 0				
Kerry Robinson, L (8, PH) OBP: 0.292, SLG: 0.288										1	0	0	0	0	0	0	BB 3				
44 Jason Istringhausen, R (9, 1) OBP: 1.000, SLG: 3.000										0	0	0	0	0	0	0	SO 5				
																	LOB 15				
Inning Stats	R: 0 E: 0 K: 1 S: 9	H: 0 LOB: 1 BB: 1 P: 15	R: 0 E: 0 K: 1 S: 7	H: 0 LOB: 0 BB: 1 P: 13	R: 0 E: 0 K: 2 S: 13	H: 1 LOB: 2 BB: 1 P: 20	R: 0 E: 0 K: 0 S: 7	H: 1 LOB: 1 BB: 0 P: 8	R: 0 E: 0 K: 0 S: 8	H: 1 LOB: 0 BB: 0 P: 13	R: 0 E: 0 K: 0 S: 5	H: 1 LOB: 0 BB: 0 P: 8	R: 0 E: 0 K: 0 S: 6	H: 0 LOB: 0 BB: 0 P: 8	R: 0 E: 0 K: 0 S: 12	H: 1 LOB: 1 BB: 0 P: 20	1B: 4 2B: 1 3B: 0 HR: 0	SF: 0 SAC: 1 DP: 2 HBP: 0	WP: 0 PB: 0 SB: 0 CS: 0	PA: 33	
PITCHER	IP WLS BF H R ER SO BB IBB HBP BLK WP HR S P ERA WHIP	IP WLS BF H R ER SO BB IBB HBP BLK WP HR S P ERA WHIP	IP WLS BF H R ER SO BB IBB HBP BLK WP HR S P ERA WHIP	IP WLS BF H R ER SO BB IBB HBP BLK WP HR S P ERA WHIP	IP WLS BF H R ER SO BB IBB HBP BLK WP HR S P ERA WHIP	IP WLS BF H R ER SO BB IBB HBP BLK WP HR S P ERA WHIP	IP WLS BF H R ER SO BB IBB HBP BLK WP HR S P ERA WHIP	IP WLS BF H R ER SO BB IBB HBP BLK WP HR S P ERA WHIP	IP WLS BF H R ER SO BB IBB HBP BLK WP HR S P ERA WHIP	IP WLS BF H R ER SO BB IBB HBP BLK WP HR S P ERA WHIP	IP WLS BF H R ER SO BB IBB HBP BLK WP HR S P ERA WHIP	IP WLS BF H R ER SO BB IBB HBP BLK WP HR S P ERA WHIP	IP WLS BF H R ER SO BB IBB HBP BLK WP HR S P ERA WHIP	IP WLS BF H R ER SO BB IBB HBP BLK WP HR S P ERA WHIP	IP WLS BF H R ER SO BB IBB HBP BLK WP HR S P ERA WHIP	IP WLS BF H R ER SO BB IBB HBP BLK WP HR S P ERA WHIP	IP WLS BF H R ER SO BB IBB HBP BLK WP HR S P ERA WHIP	IP WLS BF H R ER SO BB IBB HBP BLK WP HR S P ERA WHIP	IP WLS BF H R ER SO BB IBB HBP BLK WP HR S P ERA WHIP	IP WLS BF H R ER SO BB IBB HBP BLK WP HR S P ERA WHIP	IP WLS BF H R ER SO BB IBB HBP BLK WP HR S P ERA WHIP

Florida Marlins @ St. Louis Cardinals
 Busch Stadium, St. Louis, MO
 Tue Aug 05 2003, 7:10 PM CDT
 Att: 35,468 - Cloudy - 83 F

AB 29
 R 0
 H 5
 RBI 0
 BB 3
 SO 5
 LOB 15



Batter	1	2	3	4	5	6	7	8	9	AB	R	H	RBI	BB	SO	LOB	TOP							
Juan Pierre, L OBP: 0.363, SLG: 0.356										5	1	2	0	0	1	1								
Luis Castillo, S OBP: 0.382, SLG: 0.408										4	2	2	0	0	0	1								
Ivan Rodriguez, R OBP: 0.393, SLG: 0.521										4	3	3	1	1	1	1								
Mike Lowell, R OBP: 0.366, SLG: 0.576										5	1	3	2	0	1	1								
Juan Encarnacion, R OBP: 0.319, SLG: 0.438										4	0	2	2	1	0	1								
Derrek Lee, R OBP: 0.365, SLG: 0.480										3	0	0	1	1	1	4								
Miguel Cabrera, R OBP: 0.312, SLG: 0.479										4	0	0	0	0	2	4								
Alex Gonzalez, R OBP: 0.325, SLG: 0.481										4	0	0	0	0	1	1								
Dontrelle Willis, L OBP: 0.209, SLG: 0.293										4	0	1	0	0	0	0								
40 Nate Bump, L										0	0	0	0	0	0	0								
Inning Stats	R: 1 E: 0 K: 3 S: 14	H: 3 LOB: 2 BB: 0 P: 20	R: 0 E: 0 K: 1 S: 5	H: 0 LOB: 0 BB: 0 P: 7	R: 2 E: 0 K: 0 S: 14	H: 4 LOB: 2 BB: 1 P: 23	R: 0 E: 0 K: 1 S: 10	H: 1 LOB: 1 BB: 0 P: 11	R: 1 E: 0 K: 0 S: 7	H: 1 LOB: 0 BB: 0 P: 11	R: 0 E: 1 K: 0 S: 6	H: 0 LOB: 1 BB: 0 P: 6	R: 3 E: 0 K: 1 S: 19	H: 2 LOB: 1 BB: 2 P: 31	R: 0 E: 0 K: 0 S: 6	H: 1 LOB: 1 BB: 0 P: 7	R: 0 E: 0 K: 0 S: 7	H: 1 LOB: 1 BB: 0 P: 8	1B: 12 2B: 0 3B: 0 HR: 1	SF: 0 SAC: 1 DP: 2 HBP: 0	WP: 1 PB: 0 SB: 0 CS: 0	PA: 41		
PITCHER	IP WLS BF H R ER SO BB IBB HBP BLK WP HR S P ERA WHIP	IP WLS BF H R ER SO BB IBB HBP BLK WP HR S P ERA WHIP	IP WLS BF H R ER SO BB IBB HBP BLK WP HR S P ERA WHIP	IP WLS BF H R ER SO BB IBB HBP BLK WP HR S P ERA WHIP	IP WLS BF H R ER SO BB IBB HBP BLK WP HR S P ERA WHIP	IP WLS BF H R ER SO BB IBB HBP BLK WP HR S P ERA WHIP	IP WLS BF H R ER SO BB IBB HBP BLK WP HR S P ERA WHIP	IP WLS BF H R ER SO BB IBB HBP BLK WP HR S P ERA WHIP	IP WLS BF H R ER SO BB IBB HBP BLK WP HR S P ERA WHIP	IP WLS BF H R ER SO BB IBB HBP BLK WP HR S P ERA WHIP	IP WLS BF H R ER SO BB IBB HBP BLK WP HR S P ERA WHIP	IP WLS BF H R ER SO BB IBB HBP BLK WP HR S P ERA WHIP	IP WLS BF H R ER SO BB IBB HBP BLK WP HR S P ERA WHIP	IP WLS BF H R ER SO BB IBB HBP BLK WP HR S P ERA WHIP	IP WLS BF H R ER SO BB IBB HBP BLK WP HR S P ERA WHIP	IP WLS BF H R ER SO BB IBB HBP BLK WP HR S P ERA WHIP	IP WLS BF H R ER SO BB IBB HBP BLK WP HR S P ERA WHIP	IP WLS BF H R ER SO BB IBB HBP BLK WP HR S P ERA WHIP	IP WLS BF H R ER SO BB IBB HBP BLK WP HR S P ERA WHIP	IP WLS BF H R ER SO BB IBB HBP BLK WP HR S P ERA WHIP	IP WLS BF H R ER SO BB IBB HBP BLK WP HR S P ERA WHIP	IP WLS BF H R ER SO BB IBB HBP BLK WP HR S P ERA WHIP	IP WLS BF H R ER SO BB IBB HBP BLK WP HR S P ERA WHIP	IP WLS BF H R ER SO BB IBB HBP BLK WP HR S P ERA WHIP
Dan Haren, R ERA: 4.03	6.0	28	10	5	5	6	1	0	0	0	0	0	0	1	0	17	28	7.50	1.833					
Cal Eldred, R ERA: 4.53	1.0	6	1	2	2	1	2	0	0	0	0	0	0	0	0	6	7	0.00	1.000					
Steve Kline, L ERA: 3.83	1.0	3	1	0	0	0	0	0	0	0	0	0	0	0	0	7	8	0.00	1.000					
Esteban Yan, R ERA: 5.97	1.0	4	1	0	0	0	0	0	0	0	0	0	0	0	7	8	0.00	1.000						

Florida Marlins @ St. Louis Cardinals
Busch Stadium, St. Louis, MO
Wed Aug 06 2003, 7:10 PM CDT
Att: 31,606 - Cloudy - 85 F

AB 37
R 7
H 13
RBI 6
BB 3
SO 7
LOB 14





Batter	1	2	3	4	5	6	7	8	9	AB	R	H	RBI	BB	SO	LOB	BOTTOM							
Bo Hart, R OBP: 0.352, SLG: 0.430										3	1	0	0	1	1	1								
Eduardo Perez, R OBP: 0.365, SLG: 0.462										4	2	2	1	0	0	1								
5 Albert Pujols, R OBP: 0.440, SLG: 0.680										4	0	1	0	0	1	2								
27 Scott Rolen, R OBP: 0.387, SLG: 0.546										4	0	1	2	0	0	1								
Edgar Renteria, R OBP: 0.382, SLG: 0.491										4	0	0	0	0	1	2								
15 Jim Edmonds, L OBP: 0.393, SLG: 0.648										4	0	1	0	0	1	1								
Mike Matheny, R OBP: 0.322, SLG: 0.350										4	0	0	0	0	1	1								
Miguel Cairo, R OBP: 0.297, SLG: 0.390										3	0	1	0	0	0	0								
Dan Haren, R OBP: 0.214, SLG: 0.308										2	0	0	0	0	1	1								
Cal Eldred, R OBP: 0.500, SLG: 0.500										0	0	0	0	0	0	0								
Steve Kline, S OBP: 0.500, SLG: 1.000										0	0	0	0	0	0	0								
Chris Widger, R OBP: 0.208, SLG: 0.200										0	0	0	0	0	0	0								
Esteban Yan, R OBP: 1.000, SLG: 1.000										0	0	0	0	0	0	0								
Inning Stats	R: 2 E: 0 K: 0 S: 11	H: 2 LOB: 1 BB: 1 P: 21	R: 0 E: 0 K: 0 S: 9	H: 0 LOB: 0 BB: 0 P: 14	R: 0 E: 1 K: 1 S: 9	H: 0 LOB: 0 BB: 0 P: 14	R: 0 E: 0 K: 1 S: 10	H: 0 LOB: 0 BB: 0 P: 16	R: 0 E: 1 K: 1 S: 8	H: 1 LOB: 1 BB: 0 P: 12	R: 0 E: 0 K: 0 S: 10	H: 1 LOB: 1 BB: 0 P: 15	R: 0 E: 0 K: 2 S: 8	H: 0 LOB: 0 BB: 0 P: 10	R: 1 E: 0 K: 1 S: 8	H: 1 LOB: 0 BB: 0 P: 12	R: 0 E: 0 K: 0 S: 9	H: 1 LOB: 1 BB: 0 P: 14	1B: 2 2B: 3 3B: 0 HR: 1	SF: 0 SAC: 0 DP: 1 HBP: 0	WP: 0 PB: 0 SB: 0 CS: 0	PA: 34		
PITCHER	IP WLS BF H R ER SO BB IBB HBP BLK WP HR S P ERA WHIP	IP WLS BF H R ER SO BB IBB HBP BLK WP HR S P ERA WHIP	IP WLS BF H R ER SO BB IBB HBP BLK WP HR S P ERA WHIP	IP WLS BF H R ER SO BB IBB HBP BLK WP HR S P ERA WHIP	IP WLS BF H R ER SO BB IBB HBP BLK WP HR S P ERA WHIP	IP WLS BF H R ER SO BB IBB HBP BLK WP HR S P ERA WHIP	IP WLS BF H R ER SO BB IBB HBP BLK WP HR S P ERA WHIP	IP WLS BF H R ER SO BB IBB HBP BLK WP HR S P ERA WHIP	IP WLS BF H R ER SO BB IBB HBP BLK WP HR S P ERA WHIP	IP WLS BF H R ER SO BB IBB HBP BLK WP HR S P ERA WHIP	IP WLS BF H R ER SO BB IBB HBP BLK WP HR S P ERA WHIP	IP WLS BF H R ER SO BB IBB HBP BLK WP HR S P ERA WHIP	IP WLS BF H R ER SO BB IBB HBP BLK WP HR S P ERA WHIP	IP WLS BF H R ER SO BB IBB HBP BLK WP HR S P ERA WHIP	IP WLS BF H R ER SO BB IBB HBP BLK WP HR S P ERA WHIP	IP WLS BF H R ER SO BB IBB HBP BLK WP HR S P ERA WHIP	IP WLS BF H R ER SO BB IBB HBP BLK WP HR S P ERA WHIP	IP WLS BF H R ER SO BB IBB HBP BLK WP HR S P ERA WHIP	IP WLS BF H R ER SO BB IBB HBP BLK WP HR S P ERA WHIP	IP WLS BF H R ER SO BB IBB HBP BLK WP HR S P ERA WHIP	IP WLS BF H R ER SO BB IBB HBP BLK WP HR S P ERA WHIP	IP WLS BF H R ER SO BB IBB HBP BLK WP HR S P ERA WHIP	IP WLS BF H R ER SO BB IBB HBP BLK WP HR S P ERA WHIP	IP WLS BF H R ER SO BB IBB HBP BLK WP HR S P ERA WHIP
Dontrelle Willis, L ERA: 2.56	8.0	30	5	3	3	6	1	0	0	0	0	0	0	0	0	14	0.00	0.750						
40 Nate Bump, R ERA: 3.0	1.0	4	1	0	0	0	0	0	0	0	0	0	0	0	9	14	0.00	1.000						

Florida Marlins @ St. Louis Cardinals
Busch Stadium, St. Louis, MO
Wed Aug 06 2003, 7:10 PM CDT
Att: 31,606 - Cloudy - 85 F

AB 33
R 3
H 6
RBI 3
BB 1
SO 6
LOB 10



Batter	1	2	3	4	5	6	7	8	9	AB	R	H	RBI	BB	SO	LOB	TOP										
Juan Pierre, L (1, 8) OBP: 0.364, SLG: 0.356	0-1 F9			2-1 G3		4-1 G4-3 BB			2-2 P3 BB 1B	3	0	1	0	1	0	0	Florida Marlins @ St. Louis Cardinals Busch Stadium, St. Louis, MO Thu Aug 07 2003, 7:10 PM CDT Att: 31,002 - Overcast - 83 F AB 30 R 0 H 4 RBI 0 BB 2 SO 7 LOB 15 										
Luis Castillo, S (1, 4) OBP: 0.381, SLG: 0.405	1-2 G3			0-3 K		1-1 G4-3 1-2			4-0 BB	3	0	0	0	1	1	2											
Ivan Rodriguez, R (1, 2) OBP: 0.392, SLG: 0.518	1-2 G4-3			2-1 F8			2-1 1B		0-3 K	4	0	1	0	0	1	2											
Mike Lowell, R (1, 5) OBP: 0.365, SLG: 0.572		2-0 F7			2-2 G5-3 1B		0-1 F8		0-1 P3 2-3	4	0	1	0	0	0	3											
Juan Encarnacion, R (1, 9) OBP: 0.315, SLG: 0.434		2-1 F9			0-0 G5-3 1-2		2-3 K		1-3 K	4	0	0	0	0	2	4											
Andy Fox, L (1, 3) OBP: 0.280, SLG: 0.278		3-1 P5			3-1 G1-3		2-1 F7			3	0	0	0	0	0	2											
Todd Hollandsworth, L (1, 7) OBP: 0.312, SLG: 0.432			2-2 G4-3		1-1 G3			1-3 K		3	0	0	0	0	1	1											
Alex Gonzalez, R (1, 6) OBP: 0.325, SLG: 0.483			1-0 G1-3			3-2 2B		0-1 P4		3	0	1	0	0	0	0											
Josh Beckett, R (1, 1) OBP: 0.125, SLG: 0.167			2-2 G6-3			0-3 K		2-3 K		2	0	0	0	0	1	1											
Armando Almanza, L (6, 1)										0	0	0	0	0	0	0											
Brian Banks, S (8, PH) OBP: 0.326, SLG: 0.407										1	0	0	0	0	1	0											
Braden Looper, R (8, 1) OBP: 1.000, SLG: 1.000										0	0	0	0	0	0	0											
Inning Stats	R: 0 H: 0 E: 0 K: 0 S: 9	H: 0 LOB: 0 BB: 0 P: 11	R: 0 H: 0 E: 0 K: 0 S: 5	H: 0 LOB: 0 BB: 0 P: 12	R: 0 H: 0 E: 0 K: 0 S: 8	H: 0 LOB: 0 BB: 0 P: 13	R: 0 H: 0 E: 0 K: 1 S: 8	H: 0 LOB: 0 BB: 0 P: 12	R: 0 H: 1 E: 0 K: 0 S: 9	H: 1 LOB: 1 BB: 1 P: 15	R: 0 H: 1 E: 0 K: 1 S: 12	H: 1 LOB: 1 BB: 0 P: 18	R: 0 H: 0 E: 0 K: 2 S: 9	H: 0 LOB: 0 BB: 0 P: 12	R: 0 H: 1 E: 0 K: 2 S: 16	H: 1 LOB: 2 BB: 1 P: 23	1B: 3 2B: 1 3B: 0 HR: 0	SF: 0 SAC: 0 DP: 1 HBP: 0	WP: 0 PA: 32 PB: 0 SB: 0 CS: 0								
PITCHER	IP	WLS	BF	H	R	ER	SO	BB	IBB	HBP	BLK	WP	HR	S	P	ERA	WHIP										
Brett Tomko, R (1, 1) ERA: 5.44	8.0	W	28	4	0	0	5	1	0	0	0	0	0	74	117	0.00	0.625										
44 Jason Isringhausen, R (9, 1) ERA: 2.29	1.0	S	4	0	0	0	2	1	0	0	0	0	0	11	16	0.00	1.000										

Batter	1	2	3	4	5	6	7	8	9	AB	R	H	RBI	BB	SO	LOB	BOTTOM										
Bo Hart, R (1, 4) OBP: 0.350, SLG: 0.426	1-1 F8		0-1 L9			0-0 F9 5 BB 1B	2-3 K			4	1	1	0	0	1	1	Florida Marlins @ St. Louis Cardinals Busch Stadium, St. Louis, MO Thu Aug 07 2003, 7:10 PM CDT Att: 31,002 - Overcast - 83 F AB 27 R 3 H 6 RBI 2 BB 4 SO 4 LOB 11 										
15 Jim Edmonds, L (1, 8) OBP: 0.394, SLG: 0.644	4-2 5 BB BB		4-2 5 BB G6-3 BB			1-3 K	2-3 K			2	1	0	0	2	2	1											
5 Albert Pujols, R (1, 7) OBP: 0.440, SLG: 0.680	1-0 27 FC5 1-H 2B		0-2 G6-3 1-2			4-1 SAFE F9 27 BB 1B	2-1 P4			3	1	1	1	1	0	2											
Tino Martinez, L (1, 3) OBP: 0.352, SLG: 0.432	1-3 SAFE K		2-2 G4-3			1-0 F9	1-1 G4-3			4	0	0	0	0	1	2											
Kerry Robinson, L (9, 7) OBP: 0.250, SLG: 0.288						1-2 2-H BB				0	0	0	0	0	0	0											
27 Scott Rolen, R (1, 5) OBP: 0.389, SLG: 0.547	3-2 FC5 2-3		0-0 G6-4-3 1B			2-1 BB 1B	2-1 L8			3	0	2	1	0	0	1											
J.D. Drew, L (1, 9) OBP: 0.355, SLG: 0.511		0-0 G3-1		2-2 G6-4-3 1-2		4-2 SAFE BB				2	0	0	0	1	0	1											
Edgar Renteria, R (1, 6) OBP: 0.382, SLG: 0.490		1-0 G1-3			2-2 SAFE CS 1B	2-1 L8				3	0	1	0	0	0	2											
Chris Widger, R (1, 2) OBP: 0.196, SLG: 0.188		2-2 G6-3			1-1 SAFE P4		1-0 P4			3	0	0	0	0	0	1											
Brett Tomko, R (1, 1) OBP: 0.356, SLG: 0.317			1-1 15 BB 1B			1-1 F9	0-2 G1-3			3	0	1	0	0	0	0											
44 Jason Isringhausen, R (9, 1) OBP: 1.000, SLG: 3.000										0	0	0	0	0	0	0											
Inning Stats	R: 1 H: 1 E: 0 K: 1 S: 13	H: 1 LOB: 1 BB: 1 P: 23	R: 0 H: 0 E: 0 K: 0 S: 5	H: 0 LOB: 0 BB: 0 P: 8	R: 0 H: 1 E: 0 K: 0 S: 11	H: 1 LOB: 1 BB: 1 P: 16	R: 0 H: 1 E: 0 K: 0 S: 7	H: 1 LOB: 0 BB: 0 P: 11	R: 0 H: 1 E: 0 K: 0 S: 8	H: 1 LOB: 0 BB: 0 P: 12	R: 2 H: 2 E: 0 K: 1 S: 14	H: 2 LOB: 2 BB: 2 P: 28	R: 0 H: 0 E: 0 K: 1 S: 8	H: 0 LOB: 0 BB: 0 P: 11	R: 0 H: 0 E: 0 K: 1 S: 7	H: 0 LOB: 0 BB: 0 P: 12	1B: 5 2B: 1 3B: 0 HR: 0	SF: 0 SAC: 0 DP: 2 HBP: 0	WP: 0 PA: 31 PB: 0 SB: 0 CS: 1								
PITCHER	IP	WLS	BF	H	R	ER	SO	BB	IBB	HBP	BLK	WP	HR	S	P	ERA	WHIP										
Josh Beckett, R (1, 1) ERA: 3.29	5.2	L	23	6	3	3	2	3	0	0	0	0	0	53	87	0.00	1.588										
Armando Almanza, L (6, 1) ERA: 5.8	1.1		5	0	0	0	1	1	0	0	0	0	0	13	22	0.00	0.750										
Braden Looper, R (8, 1) ERA: 2.9	1.0		3	0	0	0	1	0	0	0	0	0	0	7	12	0.00	0.000										

Batter	1	2	3	4	5	6	7	8	9	AB	R	H	RBI	BB	SO	LOB	TOP								
Mark DeRosa, R (1, 6) OBP: 0.296, SLG: 0.366	F9		HR	1B			L7		G5-3	5	1	2	1	0	0	0									
Marcus Giles, R (1, 4) OBP: 0.384, SLG: 0.524	G4-3		HR				G5-3		K	5	1	2	2	0	1	0									
Gary Sheffield, R (1, 9) OBP: 0.427, SLG: 0.594	HR		K				G5-4-3		HR	3	2	1	1	1	1	1									
Andruw Jones, R (1, 8) OBP: 0.362, SLG: 0.551	F9		G6-3				G5-3		HR	4	1	1	2	0	0	0									
Javy Lopez, R (1, 2) OBP: 0.370, SLG: 0.675		G6-3		1B			F9		HR	4	2	2	1	0	0	0									
Julio Franco, R (1, 3) OBP: 0.376, SLG: 0.436				1B			G3		G4-3	3	0	0	0	1	0	1									
Vinny Castilla, R (1, 5) OBP: 0.319, SLG: 0.480				1B					K	4	0	2	0	0	1	1									
Darren Bragg, L (1, 7) OBP: 0.300, SLG: 0.263				1B			F8		F8	4	0	0	0	0	1	4									
Russ Ortiz, R (1, 1) OBP: 0.286, SLG: 0.423							F9			3	0	0	0	1	1	0									
Kevin Gryboski, R (9, 1)			P4						K	0	0	0	0	0	0	0									
Inning Stats	R: 1 E: 0 K: 0 S: 9	H: 1 LOB: 0 BB: 0 P: 13	R: 0 E: 0 K: 1 S: 10	H: 0 LOB: 1 BB: 1 P: 18	R: 2 E: 0 K: 1 S: 12	H: 2 LOB: 0 BB: 0 P: 16	R: 1 E: 0 K: 0 S: 10	H: 3 LOB: 2 BB: 1 P: 19	R: 0 E: 0 K: 0 S: 3	H: 1 LOB: 0 BB: 0 P: 5	R: 0 E: 0 K: 0 S: 7	H: 1 LOB: 1 BB: 0 P: 11	R: 0 E: 0 K: 0 S: 6	H: 0 LOB: 0 BB: 0 P: 8	R: 3 E: 0 K: 1 S: 17	H: 2 LOB: 0 BB: 1 P: 30	R: 0 E: 0 K: 2 S: 7	H: 0 LOB: 0 BB: 0 P: 9	1B: 6 2B: 0 3B: 0 HR: 4	SF: 0 SAC: 0 DP: 1 HBP: 0	WP: 0 PB: 0 SB: 0 CS: 0	PA: 38			
PITCHER	IP	WLS	BF	H	R	ER	SO	BB	IBB	HBP	BLK	WP	HR	S	P	ERA	WHIP								
Jeff Fassero, L (1, 1) ERA: 6.0	3.2	L	18	5	4	4	2	2	0	0	0	0	2	40	65	9.82	1.909								
Jason Simontacchi, R (4, 1) ERA: 5.98	3.1		11	3	0	0	0	0	0	0	0	0	0	17	25	0.00	0.900								
Esteban Yan, R (8, 1) ERA: 6.22	2.0		9	2	3	3	3	1	0	0	0	0	2	24	39	13.50	1.500								

Atlanta Braves @ St. Louis Cardinals
 Busch Stadium, St. Louis, MO
 Fri Aug 08 2003, 7:10 PM CDT
 Att: 45,796 - Cloudy - 83 F

AB	35
R	7
H	10
RBI	7
BB	3
SO	5
LOB	7



Batter	1	2	3	4	5	6	7	8	9	AB	R	H	RBI	BB	SO	LOB	BOTTOM									
Bo Hart, R (1, 4) OBP: 0.343, SLG: 0.418	K		G3				G4-3			4	0	0	0	0	2	2										
15 Jim Edmonds, L (1, 8) OBP: 0.390, SLG: 0.637	G4-3		G5-3				K		F7	4	0	0	0	0	1	0										
5 Albert Pujols, R (1, 7) OBP: 0.439, SLG: 0.678	F8						G6-3		G6-3	4	0	1	0	0	0	0										
Tino Martinez, L (1, 3) OBP: 0.353, SLG: 0.431							G4-3		G3	3	1	1	0	1	0	1										
27 Scott Rolen, R (1, 5) OBP: 0.392, SLG: 0.546							K		G5-3	2	1	1	0	2	1	1										
Edgar Renteria, R (1, 6) OBP: 0.383, SLG: 0.491							G3-1		G5-3	3	0	1	2	1	0	3										
J.D. Drew, L (1, 9) OBP: 0.349, SLG: 0.502							G3-1		F9	4	0	0	0	0	0	5										
Mike Matheny, R (1, 2) OBP: 0.319, SLG: 0.347							K		K	3	0	0	0	0	2	3										
Kerry Robinson, L (9, PH) OBP: 0.250, SLG: 0.286							K		K	1	0	0	0	0	1	1										
Jeff Fassero, L (1, 1) ERA: 3.46							G6-3		G1-3	1	0	0	0	0	0	0										
Jason Simontacchi, R (4, 1) ERA: 5.98							G1-3			1	0	0	0	0	0	0										
Orlando Palmeiro, L (7, PH) OBP: 0.336, SLG: 0.326										1	0	1	0	0	0	0										
Esteban Yan, R (8, 1) OBP: 1.000, SLG: 1.000										0	0	0	0	0	0	0										
Inning Stats	R: 0 E: 0 K: 1 S: 6	H: 0 LOB: 0 BB: 0 P: 9	R: 0 E: 0 K: 0 S: 8	H: 2 LOB: 2 BB: 0 P: 10	R: 0 E: 0 K: 0 S: 8	H: 0 LOB: 0 BB: 0 P: 11	R: 2 E: 0 K: 0 S: 14	H: 1 LOB: 0 BB: 2 P: 29	R: 0 E: 0 K: 2 S: 8	H: 0 LOB: 0 BB: 0 P: 13	R: 0 E: 0 K: 2 S: 10	H: 1 LOB: 1 BB: 0 P: 19	R: 0 E: 0 K: 1 S: 9	H: 1 LOB: 2 BB: 1 P: 15	R: 0 E: 0 K: 0 S: 5	H: 0 LOB: 0 BB: 0 P: 5	R: 0 E: 0 K: 1 S: 11	H: 0 LOB: 1 BB: 1 P: 15	1B: 3 2B: 2 3B: 0 HR: 0	SF: 0 SAC: 0 DP: 0 HBP: 0	WP: 1 PB: 0 SB: 0 CS: 0	PA: 35				
PITCHER	IP	WLS	BF	H	R	ER	SO	BB	IBB	HBP	BLK	WP	HR	S	P	ERA	WHIP									
Russ Ortiz, R (1, 1) ERA: 3.46	8.0	W	32	5	2	2	6	4	0	0	0	0	0	0	0	120	2.25	1.125								
Kevin Gryboski, R (9, 1) ERA: 4.19	1.0		3	0	0	0	1	0	0	0	0	0	0	6	6	0.00	0.000									

Atlanta Braves @ St. Louis Cardinals
 Busch Stadium, St. Louis, MO
 Fri Aug 08 2003, 7:10 PM CDT
 Att: 45,796 - Cloudy - 83 F

AB	31
R	2
H	5
RBI	2
BB	4
SO	7
LOB	16



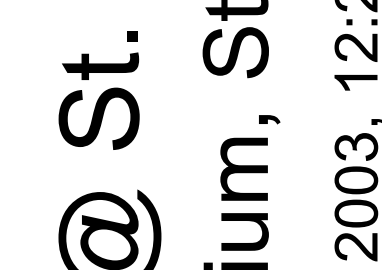
Batter	1	2	3	4	5	6	7	8	9	AB	R	H	RBI	BB	SO	LOB	TOP										
Rafael Furcal, S OBP: 0.344, SLG: 0.445 (1, 6)	G4-3		1B			G1-4-3	G4-3			4	0	2	0	0	0	1	Atlanta Braves @ St. Louis Cardinals Busch Stadium, St. Louis, MO Sat Aug 09 09:00 AM CDT Att: 47,692 - Cloudy - 79 F										
Marcus Giles, R OBP: 0.383, SLG: 0.521 (1, 4)	F8		1B			G1-4-3		P3		4	0	1	0	0	0	1											
Gary Sheffield, R OBP: 0.428, SLG: 0.596 (1, 9)	G6-3		F8			10 1B		1B		4	1	2	0	0	0	2											
10 Chipper Jones, S OBP: 0.383, SLG: 0.473 (1, 7)		G4-3		L7		BB		F9		4	0	1	1	0	0	1											
Andruw Jones, R OBP: 0.363, SLG: 0.548 (1, 8)		G4-3		P4		1B		G6-3		2	0	0	0	2	0	1											
Robert Fick, L OBP: 0.357, SLG: 0.478 (1, 3)	G4-3		F9			BB				4	0	1	0	0	0	3											
Vinny Castilla, R OBP: 0.318, SLG: 0.476 (1, 5)	G1-3									3	0	0	0	1	2	2											
Henry Blanco, R OBP: 0.262, SLG: 0.292 (7, PH)			F9							2	0	0	0	0	0	0											
Javy Lopez, R OBP: 0.368, SLG: 0.671 (7, 2)										2	0	0	0	0	1	2											
Shane Reynolds, R OBP: 0.100, SLG: 0.100 (7, PH)			P3							2	0	0	0	0	0	0											
Matt Franco, L OBP: 0.347, SLG: 0.404 (7, 1)										1	0	0	0	0	0	1											
Ray King, L (7, 1)										0	0	0	0	0	0	0											
Julio Franco, R OBP: 0.374, SLG: 0.433 (9, PH)										1	0	0	0	0	1	1											
Inning Stats	R: 0 E: 0 K: 0 S: 7	H: 0 LOB: 0 BB: 0 P: 11	R: 0 E: 0 K: 0 S: 10	H: 0 LOB: 1 BB: 1 P: 16	R: 0 E: 0 K: 0 S: 13	H: 2 LOB: 2 BB: 0 P: 17	R: 0 E: 0 K: 0 S: 7	H: 0 LOB: 0 BB: 0 P: 9	R: 0 E: 0 K: 1 S: 5	H: 0 LOB: 0 BB: 0 P: 5	R: 1 E: 0 K: 0 S: 13	H: 3 LOB: 2 BB: 1 P: 20	R: 0 E: 0 K: 0 S: 9	H: 0 LOB: 1 BB: 1 P: 18	R: 0 E: 0 K: 3 S: 6	H: 1 LOB: 1 BB: 0 P: 15	R: 0 E: 0 K: 3 S: 10	H: 1 LOB: 1 BB: 0 P: 15	1B: 6 2B: 1 3B: 0 HR: 0	SF: 0 SAC: 0 DP: 1 HBP: 0	WP: 1 PB: 0 SB: 1 CS: 0	PA: 36					
PITCHER	IP	WLS	BF	H	R	ER	SO	BB	IBB	HBP	BLK	WP	HR	S	P	ERA	WHIP										
Garrett Stephenson, R ERA: 4.4	7.1	W	30	6	1	1	1	3	0	0	0	0	0	67	103	1.23	1.227										
Steve Kline, L ERA: 3.8	0.1	H	1	0	0	0	0	0	0	0	0	0	0	1	3	0.00	0.000										
44 Jason Isringhausen, R ERA: 2.14	1.1	S	5	1	0	0	3	0	0	0	0	1	0	12	20	0.00	0.750										

Batter	1	2	3	4	5	6	7	8	9	AB	R	H	RBI	BB	SO	LOB	BOTTOM										
Bo Hart, R OBP: 0.341, SLG: 0.414 (1, 4)	G6-3		G4-3		F8			B1		4	0	1	0	0	0	2	Atlanta Braves @ St. Louis Cardinals Busch Stadium, St. Louis, MO Sat Aug 09 09:00 AM CDT Att: 47,692 - Cloudy - 79 F										
15 Jim Edmonds, L OBP: 0.389, SLG: 0.631 (1, 8)	G4-6-3		G4-3			FC6-4		G3		3	0	0	0	1	0	2											
5 Albert Pujols, R OBP: 0.437, SLG: 0.674 (8, 3)	G5-3					F7		G1-3		4	0	1	0	0	0	1											
27 Scott Rolen, R OBP: 0.392, SLG: 0.544 (1, 5)		SH5-3		F9-6		F9				2	1	0	0	1	0	2											
Edgar Renteria, R OBP: 0.381, SLG: 0.489 (1, 6)		SH5-3		F8		FC6-4				2	0	0	0	0	0	1											
Tino Martinez, L OBP: 0.353, SLG: 0.429 (1, 3)										2	0	0	0	1	0	0											
44 Jason Isringhausen, R OBP: 1.000, SLG: 3.000 (8, 1)										0	0	0	0	0	0	0											
Eduardo Perez, R OBP: 0.256, SLG: 0.179 (1, 9)										3	1	2	1	0	0	0											
Kerry Robinson, L OBP: 0.250, SLG: 0.286 (8, 9)										0	0	0	0	0	0	0											
Chris Widger, R OBP: 0.204, SLG: 0.196 (1, 2)										3	0	1	1	0	2	2											
Garrett Stephenson, R OBP: 0.256, SLG: 0.179 (1, 1)										1	0	0	0	0	0	0											
Steve Kline, S OBP: 0.500, SLG: 1.000 (8, 1)										0	0	0	0	0	0	0											
Miguel Cairo, R OBP: 0.301, SLG: 0.393 (8, 7)										1	1	1	0	0	0	0											
Inning Stats	R: 0 E: 0 K: 0 S: 9	H: 1 LOB: 0 BB: 0 P: 11	R: 1 E: 0 K: 1 S: 8	H: 1 LOB: 2 BB: 2 P: 19	R: 0 E: 0 K: 0 S: 8	H: 0 LOB: 0 BB: 0 P: 12	R: 0 E: 0 K: 0 S: 6	H: 1 LOB: 0 BB: 0 P: 9	R: 1 E: 0 K: 0 S: 11	H: 2 LOB: 1 BB: 0 P: 14	R: 0 E: 0 K: 0 S: 7	H: 0 LOB: 1 BB: 1 P: 13	R: 0 E: 0 K: 1 S: 6	H: 0 LOB: 0 BB: 0 P: 11	R: 1 E: 1 K: 0 S: 5	H: 1 LOB: 0 BB: 0 P: 9	1B: 5 2B: 3 3B: 0 HR: 0	SF: 0 SAC: 2 DP: 3 HBP: 0	WP: 1 PB: 0 SB: 0 CS: 1	PA: 30							
PITCHER	IP	WLS	BF	H	R	ER	SO	BB	IBB	HBP	BLK	WP	HR	S	P	ERA	WHIP										
Shane Reynolds, R ERA: 5.48	6.0	L	23	5	2	2	1	3	0	0	0	0	0	49	78	3.00	1.333										
Ray King, L ERA: 3.52	2.0		7	1	1	0	1	0	0	0	0	1	0	11	20	0.00	0.500										

AB 33
R 1
H 7
RBI 1
BB 3
SO 4
LOB 15



AB 25
R 3
H 6
RBI 2
BB 3
SO 2
LOB 10



Batter	1	2	3	4	5	6	7	8	9	AB	R	H	RBI	BB	SO	LOB	TOP																
Rafael Furcal, S (1, 6) OBP: 0.345, SLG: 0.447	G1-3		2B		G3		1B SF8 1B		K	5	1	2	0	0	1	0	Atlanta Braves @ St. Louis Cardinals Busch Stadium, St. Louis, MO Sun Aug 10 2003, 7:05 PM CDT Att: 39,320 - Cloudy - 84 F																
Marcus Giles, R (1, 4) OBP: 0.386, SLG: 0.521	CS BB		F9		1B		1B		G4-3	4	0	2	0	1	0	1																	
Gary Sheffield, R (1, 9) OBP: 0.430, SLG: 0.606	1-2 1B				10 BB 1B		SF8			3	1	3	2	0	0	0																	
10 Chipper Jones, S (1, 7) OBP: 0.382, SLG: 0.469	K				F9		F7			3	0	0	0	1	1	2																	
Andruw Jones, R (1, 8) OBP: 0.360, SLG: 0.543		G4-3			K		K		G3-1	4	0	0	0	0	2	3																	
Robert Fick, L (1, 3) OBP: 0.356, SLG: 0.475 29 John Smoltz, R (8, 1)	F7				BB 1B		P4		G6-3	4	0	1	0	0	0	0																	
Javy Lopez, R (1, 2) OBP: 0.369, SLG: 0.667					1B		G6-3		FC5-4 BB	2	0	0	0	2	1	0																	
Vinny Castilla, R (1, 5) OBP: 0.315, SLG: 0.472			G1-3		F9		G4-3		FC5-4	4	0	0	0	0	0	3																	
Horacio Ramirez, L (1, 1) OBP: 0.111, SLG: 0.156 Julio Franco, R (8, 3) OBP: 0.372, SLG: 0.430			G3				G6-3		G4-3	3	0	0	0	0	0	0																	
									F8	1	0	0	0	0	0	0																	
Inning Stats	R: 0 E: 0 K: 1 S: 12	H: 1 LOB: 1 BB: 1 P: 24	R: 0 E: 0 K: 1 S: 10	H: 0 LOB: 0 BB: 0 P: 14	R: 0 E: 0 K: 0 S: 13	H: 1 LOB: 1 BB: 0 P: 18	R: 1 E: 0 K: 1 S: 13	H: 2 LOB: 2 BB: 1 P: 22	R: 0 E: 0 K: 0 S: 10	H: 2 LOB: 3 BB: 1 P: 19	R: 0 E: 0 K: 0 S: 6	H: 0 LOB: 0 BB: 0 P: 8	R: 1 E: 0 K: 0 S: 12	H: 2 LOB: 1 BB: 0 P: 15	R: 0 E: 0 K: 0 S: 8	H: 0 LOB: 1 BB: 1 P: 16	R: 0 E: 0 K: 1 S: 10	H: 0 LOB: 0 BB: 0 P: 14	1B: 6 2B: 1 3B: 0 HR: 1	SF: 1 SAC: 0 DP: 0 HBP: 0	WP: 0 PB: 0 SB: 0 CS: 1	PA: 38											
PITCHER	IP WLS BF H R ER SO BB IBB HBP BLK WP HR S P ERA WHIP																																
Woody Williams, R (1, 1) ERA: 3.44	7.0	31	8	2	2	4	3	0	0	0	0	0	1	76	120	2.57	1.571																
Cal Eldred, R (8, 1) ERA: 4.44	1.0	W	4	0	0	0	1	0	0	0	0	0	0	8	16	0.00	1.000																
44 Jason Isringhausen, R (9, 1) ERA: 2.05	1.0	S	3	0	0	0	0	0	0	0	0	0	0	10	14	0.00	0.000																

Batter	1	2	3	4	5	6	7	8	9	AB	R	H	RBI	BB	SO	LOB	BOTTOM																
Bo Hart, R (1, 4) OBP: 0.340, SLG: 0.411	G6-3		K			27 1B		F8		4	0	1	0	0	1	0	Atlanta Braves @ St. Louis Cardinals Busch Stadium, St. Louis, MO Sun Aug 10 2003, 7:05 PM CDT Att: 39,320 - Cloudy - 84 F																
Eduardo Perez, R (1, 9) OBP: 0.371, SLG: 0.483 44 Jason Isringhausen, R (9, 1) OBP: 1.000, SLG: 3.000	27 S BB		G6-3			K		HR		3	1	1	1	1	1	1																	
5 Albert Pujols, R (1, 3) OBP: 0.436, SLG: 0.677	K					F8		HR		4	1	1	1	0	2	2																	
27 Scott Rolen, R (1, 5) OBP: 0.391, SLG: 0.541	G4-3				L5		SAFE	P3		4	0	1	0	0	0	1																	
Edgar Renteria, R (1, 6) OBP: 0.383, SLG: 0.487		G6-4-3 BB			FC5-4 BB		F7			1	0	0	0	2	0	2																	
Miguel Cairo, R (1, 7) OBP: 0.296, SLG: 0.387	G6-4-3		FC5-4			P6				3	0	0	0	0	0	2																	
Mike Matheny, R (1, 2) OBP: 0.322, SLG: 0.359	HR				L6 SH 1B		F9			3	1	2	1	0	0	0																	
Orlando Palmeiro, L (1, 8) OBP: 0.333, SLG: 0.323 Cal Eldred, R (8, 1) OBP: 0.500, SLG: 0.500 Kerry Robinson, L (9, 9) OBP: 0.250, SLG: 0.286	L7				SH		G6-3			2	0	0	0	0	0	0																	
Woody Williams, R (1, 1) OBP: 0.310, SLG: 0.404 15 Jim Edmonds, L (8, 8) OBP: 0.388, SLG: 0.629			G4-3		L6			L5		2	0	0	0	0	0	2																	
										1	0	0	0	0	0	0																	
Inning Stats	R: 0 E: 0 K: 1 S: 8	H: 0 LOB: 1 BB: 1 P: 14	R: 1 E: 0 K: 0 S: 7	H: 1 LOB: 1 BB: 1 P: 12	R: 0 E: 0 K: 1 S: 6	H: 0 LOB: 0 BB: 0 P: 8	R: 0 E: 0 K: 1 S: 8	H: 0 LOB: 1 BB: 1 P: 14	R: 0 E: 0 K: 0 S: 5	H: 1 LOB: 0 BB: 0 P: 6	R: 0 E: 0 K: 1 S: 10	H: 2 LOB: 2 BB: 0 P: 14	R: 0 E: 0 K: 0 S: 8	H: 0 LOB: 0 BB: 0 P: 10	R: 2 E: 0 K: 0 S: 11	H: 2 LOB: 0 BB: 0 P: 16	1B: 3 2B: 0 3B: 1 HR: 3	SF: 0 SAC: 1 DP: 1 HBP: 0	WP: 0 PB: 0 SB: 1 CS: 0	PA: 31													
PITCHER	IP WLS BF H R ER SO BB IBB HBP BLK WP HR S P ERA WHIP																																
Horacio Ramirez, L (1, 1) ERA: 4.15	7.2	29	5	2	2	4	3	0	0	0	0	0	0	60	90	2.35	1.043																
29 John Smoltz, R (8, 1) ERA: 0.94	0.1	L	2	1	1	1	0	0	0	0	0	1	3	4	27.00	3.000																	

Batter	1	2	3	4	5	6	7	8	9	AB	R	H	RBI	BB	SO	LOB	TOP										
Bo Hart, R OBP: 0.339, SLG: 0.431 (1, 4)										5	2	2	0	0	2	3	St. Louis Cardinals @ Pittsburgh Pirates PNC Park, Pittsburgh, PA Tue Aug 12 2003, 7:05 PM EDT Att: 21,013 - Overcast - 76 F										
Kerry Robinson, L OBP: 0.299, SLG: 0.298 (1, 9) (8, 8)										4	2	2	1	1	1	2											
5 Albert Pujols, R OBP: 0.436, SLG: 0.686 (1, 7)										5	3	3	3	0	0	1											
15 Jim Edmonds, L OBP: 0.393, SLG: 0.628 Eduardo Perez, R OBP: 0.368, SLG: 0.478 (8, 9) (8, 9)										2	1	1	0	2	1	1											
27 Scott Rolen, R OBP: 0.394, SLG: 0.546 (1, 5)										1	1	0	1	3	0	1											
Tino Martinez, L OBP: 0.350, SLG: 0.433 (1, 3)										4	1	1	5	0	0	4											
Edgar Renteria, R OBP: 0.382, SLG: 0.487 (1, 6)									5	0	1	0	0	0	2												
Chris Widger, R OBP: 0.220, SLG: 0.218 (1, 2)										4	0	1	0	1	1	1											
Brett Tomko, R OBP: 0.347, SLG: 0.311 Jimmy Journell, R OBP: 0.335, SLG: 0.325 Orlando Palmeiro, L OBP: 0.336, SLG: 0.325 Steve Kline, L OBP: 0.297, SLG: 0.100 Esteban Yan, R OBP: 0.285, SLG: 1.000 Pedro Borbon, R OBP: 0.143, SLG: 0.171 (1, 1) (7, 1) (8, 1) (8, 1) (8, 1) (8, 1)										4	0	1	0	0	0	2											
Inning Stats	R: 6 E: 0 K: 1 S: 24	H: 6 LOB: 1 BB: 1 P: 37	R: 0 E: 1 K: 0 S: 10	H: 0 LOB: 2 BB: 3 P: 23	R: 0 E: 0 K: 0 S: 7	H: 0 LOB: 0 BB: 0 P: 12	R: 3 E: 0 K: 0 S: 9	H: 3 LOB: 1 BB: 1 P: 16	R: 0 E: 0 K: 1 S: 10	H: 1 LOB: 1 BB: 1 P: 14	R: 1 E: 1 K: 1 S: 9	H: 0 LOB: 1 BB: 1 P: 19	R: 0 E: 0 K: 2 S: 14	H: 1 LOB: 1 BB: 0 P: 19	R: 0 E: 0 K: 0 S: 4	H: 1 LOB: 0 BB: 0 P: 6		R: 0 E: 0 K: 0 S: 10	H: 0 LOB: 1 BB: 1 P: 16	1B: 6 2B: 3 3B: 1 HR: 2	SF: 2 SAC: 0 DP: 2 HBP: 0	WP: 0 PB: 0 SB: 0 CS: 0	PA: 45				
PITCHER	IP	WLS	BF	H	R	ER	SO	BB	IBB	HBP	BLK	WP	HR	S	P	ERA	WHIP										
Josh Fogg, R ERA: 5.85 (1, 1)	0.0	L	6	5	6	6	0	1	0	0	0	0	2	12	21	∞	∞										
Pat Mahomes, R ERA: 6.59 (1, 1)	4.0		19	4	3	3	1	3	1	0	0	0	0	38	67	6.75	1.750										
Mark Corey, R ERA: 6.75 (5, 1)	3.0		13	2	1	0	4	1	0	0	0	0	0	33	52	0.00	1.000										
Michael Gonzalez, L ERA: (8, 1)	1.0		3	1	0	0	0	0	0	0	0	0	0	4	6	0.00	1.000										
Brian Boehringer, R ERA: 5.88 (9, 1)	1.0		4	0	0	0	0	1	0	0	0	0	0	10	16	0.00	1.000										
Tike Redman, L OBP: 0.358, SLG: 0.551 (1, 8)										4	1	1	1	1	0	1	St. Louis Cardinals @ Pittsburgh Pirates PNC Park, Pittsburgh, PA Tue Aug 12 2003, 7:05 PM EDT Att: 21,013 - Overcast - 76 F										
18 Jason Kendall, R OBP: 0.392, SLG: 0.388 Craig Wilson, R OBP: 0.335, SLG: 0.425 (1, 2) (8, 9)										4	0	0	0	0	0	2											
Brian Giles, L OBP: 0.440, SLG: 0.538 Michael Gonzalez, R OBP: 0.335, SLG: 0.425 Brian Boehringer, S OBP: 0.342, SLG: 0.326 (1, 7) (8, 1) (9, 1) (8, PH)										4	1	2	1	0	0	1											
Reggie Sanders, R OBP: 0.325, SLG: 0.558 (1, 9) (8, 7)										4	1	2	1	0	0	1											
Matt Stairs, L OBP: 0.396, SLG: 0.591 (1, 3)										5	2	3	2	0	2	2											
José Hernández, R OBP: 0.294, SLG: 0.363 Carlos Rivera, L OBP: 0.260, SLG: 0.333 (1, 5) (8, PH)										4	0	0	0	0	0	2											
2 Jack Wilson, R OBP: 0.290, SLG: 0.333 (1, 6)										3	0	1	1	0	0	0											
Abraham Nunez, S OBP: 0.318, SLG: 0.308 (1, 4)									3	0	0	0	1	2	1												
Josh Fogg, R OBP: 0.356, SLG: 0.222 Pat Mahomes, R OBP: 0.300, SLG: 0.500 Randall Simon, R OBP: 0.297, SLG: 0.413 Mark Corey, R OBP: 0.333, SLG: 0.337 (1, 1) (1, 1) (4, PH) (8, 1) (7, PH) (8, 2)									0	0	0	0	0	0	0	0											
Inning Stats	R: 2 E: 0 K: 1 S: 20	H: 3 LOB: 1 BB: 0 P: 31	R: 0 E: 0 K: 1 S: 9	H: 1 LOB: 0 BB: 0 P: 13	R: 0 E: 0 K: 0 S: 11	H: 1 LOB: 1 BB: 0 P: 19	R: 0 E: 0 K: 0 S: 6	H: 0 LOB: 0 BB: 0 P: 13	R: 2 E: 0 K: 1 S: 15	H: 2 LOB: 0 BB: 0 P: 23	R: 0 E: 0 K: 0 S: 5	H: 1 LOB: 1 BB: 1 P: 14	R: 1 E: 1 K: 1 S: 16	H: 1 LOB: 2 BB: 1 P: 28	R: 1 E: 0 K: 0 S: 10	H: 2 LOB: 2 BB: 0 P: 16		1B: 8 2B: 1 3B: 0 HR: 4	SF: 1 SAC: 0 DP: 1 HBP: 1	WP: 2 PB: 0 SB: 0 CS: 0	PA: 42						
PITCHER	IP	WLS	BF	H	R	ER	SO	BB	IBB	HBP	BLK	WP	HR	S	P	ERA	WHIP										
Brett Tomko, R ERA: 5.46 (1, 1)	6.0		26	8	4	4	4	0	0	0	0	0	0	21	42	0.00	2.000										
Jimmy Journell, R ERA: 6.0 (7, 1)	2.0		10	2	1	0	1	2	0	0	0	0	0	5	9	13.50	1.500										
Steve Kline, L ERA: 4.27 (9, 1)	0.2		3	1	1	1	0	0	0	0	0	0	0	0	2	∞	∞										
Esteban Yan, R ERA: 6.22 (9, 1)	0.0		1	0	0	0	0	0	0	1	0	0	0	0	2	∞	∞										
Pedro Borbon, L ERA: 23.14 (9, 1)	0.0		1	1	0	0	0	0	0	0	0	0	0	3	3	∞	∞										
Jason Simonacchi, R ERA: 5.97 (9, 1)	0.1		1	0	0	0	0	0	0	0	0	0	0	2	2	0.00	0.000										

Batter	1	2	3	4	5	6	7	8	9	AB	R	H	RBI	BB	SO	LOB	TOP										
Bo Hart, R OBP: 0.341, SLG: 0.431 (1, 4)	G5-3						K		G5-3	5	0	2	1	0	1	1	St. Louis Cardinals @ Pittsburgh Pirates PNC Park, Pittsburgh, PA Thu Aug 14 2003, 12:35 PM EDT Att: 16,157 - Sunny - 86 F										
Eduardo Perez, R OBP: 0.366, SLG: 0.471 Kerry Robinson, L OBP: 0.280, SLG: 0.303 (7, PH)	F8	F8		P3			K		K	3	0	0	0	0	0	3											
44 Jason Iiringhausen, R OBP: 1.000, SLG: 3.000 (9, 1)							K		K	2	0	0	0	0	2	1											
5 Albert Pujols, R OBP: 0.433, SLG: 0.685 (1, 7)	1B						G6-3			4	1	1	0	0	2	0											
15 Jim Edmonds, L OBP: 0.390, SLG: 0.618 (1, 8)	BB						K		K	3	0	0	0	1	2	0											
27 Scott Rolen, R OBP: 0.391, SLG: 0.541 (1, 5)	1B						K		K	4	0	2	1	0	1	0											
Tino Martinez, L OBP: 0.354, SLG: 0.442 (1, 3)	P6						HR		L8	4	2	2	1	0	0	3											
Edgar Renteria, R OBP: 0.382, SLG: 0.485 (1, 6)							1B		F9	4	0	2	0	0	1	1											
Chris Widger, R OBP: 0.222, SLG: 0.220 (1, 2)							F8		G5-3	4	1	1	0	0	0	2											
Garrett Stephenson, R OBP: 0.267, SLG: 0.195 Orlando Palmeiro, L OBP: 0.336, SLG: 0.328 (9, PH)	SH1-4						G6-3		G5-3	2	0	1	1	0	0	0											
Inning Stats	R: 1 E: 0 K: 0 S: 13	H: 2 LOB: 2 BB: 1 P: 22	R: 1 E: 0 K: 1 S: 10	H: 2 LOB: 1 BB: 0 P: 16	R: 0 E: 0 K: 1 S: 10	H: 0 LOB: 0 BB: 0 P: 15	R: 1 E: 0 K: 0 S: 13	H: 4 LOB: 2 BB: 0 P: 21	R: 0 E: 0 K: 3 S: 13	H: 0 LOB: 0 BB: 0 P: 21	R: 1 E: 0 K: 0 S: 6	H: 2 LOB: 0 BB: 0 P: 7	R: 0 E: 0 K: 1 S: 9	H: 1 LOB: 1 BB: 0 P: 12	R: 0 E: 0 K: 1 S: 11	H: 0 LOB: 1 BB: 1 P: 17	1B: 10 2B: 0 3B: 0 HR: 1	SF: 0 SAC: 1 DP: 1 HBP: 0	WP: 0 PB: 0 SB: 1 CS: 0	PA: 38							
PITCHER	IP	WLS	BF	H	R	ER	SO	BB	IBB	HBP	BLK	WP	HR	S	P	ERA	WHIP										
Jeff D'Amico, R ERA: 4.28	6.0	L	27	10	4	4	5	1	0	0	0	0	1	65	102	6.00	1.833										
Brian Boehringer, R ERA: 5.65	2.0		7	1	0	0	3	0	0	0	0	0	0	16	22	0.00	0.500										
Mike Lincoln, R ERA: 4.29	1.0		4	0	0	0	1	1	0	0	0	0	0	11	17	0.00	1.000										

AB	35
R	4
H	11
RBI	4
BB	2
SO	9
LOB	11



Batter	1	2	3	4	5	6	7	8	9	AB	R	H	RBI	BB	SO	LOB	BOTTOM										
Tike Redman, L OBP: 0.306, SLG: 0.466 (1, 8)	F7			G6-3			P6		P6	4	0	0	0	0	0	2	St. Louis Cardinals @ Pittsburgh Pirates PNC Park, Pittsburgh, PA Thu Aug 14 2003, 12:35 PM EDT Att: 16,157 - Sunny - 86 F										
18 Jason Kendall, R OBP: 0.395, SLG: 0.393 (1, 2)	G4-3			G6-3			1B		BB	3	1	1	0	1	0	0											
Brian Giles, L OBP: 0.435, SLG: 0.531 (1, 7)	G3			F9			P3		K	4	0	0	0	0	1	3											
Matt Stairs, L OBP: 0.392, SLG: 0.587 (1, 9)				G4-3			F9		F7	4	1	1	0	0	0	1											
Randall Simon, L OBP: 0.302, SLG: 0.416 (1, 3)				K			F9		DI	4	1	2	0	0	1	1											
José Hernández, R OBP: 0.291, SLG: 0.362 (1, 5)				G5-3			SF9		2B	3	0	1	3	0	0	1											
Abraham Nunez, S OBP: 0.313, SLG: 0.303 (1, 6)				P3			K		G4-3	4	0	0	0	0	1	1											
Jeff Reboulet, R OBP: 0.354, SLG: 0.352 (1, 4)				F8			1B		G4-3	3	0	2	0	0	0	0											
Jeff D'Amico, R OBP: 0.225, SLG: 0.167 11 Humberto Cota, R OBP: 0.294, SLG: 0.313 Brian Boehringer, S (7, 1)				K			F8		P4	1	0	0	0	0	0	0											
Carlos Rivera, L OBP: 0.255, SLG: 0.326 Mike Lincoln, R (9, 1)										1	0	0	0	0	0	0											
Inning Stats	R: 0 E: 0 K: 0 S: 8	H: 0 LOB: 0 BB: 0 P: 12	R: 0 E: 0 K: 1 S: 10	H: 0 LOB: 0 BB: 0 P: 17	R: 0 E: 0 K: 1 S: 8	H: 0 LOB: 0 BB: 0 P: 12	R: 1 E: 0 K: 0 S: 12	H: 1 LOB: 0 BB: 0 P: 16	R: 0 E: 0 K: 0 S: 4	H: 2 LOB: 2 BB: 0 P: 5	R: 0 E: 0 K: 0 S: 6	H: 1 LOB: 1 BB: 0 P: 9	R: 2 E: 0 K: 1 S: 15	H: 2 LOB: 1 BB: 1 P: 24	1B: 5 2B: 2 3B: 0 HR: 0	SF: 1 SAC: 0 DP: 1 HBP: 0	WP: 0 PB: 0 SB: 0 CS: 0	PA: 34									
PITCHER	IP	WLS	BF	H	R	ER	SO	BB	IBB	HBP	BLK	WP	HR	S	P	ERA	WHIP										
Garrett Stephenson, R ERA: 4.23	8.0	W	28	5	1	1	3	0	0	0	0	0	0	69	102	1.12	0.625										
44 Jason Iiringhausen, R ERA: 2.63	1.0	S	6	2	2	2	1	1	0	0	0	0	0	15	24	18.00	3.000										



Batter	1	2	3	4	5	6	7	8	9	AB	R	H	RBI	BB	SO	LOB	TOP					
Bo Hart, R OBP: 0.338, SLG: 0.423 (1,4)										4	1	0	0	0	0	4	St. Louis Cardinals @ Philadelphia Phillies Veterans Stadium, Philadelphia, PA Fri Aug 15 2003, 7:05 PM EDT Att: 28,962 - Cloudy - 89 F					
15 Jim Edmonds, L OBP: 0.388, SLG: 0.620 (1,8)										5	1	1	2	0	1	0						
5 Albert Pujols, R OBP: 0.435, SLG: 0.691 (1,7)											5	1	3	0	0	0						
Tino Martinez, L OBP: 0.357, SLG: 0.446 (1,3)											4	1	2	1	1	1						
27 Scott Rolen, R OBP: 0.388, SLG: 0.535 (1,5)											4	0	0	0	0	1						
Orlando Palmeiro, L OBP: 0.342, SLG: 0.335 (1,9)										4	0	3	1	0	0	0						
Edgar Renteria, R OBP: 0.387, SLG: 0.488 (1,6)											3	0	3	0	1	0						
Mike Matheny, R OBP: 0.313, SLG: 0.349 (1,2)											3	0	0	0	0	5						
Woody Williams, R OBP: 0.300, SLG: 0.389 (1,1)											2	0	0	0	0	2						
Kerry Robinson, L OBP: 0.278, SLG: 0.301 (6,PH)											1	0	0	0	0	1						
Pedro Borbon, R OBP: 0.278, SLG: 0.301 (6,PH)											0	0	0	0	0	0						
Esteban Yan, R OBP: 1.000, SLG: 1.000 (7,1)											0	0	0	0	0	0						
Miguel Cairo, R OBP: 0.302, SLG: 0.411 (7,5)											1	0	0	0	0	2						
Inning Stats	R: 0 E: 0 K: 2 S: 15	H: 1 LOB: 2 BB: 1 P: 21	R: 0 E: 0 K: 0 S: 6	H: 1 LOB: 0 BB: 0 P: 9	R: 0 E: 0 K: 1 S: 8	H: 0 LOB: 0 BB: 0 P: 12	R: 2 E: 0 K: 0 S: 13	H: 3 LOB: 1 BB: 1 P: 23	R: 2 E: 0 K: 1 S: 16	H: 2 LOB: 1 BB: 0 P: 24	R: 0 E: 0 K: 0 S: 11	H: 2 LOB: 2 BB: 0 P: 16	R: 0 E: 0 K: 0 S: 6	H: 1 LOB: 1 BB: 0 P: 7	R: 0 E: 0 K: 0 S: 9	H: 2 LOB: 2 BB: 0 P: 13	R: 0 E: 0 K: 1 S: 9	H: 0 LOB: 0 BB: 0 P: 15	1B: 8 2B: 2 3B: 1 HR: 1	SF: 0 SAC: 1 DP: 2 HBP: 1	WP: 0 PB: 0 SB: 0 CS: 0	PA: 40
PITCHER	IP WLS BF H R ER SO BB IBB HBP BLK WP HR S P ERA WHIP																					
Vicente Padilla, R ERA: 3.85 (1,1)	5.0 W 25 9 4 4 4 2 0 1 0 0 1 61 95 7.20 2.200																					
Terry Adams, R ERA: 2.35 (6,1)	2.0 H 7 1 0 0 1 0 0 0 0 0 0 14 17 0.00 0.500																					
Turk Wendell, R ERA: 1.93 (8,1)	1.0 H 5 2 0 0 0 0 0 0 0 0 0 9 13 0.00 2.000																					
Dan Plesac, L ERA: 1.38 (9,1)	1.0 S 3 0 0 0 1 0 0 0 0 0 0 9 15 0.00 0.000																					

Batter	1	2	3	4	5	6	7	8	9	AB	R	H	RBI	BB	SO	LOB	BOTTOM			
Ricky Ledee, L OBP: 0.329, SLG: 0.459 (1,8)										3	1	1	1	0	0	2	St. Louis Cardinals @ Philadelphia Phillies Veterans Stadium, Philadelphia, PA Fri Aug 15 2003, 7:05 PM EDT Att: 28,962 - Cloudy - 89 F			
Marlon Byrd, R OBP: 0.349, SLG: 0.399 (6,PH)										2	0	0	0	0	0	2				
Placido Polanco, R OBP: 0.371, SLG: 0.478 (1,5)										5	1	1	0	0	0	0				
Bobby Abreu, L OBP: 0.408, SLG: 0.497 (1,9)										5	2	3	0	0	1	0				
Jim Thome, L OBP: 0.376, SLG: 0.537 (1,3)										3	2	1	2	2	0	0				
Pat Burrell, R OBP: 0.316, SLG: 0.402 (1,7)										4	0	0	0	0	0	3				
26 Chase Utley, L OBP: 0.348, SLG: 0.571 (1,4)										2	0	1	1	0	0	0				
11 Jimmy Rollins, S OBP: 0.314, SLG: 0.376 (1,6)										4	1	3	1	0	0	1				
Todd Pratt, R OBP: 0.431, SLG: 0.474 (1,2)										2	0	1	1	1	0	2				
Vicente Padilla, R OBP: 0.179, SLG: 0.080 (1,1)										3	0	1	1	0	2	4				
Terry Adams, R ERA: 2.35 (6,1)										0	0	0	0	0	0	0				
2 Tyler Houston, L OBP: 0.315, SLG: 0.402 (7,PH)										1	0	0	0	0	0	2				
Turk Wendell, L ERA: 1.93 (8,1)										0	0	0	0	0	0	0				
Dan Plesac, L ERA: 1.38 (9,1)										0	0	0	0	0	0	0				
Inning Stats	R: 5 E: 0 K: 0 S: 23	H: 6 LOB: 2 BB: 1 P: 37	R: 0 E: 0 K: 1 S: 7	H: 0 LOB: 0 BB: 0 P: 9	R: 0 E: 0 K: 1 S: 13	H: 2 LOB: 2 BB: 0 P: 18	R: 0 E: 0 K: 0 S: 7	H: 1 LOB: 1 BB: 1 P: 14	R: 0 E: 0 K: 0 S: 12	H: 1 LOB: 2 BB: 0 P: 17	R: 2 E: 0 K: 0 S: 15	H: 2 LOB: 0 BB: 0 P: 27	R: 0 E: 0 K: 0 S: 9	H: 0 LOB: 2 BB: 1 P: 18	R: 0 E: 0 K: 0 S: 7	H: 0 LOB: 0 BB: 0 P: 9	1B: 9 2B: 1 3B: 0 HR: 2	SF: 1 SAC: 0 DP: 0 HBP: 2	WP: 0 PB: 0 SB: 1 CS: 0	PA: 41
PITCHER	IP WLS BF H R ER SO BB IBB HBP BLK WP HR S P ERA WHIP																			
Woody Williams, R ERA: 3.6 (1,1)	5.0 L 27 10 5 5 3 2 0 1 0 0 0 1 62 95 9.00 2.400																			
Pedro Borbon, L ERA: 20.25 (6,1)	1.0 6 2 2 2 0 0 0 1 0 0 0 1 16 30 18.00 2.000																			
Esteban Yan, R ERA: 6.1 (7,1)	2.0 7 0 0 0 0 1 0 0 0 0 0 0 15 24 0.00 0.500																			

Batter	1	2	3	4	5	6	7	8	9	AB	R	H	RBI	BB	SO	LOB	TOP			
Bo Hart, R OBP: 0.335, SLG: 0.415 Kerry Robinson, L OBP: 0.275, SLG: 0.297	F8		L1		G6-3			WP HBP	K	3	0	0	0	0	0	0				
Orlando Palmeiro, L OBP: 0.344, SLG: 0.347	HR		PB 1B		P6			K		4	1	2	1	0	1	1				
15 Jim Edmonds, L OBP: 0.391, SLG: 0.621	K		SAFE 1B		G3-1			F8		4	0	1	0	0	1	1				
27 Scott Rolen, R OBP: 0.387, SLG: 0.539	K		K		L9			P4		4	0	0	0	0	2	2				
Tino Martinez, L OBP: 0.354, SLG: 0.451		G1 G6-3 2B	K		G4-3			HR		4	2	2	1	0	1	2				
Edgar Renteria, R OBP: 0.384, SLG: 0.485		G1			G6-3			L4		3	1	0	0	0	0	1				
Miguel Cairo, R OBP: 0.304, SLG: 0.404		G6-3			G5-3			F7		4	0	1	2	0	0	0				
Chris Widger, R OBP: 0.281, SLG: 0.217 Jimmy Journell, R OBP: 0.260, SLG: 0.290 Jason Pearson, L OBP: 0.343, SLG: 0.177 So Taguchi, R OBP: 0.297, SLG: 0.178 Jason Simontacchi, R OBP: 0.297, SLG: 0.178 Eduardo Perez, R OBP: 0.297, SLG: 0.178		3-H 2-2			K			K		1	0	0	0	0	0	1				
Brett Tomko, R OBP: 0.340, SLG: 0.304 Mike Matheny, R OBP: 0.311, SLG: 0.344		K			F7			G1-3		1	0	0	0	0	1	1				
Inning Stats	R: 1 H: 1 E: 0 K: 2 S: 12	H: 1 LOB: 0 BB: 0 P: 18	R: 1 H: 1 E: 0 K: 1 S: 11	H: 1 LOB: 1 BB: 0 P: 18	R: 0 H: 2 E: 0 K: 2 S: 13	H: 2 LOB: 2 BB: 0 P: 19	R: 0 H: 0 E: 0 K: 1 S: 8	H: 0 LOB: 0 BB: 0 P: 10	R: 0 H: 0 E: 0 K: 0 S: 6	H: 0 LOB: 0 BB: 0 P: 10	R: 0 H: 0 E: 0 K: 1 S: 14	H: 0 LOB: 0 BB: 0 P: 20	R: 0 H: 0 E: 0 K: 1 S: 11	H: 0 LOB: 1 BB: 0 P: 17	R: 2 H: 2 E: 0 K: 2 S: 17	H: 2 LOB: 2 BB: 1 P: 28	1B: 3 2B: 1 3B: 0 HR: 2	SF: 0 SAC: 0 DP: 0 HBP: 3	WP: 1 PB: 1 SB: 0 CS: 0	PA: 37
PITCHER	IP	WLS	BF	H	R	ER	SO	BB	IBB	HBP	BLK	WP	HR	S	P	ERA	WHIP			
Amaury Telemaco, R ERA: 2.57	7.0	W	26	4	2	2	7	0	0	1	0	0	1	70	104	2.57	0.571			
Terry Adams, R ERA: 2.29	0.2		3	0	0	0	1	0	0	1	0	1	0	9	14	0.00	0.000			
Dan Plesac, L ERA: 1.35	0.1		1	0	0	0	0	0	0	0	0	0	0	2	3	0.00	0.000			
Turk Wendell, R ERA: 2.26	0.1	H	3	1	2	2	0	0	0	1	0	0	1	6	9	54.00	3.000			
Jose Mesa, R ERA: 6.66	0.1		3	1	0	0	1	1	0	0	0	0	0	8	14	0.00	6.000			

St. Louis Cardinals @ Philadelphia Phillies
Veterans Stadium, Philadelphia, PA
Sun Aug 17 2003, 8:05 PM EDT
Att: 42,153 - Cloudy - 79 F

AB 33
R 4
H 6
RBI 4
BB 1
SO 10
LOB 11



Batter	1	2	3	4	5	6	7	8	9	AB	R	H	RBI	BB	SO	LOB	BOTTOM			
Marlon Byrd, R OBP: 0.349, SLG: 0.399	2B PB BB	G6-3		K		L9		G5-3		4	1	0	0	1	1	1				
Placido Polanco, R OBP: 0.370, SLG: 0.473	L9		G5-3	G6-3		F9				4	0	0	0	0	1					
Bobby Abreu, L OBP: 0.411, SLG: 0.501	PB 2B		HR 1B	WP BB BB		G4-3				3	2	2	0	1	0	0				
Jim Thome, L OBP: 0.378, SLG: 0.548	P6		HR 1B	WP BB		F7				3	1	1	2	1	0	2				
Mike Lieberthal, R OBP: 0.388, SLG: 0.440	26 1B BB		HR BB	K		P3				2	1	0	0	2	1	2				
26 Chase Utley, L OBP: 0.290, SLG: 0.448	1B		F8		F9			L3		4	0	1	1	0	0	1				
Pat Burrell, R OBP: 0.316, SLG: 0.495	G1-3		HR			G5-3				3	1	1	2	1	0	2				
11 Jimmy Rollins, S OBP: 0.314, SLG: 0.375		G4-3		K		K		G3 2 1B		4	0	2	0	0	1	1				
Amaury Telemaco, R Terry Adams, R Dan Plesac, L 2 Tyler Houston, L Turk Wendell, L Jose Mesa, R Mike Williams, R		G6-3	G5-3		G6-3			G3		3	0	0	0	0	0	2				
Inning Stats	R: 2 H: 2 E: 0 K: 0 S: 13	H: 2 LOB: 2 BB: 2 P: 26	R: 0 H: 0 E: 0 K: 0 S: 8	H: 0 LOB: 0 BB: 0 P: 13	R: 4 H: 4 E: 0 K: 0 S: 15	H: 4 LOB: 1 BB: 1 P: 28	R: 0 H: 0 E: 0 K: 2 S: 12	H: 0 LOB: 2 BB: 2 P: 27	R: 0 H: 0 E: 0 K: 1 S: 7	H: 0 LOB: 1 BB: 1 P: 14	R: 0 H: 0 E: 0 K: 0 S: 7	H: 0 LOB: 0 BB: 0 P: 14	R: 0 H: 0 E: 0 K: 0 S: 9	H: 0 LOB: 0 BB: 0 P: 12	R: 0 H: 1 E: 0 K: 0 S: 11	H: 1 LOB: 1 BB: 0 P: 15	1B: 4 2B: 1 3B: 0 HR: 2	SF: 0 SAC: 0 DP: 0 HBP: 0	WP: 1 PB: 1 SB: 0 CS: 0	PA: 37
PITCHER	IP	WLS	BF	H	R	ER	SO	BB	IBB	HBP	BLK	WP	HR	S	P	ERA	WHIP			
Brett Tomko, R ERA: 5.7	3.0	L	18	6	6	6	0	3	0	0	0	1	0	23	49	0.00	1.125			
Jimmy Journell, R ERA: 3.18	2.2		11	0	0	0	3	3	0	0	0	0	0	3	6	0.00	0.000			
Jason Pearson, L ERA:	0.1		1	0	0	0	0	0	0	0	0	0	0	3	6	0.00	0.000			
Jason Simontacchi, R ERA: 5.82	2.0		7	1	0	0	0	0	0	0	0	0	0	20	27	0.00	0.500			

St. Louis Cardinals @ Philadelphia Phillies
Veterans Stadium, Philadelphia, PA
Sun Aug 17 2003, 8:05 PM EDT
Att: 42,153 - Cloudy - 79 F

AB 31
R 6
H 7
RBI 5
BB 6
SO 3
LOB 13



Batter	1	2	3	4	5	6	7	8	9	AB	R	H	RBI	BB	SO	LOB	TOP		
18 Jason Kendall, R OBP: 0.395, SLG: 0.392	G6-3	FC5-4			G5-3	G3-1 HBP		S		4	0	1	0	0	0	3			
Jeff Reboulet, R OBP: 0.347, SLG: 0.359 Pat Mahomes, R OBP: 0.500, SLG: 0.500	HR		G6-3		L6	G3-1		F8		5	1	1	1	0	0	3			
Brian Giles, L OBP: 0.431, SLG: 0.520	G3-1		F9		HR			F7		4	1	1	0	1	0	0			
Reggie Sanders, R OBP: 0.327, SLG: 0.571	G6-3		L5		HR	BB		L1-3		4	1	0	0	1	1	3			
Craig Wilson, R OBP: 0.367, SLG: 0.484 Carlos Rivera, L OBP: 0.236, SLG: 0.300		BB	BB		HR			K		2	1	2	3	2	0	0			
José Hernández, R OBP: 0.294, SLG: 0.370	K		G5-3		G6-4-3			K		4	0	1	0	0	1	2			
J.J. Davis, R Joe Beimel, L Julian Tavarez, L Abraham Nunez, S OBP: 0.320, SLG: 0.308	P3		K		F8			P4		4	0	0	0	0	1	3	AB 35 R 5 H 9 RBI 5 BB 5 SO 5 LOB 18		
2 Jack Wilson, R OBP: 0.296, SLG: 0.353	BB		FC5-2		HR			G1-6-3		4	1	2	1	0	0	2			
Brian Meadows, R OBP: 0.200, SLG: 0.111 Michael Gonzalez, R Mark Corey, R Tike Redman, L OBP: 0.315, SLG: 0.485	BB		P3		G3-1 HBP			K		2	0	1	0	1	0	2			
Inning Stats	R: 1 E: 0 K: 0 S: 10	H: 1 LOB: 0 BB: 0 P: 18	R: 0 E: 0 K: 1 S: 12	H: 1 LOB: 3 BB: 2 P: 20	R: 0 E: 0 K: 1 S: 6	H: 0 LOB: 0 BB: 0 P: 9	R: 0 E: 0 K: 1 S: 10	H: 1 LOB: 2 BB: 1 P: 16	R: 3 E: 0 K: 0 S: 14	H: 2 LOB: 0 BB: 1 P: 24	R: 1 E: 0 K: 1 S: 10	H: 2 LOB: 3 BB: 1 P: 19	R: 0 E: 0 K: 1 S: 9	H: 1 LOB: 0 BB: 0 P: 16	R: 0 E: 0 K: 1 S: 9	H: 0 LOB: 0 BB: 0 P: 13	1B: 4 2B: 2 3B: 0 HR: 3	SF: 0 SAC: 0 DP: 1 HBP: 1	WP: 0 PA: 41 PB: 0 SB: 1 CS: 0
PITCHER	IP	WLS	BF	H	R	ER	SO	BB	IBB	HBP	BLK	WP	HR	S	P	ERA	WHIP		
Jeff Fassero, L ERA: 5.91	5.0		24	5	4	4	2	4	0	0	0	0	2	52	87	7.20	1.800		
Esteban Yan, R ERA: 6.05	2.0	10	3	1	1	1	0	1	1	0	0	0	1	19	35	4.50	1.500		
Cal Eldred, R ERA: 4.5	1.0	W	4	1	0	0	1	0	0	0	0	0	0	9	14	0.00	1.000		
Steve Kline, L ERA: 4.04	1.0		3	0	0	0	1	0	0	0	0	0	0	9	13	0.00	0.000		

Pittsburgh Pirates @ St. Louis Cardinals
 Busch Stadium, St. Louis, MO
 Tue Aug 19 2003, 7:10 PM CDT
 Att: 28,869 - Cloudy - 89 F

AB	35
R	5
H	9
RBI	5
BB	5
SO	5
LOB	18



Batter	1	2	3	4	5	6	7	8	9	AB	R	H	RBI	BB	SO	LOB	BOTTOM		
Bo Hart, R OBP: 0.332, SLG: 0.415	F9	G1-3			F9		K	2B		5	1	1	1	0	1	1			
Miguel Cairo, R OBP: 0.304, SLG: 0.403 Esteban Yan, R OBP: 1.000, SLG: 1.000 Orlando Palmeiro, L OBP: 0.349, SLG: 0.349	1B		G1-3		G5-3			1B		3	1	1	0	0	0	0			
Edgar Renteria, R OBP: 0.388, SLG: 0.493	1B		G5-3			2B		1B		5	3	4	2	0	0	0			
15 Jim Edmonds, L OBP: 0.391, SLG: 0.616	F8		K			G3		K		3	1	0	0	2	2	4			
27 Scott Rolen, R OBP: 0.389, SLG: 0.542	1B		G4-3		P4			1B		5	1	3	6	0	0	2			
Tino Martinez, L OBP: 0.354, SLG: 0.456	G4-3		HR		G3			F7		4	2	1	2	1	0	4			
Eduardo Perez, R OBP: 0.369, SLG: 0.472 Steve Kline, S OBP: 0.500, SLG: 1.000	G6-3		G5-4-3		G5-3			1B		2	1	0	0	2	0	1			
Mike Matheny, R OBP: 0.311, SLG: 0.343	SH1-4		G5-4-3				G5-3	K		4	0	1	0	0	1	4			
Jeff Fassero, L Kerry Robinson, L Cal Eldred, R So Taguchi, R	SH1-4		G6-3				F7	2B		0	0	0	0	0	0	0			
Inning Stats	R: 1 E: 0 K: 0 S: 13	H: 3 LOB: 2 BB: 0 P: 20	R: 0 E: 0 K: 0 S: 7	H: 1 LOB: 1 BB: 0 P: 8	R: 0 E: 0 K: 1 S: 8	H: 0 LOB: 0 BB: 0 P: 11	R: 1 E: 0 K: 0 S: 8	H: 1 LOB: 1 BB: 1 P: 14	R: 0 E: 0 K: 0 S: 6	H: 0 LOB: 0 BB: 0 P: 8	R: 1 E: 0 K: 0 S: 9	H: 1 LOB: 1 BB: 1 P: 15	R: 0 E: 0 K: 1 S: 6	H: 0 LOB: 0 BB: 0 P: 11	R: 10 E: 0 K: 2 S: 22	H: 7 LOB: 1 BB: 4 P: 49	1B: 8 2B: 4 3B: 0 HR: 1	SF: 0 SAC: 1 DP: 1 HBP: 0	WP: 1 PA: 42 PB: 0 SB: 0 CS: 0
PITCHER	IP	WLS	BF	H	R	ER	SO	BB	IBB	HBP	BLK	WP	HR	S	P	ERA	WHIP		
Brian Meadows, R ERA: 5.0	5.0		21	6	3	3	1	1	0	0	0	0	0	44	63	5.40	1.400		
Michael Gonzalez, L ERA: 4.76	0.2	H	3	0	0	0	0	1	0	0	0	0	0	6	11	0.00	1.500		
Mark Corey, R ERA: 4.61	1.1	L	4	0	0	0	1	0	0	0	0	0	0	7	13	0.00	0.000		
Joe Beimel, L Julian Tavarez, R	0.0	L	3	2	3	3	0	1	0	0	0	0	0	4	10	=	=		
	0.1	B	8	4	5	5	1	1	2	0	0	0	0	10	26	135.00	15.000		
PITCHER	IP	WLS	BF	H	R	ER	SO	BB	IBB	HBP	BLK	WP	HR	S	P	ERA	WHIP		
Pat Mahomes, R ERA: 6.28	0.2		3	1	2	2	1	0	0	0	0	0	0	8	13	27.00	1.500		

Pittsburgh Pirates @ St. Louis Cardinals
 Busch Stadium, St. Louis, MO
 Tue Aug 19 2003, 7:10 PM CDT
 Att: 28,869 - Cloudy - 89 F

AB	35
R	13
H	13
RBI	13
BB	6
SO	4
LOB	16



Batter	1	2	3	4	5	6	7	8	9	AB	R	H	RBI	BB	SO	LOB	TOP			
Tike Redman, L OBP: 0.310, SLG: 0.494 (1, 8)	L7		P4		G1-3		2B		3B	5	1	2	0	0	0	0	Pittsburgh Pirates @ St. Louis Cardinals Busch Stadium, St. Louis, MO Thu Aug 21 2003, 7:10 PM CDT Att: 26,849 - Cloudy - 95 F livebaseballscorecards.com			
18 Jason Kendall, R OBP: 0.402, SLG: 0.406 (1, 2)	K		1B		1B		2B		BB	4	0	3	1	1	1	0				
Brian Giles, L OBP: 0.430, SLG: 0.523 (1, 7)	1B		BB		P6		2B		BB	4	0	1	0	1	2	4				
Matt Stairs, L OBP: 0.380, SLG: 0.572 (1, 3)	1B		BB		G4-3				P2	4	0	1	0	1	0	3				
Craig Wilson, R OBP: 0.358, SLG: 0.472 (1, 9)	K		FC6-4				K		F7	5	0	0	0	0	3	7				
José Hernández, R OBP: 0.295, SLG: 0.376 (1, 5)					F8					4	1	1	0	0	0	0				
Rob Mackowiak, L OBP: 0.297, SLG: 0.344 (8, PH)					G1-3				2B	3	0	0	0	0	0	0				
Reggie Sanders, R OBP: 0.334, SLG: 0.589 (8, 1)					P2				BB	0	1	0	0	1	0	0				
Mike Lincoln, R (8, 1)									BB	0	0	0	0	0	0	0				
Joe Beimel, L (9, 1)									BB	0	0	0	0	0	0	0				
Abraham Nunez, S OBP: 0.321, SLG: 0.319 (1, 6)					1B					4	0	2	2	0	1	0				
Nelson Figueroa, R (1, 1)										2	0	0	0	0	1	1				
Brian Boehringer, S (6, 1)										0	0	0	0	0	0	0				
J.J. Davis, R (7, PH)										1	0	0	0	0	1	0				
Michael Gonzalez, R (7, 1)										0	0	0	0	0	0	0				
Jeff Rebutoul, R OBP: 0.346, SLG: 0.357 (8, PH)										1	0	0	0	0	0	1				
Jeff Rebutoul, R OBP: 0.346, SLG: 0.357 (8, 4)										1	0	0	0	0	0	1				
Inning Stats	R: 0 E: 0 K: 2 S: 13	H: 2 LOB: 2 BB: 0 P: 21	R: 0 E: 0 K: 0 S: 12	H: 0 LOB: 0 BB: 0 P: 16	R: 0 E: 0 K: 1 S: 18	H: 1 LOB: 3 BB: 2 P: 29	R: 0 E: 0 K: 0 S: 12	H: 1 LOB: 1 BB: 0 P: 15	R: 0 E: 0 K: 1 S: 11	H: 0 LOB: 0 BB: 0 P: 16	R: 1 E: 0 K: 3 S: 18	H: 2 LOB: 1 BB: 0 P: 29	R: 2 E: 0 K: 1 S: 18	H: 2 LOB: 1 BB: 1 P: 32	R: 0 E: 0 K: 1 S: 14	H: 1 LOB: 2 BB: 1 P: 24	1B: 5 2B: 3 3B: 2 HR: 0	SF: 0 SAC: 0 DP: 0 HBP: 0	WP: 0 PB: 0 SB: 0 CS: 0	PA: 41
PITCHER	IP	WLS	BF	H	R	ER	SO	BB	IBB	HBP	BLK	WP	HR	S	P	ERA	WHIP			
Woody Williams, R ERA: 3.52 (1, 1)	6.2		29	7	1	1	6	2	0	0	0	0	0	90	134	1.35	1.350			
Steve Kline, L ERA: 3.91 (7, 1)	0.2	H	2	0	0	0	1	0	0	0	0	0	0	6	11	0.00	0.000			
Jason Simontacchi, R ERA: 5.98 (8, 1)	0.2	B	5	2	2	2	1	1	0	0	0	0	0	16	28	27.00	4.500			
Cal Eldred, R ERA: 4.41 (9, 1)	1.0	W	5	1	0	0	1	1	0	0	0	0	0	14	24	0.00	2.000			

Batter	1	2	3	4	5	6	7	8	9	AB	R	H	RBI	BB	SO	LOB	BOTTOM					
Kerry Robinson, L OBP: 0.280, SLG: 0.303 (1, 7)	G3-4-1		2B		BB				1B	4	1	2	0	1	0	1	Pittsburgh Pirates @ St. Louis Cardinals Busch Stadium, St. Louis, MO Thu Aug 21 2003, 7:10 PM CDT Att: 26,849 - Cloudy - 95 F livebaseballscorecards.com					
Miguel Cairo, R OBP: 0.313, SLG: 0.417 (1, 4)	2B		BB		G4-3		HR		K	3	2	1	1	2	1	5						
15 Jim Edmonds, L OBP: 0.389, SLG: 0.624 (1, 8)	P4		BB		F9		HR		K	5	2	2	4	0	1	2						
27 Scott Rolen, R OBP: 0.389, SLG: 0.542 (1, 5)	2B		BB		P6				F9	4	0	2	1	0	0	0						
Tino Martinez, L OBP: 0.353, SLG: 0.453 (1, 3)	P6		F8		G4-3				P5	4	0	0	0	0	0	3						
Edgar Renteria, R OBP: 0.385, SLG: 0.487 (1, 6)									L9	4	0	1	0	0	0	0						
Orlando Palmeiro, L OBP: 0.500, SLG: 0.500 (9, 1)	P6								CS	3	0	2	0	1	0	0						
Cal Eldred, R OBP: 0.500, SLG: 0.500 (9, 1)									1B	0	0	0	0	0	0	0						
Mike Matheny, R OBP: 0.310, SLG: 0.340 (1, 2)									L5	2	0	0	0	1	0	2						
Woody Williams, R OBP: 0.286, SLG: 0.368 (1, 1)										3	0	0	0	0	3	4						
Steve Kline, S OBP: 0.500, SLG: 1.000 (7, 1)										0	0	0	0	0	0	0						
Jason Simontacchi, R OBP: 0.143, SLG: 0.171 (8, 1)										0	0	0	0	0	0	0						
So Taguchi, R OBP: 0.500, SLG: 0.571 (9, 9)									1B	1	1	1	0	0	0	0						
Inning Stats	R: 1 E: 0 K: 0 S: 10	H: 1 LOB: 1 BB: 1 P: 20	R: 0 E: 0 K: 1 S: 13	H: 0 LOB: 1 BB: 1 P: 20	R: 0 E: 0 K: 0 S: 8	H: 2 LOB: 2 BB: 1 P: 17	R: 0 E: 0 K: 1 S: 13	H: 1 LOB: 3 BB: 2 P: 24	R: 1 E: 0 K: 0 S: 6	H: 1 LOB: 0 BB: 0 P: 9	R: 0 E: 0 K: 1 S: 10	H: 1 LOB: 1 BB: 0 P: 13	R: 1 E: 0 K: 1 S: 14	H: 1 LOB: 0 BB: 0 P: 20	R: 0 E: 0 K: 0 S: 6	H: 1 LOB: 0 BB: 0 P: 11	R: 3 E: 0 K: 1 S: 10	H: 3 LOB: 0 BB: 0 P: 14	1B: 6 2B: 2 3B: 0 HR: 3	SF: 0 SAC: 1 DP: 0 HBP: 0	WP: 0 PB: 0 SB: 0 CS: 1	PA: 39
PITCHER	IP	WLS	BF	H	R	ER	SO	BB	IBB	HBP	BLK	WP	HR	S	P	ERA	WHIP					
Nelson Figueroa, R ERA: 3.38 (1, 1)	5.0		24	5	2	2	2	5	0	0	0	0	0	50	90	3.60	2.000					
Brian Boehringer, R ERA: 5.43 (6, 1)	1.0		4	1	0	0	1	0	0	0	0	0	0	10	13	0.00	1.000					
Michael Gonzalez, L ERA: 2.7 (7, 1)	1.0		4	1	1	1	1	0	0	0	0	0	1	14	20	9.00	1.000					
Mike Lincoln, R ERA: 5.16 (8, 1)	1.1	L	6	3	2	2	1	0	0	0	0	0	0	13	20	13.50	2.250					
Joe Beimel, L ERA: 4.76 (9, 1)	0.0		1	1	1	1	0	0	0	0	0	0	1	3	5	"	"					



Batter	1	2	3	4	5	6	7	8	9	AB	R	H	RBI	BB	SO	LOB	TOP			
Marlon Byrd, R OBP: 0.397, SLG: 0.417 (1, 8)	L5		G5-4-3 1B		F9		K		K	5	0	1	0	0	2	1	Philadelphia Phillies @ St. Louis Cardinals Busch Stadium, St. Louis, MO Sat Aug 23 2003, 12:20 PM CDT Att: 37,318 - Sunny - 90 F			
Placido Polanco, R OBP: 0.361, SLG: 0.456 (1, 5)	G4-3		G5-4-3 1-2		F9			1B BB	L8	4	1	0	0	1	0	3				
Bobby Abreu, L OBP: 0.413, SLG: 0.496 (1, 9)	K			1-1 1B G5-3 1B		G2-3 1B		1B 26 1B 1B	S 1B	5	2	4	0	0	1	0				
Jim Thome, L OBP: 0.388, SLG: 0.565 (1, 3)		2-2 1B		2-2 G5-3 1B		1-3 K		1B 26 1B 1B	1B	4	0	3	1	1	1	1				
Pat Burrell, R OBP: 0.313, SLG: 0.415 (1, 7)	F9	1-0 1B		1-1 G5-3 1B		0-2 G2-3		F7	F8	5	0	0	1	0	0	7				
26 Chase Utley, L OBP: 0.292, SLG: 0.400 (1, 4)	F9	0-1 1B		3-H G5-3		4-2 BB		1B		3	0	1	1	1	0	2				
Tomas Perez, S OBP: 0.335, SLG: 0.394 (1, 6)	P2	0-1 1B		1-1 G4-3		0-0 F7		1-2 2-3 1B		4	0	1	0	0	0	4				
Todd Pratt, R OBP: 0.433, SLG: 0.475 (1, 2)			0-1 1B SH3-4 1B		2-2 G6-3		1-2 G5-3	3-3 K		3	0	1	0	0	0	0				
2 Tyler Houston, L OBP: 0.316, SLG: 0.409 (8, PH)										1	0	0	0	0	1	3				
Mike Williams, R (8, 1)										0	0	0	0	0	0	0				
Amaury Telemaco, R OBP: 0.226, SLG: 0.500 (8, 1)			1-0 SH3-4		1-1 WP 2B		2-1 F7	1-2 F9		1	0	0	0	0	0	0				
Dan Plesac, L ERA: 5.07 (8, 1)										0	0	0	0	0	0	0				
Terry Adams, R ERA: 2.3 (7, PH)										0	0	0	0	0	0	0				
Ricky Ledee, L OBP: 0.145, SLG: 0.143 (7, 1)										0	0	0	0	0	0	0				
Carlos Silva, R OBP: 0.308, SLG: 0.440 (8, PH)										0	0	0	0	0	0	0				
Mike Lieberthal, R OBP: 0.308, SLG: 0.440 (8, 2)										1	0	0	0	0	0	3				
Inning Stats	R: 0 E: 0 K: 1 S: 15	H: 0 LOB: 0 BB: 0 P: 18	R: 0 E: 0 K: 0 S: 8	H: 1 LOB: 1 BB: 0 P: 11	R: 0 E: 0 K: 0 S: 8	H: 2 LOB: 1 BB: 0 P: 11	R: 1 E: 0 K: 0 S: 10	H: 2 LOB: 1 BB: 0 P: 17	R: 0 E: 0 K: 1 S: 12	H: 1 LOB: 2 BB: 0 P: 19	R: 0 E: 0 K: 1 S: 8	H: 0 LOB: 0 BB: 0 P: 12	R: 2 E: 0 K: 1 S: 19	H: 4 LOB: 3 BB: 1 P: 34	R: 0 E: 0 K: 1 S: 13	H: 1 LOB: 2 BB: 1 P: 23	1B: 11 2B: 1 3B: 0 HR: 0	SF: 0 SAC: 1 DP: 1 HBP: 0	WP: 1 PB: 0 SB: 1 CS: 0	PA: 41
PITCHER	IP WLS BF H R ER SO BB IBB HBP BLK WP HR S P ERA WHIP																			
Matt Morris, R ERA: 4.07 (6, 1)	5.0	20	6	1	1	1	0	0	0	0	0	1	0	52	75	1.80	1.200			
Sterling Hitchcock, L ERA: 5.33 (7, 1)	1.0	W	5	1	0	0	1	1	0	0	0	0	0	12	19	0.00	2.000			
Mike DeJean, R ERA: 5.07 (8, 1)	1.0		6	2	2	2	1	0	0	0	0	0	0	12	23	18.00	3.000			
Cal Eldred, R ERA: 4.38 (8, 1)	0.1	H	3	2	0	0	0	0	0	0	0	0	0	6	10	0.00	6.000			
44 Jason Istringhausen, R ERA: 2.38 (8, 1)	1.2	S	7	1	0	0	2	0	1	0	0	0	0	22	36	0.00	0.600			

Batter	1	2	3	4	5	6	7	8	9	AB	R	H	RBI	BB	SO	LOB	BOTTOM	
Miguel Cairo, R OBP: 0.310, SLG: 0.411 (1, 4)	F9		G4-3 BB		F8	SF8		K		3	0	0	1	1	1	4	Philadelphia Phillies @ St. Louis Cardinals Busch Stadium, St. Louis, MO Sat Aug 23 2003, 12:20 PM CDT Att: 37,318 - Sunny - 90 F	
Orlando Palmeiro, L OBP: 0.342, SLG: 0.341 (1, 9)	E4	2-2 5 CS	G4-3		L7	G3		FC5-4		4	0	0	0	0	0	4		
Mike DeJean, R OBP: 0.500, SLG: 0.500 (8, 1)										0	0	0	0	0	0	0		
Cal Eldred, R OBP: 0.500, SLG: 0.500 (8, 1)										0	0	0	0	0	0	0		
44 Jason Istringhausen, R ERA: 2.38 (8, 1)										1	0	0	0	0	0	3		
5 Albert Pujols, R OBP: 0.433, SLG: 0.678 (1, 7)	K	3-3 1-2	F8			3-1 27 1B 15 1B BB HBP	K			3	1	0	0	0	2	3		
15 Jim Edmonds, L OBP: 0.395, SLG: 0.630 (1, 8)		2-1 G4-3 2B		3-2 2B		1-2 BB 27 1B 1B	1-1 27 CS 1B			4	1	4	0	0	0	0		
27 Scott Rolen, R OBP: 0.390, SLG: 0.542 (1, 5)	P5	3-2 1B		4-2 G6-3 BB		0-0 1B BB E 1B	2-0 F7			3	1	1	0	1	0	2		
Tino Martinez, L OBP: 0.351, SLG: 0.448 (1, 3)	G4-3	0-1 2-3		0-1 L9		4-2 1B BB	2-3 K			2	0	0	0	0	0	3		
Eduardo Perez, R OBP: 0.365, SLG: 0.463 (6, PH)						1-2 2-3 3-H 1B				1	1	0	1	1	1	0		
Edgar Renteria, R OBP: 0.387, SLG: 0.490 (1, 6)	F9	3-2 1B		2-1 G6-3		1-2 2-3 3-H 1B	1-1 S E 1B			4	1	2	1	0	0	3		
Mike Matheny, R OBP: 0.314, SLG: 0.340 (1, 2)			1-2 L4		1-0 G4-3		P3			3	0	0	0	0	0	3		
Matt Morris, R OBP: 0.250, SLG: 0.316 (8, PH)										1	0	1	0	0	0	0		
So Taguchi, R OBP: 0.500, SLG: 0.667 (6, 1)										1	0	1	0	0	0	0		
Sterling Hitchcock, L ERA: 1.69 (6, 1)										0	0	0	0	0	0	0		
Kerry Robinson, L OBP: 0.293, SLG: 0.313 (7, 7)			G4-3 BB		F8	1-3 2-H 2-3 1B		44 FC5-4 IBB		1	0	1	2	1	0	0		
Inning Stats	R: 0 E: 1 K: 1 S: 9	H: 0 LOB: 1 BB: 0 P: 14	R: 0 E: 0 K: 0 S: 12	H: 1 LOB: 1 BB: 0 P: 20	R: 0 E: 0 K: 0 S: 13	H: 1 LOB: 2 BB: 1 P: 18	R: 0 E: 0 K: 0 S: 9	H: 1 LOB: 1 BB: 0 P: 18	R: 5 E: 1 K: 0 S: 16	H: 4 LOB: 1 BB: 1 P: 29	R: 0 E: 0 K: 1 S: 7	H: 1 LOB: 0 BB: 0 P: 13	R: 0 E: 1 K: 2 S: 12	H: 1 LOB: 3 BB: 1 P: 22	1B: 7 2B: 4 3B: 0 HR: 0	SF: 1 SAC: 0 DP: 2 HBP: 2	WP: 0 PB: 0 SB: 2 CS: 2	PA: 38
PITCHER	IP WLS BF H R ER SO BB IBB HBP BLK WP HR S P ERA WHIP																	
Amaury Telemaco, R ERA: 3.75 (6, 1)	5.0	L	23	6	3	3	1	2	0	1	0	0	0	2	6			
Dan Plesac, L ERA: 1.69 (6, 1)	1.0	B	1	0	0	0	0	1	0	0	0	0	0	2	6			
Terry Adams, R ERA: 2.3 (7, 1)	1.0		5	2	2	2	0	0	0	0	0	0	0	9	14	18.00	2.000	
Carlos Silva, R ERA: 4.79 (8, 1)	1.0		3	1	0	0	1	0	0	0	0	0	0	7	13	0.00	1.000	
Mike Williams, R ERA: 5.33 (8, 1)	1.0		6	1	0	0	2	0	1	1	0	0	0	12	22	0.00	1.000	



Batter	1	2	3	4	5	6	7	8	9	AB	R	H	RBI	BB	SO	LOB	TOP											
Marlon Byrd, R OBP: 0.355, SLG: 0.414 (1, 8)	G4-3		L9		G5-3		FC1-2 1B		G6-3	5	0	1	0	0	0	2	Philadelphia Phillies @ St. Louis Cardinals Busch Stadium, St. Louis, MO Sun Aug 24 2003, 1:10 PM CDT Att: 37,679 - Sunny - 92 F											
Placido Polanco, R OBP: 0.361, SLG: 0.456 (1, 5)	P4		G5-3			BB 1B	FC1-2 1B		G4-3	5	0	2	0	0	0	0												
Bobby Abreu, L OBP: 0.410, SLG: 0.491 (1, 9)	G6-3		F7			F8	FC1-2			4	0	0	0	0	0	4												
Jim Thome, L OBP: 0.387, SLG: 0.561 (1, 3)		G1-3		G3-1		BB 1B	P6			3	0	0	0	1	0	3												
Mike Lieberthal, R OBP: 0.384, SLG: 0.435 (1, 2)	P4			F8		F4		G6-3		4	0	0	0	0	0	2												
Pat Burrell, R OBP: 0.315, SLG: 0.413 (1, 7)		11 BB 26 HBP HBP		L5		26 FC5-4 BB		K		2	0	0	0	1	1	0												
26 Chase Utley, L OBP: 0.308, SLG: 0.383 (1, 4)					F7	FC5-4			BB	2	0	0	0	1	0	3												
11 Jimmy Rollins, S OBP: 0.313, SLG: 0.372 (1, 6)						SH1-4 1B	L9	K		3	0	1	0	1	1	1												
Kevin Millwood, R OBP: 0.138, SLG: 0.094 (1, 1)						SH1-4				1	0	0	0	0	1	3												
Ricky Ledee, L OBP: 0.333, SLG: 0.465 (7, PH)							1B 1B		G6-3	1	0	1	0	0	0	0												
Rheal Cormier, L OBP: 0.500, SLG: 0.500 (8, 1)										0	0	0	0	0	0	0												
Mike Williams, R (8, 1)										0	0	0	0	0	0	0												
2 Tyler Houston, L OBP: 0.323, SLG: 0.415 (9, PH)										1	0	1	0	0	0	0												
Inning Stats	R: 0 E: 0 K: 0 S: 6	H: 0 LOB: 0 BB: 0 P: 11	R: 0 E: 0 K: 1 S: 10	H: 0 LOB: 3 BB: 1 P: 22	R: 0 E: 0 K: 0 S: 5	H: 0 LOB: 0 BB: 0 P: 7	R: 0 E: 0 K: 0 S: 4	H: 0 LOB: 0 BB: 0 P: 7	R: 0 E: 0 K: 0 S: 10	H: 1 LOB: 1 BB: 0 P: 14	R: 0 E: 0 K: 0 S: 18	H: 1 LOB: 3 BB: 2 P: 33	R: 0 E: 0 K: 2 S: 13	H: 3 LOB: 3 BB: 0 P: 19	R: 0 E: 0 K: 2 S: 12	H: 0 LOB: 1 BB: 1 P: 18	R: 0 E: 0 K: 0 S: 7	H: 1 LOB: 0 BB: 0 P: 9	1B: 6 2B: 0 3B: 0 HR: 0	SF: 0 SAC: 1 DP: 1 HBP: 2	WP: 0 PB: 0 SB: 0 CS: 0	PA: 38						
PITCHER	IP	WLS	BF	H	R	ER	SO	BB	IBB	HBP	BLK	WP	HR	S	P	ERA	WHIP											
Brett Tomko, R ERA: 5.48	(1, 1)	6.1	W	29	5	0	0	1	3	0	2	0	0	0	61	105	0.00	1.263										
Steve Kline, L ERA: 4.35	(7, 1)	0.2	H	2	0	0	0	0	0	0	0	0	0	0	5	8	0.00	0.000										
Jason Simontacchi, R ERA: 5.97	(8, 1)	1.0	H	4	0	0	0	2	1	0	0	0	0	0	12	18	0.00	1.000										
Mike DeJean, R ERA: 5.0	(9, 1)	1.0	S	3	1	0	0	0	0	0	0	0	0	0	7	9	0.00	1.000										

Batter	1	2	3	4	5	6	7	8	9	AB	R	H	RBI	BB	SO	LOB	BOTTOM											
Kerry Robinson, L OBP: 0.302, SLG: 0.327 (1, 7)	L9 2B		FC4-6 1B		F8		SAFE 1B	L8		5	0	3	0	0	0	3	Philadelphia Phillies @ St. Louis Cardinals Busch Stadium, St. Louis, MO Sun Aug 24 2003, 1:10 PM CDT Att: 37,679 - Sunny - 92 F											
Bo Hart, R OBP: 0.331, SLG: 0.404 (1, 4)	L9 2-3		FC4-6 1B		E9 1B		K			4	0	1	0	0	1	5												
5 Albert Pujols, R OBP: 0.429, SLG: 0.672 (1, 3)	P4		L7		F9		F9			4	0	0	0	0	0	6												
15 Jim Edmonds, L OBP: 0.394, SLG: 0.625 (1, 8)	K			27 BB 2B SF8	K		F7			3	1	0	0	1	2	4												
27 Scott Rolen, R OBP: 0.393, SLG: 0.549 (1, 5)		F7		SF8 2B		G6-3 SF8 2B		BB SH1 1B		4	2	3	0	0	0	0												
Edgar Renteria, R OBP: 0.384, SLG: 0.486 (1, 6)		F9		G5-3		G6-3		G5-3		4	0	0	0	0	0	4												
Oriando Palmeiro, L OBP: 0.340, SLG: 0.390 (7, 1)										1	0	0	1	1	1	0												
Steve Kline, L OBP: 0.305, SLG: 1.000 (7, 1)										0	0	0	0	0	0	0												
Jason Simontacchi, R OBP: 0.143, SLG: 0.171 (8, PH)										0	0	0	0	0	0	0												
Dan Haren, R OBP: 0.132, SLG: 0.448 (8, PH)										0	0	0	0	0	0	0												
Mike Matheny, R OBP: 0.143, SLG: 0.200 (9, 2)										0	0	0	0	0	0	0												
Chris Widger, R OBP: 0.211, SLG: 0.200 (8, PH)										2	0	0	1	0	0	0												
Miguel Cairo, R OBP: 0.313, SLG: 0.411 (9, 1)										0	0	0	0	1	0	0												
Mike DeJean, R (9, 1)										0	0	0	0	0	0	0												
Brett Tomko, R OBP: 0.327, SLG: 0.292 (1, 1)										2	0	0	0	0	0	3												
So Taguchi, R OBP: 0.545, SLG: 0.700 (7, 9)										1	0	1	1	0	0	0												
Inning Stats	R: 0 E: 0 K: 1 S: 12	H: 1 LOB: 1 BB: 0 P: 21	R: 0 E: 0 K: 1 S: 7	H: 0 LOB: 0 BB: 0 P: 12	R: 0 E: 1 K: 0 S: 8	H: 1 LOB: 2 BB: 0 P: 11	R: 1 E: 0 K: 0 S: 7	H: 1 LOB: 2 BB: 2 P: 17	R: 0 E: 1 K: 1 S: 10	H: 1 LOB: 1 BB: 0 P: 17	R: 1 E: 0 K: 0 S: 7	H: 1 LOB: 0 BB: 0 P: 9	R: 0 E: 0 K: 1 S: 13	H: 2 LOB: 2 BB: 0 P: 21	R: 1 E: 0 K: 0 S: 11	H: 1 LOB: 3 BB: 2 P: 24	1B: 5 2B: 3 3B: 0 HR: 0	SF: 2 SAC: 1 DP: 0 HBP: 0	WP: 0 PB: 0 SB: 0 CS: 0	PA: 37								
PITCHER	IP	WLS	BF	H	R	ER	SO	BB	IBB	HBP	BLK	WP	HR	S	P	ERA	WHIP											
Kevin Millwood, R ERA: 3.8	(1, 1)	6.0	L	26	5	2	2	3	1	1	0	0	0	0	51	87	3.00	1.000										
Rheal Cormier, L ERA: 1.22	(7, 1)	1.0		5	2	0	0	1	0	0	0	0	0	13	21	0.00	2.000											
Mike Williams, R ERA: 5.4	(8, 1)	1.0		6	1	1	1	0	1	1	0	0	0	11	24	9.00	2.000											



Batter	1	2	3	4	5	6	7	8	9	AB	R	H	RBI	BB	SO	LOB	TOP					
Kenny Lofton, L OBP: 0.336, SLG: 0.428 (1, 8)	E6		1B	1B		F8			P6	5	1	2	1	0	0	0						
Ramon Martinez, R OBP: 0.336, SLG: 0.384 (1, 4)	F9		HR	1B			F7		F9	5	1	2	2	0	0	1						
Sammy Sosa, R OBP: 0.375, SLG: 0.562 (1, 9)	F9		HR	BB						2	1	0	0	2	0	3						
Moises Alou, R OBP: 0.359, SLG: 0.481 (1, 7)	G5-3		F8	FC6-4			L5-3			4	0	0	0	0	0	6						
Randall Simon, L OBP: 0.312, SLG: 0.434 (1, 3)		P4	HR			G6-3			L4	4	1	1	3	0	0	0						
16 Aramis Ramirez, R OBP: 0.327, SLG: 0.466 (1, 5)	F8		HR			G1-3			F8	4	1	1	1	0	0	0						
Alex Gonzalez, R OBP: 0.291, SLG: 0.410 (1, 6)	P3		K			P4				4	0	1	0	0	1	0						
Paul Bako, L OBP: 0.304, SLG: 0.288 (1, 2)			2B	1B	22 SH2-4		P5		K	3	2	1	0	1	1	1						
22 Mark Prior, R OBP: 0.254, SLG: 0.333 (1, 1)			P4						G4-3	2	0	0	0	0	0	1						
Doug Glanville, R OBP: 0.283, SLG: 0.338 (9, PH)										1	0	0	0	0	0	0						
Kyle Farnsworth, R (9, 1)										0	0	0	0	0	0	0						
Mike Remlinger, L (9, 1)										0	0	0	0	0	0	0						
Inning Stats	R: 0 E: 1 K: 0 S: 7	H: 0 LOB: 1 BB: 0 P: 11	R: 0 E: 0 K: 0 S: 10	H: 0 LOB: 0 BB: 0 P: 15	R: 6 E: 0 K: 1 S: 26	H: 5 LOB: 0 BB: 1 P: 38	R: 1 E: 0 K: 0 S: 11	H: 2 LOB: 2 BB: 1 P: 16	R: 0 E: 0 K: 0 S: 10	H: 0 LOB: 0 BB: 0 P: 15	R: 0 E: 0 K: 0 S: 5	H: 0 LOB: 0 BB: 0 P: 8	R: 0 E: 0 K: 1 S: 10	H: 0 LOB: 1 BB: 0 P: 16	R: 0 E: 0 K: 1 S: 10	H: 1 LOB: 1 BB: 0 P: 16	R: 0 E: 0 K: 0 S: 6	H: 0 LOB: 0 BB: 0 P: 11	1B: 5 2B: 2 3B: 0 HR: 2	SF: 0 SAC: 1 DP: 1 HBP: 0	WP: 0 PB: 0 SB: 0 CS: 0	PA: 38
PITCHER	IP	WLS	BF	H	R	ER	SO	BB	IBB	HBP	BLK	WP	HR	S	P	ERA	WHIP					
Garrett Stephenson, R ERA: 4.68	(1, 1)	3.0	L	16	5	6	1	1	0	0	0	0	2	43	64	18.00	2.000					
Sterling Hitchcock, L ERA: 5.01	(4, 1)	5.0		19	3	1	1	2	0	0	0	0	0	41	66	1.80	1.000					
Jeff Fassero, L ERA: 5.93	(9, 1)	1.0		3	0	0	0	0	0	0	0	0	0	6	11	0.00	0.000					

Chicago Cubs @ St. Louis Cardinals
 Busch Stadium, St. Louis, MO
 Tue Aug 26 2003, 7:10 PM CDT
 Att: 36,563 - Sunny - 98 F

AB	34
R	7
H	8
RBI	7
BB	3
SO	2
LOB	12



Batter	1	2	3	4	5	6	7	8	9	AB	R	H	RBI	BB	SO	LOB	BOTTOM					
Kerry Robinson, L OBP: 0.295, SLG: 0.320 (1, 9)	P4		F8			L7			L7	4	0	0	0	0	0	0						
Bo Hart, R OBP: 0.330, SLG: 0.402 (1, 4)				F9		K			K	4	0	1	0	0	2	0						
5 Albert Pujols, R OBP: 0.432, SLG: 0.678 (1, 7)	L9			15 1B					15 HR	2	2	1	1	2	0	1						
15 Jim Edmonds, L OBP: 0.395, SLG: 0.632 (1, 8)	G3-1			1B		K			HR	4	1	2	2	0	1	1						
27 Scott Rolen, R OBP: 0.390, SLG: 0.544 (1, 5)			F9			K			E8	4	1	0	0	0	1	2						
Tino Martinez, L OBP: 0.351, SLG: 0.446 (1, 3)	P5					L8			FC6	4	0	1	0	0	0	2						
Miguel Cairo, R OBP: 0.308, SLG: 0.406 (1, 6)			F9			K			SF8	3	0	0	1	0	1	0						
Chris Widger, R OBP: 0.200, SLG: 0.188 (1, 2)			F9			K			L8	4	0	0	0	0	1	1						
Garrett Stephenson, R OBP: 0.261, SLG: 0.190 (1, 1)										0	0	0	0	0	0	0						
Brett Tomko, R OBP: 0.321, SLG: 0.296 (3, PH)										1	0	0	0	0	0	0						
Sterling Hitchcock, L (4, 1)										1	0	0	0	0	0	0						
Eduardo Perez, R OBP: 0.364, SLG: 0.461 (8, PH)										1	0	0	0	0	1	0						
Jeff Fassero, L (9, 1)										0	0	0	0	0	0	0						
Inning Stats	R: 0 E: 0 K: 0 S: 14	H: 1 LOB: 1 BB: 0 P: 18	R: 0 E: 0 K: 0 S: 8	H: 0 LOB: 0 BB: 0 P: 12	R: 0 E: 0 K: 1 S: 13	H: 1 LOB: 2 BB: 1 P: 23	R: 0 E: 0 K: 2 S: 8	H: 0 LOB: 0 BB: 0 P: 9	R: 1 E: 0 K: 2 S: 10	H: 1 LOB: 0 BB: 0 P: 14	R: 0 E: 0 K: 0 S: 10	H: 0 LOB: 0 BB: 0 P: 16	R: 0 E: 0 K: 1 S: 8	H: 0 LOB: 0 BB: 0 P: 12	R: 3 E: 1 K: 1 S: 15	H: 2 LOB: 1 BB: 1 P: 22	1B: 3 2B: 0 3B: 0 HR: 2	SF: 1 SAC: 0 DP: 0 HBP: 0	WP: 0 PB: 0 SB: 1 CS: 0	PA: 35		
PITCHER	IP	WLS	BF	H	R	ER	SO	BB	IBB	HBP	BLK	WP	HR	S	P	ERA	WHIP					
22 Mark Prior, R ERA: 2.47	(1, 1)	8.0	W	28	3	1	1	6	1	0	0	0	0	76	116	1.12	0.500					
Kyle Farnsworth, R ERA: 3.19	(9, 1)	0.1		4	1	3	2	1	1	0	0	0	1	7	12	54.00	6.000					
Mike Remlinger, L ERA: 4.19	(9, 1)	0.2		3	1	0	0	0	0	0	0	0	0	8	10	0.00	1.500					

Chicago Cubs @ St. Louis Cardinals
 Busch Stadium, St. Louis, MO
 Tue Aug 26 2003, 7:10 PM CDT
 Att: 36,563 - Sunny - 98 F


AB	32
R	4
H	5
RBI	4
BB	2
SO	7
LOB	7




Batter	1	2	3	4	5	6	7	8	9	AB	R	H	RBI	BB	SO	LOB	TOP									
Kenny Lofton, L OBP: 0.337, SLG: 0.431 (1, 8)	G4-3		1B			2-2 WP 1B 2B		F7		4	1	2	0	0	0	0	Chicago Cubs @ St. Louis Cardinals Busch Stadium, St. Louis, MO Wed Aug 27 2003, 6:05 PM CDT Att: 32,667 - Cloudy - 83 F									
Ramon Martinez, R OBP: 0.338, SLG: 0.390 (1, 4)	2B		F9			G4-3		2B		4	1	2	0	0	0	2										
Sammy Sosa, R OBP: 0.376, SLG: 0.564 (1, 9)	K				2-2 G4-3	G1-3 1B		1B		4	0	2	2	0	1	1										
Moises Alou, R OBP: 0.357, SLG: 0.477 (8, 1) Mike Remlinger, L (8, 1) Joe Borowski, R (8, 1)	P6				2-3 K	G1-3		G5-3		4	0	0	0	0	1	3										
Eric Karros, R OBP: 0.357, SLG: 0.461 (8, PH) Randall Simon, L OBP: 0.311, SLG: 0.433 (8, 3)	F9				1-0 L8			L8		2	0	0	0	1	0	0										
16 Aramis Ramirez, R OBP: 0.324, SLG: 0.462 (1, 5)	L7				3-3 K	K		G4-3		4	0	0	0	0	2	2										
Alex Gonzalez, R OBP: 0.290, SLG: 0.409 (1, 6)	G5-3				1-1 G1-3			F7		4	0	1	0	0	0	0										
Damian Miller, R OBP: 0.320, SLG: 0.362 (9, PH) Troy O'Leary, L OBP: 0.272, SLG: 0.316 (9, 1)	L9				3-2 L9	2B		F7		3	0	1	0	0	0	0										
34 Kerry Wood, R OBP: 0.135, SLG: 0.235 Antonio Alfonseca, R (8, 1) Mark Guthrie, R (8, 1) Kyle Farnsworth, R (8, 1) Tom Goodwin, L OBP: 0.336, SLG: 0.374 (8, 7)	K				2-2 G6-3	G6-3		K		0	0	0	0	0	0	0										
Inning Stats	R: 0 E: 0 K: 1 S: 9	H: 1 LOB: 1 BB: 0 P: 14	R: 0 E: 0 K: 0 S: 4	H: 0 LOB: 0 BB: 0 P: 5	R: 0 E: 0 K: 1 S: 15	H: 1 LOB: 1 BB: 0 P: 20	R: 0 E: 0 K: 1 S: 9	H: 0 LOB: 0 BB: 0 P: 14	R: 0 E: 0 K: 1 S: 11	H: 1 LOB: 1 BB: 0 P: 18	R: 1 E: 0 K: 0 S: 19	H: 2 LOB: 2 BB: 1 P: 32	R: 0 E: 0 K: 1 S: 7	H: 0 LOB: 0 BB: 0 P: 11	R: 1 E: 0 K: 0 S: 7	H: 2 LOB: 1 BB: 0 P: 14		R: 0 E: 0 K: 0 S: 8	H: 1 LOB: 0 BB: 0 P: 11	1B: 4 2B: 4 3B: 0 HR: 0	SF: 0 SAC: 0 DP: 1 HBP: 0	WP: 1 PB: 0 SB: 0 CS: 0	PA: 35			
PITCHER	IP	WLS	BF	H	R	ER	SO	BB	IBB	HBP	BLK	WP	HR	S	P	ERA		WHIP								
Woody Williams, R ERA: 3.44 Mike DeJean, R ERA: 5.08 Steve Kline, L ERA: 4.33 44 Jason Isringhausen, R ERA: 2.28	7.0		27	5	1	1	6	1	0	0	0	1	0	74	114	1.29		0.857								

Batter	1	2	3	4	5	6	7	8	9	AB	R	H	RBI	BB	SO	LOB	BOTTOM									
Kerry Robinson, L OBP: 0.294, SLG: 0.318 (1, 9) Eduardo Perez, R OBP: 0.363, SLG: 0.459 (8, PH) 44 Jason Isringhausen, R OBP: 0.500, SLG: 1.500 (9, 1)	G5-3		1B					FC4-6		4	0	1	0	0	1	1	Chicago Cubs @ St. Louis Cardinals Busch Stadium, St. Louis, MO Wed Aug 27 2003, 6:05 PM CDT Att: 32,667 - Cloudy - 83 F									
Bo Hart, R OBP: 0.327, SLG: 0.398 (1, 4)	K		1B			G1-3		F7		5	0	1	0	0	2	4										
5 Albert Pujols, R OBP: 0.436, SLG: 0.681 (1, 7) (9, 3)	2B		BB			HBP		1B		2	1	2	0	1	0	0										
15 Jim Edmonds, L OBP: 0.396, SLG: 0.630 (1, 8)	BB		K			F7		1B		3	1	1	0	1	1	5										
27 Scott Rolen, R OBP: 0.389, SLG: 0.540 (1, 5)	K		K					1B		3	1	0	0	1	2	5										
Tino Martinez, L OBP: 0.385, SLG: 0.446 (1, 3) Miguel Cairo, R OBP: 0.308, SLG: 0.406 (8, FR) (9, 7)	G5-4-3 BB					BB		FC4-6 1B		2	0	1	2	2	1	0										
Edgar Renteria, R OBP: 0.383, SLG: 0.483 (1, 6)	G5-4-3 1-2					K		FC4-6 SH3 BB		3	0	0	0	1	1	2										
Mike Matheny, R OBP: 0.311, SLG: 0.337 (1, 2)	K					K		SH3		3	0	0	0	0	2	1										
Woody Williams, R ERA: 3.65 So Taguchi, R ERA: 2.00, SLG: 0.836 (8, 1) Mike DeJean, R ERA: 5.08 Steve Kline, S ERA: 4.33 Orlando Palmeiro, L OBP: 0.344, SLG: 0.340 (9, 9)	K					G1-3 1B		FC4-6 BB		2	0	1	0	0	1	0										
Inning Stats	R: 0 E: 0 K: 2 S: 12	H: 1 LOB: 2 BB: 1 P: 23	R: 0 E: 0 K: 1 S: 6	H: 0 LOB: 0 BB: 1 P: 12	R: 0 E: 0 K: 3 S: 15	H: 2 LOB: 3 BB: 1 P: 24	R: 0 E: 0 K: 3 S: 12	H: 0 LOB: 0 BB: 0 P: 17	R: 0 E: 0 K: 1 S: 12	H: 1 LOB: 2 BB: 0 P: 18	R: 0 E: 0 K: 0 S: 7	H: 0 LOB: 1 BB: 1 P: 15	R: 0 E: 0 K: 1 S: 12	H: 0 LOB: 0 BB: 0 P: 16	R: 4 E: 0 K: 0 S: 19	H: 3 LOB: 3 BB: 3 P: 37		1B: 6 2B: 1 3B: 0 HR: 0	SF: 0 SAC: 1 DP: 1 HBP: 1	WP: 1 PB: 0 SB: 0 CS: 0	PA: 38					
PITCHER	IP	WLS	BF	H	R	ER	SO	BB	IBB	HBP	BLK	WP	HR	S	P	ERA		WHIP								
34 Kerry Wood, R ERA: 3.65 Antonio Alfonseca, R ERA: 5.63 Mark Guthrie, L ERA: 2.14 Kyle Farnsworth, R ERA: 3.47 Mike Remlinger, L ERA: 4.15	7.0		29	4	0	0	11	4	0	1	0	0	0	76	125	0.00		1.143								
Joe Borowski, R ERA: 3.02 (8, 1)	0.2		2	0	1	1	0	0	0	0	0	0	0	3	6	13.50		9.000								

AB 34
R 2
H 8
RBI 2
BB 1
SO 6
LOB 11



AB 29
R 4
H 7
RBI 3
BB 7
SO 11
LOB 20



Batter	1	2	3	4	5	6	7	8	9	AB	R	H	RBI	BB	SO	LOB	TOP										
Kenny Lofton, L OBP: 0.337, SLG: 0.431 (1, 8) C X	0-1 P5		0-1 L4			0-2 G3		0-1		4	0	1	0	0	0	2	Chicago Cubs @ St. Louis Cardinals Busch Stadium, St. Louis, MO Thu Aug 28 2003, 7:10 PM CDT Att: 37,370 - Cloudy - 93 F										
Ramon Martinez, R OBP: 0.333, SLG: 0.385 (1, 4) B B X	2-0 G6-3		0-1 SF8			1-2 F8		1-3 2B		3	0	0	1	0	0	2											
Sammy Sosa, R OBP: 0.375, SLG: 0.568 (1, 9) B B C X	2-2 HR		3-H 0-2 FC6-4			3-3 K		3-H		4	1	1	1	0	1	1											
Moises Alou, R OBP: 0.354, SLG: 0.473 (1, 7) B X	1-1 F8				1-0 G5-3					4	0	0	0	0	1	0											
Randall Simon, L OBP: 0.311, SLG: 0.431 (1, 3) B X		1-0 L7			0-1 P4					4	0	1	0	0	0	0											
16 Aramis Ramirez, R OBP: 0.324, SLG: 0.461 (1, 5) X		0-0 F8			0-0 F8					2	0	0	0	1	0	0											
Alex Gonzalez, R OBP: 0.289, SLG: 0.406 (1, 6) B B X		2-0 G6-3			3-1 F8					3	0	0	0	0	0	2											
Paul Bako, L OBP: 0.304, SLG: 0.296 (1, 2) B X			1-0 38 1B SF8		0-1 L6					3	1	1	0	0	0	0											
38 Carlos Zambrano, S OBP: 0.222, SLG: 0.371 (1, 1) B L L X			2-2 FC6-4		1-1 G5-3					2	0	1	0	0	0	0											
Doug Glanville, R OBP: 0.281, SLG: 0.336 (8, PH) X			2-3 1B							1	0	0	0	0	0	0											
Mike Remlinger, L (8, 1) X										0	0	0	0	0	0	0											
Inning Stats	R: 1 E: 0 K: 0 S: 8	H: 1 LOB: 0 BB: 0 P: 13	R: 0 E: 0 K: 0 S: 3	H: 0 LOB: 0 BB: 0 P: 6	R: 1 E: 0 K: 0 S: 11	H: 2 LOB: 1 BB: 0 P: 14	R: 0 E: 0 K: 0 S: 4	H: 0 LOB: 0 BB: 0 P: 5	R: 0 E: 0 K: 1 S: 9	H: 0 LOB: 0 BB: 0 P: 10	R: 0 E: 0 K: 1 S: 13	H: 1 LOB: 1 BB: 1 P: 19	R: 0 E: 1 K: 0 S: 7	H: 1 LOB: 1 BB: 0 P: 8	R: 0 E: 0 K: 0 S: 6	H: 0 LOB: 0 BB: 0 P: 9	1B: 2 2B: 3 3B: 0 HR: 1	SF: 1 SAC: 0 DP: 2 HBP: 0	WP: 0 PB: 0 SB: 0 CS: 0	PA: 32							
PITCHER	IP	WLS	BF	H	R	ER	SO	BB	IBB	HBP	BLK	WP	HR	S	P	ERA	WHIP										
Matt Morris, R ERA: 4.0 (1, 1)	7.0		25	4	2	2	2	1	0	0	0	0	1	54	80	2.57	0.714										
Steve Kline, L ERA: 4.3 (8, 1)	0.1		3	1	0	0	0	0	0	0	0	0	0	5	5	0.00	3.000										
Mike DeJean, R ERA: 4.96 (8, 1)	1.2	W	4	0	0	0	0	0	0	0	0	0	0	8	12	0.00	0.000										

Batter	1	2	3	4	5	6	7	8	9	AB	R	H	RBI	BB	SO	LOB	BOTTOM										
Kerry Robinson, L OBP: 0.297, SLG: 0.343 (1, 9) C S	0-3 K		1-1 G6-3		0-0 F7	0-1			3-2	5	1	2	2	0	1	1	Chicago Cubs @ St. Louis Cardinals Busch Stadium, St. Louis, MO Thu Aug 28 2003, 7:10 PM CDT Att: 37,370 - Cloudy - 93 F										
Bo Hart, R OBP: 0.322, SLG: 0.391 (1, 4) C X	0-1 F9		1-3 K		1-3 K	1-0 G1-3				4	0	0	0	0	2	3											
5 Albert Pujols, R OBP: 0.438, SLG: 0.681 (1, 7) S X	0-1		4-2		4-1					2	0	1	0	2	0	0											
15 Jim Edmonds, L OBP: 0.394, SLG: 0.625 (1, 8) B B X	2-3 K		2-1 G1-3		4-2					3	0	0	0	1	2	2											
27 Scott Rolen, R OBP: 0.388, SLG: 0.544 (1, 5) B B B X		3-1 G5-3		0-0 F8	1-0 P3					4	1	1	1	0	0	3											
Tino Martinez, L OBP: 0.352, SLG: 0.442 (1, 3) C X		0-1 G4-3		3-1 F8		0-0 G6-3				4	0	0	0	0	1	0											
Mike DeJean, R (8, 1) B B X										0	0	0	0	0	0	0											
Edgar Renteria, R OBP: 0.386, SLG: 0.485 (1, 6) C B B X		1-2		1-1		1-0				4	1	3	0	0	0	0											
Mike Matheny, R OBP: 0.311, SLG: 0.336 (1, 2) B X		1-0		2-2		0-2				4	0	1	0	0	0	2											
Matt Morris, R OBP: 0.256, SLG: 0.341 (1, 1) C B B X		3-2		0-1		1-2				3	0	1	0	0	0	3											
Steve Kline, S OBP: 0.500, SLG: 1.000 (8, 1) B B X					0-1					0	0	0	0	0	0	0											
So Taguchi, R OBP: 0.462, SLG: 0.583 (8, 7) B B X					15 BB					1	0	0	0	0	0	0											
Inning Stats	R: 0 E: 0 K: 2 S: 10	H: 1 LOB: 1 BB: 0 P: 12	R: 0 E: 0 K: 0 S: 12	H: 2 LOB: 2 BB: 0 P: 20	R: 0 E: 0 K: 1 S: 10	H: 0 LOB: 1 BB: 1 P: 18	R: 0 E: 0 K: 0 S: 9	H: 1 LOB: 1 BB: 0 P: 14	R: 0 E: 0 K: 1 S: 10	H: 1 LOB: 3 BB: 2 P: 20	R: 1 E: 1 K: 0 S: 13	H: 2 LOB: 2 BB: 0 P: 15	R: 1 E: 0 K: 2 S: 12	H: 1 LOB: 0 BB: 0 P: 19	R: 0 E: 0 K: 0 S: 7	H: 0 LOB: 0 BB: 0 P: 7	R: 1 E: 0 K: 0 S: 3	H: 1 LOB: 0 BB: 0 P: 6	1B: 5 2B: 2 3B: 0 HR: 2	SF: 0 SAC: 0 DP: 0 HBP: 0	WP: 0 PB: 0 SB: 0 CS: 0	PA: 37					
PITCHER	IP	WLS	BF	H	R	ER	SO	BB	IBB	HBP	BLK	WP	HR	S	P	ERA	WHIP										
38 Carlos Zambrano, R ERA: 2.88 (1, 1)	7.0		33	8	2	1	6	3	0	0	0	0	1	76	118	1.29	1.571										
Mike Remlinger, L ERA: 4.28 (8, 1)	1.0	L	4	1	1	1	0	0	0	0	0	0	1	10	13	9.00	1.000										

AB	30
R	2
H	5
RBI	2
BB	1
SO	2
LOB	7



AB	34
R	3
H	9
RBI	3
BB	3
SO	6
LOB	14



Batter	1	2	3	4	5	6	7	8	9	AB	R	H	RBI	BB	SO	LOB	TOP					
So Taguchi, R (1, 7) OBP: 0.438, SLG: 0.533 Kerry Robinson, L (7, PH) OBP: 0.299, SLG: 0.344	G5-3		FC6-4 1B		G5-3		K		FC1-4 15 S 1B	3	0	1	0	0	0	0	St. Louis Cardinals @ Cincinnati Reds Great American Ball Park, Cincinnati, OH Fri Aug 29 2003, 7:10 PM EDT Att: 27,121 - Overcast - 79 F					
15 Jim Edmonds, L (1, 8) OBP: 0.392, SLG: 0.619	F8		K		K		5 1B 27 HR		FC1-6-5 5 1B	5	1	1	0	0	2	2						
5 Albert Pujols, R (1, 3) OBP: 0.438, SLG: 0.678	G4-3		FC6-4 1-2		G5-3		27 HR		1B	5	1	2	0	0	0	1						
27 Scott Rolen, R (1, 5) OBP: 0.390, SLG: 0.554		FC6-5 G5-3 1B		G5-3		G4-3 2B	2B	1-2 HR	K	5	2	3	3	0	1	2						
Eduardo Perez, R (1, 9) OBP: 0.363, SLG: 0.462	G5-3		G5-3		G4-3		G6-4-3 1B		K	5	1	2	0	0	1	4						
Edgar Renteria, R (1, 6) OBP: 0.387, SLG: 0.489		FC6-5 S 1B		2B		2B		G6-4-3 1B		4	0	2	2	0	0	2						
Miguel Cairo, R (1, 4) OBP: 0.307, SLG: 0.403		SAFE 1B		P3		G1-3		P6		4	0	1	0	0	0	2						
Mike Matheny, R (1, 2) OBP: 0.313, SLG: 0.334	L7							G4-3		2	0	0	0	2	0	2						
Dan Haren, R (1, 1) OBP: 0.125, SLG: 0.174 Jason Simontacchi, R (6, 1) OBP: 0.143, SLG: 0.171 Jeff Fassero, L (7, 1) Tino Martinez, L (8, PH) OBP: 0.351, SLG: 0.441 Cal Eldred, R (8, 1) OBP: 0.500, SLG: 0.500			G1-3		K		K		G4-3	3	0	0	0	0	2	4	AB 39 R 5 H 13 RBI 5 BB 2 SO 7 LOB 19					
Inning Stats	R: 0 E: 0 K: 0 S: 7	H: 0 LOB: 0 BB: 0 P: 12	R: 0 E: 0 K: 0 S: 16	H: 2 LOB: 2 BB: 0 P: 24	R: 0 E: 0 K: 1 S: 10	H: 1 LOB: 1 BB: 0 P: 14	R: 1 E: 0 K: 1 S: 9	H: 2 LOB: 2 BB: 1 P: 19	R: 0 E: 0 K: 1 S: 8	H: 0 LOB: 0 BB: 0 P: 12	R: 1 E: 0 K: 1 S: 13	H: 2 LOB: 2 BB: 0 P: 24	R: 3 E: 0 K: 1 S: 12	H: 4 LOB: 0 BB: 0 P: 17	R: 0 E: 0 K: 0 S: 6	H: 0 LOB: 2 BB: 0 P: 9		R: 0 E: 0 K: 2 S: 11	H: 2 LOB: 2 BB: 0 P: 16	1B: 8 2B: 4 3B: 0 HR: 1	SF: 0 SAC: 0 DP: 1 HBP: 0	WP: 0 PB: 0 SB: 3 CS: 0
PITCHER	IP WLS BF H R ER SO BB IBB HBP BLK WP HR S P ERA WHIP																					
John Bale, L (1, 1) ERA: 2.76	6.0 W 27 7 2 2 4 0 2 0 0 0 0 63 105 3.00 1.167																					
John Riedling, R (7, 1) ERA: 5.39	1.0 6 4 3 3 1 0 0 0 0 0 1 12 17 27.00 4.000																					
Danny Graves, R (8, 1) ERA: 5.24	2.0 S 8 2 0 0 2 0 0 0 0 0 0 0 17 25 0.00 1.000																					

Batter	1	2	3	4	5	6	7	8	9	AB	R	H	RBI	BB	SO	LOB	BOTTOM					
6 Ryan Freel, R (1, 8) OBP: 0.365, SLG: 0.413	G6-3		CS BB		G6-3		1-3 2H 1B		BB 1B HBP	3	0	1	1	1	0	0	St. Louis Cardinals @ Cincinnati Reds Great American Ball Park, Cincinnati, OH Fri Aug 29 2003, 7:10 PM EDT Att: 27,121 - Overcast - 79 F					
Juan Castro, R (1, 6) OBP: 0.281, SLG: 0.401	F8		1-2 1B		1B		G5-3		1-2 2-3 1B	5	0	2	0	0	0	2						
D'Angelo Jimenez, S (1, 4) OBP: 0.352, SLG: 0.419			K				2-0 S 1B		HR	4	2	3	2	1	1	1						
Sean Casey, L (1, 3) OBP: 0.345, SLG: 0.401	L7				G4-3		2-2 HBP 1B		F7	5	1	1	1	0	0	4						
Russell Branyan, L (1, 5) OBP: 0.357, SLG: 0.506 Danny Graves, R (8, 1) OBP: 0.113, SLG: 0.113			G3-1		HR		4-0 HBP BB 1B		K	3	2	1	1	1	1	0						
Ruben Mateo, R (1, 9) OBP: 0.307, SLG: 0.347 37 Stephen Smitherman, R (5, PH) OBP: 0.400, SLG: 0.692					K2-3		2-1 F8			1	0	1	0	0	0	0						
Dernell Stenson, L (1, 7) OBP: 0.359, SLG: 0.500					1B		4-0 HBP BB		BB	2	0	0	0	1	1	2						
Wily Mo Peña, R (9, 9) OBP: 0.195, SLG: 0.192					K		1-2 2-3 1B		K	3	1	0	0	1	2	2						
Kelly Stinnett, R (1, 2) OBP: 0.301, SLG: 0.360	F8				F8		1-0 6 1B HBP		1B SH2-3 BB	2	2	0	1	1	0	1						
John Bale, L (1, 1) Tim Hummel, R (6, PH) John Riedling, R (7, 1) Ray Olmedo, S (8, 6) OBP: 0.303, SLG: 0.299					K		3-2 G5-3		6 1B HBP	2	0	0	0	1	0	0	AB 31 R 8 H 10 RBI 8 BB 6 SO 6 LOB 12					
Inning Stats	R: 0 E: 0 K: 0 S: 11	H: 1 LOB: 1 BB: 0 P: 16	R: 0 E: 0 K: 0 S: 12	H: 1 LOB: 1 BB: 0 P: 19	R: 0 E: 0 K: 2 S: 12	H: 1 LOB: 1 BB: 1 P: 19	R: 1 E: 0 K: 2 S: 8	H: 1 LOB: 0 BB: 0 P: 10	R: 0 E: 0 K: 0 S: 9	H: 0 LOB: 0 BB: 0 P: 13	R: 5 E: 0 K: 0 S: 12	H: 4 LOB: 2 BB: 2 P: 29	R: 1 E: 0 K: 2 S: 18	H: 1 LOB: 1 BB: 1 P: 30	R: 1 E: 0 K: 0 S: 8	H: 1 LOB: 2 BB: 2 P: 22		R: 1 E: 0 K: 0 S: 8	H: 1 LOB: 2 BB: 2 P: 22	1B: 7 2B: 1 3B: 0 HR: 2	SF: 0 SAC: 1 DP: 1 HBP: 2	WP: 0 PB: 0 SB: 1 CS: 1
PITCHER	IP WLS BF H R ER SO BB IBB HBP BLK WP HR S P ERA WHIP																					
Dan Haren, R (1, 1) ERA: 4.57	5.2 L 26 6 6 6 4 3 0 1 0 0 0 0 59 99 9.53 1.588																					
Jason Simontacchi, R (6, 1) ERA: 5.86	0.1 3 2 0 0 0 0 0 0 0 0 0 0 5 7 0.00 6.000																					
Jeff Fassero, L (7, 1) ERA: 5.97	1.0 5 1 1 1 2 1 0 0 0 0 1 18 30 9.00 2.000																					
Cal Eldred, R (8, 1) ERA: 4.47	1.0 6 1 1 1 0 2 0 1 0 0 0 0 8 22 9.00 3.000																					

Batter	1	2	3	4	5	6	7	8	9	AB	R	H	RBI	BB	SO	LOB	TOP				
Fernando Vina, L (1,4) OBP: 0.313, SLG: 0.424	1-2 G6-3		2-1 1B 15 2B G4-3	0-2 F8			2-1 G6-3		2-0 P6	5	1	1	0	0	0	2					
Kery Robinson, L (1,9) OBP: 0.293, SLG: 0.337	1-3 K		0-2 G4-3	1-0 G4-3			2-1 G4-3			4	0	0	0	0	1	2					
Steve Kline, S (7,1) OBP: 0.500, SLG: 1.000										0	0	0	0	0	0	0					
Mike DeJean, R (7,1) OBP: 0.500, SLG: 1.000										0	0	0	0	0	0	0					
44 Jason Isringhausen, R (9,1) OBP: 0.500, SLG: 1.500										0	0	0	0	0	0	0					
5 Albert Pujols, R (1,7) OBP: 0.438, SLG: 0.676	2-1 15 HR		1-0 15 2B		1-1 G5-3			2-3 K		4	2	2	0	0	1	0					
15 Jim Edmonds, L (1,8) OBP: 0.393, SLG: 0.628	0-0 1-H HR		2-1 1-H E		3-3 K			2-3 K		4	2	2	4	0	2	0					
27 Scott Rolen, R (1,5) OBP: 0.387, SLG: 0.549	1-2 G5-3		1-2 P4		2-2 F9			2-0 G5-3		4	0	0	0	0	0	1					
Tino Martinez, L (1,3) OBP: 0.354, SLG: 0.442		4-0 L4-6 1B	3-2 E2		0-2 G5-4-3 1B			0-1 G4-3		3	0	2	0	1	0	0					
Edgar Renteria, R (1,6) OBP: 0.387, SLG: 0.495		1-2 1B	1-2 F8		1-0 G5-4-3			2-2 HR		4	1	2	1	0	0	2					
Mike Matheny, R (1,2) OBP: 0.312, SLG: 0.332		0-0 L4-6		4-2 SH2-4 BB		0-1 P3		1-1 P4		3	0	0	0	1	0	2					
Brett Tomko, R (1,1) OBP: 0.315, SLG: 0.280					1-0 SH2-4			0-1 G4-3		1	0	0	0	0	0	1					
Jason Simontacchi, R (6,1) OBP: 0.143, SLG: 0.171										0	0	0	0	0	0	0					
So Taguchi, R (7,PH) OBP: 0.444, SLG: 0.588										2	0	1	0	0	0	0					
Inning Stats	R: 2 E: 0 K: 1 S: 13	H: 2 LOB: 0 BB: 0 P: 18	R: 0 E: 0 K: 0 S: 6	H: 1 LOB: 1 BB: 1 P: 12	R: 3 E: 1 K: 0 S: 17	H: 4 LOB: 0 BB: 0 P: 26	R: 0 E: 0 K: 0 S: 7	H: 0 LOB: 1 BB: 1 P: 13	R: 0 E: 0 K: 1 S: 10	H: 1 LOB: 0 BB: 0 P: 16	R: 0 E: 0 K: 0 S: 6	H: 0 LOB: 0 BB: 0 P: 10	R: 0 E: 0 K: 2 S: 7	H: 0 LOB: 0 BB: 0 P: 13	R: 1 E: 0 K: 0 S: 12	H: 2 LOB: 1 BB: 0 P: 17	1B: 6 2B: 3 3B: 0 HR: 2	SF: 0 SAC: 1 DP: 2 HBP: 0	WP: 0 PB: 0 SB: 1 CS: 0	PA: 37	
PITCHER	IP WLS BF H R ER SO BB IBB HBP BLK WP HR S P ERA WHIP	IP WLS BF H R ER SO BB IBB HBP BLK WP HR S P ERA WHIP	IP WLS BF H R ER SO BB IBB HBP BLK WP HR S P ERA WHIP	IP WLS BF H R ER SO BB IBB HBP BLK WP HR S P ERA WHIP	IP WLS BF H R ER SO BB IBB HBP BLK WP HR S P ERA WHIP	IP WLS BF H R ER SO BB IBB HBP BLK WP HR S P ERA WHIP	IP WLS BF H R ER SO BB IBB HBP BLK WP HR S P ERA WHIP	IP WLS BF H R ER SO BB IBB HBP BLK WP HR S P ERA WHIP	IP WLS BF H R ER SO BB IBB HBP BLK WP HR S P ERA WHIP	IP WLS BF H R ER SO BB IBB HBP BLK WP HR S P ERA WHIP	IP WLS BF H R ER SO BB IBB HBP BLK WP HR S P ERA WHIP	IP WLS BF H R ER SO BB IBB HBP BLK WP HR S P ERA WHIP	IP WLS BF H R ER SO BB IBB HBP BLK WP HR S P ERA WHIP	IP WLS BF H R ER SO BB IBB HBP BLK WP HR S P ERA WHIP	IP WLS BF H R ER SO BB IBB HBP BLK WP HR S P ERA WHIP	IP WLS BF H R ER SO BB IBB HBP BLK WP HR S P ERA WHIP	IP WLS BF H R ER SO BB IBB HBP BLK WP HR S P ERA WHIP	IP WLS BF H R ER SO BB IBB HBP BLK WP HR S P ERA WHIP	IP WLS BF H R ER SO BB IBB HBP BLK WP HR S P ERA WHIP	IP WLS BF H R ER SO BB IBB HBP BLK WP HR S P ERA WHIP	IP WLS BF H R ER SO BB IBB HBP BLK WP HR S P ERA WHIP

St. Louis Cardinals @ Cincinnati Reds
Great American Ball Park, Cincinnati, OH
Sat Aug 30 2003, 7:10 PM EDT
Att: 39,380 - Overcast - 72 F

AB 34
R 6
H 10
RBI 5
BB 2
SO 4
LOB 10



Batter	1	2	3	4	5	6	7	8	9	AB	R	H	RBI	BB	SO	LOB	BOTTOM					
6 Ryan Freel, R (1,8) OBP: 0.367, SLG: 0.425	3-2 L6		1-0 F8 1B 2B		1-2 G5-3	0-1 F9			1-2 1B	5	1	2	0	0	0	2						
Juan Castro, R (1,6) OBP: 0.283, SLG: 0.399	4-1 F8-6-3 BB		0-0 F8		1-0 G6-3		0-0 1B L1-3		2-3 K	4	0	1	0	1	1	2						
D'Angelo Jimenez, S (1,4) OBP: 0.353, SLG: 0.419	0-0 F8-6-3		2-1 F8		0-1 1B		0-1 L1-3		3-2 F8	5	0	2	1	0	0	3						
Sean Casey, L (1,3) OBP: 0.347, SLG: 0.402		4-1 2B 37 1B BB	0-1 L8		1-0 1B		3-2 1B		1-1 F8	4	1	2	0	1	0	2						
Russell Branyan, L (1,5) OBP: 0.353, SLG: 0.506		1-1 37 1B FC5-4 2B	3-0 F8		0-0 L9		3-3 K		2-3 K	4	1	1	0	0	1	5						
37 Stephen Smithman, R (1,7) OBP: 0.388, SLG: 0.588		0-0 FC5-4 1B		3-3 K		2-0 L9		1-2 F8		4	0	1	1	0	1	2						
Dernell Stenson, L (1,9) OBP: 0.395, SLG: 0.514		1-1 FC5-4 1B		1-1 1B		1-0 2B 1B		4-2 G4-6-3 BB		3	0	2	1	1	0	1						
Kelly Stinnett, R (1,2) OBP: 0.294, SLG: 0.352		0-3 K		1-3 K		3-2 F8		1-3 K		4	0	0	0	0	3	4						
39 Aaron Harang, R (1,1) OBP: 0.077, SLG: 0.077		3-3 K		1-0 F7		1-1 2B		0-0 G4-6-3		2	0	0	0	0	1	2						
Tim Lincecum, R (6,PH) OBP: 0.417, SLG: 0.545										1	0	0	0	0	0	0						
Phil Norton, R (7,1) OBP: 0.417, SLG: 0.545										0	0	0	0	0	0	0						
65 Scott Randall, R (8,1) OBP: 0.417, SLG: 0.545										0	0	0	0	0	0	0						
Ray Gimenez, S (8,PH) OBP: 0.327, SLG: 0.297										1	0	0	0	0	0	1						
Brian Reith, R (9,1) OBP: 0.327, SLG: 0.297										0	0	0	0	0	0	0						
Inning Stats	R: 0 E: 0 K: 0 S: 7	H: 0 LOB: 0 BB: 1 P: 14	R: 2 E: 0 K: 2 S: 13	H: 2 LOB: 1 BB: 1 P: 22	R: 1 E: 0 K: 0 S: 7	H: 2 LOB: 1 BB: 0 P: 13	R: 0 E: 0 K: 2 S: 9	H: 1 LOB: 1 BB: 0 P: 15	R: 0 E: 0 K: 0 S: 8	H: 2 LOB: 2 BB: 0 P: 11	R: 0 E: 0 K: 0 S: 9	H: 2 LOB: 2 BB: 0 P: 16	R: 0 E: 0 K: 1 S: 14	H: 2 LOB: 0 BB: 0 P: 21	R: 0 E: 0 K: 1 S: 7	H: 0 LOB: 0 BB: 1 P: 12	R: 0 E: 0 K: 1 S: 13	H: 1 LOB: 1 BB: 0 P: 20	1B: 9 2B: 4 3B: 0 HR: 0	SF: 0 SAC: 0 DP: 2 HBP: 0	WP: 0 PB: 0 SB: 0 CS: 0	PA: 40
PITCHER	IP WLS BF H R ER SO BB IBB HBP BLK WP HR S P ERA WHIP	IP WLS BF H R ER SO BB IBB HBP BLK WP HR S P ERA WHIP	IP WLS BF H R ER SO BB IBB HBP BLK WP HR S P ERA WHIP	IP WLS BF H R ER SO BB IBB HBP BLK WP HR S P ERA WHIP	IP WLS BF H R ER SO BB IBB HBP BLK WP HR S P ERA WHIP	IP WLS BF H R ER SO BB IBB HBP BLK WP HR S P ERA WHIP	IP WLS BF H R ER SO BB IBB HBP BLK WP HR S P ERA WHIP	IP WLS BF H R ER SO BB IBB HBP BLK WP HR S P ERA WHIP	IP WLS BF H R ER SO BB IBB HBP BLK WP HR S P ERA WHIP	IP WLS BF H R ER SO BB IBB HBP BLK WP HR S P ERA WHIP	IP WLS BF H R ER SO BB IBB HBP BLK WP HR S P ERA WHIP	IP WLS BF H R ER SO BB IBB HBP BLK WP HR S P ERA WHIP	IP WLS BF H R ER SO BB IBB HBP BLK WP HR S P ERA WHIP	IP WLS BF H R ER SO BB IBB HBP BLK WP HR S P ERA WHIP	IP WLS BF H R ER SO BB IBB HBP BLK WP HR S P ERA WHIP	IP WLS BF H R ER SO BB IBB HBP BLK WP HR S P ERA WHIP	IP WLS BF H R ER SO BB IBB HBP BLK WP HR S P ERA WHIP	IP WLS BF H R ER SO BB IBB HBP BLK WP HR S P ERA WHIP	IP WLS BF H R ER SO BB IBB HBP BLK WP HR S P ERA WHIP	IP WLS BF H R ER SO BB IBB HBP BLK WP HR S P ERA WHIP	IP WLS BF H R ER SO BB IBB HBP BLK WP HR S P ERA WHIP	IP WLS BF H R ER SO BB IBB HBP BLK WP HR S P ERA WHIP

St. Louis Cardinals @ Cincinnati Reds
Great American Ball Park, Cincinnati, OH
Sat Aug 30 2003, 7:10 PM EDT
Att: 39,380 - Overcast - 72 F

AB 37
R 3
H 12
RBI 3
BB 3
SO 7
LOB 24




Batter	1	2	3	4	5	6	7	8	9	AB	R	H	RBI	BB	SO	LOB	TOP										
Bo Hart, R OBP: 0.324, SLG: 0.389 (1, 4)	4-2 BB		0-1 G4-3		3-2 F9			0-1 5 HR 1B	1-1 F9	4	1	1	0	1	0	3	St. Louis Cardinals @ Cincinnati Reds Great American Ball Park, Cincinnati, OH Sun Aug 31 2003, 12:35 PM EDT Att: 29,272 - Overcast - 64 F										
Miguel Cairo, R OBP: 0.313, SLG: 0.412 (1, 7)	2-2 P3		0-2 2B			0-2 5 HR 1B		1-2 5 HR 1B	0-1 FC5	5	2	3	0	0	0	3											
5 Albert Pujols, R OBP: 0.439, SLG: 0.687 (1, 3)	1-2 P6		0-2 F9			0-0 1-H HR		1-1 1-H 2-H HR		4	2	2	5	0	0	2											
27 Scott Rolen, R OBP: 0.384, SLG: 0.544 (1, 5)	3-2 P6			0-2 F7		3-3 K		0-0 L4		4	0	0	0	0	1	1											
Eduardo Perez, R OBP: 0.358, SLG: 0.454 Russ Springer, R (9, 1)		2-3 K		3-2 F8		1-1 G6-3		2-2 P3		4	0	0	0	0	1	0											
Edgar Renteria, R OBP: 0.386, SLG: 0.492 (1, 6)		4-1 BB BB		0-0 F8		1-1 P4		0-0 L8		0	0	0	0	0	0	0											
Mike Matheny, R OBP: 0.311, SLG: 0.329 (1, 2)		4-2 G6-3 BB		0-3 K2-3		0-3 K		0-0 G6-3		3	0	0	0	1	2	0											
So Taguchi, R OBP: 0.299, SLG: 0.428 Orlando Palmeiro, L OBP: 0.343, SLG: 0.535 Cal Eldred, R OBP: 0.265, SLG: 0.500 Steve Kline, R OBP: 0.299, SLG: 1.000 Kerry Robinson OBP: 0.207, SLG: 0.337 (7, PH)		2-2 G6-3		1-0 F7		1-1 G6-3		4-2 FC5 15 1B BB		2	0	0	0	0	0	2											
Sterling Hitchcock, L OBP: 0.333, SLG: 0.333 15 Jim Edmonds, L OBP: 0.384, SLG: 0.628 (7, PH)			1-0 G5-3		2-2 1B		1-3 K		2-0 1-2 1B	2	0	1	0	0	0	0											
Inning Stats	R: 0 H: 0 E: 0 K: 0 S: 20	H: 0 LOB: 1 BB: 1 P: 30	R: 0 H: 0 E: 0 K: 1 S: 13	H: 0 LOB: 1 BB: 2 P: 25	R: 0 H: 1 E: 0 K: 0 S: 12	H: 1 LOB: 1 BB: 0 P: 13	R: 0 H: 0 E: 0 K: 0 S: 9	H: 0 LOB: 0 BB: 0 P: 12	R: 0 H: 1 E: 0 K: 1 S: 13	H: 1 LOB: 1 BB: 0 P: 19	R: 2 H: 2 E: 0 K: 1 S: 11	H: 2 LOB: 0 BB: 0 P: 16	R: 0 H: 0 E: 0 K: 2 S: 8	H: 0 LOB: 0 BB: 0 P: 10	R: 3 H: 3 E: 0 K: 0 S: 10	H: 3 LOB: 0 BB: 0 P: 13		R: 0 H: 1 E: 0 K: 0 S: 9	H: 1 LOB: 2 BB: 1 P: 16	1B: 5 2B: 1 3B: 0 HR: 2	SF: 0 SAC: 0 DP: 1 HBP: 0	WP: 0 PB: 0 SB: 0 CS: 0	PA: 38				
PITCHER	IP	WLS	BF	H	R	ER	SO	BB	IBB	HBP	BLK	WP	HR	S	P	ERA	WHIP										
Dan Serafini, L ERA: 4.91 (1, 1)	6.0	L	24	4	2	2	3	3	0	0	0	0	1	78	115	3.00	1.167										
John Riedling, R ERA: 5.3 (7, 1)	1.0		3	0	0	0	2	0	0	0	0	0	0	8	10	0.00	0.000										
Danny Graves, R ERA: 5.37 (8, 1)	1.0		6	3	3	3	0	0	0	0	0	0	1	10	13	27.00	3.000										
Brian Reith, R ERA: 4.7 (9, 1)	1.0		5	1	0	0	0	1	0	0	0	0	0	9	16	0.00	2.000										

AB	34
R	5
H	8
RBI	5
BB	4
SO	5
LOB	11



Batter	1	2	3	4	5	6	7	8	9	AB	R	H	RBI	BB	SO	LOB	BOTTOM										
6 Ryan Freel, R OBP: 0.351, SLG: 0.405 (1, 8)	1-2 F8			0-1 G5-3	2-3 K			0-2 G1-3		4	0	0	0	0	1	4	St. Louis Cardinals @ Cincinnati Reds Great American Ball Park, Cincinnati, OH Sun Aug 31 2003, 12:35 PM EDT Att: 29,272 - Overcast - 64 F										
Ray Olmedo, S OBP: 0.300, SLG: 0.296 (1, 6)	1-2 G4-3			0-0 BB 1B		0-3 K		2-2 G6-3		4	0	1	0	0	1	0											
D'Angelo Jimenez, S OBP: 0.354, SLG: 0.418 (1, 4)	1-1 P4			4-2 37 FC6-4 BB		1-1 37 FC6-4 1B		0-0 G3		3	0	1	0	1	0	0											
Russell Branyan, L OBP: 0.340, SLG: 0.483 (1, 3)		1-0 F7		2-2 F8		1-0 F7		3-2 K		4	0	0	0	0	1	3											
37 Stephen Smitherman, R OBP: 0.304, SLG: 0.476 (1, 7)			2-3 K	1-2 FC6-4		1-1 FC6-4		1-2 F9		4	0	0	0	0	1	3											
Tim Hummel, R OBP: 0.313, SLG: 0.400 (1, 5)			0-3 K		3-2 F9		3-3 K		1-3 K	4	0	0	0	0	3	0											
Jason LaRue, R OBP: 0.321, SLG: 0.436 (1, 2)			3-2 G5-3		1-0 E	2-1 F7		4-0 BB		3	0	1	0	1	0	0											
Wily Mo Peña, R OBP: 0.198, SLG: 0.195 (1, 9)			2-0 G3		0-0 E6	2-1 SH5-4		2-1 BB		4	0	1	0	0	0	2											
Dan Serafini, S (1, 1)			2-1 L9		0-0 SH5-4	4-2 BB				1	0	0	0	0	0	0											
John Riedling, R OBP: 0.235, SLG: 0.235 Dennell Stenson, L OBP: 0.409, SLG: 0.514 Danny Graves, R OBP: 0.113, SLG: 0.113 Brian Reith, R (9, 1)					1-2 BB					0	0	0	0	0	0	0											
Inning Stats	R: 0 H: 0 E: 0 K: 0 S: 8	H: 0 LOB: 0 BB: 0 P: 11	R: 0 H: 0 E: 0 K: 2 S: 10	H: 0 LOB: 0 BB: 0 P: 13	R: 0 H: 0 E: 0 K: 0 S: 9	H: 0 LOB: 0 BB: 0 P: 16	R: 0 H: 1 E: 0 K: 0 S: 12	H: 1 LOB: 2 BB: 1 P: 19	R: 0 H: 1 E: 0 K: 1 S: 8	H: 1 LOB: 1 BB: 0 P: 11	R: 0 H: 1 E: 0 K: 1 S: 16	H: 1 LOB: 2 BB: 1 P: 27	R: 0 H: 0 E: 0 K: 1 S: 7	H: 0 LOB: 0 BB: 0 P: 12	R: 0 H: 0 E: 0 K: 1 S: 9	H: 0 LOB: 1 BB: 1 P: 16	1B: 3 2B: 1 3B: 0 HR: 0	SF: 0 SAC: 1 DP: 0 HBP: 0	WP: 0 PB: 0 SB: 0 CS: 0	PA: 35							
PITCHER	IP	WLS	BF	H	R	ER	SO	BB	IBB	HBP	BLK	WP	HR	S	P	ERA	WHIP										
Sterling Hitchcock, L ERA: 4.55 (7, 1)	1.0	H	5	1	0	0	1	1	0	0	0	0	0	16	27	0.00	2.000										
Cal Eldred, R ERA: 4.39 (8, 1)	1.0		3	0	0	0	1	0	0	0	0	0	0	7	12	0.00	0.000										
Steve Kline, L ERA: 4.17 Russ Springer, R ERA: 6.08 (9, 1)	1.0		4	0	0	0	1	1	0	0	0	0	0	9	16	0.00	1.000										



Batter	1	2	3	4	5	6	7	8	9	AB	R	H	RBI	BB	SO	LOB	TOP		
Fernando Vina, L (1, 4) OBP: 0.316, SLG: 0.425	2-1 G6-3 1B		1-3 K		0-0 G6-3 2-3			0-0 BB 1B		4	0	2	0	0	1	1			
Orlando Palmeiro, L (1, 9) OBP: 0.345, SLG: 0.338	1-1 G6-3		1-2 1B		1-2 F7			4-1 BB 1B		3	0	1	0	1	0	2			
5 Albert Pujols, R (1, 7) OBP: 0.346, SLG: 0.683 Kerry Robinson, L (8, PH) OBP: 0.295, SLG: 0.335	0-1 F7		3-3 K		3-2 P3			1-3 K		3	0	0	0	0	1	2			
15 Jim Edmonds, L (1, 8) OBP: 0.395, SLG: 0.626 So Taguchi, R (8, PH) OBP: 0.391, SLG: 0.500	2-3 K			4-2 FC6-4 BB		4-0 27 G4-6-3 BB		2-3 K		1	0	0	0	2	1	1			
27 Scott Rolen, R (1, 5) OBP: 0.384, SLG: 0.545 Garrett Stephenson, R (6, 1) OBP: 0.291, SLG: 0.190 Eduardo Perez, R (9, PH) OBP: 0.356, SLG: 0.452		0-2 2B		0-3 K		1-1 G4-6-3		0-0 G6-3		3	0	1	0	0	1	2			
Tino Martinez, L (1, 3) OBP: 0.352, SLG: 0.439 Eli Marrero, R (9, PH) OBP: 0.289, SLG: 0.382		0-0 F7		1 SAFE 2-1 P4			1-0 F7		1-1 1B	3	0	0	0	0	0	2			
Edgar Renteria, R (1, 6) OBP: 0.322, SLG: 0.489 Bo Hart, R (7, 6) OBP: 0.322, SLG: 0.388		2-1 P3		1 SAFE 0-2 FC6-4			1-3 K		0-3 K	3	0	0	0	0	1	2			
Mike Matheny, R (1, 2) OBP: 0.312, SLG: 0.329 Joe Girardi, R (8, 2) OBP: 0.150, SLG: 0.056		2-2 P4		2-2 G6-3 SH2-4 1B			0-3 K2-3		0-3 K	3	0	1	0	0	1	1			
Woody Williams, R (1, 1) OBP: 0.288, SLG: 0.367 Jeff Fassero, L (5, 1) OBP: 0.311, SLG: 0.410			2-2 F8		0-0 SH2-4			1-1 F9		1	0	0	0	0	0	0			
Inning Stats	R: 0 E: 0 K: 1 S: 9	H: 1 LOB: 1 BB: 0 P: 14	R: 0 E: 0 K: 0 S: 10	H: 1 LOB: 1 BB: 0 P: 14	R: 0 E: 0 K: 2 S: 16	H: 1 LOB: 1 BB: 0 P: 23	R: 0 E: 0 K: 1 S: 17	H: 0 LOB: 1 BB: 1 P: 23	R: 0 E: 0 K: 0 S: 11	H: 0 LOB: 0 BB: 0 P: 14	R: 0 E: 0 K: 2 S: 7	H: 0 LOB: 0 BB: 0 P: 9	R: 0 E: 0 K: 2 S: 11	H: 1 LOB: 2 BB: 1 P: 19	R: 0 E: 0 K: 2 S: 10	H: 1 LOB: 1 BB: 0 P: 11	1B: 5 2B: 1 3B: 0 HR: 0	SF: 0 SAC: 1 DP: 1 HBP: 0	WP: 0 PA: 35 PB: 0 SB: 0 CS: 0
PITCHER	IP WLS BF H R ER SO BB IBB HBP BLK WP HR S P ERA WHIP								PITCHER	IP WLS BF H R ER SO BB IBB HBP BLK WP HR S P ERA WHIP									
22 Mark Prior, R (1, 1) ERA: 2.36 Kyle Farnsworth, R (9, 1) ERA: 3.39	8.0 W 31 5 0 0 8 3 0 0 0 0 0 0 88 131 0.00 1.000																		

St. Louis Cardinals @ Chicago Cubs
Wrigley Field, Chicago, IL
Mon Sep 01 2003, 1:20 PM CDT
Att: 38,410 - Cloudy - 64 F

AB 31
R 0
H 6
RBI 0
BB 3
SO 10
LOB 19



Batter	1	2	3	4	5	6	7	8	9	AB	R	H	RBI	BB	SO	LOB	BOTTOM		
Kenny Lofton, L (1, 8) OBP: 0.345, SLG: 0.444 Tom Goodwin, L (9, 9) OBP: 0.327, SLG: 0.364	3-2 1B FC3-2 2B		3-2 G6-3		1-1 F8		0-0 2B 1B			5	0	3	1	0	0	3			
Tony Womack, L (1, 4) OBP: 0.289, SLG: 0.317 Augie Ojeda, S (9, 4)	2-1 FC3-2 S 1B		1-1 E 1B		3-2 P5		3-2 1-3 2H 2B		1-3 K	5	0	3	1	0	1	4			
Sammy Sosa, R (1, 9) OBP: 0.378, SLG: 0.564 Troy O'Leary, L (9, 7) OBP: 0.276, SLG: 0.340	3-3 K		0-3 K				1-3 1B K		0-1 F8	5	1	1	0	0	3	7			
Moises Alou, R (1, 7) OBP: 0.354, SLG: 0.467 Doug Glanville, R (9, 8) OBP: 0.290, SLG: 0.333	2-1 FC3-2 HBP		1-1 E5				1-3 1B P4		3-2 L7	4	1	1	0	0	0	5			
Eric Karros, R (1, 3) OBP: 0.354, SLG: 0.463	0-1 FC3-2		0-0 F8		1-2 F8		1-2 1B SF9		1-0 F8	5	2	2	2	0	0	5			
16 Aramis Ramirez, R (1, 5) OBP: 0.324, SLG: 0.454	1-2 3H F7		2-2 G3-1		4-2 SH1-4 1B		2-1 22 1B SF9		0-0 F8	4	1	1	0	1	0	5			
Ramon Martinez, R (1, 6) OBP: 0.345, SLG: 0.395		1-1 L9		4-2 SH1-4 BB		2-1 22 1B SF9		0-0 G5-4-3 1B		4	1	2	1	1	0	1			
Damian Miller, R (1, 2) OBP: 0.321, SLG: 0.376		3-2 22 F9 2B		3-2 SH1-4 1B		0-1 SF9		1-0 G5-4-3		3	0	2	1	0	0	1			
22 Mark Prior, R (1, 1) OBP: 0.274, SLG: 0.350 Kyle Farnsworth, R (9, 1)		3-2 F9		0-0 SH1-4		1-2 2-3 3H 1B		1-2 1B		3	1	2	1	0	0	1			
Inning Stats	R: 0 E: 0 K: 1 S: 13	H: 2 LOB: 3 BB: 0 P: 25	R: 0 E: 0 K: 0 S: 12	H: 1 LOB: 1 BB: 0 P: 22	R: 0 E: 1 K: 1 S: 11	H: 1 LOB: 2 BB: 0 P: 15	R: 0 E: 0 K: 0 S: 12	H: 1 LOB: 2 BB: 1 P: 23	R: 6 E: 0 K: 1 S: 26	H: 7 LOB: 2 BB: 1 P: 39	R: 1 E: 0 K: 0 S: 4	H: 2 LOB: 0 BB: 0 P: 6	R: 0 E: 0 K: 1 S: 13	H: 2 LOB: 2 BB: 0 P: 18	R: 0 E: 0 K: 0 S: 4	H: 1 LOB: 0 BB: 0 P: 7	1B: 13 2B: 3 3B: 0 HR: 1	SF: 1 SAC: 1 DP: 2 HBP: 1	WP: 0 PA: 43 PB: 0 SB: 1 CS: 0
PITCHER	IP WLS BF H R ER SO BB IBB HBP BLK WP HR S P ERA WHIP								PITCHER	IP WLS BF H R ER SO BB IBB HBP BLK WP HR S P ERA WHIP									
Woody Williams, R (1, 1) ERA: 3.64 Jeff Fassero, L (5, 1) ERA: 5.91 Garrett Stephenson, R (6, 1) ERA: 4.63	4.1 L 27 6 6 2 2 0 0 0 0 0 0 9 21 0.00 3.000																		

St. Louis Cardinals @ Chicago Cubs
Wrigley Field, Chicago, IL
Mon Sep 01 2003, 1:20 PM CDT
Att: 38,410 - Cloudy - 64 F

AB 38
R 7
H 17
RBI 7
BB 2
SO 4
LOB 32



Batter	1	2	3	4	5	6	7	8	9	10	11	12	13	14	15	AB	R	H	RBI	BB	SO	LOB	TOP					
Kerry Robinson, L OBP: 0.285, SLG: 0.323	G6-3		B1-3		G3		G6-3			G4-3		L3			B2-3	7	0	0	0	0	0	2						
Miguel Cairo, R OBP: 0.445, SLG: 0.445																4	0	0	0	0	1	0						
El Marrero, R OBP: 0.337, SLG: 0.337	K															1	0	0	0	0	0	0						
Steve Lita, R OBP: 0.350, SLG: 0.350																0	0	0	0	0	0	0						
Bo Hartr, R OBP: 0.300, SLG: 0.300																1	0	0	0	0	0	0						
Jeff Fassero, L OBP: 0.396, SLG: 0.396																1	0	0	0	0	1	0						
5 Albert Pujols, R OBP: 0.435, SLG: 0.676	F8															5	0	0	0	2	2	0						
15 Jim Edmonds, L OBP: 0.397, SLG: 0.531																5	2	1	1	2	1							
27 Scott Rolen, R OBP: 0.380, SLG: 0.538																6	0	0	0	0	0	4						
Tino Martinez, L OBP: 0.353, SLG: 0.438																1	0	0	0	1	1	0						
Cal Eldred, R OBP: 0.500, SLG: 0.500																0	0	0	0	0	0	0						
Fernando Vina, L OBP: 0.316, SLG: 0.432																2	0	1	0	0	1	0						
Edgar Renteria, R OBP: 0.386, SLG: 0.486																3	0	0	0	3	2	4						
Chris Wagner, R OBP: 0.316, SLG: 0.208																3	0	2	1	0	0	0						
Orlando Palmeiro, L OBP: 0.342, SLG: 0.336																3	0	0	0	0	0	4						
Jason Simontacchi, R OBP: 0.136, SLG: 0.162																2	0	0	0	0	0	2						
Scott Podsedes, R OBP: 0.348, SLG: 0.455																2	0	0	0	0	1	3						
Mike Matheny, R OBP: 0.310, SLG: 0.327																2	0	0	0	0	0	2						
Inning Stats	R: 0 E: 0 K: 1 S: 9	H: 0 LOB: 0 BB: 0 P: 13	R: 1 E: 0 K: 0 S: 11	H: 1 LOB: 2 BB: 2 P: 20	R: 0 E: 0 K: 1 S: 9	H: 0 LOB: 0 BB: 0 P: 11	R: 1 E: 0 K: 2 S: 11	H: 1 LOB: 0 BB: 0 P: 17	R: 0 E: 0 K: 0 S: 8	H: 0 LOB: 0 BB: 0 P: 12	R: 0 E: 0 K: 0 S: 6	H: 1 LOB: 3 BB: 2 P: 29	R: 0 E: 0 K: 0 S: 10	H: 0 LOB: 0 BB: 0 P: 16	R: 0 E: 0 K: 1 S: 9	H: 0 LOB: 0 BB: 0 P: 12	R: 0 E: 0 K: 0 S: 10	H: 1 LOB: 1 BB: 1 P: 19	R: 0 E: 0 K: 0 S: 10	H: 1 LOB: 0 BB: 0 P: 14	R: 0 E: 0 K: 1 S: 7	H: 0 LOB: 0 BB: 0 P: 13	1B: 3 2B: 1 3B: 0 HR: 1	SF: 0 SAC: 2 DP: 1 HBP: 0	WP: 0 PB: 0 SB: 1 CS: 0	PA: 57		
PITCHER	IP 7.0	WLS 28	BF 28	H 4	R 2	ER 2	SO 5	BB 3	IBB 0	HBP 0	BLK 0	WP 0	HR 0	S 10	P 16	ERA 0.00	WHIP 0.000											
38 Carlos Zambrano, R ERA: 2.87											PITCHER	IP 2.0	WLS 7	BF 7	H 1	R 0	ER 0	SO 1	BB 0	IBB 0	HBP 0	BLK 0	WP 0	HR 0	S 17	P 27	ERA 0.00	WHIP 0.500
Kyle Farnsworth, R ERA: 3.32											Mark Guthrie, L ERA: 1.95																	
Joe Borowski, R ERA: 2.37																												
Antonio Alfonseca, R ERA: 3.19																												
Mike Remlinger, L ERA: 3.99																												

St. Louis Cardinals @ Chicago Cubs
 Wrigley Field, Chicago, IL
 Tue Sep 02 2003, 12:05 PM CDT
 Att: 31,990 - Sunny - 72 F

AB	48
R	2
H	5
RBI	2
BB	7
SO	12
LOB	22



Batter	1	2	3	4	5	6	7	8	9	10	11	12	13	14	15	AB	R	H	RBI	BB	SO	LOB	BOTTOM				
Tom Gooden, L OBP: 0.337, SLG: 0.358	K															2	0	0	0	0	1	0					
Joe Borowski, R ERA: 2.37																0	0	0	0	0	0	0					
Ramon Martinez, R OBP: 0.350, SLG: 0.350																1	0	0	0	0	0	3					
Arvin Carter, R OBP: 0.350, SLG: 0.350																0	0	0	0	0	0	0					
Augie Ojeda, S OBP: 0.125, SLG: 0.044																2	1	1	0	0	0	0					
Tony Womack, L OBP: 0.257, SLG: 0.313	G4-3															7	0	1	0	0	0	5					
Sammy Sosa, R OBP: 0.376, SLG: 0.566	K															6	1	1	2	1	2	1					
16 Aramis Ramirez, R OBP: 0.321, SLG: 0.444																6	1	0	0	0	2	2					
Troy O'Leary, L OBP: 0.272, SLG: 0.333																3	0	0	0	0	2	1					
Kyle Farnsworth, R ERA: 3.32																0	0	0	0	0	0	0					
Moises Alou, R OBP: 0.354, SLG: 0.467																3	0	1	0	0	0	0					
Mark Guthrie, R ERA: 1.95																0	0	0	0	0	0	0					
Eric Karros, R OBP: 0.362, SLG: 0.459																2	0	0	0	0	2	1					
Kenny Lofton, L OBP: 0.344, SLG: 0.443																4	0	1	0	0	1	0					
Alex Gonzalez, R OBP: 0.291, SLG: 0.401																3	1	1	1	2	2	0					
Mike Remlinger, L ERA: 3.99																0	0	0	0	0	0	0					
Doug Glanville, R OBP: 0.278, SLG: 0.332																1	0	0	0	0	0	0					
Damian Miller, R OBP: 0.318, SLG: 0.375																6	0	1	1	0	3	3					
38 Carlos Zambrano, S OBP: 0.231, SLG: 0.375																2	0	1	0	0	1	0					
Randall Simon, R OBP: 0.307, SLG: 0.423																0	0	0	0	0	0	0					
David Kelton, R OBP: 0.222, SLG: 0.333																0	0	0	0	0	0	0					
Hee-Seop Choi, L OBP: 0.354, SLG: 0.427																2	0	0	0	1	2	0					
Inning Stats	R: 0 E: 0 K: 2 S: 9	H: 0 LOB: 0 BB: 0 P: 15	R: 0 E: 0 K: 2 S: 8	H: 0 LOB: 0 BB: 0 P: 11	R: 0 E: 0 K: 0 S: 8	H: 0 LOB: 0 BB: 0 P: 12	R: 0 E: 0 K: 0 S: 8	H: 0 LOB: 0 BB: 0 P: 12	R: 0 E: 0 K: 0 S: 10	H: 0 LOB: 0 BB: 0 P: 13	R: 0 E: 0 K: 0 S: 8	H: 0 LOB: 0 BB: 0 P: 17	R: 0 E: 0 K: 0 S: 14	H: 2 LOB: 3 BB: 1 P: 31	R: 0 E: 0 K: 2 S: 9	H: 0 LOB: 0 BB: 0 P: 14	R: 0 E: 0 K: 1 S: 10	H: 1 LOB: 1 BB: 0 P: 19	R: 0 E: 0 K: 0 S: 11	H: 0 LOB: 0 BB: 0 P: 14	R: 0 E: 0 K: 0 S: 8	H: 0 LOB: 0 BB: 0 P: 13	1B: 5 2B: 2 3B: 0 HR: 1	SF: 0 SAC: 1 DP: 0 HBP: 1	WP: 0 PB: 0 SB: 1 CS: 0	PA: 57	
PITCHER	IP 5.0	WLS 20	BF 3	H 2	R 0	ER 0	SO 7	BB 1	IBB 0	HBP 1	BLK 0	WP 0	HR 0	S 26	P 40	ERA 7.71	WHIP 0.857										
Jason Simontacchi, R ERA: 5.91											Jeff Fassero, L ERA: 5.97																
Cal Eldred, R ERA: 4.18																											
Mike DeJean, R ERA: 4.18																											
44 Jason Iseringhausen, R ERA: 2.67																											
Steve Kline, L ERA: 4.09																											

St. Louis Cardinals @ Chicago Cubs
 Wrigley Field, Chicago, IL
 Tue Sep 02 2003, 12:05 PM CDT
 Att: 31,990 - Sunny - 72 F

AB	50
R	4
H	8
RBI	4
BB	5
SO	18
LOB	16



Batter	1	2	3	4	5	6	7	8	9	AB	R	H	RBI	BB	SO	LOB	TOP					
Fernando Vina, L OBP: 0.329, SLG: 0.439	4-0 2B 1B BB	0-1 G4-3			2-0 5 1B 1B	4-0 HR BB		1-1 3B		3	2	2	0	2	0	2						
J.D. Drew, L OBP: 0.354, SLG: 0.521	1-2 1B 2B	2-2 P5			0-0 5 1B 1B	1-2 1B HR		0-1 F7		5	2	3	4	0	0	2						
5 Albert Pujols, R OBP: 0.435, SLG: 0.671	1-1 P3		0-0 P6		2-1 1B BB			4-0 IBB		3	0	1	0	2	0	2						
Tino Martinez, L OBP: 0.352, SLG: 0.433	0-0 1B		1-2 L9		4-2 1B BB	2-1 F8		0-0 L3		4	0	1	2	1	0	3						
Woody Williams, R OBP: 0.298, SLG: 0.387	1-3 1B 2B				1-2 1B BB			0-0 F9		0	0	0	0	0	0	0						
27 Scott Rolen, R OBP: 0.377, SLG: 0.536	0-1 F7		0-3 K		1-1 P4			0-0 F9		5	1	1	0	0	1	6						
Orlando Palmeiro, L OBP: 0.342, SLG: 0.332	3-2 1B			3-2 G5-4-3 1B		4-2 SH1-4 1B HR BB		2-1 G6-3		4	1	2	0	1	0	1						
Edgar Renteria, R OBP: 0.381, SLG: 0.480	2-1 G6-3			0-2 F9		3-2 F7		1-1 FC5-4 1B		5	0	1	1	0	1	4						
Mike Matheny, R OBP: 0.314, SLG: 0.332			2-1 G4-3 HBP 1B		1-0 G5-4-3		2-2 SH1-4 1B HR		1-3 K	4	1	2	0	0	0	2						
15 Jim Edmonds, L OBP: 0.395, SLG: 0.634						1-2 HR 1B		1-2 FC5-4		1	0	0	0	0	1	0						
Dan Haren, R OBP: 0.154, SLG: 0.167			3-2 G4-3			0-0 G6-3		2-0 SH1-4		1	0	0	0	0	0	0						
Jeff Fassero, L						1-2 2-3				0	0	0	0	0	0	0						
Russ Springer, R										1	0	0	0	0	1	1						
Steve Kline, S OBP: 0.500, SLG: 1.000			1-2 HBP							0	0	0	0	0	0	0						
So Taguchi, R OBP: 0.375, SLG: 0.565										0	0	0	0	0	0	0						
Inning Stats	R: 2 E: 0 K: 0 S: 15	H: 3 LOB: 2 BB: 1 P: 26	R: 0 E: 0 K: 0 S: 11	H: 1 LOB: 1 BB: 0 P: 18	R: 0 E: 0 K: 1 S: 8	H: 0 LOB: 0 BB: 0 P: 9	R: 0 E: 0 K: 0 S: 7	H: 1 LOB: 0 BB: 0 P: 11	R: 0 E: 0 K: 0 S: 9	H: 3 LOB: 3 BB: 1 P: 18	R: 4 E: 0 K: 0 S: 20	H: 2 LOB: 1 BB: 3 P: 42	R: 1 E: 0 K: 1 S: 10	H: 2 LOB: 1 BB: 0 P: 17	R: 0 E: 0 K: 0 S: 6	H: 1 LOB: 2 BB: 1 P: 11	R: 0 E: 0 K: 2 S: 9	H: 0 LOB: 0 BB: 0 P: 12	1B: 9 2B: 2 3B: 1 HR: 1	SF: 0 SAC: 1 DP: 2 HBP: 1	WP: 0 PB: 0 SB: 0 CS: 0	PA: 44
PITCHER	IP WLS BF H R ER SO BB IBB HBP BLK WP HR S P ERA WHIP																					
Matt Clement, R ERA: 4.12	(1, 1) 5.2 27 9 4 4 1 3 0 1 0 0 0 64 107 6.35 2.118																					
62 Felix Sanchez, L ERA: 54.0	(6, 1) 0.1 4 1 2 2 0 2 0 0 0 0 0 1 6 17 54.00 9.000																					
Antonio Alfonseca, R ERA: 5.25	(7, 1) 1.0 5 2 1 1 1 0 0 0 0 0 0 10 17 9.00 2.000																					
Mark Guthrie, L ERA: 1.91	(8, 1) 0.2 4 1 0 0 0 0 0 1 0 0 0 0 5 10 0.00 1.500																					
Joe Borowski, R ERA: 2.9	(8, 1) 1.1 W 4 0 0 0 2 0 0 0 0 0 0 0 10 13 0.00 0.000																					

St. Louis Cardinals @ Chicago Cubs
Wrigley Field, Chicago, IL
Wed Sep 03 2003, 1:20 PM CDT
Att: 32,710 - Sunny - 73 F

AB 36
R 7
H 13
RBI 7
BB 6
SO 4
LOB 23



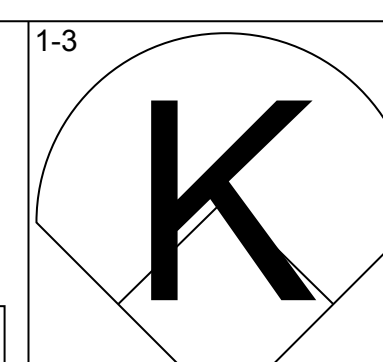
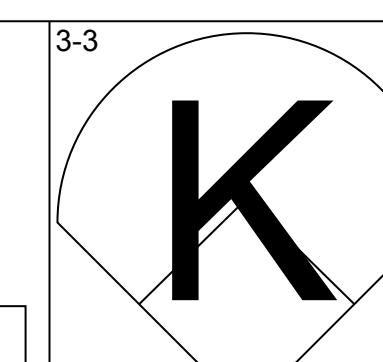
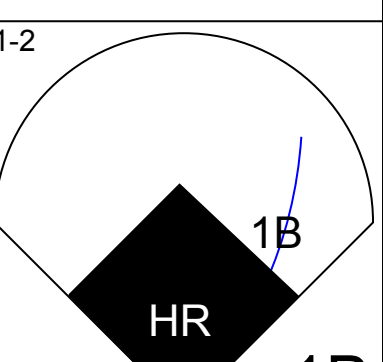
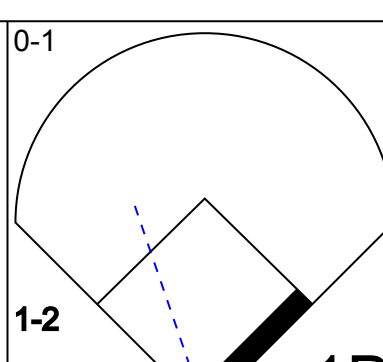
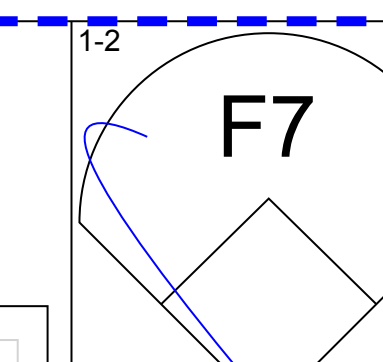
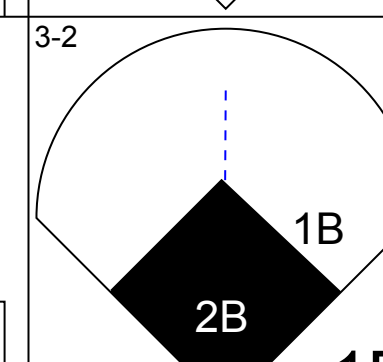
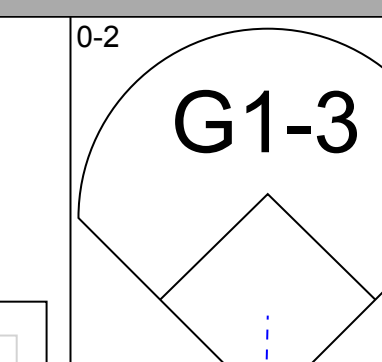
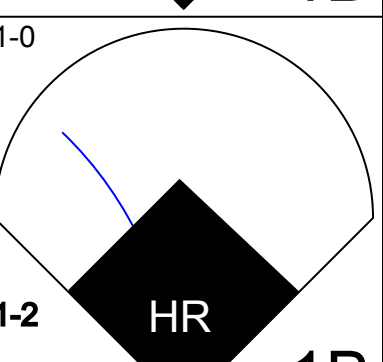
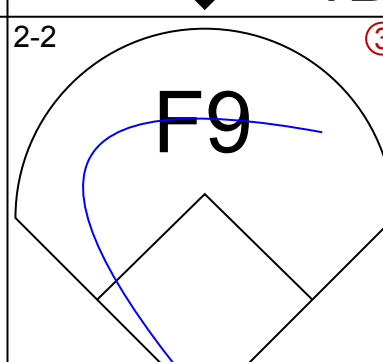
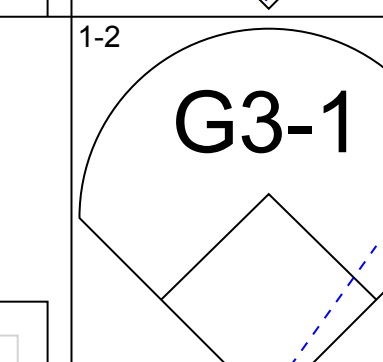
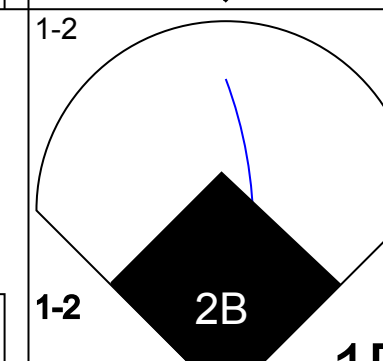
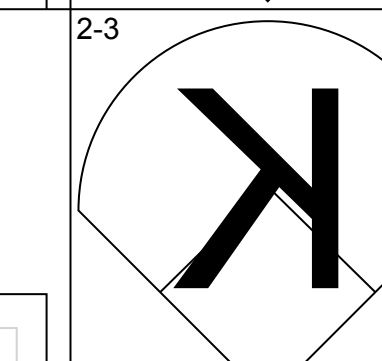
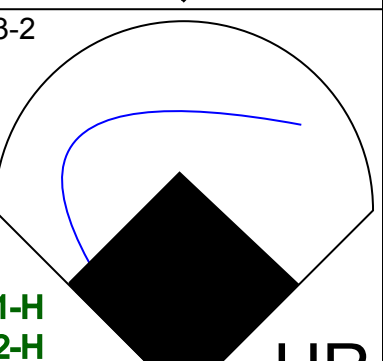
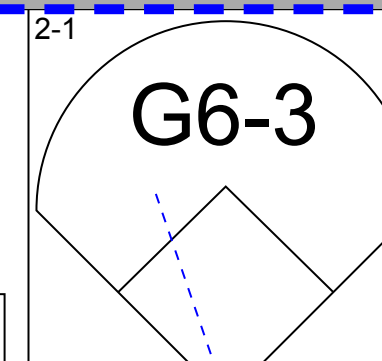
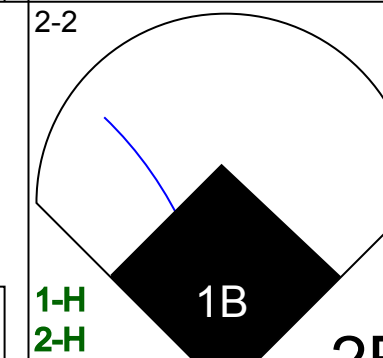
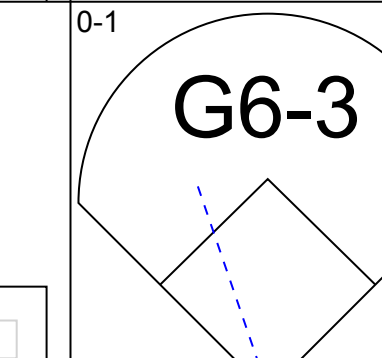
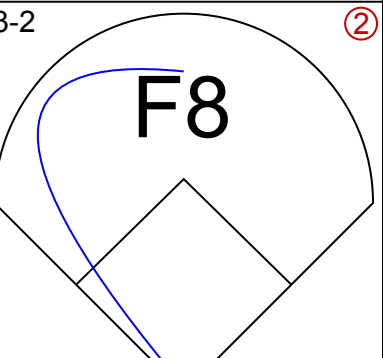
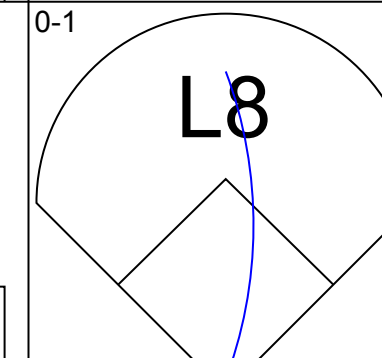
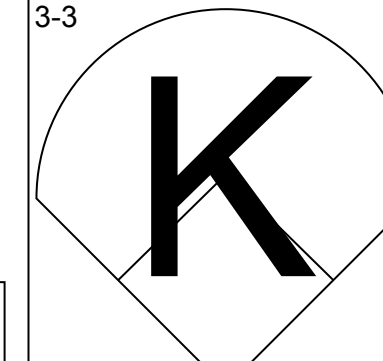
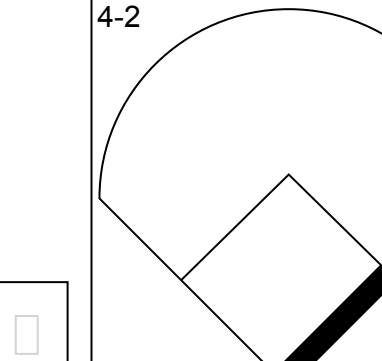
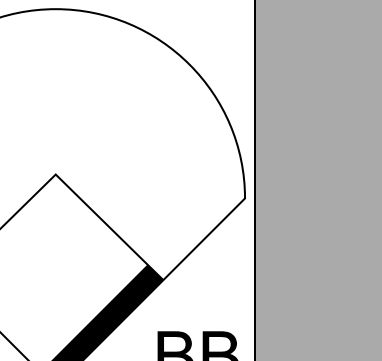
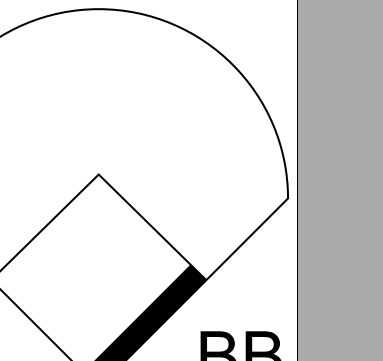
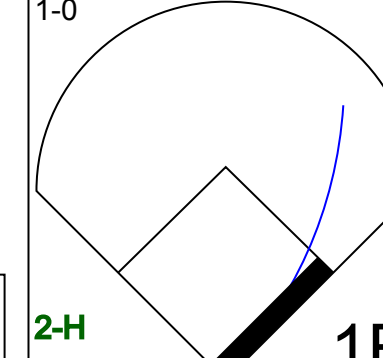
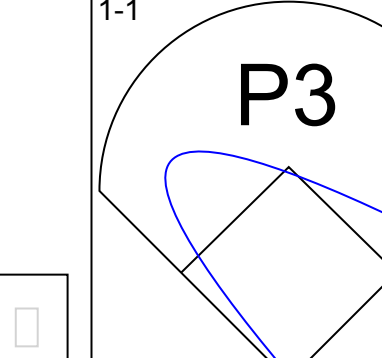
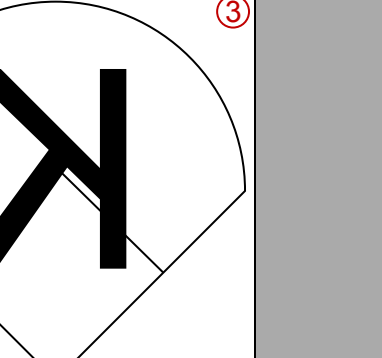
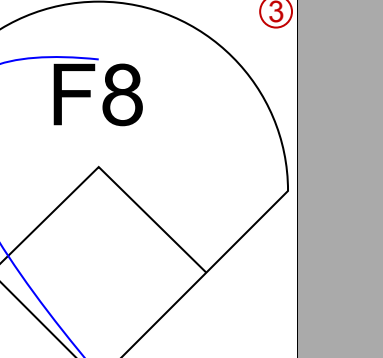
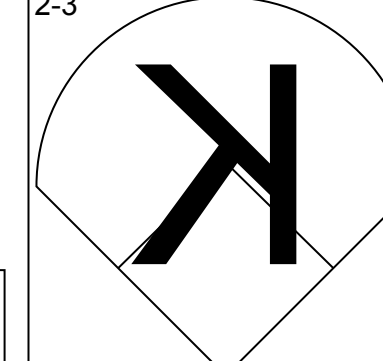
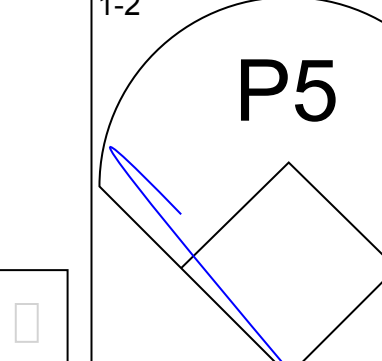
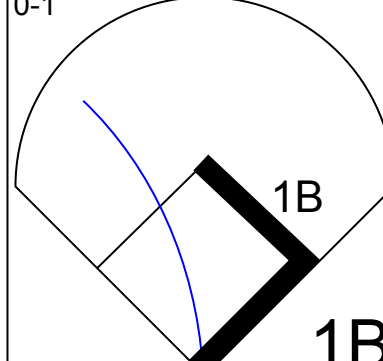
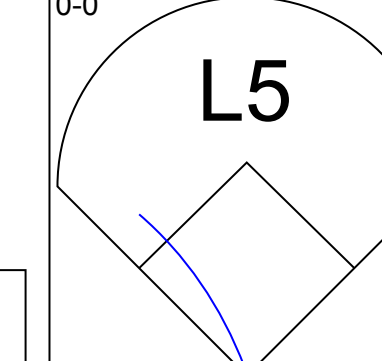
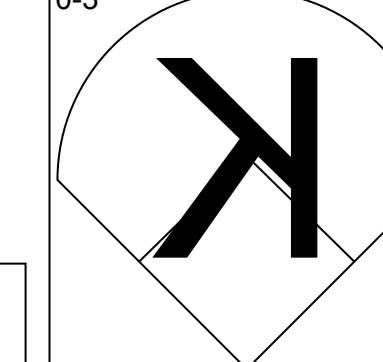
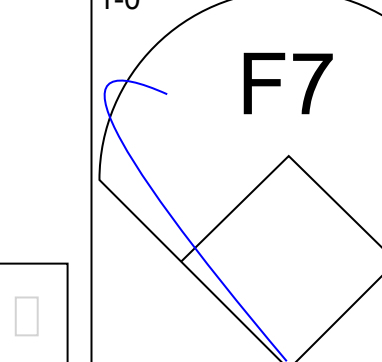
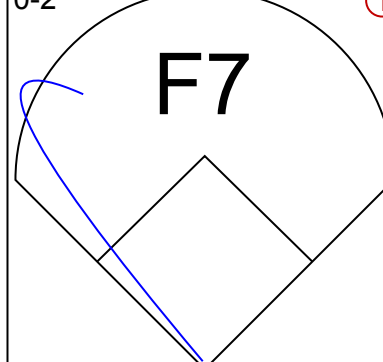
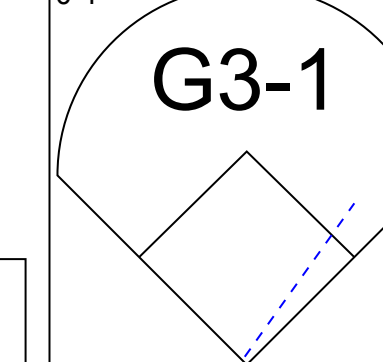
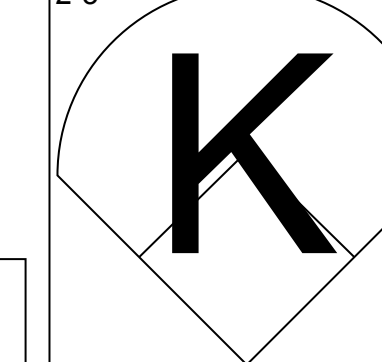
Batter	1	2	3	4	5	6	7	8	9	AB	R	H	RBI	BB	SO	LOB	BOTTOM			
Kenny Lofton, L OBP: 0.344, SLG: 0.438	0-1 F9		2-0 G3-6		1-1 F8	4-2 FC6-4 BB		1-0 SH5-4		3	0	0	0	1	0	2				
Ramon Martinez, R OBP: 0.276, SLG: 0.359	2-1 1B		2-0 1B 2B		1-0 P4	0-0 FC6-4		1-0 1B 3B		3	0	2	0	0	0	1				
62 Felix Sanchez, R ERA: 54.0										1	0	0	0	0	0	3				
Antonio Alfonseca, R ERA: 5.25										0	0	0	0	0	0	0				
Mark Guthrie, L ERA: 1.91										1	1	1	0	0	0	0				
Augie Ojeda, S OBP: 0.125, SLG: 0.045										0	0	0	0	0	0	0				
Sammy Sosa, R OBP: 0.378, SLG: 0.565	2-2 F7		4-1 1B BB		1-0 1B 2B	4-2 1B 2B		0-1 P3		3	2	1	0	2	0	2				
Moises Alou, R OBP: 0.359, SLG: 0.475	1-1 1B		0-0 1B		2-2 16 HR 1B	2-2 HR BB		1-1 P3		5	2	5	4	0	0	0				
Randall Simon, L OBP: 0.304, SLG: 0.416	0-2 G3			0-0 G6-3		0-1 F7		3-2 P6		5	0	0	0	0	0	4				
16 Aramis Ramirez, R OBP: 0.321, SLG: 0.452		2-1 L6		0-2 P5		0-0 HR		2-2 F9		4	1	1	2	0	0	0				
Alex Gonzalez, R OBP: 0.294, SLG: 0.410		2-2 L7		0-1 F8		4-1 2B BB		2-0 HR		3	1	1	1	1	0	0				
Joe Borowski, R										0	0	0	0	0	0	0				
Damian Miller, R OBP: 0.318, SLG: 0.377		1-3 K			1-0 F9	1-1 2B		1-2 G4-3		4	0	1	0	0	1	0				
Matt Clement, R OBP: 0.344, SLG: 0.438										1	0	0	0	0	0	0				
62 Felix Sanchez, R ERA: 54.0										0	0	0	0	0	0	0				
Eric Karros, R ERA: 5.04										1	0	0	0	0	1	2				
Tony Womack, R OBP: 0.228, SLG: 0.314										1	1	1	0	0	0	0				
Inning Stats	R: 0 E: 0 K: 0 S: 12	H: 2 LOB: 2 BB: 0 P: 17	R: 0 E: 0 K: 1 S: 8	H: 0 LOB: 0 BB: 0 P: 13	R: 0 E: 0 K: 0 S: 4	H: 2 LOB: 2 BB: 1 P: 14	R: 0 E: 0 K: 0 S: 7	H: 0 LOB: 0 BB: 0 P: 7	R: 0 E: 1 K: 0 S: 6	H: 0 LOB: 1 BB: 0 P: 9	R: 3 E: 0 K: 1 S: 18	H: 4 LOB: 3 BB: 2 P: 32	R: 3 E: 0 K: 0 S: 16	H: 2 LOB: 0 BB: 1 P: 30	R: 2 E: 0 K: 0 S: 12	H: 3 LOB: 1 BB: 0 P: 18	1B: 6 2B: 3 3B: 1 HR: 3	SF: 0 SAC: 1 DP: 1 HBP: 1	WP: 0 PB: 0 SB: 0 CS: 0	PA: 41
PITCHER	IP WLS BF H R ER SO BB IBB HBP BLK WP HR S P ERA WHIP																			
Dan Haren, R ERA: 4.5	(1, 1) 5.0 22 6 2 2 1 1 0 1 0 0 0 41 67 3.60 1.400																			
Jeff Fassero, L ERA: 5.04	(6, 1) 0.2 6 2 1 1 1 2 0 0 0 0 0 1 13 24 13.50 6.000																			
Russ Springer, R ERA: 7.36	(6, 1) 1.1 H 7 2 3 3 0 1 0 0 0 0 0 2 17 31 20.25 2.250																			
Steve Kline, L ERA: 4.2	(8, 1) 0.1 H 2 1 1 1 0 0 0 0 0 0 0 0 4 6 27.00 3.000																			
Woody Williams, R ERA: 3.68	(8, 1) 0.2 L 4 2 1 1 0 0 0 0 0 0 0 0 8 12 13.50 3.000																			

St. Louis Cardinals @ Chicago Cubs
Wrigley Field, Chicago, IL
Wed Sep 03 2003, 1:20 PM CDT
Att: 32,710 - Sunny - 73 F

AB 35
R 8
H 13
RBI 8
BB 4
SO 2
LOB 14



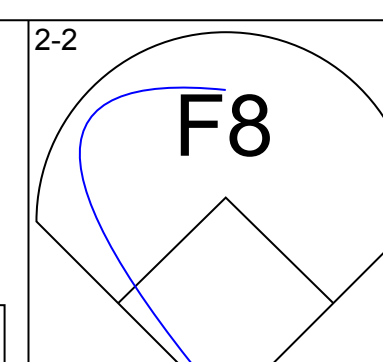
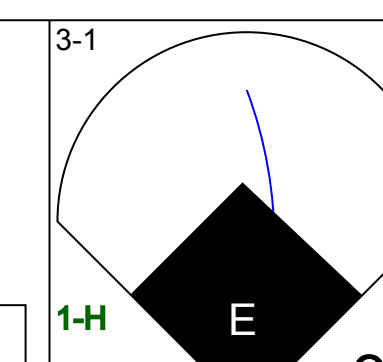
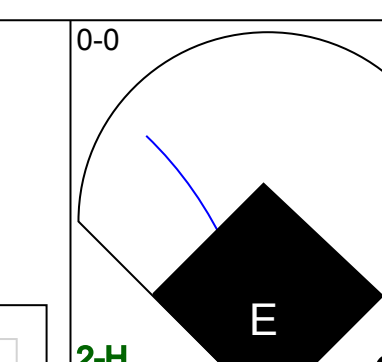
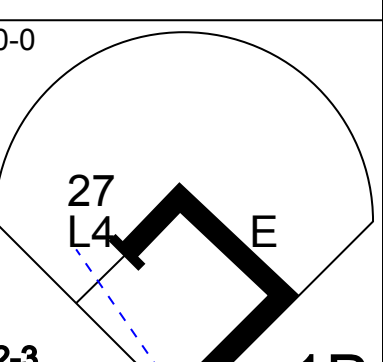
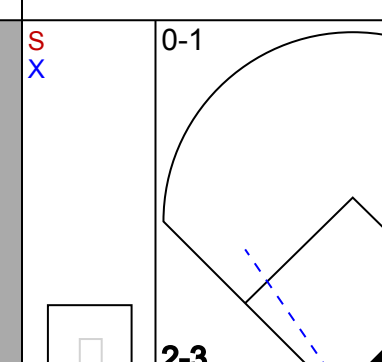
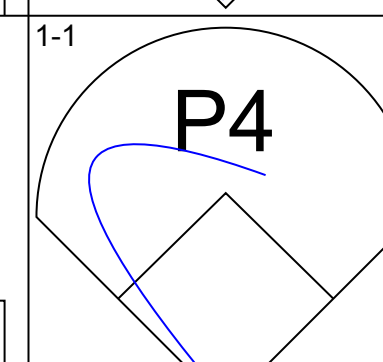
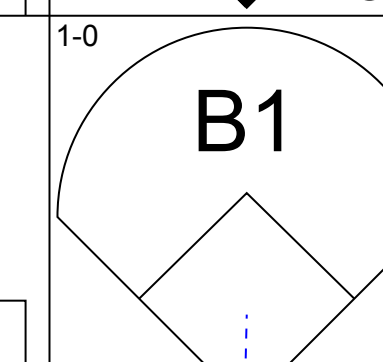
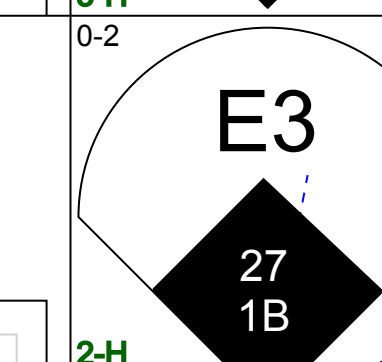
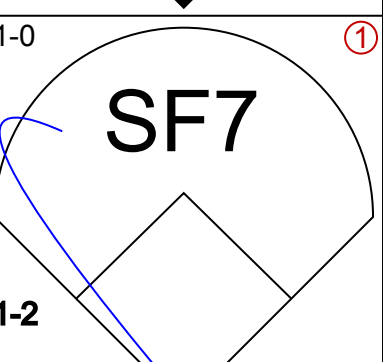
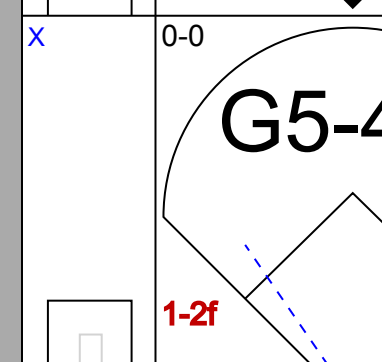
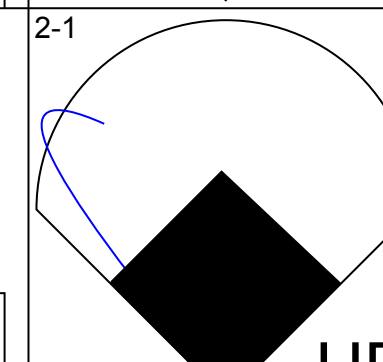
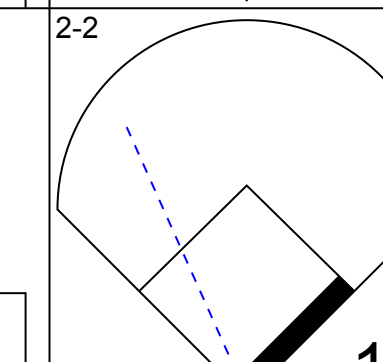
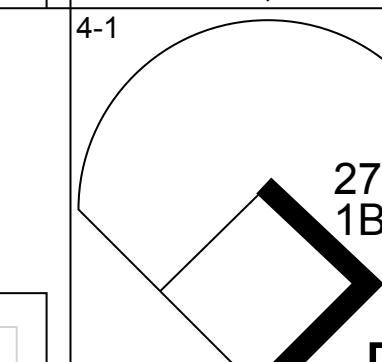
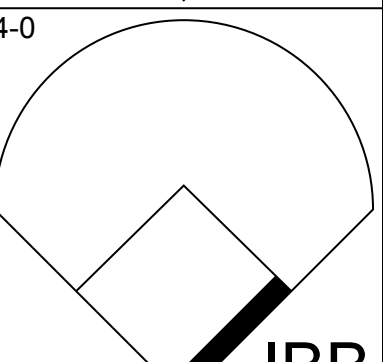
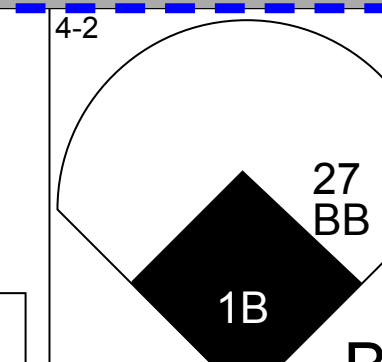
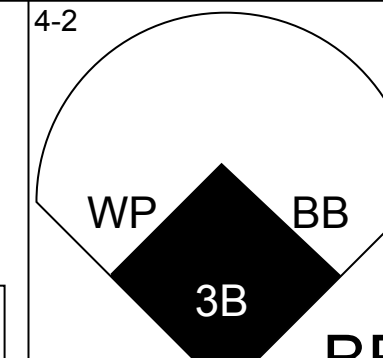
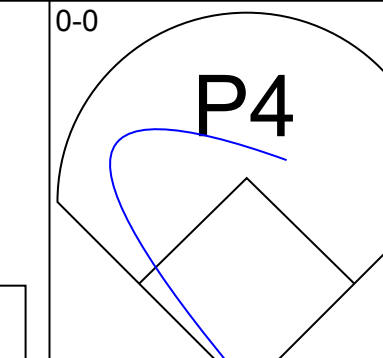
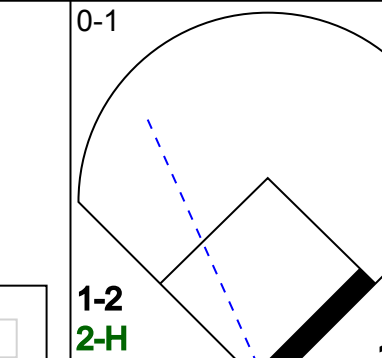
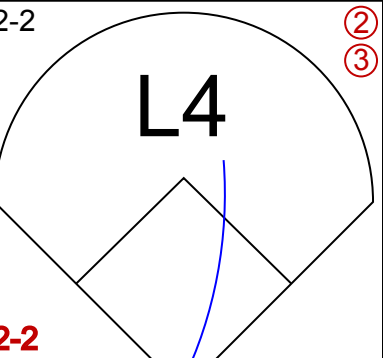
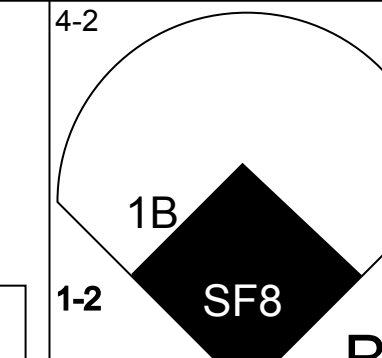
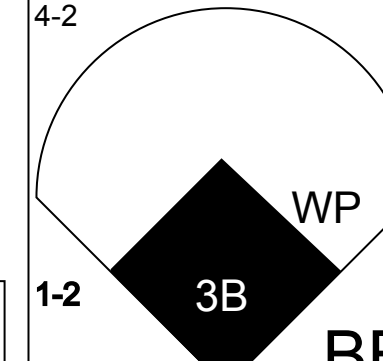
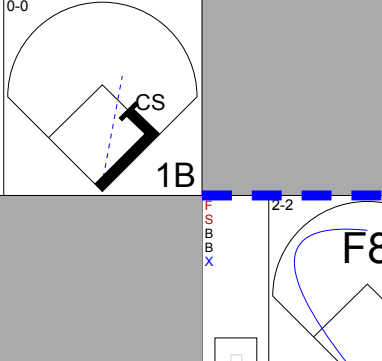
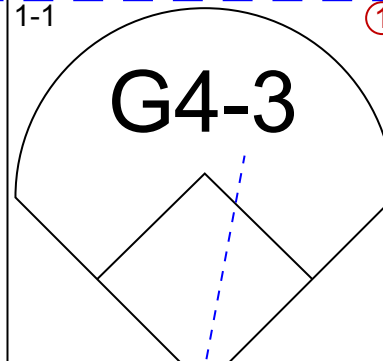
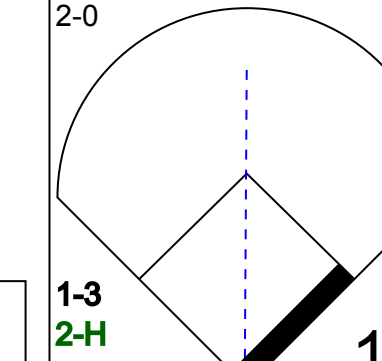
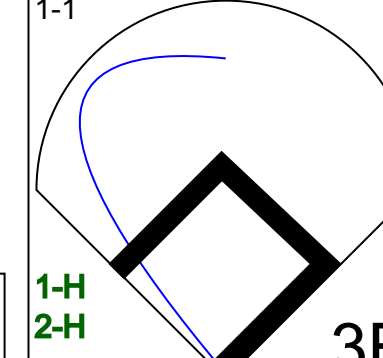
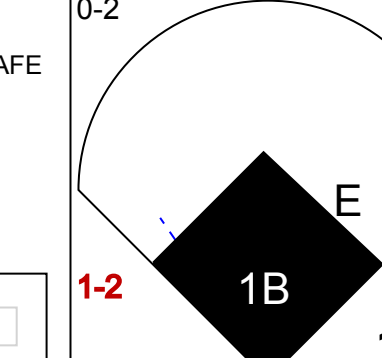
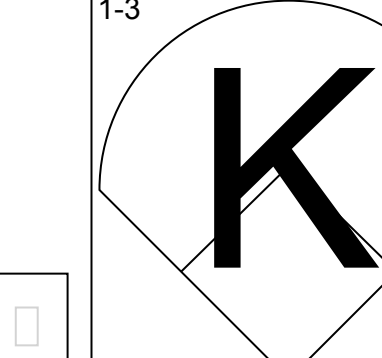

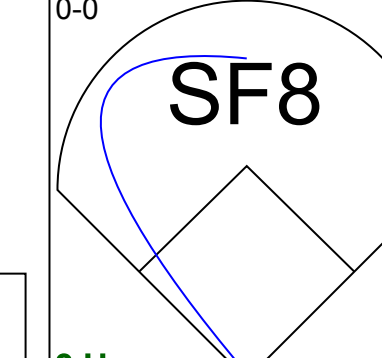
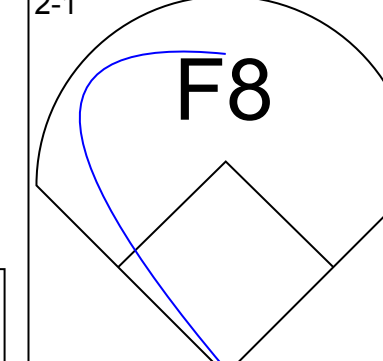
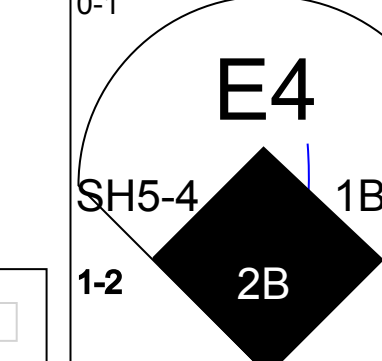
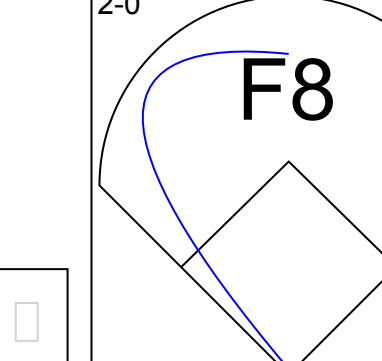
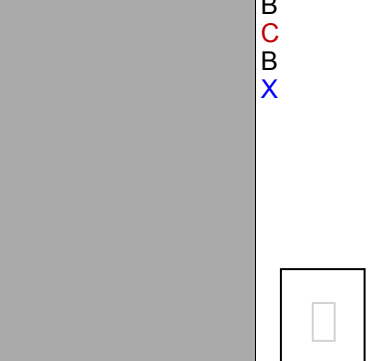
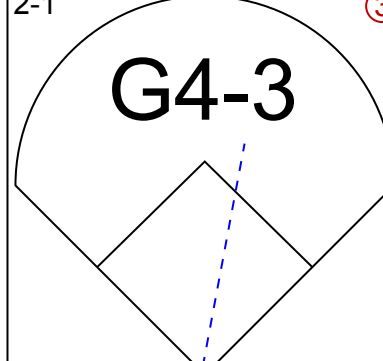
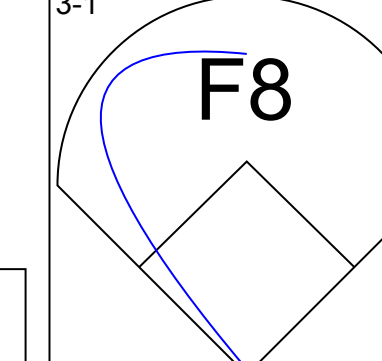
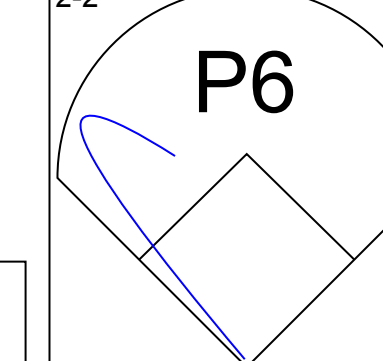
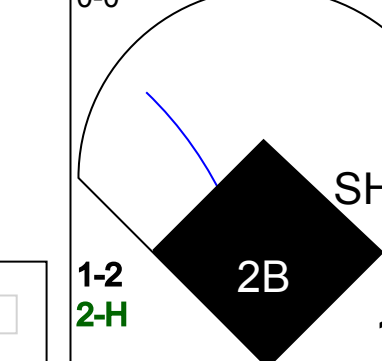
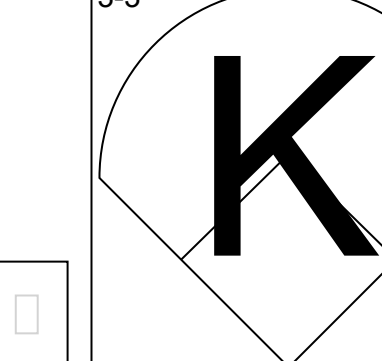
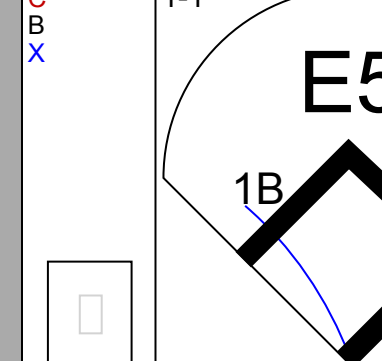
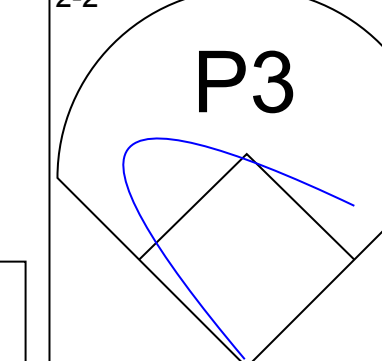

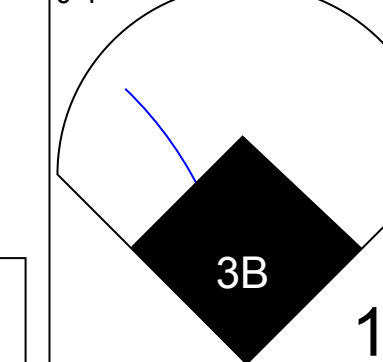
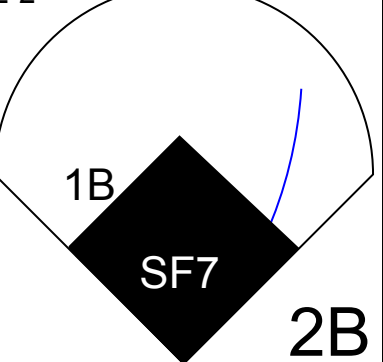
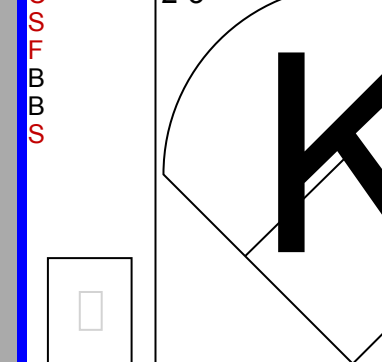
Batter	1	2	3	4	5	6	7	8	9	AB	R	H	RBI	BB	SO	LOB	TOP										
Bo Hart, R OBP: 0.323, SLG: 0.394 (1, 4)										5	1	2	0	0	0	4	St. Louis Cardinals @ Chicago Cubs Wrigley Field, Chicago, IL Thu Sep 04 2003, 1:20 PM CDT Att: 35,129 - Sunny - 69 F										
J.D. Drew, L OBP: 0.356, SLG: 0.521 (1, 8)										4	1	2	0	0	1	1											
5 Albert Pujols, R OBP: 0.436, SLG: 0.671 (1, 3)										4	2	2	1	1	0	0											
27 Scott Rolen, R OBP: 0.379, SLG: 0.536 (1, 5)										4	0	2	0	1	1	4											
Edgar Renteria, R OBP: 0.383, SLG: 0.478 (1, 6)										2	1	0	0	3	1	2											
Miguel Cairo, R OBP: 0.300, SLG: 0.394 (1, 7)										5	1	0	2	0	0	6											
Chris Widger, R OBP: 0.222, SLG: 0.227 (7, PH)										3	0	1	2	0	1	2											
Tino Martinez, L OBP: 0.325, SLG: 0.433 (7, PH)										0	0	0	0	1	0	0											
Jason Simonacchi, R OBP: 0.135, SLG: 0.165 (7, PH)										0	0	0	0	0	0	0											
Steve Kline, S OBP: 0.509, SLG: 1.000 (7, PH)										0	0	0	0	0	0	0											
Fernando Vina, S OBP: 0.332, SLG: 0.439 (9, PH)										0	0	0	0	0	0	0											
So Taguchi, R OBP: 0.370, SLG: 0.538 (5, 1)										3	0	1	0	0	0	1											
54 Josh Pearce, R OBP: 0.315, SLG: 0.333 (7, 2)										0	0	0	0	0	0	0											
Mike Matheny, R OBP: 0.284, SLG: 0.321 (9, PH)										1	0	1	1	0	0	0											
Kerry Robinson, L OBP: 0.321, SLG: 0.288 (5, 9)										1	0	0	0	0	1	1											
Brett Tomko, R OBP: 0.321, SLG: 0.288 (5, 9)										2	0	1	0	0	1	0											
Orlando Palmeiro, L OBP: 0.359, SLG: 0.329 (5, 9)										3	0	0	0	0	2	3											
Inning Stats	R: 2 E: 0 K: 0 S: 14	H: 2 LOB: 2 BB: 2 P: 27	R: 0 E: 0 K: 1 S: 11	H: 1 LOB: 1 BB: 0 P: 17	R: 0 E: 0 K: 1 S: 11	H: 1 LOB: 1 BB: 0 P: 19	R: 0 E: 0 K: 1 S: 12	H: 2 LOB: 1 BB: 0 P: 15	R: 3 E: 0 K: 1 S: 17	H: 3 LOB: 2 BB: 1 P: 32	R: 0 E: 0 K: 1 S: 16	H: 1 LOB: 2 BB: 1 P: 29	R: 1 E: 0 K: 1 S: 12	H: 1 LOB: 2 BB: 2 P: 28	R: 0 E: 0 K: 2 S: 10	H: 1 LOB: 1 BB: 0 P: 15	R: 0 E: 0 K: 1 S: 10	H: 0 LOB: 1 BB: 0 P: 15	1B: 8 2B: 4 3B: 0 HR: 0	SF: 0 SAC: 1 DP: 1 HBP: 1	WP: 0 PB: 0 SB: 3 CS: 0	PA: 45					
PITCHER	IP	WLS	BF	H	R	ER	SO	BB	IBB	HBP	BLK	WP	HR	S	P	ERA	WHIP										
Shawn Estes, L ERA: 6.06 (1, 1)	5.0	H	26	9	5	5	3	3	0	0	0	0	0	65	110	9.00	2.400										
Todd Wellemeyer, R ERA: 6.66 (6, 1)	1.1	H	7	1	1	1	1	2	0	0	0	0	0	19	37	6.75	2.250										
Mike Remlinger, L ERA: 3.92 (7, 1)	1.0	W	5	1	0	0	2	1	0	0	0	0	0	13	24	0.00	2.000										
Kyle Farnsworth, R ERA: 3.19 (8, 1)	0.2	H	3	1	0	0	1	0	0	0	0	0	0	6	11	0.00	1.500										
Joe Borowski, R ERA: 2.65 (9, 1)	1.0	S	4	0	0	0	1	0	0	1	0	0	0	10	15	0.00	0.000										
Batter	1	2	3	4	5	6	7	8	9	AB	R	H	RBI	BB	SO	LOB	BOTTOM										
Kenny Lofton, L OBP: 0.343, SLG: 0.436 (1, 8)										5	1	1	0	0	0	3	St. Louis Cardinals @ Chicago Cubs Wrigley Field, Chicago, IL Thu Sep 04 2003, 1:20 PM CDT Att: 35,129 - Sunny - 69 F										
Mark Czudzielanek, R OBP: 0.365, SLG: 0.415 (7, 1)										4	1	2	2	0	0	2											
Mike Remlinger, L OBP: 0.317, SLG: 0.376 (8, 2)										0	0	0	0	0	0	0											
Damian Miller, R OBP: 0.317, SLG: 0.376 (8, 2)										1	0	0	0	0	0	0											
Sammy Sosa, R OBP: 0.376, SLG: 0.563 (1, 9)										2	0	0	0	0	1	1											
Troy O'Leary, L OBP: 0.270, SLG: 0.335 (4, 9)										2	0	0	0	0	0	0											
Moises Alou, R OBP: 0.362, SLG: 0.477 (1, 7)										2	2	1	1	2	0	1											
16 Aramis Ramirez, R OBP: 0.322, SLG: 0.451 (1, 5)										3	1	1	0	0	0	2											
Eric Karros, R OBP: 0.350, SLG: 0.455 (6, 1)										3	1	1	1	0	1	1											
Todd Wellemeyer, R OBP: 0.350, SLG: 0.455 (6, 1)										0	0	0	0	0	0	0											
Tony Womack, L OBP: 0.290, SLG: 0.316 (7, 4)										1	0	1	1	0	0	0											
Alex Gonzalez, R OBP: 0.291, SLG: 0.407 (1, 6)										3	0	0	1	0	1	2											
Paul Bako, L OBP: 0.322, SLG: 0.297 (8, 1)										3	0	1	0	1	1	1											
Kyle Farnsworth, R ERA: 2.45 (8, 1)										0	0	0	0	0	0	0											
Joe Borowski, R ERA: 2.45 (9, 1)										0	0	0	0	0	0	0											
Shawn Estes, R OBP: 0.184, SLG: 0.257 (5, PH)										0	0	0	1	0	0	0											
Tom Goodwin, L OBP: 0.335, SLG: 0.370 (6, 3)										1	1	1	0	0	0	0											
Randall Simon, L OBP: 0.305, SLG: 0.417 (6, 3)										2	0	1	0	0	1	3											
Inning Stats	R: 0 E: 0 K: 0 S: 6	H: 0 LOB: 0 BB: 0 P: 8	R: 3 E: 1 K: 0 S: 19	H: 2 LOB: 1 BB: 1 P: 30	R: 0 E: 0 K: 1 S: 9	H: 1 LOB: 1 BB: 0 P: 12	R: 0 E: 0 K: 1 S: 10	H: 0 LOB: 0 BB: 0 P: 16	R: 3 E: 0 K: 1 S: 16	H: 4 LOB: 1 BB: 0 P: 22	R: 0 E: 0 K: 0 S: 10	H: 2 LOB: 2 BB: 0 P: 15	R: 1 E: 0 K: 2 S: 13	H: 1 LOB: 3 BB: 2 P: 26	R: 0 E: 0 K: 0 S: 6	H: 0 LOB: 0 BB: 0 P: 10	1B: 7 2B: 3 3B: 0 HR: 0	SF: 2 SAC: 1 DP: 0 HBP: 1	WP: 0 PB: 0 SB: 1 CS: 0	PA: 39							
PITCHER	IP	WLS	BF	H	R	ER	SO	BB	IBB	HBP	BLK	WP	HR	S	P	ERA	WHIP										
Brett Tomko, R ERA: 5.88 (5, 1)	4.1	W	22	7	0	0	1	1	0	0	0	0	0	18	26	0.00	1.200										
54 Josh Pearce, R ERA: 2.45 (7, 1)	0.2	L	6	1	1	1	1	2	0	1	0	0	0	10	21	13.50	4.500										
Steve Kline, L ERA: 4.11 (7, 1)	1.1	W	4	0	0	0	1	0	0	0	0	0	0	9	15	0.00	0.000										

Batter	1	2	3	4	5	6	7	8	9	AB	R	H	RBI	BB	SO	LOB	TOP				
Eric Valent, L (1, 9) OBP: 0.357, SLG: 0.308										5	1	2	0	0	2	0					
Juan Castro, R (1, 6) OBP: 0.288, SLG: 0.393 65 Scott Randall, R (6, 1) Josh Hall, R (8, 1) Ray Olmedo, S (9, PH) OBP: 0.292, SLG: 0.288										4	2	2	0	0	0	2					
D'Angelo Jimenez, S (1, 4) OBP: 0.354, SLG: 0.426										5	2	3	3	0	1	0					
Sean Casey, L (1, 3) OBP: 0.345, SLG: 0.399										5	1	1	2	0	0	1					
Russell Branyan, L (1, 5) OBP: 0.344, SLG: 0.477										1	0	0	0	3	1	1					
Jason LaRue, R (1, 2) OBP: 0.321, SLG: 0.431 Dane Sardinha, R (5, PH) (5, 2)										2	0	1	1	0	0	1					
Dernell Stenson, L (1, 7) OBP: 0.407, SLG: 0.489										4	0	1	0	0	1	2					
Wily Mo Peña, R (1, 8) OBP: 0.255, SLG: 0.309										4	0	0	0	0	1	2					
Dan Serafini, S (1, 1) Brian Reith, R (3, 1) Tim Hummel, R (6, PH) (6, 6)										1	0	0	0	0	0	0					
Inning Stats	R: 3 E: 0 K: 3 S: 23	H: 4 LOB: 1 BB: 0 P: 36	R: 0 E: 0 K: 2 S: 8	H: 0 LOB: 0 BB: 0 P: 11	R: 0 E: 0 K: 1 S: 8	H: 0 LOB: 0 BB: 0 P: 10	R: 0 E: 0 K: 0 S: 8	H: 0 LOB: 1 BB: 1 P: 15	R: 3 E: 0 K: 2 S: 20	H: 3 LOB: 1 BB: 1 P: 33	R: 0 E: 0 K: 0 S: 12	H: 2 LOB: 2 BB: 0 P: 14	R: 0 E: 0 K: 1 S: 5	H: 0 LOB: 0 BB: 0 P: 7	R: 0 E: 0 K: 0 S: 12	H: 1 LOB: 1 BB: 0 P: 19	1B: 8 2B: 1 3B: 0 HR: 1	SF: 0 SAC: 0 DP: 0 HBP: 0	WP: 0 PB: 0 SB: 0 CS: 0	PA: 40	
PITCHER	IP WLS BF H R ER SO BB IBB HBP BLK WP HR S P ERA WHIP	IP WLS BF H R ER SO BB IBB HBP BLK WP HR S P ERA WHIP	IP WLS BF H R ER SO BB IBB HBP BLK WP HR S P ERA WHIP	IP WLS BF H R ER SO BB IBB HBP BLK WP HR S P ERA WHIP	IP WLS BF H R ER SO BB IBB HBP BLK WP HR S P ERA WHIP	IP WLS BF H R ER SO BB IBB HBP BLK WP HR S P ERA WHIP	IP WLS BF H R ER SO BB IBB HBP BLK WP HR S P ERA WHIP	IP WLS BF H R ER SO BB IBB HBP BLK WP HR S P ERA WHIP	IP WLS BF H R ER SO BB IBB HBP BLK WP HR S P ERA WHIP	IP WLS BF H R ER SO BB IBB HBP BLK WP HR S P ERA WHIP	IP WLS BF H R ER SO BB IBB HBP BLK WP HR S P ERA WHIP	IP WLS BF H R ER SO BB IBB HBP BLK WP HR S P ERA WHIP	IP WLS BF H R ER SO BB IBB HBP BLK WP HR S P ERA WHIP	IP WLS BF H R ER SO BB IBB HBP BLK WP HR S P ERA WHIP	IP WLS BF H R ER SO BB IBB HBP BLK WP HR S P ERA WHIP	IP WLS BF H R ER SO BB IBB HBP BLK WP HR S P ERA WHIP	IP WLS BF H R ER SO BB IBB HBP BLK WP HR S P ERA WHIP	IP WLS BF H R ER SO BB IBB HBP BLK WP HR S P ERA WHIP	IP WLS BF H R ER SO BB IBB HBP BLK WP HR S P ERA WHIP	IP WLS BF H R ER SO BB IBB HBP BLK WP HR S P ERA WHIP	IP WLS BF H R ER SO BB IBB HBP BLK WP HR S P ERA WHIP

Cincinnati Reds @ St. Louis Cardinals
 Busch Stadium, St. Louis, MO
 Sat Sep 06 2003, 3:10 PM CDT
 Att: 39,718 - Sunny - 85 F

AB 37
 R 6
 H 10
 RBI 6
 BB 3
 SO 9
 LOB 12



Batter	1	2	3	4	5	6	7	8	9	AB	R	H	RBI	BB	SO	LOB	BOTTOM				
Bo Hart, R (1, 4) OBP: 0.330, SLG: 0.411										5	2	4	3	0	0	0					
Miguel Cairo, R (1, 7) OBP: 0.293, SLG: 0.383										4	1	1	2	0	0	2					
5 Albert Pujols, R (1, 3) OBP: 0.441, SLG: 0.681										2	2	2	1	3	0	0					
27 Scott Rolen, R (1, 5) OBP: 0.380, SLG: 0.533										3	2	1	1	2	0	3					
Edgar Renteria, R (1, 6) OBP: 0.385, SLG: 0.478										4	1	2	1	1	0	2					
Eli Marrero, R (1, 9) OBP: 0.286, SLG: 0.398										4	1	2	3	0	2	0					
Mike Matheny, R (1, 2) OBP: 0.312, SLG: 0.329 Joe Girardi, R (9, 2) OBP: 0.150, SLG: 0.056										5	1	0	0	0	0	3					
So Taguchi, R (1, 8) OBP: 0.324, SLG: 0.455										5	1	1	1	0	1	1					
Woody Williams, R (1, 1) OBP: 0.309, SLG: 0.403 Steve Kline, S (7, 1) OBP: 0.500, SLG: 1.000 15 Jim Edmonds, L (7, PH) OBP: 0.394, SLG: 0.631 Mike DeJean, R (8, 1) Garrett Stephenson, R (9, 1) OBP: 0.291, SLG: 0.190										2	2	2	0	0	0	0					
Inning Stats	R: 3 E: 0 K: 0 S: 18	H: 2 LOB: 1 BB: 2 P: 34	R: 2 E: 1 K: 0 S: 13	H: 3 LOB: 1 BB: 0 P: 21	R: 5 E: 2 K: 0 S: 19	H: 6 LOB: 2 BB: 1 P: 25	R: 0 E: 0 K: 2 S: 7	H: 0 LOB: 0 BB: 0 P: 13	R: 1 E: 0 K: 0 S: 8	H: 2 LOB: 1 BB: 1 P: 17	R: 0 E: 0 K: 1 S: 8	H: 0 LOB: 0 BB: 0 P: 11	R: 0 E: 1 K: 1 S: 9	H: 1 LOB: 1 BB: 0 P: 12	R: 2 E: 0 K: 0 S: 12	H: 1 LOB: 1 BB: 2 P: 27	1B: 10 2B: 3 3B: 2 HR: 1	SF: 2 SAC: 1 DP: 2 HBP: 0	WP: 1 PB: 0 SB: 0 CS: 1	PA: 44	
PITCHER	IP WLS BF H R ER SO BB IBB HBP BLK WP HR S P ERA WHIP	IP WLS BF H R ER SO BB IBB HBP BLK WP HR S P ERA WHIP	IP WLS BF H R ER SO BB IBB HBP BLK WP HR S P ERA WHIP	IP WLS BF H R ER SO BB IBB HBP BLK WP HR S P ERA WHIP	IP WLS BF H R ER SO BB IBB HBP BLK WP HR S P ERA WHIP	IP WLS BF H R ER SO BB IBB HBP BLK WP HR S P ERA WHIP	IP WLS BF H R ER SO BB IBB HBP BLK WP HR S P ERA WHIP	IP WLS BF H R ER SO BB IBB HBP BLK WP HR S P ERA WHIP	IP WLS BF H R ER SO BB IBB HBP BLK WP HR S P ERA WHIP	IP WLS BF H R ER SO BB IBB HBP BLK WP HR S P ERA WHIP	IP WLS BF H R ER SO BB IBB HBP BLK WP HR S P ERA WHIP	IP WLS BF H R ER SO BB IBB HBP BLK WP HR S P ERA WHIP	IP WLS BF H R ER SO BB IBB HBP BLK WP HR S P ERA WHIP	IP WLS BF H R ER SO BB IBB HBP BLK WP HR S P ERA WHIP	IP WLS BF H R ER SO BB IBB HBP BLK WP HR S P ERA WHIP	IP WLS BF H R ER SO BB IBB HBP BLK WP HR S P ERA WHIP	IP WLS BF H R ER SO BB IBB HBP BLK WP HR S P ERA WHIP	IP WLS BF H R ER SO BB IBB HBP BLK WP HR S P ERA WHIP	IP WLS BF H R ER SO BB IBB HBP BLK WP HR S P ERA WHIP	IP WLS BF H R ER SO BB IBB HBP BLK WP HR S P ERA WHIP	IP WLS BF H R ER SO BB IBB HBP BLK WP HR S P ERA WHIP

Cincinnati Reds @ St. Louis Cardinals
 Busch Stadium, St. Louis, MO
 Sat Sep 06 2003, 3:10 PM CDT
 Att: 39,718 - Sunny - 85 F

AB 35
 R 13
 H 15
 RBI 12
 BB 6
 SO 4
 LOB 12



Batter	1	2	3	4	5	6	7	8	9	AB	R	H	RBI	BB	SO	LOB	TOP		
Eric Valent, L OBP: 0.278, SLG: 0.235 (1, 9)	G3		G5-3			F9			P5	4	0	0	0	0	0	0	Cincinnati Reds @ St. Louis Cardinals Busch Stadium, St. Louis, MO Sun Sep 07 2003, 1:10 PM CDT Att: 34,389 - Sunny - 77 F		
Juan Castro, R OBP: 0.292, SLG: 0.398 (1, 6)	G6-3			G5-3			1B		G6-3	4	0	2	0	0	0	0			
D'Angelo Jimenez, S OBP: 0.351, SLG: 0.422 (1, 4)	K			K			K		G6-3	4	0	0	0	0	3	2			
Russell Branyan, L OBP: 0.333, SLG: 0.459 (1, 3)		F8		F7			K		G3-1	4	0	0	0	0	1	2			
Dernell Stenson, L OBP: 0.386, SLG: 0.458 (1, 7)		K			G6-3		F7			3	0	0	0	0	1	1			
Tim Lincecum, R OBP: 0.325, SLG: 0.457 (1, 5)					G6-3			G5-3		2	0	0	0	1	0	0			
Jason LaRue, R OBP: 0.319, SLG: 0.427 (1, 2)					L6			G4-3		3	0	0	0	0	1	1			
Wily Mo Peña, R OBP: 0.257, SLG: 0.309 (1, 8)			P2			G6-3				3	0	1	0	0	0	0			
Seth Etherton, R OBP: 0.167, SLG: 0.167 (5, 1) Phil Norton, L OBP: 0.200, SLG: 0.333 (6, PH) 37 Stephen Smitherman, R OBP: 0.200, SLG: 0.333 (6, 1) Matt Belisle, R OBP: 0.200, SLG: 0.333 (6, 1) Ray Olmedo, S OBP: 0.200, SLG: 0.333 (8, PH) Brian Reith, R OBP: 0.200, SLG: 0.333 (8, 1)			K			P3		K2-3		1	0	0	0	0	1	0			
Inning Stats	R: 0 E: 0 K: 1 S: 5	H: 0 LOB: 0 BB: 0 P: 8	R: 0 E: 0 K: 2 S: 9	H: 0 LOB: 1 BB: 1 P: 16	R: 0 E: 0 K: 1 S: 5	H: 0 LOB: 0 BB: 0 P: 6	R: 0 E: 0 K: 0 S: 7	H: 0 LOB: 0 BB: 0 P: 9	R: 0 E: 0 K: 0 S: 7	H: 0 LOB: 0 BB: 0 P: 11	R: 0 E: 0 K: 0 S: 7	H: 1 LOB: 1 BB: 0 P: 17	R: 0 E: 0 K: 1 S: 9	H: 1 LOB: 1 BB: 0 P: 14	R: 0 E: 0 K: 0 S: 6	H: 1 LOB: 1 BB: 0 P: 8	1B: 2 2B: 1 3B: 0 HR: 0	SF: 0 SAC: 0 DP: 0 HBP: 0	WP: 0 PA: 31 PB: 0 SB: 0 CS: 0
PITCHER Matt Morris, R ERA: 3.58 (1, 1)	IP: 9.0 WLS: W BF: 31 H: 3 R: 0 ER: 0 SO: 8 BB: 1 IBB: 0 HBP: 0 BLK: 0 WP: 0 HR: 0 S: 64 P: 100 ERA: 0.00 WHIP: 0.444											PITCHER Matt Morris, R ERA: 3.58 (1, 1)	IP: 9.0 WLS: W BF: 31 H: 3 R: 0 ER: 0 SO: 8 BB: 1 IBB: 0 HBP: 0 BLK: 0 WP: 0 HR: 0 S: 64 P: 100 ERA: 0.00 WHIP: 0.444						

AB	30
R	0
H	3
RBI	0
BB	1
SO	8
LOB	7



Batter	1	2	3	4	5	6	7	8	9	AB	R	H	RBI	BB	SO	LOB	BOTTOM		
Fernando Vina, L OBP: 0.338, SLG: 0.445 (1, 4)	BB 1B	G4-6-3 1B		1B 2B	G4-3			L7		6	2	4	0	0	0	3	Cincinnati Reds @ St. Louis Cardinals Busch Stadium, St. Louis, MO Sun Sep 07 2003, 1:10 PM CDT Att: 34,389 - Sunny - 77 F		
J.D. Drew, L OBP: 0.358, SLG: 0.516 (1, 8) So Taguchi, R OBP: 0.314, SLG: 0.441 (6, FR) (7, 8)	BB 2B	G4-6-3 1B		HBP 1B		FC5 27 HBP BB	G4-3			3	1	2	1	1	0	1			
5 Albert Pujols, R OBP: 0.442, SLG: 0.679 (1, 7)	BB 2B			HBP 1B		L4		E5 2B		3	2	1	0	1	0	1			
27 Scott Rolen, R OBP: 0.378, SLG: 0.529 (1, 5)	P2	F7		F8		HBP		K		4	0	0	0	0	1	7			
Tino Martinez, L OBP: 0.355, SLG: 0.432 (1, 3)	BB 2B			1B		F7		1B 2B		4	1	2	2	1	0	4			
Edgar Renteria, R OBP: 0.385, SLG: 0.479 (1, 6)				K		P6		2B		5	1	2	3	0	1	3			
Orlando Palmeiro, L OBP: 0.335, SLG: 0.339 (1, 9)	P3			K		HR		1B 2B		5	1	2	2	0	1	3			
Mike Matheny, R OBP: 0.317, SLG: 0.343 (1, 2)				P3		F9		HR		4	1	3	1	1	0	1			
Matt Morris, R OBP: 0.224, SLG: 0.298 (1, 1)	F9			G4-3		F9		L9		5	0	0	0	0	0	6			
Inning Stats	R: 3 E: 0 K: 0 S: 15	H: 3 LOB: 3 BB: 3 P: 30	R: 0 E: 0 K: 0 S: 11	H: 2 LOB: 1 BB: 0 P: 18	R: 0 E: 0 K: 2 S: 12	H: 1 LOB: 1 BB: 0 P: 15	R: 1 E: 0 K: 0 S: 14	H: 2 LOB: 2 BB: 0 P: 21	R: 1 E: 0 K: 0 S: 13	H: 2 LOB: 1 BB: 0 P: 21	R: 0 E: 0 K: 0 S: 14	H: 0 LOB: 2 BB: 1 P: 25	R: 1 E: 0 K: 0 S: 13	H: 2 LOB: 1 BB: 0 P: 21	R: 3 E: 1 K: 1 S: 17	H: 4 LOB: 2 BB: 0 P: 27	1B: 9 2B: 5 3B: 0 HR: 2	SF: 0 SAC: 0 DP: 1 HBP: 2	WP: 0 PA: 46 PB: 0 SB: 0 CS: 0
PITCHER Seth Etherton, R ERA: 5.67 (5, 1) Phil Norton, L ERA: 8.14 (6, 1) Matt Belisle, R ERA: 4.5 (8, 1) Brian Reith, R ERA: 4.88 (8, 1)	IP: 4.2 WLS: L BF: 27 H: 10 R: 5 ER: 5 SO: 2 BB: 2 IBB: 1 HBP: 1 BLK: 0 WP: 0 HR: 1 S: 62 P: 100 ERA: 9.64 WHIP: 2.571											PITCHER Seth Etherton, R ERA: 5.67 (5, 1) Phil Norton, L ERA: 8.14 (6, 1) Matt Belisle, R ERA: 4.5 (8, 1) Brian Reith, R ERA: 4.88 (8, 1)	IP: 4.2 WLS: L BF: 27 H: 10 R: 5 ER: 5 SO: 2 BB: 2 IBB: 1 HBP: 1 BLK: 0 WP: 0 HR: 1 S: 62 P: 100 ERA: 9.64 WHIP: 2.571						

AB	40
R	9
H	16
RBI	9
BB	4
SO	3
LOB	30



Batter	1	2	3	4	5	6	7	8	9	AB	R	H	RBI	BB	SO	LOB	TOP								
Ronnie Belliard, R (1,4) OBP: 0.341, SLG: 0.362	G6-3		G6-3		G6-3		L7		F7	4	0	0	0	0	0	0	Colorado Rockies @ St. Louis Cardinals Busch Stadium, St. Louis, MO Tue Sep 09 2003, 7:10 PM CDT Att: 27,591 - Cloudy - 81 F								
Javier López, L (7,1) OBP: 0.250, SLG: 0.250										0	0	0	0	0	0										
Justin Speier, R (8,1)										0	0	0	0	0	0										
Mark Sweeney, L (9,PH) OBP: 0.304, SLG: 0.405										1	0	0	0	0	0										
Steve Reed, R (9,1)										0	0	0	0	0	0										
Chris Stynes, R (1,5) OBP: 0.338, SLG: 0.423	P2		K		K		G4-3		FC6-4	3	0	0	0	1	1										
17 Todd Helton, L (1,3) OBP: 0.448, SLG: 0.622	F7									4	2	2	1	1	0										
Preston Wilson, R (1,8) OBP: 0.348, SLG: 0.538			F9		G5-4-3				G1	4	2	2	1	1	0										
Larry Walker, L (1,9) OBP: 0.413, SLG: 0.461										0	0	1	0	0	0										
Rene Reyes, S (9,9) OBP: 0.307, SLG: 0.393										0	0	0	0	0	0										
Jay Payton, R (1,7) OBP: 0.384, SLG: 0.521										3	3	2	1	1	0										
Gregg Zaun, S (1,2) OBP: 0.297, SLG: 0.321										3	2	2	4	1	0										
Juan Uribe, R (1,6) OBP: 0.293, SLG: 0.385										3	0	0	0	0	2										
Greg Norton, S (8,PH) OBP: 0.326, SLG: 0.422										1	0	1	2	0	0										
12 Clint Barnes, R (8,6) OBP: 0.667, SLG: 0.833										0	0	0	0	0	0										
Jason Jennings, L (1,1) OBP: 0.288, SLG: 0.283										2	0	0	0	0	0										
Mark Bellhorn, S (7,PH) OBP: 0.340, SLG: 0.284										2	0	0	0	0	2										
Inning Stats	R: 0 E: 0 K: 0 S: 7	H: 0 LOB: 0 BB: 0 P: 11	R: 3 E: 0 K: 0 S: 16	H: 2 LOB: 1 BB: 1 P: 28	R: 1 E: 0 K: 1 S: 9	H: 1 LOB: 0 BB: 0 P: 13	R: 1 E: 0 K: 1 S: 9	H: 2 LOB: 1 BB: 0 P: 13	R: 0 E: 0 K: 0 S: 14	H: 0 LOB: 1 BB: 1 P: 23	R: 0 E: 0 K: 1 S: 12	H: 1 LOB: 1 BB: 0 P: 21	R: 0 E: 0 K: 1 S: 6	H: 0 LOB: 0 BB: 0 P: 8	R: 3 E: 1 K: 2 S: 18	H: 3 LOB: 1 BB: 1 P: 26	R: 0 E: 0 K: 0 S: 6	H: 0 LOB: 1 BB: 1 P: 14	1B: 4 2B: 3 3B: 0 HR: 2	SF: 0 SAC: 0 DP: 1 HBP: 1	WP: 0 PB: 1 SB: 1 CS: 0	PA: 40			
PITCHER	IP	WLS	BF	H	R	ER	SO	BB	IBB	HBP	BLK	WP	HR	S	P	ERA	WHIP								
Dan Haren, R (1,1) ERA: 4.83	3.0	L	13	3	4	4	1	1	0	0	0	0	2	32	52	12.00	1.333								
54 Josh Pearce, R (4,1) ERA: 3.18	2.0		9	2	1	1	1	1	0	1	0	0	0	23	36	4.50	1.500								
Garrett Stephenson, R (6,1) ERA: 4.54	2.0		7	1	0	0	2	0	0	0	0	0	0	18	29	0.00	0.500								
28 Lance Painter, L (8,1) ERA: 5.5	0.0		1	1	1	1	0	0	0	0	0	0	0	1	1	=	=								
Russ Springer, R (8,1) ERA: 8.04	1.0		6	2	2	2	2	1	0	0	0	0	0	17	25	18.00	3.000								
PITCHER	IP	WLS	BF	H	R	ER	SO	BB	IBB	HBP	BLK	WP	HR	S	P	ERA	WHIP								
Jimmy Journell, R (9,1) ERA: 2.7	1.0		4	0	0	0	0	1	0	0	0	0	0	6	14	0.00	1.000								

Batter	1	2	3	4	5	6	7	8	9	AB	R	H	RBI	BB	SO	LOB	BOTTOM								
Fernando Vina, L (1,4) OBP: 0.330, SLG: 0.434	G4-3		G4-3		G1-6-3		G4-3		L4	5	0	0	0	0	0	4	Colorado Rockies @ St. Louis Cardinals Busch Stadium, St. Louis, MO Tue Sep 09 2003, 7:10 PM CDT Att: 27,591 - Cloudy - 81 F								
J.D. Drew, L (1,9) OBP: 0.361, SLG: 0.516										2	0	1	0	1	0										
So Taguchi, R (7,PH) OBP: 0.297, SLG: 0.417										2	0	0	0	0	2										
5 Albert Pujols, R (1,7) OBP: 0.442, SLG: 0.680										4	0	2	0	0	0										
15 Jim Edmonds, L (1,8) OBP: 0.391, SLG: 0.625										4	0	0	0	0	2										
27 Scott Rolen, R (1,5) OBP: 0.379, SLG: 0.528										3	0	1	0	1	1										
Tino Martinez, L (1,3) OBP: 0.354, SLG: 0.431										4	0	1	0	0	0										
Edgar Renteria, R (1,6) OBP: 0.385, SLG: 0.479										3	1	1	0	0	0										
Kerry Robinson, L (9,PH) OBP: 0.291, SLG: 0.328										1	0	1	0	0	0										
Mike Matheny, R (1,2) OBP: 0.315, SLG: 0.341										3	0	0	0	0	1										
Otlando Palmeiro, L (9,PH) OBP: 0.334, SLG: 0.338										1	0	0	0	0	1										
Inning Stats	R: 0 E: 0 K: 0 S: 6	H: 0 LOB: 0 BB: 0 P: 10	R: 0 E: 0 K: 0 S: 9	H: 0 LOB: 1 BB: 1 P: 16	R: 0 E: 0 K: 1 S: 9	H: 0 LOB: 0 BB: 0 P: 14	R: 0 E: 0 K: 2 S: 12	H: 2 LOB: 2 BB: 0 P: 18	R: 1 E: 1 K: 0 S: 9	H: 2 LOB: 2 BB: 1 P: 18	R: 0 E: 0 K: 0 S: 13	H: 2 LOB: 2 BB: 0 P: 19	R: 0 E: 0 K: 1 S: 11	H: 1 LOB: 1 BB: 0 P: 12	R: 0 E: 0 K: 0 S: 8	H: 2 LOB: 2 BB: 0 P: 10		R: 0 E: 0 K: 0 S: 8	H: 2 LOB: 2 BB: 0 P: 10	1B: 8 2B: 1 3B: 0 HR: 0	SF: 0 SAC: 0 DP: 1 HBP: 0	WP: 0 PB: 0 SB: 0 CS: 0	PA: 38		
PITCHER	IP	WLS	BF	H	R	ER	SO	BB	IBB	HBP	BLK	WP	HR	S	P	ERA	WHIP								
Jason Jennings, R (1,1) ERA: 5.0	6.0	W	26	6	1	1	3	2	0	0	0	0	0	13	17	0.00	0.750								
Javier López, L (7,1) ERA: 3.95	1.1		5	1	0	0	1	0	0	0	0	0	0	5	5	0.00	0.000								
Justin Speier, R (8,1) ERA: 3.36	0.2		2	0	0	0	0	0	0	0	0	0	0	5	5	0.00	0.000								
Steve Reed, R (9,1) ERA: 3.51	1.0		5	2	0	0	0	0	0	0	0	0	0	8	10	0.00	2.000								



Batter	1	2	3	4	5	6	7	8	9	AB	R	H	RBI	BB	SO	LOB	TOP										
Fernando Vina, L (1.4) OBP: 0.326, SLG: 0.416	G4-3		F9			G1-3		F9		4	0	1	0	0	0	1											
15 Jim Edmonds, L (1.8) OBP: 0.386, SLG: 0.613	K			K		K			G6-4-3	4	0	1	0	0	3	1											
5 Albert Pujols, R (1.7) OBP: 0.441, SLG: 0.683	F9			P3		G1-3			G6-4-3	4	0	0	0	0	0	2											
27 Scott Rolen, R (1.5) OBP: 0.377, SLG: 0.528		P4				K			K	4	0	1	0	0	2	1											
Edgar Renteria, R (1.6) OBP: 0.386, SLG: 0.473	K			G6-3				G4-3		3	0	0	0	0	1	1											
Tino Martinez, L (1.3) OBP: 0.352, SLG: 0.425	K					G4-3		F8		3	0	0	0	0	1	0											
J.D. Drew, L (1.9) OBP: 0.368, SLG: 0.522					P3			F9		3	0	1	0	0	0	0											
Mike Matheny, R (1.2) OBP: 0.315, SLG: 0.348			P3						K	1	0	0	0	0	0	1											
Chris Widger, R (3.2) OBP: 0.253, SLG: 0.265										1	0	1	0	0	0	0											
Kerry Robinson, L (8. PH) OBP: 0.295, SLG: 0.338										1	0	0	0	0	1	0											
Mike DeJean, R (8.1) OBP: 0.150, SLG: 0.056										0	0	0	0	0	0	0											
Matt Morris, R (1.1) OBP: 0.216, SLG: 0.286										2	0	0	0	0	2	2											
Orlando Palmeiro, L (8. PH) OBP: 0.331, SLG: 0.334										1	0	0	0	0	0	0											
Joe Girardi, R (8.2) OBP: 0.150, SLG: 0.056										0	0	0	0	0	0	0											
Inning Stats	R: 0 E: 0 K: 1 S: 7	H: 0 LOB: 0 BB: 0 P: 7	R: 0 E: 0 K: 2 S: 8	H: 0 LOB: 0 BB: 0 P: 13	R: 0 E: 0 K: 1 S: 8	H: 1 LOB: 1 BB: 0 P: 13	R: 0 E: 0 K: 1 S: 13	H: 1 LOB: 1 BB: 0 P: 19	R: 0 E: 0 K: 1 S: 12	H: 1 LOB: 1 BB: 0 P: 18	R: 0 E: 0 K: 0 S: 5	H: 0 LOB: 0 BB: 0 P: 8	R: 0 E: 0 K: 1 S: 9	H: 0 LOB: 0 BB: 0 P: 17	R: 0 E: 0 K: 1 S: 7	H: 1 LOB: 0 BB: 0 P: 9	1B: 4 2B: 1 3B: 0 HR: 0	SF: 0 SAC: 0 DP: 1 HBP: 0	WP: 0 PB: 0 SB: 0 CS: 0	PA: 31							
PITCHER	IP	WLS	BF	H	R	ER	SO	BB	IBB	HBP	BLK	WP	HR	S	P	ERA	WHIP										
44 Roy Oswalt, R (1.1) ERA: 3.2	7.0	W	25	4	0	0	8	0	0	0	0	0	0	65	94	0.00	0.571										
Octavio Dotel, R (8.1) ERA: 2.77	1.0	H	3	0	0	0	1	0	0	0	0	0	0	9	17	0.00	0.000										
Billy Wagner, L (9.1) ERA: 1.59	1.0	S	3	1	0	0	1	0	0	0	0	0	0	7	9	0.00	1.000										

St. Louis Cardinals @ Houston Astros
Minute Maid Park, Houston, TX
Sat Sep 13 2003, 6:05 PM CDT
Att: 42,435 - Dome - 72 F

AB 31
R 0
H 5
RBI 0
BB 0
SO 10
LOB 9





Batter	1	2	3	4	5	6	7	8	9	AB	R	H	RBI	BB	SO	LOB	BOTTOM										
Craig Biggio, R (1.8) OBP: 0.348, SLG: 0.413	G6-3		F7					G3		3	0	1	1	1	0	0											
Geoff Blum, S (1.5) OBP: 0.306, SLG: 0.396	P2			G4-1				G3		4	0	0	0	0	0	2											
5 Jeff Bagwell, R (1.3) OBP: 0.374, SLG: 0.517	K							P4		4	1	1	1	0	2	1											
Jeff Kent, R (1.4) OBP: 0.347, SLG: 0.517										2	0	1	0	1	0	0											
17 Lance Berkman, S (1.7) OBP: 0.407, SLG: 0.506		G6-3		F7				P4		3	0	0	0	0	0	2											
Richard Hidalgo, R (1.9) OBP: 0.386, SLG: 0.569								F8		3	0	0	0	0	1	2											
Brad Ausmus, R (1.2) OBP: 0.305, SLG: 0.297										3	1	1	0	0	1	1											
28 Adam Everett, R (1.6) OBP: 0.310, SLG: 0.367										3	0	0	0	0	1	1											
44 Roy Oswalt, R (1.1) ERA: 3.54										1	0	0	0	0	0	0											
Octavio Dotel, R (8.1) ERA: 4.66										0	0	0	0	0	0	0											
Jose Vizcaino, S (8. PH) OBP: 0.278, SLG: 0.374										1	0	0	0	0	0	0											
Billy Wagner, L (9.1) ERA: 1.59										0	0	0	0	0	0	0											
Inning Stats	R: 0 E: 0 K: 1 S: 8	H: 0 LOB: 0 BB: 0 P: 12	R: 0 E: 0 K: 1 S: 8	H: 1 LOB: 1 BB: 0 P: 15	R: 0 E: 0 K: 1 S: 5	H: 0 LOB: 0 BB: 0 P: 8	R: 1 E: 0 K: 1 S: 11	H: 1 LOB: 1 BB: 1 P: 17	R: 1 E: 0 K: 0 S: 6	H: 2 LOB: 1 BB: 0 P: 10	R: 0 E: 0 K: 1 S: 5	H: 0 LOB: 0 BB: 0 P: 8	R: 0 E: 0 K: 0 S: 9	H: 0 LOB: 1 BB: 1 P: 13	R: 0 E: 0 K: 0 S: 9	H: 0 LOB: 1 BB: 1 P: 17	1B: 2 2B: 1 3B: 0 HR: 1	SF: 0 SAC: 1 DP: 0 HBP: 0	WP: 0 PB: 0 SB: 1 CS: 0	PA: 30							
PITCHER	IP	WLS	BF	H	R	ER	SO	BB	IBB	HBP	BLK	WP	HR	S	P	ERA	WHIP										
Matt Morris, R (1.1) ERA: 3.54	7.0	L	26	4	2	2	2	1	0	0	0	0	0	52	83	2.57	0.714										
Mike DeJean, R (8.1) ERA: 4.66	1.0		4	0	0	0	0	1	0	0	0	0	0	9	17	0.00	1.000										

St. Louis Cardinals @ Houston Astros
Minute Maid Park, Houston, TX
Sat Sep 13 2003, 6:05 PM CDT
Att: 42,435 - Dome - 72 F

AB 27
R 2
H 4
RBI 2
BB 2
SO 5
LOB 9



Batter	1	2	3	4	5	6	7	8	9	AB	R	H	RBI	BB	SO	LOB	TOP					
Fernando Vina, L OBP: 0.321, SLG: 0.409	F9		F9			F7			G4-3	4	0	0	0	0	0	1	St. Louis Cardinals @ Houston Astros Minute Maid Park, Houston, TX Sun Sep 14 2003, 1:05 PM CDT Att: 37,548 - Dome - 72 F livebaseballscores.com AB 30 R 1 H 3 RBI 0 BB 1 SO 3 LOB 6 					
15 Jim Edmonds, L OBP: 0.385, SLG: 0.608	K			5 1B 27 G5-4-3 BB		G4-3			K	3	1	0	0	1	2	1						
5 Albert Pujols, R OBP: 0.441, SLG: 0.683				27 G5-4-3 1B		G6-3			E6	4	0	2	0	0	0	1						
27 Scott Rolen, R OBP: 0.374, SLG: 0.524	P4			G5-4-3					F7	4	0	0	0	0	1	3						
Edgar Renteria, R OBP: 0.384, SLG: 0.471		F8		G1-3					P3	3	0	0	0	0	0	0						
Tino Martinez, L OBP: 0.350, SLG: 0.422		F8				G3			F7	3	0	0	0	0	0	0						
Kerry Robinson, L OBP: 0.290, SLG: 0.333						G5-3			G4-3	3	0	0	0	0	0	0						
Mike Matheny, R OBP: 0.314, SLG: 0.346						F7			G3	2	0	0	0	0	0	0						
Orlando Palmeiro, L OBP: 0.330, SLG: 0.333									G3	1	0	0	0	0	0	0						
Mike DeJean, R									P3	0	0	0	0	0	0	0						
Dan Haren, R Jason Simonacchi, R Eli Marrero, L Cal Eldred, R J.D. Drew, L Chris Wiggler, R						G4-3				1	0	0	0	0	0	0						
Inning Stats	R: 0 E: 0 K: 1 S: 9	H: 1 LOB: 1 BB: 0 P: 14	R: 0 E: 0 K: 0 S: 6	H: 0 LOB: 0 BB: 0 P: 8	R: 0 E: 0 K: 0 S: 8	H: 0 LOB: 0 BB: 1 P: 14	R: 1 E: 0 K: 0 S: 8	H: 1 LOB: 0 BB: 1 P: 16	R: 0 E: 0 K: 0 S: 6	H: 0 LOB: 0 BB: 0 P: 9	R: 0 E: 0 K: 1 S: 10	H: 1 LOB: 1 BB: 0 P: 17	R: 0 E: 0 K: 1 S: 9	H: 0 LOB: 0 BB: 0 P: 15	R: 0 E: 0 K: 0 S: 8	H: 0 LOB: 0 BB: 0 P: 14	R: 0 E: 1 K: 1 S: 14	H: 0 LOB: 1 BB: 0 P: 19	1B: 1 2B: 2 3B: 0 HR: 0	SF: 0 SAC: 0 DP: 1 HBP: 0	WP: 0 PB: 0 SB: 0 CS: 0	PA: 31
PITCHER	IP WLS BF H R ER SO BB IBB HBP BLK WP HR S P ERA WHIP																					
Tim Redding, R ERA: 3.8	6.0 W 21 3 1 1 1 1 1 0 0 0 0 0 0 0 0 0 1.50 0.667																					
54 Brad Lidge, R ERA: 3.5	1.0 H 3 0 0 0 1 0 0 0 0 0 0 0 9 15 0.00 0.000																					
Octavio Dotel, R ERA: 2.73	1.0 H 3 0 0 0 0 0 0 0 0 0 0 8 14 0.00 0.000																					
Billy Wagner, L ERA: 1.57	1.0 S 4 0 0 0 1 0 0 0 0 0 0 0 14 19 0.00 0.000																					

Batter	1	2	3	4	5	6	7	8	9	AB	R	H	RBI	BB	SO	LOB	BOTTOM			
Craig Biggio, R OBP: 0.351, SLG: 0.414				FC5-4 HBP			F8			3	0	2	3	0	0	0	St. Louis Cardinals @ Houston Astros Minute Maid Park, Houston, TX Sun Sep 14 2003, 1:05 PM CDT Att: 37,548 - Dome - 72 F livebaseballscores.com AB 27 R 4 H 6 RBI 4 BB 3 SO 5 LOB 14 			
Morgan Ensberg, R OBP: 0.372, SLG: 0.509	P4		FC5-4 BB	G4-3			G5-3			4	0	0	0	0	0	3				
5 Jeff Bagwell, R OBP: 0.372, SLG: 0.514			F9				F9			4	0	0	0	0	2	2				
Jeff Kent, R OBP: 0.350, SLG: 0.519	FC5-4			17 CS 2B					G6-4-3 BB	2	0	1	0	2	0	1				
17 Lance Berkman, S OBP: 0.406, SLG: 0.508		SF8 3B					K		K	4	1	1	0	0	3	4				
Richard Hidalgo, R OBP: 0.385, SLG: 0.565		SF8					F8		P4	3	0	0	1	0	0	1				
Brad Ausmus, R OBP: 0.305, SLG: 0.297		F8		G6-3 HBP 1B			G1-4-3		G6-4-3	3	1	1	0	0	0	0				
28 Adam Everett, R OBP: 0.313, SLG: 0.365		G5-3		G6-3 HBP 1B						1	1	0	0	1	0	0				
Tim Redding, R OBP: 0.224, SLG: 0.255										2	1	1	0	0	0	2				
Orlando Merced, S OBP: 0.286, SLG: 0.376										1	0	0	0	0	0	1				
54 Brad Lidge, R										0	0	0	0	0	0	0				
Octavio Dotel, R										0	0	0	0	0	0	0				
Billy Wagner, L										0	0	0	0	0	0	0				
Inning Stats	R: 0 E: 0 K: 1 S: 7	H: 0 LOB: 1 BB: 0 P: 16	R: 1 E: 0 K: 0 S: 5	H: 1 LOB: 0 BB: 0 P: 6	R: 1 E: 0 K: 1 S: 10	H: 2 LOB: 2 BB: 1 P: 21	R: 2 E: 0 K: 0 S: 11	H: 2 LOB: 1 BB: 0 P: 25	R: 0 E: 0 K: 2 S: 9	H: 1 LOB: 0 BB: 0 P: 14	R: 0 E: 0 K: 0 S: 10	H: 0 LOB: 1 BB: 1 P: 16	R: 0 E: 0 K: 0 S: 6	H: 0 LOB: 0 BB: 0 P: 9	R: 0 E: 0 K: 1 S: 7	H: 0 LOB: 0 BB: 1 P: 15	1B: 3 2B: 2 3B: 1 HR: 0	SF: 1 SAC: 0 DP: 1 HBP: 2	WP: 0 PB: 0 SB: 0 CS: 1	PA: 33
PITCHER	IP WLS BF H R ER SO BB IBB HBP BLK WP HR S P ERA WHIP																			
Dan Haren, R ERA: 5.08	3.2 L 19 4 1 0 0 2 0 0 0 0 0 0 0 11 17 0.00 0.750																			
Jason Simonacchi, R ERA: 5.53	1.1 4 1 0 0 2 0 0 0 0 0 0 0 11 17 0.00 0.750																			
Cal Eldred, R ERA: 4.05	2.0 7 0 0 0 0 1 0 0 0 0 0 0 16 25 0.00 0.500																			
Mike DeJean, R ERA: 4.79	1.0 3 0 0 0 1 1 0 0 0 0 0 0 7 15 0.00 1.000																			

Batter	1	2	3	4	5	6	7	8	9	AB	R	H	RBI	BB	SO	LOB	TOP																	
Scott Podsednik, L (1, 8) OBP: 0.382, SLG: 0.431	F7			F8		G4-6-3 1B			1B	4	0	2	0	0	0	0	Milwaukee Brewers @ St. Louis Cardinals Busch Stadium, St. Louis, MO Mon Sep 15 2003, 7:10 PM CDT Att: 27,925 - Sunny - 78 F																	
Keith Ginter, R (1, 4) OBP: 0.381, SLG: 0.446	G1-3			HR		G4-6-3 1-2			1B	3	1	1	1	0	0	1																		
Enrique Cruz, R (6, 5) OBP: 0.155, SLG: 0.106										1	0	0	0	0	1	1																		
Brady Clark, R (1, 7) OBP: 0.345, SLG: 0.417	G5-3			F8			F8		1B	4	0	0	0	0	1	1																		
Richie Sexson, R (1, 3) OBP: 0.379, SLG: 0.539		K		G6-3			F9-3-6 2B		F8	4	0	1	0	0	1	1																		
John Vander Wal, L (1, 9) OBP: 0.350, SLG: 0.466	G4-3				K		F9-3-6 2B			1	0	0	0	0	0	0																		
Mark Smith, R (4, 7) OBP: 0.239, SLG: 0.512										2	0	0	0	0	1	1																		
Wes Helms, R (1, 5) OBP: 0.328, SLG: 0.439	F9				G6-3				P4	2	0	0	0	0	0	0																		
Rickie Weeks Jr., R (6, 4)										1	0	0	0	0	0	0																		
Eddie Pérez, R (1, 2) OBP: 0.306, SLG: 0.420				F9					1B	3	0	1	0	0	0	0																		
2 Bill Hall, R (1, 6) OBP: 0.284, SLG: 0.445				G3-1			HR		1B	3	1	2	1	0	0	0																		
Wes Obermueller, R (1, 1) OBP: 0.111, SLG: 0.111				G4-3			G4-3		G6-4-3	1	0	0	0	0	0	0																		
Glendon Rusch, L (3, 1) OBP: 0.270, SLG: 0.206										1	0	0	0	0	0	0																		
Peter Zoccolillo, L (8, PH) OBP: 0.095, SLG: 0.050										1	0	0	0	0	0	2																		
Brooks Kieschnick, L (8, 1) OBP: 0.373, SLG: 0.629										0	0	0	0	0	0	0																		
Inning Stats	R: 0 E: 0 K: 0 S: 10	H: 0 LOB: 0 BB: 0 P: 17	R: 0 E: 0 K: 1 S: 6	H: 0 LOB: 0 BB: 0 P: 11	R: 0 E: 0 K: 0 S: 7	H: 0 LOB: 0 BB: 0 P: 10	R: 1 E: 0 K: 0 S: 12	H: 1 LOB: 0 BB: 0 P: 18	R: 0 E: 0 K: 1 S: 7	H: 0 LOB: 0 BB: 0 P: 11	R: 1 E: 0 K: 0 S: 6	H: 2 LOB: 0 BB: 0 P: 8	R: 0 E: 0 K: 0 S: 10	H: 1 LOB: 0 BB: 0 P: 14	R: 0 E: 0 K: 0 S: 11	H: 2 LOB: 1 BB: 0 P: 14	R: 0 E: 0 K: 2 S: 12	H: 1 LOB: 1 BB: 0 P: 18	1B: 4 2B: 2 3B: 0 HR: 2	SF: 0 SAC: 0 DP: 3 HBP: 0	WP: 0 PB: 0 SB: 0 CS: 0	PA: 31												
PITCHER	IP WLS BF H R ER SO BB IBB HBP BLK WP HR S P ERA WHIP																																	
Brett Tomko, R (1, 1) ERA: 5.27	8.0	W	27	6	2	2	2	0	0	0	0	0	0	2	69	103	2.25	0.750																
44 Jason Istringhausen, R (9, 1) ERA: 2.08	1.0		4	1	0	0	2	0	0	0	0	0	0	0	12	18	0.00	1.000																

Batter	1	2	3	4	5	6	7	8	9	AB	R	H	RBI	BB	SO	LOB	BOTTOM																	
Bo Hart, R (1, 4) OBP: 0.322, SLG: 0.401	G5-3	1B	P3					FC5-4		6	0	1	1	0	2	4	Milwaukee Brewers @ St. Louis Cardinals Busch Stadium, St. Louis, MO Mon Sep 15 2003, 7:10 PM CDT Att: 27,925 - Sunny - 78 F																	
Orlando Palmeiro, L (1, 9) OBP: 0.332, SLG: 0.336	G3-1	1B			F7			1B		4	0	2	1	0	0	0																		
So Taguchi, R (7, PH) OBP: 0.311, SLG: 0.452		1B						1B		1	0	0	0	1	1	2																		
5 Albert Pujols, R (1, 7) OBP: 0.441, SLG: 0.686	G6-3	G4-3					L9			4	1	1	1	1	0	4																		
Miguel Cairo, R (8, 5) OBP: 0.293, SLG: 0.392					HR					0	0	0	0	0	0	0																		
15 Jim Edmonds, L (1, 8) OBP: 0.386, SLG: 0.613										3	2	1	1	1	1	3																		
Eli Marrero, R (7, PH) OBP: 0.290, SLG: 0.391		BB								1	0	1	0	0	0	0																		
27 Scott Rolen, R (1, 5) OBP: 0.375, SLG: 0.523	G5-3									3	1	1	0	1	0	1																		
Eduardo Perez, R (7, PH) OBP: 0.360, SLG: 0.455										1	0	0	0	0	0	2																		
Tino Martinez, L (1, 3) OBP: 0.351, SLG: 0.425										4	1	2	0	0	1	1																		
Kerry Robinson, L (8, 7) OBP: 0.289, SLG: 0.332	K									1	1	0	0	0	0	0																		
Edgar Renteria, R (1, 6) OBP: 0.387, SLG: 0.475										4	3	3	1	1	0	2																		
Chris Widger, R (1, 2) OBP: 0.260, SLG: 0.264										4	2	1	1	1	1	5																		
Brett Tomko, R (1, 1) OBP: 0.349, SLG: 0.322										4	0	2	3	0	0	3																		
Joe Girardi, R (8, PH) OBP: 0.150, SLG: 0.105										1	0	1	1	0	0	0																		
44 Jason Istringhausen, R (9, 1) OBP: 0.500, SLG: 1.500										0	0	0	0	0	0	0																		
Inning Stats	R: 0 E: 0 K: 0 S: 6	H: 0 LOB: 0 BB: 0 P: 10	R: 3 E: 0 K: 1 S: 19	H: 3 LOB: 3 BB: 3 P: 35	R: 4 E: 0 K: 0 S: 26	H: 5 LOB: 3 BB: 1 P: 37	R: 1 E: 0 K: 0 S: 15	H: 2 LOB: 1 BB: 1 P: 23	R: 1 E: 0 K: 2 S: 12	H: 1 LOB: 0 BB: 0 P: 15	R: 1 E: 1 K: 0 S: 13	H: 2 LOB: 1 BB: 0 P: 16	R: 0 E: 0 K: 1 S: 15	H: 1 LOB: 2 BB: 1 P: 22	R: 1 E: 1 K: 2 S: 18	H: 2 LOB: 2 BB: 0 P: 29	R: 1 E: 1 K: 2 S: 15	H: 2 LOB: 2 BB: 0 P: 29	1B: 12 2B: 2 3B: 0 HR: 2	SF: 0 SAC: 0 DP: 1 HBP: 0	WP: 1 PB: 0 SB: 0 CS: 0	PA: 47												
PITCHER	IP WLS BF H R ER SO BB IBB HBP BLK WP HR S P ERA WHIP																																	
Wes Obermueller, R (1, 1) ERA: 5.97	2.1	L	18	7	7	7	1	2	1	0	0	0	0	1	47	72	27.00	3.857																
Glendon Rusch, L (3, 1) ERA: 6.73	4.2		23	7	3	2	3	2	1	0	0	0	1	59	86	3.86	1.929																	
Brooks Kieschnick, R (8, 1) ERA: 5.04	1.0		6	2	1	0	2	0	0	0	0	0	0	18	29	0.00	2.000																	



Batter	1	2	3	4	5	6	7	8	9	AB	R	H	RBI	BB	SO	LOB	TOP										
Scott Podsednik, L (1,8) OBP: 0.383, SLG: 0.432	F9		K			F7		G4-3		4	0	0	0	0	1	0	Milwaukee Brewers @ St. Louis Cardinals Busch Stadium, St. Louis, MO Thu Sep 18 2003, 7:10 PM CDT Att: 29,729 - Sunny - 85 F AB 29 R 0 H 3 RBI 0 BB 3 SO 9 LOB 11										
Jason Conti, L (1,9) OBP: 0.283, SLG: 0.444	K		K			FC5-4 1B		F9	4	0	1	0	0	2	0												
Keith Ginter, R (1,4) OBP: 0.360, SLG: 0.436 Rickie Weeks Jr., R (8,4)	L8		K			P6		K	3	0	0	0	0	1	1												
Richie Sexson, R (1,3) OBP: 0.377, SLG: 0.531		2B 1B BB				FC5-4 1-2		WP BB	1	0	0	0	3	0	1												
Wes Helms, R (1,5) OBP: 0.329, SLG: 0.445		2B 1B				G5-4-3 1-2		P2	4	0	1	0	0	0	2												
Peter Zoccolillo, L (1,7) OBP: 0.198, SLG: 0.143	L4					K		L4	3	0	0	0	0	1	2												
Eddie Pérez, R (1,2) OBP: 0.300, SLG: 0.411	F8					F8		L9	3	0	0	0	0	0	2												
2 Bill Hall, R (1,6) OBP: 0.285, SLG: 0.431 Dave Burba, R (8,1)		1-1 1-2 2-3 1B				B5-3		K	3	0	1	0	0	1	0												
Matt Kinney, R (1,1) OBP: 0.071, SLG: 0.056 Luis Vizcaino, R (5,1)	G6-3					K		K	2	0	0	0	0	1	3												
Brooks Kieschnick, L (7,1) OBP: 0.362, SLG: 0.683 Enrique Cruz, R (8,PH) (8,6)									0	0	0	0	0	0	0												
									1	0	0	0	0	1	0												
Inning Stats	R: 0 E: 0 K: 1 S: 9	H: 0 LOB: 0 BB: 0 P: 13	R: 0 E: 0 K: 0 S: 14	H: 2 LOB: 3 BB: 1 P: 25	R: 0 E: 0 K: 3 S: 17	H: 0 LOB: 0 BB: 1 P: 23	R: 0 E: 0 K: 1 S: 5	H: 0 LOB: 0 BB: 0 P: 13	R: 0 E: 0 K: 0 S: 9	H: 1 LOB: 1 BB: 0 P: 13	R: 0 E: 0 K: 0 S: 6	H: 0 LOB: 0 BB: 0 P: 9	R: 0 E: 0 K: 2 S: 9	H: 0 LOB: 1 BB: 1 P: 11	R: 0 E: 0 K: 1 S: 9	H: 0 LOB: 1 BB: 1 P: 17		1B: 3 2B: 0 3B: 0 HR: 0	SF: 0 SAC: 0 DP: 1 HBP: 0	WP: 1 PA: 32 PB: 0 SB: 0 CS: 0							
PITCHER	IP	WLS	BF	H	R	ER	SO	BB	IBB	HBP	BLK	WP	HR	S	P	ERA		WHIP									
Woody Williams, R (1,1) ERA: 3.99	7.0	W	25	3	0	0	6	2	0	0	0	0	0	65	104	0.00	0.714										
Steve Kline, L (8,1) ERA: 3.9	1.0		3	0	0	0	2	0	0	0	0	0	0	9	11	0.00	0.000										
54 Josh Pearce, R (9,1) ERA: 3.38	1.0		4	0	0	0	1	1	0	0	0	1	0	9	17	0.00	1.000										

Batter	1	2	3	4	5	6	7	8	9	AB	R	H	RBI	BB	SO	LOB	BOTTOM										
Miguel Cairo, R (1,4) OBP: 0.290, SLG: 0.384 (9,5)	S BB	F9		K	K		G1-6-3 1-2			4	0	0	0	1	2	6	Milwaukee Brewers @ St. Louis Cardinals Busch Stadium, St. Louis, MO Thu Sep 18 2003, 7:10 PM CDT Att: 29,729 - Sunny - 85 F AB 38 R 13 H 16 RBI 12 BB 6 SO 10 LOB 25										
Orlando Palmeiro, L (1,7) OBP: 0.332, SLG: 0.342	K				K	G3-1		HBP 1B 2B	5	1	2	0	0	2	1												
5 Albert Pujols, R (1,3) OBP: 0.443, SLG: 0.682 Bo Hart, R (6,PR) (9,4)	G5-3					P2		1B HBP 2B BB	4	1	1	0	1	1	2												
J.D. Drew, L (1,8) OBP: 0.365, SLG: 0.508 So Taguchi, R (8,PR) (9,8)	K					G3-1		1B HBP 2B	3	1	0	0	1	1	2												
27 Scott Rolen, R (1,5) OBP: 0.382, SLG: 0.536 Eli Marrero, R (8,PH) (9,9)		HR	G4-3			1B HR 1B		2B 2B 1B	4	3	3	2	0	0	1												
Edgar Renteria, R (1,6) OBP: 0.395, SLG: 0.486		CS BB				S 1B 1B		1B HR 1B 2B	4	2	4	5	1	0	0												
Eduardo Perez, R (1,9) OBP: 0.364, SLG: 0.464 (9,3)		1B BB				1B HR		E6 1B K	4	2	2	3	1	1	3												
Mike Matheny, R (1,2) OBP: 0.315, SLG: 0.349 Chris Widger, R (8,2)	E9					K G6-3		K K	4	0	2	1	0	1	2												
Woody Williams, R (1,1) OBP: 0.319, SLG: 0.400 Kerry Robinson, L (7,PH) Steve Kline, R (8,1) Joe Girardi, R (8,PH) 54 Josh Pearce, R (9,1)		1B 1B				K K		F7 G4-3	2	0	1	0	1	1	2												
									1	0	0	0	0	0	2												
									0	0	0	0	0	0	0												
									0	0	0	0	0	0	2												
Inning Stats	R: 0 E: 0 K: 2 S: 12	H: 0 LOB: 1 BB: 1 P: 20	R: 2 E: 1 K: 0 S: 16	H: 3 LOB: 1 BB: 2 P: 31	R: 0 E: 0 K: 1 S: 9	H: 1 LOB: 1 BB: 0 P: 14	R: 0 E: 0 K: 3 S: 14	H: 2 LOB: 2 BB: 0 P: 18	R: 5 E: 0 K: 2 S: 21	H: 4 LOB: 1 BB: 2 P: 38	R: 0 E: 0 K: 0 S: 3	H: 0 LOB: 0 BB: 0 P: 5	R: 2 E: 1 K: 0 S: 15	H: 3 LOB: 1 BB: 0 P: 20	R: 4 E: 0 K: 2 S: 15	H: 3 LOB: 2 BB: 1 P: 25		1B: 9 2B: 5 3B: 0 HR: 2	SF: 0 SAC: 0 DP: 1 HBP: 1	WP: 0 PA: 45 PB: 0 SB: 2 CS: 1							
PITCHER	IP	WLS	BF	H	R	ER	SO	BB	IBB	HBP	BLK	WP	HR	S	P	ERA	WHIP										
Matt Kinney, R (1,1) ERA: 5.12	4.2	L	27	10	7	7	7	5	0	0	0	0	0	66	112	13.50	3.214										
Luis Vizcaino, R (5,1) ERA: 6.6	1.1		4	0	0	0	1	0	0	0	0	0	0	9	14	0.00	0.000										
Brooks Kieschnick, R (7,1) ERA: 5.28	1.0		6	3	2	2	0	0	0	0	0	0	0	15	20	18.00	3.000										
Dave Burba, R (8,1) ERA: 3.83	1.0		8	3	4	4	2	1	0	1	0	0	0	15	25	36.00	4.000										



Batter	1	2	3	4	5	6	7	8	9	10	11	12	13	AB	R	H	RBI	BB	SO	LOB	TOP							
Craig Biggio, R OBP: 0.353, SLG: 0.415 (1, 8)	G3		P3				E5		F9			SH5-3 BB		5	1	1	0	1	0	2								
Geoff Blum, S OBP: 0.303, SLG: 0.389 (1, 5)	P4		BB 1B			G3-1	G4-6-3				1B	SH5-3		5	0	2	0	0	0	2								
5 Jeff Bagwell, R OBP: 0.371, SLG: 0.517 (1, 3)	FC5-4 BB		K			F9		L8		K		FC5-4 BB		4	0	0	0	2	2	4								
Jeff Kent, R OBP: 0.352, SLG: 0.519 (1, 4)	FC5-4		BB 1B			F9		G4-3		K		P4		6	0	1	2	0	1	4								
17 Lance Berkman, S OBP: 0.404, SLG: 0.543 Octavio Dotel, R Jose Vizcaino, S Guay Wladimir, S Morgan Ensberg, R Dan Miceli, R (1, 7) (8, 1) (16, PH) (10, 1) (12, PH) (12, 1) (12, 1)		G3-1	K			F9				F7		FC5-4		3	0	0	0	0	1	1	2							
Richard Hidalgo, R OBP: 0.390, SLG: 0.586 (1, 9)						F7		P4			K			5	0	1	0	1	2	1								
Brad Ausmus, R OBP: 0.305, SLG: 0.295 (1, 2)		G6-3	K							28 SH3-4 1B		28 BB		5	0	1	0	1	2	4								
28 Adam Everett, R OBP: 0.315, SLG: 0.379 (1, 6)	K					L5		P3		SH3-4		F7		5	0	0	0	0	1	2								
11 Hector G. Rios, R OBP: 0.300, SLG: 0.300 Hector Rios, R Octavio Dotel, R Jose Vizcaino, S Guay Wladimir, S Morgan Ensberg, R Dan Miceli, R (1, 1) (1, 1) (1, 1) (1, 1) (1, 1) (1, 1) (1, 1)			BB 1B			K		E		K		K		2	1	1	0	0	0	0	0							
Inning Stats	R: 0 E: 0 K: 0 S: 14	H: 0 LOB: 1 BB: 1 P: 21	R: 0 E: 0 K: 1 S: 10	H: 1 LOB: 1 BB: 0 P: 14	R: 2 E: 0 K: 3 S: 17	H: 4 LOB: 3 BB: 31 P: 31	R: 0 E: 0 K: 1 S: 13	H: 0 LOB: 0 BB: 0 P: 17	R: 0 E: 0 K: 1 S: 8	H: 0 LOB: 0 BB: 0 P: 6	R: 0 E: 1 K: 0 S: 8	H: 1 LOB: 2 BB: 0 P: 10	R: 0 E: 0 K: 0 S: 6	H: 0 LOB: 1 BB: 1 P: 13	R: 0 E: 0 K: 1 S: 6	H: 1 LOB: 1 BB: 0 P: 10	R: 0 E: 0 K: 2 S: 9	H: 0 LOB: 1 BB: 1 P: 16	R: 0 E: 0 K: 2 S: 13	H: 0 LOB: 1 BB: 2 P: 22	R: 0 E: 0 K: 0 S: 8	H: 0 LOB: 2 BB: 2 P: 18	R: 0 E: 0 K: 1 S: 8	H: 0 LOB: 0 BB: 0 P: 13	1B: 7 2B: 1 3B: 0 HR: 0	SF: 0 SAC: 2 DP: 1 HBP: 0	WIP: 0 PB: 0 SB: 1 CS: 0	PA: 53
PITCHER	IP	WLS	BF	H	R	ER	SO	BB	IBB	HBP	BLK	WP	HR	S	P	ERA	WHIP											
Brett Tomko, R ERA: 5.2 (7, 1)	6.0	25	5	2	2	6	6	2	0	0	0	0	0	0	67	101	3.00	1.167										
Cal Eldred, R ERA: 3.78 (9, 1)	2.0	8	1	0	0	0	1	0	0	0	0	0	0	14	23	0.00	1.000											
44 Jason Langhousen, R ERA: 2.08 (10, 1)	1.0	4	1	0	0	1	0	0	0	0	0	0	0	6	10	0.00	1.000											
Mike DeJean, R ERA: 4.01 (12, 1)	2.0	8	1	0	0	4	1	0	0	0	0	0	0	22	38	0.00	1.000											
Jason Simontacchi, R ERA: 5.44 (12, 1)	2.0	W	8	0	0	0	1	2	0	0	0	0	0	16	31	0.00	1.000											

Houston Astros @ St. Louis Cardinals
Busch Stadium, St. Louis, MO
Sat Sep 20 2003, 1:10 PM CDT
Att. 44,878 - Cloudy - 75 F

AB 45
R 2
H 8
RBI 2
BB 6
SO 12
LOB 26

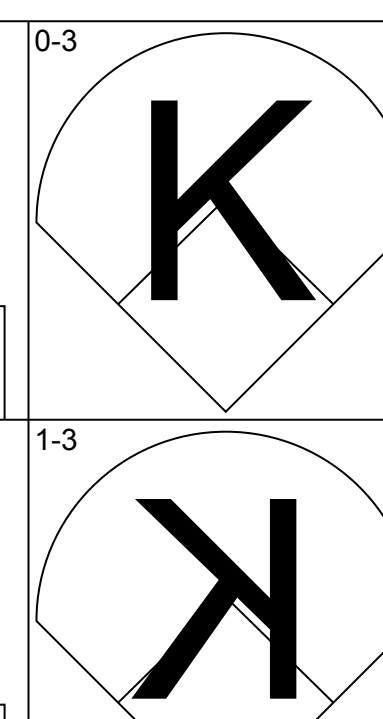
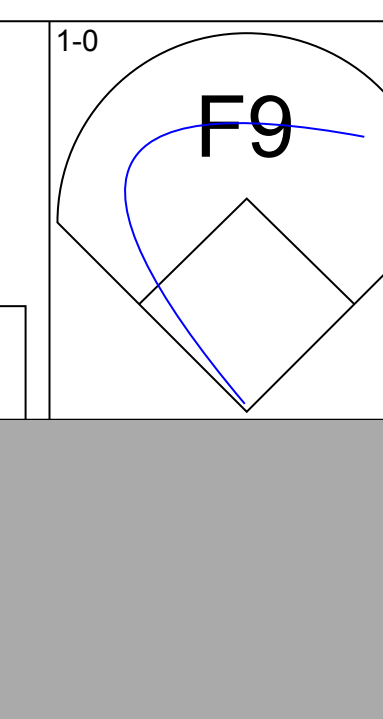
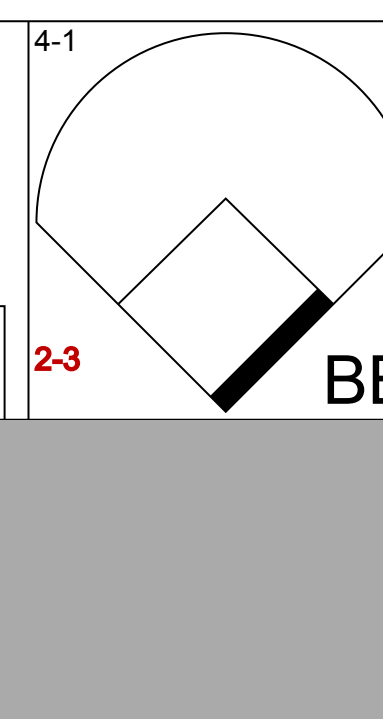
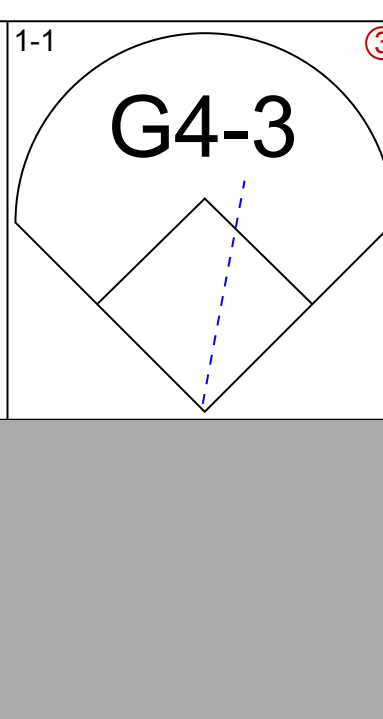
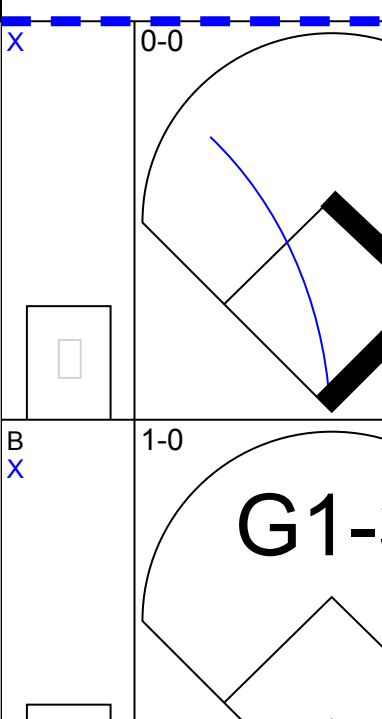
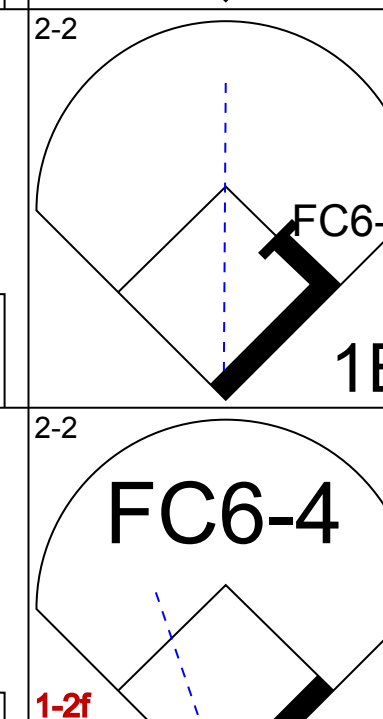
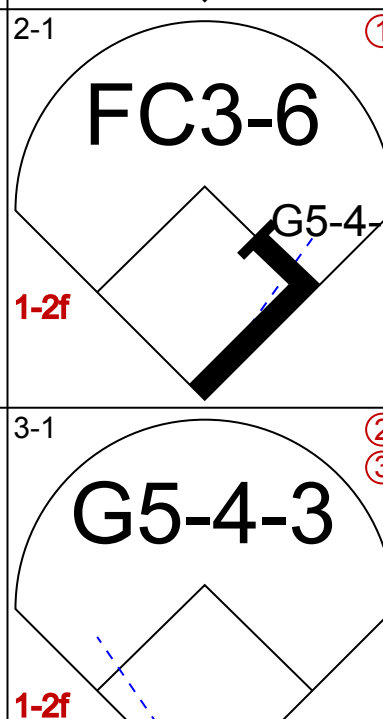
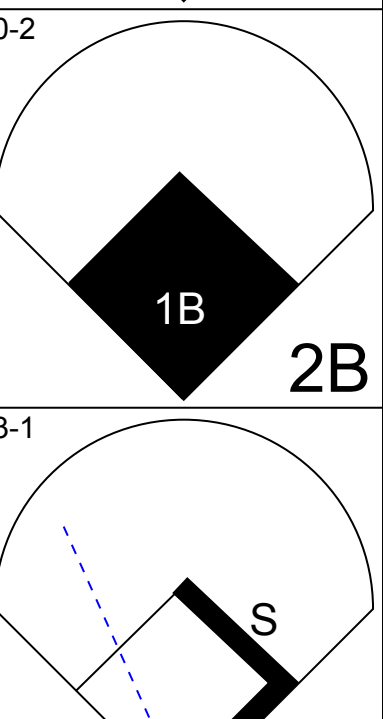
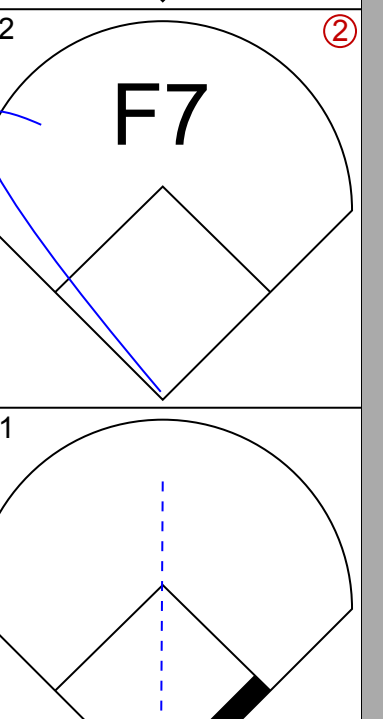
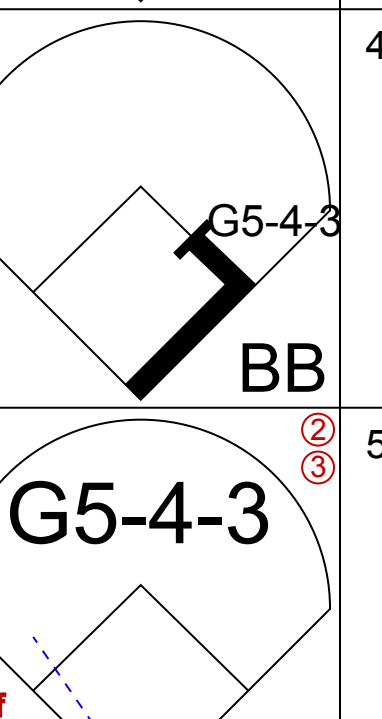


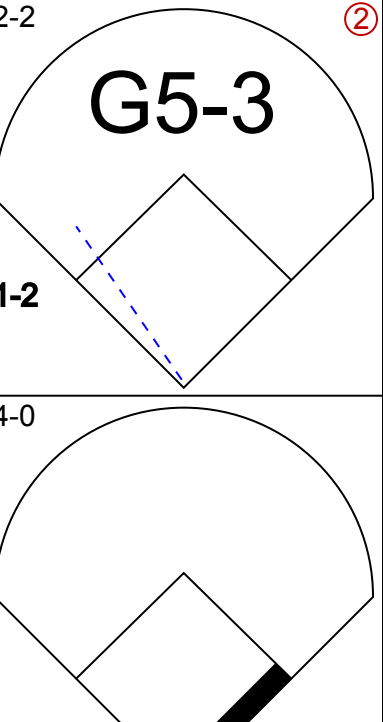
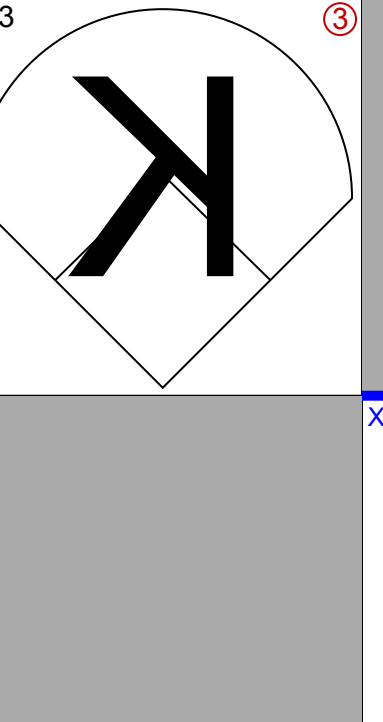






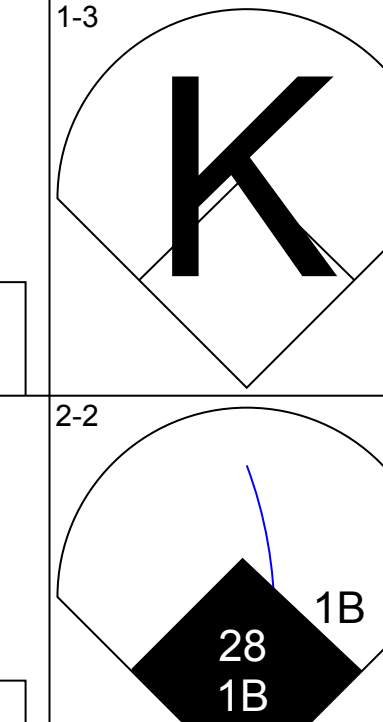
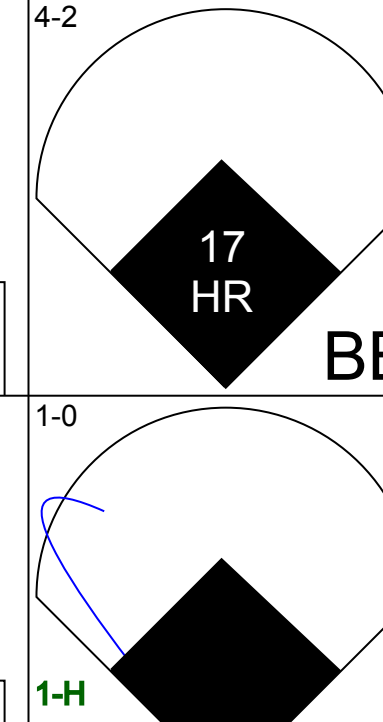

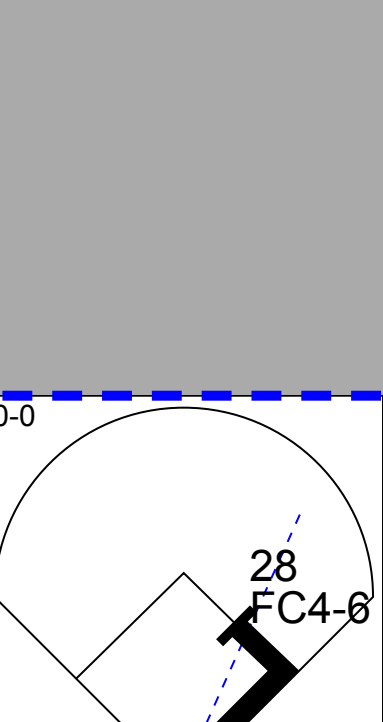
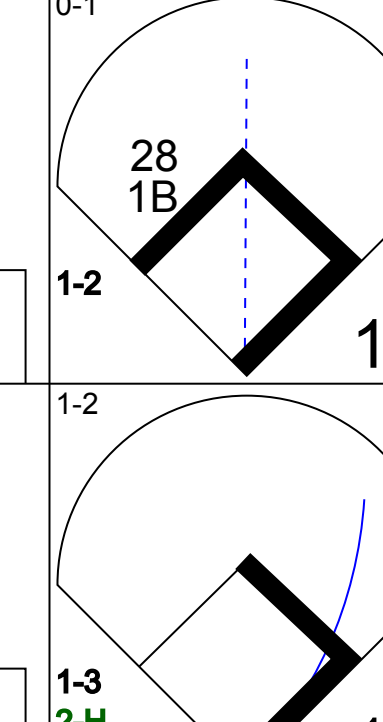
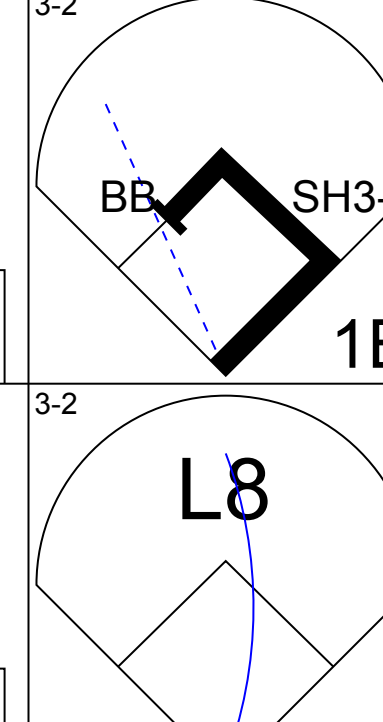
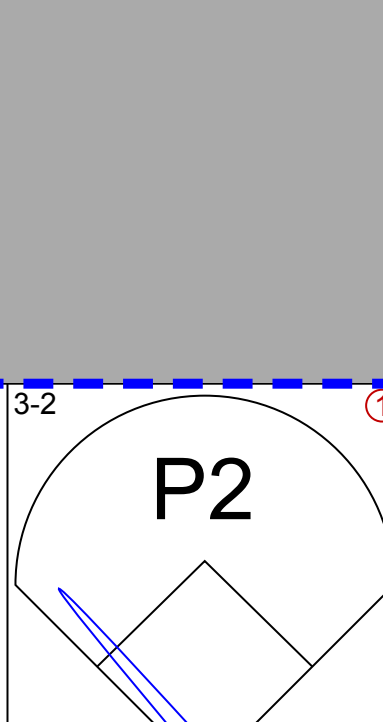
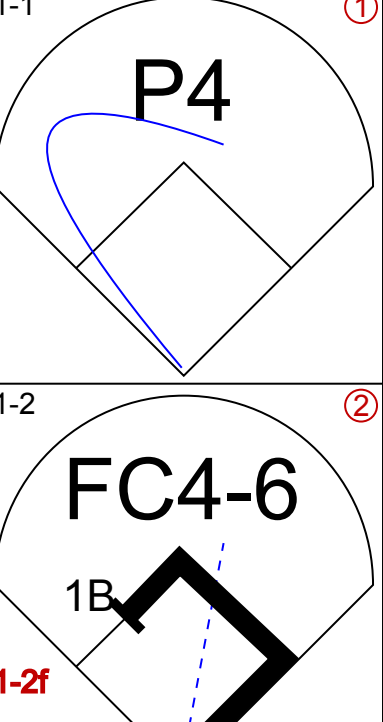
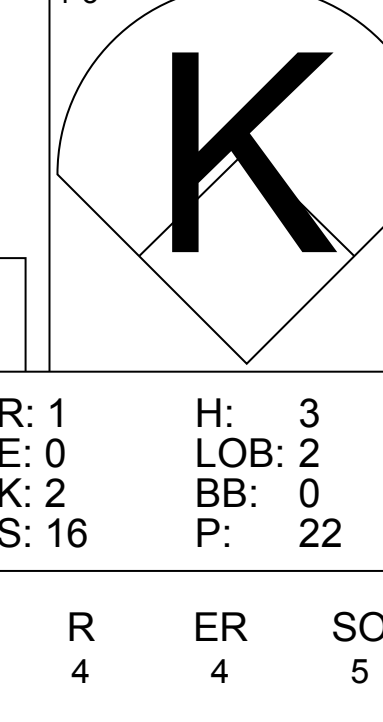
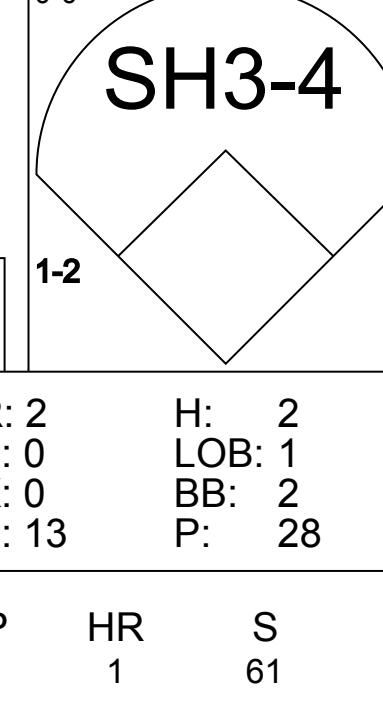
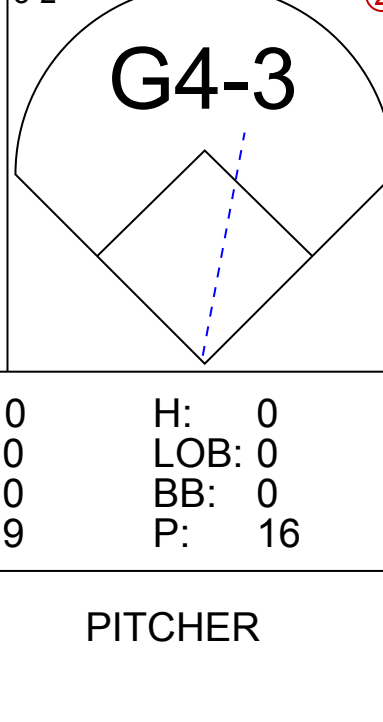
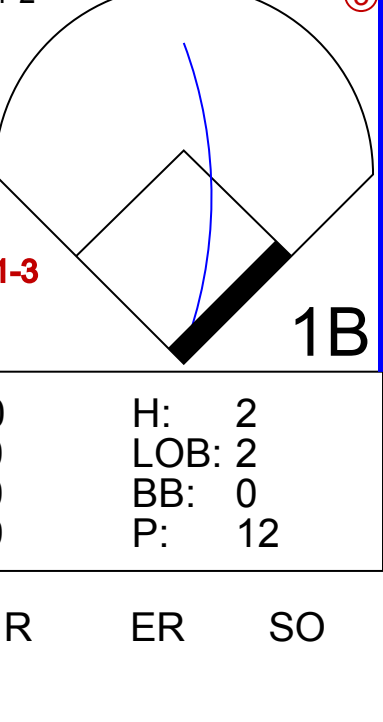
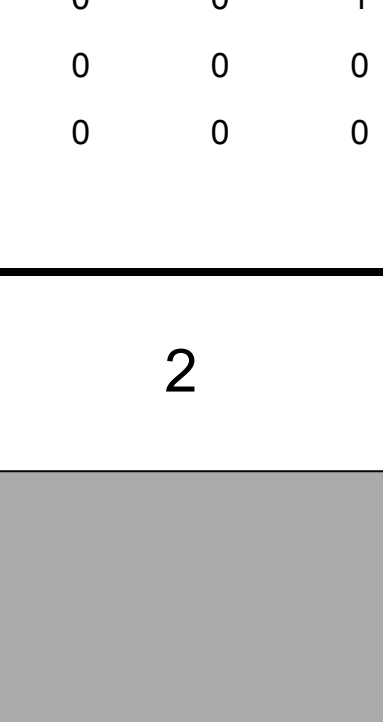
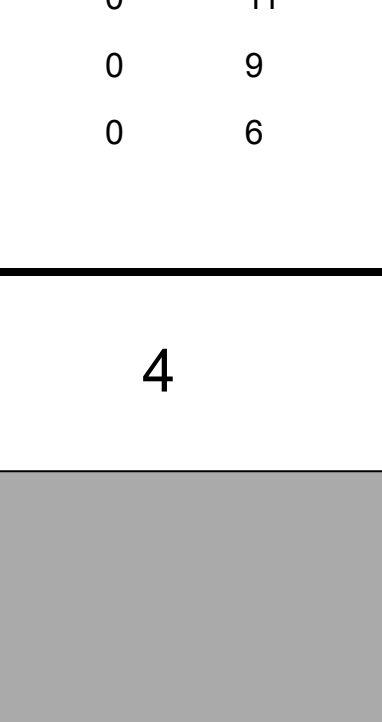
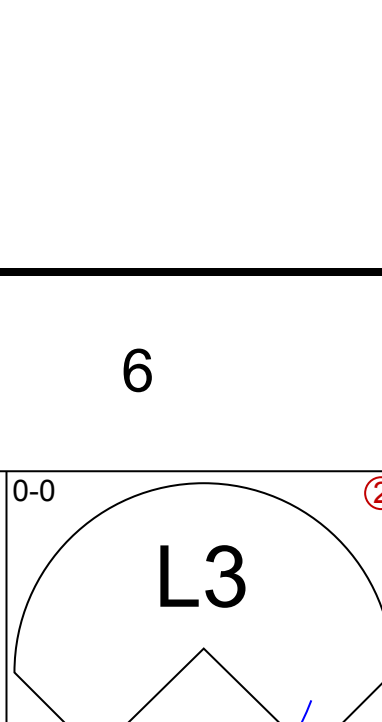
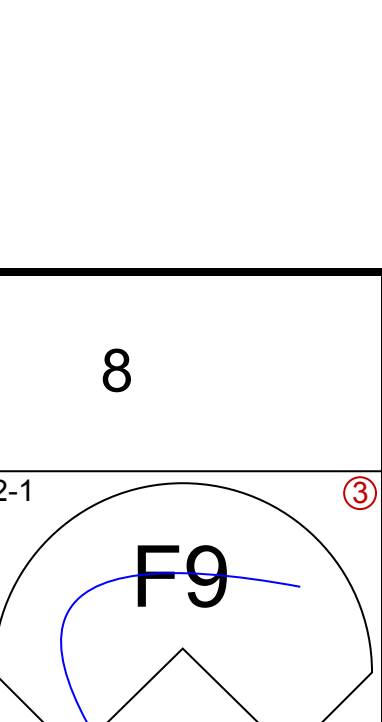


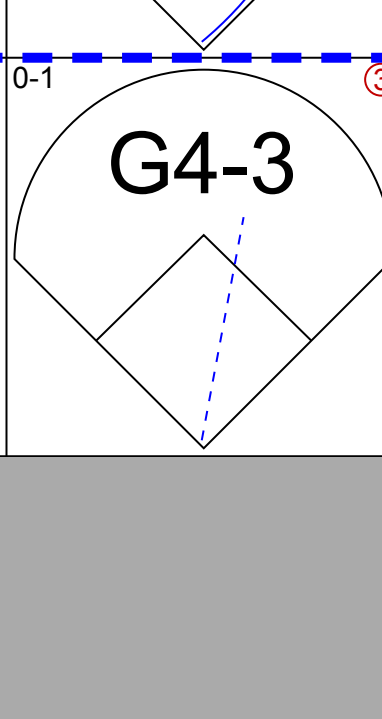



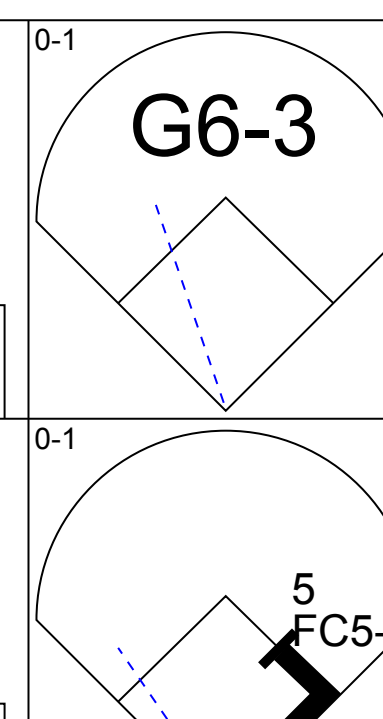
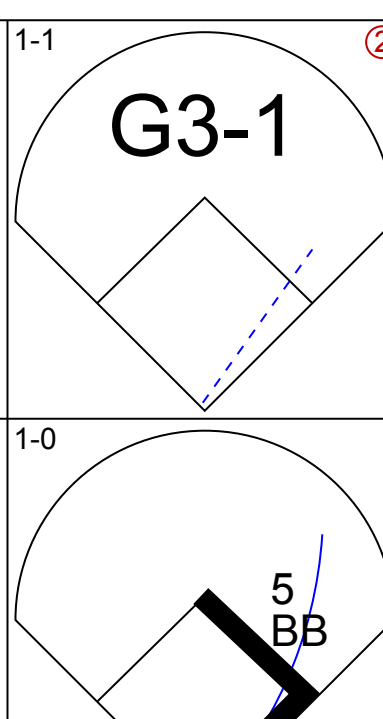
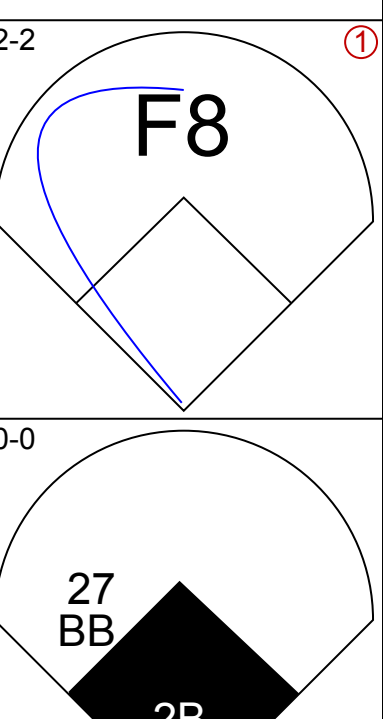
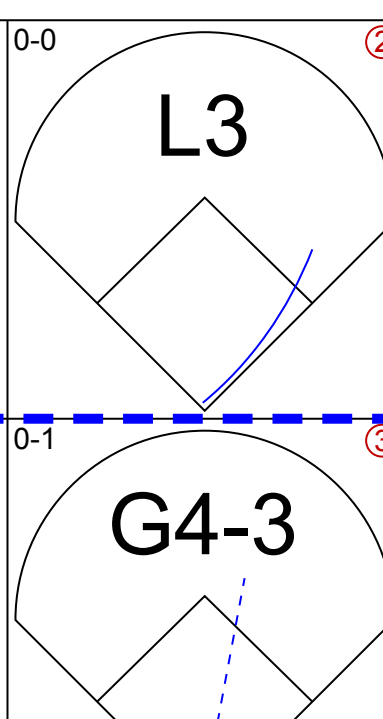
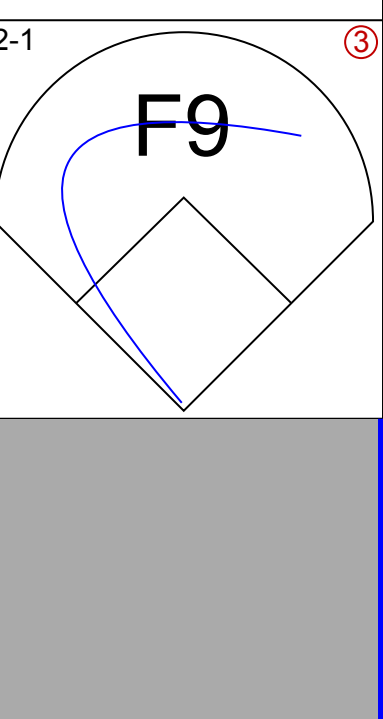
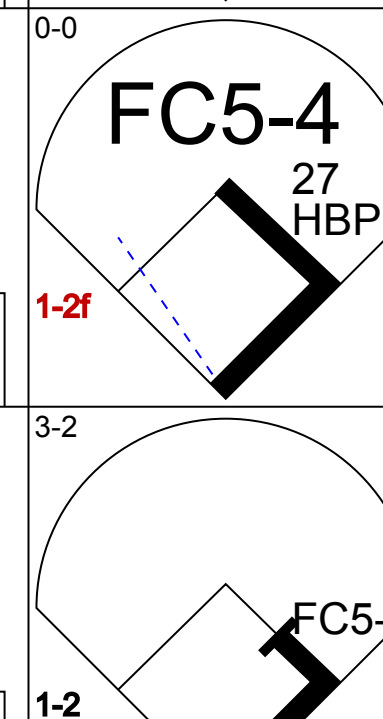
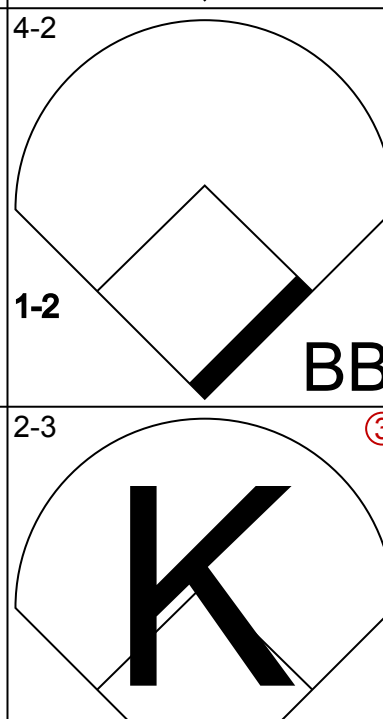
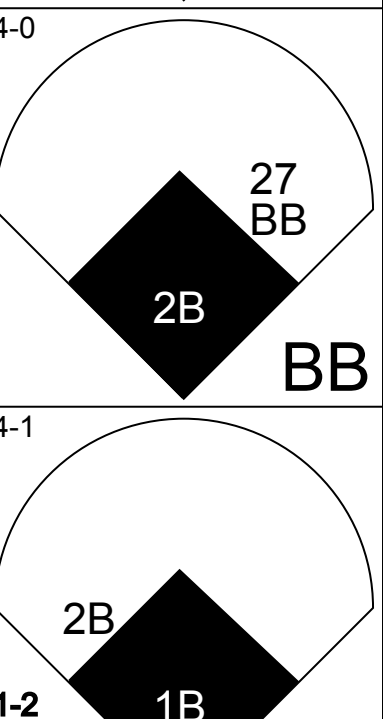

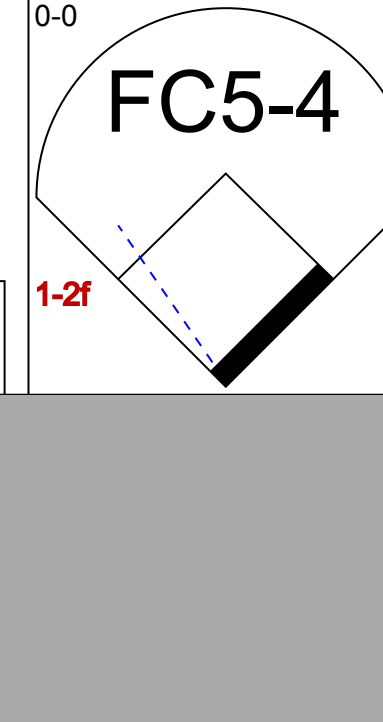

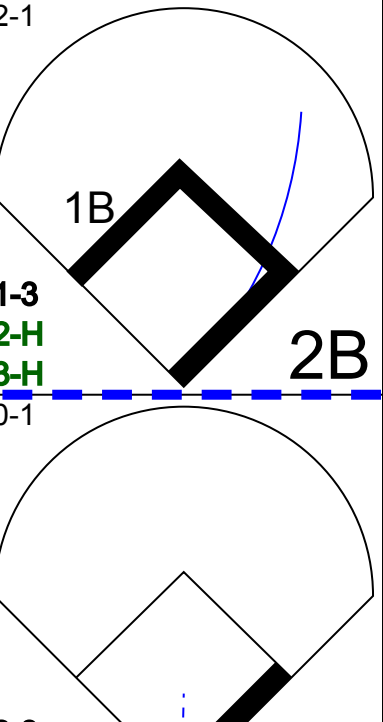


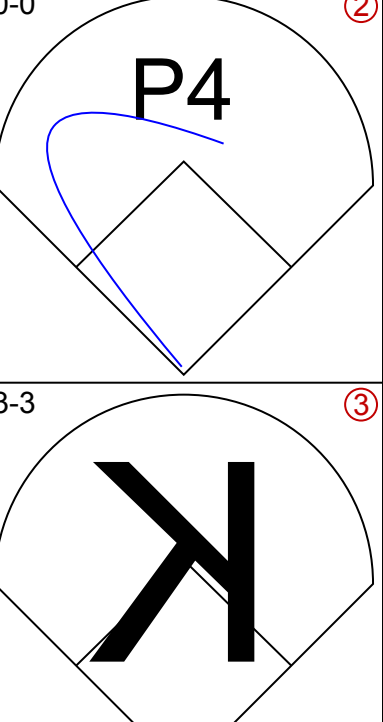

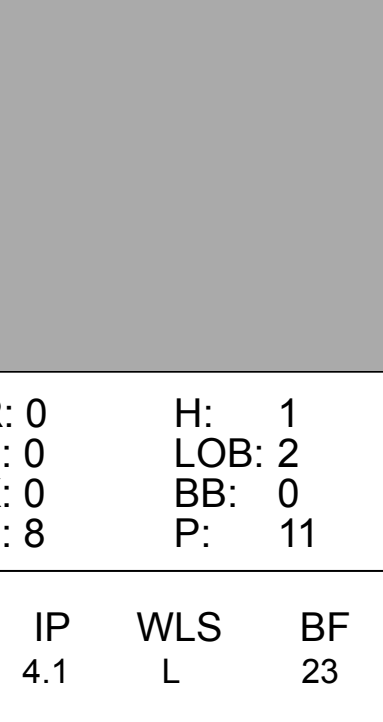
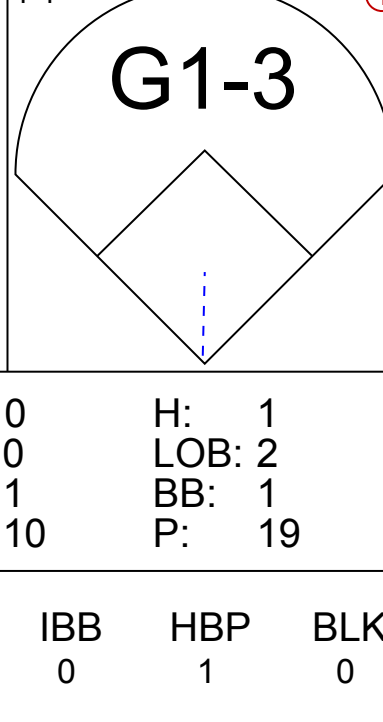
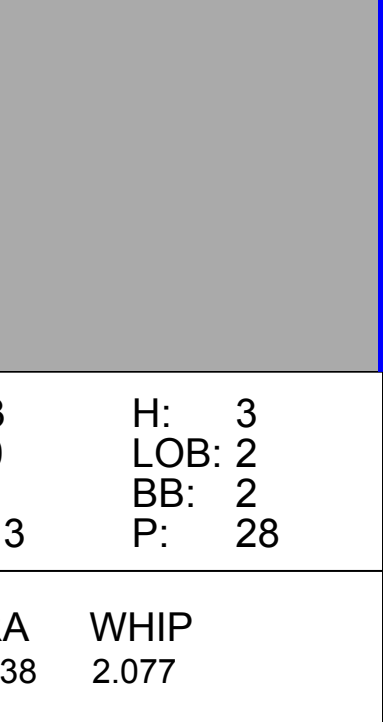
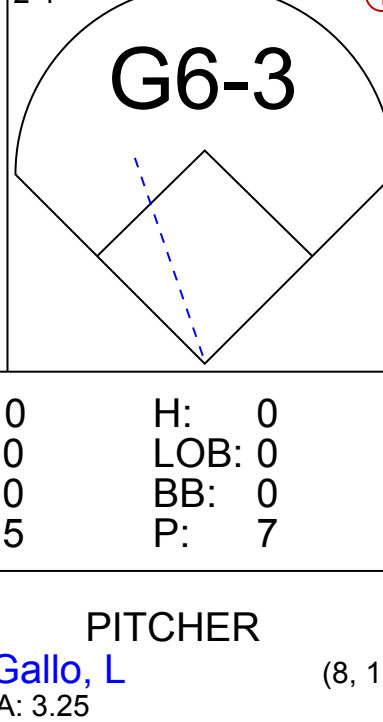
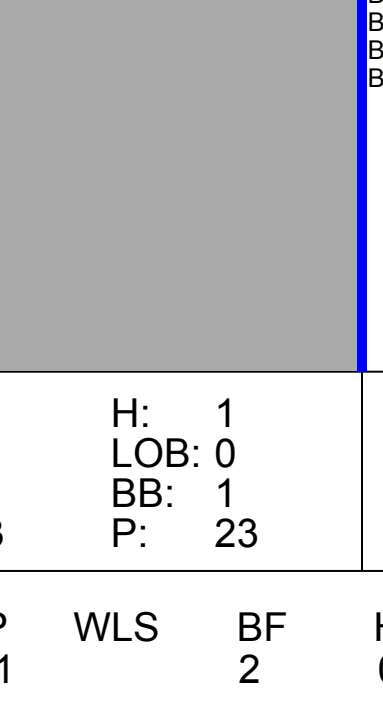





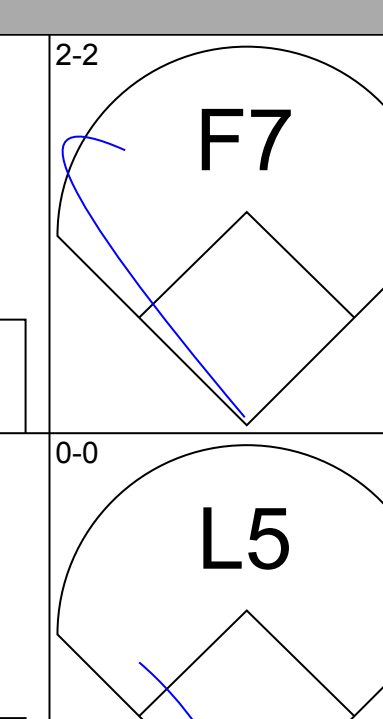
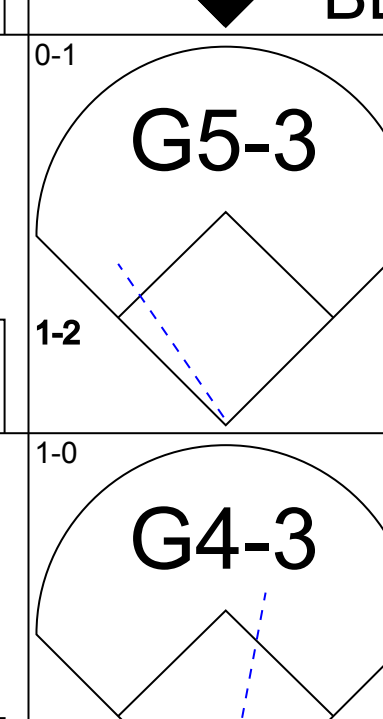

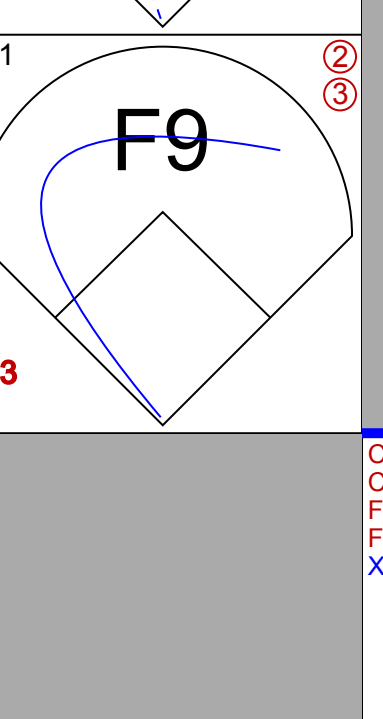
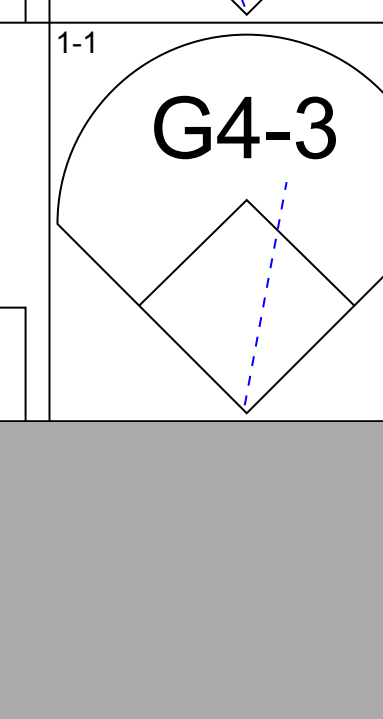
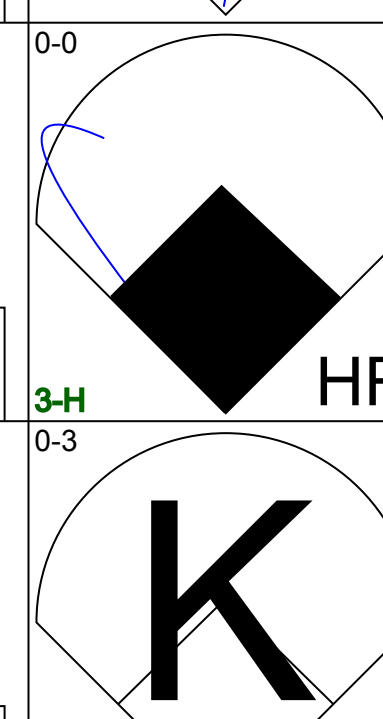
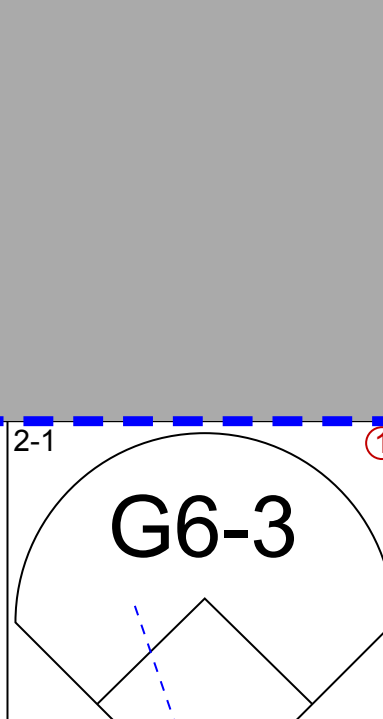

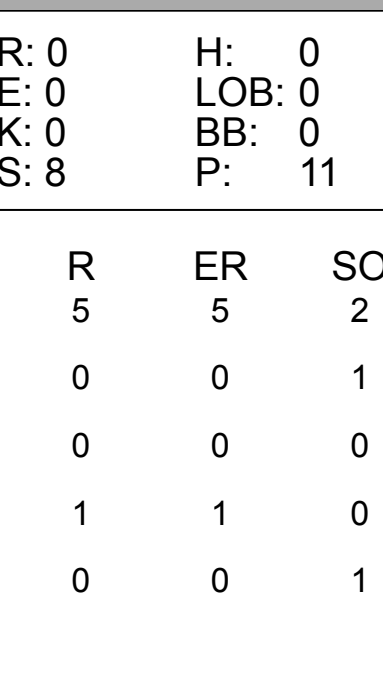
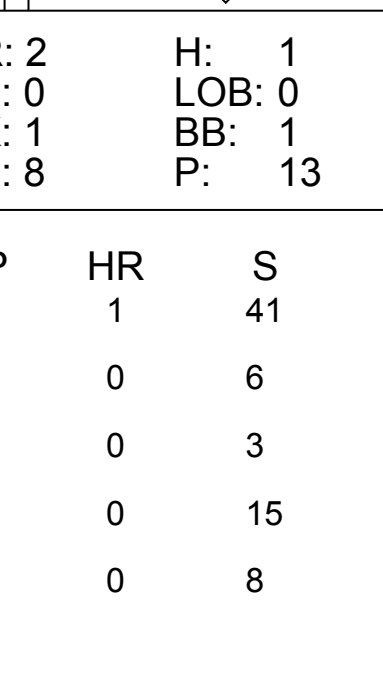
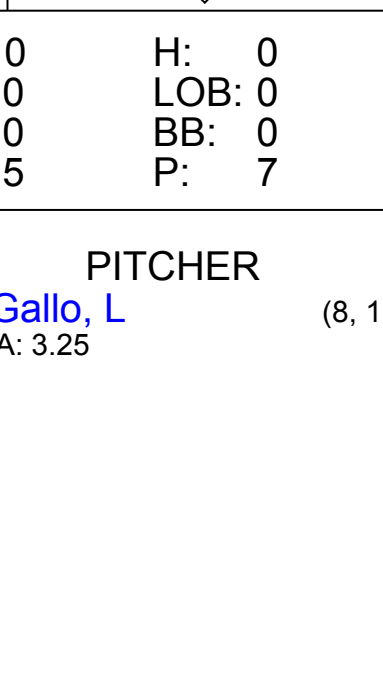
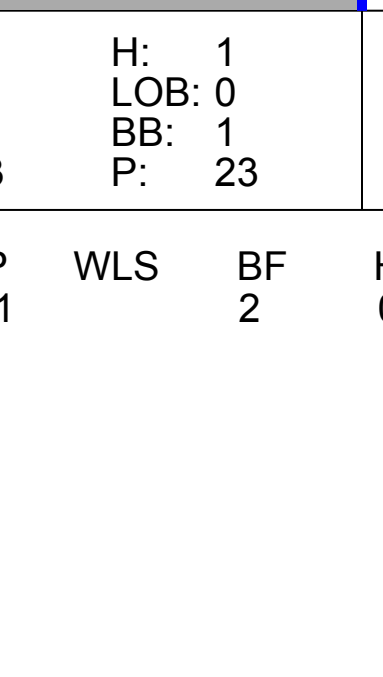
Batter	1	2	3	4	5	6	7	8	9	10	11	12	13	AB	R	H	RBI	BB	SO	LOB	BOTTOM							
Fernando Vina, L OBP: 0.327, SLG: 0.409 (1, 4)	FC5-4 1B		BB 1B			CS	5 FC5-4 BB		P6		SH5-4	F8		5	0	3	0	1	0	4								
Eli Marrero, R OBP: 0.271, SLG: 0.374 Mike DeJean, R (7, 1) (10, 1)	L5		F8			K			K		K			5	0	0	0	0	3	6								
Bo Hart, R OBP: 0.310, SLG: 0.399 Jason Simontacchi, R OBP: 0.132, SLG: 0.158 (11, PH) (12, 1)														0	0	0	0	0	0	0								
5 Albert Pujols, R OBP: 0.441, SLG: 0.680 (1, 7)	FC5-4 BB		F8			BB			FC5-4		G5-3			5	1	1	1	2	0	4								
J.D. Drew, L OBP: 0.374, SLG: 0.511 (1, 8)						BB			F8		FC3-6 2B	G1-3		4	0	2	1	2	0	4								
27 Scott Rolen, R OBP: 0.379, SLG: 0.529 (1, 5)	G6-3		G4-3			P3			F9		FC3-6 IBB			5	0	1	0	1	0	7								
Tino Martinez, L OBP: 0.347, SLG: 0.418 (1, 3)		F9				F7			F8		FC3-6 IBB			6	0	0	0	0	1	3								
Edgar Renteria, R OBP: 0.394, SLG: 0.483 (1, 6)		P3				G4-3			K		FC6-4 IBB			4	1	1	0	2	1	0								
Chris Widger, R OBP: 0.269, SLG: 0.295 Kerry Robinson, L OBP: 0.295, SLG: 0.327 (9, PH) (10, 9)		G6-3				K			G6-3		K			3	0	0	0	0	1	1								
So Taguchi, R OBP: 0.313, SLG: 0.432 (10, PH) (11, 9)											FC6-4			1	0	0	0	1	0	3								
11 Hector G. Rios, R OBP: 0.300, SLG: 0.300 Hector Rios, R Octavio Dotel, R Jose Vizcaino, S Guay Wladimir, S Morgan Ensberg, R Dan Miceli, R (1, 1) (1, 1) (1, 1) (1, 1) (1, 1) (1, 1) (1, 1)			K			G5-3		E4			SH5-4			2	1	0	0	0	0	0								
Inning Stats	R: 0 E: 0 K: 0 S: 11	H: 1 LOB: 2 BB: 1 P: 20	R: 0 E: 0 K: 0 S: 7	H: 0 LOB: 0 BB: 0 P: 10	R: 1 E: 0 K: 1 S: 14	H: 2 LOB: 2 BB: 23 P: 23	R: 0 E: 0 K: 1 S: 9	H: 0 LOB: 0 BB: 0 P: 15	R: 0 E: 1 K: 0 S: 8	H: 1 LOB: 0 BB: 0 P: 13	R: 0 E: 0 K: 1 S: 10	H: 0 LOB: 1 BB: 1 P: 17	R: 0 E: 0 K: 2 S: 13	H: 0 LOB: 0 BB: 0 P: 14	R: 0 E: 0 K: 2 S: 9	H: 1 LOB: 3 BB: 2 P: 23	R: 0 E: 0 K: 1 S: 7	H: 1 LOB: 3 BB: 1 P: 15	R: 0 E: 0 K: 0 S: 10	H: 1 LOB: 3 BB: 3 P: 25	R: 1 E: 0 K: 1 S: 6	H: 1 LOB: 0 BB: 0 P: 8	1B: 6 2B: 2 3B: 0 HR: 1	SF: 0 SAC: 1 DP: 0 HBP: 0	WIP: 2 PB: 0 SB: 1 CS: 1	PA: 58		
PITCHER	IP	WLS	BF	H	R	ER	SO	BB	IBB	HBP	BLK	WP	HR	S	P	ERA	WHIP											
Tim Redding, R ERA: 3.74 (6, 1)	5.0	23	4	1	1	3	3	3	0	0	0	0	0	6	10	0.00	1.500											
Ricky Stone, R ERA: 3.28 (6, 1)	0.2	H	3	1	1	0	0	0	0	0	0	0	0	2	3	0.00	0.000											
Mike Gallo, L ERA: 3.29 (7, 1)	0.1	B	1	0	0	0	0	0	0	0	0	0	0	10	17	0.00	1.000											
54 Brad Lidge, R ERA: 3.59 (8, 1)	1.0	4	0	0	0	1	1	0	0	0	0	0	0	10	17	0.00	1.000											
Octavio Dotel, R ERA: 2.61 (8, 1)	2.0	7	0	0	0	4	1	0	0	0	0	0	0	23	36	0.00	0.500											
PITCHER	IP	WLS	BF	H	R	ER	SO	BB	IBB	HBP	BLK	WP	HR	S	P	ERA	WHIP											
Billy Wagner, L ERA: 1.51 Dan Miceli, R ERA: 3.24 (10, 1) (12, 1)	2.0	11	2	0	0	1	1	0	3	0	0	0	0	1	16	33	0.00	1.000										

Houston Astros @ St. Louis Cardinals
Busch Stadium, St. Louis, MO
Sat Sep 20 2003, 1:10 PM CDT
Att. 44,878 - Cloudy - 75 F

AB 46
R 3
H 9
RBI 2
BB 10
SO 10
LOB 37



Batter	1	2	3	4	5	6	7	8	9	AB	R	H	RBI	BB	SO	LOB	TOP				
Craig Biggio, R OBP: 0.355, SLG: 0.415 (1, 8)										4	0	1	0	1	1	2	Houston Astros @ St. Louis Cardinals Busch Stadium, St. Louis, MO Sun Sep 21 2003, 1:10 PM CDT Att: 41,397 - Sunny - 75 F				
Morgan Ensberg, R OBP: 0.371, SLG: 0.510 (1, 5)										4	0	0	0	1	1	1					
5 Jeff Bagwell, R OBP: 0.372, SLG: 0.519 (1, 3)										4	1	2	0	1	0	1					
Jeff Kent, R OBP: 0.353, SLG: 0.518 (1, 4)										5	0	2	1	0	0	4					
Richard Hidalgo, R OBP: 0.389, SLG: 0.582 (1, 9)										3	1	0	0	1	2	2					
17 Lance Berkman, S OBP: 0.412, SLG: 0.512 (1, 7)										3	2	3	2	1	0	0					
Raul Chavez, R OBP: 0.258, SLG: 0.367 (1, 2)										4	0	2	0	0	1	3					
28 Adam Everett, R OBP: 0.314, SLG: 0.378 (1, 6)										4	0	1	1	0	0	2					
Jerome Robertson, L OBP: 0.176, SLG: 0.192 (5, 1)										1	0	0	0	0	0	0					
Ricky Stone, R ERA: 4.92 (5, 1)										0	0	0	0	0	0	0					
Mitch Meluskey, S ERA: 3.72 (6, PH)										0	0	0	0	0	0	0					
Rick White, R ERA: 5.95 (6, 1)										0	0	0	0	0	0	0					
Jared Fernandez, R ERA: 4.46 (6, PH)										0	0	0	0	0	0	0					
Jose Vizcaino, S ERA: 5.92, SLG: 0.370 (8, 1)										0	0	0	0	0	0	0					
Kirk Saarloos, R ERA: 5.32 (8, 1)										0	0	0	0	0	0	0					
Mike Gallo, L ERA: 2.61 (8, 1)										0	0	0	0	0	0	0					
Inning Stats	R: 0 E: 0 K: 2 S: 12	H: 1 LOB: 1 BB: 0 P: 17	R: 1 E: 0 K: 2 S: 16	H: 3 LOB: 2 BB: 0 P: 22	R: 0 E: 0 K: 0 S: 7	H: 0 LOB: 0 BB: 1 P: 16	R: 2 E: 0 K: 0 S: 13	H: 2 LOB: 1 BB: 2 P: 28	R: 1 E: 0 K: 1 S: 13	H: 2 LOB: 2 BB: 1 P: 24	R: 0 E: 0 K: 0 S: 9	H: 0 LOB: 0 BB: 0 P: 16	R: 0 E: 0 K: 0 S: 11	H: 1 LOB: 1 BB: 0 P: 18	R: 0 E: 0 K: 0 S: 9	H: 2 LOB: 2 BB: 0 P: 12	R: 0 E: 0 K: 0 S: 6	H: 1 LOB: 1 BB: 1 P: 11	1B: 9 2B: 2 3B: 0 HR: 1	SF: 0 SAC: 1 DP: 2 HBP: 0	WP: 0 PA: 40 PB: 0 SB: 1 CS: 0
PITCHER	IP	WLS	BF	H	R	ER	SO	BB	IBB	HBP	BLK	WP	HR	S	P	ERA	WHIP				
Sterling Hitchcock, L ERA: 4.92 (1, 1)	5.0	W	25	8	4	4	5	3	1	0	0	0	1	61	107	7.20	2.200				
54 Josh Pearce, R ERA: 3.0 (6, 1)	1.0	H	3	0	0	0	0	0	0	0	0	0	0	9	16	0.00	0.000				
Cal Eldred, R ERA: 3.72 (7, 1)	1.0	H	4	1	0	0	1	0	0	0	0	0	0	11	18	0.00	1.000				
Steve Kline, L ERA: 3.84 (8, 1)	1.0	H	4	2	0	0	0	0	0	0	0	0	0	9	12	0.00	2.000				
44 Jason Istringhausen, R ERA: 2.61 (9, 1)	1.0	S	4	1	0	0	0	1	0	0	0	0	0	6	11	0.00	2.000				

Batter	1	2	3	4	5	6	7	8	9	AB	R	H	RBI	BB	SO	LOB	BOTTOM				
Fernando Vina, L OBP: 0.321, SLG: 0.400 (1, 4)										5	0	0	0	0	0	1	Houston Astros @ St. Louis Cardinals Busch Stadium, St. Louis, MO Sun Sep 21 2003, 1:10 PM CDT Att: 41,397 - Sunny - 75 F				
Eduardo Perez, R OBP: 0.368, SLG: 0.474 (1, 9)										4	1	3	0	0	0	0					
Orlando Palmeiro, L OBP: 0.331, SLG: 0.341 (9, 9)										0	0	0	0	0	0	0					
5 Albert Pujols, R OBP: 0.443, SLG: 0.679 (1, 3)										1	2	0	0	3	0	1					
27 Scott Rolen, R OBP: 0.381, SLG: 0.530 (1, 5)										2	1	1	1	1	1	2					
Edgar Renteria, R OBP: 0.395, SLG: 0.484 (1, 6)										3	1	1	2	1	0	3					
Eli Marrero, R OBP: 0.270, SLG: 0.369 (1, 7)										4	0	1	1	0	0	2					
Mike Matheny, R OBP: 0.314, SLG: 0.348 (1, 2)										4	0	0	0	0	0	3					
So Taguchi, R OBP: 0.308, SLG: 0.479 (1, 8)										4	1	1	2	0	2	2					
Sterling Hitchcock, L ERA: 4.92 (1, 1)										2	0	0	0	0	1	0					
54 Josh Pearce, R ERA: 3.25 (6, PH)										0	0	0	0	0	0	0					
Kerry Robinson, L ERA: 3.25 (6, PH)										0	0	0	0	0	0	0					
Cal Eldred, R ERA: 3.72 (7, 1)										0	0	0	0	0	0	0					
Steve Kline, L ERA: 3.84 (8, 1)										0	0	0	0	0	0	0					
J.D. Drew, L ERA: 5.95, SLG: 0.911 (8, PH)										0	0	0	0	1	0	0					
44 Jason Istringhausen, R ERA: 2.61 (9, 1)										0	0	0	0	0	0	0					
Inning Stats	R: 0 E: 0 K: 0 S: 8	H: 1 LOB: 2 BB: 0 P: 11	R: 0 E: 0 K: 0 S: 8	H: 0 LOB: 0 BB: 0 P: 11	R: 0 E: 0 K: 1 S: 10	H: 1 LOB: 2 BB: 1 P: 19	R: 2 E: 0 K: 1 S: 8	H: 1 LOB: 0 BB: 1 P: 13	R: 3 E: 0 K: 1 S: 13	H: 3 LOB: 2 BB: 2 P: 28	R: 0 E: 0 K: 0 S: 5	H: 0 LOB: 0 BB: 0 P: 7	R: 1 E: 0 K: 0 S: 13	H: 1 LOB: 0 BB: 1 P: 23	R: 0 E: 0 K: 1 S: 10	H: 0 LOB: 1 BB: 1 P: 18	1B: 3 2B: 3 3B: 0 HR: 1	SF: 0 SAC: 0 DP: 0 HBP: 1	WP: 0 PA: 37 PB: 0 SB: 0 CS: 1		
PITCHER	IP	WLS	BF	H	R	ER	SO	BB	IBB	HBP	BLK	WP	HR	S	P	ERA	WHIP				
Jerome Robertson, L ERA: 5.0 (1, 1)	4.1	L	23	5	5	5	2	4	0	1	0	0	0	41	73	10.38	2.077				
Ricky Stone, R ERA: 3.25 (5, 1)	0.2		3	1	0	0	1	0	0	0	0	0	0	6	9	0.00	1.500				
Rick White, R ERA: 5.95 (6, 1)	0.2		2	0	0	0	0	0	0	0	0	0	0	3	5	0.00	0.000				
Jared Fernandez, R ERA: 4.46 (6, 1)	1.1		5	1	1	1	0	1	0	0	0	0	0	15	25	6.75	1.500				
Kirk Saarloos, R ERA: 5.32 (8, 1)	0.2		2	0	0	0	1	0	0	0	0	0	0	8	10	0.00	0.000				
Mike Gallo, L ERA: 3.25 (8, 1)	0.1		2	0	0	0	0	0	0	0	0	0	0	8	10	0.00	0.000				



Batter	1	2	3	4	5	6	7	8	9	AB	R	H	RBI	BB	SO	LOB	TOP		
Fernando Vina, L (1.4) OBP: 0.318, SLG: 0.396	G1-3		F8		G3-1		5 th BB 1B		F9	5	0	1	0	0	0	0			
Orlando Palmeiro, L (1.7) OBP: 0.333, SLG: 0.343	G5-4-3 1B		FC3-6 27 2B		F9		1 SAFE 2-2 1 SAFE		P5	4	1	2	0	0	0	1			
5 Albert Pujols, R (1.3) OBP: 0.445, SLG: 0.681	G5-4-3		FC3-6 1B		2B		4-1 1-2		BB	3	0	2	0	1	0	1			
J.D. Drew, L (1.8) OBP: 0.374, SLG: 0.505			FC3-6 27 2B		BB		1-1		F7	3	1	0	0	1	0	4			
27 Scott Rolen, R (1.5) OBP: 0.382, SLG: 0.534	1B SF7		1-H 3-H 2-2		BB		3-2		F9	4	1	2	2	0	1	2			
Edgar Renteria, R (1.6) OBP: 0.396, SLG: 0.484	HR		G5-3		BB		2-2		G6-3	4	1	2	0	0	0	1			
Eduardo Perez, R (1.9) So Taguchi, R (6.9) OBP: 0.364, SLG: 0.470 OBP: 0.302, SLG: 0.469	SF7		G6-3		G6-4-3 1B		1-2 1-2		F8	2	0	0	1	0	0	1			
Mike Matheny, R (1.2) OBP: 0.314, SLG: 0.354	1 SAFE 1 SAFE		G4-3		K		3-3		F9	4	1	1	2	0	1	0			
Woody Williams, R (1.1) Cal Eldred, R (8.1) Steve Kline, S (8.1) Kerry Robinson, L (9, PH) Mike DeJean, R (9.1) OBP: 0.307, SLG: 0.382 OBP: 0.500, SLG: 0.500 OBP: 0.500, SLG: 1.000 OBP: 0.282, SLG: 0.324	K		G5-3		G5-3		1-3		G3	3	0	0	0	0	2	0			
Inning Stats	R: 0 E: 0 K: 0 S: 9	H: 1 LOB: 0 BB: 0 P: 12	R: 3 E: 0 K: 1 S: 11	H: 3 LOB: 0 BB: 0 P: 13	R: 2 E: 0 K: 0 S: 11	H: 3 LOB: 1 BB: 0 P: 15	R: 0 E: 0 K: 0 S: 6	H: 0 LOB: 0 BB: 0 P: 8	R: 0 E: 0 K: 1 S: 10	H: 1 LOB: 2 BB: 1 P: 20	R: 0 E: 0 K: 1 S: 10	H: 1 LOB: 2 BB: 1 P: 19	R: 0 E: 0 K: 0 S: 6	H: 0 LOB: 0 BB: 0 P: 10	R: 0 E: 0 K: 0 S: 9	H: 0 LOB: 0 BB: 0 P: 14	1B: 6 2B: 3 3B: 0 HR: 1	SF: 1 SAC: 0 DP: 2 HBP: 0	WP: 0 PA: 37 PB: 0 SB: 0 CS: 0
PITCHER	IP	WLS	BF	H	R	ER	SO	BB	IBB	HBP	BLK	WP	HR	S	P	ERA	WHIP		
15 Ben Sheets, R (1.1) ERA: 4.45	6.0	L	26	9	5	5	3	1	0	0	0	0	1	57	84	7.50	1.667		
Shane Nance, L (7.1) ERA: 4.94	1.0		5	1	0	0	1	1	0	0	0	0	0	10	19	0.00	2.000		
Mike Crudale, R (8.1) ERA: 2.61	1.0		3	0	0	0	0	0	0	0	0	0	0	6	10	0.00	0.000		
Luis Vizcaino, R (9.1) ERA: 6.45	1.0		3	0	0	0	0	0	0	0	0	0	0	9	14	0.00	0.000		

St. Louis Cardinals @ Milwaukee Brewers
Miller Park, Milwaukee, WI
Tue Sep 23 2003, 7:05 PM CDT
Att: 15,042 - Dome - 72 F

AB	34
R	5
H	10
RBI	5
BB	2
SO	4
LOB	10



Batter	1	2	3	4	5	6	7	8	9	AB	R	H	RBI	BB	SO	LOB	BOTTOM		
Scott Podsednik, L (1.8) OBP: 0.378, SLG: 0.424	L9		P5			F7			F7	4	0	0	0	0	0	0			
2 Bill Hall, R (1.6) OBP: 0.303, SLG: 0.476	G5-3				G5-3				G1-3	4	0	1	0	0	0	0			
Brady Clark, R (1.9) OBP: 0.341, SLG: 0.423	HR				K				F7	4	1	1	1	0	1	1			
Richie Sexson, R (1.3) OBP: 0.377, SLG: 0.535	K				G5-3				F7	3	0	0	0	0	1	0			
Keith Ginter, R (1.4) OBP: 0.355, SLG: 0.433			F9		F9				K	3	0	0	0	0	1	0			
Wes Helms, R (1.5) OBP: 0.327, SLG: 0.440			F8		F8				F9	3	0	1	0	0	0	0			
Mark Smith, R (1.7) OBP: 0.254, SLG: 0.455			F8		F9				P4	3	0	0	0	0	0	1			
Keith Osik, R (1.2) OBP: 0.338, SLG: 0.321			F8		K				K	3	0	0	0	0	2	1			
15 Ben Sheets, R (1.1) Peter Zoccolillo, L (6, PH) Shane Nance, L (7.1) Mike Crudale, R (8.1) John Vander Wal, L (8, PH) Luis Vizcaino, R (9.1) OBP: 0.300, SLG: 0.476 OBP: 0.125, SLG: 0.129			K		K				K	1	0	0	0	0	0	0			
Inning Stats	R: 1 E: 0 K: 1 S: 11	H: 1 LOB: 0 BB: 0 P: 19	R: 0 E: 0 K: 0 S: 11	H: 0 LOB: 0 BB: 0 P: 16	R: 0 E: 0 K: 1 S: 10	H: 0 LOB: 0 BB: 0 P: 12	R: 0 E: 0 K: 1 S: 5	H: 0 LOB: 0 BB: 0 P: 9	R: 0 E: 0 K: 1 S: 17	H: 1 LOB: 1 BB: 0 P: 25	R: 0 E: 0 K: 1 S: 9	H: 1 LOB: 1 BB: 0 P: 14	R: 0 E: 0 K: 2 S: 9	H: 0 LOB: 0 BB: 0 P: 14	R: 0 E: 0 K: 0 S: 9	H: 0 LOB: 0 BB: 0 P: 14	1B: 2 2B: 0 3B: 0 HR: 1	SF: 0 SAC: 0 DP: 0 HBP: 0	WP: 0 PA: 30 PB: 0 SB: 0 CS: 0
PITCHER	IP	WLS	BF	H	R	ER	SO	BB	IBB	HBP	BLK	WP	HR	S	P	ERA	WHIP		
Woody Williams, R (1.1) ERA: 3.9	7.0	W	24	3	1	1	6	0	0	0	0	0	0	1	71	1.29	0.429		
Cal Eldred, R (8.1) ERA: 3.68	0.2		2	0	0	0	1	0	0	0	0	0	0	6	10	0.00	0.000		
Steve Kline, L (8.1) ERA: 3.82	0.1		1	0	0	0	1	0	0	0	0	0	0	3	4	0.00	0.000		
Mike DeJean, R (9.1) ERA: 4.56	1.0		3	0	0	0	0	0	0	0	0	0	0	9	14	0.00	0.000		

St. Louis Cardinals @ Milwaukee Brewers
Miller Park, Milwaukee, WI
Tue Sep 23 2003, 7:05 PM CDT
Att: 15,042 - Dome - 72 F

AB	30
R	1
H	3
RBI	1
BB	0
SO	8
LOB	3



Batter	1	2	3	4	5	6	7	8	9	AB	R	H	RBI	BB	SO	LOB	TOP					
Miguel Cairo, R OBP: 0.290, SLG: 0.377	G1-3	P3			F8		F9		FC3-2 IBB	4	0	0	0	1	0	2						
So Taguchi, R OBP: 0.304, SLG: 0.462	K		G6-3				K		FC3-2	3	0	1	0	0	1	0						
J.D. Drew, L OBP: 0.374, SLG: 0.518									1-2 2-3 3-H	2	0	0	0	0	1	3						
5 Albert Pujols, R OBP: 0.440, SLG: 0.667	P3						F8		K	3	1	0	0	2	1	3						
Eduardo Perez, R OBP: 0.366, SLG: 0.480																						
Kerry Robinson, L OBP: 0.291, SLG: 0.322																						
Edgar Renteria, R OBP: 0.394, SLG: 0.480																						
Eli Marrero, R OBP: 0.270, SLG: 0.358																						
Mike DeJean, R																						
15 Jim Edmonds, L OBP: 0.393, SLG: 0.608																						
Chris Widger, R OBP: 0.279, SLG: 0.324																						
Bo Hart, R OBP: 0.322, SLG: 0.401																						
Sterling Hitchcock, L OBP: 0.083, SLG: 0.083																						
Russ Springer, R																						
Steve Kline, S OBP: 0.593, SLG: 1.000																						
Orlando Palmeiro, L OBP: 0.336, SLG: 0.347																						
44 Jason Istringhausen, R OBP: 0.500, SLG: 1.500																						
Inning Stats	R: 0 E: 0 K: 1 S: 13	H: 0 LOB: 0 BB: 0 P: 20	R: 2 E: 0 K: 2 S: 14	H: 3 LOB: 2 BB: 1 P: 21	R: 1 E: 0 K: 0 S: 7	H: 0 LOB: 1 BB: 1 P: 17	R: 0 E: 0 K: 2 S: 8	H: 0 LOB: 0 BB: 0 P: 13	R: 0 E: 0 K: 0 S: 11	H: 1 LOB: 2 BB: 1 P: 19	R: 0 E: 0 K: 1 S: 11	H: 1 LOB: 1 BB: 0 P: 16	R: 0 E: 0 K: 1 S: 7	H: 0 LOB: 0 BB: 0 P: 12	R: 0 E: 0 K: 1 S: 8	H: 0 LOB: 0 BB: 0 P: 14	R: 0 E: 0 K: 2 S: 14	H: 1 LOB: 3 BB: 1 P: 23	1B: 5 2B: 0 3B: 0 HR: 1	SF: 0 SAC: 1 DP: 0 HBP: 1	WP: 1 PB: 1 SB: 2 CS: 0	PA: 39
PITCHER	IP WLS BF H R ER SO BB IBB HBP BLK WP HR S P ERA WHIP																					
Chris Capuano, L ERA: 4.64	4.1 L 21 4 3 3 5 3 0 1 0 1 1 48 81 6.23 1.615																					
31 Edgar Gonzalez, R ERA: 5.19	0.2 2 0 0 0 0 0 0 0 0 0 0 5 9 0.00 0.000																					
John Patterson, R ERA: 0.05	2.0 7 1 0 0 2 0 0 0 0 0 0 18 28 0.00 0.500																					
Oscar Villarreal, R ERA: 2.57	2.0 9 1 0 0 3 0 1 0 0 0 0 22 37 0.00 0.500																					

St. Louis Cardinals @ Arizona Diamondbacks
Bank One Ballpark, Phoenix, AZ
Sat Sep 27 2003, 4:05 PM EDT
Att: 39,650 - Dome - 72 F

AB	33
R	3
H	6
RBI	3
BB	4
SO	10
LOB	20



Batter	1	2	3	4	5	6	7	8	9	AB	R	H	RBI	BB	SO	LOB	BOTTOM					
Steve Finley, L OBP: 0.364, SLG: 0.497	E1 2B SF7		F7						K	5	1	1	0	0	2	2						
Junior Spivey, R OBP: 0.326, SLG: 0.433	K		F8						P6	5	0	0	0	0	1	5						
Mark Grace, L OBP: 0.279, SLG: 0.304																						
Matt Kata, S OBP: 0.315, SLG: 0.421																						
Lyle Overbay, L OBP: 0.361, SLG: 0.389																						
Raul Mondesi, R OBP: 0.343, SLG: 0.484																						
Alex Cintron, S OBP: 0.354, SLG: 0.481																						
Danny Bautista, R OBP: 0.328, SLG: 0.393																						
Carlos Baerga, S OBP: 0.393, SLG: 0.461																						
Rod Barajas, R OBP: 0.295, SLG: 0.327																						
Craig Counsell, L OBP: 0.329, SLG: 0.305																						
Robby Hammock, R OBP: 0.341, SLG: 0.476																						
Chris Capuano, L ERA: 4.72																						
31 Edgar Gonzalez, R ERA: 5.19																						
Quinton McCracken, S OBP: 0.275, SLG: 0.350																						
John Patterson, R ERA: 0.05																						
Felix Jose, S OBP: 0.522, SLG: 0.558																						
Oscar Villarreal, L ERA: 2.57																						
Luis Gonzalez, L OBP: 0.500, SLG: 1.500																						
Inning Stats	R: 1 E: 1 K: 1 S: 10	H: 1 LOB: 1 BB: 0 P: 18	R: 0 E: 1 K: 1 S: 7	H: 0 LOB: 0 BB: 0 P: 8	R: 0 E: 0 K: 1 S: 7	H: 0 LOB: 0 BB: 0 P: 11	R: 1 E: 0 K: 0 S: 15	H: 2 LOB: 1 BB: 0 P: 23	R: 0 E: 0 K: 0 S: 7	H: 0 LOB: 0 BB: 0 P: 7	R: 0 E: 0 K: 0 S: 10	H: 3 LOB: 2 BB: 0 P: 15	R: 0 E: 0 K: 1 S: 14	H: 2 LOB: 2 BB: 0 P: 19	R: 0 E: 0 K: 1 S: 10	H: 1 LOB: 2 BB: 1 P: 19	R: 0 E: 0 K: 1 S: 15	H: 2 LOB: 2 BB: 0 P: 22	1B: 8 2B: 3 3B: 0 HR: 1	SF: 1 SAC: 0 DP: 2 HBP: 0	WP: 2 PB: 0 SB: 1 CS: 0	PA: 39
PITCHER	IP WLS BF H R ER SO BB IBB HBP BLK WP HR S P ERA WHIP																					
Sterling Hitchcock, L ERA: 4.72	5.1 W 22 5 2 1 4 0 0 0 0 0 0 52 78 1.69 0.938																					
Russ Springer, R ERA: 8.31	0.2 H 2 1 0 0 0 0 0 0 0 0 0 4 4 0.00 1.500																					
Steve Kline, L ERA: 0.05	1.1 H 6 2 0 0 1 0 0 0 0 0 0 16 23 0.00 1.500																					
Mike DeJean, R ERA: 4.61	0.2 H 4 1 0 0 1 1 0 0 0 0 0 8 15 0.00 3.000																					
44 Jason Istringhausen, R ERA: 2.43	1.0 S 5 2 0 0 1 0 0 0 0 0 0 15 22 0.00 2.000																					

St. Louis Cardinals @ Arizona Diamondbacks
Bank One Ballpark, Phoenix, AZ
Sat Sep 27 2003, 4:05 PM EDT
Att: 39,650 - Dome - 72 F

AB	37
R	2
H	11
RBI	2
BB	1
SO	7
LOB	20



