





# St. Louis Cardinals - 2004


Batter	1	2	3	4	5	6	7	8	9	AB R H RBI BB SO LOB	TOP																								
											Florida Atlantic Owls @ St. Louis Cardinals Roger Dean Stadium, Jupiter, FL Tue Mar 02 2004, 1:10 PM EST  <a href="http://livebaseballscorecards.com">livebaseballscorecards.com</a>																								
										AB		0																							
										R		0																							
										H		0																							
										RBI		0																							
										BB		0																							
										SO		0																							
										LOB		0																							
																																			
Inning Stats	1B: 0 SF: 0 WP: 0 PA: 0 2B: 0 SAC: 0 FB: 0 3B: 0 DP: 0 SB: 0 HR: 0 HBP: 0 CS: 0																																		
PITCHER	IP	WLS	BF	H	R	ER	SO	BB	IBB	HBP	BLK	WP	HR	S	P	ERA	WHIP	PITCHER	IP	WLS	BF	H	R	ER	SO	BB	IBB	HBP	BLK	WP	HR	S	P	ERA	WHIP


Batter	1	2	3	4	5	6	7	8	9	AB R H RBI BB SO LOB	BOTTOM																								
											Florida Atlantic Owls @ St. Louis Cardinals Roger Dean Stadium, Jupiter, FL Tue Mar 02 2004, 1:10 PM EST  <a href="http://livebaseballscorecards.com">livebaseballscorecards.com</a>																								
										AB		0																							
										R		0																							
										H		0																							
										RBI		0																							
										BB		0																							
										SO		0																							
										LOB		0																							
																																			
Inning Stats	1B: 0 SF: 0 WP: 0 PA: 0 2B: 0 SAC: 0 FB: 0 3B: 0 DP: 0 SB: 0 HR: 0 HBP: 0 CS: 0																																		
PITCHER	IP	WLS	BF	H	R	ER	SO	BB	IBB	HBP	BLK	WP	HR	S	P	ERA	WHIP	PITCHER	IP	WLS	BF	H	R	ER	SO	BB	IBB	HBP	BLK	WP	HR	S	P	ERA	WHIP



Batter	1	2	3	4	5	6	7	8	9	AB R H RBI BB SO LOB	TOP																								
											<b>St. Louis Cardinals @ Memphis Redbirds</b> AutoZone Park, Memphis, TN Fri Apr 02 2004, 8:05 PM EST <a href="http://livebaseballscorecards.com">livebaseballscorecards.com</a>																								
										AB		0																							
										R		0																							
										H		0																							
										RBI		0																							
										BB		0																							
										SO		0																							
										LOB		0																							
																																			
Inning Stats	1B: 0 SF: 0 WP: 0 PA: 0 2B: 0 SAC: 0 FB: 0 3B: 0 DP: 0 SB: 0 HR: 0 HBP: 0 CS: 0																																		
PITCHER	IP	WLS	BF	H	R	ER	SO	BB	IBB	HBP	BLK	WP	HR	S	P	ERA	WHIP	PITCHER	IP	WLS	BF	H	R	ER	SO	BB	IBB	HBP	BLK	WP	HR	S	P	ERA	WHIP

Batter	1	2	3	4	5	6	7	8	9	AB R H RBI BB SO LOB	BOTTOM																								
											<b>St. Louis Cardinals @ Memphis Redbirds</b> AutoZone Park, Memphis, TN Fri Apr 02 2004, 8:05 PM EST <a href="http://livebaseballscorecards.com">livebaseballscorecards.com</a>																								
										AB		0																							
										R		0																							
										H		0																							
										RBI		0																							
										BB		0																							
										SO		0																							
										LOB		0																							
																																			
Inning Stats	1B: 0 SF: 0 WP: 0 PA: 0 2B: 0 SAC: 0 FB: 0 3B: 0 DP: 0 SB: 0 HR: 0 HBP: 0 CS: 0																																		
PITCHER	IP	WLS	BF	H	R	ER	SO	BB	IBB	HBP	BLK	WP	HR	S	P	ERA	WHIP	PITCHER	IP	WLS	BF	H	R	ER	SO	BB	IBB	HBP	BLK	WP	HR	S	P	ERA	WHIP

Batter	1	2	3	4	5	6	7	8	9	AB R H RBI BB SO LOB	TOP																								
											<b>St. Louis Cardinals @ Memphis Redbirds</b> AutoZone Park, Memphis, TN Sat Apr 03 2004, 2:05 PM EST <a href="http://livebaseballscorecards.com">livebaseballscorecards.com</a>																								
										AB		0																							
										R		0																							
										H		0																							
										RBI		0																							
										BB		0																							
										SO		0																							
										LOB		0																							
																																			
Inning Stats	1B: 0	SF: 0	WP: 0	PA: 0																															
	2B: 0	SAC: 0	FB: 0																																
	3B: 0	DP: 0	SB: 0																																
	HR: 0	HBP: 0	CS: 0																																
PITCHER	IP	WLS	BF	H	R	ER	SO	BB	IBB	HBP	BLK	WP	HR	S	P	ERA	WHIP	PITCHER	IP	WLS	BF	H	R	ER	SO	BB	IBB	HBP	BLK	WP	HR	S	P	ERA	WHIP

Batter	1	2	3	4	5	6	7	8	9	AB R H RBI BB SO LOB	BOTTOM																								
											<b>St. Louis Cardinals @ Memphis Redbirds</b> AutoZone Park, Memphis, TN Sat Apr 03 2004, 2:05 PM EST <a href="http://livebaseballscorecards.com">livebaseballscorecards.com</a>																								
										AB		0																							
										R		0																							
										H		0																							
										RBI		0																							
										BB		0																							
										SO		0																							
										LOB		0																							
																																			
Inning Stats	1B: 0	SF: 0	WP: 0	PA: 0																															
	2B: 0	SAC: 0	FB: 0																																
	3B: 0	DP: 0	SB: 0																																
	HR: 0	HBP: 0	CS: 0																																
PITCHER	IP	WLS	BF	H	R	ER	SO	BB	IBB	HBP	BLK	WP	HR	S	P	ERA	WHIP	PITCHER	IP	WLS	BF	H	R	ER	SO	BB	IBB	HBP	BLK	WP	HR	S	P	ERA	WHIP



Batter	1	2	3	4	5	6	7	8	9	AB	R	H	RBI	BB	SO	LOB	TOP					
Scott Podsednik, L OBP: 0.400, SLG: 1.200	G1-3		FC4	WP		HR		K		5	1	2	4	0	1	1	<b>Milwaukee Brewers @ St. Louis Cardinals</b> Busch Stadium, St. Louis, MO Mon Apr 05 2004, 3:10 PM CDT Att: 49,149 - Unknown - 63 F					
Craig Counsell, L	L8-4		SH1-3		F8	G3		K		3	0	0	0	1	1							
Junior Spivey, R OBP: 0.600, SLG: 0.333					G1-3			K		3	1	1	0	2	1							
Geoff Jenkins, L	L8-4		SF7		F7			G1		3	0	0	1	1	0							
Lyle Overbay, L		K2-3	FC4-6		F8			K		5	0	0	0	0	2							
Wes Helms, R	P3			HR		K				2	1	0	0	2	1							
Ben Grieve, L Brady Clark, R	G6-3			HR		F8				4	1	2	3	0	0							
Chad Moeller, R OBP: 0.500, SLG: 0.333			SH	P6				K		3	2	1	0	1	1							
15 Ben Sheets, R Dave Burba, R Keith Ginter, R Ben Ford, R Trent Durrington, R Luis Vizcaino, R Dan Kolb, R			SH	K				P6		1	1	0	0	0	1							
<b>Inning Stats</b>	R: 0 E: 0 K: 0 S: 7	H: 1 LOB: 1 BB: 1 P: 16	R: 0 E: 0 K: 1 S: 7	H: 0 LOB: 0 BB: 0 P: 9	R: 2 E: 2 K: 0 S: 10	H: 0 LOB: 2 BB: 2 P: 19	R: 2 E: 0 K: 1 S: 12	H: 2 LOB: 1 BB: 1 P: 22	R: 0 E: 0 K: 0 S: 6	H: 0 LOB: 0 BB: 0 P: 9	R: 3 E: 0 K: 1 S: 11	H: 2 LOB: 0 BB: 1 P: 22	R: 1 E: 0 K: 2 S: 12	H: 1 LOB: 2 BB: 3 P: 26	R: 0 E: 0 K: 2 S: 12	H: 0 LOB: 0 BB: 0 P: 17		R: 0 E: 0 K: 2 S: 9	H: 0 LOB: 0 BB: 0 P: 13	1B: 3 2B: 2 3B: 0 HR: 2	SF: 1 SAC: 2 DP: 2 HBP: 0	WP: 1 PB: 0 SB: 0 CS: 0
<b>PITCHER</b>	IP WLS BF H R ER SO BB IBB HBP BLK WP HR S P ERA WHIP																					
Matt Morris, R ERA: 7.5	6.0 L 29 5 7 5 3 5 0 0 0 0 1 2 53 97 7.50 1.667																					
Ray King, L ERA: 13.5	0.2 3 0 1 1 0 2 0 0 0 0 0 0 5 13 13.50 3.000																					
Mike Lincoln, R ERA:	1.1 6 1 0 0 3 1 0 0 0 0 0 0 19 30 0.00 1.500																					
Julian Tavarez, R ERA:	1.0 3 0 0 0 2 0 0 0 0 0 0 0 9 13 0.00 0.000																					

Batter	1	2	3	4	5	6	7	8	9	AB	R	H	RBI	BB	SO	LOB	BOTTOM					
Tony Womack, L OBP: 0.600, SLG: 0.333	S		G4-3			G1-3		K		3	1	1	0	2	1	1	<b>Milwaukee Brewers @ St. Louis Cardinals</b> Busch Stadium, St. Louis, MO Mon Apr 05 2004, 3:10 PM CDT Att: 49,149 - Unknown - 63 F					
Ray Lankford, L OBP: 0.200, SLG: 0.400	K			F9		G1-3		L7		5	0	1	0	0	1							
5 Albert Pujols, R OBP: 0.400, SLG: 0.500	K		F8					G6-3		4	0	1	2	1	1							
15 Jim Edmonds, L	K		L3			L8		L6		5	0	0	0	0	1							
27 Scott Rolen, R OBP: 0.400, SLG: 0.250		E				F8		F9		4	2	1	0	1	0							
Edgar Renteria, R	L7					F7		F9		3	0	0	0	1	0							
Reggie Sanders, R OBP: 0.250, SLG: 0.500	P4					K		P5		4	1	1	1	0	1							
Mike Matheny, R OBP: 0.750, SLG: 0.667										3	2	2	1	0	0							
Matt Morris, R Marlon Anderson, L Ray King, L Mike Lincoln, R Roger Cedeno, S Julian Tavarez, L										2	0	1	2	0	0							
<b>Inning Stats</b>	R: 0 E: 0 K: 3 S: 13	H: 0 LOB: 1 BB: 1 P: 25	R: 1 E: 1 K: 0 S: 14	H: 2 LOB: 1 BB: 0 P: 22	R: 0 E: 0 K: 0 S: 8	H: 1 LOB: 1 BB: 0 P: 13	R: 3 E: 0 K: 0 S: 12	H: 2 LOB: 3 BB: 4 P: 35	R: 0 E: 0 K: 1 S: 9	H: 0 LOB: 0 BB: 0 P: 14	R: 2 E: 0 K: 1 S: 11	H: 2 LOB: 1 BB: 0 P: 19	R: 0 E: 0 K: 0 S: 8	H: 0 LOB: 0 BB: 0 P: 16	R: 0 E: 0 K: 2 S: 12	H: 1 LOB: 1 BB: 0 P: 16		R: 0 E: 0 K: 0 S: 8	H: 0 LOB: 0 BB: 0 P: 14	1B: 4 2B: 4 3B: 0 HR: 0	SF: 0 SAC: 0 DP: 0 HBP: 1	WP: 0 PB: 0 SB: 3 CS: 0
<b>PITCHER</b>	IP WLS BF H R ER SO BB IBB HBP BLK WP HR S P ERA WHIP																					
15 Ben Sheets, R ERA: 8.1	3.1 W 7 0 0 0 1 1 1 0 0 0 0 0 13 29 0.00 0.600																					
Dave Burba, R ERA:	1.2 W 7 0 0 0 1 1 1 0 0 0 0 0 19 35 9.00 1.000																					
Ben Ford, R ERA: 9.0	2.0 H 9 2 2 2 1 0 0 1 0 0 0 0 19 35 9.00 1.000																					
Luis Vizcaino, R ERA:	1.0 H 4 1 0 0 2 0 0 0 0 0 0 0 12 16 0.00 1.000																					
Dan Kolb, R ERA:	1.0 S 3 0 0 0 0 0 0 0 0 0 0 0 8 14 0.00 0.000																					



Batter	1	2	3	4	5	6	7	8	9	AB	R	H	RBI	BB	SO	LOB	TOP					
Scott Podsednik, L (1,8) OBP: 0.300, SLG: 0.700	B1-3		G1-6-3 1B			G3-1			L7	5	1	1	0	0	1	0	<b>Milwaukee Brewers @ St. Louis Cardinals</b> Busch Stadium, St. Louis, MO Tue Apr 06 2004, 7:10 PM CDT Att: 23,966 - Cloudy - 73 F					
Craig Counsell, L (1,6) OBP: 0.375, SLG: 0.714	HR		G1-6-3			G2-3				4	1	2	1	0	0	1						
Junior Spivey, R (1,4) OBP: 0.444, SLG: 0.286	L6		3B			G5-3			L5	4	1	1	1	0	0	1						
Geoff Jenkins, L (1,7) OBP: 0.333, SLG: 0.857	G4-3		3B						G4-6-3	4	1	2	1	0	0	1						
Lyle Overbay, L (1,3) OBP: 0.222, SLG: 0.556			G3						G4-3	4	1	2	2	0	0	1						
Wes Helms, R (1,5) OBP: 0.375, SLG: 0.167									F9	4	0	1	0	0	2	1						
Ben Grieve, L (1,9) Brady Clark, R (8,9)									G6-3	2	1	0	0	0	1	2						
Chad Moeller, R (1,2) OBP: 0.375, SLG: 0.714									F7	4	1	1	2	0	1	2						
Doug Davis, R (1,1) Jeff Bennett, R (7,1) Luis Vizcaino, R (8,1) Keith Ginter, R (8,PH) Dan Kolb, R (9,1)									G6-3	3	0	0	0	0	1	2						
<b>Inning Stats</b>	R: 1 E: 0 K: 0 S: 9	H: 1 LOB: 0 BB: 0 P: 14	R: 0 E: 0 K: 3 S: 16	H: 2 LOB: 2 BB: 0 P: 21	R: 2 E: 0 K: 1 S: 12	H: 3 LOB: 1 BB: 0 P: 23	R: 0 E: 0 K: 0 S: 9	H: 0 LOB: 0 BB: 0 P: 14	R: 0 E: 0 K: 1 S: 9	H: 0 LOB: 0 BB: 0 P: 15	R: 4 E: 0 K: 1 S: 15	H: 3 LOB: 0 BB: 1 P: 25	R: 0 E: 0 K: 0 S: 7	H: 1 LOB: 0 BB: 0 P: 12	R: 0 E: 0 K: 0 S: 5	H: 0 LOB: 0 BB: 0 P: 9		R: 0 E: 0 K: 0 S: 6	H: 0 LOB: 0 BB: 0 P: 8	1B: 5 2B: 0 3B: 2 HR: 3	SF: 0 SAC: 0 DP: 1 HBP: 0	WP: 0 PB: 0 CS: 0
<b>PITCHER</b>	IP WLS BF H R ER SO BB IBB HBP BLK WP HR S P ERA WHIP																					
Jason Marquis, R (1,1) ERA: 10.13	5.1 L 25 8 6 6 6 1 0 0 0 0 2 63 101 10.12 1.688																					
Jason Simontacchi, R (8,1) ERA: 5.4	1.2 6 2 1 1 0 0 0 0 0 0 1 14 23 5.40 1.200																					
Steve Kline, L (8,1) ERA:	1.0 3 0 0 0 0 0 0 0 0 0 0 5 9 0.00 0.000																					
44 Jason Isringhausen, R (9,1) ERA:	1.0 3 0 0 0 0 0 0 0 0 0 0 6 8 0.00 0.000																					

AB	36
R	7
H	10
RBI	7
BB	1
SO	6
LOB	11



Batter	1	2	3	4	5	6	7	8	9	AB	R	H	RBI	BB	SO	LOB	BOTTOM					
Tony Womack, L (1,4) OBP: 0.400, SLG: 0.250	G5-3		F8						G4-3	5	0	1	0	0	0	3	<b>Milwaukee Brewers @ St. Louis Cardinals</b> Busch Stadium, St. Louis, MO Tue Apr 06 2004, 7:10 PM CDT Att: 23,966 - Cloudy - 73 F					
Roger Cedeno, S (1,7) Steve Kline, S (8,1) 44 Jason Isringhausen, R (9,1) Marlon Anderson, L (9,PH) OBP: 0.500, SLG: 0.500	G4-3		G4-3						27 1B 5 BB	4	0	0	0	0	0	3						
5 Albert Pujols, R (1,3) OBP: 0.400, SLG: 0.375	1B		G3						27 1B BB	4	0	1	0	1	0	0						
27 Scott Rolen, R (1,5) OBP: 0.400, SLG: 0.333										5	0	2	0	0	1	1						
Edgar Renteria, R (1,6) OBP: 0.333, SLG: 0.625			15 G1-3 HR						FC6 15 1B	5	2	2	1	0	0	4						
15 Jim Edmonds, L (1,8) OBP: 0.222, SLG: 0.333	G1-3								G6-3	4	1	2	0	0	1	1						
Reggie Sanders, R (1,9) OBP: 0.250, SLG: 0.375										4	0	1	0	0	2	3						
Mike Matheny, R (1,2) OBP: 0.500, SLG: 1.000										3	1	1	3	0	0	0						
Jason Marquis, L (1,1) Jason Simontacchi, R (6,1) Ray Lankford, L (7,PH) OBP: 0.429, SLG: 0.500									G4-3	2	0	0	0	0	0	0						
										1	1	1	0	1	0	0						
<b>Inning Stats</b>	R: 0 E: 0 K: 1 S: 10	H: 1 LOB: 1 BB: 0 P: 16	R: 2 E: 0 K: 1 S: 11	H: 2 LOB: 0 BB: 0 P: 14	R: 0 E: 0 K: 0 S: 11	H: 0 LOB: 0 BB: 0 P: 17	R: 1 E: 0 K: 2 S: 10	H: 1 LOB: 0 BB: 0 P: 16	R: 0 E: 0 K: 0 S: 9	H: 1 LOB: 1 BB: 0 P: 12	R: 0 E: 0 K: 0 S: 5	H: 0 LOB: 0 BB: 0 P: 6	R: 1 E: 0 K: 0 S: 14	H: 2 LOB: 2 BB: 1 P: 25	R: 0 E: 0 K: 0 S: 9	H: 2 LOB: 2 BB: 0 P: 16	R: 1 E: 0 K: 0 S: 14	H: 3 LOB: 3 BB: 1 P: 22	1B: 9 2B: 1 3B: 0 HR: 2	SF: 1 SAC: 0 DP: 0 HBP: 0	WP: 0 PB: 0 SB: 0 CS: 0	PA: 41
<b>PITCHER</b>	IP WLS BF H R ER SO BB IBB HBP BLK WP HR S P ERA WHIP																					
Doug Davis, L (1,1) ERA: 5.68	6.1 W 27 7 4 4 4 1 0 0 0 0 0 2 65 98 5.68 1.263																					
Jeff Bennett, R (7,1) ERA:	1.1 H 6 2 0 0 0 0 0 0 0 0 0 12 19 0.00 1.500																					
Luis Vizcaino, R (8,1) ERA:	0.1 H 1 0 0 0 0 0 0 0 0 0 0 2 5 0.00 0.000																					
Dan Kolb, R (9,1) ERA: 4.5	1.0 S 7 3 1 1 0 0 1 0 0 0 0 0 14 22 9.00 4.000																					

AB	38
R	5
H	12
RBI	5
BB	2
SO	4
LOB	15





Batter	1	2	3	4	5	6	7	8	9	AB	R	H	RBI	BB	SO	LOB	TOP					
Scott Podsednik, L (1,8) OBP: 0.333, SLG: 0.571										4	0	1	0	1	0	5	<b>Milwaukee Brewers @ St. Louis Cardinals</b> Busch Stadium, St. Louis, MO Wed Apr 07 2004, 7:10 PM CDT Att: 23,488 - Cloudy - 73 F					
2 Bill Hall, R (1,6) OBP: 0.200, SLG: 0.200										5	0	1	0	0	0	4						
Junior Spivey, R (1,4) OBP: 0.286, SLG: 0.167										5	0	0	0	0	1	2						
Geoff Jenkins, L (1,7) OBP: 0.286, SLG: 0.545										4	1	0	0	1	2	1						
Lyle Overbay, L (1,3) OBP: 0.231, SLG: 0.538										4	1	1	0	0	2	0						
Wes Helms, R (1,5) OBP: 0.500, SLG: 0.500										4	2	3	2	0	0	0						
Ben Grieve, L (1,9) OBP: 0.273, SLG: 0.500										4	0	0	0	0	0	3						
Gary Bennett, R (1,2) OBP: 0.750, SLG: 1.000										4	0	3	1	0	1	2						
Matt Kinney, R (1,1) OBP: 0.667, SLG: 0.667										3	0	2	1	0	0	1						
31 Adrian Hernandez, R (7,1) Brooks Kieschnick, L (8,PH)										0	0	0	0	0	0	0						
										0	0	0	0	1	0	0						
<b>Inning Stats</b>	R: 0 E: 0 K: 1 S: 14	H: 1 LOB: 1 BB: 0 P: 22	R: 1 E: 1 K: 2 S: 20	H: 2 LOB: 2 BB: 0 P: 35	R: 2 E: 0 K: 0 S: 13	H: 3 LOB: 1 BB: 1 P: 25	R: 0 E: 0 K: 0 S: 14	H: 1 LOB: 0 BB: 0 P: 19	R: 0 E: 0 K: 0 S: 7	H: 0 LOB: 0 BB: 0 P: 13	R: 1 E: 0 K: 1 S: 16	H: 3 LOB: 3 BB: 1 P: 29	R: 0 E: 0 K: 0 S: 12	H: 0 LOB: 0 BB: 0 P: 18	R: 0 E: 0 K: 0 S: 10	H: 1 LOB: 2 BB: 1 P: 19	R: 0 E: 0 K: 2 S: 7	H: 0 LOB: 0 BB: 0 P: 10	1B: 8 2B: 3 3B: 0 HR: 0	SF: 0 SAC: 0 DP: 2 HBP: 0	WP: 0 PB: 0 SB: 1 CS: 1	PA: 40
<b>PITCHER</b>	IP WLS BF H R ER SO BB IBB HBP BLK WP HR S P ERA WHIP																					
Woody Williams, R (1,1) ERA: 6.0	3.0	16	6	3	2	3	1	0	0	0	0	0	0	0	0	0	6.00	2.333				
Cal Eldred, R (4,1) ERA: 3.38	2.2	11	4	1	1	1	0	0	0	0	0	0	0	0	0	34	52	3.38	1.500			
Mike Lincoln, R (6,1) ERA: 3.38	1.1	W	5	0	0	0	1	0	0	0	0	0	0	0	0	15	27	0.00	0.750			
Julian Tavarez, R (8,1) ERA: 9.0	0.2	H	4	1	0	0	1	0	0	0	0	0	0	0	0	8	17	0.00	3.000			
Ray King, L (8,1) ERA: 9.0	0.1	H	1	0	0	0	0	0	0	0	0	0	0	0	2	2	0.00	0.000				

Batter	1	2	3	4	5	6	7	8	9	AB	R	H	RBI	BB	SO	LOB	BOTTOM					
Tony Womack, L (1,4) OBP: 0.467, SLG: 0.385										5	2	3	0	0	0	1	<b>Milwaukee Brewers @ St. Louis Cardinals</b> Busch Stadium, St. Louis, MO Wed Apr 07 2004, 7:10 PM CDT Att: 23,488 - Cloudy - 73 F					
Ray Lankford, L (1,7) OBP: 0.333, SLG: 0.364										5	1	1	0	0	1	6						
5 Albert Pujols, R (1,3) OBP: 0.357, SLG: 0.455										3	1	1	1	0	0	1						
15 Jim Edmonds, L (1,8) OBP: 0.385, SLG: 0.667										3	2	2	2	1	0	1						
27 Scott Rolen, R (1,5) OBP: 0.429, SLG: 0.615										4	1	2	4	0	0	0						
Edgar Renteria, R (1,6) OBP: 0.231, SLG: 0.417										4	0	0	0	0	1	2						
Reggie Sanders, R (1,9) Steve Kline, S (9,1)										4	1	1	0	0	1	0						
Mike Matheny, R (1,2) OBP: 0.545, SLG: 0.889										3	0	2	0	0	0	0						
Woody Williams, R (1,1) Cal Eldred, R (4,1) Mike Lincoln, R (6,1) Marlon Anderson, L (7,PH) Julian Tavarez, L (8,1) Ray King, L (8,1) So Taguchi, R (8,PH)										1	0	0	0	0	1	1						
<b>Inning Stats</b>	R: 1 E: 0 K: 0 S: 15	H: 3 LOB: 2 BB: 1 P: 24	R: 0 E: 1 K: 1 S: 15	H: 2 LOB: 2 BB: 0 P: 21	R: 1 E: 0 K: 1 S: 7	H: 1 LOB: 0 BB: 0 P: 10	R: 0 E: 0 K: 1 S: 8	H: 0 LOB: 0 BB: 0 P: 10	R: 0 E: 0 K: 0 S: 6	H: 0 LOB: 0 BB: 0 P: 11	R: 1 E: 0 K: 0 S: 11	H: 1 LOB: 0 BB: 0 P: 17	R: 5 E: 0 K: 0 S: 16	H: 5 LOB: 0 BB: 0 P: 24	R: 1 E: 0 K: 0 S: 9	H: 2 LOB: 1 BB: 0 P: 14	1B: 9 2B: 3 3B: 0 HR: 2	SF: 1 SAC: 1 DP: 1 HBP: 0	WP: 0 PB: 0 SB: 0 CS: 0	PA: 38		
<b>PITCHER</b>	IP WLS BF H R ER SO BB IBB HBP BLK WP HR S P ERA WHIP																					
Matt Kinney, R (1,1) ERA: 4.5	6.0	25	7	3	3	5	1	0	0	0	0	0	0	0	0	62	93	4.50	1.333			
31 Adrian Hernandez, R (7,1) ERA: 45.0	1.0	L	8	5	5	0	0	0	0	0	0	1	16	24	45.00	5.000						
Brooks Kieschnick, R (8,1) ERA: 9.0	1.0		5	2	1	1	0	0	0	0	0	0	9	14	9.00	2.000						









Batter	1	2	3	4	5	6	7	8	9	AB	R	H	RBI	BB	SO	LOB	TOP					
Tony Womack, L (1, 4) OBP: 0.550, SLG: 0.611	0-2 G5-4-3 1B	2-1 PO 1B		2-1 F8 27 1B 2B		0-2 G4-3 2B		2-3 K		5	1	4	1	0	1	0						
Ray Lankford, L (1, 7) OBP: 0.412, SLG: 0.667 44 Jason Istringhausen, R (9, 1)	1-1 G5-4-3 1-2	2-2 PO 1-2	0-0 HR	1-1 F8 2-3		4-1 G4-3 5 BB		0-1 15 2B 2B		4	2	2	1	1	0	2						
5 Albert Pujols, R (1, 3) OBP: 0.478, SLG: 1.000	0-1 HR		1-2 P4 27 1B BB	4-0 27 WP 1B BB		0-1 G4-3 1-2 2-3		4-0 15 2B IBB		3	3	1	1	2	0	2						
15 Jim Edmonds, L (1, 8) OBP: 0.318, SLG: 0.571	1-2 G3		0-0 27 HR 2B	1-3 K		2-2 F8		0-0 SF7 2B		5	2	2	2	0	1	3						
27 Scott Rolen, R (1, 5) OBP: 0.435, SLG: 0.667		3-1 HR 1B	0-1 HR 2B	3-1 2-3-4 1B		1-0 F9		1-0 G5-3		5	2	3	4	0	0	1						
Edgar Renteria, R (1, 6) OBP: 0.182, SLG: 0.300	1-1 F9	0-0 F8	0-0 2-3-4 1B	1-0 1B		1-0 G5-3		1-2 SF7		4	0	1	1	0	0	1						
Reggie Sanders, R (1, 9) OBP: 0.250, SLG: 0.650 Mike Lincoln, R (7, 1)	0-0 HR 1B	1-1 HR		1-3 K		3-3 K		1-1 G3-1		4	2	2	3	0	2	1						
Marlon Anderson, L (9, PH) OBP: 0.500, SLG: 0.500	1-1 HR									0	0	0	0	0	0	0						
Mike Matheny, R (1, 2) OBP: 0.474, SLG: 0.706	2-1 G6-3 1B 2B	1-1 1B		2-3 K		1-3 K				4	1	2	0	0	2	1						
29 Chris Carpenter, R (1, 1)	0-1 G6-3	2-1 G6-3		1-1 G4-3				2-0 P4		3	0	0	0	0	0	3						
Steve Kline, S (7, 1)										0	0	0	0	0	0	0						
So Taguchi, R (7, 9) OBP: 0.167, SLG: 0.333										1	0	0	0	0	0	0						
<b>Inning Stats</b>	R: 1 E: 0 K: 0 S: 12	H: 2 LOB: 0 BB: 0 P: 14	R: 3 E: 0 K: 0 S: 13	H: 4 LOB: 0 BB: 0 P: 23	R: 4 E: 0 K: 0 S: 14	H: 5 LOB: 1 BB: 0 P: 19	R: 2 E: 0 K: 1 S: 11	H: 2 LOB: 1 BB: 1 P: 24	R: 0 E: 0 K: 2 S: 10	H: 1 LOB: 1 BB: 0 P: 16	R: 0 E: 0 K: 1 S: 5	H: 0 LOB: 0 BB: 0 P: 10	R: 0 E: 0 K: 2 S: 7	H: 0 LOB: 0 BB: 1 P: 12	R: 3 E: 0 K: 0 S: 9	H: 2 LOB: 0 BB: 1 P: 16	1B: 6 2B: 6 3B: 0 HR: 5	SF: 1 SAC: 0 DP: 2 HBP: 0	WP: 1 PB: 0 SB: 0 CS: 0	PA: 44		
<b>PITCHER</b>	IP WLS BF H R ER SO BB IBB HBP BLK WP HR S P ERA WHIP	IP WLS BF H R ER SO BB IBB HBP BLK WP HR S P ERA WHIP	IP WLS BF H R ER SO BB IBB HBP BLK WP HR S P ERA WHIP	IP WLS BF H R ER SO BB IBB HBP BLK WP HR S P ERA WHIP	IP WLS BF H R ER SO BB IBB HBP BLK WP HR S P ERA WHIP	IP WLS BF H R ER SO BB IBB HBP BLK WP HR S P ERA WHIP	IP WLS BF H R ER SO BB IBB HBP BLK WP HR S P ERA WHIP	IP WLS BF H R ER SO BB IBB HBP BLK WP HR S P ERA WHIP	IP WLS BF H R ER SO BB IBB HBP BLK WP HR S P ERA WHIP	IP WLS BF H R ER SO BB IBB HBP BLK WP HR S P ERA WHIP	IP WLS BF H R ER SO BB IBB HBP BLK WP HR S P ERA WHIP	IP WLS BF H R ER SO BB IBB HBP BLK WP HR S P ERA WHIP	IP WLS BF H R ER SO BB IBB HBP BLK WP HR S P ERA WHIP	IP WLS BF H R ER SO BB IBB HBP BLK WP HR S P ERA WHIP	IP WLS BF H R ER SO BB IBB HBP BLK WP HR S P ERA WHIP	IP WLS BF H R ER SO BB IBB HBP BLK WP HR S P ERA WHIP	IP WLS BF H R ER SO BB IBB HBP BLK WP HR S P ERA WHIP	IP WLS BF H R ER SO BB IBB HBP BLK WP HR S P ERA WHIP	IP WLS BF H R ER SO BB IBB HBP BLK WP HR S P ERA WHIP	IP WLS BF H R ER SO BB IBB HBP BLK WP HR S P ERA WHIP	IP WLS BF H R ER SO BB IBB HBP BLK WP HR S P ERA WHIP	IP WLS BF H R ER SO BB IBB HBP BLK WP HR S P ERA WHIP

St. Louis Cardinals @ Arizona Diamondbacks  
Bank One Ballpark, Phoenix, AZ  
Fri Apr 09 2004, 10:05 PM EDT  
Att: 35,930 - Dome - 78 F

livebaseballscorecards.com

AB 39  
R 13  
H 17  
RBI 13  
BB 3  
SO 6  
LOB 14



Batter	1	2	3	4	5	6	7	8	9	AB	R	H	RBI	BB	SO	LOB	BOTTOM					
Steve Finley, L (1, 8) OBP: 0.263, SLG: 0.375	1-1 1B 2B 1B		4-1 G6-3 G4-3 BB		1-1 HR		1-1 SF9		2-1 F8	3	2	2	2	1	0	1						
Roberto Alomar, S (1, 4) OBP: 0.333, SLG: 0.400 Donnie Sadler, R (5, PH) (6, 4)	0-0 2B 1B 1B		0-2 G4-3 1-2		2-1 F7		3-3 K			2	1	1	0	0	0	1						
Luis Gonzalez, L (1, 7) OBP: 0.389, SLG: 0.875	2-0 1B 2B		3-2 G6-3 2-3		2-3 K		0-1 K 2B			4	1	2	1	0	1	1						
Richie Sexson, R (1, 3) OBP: 0.222, SLG: 0.500	1-1 G5-3		2-2 G6-3			2-3 K		3-3 K		4	0	0	0	0	2	3						
Alex Cintron, S (1, 6) OBP: 0.412, SLG: 0.533	1-0 G1-4-3 1B			1-1 G6-3		2-2 HR		2-2 F7		4	1	2	3	0	0	0						
Shea Hillenbrand, R (1, 5) OBP: 0.176, SLG: 0.313	2-0 G1-4-3 1-2		2-2 G5-3		1-0 G5-3		0-1 G3-1			4	0	0	0	0	0	1						
Danny Bautista, R (1, 9) OBP: 0.267, SLG: 0.400		2-2 F8		0-1 1B		3-2 P2		0-1 G6-3		4	0	1	0	0	0	0						
Brent Mayne, L (1, 2) OBP: 0.400, SLG: 0.778		3-1 F8		0-1 F8		2-2 1B SF9 2B		2-0 F9		4	1	1	0	0	0	1						
Casey Daigle, R (1, 1) Andrew Good, R (3, 1) Greg Colbrunn, R (7, PH) Randy Choate, L (8, 1) Jose Valverde, R (9, 1) Carlos Baerza, S (9, PH) OBP: 0.667, SLG: 0.920		2-3 K		1-1 G1-6-3		3-1 2B 1B		2-2 1B		1	0	0	0	0	0	0						
<b>Inning Stats</b>	R: 3 E: 0 K: 0 S: 8	H: 4 LOB: 0 BB: 0 P: 15	R: 0 E: 0 K: 1 S: 8	H: 0 LOB: 0 BB: 0 P: 15	R: 0 E: 0 K: 0 S: 12	H: 0 LOB: 1 BB: 1 P: 21	R: 0 E: 0 K: 0 S: 10	H: 1 LOB: 1 BB: 0 P: 13	R: 1 E: 0 K: 1 S: 9	H: 1 LOB: 0 BB: 0 P: 15	R: 1 E: 0 K: 1 S: 11	H: 3 LOB: 2 BB: 0 P: 19	R: 0 E: 0 K: 1 S: 8	H: 0 LOB: 0 BB: 0 P: 13	R: 0 E: 0 K: 0 S: 12	H: 1 LOB: 1 BB: 0 P: 18	1B: 6 2B: 3 3B: 0 HR: 2	SF: 1 SAC: 0 DP: 1 HBP: 0	WP: 0 PB: 0 SB: 0 CS: 0	PA: 37		
<b>PITCHER</b>	IP WLS BF H R ER SO BB IBB HBP BLK WP HR S P ERA WHIP	IP WLS BF H R ER SO BB IBB HBP BLK WP HR S P ERA WHIP	IP WLS BF H R ER SO BB IBB HBP BLK WP HR S P ERA WHIP	IP WLS BF H R ER SO BB IBB HBP BLK WP HR S P ERA WHIP	IP WLS BF H R ER SO BB IBB HBP BLK WP HR S P ERA WHIP	IP WLS BF H R ER SO BB IBB HBP BLK WP HR S P ERA WHIP	IP WLS BF H R ER SO BB IBB HBP BLK WP HR S P ERA WHIP	IP WLS BF H R ER SO BB IBB HBP BLK WP HR S P ERA WHIP	IP WLS BF H R ER SO BB IBB HBP BLK WP HR S P ERA WHIP	IP WLS BF H R ER SO BB IBB HBP BLK WP HR S P ERA WHIP	IP WLS BF H R ER SO BB IBB HBP BLK WP HR S P ERA WHIP	IP WLS BF H R ER SO BB IBB HBP BLK WP HR S P ERA WHIP	IP WLS BF H R ER SO BB IBB HBP BLK WP HR S P ERA WHIP	IP WLS BF H R ER SO BB IBB HBP BLK WP HR S P ERA WHIP	IP WLS BF H R ER SO BB IBB HBP BLK WP HR S P ERA WHIP	IP WLS BF H R ER SO BB IBB HBP BLK WP HR S P ERA WHIP	IP WLS BF H R ER SO BB IBB HBP BLK WP HR S P ERA WHIP	IP WLS BF H R ER SO BB IBB HBP BLK WP HR S P ERA WHIP	IP WLS BF H R ER SO BB IBB HBP BLK WP HR S P ERA WHIP	IP WLS BF H R ER SO BB IBB HBP BLK WP HR S P ERA WHIP	IP WLS BF H R ER SO BB IBB HBP BLK WP HR S P ERA WHIP	IP WLS BF H R ER SO BB IBB HBP BLK WP HR S P ERA WHIP

St. Louis Cardinals @ Arizona Diamondbacks  
Bank One Ballpark, Phoenix, AZ  
Fri Apr 09 2004, 10:05 PM EDT  
Att: 35,930 - Dome - 78 F

livebaseballscorecards.com

AB 35  
R 6  
H 11  
RBI 6  
BB 1  
SO 5  
LOB 9





Batter	1	2	3	4	5	6	7	8	9	AB	R	H	RBI	BB	SO	LOB	TOP									
Tony Womack, L (1,4) OBP: 0.500, SLG: 0.545 7 Hector Luna, R (8,PH) OBP: 0.600, SLG: 1.500 (8,4)	P5		G4-3			P6				4	1	1	0	0	0	0	<b>St. Louis Cardinals @ Arizona Diamondbacks</b> <b>Bank One Ballpark, Phoenix, AZ</b> Sat Apr 10, 2004, 10:05 PM EDT Att: 38,842 - Sunny - 75 F									
Ray Lankford, L (1,7) OBP: 0.500, SLG: 0.947 Marlon Anderson, L (8,7) OBP: 0.500, SLG: 0.500 (9,9)				HR						4	3	3	1	1	1	1										
5 Albert Pujols, R (1,3) OBP: 0.464, SLG: 0.850	G5-4-3		G5-3		E5					3	1	0	0	2	0	2										
15 Jim Edmonds, L (1,8) OBP: 0.308, SLG: 0.522 So Taguchi, R (8,PH) OBP: 0.143, SLG: 0.286 (8,8)		F8			SF8					2	1	0	1	1	1	2										
27 Scott Rolen, R (1,5) OBP: 0.444, SLG: 0.880 Cody McKay, L (8,5)		F7								4	2	2	5	0	1	1										
Edgar Renteria, R (1,6) OBP: 0.296, SLG: 0.520										5	2	4	0	0	0	0										
Reggie Sanders, R (1,9) OBP: 0.292, SLG: 0.625 Roger Cedeno, S (8,9)										4	0	2	2	0	0	3										
Jason Simontacchi, R (9,PH) OBP: 0.500, SLG: 0.500 (9,7)										1	0	0	0	0	0	0										
Mike Matheny, R (1,2) OBP: 0.391, SLG: 0.571										4	0	0	0	0	0	3										
Matt Morris, R (1,1) OBP: 0.167, SLG: 0.333										4	0	0	0	0	3	1										
<b>Inning Stats</b>	R: 0 E: 0 K: 0 S: 6	H: 0 LOB: 0 BB: 1 P: 14	R: 1 E: 0 K: 0 S: 16	H: 2 LOB: 1 BB: 0 P: 25	R: 1 E: 0 K: 1 S: 9	H: 1 LOB: 0 BB: 0 P: 13	R: 2 E: 0 K: 0 S: 8	H: 2 LOB: 1 BB: 1 P: 14	R: 2 E: 1 K: 1 S: 12	H: 3 LOB: 2 BB: 0 P: 16	R: 0 E: 0 K: 1 S: 10	H: 0 LOB: 0 BB: 0 P: 14	R: 4 E: 0 K: 1 S: 10	H: 4 LOB: 0 BB: 1 P: 24	R: 0 E: 0 K: 3 S: 12	H: 1 LOB: 2 BB: 1 P: 21	R: 0 E: 0 K: 1 S: 8	H: 0 LOB: 0 BB: 0 P: 11	1B: 4 2B: 6 3B: 0 HR: 3	SF: 1 SAC: 0 DP: 2 HBP: 0	WP: 0 PB: 2 SB: 1 CS: 0	PA: 43				
<b>PITCHER</b>	IP WLS BF H R ER SO BB IBB HBP BLK WP HR S P ERA WHIP	IP WLS BF H R ER SO BB IBB HBP BLK WP HR S P ERA WHIP	IP WLS BF H R ER SO BB IBB HBP BLK WP HR S P ERA WHIP	IP WLS BF H R ER SO BB IBB HBP BLK WP HR S P ERA WHIP	IP WLS BF H R ER SO BB IBB HBP BLK WP HR S P ERA WHIP	IP WLS BF H R ER SO BB IBB HBP BLK WP HR S P ERA WHIP	IP WLS BF H R ER SO BB IBB HBP BLK WP HR S P ERA WHIP	IP WLS BF H R ER SO BB IBB HBP BLK WP HR S P ERA WHIP	IP WLS BF H R ER SO BB IBB HBP BLK WP HR S P ERA WHIP	IP WLS BF H R ER SO BB IBB HBP BLK WP HR S P ERA WHIP	IP WLS BF H R ER SO BB IBB HBP BLK WP HR S P ERA WHIP	IP WLS BF H R ER SO BB IBB HBP BLK WP HR S P ERA WHIP	IP WLS BF H R ER SO BB IBB HBP BLK WP HR S P ERA WHIP	IP WLS BF H R ER SO BB IBB HBP BLK WP HR S P ERA WHIP	IP WLS BF H R ER SO BB IBB HBP BLK WP HR S P ERA WHIP	IP WLS BF H R ER SO BB IBB HBP BLK WP HR S P ERA WHIP	IP WLS BF H R ER SO BB IBB HBP BLK WP HR S P ERA WHIP	IP WLS BF H R ER SO BB IBB HBP BLK WP HR S P ERA WHIP	IP WLS BF H R ER SO BB IBB HBP BLK WP HR S P ERA WHIP	IP WLS BF H R ER SO BB IBB HBP BLK WP HR S P ERA WHIP	IP WLS BF H R ER SO BB IBB HBP BLK WP HR S P ERA WHIP	IP WLS BF H R ER SO BB IBB HBP BLK WP HR S P ERA WHIP	IP WLS BF H R ER SO BB IBB HBP BLK WP HR S P ERA WHIP	IP WLS BF H R ER SO BB IBB HBP BLK WP HR S P ERA WHIP	IP WLS BF H R ER SO BB IBB HBP BLK WP HR S P ERA WHIP	IP WLS BF H R ER SO BB IBB HBP BLK WP HR S P ERA WHIP

AB 38  
R 10  
H 13  
RBI 9  
BB 4  
SO 8  
LOB 15





Batter	1	2	3	4	5	6	7	8	9	AB	R	H	RBI	BB	SO	LOB	BOTTOM									
Steve Finley, L (1,8) OBP: 0.261, SLG: 0.400			L3			G4-3			P6	4	1	1	0	0	0	1	<b>St. Louis Cardinals @ Arizona Diamondbacks</b> <b>Bank One Ballpark, Phoenix, AZ</b> Sat Apr 10, 2004, 10:05 PM EDT Att: 38,842 - Sunny - 75 F									
Matt Kata, S (1,4) OBP: 0.556, SLG: 0.667					G3-1					3	0	2	1	0	0	0										
Luis Gonzalez, L (1,7) OBP: 0.318, SLG: 0.737					P4					3	0	0	1	0	0	2										
Richie Sexson, R (1,3) OBP: 0.182, SLG: 0.400					G6-3					4	0	0	0	0	0	1										
Alex Cintron, S (1,6) OBP: 0.350, SLG: 0.444						F8				3	0	0	0	0	0	0										
Shea Hillenbrand, R (1,5) OBP: 0.200, SLG: 0.278										2	0	0	0	1	0	0										
Danny Bautista, R (1,9) OBP: 0.278, SLG: 0.389										3	0	1	0	0	0	1										
Brent Mayne, L (1,2) OBP: 0.385, SLG: 0.667										3	1	1	0	0	0	1										
Steve Sparks, R (1,1) OBP: 0.208, SLG: 0.364 Roberto Alomar, S (7,1) Randy Choate, L (7,1) Oscar Villarreal, L (7,1) Stephen Randolph, L (8,1) Carlos Baerga, S (8,PH) Mike Koplove, R (9,1)										1	0	0	0	0	0	0										
<b>Inning Stats</b>	R: 1 E: 0 K: 0 S: 8	H: 1 LOB: 0 BB: 0 P: 11	R: 0 E: 0 K: 0 S: 7	H: 0 LOB: 0 BB: 0 P: 11	R: 0 E: 0 K: 0 S: 6	H: 0 LOB: 0 BB: 0 P: 10	R: 0 E: 0 K: 0 S: 4	H: 0 LOB: 0 BB: 0 P: 7	R: 0 E: 0 K: 0 S: 5	H: 0 LOB: 1 BB: 1 P: 11	R: 1 E: 0 K: 0 S: 11	H: 2 LOB: 1 BB: 0 P: 15	R: 0 E: 0 K: 0 S: 4	H: 0 LOB: 0 BB: 0 P: 8	R: 0 E: 0 K: 1 S: 6	H: 1 LOB: 0 BB: 0 P: 9		R: 0 E: 0 K: 0 S: 7	H: 1 LOB: 1 BB: 0 P: 11	1B: 3 2B: 2 3B: 0 HR: 0	SF: 1 SAC: 1 DP: 2 HBP: 0	WP: 0 PB: 0 SB: 0 CS: 0	PA: 31			
<b>PITCHER</b>	IP WLS BF H R ER SO BB IBB HBP BLK WP HR S P ERA WHIP	IP WLS BF H R ER SO BB IBB HBP BLK WP HR S P ERA WHIP	IP WLS BF H R ER SO BB IBB HBP BLK WP HR S P ERA WHIP	IP WLS BF H R ER SO BB IBB HBP BLK WP HR S P ERA WHIP	IP WLS BF H R ER SO BB IBB HBP BLK WP HR S P ERA WHIP	IP WLS BF H R ER SO BB IBB HBP BLK WP HR S P ERA WHIP	IP WLS BF H R ER SO BB IBB HBP BLK WP HR S P ERA WHIP	IP WLS BF H R ER SO BB IBB HBP BLK WP HR S P ERA WHIP	IP WLS BF H R ER SO BB IBB HBP BLK WP HR S P ERA WHIP	IP WLS BF H R ER SO BB IBB HBP BLK WP HR S P ERA WHIP	IP WLS BF H R ER SO BB IBB HBP BLK WP HR S P ERA WHIP	IP WLS BF H R ER SO BB IBB HBP BLK WP HR S P ERA WHIP	IP WLS BF H R ER SO BB IBB HBP BLK WP HR S P ERA WHIP	IP WLS BF H R ER SO BB IBB HBP BLK WP HR S P ERA WHIP	IP WLS BF H R ER SO BB IBB HBP BLK WP HR S P ERA WHIP	IP WLS BF H R ER SO BB IBB HBP BLK WP HR S P ERA WHIP	IP WLS BF H R ER SO BB IBB HBP BLK WP HR S P ERA WHIP	IP WLS BF H R ER SO BB IBB HBP BLK WP HR S P ERA WHIP	IP WLS BF H R ER SO BB IBB HBP BLK WP HR S P ERA WHIP	IP WLS BF H R ER SO BB IBB HBP BLK WP HR S P ERA WHIP	IP WLS BF H R ER SO BB IBB HBP BLK WP HR S P ERA WHIP	IP WLS BF H R ER SO BB IBB HBP BLK WP HR S P ERA WHIP	IP WLS BF H R ER SO BB IBB HBP BLK WP HR S P ERA WHIP	IP WLS BF H R ER SO BB IBB HBP BLK WP HR S P ERA WHIP	IP WLS BF H R ER SO BB IBB HBP BLK WP HR S P ERA WHIP	IP WLS BF H R ER SO BB IBB HBP BLK WP HR S P ERA WHIP

AB 28  
R 2  
H 5  
RBI 2  
BB 1  
SO 1  
LOB 7





Batter	1	2	3	4	5	6	7	8	9	AB	R	H	RBI	BB	SO	LOB	TOP					
Tony Womack, L OBP: 0.483, SLG: 0.538	K		SH1-4 5 G6-3 2B	FC5 S BB		K		K		4	1	1	0	1	3	3	<b>St. Louis Cardinals @ Arizona Diamondbacks</b> <b>Bank One Ballpark, Phoenix, AZ</b> Sun Apr 11 2004, 4:35 PM EDT Att: 32,072 - Dome - 78 F  <b>AB 35</b> <b>R 6</b> <b>H 11</b> <b>RBI 6</b> <b>BB 5</b> <b>SO 11</b> <b>LOB 14</b> 					
So Tauchi, R OBP: 0.300, SLG: 0.333 Mike Lincoln, R (7, 1)	P4		SH1-4							2	1	1	0	1	0	0						
Bo Hart, R (9, PH)										0	0	0	0	0	0	0						
Marlon Anderson, L OBP: 0.600, SLG: 1.200 (9, 9)			2-3							0	0	0	0	0	0	0						
5 Albert Pujols, R OBP: 0.455, SLG: 0.920 (1, 3)			G6-3	FC5						5	1	2	3	0	0	3						
27 Scott Rolen, R OBP: 0.406, SLG: 0.767 (1, 5)										5	0	1	0	0	2	1						
Edgar Renteria, R OBP: 0.344, SLG: 0.500 (1, 6)										3	1	1	0	2	0	1						
Reggie Sanders, R OBP: 0.276, SLG: 0.536 44 Jason Istringhausen, R (9, 1)										4	0	0	0	1	3	3						
7 Hector Luna, R OBP: 0.375, SLG: 0.857 Ray Lankford, L OBP: 0.478, SLG: 0.900 (8, PH)										3	1	0	0	0	1	2						
Mike Matheny, R OBP: 0.444, SLG: 0.720 (1, 2)										4	0	3	1	0	0	0						
Jason Marquis, L (1, 1)										2	0	0	1	0	1	1						
Julian Tavarez, L (7, 1)										0	0	0	0	0	0	0						
Ray King, L (7, 1)										0	0	0	0	0	0	0						
15 Jim Edmonds, L OBP: 0.333, SLG: 0.583 (7, 8)										1	0	1	0	0	0	0						
<b>Inning Stats</b>	R: 1 E: 0 K: 2 S: 15	H: 3 LOB: 2 BB: 0 P: 20	R: 0 E: 0 K: 2 S: 8	H: 0 LOB: 0 BB: 0 P: 11	R: 1 E: 0 K: 1 S: 7	H: 1 LOB: 0 BB: 0 P: 11	R: 2 E: 0 K: 0 S: 15	H: 1 LOB: 3 BB: 4 P: 31	R: 0 E: 0 K: 1 S: 10	H: 0 LOB: 0 BB: 0 P: 11	R: 0 E: 0 K: 1 S: 11	H: 1 LOB: 1 BB: 0 P: 12	R: 1 E: 0 K: 0 S: 10	H: 2 LOB: 0 BB: 0 P: 15	R: 0 E: 0 K: 3 S: 12	H: 2 LOB: 2 BB: 0 P: 17	R: 1 E: 0 K: 1 S: 14	H: 1 LOB: 1 BB: 1 P: 24	1B: 4 2B: 4 3B: 1 HR: 2	SF: 1 SAC: 1 DP: 0 HBP: 0	WP: 0 PB: 0 SB: 1 CS: 1	PA: 42
<b>PITCHER</b>	IP WLS BF H R ER SO BB IBB HBP BLK WP HR S P ERA WHIP																					
Randy Johnson, L ERA: 5.54 (1, 1)	7.0 32 8 5 5 7 4 0 0 0 0 0 1 76 111 6.43 1.714																					
Oscar Villarreal, R ERA: 4.15 (8, 1)	0.2 3 1 0 0 2 0 0 0 0 0 0 0 7 10 0.00 1.500																					
Randy Choate, L ERA: 19.29 (8, 1)	0.1 2 1 0 0 1 0 0 0 0 0 0 0 5 7 0.00 3.000																					
Matt Mantei, R ERA: 4.5 (9, 1)	1.0 L 5 1 1 1 1 1 0 0 0 0 0 1 14 24 9.00 2.000																					

Batter	1	2	3	4	5	6	7	8	9	AB	R	H	RBI	BB	SO	LOB	BOTTOM					
Steve Finley, L OBP: 0.222, SLG: 0.333 (1, 8)	P4		G6-3							4	1	0	0	0	0	4	<b>St. Louis Cardinals @ Arizona Diamondbacks</b> <b>Bank One Ballpark, Phoenix, AZ</b> Sun Apr 11 2004, 4:35 PM EDT Att: 32,072 - Dome - 78 F  <b>AB 33</b> <b>R 5</b> <b>H 8</b> <b>RBI 4</b> <b>BB 6</b> <b>SO 3</b> <b>LOB 21</b> 					
Roberto Alomar, S OBP: 0.276, SLG: 0.313 (1, 4)	F7		G3-1							5	0	1	1	0	0	3						
Luis Gonzalez, L OBP: 0.333, SLG: 0.652 (1, 7)	G3-1									4	2	1	1	1	0	1						
Richie Sexson, R OBP: 0.259, SLG: 0.391 (1, 3)										3	0	1	1	2	0	0						
Alex Cintron, S OBP: 0.360, SLG: 0.409 (1, 6)										4	0	1	0	1	0	6						
Matt Kata, S OBP: 0.385, SLG: 0.462 (1, 5)										4	0	0	0	0	1	4						
Danny Bautista, R OBP: 0.318, SLG: 0.409 (1, 9)										4	0	2	1	0	0	1						
Brent Mayne, L OBP: 0.412, SLG: 0.625 (1, 2)										4	1	2	0	0	1	2						
Randy Johnson, R ERA: 5.54 (7, PH)										1	0	0	0	0	1	0						
Carlos Baerens, S ERA: 5.54 (8, 1)										0	1	0	0	0	0	0						
Oscar Villarreal, L (8, 1)										0	0	0	0	0	0	0						
Randy Choate, L (8, 1)										0	0	0	0	0	0	0						
Matt Mantei, R (9, 1)										0	0	0	0	0	0	0						
Greg Colbrunn, R OBP: 0.500, SLG: 0.333 (9, PH)										0	0	0	0	1	0	0						
Donnie Sadler, R (9, PH)										0	0	0	0	0	0	0						
<b>Inning Stats</b>	R: 0 E: 0 K: 0 S: 7	H: 0 LOB: 0 BB: 0 P: 9	R: 0 E: 0 K: 1 S: 13	H: 0 LOB: 1 BB: 1 P: 23	R: 0 E: 0 K: 0 S: 10	H: 1 LOB: 0 BB: 0 P: 12	R: 1 E: 0 K: 1 S: 16	H: 2 LOB: 2 BB: 1 P: 25	R: 0 E: 0 K: 1 S: 6	H: 0 LOB: 0 BB: 0 P: 8	R: 0 E: 0 K: 0 S: 9	H: 1 LOB: 1 BB: 0 P: 14	R: 2 E: 1 K: 0 S: 19	H: 4 LOB: 1 BB: 1 P: 32	R: 0 E: 0 K: 0 S: 5	H: 0 LOB: 0 BB: 0 P: 6	R: 0 E: 0 K: 0 S: 7	H: 0 LOB: 3 BB: 3 P: 21	1B: 8 2B: 0 3B: 0 HR: 0	SF: 0 SAC: 2 DP: 0 HBP: 0	WP: 0 PB: 0 SB: 0 CS: 0	PA: 41
<b>PITCHER</b>	IP WLS BF H R ER SO BB IBB HBP BLK WP HR S P ERA WHIP																					
Jason Marquis, R ERA: 10.8 (7, 1)	0.0 2 2 2 2 0 0 0 0 0 0 0 0 4 7 - - -																					
Ray King, L ERA: 3.0 (7, 1)	0.2 H 4 1 1 1 0 1 0 0 0 0 0 0 13 22 13.50 3.000																					
Mike Lincoln, R ERA: 3.0 (7, 1)	1.1 W 5 1 1 0 0 0 0 0 0 0 0 0 7 9 0.00 0.750																					
44 Jason Istringhausen, R ERA: 3.0 (9, 1)	1.0 S 6 0 0 0 0 2 1 0 0 0 0 0 7 21 0.00 2.000																					



Batter	1	2	3	4	5	6	7	8	9	AB	R	H	RBI	BB	SO	LOB	TOP											
<b>Craig Biggio, R</b> OBP: 0.333, SLG: 0.556 <b>16 Jason Lane, R</b> (8, 8)	2-2 5 2B	0-1 P3			4-1 B2		2-2 28 SF7	0-1 28 1B		5	3	3	3	0	0	0												
<b>28 Adam Everett, R</b> OBP: 0.414, SLG: 0.400	3-1 G5-3		2-3 K		1-2 5 1B		1-1 SAFE SF7	2-2 1B		4	0	2	2	0	1	1												
<b>5 Jeff Bagwell, R</b> OBP: 0.300, SLG: 0.714	0-0 HR		2-0 P4		1-2 G6-3		3-1 P4	1-3 K		5	1	1	1	0	1	2												
<b>Jeff Kent, R</b> OBP: 0.344, SLG: 0.519	3-0 F7		0-1 F8		4-1 BB			2-2 17 1B	1-3 K	3	1	0	0	1	1	1												
<b>17 Lance Berkman, S</b> OBP: 0.387, SLG: 0.375	4-1 HR			3-3 K	2-3 K			1-1 1B	1-1 F9	4	2	1	0	1	2	2												
<b>Richard Hidalgo, R</b> OBP: 0.484, SLG: 0.857	1-2 HR		2-2 F8			1-3 K		0-0 SF9	3-2 F7	4	1	1	4	0	1	0												
<b>Morgan Ensberg, R</b> OBP: 0.227, SLG: 0.211	0-0 F7		0-1 1B		2-2 F8			1-1 FC1		4	1	1	0	0	0	1												
<b>Brad Ausmus, R</b> OBP: 0.360, SLG: 0.440		1-2 G4-3		2-2 1B	0-0 F9			1-2 2B	1-2 2B	4	1	2	0	0	0	0												
<b>Jared Fernandez, R</b> <b>Brandon Duckworth, R</b> <b>Dan Miceli, R</b> <b>Mike Lamb, L</b> <b>Ricky Stone, R</b> <b>Jose Vizcaino, S</b> <b>54 Brad Lidge, R</b> <b>Octavio Dotel, R</b>		0-2 G1-3		0-3 K			3-3 K	0-1 F8		0	0	0	0	0	0	0												
<b>Inning Stats</b>	R: 4 E: 0 K: 0 S: 13	H: 3 LOB: 0 BB: 1 P: 26	R: 0 E: 0 K: 0 S: 8	H: 0 LOB: 0 BB: 0 P: 9	R: 0 E: 0 K: 1 S: 6	H: 0 LOB: 0 BB: 0 P: 10	R: 0 E: 0 K: 2 S: 14	H: 2 LOB: 2 BB: 0 P: 21	R: 0 E: 0 K: 1 S: 13	H: 1 LOB: 2 BB: 1 P: 22	R: 0 E: 1 K: 1 S: 7	H: 0 LOB: 0 BB: 0 P: 10	R: 1 E: 1 K: 1 S: 11	H: 1 LOB: 0 BB: 0 P: 20	R: 5 E: 0 K: 1 S: 21	H: 4 LOB: 1 BB: 0 P: 29	R: 0 E: 0 K: 1 S: 9	H: 0 LOB: 0 BB: 0 P: 14	1B: 6 2B: 4 3B: 0 HR: 1	SF: 2 SAC: 0 DP: 0 HBP: 1	WP: 0 PB: 0 SB: 1 CS: 0	PA: 42						
<b>PITCHER</b>	IP	WLS	BF	H	R	ER	SO	BB	IBB	HBP	BLK	WP	HR	S	P	ERA	WHIP											
<b>Woody Williams, R</b> ERA: 6.0	(1, 1)	6.0		26	6	4	4	5	2	0	0	0	0	1	61	98	6.00	1.333										
<b>Mike Lincoln, R</b> ERA: 5.14	(7, 1)	1.1	L	9	3	5	4	1	0	0	1	0	0	2	36	27.00	2.250											
<b>Steve Kline, L</b> ERA: 3.38	(8, 1)	0.1		1	0	0	0	0	0	0	0	0	0	2	2	0.00	0.000											
<b>Julian Tavarez, R</b> ERA: 9.0	(8, 1)	1.1		6	2	1	1	2	0	0	0	0	0	17	25	6.75	1.500											

Houston Astros @ St. Louis Cardinals  
Busch Stadium, St. Louis, MO  
Mon Apr 12 2004, 7:10 PM CDT  
Att: 26,654 - Unknown - 52 F

AB 37  
R 10  
H 11  
RBI 10  
BB 2  
SO 8  
LOB 12



Batter	1	2	3	4	5	6	7	8	9	AB	R	H	RBI	BB	SO	LOB	BOTTOM										
<b>Tony Womack, L</b> OBP: 0.441, SLG: 0.467	4-1 5 1B	1-1 P5	2-1 G4-3			0-1 G4-3		2-2 G4-3		4	1	0	0	1	0	0											
<b>Ray Lankford, L</b> OBP: 0.520, SLG: 0.905 <b>Marlon Anderson, L</b> (2, FR) OBP: 0.375, SLG: 0.750	4-2 15 BB	3-1 5 1B		2-1 L6		3-1 G4-3		2-3 K		1	1	1	0	1	0	0											
<b>5 Albert Pujols, R</b> OBP: 0.447, SLG: 0.833	0-0 27 1B	2-2 15 1B		1-2 P3		1-2 P2		1-1 G5-3		5	1	2	0	0	0	0											
<b>15 Jim Edmonds, L</b> OBP: 0.406, SLG: 0.577	4-2 SF9	0-0 27 1B		4-2 27 BB		0-2 G4-3		4-2 27 BB		2	1	1	2	3	0	0											
<b>27 Scott Rolen, R</b> OBP: 0.405, SLG: 0.714	0-1 FC6-4	1-1 F9		3-2 P6		0-0 F9		1-1 1B		5	0	2	1	0	0	4											
<b>Edgar Renteria, R</b> OBP: 0.376, SLG: 0.516	1-1 SF9	4-0 IBB		2-2 E	2-2 FC5-2		1-2 1B	2-2 F9		3	0	2	1	1	0	2											
<b>Reggie Sanders, R</b> OBP: 0.273, SLG: 0.500 <b>Julian Tavarez, L</b>	0-0 FC6-4	2-3 K		1-0 F8		1 SAFE K		1-3 K		4	0	1	1	0	2	5											
<b>Mike Matheny, R</b> OBP: 0.387, SLG: 0.621	3-1 FC6-4		0-1 P4		2-0 FC5-2		1-3 K		4	0	0	0	0	1	3												
<b>Woody Williams, R</b> <b>Mike Lincoln, R</b> <b>Steve Kline, S</b> <b>So Taguchi, R</b> OBP: 0.273, SLG: 0.300	1-0 FC6		1-0 F9		0-3 K		2-3 K		3	0	0	0	0	1	3												
<b>Inning Stats</b>	R: 4 E: 0 K: 0 S: 15	H: 3 LOB: 3 BB: 3 P: 32	R: 1 E: 0 K: 1 S: 16	H: 3 LOB: 1 BB: 1 P: 29	R: 0 E: 0 K: 0 S: 5	H: 0 LOB: 0 BB: 0 P: 8	R: 0 E: 0 K: 0 S: 10	H: 0 LOB: 1 BB: 1 P: 20	R: 0 E: 0 K: 1 S: 9	H: 1 LOB: 0 BB: 0 P: 14	R: 0 E: 0 K: 0 S: 8	H: 0 LOB: 0 BB: 0 P: 12	R: 0 E: 0 K: 1 S: 10	H: 1 LOB: 0 BB: 0 P: 12	R: 0 E: 0 K: 2 S: 9	H: 0 LOB: 0 BB: 0 P: 14	R: 0 E: 0 K: 1 S: 14	H: 1 LOB: 2 BB: 1 P: 24	1B: 9 2B: 0 3B: 0 HR: 0	SF: 1 SAC: 0 DP: 0 HBP: 0	WP: 2 PB: 0 SB: 2 CS: 0	PA: 42					
<b>PITCHER</b>	IP	WLS	BF	H	R	ER	SO	BB	IBB	HBP	BLK	WP	HR	S	P	ERA	WHIP										
<b>Jared Fernandez, R</b> ERA: 5.43	(1, 1)	0.1		7	3	4	4	0	3	0	0	0	0	12	25	108.00	18.000										
<b>Brandon Duckworth, R</b> ERA: 6.75	(1, 1)	3.2		16	3	1	1	1	1	1	0	0	0	34	64	2.46	1.091										
<b>Dan Miceli, R</b> ERA: 1.8	(5, 1)	2.0		7	1	0	0	1	0	0	0	0	0	17	26	0.00	0.500										
<b>Ricky Stone, R</b> ERA: 6.75	(7, 1)	1.0	W	4	1	0	0	1	0	0	0	0	0	10	12	0.00	1.000										
<b>54 Brad Lidge, R</b> ERA:	(8, 1)	1.0		3	0	0	0	2	0	0	0	0	0	9	14	0.00	0.000										

Houston Astros @ St. Louis Cardinals  
Busch Stadium, St. Louis, MO  
Mon Apr 12 2004, 7:10 PM CDT  
Att: 26,654 - Unknown - 52 F

AB 35  
R 5  
H 9  
RBI 5  
BB 6  
SO 6  
LOB 17





Batter	1	2	3	4	5	6	7	8	9	AB	R	H	RBI	BB	SO	LOB	TOP					
<b>Craig Biggio, R</b> OBP: 0.424, SLG: 0.533 <b>16 Jason Lane, R</b>	L7		K			FC6-4 1B		SH3-4		3	0	1	0	0	1	0						
<b>28 Adam Everett, R</b> OBP: 0.424, SLG: 0.517	HR		F8			FC6-4 1B		2B		4	2	2	1	0	0	1						
<b>5 Jeff Bagwell, R</b> OBP: 0.525, SLG: 0.710	1B			K		1B		2B		3	0	2	0	1	1	0						
<b>Jeff Kent, R</b> OBP: 0.333, SLG: 0.516	F7-4-3			G1-3		1B		BB		4	0	1	2	0	1	3						
<b>17 Lance Berkman, S</b> OBP: 0.371, SLG: 0.464 <b>Octavio Dotel, R</b>	HR			K			G6-3	FC3-2-3		4	1	1	1	0	1	2						
<b>Richard Hidalgo, R</b> OBP: 0.457, SLG: 0.875	P5				L6			HR		4	1	1	1	0	1	0						
<b>Jose Vizcaino, S</b> OBP: 0.182, SLG: 0.200 <b>Dan Miceli, R</b>	G4-3				G3			G3-1		3	0	1	0	0	0	0	AB 33					
<b>Orlando Palmeiro, L</b> OBP: 0.250, SLG: 0.375										0	0	0	0	0	0	0	R 5					
<b>Brad Ausmus, R</b> OBP: 0.345, SLG: 0.393	F8									1	0	0	0	0	0	0	H 10					
<b>Roger Clemens, R</b> OBP: 0.250, SLG: 0.250 <b>Morgan Ensberg, R</b> OBP: 0.250, SLG: 0.238			K			F7		G6-4-3		3	0	0	0	1	1	1	RBI 5					
<b>Inning Stats</b>	R: 1 E: 0 K: 0 S: 10	H: 2 LOB: 0 BB: 0 P: 16	R: 1 E: 0 K: 0 S: 8	H: 1 LOB: 0 BB: 0 P: 13	R: 0 E: 0 K: 2 S: 8	H: 0 LOB: 0 BB: 0 P: 10	R: 0 E: 0 K: 2 S: 10	H: 0 LOB: 0 BB: 0 P: 17	R: 0 E: 0 K: 1 S: 9	H: 0 LOB: 0 BB: 0 P: 14	R: 0 E: 0 K: 1 S: 16	H: 2 LOB: 2 BB: 0 P: 19	R: 0 E: 0 K: 1 S: 9	H: 1 LOB: 1 BB: 0 P: 15	R: 2 E: 0 K: 0 S: 14	H: 3 LOB: 1 BB: 1 P: 23	R: 1 E: 0 K: 0 S: 12	H: 1 LOB: 0 BB: 1 P: 20	1B: 5 2B: 4 3B: 0 HR: 3	SF: 0 SAC: 1 DP: 3 HBP: 0	WP: 0 PB: 1 SB: 0 CS: 0	PA: 36
<b>PITCHER</b>	IP	WLS	BF	H	R	ER	SO	BB	IBB	HBP	BLK	WP	HR	S	P	ERA	WHIP					
<b>Jeff Suppan, R</b> ERA: 6.95	7.0	L	26	6	2	2	7	0	0	0	0	0	2	70	104	2.57	0.857					
<b>Cal Eldred, R</b> ERA: 9.0	0.1		5	3	2	2	0	1	0	0	0	0	0	11	20	54.00	12.000					
<b>Ray King, L</b> ERA: 7.25	0.2		1	0	0	0	0	0	0	0	0	0	0	3	3	0.00	0.000					
<b>Jason Simontacchi, R</b> ERA: 10.38	1.0		4	1	1	1	0	1	0	0	0	0	1	12	20	9.00	2.000					

Houston Astros @ St. Louis Cardinals  
 Busch Stadium, St. Louis, MO  
 Tue Apr 13 2004, 7:10 PM CDT  
 Att: 24,939 - Cloudy - 57 F

AB	33
R	5
H	10
RBI	5
BB	2
SO	7
LOB	8



Batter	1	2	3	4	5	6	7	8	9	AB	R	H	RBI	BB	SO	LOB	BOTTOM					
<b>Tony Womack, L</b> OBP: 0.395, SLG: 0.412	G6-3		F7			B5-3		F8		4	0	0	0	0	0	2						
<b>Marlon Anderson, L</b> OBP: 0.333, SLG: 0.545	K			HBP		G5-3		G1-3		3	0	0	0	0	1	1						
<b>5 Albert Pujols, R</b> OBP: 0.405, SLG: 0.735	F8			L8		F8		P4		4	0	0	0	0	0	2						
<b>15 Jim Edmonds, L</b> OBP: 0.417, SLG: 0.700		K			1B	F8		HR		4	1	2	1	0	1	0						
<b>27 Scott Rolen, R</b> OBP: 0.415, SLG: 0.763	G6-3			G6-3		G1-3	1B	BB		3	2	1	1	1	0	1						
<b>Edgar Renteria, R</b> OBP: 0.341, SLG: 0.457	G4-3				L6	G1-3		K		4	0	0	0	0	1	1						
<b>Reggie Sanders, R</b> OBP: 0.324, SLG: 0.500			F9	G1-3	BB		S	BB		2	0	1	1	2	0	0	AB 31					
<b>Cody McKay, L</b>	G1-3				BB					4	0	0	0	0	1	3	R 3					
<b>Jeff Suppan, R</b>										0	0	0	0	0	0	0	H 5					
<b>Cal Eldred, R</b>										0	0	0	0	0	0	0	RBI 3					
<b>Ray King, L</b>										0	0	0	0	0	0	0	BB 3					
<b>Bo Hart, R</b> OBP: 1.000, SLG: 1.000 <b>Jason Simontacchi, R</b> OBP: 0.500, SLG: 0.500								G1-3	DI	1	0	1	0	0	0	0	SO 4					
<b>Inning Stats</b>	R: 0 E: 0 K: 1 S: 7	H: 0 LOB: 0 BB: 0 P: 12	R: 0 E: 0 K: 1 S: 11	H: 0 LOB: 0 BB: 0 P: 17	R: 0 E: 0 K: 0 S: 15	H: 0 LOB: 1 BB: 1 P: 23	R: 0 E: 0 K: 0 S: 5	H: 1 LOB: 1 BB: 0 P: 8	R: 0 E: 0 K: 1 S: 9	H: 0 LOB: 0 BB: 1 P: 16	R: 0 E: 0 K: 0 S: 13	H: 0 LOB: 0 BB: 0 P: 20	R: 1 E: 0 K: 0 S: 7	H: 1 LOB: 1 BB: 1 P: 14	R: 0 E: 0 K: 0 S: 13	H: 1 LOB: 1 BB: 0 P: 18	R: 2 E: 0 K: 1 S: 14	H: 2 LOB: 0 BB: 0 P: 19	1B: 2 2B: 1 3B: 0 HR: 2	SF: 0 SAC: 0 DP: 0 HBP: 1	WP: 0 PB: 0 SB: 2 CS: 1	PA: 35
<b>PITCHER</b>	IP	WLS	BF	H	R	ER	SO	BB	IBB	HBP	BLK	WP	HR	S	P	ERA	WHIP					
<b>Roger Clemens, R</b> ERA: 0.66	6.2	W	25	2	1	1	3	3	0	1	0	0	0	64	105	1.35	0.750					
<b>Dan Miceli, R</b> ERA: 1.5	1.0	H	4	1	0	0	0	0	0	0	0	0	0	14	20	0.00	1.000					
<b>Octavio Dotel, R</b> ERA: 6.23	1.1	S	6	2	2	2	1	0	0	0	0	0	2	16	22	13.50	1.500					

Houston Astros @ St. Louis Cardinals  
 Busch Stadium, St. Louis, MO  
 Tue Apr 13 2004, 7:10 PM CDT  
 Att: 24,939 - Cloudy - 57 F

AB	31
R	3
H	5
RBI	3
BB	3
SO	4
LOB	12









Batter	1	2	3	4	5	6	7	8	9	AB	R	H	RBI	BB	SO	LOB	TOP		
Luis Gonzalez, R OBP: 0.267, SLG: 0.357 (1, 4)			L5			G3-1	G5-3		F9	5	0	0	0	0	1	1	<b>Colorado Rockies @ St. Louis Cardinals</b> Busch Stadium, St. Louis, MO Fri Apr 16 2004, 7:10 PM CDT Att: 34,541 - Sunny - 79 F		
Royce Clayton, R OBP: 0.391, SLG: 0.325 (1, 6)	F8		G6-3			K		E9 2B		4	1	1	0	0	1	0			
17 Todd Helton, L OBP: 0.511, SLG: 0.632 Rene Reyes, S OBP: 0.321, SLG: 0.217 (6, 8)	HR		HR			F9		K		2	2	1	1	1	0	0			
Vinny Castilla, R OBP: 0.422, SLG: 0.639 Denny Hocking, S OBP: 0.231, SLG: 0.308 (6, 5)	G6-3		HR			G5-3		2B		3	1	1	2	0	0	0			
Jeremy Burnitz, L OBP: 0.500, SLG: 0.724 Turk Wendell, L (6, 1)		G3-1	L9					K		2	0	0	0	1	0	0			
Todd Greene, R OBP: 0.313, SLG: 0.563 Shawn Chacon, R (8, 1)						BB		K		0	0	0	0	0	0	0			
Charles Johnson, R OBP: 0.484, SLG: 0.889 (1, 2)					FC4-6 1B	F9		K		4	0	2	0	0	1	2			
Mark Sweeney, L OBP: 0.267, SLG: 0.357 (6, 3)	F8		FC4-6 5 G4-6-3 1-2				G3-1		F9	4	0	0	0	0	0	2			
5 Matt Holliday, R (1, 7)			G4-6-3 1-2				G6-3		L1-3	3	0	0	0	1	0	1			
Denny Stark, R Jeff Fassero, L Kit Pellow, R OBP: 0.238, SLG: 0.429 (6, 9)	K					K		HR		2	1	2	1	0	0	0			
<b>Inning Stats</b>	R: 1 E: 0 K: 1 S: 12	H: 1 LOB: 0 BB: 0 P: 16	R: 0 E: 0 K: 1 S: 11	H: 1 LOB: 2 BB: 1 P: 20	R: 2 E: 0 K: 0 S: 9	H: 1 LOB: 0 BB: 1 P: 17	R: 0 E: 0 K: 0 S: 5	H: 0 LOB: 0 BB: 0 P: 9	R: 0 E: 0 K: 2 S: 10	H: 0 LOB: 1 BB: 1 P: 13	R: 1 E: 0 K: 0 S: 4	H: 1 LOB: 0 BB: 0 P: 10	R: 1 E: 1 K: 3 S: 15	H: 2 LOB: 1 BB: 0 P: 22	R: 0 E: 0 K: 0 S: 8	H: 1 LOB: 1 BB: 0 P: 12	1B: 2 2B: 3 3B: 0 HR: 3	SF: 0 SAC: 0 DP: 1 HBP: 0	WP: 0 PA: 37 PB: 0 SB: 1 CS: 0
<b>PITCHER</b>	IP WLS BF H R ER SO BB IBB HBP BLK WP HR S P ERA WHIP	IP WLS BF H R ER SO BB IBB HBP BLK WP HR S P ERA WHIP	IP WLS BF H R ER SO BB IBB HBP BLK WP HR S P ERA WHIP	IP WLS BF H R ER SO BB IBB HBP BLK WP HR S P ERA WHIP	IP WLS BF H R ER SO BB IBB HBP BLK WP HR S P ERA WHIP	IP WLS BF H R ER SO BB IBB HBP BLK WP HR S P ERA WHIP	IP WLS BF H R ER SO BB IBB HBP BLK WP HR S P ERA WHIP	IP WLS BF H R ER SO BB IBB HBP BLK WP HR S P ERA WHIP	IP WLS BF H R ER SO BB IBB HBP BLK WP HR S P ERA WHIP	IP WLS BF H R ER SO BB IBB HBP BLK WP HR S P ERA WHIP	IP WLS BF H R ER SO BB IBB HBP BLK WP HR S P ERA WHIP	IP WLS BF H R ER SO BB IBB HBP BLK WP HR S P ERA WHIP	IP WLS BF H R ER SO BB IBB HBP BLK WP HR S P ERA WHIP	IP WLS BF H R ER SO BB IBB HBP BLK WP HR S P ERA WHIP	IP WLS BF H R ER SO BB IBB HBP BLK WP HR S P ERA WHIP	IP WLS BF H R ER SO BB IBB HBP BLK WP HR S P ERA WHIP	IP WLS BF H R ER SO BB IBB HBP BLK WP HR S P ERA WHIP	IP WLS BF H R ER SO BB IBB HBP BLK WP HR S P ERA WHIP	IP WLS BF H R ER SO BB IBB HBP BLK WP HR S P ERA WHIP

Batter	1	2	3	4	5	6	7	8	9	AB	R	H	RBI	BB	SO	LOB	BOTTOM		
Tony Womack, L OBP: 0.438, SLG: 0.537 (1, 4)	HR	15 SF8 27 3B	HR			27 WP 5 BB		SF9		3	3	3	2	1	0	0	<b>Colorado Rockies @ St. Louis Cardinals</b> Busch Stadium, St. Louis, MO Fri Apr 16 2004, 7:10 PM CDT Att: 34,541 - Sunny - 79 F		
Reggie Sanders, R OBP: 0.349, SLG: 0.650 Bo Hart, R OBP: 1.000, SLG: 1.000 (8, 6)	HR	K	HR			K		1B		5	2	3	4	0	2	3			
5 Albert Pujols, R OBP: 0.423, SLG: 0.683 (1, 3)	15 1B 27 1B	E1 15 SF8 27 3B	1B			27 WP BB		P5		3	2	1	0	2	0	4			
15 Jim Edmonds, L OBP: 0.422, SLG: 0.639 44 Jason Istringhausen, R Steve Kline, S (8, 1)	27 1B SF9	SF8	K			K		K		4	1	1	1	0	3	3			
27 Scott Rolen, R OBP: 0.408, SLG: 0.739 7 Hector Luna, R OBP: 0.385, SLG: 0.600 (7, 7)	S 1B	G1-3	G1-3			P4		K		4	0	2	3	0	0	3			
Edgar Renteria, R OBP: 0.395, SLG: 0.444 Cody McKay, L (7, PH)	SF9	G6-3		G6-4-3 1B		PB 1B		G3-1		1	1	0	1	2	0	1			
Marlon Anderson, L OBP: 0.381, SLG: 0.632 (8, 9)	K		HR	G6-4-3 1B		1B SF9 1B		P6		5	2	3	1	0	1	1			
Mike Matheny, R OBP: 0.325, SLG: 0.526 (1, 2)	G6-3		SH1-4 HR	G6-4-3		P6		K		5	1	1	0	0	1	5			
Matt Morris, R OBP: 0.333, SLG: 0.444 So Taguchi, R OBP: 0.235, SLG: 0.250 (8, 8)	2B 15 SF8 1B		SH1-4	F7		1B		P4		3	1	2	1	0	0	1			
<b>Inning Stats</b>	R: 4 E: 0 K: 1 S: 15	H: 4 LOB: 1 BB: 1 P: 29	R: 3 E: 1 K: 1 S: 16	H: 3 LOB: 1 BB: 0 P: 23	R: 4 E: 0 K: 1 S: 16	H: 4 LOB: 1 BB: 1 P: 25	R: 0 E: 0 K: 0 S: 5	H: 1 LOB: 1 BB: 1 P: 10	R: 0 E: 0 K: 2 S: 12	H: 1 LOB: 2 BB: 1 P: 21	R: 2 E: 0 K: 0 S: 15	H: 3 LOB: 2 BB: 1 P: 28	R: 0 E: 0 K: 2 S: 16	H: 0 LOB: 0 BB: 0 P: 22	R: 0 E: 0 K: 1 S: 5	H: 0 LOB: 0 BB: 0 P: 7		1B: 9 2B: 2 3B: 1 HR: 4	SF: 3 SAC: 1 DP: 1 HBP: 0
<b>PITCHER</b>	IP WLS BF H R ER SO BB IBB HBP BLK WP HR S P ERA WHIP	IP WLS BF H R ER SO BB IBB HBP BLK WP HR S P ERA WHIP	IP WLS BF H R ER SO BB IBB HBP BLK WP HR S P ERA WHIP	IP WLS BF H R ER SO BB IBB HBP BLK WP HR S P ERA WHIP	IP WLS BF H R ER SO BB IBB HBP BLK WP HR S P ERA WHIP	IP WLS BF H R ER SO BB IBB HBP BLK WP HR S P ERA WHIP	IP WLS BF H R ER SO BB IBB HBP BLK WP HR S P ERA WHIP	IP WLS BF H R ER SO BB IBB HBP BLK WP HR S P ERA WHIP	IP WLS BF H R ER SO BB IBB HBP BLK WP HR S P ERA WHIP	IP WLS BF H R ER SO BB IBB HBP BLK WP HR S P ERA WHIP	IP WLS BF H R ER SO BB IBB HBP BLK WP HR S P ERA WHIP	IP WLS BF H R ER SO BB IBB HBP BLK WP HR S P ERA WHIP	IP WLS BF H R ER SO BB IBB HBP BLK WP HR S P ERA WHIP	IP WLS BF H R ER SO BB IBB HBP BLK WP HR S P ERA WHIP	IP WLS BF H R ER SO BB IBB HBP BLK WP HR S P ERA WHIP	IP WLS BF H R ER SO BB IBB HBP BLK WP HR S P ERA WHIP	IP WLS BF H R ER SO BB IBB HBP BLK WP HR S P ERA WHIP	IP WLS BF H R ER SO BB IBB HBP BLK WP HR S P ERA WHIP	IP WLS BF H R ER SO BB IBB HBP BLK WP HR S P ERA WHIP





Batter	1	2	3	4	5	6	7	8	9	AB	R	H	RBI	BB	SO	LOB	TOP					
Aaron Miles, S OBP: 0.343, SLG: 0.606	1-1 SF9 1B		0-2 17 HR 1B		2-1 1B FC3-2 2B		2-1 L7		3-2 1B 3B	5	3	4	0	0	0	0						
Denny Hocking, S OBP: 0.333, SLG: 0.389	2-1 WP 17 BB 1B		0-0 B1		1-1 FC3-2 17 BB 1B		3-2 G3-1		2-2 17 DI 1B	5	0	3	1	0	0	1						
17 Todd Helton, L OBP: 0.519, SLG: 0.683	4-1 FC6-4 BB		0-0 1-H HR		4-2 FC3-2 BB		0-0 F8		1-1 G5-3	3	1	1	2	2	0	1						
Vinny Castilla, R OBP: 0.408, SLG: 0.615	0-1 SF9		2-3 K		3-2 F7				2-1 1B	3	0	1	1	0	1	3						
Jeremy Burnitz, L OBP: 0.477, SLG: 0.667	1-3 K		0-0 1B		2-0 FC3-2				0-1 L4	4	0	1	0	0	1	6						
Todd Greene, R OBP: 0.250, SLG: 0.450	2-2 FC6-4		0-0 F8		1-2 2-3 3-H G1				0-0 P3	4	0	0	0	0	0	7						
Kit Pellow, R OBP: 0.240, SLG: 0.400		3-1 G5-3		0-1 G4-3		3-2 5 G6-4-3 1B			3-3 K	4	0	1	0	0	1	1						
5 Matt Holliday, R		1-1 F9		3-3 K		2-1 G6-4-3			1-2 F9	4	0	0	0	0	1	1						
Shawn Estes, R Steve Reed, R Rene Reyes, S Vladimir Nunez, R Javier Lopez, L 40 Brian Fuentes, L Luis Gonzalez, R		1-1 G4-3		1-3 K		0-0 G4-3			0-2 F8	2	0	0	0	0	0	1	0					
<b>Inning Stats</b>	R: 1 E: 0 K: 1 S: 13	H: 2 LOB: 2 BB: 1 P: 23	R: 0 E: 0 K: 0 S: 6	H: 0 LOB: 0 BB: 0 P: 11	R: 2 E: 0 K: 1 S: 10	H: 3 LOB: 1 BB: 0 P: 12	R: 0 E: 0 K: 0 S: 8	H: 0 LOB: 0 BB: 0 P: 12	R: 0 E: 0 K: 0 S: 13	H: 1 LOB: 3 BB: 1 P: 25	R: 0 E: 0 K: 0 S: 7	H: 0 LOB: 0 BB: 0 P: 12	R: 0 E: 0 K: 1 S: 8	H: 1 LOB: 1 BB: 0 P: 13	R: 1 E: 0 K: 0 S: 16	H: 2 LOB: 1 BB: 0 P: 23	1B: 8 2B: 1 3B: 1 HR: 1	SF: 1 SAC: 0 DP: 1 HBP: 0	WP: 1 PA: 39 PB: 0 SB: 0 CS: 0			
<b>PITCHER</b>	IP WLS BF H R ER SO BB IBB HBP BLK WP HR S P ERA WHIP	IP WLS BF H R ER SO BB IBB HBP BLK WP HR S P ERA WHIP	IP WLS BF H R ER SO BB IBB HBP BLK WP HR S P ERA WHIP	IP WLS BF H R ER SO BB IBB HBP BLK WP HR S P ERA WHIP	IP WLS BF H R ER SO BB IBB HBP BLK WP HR S P ERA WHIP	IP WLS BF H R ER SO BB IBB HBP BLK WP HR S P ERA WHIP	IP WLS BF H R ER SO BB IBB HBP BLK WP HR S P ERA WHIP	IP WLS BF H R ER SO BB IBB HBP BLK WP HR S P ERA WHIP	IP WLS BF H R ER SO BB IBB HBP BLK WP HR S P ERA WHIP	IP WLS BF H R ER SO BB IBB HBP BLK WP HR S P ERA WHIP	IP WLS BF H R ER SO BB IBB HBP BLK WP HR S P ERA WHIP	IP WLS BF H R ER SO BB IBB HBP BLK WP HR S P ERA WHIP	IP WLS BF H R ER SO BB IBB HBP BLK WP HR S P ERA WHIP	IP WLS BF H R ER SO BB IBB HBP BLK WP HR S P ERA WHIP	IP WLS BF H R ER SO BB IBB HBP BLK WP HR S P ERA WHIP	IP WLS BF H R ER SO BB IBB HBP BLK WP HR S P ERA WHIP	IP WLS BF H R ER SO BB IBB HBP BLK WP HR S P ERA WHIP	IP WLS BF H R ER SO BB IBB HBP BLK WP HR S P ERA WHIP				
Jason Marquis, R ERA: 4.91	(1, 1)	7.0	W	30	8	3	3	4	2	0	0	0	0	0	0	0	1	1	64	107	3.86	1.429
Mike Lincoln, R ERA: 4.5	(8, 1)	1.0	4	1	0	0	1	0	0	0	0	0	0	0	0	0	0	0	8	13	0.00	1.000
Ray King, L ERA: 6.23	(9, 1)	0.2	2	0	0	0	0	0	0	0	0	0	0	0	0	0	0	0	7	8	0.00	0.000
Julian Tavaréz, R ERA: 9.0	(9, 1)	0.0	2	2	1	1	0	0	0	0	0	0	0	0	0	0	0	0	7	12	∞	∞
Steve Kline, L ERA: 2.25	(9, 1)	0.1	1	0	0	0	0	0	0	0	0	0	0	0	0	0	0	0	2	3	0.00	0.000
<b>Batter</b>	<b>1</b>	<b>2</b>	<b>3</b>	<b>4</b>	<b>5</b>	<b>6</b>	<b>7</b>	<b>8</b>	<b>9</b>	<b>AB</b>	<b>R</b>	<b>H</b>	<b>RBI</b>	<b>BB</b>	<b>SO</b>	<b>LOB</b>	<b>BOTTOM</b>					
So Taguchi, R OBP: 0.318, SLG: 0.381	0-0 FC6-4 1B		1-0 G4-3		1-2 2B	0-1 WP 27 SF9-3-6 1B		1-0 L6		5	2	3	0	0	0	0						
Reggie Sanders, R OBP: 0.333, SLG: 0.622	1-2 F9		1-3 K		0-1 5 HR 2B	3-3 K		1-3 K		5	1	1	1	0	3	2						
5 Albert Pujols, R OBP: 0.446, SLG: 0.773	1-0 FC6-4			0-1 27 HR 2B	2-0 2-H HR	4-1 27 SF9-3-6 BB				3	2	2	2	1	0	1						
27 Scott Rolen, R OBP: 0.415, SLG: 0.857	1-2 G6-3			3-2 2-H HR	0-1 HR	1-1 SF9-3-6				3	2	2	4	0	0	1						
Edgar Renteria, R OBP: 0.367, SLG: 0.436		0-1 G4-3		3-2 G4-3 S 1B	2-1 F8		4-0 FC3-6 BB			3	0	1	0	1	0	0						
15 Jim Edmonds, L OBP: 0.428, SLG: 0.675		0-0 2B		1-3 K	2-0 WP 1B 2B		3-2 F7			4	1	2	0	0	1	2						
Bo Hart, R OBP: 0.500, SLG: 0.400		0-1 F7		1-3 G4-3	1-2 2-H 1B		0-1 FC3-6 FC6-4			4	0	1	1	0	0	3						
Mike Matheny, R OBP: 0.341, SLG: 0.512		2-1 G5-3		4-0 IBB	0-0 G4-6-3 1B		0-0 FC6-4			3	0	1	0	1	0	2						
Jason Marquis, L Mike Lincoln, R 7 Hector Luna, R Ray King, L Julian Tavaréz, L Steve Kline, S			2-2 G5-3	2-2 G6-3	0-0 G4-6-3		1-3 K			3	0	0	0	0	0	4						
<b>Inning Stats</b>	R: 0 E: 0 K: 0 S: 8	H: 1 LOB: 1 BB: 0 P: 11	R: 0 E: 0 K: 0 S: 7	H: 1 LOB: 1 BB: 0 P: 9	R: 0 E: 0 K: 1 S: 9	H: 0 LOB: 0 BB: 0 P: 13	R: 2 E: 0 K: 1 S: 18	H: 3 LOB: 2 BB: 1 P: 31	R: 5 E: 0 K: 0 S: 16	H: 7 LOB: 1 BB: 0 P: 24	R: 1 E: 0 K: 1 S: 8	H: 1 LOB: 0 BB: 1 P: 16	R: 0 E: 0 K: 0 S: 6	H: 0 LOB: 1 BB: 1 P: 13	R: 0 E: 0 K: 2 S: 8	H: 0 LOB: 0 BB: 0 P: 11	1B: 5 2B: 6 3B: 0 HR: 3	SF: 1 SAC: 0 DP: 2 HBP: 0	WP: 2 PA: 38 PB: 0 SB: 2 CS: 0			
<b>PITCHER</b>	IP WLS BF H R ER SO BB IBB HBP BLK WP HR S P ERA WHIP	IP WLS BF H R ER SO BB IBB HBP BLK WP HR S P ERA WHIP	IP WLS BF H R ER SO BB IBB HBP BLK WP HR S P ERA WHIP	IP WLS BF H R ER SO BB IBB HBP BLK WP HR S P ERA WHIP	IP WLS BF H R ER SO BB IBB HBP BLK WP HR S P ERA WHIP	IP WLS BF H R ER SO BB IBB HBP BLK WP HR S P ERA WHIP	IP WLS BF H R ER SO BB IBB HBP BLK WP HR S P ERA WHIP	IP WLS BF H R ER SO BB IBB HBP BLK WP HR S P ERA WHIP	IP WLS BF H R ER SO BB IBB HBP BLK WP HR S P ERA WHIP	IP WLS BF H R ER SO BB IBB HBP BLK WP HR S P ERA WHIP	IP WLS BF H R ER SO BB IBB HBP BLK WP HR S P ERA WHIP	IP WLS BF H R ER SO BB IBB HBP BLK WP HR S P ERA WHIP	IP WLS BF H R ER SO BB IBB HBP BLK WP HR S P ERA WHIP	IP WLS BF H R ER SO BB IBB HBP BLK WP HR S P ERA WHIP	IP WLS BF H R ER SO BB IBB HBP BLK WP HR S P ERA WHIP	IP WLS BF H R ER SO BB IBB HBP BLK WP HR S P ERA WHIP	IP WLS BF H R ER SO BB IBB HBP BLK WP HR S P ERA WHIP	IP WLS BF H R ER SO BB IBB HBP BLK WP HR S P ERA WHIP				
Shawn Estes, L ERA: 4.42	(1, 1)	4.1	L	24	10	7	7	2	0	0	0	0	0	0	0	1	0	5	6	0.00	3.000	
Steve Reed, R ERA	(5, 1)	0.2	3	2	0	0	0	0	0	0	0	0	0	0	0	0	1	0	5	6	0.00	3.000
Vladimir Nunez, R ERA: 3.6	(6, 1)	1.0	4	1	1	1	1	1	1	0	0	0	0	0	0	1	0	8	16	9.00	2.000	
Javier Lopez, L ERA	(7, 1)	1.0	4	0	0	0	0	0	1	0	0	0	0	0	0	0	0	6	13	0.00	1.000	
40 Brian Fuentes, L ERA	(8, 1)	1.0	3	0	0	0	2	0	0	0	0	0	0	0	0	0	0	8	11	0.00	0.000	

Colorado Rockies @ St. Louis Cardinals  
 Busch Stadium, St. Louis, MO  
 Sat Apr 17 2004, 1:15 PM CDT  
 Att: 46,471 - Sunny - 83 F

AB	36
R	4
H	11
RBI	4
BB	2
SO	5
LOB	20



Colorado Rockies @ St. Louis Cardinals  
 Busch Stadium, St. Louis, MO  
 Sat Apr 17 2004, 1:15 PM CDT  
 Att: 46,471 - Sunny - 83 F

AB	34
R	8
H	13
RBI	8
BB	3
SO	5
LOB	15





Batter	1	2	3	4	5	6	7	8	9	AB	R	H	RBI	BB	SO	LOB	TOP					
Aaron Miles, S OBP: 0.325, SLG: 0.553	G5-3		G5-4-3		L3		P4			5	0	1	1	0	0	3	<b>Colorado Rockies @ St. Louis Cardinals</b> Busch Stadium, St. Louis, MO Sun Apr 18 2004, 1:15 PM CDT Att: 34,697 - Sunny - 83 F					
Royce Clayton, R OBP: 0.373, SLG: 0.311	G4-3			P3			P4		K	5	0	1	0	0	1							
17 Todd Helton, L OBP: 0.500, SLG: 0.711	P4			HR		FC4-6	F8			4	1	1	1	0	0							
Vinny Castilla, R OBP: 0.396, SLG: 0.651		HR		F7		FC5-4			G5-3	4	2	1	1	0	0							
Jeromy Burnitz, L OBP: 0.458, SLG: 0.611	L8			F8					F8	3	1	0	0	1	0							
Charles Johnson, R OBP: 0.486, SLG: 0.828					F8				K	2	1	0	0	2	1							
Kit Pellow, R OBP: 0.310, SLG: 0.464	G6-4-3									3	3	2	3	0	0							
5 Matt Holliday, R OBP: 0.364, SLG: 0.400										3	0	3	1	0	0							
Denny Hocking, S OBP: 0.333, SLG: 0.389									SH5-3	0	0	0	0	0	0							
Jason Jennings, L OBP: 0.167, SLG: 0.167										3	0	1	1	0	0	2						
Steve Reed, R										0	0	0	0	0	0	0						
40 Brian Fuentes, L										0	0	0	0	0	0	0						
Mark Sweeney, L (9, PH)										1	0	0	0	0	1	1						
Shawn Chacon, R										0	0	0	0	0	0	0						
<b>Inning Stats</b>	R: 0 E: 0 K: 0 S: 7	H: 0 LOB: 0 BB: 0 P: 12	R: 1 E: 0 K: 0 S: 13	H: 1 LOB: 0 BB: 1 P: 21	R: 0 E: 0 K: 0 S: 5	H: 1 LOB: 0 BB: 0 P: 7	R: 1 E: 0 K: 0 S: 8	H: 1 LOB: 0 BB: 0 P: 14	R: 1 E: 0 K: 0 S: 7	H: 2 LOB: 1 BB: 0 P: 13	R: 4 E: 0 K: 0 S: 24	H: 3 LOB: 1 BB: 2 P: 43	R: 0 E: 0 K: 1 S: 10	H: 0 LOB: 0 BB: 0 P: 15	R: 0 E: 0 K: 1 S: 7	H: 0 LOB: 0 BB: 0 P: 12	R: 1 E: 0 K: 2 S: 10	H: 2 LOB: 0 BB: 0 P: 15	1B: 6 2B: 3 3B: 0 HR: 2	SF: 0 SAC: 1 DP: 3 HBP: 1	WP: 0 PB: 0 SB: 0 CS: 0	PA: 38
<b>PITCHER</b>	IP WLS BF H R ER SO BB IBB HBP BLK WP HR S P ERA WHIP																					
Woody Williams, R (1, 1)	5.2 L 26 8 7 7 0 3 0 1 0 0 0 2 61 105 11.12 1.941																					
Ray King, L (6, 1)	0.1 1 0 0 0 0 0 0 0 0 0 0 0 3 5 0.00 0.000																					
Steve Kline, L (7, 1)	1.0 3 0 0 0 0 0 0 0 0 0 0 0 10 15 0.00 0.000																					
Mike Lincoln, R (8, 1)	1.0 3 0 0 0 1 0 0 0 0 0 0 0 7 12 0.00 0.000																					
44 Jason Istringhausen, R (9, 1)	1.0 5 2 1 1 2 0 0 0 0 0 0 0 10 15 9.00 2.000																					

Batter	1	2	3	4	5	6	7	8	9	AB	R	H	RBI	BB	SO	LOB	BOTTOM	
Tony Womack, L OBP: 0.415, SLG: 0.522	G3-1	FC6-4			G3		G5-3			5	0	1	0	0	0	1	<b>Colorado Rockies @ St. Louis Cardinals</b> Busch Stadium, St. Louis, MO Sun Apr 18 2004, 1:15 PM CDT Att: 34,697 - Sunny - 83 F	
Reggie Sanders, R OBP: 0.358, SLG: 0.633	K		G6-3						2B	4	0	2	0	1	1	0		
5 Albert Pujols, R OBP: 0.426, SLG: 0.714	G1-3									5	0	1	0	0	0	5		
15 Jim Edmonds, L OBP: 0.415, SLG: 0.628		G4-3								3	0	0	0	1	1	1		
27 Scott Rolen, R OBP: 0.404, SLG: 0.811				P6						4	1	1	0	0	0	1		
Edgar Renteria, R OBP: 0.377, SLG: 0.465										4	2	2	1	0	1	0		
Marlon Anderson, L OBP: 0.400, SLG: 0.739					G3-1					4	2	2	3	0	0	0		
Mike Matheny, R OBP: 0.354, SLG: 0.533										4	0	2	0	0	1	1		
Woody Williams, R (1, 1)										2	0	0	0	0	1	1		
Ray King, L (6, 1)										0	0	0	0	0	0	0		
Bo Hart, R (6, PH)										1	0	0	0	0	0	0		
Steve Kline, S (7, 1)										0	0	0	0	0	0	0		
Mike Lincoln, R (8, 1)										0	0	0	0	0	0	0		
44 Jason Istringhausen, R (9, 1)										0	0	0	0	0	0	0		
Ray Lankford, L (9, PH)										1	0	0	0	0	1	1		
<b>Inning Stats</b>	R: 0 E: 0 K: 1 S: 10	H: 0 LOB: 0 BB: 0 P: 11	R: 3 E: 1 K: 0 S: 15	H: 3 LOB: 1 BB: 0 P: 28	R: 0 E: 0 K: 2 S: 10	H: 1 LOB: 1 BB: 0 P: 14	R: 0 E: 0 K: 1 S: 10	H: 2 LOB: 0 BB: 0 P: 14	R: 0 E: 0 K: 1 S: 5	H: 1 LOB: 0 BB: 0 P: 6	R: 0 E: 0 K: 1 S: 8	H: 0 LOB: 0 BB: 0 P: 12	R: 0 E: 0 K: 1 S: 17	H: 2 LOB: 3 BB: 1 P: 26	1B: 6 2B: 4 3B: 0 HR: 1	SF: 0 SAC: 0 DP: 1 HBP: 0	WP: 0 PB: 0 SB: 2 CS: 1	PA: 39
<b>PITCHER</b>	IP WLS BF H R ER SO BB IBB HBP BLK WP HR S P ERA WHIP																	
Jason Jennings, R (1, 1)	6.0 W 27 8 5 4 0 1 0 0 0 0 0 0 5 61 6.00 1.500																	
Steve Reed, R (7, 1)	1.0 H 3 1 0 0 0 0 0 0 0 0 0 0 5 6 0.00 1.000																	
40 Brian Fuentes, L (8, 1)	1.0 H 3 0 0 0 0 1 0 0 0 0 0 0 8 12 0.00 0.000																	
Shawn Chacon, R (9, 1)	1.0 S 6 2 0 0 0 1 1 0 0 0 0 0 0 17 26 0.00 3.000																	



Batter	1	2	3	4	5	6	7	8	9	AB	R	H	RBI	BB	SO	LOB	TOP										
Tony Womack, L (1.4) OBP: 0.431, SLG: 0.520	F8		F9			5 HR			SH3-4 BB	4	1	2	1	1	0	1											
Marlon Anderson, L (1.7) So Taguchi, R (6.7) OBP: 0.397, SLG: 0.654 OBP: 0.304, SLG: 0.364	P5		F8			K	K		SH3-4	3	0	0	0	0	1	2											
5 Albert Pujols, R (1.3) OBP: 0.424, SLG: 0.736	F8			F9		2-H HR	P2		IBB	4	1	1	2	1	0	3											
15 Jim Edmonds, L (1.8) OBP: 0.397, SLG: 0.574		K		G4-3		G4-3			K	4	0	0	0	1	2	3											
27 Scott Rolen, R (1.5) OBP: 0.387, SLG: 0.776		K		K					K	5	1	1	0	0	3	4											
Edgar Renteria, R (1.6) OBP: 0.386, SLG: 0.457		G6-3			F8					3	1	1	0	1	0	0											
Reggie Sanders, R (1.9) Steve Kline, S (8.1) 44 Jason Istringhausen, R (8.1)				HR	G4-3					3	1	2	1	0	0	0											
Cody McKay, L (1.2) OBP: 0.154, SLG: 0.083				SH1-4 1B	G3-1					3	0	1	0	1	0	2											
Jeff Suppan, R (1.1) Ray Lankford, L (7, PH) Bo Hart, P (7, PH) Mike Lincoln, R (7.1) Colin Porter, L (8.9) OBP: 0.375, SLG: 0.286 OBP: 1.000, SLG: 1.000				SH1-4						1	0	0	0	0	0	0											
Inning Stats	R: 0 E: 0 K: 0 S: 9	H: 0 LOB: 0 BB: 0 P: 14	R: 0 E: 0 K: 2 S: 9	H: 0 LOB: 0 BB: 0 P: 18	R: 1 E: 0 K: 0 S: 8	H: 2 LOB: 1 BB: 0 P: 11	R: 0 E: 0 K: 1 S: 6	H: 0 LOB: 0 BB: 0 P: 10	R: 0 E: 0 K: 0 S: 4	H: 0 LOB: 0 BB: 0 P: 7	R: 2 E: 0 K: 1 S: 10	H: 2 LOB: 0 BB: 0 P: 16	R: 2 E: 1 K: 1 S: 24	H: 2 LOB: 3 BB: 2 P: 39	R: 0 E: 0 K: 0 S: 9	H: 2 LOB: 2 BB: 1 P: 16	R: 0 E: 0 K: 2 S: 13	H: 1 LOB: 3 BB: 2 P: 24	1B: 6 2B: 1 3B: 0 HR: 2	SF: 0 SAC: 3 DP: 0 HBP: 0	WP: 0 PB: 0 SB: 1 CS: 1	PA: 41					
PITCHER	IP	WLS	BF	H	R	ER	SO	BB	IBB	HBP	BLK	WP	HR	S	P	ERA	WHIP										
Wade Miller, R (1.1) ERA: 3.32	6.0	L	24	5	5	5	4	1	0	0	0	0	2	49	86	7.50	1.000										
41 Brandon Backe, R (7.1) ERA: 4.5	0.1		2	0	0	0	0	1	0	0	0	0	0	4	7	0.00	3.000										
Mike Gallo, L (7.1) ERA: 1.8	0.1		3	1	0	0	1	0	0	0	0	0	0	12	17	0.00	3.000										
Chad Harville, R (7.1) ERA: 1.8	1.1		6	2	0	0	0	1	0	0	0	0	0	14	21	0.00	2.250										
Dan Miceli, R (9.1) ERA: 1.0	1.0		6	1	0	0	2	1	1	0	0	0	0	13	24	0.00	2.000										

St. Louis Cardinals @ Houston Astros  
Minute Maid Park, Houston, TX  
Tue Apr 20 2004, 7:05 PM CDT  
Att: 29,625 - Unknown - 75 F

AB 33  
R 5  
H 9  
RBI 5  
BB 5  
SO 7  
LOB 20



Batter	1	2	3	4	5	6	7	8	9	AB	R	H	RBI	BB	SO	LOB	BOTTOM										
Craig Biggio, R (1.8) OBP: 0.411, SLG: 0.627	G5-3		G2-3						P5	5	0	0	0	0	0	1											
28 Adam Everett, R (1.6) OBP: 0.400, SLG: 0.463	1B		1B						FC4	4	1	2	0	1	0	1											
5 Jeff Bagwell, R (1.3) OBP: 0.515, SLG: 0.673	P3		1B						1B	4	1	2	0	0	0	2											
Jeff Kent, R (1.4) OBP: 0.333, SLG: 0.491	1B		K						1B	4	1	1	0	0	1	3											
17 Lance Berkman, S (1.7) OBP: 0.459, SLG: 0.609	1B		G4-3						2B	3	0	2	3	1	0	2											
Richard Hidalgo, R (1.9) OBP: 0.433, SLG: 0.745	F9								K	4	0	0	0	0	2	4											
Morgan Ensberg, R (1.5) ERA: 4.76 Mike Gallo, L (7.1) Chad Harville, R (7.1) Mike Lamb, L (8, PH) Dan Miceli, R (9.1) OBP: 0.295, SLG: 0.222 OBP: 0.313, SLG: 0.600			F9						K2-3	3	0	0	0	0	0	1											
Brad Ausmus, R (1.2) OBP: 0.320, SLG: 0.417		G5-3		L3					K	4	0	0	0	0	1	0											
Wade Miller, R (1.1) 41 Brandon Backe, R (7.1) Jose Vizcaino, S (7.5) OBP: 0.188, SLG: 0.200		P4							1B	2	0	0	0	0	0	0											
Inning Stats	R: 1 E: 0 K: 0 S: 17	H: 3 LOB: 2 BB: 0 P: 27	R: 0 E: 0 K: 0 S: 8	H: 0 LOB: 0 BB: 0 P: 12	R: 0 E: 0 K: 1 S: 13	H: 2 LOB: 2 BB: 0 P: 20	R: 0 E: 0 K: 1 S: 8	H: 0 LOB: 0 BB: 0 P: 12	R: 0 E: 0 K: 0 S: 7	H: 0 LOB: 1 BB: 1 P: 14	R: 0 E: 0 K: 0 S: 6	H: 0 LOB: 1 BB: 1 P: 12	R: 0 E: 0 K: 2 S: 17	H: 2 LOB: 1 BB: 0 P: 29	R: 0 E: 0 K: 1 S: 11	H: 1 LOB: 1 BB: 0 P: 16	1B: 7 2B: 1 3B: 0 HR: 0	SF: 0 SAC: 0 DP: 0 HBP: 0	WP: 0 PB: 0 SB: 0 CS: 0	PA: 38							
PITCHER	IP	WLS	BF	H	R	ER	SO	BB	IBB	HBP	BLK	WP	HR	S	P	ERA	WHIP										
Jeff Suppan, R (1.1) ERA: 4.76	6.0	W	25	5	1	1	2	2	0	0	0	0	0	59	97	1.50	1.167										
Mike Lincoln, R (7.1) ERA: 4.35	1.1		6	1	2	1	0	0	0	0	0	0	0	14	25	6.75	0.750										
Steve Kline, L (8.1) ERA: 1.8	0.0		1	1	0	0	0	0	0	0	0	0	0	3	6	∞	∞										
44 Jason Istringhausen, R (8.1) ERA: 4.7	1.2	S	6	1	0	0	3	0	0	0	0	0	0	17	25	0.00	0.600										

St. Louis Cardinals @ Houston Astros  
Minute Maid Park, Houston, TX  
Tue Apr 20 2004, 7:05 PM CDT  
Att: 29,625 - Unknown - 75 F

AB 36  
R 3  
H 8  
RBI 3  
BB 2  
SO 5  
LOB 15





Batter	1	2	3	4	5	6	7	8	9	AB	R	H	RBI	BB	SO	LOB	TOP					
Marlon Anderson, L (1,4) OBP: 0.364, SLG: 0.710	1-3 K	1-2 G4-6-3		0-0 HR		0-0 15 HR 1B	K			5	2	2	1	0	2	2	<b>St. Louis Cardinals @ Houston Astros</b> Minute Maid Park, Houston, TX Wed Apr 21 2004, 6:05 PM CDT Att: 27,354 - Unknown - 76 F					
Ray Lankford, L (1,7) Cal Eldred, R (7,1) Julian Tavaréz, L (8,1) Ray King, L (8,1)	3-2 HR		1-1 F8	4-6 BB		1-1 F6	F8			4	1	1	1	1	0	3						
5 Albert Pujols, R (1,3) OBP: 0.423, SLG: 0.719	1-2 27 HR 2B		0-2 G5-3	0-1 G5-3		4-2 15 HR BB		1-2 G5-3		4	2	1	0	1	0	1						
15 Jim Edmonds, L (1,8) OBP: 0.381, SLG: 0.596	1-3 K		0-3 K		0-0 E6 FC5-4 1B	2-2 HR		1-1 F7		5	1	1	4	0	2	1						
27 Scott Rolen, R (1,5) Cody McKay, L (8,PH) OBP: 0.143, SLG: 0.077	2-1 HR			0-2 1B HR 1B	3-3 K	1-2 2B		1-1 G4-3		4	2	3	2	0	1	1						
Edgar Rentería, R (1,6) OBP: 0.403, SLG: 0.471	0-3 K			1-2 HR 1B	1-1 FC5-4 1B	1-1 G6-3		0-2 G6-4-3 1B		5	1	3	0	0	1	1						
Reggie Sanders, R (1,9) So Taguchi, R (8,9) OBP: 0.292, SLG: 0.348		0-1 1B 2B		0-0 HR	0-0 FC5-4 FC6	1-3 K		0-2 G6-4-3		4	2	2	3	0	1	3						
Mike Matheny, R (1,2) OBP: 0.321, SLG: 0.480	1-2 P4			2-2 F9	0-0 FC6		0-0 L4		1-3 K	5	0	0	0	0	1	3						
Matt Morris, R (1,1) Colin Porter, L (7,PH) OBP: 1.000, SLG: 1.000	3-2 G4-6-3 1B			1-1 G4-3		2-0 5 BB 15 HR 1B				3	1	2	1	0	0	0						
<b>Inning Stats</b>	R: 3 E: 0 K: 3 S: 22	H: 3 LOB: 0 BB: 0 P: 30	R: 1 E: 0 K: 0 S: 15	H: 2 LOB: 0 BB: 0 P: 20	R: 0 E: 0 K: 1 S: 8	H: 0 LOB: 0 BB: 0 P: 9	R: 4 E: 0 K: 0 S: 18	H: 4 LOB: 1 BB: 1 P: 26	R: 0 E: 1 K: 1 S: 8	H: 1 LOB: 2 BB: 0 P: 12	R: 4 E: 0 K: 1 S: 20	H: 4 LOB: 1 BB: 1 P: 32	R: 0 E: 0 K: 1 S: 7	H: 0 LOB: 0 BB: 0 P: 10	R: 0 E: 0 K: 1 S: 9	H: 1 LOB: 0 BB: 0 P: 10		1B: 8 2B: 3 3B: 0 HR: 5	SF: 0 SAC: 0 DP: 2 HBP: 0	WP: 0 PB: 0 SB: 0 CS: 0	PA: 44	
<b>PITCHER</b>	IP WLS BF H R ER SO BB IBB HBP BLK WP HR S P ERA WHIP	IP WLS BF H R ER SO BB IBB HBP BLK WP HR S P ERA WHIP	IP WLS BF H R ER SO BB IBB HBP BLK WP HR S P ERA WHIP	IP WLS BF H R ER SO BB IBB HBP BLK WP HR S P ERA WHIP	IP WLS BF H R ER SO BB IBB HBP BLK WP HR S P ERA WHIP	IP WLS BF H R ER SO BB IBB HBP BLK WP HR S P ERA WHIP	IP WLS BF H R ER SO BB IBB HBP BLK WP HR S P ERA WHIP	IP WLS BF H R ER SO BB IBB HBP BLK WP HR S P ERA WHIP	IP WLS BF H R ER SO BB IBB HBP BLK WP HR S P ERA WHIP	IP WLS BF H R ER SO BB IBB HBP BLK WP HR S P ERA WHIP	IP WLS BF H R ER SO BB IBB HBP BLK WP HR S P ERA WHIP	IP WLS BF H R ER SO BB IBB HBP BLK WP HR S P ERA WHIP	IP WLS BF H R ER SO BB IBB HBP BLK WP HR S P ERA WHIP	IP WLS BF H R ER SO BB IBB HBP BLK WP HR S P ERA WHIP	IP WLS BF H R ER SO BB IBB HBP BLK WP HR S P ERA WHIP	IP WLS BF H R ER SO BB IBB HBP BLK WP HR S P ERA WHIP		IP WLS BF H R ER SO BB IBB HBP BLK WP HR S P ERA WHIP	IP WLS BF H R ER SO BB IBB HBP BLK WP HR S P ERA WHIP	IP WLS BF H R ER SO BB IBB HBP BLK WP HR S P ERA WHIP	IP WLS BF H R ER SO BB IBB HBP BLK WP HR S P ERA WHIP	IP WLS BF H R ER SO BB IBB HBP BLK WP HR S P ERA WHIP

AB 42  
R 12  
H 16  
RBI 12  
BB 2  
SO 8  
LOB 16



Batter	1	2	3	4	5	6	7	8	9	AB	R	H	RBI	BB	SO	LOB	BOTTOM						
Craig Biggio, R (1,8) OBP: 0.393, SLG: 0.589	0-0 G5-3		2-2 FC6-4			1-1 G4-3	F9		2-1 28 G1-3 1B	5	0	1	0	0	0	2	<b>St. Louis Cardinals @ Houston Astros</b> Minute Maid Park, Houston, TX Wed Apr 21 2004, 6:05 PM CDT Att: 27,354 - Unknown - 76 F						
28 Adam Everett, R (1,6) OBP: 0.385, SLG: 0.431	1-1 G5-3			1-2 P4		3-1 E8 5 HR		4-2 1B BB BB	0-0 G1-3	4	2	0	0	1	0	1							
5 Jeff Bagwell, R (1,3) Chad Harville, R (8,1) Jose Vizcaino, S (8,PH) OBP: 0.222, SLG: 0.188	1-2 G5-3			2-3 K		0-1 2H HR		4-1 1B BB	0-3 K	3	1	1	2	0	1	0							
Jeff Kent, R (1,4) Octavio Dotel, R (9,1)		1-1 P3		0-0 G5-3		2-2 1B		1-2 1B BB		4	0	2	0	0	0	0							
17 Lance Berkman, S (1,7) OBP: 0.431, SLG: 0.560		1-1 F7			3-3 K	2-1 G1-3		3-3 K		4	0	0	0	0	2	4							
Richard Hidalgo, R (1,9) 41 Brandon Backe, R (6,1) Morgan Ensberg, R (7,PH) OBP: 0.283, SLG: 0.211		2-2 G5-3			1-3 K		1-2 G1-3	0-0 E5		2	0	0	0	0	1	0							
Mike Lamb, L (1,5) 16 Jason Lane, R (8,PH) OBP: 0.700, SLG: 0.800			1-2 G6-3		3-1 HR		0-3 K2-3	4-1 G6-4-3 BB		3	1	1	1	0	1	0							
Brad Ausmus, R (1,2) OBP: 0.333, SLG: 0.442			0-0 FC6-4 1B		1-2 G5-3		1-2 1B 2B	0-0 G6-4-3		4	1	2	0	0	0	3							
Tim Redding, R (1,1) Ricky Stone, R (4,1) Orlando Palmeiro, L (6,9) OBP: 0.333, SLG: 0.357			0-3 K			1-2 F8		1-2 F7		1	0	0	0	0	1	1							
<b>Inning Stats</b>	R: 0 E: 0 K: 0 S: 6	H: 0 LOB: 0 BB: 0 P: 8	R: 0 E: 0 K: 0 S: 7	H: 0 LOB: 0 BB: 0 P: 11	R: 0 E: 0 K: 1 S: 11	H: 1 LOB: 0 BB: 0 P: 14	R: 0 E: 0 K: 1 S: 10	H: 0 LOB: 0 BB: 0 P: 13	R: 1 E: 0 K: 2 S: 13	H: 1 LOB: 0 BB: 0 P: 21	R: 2 E: 1 K: 0 S: 15	H: 2 LOB: 1 BB: 0 P: 24	R: 1 E: 0 K: 1 S: 14	H: 2 LOB: 1 BB: 0 P: 18	R: 2 E: 1 K: 1 S: 13	H: 1 LOB: 2 BB: 3 P: 29		R: 0 E: 0 K: 1 S: 11	H: 1 LOB: 1 BB: 0 P: 14	1B: 5 2B: 1 3B: 0 HR: 2	SF: 0 SAC: 0 DP: 1 HBP: 0	WP: 0 PB: 0 SB: 0 CS: 0	PA: 39
<b>PITCHER</b>	IP WLS BF H R ER SO BB IBB HBP BLK WP HR S P ERA WHIP	IP WLS BF H R ER SO BB IBB HBP BLK WP HR S P ERA WHIP	IP WLS BF H R ER SO BB IBB HBP BLK WP HR S P ERA WHIP	IP WLS BF H R ER SO BB IBB HBP BLK WP HR S P ERA WHIP	IP WLS BF H R ER SO BB IBB HBP BLK WP HR S P ERA WHIP	IP WLS BF H R ER SO BB IBB HBP BLK WP HR S P ERA WHIP	IP WLS BF H R ER SO BB IBB HBP BLK WP HR S P ERA WHIP	IP WLS BF H R ER SO BB IBB HBP BLK WP HR S P ERA WHIP	IP WLS BF H R ER SO BB IBB HBP BLK WP HR S P ERA WHIP	IP WLS BF H R ER SO BB IBB HBP BLK WP HR S P ERA WHIP	IP WLS BF H R ER SO BB IBB HBP BLK WP HR S P ERA WHIP	IP WLS BF H R ER SO BB IBB HBP BLK WP HR S P ERA WHIP	IP WLS BF H R ER SO BB IBB HBP BLK WP HR S P ERA WHIP	IP WLS BF H R ER SO BB IBB HBP BLK WP HR S P ERA WHIP	IP WLS BF H R ER SO BB IBB HBP BLK WP HR S P ERA WHIP	IP WLS BF H R ER SO BB IBB HBP BLK WP HR S P ERA WHIP		IP WLS BF H R ER SO BB IBB HBP BLK WP HR S P ERA WHIP	IP WLS BF H R ER SO BB IBB HBP BLK WP HR S P ERA WHIP	IP WLS BF H R ER SO BB IBB HBP BLK WP HR S P ERA WHIP	IP WLS BF H R ER SO BB IBB HBP BLK WP HR S P ERA WHIP	IP WLS BF H R ER SO BB IBB HBP BLK WP HR S P ERA WHIP	





Batter	1	2	3	4	5	6	7	8	9	10	11	12	AB	R	H	RBI	BB	SO	LOB	TOP	
<b>Marlon Anderson, L</b> (1.4) <small>OBP: 0.359, SLG: 0.703</small> 													6 0 2 0 0 0 0								
<b>Ray Lankford, L</b> (1.7) <small>OBP: 0.457, SLG: 0.833</small> <b>Mike Lincoln, R</b> (8.1) <small>OBP: 0.292, SLG: 0.348</small> <b>So Taguchi, R</b> (10.7) <small>OBP: 0.431, SLG: 0.520</small> <b>Tony Womack, L</b> (11. PH) <small>OBP: 0.286, SLG: 0.286</small> <b>Bo Hart, R</b> (11.4) <small>OBP: 0.434, SLG: 0.700</small> <b>5 Albert Pujols, R</b> (1.3) <small>OBP: 0.375, SLG: 0.544</small>													4 1 1 0 0 2 1 0								
<b>15 Jim Edmonds, L</b> (1.8) <small>OBP: 0.353, SLG: 0.544</small>													5 0 0 0 0 2 5								
<b>27 Scott Rolen, R</b> (1.5) <small>OBP: 0.408, SLG: 0.818</small>													4 0 1 1 1 2 0								
<b>Edgar Renteria, R</b> (1.6) <small>OBP: 0.389, SLG: 0.436</small>													4 0 0 0 1 0 3								
<b>Reggie Sanders, R</b> (1.9) <small>OBP: 0.369, SLG: 0.705</small>													5 1 1 0 0 1 2								
<b>Mike Matheny, R</b> (1.2) <small>OBP: 0.310, SLG: 0.473</small>													5 0 1 0 0 1 1								
<b>Jason Marquis, L</b> (1.1) <small>OBP: 0.300, SLG: 0.500</small> <b>Cal Eldred, R</b> (12.1) <small>OBP: 0.375, SLG: 0.544</small> <b>44 Jason Isringhausen, R</b> (10.1) <small>OBP: 0.375, SLG: 0.544</small> <b>7 Hector Luna, R</b> (12.1) <small>OBP: 0.375, SLG: 0.544</small> <b>Cal Eldred, R</b> (12.1) <small>OBP: 0.375, SLG: 0.544</small> <b>Steve Kline, S</b> (12.1) <small>OBP: 0.375, SLG: 0.544</small> <b>Julian Tavarez, L</b> (12.1) <small>OBP: 0.375, SLG: 0.544</small>													2 0 0 0 0 0 0 2 0 0 0 0 2 1 0 0 0 0 0 0 0 0 0 0 0 1 0								
<b>Inning Stats</b>	R: 0 H: 0 E: 0 LOB: 1 K: 2 BB: 1 S: 9	R: 0 H: 0 E: 0 LOB: 0 K: 1 BB: 0 S: 10	R: 0 H: 0 E: 0 LOB: 0 K: 0 BB: 0 S: 7	R: 1 H: 2 E: 0 LOB: 2 K: 1 BB: 1 S: 15	R: 0 H: 1 E: 0 LOB: 0 K: 0 BB: 0 S: 13	R: 0 H: 1 E: 0 LOB: 0 K: 2 BB: 0 S: 9	R: 0 H: 0 E: 0 LOB: 0 K: 0 BB: 0 S: 13	R: 0 H: 0 E: 0 LOB: 0 K: 2 BB: 0 S: 10	R: 0 H: 0 E: 0 LOB: 0 K: 1 BB: 0 S: 9	R: 0 H: 0 E: 0 LOB: 0 K: 1 BB: 0 S: 11	R: 0 H: 1 E: 0 LOB: 1 K: 1 BB: 0 S: 11	R: 0 H: 1 E: 0 LOB: 3 K: 1 BB: 2 S: 11	R: 1 H: 1 E: 0 LOB: 0 K: 1 BB: 0 S: 12	1B: 2 SF: 0 2B: 5 SAC: 2 3B: 0 DP: 1 HR: 0 HBP: 0	WP: 1 PA: 46 PB: 0 SB: 0 CS: 0						
<b>PITCHER</b>	<b>44 Roy Oswalt, R</b> (1.1) <small>ERA: 2.15</small> <b>54 Brad Lidge, R</b> (8.1) <small>ERA: 1.04</small> <b>Octavio Dotel, R</b> (10.1) <small>ERA: 3.24</small> <b>Dan Miceli, R</b> (12.1) <small>ERA: 0.9</small>	IP: 7.0 WLS: 26 BF: 4 H: 1 R: 0 ER: 0 SO: 4 BB: 2 IBB: 0 HBP: 0 BLK: 0 WP: 0 HR: 0 S: 76 P: 115 ERA: 1.29 WHIP: 0.857	<b>PITCHER</b>	<b>44 Roy Oswalt, R</b> (1.1) <small>ERA: 2.15</small> <b>54 Brad Lidge, R</b> (8.1) <small>ERA: 1.04</small> <b>Octavio Dotel, R</b> (10.1) <small>ERA: 3.24</small> <b>Dan Miceli, R</b> (12.1) <small>ERA: 0.9</small>	IP: 0.2 WLS: 1 BF: 1 H: 0 R: 0 ER: 0 SO: 0 BB: 0 IBB: 0 HBP: 0 BLK: 0 WP: 0 HR: 0 S: 66 P: 106 ERA: 1.29 WHIP: 1.143																

St. Louis Cardinals @ Houston Astros  
 Minute Maid Park, Houston, TX  
 Thu Apr 22 2004, 7:05 PM CDT  
 Att: 33,706 - Unknown - 77 F

AB 40  
 R 2  
 H 7  
 RBI 2  
 BB 4  
 SO 10  
 LOB 14



Batter	1	2	3	4	5	6	7	8	9	10	11	12	AB	R	H	RBI	BB	SO	LOB	BOTTOM	
<b>Craig Biggio, R</b> (1.8) <small>OBP: 0.379, SLG: 0.557</small>													5 0 1 1 0 1 0								
<b>28 Adam Everett, R</b> (1.6) <small>OBP: 0.371, SLG: 0.413</small>													5 0 1 0 0 1 2								
<b>5 Jeff Bagwell, R</b> (1.3) <small>OBP: 0.487, SLG: 0.667</small>													5 0 1 0 0 0 0								
<b>Jeff Kent, R</b> (1.4) <small>OBP: 0.333, SLG: 0.469</small>													5 0 1 0 0 0 0								
<b>17 Lance Berkman, S</b> (1.7) <small>OBP: 0.429, SLG: 0.537</small> <b>Dan Miceli, R</b> (12.1)													4 0 1 0 1 2 2 0 0 0 0 0 0 0								
<b>Richard Hidalgo, R</b> (1.9) <small>OBP: 0.463, SLG: 0.677</small>													5 0 1 0 0 2 2								
<b>Mike Lamb, L</b> (1.5) <small>OBP: 0.304, SLG: 0.619</small> <b>Octavio Dotel, R</b> (10.1) <small>OBP: 0.211, SLG: 0.176</small> <b>Orlando Palmeiro, L</b> (12.7) <small>OBP: 0.313, SLG: 0.333</small>													3 1 0 0 1 2 2 0 0 0 0 0 0 0 1 0 0 0 0 1 1								
<b>Raul Chavez, R</b> (1.2) <small>OBP: 0.100, SLG: 0.100</small> <b>Jose Vizcaino, S</b> (7. PH) <small>OBP: 0.211, SLG: 0.176</small> <b>Brad Ausmus, R</b> (8.2) <small>OBP: 0.321, SLG: 0.426</small>													2 0 0 0 0 0 1 1 0 0 0 0 0 1 2 0 0 0 0 1 1								
<b>44 Roy Oswalt, R</b> (1.1) <small>OBP: 0.200, SLG: 0.300</small> <b>16 Jason Lane, R</b> (7. PH) <small>OBP: 0.727, SLG: 0.833</small> <b>54 Brad Lidge, R</b> (8.1) <small>OBP: 0.277, SLG: 0.205</small>													2 0 0 0 0 0 2 1 0 1 0 0 0 0 0 0 0 0 0 0 0 1 0 0 0 0 0 0								
<b>Inning Stats</b>	R: 0 H: 0 E: 0 LOB: 0 K: 1 BB: 0 S: 10	R: 0 H: 1 E: 0 LOB: 1 K: 0 BB: 0 S: 11	R: 0 H: 0 E: 0 LOB: 0 K: 0 BB: 0 S: 6	R: 0 H: 0 E: 0 LOB: 0 K: 0 BB: 0 S: 6	R: 0 H: 0 E: 0 LOB: 0 K: 1 BB: 1 S: 12	R: 0 H: 0 E: 1 LOB: 2 K: 0 BB: 1 S: 12	R: 0 H: 3 E: 0 LOB: 2 K: 0 BB: 0 S: 12	R: 1 H: 2 E: 0 LOB: 2 K: 0 BB: 1 S: 9	R: 0 H: 0 E: 0 LOB: 0 K: 1 BB: 0 S: 6	R: 0 H: 0 E: 0 LOB: 0 K: 0 BB: 0 S: 12	R: 0 H: 0 E: 0 LOB: 0 K: 0 BB: 0 S: 6	R: 0 H: 0 E: 0 LOB: 0 K: 1 BB: 0 S: 11	R: 0 H: 1 E: 0 LOB: 0 K: 1 BB: 0 S: 10	1B: 7 SF: 0 2B: 0 SAC: 0 3B: 0 DP: 1 HR: 0 HBP: 0	WP: 0 PA: 44 PB: 0 SB: 0 CS: 0						
<b>PITCHER</b>	<b>Jason Marquis, R</b> (1.1) <small>ERA: 3.65</small> <b>Mike Lincoln, R</b> (8.1) <small>ERA: 3.65</small> <b>44 Jason Isringhausen, R</b> (10.1) <small>ERA: 3.72</small> <b>Cal Eldred, R</b> (12.1) <small>ERA: 3.65</small> <b>Steve Kline, L</b> (12.1) <small>ERA: 1.89</small>	IP: 7.0 WLS: 29 BF: 6 H: 1 R: 1 ER: 1 SO: 4 BB: 2 IBB: 0 HBP: 0 BLK: 0 WP: 0 HR: 0 S: 66 P: 106 ERA: 1.29 WHIP: 1.143	<b>PITCHER</b>	<b>Jason Marquis, R</b> (1.1) <small>ERA: 3.65</small> <b>Mike Lincoln, R</b> (8.1) <small>ERA: 3.65</small> <b>44 Jason Isringhausen, R</b> (10.1) <small>ERA: 3.72</small> <b>Cal Eldred, R</b> (12.1) <small>ERA: 3.65</small> <b>Steve Kline, L</b> (12.1) <small>ERA: 1.89</small>	IP: 0.2 WLS: 1 BF: 1 H: 0 R: 0 ER: 0 SO: 0 BB: 0 IBB: 0 HBP: 0 BLK: 0 WP: 0 HR: 0 S: 66 P: 106 ERA: 1.29 WHIP: 1.143																

St. Louis Cardinals @ Houston Astros  
 Minute Maid Park, Houston, TX  
 Thu Apr 22 2004, 7:05 PM CDT  
 Att: 33,706 - Unknown - 77 F

AB 42  
 R 1  
 H 7  
 RBI 1  
 BB 2  
 SO 10  
 LOB 14





Batter	1	2	3	4	5	6	7	8	9	AB	R	H	RBI	BB	SO	LOB	TOP										
Marlon Anderson, L (1,4) OBP: 0.326, SLG: 0.650	G4-3		SF9		B5-3			G6-3		3	0	0	1	0	0	0	<b>St. Louis Cardinals @ Milwaukee Brewers</b> Miller Park, Milwaukee, WI Fri Apr 23 2004, 7:05 PM CDT Att: 17,107 - Dome - 65 F										
Ray Lankford, L (1,7) OBP: 0.436, SLG: 0.758 So Taguchi, R (8,7) OBP: 0.292, SLG: 0.348	L9		BB			G4-3		G1-3		3	0	0	0	1	0	0											
5 Albert Pujols, R (1,3) OBP: 0.425, SLG: 0.667	P2		K			K		BB		3	0	0	0	1	2	2											
15 Jim Edmonds, L (1,8) OBP: 0.347, SLG: 0.525		G4-3			1B			K		4	0	1	0	0	1	1											
27 Scott Rolen, R (1,5) OBP: 0.387, SLG: 0.771	P4				K				G4-3	4	0	0	0	1	1												
Edgar Renteria, R (1,6) OBP: 0.394, SLG: 0.441					F9			1B	G4-3	4	0	2	0	0	0	1											
Colin Porter, L (1,9) OBP: 0.375, SLG: 0.375	CS		G4-3		K			1B		4	0	1	0	0	1	1											
Mike Matheny, R (1,2) OBP: 0.311, SLG: 0.483			SF9		G3			K		3	1	1	0	0	1	2											
29 Chris Carpenter, R (1,1) OBP: 0.167, SLG: 0.167 Tony Womack, L (7,PH) OBP: 0.424, SLG: 0.510 Julian Tavarez, L (7,1) Steve Kline, S (8,1)			BB		G6-3			K		2	0	1	0	0	0	0											
			1B							1	0	0	0	0	1	2											
										0	0	0	0	0	0	0											
										0	0	0	0	0	0	0											
<b>Inning Stats</b>	R: 0 E: 0 K: 0 S: 8	H: 0 LOB: 0 BB: 0 P: 12	R: 0 E: 0 K: 0 S: 14	H: 1 LOB: 0 BB: 23	R: 1 E: 0 K: 1 S: 18	H: 2 LOB: 2 BB: 1 P: 29	R: 0 E: 0 K: 2 S: 15	H: 1 LOB: 1 BB: 0 P: 22	R: 0 E: 0 K: 1 S: 6	H: 0 LOB: 0 BB: 0 P: 10	R: 0 E: 0 K: 2 S: 7	H: 0 LOB: 0 BB: 0 P: 12	R: 0 E: 0 K: 1 S: 14	H: 2 LOB: 2 BB: 0 P: 20	R: 0 E: 0 K: 1 S: 9	H: 0 LOB: 1 BB: 1 P: 15	R: 0 E: 0 K: 0 S: 11	H: 0 LOB: 0 BB: 0 P: 16	1B: 5 2B: 1 3B: 0 HR: 0	SF: 1 SAC: 0 DP: 0 HBP: 0	WP: 0 PB: 0 CS: 1	PA: 35					
<b>PITCHER</b>	IP	WLS	BF	H	R	ER	SO	BB	IBB	HBP	BLK	WP	HR	S	P	ERA	WHIP										
Matt Kinney, R (1,1) ERA: 6.97	6.1		25	6	1	1	4	1	0	0	0	0	0	75	119	1.42	1.105										
Brooks Kieschnick, R (7,1) ERA: 2.57	2.2	W	9	0	0	0	3	1	0	0	0	0	0	27	40	0.00	0.375										


Batter	1	2	3	4	5	6	7	8	9	AB	R	H	RBI	BB	SO	LOB	BOTTOM										
Scott Podsednik, L (1,8) OBP: 0.375, SLG: 0.500	G4-3		K		P6			BLK	SH1-3	4	1	2	0	1	1	2	<b>St. Louis Cardinals @ Milwaukee Brewers</b> Miller Park, Milwaukee, WI Fri Apr 23 2004, 7:05 PM CDT Att: 17,107 - Dome - 65 F										
Craig Counsell, L (1,6) OBP: 0.358, SLG: 0.304	G4-3		L4		G5-3			SH1-3	BB	4	0	1	1	0	0	1											
Junior Spivey, R (1,4) OBP: 0.351, SLG: 0.462	G4-3		F8		K			K		4	0	1	1	0	2	1											
Geoff Jenkins, L (1,7) OBP: 0.342, SLG: 0.522	G4-3		K							3	0	0	0	1	1	1											
Lyle Overbay, L (1,3) OBP: 0.315, SLG: 0.514	G3-1				BB			L4-6	2B	4	0	2	0	0	1	3											
Keith Ginter, R (1,5) OBP: 0.415, SLG: 0.629		F7			K			L4-6		4	0	0	0	0	1	2											
Ben Grieve, L (1,9) OBP: 0.268, SLG: 0.368 Brady Clark, R (9,PH) OBP: 0.410, SLG: 0.548		SH1-4			FC4-6			G3		2	0	1	0	1	0	0											
Gary Bennett, R (1,2) OBP: 0.250, SLG: 0.345 Trent Durrington, R (9,PR) OBP: 0.286, SLG: 0.167		SH1-4			K			F7		3	0	0	0	1	1	3											
Matt Kinney, R (1,1) OBP: 0.286, SLG: 0.286 Brooks Kieschnick, L (7,1) OBP: 0.394, SLG: 0.600 Wes Helms, R (9,PH) OBP: 0.296, SLG: 0.340		SH1-4			FC4-6			G1-3		1	0	0	0	0	0	2											
										1	0	0	0	0	0	0											
										1	0	1	0	0	0	0											
<b>Inning Stats</b>	R: 1 E: 0 K: 0 S: 10	H: 2 LOB: 1 BB: 0 P: 17	R: 0 E: 0 K: 1 S: 9	H: 1 LOB: 2 BB: 1 P: 18	R: 0 E: 0 K: 1 S: 8	H: 0 LOB: 0 BB: 0 P: 12	R: 0 E: 0 K: 2 S: 9	H: 1 LOB: 2 BB: 1 P: 16	R: 0 E: 0 K: 1 S: 10	H: 0 LOB: 0 BB: 0 P: 16	R: 0 E: 0 K: 0 S: 5	H: 1 LOB: 0 BB: 0 P: 6	R: 0 E: 0 K: 2 S: 12	H: 0 LOB: 2 BB: 1 P: 21	R: 0 E: 0 K: 0 S: 11	H: 2 LOB: 3 BB: 2 P: 25	1B: 5 2B: 4 3B: 0 HR: 0	SF: 0 SAC: 2 DP: 1 HBP: 0	WP: 1 PB: 0 SB: 0 CS: 0	PA: 38							
<b>PITCHER</b>	IP	WLS	BF	H	R	ER	SO	BB	IBB	HBP	BLK	WP	HR	S	P	ERA	WHIP										
29 Chris Carpenter, R (1,1) ERA: 5.29	6.0		24	5	1	1	5	2	0	0	0	0	0	51	85	1.50	1.167										
Julian Tavarez, R (7,1) ERA: 6.75	1.2		6	1	0	0	1	0	0	0	1	0	0	15	23	0.00	0.600										
Steve Kline, L (8,1) ERA: 2.84	1.0	L	8	2	1	1	1	2	1	0	0	1	0	15	34	9.00	4.000										










Batter	1	2	3	4	5	6	7	8	9	AB	R	H	RBI	BB	SO	LOB	TOP					
Marlon Anderson, L (1,4) OBP: 0.333, SLG: 0.622	K	G3-1						P5		4	0	1	0	0	1	2	<b>St. Louis Cardinals @ Milwaukee Brewers</b> Miller Park, Milwaukee, WI Sun Apr 25 2004, 1:05 PM CDT Att: 18,135 - Dome - 64 F  <b>AB 32</b> <b>R 5</b> <b>H 9</b> <b>RBI 5</b> <b>BB 0</b> <b>SO 7</b> <b>LOB 6</b>  					
Ray Lankford, L (1,7) OBP: 0.426, SLG: 0.700 So Taguchi, R (8, FR) OBP: 0.292, SLG: 0.348	K		L9					2B		4	0	1	1	0	2	0						
5 Albert Pujols, R (1,3) OBP: 0.420, SLG: 0.671	HR							G4-3		4	1	1	1	0	1	1						
15 Jim Edmonds, L (1,8) OBP: 0.363, SLG: 0.567	HR		G4-1							4	2	2	1	0	1	0						
27 Scott Rolen, R (1,5) OBP: 0.386, SLG: 0.727	1B							G4-3		4	0	1	0	0	0	1						
Edgar Renteria, R (1,6) OBP: 0.367, SLG: 0.400	L9							G5-3		3	0	0	1	0	0	1						
Reggie Sanders, R (1,9) OBP: 0.356, SLG: 0.696								P3		4	1	2	1	0	0	0						
Cody McKay, L (1,2) OBP: 0.211, SLG: 0.176										3	0	1	0	0	1	0						
Jeff Suppan, R (1,1) Mike Lincoln, R (8,1) 44 Jason Isringhausen, R (9,1)										2	1	0	0	0	1	1						
										0	0	0	0	0	0	0						
<b>Inning Stats</b>	R: 2 H: 3 E: 0 K: 2 S: 18	H: 3 LOB: 1 BB: 0 P: 29	R: 0 H: 1 E: 0 K: 0 S: 10	H: 1 LOB: 1 BB: 0 P: 12	R: 0 H: 0 E: 0 K: 1 S: 9	H: 0 LOB: 0 BB: 0 P: 13	R: 0 H: 0 E: 0 K: 0 S: 6	H: 0 LOB: 0 BB: 0 P: 8	R: 0 H: 1 E: 0 K: 2 S: 10	H: 0 LOB: 0 BB: 0 P: 12	R: 0 H: 0 E: 0 K: 2 S: 9	H: 0 LOB: 0 BB: 0 P: 15	R: 0 H: 0 E: 0 K: 0 S: 10	H: 0 LOB: 0 BB: 0 P: 18	R: 1 H: 2 E: 0 K: 0 S: 11	H: 2 LOB: 1 BB: 0 P: 16	R: 2 H: 2 E: 0 K: 0 S: 13	H: 2 LOB: 0 BB: 0 P: 26	1B: 3 2B: 3 3B: 0 HR: 3	SF: 1 SAC: 1 DP: 0 HBP: 1	WP: 0 PB: 0 SB: 1 CS: 1	PA: 36
<b>PITCHER</b>	IP WLS BF H R ER SO BB IBB HBP BLK WP HR S P ERA WHIP	IP WLS BF H R ER SO BB IBB HBP BLK WP HR S P ERA WHIP																				
15 Ben Sheets, R (1,1) ERA: 3.21	7.2 L 29 7 3 3 7 0 0 1 0 0 2 81 121 3.52 0.913																					
Victor Santos, R (8,1) ERA: 13.5	1.1 6 2 2 2 0 0 0 0 0 0 1 15 28 13.50 1.500																					

Batter	1	2	3	4	5	6	7	8	9	AB	R	H	RBI	BB	SO	LOB	BOTTOM					
Scott Podsednik, L (1,8) OBP: 0.385, SLG: 0.512	P5							L8		3	0	0	0	0	0	0	<b>St. Louis Cardinals @ Milwaukee Brewers</b> Miller Park, Milwaukee, WI Sun Apr 25 2004, 1:05 PM CDT Att: 18,135 - Dome - 64 F  <b>AB 29</b> <b>R 2</b> <b>H 5</b> <b>RBI 2</b> <b>BB 2</b> <b>SO 2</b> <b>LOB 10</b>  					
Craig Counsell, L (1,6) OBP: 0.338, SLG: 0.283	G4-3									4	0	0	0	0	0	1						
Junior Spivey, R (1,4) OBP: 0.366, SLG: 0.493	P2									4	1	2	0	0	0	0						
Geoff Jenkins, L (1,7) OBP: 0.345, SLG: 0.507	F9									4	0	1	1	0	0	1						
Lyle Overbay, L (1,3) OBP: 0.296, SLG: 0.474	G4-3									3	0	0	0	1	1	1						
Wes Helms, R (1,5) OBP: 0.283, SLG: 0.321 Victor Santos, R (8,1) Brooks Kieschnick, L (9, PH) OBP: 0.333, SLG: 0.545	F9									3	0	1	0	0	0	0						
Brady Clark, R (1,9) OBP: 0.419, SLG: 0.515										2	0	0	0	1	0	2						
Chad Moeller, R (1,2) OBP: 0.333, SLG: 0.300										2	0	0	0	0	0	1						
15 Ben Sheets, R (1,1) ERA: 3.21										2	0	0	0	0	0	3						
Keith Ginter, R (8,5) OBP: 0.419, SLG: 0.703										1	1	1	1	0	0	0						
<b>Inning Stats</b>	R: 0 H: 0 E: 0 K: 0 S: 6	H: 0 LOB: 0 BB: 0 P: 11	R: 0 H: 0 E: 0 K: 0 S: 6	H: 0 LOB: 0 BB: 0 P: 8	R: 0 H: 0 E: 0 K: 0 S: 6	H: 0 LOB: 1 BB: 1 P: 10	R: 0 H: 1 E: 0 K: 0 S: 7	H: 1 LOB: 0 BB: 0 P: 12	R: 0 H: 1 E: 0 K: 0 S: 9	H: 1 LOB: 2 BB: 1 P: 18	R: 0 H: 0 E: 0 K: 0 S: 8	H: 0 LOB: 0 BB: 0 P: 14	R: 0 H: 0 E: 0 K: 1 S: 9	H: 0 LOB: 0 BB: 0 P: 12	R: 1 H: 1 E: 0 K: 0 S: 6	H: 1 LOB: 0 BB: 0 P: 9	R: 1 H: 2 E: 0 K: 1 S: 13	H: 2 LOB: 1 BB: 0 P: 19	1B: 2 2B: 2 3B: 0 HR: 1	SF: 0 SAC: 0 DP: 2 HBP: 2	WP: 0 PB: 0 SB: 0 CS: 0	PA: 33
<b>PITCHER</b>	IP WLS BF H R ER SO BB IBB HBP BLK WP HR S P ERA WHIP	IP WLS BF H R ER SO BB IBB HBP BLK WP HR S P ERA WHIP																				
Jeff Suppan, R (1,1) ERA: 3.85	7.2 W 27 3 1 1 1 2 0 2 0 0 0 1 56 93 1.17 0.652																					
Mike Lincoln, R (8,1) ERA: 3.55	0.1 H 1 0 0 0 0 0 0 0 0 0 0 1 1 0.00 0.000																					
44 Jason Isringhausen, R (9,1) ERA: 4.22	1.0 5 2 1 1 1 0 0 0 0 0 0 0 13 19 9.00 2.000																					







Batter	1	2	3	4	5	6	7	8	9	AB R H RBI BB SO LOB	TOP																
Doug Glanville, R (1.8) OBP: 0.353, SLG: 0.467	4-0 FC3-6 1B BB	2-1 L6			0-2 FC4-6 1B	1-1 CS	1-3 K		4-2 BB 1B BB	3 2 1 0 2 1 1	Philadelphia Phillies @ St. Louis Cardinals Busch Stadium, St. Louis, MO Wed Apr 28 2004, 7:10 PM CDT Att: 26,348 - Sunny - 76 F																
Placido Polanco, R (1.4) OBP: 0.348, SLG: 0.338	4-2 FC3-6 1B BB		3-2 FC5 1B HBP		0-0 FC4-6 2B	1-1 G4-3	1-1 G4-3	4-1 1B BB	2 1 0 0 2 0 1																		
Bobby Abreu, L (1.9) OBP: 0.378, SLG: 0.507	3-1 FC3-6 1B FC3-2 1B		0-3 K		4-0 2B E	0-0 G6-3	0-0 G6-3	1-3 K	4 1 0 0 1 2 6																		
Jim Thome, L (1.3) OBP: 0.463, SLG: 0.681	0-2 FC3-2 1B		1-0 FC5 1B		1-1 F7			0-0 G6-3	5 0 3 3 0 0 2																		
Pat Burrell, R (1.7) OBP: 0.416, SLG: 0.478	2-2 FC3-2		2-0 FC5 1B		3-2 2B			0-1 F8	5 0 1 2 0 1 6																		
Mike Lieberthal, R (1.2) OBP: 0.232, SLG: 0.359	1-1 F8		2-1 1B		1-1 F8			0-1 G4-3	4 0 1 0 0 0 3																		
David Bell, R (1.5) Marlon Byrd, R (9. PR) Tomas Perez, S (9.5) OBP: 0.315, SLG: 0.409 OBP: 0.307, SLG: 0.254 OBP: 0.300, SLG: 0.500		1-1 G6-3		3-2 G4-3		3-2 G6-3		0-0 SH1-3 FC4 2B	4 0 1 0 0 0 0 0 1 0 0 0 0 0 0 0 0 0 0 0 0																		
11 Jimmy Rollins, S (1.6) OBP: 0.250, SLG: 0.266		1-0 F7		2-2 F7		4-0 CS BB		0-0 SH1-3	2 0 0 0 1 0 0																		
39 Brett Myers, R (1.1) 63 Ryan Madson, L (5.1) Ricky Ledee, L (9. PH) Billy Wagner, L (9.1) OBP: 0.500, SLG: 0.400 OBP: 0.450, SLG: 0.667		4-2 BB		2-2 G5-3		1-3 K		1-0 FC4 BB BB 1B	1 0 0 0 1 0 0 1 0 0 0 0 1 1 0 0 0 0 0 0 0																		
<b>Inning Stats</b>	R: 1 E: 0 K: 0 S: 13	H: 1 LOB: 2 BB: 2 P: 26	R: 0 E: 0 K: 0 S: 8	H: 0 LOB: 1 BB: 1 P: 16	R: 0 E: 0 K: 1 S: 9	H: 2 LOB: 2 BB: 0 P: 17	R: 0 E: 0 K: 0 S: 10	H: 0 LOB: 0 BB: 0 P: 17	R: 2 E: 1 K: 0 S: 12	H: 2 LOB: 1 BB: 1 P: 21		R: 0 E: 0 K: 1 S: 7	H: 0 LOB: 0 BB: 1 P: 16	R: 0 E: 0 K: 0 S: 6	H: 0 LOB: 0 BB: 0 P: 8	R: 0 E: 0 K: 0 S: 5	H: 0 LOB: 0 BB: 0 P: 5	R: 3 E: 0 K: 2 S: 13	H: 2 LOB: 2 BB: 2 P: 26	1B: 5 2B: 2 3B: 0 HR: 0	SF: 0 SAC: 1 DP: 0 HBP: 1	WP: 0 PB: 0 SB: 1 CS: 1	PA: 42				
<b>PITCHER</b>	IP WLS BF H R ER SO BB IBB HBP BLK WP HR S P ERA WHIP											<b>PITCHER</b>	IP WLS BF H R ER SO BB IBB HBP BLK WP HR S P ERA WHIP														
Jason Marquis, R (1.1) ERA: 3.73	6.0	27	5	3	2	2	5	0	1	0	0	0	0	59	113	3.00	1.667										
Mike Lincoln, R (7.1) ERA: 4.9	2.1	L 11	1	3	3	1	2	0	0	0	0	0	0	17	28	11.57	1.286										
Steve Kline, L (9.1) ERA: 2.45	0.1	2	1	0	0	1	0	0	0	0	0	0	0	4	5	0.00	3.000										
Julian Tavarez, R (9.1) ERA: 6.48	0.1	1	0	0	0	1	0	0	0	0	0	0	0	3	6	0.00	0.000										

AB 32  
R 6  
H 7  
RBI 6  
BB 7  
SO 5  
LOB 20



Batter	1	2	3	4	5	6	7	8	9	AB R H RBI BB SO LOB	BOTTOM																
Marlon Anderson, L (1.4) OBP: 0.352, SLG: 0.627	2-1 F8	0-0 2B			0-1 1B 5 1B 1B		0-1 F8			4 1 2 0 0 0 0	Philadelphia Phillies @ St. Louis Cardinals Busch Stadium, St. Louis, MO Wed Apr 28 2004, 7:10 PM CDT Att: 26,348 - Sunny - 76 F																
Ray Lankford, L (1.7) So Taguchi, R (8.7) OBP: 0.415, SLG: 0.644 OBP: 0.250, SLG: 0.296	4-2 27 HBP 5 1B BB	0-0 G4-3			0-2 5 1B 1B		0-3 K			3 1 1 0 1 1 1 0 0 0 0 0 0 0																	
5 Albert Pujols, R (1.3) OBP: 0.423, SLG: 0.641	0-0 27 HBP 1B		2-1 G5-3		1-0 1B		3-2 G5-3			4 1 2 1 0 0 0																	
15 Jim Edmonds, L (1.8) OBP: 0.364, SLG: 0.573	3-2 P6		2-2 27 1B 2B		1-2 K			3-2 L6		4 0 1 0 0 1 4																	
27 Scott Rolen, R (1.5) OBP: 0.396, SLG: 0.707	2-2 1B HBP		0-0 G1-6-3 1B		1-2 P5			0-0 G5-3		3 0 1 0 0 0 2																	
Edgar Renteria, R (1.6) OBP: 0.386, SLG: 0.438	1-2 2-3 1B		0-0 G1-6-3		0-1 F9			1-0 G6-3		4 0 1 2 0 0 4																	
Reggie Sanders, R (1.9) OBP: 0.354, SLG: 0.667	2-2 G5-3			0-2 F8		1-0 CS 1B			1-0 F9	4 0 1 0 0 0 2																	
Mike Matheny, R (1.2) OBP: 0.306, SLG: 0.456		1-2 L4		2-2 F8		2-0 G4-3			0-3 K	4 0 0 0 0 1 1																	
Jason Marquis, L (1.1) Colin Porter, L (6. PH) Mike Lincoln, R (7.1) Steve Kline, S (9.1) Julian Tavarez, L (9.1) 7 Hector Luna, R (9. PH) OBP: 0.306, SLG: 0.300 OBP: 0.313, SLG: 0.462		2-0 F7		0-3 K2-3		2-2 G1-3			1-3 K	2 0 0 0 0 1 0 1 0 1 0 0 0 0 1 0																	
<b>Inning Stats</b>	R: 2 E: 0 K: 0 S: 20	H: 2 LOB: 2 BB: 1 P: 34	R: 0 E: 0 K: 0 S: 7	H: 1 LOB: 0 BB: 0 P: 10	R: 0 E: 0 K: 1 S: 9	H: 0 LOB: 0 BB: 0 P: 11	R: 1 E: 0 K: 1 S: 15	H: 3 LOB: 2 BB: 0 P: 20	R: 0 E: 0 K: 0 S: 5	H: 1 LOB: 0 BB: 0 P: 10		R: 0 E: 0 K: 1 S: 8	H: 0 LOB: 0 BB: 0 P: 11	R: 0 E: 0 K: 0 S: 6	H: 0 LOB: 0 BB: 0 P: 10	R: 0 E: 0 K: 2 S: 7	H: 0 LOB: 0 BB: 0 P: 9	1B: 7 2B: 2 3B: 0 HR: 0	SF: 0 SAC: 0 DP: 1 HBP: 1	WP: 0 PB: 0 SB: 0 CS: 1	PA: 36						
<b>PITCHER</b>	IP WLS BF H R ER SO BB IBB HBP BLK WP HR S P ERA WHIP											<b>PITCHER</b>	IP WLS BF H R ER SO BB IBB HBP BLK WP HR S P ERA WHIP														
39 Brett Myers, R (1.1) ERA: 7.36	4.0	W 12	1	0	0	2	0	0	0	0	0	0	0	28	44	0.00	0.250										
63 Ryan Madson, R (5.1) ERA: 1.64	4.0	W 12	1	0	0	2	0	0	0	0	0	0	0	28	44	0.00	0.250										
Billy Wagner, L (9.1) ERA: 1.64	1.0	S 3	0	0	0	2	0	0	0	0	0	0	0	7	9	0.00	0.000										

AB 34  
R 3  
H 9  
RBI 3  
BB 1  
SO 5  
LOB 14



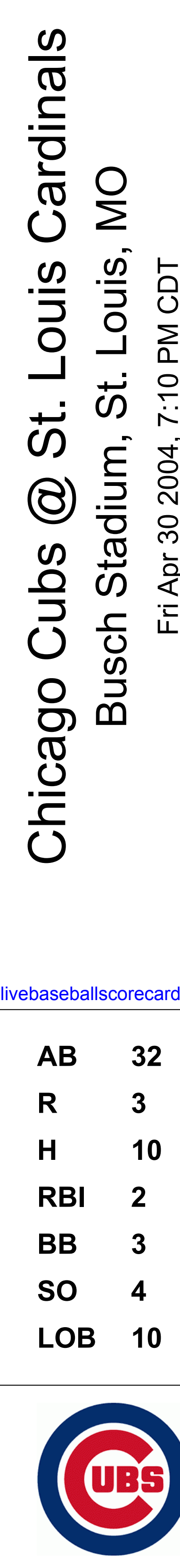






Batter	1	2	3	4	5	6	7	8	9	AB	R	H	RBI	BB	SO	LOB	TOP		
Todd Walker, L (1.4) OBP: 0.449, SLG: 0.532	G1-3		G4-3		F8		G6-3		G4-3	4	0	0	0	1	0	2	<b>Chicago Cubs @ St. Louis Cardinals</b> Busch Stadium, St. Louis, MO Fri Apr 30 2004, 7:10 PM CDT Att: 44,224 - Unknown - 66 F		
Corey Patterson, L (1.8) OBP: 0.326, SLG: 0.494	1B SF7 BB		2B		F8		G6-3			3	2	1	0	1	0	1			
Sammy Sosa, R (1.9) OBP: 0.367, SLG: 0.560	1B		L7		K				K	4	0	1	0	0	2	1			
Moises Alou, R (1.7) OBP: 0.400, SLG: 0.735	SF7		2B				F7		G5-3	3	0	1	2	0	0	0			
16 Aramis Ramirez, R (1.5) OBP: 0.333, SLG: 0.626	1B		G5-3				F7		F7	4	0	1	0	0	0	1			
25 Derrek Lee, R (1.3) OBP: 0.333, SLG: 0.411	K				G6-3		1B		B2-6-3 BB	3	0	1	0	1	1	2			
Alex Gonzalez, R (1.6) OBP: 0.274, SLG: 0.437			F8		CS 1B		F9		B2-6-3 1-2	4	0	1	0	0	0	2			
Michael Barrett, R (1.2) OBP: 0.385, SLG: 0.661			G5-3		1-2 2B		34 SH3 WP 2B		1B	4	1	3	0	0	0	0			
34 Kerry Wood, R (1.1) OBP: 0.167, SLG: 0.167			K		L5				1-2 1B	2	0	0	0	0	1	1			
Todd Hollandsworth, L (9, PH) OBP: 0.435, SLG: 0.947							SH3			1	0	1	0	0	0	0			
Kyle Farnsworth, R (9, 1) OBP: 0.167, SLG: 0.167										0	0	0	0	0	0	0			
Kent Mercker, L (9, 1) OBP: 0.167, SLG: 0.167										0	0	0	0	0	0	0			
LaTroy Hawkins, R (9, 1) OBP: 0.167, SLG: 0.167										0	0	0	0	0	0	0			
<b>Inning Stats</b>	R: 1 E: 0 K: 1 S: 11	H: 2 LOB: 2 BB: 1 P: 19	R: 0 E: 0 K: 1 S: 5	H: 0 LOB: 0 BB: 0 P: 7	R: 1 E: 0 K: 0 S: 8	H: 2 LOB: 1 BB: 0 P: 13	R: 0 E: 0 K: 0 S: 10	H: 2 LOB: 1 BB: 0 P: 17	R: 0 E: 0 K: 1 S: 7	H: 1 LOB: 0 BB: 0 P: 10	R: 1 E: 0 K: 0 S: 7	H: 1 LOB: 0 BB: 1 P: 14	R: 0 E: 0 K: 1 S: 7	H: 0 LOB: 0 BB: 0 P: 10	R: 0 E: 0 K: 0 S: 8	H: 2 LOB: 2 BB: 1 P: 18	1B: 7 2B: 3 3B: 0 HR: 0	SF: 1 SAC: 1 DP: 2 HBP: 0	WP: 1 PA: 37 PB: 0 SB: 0 CS: 1
<b>PITCHER</b>	IP WLS BF H R ER SO BB IBB HBP BLK WP HR S P ERA WHIP																		
Woody Williams, R (1.1) ERA: 6.0	6.1	27	8	3	3	3	1	0	0	0	0	0	0	0	0	56	91	4.26	1.421
Ray King, L (7.1) ERA: 2.99	0.2	2	0	0	0	0	1	0	0	0	0	1	0	2	6	0.00	1.500		
Julian Tavarez, R (8.1) ERA: 4.63	1.0	3	0	0	0	1	0	0	0	0	0	0	0	7	10	0.00	0.000		
Cal Eldred, R (9.1) ERA: 9.82	0.2	3	1	0	0	0	1	0	0	0	0	0	0	4	11	0.00	3.000		
Steve Kline, L (9.1) ERA: 2.16	0.1	2	1	0	0	0	0	0	0	0	0	0	0	4	7	0.00	3.000		

Batter	1	2	3	4	5	6	7	8	9	AB	R	H	RBI	BB	SO	LOB	BOTTOM				
Tony Womack, L (1.4) OBP: 0.415, SLG: 0.509	G6-3				F7					4	1	2	0	0	0	0	<b>Chicago Cubs @ St. Louis Cardinals</b> Busch Stadium, St. Louis, MO Fri Apr 30 2004, 7:10 PM CDT Att: 44,224 - Unknown - 66 F				
Cal Eldred, R (9.1) OBP: 0.385, SLG: 0.661										0	0	0	0	0	0	0					
Steve Kline, S (9.1) OBP: 0.385, SLG: 0.661										0	0	0	0	0	0	0					
Ray Lankford, L (1.7) OBP: 0.383, SLG: 0.580	P6				G3-1		SF8		G4-3	3	0	0	1	0	0	1					
5 Albert Pujols, R (1.3) OBP: 0.411, SLG: 0.609	K				15 2B		G6-3			3	2	1	0	1	1	0					
15 Jim Edmonds, L (1.8) OBP: 0.367, SLG: 0.595					G4-3					3	0	1	1	1	1	0					
27 Scott Rolen, R (1.5) OBP: 0.384, SLG: 0.663					1-H 2B					3	0	0	0	0	1	1					
Edgar Renteria, R (1.6) OBP: 0.361, SLG: 0.415					G5-3					3	0	0	0	0	1	1					
Reggie Sanders, R (1.9) OBP: 0.352, SLG: 0.702										4	1	1	1	0	1	3					
Mike Matheny, R (1.2) OBP: 0.313, SLG: 0.440					K					3	0	0	1	1	3	0					
Woody Williams, R (1.1) ERA: 2.52										2	0	0	0	0	2	0					
Ray King, L (7.1) ERA: 2.99										0	0	0	0	0	0	0					
Julian Tavarez, L (8.1) ERA: 4.63										0	0	0	0	0	0	0					
Marlon Anderson, L (8, PH) OBP: 0.361, SLG: 0.638										1	0	0	0	0	0	0					
<b>Inning Stats</b>	R: 0 E: 0 K: 1 S: 8	H: 0 LOB: 0 BB: 0 P: 15	R: 0 E: 0 K: 1 S: 7	H: 0 LOB: 0 BB: 0 P: 7	R: 0 E: 0 K: 2 S: 9	H: 0 LOB: 0 BB: 0 P: 12	R: 1 E: 0 K: 0 S: 11	H: 2 LOB: 1 BB: 0 P: 17	R: 1 E: 0 K: 3 S: 12	H: 1 LOB: 0 BB: 0 P: 19	R: 1 E: 1 K: 1 S: 12	H: 1 LOB: 0 BB: 0 P: 17	R: 0 E: 0 K: 1 S: 5	H: 0 LOB: 0 BB: 0 P: 6	R: 0 E: 0 K: 1 S: 11	H: 1 LOB: 1 BB: 0 P: 17	R: 1 E: 0 K: 0 S: 5	H: 0 LOB: 3 BB: 4 P: 22	1B: 2 2B: 2 3B: 0 HR: 1	SF: 1 SAC: 1 DP: 0 HBP: 0	WP: 0 PA: 35 PB: 0 SB: 0 CS: 0
<b>PITCHER</b>	IP WLS BF H R ER SO BB IBB HBP BLK WP HR S P ERA WHIP																				
34 Kerry Wood, R (1.1) ERA: 2.52	0.0	1	0	1	1	0	1	0	0	0	0	0	0	4							
Kyle Farnsworth, R (9.1) ERA: 5.4	0.0	1	0	0	0	0	1	0	0	0	0	1	5								
Kent Mercker, L (9.1) ERA: 3.12	0.0	1	0	0	0	0	1	0	0	0	0	1	5								
LaTroy Hawkins, R (9.1) ERA: 2.53	0.2	4	0	0	0	0	1	1	0	0	0	4	13	0.00	1.500						





Batter	1	2	3	4	5	6	7	8	9	AB	R	H	RBI	BB	SO	LOB	TOP		
Todd Walker, L (1,4) OBP: 0.422, SLG: 0.493 Joe Borowski, R (9,1)	F8		L8		G1-3		CS	G1-3	F7	5	0	0	0	0	0	1			
Corey Patterson, L (1,8) OBP: 0.312, SLG: 0.471	P6			F8	F7			K		4	0	0	0	0	1	0			
Sammy Sosa, R (1,9) OBP: 0.373, SLG: 0.552	P3			16 HR	P3			1B	1B	3	1	1	0	1	0	0			
Moises Alou, R (1,7) OBP: 0.404, SLG: 0.724		F9		16 HR	1B	G1-3		1B	1B	4	1	2	0	0	0	0			
16 Aramis Ramirez, R (1,5) OBP: 0.330, SLG: 0.642	G5-3			1-H 2-H	HR	G5-3		P4		4	1	1	3	0	0	2			
25 Derrek Lee, R (1,3) OBP: 0.352, SLG: 0.434				P3					1B	3	1	2	0	1	0	0			
Alex Gonzalez, R (1,6) OBP: 0.286, SLG: 0.453	G1-3			BLK	2B		F9		2B	4	0	2	1	0	0	1			
Michael Barrett, R (1,2) OBP: 0.397, SLG: 0.656			F8				SH1-4	1B	SH1-3	2	0	1	0	1	0	0			
Matt Clement, R (1,1) OBP: 0.200, SLG: 0.200 Jose Macias, S (9,PH) OBP: 0.067, SLG: 0.067	G3		G4-3				SH1-4		P5	2	0	0	0	0	0	2			
<b>Inning Stats</b>	R: 0 E: 0 K: 0 S: 6	H: 0 LOB: 0 BB: 0 P: 9	R: 0 E: 0 K: 0 S: 8	H: 0 LOB: 1 BB: 1 P: 13	R: 0 E: 0 K: 0 S: 7	H: 0 LOB: 0 BB: 0 P: 10	R: 3 E: 0 K: 0 S: 11	H: 3 LOB: 2 BB: 2 P: 21	R: 0 E: 0 K: 0 S: 8	H: 1 LOB: 0 BB: 0 P: 11	R: 0 E: 0 K: 0 S: 8	H: 1 LOB: 0 BB: 0 P: 11	R: 0 E: 0 K: 1 S: 10	H: 2 LOB: 2 BB: 0 P: 13	R: 1 E: 0 K: 0 S: 12	H: 2 LOB: 1 BB: 0 P: 18	1B: 6 2B: 2 3B: 0 HR: 1	SF: 0 SAC: 2 DP: 0 HBP: 0	WP: 0 PA: 38 PB: 0 SB: 0 CS: 1
<b>PITCHER</b>	IP	WLS	BF	H	R	ER	SO	BB	IBB	HBP	BLK	WP	HR	S	P	ERA	WHIP		
Jeff Suppan, R (1,1) ERA: 3.58	8.0	L	32	7	3	3	1	2	1	0	1	0	1	64	99	3.38	1.125		
54 Josh Pearce, R (9,1) ERA: 27.0	0.1		3	2	1	1	0	0	0	0	0	0	0	5	7	27.00	6.000		
Ray King, L (9,1) ERA: 2.7	0.2		2	0	0	0	0	0	0	0	0	0	0	7	11	0.00	0.000		

**Chicago Cubs @ St. Louis Cardinals**  
 Busch Stadium, St. Louis, MO  
 Sat May 01 2004, 6:15 PM CDT  
 Att: 49,505 - Unknown - 49 F

livebaseballscores.com

**AB 32**  
**R 4**  
**H 9**  
**RBI 4**  
**BB 3**  
**SO 1**  
**LOB 7**



Batter	1	2	3	4	5	6	7	8	9	AB	R	H	RBI	BB	SO	LOB	BOTTOM				
Tony Womack, L (1,4) OBP: 0.420, SLG: 0.500 54 Josh Pearce, R (9,1) Ray King, L (9,1)	S					K		G4-6-3		3	1	1	0	1	1	1					
Ray Lankford, L (1,7) OBP: 0.391, SLG: 0.593	15 G4-6-3		F9			2B			K	4	0	2	1	0	1	1					
5 Albert Pujols, R (1,3) OBP: 0.405, SLG: 0.593	F8			G6-3		P5		15 FC5	15 BB	4	0	1	0	0	0	2					
15 Jim Edmonds, L (1,8) OBP: 0.373, SLG: 0.598	G4-6-3					G1-3		27 FC5	1B	3	1	1	0	1	0	2					
27 Scott Rolen, R (1,5) OBP: 0.379, SLG: 0.641			K		G6-3		F8		FC5	3	0	0	0	0	1	2					
Edgar Renteria, R (1,6) OBP: 0.356, SLG: 0.407	G6-3			G6-3		G5-3		1B		4	0	1	1	0	0	2					
Reggie Sanders, R (1,9) OBP: 0.337, SLG: 0.670	G6-3					K			K	4	0	0	0	0	3	2					
Cody McKay, L (1,2) OBP: 0.190, SLG: 0.158 Colin Porter, L (8,PH) OBP: 0.429, SLG: 0.500 Mike Matheny, R (9,2) OBP: 0.313, SLG: 0.440			G3-1		G1-3			G4-6-3	1B	2	0	0	0	0	0	0					
Jeff Suppan, R (1,1) Marlon Anderson, L (8,PH) OBP: 0.355, SLG: 0.627	G6-3					K		F9		2	0	0	0	0	1	0					
<b>Inning Stats</b>	R: 1 E: 0 K: 0 S: 10	H: 2 LOB: 0 BB: 0 P: 17	R: 0 E: 0 K: 1 S: 6	H: 0 LOB: 0 BB: 0 P: 8	R: 0 E: 0 K: 0 S: 7	H: 0 LOB: 1 BB: 1 P: 13	R: 0 E: 0 K: 0 S: 7	H: 1 LOB: 1 BB: 0 P: 16	R: 0 E: 0 K: 2 S: 9	H: 0 LOB: 0 BB: 0 P: 11	R: 0 E: 0 K: 1 S: 13	H: 1 LOB: 1 BB: 0 P: 16	R: 0 E: 0 K: 1 S: 6	H: 0 LOB: 0 BB: 0 P: 9	R: 0 E: 0 K: 0 S: 8	H: 1 LOB: 2 BB: 0 P: 10	R: 1 E: 0 K: 2 S: 16	H: 2 LOB: 2 BB: 1 P: 27	1B: 5 2B: 2 3B: 0 HR: 0	SF: 0 SAC: 0 DP: 3 HBP: 1	WP: 0 PA: 34 PB: 0 SB: 1 CS: 0
<b>PITCHER</b>	IP	WLS	BF	H	R	ER	SO	BB	IBB	HBP	BLK	WP	HR	S	P	ERA	WHIP				
Matt Clement, R (1,1) ERA: 1.95	8.0	W	28	5	1	1	5	1	0	1	0	0	0	66	100	1.12	0.750				
Joe Borowski, R (9,1) ERA: 6.3	1.0	S	6	2	1	1	2	1	0	0	0	0	0	16	27	9.00	3.000				

**Chicago Cubs @ St. Louis Cardinals**  
 Busch Stadium, St. Louis, MO  
 Sat May 01 2004, 6:15 PM CDT  
 Att: 49,505 - Unknown - 49 F

livebaseballscores.com

**AB 31**  
**R 2**  
**H 7**  
**RBI 2**  
**BB 2**  
**SO 7**  
**LOB 13**





Batter	1	2	3	4	5	6	7	8	9	10	AB	R	H	RBI	BB	SO	LOB	TOP							
Todd Walker, L OBP: 0.414, SLG: 0.479 (1.4)											4	0	1	0	0	0	1								
Corey Patterson, L OBP: 0.309, SLG: 0.462 (1.8)											4	0	1	0	0	0	1								
Sammy Sosa, R OBP: 0.358, SLG: 0.527 (1.9)											4	0	0	0	0	1	1								
Moises Alou, R OBP: 0.388, SLG: 0.692 (1.7)											4	0	0	0	0	0	1								
16 Aramis Ramirez, R OBP: 0.337, SLG: 0.633 (1.5)										3	0	1	0	1	1	0									
25 Derek Lee, R OBP: 0.351, SLG: 0.430 (1.3)											3	0	1	0	0	1	1								
Alex Gonzalez, R OBP: 0.284, SLG: 0.443 Kyle Farnsworth, R (10.1)											4	0	1	0	0	0	1	AB 33							
Michael Barrett, R OBP: 0.375, SLG: 0.615 (1.2)											4	0	0	0	0	0	3	R 0							
38 Carlos Zambrano, S OBP: 0.231, SLG: 0.231 Tom Goodwin, L OBP: 0.143, SLG: 0.200 Kent Mercker, L (8.1) LaTroy Hawkins, R (8.1) Ramon Martinez, R OBP: 0.276, SLG: 0.259 (10.6)											2	0	0	0	0	0	2	H 5							
<b>Inning Stats</b>	R: 0 E: 0 K: 0 S: 7	H: 1 LOB: 0 BB: 0 P: 8	R: 0 E: 0 K: 1 S: 10	H: 0 LOB: 0 BB: 0 P: 17	R: 0 E: 1 K: 0 S: 12	H: 0 LOB: 1 BB: 0 P: 19	R: 0 E: 0 K: 0 S: 6	H: 0 LOB: 0 BB: 0 P: 9	R: 0 E: 0 K: 1 S: 16	H: 2 LOB: 2 BB: 0 P: 20	R: 0 E: 0 K: 1 S: 7	H: 0 LOB: 0 BB: 0 P: 11	R: 0 E: 0 K: 0 S: 2	H: 0 LOB: 0 BB: 1 P: 6	R: 0 E: 0 K: 1 S: 8	H: 0 LOB: 0 BB: 0 P: 14	R: 0 E: 0 K: 0 S: 5	H: 1 LOB: 1 BB: 0 P: 8	R: 0 E: 0 K: 0 S: 5	H: 1 LOB: 1 BB: 0 P: 9	1B: 5 2B: 0 3B: 0 HR: 0	SF: 0 SAC: 1 DP: 2 HBP: 0	WP: 0 PB: 0 SB: 0 CS: 0	PA: 35	
<b>PITCHER</b>	IP	WLS	BF	H	R	ER	SO	BB	IBB	HBP	BLK	WP	HR	S	P	ERA	WHIP								
Matt Morris, R ERA: 3.56 44 Jason Isringhausen, R ERA: 4.97	9.0		31	4	0	0	4	1	0	0	0	0	0	73	112	0.00	0.556								
44 Jason Isringhausen, R ERA: 4.97	1.0	W	4	1	0	0	0	0	0	0	0	0	0	5	9	0.00	1.000								

Chicago Cubs @ St. Louis Cardinals  
 Busch Stadium, St. Louis, MO  
 Sun May 02 2004, 1:15 PM CDT  
 Att. 47,757 - Cloudy - 54 F

livebaseballscorecards.com

AB 33  
 R 0  
 H 5  
 RBI 0  
 BB 1  
 SO 4  
 LOB 11

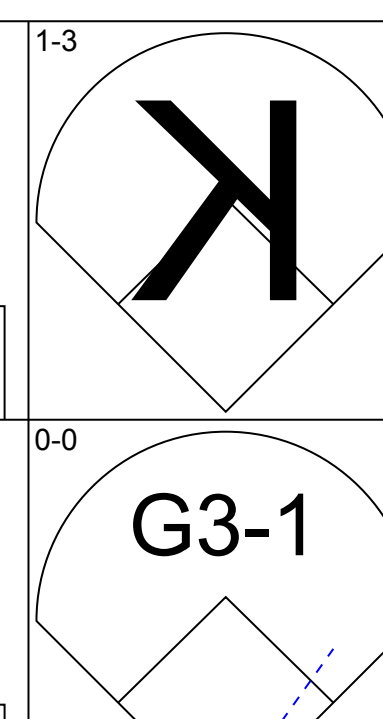
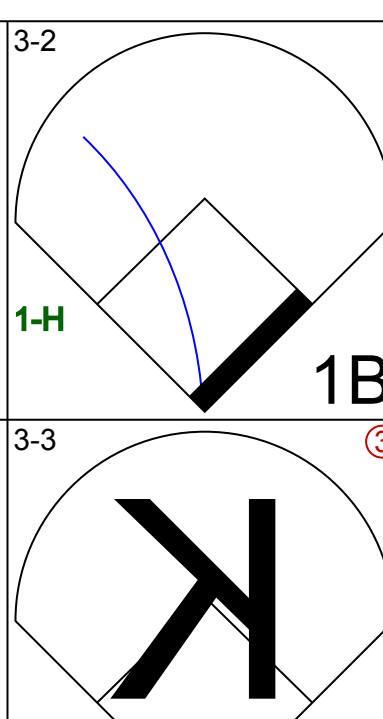
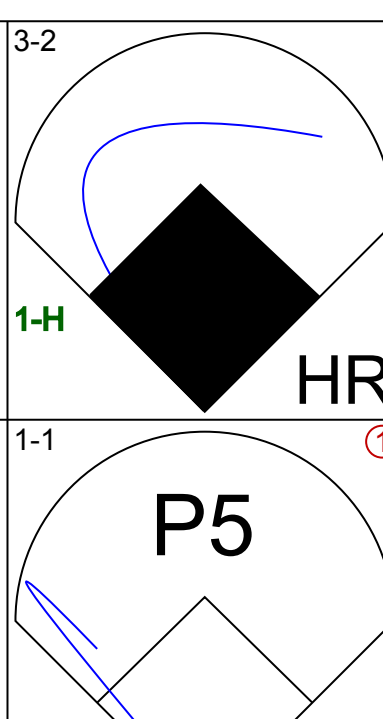
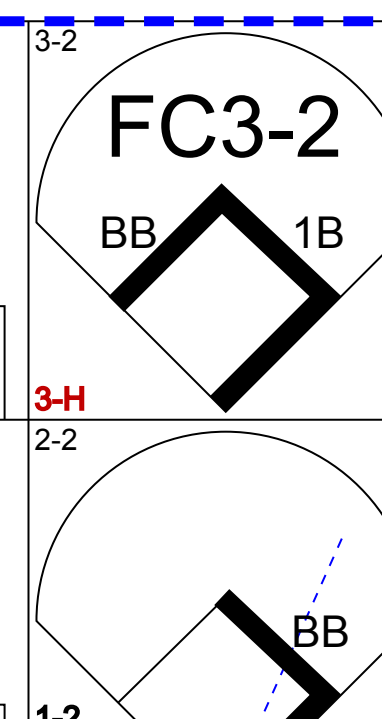
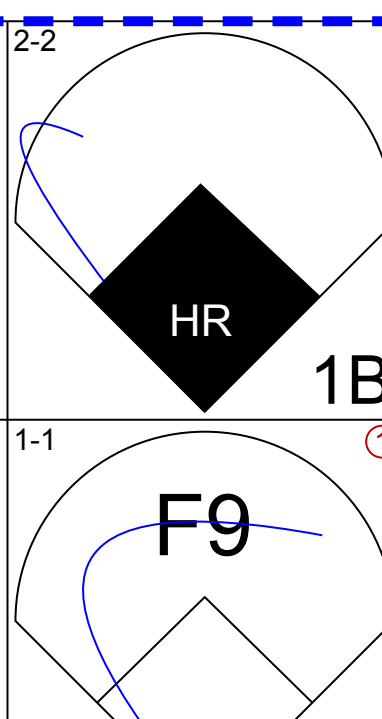
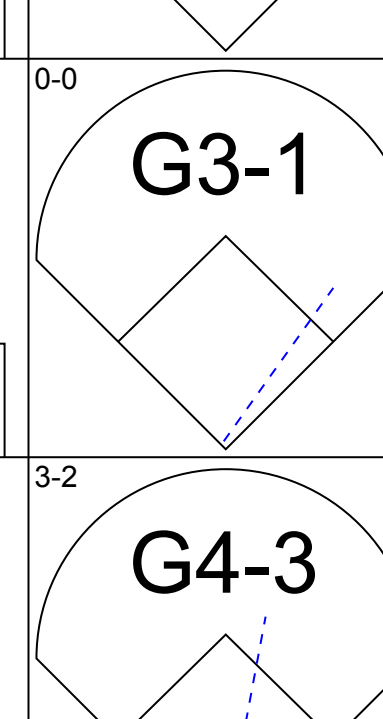

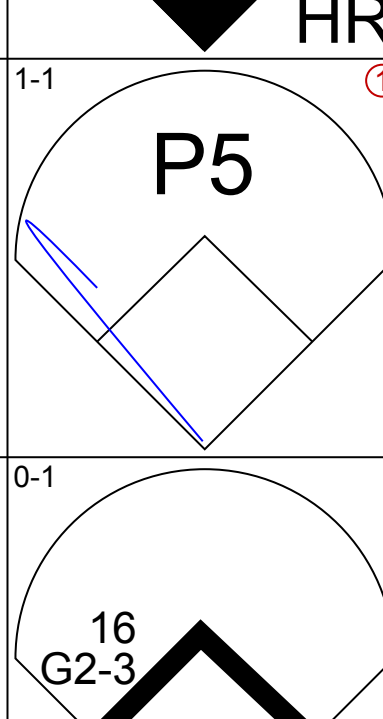
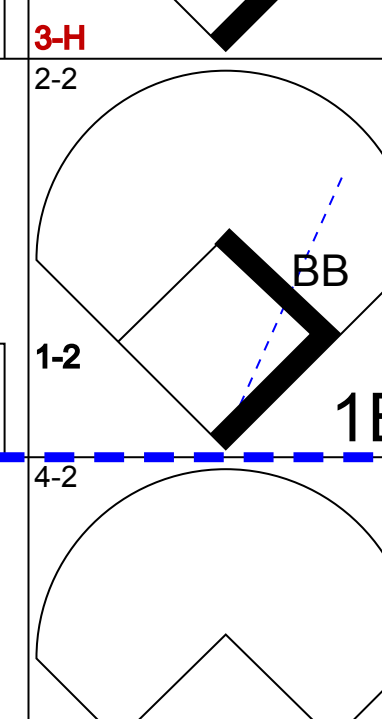
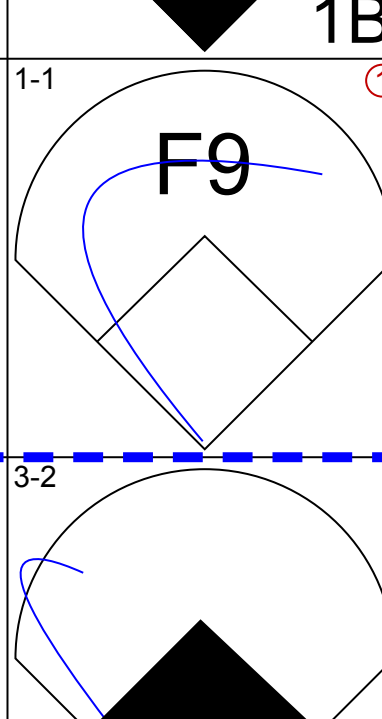
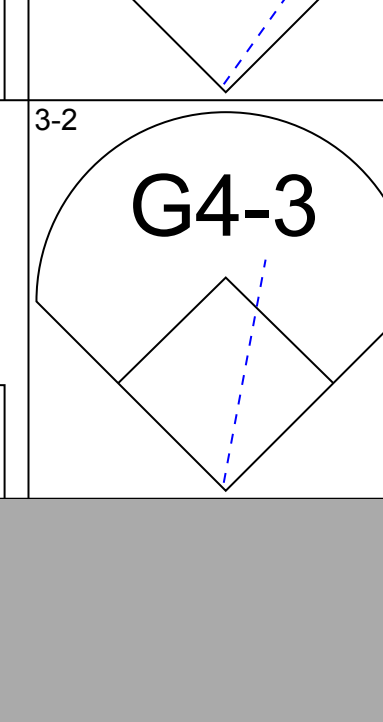
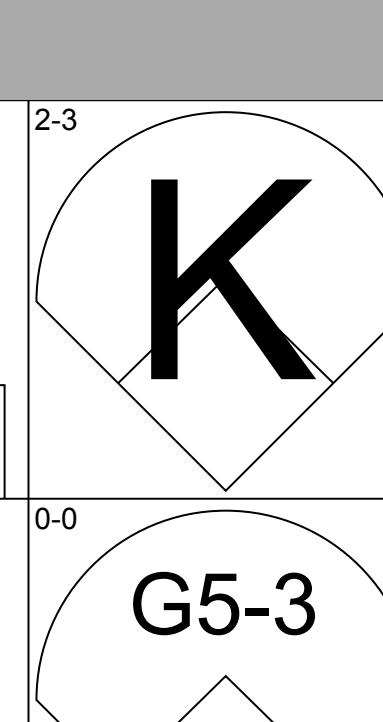
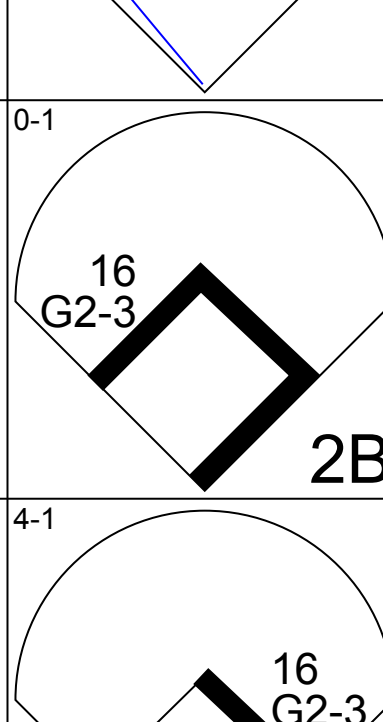
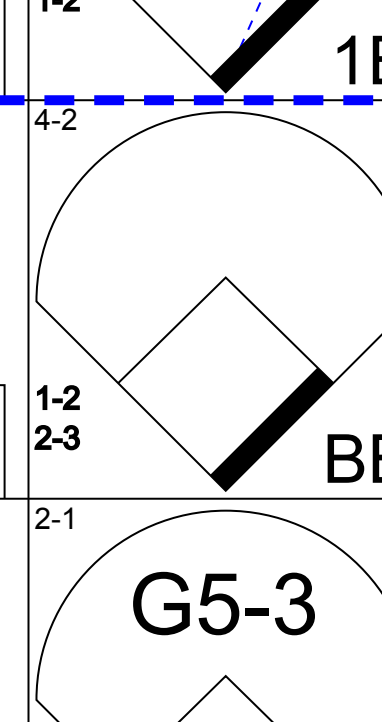
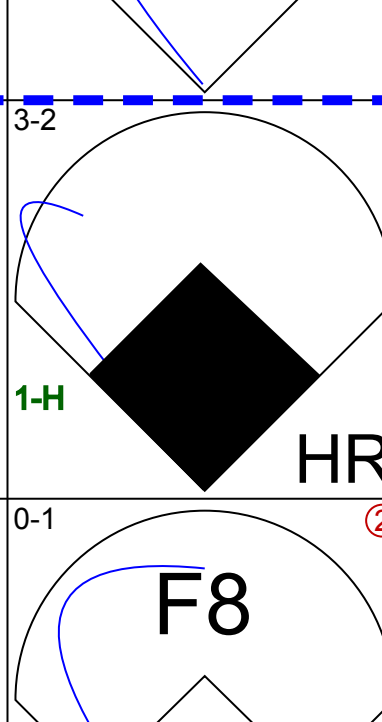
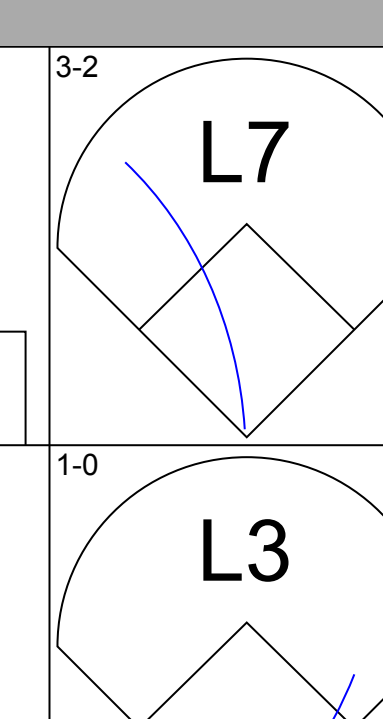
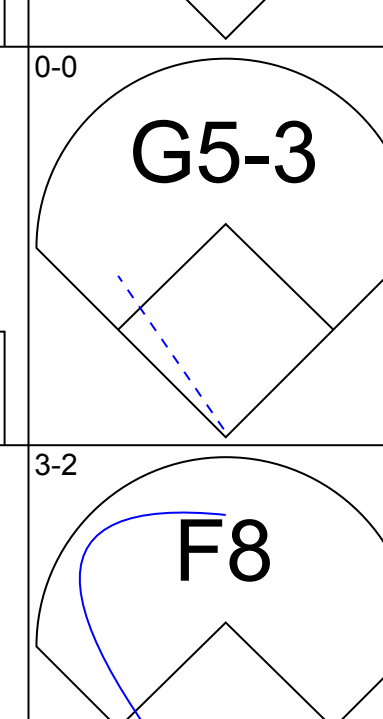
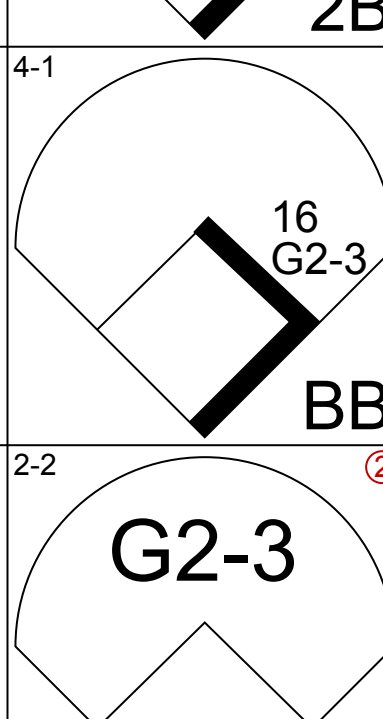
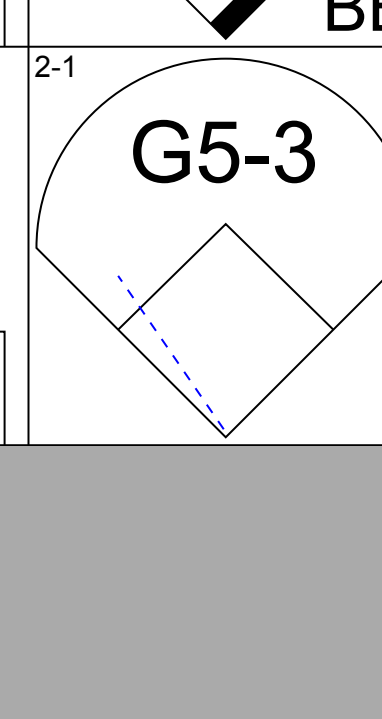
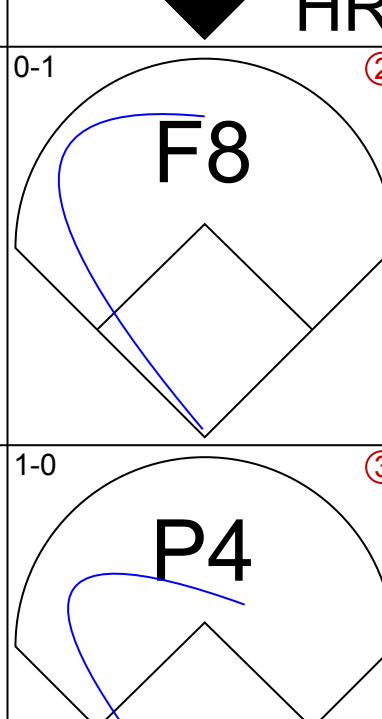
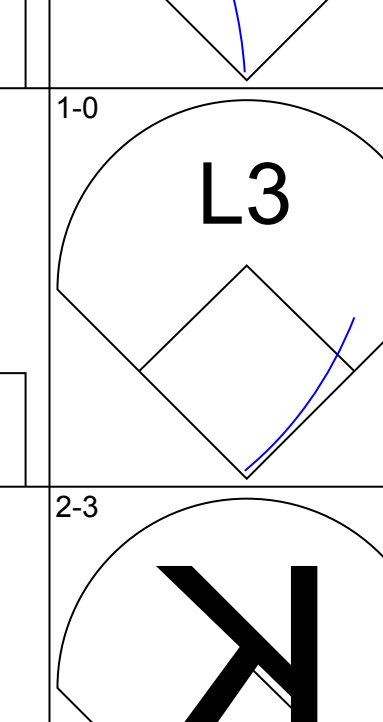
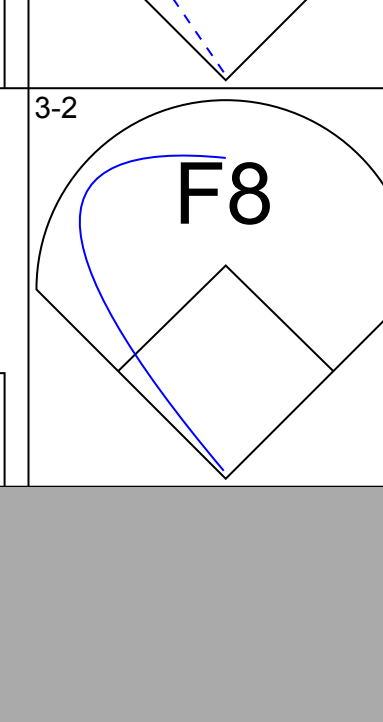
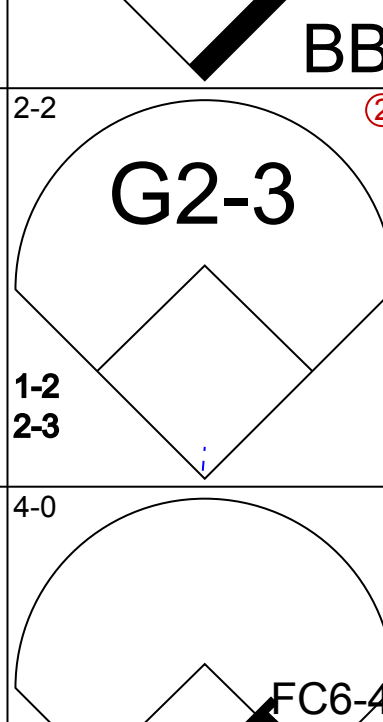
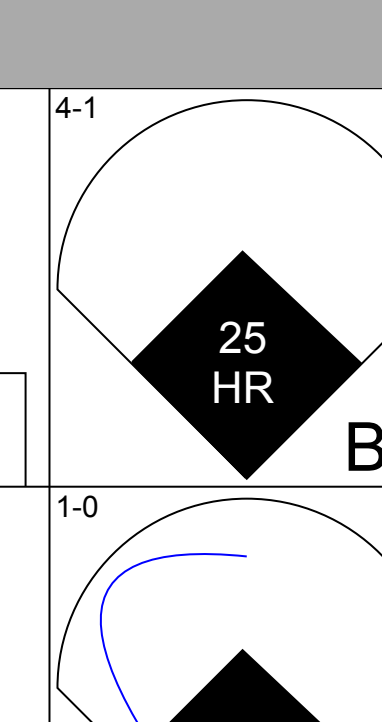
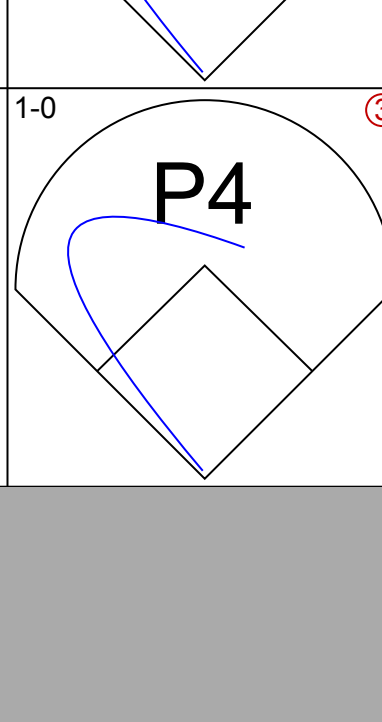
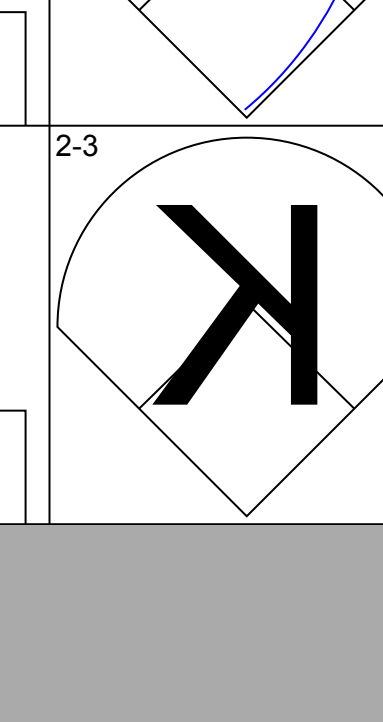
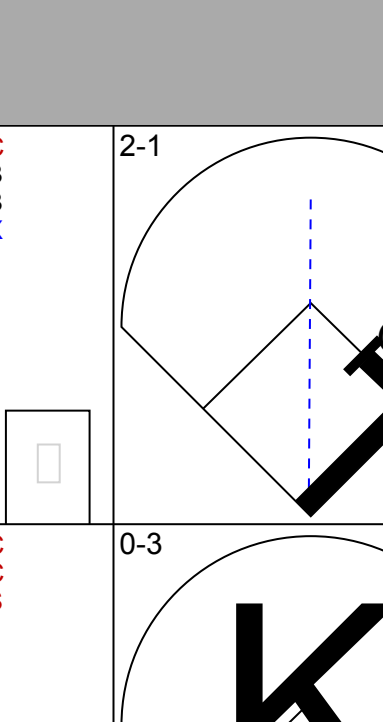
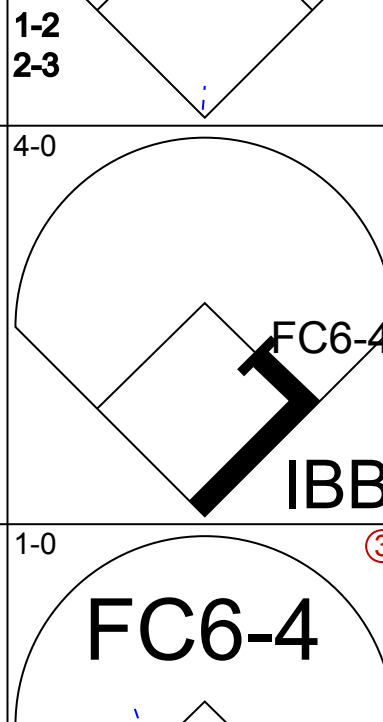
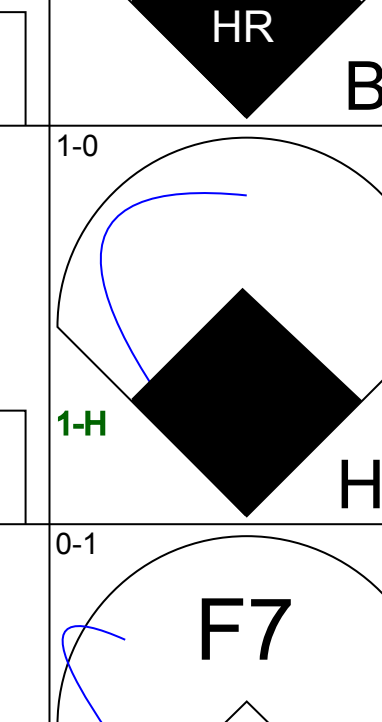
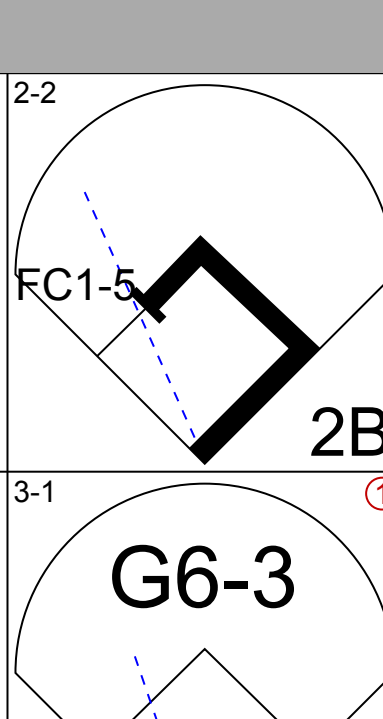
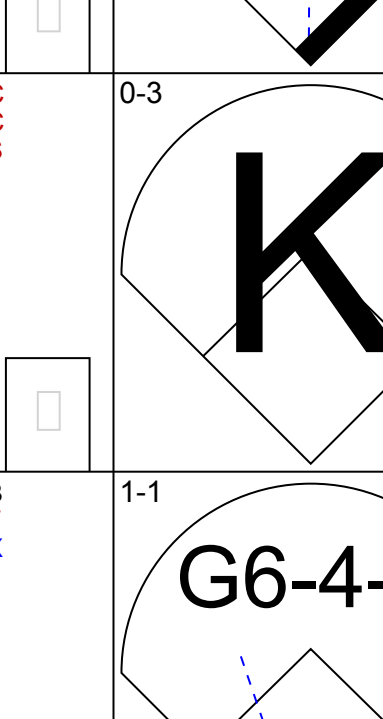
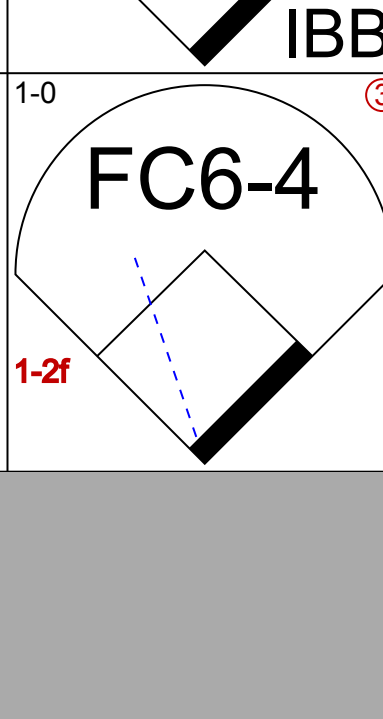
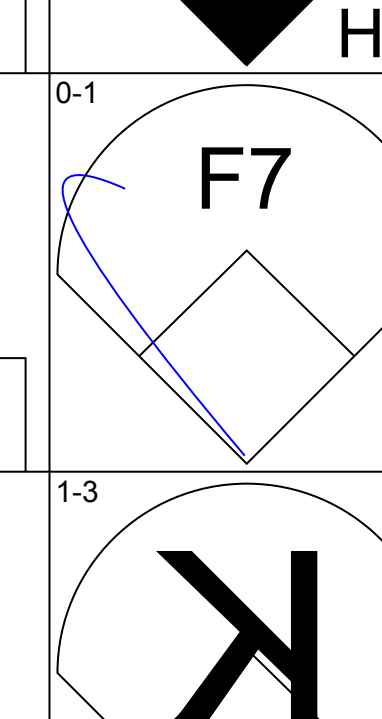
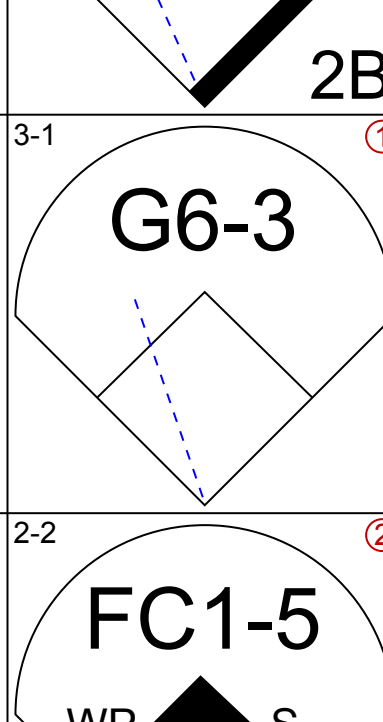
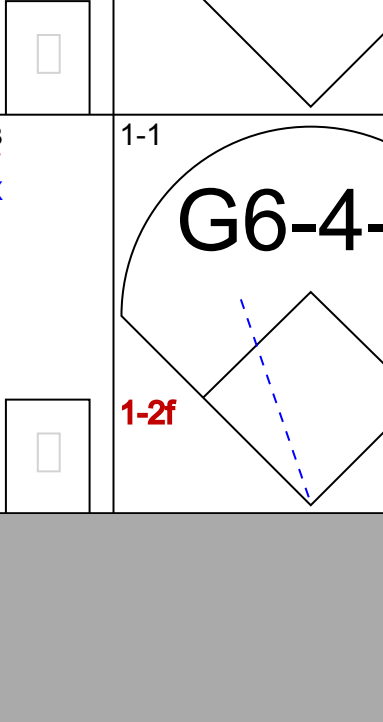
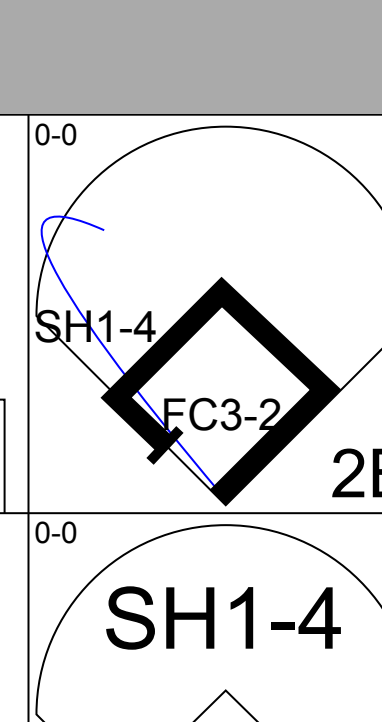
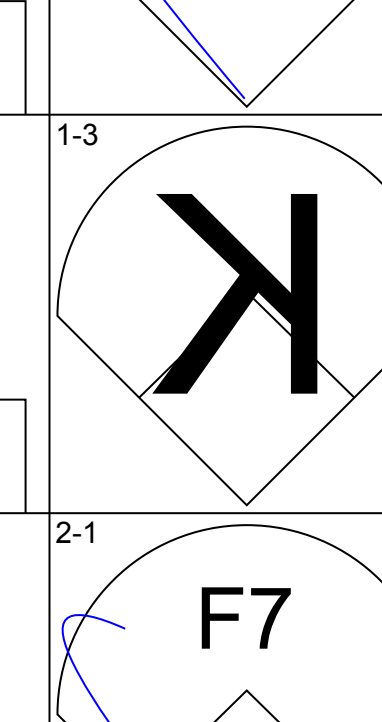
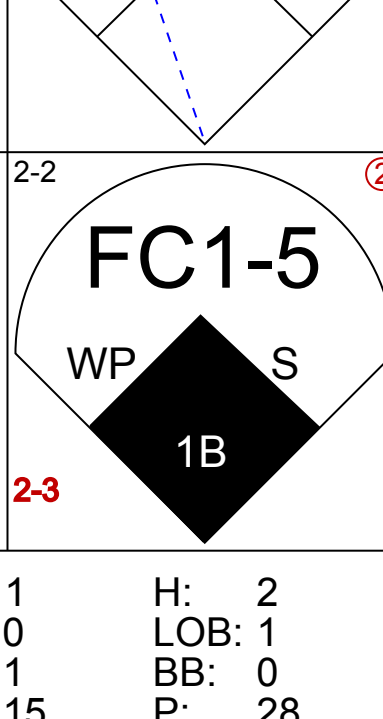
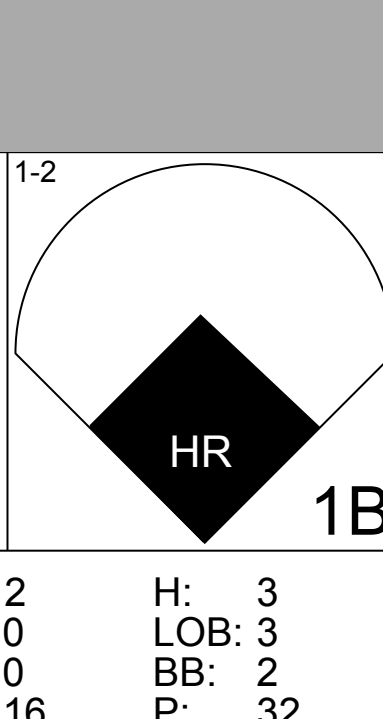
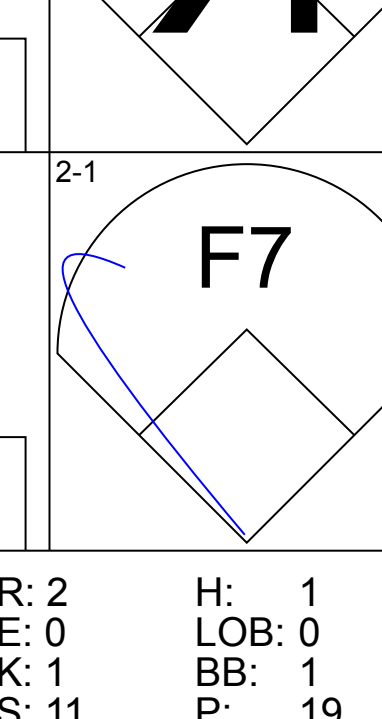
Batter	1	2	3	4	5	6	7	8	9	10	AB	R	H	RBI	BB	SO	LOB	BOTTOM							
Tony Womack, L OBP: 0.419, SLG: 0.500 (1.4)											4	1	1	0	1	1	0								
Ray Lankford, L OBP: 0.403, SLG: 0.582 Shohei Ohtani, R OBP: 0.241, SLG: 0.286 (9.7)											1	0	0	0	2	1	0								
5 Albert Pujols, R OBP: 0.405, SLG: 0.574 Cody McKay, L OBP: 0.190, SLG: 0.158 (10. PR)											0	0	0	0	0	0	0								
15 Jim Edmonds, L OBP: 0.374, SLG: 0.578 (1.8)											3	0	0	0	2	3	1								
27 Scott Rolen, R OBP: 0.369, SLG: 0.649 (1.5)											5	0	3	1	0	0	2								
Edgar Renteria, R OBP: 0.362, SLG: 0.411 (1.6)											4	0	2	0	0	1	1								
Reggie Sanders, R OBP: 0.323, SLG: 0.641 (1.9)											4	0	0	0	0	2	4	AB 32							
Mike Matheny, R OBP: 0.288, SLG: 0.418 (1.2)											4	0	0	0	0	1	4	R 1							
Matt Morris, R OBP: 0.313, SLG: 0.375 Colin Porter, L OBP: 0.400, SLG: 0.467 44 Jason Isringhausen, R (10.1)											3	0	0	0	0	2	0	H 6							
<b>Inning Stats</b>	R: 0 E: 0 K: 2 S: 11	H: 0 LOB: 1 BB: 1 P: 17	R: 0 E: 0 K: 1 S: 12	H: 1 LOB: 1 BB: 0 P: 19	R: 0 E: 0 K: 1 S: 10	H: 0 LOB: 1 BB: 1 P: 16	R: 0 E: 0 K: 2 S: 10	H: 2 LOB: 2 BB: 0 P: 18	R: 0 E: 0 K: 2 S: 15	H: 0 LOB: 1 BB: 1 P: 24	R: 0 E: 0 K: 2 S: 9	H: 0 LOB: 0 BB: 0 P: 14	R: 0 E: 0 K: 2 S: 10	H: 0 LOB: 0 BB: 1 P: 14	R: 0 E: 0 K: 0 S: 8	H: 1 LOB: 2 BB: 1 P: 17	R: 0 E: 0 K: 1 S: 7	H: 1 LOB: 1 BB: 0 P: 10	R: 1 E: 0 K: 0 S: 6	H: 1 LOB: 3 BB: 3 P: 20	1B: 4 2B: 2 3B: 0 HR: 0	SF: 0 SAC: 2 DP: 0 HBP: 0	WP: 0 PB: 0 SB: 0 CS: 1	PA: 41	
<b>PITCHER</b>	IP	WLS	BF	H	R	ER	SO	BB	IBB	HBP	BLK	WP	HR	S	P	ERA	WHIP								
38 Carlos Zambrano, R ERA: 2.78 Kent Mercker, L ERA: 3.12 LaTroy Hawkins, R ERA: 2.13 Kyle Farnsworth, R ERA: 6.1	7.0		27	3	0	0	12	3	0	0	0	0	0	77	122	0.00	0.857								
Kent Mercker, L ERA: 3.12	0.0	1	1	0	0	0	0	0	0	0	0	0	0	2	4	∞	∞								
LaTroy Hawkins, R ERA: 2.13	2.0	8	1	0	0	1	0	1	0	0	0	0	0	13	23	0.00	0.500								
Kyle Farnsworth, R ERA: 6.1	0.1	L	5	1	1	1	0	3	0	0	0	0	0	6	20	27.00	12.000								

Chicago Cubs @ St. Louis Cardinals  
 Busch Stadium, St. Louis, MO  
 Sun May 02 2004, 1:15 PM CDT  
 Att. 47,757 - Cloudy - 54 F

livebaseballscorecards.com

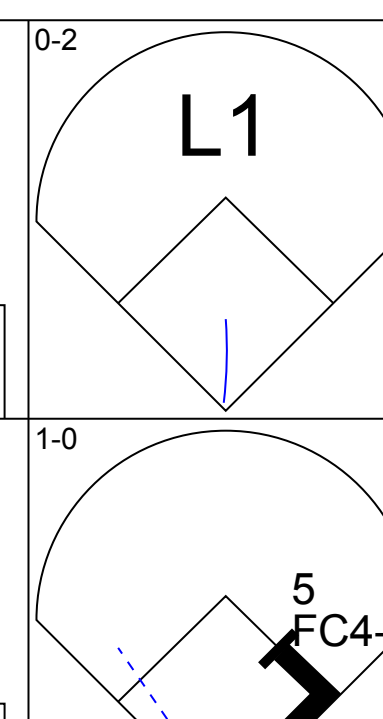
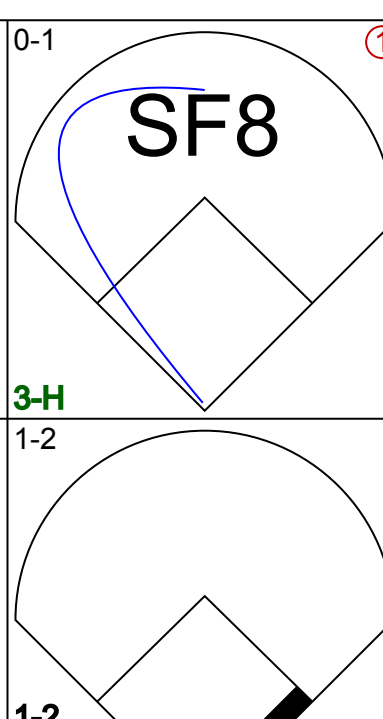
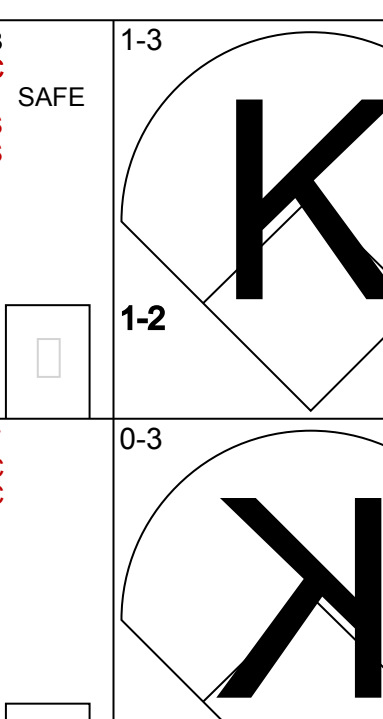
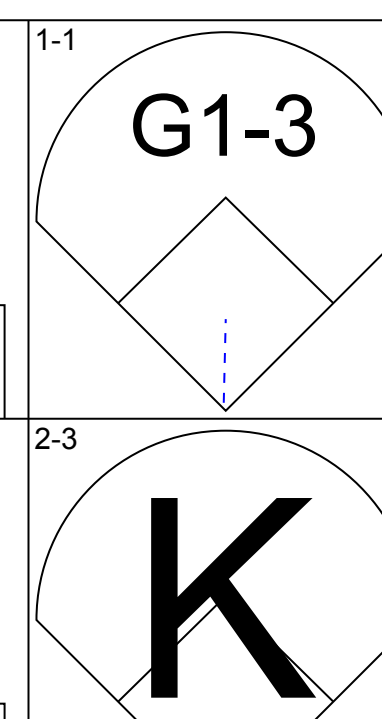
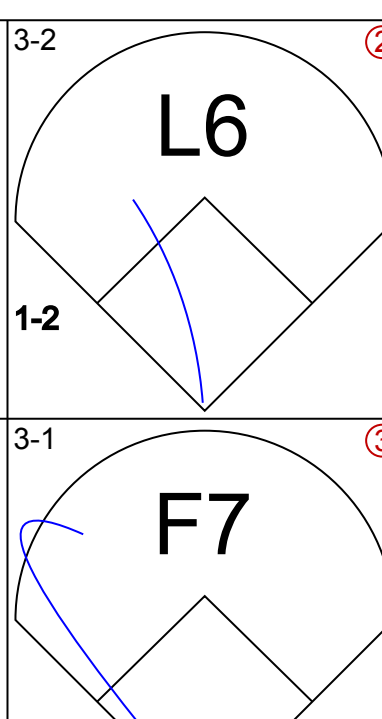
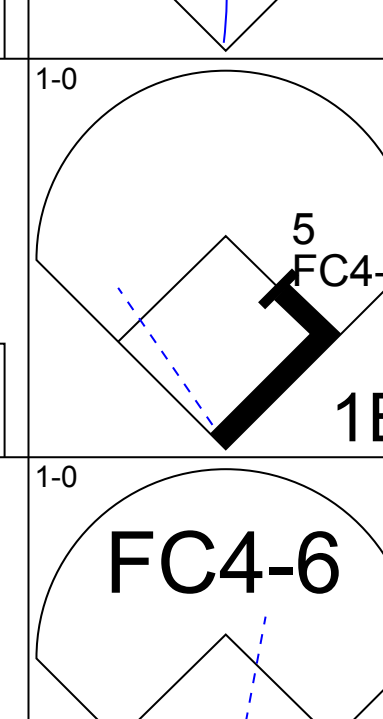
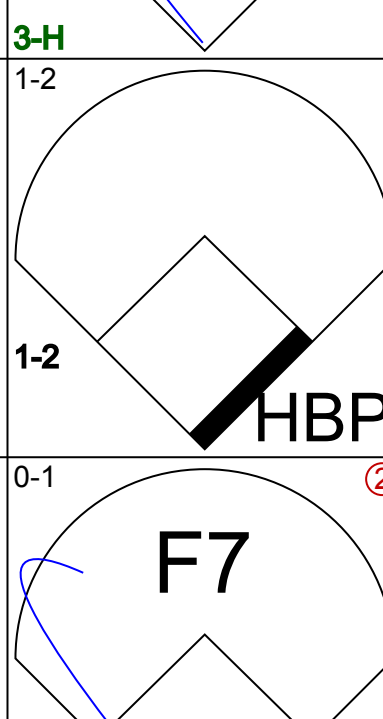
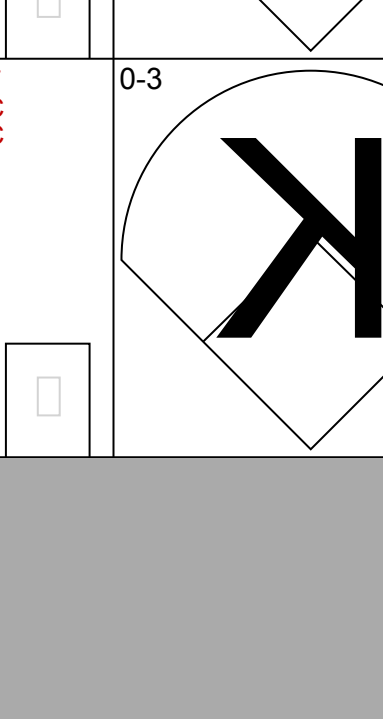
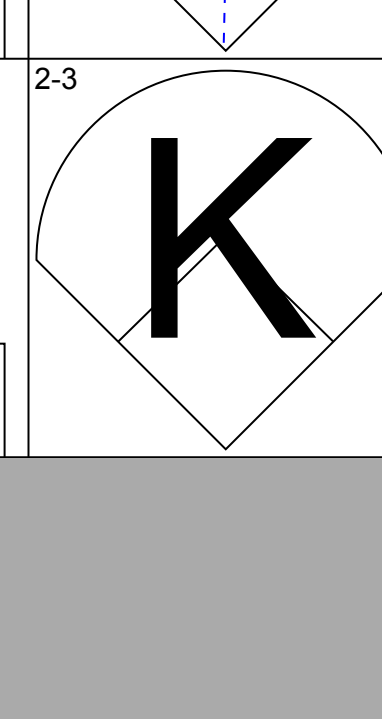
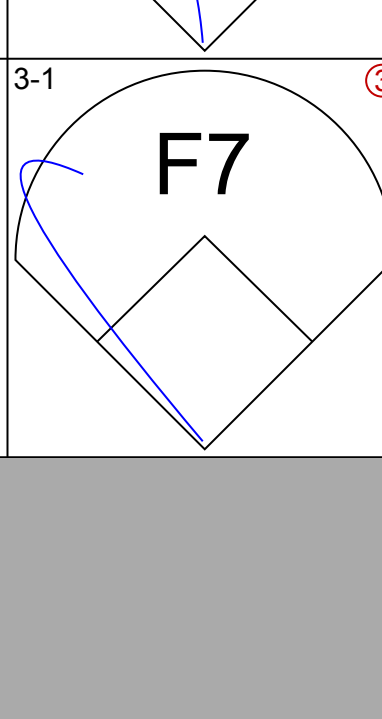
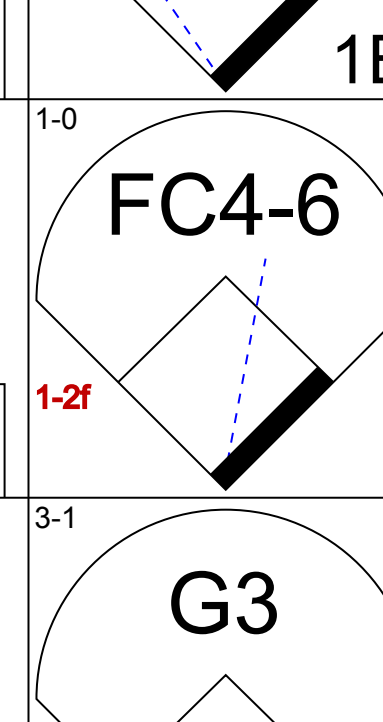
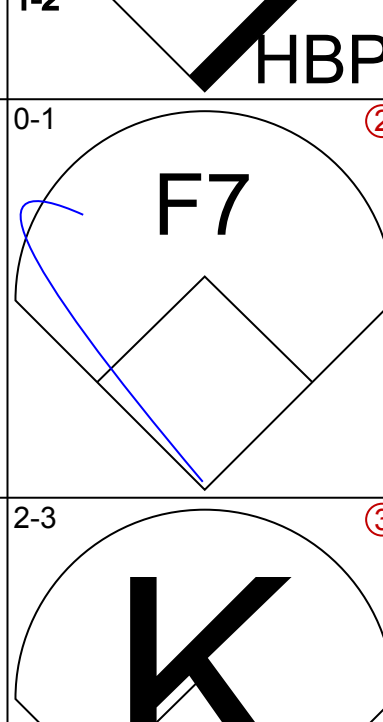
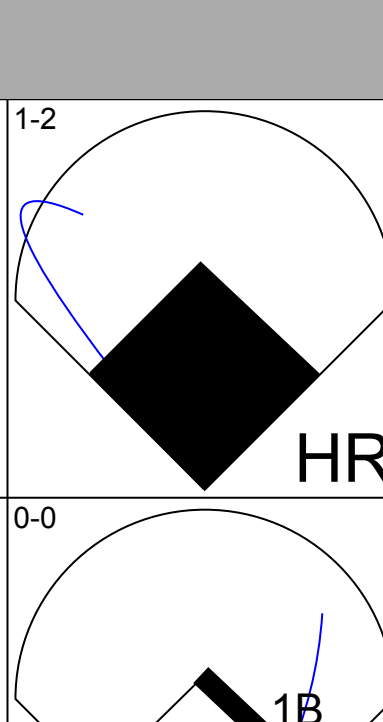
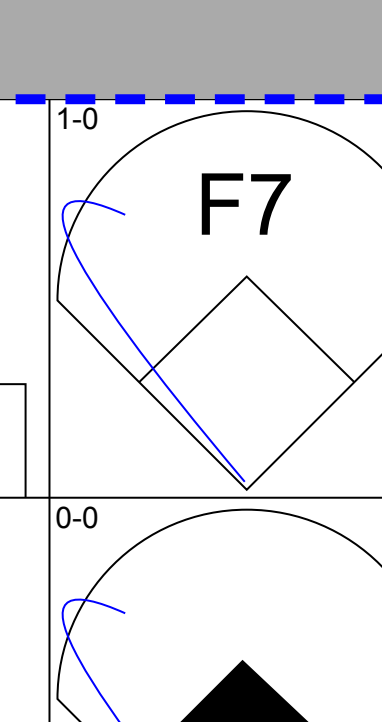
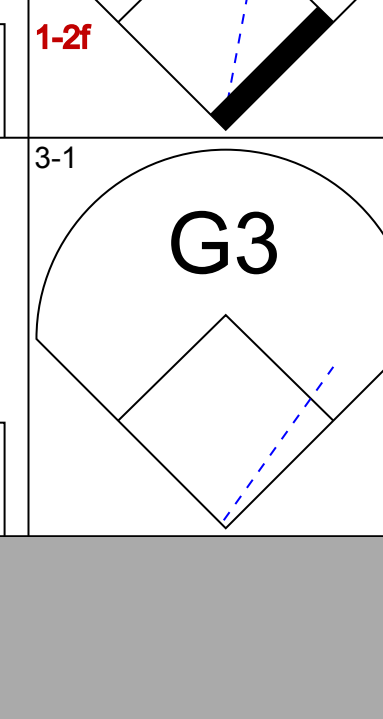

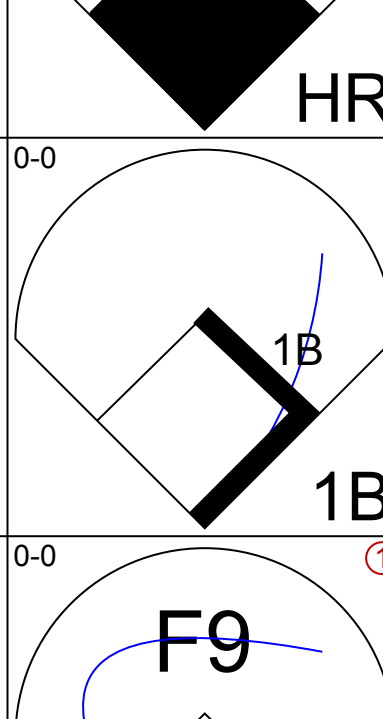
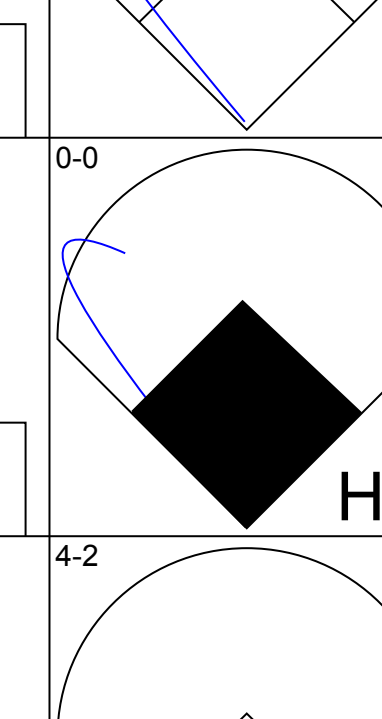
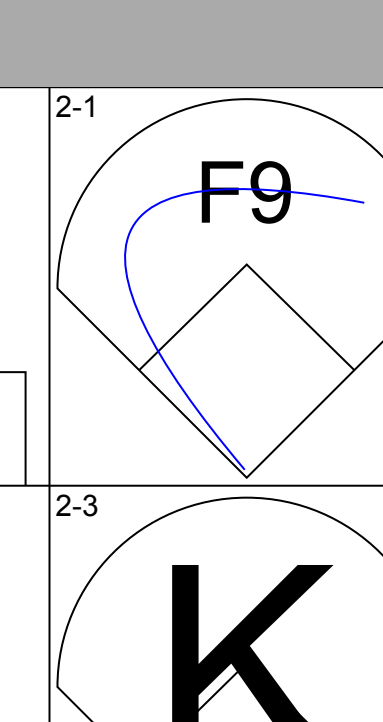
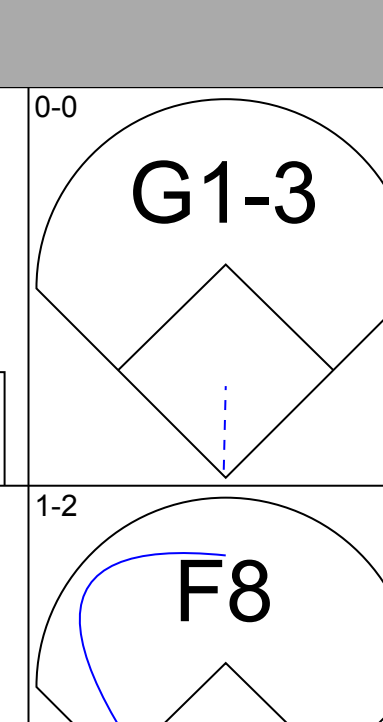
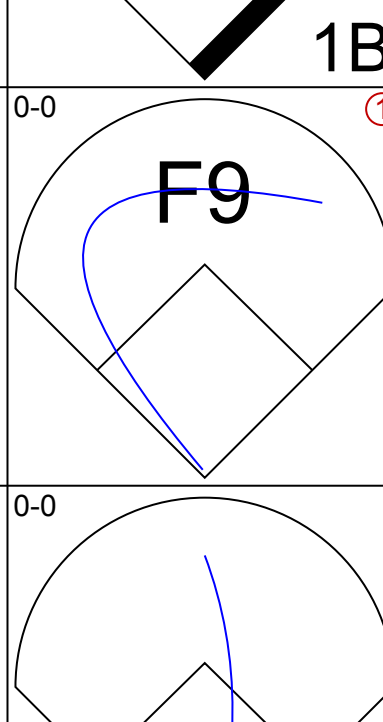
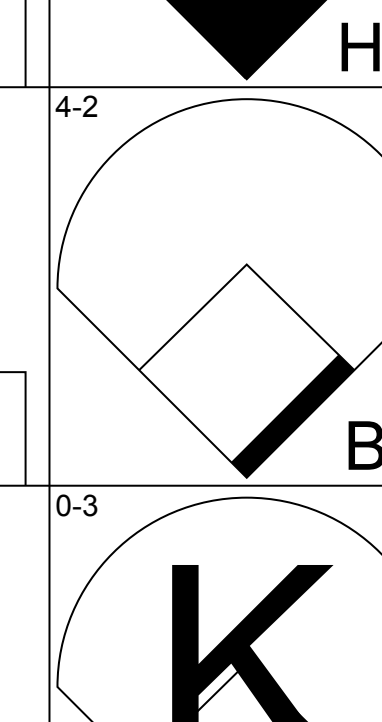
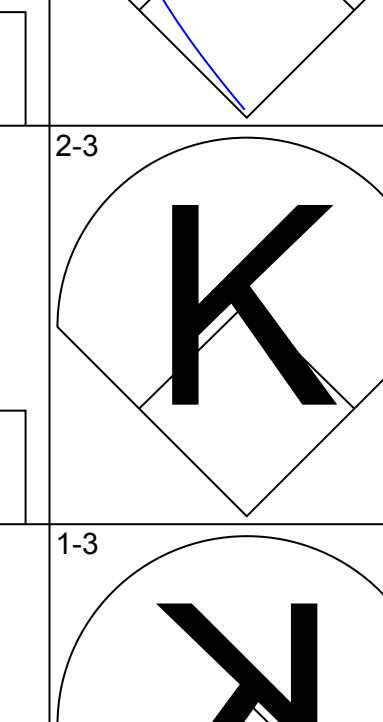
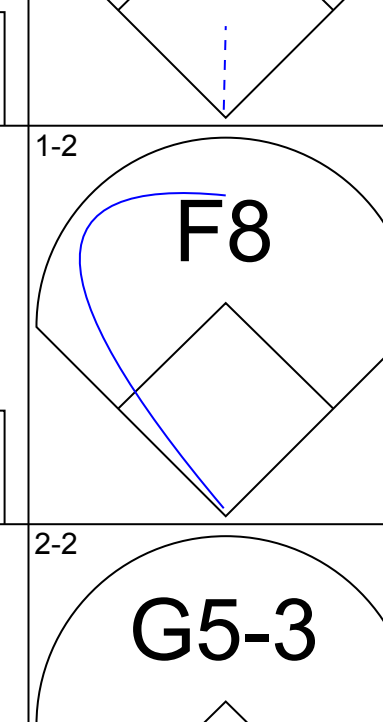
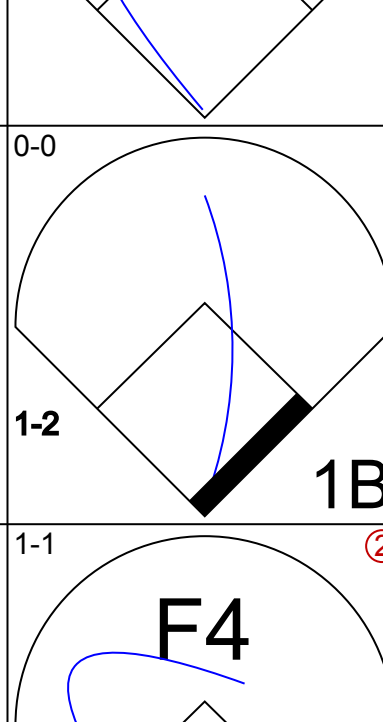
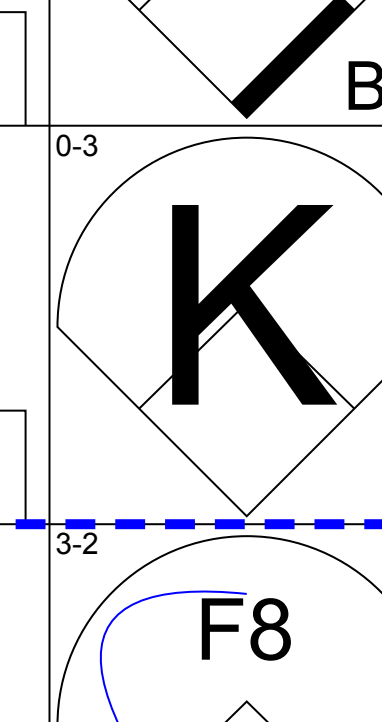
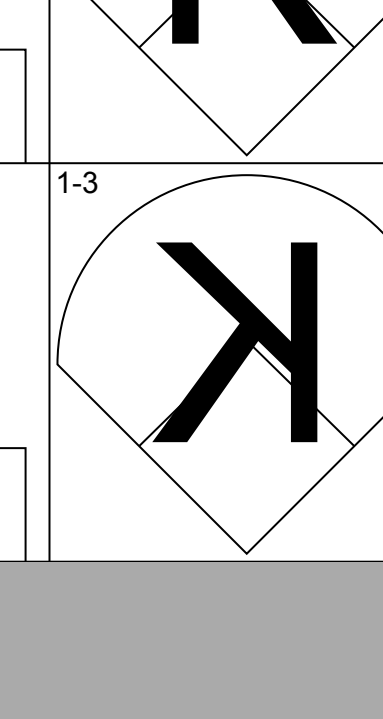
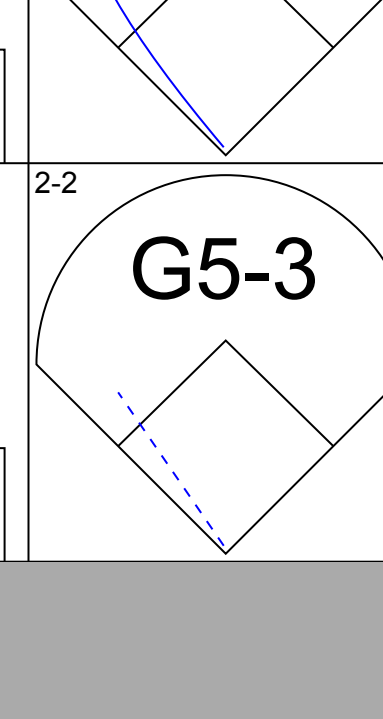
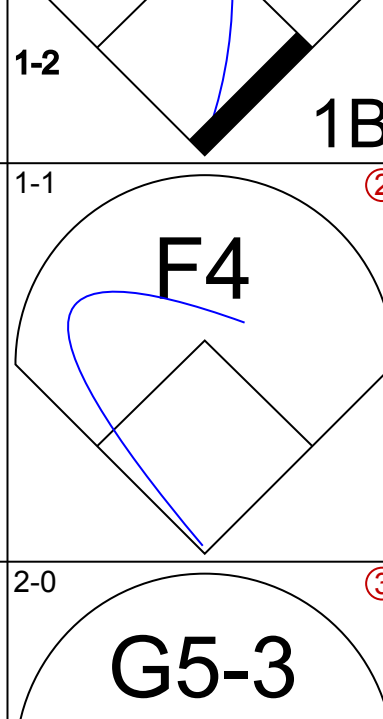
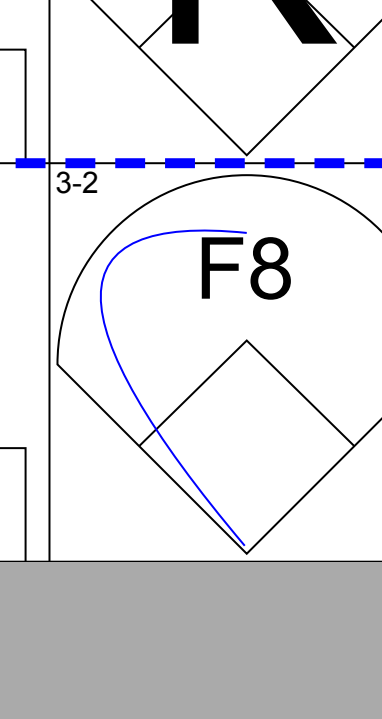
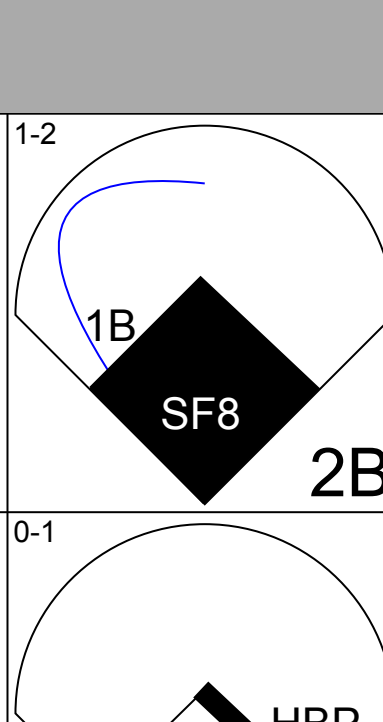
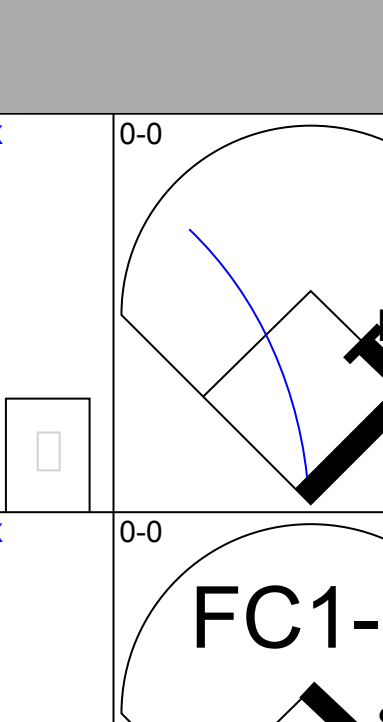
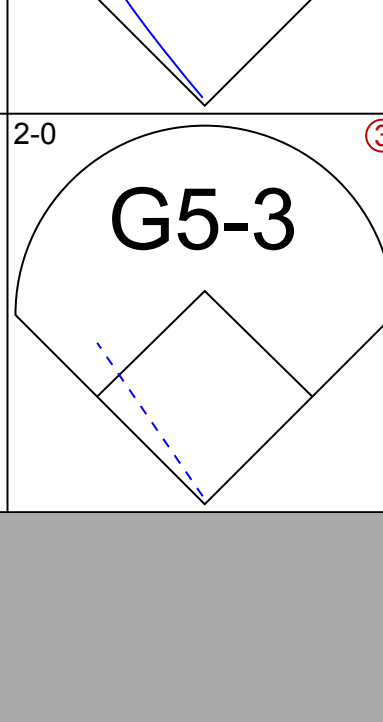
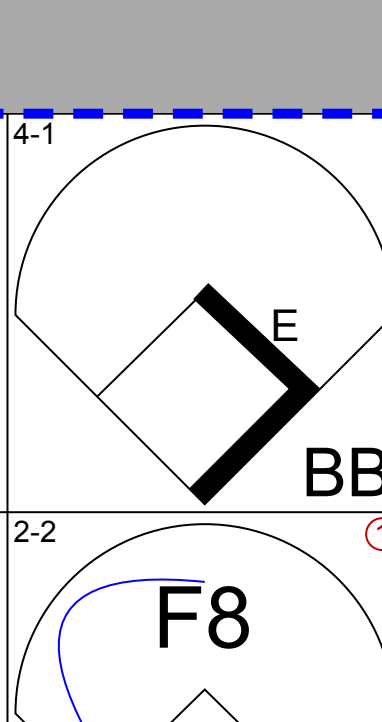
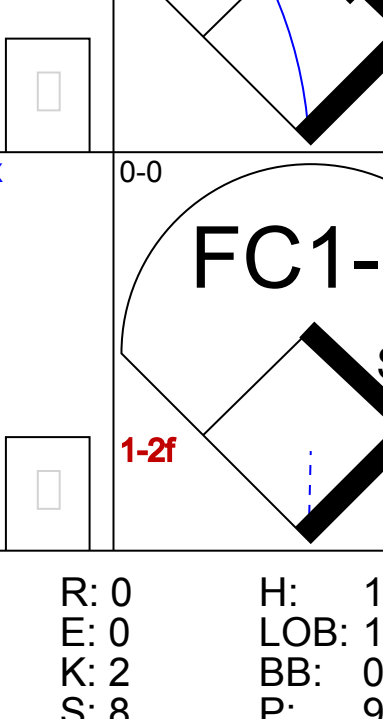
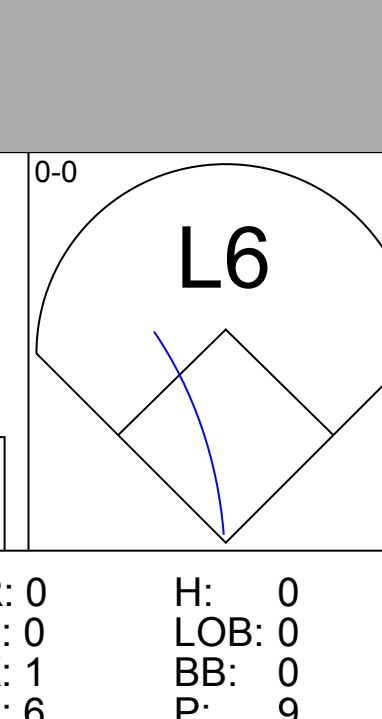
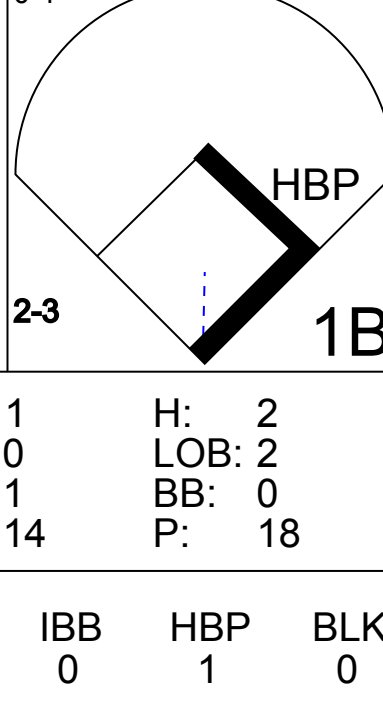
AB 32  
 R 1  
 H 6  
 RBI 1  
 BB 7  
 SO 13  
 LOB 16



Batter	1	2	3	4	5	6	7	8	9	AB	R	H	RBI	BB	SO	LOB	TOP					
Todd Walker, L (1.4) OBP: 0.424, SLG: 0.526										5	2	3	3	0	1	1	<b>Chicago Cubs @ St. Louis Cardinals</b> Busch Stadium, St. Louis, MO Mon May 03 2004, 12:10 PM CDT Att: 40,340 - Cloudy - 54 F					
Corey Patterson, L (1.8) OBP: 0.304, SLG: 0.448										5	0	1	0	0	1	2						
Sammy Sosa, R (1.9) OBP: 0.369, SLG: 0.568										4	1	2	2	1	1	0						
Moises Alou, R (1.7) OBP: 0.379, SLG: 0.663										4	0	0	0	1	0	3						
16 Aramis Ramirez, R (1.5) OBP: 0.330, SLG: 0.608										4	1	0	0	1	0	2						
25 Derrek Lee, R (1.3) OBP: 0.397, SLG: 0.476										3	1	2	2	1	1	0						
Alex Gonzalez, R (1.6) OBP: 0.282, SLG: 0.446										4	0	1	0	0	1	4						
Paul Bako, L (1.2) OBP: 0.276, SLG: 0.167										4	0	1	0	0	1	2						
Greg Maddux, R (1.1) OBP: 0.091, SLG: 0.091										2	2	1	0	0	0	1						
Jose Macias, S (8, PH) OBP: 0.063, SLG: 0.063										1	0	0	0	0	0	0						
Francis Beltran, R (8, 1) OBP: 0.063, SLG: 0.063										0	0	0	0	0	0	0						
Kent Mercker, L (8, 1) OBP: 0.063, SLG: 0.063										0	0	0	0	0	0	0						
Joe Borowski, R (9, 1) OBP: 0.063, SLG: 0.063										0	0	0	0	0	0	0						
<b>Inning Stats</b>	R: 0 E: 0 K: 1 S: 9	H: 0 LOB: 0 BB: 0 P: 13	R: 0 E: 0 K: 1 S: 7	H: 0 LOB: 0 BB: 0 P: 13	R: 1 E: 0 K: 1 S: 15	H: 2 LOB: 1 BB: 0 P: 28	R: 0 E: 0 K: 1 S: 9	H: 0 LOB: 0 BB: 0 P: 14	R: 0 E: 0 K: 1 S: 7	H: 1 LOB: 0 BB: 0 P: 10	R: 2 E: 0 K: 0 S: 16	H: 3 LOB: 3 BB: 2 P: 32	R: 0 E: 0 K: 0 S: 12	H: 2 LOB: 0 BB: 1 P: 23	R: 2 E: 0 K: 1 S: 11	H: 1 LOB: 0 BB: 1 P: 19	R: 2 E: 0 K: 0 S: 13	H: 2 LOB: 0 BB: 0 P: 20	1B: 5 2B: 3 3B: 0 HR: 3	SF: 0 SAC: 1 DP: 1 HBP: 0	WP: 1 PB: 0 SB: 1 CS: 0	PA: 41
<b>PITCHER</b>	IP WLS BF H R ER SO BB IBB HBP BLK WP HR S P ERA WHIP																					
Jason Marquis, R (1.1) ERA: 3.82	6.1 L 27 7 3 3 5 1 1 0 0 1 1 65 112 4.26 1.263																					
Steve Kline, L (7, 1) ERA: 2.08	0.1 2 1 0 0 0 0 0 0 0 0 0 6 11 0.00 3.000																					
Mike Lincoln, R (7, 1) ERA: 5.19	1.1 7 1 2 2 1 2 0 0 0 0 0 1 15 29 13.50 2.250																					
Ray King, L (9, 1) ERA: 3.48	0.1 2 1 1 1 0 0 0 0 0 0 0 6 9 27.00 3.000																					
Cal Eldred, R (9, 1) ERA: 10.13	0.2 3 1 1 1 0 0 0 0 0 0 0 1 7 11 13.50 1.500																					

AB	36
R	7
H	11
RBI	7
BB	4
SO	6
LOB	15



Batter	1	2	3	4	5	6	7	8	9	AB	R	H	RBI	BB	SO	LOB	BOTTOM					
Tony Womack, L (1.4) OBP: 0.392, SLG: 0.471										4	0	0	1	0	1	2	<b>Chicago Cubs @ St. Louis Cardinals</b> Busch Stadium, St. Louis, MO Mon May 03 2004, 12:10 PM CDT Att: 40,340 - Cloudy - 54 F					
Ray Lankford, L (1.7) OBP: 0.403, SLG: 0.559										4	0	1	0	0	2	2						
5 Albert Pujols, R (1.3) OBP: 0.400, SLG: 0.592										4	1	1	1	0	0	3						
15 Jim Edmonds, L (1.8) OBP: 0.378, SLG: 0.606										4	1	2	1	0	1	3						
27 Scott Rolen, R (1.5) OBP: 0.384, SLG: 0.630										3	0	0	0	1	0	1						
Edgar Renteria, R (1.6) OBP: 0.356, SLG: 0.404										4	0	1	0	0	2	1						
Reggie Sanders, R (1.9) OBP: 0.303, SLG: 0.425										3	0	0	0	0	1	2						
Steve Kline, S (7, 1) ERA: 2.08										0	0	0	0	0	0	0						
Mike Lincoln, R (7, 1) ERA: 5.19										1	0	0	0	0	0	1						
Matt Anderson, L (8, PH) OBP: 0.246, SLG: 0.317										0	0	0	0	0	0	0						
Ray King, L (8, 1) ERA: 3.48										0	0	0	0	0	0	0						
Cal Eldred, R (8, 1) ERA: 10.13										0	0	0	0	0	0	0						
Mike Matheny, R (1.2) OBP: 0.318, SLG: 0.439										3	1	2	0	1	0	2						
Jason Marquis, L (1.1) OBP: 0.071, SLG: 0.077										2	0	1	0	0	0	1						
So Taguchi, R (7, 9) OBP: 0.233, SLG: 0.276										1	0	0	0	0	0	0						
Colin Porter, L (9, PH) OBP: 0.375, SLG: 0.438										1	0	0	0	0	0	1						
<b>Inning Stats</b>	R: 0 E: 0 K: 0 S: 7	H: 1 LOB: 1 BB: 0 P: 12	R: 0 E: 0 K: 2 S: 8	H: 0 LOB: 0 BB: 0 P: 13	R: 1 E: 0 K: 1 S: 14	H: 2 LOB: 2 BB: 0 P: 18	R: 0 E: 0 K: 0 S: 7	H: 0 LOB: 0 BB: 0 P: 10	R: 0 E: 0 K: 2 S: 8	H: 1 LOB: 1 BB: 0 P: 9	R: 1 E: 0 K: 0 S: 9	H: 3 LOB: 2 BB: 0 P: 13	R: 0 E: 0 K: 1 S: 6	H: 0 LOB: 0 BB: 0 P: 9	R: 1 E: 0 K: 0 S: 12	H: 1 LOB: 1 BB: 1 P: 20	R: 0 E: 1 K: 0 S: 9	H: 0 LOB: 1 BB: 1 P: 21	1B: 5 2B: 1 3B: 0 HR: 2	SF: 1 SAC: 0 DP: 0 HBP: 1	WP: 0 PB: 0 SB: 1 CS: 0	PA: 38
<b>PITCHER</b>	IP WLS BF H R ER SO BB IBB HBP BLK WP HR S P ERA WHIP																					
Greg Maddux, R (1.1) ERA: 5.05	7.0 W 29 7 2 2 6 1 0 0 0 0 1 59 84 2.57 1.000																					
Francis Beltran, R (8, 1) ERA: 7.11	0.2 H 4 1 1 1 1 1 0 0 0 0 1 9 14 13.50 3.000																					
Kent Mercker, L (8, 1) ERA: 3.0	0.1 H 1 0 0 0 0 0 0 0 0 0 0 3 6 0.00 0.000																					
Joe Borowski, R (9, 1) ERA: 5.73	1.0 4 0 0 0 0 1 0 0 0 0 0 9 21 0.00 1.000																					

AB	34
R	3
H	8
RBI	3
BB	2
SO	7
LOB	19





Batter	1	2	3	4	5	6	7	8	9	AB	R	H	RBI	BB	SO	LOB	TOP										
Tony Womack, L (1.4)	P6		E6			FC6-4		G6-3		5	2	1	1	0	0	2											
Ray Lankford, L (1.7)	1B		K		E3			F8		4	2	1	0	1	1	1											
5 Albert Pujols, R (1.3)	2B		G5-3		G4-3			G5-3		5	1	1	0	0	0	4											
15 Jim Edmonds, L (1.8)	L3		1B		1B			G1-3		5	0	2	2	0	0	2											
27 Scott Rolen, R (1.5)	1B		FC6-4		1B			G5-3		4	0	2	2	0	0	1											
Edgar Renteria, R (1.6)		G6-3		K	G4-3			F8		4	0	0	0	0	1	2											
Marlon Anderson, L (1.9)		K		G1-3		F8		L7		3	1	1	0	0	1	0											
So Taguchi, R (8. PH)						FC6-4		1B		1	0	0	0	0	0	0											
Mike Matheny, R (1.2)		1B		P4		FC6-4		1B		3	0	2	0	0	0	0											
29 Chris Carpenter, R (1.1)			K		G4-3			F8		2	0	0	0	0	1	1											
Colin Porter, L (6. PH)										1	0	0	0	0	0	2											
Cal Eldred, R (6.1)										0	0	0	0	0	0	0											
Steve Kline, S (7.1)										0	0	0	0	0	0	0											
Reggie Sanders, R (8. PH)										1	0	0	0	0	0	1											
Julian Tavarez, L (8.1)										0	0	0	0	0	0	0											
Ray King, L (8.1)										0	0	0	0	0	0	0											
44 Jason Istringhausen, R (8.1)										0	0	0	0	0	0	0											
<b>Inning Stats</b>	R: 2 E: 0 K: 0 S: 9	H: 3 LOB: 1 BB: 0 P: 13	R: 0 E: 0 K: 2 S: 12	H: 1 LOB: 1 BB: 0 P: 14	R: 1 E: 1 K: 1 S: 10	H: 1 LOB: 1 BB: 0 P: 15	R: 0 E: 0 K: 1 S: 6	H: 0 LOB: 0 BB: 0 P: 7	R: 2 E: 1 K: 0 S: 12	H: 3 LOB: 2 BB: 1 P: 19	R: 1 E: 0 K: 0 S: 20	H: 2 LOB: 2 BB: 1 P: 25	R: 0 E: 0 K: 0 S: 8	H: 0 LOB: 0 BB: 0 P: 12	R: 0 E: 0 K: 1 S: 9	H: 0 LOB: 1 BB: 0 P: 14	R: 0 E: 0 K: 0 S: 6	H: 0 LOB: 0 BB: 0 P: 9	1B: 9 2B: 1 3B: 0 HR: 0	SF: 0 SAC: 0 DP: 0 HBP: 1	WP: 1 PB: 0 SB: 1 CS: 0	PA: 40					
<b>PITCHER</b>	IP	WLS	BF	H	R	ER	SO	BB	IBB	HBP	BLK	WP	HR	S	P	ERA	WHIP										
39 Brett Myers, R (1.1)	5.2	L	29	10	6	3	4	1	0	0	0	1	0	66	89	4.76	1.941										
Roberto Hernandez, R (6.1)	0.2		2	0	0	0	0	0	0	0	0	0	0	6	7	0.00	0.000										
Rheal Cormier, L (7.1)	1.2		6	0	0	0	1	0	0	1	0	0	0	14	23	0.00	0.000										
Amaury Telemaco, R (9.1)	1.0		3	0	0	0	0	0	0	0	0	0	0	6	9	0.00	0.000										

St. Louis Cardinals @ Philadelphia Phillies  
Citizens Bank Park, Philadelphia, PA  
Tue May 04 2004, 7:05 PM EDT  
Att: 33,294 - Sunny - 60 F

AB	38
R	6
H	10
RBI	5
BB	1
SO	5
LOB	16



Batter	1	2	3	4	5	6	7	8	9	AB	R	H	RBI	BB	SO	LOB	BOTTOM										
Marlon Byrd, R (1.8)	G6-3		G3		K	K			4-0	3	1	0	0	1	2	0											
Placido Polanco, R (1.4)	1B		G3		G6-3			F9		5	0	2	0	0	0	1											
Bobby Abreu, L (1.9)	G3-4-3		HR		HR			G4-6-3		4	2	2	3	1	1	3											
Jim Thome, L (1.3)	K		F8		HR			G4-6-3		4	1	1	1	1	1	2											
Pat Burrell, R (1.7)	P5		K		HR			G5-3		4	1	1	1	1	2	3											
Mike Lieberthal, R (1.2)	E3		1B		1B			G4-3		4	0	2	0	0	0	1											
David Bell, R (1.5)	F8		F8		G5-3			G5-3		2	0	0	0	1	0	2											
Roberto Hernandez, R (6.1)										0	0	0	0	0	0	0											
Rheal Cormier, L (7.1)										0	0	0	0	0	0	0											
Julian Tavarez, R (8.1)										1	0	0	0	0	0	1											
Amaury Telemaco, R (9.1)										0	0	0	0	0	0	0											
11 Jimmy Rollins, S (1.6)	F8		F8		F8			P5		4	0	0	0	0	0	4											
39 Brett Myers, R (1.1)			K		G6-3			K		2	0	0	0	0	1	2											
Tomas Perez, S (6.5)										2	0	0	0	0	2	0											
<b>Inning Stats</b>	R: 0 E: 0 K: 1 S: 12	H: 1 LOB: 1 BB: 0 P: 16	R: 0 E: 0 K: 0 S: 13	H: 0 LOB: 1 BB: 0 P: 19	R: 2 E: 0 K: 1 S: 12	H: 1 LOB: 0 BB: 0 P: 17	R: 0 E: 0 K: 1 S: 9	H: 1 LOB: 2 BB: 1 P: 16	R: 3 E: 0 K: 2 S: 10	H: 4 LOB: 1 BB: 0 P: 28	R: 0 E: 0 K: 0 S: 10	H: 0 LOB: 0 BB: 0 P: 15	R: 0 E: 0 K: 0 S: 9	H: 0 LOB: 1 BB: 1 P: 18	R: 0 E: 0 K: 0 S: 9	H: 0 LOB: 1 BB: 1 P: 14	R: 0 E: 0 K: 3 S: 13	H: 1 LOB: 3 BB: 2 P: 27	1B: 4 2B: 0 3B: 0 HR: 4	SF: 0 SAC: 0 DP: 1 HBP: 1	WP: 0 PB: 0 SB: 0 CS: 0	PA: 41					
<b>PITCHER</b>	IP	WLS	BF	H	R	ER	SO	BB	IBB	HBP	BLK	WP	HR	S	P	ERA	WHIP										
29 Chris Carpenter, R (1.1)	5.0	W	25	7	5	5	4	1	0	1	0	0	0	14	22	9.00	1.600										
Cal Eldred, R (6.1)	1.1	H	4	0	0	0	2	0	0	0	0	0	0	5	11	0.00	1.500										
Steve Kline, L (7.1)	0.2	H	2	0	0	0	0	1	0	0	0	0	0	4	8	0.00	3.000										
Julian Tavarez, R (8.1)	0.1	H	2	0	0	0	0	1	0	0	0	0	0	5	6	0.00	0.000										
Ray King, L (8.1)	0.2	H	2	0	0	0	0	0	0	0	0	0	0	5	6	0.00	0.000										

St. Louis Cardinals @ Philadelphia Phillies  
Citizens Bank Park, Philadelphia, PA  
Tue May 04 2004, 7:05 PM EDT  
Att: 33,294 - Sunny - 60 F

AB	35
R	5
H	8
RBI	5
BB	5
SO	9
LOB	19





Batter	1	2	3	4	5	6	7	8	9	AB	R	H	RBI	BB	SO	LOB	TOP			
Marlon Anderson, L (1,4) OBP: 0.343, SLG: 0.582 7 Hector Luna, R (9, PH) OBP: 0.278, SLG: 0.400	G4-3	1-2			P1		G5-3		K	4	0	1	0	0	0	0				
Edgar Renteria, R (1,6) OBP: 0.335, SLG: 0.373	G6-3	2-1			L9		F8			4	0	0	0	0	0	2				
5 Albert Pujols, R (1,3) OBP: 0.388, SLG: 0.579	E5			G6-3		G6-3				4	2	1	0	0	0	0				
15 Jim Edmonds, L (1,8) OBP: 0.383, SLG: 0.588	27 1B			K		27 2B			G4-3	3	1	1	0	1	1	1				
27 Scott Rolen, R (1,5) OBP: 0.392, SLG: 0.630	1-3 2H			G6-3		1B			G5-3	4	1	2	3	0	0	0				
Colin Porter, L (1,7) OBP: 0.381, SLG: 0.429 Julian Tavaréz, L (8,1)	K			G6-4-3		2H			G3-1	4	0	2	1	0	1	2				
Reggie Sanders, R (1,9) OBP: 0.298, SLG: 0.590				K		E5			K	4	0	0	0	0	3	2				
Mike Matheny, R (1,2) OBP: 0.333, SLG: 0.438 Ray Lankford, L (9, PR) OBP: 0.403, SLG: 0.540	G3-1			G6-4-3		G6-4-3				4	0	1	0	0	0	3				
Woody Williams, R (1,1) Tony Womack, L (7, PH) OBP: 0.376, SLG: 0.446 54 Josh Pearce, R (7,1) Ray King, L (8,1) So Taguchi, R (8,7) OBP: 0.219, SLG: 0.258						F8			F7	1	0	0	0	1	0	0				
<b>Inning Stats</b>	R: 1 E: 1 K: 1 S: 13	H: 1 LOB: 2 BB: 1 P: 23	R: 0 E: 0 K: 1 S: 13	H: 1 LOB: 2 BB: 1 P: 22	R: 0 E: 0 K: 1 S: 6	H: 0 LOB: 0 BB: 0 P: 8	R: 0 E: 0 K: 1 S: 9	H: 1 LOB: 0 BB: 0 P: 10	R: 0 E: 0 K: 0 S: 5	H: 3 LOB: 1 BB: 0 P: 14	R: 0 E: 0 K: 1 S: 7	H: 0 LOB: 0 BB: 0 P: 10	R: 1 E: 0 K: 0 S: 8	H: 1 LOB: 0 BB: 0 P: 14	R: 0 E: 0 K: 2 S: 14	H: 1 LOB: 1 BB: 0 P: 18	1B: 6 2B: 2 3B: 0 HR: 0	SF: 0 SAC: 0 DP: 2 HBP: 0	WP: 0 PB: 0 SB: 0 CS: 0	PA: 37
<b>PITCHER</b>	IP WLS BF H R ER SO BB IBB HBP BLK WP HR S P ERA WHIP																			
Kevin Millwood, R (1,1) ERA: 3.46	7.0 W 30 7 4 3 5 2 0 0 0 0 0 0 65 95 3.86 1.286																			
Rheal Cormier, L (8,1) ERA: 4.4	0.1 H 1 0 0 0 0 0 0 0 0 0 0 0 3 5 0.00 0.000																			
Tim Worrell, R (8,1) ERA: 2.51	0.2 H 2 0 0 0 0 0 0 0 0 0 0 0 3 6 0.00 0.000																			
Billy Wagner, L (9,1) ERA: 1.29	1.0 S 4 1 0 0 2 0 0 0 0 0 0 0 14 18 0.00 1.000																			

St. Louis Cardinals @ Philadelphia Phillies  
Citizens Bank Park, Philadelphia, PA  
Wed May 05 2004, 7:05 PM EDT  
Att: 35,944 - Unknown - 69 F

AB 35  
R 4  
H 8  
RBI 4  
BB 2  
SO 7  
LOB 12



Batter	1	2	3	4	5	6	7	8	9	AB	R	H	RBI	BB	SO	LOB	BOTTOM			
Marlon Byrd, R (1,8) OBP: 0.296, SLG: 0.284	HR		F7		WP		G5-3			4	1	2	1	0	0	0				
Placido Polanco, R (1,4) OBP: 0.328, SLG: 0.340	F8		G5-3		G5-3		G5-3			4	0	0	0	0	0	1				
Bobby Abreu, L (1,9) OBP: 0.357, SLG: 0.526	G6-3		L7				F7		K	4	0	0	0	0	1	0				
Jim Thome, L (1,3) OBP: 0.443, SLG: 0.685	K				G6-4-3		K			2	0	0	0	2	2	0				
Pat Burrell, R (1,7) OBP: 0.376, SLG: 0.483			G6-4-3		G6-4-3		1B			3	2	1	0	1	1	2				
Mike Lieberthal, R (1,2) OBP: 0.287, SLG: 0.380	F9		F9				HR			3	1	2	0	0	0	1				
David Bell, R (1,5) OBP: 0.301, SLG: 0.412					P3		HR			3	1	2	4	0	0	1				
11 Jimmy Rollins, S (1,6) OBP: 0.247, SLG: 0.261			P5		G3-1		F8			3	0	0	0	0	0	1				
Kevin Millwood, R (1,1) Rheal Cormier, L (8,1) Tim Worrell, R (8,1) Billy Wagner, L (9,1)			K		F8		G4-3			3	0	0	0	0	1	1				
<b>Inning Stats</b>	R: 1 E: 0 K: 1 S: 10	H: 1 LOB: 0 BB: 0 P: 13	R: 1 E: 0 K: 1 S: 9	H: 2 LOB: 1 BB: 0 P: 14	R: 0 E: 0 K: 0 S: 10	H: 0 LOB: 0 BB: 0 P: 16	R: 0 E: 0 K: 0 S: 4	H: 1 LOB: 1 BB: 1 P: 11	R: 0 E: 0 K: 0 S: 10	H: 1 LOB: 1 BB: 0 P: 15	R: 3 E: 0 K: 1 S: 12	H: 2 LOB: 0 BB: 1 P: 22	R: 0 E: 0 K: 0 S: 6	H: 0 LOB: 0 BB: 0 P: 8	R: 0 E: 0 K: 2 S: 8	H: 0 LOB: 0 BB: 1 P: 18	1B: 3 2B: 2 3B: 0 HR: 2	SF: 0 SAC: 0 DP: 1 HBP: 0	WP: 1 PB: 0 SB: 0 CS: 1	PA: 32
<b>PITCHER</b>	IP WLS BF H R ER SO BB IBB HBP BLK WP HR S P ERA WHIP																			
Woody Williams, R (1,1) ERA: 6.27	6.0 L 26 7 5 3 3 2 0 0 0 0 0 0 55 91 7.50 1.500																			
54 Josh Pearce, R (7,1) ERA: 6.75	1.0 3 0 0 0 0 0 0 0 0 0 0 6 8 0.00 0.000																			
Ray King, L (8,1) ERA: 3.18	0.1 2 0 0 0 1 1 0 0 0 0 0 5 12 0.00 3.000																			
Julian Tavaréz, R (8,1) ERA: 4.26	0.2 1 0 0 0 1 0 0 0 0 0 0 3 6 0.00 0.000																			

St. Louis Cardinals @ Philadelphia Phillies  
Citizens Bank Park, Philadelphia, PA  
Wed May 05 2004, 7:05 PM EDT  
Att: 35,944 - Unknown - 69 F

AB 29  
R 5  
H 7  
RBI 5  
BB 3  
SO 5  
LOB 7





Batter	1	2	3	4	5	6	7	8	9	AB	R	H	RBI	BB	SO	LOB	TOP					
Tony Womack, L (1,4) OBP: 0.397, SLG: 0.443	F7	F7			SH1-3 5 SF9 2B		FC1-5-6 5 WP 1B		FC6 15 FC3	5	1	1	0	0	0	3	<b>St. Louis Cardinals @ Philadelphia Phillies</b> Citizens Bank Park, Philadelphia, PA Thu May 06 2004, 1:05 PM EDT Att: 44,376 - Sunny - 60 F					
So Taguchi, R (1,8) OBP: 0.265, SLG: 0.265 Steve Kline, S (7,5) Julian Tavares, L (8,1) Ray King, L (8,1) 15 Jim Edmonds, L (8,8) OBP: 0.380, SLG: 0.583	E4 5 1B	G3			SH1-3		5 WP 1B		FC3	3	1	1	0	0	0	0						
5 Albert Pujols, R (1,3) OBP: 0.361, SLG: 0.568	27 1B 1B				SF9		G6-3		G3-2-3	4	1	1	1	0	0	5						
27 Scott Rolen, R (1,5) OBP: 0.395, SLG: 0.622	7 HR 1B				P2				K	3	1	1	1	1	1	0						
Edgar Renteria, R (1,6) OBP: 0.339, SLG: 0.377	7 HR 1B						G6-4-3 1B		G4-3	4	1	2	1	0	1	1						
Reggie Sanders, R (1,9) OBP: 0.287, SLG: 0.567 44 Jason Isringhausen, R (8,1)	P4				G5-3		G6-4-3		G6-3	4	0	0	0	0	0	4						
7 Hector Luna, R (1,7) Colin Porter, L (6,7) OBP: 0.409, SLG: 0.455	1H 2H HR				B1-3		G4-3		1B 15 FC3 1B	3	1	1	3	0	0	0						
Cody McKay, L (1,2) Mike Matheny, R (9,PH) OBP: 0.330, SLG: 0.433	F7				F8		F7		F9	3	0	0	0	0	0	0						
Jeff Suppan, R (1,1) Ray Lankford, L (7,PH) OBP: 0.416, SLG: 0.554		G6-3					FC1-5 S 1B		15 FC3 5 G3-2-3 1B	2	0	0	0	0	1	0						
<b>Inning Stats</b>	R: 5 E: 1 K: 0 S: 24	H: 4 LOB: 0 BB: 0 P: 31	R: 0 E: 0 K: 0 S: 7	H: 0 LOB: 1 BB: 1 P: 10	R: 0 E: 0 K: 1 S: 10	H: 0 LOB: 1 BB: 1 P: 16	R: 0 E: 0 K: 1 S: 6	H: 0 LOB: 0 BB: 0 P: 8	R: 1 E: 0 K: 0 S: 7	H: 1 LOB: 0 BB: 0 P: 10	R: 0 E: 0 K: 0 S: 6	H: 1 LOB: 0 BB: 0 P: 10	R: 0 E: 0 K: 0 S: 14	H: 2 LOB: 2 BB: 0 P: 21	R: 0 E: 0 K: 1 S: 8	H: 0 LOB: 0 BB: 0 P: 13		R: 1 E: 0 K: 0 S: 12	H: 2 LOB: 2 BB: 0 P: 20	1B: 8 2B: 1 3B: 0 HR: 1	SF: 1 SAC: 1 DP: 2 HBP: 0	WP: 1 PB: 0 SB: 1 CS: 0
<b>PITCHER</b>	IP WLS BF H R ER SO BB IBB HBP BLK WP HR S P ERA WHIP																					
Randy Wolf, L (1,1) ERA: 2.77	6.2 L 29 8 6 2 2 1 0 0 0 0 0 1 68 97 2.70 1.350																					
63 Ryan Madson, R (7,1) ERA:	1.1 4 0 0 0 1 0 0 0 0 0 1 0 14 22 0.00 0.000																					
Jim Crowell, L (9,1) ERA: 27.0	0.1 5 2 1 1 0 0 0 0 0 0 0 0 11 19 27.00 6.000																					
Amaury Telemaco, R (9,1) ERA: 2.53	0.2 1 0 0 0 0 0 0 0 0 0 0 0 1 1 0.00 0.000																					

Batter	1	2	3	4	5	6	7	8	9	AB	R	H	RBI	BB	SO	LOB	BOTTOM			
Marlon Byrd, R (1,8) OBP: 0.301, SLG: 0.301	G4-3 G6-3 2B	L7			G4-3 1B		F9		K	5	1	2	0	0	1	1	<b>St. Louis Cardinals @ Philadelphia Phillies</b> Citizens Bank Park, Philadelphia, PA Thu May 06 2004, 1:05 PM EDT Att: 44,376 - Sunny - 60 F			
Placido Polanco, R (1,4) OBP: 0.314, SLG: 0.324	G4-3	G5-3			G4-3		G5-3		G6-3	5	0	0	0	0	0	3				
Bobby Abreu, L (1,9) OBP: 0.353, SLG: 0.510	G6-3				G4-3		G3			3	1	0	1	0	0	1				
Jim Thome, L (1,3) OBP: 0.436, SLG: 0.699	3H HR				F7		G3-1		G4-3	4	1	1	1	0	0	1				
Pat Burrell, R (1,7) OBP: 0.390, SLG: 0.522	HR				FC5-4 BB		K		1B 1B	3	1	2	1	1	1	0				
David Bell, R (1,5) OBP: 0.320, SLG: 0.420	1B				FC5-4 BB		K		1B	3	0	2	0	1	1	0				
Tomas Perez, S (1,6) Ricky Ledee, L (6,PH) Mike Lieberthal, R (8,PH) OBP: 0.284, SLG: 0.375	F8				FC5-4 PB		E6 G5-4-3		F7	3	0	0	1	0	0	3				
Todd Pratt, R (1,2) Jason Michaels, R (6,PH) Jim Crowell, L (9,1) Amaury Telemaco, R (9,1)		SH2-3 1B			SH2-3 1B		G5-4-3		K	3	0	1	0	0	1	3				
Randy Wolf, L (1,1) 63 Ryan Madson, L (7,1) 11 Jimmy Rollins, S (9,6) OBP: 0.245, SLG: 0.258		SH2-3			K		F8		L4	2	0	0	0	0	1	0				
<b>Inning Stats</b>	R: 3 E: 0 K: 0 S: 13	H: 4 LOB: 1 BB: 0 P: 24	R: 0 E: 0 K: 0 S: 9	H: 1 LOB: 1 BB: 0 P: 12	R: 1 E: 0 K: 1 S: 9	H: 0 LOB: 2 BB: 2 P: 21	R: 0 E: 0 K: 1 S: 11	H: 1 LOB: 1 BB: 0 P: 16	R: 0 E: 1 K: 0 S: 7	H: 0 LOB: 0 BB: 0 P: 7	R: 0 E: 0 K: 0 S: 9	H: 0 LOB: 0 BB: 0 P: 11	R: 0 E: 0 K: 1 S: 12	H: 2 LOB: 2 BB: 0 P: 16	R: 0 E: 0 K: 1 S: 9	H: 0 LOB: 0 BB: 0 P: 15		1B: 5 2B: 1 3B: 0 HR: 2	SF: 0 SAC: 1 DP: 1 HBP: 1	WP: 0 PB: 1 SB: 0 CS: 0
<b>PITCHER</b>	IP WLS BF H R ER SO BB IBB HBP BLK WP HR S P ERA WHIP																			
Jeff Suppan, R (1,1) ERA: 3.96	6.0 W 27 6 4 4 4 2 0 0 0 0 0 0 7 9 6.00 1.333																			
Cal Eldred, R (8,1) Steve Kline, L (7,1) Julian Tavares, R (8,1) Ray King, L (8,1) ERA: 3.09	0.2 H 2 0 0 0 0 0 0 0 0 0 0 0 4 4 0.00 0.000																			
44 Jason Isringhausen, R (8,1) ERA: 4.2	1.1 S 4 0 0 0 2 0 0 0 0 0 0 0 0 0 0.00 0.000																			

AB 36  
R 7  
H 10  
RBI 7  
BB 1  
SO 3  
LOB 16



AB 34  
R 4  
H 8  
RBI 4  
BB 2  
SO 6  
LOB 16






Batter	1	2	3	4	5	6	7	8	9	AB	R	H	RBI	BB	SO	LOB	TOP										
Marlon Anderson, L (1,4) OBP: 0.347, SLG: 0.583	1-1 G5-3 1B		2-2 G3-1		1-0 G3		1-1 G6-3 2B		0-1 B5-3	5	0	2	0	0	0	0											
Ray Lankford, L (1,7) OBP: 0.422, SLG: 0.544	2-0 F8		0-0 PO 1B		4-1 G5-4-3 BB		1-1 G6-3			3	0	1	0	1	0	2											
5 Albert Pujols, R (1,3) OBP: 0.377, SLG: 0.557	1-0 G5-3		2-2 PO 1-2	0-2 15 BB 27 1B 1B	1-2 G5-4-3		1-0 G1-3			4	1	1	0	0	0	3											
15 Jim Edmonds, L (1,8) OBP: 0.376, SLG: 0.566	2-3 K			4-2 G3-1 27 1B 1-2 BB		0-1 L9		2-0 G4-3		3	0	0	0	1	1												
27 Scott Rolen, R (1,5) OBP: 0.398, SLG: 0.614		4-1 FC6-4 BB		2-2 G3-1 1-2 2-H 1B		1-2 G6-3		3-3 K		3	0	1	1	1	1	0											
Edgar Renteria, R (1,6) OBP: 0.335, SLG: 0.376		2-2 FC6-4 1B 1-2		2-1 G3-1 1-2 2-3		1-1 1B		0-2 G5-3		3	0	1	0	0	0	3											
7 Hector Luna, R (6,6) OBP: 0.273, SLG: 0.526										1	0	0	0	0	0	0											
Reggie Sanders, R (1,9) OBP: 0.295, SLG: 0.585		1-1 G6-4-3 1B		1-3 K		1-1 1B		3-2 F7		4	0	2	0	0	1	2											
Mike Matheny, R (1,2) OBP: 0.327, SLG: 0.419		2-1 G6-4-3 1-2		4-0 IBB		0-3 K		2-1 F7		3	0	0	0	1	1	4											
Matt Morris, R (1,1) OBP: 0.278, SLG: 0.333										2	0	0	0	0	1	3											
Tony Womack, L (7,PH) OBP: 0.363, SLG: 0.438										1	0	0	0	0	0	0											
Steve Kline, S (7,1)										0	0	0	0	0	0	0											
Kiko Calero, R (8,1)										0	0	0	0	0	0	0											
Colin Porter, L (9,PH) OBP: 0.435, SLG: 0.609										1	1	1	1	0	0	0											
<b>Inning Stats</b>	R: 0 E: 0 K: 1 S: 7	H: 1 LOB: 1 BB: 0 P: 13	R: 0 E: 0 K: 0 S: 8	H: 1 LOB: 1 BB: 1 P: 17	R: 0 E: 0 K: 1 S: 9	H: 1 LOB: 0 BB: 0 P: 13	R: 1 E: 0 K: 1 S: 17	H: 2 LOB: 3 BB: 2 P: 32	R: 0 E: 0 K: 0 S: 5	H: 0 LOB: 0 BB: 1 P: 11	R: 0 E: 0 K: 1 S: 12	H: 2 LOB: 2 BB: 0 P: 15	R: 0 E: 0 K: 0 S: 9	H: 1 LOB: 1 BB: 0 P: 13	R: 0 E: 0 K: 1 S: 8	H: 0 LOB: 0 BB: 0 P: 13	R: 1 E: 0 K: 0 S: 12	H: 1 LOB: 0 BB: 0 P: 18	1B: 7 2B: 1 3B: 0 HR: 1	SF: 0 SAC: 0 DP: 2 HBP: 0	WP: 0 PB: 0 SB: 0 CS: 0	PA: 38					
<b>PITCHER</b>	IP	WLS	BF	H	R	ER	SO	BB	IBB	HBP	BLK	WP	HR	S	P	ERA	WHIP										
Sun-Woo Kim, R (1,1) ERA: 1.24	6.0	W	26	7	1	1	4	3	1	0	0	0	0	58	101	1.50	1.667										
Chad Bentz, L (7,1) ERA: 5.4	0.2	H	3	1	0	0	0	0	0	0	0	0	0	8	11	0.00	1.500										
Luis Ayala, R (7,1) ERA: 4.32	1.1	H	4	0	0	0	1	0	0	0	0	0	0	9	15	0.00	0.000										
Rocky Biddle, R (9,1) ERA: 7.5	1.0	S	4	1	1	1	0	0	0	0	0	0	1	12	18	9.00	1.000										

St. Louis Cardinals @ Montreal Expos  
Olympic Stadium, Montreal, QB  
Fri May 07 2004, 7:05 PM EDT  
Att. 5,332 - Unknown - 70 F

livebaseballscores.com

AB 33  
R 2  
H 9  
RBI 2  
BB 4  
SO 5  
LOB 18




Batter	1	2	3	4	5	6	7	8	9	AB	R	H	RBI	BB	SO	LOB	BOTTOM										
Endy Chavez, L (1,8) OBP: 0.295, SLG: 0.310	1-2 G6-4-3 HR 1B		2-1 G3		1-2 1B			0-2 F7		4	1	2	0	0	0	0											
Jose Vidro, S (1,4) OBP: 0.325, SLG: 0.385	0-1 SAFE G6-4-3 1B		2-1 G4-3		0-0 F8			3-1 G4-3		4	0	1	0	0	0	1											
Orlando Cabrera, R (1,6) OBP: 0.300, SLG: 0.383	2-1 G6-4-3 1-2 2-3 1B		0-1 G6-4-3 1B			2-1 P6				3	0	1	0	0	0	2											
Brad Wilkerson, L (1,3) OBP: 0.368, SLG: 0.411	1-2 HR		0-1 G6-4-3			1-2 G4-3				3	1	1	2	0	0	1											
Tony Batista, R (1,5) OBP: 0.269, SLG: 0.309	2-2 HR 1B			0-0 G6-3		0-1 P3				3	1	1	0	0	0	0											
Termel Sledge, L (1,7) OBP: 0.270, SLG: 0.393	1-0 HR			1-2 G3			2-3 K			3	1	1	2	0	1	0											
Juan Rivera, R (1,9) OBP: 0.353, SLG: 0.377	0-0 F8			0-3 K			0-0 L8			3	0	0	0	0	1	0											
Brian Schneider, L (1,2) OBP: 0.282, SLG: 0.392		0-0 G4-3			2-0 G4-3			2-2 F8		3	0	0	0	0	0	0											
Sun-Woo Kim, R (1,1) OBP: 0.187, SLG: 0.187		1-3 K			0-0 G4-3					2	0	0	0	0	1	0											
Chad Bentz, L (7,1) ERA: 3.86										0	0	0	0	0	0	0											
Luis Ayala, R (7,1) OBP: 0.300, SLG: 0.300										0	0	0	0	0	0	0											
Jamey Carroll, R (8,PH) OBP: 0.277, SLG: 0.300										0	0	0	0	0	0	0											
Ronald Calloway, L (8,PH) OBP: 0.177, SLG: 0.154										1	0	0	0	0	0	0											
Rocky Biddle, R (9,1)										0	0	0	0	0	0	0											
<b>Inning Stats</b>	R: 4 E: 0 K: 0 S: 18	H: 5 LOB: 0 BB: 0 P: 25	R: 0 E: 0 K: 1 S: 6	H: 0 LOB: 0 BB: 0 P: 9	R: 0 E: 0 K: 0 S: 6	H: 1 LOB: 0 BB: 0 P: 8	R: 0 E: 0 K: 1 S: 7	H: 0 LOB: 0 BB: 0 P: 8	R: 0 E: 0 K: 0 S: 6	H: 1 LOB: 1 BB: 0 P: 9	R: 0 E: 0 K: 0 S: 9	H: 0 LOB: 0 BB: 0 P: 12	R: 0 E: 0 K: 1 S: 9	H: 0 LOB: 0 BB: 0 P: 13	R: 0 E: 0 K: 0 S: 8	H: 0 LOB: 0 BB: 0 P: 13	1B: 5 2B: 0 3B: 0 HR: 2	SF: 0 SAC: 0 DP: 2 HBP: 0	WP: 0 PB: 0 SB: 0 CS: 0	PA: 29							
<b>PITCHER</b>	IP	WLS	BF	H	R	ER	SO	BB	IBB	HBP	BLK	WP	HR	S	P	ERA	WHIP										
Matt Morris, R (1,1) ERA: 3.86	6.0	L	23	7	4	4	2	0	0	0	0	0	0	52	71	6.00	1.167										
Steve Kline, L (7,1) ERA: 1.64	1.0		3	0	0	0	1	0	0	0	0	0	0	9	13	0.00	0.000										
Kiko Calero, R (8,1) ERA:	1.0		3	0	0	0	0	0	0	0	0	0	0	8	13	0.00	0.000										

St. Louis Cardinals @ Montreal Expos  
Olympic Stadium, Montreal, QB  
Fri May 07 2004, 7:05 PM EDT  
Att. 5,332 - Unknown - 70 F

livebaseballscores.com

AB 29  
R 4  
H 7  
RBI 4  
BB 0  
SO 3  
LOB 4





Batter	1	2	3	4	5	6	7	8	9	AB	R	H	RBI	BB	SO	LOB	TOP				
Tony Womack, L (1,4) OBP: 0.347, SLG: 0.417 54 Josh Pearce, R (8,1)	G1-3		G4-3			F7		G3		4	0	0	0	0	0	1					
Ray Lankford, L (1,7) OBP: 0.402, SLG: 0.514	E7			G6-3		G6-3			G4-3	4	0	0	0	0	0	0					
5 Albert Pujols, R (1,3) OBP: 0.373, SLG: 0.555	L7				1-1			F8	P4	4	0	1	0	0	0	1					
15 Jim Edmonds, L (1,8) OBP: 0.372, SLG: 0.550	G3				1-3				G6-3	3	0	0	0	1	1	2					
27 Scott Rolen, R (1,5) OBP: 0.389, SLG: 0.598					0-0					3	0	0	0	0	2	2					
Reggie Sanders, R (1,9) OBP: 0.287, SLG: 0.550										3	0	0	0	0	2	1					
7 Hector Luna, R (1,6) OBP: 0.320, SLG: 0.545										3	0	2	0	0	0	0					
Mike Matheny, R (1,2) OBP: 0.320, SLG: 0.411 Marlon Anderson, L (8,PH) OBP: 0.222, SLG: 0.257										2	0	0	0	0	0	1					
Jason Marquis, L (1,1) OBP: 0.063, SLG: 0.067 So Taguchi, R (8,PH) OBP: 0.222, SLG: 0.257 Cody McKay, L (8,2) OBP: 0.167, SLG: 0.136										1	0	0	0	0	0	1					
										0	0	0	0	0	0	0					
<b>Inning Stats</b>	R: 0 E: 1 K: 0 S: 9	H: 0 LOB: 1 BB: 0 P: 16	R: 0 E: 0 K: 2 S: 10	H: 0 LOB: 0 BB: 0 P: 14	R: 0 E: 0 K: 0 S: 7	H: 0 LOB: 0 BB: 0 P: 9	R: 0 E: 0 K: 1 S: 8	H: 1 LOB: 1 BB: 0 P: 13	R: 0 E: 0 K: 0 S: 6	H: 0 LOB: 0 BB: 0 P: 10	R: 0 E: 0 K: 2 S: 8	H: 0 LOB: 1 BB: 1 P: 16	R: 0 E: 0 K: 1 S: 13	H: 1 LOB: 1 BB: 0 P: 17	R: 0 E: 0 K: 0 S: 11	H: 0 LOB: 0 BB: 0 P: 13	1B: 2 2B: 1 3B: 0 HR: 0	SF: 0 SAC: 0 DP: 1 HBP: 0	WP: 0 PB: 0 SB: 0 CS: 0	PA: 31	
<b>PITCHER</b>	IP	WLS	BF	H	R	ER	SO	BB	IBB	HBP	BLK	WP	HR	S	P	ERA	WHIP				
Tomo Ohka, R (1,1) ERA: 3.93 Rocky Biddle, R (9,1) ERA: 6.92	8.0	W	28	3	0	0	6	1	0	0	0	0	0	66	101	0.00	0.500				
	1.0	S	3	0	0	0	0	0	0	0	0	0	0	11	13	0.00	0.000				

St. Louis Cardinals @ Montreal Expos  
Olympic Stadium, Montreal, QB  
Sat May 08 2004, 7:05 PM EDT  
Att. 5,611 - Unknown - 70 F

AB 30  
R 0  
H 3  
RBI 0  
BB 1  
SO 6  
LOB 10



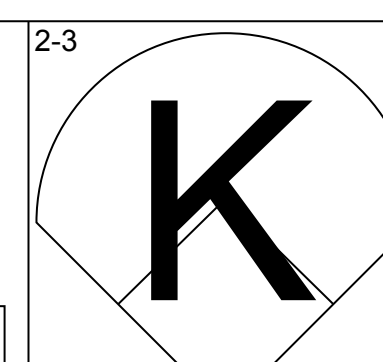
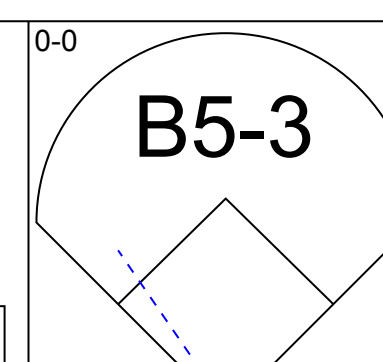
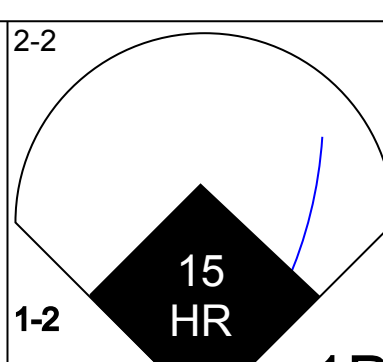
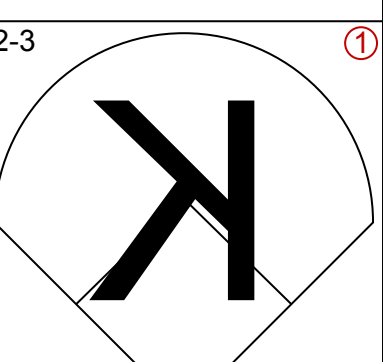
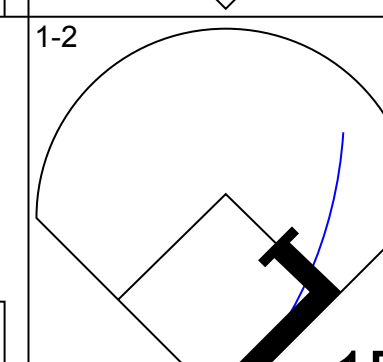
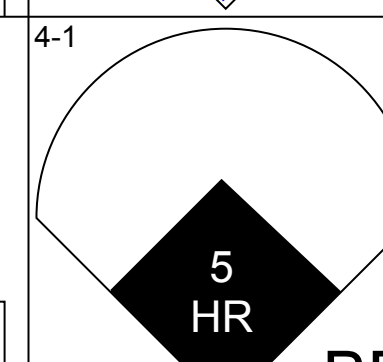
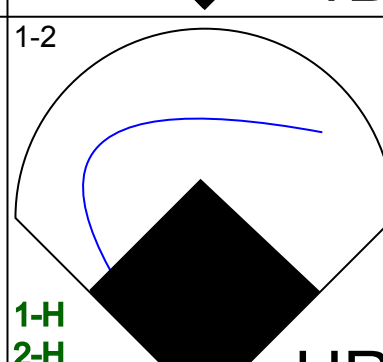
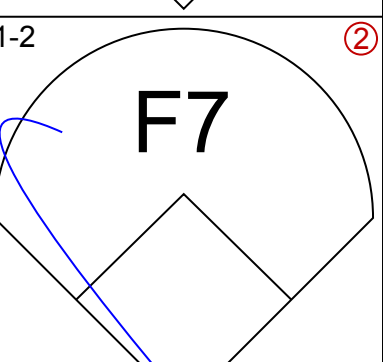
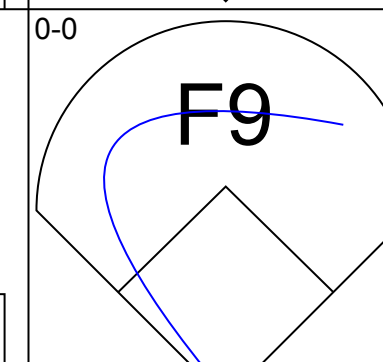
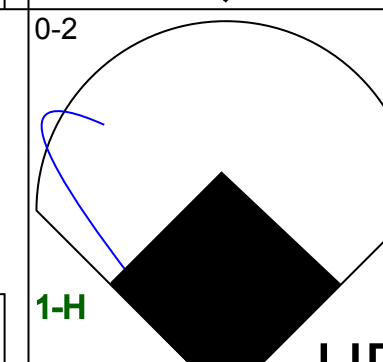
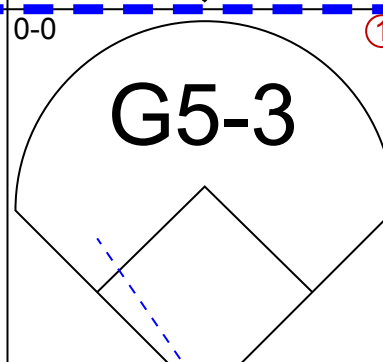
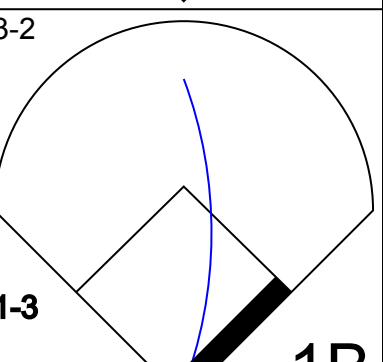
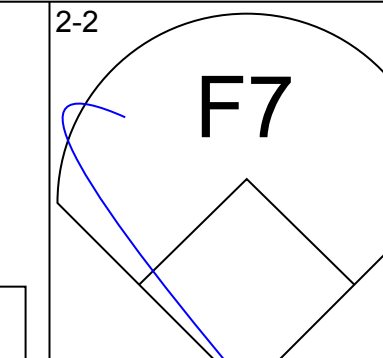
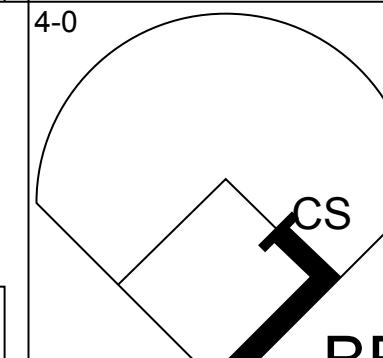
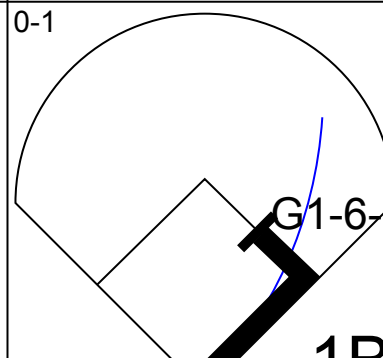
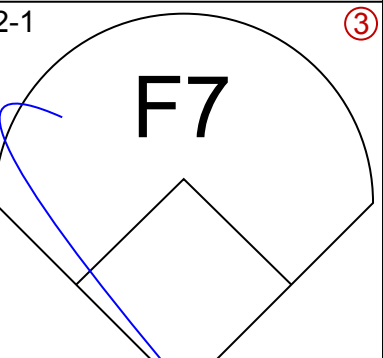
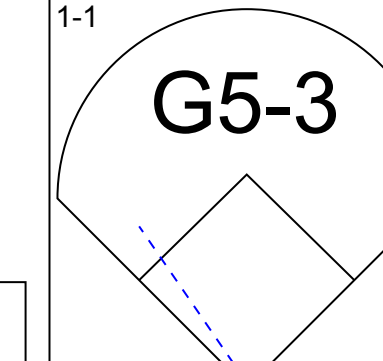
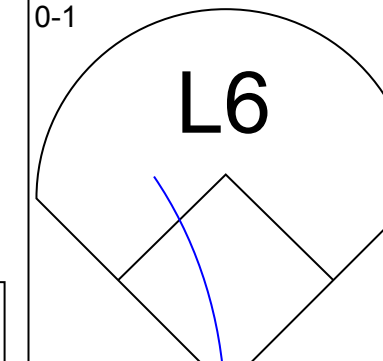
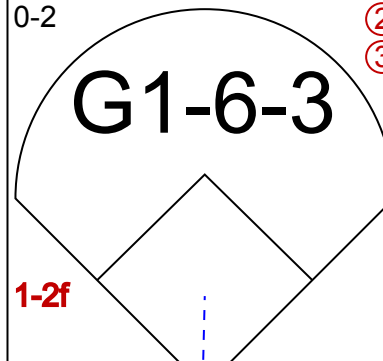
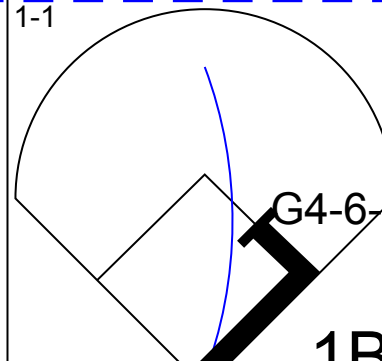

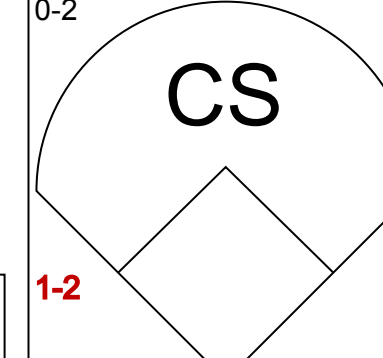


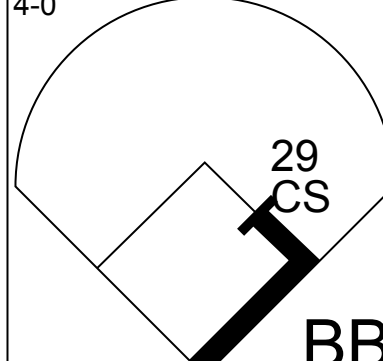
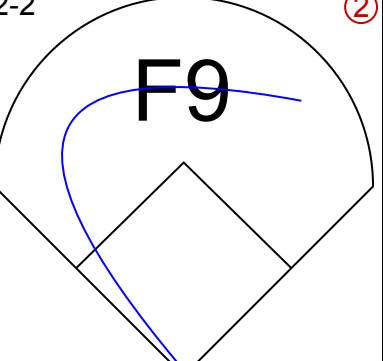
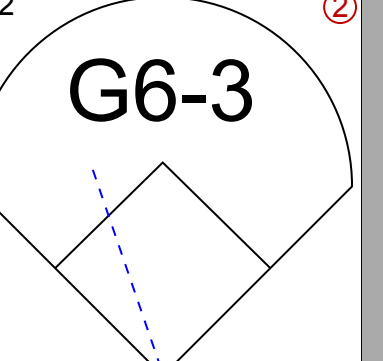
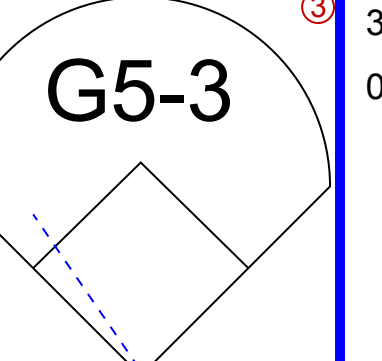
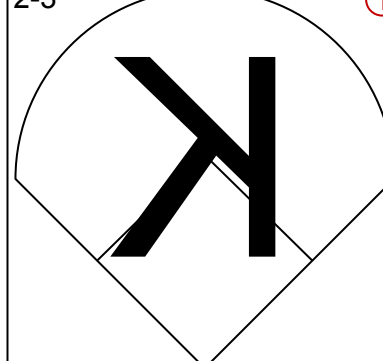
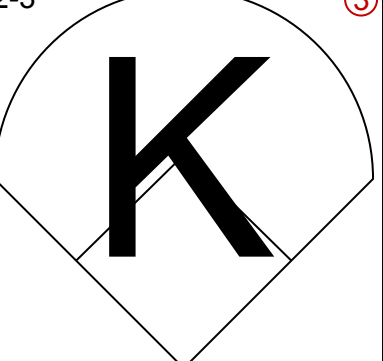
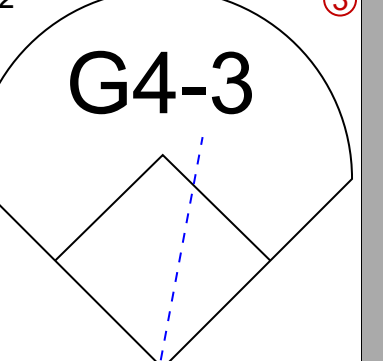
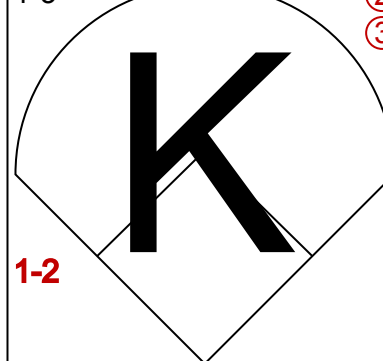
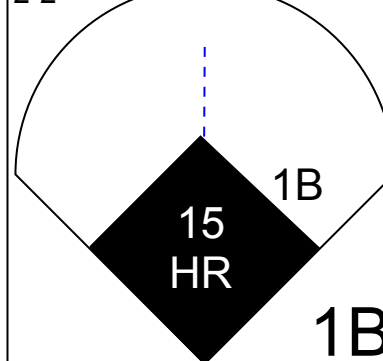
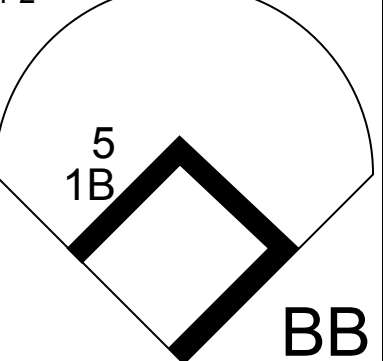

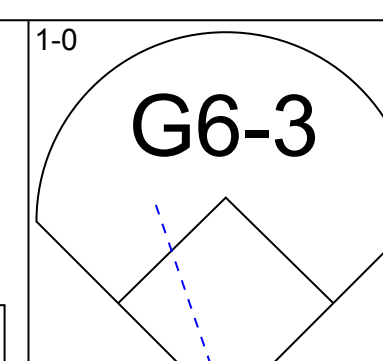
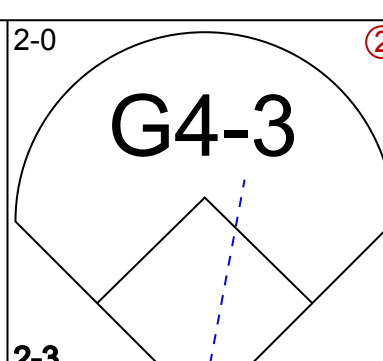
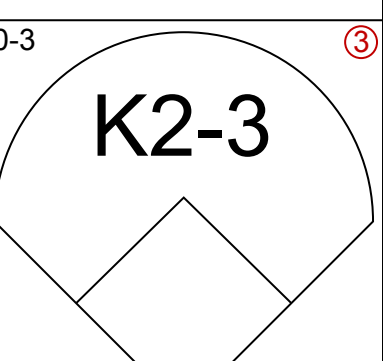
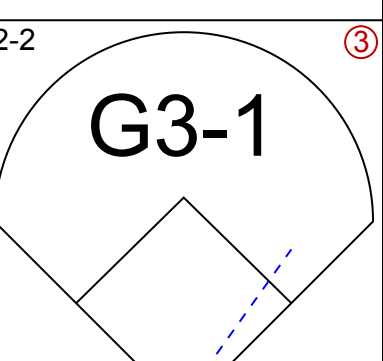
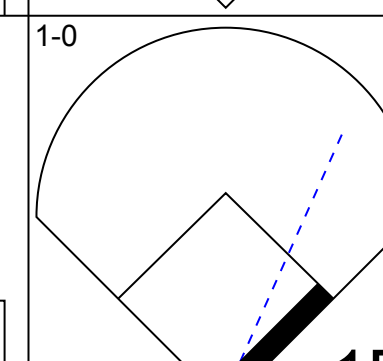
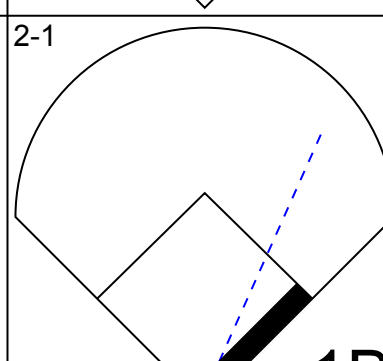
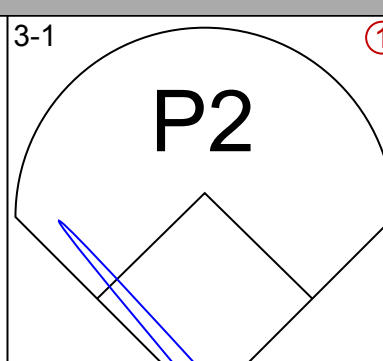
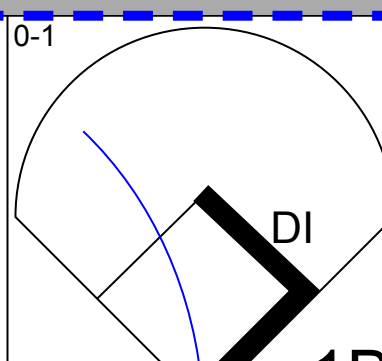
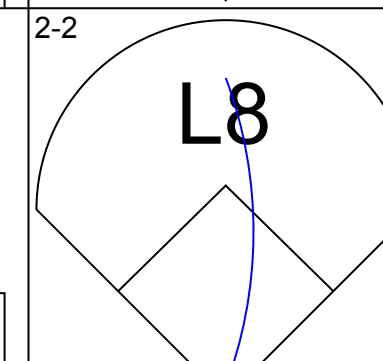
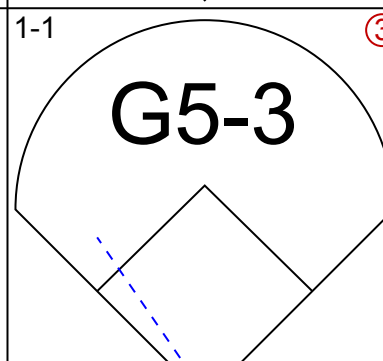
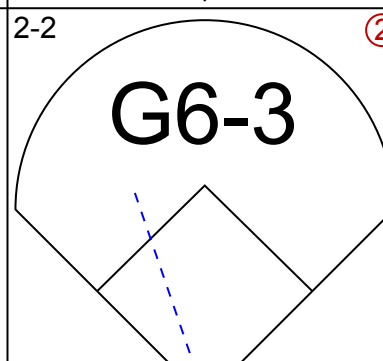
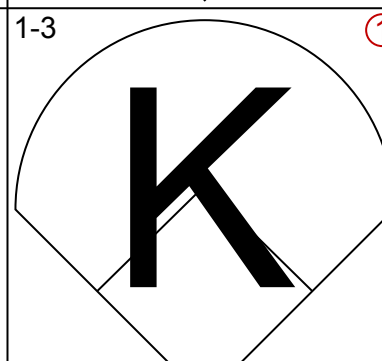
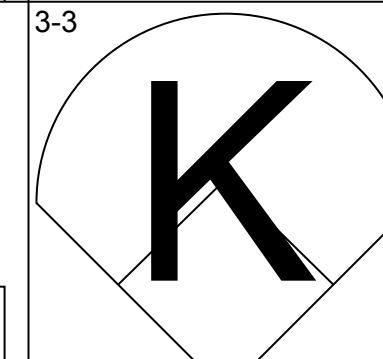
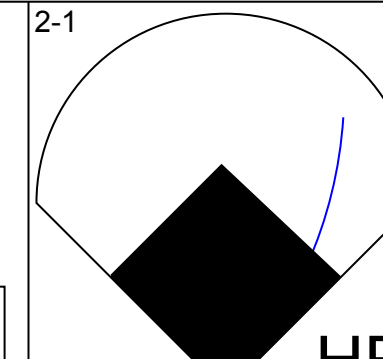
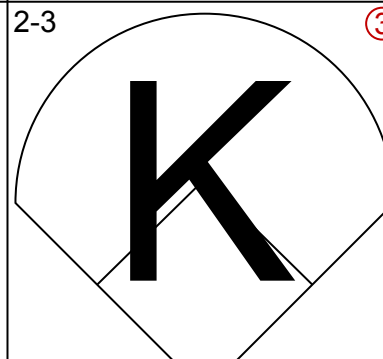

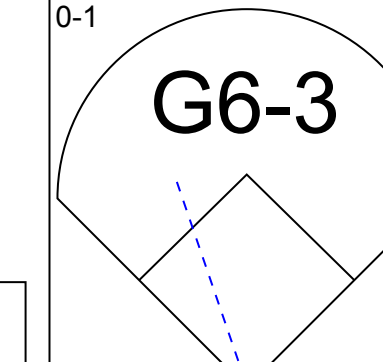
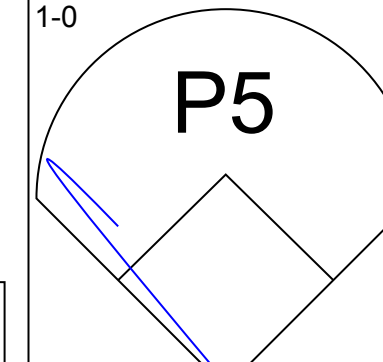


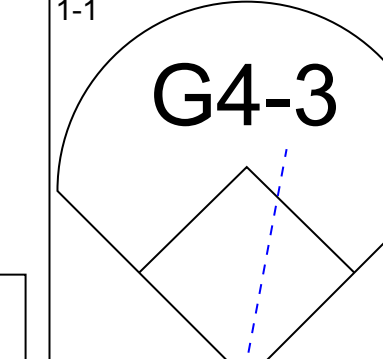
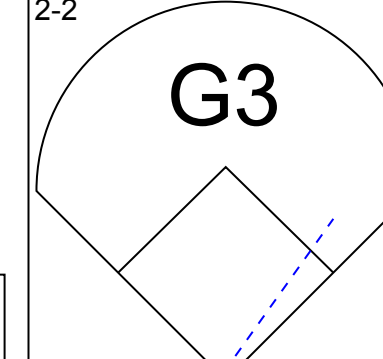

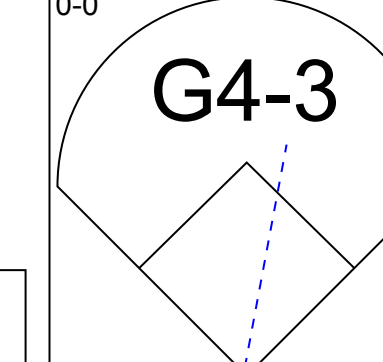
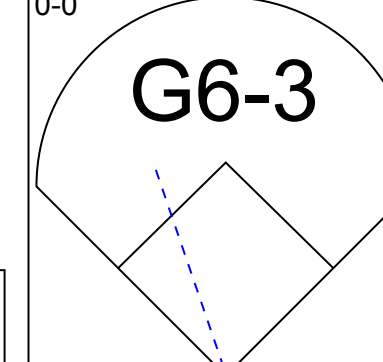

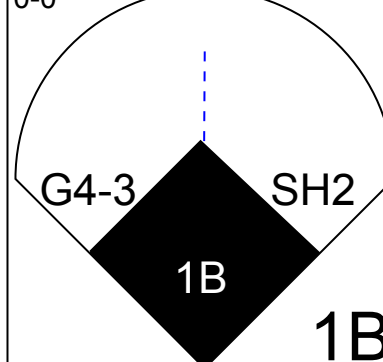
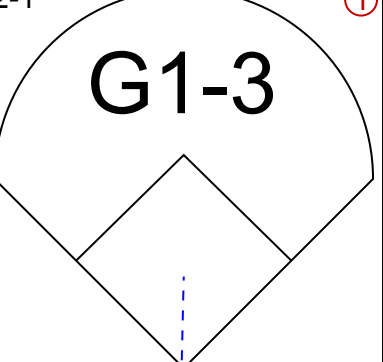
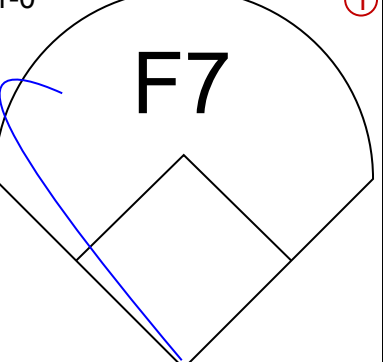
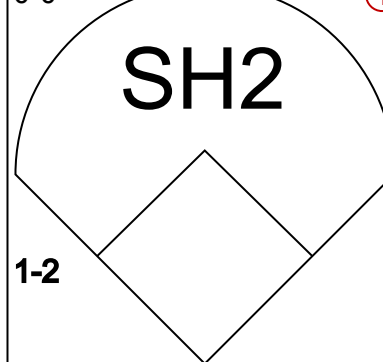
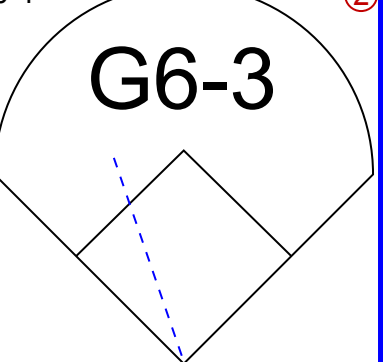
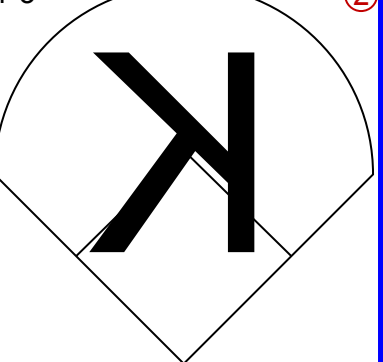
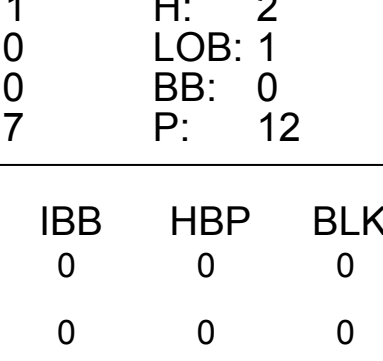
Batter	1	2	3	4	5	6	7	8	9	AB	R	H	RBI	BB	SO	LOB	BOTTOM				
Endy Chavez, L (1,8) OBP: 0.308, SLG: 0.311						F7		G1-3		3	1	1	0	1	0	0					
Jose Vidro, S (1,4) OBP: 0.331, SLG: 0.426								G3-1		4	1	2	2	0	0	1					
Orlando Cabrera, R (1,6) OBP: 0.298, SLG: 0.387								G6-3		4	0	1	0	0	0	1					
Brad Wilkerson, L (1,3) OBP: 0.356, SLG: 0.394										4	0	0	0	0	1	2					
Tony Batista, R (1,5) OBP: 0.269, SLG: 0.307										4	0	1	0	0	0	1					
Termel Sledge, L (1,7) OBP: 0.299, SLG: 0.406										3	0	2	0	1	0	0					
Juan Rivera, R (1,9) OBP: 0.352, SLG: 0.375										3	0	1	0	0	0	2					
Brian Schneider, L (1,2) OBP: 0.284, SLG: 0.383										2	0	0	0	1	0	2					
Tomo Ohka, S (1,1) OBP: 0.200, SLG: 0.200 Rocky Biddle, R (9,1)										3	0	0	0	0	2	5					
										0	0	0	0	0	0	0					
<b>Inning Stats</b>	R: 0 E: 0 K: 1 S: 7	H: 1 LOB: 1 BB: 1 P: 17	R: 0 E: 0 K: 1 S: 12	H: 1 LOB: 2 BB: 1 P: 20	R: 1 E: 0 K: 0 S: 10	H: 2 LOB: 1 BB: 0 P: 16	R: 0 E: 0 K: 0 S: 8	H: 0 LOB: 0 BB: 0 P: 12	R: 1 E: 0 K: 1 S: 12	H: 1 LOB: 0 BB: 0 P: 18	R: 0 E: 0 K: 0 S: 11	H: 2 LOB: 3 BB: 1 P: 18	R: 0 E: 0 K: 0 S: 4	H: 0 LOB: 0 BB: 0 P: 6	R: 0 E: 0 K: 0 S: 4	H: 1 LOB: 0 BB: 0 P: 7	1B: 5 2B: 2 3B: 0 HR: 1	SF: 0 SAC: 0 DP: 1 HBP: 0	WP: 0 PB: 0 SB: 0 CS: 1	PA: 34	
<b>PITCHER</b>	IP	WLS	BF	H	R	ER	SO	BB	IBB	HBP	BLK	WP	HR	S	P	ERA	WHIP				
Jason Marquis, R (1,1) ERA: 3.63 54 Josh Pearce, R (8,1) ERA: 3.96	7.0	L	30	7	2	2	3	3	0	0	0	0	0	64	107	2.57	1.429				
	1.0		3	1	0	0	0	0	0	0	0	0	0	4	7	0.00	1.000				

St. Louis Cardinals @ Montreal Expos  
Olympic Stadium, Montreal, QB  
Sat May 08 2004, 7:05 PM EDT  
Att. 5,611 - Unknown - 70 F

AB 30  
R 2  
H 8  
RBI 2  
BB 3  
SO 3  
LOB 14





Batter	1	2	3	4	5	6	7	8	9	AB	R	H	RBI	BB	SO	LOB	TOP					
Tony Womack, L (1,4) OBP: 0.343, SLG: 0.409										4	1	1	0	0	2	1	<b>St. Louis Cardinals @ Montreal Expos</b> Olympic Stadium, Montreal, QB Sun May 09 2004, 1:05 PM EDT Att: 12,301 - Unknown - 70 F					
15 Jim Edmonds, L (1,8) OBP: 0.383, SLG: 0.580										3	2	2	3	1	0	1						
5 Albert Pujols, R (1,3) OBP: 0.377, SLG: 0.577										4	1	2	2	0	0	0						
Ray Lankford, L (1,7) OBP: 0.407, SLG: 0.507										3	0	1	0	1	0	2						
Edgar Renteria, R (1,6) OBP: 0.336, SLG: 0.372										4	0	1	0	0	0	2						
Colin Porter, L (1,9) OBP: 0.370, SLG: 0.519										4	0	0	0	0	3	1						
7 Hector Luna, R (1,5) OBP: 0.370, SLG: 0.480 44 Jason Isringhausen, R (9,1)										3	0	0	0	1	0	0						
Cody McKay, L (1,2) OBP: 0.148, SLG: 0.120										3	0	0	0	0	2	1						
29 Chris Carpenter, R (1,1) OBP: 0.231, SLG: 0.167 27 Scott Rolen, R (9,5) OBP: 0.389, SLG: 0.598										2	1	1	0	1	1	1						
										0	0	0	0	0	0	0						
<b>Inning Stats</b>	R: 0 E: 0 K: 1 S: 7	H: 1 LOB: 0 BB: 0 P: 10	R: 0 E: 0 K: 1 S: 10	H: 0 LOB: 0 BB: 0 P: 13	R: 0 E: 0 K: 2 S: 6	H: 0 LOB: 0 BB: 1 P: 13	R: 2 E: 0 K: 0 S: 9	H: 1 LOB: 0 BB: 2 P: 17	R: 0 E: 0 K: 2 S: 13	H: 0 LOB: 0 BB: 0 P: 19	R: 3 E: 0 K: 0 S: 16	H: 4 LOB: 0 BB: 0 P: 21	R: 0 E: 0 K: 1 S: 10	H: 0 LOB: 0 BB: 0 P: 15	R: 0 E: 0 K: 1 S: 14	H: 1 LOB: 2 BB: 1 P: 26	R: 0 E: 0 K: 0 S: 6	H: 1 LOB: 0 BB: 0 P: 9	1B: 6 2B: 0 3B: 0 HR: 2	SF: 0 SAC: 0 DP: 2 HBP: 0	WP: 0 PB: 0 SB: 0 CS: 2	PA: 35
<b>PITCHER</b>	IP WLS BF H R ER SO BB IBB HBP BLK WP HR S P ERA WHIP																					
Claudio Vargas, R (1,1) ERA: 5.77	5.0 L 20 5 5 5 6 3 0 0 0 0 0 2 55 87 9.00 1.600																					
Jeremy Fikac, R (6,1) ERA: 3.86	2.0 6 1 0 0 1 0 0 0 0 0 0 0 16 21 0.00 0.500																					
32 Chad Cordero, R (8,1) ERA: 1.88	1.0 5 1 0 0 1 1 0 0 0 0 0 0 0 14 26 0.00 2.000																					
52 T.J. Tucker, R (9,1) ERA: 3.86	1.0 3 1 0 0 0 0 0 0 0 0 0 0 6 9 0.00 1.000																					
<b>Batter</b>	<b>1</b>	<b>2</b>	<b>3</b>	<b>4</b>	<b>5</b>	<b>6</b>	<b>7</b>	<b>8</b>	<b>9</b>	<b>AB</b>	<b>R</b>	<b>H</b>	<b>RBI</b>	<b>BB</b>	<b>SO</b>	<b>LOB</b>	<b>BOTTOM</b>					
Endy Chavez, L (1,8) OBP: 0.290, SLG: 0.292										4	0	0	0	0	1	1	<b>St. Louis Cardinals @ Montreal Expos</b> Olympic Stadium, Montreal, QB Sun May 09 2004, 1:05 PM EDT Att: 12,301 - Unknown - 70 F					
Jose Vidro, S (1,4) OBP: 0.344, SLG: 0.438										4	0	3	1	0	0	0						
Orlando Cabrera, R (1,6) OBP: 0.289, SLG: 0.374										4	0	0	0	0	1	3						
Brad Wilkerson, L (1,3) OBP: 0.352, SLG: 0.417										4	1	1	1	0	2	2						
Tony Batista, R (1,5) OBP: 0.259, SLG: 0.295										4	0	0	0	0	0	1						
Termel Sledge, L (1,7) OBP: 0.286, SLG: 0.388										3	0	0	0	0	0	0						
Juan Rivera, R (1,9) OBP: 0.338, SLG: 0.358										3	0	0	0	0	0	0						
Brian Schneider, L (1,2) OBP: 0.286, SLG: 0.381										3	1	1	0	0	0	0						
Claudio Vargas, R (1,1) ERA: 4.63 Jeremy Fikac, R (6,1) 32 Chad Cordero, R (8,1) Matt Cepicky, L (8,PH) 52 T.J. Tucker, R (9,1)										1	0	0	0	0	0	0						
										0	0	0	0	0	0	0						
<b>Inning Stats</b>	R: 0 E: 0 K: 1 S: 9	H: 1 LOB: 1 BB: 0 P: 16	R: 0 E: 0 K: 0 S: 5	H: 0 LOB: 0 BB: 0 P: 6	R: 1 E: 0 K: 0 S: 7	H: 2 LOB: 1 BB: 0 P: 12	R: 1 E: 0 K: 0 S: 8	H: 1 LOB: 0 BB: 0 P: 13	R: 0 E: 0 K: 1 S: 7	H: 0 LOB: 0 BB: 0 P: 9	R: 0 E: 0 K: 1 S: 9	H: 0 LOB: 0 BB: 0 P: 16	R: 0 E: 0 K: 0 S: 5	H: 0 LOB: 0 BB: 0 P: 7	R: 0 E: 0 K: 1 S: 8	H: 0 LOB: 1 BB: 0 P: 12	R: 0 E: 0 K: 1 S: 8	H: 1 LOB: 1 BB: 0 P: 11	1B: 4 2B: 0 3B: 0 HR: 1	SF: 0 SAC: 1 DP: 0 HBP: 0	WP: 0 PB: 0 SB: 0 CS: 0	PA: 32
<b>PITCHER</b>	IP WLS BF H R ER SO BB IBB HBP BLK WP HR S P ERA WHIP																					
29 Chris Carpenter, R (1,1) ERA: 4.63	8.0 W 28 4 2 2 4 0 0 0 0 0 0 0 8 11 0.00 1.000																					
44 Jason Isringhausen, R (9,1) ERA: 3.94	1.0 S 4 1 0 0 1 0 0 0 0 0 0 0 0 8 11 0.00 1.000																					



Batter	1	2	3	4	5	6	7	8	9	AB	R	H	RBI	BB	SO	LOB	TOP											
Mark DeRosa, R (1.5) OBP: 0.282, SLG: 0.310	G4-3		G1-4-3			G6-3		FC4-6 1B		4	0	1	1	0	0	0	<b>Atlanta Braves @ St. Louis Cardinals</b> Busch Stadium, St. Louis, MO Tue May 11 2004, 7:10 PM CDT Att: 35,000 - Cloudy - 84 F											
Marcus Giles, R (1.4) OBP: 0.367, SLG: 0.467	F9		G6-3			K		F9		4	0	0	0	0	1													
10 Chipper Jones, S (1.7) OBP: 0.370, SLG: 0.467	K				G3-1			FC4-6		4	0	0	0	0	1													
J.D. Drew, L (1.9) OBP: 0.443, SLG: 0.565		1B BB			G2-3			G4-3		3	0	0	0	1	0													
Andruw Jones, R (1.8) OBP: 0.353, SLG: 0.457		K						P3		3	0	0	0	1	2	1												
Johnny Estrada, S (1.2) OBP: 0.385, SLG: 0.489					P6			G5-3		4	0	1	0	0	0	1												
Adam LaRoche, L (1.3) OBP: 0.274, SLG: 0.375		G4-6-3 1B				G3-1				3	0	1	0	0	0	2												
Jesse Garcia, R (1.6) OBP: 0.333, SLG: 0.414						G3		F8		3	1	1	0	0	0	2												
Jaret Wright, R (1.1) OBP: 0.125, SLG: 0.250								G5-3		1	0	0	0	0	1	0	<b>Braves</b>											
Armando Almanza, L (6.1)										0	0	0	0	0	0	0												
Antonio Alfonseca, R (7.1)										0	0	0	0	0	0	0												
Rafael Furcal, S (8. PH)										1	0	0	0	0	0	0												
C.J. Nitkowski, L (8.1)										0	0	0	0	0	0	0												
<b>Inning Stats</b>	R: 0 E: 0 K: 1 S: 7	H: 0 LOB: 0 BB: 0 P: 9	R: 0 E: 0 K: 1 S: 8	H: 1 LOB: 1 BB: 1 P: 17	R: 1 E: 0 K: 0 S: 8	H: 1 LOB: 0 BB: 0 P: 12	R: 0 E: 0 K: 0 S: 13	H: 0 LOB: 1 BB: 1 P: 22	R: 0 E: 0 K: 1 S: 7	H: 0 LOB: 0 BB: 0 P: 9	R: 0 E: 0 K: 1 S: 8	H: 1 LOB: 2 BB: 0 P: 14	R: 0 E: 0 K: 1 S: 9	H: 1 LOB: 0 BB: 0 P: 12	R: 0 E: 0 K: 0 S: 5	H: 0 LOB: 0 BB: 0 P: 7		R: 0 E: 0 K: 0 S: 8	H: 0 LOB: 0 BB: 0 P: 14	1B: 3 2B: 1 3B: 0 HR: 0	SF: 0 SAC: 1 DP: 1 HBP: 0	WP: 0 PB: 0 SB: 0 CS: 0	PA: 33					
<b>PITCHER</b>	IP	WLS	BF	H	R	ER	SO	BB	IBB	HBP	BLK	WP	HR	S	P	ERA		WHIP										
Woody Williams, R (1.1) ERA: 5.27	8.0	W	30	4	1	1	5	2	0	0	0	0	0	65	102	1.12		0.750										
Steve Kline, L (9.1) ERA: 1.5	1.0		3	0	0	0	0	0	0	0	0	0	0	8	14	0.00	0.000											

Batter	1	2	3	4	5	6	7	8	9	AB	R	H	RBI	BB	SO	LOB	BOTTOM										
Tony Womack, L (1.4) OBP: 0.337, SLG: 0.398	P4	F9		P1		G5-3				5	0	1	1	0	0	5	<b>Atlanta Braves @ St. Louis Cardinals</b> Busch Stadium, St. Louis, MO Tue May 11 2004, 7:10 PM CDT Att: 35,000 - Cloudy - 84 F										
15 Jim Edmonds, L (1.8) OBP: 0.354, SLG: 0.560	G4-3		F8		G3-1	K				4	0	0	0	0	1	2											
5 Albert Pujols, R (1.3) OBP: 0.367, SLG: 0.559	K		P4		P3			G4-3		4	0	0	0	0	1	0											
Ray Lankford, L (1.7) OBP: 0.400, SLG: 0.494		E6 1B FC4-6		F7				K		4	1	1	0	0	1	0											
27 Scott Rolen, R (1.5) OBP: 0.393, SLG: 0.603		FC4-6 E 1B		G6-3		F9 SH 2B		L7		4	2	2	0	0	0	1											
Edgar Renteria, R (1.6) OBP: 0.341, SLG: 0.402				K		F9		HR		4	1	2	1	0	1	1											
Marlon Anderson, L (1.9) OBP: 0.354, SLG: 0.573		F6		SH1-4 1B		SH 1B IBB		SH2-3 1B		2	1	1	0	1	0	3											
So Taguchi, R (7.9) OBP: 0.243, SLG: 0.278										1	0	1	0	0	0	0											
Mike Matheny, R (1.2) OBP: 0.324, SLG: 0.406		FC4-6 E 1B		SH1-4 BB		SH 1B		SH2-3		1	0	0	2	1	0	2											
Woody Williams, R (1.1) ERA: 3.36		E3		SH1-4		K		G5-3		2	0	0	0	0	1	3											
7 Hector Luna, R (8. PH) OBP: 0.300, SLG: 0.462										1	0	0	0	0	0	1											
Steve Kline, S (9.1) ERA: 3.6										0	0	0	0	0	0	0											
<b>Inning Stats</b>	R: 0 E: 0 K: 1 S: 9	H: 0 LOB: 0 BB: 0 P: 13	R: 2 E: 2 K: 0 S: 18	H: 2 LOB: 2 BB: 0 P: 25	R: 0 E: 0 K: 0 S: 9	H: 1 LOB: 1 BB: 0 P: 15	R: 0 E: 0 K: 1 S: 11	H: 1 LOB: 2 BB: 1 P: 19	R: 0 E: 0 K: 1 S: 7	H: 0 LOB: 0 BB: 0 P: 16	R: 2 E: 1 K: 2 S: 18	H: 2 LOB: 2 BB: 1 P: 32	R: 0 E: 0 K: 1 S: 6	H: 0 LOB: 0 BB: 0 P: 8	R: 1 E: 0 K: 0 S: 7	H: 2 LOB: 1 BB: 0 P: 11	R: 0 E: 0 K: 0 S: 5	H: 0 LOB: 0 BB: 0 P: 11	1B: 6 2B: 1 3B: 0 HR: 1	SF: 0 SAC: 3 DP: 0 HBP: 0	WP: 0 PB: 0 SB: 1 CS: 0	PA: 37					
<b>PITCHER</b>	IP	WLS	BF	H	R	ER	SO	BB	IBB	HBP	BLK	WP	HR	S	P	ERA	WHIP										
Jaret Wright, R (1.1) ERA: 3.36	5.2	L	27	5	4	1	3	1	0	0	0	0	0	67	111	1.59	1.059										
Armando Almanza, L (6.1)	0.1		2	1	0	0	1	0	0	0	0	0	0	5	9	0.00	3.000										
Antonio Alfonseca, R (7.1)	1.0		3	0	0	0	1	0	0	0	0	0	0	6	8	0.00	0.000										
C.J. Nitkowski, L (8.1) ERA: 3.6	1.0		5	2	1	1	0	0	0	0	0	0	1	7	11	9.00	2.000										





Batter	1	2	3	4	5	6	7	8	9	AB	R	H	RBI	BB	SO	LOB	TOP										
Mark DeRosa, R (1.5) OBP: 0.274, SLG: 0.300	F9		FC6-5 1B		F9		K			4	0	0	0	0	1	2	<b>Atlanta Braves @ St. Louis Cardinals</b> Busch Stadium, St. Louis, MO Wed May 12 2004, 6:10 PM CDT Att: 28,921 - Unknown - 72 F										
Marcus Giles, R (1.4) OBP: 0.363, SLG: 0.459	G3		P4			HR 1B		L8	4	1	1	0	0	0	1												
J.D. Drew, L (1.9) OBP: 0.445, SLG: 0.596	K		1B			HR		G3	4	1	2	2	0	1	0												
10 Chipper Jones, S (1.7) OBP: 0.362, SLG: 0.438		G3 1B BB	G3			F7		G4-3	3	0	0	0	1	0	2												
Johnny Estrada, S (1.2) OBP: 0.380, SLG: 0.480		G3 1B		K		G3-1		G6-3	4	0	1	0	0	1	0												
Andruw Jones, R (1.8) OBP: 0.343, SLG: 0.442		F9		K		G6-3		K	4	0	0	0	0	2	2												
Adam LaRoche, L (1.3) OBP: 0.273, SLG: 0.369		G3		G4-3		G4-3		FC6-4 1B	4	0	1	0	0	0	2												
Jesse Garcia, R (1.6) OBP: 0.316, SLG: 0.392		F9		L7		G5-3		FC6-4 1-2	4	0	0	0	0	0	3												
Mike Hampton, R (1.1) OBP: 0.333, SLG: 0.385					L7				2	0	1	0	0	1	0												
Rafael Furcal, S (7, PH) OBP: 0.370, SLG: 0.365					K				1	0	1	0	0	0	0												
Kevin Gryboski, R (7.1)									0	0	0	0	0	0	0												
Chris Reitsma, R (8.1)									0	0	0	0	0	0	0												
<b>Inning Stats</b>	R: 0 E: 0 K: 1 S: 6	H: 0 LOB: 0 BB: 0 P: 10	R: 0 E: 0 K: 0 S: 11	H: 1 LOB: 2 BB: 1 P: 18	R: 0 E: 0 K: 0 S: 11	H: 2 LOB: 2 BB: 0 P: 17	R: 0 E: 0 K: 2 S: 9	H: 0 LOB: 0 BB: 0 P: 11	R: 0 E: 0 K: 1 S: 9	H: 0 LOB: 0 BB: 0 P: 12	R: 2 E: 0 K: 0 S: 6	H: 2 LOB: 0 BB: 0 P: 8	R: 0 E: 0 K: 1 S: 12	H: 1 LOB: 1 BB: 0 P: 19	R: 0 E: 0 K: 0 S: 6	H: 0 LOB: 0 BB: 0 P: 8	R: 0 E: 0 K: 1 S: 10	H: 1 LOB: 1 BB: 0 P: 13	1B: 5 2B: 1 3B: 0 HR: 1	SF: 0 SAC: 0 DP: 0 HBP: 0	WP: 0 PB: 0 SB: 0 CS: 0	PA: 35					
<b>PITCHER</b>	IP	WLS	BF	H	R	ER	SO	BB	IBB	HBP	BLK	WP	HR	S	P	ERA	WHIP										
Matt Morris, R (1.1) ERA: 3.63	8.0	W	31	6	2	2	5	1	0	0	0	0	1	70	103	2.25	0.875										
44 Jason Isringhausen, R (9.1) ERA: 3.71	1.0	S	4	1	0	0	1	0	0	0	0	0	0	10	13	0.00	1.000										

Batter	1	2	3	4	5	6	7	8	9	AB	R	H	RBI	BB	SO	LOB	BOTTOM										
7 Hector Luna, R (1.4) OBP: 0.294, SLG: 0.433	K		G3-1			G5-3		FC5-4-2	4	0	1	0	0	1	0	<b>Atlanta Braves @ St. Louis Cardinals</b> Busch Stadium, St. Louis, MO Wed May 12 2004, 6:10 PM CDT Att: 28,921 - Unknown - 72 F											
Tony Womack, L (8, PH) OBP: 0.333, SLG: 0.394				1B				1-2 3-H	1	0	0	0	0	0	2												
Reggie Sanders, R (1.9) OBP: 0.286, SLG: 0.539	F8		5 5 1B			G6-3			4	1	1	0	0	1	1												
5 Albert Pujols, R (1.3) OBP: 0.364, SLG: 0.550	G5-3		E6 27 BB 1B			G5-3		K	4	1	1	0	0	1	0												
27 Scott Rolen, R (1.5) OBP: 0.403, SLG: 0.602		15 1B BB	1-2 BB			F9		FC6-4 1B	2	0	1	0	2	0	0												
Edgar Renteria, R (1.6) OBP: 0.346, SLG: 0.413		K	1-2 2-H 3-H 1B			15 PB 15 2B		FC6-4 1-2	4	1	2	2	0	1	2												
15 Jim Edmonds, L (1.8) OBP: 0.383, SLG: 0.600									4	1	3	2	0	0	2												
So Taguchi, R (1.7) OBP: 0.250, SLG: 0.359									3	1	1	1	0	1	3												
Ray Lankford, L (8, PH) OBP: 0.396, SLG: 0.488	K					G1-3		F7	1	0	0	0	0	0	0												
Mike Matheny, R (1.2) OBP: 0.321, SLG: 0.400		L9							4	0	1	0	0	0	2												
Matt Morris, R (1.1) OBP: 0.238, SLG: 0.286									3	0	0	0	0	1	0												
Marlon Anderson, L (8, PH) OBP: 0.353, SLG: 0.579									1	0	1	0	0	0	0												
44 Jason Isringhausen, R (9.1)									0	0	0	0	0	0	0												
<b>Inning Stats</b>	R: 0 E: 0 K: 1 S: 10	H: 0 LOB: 0 BB: 0 P: 15	R: 0 E: 0 K: 2 S: 12	H: 1 LOB: 2 BB: 1 P: 17	R: 2 E: 1 K: 0 S: 12	H: 3 LOB: 2 BB: 1 P: 24	R: 1 E: 0 K: 2 S: 12	H: 2 LOB: 1 BB: 0 P: 16	R: 1 E: 0 K: 0 S: 10	H: 2 LOB: 1 BB: 0 P: 20	R: 0 E: 0 K: 0 S: 3	H: 0 LOB: 0 BB: 0 P: 4	R: 0 E: 0 K: 1 S: 9	H: 1 LOB: 1 BB: 0 P: 13	R: 1 E: 0 K: 0 S: 10	H: 3 LOB: 1 BB: 0 P: 13	1B: 8 2B: 3 3B: 0 HR: 2	SF: 0 SAC: 0 DP: 1 HBP: 0	WP: 0 PB: 1 SB: 0 CS: 0	PA: 37							
<b>PITCHER</b>	IP	WLS	BF	H	R	ER	SO	BB	IBB	HBP	BLK	WP	HR	S	P	ERA	WHIP										
Mike Hampton, L (1.1) ERA: 7.41	6.0	L	28	8	4	4	5	2	0	0	0	0	0	59	96	6.00	1.667										
Kevin Gryboski, R (7.1) ERA: 0.98	1.0		4	1	0	0	1	0	0	0	0	0	0	9	13	0.00	1.000										
Chris Reitsma, R (8.1) ERA: 2.89	1.0		5	3	1	1	0	0	0	0	0	0	1	10	13	9.00	3.000										

livebaseballscores.com

AB 34  
R 2  
H 7  
RBI 2  
BB 1  
SO 6  
LOB 12

**Braves**

livebaseballscores.com

AB 35  
R 5  
H 12  
RBI 5  
BB 2  
SO 6  
LOB 12

**Cardinals**



Batter	1	2	3	4	5	6	7	8	9	AB	R	H	RBI	BB	SO	LOB	TOP				
Marcus Giles, R OBP: 0.364, SLG: 0.456	G1-3		HR		K	FC5-4		G6-3		5	1	2	1	0	1	0					
Julio Franco, R OBP: 0.393, SLG: 0.426	K		K		10 PB 2B	FC5-4		G6-3		5	1	1	0	0	2	2					
J.D. Drew, L OBP: 0.443, SLG: 0.617	10 CS 1B		HR		L4	L4		L3-1		5	1	2	2	0	0	2					
10 Chipper Jones, S OBP: 0.403, SLG: 0.471	CS		1B		2B	BB		G4-6-3		3	1	3	0	1	0	0					
Dewayne Wise, L OBP: 0.240, SLG: 0.384	1-2	1B	1B		2-3	BB		CS		0	0	0	0	1	0	0					
Johnny Estrada, S OBP: 0.384, SLG: 0.490		FC6-4	G4-3		1-1	2B		G4-6-3		4	0	2	1	0	0	2					
Andruw Jones, R OBP: 0.354, SLG: 0.455	FC6-4				1B	2B		1B		3	1	2	0	1	0	1					
Wilson Betemit, S OBP: 0.154, SLG: 0.083	G6-3				K	G3-1		F8		4	0	0	0	0	1	6					
Jesse Garcia, R OBP: 0.313, SLG: 0.385	K				SH5-3-5	1B		E9		4	1	1	0	0	1	1					
John Thomson, R OBP: 0.164, SLG: 0.293			G1-3		SH5-3-5	L4		F8		1	0	0	1	0	0	0					
Rafael Furcal, S OBP: 0.345, SLG: 0.559					1-3	1B				0	0	0	0	0	0	1					
Juan Cruz, R OBP: 0.276, SLG: 0.395					1-3	1B				0	0	0	0	0	0	0					
Kevin Gryboski, R OBP: 0.276, SLG: 0.395					1-3	1B				0	0	0	0	0	0	0					
Adam LaRoche, L OBP: 0.276, SLG: 0.395					1-3	1B				0	0	0	0	0	0	0					
Chris Reitsma, R OBP: 0.276, SLG: 0.395					1-3	1B				0	0	0	0	0	0	0					
29 John Smoltz, R OBP: 0.276, SLG: 0.395					1-3	1B				0	0	0	0	0	0	0					
<b>Inning Stats</b>	R: 0 E: 0 K: 1 S: 12	H: 1 LOB: 0 BB: 0 P: 22	R: 1 E: 1 K: 1 S: 17	H: 2 LOB: 1 BB: 0 P: 25	R: 2 E: 0 K: 1 S: 15	H: 3 LOB: 1 BB: 0 P: 28	R: 1 E: 0 K: 1 S: 10	H: 2 LOB: 0 BB: 0 P: 14	R: 1 E: 0 K: 1 S: 18	H: 2 LOB: 3 BB: 2 P: 33	R: 0 E: 0 K: 0 S: 15	H: 2 LOB: 1 BB: 0 P: 22	R: 0 E: 0 K: 0 S: 10	H: 0 LOB: 0 BB: 0 P: 12	R: 0 E: 0 K: 0 S: 10	H: 0 LOB: 0 BB: 1 P: 18	1B: 10 2B: 3 3B: 0 HR: 1	SF: 0 SAC: 1 DP: 2 HBP: 0	WP: 1 PA: 42 PB: 1 SB: 1 CS: 2		
<b>PITCHER</b>	IP: 3.1 WLS: L BF: 17 H: 8 R: 4 ER: 3 SO: 4	IP: 1.2 WLS: 2 BF: 1 H: 1 R: 1 ER: 1 SO: 1	IP: 0.2 WLS: 1 BF: 1 H: 1 R: 0 ER: 0 SO: 0	IP: 1.1 WLS: 5 BF: 2 H: 2 R: 0 ER: 0 SO: 0	IP: 1.1 WLS: 4 BF: 0 H: 0 R: 0 ER: 0 SO: 0	IP: 3.1 WLS: 1 BF: 53 H: 19 R: 4 ER: 6 SO: 17	IP: 0.2 WLS: 2 BF: 0 H: 0 R: 0 ER: 0 SO: 0	IP: 0.2 WLS: 2 BF: 0 H: 0 R: 0 ER: 0 SO: 0	IP: 0.2 WLS: 2 BF: 0 H: 0 R: 0 ER: 0 SO: 0	IP: 0.2 WLS: 2 BF: 0 H: 0 R: 0 ER: 0 SO: 0	IP: 0.2 WLS: 2 BF: 0 H: 0 R: 0 ER: 0 SO: 0	IP: 0.2 WLS: 2 BF: 0 H: 0 R: 0 ER: 0 SO: 0	IP: 0.2 WLS: 2 BF: 0 H: 0 R: 0 ER: 0 SO: 0	IP: 0.2 WLS: 2 BF: 0 H: 0 R: 0 ER: 0 SO: 0	IP: 0.2 WLS: 2 BF: 0 H: 0 R: 0 ER: 0 SO: 0	IP: 0.2 WLS: 2 BF: 0 H: 0 R: 0 ER: 0 SO: 0	IP: 0.2 WLS: 2 BF: 0 H: 0 R: 0 ER: 0 SO: 0	IP: 0.2 WLS: 2 BF: 0 H: 0 R: 0 ER: 0 SO: 0	IP: 0.2 WLS: 2 BF: 0 H: 0 R: 0 ER: 0 SO: 0	IP: 0.2 WLS: 2 BF: 0 H: 0 R: 0 ER: 0 SO: 0	IP: 0.2 WLS: 2 BF: 0 H: 0 R: 0 ER: 0 SO: 0

Atlanta Braves @ St. Louis Cardinals  
Busch Stadium, St. Louis, MO  
Thu May 13 2004, 12:10 PM CDT  
Att: 40,472 - Unknown - 73 F

AB 36  
R 6  
H 13  
RBI 5  
BB 3  
SO 5  
LOB 15



Batter	1	2	3	4	5	6	7	8	9	AB	R	H	RBI	BB	SO	LOB	BOTTOM				
Tony Womack, L OBP: 0.336, SLG: 0.394	K		B2-3		5 1B		L8		1B	5	0	2	0	0	1	0					
15 Jim Edmonds, L OBP: 0.370, SLG: 0.576	G4-3		K		K		G1-3		G3	5	0	0	0	0	2	4					
5 Albert Pujols, R OBP: 0.373, SLG: 0.563	S 1B		P3		1-3 2H 3H		1B		G6-3 27 SF8	4	1	3	2	0	0	0					
Ray Lankford, L OBP: 0.380, SLG: 0.464	K				G4-3		K		G6-3	4	0	0	0	0	2	4					
27 Scott Rolen, R OBP: 0.399, SLG: 0.595			HR		F9		P3		SF8	3	1	1	1	0	0	2					
Edgar Renteria, R OBP: 0.345, SLG: 0.419			K		2B		F9		1B	3	0	1	0	0	1	1					
7 Hector Luna, R OBP: 0.314, SLG: 0.452					F9		F9		1B	1	0	1	0	0	0	0					
Reggie Sanders, R OBP: 0.285, SLG: 0.555			HR		F9		F9		F9	4	1	1	2	0	0	2					
Steve Kline, S										0	0	0	0	0	0	0					
Cody McKay, L OBP: 0.161, SLG: 0.138			F7		1B 5 1B		G4-3		G1	4	1	1	0	0	0	0					
Jeff Suppan, R ERA: 4.87			G4-3		1B 5 1B		F9		K	1	0	0	0	0	0	0					
Kiko Calero, R ERA: 3.63										0	0	0	0	0	0	0					
Roger Cedeno, S OBP: 0.285, SLG: 0.167										0	1	1	0	0	0	0					
Cal Eldred, R										0	0	0	0	0	0	0					
Ray King, L										0	0	0	0	0	0	0					
Marlon Anderson, L OBP: 0.285, SLG: 0.371										0	0	0	0	0	0	0					
Julian Tavarez, L										0	0	0	0	0	0	0					
Colin Porter, L OBP: 0.285, SLG: 0.500										0	0	0	0	0	0	0					
<b>Inning Stats</b>	R: 0 E: 0 K: 2 S: 12	H: 1 LOB: 1 BB: 0 P: 19	R: 2 E: 0 K: 1 S: 9	H: 2 LOB: 0 BB: 0 P: 12	R: 0 E: 0 K: 1 S: 10	H: 0 LOB: 0 BB: 0 P: 13	R: 0 E: 0 K: 0 S: 13	H: 1 LOB: 1 BB: 0 P: 21	R: 2 E: 0 K: 2 S: 13	H: 4 LOB: 2 BB: 0 P: 19	R: 0 E: 0 K: 0 S: 10	H: 0 LOB: 0 BB: 0 P: 11	R: 0 E: 0 K: 0 S: 4	H: 0 LOB: 0 BB: 0 P: 5	R: 1 E: 0 K: 0 S: 12	H: 2 LOB: 1 BB: 0 P: 17	R: 0 E: 0 K: 1 S: 11	H: 1 LOB: 1 BB: 0 P: 13	1B: 8 2B: 2 3B: 0 HR: 1	SF: 1 SAC: 0 DP: 0 HBP: 0	WP: 0 PA: 38 PB: 0 SB: 1 CS: 0
<b>PITCHER</b>	IP: 4.1 WLS: W BF: 21 H: 8 R: 4 ER: 4 SO: 4	IP: 0.2 WLS: 2 BF: 0 H: 0 R: 0 ER: 0 SO: 0	IP: 1.0 WLS: H BF: 3 H: 0 R: 0 ER: 0 SO: 0	IP: 1.0 WLS: H BF: 3 H: 0 R: 0 ER: 0 SO: 0	IP: 0.2 WLS: H BF: 4 H: 2 R: 1 ER: 1 SO: 0	IP: 0.2 WLS: H BF: 2 H: 1 R: 1 ER: 1 SO: 0	IP: 1.1 WLS: S BF: 5 H: 1 R: 0 ER: 0 SO: 1	IP: 0.2 WLS: 2 BF: 0 H: 0 R: 0 ER: 0 SO: 0	IP: 0.2 WLS: 2 BF: 0 H: 0 R: 0 ER: 0 SO: 0	IP: 0.2 WLS: 2 BF: 0 H: 0 R: 0 ER: 0 SO: 0	IP: 0.2 WLS: 2 BF: 0 H: 0 R: 0 ER: 0 SO: 0	IP: 0.2 WLS: 2 BF: 0 H: 0 R: 0 ER: 0 SO: 0	IP: 0.2 WLS: 2 BF: 0 H: 0 R: 0 ER: 0 SO: 0	IP: 0.2 WLS: 2 BF: 0 H: 0 R: 0 ER: 0 SO: 0	IP: 0.2 WLS: 2 BF: 0 H: 0 R: 0 ER: 0 SO: 0	IP: 0.2 WLS: 2 BF: 0 H: 0 R: 0 ER: 0 SO: 0	IP: 0.2 WLS: 2 BF: 0 H: 0 R: 0 ER: 0 SO: 0	IP: 0.2 WLS: 2 BF: 0 H: 0 R: 0 ER: 0 SO: 0	IP: 0.2 WLS: 2 BF: 0 H: 0 R: 0 ER: 0 SO: 0	IP: 0.2 WLS: 2 BF: 0 H: 0 R: 0 ER: 0 SO: 0	IP: 0.2 WLS: 2 BF: 0 H: 0 R: 0 ER: 0 SO: 0

Atlanta Braves @ St. Louis Cardinals  
Busch Stadium, St. Louis, MO  
Thu May 13 2004, 12:10 PM CDT  
Att: 40,472 - Unknown - 73 F

AB 37  
R 5  
H 11  
RBI 5  
BB 0  
SO 7  
LOB 13









Batter	1	2	3	4	5	6	7	8	9	AB	R	H	RBI	BB	SO	LOB	TOP					
Juan Pierre, L (1, 8) OBP: 0.396, SLG: 0.416	G6-3		G3			G4-6-3		FC3-6		4	0	0	0	0	0	3	<b>Florida Marlins @ St. Louis Cardinals</b> Busch Stadium, St. Louis, MO Sat May 15 2004, 1:15 PM CDT Att: 42,958 - Cloudy - 60 F					
Luis Castillo, S (1, 4) OBP: 0.308, SLG: 0.283	G1-3			G6-3		G4-3				3	0	0	0	1	0							
Mike Lowell, R (1, 5) OBP: 0.411, SLG: 0.654	K			K				F7		4	0	1	0	0	2							
Miguel Cabrera, R (1, 9) OBP: 0.378, SLG: 0.578		G4-6-3		G4-3						4	0	2	0	0	1							
Hee-Seop Choi, L (1, 3) OBP: 0.345, SLG: 0.520	K				G5-3					3	0	0	0	1	2							
Jeff Conine, R (1, 7) OBP: 0.311, SLG: 0.383	FC1				E3					4	0	0	0	0	4							
Mike Redmond, R (1, 2) OBP: 0.338, SLG: 0.391	G4-6-3				F8					3	0	0	0	0	3							
Alex Gonzalez, R (1, 6) OBP: 0.220, SLG: 0.333					P6					2	0	0	0	0	1							
40 Nate Bump, L (5, 1)										0	0	0	0	0	0							
Lenny Harris, L (8, PH) OBP: 0.182, SLG: 0.273										1	0	1	0	0	0							
Matt Perisho, L (8, 1)										0	0	0	0	0	0							
Darren Oliver, R (1, 1) OBP: 0.200, SLG: 0.200					G6-3					1	0	0	0	0	0							
Damon Easley, R (5, 6) OBP: 0.436, SLG: 0.588										1	0	1	0	1	0							
<b>Inning Stats</b>	R: 0 E: 0 K: 1 S: 8	H: 0 LOB: 0 BB: 0 P: 14	R: 0 E: 1 K: 1 S: 8	H: 1 LOB: 1 BB: 0 P: 13	R: 0 E: 0 K: 1 S: 8	H: 0 LOB: 0 BB: 0 P: 11	R: 0 E: 0 K: 1 S: 7	H: 0 LOB: 0 BB: 0 P: 13	R: 0 E: 1 K: 0 S: 8	H: 0 LOB: 1 BB: 0 P: 12	R: 0 E: 0 K: 0 S: 5	H: 0 LOB: 0 BB: 1 P: 11	R: 0 E: 0 K: 1 S: 7	H: 1 LOB: 1 BB: 1 P: 12	R: 0 E: 0 K: 0 S: 10	H: 2 LOB: 3 BB: 1 P: 15	R: 0 E: 0 K: 1 S: 7	H: 1 LOB: 0 BB: 0 P: 10	1B: 5 2B: 0 3B: 0 HR: 0	SF: 0 SAC: 0 DP: 4 HBP: 0	WP: 0 PB: 0 SB: 0 CS: 0	PA: 33
<b>PITCHER</b>	IP	WLS	BF	H	R	ER	SO	BB	IBB	HBP	BLK	WP	HR	S	P	ERA	WHIP					
29 Chris Carpenter, R (1, 1) ERA: 3.86	7.1	W	27	4	0	0	5	2	0	0	0	0	0	56	92	0.00	0.818					
Steve Kline, L (8, 1) ERA: 1.39	0.1	H	2	0	0	0	0	1	0	0	0	0	0	4	8	0.00	3.000					
Julian Tavarez, R (8, 1) ERA: 3.52	1.1	S	4	1	0	0	1	0	0	0	0	0	0	8	11	0.00	0.750					

Batter	1	2	3	4	5	6	7	8	9	AB	R	H	RBI	BB	SO	LOB	BOTTOM				
Tony Womack, L (1, 4) OBP: 0.333, SLG: 0.387	L5			5 BB	SH5-4	G4-3				3	1	1	0	0	0	2	<b>Florida Marlins @ St. Louis Cardinals</b> Busch Stadium, St. Louis, MO Sat May 15 2004, 1:15 PM CDT Att: 42,958 - Cloudy - 60 F				
Reggie Sanders, R (1, 9) OBP: 0.283, SLG: 0.541	F7			27 S	K			G6-3		3	1	0	0	1	1						
5 Albert Pujols, R (1, 3) OBP: 0.380, SLG: 0.550	G4-3			15 SF8	IBB			G1-3		3	1	1	1	1	0						
27 Scott Rolen, R (1, 5) OBP: 0.391, SLG: 0.571		G4-6-3		K	P6			G5-3		3	0	0	0	1	1						
15 Jim Edmonds, L (1, 8) OBP: 0.370, SLG: 0.580	F7			SF8				K		2	1	0	1	1	1						
Edgar Renteria, R (1, 6) OBP: 0.343, SLG: 0.414	G4-6-3			1B		F8		F8		4	0	1	1	0	2						
Ray Lankford, L (1, 7) OBP: 0.370, SLG: 0.478			G4-3	G6-3				K		4	0	1	0	0	1						
Mike Matheny, R (1, 2) OBP: 0.330, SLG: 0.406			P6		SH5-4					3	0	2	1	0	0						
29 Chris Carpenter, R (1, 1) OBP: 0.200, SLG: 0.143			P3		FC2					2	0	0	0	0	0						
Steve Kline, S (8, 1)										0	0	0	0	0	0						
Julian Tavarez, L (8, 1)										0	0	0	0	0	0						
<b>Inning Stats</b>	R: 0 E: 0 K: 0 S: 7	H: 0 LOB: 0 BB: 0 P: 11	R: 0 E: 0 K: 0 S: 3	H: 0 LOB: 0 BB: 1 P: 9	R: 0 E: 0 K: 0 S: 5	H: 0 LOB: 0 BB: 0 P: 6	R: 3 E: 0 K: 1 S: 19	H: 3 LOB: 1 BB: 1 P: 36	R: 0 E: 0 K: 1 S: 13	H: 1 LOB: 3 BB: 1 P: 23	R: 1 E: 0 K: 0 S: 8	H: 2 LOB: 2 BB: 1 P: 19	R: 0 E: 0 K: 0 S: 9	H: 0 LOB: 0 BB: 0 P: 13	R: 0 E: 0 K: 2 S: 8	H: 0 LOB: 0 BB: 0 P: 11	1B: 6 2B: 0 3B: 0 HR: 0	SF: 1 SAC: 2 DP: 1 HBP: 0	WP: 0 PB: 0 SB: 2 CS: 0	PA: 34	
<b>PITCHER</b>	IP	WLS	BF	H	R	ER	SO	BB	IBB	HBP	BLK	WP	HR	S	P	ERA	WHIP				
Darren Oliver, L (1, 1) ERA: 7.82	4.1	L	19	4	3	3	1	2	0	0	0	0	0	42	73	6.23	1.385				
40 Nate Bump, R (5, 1) ERA: 5.48	2.2		12	2	1	1	1	1	1	0	0	0	0	22	44	3.38	1.125				
Matt Perisho, L (8, 1) ERA: 1.69	1.0		3	0	0	0	2	0	0	0	0	0	0	8	11	0.00	0.000				









Batter	1	2	3	4	5	6	7	8	9	AB	R	H	RBI	BB	SO	LOB	TOP				
<b>Marlon Anderson, L</b> (1, 4) OBP: 0.344, SLG: 0.536	1-2 F8	3-2 G4-3			1-0 G1-3		2-2 P4		0-0 B2-4	5	0	0	0	0	0	1					
<b>Edgar Renteria, R</b> (1, 6) OBP: 0.325, SLG: 0.394	3-2 G6-3		1-1 B2-3		1-0 5 1B		1-0 P4		1-0 G5-3	5	1	1	0	0	0	0					
<b>5 Albert Pujols, R</b> (1, 3) OBP: 0.379, SLG: 0.547	2-1 27 2B		2-3 K		1-0 27 1B		2-2 G6-3			4	1	2	0	0	1	0					
<b>27 Scott Rolen, R</b> (1, 5) OBP: 0.409, SLG: 0.583	0-2 15 1B		0-0		2-2			4-2 FC5-4 BB		3	1	3	2	1	0	0					
<b>15 Jim Edmonds, L</b> (1, 8) OBP: 0.370, SLG: 0.587	3-2 2H 1B		3-2 F8		2-3 K			0-0 F8		4	0	1	1	0	1	4					
<b>Reggie Sanders, R</b> (1, 9) OBP: 0.280, SLG: 0.528	3-2 G6-3				0-0 G4-3		2-3 K		1-0 FC5-4 WP	4	0	0	0	0	1	2					
<b>Ray Lankford, L</b> (1, 7) OBP: 0.365, SLG: 0.454		2-3 K		3-2 G4-3		2-2 E3 G4-3		4-1 FC6-4 IBB		3	0	0	0	1	1	0					
<b>44 Jason Isringhausen, R</b> (9, 1)								1-2 FC6-4 IBB		0	0	0	0	0	0	0					
<b>Mike Matheny, R</b> (1, 2) OBP: 0.328, SLG: 0.434		0-1 HR		0-0 L6		1-0 G4-3		0-0 FC6-4		4	1	1	1	0	0	3					
<b>Matt Morris, R</b> (1, 1) OBP: 0.208, SLG: 0.250		2-3 K			3-3 K		0-2 L9		2-2 B2-4 1B	3	0	0	0	0	2	1					
<b>Steve Kline, S</b> (7, 1)										0	0	0	0	0	0	0					
<b>So Taguchi, R</b> (8, 7) OBP: 0.244, SLG: 0.350										0	0	0	0	0	0	0					
<b>Colin Porter, L</b> (9, PH) OBP: 0.367, SLG: 0.500										1	0	1	0	0	0	0					
<b>Inning Stats</b>	R: 2 E: 0 K: 0 S: 18	H: 3 LOB: 1 BB: 0 P: 30	R: 1 E: 0 K: 2 S: 11	H: 1 LOB: 0 BB: 0 P: 18	R: 0 E: 0 K: 1 S: 9	H: 1 LOB: 1 BB: 0 P: 15	R: 0 E: 0 K: 0 S: 6	H: 0 LOB: 0 BB: 0 P: 9	R: 1 E: 0 K: 2 S: 15	H: 3 LOB: 2 BB: 0 P: 25	R: 0 E: 0 K: 1 S: 12	H: 0 LOB: 0 BB: 0 P: 12	R: 0 E: 0 K: 0 S: 6	H: 0 LOB: 2 BB: 2 P: 15	R: 0 E: 0 K: 0 S: 6	H: 1 LOB: 0 BB: 0 P: 9	1B: 7 2B: 2 3B: 0 HR: 1	SF: 0 SAC: 0 DP: 1 HBP: 0	WP: 1 PB: 0 SB: 0 CS: 0	PA: 38	
<b>PITCHER</b>	IP WLS BF H R ER SO BB IBB HBP BLK WP HR S P ERA WHIP	IP WLS BF H R ER SO BB IBB HBP BLK WP HR S P ERA WHIP	IP WLS BF H R ER SO BB IBB HBP BLK WP HR S P ERA WHIP	IP WLS BF H R ER SO BB IBB HBP BLK WP HR S P ERA WHIP	IP WLS BF H R ER SO BB IBB HBP BLK WP HR S P ERA WHIP	IP WLS BF H R ER SO BB IBB HBP BLK WP HR S P ERA WHIP	IP WLS BF H R ER SO BB IBB HBP BLK WP HR S P ERA WHIP	IP WLS BF H R ER SO BB IBB HBP BLK WP HR S P ERA WHIP	IP WLS BF H R ER SO BB IBB HBP BLK WP HR S P ERA WHIP	IP WLS BF H R ER SO BB IBB HBP BLK WP HR S P ERA WHIP	IP WLS BF H R ER SO BB IBB HBP BLK WP HR S P ERA WHIP	IP WLS BF H R ER SO BB IBB HBP BLK WP HR S P ERA WHIP	IP WLS BF H R ER SO BB IBB HBP BLK WP HR S P ERA WHIP	IP WLS BF H R ER SO BB IBB HBP BLK WP HR S P ERA WHIP	IP WLS BF H R ER SO BB IBB HBP BLK WP HR S P ERA WHIP	IP WLS BF H R ER SO BB IBB HBP BLK WP HR S P ERA WHIP	IP WLS BF H R ER SO BB IBB HBP BLK WP HR S P ERA WHIP	IP WLS BF H R ER SO BB IBB HBP BLK WP HR S P ERA WHIP	IP WLS BF H R ER SO BB IBB HBP BLK WP HR S P ERA WHIP	IP WLS BF H R ER SO BB IBB HBP BLK WP HR S P ERA WHIP	IP WLS BF H R ER SO BB IBB HBP BLK WP HR S P ERA WHIP

St. Louis Cardinals @ New York Mets  
Shea Stadium, Flushing, NY  
Tue May 18 2004, 7:10 PM EDT  
Att: 28,880 - Overcast - 73 F

AB 36  
R 4  
H 9  
RBI 4  
BB 2  
SO 6  
LOB 11



Batter	1	2	3	4	5	6	7	8	9	AB	R	H	RBI	BB	SO	LOB	BOTTOM					
<b>Eric Valent, L</b> (1, 9) OBP: 0.381, SLG: 0.473	1-1 G6-3		0-0 G6-3 1B		1-1 P5		2-2 E7		1-3 K	5	0	1	0	0	1	3						
<b>Kazuo Matsui, S</b> (1, 6) OBP: 0.328, SLG: 0.399	1-0 L5		1-2 G6-3			1-1 HR	1-2 P6		1-0 1B DI 1B	5	1	2	1	0	0	2						
<b>Cliff Floyd, L</b> (1, 7) OBP: 0.375, SLG: 0.605	2-1 31 FC6-4 1B			2-3 K		2-1 2H HR	1-3 K		1-1 1B 3H 1B	5	1	3	3	0	2	1						
<b>31 Mike Piazza, R</b> (1, 3) OBP: 0.384, SLG: 0.515	2-2 FC6-4			0-1 F8		0-1 FC5-4 1B		0-0 P4		4	0	1	0	0	0	1						
<b>Ty Wigginton, R</b> (1, 5) OBP: 0.244, SLG: 0.337		2-2 G5-3		4-2 BB		0-3 K		1-1 G5-3		3	0	0	0	1	1	1						
<b>Jason Phillips, R</b> (1, 2) OBP: 0.285, SLG: 0.314		3-1 HR		0-0 L4		1-2 FC5-4 1B		1-0 F8		4	1	2	1	0	0	1						
<b>Mike Cameron, R</b> (1, 8) OBP: 0.318, SLG: 0.417		0-0 G6-3			0-2 SH2-3 1B	1-1 FC5-4		4-1 SH2-3 1B BB		3	1	1	0	1	0	2						
<b>Joe McEwing, R</b> (1, 4) OBP: 0.267, SLG: 0.316		1-2 G1-3			1-0 P5	1-1 FC5-4		0-1 SH2-3		3	0	0	0	0	0	3						
<b>Tom Glavine, L</b> (1, 1) OBP: 0.333, SLG: 0.250			2-2 G5-3		1 SAFE SH2-3		1-2 G6-3		4-1 1B BB	1	0	0	0	0	0	0						
<b>Orber Moreno, R</b> (7, 1)										0	0	0	0	0	0	0						
<b>Shane Spencer, R</b> (7, PH) OBP: 0.374, SLG: 0.462										1	0	0	0	0	0	0						
<b>Ricky Bottalico, L</b> (8, 1)										0	0	0	0	0	0	0						
<b>Karim Garcia, L</b> (9, PH) OBP: 0.287, SLG: 0.422					1-2					0	1	0	0	1	0	0						
<b>Inning Stats</b>	R: 0 E: 0 K: 0 S: 8	H: 1 LOB: 1 BB: 0 P: 14	R: 1 E: 0 K: 0 S: 9	H: 1 LOB: 0 BB: 0 P: 15	R: 0 E: 0 K: 0 S: 8	H: 1 LOB: 0 BB: 0 P: 11	R: 0 E: 0 K: 1 S: 14	H: 0 LOB: 1 BB: 1 P: 20	R: 0 E: 0 K: 0 S: 9	H: 1 LOB: 1 BB: 0 P: 13	R: 2 E: 0 K: 1 S: 18	H: 4 LOB: 2 BB: 0 P: 24	R: 0 E: 1 K: 1 S: 13	H: 0 LOB: 1 BB: 0 P: 18	R: 0 E: 0 K: 0 S: 4	H: 0 LOB: 0 BB: 0 P: 6	R: 2 E: 0 K: 1 S: 10	H: 2 LOB: 2 BB: 2 P: 21	1B: 7 2B: 1 3B: 0 HR: 2	SF: 0 SAC: 2 DP: 1 HBP: 0	WP: 0 PB: 0 SB: 0 CS: 0	PA: 39
<b>PITCHER</b>	IP WLS BF H R ER SO BB IBB HBP BLK WP HR S P ERA WHIP	IP WLS BF H R ER SO BB IBB HBP BLK WP HR S P ERA WHIP	IP WLS BF H R ER SO BB IBB HBP BLK WP HR S P ERA WHIP	IP WLS BF H R ER SO BB IBB HBP BLK WP HR S P ERA WHIP	IP WLS BF H R ER SO BB IBB HBP BLK WP HR S P ERA WHIP	IP WLS BF H R ER SO BB IBB HBP BLK WP HR S P ERA WHIP	IP WLS BF H R ER SO BB IBB HBP BLK WP HR S P ERA WHIP	IP WLS BF H R ER SO BB IBB HBP BLK WP HR S P ERA WHIP	IP WLS BF H R ER SO BB IBB HBP BLK WP HR S P ERA WHIP	IP WLS BF H R ER SO BB IBB HBP BLK WP HR S P ERA WHIP	IP WLS BF H R ER SO BB IBB HBP BLK WP HR S P ERA WHIP	IP WLS BF H R ER SO BB IBB HBP BLK WP HR S P ERA WHIP	IP WLS BF H R ER SO BB IBB HBP BLK WP HR S P ERA WHIP	IP WLS BF H R ER SO BB IBB HBP BLK WP HR S P ERA WHIP	IP WLS BF H R ER SO BB IBB HBP BLK WP HR S P ERA WHIP	IP WLS BF H R ER SO BB IBB HBP BLK WP HR S P ERA WHIP	IP WLS BF H R ER SO BB IBB HBP BLK WP HR S P ERA WHIP	IP WLS BF H R ER SO BB IBB HBP BLK WP HR S P ERA WHIP	IP WLS BF H R ER SO BB IBB HBP BLK WP HR S P ERA WHIP	IP WLS BF H R ER SO BB IBB HBP BLK WP HR S P ERA WHIP	IP WLS BF H R ER SO BB IBB HBP BLK WP HR S P ERA WHIP	

St. Louis Cardinals @ New York Mets  
Shea Stadium, Flushing, NY  
Tue May 18 2004, 7:10 PM EDT  
Att: 28,880 - Overcast - 73 F

AB 34  
R 5  
H 10  
RBI 5  
BB 3  
SO 4  
LOB 14









Batter	1	2	3	4	5	6	7	8	9	AB	R	H	RBI	BB	SO	LOB	TOP		
Tony Womack, L (1,4) OBP: 0.336, SLG: 0.378	G4-3		G4-3		G3	G3			L7	6	0	1	1	0	0	5	<b>St. Louis Cardinals @ New York Mets</b> Shea Stadium, Flushing, NY Thu May 20 2004, 1:10 PM EDT Att: 21,874 - Sunny - 67 F		
Edgar Renteria, R (1,6) OBP: 0.321, SLG: 0.381	F8			P4	L8	G1-3		G4-3		6	0	1	1	0	0	4			
5 Albert Pujols, R (1,3) OBP: 0.380, SLG: 0.551	K			HR					E3	5	2	2	1	1	1	1			
27 Scott Rolen, R (1,5) OBP: 0.402, SLG: 0.591		K		P4	F9					6	1	1	2	0	1	4			
15 Jim Edmonds, L (1,8) OBP: 0.368, SLG: 0.566	F7			1B					G3-1	4	2	1	0	1	1	0			
Reggie Sanders, R (1,9) OBP: 0.284, SLG: 0.522	F9			2B					E6	5	2	3	0	0	0	0			
So Taguchi, R (1,7) OBP: 0.326, SLG: 0.455			G5-3							4	2	4	2	1	0	0			
Mike Matheny, R (1,2) OBP: 0.336, SLG: 0.438			G5-3							4	1	2	3	1	0	2			
Jason Marquis, L (1,1) Marlon Anderson, L (6,PH) Kiko Calero, R (6,1) Ray King, L (7,1) Colin Porter, L (8,PH) Julian Tavaroz, L (8,1) Ray Lankford, L (9,PH) 44 Jason Istringhausen, R (9,1)			K	P3						2	0	0	0	0	1	4			
<b>Inning Stats</b>	R: 0 E: 0 K: 1 S: 9	H: 0 LOB: 0 BB: 0 P: 14	R: 0 E: 0 K: 1 S: 14	H: 0 LOB: 0 BB: 0 P: 19	R: 0 E: 0 K: 1 S: 9	H: 0 LOB: 1 BB: 1 P: 17	R: 2 E: 0 K: 0 S: 18	H: 3 LOB: 3 BB: 2 P: 34	R: 0 E: 0 K: 0 S: 4	H: 1 LOB: 0 BB: 0 P: 18	R: 1 E: 0 K: 0 S: 10	H: 3 LOB: 2 BB: 0 P: 15	R: 6 E: 3 K: 0 S: 26	H: 5 LOB: 2 BB: 1 P: 39	1B: 9 2B: 5 3B: 0 HR: 2	SF: 0 SAC: 0 DP: 1 HBP: 0		WP: 1 PA: 49 PB: 0 SB: 0 CS: 0	
<b>PITCHER</b>	IP WLS BF H R ER SO BB IBB HBP BLK WP HR S P ERA WHIP											<b>PITCHER</b>	IP WLS BF H R ER SO BB IBB HBP BLK WP HR S P ERA WHIP						
Jae Weong Seo, R (1,1) ERA: 5.3	5.0 L 24 5 4 4 3 3 1 0 0 0 0 1 58 98 7.20 1.600											Mike Stanton, L (9,1) ERA: 4.7	0.1 2 0 0 0 0 0 0 0 0 0 1 20 31 40.50 9.000						
Orber Moreno, R (6,1) ERA: 3.98	0.1 B 2 1 0 0 0 0 0 0 0 0 1 0 5 8 0.00 3.000																		
John Franco, L (6,1) ERA: 5.87	0.2 3 0 0 0 0 0 1 0 0 0 0 0 0 4 10 0.00 1.500																		
Dan Wheeler, R (7,1) ERA: 5.24	2.0 9 4 1 1 1 0 0 0 0 0 0 0 21 33 4.50 2.000																		
David Weathers, R (9,1) ERA: 5.6	0.2 9 5 6 3 0 1 0 0 0 0 0 1 20 31 40.50 9.000																		
<b>Batter</b>	1	2	3	4	5	6	7	8	9	AB <th>R</th> <th>H</th> <th>RBI</th> <th>BB</th> <th>SO</th> <th>LOB</th> <th>BOTTOM</th>	R	H	RBI	BB	SO	LOB	BOTTOM		
Kazuo Matsui, S (1,6) OBP: 0.323, SLG: 0.386	HR			P6		G3-1		G4-3		4	1	1	0	1	0	5	<b>St. Louis Cardinals @ New York Mets</b> Shea Stadium, Flushing, NY Thu May 20 2004, 1:10 PM EDT Att: 21,874 - Sunny - 67 F		
Todd Zeile, R (1,5) OBP: 0.342, SLG: 0.396	HR		FC4-6	K		G6-3				4	2	1	2	1	1	4			
Cliff Floyd, L (1,7) OBP: 0.368, SLG: 0.540	G1-6-3			F7						4	0	1	0	0	2	4			
31 Mike Piazza, R (1,3) OBP: 0.389, SLG: 0.517	G1-6-3		P3		F9		L8			5	0	2	0	0	0	2			
Karim Garcia, L (1,9) OBP: 0.281, SLG: 0.412	G1-6-3		P5		G3-1					3	0	0	0	0	0	4			
Shane Spencer, R (7,PH) OBP: 0.363, SLG: 0.453	G1-6-3						K		SF8	1	0	0	1	0	1	0			
Vance Wilson, R (1,2) OBP: 0.341, SLG: 0.405	G4-3			1B						5	1	2	0	0	1	2			
Mike Cameron, R (1,8) OBP: 0.323, SLG: 0.415		G6-3		HBP						3	0	1	0	1	0	0			
Danny Garcia, R (1,4) OBP: 0.316, SLG: 0.362										2	0	0	0	1	0	2			
John Franco, L (6,1) ERA: 2.45		G5-3								0	0	0	0	0	0	0			
Dan Wheeler, R (7,1) ERA: 2.75										0	0	0	0	0	0	0			
Eric Valenti, L (8,PH) OBP: 0.362, SLG: 0.474										0	0	0	0	1	0	0			
David Weathers, R (9,1) OBP: 1.000, SLG: 1.000										0	0	0	0	0	0	0			
Jae Weong Seo, R (1,1) OBP: 0.182, SLG: 0.100										1	0	0	1	0	1	0			
Orber Moreno, R (6,1) ERA: 3.61										0	0	0	0	0	0	0			
Joe McEwing, R (6,4) OBP: 0.250, SLG: 0.295										1	0	0	0	0	0	0			
Ty Wigington, R (8,PH) OBP: 0.255, SLG: 0.349										0	0	0	0	1	0	0			
<b>Inning Stats</b>	R: 2 E: 0 K: 0 S: 15	H: 4 LOB: 1 BB: 0 P: 23	R: 0 E: 0 K: 1 S: 11	H: 0 LOB: 0 BB: 0 P: 14	R: 0 E: 0 K: 0 S: 12	H: 0 LOB: 2 BB: 1 P: 22	R: 1 E: 0 K: 1 S: 14	H: 2 LOB: 3 BB: 1 P: 27	R: 0 E: 0 K: 0 S: 11	H: 1 LOB: 2 BB: 1 P: 21	R: 0 E: 0 K: 2 S: 7	H: 0 LOB: 0 BB: 0 P: 12	R: 0 E: 0 K: 1 S: 14	H: 0 LOB: 2 BB: 2 P: 25	R: 1 E: 0 K: 1 S: 9	H: 1 LOB: 1 BB: 1 P: 19	1B: 5 2B: 2 3B: 0 HR: 1	SF: 1 SAC: 0 DP: 1 HBP: 2	WP: 0 PA: 42 PB: 0 SB: 0 CS: 0
<b>PITCHER</b>	IP WLS BF H R ER SO BB IBB HBP BLK WP HR S P ERA WHIP											<b>PITCHER</b>	IP WLS BF H R ER SO BB IBB HBP BLK WP HR S P ERA WHIP						
Jason Marquis, R (1,1) ERA: 3.61	5.0 W 26 7 3 3 2 2 3 0 2 0 0 0 0 63 107 5.40 2.000																		
Kiko Calero, R (6,1) ERA: 2.45	1.0 H 3 0 0 0 0 0 0 0 0 0 0 0 9 15 0.00 0.000																		
Ray King, L (7,1) ERA: 2.75	1.0 H 3 0 0 0 0 2 0 0 0 0 0 0 7 12 0.00 0.000																		
Julian Tavaroz, R (8,1) ERA: 3.12	1.0 H 5 0 0 0 0 1 2 0 0 0 0 0 14 25 0.00 2.000																		
44 Jason Istringhausen, R (9,1) ERA: 4.78	1.0 5 1 1 1 1 1 1 0 0 0 0 0 9 19 9.00 2.000																		

AB	43
R	11
H	15
RBI	10
BB	6
SO	4
LOB	22



AB	33
R	4
H	8
RBI	4
BB	6
SO	6
LOB	23


WP	0
PA	42
PB	0
SB	0
CS	0



Batter	1	2	3	4	5	6	7	8	9	AB	R	H	RBI	BB	SO	LOB	TOP										
Tony Womack, L OBP: 0.331, SLG: 0.371	G4-3	WP 1B		FC6-4		F8			E3	5	1	1	1	0	0	1											
Ray Lankford, L OBP: 0.374, SLG: 0.462 44 Jason Istringhausen, R		3-H 1B				P6			G6-4-3	5	1	3	1	0	0	1											
5 Albert Pujols, R OBP: 0.376, SLG: 0.563	F9	G1-3								4	1	1	2	0	0	2											
15 Jim Edmonds, L OBP: 0.366, SLG: 0.577	G3-1									4	1	1	1	0	2	1											
27 Scott Rolen, R OBP: 0.393, SLG: 0.575		G3-1	G5-3			P3				4	0	0	0	0	0	0											
Edgar Renteria, R OBP: 0.319, SLG: 0.384		S WP 2B	G6-3			G5-3			F9	4	1	1	0	0	0	0											
Reggie Sanders, R OBP: 0.290, SLG: 0.518 Ray King, L		4-2 WP 2B S BB				K			K	3	1	1	0	1	2	0											
So Taguchi, R OBP: 0.326, SLG: 0.455										0	0	0	0	0	0	0											
Mike Matheny, R OBP: 0.333, SLG: 0.440		1-1 G1-3 1B 2B				K			G3-1	4	1	1	1	0	1	1											
29 Chris Carpenter, R OBP: 0.222, SLG: 0.176 Steve Kline, S			G1-3							3	0	1	0	0	1	1											
Cal Eldred, R OBP: 0.344, SLG: 0.469 Colin Porter, L						FC6-4 1B			K	0	0	0	0	0	0	0											
<b>Inning Stats</b>	R: 0 E: 0 K: 0 S: 11	H: 1 LOB: 1 BB: 0 P: 17	R: 4 E: 0 K: 0 S: 21	H: 4 LOB: 1 BB: 1 P: 33	R: 0 E: 0 K: 1 S: 6	H: 0 LOB: 0 BB: 0 P: 8	R: 0 E: 0 K: 2 S: 15	H: 1 LOB: 1 BB: 0 P: 22	R: 3 E: 0 K: 1 S: 10	H: 4 LOB: 1 BB: 0 P: 16	R: 0 E: 0 K: 1 S: 9	H: 0 LOB: 0 BB: 0 P: 14	R: 0 E: 0 K: 1 S: 8	H: 0 LOB: 0 BB: 0 P: 9	R: 0 E: 1 K: 1 S: 7	H: 0 LOB: 0 BB: 0 P: 10	1B: 5 2B: 3 3B: 0 HR: 2	SF: 0 SAC: 0 DP: 1 HBP: 0	WP: 2 PB: 0 SB: 3 CS: 0	PA: 38							
<b>PITCHER</b>	IP	WLS	BF	H	R	ER	SO	BB	IBB	HBP	BLK	WP	HR	S	P	ERA	WHIP										
Sergio Mitre, R ERA: 5.82	5.0	L	26	10	7	7	3	1	0	0	0	2	2	63	96	12.60	2.200										
Todd Weltmeyer, R ERA: 2.08	2.0		6	0	0	0	2	0	0	0	0	0	0	17	28	0.00	0.000										
Kyle Farnsworth, R ERA: 3.79	1.0		3	0	0	0	1	0	0	0	0	0	0	8	9	0.00	0.000										
LaTroy Hawkins, R ERA: 1.25	1.0		3	0	0	0	1	0	0	0	0	0	0	7	10	0.00	0.000										

St. Louis Cardinals @ Chicago Cubs  
Wrigley Field, Chicago, IL  
Fri May 21 2004, 2:20 PM CDT  
Att: 39,298 - Unknown - 61 F

AB 37  
R 7  
H 10  
RBI 6  
BB 1  
SO 7  
LOB 7



Batter	1	2	3	4	5	6	7	8	9	AB	R	H	RBI	BB	SO	LOB	BOTTOM										
Todd Walker, L OBP: 0.396, SLG: 0.496	G6-3	G3-1							G3-1	4	2	1	1	0	0	1											
Michael Barrett, R OBP: 0.333, SLG: 0.555	HR								G5-3	5	2	2	2	0	0	2											
Moises Alou, R OBP: 0.347, SLG: 0.613	G6-3								K	5	1	1	3	0	1	0											
16 Aramis Ramirez, R OBP: 0.333, SLG: 0.534	1B								G5-3	4	0	1	0	0	1	0											
Todd Hollandsworth, L OBP: 0.431, SLG: 0.600	1B								G3	4	0	1	0	0	0	0											
25 Derek Lee, R OBP: 0.356, SLG: 0.418	K								K	4	0	1	0	0	2	2											
Corey Patterson, L OBP: 0.319, SLG: 0.427									FC4-6 1B	4	0	2	0	0	0	0											
Ramon Martinez, R OBP: 0.308, SLG: 0.284									FC4-6	4	0	0	0	0	1	3											
Sergio Mitre, R ERA: 5.82 Todd Weltmeyer, R ERA: 2.08 Jose Macias, S ERA: 6.0 Kyle Farnsworth, R ERA: 3.79 Jason Dubois, R LaTroy Hawkins, R ERA: 1.25									K	2	0	1	0	0	0	0											
<b>Inning Stats</b>	R: 1 E: 0 K: 1 S: 14	H: 3 LOB: 2 BB: 0 P: 24	R: 0 E: 1 K: 1 S: 11	H: 1 LOB: 1 BB: 0 P: 16	R: 1 E: 0 K: 0 S: 9	H: 1 LOB: 0 BB: 0 P: 12	R: 0 E: 0 K: 0 S: 5	H: 0 LOB: 0 BB: 0 P: 8	R: 1 E: 0 K: 1 S: 10	H: 1 LOB: 0 BB: 0 P: 16	R: 0 E: 0 K: 1 S: 8	H: 2 LOB: 2 BB: 0 P: 12	R: 3 E: 0 K: 0 S: 19	H: 2 LOB: 0 BB: 0 P: 26	R: 0 E: 0 K: 2 S: 13	H: 1 LOB: 1 BB: 0 P: 16	R: 0 E: 0 K: 1 S: 7	H: 0 LOB: 0 BB: 0 P: 11	1B: 6 2B: 1 3B: 0 HR: 4	SF: 0 SAC: 0 DP: 0 HBP: 1	WP: 0 PB: 0 SB: 0 CS: 0	PA: 39					
<b>PITCHER</b>	IP	WLS	BF	H	R	ER	SO	BB	IBB	HBP	BLK	WP	HR	S	P	ERA	WHIP										
29 Chris Carpenter, R ERA: 3.93	6.0	W	26	8	3	3	4	0	0	0	0	0	0	4	5	-	-										
Steve Kline, L ERA: 2.4	0.0		2	1	2	2	0	0	0	1	0	0	0	4	5	-	-										
Cal Eldred, R ERA: 6.0	1.1	H	5	1	1	1	1	0	0	0	0	0	1	18	26	6.75	0.750										
Ray King, L ERA: 2.45	0.2	H	3	1	0	0	1	0	0	0	0	0	0	10	11	0.00	1.500										
44 Jason Istringhausen, R ERA: 4.57	1.0	S	3	0	0	0	1	0	0	0	0	0	0	7	11	0.00	0.000										

St. Louis Cardinals @ Chicago Cubs  
Wrigley Field, Chicago, IL  
Fri May 21 2004, 2:20 PM CDT  
Att: 39,298 - Unknown - 61 F

AB 38  
R 6  
H 11  
RBI 6  
BB 0  
SO 7  
LOB 9





Batter	1	2	3	4	5	6	7	8	9	AB	R	H	RBI	BB	SO	LOB	TOP								
7 Hector Luna, R OBP: 0.326, SLG: 0.436	1-3 K		1-1 2B 1B		0-3 K			2-3 K		4	1	1	0	0	3	0	<b>St. Louis Cardinals @ Chicago Cubs</b> Wrigley Field, Chicago, IL Sat May 22 2004, 12:20 PM CDT Att: 40,131 - Cloudy - 78 F								
Edgar Renteria, R OBP: 0.316, SLG: 0.387	2-2 F9		1-0 2B		2-0 L9			1-1 G5-3		4	0	1	1	0	0	0									
5 Albert Pujols, R OBP: 0.375, SLG: 0.561	3-3 K		0-0 G6-3			3-2 F9		0-2 2B		4	0	1	0	0	1	1									
27 Scott Rolen, R OBP: 0.401, SLG: 0.577		3-2 FC6-4 1B		4-2 G3 1B BB		0-2 1B		0-0 G6-3		3	0	2	0	1	0	1									
15 Jim Edmonds, L OBP: 0.358, SLG: 0.562	1-3 K		1-3 K		2-3 K			2-2 F7		4	0	0	0	0	3	3									
Reggie Sanders, R OBP: 0.289, SLG: 0.510	2-2 P4		1-0 G3 1B		2-1 L9			1-3 K		4	0	1	0	0	1	2									
So Taguchi, R OBP: 0.306, SLG: 0.426	0-0 FC6-4		2-2 G3		1-0 G6-3			0-1 P6		3	0	0	0	0	0	3									
Ray Lankford, L OBP: 0.371, SLG: 0.457	1-2 1B		1-2 2-3							1	0	0	0	0	0	0									
Mike Matheny, R OBP: 0.326, SLG: 0.430			1-0 F7		2-1 P4			1-3 K		3	0	0	0	0	1	2									
Woody Williams, R OBP: 0.111, SLG: 0.059	1-3 K		1-1 G4-3		1-1 G4-3			0-0 L9		2	0	0	0	0	1	0									
Kiko Calero, R										0	0	0	0	0	0	0									
Roger Cedeno, S OBP: 0.083, SLG: 0.083										1	0	0	0	0	0	0									
Julian Tavarez, L										0	0	0	0	0	0	0									
Ray King, L										0	0	0	0	0	0	0									
<b>Inning Stats</b>	R: 0 E: 0 K: 2 S: 9	H: 0 LOB: 0 BB: 0 P: 15	R: 0 E: 0 K: 1 S: 11	H: 1 LOB: 1 BB: 0 P: 17	R: 1 E: 0 K: 1 S: 8	H: 2 LOB: 1 BB: 0 P: 12	R: 0 E: 0 K: 1 S: 11	H: 1 LOB: 2 BB: 1 P: 21	R: 0 E: 0 K: 1 S: 6	H: 0 LOB: 0 BB: 0 P: 9	R: 0 E: 0 K: 1 S: 11	H: 1 LOB: 1 BB: 0 P: 18	R: 0 E: 0 K: 1 S: 5	H: 0 LOB: 0 BB: 0 P: 7	R: 0 E: 0 K: 1 S: 9	H: 1 LOB: 1 BB: 0 P: 12	R: 0 E: 0 K: 1 S: 10	H: 0 LOB: 0 BB: 0 P: 13	1B: 4 2B: 2 3B: 0 HR: 0	SF: 0 SAC: 0 DP: 0 HBP: 0	WP: 0 PB: 0 SB: 0 CS: 0	PA: 34			
<b>PITCHER</b>	IP	WLS	BF	H	R	ER	SO	BB	IBB	HBP	BLK	WP	HR	S	P	ERA	WHIP								
Glendon Rusch, L ERA: 3.66	7.2	W	30	6	1	1	9	1	0	0	0	0	0	69	110	1.17	0.913								
Kyle Farnsworth, R ERA: 3.72	0.1		1	0	0	0	0	0	0	0	0	0	0	1	1	0.00	0.000								
LaTroy Hawkins, R ERA: 1.19	1.0		3	0	0	0	1	0	0	0	0	0	0	10	13	0.00	0.000								

AB 33  
R 1  
H 6  
RBI 1  
BB 1  
SO 10  
LOB 12



Batter	1	2	3	4	5	6	7	8	9	AB	R	H	RBI	BB	SO	LOB	BOTTOM								
Todd Walker, L OBP: 0.391, SLG: 0.487	2-1 16 1B 1B		1-3 K		1-3 K			0-3 K		4	1	1	0	0	3	1	<b>St. Louis Cardinals @ Chicago Cubs</b> Wrigley Field, Chicago, IL Sat May 22 2004, 12:20 PM CDT Att: 40,131 - Cloudy - 78 F								
Michael Barrett, R OBP: 0.323, SLG: 0.535	2-1 F9		1-1 F9		0-0 F9			0-1 G6-3		4	0	0	0	0	2	2									
Moises Alou, R OBP: 0.351, SLG: 0.616	0-0 16 1B 25 2B		1-0 G1-3		0-2 G3-1 2B			2-2 G5-3		4	1	2	0	0	0	0									
16 Aramis Ramirez, R OBP: 0.337, SLG: 0.533	1-1 25 2B BB		1-1 HR		0-1 L5			2-1 L8		4	2	2	1	0	0	1									
Todd Hollandsworth, L OBP: 0.452, SLG: 0.654	4-0 25 2B SF7		0-0 HR		2-0 G3-1			4-0 BB		2	2	1	2	2	0	1									
25 Derrek Lee, R OBP: 0.359, SLG: 0.424	0-0 2B		4-1 HR		0-0 L7			3-3 K		3	0	1	2	1	1	2									
Corey Patterson, L OBP: 0.317, SLG: 0.425	1-3 2H 3H SF7		0-0 F9		0-1 SH 1B			1-3 K		3	1	1	1	0	1	1									
Ramon Martinez, R OBP: 0.298, SLG: 0.274	3-H F8		0-0 F9		0-0 SH			1-0 G5-3		3	0	0	0	0	2	2									
Glendon Rusch, L OBP: 0.143, SLG: 0.143		2-3 K		0-0 G4-3		0-2 P3		3-1 P4		3	0	0	0	0	1	1									
Kyle Farnsworth, R										0	0	0	0	0	0	0									
Damian Jackson, R OBP: 0.235, SLG: 0.286										1	0	0	0	0	0	0									
LaTroy Hawkins, R										0	0	0	0	0	0	0									
<b>Inning Stats</b>	R: 4 E: 0 K: 0 S: 10	H: 4 LOB: 1 BB: 1 P: 20	R: 0 E: 0 K: 2 S: 9	H: 0 LOB: 0 BB: 0 P: 13	R: 2 E: 0 K: 0 S: 8	H: 2 LOB: 1 BB: 1 P: 15	R: 0 E: 0 K: 1 S: 5	H: 0 LOB: 0 BB: 0 P: 6	R: 0 E: 0 K: 1 S: 7	H: 1 LOB: 1 BB: 0 P: 9	R: 1 E: 2 K: 1 S: 13	H: 1 LOB: 1 BB: 0 P: 13	R: 0 E: 0 K: 1 S: 8	H: 0 LOB: 0 BB: 1 P: 19	R: 0 E: 0 K: 1 S: 6	H: 0 LOB: 0 BB: 0 P: 11	1B: 5 2B: 2 3B: 0 HR: 1	SF: 1 SAC: 1 DP: 0 HBP: 0	WP: 0 PB: 0 SB: 0 CS: 0	PA: 36					
<b>PITCHER</b>	IP	WLS	BF	H	R	ER	SO	BB	IBB	HBP	BLK	WP	HR	S	P	ERA	WHIP								
Woody Williams, R ERA: 5.26	5.0	L	26	8	7	6	3	2	0	0	0	0	0	10	10	0.00	0.000								
Kiko Calero, R ERA: 1.93	1.0		3	0	0	0	1	0	0	0	0	0	0	8	19	0.00	1.000								
Julian Tavarez, R ERA: 2.95	1.0		3	0	0	0	1	0	0	0	0	0	0	6	11	0.00	0.000								
Ray King, L ERA: 2.3	1.0		3	0	0	0	1	0	0	0	0	0	0	6	11	0.00	0.000								

AB 31  
R 7  
H 8  
RBI 6  
BB 3  
SO 6  
LOB 11















Batter	1	2	3	4	5	6	7	8	9	AB	R	H	RBI	BB	SO	LOB	TOP				
Abraham Nunez, S OBP: 0.293, SLG: 0.382	G3		G3				K			4	0	1	1	0	1	2	Pittsburgh Pirates @ St. Louis Cardinals Busch Stadium, St. Louis, MO Thu May 27 2004, 12:10 PM CDT Att: 31,107 - Cloudy - 79 F				
2 Jack Wilson, R OBP: 0.374, SLG: 0.543	G6-3		F7				F9			4	0	0	0	0	0	2					
Daryle Ward, L OBP: 0.393, SLG: 0.815				G1-3	P3			K		4	0	1	0	0	1						
Craig Wilson, R OBP: 0.419, SLG: 0.632	K							G6-3		2	1	0	0	2	1						
Rob Mackowiak, L OBP: 0.344, SLG: 0.511										4	0	2	0	0	1						
Jason Bay, R OBP: 0.407, SLG: 0.522										4	0	0	0	0	1	4					
Tike Redman, L OBP: 0.253, SLG: 0.317										3	1	1	1	0	1	0					
11 Humberto Cota, R Chris Shynes, R Michael Gonzalez, R Brian Boehringer, S 34 John Grabow, L Ruben Mateo, R										2	0	0	0	0	2	1					
Ryan Vogelsong, R Bobby Hill, S OBP: 0.357, SLG: 0.417 OBP: 0.369, SLG: 0.403										2	1	2	1	0	0	0					
										2	0	1	0	0	1	1					
<b>Inning Stats</b>	R: 0 E: 0 K: 1 S: 10	H: 1 LOB: 1 BB: 0 P: 17	R: 0 E: 0 K: 0 S: 6	H: 1 LOB: 0 BB: 0 P: 12	R: 0 E: 0 K: 1 S: 10	H: 1 LOB: 1 BB: 0 P: 16	R: 0 E: 0 K: 2 S: 10	H: 0 LOB: 1 BB: 1 P: 18	R: 2 E: 0 K: 1 S: 13	H: 3 LOB: 1 BB: 0 P: 17	R: 1 E: 0 K: 0 S: 11	H: 1 LOB: 1 BB: 0 P: 17	R: 0 E: 0 K: 1 S: 6	H: 1 LOB: 0 BB: 0 P: 11	R: 0 E: 0 K: 1 S: 10	H: 0 LOB: 1 BB: 1 P: 19	1B: 6 2B: 2 3B: 0 HR: 0	SF: 1 SAC: 0 DP: 1 HBP: 0	WP: 0 PB: 0 SB: 1 CS: 1	PA: 36	
<b>PITCHER</b>	IP	WLS	BF	H	R	ER	SO	BB	IBB	HBP	BLK	WP	HR	S	P	ERA	WHIP				
Jeff Suppan, R ERA: 3.83	6.0	W	26	7	3	3	5	2	0	0	0	0	0	60	97	4.50	1.500				
Cal Eldred, R ERA: 5.51	1.0	H	3	1	0	0	1	0	0	0	0	0	0	6	11	0.00	1.000				
Ray King, L ERA: 2.0	1.0	H	3	0	0	0	1	0	0	0	0	0	0	10	15	0.00	0.000				
44 Jason Isringhausen, R ERA: 4.37	1.0	S	4	0	0	0	2	1	0	0	0	0	0	10	19	0.00	1.000				

Batter	1	2	3	4	5	6	7	8	9	AB	R	H	RBI	BB	SO	LOB	BOTTOM				
Tony Womack, L OBP: 0.324, SLG: 0.368	G4-3 5 SF9 2B		K	K		SH5-3		F8		4	1	1	0	0	2	2	Pittsburgh Pirates @ St. Louis Cardinals Busch Stadium, St. Louis, MO Thu May 27 2004, 12:10 PM CDT Att: 31,107 - Cloudy - 79 F				
15 Jim Edmonds, L OBP: 0.383, SLG: 0.567	G4-3					K		G3		3	1	0	0	1	1	3					
5 Albert Pujols, R OBP: 0.383, SLG: 0.570	SF9									0	1	0	1	4	0	0					
27 Scott Rolen, R OBP: 0.398, SLG: 0.595	P3									4	1	1	4	0	2	4					
John Mabry, L OBP: 0.667, SLG: 0.857										3	0	2	0	1	0	2					
Edgar Renteria, R OBP: 0.313, SLG: 0.377										4	1	0	0	0	1	3					
Ray Lankford, L OBP: 0.361, SLG: 0.434										3	0	1	1	1	1	1					
Cody McKay, L OBP: 0.139, SLG: 0.118										4	0	0	0	0	1	4					
Jeff Suppan, R So Taguchi, R Cal Eldred, R Ray King, L Reggie Sanders, R 44 Jason Isringhausen, R										1	1	0	0	1	1	1					
										1	0	1	0	0	0	0					
										0	0	0	0	0	0	0					
										0	0	0	0	0	0	0					
										0	0	0	0	1	0	0					
										0	0	0	0	0	0	0					
										0	0	0	0	0	0	0					
										0	0	0	0	0	0	0					
<b>Inning Stats</b>	R: 1 E: 0 K: 0 S: 7	H: 1 LOB: 0 BB: 0 P: 11	R: 1 E: 0 K: 1 S: 14	H: 2 LOB: 1 BB: 0 P: 20	R: 3 E: 0 K: 1 S: 16	H: 2 LOB: 2 BB: 3 P: 31	R: 1 E: 0 K: 1 S: 12	H: 0 LOB: 2 BB: 2 P: 22	R: 0 E: 0 K: 2 S: 9	H: 0 LOB: 0 BB: 0 P: 13	R: 0 E: 0 K: 2 S: 11	H: 1 LOB: 2 BB: 1 P: 18	R: 0 E: 0 K: 1 S: 12	H: 0 LOB: 1 BB: 1 P: 19	R: 0 E: 0 K: 1 S: 10	H: 0 LOB: 2 BB: 2 P: 22	1B: 3 2B: 2 3B: 0 HR: 1	SF: 2 SAC: 1 DP: 0 HBP: 1	WP: 0 PB: 0 SB: 3 CS: 0	PA: 40	
<b>PITCHER</b>	IP	WLS	BF	H	R	ER	SO	BB	IBB	HBP	BLK	WP	HR	S	P	ERA	WHIP				
Ryan Vogelsong, R ERA: 7.47	5.0	L	26	5	6	6	5	4	1	1	0	0	0	58	97	10.80	1.800				
Michael Gonzalez, L ERA:	0.2		3	1	0	0	1	0	0	0	0	0	0	6	8	0.00	1.500				
Brian Boehringer, R ERA: 0.57	1.1		6	0	0	0	2	2	0	0	0	0	0	17	29	0.00	1.500				
34 John Grabow, L ERA: 3.18	1.0		5	0	0	0	1	1	1	0	0	0	0	10	22	0.00	1.000				

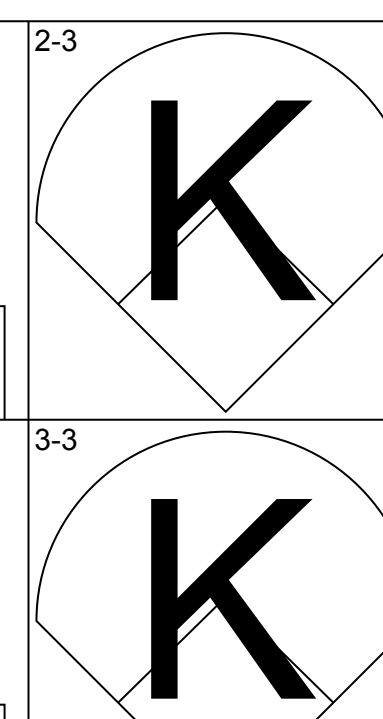
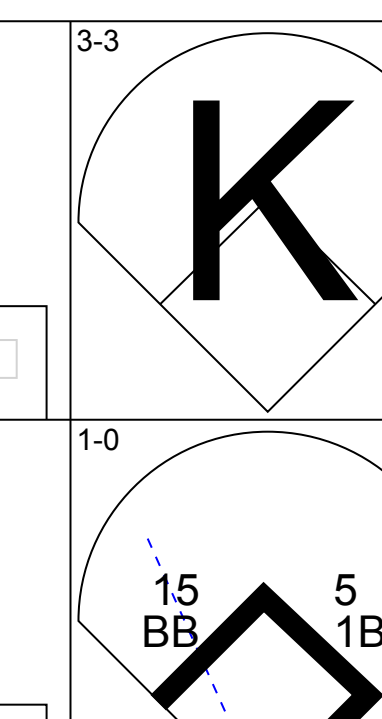
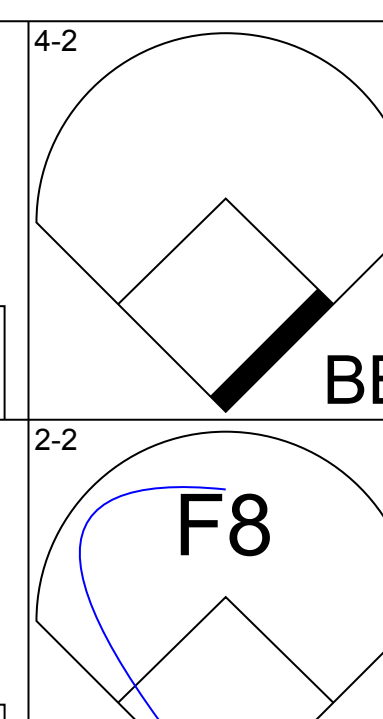
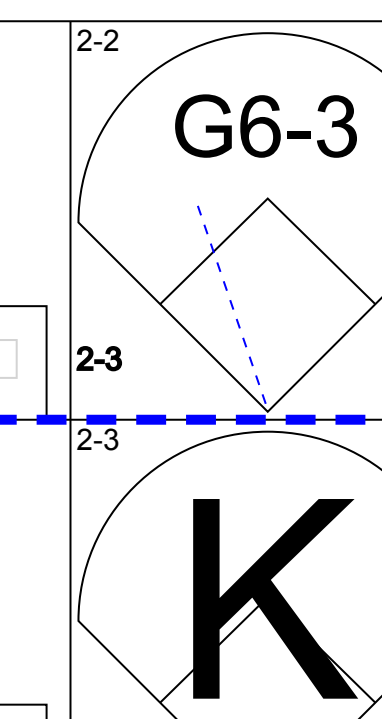
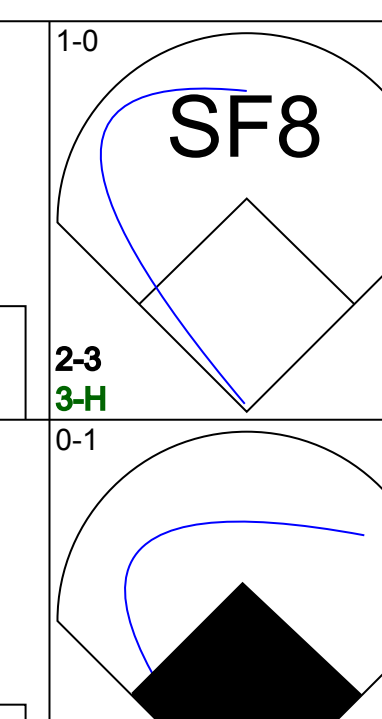
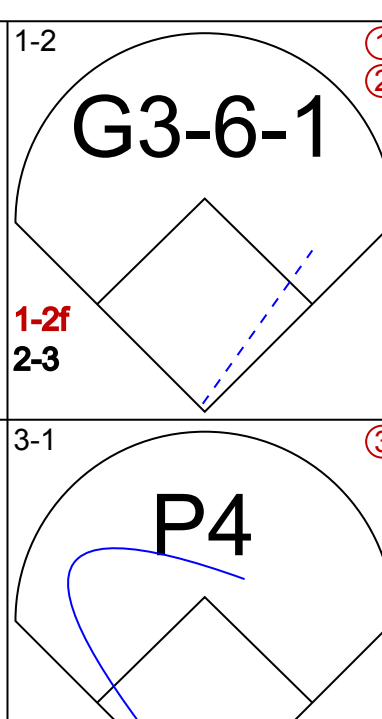
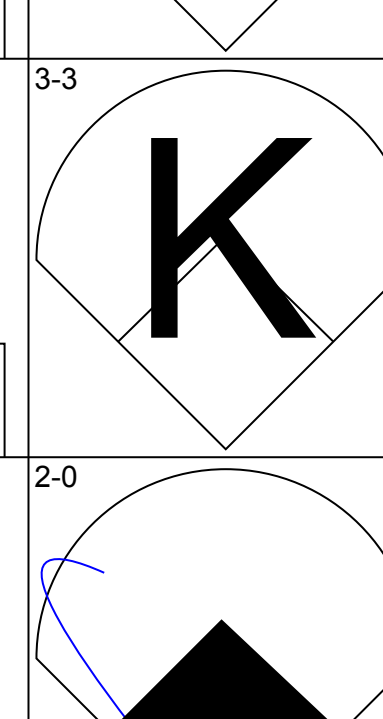
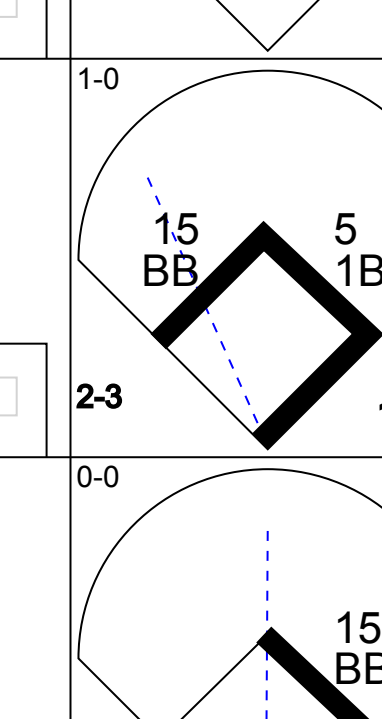
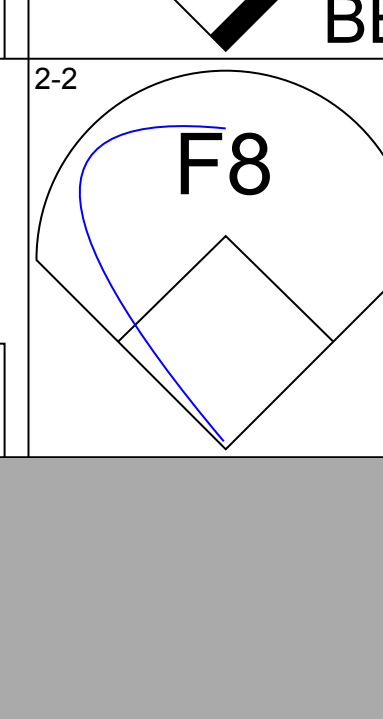
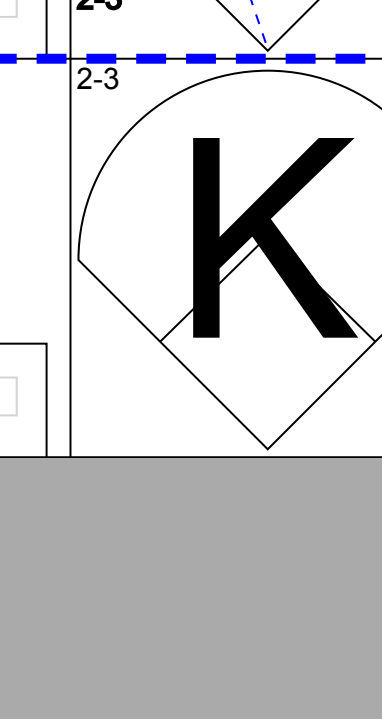
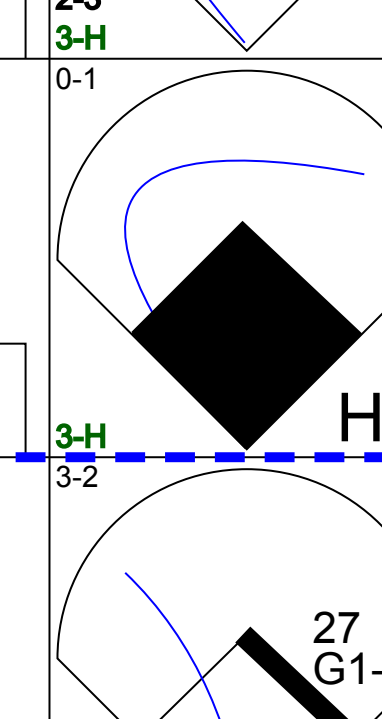
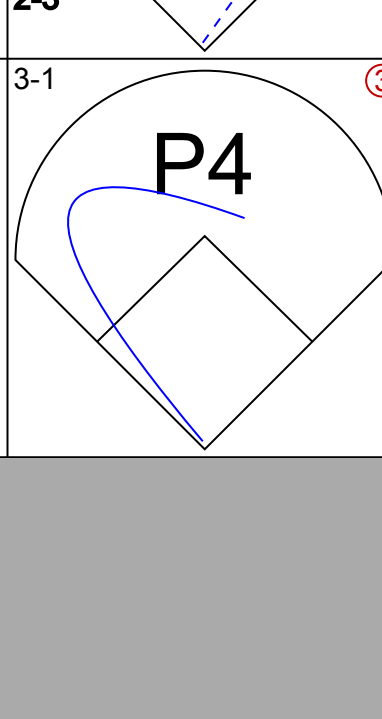
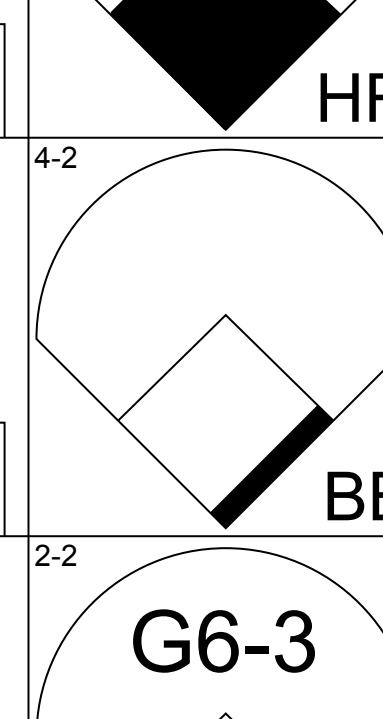
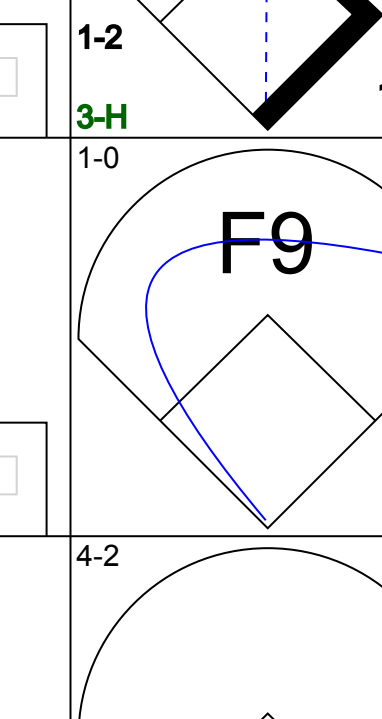
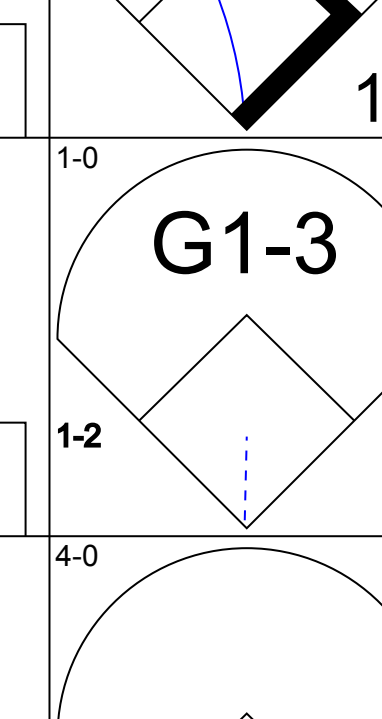
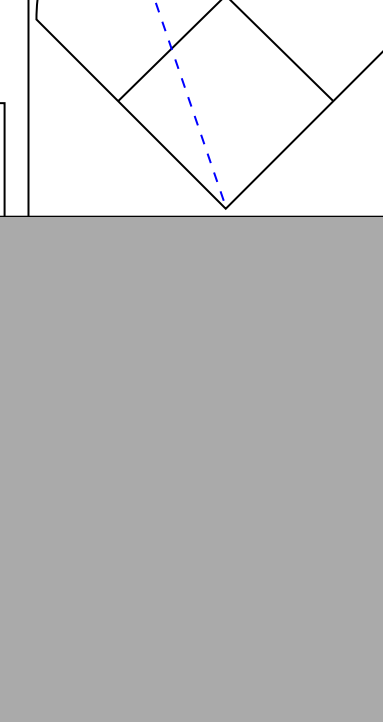
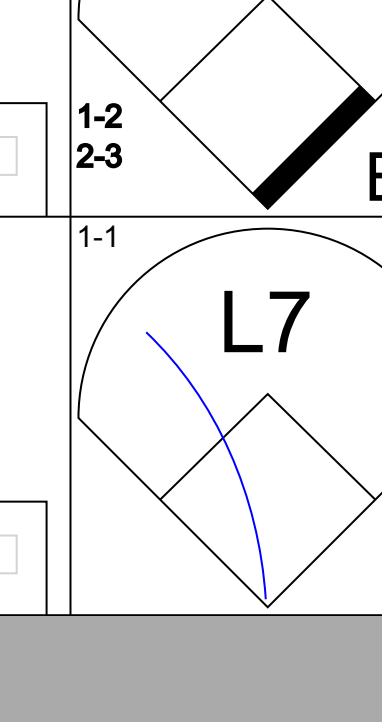
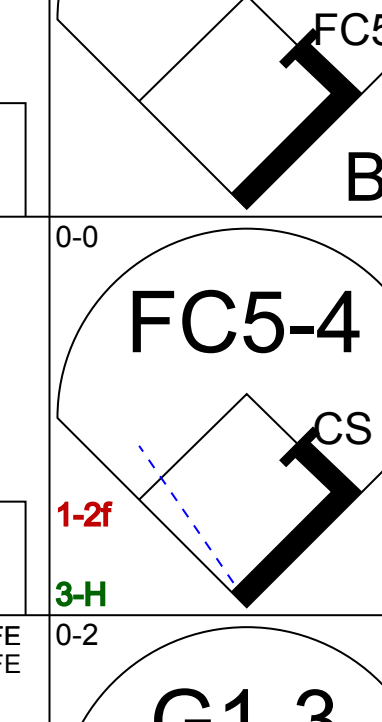
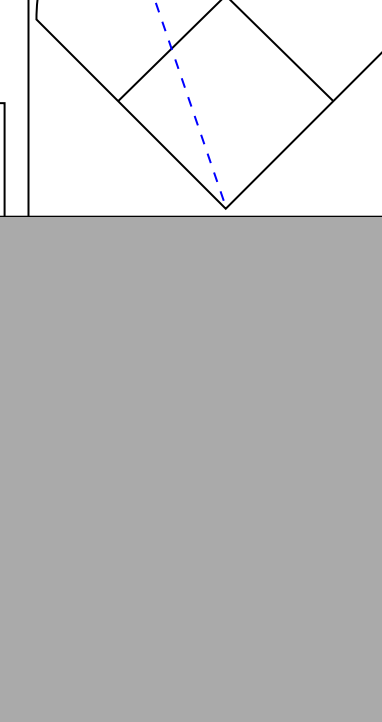
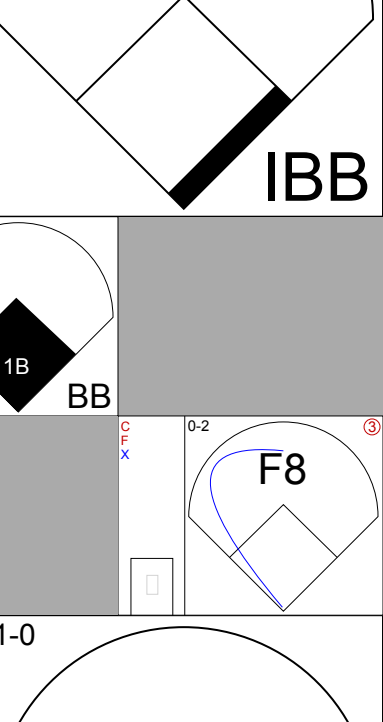


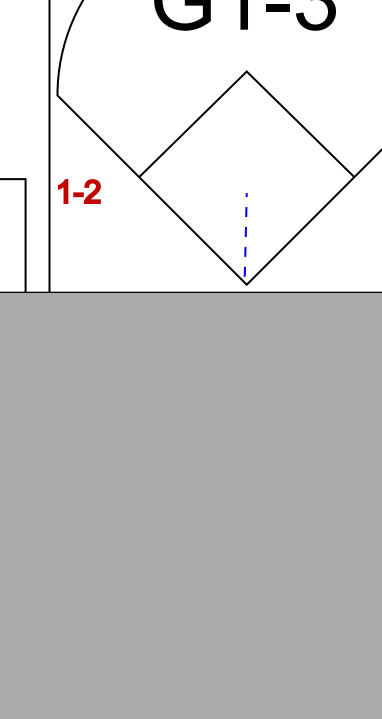

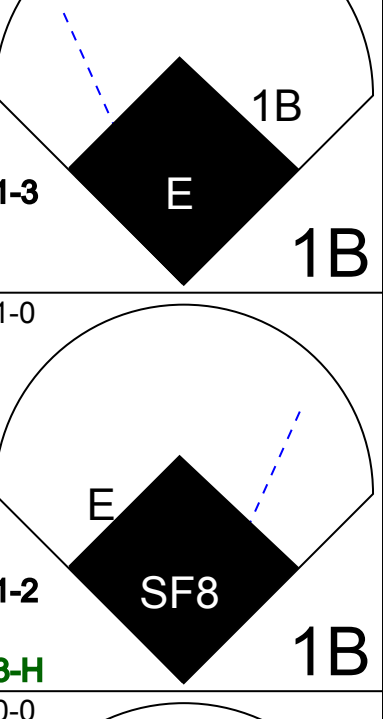

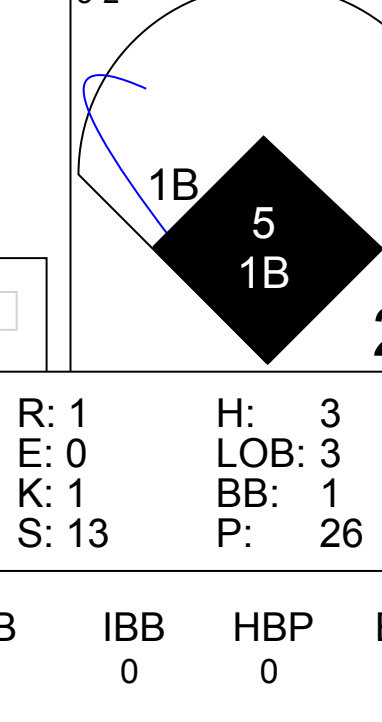
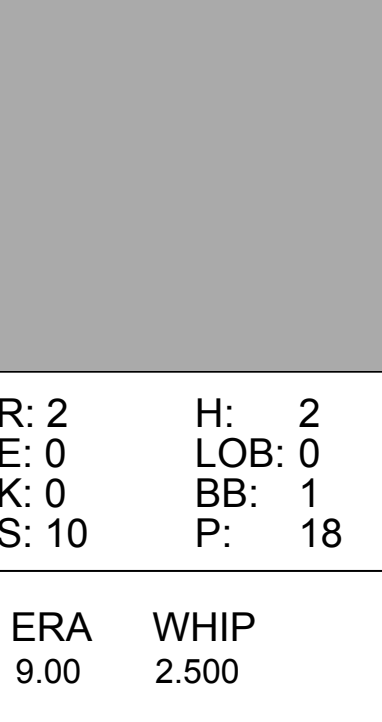
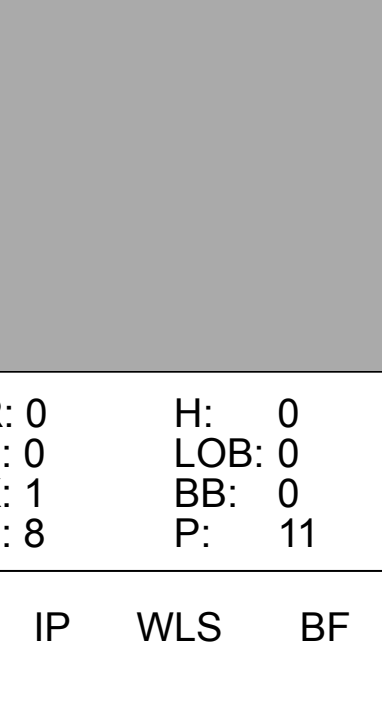
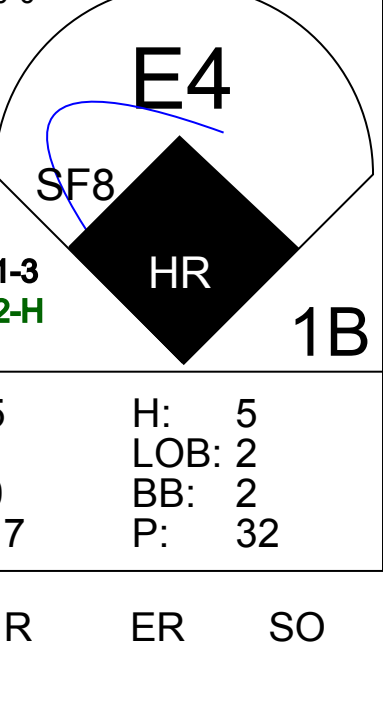
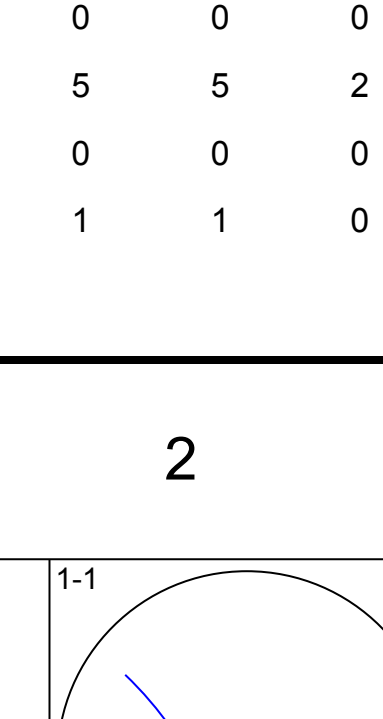

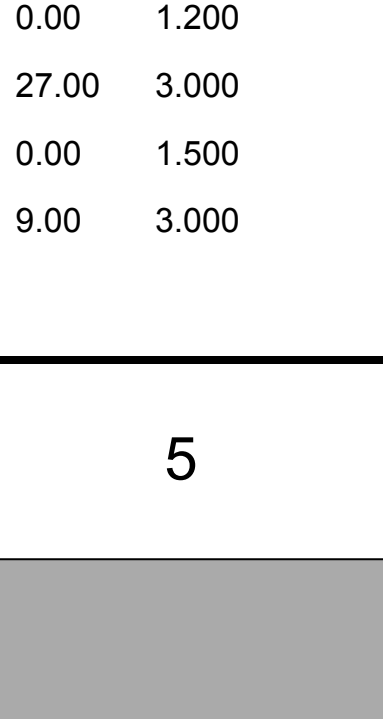

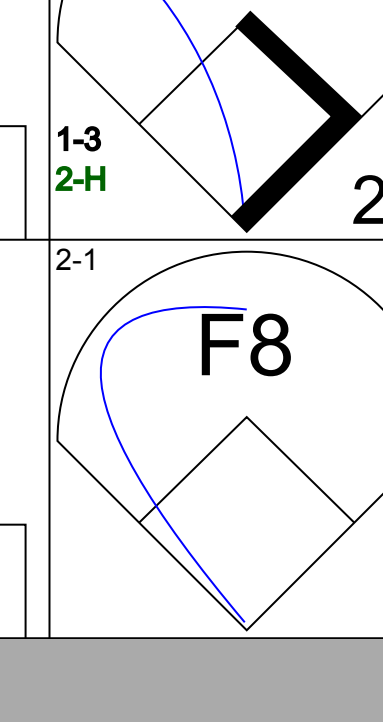
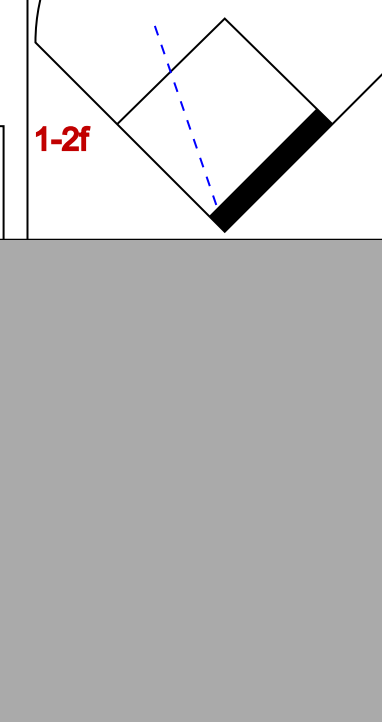
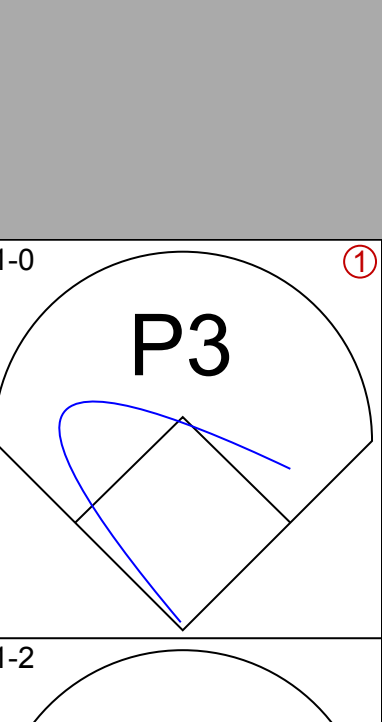

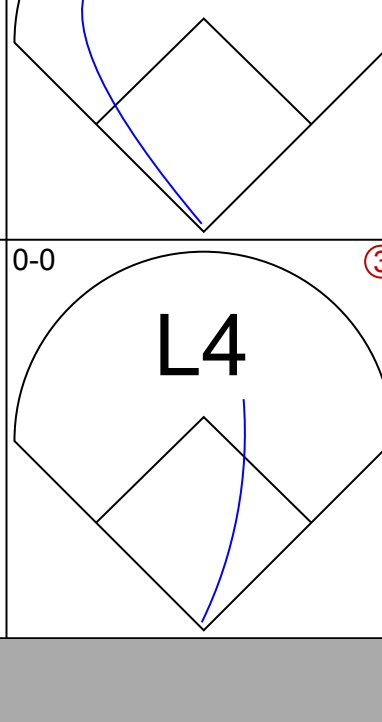




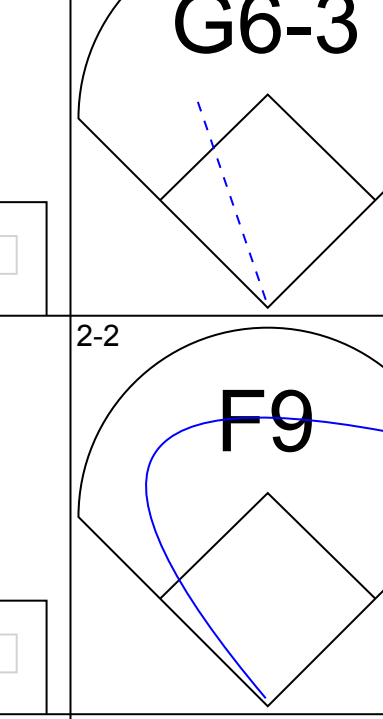












Batter	1	2	3	4	5	6	7	8	9	10	AB	R	H	RBI	BB	SO	LOB	TOP					
<b>Tony Womack, L</b> OBP: 0.320, SLG: 0.362 (1, 4)	G4-3		1B				G4-3		F9		5	0	1	0	0	0	0	<b>St. Louis Cardinals @ Houston Astros</b> Minute Maid Park, Houston, TX Fri May 28 2004, 7:05 PM CDT Att: 41,399 - Unknown - 84 F  livebaseballscorecards.com  AB 37 R 2 H 7 RBI 1 BB 4 SO 9 LOB 18  					
<b>Roger Cedeno, S</b> OBP: 0.176, SLG: 0.125 (1, 7)	G1-3		F8				G4-3			27 1B 15 BLK BB	3	0	1	0	1	0	1						
<b>So Taguchi, R</b> OBP: 0.320, SLG: 0.438 (7, 7)							5 1B BB				0	0	0	0	0	0	0						
<b>Ray Lankford, L</b> OBP: 0.366, SLG: 0.434 (10, PH) (10, 7)											3	0	1	0	2	0	2						
<b>5 Albert Pujols, R</b> OBP: 0.389, SLG: 0.566 (1, 3)			G6-3								5	1	2	1	0	1	5						
<b>27 Scott Rolen, R</b> OBP: 0.398, SLG: 0.607 (1, 5)	FC6-4										5	1	2	1	0	1	5						
<b>15 Jim Edmonds, L</b> OBP: 0.354, SLG: 0.565 (1, 8)											4	0	1	0	0	1	1						
<b>Edgar Renteria, R</b> OBP: 0.310, SLG: 0.372 (1, 6)											5	0	1	0	0	1	3						
<b>John Mabry, L</b> OBP: 0.462, SLG: 0.545 (1, 9)											4	0	0	0	0	2	3						
<b>Mike Matheny, R</b> OBP: 0.307, SLG: 0.400 (1, 2)											4	0	0	0	0	2	3						
<b>29 Chris Carpenter, R</b> OBP: 0.190, SLG: 0.150 (9, PH) Marlon Anderson, L OBP: 0.348, SLG: 0.511 44 Jason Isringhausen, R (9, 1)											3	0	0	0	0	2	0						
<b>Inning Stats</b>	R: 0 E: 0 K: 0 S: 11	H: 0 LOB: 1 BB: 1 P: 18	R: 0 E: 0 K: 1 S: 9	H: 0 LOB: 1 BB: 0 P: 14	R: 0 E: 0 K: 1 S: 12	H: 1 LOB: 1 BB: 0 P: 17	R: 1 E: 0 K: 1 S: 14	H: 2 LOB: 1 BB: 1 P: 18	R: 0 E: 0 K: 1 S: 9	H: 0 LOB: 2 BB: 2 P: 24	R: 0 E: 0 K: 1 S: 12	H: 1 LOB: 1 BB: 0 P: 15	R: 0 E: 0 K: 2 S: 10	H: 0 LOB: 0 BB: 0 P: 10	R: 0 E: 0 K: 0 S: 7	H: 0 LOB: 0 BB: 0 P: 9	R: 1 E: 0 K: 1 S: 9	H: 1 LOB: 1 BB: 1 P: 17	1B: 5 2B: 1 3B: 0 HR: 1	SF: 0 SAC: 0 DP: 0 HBP: 1	WP: 0 PB: 0 SB: 3 CS: 0	PA: 42	
<b>PITCHER</b>	IP	WLS	BF	H	R	ER	SO	BB	IBB	HBP	BLK	WP	HR	S	P	ERA	WHIP						
<b>Roger Clemens, R</b> ERA: 2.38 (1, 1)	7.0		31	6	1	1	6	3	0	0	0	0	0	1	79	123	1.29	1.286					
<b>54 Brad Lidge, R</b> ERA: 3.41 (8, 1)	2.0		6	0	0	0	2	0	0	0	0	0	0	17	19	0.00	0.000						
<b>Octavio Dotel, R</b> ERA: 3.38 (10, 1)	1.0	L	5	1	1	1	1	1	0	0	1	0	0	9	17	9.00	2.000						

Batter	1	2	3	4	5	6	7	8	9	10	AB	R	H	RBI	BB	SO	LOB	BOTTOM						
<b>Craig Biggio, R</b> OBP: 0.353, SLG: 0.500 (1, 8)	G4-3		L5								5	0	1	0	0	1	0	<b>St. Louis Cardinals @ Houston Astros</b> Minute Maid Park, Houston, TX Fri May 28 2004, 7:05 PM CDT Att: 41,399 - Unknown - 84 F  livebaseballscorecards.com  AB 32 R 1 H 5 RBI 1 BB 4 SO 5 LOB 14  						
<b>28 Adam Everett, R</b> OBP: 0.332, SLG: 0.397 (1, 6)	SH1-3										4	0	2	0	0	0	0							
<b>5 Jeff Bagwell, R</b> OBP: 0.411, SLG: 0.465 (1, 3)	G4-3										4	0	0	0	1	1	3							
<b>Jeff Kent, R</b> OBP: 0.347, SLG: 0.525 (1, 4)	K										3	1	1	0	1	1	2							
<b>17 Lance Berkman, S</b> OBP: 0.495, SLG: 0.862 (1, 7)											2	0	1	1	1	0	2							
<b>Mike Lamb, L</b> OBP: 0.371, SLG: 0.538 (1, 5)											4	0	0	0	0	1	4							
<b>Brad Ausmus, R</b> OBP: 0.316, SLG: 0.340 (1, 2)											3	0	0	0	0	0	0							
<b>Jose Vizcaino, S</b> OBP: 0.288, SLG: 0.220 (9, PH) Raul Chavez, R OBP: 0.258, SLG: 0.300 (10, 2)											0	0	0	0	1	0	0							
<b>Orlando Palmeiro, L</b> OBP: 0.319, SLG: 0.450 (1, 9) 54 Brad Lidge, R (8, 1)											2	0	0	0	0	0	0							
<b>Morgan Ensberg, R</b> OBP: 0.231, SLG: 0.352 (9, PH) Octavio Dotel, R (10, 1)											1	0	0	0	0	0	2							
<b>Roger Clemens, R</b> OBP: 0.217, SLG: 0.182 (1, 1) Richard Hidalgo, R OBP: 0.319, SLG: 0.448 (8, 9)											2	0	0	0	0	1	1							
<b>Inning Stats</b>	R: 0 E: 0 K: 1 S: 11	H: 1 LOB: 1 BB: 0 P: 16	R: 0 E: 0 K: 0 S: 6	H: 0 LOB: 0 BB: 0 P: 10	R: 0 E: 0 K: 0 S: 10	H: 0 LOB: 0 BB: 1 P: 13	R: 0 E: 0 K: 1 S: 12	H: 1 LOB: 2 BB: 1 P: 23	R: 0 E: 0 K: 1 S: 6	H: 0 LOB: 0 BB: 0 P: 9	R: 0 E: 0 K: 1 S: 10	H: 0 LOB: 2 BB: 2 P: 19	R: 0 E: 0 K: 0 S: 8	H: 0 LOB: 0 BB: 0 P: 14	R: 0 E: 0 K: 1 S: 7	H: 0 LOB: 0 BB: 0 P: 11	R: 1 E: 0 K: 1 S: 9	H: 2 LOB: 2 BB: 1 P: 19	R: 0 E: 0 K: 0 S: 9	H: 1 LOB: 1 BB: 0 P: 13	1B: 4 2B: 1 3B: 0 HR: 0	SF: 0 SAC: 1 DP: 1 HBP: 2	WP: 0 PB: 0 SB: 0 CS: 1	PA: 39
<b>PITCHER</b>	IP	WLS	BF	H	R	ER	SO	BB	IBB	HBP	BLK	WP	HR	S	P	ERA	WHIP							
<b>29 Chris Carpenter, R</b> ERA: 3.39 (1, 1)	8.0		29	2	0	0	4	3	0	2	0	0	0	70	115	0.00	0.625							
<b>44 Jason Isringhausen, R</b> ERA: 4.38 (9, 1)	2.0	W	10	3	1	1	1	0	1	0	0	0	0	18	32	4.50	1.500							

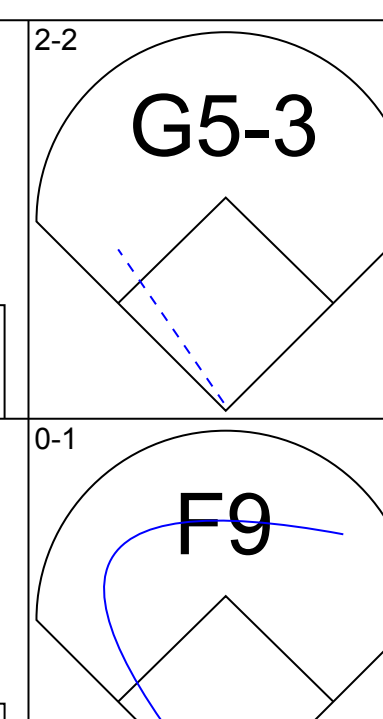
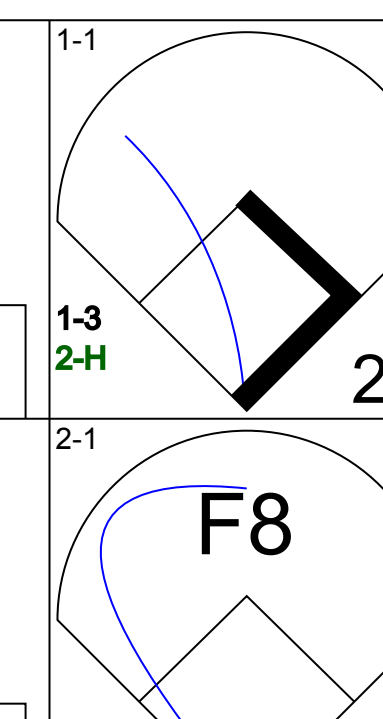
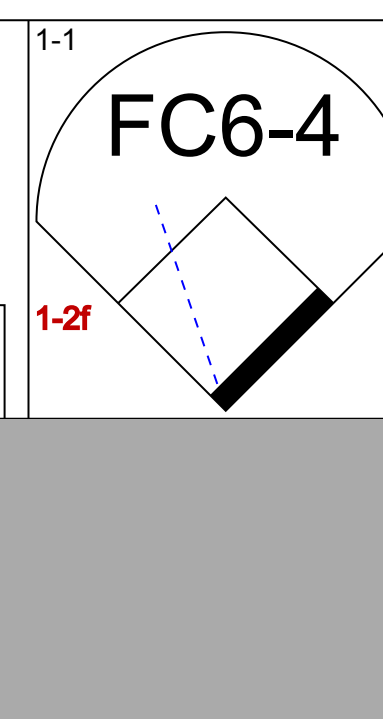
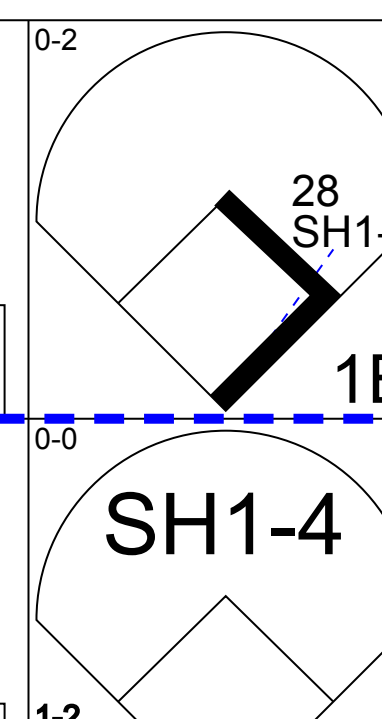
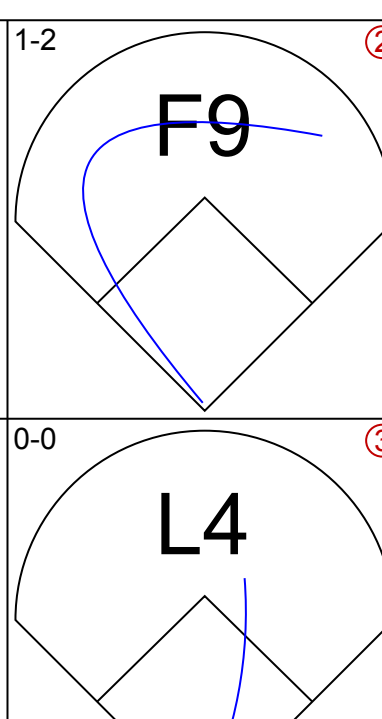
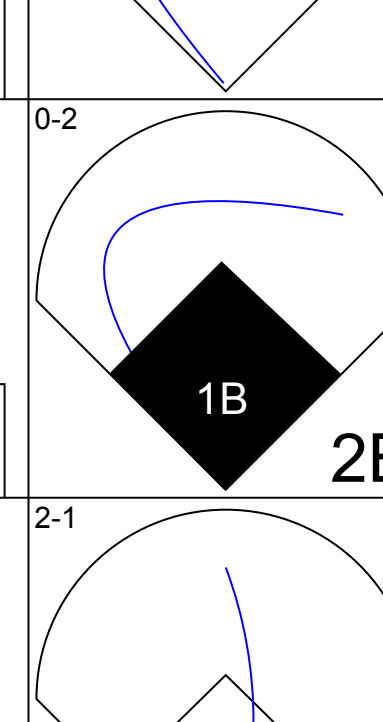

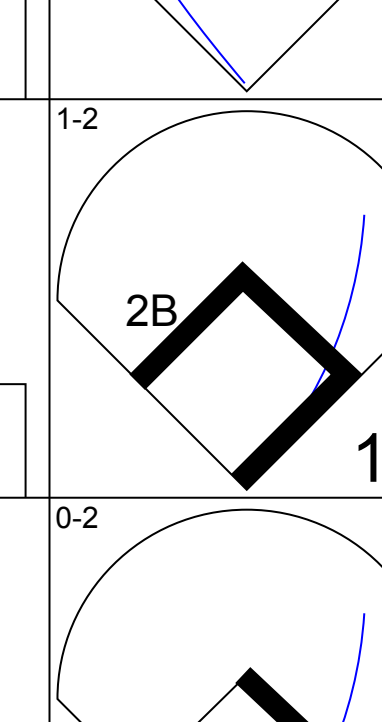
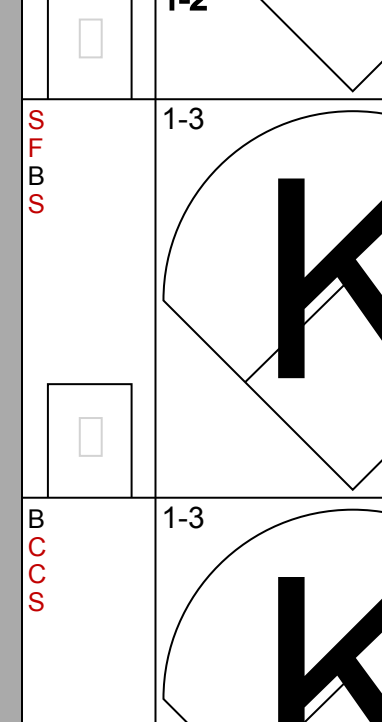

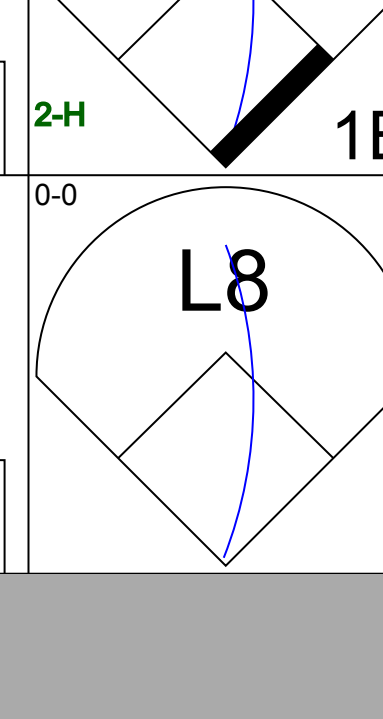
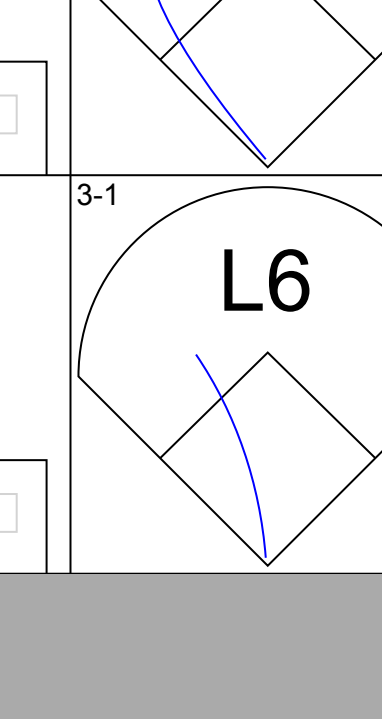
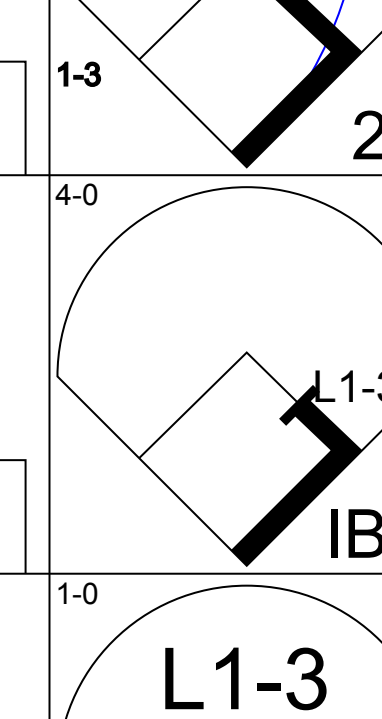



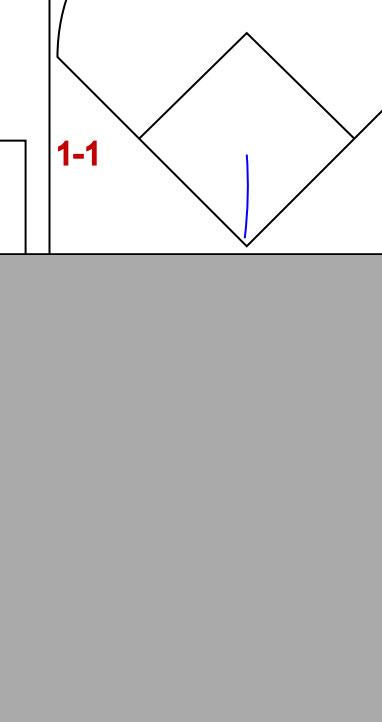





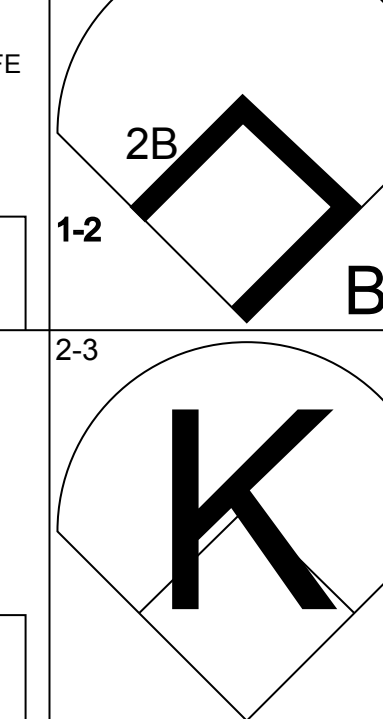
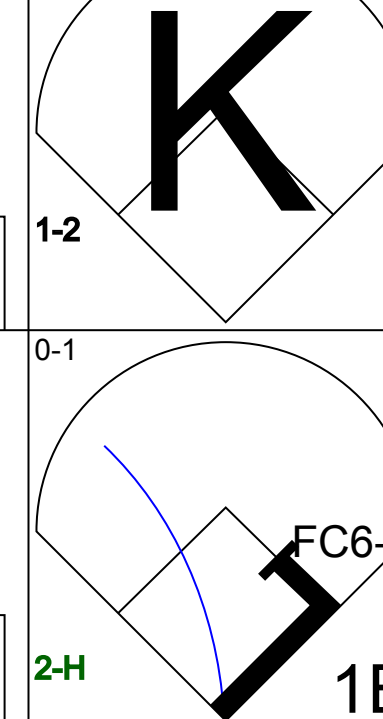


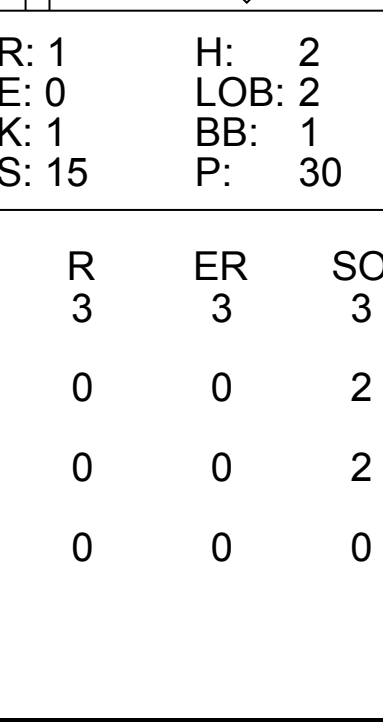
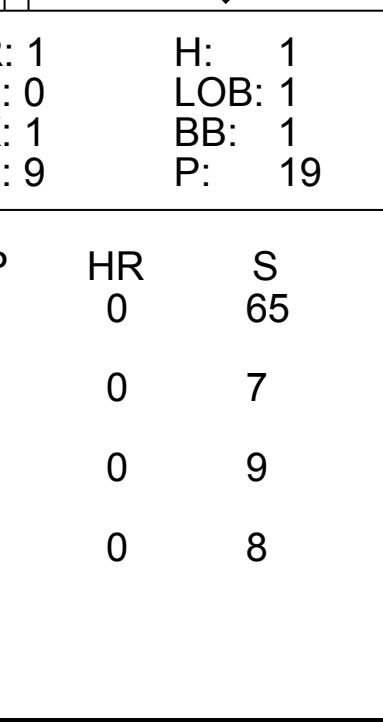
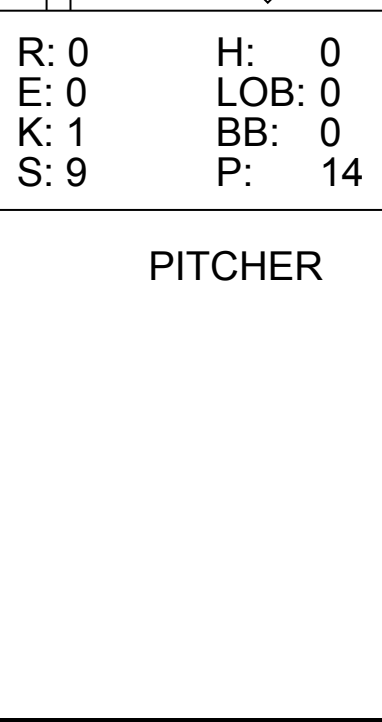
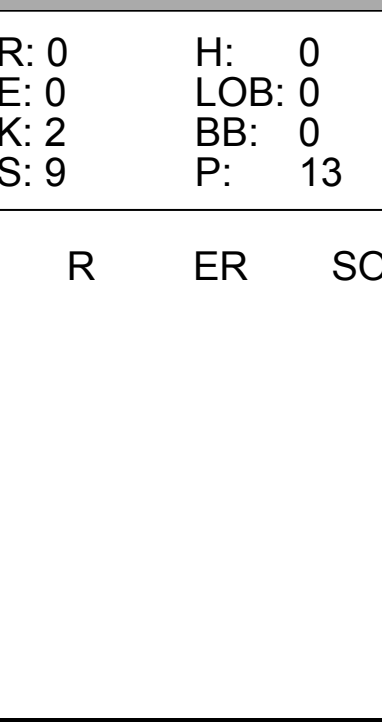


Batter	1	2	3	4	5	6	7	8	9	AB	R	H	RBI	BB	SO	LOB	TOP			
<b>Marlon Anderson, L</b> (1,4) OBP: 0.330, SLG: 0.489	2-3 		3-3 	4-2 		2-2 		1-0 	1-2 	4	0	0	1	1	2	4				
<b>Reggie Sanders, R</b> (1,9) OBP: 0.296, SLG: 0.507	3-3 		1-0 	2-2 		2-3 		0-1 	3-1 	4	0	1	0	0	2	3				
<b>7 Hector Luna, R</b> (9,PH) OBP: 0.319, SLG: 0.425	3-3 		2-3 					3-H 		1	0	0	0	0	0	1				
<b>Julian Tavaréz, L</b> (9,1)										0	0	0	0	0	0	0				
<b>5 Albert Pujols, R</b> (1,3) OBP: 0.398, SLG: 0.606	2-0 		0-0 			1-1 		0-0 	3-2 	5	2	4	3	0	0	0				
<b>27 Scott Rolen, R</b> (1,5) OBP: 0.398, SLG: 0.610	4-2 		1-0 			3-1 		1-3 	1-0 	4	1	1	0	1	1	3				
<b>15 Jim Edmonds, L</b> (1,8) OBP: 0.369, SLG: 0.559	2-2 		4-2 			4-2 		2-2 	4-0 	2	0	0	0	3	0	1				
<b>Edgar Rentería, R</b> (1,6) OBP: 0.307, SLG: 0.364		1-0 	1-1 			0-0 			1-2 	4	1	0	1	1	0	6				
<b>John Mabry, L</b> (1,7) OBP: 0.444, SLG: 0.563		3-2 		2-2 		0-2 		1-0 	1-0 	5	2	2	0	0	0	1				
<b>Cody McKay, L</b> (1,2) OBP: 0.220, SLG: 0.205		1-0 		0-0 				1-0 	2-1 	5	1	4	1	0	0	0				
<b>Woody Williams, R</b> (1,1) OBP: 0.158, SLG: 0.167			3-2 			0-1 		0-0 	0-0 	1	1	1	0	0	0	0				
<b>Kiko Calero, R</b> (7,1)									2-0 	0	0	0	0	0	0	0				
<b>Ray Lankford, L</b> (7,7) OBP: 0.375, SLG: 0.443								1-3 	1-2 	2	1	2	1	0	0	0				
<b>Roger Cedeno, S</b> (8,PH) OBP: 0.222, SLG: 0.353								1-3 	3-H 	1	1	1	2	0	0	0				
<b>Inning Stats</b>	R: 1 E: 0 K: 2 S: 14	H: 1 LOB: 1 BB: 1 P: 27	R: 0 E: 0 K: 0 S: 7	H: 0 LOB: 0 BB: 0 P: 12	R: 1 E: 0 K: 1 S: 13	H: 3 LOB: 3 BB: 1 P: 26	R: 0 E: 0 K: 0 S: 14	H: 1 LOB: 2 BB: 1 P: 22	R: 2 E: 0 K: 1 S: 10	H: 2 LOB: 0 BB: 0 P: 18	R: 0 E: 0 K: 1 S: 8	H: 0 LOB: 0 BB: 0 P: 11	R: 5 E: 1 K: 0 S: 17	H: 5 LOB: 2 BB: 2 P: 32	R: 1 E: 0 K: 0 S: 9	H: 3 LOB: 1 BB: 0 P: 18	1B: 10 2B: 2 3B: 1 HR: 3	SF: 1 SAC: 2 DP: 1 HBP: 0	WP: 0 PA: 47 PB: 0 SB: 0 CS: 1	
<b>PITCHER</b>	IP	WLS	BF	H	R	ER	SO	BB	IBB	HBP	BLK	WP	HR	S	P	ERA	WHIP			
<b>Wade Miller, R</b> (1,1) ERA: 3.92	4.0	L	22	7	4	4	3	3	0	0	0	0	2	52	95	9.00	2.500			
<b>Mike Gallo, L</b> (5,1) ERA: 2.03	1.2		6	1	0	0	0	1	0	0	0	0	0	11	18	0.00	1.200			
<b>Dan Miceli, R</b> (6,1) ERA: 3.98	1.2		10	4	5	5	2	1	0	0	0	0	1	21	33	27.00	3.000			
<b>Ricky Stone, R</b> (8,1) ERA: 6.43	0.2		4	1	0	0	0	0	1	0	0	0	0	7	15	0.00	1.500			
<b>Brandon Duckworth, R</b> (9,1) ERA: 6.23	1.0		5	3	1	1	0	0	0	0	0	0	0	9	18	9.00	3.000			

St. Louis Cardinals @ Houston Astros  
Minute Maid Park, Houston, TX  
Sat May 29 2004, 3:05 PM CDT  
Att: 41,141 - Dome - 74 F

AB 38  
R 10  
H 16  
RBI 9  
BB 6  
SO 5  
LOB 19



Batter	1	2	3	4	5	6	7	8	9	AB	R	H	RBI	BB	SO	LOB	BOTTOM			
<b>Craig Biggio, R</b> (1,8) OBP: 0.354, SLG: 0.503	2-2 	1-1 		1-1 			0-2 		1-2 	5	0	2	1	0	0	2				
<b>28 Adam Everett, R</b> (1,6) OBP: 0.325, SLG: 0.388	0-1 	2-1 			1-0 		0-0 		0-0 	4	0	0	0	0	0	3				
<b>5 Jeff Bagwell, R</b> (1,3) OBP: 0.413, SLG: 0.471	0-2 		0-0 		1-2 		1-3 			4	1	2	0	0	1	1				
<b>Jeff Kent, R</b> (1,4) OBP: 0.350, SLG: 0.530	2-1 		2-2 		0-2 		1-3 			4	0	2	1	0	1	1				
<b>17 Lance Berkman, S</b> (1,7) OBP: 0.490, SLG: 0.669	0-0 		3-1 		4-0 			1-0 		3	0	0	0	1	0	1				
<b>Morgan Ensberg, R</b> (1,5) OBP: 0.331, SLG: 0.352		3-2 		2-0 		1-0 		1-3 		3	1	1	0	0	0	3				
<b>Dan Miceli, R</b> (6,1) OBP: 0.500, SLG: 0.500										0	0	0	0	0	0	0				
<b>Ricky Stone, R</b> (8,1)										0	0	0	0	0	0	0				
<b>16 Jason Lane, R</b> (8,PH) OBP: 0.400, SLG: 0.321										1	0	0	0	0	1	0				
<b>Brandon Duckworth, R</b> (9,1) ERA: 6.23										0	0	0	0	0	0	0				
<b>Richard Hidalgo, R</b> (1,9) OBP: 0.317, SLG: 0.440		3-2 		4-0 		2-2 		2-3 		3	1	0	0	1	2	1				
<b>Brad Ausmus, R</b> (1,2) OBP: 0.321, SLG: 0.347		4-2 		3-3 		2-2 			0-0 	3	0	1	0	1	1	1				
<b>Wade Miller, R</b> (1,1) OBP: 0.350, SLG: 0.350		2-3 		0-1 		1-1 			0-1 	2	0	1	1	0	1	2				
<b>Mike Gallo, L</b> (5,1) ERA: 5.63										0	0	0	0	0	0	0				
<b>Jose Vizcaino, S</b> (6,5) OBP: 0.276, SLG: 0.212										2	0	0	0	0	0	1				
<b>Inning Stats</b>	R: 1 E: 0 K: 0 S: 12	H: 2 LOB: 1 BB: 0 P: 16	R: 1 E: 0 K: 1 S: 15	H: 2 LOB: 2 BB: 1 P: 30	R: 0 E: 0 K: 0 S: 6	H: 0 LOB: 0 BB: 0 P: 11	R: 1 E: 0 K: 1 S: 9	H: 1 LOB: 1 BB: 1 P: 19	R: 0 E: 0 K: 1 S: 10	H: 2 LOB: 2 BB: 1 P: 17	R: 0 E: 0 K: 2 S: 11	H: 0 LOB: 0 BB: 0 P: 13	R: 0 E: 0 K: 2 S: 9	H: 0 LOB: 0 BB: 0 P: 13	R: 0 E: 0 K: 0 S: 8	H: 1 LOB: 1 BB: 0 P: 9	1B: 5 2B: 5 3B: 0 HR: 0	SF: 0 SAC: 1 DP: 1 HBP: 0	WP: 1 PA: 38 PB: 0 SB: 1 CS: 0	
<b>PITCHER</b>	IP	WLS	BF	H	R	ER	SO	BB	IBB	HBP	BLK	WP	HR	S	P	ERA	WHIP			
<b>Woody Williams, R</b> (1,1) ERA: 5.19	6.0	W	28	8	3	3	3	2	1	0	0	0	0	65	111	4.50	1.667			
<b>Kiko Calero, R</b> (7,1) ERA: 5.63	1.0	H	3	0	0	0	2	0	0	0	0	0	0	7	9	0.00	0.000			
<b>Ray King, L</b> (8,1) ERA: 1.89	1.0		3	0	0	0	2	0	0	0	0	0	0	9	13	0.00	0.000			
<b>Julian Tavaréz, R</b> (9,1) ERA: 3.1	1.0		4	1	0	0	0	0	0	0	0	0	0	8	9	0.00	1.000			

St. Louis Cardinals @ Houston Astros  
Minute Maid Park, Houston, TX  
Sat May 29 2004, 3:05 PM CDT  
Att: 41,141 - Dome - 74 F

AB 34  
R 3  
H 9  
RBI 3  
BB 3  
SO 7  
LOB 16





Batter	1	2	3	4	5	6	7	8	9	AB	R	H	RBI	BB	SO	LOB	TOP				
Tony Womack, L (1,4) OBP: 0.318, SLG: 0.354	4-1 G4-6-3 BB		2-0 P5			0-0 G4-3		0-0 F7		3	0	0	0	1	0	2					
Reggie Sanders, R (1,9) Cal Eldred, R (8,1) Steve Kline, S (8,1)	1-1 G4-6-3			0-1 G6-3 1B		0-0 G6-3		2-3 K		4	0	1	0	0	1	3					
5 Albert Pujols, R (1,3) OBP: 0.400, SLG: 0.620	1-2 FC4-6 1B			0-1 G6-3			3-2 G6-3		0-1 HR	4	1	2	1	0	0	1					
27 Scott Rolen, R (1,5) Marlon Anderson, L (9,PH) OBP: 0.397, SLG: 0.606 OBP: 0.327, SLG: 0.484	2-2 FC4-6			1-1 G4-3			2-2 BB 1B		1-3 K	3	0	1	0	0	0	1					
15 Jim Edmonds, L (1,8) OBP: 0.362, SLG: 0.546		3-3 K			0-0 G4-3		0-1 P6		2-2 G3-1	4	0	0	0	0	1	1					
Edgar Renteria, R (1,6) Roger Cedeno, S (9,PH) OBP: 0.308, SLG: 0.360 OBP: 0.211, SLG: 0.333	2-2 F9			1-1 L6			4-0 BB		1-2 G3	2	0	0	0	1	0	0					
Ray Lankford, L (1,7) OBP: 0.367, SLG: 0.432	2-3 K			2-0 G3-1			2-2 BB		2-2 G5-3	3	0	0	0	0	1	2					
Mike Matheny, R (1,2) OBP: 0.307, SLG: 0.394			0-3 K			4-1 G4-3 SH1-4 BB		1-1 G6-3		2	0	0	0	1	1	0					
Matt Morris, R (1,1) John Mabry, L (8,PH) OBP: 0.222, SLG: 0.231 OBP: 0.474, SLG: 0.588			2-3 K			0-0 SH1-4		0-2 1B		1	0	0	0	0	1	0					
<b>Inning Stats</b>	R: 0 E: 0 K: 0 S: 10	H: 1 LOB: 1 BB: 1 P: 18	R: 0 E: 0 K: 2 S: 10	H: 0 LOB: 0 BB: 0 P: 17	R: 0 E: 0 K: 2 S: 7	H: 0 LOB: 0 BB: 0 P: 11	R: 0 E: 0 K: 0 S: 6	H: 1 LOB: 0 BB: 0 P: 7	R: 0 E: 0 K: 0 S: 4	H: 0 LOB: 0 BB: 0 P: 7	R: 0 E: 0 K: 0 S: 12	H: 1 LOB: 2 BB: 1 P: 23	R: 0 E: 0 K: 1 S: 10	H: 1 LOB: 0 BB: 0 P: 13	R: 1 E: 0 K: 1 S: 11	H: 1 LOB: 0 BB: 0 P: 15	1B: 4 2B: 0 3B: 0 HR: 1	SF: 0 SAC: 1 DP: 2 HBP: 0	WP: 0 PB: 0 SB: 0 CS: 0	PA: 33	
<b>PITCHER</b>	IP WLS BF H R ER SO	IP WLS BF H R ER SO	IP WLS BF H R ER SO	IP WLS BF H R ER SO	IP WLS BF H R ER SO	IP WLS BF H R ER SO	IP WLS BF H R ER SO	IP WLS BF H R ER SO	IP WLS BF H R ER SO	IP WLS BF H R ER SO	IP WLS BF H R ER SO	IP WLS BF H R ER SO	IP WLS BF H R ER SO	IP WLS BF H R ER SO	IP WLS BF H R ER SO	IP WLS BF H R ER SO	ERA WHIP	ERA WHIP			
Tim Redding, R (1,1) ERA: 4.63	7.1	W	27	4	0	0	4	3	0	0	0	0	0	0	0	0	0	0.00	0.955		
54 Brad Lidge, R (8,1) ERA: 3.34	0.2	H	2	0	0	0	1	0	0	0	0	0	0	0	0	0	0	0.00	0.000		
41 Brandon Backe, R (9,1) ERA: 5.32	1.0		4	1	1	1	1	0	0	0	0	0	0	0	0	0	0	9.00	1.000		

St. Louis Cardinals @ Houston Astros  
Minute Maid Park, Houston, TX  
Sun May 30 2004, 1:05 PM CDT  
Att: 41,117 - Dome - 74 F

AB 29  
R 1  
H 5  
RBI 1  
BB 3  
SO 6  
LOB 10




Batter	1	2	3	4	5	6	7	8	9	AB	R	H	RBI	BB	SO	LOB	BOTTOM			
Craig Biggio, R (1,8) OBP: 0.347, SLG: 0.492	1-0 G5-3		3-3 K	1-0 F9			2-0 F7			4	0	0	0	0	1	2				
28 Adam Everett, R (1,6) OBP: 0.329, SLG: 0.391	1-0 5 1B		1-3 K		1-1 G6-3		0-0 5 HR 1B			4	2	2	0	0	1	0				
5 Jeff Bagwell, R (1,3) OBP: 0.410, SLG: 0.483	3-3 K		1-2 L5		3-2 G5-3		1-0 HR			4	1	1	2	0	1	1				
Jeff Kent, R (1,4) OBP: 0.353, SLG: 0.527	2-1 17 1B			0-0 G4-3	2-0 L9		4-2 17 HR BB			3	1	1	1	1	0	0				
17 Lance Berkman, S (1,7) OBP: 0.495, SLG: 0.686	4-1 BB			4-1 HR BB		0-0 E4 CS		1-0 HR		2	2	1	2	2	0	0				
Mike Lamb, L (1,5) OBP: 0.378, SLG: 0.580	0-1 G3			3-2 HR		2-2 L9		2-1 1B		4	1	2	2	0	0	3				
Brad Ausmus, R (1,2) OBP: 0.325, SLG: 0.347		0-1 G6-3		4-0 1B BB		0-1 F8		1-0 G6-3 1B		3	0	1	0	1	0	0				
Orlando Palmeiro, L (1,9) 16 Jason Lane, R (8,9) OBP: 0.300, SLG: 0.419 OBP: 0.389, SLG: 0.310		0-2 F7		3-2 P4		1-3 K		1-0 F7		3	0	0	0	0	1	1				
Tim Redding, R (1,1) 54 Brad Lidge, R (8,1) Jose Vizcaino, S (8,PH) 41 Brandon Backe, R (9,1)		1-3 K		1-0 1B		1-3 K		1-1 G6-3		3	0	1	0	0	2	0				
<b>Inning Stats</b>	R: 1 E: 0 K: 1 S: 10	H: 2 LOB: 2 BB: 1 P: 21	R: 0 E: 0 K: 1 S: 8	H: 0 LOB: 0 BB: 0 P: 9	R: 0 E: 0 K: 2 S: 11	H: 0 LOB: 0 BB: 0 P: 16	R: 2 E: 0 K: 0 S: 13	H: 2 LOB: 2 BB: 2 P: 28	R: 0 E: 0 K: 0 S: 6	H: 0 LOB: 0 BB: 0 P: 12	R: 0 E: 0 K: 0 S: 6	H: 0 LOB: 0 BB: 0 P: 8	R: 0 E: 0 K: 2 S: 7	H: 0 LOB: 0 BB: 0 P: 11	R: 4 E: 0 K: 0 S: 12	H: 5 LOB: 1 BB: 1 P: 23	1B: 6 2B: 0 3B: 0 HR: 3	SF: 0 SAC: 0 DP: 1 HBP: 0	WP: 0 PB: 0 SB: 2 CS: 1	PA: 36
<b>PITCHER</b>	IP WLS BF H R ER SO	IP WLS BF H R ER SO	IP WLS BF H R ER SO	IP WLS BF H R ER SO	IP WLS BF H R ER SO	IP WLS BF H R ER SO	IP WLS BF H R ER SO	IP WLS BF H R ER SO	IP WLS BF H R ER SO	IP WLS BF H R ER SO	IP WLS BF H R ER SO	IP WLS BF H R ER SO	IP WLS BF H R ER SO	IP WLS BF H R ER SO	IP WLS BF H R ER SO	IP WLS BF H R ER SO	ERA WHIP	ERA WHIP		
Matt Morris, R (1,1) ERA: 3.84	7.0	L	28	4	3	3	6	3	0	0	0	0	0	0	0	0	3.86	1.000		
Cal Eldred, R (8,1) ERA: 7.71	0.0		4	3	4	4	0	1	0	0	0	0	0	0	0	0	∞	∞		
Steve Kline, L (8,1) ERA: 2.12	1.0		4	2	0	0	0	0	0	0	0	0	0	0	0	0	0.00	2.000		


St. Louis Cardinals @ Houston Astros  
Minute Maid Park, Houston, TX  
Sun May 30 2004, 1:05 PM CDT  
Att: 41,117 - Dome - 74 F

AB 32  
R 7  
H 9  
RBI 7  
BB 4  
SO 6  
LOB 11





Batter	1	2	3	4	5	6	7	8	9	AB	R	H	RBI	BB	SO	LOB	TOP								
Tony Womack, L (1,4) OBP: 0.321, SLG: 0.376	G4-3		G3-1			HR		G4-3		5	2	2	1	0	0	2	<b>St. Louis Cardinals @ Pittsburgh Pirates</b> PNC Park, Pittsburgh, PA Mon May 31 2004, 4:35 PM EDT Att: 12,582 - Unknown - 71 F								
Edgar Renteria, R (1,6) OBP: 0.305, SLG: 0.361	K		2B					K		5	1	1	1	0	3	3									
5 Albert Pujols, R (1,3) So Taguchi, R (9,7) OBP: 0.320, SLG: 0.438	F8		2B						F8	4	1	2	2	1	0	0									
27 Scott Rolen, R (1,5) OBP: 0.407, SLG: 0.625		1B	1B						1B	4	2	3	3	1	0	2									
15 Jim Edmonds, L (1,8) OBP: 0.358, SLG: 0.536		1B							1B	5	0	1	0	0	1	3									
Reggie Sanders, R (1,9) OBP: 0.286, SLG: 0.484									K	5	0	0	0	0	2	6									
John Mabry, L (1,7) OBP: 0.435, SLG: 0.524										4	0	1	1	0	0	1									
Mike Matheny, R (1,2) OBP: 0.299, SLG: 0.384										4	0	0	0	0	1	2									
Jason Marquis, L (1,1) Steve Kline, S (8,1) Julian Tavarez, L (8,1)										4	2	3	0	0	0	1									
<b>Inning Stats</b>	R: 0 E: 0 K: 1 S: 7	H: 0 LOB: 0 BB: 0 P: 9	R: 1 E: 0 K: 0 S: 14	H: 1 LOB: 1 BB: 1 P: 22	R: 4 E: 0 K: 1 S: 20	H: 4 LOB: 0 BB: 0 P: 27	R: 0 E: 0 K: 0 S: 3	H: 1 LOB: 0 BB: 0 P: 5	R: 1 E: 1 K: 1 S: 17	H: 2 LOB: 3 BB: 1 P: 27	R: 2 E: 1 K: 1 S: 16	H: 3 LOB: 2 BB: 0 P: 21	R: 0 E: 0 K: 0 S: 7	H: 0 LOB: 0 BB: 0 P: 11	R: 0 E: 0 K: 1 S: 10	H: 1 LOB: 1 BB: 0 P: 15	R: 0 E: 0 K: 2 S: 13	H: 1 LOB: 1 BB: 0 P: 20	1B: 8 2B: 3 3B: 0 HR: 2	SF: 0 SAC: 0 DP: 1 HBP: 0	WP: 1 PB: 0 SB: 0 CS: 0	PA: 42			
<b>PITCHER</b>	IP	WLS	BF	H	R	ER	SO	BB	IBB	HBP	BLK	WP	HR	S	P	ERA	WHIP								
Kris Benson, R (1,1) ERA: 5.64	5.2	L	30	11	8	6	4	2	0	0	0	0	2	74	106	9.53	2.294								
Mark Corey, R (6,1) ERA:	3.1		12	2	0	0	3	0	0	0	0	1	0	33	51	0.00	0.600								

Batter	1	2	3	4	5	6	7	8	9	AB	R	H	RBI	BB	SO	LOB	BOTTOM								
18 Jason Kendall, R (1,2) OBP: 0.401, SLG: 0.382	G5-3		G5-3						L4	5	0	1	0	0	0	0	<b>St. Louis Cardinals @ Pittsburgh Pirates</b> PNC Park, Pittsburgh, PA Mon May 31 2004, 4:35 PM EDT Att: 12,582 - Unknown - 71 F								
2 Jack Wilson, R (1,6) OBP: 0.397, SLG: 0.515	G1-3		1B							4	0	1	0	0	1	1									
Daryle Ward, L (1,3) OBP: 0.418, SLG: 0.722	HR		1B							3	1	1	0	1	0	1									
Craig Wilson, R (1,9) OBP: 0.433, SLG: 0.656	HR									4	1	4	2	0	0	0									
Rob Mackowiak, L (1,5) OBP: 0.351, SLG: 0.553	L6									4	1	1	0	0	0	3									
Jason Bay, R (1,7) OBP: 0.377, SLG: 0.517			2B							4	0	2	1	0	1	4									
Tike Redman, L (1,8) Ruben Mateo, R (8,PH) Randall Simon, L (8,PH) OBP: 0.327, SLG: 0.311	F7									3	0	0	0	0	1	4									
Bobby Hill, S (1,4) OBP: 0.351, SLG: 0.356	G4-3									4	0	0	0	0	0	3									
Kris Benson, R (1,1) Mark Corey, R (6,1) Abraham Nunez, S (9,PH) OBP: 0.263, SLG: 0.222	G1-3									2	0	0	0	0	1	1									
<b>Inning Stats</b>	R: 2 E: 0 K: 0 S: 11	H: 2 LOB: 0 BB: 0 P: 13	R: 0 E: 0 K: 0 S: 12	H: 1 LOB: 1 BB: 0 P: 20	R: 0 E: 0 K: 0 S: 8	H: 1 LOB: 0 BB: 0 P: 11	R: 0 E: 0 K: 2 S: 14	H: 2 LOB: 2 BB: 0 P: 19	R: 0 E: 0 K: 0 S: 11	H: 0 LOB: 0 BB: 0 P: 14	R: 1 E: 0 K: 0 S: 12	H: 2 LOB: 1 BB: 0 P: 16	R: 0 E: 0 K: 1 S: 8	H: 1 LOB: 1 BB: 0 P: 15	R: 0 E: 0 K: 1 S: 11	H: 1 LOB: 2 BB: 1 P: 18	R: 0 E: 0 K: 0 S: 7	H: 0 LOB: 0 BB: 0 P: 10	1B: 6 2B: 2 3B: 1 HR: 1	SF: 0 SAC: 0 DP: 1 HBP: 0	WP: 0 PB: 0 SB: 0 CS: 0	PA: 37			
<b>PITCHER</b>	IP	WLS	BF	H	R	ER	SO	BB	IBB	HBP	BLK	WP	HR	S	P	ERA	WHIP								
Jason Marquis, R (1,1) ERA: 4.21	7.0	W	31	10	3	3	5	1	0	0	0	0	1	80	116	3.86	1.571								
Steve Kline, L (8,1) ERA: 2.04	0.2		2	0	0	0	0	0	0	0	0	0	0	3	3	0.00	0.000								
Julian Tavarez, R (8,1) ERA: 2.91	1.1		4	0	0	0	1	0	0	0	0	0	0	11	17	0.00	0.000								











Batter	1	2	3	4	5	6	7	8	9	AB	R	H	RBI	BB	SO	LOB	TOP			
Tony Womack, L (1.4) OBP: 0.328, SLG: 0.380	K		G1-3			K	L5			4	0	0	0	1	2	0				
Edgar Renteria, R (1.6) OBP: 0.304, SLG: 0.362	F8			27 G5-4-3 5 BB		27 2B		G5-3	G4-3	4	1	1	0	1	0	1				
5 Albert Pujols, R (1.3) OBP: 0.418, SLG: 0.658	K			27 G5-4-3		27 2B		G6-3		2	1	0	0	1	1	0				
27 Scott Rolen, R (1.5) OBP: 0.416, SLG: 0.638		7 F8						2B		4	1	3	2	0	0	2				
Reggie Sanders, R (1.9) OBP: 0.289, SLG: 0.485										3	0	1	1	1	1	2				
Ray King, L (8.1)	K									0	0	0	0	0	0	0				
44 Jason Istringhausen, R (8.1)										0	0	0	0	0	0	0				
7 Hector Luna, R (1.7) OBP: 0.314, SLG: 0.404										3	0	0	0	0	0	3				
Ray Lankford, L (7.7) OBP: 0.383, SLG: 0.435	F8					P3	P3			0	0	0	0	1	0	0				
4 Yadier Molina, R (1.2) OBP: 0.500, SLG: 0.750										4	1	2	0	0	0	3				
So Taguchi, R (1.8) OBP: 0.296, SLG: 0.404										3	0	0	0	0	0	1				
Woody Williams, R (1.1) OBP: 0.136, SLG: 0.150										2	0	0	1	0	0	0				
Steve Kline, S (7.1)										0	0	0	0	0	0	0				
Julian Tavarez, L (7.1)										0	0	0	0	0	0	0				
15 Jim Edmonds, L (8.8) OBP: 0.365, SLG: 0.535										1	0	0	0	0	0	0				
<b>Inning Stats</b>	R: 0 E: 0 K: 2 S: 9	H: 0 LOB: 0 BB: 0 P: 12	R: 0 E: 0 K: 1 S: 13	H: 1 LOB: 1 BB: 0 P: 19	R: 0 E: 0 K: 0 S: 9	H: 0 LOB: 0 BB: 0 P: 12	R: 0 E: 0 K: 0 S: 7	H: 0 LOB: 1 BB: 2 P: 19	R: 0 E: 0 K: 0 S: 4	H: 1 LOB: 0 BB: 0 P: 6	R: 2 E: 0 K: 1 S: 17	H: 2 LOB: 2 BB: 1 P: 29	R: 1 E: 0 K: 0 S: 12	H: 2 LOB: 2 BB: 1 P: 22	R: 0 E: 0 K: 0 S: 6	H: 0 LOB: 1 BB: 1 P: 13	1B: 2 2B: 5 3B: 0 HR: 0	SF: 1 SAC: 1 DP: 2 HBP: 1	WP: 0 PB: 0 SB: 0 CS: 0	PA: 38
<b>PITCHER</b>	IP	WLS	BF	H	R	ER	SO	BB	IBB	HBP	BLK	WP	HR	S	P	ERA	WHIP			
Oliver Pérez, L (1.1) ERA: 3.2	7.0	L	28	5	3	3	4	3	0	1	0	0	0	69	109	3.86	1.143			
Mark Corey, R (8.1) ERA: 2.08	1.0		6	2	1	1	0	0	1	0	0	0	0	12	22	9.00	2.000			
Michael Gonzalez, L (8.1) ERA:	0.2		3	0	0	0	0	1	0	0	0	0	0	5	11	0.00	1.500			
16 Salomon Torres, R (8.1) ERA: 3.26	0.1		1	0	0	0	0	0	0	0	0	0	0	1	2	0.00	0.000			

St. Louis Cardinals @ Pittsburgh Pirates  
PNC Park, Pittsburgh, PA  
Thu Jun 03 2004, 7:05 PM EDT  
Att: 15,386 - Cloudy - 70 F

AB	30
R	4
H	7
RBI	4
BB	5
SO	4
LOB	12



Batter	1	2	3	4	5	6	7	8	9	AB	R	H	RBI	BB	SO	LOB	BOTTOM			
18 Jason Kendall, R (1.2) OBP: 0.393, SLG: 0.371			G5-3						G5-3	4	0	1	0	0	0	3				
2 Jack Wilson, R (1.6) OBP: 0.357, SLG: 0.495									G6-3	5	0	1	0	0	0	3				
Daryle Ward, L (1.3) OBP: 0.407, SLG: 0.704										3	1	0	0	1	2	2				
Craig Wilson, R (1.9) OBP: 0.437, SLG: 0.649										3	1	2	0	1	1	1				
Rob Mackowiak, L (1.7) OBP: 0.339, SLG: 0.528										3	0	0	1	0	1	3				
Bobby Hill, S (1.5) OBP: 0.349, SLG: 0.347										4	0	1	0	0	0	0				
Abraham Nunez, S (1.4) OBP: 0.299, SLG: 0.375										4	0	2	0	0	2	1				
Tike Redman, L (1.8) OBP: 0.264, SLG: 0.320										1	0	0	0	1	0	0				
Jason Bay, R (7.7) OBP: 0.356, SLG: 0.484										2	0	0	0	0	1	2				
Oliver Pérez, L (1.1) ERA: 3.26	7.0	L	28	5	3	3	4	3	0	1	0	0	0	69	109	3.86	1.143			
Rubén Marín, R (7.7) ERA: 4.71	1.0		6	2	1	1	0	0	1	0	0	0	0	12	22	9.00	2.000			
Randall Simon, L (7.7) ERA: 3.30	0.2		3	0	0	0	0	1	0	0	0	0	0	5	11	0.00	1.500			
16 Salomon Torres, R (8.1) ERA: 3.26	0.1		1	0	0	0	0	0	0	0	0	0	0	1	2	0.00	0.000			
<b>Inning Stats</b>	R: 0 E: 0 K: 2 S: 11	H: 1 LOB: 1 BB: 0 P: 18	R: 0 E: 0 K: 1 S: 13	H: 2 LOB: 2 BB: 1 P: 21	R: 0 E: 0 K: 0 S: 12	H: 0 LOB: 0 BB: 0 P: 18	R: 0 E: 0 K: 0 S: 6	H: 1 LOB: 0 BB: 0 P: 10	R: 0 E: 0 K: 1 S: 14	H: 0 LOB: 2 BB: 1 P: 24	R: 0 E: 0 K: 0 S: 8	H: 2 LOB: 2 BB: 0 P: 12	R: 2 E: 1 K: 1 S: 15	H: 2 LOB: 1 BB: 1 P: 22	R: 0 E: 0 K: 1 S: 10	H: 1 LOB: 1 BB: 0 P: 12	1B: 8 2B: 2 3B: 0 HR: 0	SF: 1 SAC: 0 DP: 1 HBP: 1	WP: 0 PB: 0 SB: 1 CS: 1	PA: 38
<b>PITCHER</b>	IP	WLS	BF	H	R	ER	SO	BB	IBB	HBP	BLK	WP	HR	S	P	ERA	WHIP			
Woody Williams, R (1.1) ERA: 1.93	6.0	W	25	6	0	0	6	2	0	1	0	0	0	65	104	0.00	1.333			
Steve Kline, L (7.1)	0.1	H	1	0	0	0	0	0	0	0	0	0	0	3	5	0.00	0.000			
Julian Tavarez, R (7.1) ERA: 3.13	1.0	H	5	2	2	1	0	1	0	0	0	0	0	10	17	9.00	3.000			
Ray King, L (8.1) ERA: 1.77	0.1	H	1	0	0	0	0	0	0	0	0	0	0	2	3	0.00	0.000			
44 Jason Istringhausen, R (8.1) ERA: 4.0	1.1	S	6	1	0	0	2	0	0	0	0	0	0	16	19	0.00	0.750			

St. Louis Cardinals @ Pittsburgh Pirates  
PNC Park, Pittsburgh, PA  
Thu Jun 03 2004, 7:05 PM EDT  
Att: 15,386 - Cloudy - 70 F

AB	33
R	2
H	9
RBI	1
BB	3
SO	8
LOB	17





Batter	1	2	3	4	5	6	7	8	9	AB	R	H	RBI	BB	SO	LOB	TOP										
<b>Craig Biggio, R</b> OBP: 0.361, SLG: 0.495	1-1 2B		1-1 5 1B		2-2 28 1B		4-2 5 BLK		1-2 G5-3	4	1	3	0	1	0	0	<b>Houston Astros @ St. Louis Cardinals</b> Busch Stadium, St. Louis, MO Fri Jun 04 2004, 7:10 PM CDT Att: 47,373 - Cloudy - 79 F										
<b>28 Adam Everett, R</b> OBP: 0.329, SLG: 0.390	0-3 K		1-0 G5-3 5 1B		1-0 5 1B		1-2 P5			4	0	2	0	0	1	2											
<b>5 Jeff Bagwell, R</b> OBP: 0.400, SLG: 0.474	0-0 F9		2-2 1B		0-0 G5-4-3		4-2 G4-6-3			3	0	1	1	1	0	3											
<b>Jeff Kent, R</b> OBP: 0.351, SLG: 0.547	0-1 F9		0-0 G5-3		1-2 1B		1-2 BB			4	1	1	1	0	0	5											
<b>17 Lance Berkman, S</b> OBP: 0.493, SLG: 0.674		3-3 K		3-0 F7		3-3 K		1-2 G3-1	4	0	0	0	0	2	0												
<b>Mike Lamb, L</b> OBP: 0.398, SLG: 0.636		3-2 HR		1-2 F9		1-3 K		1-1 G5-3	3	1	2	1	0	1	0												
<b>Morgan Ensberg, R</b> OBP: 0.336, SLG: 0.358				0-0 F9		3-1 HBP		1-0 G4-3	1	0	0	0	0	0	0												
<b>Richard Hidalgo, R</b> OBP: 0.320, SLG: 0.433		3-2 G5-3		2-3 F9		1-1 HBP		2-2 G4-3	3	0	0	0	0	1	1												
<b>Brad Ausmus, R</b> OBP: 0.324, SLG: 0.340		2-2 G5-3		2-3 K		1-2 FC6-4		1-2 HBP	1	0	0	0	0	1	1												
<b>Wade Miller, R</b> OBP: 0.318, SLG: 0.318			1-2 G6-3		1-0 G5-3		0-0 FC6-4		3-3 K	2	0	0	0	0	0	0											
<b>Inning Stats</b>	R: 0 E: 0 K: 1 S: 8	H: 1 LOB: 1 BB: 0 P: 9	R: 1 E: 0 K: 1 S: 19	H: 1 LOB: 0 BB: 0 P: 30	R: 1 E: 0 K: 0 S: 10	H: 3 LOB: 1 BB: 0 P: 15	R: 0 E: 0 K: 1 S: 9	H: 1 LOB: 1 BB: 0 P: 15	R: 0 E: 0 K: 0 S: 6	H: 2 LOB: 1 BB: 0 P: 10	R: 1 E: 0 K: 2 S: 14	H: 2 LOB: 2 BB: 0 P: 24	R: 0 E: 0 K: 0 S: 9	H: 0 LOB: 1 BB: 2 P: 18	R: 0 E: 0 K: 0 S: 7	H: 0 LOB: 0 BB: 0 P: 10	R: 0 E: 0 K: 1 S: 9	H: 0 LOB: 0 BB: 0 P: 15	1B: 6 2B: 2 3B: 0 HR: 2	SF: 0 SAC: 0 DP: 3 HBP: 1	WP: 0 PB: 0 SB: 0 CS: 0	PA: 37					
<b>PITCHER</b>	IP	WLS	BF	H	R	ER	SO	BB	IBB	HBP	BLK	WP	HR	S	P	ERA	WHIP										
<b>Matt Morris, R</b> ERA: 3.87	6.1	W	30	10	3	3	5	2	0	1	1	0	2	74	120	4.26	1.895										
<b>Kiko Calero, R</b> ERA: 5.19	0.2	H	1	0	0	0	0	0	0	0	0	0	0	1	1	0.00	0.000										
<b>Ray King, L</b> ERA: 1.74	0.1	H	1	0	0	0	0	0	0	0	0	0	0	4	5	0.00	0.000										
<b>Julian Tavarez, R</b> ERA: 3.04	0.2	H	2	0	0	0	0	0	0	0	0	0	0	3	5	0.00	0.000										
<b>44 Jason Isringhausen, R</b> ERA: 3.88	1.0	S	3	0	0	0	1	0	0	0	0	0	0	9	15	0.00	0.000										

AB	34
R	3
H	10
RBI	3
BB	2
SO	6
LOB	14



Batter	1	2	3	4	5	6	7	8	9	AB	R	H	RBI	BB	SO	LOB	BOTTOM										
<b>Marlon Anderson, L</b> OBP: 0.330, SLG: 0.480	1-2 F8		1-1 2B		0-2 5 BB		1-1 G4-3			4	1	2	1	0	0	0	<b>Houston Astros @ St. Louis Cardinals</b> Busch Stadium, St. Louis, MO Fri Jun 04 2004, 7:10 PM CDT Att: 47,373 - Cloudy - 79 F										
<b>Roger Cedeno, S</b> OBP: 0.250, SLG: 0.364	3-2 K		2-1 SF7		1-0 5 BB		1-1 G3			3	1	2	1	0	0	0											
<b>Ray King, L</b>					1-2 27 1B					0	0	0	0	0	0	0											
<b>Julian Tavarez, L</b>					1-2 27 1B					0	0	0	0	0	0	0											
<b>Ray Lankford, L</b> OBP: 0.383, SLG: 0.435					1-2 15 FC4-6					0	0	0	0	0	0	0											
<b>5 Albert Pujols, R</b> OBP: 0.420, SLG: 0.652	3-3 K		4-1 BB		4-2 27 1B		1-3 K			2	1	0	0	2	2	1											
<b>27 Scott Rolen, R</b> OBP: 0.413, SLG: 0.630	1-2 F9		0-1 G4-3		0-0 15 FC4-6		1-3 K			4	0	1	2	0	1	3											
<b>15 Jim Edmonds, L</b> OBP: 0.363, SLG: 0.526		3-2 K		3-3 K		2-1 FC4-6		4-1 WP		3	0	0	1	1	2	1											
<b>Edgar Renteria, R</b> OBP: 0.303, SLG: 0.360	0-2 F9		0-3 K		0-0 K		3-2 K			4	0	1	0	0	2	1											
<b>Reggie Sanders, R</b> OBP: 0.282, SLG: 0.473		2-2 G1-6-3		3-3 K		3-3 K		1-0 P4		4	0	0	0	0	2	3											
<b>4 Yadier Molina, R</b> OBP: 0.500, SLG: 0.500			4-1 2B		4-0 SH1-4		1-1 F8			2	2	0	0	2	1	1											
<b>Matt Morris, R</b> OBP: 0.207, SLG: 0.214			0-0 BB		1-0 SH1-4		0-1 G3-1			2	0	0	0	0	0	1											
<b>Kiko Calero, R</b>					3-2 B3					0	0	0	0	0	0	0											
<b>So Taguchi, R</b> OBP: 0.296, SLG: 0.404					1-2 K					0	0	0	0	0	0	0											
<b>Inning Stats</b>	R: 0 E: 0 K: 1 S: 15	H: 1 LOB: 1 BB: 0 P: 23	R: 0 E: 0 K: 1 S: 9	H: 0 LOB: 0 BB: 0 P: 14	R: 1 E: 0 K: 0 S: 9	H: 1 LOB: 2 BB: 2 P: 20	R: 0 E: 0 K: 3 S: 16	H: 0 LOB: 0 BB: 0 P: 22	R: 4 E: 0 K: 1 S: 23	H: 4 LOB: 2 BB: 2 P: 39	R: 0 E: 0 K: 0 S: 6	H: 0 LOB: 0 BB: 0 P: 8	R: 0 E: 0 K: 2 S: 9	H: 0 LOB: 0 BB: 0 P: 12	R: 0 E: 0 K: 2 S: 9	H: 0 LOB: 1 BB: 1 P: 17	R: 0 E: 0 K: 1 S: 9	H: 0 LOB: 0 BB: 0 P: 15	1B: 5 2B: 1 3B: 0 HR: 0	SF: 1 SAC: 1 DP: 0 HBP: 0	WP: 1 PB: 0 SB: 1 CS: 0	PA: 35					
<b>PITCHER</b>	IP	WLS	BF	H	R	ER	SO	BB	IBB	HBP	BLK	WP	HR	S	P	ERA	WHIP										
<b>Wade Miller, R</b> ERA: 4.36	4.1	L	22	5	5	5	5	4	0	0	0	0	0	6	11	0.00	1.500										
<b>Chad Harville, R</b> ERA: 3.27	0.2		3	1	0	0	1	0	0	0	0	0	0	15	20	0.00	0.000										
<b>Dan Miceli, R</b> ERA: 3.53	2.0		6	0	0	0	2	0	0	0	0	0	0	9	17	0.00	1.000										
<b>Pete Munro, R</b> ERA:	1.0		4	0	0	0	2	1	0	0	0	1	0	9	17	0.00	1.000										

AB	28
R	5
H	6
RBI	5
BB	5
SO	10
LOB	11





Batter	1	2	3	4	5	6	7	8	9	AB	R	H	RBI	BB	SO	LOB	TOP								
<b>Craig Biggio, R</b> OBP: 0.357, SLG: 0.489 (1, 8)	G1-3		1B		G6-3		F8		F9	5	1	1	0	0	0	1									
<b>28 Adam Everett, R</b> OBP: 0.332, SLG: 0.393 <b>Ricky Stone, R</b> (7, 1)	1B		1B		F9		G4-3			4	1	2	0	0	0	0									
<b>5 Jeff Bagwell, R</b> OBP: 0.402, SLG: 0.480 (1, 3)	2B		K		1B		L3			4	1	2	0	0	1	2									
<b>Jeff Kent, R</b> OBP: 0.358, SLG: 0.549 (1, 4)	BB		1B		1B		G6-3			3	1	2	0	1	0	0									
<b>17 Lance Berkman, S</b> OBP: 0.493, SLG: 0.676 (1, 7)	K		1B		1B		F9			4	0	2	4	0	1	2									
<b>Mike Lamb, L</b> OBP: 0.384, SLG: 0.613 <b>Chad Harville, R</b> (5, 1)		K	K		G6-3		G1-3			3	0	0	0	0	2	2									
<b>Jose Vizcaino, S</b> OBP: 0.270, SLG: 0.211 (7, 6)										1	0	0	0	0	0	0									
<b>Richard Hidalgo, R</b> OBP: 0.319, SLG: 0.435 (1, 9)		2B			K		G3		K	4	0	1	0	0	2	0									
<b>Brad Ausmus, R</b> OBP: 0.322, SLG: 0.337 (1, 2)		K			P3		K		G4-3	4	0	1	0	0	2	1									
<b>Tim Redding, R</b> OBP: 0.211, SLG: 0.211 <b>Mike Gallo, L</b> (5, 1)		K			G5-3		F9		G4-3	2	0	0	0	0	1	1									
<b>Morgan Ensberg, R</b> OBP: 0.331, SLG: 0.353 (5, 5)									1-2	2	0	0	0	0	0	1									
<b>Inning Stats</b>	R: 0 E: 0 K: 1 S: 11	H: 2 LOB: 2 BB: 1 P: 20	R: 0 E: 0 K: 3 S: 14	H: 1 LOB: 1 BB: 0 P: 16	R: 2 E: 0 K: 2 S: 15	H: 4 LOB: 1 BB: 0 P: 21	R: 0 E: 0 K: 1 S: 10	H: 0 LOB: 0 BB: 0 P: 13	R: 2 E: 0 K: 0 S: 14	H: 3 LOB: 1 BB: 0 P: 17	R: 0 E: 0 K: 1 S: 7	H: 0 LOB: 0 BB: 0 P: 9	R: 0 E: 0 K: 0 S: 13	H: 0 LOB: 0 BB: 0 P: 18	R: 0 E: 0 K: 0 S: 9	H: 0 LOB: 0 BB: 0 P: 16	R: 0 E: 0 K: 1 S: 10	H: 1 LOB: 1 BB: 0 P: 16	1B: 8 2B: 3 3B: 0 HR: 0	SF: 0 SAC: 0 DP: 0 HBP: 0	WP: 0 PB: 0 SB: 0 CS: 0	PA: 37			
<b>PITCHER</b>	IP	WLS	BF	H	R	ER	SO	BB	IBB	HBP	BLK	WP	HR	S	P	ERA	WHIP								
<b>Jason Marquis, R</b> ERA: 4.42 (1, 1)	5.0	W	24	10	4	4	7	1	0	0	0	0	0	64	87	7.20	2.200								
<b>Kiko Calero, R</b> ERA: 3.99 (6, 1)	3.0	H	9	0	0	0	1	0	0	0	0	0	0	29	43	0.00	0.000								
<b>Steve Kline, L</b> ERA: 1.83 (9, 1)	1.0		4	1	0	0	1	0	0	0	0	0	0	10	16	0.00	1.000								

Houston Astros @ St. Louis Cardinals  
Busch Stadium, St. Louis, MO  
Sat Jun 05 2004, 6:15 PM CDT  
Att: 46,003 - Unknown - 78 F

AB 36  
R 4  
H 11  
RBI 4  
BB 1  
SO 9  
LOB 10



Batter	1	2	3	4	5	6	7	8	9	AB	R	H	RBI	BB	SO	LOB	BOTTOM								
<b>Tony Womack, L</b> OBP: 0.333, SLG: 0.402 (1, 4)	G6-4-3	FC4-6		P6	1B		HR	G3-1		6	1	3	1	0	0	4									
<b>Edgar Renteria, R</b> OBP: 0.305, SLG: 0.358 (1, 6)	G6-4-3		1B		L3		G6-3			4	2	1	0	1	0	4									
<b>5 Albert Pujols, R</b> OBP: 0.427, SLG: 0.660 (1, 3)	P5		1B		1B		1B			5	2	4	0	0	0	0									
<b>27 Scott Rolen, R</b> OBP: 0.417, SLG: 0.628 (1, 5)		1B	P4		BB		K			4	3	2	0	1	1	3									
<b>15 Jim Edmonds, L</b> OBP: 0.364, SLG: 0.528 (1, 8)	F8		1B		1B		K			5	1	2	4	0	2	4									
<b>Reggie Sanders, R</b> OBP: 0.282, SLG: 0.474 <b>So Taguchi, R</b> OBP: 0.291, SLG: 0.396 (8, 9)	FC5-2		1B		1B		K			4	0	1	0	0	1	5									
<b>John Mabry, L</b> OBP: 0.405, SLG: 0.469 (1, 7)	FC5-2		F9		P4		1B			5	1	2	2	0	0	3									
<b>4 Yadier Molina, R</b> OBP: 0.462, SLG: 0.400 (1, 2)	FC5-2		1B		G3		1B		K	4	0	1	1	1	1	2									
<b>Jason Marquis, L</b> OBP: 0.214, SLG: 0.259 <b>Roger Cedeno, S</b> OBP: 0.280, SLG: 0.391 <b>Kiko Calero, R</b> (6, 1)	FC4-6		1B		B1-3		1B			2	0	1	1	0	0	0									
<b>Ray Lankford, L</b> OBP: 0.387, SLG: 0.440 <b>Steve Kline, S</b> (9, 1)	1B		1B		1B		K			1	0	0	0	0	1	2									
<b>Inning Stats</b>	R: 0 E: 0 K: 0 S: 7	H: 1 LOB: 0 BB: 0 P: 11	R: 2 E: 0 K: 0 S: 18	H: 4 LOB: 2 BB: 0 P: 28	R: 1 E: 0 K: 0 S: 19	H: 3 LOB: 2 BB: 0 P: 26	R: 0 E: 0 K: 0 S: 5	H: 0 LOB: 0 BB: 0 P: 7	R: 4 E: 0 K: 0 S: 16	H: 4 LOB: 3 BB: 3 P: 34	R: 2 E: 0 K: 3 S: 20	H: 4 LOB: 2 BB: 0 P: 28	R: 1 E: 0 K: 2 S: 16	H: 2 LOB: 1 BB: 0 P: 22	R: 0 E: 0 K: 1 S: 14	H: 1 LOB: 2 BB: 0 P: 16	1B: 15 2B: 3 3B: 0 HR: 1	SF: 0 SAC: 0 DP: 1 HBP: 0	WP: 1 PB: 0 SB: 0 CS: 0	PA: 46					
<b>PITCHER</b>	IP	WLS	BF	H	R	ER	SO	BB	IBB	HBP	BLK	WP	HR	S	P	ERA	WHIP								
<b>Tim Redding, R</b> ERA: 5.33 (5, 1)	0.2	L	6	3	1	1	0	0	1	0	0	0	0	8	15	13.50	4.500								
<b>Chad Harville, R</b> ERA: 4.38 <b>Ricky Stone, R</b> ERA: 6.19 (7, 1)	1.1		8	4	2	2	3	0	0	0	0	0	0	22	32	13.50	3.000								
<b>2.0</b>	10	3	1	1	3	0	0	0	0	0	0	1	1	30	38	4.50	1.500								

Houston Astros @ St. Louis Cardinals  
Busch Stadium, St. Louis, MO  
Sat Jun 05 2004, 6:15 PM CDT  
Att: 46,003 - Unknown - 78 F

AB 43  
R 10  
H 19  
RBI 10  
BB 3  
SO 6  
LOB 27





Batter	1	2	3	4	5	6	7	8	9	AB	R	H	RBI	BB	SO	LOB	TOP					
<b>Craig Biggio, R</b> OBP: 0.362, SLG: 0.484 (1, 8)										2	1	0	0	3	0	2						
<b>28 Adam Everett, R</b> OBP: 0.332, SLG: 0.392 (1, 6)										3	0	1	0	0	0	1						
<b>5 Jeff Bagwell, R</b> OBP: 0.395, SLG: 0.470 (1, 3)										4	0	0	0	0	0	3						
<b>Jeff Kent, R</b> OBP: 0.361, SLG: 0.548 (1, 4)										4	0	2	1	0	0	1						
<b>17 Lance Berkman, S</b> OBP: 0.489, SLG: 0.665 (1, 7)										3	0	0	0	1	0	2						
<b>Jose Vizcaino, S</b> OBP: 0.295, SLG: 0.246 (1, 5)										4	2	3	0	0	0	2						
<b>16 Jason Lane, R</b> OBP: 0.357, SLG: 0.286 (1, 9)										4	0	1	0	0	1	2						
<b>Raul Chavez, R</b> OBP: 0.270, SLG: 0.333 (1, 2)										4	0	2	1	0	0	0						
<b>44 Roy Oswalt, R</b> OBP: 0.143, SLG: 0.154 (1, 1)										3	0	0	0	1	0	0	3					
<b>Dan Miceli, R</b> OBP: 0.500, SLG: 0.500 (7, 1)										0	0	0	0	0	0	0						
<b>54 Brad Lidge, R</b> OBP: 0.304, SLG: 0.408 (9, PH)										1	0	0	0	0	0	0						
<b>Octavio Dotel, R</b> (9, 1)										0	0	0	0	0	0	0						
<b>Inning Stats</b>	R: 1 E: 0 K: 0 S: 11	H: 1 LOB: 2 BB: 2 P: 22	R: 1 E: 0 K: 0 S: 15	H: 3 LOB: 1 BB: 0 P: 18	R: 0 E: 0 K: 0 S: 8	H: 2 LOB: 2 BB: 0 P: 11	R: 0 E: 0 K: 0 S: 8	H: 0 LOB: 0 BB: 1 P: 13	R: 0 E: 0 K: 0 S: 10	H: 0 LOB: 1 BB: 1 P: 15	R: 1 E: 0 K: 0 S: 12	H: 2 LOB: 1 BB: 0 P: 17	R: 0 E: 0 K: 0 S: 7	H: 0 LOB: 0 BB: 0 P: 11	R: 0 E: 0 K: 1 S: 11	H: 1 LOB: 1 BB: 0 P: 16	R: 0 E: 0 K: 0 S: 11	H: 0 LOB: 1 BB: 1 P: 19	1B: 8 2B: 1 3B: 0 HR: 0	SF: 0 SAC: 2 DP: 1 HBP: 0	WP: 0 PB: 0 SB: 1 CS: 0	PA: 38
<b>PITCHER</b>	IP	WLS	BF	H	R	ER	SO	BB	IBB	HBP	BLK	WP	HR	S	P	ERA	WHIP					
<b>Jeff Suppan, R</b> ERA: 3.57 (1, 1)	7.0	L	31	8	3	3	0	3	0	0	0	0	0	71	107	3.86	1.571					
<b>Ray King, L</b> ERA: 1.95 (8, 1)	1.0		4	1	0	0	1	0	0	0	0	0	0	11	16	0.00	1.000					
<b>Julian Tavarez, R</b> ERA: 2.92 (9, 1)	1.0		4	0	0	0	0	1	0	0	0	0	0	11	19	0.00	1.000					

Houston Astros @ St. Louis Cardinals  
 Busch Stadium, St. Louis, MO  
 Sun Jun 06 2004, 1:15 PM CDT  
 Att: 40,476 - Unknown - 75 F

AB 32  
 R 3  
 H 9  
 RBI 3  
 BB 4  
 SO 1  
 LOB 16



Batter	1	2	3	4	5	6	7	8	9	AB	R	H	RBI	BB	SO	LOB	BOTTOM					
<b>Tony Womack, L</b> OBP: 0.330, SLG: 0.393 (1, 4)										4	0	0	0	1	0	3						
<b>Ray Lankford, L</b> OBP: 0.377, SLG: 0.426 (1, 7)										4	0	0	0	0	4	2						
<b>5 Albert Pujols, R</b> OBP: 0.426, SLG: 0.656 (1, 3)										3	0	1	0	0	0	0						
<b>Roger Cedeno, S</b> OBP: 0.308, SLG: 0.417 (6, PR) (7, 9)										1	0	1	0	0	0	0						
<b>27 Scott Rolen, R</b> OBP: 0.410, SLG: 0.615 (1, 5)										4	0	0	0	0	2	2						
<b>15 Jim Edmonds, L</b> OBP: 0.366, SLG: 0.528 (1, 8)										4	1	2	0	0	1	1						
<b>Edgar Renteria, R</b> OBP: 0.308, SLG: 0.362 (1, 6)										3	1	1	0	1	0	2						
<b>John Mabry, L</b> OBP: 0.390, SLG: 0.444 (7, 3) (1, 9)										4	0	1	0	0	2	4						
<b>Julian Tavarez, L</b> (9, 1)										0	0	0	0	0	0	0						
<b>Cody McKay, L</b> OBP: 0.212, SLG: 0.200 (1, 2) (9, PR)										4	0	2	2	0	0	1						
<b>7 Hector Luna, R</b> OBP: 0.314, SLG: 0.404 (9, PR)										0	0	0	0	0	0	0						
<b>Jeff Suppan, R</b> (1, 1)										1	0	0	0	0	0	1						
<b>So Taguchi, R</b> OBP: 0.286, SLG: 0.389 (7, PH)										1	0	0	0	0	0	1						
<b>Ray King, L</b> (8, 1)										0	0	0	0	0	0	0						
<b>Marlon Anderson, L</b> OBP: 0.327, SLG: 0.476 (9, 3)										1	0	0	0	0	0	1						
<b>Inning Stats</b>	R: 0 E: 0 K: 1 S: 7	H: 0 LOB: 0 BB: 0 P: 7	R: 0 E: 0 K: 2 S: 13	H: 0 LOB: 0 BB: 0 P: 18	R: 0 E: 0 K: 0 S: 9	H: 1 LOB: 1 BB: 0 P: 11	R: 0 E: 0 K: 1 S: 9	H: 0 LOB: 0 BB: 0 P: 12	R: 2 E: 0 K: 1 S: 20	H: 3 LOB: 1 BB: 0 P: 27	R: 0 E: 0 K: 1 S: 8	H: 2 LOB: 2 BB: 0 P: 12	R: 0 E: 0 K: 1 S: 10	H: 1 LOB: 2 BB: 1 P: 16	R: 0 E: 0 K: 2 S: 10	H: 1 LOB: 2 BB: 1 P: 16	R: 0 E: 1 K: 0 S: 12	H: 0 LOB: 1 BB: 0 P: 16	1B: 7 2B: 1 3B: 0 HR: 0	SF: 0 SAC: 1 DP: 0 HBP: 0	WP: 1 PB: 0 SB: 0 CS: 1	PA: 37
<b>PITCHER</b>	IP	WLS	BF	H	R	ER	SO	BB	IBB	HBP	BLK	WP	HR	S	P	ERA	WHIP					
<b>44 Roy Oswalt, R</b> ERA: 3.42 (1, 1)	6.0	W	24	6	2	2	6	0	0	0	0	0	0	66	66	3.00	1.000					
<b>Dan Miceli, R</b> ERA: 3.47 (7, 1)	0.2	H	4	1	0	0	0	1	0	0	0	0	0	7	13	0.00	3.000					
<b>54 Brad Lidge, R</b> ERA: 3.0 (7, 1)	1.1	H	6	1	0	0	3	1	0	0	0	1	0	13	19	0.00	1.500					
<b>Octavio Dotel, R</b> ERA: 3.0 (9, 1)	1.0	S	3	0	0	0	0	0	0	0	0	0	0	12	16	0.00	0.000					

Houston Astros @ St. Louis Cardinals  
 Busch Stadium, St. Louis, MO  
 Sun Jun 06 2004, 1:15 PM CDT  
 Att: 40,476 - Unknown - 75 F

AB 34  
 R 2  
 H 8  
 RBI 2  
 BB 2  
 SO 9  
 LOB 18





Batter	1	2	3	4	5	6	7	8	9	AB	R	H	RBI	BB	SO	LOB	TOP										
Marlon Anderson, L (1,4) OBP: 0.325, SLG: 0.462	G4-3			G6-3			G1-6-3			3	0	0	0	1	0	1											
Edgar Renteria, R (1,6) OBP: 0.307, SLG: 0.365	F9			27 HR 2B			F8	K		4	1	1	0	0	1	1											
15 Jim Edmonds, L (1,8) OBP: 0.364, SLG: 0.520	P6			27 HR BB			P6	K		3	1	0	0	1	1	1											
27 Scott Rolen, R (1,5) OBP: 0.411, SLG: 0.627							F9	F9		4	1	2	3	0	0	0											
Reggie Sanders, R (1,9) OBP: 0.281, SLG: 0.486	F9			HR			F7			4	1	1	1	0	1	1											
John Mabry, L (1,3) OBP: 0.376, SLG: 0.425	G6-3			F7			1B	G1-3		4	0	1	0	0	0	1											
So Taguchi, R (1,7) OBP: 0.263, SLG: 0.379				G4-3			G4-3			4	0	1	0	0	1	1											
44 Jason Istringhausen, R (9,1) OBP: 0.375, SLG: 0.308								K		0	0	0	0	0	0	0											
4 Yadier Molina, R (1,2) OBP: 0.375, SLG: 0.308				K			F9	L9		3	0	0	0	0	1	1											
29 Chris Carpenter, R (1,1) OBP: 0.143, SLG: 0.111				L3				E6		3	0	0	0	0	1	0											
Ray King, L (9,1) OBP: 0.377, SLG: 0.426								G1-6-3		0	0	0	0	0	0	0											
Inning Stats	R: 0 E: 0 K: 0 S: 8	H: 0 LOB: 0 BB: 0 P: 15	R: 0 E: 0 K: 0 S: 7	H: 1 LOB: 0 BB: 0 P: 11	R: 0 E: 0 K: 1 S: 6	H: 0 LOB: 0 BB: 0 P: 7	R: 4 E: 0 K: 0 S: 19	H: 4 LOB: 1 BB: 1 P: 33	R: 0 E: 0 K: 1 S: 12	H: 0 LOB: 1 BB: 0 P: 20	R: 0 E: 0 K: 0 S: 8	H: 1 LOB: 1 BB: 0 P: 14	R: 0 E: 1 K: 0 S: 9	H: 0 LOB: 0 BB: 0 P: 12	R: 0 E: 0 K: 2 S: 11	H: 0 LOB: 0 BB: 0 P: 16	R: 0 E: 0 K: 2 S: 9	H: 0 LOB: 0 BB: 0 P: 15	1B: 3 2B: 1 3B: 0 HR: 2	SF: 0 SAC: 0 DP: 2 HBP: 0	WP: 0 PB: 0 SB: 0 CS: 0	PA: 34					
PITCHER	IP	WLS	BF	H	R	ER	SO	BB	IBB	HBP	BLK	WP	HR	S	P	ERA	WHIP										
Glendon Rusch, L (1,1) ERA: 3.99	7.0	L	28	6	4	4	2	2	0	0	0	0	2	69	112	5.14	1.143										
Mike Remlinger, L (8,1) ERA:	0.2		2	0	0	0	2	0	0	0	0	0	0	9	13	0.00	0.000										
Kyle Farnsworth, R (8,1) ERA: 3.16	1.1		4	0	0	0	2	0	0	0	0	0	0	11	18	0.00	0.000										

St. Louis Cardinals @ Chicago Cubs  
Wrigley Field, Chicago, IL  
Mon Jun 07 2004, 7:05 PM CDT  
Att: 39,226 - Sunny - 84 F

AB 32  
R 4  
H 6  
RBI 4  
BB 2  
SO 6  
LOB 7



Batter	1	2	3	4	5	6	7	8	9	AB	R	H	RBI	BB	SO	LOB	BOTTOM										
Jose Macias, S (1,9) OBP: 0.297, SLG: 0.432	G3-1		G4-3		1B F8-2 2B		K			4	0	1	0	0	1	1											
Michael Barrett, R (1,2) OBP: 0.385, SLG: 0.569	K			G4-3			P4			4	0	1	0	0	1	0											
Moises Alou, R (1,7) OBP: 0.358, SLG: 0.587	K			1B 25 2B	F8-2		1B			4	1	2	0	0	1	2											
16 Aramis Ramirez, R (1,5) OBP: 0.365, SLG: 0.553		F8		25 2B	1B		K	K		4	0	1	0	0	2	1											
Todd Walker, L (1,4) OBP: 0.349, SLG: 0.422		F8		L8			G4-3	G5-3		4	0	0	0	0	0	3											
25 Derek Lee, R (1,3) OBP: 0.341, SLG: 0.429		G4-3		1-3 2H	2B		G1-3	L5		4	0	1	1	0	0	0											
Corey Patterson, L (1,8) OBP: 0.305, SLG: 0.406				HR	F9		G6-3	K2-3		4	1	1	1	0	1	2											
Rey Ordonez, R (1,6) OBP: 0.179, SLG: 0.154				G6-3			G5-3	F9		3	0	0	0	0	1	0											
Jason Dubois, R (9, PH) OBP: 0.167, SLG: 0.182										1	0	0	0	0	0	0											
Glendon Rusch, L (1,1) OBP: 0.167, SLG: 0.417				G6-3						2	1	1	1	0	0	0											
Todd Hollandsworth, L (7, PH) OBP: 0.423, SLG: 0.956										1	0	1	0	0	0	0											
David Kelton, R (7, PH) OBP: 0.125, SLG: 0.250										0	0	0	0	0	0	0											
Mike Remlinger, L (8,1) OBP: 0.377, SLG: 0.426										0	0	0	0	0	0	0											
Kyle Farnsworth, R (8,1) OBP: 0.377, SLG: 0.426										0	0	0	0	0	0	0											
Inning Stats	R: 0 E: 0 K: 2 S: 8	H: 0 LOB: 0 BB: 0 P: 10	R: 0 E: 0 K: 0 S: 10	H: 0 LOB: 0 BB: 0 P: 13	R: 1 E: 0 K: 0 S: 7	H: 1 LOB: 0 BB: 0 P: 11	R: 1 E: 0 K: 0 S: 7	H: 3 LOB: 2 BB: 0 P: 12	R: 1 E: 0 K: 1 S: 8	H: 3 LOB: 1 BB: 0 P: 10	R: 0 E: 0 K: 1 S: 8	H: 0 LOB: 0 BB: 0 P: 10	R: 0 E: 1 K: 1 S: 10	H: 1 LOB: 1 BB: 0 P: 11	R: 0 E: 0 K: 1 S: 8	H: 1 LOB: 1 BB: 0 P: 12	R: 0 E: 0 K: 1 S: 7	H: 0 LOB: 0 BB: 0 P: 11	1B: 5 2B: 3 3B: 0 HR: 2	SF: 0 SAC: 0 DP: 1 HBP: 0	WP: 0 PB: 0 SB: 0 CS: 0	PA: 35					
PITCHER	IP	WLS	BF	H	R	ER	SO	BB	IBB	HBP	BLK	WP	HR	S	P	ERA	WHIP										
29 Chris Carpenter, R (1,1) ERA: 3.42	8.1	W	33	9	3	3	6	0	0	0	0	0	2	67	92	3.24	1.080										
Ray King, L (9,1) ERA: 1.64	0.1	H	1	0	0	0	1	0	0	0	0	0	0	3	4	0.00	0.000										
44 Jason Istringhausen, R (9,1) ERA: 3.81	0.1	S	1	0	0	0	0	0	0	0	0	0	0	3	4	0.00	0.000										

St. Louis Cardinals @ Chicago Cubs  
Wrigley Field, Chicago, IL  
Mon Jun 07 2004, 7:05 PM CDT  
Att: 39,226 - Sunny - 84 F

AB 35  
R 3  
H 9  
RBI 3  
BB 0  
SO 7  
LOB 9









Batter	1	2	3	4	5	6	7	8	9	AB	R	H	RBI	BB	SO	LOB	TOP					
Tony Womack, L (1.4) OBP: 0.338, SLG: 0.412	G3	WP 2B		HR BB		S 1B		SF8 27 WP 2B	G6-3	5	2	3	1	1	0	2						
Edgar Renteria, R (1.6) OBP: 0.305, SLG: 0.377	G5-3	G6-3		HR		F8		27 WP 15 HR IBB	G6-3	4	2	1	4	1	0	2						
7 Hector Luna, R (8.6) OBP: 0.286, SLG: 0.365				HR						1	0	0	0	0	0	2						
Marlon Anderson, L (1.7) OBP: 0.320, SLG: 0.459			G3	G4-3				SF8		4	1	1	0	0	1	0						
Ray King, L (7.1)										0	0	0	0	0	0	0						
Julian Tavarez, L (7.1)										0	0	0	0	0	0	0						
Ray Lankford, L (8.7) OBP: 0.371, SLG: 0.421	27 2B									0	0	0	1	0	0	0						
27 Scott Rolen, R (1.5) OBP: 0.417, SLG: 0.654	BB 2B		L8			K		G6-3	15 HR IBB	4	1	1	1	1	1	0						
15 Jim Edmonds, L (1.3) OBP: 0.367, SLG: 0.545	BB IBB		F7			HR				4	2	3	4	1	0	0						
Reggie Sanders, R (1.9) OBP: 0.288, SLG: 0.484	FC5-4 BB					K				4	0	1	0	1	2	1						
Steve Kline, S (8.1)								F8		0	0	0	0	0	0	0						
So Taguchi, R (1.8) OBP: 0.292, SLG: 0.403	FC5-4					P3				4	2	1	0	1	0	3						
4 Yadier Molina, R (1.2) OBP: 0.320, SLG: 0.200		F9		SH1-4 HR BB		F9		G4-3	G6-3 1B BB	3	1	0	0	2	0	1						
Matt Morris, R (1.1) OBP: 0.200, SLG: 0.207										1	0	0	0	0	1	0						
Roger Cedeno, S (6.7) OBP: 0.290, SLG: 0.379				SH1-4						1	0	1	0	0	0	0						
Kiko Calero, R (6.1)										0	0	0	0	0	0	0						
John Mabry, L (7.7) OBP: 0.380, SLG: 0.409								2B SF8 BB	G6-3 1B	1	1	1	0	1	0	0						
<b>Inning Stats</b>	R: 1 E: 0 K: 0 S: 17	H: 2 LOB: 3 BB: 2 P: 28	R: 0 E: 0 K: 1 S: 10	H: 1 LOB: 1 BB: 0 P: 15	R: 0 E: 0 K: 0 S: 4	H: 0 LOB: 0 BB: 0 P: 6	R: 4 E: 0 K: 0 S: 21	H: 2 LOB: 3 BB: 3 P: 37	R: 1 E: 0 K: 2 S: 15	H: 1 LOB: 0 BB: 0 P: 22	R: 0 E: 0 K: 0 S: 11	H: 2 LOB: 1 BB: 0 P: 16	R: 0 E: 0 K: 2 S: 12	H: 1 LOB: 1 BB: 0 P: 23	R: 6 E: 0 K: 0 S: 15	H: 3 LOB: 0 BB: 3 P: 37	R: 0 E: 0 K: 0 S: 7	H: 1 LOB: 2 BB: 1 P: 15	1B: 5 2B: 4 3B: 1 HR: 3	SF: 1 SAC: 1 DP: 0 HBP: 0	WP: 2 PA: 47 PB: 0 SB: 1 CS: 2	
<b>PITCHER</b>	IP WLS BF H R ER SO BB IBB HBP BLK WP HR S P ERA WHIP	IP WLS BF H R ER SO BB IBB HBP BLK WP HR S P ERA WHIP	IP WLS BF H R ER SO BB IBB HBP BLK WP HR S P ERA WHIP	IP WLS BF H R ER SO BB IBB HBP BLK WP HR S P ERA WHIP	IP WLS BF H R ER SO BB IBB HBP BLK WP HR S P ERA WHIP	IP WLS BF H R ER SO BB IBB HBP BLK WP HR S P ERA WHIP	IP WLS BF H R ER SO BB IBB HBP BLK WP HR S P ERA WHIP	IP WLS BF H R ER SO BB IBB HBP BLK WP HR S P ERA WHIP	IP WLS BF H R ER SO BB IBB HBP BLK WP HR S P ERA WHIP	IP WLS BF H R ER SO BB IBB HBP BLK WP HR S P ERA WHIP	IP WLS BF H R ER SO BB IBB HBP BLK WP HR S P ERA WHIP	IP WLS BF H R ER SO BB IBB HBP BLK WP HR S P ERA WHIP	IP WLS BF H R ER SO BB IBB HBP BLK WP HR S P ERA WHIP	IP WLS BF H R ER SO BB IBB HBP BLK WP HR S P ERA WHIP	IP WLS BF H R ER SO BB IBB HBP BLK WP HR S P ERA WHIP	IP WLS BF H R ER SO BB IBB HBP BLK WP HR S P ERA WHIP	IP WLS BF H R ER SO BB IBB HBP BLK WP HR S P ERA WHIP	IP WLS BF H R ER SO BB IBB HBP BLK WP HR S P ERA WHIP	IP WLS BF H R ER SO BB IBB HBP BLK WP HR S P ERA WHIP	IP WLS BF H R ER SO BB IBB HBP BLK WP HR S P ERA WHIP	IP WLS BF H R ER SO BB IBB HBP BLK WP HR S P ERA WHIP	IP WLS BF H R ER SO BB IBB HBP BLK WP HR S P ERA WHIP
22 Mark Prior, R (1.1) ERA: 4.66	8.1	0.1	1.0	1.1	1.0	8.1	0.1	1.1	1.1	0.0	0.00	0.000	9.00	1.000	0.00	1.500	9.00	2.000	135.00	9.000		
Francis Beltran, R (4.1)																						
Jon Lester, R (5.1)																						
Kent Mercker, L (6.1)																						
Kyle Farnsworth, R (7.1)																						
<b>PITCHER</b>	IP WLS BF H R ER SO BB IBB HBP BLK WP HR S P ERA WHIP	IP WLS BF H R ER SO BB IBB HBP BLK WP HR S P ERA WHIP	IP WLS BF H R ER SO BB IBB HBP BLK WP HR S P ERA WHIP	IP WLS BF H R ER SO BB IBB HBP BLK WP HR S P ERA WHIP	IP WLS BF H R ER SO BB IBB HBP BLK WP HR S P ERA WHIP	IP WLS BF H R ER SO BB IBB HBP BLK WP HR S P ERA WHIP	IP WLS BF H R ER SO BB IBB HBP BLK WP HR S P ERA WHIP	IP WLS BF H R ER SO BB IBB HBP BLK WP HR S P ERA WHIP	IP WLS BF H R ER SO BB IBB HBP BLK WP HR S P ERA WHIP	IP WLS BF H R ER SO BB IBB HBP BLK WP HR S P ERA WHIP	IP WLS BF H R ER SO BB IBB HBP BLK WP HR S P ERA WHIP	IP WLS BF H R ER SO BB IBB HBP BLK WP HR S P ERA WHIP	IP WLS BF H R ER SO BB IBB HBP BLK WP HR S P ERA WHIP	IP WLS BF H R ER SO BB IBB HBP BLK WP HR S P ERA WHIP	IP WLS BF H R ER SO BB IBB HBP BLK WP HR S P ERA WHIP	IP WLS BF H R ER SO BB IBB HBP BLK WP HR S P ERA WHIP	IP WLS BF H R ER SO BB IBB HBP BLK WP HR S P ERA WHIP	IP WLS BF H R ER SO BB IBB HBP BLK WP HR S P ERA WHIP	IP WLS BF H R ER SO BB IBB HBP BLK WP HR S P ERA WHIP	IP WLS BF H R ER SO BB IBB HBP BLK WP HR S P ERA WHIP	IP WLS BF H R ER SO BB IBB HBP BLK WP HR S P ERA WHIP	IP WLS BF H R ER SO BB IBB HBP BLK WP HR S P ERA WHIP
Todd Walker, L (1.4) OBP: 0.354, SLG: 0.421	FC4-6 1B	BB		F9		G4-3		FC6-4 1B		4	0	2	0	1	0	1						
Michael Barrett, R (1.2) OBP: 0.372, SLG: 0.559	FC4-6 16 1B	L9		BB 1B		K		FC6-4		5	0	1	1	0	1	4						
Moises Alou, R (1.7) OBP: 0.357, SLG: 0.575	L7			BB				L7		4	0	1	0	1	0	2						
16 Aramis Ramirez, R (1.5) OBP: 0.368, SLG: 0.548	BB 1B			P3		K				5	0	2	0	0	1	3						
Todd Hollandsworth, L (1.9) OBP: 0.416, SLG: 0.588	BB			F8		G6-3		G3		4	0	0	0	1	0	1						
25 Derek Lee, R (1.3) OBP: 0.348, SLG: 0.447	F9			HR 2B		G3 2B BB		G5-3		4	2	1	0	1	1	4						
Corey Patterson, L (1.8) OBP: 0.311, SLG: 0.419				HR		G3				4	1	2	2	1	1	2						
Ramon Martinez, R (1.6) OBP: 0.300, SLG: 0.314	F8			HR 2B		G3		FC4-6 BB		4	1	2	1	0	0	2						
Mike Remlinger, L (8.1)										0	0	0	0	0	0	0						
Jimmy Anderson, L (8.1)										0	0	0	0	0	0	0						
22 Mark Prior, R (1.1) ERA: 4.06	5.0	1.0	0.2	0.1	0.1	5.0	0.1	1.0	1.0	0.0	0.00	1.000	7.20	2.400	0.00	1.500	7.20	2.400	135.00	9.000		
Kiko Calero, R (6.1)																						
Ray King, L (7.1)																						
Julian Tavarez, R (7.1)																						
Steve Kline, L (8.1)																						
<b>PITCHER</b>	IP WLS BF H R ER SO BB IBB HBP BLK WP HR S P ERA WHIP	IP WLS BF H R ER SO BB IBB HBP BLK WP HR S P ERA WHIP	IP WLS BF H R ER SO BB IBB HBP BLK WP HR S P ERA WHIP	IP WLS BF H R ER SO BB IBB HBP BLK WP HR S P ERA WHIP	IP WLS BF H R ER SO BB IBB HBP BLK WP HR S P ERA WHIP	IP WLS BF H R ER SO BB IBB HBP BLK WP HR S P ERA WHIP	IP WLS BF H R ER SO BB IBB HBP BLK WP HR S P ERA WHIP	IP WLS BF H R ER SO BB IBB HBP BLK WP HR S P ERA WHIP	IP WLS BF H R ER SO BB IBB HBP BLK WP HR S P ERA WHIP	IP WLS BF H R ER SO BB IBB HBP BLK WP HR S P ERA WHIP	IP WLS BF H R ER SO BB IBB HBP BLK WP HR S P ERA WHIP	IP WLS BF H R ER SO BB IBB HBP BLK WP HR S P ERA WHIP	IP WLS BF H R ER SO BB IBB HBP BLK WP HR S P ERA WHIP	IP WLS BF H R ER SO BB IBB HBP BLK WP HR S P ERA WHIP	IP WLS BF H R ER SO BB IBB HBP BLK WP HR S P ERA WHIP	IP WLS BF H R ER SO BB IBB HBP BLK WP HR S P ERA WHIP	IP WLS BF H R ER SO BB IBB HBP BLK WP HR S P ERA WHIP	IP WLS BF H R ER SO BB IBB HBP BLK WP HR S P ERA WHIP	IP WLS BF H R ER SO BB IBB HBP BLK WP HR S P ERA WHIP	IP WLS BF H R ER SO BB IBB HBP BLK WP HR S P ERA WHIP	IP WLS BF H R ER SO BB IBB HBP BLK WP HR S P ERA WHIP	IP WLS BF H R ER SO BB IBB HBP BLK WP HR S P ERA WHIP

St. Louis Cardinals @ Chicago Cubs  
Wrigley Field, Chicago, IL  
Wed Jun 09 2004, 1:20 PM CDT  
Att: 38,693 - Cloudy - 84 F

AB 36  
R 12  
H 13  
RBI 11  
BB 9  
SO 5  
LOB 11



St. Louis Cardinals @ Chicago Cubs  
Wrigley Field, Chicago, IL  
Wed Jun 09 2004, 1:20 PM CDT  
Att: 38,693 - Cloudy - 84 F

AB 37  
R 4  
H 11  
RBI 4  
BB 5  
SO 5  
LOB 21





Batter	1	2	3	4	5	6	7	8	9	AB	R	H	RBI	BB	SO	LOB	TOP										
Tony Womack, L (1,4) OBP: 0.342, SLG: 0.419	F7		G4-3														4 0 2 0 0 0 0										
Edgar Renteria, R (1,6) 7 Hector Luna, R (8, PH) OBP: 0.281, SLG: 0.358	K			K													3 0 0 0 0 2 1 1 0 0 0 0 0 1										
Marlon Anderson, L (1,7) OBP: 0.317, SLG: 0.452	G4-3			G4-3													4 0 1 0 0 0 1										
27 Scott Rolen, R (1,5) Cody McKay, L (6, PH) OBP: 0.204, SLG: 0.192		L6															1 0 0 0 1 0 0 2 0 0 0 0 1 1										
15 Jim Edmonds, L (1,8) Ray Lankford, L (5,8) OBP: 0.373, SLG: 0.444																	1 0 0 0 1 1 1 2 1 1 1 0 1 0										
Reggie Sanders, R (1,9) Julian Tavaréz, L (7,1) Woody Williams, R (9, PH) OBP: 0.190, SLG: 0.174																	2 1 0 0 1 0 1 0 0 0 0 0 0 0 1 0 0 0 0 0 0										
John Mabry, L (1,3) OBP: 0.399, SLG: 0.468																	3 1 1 2 1 2 1										
4 Yadier Molina, R (1,2) OBP: 0.321, SLG: 0.217																	3 0 1 0 0 1 1										
Dan Haren, R (1,1) Cal Eldred, R (4,1) Roger Cedeno, S (7,9) OBP: 0.281, SLG: 0.367																	1 0 0 0 0 1 0 1 0 0 0 0 0 1 1 0 0 0 0 0 0										
<b>Inning Stats</b>	R: 0 E: 0 K: 1 S: 7	H: 0 LOB: 0 BB: 0 P: 11	R: 0 E: 0 K: 1 S: 8	H: 0 LOB: 1 BB: 1 P: 18	R: 0 E: 0 K: 2 S: 11	H: 0 LOB: 0 BB: 0 P: 15	R: 0 E: 0 K: 2 S: 11	H: 0 LOB: 1 BB: 1 P: 19	R: 2 E: 0 K: 0 S: 13	H: 3 LOB: 1 BB: 1 P: 20	R: 0 E: 0 K: 1 S: 6	H: 1 LOB: 0 BB: 0 P: 6	R: 0 E: 0 K: 0 S: 10	H: 0 LOB: 0 BB: 1 P: 14	R: 0 E: 0 K: 0 S: 12	H: 1 LOB: 1 BB: 0 P: 18	R: 1 E: 0 K: 2 S: 11	H: 1 LOB: 0 BB: 0 P: 13	1B: 3 2B: 1 3B: 0 HR: 2	SF: 0 SAC: 0 DP: 3 HBP: 0	WP: 0 PB: 0 SB: 0 CS: 0	PA: 34					
<b>PITCHER</b>	IP	WLS	BF	H	R	ER	SO	BB	IBB	HBP	BLK	WP	HR	S	P	ERA	WHIP										
38 Carlos Zambrano, R (1,1) ERA: 2.27	8.0	W	30	5	2	2	7	4	0	0	0	0	1	78	121	2.25	1.125										
Francis Beltran, R (9,1) ERA: 3.27	1.0		4	1	1	1	2	0	0	0	0	0	1	11	13	9.00	1.000										

St. Louis Cardinals @ Chicago Cubs  
Wrigley Field, Chicago, IL  
Thu Jun 10 2004, 1:20 PM CDT  
Att: 38,707 - Unknown - 59 F

AB	30
R	3
H	6
RBI	3
BB	4
SO	9
LOB	9



Batter	1	2	3	4	5	6	7	8	9	AB	R	H	RBI	BB	SO	LOB	BOTTOM										
Todd Walker, L (1,4) OBP: 0.360, SLG: 0.449	G4-3		F8														5 2 3 2 0 0 0										
Michael Barrett, R (1,2) OBP: 0.388, SLG: 0.548	G6-3		G5-3														5 1 1 1 0 0 2										
Moises Alou, R (1,7) David Kelton, R (7, PH) OBP: 0.100, SLG: 0.200	L9		F9														4 1 1 3 0 1 0 1 0 0 0 0 0 2										
16 Aramis Ramirez, R (1,5) Jose Macias, S (8,5) OBP: 0.298, SLG: 0.413		SF8 2B															3 3 3 0 1 0 0 1 0 0 0 0 1 0										
Todd Hollandsworth, L (1,9) Jason Dubois, R (8,9) OBP: 0.154, SLG: 0.167		F7															4 2 2 1 0 0 2 1 0 0 0 0 1 0										
25 Derrek Lee, R (1,3) OBP: 0.350, SLG: 0.464																	5 1 2 3 0 0 2										
Corey Patterson, L (1,8) OBP: 0.318, SLG: 0.419																	2 0 1 0 2 0 1										
Ramon Martinez, R (1,6) OBP: 0.306, SLG: 0.317																	2 1 1 2 1 0 1										
38 Carlos Zambrano, S (1,1) Francis Beltran, R (9,1) ERA: 2.7																	4 1 1 0 0 1 3 0 0 0 0 0 0 0										
<b>Inning Stats</b>	R: 0 E: 0 K: 0 S: 5	H: 0 LOB: 0 BB: 0 P: 10	R: 1 E: 1 K: 0 S: 10	H: 1 LOB: 2 BB: 2 P: 22	R: 0 E: 0 K: 0 S: 12	H: 0 LOB: 0 BB: 0 P: 18	R: 10 E: 0 K: 0 S: 32	H: 11 LOB: 1 BB: 1 P: 57	R: 1 E: 0 K: 1 S: 10	H: 1 LOB: 0 BB: 0 P: 16	R: 0 E: 0 K: 0 S: 8	H: 1 LOB: 1 BB: 0 P: 12	R: 0 E: 0 K: 1 S: 13	H: 1 LOB: 2 BB: 1 P: 22	R: 0 E: 0 K: 2 S: 9	H: 0 LOB: 0 BB: 0 P: 15	1B: 9 2B: 3 3B: 0 HR: 3	SF: 1 SAC: 0 DP: 0 HBP: 0	WP: 0 PB: 0 SB: 0 CS: 0	PA: 42							
<b>PITCHER</b>	IP	WLS	BF	H	R	ER	SO	BB	IBB	HBP	BLK	WP	HR	S	P	ERA	WHIP										
Dan Haren, R (1,1) ERA: 24.55	3.2	L	23	10	10	10	0	2	1	0	0	0	2	31	50	6.75	1.875										
Cal Eldred, R (4,1) ERA: 6.29	2.2		13	4	2	2	2	1	0	0	0	0	0	16	27	0.00	0.600										
Julian Tavaréz, R (7,1) ERA: 2.7	1.2		6	1	0	0	2	0	0	0	0	0	0	16	27	0.00	0.600										

St. Louis Cardinals @ Chicago Cubs  
Wrigley Field, Chicago, IL  
Thu Jun 10 2004, 1:20 PM CDT  
Att: 38,707 - Unknown - 59 F

AB	37
R	12
H	15
RBI	12
BB	4
SO	4
LOB	13













Batter	1	2	3	4	5	6	7	8	9	AB	R	H	RBI	BB	SO	LOB	TOP					
<b>Tony Womack, L</b> (1, 4) OBP: 0.336, SLG: 0.408	2-1 F8	2-0 FC5-4 27 2B	0-1 HR		1-3 K		1-0 L5			5	2	2	0	0	1	0						
<b>Roger Cedeno, S</b> (1, 9) OBP: 0.351, SLG: 0.500	4-2 G6-3 27 HR	1-0 SAFE SAFE 1B	2-2 FC5-4 5 1B		0-0 1B		0-0 L9			4	2	3	2	1	0	0						
<b>5 Albert Pujols, R</b> (1, 10) OBP: 0.408, SLG: 0.619	1-0 G6-3	0-1 FC5-4 27 7 1B	2-1 G6-3		0-0 F8		3-3 K			5	1	0	0	0	1	4						
<b>27 Scott Rolen, R</b> (1, 5) OBP: 0.420, SLG: 0.655	2-2 HR	3-2 7 1B	3-2 F8		3-3 K		0-0 P2			4	2	2	3	0	1	1						
<b>Cody McKay, L</b> (8, PH) OBP: 0.237, SLG: 0.214		1-3 7 1B								1	0	0	0	0	0	0						
<b>15 Jim Edmonds, L</b> (1, 8) OBP: 0.373, SLG: 0.548	2-2 BB 4 1B	4-0 7 1B	1-3 K		2-2 2B		1-2 F7			3	2	2	0	1	1	0						
<b>Ray Lankford, L</b> (8, PH) OBP: 0.359, SLG: 0.426										1	0	0	0	0	0	0						
<b>7 Hector Luna, R</b> (1, 6) OBP: 0.306, SLG: 0.414	1-2 4 1B	0-1 HR			3-2 4 SF9		0-1 F9		0-0 F9	5	3	3	2	0	0	1						
<b>John Mabry, L</b> (1, 3) OBP: 0.416, SLG: 0.569	4-0 4 1B	1-0 HR			0-1 P2		0-3 K		1-3 K	4	1	1	3	1	2	2						
<b>4 Yadier Molina, R</b> (1, 2) OBP: 0.276, SLG: 0.200	2-2 1B	0-2 F9			1-2 SF9		2-3 K		1-2 G1-3	4	0	1	3	0	1	1						
<b>Marlon Anderson, L</b> (1, 7) OBP: 0.306, SLG: 0.455	1-2 G6-3	2-1 P3			3-2 G6-3		3-2 L1			4	0	0	0	0	0	2						
<b>Inning Stats</b>	R: 4 E: 0 K: 0 S: 23	H: 4 LOB: 2 BB: 2 P: 42	R: 6 E: 0 K: 0 S: 17	H: 5 LOB: 0 BB: 1 P: 30	R: 2 E: 0 K: 1 S: 18	H: 2 LOB: 0 BB: 0 P: 26	R: 1 E: 0 K: 0 S: 13	H: 1 LOB: 0 BB: 0 P: 19	R: 0 E: 0 K: 2 S: 9	H: 1 LOB: 1 BB: 0 P: 13	R: 0 E: 0 K: 0 S: 5	H: 0 LOB: 0 BB: 0 P: 9	R: 0 E: 0 K: 1 S: 7	H: 0 LOB: 0 BB: 0 P: 11	R: 0 E: 0 K: 1 S: 7	H: 0 LOB: 0 BB: 0 P: 9	1B: 8 2B: 2 3B: 1 HR: 3	SF: 1 SAC: 0 DP: 0 HBP: 0	WP: 0 PB: 0 SB: 0 CS: 0	PA: 44		
<b>PITCHER</b>	IP	WLS	BF	H	R	ER	SO	BB	IBB	HBP	BLK	WP	HR	S	P	ERA	WHIP					
<b>R.A. Dickey, R</b> (1, 1) ERA: 6.07	1.1	L	15	8	9	9	0	2	1	0	1	0	1	34	63	60.75	7.500					
<b>Erasmio Ramirez, L</b> (2, 1) ERA: 4.75	1.2		8	3	3	3	1	0	0	0	0	0	2	24	35	16.20	1.800					
<b>53 Joaquin Benoit, R</b> (4, 1) ERA: 5.76	2.0		8	2	1	1	2	0	0	0	0	0	0	22	32	4.50	1.000					
<b>Brian Shouse, L</b> (6, 1) ERA: 2.08	2.0		7	1	0	0	2	0	0	0	0	0	0	17	25	0.00	0.500					
<b>50 Frank Francisco, R</b> (8, 1) ERA: 3.65	1.0		3	0	0	0	1	0	0	0	0	0	0	7	11	0.00	0.000					
<b>32 Ron Mahay, L</b> (9, 1) ERA: 4.05	1.0		3	0	0	0	1	0	0	0	0	0	0	7	9	0.00	0.000					
<b>Batter</b>	<b>1</b>	<b>2</b>	<b>3</b>	<b>4</b>	<b>5</b>	<b>6</b>	<b>7</b>	<b>8</b>	<b>9</b>	<b>AB</b>	<b>R</b>	<b>H</b>	<b>RBI</b>	<b>BB</b>	<b>SO</b>	<b>LOB</b>	<b>BOTTOM</b>					
<b>10 Michael Young, R</b> (1, 6) OBP: 0.373, SLG: 0.508	1-1 G5-3		0-0 F9			3-2 F8		1-0 G4-3		3	0	0	0	0	0	1						
<b>Eric Young Sr., R</b> (7, 6) OBP: 0.407, SLG: 0.353										1	0	0	0	0	0	0						
<b>9 Hank Blalock, L</b> (1, 5) OBP: 0.382, SLG: 0.545	0-0 F7			2-2 G4-3		1-1 1B		2-1 G4-3		3	0	1	0	0	0	0						
<b>Herbert Perry, R</b> (7, 5) OBP: 0.305, SLG: 0.421										1	0	0	0	0	0	0						
<b>Alfonso Soriano, R</b> (1, 4) OBP: 0.335, SLG: 0.440	1-1 P3			0-1 F9		1-2 1B		0-2 G4-3		4	0	1	0	0	0	0						
<b>Brad Fullmer, L</b> (1, 10) OBP: 0.302, SLG: 0.450		4-2 CS BB		1-1 F8		3-2 F6		1-2 G3		3	0	0	0	1	0	2						
<b>23 Mark Teixeira, S</b> (1, 3) OBP: 0.341, SLG: 0.494		0-0 F7			1-0 WP 1B	1-2 G3		1-2 L3-1 2B		4	1	2	0	0	0	3						
<b>David Dellucci, L</b> (1, 7) OBP: 0.353, SLG: 0.479	1-1 F7				1-1 P6		1-1 F7		2-1 L3-1	4	0	0	0	0	0	3						
<b>Kevin Mench, R</b> (1, 9) OBP: 0.314, SLG: 0.459		1-1 CS	1-2 E5		0-0 L7		2-1 G5-3		2-0 F7	4	0	0	0	0	0	2						
<b>Laynce Nix, L</b> (1, 8) OBP: 0.335, SLG: 0.583			2-3 K		1-2 1B		2-1 HR			0	0	0	0	0	0	0						
<b>Gary Matthews, S</b> (2, 8) OBP: 0.365, SLG: 0.545										3	1	2	2	0	1	1						
<b>Ken Huckaby, R</b> (1, 2) OBP: 0.222, SLG: 0.125			3-3 K		1-3 K		0-0 G3-1			3	0	0	0	0	2	2						
<b>Inning Stats</b>	R: 0 E: 0 K: 0 S: 5	H: 0 LOB: 0 BB: 0 P: 7	R: 0 E: 0 K: 0 S: 6	H: 0 LOB: 1 BB: 1 P: 12	R: 0 E: 1 K: 2 S: 14	H: 0 LOB: 1 BB: 0 P: 20	R: 0 E: 0 K: 0 S: 7	H: 0 LOB: 0 BB: 0 P: 10	R: 1 E: 0 K: 1 S: 10	H: 2 LOB: 1 BB: 0 P: 14	R: 0 E: 0 K: 0 S: 16	H: 2 LOB: 2 BB: 0 P: 25	R: 1 E: 0 K: 0 S: 7	H: 1 LOB: 0 BB: 0 P: 12	R: 0 E: 0 K: 0 S: 6	H: 0 LOB: 0 BB: 0 P: 9	R: 0 E: 0 K: 0 S: 9	H: 1 LOB: 1 BB: 0 P: 15	1B: 4 2B: 1 3B: 0 HR: 1	SF: 0 SAC: 0 DP: 0 HBP: 0	WP: 1 PB: 0 SB: 0 CS: 1	PA: 35
<b>PITCHER</b>	IP	WLS	BF	H	R	ER	SO	BB	IBB	HBP	BLK	WP	HR	S	P	ERA	WHIP					
<b>Woody Williams, R</b> (1, 1) ERA: 4.86	6.0	W	23	4	1	1	3	1	0	0	0	0	1	7	12	9.00	1.000					
<b>Julian Tavarez, R</b> (7, 1) ERA: 2.93	1.0		4	1	1	1	0	0	0	0	0	0	0	6	9	0.00	0.000					
<b>Kiko Calero, R</b> (8, 1) ERA: 3.07	1.0		3	0	0	0	0	0	0	0	0	0	0	9	15	0.00	1.000					
<b>Steve Kline, L</b> (9, 1) ERA: 2.66	1.0		4	1	0	0	0	0	0	0	0	0	0	9	15	0.00	1.000					

St. Louis Cardinals @ Texas Rangers  
The Ballpark at Arlington, Arlington, TX  
Sun Jun 13 2004, 2:05 PM EDT  
Att: 41,087 - Cloudy - 88 F

AB 40  
R 13  
H 14  
RBI 13  
BB 3  
SO 7  
LOB 11



St. Louis Cardinals @ Texas Rangers  
The Ballpark at Arlington, Arlington, TX  
Sun Jun 13 2004, 2:05 PM EDT  
Att: 41,087 - Cloudy - 88 F

AB 33  
R 2  
H 6  
RBI 2  
BB 1  
SO 3  
LOB 14





Batter	1	2	3	4	5	6	7	8	9	AB	R	H	RBI	BB	SO	LOB	TOP				
Eric Byrnes, R OBP: 0.377, SLG: 0.508 Jim Mecir, S (8, 1)	P6		FC4-6 1B		F7		F8			4	0	1	0	0	0	2	<b>Oakland Athletics @ St. Louis Cardinals</b> Busch Stadium, St. Louis, MO Tue Jun 15 2004, 7:10 PM CDT Att: 33,866 - Cloudy - 84 F				
Mark McLemore, S OBP: 0.365, SLG: 0.286	K		FC4-6 21 HR		G3-1			G5-3		4	1	0	0	0	1						
21 Mark Kotsay, L OBP: 0.362, SLG: 0.405	G6-3		HR			G1-3		K		4	1	1	2	0	1						
Jermaine Dye, R OBP: 0.353, SLG: 0.508		K	K			G4-3		F9		4	0	0	0	0	2						
Erubiel Durazo, L OBP: 0.390, SLG: 0.513 Chad Bradford, R Ricardo Rincon, L 58 Justin Duchschere, R 23 Bobby Kietly, S OBP: 0.350, SLG: 0.415	L3				F7		F8		G6-3	3	0	0	0	0	0						
7 Bobby Crosby, R OBP: 0.333, SLG: 0.485	HR 1B				0-1 2B		G4-3 2B		1B	4	1	4	0	0	0						
Damian Miller, R OBP: 0.345, SLG: 0.456	1-H HR				G5-3		K		F7	4	1	1	2	0	1						
Marco Scutaro, R OBP: 0.333, SLG: 0.424	G6-3				G5-3		G4-3		0-1 1B	4	0	1	0	0	2						
Barry Zito, L Scott Hatteberg, L OBP: 0.396, SLG: 0.503			L7			0-3 K			1-2 P5	2	0	0	0	0	1						
										1B: 4	SF: 0	WP: 0	PA: 36								
<b>Inning Stats</b>	R: 0 E: 0 K: 1 S: 8	H: 0 LOB: 0 BB: 0 P: 14	R: 2 E: 0 K: 1 S: 11	H: 2 LOB: 0 BB: 0 P: 19	R: 2 E: 0 K: 1 S: 15	H: 2 LOB: 0 BB: 0 P: 25	R: 0 E: 0 K: 0 S: 7	H: 1 LOB: 1 BB: 0 P: 9	R: 0 E: 0 K: 1 S: 8	H: 0 LOB: 0 BB: 0 P: 11	R: 0 E: 0 K: 0 S: 5	H: 0 LOB: 0 BB: 0 P: 13	R: 0 E: 0 K: 1 S: 15	H: 1 LOB: 2 BB: 1 P: 21	R: 0 E: 0 K: 1 S: 8	H: 0 LOB: 0 BB: 0 P: 12	R: 0 E: 0 K: 0 S: 14	H: 2 LOB: 2 BB: 0 P: 20	1B: 4 2B: 2 3B: 0 HR: 2	SF: 0 SAC: 0 DP: 0 HBP: 0	WP: 0 PB: 0 SB: 0 CS: 0
<b>PITCHER</b>	IP WLS BF H R ER SO BB IBB HBP BLK WP HR S P ERA WHIP	IP WLS BF H R ER SO BB IBB HBP BLK WP HR S P ERA WHIP	IP WLS BF H R ER SO BB IBB HBP BLK WP HR S P ERA WHIP	IP WLS BF H R ER SO BB IBB HBP BLK WP HR S P ERA WHIP	IP WLS BF H R ER SO BB IBB HBP BLK WP HR S P ERA WHIP	IP WLS BF H R ER SO BB IBB HBP BLK WP HR S P ERA WHIP	IP WLS BF H R ER SO BB IBB HBP BLK WP HR S P ERA WHIP	IP WLS BF H R ER SO BB IBB HBP BLK WP HR S P ERA WHIP	IP WLS BF H R ER SO BB IBB HBP BLK WP HR S P ERA WHIP	IP WLS BF H R ER SO BB IBB HBP BLK WP HR S P ERA WHIP	IP WLS BF H R ER SO BB IBB HBP BLK WP HR S P ERA WHIP	IP WLS BF H R ER SO BB IBB HBP BLK WP HR S P ERA WHIP	IP WLS BF H R ER SO BB IBB HBP BLK WP HR S P ERA WHIP	IP WLS BF H R ER SO BB IBB HBP BLK WP HR S P ERA WHIP	IP WLS BF H R ER SO BB IBB HBP BLK WP HR S P ERA WHIP	IP WLS BF H R ER SO BB IBB HBP BLK WP HR S P ERA WHIP					
Matt Morris, R ERA: 4.14 Ray King, L ERA: 1.48 Julian Tavarez, R ERA: 2.83 44 Jason Istringhausen, R ERA: 3.64	7.0 W 28 6 4 4 5 1 0 0 0 0 2 72 112 5.14 1.000	0.2 L 2 0 0 1 0 0 0 0 0 0 0 6 9 0.00 0.000	1.0 S 5 2 0 0 0 0 0 0 0 0 14 20 0.00 2.000	0.1 S 1 0 0 0 0 0 0 0 0 0 2 3 0.00 0.000																	

AB	35
R	4
H	8
RBI	4
BB	1
SO	6
LOB	10



Batter	1	2	3	4	5	6	7	8	9	AB	R	H	RBI	BB	SO	LOB	BOTTOM		
Tony Womack, L OBP: 0.338, SLG: 0.408 Ray King, L Julian Tavarez, L 44 Jason Istringhausen, R	E3 1B 5 SF9	L5		G4-6-3 1B		G4-3	1B 1-2 3-H			5	1	2	1	0	0	1	<b>Oakland Athletics @ St. Louis Cardinals</b> Busch Stadium, St. Louis, MO Tue Jun 15 2004, 7:10 PM CDT Att: 33,866 - Cloudy - 84 F		
Edgar Renteria, R OBP: 0.317, SLG: 0.383	27 BB 15 1B 2-3	5 BB 1B		5 G4-6-3 1B		G6-3	27 BB 1-3 2-H 1B			4	1	3	1	1	0				
5 Albert Pujols, R OBP: 0.404, SLG: 0.612	SF9			G4-6-3		G5-3	P3			4	0	1	2	0	4				
27 Scott Rolen, R OBP: 0.423, SLG: 0.649	3-H 15 1B 1-2 BB			15 BB BB			L6 BB			2	0	0	0	3	1				
15 Jim Edmonds, L OBP: 0.381, SLG: 0.547	1-3 2-H 1B			4 1B BB		1-2 BB	1B F8 BB			2	1	1	1	3	0				
Reggie Sanders, R OBP: 0.290, SLG: 0.487	K			K		K	7 BB 1B		L7	5	1	1	0	0	3				
John Mabry, L ERA: 4.67 7 Hector Luna, R OBP: 0.313, SLG: 0.407	K			K		L8	1B 1-2 BB		K	3	0	0	0	0	2				
4 Yadier Molina, R OBP: 0.308, SLG: 0.242 Marlon Anderson, L OBP: 0.299, SLG: 0.456		5 SH1-3 1B		1-3 1B		K	1B 1-2 BB		F9	3	1	2	0	0	1				
Matt Morris, R OBP: 0.188, SLG: 0.194 Cody McKay, L OBP: 0.295, SLG: 0.228		0-0 SH1-3 1B		0-2 G1-3		K	1-3 3-H 1B			2	0	0	0	0	1				
										1B: 12	SF: 1	WP: 0	PA: 44						
<b>Inning Stats</b>	R: 2 E: 1 K: 2 S: 18	H: 2 LOB: 1 BB: 1 P: 29	R: 1 E: 0 K: 1 S: 14	H: 2 LOB: 2 BB: 1 P: 23	R: 0 E: 0 K: 2 S: 14	H: 1 LOB: 1 BB: 1 P: 22	R: 0 E: 0 K: 1 S: 12	H: 2 LOB: 3 BB: 2 P: 23	R: 0 E: 0 K: 2 S: 13	H: 0 LOB: 0 BB: 0 P: 18	R: 0 E: 0 K: 0 S: 5	H: 0 LOB: 0 BB: 0 P: 7	R: 5 E: 0 K: 0 S: 28	H: 5 LOB: 3 BB: 3 P: 49	R: 0 E: 0 K: 1 S: 8	H: 0 LOB: 0 BB: 0 P: 11	1B: 12 2B: 0 3B: 0 HR: 0	SF: 1 SAC: 1 DP: 1 HBP: 0	WP: 0 PB: 0 SB: 0 CS: 0
<b>PITCHER</b>	IP WLS BF H R ER SO BB IBB HBP BLK WP HR S P ERA WHIP	IP WLS BF H R ER SO BB IBB HBP BLK WP HR S P ERA WHIP	IP WLS BF H R ER SO BB IBB HBP BLK WP HR S P ERA WHIP	IP WLS BF H R ER SO BB IBB HBP BLK WP HR S P ERA WHIP	IP WLS BF H R ER SO BB IBB HBP BLK WP HR S P ERA WHIP	IP WLS BF H R ER SO BB IBB HBP BLK WP HR S P ERA WHIP	IP WLS BF H R ER SO BB IBB HBP BLK WP HR S P ERA WHIP	IP WLS BF H R ER SO BB IBB HBP BLK WP HR S P ERA WHIP	IP WLS BF H R ER SO BB IBB HBP BLK WP HR S P ERA WHIP	IP WLS BF H R ER SO BB IBB HBP BLK WP HR S P ERA WHIP	IP WLS BF H R ER SO BB IBB HBP BLK WP HR S P ERA WHIP	IP WLS BF H R ER SO BB IBB HBP BLK WP HR S P ERA WHIP	IP WLS BF H R ER SO BB IBB HBP BLK WP HR S P ERA WHIP	IP WLS BF H R ER SO BB IBB HBP BLK WP HR S P ERA WHIP	IP WLS BF H R ER SO BB IBB HBP BLK WP HR S P ERA WHIP				
Barry Zito, L ERA: 4.67 Chad Bradford, R ERA: 4.76 Ricardo Rincon, L ERA: 7.06 58 Justin Duchschere, R Jim Mecir, R ERA: 5.01	5.0 L 6 1 2 2 0 1 0 0 0 0 0 17 24 13.50 1.500	1.1 L 6 1 2 2 0 1 0 0 0 0 0 0 4 ∞	0.2 B 7 4 3 3 0 1 0 0 0 0 0 16 28 40.50 7.500	1.0 S 3 0 0 0 1 0 0 0 0 0 0 8 11 0.00 0.000															

AB	34
R	8
H	12
RBI	8
BB	8
SO	9
LOB	21





Batter	1	2	3	4	5	6	7	8	9	AB	R	H	RBI	BB	SO	LOB	TOP					
Eric Byrnes, R OBP: 0.370, SLG: 0.498 (1, 7)			G4-3		P4			K		4	0	0	0	0	2	0	<b>Oakland Athletics @ St. Louis Cardinals</b> Busch Stadium, St. Louis, MO Wed Jun 16 2004, 7:10 PM CDT Att: 33,386 - Cloudy - 85 F					
21 Mark Kotsay, L OBP: 0.360, SLG: 0.402 (1, 8)	1B		G4-3			K		F8		4	0	1	0	0	1	0						
Jermaine Dye, R OBP: 0.352, SLG: 0.516 (1, 9)	L9		G4-3			HR		G5-3		4	1	1	1	0	0	1						
Scott Hatteberg, L OBP: 0.403, SLG: 0.523 (1, 3)	1B			L9		HR		1B		4	1	3	1	0	0	0						
7 Bobby Crosby, R OBP: 0.332, SLG: 0.478 (1, 6)	BB			K		G5-3		G4-6-3		3	0	0	0	1	1	1						
Damian Miller, R OBP: 0.343, SLG: 0.451 (1, 2)	F9			1B		G6-3		K		4	0	1	0	0	1	3						
Marco Scutaro, R OBP: 0.328, SLG: 0.418 (1, 4)		F8						G6-3		3	0	0	0	0	0	1						
Esteban German, R OBP: 0.235, SLG: 0.161 (1, 5)		G5-3				G5-3		K		3	0	0	0	0	1	0						
40 Rich Harden, L Arthur Rhodes, L Ricardo Rincon, L (1, 1) (7, 1) (8, 1)		G5-3				G4-3		K		3	0	0	0	0	1	0						
<b>Inning Stats</b>	R: 0 E: 0 K: 1 S: 15	H: 2 LOB: 3 BB: 1 P: 26	R: 0 E: 0 K: 0 S: 10	H: 0 LOB: 0 BB: 0 P: 13	R: 0 E: 0 K: 0 S: 8	H: 0 LOB: 0 BB: 0 P: 11	R: 0 E: 0 K: 1 S: 10	H: 1 LOB: 1 BB: 0 P: 16	R: 0 E: 0 K: 0 S: 9	H: 0 LOB: 0 BB: 0 P: 11	R: 2 E: 0 K: 2 S: 12	H: 2 LOB: 0 BB: 0 P: 22	R: 0 E: 0 K: 1 S: 7	H: 0 LOB: 0 BB: 0 P: 14	R: 0 E: 0 K: 1 S: 7	H: 0 LOB: 0 BB: 0 P: 8	R: 0 E: 0 K: 1 S: 8	H: 1 LOB: 0 BB: 0 P: 13	1B: 4 2B: 0 3B: 0 HR: 2	SF: 0 SAC: 0 DP: 1 HBP: 0	WP: 0 PB: 0 SB: 0 CS: 0	PA: 33
<b>PITCHER</b>	IP	WLS	BF	H	R	ER	SO	BB	IBB	HBP	BLK	WP	HR	S	P	ERA	WHIP					
Jason Marquis, R ERA: 4.26 Kiko Calero, R ERA: 2.7 (1, 1) (8, 1)	7.0	W	27	5	2	2	5	1	0	0	0	0	2	73	113	2.57	0.857					


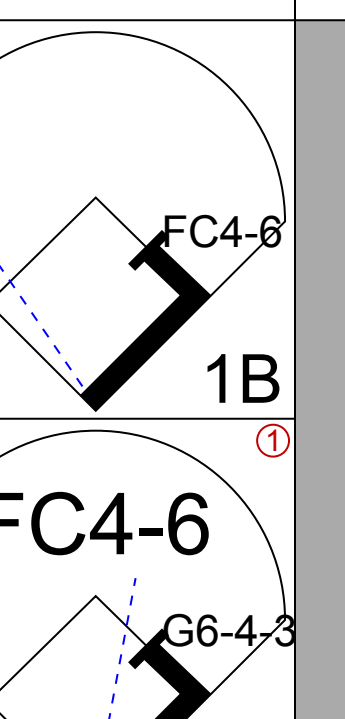
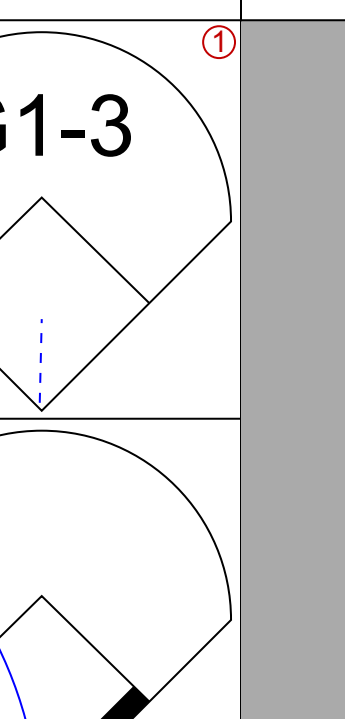
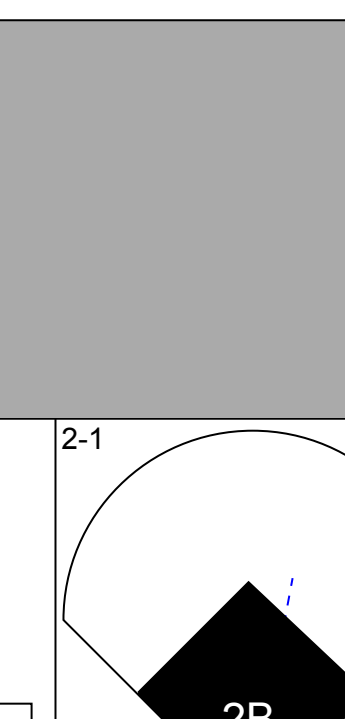
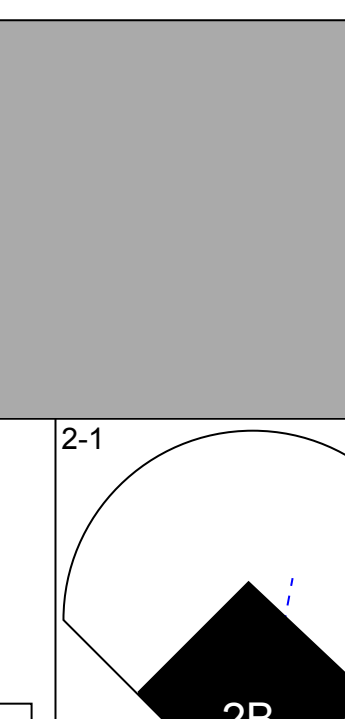



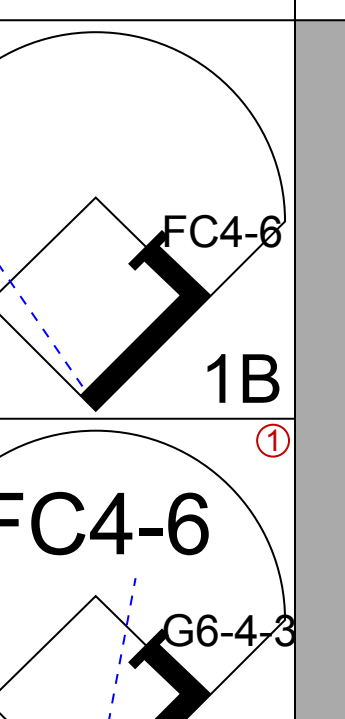
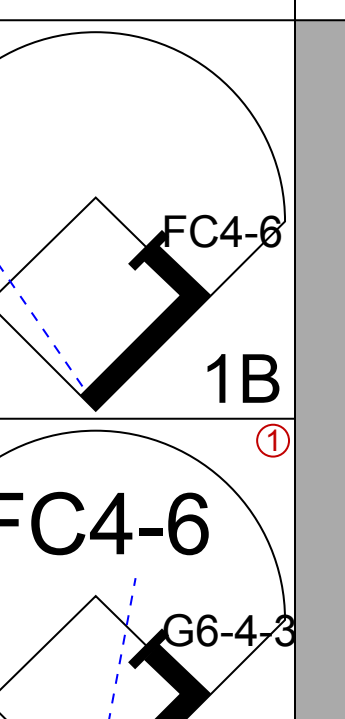
Batter	1	2	3	4	5	6	7	8	9	AB	R	H	RBI	BB	SO	LOB	BOTTOM				
Tony Womack, L OBP: 0.336, SLG: 0.405 Kiko Calero, R (1, 4) (8, 1)	G3	G4-3			K		G6-4-3			4	0	1	0	0	1	1	<b>Oakland Athletics @ St. Louis Cardinals</b> Busch Stadium, St. Louis, MO Wed Jun 16 2004, 7:10 PM CDT Att: 33,386 - Cloudy - 85 F				
Roger Cedeno, S OBP: 0.341, SLG: 0.474 (1, 7)	K		FC6-4		L3		G6-4-3			4	0	1	0	0	1	2					
5 Albert Pujols, R OBP: 0.398, SLG: 0.602 (1, 3)	P4		FC6-4		G6-3			F7		4	0	0	0	0	0	1					
27 Scott Rolen, R OBP: 0.420, SLG: 0.646 (1, 5)		K	P6			K		HR		4	1	1	0	0	2	1					
15 Jim Edmonds, L OBP: 0.379, SLG: 0.555 (1, 8)	HR		G3			K		G1-3		4	1	1	1	0	1	2					
Edgar Renteria, R OBP: 0.324, SLG: 0.386 (1, 6)	1B	2B			L9			HR		3	2	2	0	1	0	0					
Reggie Sanders, R OBP: 0.294, SLG: 0.502 (1, 9)	1B	2B			G5-3			HR		4	2	2	3	0	0	1					
4 Yadier Molina, R OBP: 0.349, SLG: 0.257 (1, 2)	K							1B		2	0	1	0	2	1	2					
Jason Marquis, L OBP: 0.233, SLG: 0.310 Marlon Anderson, L OBP: 0.304, SLG: 0.449 (1, 1) (7, PH) (8, 4)	1B	2B			F8			P2		2	0	1	2	0	0	1					
<b>Inning Stats</b>	R: 0 E: 0 K: 1 S: 6	H: 4 LOB: 1 BB: 0 P: 25	R: 0 E: 0 K: 0 S: 9	H: 1 LOB: 1 BB: 0 P: 13	R: 0 E: 0 K: 0 S: 7	H: 0 LOB: 1 BB: 1 P: 13	R: 0 E: 0 K: 2 S: 9	H: 1 LOB: 1 BB: 0 P: 15	R: 0 E: 0 K: 1 S: 10	H: 1 LOB: 1 BB: 1 P: 20	R: 3 E: 0 K: 0 S: 21	H: 3 LOB: 1 BB: 1 P: 34	R: 3 E: 0 K: 0 S: 21	H: 3 LOB: 1 BB: 1 P: 34	1B: 6 2B: 2 3B: 0 HR: 2	SF: 0 SAC: 0 DP: 1 HBP: 0	WP: 0 PB: 0 SB: 0 CS: 0	PA: 36			
<b>PITCHER</b>	IP	WLS	BF	H	R	ER	SO	BB	IBB	HBP	BLK	WP	HR	S	P	ERA	WHIP				
40 Rich Harden, R ERA: 3.95 Arthur Rhodes, L ERA: 5.0 Ricardo Rincon, L ERA: 6.89 (1, 1) (7, 1) (8, 1)	6.1	L	27	6	3	3	7	2	0	0	0	0	1	59	98	4.26	1.263				



Batter	1	2	3	4	5	6	7	8	9	AB	R	H	RBI	BB	SO	LOB	TOP								
<b>Eric Byrnes, R</b> OBP: 0.371, SLG: 0.493 (1, 7)										4	2	1	0	0	0	1	<b>Oakland Athletics @ St. Louis Cardinals</b> Busch Stadium, St. Louis, MO Thu Jun 17 2004, 7:10 PM CDT Att: 32,528 - Cloudy - 86 F								
<b>Mark McLemore, S</b> OBP: 0.380, SLG: 0.313 (1, 5)										4	1	2	1	1	0	0									
<b>21 Mark Kotsay, L</b> OBP: 0.353, SLG: 0.393 (1, 8)										5	0	0	0	0	1	4									
<b>Jermaine Dye, R</b> OBP: 0.354, SLG: 0.518 (1, 9)										3	1	2	2	0	0	0									
<b>Scott Hatteberg, L</b> OBP: 0.404, SLG: 0.522 (1, 3)										4	0	2	0	0	0	1									
<b>7 Bobby Crosby, R</b> OBP: 0.330, SLG: 0.473 (1, 6)										4	0	1	0	0	1	3									
<b>17 Adam Melhuse, S</b> OBP: 0.306, SLG: 0.434 (1, 2)										4	0	0	0	0	0	2									
<b>Marco Scutaro, R</b> OBP: 0.327, SLG: 0.414 (1, 4)										4	0	1	0	0	0	2									
<b>Tim Hudson, R</b> (1, 1)										3	0	0	0	0	1	3									
<b>Ricardo Rincon, L</b> (8, 1)										0	0	0	0	0	0	0									
<b>Chad Bradford, R</b> (8, 1)										0	0	0	0	0	0	0									
<b>23 Bobby Kielty, S</b> OBP: 0.318, SLG: 0.412 (9, PH)										1	0	0	0	0	0	0									
<b>Jim Mccir, S</b> (9, 1)										0	0	0	0	0	0	0									
<b>Inning Stats</b>	R: 1 E: 0 K: 2 S: 20	H: 2 LOB: 2 BB: 0 P: 30	R: 0 E: 0 K: 1 S: 12	H: 1 LOB: 1 BB: 0 P: 16	R: 0 E: 0 K: 0 S: 6	H: 0 LOB: 0 BB: 0 P: 10	R: 0 E: 1 K: 0 S: 13	H: 1 LOB: 2 BB: 0 P: 22	R: 3 E: 1 K: 0 S: 11	H: 4 LOB: 1 BB: 0 P: 18	R: 0 E: 0 K: 0 S: 9	H: 0 LOB: 0 BB: 0 P: 17	R: 0 E: 0 K: 0 S: 7	H: 1 LOB: 1 BB: 0 P: 12	R: 0 E: 0 K: 0 S: 10	H: 0 LOB: 0 BB: 0 P: 15	R: 0 E: 0 K: 0 S: 5	H: 0 LOB: 1 BB: 1 P: 9	1B: 8 2B: 1 3B: 0 HR: 0	SF: 1 SAC: 0 DP: 0 HBP: 1	WP: 0 PB: 0 SB: 1 CS: 0	PA: 39			
<b>PITCHER</b>	IP	WLS	BF	H	R	ER	SO	BB	IBB	HBP	BLK	WP	HR	S	P	ERA	WHIP								
<b>Jeff Suppan, R</b> ERA: 3.85 (1, 1)	5.0	25	8	4	3	3	3	0	0	1	0	0	0	62	96	5.40	1.600								
<b>Cal Eldred, R</b> ERA: 5.76 (6, 1)	2.0	7	1	0	0	0	0	0	0	0	0	0	0	16	29	0.00	0.500								
<b>Jason Simontacchi, R</b> ERA: 6.48 (8, 1)	1.2	5	0	0	0	0	0	0	0	0	0	0	0	13	18	0.00	0.000								
<b>Ray King, L</b> ERA: 1.46 (9, 1)	0.1	W	2	0	0	0	0	1	0	0	0	0	0	2	6	0.00	3.000								

Batter	1	2	3	4	5	6	7	8	9	AB	R	H	RBI	BB	SO	LOB	BOTTOM								
<b>Marlon Anderson, L</b> OBP: 0.301, SLG: 0.435 (1, 4)										4	0	0	1	1	0	2	<b>Oakland Athletics @ St. Louis Cardinals</b> Busch Stadium, St. Louis, MO Thu Jun 17 2004, 7:10 PM CDT Att: 32,528 - Cloudy - 86 F								
<b>Roger Cedeno, S</b> OBP: 0.281, SLG: 0.450 (1, 9)										2	0	0	0	1	0	0									
<b>Cal Eldred, R</b> OBP: 0.335, SLG: 0.495 (7, PH)										0	0	0	0	0	0	0									
<b>Tony Womack, L</b> OBP: 0.335, SLG: 0.495 (7, PH)										0	0	0	0	0	0	0									
<b>Jason Simontacchi, R</b> OBP: 0.320, SLG: 0.500 (8, 1)										0	0	0	0	0	0	0									
<b>Ray King, L</b> OBP: 0.297, SLG: 0.505 (9, PH)										1	0	1	1	0	0	0									
<b>Reggie Sanders, R</b> (9, PH)										0	0	0	0	0	0	0									
<b>5 Albert Pujols, R</b> OBP: 0.399, SLG: 0.600 (1, 3)										4	0	2	0	0	0	2									
<b>27 Scott Rolen, R</b> OBP: 0.418, SLG: 0.644 (1, 5)										4	1	1	0	0	1	2									
<b>15 Jim Edmonds, L</b> OBP: 0.380, SLG: 0.552 (1, 8)										3	0	1	1	1	1	1									
<b>John Mabry, L</b> OBP: 0.411, SLG: 0.547 (1, 7)										3	0	2	0	0	0	1									
<b>7 Hector Luna, R</b> OBP: 0.308, SLG: 0.400 (8, PH)										1	0	0	0	0	1	0									
<b>Edgar Renteria, R</b> OBP: 0.323, SLG: 0.384 (1, 6)										4	1	1	0	0	1	5									
<b>Cody McKay, L</b> OBP: 0.266, SLG: 0.246 (1, 2)										4	0	2	0	0	1	3									
<b>Jason Marquis, L</b> OBP: 0.233, SLG: 0.310 (9, PR)										0	1	0	0	0	0	0									
<b>Jeff Suppan, R</b> (1, 1)										1	0	0	0	0	0	0									
<b>Ray Lankford, L</b> OBP: 0.385, SLG: 0.434 (5, PH)										2	2	1	0	0	1	1									
<b>Inning Stats</b>	R: 0 E: 0 K: 0 S: 8	H: 1 LOB: 1 BB: 0 P: 13	R: 0 E: 0 K: 0 S: 6	H: 1 LOB: 1 BB: 1 P: 13	R: 0 E: 0 K: 0 S: 6	H: 0 LOB: 0 BB: 0 P: 9	R: 0 E: 0 K: 2 S: 11	H: 2 LOB: 2 BB: 0 P: 16	R: 0 E: 0 K: 1 S: 9	H: 1 LOB: 2 BB: 2 P: 19	R: 1 E: 0 K: 0 S: 8	H: 2 LOB: 1 BB: 0 P: 14	R: 1 E: 0 K: 0 S: 12	H: 1 LOB: 0 BB: 0 P: 17	R: 0 E: 0 K: 2 S: 7	H: 0 LOB: 0 BB: 0 P: 12	R: 3 E: 1 K: 0 S: 11	H: 3 LOB: 2 BB: 0 P: 20	1B: 9 2B: 2 3B: 0 HR: 0	SF: 1 SAC: 0 DP: 1 HBP: 1	WP: 0 PB: 0 SB: 0 CS: 0	PA: 38			
<b>PITCHER</b>	IP	WLS	BF	H	R	ER	SO	BB	IBB	HBP	BLK	WP	HR	S	P	ERA	WHIP								
<b>Tim Hudson, R</b> ERA: 2.78 (1, 1)	7.1	31	8	2	2	5	5	3	0	0	0	0	0	63	107	2.46	1.500								
<b>Ricardo Rincon, L</b> ERA: 6.75 (8, 1)	0.1	H	1	0	0	0	0	0	0	0	0	0	0	1	3	0.00	0.000								
<b>Chad Bradford, R</b> ERA: 4.71 (8, 1)	0.1	H	1	0	0	0	1	0	0	0	0	0	0	3	3	0.00	0.000								
<b>Jim Mccir, R</b> ERA: 6.17 (9, 1)	0.0	L	5	3	3	3	0	0	0	1	0	0	0	11	20	∞	∞								


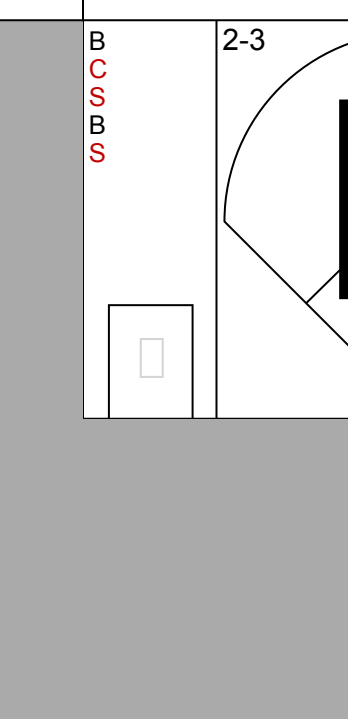

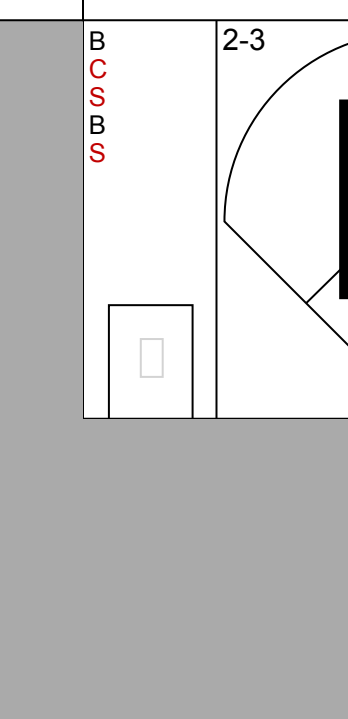
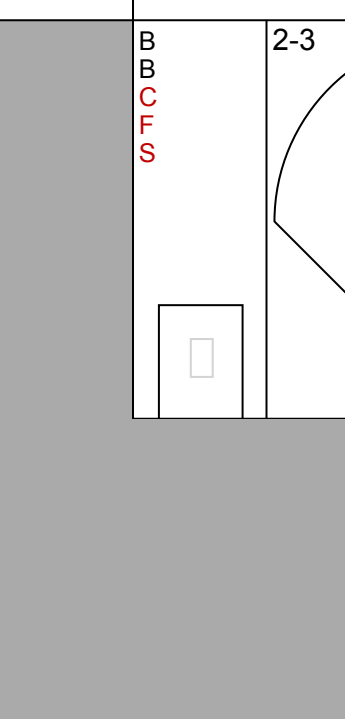

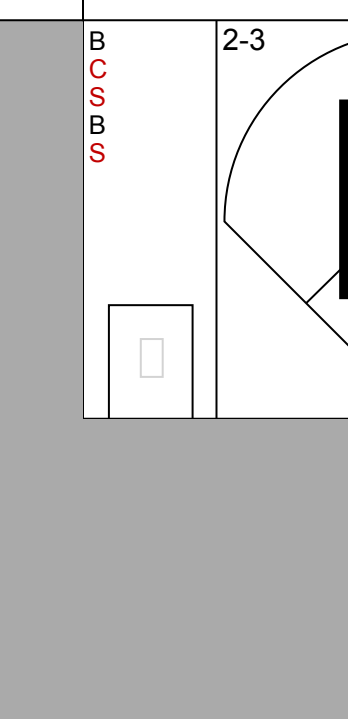
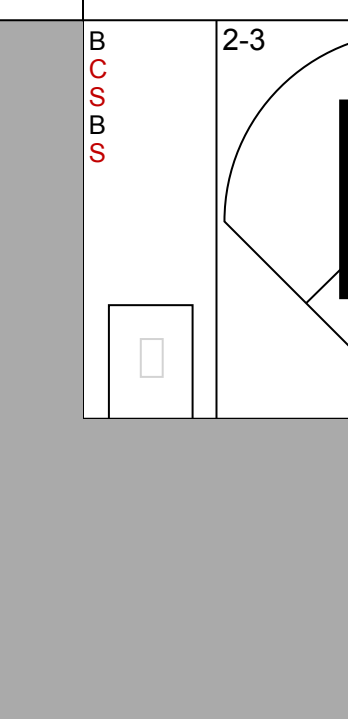

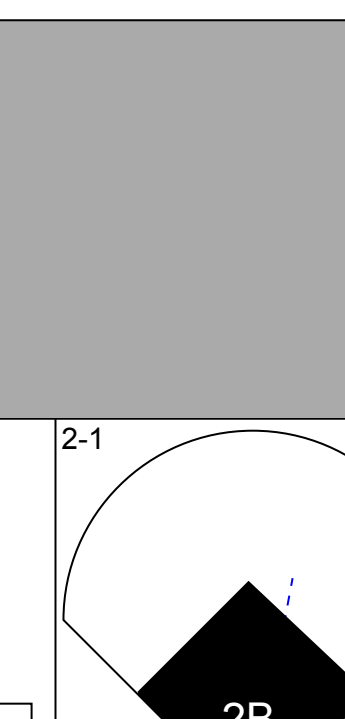




Batter	1	2	3	4	5	6	7	8	9	10	AB	R	H	RBI	BB	SO	LOB	TOP						
6 Ryan Freel, R OBP: 0.362, SLG: 0.341 (1, 4)				G1-3 (1, 1)		K (3, 3)		 1B		K (3, 3)	5	0	1	0	0	3	0							
Barry Larkin, R OBP: 0.351, SLG: 0.423 (1, 6)	G6-3 (2, 2)			 1B			 1B	FC4-6 (1, 1)			4	1	2	1	0	0	2							
Sean Casey, L OBP: 0.408, SLG: 0.619 (1, 3)	G5-3 (3, 3)			F8 (2, 2)			 2B	G6-4-3 (3, 3)			4	0	1	1	0	0	4							
Ken Griffey Jr., L OBP: 0.359, SLG: 0.547 (1, 8)		 3-3		L6 (3, 3)			F8 (1, 2)		G5-3 (1, 1)		4	0	0	0	0	1	2							
Adam Dunn, L OBP: 0.421, SLG: 0.573 (1, 7)	F9 (2, 2)								 1B		3	0	1	0	1	0	0							
Tim Lincecum, R OBP: 0.317, SLG: 0.411 (1, 5)	G1-3 (3, 3)						BB (4, 2)		 1B		4	0	0	0	0	2	3							
Jermaine Clark, L OBP: 0.259, SLG: 0.143 (1, 9)			G3 (1, 1)		G3 (3, 3)			G4-3 (3, 3)		G1-3 (3, 3)	4	0	0	0	0	0	3							
Javier Valente, S Felipe Lopez, S Todd Jones, L Danny Graves, R D'Angelo Jimenez, S Mike Matthews, L (1, 3) (8, PH) (8, L) (9, L) (10, PH) (10, L)			K (2, 2)			G6-3 (1, 1)		 2B		K (3, 3)	3	0	1	0	0	1	0							
Cory Lidle, R Jacob Cruz, L Jason LaRue, R (1, 1) (8, PH) (8, PR) (8, 2)			K (3, 3)			G5-3 (2, 2)		 FC4-6 2B		K (2, 2)	2	0	0	0	0	1	0							
<b>Inning Stats</b>	R: 0 E: 0 K: 1 S: 9	H: 0 LOB: 0 BB: 0 P: 15	R: 0 E: 0 K: 1 S: 7	H: 0 LOB: 0 BB: 0 P: 12	R: 0 E: 0 K: 2 S: 10	H: 0 LOB: 0 BB: 0 P: 15	R: 0 E: 0 K: 1 S: 5	H: 0 LOB: 0 BB: 0 P: 9	R: 0 E: 0 K: 1 S: 6	H: 0 LOB: 0 BB: 0 P: 11	R: 1 E: 0 K: 1 S: 14	H: 2 LOB: 2 BB: 1 P: 22	R: 2 E: 0 K: 0 S: 8	H: 3 LOB: 2 BB: 0 P: 14	R: 0 E: 0 K: 0 S: 6	H: 1 LOB: 1 BB: 0 P: 6	R: 0 E: 0 K: 3 S: 9	H: 0 LOB: 0 BB: 0 P: 13	1B: 4 2B: 3 3B: 0 HR: 0	SF: 0 SAC: 0 DP: 1 HBP: 0	WP: 0 PB: 0 SB: 0 CS: 0	PA: 37		
<b>PITCHER</b>	IP WLS BF H R ER SO BB IBB HBP BLK WP HR S P ERA WHIP	29 Chris Carpenter, R ERA: 3.95	Ray King, L ERA: 1.4	44 Jason Istringhausen, R ERA: 3.96	Julian Tavarez, R ERA: 2.73																			

Cincinnati Reds @ St. Louis Cardinals  
 Busch Stadium, St. Louis, MO  
 Fri Jun 18 2004, 7:10 PM CDT  
 Att: 37,946 - Unknown - 75 F

AB	36
R	3
H	7
RBI	3
BB	1
SO	10
LOB	14



Batter	1	2	3	4	5	6	7	8	9	10	AB	R	H	RBI	BB	SO	LOB	BOTTOM						
Tony Womack, L OBP: 0.341, SLG: 0.414 (1, 4)	F7 (1, 2)		 1B			 1B	G3 (3, 3)				5	1	3	1	0	0	1							
Roger Cedeno, S 44 Jason Istringhausen, R John Mabry, L Julian Tavarez, L (1, 7) (9, L) (9, PH) (10, L)	G6-3 (2, 2)		 1B			 1B		F8 (1, 1)	F8 (1, 1)		4	0	2	0	0	0	0							
5 Albert Pujols, R OBP: 0.399, SLG: 0.615 (1, 3)	K2-3 (3, 3)				F9 (1, 1)	SF8 (2, 2)				 HR	4	1	2	2	0	1	0							
27 Scott Rolen, R OBP: 0.419, SLG: 0.640 (1, 5)		 BB		K (2, 2)		 1B		F7 (3, 1)			3	1	1	0	1	1	1							
15 Jim Edmonds, L OBP: 0.379, SLG: 0.545 (1, 8)	G3 (1, 3)			P5 (3, 3)		 BB		F7 (3, 2)			3	0	0	0	1	0	2							
Edgar Renteria, R OBP: 0.322, SLG: 0.381 (1, 6)	SF8 (2, 2)				F8 (1, 1)	FC4-6 (3, 3)			 BB		2	0	0	1	1	0	3							
Reggie Sanders, R OBP: 0.292, SLG: 0.495 (1, 9)	F8 (3, 3)				P2 (2, 2)		K (1, 1)		P6 (1, 2)		4	0	0	0	0	1	1							
Mike Matheny, R Marlon Anderson, L 4 Yadier Molina, R (1, 2) (9, PH) (10, 2)			K (2, 3)		K (2, 3)		 1B		 1B		3	0	1	0	0	2	0							
29 Chris Carpenter, R Ray King, L Ray Lankford, L (1, 1) (8, L) (9, 7)			K (2, 2)		K (2, 2)		K (1, 3)		 1B		2	0	0	0	0	2	0							
<b>Inning Stats</b>	R: 0 E: 0 K: 1 S: 9	H: 0 LOB: 0 BB: 0 P: 13	R: 1 E: 0 K: 0 S: 6	H: 0 LOB: 0 BB: 1 P: 14	R: 0 E: 0 K: 2 S: 10	H: 2 LOB: 2 BB: 0 P: 14	R: 0 E: 0 K: 1 S: 5	H: 0 LOB: 0 BB: 0 P: 6	R: 0 E: 0 K: 1 S: 8	H: 0 LOB: 0 BB: 0 P: 12	R: 1 E: 0 K: 1 S: 17	H: 3 LOB: 3 BB: 1 P: 25	R: 0 E: 0 K: 0 S: 10	H: 1 LOB: 1 BB: 0 P: 16	R: 0 E: 0 K: 0 S: 10	H: 1 LOB: 1 BB: 0 P: 13	R: 1 E: 0 K: 0 S: 13	H: 3 LOB: 2 BB: 0 P: 25	R: 1 E: 0 K: 0 S: 1	H: 1 LOB: 0 BB: 0 P: 3	1B: 7 2B: 3 3B: 0 HR: 1	SF: 2 SAC: 1 DP: 0 HBP: 0	WP: 0 PB: 0 SB: 1 CS: 1	PA: 39
<b>PITCHER</b>	IP WLS BF H R ER SO BB IBB HBP BLK WP HR S P ERA WHIP	Cory Lidle, R ERA: 5.29	Todd Jones, R ERA: 3.51	Danny Graves, R ERA: 3.43	Mike Matthews, L ERA: 3.95																			

Cincinnati Reds @ St. Louis Cardinals  
 Busch Stadium, St. Louis, MO  
 Fri Jun 18 2004, 7:10 PM CDT  
 Att: 37,946 - Unknown - 75 F

AB	33
R	4
H	11
RBI	4
BB	3
SO	7
LOB	10





Batter	1	2	3	4	5	6	7	8	9	AB R H RBI BB SO LOB	TOP											
<b>Jermaine Clark, L</b> OBP: 0.238, SLG: 0.111 (1,4)	B1-3		G4-3 WP 1B HBP	F7			G4-3		L6	4 1 0 0 0 0 3	<b>Cincinnati Reds @ St. Louis Cardinals</b> Busch Stadium, St. Louis, MO Sat Jun 19 2004, 6:15 PM CDT Att: 48,641 - Sunny - 76 F  <b>AB 32</b> <b>R 2</b> <b>H 5</b> <b>RBI 2</b> <b>BB 3</b> <b>SO 7</b> <b>LOB 10</b>											
<b>Felipe Lopez, S</b> OBP: 0.174, SLG: 0.200 (1,6)	K		G4-3		G4-3		K			4 0 0 0 0 2 1												
<b>Sean Casey, L</b> OBP: 0.409, SLG: 0.619 (1,3)	WP 2B		1B HBP		P5		G3-1			3 0 1 0 0 0 0												
<b>Ken Griffey Jr., L</b> OBP: 0.364, SLG: 0.548 (1,8)	2-3 BB		1-2 1B		1-2 1B		G4-3			3 0 2 1 1 0 0												
<b>Adam Dunn, L</b> OBP: 0.415, SLG: 0.563 (1,7)	G3		K		G1-4-3		K			4 0 0 0 0 2 5												
<b>Jacob Cruz, L</b> OBP: 0.347, SLG: 0.422 (8, PH)		G6-3			G3		G1-3			3 0 0 0 0 0 0												
<b>Wily Mo Peña, R</b> OBP: 0.327, SLG: 0.485 (8,9)								G1-3		1 0 0 0 0 0 0												
<b>Jason LaRue, R</b> OBP: 0.328, SLG: 0.395 (1,2)		G5-3			G5-3		HR		F7	4 1 1 1 0 0 0												
<b>Brandon Larson, R</b> OBP: 0.313, SLG: 0.333 (1,5)		G5-3			BB BB		K		1B	3 0 1 0 1 1 0												
<b>Jose Acevedo, R</b> OBP: 0.154, SLG: 0.083 (1,1)			G5-3		1-2 BB		K		K	2 0 0 0 1 1 0												
<b>Phil Norton, L</b> (8,1)										0 0 0 0 0 0 0												
<b>Gabe White, L</b> (8,1)										0 0 0 0 0 0 0												
<b>D'Angelo Jimenez, S</b> OBP: 0.371, SLG: 0.364 (9, PH)										1 0 0 0 0 1 1												
<b>Inning Stats</b>	R: 0 E: 0 K: 1 S: 12	H: 1 LOB: 2 BB: 1 P: 20	R: 0 E: 0 K: 0 S: 7	H: 0 LOB: 0 BB: 0 P: 11	R: 1 E: 0 K: 1 S: 14	H: 1 LOB: 2 BB: 0 P: 23	R: 0 E: 0 K: 0 S: 9	H: 0 LOB: 2 BB: 2 P: 20	R: 0 E: 0 K: 0 S: 10	H: 1 LOB: 1 BB: 0 P: 13	R: 1 E: 0 K: 2 S: 10	H: 1 LOB: 0 BB: 0 P: 12	R: 0 E: 0 K: 1 S: 7	H: 0 LOB: 0 BB: 0 P: 9	R: 0 E: 0 K: 1 S: 7	H: 0 LOB: 0 BB: 0 P: 9	R: 0 E: 0 K: 1 S: 10	H: 1 LOB: 1 BB: 0 P: 16	1B: 3 2B: 1 3B: 0 HR: 1	SF: 0 SAC: 0 DP: 0 HBP: 2	WP: 2 PB: 0 SB: 0 CS: 0	PA: 37
<b>PITCHER</b>	IP WLS BF H R ER SO BB IBB HBP BLK WP HR S P ERA WHIP											IP WLS BF H R ER SO BB IBB HBP BLK WP HR S P ERA WHIP										
<b>Woody Williams, R</b> ERA: 4.68	(1,1)	7.0 W 30 4 2 2 5 3 0 2 0 2 1 69 108 2.57 1.000																				
<b>Steve Kline, L</b> ERA: 2.59	(8,1)	0.2 H 2 0 0 0 1 0 0 0 0 0 0 6 8 0.00 0.000																				
<b>44 Jason Isringhausen, R</b> ERA: 3.41	(8,1)	1.1 S 5 1 0 0 1 0 0 0 0 0 0 0 11 17 0.00 0.750																				

Batter	1	2	3	4	5	6	7	8	9	AB R H RBI BB SO LOB	BOTTOM							
<b>Tony Womack, L</b> OBP: 0.346, SLG: 0.416 (1,4)	27 PO 1B		G1-3		F7		1B 5 HR	44 1B 27 3B		4 2 2 0 1 0 1	<b>Cincinnati Reds @ St. Louis Cardinals</b> Busch Stadium, St. Louis, MO Sat Jun 19 2004, 6:15 PM CDT Att: 48,641 - Sunny - 76 F  <b>AB 35</b> <b>R 9</b> <b>H 14</b> <b>RBI 9</b> <b>BB 5</b> <b>SO 3</b> <b>LOB 17</b>							
<b>Ray Lankford, L</b> OBP: 0.371, SLG: 0.453 (1,7)	P6		1-2		K		5 HR	5 BB		4 1 2 0 0 1 2								
<b>Steve Kline, S</b> (8,1)			2B				1B	2B 3B		0 0 0 0 0 0 0								
<b>44 Jason Isringhausen, R</b> OBP: 1.000, SLG: 1.000 (8,1)							1B	1B		1 1 1 2 0 0 0								
<b>5 Albert Pujols, R</b> OBP: 0.403, SLG: 0.624 (1,3)	P4		G1-3		27 FC6-4 BB		HR	27 3B		3 2 1 3 2 0 2								
<b>27 Scott Rolen, R</b> OBP: 0.415, SLG: 0.639 (1,5)	PO		F9		FC6-4		G4-3	3B		5 0 1 3 0 0 3								
<b>15 Jim Edmonds, L</b> OBP: 0.384, SLG: 0.561 (1,8)			1B		G3-6-3		HR	G6-3		4 1 3 1 0 1 0								
<b>7 Hector Luna, R</b> OBP: 0.303, SLG: 0.393 (8, PH)			1B		1B			1B		1 0 0 0 0 0 1								
<b>John Mabry, L</b> OBP: 0.397, SLG: 0.515 (8,7)	F7		F7		G3-6-3		G4-3	4 SH5-4 FC1-2 BB		3 0 0 0 1 0 2								
<b>Edgar Renteria, R</b> OBP: 0.328, SLG: 0.387 (1,6)	4 BB 1B		1B		1B		F9	4 FC1-2 44 1B		4 1 3 0 0 0 0								
<b>4 Yadier Molina, R</b> OBP: 0.348, SLG: 0.243 (1,2)					F9		G5-3	SH5-4		2 0 0 0 1 0 1								
<b>Woody Williams, R</b> OBP: 0.185, SLG: 0.200 (1,1)										2 0 1 0 0 1 3								
<b>Roger Cedeno, S</b> OBP: 0.340, SLG: 0.435 (7, PH)			K				F8	44 1B		2 1 0 0 0 0 2								
<b>Inning Stats</b>	R: 0 E: 0 K: 0 S: 7	H: 2 LOB: 3 BB: 1 P: 24	R: 0 E: 0 K: 1 S: 13	H: 2 LOB: 1 BB: 0 P: 17	R: 0 E: 0 K: 0 S: 9	H: 2 LOB: 1 BB: 0 P: 10	R: 0 E: 0 K: 1 S: 8	H: 1 LOB: 2 BB: 1 P: 15	R: 1 E: 0 K: 0 S: 5	H: 1 LOB: 0 BB: 0 P: 5	R: 3 E: 0 K: 1 S: 11	H: 3 LOB: 0 BB: 0 P: 14	R: 5 E: 0 K: 0 S: 15	H: 3 LOB: 1 BB: 3 P: 30	1B: 10 2B: 1 3B: 1 HR: 2	SF: 0 SAC: 1 DP: 1 HBP: 0	WP: 0 PB: 0 SB: 0 CS: 0	PA: 42
<b>PITCHER</b>	IP WLS BF H R ER SO BB IBB HBP BLK WP HR S P ERA WHIP											IP WLS BF H R ER SO BB IBB HBP BLK WP HR S P ERA WHIP						
<b>Jose Acevedo, R</b> ERA: 5.31	(1,1)	7.0 L 32 11 4 4 3 0 2 0 0 0 0 0 65 94 5.14 1.857																
<b>Phil Norton, L</b> ERA: 5.69	(8,1)	0.2 8 3 5 5 0 2 1 0 0 0 0 0 14 29 67.50 7.500																
<b>Gabe White, L</b> ERA: 8.14	(8,1)	0.1 1 0 0 0 0 0 0 0 0 0 0 0 1 1 0.00 0.000																







Batter	1	2	3	4	5	6	7	8	9	AB	R	H	RBI	BB	SO	LOB	TOP								
Mark Grudzielanek, R OBP: 0.444, SLG: 0.417	1-3 K		2-1 F9		1-1 FC5-4 FC4-6			1-1 SH1 16 2B	2-3 K	5	1	1	0	0	2	2									
Ramon Martinez, R OBP: 0.310, SLG: 0.348	3-2 G6-3		1-3 K		2-0 FC4-6			1-1 SH1		3	0	0	0	0	1	1									
Moises Alou, R OBP: 0.331, SLG: 0.547	3-3 K			0-0 HR				0-1 G5-3		4	1	1	1	0	1	1									
Sammy Sosa, R OBP: 0.390, SLG: 0.566		0-1 G6-3		4-2 L4-6 16 1B				4-2 G1-3		2	1	0	0	2	0	0									
16 Aramis Ramirez, R OBP: 0.369, SLG: 0.553		0-1 25 WP FC4-6		3-1 1B				2-1 K		4	1	3	2	0	1	0									
25 Derrek Lee, R OBP: 0.389, SLG: 0.538		4-2 FC4-6 BB		0-3 K				1-0 HR		3	1	1	1	1	1	3									
Corey Patterson, L OBP: 0.325, SLG: 0.432		0-0 FC4-6		2-1 L4-6				2-1 G4-3		4	0	1	1	0	0	3									
Paul Bako, L OBP: 0.314, SLG: 0.279		0-0 L9						1-1 SH1-3 1B		3	0	0	0	0	2	1									
Jose Macias, S OBP: 0.298, SLG: 0.402								1-1 SH1-3		0	0	0	0	0	0	0									
LaTroy Hawkins, R OBP: 0.351, SLG: 0.502								1-2 F8		1	0	0	0	0	0	1									
Greg Maddux, R OBP: 0.133, SLG: 0.103										3	0	1	0	0	1	0									
Kyle Farnsworth, R OBP: 0.351, SLG: 0.502										0	0	0	0	0	0	0									
Michael Barrett, R OBP: 0.351, SLG: 0.502										1	0	0	0	0	0	1									
<b>Inning Stats</b>	R: 0 E: 0 K: 2 S: 10	H: 0 LOB: 0 BB: 0 P: 17	R: 1 E: 0 K: 0 S: 8	H: 1 LOB: 1 BB: 1 P: 12	R: 0 E: 0 K: 1 S: 8	H: 0 LOB: 0 BB: 0 P: 12	R: 1 E: 0 K: 1 S: 11	H: 2 LOB: 1 BB: 1 P: 20	R: 0 E: 0 K: 1 S: 7	H: 1 LOB: 0 BB: 0 P: 11	R: 0 E: 0 K: 1 S: 8	H: 0 LOB: 0 BB: 0 P: 11	R: 1 E: 0 K: 2 S: 9	H: 1 LOB: 0 BB: 0 P: 13	R: 2 E: 0 K: 0 S: 13	H: 2 LOB: 1 BB: 0 P: 24	R: 0 E: 0 K: 1 S: 11	H: 1 LOB: 1 BB: 0 P: 18	1B: 4 2B: 3 HR: 2	SF: 0 SAC: 2 DP: 1 HBP: 0	WP: 1 PB: 0 CS: 0	PA: 37			
<b>PITCHER</b>	IP	WLS	BF	H	R	ER	SO	BB	IBB	HBP	BLK	WP	HR	S	P	ERA	WHIP								
Jason Marquis, R ERA: 4.31	(1, 1)	7.1	29	6	4	4	8	2	0	0	0	1	2	65	102	4.91	1.091								
44 Jason Isringhausen, R ERA: 3.62	(9, PH)	0.2	L	4	1	1	1	0	0	0	0	0	0	9	18	13.50	3.000								
Ray King, L ERA: 1.33	(9, 1)	0.1		2	1	0	0	0	0	0	0	0	0	4	6	0.00	3.000								
Julian Tavarez, R ERA: 2.67	(9, 1)	0.2		2	0	0	1	0	0	0	0	0	0	7	12	0.00	0.000								

Chicago Cubs @ St. Louis Cardinals  
 Busch Stadium, St. Louis, MO  
 Tue Jun 22 2004, 7:10 PM CDT  
 Att: 45,070 - Cloudy - 71 F

AB	32
R	5
H	8
RBI	5
BB	3
SO	9
LOB	12



Batter	1	2	3	4	5	6	7	8	9	AB	R	H	RBI	BB	SO	LOB	BOTTOM								
Tony Womack, L OBP: 0.343, SLG: 0.410	1-2 1B 27 SF9		2-1 P5		1-1 G3			3-1 1B 1-3 2H		4	1	2	1	0	0	0									
Edgar Renteria, R OBP: 0.322, SLG: 0.378	1-1 FC1-6 5 1B		1-0 F8		1-1 G6-3			1-2 G5-3		4	0	1	0	0	0	2									
5 Albert Pujols, R OBP: 0.399, SLG: 0.610	1-2 FC1-6 1B 1B		3-2 G6-3		2-1 G6-4-3 27 1B			0-3 K		4	1	1	0	0	1	2									
27 Scott Rolen, R OBP: 0.411, SLG: 0.632	2-0 SF9		1-2 G1-3		2-2 G6-4-3 1-2			0-0 F8		3	0	0	1	0	0	1									
John Mabry, L OBP: 0.390, SLG: 0.500	0-0 1B 1B		2-3 K		0-2 G3-1			1-3 K		4	1	1	0	0	2	0									
Reggie Sanders, R OBP: 0.290, SLG: 0.484	2-2 1B 1B		2-3 K		0-1 G5-3			1-1 P6		4	0	1	1	0	1	0									
Ray Lankford, L OBP: 0.386, SLG: 0.442	0-1 1B		0-0 F9		3-2 G4-3			1-2 FC5-4 1B		4	0	2	1	0	0	0									
4 Yadier Molina, R OBP: 0.347, SLG: 0.250	0-0 G4-3		2-2 L8		0-0 G4-3			1-2 FC5-4 1B		3	0	1	0	0	0	2									
7 Hector Luna, R OBP: 0.299, SLG: 0.387								1-2 FC5-4 1B		0	1	0	0	0	0	0									
Mike Matheny, R OBP: 0.305, SLG: 0.386								1-2 FC5-4 1B		0	0	0	0	0	0	0									
Roger Cedeno, S OBP: 0.333, SLG: 0.426								1-2 FC5-4 1B		1	0	0	0	0	0	1									
Jason Marquis, L OBP: 0.242, SLG: 0.313								0-1 F7		3	0	1	0	0	0	0									
44 Jason Isringhausen, R OBP: 1.000, SLG: 1.000										0	0	0	0	0	0	0									
Ray King, L OBP: 0.351, SLG: 0.502										0	0	0	0	0	0	0									
Julian Tavarez, L OBP: 0.381, SLG: 0.558										1	0	0	0	0	0	1									
<b>Inning Stats</b>	R: 3 E: 0 K: 0 S: 18	H: 5 LOB: 2 BB: 0 P: 24	R: 0 E: 0 K: 0 S: 4	H: 0 LOB: 0 BB: 0 P: 7	R: 0 E: 0 K: 1 S: 10	H: 0 LOB: 0 BB: 0 P: 16	R: 0 E: 0 K: 1 S: 7	H: 0 LOB: 0 BB: 0 P: 11	R: 0 E: 0 K: 0 S: 5	H: 1 LOB: 0 BB: 0 P: 8	R: 0 E: 0 K: 0 S: 8	H: 0 LOB: 0 BB: 0 P: 12	R: 1 E: 0 K: 0 S: 15	H: 3 LOB: 2 BB: 0 P: 23	R: 0 E: 0 K: 2 S: 8	H: 0 LOB: 0 BB: 0 P: 9	R: 0 E: 0 K: 0 S: 11	H: 1 LOB: 1 BB: 0 P: 14	1B: 10 2B: 0 3B: 0 HR: 0	SF: 1 SAC: 0 DP: 1 HBP: 0	WP: 0 PB: 0 CS: 0	PA: 36			
<b>PITCHER</b>	IP	WLS	BF	H	R	ER	SO	BB	IBB	HBP	BLK	WP	HR	S	P	ERA	WHIP								
Greg Maddux, R ERA: 4.02	(1, 1)	6.2	28	9	4	4	2	0	0	0	0	0	0	11	13	0.00	0.000								
Kyle Farnsworth, R ERA: 3.24	(7, 1)	1.1	W	4	0	0	2	0	0	0	0	0	0	11	13	0.00	0.000								
LaTroy Hawkins, R ERA: 2.2	(9, 1)	1.0	S	4	1	0	0	0	0	0	0	0	0	11	14	0.00	1.000								

Chicago Cubs @ St. Louis Cardinals  
 Busch Stadium, St. Louis, MO  
 Tue Jun 22 2004, 7:10 PM CDT  
 Att: 45,070 - Cloudy - 71 F

AB	35
R	4
H	10
RBI	4
BB	0
SO	4
LOB	9













Batter	1	2	3	4	5	6	7	8	9	AB	R	H	RBI	BB	SO	LOB	TOP										
<b>Tony Womack, L</b> (1.4) OBP: 0.347, SLG: 0.410	1-3 K		4-2 5 BB 27 2B BB	1-1 L8			1-3 K		2-2 F8	4	1	0	0	1	2	1	<b>St. Louis Cardinals @ Kansas City Royals</b> Kauffman Stadium, Kansas City, MO Fri Jun 25 2004, 7:10 PM CDT Att: 40,628 - Cloudy - 69 F <a href="http://livebaseballscorecards.com">livebaseballscorecards.com</a>										
<b>Edgar Renteria, R</b> (1.6) OBP: 0.316, SLG: 0.379	2-1 F8		1-2 F9		2-3 K		2-1 2B		0-0 L3	5	0	1	0	0	1	2											
<b>5 Albert Pujols, R</b> (1.3) OBP: 0.401, SLG: 0.610	0-1 G1-3		4-2 27 2B BB		0-0 1B		0-0 P4		1-2 G6-3	4	1	1	0	1	0	1											
<b>27 Scott Rolen, R</b> (1.5) OBP: 0.411, SLG: 0.636		0-0 1B	3-2 2B		1-0 P4			0-0 HR		4	1	3	4	0	0	1											
<b>15 Jim Edmonds, L</b> (1.8) OBP: 0.374, SLG: 0.544	0-3 K		2-1 F9		3-2 F9			2-0 4 1B 1B		4	0	1	0	0	1	3											
<b>John Mabry, L</b> (1.7) OBP: 0.384, SLG: 0.526	1-3 K			3-2 HR		0-3 K		1-2 F7		4	1	1	1	0	2	2											
<b>Reggie Sanders, R</b> (1.9) <b>So Taguchi, R</b> (8.9) OBP: 0.319, SLG: 0.415	2-3 K			3-3 K		1-3 K		2-2 F8		4	0	0	0	0	3	2											
<b>4 Yadier Molina, R</b> (1.2) OBP: 0.377, SLG: 0.295			1-1 5 BB 27 2B 1B		3-2 1B		2-2 F8		2-2 1-2 1B	4	1	3	0	0	0	0											
<b>Marlon Anderson, L</b> (1.10) OBP: 0.295, SLG: 0.423			1-0 F8		1-0 P4			3-1 G3	0-1 F9	4	0	0	0	0	0	4											
<b>Inning Stats</b>	R: 0 E: 0 K: 1 S: 7	H: 0 LOB: 0 BB: 0 P: 10	R: 0 E: 0 K: 3 S: 12	H: 1 LOB: 1 BB: 0 P: 15	R: 3 E: 0 K: 0 S: 18	H: 2 LOB: 1 BB: 2 P: 34	R: 1 E: 0 K: 1 S: 13	H: 2 LOB: 1 BB: 0 P: 24	R: 0 E: 0 K: 2 S: 9	H: 0 LOB: 0 BB: 0 P: 12	R: 0 E: 0 K: 1 S: 8	H: 1 LOB: 1 BB: 0 P: 14	R: 1 E: 0 K: 0 S: 16	H: 3 LOB: 2 BB: 0 P: 23	R: 0 E: 0 K: 0 S: 7	H: 0 LOB: 0 BB: 0 P: 10		1B: 6 2B: 2 3B: 0 HR: 2	SF: 0 SAC: 0 DP: 0 HBP: 0	WP: 0 PB: 0 SB: 0 CS: 0	PA: 39						
<b>PITCHER</b>	IP	WLS	BF	H	R	ER	SO	BB	IBB	HBP	BLK	WP	HR	S	P	ERA	WHIP										
<b>23 Zack Greinke, R</b> (1.1) ERA: 3.48	5.0	L	23	6	4	4	6	2	0	0	0	0	1	62	101	7.20	1.600										
<b>Shawn Camp, R</b> (6.1) ERA: 3.85	2.0		9	3	1	1	3	0	0	0	0	0	1	19	30	4.50	1.500										
<b>Scott Sullivan, R</b> (8.1) ERA: 3.41	2.0		7	1	0	0	0	0	0	0	0	0	0	21	29	0.00	0.500										

Batter	1	2	3	4	5	6	7	8	9	AB	R	H	RBI	BB	SO	LOB	BOTTOM										
<b>9 David DeJesus, L</b> (1.8) OBP: 0.226, SLG: 0.111	1-3 K		3-1 1B			0-2 G5-3 1B		0-0 G4-3		4	0	2	0	0	1	0	<b>St. Louis Cardinals @ Kansas City Royals</b> Kauffman Stadium, Kansas City, MO Fri Jun 25 2004, 7:10 PM CDT Att: 40,628 - Cloudy - 69 F <a href="http://livebaseballscorecards.com">livebaseballscorecards.com</a>										
<b>Desti Relaford, S</b> (1.4) OBP: 0.271, SLG: 0.266	3-1 G4-3		0-1 G3			1-0 1B		2-0 29 HR 1B		4	1	2	0	0	0	1											
<b>29 Mike Sweeney, R</b> (1.10) OBP: 0.329, SLG: 0.472	2-3 K			1-1 G6-3		1-3 K		0-0 HR		4	1	1	2	0	2	2											
<b>Ken Harvey, R</b> (1.3) OBP: 0.386, SLG: 0.490		4-2 FC5-4 BB		1-2 G5-3		0-1 G5-3		2-1 G6-3		3	0	0	0	1	0	2											
<b>Matt Stairs, L</b> (1.9) OBP: 0.315, SLG: 0.457	2-3 K			2-2 P4			0-1 F8		0-2 G4-3	4	0	0	0	0	1	1											
<b>Joe Randa, R</b> (1.5) OBP: 0.348, SLG: 0.392	1-0 FC5-4				2-3 K		1-1 1B		2-2 E6 FC4-6	4	0	1	0	0	1	1											
<b>Dee Brown, L</b> (1.7) OBP: 0.250, SLG: 0.250	2-2 K				0-0 G6-3		1-3 K		0-2 FC4-6	4	0	0	0	0	2	3											
<b>4 Angel Berroa, R</b> (1.6) OBP: 0.286, SLG: 0.405			0-2 G6-3		4-2 BB		1-1 G4-3		0-0 F8	3	0	0	0	1	0	2											
<b>14 John Buck, R</b> (1.2) OBP: 0.286, SLG: 0.405			0-0 G5-3		1-0 G5-3			2-3 K		3	0	0	0	0	1	1											
<b>Inning Stats</b>	R: 0 E: 0 K: 2 S: 10	H: 0 LOB: 0 BB: 0 P: 16	R: 0 E: 0 K: 2 S: 12	H: 0 LOB: 1 BB: 1 P: 20	R: 0 E: 0 K: 0 S: 9	H: 1 LOB: 0 BB: 0 P: 12	R: 0 E: 0 K: 0 S: 10	H: 0 LOB: 0 BB: 0 P: 14	R: 0 E: 0 K: 1 S: 8	H: 2 LOB: 1 BB: 0 P: 13	R: 0 E: 0 K: 1 S: 10	H: 1 LOB: 0 BB: 0 P: 13	R: 2 E: 0 K: 1 S: 8	H: 2 LOB: 0 BB: 0 P: 14	R: 0 E: 1 K: 0 S: 10	H: 0 LOB: 1 BB: 0 P: 12		1B: 5 2B: 0 3B: 0 HR: 1	SF: 0 SAC: 0 DP: 1 HBP: 0	WP: 0 PB: 0 SB: 0 CS: 0	PA: 35						
<b>PITCHER</b>	IP	WLS	BF	H	R	ER	SO	BB	IBB	HBP	BLK	WP	HR	S	P	ERA	WHIP										
<b>Matt Morris, R</b> (1.1) ERA: 4.27	8.0	W	31	6	2	2	8	2	0	0	0	0	0	10	12	0.00	0.000										
<b>44 Jason Iiringhausen, R</b> (8.1) ERA: 3.41	1.0	S	4	0	0	0	0	0	0	0	0	0	0	10	12	0.00	0.000										







Batter	1	2	3	4	5	6	7	8	9	AB	R	H	RBI	BB	SO	LOB	TOP						
Roger Cedeno, S OBP: 0.323, SLG: 0.375	F8	K		G4-6-3 BB	1-2 1B			K		4	0	1	0	1	2	2							
Ray Lankford, L OBP: 0.359, SLG: 0.437	K		F9	G4-6-3	F7			27 1B 5 BB		5	0	1	0	0	1	3							
5 Albert Pujols, R OBP: 0.401, SLG: 0.602	G5-3		F8		K	G5-3		27 1B		4	0	0	0	1	1	0							
27 Scott Rolen, R OBP: 0.414, SLG: 0.628		1-2 E 1B 1B	1-0 1B		1-0 1B			2-2 BB		4	3	3	1	0	0	0							
Edgar Renteria, R OBP: 0.324, SLG: 0.387		2-1 E 1B 1B	2-2 7 1B 1B		2-0 7 1B 1B			3-1 G6-4-3		5	3	3	0	0	0	3							
Reggie Sanders, R OBP: 0.289, SLG: 0.470		0-0 1B SF7	3-2 7 1B		0-0 7 1B					5	2	2	2	0	1	2							
7 Hector Luna, R OBP: 0.291, SLG: 0.384		2-0 F9	0-1 1-3 2-H		2-2 1B FC6-4			G5-3		5	1	2	1	0	1	3							
Mike Matheny, R OBP: 0.304, SLG: 0.385		0-0 SF7	0-0 F8		1-2 FC6-4			G5-3		5	0	2	4	0	0	2							
So Taguchi, R OBP: 0.308, SLG: 0.397		1-1 SF7		2-2 F7	2-0 FC6-4			1B 27 1B		3	1	1	2	0	0	1							
<b>Inning Stats</b>	R: 0 E: 0 K: 1 S: 10	H: 0 LOB: 0 BB: 0 P: 13	R: 3 E: 1 K: 1 S: 13	H: 3 LOB: 1 BB: 0 P: 19	R: 2 E: 0 K: 0 S: 15	H: 3 LOB: 2 BB: 0 P: 26	R: 0 E: 0 K: 0 S: 5	H: 0 LOB: 0 BB: 1 P: 11	R: 4 E: 0 K: 1 S: 22	H: 6 LOB: 2 BB: 0 P: 37	R: 0 E: 0 K: 0 S: 7	H: 0 LOB: 0 BB: 0 P: 13	R: 0 E: 0 K: 1 S: 10	H: 0 LOB: 0 BB: 0 P: 12	R: 1 E: 0 K: 1 S: 15	H: 3 LOB: 2 BB: 1 P: 23	R: 0 E: 0 K: 1 S: 7	H: 0 LOB: 0 BB: 0 P: 8	1B: 15 2B: 0 3B: 0 HR: 0	SF: 1 SAC: 0 DP: 2 HBP: 1	WP: 0 PB: 0 SB: 0 CS: 0	PA: 44	
<b>PITCHER</b>	IP	WLS	BF	H	R	ER	SO	BB	IBB	HBP	BLK	WP	HR	S	P	ERA	WHIP						
41 Jimmy Gobble, L ERA: 4.93	4.1	L	23	8	7	6	3	1	0	1	0	0	0	48	79	12.46	2.077						
Justin Huisman, R ERA: 6.75	2.2		12	4	2	2	1	0	0	0	0	0	0	34	52	6.75	1.500						
Shawn Camp, R ERA: 3.9	2.0		9	3	1	1	2	1	0	0	0	0	0	22	31	4.50	2.000						

St. Louis Cardinals @ Kansas City Royals  
Kauffman Stadium, Kansas City, MO

AB 40  
R 10  
H 15  
RBI 10  
BB 2  
SO 6  
LOB 16



WP: 0 PA: 44  
PB: 0  
SB: 0  
CS: 0

St. Louis Cardinals @ Kansas City Royals  
Kauffman Stadium, Kansas City, MO

AB 36  
R 3  
H 8  
RBI 3  
BB 1  
SO 8  
LOB 22



WP: 0 PA: 40  
PB: 0  
SB: 1  
CS: 0

Batter	1	2	3	4	5	6	7	8	9	AB	R	H	RBI	BB	SO	LOB	BOTTOM						
9 David DeJesus, L OBP: 0.244, SLG: 0.162	K	G5-3		P4		2-2 S 1B		G3-1		5	0	1	0	0	1	3							
Tony Graffanino, R OBP: 0.347, SLG: 0.339	G6-3		L7	1-2 1B		3-3 K		L8		5	0	1	1	0	1	1							
29 Mike Sweeney, R OBP: 0.328, SLG: 0.466	BB HBP 1B		G5-3	F8		G6-3		K		5	0	1	0	0	1	3							
Ken Harvey, R OBP: 0.381, SLG: 0.480			K		0-1 4 HBP 1B			K		0	0	0	0	0	0	0							
Joe Randa, R OBP: 0.346, SLG: 0.387	1-2 HBP					2-0 P4		K		4	0	1	0	0	2	1							
Matt Stairs, L OBP: 0.330, SLG: 0.479	4-2 1-2 2-3 BB			2-1 4 FC1 1B	1-2 4 HBP 1B			L1-3		3	1	2	0	1	0	0							
Dest Relaford, S OBP: 0.270, SLG: 0.266	K			0-1 SF7 4 FC1 1B	1-0 F7			G6-3		4	1	1	0	0	1	5							
4 Angel Berroa, R OBP: 0.285, SLG: 0.397		0-3 K		1-2 FC1 E SF7 1B	1-1 HBP			G4-3		3	1	0	0	0	1	2							
Dee Brown, L OBP: 0.240, SLG: 0.182		G5-3		3-2 SF7	0-0 F6			K		3	0	0	1	0	1	3							
Alberto Castillo, R OBP: 0.455, SLG: 0.700			3-2 E6	0-0 1B	1-2 L8			L7		4	0	1	1	0	0	4							
<b>Inning Stats</b>	R: 0 E: 0 K: 2 S: 16	H: 1 LOB: 3 BB: 1 P: 29	R: 0 E: 0 K: 1 S: 12	H: 1 LOB: 0 BB: 0 P: 19	R: 0 E: 0 K: 1 S: 11	H: 0 LOB: 0 BB: 0 P: 16	R: 3 E: 1 K: 0 S: 20	H: 3 LOB: 2 BB: 0 P: 32	R: 0 E: 0 K: 1 S: 11	H: 2 LOB: 3 BB: 0 P: 15	R: 0 E: 0 K: 1 S: 9	H: 1 LOB: 1 BB: 0 P: 16	R: 0 E: 0 K: 0 S: 5	H: 0 LOB: 0 BB: 0 P: 7	R: 0 E: 0 K: 1 S: 7	H: 0 LOB: 0 BB: 0 P: 8	R: 0 E: 0 K: 2 S: 9	H: 0 LOB: 0 BB: 0 P: 13	1B: 7 2B: 1 3B: 0 HR: 0	SF: 1 SAC: 0 DP: 0 HBP: 2	WP: 0 PB: 0 SB: 1 CS: 0	PA: 40	
<b>PITCHER</b>	IP	WLS	BF	H	R	ER	SO	BB	IBB	HBP	BLK	WP	HR	S	P	ERA	WHIP						
Jason Marquis, R ERA: 4.27	5.0	W	27	7	3	2	4	1	0	2	0	0	0	9	16	0.00	1.000						
Cal Eldred, R ERA: 5.08	1.0		4	1	0	0	1	0	0	0	0	0	0	5	7	0.00	0.000						
Steve Kline, L ERA: 2.33	1.0		3	0	0	0	0	0	0	0	0	0	0	7	8	0.00	0.000						
Ray King, L ERA: 1.29	1.0		3	0	0	0	1	0	0	0	0	0	0	7	8	0.00	0.000						
Kiko Calero, R ERA: 4.26	1.0		3	0	0	0	2	0	0	0	0	0	0	9	13	0.00	0.000						

WP: 0 PA: 40  
PB: 0  
SB: 1  
CS: 0



Batter	1	2	3	4	5	6	7	8	9	AB	R	H	RBI	BB	SO	LOB	TOP				
Tony Womack, L (1,4) OBP: 0.347, SLG: 0.407	L6	2H 2B			G5-3		F8			4	0	1	1	0	0	0	<b>St. Louis Cardinals @ Pittsburgh Pirates</b> PNC Park, Pittsburgh, PA Mon Jun 28 2004, 7:05 PM EDT Att: 15,544 - Unknown - 63 F <a href="http://livebaseballscorecards.com">livebaseballscorecards.com</a>				
Ray Lankford, L (1,7) OBP: 0.362, SLG: 0.435	5 1B	1B			P3			K		3	0	1	0	1	1	0					
5 Albert Pujols, R (1,3) OBP: 0.399, SLG: 0.596	1-3 1B	F7			F8			G6-3		4	0	1	0	0	0	2					
27 Scott Rolen, R (1,5) OBP: 0.415, SLG: 0.625	4-2 1-2 BB				G5-3			P4		3	0	1	0	1	0	0					
Edgar Renteria, R (1,6) OBP: 0.323, SLG: 0.385	L6				G5-3	1 SAFE 1-3 1B		G4-3		4	0	1	0	0	0	3					
John Mabry, L (1,9) OBP: 0.376, SLG: 0.500 Julian Tavarez, L (9,1)	3-2 F8				G1-3			G6-4-3 BB		3	0	1	0	1	0	3					
So Taguchi, R (1,8) OBP: 0.293, SLG: 0.377					G1-3			FC6-4 1B		0	0	0	0	0	0	0					
Mike Matheny, R (1,2) OBP: 0.303, SLG: 0.382		SH3-4 2B 1B			G5-3			K		4	0	0	0	0	1	3					
Jeff Suppan, R (1,1) Roger Cedeno, S (9,9) OBP: 0.323, SLG: 0.375	1 SAFE 1-2 SH3-4	1-2 SH3-4			F8			FC6-4 1-2		4	1	1	0	0	0	1					
Inning Stats	R: 0 H: 2 E: 0 K: 0 S: 14	H: 2 LOB: 3 BB: 1 P: 23	R: 1 H: 2 E: 0 K: 0 S: 17	H: 2 LOB: 2 BB: 1 P: 25	R: 0 H: 0 E: 0 K: 0 S: 9	H: 0 LOB: 0 BB: 0 P: 12	R: 0 H: 0 E: 0 K: 0 S: 7	H: 0 LOB: 0 BB: 0 P: 9	R: 0 H: 2 E: 0 K: 0 S: 10	H: 1 LOB: 1 BB: 1 P: 18	R: 0 H: 0 E: 0 K: 0 S: 8	H: 0 LOB: 0 BB: 0 P: 10	R: 0 H: 0 E: 0 K: 1 S: 7	H: 1 LOB: 0 BB: 0 P: 12	R: 0 H: 1 E: 0 K: 1 S: 8	H: 1 LOB: 1 BB: 0 P: 9		1B: 6 2B: 1 3B: 0 HR: 0	SF: 0 SAC: 1 DP: 1 HBP: 0	WP: 0 PB: 0 SB: 1 CS: 0	PA: 35
PITCHER	IP	WLS	BF	H	R	ER	SO	BB	IBB	HBP	BLK	WP	HR	S	P	ERA	WHIP				
Kris Benson, R (1,1) ERA: 4.78	8.0		31	6	1	1	1	3	0	0	0	0	0	81	126	1.12	1.125				
Jose Mesa, R (9,1) ERA: 2.32	1.0	W	4	1	0	0	1	0	0	0	0	0	0	8	9	0.00	1.000				

Batter	1	2	3	4	5	6	7	8	9	AB	R	H	RBI	BB	SO	LOB	BOTTOM					
18 Jason Kendall, R (1,2) OBP: 0.396, SLG: 0.385	K				4-1 BB				G6-3	3	0	0	0	1	1	0	<b>St. Louis Cardinals @ Pittsburgh Pirates</b> PNC Park, Pittsburgh, PA Mon Jun 28 2004, 7:05 PM EDT Att: 15,544 - Unknown - 63 F <a href="http://livebaseballscorecards.com">livebaseballscorecards.com</a>					
2 Jack Wilson, R (1,6) OBP: 0.357, SLG: 0.500	L9				1-2 L9				E3 3B	4	1	1	0	0	0	1						
Rob Mackowiak, L (1,5) OBP: 0.319, SLG: 0.473	K				1-1 F7				G3	3	0	0	0	0	1	1						
Craig Wilson, R (1,9) OBP: 0.373, SLG: 0.549					3-2 G5-3				G6-3	3	1	1	0	0	0	1						
Jason Bay, R (1,7) OBP: 0.358, SLG: 0.600					0-0 F7				2B	3	0	1	1	0	0	0						
Randall Simon, L (1,3) OBP: 0.286, SLG: 0.287					2-2 E5 L4-3				2B	3	0	0	0	0	0	2						
Tike Redman, L (1,8) OBP: 0.287, SLG: 0.342					2-1 L9				P6	3	0	0	0	0	0	2						
Jose Castillo, R (1,4) OBP: 0.304, SLG: 0.342					3-2 F8				F8	3	0	0	0	0	0	0						
Kris Benson, R (1,1) OBP: 0.214, SLG: 0.185 J.J. Davis, R (8,PH) OBP: 0.222, SLG: 0.091 Jose Mesa, R (9,1)					0-0 G3-4-1				G3-4-1	2	0	0	0	0	2	0						
Inning Stats	R: 0 H: 0 E: 0 K: 2 S: 11	H: 0 LOB: 0 BB: 0 P: 18	R: 0 H: 0 E: 1 K: 0 S: 6	H: 0 LOB: 0 BB: 0 P: 11	R: 0 H: 0 E: 0 K: 2 S: 10	H: 0 LOB: 0 BB: 0 P: 14	R: 0 H: 0 E: 0 K: 0 S: 14	H: 0 LOB: 1 BB: 1 P: 23	R: 0 H: 0 E: 0 K: 0 S: 4	H: 0 LOB: 0 BB: 0 P: 6	R: 0 H: 0 E: 0 K: 2 S: 8	H: 0 LOB: 0 BB: 0 P: 14	R: 1 H: 2 E: 0 K: 0 S: 10	H: 2 LOB: 1 BB: 0 P: 17	R: 0 H: 0 E: 0 K: 1 S: 9	H: 0 LOB: 0 BB: 0 P: 12		R: 1 H: 1 E: 1 K: 0 S: 3	H: 1 LOB: 0 BB: 0 P: 6	1B: 0 2B: 3 3B: 1 HR: 0	SF: 0 SAC: 0 DP: 1 HBP: 0	WP: 0 PB: 0 SB: 0 CS: 0
PITCHER	IP	WLS	BF	H	R	ER	SO	BB	IBB	HBP	BLK	WP	HR	S	P	ERA	WHIP					
Jeff Suppan, R (1,1) ERA: 3.52	8.0		27	2	1	1	7	1	0	0	0	0	0	72	115	1.12	0.375					
Julian Tavarez, R (9,1) ERA: 3.06	0.1	L	2	1	1	0	0	0	0	0	0	0	0	3	6	0.00	3.000					

AB 31  
R 1  
H 7  
RBI 1  
BB 3  
SO 2  
LOB 12

AB 28  
R 2  
H 3  
RBI 1  
BB 1  
SO 7  
LOB 5





Batter	1	2	3	4	5	6	7	8	9	AB	R	H	RBI	BB	SO	LOB	TOP			
Tony Womack, L (1,4) OBP: 0.346, SLG: 0.402	F7	G6-3			G6-3		S BB			3	0	0	0	1	0	2				
Edgar Renteria, R (1,6) OBP: 0.325, SLG: 0.394	F9 2B		FC6-4 1B		1B		F7			4	0	3	0	0	0	1				
5 Albert Pujols, R (1,3) OBP: 0.398, SLG: 0.590	F9 2-3		FC6-4 1-2		BB		G6-3			3	0	0	0	1	0	2				
27 Scott Rolen, R (1,5) OBP: 0.416, SLG: 0.621	BB		L9		F8		FC6-4 1B			3	0	1	0	1	0	3				
Reggie Sanders, R (1,9) OBP: 0.285, SLG: 0.462	K		G5-3		G5-3		FC6-4 FC6			4	0	0	0	0	1	4				
John Mabry, L (1,7) OBP: 0.371, SLG: 0.488		1B 1B			F8		FC6			4	0	1	0	0	0	1				
So Taguchi, R (1,8) OBP: 0.294, SLG: 0.375		1B			G5-3		F9			3	0	1	0	0	0	0				
15 Jim Edmonds, L (9, PH) OBP: 0.375, SLG: 0.542		1B			G4-3					1	0	0	0	0	0	0				
Mike Matheny, R (1,2) OBP: 0.298, SLG: 0.375		K			G1-3		K			3	0	0	0	0	2	2				
Marlon Anderson, L (9, PH) OBP: 0.233, SLG: 0.420		K					K			1	0	0	0	0	0	0				
29 Chris Carpenter, R (1,1) OBP: 0.171, SLG: 0.147		K					K			2	0	0	0	0	2	2				
Ray Lankford, L (7, PH) OBP: 0.360, SLG: 0.433		K					K			1	0	0	0	0	1	0				
Kiko Calero, R (7,1) Steve Kline, S (8,1) Roger Cedeno, S (9, PH) OBP: 0.317, SLG: 0.368										0	0	0	0	0	0	0				
<b>Inning Stats</b>	R: 0 E: 0 K: 1 S: 12	H: 1 LOB: 2 BB: 1 P: 21	R: 0 E: 0 K: 2 S: 14	H: 2 LOB: 2 BB: 0 P: 17	R: 0 E: 0 K: 0 S: 7	H: 1 LOB: 1 BB: 0 P: 11	R: 0 E: 0 K: 0 S: 12	H: 0 LOB: 0 BB: 0 P: 18	R: 0 E: 0 K: 1 S: 13	H: 1 LOB: 2 BB: 1 P: 24	R: 0 E: 0 K: 0 S: 6	H: 0 LOB: 1 BB: 0 P: 10	R: 0 E: 0 K: 2 S: 14	H: 0 LOB: 1 BB: 1 P: 23	R: 0 E: 0 K: 0 S: 12	H: 1 LOB: 1 BB: 0 P: 18	1B: 5 2B: 1 3B: 0 HR: 0	SF: 0 SAC: 0 DP: 0 HBP: 0	WP: 0 PB: 0 SB: 1 CS: 0	PA: 36
<b>PITCHER</b>	IP WLS BF H R ER SO BB IBB HBP BLK WP HR S P ERA WHIP																			
18 Sean Burnett, L (1,1) ERA: 3.09	6.0 W 25 5 0 0 4 2 0 0 0 0 0 0 64 101 0.00 1.167																			
Mark Corey, R (7,1) ERA: 4.53	1.0 H 4 0 0 0 2 1 0 0 0 0 0 0 14 23 0.00 1.000																			
16 Salomon Torres, R (8,1) ERA: 3.14	1.0 H 4 1 0 0 0 0 0 0 0 0 0 0 12 19 0.00 1.000																			
Jose Mesa, R (9,1) ERA: 2.25	1.0 S 3 0 0 0 0 0 0 0 0 0 0 0 12 18 0.00 0.000																			

St. Louis Cardinals @ Pittsburgh Pirates  
PNC Park, Pittsburgh, PA  
Tue Jun 29 2004, 7:05 PM EDT  
Att: 18,152 - Cloudy - 72 F

AB 33  
R 0  
H 6  
RBI 0  
BB 3  
SO 6  
LOB 17



Batter	1	2	3	4	5	6	7	8	9	AB	R	H	RBI	BB	SO	LOB	BOTTOM			
18 Jason Kendall, R (1,2) OBP: 0.394, SLG: 0.383	P6		E4 2 L3		E1 1-2		1B			4	0	1	0	0	0	1				
2 Jack Wilson, R (1,6) OBP: 0.353, SLG: 0.494	G4-3		L3 1-1		L5		F8			4	0	0	0	0	0	4				
Rob Mackowiak, L (1,5) OBP: 0.318, SLG: 0.469	G1-3		G3			2B 1B	K			4	1	1	0	0	1	1				
Craig Wilson, R (1,9) OBP: 0.371, SLG: 0.548		F9			K		F8			4	1	1	0	0	1	1				
16 Salomon Torres, R (8,1) Jose Mesa, R (9,1)					K	1B G1-3 2B	F8			0	0	0	0	0	0	0				
Jason Bay, R (1,7) OBP: 0.355, SLG: 0.585		1B FC6-4 BB			K		K			3	1	0	0	1	2	2				
Randall Simon, L (1,3) OBP: 0.294, SLG: 0.289			FC6-4 1B		G1-3		G1-3 1B IBB			3	0	1	0	1	0	0				
Tike Redman, L (1,8) OBP: 0.266, SLG: 0.340		FC6-4 1B 1-2 3-H			G3		G1-3 1B			4	0	1	2	0	0	1				
Bobby Hill, S (1,4) OBP: 0.351, SLG: 0.328					K		G1-3			3	0	1	1	0	1	2				
Jose Castillo, R (9,4) OBP: 0.304, SLG: 0.342					K		G1-3			0	0	0	0	0	0	0				
18 Sean Burnett, L (1,1) Abraham Nunez, S (6, PH) Mark Corey, R (7,1) Chris Stynes, R (8,5) OBP: 0.250, SLG: 0.276		F8					K			1	0	0	0	1	0	2				
<b>Inning Stats</b>	R: 0 E: 0 K: 0 S: 7	H: 0 LOB: 0 BB: 0 P: 11	R: 1 E: 0 K: 0 S: 10	H: 2 LOB: 2 BB: 1 P: 18	R: 0 E: 1 K: 0 S: 6	H: 0 LOB: 0 BB: 0 P: 11	R: 0 E: 0 K: 2 S: 9	H: 0 LOB: 0 BB: 0 P: 15	R: 0 E: 1 K: 1 S: 14	H: 0 LOB: 2 BB: 1 P: 22	R: 2 E: 0 K: 2 S: 14	H: 3 LOB: 2 BB: 1 P: 23	R: 0 E: 0 K: 1 S: 8	H: 1 LOB: 1 BB: 0 P: 11	R: 0 E: 0 K: 0 S: 9	H: 0 LOB: 0 BB: 0 P: 13	1B: 5 2B: 2 3B: 0 HR: 0	SF: 0 SAC: 0 DP: 1 HBP: 0	WP: 0 PB: 0 SB: 0 CS: 0	PA: 34
<b>PITCHER</b>	IP WLS BF H R ER SO BB IBB HBP BLK WP HR S P ERA WHIP																			
29 Chris Carpenter, R (1,1) ERA: 3.67	6.0 L 27 5 3 3 3 2 1 0 0 0 0 0 60 100 4.50 1.167																			
Kiko Calero, R (7,1) ERA: 3.98	1.1 5 1 0 0 1 0 0 0 0 0 0 0 11 15 0.00 0.750																			
Steve Kline, L (8,1) ERA: 2.28	0.2 2 0 0 0 0 0 0 0 0 0 0 0 6 9 0.00 0.000																			

St. Louis Cardinals @ Pittsburgh Pirates  
PNC Park, Pittsburgh, PA  
Tue Jun 29 2004, 7:05 PM EDT  
Att: 18,152 - Cloudy - 72 F

AB 31  
R 3  
H 6  
RBI 3  
BB 3  
SO 6  
LOB 16













Batter	1	2	3	4	5	6	7	8	9	AB	R	H	RBI	BB	SO	LOB	TOP				
51 Ichiro Suzuki, L (1, 9) OBP: 0.369, SLG: 0.400	1-2 G4-3		4-2 G6-3 BB		0-1 G4-3			1-1 E3		3	0	0	0	1	0	0					
Randy Winn, S (1, 7) OBP: 0.333, SLG: 0.392	2-2 G4-3		2-1 G6-3			0-2 1B		1-0 G3-6-3 1B		4	0	2	0	0	0	1					
Bret Boone, R (1, 4) OBP: 0.299, SLG: 0.388	1-0 HR		0-2 G6-3			2-3 K		2-3 K		4	1	1	1	0	2	4					
John Olerud, L (1, 3) OBP: 0.363, SLG: 0.377	1-1 G4-3			0-0 G3-1 1B		3-3 K		1-2 G3-6-3		4	0	1	0	0	1	3					
Rich Aurilia, R (1, 6) OBP: 0.309, SLG: 0.344		0-1 G1-3 1B		0-2 F7		2-2 L4		0-0 F8		4	0	1	0	0	0	2					
Scott Spiezio, S (1, 5) OBP: 0.295, SLG: 0.379	1-0 G1-3			2-2 G3-1			0-1 2B	3-1 F8		4	0	1	0	0	0	2					
Hiram Bocachica, R (1, 8) OBP: 0.333, SLG: 0.365		3-3 K		1-1 G5-3			0-3 K	0-1 G5-3		4	0	0	0	0	2	3					
Pat Borders, R (1, 2) OBP: 0.191, SLG: 0.283		3-3 K			1-3 K		1-2 L9			2	0	0	0	0	2	1					
Dave Hansen, L (7, PH) OBP: 0.427, SLG: 0.433										1	0	0	0	0	0	1					
Dan Wilson, R (7, 2) OBP: 0.314, SLG: 0.344										0	0	0	0	0	0	0					
Ryan Franklin, R (1, 1) OBP: 0.348, SLG: 0.385			2-2 G4-3		0-3 K		1-3 K			2	0	0	0	0	1	0					
Edgar Martinez, R (7, PH) OBP: 0.348, SLG: 0.385										1	0	0	0	0	1	1					
Shigetoshi Hasegawa, R (7, 1)										0	0	0	0	0	0	0					
Ron Villone, L (7, 1)										0	0	0	0	0	0	0					
<b>Inning Stats</b>	R: 1 E: 0 K: 0 S: 9	H: 1 LOB: 0 BB: 0 P: 14	R: 0 E: 0 K: 2 S: 9	H: 1 LOB: 1 BB: 0 P: 16	R: 0 E: 0 K: 0 S: 10	H: 0 LOB: 1 BB: 1 P: 18	R: 0 E: 0 K: 0 S: 9	H: 1 LOB: 1 BB: 0 P: 12	R: 0 E: 0 K: 2 S: 13	H: 0 LOB: 0 BB: 0 P: 10	R: 0 E: 0 K: 2 S: 12	H: 1 LOB: 1 BB: 0 P: 14	R: 0 E: 1 K: 1 S: 9	H: 1 LOB: 1 BB: 0 P: 14	R: 0 E: 0 K: 0 S: 5	H: 0 LOB: 0 BB: 0 P: 8	1B: 4 2B: 1 3B: 0 HR: 1	SF: 0 SAC: 0 DP: 1 HBP: 0	WP: 0 PB: 0 SB: 1 CS: 0	PA: 34	
<b>PITCHER</b>	IP WLS BF H R ER SO BB IBB HBP BLK WP HR S P ERA WHIP	IP WLS BF H R ER SO BB IBB HBP BLK WP HR S P ERA WHIP	IP WLS BF H R ER SO BB IBB HBP BLK WP HR S P ERA WHIP	IP WLS BF H R ER SO BB IBB HBP BLK WP HR S P ERA WHIP	IP WLS BF H R ER SO BB IBB HBP BLK WP HR S P ERA WHIP	IP WLS BF H R ER SO BB IBB HBP BLK WP HR S P ERA WHIP	IP WLS BF H R ER SO BB IBB HBP BLK WP HR S P ERA WHIP	IP WLS BF H R ER SO BB IBB HBP BLK WP HR S P ERA WHIP	IP WLS BF H R ER SO BB IBB HBP BLK WP HR S P ERA WHIP	IP WLS BF H R ER SO BB IBB HBP BLK WP HR S P ERA WHIP	IP WLS BF H R ER SO BB IBB HBP BLK WP HR S P ERA WHIP	IP WLS BF H R ER SO BB IBB HBP BLK WP HR S P ERA WHIP	IP WLS BF H R ER SO BB IBB HBP BLK WP HR S P ERA WHIP	IP WLS BF H R ER SO BB IBB HBP BLK WP HR S P ERA WHIP	IP WLS BF H R ER SO BB IBB HBP BLK WP HR S P ERA WHIP	IP WLS BF H R ER SO BB IBB HBP BLK WP HR S P ERA WHIP	IP WLS BF H R ER SO BB IBB HBP BLK WP HR S P ERA WHIP	IP WLS BF H R ER SO BB IBB HBP BLK WP HR S P ERA WHIP	IP WLS BF H R ER SO BB IBB HBP BLK WP HR S P ERA WHIP	IP WLS BF H R ER SO BB IBB HBP BLK WP HR S P ERA WHIP	IP WLS BF H R ER SO BB IBB HBP BLK WP HR S P ERA WHIP

Seattle Mariners @ St. Louis Cardinals  
 Busch Stadium, St. Louis, MO  
 Sat Jul 03 2004, 3:05 PM CDT  
 Att: 38,055 - Cloudy - 76 F

AB	33
R	1
H	6
RBI	1
BB	1
SO	9
LOB	18



Batter	1	2	3	4	5	6	7	8	9	AB	R	H	RBI	BB	SO	LOB	BOTTOM				
Tony Womack, L (1, 4) OBP: 0.353, SLG: 0.402	2-2 5 HR F8		0-0 15 1B	1-1 G4-3		1-1 G4-6-3		4-1 5 FC5-4 BB		4	2	2	0	1	0	2					
44 Jason Istringhausen, R (9, 1) OBP: 1.000, SLG: 1.000			2-3 15 1B	1-2 F7			3-2 G6-3	2-0 F9		5	0	1	1	0	0	3					
Edgar Renteria, R (1, 6) OBP: 0.335, SLG: 0.394	1-2 F8		0-2 15 1B	0-0 F7			1-2 G6-3	2-0 F9		5	0	1	1	0	0	3					
5 Albert Pujols, R (1, 3) OBP: 0.404, SLG: 0.605	1-2 2H HR		3-0 P3		0-2 F9		1-2 F8	0-0 FC5-4		5	1	1	2	0	0	3					
27 Scott Rolen, R (1, 5) OBP: 0.418, SLG: 0.619	2-3 K		1-0 F8		0-0 15 HR 2B		4-2 15 BB 2B			3	2	1	0	1	1	2					
15 Jim Edmonds, L (1, 8) OBP: 0.382, SLG: 0.555	3-3 K		2-1 1B		3-2 2H HR		4-2 2B 1B			3	2	2	3	1	1	0					
Reggie Sanders, R (1, 9) OBP: 0.290, SLG: 0.490		1-0 G6-3	0-2 1B		1-2 F8		2-0 1B	1-3 2H 2B		4	0	2	1	0	0	0					
Marlon Anderson, L (1, 7) OBP: 0.310, SLG: 0.424		4-2 G5-3-6 BB	1-2 G1-3		0-0 P3		1-2 1B			2	0	0	0	1	0	3					
So Taguchi, R (6, 7) OBP: 0.297, SLG: 0.365										1	0	1	1	0	0	0					
4 Yadier Molina, R (1, 2) OBP: 0.344, SLG: 0.269		1-0 G5-3-6		0-1 G6-3		0-0 F9		3-2 F8		4	0	0	0	0	0	3					
Jason Marquis, L (1, 1) OBP: 0.288, SLG: 0.382			1-0 1B	2-1 G4-3		3-2 G4-6-3 1B		2-3 K		2	1	2	0	0	0	0					
Randy Cedeno, S (6, PH) OBP: 0.316, SLG: 0.367										1	0	1	0	0	0	0					
Kiko Calero, R (7, 1)										0	0	0	0	0	0	0					
Steve Kline, S (8, 1)										0	0	0	0	0	0	0					
7 Hector Luna, R (8, PH) OBP: 0.284, SLG: 0.373										1	0	0	0	0	1	0					
<b>Inning Stats</b>	R: 2 E: 0 K: 2 S: 19	H: 2 LOB: 0 BB: 0 P: 28	R: 0 E: 0 K: 0 S: 4	H: 0 LOB: 1 BB: 1 P: 10	R: 2 E: 0 K: 0 S: 16	H: 5 LOB: 3 BB: 0 P: 24	R: 0 E: 0 K: 0 S: 7	H: 1 LOB: 1 BB: 0 P: 10	R: 2 E: 0 K: 0 S: 12	H: 2 LOB: 0 BB: 0 P: 16	R: 0 E: 0 K: 0 S: 6	H: 1 LOB: 0 BB: 0 P: 10	R: 2 E: 0 K: 1 S: 6	H: 2 LOB: 1 BB: 1 P: 14	R: 0 E: 0 K: 1 S: 6	H: 0 LOB: 1 BB: 1 P: 14	1B: 8 2B: 4 3B: 0 HR: 2	SF: 0 SAC: 0 DP: 2 HBP: 0	WP: 0 PB: 0 SB: 0 CS: 0	PA: 39	
<b>PITCHER</b>	IP WLS BF H R ER SO BB IBB HBP BLK WP HR S P ERA WHIP	IP WLS BF H R ER SO BB IBB HBP BLK WP HR S P ERA WHIP	IP WLS BF H R ER SO BB IBB HBP BLK WP HR S P ERA WHIP	IP WLS BF H R ER SO BB IBB HBP BLK WP HR S P ERA WHIP	IP WLS BF H R ER SO BB IBB HBP BLK WP HR S P ERA WHIP	IP WLS BF H R ER SO BB IBB HBP BLK WP HR S P ERA WHIP	IP WLS BF H R ER SO BB IBB HBP BLK WP HR S P ERA WHIP	IP WLS BF H R ER SO BB IBB HBP BLK WP HR S P ERA WHIP	IP WLS BF H R ER SO BB IBB HBP BLK WP HR S P ERA WHIP	IP WLS BF H R ER SO BB IBB HBP BLK WP HR S P ERA WHIP	IP WLS BF H R ER SO BB IBB HBP BLK WP HR S P ERA WHIP	IP WLS BF H R ER SO BB IBB HBP BLK WP HR S P ERA WHIP	IP WLS BF H R ER SO BB IBB HBP BLK WP HR S P ERA WHIP	IP WLS BF H R ER SO BB IBB HBP BLK WP HR S P ERA WHIP	IP WLS BF H R ER SO BB IBB HBP BLK WP HR S P ERA WHIP	IP WLS BF H R ER SO BB IBB HBP BLK WP HR S P ERA WHIP	IP WLS BF H R ER SO BB IBB HBP BLK WP HR S P ERA WHIP	IP WLS BF H R ER SO BB IBB HBP BLK WP HR S P ERA WHIP	IP WLS BF H R ER SO BB IBB HBP BLK WP HR S P ERA WHIP	IP WLS BF H R ER SO BB IBB HBP BLK WP HR S P ERA WHIP	IP WLS BF H R ER SO BB IBB HBP BLK WP HR S P ERA WHIP

Seattle Mariners @ St. Louis Cardinals  
 Busch Stadium, St. Louis, MO  
 Sat Jul 03 2004, 3:05 PM CDT  
 Att: 38,055 - Cloudy - 76 F

AB	35
R	8
H	13
RBI	8
BB	4
SO	3
LOB	16





Batter	1	2	3	4	5	6	7	8	9	AB	R	H	RBI	BB	SO	LOB	TOP										
51 Ichiro Suzuki, L (1, 9) OBP: 0.398, SLG: 0.398	0-0 1B		1-0 G1-3			1-3 K		1-2 F7		4	0	1	0	0	1	2											
Randy Winn, S (1, 8) OBP: 0.332, SLG: 0.393	1-3 K		1-2 G3			1-2 G4-3		1-0 2B		4	0	1	1	0	1	2											
Bret Boone, R (1, 4) OBP: 0.299, SLG: 0.389	1-1 F7			3-2 1B 2B		3-2 P4		3-3 K		4	0	1	0	0	1	2											
John Olerud, L (1, 3) OBP: 0.361, SLG: 0.375	3-3 K			1-1 L4			1-2 G3-1		0-0 1B	4	0	1	0	0	1	2											
Hiram Bocachica, R (9, PR) OBP: 0.333, SLG: 0.365										0	0	0	0	0	0	0											
Scott Spiezio, S (1, 5) OBP: 0.294, SLG: 0.374		0-0 F8		1-1 G5-3			4-2 FC6-4 BB		1-2 L9	3	0	0	0	1	0	2											
Jolbert Cabrera, R (1, 7) OBP: 0.304, SLG: 0.401		1-1 G1-3		1-2 2H 1B			2-1 P3		1-2 P6	4	0	1	0	0	0	2											
Justin Leone, R (1, 6) Edgar Martinez, R (7, PH) 16 Willie Bloomquist, R (7, 6) OBP: 0.257, SLG: 0.284		1-3 K			0-3 K		2-1 FC6-4 1-2		1-0 P6	2	0	0	0	0	2	0											
Dan Wilson, R (1, 2) OBP: 0.310, SLG: 0.338			1-3 K		2-3 K			2-1 F8		3	0	0	0	0	2	0											
Joel Pineiro, R (1, 1) OBP: 0.200, SLG: 0.400			0-1 2B		2-1 G5-3			4-2 2B BB		2	0	1	0	0	0	0											
Dave Hansen, L (8, PH) OBP: 0.434, SLG: 0.433										0	1	0	0	1	0	0											
40 Julio Mateo, R (8, 1)										0	0	0	0	0	0	0											
<b>Inning Stats</b>	R: 0 E: 0 K: 2 S: 10	H: 1 LOB: 1 BB: 0 P: 15	R: 0 E: 0 K: 1 S: 6	H: 0 LOB: 0 BB: 0 P: 8	R: 0 E: 0 K: 1 S: 10	H: 1 LOB: 1 BB: 0 P: 13	R: 0 E: 0 K: 0 S: 11	H: 2 LOB: 2 BB: 0 P: 17	R: 0 E: 0 K: 2 S: 9	H: 0 LOB: 0 BB: 0 P: 13	R: 0 E: 0 K: 1 S: 11	H: 0 LOB: 0 BB: 0 P: 16	R: 0 E: 0 K: 0 S: 10	H: 0 LOB: 1 BB: 1 P: 19	R: 1 E: 0 K: 1 S: 13	H: 1 LOB: 1 BB: 1 P: 24	R: 0 E: 0 K: 0 S: 11	H: 1 LOB: 1 BB: 0 P: 14	1B: 3 2B: 3 3B: 0 HR: 0	SF: 0 SAC: 0 DP: 0 HBP: 0	WP: 0 PB: 0 SB: 0 CS: 0	PA: 34					
<b>PITCHER</b>	IP	WLS	BF	H	R	ER	SO	BB	IBB	HBP	BLK	WP	HR	S	P	ERA	WHIP										
Jeff Suppan, R (1, 1) ERA: 3.35	7.1	W	27	4	1	1	7	2	0	0	0	0	0	72	112	1.23	0.818										
Ray King, L (8, 1) ERA: 1.23	0.1	H	2	1	0	0	0	0	0	0	0	0	0	4	6	0.00	3.000										
44 Jason Istringhausen, R (8, 1) ERA: 3.11	1.1	S	5	1	0	0	1	0	0	0	0	0	0	15	21	0.00	0.750										

Seattle Mariners @ St. Louis Cardinals  
 Busch Stadium, St. Louis, MO  
 Sun Jul 04 2004, 1:15 PM CDT  
 Att: 37,183 - Unknown - 88 F

AB 32  
 R 1  
 H 6  
 RBI 1  
 BB 2  
 SO 8  
 LOB 14



Batter	1	2	3	4	5	6	7	8	9	AB	R	H	RBI	BB	SO	LOB	BOTTOM										
Tony Womack, L (1, 4) OBP: 0.355, SLG: 0.402	2-2 F9		0-2 1B		4-2 BB		0-1 P6			3	0	1	0	1	0	0											
Edgar Renteria, R (1, 6) OBP: 0.334, SLG: 0.389	3-2 G6-3		0-0 F8		0-0 P5		1-2 G6-3			4	0	0	0	0	0	2											
5 Albert Pujols, R (1, 3) OBP: 0.402, SLG: 0.603	0-1 P4		0-2 G5-3			1-2 27 2B	1-1 G5-3			4	1	1	0	0	0	1											
27 Scott Rolen, R (1, 5) OBP: 0.419, SLG: 0.621		2-0 FC6 15 WP 1B		2-3 K		2-2 15 G4-3 2H SF9 2B	3-2 F9			4	1	2	1	0	1	0											
15 Jim Edmonds, L (1, 8) OBP: 0.381, SLG: 0.548		4-2 FC6 BB		2-3 K		0-1 G4-3	2-3 K			3	0	0	0	1	2	1											
Reggie Sanders, R (1, 9) OBP: 0.289, SLG: 0.488		1-2 K		2-0 1B		2-3 SF9	0-0 K		2-3 K	3	0	1	1	0	2	2											
Marlon Anderson, L (1, 7) OBP: 0.311, SLG: 0.429		1-2 FC6		1-2 P6		3-H 0-1 2B				3	0	1	0	0	0	3											
So Taguchi, R (7, 7) OBP: 0.297, SLG: 0.365		1-2 1-2 2-3								0	0	0	0	0	0	0											
Mike Matheny, R (1, 2) OBP: 0.296, SLG: 0.363		0-0 F9			0-0 G5-3		4-0 IBB			2	0	0	0	1	0	2											
Jeff Suppan, R (1, 1) Ray King, L (8, 1) 44 Jason Istringhausen, R (8, 1) OBP: 1.000, SLG: 1.000					1-0 F8		0-2 G1-3		1-1 L8	3	0	0	0	0	0	2											
										0	0	0	0	0	0	0											
<b>Inning Stats</b>	R: 0 E: 0 K: 0 S: 8	H: 0 LOB: 0 BB: 0 P: 13	R: 0 E: 0 K: 1 S: 11	H: 1 LOB: 1 BB: 1 P: 19	R: 0 E: 0 K: 0 S: 8	H: 1 LOB: 1 BB: 0 P: 9	R: 0 E: 0 K: 2 S: 11	H: 1 LOB: 1 BB: 0 P: 18	R: 0 E: 0 K: 0 S: 7	H: 0 LOB: 1 BB: 1 P: 11	R: 2 E: 0 K: 0 S: 14	H: 3 LOB: 2 BB: 1 P: 22	R: 0 E: 0 K: 0 S: 7	H: 0 LOB: 0 BB: 0 P: 9	R: 0 E: 0 K: 2 S: 11	H: 0 LOB: 0 BB: 0 P: 18	1B: 3 2B: 3 3B: 0 HR: 0	SF: 1 SAC: 0 DP: 0 HBP: 0	WP: 1 PB: 0 SB: 0 CS: 0	PA: 33							
<b>PITCHER</b>	IP	WLS	BF	H	R	ER	SO	BB	IBB	HBP	BLK	WP	HR	S	P	ERA	WHIP										
Joel Pineiro, R (1, 1) ERA: 4.5	7.0	L	30	6	2	2	3	2	1	0	0	0	0	66	101	2.57	1.143										
40 Julio Mateo, R (8, 1) ERA: 4.02	1.0		3	0	0	0	2	0	0	0	0	0	0	11	18	0.00	0.000										

Seattle Mariners @ St. Louis Cardinals  
 Busch Stadium, St. Louis, MO  
 Sun Jul 04 2004, 1:15 PM CDT  
 Att: 37,183 - Unknown - 88 F

AB 29  
 R 2  
 H 6  
 RBI 2  
 BB 3  
 SO 5  
 LOB 13





Batter	1	2	3	4	5	6	7	8	9	AB	R	H	RBI	BB	SO	LOB	TOP								
6 Ryan Freel, R OBP: 0.380, SLG: 0.362	1-0 1B		2-0 G4-6-3 1B			2-1 1B 2B		0-3 K		4	1	3	0	0	1	0	Cincinnati Reds @ St. Louis Cardinals Busch Stadium, St. Louis, MO Mon Jul 05 2004, 1:15 PM CDT Att: 41,852 - Unknown - 72 F								
Barry Larkin, R OBP: 0.349, SLG: 0.409	0-1 F9		1-2 G4-6-3 1-2f			1-2 G4-3 2H WP 1B		2-1 G1-4-3		4	0	1	1	0	0	2									
D'Angelo Jimenez, S OBP: 0.360, SLG: 0.383	2-3 K			0-3 K		1-2 G4-3		1-3 K		4	0	0	0	0	3	2									
Ken Griffey Jr., L OBP: 0.343, SLG: 0.502	2-2 G4-3			3-2 G4-3		1-3 K		4-2 BB BB		3	0	0	0	1	1	2									
Adam Dunn, L OBP: 0.411, SLG: 0.578		0-1 F8		2-3 K			3-3 K		4-1 BB BB	3	0	0	0	1	2	0									
Wily Mo Peña, R OBP: 0.315, SLG: 0.457		0-0 G4-3 1B			0-1 F8		2-0 F8		0-3 K	4	0	1	0	0	1	2									
Javier Valentin, S OBP: 0.221, SLG: 0.295		2-2 G4-3 1-2			2-0 F7		3-1 G4-3			3	0	0	0	0	0	1									
Juan Castro, R OBP: 0.331, SLG: 0.427		0-0 F8			1-3 K			1-1 G6-3		3	0	0	0	0	1	1									
Cory Lidle, R OBP: 0.265, SLG: 0.172			2-3 K			1-3 K		2-3 K		1	0	0	0	0	1	0									
Jason LaRue, R OBP: 0.316, SLG: 0.395										1	0	0	0	0	1	0									
Ryan Wagner, R OBP: 0.353, SLG: 0.400										0	0	0	0	0	0	0									
Jacob Cruz, L OBP: 0.353, SLG: 0.400										1	0	0	0	0	1	0									
John Riedling, R OBP: 0.353, SLG: 0.400										0	0	0	0	0	0	0									
<b>Inning Stats</b>	R: 0 E: 0 K: 1 S: 9	H: 1 LOB: 1 BB: 0 P: 14	R: 0 E: 0 K: 0 S: 7	H: 1 LOB: 1 BB: 0 P: 9	R: 0 E: 0 K: 1 S: 7	H: 1 LOB: 0 BB: 0 P: 12	R: 0 E: 0 K: 2 S: 11	H: 0 LOB: 0 BB: 0 P: 16	R: 0 E: 0 K: 1 S: 6	H: 0 LOB: 0 BB: 0 P: 9	R: 1 E: 0 K: 2 S: 16	H: 2 LOB: 1 BB: 0 P: 22	R: 0 E: 0 K: 1 S: 7	H: 0 LOB: 0 BB: 0 P: 15	R: 0 E: 0 K: 2 S: 8	H: 0 LOB: 0 BB: 2 P: 11	R: 0 E: 0 K: 2 S: 13	H: 0 LOB: 2 BB: 2 P: 24	1B: 4 2B: 1 3B: 0 HR: 0	SF: 0 SAC: 0 DP: 1 HBP: 0	WP: 1 PB: 0 SB: 0 CS: 0	PA: 33			
<b>PITCHER</b>	IP WLS BF H R ER SO BB IBB HBP BLK WP HR S P ERA WHIP	7.1 W 26 5 1 1 8 0 0 0 0 1 0 65 100 1.23 0.682	0.2 H 2 0 0 0 2 0 0 0 0 0 0 6 8 0.00 0.000	1.0 S 5 0 0 0 2 2 0 0 0 0 0 0 13 24 0.00 2.000																					

Batter	1	2	3	4	5	6	7	8	9	AB	R	H	RBI	BB	SO	LOB	BOTTOM							
Tony Womack, L OBP: 0.397, SLG: 0.403	2-2 G3		1-2 G4-3 1B			2-1 2B 1B		1-0 G4-3		4	1	2	0	0	0	0	Cincinnati Reds @ St. Louis Cardinals Busch Stadium, St. Louis, MO Mon Jul 05 2004, 1:15 PM CDT Att: 41,852 - Unknown - 72 F							
Edgar Renteria, R OBP: 0.333, SLG: 0.391	1-2 G5-3		0-0 G4-3 1-2f		3-2 1B 2B 1B		3-3 K		1-1 15 1B	4	1	1	2	0	1	1								
5 Albert Pujols, R OBP: 0.406, SLG: 0.609	1-0 2B		1-0 1B		0-1 2B 1B		1-0 G2-3		1-1 15 1B	4	1	3	0	0	0	0								
27 Scott Rolen, R OBP: 0.420, SLG: 0.619	2-2 L9		0-1 P1		0-0 1B			1-1 15 1B		4	0	2	2	0	0	2								
15 Jim Edmonds, L OBP: 0.382, SLG: 0.546		4-2 G5-3 1B FC5-2 BB		2-3 K2-3		1-3 K		0-0 G4-3 1B		3	0	1	0	1	2	1								
Roger Cedeno, S OBP: 0.319, SLG: 0.365		1-0 G5-3		0-1 G4-3		2-2 K		1-2 G4-3		3	0	1	0	0	1	1								
So Taguchi, R OBP: 0.293, SLG: 0.360		1-2 1B						1-2 G4-3		1	0	0	0	0	0	2								
Reggie Sanders, R OBP: 0.289, SLG: 0.482		2-2 G5-3		3-2 G1-3		1-0 F8		4-0 IBB		3	0	0	0	1	0	2								
44 Jason Istringhausen, R OBP: 1.000, SLG: 1.000		1-2 2-3								0	0	0	0	0	0	0								
Mike Matheny, R OBP: 0.295, SLG: 0.360		0-0 FC5-2			1-0 1B 2B SH1-4 1B		0-1 F7		1-3 K	4	1	1	0	0	1	5								
29 Chris Carpenter, R OBP: 0.162, SLG: 0.139		3-H G4-3			0-0 SH1-4		1-0 G1-3		1-1 G4-3	2	0	0	0	0	0	2								
Ray King, L OBP: 0.363, SLG: 0.437					1-2					0	0	0	0	0	0	0								
Ray Lankford, L OBP: 0.363, SLG: 0.437										1	0	0	0	0	0	3								
<b>Inning Stats</b>	R: 0 E: 0 K: 0 S: 11	H: 1 LOB: 1 BB: 0 P: 17	R: 0 E: 0 K: 0 S: 12	H: 1 LOB: 2 BB: 1 P: 20	R: 0 E: 0 K: 0 S: 9	H: 2 LOB: 1 BB: 0 P: 11	R: 0 E: 0 K: 1 S: 8	H: 0 LOB: 0 BB: 0 P: 13	R: 4 E: 0 K: 2 S: 16	H: 5 LOB: 1 BB: 0 P: 25	R: 0 E: 0 K: 0 S: 4	H: 0 LOB: 0 BB: 0 P: 6	R: 0 E: 0 K: 1 S: 5	H: 0 LOB: 0 BB: 0 P: 10	R: 0 E: 0 K: 1 S: 11	H: 2 LOB: 3 BB: 1 P: 19	1B: 9 2B: 2 3B: 0 HR: 0	SF: 0 SAC: 1 DP: 1 HBP: 0	WP: 0 PB: 0 SB: 0 CS: 0	PA: 36				
<b>PITCHER</b>	IP WLS BF H R ER SO BB IBB HBP BLK WP HR S P ERA WHIP	5.0 L 24 9 4 4 3 1 0 0 0 0 0 9 56 86 7.20 2.000	2.0 6 0 0 0 1 0 0 0 0 0 0 0 9 16 0.00 0.000	1.0 6 2 0 0 1 0 1 0 0 0 0 0 11 19 0.00 2.000																				









Batter	1	2	3	4	5	6	7	8	9	AB	R	H	RBI	BB	SO	LOB	TOP																					
6 Ryan Freel, R (1, 9) Wily Mo Peña, R (6, 9) OBP: 0.381, SLG: 0.367 OBP: 0.318, SLG: 0.454										3	0	2	0	0	0	0																						
Barry Larkin, R (1, 6) OBP: 0.338, SLG: 0.396										4	1	0	0	0	0	3																						
D'Angelo Jimenez, S (1, 4) OBP: 0.363, SLG: 0.379										1	0	0	0	3	0	1																						
Ken Griffey Jr., L (1, 8) OBP: 0.346, SLG: 0.500										3	0	0	0	1	0	5																						
Adam Dunn, L (1, 7) OBP: 0.407, SLG: 0.567										4	0	1	1	0	1	4																						
Jason LaRue, R (1, 2) OBP: 0.316, SLG: 0.389										4	0	0	0	0	0	2																						
Juan Castro, R (1, 3) OBP: 0.319, SLG: 0.412										4	0	0	0	0	0	0																						
Brandon Larson, R (1, 5) OBP: 0.304, SLG: 0.361										3	1	1	1	1	1	0																						
Jesus Sanchez, L (1, 1)										3	0	0	0	0	2	1																						
John Riedling, R (7, 1)										0	0	0	0	0	0	0																						
Todd Jones, L (8, 1)										0	0	0	0	0	0	0																						
Jacob Cruz, L (9, PH) OBP: 0.348, SLG: 0.405										1	0	0	0	0	0	0																						
<b>Inning Stats</b>	R: 0 E: 0 K: 1 S: 14	H: 1 R: 2 ER: 0 LOB: 26	R: 0 E: 0 K: 1 S: 8	H: 0 R: 1 ER: 0 LOB: 17	R: 0 E: 0 K: 0 S: 13	H: 0 R: 0 ER: 0 LOB: 23	R: 1 E: 0 K: 0 S: 10	H: 1 R: 0 ER: 0 LOB: 11	R: 1 E: 0 K: 0 S: 11	H: 2 R: 0 ER: 0 LOB: 22	R: 0 E: 0 K: 1 S: 8	H: 0 R: 0 ER: 0 LOB: 10	R: 0 E: 0 K: 0 S: 12	H: 0 R: 0 ER: 0 LOB: 19	R: 0 E: 0 K: 0 S: 4	H: 0 R: 0 ER: 0 LOB: 5	R: 0 E: 0 K: 1 S: 6	H: 0 R: 0 ER: 0 LOB: 9	1B: 2 2B: 1 3B: 0 HR: 1	SF: 0 SAC: 0 DP: 0 HBP: 0	WP: 0 PA: 37 PB: 0 SB: 0 CS: 0																	
<b>PITCHER</b>	IP	WLS	BF	H	R	ER	SO	BB	IBB	HBP	BLK	WP	HR	S	P	ERA	WHIP	<b>PITCHER</b>				IP	WLS	BF	H	R	ER	SO	BB	IBB	HBP	BLK	WP	HR	S	P	ERA	WHIP
Woody Williams, R (1, 1) ERA: 4.09	6.1		29	4	2	2	3	6	0	0	0	0	1	72	124	2.84	1.579																					
Ray King, L (7, 1) ERA: 1.16	1.0	W	3	0	0	0	0	0	0	0	0	0	0	6	7	0.00	0.000																					
Julian Tavarez, R (8, 1) ERA: 3.21	0.2	H	2	0	0	0	0	0	0	0	0	0	0	2	2	0.00	0.000																					
44 Jason Isringhausen, R (9, 1) ERA: 2.95	1.0	S	3	0	0	0	1	0	0	0	0	0	0	6	9	0.00	0.000																					

Cincinnati Reds @ St. Louis Cardinals  
 Busch Stadium, St. Louis, MO  
 Wed Jul 07 2004, 7:10 PM CDT  
 Att: 34,999 - Cloudy - 80 F

AB	31
R	2
H	4
RBI	2
BB	6
SO	4
LOB	16



Batter	1	2	3	4	5	6	7	8	9	AB	R	H	RBI	BB	SO	LOB	BOTTOM																					
Tony Womack, L (1, 4) OBP: 0.358, SLG: 0.406										5	1	3	1	0	0	2																						
Edgar Renteria, R (1, 6) OBP: 0.330, SLG: 0.399										5	1	1	1	0	0	2																						
5 Albert Pujols, R (1, 3) OBP: 0.405, SLG: 0.603										2	0	0	0	2	0	1																						
27 Scott Rolen, R (1, 5) OBP: 0.425, SLG: 0.615										2	0	1	0	2	0	2																						
Reggie Sanders, R (1, 9) OBP: 0.294, SLG: 0.486										3	0	1	1	1	2	3																						
44 Jason Isringhausen, R (9, 1) OBP: 1.000, SLG: 1.000										0	0	0	0	0	0	0																						
15 Jim Edmonds, L (1, 8) OBP: 0.382, SLG: 0.561										4	1	1	1	0	1	7																						
Mike Matheny, R (1, 2) OBP: 0.294, SLG: 0.358										4	1	1	0	0	1	0																						
So Taguchi, R (1, 7) OBP: 0.292, SLG: 0.356										3	0	1	0	0	0	0																						
Woody Williams, R (1, 1) ERA: 6.97	6.0		28	7	2	2	4	4	0	0	0	0	0	0	0	1																						
Ray King, L (7, 1) ERA: 3.91	1.0	L	5	1	1	0	0	0	1	0	0	0	0	8	18	0.00	1.000																					
Julian Tavarez, L (8, 1) ERA: 3.42	1.0		5	2	1	1	0	0	0	0	0	0	0	11	16	9.00	2.000																					
<b>Inning Stats</b>	R: 1 E: 0 K: 2 S: 12	H: 2 R: 2 ER: 0 LOB: 26	R: 0 E: 0 K: 0 S: 7	H: 1 R: 2 ER: 0 LOB: 9	R: 0 E: 0 K: 1 S: 12	H: 1 R: 0 ER: 0 LOB: 18	R: 1 E: 0 K: 1 S: 7	H: 1 R: 0 ER: 0 LOB: 11	R: 0 E: 0 K: 0 S: 10	H: 1 R: 0 ER: 0 LOB: 23	R: 0 E: 0 K: 0 S: 10	H: 1 R: 0 ER: 0 LOB: 13	R: 1 E: 1 K: 0 S: 8	H: 1 R: 0 ER: 0 LOB: 18	R: 1 E: 0 K: 0 S: 11	H: 2 R: 0 ER: 0 LOB: 16	1B: 6 2B: 4 3B: 0 HR: 1	SF: 0 SAC: 1 DP: 1 HBP: 0	WP: 0 PA: 38 PB: 1 SB: 1 CS: 1																			
<b>PITCHER</b>	IP	WLS	BF	H	R	ER	SO	BB	IBB	HBP	BLK	WP	HR	S	P	ERA	WHIP	<b>PITCHER</b>				IP	WLS	BF	H	R	ER	SO	BB	IBB	HBP	BLK	WP	HR	S	P	ERA	WHIP
Jesus Sanchez, L (1, 1) ERA: 6.97	6.0		28	7	2	2	4	4	0	0	0	0	0	8	18	0.00	1.000																					
John Riedling, R (7, 1) ERA: 3.91	1.0	L	5	1	1	0	0	0	1	0	0	0	0	8	18	0.00	1.000																					
Todd Jones, R (8, 1) ERA: 3.42	1.0		5	2	1	1	0	0	0	0	0	0	0	11	16	9.00	2.000																					

Cincinnati Reds @ St. Louis Cardinals  
 Busch Stadium, St. Louis, MO  
 Wed Jul 07 2004, 7:10 PM CDT  
 Att: 34,999 - Cloudy - 80 F

AB	32
R	4
H	10
RBI	4
BB	5
SO	4
LOB	19





Batter	1	2	3	4	5	6	7	8	9	AB	R	H	RBI	BB	SO	LOB	TOP										
Mark Grudzielanek, R (1,4) OBP: 0.343, SLG: 0.369	G5-3		1-1 CS 1B		1-1 F8			1-1 G1-3		4	0	1	0	0	0	0											
Rey Ordonez, R (1,6) OBP: 0.185, SLG: 0.250	G6-3		3-2 G6-3 1-2		1-2 FC4-6 1B			2-1 G6-3		4	0	1	0	0	0	1											
Sammy Sosa, R (1,9) OBP: 0.369, SLG: 0.538	1B		4-1		0-0 FC4-6 1-2			0-1 FC5-4 1B		3	0	2	0	1	0	1											
Moises Alou, R (1,7) OBP: 0.330, SLG: 0.509	P6		0-3 K			4-2 G4-3 BB		0-1 FC5-4 1-2		3	0	0	0	1	1	3											
Corey Patterson, L (1,8) OBP: 0.334, SLG: 0.453		3-1 L3		1-1 F7		0-0 G4-3 1-2		2-1 FC6-4 1B		4	0	1	0	0	0	1											
25 Derrek Lee, R (1,3) OBP: 0.374, SLG: 0.516	HR	1-1		0-1 1B		1-2 G5-3		0-1 FC6-4 1-2		4	1	2	1	0	0	1											
Ramon Martinez, R (1,5) OBP: 0.329, SLG: 0.359	1B	1-2 WP 1B		2-1 G4-6-3 1B			1-0 F8	0-1 L3		4	0	2	0	0	0	1											
Paul Bako, L (1,2) OBP: 0.278, SLG: 0.243	K	2-3		0-0 G4-6-3 1-2			0-0 G6-3			3	0	0	0	0	1	3											
Greg Maddux, R (1,1) OBP: 0.152, SLG: 0.125 (7, PH)	G5-3	1-2		0-2 G6-3			1-0 L8			2	0	0	0	0	0	1											
Tom Goodwin, L (7, PH) OBP: 0.228, SLG: 0.271										1	0	0	0	0	0	0											
Jon Leicester, R (7, 1)										0	0	0	0	0	0	0											
Kent Mercker, L (8, 1)										0	0	0	0	0	0	0											
43 Michael Wuerztz, R (8, 1)										0	0	0	0	0	0	0											
<b>Inning Stats</b>	R: 0 E: 0 K: 0 S: 7	H: 1 LOB: 1 BB: 0 P: 12	R: 1 E: 0 K: 1 S: 13	H: 2 LOB: 1 BB: 0 P: 21	R: 0 E: 0 K: 1 S: 11	H: 1 LOB: 1 BB: 1 P: 19	R: 0 E: 0 K: 0 S: 7	H: 2 LOB: 1 BB: 0 P: 10	R: 0 E: 0 K: 0 S: 9	H: 0 LOB: 0 BB: 1 P: 12	R: 0 E: 0 K: 0 S: 3	H: 0 LOB: 0 BB: 0 P: 5	R: 0 E: 0 K: 0 S: 8	H: 1 LOB: 1 BB: 0 P: 11	R: 0 E: 0 K: 0 S: 6	H: 1 LOB: 0 BB: 0 P: 8	1B: 8 2B: 1 3B: 0 HR: 1	SF: 0 SAC: 0 DP: 3 HBP: 0	WP: 1 PB: 0 SB: 0 CS: 1	PA: 34							
<b>PITCHER</b>	IP	WLS	BF	H	R	ER	SO	BB	IBB	HBP	BLK	WP	HR	S	P	ERA	WHIP										
Jason Marquis, R (1, 1) ERA: 3.88	8.0	W	32	9	1	1	2	2	0	0	0	1	1	67	105	1.12	1.375										
Julian Tavarez, R (9, 1) ERA: 3.12	1.0		2	0	0	0	0	0	0	0	0	0	0	4	4	0.00	0.000										

Chicago Cubs @ St. Louis Cardinals  
Busch Stadium, St. Louis, MO

AB 32  
R 1  
H 9  
RBI 1  
BB 2  
SO 2  
LOB 12



WP: 1 PA: 34  
PB: 0  
SB: 0  
CS: 1

Batter	1	2	3	4	5	6	7	8	9	AB	R	H	RBI	BB	SO	LOB	BOTTOM											
Tony Womack, L (1,4) OBP: 0.359, SLG: 0.418	G4-3		2-2 1B 5 SF8 1B		0-1 G4-3 2-3		3-2 HR			4	2	2	1	0	0	1												
Edgar Renteria, R (1,6) OBP: 0.332, SLG: 0.410	HR	1-2	1-1 27 S 1B		1-0 F8		3-2 G6-3			4	1	2	1	0	0	1												
5 Albert Pujols, R (1,3) OBP: 0.403, SLG: 0.611	G4-3	2-1	0-0 SF8		3-2 HR			1-2 F9		3	1	1	2	0	0	0												
27 Scott Rolen, R (1,5) OBP: 0.423, SLG: 0.614	F8	0-0	3-H 2-3 K		1-1 G5-3		2-1 15 S 1B 2B			4	1	1	0	0	1	1												
15 Jim Edmonds, L (1,8) OBP: 0.383, SLG: 0.571		0-0 CS 1B		0-1 F8		2-1 HR		0-3 K		4	1	2	1	0	1	1												
John Mabry, L (1,7) OBP: 0.346, SLG: 0.470 (9,9)	F8	3-2 1-2		1-1 F7		0-0 P2		0-0 BB 1B		4	0	1	1	0	0	1												
Reggie Sanders, R (1,9) OBP: 0.297, SLG: 0.485	1B	1-1		2-0 G1-3		1-3 K		4-2 3-H 1B		3	0	1	0	1	1	0												
So Taguchi, R (9, 7) OBP: 0.292, SLG: 0.356	1B	4 S						1-2 BB		0	0	0	0	0	0	0												
4 Yadier Molina, R (1,2) OBP: 0.348, SLG: 0.288	K	3-3 1-2			0-2 G4-3 2B		1-1 CS 1B	0-2 G6-3		4	0	2	0	0	1	3												
Jason Marquis, L (1, 1) OBP: 0.263, SLG: 0.351	G4-3		0-0 K		2-3 K		2-3 K			3	0	0	0	0	2	2												
Julian Tavarez, L (9, 1) ERA: 6.75										0	0	0	0	0	0	0												
<b>Inning Stats</b>	R: 1 E: 0 K: 0 S: 9	H: 1 LOB: 0 BB: 0 P: 14	R: 0 E: 0 K: 1 S: 11	H: 2 LOB: 1 BB: 0 P: 18	R: 1 E: 0 K: 1 S: 12	H: 2 LOB: 1 BB: 0 P: 16	R: 0 E: 0 K: 0 S: 5	H: 0 LOB: 0 BB: 0 P: 8	R: 0 E: 0 K: 1 S: 9	H: 1 LOB: 1 BB: 0 P: 12	R: 2 E: 0 K: 1 S: 11	H: 2 LOB: 0 BB: 0 P: 18	R: 1 E: 0 K: 1 S: 16	H: 2 LOB: 0 BB: 0 P: 24	R: 1 E: 0 K: 1 S: 15	H: 2 LOB: 2 BB: 1 P: 22	1B: 6 2B: 2 3B: 0 HR: 4	SF: 1 SAC: 0 DP: 0 HBP: 0	WP: 0 PB: 0 SB: 3 CS: 2	PA: 35								
<b>PITCHER</b>	IP	WLS	BF	H	R	ER	SO	BB	IBB	HBP	BLK	WP	HR	S	P	ERA	WHIP											
Greg Maddux, R (1, 1) ERA: 4.51	6.0	L	25	8	4	4	4	8	4	4	4	0	0	0	0	0	6.00	1.333										
Jon Leicester, R (7, 1) ERA: 2.53	1.1		6	3	2	2	1	0	0	0	0	0	1	22	33	13.50	2.250											
Kent Mercker, L (8, 1) ERA: 2.45	0.1		3	1	0	0	1	1	0	0	0	0	0	6	10	0.00	6.000											
43 Michael Wuerztz, R (8, 1) ERA: 6.75	0.1		1	0	0	0	0	0	0	0	0	0	0	3	3	0.00	0.000											

Chicago Cubs @ St. Louis Cardinals  
Busch Stadium, St. Louis, MO

AB 33  
R 6  
H 12  
RBI 6  
BB 1  
SO 6  
LOB 10



WP: 0 PA: 35  
PB: 0  
SB: 3  
CS: 2



Batter	1	2	3	4	5	6	7	8	9	AB	R	H	RBI	BB	SO	LOB	TOP					
Todd Walker, L (1.4) OBP: 0.367, SLG: 0.496 Mark Grudzielanek, R (7.4) OBP: 0.336, SLG: 0.564	F8		F7		1-2		P2			3	0	1	0	0	0	0						
Brendan Harris, R (1.5) OBP: 0.330, SLG: 0.333	F8				1-2					3	0	1	0	1	0	2						
Corey Patterson, L (1.8) OBP: 0.330, SLG: 0.447	K		G4-3							4	0	0	0	0	2	2						
Sammy Sosa, R (1.9) OBP: 0.371, SLG: 0.557					1-0					4	2	2	1	0	0	1						
Moises Alou, R (1.7) OBP: 0.326, SLG: 0.503	F9				2-1		F7			4	0	0	0	0	2	2						
25 Derek Lee, R (1.3) OBP: 0.372, SLG: 0.516					2-2		G5-3			4	0	1	1	0	0	0						
Michael Barrett, R (1.2) OBP: 0.341, SLG: 0.482					0-0					3	0	2	0	1	0	0						
Ramon Martinez, R (1.6) OBP: 0.327, SLG: 0.357 Rey Ordonez, R (2.6) OBP: 0.182, SLG: 0.245 Jose Macias, S (9.4) OBP: 0.284, SLG: 0.393	G6-4-3				2-3		K			1	0	0	0	0	2	2						
Matt Clement, R (1.1) OBP: 0.114, SLG: 0.118 Tom Goodwin, L (7.4) OBP: 0.222, SLG: 0.267 Kyle Farnsworth, R (7.1) Glendon Rusch, L (8.1) OBP: 0.091, SLG: 0.227 Francis Beltran, R (8.1)			K2-3		1-3		K			2	0	0	0	0	2	1						
<b>Inning Stats</b>	R: 0 E: 0 K: 1 S: 8	H: 0 LOB: 0 BB: 0 P: 12	R: 1 E: 0 K: 0 S: 10	H: 3 LOB: 1 BB: 0 P: 16	R: 0 E: 0 K: 1 S: 11	H: 1 LOB: 1 BB: 0 P: 16	R: 0 E: 0 K: 0 S: 6	H: 0 LOB: 0 BB: 0 P: 11	R: 0 E: 0 K: 2 S: 11	H: 2 LOB: 2 BB: 0 P: 16	R: 1 E: 0 K: 1 S: 8	H: 1 LOB: 0 BB: 0 P: 14	R: 0 E: 0 K: 0 S: 8	H: 0 LOB: 1 BB: 1 P: 12	R: 0 E: 0 K: 0 S: 9	H: 0 LOB: 1 BB: 1 P: 15	R: 0 E: 0 K: 1 S: 13	H: 0 LOB: 0 BB: 0 P: 19	1B: 4 2B: 2 3B: 0 HR: 1	SF: 0 SAC: 1 DP: 1 HBP: 0	WP: 0 PB: 0 SB: 0 CS: 0	PA: 35
<b>PITCHER</b>	IP	WLS	BF	H	R	ER	SO	BB	IBB	HBP	BLK	WP	HR	S	P	ERA	WHIP					
Jeff Suppan, R (1.1) ERA: 3.33	6.0	W	24	7	2	2	5	0	0	0	0	0	1	54	85	3.00	1.167					
Kiko Calero, R (7.1) ERA: 3.57	0.1	H	2	0	0	0	0	1	0	0	0	0	0	3	7	0.00	3.000					
Ray King, L (7.1) ERA: 1.15	0.1	H	1	0	0	0	0	0	0	0	0	0	0	3	3	0.00	0.000					
Julian Tavarez, R (7.1) ERA: 3.09	0.1	H	2	0	0	0	0	1	0	0	0	0	0	6	10	0.00	3.000					
Steve Kline, L (8.1) ERA: 2.63	0.1	H	1	0	0	0	0	0	0	0	0	0	0	1	1	0.00	0.000					
<b>PITCHER</b>	IP	WLS	BF	H	R	ER	SO	BB	IBB	HBP	BLK	WP	HR	S	P	ERA	WHIP					
44 Jason Isringhausen, R (8.1) ERA: 2.83	1.2	S	5	0	0	0	1	0	0	0	0	0	0	17	25	0.00	0.000					

Chicago Cubs @ St. Louis Cardinals  
Busch Stadium, St. Louis, MO  
Sat Jul 10 2004, 12:20 PM CDT  
Att: 50,569 - Cloudy - 81 F

AB 32  
R 2  
H 7  
RBI 2  
BB 2  
SO 6  
LOB 13



Batter	1	2	3	4	5	6	7	8	9	AB	R	H	RBI	BB	SO	LOB	BOTTOM				
Tony Womack, L (1.4) OBP: 0.367, SLG: 0.426	F				1-2					4	1	3	0	1	0	1					
Ray Lankford, L (1.7) OBP: 0.365, SLG: 0.435 44 Jason Isringhausen, R (8.1) OBP: 0.500, SLG: 0.500					2-3		K			3	1	1	1	1	2	1					
5 Albert Pujols, R (1.3) OBP: 0.399, SLG: 0.603	K									4	0	0	0	0	1	3					
27 Scott Rolen, R (1.5) OBP: 0.421, SLG: 0.609	P6				0-1		F9			4	0	1	0	0	0	1					
15 Jim Edmonds, L (1.8) OBP: 0.388, SLG: 0.583					2-3		K			3	2	2	2	1	1	1					
Roger Cedeno, S (1.9) OBP: 0.329, SLG: 0.391 Reggie Sanders, R (8.9) OBP: 0.296, SLG: 0.483					1-1		FC5-4			2	0	0	0	1	0	2					
7 Hector Luna, R (1.6) OBP: 0.282, SLG: 0.380	G4-3				1-3		K			4	1	1	1	0	1	2					
Mike Matheny, R (1.2) OBP: 0.293, SLG: 0.356					1-1		B1-3			4	0	1	0	0	0	1					
Jeff Suppan, R (1.1) Marlon Anderson, L (6.4) Kiko Calero, R (7.1) Ray King, L (7.1) Julian Tavarez, L (7.1) Steve Kline, S (8.1) So Taguchi, R (8.7) OBP: 0.295, SLG: 0.363					2-0		G6-3			2	0	0	0	0	0	0					
<b>Inning Stats</b>	R: 3 E: 1 K: 1 S: 19	H: 2 LOB: 1 BB: 2 P: 34	R: 0 E: 0 K: 0 S: 9	H: 1 LOB: 2 BB: 1 P: 16	R: 0 E: 0 K: 2 S: 13	H: 1 LOB: 1 BB: 0 P: 17	R: 0 E: 0 K: 1 S: 10	H: 1 LOB: 1 BB: 0 P: 14	R: 0 E: 0 K: 1 S: 11	H: 0 LOB: 1 BB: 1 P: 19	R: 0 E: 0 K: 1 S: 7	H: 0 LOB: 0 BB: 0 P: 10	R: 2 E: 0 K: 2 S: 19	H: 4 LOB: 2 BB: 0 P: 27	1B: 7 2B: 2 3B: 0 HR: 1	SF: 0 SAC: 0 DP: 0 HBP: 0	WP: 1 PB: 0 SB: 1 CS: 0	PA: 38			
<b>PITCHER</b>	IP	WLS	BF	H	R	ER	SO	BB	IBB	HBP	BLK	WP	HR	S	P	ERA	WHIP				
Matt Clement, R (1.1) ERA: 2.91	6.0	L	28	6	3	3	5	4	0	0	0	0	1	71	114	4.50	1.667				
Kyle Farnsworth, R (7.1) ERA: 3.43	1.0		3	0	0	0	1	0	0	0	0	0	0	7	10	0.00	0.000				
Glendon Rusch, L (8.1) ERA: 4.06	0.2		6	4	2	2	1	0	0	0	0	0	0	16	23	27.00	6.000				
Francis Beltran, R (8.1) ERA: 4.13	0.1		1	0	0	0	1	0	0	0	0	0	0	3	4	0.00	0.000				

Chicago Cubs @ St. Louis Cardinals  
Busch Stadium, St. Louis, MO  
Sat Jul 10 2004, 12:20 PM CDT  
Att: 50,569 - Cloudy - 81 F


AB 34  
R 5  
H 10  
RBI 5  
BB 4  
SO 8  
LOB 16










Batter	1	2	3	4	5	6	7	8	9	AB	R	H	RBI	BB	SO	LOB	TOP			
Tony Womack, L (1.4) OBP: 0.361, SLG: 0.423	G4-3		G5-3		F8	F7			1B	5	0	1	0	0	0	2	<b>St. Louis Cardinals @ Cincinnati Reds</b> Great American Ball Park, Cincinnati, OH Thu Jul 15 2004, 7:10 PM EDT Att: 31,961 - Cloudy - 82 F  <b>AB 37</b> <b>R 7</b> <b>H 11</b> <b>RBI 7</b> <b>BB 3</b> <b>SO 4</b> <b>LOB 14</b> 			
Edgar Renteria, R (1.6) OBP: 0.337, SLG: 0.416	1B			5 HR	1B	1B		5 F9 27 HR	L4	5	2	4	0	0	1					
5 Albert Pujols, R (1.3) OBP: 0.396, SLG: 0.603	G6-3			1-H	HR	F8	F9	2-3	P4	5	1	1	2	0	4					
27 Scott Rolen, R (1.5) OBP: 0.412, SLG: 0.602		G4-3			K	G1-3		HR	K	5	1	1	2	0	2					
Reggie Sanders, R (1.9) OBP: 0.298, SLG: 0.476					15 G3-1 15 S	1B	L8	P3		2	1	0	0	2	0					
15 Jim Edmonds, L (1.8) OBP: 0.389, SLG: 0.587	F7	BB			G3-1	1B	1B	K		3	1	0	0	1	2					
So Taguchi, R (1.7) OBP: 0.294, SLG: 0.354	F7				3-H	1B	F7	L9		4	1	1	1	0	2					
Mike Matheny, R (1.2) OBP: 0.296, SLG: 0.360			G5-3	1-H	2B	1B	1B	G6-3		4	0	2	1	0	0					
Matt Morris, R (1.1) Steve Kline, S (7.1) Marlon Anderson, L (6. Ph) Ray King, L (8.1) Julian Tavaraz, L (8.1) 44 Jason Istringhausen, R (9.1)	G6-3		G6-3		K		1-2 2-H	1B	L9	3	0	1	1	0	1					
<b>Inning Stats</b>	R: 0 E: 0 K: 0 S: 10	H: 1 LOB: 0 BB: 0 P: 13	R: 0 E: 0 K: 0 S: 4	H: 0 LOB: 1 BB: 1 P: 10	R: 0 E: 0 K: 0 S: 8	H: 0 LOB: 0 BB: 0 P: 11	R: 4 E: 0 K: 2 S: 21	H: 4 LOB: 1 BB: 1 P: 36	R: 0 E: 0 K: 0 S: 9	H: 1 LOB: 2 BB: 0 P: 16	R: 2 E: 0 K: 1 S: 9	H: 2 LOB: 0 BB: 0 P: 12	R: 0 E: 0 K: 0 S: 7	H: 0 LOB: 0 BB: 0 P: 13	R: 0 E: 0 K: 0 S: 11	H: 1 LOB: 1 BB: 0 P: 19		1B: 7 2B: 2 3B: 0 HR: 2	SF: 0 SAC: 0 DP: 1 HBP: 0	WP: 0 PB: 0 SB: 1 CS: 0
<b>PITCHER</b>	IP WLS BF H R ER SO BB IBB HBP BLK WP HR S P ERA WHIP																			
Jesus Sanchez, L (1.1) ERA: 7.53	4.0 L 18 5 4 4 2 2 0 0 0 0 0 1 43 70 9.00 1.750																			
Ryan Wagner, R (5.1) ERA: 5.79	2.0 10 3 1 1 0 1 0 0 0 0 0 0 23 39 4.50 2.000																			
John Riedling, R (7.1) ERA: 4.1	1.0 5 2 2 2 1 0 0 0 0 0 0 1 9 12 18.00 2.000																			
Phil Norton, L (8.1) ERA: 5.66	1.0 3 0 0 0 0 0 0 0 0 0 0 0 7 13 0.00 0.000																			
Todd Van Poppel, R (9.1) ERA: 5.7	1.0 4 1 0 0 1 0 0 0 0 0 0 0 11 19 0.00 1.000																			

Batter	1	2	3	4	5	6	7	8	9	AB	R	H	RBI	BB	SO	LOB	BOTTOM			
6 Ryan Freel, R (1.8) OBP: 0.381, SLG: 0.368	S	G1-3			L9		L4-3		B1-3	5	1	2	0	0	0	2	<b>St. Louis Cardinals @ Cincinnati Reds</b> Great American Ball Park, Cincinnati, OH Thu Jul 15 2004, 7:10 PM EDT Att: 31,961 - Cloudy - 82 F  <b>AB 36</b> <b>R 2</b> <b>H 11</b> <b>RBI 1</b> <b>BB 2</b> <b>SO 7</b> <b>LOB 26</b> 			
Barry Larkin, R (1.6) OBP: 0.341, SLG: 0.399	E1		K		F8	K	K	G4-3	G4-3	5	0	1	0	0	2					
Sean Casey, L (1.3) OBP: 0.396, SLG: 0.596	K		G4-3		F7	L4-3		G4-3		5	0	0	0	0	1					
Adam Dunn, L (1.7) OBP: 0.408, SLG: 0.568	P5		2B		1B	FC5-2	1B	K		4	0	2	0	0	1					
D'Angelo Jimenez, S (1.4) OBP: 0.374, SLG: 0.387			G3-4-1		FC5-2	1B	FC6-4	1B	1B	3	1	2	0	1	0					
Wily Mo Peña, R (1.9) OBP: 0.324, SLG: 0.503	FC5				2B	FC6-4	FC5-2	1B	FC5-4	4	0	3	0	0	2					
Jason LaRue, R (1.2) OBP: 0.317, SLG: 0.393		SH1-4		G6-3		FC5-2	FC6-4	K		4	0	1	0	0	1					
Brandon Larson, R (1.5) OBP: 0.301, SLG: 0.342		K		G6-3		FC6-4	1-2 2-3 3-H	FC5-4		4	0	0	1	0	1					
Jesus Sanchez, L (1.1) Jacob Cruz, L (4. Ph) Ryan Wagner, R (5.1) Javier Valentin, S (6. Ph) John Riedling, R (7.1) Phil Norton, R (8.1) Todd Van Poppel, R (9.1) John Vander Wal, L (9. Ph)	SH1-4	SH1-4		G6-3		K		G4-3	6 B1-3	0	0	0	0	0	0					
<b>Inning Stats</b>	R: 1 E: 1 K: 1 S: 16	H: 2 LOB: 2 BB: 1 P: 31	R: 0 E: 0 K: 1 S: 10	H: 1 LOB: 1 BB: 0 P: 15	R: 0 E: 0 K: 1 S: 8	H: 1 LOB: 1 BB: 0 P: 13	R: 0 E: 0 K: 0 S: 9	H: 1 LOB: 0 BB: 0 P: 15	R: 0 E: 0 K: 0 S: 16	H: 3 LOB: 2 BB: 0 P: 24	R: 0 E: 0 K: 1 S: 8	H: 1 LOB: 0 BB: 0 P: 13	R: 0 E: 0 K: 2 S: 9	H: 2 LOB: 2 BB: 0 P: 12	R: 0 E: 0 K: 0 S: 11	H: 0 LOB: 1 BB: 1 P: 16		1B: 9 2B: 3 3B: 0 HR: 0	SF: 0 SAC: 1 DP: 1 HBP: 0	WP: 0 PB: 0 SB: 1 CS: 0
<b>PITCHER</b>	IP WLS BF H R ER SO BB IBB HBP BLK WP HR S P ERA WHIP																			
Matt Morris, R (1.1) ERA: 4.2	6.0 W 27 8 2 1 4 1 0 0 0 0 0 0 0 8 13 0.00 1.000																			
Steve Kline, L (7.1) ERA: 1.91	1.0 3 1 0 0 1 0 0 0 0 0 0 0 4 5 0.00 3.000																			
Ray King, L (8.1) ERA: 1.99	0.1 2 1 0 0 1 0 0 0 0 0 0 0 4 5 0.00 3.000																			
Julian Tavaraz, R (8.1) ERA: 3.0	0.2 3 1 0 0 1 0 0 0 0 0 0 0 5 7 1.500 1.500																			
44 Jason Istringhausen, R (9.1) ERA: 2.76	1.0 4 0 0 0 0 1 0 0 0 0 0 0 11 16 0.00 1.000																			



Batter	1	2	3	4	5	6	7	8	9	AB	R	H	RBI	BB	SO	LOB	TOP										
<b>Tony Womack, L</b> OBP: 0.356, SLG: 0.416 (1, 4)	F9		G4-3		FC4-6 5 1B		FC6-4	G4-3		5	1	0	0	0	0	3	<b>St. Louis Cardinals @ Cincinnati Reds</b> Great American Ball Park, Cincinnati, OH Fri Jul 16 2004, 7:10 PM EDT Att: 39,140 - Cloudy - 83 F										
<b>Edgar Renteria, R</b> OBP: 0.336, SLG: 0.415 (1, 6)			G6-3					K	K	5	0	2	0	0	2	0											
<b>5 Albert Pujols, R</b> OBP: 0.402, SLG: 0.606 (1, 3)									G4-3	5	2	4	1	0	0	0											
<b>27 Scott Rolen, R</b> OBP: 0.409, SLG: 0.594 (1, 5)										4	1	0	0	1	2	3											
<b>15 Jim Edmonds, L</b> OBP: 0.387, SLG: 0.586 (1, 8)										4	0	1	1	0	1	4											
<b>John Mabry, L</b> OBP: 0.350, SLG: 0.456 (1, 7)										3	1	0	0	1	0	1											
<b>Reggie Sanders, R</b> OBP: 0.298, SLG: 0.472 (1, 9)										4	1	1	2	0	0	1											
<b>4 Yadier Molina, R</b> OBP: 0.361, SLG: 0.306 (8, PH)										3	0	2	0	0	0	0											
<b>Marlon Anderson, L</b> OBP: 0.210, SLG: 0.441 (8, 2)										1	1	1	3	0	0	0											
<b>Mike Matheny, R</b> OBP: 0.296, SLG: 0.360 (1, 1)										0	0	0	0	0	0	0											
<b>Woody Williams, R</b> OBP: 0.206, SLG: 0.273 (7, PH)										2	0	0	0	0	1	1											
<b>Ray Lankford, L</b> OBP: 0.262, SLG: 0.430 (7, 1)										1	0	0	0	0	0	0											
<b>Kiko Calero, R</b> OBP: 0.271, SLG: 0.388 (8, PH)										0	0	0	0	0	0	0											
<b>7 Hector Luna, R</b> OBP: 0.271, SLG: 0.388 (8, 1)										0	0	0	0	0	0	0											
<b>Steve Kline, L</b> OBP: 0.271, SLG: 0.388 (8, 1)										0	0	0	0	0	0	0											
<b>Julian Tavarez, L</b> OBP: 0.271, SLG: 0.388 (8, 1)										0	0	0	0	0	0	0											
<b>44 Jason Istringhausen, R</b> OBP: 0.271, SLG: 0.388 (8, 1)										0	0	0	0	0	0	0											
<b>Inning Stats</b>	R: 0 E: 0 K: 1 S: 15	H: 2 LOB: 2 BB: 0 P: 23	R: 0 E: 0 K: 0 S: 8	H: 0 LOB: 0 BB: 0 P: 10	R: 0 E: 0 K: 1 S: 11	H: 0 LOB: 0 BB: 0 P: 13	R: 1 E: 0 K: 0 S: 13	H: 2 LOB: 1 BB: 0 P: 24	R: 1 E: 0 K: 0 S: 9	H: 3 LOB: 2 BB: 0 P: 15	R: 0 E: 0 K: 1 S: 6	H: 0 LOB: 0 BB: 0 P: 7	R: 0 E: 0 K: 0 S: 7	H: 1 LOB: 1 BB: 0 P: 7	R: 5 E: 0 K: 2 S: 19	H: 4 LOB: 1 BB: 2 P: 37	R: 0 E: 0 K: 1 S: 8	H: 0 LOB: 0 BB: 0 P: 10	1B: 10 2B: 1 3B: 0 HR: 1	SF: 0 SAC: 0 DP: 0 HBP: 0	WP: 0 PB: 1 SB: 0 CS: 0	PA: 40					
<b>PITCHER</b>	IP	WLS	BF	H	R	ER	SO	BB	IBB	HBP	BLK	WP	HR	S	P	ERA	WHIP										
<b>Paul Wilson, R</b> ERA: 3.59	(1, 1)	7.0	28	8	2	2	3	0	0	0	0	0	0	69	99	2.57	1.143										
<b>Todd Jones, R</b> ERA: 3.51	(8, 1)	0.2	H	5	1	3	2	2	0	0	0	0	0	11	23	40.50	4.500										
<b>Danny Graves, R</b> ERA: 3.0	(8, 1)	1.1	L	7	3	2	1	0	0	0	0	0	1	16	24	13.50	2.250										

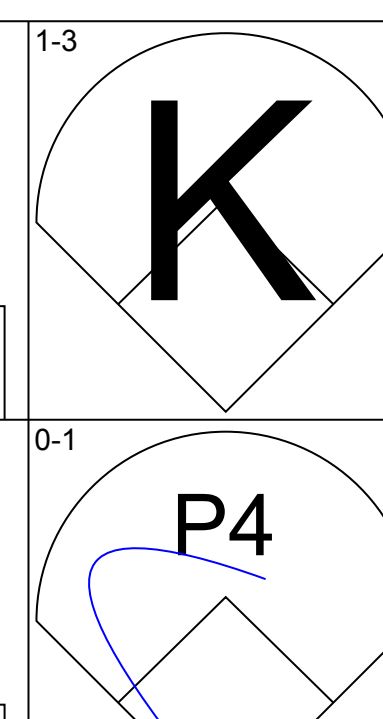
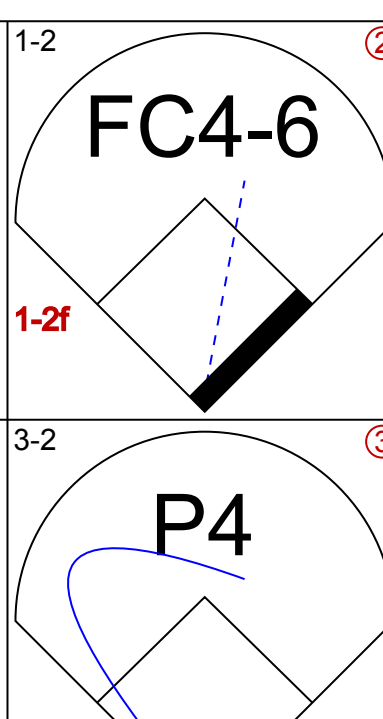
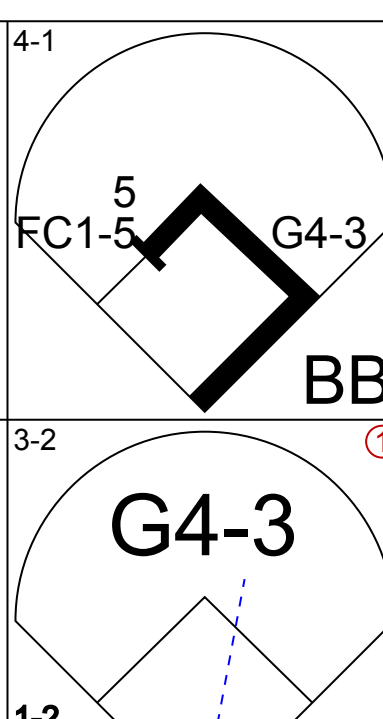
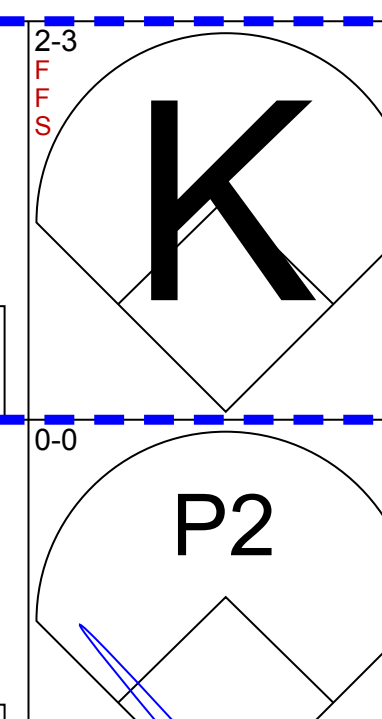
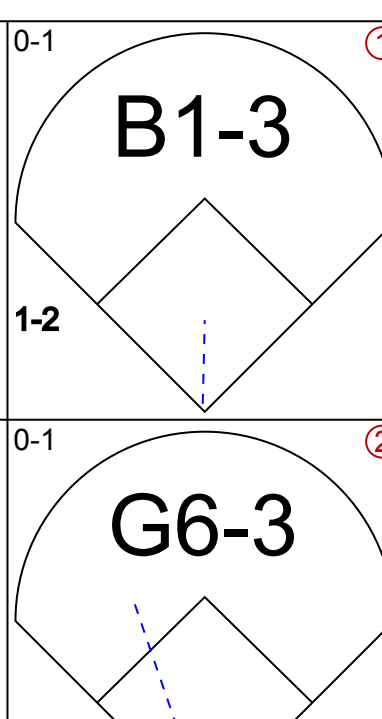

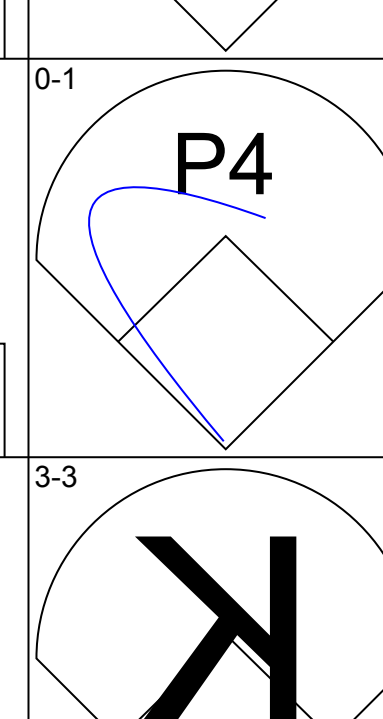
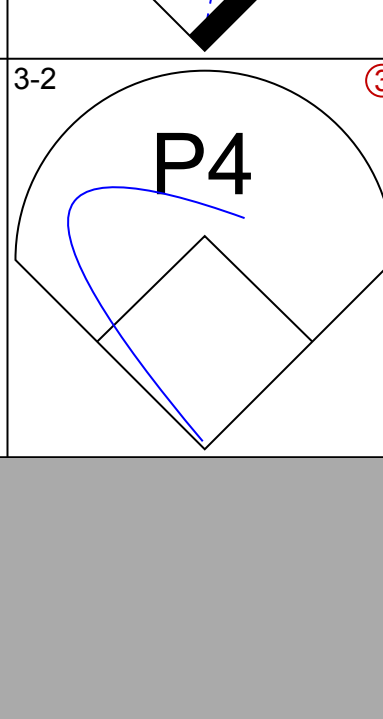
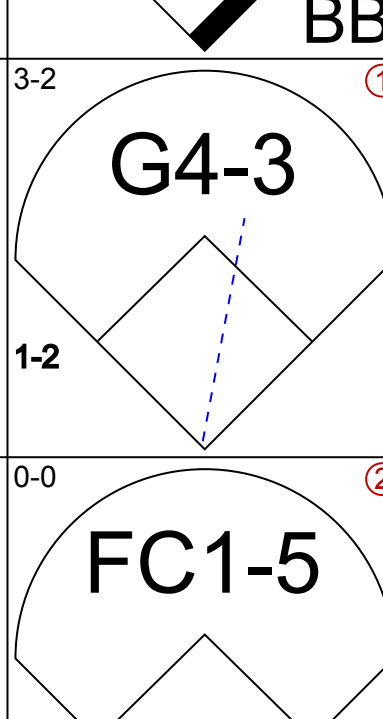
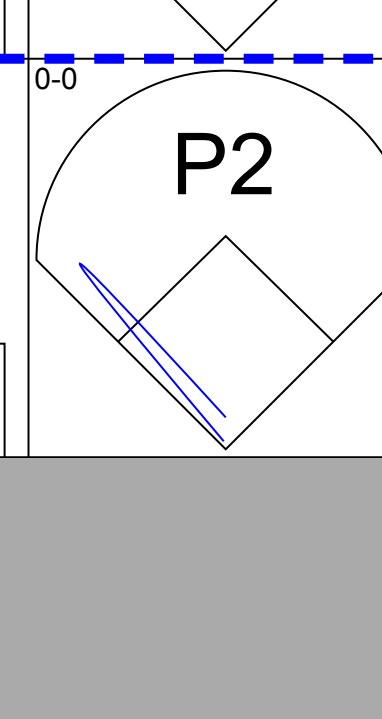
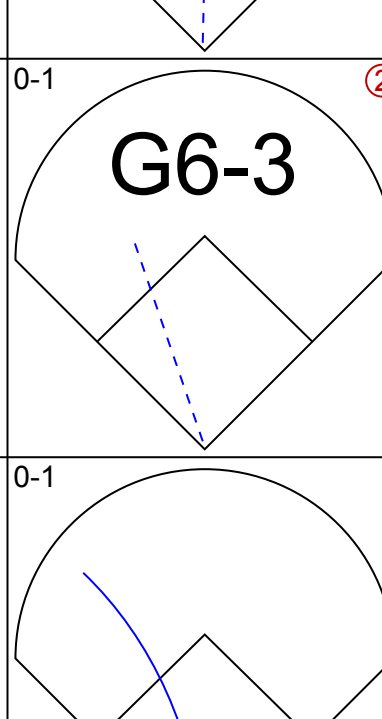
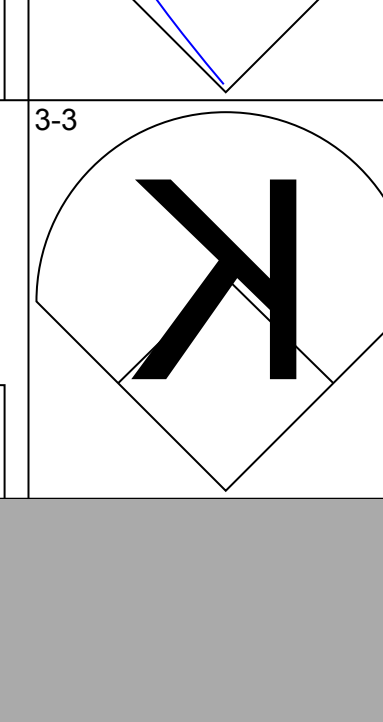
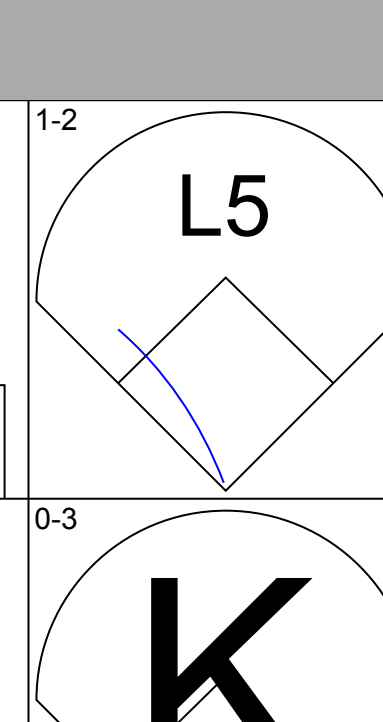
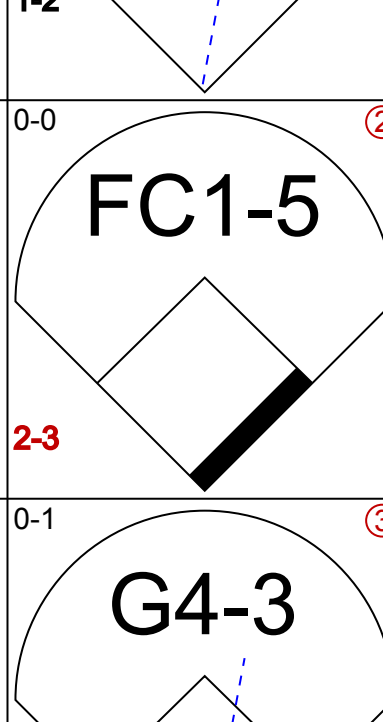
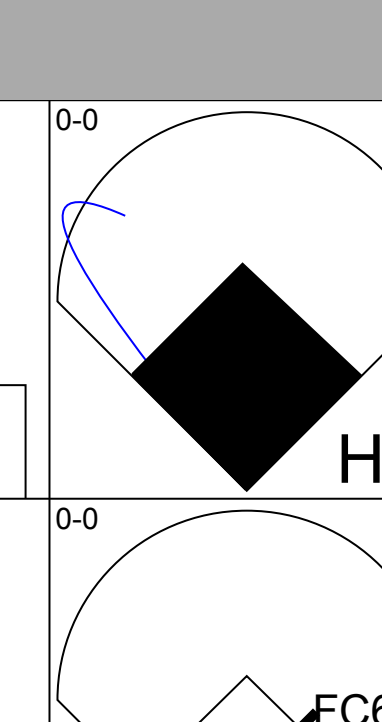
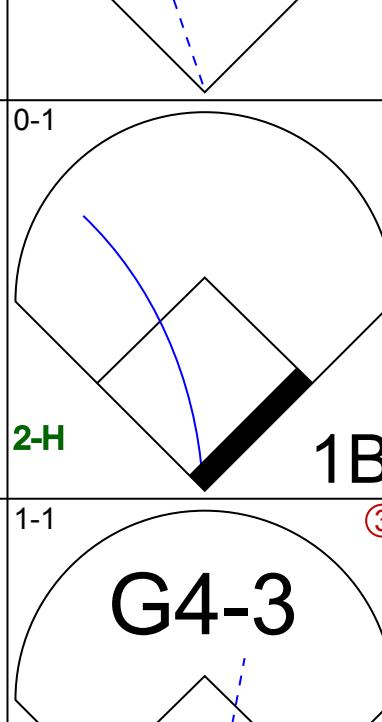
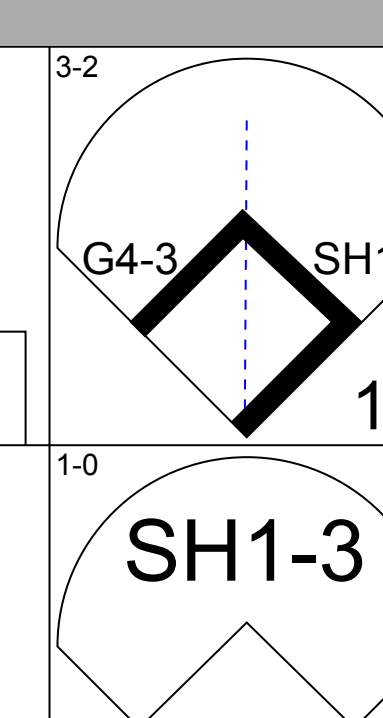
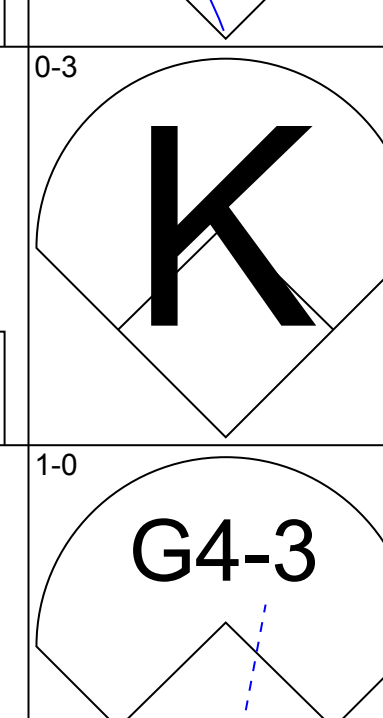
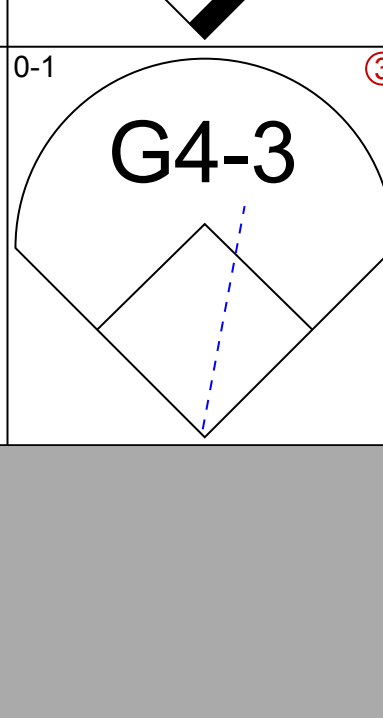
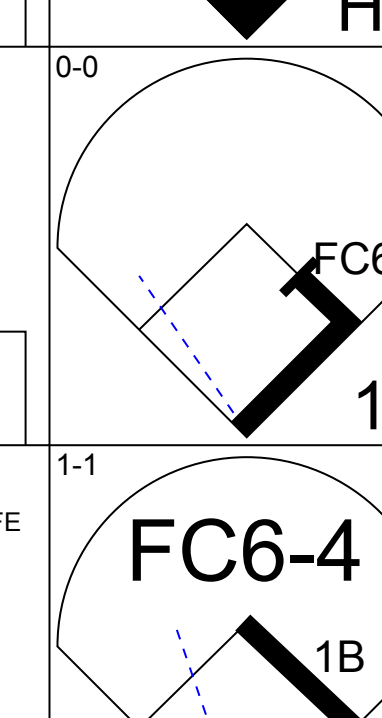
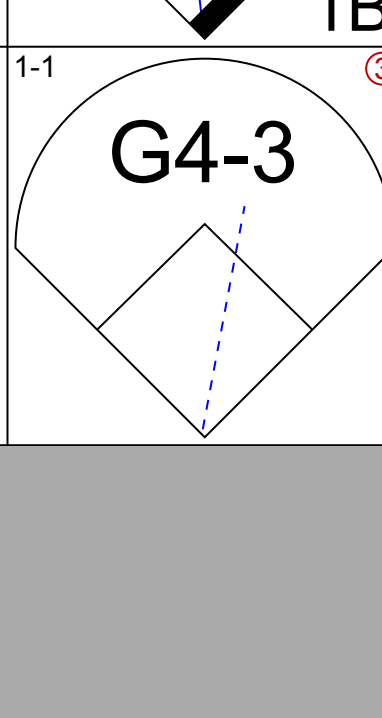
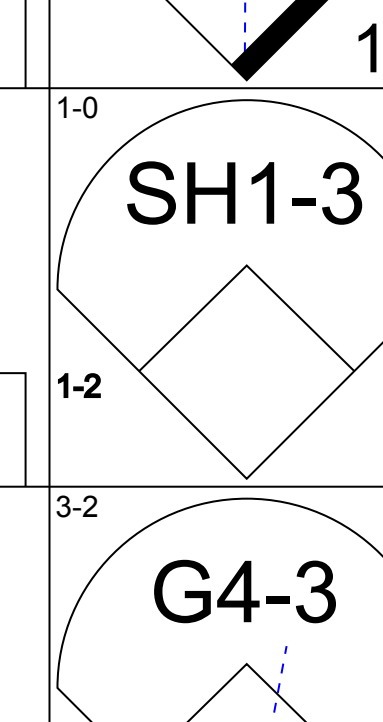
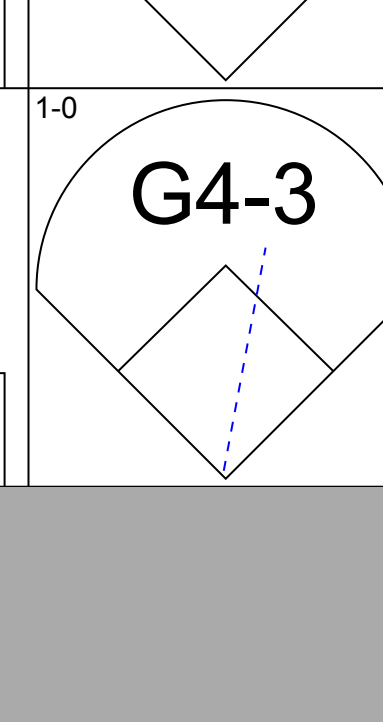
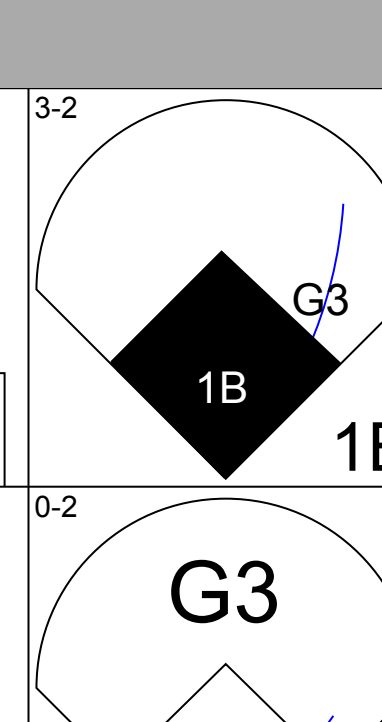
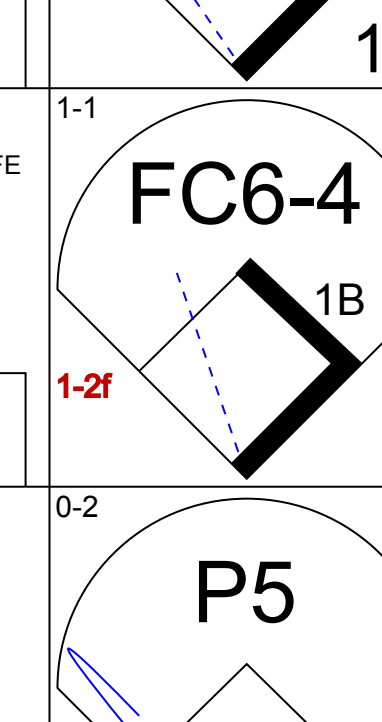

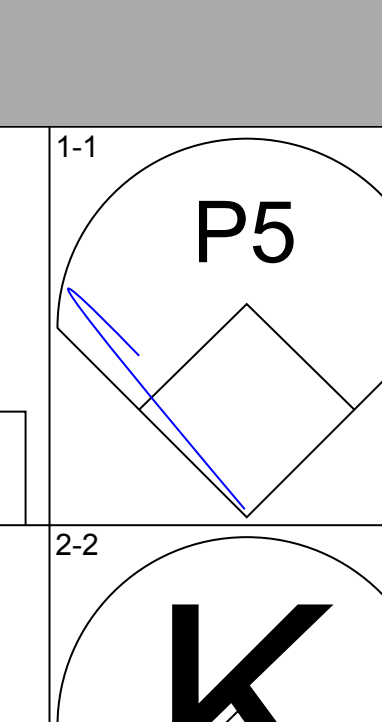
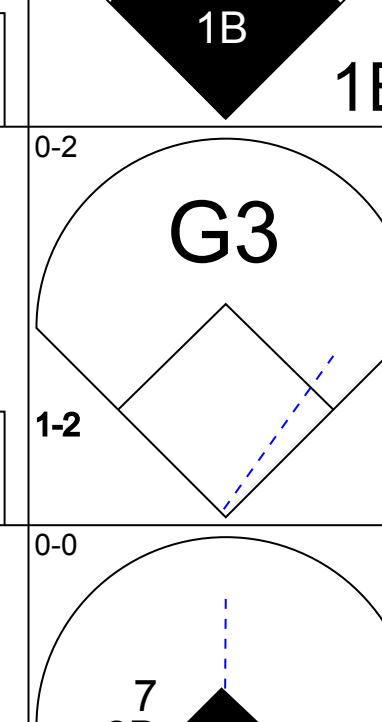
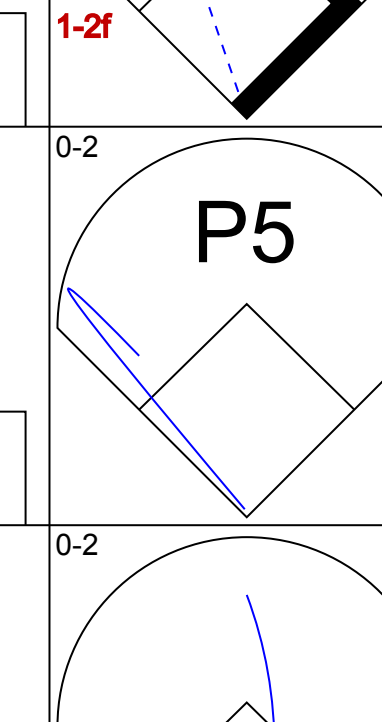

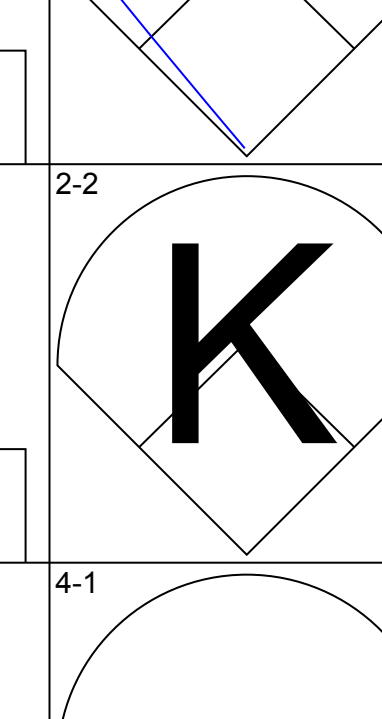
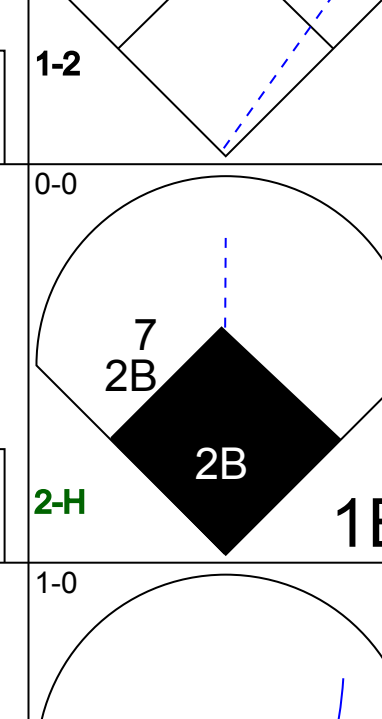
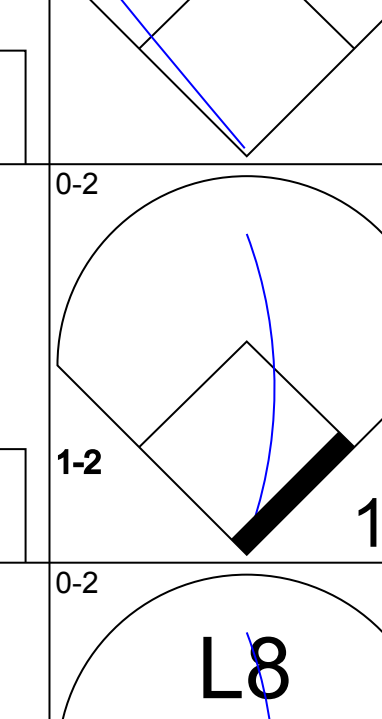
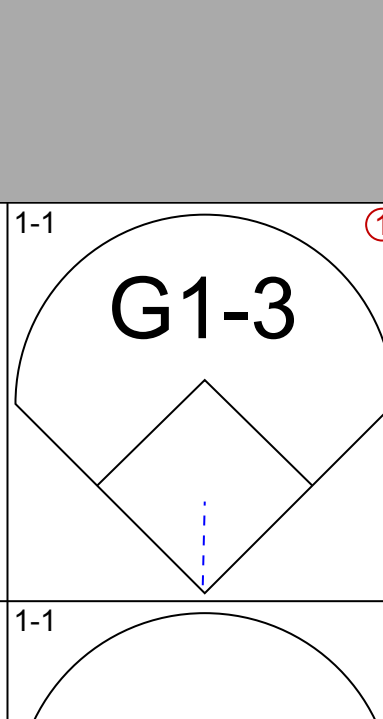
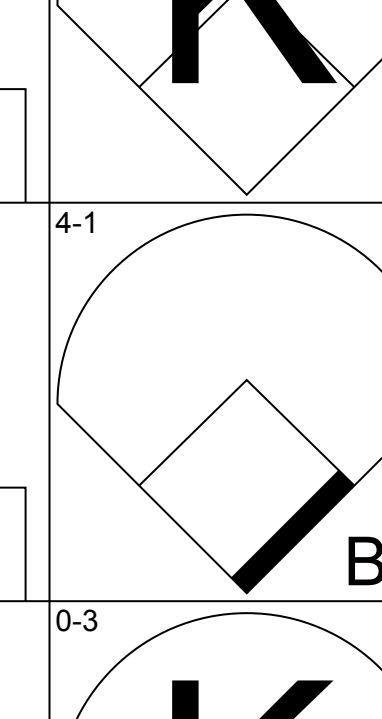
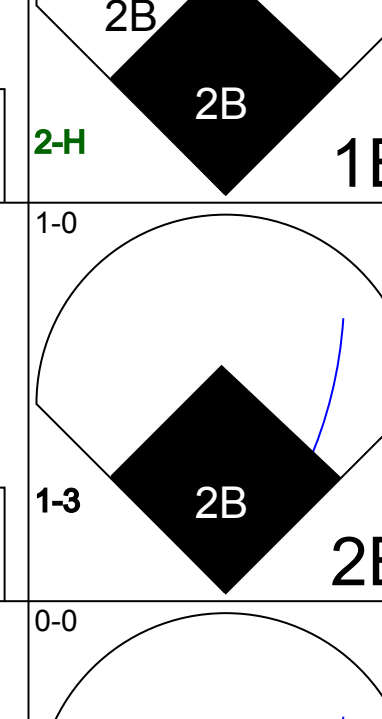
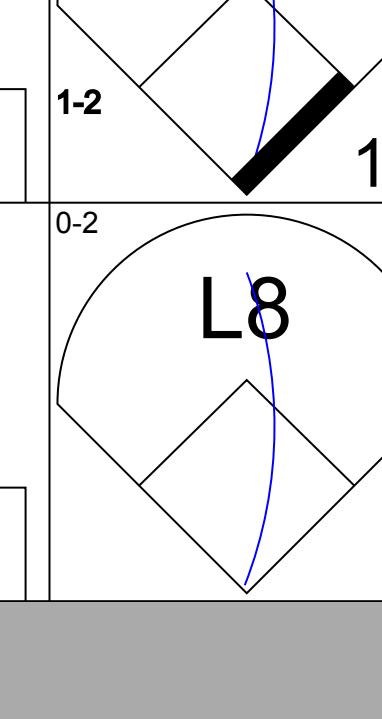
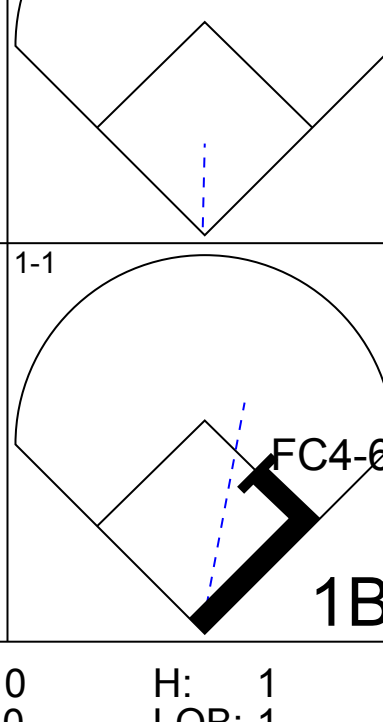
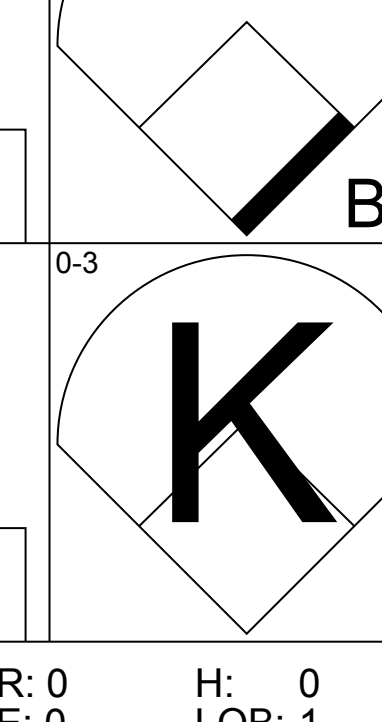
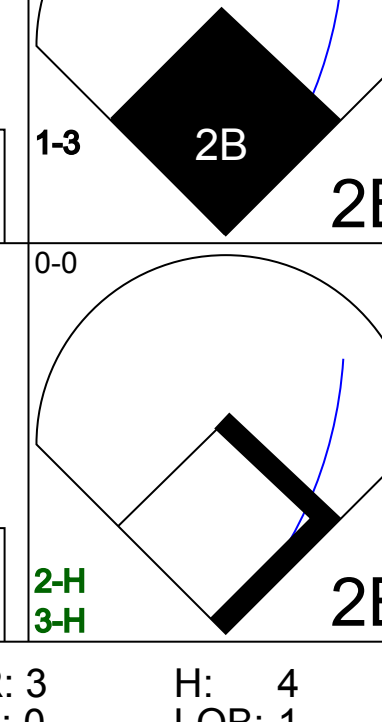
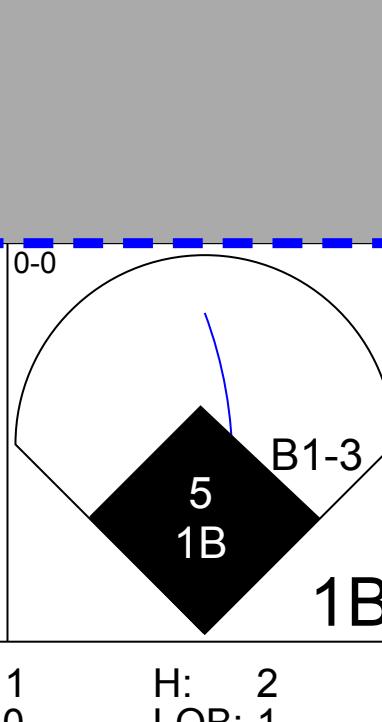
AB 38  
R 7  
H 12  
RBI 7  
BB 2  
SO 6  
LOB 14

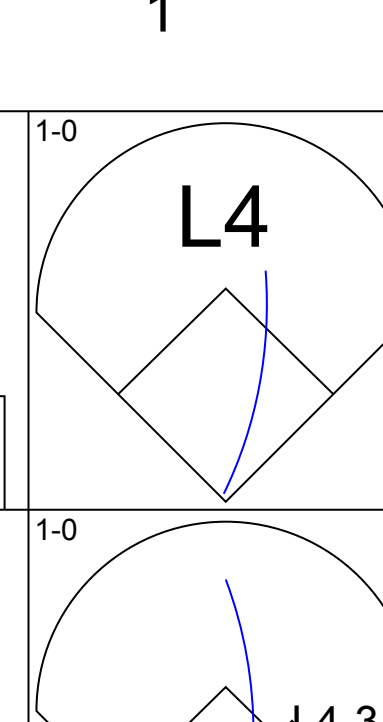
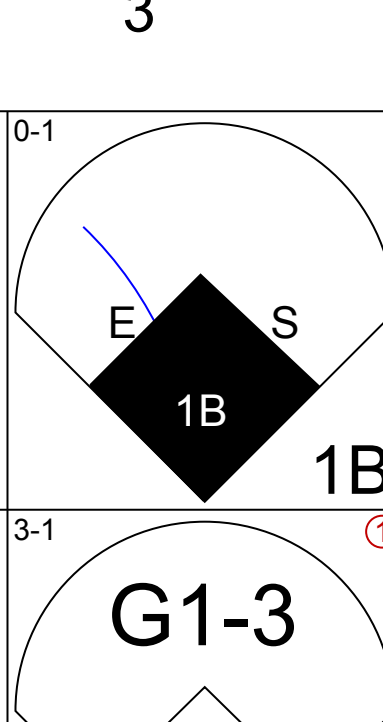
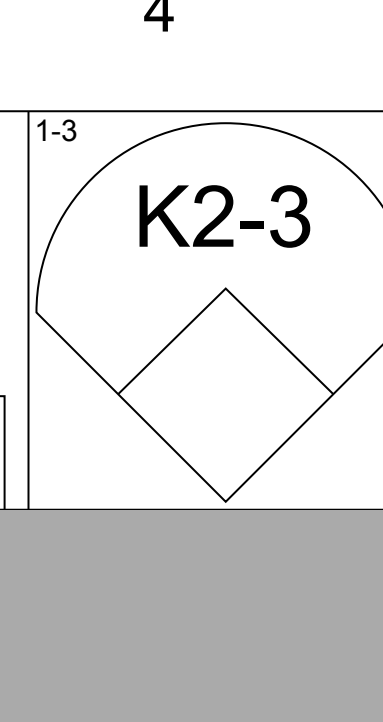
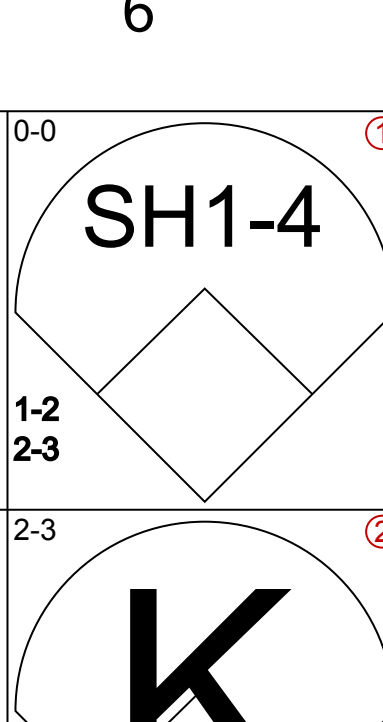
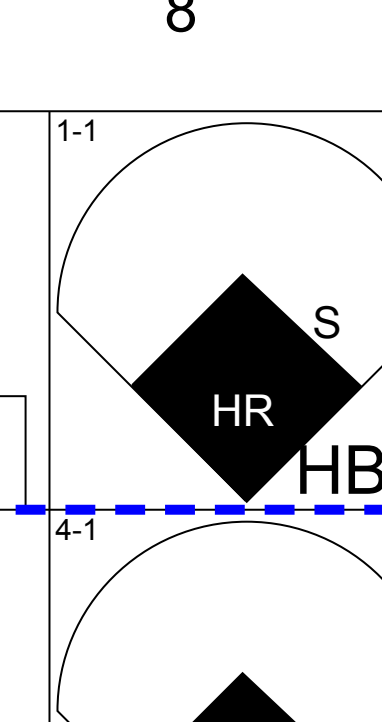

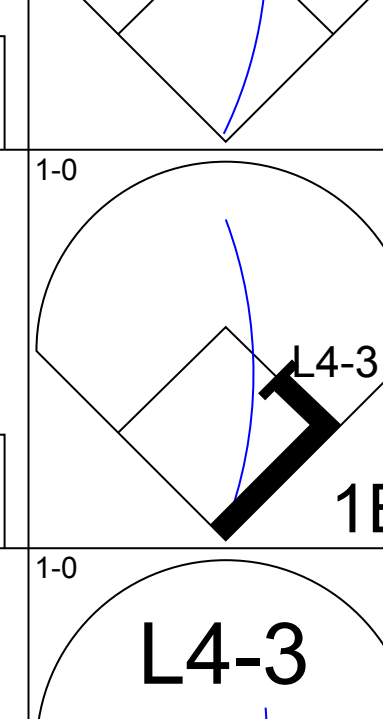
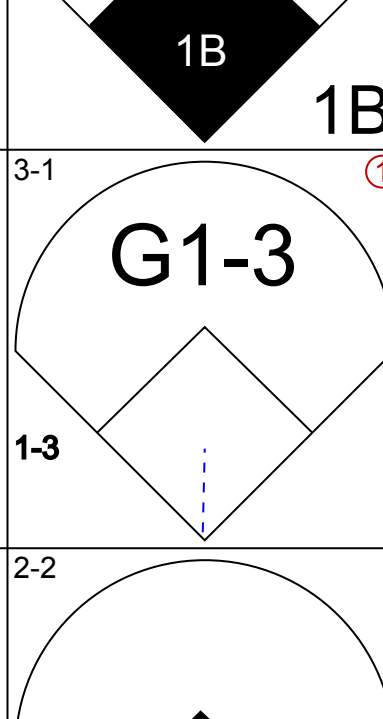
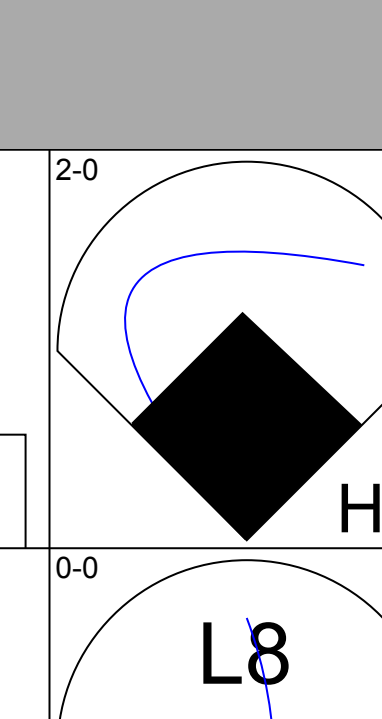
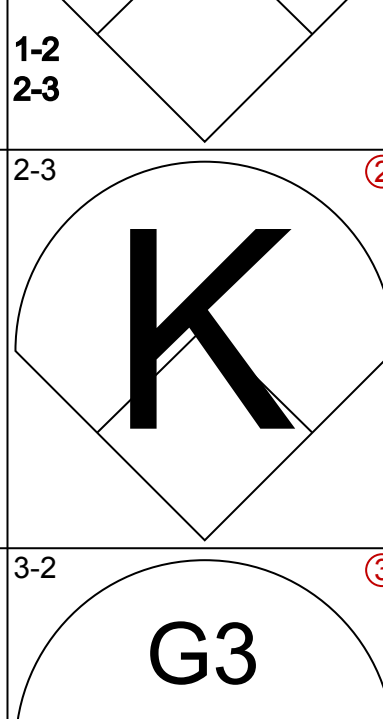
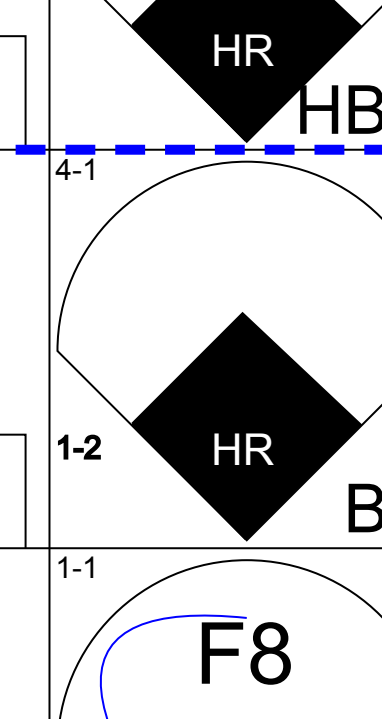
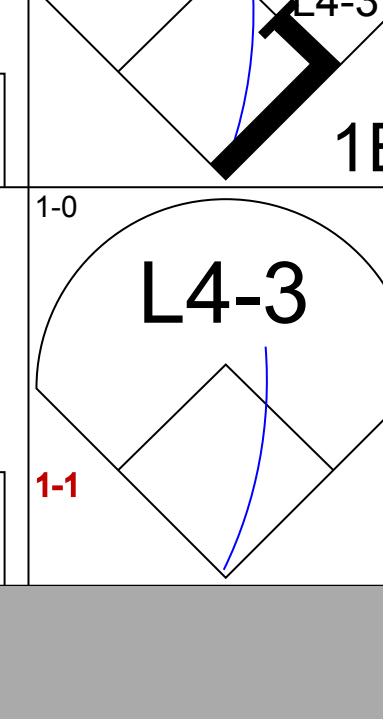
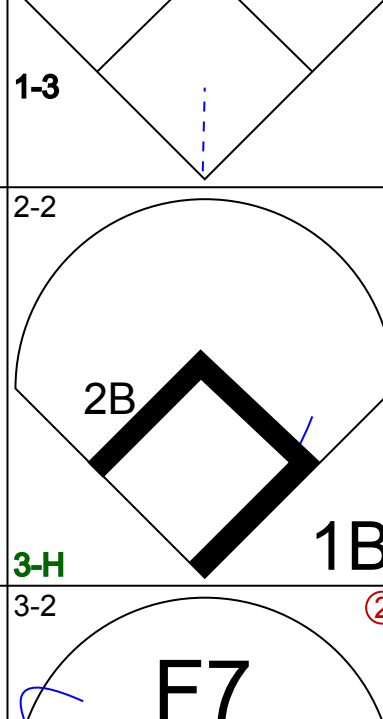
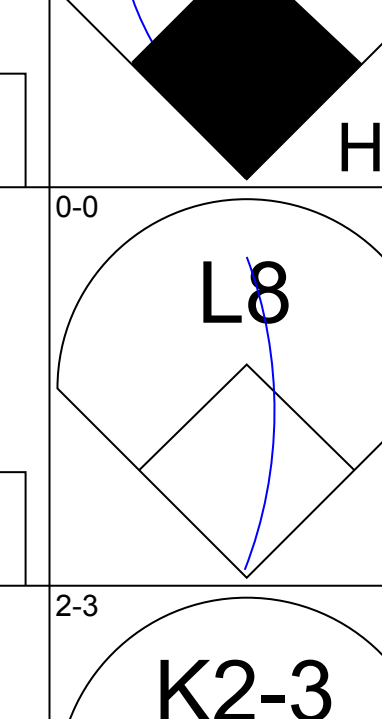
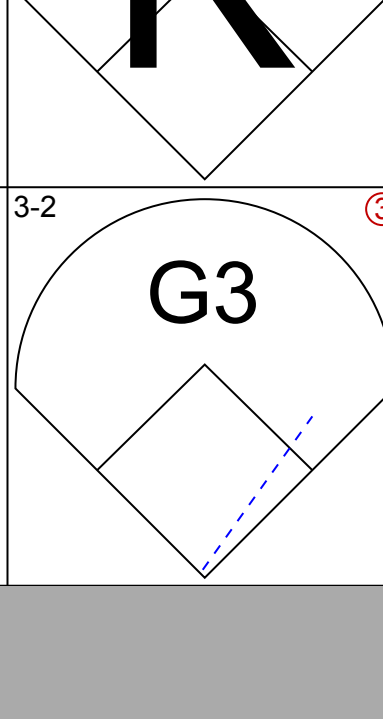
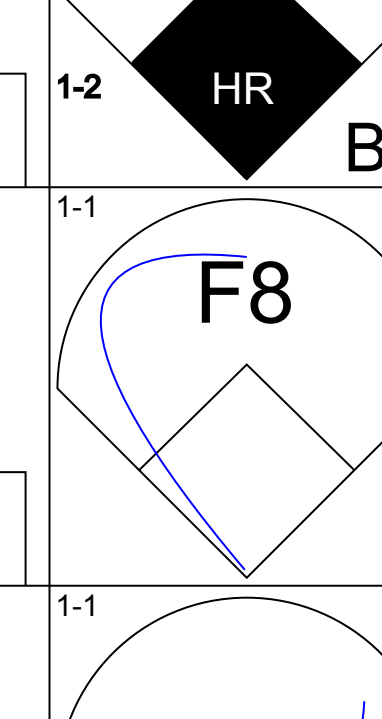
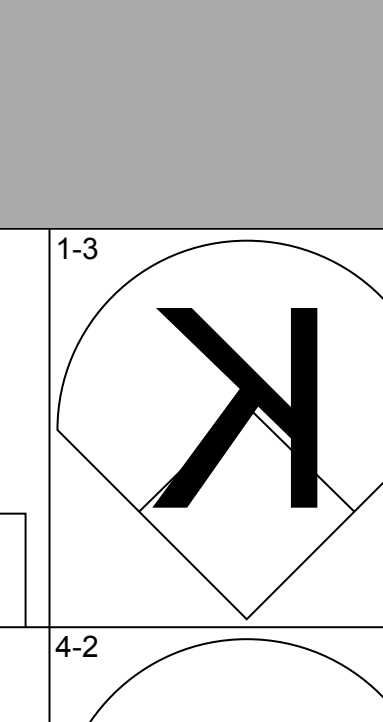
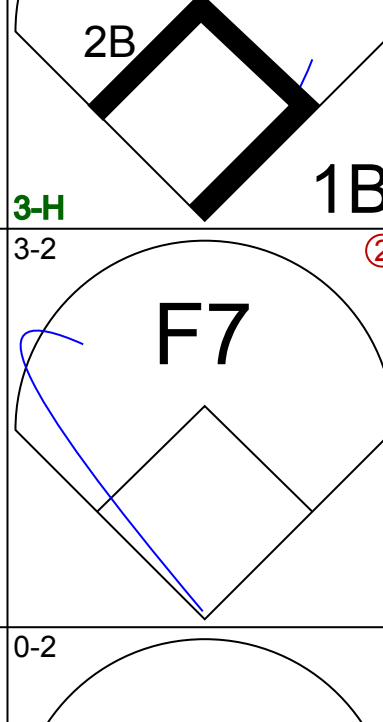
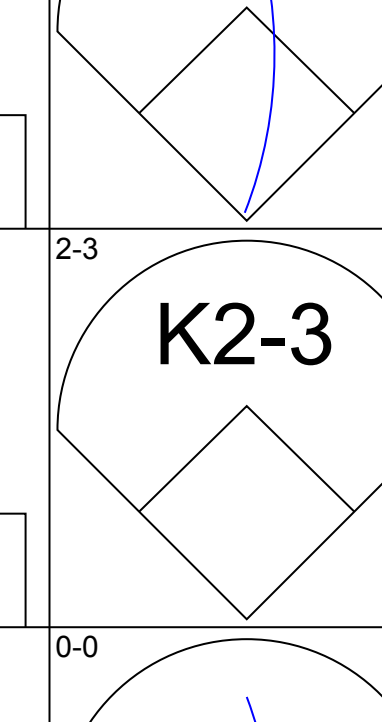
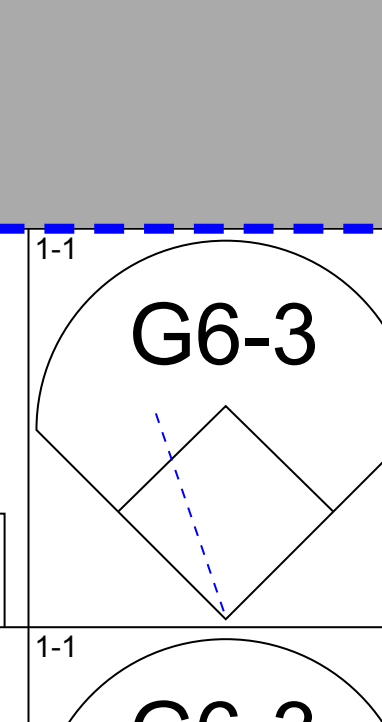
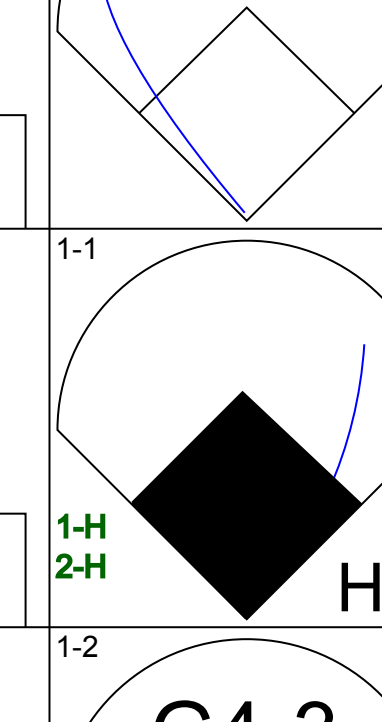
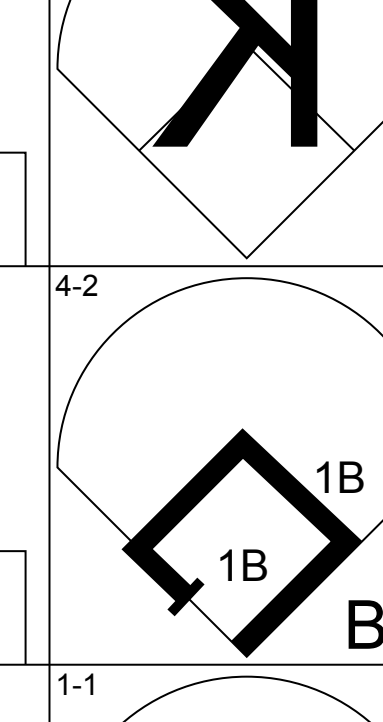
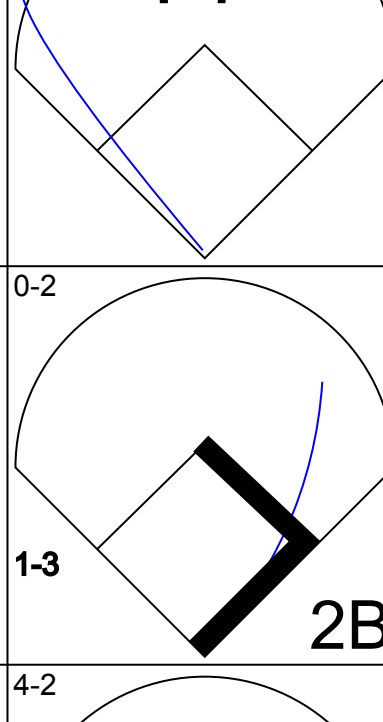
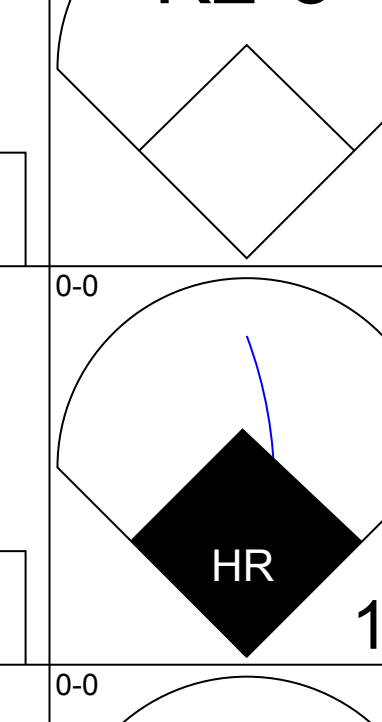
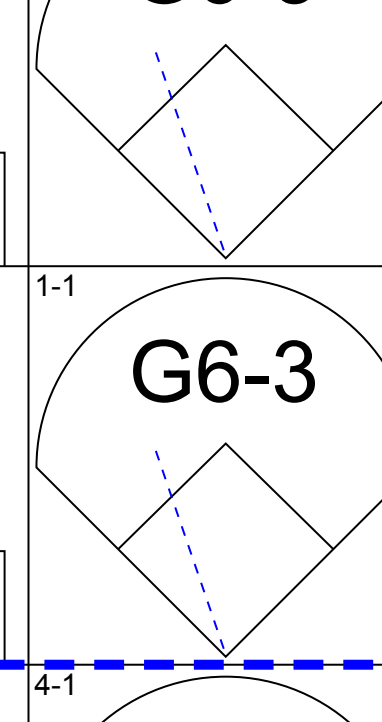
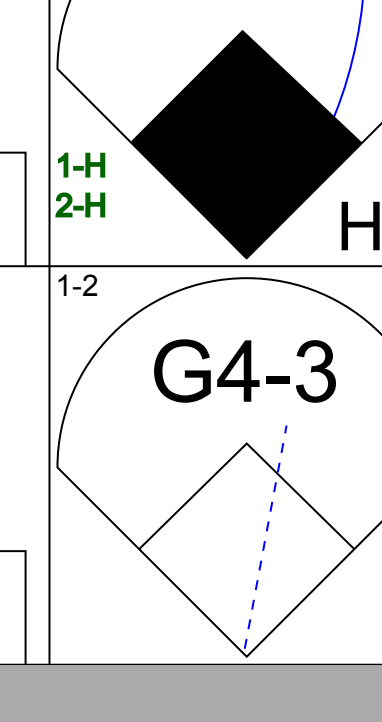
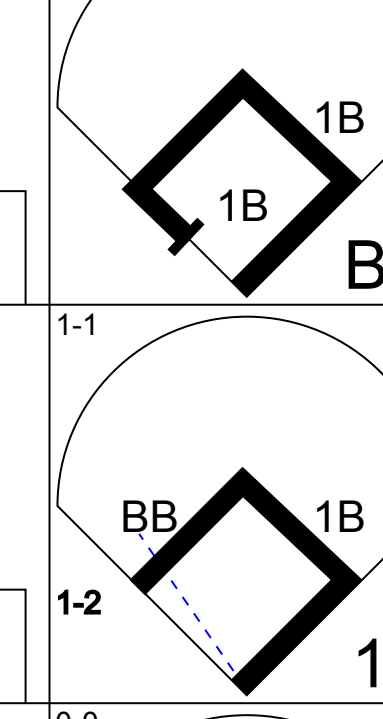
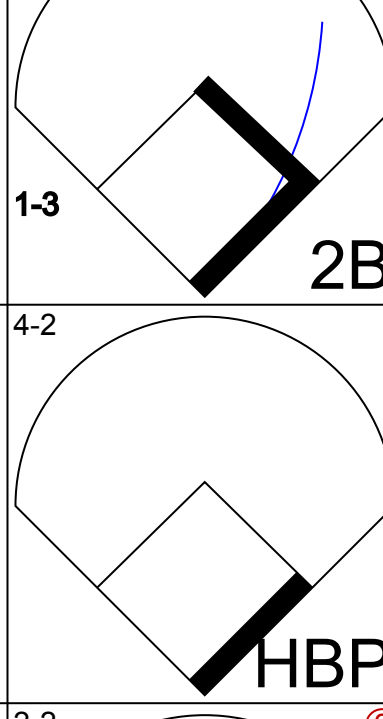
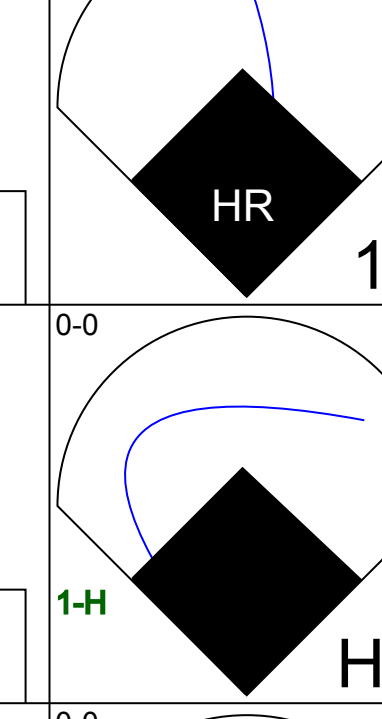
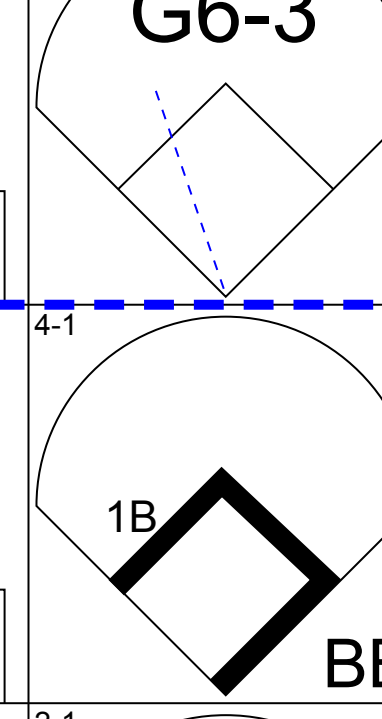
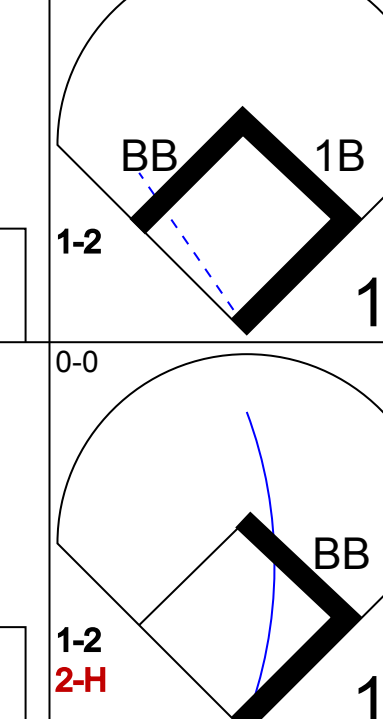
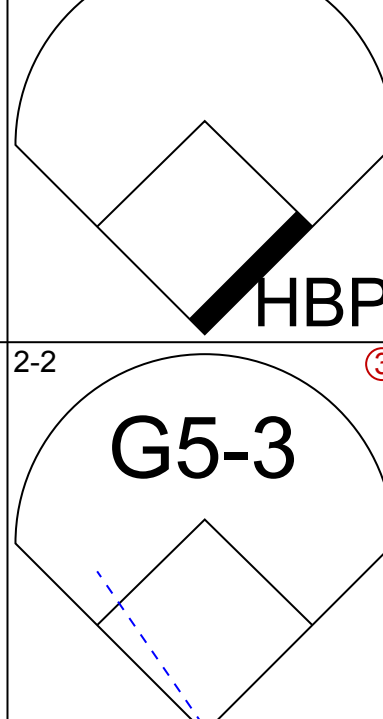
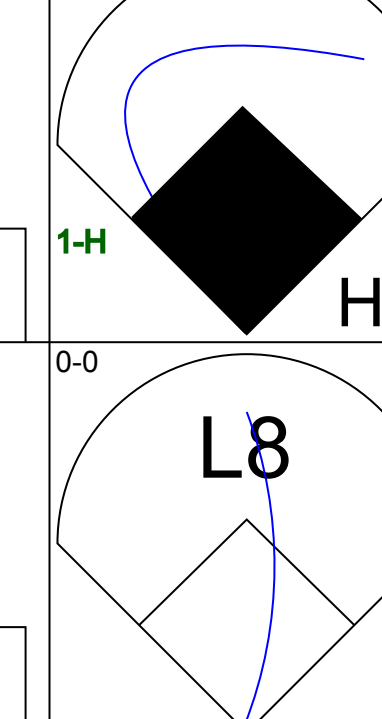
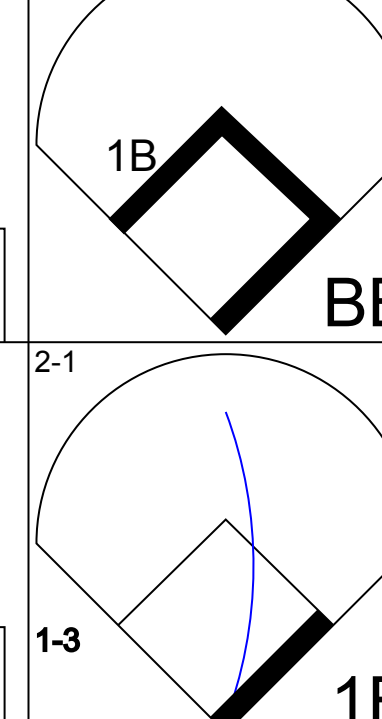
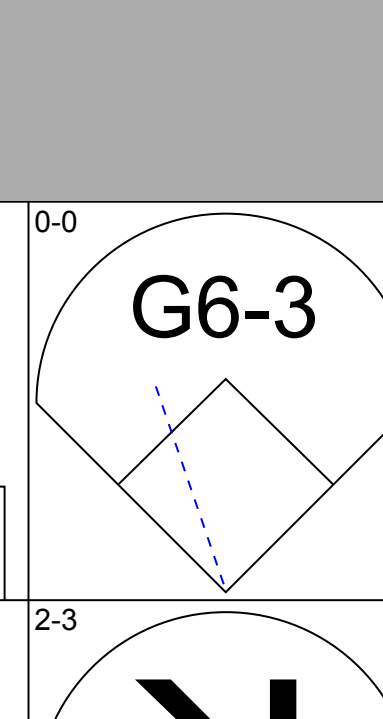
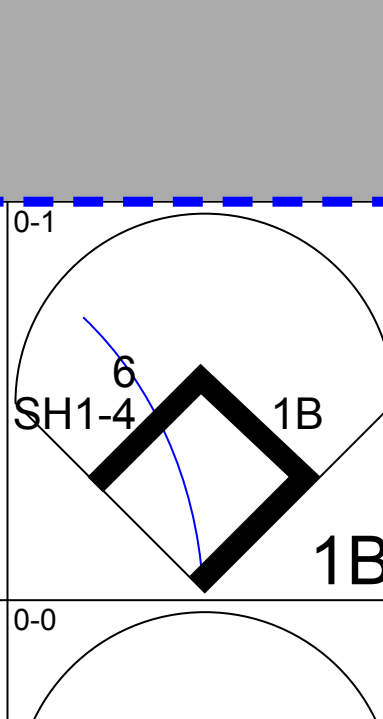
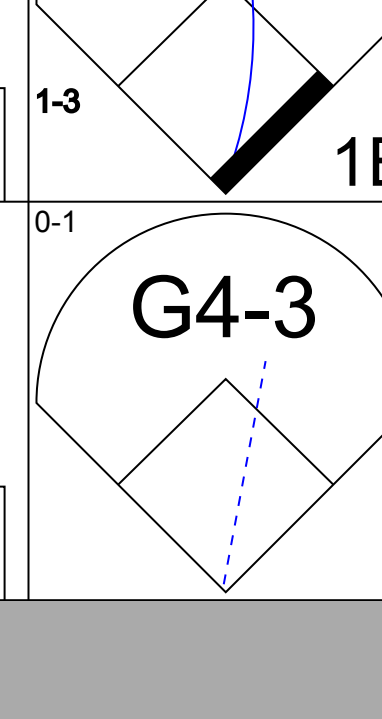
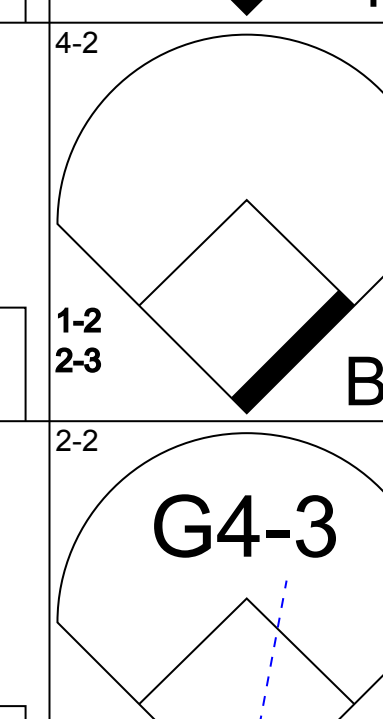


Batter	1	2	3	4	5	6	7	8	9	AB	R	H	RBI	BB	SO	LOB	BOTTOM										
<b>6 Ryan Freel, R</b> OBP: 0.376, SLG: 0.362 (1, 8)	G4-3	G5-3		G4-3			P4			4	0	0	0	0	0	2	<b>St. Louis Cardinals @ Cincinnati Reds</b> Great American Ball Park, Cincinnati, OH Fri Jul 16 2004, 7:10 PM EDT Att: 39,140 - Cloudy - 83 F										
<b>Barry Larkin, R</b> OBP: 0.344, SLG: 0.401 (1, 6)				G1-3			L8			4	1	2	0	0	0	1											
<b>Sean Casey, L</b> OBP: 0.394, SLG: 0.591 (1, 3)							G3			4	1	1	0	0	0	2											
<b>Adam Dunn, L</b> OBP: 0.406, SLG: 0.563 (1, 7)				G3-1			F7			3	0	0	0	1	1	0											
<b>D'Angelo Jimenez, S</b> OBP: 0.372, SLG: 0.385 (1, 4)							G4-1			4	1	1	1	0	1	2											
<b>Wily Mo Peña, R</b> OBP: 0.322, SLG: 0.515 (1, 9)										4	1	1	3	0	3	1											
<b>Jason LaRue, R</b> OBP: 0.316, SLG: 0.404 (1, 2)										4	1	1	1	0	0	1											
<b>Juan Castro, R</b> OBP: 0.307, SLG: 0.400 (9, PH)										3	0	1	0	0	1	0											
<b>Jacob Cruz, L</b> OBP: 0.321, SLG: 0.365 (9, PH)										1	0	0	0	0	0	0											
<b>Paul Wilson, R</b> OBP: 0.216, SLG: 0.229 (8, 1)										3	0	1	0	0	2	1											
<b>Todd Jones, L</b> OBP: 0.216, SLG: 0.229 (8, 1)										0	0	0	0	0	0	0											
<b>Danny Graves, R</b> OBP: 0.216, SLG: 0.229 (8, 1)										0	0	0	0	0	0	0											
<b>John Vander Wal, L</b> OBP: 0.667, SLG: 1.000 (8, PH)										1	0	0	0	0	0	0											
<b>Inning Stats</b>	R: 4 E: 0 K: 0 S: 19	H: 3 LOB: 1 BB: 1 P: 31	R: 0 E: 0 K: 1 S: 13	H: 2 LOB: 0 BB: 0 P: 18	R: 0 E: 0 K: 1 S: 12	H: 1 LOB: 1 BB: 0 P: 17	R: 0 E: 0 K: 1 S: 11	H: 1 LOB: 0 BB: 0 P: 17	R: 0 E: 0 K: 2 S: 12	H: 1 LOB: 0 BB: 0 P: 14	R: 0 E: 0 K: 0 S: 6	H: 0 LOB: 0 BB: 0 P: 9	R: 0 E: 0 K: 3 S: 9	H: 0 LOB: 0 BB: 0 P: 13	R: 0 E: 0 K: 0 S: 4	H: 0 LOB: 0 BB: 0 P: 7	1B: 4 2B: 2 3B: 0 HR: 2	SF: 0 SAC: 0 DP: 0 HBP: 0	WP: 0 PB: 0 SB: 0 CS: 0	PA: 36							
<b>PITCHER</b>	IP	WLS	BF	H	R	ER	SO	BB	IBB	HBP	BLK	WP	HR	S	P	ERA	WHIP										
<b>Woody Williams, R</b> ERA: 4.28	(1, 1)	6.0	27	8	5	5	5	1	0	0	0	0	0	6	9	0.00	0.000										
<b>Kiko Calero, R</b> ERA: 3.16	(7, 1)	1.0	W	3	0	0	0	0	0	0	0	0	0	6	9	0.00	0.000										
<b>Steve Kline, L</b> ERA: 1.97	(8, 1)	0.2	H	2	0	0	2	0	0	0	0	0	0	6	9	0.00	0.000										
<b>Julian Tavarez, R</b> ERA: 2.97	(8, 1)	0.1	H	1	0	0	1	0	0	0	0	0	0	3	4	0.00	0.000										
<b>44 Jason Istringhausen, R</b> ERA: 2.7	(9, 1)	1.0	S	3	0	0	0	0	0	0	0	0	0	4	7	0.00	0.000										





Batter	1	2	3	4	5	6	7	8	9	AB	R	H	RBI	BB	SO	LOB	TOP																	
Tony Womack, L (1,4) OBP: 0.353, SLG: 0.411										4	0	0	0	1	2	3	<b>St. Louis Cardinals @ Cincinnati Reds</b> Great American Ball Park, Cincinnati, OH Sat Jul 17 2004, 1:20 PM EDT Att: 36,079 - Unknown - 75 F  livebaseballscorecards.com  AB 37 R 5 H 11 RBI 5 BB 2 SO 6 LOB 18  																	
Edgar Renteria, R (1,6) OBP: 0.335, SLG: 0.409										5	0	0	0	0	0	4																		
5 Albert Pujols, R (1,3) OBP: 0.402, SLG: 0.612										5	1	2	2	0	1	1																		
15 Jim Edmonds, L (1,8) OBP: 0.387, SLG: 0.583										5	0	2	0	0	1	2																		
Roger Cedeno, S (1,9) (8,7) OBP: 0.337, SLG: 0.400										3	1	1	0	0	0	1																		
Marlon Anderson, L (1,7) Steve Kline, S (8,1) OBP: 0.302, SLG: 0.429										4	0	0	0	0	0	3																		
Mike Matheny, R (1,2) OBP: 0.300, SLG: 0.363										4	1	2	1	0	1	1																		
7 Hector Luna, R (1,5) OBP: 0.300, SLG: 0.398										3	1	1	0	1	0	2																		
Jason Marquis, L (1,1) Cal Eldred, R (6,1) Ray Lankford, L (7,PH) Ray King, L (7,1) Julian Tavearez, L (7,1) Reggie Sanders, R (8,9) OBP: 0.278, SLG: 0.359										2	0	1	0	0	1	1																		
<b>Inning Stats</b>	R: 0 E: 0 K: 2 S: 9	H: 0 LOB: 0 BB: 0 P: 13	R: 0 E: 0 K: 0 S: 11	H: 1 LOB: 1 BB: 0 P: 18	R: 0 E: 0 K: 0 S: 12	H: 1 LOB: 1 BB: 0 P: 17	R: 0 E: 0 K: 1 S: 7	H: 0 LOB: 0 BB: 0 P: 9	R: 0 E: 0 K: 2 S: 9	H: 0 LOB: 1 BB: 1 P: 16	R: 0 E: 0 K: 0 S: 7	H: 0 LOB: 1 BB: 1 P: 14	R: 3 E: 0 K: 1 S: 22	H: 4 LOB: 1 BB: 0 P: 28	R: 1 E: 0 K: 0 S: 13	H: 3 LOB: 2 BB: 0 P: 14		R: 1 E: 0 K: 0 S: 9	H: 2 LOB: 1 BB: 0 P: 10	1B: 8 2B: 2 HR: 1	SF: 0 SAC: 1 HBP: 0	WP: 0 PA: 40 PB: 0 SB: 0 CS: 0												
<b>PITCHER</b>	IP WLS BF H R ER SO BB IBB HBP BLK WP HR S P ERA WHIP																																	
Cory Lidle, R (1,1) ERA: 4.79	6.1	27	6	3	3	5	2	0	0	0	0	0	0	0	66	102	4.26	1.263																
Gabe White, L (7,1) ERA: 6.61	0.1	1	0	0	0	1	0	0	0	0	0	0	0	0	10	12	0.00	0.000																
Todd Jones, R (7,1) ERA: 3.88	1.1	W	7	3	1	1	0	0	0	0	0	0	0	1	14	15	6.75	2.250																
Danny Graves, R (9,1) ERA: 3.12	1.0	S	5	2	1	1	0	0	0	0	0	0	0	0	9	10	9.00	2.000																

Batter	1	2	3	4	5	6	7	8	9	AB	R	H	RBI	BB	SO	LOB	BOTTOM																
6 Ryan Freel, R (1,8) OBP: 0.378, SLG: 0.362										3	2	1	0	0	1	0	<b>St. Louis Cardinals @ Cincinnati Reds</b> Great American Ball Park, Cincinnati, OH Sat Jul 17 2004, 1:20 PM EDT Att: 36,079 - Unknown - 75 F  livebaseballscorecards.com  AB 34 R 7 H 13 RBI 7 BB 4 SO 5 LOB 17  																
Barry Larkin, R (1,6) OBP: 0.348, SLG: 0.413										4	2	2	1	1	1	3																	
Sean Casey, L (1,3) OBP: 0.391, SLG: 0.585										5	0	1	1	0	0	5																	
Adam Dunn, L (1,7) OBP: 0.403, SLG: 0.566										5	1	1	3	0	2	1																	
D'Angelo Jimenez, S (1,4) OBP: 0.375, SLG: 0.390										4	1	2	0	1	0	0																	
Wily Mo Peña, R (1,9) OBP: 0.337, SLG: 0.538										2	1	2	2	1	0	0																	
Javier Valentin, S (1,2) OBP: 0.237, SLG: 0.300										4	0	2	0	0	0	3																	
Brandon Larson, R (1,5) OBP: 0.304, SLG: 0.339										1	0	0	0	1	0	0																	
Juan Castro, R (5,5) OBP: 0.310, SLG: 0.401										2	0	1	0	0	0	2																	
Cory Lidle, R (1,1) OBP: 0.256, SLG: 0.176										3	0	1	0	0	1	3																	
Gabe White, L (7,1)										0	0	0	0	0	0	0																	
Todd Jones, L (7,1)										0	0	0	0	0	0	0																	
Jacob Cruz, L (8,PH) OBP: 0.318, SLG: 0.361										1	0	0	0	0	0	0																	
Danny Graves, R (9,1)										0	0	0	0	0	0	0																	
<b>Inning Stats</b>	R: 0 E: 0 K: 0 S: 3	H: 1 LOB: 0 BB: 0 P: 6	R: 0 E: 0 K: 1 S: 15	H: 2 LOB: 3 BB: 2 P: 27	R: 1 E: 0 K: 0 S: 20	H: 3 LOB: 3 BB: 0 P: 34	R: 0 E: 0 K: 2 S: 9	H: 0 LOB: 0 BB: 0 P: 12	R: 3 E: 0 K: 1 S: 8	H: 3 LOB: 0 BB: 0 P: 12	R: 0 E: 0 K: 1 S: 10	H: 2 LOB: 2 BB: 0 P: 15	R: 0 E: 0 K: 0 S: 9	H: 1 LOB: 2 BB: 1 P: 17	R: 3 E: 0 K: 0 S: 11	H: 1 LOB: 0 BB: 1 P: 19	1B: 9 2B: 2 HR: 3	SF: 0 SAC: 1 HBP: 2	WP: 0 PA: 41 PB: 0 SB: 2 CS: 0														
<b>PITCHER</b>	IP WLS BF H R ER SO BB IBB HBP BLK WP HR S P ERA WHIP																																
Jason Marquis, R (1,1) ERA: 4.03	5.0	25	9	4	4	4	2	0	1	0	0	0	0	10	15	0.00	2.000																
Cal Eldred, R (6,1) ERA: 5.12	1.0	5	2	0	0	1	0	0	0	0	0	0	0	4	6	0.00	0.000																
Ray King, L (7,1) ERA: 1.36	0.2	2	0	0	0	0	0	0	0	0	0	0	0	4	6	0.00	0.000																
Julian Tavearez, R (7,1) ERA: 3.16	0.2	L	5	1	1	1	0	1	0	1	0	0	0	8	15	13.50	3.000																
Steve Kline, L (8,1) ERA: 2.36	0.2	4	1	2	2	0	1	0	0	0	1	8	15	27.00	3.000																		



Batter	1	2	3	4	5	6	7	8	9	AB	R	H	RBI	BB	SO	LOB	TOP								
Marlon Anderson, L (1.4) OBP: 0.294, SLG: 0.416	F9	G2-3	K			G4-3		G4-3		5	0	0	0	0	1	3									
Edgar Renteria, R (1.6) OBP: 0.337, SLG: 0.419	1B		HR		F8	5 1B 27 2B BB		F9		4	2	2	1	1	0	0									
5 Albert Pujols, R (1.3) OBP: 0.404, SLG: 0.610	F9		15 2B 27 1B BB		F8	27 2B 1B			0-1 15 2B 1B	4	3	2	0	1	0	1									
27 Scott Rolen, R (1.5) OBP: 0.409, SLG: 0.594	L4		15 2B SF8 1B		F8	1-H 2-H 2B		F8	3-2 F8 1B	5	1	2	2	0	0	2									
15 Jim Edmonds, L (1.8) OBP: 0.390, SLG: 0.588		2B 1B BB	1-3 2-H 2B		K	K			2-0 1-H 2B	4	2	2	2	1	2	1									
Reggie Sanders, R (1.9) OBP: 0.302, SLG: 0.482	K		2B IBB		HR			G5-3	G5-3	4	2	1	1	1	1	2									
John Mabry, L (1.7) OBP: 0.355, SLG: 0.472			SF8		G6-3			P4		3	0	2	1	0	0	0	AB 37								
Kiko Calero, R (7.1)										0	0	0	0	0	0	0	R 10								
Ray King, L (8.1)										0	0	0	0	0	0	0	H 13								
Ray Lankford, L (9, PH) OBP: 0.383, SLG: 0.436										1	0	0	0	0	0	1	RBI 10								
Cal Eldred, R (9.1)										0	0	0	0	0	0	0	BB 4								
Mike Matheny, R (1.2) OBP: 0.304, SLG: 0.370										4	0	2	3	0	0	0	SO 6								
Jeff Suppan, R (1.1)																	LOB 11								
Steve Kline, S (7.1)																									
So Taguchi, R (7.7) OBP: 0.291, SLG: 0.351																									
<b>Inning Stats</b>	R: 0 E: 0 K: 0 S: 6	H: 1 LOB: 1 BB: 0 P: 10	R: 1 E: 0 K: 1 S: 9	H: 2 LOB: 2 BB: 1 P: 16	R: 5 E: 0 K: 2 S: 19	H: 4 LOB: 1 BB: 2 P: 34	R: 0 E: 0 K: 0 S: 5	H: 0 LOB: 0 BB: 0 P: 10	R: 1 E: 0 K: 1 S: 9	H: 1 LOB: 0 BB: 0 P: 16	R: 2 E: 0 K: 1 S: 14	H: 2 LOB: 1 BB: 1 P: 25	R: 0 E: 0 K: 0 S: 4	H: 1 LOB: 0 BB: 0 P: 6	R: 0 E: 0 K: 1 S: 10	H: 0 LOB: 0 BB: 0 P: 14	R: 1 E: 0 K: 0 S: 11	H: 2 LOB: 1 BB: 0 P: 18	1B: 6 2B: 5 3B: 0 HR: 2	SF: 1 SAC: 1 DP: 0 HBP: 0	WP: 0 PB: 0 SB: 0 CS: 0	PA: 43			
<b>PITCHER</b>	IP	WLS	BF	H	R	ER	SO	BB	IBB	HBP	BLK	WP	HR	S	P	ERA	WHIP								
Jose Acevedo, R (1.1) ERA: 5.77	2.1	L	17	7	6	6	1	2	1	0	0	0	1	27	51	23.14	3.857								
Todd Van Poppel, R (3.1) ERA: 5.92	2.2		9	1	1	1	3	0	0	0	0	0	1	21	35	3.38	0.375								
Ryan Wagner, R (6.1) ERA: 6.41	1.0		6	2	2	2	1	1	0	0	0	0	0	14	25	18.00	3.000								
Phil Norton, L (7.1) ERA: 5.35	2.0		6	1	0	0	1	0	0	0	0	0	0	14	20	0.00	0.500								
John Riedling, R (9.1) ERA: 4.2	1.0		5	2	1	1	0	0	0	0	0	0	0	11	18	9.00	2.000								

St. Louis Cardinals @ Cincinnati Reds  
Great American Ball Park, Cincinnati, OH  
Sun Jul 18 2004, 1:15 PM EDT  
Att: 31,699 - Overcast - 73 F

AB 37  
R 10  
H 13  
RBI 10  
BB 4  
SO 6  
LOB 11



Batter	1	2	3	4	5	6	7	8	9	AB	R	H	RBI	BB	SO	LOB	BOTTOM								
6 Ryan Freel, R (1.5) OBP: 0.376, SLG: 0.360	F9		G4-3			G6-3		DI 1B		4	0	1	0	0	0	0									
Barry Larkin, R (1.6) OBP: 0.344, SLG: 0.409	P4		K			F7		L9		3	0	0	0	0	1	0									
Phil Norton, R (7.1)										0	0	0	0	0	0	0									
Javier Valentin, S (8, PH) OBP: 0.235, SLG: 0.298										1	0	0	0	0	0	1									
John Riedling, R (9.1)										0	0	0	0	0	0	0									
Sean Casey, L (1.3) OBP: 0.389, SLG: 0.584	G3				G4-3 1B 2B	G6-3		F9		4	1	1	0	0	0	1									
Adam Dunn, L (1.7) OBP: 0.407, SLG: 0.569		HR BB			G4-3		1B 2B		1-2 BB	2	2	1	0	2	0	1									
D'Angelo Jimenez, S (1.4) OBP: 0.377, SLG: 0.391	F7				G5-4-3 1B		1B 1B		G1-3	4	0	2	1	0	0	3									
Wily Mo Peña, R (1.8) OBP: 0.335, SLG: 0.532	K				G5-4-3		1B 1B		P3	4	0	1	1	0	1	2									
John Vander Wal, L (1.9) OBP: 0.600, SLG: 1.500																									
Jason Romano, R (7, PH) OBP: 0.143, SLG: 0.077																									
Jason LaRue, R (1.2) OBP: 0.315, SLG: 0.401	F9																								
Jose Acevedo, R (1.1) OBP: 0.118, SLG: 0.065																									
Todd Van Poppel, R (3.1) OBP: 0.176, SLG: 0.125																									
Tim Hummel, R (5, PH) OBP: 0.283, SLG: 0.315																									
Ryan Wagner, R (6.1)																									
Juan Castro, R (7.6) OBP: 0.314, SLG: 0.405																									
<b>Inning Stats</b>	R: 0 E: 0 K: 0 S: 6	H: 0 LOB: 0 BB: 0 P: 8	R: 2 E: 0 K: 1 S: 11	H: 1 LOB: 0 BB: 1 P: 22	R: 0 E: 0 K: 1 S: 9	H: 0 LOB: 0 BB: 0 P: 16	R: 1 E: 0 K: 0 S: 9	H: 2 LOB: 0 BB: 0 P: 14	R: 0 E: 0 K: 0 S: 7	H: 1 LOB: 0 BB: 0 P: 11	R: 0 E: 0 K: 2 S: 19	H: 0 LOB: 2 BB: 0 P: 28	R: 0 E: 0 K: 0 S: 7	H: 1 LOB: 2 BB: 1 P: 14	R: 0 E: 0 K: 1 S: 7	H: 0 LOB: 0 BB: 0 P: 9	1B: 6 2B: 2 3B: 0 HR: 1	SF: 0 SAC: 0 DP: 2 HBP: 0	WP: 0 PB: 0 SB: 1 CS: 0	PA: 35					
<b>PITCHER</b>	IP	WLS	BF	H	R	ER	SO	BB	IBB	HBP	BLK	WP	HR	S	P	ERA	WHIP								
Jeff Suppan, R (1.1) ERA: 3.48	6.0		24	7	4	4	2	1	0	0	0	0	0	4	6	6.00	1.333								
Steve Kline, L (7.1) ERA: 2.34	0.1		1	0	0	0	1	0	0	0	0	0	0	4	6	0.00	0.000								
Kiko Calero, R (7.1) ERA: 3.08	0.2		2	1	0	0	1	0	0	0	0	0	0	7	11	0.00	1.500								
Ray King, L (8.1) ERA: 1.32	1.0		5	1	0	0	0	1	0	0	0	0	0	7	14	0.00	2.000								
Cal Eldred, R (9.1) ERA: 4.96	1.0		3	0	0	0	1	0	0	0	0	0	0	7	9	0.00	0.000								

St. Louis Cardinals @ Cincinnati Reds  
Great American Ball Park, Cincinnati, OH  
Sun Jul 18 2004, 1:15 PM EDT  
Att: 31,699 - Overcast - 73 F

AB 33  
R 4  
H 9  
RBI 4  
BB 2  
SO 5  
LOB 13









Batter	1	2	3	4	5	6	7	8	9	AB	R	H	RBI	BB	SO	LOB	TOP										
<b>Tony Womack, L</b> (1,4) OBP: 0.355, SLG: 0.405	4-2 SH5-3 2B		0-2 F7			3-2 G5-3	0-2 K	0-0 CS 1B		4	1	1	0	1	1	2											
<b>Edgar Renteria, R</b> (1,6) OBP: 0.336, SLG: 0.425	0-0 SH5-3 1-2		2-3 K			3-2 G6-3	0-1 F8	2-2 CS 1-2	0-0 5 HR 1B	4	1	1	0	0	1	2											
<b>5 Albert Pujols, R</b> (1,3) OBP: 0.410, SLG: 0.640	3-2 2H 2B		0-0 HR			1-2 27 1B 15 1B 1B		0-0 HR	1-0 1H HR	5	4	5	5	0	0	0											
<b>27 Scott Rolen, R</b> (1,5) OBP: 0.412, SLG: 0.600	2-2 HBP		0-3 K			3-2 BB 15 1B 1B	0-0 G4-3		4-1 CS BB	3	1	1	0	1	1	0											
<b>15 Jim Edmonds, L</b> (1,8) OBP: 0.392, SLG: 0.591	1-3 K		0-3 K			0-0 BB 1B	2-3 K		0-0 L7	5	1	1	1	0	3	3											
<b>Reggie Sanders, R</b> (1,9) OBP: 0.306, SLG: 0.489	3-1 F7		2-1 G4-3 1B			1-2 3H 1B 2-3 SF8 BB	2-3 K		1 SAFE 3-2 HR	4	2	2	1	1	1	2											
<b>Mike Matheny, R</b> (1,2) OBP: 0.353, SLG: 0.364		2-3 K		1-0 G4-3		4-1 SF8 1B BB		2-3 K	2-0 2B	2	0	0	1	1	1	1	AB 37										
<b>Marlon Anderson, L</b> (8,PH) OBP: 0.292, SLG: 0.414				1-2 G4-3		1-2 2-3 3H BB				1	0	0	0	0	1	0	R 11										
<b>Ray King, L</b> (8,1)					1-0 G5-3					0	0	0	0	0	0	0	H 14										
<b>Roger Cedeno, S</b> (8,PH) OBP: 0.341, SLG: 0.416						0-1 BB				1	0	1	0	0	0	0	RBI 11										
<b>44 Jason Isringhausen, R</b> (9,1) OBP: 0.500, SLG: 0.500						1-2 2-3 3H 1B				0	0	0	0	0	0	0	BB 4										
<b>So Taguchi, R</b> (1,7) OBP: 0.299, SLG: 0.386		2-2 G5-3		1-0 G5-3		1-2 2-3 3H 1B		3-1 HR	1-3 K	4	1	2	2	0	0	1	SO 11										
<b>4 Yadier Molina, R</b> (8,2) OBP: 0.356, SLG: 0.302						0-1 BB				1	0	0	0	0	1	1	LOB 12										
<b>Matt Morris, R</b> (11,1) OBP: 0.198, SLG: 0.171		2-2 G4-3			3-3 K	0-1 SF8			0-0 F9	1	0	0	0	0	0	0											
<b>Cal Eldred, R</b> (12,1)						2-3 3H				1	0	0	0	0	1	0											
<b>Steve Kline, S</b> (8,1)										0	0	0	0	0	0	0											
<b>Ray Lankford, L</b> (8,PH) OBP: 0.303, SLG: 0.427										0	0	0	1	0	0	0											
<b>Kiko Calero, R</b> (8,1)										0	0	0	0	0	0	0											
<b>John Mabry, L</b> (8,PH) OBP: 0.352, SLG: 0.467										1	0	0	0	0	0	0											
<b>Inning Stats</b>	R: 1 E: 0 K: 1 S: 16	H: 1 LOB: 2 BB: 1 P: 29	R: 0 E: 0 K: 1 S: 14	H: 0 LOB: 0 BB: 0 P: 20	R: 1 E: 0 K: 2 S: 12	H: 1 LOB: 1 BB: 0 P: 14	R: 0 E: 0 K: 1 S: 8	H: 1 LOB: 1 BB: 0 P: 12	R: 0 E: 0 K: 1 S: 9	H: 0 LOB: 0 BB: 0 P: 18	R: 4 E: 0 K: 1 S: 20	H: 4 LOB: 2 BB: 2 P: 32	R: 1 E: 0 K: 2 S: 8	H: 1 LOB: 0 BB: 0 P: 12	R: 1 E: 0 K: 1 S: 13	H: 2 LOB: 0 BB: 0 P: 19	R: 3 E: 0 K: 1 S: 14	H: 4 LOB: 1 BB: 1 P: 25	1B: 7 2B: 2 3B: 0 HR: 5	SF: 1 SAC: 1 DP: 0 HBP: 0	WP: 0 PB: 0 SB: 0 CS: 2	PA: 45					
<b>PITCHER</b>	IP	WLS	BF	H	R	ER	SO	BB	IBB	HBP	BLK	WP	HR	S	P	ERA	WHIP										
<b>Glendon Rusch, L</b> (1,1) ERA: 4.09	5.0		23	6	5	5	6	1	0	1	0	0	1	67	105	9.00	1.400										
<b>Francis Beltran, R</b> (6,1) ERA: 4.53	0.0		3	1	0	0	0	2	0	0	0	0	0	5	13	∞	∞										
<b>Kent Mercker, L</b> (6,1) ERA: 2.28	1.0	H	3	0	1	1	1	0	0	0	0	0	0	7	7	9.00	0.000										
<b>Kyle Farnsworth, R</b> (7,1) ERA: 3.33	2.0	B	8	3	2	2	3	0	0	0	0	0	2	21	31	9.00	1.500										
<b>LaTroy Hawkins, R</b> (9,1) ERA: 2.86	1.0	L	7	4	3	3	1	1	0	0	0	0	2	14	25	27.00	5.000										

St. Louis Cardinals @ Chicago Cubs  
Wrigley Field, Chicago, IL  
Tue Jul 20 2004, 1:20 PM CDT  
Att: 39,371 - Cloudy - 85 F

AB 37  
R 11  
H 14  
RBI 11  
BB 4  
SO 11  
LOB 12



Batter	1	2	3	4	5	6	7	8	9	AB	R	H	RBI	BB	SO	LOB	BOTTOM										
<b>Todd Walker, L</b> (1,4) OBP: 0.363, SLG: 0.488	1-3 K	4-1 2B		0-0 L9 2B		2-2 G1-3			3-2 G3	4	1	1	0	1	1	0											
<b>Corey Patterson, L</b> (1,8) OBP: 0.332, SLG: 0.452	2-3 K	0-2 WP 1B 1H 2H 2B		3-3 K		2-2 F7			4-0 25 BB 1B BB	4	1	1	2	1	2	1											
<b>Sammy Sosa, R</b> (1,9) OBP: 0.356, SLG: 0.543	0-0 F7	1-2 P4		2-2 L9		3-1 F7			1-0 P4	5	0	0	0	0	0	3											
<b>Moises Alou, R</b> (1,7) OBP: 0.334, SLG: 0.517		0-2 BB		1-0 F8			1-0 L4		2-2 25 BB 1B	4	1	2	1	1	0	1											
<b>25 Derrek Lee, R</b> (1,3) OBP: 0.369, SLG: 0.526		0-2 HR			1-1 G6-3		2-3 K		4-0 BB	4	1	1	2	1	2	1											
<b>16 Aramis Ramirez, R</b> (1,5) OBP: 0.374, SLG: 0.557		0-0 HR 2B	1-1 HR		4-1 FC5 1B BB		2-3 K		1-1 F8	4	2	2	1	1	1	3											
<b>Michael Barrett, R</b> (1,2) OBP: 0.342, SLG: 0.496		1-0 HR	2-2 G6-3		2-0 1B			1-0 G5-3		4	1	2	2	0	0	0	AB 37										
<b>Alex Gonzalez, R</b> (1,6) OBP: 0.260, SLG: 0.402		1-3 K	0-2 P2		2-3 K			1-1 G4-3		4	0	0	0	0	2	2	R 8										
<b>Glendon Rusch, L</b> (11,1) OBP: 0.111, SLG: 0.222		0-0 HR 2B	0-1 G4-3		0-1 FC5			2-2 F9		3	1	1	0	0	0	2	H 10										
<b>Francis Beltran, R</b> (8,1)										0	0	0	0	0	0	0	RBI 8										
<b>Kent Mercker, L</b> (6,1)										0	0	0	0	0	0	0	BB 5										
<b>Kyle Farnsworth, R</b> (7,1)										0	0	0	0	0	0	0	SO 8										
<b>Jose Macias, S</b> (8,PH) OBP: 0.303, SLG: 0.423										1	0	0	0	0	0	0	LOB 13										
<b>LaTroy Hawkins, R</b> (9,1)										0	0	0	0	0	0	0											
<b>Inning Stats</b>	R: 0 E: 0 K: 2 S: 10	H: 0 LOB: 0 BB: 0 P: 13	R: 7 E: 0 K: 2 S: 24	H: 6 LOB: 1 BB: 2 P: 42	R: 1 E: 0 K: 0 S: 12	H: 1 LOB: 0 BB: 0 P: 15	R: 0 E: 0 K: 1 S: 11	H: 1 LOB: 1 BB: 0 P: 17	R: 0 E: 0 K: 0 S: 9	H: 1 LOB: 2 BB: 1 P: 18	R: 0 E: 0 K: 0 S: 9	H: 0 LOB: 0 BB: 0 P: 16	R: 0 E: 0 K: 2 S: 9	H: 0 LOB: 0 BB: 0 P: 14	R: 0 E: 0 K: 0 S: 6	H: 0 LOB: 0 BB: 0 P: 10	R: 0 E: 0 K: 0 S: 13	H: 1 LOB: 3 BB: 2 P: 28	1B: 4 2B: 3 3B: 0 HR: 3	SF: 0 SAC: 0 DP: 0 HBP: 0	WP: 1 PB: 0 SB: 0 CS: 0	PA: 42					
<b>PITCHER</b>	IP	WLS	BF	H	R	ER	SO	BB	IBB	HBP	BLK	WP	HR	S	P	ERA	WHIP										
<b>Matt Morris, R</b> (1,1) ERA: 4.62	1.2		13	6	7	7	3	2	0	0	0	0	1	33	53	37.80	4.800										
<b>Cal Eldred, R</b> (2,1) ERA: 4.79	3.0		13	3	1	1	3	1	0	0	0	0	1	33	53	3.00	1.333										
<b>Steve Kline, L</b> (5,1) ERA: 2.31	0.1		1	0	0	0	0	0	0	0	0	0	0	2	2	0.00	0.000										
<b>Kiko Calero, R</b> (6,1) ERA: 2.86	2.0		6	0	0	0	2	0	0	0	0	0	0	18	30	0.00	0.000										
<b>Ray King, L</b> (8,1) ERA: 1.29	1.0	W	3	0	0	0	0	0	0	0	0	0	0	6	10	0.00	0.000										

St. Louis Cardinals @ Chicago Cubs  
Wrigley Field, Chicago, IL  
Tue Jul 20 2004, 1:20 PM CDT  
Att: 39,371 - Cloudy - 85 F

AB 37  
R 8  
H 10  
RBI 8  
BB 5  
SO 8  
LOB 13





Batter	1	2	3	4	5	6	7	8	9	AB	R	H	RBI	BB	SO	LOB	TOP										
Scott Podsednik, L (1, 8) OBP: 0.324, SLG: 0.398	3-2 S 1B		1-0 CS 1B		1-0 B3-4		1-2 G4-3			4	0	2	0	0	0	1	<b>Milwaukee Brewers @ St. Louis Cardinals</b> Busch Stadium, St. Louis, MO Wed Jul 21 2004, 7:10 PM CDT Att: 37,104 - Cloudy - 93 F										
Craig Counsell, L (1, 6) OBP: 0.346, SLG: 0.333	1-1 P5		2-1 E3 1-2		3-3 K		1-2 L6			4	0	0	0	0	1	3											
Geoff Jenkins, L (1, 7) OBP: 0.313, SLG: 0.438 Brady Clark, R (4, 7) OBP: 0.369, SLG: 0.368	2-0 F7		4-2 BB		2-2 HBP		4-1 G6-3 BB			1	0	0	0	1	0	1											
Lyle Overbay, L (1, 3) OBP: 0.405, SLG: 0.537	4-1 BB		1-0 G1-3		1-3 K		1-2 G6-3 1-2			3	0	0	0	1	1	5											
Ben Grievie, L (1, 9) OBP: 0.381, SLG: 0.384	2-3 K				0-1 F7		1-1 G4-3		3-2 G4-3	4	0	0	0	0	1	2											
2 Bill Hall, R (1, 4) OBP: 0.290, SLG: 0.397		3-2 L6-3 1B		1-0 P6		3-1 F9		1-3 K	4	0	1	0	0	1	0												
Wes Helms, R (1, 5) OBP: 0.339, SLG: 0.347		0-0 F9		2-2 1B		0-3 K		1-3 K	4	0	1	0	0	2	1												
Gary Bennett, R (1, 2) OBP: 0.264, SLG: 0.275		0-1 L6-3		2-1 F7			3-3 K			3	0	0	0	0	1	2											
Victor Santos, R (1, 1) OBP: 0.091, SLG: 0.136 Chris Magruder, S (7, PH) OBP: 0.308, SLG: 0.182 Mike Adams, R (7, 1) Luis Vizcaino, R (8, 1)			0-1 G6-3		0-0 2B		1-3 K			2	0	1	0	0	0	0											
<b>Inning Stats</b>	R: 0 E: 0 K: 1 S: 10	H: 1 LOB: 2 BB: 1 P: 22	R: 0 E: 0 K: 0 S: 6	H: 1 LOB: 0 BB: 0 P: 9	R: 0 E: 1 K: 0 S: 8	H: 1 LOB: 2 BB: 1 P: 16	R: 0 E: 0 K: 0 S: 8	H: 0 LOB: 1 BB: 0 P: 13	R: 0 E: 0 K: 2 S: 12	H: 0 LOB: 0 BB: 0 P: 19	R: 0 E: 0 K: 1 S: 8	H: 0 LOB: 0 BB: 0 P: 12	R: 0 E: 0 K: 2 S: 10	H: 0 LOB: 0 BB: 0 P: 15	R: 0 E: 0 K: 0 S: 7	H: 0 LOB: 0 BB: 1 P: 13		R: 0 E: 0 K: 2 S: 10	H: 0 LOB: 0 BB: 0 P: 15	1B: 4 2B: 2 3B: 0 HR: 0	SF: 0 SAC: 0 DP: 2 HBP: 1	WP: 0 PB: 0 SB: 2 CS: 1	PA: 34				
<b>PITCHER</b>	IP	WLS	BF	H	R	ER	SO	BB	IBB	HBP	BLK	WP	HR	S	P	ERA	WHIP										
Woody Williams, R (1, 1) ERA: 4.02	7.0	W	28	5	0	0	6	2	0	1	0	0	0	62	106	0.00	1.000										
Ray King, L (8, 1) ERA: 1.25	1.0	H	3	0	0	0	0	1	0	0	0	0	0	7	13	0.00	1.000										
44 Jason Isringhausen, R (9, 1) ERA: 2.53	1.0	S	3	0	0	0	2	0	0	0	0	0	0	10	15	0.00	0.000										

Batter	1	2	3	4	5	6	7	8	9	AB	R	H	RBI	BB	SO	LOB	BOTTOM										
Tony Womack, L (1, 4) OBP: 0.351, SLG: 0.399	0-1 P6		2-0 P6			0-0 E4		1-1 F8		4	0	0	0	0	0	2	<b>Milwaukee Brewers @ St. Louis Cardinals</b> Busch Stadium, St. Louis, MO Wed Jul 21 2004, 7:10 PM CDT Att: 37,104 - Cloudy - 93 F										
Edgar Renteria, R (1, 6) OBP: 0.336, SLG: 0.426	1-1 5 1B		1-1 SH5-3-4-6-4 1-3F			3-1 SF9		3-2 G6-3		2	0	1	1	0	0	0											
5 Albert Pujols, R (1, 3) OBP: 0.409, SLG: 0.636	4-2 1B				2-0 F8		2-1 P4			2	0	0	0	1	0	1											
27 Scott Rolen, R (1, 5) OBP: 0.409, SLG: 0.595	2-0 BB				0-0 L7		1-3 K			3	0	0	0	0	1	3											
15 Jim Edmonds, L (1, 8) OBP: 0.391, SLG: 0.587	3-2 G4-3				0-3 K		4-1 G6-3 BB			2	0	0	0	1	1	2											
Reggie Sanders, R (1, 9) OBP: 0.303, SLG: 0.484 Ray King, L (8, 1) 44 Jason Isringhausen, R (9, 1) OBP: 0.500, SLG: 0.500		0-0 G5-3			2-0 F8		2-1 F8			3	0	0	0	0	0	1											
Mike Matheny, R (1, 2) OBP: 0.299, SLG: 0.359		0-3 K			0-2 F7		3-2 G6-3			3	0	0	0	0	1	1											
So Taguchi, R (1, 7) OBP: 0.291, SLG: 0.375		1-0 F9			1-0 G4-3		2-3 K			3	0	0	0	0	1	1											
Woody Williams, R (1, 1) OBP: 0.243, SLG: 0.314 Ray Lankford, L (8, 7) OBP: 0.353, SLG: 0.425			0-0 3B-3-4-6 1B			1-1 SF9 1B		2-3 K		2	1	2	0	0	0	0											
<b>Inning Stats</b>	R: 0 E: 0 K: 0 S: 11	H: 1 LOB: 2 BB: 1 P: 21	R: 0 E: 0 K: 1 S: 5	H: 0 LOB: 0 BB: 0 P: 6	R: 0 E: 0 K: 0 S: 4	H: 1 LOB: 0 BB: 0 P: 7	R: 0 E: 0 K: 1 S: 5	H: 0 LOB: 0 BB: 0 P: 7	R: 0 E: 0 K: 0 S: 5	H: 0 LOB: 0 BB: 0 P: 8	R: 1 E: 1 K: 1 S: 11	H: 1 LOB: 1 BB: 0 P: 18	R: 0 E: 0 K: 1 S: 10	H: 0 LOB: 1 BB: 1 P: 21	R: 0 E: 0 K: 1 S: 8	H: 0 LOB: 0 BB: 0 P: 14		1B: 3 2B: 1 3B: 0 HR: 0	SF: 1 SAC: 1 DP: 1 HBP: 0	WP: 0 PB: 0 SB: 2 CS: 0	PA: 29						
<b>PITCHER</b>	IP	WLS	BF	H	R	ER	SO	BB	IBB	HBP	BLK	WP	HR	S	P	ERA	WHIP										
Victor Santos, R (1, 1) ERA: 3.56	6.0	L	22	3	1	0	3	1	0	0	0	0	0	41	67	0.00	0.667										
Mike Adams, R (7, 1) ERA: 1.65	1.0		4	0	0	0	1	1	0	0	0	0	0	10	21	0.00	1.000										
Luis Vizcaino, R (8, 1) ERA: 3.32	1.0		3	0	0	0	1	0	0	0	0	0	0	8	14	0.00	0.000										



Batter	1	2	3	4	5	6	7	8	9	AB	R	H	RBI	BB	SO	LOB	TOP							
Scott Podsednik, L (1, 8) OBP: 0.323, SLG: 0.396	2-2 G1-3 1B		1-2 G3		2-0 G4-3		3-1 F7			4	0	1	0	0	0	1								
Brady Clark, R (1, 9) OBP: 0.372, SLG: 0.371	1-1 G1-3		0-1 G6-3		2-2 1B			3-2 PB 1B		4	0	2	0	0	0	1								
Geoff Jenkins, L (1, 7) OBP: 0.310, SLG: 0.433	2-2 G1-3		0-0 G6-3		2-0 L7			2-3 K		4	0	0	0	0	1	3								
Wes Helms, R (1, 5) OBP: 0.337, SLG: 0.345	3-1 G6-3			1-0 G6-4-3 1B		1-0 F7		2-2 F8		4	0	1	0	0	0	2								
Lyle Overbay, L (1, 3) OBP: 0.401, SLG: 0.531		1-1 G4-3		0-2 G6-4-3 1B		0-2 G3-1		1-2 G6-3		4	0	0	0	0	0	2								
Keith Ginter, R (1, 4) OBP: 0.321, SLG: 0.420		1-2 G6-3		0-0 1B		0-2 G5-3			2-2 F8	4	0	1	0	0	0	0								
Chad Moeller, R (1, 2) OBP: 0.304, SLG: 0.354		2-1 1B		4-2 1B			0-0 G5-3 1B		0-1 1B	3	0	3	0	1	0	0								
Craig Counsell, L (1, 6) OBP: 0.348, SLG: 0.336		1-1 1B		1-1 G3-1			1-1 G5-3 1B		1-3 K	4	0	2	0	0	1	3								
15 Ben Sheets, R (1, 1) OBP: 0.105, SLG: 0.056		1-3 K				0-0 G6-3		2-1 G5-3		2	0	0	0	0	1	2								
Jeff Bennett, R (6, 1)										0	0	0	0	0	0	0								
Brooks Kieschnick, L (7, PH) OBP: 0.391, SLG: 0.476										1	0	0	0	0	0	2								
Matt Kinney, R (7, 1) OBP: 0.250, SLG: 0.250										0	0	0	0	0	0	0								
Ben Grieve, L (9, PH) OBP: 0.379, SLG: 0.382										1	0	0	0	0	0	1								
<b>Inning Stats</b>	R: 0 E: 0 K: 0 S: 11	H: 1 LOB: 1 BB: 0 P: 19	R: 0 E: 0 K: 1 S: 12	H: 2 LOB: 2 BB: 0 P: 18	R: 0 E: 0 K: 0 S: 6	H: 0 LOB: 0 BB: 0 P: 7	R: 0 E: 0 K: 0 S: 10	H: 2 LOB: 2 BB: 1 P: 16	R: 0 E: 0 K: 0 S: 6	H: 1 LOB: 1 BB: 0 P: 12	R: 0 E: 0 K: 0 S: 7	H: 0 LOB: 0 BB: 0 P: 8	R: 0 E: 0 K: 0 S: 7	H: 2 LOB: 1 BB: 0 P: 13	R: 0 E: 0 K: 1 S: 12	H: 1 LOB: 1 BB: 0 P: 20	R: 0 E: 0 K: 1 S: 11	H: 1 LOB: 1 BB: 0 P: 15	1B: 10 2B: 0 3B: 0 HR: 0	SF: 0 SAC: 0 DP: 2 HBP: 0	WP: 0 PB: 1 SB: 0 CS: 0	PA: 36		
<b>PITCHER</b>	IP WLS BF H R ER SO BB IBB HBP BLK WP HR S P ERA WHIP	8.0 W 32 9 0 0 2 1 0 0 0 0 0 0 71 113 0.00 1.250	1.0 4 1 0 0 1 0 0 0 0 0 0 0 0 11 15 0.00 1.000																					

Milwaukee Brewers @ St. Louis Cardinals  
 Busch Stadium, St. Louis, MO  
 Thu Jul 22 2004, 7:10 PM CDT  
 Att: 35,100 - Cloudy - 94 F

AB 35  
 R 0  
 H 10  
 RBI 0  
 BB 1  
 SO 3  
 LOB 17



Batter	1	2	3	4	5	6	7	8	9	AB	R	H	RBI	BB	SO	LOB	BOTTOM						
Marlon Anderson, L (1, 4) OBP: 0.297, SLG: 0.412	0-2 2B 1B		0-0 B2-3		4-2 1B BB	1-3 K				3	1	1	0	1	1	2							
Edgar Renteria, R (1, 6) OBP: 0.335, SLG: 0.429	0-1 5 1B 2B		2-3 K		2-1 1B	1-0 F8				4	1	2	1	0	1	0							
5 Albert Pujols, R (1, 3) OBP: 0.408, SLG: 0.632	0-2 15 1B		1-0 F9		0-3 K	1-2 P6				4	0	1	1	0	1	2							
27 Scott Rolen, R (1, 5) OBP: 0.405, SLG: 0.587	3-2 F8			3-2 P3	2-2 F8		2-0 P3			4	0	0	0	0	0	3							
15 Jim Edmonds, L (1, 8) OBP: 0.392, SLG: 0.596	1-3 K			1-1 HR		1-3 K		0-0 1B		4	1	2	1	0	2	1							
Roger Cedeno, S (1, 9) OBP: 0.348, SLG: 0.444	1-3 K			2-2 1B		2-1 1B		2-3 K		4	1	2	0	0	2	2							
So Taguchi, R (9, 9) OBP: 0.291, SLG: 0.375										0	0	0	0	0	0	0							
John Mabry, L (1, 7) OBP: 0.357, SLG: 0.468		3-2 F7		0-1 F7		1-2 2B 1B		0-0 1B		4	0	2	1	0	0	1							
4 Yadier Molina, R (1, 2) OBP: 0.338, SLG: 0.284		1-2 L7		0-1 F9		3-H F8		0-1 L3		4	0	0	0	0	0	4							
Jason Marquis, L (1, 1) OBP: 0.279, SLG: 0.381								2-0 F7		3	0	1	0	0	2	0							
Tony Womack, L (8, PH) OBP: 0.350, SLG: 0.398										1	0	0	0	0	0	2							
Julian Tavarez, L (9, 1)										0	0	0	0	0	0	0							
<b>Inning Stats</b>	R: 2 E: 0 K: 2 S: 20	H: 3 LOB: 1 BB: 0 P: 25	R: 0 E: 0 K: 1 S: 9	H: 0 LOB: 0 BB: 0 P: 14	R: 0 E: 0 K: 1 S: 5	H: 0 LOB: 0 BB: 0 P: 8	R: 1 E: 0 K: 0 S: 12	H: 2 LOB: 1 BB: 0 P: 18	R: 0 E: 0 K: 2 S: 15	H: 1 LOB: 2 BB: 1 P: 24	R: 1 E: 0 K: 2 S: 17	H: 3 LOB: 3 BB: 0 P: 24	R: 0 E: 0 K: 0 S: 5	H: 0 LOB: 0 BB: 0 P: 9	R: 0 E: 0 K: 1 S: 10	H: 2 LOB: 2 BB: 0 P: 14	1B: 7 2B: 2 3B: 1 HR: 1	SF: 0 SAC: 0 DP: 0 HBP: 0	WP: 0 PB: 0 SB: 1 CS: 0	PA: 36			
<b>PITCHER</b>	IP WLS BF H R ER SO BB IBB HBP BLK WP HR S P ERA WHIP	5.2 L 27 9 4 4 7 1 0 0 0 0 0 0 75 109 6.35 1.765	0.1 1 0 0 0 1 0 0 0 0 0 0 0 0 3 4 0.00 0.000	2.0 8 2 0 0 1 0 0 0 0 0 0 0 0 15 23 0.00 1.000																			

Milwaukee Brewers @ St. Louis Cardinals  
 Busch Stadium, St. Louis, MO  
 Thu Jul 22 2004, 7:10 PM CDT  
 Att: 35,100 - Cloudy - 94 F

AB 35  
 R 4  
 H 11  
 RBI 4  
 BB 1  
 SO 9  
 LOB 17





Batter	1	2	3	4	5	6	7	8	9	AB	R	H	RBI	BB	SO	LOB	TOP								
Ray Durham, S (1.4) OBP: 0.350, SLG: 0.457	1-3 K		2-3 K		2-0 HR		0-1 F9	2-2 P4		5	1	1	1	0	2	2									
Michael Tucker, L (1.9) OBP: 0.376, SLG: 0.447	2-3 K		0-0 G4-3		3-3 K		0-1 1B HR		1-1 G3	5	1	1	0	0	2	1									
J.T. Snow, L (1.3) OBP: 0.382, SLG: 0.441	4-0 BB			3-2 1B SF8	0-1 1B		3-2 1B HR		2-2 F7	4	2	3	0	1	0	0									
Barry Bonds, L (1.7) OBP: 0.616, SLG: 0.779	0-1 G3			4-0 SF8 1B G5-3	2-1 G3-6		3-1 1B HR		2-0 G3	4	2	1	3	1	0	2									
Pedro Feliz, R (1.5) OBP: 0.290, SLG: 0.461		2-2 G6-3		0-0 G5-3 1B		0-1 G6-3		2-0 F9		4	0	1	0	0	0	0									
A.J. Pierzynski, L (1.2) OBP: 0.338, SLG: 0.437		0-1 G3-1		0-0 SF8		3-0 G4-3		1-2 G6-3 1B		3	1	1	1	0	0	0									
Marquis Grissom, R (1.8) OBP: 0.316, SLG: 0.453		2-3 K		2-3 G5-3		3-1 1B		0-2 G6-3		4	0	1	1	0	1	2									
Neff Perez, S (1.6) OBP: 0.284, SLG: 0.301			2-1 SH1 1B	4-1 BB		0-0 G3		0-1 1B		3	0	2	1	1	0	1									
Dustin Hermanson, R (1.1) OBP: 0.143, SLG: 0.111			0-0 SH1	0-0 G1-3			1-1 G6-3	3-2 F8		2	0	0	0	0	0	2									
Scott Eyre, L (7.1)										0	0	0	0	0	0	0									
Deivi Cruz, R (8. PH)										1	0	0	0	0	0	1									
Jim Brower, R (8.1)										0	0	0	0	0	0	0									
<b>Inning Stats</b>	R: 0 E: 0 K: 2 S: 8	H: 0 LOB: 1 BB: 1 P: 15	R: 0 E: 0 K: 1 S: 8	H: 0 LOB: 0 BB: 0 P: 12	R: 0 E: 0 K: 1 S: 7	H: 1 LOB: 1 BB: 0 P: 11	R: 2 E: 0 K: 0 S: 8	H: 2 LOB: 2 BB: 2 P: 19	R: 1 E: 0 K: 1 S: 8	H: 2 LOB: 0 BB: 0 P: 15	R: 0 E: 0 K: 0 S: 6	H: 1 LOB: 1 BB: 0 P: 12	R: 3 E: 0 K: 0 S: 12	H: 3 LOB: 0 BB: 0 P: 21	R: 1 E: 0 K: 0 S: 20	H: 2 LOB: 1 BB: 0 P: 26	R: 0 E: 0 K: 0 S: 6	H: 0 LOB: 0 BB: 0 P: 11	1B: 8 2B: 1 3B: 0 HR: 2	SF: 1 SAC: 1 DP: 1 HBP: 0	WP: 0 PB: 0 SB: 1 CS: 0	PA: 40			
<b>PITCHER</b>	IP	WLS	BF	H	R	ER	SO	BB	IBB	HBP	BLK	WP	HR	S	P	ERA	WHIP								
Jeff Suppan, R (1.1) ERA: 3.73	7.0	L	32	9	6	6	5	3	0	0	0	0	2	57	105	7.71	1.714								
Cal Eldred, R (8.1) ERA: 4.91	1.0		5	2	1	1	0	0	0	0	0	0	0	20	26	9.00	2.000								
Ray King, L (9.1) ERA: 1.22	1.0		3	0	0	0	0	0	0	0	0	0	0	6	11	0.00	0.000								

San Francisco Giants @ St. Louis Cardinals  
 Busch Stadium, St. Louis, MO  
 Fri Jul 23, 2004, 7:10 PM CDT  
 Att: 45,892 - Cloudy - 81 F

AB	35
R	7
H	11
RBI	7
BB	3
SO	5
LOB	11



Batter	1	2	3	4	5	6	7	8	9	AB	R	H	RBI	BB	SO	LOB	BOTTOM								
Tony Womack, L (1.4) OBP: 0.346, SLG: 0.393	1-1 F7			2-2 G3-1		0-2 G5-3		0-2 F7		4	0	0	0	0	0	0									
Edgar Renteria, R (1.6) OBP: 0.334, SLG: 0.425	1-0 F9			3-3 K		0-1 G5-3		2-2 P4		4	0	0	0	0	1	0									
5 Albert Pujols, R (1.3) OBP: 0.411, SLG: 0.641	3-3 K2-3			4-1 BB		1-0 HR		1-2 15 BB 1B		3	1	2	1	1	1	0									
27 Scott Rolen, R (1.5) OBP: 0.403, SLG: 0.586		3-3 K		1-1 P4		0-1 15 F8 2B		0-2 L6		4	1	1	0	0	1	2									
15 Jim Edmonds, L (1.8) OBP: 0.391, SLG: 0.590		2-1 F9		2-1 F9		3-2 F8		4-2 FC6-4 BB		3	0	0	0	1	0	1									
Reggie Sanders, R (1.9) OBP: 0.302, SLG: 0.485		2-3 K		2-3 K2-3		3-2 2B		0-0 FC6-4		4	0	1	1	0	2	2									
John Mabry, L (1.7) OBP: 0.349, SLG: 0.456			2-2 P6		1-0 F7		0-0 P5			3	0	0	0	0	0	1									
Cal Eldred, R (8.1)										0	0	0	0	0	0	0									
Ray King, L (9.1)										0	0	0	0	0	0	0									
Mike Matheny, R (1.2) OBP: 0.295, SLG: 0.355			2-1 F9		0-0 G6-3		3-2 F9			3	0	0	0	0	0	0									
Jeff Suppan, R (1.1) Roger Cedeno, S (8.7)			0-1 G1-3		1-1 P3		0-3 K			2	0	0	0	0	0	0									
<b>Inning Stats</b>	R: 0 E: 0 K: 1 S: 6	H: 0 LOB: 0 BB: 0 P: 11	R: 0 E: 0 K: 2 S: 8	H: 0 LOB: 0 BB: 0 P: 15	R: 0 E: 0 K: 0 S: 8	H: 0 LOB: 0 BB: 0 P: 12	R: 0 E: 0 K: 1 S: 11	H: 0 LOB: 1 BB: 1 P: 21	R: 0 E: 0 K: 1 S: 6	H: 0 LOB: 0 BB: 0 P: 11	R: 0 E: 0 K: 0 S: 6	H: 0 LOB: 0 BB: 0 P: 7	R: 2 E: 0 K: 0 S: 12	H: 3 LOB: 1 BB: 0 P: 19	R: 0 E: 0 K: 1 S: 9	H: 0 LOB: 0 BB: 0 P: 12	R: 0 E: 0 K: 0 S: 12	H: 1 LOB: 2 BB: 1 P: 19	1B: 1 2B: 2 3B: 0 HR: 1	SF: 0 SAC: 0 DP: 0 HBP: 0	WP: 0 PB: 0 SB: 0 CS: 0	PA: 33			
<b>PITCHER</b>	IP	WLS	BF	H	R	ER	SO	BB	IBB	HBP	BLK	WP	HR	S	P	ERA	WHIP								
Dustin Hermanson, R (1.1) ERA: 4.29	6.2	W	24	3	2	2	5	1	0	0	0	0	1	56	95	2.70	0.600								
Scott Eyre, L (7.1) ERA: 2.7	0.1		1	0	0	0	0	0	0	0	0	0	0	1	1	0.00	0.000								
Jim Brower, R (8.1) ERA: 3.41	2.0		8	1	0	0	1	1	0	0	0	0	0	21	31	0.00	1.000								

San Francisco Giants @ St. Louis Cardinals  
 Busch Stadium, St. Louis, MO  
 Fri Jul 23, 2004, 7:10 PM CDT  
 Att: 45,892 - Cloudy - 81 F

AB	31
R	2
H	4
RBI	2
BB	2
SO	6
LOB	6





Batter	1	2	3	4	5	6	7	8	9	10	AB	R	H	RBI	BB	SO	LOB	TOP				
Ray Durham, S OBP: 0.347, SLG: 0.451 (1, 4)	L4		F9		F9			SH1 1B	F8		5	0	1	0	0	0	1					
Michael Tucker, L OBP: 0.375, SLG: 0.444 Dustin Mohr, R OBP: 0.385, SLG: 0.349 (10, PH) (10, 9)	G5-3 BB		K			P5		SH1		HR BB	2	0	0	0	1	1	0					
Edgardo Alfonzo, R OBP: 0.340, SLG: 0.390 (1, 5)	G5-3		G4-3			K		P4		HR	5	1	1	2	0	1	2					
Barry Bonds, L OBP: 0.613, SLG: 0.769 (1, 7)	G4-3			G1-3		FC4-6 1B		IBB		P5	4	0	1	0	1	0	1					
J.T. Snow, L OBP: 0.382, SLG: 0.443 (1, 3)		2B G4-6-3 BB			2B	FC4-6 1B		K		G6-3	4	1	1	0	1	1	3					
Deivi Cruz, R OBP: 0.341, SLG: 0.440 Cody Ransom, R OBP: 0.270, SLG: 0.273 (9, PR) (9, 6)		G4-6-3 2B			G1-4-3 BB		P3		G6-3 SH1-4 1B BB	K	2	0	1	0	2	0	0					
Marquis Grissom, R OBP: 0.319, SLG: 0.461 (1, 8)		G4-6-3 BB		G1-4-3				HR	SH1-4		2	1	1	1	1	0	2					
Yorvit Torrealba, R OBP: 0.296, SLG: 0.398 (1, 2)		G4-6-3			K			F9	G6-3		4	0	0	0	0	1	4					
Brett Tomko, R A.J. Pierzynski, L Pedro Feliz, R Scott Eyre, L Jim Brower, R Felix Rodriguez, R Jason Christiansen, R (1, 1) (9, PH) (9, PH) (9, 1) (9, 1) (9, 1) (9, 1) (10, 1)		G6-3			G5-3			K		S 1B	3	0	0	0	0	0	1	1				
<b>Inning Stats</b>	R: 0 E: 0 K: 0 S: 7	H: 0 LOB: 1 BB: 1 P: 13	R: 1 E: 0 K: 0 S: 7	H: 1 LOB: 1 BB: 2 P: 18	R: 0 E: 0 K: 1 S: 9	H: 0 LOB: 0 BB: 0 P: 11	R: 0 E: 0 K: 0 S: 9	H: 1 LOB: 1 BB: 1 P: 19	R: 0 E: 0 K: 1 S: 8	H: 1 LOB: 0 BB: 0 P: 13	R: 1 E: 0 K: 1 S: 8	H: 1 LOB: 0 BB: 0 P: 8	R: 0 E: 0 K: 1 S: 9	H: 1 LOB: 2 BB: 1 P: 16	R: 1 E: 0 K: 0 S: 13	H: 1 LOB: 2 BB: 1 P: 23	R: 2 E: 0 K: 1 S: 16	H: 1 LOB: 0 BB: 1 P: 27	1B: 3 2B: 2 3B: 0 HR: 2	SF: 0 SAC: 2 DP: 2 HBP: 0	WP: 0 PB: 0 SB: 1 CS: 0	PA: 42
<b>PITCHER</b>	IP	WLS	BF	H	R	ER	SO	BB	IBB	HBP	BLK	WP	HR	S	P	ERA	WHIP					
29 Chris Carpenter, R ERA: 3.81 44 Jason Isringhausen, R ERA: 3.68 Steve Kline, L ERA: 2.29 Ray King, L ERA: 1.67 Julian Tavarez, R ERA: 3.05	8.0		32	5	2	2	5	4	1	0	0	0	1	66	111	2.25	1.125					
29 Chris Carpenter, R ERA: 3.81 44 Jason Isringhausen, R ERA: 3.68 Steve Kline, L ERA: 2.29 Ray King, L ERA: 1.67 Julian Tavarez, R ERA: 3.05	0.2		3	0	1	1	0	1	0	0	0	0	0	9	16	13.50	1.500					
29 Chris Carpenter, R ERA: 3.81 44 Jason Isringhausen, R ERA: 3.68 Steve Kline, L ERA: 2.29 Ray King, L ERA: 1.67 Julian Tavarez, R ERA: 3.05	0.1		2	1	0	0	0	0	0	0	0	0	0	4	7	0.00	3.000					
29 Chris Carpenter, R ERA: 3.81 44 Jason Isringhausen, R ERA: 3.68 Steve Kline, L ERA: 2.29 Ray King, L ERA: 1.67 Julian Tavarez, R ERA: 3.05	0.2	L	4	1	2	2	0	1	0	0	0	0	1	13	22	27.00	3.000					
29 Chris Carpenter, R ERA: 3.81 44 Jason Isringhausen, R ERA: 3.68 Steve Kline, L ERA: 2.29 Ray King, L ERA: 1.67 Julian Tavarez, R ERA: 3.05	0.1		1	0	0	0	1	0	0	0	0	0	0	3	5	0.00	0.000					

San Francisco Giants @ St. Louis Cardinals  
Busch Stadium, St. Louis, MO  
Sat Jul 24 2004, 2:15 PM CDT  
Att: 48,145 - Unknown - 72 F

AB 33  
R 5  
H 7  
RBI 4  
BB 7  
SO 6  
LOB 14



Batter	1	2	3	4	5	6	7	8	9	10	AB	R	H	RBI	BB	SO	LOB	BOTTOM				
Tony Womack, L OBP: 0.341, SLG: 0.387 Ray King, L Julian Tavarez, L (1, 4) (10, 1) (10, 1)	F8		F9			P2		F8	F7		5	0	0	0	0	0	2					
Roger Cedeno, S OBP: 0.340, SLG: 0.430 So Taguchi, R OBP: 0.288, SLG: 0.371 (1, 7) (9, 7)	K		G4-3			5 1B 27 1B		F9		F7	4	1	1	0	0	1	0					
5 Albert Pujols, R OBP: 0.473, SLG: 0.639 (1, 3)				G5-3		27 1B		FC5-4 BB		G4-3	4	0	2	0	1	0	0					
27 Scott Rolen, R OBP: 0.403, SLG: 0.584 (1, 5)	F9			F7		1B		FC5-4		1B	5	0	2	1	0	0	2					
15 Jim Edmonds, L OBP: 0.391, SLG: 0.600 (1, 8)		HR		G4-3		F7		F7		2B	5	2	2	1	0	1	3					
Reggie Sanders, R OBP: 0.299, SLG: 0.480 Marlon Anderson, L OBP: 0.301, SLG: 0.422 (1, 9) (9, PH) (10, 4)		K			K	G5-3			2B	2B	3	0	0	0	0	2	2					
7 Hector Luna, R OBP: 0.298, SLG: 0.391 (1, 6)								F8		FC3-5 G4-3	4	0	1	0	0	0	1					
Mike Matheny, R OBP: 0.290, SLG: 0.348 (1, 2)								F8		G4-3	4	0	0	0	0	0	2					
29 Chris Carpenter, R ERA: 3.81 44 Jason Isringhausen, R ERA: 3.68 Steve Kline, S John Mabry, L OBP: 0.354, SLG: 0.456 (1, 1) (9, PH) (9, 1) (9, 1) (10, 9)						FC4-6 1B		G4-3		BB	3	0	0	0	0	0	0					
<b>Inning Stats</b>	R: 0 E: 0 K: 1 S: 11	H: 1 LOB: 1 BB: 0 P: 17	R: 1 E: 0 K: 1 S: 8	H: 1 LOB: 1 BB: 0 P: 14	R: 0 E: 0 K: 0 S: 7	H: 0 LOB: 0 BB: 0 P: 11	R: 0 E: 0 K: 0 S: 7	H: 0 LOB: 0 BB: 0 P: 14	R: 1 E: 0 K: 1 S: 13	H: 3 LOB: 2 BB: 0 P: 22	R: 0 E: 0 K: 0 S: 8	H: 0 LOB: 0 BB: 0 P: 13	R: 0 E: 0 K: 0 S: 6	H: 0 LOB: 1 BB: 1 P: 14	R: 1 E: 0 K: 0 S: 11	H: 2 LOB: 2 BB: 1 P: 22	R: 0 E: 0 K: 1 S: 10	H: 1 LOB: 1 BB: 0 P: 16	1B: 6 2B: 2 3B: 0 HR: 1	SF: 0 SAC: 0 DP: 0 HBP: 0	WP: 0 PB: 0 SB: 0 CS: 0	PA: 41
<b>PITCHER</b>	IP	WLS	BF	H	R	ER	SO	BB	IBB	HBP	BLK	WP	HR	S	P	ERA	WHIP					
Brett Tomko, R ERA: 4.53 Scott Eyre, L ERA: 3.04 Jim Brower, R ERA: 3.36 Felix Rodriguez, R ERA: 3.32 Jason Christiansen, L ERA: 4.5	8.0		31	6	2	2	3	1	0	0	0	0	0	3	4							
Brett Tomko, R ERA: 4.53 Scott Eyre, L ERA: 3.04 Jim Brower, R ERA: 3.36 Felix Rodriguez, R ERA: 3.32 Jason Christiansen, L ERA: 4.5	0.0		1	1	1	1	0	0	0	0	0	0	0	3	4							
Brett Tomko, R ERA: 4.53 Scott Eyre, L ERA: 3.04 Jim Brower, R ERA: 3.36 Felix Rodriguez, R ERA: 3.32 Jason Christiansen, L ERA: 4.5	0.2	B	4	1	0	0	0	1	0	0	0	0	0	5	13	0.00	3.000					
Brett Tomko, R ERA: 4.53 Scott Eyre, L ERA: 3.04 Jim Brower, R ERA: 3.36 Felix Rodriguez, R ERA: 3.32 Jason Christiansen, L ERA: 4.5	1.0	W	4	1	0	0	0	0	0	0	0	0	0	16	0.00	1.000						
Brett Tomko, R ERA: 4.53 Scott Eyre, L ERA: 3.04 Jim Brower, R ERA: 3.36 Felix Rodriguez, R ERA: 3.32 Jason Christiansen, L ERA: 4.5	0.1	S	1	0	0	0	1	0	0	0	0	0	0	3	5	0.00	0.000					

San Francisco Giants @ St. Louis Cardinals  
Busch Stadium, St. Louis, MO  
Sat Jul 24 2004, 2:15 PM CDT  
Att: 48,145 - Unknown - 72 F

AB 39  
R 3  
H 9  
RBI 3  
BB 2  
SO 4  
LOB 13





Batter	1	2	3	4	5	6	7	8	9	AB	R	H	RBI	BB	SO	LOB	TOP		
Ray Durham, S OBP: 0.346, SLG: 0.448 Matt Herges, L (8, 1)	2-2 CS 1B		2-2 F8			1-0 G1-6-3 1-2f		2-2 F8		4	0	1	0	0	0	3			
Michael Tucker, L OBP: 0.374, SLG: 0.441 (1, 9)	1-3 SAFE K 1-2			0-0 G5-4-3 1B			3-2 G4-3		0-0 P5	4	0	1	0	0	1	1			
Deivi Cruz, R OBP: 0.339, SLG: 0.448 (1, 6)	2-1 G5-3			0-2 G5-4-3 1-2f			0-0 F7		0-1 3B	4	0	1	0	0	0	1			
J.T. Snow, L OBP: 0.389, SLG: 0.443 (1, 3)		4-1 BB		2-3 K			0-0 1B		4-1 G5-4-3 BB	2	0	1	0	2	1	0			
Pedro Feliz, R OBP: 0.291, SLG: 0.460 (1, 5)		1-0 P2			2-2 G4-6-3 1B		0-0 F7		0-0 G5-4-3 1-2f	4	0	1	0	0	0	4			
A.J. Pierzynski, L OBP: 0.334, SLG: 0.433 (1, 2)		0-0 P6			1-0 G4-6-3 1-2f				1-2 P6	3	0	0	0	0	0	2			
Marquis Grissom, R OBP: 0.319, SLG: 0.460 (1, 8)		0-1 F8			0-0 G1-3			3-1 1B 1B		3	0	1	0	0	0	1			
Dustan Mohr, R OBP: 0.385, SLG: 0.344 (1, 7)			0-0 G5-3			4-2 G1-6-3 BB		1-3 K		2	0	0	0	1	1	1			
Jerome Williams, R OBP: 0.152, SLG: 0.125 Cody Ross, R OBP: 0.283, SLG: 0.285 Tyler Walker, R (8, 1) Wayne Franklin, L OBP: 0.287, SLG: 0.288 Nelli Perez, S OBP: 0.286, SLG: 0.303 (8, 4)			0-0 G1-6-3			3-3 K		2-2 1B		1	0	0	0	0	0	0			
<b>Inning Stats</b>	R: 0 E: 0 K: 1 S: 8	H: 1 LOB: 0 BB: 0 P: 13	R: 0 E: 0 K: 0 S: 5	H: 0 LOB: 1 BB: 1 P: 10	R: 0 E: 0 K: 0 S: 7	H: 0 LOB: 0 BB: 0 P: 9	R: 0 E: 0 K: 1 S: 7	H: 1 LOB: 0 BB: 0 P: 10	R: 0 E: 0 K: 1 S: 6	H: 0 LOB: 0 BB: 1 P: 14	R: 0 E: 0 K: 0 S: 6	H: 1 LOB: 1 BB: 0 P: 9	R: 0 E: 0 K: 1 S: 14	H: 2 LOB: 2 BB: 0 P: 23	R: 0 E: 0 K: 0 S: 5	H: 1 LOB: 1 BB: 1 P: 9	1B: 6 2B: 0 3B: 1 HR: 0	SF: 0 SAC: 0 DP: 4 HBP: 0	WP: 0 PA: 32 PB: 0 SB: 0 CS: 1
<b>PITCHER</b> Matt Morris, R ERA: 4.33 (1, 1)	IP: 9.0 WLS: W BF: 32 H: 7 R: 0 ER: 0 SO: 4 BB: 3 IBB: 0 HBP: 0 BLK: 0 WP: 0 HR: 0 S: 65 P: 106 ERA: 0.00 WHIP: 1.111															<b>PITCHER</b>			

San Francisco Giants @ St. Louis Cardinals  
Busch Stadium, St. Louis, MO  
Sun Jul 25 2004, 1:15 PM CDT  
Att: 42,315 - Unknown - 62 F

AB	29
R	0
H	7
RBI	0
BB	3
SO	4
LOB	14



Batter	1	2	3	4	5	6	7	8	9	AB	R	H	RBI	BB	SO	LOB	BOTTOM		
Tony Womack, L OBP: 0.342, SLG: 0.385 (1, 4)	1-2 G3		4-2 1B BB	0-2 FC4-6 1-2f		0-2 1B 27 SF8 1B		1-1 G3-1		4	1	1	0	1	0	2			
Edgar Renteria, R OBP: 0.332, SLG: 0.424 (1, 6)	0-1 WP G4-3 2B		1 SAFE P3		3-3 K	1-2 F9		2-0 F9		5	1	1	0	0	1	2			
Roger Cedeno, S OBP: 0.354, SLG: 0.433 (1, 9)	1-0 G4-3 2H		2-0 27 HBP 1B		4-0 15 BB 27 BB SF8 BB	1-0 1B		2-0 L8		4	1	2	1	1	0	0			
27 Scott Rolen, R OBP: 0.404, SLG: 0.582 (1, 5)	1-1 F9		3-2 HBP		4-1 SF8 4 BB 1B BB	1-2 SF8		1-1 1		1	1	0	1	1	0	0			
15 Jim Edmonds, L OBP: 0.389, SLG: 0.594 (1, 8)		1-2 G4-3	0-3 K		4-1 SF8 4 BB 1B BB	3-3 K				3	1	0	0	1	2	4			
Marlon Anderson, L OBP: 0.296, SLG: 0.417 So Taguchi, R OBP: 0.286, SLG: 0.368 (7, 7)		0-2 P6		2-1 G3-1	1-1 SF8		1-2 G4-3			2	0	0	1	0	0	0			
John Mabry, L OBP: 0.373, SLG: 0.496 (1, 3)		0-0 4 FC6 1B		1-2 1B 1B	1-2 3H 4-0 1B		0-0 HR			3	1	3	1	1	0	0			
4 Yadier Molina, R OBP: 0.333, SLG: 0.282 (1, 2)		0-0 FC6 1-2f		1-1 F7	1-1 2H 2H 3H 1B		1-2 F8			4	0	1	2	0	0	2			
Matt Morris, R OBP: 0.191, SLG: 0.178 (1, 1)			1-2 G6-3	2-1 FC4-6 1B	0-1 F8		0-2 G6-3			4	0	1	0	0	0	2			
<b>Inning Stats</b>	R: 1 E: 0 K: 0 S: 8	H: 1 LOB: 0 BB: 0 P: 11	R: 0 E: 0 K: 0 S: 8	H: 1 LOB: 1 BB: 0 P: 9	R: 0 E: 0 K: 1 S: 14	H: 1 LOB: 3 BB: 1 P: 24	R: 0 E: 0 K: 0 S: 12	H: 2 LOB: 2 BB: 0 P: 18	R: 3 E: 0 K: 1 S: 11	H: 1 LOB: 2 BB: 4 P: 32	R: 1 E: 0 K: 1 S: 14	H: 2 LOB: 1 BB: 0 P: 20	R: 1 E: 0 K: 0 S: 10	H: 1 LOB: 0 BB: 0 P: 12	R: 0 E: 0 K: 0 S: 4	H: 0 LOB: 0 BB: 0 P: 9	1B: 7 2B: 1 3B: 0 HR: 1	SF: 2 SAC: 0 DP: 0 HBP: 1	WP: 1 PA: 39 PB: 0 SB: 0 CS: 0
<b>PITCHER</b> Jerome Williams, R ERA: 4.53 Tyler Walker, R ERA: 4.79 Wayne Franklin, L ERA: 5.54 Matt Herges, R ERA: 5.76 (8, 1)	IP: 5.0 WLS: L BF: 27 H: 6 R: 4 ER: 4 SO: 2 BB: 4 IBB: 1 HBP: 1 BLK: 0 WP: 0 HR: 0 S: 11 P: 94 ERA: 7.20 WHIP: 2.000															<b>PITCHER</b>			

San Francisco Giants @ St. Louis Cardinals  
Busch Stadium, St. Louis, MO  
Sun Jul 25 2004, 1:15 PM CDT  
Att: 42,315 - Unknown - 62 F

AB	31
R	6
H	9
RBI	6
BB	5
SO	3
LOB	12









Batter	1	2	3	4	5	6	7	8	9	AB	R	H	RBI	BB	SO	LOB	TOP								
Tony Womack, L (1,4) OBP: 0.346, SLG: 0.387	2-1 SH1-3 5 G6-3 1B	4-1 WP 5 BB	0-1 G4-3			1-1 G4-6-3 1B		0-1 F8		4	1	2	0	1	0	1	<b>St. Louis Cardinals @ Cincinnati Reds</b> Great American Ball Park, Cincinnati, OH Tue Jul 27 2004, 7:10 PM EDT Att: 25,366 - Unknown - 65 F								
Edgar Renteria, R (1,6) OBP: 0.332, SLG: 0.419	1-1 SH1-3	4-2 WP 5 BB		1-1 F8		1-2 G4-6-3 1-2		2-0 WP 5 1B		3	0	1	0	1	0	1									
5 Albert Pujols, R (1,3) OBP: 0.412, SLG: 0.638	0-0 G5-3	0-0 E4		2-1 G5-3		0-1 G2-3		2-2 WP 1-3 E8		5	0	1	1	0	0	2									
27 Scott Rolen, R (1,5) OBP: 0.403, SLG: 0.585	4-2 WP 3-H BB	4-2 F8		0-0 L9			1-0 G1-3 1B	1-3 K		4	0	1	0	1	1	5									
15 Jim Edmonds, L (1,8) Kiko Calero, R (8,1)	2-2 G1-3		2-2 WP 4 1B 2B		2-2 HR		3-3 K		1-0 F9	4	2	2	1	0	1	2									
7 Hector Luna, R (9,PH) OBP: 0.292, SLG: 0.382										0	0	0	0	0	0	0									
Roger Cedeno, S (1,7) Dan Haren, R (9,1)		3-3 K	2-2 L7		0-0 F8		2-2 G1-3 1B		4-1 BB	4	0	1	0	1	1	1									
Reggie Sanders, R (1,9) OBP: 0.293, SLG: 0.479		1-1 HR	3-2 F9		2-2 K		1-2 G1-3		0-3 K	5	1	1	1	0	2	4									
4 Yadier Molina, R (1,2) OBP: 0.349, SLG: 0.316		1-1 WP 5 2B	1-0 WP 2B 1B		1-0 1B		1-3 K		0-1 F8	5	2	3	0	0	1	3									
Jason Marquis, L (1,1) So Taguchi, R (8,PH) OBP: 0.281, SLG: 0.364		1-3 K	1-0 WP 1-H 3-H 2B		0-0 P4			0-1 G6-3		3	0	1	2	0	1	2									
<b>Inning Stats</b>	R: 1 E: 0 K: 0 S: 10	H: 1 LOB: 1 BB: 1 P: 19	R: 2 E: 1 K: 2 S: 18	H: 2 LOB: 3 BB: 2 P: 33	R: 2 E: 0 K: 0 S: 13	H: 3 LOB: 1 BB: 0 P: 22	R: 0 E: 0 K: 0 S: 5	H: 0 LOB: 0 BB: 0 P: 8	R: 1 E: 0 K: 1 S: 9	H: 2 LOB: 1 BB: 0 P: 14	R: 0 E: 0 K: 0 S: 7	H: 1 LOB: 0 BB: 0 P: 9	R: 0 E: 0 K: 2 S: 19	H: 2 LOB: 2 BB: 0 P: 27	R: 0 E: 1 K: 1 S: 13	H: 2 LOB: 2 BB: 0 P: 18	R: 0 E: 0 K: 1 S: 7	H: 0 LOB: 1 BB: 1 P: 12	1B: 9 2B: 2 3B: 0 HR: 2	SF: 0 SAC: 1 DP: 1 HBP: 0	WP: 2 PB: 0 SB: 1 CS: 0	PA: 44			
<b>PITCHER</b>	IP WLS BF H R ER SO BB IBB HBP BLK WP HR S P ERA WHIP	IP WLS BF H R ER SO BB IBB HBP BLK WP HR S P ERA WHIP	IP WLS BF H R ER SO BB IBB HBP BLK WP HR S P ERA WHIP	IP WLS BF H R ER SO BB IBB HBP BLK WP HR S P ERA WHIP	IP WLS BF H R ER SO BB IBB HBP BLK WP HR S P ERA WHIP	IP WLS BF H R ER SO BB IBB HBP BLK WP HR S P ERA WHIP	IP WLS BF H R ER SO BB IBB HBP BLK WP HR S P ERA WHIP	IP WLS BF H R ER SO BB IBB HBP BLK WP HR S P ERA WHIP	IP WLS BF H R ER SO BB IBB HBP BLK WP HR S P ERA WHIP	IP WLS BF H R ER SO BB IBB HBP BLK WP HR S P ERA WHIP	IP WLS BF H R ER SO BB IBB HBP BLK WP HR S P ERA WHIP	IP WLS BF H R ER SO BB IBB HBP BLK WP HR S P ERA WHIP	IP WLS BF H R ER SO BB IBB HBP BLK WP HR S P ERA WHIP	IP WLS BF H R ER SO BB IBB HBP BLK WP HR S P ERA WHIP	IP WLS BF H R ER SO BB IBB HBP BLK WP HR S P ERA WHIP	IP WLS BF H R ER SO BB IBB HBP BLK WP HR S P ERA WHIP	IP WLS BF H R ER SO BB IBB HBP BLK WP HR S P ERA WHIP	IP WLS BF H R ER SO BB IBB HBP BLK WP HR S P ERA WHIP	IP WLS BF H R ER SO BB IBB HBP BLK WP HR S P ERA WHIP	IP WLS BF H R ER SO BB IBB HBP BLK WP HR S P ERA WHIP	IP WLS BF H R ER SO BB IBB HBP BLK WP HR S P ERA WHIP	IP WLS BF H R ER SO BB IBB HBP BLK WP HR S P ERA WHIP	IP WLS BF H R ER SO BB IBB HBP BLK WP HR S P ERA WHIP	IP WLS BF H R ER SO BB IBB HBP BLK WP HR S P ERA WHIP	IP WLS BF H R ER SO BB IBB HBP BLK WP HR S P ERA WHIP

AB 39  
R 6  
H 13  
RBI 5  
BB 4  
SO 7  
LOB 21



Batter	1	2	3	4	5	6	7	8	9	AB	R	H	RBI	BB	SO	LOB	BOTTOM								
6 Ryan Freel, R (1,5) OBP: 0.364, SLG: 0.344	2-1 P3			4-2 G5-4-3 BB	1-2 L6			1-3 K		3	0	0	0	1	1	1	<b>St. Louis Cardinals @ Cincinnati Reds</b> Great American Ball Park, Cincinnati, OH Tue Jul 27 2004, 7:10 PM EDT Att: 25,366 - Unknown - 65 F								
Juan Castro, R (1,6) OBP: 0.290, SLG: 0.366	1-0 L9			1-1 G5-4-3 1-2		0-0 G1-3		0-0 G1-3		4	0	0	0	0	0	1									
Sean Casey, L (1,3) OBP: 0.396, SLG: 0.584	1-3 K			0-0 BB BB 1B		2-0 G4-3			0-1 G6-3	4	0	1	0	0	1	0									
Adam Dunn, L (1,7) OBP: 0.400, SLG: 0.555		2-3 K		4-2 BB BB		2-1 G1-3 1B			0-3 K	3	0	1	0	1	2	0									
D'Angelo Jimenez, S (1,4) OBP: 0.363, SLG: 0.378		2-3 K		4-2 BB BB		2-1 G3			2-3 K	3	0	0	0	1	2	1									
Wily Mo Peña, R (1,8) OBP: 0.339, SLG: 0.559		3-2 F9		1-2 BB BB		0-1 L6				3	0	0	0	0	0	3									
John Vander Wal, L (1,9) Phil Norton, R (8,1)			3-1 G1-3		1-3 K		3-2 P5			3	0	0	0	0	1	0									
Javier Valentin, S (1,2) OBP: 0.248, SLG: 0.357			1-3 K		0-0 G6-3 2B		0-0 G3-1			3	0	1	0	0	1	0									
Cory Lidle, R (1,1) Tim Hummel, R (5,PH) Ryan Wagner, R (6,1) Felipe Lopez, S (8,6)			0-3 K		0-1 G6-3			1-3 K		1	0	0	0	0	1	0									
<b>Inning Stats</b>	R: 0 E: 0 K: 1 S: 8	H: 0 LOB: 0 BB: 0 P: 12	R: 0 E: 0 K: 2 S: 9	H: 0 LOB: 0 BB: 0 P: 16	R: 0 E: 0 K: 2 S: 8	H: 0 LOB: 0 BB: 0 P: 12	R: 0 E: 0 K: 0 S: 13	H: 1 LOB: 3 BB: 3 P: 26	R: 0 E: 0 K: 1 S: 9	H: 1 LOB: 1 BB: 0 P: 11	R: 0 E: 0 K: 0 S: 6	H: 1 LOB: 1 BB: 0 P: 12	R: 0 E: 0 K: 0 S: 5	H: 0 LOB: 0 BB: 0 P: 10	R: 0 E: 0 K: 2 S: 7	H: 0 LOB: 0 BB: 0 P: 9		R: 0 E: 0 K: 2 S: 8	H: 0 LOB: 0 BB: 0 P: 10	1B: 2 2B: 1 3B: 0 HR: 0	SF: 0 SAC: 0 DP: 1 HBP: 0	WP: 0 PB: 0 SB: 0 CS: 0	PA: 32		
<b>PITCHER</b>	IP WLS BF H R ER SO BB IBB HBP BLK WP HR S P ERA WHIP	IP WLS BF H R ER SO BB IBB HBP BLK WP HR S P ERA WHIP	IP WLS BF H R ER SO BB IBB HBP BLK WP HR S P ERA WHIP	IP WLS BF H R ER SO BB IBB HBP BLK WP HR S P ERA WHIP	IP WLS BF H R ER SO BB IBB HBP BLK WP HR S P ERA WHIP	IP WLS BF H R ER SO BB IBB HBP BLK WP HR S P ERA WHIP	IP WLS BF H R ER SO BB IBB HBP BLK WP HR S P ERA WHIP	IP WLS BF H R ER SO BB IBB HBP BLK WP HR S P ERA WHIP	IP WLS BF H R ER SO BB IBB HBP BLK WP HR S P ERA WHIP	IP WLS BF H R ER SO BB IBB HBP BLK WP HR S P ERA WHIP	IP WLS BF H R ER SO BB IBB HBP BLK WP HR S P ERA WHIP	IP WLS BF H R ER SO BB IBB HBP BLK WP HR S P ERA WHIP	IP WLS BF H R ER SO BB IBB HBP BLK WP HR S P ERA WHIP	IP WLS BF H R ER SO BB IBB HBP BLK WP HR S P ERA WHIP	IP WLS BF H R ER SO BB IBB HBP BLK WP HR S P ERA WHIP	IP WLS BF H R ER SO BB IBB HBP BLK WP HR S P ERA WHIP	IP WLS BF H R ER SO BB IBB HBP BLK WP HR S P ERA WHIP	IP WLS BF H R ER SO BB IBB HBP BLK WP HR S P ERA WHIP	IP WLS BF H R ER SO BB IBB HBP BLK WP HR S P ERA WHIP	IP WLS BF H R ER SO BB IBB HBP BLK WP HR S P ERA WHIP	IP WLS BF H R ER SO BB IBB HBP BLK WP HR S P ERA WHIP	IP WLS BF H R ER SO BB IBB HBP BLK WP HR S P ERA WHIP	IP WLS BF H R ER SO BB IBB HBP BLK WP HR S P ERA WHIP	IP WLS BF H R ER SO BB IBB HBP BLK WP HR S P ERA WHIP	IP WLS BF H R ER SO BB IBB HBP BLK WP HR S P ERA WHIP

AB 29  
R 0  
H 3  
RBI 0  
BB 3  
SO 10  
LOB 7





Batter	1	2	3	4	5	6	7	8	9	AB	R	H	RBI	BB	SO	LOB	TOP										
Tony Womack, L (1,4) OBP: 0.349, SLG: 0.398	K	2B		1B	HR	F8		FC3-6		6	1	3	3	0	1	4											
Edgar Renteria, R (1,6) OBP: 0.334, SLG: 0.422	27 2B	2B		1B	L8		E5	G6-3		5	1	2	0	1	0	2											
5 Albert Pujols, R (1,3) OBP: 0.411, SLG: 0.632	P3			F8	F7		G5-4-3		27 2B	5	0	1	0	1	0	4											
27 Scott Rolen, R (1,5) OBP: 0.407, SLG: 0.609	15 BLK 2B	L8		F8		HR		HR	FC5-2	6	3	4	3	0	0	5											
15 Jim Edmonds, L (1,8) OBP: 0.398, SLG: 0.625	2B			HR	2B	SH5-3			G5-3	2	2	2	1	1	0	0											
So Taguchi, R (5,8) OBP: 0.291, SLG: 0.382	2-3				1B	2B				3	1	2	0	0	0	2											
Roger Cedeno, S (1,7) OBP: 0.394, SLG: 0.429	1-3			G5-4-3	F9	SH5-3		K	FC5-2	3	0	1	1	2	1	2											
Reggie Sanders, R (1,9) OBP: 0.294, SLG: 0.482	3-H	2B		G5-4-3	E	1B		G5-3	FC5-2	6	1	2	1	0	1	6											
Mike Matheny, R (1,2) OBP: 0.294, SLG: 0.346				K	K				F7	5	1	2	0	1	2	3											
Jeff Suppan, R (1,1) Steve Kline, S (5,1) 7 Hector Luna, R (6,PH) Cal Eldred, R (6,1) Marlon Anderson, L (8,PH) Kiko Calero, R (8,1) Ray King, L (8,1) 44 Jason Iringhausen, R (8,1)		G6-3		K2-3	E3	F9		FC		3	1	0	0	0	1	1											
<b>Inning Stats</b>	R: 2 E: 0 K: 2 S: 13	H: 2 LOB: 2 BB: 2 P: 28	R: 0 E: 0 K: 1 S: 15	H: 2 LOB: 3 BB: 1 P: 25	R: 1 E: 0 K: 1 S: 12	H: 1 LOB: 0 BB: 1 P: 20	R: 0 E: 0 K: 1 S: 12	H: 2 LOB: 2 BB: 0 P: 18	R: 5 E: 1 K: 0 S: 15	H: 3 LOB: 0 BB: 1 P: 29	R: 2 E: 0 K: 0 S: 12	H: 4 LOB: 2 BB: 0 P: 15	R: 1 E: 1 K: 1 S: 16	H: 2 LOB: 1 BB: 0 P: 25	R: 0 E: 1 K: 0 S: 8	H: 1 LOB: 2 BB: 0 P: 17	R: 0 E: 0 K: 0 S: 10	H: 2 LOB: 3 BB: 1 P: 20	1B: 8 2B: 7 3B: 0 HR: 4	SF: 0 SAC: 1 DP: 2 HBP: 0	WP: 0 PB: 0 SB: 0 CS: 0	PA: 53					
<b>PITCHER</b>	IP	WLS	BF	H	R	ER	SO	BB	IBB	HBP	BLK	WP	HR	S	P	ERA	WHIP										
Jose Acevedo, R (1,1) ERA: 6.33	4.1	L	27	9	7	6	5	4	1	0	1	0	1	60	108	12.46	3.000										
Todd Van Poppel, R (5,1) ERA: 5.51	0.2		3	1	1	1	0	0	0	0	0	0	1	7	12	13.50	1.500										
Gabe White, L (6,1) ERA: 6.75	1.0		7	4	2	2	0	0	0	0	0	0	1	12	15	18.00	4.000										
John Riedling, R (7,1) ERA: 4.07	2.0		10	3	1	1	1	0	0	0	0	0	1	24	42	4.50	1.500										
Danny Graves, R (9,1) ERA: 3.27	1.0		6	2	0	0	0	0	1	0	0	0	0	10	20	0.00	2.000										

St. Louis Cardinals @ Cincinnati Reds  
Great American Ball Park, Cincinnati, OH  
Wed Jul 28 2004, 7:10 PM EDT  
Att: 33,282 - Cloudy - 75 F

AB 46  
R 11  
H 19  
RBI 9  
BB 6  
SO 6  
LOB 32



Batter	1	2	3	4	5	6	7	8	9	AB	R	H	RBI	BB	SO	LOB	BOTTOM										
6 Ryan Freel, R (1,5) OBP: 0.370, SLG: 0.345	G4-6-3	1B		F9	HR			1B	SH3	2	2	1	2	3	0	0											
John Vander Wal, L (1,9) OBP: 0.227, SLG: 0.381	1-3	2B		G3	BB			BB		3	0	1	0	0	0	2											
Barry Larkin, R (5,PH) OBP: 0.354, SLG: 0.440	G4-6-3			G3	HR			K	K	0	0	0	0	0	0	0											
Gabe White, L (6,1) OBP: 0.287, SLG: 0.362	1B			F8	HR			K	K	2	0	0	0	0	2	2											
Juan Castro, R (7,6) OBP: 0.287, SLG: 0.362	G4-6-3			F8	P2			1B	G4-3	5	1	0	0	1	0	5											
Sean Casey, L (1,3) OBP: 0.392, SLG: 0.576	G4-6-3			F8	P2			1B	G4-3	5	1	0	0	1	0	5											
Adam Dunn, L (1,7) OBP: 0.405, SLG: 0.565	BB			WP	BB			1B		3	2	2	1	2	1	0											
D'Angelo Jimenez, S (1,4) OBP: 0.364, SLG: 0.376	BB			WP	BB			1B		2	0	0	0	2	1	0											
John Riedling, R (7,1) Javier Valentin, S (8,PH) OBP: 0.294, SLG: 0.362	BB			WP	BB			1B		0	0	0	0	0	0	0											
Wily Mo Peña, R (1,8) OBP: 0.332, SLG: 0.545	G4-3			P3				1B	G4-3	1	0	1	2	0	0	0											
Jason LaRue, R (1,2) OBP: 0.339, SLG: 0.451				P3				K		5	0	0	0	0	3	7											
Danny Graves, R (9,1) OBP: 0.291, SLG: 0.307				P3				K		5	0	0	0	0	3	7											
Jose Acevedo, R (1,1) ERA: 4.02	4.2			G5-3	F9			G5-3		4	1	1	1	1	0	2											
Todd Van Poppel, R (5,1) ERA: 2.45	0.1			G5-3				G5-3		0	0	0	0	0	0	0											
Tim Hummel, R (5,PH) ERA: 4.58	2.0	W	6	0	0	0	3			0	0	0	0	0	0	0											
Kiko Calero, R (8,1) ERA: 2.93	0.1			G5-3				G5-3		0	0	0	0	0	0	0											
Ray King, L (8,1) ERA: 2.13	0.0			G5-3				G5-3		1	1	0	0	2	0	0											
<b>Inning Stats</b>	R: 0 E: 0 K: 0 S: 14	H: 1 LOB: 3 BB: 3 P: 28	R: 1 E: 0 K: 0 S: 14	H: 2 LOB: 2 BB: 1 P: 24	R: 0 E: 0 K: 0 S: 9	H: 0 LOB: 3 BB: 3 P: 23	R: 0 E: 0 K: 0 S: 5	H: 0 LOB: 0 BB: 0 P: 8	R: 6 E: 0 K: 2 S: 18	H: 3 LOB: 0 BB: 3 P: 41	R: 0 E: 0 K: 2 S: 8	H: 0 LOB: 0 BB: 0 P: 14	R: 0 E: 0 K: 1 S: 5	H: 0 LOB: 0 BB: 0 P: 9	R: 3 E: 0 K: 2 S: 15	H: 3 LOB: 2 BB: 2 P: 31	R: 0 E: 0 K: 1 S: 9	H: 0 LOB: 1 BB: 1 P: 18	1B: 6 2B: 1 3B: 0 HR: 2	SF: 0 SAC: 1 DP: 1 HBP: 0	WP: 1 PB: 0 SB: 0 CS: 0	PA: 48					
<b>PITCHER</b>	IP	WLS	BF	H	R	ER	SO	BB	IBB	HBP	BLK	WP	HR	S	P	ERA	WHIP										
Jeff Suppan, R (1,1) ERA: 4.02	4.2		28	5	6	6	2	10	0	0	0	0	1	3	6	27.00	3.000										
Steve Kline, L (5,1) ERA: 2.45	0.1		2	1	1	1	0	0	0	0	0	0	1	3	6	27.00	3.000										
Cal Eldred, R (6,1) ERA: 4.58	2.0	W	6	0	0	0	3	0	0	0	0	0	0	13	23	0.00	0.000										
Kiko Calero, R (8,1) ERA: 2.93	0.1		2	0	1	1	1	1	0	0	0	0	0	5	10	27.00	3.000										
Ray King, L (8,1) ERA: 2.13	0.0		3	2	1	1	0	1	0	0	0	0	0	2	7	∞	∞										
<b>PITCHER</b>	IP	WLS	BF	H	R	ER	SO	BB	IBB	HBP	BLK	WP	HR	S	P	ERA	WHIP										
44 Jason Iringhausen, R (8,1) ERA: 2.54	1.2	S	7	1	1	1	2	1	0	0	0	0	0	17	32	5.40	1.200										

St. Louis Cardinals @ Cincinnati Reds  
Great American Ball Park, Cincinnati, OH  
Wed Jul 28 2004, 7:10 PM EDT  
Att: 33,282 - Cloudy - 75 F

AB 34  
R 10  
H 9  
RBI 10  
BB 13  
SO 8  
LOB 23





Batter	1	2	3	4	5	6	7	8	9	AB	R	H	RBI	BB	SO	LOB	TOP										
Tony Womack, L (1.4) OBP: 0.349, SLG: 0.404	G6-3		G4-3				G1-3		G6-3	5	2	2	0	0	0	0											
Edgar Renteria, R (1.6) OBP: 0.335, SLG: 0.421	L5						G1-3		G5-3	5	1	2	1	0	0	1											
5 Albert Pujols, R (1.3) OBP: 0.409, SLG: 0.625	F8						F9		G6-3	4	0	0	0	1	0	2											
27 Scott Rolen, R (1.5) OBP: 0.408, SLG: 0.608		K								4	1	2	1	0	1	1											
15 Jim Edmonds, L (1.8) OBP: 0.396, SLG: 0.627		G3								4	1	1	2	0	1	2											
Roger Cedeno, S (1.9) OBP: 0.372, SLG: 0.446										3	1	2	1	0	1	0											
So Taguchi, R (6.9) OBP: 0.288, SLG: 0.378										1	0	0	0	0	0	2											
Ray King, L (7.1) OBP: 0.288, SLG: 0.378										0	0	0	0	0	0	0											
Julian Tavarez, L (8.1) OBP: 0.288, SLG: 0.378										0	0	0	0	0	0	0											
44 Jason Istringhausen, R (9.1) OBP: 0.590, SLG: 0.990										0	0	0	0	0	0	0											
John Mabry, L (1.7) OBP: 0.365, SLG: 0.508		G3								3	1	1	0	1	0	1											
Mike Matheny, R (1.2) OBP: 0.293, SLG: 0.349										4	0	1	2	0	2	1											
29 Chris Carpenter, R (1.1) OBP: 0.128, SLG: 0.109										3	0	0	0	0	1	1											
Reggie Sanders, R (7.9) OBP: 0.293, SLG: 0.481										1	0	0	0	0	1	0											
<b>Inning Stats</b>	R: 0 E: 0 K: 0 S: 4	H: 0 LOB: 0 BB: 0 P: 5	R: 0 E: 0 K: 1 S: 12	H: 1 LOB: 1 BB: 0 P: 18	R: 0 E: 0 K: 0 S: 7	H: 0 LOB: 0 BB: 0 P: 10	R: 0 E: 0 K: 0 S: 6	H: 1 LOB: 0 BB: 0 P: 9	R: 0 E: 0 K: 2 S: 11	H: 1 LOB: 1 BB: 0 P: 18	R: 6 E: 0 K: 1 S: 18	H: 6 LOB: 1 BB: 1 P: 33	R: 1 E: 0 K: 1 S: 11	H: 2 LOB: 2 BB: 1 P: 20	R: 0 E: 0 K: 2 S: 7	H: 0 LOB: 0 BB: 0 P: 9	R: 0 E: 0 K: 0 S: 5	H: 0 LOB: 0 BB: 0 P: 12	1B: 6 2B: 3 3B: 2 HR: 0	SF: 0 SAC: 0 DP: 0 HBP: 0	WP: 1 PB: 0 SB: 2 CS: 1	PA: 39					
<b>PITCHER</b>	IP	WLS	BF	H	R	ER	SO	BB	IBB	HBP	BLK	WP	HR	S	P	ERA	WHIP										
Jerome Williams, R (1.1) ERA: 4.41	3.0		10	1	0	0	1	0	0	0	0	0	0	23	33	0.00	0.333										
Tyler Walker, R (4.1) ERA: 4.91	2.1		10	4	2	2	3	0	0	0	0	0	0	23	37	7.71	1.714										
Jim Brower, R (6.1) ERA: 4.06	0.2	L	7	4	4	4	0	0	1	0	0	1	0	12	23	54.00	6.000										
32 Kevin Correia, R (7.1) ERA: 11.42	2.0		9	2	1	1	3	1	0	0	0	0	0	18	29	4.50	1.500										
Jason Christiansen, L (9.1) ERA: 4.28	1.0		3	0	0	0	0	0	0	0	0	0	0	5	12	0.00	0.000										

St. Louis Cardinals @ San Francisco Giants  
SBC Park, San Francisco, CA  
Fri Jul 30 2004, 10:15 PM EDT  
Att: 42,622 - Unknown - 66 F

AB	37
R	7
H	11
RBI	7
BB	2
SO	7
LOB	11



Batter	1	2	3	4	5	6	7	8	9	AB	R	H	RBI	BB	SO	LOB	BOTTOM										
Ray Durham, S (1.4) OBP: 0.334, SLG: 0.440	F9		G4-3	FC6-4			G4-3		G3	2	0	0	0	0	0	0											
Neifi Perez, S (4.4) OBP: 0.284, SLG: 0.301										3	0	0	0	0	0	4											
Michael Tucker, L (1.9) OBP: 0.376, SLG: 0.446										5	1	2	1	0	0	1											
J.T. Snow, L (1.3) OBP: 0.384, SLG: 0.433										3	1	1	0	1	1	1											
Barry Bonds, L (1.7) OBP: 0.609, SLG: 0.778										3	1	1	2	0	0	1											
Edgardo Alfonzo, R (1.5) OBP: 0.330, SLG: 0.380										4	0	1	0	0	0	0											
A.J. Pierzynski, L (1.2) OBP: 0.336, SLG: 0.441										4	0	1	0	0	1	2											
Marquis Grissom, R (1.8) OBP: 0.319, SLG: 0.451										3	0	2	0	0	0	0											
32 Kevin Correia, R (7.1) OBP: 1.000, SLG: 2.000										0	0	0	0	0	0	0											
Pedro Feliz, R (8.1) OBP: 0.285, SLG: 0.448										1	0	0	0	0	0	1											
Jason Christiansen, R (9.1) OBP: 0.590, SLG: 0.990										0	0	0	0	0	0	0											
Deivi Cruz, R (1.6) OBP: 0.335, SLG: 0.454										3	1	1	1	1	0	1											
Jerome Williams, R (1.1) OBP: 0.147, SLG: 0.121										1	0	0	0	0	0	0											
Tyler Walker, R (4.1) ERA: 3.89										1	0	0	0	0	1	3											
Jim Brower, R (6.1) OBP: 0.667, SLG: 0.500										0	0	0	0	0	0	0											
Dustan Mohr, R (7.9) OBP: 0.393, SLG: 0.372										2	0	1	0	0	0	0											
<b>Inning Stats</b>	R: 3 E: 0 K: 0 S: 9	H: 3 LOB: 0 BB: 0 P: 13	R: 0 E: 0 K: 0 S: 4	H: 1 LOB: 0 BB: 0 P: 5	R: 0 E: 0 K: 0 S: 9	H: 0 LOB: 1 BB: 1 P: 15	R: 0 E: 0 K: 1 S: 12	H: 2 LOB: 3 BB: 1 P: 20	R: 0 E: 0 K: 1 S: 8	H: 0 LOB: 0 BB: 0 P: 13	R: 0 E: 0 K: 1 S: 9	H: 0 LOB: 1 BB: 1 P: 13	R: 1 E: 0 K: 0 S: 7	H: 2 LOB: 1 BB: 0 P: 12	R: 0 E: 0 K: 0 S: 7	H: 1 LOB: 1 BB: 0 P: 12	R: 0 E: 0 K: 0 S: 10	H: 1 LOB: 1 BB: 0 P: 14	1B: 6 2B: 1 3B: 0 HR: 3	SF: 0 SAC: 0 DP: 2 HBP: 1	WP: 1 PB: 0 SB: 0 CS: 0	PA: 38					
<b>PITCHER</b>	IP	WLS	BF	H	R	ER	SO	BB	IBB	HBP	BLK	WP	HR	S	P	ERA	WHIP										
29 Chris Carpenter, R (1.1) ERA: 3.89	6.2	W	28	7	4	4	3	2	0	0	0	0	0	3	6	0.00	3.000										
Ray King, L (7.1) ERA: 2.11	0.1	H	3	1	0	0	0	0	0	1	0	0	0	3	6	0.00	3.000										
Julian Tavarez, R (8.1) ERA: 2.9	1.0	H	3	1	0	0	0	0	0	0	0	0	0	7	11	0.00	1.000										
44 Jason Istringhausen, R (9.1) ERA: 2.49	1.0	S	4	1	0	0	0	0	0	0	0	0	0	10	14	0.00	1.000										

St. Louis Cardinals @ San Francisco Giants  
SBC Park, San Francisco, CA  
Fri Jul 30 2004, 10:15 PM EDT  
Att: 42,622 - Unknown - 66 F

AB	35
R	4
H	10
RBI	4
BB	2
SO	3
LOB	14





Batter	1	2	3	4	5	6	7	8	9	AB	R	H	RBI	BB	SO	LOB	TOP				
<b>Marlon Anderson, L</b> (1,4) <small>OBP: 0.282, SLG: 0.395</small> <b>Steve Kline, S</b> (6,1) <b>7 Hector Luna, R</b> (7,7) <small>OBP: 0.296, SLG: 0.385</small>	G3-1	F8		F9		G6-4-3		G4-6-3		4	0	0	0	0	0	3	<b>St. Louis Cardinals @ San Francisco Giants</b> <b>SBC Park, San Francisco, CA</b> Sat Jul 31 2004, 10:15 PM EDT Att: 42,633 - Overcast - 62 F				
<b>Edgar Renteria, R</b> (1,6) <small>OBP: 0.336, SLG: 0.421</small>	BB		BB		BB	F8		G4-6-3		3	2	1	0	2	0	1					
<b>5 Albert Pujols, R</b> (1,3) <small>OBP: 0.409, SLG: 0.625</small>	BB		BB		BB			F9		5	1	2	0	0	0	2					
<b>27 Scott Rolen, R</b> (1,5) <small>OBP: 0.410, SLG: 0.615</small>	BB		BB		BB			F9		4	2	2	1	1	0	4					
<b>15 Jim Edmonds, L</b> (1,8) <small>OBP: 0.401, SLG: 0.644</small>	G4-3		BB		BB			F9		5	2	4	4	0	0	2					
<b>So Taguchi, R</b> (1,7) <small>OBP: 0.278, SLG: 0.368</small> <b>Cal Eldred, R</b> (7,1) <b>Roger Cedeno, S</b> (9, PH) <small>OBP: 0.377, SLG: 0.451</small>			BB		BB			F9		3	0	0	1	0	0	2					
<b>John Mabry, L</b> (1,9) <small>OBP: 0.392, SLG: 0.519</small>	BB		BB		BB			F9		5	0	3	0	0	0	3					
<b>4 Yadier Molina, R</b> (1,2) <small>OBP: 0.341, SLG: 0.321</small> <b>Jason Marquis, L</b> (9, PR) <small>OBP: 0.293, SLG: 0.400</small>	BB		BB		BB			F9		5	0	1	0	0	1	3					
<b>Matt Morris, R</b> (1,1) <small>OBP: 0.191, SLG: 0.178</small> <b>Dan Haren, R</b> (1,1) <b>Tony Womack, L</b> (6, PH) <small>OBP: 0.346, SLG: 0.401</small>	BB		BB		BB			F9		2	0	0	0	0	0	2					
<b>Inning Stats</b>	R: 0 E: 0 K: 0 S: 12	H: 1 LOB: 2 BB: 1 P: 24	R: 0 E: 0 K: 1 S: 9	H: 2 LOB: 2 BB: 0 P: 18	R: 1 E: 0 K: 0 S: 7	H: 2 LOB: 2 BB: 1 P: 15	R: 0 E: 0 K: 1 S: 8	H: 0 LOB: 0 BB: 0 P: 10	R: 2 E: 0 K: 1 S: 14	H: 4 LOB: 2 BB: 0 P: 23	R: 0 E: 1 K: 0 S: 5	H: 0 LOB: 0 BB: 0 P: 9	R: 2 E: 0 K: 0 S: 18	H: 2 LOB: 1 BB: 1 P: 33	R: 0 E: 0 K: 0 S: 11	H: 1 LOB: 1 BB: 0 P: 18		R: 2 E: 1 K: 0 S: 11	H: 3 LOB: 1 BB: 0 P: 18	1B: 8 2B: 5 3B: 0 HR: 2	SF: 1 SAC: 0 DP: 2 HBP: 0
<b>PITCHER</b>	IP WLS BF H R ER SO BB IBB HBP BLK WP HR S P ERA WHIP	IP WLS BF H R ER SO BB IBB HBP BLK WP HR S P ERA WHIP	IP WLS BF H R ER SO BB IBB HBP BLK WP HR S P ERA WHIP	IP WLS BF H R ER SO BB IBB HBP BLK WP HR S P ERA WHIP	IP WLS BF H R ER SO BB IBB HBP BLK WP HR S P ERA WHIP	IP WLS BF H R ER SO BB IBB HBP BLK WP HR S P ERA WHIP	IP WLS BF H R ER SO BB IBB HBP BLK WP HR S P ERA WHIP	IP WLS BF H R ER SO BB IBB HBP BLK WP HR S P ERA WHIP	IP WLS BF H R ER SO BB IBB HBP BLK WP HR S P ERA WHIP	IP WLS BF H R ER SO BB IBB HBP BLK WP HR S P ERA WHIP	IP WLS BF H R ER SO BB IBB HBP BLK WP HR S P ERA WHIP	IP WLS BF H R ER SO BB IBB HBP BLK WP HR S P ERA WHIP	IP WLS BF H R ER SO BB IBB HBP BLK WP HR S P ERA WHIP	IP WLS BF H R ER SO BB IBB HBP BLK WP HR S P ERA WHIP	IP WLS BF H R ER SO BB IBB HBP BLK WP HR S P ERA WHIP	IP WLS BF H R ER SO BB IBB HBP BLK WP HR S P ERA WHIP	IP WLS BF H R ER SO BB IBB HBP BLK WP HR S P ERA WHIP	IP WLS BF H R ER SO BB IBB HBP BLK WP HR S P ERA WHIP	IP WLS BF H R ER SO BB IBB HBP BLK WP HR S P ERA WHIP	IP WLS BF H R ER SO BB IBB HBP BLK WP HR S P ERA WHIP	IP WLS BF H R ER SO BB IBB HBP BLK WP HR S P ERA WHIP
<b>Kirk Rueter, L</b> (1,1) <small>ERA: 5.01</small> <b>Jim Brower, R</b> (6,1) <small>ERA: 4.24</small> <b>Scott Eyre, L</b> (7,1) <small>ERA: 3.14</small> <b>Matt Herges, R</b> (8,1) <small>ERA: 6.73</small> <b>Jason Christiansen, L</b> (9,1) <small>ERA: 4.1</small>	5.0 W 26 9 3 3 3 2 0 0 0 0 0 0 50 90 5.40 2.200	1.2 7 1 2 2 0 1 0 0 0 0 0 1 17 31 10.80 1.200	0.2 H 4 2 0 0 0 0 0 0 0 0 0 0 10 18 0.00 3.000	0.2 H 5 3 2 2 0 0 0 0 0 0 0 1 14 22 27.00 4.500	1.0 S 3 0 0 0 0 0 0 0 0 0 0 0 4 7 0.00 0.000																

AB	41
R	7
H	15
RBI	7
BB	3
SO	3
LOB	23



Batter	1	2	3	4	5	6	7	8	9	AB	R	H	RBI	BB	SO	LOB	BOTTOM			
<b>Ray Durham, S</b> (1,4) <small>OBP: 0.342, SLG: 0.450</small>			BB			L1-3		CS		3	2	3	2	0	0	<b>St. Louis Cardinals @ San Francisco Giants</b> <b>SBC Park, San Francisco, CA</b> Sat Jul 31 2004, 10:15 PM EDT Att: 42,633 - Overcast - 62 F				
<b>Michael Tucker, L</b> (1,9) <small>OBP: 0.376, SLG: 0.448</small>	E4		BB		BB	L1		CS		5	1	2	1	0	2		4			
<b>J.T. Snow, L</b> (1,3) <small>OBP: 0.386, SLG: 0.436</small>	BB		BB		BB	L1		CS		3	1	1	2	1	1		1			
<b>Barry Bonds, L</b> (1,7) <small>OBP: 0.605, SLG: 0.768</small>	G4-3		BB		BB	G3		CS		3	0	0	0	1	1		2			
<b>Edgardo Alfonzo, R</b> (1,5) <small>OBP: 0.332, SLG: 0.382</small> <b>Matt Herges, L</b> (8,1) <b>Jason Christiansen, R</b> (9,1)	G4-3		BB		BB	L7		CS		3	1	1	0	0	0		2			
<b>A.J. Pierzynski, L</b> (1,2) <small>OBP: 0.335, SLG: 0.438</small>	BB		BB		BB	L7		CS		0	0	0	0	0	0		0			
<b>Marquis Grissom, R</b> (1,8) <small>OBP: 0.314, SLG: 0.449</small>	BB		BB		BB	G3		CS		4	1	1	1	0	0		2			
<b>Nefli Perez, S</b> (1,6) <small>OBP: 0.284, SLG: 0.303</small>	P2		BB		BB	G3		CS		4	1	1	1	0	0		1			
<b>Kirk Rueter, L</b> (1,1) <small>OBP: 0.231, SLG: 0.243</small> <b>Cody Ransom, R</b> (5, PH) <small>OBP: 0.244, SLG: 0.243</small> <b>Jim Brower, R</b> (6,1) <small>OBP: 0.667, SLG: 0.500</small> <b>Scott Eyre, L</b> (7,1) <b>Pedro Feliz, R</b> (8,5) <small>OBP: 0.287, SLG: 0.453</small>	BB		BB		BB	G6-3		CS		2	1	1	0	0	0		1			
<b>Inning Stats</b>	R: 3 E: 1 K: 1 S: 27	H: 7 LOB: 1 BB: 1 P: 45	R: 0 E: 0 K: 0 S: 7	H: 0 LOB: 0 BB: 1 P: 13	R: 0 E: 0 K: 1 S: 10	H: 1 LOB: 2 BB: 1 P: 17	R: 0 E: 0 K: 0 S: 9	H: 0 LOB: 0 BB: 1 P: 15	R: 0 E: 0 K: 0 S: 5	H: 0 LOB: 0 BB: 0 P: 12	R: 0 E: 0 K: 0 S: 9	H: 0 LOB: 0 BB: 0 P: 8	R: 0 E: 0 K: 1 S: 9	H: 1 LOB: 1 BB: 0 P: 12	R: 0 E: 0 K: 1 S: 15		H: 2 LOB: 1 BB: 0 P: 21	1B: 5 2B: 5 3B: 1 HR: 0	SF: 0 SAC: 0 DP: 1 HBP: 1	WP: 0 PA: 38 PB: 0 SB: 0 CS: 1
<b>PITCHER</b>	IP WLS BF H R ER SO BB IBB HBP BLK WP HR S P ERA WHIP	IP WLS BF H R ER SO BB IBB HBP BLK WP HR S P ERA WHIP	IP WLS BF H R ER SO BB IBB HBP BLK WP HR S P ERA WHIP	IP WLS BF H R ER SO BB IBB HBP BLK WP HR S P ERA WHIP	IP WLS BF H R ER SO BB IBB HBP BLK WP HR S P ERA WHIP	IP WLS BF H R ER SO BB IBB HBP BLK WP HR S P ERA WHIP	IP WLS BF H R ER SO BB IBB HBP BLK WP HR S P ERA WHIP	IP WLS BF H R ER SO BB IBB HBP BLK WP HR S P ERA WHIP	IP WLS BF H R ER SO BB IBB HBP BLK WP HR S P ERA WHIP	IP WLS BF H R ER SO BB IBB HBP BLK WP HR S P ERA WHIP	IP WLS BF H R ER SO BB IBB HBP BLK WP HR S P ERA WHIP	IP WLS BF H R ER SO BB IBB HBP BLK WP HR S P ERA WHIP	IP WLS BF H R ER SO BB IBB HBP BLK WP HR S P ERA WHIP	IP WLS BF H R ER SO BB IBB HBP BLK WP HR S P ERA WHIP	IP WLS BF H R ER SO BB IBB HBP BLK WP HR S P ERA WHIP	IP WLS BF H R ER SO BB IBB HBP BLK WP HR S P ERA WHIP	IP WLS BF H R ER SO BB IBB HBP BLK WP HR S P ERA WHIP	IP WLS BF H R ER SO BB IBB HBP BLK WP HR S P ERA WHIP	IP WLS BF H R ER SO BB IBB HBP BLK WP HR S P ERA WHIP	IP WLS BF H R ER SO BB IBB HBP BLK WP HR S P ERA WHIP
<b>Matt Morris, R</b> (1,1) <small>ERA: 4.82</small> <b>Dan Haren, R</b> (1,1) <small>ERA: 10.0</small> <b>Steve Kline, L</b> (6,1) <small>ERA: 2.37</small> <b>Cal Eldred, R</b> (7,1) <small>ERA: 4.39</small>	0.2 L 11 1 0 0 2 3 0 0 0 0 0 0 23 40 0.00 0.923	4.1 16 1 0 0 2 3 0 0 0 0 0 0 37 62 0.00 0.000	1.1 4 0 0 0 1 0 0 0 0 0 0 8 13 0.00 0.000	1.2 7 3 0 0 1 0 0 0 0 0 0 21 28 0.00 1.800																





Batter	1	2	3	4	5	6	7	8	9	AB	R	H	RBI	BB	SO	LOB	TOP
Tony Womack, L (1,4) OBP: 0.350, SLG: 0.403	1-2 5 HR 1B	3-1 G4-3							1-1 SH5-3 1B	5	2	3	0	0	0	1	<b>St. Louis Cardinals @ San Francisco Giants</b> SBC Park, San Francisco, CA Sun Aug 01 2004, 8:05 PM EDT Att: 41,880 - Unknown - 66 F  <b>AB 39</b> <b>R 6</b> <b>H 13</b> <b>RBI 6</b> <b>BB 2</b> <b>SO 11</b> <b>LOB 19</b>
Edgar Renteria, R (1,6) OBP: 0.335, SLG: 0.416	1-0 P6		2-3 K				2-2 L9	0-0 SH5-3 1B	4	0	0	0	0	2	2		
5 Albert Pujols, R (1,3) OBP: 0.411, SLG: 0.627	2-3 K		2-0 G5-3			1-0 27 FC5-4 1B		1-1 15 1B 2B	5	2	3	1	0	1	1		
27 Scott Rolen, R (1,5) OBP: 0.407, SLG: 0.617	0-0 2H HR		3-3 K			1-1 FC5-4 1B FC3-2		3-2 L9	5	1	1	2	0	1	3		
15 Jim Edmonds, L (1,8) OBP: 0.406, SLG: 0.647	4-2 BB			1-3 K		4-1 FC3-2 1B BB		2-0 1B 1B	3	1	2	2	2	1	0		
Roger Cedeno, S (1,9) OBP: 0.381, SLG: 0.453 So Taguchi, R (8,9) OBP: 0.276, SLG: 0.365	3-3 K		0-0 G5-3			0-0 FC3-2 1B		1 SAFE 3-1 1B 1B	4	0	2	0	0	1	1		
John Mabry, L (1,7) OBP: 0.382, SLG: 0.504			2-3 K			3-2 FC3-2 1B		2-3 K	4	0	0	0	0	3	5		
Mike Matheny, R (1,2) OBP: 0.292, SLG: 0.347		2-2 G3			3-2 F8	2-2 G4-3		2-1 1B	4	0	1	1	0	0	3		
Woody Williams, R (1,1) OBP: 0.262, SLG: 0.325 Ray King, L (7,1) 44 Jason Istringhausen, R (8,1) OBP: 0.500, SLG: 0.500	0-0 1B				1-3 K		3-3 K	0-2 F7	3	0	1	0	0	2	0		
									0	0	0	0	0	0	0		
<b>Inning Stats</b>	R: 2 E: 0 K: 2 S: 18	H: 2 LOB: 1 BB: 1 P: 29	R: 0 E: 0 K: 1 S: 9	H: 1 LOB: 0 BB: 0 P: 14	R: 0 E: 0 K: 2 S: 7	H: 0 LOB: 0 BB: 0 P: 14	R: 0 E: 0 K: 2 S: 11	H: 1 LOB: 3 BB: 1 P: 19	R: 0 E: 0 K: 1 S: 13	H: 0 LOB: 0 BB: 0 P: 20	R: 2 E: 0 K: 1 S: 18	H: 4 LOB: 2 BB: 0 P: 31	R: 2 E: 0 K: 0 S: 10	H: 3 LOB: 1 BB: 0 P: 15	1B: 10 2B: 2 3B: 0 HR: 1	SF: 0 SAC: 1 DP: 0 HBP: 0	WP: 0 PA: 42 PB: 0 SB: 1 CS: 0
<b>PITCHER</b>	IP WLS BF H R ER SO BB IBB HBP BLK WP HR S P ERA WHIP	IP WLS BF H R ER SO BB IBB HBP BLK WP HR S P ERA WHIP															
Jason Schmidt, R (1,1) ERA: 2.75	7.0 L 29 6 2 2 10 2 0 0 0 0 1 76 128 2.57 1.143																
Merkin Valdez, R (8,1) ERA: 27.0	0.1 2 1 1 1 0 0 0 0 0 0 0 0 0 7 11 27.00 3.000																
Scott Eyre, L (8,1) ERA: 3.41	0.1 3 2 0 0 1 0 0 0 0 0 0 0 0 6 13 0.00 6.000																
Tyler Walker, R (8,1) ERA: 4.87	0.1 2 1 1 1 0 0 0 0 0 0 0 0 0 5 7 27.00 3.000																
32 Kevin Correia, R (9,1) ERA: 12.1	1.0 6 3 2 2 0 0 0 0 0 0 0 0 0 10 15 18.00 3.000																

Batter	1	2	3	4	5	6	7	8	9	AB	R	H	RBI	BB	SO	LOB	BOTTOM		
Ray Durham, S (1,4) OBP: 0.341, SLG: 0.447	0-2 G4-3	1-2 BB 1B		0-1 G3					1-2 P4	4	0	1	1	0	0	0	<b>St. Louis Cardinals @ San Francisco Giants</b> SBC Park, San Francisco, CA Sun Aug 01 2004, 8:05 PM EDT Att: 41,880 - Unknown - 66 F  <b>AB 31</b> <b>R 1</b> <b>H 5</b> <b>RBI 1</b> <b>BB 2</b> <b>SO 3</b> <b>LOB 9</b>		
Michael Tucker, L (1,9) OBP: 0.377, SLG: 0.450	3-2 2B	4-0 BB			2-3 K			0-3 K	3	0	1	0	1	2	0				
J.T. Snow, L (1,3) OBP: 0.383, SLG: 0.430	4-2 BB	1-2 G3-1			1-2 G4-3			1-2 G6-3	3	0	0	0	1	0	3				
Barry Bonds, L (1,7) OBP: 0.599, SLG: 0.755	0-0 F7		0-0 P6		3-2 F9			1-2 G3-1	4	0	0	0	0	0	2				
Edgardo Alfonzo, R (1,5) OBP: 0.331, SLG: 0.384	2-2 P4		2-2 2B		0-1 F7			1-2 G6-3	4	0	1	0	0	0	2				
Marquis Grissom, R (1,8) OBP: 0.311, SLG: 0.444		0-1 F8	2-2 G5-3		1-2 G5-3			1-0 G6-3	4	0	0	0	0	0	1				
Neifi Perez, S (1,6) OBP: 0.284, SLG: 0.306		1-1 SH3-4 1B 2B	1-1 P6		2-0 G4-3			1-2 G4-3	4	1	1	0	0	0	1				
Yorvit Torrealba, R (1,2) OBP: 0.303, SLG: 0.400		1-0 1B SH3-4 1B		1-1 P6		1-0 F7			3	0	1	0	0	0	0				
Jason Schmidt, R (1,1) OBP: 0.262, SLG: 0.325 Rick Ledesma, L (7,9) OBP: 0.385, SLG: 0.512 Dustin Moseley, R (8,9) OBP: 0.395, SLG: 0.570 Merkin Valdez, R (8,1) OBP: 0.276, SLG: 0.365 Scott Eyre, L (8,1) OBP: 0.292, SLG: 0.347 Tyler Walker, R (8,1) OBP: 0.407, SLG: 0.617 32 Kevin Correia, R (9,1) OBP: 0.500, SLG: 0.500	0-0 SH3-4			0-3 K		0-1 L8			1	0	0	0	0	1	0				
									0	0	0	0	0	0	0				
<b>Inning Stats</b>	R: 0 E: 0 K: 0 S: 13	H: 1 LOB: 2 BB: 1 P: 22	R: 1 E: 0 K: 0 S: 13	H: 3 LOB: 3 BB: 1 P: 21	R: 0 E: 0 K: 0 S: 10	H: 1 LOB: 1 BB: 0 P: 15	R: 0 E: 0 K: 1 S: 7	H: 0 LOB: 0 BB: 0 P: 8	R: 0 E: 0 K: 0 S: 14	H: 0 LOB: 0 BB: 0 P: 20	R: 0 E: 0 K: 0 S: 6	H: 0 LOB: 0 BB: 0 P: 9	R: 0 E: 0 K: 1 S: 13	H: 0 LOB: 0 BB: 0 P: 15	R: 0 E: 0 K: 0 S: 7	H: 0 LOB: 0 BB: 0 P: 10	1B: 2 2B: 3 3B: 0 HR: 0	SF: 0 SAC: 1 DP: 0 HBP: 0	WP: 0 PA: 34 PB: 0 SB: 0 CS: 0
<b>PITCHER</b>	IP WLS BF H R ER SO BB IBB HBP BLK WP HR S P ERA WHIP	IP WLS BF H R ER SO BB IBB HBP BLK WP HR S P ERA WHIP																	
Woody Williams, R (1,1) ERA: 4.88	6.1 W 26 5 1 1 2 2 0 0 0 0 0 0 64 97 1.42 1.105																		
Ray King, L (7,1) ERA: 2.03	1.2 H 5 0 0 0 1 0 0 0 0 0 0 0 20 23 0.00 0.000																		
44 Jason Istringhausen, R (8,1) ERA: 2.44	1.0 3 0 0 0 0 0 0 0 0 0 0 0 0 7 10 0.00 0.000																		







Batter	1	2	3	4	5	6	7	8	9	AB	R	H	RBI	BB	SO	LOB	TOP										
Brad Wilkerson, L (1, 3) OBP: 0.367, SLG: 0.475										4	0	1	0	0	1	2	<b>Montreal Expos @ St. Louis Cardinals</b> Busch Stadium, St. Louis, MO Wed Aug 04 2004, 7:10 PM CDT Att: 35,779 - Overcast - 72 F										
Andy Chavez, L (1, 8) OBP: 0.334, SLG: 0.421										5	0	2	0	0	0	4											
Jose Vidro, S (1, 4) OBP: 0.362, SLG: 0.446										4	0	1	0	1	1	2											
Tony Batista, R (1, 5) OBP: 0.269, SLG: 0.423										5	0	1	0	0	0	4											
Terrel Sledge, L (1, 7) OBP: 0.325, SLG: 0.416 32 Chad Cordero, R (9, 1)										4	1	0	0	0	2	2											
Alex Gonzalez, R (1, 6) OBP: 0.250, SLG: 0.379										5	2	3	1	0	1	4											
Ronald Calloway, L (1, 9) Henny Mateo, S (8, PH) Luis Ayala, R (8, 1) 24 Nick Johnson, L (9, PH)										3	0	0	0	0	1	2											
Brian Schneider, L (1, 2) OBP: 0.341, SLG: 0.422										3	1	2	1	1	1												
Livan Hernandez, R (1, 1) Joe Horgan, L (7, 1) Juan Rivera, R (8, PH)										2	0	1	2	0	0	1											
Inning Stats	R: 0 E: 0 K: 0 S: 11	H: 1 LOB: 1 BB: 0 P: 17	R: 1 E: 0 K: 2 S: 14	H: 2 LOB: 1 BB: 0 P: 21	R: 0 E: 0 K: 1 S: 9	H: 1 LOB: 1 BB: 0 P: 15	R: 2 E: 1 K: 1 S: 12	H: 3 LOB: 1 BB: 0 P: 22	R: 0 E: 0 K: 1 S: 11	H: 0 LOB: 1 BB: 1 P: 22	R: 0 E: 0 K: 0 S: 4	H: 0 LOB: 0 BB: 0 P: 6	R: 1 E: 1 K: 1 S: 11	H: 1 LOB: 3 BB: 0 P: 22	R: 0 E: 0 K: 0 S: 11	H: 2 LOB: 2 BB: 0 P: 18		1B: 7 2B: 4 3B: 0 HR: 0	SF: 0 SAC: 2 DP: 0 HBP: 1	WP: 0 PB: 0 SB: 3 CS: 0	PA: 43						
PITCHER	IP	WLS	BF	H	R	ER	SO	BB	IBB	HBP	BLK	WP	HR	S	P	ERA	WHIP										
Jeff Suppan, R (1, 1) ERA: 4.08	5.0		24	8	3	3	5	1	0	0	0	0	0	57	97	5.40	1.800										
Cal Eldred, R (6, 1) ERA: 4.19	1.0		4	0	0	0	1	1	0	0	0	0	0	9	14	0.00	1.000										
Ray King, L (7, 1) ERA: 1.93	1.0		3	0	0	0	1	0	0	0	0	0	0	4	6	0.00	0.000										
Steve Kline, L (8, 1) ERA: 2.29	1.0	B	8	2	1	0	1	0	1	1	0	0	0	15	29	0.00	2.000										
Julian Tavaréz, R (9, 1) ERA: 2.83	1.0	W	4	1	0	0	0	0	0	0	0	0	0	7	11	0.00	1.000										

AB	37
R	4
H	11
RBI	4
BB	3
SO	7
LOB	25

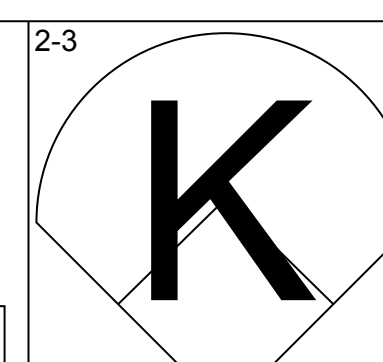
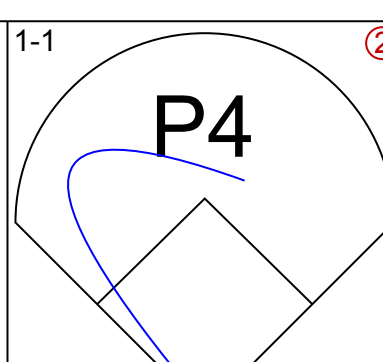
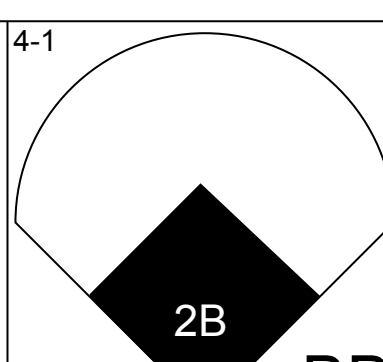
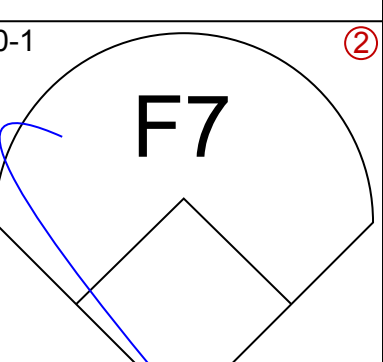
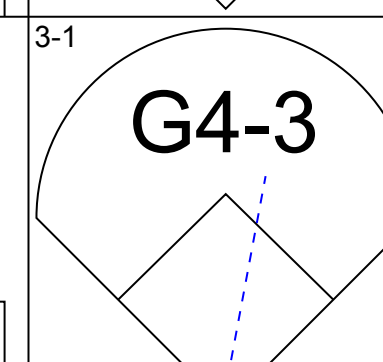
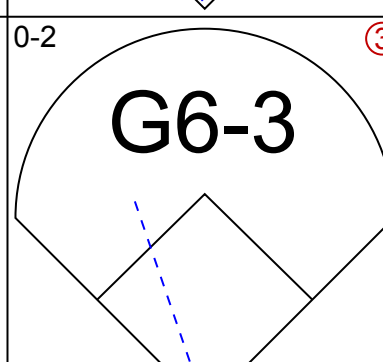
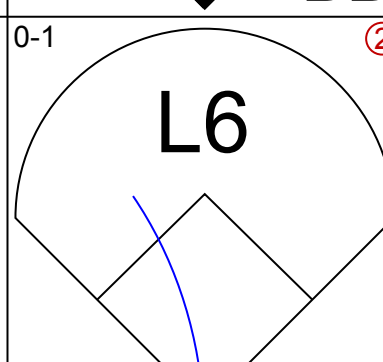
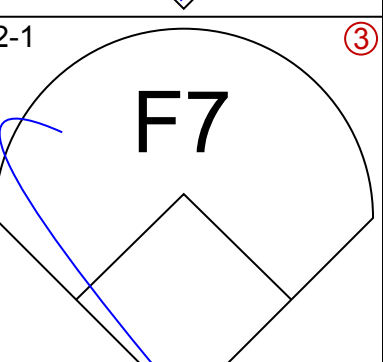
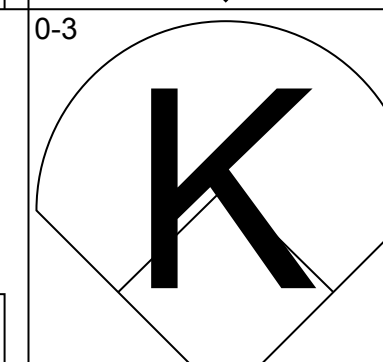
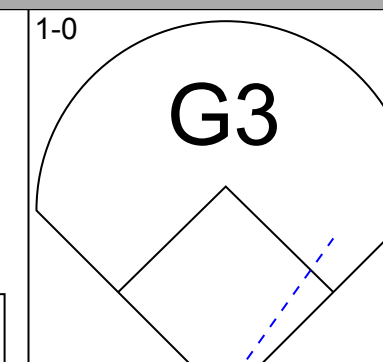
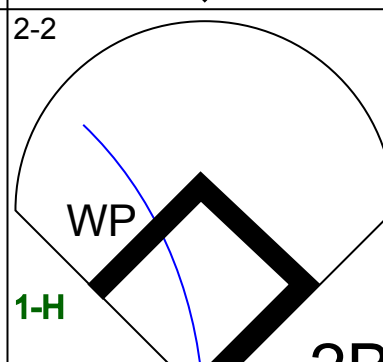
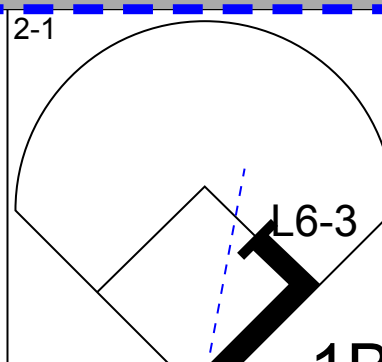
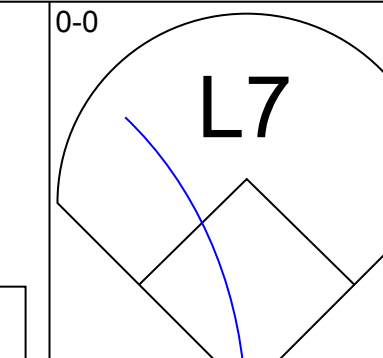
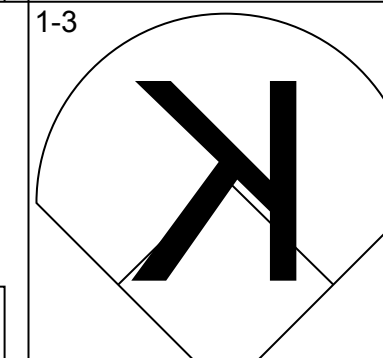
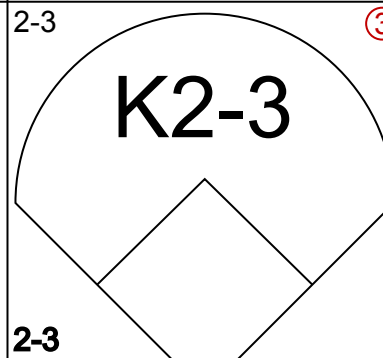
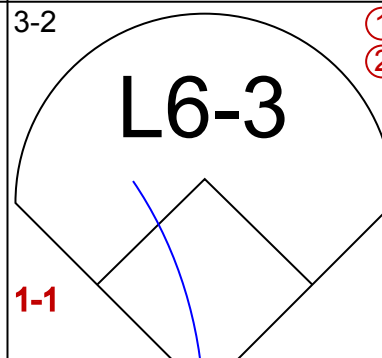
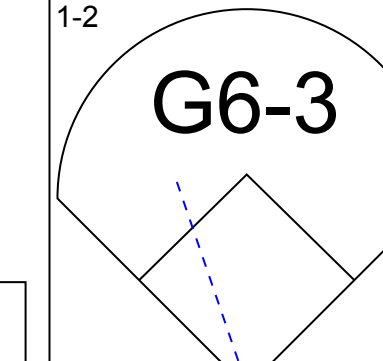
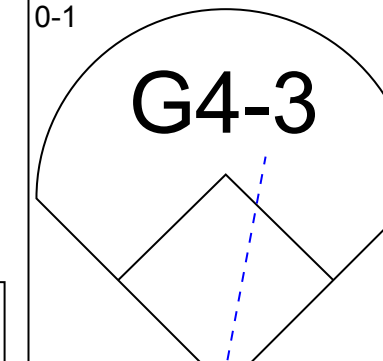
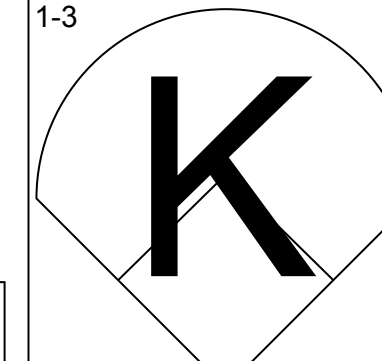
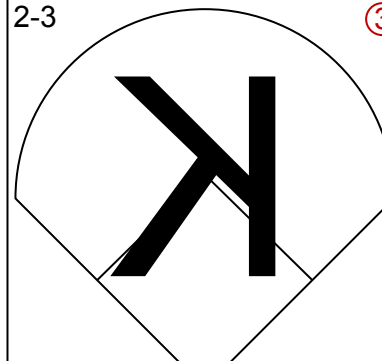
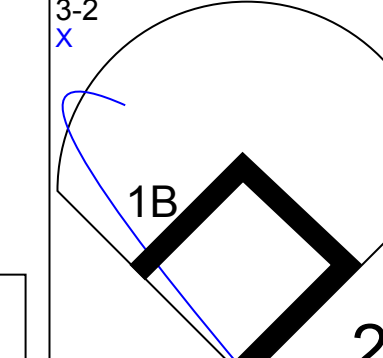
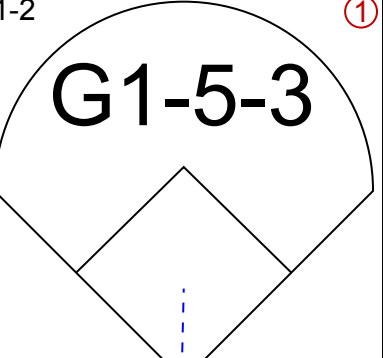
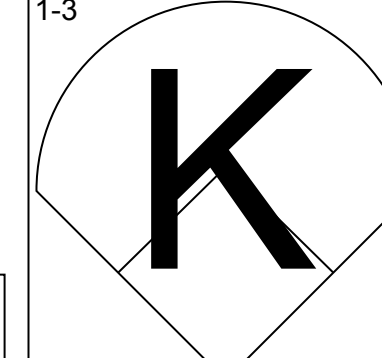
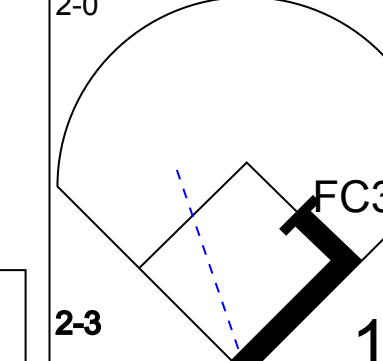
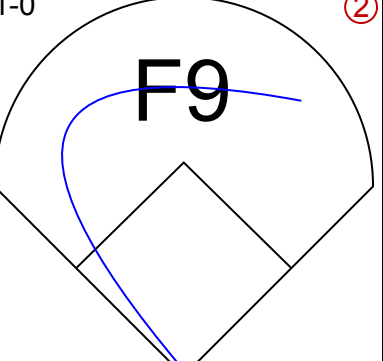
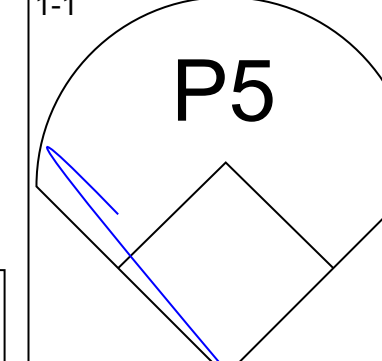
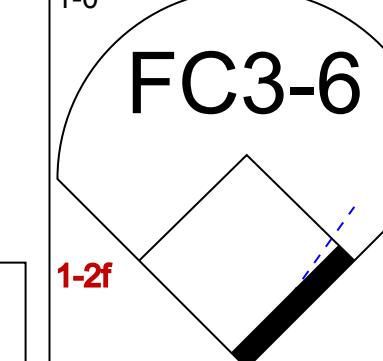
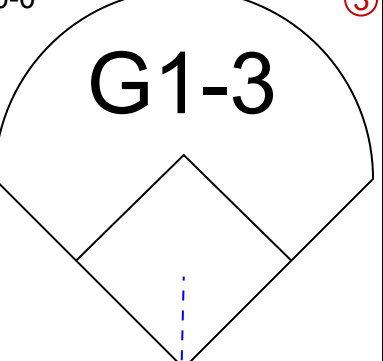
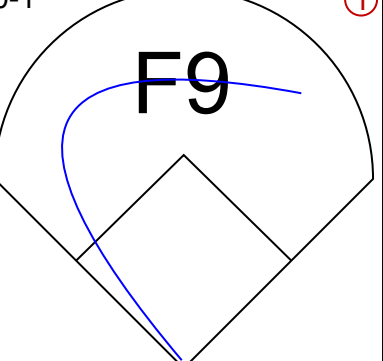

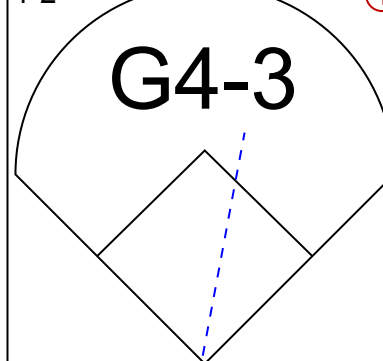
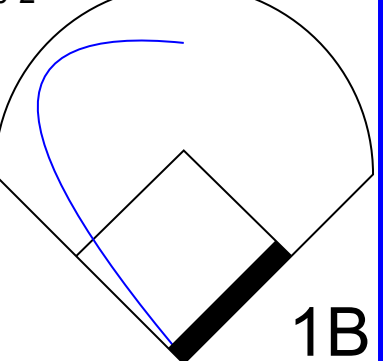


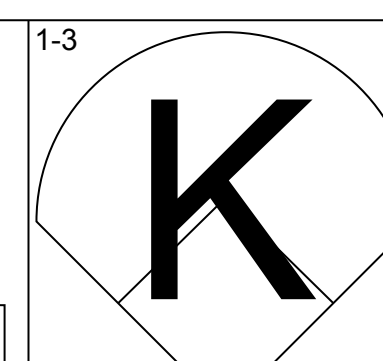
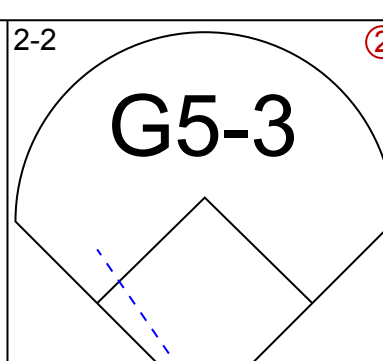
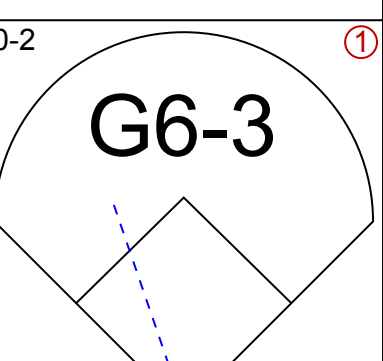
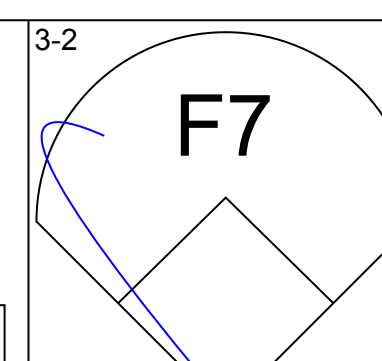
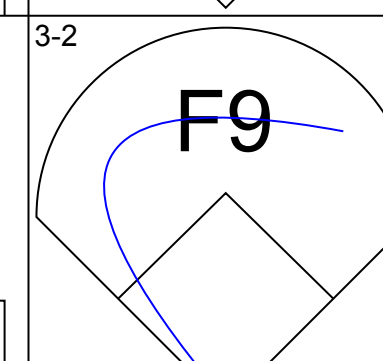
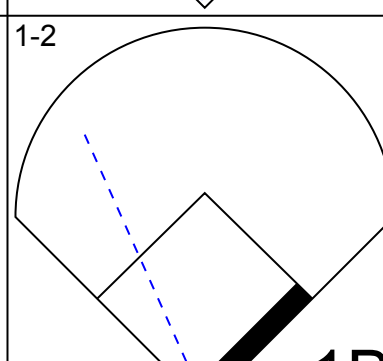
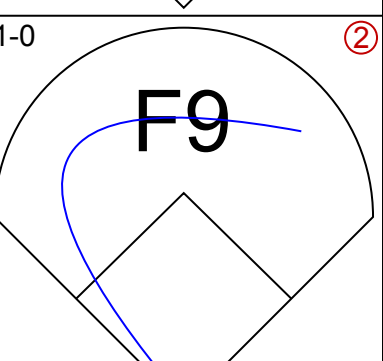
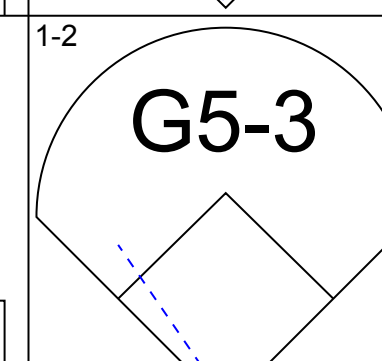
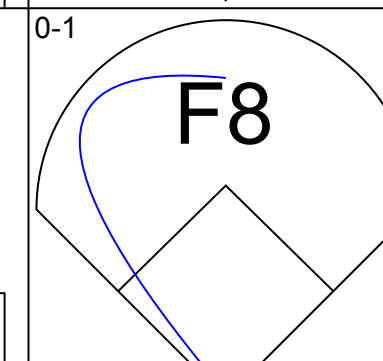
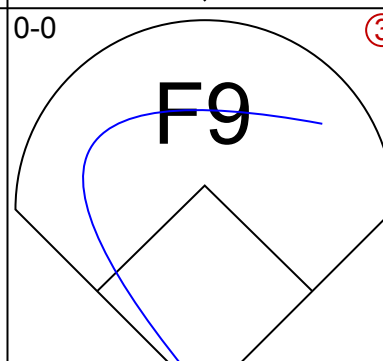
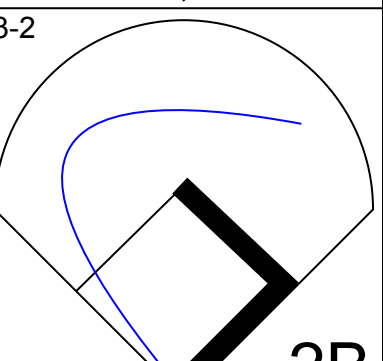
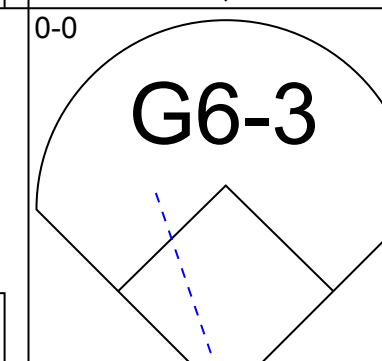
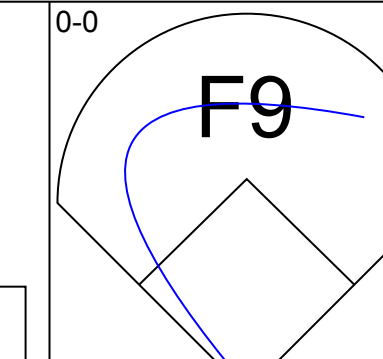
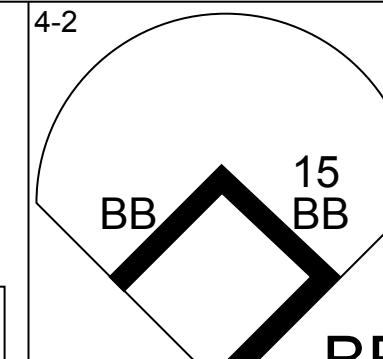
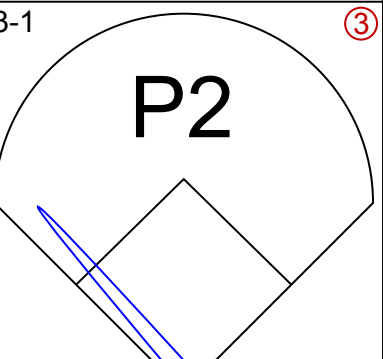
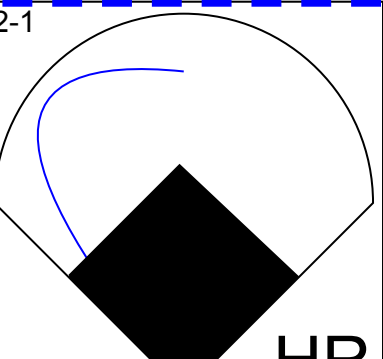
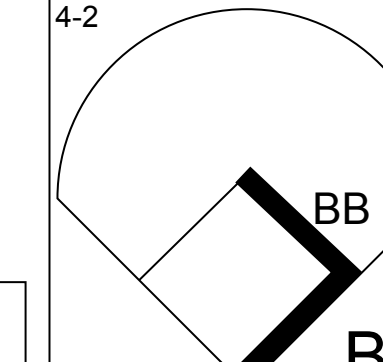
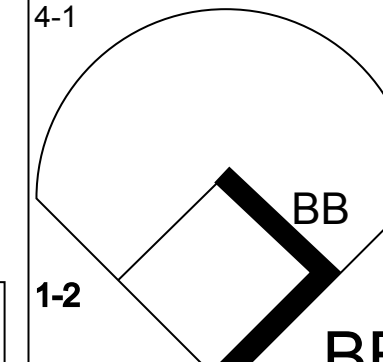
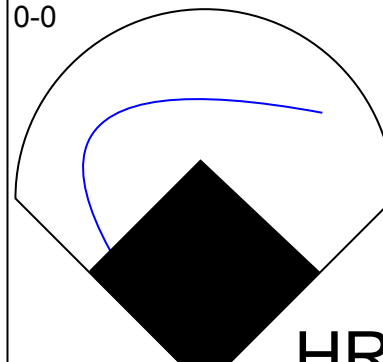
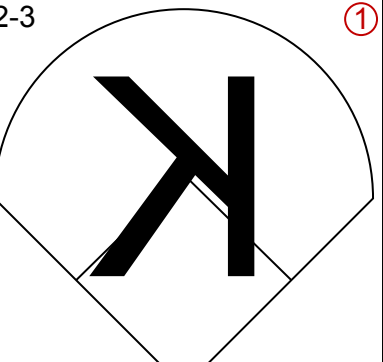
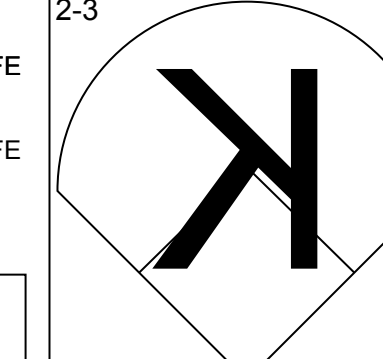
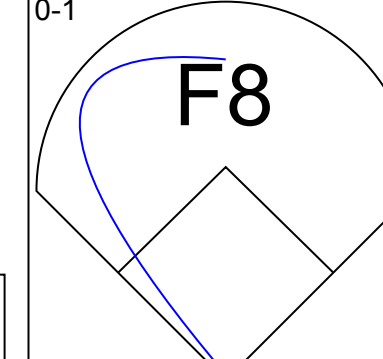
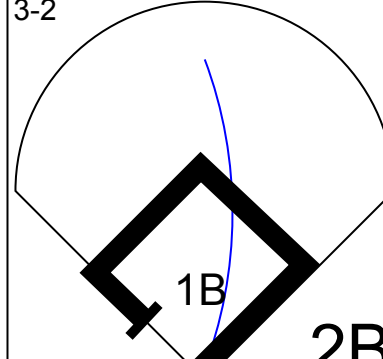
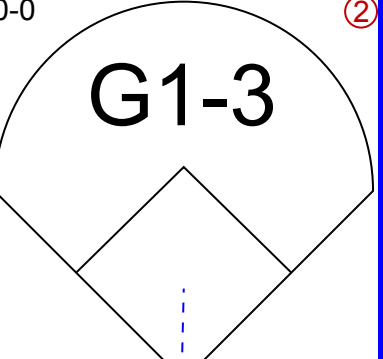
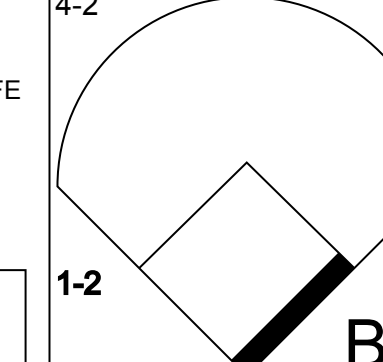
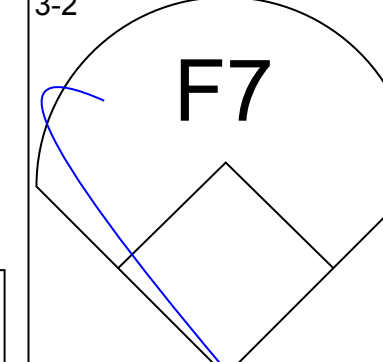
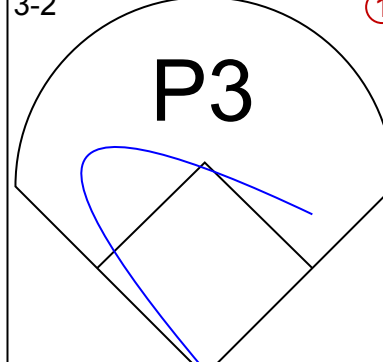
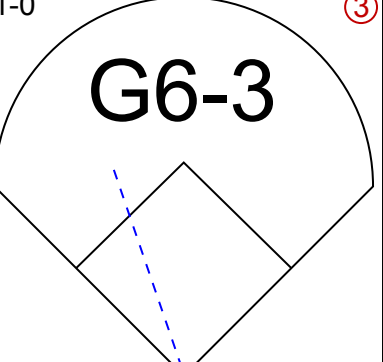
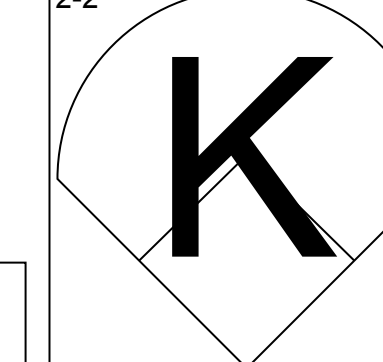
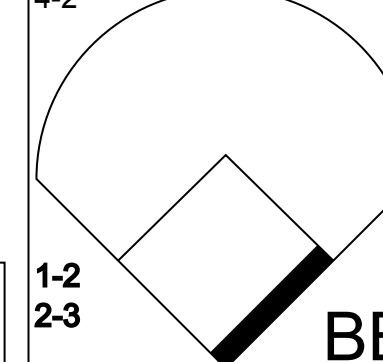
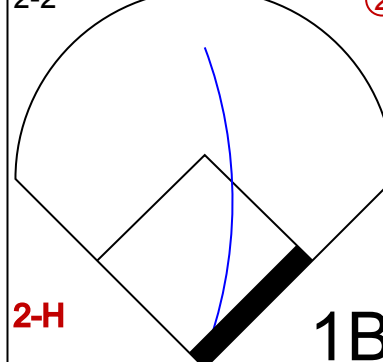
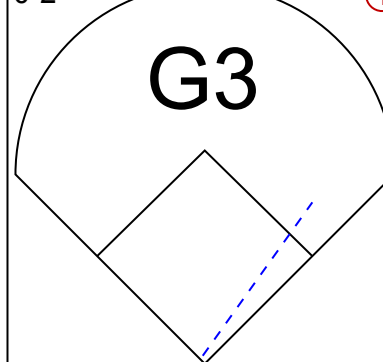
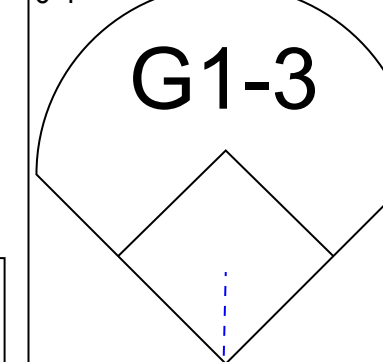
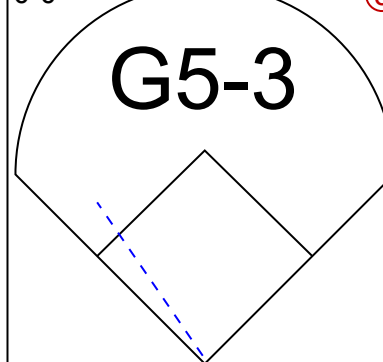
Batter	1	2	3	4	5	6	7	8	9	AB	R	H	RBI	BB	SO	LOB	BOTTOM										
Tony Womack, L (1, 4) OBP: 0.347, SLG: 0.399										5	0	2	0	0	1	0	<b>Montreal Expos @ St. Louis Cardinals</b> Busch Stadium, St. Louis, MO Wed Aug 04 2004, 7:10 PM CDT Att: 35,779 - Overcast - 72 F										
Edgar Renteria, R (1, 6) OBP: 0.336, SLG: 0.415										5	0	2	0	0	2												
5 Albert Pujols, R (1, 3) OBP: 0.412, SLG: 0.636										3	2	2	1	2	1	2											
27 Scott Rolen, R (1, 5) OBP: 0.410, SLG: 0.611										2	1	0	0	1	0	1											
15 Jim Edmonds, L (1, 8) OBP: 0.411, SLG: 0.649										2	1	0	0	2	1	3											
John Mabry, L (1, 9) OBP: 0.395, SLG: 0.536										4	1	4	4	0	0	0											
Marlon Anderson, L (1, 7) Ray King, L (7, 1) Roger Cedeno, S (7, PH) Steve Kline, S (8, 1) Julian Tavaréz, L (9, 1)										3	0	0	0	0	1	2											
Mike Matheny, R (1, 2) OBP: 0.295, SLG: 0.350										4	0	2	0	0	1	0											
Jeff Suppan, R (1, 1) Woody Williams, R (5, PH) Cal Eldred, R (6, 1) So Taguchi, R (6, PH)										1	0	0	0	0	0	1											
Inning Stats	R: 0 E: 0 K: 1 S: 7	H: 0 LOB: 1 BB: 1 P: 14	R: 0 E: 0 K: 0 S: 8	H: 1 LOB: 0 BB: 0 P: 13	R: 0 E: 0 K: 1 S: 12	H: 3 LOB: 0 BB: 0 P: 17	R: 2 E: 0 K: 1 S: 14	H: 1 LOB: 0 BB: 1 P: 22	R: 0 E: 0 K: 2 S: 12	H: 1 LOB: 3 BB: 2 P: 27	R: 0 E: 0 K: 0 S: 13	H: 2 LOB: 2 BB: 1 P: 25	R: 2 E: 0 K: 0 S: 9	H: 2 LOB: 1 BB: 0 P: 11	R: 1 E: 0 K: 0 S: 6	H: 1 LOB: 0 BB: 0 P: 7		1B: 10 2B: 1 3B: 0 HR: 2	SF: 0 SAC: 0 DP: 3 HBP: 1	WP: 0 PB: 0 SB: 1 CS: 1	PA: 39						
PITCHER	IP	WLS	BF	H	R	ER	SO	BB	IBB	HBP	BLK	WP	HR	S	P	ERA	WHIP										
Livan Hernandez, R (1, 1) ERA: 3.72	6.2		31	9	4	4	6	4	0	1	0	0	0	69	121	5.40	1.950										
Joe Horgan, L (7, 1) ERA: 3.66	0.1	B	3	1	0	0	0	1	0	0	0	0	0	6	11	0.00	6.000										
Luis Ayala, R (8, 1) ERA: 2.28	1.0		4	2	0	0	0	0	0	0	0	0	0	9	11	0.00	2.000										
32 Chad Cordero, R (9, 1) ERA: 2.73	0.0	L	1	1	1	1	0	0	0	0	0	0	1	6	7	∞	∞										

AB	33
R	5
H	13
RBI	5
BB	5
SO	6
LOB	14





Batter	1	2	3	4	5	6	7	8	9	AB	R	H	RBI	BB	SO	LOB	TOP					
Brad Wilkerson, L (1, 7) OBP: 0.366, SLG: 0.471										3	1	0	0	1	1	1	<b>Montreal Expos @ St. Louis Cardinals</b> Busch Stadium, St. Louis, MO Thu Aug 05 2004, 7:10 PM CDT Att: 31,961 - Sunny - 77 F					
Endy Chavez, L (1, 8) OBP: 0.330, SLG: 0.416										4	0	0	0	0	0	2						
Jose Vidro, S (1, 4) OBP: 0.363, SLG: 0.449 Jamey Carroll, R (9, PR) OBP: 0.348, SLG: 0.368										4	0	2	1	0	1	0						
Tony Batista, R (1, 5) OBP: 0.266, SLG: 0.419										4	0	0	0	0	2	2						
24 Nick Johnson, L (1, 3) OBP: 0.347, SLG: 0.381										4	0	0	0	0	2	1						
Termel Sledge, L (1, 9) OBP: 0.325, SLG: 0.419										3	0	1	0	0	1	0						
Alex Gonzalez, R (1, 6) OBP: 0.252, SLG: 0.378										3	0	1	0	0	0	0						
Brian Schneider, L (1, 2) OBP: 0.338, SLG: 0.418										3	0	0	0	0	0	2						
22 John Patterson, R (1, 1) OBP: 0.111, SLG: 0.059 Joey Eischen, L (6, 1) 52 T.J. Tucker, R (6, 1) OBP: 0.125, SLG: 0.125 Henry Mateo, S (8, PH) OBP: 0.267, SLG: 0.267 Luis Ayala, R (8, 1) OBP: 0.400, SLG: 0.600										2	0	0	0	0	1	0						
<b>Inning Stats</b>	R: 0 E: 0 K: 2 S: 9	H: 0 LOB: 0 BB: 0 P: 14	R: 0 E: 0 K: 0 S: 13	H: 2 LOB: 2 BB: 0 P: 20	R: 0 E: 0 K: 1 S: 8	H: 0 LOB: 0 BB: 0 P: 10	R: 0 E: 0 K: 1 S: 9	H: 0 LOB: 0 BB: 0 P: 11	R: 0 E: 0 K: 2 S: 6	H: 0 LOB: 0 BB: 0 P: 8	R: 1 E: 0 K: 1 S: 14	H: 1 LOB: 1 BB: 1 P: 23	R: 0 E: 0 K: 2 S: 8	H: 0 LOB: 0 BB: 0 P: 11	R: 0 E: 0 K: 0 S: 9	H: 1 LOB: 1 BB: 0 P: 11		R: 0 E: 0 K: 1 S: 8	H: 1 LOB: 1 BB: 0 P: 15	1B: 3 2B: 3 3B: 0 HR: 0	SF: 0 SAC: 0 DP: 1 HBP: 0	WP: 1 PB: 0 SB: 0 CS: 0
<b>PITCHER</b>	IP WLS BF H R ER SO BB IBB HBP BLK WP HR S P ERA WHIP	8.0 W 29 4 1 1 7 1 0 0 0 1 0 76 108 1.12 0.625	1.0 S 3 1 0 0 1 0 0 0 0 0 0 0 8 15 0.00 1.000											IP WLS BF H R ER SO BB IBB HBP BLK WP HR S P ERA WHIP								

Batter	1	2	3	4	5	6	7	8	9	AB	R	H	RBI	BB	SO	LOB	BOTTOM				
Tony Womack, L (1, 4) OBP: 0.343, SLG: 0.395										4	0	0	0	0	1	0	<b>Montreal Expos @ St. Louis Cardinals</b> Busch Stadium, St. Louis, MO Thu Aug 05 2004, 7:10 PM CDT Att: 31,961 - Sunny - 77 F				
Edgar Renteria, R (1, 6) OBP: 0.335, SLG: 0.413										4	0	1	0	0	0	0					
5 Albert Pujols, R (1, 3) OBP: 0.410, SLG: 0.635										4	0	1	0	0	0	1					
27 Scott Rolen, R (1, 5) OBP: 0.410, SLG: 0.617										3	1	1	1	1	0	1					
15 Jim Edmonds, L (1, 8) OBP: 0.414, SLG: 0.657										2	1	1	1	2	1	0					
Roger Cedeno, S (1, 9) OBP: 0.372, SLG: 0.444 So Taguchi, R (9, 7) OBP: 0.289, SLG: 0.378										4	0	1	0	0	1	3					
John Mabry, L (1, 7) OBP: 0.391, SLG: 0.525										3	0	0	0	1	0	3					
Mike Matheny, R (1, 2) OBP: 0.300, SLG: 0.351										2	0	1	0	1	2						
29 Chris Carpenter, R (1, 1) OBP: 0.120, SLG: 0.102 44 Jason Isringhausen, R (9, 1) OBP: 0.500, SLG: 0.500										3	0	0	0	0	0	4					
<b>Inning Stats</b>	R: 0 E: 0 K: 1 S: 10	H: 0 LOB: 0 BB: 0 P: 14	R: 0 E: 0 K: 2 S: 12	H: 0 LOB: 2 BB: 2 P: 24	R: 0 E: 0 K: 0 S: 11	H: 1 LOB: 1 BB: 0 P: 14	R: 0 E: 0 K: 0 S: 12	H: 0 LOB: 3 BB: 3 P: 27	R: 0 E: 0 K: 0 S: 10	H: 1 LOB: 1 BB: 0 P: 17	R: 1 E: 0 K: 0 S: 11	H: 3 LOB: 1 BB: 0 P: 19	R: 0 E: 0 K: 0 S: 7	H: 0 LOB: 0 BB: 0 P: 11	R: 1 E: 0 K: 1 S: 7	H: 1 LOB: 0 BB: 0 P: 12		1B: 2 2B: 2 3B: 0 HR: 2	SF: 0 SAC: 0 DP: 0 HBP: 0	WP: 0 PB: 0 SB: 0 CS: 0	PA: 34
<b>PITCHER</b>	IP WLS BF H R ER SO BB IBB HBP BLK WP HR S P ERA WHIP	5.0 4 1 0 0 0 0 0 0 0 0 0 3 6 0.00 0.000	0.1 1 0 0 0 0 0 0 0 0 0 0 0 3 6 0.00 0.000	1.2 5 1 0 0 0 0 0 0 0 0 0 11 17 0.00 0.600	1.0 L 4 1 1 1 1 0 0 0 0 0 1 7 12 9.00 1.000											IP WLS BF H R ER SO BB IBB HBP BLK WP HR S P ERA WHIP					

AB	31
R	1
H	5
RBI	1
BB	1
SO	8
LOB	8





Batter	1	2	3	4	5	6	7	8	9	AB	R	H	RBI	BB	SO	LOB	TOP					
7 José Reyes, S OBP: 0.284, SLG: 0.360	G3-1			G3		G1-3		G6-3		4	0	0	0	0	0	0						
Kazu Matsui, S OBP: 0.335, SLG: 0.407	K			1B		HR		F9		4	1	2	0	0	1	0						
31 Mike Piazza, R OBP: 0.372, SLG: 0.468	G5-3			K		G5-3		F7		4	0	0	0	0	1	2						
Cliff Floyd, L OBP: 0.348, SLG: 0.496		K		G4-3		HR		G3		4	1	1	2	0	1	1						
Mike Cameron, R OBP: 0.337, SLG: 0.507	F8					HR		HR		4	1	3	1	0	0	0						
Richard Hidalgo, R OBP: 0.323, SLG: 0.481	F8					HR		HR		3	1	1	1	1	0	1						
5 David Wright, R OBP: 0.279, SLG: 0.508			F9					G4-3		4	0	0	0	0	0	2						
Jason Phillips, R OBP: 0.290, SLG: 0.324			G5-3					G3		2	0	0	0	1	0	0						
Eric Valent, L OBP: 0.356, SLG: 0.484								K		1	0	0	0	0	1	0						
Tom Glavine, L OBP: 0.283, SLG: 0.175			G1-3							3	0	0	0	0	0	2						
Mike DeJean, R (8, 1)										0	0	0	0	0	0	0						
<b>Inning Stats</b>	R: 0 E: 0 K: 1 S: 10	H: 0 LOB: 0 BB: 0 P: 13	R: 0 E: 0 K: 1 S: 9	H: 0 LOB: 0 BB: 0 P: 13	R: 0 E: 0 K: 0 S: 7	H: 0 LOB: 0 BB: 0 P: 13	R: 0 E: 0 K: 1 S: 8	H: 1 LOB: 1 BB: 0 P: 12	R: 0 E: 0 K: 0 S: 7	H: 1 LOB: 2 BB: 2 P: 19	R: 2 E: 0 K: 0 S: 14	H: 3 LOB: 1 BB: 0 P: 20	R: 0 E: 0 K: 0 S: 6	H: 0 LOB: 0 BB: 0 P: 9	R: 0 E: 0 K: 0 S: 7	H: 0 LOB: 0 BB: 0 P: 12	R: 2 E: 0 K: 1 S: 16	H: 2 LOB: 0 BB: 0 P: 25	1B: 3 2B: 1 3B: 0 HR: 3	SF: 0 SAC: 0 DP: 1 HBP: 0	WP: 1 PB: 0 SB: 1 CS: 0	PA: 35
<b>PITCHER</b>	IP WLS BF H R ER SO BB IBB HBP BLK WP HR S P ERA WHIP																					
Matt Morris, R ERA: 4.71	(1, 1) 7.0 W 27 5 2 2 3 1 1 0 0 1 1 61 99 2.57 0.857																					
Julian Tavarez, R ERA: 2.76	(8, 1) 1.0 H 3 0 0 0 0 0 0 0 0 0 0 7 12 0.00 0.000																					
Ray King, L ERA: 1.21	(9, 1) 0.1 1 0 0 0 0 0 0 0 0 0 0 4 7 0.00 0.000																					
Kiko Calero, R ERA: 3.31	(9, 1) 0.0 2 2 2 2 0 0 0 0 0 0 2 4 7 = =																					
44 Jason Istringhausen, R ERA: 2.48	(9, 1) 0.2 S 2 0 0 0 1 0 0 0 0 0 0 8 11 0.00 0.000																					

New York Mets @ St. Louis Cardinals  
 Busch Stadium, St. Louis, MO  
 Fri Aug 06 2004, 7:10 PM CDT  
 Att: 43,949 - Cloudy - 77 F

AB 33  
 R 4  
 H 7  
 RBI 4  
 BB 2  
 SO 4  
 LOB 8



Batter	1	2	3	4	5	6	7	8	9	AB	R	H	RBI	BB	SO	LOB	BOTTOM			
So Taguchi, R OBP: 0.295, SLG: 0.382	G3		F7			CS		SH1-4		4	0	2	1	0	0	0				
Edgar Renteria, R OBP: 0.333, SLG: 0.413	G6-3		G6-3		CS			K		5	1	1	0	0	1	5				
5 Albert Pujols, R OBP: 0.412, SLG: 0.634	1B		G6-3			2B		F8		5	1	3	2	0	0	3				
27 Scott Rolen, R OBP: 0.413, SLG: 0.619	BB				BB			CS		2	1	1	0	2	0	1				
15 Jim Edmonds, L OBP: 0.415, SLG: 0.654	BB		F8					K		3	0	1	0	1	1	2				
Reggie Sanders, R OBP: 0.293, SLG: 0.478	L8		F8					K		4	1	1	0	0	1	5				
7 Hector Luna, R OBP: 0.180, SLG: 0.187			G6-3					HR		2	0	0	1	0	0	1				
Tony Womack, L OBP: 0.345, SLG: 0.396			F9					HR		1	1	1	1	0	0	0				
Mike Matheny, R OBP: 0.299, SLG: 0.347	F9				P6			G4-3		3	0	0	0	0	0	2				
Matt Morris, R ERA: 4.71	(1, 1) 7.1 L 32 8 4 3 3 3 3 0 0 0 0 66 114 3.68 1.500																			
Marlon Anderson, L OBP: 0.274, SLG: 0.383	(7, PH) 0.0 0 0 0 0 0 0 0 0 0 0 0 0 0 0 0 0 0																			
Julian Tavarez, L ERA: 2.76	(8, 1) 0.0 0 0 0 0 0 0 0 0 0 0 0 0 0 0 0 0 0																			
Roger Cedeno, S OBP: 0.288, SLG: 0.449	(8, PH) 0.0 0 0 0 0 0 0 0 0 0 0 0 0 0 0 0 0 0																			
Ray King, L ERA: 1.21	(9, 1) 0.0 0 0 0 0 0 0 0 0 0 0 0 0 0 0 0 0 0																			
Kiko Calero, R ERA: 3.31	(9, 1) 0.0 0 0 0 0 0 0 0 0 0 0 0 0 0 0 0 0 0																			
44 Jason Istringhausen, R ERA: 2.48	(9, 1) 0.0 0 0 0 0 0 0 0 0 0 0 0 0 0 0 0 0 0																			
<b>Inning Stats</b>	R: 0 E: 0 K: 0 S: 10	H: 1 LOB: 3 BB: 2 P: 26	R: 0 E: 0 K: 0 S: 5	H: 0 LOB: 0 BB: 0 P: 6	R: 0 E: 0 K: 0 S: 5	H: 0 LOB: 0 BB: 0 P: 11	R: 0 E: 0 K: 0 S: 13	H: 0 LOB: 1 BB: 1 P: 20	R: 0 E: 0 K: 1 S: 6	H: 1 LOB: 0 BB: 0 P: 7	R: 2 E: 0 K: 0 S: 14	H: 4 LOB: 2 BB: 0 P: 23	R: 1 E: 1 K: 1 S: 9	H: 1 LOB: 1 BB: 0 P: 15	R: 3 E: 0 K: 2 S: 17	H: 4 LOB: 3 BB: 0 P: 24	1B: 9 2B: 2 3B: 0 HR: 0	SF: 1 SAC: 1 DP: 0 HBP: 1	WP: 1 PB: 0 SB: 0 CS: 2	PA: 41
<b>PITCHER</b>	IP WLS BF H R ER SO BB IBB HBP BLK WP HR S P ERA WHIP																			
Tom Glavine, L ERA: 2.92	(1, 1) 7.1 L 32 8 4 3 3 3 3 0 0 0 0 66 114 3.68 1.500																			
Mike DeJean, R ERA: 5.47	(8, 1) 0.2 7 3 2 2 1 0 0 1 0 1 0 13 18 27.00 4.500																			

New York Mets @ St. Louis Cardinals  
 Busch Stadium, St. Louis, MO  
 Fri Aug 06 2004, 7:10 PM CDT  
 Att: 43,949 - Cloudy - 77 F

AB 33  
 R 6  
 H 11  
 RBI 6  
 BB 3  
 SO 4  
 LOB 19





Batter	1	2	3	4	5	6	7	8	9	AB	R	H	RBI	BB	SO	LOB	TOP					
7 José Reyes, S OBP: 0.284, SLG: 0.363 (1, 4)	F9		B1-3			G3-1 1B 2B		G1-3		4	1	1	0	0	0	0						
Eric Valent, L OBP: 0.353, SLG: 0.479 (1, 3)	F7		K			G3-1				4	0	1	0	0	0	1						
Kazuo Matsui, S OBP: 0.339, SLG: 0.407 Joe McEwing, R OBP: 0.278, SLG: 0.314 (1, 6) (7, 4)	K			G4-3				F8		3	0	1	1	0	1	0						
Cliff Floyd, L OBP: 0.347, SLG: 0.491 (1, 7)		HBP BB		K						3	0	0	0	1	2	1						
Mike Cameron, R OBP: 0.338, SLG: 0.504 (1, 8)				F7						2	0	0	0	1	1	0						
Richard Hidalgo, R OBP: 0.320, SLG: 0.476 (1, 9)	F6				G6-3		F9			4	0	0	0	0	1	3						
5 David Wright, R OBP: 0.286, SLG: 0.484 (1, 5)	K				K		F9			3	0	0	0	0	2	3						
Vance Wilson, R OBP: 0.365, SLG: 0.464 (1, 2)	P1				F9		G1-3			3	0	0	0	0	0	3						
Kris Benson, R OBP: 0.186, SLG: 0.167 Gerald Williams, R (8, PH) OBP: 0.333, SLG: 0.545 Ricky Bottalico, L (8, 1) Mike Stanton, L OBP: 0.500, SLG: 0.500 (9, 1)			G4-3			G6-3		K		2	0	0	0	0	0	0						
										1	0	0	0	0	1	0						
										0	0	0	0	0	0	0						
										0	0	0	0	0	0	0						
<b>Inning Stats</b>	R: 0 E: 0 K: 1 S: 10	H: 0 LOB: 0 BB: 0 P: 16	R: 0 E: 0 K: 1 S: 10	H: 0 LOB: 2 BB: 1 P: 22	R: 0 E: 0 K: 1 S: 6	H: 0 LOB: 0 BB: 0 P: 11	R: 0 E: 0 K: 1 S: 7	H: 0 LOB: 0 BB: 0 P: 14	R: 0 E: 0 K: 1 S: 7	H: 0 LOB: 0 BB: 0 P: 9	R: 1 E: 0 K: 0 S: 15	H: 2 LOB: 1 BB: 0 P: 20	R: 0 E: 0 K: 0 S: 11	H: 0 LOB: 1 BB: 1 P: 17	R: 0 E: 0 K: 1 S: 12	H: 1 LOB: 1 BB: 0 P: 21	R: 0 E: 0 K: 3 S: 11	H: 0 LOB: 0 BB: 0 P: 16	1B: 2 2B: 1 3B: 0 HR: 0	SF: 0 SAC: 0 DP: 0 HBP: 1	WP: 0 PB: 0 SB: 1 CS: 0	PA: 33
<b>PITCHER</b>	IP	WLS	BF	H	R	ER	SO	BB	IBB	HBP	BLK	WP	HR	S	P	ERA	WHIP					
Woody Williams, R ERA: 3.91 Cal Eldred, R ERA: 4.09 Steve Kline, L ERA: 2.27 Julian Tavaréz, R ERA: 2.72	7.0		26	2	1	1	5	2	0	1	0	0	0	66	109	1.29	0.571					
	1.0		4	1	0	0	1	0	0	0	0	0	0	12	21	0.00	1.000					
	0.1		1	0	0	0	1	0	0	0	0	0	0	5	7	0.00	0.000					
	0.2	W	2	0	0	0	2	0	0	0	0	0	0	6	9	0.00	0.000					

New York Mets @ St. Louis Cardinals  
Busch Stadium, St. Louis, MO  
Sat Aug 07 2004, 12:20 PM CDT  
Att: 45,364 - Sunny - 76 F

AB 30  
R 1  
H 3  
RBI 1  
BB 2  
SO 9  
LOB 12



Batter	1	2	3	4	5	6	7	8	9	AB	R	H	RBI	BB	SO	LOB	BOTTOM					
Tony Womack, L OBP: 0.342, SLG: 0.392 Julian Tavaréz, L (9, 1)	G6-3		K		P3			G4-3		4	0	0	0	0	1	1						
Edgar Rentería, R OBP: 0.330, SLG: 0.409 (1, 6)	K		G3			G1		K		4	0	0	0	0	2	1						
5 Albert Pujols, R OBP: 0.409, SLG: 0.628 (1, 3)	K2-3			G4-3		G6-3		K		4	0	0	0	0	2	0						
27 Scott Rolen, R OBP: 0.412, SLG: 0.618 (1, 5)		G5-3				F9				4	1	1	0	0	0	0						
15 Jim Edmonds, L OBP: 0.414, SLG: 0.649 (1, 8)		G4-3					G3			3	1	0	0	1	1	1						
John Mabry, L OBP: 0.406, SLG: 0.528 (8, 7)					E9 1B					1	0	1	1	2	0	0						
Reggie Sanders, R OBP: 0.293, SLG: 0.476 Cal Eldred, R (8, 1) Steve Kline, S (9, 1) 7 Hector Luna, R OBP: 0.286, SLG: 0.381 (9, 4)										3	0	1	0	0	0	2						
Mike Matheny, R OBP: 0.297, SLG: 0.344 Larry Walker, L OBP: 0.464, SLG: 0.624 (8, 9)			F7							2	0	0	0	0	0	0						
										1	0	0	0	1	1	2						
Woody Williams, R OBP: 0.267, SLG: 0.349 Marlon Anderson, L OBP: 0.272, SLG: 0.380 4 Yadier Molina, R OBP: 0.340, SLG: 0.314 (8, 2)										2	0	1	0	0	0	0						
										1	0	0	0	0	0	2						
										1	0	1	1	0	0	0						
<b>Inning Stats</b>	R: 0 E: 0 K: 2 S: 9	H: 0 LOB: 0 BB: 0 P: 12	R: 0 E: 0 K: 0 S: 7	H: 0 LOB: 1 BB: 1 P: 12	R: 0 E: 0 K: 1 S: 13	H: 1 LOB: 0 BB: 0 P: 18	R: 1 E: 1 K: 1 S: 12	H: 2 LOB: 1 BB: 0 P: 17	R: 0 E: 0 K: 0 S: 7	H: 0 LOB: 0 BB: 0 P: 9	R: 0 E: 0 K: 0 S: 5	H: 0 LOB: 0 BB: 0 P: 8	R: 0 E: 0 K: 1 S: 10	H: 1 LOB: 2 BB: 0 P: 14	R: 0 E: 0 K: 2 S: 11	H: 0 LOB: 0 BB: 0 P: 17	R: 1 E: 0 K: 0 S: 8	H: 1 LOB: 3 BB: 3 P: 22	1B: 3 2B: 2 3B: 0 HR: 0	SF: 0 SAC: 0 DP: 0 HBP: 1	WP: 0 PB: 0 SB: 0 CS: 0	PA: 36
<b>PITCHER</b>	IP	WLS	BF	H	R	ER	SO	BB	IBB	HBP	BLK	WP	HR	S	P	ERA	WHIP					
Kris Benson, R ERA: 4.36 Ricky Bottalico, R ERA: 3.2 Mike Stanton, L ERA: 3.88	7.0		27	4	1	1	5	1	0	1	0	0	0	63	90	1.29	0.714					
	1.1		4	0	0	0	2	0	0	0	0	0	0	12	19	0.00	0.000					
	0.1	L	5	1	1	1	0	2	1	0	0	0	0	7	20	27.00	9.000					

New York Mets @ St. Louis Cardinals  
Busch Stadium, St. Louis, MO  
Sat Aug 07 2004, 12:20 PM CDT  
Att: 45,364 - Sunny - 76 F

AB 31  
R 2  
H 5  
RBI 2  
BB 4  
SO 7  
LOB 11





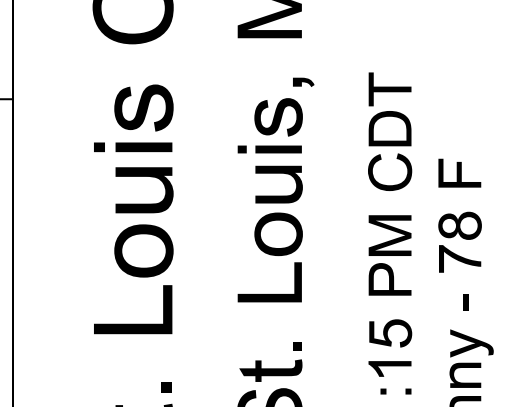
Batter	1	2	3	4	5	6	7	8	9	AB	R	H	RBI	BB	SO	LOB	TOP			
7 José Reyes, S OBP: 0.267, SLG: 0.361	2-2 SF8 1B		1-1 G1-3		2-2 F7		1-1 G6-3		4-0 BB BB	4	1	1	0	1	0	0	<b>New York Mets @ St. Louis Cardinals</b> Busch Stadium, St. Louis, MO Sun Aug 08 2004, 1:15 PM CDT Att: 43,578 - Sunny - 78 F			
Todd Zeile, R OBP: 0.326, SLG: 0.364	1-1 SF8 2B		4-1 FC4-6 BB		2-1 G5-3		2-1 L7		4-2 FC6-4 BB	3	0	1	1	2	0	0				
Kazuo Matsui, S Joe McEwing, R OBP: 0.274, SLG: 0.308	1-1 SF8 2-3 3-H		2-2 FC4-6 1-2		2-2 F8			1-0 P6	0-1 FC6-4 1-2	2	0	0	1	0	0	1				
Cliff Floyd, L Braden Looper, R OBP: 0.346, SLG: 0.488	1-2 P2		3-3 K			2-1 2B 1B		3-2 P6		4	0	1	0	0	1	2				
Mike Cameron, R OBP: 0.337, SLG: 0.504	2-2 F7			2-2 F8		0-0 2B		2-3 K		4	0	1	0	0	1	1				
Richard Hidalgo, R OBP: 0.317, SLG: 0.470		0-3 K		0-3 K		0-0 G5-3			1-3 K	4	0	0	0	0	3	2				
5 David Wright, R OBP: 0.265, SLG: 0.470		3-2 G5-3		1-1 BB 1B		2-3 K			3-1 P4	4	0	1	0	0	1	2				
Vance Wilson, R Jason Phillips, R OBP: 0.365, SLG: 0.464		4-2 BB		4-2 BB		0-0 G4-3			0-2 1B BB 1B	0	0	0	0	0	0	0				
Al Leiter, L Mike DeJean, R Gerald Williams, R Pedro Feliciano, L Eric Valent, L OBP: 0.128, SLG: 0.132		1-3 K		1-3 K			2-2 F8		0-0 BB 7 BB 1B	2	0	0	0	0	2	3				
<b>Inning Stats</b>	R: 1 E: 0 K: 0 S: 15	H: 2 LOB: 1 BB: 0 P: 22	R: 0 E: 0 K: 2 S: 11	H: 0 LOB: 1 BB: 1 P: 19	R: 0 E: 0 K: 1 S: 10	H: 0 LOB: 1 BB: 1 P: 20	R: 0 E: 0 K: 2 S: 13	H: 1 LOB: 0 BB: 1 P: 21	R: 0 E: 0 K: 1 S: 8	H: 2 LOB: 0 BB: 0 P: 13	R: 0 E: 0 K: 0 S: 7	H: 0 LOB: 0 BB: 0 P: 12	R: 0 E: 0 K: 1 S: 8	H: 0 LOB: 0 BB: 0 P: 14	R: 1 E: 0 K: 1 S: 13	H: 2 LOB: 3 BB: 2 P: 25		1B: 5 2B: 2 3B: 0 HR: 0	SF: 1 SAC: 0 DP: 0 HBP: 0	WP: 0 PB: 0 SB: 0 CS: 0
<b>PITCHER</b>	IP WLS BF H R ER SO BB IBB HBP BLK WP HR S P ERA WHIP																			
Jason Marquis, R ERA: 3.58	(1, 1) 6.0 W 26 5 1 1 6 3 0 0 0 0 0 0 66 109 1.50 1.333																			
Dan Haren, R ERA: 10.86	(7, 1) 2.2 11 2 1 1 2 1 0 0 0 0 0 0 24 43 3.38 1.125																			
Julian Tavarez, R ERA: 2.7	(9, 1) 0.1 S 2 0 0 0 0 1 0 0 0 0 0 0 4 8 0.00 3.000																			

Batter	1	2	3	4	5	6	7	8	9	AB	R	H	RBI	BB	SO	LOB	BOTTOM	
Tony Womack, L OBP: 0.340, SLG: 0.389	3-2 2B 1B		2-2 P6	2-2 P4	3-3 K		0-1 F7			5	1	1	0	0	1	2	<b>New York Mets @ St. Louis Cardinals</b> Busch Stadium, St. Louis, MO Sun Aug 08 2004, 1:15 PM CDT Att: 43,578 - Sunny - 78 F	
Edgar Renteria, R OBP: 0.336, SLG: 0.418	3-2 F8-1-5 1-H 2B		0-0 FC5-4 1B	1-0 27 S 1B		2-2 FC5-4 1B		1-2 G4-3 1B		5	1	5	1	0	0	0		
5 Albert Pujols, R OBP: 0.405, SLG: 0.620	2-1 F8-1-5 2-2 2B		2-0 FC5-4 BB HBP 1B	2-3 K		2-2 FC5-4 27 1B		1-2 G4-3 1-2		5	1	0	0	0	1	5		
27 Scott Rolen, R OBP: 0.416, SLG: 0.621	0-1 2B		4-0 HBP BB 2B IBB	3-2 1-H 2B 1B		0-0 1-2 1B		2-2 F9		4	2	3	1	1	0	0		
Larry Walker, L OBP: 0.465, SLG: 0.625	2-3 K		4-2 HBP 2B BB	0-0 1-H 2B		0-3 K			2-2 K	3	1	1	1	1	2	3		
Reggie Sanders, R Roger Cedeno, S OBP: 0.297, SLG: 0.476		4-2 G6-4-3 HBP BB	2-0 2B HBP	0-0 G6-3		1-3 K				0	0	0	1	1	0	0		
Dan Haren, R Julian Tavarez, L OBP: 0.371, SLG: 0.442			1-2 2-3 3-H HBP							2	0	0	0	0	1	3		
So Taguchi, R OBP: 0.309, SLG: 0.397		2-0 G6-4-3 HBP	1-2 1-3 2-H 3-H 2B		1-2 4 SH1-3 1B		1-2 G6-3			3	0	2	2	0	0	0		
4 Yadier Molina, R OBP: 0.340, SLG: 0.307		1-0 G6-4-3		0-0 SH1-3		2-1 G4-3				2	0	0	0	1	0	2		
Jason Marquis, L John Mabry, L OBP: 0.294, SLG: 0.420		1-1 P4		0-0 G6-3			4-2 BB			3	0	0	0	0	0	5		
<b>Inning Stats</b>	R: 1 E: 0 K: 1 S: 13	H: 3 LOB: 1 BB: 0 P: 23	R: 0 E: 0 K: 0 S: 6	H: 0 LOB: 1 BB: 1 P: 14	R: 3 E: 1 K: 0 S: 12	H: 2 LOB: 3 BB: 3 P: 31	R: 2 E: 0 K: 1 S: 14	H: 3 LOB: 1 BB: 0 P: 22	R: 0 E: 0 K: 2 S: 13	H: 2 LOB: 2 BB: 0 P: 18	R: 0 E: 0 K: 0 S: 14	H: 0 LOB: 1 BB: 1 P: 21	R: 0 E: 0 K: 0 S: 14	H: 1 LOB: 0 BB: 0 P: 18	1B: 8 2B: 5 3B: 0 HR: 0	SF: 0 SAC: 1 DP: 3 HBP: 2	WP: 0 PB: 0 SB: 1 CS: 0	PA: 40
<b>PITCHER</b>	IP WLS BF H R ER SO BB IBB HBP BLK WP HR S P ERA WHIP																	
Al Leiter, L ERA: 2.52	(1, 1) 4.0 L 24 8 0 0 6 2 2 0 0 0 0 0 0 45 90 13.50 2.500																	
Mike DeJean, R ERA: 5.99	(5, 1) 2.0 9 3 0 0 3 0 0 0 0 0 0 0 22 31 0.00 1.500																	
Pedro Feliciano, L ERA:	(7, 1) 1.0 4 0 0 0 0 1 0 0 0 0 0 0 14 21 0.00 1.000																	
Braden Looper, R ERA: 2.02	(8, 1) 1.0 3 1 0 0 0 0 0 0 0 0 0 0 14 18 0.00 1.000																	

AB	33
R	2
H	7
RBI	2
BB	5
SO	8
LOB	16



AB	32
R	6
H	12
RBI	6
BB	5
SO	5
LOB	20






Batter	1	2	3	4	5	6	7	8	9	10	AB	R	H	RBI	BB	SO	LOB									
<b>Tony Womack, L</b> OBP: 0.337, SLG: 0.385 (1, 4)	G4-3 1-2		F9 1-2			P4 3-1		P5 2-0			4	0	0	0	0	0	0									
<b>Larry Walker, L</b> OBP: 0.466, SLG: 0.614 (1, 9)	BB 4-2		BB 27 27	BB 4-1		K 1-3		G3 1-2			2	0	0	0	2	1	0									
<b>5 Albert Pujols, R</b> OBP: 0.403, SLG: 0.624 (1, 3)	F9 1-1		K 2-3	K 3-3		HR 0-0		P4 0-2			4	1	1	1	0	1	2									
<b>27 Scott Rolen, R</b> OBP: 0.413, SLG: 0.615 (1, 5)	F9 3-2		K 1-3	K 3-3		G5-3 3-2		G5-3 3-1			4	0	0	0	0	1	2									
<b>15 Jim Edmonds, L</b> OBP: 0.414, SLG: 0.654 (1, 8)		K 1-3		BB 4-2		F8 1-1		HR 0-0			3	1	1	1	1	1	0									
<b>Edgar Renteria, R</b> OBP: 0.335, SLG: 0.414 (1, 6)		K 2-3		BB 0-1		G6-3 1-0		G6-3 3-2			4	0	0	0	0	1	2									
<b>Marlon Anderson, L</b> OBP: 0.268, SLG: 0.374 Julian Tavarez, L (7, 1)		P5 0-0				G3 2-2		G3 0-0			3	0	0	0	0	0	0									
<b>Roger Cedeno, S</b> OBP: 0.368, SLG: 0.438 44 Jason Istringhausen, R (10, 1)											1	0	0	0	0	1	0									
<b>Mike Matheny, R</b> OBP: 0.292, SLG: 0.339 (1, 2)			F9 0-1			G2-3 1-0		K 1-3			4	0	0	0	0	2	0									
<b>29 Chris Carpenter, R</b> OBP: 0.118, SLG: 0.100 Cal Eldred, R (3, 1)			F8 3-2			G1-3 2-1		K 0-3			1	0	0	0	0	0	0									
<b>Ray King, L</b> (6, 1)											1	0	0	0	0	0	0									
<b>So Taguchi, R</b> OBP: 0.307, SLG: 0.394 (7, 7)											1	0	0	0	0	1	0									
<b>Inning Stats</b>	R: 0 E: 0 K: 0 S: 12	H: 0 LOB: 1 BB: 1 P: 21	R: 0 E: 0 K: 2 S: 7	H: 0 LOB: 0 BB: 0 P: 10	R: 0 E: 0 K: 0 S: 12	H: 0 LOB: 2 BB: 2 P: 16	R: 0 E: 1 K: 2 S: 11	H: 0 LOB: 2 BB: 2 P: 24	R: 0 E: 0 K: 0 S: 6	H: 0 LOB: 0 BB: 0 P: 11	R: 1 E: 0 K: 1 S: 9	H: 1 LOB: 0 BB: 0 P: 16	R: 0 E: 0 K: 0 S: 4	H: 0 LOB: 0 BB: 0 P: 6	R: 0 E: 0 K: 2 S: 7	H: 0 LOB: 0 BB: 0 P: 10	R: 0 E: 0 K: 0 S: 9	H: 0 LOB: 0 BB: 0 P: 13	R: 1 E: 0 K: 2 S: 10	H: 1 LOB: 0 BB: 0 P: 13	1B: 0 2B: 0 3B: 0 HR: 2	SF: 0 SAC: 0 DP: 0 HBP: 0	WP: 0 PB: 0 SB: 1 CS: 0	PA: 35		
<b>PITCHER</b>	IP WLS BF H R ER SO BB IBB HBP BLK WP HR S P ERA WHIP	IP WLS BF H R ER SO BB IBB HBP BLK WP HR S P ERA WHIP	IP WLS BF H R ER SO BB IBB HBP BLK WP HR S P ERA WHIP	IP WLS BF H R ER SO BB IBB HBP BLK WP HR S P ERA WHIP	IP WLS BF H R ER SO BB IBB HBP BLK WP HR S P ERA WHIP	IP WLS BF H R ER SO BB IBB HBP BLK WP HR S P ERA WHIP	IP WLS BF H R ER SO BB IBB HBP BLK WP HR S P ERA WHIP	IP WLS BF H R ER SO BB IBB HBP BLK WP HR S P ERA WHIP	IP WLS BF H R ER SO BB IBB HBP BLK WP HR S P ERA WHIP	IP WLS BF H R ER SO BB IBB HBP BLK WP HR S P ERA WHIP	IP WLS BF H R ER SO BB IBB HBP BLK WP HR S P ERA WHIP	IP WLS BF H R ER SO BB IBB HBP BLK WP HR S P ERA WHIP	IP WLS BF H R ER SO BB IBB HBP BLK WP HR S P ERA WHIP	IP WLS BF H R ER SO BB IBB HBP BLK WP HR S P ERA WHIP	IP WLS BF H R ER SO BB IBB HBP BLK WP HR S P ERA WHIP	IP WLS BF H R ER SO BB IBB HBP BLK WP HR S P ERA WHIP	IP WLS BF H R ER SO BB IBB HBP BLK WP HR S P ERA WHIP	IP WLS BF H R ER SO BB IBB HBP BLK WP HR S P ERA WHIP	IP WLS BF H R ER SO BB IBB HBP BLK WP HR S P ERA WHIP	IP WLS BF H R ER SO BB IBB HBP BLK WP HR S P ERA WHIP	IP WLS BF H R ER SO BB IBB HBP BLK WP HR S P ERA WHIP	IP WLS BF H R ER SO BB IBB HBP BLK WP HR S P ERA WHIP	IP WLS BF H R ER SO BB IBB HBP BLK WP HR S P ERA WHIP	IP WLS BF H R ER SO BB IBB HBP BLK WP HR S P ERA WHIP	IP WLS BF H R ER SO BB IBB HBP BLK WP HR S P ERA WHIP	IP WLS BF H R ER SO BB IBB HBP BLK WP HR S P ERA WHIP

**TOP**

**St. Louis Cardinals @ Florida Marlins**  
Pro Player Stadium, Miami, FL  
Tue Aug 10 2004, 7:05 PM EDT  
Att. 17,413 - Cloudy - 86 F

AB	32
R	2
H	2
RBI	2
BB	3
SO	9
LOB	6




Batter	1	2	3	4	5	6	7	8	9	10	AB	R	H	RBI	BB	SO	LOB										
<b>Juan Pierre, L</b> OBP: 0.363, SLG: 0.384 (1, 8)	G1-6-3 1B 0-2		G3-1 1-1	G3 2-1		G1-3 2-2			G4-3 2-1		5	0	1	0	0	0	5										
<b>Luis Castillo, S</b> OBP: 0.367, SLG: 0.361 (1, 4)	G1-6-3 1-2		1B BB 4-2		G3 1-2		G5-3 1-1		G1-3 2-2		4	0	0	0	1	0	1										
<b>Paul Lo Duca, R</b> OBP: 0.362, SLG: 0.470 (1, 2)	2B 1-0		1B BB 2-1		F8 3-1		K 1-3		K 1-3		5	0	2	0	0	2	0										
<b>Mike Lowell, R</b> OBP: 0.372, SLG: 0.530 (1, 5)	G6-3 2-2		L9 1-2		K 2-2		G5-3 2-0		G5-3 1-3		5	0	0	0	0	2	3										
<b>Miguel Cabrera, R</b> OBP: 0.366, SLG: 0.546 (1, 7)		G5-3 2-2	P3 1-2			F9 BB 0-2		1B 1B 1-2		G6-3 1-2		4	0	1	0	0	2										
<b>Jeff Conine, R</b> OBP: 0.338, SLG: 0.421 (1, 3)		G5-3 2B 2-2		1B BB 4-0		K 1-2		K 1-0		F9 1-0		3	1	1	0	1	1										
<b>Juan Encarnacion, R</b> OBP: 0.295, SLG: 0.407 (1, 9)		G5-3 1-2		K 2-2		BB BB 4-1		BB BB 1-2		G6-3 0-0		3	0	0	0	1	2										
<b>Alex Gonzalez, R</b> OBP: 0.260, SLG: 0.430 (1, 6)		2B 3-2		K 2-3				F9 1-1		G1-3 0-1		4	0	1	1	0	1										
<b>Josh Beckett, R</b> OBP: 0.208, SLG: 0.174 Damion Easley, R (6, PH)		G6-3 0-0								G4-3 1-1		2	0	1	0	0	1										
<b>Rudy Seanez, R</b> OBP: 0.333, SLG: 0.440 (7, 1)												0	0	0	0	1	0										
<b>Lenny Harris, L</b> OBP: 0.255, SLG: 0.277 Guillermo Mota, R (10, 1)												1	0	0	0	0	0										
<b>Inning Stats</b>	R: 0 E: 0 K: 0 S: 9	H: 2 LOB: 1 BB: 0 P: 13	R: 1 E: 0 K: 0 S: 18	H: 2 LOB: 1 BB: 0 P: 28	R: 1 E: 0 K: 0 S: 11	H: 1 LOB: 2 BB: 1 P: 20	R: 0 E: 0 K: 2 S: 14	H: 1 LOB: 2 BB: 1 P: 26	R: 0 E: 0 K: 1 S: 8	H: 0 LOB: 0 BB: 0 P: 14	R: 0 E: 0 K: 1 S: 14	H: 1 LOB: 3 BB: 2 P: 26	R: 0 E: 0 K: 1 S: 7	H: 0 LOB: 0 BB: 0 P: 11	R: 0 E: 0 K: 0 S: 6	H: 0 LOB: 0 BB: 0 P: 8	R: 0 E: 0 K: 0 S: 6	H: 0 LOB: 0 BB: 0 P: 9	R: 0 E: 0 K: 2 S: 9	H: 0 LOB: 0 BB: 0 P: 13	1B: 5 2B: 2 3B: 0 HR: 0	SF: 0 SAC: 0 DP: 1 HBP: 0	WP: 0 PB: 0 SB: 0 CS: 0	PA: 40			
<b>PITCHER</b>	IP WLS BF H R ER SO BB IBB HBP BLK WP HR S P ERA WHIP	IP WLS BF H R ER SO BB IBB HBP BLK WP HR S P ERA WHIP	IP WLS BF H R ER SO BB IBB HBP BLK WP HR S P ERA WHIP	IP WLS BF H R ER SO BB IBB HBP BLK WP HR S P ERA WHIP	IP WLS BF H R ER SO BB IBB HBP BLK WP HR S P ERA WHIP	IP WLS BF H R ER SO BB IBB HBP BLK WP HR S P ERA WHIP	IP WLS BF H R ER SO BB IBB HBP BLK WP HR S P ERA WHIP	IP WLS BF H R ER SO BB IBB HBP BLK WP HR S P ERA WHIP	IP WLS BF H R ER SO BB IBB HBP BLK WP HR S P ERA WHIP	IP WLS BF H R ER SO BB IBB HBP BLK WP HR S P ERA WHIP	IP WLS BF H R ER SO BB IBB HBP BLK WP HR S P ERA WHIP	IP WLS BF H R ER SO BB IBB HBP BLK WP HR S P ERA WHIP	IP WLS BF H R ER SO BB IBB HBP BLK WP HR S P ERA WHIP	IP WLS BF H R ER SO BB IBB HBP BLK WP HR S P ERA WHIP	IP WLS BF H R ER SO BB IBB HBP BLK WP HR S P ERA WHIP	IP WLS BF H R ER SO BB IBB HBP BLK WP HR S P ERA WHIP	IP WLS BF H R ER SO BB IBB HBP BLK WP HR S P ERA WHIP	IP WLS BF H R ER SO BB IBB HBP BLK WP HR S P ERA WHIP	IP WLS BF H R ER SO BB IBB HBP BLK WP HR S P ERA WHIP	IP WLS BF H R ER SO BB IBB HBP BLK WP HR S P ERA WHIP	IP WLS BF H R ER SO BB IBB HBP BLK WP HR S P ERA WHIP	IP WLS BF H R ER SO BB IBB HBP BLK WP HR S P ERA WHIP	IP WLS BF H R ER SO BB IBB HBP BLK WP HR S P ERA WHIP	IP WLS BF H R ER SO BB IBB HBP BLK WP HR S P ERA WHIP	IP WLS BF H R ER SO BB IBB HBP BLK WP HR S P ERA WHIP	IP WLS BF H R ER SO BB IBB HBP BLK WP HR S P ERA WHIP	IP WLS BF H R ER SO BB IBB HBP BLK WP HR S P ERA WHIP

**BOTTOM**

**St. Louis Cardinals @ Florida Marlins**  
Pro Player Stadium, Miami, FL  
Tue Aug 10 2004, 7:05 PM EDT  
Att. 17,413 - Cloudy - 86 F

AB	36
R	1
H	7
RBI	1
BB	4
SO	7
LOB	18





Batter	1	2	3	4	5	6	7	8	9	AB	R	H	RBI	BB	SO	LOB	TOP							
Tony Womack, L (1.4) OBP: 0.336, SLG: 0.384	0-1 CS 1B		2-0 F8		1-2 G1-3		2-2 G5-3			4	0	1	0	0	0	0								
Larry Walker, L (1.9) OBP: 0.467, SLG: 0.607	4-2 5 1B 27 FC5-2 BB		0-0 27 S 1B		1-3 K			1-3 K		3	0	1	0	1	2	0								
5 Albert Pujols, R (1.3) OBP: 0.402, SLG: 0.620	2-2 15 BB 27 FC5-2 1B		0-3 K		0-0 P4			2-2 F9		4	0	1	0	0	1	1								
27 Scott Rolen, R (1.5) OBP: 0.411, SLG: 0.611	2-2 FC5-2 15 BB 1B		1-0 P6			4-2 15 1B BB		0-3 K		3	1	0	0	1	1	3								
15 Jim Edmonds, L (1.8) OBP: 0.417, SLG: 0.654	4-0 1-2 2-3 BB			2-1 F7		1-0 1B 1B		4-0 BB		2	0	1	0	2	0	0								
Edgar Renteria, R (1.6) OBP: 0.336, SLG: 0.418	3-2 G6-3			0-1 2B		1-1 1B 1B		0-3 K		4	0	2	1	0	1	4								
Reggie Sanders, R (1.7) OBP: 0.294, SLG: 0.470 44 Jason Istringhausen, R (9.1) OBP: 0.500, SLG: 0.500		1-3 K		2-2 L5		1-1 CS 1B 1B		2-1 P3		4	0	0	0	0	1	3								
Mike Matheny, R (1.2) OBP: 0.292, SLG: 0.335	1-1 F8			4-0 IBB		0-1 F9		1-2 F9		3	0	0	0	1	0	1								
Jeff Suppan, R (1.1) Steve Kline, S (9.1) John Mabry, L (9.7) OBP: 0.410, SLG: 0.528	0-2 F9			2-1 G4-3		0-0 P6				3	0	0	0	0	0	2								
<b>Inning Stats</b>	R: 0 E: 0 K: 0 S: 13	H: 2 LOB: 3 BB: 2 P: 28	R: 0 E: 0 K: 1 S: 8	H: 0 LOB: 0 BB: 0 P: 10	R: 0 E: 0 K: 1 S: 7	H: 1 LOB: 1 BB: 0 P: 10	R: 0 E: 0 K: 0 S: 10	H: 1 LOB: 2 BB: 1 P: 20	R: 0 E: 0 K: 1 S: 8	H: 0 LOB: 0 BB: 0 P: 10	R: 1 E: 0 K: 0 S: 9	H: 2 LOB: 0 BB: 1 P: 17	R: 0 E: 0 K: 0 S: 7	H: 0 LOB: 0 BB: 0 P: 9	R: 0 E: 0 K: 2 S: 9	H: 0 LOB: 0 BB: 0 P: 12	R: 0 E: 0 K: 1 S: 12	H: 0 LOB: 1 BB: 1 P: 19	1B: 5 2B: 1 3B: 0 HR: 0	SF: 0 SAC: 0 DP: 0 HBP: 0	WP: 0 PB: 0 SB: 1 CS: 2	PA: 35		
<b>PITCHER</b>	IP WLS BF H R ER SO BB IBB HBP BLK WP HR S P ERA WHIP	8.0 L 31 6 1 1 5 3 1 0 0 0 0 0 71 116 1.12 1.125	1.0 4 0 0 0 1 1 0 0 0 0 0 0 12 19 0.00 1.000																					

St. Louis Cardinals @ Florida Marlins  
Pro Player Stadium, Miami, FL  
Wed Aug 11 2004, 7:05 PM EDT  
Att: 18,686 - Cloudy - 85 F

AB 30  
R 1  
H 6  
RBI 1  
BB 5  
SO 6  
LOB 14



Batter	1	2	3	4	5	6	7	8	9	AB	R	H	RBI	BB	SO	LOB	BOTTOM					
Juan Pierre, L (1.8) OBP: 0.364, SLG: 0.383	0-3 K2-3		2-1 G1-3			4-1 G4-3 BB			2-2 SH1-4 1B	3	0	1	0	1	1	1						
Luis Castillo, S (1.4) OBP: 0.365, SLG: 0.359	2-2 F8			2-1 P5		1-1 G4-3			1-0 SH1-4	3	0	0	0	0	0	2						
Paul Lo Duca, R (1.2) OBP: 0.359, SLG: 0.465	3-2 G5-3			0-0 L8		1-2 2-3 G5-3			1-2 F7	4	0	0	0	0	0	3						
Miguel Cabrera, R (1.7) OBP: 0.384, SLG: 0.541		0-1 P4		3-0 P3			2-2 G5-3		1-3 K	4	0	0	0	0	1	1						
Mike Lowell, R (1.5) OBP: 0.370, SLG: 0.526		3-3 K			1-1 G5-3		0-0 L8			3	0	0	0	0	1	0						
Jeff Conine, R (1.3) OBP: 0.335, SLG: 0.417		2-1 P6			1-2 F9		3-2 G5-3			3	0	0	0	0	0	0						
Juan Encarnacion, R (1.9) OBP: 0.292, SLG: 0.403			1-0 G1-3		1-0 G6-3			2-1 G6-3		3	0	0	0	0	0	0						
Alex Gonzalez, R (1.6) OBP: 0.263, SLG: 0.430				4-1 FC1-6 BB		0-0 G4-3 SH3-4 1B		1-0 F7		2	0	1	0	1	0	0						
Carl Pavano, R (1.1) OBP: 0.156, SLG: 0.227 Damion Easley, R (8, PH) OBP: 0.331, SLG: 0.437 Guillermo Mota, R (9.1) OBP: 0.143, SLG: 0.143				0-0 FC1-6		0-0 SH3-4		1-2 G4-3		1	0	0	0	0	0	1						
<b>Inning Stats</b>	R: 0 E: 0 K: 1 S: 11	H: 0 LOB: 0 BB: 0 P: 16	R: 0 E: 0 K: 1 S: 7	H: 0 LOB: 0 BB: 0 P: 12	R: 0 E: 0 K: 0 S: 5	H: 0 LOB: 1 BB: 1 P: 12	R: 0 E: 0 K: 0 S: 4	H: 0 LOB: 0 BB: 0 P: 9	R: 0 E: 0 K: 0 S: 7	H: 1 LOB: 2 BB: 1 P: 14	R: 0 E: 0 K: 0 S: 7	H: 0 LOB: 0 BB: 0 P: 12	R: 0 E: 0 K: 0 S: 6	H: 0 LOB: 0 BB: 0 P: 10	R: 0 E: 0 K: 1 S: 9	H: 1 LOB: 1 BB: 0 P: 13	1B: 2 2B: 0 3B: 0 HR: 0	SF: 0 SAC: 2 DP: 0 HBP: 0	WP: 0 PB: 0 SB: 0 CS: 0	PA: 31		
<b>PITCHER</b>	IP WLS BF H R ER SO BB IBB HBP BLK WP HR S P ERA WHIP	8.0 W 28 8 0 0 0 2 0 0 0 0 0 1 2 0.00 0.000	0.1 H 1 0 0 0 0 0 0 0 0 0 0 1 2 0.00 0.000	0.2 S 2 0 0 0 1 0 0 0 0 0 0 5 6 0.00 0.000																		

St. Louis Cardinals @ Florida Marlins  
Pro Player Stadium, Miami, FL  
Wed Aug 11 2004, 7:05 PM EDT  
Att: 18,686 - Cloudy - 85 F

AB 27  
R 0  
H 2  
RBI 0  
BB 2  
SO 3  
LOB 8






Batter	1	2	3	4	5	6	7	8	9	AB	R	H	RBI	BB	SO	LOB	TOP					
<b>Marlon Anderson, L</b> (1, 4) <small>OBP: 0.273, SLG: 0.377</small>										4	0	2	0	0	0	0	<b>St. Louis Cardinals @ Florida Marlins</b> Pro Player Stadium, Miami, FL Thu Aug 12, 2004, 1:05 PM EDT Att: 16,187 - Cloudy - 92 F					
<b>Larry Walker, L</b> (1, 9) <small>OBP: 0.445, SLG: 0.625</small> <b>Tony Womack, L</b> (8, PH) <small>OBP: 0.335, SLG: 0.383</small>										3	1	1	1	0	1	1						
<b>5 Albert Pujols, R</b> (1, 3) <small>OBP: 0.401, SLG: 0.619</small>										4	0	1	0	0	1	1						
<b>15 Jim Edmonds, L</b> (1, 8) <small>OBP: 0.418, SLG: 0.650</small>										2	1	0	0	2	0	1						
<b>John Mabry, L</b> (1, 5) <small>OBP: 0.418, SLG: 0.541</small>										4	0	3	0	0	0	0						
<b>Roger Cedeno, S</b> (1, 7) <small>OBP: 0.358, SLG: 0.424</small>										4	0	0	0	0	1	3						
<b>7 Hector Luna, R</b> (1, 6) <small>OBP: 0.284, SLG: 0.374</small>										2	0	0	1	1	0	0						
<b>4 Yadier Molina, R</b> (1, 2) <small>OBP: 0.330, SLG: 0.297</small>										3	0	0	0	0	1	1						
<b>Matt Morris, R</b> (1, 1) <small>OBP: 0.170, SLG: 0.157</small> <b>Jason Simontacchi, R</b> (7, 1) <small>OBP: 0.500, SLG: 0.500</small>										3	0	0	0	0	3	1						
										0	0	0	0	0	0	0						
<b>Inning Stats</b>	R: 0 E: 0 K: 1 S: 7	H: 0 LOB: 0 BB: 0 P: 9	R: 1 E: 0 K: 1 S: 10	H: 1 LOB: 0 BB: 1 P: 15	R: 0 E: 0 K: 1 S: 7	H: 0 LOB: 0 BB: 0 P: 12	R: 1 E: 0 K: 0 S: 10	H: 2 LOB: 1 BB: 0 P: 16	R: 0 E: 0 K: 1 S: 7	H: 0 LOB: 0 BB: 0 P: 13	R: 0 E: 0 K: 1 S: 12	H: 2 LOB: 2 BB: 1 P: 21	R: 0 E: 0 K: 2 S: 10	H: 0 LOB: 1 BB: 1 P: 17	R: 0 E: 0 K: 0 S: 5	H: 2 LOB: 1 BB: 0 P: 10	R: 0 E: 0 K: 0 S: 8	H: 0 LOB: 0 BB: 0 P: 13	1B: 4 2B: 3 3B: 0 HR: 1	SF: 1 SAC: 0 DP: 2 HBP: 0	WP: 0 PB: 0 SB: 1 CS: 0	PA: 34
<b>PITCHER</b>	IP WLS BF H R ER SO BB IBB HBP BLK WP HR S P ERA WHIP																					
<b>A.J. Burnett, R</b> (1, 1) ERA: 4.35	7.0 W 27 5 2 2 7 3 0 0 0 0 0 1 63 103 2.57 1.143																					
<b>40 Nate Bump, R</b> (8, 1) ERA: 4.55	1.0 4 2 0 0 0 0 0 0 0 0 0 0 5 10 0.00 2.000																					
<b>Billy Koch, R</b> (9, 1) ERA: 4.27	1.0 3 0 0 0 0 0 0 0 0 0 0 0 8 13 0.00 0.000																					

Batter	1	2	3	4	5	6	7	8	9	AB	R	H	RBI	BB	SO	LOB	BOTTOM			
<b>Juan Pierre, L</b> (1, 8) <small>OBP: 0.361, SLG: 0.380</small>										4	1	0	1	0	0	4	<b>St. Louis Cardinals @ Florida Marlins</b> Pro Player Stadium, Miami, FL Thu Aug 12, 2004, 1:05 PM EDT Att: 16,187 - Cloudy - 92 F			
<b>Damion Easley, R</b> (1, 4) <small>OBP: 0.335, SLG: 0.459</small>										4	1	2	3	0	0	2				
<b>Paul Lo Duca, R</b> (1, 2) <small>OBP: 0.362, SLG: 0.468</small>										2	0	2	2	1	0	0				
<b>Miguel Cabrera, R</b> (1, 7) <small>OBP: 0.381, SLG: 0.536</small> <b>Chris Aguila, R</b> (8, 7) <small>OBP: 0.125, SLG: 0.125</small>										4	1	0	0	0	0	6				
										0	0	0	0	0	0	0				
<b>Mike Lowell, R</b> (1, 5) <small>OBP: 0.371, SLG: 0.525</small> <b>40 Nate Bump, L</b> (8, 1) <b>Billy Koch, R</b> (9, 1)										3	0	1	0	1	1	1				
<b>Jeff Conine, R</b> (1, 3) <small>OBP: 0.334, SLG: 0.415</small>										4	0	1	2	0	0	2				
<b>Juan Encarnacion, R</b> (1, 9) <small>OBP: 0.292, SLG: 0.402</small>										4	1	1	0	0	2	2				
<b>Alex Gonzalez, R</b> (1, 6) <small>OBP: 0.268, SLG: 0.436</small>										4	2	3	0	0	0	1				
<b>A.J. Burnett, R</b> (1, 1) <small>OBP: 0.056, SLG: 0.056</small> <b>Mike Mordecai, R</b> (7, PH) <small>OBP: 0.269, SLG: 0.242</small>										1	1	0	0	0	0	1				
										2	1	1	0	0	1	1				
<b>Inning Stats</b>	R: 1 E: 0 K: 0 S: 6	H: 2 LOB: 0 BB: 0 P: 7	R: 0 E: 0 K: 2 S: 10	H: 0 LOB: 0 BB: 0 P: 14	R: 2 E: 1 K: 0 S: 8	H: 2 LOB: 1 BB: 0 P: 12	R: 0 E: 0 K: 0 S: 7	H: 1 LOB: 0 BB: 0 P: 11	R: 0 E: 0 K: 0 S: 5	H: 1 LOB: 1 BB: 0 P: 8	R: 0 E: 0 K: 0 S: 8	H: 0 LOB: 1 BB: 1 P: 17	R: 5 E: 2 K: 1 S: 26	H: 4 LOB: 2 BB: 1 P: 33	R: 0 E: 0 K: 1 S: 7	H: 1 LOB: 0 BB: 0 P: 10	1B: 9 2B: 1 3B: 0 HR: 1	SF: 1 SAC: 2 DP: 4 HBP: 0	WP: 0 PB: 0 SB: 0 CS: 0	PA: 37
<b>PITCHER</b>	IP WLS BF H R ER SO BB IBB HBP BLK WP HR S P ERA WHIP																			
<b>Matt Morris, R</b> (1, 1) ERA: 4.76	6.0 L 29 9 8 4 2 1 0 0 0 0 0 0 0 82 6.00 1.667																			
<b>Jason Simontacchi, R</b> (7, 1) ERA: 5.23	2.0 8 2 0 0 0 2 1 0 0 0 0 0 0 20 30 0.00 1.500																			

AB 30  
R 2  
H 7  
RBI 2  
BB 3  
SO 7  
LOB 9



AB 32  
R 8  
H 11  
RBI 8  
BB 2  
SO 4  
LOB 20





Batter	1	2	3	4	5	6	7	8	9	AB	R	H	RBI	BB	SO	LOB	TOP					
Tony Womack, L (1.4) OBP: 0.336, SLG: 0.386	G5-3		G2-3 2B		L3		HR 1B	G4-3									5 1 2 0 0 0 3					
Larry Walker, L (1.9) OBP: 0.469, SLG: 0.642	HBP		G2-3		F7		HR		BB								3 1 1 2 1 0 1					
5 Albert Pujols, R (1.3) OBP: 0.403, SLG: 0.625	1B		F8			HR	BB		K								4 1 2 1 1 1 2					
27 Scott Rolen, R (1.5) OBP: 0.411, SLG: 0.606	K				SF9 15 1B		F8	L6	BB								3 1 0 0 2 1 3					
15 Jim Edmonds, L (1.8) OBP: 0.418, SLG: 0.646	P5				1B		F8		F8								4 0 1 0 1 0 4					
Edgar Renteria, R (1.6) OBP: 0.337, SLG: 0.418		K			SF9		S	SH1-3 FC6-2 1B	P4								4 0 2 1 0 1 2					
John Mabry, L (1.7) OBP: 0.410, SLG: 0.530	F9				F8		K	SH1-3									3 0 0 0 0 1 2					
Mike Matheny, R (1.2) OBP: 0.288, SLG: 0.330	K				K		F8	FC6-2 BB									4 0 0 0 0 2 3					
Woody Williams, R (1.1) OBP: 0.250, SLG: 0.326					F9		K										3 0 0 0 0 1 0					
Roger Cedeno, S (8. PH) OBP: 0.352, SLG: 0.424								F7									0 0 0 0 1 0 0					
Julian Tavarez, L (8.1) OBP: 0.500, SLG: 0.500									BB								0 0 0 0 0 0 0					
44 Jason Isringhausen, R (9.1) OBP: 0.500, SLG: 0.500																	0 0 0 0 0 0 0					
<b>Inning Stats</b>	R: 0 E: 0 K: 1 S: 12	H: 1 LOB: 2 BB: 0 P: 20	R: 0 E: 0 K: 2 S: 8	H: 0 LOB: 0 BB: 0 P: 11	R: 0 E: 0 K: 0 S: 7	H: 1 LOB: 1 BB: 0 P: 9	R: 1 E: 0 K: 1 S: 15	H: 1 LOB: 1 BB: 1 P: 23	R: 0 E: 0 K: 1 S: 10	H: 0 LOB: 0 BB: 0 P: 15	R: 1 E: 0 K: 1 S: 16	H: 2 LOB: 1 BB: 0 P: 22	R: 2 E: 0 K: 0 S: 9	H: 2 LOB: 1 BB: 1 P: 19	R: 0 E: 0 K: 1 S: 9	H: 1 LOB: 3 BB: 2 P: 19	R: 0 E: 0 K: 1 S: 12	H: 0 LOB: 2 BB: 2 P: 24	1B: 5 2B: 1 3B: 0 HR: 2	SF: 1 SAC: 1 DP: 0 HBP: 1	WP: 0 PB: 0 SB: 3 CS: 0	PA: 42
<b>PITCHER</b>	IP WLS BF H R ER SO BB IBB HBP BLK WP HR S P ERA WHIP																					
Paul Byrd, R (1.1) ERA: 4.03	6.2 L 29 7 4 4 6 1 0 1 0 0 2 76 113 5.40 1.200																					
Kevin Gryboski, R (7.1) ERA: 2.75	0.1 2 0 0 0 0 1 0 0 0 0 0 1 6 0.00 3.000																					
Antonio Alfonseca, R (8.1) ERA: 3.24	1.0 6 1 0 0 0 2 0 0 0 0 0 9 19 0.00 3.000																					
Juan Cruz, R (9.1) ERA: 2.83	1.0 5 0 0 0 0 1 2 0 0 0 0 0 12 24 0.00 2.000																					

St. Louis Cardinals @ Atlanta Braves  
Turner Field, Atlanta, GA  
Fri Aug 13 2004, 7:35 PM EDT  
Att: 38,843 - Sunny - 75 F

AB 33  
R 4  
H 8  
RBI 4  
BB 6  
SO 7  
LOB 20



Batter	1	2	3	4	5	6	7	8	9	AB	R	H	RBI	BB	SO	LOB	BOTTOM					
Rafael Furcal, S (1.6) OBP: 0.344, SLG: 0.424	P5		G3-1 1-2			B1-3		G4-3									4 0 0 0 0 0 1					
Marcus Giles, R (1.4) OBP: 0.388, SLG: 0.439	CS 1B				F8		F9		G1-3								4 0 1 0 0 0 0					
J.D. Drew, L (1.9) OBP: 0.425, SLG: 0.592	K				BB		K		K								3 0 0 0 1 3 1					
10 Chipper Jones, S (1.5) OBP: 0.346, SLG: 0.438					F7		HR		G4-3								4 1 1 1 0 0 1					
Johnny Estrada, S (1.2) OBP: 0.382, SLG: 0.476					K		F7										3 0 0 0 0 1 1					
Andruw Jones, R (1.8) OBP: 0.356, SLG: 0.488							F8										3 0 0 0 0 1 0					
Adam LaRoche, L (1.3) OBP: 0.313, SLG: 0.416					F7		L6										2 0 0 0 1 0 0					
Charles Thomas, L (1.7) OBP: 0.366, SLG: 0.488					FC6 1B		P6		K								3 0 1 0 0 1 1					
Paul Byrd, R (1.1) OBP: 0.176, SLG: 0.125					FC6		G4-3		G6-3								2 0 0 0 0 0 2					
Kevin Gryboski, R (7.1) ERA: 3.75																	0 0 0 0 0 0 0					
Antonio Alfonseca, R (8.1) OBP: 0.364, SLG: 0.425																	0 0 0 0 0 0 0					
Julio Franco, R (8. PH) OBP: 0.364, SLG: 0.425																	1 0 0 0 0 0 0					
Juan Cruz, R (9.1) ERA: 2.37																	0 0 0 0 0 0 0					
<b>Inning Stats</b>	R: 0 E: 0 K: 1 S: 6	H: 1 LOB: 1 BB: 0 P: 9	R: 0 E: 0 K: 1 S: 9	H: 0 LOB: 0 BB: 0 P: 14	R: 0 E: 0 K: 0 S: 12	H: 1 LOB: 1 BB: 0 P: 17	R: 0 E: 0 K: 1 S: 9	H: 0 LOB: 1 BB: 1 P: 16	R: 0 E: 0 K: 1 S: 10	H: 0 LOB: 0 BB: 1 P: 15	R: 0 E: 0 K: 1 S: 6	H: 0 LOB: 0 BB: 0 P: 9	R: 1 E: 0 K: 0 S: 10	H: 1 LOB: 0 BB: 0 P: 14	R: 0 E: 0 K: 1 S: 7	H: 0 LOB: 0 BB: 0 P: 10	R: 0 E: 0 K: 1 S: 10	H: 0 LOB: 0 BB: 0 P: 15	1B: 2 2B: 1 3B: 0 HR: 1	SF: 0 SAC: 0 DP: 1 HBP: 0	WP: 1 PB: 0 SB: 0 CS: 1	PA: 31
<b>PITCHER</b>	IP WLS BF H R ER SO BB IBB HBP BLK WP HR S P ERA WHIP																					
Woody Williams, R (1.1) ERA: 3.75	7.0 W 25 3 1 1 4 2 0 0 0 0 1 1 62 94 1.29 0.714																					
Julian Tavarez, R (8.1) ERA: 2.49	1.0 H 3 0 0 0 1 0 0 0 0 0 0 7 10 0.00 0.000																					
44 Jason Isringhausen, R (9.1) ERA: 2.37	1.0 S 3 0 0 0 1 0 0 0 0 0 0 0 10 15 0.00 0.000																					

St. Louis Cardinals @ Atlanta Braves  
Turner Field, Atlanta, GA  
Fri Aug 13 2004, 7:35 PM EDT  
Att: 38,843 - Sunny - 75 F

AB 29  
R 1  
H 3  
RBI 1  
BB 2  
SO 6  
LOB 7





Batter	1	2	3	4	5	6	7	8	9	AB	R	H	RBI	BB	SO	LOB	TOP							
Tony Womack, L (1,4) OBP: 0.332, SLG: 0.381	1-1 G4-3	0-3 K		0-1 F8		2-2 FC1-6 1B	0-1 F8			5	0	0	0	0	1	8								
Larry Walker, L (1,9) OBP: 0.467, SLG: 0.630	2-2 5 HR HBP		1-1 G3		0-1 F8	0-1 1B		0-0 G6-3		4	1	1	1	0	0	0								
5 Albert Pujols, R (1,3) OBP: 0.405, SLG: 0.638	1-1 HR		4-2 27 G5-4-3 BB		0-1 HR	1-3 1B		2-1 E5		4	2	2	3	1	1	2								
27 Scott Rolen, R (1,5) OBP: 0.409, SLG: 0.600	3-3 K		2-1 G5-4-3 BB		4-2 HR	2-3 15 1B SF9		0-1 F8		4	1	0	0	1	2	4								
15 Jim Edmonds, L (1,8) OBP: 0.418, SLG: 0.642	3-3 K			1-2 4 1B F9	0-0 SF9			0-0 G4-3		5	1	2	0	0	2	1								
Edgar Renteria, R (1,6) OBP: 0.336, SLG: 0.418		0-3 K		1-2 1B	2-1 SF9			0-1 BB		3	1	1	1	1	2	0								
Reggie Sanders, R (1,7) OBP: 0.295, SLG: 0.471		2-2 2B		2-3 K	0-0 P3			4-2 BB		4	0	1	0	1	1	3								
4 Yadier Molina, R (7,PH) OBP: 0.361, SLG: 0.301		4-2 BB		0-1 F9		1-1 FC1-6 1B		0-0 FC3		2	1	1	0	1	0	2								
Roger Cedeno, S (7,PH) OBP: 0.361, SLG: 0.421				2-3 1B		1-2 2H		1-2 2H		1	0	0	0	0	0	1								
Ray King, L (7,1) OBP: 0.287, SLG: 0.375				0-1 F9		1-2 1B		1-2 2H		0	0	0	0	0	0	0								
Julian Tavares, L (7,1) OBP: 0.287, SLG: 0.375				2-3 1B		1-2 1B		1-2 2H		0	0	0	0	0	0	0								
Steve Kline, S (8,1) OBP: 0.287, SLG: 0.375				1-3 3H		1-2 1B		1-2 2H		1	0	0	0	0	0	0								
Marlon Anderson, L (8,PH) OBP: 0.287, SLG: 0.375				1-3 3H		1-2 1B		1-2 2H		0	0	0	0	0	0	0								
Jason Marquis, L (1,1) OBP: 0.315, SLG: 0.434		1-0 P2		0-0 1B		1-2 1B		2-3 K		3	0	2	1	0	0	2								
Cal Eldred, R (6,1) OBP: 0.287, SLG: 0.434				1-3 3H		1-2 1B		2-3 K		0	0	0	0	0	0	0								
Mike Matheny, R (7,PH) OBP: 0.287, SLG: 0.328				1-3 3H		1-2 1B		2-3 K		1	0	0	0	0	1	2								
<b>Inning Stats</b>	R: 2 E: 0 K: 2 S: 12	H: 1 LOB: 0 BB: 0 P: 24	R: 0 E: 0 K: 2 S: 13	H: 1 LOB: 2 BB: 1 P: 20	R: 0 E: 0 K: 0 S: 6	H: 0 LOB: 0 BB: 1 P: 13	R: 1 E: 0 K: 1 S: 13	H: 2 LOB: 2 BB: 1 P: 20	R: 2 E: 0 K: 0 S: 10	H: 2 LOB: 1 BB: 1 P: 16	R: 1 E: 0 K: 2 S: 14	H: 3 LOB: 2 BB: 0 P: 21	R: 1 E: 1 K: 1 S: 13	H: 1 LOB: 2 BB: 1 P: 19	R: 0 E: 1 K: 1 S: 8	H: 0 LOB: 1 BB: 0 P: 12	R: 0 E: 0 K: 1 S: 14	H: 0 LOB: 0 BB: 0 P: 15	1B: 7 2B: 1 3B: 0 HR: 2	SF: 1 SAC: 0 DP: 1 HBP: 1	WP: 0 PB: 1 SB: 2 CS: 0	PA: 44		
<b>PITCHER</b>	IP WLS BF H R ER SO BB IBB HBP BLK WP HR S P ERA WHIP	IP WLS BF H R ER SO BB IBB HBP BLK WP HR S P ERA WHIP	IP WLS BF H R ER SO BB IBB HBP BLK WP HR S P ERA WHIP	IP WLS BF H R ER SO BB IBB HBP BLK WP HR S P ERA WHIP	IP WLS BF H R ER SO BB IBB HBP BLK WP HR S P ERA WHIP	IP WLS BF H R ER SO BB IBB HBP BLK WP HR S P ERA WHIP	IP WLS BF H R ER SO BB IBB HBP BLK WP HR S P ERA WHIP	IP WLS BF H R ER SO BB IBB HBP BLK WP HR S P ERA WHIP	IP WLS BF H R ER SO BB IBB HBP BLK WP HR S P ERA WHIP	IP WLS BF H R ER SO BB IBB HBP BLK WP HR S P ERA WHIP	IP WLS BF H R ER SO BB IBB HBP BLK WP HR S P ERA WHIP	IP WLS BF H R ER SO BB IBB HBP BLK WP HR S P ERA WHIP	IP WLS BF H R ER SO BB IBB HBP BLK WP HR S P ERA WHIP	IP WLS BF H R ER SO BB IBB HBP BLK WP HR S P ERA WHIP	IP WLS BF H R ER SO BB IBB HBP BLK WP HR S P ERA WHIP	IP WLS BF H R ER SO BB IBB HBP BLK WP HR S P ERA WHIP	IP WLS BF H R ER SO BB IBB HBP BLK WP HR S P ERA WHIP	IP WLS BF H R ER SO BB IBB HBP BLK WP HR S P ERA WHIP	IP WLS BF H R ER SO BB IBB HBP BLK WP HR S P ERA WHIP	IP WLS BF H R ER SO BB IBB HBP BLK WP HR S P ERA WHIP	IP WLS BF H R ER SO BB IBB HBP BLK WP HR S P ERA WHIP	IP WLS BF H R ER SO BB IBB HBP BLK WP HR S P ERA WHIP	IP WLS BF H R ER SO BB IBB HBP BLK WP HR S P ERA WHIP	IP WLS BF H R ER SO BB IBB HBP BLK WP HR S P ERA WHIP

St. Louis Cardinals @ Atlanta Braves  
Turner Field, Atlanta, GA  
Sat Aug 14 2004, 1:20 PM EDT  
Att: 44,413 - Cloudy - 78 F

AB 37  
R 7  
H 10  
RBI 6  
BB 5  
SO 10  
LOB 25



Batter	1	2	3	4	5	6	7	8	9	AB	R	H	RBI	BB	SO	LOB	BOTTOM							
Rafael Furcal, S (1,6) OBP: 0.349, SLG: 0.437	1-1 1B	0-0 1B		1-0 HR		1-0 FC3-6 1B		1-1 FC6 1B		5	1	4	3	0	0	1								
Nick Green, R (1,4) OBP: 0.324, SLG: 0.391	0-1 G6-3	1-0 L8		2-0 1B			0-0 2B	1-0 B2		5	1	2	0	0	0	3								
J.D. Drew, L (1,9) OBP: 0.423, SLG: 0.586	3-2 G4-3		3-2 G4-3	0-0 F7			4-0 2B	0-0 FC6		4	1	0	0	1	0	2								
10 Chipper Jones, S (1,5) OBP: 0.347, SLG: 0.456		2-1 HR	3-2 HR		1-2 G6-3		0-1 P4	0-0 F8		5	2	2	2	0	0	3								
Adam LaRoche, L (1,3) OBP: 0.309, SLG: 0.410	0-1 P2		2-3 K		3-3 K			0-0 1B		3	0	0	0	0	2	0								
Julio Franco, R (7,PH) OBP: 0.366, SLG: 0.432								1-1 1B		1	1	1	2	0	0	0								
Andruw Jones, R (1,8) OBP: 0.355, SLG: 0.493		3-2 HR	2-3 K		1-3 K			1-3 K		4	1	1	1	0	3	1								
Charles Thomas, L (1,7) OBP: 0.370, SLG: 0.484		2-3 K		0-0 L7		3-1 E4		2-1 1B		3	0	1	0	0	1	0								
Eddie Pérez, R (1,2) OBP: 0.275, SLG: 0.327		1-2 1B		1-0 1B		0-0 SH1-4		1-0 1B		2	1	2	0	0	0	0								
Johnny Estrada, S (7,PH) OBP: 0.353, SLG: 0.478		1-2 1B		1-0 FC5-6 1B		2-3 SH1-4		1-3 1B		1	0	1	1	0	0	0								
Russ Ortiz, R (8,1) OBP: 0.336, SLG: 0.095		1-2 2B		1-1 FC5-6 HR		2-0 FC3-6 1B		1-3 K		1	1	0	0	0	0	1								
Tom Martin, L (8,1) OBP: 0.336, SLG: 0.095				1-2 HR		3-H				0	0	0	0	0	0	0								
Kevin Gryboski, R (8,1) OBP: 0.336, SLG: 0.095										0	0	0	0	0	0	0								
Mark DeRosa, R (8,PH) OBP: 0.336, SLG: 0.095										0	0	0	0	0	0	0								
Antonio Alfonseca, R (7,1) OBP: 0.336, SLG: 0.095										0	0	0	0	0	0	0								
Marcus Giles, R (7,PH) OBP: 0.336, SLG: 0.095										0	0	0	0	0	0	0								
Chris Reitsma, R (8,1) OBP: 0.336, SLG: 0.095										0	0	0	0	0	0	0								
29 John Smoltz, R (8,1) OBP: 0.336, SLG: 0.095										0	0	0	0	0	0	0								
<b>Inning Stats</b>	R: 0 E: 0 K: 0 S: 7	H: 1 LOB: 0 BB: 0 P: 11	R: 3 E: 0 K: 1 S: 17	H: 4 LOB: 2 BB: 0 P: 27	R: 1 E: 0 K: 2 S: 16	H: 1 LOB: 0 BB: 0 P: 26	R: 2 E: 0 K: 0 S: 7	H: 3 LOB: 1 BB: 0 P: 12	R: 0 E: 0 K: 2 S: 9	H: 0 LOB: 0 BB: 0 P: 14	R: 0 E: 1 K: 0 S: 5	H: 2 LOB: 1 BB: 0 P: 11	R: 3 E: 0 K: 2 S: 12	H: 3 LOB: 2 BB: 1 P: 21	R: 0 E: 0 K: 0 S: 5	H: 1 LOB: 1 BB: 0 P: 7	1B: 8 2B: 3 3B: 0 HR: 4	SF: 0 SAC: 1 DP: 0 HBP: 2	WP: 0 PB: 0 SB: 0 CS: 1	PA: 40				
<b>PITCHER</b>	IP WLS BF H R ER SO BB IBB HBP BLK WP HR S P ERA WHIP	IP WLS BF H R ER SO BB IBB HBP BLK WP HR S P ERA WHIP	IP WLS BF H R ER SO BB IBB HBP BLK WP HR S P ERA WHIP	IP WLS BF H R ER SO BB IBB HBP BLK WP HR S P ERA WHIP	IP WLS BF H R ER SO BB IBB HBP BLK WP HR S P ERA WHIP	IP WLS BF H R ER SO BB IBB HBP BLK WP HR S P ERA WHIP	IP WLS BF H R ER SO BB IBB HBP BLK WP HR S P ERA WHIP	IP WLS BF H R ER SO BB IBB HBP BLK WP HR S P ERA WHIP	IP WLS BF H R ER SO BB IBB HBP BLK WP HR S P ERA WHIP	IP WLS BF H R ER SO BB IBB HBP BLK WP HR S P ERA WHIP	IP WLS BF H R ER SO BB IBB HBP BLK WP HR S P ERA WHIP	IP WLS BF H R ER SO BB IBB HBP BLK WP HR S P ERA WHIP	IP WLS BF H R ER SO BB IBB HBP BLK WP HR S P ERA WHIP	IP WLS BF H R ER SO BB IBB HBP BLK WP HR S P ERA WHIP	IP WLS BF H R ER SO BB IBB HBP BLK WP HR S P ERA WHIP	IP WLS BF H R ER SO BB IBB HBP BLK WP HR S P ERA WHIP	IP WLS BF H R ER SO BB IBB HBP BLK WP HR S P ERA WHIP	IP WLS BF H R ER SO BB IBB HBP BLK WP HR S P ERA WHIP	IP WLS BF H R ER SO BB IBB HBP BLK WP HR S P ERA WHIP	IP WLS BF H R ER SO BB IBB HBP BLK WP HR S P ERA WHIP	IP WLS BF H R ER SO BB IBB HBP BLK WP HR S P ERA WHIP	IP WLS BF H R ER SO BB IBB HBP BLK WP HR S P ERA WHIP	IP WLS BF H R ER SO BB IBB HBP BLK WP HR S P ERA WHIP	IP WLS BF H R ER SO BB IBB HBP BLK WP HR S P ERA WHIP

St. Louis Cardinals @ Atlanta Braves  
Turner Field, Atlanta, GA  
Sat Aug 14 2004, 1:20 PM EDT  
Att: 44,413 - Cloudy - 78 F

AB 36  
R 9  
H 15  
RBI 9  
BB 1  
SO 7  
LOB 13





Batter	1	2	3	4	5	6	7	8	9	AB	R	H	RBI	BB	SO	LOB	TOP								
Tony Womack, L OBP: 0.333, SLG: 0.381 Julian Tavarez, L (8, 1)	1-1 5 1B G3	0-0 FC5-2 1B		1-2 G4-3		2-0 FC5-4 1B		1-2 G1-3		5	1	2	0	0	0	2	<b>St. Louis Cardinals @ Atlanta Braves</b> Turner Field, Atlanta, GA Sun Aug 15 2004, 8:05 PM EDT Att: 28,983 - Cloudy - 77 F								
Larry Walker, L OBP: 0.471, SLG: 0.626 Jason Simontacchi, R OBP: 0.500, SLG: 0.500	1-0 G3	1-0 27 HR 1B		4-0 27 HR BB		1-2 FC5-4 FC6-4 1-2		2-2 5 HR 1B		4	3	2	2	1	0	2									
5 Albert Pujols, R OBP: 0.405, SLG: 0.642	0-1 2-3 1B	1-1 SAFE SAFE SAFE SAFE SAFE SAFE F8		1-1 G5-3		0-1 FC6-4 1-2		1-1 SAFE SAFE SAFE SAFE SAFE SAFE HR		5	1	2	2	0	0	3									
27 Scott Rolen, R OBP: 0.411, SLG: 0.614	1-3 K	0-0 1-H HR		1-0 2-H HR		2-2 F9		4-1 BB		4	2	2	4	1	1	2									
15 Jim Edmonds, L OBP: 0.415, SLG: 0.635	1-3 K	3-2 G6-3		3-3 K		4-1 E BB		3-3 K		4	0	0	0	1	3	3									
Edgar Renteria, R OBP: 0.336, SLG: 0.415		0-0 1B FC4 1B		0-0 G6-3		1-3 K		0-2 G4-3		5	1	1	0	0	1	1									
Reggie Sanders, R OBP: 0.297, SLG: 0.468		1-0 FC4 FC5-2 1B		4-2 S BB		2-2 G6-3		1-0 F8		4	0	1	0	1	1	2									
Mike Matheny, R OBP: 0.285, SLG: 0.326		2-1 FC4 SH E		0-0 P3		1-3 K		0-0 F9		5	1	1	1	0	1	4									
Dan Haren, R Marlon Anderson, L Steve Kline, L Cal Eldred, R 7 Hector Luna, R OBP: 0.279, SLG: 0.366	1-1 SAFE SAFE SAFE SAFE SAFE SAFE SH E 1B	0-1 2-3 3-H 1B		0-1 G6-3		0-0 F9		2-3 K		1	1	0	0	0	0	1									
<b>Inning Stats</b>	R: 0 E: 0 K: 2 S: 12	H: 2 LOB: 2 BB: 0 P: 16	R: 6 E: 2 K: 0 S: 15	H: 4 LOB: 0 BB: 0 P: 24	R: 0 E: 0 K: 0 S: 6	H: 0 LOB: 1 BB: 1 P: 10	R: 2 E: 0 K: 1 S: 10	H: 1 LOB: 0 BB: 1 P: 20	R: 0 E: 0 K: 2 S: 10	H: 0 LOB: 0 BB: 0 P: 14	R: 0 E: 0 K: 0 S: 7	H: 1 LOB: 1 BB: 0 P: 10	R: 0 E: 1 K: 1 S: 11	H: 0 LOB: 2 BB: 1 P: 21	R: 2 E: 0 K: 2 S: 24	H: 2 LOB: 1 BB: 1 P: 39	R: 0 E: 0 K: 0 S: 7	H: 1 LOB: 1 BB: 0 P: 9	1B: 8 2B: 0 3B: 0 HR: 3	SF: 0 SAC: 1 DP: 0 HBP: 0	WP: 0 PB: 0 SB: 1 CS: 0	PA: 45			
<b>PITCHER</b>	IP WLS BF H R ER SO BB IBB HBP BLK WP HR S P ERA WHIP	IP WLS BF H R ER SO BB IBB HBP BLK WP HR S P ERA WHIP	IP WLS BF H R ER SO BB IBB HBP BLK WP HR S P ERA WHIP	IP WLS BF H R ER SO BB IBB HBP BLK WP HR S P ERA WHIP	IP WLS BF H R ER SO BB IBB HBP BLK WP HR S P ERA WHIP	IP WLS BF H R ER SO BB IBB HBP BLK WP HR S P ERA WHIP	IP WLS BF H R ER SO BB IBB HBP BLK WP HR S P ERA WHIP	IP WLS BF H R ER SO BB IBB HBP BLK WP HR S P ERA WHIP	IP WLS BF H R ER SO BB IBB HBP BLK WP HR S P ERA WHIP	IP WLS BF H R ER SO BB IBB HBP BLK WP HR S P ERA WHIP	IP WLS BF H R ER SO BB IBB HBP BLK WP HR S P ERA WHIP	IP WLS BF H R ER SO BB IBB HBP BLK WP HR S P ERA WHIP	IP WLS BF H R ER SO BB IBB HBP BLK WP HR S P ERA WHIP	IP WLS BF H R ER SO BB IBB HBP BLK WP HR S P ERA WHIP	IP WLS BF H R ER SO BB IBB HBP BLK WP HR S P ERA WHIP	IP WLS BF H R ER SO BB IBB HBP BLK WP HR S P ERA WHIP	IP WLS BF H R ER SO BB IBB HBP BLK WP HR S P ERA WHIP	IP WLS BF H R ER SO BB IBB HBP BLK WP HR S P ERA WHIP	IP WLS BF H R ER SO BB IBB HBP BLK WP HR S P ERA WHIP	IP WLS BF H R ER SO BB IBB HBP BLK WP HR S P ERA WHIP	IP WLS BF H R ER SO BB IBB HBP BLK WP HR S P ERA WHIP	IP WLS BF H R ER SO BB IBB HBP BLK WP HR S P ERA WHIP	IP WLS BF H R ER SO BB IBB HBP BLK WP HR S P ERA WHIP	IP WLS BF H R ER SO BB IBB HBP BLK WP HR S P ERA WHIP	IP WLS BF H R ER SO BB IBB HBP BLK WP HR S P ERA WHIP

AB	40
R	10
H	11
RBI	9
BB	4
SO	8
LOB	21



Batter	1	2	3	4	5	6	7	8	9	AB	R	H	RBI	BB	SO	LOB	BOTTOM								
Rafael Furcal, S OBP: 0.353, SLG: 0.439	1-1 S 2B 1B		2-1 G6-3		2-2 2-H 1B		4-1 FC6 BB			3	1	2	1	1	0	0	<b>St. Louis Cardinals @ Atlanta Braves</b> Turner Field, Atlanta, GA Sun Aug 15 2004, 8:05 PM EDT Att: 28,983 - Cloudy - 77 F								
Charles Thomas, L OBP: 0.380, SLG: 0.469	3-2 P5		2-2 G4-3		3-2 F9		1-1 FC6 1-2			4	0	0	1	0	0	3									
Marcus Giles, R OBP: 0.385, SLG: 0.438	1-1 10 G3 2B			0-3 K2-3		3-3 K		3-3 F9		4	0	1	1	0	2	1									
10 Chipper Jones, S OBP: 0.346, SLG: 0.463	3-2 G3			2-1 HR		1-1 F9		2-1 G4-3		4	1	1	1	0	0	1									
Johnny Estrada, S OBP: 0.382, SLG: 0.475	2-3 K			1-2 K		1-0 1B		1-2 G1-3		4	0	1	0	0	2	1									
Julio Franco, R OBP: 0.394, SLG: 0.429		2-2 G6-3		0-1 G1-3		2-0 1B		1-1 G6-3		4	0	1	0	0	0	0									
Andruw Jones, R OBP: 0.357, SLG: 0.494 Nick Green, R OBP: 0.322, SLG: 0.389		0-1 G6-3 1B			1-0 G4-3 1B		0-3 K		0-1 G1-3	3	0	2	0	0	1	2									
Mark DeRosa, R OBP: 0.295, SLG: 0.324		0-0 G6-3			2-2 G4-3		2-0 WP FC6 G4-3 1B		1-1 G5-3	4	1	1	0	0	0	2									
John Thomson, R OBP: 0.196, SLG: 0.217 Juan Cruz, R OBP: 0.406, SLG: 0.500 Adam Lindor, S OBP: 0.327, SLG: 0.408 Tom Martin, L OBP: 0.382, SLG: 0.475 Tim Drew, R OBP: 0.279, SLG: 0.366			1-3 K		2-2 1B 2B		1-2 G4-3		3-1 G5-3	1	0	0	0	0	1	0									
<b>Inning Stats</b>	R: 1 E: 0 K: 1 S: 13	H: 2 LOB: 1 BB: 0 P: 23	R: 0 E: 0 K: 0 S: 6	H: 1 LOB: 0 BB: 0 P: 8	R: 0 E: 0 K: 1 S: 8	H: 0 LOB: 0 BB: 0 P: 13	R: 1 E: 0 K: 2 S: 10	H: 1 LOB: 0 BB: 0 P: 13	R: 1 E: 0 K: 0 S: 18	H: 3 LOB: 1 BB: 0 P: 28	R: 0 E: 0 K: 2 S: 10	H: 2 LOB: 2 BB: 0 P: 17	R: 1 E: 0 K: 0 S: 10	H: 1 LOB: 1 BB: 1 P: 20	R: 0 E: 0 K: 0 S: 7	H: 0 LOB: 0 BB: 0 P: 11	R: 0 E: 0 K: 0 S: 6	H: 0 LOB: 0 BB: 0 P: 10	1B: 7 2B: 2 3B: 0 HR: 1	SF: 0 SAC: 0 DP: 2 HBP: 0	WP: 1 PB: 0 SB: 2 CS: 0	PA: 36			
<b>PITCHER</b>	IP WLS BF H R ER SO BB IBB HBP BLK WP HR S P ERA WHIP	IP WLS BF H R ER SO BB IBB HBP BLK WP HR S P ERA WHIP	IP WLS BF H R ER SO BB IBB HBP BLK WP HR S P ERA WHIP	IP WLS BF H R ER SO BB IBB HBP BLK WP HR S P ERA WHIP	IP WLS BF H R ER SO BB IBB HBP BLK WP HR S P ERA WHIP	IP WLS BF H R ER SO BB IBB HBP BLK WP HR S P ERA WHIP	IP WLS BF H R ER SO BB IBB HBP BLK WP HR S P ERA WHIP	IP WLS BF H R ER SO BB IBB HBP BLK WP HR S P ERA WHIP	IP WLS BF H R ER SO BB IBB HBP BLK WP HR S P ERA WHIP	IP WLS BF H R ER SO BB IBB HBP BLK WP HR S P ERA WHIP	IP WLS BF H R ER SO BB IBB HBP BLK WP HR S P ERA WHIP	IP WLS BF H R ER SO BB IBB HBP BLK WP HR S P ERA WHIP	IP WLS BF H R ER SO BB IBB HBP BLK WP HR S P ERA WHIP	IP WLS BF H R ER SO BB IBB HBP BLK WP HR S P ERA WHIP	IP WLS BF H R ER SO BB IBB HBP BLK WP HR S P ERA WHIP	IP WLS BF H R ER SO BB IBB HBP BLK WP HR S P ERA WHIP	IP WLS BF H R ER SO BB IBB HBP BLK WP HR S P ERA WHIP	IP WLS BF H R ER SO BB IBB HBP BLK WP HR S P ERA WHIP	IP WLS BF H R ER SO BB IBB HBP BLK WP HR S P ERA WHIP	IP WLS BF H R ER SO BB IBB HBP BLK WP HR S P ERA WHIP	IP WLS BF H R ER SO BB IBB HBP BLK WP HR S P ERA WHIP	IP WLS BF H R ER SO BB IBB HBP BLK WP HR S P ERA WHIP	IP WLS BF H R ER SO BB IBB HBP BLK WP HR S P ERA WHIP	IP WLS BF H R ER SO BB IBB HBP BLK WP HR S P ERA WHIP	IP WLS BF H R ER SO BB IBB HBP BLK WP HR S P ERA WHIP

AB	35
R	4
H	10
RBI	4
BB	1
SO	6
LOB	11













Batter	1	2	3	4	5	6	7	8	9	AB	R	H	RBI	BB	SO	LOB	TOP																																																																											
<b>Felipe Lopez, S</b> (1, 6) <small>OBP: 0.531, SLG: 0.460</small>										5	1	1	0	0	3	3																																																																												
<b>D'Angelo Jimenez, S</b> (1, 4) <small>OBP: 0.353, SLG: 0.351</small>										4	1	1	0	1	0	0																																																																												
<b>Sean Casey, L</b> (1, 3) <small>OBP: 0.396, SLG: 0.577</small>										4	0	1	3	0	0	1																																																																												
<b>Adam Dunn, L</b> (1, 7) <small>OBP: 0.402, SLG: 0.593</small>										4	0	1	1	0	3	2																																																																												
<b>Wily Mo Peña, R</b> (1, 8) <small>OBP: 0.310, SLG: 0.527</small>										4	1	1	1	0	2	1																																																																												
<b>Darren Bragg, L</b> (1, 9) <small>OBP: 0.294, SLG: 0.467</small>										3	0	1	0	1	1	1																																																																												
<b>Jason LaRue, R</b> (1, 2) <small>OBP: 0.334, SLG: 0.448</small>										4	1	2	0	0	0	2																																																																												
<b>Juan Castro, R</b> (1, 5) <small>OBP: 0.279, SLG: 0.382</small>										4	1	1	0	0	2	3																																																																												
<b>Josh Hancock, R</b> (1, 1) <small>OBP: 0.206, SLG: 0.300</small> <b>Phil Norton, R</b> (7, 1) <small>OBP: 0.368, SLG: 0.415</small> <b>Ryan Wagner, R</b> (8, 1) <small>OBP: 0.352, SLG: 0.444</small> <b>Gabe White, L</b> (8, 1) <small>OBP: 0.352, SLG: 0.444</small> <b>Barry Larkin, R</b> (9, PH) <small>OBP: 0.352, SLG: 0.444</small> <b>Danny Graves, R</b> (9, 1)										2	0	0	0	0	2	2																																																																												
<b>Inning Stats</b>	R: 2 H: 3 E: 0 K: 1 S: 19	H: 3 LOB: 1 BB: 0 P: 30	R: 2 H: 3 E: 0 K: 3 S: 18	H: 3 LOB: 2 BB: 1 P: 29	R: 0 H: 1 E: 0 K: 2 S: 10	H: 1 LOB: 1 BB: 0 P: 12	R: 0 H: 0 E: 0 K: 2 S: 9	H: 0 LOB: 0 BB: 0 P: 15	R: 1 H: 1 E: 0 K: 2 S: 9	H: 1 LOB: 0 BB: 0 P: 16	R: 0 H: 1 E: 0 K: 1 S: 12	H: 1 LOB: 1 BB: 0 P: 19	R: 0 H: 0 E: 0 K: 1 S: 6	H: 0 LOB: 0 BB: 0 P: 10	R: 0 H: 0 E: 0 K: 0 S: 6	H: 0 LOB: 1 BB: 1 P: 12	R: 0 H: 0 E: 0 K: 1 S: 7	H: 0 LOB: 0 BB: 0 P: 10	1B: 4 2B: 4 3B: 0 HR: 1	SF: 0 SAC: 1 DP: 0 HBP: 0	WP: 0 PB: 1 SB: 0 CS: 0	PA: 38																																																																						
<b>PITCHER</b>	IP WLS BF H R ER SO BB IBB HBP BLK WP HR S P ERA WHIP	IP WLS BF H R ER SO BB IBB HBP BLK WP HR S P ERA WHIP	IP WLS BF H R ER SO BB IBB HBP BLK WP HR S P ERA WHIP	IP WLS BF H R ER SO BB IBB HBP BLK WP HR S P ERA WHIP	IP WLS BF H R ER SO BB IBB HBP BLK WP HR S P ERA WHIP	IP WLS BF H R ER SO BB IBB HBP BLK WP HR S P ERA WHIP	IP WLS BF H R ER SO BB IBB HBP BLK WP HR S P ERA WHIP	IP WLS BF H R ER SO BB IBB HBP BLK WP HR S P ERA WHIP	IP WLS BF H R ER SO BB IBB HBP BLK WP HR S P ERA WHIP	IP WLS BF H R ER SO BB IBB HBP BLK WP HR S P ERA WHIP	IP WLS BF H R ER SO BB IBB HBP BLK WP HR S P ERA WHIP	IP WLS BF H R ER SO BB IBB HBP BLK WP HR S P ERA WHIP	IP WLS BF H R ER SO BB IBB HBP BLK WP HR S P ERA WHIP	IP WLS BF H R ER SO BB IBB HBP BLK WP HR S P ERA WHIP	IP WLS BF H R ER SO BB IBB HBP BLK WP HR S P ERA WHIP	IP WLS BF H R ER SO BB IBB HBP BLK WP HR S P ERA WHIP	IP WLS BF H R ER SO BB IBB HBP BLK WP HR S P ERA WHIP	IP WLS BF H R ER SO BB IBB HBP BLK WP HR S P ERA WHIP	IP WLS BF H R ER SO BB IBB HBP BLK WP HR S P ERA WHIP	IP WLS BF H R ER SO BB IBB HBP BLK WP HR S P ERA WHIP	IP WLS BF H R ER SO BB IBB HBP BLK WP HR S P ERA WHIP	IP WLS BF H R ER SO BB IBB HBP BLK WP HR S P ERA WHIP	IP WLS BF H R ER SO BB IBB HBP BLK WP HR S P ERA WHIP	IP WLS BF H R ER SO BB IBB HBP BLK WP HR S P ERA WHIP	IP WLS BF H R ER SO BB IBB HBP BLK WP HR S P ERA WHIP	IP WLS BF H R ER SO BB IBB HBP BLK WP HR S P ERA WHIP	IP WLS BF H R ER SO BB IBB HBP BLK WP HR S P ERA WHIP	IP WLS BF H R ER SO BB IBB HBP BLK WP HR S P ERA WHIP	IP WLS BF H R ER SO BB IBB HBP BLK WP HR S P ERA WHIP	IP WLS BF H R ER SO BB IBB HBP BLK WP HR S P ERA WHIP	IP WLS BF H R ER SO BB IBB HBP BLK WP HR S P ERA WHIP	IP WLS BF H R ER SO BB IBB HBP BLK WP HR S P ERA WHIP	IP WLS BF H R ER SO BB IBB HBP BLK WP HR S P ERA WHIP	IP WLS BF H R ER SO BB IBB HBP BLK WP HR S P ERA WHIP	IP WLS BF H R ER SO BB IBB HBP BLK WP HR S P ERA WHIP	IP WLS BF H R ER SO BB IBB HBP BLK WP HR S P ERA WHIP	IP WLS BF H R ER SO BB IBB HBP BLK WP HR S P ERA WHIP	IP WLS BF H R ER SO BB IBB HBP BLK WP HR S P ERA WHIP	IP WLS BF H R ER SO BB IBB HBP BLK WP HR S P ERA WHIP	IP WLS BF H R ER SO BB IBB HBP BLK WP HR S P ERA WHIP	IP WLS BF H R ER SO BB IBB HBP BLK WP HR S P ERA WHIP	IP WLS BF H R ER SO BB IBB HBP BLK WP HR S P ERA WHIP	IP WLS BF H R ER SO BB IBB HBP BLK WP HR S P ERA WHIP	IP WLS BF H R ER SO BB IBB HBP BLK WP HR S P ERA WHIP	IP WLS BF H R ER SO BB IBB HBP BLK WP HR S P ERA WHIP	IP WLS BF H R ER SO BB IBB HBP BLK WP HR S P ERA WHIP	IP WLS BF H R ER SO BB IBB HBP BLK WP HR S P ERA WHIP	IP WLS BF H R ER SO BB IBB HBP BLK WP HR S P ERA WHIP	IP WLS BF H R ER SO BB IBB HBP BLK WP HR S P ERA WHIP	IP WLS BF H R ER SO BB IBB HBP BLK WP HR S P ERA WHIP	IP WLS BF H R ER SO BB IBB HBP BLK WP HR S P ERA WHIP	IP WLS BF H R ER SO BB IBB HBP BLK WP HR S P ERA WHIP	IP WLS BF H R ER SO BB IBB HBP BLK WP HR S P ERA WHIP	IP WLS BF H R ER SO BB IBB HBP BLK WP HR S P ERA WHIP	IP WLS BF H R ER SO BB IBB HBP BLK WP HR S P ERA WHIP	IP WLS BF H R ER SO BB IBB HBP BLK WP HR S P ERA WHIP	IP WLS BF H R ER SO BB IBB HBP BLK WP HR S P ERA WHIP	IP WLS BF H R ER SO BB IBB HBP BLK WP HR S P ERA WHIP	IP WLS BF H R ER SO BB IBB HBP BLK WP HR S P ERA WHIP	IP WLS BF H R ER SO BB IBB HBP BLK WP HR S P ERA WHIP	IP WLS BF H R ER SO BB IBB HBP BLK WP HR S P ERA WHIP	IP WLS BF H R ER SO BB IBB HBP BLK WP HR S P ERA WHIP	IP WLS BF H R ER SO BB IBB HBP BLK WP HR S P ERA WHIP	IP WLS BF H R ER SO BB IBB HBP BLK WP HR S P ERA WHIP	IP WLS BF H R ER SO BB IBB HBP BLK WP HR S P ERA WHIP	IP WLS BF H R ER SO BB IBB HBP BLK WP HR S P ERA WHIP	IP WLS BF H R ER SO BB IBB HBP BLK WP HR S P ERA WHIP	IP WLS BF H R ER SO BB IBB HBP BLK WP HR S P ERA WHIP	IP WLS BF H R ER SO BB IBB HBP BLK WP HR S P ERA WHIP	IP WLS BF H R ER SO BB IBB HBP BLK WP HR S P ERA WHIP	IP WLS BF H R ER SO BB IBB HBP BLK WP HR S P ERA WHIP	IP WLS BF H R ER SO BB IBB HBP BLK WP HR S P ERA WHIP	IP WLS BF H R ER SO BB IBB HBP BLK WP HR S P ERA WHIP	IP WLS BF H R ER SO BB IBB HBP BLK WP HR S P ERA WHIP	IP WLS BF H R ER SO BB IBB HBP BLK WP HR S P ERA WHIP	IP WLS BF H R ER SO BB IBB HBP BLK WP HR S P ERA WHIP	IP WLS BF H R ER SO BB IBB HBP BLK WP HR S P ERA WHIP	IP WLS BF H R ER SO BB IBB HBP BLK WP HR S P ERA WHIP	IP WLS BF H R ER SO BB IBB HBP BLK WP HR S P ERA WHIP	IP WLS BF H R ER SO BB IBB HBP BLK WP HR S P ERA WHIP	IP WLS BF H R ER SO BB IBB HBP BLK WP HR S P ERA WHIP	IP WLS BF H R ER SO BB IBB HBP BLK WP HR S P ERA WHIP	IP WLS BF H R ER SO BB IBB HBP BLK WP HR S P ERA WHIP	IP WLS BF H R ER SO BB IBB HBP BLK WP HR S P ERA WHIP	IP WLS BF H R ER SO BB IBB HBP BLK WP HR S P ERA WHIP	IP WLS BF H R ER SO BB IBB HBP BLK WP HR S P ERA WHIP	IP WLS BF H R ER SO BB IBB HBP BLK WP HR S P ERA WHIP	IP WLS BF H R ER SO BB IBB HBP BLK WP HR S P ERA WHIP	IP WLS BF H R ER SO BB IBB HBP BLK WP HR S P ERA WHIP	IP WLS BF H R ER SO BB IBB HBP BLK WP HR S P ERA WHIP	IP WLS BF H R ER SO BB IBB HBP BLK WP HR S P ERA WHIP	IP WLS BF H R 



Batter	1	2	3	4	5	6	7	8	9	10	AB	R	H	RBI	BB	SO	LOB	TOP									
18 Jason Kendall, R OBP: 0.397, SLG: 0.383										5	0	2	0	0	0	0	3										
2 Jack Wilson, R OBP: 0.332, SLG: 0.471										5	0	0	0	0	0	0	3										
Daryle Ward, L OBP: 0.323, SLG: 0.551										4	1	1	0	1	0	0											
Craig Wilson, R OBP: 0.297, SLG: 0.518 Michael Gonzalez, R OBP: 0.299, SLG: 0.394 16 Salomon Torres, R OBP: 0.299, SLG: 0.500 Jose Mesa, R OBP: 0.299, SLG: 0.500 19 Jose Raulista, R OBP: 0.299, SLG: 0.500 34 John Grabow, L OBP: 0.299, SLG: 0.500										3	1	1	1	0	1	0											
Rob Mackowiak, L OBP: 0.326, SLG: 0.444										4	0	1	0	0	2	1											
Jason Bay, R OBP: 0.367, SLG: 0.576										3	0	1	1	0	0	1											
Ty Wigginton, R OBP: 0.319, SLG: 0.446										3	0	0	0	1	1	1											
Jose Castillo, R OBP: 0.296, SLG: 0.351										3	0	0	0	1	0	0											
Oliver Pérez, L OBP: 0.239, SLG: 0.205 Tike Redman, L OBP: 0.306, SLG: 0.369										3	0	0	0	0	3	3											
<b>Inning Stats</b>	R: 0 E: 0 K: 0 S: 7	H: 1 LOB: 0 BB: 0 P: 10	R: 1 E: 0 K: 1 S: 17	H: 1 LOB: 3 BB: 2 P: 35	R: 1 E: 0 K: 1 S: 9	H: 2 LOB: 1 BB: 0 P: 12	R: 0 E: 0 K: 1 S: 6	H: 0 LOB: 0 BB: 0 P: 8	R: 0 E: 0 K: 1 S: 9	H: 1 LOB: 1 BB: 0 P: 14	R: 0 E: 0 K: 1 S: 8	H: 0 LOB: 0 BB: 0 P: 12	R: 0 E: 0 K: 1 S: 7	H: 0 LOB: 0 BB: 0 P: 9	R: 0 E: 0 K: 1 S: 5	H: 0 LOB: 0 BB: 0 P: 6	R: 1 E: 1 K: 0 S: 13	H: 1 LOB: 2 BB: 2 P: 27	1B: 5 2B: 1 3B: 0 HR: 0	SF: 1 SAC: 0 DP: 1 HBP: 1	WP: 1 PA: 40						
<b>PITCHER</b>	IP	WLS	BF	H	R	ER	SO	BB	IBB	HBP	BLK	WP	HR	S	P	ERA	WHIP										
Jason Marquis, R ERA: 3.75	(1.1)	8.0	31	5	2	2	6	2	0	1	0	1	0	75	115	2.25	0.875										
Steve Kline, L ERA: 2.03	(9.1)	2.0	L	9	1	1	0	1	1	0	0	0	0	18	33	0.00	1.000										

Pittsburgh Pirates @ St. Louis Cardinals  
Busch Stadium, St. Louis, MO  
Thu Aug 19 2004, 7:10 PM CDT  
Att: 33,854 - Unknown - 82 F

AB 34  
R 3  
H 6  
RBI 2  
BB 4  
SO 7  
LOB 14



Batter	1	2	3	4	5	6	7	8	9	10	AB	R	H	RBI	BB	SO	LOB	BOTTOM									
Tony Womack, L OBP: 0.345, SLG: 0.393											5	1	4	0	0	0	0										
Larry Walker, L OBP: 0.465, SLG: 0.615											5	0	0	0	0	3	4										
5 Albert Pujols, R OBP: 0.403, SLG: 0.647											4	0	1	0	0	2	1										
27 Scott Rolen, R OBP: 0.415, SLG: 0.615											3	0	1	0	1	0	1										
Edgar Renteria, R OBP: 0.331, SLG: 0.412											4	0	0	0	0	1	4										
Reggie Sanders, R OBP: 0.300, SLG: 0.479											3	1	1	1	1	1	1										
7 Hector Luna, R OBP: 0.272, SLG: 0.356 15 Jim Edmonds, L OBP: 0.417, SLG: 0.628											3	0	0	0	0	2	1										
4 Yadier Molina, R OBP: 0.330, SLG: 0.292 Marlon Anderson, L OBP: 0.269, SLG: 0.368 Mike Matheny, R OBP: 0.292, SLG: 0.330											3	0	0	0	0	0	1										
Jason Marquis, L OBP: 0.298, SLG: 0.411 Steve Kline, S OBP: 0.363, SLG: 0.412 Roger Cedeno, S OBP: 0.363, SLG: 0.412											3	0	0	0	0	2	1										
<b>Inning Stats</b>	R: 0 E: 0 K: 3 S: 14	H: 2 LOB: 2 BB: 0 P: 20	R: 0 E: 0 K: 2 S: 12	H: 0 LOB: 1 BB: 1 P: 19	R: 1 E: 1 K: 1 S: 14	H: 2 LOB: 1 BB: 0 P: 21	R: 0 E: 0 K: 1 S: 6	H: 0 LOB: 0 BB: 0 P: 8	R: 0 E: 0 K: 2 S: 9	H: 0 LOB: 0 BB: 0 P: 10	R: 0 E: 0 K: 1 S: 8	H: 0 LOB: 0 BB: 0 P: 15	R: 0 E: 0 K: 1 S: 7	H: 1 LOB: 0 BB: 0 P: 12	R: 1 E: 0 K: 0 S: 12	H: 2 LOB: 1 BB: 0 P: 19	R: 0 E: 0 K: 1 S: 11	H: 1 LOB: 0 BB: 0 P: 14	1B: 7 2B: 0 3B: 0 HR: 1	SF: 0 SAC: 0 DP: 2 HBP: 0	WP: 0 PA: 38						
<b>PITCHER</b>	IP	WLS	BF	H	R	ER	SO	BB	IBB	HBP	BLK	WP	HR	S	P	ERA	WHIP										
Oliver Pérez, L ERA: 2.9	(1.1)	7.0	27	4	1	0	10	2	0	0	0	0	0	69	101	0.00	0.857										
Michael Gonzalez, L ERA: 0.63	(8.1)	0.2	H	2	1	0	0	0	0	0	0	0	0	4	7	0.00	1.500										
16 Salomon Torres, R ERA: 2.74	(8.1)	0.1	H	1	0	0	1	0	0	0	0	0	0	3	5	0.00	0.000										
Jose Mesa, R ERA: 3.27	(8.1)	1.0	W	5	2	1	1	0	0	0	0	0	1	12	19	9.00	2.000										
34 John Grabow, L ERA: 4.81	(10.1)	1.0	S	3	1	0	0	1	0	0	0	0	0	11	14	0.00	1.000										

Pittsburgh Pirates @ St. Louis Cardinals  
Busch Stadium, St. Louis, MO  
Thu Aug 19 2004, 7:10 PM CDT  
Att: 33,854 - Unknown - 82 F

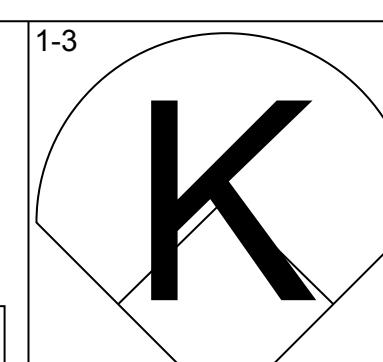
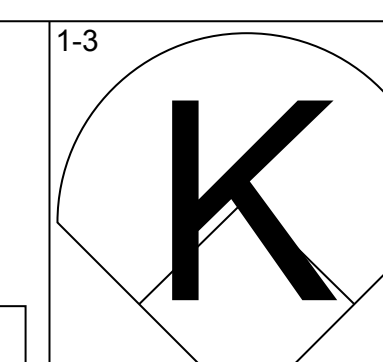
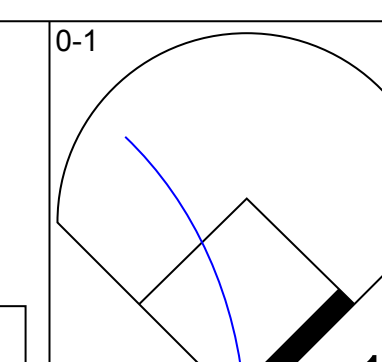
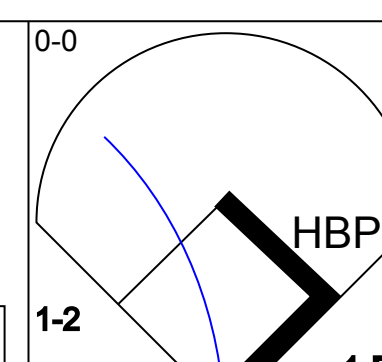
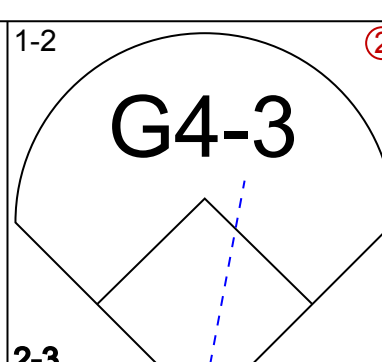
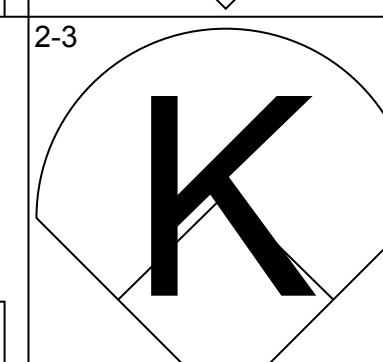
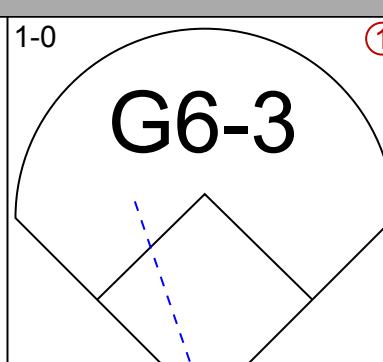
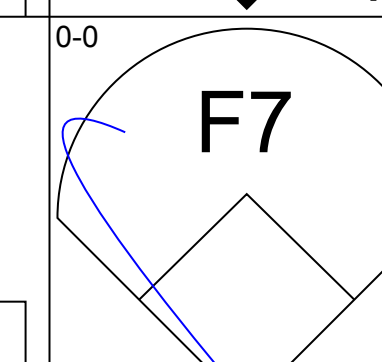
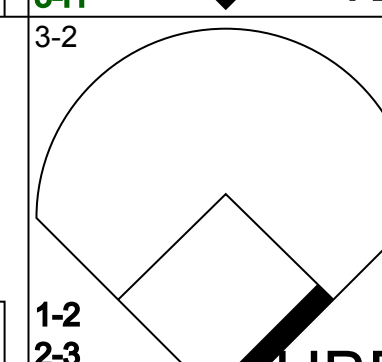
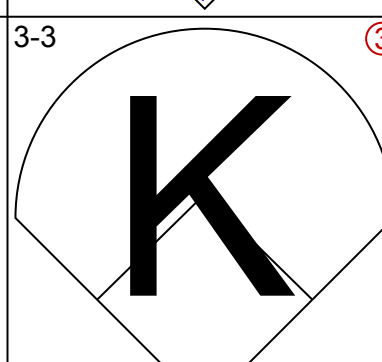
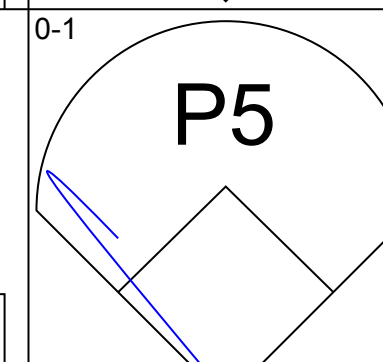



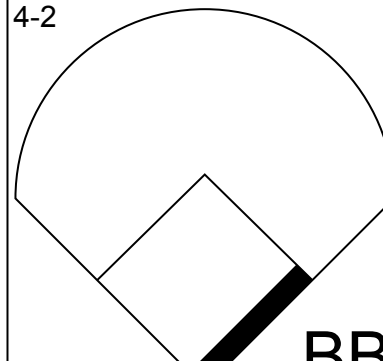

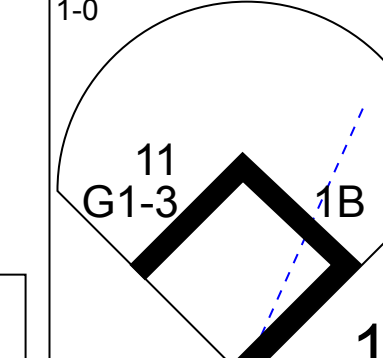

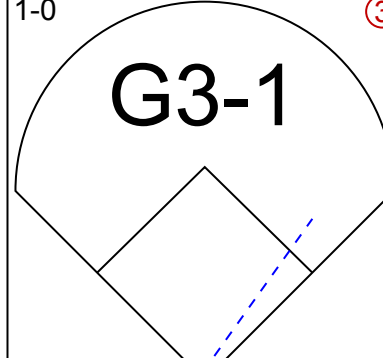

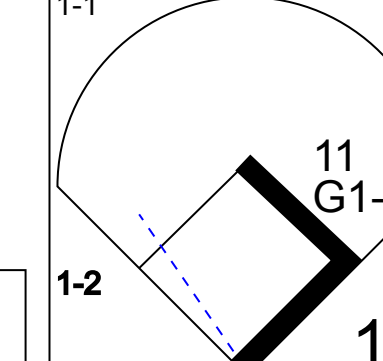
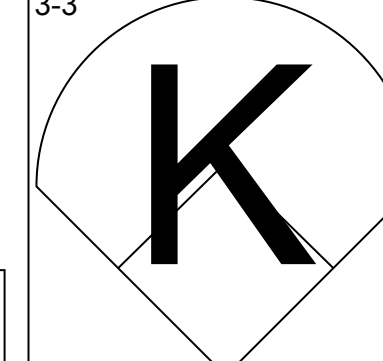

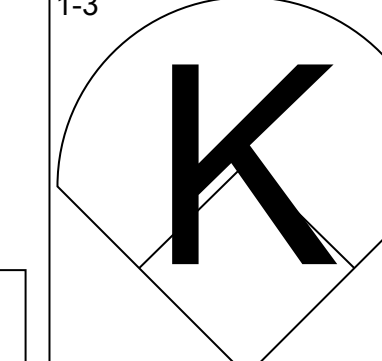
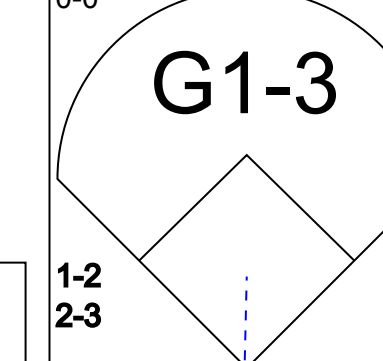



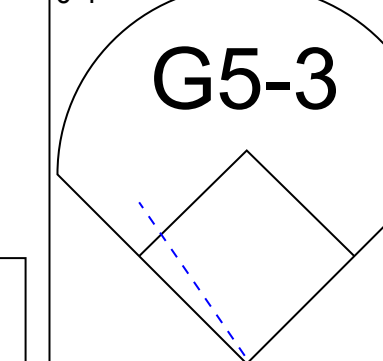

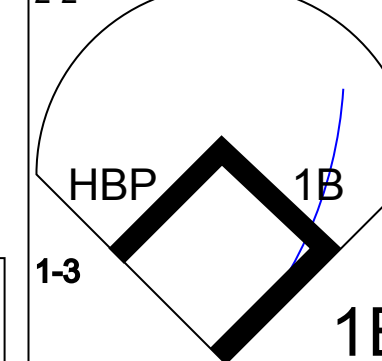

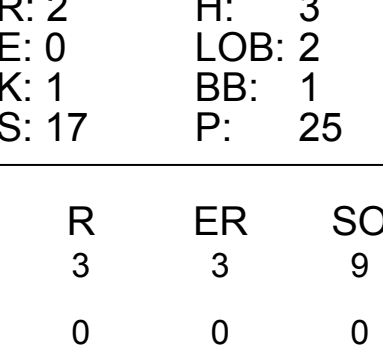
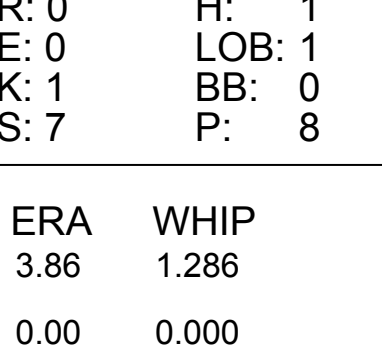
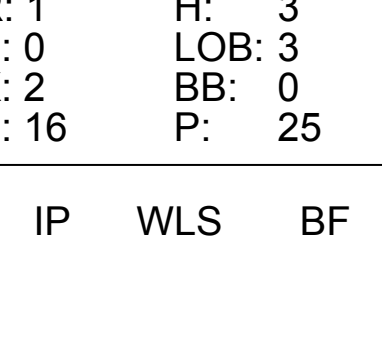
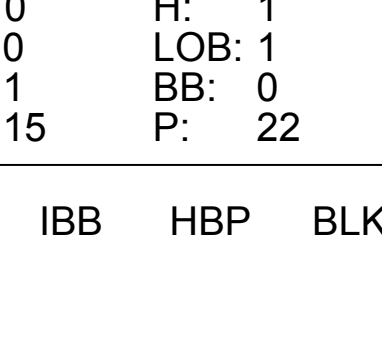




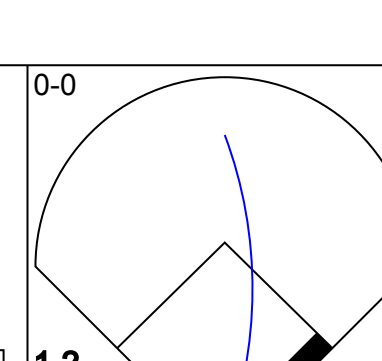

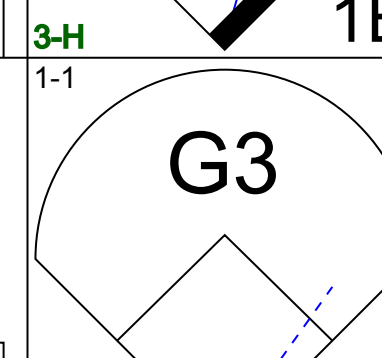

AB 36  
R 2  
H 8  
RBI 1  
BB 2  
SO 12  
LOB 15

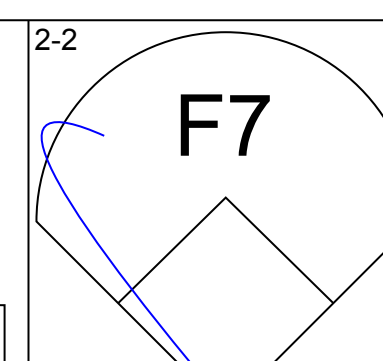
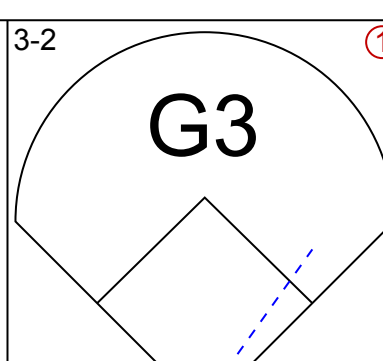
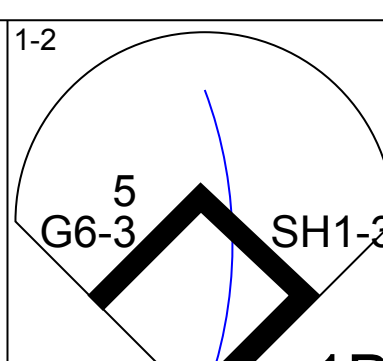
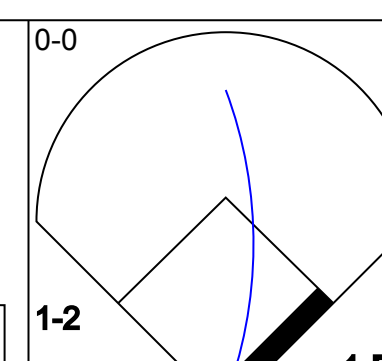
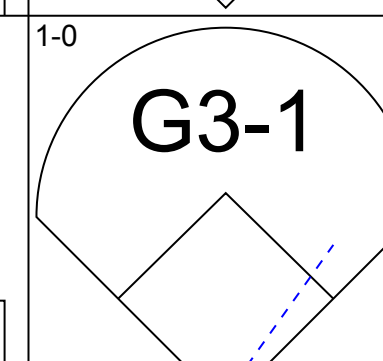
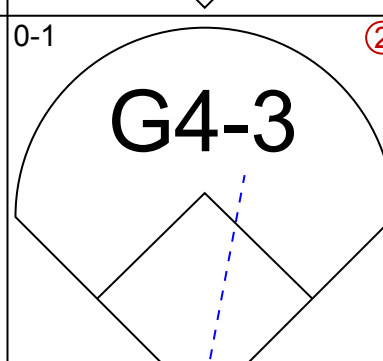
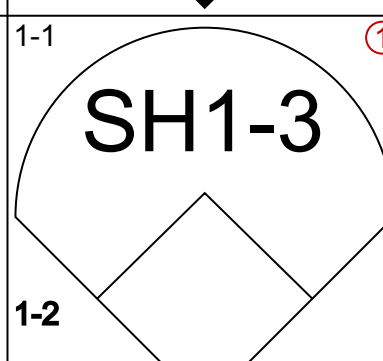
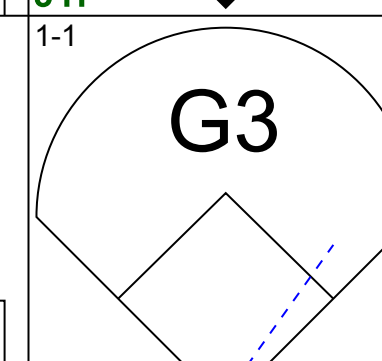
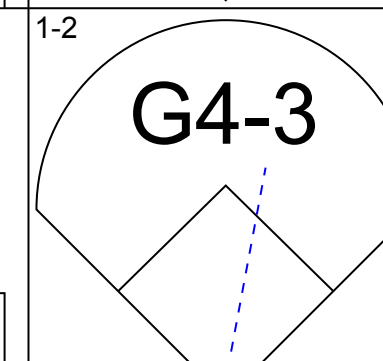
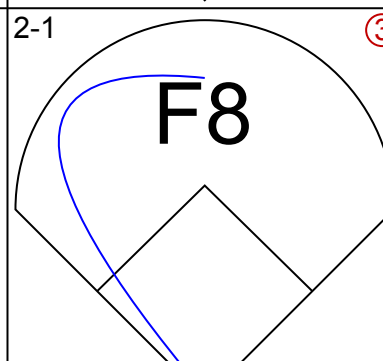
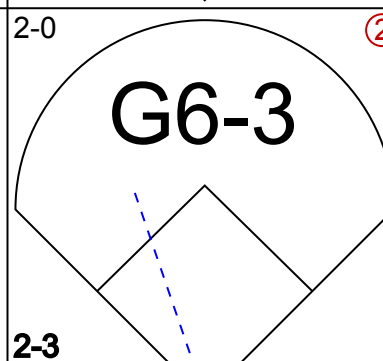
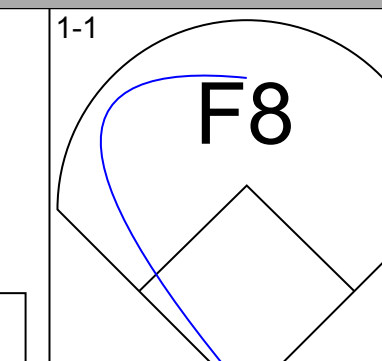
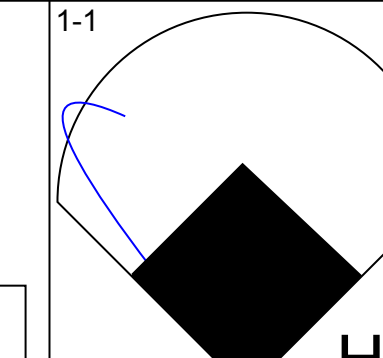
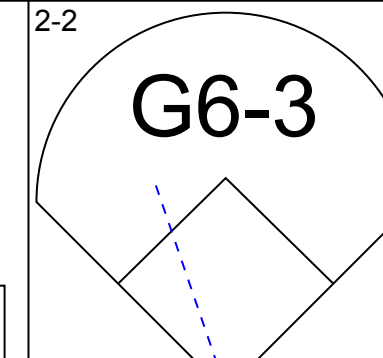
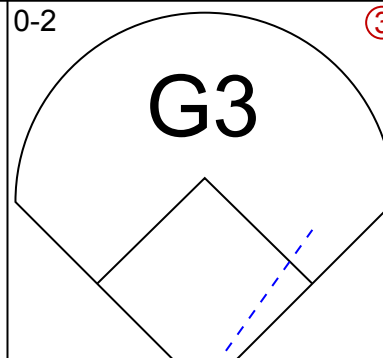
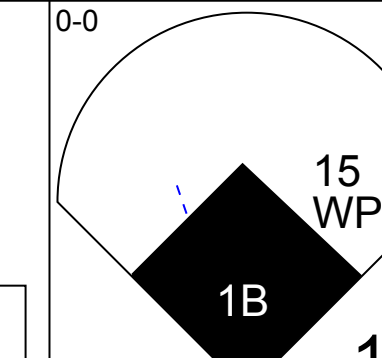
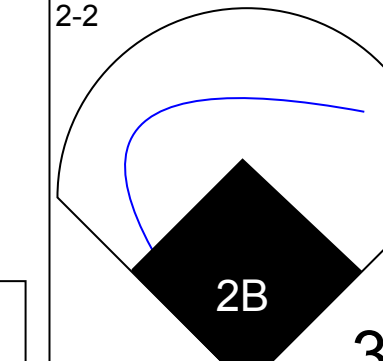
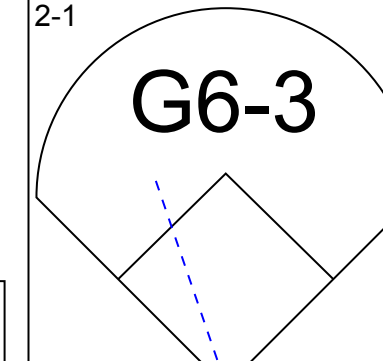
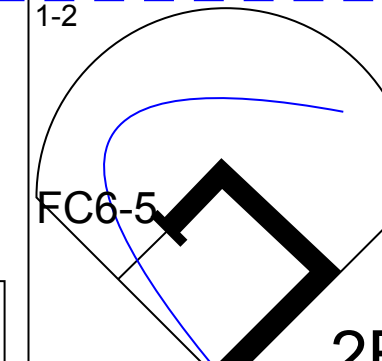
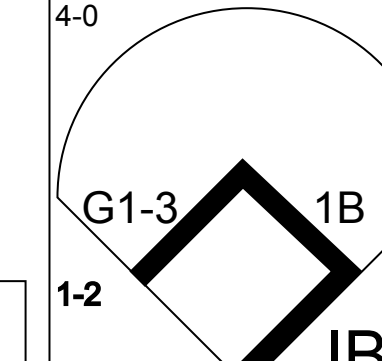

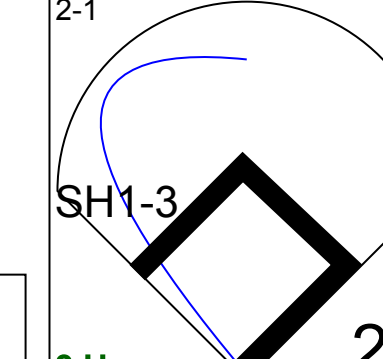
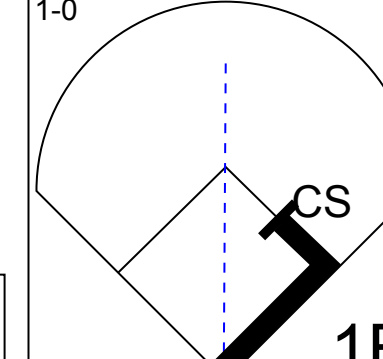

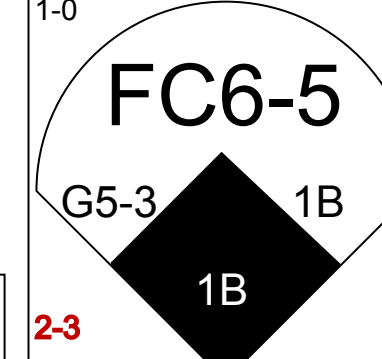
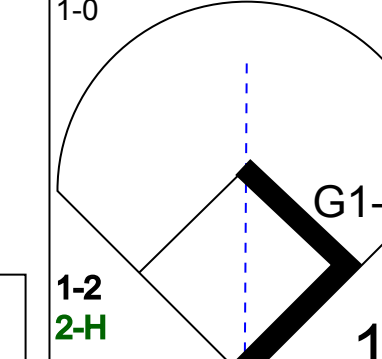

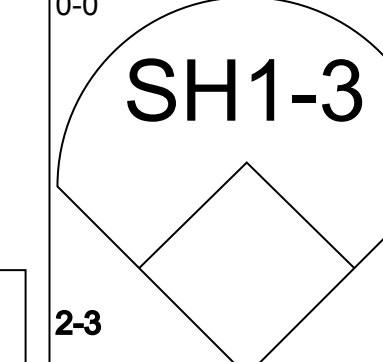
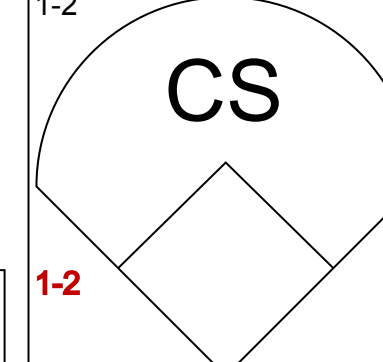
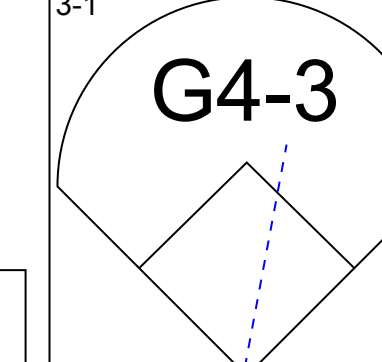
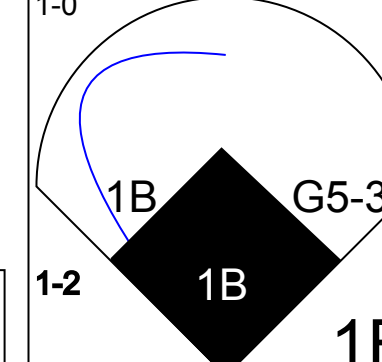
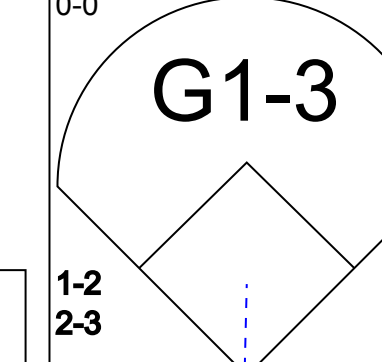

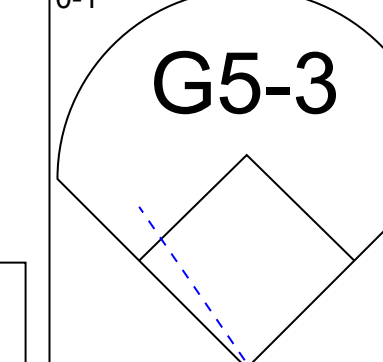
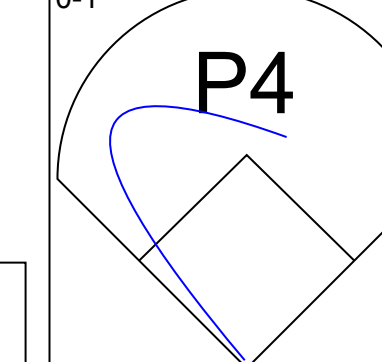
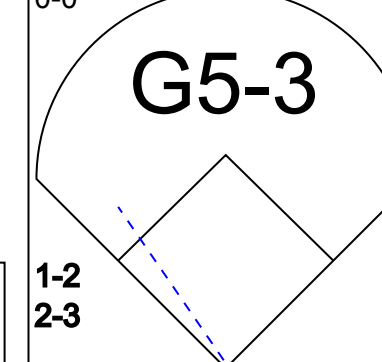
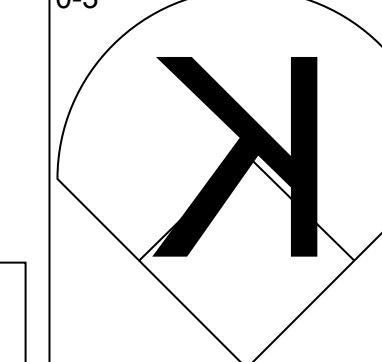
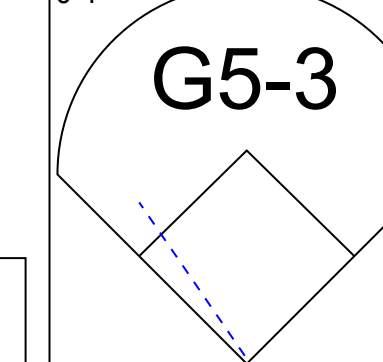
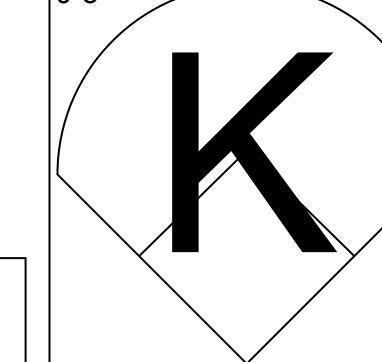
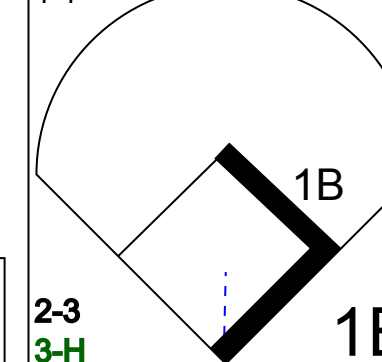
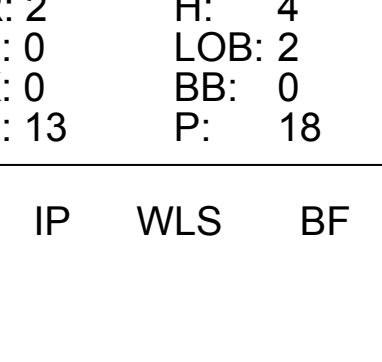








Batter	1	2	3	4	5	6	7	8	9	AB	R	H	RBI	BB	SO	LOB	TOP					
<b>Tike Redman, L</b> (1, 8) OBP: 0.305, SLG: 0.367										5	0	2	1	0	2	3	<b>Pittsburgh Pirates @ St. Louis Cardinals</b> Busch Stadium, St. Louis, MO Fri Aug 20 2004, 7:10 PM CDT Att: 38,640 - Unknown - 66 F					
<b>Bobby Hill, S</b> (1, 4) OBP: 0.351, SLG: 0.342										3	0	0	0	0	1	1						
<b>Jose Castillo, R</b> (7, 4) OBP: 0.300, SLG: 0.366										0	0	0	0	0	0	0						
<b>2 Jack Wilson, R</b> (9, PH) OBP: 0.328, SLG: 0.466										1	0	0	0	0	1	1						
<b>Daryle Ward, L</b> (1, 3) OBP: 0.310, SLG: 0.527										4	0	0	0	0	1	3						
<b>Craig Wilson, R</b> (1, 9) OBP: 0.365, SLG: 0.514										3	1	0	0	1	2	3						
<b>Michael Gonzalez, R</b> (7, 1) OBP: 1.000, SLG: 2.000										0	0	0	0	0	0	0						
<b>16 Salomon Torres, R</b> (7, 1) OBP: 0.500, SLG: 1.000										0	0	0	0	0	0	0						
<b>Rob Mackowiak, L</b> (1, 7) OBP: 0.327, SLG: 0.449										3	1	1	2	1	0	0						
<b>Abraham Nunez, S</b> (1, 6) OBP: 0.297, SLG: 0.338										4	0	1	0	0	1	1						
<b>Ty Wigginton, R</b> (1, 5) OBP: 0.323, SLG: 0.445										4	0	2	0	0	2	0						
<b>11 Humberto Cota, R</b> (1, 2) OBP: 0.311, SLG: 0.537										3	1	0	0	0	0	3						
<b>16 Jason Kendall, R</b> (9, PH) OBP: 0.394, SLG: 0.378										1	0	0	0	0	0	0						
<b>Nelson Figueroa, R</b> (1, 1) OBP: 0.329, SLG: 0.513										2	0	0	0	0	1	2						
<b>19 José Bautista, R</b> (7, PH) OBP: 0.329, SLG: 0.513										2	0	2	0	0	0	0						
<b>Inning Stats</b>	R: 0 E: 0 K: 2 S: 8	H: 0 LOB: 0 BB: 0 P: 11	R: 2 E: 0 K: 1 S: 17	H: 3 LOB: 2 BB: 1 P: 25	R: 0 E: 0 K: 0 S: 4	H: 0 LOB: 0 BB: 0 P: 6	R: 0 E: 0 K: 2 S: 8	H: 0 LOB: 0 BB: 0 P: 14	R: 0 E: 0 K: 1 S: 7	H: 1 LOB: 1 BB: 0 P: 8	R: 0 E: 0 K: 1 S: 9	H: 0 LOB: 1 BB: 1 P: 19	R: 1 E: 0 K: 2 S: 16	H: 3 LOB: 3 BB: 0 P: 25	R: 0 E: 0 K: 1 S: 7	H: 0 LOB: 0 BB: 0 P: 8	R: 0 E: 0 K: 1 S: 15	H: 1 LOB: 1 BB: 0 P: 22	1B: 6 2B: 1 3B: 0 HR: 1	SF: 0 SAC: 0 DP: 0 HBP: 1	WP: 0 PB: 0 SB: 0 CS: 0	PA: 38
<b>PITCHER</b>	IP	WLS	BF	H	R	ER	SO	BB	IBB	HBP	BLK	WP	HR	S	P	ERA	WHIP					
<b>29 Chris Carpenter, R</b> (1, 1) ERA: 3.74	7.0	W	31	7	3	3	9	2	0	1	0	0	1	69	108	3.86	1.286					
<b>Steve Kline, L</b> (8, 1) ERA: 2.0	0.2	H	2	0	0	0	0	0	0	0	0	0	0	4	4	0.00	0.000					
<b>Julian Tavarez, R</b> (8, 1) ERA: 2.55	0.1	H	1	0	0	0	1	0	0	0	0	0	0	3	4	0.00	0.000					
<b>44 Jason Isringhausen, R</b> (9, 1) ERA: 2.7	1.0	S	4	1	0	0	1	0	0	0	0	0	0	15	22	0.00	1.000					

Batter	1	2	3	4	5	6	7	8	9	AB	R	H	RBI	BB	SO	LOB	BOTTOM				
<b>Tony Womack, L</b> (1, 4) OBP: 0.349, SLG: 0.394										4	0	2	1	0	0	0	<b>Pittsburgh Pirates @ St. Louis Cardinals</b> Busch Stadium, St. Louis, MO Fri Aug 20 2004, 7:10 PM CDT Att: 38,640 - Unknown - 66 F				
<b>Roger Cedeno, S</b> (1, 9) OBP: 0.296, SLG: 0.403										3	0	0	0	0	0	2					
<b>Steve Kline, S</b> (8, 1)										0	0	0	0	0	0	0					
<b>Julian Tavarez, L</b> (8, 1)										0	0	0	0	0	0	0					
<b>44 Jason Isringhausen, R</b> (9, 1) OBP: 0.333, SLG: 0.333										0	0	0	0	0	0	0					
<b>5 Albert Pujols, R</b> (1, 3) OBP: 0.402, SLG: 0.639										4	0	0	0	0	0	1					
<b>27 Scott Rolen, R</b> (1, 5) OBP: 0.416, SLG: 0.619										4	2	2	1	0	0	1					
<b>15 Jim Edmonds, L</b> (1, 8) OBP: 0.420, SLG: 0.633										3	1	2	0	1	0	0					
<b>Edgar Renteria, R</b> (1, 6) OBP: 0.336, SLG: 0.419										4	1	3	2	0	0	1					
<b>John Mabry, L</b> (1, 7) OBP: 0.399, SLG: 0.532										3	1	1	0	0	0	2					
<b>Mike Matheny, R</b> (1, 2) OBP: 0.289, SLG: 0.325										4	0	0	0	0	1	5					
<b>29 Chris Carpenter, R</b> (1, 1) OBP: 0.113, SLG: 0.096										2	0	0	0	0	1	1					
<b>Reggie Sanders, R</b> (7, PH) OBP: 0.298, SLG: 0.475										1	0	1	1	0	0	0					
<b>Inning Stats</b>	R: 0 E: 0 K: 0 S: 7	H: 0 LOB: 0 BB: 0 P: 11	R: 2 E: 0 K: 0 S: 12	H: 3 LOB: 1 BB: 0 P: 17	R: 0 E: 0 K: 0 S: 7	H: 0 LOB: 0 BB: 0 P: 12	R: 0 E: 0 K: 0 S: 8	H: 1 LOB: 0 BB: 0 P: 14	R: 0 E: 0 K: 1 S: 7	H: 0 LOB: 0 BB: 0 P: 10	R: 0 E: 0 K: 0 S: 11	H: 1 LOB: 1 BB: 0 P: 14	R: 2 E: 0 K: 0 S: 13	H: 4 LOB: 2 BB: 0 P: 18	R: 1 E: 0 K: 1 S: 8	H: 2 LOB: 2 BB: 1 P: 14	1B: 7 2B: 2 3B: 1 HR: 1	SF: 0 SAC: 2 DP: 0 HBP: 0	WP: 1 PB: 0 SB: 0 CS: 1	PA: 36	
<b>PITCHER</b>	IP	WLS	BF	H	R	ER	SO	BB	IBB	HBP	BLK	WP	HR	S	P	ERA	WHIP				
<b>Nelson Figueroa, R</b> (1, 1) ERA: 3.0	6.0		22	5	2	2	1	0	0	0	0	0	1	52	78	3.00	0.833				
<b>Michael Gonzalez, L</b> (7, 1) ERA: 1.23	0.2	L	4	2	2	2	0	0	0	0	0	0	0	8	11	27.00	3.000				
<b>16 Salomon Torres, R</b> (7, 1) ERA: 2.82	1.1	B	9	4	1	1	1	0	1	0	0	1	0	13	21	6.75	3.000				




Batter	1	2	3	4	5	6	7	8	9	AB	R	H	RBI	BB	SO	LOB	TOP					
18 Jason Kendall, R OBP: 0.394, SLG: 0.377	1-2 P4		1-2 F8			4-1 2B E BB	3-2 1B		2-1 G1-3	4	1	1	0	1	0	1	<b>Pittsburgh Pirates @ St. Louis Cardinals</b> Busch Stadium, St. Louis, MO Sat Aug 21 2004, 6:15 PM CDT Att: 46,017 - Sunny - 80 F					
2 Jack Wilson, R OBP: 0.327, SLG: 0.463	1-2 P3		1-0 G5-3			0-0 2B E 1B	1-2 L5		1-3 K	5	1	1	0	0	1	2						
Daryle Ward, L OBP: 0.302, SLG: 0.513	2-2 G4-3			1-0 F8		0-0 2B G4-3		0-3 K	1-1 F7	5	1	0	1	0	1	2						
Craig Wilson, R OBP: 0.368, SLG: 0.525		1-0 HR		1-1 L8		0-0 3H G4-3 SF8 2B		1-2 1B 1B		4	3	3	2	0	0	0						
Rob Mackowiak, L OBP: 0.327, SLG: 0.447		3-2 WP G5-3 1B		1-2 G3-1		2-0 G4-3		0-3 K		4	0	1	1	0	1	2						
Jason Bay, R OBP: 0.397, SLG: 0.569		0-1 F8			0-0 F8	0-0 SF8		1-2 1B		3	0	1	1	0	0	1						
Ty Wigginton, R OBP: 0.322, SLG: 0.443		1-1 G5-3			1-1 E6	3-2 G6-3		3-2 1B		4	0	1	1	0	0	1						
Jose Castillo, R OBP: 0.297, SLG: 0.362		3-3 K			2-2 F8		2-3 K	2-3 K		3	0	0	0	0	2	2						
Bobby Hill, S OBP: 0.340, SLG: 0.340		2-3 K								1	0	0	0	0	1	2						
18 Sean Burnett, L Mark Corey, R			2-3 K		1-1 G4-3		2-2 G3		0-2 18 G1-3 1B	2	0	0	0	0	1	1						
Abraham Nunez, S Brian Meadows, R										0	0	0	0	0	0	0						
Tike Redman, L										0	0	0	0	0	0	0						
<b>Inning Stats</b>	R: 0 E: 0 K: 0 S: 11	H: 0 LOB: 0 BB: 0 P: 15	R: 1 E: 0 K: 1 S: 13	H: 2 LOB: 1 BB: 0 P: 21	R: 0 E: 0 K: 1 S: 7	H: 0 LOB: 0 BB: 0 P: 11	R: 0 E: 0 K: 0 S: 6	H: 0 LOB: 0 BB: 0 P: 9	R: 0 E: 1 K: 0 S: 9	H: 0 LOB: 1 BB: 0 P: 13	R: 4 E: 1 K: 0 S: 13	H: 2 LOB: 0 BB: 1 P: 24	R: 0 E: 0 K: 1 S: 14	H: 1 LOB: 1 BB: 0 P: 22	R: 1 E: 0 K: 3 S: 25	H: 3 LOB: 2 BB: 0 P: 32	R: 0 E: 0 K: 1 S: 10	H: 1 LOB: 1 BB: 0 P: 14	1B: 7 2B: 1 3B: 0 HR: 1	SF: 1 SAC: 0 DP: 0 HBP: 0	WP: 1 PB: 0 SB: 0 CS: 0	PA: 39
<b>PITCHER</b>	IP WLS BF H R ER SO BB IBB HBP BLK WP HR S P ERA WHIP																					
Jeff Suppan, R ERA: 3.88	(1, 1) 6.0 W 25 4 5 3 2 1 0 0 0 0 1 1 59 93 4.50 0.833																					
Cal Eldred, R ERA: 3.63	(7, 1) 1.0 4 1 0 0 1 0 0 0 0 0 0 0 14 22 0.00 1.000																					
Ray King, L ERA: 2.66	(8, 1) 0.2 4 2 1 1 2 0 0 0 0 0 0 0 17 19 13.50 3.000																					
Julian Tavarez, R ERA: 2.49	(8, 1) 1.1 6 2 0 0 2 0 0 0 0 0 0 0 18 27 0.00 1.500																					

Batter	1	2	3	4	5	6	7	8	9	AB	R	H	RBI	BB	SO	LOB	BOTTOM			
Tony Womack, L OBP: 0.348, SLG: 0.392	2-1 F7		1-2 G4-3		0-0 F9	0-1 1B		2-1 F8		5	0	1	0	0	0	1	<b>Pittsburgh Pirates @ St. Louis Cardinals</b> Busch Stadium, St. Louis, MO Sat Aug 21 2004, 6:15 PM CDT Att: 46,017 - Sunny - 80 F			
Larry Walker, L OBP: 0.469, SLG: 0.613	4-1 5 BB 27 HR BB		3-2 5 G6-4-3 1B		3-2 5 HR BB	1-1 G4-3				2	2	1	0	2	0	1				
5 Albert Pujols, R OBP: 0.405, SLG: 0.646	1-2 27 HR BB		1-0 G6-4-3 1-2		2-2 1H HR	2-1 27 FC5-4 1B				3	2	2	2	1	0	1				
27 Scott Rolen, R OBP: 0.415, SLG: 0.623	3-2 1H 2H HR		0-0 G1-3		1-2 G5-3	1-1 FC5-4 15 WP 15 SF7 1B				4	2	1	3	0	0	1				
Edgar Renteria, R OBP: 0.339, SLG: 0.422	1-1 15 G3 1B		1-0 15 E 15 S 1B 1B		0-3 K	2-2 15 SF7 15 WP 1B				4	1	3	0	0	1	0				
15 Jim Edmonds, L OBP: 0.419, SLG: 0.631	0-1 G3 1-2		1-1 1H 2B 1B		1-1 G4-3	3-2 SF7				3	1	1	2	0	0	1				
Reggie Sanders, R Julian Tavarez, L		3-2 G4-3 CS 2B		0-0 1-2 2B 1B		0-1 L7		3-3 K		4	1	2	0	0	1	1				
Mike Matheny, R OBP: 0.291, SLG: 0.341		0-0 G4-3 2-3		0-0 1H 2H 2B		1-1 HR		0-1 G4-3		4	1	2	3	0	0	1				
Jeff Suppan, R Roger Cedeno, S Cal Eldred, R Ray King, L John Mabry, L OBP: 0.397, SLG: 0.528		2-0 F8 3H		0-2 G1-3		0-1 G2-3		0-1 G4-3		2	0	0	0	0	0	2				
<b>Inning Stats</b>	R: 3 E: 0 K: 0 S: 11	H: 2 LOB: 0 BB: 2 P: 25	R: 0 E: 0 K: 0 S: 6	H: 1 LOB: 0 BB: 0 P: 10	R: 0 E: 0 K: 0 S: 8	H: 1 LOB: 1 BB: 0 P: 13	R: 3 E: 0 K: 0 S: 11	H: 4 LOB: 1 BB: 0 P: 13	R: 2 E: 0 K: 1 S: 14	H: 1 LOB: 0 BB: 1 P: 21	R: 1 E: 0 K: 0 S: 10	H: 2 LOB: 1 BB: 0 P: 12	R: 1 E: 0 K: 1 S: 14	H: 2 LOB: 1 BB: 0 P: 25	R: 0 E: 0 K: 0 S: 6	H: 0 LOB: 0 BB: 0 P: 8		1B: 8 2B: 2 3B: 0 HR: 3	SF: 1 SAC: 0 DP: 2 HBP: 0	WP: 1 PB: 0 SB: 1 CS: 1
<b>PITCHER</b>	IP WLS BF H R ER SO BB IBB HBP BLK WP HR S P ERA WHIP																			
18 Sean Burnett, L ERA: 5.02	(1, 1) 4.0 L 21 9 8 8 0 3 0 0 0 0 0 1 18 22 4.50 1.000																			
Mark Corey, R ERA: 5.0	(5, 1) 2.0 8 2 1 1 1 0 0 0 0 0 0 1 18 22 4.50 1.000																			
Brian Meadows, R ERA: 3.08	(7, 1) 2.0 8 2 1 1 1 0 0 0 0 0 1 0 20 33 4.50 1.000																			

AB 37  
R 6  
H 9  
RBI 6  
BB 1  
SO 7  
LOB 14



AB 33  
R 10  
H 13  
RBI 10  
BB 3  
SO 2  
LOB 9









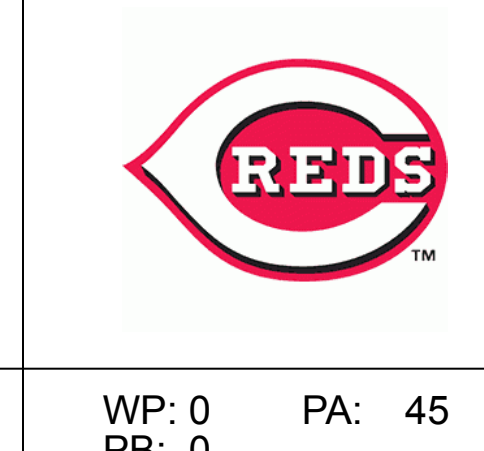
Batter	1	2	3	4	5	6	7	8	9	10	AB	R	H	RBI	BB	SO	LOB	TOP							
Tony Womack, L OBP: 0.351, SLG: 0.393 Ray King, L (9, 1) So Taguchi, R OBP: 0.307, SLG: 0.394 (10, 7)	G4-3		1B		1B		2B BB		K		4	1	2	0	1	1	0	<b>St. Louis Cardinals @ Cincinnati Reds</b> Great American Ball Park, Cincinnati, OH Tue Aug 24, 2004, 7:10 PM EDT Att: 20,163 - Cloudy - 79 F							
Larry Walker, L OBP: 0.471, SLG: 0.627 (1, 9)	5 1B BB		1B		1B		1-H 2B		K		4	0	2	1	1	1	1								
5 Albert Pujols, R OBP: 0.407, SLG: 0.643 (1, 3)	1B		P2		2B		G5-3		27 FC6-4 BB		4	0	2	0	1	0	3								
27 Scott Rolen, R OBP: 0.413, SLG: 0.617 (1, 5)	F9		K		F8		HBP		FC6-4		4	0	0	0	0	1	6								
15 Jim Edmonds, L OBP: 0.419, SLG: 0.633 (1, 8)	F8		K		HR		P6		G3		5	1	1	1	0	1	6								
Edgar Renteria, R OBP: 0.339, SLG: 0.426 (1, 6)		G5-3		4 G4-3 1B		G6-3		K		G6-3		5	0	1	0	0	1		2						
Reggie Sanders, R OBP: 0.306, SLG: 0.485 Julian Tavarez, L (10, 1)	HR		F9		HBP		K		BB		3	1	1	1	1	1	1								
4 Yadier Molina, R OBP: 0.328, SLG: 0.291 Marlon Anderson, L OBP: 0.268, SLG: 0.366 Cal Eldred, R (8, 1)	G6-3		G4-3		F8		P5		F8		3	0	0	0	0	0	2								
7 Hector Luna, R OBP: 0.276, SLG: 0.358 (9, 4)		G5-3		F7		G4-3		G6-3			1	0	0	0	0	0	0								
Jason Marquis, L OBP: 0.283, SLG: 0.390 Roger Cedeno, S OBP: 0.349, SLG: 0.394 Mike Matheny, R OBP: 0.294, SLG: 0.344 (8, 2)											3	0	0	0	0	0	2								
<b>Inning Stats</b>	R: 0 E: 0 K: 0 S: 14	H: 1 LOB: 2 BB: 1 P: 23	R: 1 E: 0 K: 0 S: 9	H: 1 LOB: 0 BB: 0 P: 12	R: 0 E: 0 K: 0 S: 20	H: 2 LOB: 2 BB: 0 P: 29	R: 0 E: 0 K: 0 S: 9	H: 1 LOB: 1 BB: 0 P: 10	R: 0 E: 0 K: 0 S: 8	H: 2 LOB: 1 BB: 0 P: 11	R: 1 E: 0 K: 1 S: 10	H: 1 LOB: 2 BB: 1 P: 22	R: 0 E: 0 K: 1 S: 6	H: 0 LOB: 0 BB: 0 P: 10	R: 0 E: 0 K: 2 S: 9	H: 0 LOB: 1 BB: 1 P: 20	R: 0 E: 0 K: 0 S: 4	H: 0 LOB: 1 BB: 1 P: 8	1B: 5 2B: 2 3B: 0 HR: 2	SF: 0 SAC: 0 DP: 1 HBP: 2	WP: 0 PB: 0 SB: 0 CS: 0	PA: 44			
<b>PITCHER</b>	IP WLS BF H R ER SO ERA WHIP	IP WLS BF H R ER SO ERA WHIP	IP WLS BF H R ER SO ERA WHIP	IP WLS BF H R ER SO ERA WHIP	IP WLS BF H R ER SO ERA WHIP	IP WLS BF H R ER SO ERA WHIP	IP WLS BF H R ER SO ERA WHIP	IP WLS BF H R ER SO ERA WHIP	IP WLS BF H R ER SO ERA WHIP	IP WLS BF H R ER SO ERA WHIP	IP WLS BF H R ER SO ERA WHIP	IP WLS BF H R ER SO ERA WHIP	IP WLS BF H R ER SO ERA WHIP	IP WLS BF H R ER SO ERA WHIP	IP WLS BF H R ER SO ERA WHIP	IP WLS BF H R ER SO ERA WHIP	IP WLS BF H R ER SO ERA WHIP	IP WLS BF H R ER SO ERA WHIP	IP WLS BF H R ER SO ERA WHIP	IP WLS BF H R ER SO ERA WHIP	IP WLS BF H R ER SO ERA WHIP	IP WLS BF H R ER SO ERA WHIP	IP WLS BF H R ER SO ERA WHIP	IP WLS BF H R ER SO ERA WHIP	
Josh Hancock, R ERA: 5.72 Phil Norton, L ERA: 4.5 Ryan Wagner, R ERA: 4.81 Gabe White, L ERA: 7.3 Joe Valentine, R ERA: 7.71	6.0 0.0 2.0 0.2 1.1	27 2 7 0 6	8 1 0 0 0	2 1 0 0 0	2 1 0 0 0	2 0 0 0 0	2 0 0 0 0	2 0 0 0 0	2 0 0 0 0	2 0 0 0 0	2 0 0 0 0	2 0 0 0 0	2 0 0 0 0	2 0 0 0 0	2 0 0 0 0	2 0 0 0 0	2 0 0 0 0	2 0 0 0 0	2 0 0 0 0	2 0 0 0 0	2 0 0 0 0	2 0 0 0 0	2 0 0 0 0	2 0 0 0 0	2 0 0 0 0

AB	38
R	3
H	9
RBI	3
BB	4
SO	6
LOB	24



Batter	1	2	3	4	5	6	7	8	9	10	AB	R	H	RBI	BB	SO	LOB	BOTTOM					
6 Ryan Freel, R OBP: 0.383, SLG: 0.351 (1, 8)	G1-3		S 1B HBP	K			E5 BB 1B		G3-1 SH1-3 BB		3	1	0	0	1	1	2	<b>St. Louis Cardinals @ Cincinnati Reds</b> Great American Ball Park, Cincinnati, OH Tue Aug 24, 2004, 7:10 PM EDT Att: 20,163 - Cloudy - 79 F					
Barry Larkin, R OBP: 0.355, SLG: 0.439 (1, 6)	G4-3		1B BB		G4-3		F8		SH1-3		3	0	0	0	1	0	1						
Sean Casey, L OBP: 0.397, SLG: 0.580 (1, 3)	BB		G4-6-3 1B		G2-3		BB 1B		G3-1		4	0	2	1	1	0	1						
Adam Dunn, L OBP: 0.400, SLG: 0.580 (1, 7)	L7		G4-6-3 1-2		BB		FC4-6 BB		DI BB		2	0	0	0	3	0	3						
D'Angelo Jimenez, S OBP: 0.352, SLG: 0.369 (1, 4)	HR		F7		G4-3		FC4-6 1-2		F9		5	1	1	1	0	0	6						
Austin Kearns, R OBP: 0.307, SLG: 0.344 Phil Norton, R (7, 3) Ryan Wagner, R (7, 3) John Vander Wal, L OBP: 0.310, SLG: 0.300 Gabe White, L (9, 1) Juan Castro, R OBP: 0.277, SLG: 0.373 (9, 5)	G6-3		2B 1B		K		P6		SH1-3 1B		3	1	1	0	0	1	0						
Jason LaRue, R OBP: 0.341, SLG: 0.449 (1, 2)	G5-3		1B		G6-3		HBP		SH1-3		3	0	1	1	0	0	0						
Felipe Lopez, S OBP: 0.321, SLG: 0.437 Joe Valentine, R (9, 1)	G4-3		2B		G3		K		1B BB		3	0	0	0	1	1	1						
Jacob Cruz, L OBP: 0.321, SLG: 0.361 (10, PH)			BB		K		G3-1		K		0	0	0	0	1	0	0						
Josh Hancock, R OBP: 0.143, SLG: 0.143 Darren Bragg, L OBP: 0.263, SLG: 0.429 (7, 9)			K		K		K		1B		2	0	0	0	0	2	2						
<b>Inning Stats</b>	R: 0 E: 0 K: 0 S: 8	H: 0 LOB: 1 BB: 1 P: 16	R: 1 E: 0 K: 0 S: 9	H: 1 LOB: 0 BB: 0 P: 15	R: 1 E: 0 K: 1 S: 11	H: 1 LOB: 1 BB: 1 P: 19	R: 0 E: 0 K: 0 S: 8	H: 0 LOB: 1 BB: 0 P: 16	R: 0 E: 1 K: 0 S: 12	H: 1 LOB: 3 BB: 1 P: 20	R: 0 E: 0 K: 2 S: 13	H: 0 LOB: 1 BB: 0 P: 22	R: 0 E: 0 K: 0 S: 5	H: 0 LOB: 2 BB: 2 P: 15	R: 1 E: 0 K: 0 S: 6	H: 2 LOB: 2 BB: 1 P: 12	1B: 5 2B: 1 3B: 0 HR: 1	SF: 0 SAC: 2 DP: 1 HBP: 2	WP: 0 PB: 0 SB: 1 CS: 0	PA: 45			
<b>PITCHER</b>	IP WLS BF H R ER SO ERA WHIP	IP WLS BF H R ER SO ERA WHIP	IP WLS BF H R ER SO ERA WHIP	IP WLS BF H R ER SO ERA WHIP	IP WLS BF H R ER SO ERA WHIP	IP WLS BF H R ER SO ERA WHIP	IP WLS BF H R ER SO ERA WHIP	IP WLS BF H R ER SO ERA WHIP	IP WLS BF H R ER SO ERA WHIP	IP WLS BF H R ER SO ERA WHIP	IP WLS BF H R ER SO ERA WHIP	IP WLS BF H R ER SO ERA WHIP	IP WLS BF H R ER SO ERA WHIP	IP WLS BF H R ER SO ERA WHIP	IP WLS BF H R ER SO ERA WHIP	IP WLS BF H R ER SO ERA WHIP	IP WLS BF H R ER SO ERA WHIP	IP WLS BF H R ER SO ERA WHIP	IP WLS BF H R ER SO ERA WHIP	IP WLS BF H R ER SO ERA WHIP	IP WLS BF H R ER SO ERA WHIP	IP WLS BF H R ER SO ERA WHIP	IP WLS BF H R ER SO ERA WHIP
Jason Marquis, R ERA: 3.75 Cal Eldred, R ERA: 3.54 Ray King, L ERA: 2.63 Julian Tavarez, R ERA: 2.65	7.0 1.1 0.2 0.1	32 6 3 4	5 0 0 2	3 0 0 0	3 0 0 0	5 1 0 0	6 0 2 8	118 29 8 12	3.86 0.00 0.00 27.00	1.429 0.750 1.500 9.000													

AB	33
R	4
H	7
RBI	4
BB	8
SO	6
LOB	17





Batter	1	2	3	4	5	6	7	8	9	AB	R	H	RBI	BB	SO	LOB	TOP							
Roger Cedeno, S OBP: 0.344, SLG: 0.383 44 Jason Istringhausen, R OBP: 0.353, SLG: 0.333	1-2 P6		3-2 G3		2-2 G5-3		0-2 F8		4-2 5 WP BB BB	4	0	0	0	1	0	2								
Larry Walker, L OBP: 0.469, SLG: 0.617	0-0 5 HR 1B		3-3 K		0-1 F7			3-2 G4-3	4-1 5 WP BB	4	1	1	0	1	1	1								
5 Albert Pujols, R OBP: 0.408, SLG: 0.651	1-2 1-H HR		0-1 2B		1-1 F8			1-0 15 HR 1B	3-2 F8 1-2 2-3 3-H	5	2	3	2	0	0	2								
27 Scott Rolen, R OBP: 0.410, SLG: 0.611	2-1 G1-3		3-2 G4-3		1-2 P4			0-1 L6		4	0	0	0	0	0	2								
15 Jim Edmonds, L OBP: 0.420, SLG: 0.638	4-2 BB				1-2 F8			3-1 1-H HR		3	1	1	2	1	1	0								
Edgar Renteria, R OBP: 0.336, SLG: 0.423 Julian Tavaréz, L (8, 1)	1-0 F9				3-1 P4			3-2 G6-3		4	1	0	0	0	0	1								
So Taguchi, R OBP: 0.307, SLG: 0.394					0-0 G4-3			0-0 G6-3		0	0	0	0	0	0	0								
Mike Matheny, R OBP: 0.293, SLG: 0.342 Reggie Sanders, R OBP: 0.306, SLG: 0.485 4 Yadier Molina, R OBP: 0.328, SLG: 0.291		0-3 K			0-0 G4-3			1-1 G6-3	0-0 BB 5 WP BB 1B	4	0	1	0	0	1	1	AB 35							
Marlon Anderson, L OBP: 0.268, SLG: 0.369		3-2 K			0-0 SH1-4 2B			3-2 G6-3	0-0 P5	4	0	1	1	0	1	1	R 6							
Woody Williams, R OBP: 0.240, SLG: 0.313 Tony Womack, L OBP: 0.352, SLG: 0.394 Al Reyes, R Steve Kline, S		2-3 K			0-0 SH1-4			3-H 0-1 1B	0-0 L9	1	0	0	0	0	1	0	H 8							
7 Hector Luna, R OBP: 0.274, SLG: 0.355					2-3					1	0	0	0	0	1	0	RBI 5							
<b>Inning Stats</b>	R: 2 E: 0 K: 0 S: 14	H: 2 LOB: 1 BB: 1 P: 23	R: 0 E: 0 K: 3 S: 14	H: 0 LOB: 0 BB: 0 P: 19	R: 0 E: 0 K: 1 S: 15	H: 1 LOB: 1 BB: 0 P: 24	R: 0 E: 0 K: 0 S: 7	H: 0 LOB: 0 BB: 0 P: 11	R: 0 E: 0 K: 0 S: 8	H: 1 LOB: 1 BB: 0 P: 10	R: 0 E: 0 K: 1 S: 11	H: 0 LOB: 0 BB: 0 P: 16	R: 1 E: 1 K: 0 S: 13	H: 1 LOB: 1 BB: 0 P: 18	R: 2 E: 0 K: 0 S: 13	H: 2 LOB: 0 BB: 2 P: 23	R: 1 E: 0 K: 0 S: 10	H: 1 LOB: 3 BB: 2 P: 21	1B: 4 2B: 2 3B: 0 HR: 2	SF: 0 SAC: 1 DP: 0 HBP: 0	WP: 1 PB: 0 SB: 0 CS: 0	PA: 39		
<b>PITCHER</b>	IP WLS BF H R ER SO BB IBB HBP BLK WP HR S P ERA WHIP	IP WLS BF H R ER SO BB IBB HBP BLK WP HR S P ERA WHIP	IP WLS BF H R ER SO BB IBB HBP BLK WP HR S P ERA WHIP	IP WLS BF H R ER SO BB IBB HBP BLK WP HR S P ERA WHIP	IP WLS BF H R ER SO BB IBB HBP BLK WP HR S P ERA WHIP	IP WLS BF H R ER SO BB IBB HBP BLK WP HR S P ERA WHIP	IP WLS BF H R ER SO BB IBB HBP BLK WP HR S P ERA WHIP	IP WLS BF H R ER SO BB IBB HBP BLK WP HR S P ERA WHIP	IP WLS BF H R ER SO BB IBB HBP BLK WP HR S P ERA WHIP	IP WLS BF H R ER SO BB IBB HBP BLK WP HR S P ERA WHIP	IP WLS BF H R ER SO BB IBB HBP BLK WP HR S P ERA WHIP	IP WLS BF H R ER SO BB IBB HBP BLK WP HR S P ERA WHIP	IP WLS BF H R ER SO BB IBB HBP BLK WP HR S P ERA WHIP	IP WLS BF H R ER SO BB IBB HBP BLK WP HR S P ERA WHIP	IP WLS BF H R ER SO BB IBB HBP BLK WP HR S P ERA WHIP	IP WLS BF H R ER SO BB IBB HBP BLK WP HR S P ERA WHIP	IP WLS BF H R ER SO BB IBB HBP BLK WP HR S P ERA WHIP	IP WLS BF H R ER SO BB IBB HBP BLK WP HR S P ERA WHIP	IP WLS BF H R ER SO BB IBB HBP BLK WP HR S P ERA WHIP	IP WLS BF H R ER SO BB IBB HBP BLK WP HR S P ERA WHIP	IP WLS BF H R ER SO BB IBB HBP BLK WP HR S P ERA WHIP	IP WLS BF H R ER SO BB IBB HBP BLK WP HR S P ERA WHIP	IP WLS BF H R ER SO BB IBB HBP BLK WP HR S P ERA WHIP	IP WLS BF H R ER SO BB IBB HBP BLK WP HR S P ERA WHIP

St. Louis Cardinals @ Cincinnati Reds  
Great American Ball Park, Cincinnati, OH  
Wed Aug 25 2004, 7:10 PM EDT  
Att: 18,962 - Cloudy - 82 F

AB 35  
R 6  
H 8  
RBI 5  
BB 3  
SO 5  
LOB 11



Batter	1	2	3	4	5	6	7	8	9	AB	R	H	RBI	BB	SO	LOB	BOTTOM								
Darren Bragg, L OBP: 0.255, SLG: 0.383	3-2 G3		2-3 K		1-3 K		0-2 G6-3		1-3 K	5	0	0	0	0	3	3									
Juan Castro, R OBP: 0.276, SLG: 0.376 Jacob Cruz, L OBP: 0.319, SLG: 0.358	1-0 2B		1-1 P2		2-2 F9		1-0 F7		3-2 G1-3	4	0	1	0	0	0	0									
Sean Casey, L OBP: 0.394, SLG: 0.575	1-0 F8		1-1 L9		2-0 G4-3		1-1 F7			4	0	0	0	0	0	1									
Adam Dunn, L OBP: 0.401, SLG: 0.585	0-1 P5		4-2 2B BB		0-1 HR			0-0 G4-3		3	2	1	1	1	0	1									
D'Angelo Jimenez, S OBP: 0.357, SLG: 0.384		3-2 1B 1B	1-1 SAFE 1-H 2B		3-2 HR			1-0 S 1B		4	2	4	2	0	0	0									
Austin Kearns, R OBP: 0.333, SLG: 0.362	1-2 1B 1B		0-0 P3		0-0 F9 SH1 2B			3-3 K		4	1	2	0	0	1	2									
Jason LaRue, R OBP: 0.337, SLG: 0.444	1-3 K				0-0 F8		1-0 F9		0-0 G6-3	4	0	0	0	0	1	4	AB 36								
Felipe Lopez, S OBP: 0.315, SLG: 0.426	3-2 F8				2-3 K		3-1 SH1		1-3 K	3	0	0	1	0	2	2	R 5								
Luke Hudson, R OBP: 0.187, SLG: 0.187 John Vander Wal, L OBP: 0.186, SLG: 0.341 Jose Nunez, R OBP: 0.116, SLG: 0.093 John Riedling, R Joe Valentine, R Barry Larkin, R 6 Ryan Freel, R OBP: 0.350, SLG: 0.351	0-1 1-2 2-H 1B		0-1 F9		1-2 F9		3-H 2-2 L3		0-0 S 1B	2	0	1	1	0	0	0	H 10								
<b>Inning Stats</b>	R: 0 E: 0 K: 0 S: 9	H: 1 LOB: 1 BB: 0 P: 14	R: 1 E: 0 K: 2 S: 18	H: 3 LOB: 2 BB: 0 P: 28	R: 1 E: 0 K: 0 S: 10	H: 1 LOB: 1 BB: 1 P: 17	R: 0 E: 0 K: 1 S: 8	H: 0 LOB: 0 BB: 0 P: 11	R: 0 E: 0 K: 0 S: 7	H: 0 LOB: 0 BB: 0 P: 12	R: 3 E: 0 K: 0 S: 15	H: 3 LOB: 0 BB: 0 P: 24	R: 0 E: 0 K: 0 S: 6	H: 0 LOB: 0 BB: 0 P: 8	R: 0 E: 0 K: 1 S: 7	H: 1 LOB: 1 BB: 0 P: 11	R: 0 E: 0 K: 2 S: 13	H: 1 LOB: 2 BB: 0 P: 18	1B: 5 2B: 3 3B: 0 HR: 2	SF: 0 SAC: 1 DP: 0 HBP: 0	WP: 0 PB: 0 SB: 2 CS: 0	PA: 38			
<b>PITCHER</b>	IP WLS BF H R ER SO BB IBB HBP BLK WP HR S P ERA WHIP	IP WLS BF H R ER SO BB IBB HBP BLK WP HR S P ERA WHIP	IP WLS BF H R ER SO BB IBB HBP BLK WP HR S P ERA WHIP	IP WLS BF H R ER SO BB IBB HBP BLK WP HR S P ERA WHIP	IP WLS BF H R ER SO BB IBB HBP BLK WP HR S P ERA WHIP	IP WLS BF H R ER SO BB IBB HBP BLK WP HR S P ERA WHIP	IP WLS BF H R ER SO BB IBB HBP BLK WP HR S P ERA WHIP	IP WLS BF H R ER SO BB IBB HBP BLK WP HR S P ERA WHIP	IP WLS BF H R ER SO BB IBB HBP BLK WP HR S P ERA WHIP	IP WLS BF H R ER SO BB IBB HBP BLK WP HR S P ERA WHIP	IP WLS BF H R ER SO BB IBB HBP BLK WP HR S P ERA WHIP	IP WLS BF H R ER SO BB IBB HBP BLK WP HR S P ERA WHIP	IP WLS BF H R ER SO BB IBB HBP BLK WP HR S P ERA WHIP	IP WLS BF H R ER SO BB IBB HBP BLK WP HR S P ERA WHIP	IP WLS BF H R ER SO BB IBB HBP BLK WP HR S P ERA WHIP	IP WLS BF H R ER SO BB IBB HBP BLK WP HR S P ERA WHIP	IP WLS BF H R ER SO BB IBB HBP BLK WP HR S P ERA WHIP	IP WLS BF H R ER SO BB IBB HBP BLK WP HR S P ERA WHIP	IP WLS BF H R ER SO BB IBB HBP BLK WP HR S P ERA WHIP	IP WLS BF H R ER SO BB IBB HBP BLK WP HR S P ERA WHIP	IP WLS BF H R ER SO BB IBB HBP BLK WP HR S P ERA WHIP	IP WLS BF H R ER SO BB IBB HBP BLK WP HR S P ERA WHIP	IP WLS BF H R ER SO BB IBB HBP BLK WP HR S P ERA WHIP	IP WLS BF H R ER SO BB IBB HBP BLK WP HR S P ERA WHIP	IP WLS BF H R ER SO BB IBB HBP BLK WP HR S P ERA WHIP

St. Louis Cardinals @ Cincinnati Reds  
Great American Ball Park, Cincinnati, OH  
Wed Aug 25 2004, 7:10 PM EDT  
Att: 18,962 - Cloudy - 82 F

AB 36  
R 5  
H 10  
RBI 5  
BB 1  
SO 7  
LOB 15





Batter	1	2	3	4	5	6	7	8	9	AB	R	H	RBI	BB	SO	LOB	TOP
Tony Womack, L (1,4) OBP: 0.354, SLG: 0.395	0-1 1B		2-1 1B			1-2 F9			1-1 F7	4	0	2	0	0	0	0	
Larry Walker, L (1,9) OBP: 0.465, SLG: 0.608	1-3 K		0-0 F7			3-0 G4-3			1-1 1B	4	0	1	0	0	1	2	
5 Albert Pujols, R (1,3) OBP: 0.405, SLG: 0.646	1-2 P5			0-1 G5-3					1-2 G5-3	4	0	0	0	0	0	2	
27 Scott Rolen, R (1,5) OBP: 0.407, SLG: 0.607	3-3 K			3-2 G4-3					2-0 F9	3	0	0	0	0	1	1	
15 Jim Edmonds, L (1,8) OBP: 0.417, SLG: 0.633		1-3 K		0-0 L3					0-3 K	3	0	0	0	0	2	0	
Edgar Renteria, R (1,6) OBP: 0.336, SLG: 0.421	0-1 F8				4-2 G4-6-3 BB				0-0 L9	2	0	0	0	1	0	0	
Reggie Sanders, R (1,7) OBP: 0.304, SLG: 0.480	2-3 K				1-1 G4-6-3 1-2				3-2 G5-3	3	0	0	0	0	1	1	
Mike Matheny, R (1,2) OBP: 0.291, SLG: 0.339			2-0 P4		0-0 G6-3				0-0 P2	3	0	0	0	0	0	0	
29 Chris Carpenter, R (1,1) OBP: 0.109, SLG: 0.093 Roger Cedeno, S (9,PH) OBP: 0.342, SLG: 0.380			0-3 K			0-2 G5-3			0-0 G4-3	2	0	0	0	0	1	0	
1	2	3	4	5	6	7	8	9	1B: 3	SF: 0	WP: 0	PA: 30					
IP	WLS	BF	H	R	ER	SO	BB	IBB	HBP	BLK	WP	HR	S	P	ERA	WHIP	CS: 0
39 Aaron Harang, R (1,1) ERA: 4.14	9.0	W	30	3	0	0	6	1	0	0	0	0	73	106	0.00	0.444	

St. Louis Cardinals @ Cincinnati Reds  
Great American Ball Park, Cincinnati, OH  
Thu Aug 26 2004, 7:10 PM EDT  
Att: 19,421 - Sunny - 79 F

AB 29  
R 0  
H 3  
RBI 0  
BB 1  
SO 6  
LOB 6



Batter	1	2	3	4	5	6	7	8	9	AB	R	H	RBI	BB	SO	LOB	BOTTOM
6 Ryan Freel, R (1,8) OBP: 0.379, SLG: 0.348	0-1 G1-3		2-2 F9			1-3 K			2-2 P1	4	0	0	0	0	1	0	
Barry Larkin, R (1,6) OBP: 0.354, SLG: 0.437 Juan Castro, R (9,5) OBP: 0.276, SLG: 0.376	1-3 K			0-0 G1-3		1-0 L6				3	0	0	0	0	1	0	
Sean Casey, L (1,3) OBP: 0.395, SLG: 0.581	4-0 BB			2-3 K		0-0 HR				2	1	1	1	1	1	0	
Adam Dunn, L (1,7) OBP: 0.400, SLG: 0.583	2-3 K			3-2 E 1B		1-1 P5				3	0	1	0	0	1	1	
D'Angelo Jimenez, S (1,4) OBP: 0.357, SLG: 0.383		3-2 CS 1B		2-2 E4					1-1 F8	3	0	1	0	0	0	1	
Austin Kearns, R (1,9) OBP: 0.325, SLG: 0.351	1-2 F7			1-2 K					2-3 K	3	0	0	0	0	2	3	
Jason LaRue, R (1,2) OBP: 0.334, SLG: 0.440	3-3 K				2-2 K				1-1 G6-3	3	0	0	0	0	2	1	
Felipe Lopez, S (1,5) OBP: 0.308, SLG: 0.417 (9,6)			0-1 L9		2-1 F7				1-2 L9	3	0	0	0	0	0	0	
39 Aaron Harang, R (1,1) OBP: 0.022, SLG: 0.043			2-3 K		2-3 K				1-3 K	3	0	0	0	0	3	0	
1	2	3	4	5	6	7	8	9	1B: 2	SF: 0	WP: 0	PA: 28					
IP	WLS	BF	H	R	ER	SO	BB	IBB	HBP	BLK	WP	HR	S	P	ERA	WHIP	CS: 1
29 Chris Carpenter, R (1,1) ERA: 3.61	8.0	L	28	3	1	1	11	1	0	0	0	1	80	122	1.12	0.500	

St. Louis Cardinals @ Cincinnati Reds  
Great American Ball Park, Cincinnati, OH  
Thu Aug 26 2004, 7:10 PM EDT  
Att: 19,421 - Sunny - 79 F

AB 27  
R 1  
H 3  
RBI 1  
BB 1  
SO 11  
LOB 6





Batter	1	2	3	4	5	6	7	8	9	AB	R	H	RBI	BB	SO	LOB	TOP				
Tony Womack, L (1,4) OBP: 0.354, SLG: 0.395	1-1 G1-3	1-1 1B		0-0 G4-6-3			2-2 FC5-4 1B		0-1 G3	5	0	2	1	0	0	1					
Larry Walker, L (1,9) OBP: 0.459, SLG: 0.608	3-1 27 G1-4-3 3B	3-2 F5		0-2 P3			0-1 FC5-4 1-2		2-3 K	5	1	1	0	0	1	3					
5 Albert Pujols, R (1,3) OBP: 0.405, SLG: 0.642	3-2 27 15 HR HBP	2-2 F8			0-1 27 15 SF7 1B		0-1 L6		3-2 P6	4	2	1	0	0	0	3					
27 Scott Rolen, R (1,5) OBP: 0.408, SLG: 0.609	3-1 G1-4-3			2-1 15 HR 2B		0-0 G5-4-3 1B		2-3 K		4	1	2	1	0	1	2					
15 Jim Edmonds, L (1,8) OBP: 0.420, SLG: 0.650	2-1 2H HR			1-0 2H HR		2-2 SF7		4-1 G6-3 1B BB		2	3	2	5	1	0	0					
Edgar Renteria, R (1,6) OBP: 0.333, SLG: 0.417	0-2 G4-3			1-1 F9		1-2 G5-4-3 1-2		0-0 G6-3		4	0	0	0	0	0	2					
John Mabry, L (1,7) So Taguchi, R (8, PH) OBP: 0.312, SLG: 0.398		2-1 1B 1B		0-0 F7		1-1 G3		1-1 2H 1B		3	1	1	0	0	0	0					
Mike Matheny, R (1,2) OBP: 0.287, SLG: 0.334		2-2 F9		3-2 K		2-1 G6-3		0-0 F7		4	0	0	0	0	1	2					
Jeff Suppan, R (1,1) Ray King, L (7, 1) Reggie Sanders, R (8, PH) Steve Kline, S (8, 1) 44 Jason Istringhausen, R (9, 1) OBP: 0.333, SLG: 0.333		1-1 1B		1-2 G4-6-3 1B		0-1 F9		0-0 G6-3		3	0	2	0	0	0	0					
<b>Inning Stats</b>	R: 3 E: 0 K: 0 S: 16	H: 2 LOB: 0 BB: 0 P: 28	R: 1 E: 0 K: 0 S: 15	H: 3 LOB: 2 BB: 0 P: 26	R: 2 E: 0 K: 1 S: 11	H: 2 LOB: 0 BB: 0 P: 18	R: 0 E: 0 K: 0 S: 7	H: 1 LOB: 0 BB: 0 P: 8	R: 1 E: 0 K: 0 S: 10	H: 2 LOB: 0 BB: 0 P: 13	R: 0 E: 0 K: 1 S: 11	H: 1 LOB: 1 BB: 0 P: 15	R: 1 E: 0 K: 0 S: 6	H: 1 LOB: 1 BB: 0 P: 11	R: 0 E: 0 K: 1 S: 11	H: 0 LOB: 0 BB: 0 P: 16	1B: 8 2B: 1 3B: 1 HR: 2	SF: 1 SAC: 0 DP: 2 HBP: 1	WP: 0 PB: 0 SB: 0 CS: 0	PA: 39	
<b>PITCHER</b>	IP WLS BF H R ER SO BB IBB HBP BLK WP HR S P ERA WHIP	IP WLS BF H R ER SO BB IBB HBP BLK WP HR S P ERA WHIP	IP WLS BF H R ER SO BB IBB HBP BLK WP HR S P ERA WHIP	IP WLS BF H R ER SO BB IBB HBP BLK WP HR S P ERA WHIP	IP WLS BF H R ER SO BB IBB HBP BLK WP HR S P ERA WHIP	IP WLS BF H R ER SO BB IBB HBP BLK WP HR S P ERA WHIP	IP WLS BF H R ER SO BB IBB HBP BLK WP HR S P ERA WHIP	IP WLS BF H R ER SO BB IBB HBP BLK WP HR S P ERA WHIP	IP WLS BF H R ER SO BB IBB HBP BLK WP HR S P ERA WHIP	IP WLS BF H R ER SO BB IBB HBP BLK WP HR S P ERA WHIP	IP WLS BF H R ER SO BB IBB HBP BLK WP HR S P ERA WHIP	IP WLS BF H R ER SO BB IBB HBP BLK WP HR S P ERA WHIP	IP WLS BF H R ER SO BB IBB HBP BLK WP HR S P ERA WHIP	IP WLS BF H R ER SO BB IBB HBP BLK WP HR S P ERA WHIP	IP WLS BF H R ER SO BB IBB HBP BLK WP HR S P ERA WHIP	IP WLS BF H R ER SO BB IBB HBP BLK WP HR S P ERA WHIP	IP WLS BF H R ER SO BB IBB HBP BLK WP HR S P ERA WHIP	IP WLS BF H R ER SO BB IBB HBP BLK WP HR S P ERA WHIP	IP WLS BF H R ER SO BB IBB HBP BLK WP HR S P ERA WHIP	IP WLS BF H R ER SO BB IBB HBP BLK WP HR S P ERA WHIP	IP WLS BF H R ER SO BB IBB HBP BLK WP HR S P ERA WHIP

St. Louis Cardinals @ Pittsburgh Pirates  
PNC Park, Pittsburgh, PA  
Fri Aug 27 2004, 7:05 PM EDT  
Att: 27,475 - Cloudy - 81 F

AB 36  
R 8  
H 12  
RBI 8  
BB 1  
SO 3  
LOB 14



Batter	1	2	3	4	5	6	7	8	9	AB	R	H	RBI	BB	SO	LOB	BOTTOM					
18 Jason Kendall, R (1,2) OBP: 0.395, SLG: 0.377	1-1 2 G4-3 1B	2-1 FC6-4 1B			3-2 2 1B HBP		1-1 2 1B		3-1 2 FC6-4 HBP	3	3	3	0	0	0	0						
2 Jack Wilson, R (1,6) OBP: 0.334, SLG: 0.471	2-2 G4-3 1B	1-0 FC6-4 1-2			1-1 G4-6-3 1B		2-1 2H 1B		0-1 FC6-4 1-2 2-3	5	1	3	1	0	0	3						
Daryle Ward, L (1,3) Ty Wigington, R (7, PH) OBP: 0.314, SLG: 0.429	1-2 G4-3			1-2 F9		0-1 G4-6-3		0-1 F8		2-3 K	3	0	0	1	0	2						
Craig Wilson, R (1,9) OBP: 0.364, SLG: 0.523	4-0 1B BB			2-2 FC4-6 HBP		0-0 HR		2-2 F9		2	1	1	1	1	0	1						
Rob Mackowiak, L (1,5) OBP: 0.330, SLG: 0.449	1-0 1B			1-1 FC4-6 1-2		0-0 G3		1-2 G4-3		4	0	1	1	0	0	1						
Jason Bay, R (1,7) OBP: 0.369, SLG: 0.580	1-3 K			1-1 L5		0-0 G6-3		0-0 G5-3		4	0	0	0	0	1	3						
Tike Redman, L (1,8) OBP: 0.300, SLG: 0.362	0-1 G3			2-2 L4		1-3 K		0-0 B3		4	0	0	0	0	1	2						
Bobby Hill, S (1,4) OBP: 0.346, SLG: 0.337		1-1 32-6-3 1B		1-0 F7		0-1 G3		0-0 G3-1		4	0	1	0	0	0	0						
Ryan Vogelsong, R (1, 1) 19 Jorge Soto, R (4, PH) Mark Corey, R (5, 1) Abraham Nunez, S (7, PH) 34 John Grabow, L (8, 1) Frank Brooks, L (9, 1) Jose Castillo, R (9, PH) OBP: 0.300, SLG: 0.371		0-0 B2-6-3		1-1 F7		3-2 G5-3		3-2 2 FC6-4 18 HBP 1B		1	0	0	0	0	0	1						
<b>Inning Stats</b>	R: 2 E: 0 K: 1 S: 14	H: 3 LOB: 2 BB: 1 P: 24	R: 0 E: 0 K: 0 S: 6	H: 2 LOB: 1 BB: 0 P: 10	R: 0 E: 0 K: 0 S: 10	H: 0 LOB: 1 BB: 0 P: 15	R: 0 E: 0 K: 0 S: 6	H: 0 LOB: 0 BB: 0 P: 10	R: 2 E: 0 K: 0 S: 9	H: 2 LOB: 0 BB: 0 P: 13	R: 0 E: 0 K: 1 S: 6	H: 0 LOB: 0 BB: 0 P: 7	R: 1 E: 0 K: 0 S: 12	H: 2 LOB: 1 BB: 0 P: 20	R: 0 E: 0 K: 0 S: 5	H: 0 LOB: 0 BB: 0 P: 6	R: 0 E: 0 K: 1 S: 10	H: 1 LOB: 2 BB: 0 P: 18	1B: 7 2B: 2 3B: 0 HR: 1	SF: 0 SAC: 0 DP: 2 HBP: 3	WP: 0 PB: 0 SB: 0 CS: 0	PA: 39
<b>PITCHER</b>	IP WLS BF H R ER SO BB IBB HBP BLK WP HR S P ERA WHIP	IP WLS BF H R ER SO BB IBB HBP BLK WP HR S P ERA WHIP	IP WLS BF H R ER SO BB IBB HBP BLK WP HR S P ERA WHIP	IP WLS BF H R ER SO BB IBB HBP BLK WP HR S P ERA WHIP	IP WLS BF H R ER SO BB IBB HBP BLK WP HR S P ERA WHIP	IP WLS BF H R ER SO BB IBB HBP BLK WP HR S P ERA WHIP	IP WLS BF H R ER SO BB IBB HBP BLK WP HR S P ERA WHIP	IP WLS BF H R ER SO BB IBB HBP BLK WP HR S P ERA WHIP	IP WLS BF H R ER SO BB IBB HBP BLK WP HR S P ERA WHIP	IP WLS BF H R ER SO BB IBB HBP BLK WP HR S P ERA WHIP	IP WLS BF H R ER SO BB IBB HBP BLK WP HR S P ERA WHIP	IP WLS BF H R ER SO BB IBB HBP BLK WP HR S P ERA WHIP	IP WLS BF H R ER SO BB IBB HBP BLK WP HR S P ERA WHIP	IP WLS BF H R ER SO BB IBB HBP BLK WP HR S P ERA WHIP	IP WLS BF H R ER SO BB IBB HBP BLK WP HR S P ERA WHIP	IP WLS BF H R ER SO BB IBB HBP BLK WP HR S P ERA WHIP	IP WLS BF H R ER SO BB IBB HBP BLK WP HR S P ERA WHIP	IP WLS BF H R ER SO BB IBB HBP BLK WP HR S P ERA WHIP	IP WLS BF H R ER SO BB IBB HBP BLK WP HR S P ERA WHIP	IP WLS BF H R ER SO BB IBB HBP BLK WP HR S P ERA WHIP	IP WLS BF H R ER SO BB IBB HBP BLK WP HR S P ERA WHIP	

St. Louis Cardinals @ Pittsburgh Pirates  
PNC Park, Pittsburgh, PA  
Fri Aug 27 2004, 7:05 PM EDT  
Att: 27,475 - Cloudy - 81 F

AB 35  
R 5  
H 10  
RBI 4  
BB 1  
SO 3  
LOB 16





Batter	1	2	3	4	5	6	7	8	9	AB	R	H	RBI	BB	SO	LOB	TOP										
Tony Womack, L (1,4) OBP: 0.391, SLG: 0.391	G5-3	G3			F8		F9		CS	4	0	0	0	0	0	2											
Edgar Renteria, R (1,6) OBP: 0.333, SLG: 0.416	F9				F9		K			4	0	1	0	0	1	1											
Larry Walker, L (1,9) OBP: 0.450, SLG: 0.594	G6-3				K				L5	4	0	0	0	0	1	1											
27 Scott Rolen, R (1,5) OBP: 0.411, SLG: 0.607		15 HR							K	1	2	0	0	3	1	0											
15 Jim Edmonds, L (1,8) Julian Tavarez, L (8,1) 44 Jason Istringhausen, R (9,1) OBP: 0.333, SLG: 0.333							F9		F8	4	2	2	2	0	0	1											
Reggie Sanders, R (1,7) OBP: 0.305, SLG: 0.490							K			4	2	2	3	0	2	1											
John Mabry, L (1,3) OBP: 0.397, SLG: 0.509							F8		SH1-3	3	0	1	0	0	0	1											
4 Yadier Molina, R (1,2) Marlon Anderson, L (9,PH) Mike Matheny, R (9,2) OBP: 0.287, SLG: 0.334							F9		K	3	0	1	0	0	0	1											
Matt Morris, R (1,1) 7 Hector Luna, R (7,PH) Cal Eldred, R (7,1) Ray King, L (8,1) So Taguchi, R (8,8) OBP: 0.317, SLG: 0.403							K			1	0	0	0	0	1	0											
<b>Inning Stats</b>	R: 0 E: 0 K: 0 S: 7	H: 0 LOB: 0 BB: 0 P: 11	R: 3 E: 0 K: 0 S: 12	H: 3 LOB: 1 BB: 1 P: 21	R: 2 E: 0 K: 1 S: 9	H: 2 LOB: 0 BB: 1 P: 16	R: 0 E: 0 K: 1 S: 7	H: 1 LOB: 0 BB: 0 P: 10	R: 0 E: 0 K: 1 S: 10	H: 0 LOB: 1 BB: 1 P: 14	R: 0 E: 0 K: 1 S: 10	H: 0 LOB: 1 BB: 1 P: 19	R: 0 E: 0 K: 1 S: 8	H: 0 LOB: 0 BB: 0 P: 13	R: 1 E: 0 K: 1 S: 11	H: 2 LOB: 0 BB: 0 P: 19	1B: 5 2B: 1 3B: 0 HR: 2	SF: 0 SAC: 2 DP: 1 HBP: 0	WP: 0 PB: 0 SB: 1 CS: 2	PA: 37							
<b>PITCHER</b>	IP	WLS	BF	H	R	ER	SO	BB	IBB	HBP	BLK	WP	HR	S	P	ERA	WHIP										
Nelson Figueroa, R (1,1) ERA: 6.3	4.0	L	18	6	5	5	2	2	0	0	0	0	2	35	58	11.25	2.000										
Frank Brooks, L (5,1) ERA: 1.15	3.0		11	0	0	0	3	2	0	0	0	0	0	29	49	0.00	0.667										
Michael Gonzalez, L (8,1) ERA: 1.15	1.0		3	0	0	0	1	0	0	0	0	0	0	8	13	0.00	0.000										
16 Salomon Torres, R (9,1) ERA: 2.91	1.0		4	2	1	1	1	0	0	0	0	0	0	11	19	9.00	2.000										

St. Louis Cardinals @ Pittsburgh Pirates  
PNC Park, Pittsburgh, PA  
Sat Aug 28 2004, 1:20 PM EDT  
Att: 19,167 - Cloudy - 80 F

AB 30  
R 6  
H 8  
RBI 6  
BB 4  
SO 7  
LOB 9



Batter	1	2	3	4	5	6	7	8	9	AB	R	H	RBI	BB	SO	LOB	BOTTOM										
18 Jason Kendall, R (1,2) OBP: 0.394, SLG: 0.376	L4		G4-3				G6-4-3			4	0	1	0	0	0	1											
2 Jack Wilson, R (1,6) OBP: 0.332, SLG: 0.468	K		P2				G1-3		F7	4	0	0	0	0	1	0											
Rob Mackowiak, L (1,9) OBP: 0.329, SLG: 0.445							G6-3		P6	3	0	0	0	1	1	0											
Craig Wilson, R (1,3) OBP: 0.365, SLG: 0.522							P4		HBP	3	1	1	0	1	1	1											
Jason Bay, R (1,7) OBP: 0.374, SLG: 0.591									G5-3	3	2	2	2	0	0	0											
Tike Redman, L (1,8) OBP: 0.300, SLG: 0.368									G6-3	4	1	1	1	0	0	3											
Ty Wigginton, R (1,5) OBP: 0.316, SLG: 0.431									K	3	0	1	0	1	1	0											
Jose Castillo, R (1,4) OBP: 0.304, SLG: 0.372										4	0	2	1	0	1	1											
Nelson Figueroa, R (1,1) Daryle Ward, L (4,PH) Frank Brooks, L (5,1) Bobby Hill, S (7,PH) Michael Gonzalez, R (8,1) 16 Salomon Torres, R (9,1) Abraham Nunez, S (9,PH) OBP: 0.305, SLG: 0.326										1	0	0	0	0	0	1											
<b>Inning Stats</b>	R: 0 E: 0 K: 2 S: 16	H: 0 LOB: 1 BB: 1 P: 25	R: 1 E: 0 K: 0 S: 9	H: 3 LOB: 1 BB: 0 P: 13	R: 0 E: 0 K: 1 S: 6	H: 0 LOB: 0 BB: 0 P: 9	R: 3 E: 0 K: 1 S: 21	H: 4 LOB: 2 BB: 1 P: 35	R: 0 E: 0 K: 0 S: 9	H: 0 LOB: 0 BB: 0 P: 11	R: 0 E: 0 K: 1 S: 10	H: 0 LOB: 0 BB: 0 P: 13	R: 0 E: 0 K: 0 S: 7	H: 1 LOB: 0 BB: 0 P: 9	R: 0 E: 0 K: 0 S: 7	H: 0 LOB: 2 BB: 1 P: 15	R: 0 E: 0 K: 2 S: 8	H: 0 LOB: 0 BB: 0 P: 14	1B: 5 2B: 1 3B: 0 HR: 2	SF: 0 SAC: 0 DP: 1 HBP: 1	WP: 0 PB: 0 SB: 1 CS: 0	PA: 36					
<b>PITCHER</b>	IP	WLS	BF	H	R	ER	SO	BB	IBB	HBP	BLK	WP	HR	S	P	ERA	WHIP										
Matt Morris, R (1,1) ERA: 4.63	6.0	W	25	7	4	4	5	2	0	0	0	0	2	71	106	6.00	1.500										
Cal Eldred, R (7,1) ERA: 3.46	1.1	H	4	1	0	0	0	0	0	0	0	0	0	9	12	0.00	0.750										
Ray King, L (8,1) ERA: 2.73	0.1	H	1	0	0	0	0	0	0	0	0	0	0	2	2	0.00	0.000										
Julian Tavarez, R (8,1) ERA: 2.61	0.1	H	3	0	0	0	0	1	0	1	0	0	0	3	10	0.00	3.000										
44 Jason Istringhausen, R (9,1) ERA: 2.57	1.0	S	3	0	0	0	2	0	0	0	0	0	0	8	14	0.00	0.000										

St. Louis Cardinals @ Pittsburgh Pirates  
PNC Park, Pittsburgh, PA  
Sat Aug 28 2004, 1:20 PM EDT  
Att: 19,167 - Cloudy - 80 F

AB 32  
R 4  
H 8  
RBI 4  
BB 3  
SO 7  
LOB 9





Batter	1	2	3	4	5	6	7	8	9	AB	R	H	RBI	BB	SO	LOB	TOP					
So Taguchi, R OBP: 0.313, SLG: 0.396										5	0	1	0	0	1	0						
Roger Cedeno, S OBP: 0.340, SLG: 0.372										3	1	0	0	1	0	1						
5 Albert Pujols, R OBP: 0.406, SLG: 0.652										4	2	2	2	0	0	1						
27 Scott Rolen, R OBP: 0.413, SLG: 0.608										3	1	2	1	1	0	1						
Edgar Renteria, R OBP: 0.334, SLG: 0.415										3	0	1	0	1	1	2						
Reggie Sanders, R OBP: 0.302, SLG: 0.485										4	0	0	0	0	2	5						
Julian Tavaréz, L (8, 1)										0	0	0	0	0	0	0						
Mike Matheny, R OBP: 0.287, SLG: 0.337										4	0	1	1	0	0	2						
7 Hector Luna, R OBP: 0.279, SLG: 0.345										3	0	0	0	0	1	1						
Jason Marquis, L OBP: 0.270, SLG: 0.371										3	0	0	0	0	2	2						
Ray King, L (8, 1)										0	0	0	0	0	0	0						
John Mabry, L OBP: 0.385, SLG: 0.506										1	0	0	0	0	0	0						
<b>Inning Stats</b>	R: 0 E: 0 K: 0 S: 15	H: 1 LOB: 1 BB: 0 P: 24	R: 0 E: 0 K: 2 S: 15	H: 1 LOB: 2 BB: 0 P: 22	R: 2 E: 0 K: 1 S: 19	H: 2 LOB: 1 BB: 1 P: 27	R: 0 E: 0 K: 2 S: 11	H: 0 LOB: 0 BB: 0 P: 14	R: 0 E: 0 K: 1 S: 8	H: 0 LOB: 0 BB: 0 P: 10	R: 1 E: 0 K: 1 S: 7	H: 1 LOB: 1 BB: 1 P: 16	R: 0 E: 0 K: 0 S: 4	H: 0 LOB: 0 BB: 0 P: 7	R: 1 E: 0 K: 0 S: 9	H: 2 LOB: 1 BB: 1 P: 14	R: 0 E: 0 K: 0 S: 10	H: 0 LOB: 0 BB: 0 P: 17	1B: 4 2B: 2 3B: 1 HR: 1	SF: 0 SAC: 0 DP: 1 HBP: 1	WP: 0 PB: 0 SB: 1 CS: 0	PA: 37
<b>PITCHER</b>	IP	WLS	BF	H	R	ER	SO	BB	IBB	HBP	BLK	WP	HR	S	P	ERA	WHIP					
Oliver Pérez, L ERA: 2.87	6.0	L	26	5	3	3	7	2	0	1	0	0	0	75	113	4.50	1.167					
Brian Meadows, R ERA: 3.5	2.0		8	2	1	1	0	1	0	0	0	0	1	13	21	4.50	1.500					
Mark Corey, R ERA: 4.84	1.0		3	0	0	0	0	0	0	0	0	0	0	10	17	0.00	0.000					

St. Louis Cardinals @ Pittsburgh Pirates  
PNC Park, Pittsburgh, PA  
Sun Aug 29 2004, 1:35 PM EDT  
Att: 25,005 - Sunny - 83 F

AB 33  
R 4  
H 7  
RBI 4  
BB 3  
SO 7  
LOB 15



Batter	1	2	3	4	5	6	7	8	9	AB	R	H	RBI	BB	SO	LOB	BOTTOM				
18 Jason Kendall, R OBP: 0.393, SLG: 0.375										4	0	1	0	0	0	1					
2 Jack Wilson, R OBP: 0.325, SLG: 0.464										4	0	0	0	0	0	3					
Rob Mackowiak, L OBP: 0.330, SLG: 0.446										4	0	2	0	0	0	2					
Craig Wilson, R OBP: 0.366, SLG: 0.520										3	0	1	0	0	1	3					
Daryle Ward, L OBP: 0.298, SLG: 0.515										4	0	0	0	0	0	3					
Jason Bay, R OBP: 0.375, SLG: 0.587										2	0	0	0	2	1	0					
Ty Wigginton, R OBP: 0.313, SLG: 0.426										4	0	0	0	0	2	3					
Abraham Nunez, S OBP: 0.290, SLG: 0.325										2	0	0	0	1	0	0					
Oliver Pérez, L OBP: 0.245, SLG: 0.213										1	0	0	0	0	1	0					
Brian Meadows, R (7, 1)										0	0	0	0	0	0	0					
19 José Bautista, R OBP: 0.309, SLG: 0.284										0	0	0	0	1	0	0					
Mark Corey, R (9, 1)										0	0	0	0	0	0	0					
<b>Inning Stats</b>	R: 0 E: 0 K: 0 S: 9	H: 1 LOB: 1 BB: 0 P: 16	R: 0 E: 0 K: 0 S: 4	H: 0 LOB: 0 BB: 1 P: 9	R: 0 E: 0 K: 0 S: 9	H: 0 LOB: 1 BB: 1 P: 14	R: 0 E: 0 K: 1 S: 10	H: 0 LOB: 2 BB: 1 P: 22	R: 0 E: 0 K: 1 S: 11	H: 2 LOB: 1 BB: 0 P: 17	R: 0 E: 0 K: 1 S: 8	H: 0 LOB: 0 BB: 0 P: 13	R: 0 E: 0 K: 1 S: 12	H: 1 LOB: 2 BB: 1 P: 19	R: 0 E: 0 K: 1 S: 6	H: 0 LOB: 0 BB: 0 P: 8	1B: 4 2B: 0 3B: 0 HR: 0	SF: 0 SAC: 1 DP: 1 HBP: 1	WP: 0 PB: 0 SB: 0 CS: 0	PA: 34	
<b>PITCHER</b>	IP	WLS	BF	H	R	ER	SO	BB	IBB	HBP	BLK	WP	HR	S	P	ERA	WHIP				
Jason Marquis, R ERA: 3.59	7.1		29	4	0	0	3	4	0	1	0	0	0	68	117	0.00	1.091				
Ray King, L ERA: 2.55	0.1	H	1	0	0	0	0	0	0	0	0	0	0	2	2	0.00	0.000				
Julian Tavaréz, R ERA: 2.55	1.1	S	4	0	0	0	2	0	0	0	0	0	0	9	11	0.00	0.000				

St. Louis Cardinals @ Pittsburgh Pirates  
PNC Park, Pittsburgh, PA  
Sun Aug 29 2004, 1:35 PM EDT  
Att: 25,005 - Sunny - 83 F

AB 28  
R 0  
H 4  
RBI 0  
BB 4  
SO 5  
LOB 15





Batter	1	2	3	4	5	6	7	8	9	AB	R	H	RBI	BB	SO	LOB	TOP										
<b>Freddy Guzman, S</b> OBP: 0.246, SLG: 0.246 <b>Steve Watkins, R</b> (7, 1) <b>Ricky Stone, R</b> (8, 1)										4	0	0	0	0	2	2	<b>San Diego Padres @ St. Louis Cardinals</b> Busch Stadium, St. Louis, MO Tue Aug 31 2004, 7:10 PM CDT Att: 30,816 - Sunny - 81 F										
<b>Mark Loretta, R</b> OBP: 0.396, SLG: 0.513										4	1	1	0	0	0												
<b>24 Brian Giles, L</b> OBP: 0.377, SLG: 0.472										4	1	1	1	0	0	1											
<b>Phil Nevin, R</b> OBP: 0.386, SLG: 0.507										4	0	0	0	0	2	1											
<b>Ryan Klesko, L</b> OBP: 0.374, SLG: 0.415										4	0	1	1	0	0	0											
<b>Sean Burroughs, L</b> OBP: 0.347, SLG: 0.359 <b>Rich Aurilia, R</b> OBP: 0.319, SLG: 0.357										3	0	1	0	0	0	0											
<b>3 Khalil Greene, R</b> OBP: 0.351, SLG: 0.427										4	1	2	0	0	1	2		<b>AB</b> 34 <b>R</b> 3 <b>H</b> 7 <b>RBI</b> 3 <b>BB</b> 0 <b>SO</b> 8 <b>LOB</b> 9									
<b>Ramon Hernandez, R</b> OBP: 0.342, SLG: 0.470										3	0	1	1	0	0	1											
<b>Brian Lawrence, R</b> OBP: 0.127, SLG: 0.130 <b>Blaine Neal, L</b> (5, 1) <b>Terrence Long, L</b> OBP: 0.336, SLG: 0.418 (7, 8)										2	0	0	0	0	1	1											
<b>Inning Stats</b>	R: 0 E: 0 K: 1 S: 6	H: 0 LOB: 0 BB: 0 P: 11	R: 0 E: 0 K: 0 S: 5	H: 0 LOB: 0 BB: 0 P: 6	R: 0 E: 0 K: 1 S: 9	H: 1 LOB: 1 BB: 0 P: 16	R: 1 E: 0 K: 2 S: 16	H: 3 LOB: 2 BB: 0 P: 26	R: 0 E: 0 K: 1 S: 6	H: 0 LOB: 0 BB: 0 P: 7	R: 1 E: 0 K: 0 S: 12	H: 1 LOB: 1 BB: 0 P: 19	R: 1 E: 0 K: 1 S: 12	H: 2 LOB: 1 BB: 0 P: 17	R: 0 E: 0 K: 1 S: 6	H: 0 LOB: 0 BB: 0 P: 9			R: 0 E: 0 K: 1 S: 5	H: 0 LOB: 0 BB: 0 P: 7	1B: 3 2B: 3 3B: 0 HR: 1	SF: 0 SAC: 0 DP: 0 HBP: 0	WP: 0 PB: 0 SB: 0 CS: 0	PA: 34			
<b>PITCHER</b>	IP	WLS	BF	H	R	ER	SO	BB	IBB	HBP	BLK	WP	HR	S	P	ERA	WHIP										
<b>Woody Williams, R</b> ERA: 4.06	7.0	W	28	7	3	3	6	0	0	0	0	0	1	66	102	3.86	1.000										
<b>Julian Tavarez, R</b> ERA: 2.5	1.0		3	0	0	0	1	0	0	0	0	0	0	6	9	0.00	0.000										
<b>Ray King, L</b> ERA: 2.5	1.0		3	0	0	0	1	0	0	0	0	0	0	5	7	0.00	0.000										

Batter	1	2	3	4	5	6	7	8	9	AB	R	H	RBI	BB	SO	LOB	BOTTOM										
<b>Tony Womack, L</b> OBP: 0.352, SLG: 0.392										5	0	2	0	0	0	3	<b>San Diego Padres @ St. Louis Cardinals</b> Busch Stadium, St. Louis, MO Tue Aug 31 2004, 7:10 PM CDT Att: 30,816 - Sunny - 81 F										
<b>Larry Walker, L</b> OBP: 0.454, SLG: 0.590										3	2	1	0	1	0	2											
<b>5 Albert Pujols, R</b> OBP: 0.408, SLG: 0.659										5	2	3	3	0	0	2											
<b>27 Scott Rolen, R</b> OBP: 0.411, SLG: 0.607										5	1	1	1	0	1	2											
<b>15 Jim Edmonds, L</b> OBP: 0.426, SLG: 0.672										3	2	3	3	2	0	0											
<b>Edgar Renteria, R</b> OBP: 0.336, SLG: 0.423										5	2	3	1	0	0	2											
<b>Reggie Sanders, R</b> OBP: 0.307, SLG: 0.496										4	0	3	1	0	0	3		<b>AB</b> 37 <b>R</b> 9 <b>H</b> 16 <b>RBI</b> 9 <b>BB</b> 4 <b>SO</b> 4 <b>LOB</b> 21									
<b>Mike Matheny, R</b> OBP: 0.286, SLG: 0.333									3	0	0	0	1	1	2												
<b>Woody Williams, R</b> OBP: 0.226, SLG: 0.294 <b>Marlon Anderson, L</b> OBP: 0.265, SLG: 0.365 <b>Julian Tavarez, L</b> <b>Ray King, L</b>										3	0	0	0	0	2	4											
<b>Inning Stats</b>	R: 0 E: 0 K: 1 S: 8	H: 1 LOB: 1 BB: 0 P: 15	R: 2 E: 0 K: 0 S: 13	H: 4 LOB: 2 BB: 0 P: 17	R: 0 E: 0 K: 0 S: 7	H: 2 LOB: 2 BB: 1 P: 16	R: 0 E: 0 K: 1 S: 8	H: 0 LOB: 0 BB: 0 P: 9	R: 3 E: 0 K: 1 S: 22	H: 5 LOB: 3 BB: 1 P: 34	R: 0 E: 0 K: 0 S: 8	H: 0 LOB: 0 BB: 0 P: 11	R: 2 E: 0 K: 1 S: 12	H: 3 LOB: 0 BB: 0 P: 18	R: 2 E: 0 K: 0 S: 14	H: 1 LOB: 1 BB: 2 P: 27			1B: 8 2B: 3 3B: 2 HR: 4	SF: 0 SAC: 0 DP: 3 HBP: 1	WP: 0 PB: 0 SB: 0 CS: 0	PA: 42					
<b>PITCHER</b>	IP	WLS	BF	H	R	ER	SO	BB	IBB	HBP	BLK	WP	HR	S	P	ERA	WHIP										
<b>Brian Lawrence, R</b> ERA: 3.82	4.1	L	25	12	5	5	2	1	0	1	0	0	1	51	79	10.38	3.000										
<b>Blaine Neal, R</b> ERA: 2.7	1.2		6	0	0	0	1	1	0	0	0	0	0	15	23	0.00	0.600										
<b>Steve Watkins, R</b> ERA: 5.06	1.0		5	3	2	2	1	0	0	0	0	0	2	12	18	18.00	3.000										
<b>Ricky Stone, R</b> ERA: 5.98	1.0		6	1	2	2	0	2	0	0	0	0	1	14	27	18.00	3.000										












Batter	1	2	3	4	5	6	7	8	9	AB	R	H	RBI	BB	SO	LOB	TOP				
Cesar Izturis, S OBP: 0.333, SLG: 0.376	1-1 P6		0-1 G2-3			1-3 K			1-2 G1-3	4	0	0	0	0	1	1	<b>Los Angeles Dodgers @ St. Louis Cardinals</b> Busch Stadium, St. Louis, MO Fri Sep 03 2004, 7:10 PM CDT Att: 37,524 - Cloudy - 80 F				
Jason Grabowski, L OBP: 0.306, SLG: 0.412	2-3 K			1-1 G4-3		2-3 K			2-3 K	4	0	0	0	0	3	0					
Steve Finley, L OBP: 0.340, SLG: 0.503	3-3 K			0-0 L7			0-0 F9			3	0	0	0	0	1	0					
Adrian Beltré, R OBP: 0.384, SLG: 0.648		3-2 F7		0-3 K			3-3 K			3	0	0	0	0	2	0					
Shawn Green, L OBP: 0.346, SLG: 0.449	2-3 K				0-1 G6-3		0-1 G3			3	0	0	0	0	1	0					
Robin Ventura, L OBP: 0.329, SLG: 0.336	0-0 P5				1-1 FC6-4 1B			1-3 K		3	0	1	0	0	1	0					
Alex Cora, L OBP: 0.371, SLG: 0.386			0-3 K		0-1 FC6-4 1-2		1-1 G4-3			3	0	0	0	0	1	1					
Brent Mayne, L OBP: 0.308, SLG: 0.272			0-1 G6-3		2-1 G6-3		0-1 G3-1			3	0	0	0	0	0	1					
Jose Lima, R OBP: 0.195, SLG: 0.175			1-2 1B			0-3 K			3-2 G4-3	2	0	1	0	0	1	0					
Giovanni Carrara, R OBP: 0.371, SLG: 0.535										0	0	0	0	0	0	0					
<b>Inning Stats</b>	R: 0 H: 0 E: 0 K: 2 S: 9	H: 0 LOB: 0 BB: 0 P: 15	R: 0 H: 0 E: 0 K: 1 S: 8	H: 0 LOB: 0 BB: 0 P: 13	R: 0 H: 1 E: 0 K: 1 S: 11	LOB: 1 BB: 0 P: 12	R: 0 H: 0 E: 0 K: 1 S: 6	H: 0 LOB: 0 BB: 0 P: 7	R: 0 H: 0 E: 0 K: 0 S: 8	H: 0 LOB: 0 BB: 0 P: 11	R: 0 H: 0 E: 0 K: 1 S: 10	H: 0 LOB: 0 BB: 0 P: 13	R: 0 H: 0 E: 0 K: 1 S: 8	H: 0 LOB: 0 BB: 0 P: 11	R: 0 H: 0 E: 0 K: 1 S: 8	H: 0 LOB: 0 BB: 0 P: 10	R: 0 H: 0 E: 0 K: 1 S: 13	H: 0 LOB: 0 BB: 0 P: 19	1B: 2 2B: 0 3B: 0 HR: 0	SF: 0 SAC: 0 DP: 0 HBP: 0	WP: 0 PA: 29 PB: 0 SB: 0 CS: 0
<b>PITCHER</b> Matt Morris, R ERA: 4.4	IP: 9.0 WLS: W BF: 29 H: 2 R: 0 ER: 0 SO: 11 BB: 0 IBB: 0 HBP: 0 BLK: 0 WP: 0 HR: 0 S: 81 P: 111 ERA: 0.00 WHIP: 0.222																				

Batter	1	2	3	4	5	6	7	8	9	AB	R	H	RBI	BB	SO	LOB	BOTTOM		
Tony Womack, L OBP: 0.347, SLG: 0.386	0-2 P5		1-1 G5-3			0-2 F9			1-0 G3	4	0	0	0	0	0	0	<b>Los Angeles Dodgers @ St. Louis Cardinals</b> Busch Stadium, St. Louis, MO Fri Sep 03 2004, 7:10 PM CDT Att: 37,524 - Cloudy - 80 F		
Larry Walker, L OBP: 0.448, SLG: 0.603	2-0 G4-3		1-0 G4-3			4-2 5 1B BB		0-1 G3-4-1		3	0	0	0	1	0	0			
5 Albert Pujols, R OBP: 0.413, SLG: 0.675	1-1 G6-3			1-0 1B		0-0 1B		1-2 F8		4	0	2	0	0	0	0			
27 Scott Rolen, R OBP: 0.413, SLG: 0.611		3-3 K		1-0 F8		3-2 P2		2-2 1B		4	0	1	0	0	1	3			
15 Jim Edmonds, L OBP: 0.424, SLG: 0.674		2-2 F9 2B		0-0 P2		1-2 P4		0-3 K		4	1	1	0	0	1	4			
Edgar Renteria, R OBP: 0.331, SLG: 0.416		2-0 F9		2-3 K		0-0 F8				3	0	0	0	0	1	4			
Reggie Sanders, R OBP: 0.314, SLG: 0.516		2-2 2B			0-0 HR		3-2 F8			3	1	2	2	0	0	0			
Mike Matheny, R OBP: 0.285, SLG: 0.341		3-H F8			2-3 K		0-0 HR			3	1	1	1	0	1	1			
Matt Morris, R OBP: 0.164, SLG: 0.155			0-3 K		1-2 G6-3		1-3 K			3	0	0	0	0	2	0			
<b>Inning Stats</b>	R: 0 H: 0 E: 0 K: 0 S: 7	H: 2 LOB: 1 BB: 0 P: 10	R: 1 H: 2 E: 0 K: 1 S: 13	H: 2 LOB: 1 BB: 0 P: 22	R: 0 H: 0 E: 0 K: 1 S: 6	H: 0 LOB: 0 BB: 0 P: 8	R: 0 H: 1 E: 0 K: 1 S: 8	H: 1 LOB: 1 BB: 0 P: 12	R: 1 H: 1 E: 0 K: 1 S: 10	H: 1 LOB: 2 BB: 1 P: 13	R: 0 H: 1 E: 0 K: 0 S: 11	H: 1 LOB: 2 BB: 1 P: 19	R: 1 H: 1 E: 0 K: 1 S: 9	H: 1 LOB: 0 BB: 0 P: 14	R: 0 H: 1 E: 0 K: 1 S: 11	H: 1 LOB: 1 BB: 0 P: 14	1B: 3 2B: 2 3B: 0 HR: 2	SF: 0 SAC: 0 DP: 0 HBP: 0	WP: 0 PA: 32 PB: 0 SB: 0 CS: 0
<b>PITCHER</b> Jose Lima, R ERA: 4.11	IP: 7.0 WLS: L BF: 28 H: 6 R: 3 ER: 3 SO: 5 BB: 1 IBB: 0 HBP: 0 BLK: 0 WP: 0 HR: 2 S: 64 P: 98 ERA: 3.86 WHIP: 1.000																		
<b>PITCHER</b> Giovanni Carrara, R ERA: 0.95	IP: 1.0 WLS: 4 BF: 1 H: 0 R: 0 ER: 0 SO: 1 BB: 0 IBB: 0 HBP: 0 BLK: 0 WP: 0 HR: 0 S: 11 P: 14 ERA: 0.00 WHIP: 1.000																		




Batter	1	2	3	4	5	6	7	8	9	AB	R	H	RBI	BB	SO	LOB	TOP					
Cesar Izturis, S (1,6) OBP: 0.333, SLG: 0.375										4	0	1	0	0	2	0	<b>Los Angeles Dodgers @ St. Louis Cardinals</b> Busch Stadium, St. Louis, MO Sat Sep 04 2004, 6:15 PM CDT Att: 45,692 - Cloudy - 86 F					
Jayson Werth, R (1,7) OBP: 0.335, SLG: 0.489										4	1	2	0	0	0	1						
Steve Finley, L (1,8) OBP: 0.338, SLG: 0.499										4	0	0	0	0	1	3						
Adrián Beltré, R (1,5)										4	0	3	1	0	0	1						
Shawn Green, L (1,9) OBP: 0.346, SLG: 0.448										4	0	1	0	0	1	2						
Hee-Seop Choi, L (1,3) OBP: 0.373, SLG: 0.454										4	0	1	0	0	2	3						
Alex Cora, L (1,4) OBP: 0.372, SLG: 0.387										4	0	2	0	0	0	0						
Brent Mayne, L (1,2) OBP: 0.304, SLG: 0.268										2	0	0	0	0	0	2						
Robin Ventura, L (7, PH) OBP: 0.326, SLG: 0.333										1	0	0	0	0	1	3						
Duaner Sanchez, R (7, PH) OBP: 0.250, SLG: 0.500										0	0	0	0	0	0	0						
Mike Venafro, L (8, 1) OBP: 0.304, SLG: 0.409										0	0	0	0	0	0	0						
Jason Grabowski, L (9, PH) OBP: 0.304, SLG: 0.409										1	0	0	0	0	0	0						
Kaz Ishii, L (1, 1) OBP: 0.157, SLG: 0.200										2	0	0	0	0	2	0						
Elmer Dessens, R (6, 1) OBP: 0.304, SLG: 0.300										0	0	0	0	0	0	0						
Milton Bradley, S (7, PH) OBP: 0.371, SLG: 0.431										1	0	0	0	0	1	3						
David Ross, R (7, 2) OBP: 0.264, SLG: 0.299										0	0	0	0	0	0	0						
<b>Inning Stats</b>	R: 0 E: 0 K: 2 S: 8	H: 0 LOB: 0 BB: 0 P: 14	R: 0 E: 0 K: 0 S: 5	H: 1 LOB: 0 BB: 0 P: 8	R: 0 E: 0 K: 1 S: 8	H: 0 LOB: 0 BB: 0 P: 13	R: 0 E: 0 K: 0 S: 10	H: 1 LOB: 1 BB: 0 P: 14	R: 0 E: 0 K: 1 S: 12	H: 2 LOB: 1 BB: 0 P: 15	R: 0 E: 1 K: 2 S: 11	H: 1 LOB: 1 BB: 0 P: 15	R: 0 E: 0 K: 3 S: 16	H: 3 LOB: 3 BB: 0 P: 25	R: 1 E: 0 K: 0 S: 14	H: 2 LOB: 1 BB: 0 P: 19	R: 0 E: 0 K: 1 S: 8	H: 0 LOB: 0 BB: 0 P: 12	1B: 9 2B: 1 3B: 0 HR: 0	SF: 0 SAC: 0 DP: 2 HBP: 0	WP: 0 PB: 0 SB: 0 CS: 0	PA: 35
<b>PITCHER</b>	IP WLS BF H R ER SO BB IBB HBP BLK WP HR S P ERA WHIP																					
Jason Marquis, R (1, 1) ERA: 3.44	7.0 W 27 8 0 0 9 0 0 0 0 0 0 0 0 70 104 0.00 1.143																					
Dan Haren, R (8, 1) ERA: 7.2	0.2 4 2 1 1 0 0 0 0 0 0 0 0 0 12 17 13.50 3.000																					
Ray King, L (8, 1) ERA: 2.45	0.1 1 0 0 0 0 0 0 0 0 0 0 0 0 2 2 0.00 0.000																					
Julian Tavaréz, R (9, 1) ERA: 2.6	1.0 3 0 0 0 1 0 0 0 0 0 0 0 0 8 12 0.00 0.000																					

Batter	1	2	3	4	5	6	7	8	9	AB	R	H	RBI	BB	SO	LOB	BOTTOM			
Tony Womack, L (1,4) OBP: 0.347, SLG: 0.384										3	1	0	0	1	0	0	<b>Los Angeles Dodgers @ St. Louis Cardinals</b> Busch Stadium, St. Louis, MO Sat Sep 04 2004, 6:15 PM CDT Att: 45,692 - Cloudy - 86 F			
Edgar Renteria, R (1,6) OBP: 0.330, SLG: 0.414										3	0	0	0	0	1	0				
5 Albert Pujols, R (1,3) OBP: 0.414, SLG: 0.672										2	1	0	0	2	0	0				
27 Scott Rolen, R (1,5) OBP: 0.416, SLG: 0.610										2	2	1	1	2	1	0				
15 Jim Edmonds, L (1,8) OBP: 0.424, SLG: 0.678										3	1	1	2	0	1	2				
7 Hector Luna, R (8, PH) OBP: 0.276, SLG: 0.342										1	0	0	0	0	0	2				
Julian Tavaréz, L (9, 1)										0	0	0	0	0	0	0				
Reggie Sanders, R (1,7) OBP: 0.312, SLG: 0.512										3	0	0	0	0	1	0				
Mike Matheny, R (1,2) OBP: 0.285, SLG: 0.339										2	0	0	0	1	1	1				
So Taguchi, R (1,9) OBP: 0.306, SLG: 0.387										3	0	0	0	0	0	1				
Jason Marquis, L (1, 1) OBP: 0.262, SLG: 0.359										2	0	0	0	0	1	1				
Marlon Anderson, L (7, PH) OBP: 0.280, SLG: 0.357										1	0	0	0	0	0	0				
Dan Haren, R (8, 1)										0	0	0	0	0	0	0				
Ray King, L (8, 1)										0	0	0	0	0	0	0				
John Mabry, L (9, 9) OBP: 0.364, SLG: 0.503										0	0	0	0	0	0	0				
<b>Inning Stats</b>	R: 0 E: 0 K: 1 S: 8	H: 0 LOB: 0 BB: 0 P: 11	R: 2 E: 0 K: 1 S: 13	H: 1 LOB: 1 BB: 1 P: 24	R: 0 E: 0 K: 0 S: 8	H: 0 LOB: 0 BB: 0 P: 13	R: 0 E: 0 K: 2 S: 9	H: 0 LOB: 0 BB: 0 P: 12	R: 0 E: 0 K: 1 S: 7	H: 0 LOB: 1 BB: 1 P: 13	R: 3 E: 1 K: 1 S: 17	H: 1 LOB: 1 BB: 2 P: 29	R: 0 E: 0 K: 0 S: 4	H: 0 LOB: 0 BB: 0 P: 8	R: 0 E: 0 K: 0 S: 4	H: 0 LOB: 1 BB: 2 P: 14	1B: 1 2B: 0 3B: 0 HR: 1	SF: 0 SAC: 1 DP: 1 HBP: 0	WP: 0 PB: 0 SB: 1 CS: 0	PA: 32
<b>PITCHER</b>	IP WLS BF H R ER SO BB IBB HBP BLK WP HR S P ERA WHIP																			
Kaz Ishii, L (1, 1) ERA: 4.59	5.2 L 23 2 5 3 5 4 0 0 0 0 0 0 0 57 95 4.76 1.059																			
Elmer Dessens, R (6, 1) ERA: 4.44	0.1 2 0 0 0 1 0 0 0 0 0 0 0 0 5 7 0.00 0.000																			
Duaner Sanchez, R (7, 1) ERA: 3.49	1.1 6 0 0 0 0 2 0 0 0 0 0 0 0 7 21 0.00 1.500																			
Mike Venafro, L (8, 1) ERA: 6.0	0.2 1 0 0 0 0 0 0 0 0 0 0 0 0 1 1 0.00 0.000																			

AB	35
R	1
H	10
RBI	1
BB	0
SO	10
LOB	18



AB	25
R	5
H	2
RBI	3
BB	6
SO	6
LOB	7





Batter	1	2	3	4	5	6	7	8	9	10	11	AB	R	H	RBI	BB	SO	LOB	TOP							
Cesar Izturiz, S OBP: 0.332, SLG: 0.374 Jose Hernandez, R OBP: 0.376, SLG: 0.543	F8		K		G3-1 2-H			K	2B			2	0	0	0	0	1	1								
Sieve Finley, L OBP: 0.335, SLG: 0.494	P5		G4-3		G3-1			G4-3	P2			5	0	0	0	0	0	3								
Milton Bradley, S OBP: 0.389, SLG: 0.428	K		K		L5			E7 1B			B1	5	0	1	0	0	2	2								
Adrian Beltré, R OBP: 0.385, SLG: 0.652		HR		F7		P6		F9			G3-1	5	1	1	1	0	0	1								
Shawn Green, L OBP: 0.348, SLG: 0.448		1B		K		F7			1B DI			4	1	2	0	1	1	0								
Robin Ventura, L OBP: 0.329, SLG: 0.336	P5			1B		G4-3			1B DI			5	1	2	0	0	0	2								
Alex Cora, L OBP: 0.368, SLG: 0.382	L6			K				G2-3			G3-1	5	0	0	0	0	2	4								
David Ross, R OBP: 0.265, SLG: 0.295 Olimedo Saenz, R OBP: 0.339, SLG: 0.474 Brent Mayne, L OBP: 0.302, SLG: 0.267	P4				SH3-4 1B HBP		F7		K		K	2	1	0	0	0	0	1								
Jeff Weaver, R OBP: 0.214, SLG: 0.295 Jason Grubowinski, L OBP: 0.199, SLG: 0.406 Wilson Alvarez, L OBP: 0.198, SLG: 0.194 43 Yency Brazoban, R OBP: 0.198, SLG: 0.492 Eric Gagne, R OBP: 0.192, SLG: 0.452 Hee-Seop Choi, L OBP: 0.192, SLG: 0.452 Giovanni Carrara, R OBP: 0.192, SLG: 0.452			3B		SH3-4 1B HBP		K		2B 1B		F8	1	0	1	0	0	0	0								
<b>Inning Stats</b>	R: 0 E: 0 K: 1 S: 9	H: 0 LOB: 0 BB: 0 P: 16	R: 1 E: 0 K: 0 S: 14	H: 2 LOB: 1 BB: 0 P: 23	R: 0 E: 0 K: 2 S: 9	H: 1 LOB: 1 BB: 0 P: 11	R: 0 E: 0 K: 2 S: 10	H: 1 LOB: 1 BB: 0 P: 12	R: 1 E: 0 K: 0 S: 13	H: 1 LOB: 1 BB: 0 P: 21	R: 0 E: 0 K: 1 S: 6	H: 0 LOB: 0 BB: 0 P: 9	R: 0 E: 0 K: 1 S: 7	H: 0 LOB: 0 BB: 0 P: 11	R: 0 E: 0 K: 1 S: 9	H: 1 LOB: 1 BB: 0 P: 14	R: 3 E: 0 K: 2 S: 15	H: 4 LOB: 1 BB: 0 P: 23	R: 0 E: 0 K: 0 S: 4	H: 0 LOB: 1 BB: 1 P: 8	R: 0 E: 0 K: 1 S: 15	H: 0 LOB: 0 BB: 0 P: 20	1B: 7 2B: 1 3B: 1 HR: 1	SF: 0 SAC: 1 DP: 0 HBP: 1	WP: 0 PB: 0 SB: 0 CS: 0	PA: 45
<b>PITCHER</b>	IP WLS BF H R ER SO BB IBB HBP BLK WP HR S P ERA WHIP	IP WLS BF H R ER SO BB IBB HBP BLK WP HR S P ERA WHIP																	IP WLS BF H R ER SO BB IBB HBP BLK WP HR S P ERA WHIP							
Woody Williams, R ERA: 4.0	1.0	0	4	1	0	0	1	0	0	0	0	0	0	0	9	14	0.00	1.000								
Kiko Calero, R ERA: 3.21	1.0	B	7	4	3	3	2	0	0	0	0	0	0	15	23	27.00	4.000									
44 Jason Istringhausen, R ERA: 2.91	1.0		4	0	0	0	0	1	0	0	0	0	0	4	8	0.00	1.000									
Julian Tavaroz, R ERA: 2.56	1.0	W	3	0	0	0	1	0	0	0	0	0	0	15	20	0.00	0.000									
Ray King, L ERA: 2.41																										

Los Angeles Dodgers @ St. Louis Cardinals  
 Busch Stadium, St. Louis, MO  
 Sun Sep 05 2004, 1:15 PM CDT  
 Att: 43,611 - Cloudy - 81 F

AB	42
R	5
H	10
RBI	5
BB	1
SO	10
LOB	16



Batter	1	2	3	4	5	6	7	8	9	10	11	AB	R	H	RBI	BB	SO	LOB	BOTTOM					
Tony Womack, L OBP: 0.345, SLG: 0.384	G6-3		15 2B	G3		F8			G3			5	1	1	0	0	0	1						
Marlon Anderson, L OBP: 0.296, SLG: 0.352	L7		P4		G1-3			2B	P3			3	0	0	0	0	0	1						
So Taguchi, R OBP: 0.389, SLG: 0.396												2	0	1	0	0	0	0						
Larry Walker, L OBP: 0.448, SLG: 0.600 Ray Lankford, L OBP: 0.350, SLG: 0.416	P6		15 2B	BB		15 2B	7 1B	BB				1	0	0	0	1	0	0						
27 Scott Rolen, R OBP: 0.412, SLG: 0.604		L8		K		F8			K		K	5	0	0	0	0	3	3						
15 Jim Edmonds, L OBP: 0.425, SLG: 0.684		HR				7 1B	2B		F7		K	5	2	3	1	0	1	0						
John Mabry, L OBP: 0.394, SLG: 0.514		HR		K		7 1B	IBB				G3	4	1	1	2	1	2	2						
7 Hector Luna, R OBP: 0.281, SLG: 0.362		G5-3				F7			F8			5	1	2	2	0	0	0						
Mike Matheny, R OBP: 0.288, SLG: 0.342 Reggie Sanders, R OBP: 0.314, SLG: 0.513											1B 3B	3	0	1	0	1	2	2						
Woody Williams, R ERA: 3.72 Kiko Calero, R ERA: 3.19 44 Jason Istringhausen, R ERA: 2.91 Eric Gagne, R ERA: 2.13 Giovanni Carrara, R ERA: 1.18		G4-3				F7			F9			3	0	0	0	0	0	2						
<b>Inning Stats</b>	R: 0 E: 0 K: 0 S: 10	H: 0 LOB: 0 BB: 0 P: 16	R: 2 E: 0 K: 0 S: 13	H: 3 LOB: 1 BB: 0 P: 14	R: 1 E: 0 K: 2 S: 16	H: 2 LOB: 2 BB: 1 P: 27	R: 0 E: 0 K: 0 S: 7	H: 0 LOB: 1 BB: 1 P: 11	R: 2 E: 0 K: 1 S: 15	H: 2 LOB: 2 BB: 2 P: 26	R: 0 E: 0 K: 0 S: 11	H: 0 LOB: 0 BB: 0 P: 14	R: 0 E: 0 K: 1 S: 11	H: 0 LOB: 0 BB: 0 P: 18	R: 0 E: 0 K: 1 S: 8	H: 0 LOB: 0 BB: 0 P: 9	R: 0 E: 0 K: 2 S: 15	H: 0 LOB: 0 BB: 0 P: 22	R: 1 E: 0 K: 0 S: 2	H: 2 LOB: 1 BB: 0 P: 2	1B: 2 2B: 6 3B: 1 HR: 1	SF: 0 SAC: 0 DP: 0 HBP: 0	WP: 0 PB: 0 SB: 0 CS: 0	PA: 44
<b>PITCHER</b>	IP WLS BF H R ER SO BB IBB HBP BLK WP HR S P ERA WHIP	IP WLS BF H R ER SO BB IBB HBP BLK WP HR S P ERA WHIP																	IP WLS BF H R ER SO BB IBB HBP BLK WP HR S P ERA WHIP					
Jeff Weaver, R ERA: 3.72	6.0	0	30	8	5	5	3	3	1	72	108	7.50	1.833											
Wilson Alvarez, L ERA: 1.19	1.0	3	0	0	0	2	0	0	0	8	12	0.00	0.000											
43 Yency Brazoban, R ERA: 1.0	1.0	3	0	0	0	1	0	0	0	11	18	0.00	0.000											
Eric Gagne, R ERA: 2.13	2.0	6	0	0	0	3	0	0	0	23	31	0.00	0.000											
Giovanni Carrara, R ERA: 1.18	0.0	L	2	2	1	1	0	0	0	2	2													

Los Angeles Dodgers @ St. Louis Cardinals  
 Busch Stadium, St. Louis, MO  
 Sun Sep 05 2004, 1:15 PM CDT  
 Att: 43,611 - Cloudy - 81 F

AB	40
R	6
H	10
RBI	6
BB	4
SO	9
LOB	12









Batter	1	2	3	4	5	6	7	8	9	AB	R	H	RBI	BB	SO	LOB	TOP					
Tony Womack, L (1,4) OBP: 0.344, SLG: 0.382	F9		G3			G1-3			G5-3	5	1	1	0	0	0	1						
Ray Lankford, L (1,7) OBP: 0.346, SLG: 0.410	K		F7			K			F9	4	0	0	0	0	3	2						
Kiko Calero, R (7,1)										0	0	0	0	0	0	0						
Julian Tavaréz, L (8,1)										0	0	0	0	0	0	0						
Reggie Sanders, R (9,PH) OBP: 0.310, SLG: 0.506										1	0	0	0	0	0	0						
44 Jason Istringhausen, R (9,1) OBP: 0.333, SLG: 0.333										0	0	0	0	0	0	0						
5 Albert Pujols, R (1,3) OBP: 0.412, SLG: 0.665	BB		K						G5-3	4	0	1	1	1	1	0						
27 Scott Rolen, R (1,5) OBP: 0.413, SLG: 0.602	BB									3	1	1	0	1	0	1						
15 Jim Edmonds, L (1,8) OBP: 0.428, SLG: 0.682	2B									2	0	1	0	2	1	1						
Edgar Rentería, R (1,6) OBP: 0.334, SLG: 0.417	BB									4	1	2	1	0	1	4						
John Mabry, L (1,9) OBP: 0.382, SLG: 0.508										4	1	1	0	0	2	2						
4 Yadier Molina, R (1,2) OBP: 0.320, SLG: 0.284										2	0	0	0	0	1	2						
Marlon Anderson, L (6,PH) OBP: 0.255, SLG: 0.350	G6-3									1	0	0	0	0	1	2						
Rick Ankiel, L (6,1)										0	0	0	0	0	0	0						
Ray King, L (7,1)										0	0	0	0	0	0	0						
So Taguchi, R (7,7) OBP: 0.307, SLG: 0.393										1	0	0	0	0	1	0						
Jeff Suppan, R (1,1) OBP: 0.078, SLG: 0.060	G4-3									2	0	0	0	0	0	2						
Roger Cedeno, S (6,PH) OBP: 0.335, SLG: 0.368										1	0	1	2	0	0	0						
Mike Matheny, R (6,2) OBP: 0.289, SLG: 0.341										1	0	0	0	0	0	0						
<b>Inning Stats</b>	R: 0 H: 1 E: 0 K: 2 S: 14	L: 27 BB: 2 P: 30	R: 0 H: 0 E: 0 K: 0 S: 6	L: 0 LOB: 0 BB: 0 P: 10	R: 0 H: 0 E: 0 K: 1 S: 11	L: 0 LOB: 0 BB: 0 P: 18	R: 1 H: 2 E: 0 K: 2 S: 16	L: 2 LOB: 2 BB: 1 P: 25	R: 1 H: 2 E: 1 K: 2 S: 17	L: 2 LOB: 1 BB: 0 P: 24	R: 2 H: 3 E: 0 K: 2 S: 17	L: 3 LOB: 1 BB: 0 P: 24	R: 0 H: 0 E: 0 K: 0 S: 7	L: 0 LOB: 1 BB: 1 P: 14	R: 0 H: 0 E: 0 K: 2 S: 10	L: 0 LOB: 0 BB: 0 P: 15	R: 0 H: 0 E: 0 K: 0 S: 8	L: 0 LOB: 0 BB: 0 P: 10	1B: 5 2B: 3 3B: 0 HR: 0	SF: 0 SAC: 0 DP: 0 HBP: 0	WP: 0 PB: 0 SB: 1 CS: 0	PA: 39
<b>PITCHER</b>	IP WLS BF H R ER SO BB IBB HBP BLK WP HR S P ERA WHIP																					
44 Jake Peavy, R (1,1) ERA: 2.33	5.1 L 27 8 4 3 8 3 0 0 0 0 0 0 76 124 5.06 2.062																					
Blaine Neal, R (6,1) ERA: 3.72	0.2 2 0 0 0 1 0 0 0 0 0 0 5 7 0.00 0.000																					
Antonio Osuna, R (7,1) ERA: 3.75	2.0 7 0 0 0 2 1 0 0 0 0 0 17 29 0.00 0.500																					
Akinori Otsuka, R (9,1) ERA: 2.12	1.0 3 0 0 0 0 0 0 0 0 0 0 8 10 0.00 0.000																					

St. Louis Cardinals @ San Diego Padres  
 PETCO Park, San Diego, CA  
 Tue Sep 07 2004, 10:05 PM EDT  
 Att: 32,738 - Sunny - 75 F

AB 35  
 R 4  
 H 8  
 RBI 4  
 BB 4  
 SO 11  
 LOB 17



Batter	1	2	3	4	5	6	7	8	9	AB	R	H	RBI	BB	SO	LOB	BOTTOM					
Sean Burroughs, L (1,5) OBP: 0.347, SLG: 0.360	K		G6-3			G3				4	0	1	1	1	1	1						
Ramón Vázquez, L (1,4) OBP: 0.247, SLG: 0.200	G5-3		G3							5	0	0	0	0	2	4						
24 Brian Giles, L (1,9) OBP: 0.373, SLG: 0.461	K									3	0	1	0	2	1	1						
Phil Nevin, R (1,3) OBP: 0.378, SLG: 0.511										4	1	1	1	0	1	3						
Ryan Klesko, L (1,7) OBP: 0.380, SLG: 0.418	P5									3	1	1	0	1	1	1						
3 Khalil Greene, R (1,6) OBP: 0.345, SLG: 0.419										3	0	1	0	0	0	2						
Xavier Nady, R (1,8) OBP: 0.222, SLG: 0.341	G1-3									4	0	1	0	0	0	3						
Ramon Hernandez, R (1,2) OBP: 0.338, SLG: 0.454										1	0	0	0	2	0	0						
44 Jake Peavy, R (1,1) ERA: 2.31, SLG: 0.188										2	0	1	0	0	0	2						
Blaine Neal, L (6,1)										0	0	0	0	0	0	0						
Miguel Ojeda, R (6,PH) OBP: 0.313, SLG: 0.365										1	0	0	0	0	0	1						
Antonio Osuna, R (7,1)										0	0	0	0	0	0	0						
Akinori Otsuka, R (9,1)										0	0	0	0	0	0	0						
Terrence Long, L (9,PH) OBP: 0.336, SLG: 0.443										1	0	0	0	0	0	0						
<b>Inning Stats</b>	R: 0 H: 0 E: 0 K: 2 S: 10	L: 0 LOB: 0 BB: 0 P: 15	R: 1 H: 2 E: 0 K: 0 S: 12	L: 2 LOB: 1 BB: 1 P: 20	R: 0 H: 0 E: 0 K: 0 S: 8	L: 0 LOB: 0 BB: 0 P: 18	R: 1 H: 1 E: 0 K: 0 S: 11	L: 1 LOB: 3 BB: 3 P: 26	R: 0 H: 2 E: 0 K: 1 S: 9	L: 1 LOB: 1 BB: 0 P: 14	R: 0 H: 1 E: 0 K: 0 S: 12	L: 1 LOB: 1 BB: 0 P: 15	R: 0 H: 0 E: 0 K: 2 S: 11	L: 0 LOB: 1 BB: 1 P: 20	R: 0 H: 0 E: 0 K: 0 S: 6	L: 0 LOB: 0 BB: 0 P: 10	R: 0 H: 1 E: 0 K: 1 S: 9	L: 0 LOB: 0 BB: 0 P: 14	1B: 4 2B: 1 3B: 1 HR: 1	SF: 0 SAC: 1 DP: 1 HBP: 1	WP: 1 PB: 0 SB: 0 CS: 0	PA: 39
<b>PITCHER</b>	IP WLS BF H R ER SO BB IBB HBP BLK WP HR S P ERA WHIP																					
44 Jason Istringhausen, R (9,1) ERA: 2.88	1.0 S 4 1 0 0 1 0 0 0 0 0 0 6 10 0.00 1.000																					
Jeff Suppan, R (1,1) ERA: 3.97	1.0 H 4 1 0 2 3 5 0 0 0 0 0 12 15 0.00 1.000																					
Rick Ankiel, L (6,1) ERA: 2.39	0.1 H 2 0 0 0 1 1 0 0 0 0 0 5 11 0.00 3.000																					
Ray King, L (7,1)	0.2 H 2 0 0 0 1 0 0 0 0 0 0 6 9 0.00 0.000																					
Kiko Calero, R (7,1) ERA: 3.15	1.0 H 3 0 0 0 0 0 0 0 1 0 0 6 10 0.00 0.000																					
Julian Tavaréz, R (8,1) ERA: 2.51																						

St. Louis Cardinals @ San Diego Padres  
 PETCO Park, San Diego, CA  
 Tue Sep 07 2004, 10:05 PM EDT  
 Att: 32,738 - Sunny - 75 F

AB 31  
 R 2  
 H 7  
 RBI 2  
 BB 6  
 SO 6  
 LOB 18






Batter	1	2	3	4	5	6	7	8	9	AB	R	H	RBI	BB	SO	LOB	TOP				
So Taguchi, R OBP: 0.312, SLG: 0.417 (1, 8)	F8		1-H HR			K		5 2B 1B		4	2	2	2	0	1	0					
Edgar Renteria, R OBP: 0.332, SLG: 0.414 Cody McKay, L OBP: 0.265, SLG: 0.234 (8, PH) (8, 2)	K		B1-3			L7		5 2B HBP		3	0	0	0	0	1	0					
5 Albert Pujols, R OBP: 0.412, SLG: 0.666 (1, 3)	E5		G5-3			0-0 27 FC6-4 1B		SF8 1-3 2-H 2B		4	0	2	1	0	0	0					
27 Scott Rolen, R OBP: 0.411, SLG: 0.598 Carmen Cali, L Al Reyes, R Ray Lankford, L OBP: 0.379, SLG: 0.410 (8, PH) (8, 7)	L9			F9		FC6-4		SF8		3	0	0	0	0	0	2					
Reggie Sanders, R OBP: 0.310, SLG: 0.504 34 Randy Flores, L (8, 1)		G6-3 1B		P4			F9	L1-3		4	0	1	0	0	0	1					
John Mabry, L OBP: 0.374, SLG: 0.497 (7, 5)		G6-3 1-2f		K			G4-3		K	4	0	0	0	0	2	1					
7 Hector Luna, R OBP: 0.273, SLG: 0.350 (8, 6)		G6-3			F9		K		P5	4	0	0	0	0	1	0					
Mike Matheny, R OBP: 0.288, SLG: 0.338 Marlon Anderson, L OBP: 0.257, SLG: 0.355 (8, PH) (8, 4)			F9		K			2-2 HR	F8	2	0	0	0	0	1	0					
Matt Morris, R OBP: 0.177, SLG: 0.169 Dan Haren, R Roger Cedeno, S OBP: 0.333, SLG: 0.366 (7, 9)			2-2 HR 1B		K			G3		1	1	1	0	0	0	0					
<b>Inning Stats</b>	R: 0 E: 1 K: 1 S: 19	H: 0 LOB: 1 BB: 0 P: 27	R: 0 E: 0 K: 0 S: 11	H: 1 LOB: 0 BB: 15 P: 10	R: 2 E: 0 K: 0 S: 13	H: 2 LOB: 0 BB: 0 P: 18	R: 0 E: 0 K: 1 S: 8	H: 0 LOB: 0 BB: 0 P: 12	R: 0 E: 0 K: 2 S: 7	H: 1 LOB: 1 BB: 0 P: 15	R: 0 E: 0 K: 1 S: 5	H: 0 LOB: 0 BB: 6 P: 6	R: 3 E: 0 K: 0 S: 14	H: 3 LOB: 1 BB: 22 P: 20	R: 0 E: 0 K: 1 S: 8	H: 0 LOB: 0 BB: 15 P: 15	1B: 4 2B: 1 3B: 0 HR: 2	SF: 1 SAC: 0 DP: 1 HBP: 1	WP: 0 PB: 0 SB: 0 CS: 0	PA: 35	
<b>PITCHER</b>	IP	WLS	BF	H	R	ER	SO	BB	IBB	HBP	BLK	WP	HR	S	P	ERA	WHIP				
David Wells, L ERA: 3.57	7.0	W	25	4	2	2	6	0	0	0	0	0	1	73	102	2.57	0.571				
Ricky Stone, R ERA: 6.47	0.1		5	3	3	3	0	0	0	1	0	0	1	12	19	81.00	9.000				
Scott Linebrink, R ERA: 1.93	0.2		2	0	0	0	0	0	0	0	0	0	0	2	3	0.00	0.000				
Andy Ashby, R ERA:	1.0		3	0	0	0	1	0	0	0	0	0	0	8	15	0.00	0.000				

St. Louis Cardinals @ San Diego Padres  
PETCO Park, San Diego, CA  
Wed Sep 08 2004, 3:35 PM EDT  
Att: 34,277 - Cloudy - 78 F

AB 33  
R 5  
H 7  
RBI 5  
BB 0  
SO 7  
LOB 4



Batter	1	2	3	4	5	6	7	8	9	AB	R	H	RBI	BB	SO	LOB	BOTTOM				
Sean Burroughs, L OBP: 0.343, SLG: 0.356 (1, 5)	G3	FC4-6 1-2f		F8		G1-3		G6-3		5	0	0	0	0	0	2					
Kerry Robinson, L OBP: 0.322, SLG: 0.317 (8, 7) (8, 7)	F9		4-1 24 2B 1B	L6			0-0 1B 24 3 SF8 1B			2	1	0	0	1	0	0					
Xavier Nady, R OBP: 0.255, SLG: 0.356 (7, PH) (8, 7)			BB				1B 3 SF8 1B	HBP		1	1	1	0	0	0	0					
24 Brian Giles, L OBP: 0.374, SLG: 0.462 (1, 9)	G5-3		0-0 1B	L9			4-2 1B 1-2 1B BB	F8		4	2	1	0	1	0	1					
Phil Nevin, R OBP: 0.380, SLG: 0.518 (1, 3)		1-2 HR	0-0 HR		1-1 3 G6-4-3 1B		1-3 K	G5-3		5	2	3	3	0	1	3					
Ryan Klesko, L OBP: 0.382, SLG: 0.431 Jay Payton, R OBP: 0.306, SLG: 0.335 (8, 8)		1-1 SH5-3 FC4-6-4 2B	3-0 1-H HR		3-3 K		0-1 1B 1-2 2-3 1B 1B			3	2	2	2	0	1	1					
3 Khalil Greene, R OBP: 0.345, SLG: 0.417 (1, 6)		4-2 SH5-3 FC4-6-4 BB	1-2 G5-3		0-1 G6-4-3		0-2 SF8			2	1	0	1	1	0	1					
Ramón Vázquez, L OBP: 0.250, SLG: 0.296 (1, 4)		0-1 SH5-3	0-3 K		0-1 G4-3		3-H 0-0 1B			3	0	1	1	0	1	0					
Miguel Ojeda, R OBP: 0.329, SLG: 0.404 (1, 2)		4-0 IBB	0-0 2B		3-1 SH1-3 1B		0-2 1-3 2-H 1B			3	0	3	1	1	0	0					
David Wells, L OBP: 0.160, SLG: 0.125 Dave Hansen, L OBP: 0.379, SLG: 0.362 Ricky Stone, R Scott Linebrink, R Andy Ashby, R (7, PH) (8, 1) (8, 1) (9, 1)		1-2 FC4-3-6-4 IBB	1-3 K		0-1 SH1-3 G3-1		0-1 1-3 3-H 3-2 1B			2	0	0	2	0	1	2					
<b>Inning Stats</b>	R: 0 E: 0 K: 0 S: 6	H: 0 LOB: 0 BB: 0 P: 12	R: 3 E: 0 K: 0 S: 14	H: 2 LOB: 1 BB: 2 P: 25	R: 4 E: 0 K: 2 S: 15	H: 4 LOB: 1 BB: 1 P: 24	R: 0 E: 0 K: 0 S: 5	H: 0 LOB: 0 BB: 0 P: 12	R: 0 E: 0 K: 1 S: 7	H: 1 LOB: 1 BB: 0 P: 11	R: 3 E: 0 K: 1 S: 22	H: 4 LOB: 2 BB: 1 P: 30	R: 0 E: 0 K: 0 S: 8	H: 0 LOB: 1 BB: 0 P: 12	1B: 7 2B: 3 3B: 0 HR: 2	SF: 1 SAC: 2 DP: 1 HBP: 1	WP: 0 PB: 0 SB: 0 CS: 0	PA: 40			
<b>PITCHER</b>	IP	WLS	BF	H	R	ER	SO	BB	IBB	HBP	BLK	WP	HR	S	P	ERA	WHIP				
Matt Morris, R ERA: 4.69	2.0	L	14	5	7	7	0	2	1	0	0	0	0	24	48	31.50	3.500				
Dan Haren, R ERA: 6.21	4.0		14	3	0	0	3	0	0	0	0	0	0	30	47	0.00	0.750				
Carmen Cali, L ERA: 40.5	0.2		6	3	3	3	1	1	0	0	0	0	0	14	19	40.50	6.000				
Al Reyes, R ERA:	0.1		2	1	0	0	0	0	0	0	0	0	0	8	11	0.00	3.000				
34 Randy Flores, L ERA:	1.0		4	0	0	0	0	0	0	0	0	0	0	8	12	0.00	0.000				

St. Louis Cardinals @ San Diego Padres  
PETCO Park, San Diego, CA  
Wed Sep 08 2004, 3:35 PM EDT  
Att: 34,277 - Cloudy - 78 F

AB 32  
R 10  
H 12  
RBI 10  
BB 4  
SO 4  
LOB 12





Batter	1	2	3	4	5	6	7	8	9	AB	R	H	RBI	BB	SO	LOB	TOP				
Tony Womack, L (1.4) OBP: 0.345, SLG: 0.382	G4-3		2-2 5 BB 27 2B HBP	0-2 F8		1-0 SH1-3		0-0 5 BB 1B		3	1	1	0	0	0	1					
Larry Walker, L (1.9) OBP: 0.443, SLG: 0.588	F7		3-2 F8	2-1 HBP		1-3 K		1-1 F4		4	0	0	0	0	1	5					
5 Albert Pujols, R (1.3) OBP: 0.414, SLG: 0.663	P6		4-0 27 2B BB	2-2 F7		4-0 IBB		4-2 BB		2	1	0	0	3	0	2					
27 Scott Rolen, R (1.5) OBP: 0.413, SLG: 0.608		2-1	2-2		4-2 15 1B SF6 BB		1-1 P4		1-2 G3-1		2	1	2	4	0	0					
7 Hector Luna, R (4.5) OBP: 0.276, SLG: 0.347										1	1	0	0	1	0	2					
Marlon Anderson, L (8. PH) OBP: 0.256, SLG: 0.364										1	0	0	0	0	0	3					
Carmen Cali, L (8.1)										0	0	0	0	0	0	0					
Al Reyes, R (8.1)										0	0	0	0	0	0	0					
Edgar Renteria, R (1.6) OBP: 0.329, SLG: 0.410		1-3 K	1-3 K		0-1 F9		2-3 K		2-2 F8		5	0	0	0	3	2					
15 Jim Edmonds, L (1.8) OBP: 0.430, SLG: 0.680		0-0 1B	4-1 BB		0-0 1B		1-2 F7		0-1 F7		4	0	2	0	1	0					
Reggie Sanders, R (1.7) OBP: 0.308, SLG: 0.509		0-3 K	0-0 F8		1-2 SF6		1-1 G6-3		1-0 HR		4	1	1	2	0	1	3				
Mike Matheny, R (1.2) OBP: 0.287, SLG: 0.337		1-1 L8		3-1 SH5-3 1B	1-2 F9		3-3 K		1-3 K		4	0	1	0	0	1	2				
Ray Lankford, L (9. PH) OBP: 0.343, SLG: 0.408										1	0	0	0	0	1	0					
Jason Marquis, L (1.1) OBP: 0.284, SLG: 0.379			0-2 F8 27 2B HBP 1B	1-1 SH5-3 1B		1-1 SH1-3 1B		2-2 5 BB 1B		2	1	2	0	0	0	0					
Kiko Calero, R (7.1)										0	0	0	0	0	0	0					
Roger Cedeno, S (8. PH) OBP: 0.337, SLG: 0.370										1	0	1	0	0	0	0					
John Mabry, L (8.5) OBP: 0.374, SLG: 0.497										0	0	0	0	0	0	0					
<b>Inning Stats</b>	R: 0 E: 0 K: 0 S: 10	H: 0 LOB: 0 BB: 0 P: 16	R: 1 E: 0 K: 2 S: 12	H: 2 LOB: 1 BB: 0 P: 16	R: 3 E: 0 K: 1 S: 18	H: 2 LOB: 2 BB: 2 P: 34	R: 0 E: 0 K: 0 S: 12	H: 1 LOB: 2 BB: 0 P: 20	R: 1 E: 0 K: 0 S: 15	H: 1 LOB: 1 BB: 1 P: 21	R: 0 E: 0 K: 1 S: 8	H: 1 LOB: 0 BB: 0 P: 12	R: 0 E: 0 K: 1 S: 18	H: 2 LOB: 3 BB: 1 P: 29	R: 1 E: 0 K: 1 S: 11	H: 1 LOB: 0 BB: 0 P: 15	1B: 7 2B: 1 3B: 0 HR: 2	SF: 1 SAC: 2 DP: 0 HBP: 2	WP: 0 PB: 0 SB: 1 CS: 0	PA: 44	
<b>PITCHER</b>	IP WLS BF H R ER SO BB IBB HBP BLK WP HR S P ERA WHIP	IP WLS BF H R ER SO BB IBB HBP BLK WP HR S P ERA WHIP	IP WLS BF H R ER SO BB IBB HBP BLK WP HR S P ERA WHIP	IP WLS BF H R ER SO BB IBB HBP BLK WP HR S P ERA WHIP	IP WLS BF H R ER SO BB IBB HBP BLK WP HR S P ERA WHIP	IP WLS BF H R ER SO BB IBB HBP BLK WP HR S P ERA WHIP	IP WLS BF H R ER SO BB IBB HBP BLK WP HR S P ERA WHIP	IP WLS BF H R ER SO BB IBB HBP BLK WP HR S P ERA WHIP	IP WLS BF H R ER SO BB IBB HBP BLK WP HR S P ERA WHIP	IP WLS BF H R ER SO BB IBB HBP BLK WP HR S P ERA WHIP	IP WLS BF H R ER SO BB IBB HBP BLK WP HR S P ERA WHIP	IP WLS BF H R ER SO BB IBB HBP BLK WP HR S P ERA WHIP	IP WLS BF H R ER SO BB IBB HBP BLK WP HR S P ERA WHIP	IP WLS BF H R ER SO BB IBB HBP BLK WP HR S P ERA WHIP	IP WLS BF H R ER SO BB IBB HBP BLK WP HR S P ERA WHIP	IP WLS BF H R ER SO BB IBB HBP BLK WP HR S P ERA WHIP	IP WLS BF H R ER SO BB IBB HBP BLK WP HR S P ERA WHIP	IP WLS BF H R ER SO BB IBB HBP BLK WP HR S P ERA WHIP	IP WLS BF H R ER SO BB IBB HBP BLK WP HR S P ERA WHIP	IP WLS BF H R ER SO BB IBB HBP BLK WP HR S P ERA WHIP	IP WLS BF H R ER SO BB IBB HBP BLK WP HR S P ERA WHIP

St. Louis Cardinals @ Los Angeles Dodgers  
 Dodger Stadium, Los Angeles, CA  
 Fri Sep 10 2004, 7:10 PM PDT  
 Att: 54,119 - Sunny - 76 F

AB 34  
 R 6  
 H 10  
 RBI 6  
 BB 5  
 SO 7  
 LOB 20



Batter	1	2	3	4	5	6	7	8	9	AB	R	H	RBI	BB	SO	LOB	BOTTOM				
Cesar Izturis, S (1.6) OBP: 0.330, SLG: 0.375	P5		0-0 G3-1 HR 1B	3-2 G3			2-2 HR 2B			4	2	2	0	0	0	0					
Steve Finley, L (1.8) OBP: 0.335, SLG: 0.510	1-2 CS 1B		4-2 G3-1 HR BB		3-2 1B		0-2 HR			3	2	3	2	1	0	0					
Milton Bradley, S (1.9) OBP: 0.366, SLG: 0.424	3-3 K		0-0 G3-1		0-3 K		2-3 K			4	0	0	0	0	3	4					
Adrián Beltré, R (1.5) OBP: 0.389, SLG: 0.653		2-1 G3	0-0 HR		1-3 K		0-2 G5-3			4	1	1	3	0	1	1					
Shawn Green, L (1.3) OBP: 0.355, SLG: 0.455		1-0 HR	4-2 BB BB		0-3 K			2-2 CS WP 1B		3	1	2	1	1	1	1					
Jayson Werth, R (1.7) OBP: 0.346, SLG: 0.495		3-2 HR	4-1 BB			3-2 P3		1-3 K		3	1	1	1	1	1	1					
Alex Cora, L (1.4) OBP: 0.362, SLG: 0.375		1-2 L8	2-0 G4-3			0-2 F8		1-1 2B		4	0	1	0	0	0	2					
Brent Mayne, L (1.2) OBP: 0.314, SLG: 0.273		1-2 K		0-0 G5-6-3 1B		1-3 K		4-0 IBB		3	0	1	0	1	2	0					
Kaz Ishii, L (1.1) OBP: 0.157, SLG: 0.200			0-3 K		0-2 G5-6-3		2-2 G4-3		0-3 K		0	0	0	0	0	0					
Wilson Alvarez, L (0.1) OBP: 0.172, SLG: 0.243										2	0	0	0	0	0	1					
Duane Sanchez, R (8.1) OBP: 0.256, SLG: 0.364										0	0	0	0	0	0	0					
Giovanni Carrara, R (7.1) OBP: 0.256, SLG: 0.364										0	0	0	0	0	0	0					
Jason Grabowski, L (7. PH) OBP: 0.256, SLG: 0.364										0	0	0	0	0	0	0					
43 Yhency Brazoban, R (8.1) OBP: 0.256, SLG: 0.364										0	0	0	0	0	0	0					
Eric Gagne, R (8.1) OBP: 0.256, SLG: 0.364										1	0	0	0	0	1	2					
<b>Inning Stats</b>	R: 0 E: 0 K: 1 S: 8	H: 1 LOB: 1 BB: 0 P: 12	R: 2 E: 0 K: 1 S: 12	H: 2 LOB: 0 BB: 0 P: 20	R: 3 E: 0 K: 1 S: 13	H: 2 LOB: 3 BB: 3 P: 27	R: 0 E: 0 K: 0 S: 7	H: 1 LOB: 0 BB: 0 P: 10	R: 0 E: 0 K: 3 S: 15	H: 1 LOB: 1 BB: 0 P: 19	R: 0 E: 0 K: 1 S: 9	H: 0 LOB: 0 BB: 0 P: 13	R: 2 E: 0 K: 1 S: 16	H: 2 LOB: 0 BB: 0 P: 22	R: 0 E: 0 K: 2 S: 11	H: 2 LOB: 2 BB: 1 P: 19	1B: 5 2B: 3 3B: 0 HR: 4	SF: 0 SAC: 0 DP: 2 HBP: 0	WP: 1 PB: 0 SB: 1 CS: 2	PA: 36	
<b>PITCHER</b>	IP WLS BF H R ER SO BB IBB HBP BLK WP HR S P ERA WHIP	IP WLS BF H R ER SO BB IBB HBP BLK WP HR S P ERA WHIP	IP WLS BF H R ER SO BB IBB HBP BLK WP HR S P ERA WHIP	IP WLS BF H R ER SO BB IBB HBP BLK WP HR S P ERA WHIP	IP WLS BF H R ER SO BB IBB HBP BLK WP HR S P ERA WHIP	IP WLS BF H R ER SO BB IBB HBP BLK WP HR S P ERA WHIP	IP WLS BF H R ER SO BB IBB HBP BLK WP HR S P ERA WHIP	IP WLS BF H R ER SO BB IBB HBP BLK WP HR S P ERA WHIP	IP WLS BF H R ER SO BB IBB HBP BLK WP HR S P ERA WHIP	IP WLS BF H R ER SO BB IBB HBP BLK WP HR S P ERA WHIP	IP WLS BF H R ER SO BB IBB HBP BLK WP HR S P ERA WHIP	IP WLS BF H R ER SO BB IBB HBP BLK WP HR S P ERA WHIP	IP WLS BF H R ER SO BB IBB HBP BLK WP HR S P ERA WHIP	IP WLS BF H R ER SO BB IBB HBP BLK WP HR S P ERA WHIP	IP WLS BF H R ER SO BB IBB HBP BLK WP HR S P ERA WHIP	IP WLS BF H R ER SO BB IBB HBP BLK WP HR S P ERA WHIP	IP WLS BF H R ER SO BB IBB HBP BLK WP HR S P ERA WHIP	IP WLS BF H R ER SO BB IBB HBP BLK WP HR S P ERA WHIP	IP WLS BF H R ER SO BB IBB HBP BLK WP HR S P ERA WHIP	IP WLS BF H R ER SO BB IBB HBP BLK WP HR S P ERA WHIP	IP WLS BF H R ER SO BB IBB HBP BLK WP HR S P ERA WHIP

St. Louis Cardinals @ Los Angeles Dodgers  
 Dodger Stadium, Los Angeles, CA  
 Fri Sep 10 2004, 7:10 PM PDT  
 Att: 54,119 - Sunny - 76 F

AB 32  
 R 7  
 H 11  
 RBI 7  
 BB 4  
 SO 10  
 LOB 12










Batter	1	2	3	4	5	6	7	8	9	AB	R	H	RBI	BB	SO	LOB	TOP					
Tony Womack, L (1,4) OBP: 0.348, SLG: 0.382	K		L4	HR		1B		F8		4	2	1	1	1	1	2	<b>St. Louis Cardinals @ Los Angeles Dodgers</b> Dodger Stadium, Los Angeles, CA Sun Sep 12 2004, 1:10 PM PDT Att: 54,000 - Sunny - 84 F					
Larry Walker, L (1,9) OBP: 0.455, SLG: 0.635	HR		5 1B	2B	HR		5 G4-6-3	F9		5	3	4	3	0	0	2						
5 Albert Pujols, R (1,3) OBP: 0.413, SLG: 0.660	G5-3		2B	1B	1B		G4-6-3	G6-3		5	0	2	1	0	0	1						
15 Jim Edmonds, L (1,8) OBP: 0.432, SLG: 0.685	S		2H	1B	1B		F8	WP		3	0	2	0	2	0	0						
Edgar Renteria, R (1,6) OBP: 0.324, SLG: 0.403	P5		G1-3	L9			G6-3	F9		5	0	0	0	0	0	6						
Reggie Sanders, R (1,7) OBP: 0.307, SLG: 0.505		F9		E7	1B		K	K		5	1	1	0	0	3	1						
So Taguchi, R (9,7) OBP: 0.316, SLG: 0.421				1B				K		0	0	0	0	0	0	0						
7 Hector Luna, R (1,5) OBP: 0.281, SLG: 0.352	P4		K	K			G4-3	G4-3		3	0	0	0	1	1	1						
Mike Matheny, R (1,2) OBP: 0.290, SLG: 0.339	G5-3									4	1	2	1	0	0	1						
Ray Lankford, L (8, PR) OBP: 0.341, SLG: 0.404										0	0	0	0	0	0	0						
4 Yadier Molina, R (8,2) OBP: 0.312, SLG: 0.277										0	0	0	0	0	0	0						
29 Chris Carpenter, R (1,1) OBP: 0.097, SLG: 0.062										2	0	0	0	0	0	1						
Rick Ankiel, L (6,1) OBP: 0.339, SLG: 0.513										0	0	0	0	0	0	0						
Kiko Calero, R (7,1) OBP: 0.355, SLG: 0.455										1	0	0	0	0	0	1						
44 Jason Isringhausen, R (8,1) OBP: 0.333, SLG: 0.333										0	0	0	0	0	0	0						
<b>Inning Stats</b>	R: 1 E: 0 K: 1 S: 15	H: 2 LOB: 1 BB: 0 P: 21	R: 0 E: 0 K: 0 S: 4	H: 0 LOB: 0 BB: 0 P: 6	R: 1 E: 1 K: 0 S: 12	H: 2 LOB: 2 BB: 1 P: 25	R: 4 E: 1 K: 1 S: 18	H: 6 LOB: 2 BB: 0 P: 24	R: 0 E: 0 K: 1 S: 10	H: 0 LOB: 1 BB: 1 P: 18	R: 1 E: 0 K: 0 S: 5	H: 1 LOB: 0 BB: 1 P: 12	R: 0 E: 0 K: 1 S: 7	H: 0 LOB: 0 BB: 0 P: 10	R: 0 E: 1 K: 0 S: 7	H: 1 LOB: 2 BB: 0 P: 11	R: 0 E: 0 K: 1 S: 12	H: 0 LOB: 1 BB: 1 P: 19	1B: 8 2B: 2 3B: 0 HR: 2	SF: 0 SAC: 1 DP: 1 HBP: 0	WP: 1 PB: 0 SB: 2 CS: 0	PA: 42
<b>PITCHER</b>	IP WLS BF H R ER SO BB IBB HBP BLK WP HR S P ERA WHIP																					
Hideo Nomo, R (1,1) ERA: 7.73	3.2	21	9	6	6	2	0	1	0	0	0	0	0	2	45	72	14.73	2.455				
Scott Stewart, L (4,1) ERA: 6.49	0.1	2	1	0	0	0	0	0	0	0	0	0	0	4	4	0.00	3.000					
Edwin Jackson, R (5,1) ERA: 3.95	2.0	L 8	1	1	1	1	2	0	0	0	0	0	0	15	30	4.50	1.500					
Duaner Sanchez, R (7,1) ERA: 3.36	2.0	7	1	0	0	1	0	0	0	0	0	0	0	14	21	0.00	0.500					
43 Yhency Brazoban, R (9,1) ERA: 0.82	1.0	4	0	0	0	1	1	0	0	0	1	0	0	12	19	0.00	1.000					

Batter	1	2	3	4	5	6	7	8	9	AB	R	H	RBI	BB	SO	LOB	BOTTOM					
Cesar Izturis, S (1,6) OBP: 0.332, SLG: 0.378	L6		HR			1B			F7	4	2	2	0	1	0	0	<b>St. Louis Cardinals @ Los Angeles Dodgers</b> Dodger Stadium, Los Angeles, CA Sun Sep 12 2004, 1:10 PM PDT Att: 54,000 - Sunny - 84 F					
Jayson Werth, R (1,7) OBP: 0.346, SLG: 0.502	F9		HR			1B		F8		4	2	2	2	0	0	1						
Steve Finley, L (1,8) OBP: 0.339, SLG: 0.513	P6		K			E8		P4		4	1	1	2	0	1	1						
Adrian Beltré, R (1,5) OBP: 0.386, SLG: 0.645	K		1B			L9		F8		4	0	1	0	0	1	2						
Shawn Green, L (1,3) OBP: 0.355, SLG: 0.455	K		K			G4-3		G4-3		4	0	0	1	0	2	1						
Milton Bradley, S (1,9) OBP: 0.397, SLG: 0.422	1B					L6		G4-3		4	0	1	0	0	0	0						
Alex Cora, L (1,4) OBP: 0.361, SLG: 0.372										3	0	1	0	0	0	0						
Olmedo Saenz, R (6, PH) OBP: 0.339, SLG: 0.500						G4-1		G3		1	0	0	0	0	0	0						
43 Yhency Brazoban, R (9,1) OBP: 0.374, SLG: 0.533										0	0	0	0	0	0	0						
David Ross, R (1,2) OBP: 0.269, SLG: 0.294										2	0	0	0	0	1	2						
Edwin Jackson, R (5,1) OBP: 0.500, SLG: 0.500										0	0	0	0	0	0	0						
Antonio Perez, R (6, PH) OBP: 0.667, SLG: 0.500										1	0	0	0	0	1	0						
Duaner Sanchez, R (7,1) OBP: 0.250, SLG: 0.500										0	0	0	0	0	0	0						
José Hernández, R (9,4) OBP: 0.374, SLG: 0.533										1	0	0	0	0	0	0						
Hideo Nomo, R (1,1) OBP: 0.115, SLG: 0.231										1	0	0	0	0	1	0						
Scott Stewart, R (4,1) ERA: 3.95										0	0	0	0	0	0	0						
Tom Wilson, R (5,2) OBP: 0.428, SLG: 0.333										2	1	1	0	0	0	0						
Robin Ventura, L (9, PH) OBP: 0.333, SLG: 0.364										1	0	0	0	0	0	0						
<b>Inning Stats</b>	R: 0 E: 0 K: 0 S: 7	H: 0 LOB: 0 BB: 0 P: 11	R: 0 E: 0 K: 3 S: 17	H: 2 LOB: 2 BB: 0 P: 24	R: 2 E: 0 K: 3 S: 18	H: 2 LOB: 1 BB: 1 P: 30	R: 0 E: 0 K: 0 S: 9	H: 0 LOB: 0 BB: 0 P: 13	R: 4 E: 1 K: 0 S: 24	H: 4 LOB: 0 BB: 0 P: 31	R: 0 E: 0 K: 1 S: 13	H: 0 LOB: 0 BB: 0 P: 18	R: 0 E: 0 K: 0 S: 6	H: 1 LOB: 1 BB: 0 P: 11	R: 0 E: 0 K: 0 S: 6	H: 0 LOB: 0 BB: 0 P: 7	R: 0 E: 0 K: 0 S: 10	H: 0 LOB: 0 BB: 0 P: 17	1B: 8 2B: 0 3B: 0 HR: 1	SF: 0 SAC: 0 DP: 0 HBP: 0	WP: 0 PB: 0 SB: 0 CS: 0	PA: 37
<b>PITCHER</b>	IP WLS BF H R ER SO BB IBB HBP BLK WP HR S P ERA WHIP																					
29 Chris Carpenter, R (1,1) ERA: 3.95	5.0	W 24	8	6	5	6	1	0	0	0	0	0	0	1	75	109	9.00	1.800				
Rick Ankiel, L (6,1) ERA: 3.95	1.0	H 4	1	0	0	1	0	0	0	0	0	0	0	14	19	0.00	1.000					
Kiko Calero, R (7,1) ERA: 3.95	0.1	H 1	0	0	0	0	0	0	0	0	0	0	1	2	0.00	0.000						
Ray King, L (7,1) ERA: 2.47	1.1	H 4	0	0	0	0	0	0	0	0	0	0	7	12	0.00	0.000						
44 Jason Isringhausen, R (8,1) ERA: 2.81	1.1	S 4	0	0	0	0	0	0	0	0	0	0	13	20	0.00	0.000						

livebaseballscorecards.com

AB 37  
R 7  
H 12  
RBI 6  
BB 4  
SO 5  
LOB 16



livebaseballscorecards.com

AB 36  
R 6  
H 9  
RBI 5  
BB 1  
SO 7  
LOB 7









Batter	1	2	3	4	5	6	7	8	9	AB	R	H	RBI	BB	SO	LOB	TOP				
<b>Craig Biggio, R</b> OBP: 0.346, SLG: 0.475 (1, 7)	L6		F9			E6 17 1B		K		4	0	0	0	0	1	0	<b>Houston Astros @ St. Louis Cardinals</b> Busch Stadium, St. Louis, MO Wed Sep 15 2004, 7:10 PM CDT Att: 32,891 - Sunny - 83 F				
<b>Carlos Beltrán, S</b> OBP: 0.373, SLG: 0.570 (1, 8)	K		G4-3			F9		G1-3		4	0	0	0	0	1	1					
<b>5 Jeff Bagwell, R</b> OBP: 0.361, SLG: 0.466 (1, 3)	G1-3				F8	F9		K		4	0	0	0	0	1	1					
<b>17 Lance Berkman, S</b> OBP: 0.455, SLG: 0.568 (1, 9)		HR							L4	3	1	2	0	1	0	0					
<b>Jeff Kent, R</b> OBP: 0.345, SLG: 0.515 (1, 4)		HR			F7			L7		4	1	1	2	0	0	3					
<b>Mike Lamb, L</b> OBP: 0.359, SLG: 0.520 (1, 5)			F8		P5			G6-3		3	0	0	0	1	0	1					
<b>Jose Vizcaino, S</b> OBP: 0.320, SLG: 0.388 (1, 6)			G4-3							3	0	0	0	0	1	1					
<b>Raul Chavez, R</b> OBP: 0.252, SLG: 0.248 (1, 2)			G5-3							2	0	0	0	0	1	0					
<b>Otlando Palmeiro, L</b> OBP: 0.349, SLG: 0.357 (7, PH)										1	0	1	0	0	0	0					
<b>Brad Ausmus, R</b> OBP: 0.311, SLG: 0.337 (7, 2)										0	0	0	0	0	0	0					
<b>Carlos Hernández, S</b> OBP: 0.100, SLG: 0.120 (7, PH)										2	0	0	0	0	0	0					
<b>Morgan Ensberg, R</b> OBP: 0.317, SLG: 0.407 (7, 1)										1	0	0	0	0	0	2					
<b>Dan Wheeler, R</b> OBP: 0.220, SLG: 0.200 (7, 1)										0	0	0	0	0	0	0					
<b>Mike Gallo, L</b> OBP: 0.220, SLG: 0.200 (7, 1)										0	0	0	0	0	0	0					
<b>Russ Springer, R</b> OBP: 0.311, SLG: 0.337 (8, 1)										0	0	0	0	0	0	0					
<b>Chad Qualls, R</b> OBP: 0.311, SLG: 0.337 (8, 1)										0	0	0	0	0	0	0					
<b>Inning Stats</b>	R: 0 E: 0 K: 1 S: 8	H: 0 LOB: 0 BB: 0 P: 14	R: 2 E: 0 K: 0 S: 10	H: 2 LOB: 0 BB: 0 P: 16	R: 0 E: 0 K: 0 S: 8	H: 0 LOB: 0 BB: 0 P: 11	R: 0 E: 0 K: 0 S: 12	H: 0 LOB: 1 BB: 1 P: 23	R: 0 E: 0 K: 1 S: 10	H: 0 LOB: 0 BB: 0 P: 11	R: 0 E: 1 K: 0 S: 10	H: 1 LOB: 2 BB: 0 P: 15	R: 0 E: 0 K: 1 S: 11	H: 0 LOB: 0 BB: 0 P: 15	R: 0 E: 0 K: 0 S: 8	H: 0 LOB: 0 BB: 0 P: 10	1B: 3 2B: 0 3B: 0 HR: 1	SF: 0 SAC: 0 DP: 1 HBP: 0	WP: 0 PB: 0 SB: 0 CS: 0	PA: 33	
<b>PITCHER</b>	IP	WLS	BF	H	R	ER	SO	BB	IBB	HBP	BLK	WP	HR	S	P	ERA	WHIP				
<b>Matt Morris, R</b> ERA: 4.62 (1, 1)	7.0		27	4	2	2	3	2	0	0	0	0	1	70	109	2.57	0.857				
<b>Kiko Calero, R</b> ERA: 3.44 (8, 1)	1.0	W	3	0	0	0	2	0	0	0	0	0	0	11	15	0.00	0.000				
<b>44 Jason Istringhausen, R</b> ERA: 2.77 (8, 1)	1.0	S	3	0	0	0	0	0	0	0	0	0	0	8	10	0.00	0.000				

AB	31
R	2
H	4
RBI	2
BB	2
SO	5
LOB	9



Batter	1	2	3	4	5	6	7	8	9	AB	R	H	RBI	BB	SO	LOB	BOTTOM				
<b>Tony Womack, L</b> OBP: 0.351, SLG: 0.385 (1, 4)	G3-1		FC1-4 1B			F7		G4-3		4	0	1	0	0	0	1	<b>Houston Astros @ St. Louis Cardinals</b> Busch Stadium, St. Louis, MO Wed Sep 15 2004, 7:10 PM CDT Att: 32,891 - Sunny - 83 F				
<b>Larry Walker, L</b> OBP: 0.448, SLG: 0.619 (1, 9)	G1-3 5 BB		FC1-4 5 1B			G6-3		P6		3	0	0	0	1	0	1					
<b>5 Albert Pujols, R</b> OBP: 0.415, SLG: 0.657 (1, 3)	G1-3		FC6-4 1B			L5		E 15 SF8 1B		4	1	2	0	0	0	1					
<b>Edgar Renteria, R</b> OBP: 0.322, SLG: 0.400 (1, 6)	F7		FC6-4 1-2 1B			K		E8 1B WP 1B		4	1	1	0	0	1	3					
<b>15 Jim Edmonds, L</b> OBP: 0.428, SLG: 0.685 (1, 8)		HR				G1-3		SF8		3	1	1	2	0	0	0					
<b>Reggie Sanders, R</b> OBP: 0.308, SLG: 0.502 (1, 7)								S 1B		3	1	1	0	1	1	0					
<b>44 Jason Istringhausen, R</b> OBP: 0.333, SLG: 0.333 (8, 1)										0	0	0	0	0	0	0					
<b>Mike Matheny, R</b> OBP: 0.294, SLG: 0.344 (1, 2)	F8							K 7 FC6-4 BB		3	0	1	1	1	1	0					
<b>7 Hector Luna, R</b> OBP: 0.285, SLG: 0.357 (1, 5)	B1							FC6-4 1-2 1B		4	0	1	0	0	1	3					
<b>Matt Morris, R</b> OBP: 0.172, SLG: 0.164 (1, 1)										2	0	0	0	0	1	1					
<b>Roger Cedeno, S</b> OBP: 0.326, SLG: 0.356 (7, PH)										1	0	0	0	0	0	1					
<b>Kiko Calero, R</b> OBP: 0.312, SLG: 0.415 (8, 1)										0	0	0	0	0	0	0					
<b>So Taguchi, R</b> OBP: 0.312, SLG: 0.415 (8, 7)										0	0	0	0	0	0	0					
<b>Inning Stats</b>	R: 0 E: 0 K: 0 S: 10	H: 0 LOB: 1 BB: 1 P: 18	R: 1 E: 0 K: 1 S: 11	H: 1 LOB: 0 BB: 0 P: 19	R: 0 E: 0 K: 0 S: 10	H: 2 LOB: 0 BB: 0 P: 16	R: 1 E: 0 K: 2 S: 15	H: 1 LOB: 1 BB: 1 P: 25	R: 0 E: 0 K: 1 S: 10	H: 0 LOB: 0 BB: 0 P: 16	R: 0 E: 0 K: 1 S: 8	H: 0 LOB: 0 BB: 0 P: 13	R: 0 E: 0 K: 1 S: 12	H: 1 LOB: 1 BB: 0 P: 19	R: 2 E: 1 K: 0 S: 13	H: 3 LOB: 2 BB: 1 P: 25	1B: 5 2B: 2 3B: 0 HR: 1	SF: 1 SAC: 0 DP: 0 HBP: 0	WP: 1 PB: 0 SB: 2 CS: 0	PA: 35	
<b>PITCHER</b>	IP	WLS	BF	H	R	ER	SO	BB	IBB	HBP	BLK	WP	HR	S	P	ERA	WHIP				
<b>Carlos Hernández, L</b> ERA: 5.3 (7, 1)	6.0		24	4	2	2	4	2	0	0	0	0	0	64	100	3.00	1.000				
<b>Dan Wheeler, R</b> ERA: 4.5 (7, 1)	0.1		2	1	0	0	1	0	0	0	0	0	0	5	6	0.00	3.000				
<b>Mike Gallo, L</b> ERA: 4.86 (7, 1)	0.2		2	0	0	0	0	0	0	0	0	0	0	7	13	0.00	0.000				
<b>Russ Springer, R</b> ERA: 3.12 (8, 1)	0.2	L	6	3	2	2	0	1	0	0	0	1	0	11	20	27.00	6.000				
<b>Chad Qualls, R</b> ERA: 4.43 (8, 1)	0.1		1	0	0	0	0	0	0	0	0	0	0	2	5	0.00	0.000				

AB	31
R	4
H	8
RBI	3
BB	3
SO	5
LOB	11





Batter	1	2	3	4	5	6	7	8	9	AB	R	H	RBI	BB	SO	LOB	TOP										
Craig Biggio, R OBP: 0.346, SLG: 0.474 Dan Miceli, R OBP: 0.500, SLG: 0.500	F8		F7	E5		G6-3			FC6-4 BB	5	0	2	0	0	0	0											
Carlos Beltrán, S OBP: 0.373, SLG: 0.566	G3		G4-3	G4-3			F9		FC6-4 BB	3	1	0	0	2	0	1											
5 Jeff Bagwell, R OBP: 0.381, SLG: 0.465	BB		G5-3	L6			SF7		FC6-4	5	2	2	0	0	0	4											
17 Lance Berkman, S OBP: 0.456, SLG: 0.566	BB		E		G4-3				K	3	2	1	0	2	1	2											
Jeff Kent, R OBP: 0.346, SLG: 0.519	BB		E6		F7		SF7		K	4	1	2	4	0	1	2											
Mike Lamb, L OBP: 0.358, SLG: 0.527	G3		E1		HR		F8			4	1	1	1	0	0	2											
Jose Vizcaino, S OBP: 0.316, SLG: 0.383		F8	FC6-4		G4-3			F9		4	0	0	0	0	0	1											
Brad Ausmus, R OBP: 0.308, SLG: 0.333	G2			E6		K		G6-3		4	1	0	0	0	1	0											
41 Brandon Backe, R ERA: 3.66 Chad Hanville, R ERA: 4.75 2 Chris Burke, R ERA: 4.43 Chad Qualls, R ERA: 4.43 Morgan Ensberg, R ERA: 4.42 Dan Wheeler, R ERA: 4.42 16 Jason Lane, R ERA: 3.86	K		SH5-4		SH5-4		P6		F7	1	0	0	0	0	0	0											
<b>Inning Stats</b>	R: 2 E: 0 K: 0 S: 12	H: 2 LOB: 1 BB: 1 P: 24	R: 0 E: 0 K: 1 S: 9	H: 0 LOB: 0 BB: 0 P: 10	R: 3 E: 2 K: 0 S: 9	H: 1 LOB: 1 BB: 2 P: 23	R: 1 E: 2 K: 0 S: 5	H: 1 LOB: 1 BB: 0 P: 9	R: 1 E: 0 K: 0 S: 9	H: 1 LOB: 0 BB: 0 P: 15	R: 0 E: 0 K: 1 S: 8	H: 0 LOB: 0 BB: 0 P: 10	R: 1 E: 0 K: 0 S: 10	H: 2 LOB: 1 BB: 0 P: 17	R: 0 E: 0 K: 0 S: 6	H: 0 LOB: 0 BB: 0 P: 9	R: 0 E: 0 K: 2 S: 13	H: 1 LOB: 2 BB: 1 P: 24	1B: 5 2B: 2 3B: 0 HR: 1	SF: 1 SAC: 1 DP: 0 HBP: 0	WP: 0 PB: 0 SB: 1 CS: 0	PA: 41					
<b>PITCHER</b>	IP	WLS	BF	H	R	ER	SO	BB	IBB	HBP	BLK	WP	HR	S	P	ERA	WHIP										
Jason Marquis, R ERA: 3.66	6.0	L	28	5	7	4	2	3	0	0	0	0	1	52	91	6.00	1.333										
Cal Eldred, R ERA: 3.81	1.0		5	2	1	1	0	0	0	0	0	0	0	10	17	9.00	2.000										
34 Randy Flores, L ERA:	1.0		3	0	0	0	0	0	0	0	0	0	0	6	9	0.00	0.000										
Julian Tavarez, R ERA: 2.61	0.2		4	1	0	0	1	1	0	0	0	0	0	9	19	0.00	3.000										
Al Reyes, R ERA:	0.1		1	0	0	0	1	0	0	0	0	0	0	4	5	0.00	0.000										
<b>Batter</b>	<b>1</b>	<b>2</b>	<b>3</b>	<b>4</b>	<b>5</b>	<b>6</b>	<b>7</b>	<b>8</b>	<b>9</b>	<b>AB</b>	<b>R</b>	<b>H</b>	<b>RBI</b>	<b>BB</b>	<b>SO</b>	<b>LOB</b>	<b>BOTTOM</b>										
Tony Womack, L OBP: 0.351, SLG: 0.385	F7		F9		G4-3				G4-3	5	0	2	0	0	0	2											
Roger Cedeno, S OBP: 0.324, SLG: 0.354	F8		F9		G6-4-3		L7			4	0	1	0	0	0	2											
5 Albert Pujols, R OBP: 0.414, SLG: 0.659	HR		K		G6-4-3		L6			4	1	1	1	0	1	4											
15 Jim Edmonds, L OBP: 0.429, SLG: 0.683	BB				K		K			3	0	1	0	1	2	1											
Reggie Sanders, R OBP: 0.308, SLG: 0.500	L5		F7				F9			4	1	1	0	0	0	4											
John Mabry, L OBP: 0.369, SLG: 0.497		K		HR		FC1-4		K		4	1	2	1	0	2	0											
4 Yadier Molina, R OBP: 0.310, SLG: 0.276	G6-3			P4		FC1-4		P4		4	0	1	0	0	0	0											
7 Hector Luna, R OBP: 0.277, SLG: 0.346	G4-3			G5-3		FC1-4		G3-1		4	0	0	1	0	0	2											
Jason Marquis, L ERA: 4.45 Larry Walker, L ERA: 4.75 Cal Eldred, R ERA: 4.43 34 Randy Flores, L ERA: 4.43 Julian Tavarez, L ERA: 4.42 Al Reyes, R ERA: 3.86 Marlon Anderson, L ERA: 3.86	F9			K		K		K		2	0	1	0	0	1	0											
<b>Inning Stats</b>	R: 1 E: 0 K: 0 S: 7	H: 2 LOB: 1 BB: 0 P: 12	R: 0 E: 0 K: 1 S: 11	H: 0 LOB: 0 BB: 0 P: 17	R: 0 E: 0 K: 1 S: 14	H: 2 LOB: 3 BB: 1 P: 25	R: 1 E: 0 K: 1 S: 10	H: 1 LOB: 0 BB: 0 P: 17	R: 0 E: 0 K: 1 S: 12	H: 2 LOB: 1 BB: 0 P: 16	R: 1 E: 0 K: 1 S: 11	H: 3 LOB: 2 BB: 0 P: 15	R: 0 E: 0 K: 1 S: 6	H: 0 LOB: 0 BB: 0 P: 6	R: 0 E: 0 K: 1 S: 6	H: 0 LOB: 0 BB: 0 P: 9	R: 0 E: 0 K: 1 S: 13	H: 0 LOB: 0 BB: 0 P: 18	1B: 8 2B: 0 3B: 0 HR: 2	SF: 0 SAC: 0 DP: 1 HBP: 0	WP: 0 PB: 0 SB: 0 CS: 0	PA: 37					
<b>PITCHER</b>	IP	WLS	BF	H	R	ER	SO	BB	IBB	HBP	BLK	WP	HR	S	P	ERA	WHIP										
41 Brandon Backe, R ERA: 4.45	4.0		20	7	2	2	3	1	0	0	0	0	0	4	6	4.50	2.000										
Chad Hanville, R ERA: 4.75	1.0	W	2	0	0	0	1	0	0	0	0	0	0	4	6	0.00	0.000										
Chad Qualls, R ERA: 4.43	2.0		9	3	1	1	2	0	0	0	0	0	0	17	21	4.50	1.500										
Dan Wheeler, R ERA: 4.42	1.0		3	0	0	0	1	0	0	0	0	0	0	6	9	0.00	0.000										
Dan Miceli, R ERA: 3.86	1.0		3	0	0	0	1	0	0	0	0	0	0	13	18	0.00	0.000										

Houston Astros @ St. Louis Cardinals  
 Busch Stadium, St. Louis, MO  
 Thu Sep 16 2004, 7:10 PM CDT  
 Att: 28,704 - Cloudy - 79 F

AB	35
R	8
H	8
RBI	5
BB	4
SO	4
LOB	12



Houston Astros @ St. Louis Cardinals  
 Busch Stadium, St. Louis, MO  
 Thu Sep 16 2004, 7:10 PM CDT  
 Att: 28,704 - Cloudy - 79 F

AB	36
R	3
H	10
RBI	3
BB	1
SO	8
LOB	17









Batter	1	2	3	4	5	6	7	8	9	AB	R	H	RBI	BB	SO	LOB	TOP										
Luis Terrero, R OBP: 0.348, SLG: 0.403 (1, 8)			G1-3				F9										4 0 1 0 0 1 3										
Alex Cintron, S OBP: 0.295, SLG: 0.357 (1, 6)	G4-3		F8														4 0 1 0 0 0 3										
Danny Bautista, R OBP: 0.341, SLG: 0.415 (1, 9)				G1-3			G4-6-3										4 0 0 0 0 1 1										
Shea Hillenbrand, R OBP: 0.345, SLG: 0.457 (1, 3)		G5-3															4 0 1 0 0 1 0										
Chad Tracy, L OBP: 0.348, SLG: 0.416 (1, 5)		F8		FC4-6													3 0 0 0 1 0 1										
Josh Kroeger, L OBP: 0.382, SLG: 0.188 Robby Hammock, R OBP: 0.270, SLG: 0.366 (7, PH) (7, 7)		F7															2 0 0 0 0 1 1 1 0 0 0 0 0 1										
Scott Hairston, R OBP: 0.295, SLG: 0.464 Chad Durbin, R Randy Choate, L (7, 1) (8, 1)			G5-3														3 0 1 0 0 1 0 0 0 0 0 0 0 0 0 0 0 0 0 0 0										
Juan Brito, R OBP: 0.235, SLG: 0.272 (1, 2)			1B														3 0 1 0 0 1 1										
Casey Fossum, L OBP: 0.103, SLG: 0.079 Andy Green, R OBP: 0.248, SLG: 0.284 (7, 4) (7, 4)																	2 0 1 0 0 0 1 1 0 0 0 0 0 0										
<b>Inning Stats</b>	R: 0 E: 0 K: 2 S: 10	H: 0 LOB: 0 BB: 0 P: 15	R: 0 E: 0 K: 0 S: 5	H: 0 LOB: 0 BB: 0 P: 10	R: 0 E: 0 K: 0 S: 10	H: 2 LOB: 2 BB: 0 P: 17	R: 0 E: 0 K: 1 S: 11	H: 1 LOB: 1 BB: 0 P: 13	R: 0 E: 0 K: 0 S: 6	H: 1 LOB: 0 BB: 0 P: 11	R: 0 E: 0 K: 1 S: 10	H: 0 LOB: 0 BB: 1 P: 16	R: 0 E: 0 K: 1 S: 11	H: 1 LOB: 1 BB: 0 P: 16	R: 0 E: 0 K: 1 S: 11	H: 0 LOB: 0 BB: 0 P: 14	1B: 4 2B: 2 3B: 0 HR: 0	SF: 0 SAC: 0 DP: 2 HBP: 0	WP: 0 PB: 0 SB: 0 CS: 0	PA: 32							
<b>PITCHER</b>	IP	WLS	BF	H	R	ER	SO	BB	IBB	HBP	BLK	WP	HR	S	P	ERA	WHIP										
29 Chris Carpenter, R ERA: 3.46 (1, 1)	3.1		13	3	0	0	2	0	0	0	0	0	0	30	47	0.00	0.900										
Dan Haren, R ERA: 5.19 (4, 1)	2.2	W	9	2	0	0	1	0	0	0	0	0	0	23	36	0.00	0.750										
Ray King, L ERA: 2.47 (7, 1)	0.0		1	0	0	0	0	1	0	0	0	0	0	4	8	∞	∞										
Cal Eldred, R ERA: 3.89 (7, 1)	2.0		6	1	0	0	2	0	0	0	0	0	0	17	24	0.00	0.500										
Al Reyes, R ERA: (9, 1)	1.0		3	0	0	0	1	0	0	0	0	0	0	11	14	0.00	0.000										

Arizona Diamondbacks @ St. Louis Cardinals  
 Busch Stadium, St. Louis, MO  
 Sat Sep 18 2004, 12:25 PM CDT  
 Att: 43,791 - Sunny - 74 F

AB	31
R	0
H	6
RBI	0
BB	1
SO	6
LOB	12



Batter	1	2	3	4	5	6	7	8	9	AB	R	H	RBI	BB	SO	LOB	BOTTOM										
Tony Womack, L OBP: 0.350, SLG: 0.384 (1, 4)	G4-3		1B														5 1 2 1 0 1 2										
So Taguchi, R OBP: 0.309, SLG: 0.408 (1, 8)	L9		1B														4 1 1 1 0 1 3										
5 Albert Pujols, R OBP: 0.414, SLG: 0.655 (1, 3)	L5		SF7														3 0 1 1 0 0 2										
Reggie Sanders, R OBP: 0.309, SLG: 0.498 (1, 7)																	4 1 1 1 0 1 1										
Edgar Renteria, R OBP: 0.324, SLG: 0.398 (1, 6)																	2 1 1 1 1 0 0										
John Mabry, L OBP: 0.374, SLG: 0.510 (1, 9)																	4 1 1 0 0 2 2										
Mike Matheny, R OBP: 0.299, SLG: 0.357 (1, 2)																	3 2 2 1 1 1 0										
7 Hector Luna, R OBP: 0.283, SLG: 0.341 (1, 5)																	2 0 0 0 2 0 1										
29 Chris Carpenter, R ERA: 3.46 (1, 1)																	1 0 0 0 0 0 0 1 0 1 1 0 0 0 0 0 0 0 0										
Dan Haren, R ERA: 5.19 (4, 1)																	1B: 8 2B: 1 3B: 0 HR: 0										
Ray King, L ERA: 2.47 (7, 1)																	SF: 1 SAC: 2 DP: 0 HBP: 1										
Cal Eldred, R ERA: 3.89 (7, 1)																	WP: 1 PB: 0 SB: 3 CS: 2										
Roger Cedeno, S OBP: 0.280, SLG: 0.330 Al Reyes, R ERA: (9, 1)																	PA: 39										
<b>Inning Stats</b>	R: 0 E: 0 K: 0 S: 8	H: 0 LOB: 0 BB: 0 P: 12	R: 1 E: 0 K: 1 S: 13	H: 1 LOB: 1 BB: 0 P: 18	R: 2 E: 0 K: 0 S: 17	H: 3 LOB: 1 BB: 1 P: 25	R: 0 E: 0 K: 2 S: 10	H: 0 LOB: 0 BB: 0 P: 12	R: 0 E: 0 K: 1 S: 7	H: 0 LOB: 0 BB: 0 P: 9	R: 1 E: 0 K: 1 S: 13	H: 2 LOB: 2 BB: 1 P: 16	R: 1 E: 0 K: 1 S: 15	H: 1 LOB: 2 BB: 1 P: 24	R: 2 E: 0 K: 0 S: 11	H: 2 LOB: 3 BB: 3 P: 26	1B: 8 2B: 1 3B: 0 HR: 0	SF: 1 SAC: 2 DP: 0 HBP: 1	WP: 1 PB: 0 SB: 3 CS: 2	PA: 39							
<b>PITCHER</b>	IP	WLS	BF	H	R	ER	SO	BB	IBB	HBP	BLK	WP	HR	S	P	ERA	WHIP										
Casey Fossum, L ERA: 6.89 (1, 1)	6.0	L	24	6	4	3	5	3	0	0	0	1	0	21	39	16.20	3.000										
Chad Durbin, R ERA: 6.89 (7, 1)	1.2		11	2	3	3	1	3	0	0	0	0	0	5	11	0.00	6.000										
Randy Choate, L ERA: 5.0 (8, 1)	0.1		3	1	0	0	0	1	0	0	0	0	0	5	11	0.00	6.000										

Arizona Diamondbacks @ St. Louis Cardinals  
 Busch Stadium, St. Louis, MO  
 Sat Sep 18 2004, 12:25 PM CDT  
 Att: 43,791 - Sunny - 74 F

AB	29
R	7
H	9
RBI	7
BB	5
SO	6
LOB	11













Batter	1	2	3	4	5	6	7	8	9	AB	R	H	RBI	BB	SO	LOB	TOP								
Tony Womack, L (1.4) OBP: 0.350, SLG: 0.387	K		F8			F8		WP		4	2	2	0	0	1	1	<b>St. Louis Cardinals @ Milwaukee Brewers</b> Miller Park, Milwaukee, WI Tue Sep 21 2004, 6:35 PM CDT Att: 25,675 - Sunny - 75 F								
So Taguchi, R (1.7) OBP: 0.326, SLG: 0.419	K					F8		G6-3		4	0	2	0	0	1	0									
5 Albert Pujols, R (1.3) OBP: 0.412, SLG: 0.651	G6-3					F8		K		4	0	0	0	0	1	3									
15 Jim Edmonds, L (1.8) OBP: 0.431, SLG: 0.679						SF9		F8		1	0	0	1	1	0	0									
Roger Cedeno, S (1.9) OBP: 0.323, SLG: 0.347 Julian Tavaréz, L (6.1)						F8				3	0	0	0	0	0	4									
Reggie Sanders, R (9. PH) OBP: 0.308, SLG: 0.490						F8				0	0	0	0	0	0	0									
John Mabry, L (1.5) OBP: 0.373, SLG: 0.519	K									1	0	0	0	0	1	0									
4 Yadier Molina, R (1.2) OBP: 0.306, SLG: 0.275 Larry Walker, L (9. PH) OBP: 0.448, SLG: 0.619						K				3	0	1	0	0	1	0									
7 Hector Luna, R (1.6) OBP: 0.284, SLG: 0.338						L8				1	0	1	0	0	0	0									
Jason Marquis, L (1.1) OBP: 0.296, SLG: 0.377 Carmen Calli, L (6.1) Marlon Anderson, L (6.7) OBP: 0.258, SLG: 0.374						F9				4	0	0	0	0	0	3									
<b>Inning Stats</b>	R: 0 E: 0 K: 2 S: 11	H: 0 LOB: 0 BB: 0 P: 14	R: 0 E: 0 K: 1 S: 8	H: 0 LOB: 0 BB: 1 P: 13	R: 0 E: 0 K: 0 S: 7	H: 0 LOB: 1 BB: 1 P: 14	R: 0 E: 1 K: 0 S: 5	H: 1 LOB: 1 BB: 0 P: 8	R: 1 E: 0 K: 1 S: 11	H: 1 LOB: 0 BB: 0 P: 16	R: 1 E: 0 K: 0 S: 9	H: 2 LOB: 1 BB: 0 P: 18	R: 0 E: 0 K: 1 S: 8	H: 1 LOB: 0 BB: 0 P: 11	R: 2 E: 0 K: 1 S: 12	H: 2 LOB: 0 BB: 0 P: 19	R: 0 E: 0 K: 1 S: 14	H: 2 LOB: 2 BB: 0 P: 20	1B: 6 2B: 0 3B: 1 HR: 2	SF: 1 SAC: 0 DP: 3 HBP: 1	WP: 1 PB: 0 SB: 1 CS: 0	PA: 36			
<b>PITCHER</b>	IP	WLS	BF	H	R	ER	SO	BB	IBB	HBP	BLK	WP	HR	S	P	ERA	WHIP								
Victor Santos, R (1.1) ERA: 4.74	6.0	W	23	4	2	2	4	2	0	1	0	0	1	51	83	3.00	1.000								
Brooks Kieschnick, R (7.1) ERA: 3.29	1.0		5	3	2	2	1	0	0	0	0	0	1	12	17	18.00	3.000								
Matt Wise, R (8.1) ERA: 3.75	1.0	H	3	0	0	0	1	0	0	0	0	1	0	8	13	0.00	0.000								
Dan Kolb, R (9.1) ERA: 2.78	1.0	S	5	2	0	0	1	0	0	0	0	0	0	14	20	0.00	2.000								



Batter	1	2	3	4	5	6	7	8	9	AB	R	H	RBI	BB	SO	LOB	BOTTOM								
Dave Kryszel, L (1.8) OBP: 0.211, SLG: 0.263	F		1B			FC6-4				5	3	3	0	0	1	2	<b>St. Louis Cardinals @ Milwaukee Brewers</b> Miller Park, Milwaukee, WI Tue Sep 21 2004, 6:35 PM CDT Att: 25,675 - Sunny - 75 F								
Keith Ginter, R (1.4) OBP: 0.317, SLG: 0.430	E1		1B			G4-3		FC5		5	1	3	2	0	0	3									
Brady Clark, R (1.9) OBP: 0.377, SLG: 0.386	G6-3		SF9			G4-3		G6-3		4	0	2	2	0	0	2									
Geoff Jenkins, L (1.7) OBP: 0.324, SLG: 0.463	G6-3		FC5-4			K		F7		4	0	1	0	0	1	3									
Russell Branyan, L (1.5) OBP: 0.333, SLG: 0.574	K		SF9					F8		2	0	0	1	1	1	1									
Wes Helms, R (1.3) OBP: 0.329, SLG: 0.358 Lyle Overbay, L (7.3) OBP: 0.383, SLG: 0.476			FC5-4			P6		L4		3	0	0	0	0	0	4									
Craig Counsell, L (1.6) OBP: 0.331, SLG: 0.312	G4-3					G4-3				4	1	1	0	0	1	0									
Gary Bennett, R (1.2) OBP: 0.288, SLG: 0.330	G6-3					G4-3		FC6-4		3	1	1	0	0	0	1									
Victor Santos, R (1.1) ERA: 4.74 2 Bill Hall, R (6. PH) OBP: 0.286, SLG: 0.391 Brooks Kieschnick, L (7.1) OBP: 0.333, SLG: 0.377 Matt Wise, R (8.1) ERA: 3.75 Scott Podsednik, L (8. PH) OBP: 0.317, SLG: 0.366 Dan Kolb, R (9.1)			G1-3			G6-3		FC6-4		2	0	0	1	0	0	0									
<b>Inning Stats</b>	R: 1 E: 1 K: 1 S: 11	H: 2 LOB: 1 BB: 0 P: 21	R: 0 E: 0 K: 0 S: 10	H: 0 LOB: 0 BB: 0 P: 13	R: 2 E: 0 K: 0 S: 13	H: 4 LOB: 2 BB: 0 P: 18	R: 0 E: 0 K: 1 S: 12	H: 1 LOB: 0 BB: 0 P: 21	R: 0 E: 0 K: 1 S: 9	H: 1 LOB: 2 BB: 1 P: 19	R: 2 E: 0 K: 1 S: 14	H: 2 LOB: 1 BB: 1 P: 26	R: 0 E: 0 K: 0 S: 4	H: 0 LOB: 0 BB: 0 P: 5	R: 0 E: 0 K: 0 S: 9	H: 1 LOB: 2 BB: 0 P: 16		1B: 7 2B: 4 3B: 0 HR: 0	SF: 1 SAC: 0 DP: 1 HBP: 1	WP: 1 PB: 0 SB: 0 CS: 0	PA: 38				
<b>PITCHER</b>	IP	WLS	BF	H	R	ER	SO	BB	IBB	HBP	BLK	WP	HR	S	P	ERA	WHIP								
Jason Marquis, R (1.1) ERA: 3.7	5.0	L	24	8	4	3	3	1	0	0	0	0	0	55	92	5.40	1.800								
Carmen Calli, L (6.1) ERA: 12.27	0.2		4	1	2	2	1	1	0	0	0	0	0	7	16	27.00	3.000								
Julian Tavaréz, R (6.1) ERA: 2.49	2.1		10	2	0	0	0	0	0	1	0	1	0	20	31	0.00	0.857								





Batter	1	2	3	4	5	6	7	8	9	AB	R	H	RBI	BB	SO	LOB	TOP							
<b>Marlon Anderson, L</b> (1.4) <small>OBP: 0.262, SLG: 0.376</small> <b>Ray King, L</b> (7.1) <small>OBP: 0.333, SLG: 0.333</small> <b>44 Jason Isringhausen, R</b> (9.1) <small>OBP: 0.333, SLG: 0.333</small>										4	1	2	0	0	0	0								
<b>Larry Walker, L</b> (1.9) <small>OBP: 0.445, SLG: 0.626</small>										4	1	1	2	0	1	1								
<b>5 Albert Pujols, R</b> (1.3) <small>OBP: 0.410, SLG: 0.646</small>										4	0	0	0	0	2	1								
<b>15 Jim Edmonds, L</b> (1.8) <small>OBP: 0.433, SLG: 0.679</small>										3	1	2	0	1	0	1								
<b>Roger Cedeno, S</b> (1.7) <small>OBP: 0.328, SLG: 0.364</small> <b>So Taguchi, R</b> (6.7) <small>OBP: 0.324, SLG: 0.416</small>										3	0	2	1	0	1	1								
<b>John Mabry, L</b> (1.5) <small>OBP: 0.398, SLG: 0.512</small> <b>Kiko Calero, R</b> (6.1) <small>OBP: 0.350, SLG: 0.387</small>										1	0	0	0	0	0	1								
<b>John Mabry, L</b> (1.5) <small>OBP: 0.398, SLG: 0.512</small> <b>Kiko Calero, R</b> (6.1) <small>OBP: 0.350, SLG: 0.387</small>										3	0	0	0	0	2	4								
<b>Mike Matheny, R</b> (1.2) <small>OBP: 0.295, SLG: 0.352</small>										4	0	0	0	0	1	4								
<b>7 Hector Luna, R</b> (1.6) <small>OBP: 0.277, SLG: 0.329</small>										4	0	0	0	0	0	3								
<b>Woody Williams, R</b> (1.1) <small>OBP: 0.206, SLG: 0.254</small> <b>Cody McKay, L</b> (6.5) <small>OBP: 0.264, SLG: 0.250</small>										2	0	0	0	0	1	0								
<b>Inning Stats</b>	R: 0 E: 0 K: 0 S: 12	H: 1 LOB: 0 BB: 0 P: 18	R: 0 E: 0 K: 1 S: 15	H: 1 LOB: 2 BB: 1 P: 22	R: 0 E: 0 K: 2 S: 9	H: 0 LOB: 0 BB: 0 P: 10	R: 1 E: 0 K: 1 S: 10	H: 2 LOB: 1 BB: 0 P: 16	R: 2 E: 0 K: 3 S: 12	H: 2 LOB: 1 BB: 0 P: 19	R: 0 E: 0 K: 3 S: 11	H: 1 LOB: 1 BB: 0 P: 16	R: 0 E: 0 K: 0 S: 8	H: 0 LOB: 0 BB: 0 P: 15	R: 0 E: 1 K: 0 S: 6	H: 0 LOB: 1 BB: 0 P: 11	R: 0 E: 1 K: 0 S: 12	H: 0 LOB: 1 BB: 0 P: 16	1B: 5 2B: 0 3B: 1 HR: 1	SF: 0 SAC: 0 DP: 1 HBP: 0	WP: 1 PB: 0 SB: 1 CS: 0	PA: 36		
<b>PITCHER</b>	IP	WLS	BF	H	R	ER	SO	BB	IBB	HBP	BLK	WP	HR	S	P	ERA	WHIP							
<b>15 Ben Sheets, R</b> (1.1) <small>ERA: 2.85</small> <b>Pedro Liriano, R</b> (7.1) <small>ERA: 3.18</small> <b>Jeff Bennett, R</b> (9.1) <small>ERA: 4.5</small>	6.0	L	25	7	3	3	8	1	0	0	0	0	1	69	101	4.50	1.333							

**St. Louis Cardinals @ Milwaukee Brewers**  
Miller Park, Milwaukee, WI  
Wed Sep 22 2004, 6:35 PM CDT  
Att: 21,461 - Unknown - 73 F

AB 35  
R 3  
H 7  
RBI 3  
BB 1  
SO 8  
LOB 17

Batter	1	2	3	4	5	6	7	8	9	AB	R	H	RBI	BB	SO	LOB	BOTTOM							
<b>Scott Podsednik, L</b> (1.8) <small>OBP: 0.315, SLG: 0.363</small>										5	0	0	0	0	1	3								
<b>2 Bill Hall, R</b> (1.4) <small>OBP: 0.288, SLG: 0.392</small>										4	0	1	0	1	2	0								
<b>Lyle Overbay, L</b> (1.3) <small>OBP: 0.383, SLG: 0.473</small>										3	0	0	0	2	3	1								
<b>Geoff Jenkins, L</b> (1.7) <small>OBP: 0.326, SLG: 0.466</small>										5	2	3	0	0	0	3								
<b>Brady Clark, R</b> (1.9) <small>OBP: 0.382, SLG: 0.395</small>										5	0	4	2	0	0	2								
<b>Russell Branyan, L</b> (1.5) <small>OBP: 0.329, SLG: 0.556</small> <b>Trent Durrington, R</b> (9. PR) <small>OBP: 0.273, SLG: 0.397</small>										4	0	0	0	0	0	2								
<b>Craig Counsell, L</b> (1.6) <small>OBP: 0.329, SLG: 0.311</small>										5	0	1	0	0	0	4								
<b>Chad Moeller, R</b> (1.2) <small>OBP: 0.272, SLG: 0.309</small> <b>Brooks Kieschnick, L</b> (6. PH) <small>OBP: 0.328, SLG: 0.371</small> <b>Gary Bennett, R</b> (7.2) <small>OBP: 0.291, SLG: 0.338</small>										2	0	0	0	0	0	1								
<b>15 Ben Sheets, R</b> (1.1) <small>OBP: 0.182, SLG: 0.115</small> <b>Chris Magruder, S</b> (6. PH) <small>OBP: 0.343, SLG: 0.426</small> <b>Pedro Liriano, R</b> (7.1) <small>OBP: 0.319, SLG: 0.430</small> <b>Keith Ginter, R</b> (8. PH) <small>OBP: 0.319, SLG: 0.430</small> <b>Jeff Bennett, R</b> (9.1)										2	0	1	0	0	1	0								
<b>Inning Stats</b>	R: 0 E: 0 K: 2 S: 10	H: 0 LOB: 0 BB: 0 P: 16	R: 0 E: 0 K: 0 S: 8	H: 1 LOB: 1 BB: 0 P: 15	R: 0 E: 0 K: 0 S: 12	H: 2 LOB: 3 BB: 1 P: 21	R: 0 E: 0 K: 0 S: 7	H: 2 LOB: 1 BB: 0 P: 12	R: 0 E: 0 K: 1 S: 11	H: 0 LOB: 1 BB: 1 P: 20	R: 1 E: 1 K: 1 S: 11	H: 2 LOB: 2 BB: 0 P: 20	R: 0 E: 0 K: 2 S: 12	H: 1 LOB: 2 BB: 1 P: 20	R: 0 E: 0 K: 0 S: 12	H: 1 LOB: 2 BB: 1 P: 19	R: 0 E: 0 K: 0 S: 15	H: 2 LOB: 2 BB: 0 P: 26	1B: 7 2B: 4 3B: 0 HR: 0	SF: 0 SAC: 0 DP: 0 HBP: 1	WP: 1 PB: 0 SB: 1 CS: 0	PA: 43		
<b>PITCHER</b>	IP	WLS	BF	H	R	ER	SO	BB	IBB	HBP	BLK	WP	HR	S	P	ERA	WHIP							
<b>Woody Williams, R</b> (1.1) <small>ERA: 3.86</small> <b>Kiko Calero, R</b> (6.1) <small>ERA: 3.1</small> <b>Ray King, L</b> (7.1) <small>ERA: 2.23</small> <b>44 Jason Isringhausen, R</b> (9.1) <small>ERA: 2.89</small>	5.1	W	25	7	1	1	4	2	0	0	0	0	0	13	24	0.00	0.750							

**St. Louis Cardinals @ Milwaukee Brewers**  
Miller Park, Milwaukee, WI  
Wed Sep 22 2004, 6:35 PM CDT  
Att: 21,461 - Unknown - 73 F

AB 38  
R 2  
H 11  
RBI 2  
BB 4  
SO 8  
LOB 20



Batter	1	2	3	4	5	6	7	8	9	AB	R	H	RBI	BB	SO	LOB	TOP				
Tony Womack, L (1,4) OBP: 0.348, SLG: 0.385	P6		F9		E	K			G3	5	0	1	0	0	1	1					
Edgar Renteria, R (1,6) OBP: 0.325, SLG: 0.399	K		2B		F9		E5		L4	5	0	1	0	0	1	1					
Larry Walker, L (1,9) OBP: 0.437, SLG: 0.612	G6-3		K		FC4		G6-4-3		K	5	0	0	0	0	2	3					
15 Jim Edmonds, L (1,8) OBP: 0.432, SLG: 0.674 So Taguchi, R (9,8) OBP: 0.324, SLG: 0.416		K		IBB		E3			K	3	0	0	0	1	2	2					
Reggie Sanders, R (1,7) OBP: 0.306, SLG: 0.486		F9	G1			K			K	4	0	0	0	0	2	5					
John Mabry, L (1,3) OBP: 0.366, SLG: 0.512					P4				G4-3	4	1	1	0	0	1	3					
4 Yadier Molina, R (1,2) OBP: 0.321, SLG: 0.309						L9				3	2	2	2	1	0	0					
7 Hector Luna, R (1,5) OBP: 0.294, SLG: 0.366										4	1	4	2	0	0	0					
Dan Haren, R (1,1) Roger Cedeno, S (6,PH) Cal Eldred, R (6,1) 5 Albert Pujols, R (6,PH) Julian Tavarez, L (8,1) 44 Jason Istringhausen, R (9,1) OBP: 0.333, SLG: 0.333										2	0	0	0	0	0	3					
Inning Stats	R: 0 E: 0 K: 1 S: 9	H: 0 LOB: 0 BB: 0 P: 13	R: 2 E: 0 K: 1 S: 12	H: 3 LOB: 1 BB: 0 P: 16	R: 0 E: 0 K: 1 S: 13	H: 1 LOB: 2 BB: 1 P: 24	R: 0 E: 0 K: 0 S: 5	H: 1 LOB: 1 BB: 1 P: 10	R: 0 E: 0 K: 2 S: 16	H: 1 LOB: 3 BB: 0 P: 23	R: 0 E: 1 K: 1 S: 7	H: 0 LOB: 0 BB: 0 P: 8	R: 2 E: 0 K: 2 S: 16	H: 2 LOB: 2 BB: 0 P: 23	R: 0 E: 0 K: 1 S: 9	H: 0 LOB: 0 BB: 0 P: 11	1B: 5 2B: 2 3B: 0 HR: 2	SF: 0 SAC: 0 DP: 2 HBP: 0	WP: 0 PB: 0 SB: 0 CS: 0	PA: 39	
PITCHER	IP	WLS	BF	H	R	ER	SO	BB	IBB	HBP	BLK	WP	HR	S	P	ERA	WHIP				
Ben Hendrickson, R (1,1) ERA: 6.35	6.0		28	7	2	2	6	1	1	0	0	0	0	64	100	3.00	1.333				
Matt Wise, R (7,1) ERA: 3.99	2.0	L	8	2	2	2	3	0	0	0	0	0	2	23	31	9.00	1.000				
Luis Vizcaino, R (9,1) ERA: 3.99	1.0		3	0	0	0	1	0	0	0	0	0	0	9	11	0.00	0.000				

St. Louis Cardinals @ Milwaukee Brewers  
Miller Park, Milwaukee, WI  
Thu Sep 23 2004, 1:05 PM CDT  
Att: 15,200 - Cloudy - 77 F


AB 37  
R 4  
H 9  
RBI 4  
BB 2  
SO 10  
LOB 19



Batter	1	2	3	4	5	6	7	8	9	AB	R	H	RBI	BB	SO	LOB	BOTTOM				
Scott Podsednik, L (1,8) OBP: 0.316, SLG: 0.365	G3-1		S				F8			3	1	1	0	1	0	0					
Trent Durrington, R (1,5) OBP: 0.272, SLG: 0.416	G5-3		3B		L7				K	4	0	1	1	0	1	1					
Keith Ginter, R (1,4) OBP: 0.320, SLG: 0.428	HBP		BB				L7		F9	2	0	0	0	1	0	0					
Geoff Jenkins, L (1,7) OBP: 0.326, SLG: 0.470	P6		K						G4-3	4	1	1	1	0	1	3					
2 Bill Hall, R (1,6) OBP: 0.285, SLG: 0.388		G6-3				K			K	4	0	0	0	0	3	0					
Wes Helms, R (1,3) OBP: 0.329, SLG: 0.358 Matt Wise, R (7,1) Luis Vizcaino, R (9,1) Chris Magruder, S (9,PH) OBP: 0.338, SLG: 0.419		G6-3				K			G3-1	3	0	1	0	0	1	0					
Dave Kryszel, L (1,9) OBP: 0.174, SLG: 0.217					P3				K	4	0	0	0	0	2	1					
Chad Moeller, R (1,2) OBP: 0.270, SLG: 0.306			F8						F7	3	0	0	0	0	1	0					
Ben Hendrickson, R (1,1) ERA: 4.76 Lyle Overbay, L (7,3) OBP: 0.383, SLG: 0.472									P5	2	0	0	0	0	2	0					
Inning Stats	R: 0 E: 0 K: 0 S: 12	H: 0 LOB: 0 BB: 0 P: 18	R: 0 E: 0 K: 0 S: 6	H: 0 LOB: 0 BB: 0 P: 8	R: 1 E: 1 K: 2 S: 19	H: 1 LOB: 2 BB: 2 P: 34	R: 0 E: 0 K: 2 S: 8	H: 0 LOB: 0 BB: 0 P: 11	R: 0 E: 0 K: 2 S: 10	H: 1 LOB: 1 BB: 0 P: 15	R: 1 E: 0 K: 2 S: 11	H: 2 LOB: 1 BB: 0 P: 18	R: 0 E: 0 K: 1 S: 7	H: 0 LOB: 0 BB: 0 P: 13	R: 0 E: 0 K: 2 S: 11	H: 0 LOB: 0 BB: 0 P: 16	1B: 1 2B: 1 3B: 1 HR: 1	SF: 0 SAC: 0 DP: 0 HBP: 1	WP: 0 PB: 0 SB: 1 CS: 0	PA: 34	
PITCHER	IP	WLS	BF	H	R	ER	SO	BB	IBB	HBP	BLK	WP	HR	S	P	ERA	WHIP				
Dan Haren, R (1,1) ERA: 4.76	5.0		20	2	1	1	6	2	0	1	0	0	1	22	36	4.50	1.000				
Cal Eldred, R (6,1) ERA: 3.71	2.0	W	8	2	1	1	2	0	0	0	0	0	0	7	13	0.00	0.000				
Julian Tavarez, R (8,1) ERA: 2.45	1.0	H	3	0	0	0	1	0	0	0	0	0	0	11	16	0.00	0.000				
44 Jason Istringhausen, R (9,1) ERA: 2.85	1.0	S	3	0	0	0	2	0	0	0	0	0	0	11	16	0.00	0.000				

St. Louis Cardinals @ Milwaukee Brewers  
Miller Park, Milwaukee, WI  
Thu Sep 23 2004, 1:05 PM CDT  
Att: 15,200 - Cloudy - 77 F

AB 31  
R 2  
H 4  
RBI 2  
BB 2  
SO 11  
LOB 5









Batter	1	2	3	4	5	6	7	8	9	AB	R	H	RBI	BB	SO	LOB	TOP							
<b>So Taguchi, R</b> OBP: 0.324, SLG: 0.406 (1, 8)	4-1 BB SF8 5 BB	3-2 G6-3			0-3 K		1-1 E3 HR	2-2 BB HBP		3	2	0	0	1	1	1	<b>St. Louis Cardinals @ Colorado Rockies</b> Coors Field, Denver, CO Sat Sep 25 2004, 1:05 PM MDT Att: 29,751 - Sunny - 68 F							
<b>Roger Cedeno, S</b> OBP: 0.333, SLG: 0.381 (1, 9)	1-2 P5		0-1 E1 F9-5 1B		1-3 K		1-0 HR 1-H	4-2 BB		4	1	2	3	1	1	1								
<b>5 Albert Pujols, R</b> OBP: 0.411, SLG: 0.648 (1, 3)	4-0 SF8 BB 1-2 BB		0-0 F9-5 2-3			0-1 1B BB G5-3 1B	3-1 F9	2-0 F9		4	1	1	0	1	0	4								
<b>Reggie Sanders, R</b> OBP: 0.306, SLG: 0.480 (1, 7)	4-2 BB 1-2 BB		1-1 G4-3			4-0 G5-3 1B HR BB	0-1 G5-3		0-0 F8	3	1	0	0	2	0	0								
<b>Edgar Renteria, R</b> OBP: 0.328, SLG: 0.406 (1, 6)	3-1 SF8			4-2 G6-4-3 7 BB 1B		0-0 G5-3 HR 1B	2-2 F9		3-1 4 BB 2B	3	2	2	1	1	0	0								
<b>7 Hector Luna, R</b> OBP: 0.295, SLG: 0.365 (1, 4)	0-3 K			0-2 G6-4-3 1B		1-1 L6		1-3 K	1-1 4 BB 2B 1B	5	1	2	0	0	2	5								
<b>Mike Matheny, R</b> OBP: 0.292, SLG: 0.348 <b>4 Yadier Molina, R</b> OBP: 0.324, SLG: 0.320 (6, 2)		2-2 G6-3		1-1 G6-4-3		1-2 G5-3		0-3 K	0-1 2B	3	0	0	1	0	0	4								
<b>John Mabry, L</b> OBP: 0.361, SLG: 0.511 (1, 5)		2-3 K		1-0 F9		1-2 HR 2H 3H		4-2 HBP BB 1B BB	3-3 K	4	2	1	3	1	2	2								
<b>Al Reyes, R</b> OBP: 0.288, SLG: 0.368 <b>Rock Arvizu, L</b> OBP: 0.288, SLG: 0.368 <b>Wandy Gilson, R</b> OBP: 0.288, SLG: 0.368 <b>34 Randy Flores, L</b> OBP: 0.288, SLG: 0.368 <b>Ray King, L</b> OBP: 0.288, SLG: 0.368 <b>Cody McKay, L</b> OBP: 0.288, SLG: 0.368 <b>Carmen Calli, L</b> OBP: 0.288, SLG: 0.368 <b>44 Jason Isringhausen, R</b> OBP: 0.288, SLG: 0.368 (1, 1)		0-1 1B		1-3 K		1-3 K		0-1 BB HBP 1B	2-2 G6-3	1	0	0	0	0	0	0								
<b>Inning Stats</b>	R: 1 E: 0 K: 1 S: 14	H: 0 LOB: 2 BB: 3 P: 30	R: 0 E: 0 K: 1 S: 12	H: 1 LOB: 1 BB: 0 P: 19	R: 0 E: 1 K: 0 S: 5	H: 1 LOB: 0 BB: 0 P: 6	R: 0 E: 0 K: 0 S: 9	H: 1 LOB: 1 BB: 1 P: 15	R: 0 E: 0 K: 3 S: 10	H: 0 LOB: 0 BB: 0 P: 12	R: 4 E: 0 K: 1 S: 12	H: 3 LOB: 0 BB: 0 P: 21	R: 2 E: 1 K: 0 S: 10	H: 1 LOB: 0 BB: 0 P: 17	R: 1 E: 0 K: 2 S: 17	H: 1 LOB: 3 BB: 2 P: 30		R: 2 E: 0 K: 1 S: 14	H: 3 LOB: 1 BB: 0 P: 23	1B: 7 2B: 3 3B: 0 HR: 2	SF: 1 SAC: 0 DP: 2 HBP: 1	WP: 0 PB: 0 SB: 0 CS: 0	PA: 45	
<b>PITCHER</b>	IP WLS BF H R ER SO BB IBB HBP BLK WP HR S P ERA WHIP																							
<b>Joe Kennedy, L</b> ERA: 3.62 (1, 1)	6.0	27	6	5	5	6	5	0	0	0	0	0	0	1	62	103	7.50	1.833						
<b>Tim Lincecum, R</b> ERA: 4.52 (7, 1)	1.0	L	5	1	2	1	0	0	0	0	0	0	0	1	10	17	9.00	1.000						
<b>Allan Simpson, R</b> ERA: 5.45 (8, 1)	1.0		7	1	1	1	2	2	0	1	0	0	0	0	17	30	9.00	3.000						
<b>Scott Dohmann, R</b> ERA: 4.26 (9, 1)	1.0		6	3	2	2	1	0	0	0	0	0	0	0	14	23	18.00	3.000						

Batter	1	2	3	4	5	6	7	8	9	AB	R	H	RBI	BB	SO	LOB	BOTTOM							
<b>12 Clint Barmes, R</b> OBP: 0.339, SLG: 0.458 <b>Allan Simpson, R</b> (8, 1) <b>Scott Dohmann, R</b> (9, 1) <b>Charles Johnson, R</b> OBP: 0.354, SLG: 0.435 (9, PH)	1-1 L4			1-2 1B 17 BB HBP	1-1 G6-3		0-1 G6-4-3		4-1 BB	3	1	0	0	0	0	1	<b>St. Louis Cardinals @ Colorado Rockies</b> Coors Field, Denver, CO Sat Sep 25 2004, 1:05 PM MDT Att: 29,751 - Sunny - 68 F							
<b>Luis Gonzalez, R</b> OBP: 0.337, SLG: 0.481 (1, 4) (8, 6) <b>Mark Sweeney, L</b> OBP: 0.377, SLG: 0.523 (9, PH)	2-2 F9			3-2 1B 17 BB HR	3-2 2B		1-0 F8		1-3 K	4	2	2	0	0	0	0								
<b>17 Todd Helton, L</b> OBP: 0.466, SLG: 0.616 (1, 3)	1-2 K			3-2 1B HR	0-0 2B		2-2 G5-3			4	1	2	2	0	1	0								
<b>Vinny Castilla, R</b> OBP: 0.332, SLG: 0.537 (1, 5)		0-0 P4		1-3 K	0-1 G6-3		1-2 G5-3		1-2 G5-3	4	0	0	0	0	1	3								
<b>Jeromy Burnitz, L</b> OBP: 0.359, SLG: 0.573 (1, 9)		2-2 L4		2-2 F8		2-1 G6-3		1-2 P6		4	0	0	0	0	0	2								
<b>Todd Greene, R</b> OBP: 0.327, SLG: 0.516 (1, 2)		1-2 F9		2-2 HR		2-1 G6-3 2B		0-2 P3		4	1	2	3	0	0	0								
<b>Jorge Piedra, L</b> OBP: 0.368, SLG: 0.528 <b>27 Garrett Atkins, R</b> OBP: 0.450, SLG: 0.667 (9, PH)			0-2 F7	2-2 2B		1-1 G6-3		2-0 1B 2B		3	0	1	0	0	0	1								
<b>Choo Freeman, R</b> OBP: 0.289, SLG: 0.294 (1, 8)			0-1 G4-3	2-3 K		2-2 G5-3		1-0 G6-3 1B		4	0	1	1	0	1	2								
<b>Joe Kennedy, R</b> OBP: 0.170, SLG: 0.200 <b>Tim Harikkala, R</b> (7, 1) <b>Aaron Miles, S</b> OBP: 0.331, SLG: 0.372 (7, PH) (8, 4)			2-2 G5-3		3-2 G4-3		0-1 G6-4-3 1B		2-1 G6-3	2	0	0	0	0	0	0								
<b>Inning Stats</b>	R: 0 E: 0 K: 1 S: 8	H: 0 LOB: 0 BB: 0 P: 12	R: 0 E: 0 K: 0 S: 8	H: 0 LOB: 0 BB: 0 P: 11	R: 0 E: 0 K: 0 S: 9	H: 0 LOB: 0 BB: 0 P: 11	R: 4 E: 0 K: 2 S: 23	H: 4 LOB: 1 BB: 0 P: 39	R: 1 E: 0 K: 0 S: 13	H: 2 LOB: 1 BB: 0 P: 20	R: 0 E: 0 K: 0 S: 9	H: 1 LOB: 0 BB: 0 P: 16	R: 0 E: 0 K: 0 S: 5	H: 1 LOB: 0 BB: 0 P: 6	R: 0 E: 0 K: 0 S: 9	H: 0 LOB: 0 BB: 0 P: 13		R: 1 E: 0 K: 1 S: 11	H: 2 LOB: 2 BB: 1 P: 21	1B: 4 2B: 5 3B: 0 HR: 1	SF: 0 SAC: 0 DP: 1 HBP: 1	WP: 0 PB: 0 SB: 0 CS: 0	PA: 38	
<b>PITCHER</b>	IP WLS BF H R ER SO BB IBB HBP BLK WP HR S P ERA WHIP																							
<b>Al Reyes, R</b> ERA: 1.0 (1, 1)	3.0	9	6	5	5	2	0	0	0	0	0	0	0	1	36	59	22.50	3.000						
<b>Rick Ankiel, L</b> ERA: 7.5 (4, 1)	2.0	W	7	2	0	0	0	0	0	0	0	0	0	14	22	0.00	1.000							
<b>34 Randy Flores, L</b> ERA: 1.5 (6, 1)	2.0	H	3	0	0	0	0	0	0	0	0	0	0	9	13	0.00	0.000							
<b>Ray King, L</b> ERA: 2.45 (8, 1)	1.0		5	2	1	1	0	1	0	0	0	0	0	8	17	13.50	4.500							
<b>Carmen Calli, L</b> ERA: 12.46 (9, 1)	0.2		5	2	1	1	0	1	0	0	0	0	0	8	17	13.50	4.500							

AB	36
R	10
H	11
RBI	10
BB	7
SO	9
LOB	18









Batter	1	2	3	4	5	6	7	8	9	AB	R	H	RBI	BB	SO	LOB	TOP					
Tony Womack, L (1.4) Jason Simontacchi, R (7. PR) Carmen Cali, L (7.1) Al Reyes, R (8.1) Roger Cedeno, S (9. PH)	2-3 K		1-1 F7			1-3 K2-3	4-2 HBP		1-1 F7	3	0	0	0	0	2	0						
Larry Walker, L (1.9)	1-1 G5-3		1-1 F7			0-3 K	3-2 P5		1-2 G4-6-3	5	0	0	0	0	1	5						
5 Albert Pujols, R (1.3) 4 Yadier Molina, R (6.2)	4-0 BB		0-0 F8			2-1 2B	2-2 G2-3			2	0	1	0	1	0	0						
15 Jim Edmonds, L (1.8) So Taguchi, R (7.8)	1-3 K				1-1 G4-3	1-1 F8			1-1 G4-3	3	0	0	0	0	1	2						
Edgar Renteria, R (1.6) 7 Hector Luna, R (7.6)		0-0 1B			0-0 G1-6-3			0-1 L7		3	1	2	0	0	0	0						
John Mabry, L (1.5)		0-0 F7			2-3 K			0-3 K		4	1	1	0	0	2	1						
Reggie Sanders, R (1.7)		3-0 F8				2-1 1B			1-0 1B	4	1	3	1	0	0	1						
Mike Matheny, R (1.2) Cody McKay, L (6.3)	1-1 1B		1-1 1B		0-0 34 CS			1-0 1B		2	0	2	0	0	0	0						
Woody Williams, R (1.1) 34 Randy Flores, L (4.1) Marlon Anderson, L (7. PH)	2-3 K				1-2 G5-3			1-2 1B		1	0	0	0	0	1	2						
<b>Inning Stats</b>	R: 0 E: 0 K: 2 S: 8	H: 0 LOB: 1 BB: 1 P: 16	R: 0 E: 0 K: 1 S: 10	H: 2 LOB: 2 BB: 0 P: 16	R: 0 E: 0 K: 0 S: 5	H: 0 LOB: 0 BB: 0 P: 7	R: 0 E: 0 K: 1 S: 6	H: 0 LOB: 0 BB: 0 P: 9	R: 0 E: 0 K: 0 S: 6	H: 2 LOB: 0 BB: 0 P: 9	R: 0 E: 0 K: 2 S: 10	H: 1 LOB: 1 BB: 0 P: 14	R: 2 E: 1 K: 0 S: 23	H: 4 LOB: 3 BB: 0 P: 36	R: 0 E: 0 K: 1 S: 7	H: 0 LOB: 0 BB: 0 P: 8	R: 1 E: 0 K: 0 S: 10	H: 3 LOB: 1 BB: 0 P: 15	1B: 11 2B: 1 3B: 0 HR: 0	SF: 0 SAC: 0 DP: 1 HBP: 1	WP: 0 PB: 0 SB: 0 CS: 1	PA: 38
<b>PITCHER</b>	IP WLS BF H R ER SO BB IBB HBP BLK WP HR S P ERA WHIP																					
44 Roy Oswalt, R (1.1) Dan Wheeler, R (8.1) Darren Oliver, L (9.1)	7.0 W 30 9 2 2 6 1 0 1 0 0 0 0 68 107 2.57 1.429																					
44 Roy Oswalt, R (1.1) Dan Wheeler, R (8.1) Darren Oliver, L (9.1)	1.0 3 0 0 0 1 0 0 0 0 0 0 0 7 8 0.00 0.000																					
44 Roy Oswalt, R (1.1) Dan Wheeler, R (8.1) Darren Oliver, L (9.1)	1.0 5 3 1 1 0 0 0 0 0 0 0 0 10 15 9.00 3.000																					

St. Louis Cardinals @ Houston Astros  
Minute Maid Park, Houston, TX  
Mon Sep 27 2004, 7:05 PM CDT  
Att: 37,651 - Unknown - 87 F

livebaseballscores.com

AB 36  
R 3  
H 12  
RBI 3  
BB 1  
SO 7  
LOB 19




Batter	1	2	3	4	5	6	7	8	9	AB	R	H	RBI	BB	SO	LOB	BOTTOM	
Craig Biggio, R (1.7) Orlando Palmeiro, L (7.7)	2-2 G5-3	3-1 G6-3		4-2 3B		1-0 1B		1-1 G6-3		3	3	2	2	1	0	0		
Carlos Beltrán, S (1.8) Willy Taveras, R (9.8)	0-1 G6-3	G6-3		1-1 3B		0-0 17 SF8		2-1 F7		5	0	2	2	0	0	1		
5 Jeff Bagwell, R (1.3) Darren Oliver, R (9.1)	1-1 L5	1-1 2B		3-3 K		4-1 17 SF8		4-1 17 1B		3	0	1	1	2	1	1		
17 Lance Berkman, S (1.9)		3-H 2B		1-1 L6		1-2 BB		3-1 BB		4	1	2	1	0	0	2		
Jeff Kent, R (1.4)	1-0 2B	1-0 2B		1-2 F8		0-0 SF8		1-3 1B		5	1	2	0	0	2	5		
Morgan Ensberg, R (1.5)	2-1 1B	2-1 2B		2-2 F8		2-3 3-H		1-3 K		4	1	1	2	0	1	1		
Jose Vizcaino, S (1.6) 4 Eric Bruntlett, R (9.6)	0-2 44 WP	0-2 FC3-6		0-1 G5-4-3		3-3 K		0-2 F8		4	1	1	0	0	0	2		
Raul Chavez, R (1.2)	0-0 2B	1-1 F7		1-2 G5-3		1-2 K		2-3 K		4	1	1	1	0	1	1		
44 Roy Oswalt, R (1.1) Dan Wheeler, R (8.1) 16 Jason Lane, R (9.9)	1-3 K	1-3 K		1-2 3B		0-0 P3		0-1 HR		3	1	1	0	0	1	2		
<b>Inning Stats</b>	R: 0 E: 0 K: 0 S: 7	H: 7 LOB: 1 BB: 0 P: 31	R: 0 E: 0 K: 0 S: 7	H: 1 LOB: 1 BB: 0 P: 10	R: 2 E: 0 K: 1 S: 16	H: 2 LOB: 1 BB: 1 P: 27	R: 0 E: 0 K: 1 S: 4	H: 0 LOB: 0 BB: 0 P: 6	R: 1 E: 0 K: 1 S: 8	H: 2 LOB: 1 BB: 1 P: 16	R: 0 E: 0 K: 2 S: 9	H: 0 LOB: 0 BB: 0 P: 12	R: 1 E: 0 K: 1 S: 13	H: 2 LOB: 2 BB: 1 P: 25	1B: 7 2B: 5 3B: 1 HR: 1	SF: 1 SAC: 0 DP: 1 HBP: 0	WP: 1 PB: 0 SB: 0 CS: 0	PA: 41
<b>PITCHER</b>	IP WLS BF H R ER SO BB IBB HBP BLK WP HR S P ERA WHIP																	
Woody Williams, R (1.1) 34 Randy Flores, L (4.1) Carmen Cali, L (7.1) Al Reyes, R (8.1)	3.0 L 20 10 8 8 1 2 1 0 0 0 0 0 20 35 3.00 1.000																	
Woody Williams, R (1.1) 34 Randy Flores, L (4.1) Carmen Cali, L (7.1) Al Reyes, R (8.1)	1.2 8 2 1 1 2 1 0 0 0 0 0 1 18 31 5.40 1.800																	
Woody Williams, R (1.1) 34 Randy Flores, L (4.1) Carmen Cali, L (7.1) Al Reyes, R (8.1)	0.1 1 0 0 0 1 0 0 0 0 0 0 0 4 6 0.00 0.000																	

St. Louis Cardinals @ Houston Astros  
Minute Maid Park, Houston, TX  
Mon Sep 27 2004, 7:05 PM CDT  
Att: 37,651 - Unknown - 87 F

livebaseballscores.com

AB 37  
R 10  
H 14  
RBI 10  
BB 3  
SO 6  
LOB 15







Batter	1	2	3	4	5	6	7	8	9	AB	R	H	RBI	BB	SO	LOB	TOP											
<b>Marlon Anderson, L</b> (1,4) OBP: 0.267, SLG: 0.377	G1-3		G2-3		P5			P5		4	0	0	0	0	0	2	<b>St. Louis Cardinals @ Houston Astros</b> Minute Maid Park, Houston, TX Tue Sep 28 2004, 7:05 PM CDT Att: 36,230 - Unknown - 89 F											
<b>27 Scott Rolen, R</b> (1,5) Kiko Calero, R (8,1) Cody McKoy, R (8,PH) Ray Lankford, L (8,PH) Al Reyes, R (8,1) Ray King, L (8,1)	P4		F9			P3		FC6-4 1B		3	0	0	0	0	0	0												
<b>5 Albert Pujols, R</b> (1,3) OBP: 0.414, SLG: 0.654	BB			L9		K		FC6-4 1-2		3	0	0	0	1	2													
<b>15 Jim Edmonds, L</b> (1,8) OBP: 0.424, SLG: 0.656	K			F8		G3			L4	4	0	0	0	0	1													
<b>Larry Walker, L</b> (1,9) OBP: 0.424, SLG: 0.593							K			3	1	1	1	1	2	0												
<b>Edgar Renteria, R</b> (1,6) OBP: 0.325, SLG: 0.406	G4-3		G1-3			G4-3			K	4	0	0	0	0	1	1												
<b>Reggie Sanders, R</b> (1,7) OBP: 0.312, SLG: 0.482						G6-3				2	0	1	0	1	0	0												
<b>4 Yadier Molina, R</b> (1,2) OBP: 0.324, SLG: 0.320										2	0	1	0	0	1	1												
<b>Roger Cedeno, S</b> (8,PH) OBP: 0.333, SLG: 0.380										1	0	0	0	0	1	0												
<b>7 Hector Luna, R</b> (8,5) OBP: 0.308, SLG: 0.376										0	0	0	0	0	0	0												
<b>Dan Haren, R</b> (1,1) John Mabry, L (6,5) Tony Womack, L (8,PH) Mike Matheny, R (8,2) OBP: 0.292, SLG: 0.347										2	0	0	0	0	1	2												
<b>Inning Stats</b>	R: 0 E: 1 K: 1 S: 10	H: 0 LOB: 1 BB: 1 P: 21	R: 1 E: 0 K: 1 S: 6	H: 1 LOB: 0 BB: 1 P: 14	R: 0 E: 0 K: 1 S: 8	H: 0 LOB: 0 BB: 0 P: 13	R: 0 E: 0 K: 0 S: 7	H: 2 LOB: 1 BB: 0 P: 12	R: 0 E: 0 K: 1 S: 10	H: 0 LOB: 0 BB: 0 P: 14	R: 0 E: 0 K: 1 S: 7	H: 0 LOB: 0 BB: 0 P: 13	R: 0 E: 0 K: 1 S: 14	H: 2 LOB: 2 BB: 0 P: 15	R: 0 E: 0 K: 2 S: 10	H: 0 LOB: 0 BB: 0 P: 18	1B: 4 2B: 1 3B: 0 HR: 1	SF: 0 SAC: 0 DP: 1 HBP: 0	WP: 0 PB: 0 SB: 0 CS: 1	PA: 33								
<b>PITCHER</b>	IP	WLS	BF	H	R	ER	SO	BB	IBB	HBP	BLK	WP	HR	S	P	ERA	WHIP											
<b>41 Brandon Backe, R</b> (1,1) ERA: 4.35	5.0	W	19	3	1	1	3	3	0	0	0	0	0	1	41	24	1.80	1.200										
<b>Chad Qualls, R</b> (6,1) ERA: 3.99	2.0	H	6	0	0	0	2	0	0	0	0	0	0	13	21	0.00	0.000											
<b>Dan Miceli, R</b> (8,1) ERA: 3.6	0.2	H	4	2	0	0	1	0	0	0	0	0	0	11	11	0.00	3.000											
<b>54 Brad Lidge, R</b> (8,1) ERA: 1.97	1.1	S	4	0	0	0	2	0	0	0	0	0	0	13	22	0.00	0.000											

Batter	1	2	3	4	5	6	7	8	9	AB	R	H	RBI	BB	SO	LOB	BOTTOM										
<b>Craig Biggio, R</b> (1,7) OBP: 0.336, SLG: 0.460	K2-3		SH5-3		G6-3		F7			3	0	0	0	0	1	0	<b>St. Louis Cardinals @ Houston Astros</b> Minute Maid Park, Houston, TX Tue Sep 28 2004, 7:05 PM CDT Att: 36,230 - Unknown - 89 F										
<b>Dan Miceli, R</b> (8,1) OBP: 0.500, SLG: 0.500										0	0	0	0	0	0	0											
<b>54 Brad Lidge, R</b> (8,1)										0	0	0	0	0	0	0											
<b>Carlos Beltrán, S</b> (1,8) OBP: 0.371, SLG: 0.556			P5							3	1	2	0	1	0	1											
<b>5 Jeff Bagwell, R</b> (1,3) OBP: 0.375, SLG: 0.462	1B									2	0	1	2	1	1	1											
<b>17 Lance Berkman, S</b> (1,9) OBP: 0.453, SLG: 0.571	K									4	0	1	0	0	2	2											
<b>Jeff Kent, R</b> (1,4) OBP: 0.344, SLG: 0.516										3	0	1	0	1	1	0											
<b>Morgan Ensberg, R</b> (1,5) OBP: 0.333, SLG: 0.406										4	0	2	0	0	0	4											
<b>Jose Vizcaino, S</b> (1,6) OBP: 0.309, SLG: 0.369										4	0	0	0	0	0	5											
<b>Brad Ausmus, R</b> (1,2) OBP: 0.308, SLG: 0.329										2	0	0	0	1	0	2											
<b>41 Brandon Backe, R</b> (1,1) OBP: 0.375, SLG: 0.500										2	1	1	0	0	1	2											
<b>Chad Qualls, R</b> (6,1) ERA: 4.63										0	0	0	0	0	0	0											
<b>Orlando Palmeiro, L</b> (7,PH) OBP: 0.340, SLG: 0.346										1	0	0	0	0	0	0											
<b>16 Jason Lane, R</b> (8,7) OBP: 0.346, SLG: 0.463										0	0	0	0	0	0	0											
<b>Inning Stats</b>	R: 0 E: 0 K: 3 S: 11	H: 1 LOB: 1 BB: 0 P: 16	R: 0 E: 0 K: 0 S: 7	H: 1 LOB: 1 BB: 0 P: 15	R: 1 E: 0 K: 1 S: 10	H: 2 LOB: 1 BB: 0 P: 15	R: 0 E: 0 K: 2 S: 11	H: 1 LOB: 2 BB: 1 P: 20	R: 1 E: 0 K: 0 S: 10	H: 1 LOB: 0 BB: 0 P: 14	R: 0 E: 0 K: 0 S: 14	H: 1 LOB: 1 BB: 0 P: 19	R: 0 E: 0 K: 0 S: 5	H: 0 LOB: 0 BB: 1 P: 12	R: 0 E: 0 K: 0 S: 15	H: 1 LOB: 2 BB: 2 P: 28	1B: 6 2B: 1 3B: 1 HR: 0	SF: 1 SAC: 1 DP: 1 HBP: 0	WP: 1 PB: 0 SB: 0 CS: 0	PA: 35							
<b>PITCHER</b>	IP	WLS	BF	H	R	ER	SO	BB	IBB	HBP	BLK	WP	HR	S	P	ERA	WHIP										
<b>Dan Haren, R</b> (1,1) ERA: 4.63	5.0	L	22	6	2	2	6	1	0	0	0	0	0	49	80	3.60	1.400										
<b>Kiko Calero, R</b> (6,1) ERA: 2.91	2.0	7	1	0	0	0	0	1	0	0	0	0	0	19	31	0.00	1.000										
<b>Al Reyes, R</b> (8,1) ERA: 0.96	0.0	3	1	0	0	0	0	2	0	0	0	0	0	10	21	∞	∞										
<b>Ray King, L</b> (8,1) ERA: 2.41	1.0	2	0	0	0	0	0	0	0	0	0	0	0	5	7	0.00	0.000										

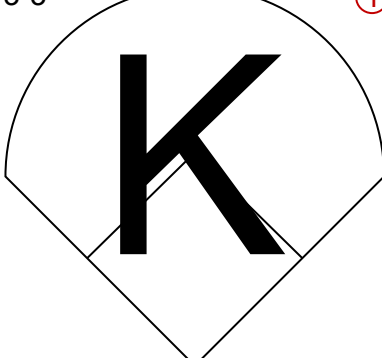
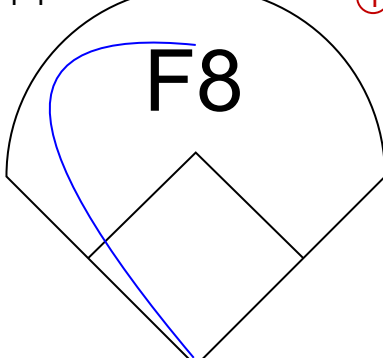
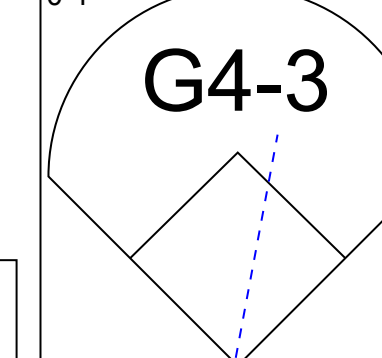
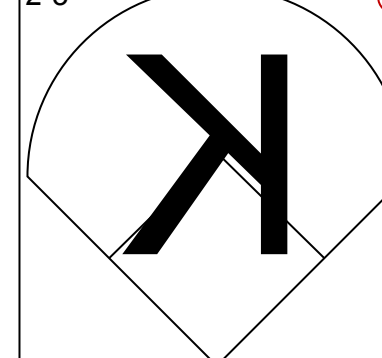
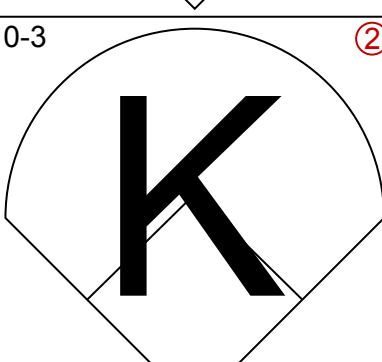
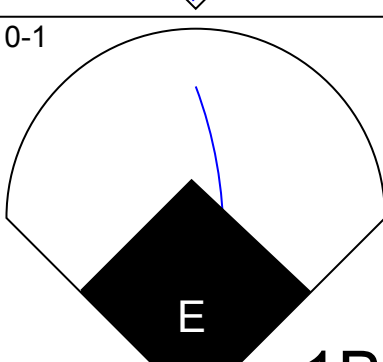
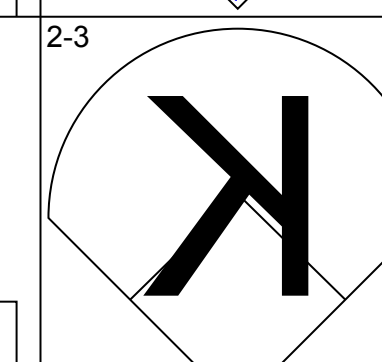
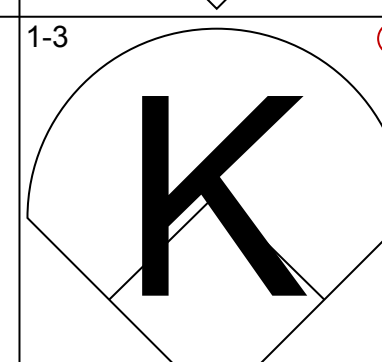
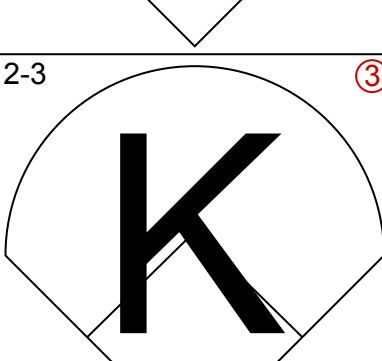
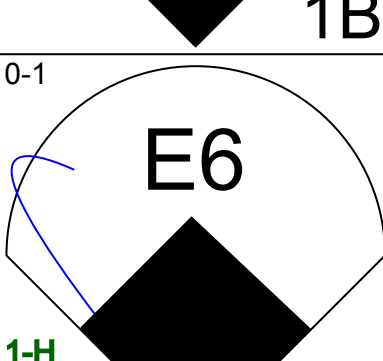
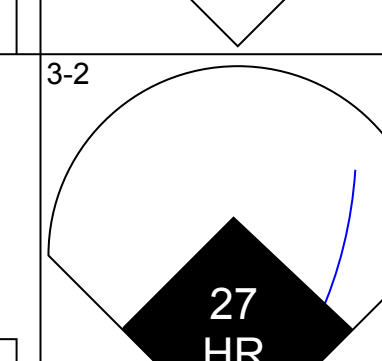
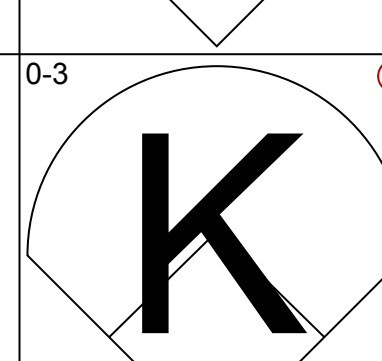
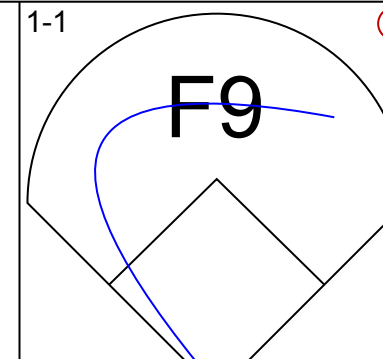
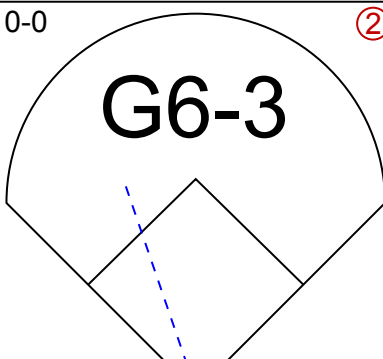
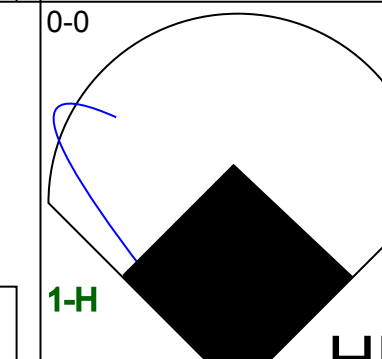
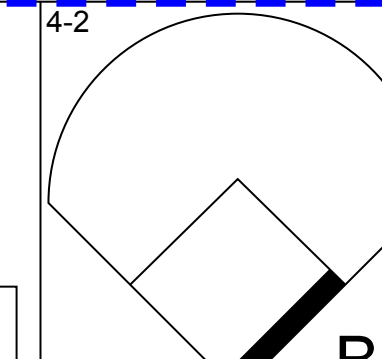
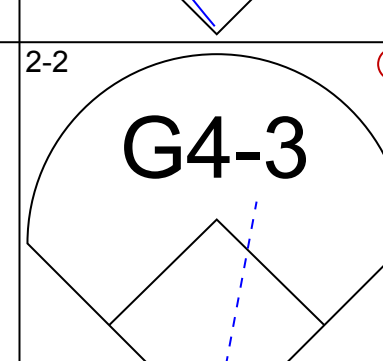
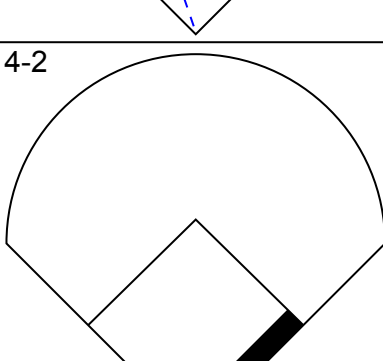
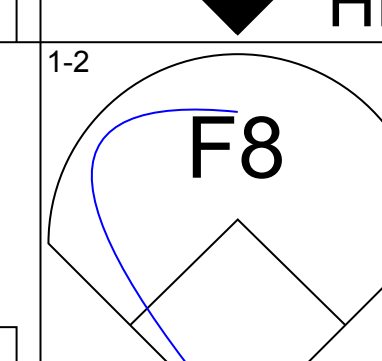
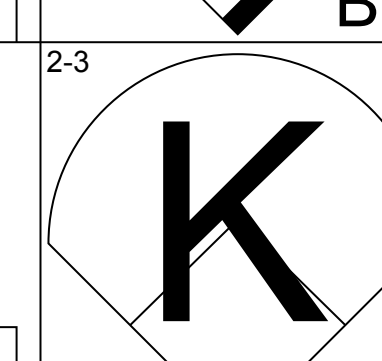
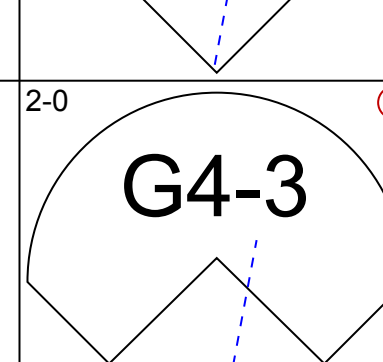
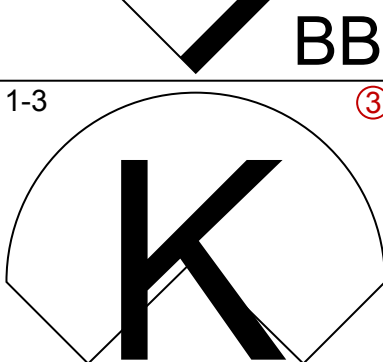
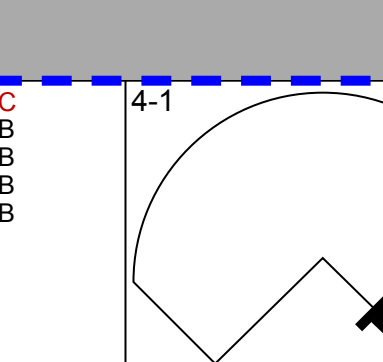
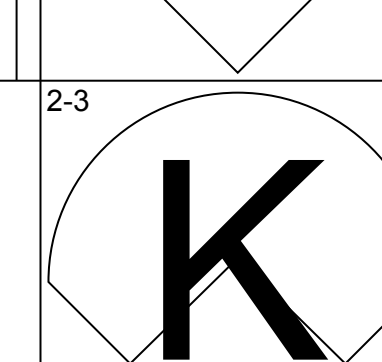
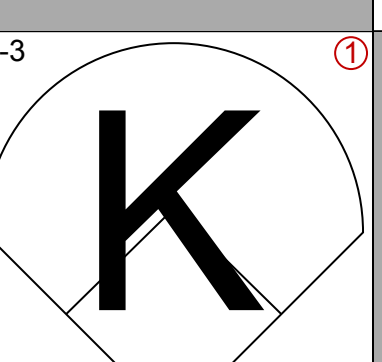
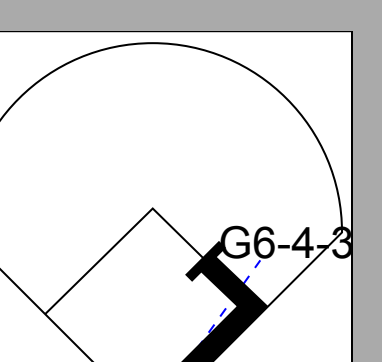
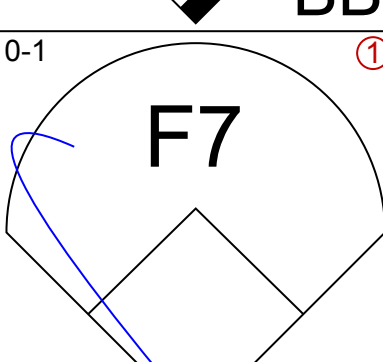
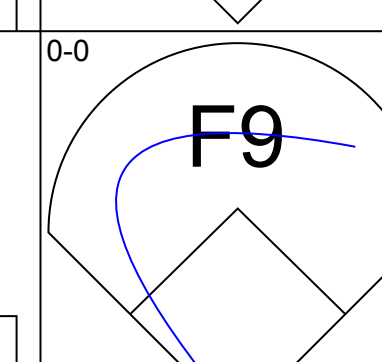
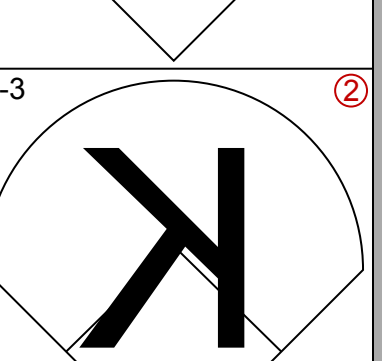
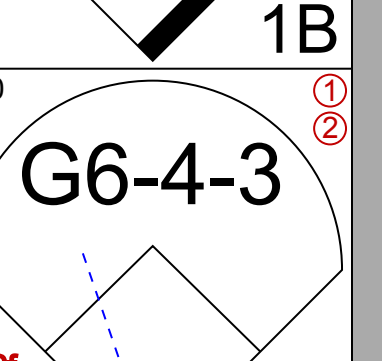
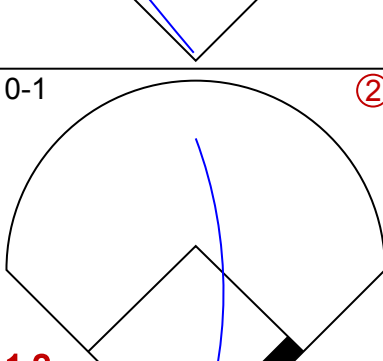
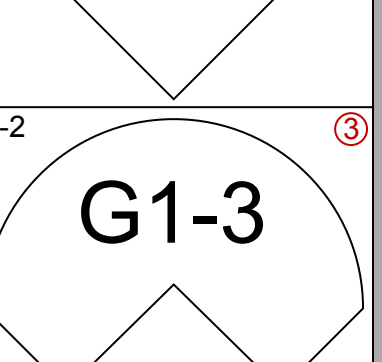
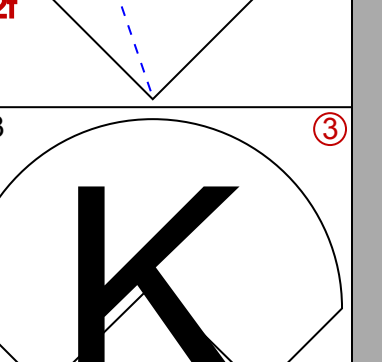
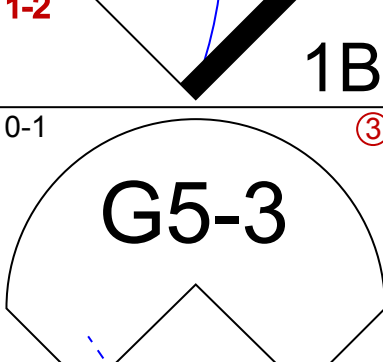
**AB 30**  
**R 1**  
**H 5**  
**RBI 1**  
**BB 3**  
**SO 8**  
**LOB 9**

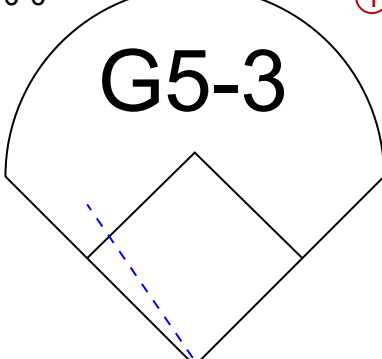
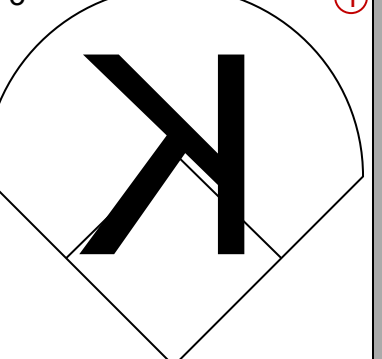
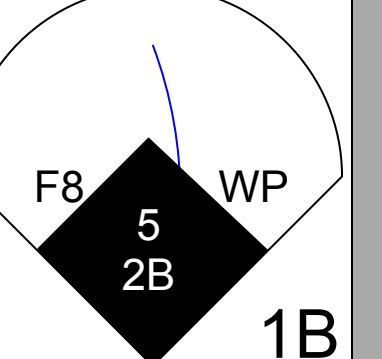
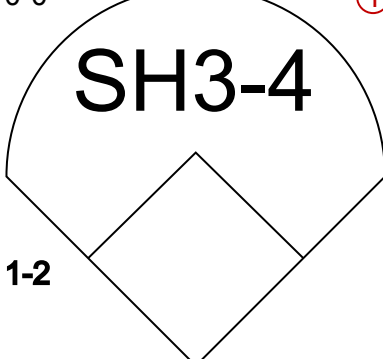
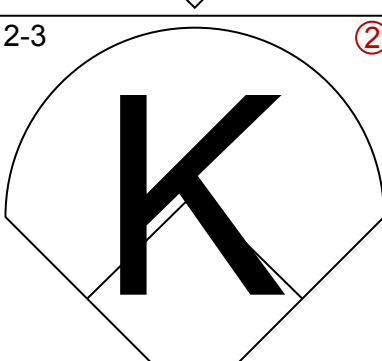
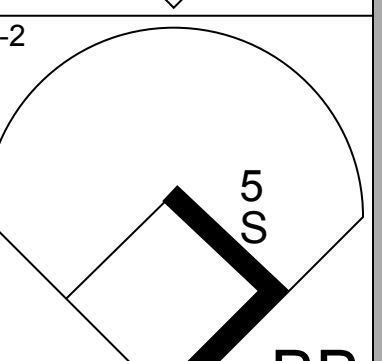
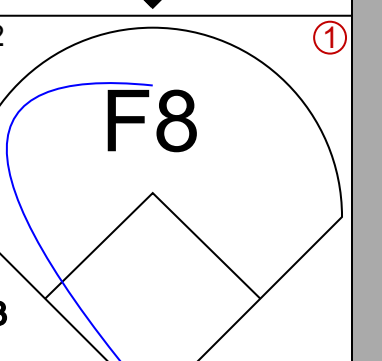
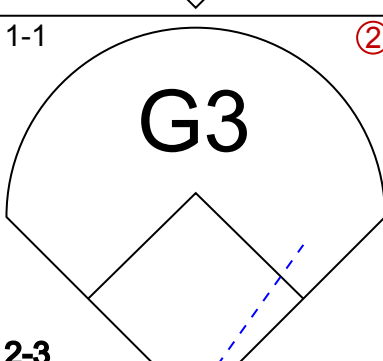
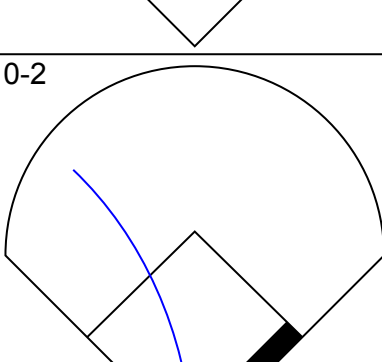
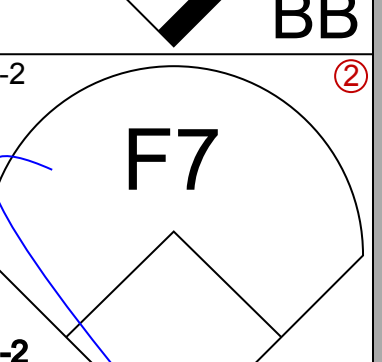
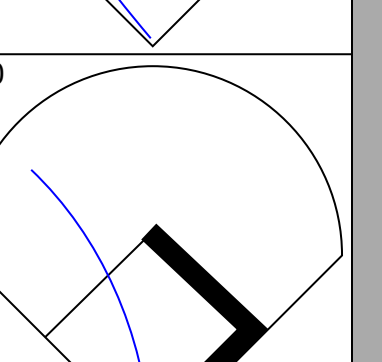
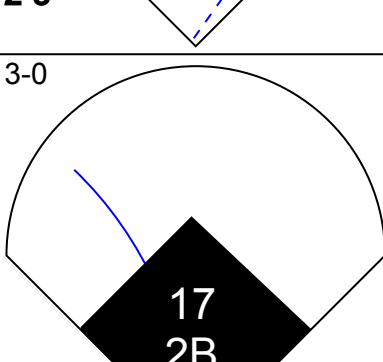
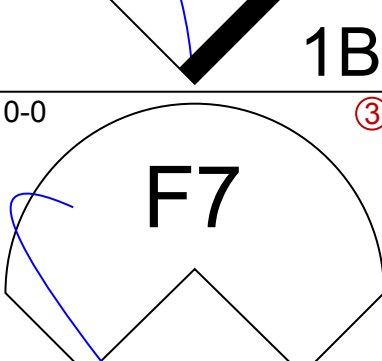
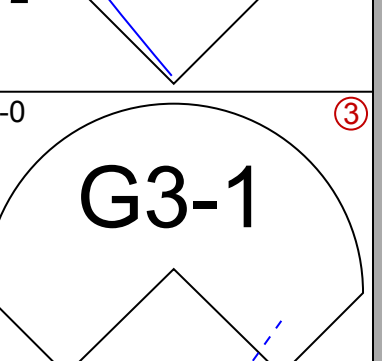
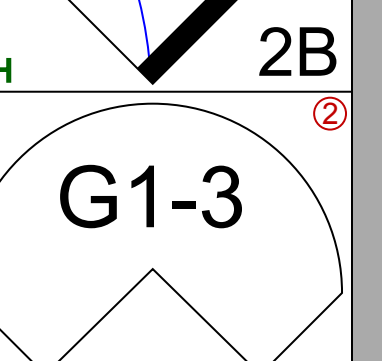
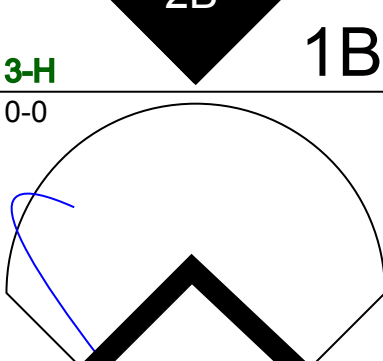
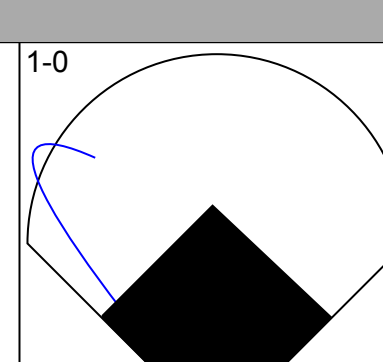
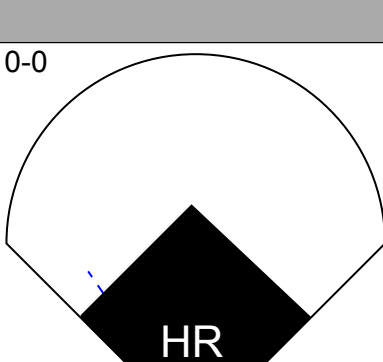


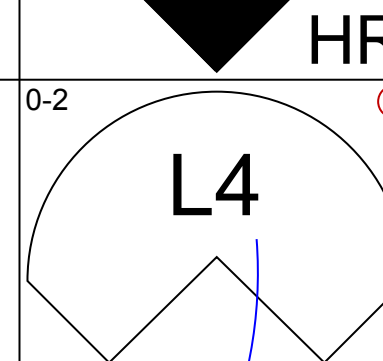
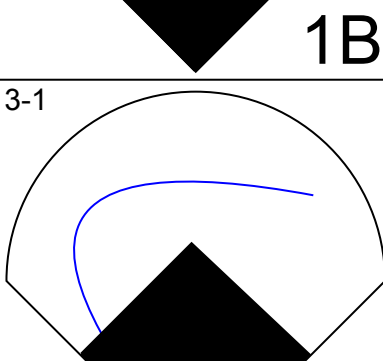
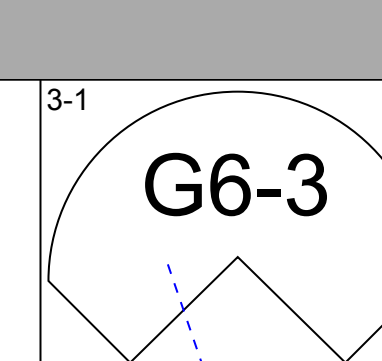
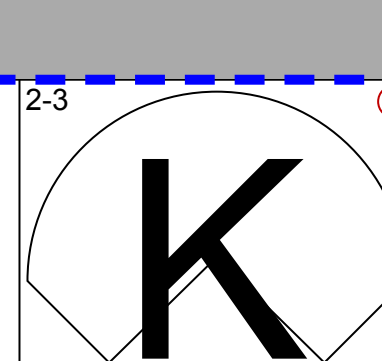
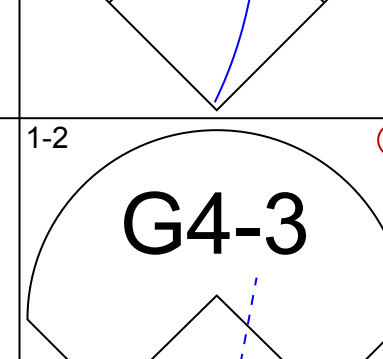
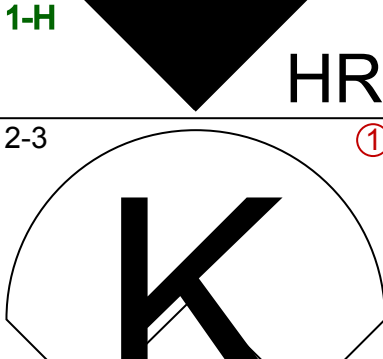
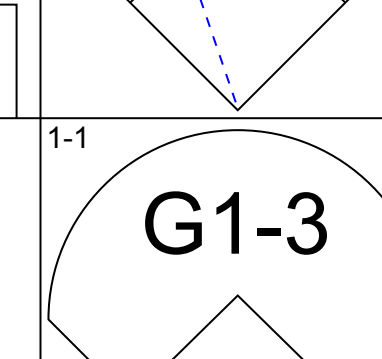
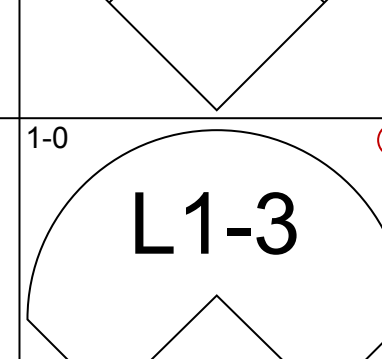
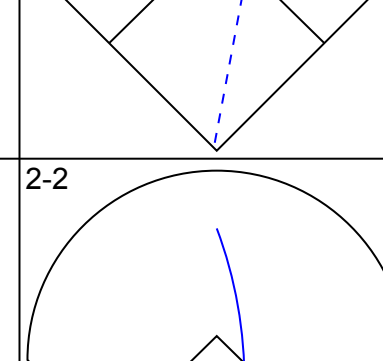
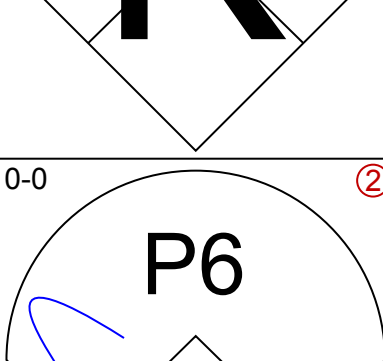
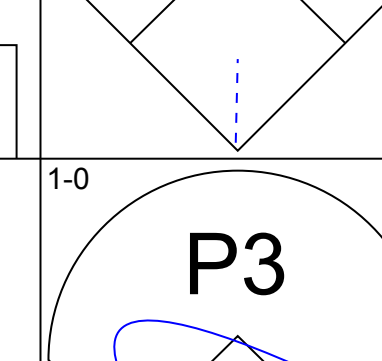
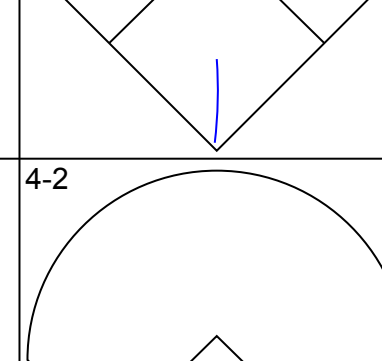
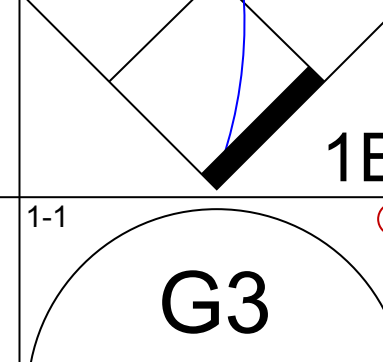
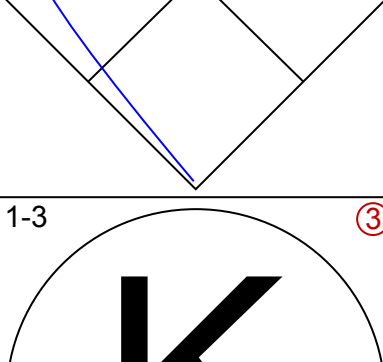
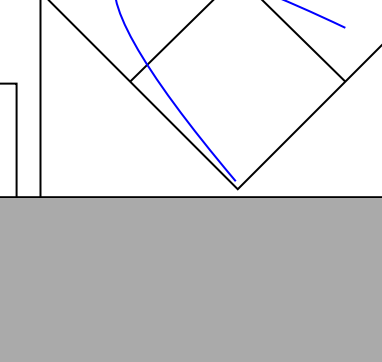
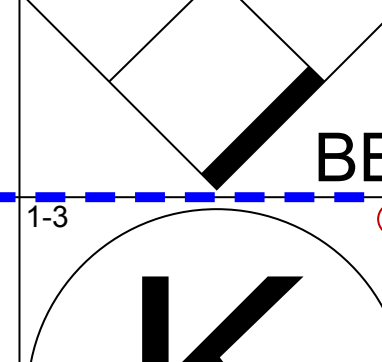


**AB 28**  
**R 2**  
**H 8**  
**RBI 2**  
**BB 4**  
**SO 6**  
**LOB 17**





Batter	1	2	3	4	5	6	7	8	9	AB	R	H	RBI	BB	SO	LOB	TOP								
Marlon Anderson, L (1.4) OBP: 0.263, SLG: 0.371										4	0	0	0	0	2	0	<b>St. Louis Cardinals @ Houston Astros</b> Minute Maid Park, Houston, TX Wed Sep 29 2004, 7:05 PM CDT Att: 43,186 - Sunny - 87 F								
So Taguchi, R (1.9) OBP: 0.328, SLG: 0.400				 1B						4	1	1	0	0	3	0									
Roger Cedeno, S (1.7) OBP: 0.337, SLG: 0.388				 2B		 1B				4	2	2	1	0	2	0									
27 Scott Rolen, R (1.5) OBP: 0.411, SLG: 0.609 Ray Lankford, L (9, PR) OBP: 0.341, SLG: 0.404						 HR				3	1	1	2	1	0	0									
15 Jim Edmonds, L (1.8) OBP: 0.423, SLG: 0.652										3	0	0	0	1	1	1									
Edgar Renteria, R (1.6) OBP: 0.325, SLG: 0.404							 BB			3	0	0	0	1	2	2									
John Mabry, L (1.3) OBP: 0.362, SLG: 0.508					 1B					4	0	1	0	0	1	2									
Mike Matheny, R (1.2) OBP: 0.292, SLG: 0.347					 1B		 1B			3	0	1	0	0	1	1									
Jeff Suppan, R (1.1) OBP: 0.086, SLG: 0.070 Steve Kline, S (8, 1) Carmen Cali, L (8, 1)										3	0	0	0	0	1	1									
										0	0	0	0	0	0	0									
										0	0	0	0	0	0	0									
<b>Inning Stats</b>	R: 0 E: 0 K: 3 S: 13	H: 0 LOB: 0 BB: 0 P: 18	R: 0 E: 0 K: 0 S: 7	H: 0 LOB: 0 BB: 0 P: 12	R: 0 E: 0 K: 2 S: 12	H: 0 LOB: 0 BB: 0 P: 18	R: 2 E: 1 K: 1 S: 12	H: 2 LOB: 1 BB: 1 P: 18	R: 0 E: 0 K: 1 S: 9	H: 1 LOB: 0 BB: 0 P: 10	R: 2 E: 0 K: 1 S: 13	H: 2 LOB: 0 BB: 0 P: 19	R: 0 E: 0 K: 0 S: 7	H: 1 LOB: 1 BB: 1 P: 11	R: 0 E: 0 K: 3 S: 12	H: 0 LOB: 0 BB: 0 P: 15	R: 0 E: 0 K: 2 S: 10	H: 0 LOB: 1 BB: 1 P: 18	1B: 4 2B: 1 3B: 0 HR: 1	SF: 0 SAC: 0 DP: 1 HBP: 0	WP: 0 PB: 0 SB: 0 CS: 1	PA: 34			
<b>PITCHER</b>	IP	WLS	BF	H	R	ER	SO	BB	IBB	HBP	BLK	WP	HR	S	P	ERA	WHIP								
Roger Clemens, R (1.1) ERA: 2.98	6.0		23	5	4	4	8	1	0	0	0	0	1	66	95	6.00	1.000								
Chad Qualls, R (7.1) ERA: 3.86	1.0	W	4	1	0	0	0	1	0	0	0	0	0	7	11	0.00	2.000								
Dan Miceli, R (8.1) ERA: 3.55	1.0	H	3	0	0	0	3	0	0	0	0	0	0	12	15	0.00	0.000								
54 Brad Lidge, R (9.1) ERA: 1.95	1.0	S	4	0	0	0	2	1	0	0	0	0	0	10	18	0.00	1.000								

Batter	1	2	3	4	5	6	7	8	9	AB	R	H	RBI	BB	SO	LOB	BOTTOM								
Craig Biggio, R (1.7) OBP: 0.336, SLG: 0.460 Dan Miceli, R (8, 1) OBP: 0.500, SLG: 0.500 4 Eric Bruntlett, R (9, 6) OBP: 0.304, SLG: 0.458					 WP 5 2B					3	1	1	0	0	1	0	<b>St. Louis Cardinals @ Houston Astros</b> Minute Maid Park, Houston, TX Wed Sep 29 2004, 7:05 PM CDT Att: 43,186 - Sunny - 87 F								
Carlos Beltrán, S (1.8) OBP: 0.370, SLG: 0.553										3	0	0	0	1	1	3									
5 Jeff Bagwell, R (1.3) OBP: 0.377, SLG: 0.465							 1B			4	1	3	2	0	0	1									
17 Lance Berkman, S (1.9) OBP: 0.452, SLG: 0.570										4	0	1	1	0	0	3									
Jeff Kent, R (1.4) OBP: 0.345, SLG: 0.522				 1B						4	2	2	1	0	0	3									
Morgan Ensberg, R (1.5) OBP: 0.333, SLG: 0.411			 1B							4	1	1	2	0	1	0									
Jose Vizcaino, S (1.6) OBP: 0.364, SLG: 0.365 54 Brad Lidge, R (9, 1)										4	0	0	0	0	1	0									
Brad Ausmus, R (1.2) OBP: 0.310, SLG: 0.329										3	0	1	0	1	0	0									
Roger Clemens, R (1.1) OBP: 0.200, SLG: 0.181 Chad Qualls, R (7, 1) Orlando Palmeiro, L (7, PH) OBP: 0.344, SLG: 0.346 Willy Taveras, R (7, PR) 16 Jason Lane, R (8, 7) OBP: 0.344, SLG: 0.459					 SH3-4 5 1B					2	0	0	0	0	1	1									
										0	0	0	0	0	0	0									
										0	0	0	0	1	0	0									
										0	1	0	0	0	0	0									
										1	0	0	0	0	1	1									
<b>Inning Stats</b>	R: 0 E: 0 K: 1 S: 8	H: 1 LOB: 1 BB: 0 P: 10	R: 1 E: 0 K: 0 S: 14	H: 2 LOB: 1 BB: 0 P: 19	R: 0 E: 0 K: 1 S: 9	H: 0 LOB: 1 BB: 1 P: 18	R: 2 E: 0 K: 2 S: 11	H: 2 LOB: 0 BB: 0 P: 17	R: 1 E: 0 K: 0 S: 10	H: 2 LOB: 1 BB: 0 P: 13	R: 0 E: 0 K: 0 S: 5	H: 0 LOB: 0 BB: 0 P: 10	R: 2 E: 0 K: 0 S: 7	H: 2 LOB: 2 BB: 1 P: 15	R: 0 E: 0 K: 2 S: 11	H: 0 LOB: 1 BB: 1 P: 19	1B: 5 2B: 2 3B: 0 HR: 2	SF: 0 SAC: 1 DP: 0 HBP: 0	WP: 1 PB: 0 SB: 1 CS: 0	PA: 36					
<b>PITCHER</b>	IP	WLS	BF	H	R	ER	SO	BB	IBB	HBP	BLK	WP	HR	S	P	ERA	WHIP								
Jeff Suppan, R (1.1) ERA: 4.16	7.0	L	32	9	6	6	4	2	0	0	0	0	1	64	102	7.71	1.571								
Steve Kline, L (8, 1) ERA: 1.84	0.2		3	0	0	0	1	1	0	0	0	0	0	8	15	0.00	1.500								
Carmen Cali, L (8, 1) ERA: 9.95	0.1		1	0	0	0	1	0	0	0	0	0	0	3	4	0.00	0.000								

AB 31  
R 4  
H 6  
RBI 3  
BB 3  
SO 13  
LOB 7



AB 32  
R 6  
H 9  
RBI 6  
BB 3  
SO 6  
LOB 12





Batter	1	2	3	4	5	6	7	8	9	AB	R	H	RBI	BB	SO	LOB	TOP					
Scott Podsednik, L (1, 8) OBP: 0.314, SLG: 0.366	1-2 F7	3-2 G3		1-1 HR		3-3 K		0-1 FC6-4		5	1	2	3	0	1	1	<b>Milwaukee Brewers @ St. Louis Cardinals</b> Busch Stadium, St. Louis, MO Thu Sep 30 2004, 7:10 PM CDT Att: 24,893 - Sunny - 73 F					
Dave Krynzel, L (1, 9) OBP: 0.333, SLG: 0.270	1-1 2B	0-1 1B		2-2 HBP		1-1 HBP		1-0 FC6-4		3	1	2	0	0	0	1						
Lyle Overbay, L (1, 3) OBP: 0.381, SLG: 0.468	4-1 2B	0-0 L4		2-1 F8		0-0 F7			1-0 G2-3	4	1	0	0	1	0	4						
Geoff Jenkins, L (1, 7) OBP: 0.321, SLG: 0.474	0-0 HR		2-0 G4-3		0-1 G5-3		1-2 G4-3		3-3 K	5	1	1	1	0	1	0						
Keith Ginter, R (1, 4) OBP: 0.332, SLG: 0.472	2-H HR		1-0 G5-3		4-1 1B		1-2 G6-3		0-3 K	4	1	1	3	1	1	0						
Russell Branyan, L (1, 5) OBP: 0.331, SLG: 0.544	1-3 K		2-0 G5-3		2-3 K		3-3 K			4	0	0	0	0	3	1						
Craig Counsell, L (1, 6) OBP: 0.331, SLG: 0.314	2-1 FC5-4			0-0 HR	1-1 PO		4-2 G4-3			3	2	3	0	1	0	0						
Chad Moeller, R (1, 2) OBP: 0.268, SLG: 0.307	0-2 FC5-4			2-2 G5-3	1-2 PO		0-1 SH1-3			3	0	1	0	0	0	2						
Doug Davis, R (1, 1) OBP: 0.031, SLG: 0.016		0-0 G1-3		0-3 K		0-0 SH2-4		0-1 G4-3		2	0	0	0	0	1	1						
Mike Adams, R (7, 1)										0	0	0	0	0	0	0						
Chris Magruder, S (8, PH) OBP: 0.303, SLG: 0.413										1	0	0	0	0	0	1						
Pedro Liriano, R (8, 1)										0	0	0	0	0	0	0						
Dan Kolb, R (9, 1)										0	0	0	0	0	0	0						
<b>Inning Stats</b>	R: 4 E: 0 K: 1 S: 22	H: 4 LOB: 1 BB: 1 P: 34	R: 0 E: 0 K: 0 S: 7	H: 1 LOB: 1 BB: 0 P: 10	R: 0 E: 0 K: 0 S: 3	H: 0 LOB: 0 BB: 0 P: 8	R: 2 E: 0 K: 1 S: 13	H: 2 LOB: 1 BB: 0 P: 20	R: 0 E: 0 K: 1 S: 11	H: 1 LOB: 1 BB: 1 P: 19	R: 0 E: 0 K: 1 S: 9	H: 0 LOB: 0 BB: 0 P: 14	R: 0 E: 0 K: 1 S: 9	H: 0 LOB: 0 BB: 0 P: 14	R: 1 E: 0 K: 0 S: 9	H: 1 LOB: 1 BB: 1 P: 14	R: 0 E: 0 K: 2 S: 8	H: 0 LOB: 0 BB: 0 P: 12	1B: 7 2B: 1 3B: 0 HR: 2	SF: 0 SAC: 2 DP: 0 HBP: 2	WP: 0 PB: 0 SB: 1 CS: 0	PA: 42
<b>PITCHER</b>	IP WLS BF H R ER SO BB IBB HBP BLK WP HR S P ERA WHIP																					
Matt Morris, R (1, 1) ERA: 4.72	4.0 L 21 7 6 6 2 1 0 1 0 0 2 45 72 13.50 2.000																					
34 Randy Flores, L (5, 1) ERA: 1.64	2.0 9 2 0 0 2 1 0 1 0 0 0 20 33 0.00 1.500																					
Ray King, L (7, 1) ERA: 2.23	1.0 3 0 0 0 1 0 0 0 0 0 0 9 14 0.00 0.000																					
Jason Simontacchi, R (8, 1) ERA: 5.4	1.0 5 1 1 1 0 1 0 0 0 0 0 9 14 9.00 2.000																					
Carmen Calli, L (9, 1) ERA: 9.0	0.2 2 0 0 0 1 0 0 0 0 0 0 5 9 0.00 0.000																					
44 Jason Isringhausen, R (9, 1) ERA: 2.82	0.1 1 0 0 0 1 0 0 0 0 0 0 1 3 3 0.00 0.000																					

Batter	1	2	3	4	5	6	7	8	9	AB	R	H	RBI	BB	SO	LOB	BOTTOM					
So Taguchi, R (1, 8) OBP: 0.330, SLG: 0.400	3-2 L8		0-1 1B		0-1 5 2B		1-2 L8		1-0 G5-3	5	1	2	0	0	0	3	<b>Milwaukee Brewers @ St. Louis Cardinals</b> Busch Stadium, St. Louis, MO Thu Sep 30 2004, 7:10 PM CDT Att: 24,893 - Sunny - 73 F					
Edgar Renteria, R (1, 6) OBP: 0.327, SLG: 0.402	2-2 P1		0-0 1B		1-3 K		0-1 L9		2-2 G5-3	5	0	1	0	0	1	2						
5 Albert Pujols, R (1, 3) OBP: 0.414, SLG: 0.655	2-2 G3-1		0-1 G1-3		1-0 27 PB		2-2 1B		3-2 F8	5	1	2	1	0	0	3						
27 Scott Rolen, R (1, 5) OBP: 0.413, SLG: 0.607		3-2 G6-3		4-0 1B	3-3 K		4-0 1B		0-1 HBP	3	1	1	0	2	1	1						
Ray Lankford, L (9, PR) OBP: 0.341, SLG: 0.404				FC6-4	2-3 K		2-2 BB		1-0 HBP	0	1	0	0	0	0	0						
Reggie Sanders, R (1, 7) OBP: 0.315, SLG: 0.482		3-2 G4-3		0-0 FC6-4	1-3 K		2-2 F8		1-0 E	4	1	2	0	0	1	3						
Roger Cedeno, S (1, 9) OBP: 0.338, SLG: 0.389				1-2 FC6-4	1-1 K		3-2 F8		1-2 E	5	1	2	1	0	1	2						
Mike Matheny, R (1, 2) OBP: 0.291, SLG: 0.347			1-2 G6-3		0-1 FC6-4		1-2 G5-3		0-1 G5-3	5	0	1	3	0	0	4						
7 Hector Luna, R (1, 4) OBP: 0.308, SLG: 0.371			2-3 K		0-1 FC6-4		4-2 BB		1-1 G6-3	2	0	0	0	1	2	2						
Tony Womack, L (8, PH) OBP: 0.347, SLG: 0.381									2-2 G4-3	1	0	0	0	0	0	0						
Carmen Calli, L (5, 1) OBP: 0.423, SLG: 0.590									3-2 G4-3	0	0	0	0	0	0	0						
44 Jason Isringhausen, R (9, 1) OBP: 0.333, SLG: 0.333									2-3 G4-3	0	0	0	0	0	0	0						
Larry Walker, L (8, PH) OBP: 0.295, SLG: 0.336									1-3 2B	2	0	1	0	0	0	2						
Matt Morris, R (1, 1) OBP: 0.298, SLG: 0.177									1-1 G5-3	1	0	0	0	0	1	2						
15 Jim Edmonds, L (4, PH) OBP: 0.422, SLG: 0.851									3-2 G4-3	0	0	0	0	0	1	2						
34 Randy Flores, L (5, 1) OBP: 0.422, SLG: 0.851									1-1 G4-3	0	0	0	0	0	0	0						
John Mabry, L (6, PH) OBP: 0.386, SLG: 0.508									3-2 G4-3	0	0	0	0	0	1	0						
Ray King, L (7, 1) OBP: 0.303, SLG: 0.413									1-3 2B	0	0	0	0	0	0	0						
Jason Simontacchi, R (8, 1) OBP: 0.303, SLG: 0.413									1-3 2B	0	0	0	0	0	0	0						
Marlon Anderson, L (8, PH) OBP: 0.268, SLG: 0.307									0-0 2B	2	0	1	0	0	0	2						
<b>Inning Stats</b>	R: 0 E: 0 K: 0 S: 11	H: 0 LOB: 0 BB: 0 P: 18	R: 0 E: 0 K: 0 S: 13	H: 1 LOB: 0 BB: 0 P: 21	R: 0 E: 0 K: 1 S: 14	H: 2 LOB: 3 BB: 1 P: 21	R: 1 E: 0 K: 2 S: 11	H: 2 LOB: 2 BB: 1 P: 16	R: 1 E: 0 K: 3 S: 12	H: 2 LOB: 1 BB: 0 P: 18	R: 0 E: 0 K: 1 S: 17	H: 0 LOB: 2 BB: 2 P: 29	R: 1 E: 0 K: 0 S: 15	H: 2 LOB: 2 BB: 1 P: 26	R: 0 E: 0 K: 0 S: 10	H: 1 LOB: 1 BB: 0 P: 16	R: 3 E: 1 K: 0 S: 21	H: 2 LOB: 2 BB: 0 P: 31	1B: 8 2B: 4 3B: 0 HR: 0	SF: 0 SAC: 0 DP: 1 HBP: 1	WP: 0 PB: 1 SB: 1 CS: 0	PA: 45
<b>PITCHER</b>	IP WLS BF H R ER SO BB IBB HBP BLK WP HR S P ERA WHIP																					
Doug Davis, L (1, 1) ERA: 3.39	6.0 W 28 7 2 2 7 4 0 0 0 0 0 78 123 3.00 1.833																					
Mike Adams, R (7, 1) ERA: 3.4	1.0 6 2 1 1 0 1 0 0 0 0 0 15 26 9.00 3.000																					
Pedro Liriano, R (8, 1) ERA: 3.77	1.1 7 2 2 2 0 0 0 1 0 0 0 17 27 13.50 1.500																					
Dan Kolb, R (9, 1) ERA: 2.98	0.2 S 4 1 1 0 0 0 0 0 0 0 0 14 20 0.00 1.500																					





Batter	1	2	3	4	5	6	7	8	9	AB	R	H	RBI	BB	SO	LOB	TOP										
Scott Podsednik, L (1,8) OBP: 0.312, SLG: 0.364	F7			G6-3		G4-3		K		4	0	0	0	0	1	0	<b>Milwaukee Brewers @ St. Louis Cardinals</b> Busch Stadium, St. Louis, MO Fri Oct 01 2004, 7:10 PM CDT Att: 32,605 - Unknown - 66 F <a href="http://livebaseballscorecards.com">livebaseballscorecards.com</a>										
Dave Krynzel, L (1,9) OBP: 0.333, SLG: 0.256 Chris Magruder, S (6,FR) OBP: 0.300, SLG: 0.407	K			G1-3		WP HBP		G6-3		2	0	0	0	0	1	0											
Lyle Overbay, L (1,3) OBP: 0.380, SLG: 0.467	G3-1			1B		L8		G4-3		4	0	1	0	0	0	1											
Geoff Jenkins, L (1,7) OBP: 0.322, SLG: 0.473				G5-3				F8 BB		3	0	1	0	1	1	1											
Keith Ginter, R (1,4) OBP: 0.333, SLG: 0.479				G5-3		HR		1B		3	1	1	1	1	1	1											
Russell Branyan, L (1,5) OBP: 0.324, SLG: 0.529				K		G1-3		K		4	0	0	0	0	3	3											
Craig Counsell, L (1,6) OBP: 0.329, SLG: 0.312				G1-3		K		F8		3	0	0	0	0	1	2											
Mark Johnson, L (1,2) OBP: 0.286, SLG: 0.100				G4-3		G3-1		F7		3	0	0	0	0	0	2											
Ben Hendrickson, R (1,1) OBP: 0.125, SLG: 0.125 Wes Obermueller, R (7,1) OBP: 0.400, SLG: 0.462				F9		K		K		2	0	0	0	0	1	0											
										1	0	0	0	0	1	0	<b>Brewers</b>										
<b>Inning Stats</b>	R: 0 E: 0 K: 1 S: 7	H: 0 LOB: 0 BB: 0 P: 9	R: 0 E: 0 K: 2 S: 9	H: 0 LOB: 0 BB: 0 P: 12	R: 0 E: 0 K: 0 S: 7	H: 0 LOB: 0 BB: 0 P: 10	R: 0 E: 0 K: 0 S: 8	H: 1 LOB: 1 BB: 0 P: 12	R: 1 E: 0 K: 1 S: 7	H: 1 LOB: 0 BB: 0 P: 11	R: 0 E: 0 K: 1 S: 9	H: 0 LOB: 2 BB: 0 P: 16	R: 0 E: 0 K: 1 S: 11	H: 0 LOB: 2 BB: 2 P: 25	R: 0 E: 0 K: 2 S: 10	H: 0 LOB: 0 BB: 0 P: 13		R: 0 E: 0 K: 2 S: 12	H: 1 LOB: 1 BB: 0 P: 15	1B: 2 2B: 0 3B: 0 HR: 1	SF: 0 SAC: 0 DP: 0 HBP: 1	WP: 1 PB: 0 SB: 0 CS: 0	PA: 33				
<b>PITCHER</b>	IP	WLS	BF	H	R	ER	SO	BB	IBB	HBP	BLK	WP	HR	S	P	ERA	WHIP										
Al Reyes, R (1,1) ERA: 0.79	2.0		6	0	0	0	3	0	0	0	0	0	0	16	21	0.00	0.000										
Rick Ankiel, L (3,1) ERA: 5.4	4.0	W	15	2	1	1	2	0	0	1	0	1	1	31	49	2.25	0.500										
Steve Kline, L (7,1) ERA: 1.82	0.1	H	3	0	0	0	1	2	0	0	0	0	0	7	18	0.00	6.000										
Kiko Calero, R (7,1) ERA: 2.84	1.0	H	3	0	0	0	1	0	0	0	0	0	0	8	12	0.00	0.000										
Ray King, L (8,1) ERA: 2.35	0.2	H	2	0	0	0	1	0	0	0	0	0	0	6	8	0.00	0.000										

Batter	1	2	3	4	5	6	7	8	9	AB	R	H	RBI	BB	SO	LOB	BOTTOM										
Tony Womack, L (1,4) OBP: 0.346, SLG: 0.380	1B	G1-3		G4-3			G2-3			4	0	1	0	0	0	4	<b>Milwaukee Brewers @ St. Louis Cardinals</b> Busch Stadium, St. Louis, MO Fri Oct 01 2004, 7:10 PM CDT Att: 32,605 - Unknown - 66 F <a href="http://livebaseballscorecards.com">livebaseballscorecards.com</a>										
Larry Walker, L (1,9) OBP: 0.424, SLG: 0.591	F9		2B		G1-6-3		BB			3	2	1	0	1	0	1											
5 Albert Pujols, R (1,3) OBP: 0.414, SLG: 0.656	F8		1B		G5-3		2B			4	0	2	2	0	0	1											
27 Scott Rolen, R (1,5) OBP: 0.410, SLG: 0.603	G4-3		SF9		K		F9			3	0	0	1	0	1	2											
15 Jim Edmonds, L (1,8) OBP: 0.421, SLG: 0.648		1B	F7			K		K		4	1	1	0	0	2	1											
Edgar Renteria, R (1,6) OBP: 0.328, SLG: 0.402 Steve Kline, S (7,1) OBP: 0.341, SLG: 0.404 Kiko Calero, R (7,1) OBP: 0.284, SLG: 0.100 Ray King, L (8,1) OBP: 0.333, SLG: 0.355		1B	L8			G6-3		K		3	0	1	0	0	0	1											
44 Jason Isringhausen, R (9,1) ERA: 2.78		1B								0	0	0	0	0	0	0											
Reggie Sanders, R (1,7) OBP: 0.314, SLG: 0.480		1B			G5-3		P4			4	0	1	0	0	0	0											
4 Yadier Molina, R (1,2) OBP: 0.324, SLG: 0.328 Ray Lankford, L (7,PR) OBP: 0.291, SLG: 0.347 Mike Matheny, R (8,2) OBP: 0.291, SLG: 0.347		G6-3		G4-3			2B			3	0	1	1	0	0	2											
Al Reyes, R (1,1) OBP: 1.000, SLG: 1.000 Marlon Anderson, L (2,PH) OBP: 0.284, SLG: 0.375 Rick Ankiel, L (3,1) OBP: 0.306, SLG: 0.369		K					B5			0	0	0	0	0	0	0											
										1	0	0	0	0	1	2	<b>Cardinals</b>										
<b>Inning Stats</b>	R: 0 E: 0 K: 0 S: 12	H: 1 LOB: 1 BB: 0 P: 15	R: 1 E: 0 K: 1 S: 12	H: 3 LOB: 2 BB: 0 P: 20	R: 1 E: 0 K: 0 S: 9	H: 2 LOB: 1 BB: 0 P: 15	R: 0 E: 0 K: 0 S: 7	H: 0 LOB: 1 BB: 1 P: 13	R: 0 E: 0 K: 1 S: 6	H: 0 LOB: 0 BB: 0 P: 8	R: 2 E: 0 K: 0 S: 12	H: 2 LOB: 1 BB: 1 P: 21	R: 0 E: 0 K: 2 S: 10	H: 0 LOB: 0 BB: 0 P: 12	R: 0 E: 0 K: 2 S: 10	H: 0 LOB: 0 BB: 0 P: 12		1B: 5 2B: 3 3B: 0 HR: 0	SF: 1 SAC: 0 DP: 0 HBP: 0	WP: 0 PB: 0 SB: 0 CS: 0	PA: 34						
<b>PITCHER</b>	IP	WLS	BF	H	R	ER	SO	BB	IBB	HBP	BLK	WP	HR	S	P	ERA	WHIP										
Ben Hendrickson, R (1,1) ERA: 6.22	6.2	L	30	8	4	4	3	2	0	0	0	0	0	64	102	5.40	1.500										
Wes Obermueller, R (7,1) ERA: 5.6	1.1		4	0	0	0	2	0	0	0	0	0	0	12	14	0.00	0.000										



Batter	1	2	3	4	5	6	7	8	9	AB	R	H	RBI	BB	SO	LOB	TOP		
Scott Podsednik, L (1, 8) OBP: 0.312, SLG: 0.362										3	1	0	0	2	0	2	<b>Milwaukee Brewers @ St. Louis Cardinals</b> Busch Stadium, St. Louis, MO Sat Oct 02 2004, 3:15 PM CDT Att: 41,219 - Sunny - 60 F		
Chris Magruder, S (1, 9) OBP: 0.295, SLG: 0.388										4	1	0	0	1	2	4			
Lyle Overbay, L (1, 3) OBP: 0.382, SLG: 0.474										4	2	2	2	1	0	0			
Geoff Jenkins, L (1, 7) OBP: 0.323, SLG: 0.473										4	0	1	1	1	2	1			
Keith Ginter, R (1, 4) OBP: 0.332, SLG: 0.475										3	0	0	1	1	2	1			
Russell Branyan, L (1, 5) OBP: 0.328, SLG: 0.532										3	1	1	0	1	1	3			
Craig Counsell, L (1, 6) OBP: 0.330, SLG: 0.316										4	0	2	1	0	0	3			
Chad Moeller, R (1, 2) OBP: 0.265, SLG: 0.303										4	0	0	0	0	2	2			
15 Ben Sheets, R (1, 1) OBP: 0.194, SLG: 0.134										4	0	2	0	0	1	0			
<b>Inning Stats</b>	R: 1 E: 0 K: 2 S: 18	H: 1 LOB: 2 BB: 2 P: 34	R: 0 E: 0 K: 0 S: 8	H: 2 LOB: 1 BB: 0 P: 13	R: 2 E: 0 K: 0 S: 14	H: 1 LOB: 2 BB: 2 P: 25	R: 0 E: 0 K: 1 S: 10	H: 0 LOB: 1 BB: 0 P: 17	R: 0 E: 0 K: 1 S: 18	H: 0 LOB: 2 BB: 2 P: 32	R: 2 E: 0 K: 3 S: 16	H: 3 LOB: 1 BB: 0 P: 24	R: 0 E: 0 K: 1 S: 9	H: 0 LOB: 0 BB: 1 P: 15	R: 0 E: 0 K: 1 S: 6	H: 0 LOB: 0 BB: 0 P: 7	1B: 3 2B: 4 3B: 0 HR: 1	SF: 1 SAC: 0 DP: 0 HBP: 0	WP: 1 PA: 41 PB: 0 SB: 1 CS: 2
<b>PITCHER</b>	IP WLS BF H R ER SO BB IBB HBP BLK WP HR S P ERA WHIP	<b>Jason Marquis, R (1, 1)</b> ERA: 3.71 <b>Carmen Cali, L (5, 1)</b> ERA: 8.59 <b>Julian Tavarez, R (6, 1)</b> ERA: 2.42 <b>Cal Eldred, R (7, 1)</b> ERA: 3.76 <b>Steve Kline, L (9, 1)</b> ERA: 1.8															<b>Jason Simontacchi, R (9, 1)</b> ERA: 5.28		

Batter	1	2	3	4	5	6	7	8	9	AB	R	H	RBI	BB	SO	LOB	BOTTOM				
Tony Womack, L (1, 4) OBP: 0.347, SLG: 0.381										4	0	2	0	0	0	0	<b>Milwaukee Brewers @ St. Louis Cardinals</b> Busch Stadium, St. Louis, MO Sat Oct 02 2004, 3:15 PM CDT Att: 41,219 - Sunny - 60 F				
Larry Walker, L (1, 9) OBP: 0.422, SLG: 0.590										4	0	1	0	0	1	3					
5 Albert Pujols, R (1, 3) OBP: 0.413, SLG: 0.655										4	0	1	0	0	1	2					
27 Scott Rolen, R (1, 5) OBP: 0.409, SLG: 0.600										4	0	1	0	0	2	4					
15 Jim Edmonds, L (1, 8) OBP: 0.418, SLG: 0.643										4	0	0	0	0	2	2					
Edgar Renteria, R (1, 6) OBP: 0.328, SLG: 0.400										2	0	0	0	1	0	0					
Cody McKay, L (9, PH) OBP: 0.269, SLG: 0.257										1	0	0	0	0	1	0					
Roger Cedeno, S (1, 7) OBP: 0.333, SLG: 0.383										3	0	0	0	0	2	2					
Cal Eldred, R (7, 1)										0	0	0	0	0	0	0					
Steve Kline, S (9, 1)										0	0	0	0	0	0	0					
Jason Simontacchi, R (9, 1) OBP: 0.500, SLG: 0.500										0	0	0	0	0	0	0					
Marlon Anderson, L (9, PH) OBP: 0.267, SLG: 0.377										1	0	1	0	0	0	0					
Mike Matheny, R (1, 2) OBP: 0.292, SLG: 0.348										2	0	1	0	0	0	0					
4 Yadier Molina, R (6, 2) OBP: 0.320, SLG: 0.323										2	0	0	0	0	1	1					
Jason Marquis, L (1, 1) OBP: 0.297, SLG: 0.375										1	0	0	0	0	0	1					
Carmen Cali, L (5, 1)										0	0	0	0	0	0	0					
Ray Lankford, L (5, PH) OBP: 0.343, SLG: 0.407										1	1	1	0	0	0	0					
Julian Tavarez, L (6, 1)										0	0	0	0	0	0	0					
John Mabry, L (7, 7) OBP: 0.363, SLG: 0.506										1	0	0	0	0	1	0					
<b>Inning Stats</b>	R: 0 E: 0 K: 1 S: 10	H: 1 LOB: 1 BB: 0 P: 14	R: 0 E: 0 K: 0 S: 7	H: 0 LOB: 0 BB: 0 P: 11	R: 0 E: 0 K: 0 S: 9	H: 2 LOB: 1 BB: 0 P: 16	R: 0 E: 0 K: 3 S: 12	H: 1 LOB: 2 BB: 1 P: 21	R: 1 E: 1 K: 2 S: 14	H: 2 LOB: 2 BB: 0 P: 18	R: 0 E: 0 K: 1 S: 7	H: 0 LOB: 0 BB: 0 P: 9	R: 0 E: 0 K: 1 S: 9	H: 0 LOB: 0 BB: 0 P: 12	R: 0 E: 0 K: 1 S: 8	H: 1 LOB: 1 BB: 0 P: 12	R: 0 E: 0 K: 2 S: 11	H: 1 LOB: 1 BB: 0 P: 14	1B: 6 2B: 3 3B: 0 HR: 0	SF: 0 SAC: 0 DP: 2 HBP: 0	WP: 2 PA: 35 PB: 0 SB: 1 CS: 0
<b>PITCHER</b>	IP WLS BF H R ER SO BB IBB HBP BLK WP HR S P ERA WHIP	<b>15 Ben Sheets, R (1, 1)</b> ERA: 2.7															<b>Jason Simontacchi, R (9, 1)</b> ERA: 5.28				









Batter	1	2	3	4	5	6	7	8	9	AB	R	H	RBI	BB	SO	LOB	TOP			
Cesar Izturis, S OBP: 0.400, SLG: 0.600	P5		1B		2B		K		G3	5	1	2	0	0	1	1				
Jayson Werth, R OBP: 0.500, SLG: 0.750	1B		P5		2B		K			4	0	2	1	0	1	1				
Steve Finley, L	P6		G3		F7				G5-3	4	0	0	0	0	0	3				
Adrian Beltré, R OBP: 0.500, SLG: 0.500	1B			G5-3		3B			L6	4	1	2	0	0	0	0				
Shawn Green, L	F7			F7		F7			K	4	0	0	0	0	1	3				
Milton Bradley, S OBP: 0.500, SLG: 0.333		G6-3		1B		F7			G3	3	0	1	0	1	0	1				
Alex Cora, L OBP: 0.250, SLG: 0.750		G6-3		K		3B			G4-3	4	0	1	1	0	1	2				
Brent Mayne, L		G6-3			P6					2	0	0	0	0	0	0				
Robin Ventura, L					K				HR	1	0	0	0	0	1	1				
Tom Wilson, R OBP: 1.000, SLG: 4.000					P2					1	1	1	1	0	0	0				
Otalis Perez, L Elmer Dessens, R Jason Orobowski, L Duane Sanchez, R Mike Venafro, L Hes-Scot Clark, L Giovanni Carrara, R 43 Yhency Brazoban, R Jose Hernandez, R			G6-3				G4-3			1	0	0	0	0	0	0				
<b>Inning Stats</b>	R: 0 E: 0 K: 0 S: 16	H: 2 LOB: 2 BB: 0 P: 25	R: 0 E: 0 K: 0 S: 9	H: 0 LOB: 0 BB: 1 P: 17	R: 0 E: 0 K: 0 S: 13	H: 1 LOB: 1 BB: 0 P: 18	R: 0 E: 0 K: 1 S: 12	H: 1 LOB: 1 BB: 0 P: 13	R: 1 E: 0 K: 0 S: 13	H: 2 LOB: 1 BB: 0 P: 21	R: 0 E: 0 K: 2 S: 9	H: 0 LOB: 0 BB: 0 P: 14	R: 0 E: 0 K: 1 S: 9	H: 0 LOB: 0 BB: 0 P: 11	R: 1 E: 0 K: 0 S: 9	H: 1 LOB: 1 BB: 1 P: 18	1B: 5 2B: 2 3B: 1 HR: 1	SF: 0 SAC: 0 DP: 1 HBP: 0	WP: 0 PB: 0 SB: 1 CS: 1	PA: 37
<b>PITCHER</b>	IP WLS BF H R ER SO BB IBB HBP BLK WP HR S P ERA WHIP																			
Woody Williams, R ERA: 3.0	6.0 W 26 8 2 2 2 1 0 0 0 0 0 0 79 116 3.00 1.500																			
Kiko Calero, R ERA:	1.0 3 0 0 0 2 0 0 0 0 0 0 0 9 14 0.00 0.000																			
Ray King, L ERA:	1.0 3 0 0 0 1 0 0 0 0 0 0 0 9 11 0.00 0.000																			
44 Jason Istringhausen, R ERA: 9.0	1.0 5 1 1 1 0 1 0 0 0 0 0 1 9 18 9.00 2.000																			

Los Angeles Dodgers @ St. Louis Cardinals  
 Busch Stadium, St. Louis, MO  
 Tue Oct 05 2004, 12:00 PM CDT  
 Att: 52,127 - Sunny - 57 F

AB 35  
 R 3  
 H 9  
 RBI 3  
 BB 2  
 SO 5  
 LOB 12



Batter	1	2	3	4	5	6	7	8	9	AB	R	H	RBI	BB	SO	LOB	BOTTOM			
Tony Womack, L	F8		G1-3	F7		FC4			P2	5	0	0	0	0	0	1				
Larry Walker, L OBP: 0.500, SLG: 2.000	K2-3		HR	K			HR			4	2	2	2	0	2	0				
5 Albert Pujols, R OBP: 0.500, SLG: 1.250	HR		2B		P6		G6-3			4	2	2	1	0	0	0				
27 Scott Rolen, R	P3		2B	BB	G6-3		15 1B			2	1	0	0	2	0	0				
Edgar Renteria, R OBP: 0.750, SLG: 1.000		15 CS	15 HR	2B			K			2	1	1	2	2	1	1				
15 Jim Edmonds, L OBP: 0.500, SLG: 1.250	K		HR		K		K		WP	4	1	2	2	0	2	2				
Reggie Sanders, R	P4		P6			K		G6-3		4	0	0	0	0	1	3				
Mike Matheny, R OBP: 0.250, SLG: 1.000	K			HR		K		G4-3		4	1	1	1	0	2	1				
Woody Williams, R Roger Cedeno, S Kiko Calero, R Ray King, L Marlon Anderson, L 44 Jason Istringhausen, R		G6-3		P2		FC4		L6		2	0	0	0	0	0	0				
<b>Inning Stats</b>	R: 1 E: 0 K: 1 S: 10	H: 1 LOB: 0 BB: 0 P: 13	R: 0 E: 0 K: 2 S: 13	H: 0 LOB: 1 BB: 1 P: 24	R: 5 E: 0 K: 0 S: 13	H: 4 LOB: 0 BB: 1 P: 20	R: 1 E: 0 K: 1 S: 10	H: 1 LOB: 0 BB: 0 P: 14	R: 0 E: 0 K: 1 S: 9	H: 0 LOB: 1 BB: 1 P: 20	R: 0 E: 0 K: 2 S: 10	H: 1 LOB: 2 BB: 1 P: 29	R: 0 E: 0 K: 0 S: 10	H: 0 LOB: 0 BB: 0 P: 13	R: 1 E: 0 K: 0 S: 9	H: 1 LOB: 1 BB: 1 P: 18	1B: 3 2B: 1 3B: 0 HR: 5	SF: 0 SAC: 0 DP: 0 HBP: 0	WP: 1 PB: 0 SB: 1 CS: 1	PA: 37
<b>PITCHER</b>	IP WLS BF H R ER SO BB IBB HBP BLK WP HR S P ERA WHIP																			
Otalis Perez, L ERA: 20.25	2.2 L 15 5 6 6 3 2 0 0 0 0 0 0 1 11 17 6.75 0.750																			
Elmer Dessens, R ERA: 6.75	1.1 5 1 1 1 1 0 0 0 0 0 0 0 1 11 17 6.75 0.750																			
Duane Sanchez, R ERA:	1.2 7 1 0 0 3 1 0 0 0 0 0 0 18 35 0.00 1.200																			
Mike Venafro, L ERA:	0.1 1 0 0 0 0 0 0 0 0 0 0 0 1 3 0.00 0.000																			
Giovanni Carrara, R ERA: 9.0	1.0 6 2 1 1 1 1 0 0 0 0 1 1 15 29 9.00 3.000																			
<b>PITCHER</b>	IP WLS BF H R ER SO BB IBB HBP BLK WP HR S P ERA WHIP																			
43 Yhency Brazoban, R (8.1) ERA:	1.0 3 0 0 0 0 0 0 0 0 0 0 0 1 13 0.00 0.000																			

Los Angeles Dodgers @ St. Louis Cardinals  
 Busch Stadium, St. Louis, MO  
 Tue Oct 05 2004, 12:00 PM CDT  
 Att: 52,127 - Sunny - 57 F

AB 33  
 R 8  
 H 9  
 RBI 8  
 BB 4  
 SO 8  
 LOB 8













Batter	1	2	3	4	5	6	7	8	9	AB	R	H	RBI	BB	SO	LOB	TOP					
Tony Womack, L (1.4) OBP: 0.158, SLG: 0.263	F7	FC1-4-6		FC9-4-3-6 5 HR		K		G3		5	1	0	0	0	1	2						
Larry Walker, L (1.9) OBP: 0.444, SLG: 0.800	G3			5 G5-3 1B						3	3	2	0	2	0	0						
5 Albert Pujols, R (1.3) OBP: 0.444, SLG: 0.733										4	1	2	4	1	0	2						
27 Scott Rolen, R (1.5) SAFE										2	0	0	0	3	0	0						
Edgar Renteria, R (1.6) OBP: 0.600, SLG: 0.636	F9									3	0	1	1	0	0	2						
15 Jim Edmonds, L (1.8) OBP: 0.313, SLG: 0.467										3	0	0	0	1	3	5						
Reggie Sanders, R (1.7) So Taguchi, R (9.7)										4	1	1	1	0	1	5						
Mike Matheny, R (1.2) OBP: 0.286, SLG: 0.500										4	0	0	0	0	0	0						
Jeff Suppan, R (1.1) OBP: 0.667, SLG: 0.667 John Mabry, L (8. PH) Julian Tavarez, L (8.1) Ray King, L (8.1) 44 Jason Istringhausen, R (9.1)										3	0	2	0	0	0	0						
<b>Inning Stats</b>	R: 0 E: 0 K: 0 S: 11	H: 0 LOB: 2 BB: 2 P: 21	R: 1 E: 0 K: 0 S: 9	H: 2 LOB: 1 BB: 1 P: 17	R: 1 E: 0 K: 2 S: 16	H: 1 LOB: 2 BB: 2 P: 34	R: 3 E: 0 K: 0 S: 18	H: 3 LOB: 0 BB: 0 P: 29	R: 0 E: 0 K: 1 S: 6	H: 0 LOB: 0 BB: 0 P: 7	R: 0 E: 0 K: 1 S: 8	H: 0 LOB: 2 BB: 2 P: 12	R: 1 E: 0 K: 1 S: 10	H: 1 LOB: 2 BB: 2 P: 24	R: 0 E: 0 K: 1 S: 8	H: 0 LOB: 0 BB: 0 P: 11	R: 0 E: 0 K: 0 S: 7	H: 1 LOB: 0 BB: 0 P: 12	1B: 6 2B: 0 3B: 0 HR: 2	SF: 0 SAC: 0 DP: 2 HBP: 1	WP: 0 PB: 1 SB: 1 CS: 1	PA: 40
<b>PITCHER</b>	IP	WLS	BF	H	R	ER	SO	BB	IBB	HBP	BLK	WP	HR	S	P	ERA	WHIP					
Odalis Perez, L (1.1) ERA: 14.4	2.1		14	3	2	2	0	5	0	0	0	0	1	29	60	7.71	3.429					
Wilson Alvarez, L (3.1) ERA: 10.8	1.2	L	8	3	3	3	2	0	0	0	0	0	1	25	41	16.20	1.800					
43 Yhency Brazoban, R (5.1) ERA: 3.0	2.0		10	1	1	1	2	2	0	1	0	0	0	19	37	4.50	1.500					
Mike Venafro, L (7.1) ERA:	0.1		1	0	0	0	1	0	0	0	0	0	0	3	4	0.00	0.000					
Giovanni Carrara, R (7.1) ERA: 9.0	0.2		1	0	0	0	0	0	0	0	0	0	0	2	2	0.00	0.000					

**St. Louis Cardinals @ Los Angeles Dodgers**  
**Dodger Stadium, Los Angeles, CA**  
 Sun Oct 10 2004, 4:30 PM PDT  
 Att: 56,268 - Sunny - 66 F

AB	32
R	6
H	8
RBI	6
BB	7
SO	6
LOB	16



Batter	1	2	3	4	5	6	7	8	9	AB	R	H	RBI	BB	SO	LOB	BOTTOM					
Cesar Izturis, S (1.6) OBP: 0.222, SLG: 0.235	P3									4	0	1	0	0	0	0						
Jayson Werth, R (1.7) OBP: 0.412, SLG: 0.786										3	2	1	1	1	1	1						
Steve Finley, L (1.8) OBP: 0.176, SLG: 0.188										4	0	1	0	0	0	1						
Adrian Beltré, R (1.5) OBP: 0.250, SLG: 0.267										3	0	0	1	0	0	0						
Shawn Green, L (1.3) OBP: 0.250, SLG: 0.813										4	0	0	0	0	2	1						
Milton Bradley, S (1.9) OBP: 0.500, SLG: 0.636										2	0	0	0	2	1	0						
Alex Cora, L (1.4) OBP: 0.188, SLG: 0.267										4	0	0	0	0	1	2						
Brent Mayne, L (1.2) OBP: 0.333, SLG: 0.333 43 Yhency Brazoban, R (5.1) Mike Venafro, L (7.1) Giovanni Carrara, R (7.1) Jason Grabowski, L (8. PH) Eric Gagne, R (8.1)										1	0	0	0	1	0	0						
Odalis Perez, L (1.1) Wilson Alvarez, L (3.1) David Ross, R (5.2) Robin Ventura, L (8. PH) Tom Wilson, R (9.2) OBP: 1.000, SLG: 4.000										1	0	0	0	0	0	2						
<b>Inning Stats</b>	R: 1 E: 0 K: 0 S: 12	H: 1 LOB: 0 BB: 0 P: 21	R: 0 E: 0 K: 0 S: 9	H: 0 LOB: 2 BB: 2 P: 19	R: 1 E: 0 K: 1 S: 12	H: 1 LOB: 1 BB: 1 P: 23	R: 0 E: 0 K: 1 S: 5	H: 0 LOB: 0 BB: 0 P: 7	R: 0 E: 0 K: 0 S: 9	H: 0 LOB: 0 BB: 0 P: 12	R: 0 E: 0 K: 0 S: 7	H: 0 LOB: 0 BB: 0 P: 10	R: 0 E: 0 K: 0 S: 7	H: 0 LOB: 0 BB: 0 P: 10	R: 0 E: 0 K: 1 S: 10	H: 1 LOB: 1 BB: 0 P: 14	R: 0 E: 0 K: 2 S: 11	H: 0 LOB: 1 BB: 1 P: 17	1B: 2 2B: 0 3B: 0 HR: 1	SF: 1 SAC: 0 DP: 0 HBP: 0	WP: 0 PB: 0 SB: 1 CS: 0	PA: 34
<b>PITCHER</b>	IP	WLS	BF	H	R	ER	SO	BB	IBB	HBP	BLK	WP	HR	S	P	ERA	WHIP					
Jeff Suppan, R (1.1) ERA: 2.57	7.0	W	26	2	2	2	2	3	0	0	0	0	0	7	10	0.00	1.500					
Julian Tavarez, R (8.1) ERA:	0.2		3	1	0	0	1	0	0	0	0	0	0	3	4	0.00	0.000					
Ray King, L (8.1) ERA:	0.1		1	0	0	0	0	0	0	0	0	0	0	3	4	0.00	0.000					
44 Jason Istringhausen, R (9.1) ERA: 4.5	1.0		4	0	0	0	2	1	0	0	0	0	0	11	17	0.00	1.000					

**St. Louis Cardinals @ Los Angeles Dodgers**  
**Dodger Stadium, Los Angeles, CA**  
 Sun Oct 10 2004, 4:30 PM PDT  
 Att: 56,268 - Sunny - 66 F

AB	29
R	2
H	3
RBI	2
BB	4
SO	5
LOB	7





Batter	1	2	3	4	5	6	7	8	9	AB	R	H	RBI	BB	SO	LOB	TOP			
<b>Craig Biggio, R</b> OBP: 0.344, SLG: 0.640 (1, 7)										5	1	2	0	0	1	2	<b>Houston Astros @ St. Louis Cardinals</b> Busch Stadium, St. Louis, MO Wed Oct 13 2004, 7:00 PM CDT Att: 52,323 - Cloudy - 61 F			
<b>Carlos Beltrán, S</b> OBP: 0.483, SLG: 1.074 (1, 8)										5	2	2	2	0	1	1				
<b>5 Jeff Bagwell, R</b> OBP: 0.379, SLG: 0.600 (1, 3)										3	0	0	0	1	2	1				
<b>17 Lance Berkman, S</b> OBP: 0.448, SLG: 0.654 (1, 9)										4	2	1	2	0	1	1				
<b>Jeff Kent, R</b> OBP: 0.286, SLG: 0.462 <b>28 Adam Everett, R</b> (8, 6)										4	1	1	2	0	1	0				
<b>Morgan Ensberg, R</b> OBP: 0.385, SLG: 0.391 (1, 5)										4	0	0	0	0	0	0				
<b>Jose Vizcaino, S</b> OBP: 0.200, SLG: 0.174 (8, 4)										4	0	2	0	0	0	0				
<b>Brad Ausmus, R</b> OBP: 0.375, SLG: 0.462 (1, 2)										4	0	0	0	0	2	2				
<b>41 Brandon Backe, R</b> OBP: 0.296, SLG: 0.580 <b>Chad Qualls, R</b> OBP: 0.333, SLG: 0.333 <b>Chad Harville, R</b> OBP: 0.333, SLG: 0.333 <b>Orlando Palmeiro, L</b> OBP: 0.333, SLG: 0.333 <b>Dan Wheeler, R</b> OBP: 0.333, SLG: 0.333 <b>Mike Lamb, L</b> OBP: 0.200, SLG: 1.000 (8, 1)										2	0	0	0	0	1	0				
<b>Inning Stats</b>	R: 2 E: 0 K: 1 S: 14	H: 2 LOB: 0 BB: 0 P: 22	R: 0 E: 0 K: 0 S: 6	H: 0 LOB: 0 BB: 0 P: 9	R: 0 E: 0 K: 2 S: 8	H: 0 LOB: 1 BB: 1 P: 11	R: 2 E: 0 K: 0 S: 18	H: 2 LOB: 1 BB: 1 P: 27	R: 0 E: 0 K: 2 S: 12	H: 0 LOB: 0 BB: 0 P: 7	R: 0 E: 0 K: 2 S: 16	H: 2 LOB: 2 BB: 0 P: 23	R: 2 E: 0 K: 1 S: 10	H: 2 LOB: 1 BB: 0 P: 11	R: 1 E: 0 K: 1 S: 10	H: 2 LOB: 1 BB: 0 P: 13	1B: 4 2B: 2 3B: 0 HR: 4	SF: 0 SAC: 0 DP: 0 HBP: 0	WP: 0 PB: 0 SB: 0 CS: 0	PA: 38
<b>PITCHER</b>	IP WLS BF H R ER SO BB IBB HBP BLK WP HR S P ERA WHIP	IP WLS BF H R ER SO BB IBB HBP BLK WP HR S P ERA WHIP	<b>44 Jason Istringhausen, R</b> ERA: 3.88 (9, 1) IP: 0.1, WLS: 1, BF: 0, H: 0, R: 0, ER: 0, SO: 0, BB: 0, IBB: 0, HBP: 0, BLK: 0, WP: 0, HR: 0, S: 16, P: 19, ERA: 0.00, WHIP: 0.000																	

Batter	1	2	3	4	5	6	7	8	9	AB	R	H	RBI	BB	SO	LOB	BOTTOM			
<b>Tony Womack, L</b> OBP: 0.167, SLG: 0.250 (1, 4)										5	1	1	1	0	1	1	<b>Houston Astros @ St. Louis Cardinals</b> Busch Stadium, St. Louis, MO Wed Oct 13 2004, 7:00 PM CDT Att: 52,323 - Cloudy - 61 F			
<b>Larry Walker, L</b> OBP: 0.478, SLG: 0.900 (1, 9)										5	3	3	1	0	1	0				
<b>5 Albert Pujols, R</b> OBP: 0.522, SLG: 0.889 (1, 3)										3	2	2	2	2	1	0				
<b>27 Scott Rolen, R</b> OBP: 0.348, SLG: 0.063 (1, 5)										4	1	1	1	1	2	1				
<b>15 Jim Edmonds, L</b> OBP: 0.400, SLG: 0.556 (1, 8)										3	0	2	3	0	1	2				
<b>Edgar Renteria, R</b> OBP: 0.575, SLG: 0.571 (1, 6)										3	1	1	0	1	1	2				
<b>Reggie Sanders, R</b> OBP: 0.316, SLG: 0.444 (1, 7)										4	1	1	0	0	2	2				
<b>Mike Matheny, R</b> OBP: 0.235, SLG: 0.412 (1, 2)										3	0	0	0	0	2	0				
<b>Woody Williams, R</b> OBP: 0.296, SLG: 0.580 <b>Randy Cedeno, S</b> OBP: 0.333, SLG: 0.333 <b>Kiko Calero, R</b> OBP: 0.333, SLG: 0.333 <b>Marlon Anderson, L</b> OBP: 0.333, SLG: 0.333 <b>Dan Haren, R</b> OBP: 0.333, SLG: 0.333 <b>Ray King, L</b> OBP: 0.333, SLG: 0.333 <b>Julian Tavearez, L</b> OBP: 0.333, SLG: 0.333 <b>44 Jason Istringhausen, R</b> ERA: 3.88 (9, 1)										2	1	1	0	0	0	0				
<b>Inning Stats</b>	R: 2 E: 0 K: 1 S: 17	H: 3 LOB: 1 BB: 0 P: 28	R: 0 E: 0 K: 2 S: 10	H: 0 LOB: 0 BB: 0 P: 15	R: 0 E: 0 K: 2 S: 10	H: 0 LOB: 0 BB: 1 P: 16	R: 0 E: 0 K: 1 S: 8	H: 0 LOB: 1 BB: 1 P: 18	R: 2 E: 1 K: 0 S: 14	H: 3 LOB: 2 BB: 1 P: 23	R: 6 E: 1 K: 0 S: 14	H: 5 LOB: 1 BB: 2 P: 26	R: 0 E: 0 K: 2 S: 8	H: 0 LOB: 0 BB: 0 P: 12	R: 0 E: 0 K: 2 S: 8	H: 1 LOB: 1 BB: 0 P: 10	1B: 7 2B: 3 3B: 1 HR: 1	SF: 0 SAC: 1 DP: 1 HBP: 1	WP: 0 PB: 0 SB: 1 CS: 0	PA: 40
<b>PITCHER</b>	IP WLS BF H R ER SO BB IBB HBP BLK WP HR S P ERA WHIP	IP WLS BF H R ER SO BB IBB HBP BLK WP HR S P ERA WHIP	<b>41 Brandon Backe, R</b> ERA: 5.06 (1, 1) IP: 4.2, WLS: 1, BF: 21, H: 5, R: 5, ER: 5, SO: 1, BB: 1, IBB: 0, HBP: 0, BLK: 0, WP: 0, HR: 13, S: 20, ERA: 45.00, WHIP: 6.000																	

AB 37  
R 7  
H 10  
RBI 7  
BB 1  
SO 9  
LOB 7



AB 34  
R 10  
H 12  
RBI 9  
BB 4  
SO 11  
LOB 9





Batter	1	2	3	4	5	6	7	8	9	AB	R	H	RBI	BB	SO	LOB	TOP										
<b>Craig Biggio, R</b> (1, 7) OBP: 0.306, SLG: 0.567 <b>Dan Miceli, R</b> (8, 1)	F7	FC4-6				K 5 BLK 17 1B		G6-3		5	1	1	0	0	1	5											
<b>Carlos Beltrán, S</b> (1, 8) OBP: 0.525, SLG: 1.138	HR				K				BB	2	1	1	1	3	1	1											
<b>5 Jeff Bagwell, R</b> (1, 3) OBP: 0.382, SLG: 0.536	K								F8	3	0	0	0	2	1	4											
<b>17 Lance Berkman, S</b> (1, 9) OBP: 0.441, SLG: 0.645	F7								P6	5	1	2	1	0	0	3											
<b>Jeff Kent, R</b> (1, 4) OBP: 0.303, SLG: 0.467 <b>28 Adam Everett, R</b> (9, PR)										4	0	1	0	1	1	5											
<b>Morgan Ensberg, R</b> (1, 5) OBP: 0.387, SLG: 0.500	K								F9	5	1	2	2	0	1	5											
<b>Jose Vizcaino, S</b> (1, 6) OBP: 0.241, SLG: 0.222	P6									4	0	2	0	0	0	2											
<b>Brad Ausmus, R</b> (1, 2) OBP: 0.400, SLG: 0.438	IBB									3	0	1	0	1	1	0											
<b>Pete Munro, R</b> (1, 1) <b>Chad Harville, R</b> (5, PH) <b>4 Eric Bruntlett, R</b> (6, PH) <b>Dan Wheeler, R</b> (6, PH) <b>Orlando Palmeiro, L</b> (8, PH) OBP: 0.333, SLG: 0.500	FC4-6									1	0	0	0	1	0	0											
<b>Inning Stats</b>	R: 1 E: 0 K: 1 S: 11	H: 1 LOB: 0 BB: 0 P: 12	R: 0 E: 0 K: 1 S: 9	H: 1 LOB: 3 BB: 2 P: 18	R: 0 E: 0 K: 1 S: 10	H: 0 LOB: 2 BB: 2 P: 21	R: 1 E: 0 K: 1 S: 9	H: 2 LOB: 0 BB: 0 P: 11	R: 1 E: 0 K: 1 S: 17	H: 2 LOB: 2 BB: 1 P: 24	R: 0 E: 0 K: 1 S: 8	H: 2 LOB: 3 BB: 1 P: 14	R: 1 E: 0 K: 0 S: 12	H: 2 LOB: 0 BB: 0 P: 17	R: 0 E: 0 K: 0 S: 7	H: 0 LOB: 0 BB: 2 P: 11	R: 0 E: 0 K: 0 S: 7	H: 0 LOB: 2 BB: 2 P: 16	1B: 6 2B: 3 3B: 0 HR: 2	SF: 0 SAC: 0 DP: 1 HBP: 0	WP: 2 PB: 0 SB: 1 CS: 2	PA: 42					
<b>PITCHER</b>	IP	WLS	BF	H	R	ER	SO	BB	IBB	HBP	BLK	WP	HR	S	P	ERA	WHIP										
<b>Matt Morris, R</b> (1, 1) ERA: 5.25 <b>Steve Kline, L</b> (6, 1) ERA: 2.25 <b>Kiko Calero, R</b> (6, 1) ERA: 2.25 <b>Julian Tavaréz, R</b> (8, 1) ERA: 2.08 <b>44 Jason Isringhausen, R</b> (9, 1) ERA: 2.7	5.0	24	6	3	3	5	4	1	0	1	2	2	56	86	5.40	2.000											
<b>PITCHER</b>	IP	WLS	BF	H	R	ER	SO	BB	IBB	HBP	BLK	WP	HR	S	P	ERA	WHIP										
<b>Matt Morris, R</b> (1, 1) ERA: 5.25 <b>Steve Kline, L</b> (6, 1) ERA: 2.25 <b>Kiko Calero, R</b> (6, 1) ERA: 2.25 <b>Julian Tavaréz, R</b> (8, 1) ERA: 2.08 <b>44 Jason Isringhausen, R</b> (9, 1) ERA: 2.7	5.0	24	6	3	3	5	4	1	0	1	2	2	56	86	5.40	2.000											

Houston Astros @ St. Louis Cardinals  
 Busch Stadium, St. Louis, MO  
 Thu Oct 14 2004, 7:00 PM CDT  
 Att: 52,347 - Unknown - 48 F

AB	34
R	4
H	10
RBI	4
BB	8
SO	6
LOB	27



Batter	1	2	3	4	5	6	7	8	9	AB	R	H	RBI	BB	SO	LOB	BOTTOM										
<b>Tony Womack, L</b> (1, 4) OBP: 0.179, SLG: 0.250	E		G4-3		FC5-4		G3-1			4	1	1	0	0	0	2											
<b>Larry Walker, L</b> (1, 9) OBP: 0.444, SLG: 0.917	K						P6			4	1	1	2	0	2	2											
<b>5 Albert Pujols, R</b> (1, 3) OBP: 0.556, SLG: 1.000	L5									4	2	3	1	0	0	1											
<b>27 Scott Rolen, R</b> (1, 5) OBP: 0.370, SLG: 0.450	F8									4	2	2	3	0	1	2											
<b>15 Jim Edmonds, L</b> (1, 8) OBP: 0.375, SLG: 0.545	F8									4	0	1	0	0	1	0											
<b>Edgar Renteria, R</b> (1, 6) OBP: 0.476, SLG: 0.444	G6-3						P3			4	0	0	0	0	0	2											
<b>Reggie Sanders, R</b> (1, 7) OBP: 0.261, SLG: 0.364 <b>44 Jason Isringhausen, R</b> (9, 1)	G4-3						F9			4	0	0	0	0	0	2											
<b>Mike Matheny, R</b> (1, 2) OBP: 0.250, SLG: 0.400							K			3	0	1	0	0	2	0											
<b>Matt Morris, R</b> (1, 1) <b>Marlon Anderson, L</b> (5, PH) <b>Steve Kline, S</b> (6, 1) <b>Kiko Calero, R</b> (6, 1) <b>Roger Cedeno, S</b> (7, PH) <b>Julian Tavaréz, L</b> (8, 1) <b>So Taguchi, R</b> (8, 7)	SH1									0	0	0	0	0	0	0											
<b>Inning Stats</b>	R: 0 E: 1 K: 1 S: 13	H: 1 LOB: 1 BB: 0 P: 23	R: 0 E: 0 K: 0 S: 6	H: 0 LOB: 0 BB: 0 P: 9	R: 0 E: 0 K: 1 S: 7	H: 1 LOB: 1 BB: 0 P: 10	R: 0 E: 0 K: 1 S: 12	H: 2 LOB: 2 BB: 0 P: 18	R: 4 E: 0 K: 2 S: 16	H: 3 LOB: 0 BB: 1 P: 29	R: 0 E: 0 K: 1 S: 7	H: 0 LOB: 0 BB: 0 P: 9	R: 0 E: 0 K: 1 S: 7	H: 0 LOB: 0 BB: 0 P: 10	R: 2 E: 0 K: 0 S: 13	H: 2 LOB: 0 BB: 0 P: 17	R: 0 E: 0 K: 0 S: 7	H: 0 LOB: 0 BB: 0 P: 16	1B: 4 2B: 1 3B: 0 HR: 4	SF: 0 SAC: 1 DP: 0 HBP: 0	WP: 0 PB: 0 SB: 1 CS: 0	PA: 34					
<b>PITCHER</b>	IP	WLS	BF	H	R	ER	SO	BB	IBB	HBP	BLK	WP	HR	S	P	ERA	WHIP										
<b>Pete Munro, R</b> (1, 1) ERA: 5.79 <b>Chad Harville, R</b> (5, 1) ERA: 13.5 <b>Dan Wheeler, R</b> (6, 1) ERA: <b>Dan Miceli, R</b> (8, 1) ERA: 8.31	4.2	21	6	3	3	4	0	0	0	0	0	0	1	7	9	27.00	3.000										
<b>PITCHER</b>	IP	WLS	BF	H	R	ER	SO	BB	IBB	HBP	BLK	WP	HR	S	P	ERA	WHIP										
<b>Pete Munro, R</b> (1, 1) ERA: 5.79 <b>Chad Harville, R</b> (5, 1) ERA: 13.5 <b>Dan Wheeler, R</b> (6, 1) ERA: <b>Dan Miceli, R</b> (8, 1) ERA: 8.31	4.2	21	6	3	3	4	0	0	0	0	0	0	1	7	9	27.00	3.000										

Houston Astros @ St. Louis Cardinals  
 Busch Stadium, St. Louis, MO  
 Thu Oct 14 2004, 7:00 PM CDT  
 Att: 52,347 - Unknown - 48 F

AB	32
R	6
H	9
RBI	6
BB	1
SO	7
LOB	11





Batter	1	2	3	4	5	6	7	8	9	AB	R	H	RBI	BB	SO	LOB	TOP										
Tony Womack, L (1,4) OBP: 0.156, SLG: 0.219	1-2 P6		2-2 G1-3		1-3 K			1-2 F9		4	0	0	0	0	1	0											
Larry Walker, L (1,9) OBP: 0.419, SLG: 0.929	0-0 HR		0-2 F7		2-1 G4-3			2-2 K		4	1	1	1	0	1	0											
5 Albert Pujols, R (1,3) OBP: 0.516, SLG: 0.885	3-2 G6-3		3-0 F9			2-3 K		1-2 K		4	0	1	0	0	1	0											
27 Scott Rolen, R (1,5) OBP: 0.387, SLG: 0.435	1-1 P4			2-2 WP		4-1 BB		0-3 K		3	0	1	0	1	1	1											
15 Jim Edmonds, L (1,8) OBP: 0.393, SLG: 0.640		2-2 HR		0-2 F7		1-3 K			4-2 DI	3	1	1	1	1	1	2											
Edgar Renteria, R (1,6) OBP: 0.407, SLG: 0.364		2-0 G6-3		3-3 K		1-0 F9		1-2 K		4	0	0	0	0	2	3											
Reggie Sanders, R (1,7) OBP: 0.259, SLG: 0.320		0-0 G6-3		4-2 BB			1-3 K			3	0	0	0	1	2	1											
Mike Matheny, R (1,2) OBP: 0.261, SLG: 0.391		0-1		1-3 K			2-2 G6-3		1-2	3	0	1	0	0	1	2											
Marlon Anderson, L (9, PH)		1B							HBP	0	0	0	0	0	0	0											
Jeff Suppan, R (1,1) Rogio, Cordero, S (7, PH) Dan Haren, R (7,1) Ray King, L (8,1) Cal Eldred, R (8,1) John Mabry, L (8, PH)		1-1 G5-3		0-2 F9			0-3 K		0-3 K	2	0	0	0	0	0	1											
<b>Inning Stats</b>	R: 1 E: 0 K: 0 S: 10	H: 1 LOB: 0 BB: 0 P: 15	R: 1 E: 0 K: 0 S: 9	H: 2 LOB: 1 BB: 0 P: 14	R: 0 E: 0 K: 0 S: 10	H: 0 LOB: 0 BB: 0 P: 15	R: 0 E: 0 K: 2 S: 20	H: 1 LOB: 2 BB: 1 P: 30	R: 0 E: 0 K: 1 S: 8	H: 0 LOB: 0 BB: 0 P: 11	R: 0 E: 0 K: 2 S: 9	H: 0 LOB: 1 BB: 1 P: 17	R: 0 E: 0 K: 1 S: 11	H: 0 LOB: 0 BB: 0 P: 14	R: 0 E: 0 K: 2 S: 15	H: 1 LOB: 1 BB: 0 P: 19	R: 0 E: 0 K: 3 S: 16	H: 0 LOB: 2 BB: 1 P: 23	1B: 3 2B: 0 3B: 0 HR: 2	SF: 0 SAC: 0 DP: 0 HBP: 1	WP: 1 PB: 0 SB: 0 CS: 0	PA: 36					
<b>PITCHER</b>	IP	WLS	BF	H	R	ER	SO	BB	IBB	HBP	BLK	WP	HR	S	P	ERA	WHIP										
Roger Clemens, R (1,1) ERA: 2.84	7.0	W	27	4	2	2	7	2	0	0	0	1	2	77	116	2.57	0.857										
54 Brad Lidge, R (8,1) ERA: 1.42	2.0	S	9	1	0	0	5	1	0	1	0	0	0	31	42	0.00	1.000										

St. Louis Cardinals @ Houston Astros  
Minute Maid Park, Houston, TX  
Sat Oct 16 2004, 3:00 PM CDT  
Att: 42,896 - Dome - 74 F

AB	32
R	2
H	5
RBI	2
BB	3
SO	12
LOB	12




Batter	1	2	3	4	5	6	7	8	9	AB	R	H	RBI	BB	SO	LOB	BOTTOM										
Craig Biggio, R (1,7) OBP: 0.389, SLG: 0.529	1-0 G5-3		1-1 F8		1-3 K		1-1 G1-3			4	0	1	0	0	1	1											
54 Brad Lidge, R (8,1)	1B									0	0	0	0	0	0	0											
Carlos Beltrán, S (1,8) OBP: 0.553, SLG: 1.219	4-1 G5-3		3-2 1B		2-3 K			1-0 HR		3	2	2	1	1	1	0											
5 Jeff Bagwell, R (1,3) OBP: 0.368, SLG: 0.500	0-1 G5-3		0-1 BB		1-1 P6			1-1 P3		4	0	1	0	0	0	2											
17 Lance Berkman, S (1,9) OBP: 0.447, SLG: 0.714	1-2 HR		2-1 P5			2-1 F8		2-2 HR		4	2	2	2	0	0	2											
Jeff Kent, R (1,4) OBP: 0.324, SLG: 0.545	3-2 HR		4-1 BB			3-2 F8		1-3 K		3	1	1	2	1	1	0											
4 Eric Bruntlett, R (9,6)	1-H HR		1-2 BB							0	0	0	0	0	0	0											
Morgan Ensberg, R (1,5) OBP: 0.371, SLG: 0.452	1-1 F8		0-2 F8			1-1 G6-3		4-2 BB		3	0	0	0	1	0	3											
Jose Vizcaino, S (1,6) OBP: 0.212, SLG: 0.194		2-2 G4-3		1-1 G4-3			1-0 P5		1-0 G1-3	4	0	0	0	0	0	1											
Brad Ausmus, R (1,2) OBP: 0.348, SLG: 0.368		0-0 F9		0-0 G6-3			2-3 K2-3			3	0	0	0	0	1	0											
Roger Clemens, R (1,1) Orlando Palmeiro, L (7, PH) ERA: 4.91		0-1 G5-3		2-3 K			1-2			2	0	0	0	0	1	0											
Cal Eldred, R (8,1) ERA: 6.0										1	0	1	0	0	0	0											
<b>Inning Stats</b>	R: 3 E: 0 K: 0 S: 15	H: 3 LOB: 0 BB: 1 P: 25	R: 0 E: 0 K: 0 S: 6	H: 0 LOB: 0 BB: 0 P: 8	R: 0 E: 0 K: 0 S: 13	H: 2 LOB: 3 BB: 1 P: 23	R: 0 E: 0 K: 1 S: 6	H: 0 LOB: 0 BB: 0 P: 9	R: 0 E: 0 K: 2 S: 9	H: 0 LOB: 0 BB: 0 P: 13	R: 0 E: 0 K: 0 S: 8	H: 0 LOB: 0 BB: 0 P: 14	R: 0 E: 0 K: 1 S: 11	H: 1 LOB: 1 BB: 0 P: 16	R: 2 E: 0 K: 1 S: 15	H: 2 LOB: 1 BB: 1 P: 25	1B: 4 2B: 1 3B: 0 HR: 3	SF: 0 SAC: 0 DP: 1 HBP: 0	WP: 0 PB: 0 SB: 0 CS: 0	PA: 34							
<b>PITCHER</b>	IP	WLS	BF	H	R	ER	SO	BB	IBB	HBP	BLK	WP	HR	S	P	ERA	WHIP										
Jeff Suppan, R (1,1) ERA: 3.46	6.0	L	24	5	3	3	3	2	0	0	0	0	1	14	21	6.75	1.500										
Dan Haren, R (7,1) ERA: 4.91	1.1		6	2	1	1	1	0	0	0	0	0	1	8	11	27.00	3.000										
Ray King, L (8,1) ERA: 6.0	0.1		2	1	1	1	1	0	0	0	0	0	1	8	11	27.00	3.000										
Cal Eldred, R (8,1) ERA: 6.0	0.1		2	0	0	0	0	1	0	0	0	0	0	4	9	0.00	3.000										


St. Louis Cardinals @ Houston Astros  
Minute Maid Park, Houston, TX  
Sat Oct 16 2004, 3:00 PM CDT  
Att: 42,896 - Dome - 74 F

AB	31
R	5
H	8
RBI	5
BB	3
SO	5
LOB	9





Batter	1	2	3	4	5	6	7	8	9	AB	R	H	RBI	BB	SO	LOB	TOP					
Tony Womack, L (1,4) OBP: 0.162, SLG: 0.194	G1-3	G4-3		1B 5 1B		G4-3			L3	4	1	0	0	1	0	1	<b>St. Louis Cardinals @ Houston Astros</b> Minute Maid Park, Houston, TX Sun Oct 17 2004, 3:00 PM CDT Att: 42,760 - Dome - 74 F  <b>AB 33</b> <b>R 5</b> <b>H 9</b> <b>RBI 5</b> <b>BB 5</b> <b>SO 3</b> <b>LOB 14</b> 					
Larry Walker, L (1,9) OBP: 0.444, SLG: 0.871	5 HR	P5		5 1B		G4-3			BB	3	1	1	0	2	0	1						
5 Albert Pujols, R (1,3) OBP: 0.556, SLG: 0.967	1-H HR		27 1B	15 SF9			27 PB		F7	4	2	3	3	1	0	1						
27 Scott Rolen, R (1,5) OBP: 0.389, SLG: 0.464	15 G3		1-3	1B					K	5	1	2	0	0	2	4						
15 Jim Edmonds, L (1,8) OBP: 0.344, SLG: 0.571	G3		SF9						L8	3	0	0	1	0	0	2						
Edgar Renteria, R (1,6) OBP: 0.387, SLG: 0.320	2-3		3-H						G3	3	0	0	0	1	0	2						
Julian Tavaréz, L (7,1)			F9						G4-3	0	0	0	0	0	0	0						
Mike Matheny, R (8,2)	1B									0	0	0	0	0	0	0						
John Mabry, L (1,7) OBP: 0.200, SLG: 0.200	1-1		G3						K	3	0	1	1	0	0	1						
Ray King, L (6,1)										0	0	0	0	0	0	0						
7 Hector Luna, R (7,6)	1-3 3-H									1	0	0	0	0	1	0						
4 Yadier Molina, R (1,2) OBP: 0.250, SLG: 0.250	FC5-4		F8						G4-3	4	0	1	0	0	0	2						
44 Jason Isringhausen, R (8,1)	1-2					G4-3 SH1-4				0	0	0	0	0	0	0						
Jason Marquis, L (1,1) OBP: 0.333, SLG: 0.333			G6-3			SH1-4			G3	2	0	1	0	0	0	0						
Kiko Calero, R (5,1)										0	0	0	0	0	0	0						
So Taguchi, R (5,7)										0	0	0	0	0	0	0						
Roger Cedeno, S (8,PH) OBP: 0.167, SLG: 0.167										1	0	0	0	0	0	0						
<b>Inning Stats</b>	R: 3 E: 0 K: 0 S: 19	H: 3 LOB: 2 BB: 2 P: 32	R: 0 E: 0 K: 0 S: 9	H: 0 LOB: 0 BB: 0 P: 15	R: 1 E: 0 K: 0 S: 9	H: 1 LOB: 1 BB: 1 P: 18	R: 1 E: 0 K: 0 S: 11	H: 3 LOB: 2 BB: 1 P: 15	R: 0 E: 0 K: 0 S: 4	H: 0 LOB: 0 BB: 0 P: 5	R: 0 E: 0 K: 0 S: 10	H: 1 LOB: 1 BB: 0 P: 12	R: 0 E: 0 K: 1 S: 9	H: 1 LOB: 1 BB: 0 P: 14	R: 0 E: 0 K: 1 S: 7	H: 0 LOB: 0 BB: 0 P: 7	R: 0 E: 0 K: 1 S: 11	H: 0 LOB: 1 BB: 1 P: 19	1B: 7 2B: 1 3B: 0 HR: 1	SF: 1 SAC: 1 DP: 0 HBP: 0	WP: 0 PB: 1 SB: 0 CS: 0	PA: 40
<b>PITCHER</b>	IP WLS BF H R ER SO BB IBB HBP BLK WP HR S P ERA WHIP																					
44 Roy Oswalt, R (1,1) ERA: 4.15	6.0		29	8	5	5	0	4	0	0	0	0	0	0	1	62	97	7.50	2.000			
Dan Wheeler, R (7,1) ERA:	1.0	W	4	1	0	0	1	0	0	0	0	0	0	0	0	9	14	0.00	1.000			
54 Brad Lidge, R (8,1) ERA: 1.08	2.0	S	7	0	0	0	2	1	0	0	0	0	0	0	0	18	26	0.00	0.500			

Batter	1	2	3	4	5	6	7	8	9	AB	R	H	RBI	BB	SO	LOB	BOTTOM					
Craig Biggio, R (1,7) OBP: 0.375, SLG: 0.500	G6-3		P5				F9			4	0	1	0	0	0	0	<b>St. Louis Cardinals @ Houston Astros</b> Minute Maid Park, Houston, TX Sun Oct 17 2004, 3:00 PM CDT Att: 42,760 - Dome - 74 F  <b>AB 31</b> <b>R 6</b> <b>H 9</b> <b>RBI 6</b> <b>BB 4</b> <b>SO 5</b> <b>LOB 12</b> 					
16 Jason Lane, R (9,7) OBP: 0.600, SLG: 1.200							17 CS			0	0	0	0	0	0	0						
Carlos Beltrán, S (1,8) OBP: 0.571, SLG: 1.257	5 2B		5 1B				K		HR	3	3	2	1	1	1	1						
5 Jeff Bagwell, R (1,3) OBP: 0.405, SLG: 0.543	1-H		17 2B				K		HBP	3	1	2	1	1	1	1						
17 Lance Berkman, S (1,9) OBP: 0.500, SLG: 0.838	2B		17 2B				K		BB	2	1	2	3	2	0	0						
Jeff Kent, R (1,4) OBP: 0.317, SLG: 0.500							CS		HBP	2	1	2	3	2	0	0						
54 Brad Lidge, R (8,1)							HR		IBB	0	0	0	0	0	0	0						
Jeff Kent, R (1,4) OBP: 0.317, SLG: 0.500			P5				K		HBP	3	0	0	0	0	2	3						
54 Brad Lidge, R (8,1)									G4-3	0	0	0	0	0	0	0						
Morgan Ensberg, R (1,5) OBP: 0.333, SLG: 0.400	F8		K				F7		G4-3	4	0	0	0	0	1	6						
Jose Vizcaino, S (1,6) OBP: 0.216, SLG: 0.229			F8						G3	4	1	1	0	0	0	0						
Raul Chavez, R (1,2) OBP: 0.500, SLG: 0.875										3	0	1	1	0	0	0						
Brad Ausmus, R (8,2) OBP: 0.333, SLG: 0.350			F9				G3		L6	1	0	0	0	0	0	0						
44 Roy Oswalt, R (1,1) ERA: 7.96										0	0	0	0	0	0	0						
Orlando Palmeiro, L (6,PH) OBP: 0.375, SLG: 0.500										1	0	0	0	0	0	1						
Dan Wheeler, R (7,1) ERA: 5.4										0	0	0	0	0	0	0						
4 Eric Bruntlett, R (8,6) ERA: 3.38										1	0	0	0	0	0	0						
<b>Inning Stats</b>	R: 1 E: 0 K: 1 S: 10	H: 1 LOB: 2 BB: 2 P: 23	R: 0 E: 0 K: 0 S: 5	H: 0 LOB: 0 BB: 0 P: 10	R: 2 E: 0 K: 1 S: 15	H: 3 LOB: 1 BB: 0 P: 21	R: 0 E: 0 K: 0 S: 7	H: 0 LOB: 0 BB: 0 P: 12	R: 0 E: 0 K: 2 S: 7	H: 1 LOB: 0 BB: 0 P: 11	R: 2 E: 0 K: 1 S: 13	H: 3 LOB: 1 BB: 0 P: 19	R: 1 E: 0 K: 0 S: 9	H: 1 LOB: 2 BB: 2 P: 23	R: 0 E: 0 K: 0 S: 3	H: 0 LOB: 0 BB: 0 P: 4	R: 0 E: 0 K: 0 S: 3	H: 0 LOB: 0 BB: 0 P: 4	1B: 4 2B: 3 3B: 0 HR: 2	SF: 0 SAC: 0 DP: 1 HBP: 1	WP: 1 PB: 0 SB: 0 CS: 1	PA: 37
<b>PITCHER</b>	IP WLS BF H R ER SO BB IBB HBP BLK WP HR S P ERA WHIP																					
Jason Marquis, R (1,1) ERA: 7.96	4.0		19	5	3	3	2	2	0	0	0	0	0	0	0	38	68	6.75	1.750			
Kiko Calero, R (5,1) ERA: 4.76	1.2		7	3	2	2	3	0	0	0	0	0	0	0	1	16	24	10.80	1.800			
Ray King, L (6,1) ERA: 5.4	0.1		1	0	0	0	0	0	0	0	0	0	0	0	0	3	4	0.00	0.000			
Julian Tavaréz, R (7,1) ERA: 3.38	1.0	L	6	1	1	1	0	1	1	1	0	1	1	0	9	23	9.00	2.000				
44 Jason Isringhausen, R (8,1) ERA: 2.08	1.0		3	0	0	0	0	0	0	0	0	0	0	0	3	4	0.00	0.000				



Batter	1	2	3	4	5	6	7	8	9	AB	R	H	RBI	BB	SO	LOB	TOP								
Tony Womack, L (1.4) OBP: 0.171, SLG: 0.200	2-1 P6			2-2 G6-3		2-2 BB 1B			0-0 G4-3	4	0	1	0	0	0	0									
Larry Walker, L (1.9) OBP: 0.425, SLG: 0.794	1-3 K			0-1 G1-3		4-1 BB			1-3 K	3	0	0	0	1	2	0									
5 Albert Pujols, R (1.3) OBP: 0.500, SLG: 0.853	0-1 G4-3			3-1 G5-3		0-0 P4			1-3 K	4	0	0	0	0	1	2									
27 Scott Rolen, R (1.5) OBP: 0.359, SLG: 0.419		2-3 K			3-2 G5-3				1-1 P4	3	0	0	0	0	1	0									
15 Jim Edmonds, L (1.8) OBP: 0.343, SLG: 0.533		0-1 F8			4-1 BB				0-1 G4-3	2	0	0	0	1	0	0									
Edgar Renteria, R (1.6) OBP: 0.353, SLG: 0.286		1-3 K			0-0 F9				1-1 L8	3	0	0	0	0	1	1									
Reggie Sanders, R (1.7) OBP: 0.233, SLG: 0.286			1-0 L5		1-0 P5				0-0 F8	3	0	0	0	0	0	1									
Mike Matheny, R (1.2) OBP: 0.231, SLG: 0.346			0-1 F9			3-2 G4-3			1-2 G5-3	3	0	0	0	0	0	0									
Woody Williams, R (1.1) OBP: 0.167, SLG: 0.333			2-1 F7			3-2 L4			1-3 K	2	0	0	0	0	0	0									
John Mabry, L (8. PH) OBP: 0.167, SLG: 0.167										1	0	0	0	0	1	0									
44 Jason Istringhausen, R (8.1)										0	0	0	0	0	0	0									
<b>Inning Stats</b>	R: 0 E: 0 K: 1 S: 7	H: 0 LOB: 0 BB: 0 P: 10	R: 0 E: 0 K: 2 S: 8	H: 0 LOB: 0 BB: 0 P: 11	R: 0 E: 0 K: 0 S: 5	H: 0 LOB: 0 BB: 0 P: 8	R: 0 E: 0 K: 0 S: 8	H: 0 LOB: 0 BB: 0 P: 13	R: 0 E: 0 K: 0 S: 10	H: 0 LOB: 1 BB: 1 P: 18	R: 0 E: 0 K: 0 S: 6	H: 0 LOB: 0 BB: 0 P: 8	R: 0 E: 0 K: 1 S: 7	H: 0 LOB: 0 BB: 0 P: 9	R: 0 E: 0 K: 2 S: 7	H: 0 LOB: 0 BB: 0 P: 9	R: 0 E: 0 K: 2 S: 7	H: 0 LOB: 0 BB: 0 P: 9	1B: 1 2B: 0 3B: 0 HR: 0	SF: 0 SAC: 0 DP: 0 HBP: 0	WP: 0 PB: 0 SB: 0 CS: 0	PA: 30			
<b>PITCHER</b>	IP	WLS	BF	H	R	ER	SO	BB	IBB	HBP	BLK	WP	HR	S	P	ERA	WHIP								
41 Brandon Backe, R (1.1) ERA: 2.89	8.0		27	1	0	0	4	2	0	0	0	0	0	62	100	0.00	0.375								
54 Brad Lidge, R (9.1) ERA: 0.96	1.0	W	3	0	0	0	2	0	0	0	0	0	0	7	9	0.00	0.000								

St. Louis Cardinals @ Houston Astros  
Minute Maid Park, Houston, TX  
Mon Oct 18 2004, 7:00 PM CDT  
Att: 43,045 - Dome - 74 F

AB 28  
R 0  
H 1  
RBI 0  
BB 2  
SO 6  
LOB 4



Batter	1	2	3	4	5	6	7	8	9	AB	R	H	RBI	BB	SO	LOB	BOTTOM								
Craig Biggio, R (1.7) OBP: 0.341, SLG: 0.452	0-1 G5-3		3-2 P6		2-1 G5-3			0-2 P4		4	0	0	0	0	0	1									
54 Brad Lidge, R (9.1)										0	0	0	0	0	0	0									
Carlos Beltrán, S (1.8) OBP: 0.343, SLG: 1.154	0-0 F7		2-2 L9			3-0 G3-1			2-0 HR 1B	4	1	1	0	0	0	1									
5 Jeff Bagwell, R (1.3) OBP: 0.391, SLG: 0.513	0-0 BB 1B			2-2 G5-3		1-3 K			1-2 F8	4	0	1	0	0	1	1									
17 Lance Berkman, S (1.9) OBP: 0.500, SLG: 0.795	2-2 G3-1			4-1 HBP BB		1-0 P6			4-2 HR IBB	2	1	0	0	2	0	1									
Jeff Kent, R (1.4) OBP: 0.311, SLG: 0.550		3-1 P6		2-0 F8			0-1 L7		0-0 HR	4	1	1	3	0	0	1									
Morgan Ensberg, R (1.5) OBP: 0.333, SLG: 0.378		3-3 K		4-1 SAFE HBP		1-2 HBP	0-0 P4			2	0	0	0	0	1	0									
Jose Vizcaino, S (1.6) OBP: 0.200, SLG: 0.211		1-3 K		0-1 G3-1			0-1 G4-3			3	0	0	0	0	1	2									
Brad Ausmus, R (1.2) OBP: 0.333, SLG: 0.318			4-1 BB		3-2 G5-3			1-3 K		2	0	0	0	1	1	0									
41 Brandon Backe, R (1.1)				1-3 K		1-2 G1-3		1-1 P4		2	0	0	0	0	1	1									
Orlando Palmeiro, L (8. PH) OBP: 0.333, SLG: 0.444										1	0	0	0	0	0	0									
<b>Inning Stats</b>	R: 0 E: 0 K: 0 S: 7	H: 1 LOB: 1 BB: 0 P: 9	R: 0 E: 0 K: 2 S: 8	H: 0 LOB: 0 BB: 0 P: 15	R: 0 E: 0 K: 1 S: 11	H: 0 LOB: 1 BB: 1 P: 21	R: 0 E: 0 K: 0 S: 8	H: 0 LOB: 2 BB: 1 P: 20	R: 0 E: 0 K: 1 S: 5	H: 0 LOB: 0 BB: 0 P: 10	R: 0 E: 0 K: 0 S: 5	H: 0 LOB: 0 BB: 0 P: 5	R: 0 E: 0 K: 1 S: 9	H: 0 LOB: 0 BB: 0 P: 11	R: 3 E: 0 K: 0 S: 8	H: 2 LOB: 0 BB: 1 P: 15	R: 3 E: 0 K: 0 S: 8	H: 2 LOB: 0 BB: 1 P: 15	1B: 2 2B: 0 3B: 0 HR: 1	SF: 0 SAC: 0 DP: 0 HBP: 1	WP: 0 PB: 0 SB: 1 CS: 0	PA: 32			
<b>PITCHER</b>	IP	WLS	BF	H	R	ER	SO	BB	IBB	HBP	BLK	WP	HR	S	P	ERA	WHIP								
Woody Williams, R (1.1) ERA: 2.84	7.0		25	1	0	0	4	2	0	1	0	0	0	52	94	0.00	0.429								
44 Jason Istringhausen, R (8.1) ERA: 6.35	1.1	L	7	2	3	3	1	0	1	0	0	0	1	17	26	20.25	1.500								

St. Louis Cardinals @ Houston Astros  
Minute Maid Park, Houston, TX  
Mon Oct 18 2004, 7:00 PM CDT  
Att: 43,045 - Dome - 74 F

AB 28  
R 3  
H 3  
RBI 3  
BB 3  
SO 5  
LOB 8

















Batter	1	2	3	4	5	6	7	8	9	AB	R	H	RBI	BB	SO	LOB	TOP				
<b>Edgar Renteria, R</b> OBP: 0.380, SLG: 0.333 (1, 6)	G6-3		G6-3		G6-4-3			5 1B 27 SF8 G1-3 BB		3	1	0	0	1	0	1	<b>St. Louis Cardinals @ Boston Red Sox</b> Fenway Park, Boston, MA Sun Oct 24 2004, 7:30 PM EDT Att: 35,001 - Unknown - 48 F				
<b>Larry Walker, L</b> OBP: 0.373, SLG: 0.698 (1, 9)	F9		K			K		G1-3		4	0	0	0	0	2	1					
<b>5 Albert Pujols, R</b> OBP: 0.525, SLG: 0.880 (1, 3)					2B E	F9		1B		4	1	3	0	0	0	0					
<b>27 Scott Rolen, R</b> OBP: 0.293, SLG: 0.408 (1, 5)	L5				F9	E5 FC5 15 E		SF8		3	0	0	1	0	0	2					
<b>15 Jim Edmonds, L</b> OBP: 0.321, SLG: 0.489 (1, 8)			G3		K	E4		K		4	0	0	0	0	2	3					
<b>Reggie Sanders, R</b> OBP: 0.283, SLG: 0.317 (1, 7)		L5 1B BB			E5 FC6	FC5				3	0	0	0	1	1	2					
<b>Tony Womack, L</b> OBP: 0.250, SLG: 0.280 (1, 4)		1B			FC6					4	0	1	0	0	1	1					
<b>Mike Matheny, R</b> OBP: 0.214, SLG: 0.282 (1, 2)	L5							G6-3		4	0	1	0	0	1	2					
<b>Marion Anderson, L</b> OBP: 0.333, SLG: 0.400 <b>So Taguchi, R</b> OBP: 0.167, SLG: 0.167 (7, PH)			P3		K			K		2	0	0	0	0	1	1					
<b>Inning Stats</b>	R: 0 H: 1 E: 0 K: 0 S: 16	H: 1 LOB: 1 BB: 0 P: 24	R: 0 H: 1 E: 0 K: 0 S: 8	H: 1 LOB: 1 BB: 1 P: 16	R: 0 H: 0 E: 0 K: 1 S: 7	H: 0 LOB: 0 BB: 0 P: 9	R: 1 H: 1 E: 1 K: 1 S: 11	H: 1 LOB: 1 BB: 0 P: 16	R: 0 H: 1 E: 0 K: 1 S: 6	H: 0 LOB: 0 BB: 0 P: 8	R: 0 H: 0 E: 0 K: 3 S: 13	H: 0 LOB: 0 BB: 0 P: 21	R: 0 H: 0 E: 0 K: 1 S: 12	H: 1 LOB: 1 BB: 1 P: 21	R: 0 H: 0 E: 0 K: 1 S: 9	H: 0 LOB: 0 BB: 0 P: 14	1B: 3 2B: 3 3B: 0 HR: 0	SF: 1 SAC: 0 DP: 2 HBP: 0	WP: 0 PB: 0 SB: 0 CS: 0	PA: 35	
<b>PITCHER</b>	IP	WLS	BF	H	R	ER	SO	BB	IBB	HBP	BLK	WP	HR	S	P	ERA	WHIP				
<b>38 Curt Schilling, R</b> ERA: 3.57 <b>Alan Embree, L</b> ERA: 2.7 <b>50 Mike Timlin, R</b> ERA: 6.75 <b>Keith Foulke, R</b> ERA:	6.0	W	24	4	1	0	4	1	0	0	0	0	0	61	94	0.00	0.833				
	1.0		3	0	0	0	3	0	0	0	0	0	0	13	18	0.00	0.000				
	0.2		4	1	1	1	0	1	0	0	0	0	0	9	16	13.50	3.000				
	1.1		4	0	0	0	2	0	0	0	0	0	0	12	19	0.00	0.000				

Batter	1	2	3	4	5	6	7	8	9	AB	R	H	RBI	BB	SO	LOB	BOTTOM				
<b>18 Johnny Damon, L</b> OBP: 0.297, SLG: 0.393 (1, 8)	G5-3		K		G4-3			G6-3		5	1	1	0	0	1	1	<b>St. Louis Cardinals @ Boston Red Sox</b> Fenway Park, Boston, MA Sun Oct 24 2004, 7:30 PM EDT Att: 35,001 - Unknown - 48 F				
<b>Orlando Cabrera, R</b> OBP: 0.380, SLG: 0.360 (1, 6)	G6-3		G5-3		HBP BB	1B 1B		P2		4	0	1	2	1	0	0					
<b>Manny Ramirez, R</b> OBP: 0.410, SLG: 0.462 <b>Gabe Kapler, R</b> OBP: 0.222, SLG: 0.222 (9, 7)	3B BB		K		F9	1B 1B		G4-3		4	1	1	0	1	1	1					
<b>34 David Ortiz, L</b> OBP: 0.533, SLG: 0.813 (1, 10)	3B BB		G3		F9	1B				0	0	0	0	0	0	0					
<b>Jason Varitek, S</b> OBP: 0.346, SLG: 0.533 (1, 2)	3B				G4-3			F8		3	0	1	2	0	0	0					
<b>Kevin Millar, R</b> OBP: 0.388, SLG: 0.425 <b>Doug Mientkiewicz, L</b> OBP: 0.500, SLG: 0.625 (8, 3)	3B				HBP					1	1	0	0	2	1	2					
<b>Trot Nixon, L</b> OBP: 0.295, SLG: 0.295 (1, 9)	G5-3				K			F8		0	0	0	0	0	0	0					
<b>Bill Mueller, S</b> OBP: 0.400, SLG: 0.354 (1, 5)			G4-6-3		2B 2B			F9		3	1	2	0	1	0	1					
<b>Mark Bellhorn, S</b> OBP: 0.382, SLG: 0.488 <b>Pokey Reese, R</b> (7, 4)		G4-6-3			2B			P6		3	0	1	2	0	0	2					
<b>Inning Stats</b>	R: 2 H: 1 E: 0 K: 0 S: 15	H: 1 LOB: 2 BB: 3 P: 32	R: 0 H: 1 E: 0 K: 1 S: 9	H: 1 LOB: 0 BB: 0 P: 13	R: 0 H: 0 E: 0 K: 1 S: 9	H: 0 LOB: 0 BB: 0 P: 14	R: 2 H: 2 E: 0 K: 1 S: 15	H: 2 LOB: 1 BB: 0 P: 22	R: 0 H: 4 E: 0 K: 1 S: 18	H: 0 LOB: 2 BB: 2 P: 28	R: 0 H: 0 E: 0 K: 0 S: 12	H: 0 LOB: 2 BB: 2 P: 25	R: 0 H: 0 E: 0 K: 0 S: 6	H: 0 LOB: 0 BB: 0 P: 12	1B: 5 2B: 2 3B: 1 HR: 0	SF: 0 SAC: 0 DP: 1 HBP: 2	WP: 0 PB: 0 SB: 0 CS: 0	PA: 39			
<b>PITCHER</b>	IP	WLS	BF	H	R	ER	SO	BB	IBB	HBP	BLK	WP	HR	S	P	ERA	WHIP				
<b>Matt Morris, R</b> ERA: 5.91 <b>Cal Eldred, R</b> ERA: 6.75 <b>Ray King, L</b> ERA: 3.86 <b>Jason Marquis, R</b> ERA: 6.48 <b>Al Reyes, R</b> ERA:	4.1	L	21	4	4	4	3	4	0	1	0	0	0	50	89	8.31	1.846				
	1.1		9	4	2	2	1	0	0	1	0	0	0	20	35	13.50	3.000				
	0.1		1	0	0	0	1	0	0	0	0	0	0	4	5	0.00	0.000				
	1.0		5	0	0	0	0	2	0	0	0	0	0	12	25	0.00	2.000				
	1.0		3	0	0	0	0	0	0	0	0	0	0	6	12	0.00	0.000				



Batter	1	2	3	4	5	6	7	8	9	AB	R	H	RBI	BB	SO	LOB	TOP										
18 Johnny Damon, L OBP: 0.290, SLG: 0.394	L9		G4-3			G4-6-3			F8	5	1	1	0	0	0	1	<b>Boston Red Sox @ St. Louis Cardinals</b> Busch Stadium, St. Louis, MO Tue Oct 26 2004, 7:00 PM CDT Att: 52,015 - Unknown - 65 F <a href="http://livebaseballscorecards.com">livebaseballscorecards.com</a>										
Orlando Cabrera, R OBP: 0.406, SLG: 0.389	F8								F8	4	1	2	0	1	0	0											
Manny Ramirez, R OBP: 0.424, SLG: 0.518	HR								K	4	1	2	2	1	1	1											
34 David Ortiz, L OBP: 0.516, SLG: 0.769 Doug Mientkiewicz, L OBP: 0.500, SLG: 0.625	1B				G3	F8			G3	4	0	1	0	0	0	4											
Jason Varitek, S OBP: 0.339, SLG: 0.500	FC4-6				K	FC3-6				3	0	0	0	1	1	3											
Bill Mueller, S OBP: 0.407, SLG: 0.385		F8			1B				G5-3	4	1	2	1	0	0	3											
Trot Nixon, L Gabe Kapler, R	P6				2B				G5-3	3	0	1	1	0	0	2											
Mark Bellhorn, S Pokey Reese, R	K				1B				F9	3	0	0	0	0	1	0											
Pedro Martinez, R Kevin Millar, R 50 Mike Timlin, R Keith Foulke, R	K				K				G5-3	2	0	0	0	1	2	2											
										1	0	0	0	0	0	0											
										0	0	0	0	0	0	0											
										0	0	0	0	0	0	0											
<b>Inning Stats</b>	R: 1 E: 0 K: 0 S: 15	H: 2 LOB: 1 BB: 0 P: 24	R: 0 E: 0 K: 1 S: 8	H: 0 LOB: 0 BB: 0 P: 12	R: 0 E: 0 K: 1 S: 10	H: 0 LOB: 1 BB: 1 P: 16	R: 1 E: 0 K: 2 S: 11	H: 2 LOB: 2 BB: 0 P: 18	R: 2 E: 0 K: 0 S: 13	H: 4 LOB: 2 BB: 0 P: 20	R: 0 E: 0 K: 0 S: 7	H: 0 LOB: 0 BB: 1 P: 14	R: 0 E: 0 K: 0 S: 12	H: 1 LOB: 2 BB: 2 P: 25	R: 0 E: 0 K: 0 S: 7	H: 0 LOB: 0 BB: 0 P: 11	R: 0 E: 0 K: 1 S: 9	H: 0 LOB: 0 BB: 0 P: 15	1B: 5 2B: 3 3B: 0 HR: 1	SF: 0 SAC: 0 DP: 2 HBP: 1	WP: 0 PB: 0 SB: 0 CS: 0	PA: 39					
<b>PITCHER</b>	IP	WLS	BF	H	R	ER	SO	BB	IBB	HBP	BLK	WP	HR	S	P	ERA	WHIP										
Jeff Suppan, R ERA: 3.8	4.2	L	24	8	4	4	4	1	0	1	0	0	1	56	89	7.71	1.929										
Al Reyes, R ERA	0.1		1	0	0	0	0	0	0	0	0	0	0	1	1	0.00	0.000										
Kiko Calero, R ERA: 4.82	1.0		5	1	0	0	0	2	0	0	0	0	0	14	27	0.00	3.000										
Ray King, L ERA: 2.7	2.0		6	0	0	0	0	1	0	0	0	0	0	12	23	0.00	0.500										
Julian Tavaroz, R ERA: 2.61	1.0		3	0	0	0	1	0	0	0	0	0	0	9	15	0.00	0.000										

Batter	1	2	3	4	5	6	7	8	9	AB	R	H	RBI	BB	SO	LOB	BOTTOM										
Edgar Renteria, R OBP: 0.370, SLG: 0.348	G4-3					G4-3			K	4	0	1	0	0	1	0	<b>Boston Red Sox @ St. Louis Cardinals</b> Busch Stadium, St. Louis, MO Tue Oct 26 2004, 7:00 PM CDT Att: 52,015 - Unknown - 65 F <a href="http://livebaseballscorecards.com">livebaseballscorecards.com</a>										
Larry Walker, L OBP: 0.381, SLG: 0.732	2B					L4			HR	3	1	1	1	1	0	2											
5 Albert Pujols, R OBP: 0.508, SLG: 0.833	1B					K			F7	4	0	1	0	0	1	1											
27 Scott Rolen, R OBP: 0.290, SLG: 0.385					G5-3				K	3	0	0	0	1	1	0											
15 Jim Edmonds, L OBP: 0.304, SLG: 0.460	F7-2					K			K	3	0	0	0	0	1	3											
Reggie Sanders, R OBP: 0.285, SLG: 0.295		F7				K			K	3	0	0	0	0	2	0											
Tony Womack, L OBP: 0.236, SLG: 0.264	G4-3					K			G5-3	3	0	0	0	0	1	0											
Mike Matheny, R OBP: 0.205, SLG: 0.268 Roger Cedeno, S OBP: 0.273, SLG: 0.273 Julian Tavaroz, L	K					P6			G6-3	2	0	0	0	0	1	0											
Jeff Suppan, R Al Reyes, R Marlon Anderson, L Kiko Calero, R Ray King, L John Mabry, R 4 Yadier Molina, R						P5			G3	1	0	1	0	0	0	0											
										0	0	0	0	0	0	0											
										0	0	0	0	0	0	0											
										0	0	0	0	0	0	0											
										0	0	0	0	0	0	0											
<b>Inning Stats</b>	R: 0 E: 0 K: 0 S: 10	H: 1 LOB: 2 BB: 2 P: 23	R: 0 E: 0 K: 1 S: 9	H: 0 LOB: 0 BB: 0 P: 14	R: 0 E: 0 K: 1 S: 10	H: 2 LOB: 1 BB: 0 P: 16	R: 0 E: 0 K: 1 S: 8	H: 0 LOB: 0 BB: 0 P: 10	R: 0 E: 0 K: 1 S: 7	H: 0 LOB: 0 BB: 0 P: 11	R: 0 E: 0 K: 2 S: 8	H: 0 LOB: 0 BB: 0 P: 14	R: 0 E: 0 K: 0 S: 6	H: 0 LOB: 0 BB: 0 P: 9	R: 1 E: 0 K: 2 S: 10	H: 1 LOB: 0 BB: 0 P: 14	1B: 2 2B: 3 3B: 0 HR: 1	SF: 0 SAC: 0 DP: 2 HBP: 0	WP: 0 PB: 0 SB: 0 CS: 0	PA: 31							
<b>PITCHER</b>	IP	WLS	BF	H	R	ER	SO	BB	IBB	HBP	BLK	WP	HR	S	P	ERA	WHIP										
Pedro Martinez, R ERA: 4.0	7.0	W	24	3	0	0	0	2	0	0	0	0	0	59	98	0.00	0.714										
50 Mike Timlin, R ERA: 6.17	1.0		3	0	0	0	0	0	0	0	0	0	0	6	9	0.00	0.000										
Keith Foulke, R ERA: 0.69	1.0		4	1	1	1	2	0	0	0	0	0	1	10	14	9.00	1.000										



