



# St. Louis Cardinals - 2006

Batter	1	2	3	4	5	6	7	8	9	AB R H RBI BB SO LOB	TOP																								
											Florida Atlantic Owls @ St. Louis Cardinals Roger Dean Stadium, Jupiter, FL Tue Feb 28 2006, 1:05 PM EST  <a href="http://livebaseballscorecards.com">livebaseballscorecards.com</a>																								
		<b>AB</b> 0 <b>R</b> 0 <b>H</b> 0 <b>RBI</b> 0 <b>BB</b> 0 <b>SO</b> 0 <b>LOB</b> 0																																	
																																			
Inning Stats										1B: 0 SF: 0 2B: 0 SAC: 0 3B: 0 DP: 0 HR: 0 HBP: 0	WP: 0 PA: 0 FB: 0 SB: 0 CS: 0																								
PITCHER	IP	WLS	BF	H	R	ER	SO	BB	IBB	HBP	BLK	WP	HR	S	P	ERA	WHIP	PITCHER	IP	WLS	BF	H	R	ER	SO	BB	IBB	HBP	BLK	WP	HR	S	P	ERA	WHIP

Batter	1	2	3	4	5	6	7	8	9	AB R H RBI BB SO LOB	BOTTOM																								
											Florida Atlantic Owls @ St. Louis Cardinals Roger Dean Stadium, Jupiter, FL Tue Feb 28 2006, 1:05 PM EST  <a href="http://livebaseballscorecards.com">livebaseballscorecards.com</a>																								
		<b>AB</b> 0 <b>R</b> 0 <b>H</b> 0 <b>RBI</b> 0 <b>BB</b> 0 <b>SO</b> 0 <b>LOB</b> 0																																	
																																			
Inning Stats										1B: 0 SF: 0 2B: 0 SAC: 0 3B: 0 DP: 0 HR: 0 HBP: 0	WP: 0 PA: 0 FB: 0 SB: 0 CS: 0																								
PITCHER	IP	WLS	BF	H	R	ER	SO	BB	IBB	HBP	BLK	WP	HR	S	P	ERA	WHIP	PITCHER	IP	WLS	BF	H	R	ER	SO	BB	IBB	HBP	BLK	WP	HR	S	P	ERA	WHIP





Batter	1	2	3	4	5	6	7	8	9	AB	R	H	RBI	BB	SO	LOB	TOP																			
22 David Eckstein, R Brendan Ryan, R	G4-3		K			G1-3		G4-3 BB		2	0	0	0	0	1	0	<b>St. Louis Cardinals @ Florida Marlins</b> Roger Dean Stadium, Jupiter, FL Sat Mar 04 2006, 1:05 PM EST Att. 4,948 - Partly Cloudy - 74 F																			
So Taguchi, R OBP: 0.375, SLG: 0.500	G5-3							G4-3		4	0	2	0	0	0	3																				
John Gall, R OBP: 0.333, SLG: 0.375 Larry Bigbie, L OBP: 0.500, SLG: 0.667	BB					F9				1	0	0	0	1	0	1																				
4 Yadier Molina, R Garry Bennett, R OBP: 0.333, SLG: 0.333	P4					P6		F9		2	0	0	0	0	0	2																				
65 Kit Pellow, R 85 Bryan Anderson, L 80 Gabe Johnson, R	G4-3					G5-3		F7		2	0	0	0	0	0	1																				
16 Chris Duncan, L OBP: 0.091, SLG: 0.182	G3-1					G4-3		F7		4	0	0	0	0	0	1																				
7 Hector Luna, R 76 Travis Hanson, L	G6-3					G1-4-3		K		2	0	0	0	0	0	0																				
3 Junior Spivey, R 19 Dave Berg, R			G5-3			G5-3		70 1B BB		2	0	0	0	1	0	0																				
70 Prentice Redman, R OBP: 0.333, SLG: 0.333			K			K		1-3 BB 1B		3	0	1	0	0	2	0																				
<b>Inning Stats</b>	R: 0 E: 0 K: 0 S: 3	H: 0 LOB: 1 BB: 1 P: 7	R: 0 E: 0 K: 0 S: 3	H: 0 LOB: 0 BB: 0 P: 3	R: 0 E: 0 K: 2 S: 7	H: 0 LOB: 0 BB: 0 P: 7	R: 0 E: 0 K: 0 S: 4	H: 1 LOB: 1 BB: 0 P: 4	R: 0 E: 0 K: 0 S: 3	H: 0 LOB: 0 BB: 0 P: 3	R: 0 E: 0 K: 2 S: 8	H: 1 LOB: 1 BB: 0 P: 8	R: 0 E: 0 K: 0 S: 3	H: 0 LOB: 0 BB: 0 P: 3	R: 0 E: 0 K: 1 S: 5	H: 1 LOB: 2 BB: 2 P: 13		R: 0 E: 0 K: 0 S: 5	H: 1 LOB: 1 BB: 0 P: 5	1B: 2 2B: 2 3B: 0 HR: 0	SF: 0 SAC: 0 DP: 1 HBP: 0	WP: 0 PB: 0 SB: 0 CS: 0	PA: 33													
<b>PITCHER</b>	IP	WLS	BF	H	R	ER	SO	BB	IBB	HBP	BLK	WP	HR	S	P	ERA	WHIP	<b>PITCHER</b>		IP	WLS	BF	H	R	ER	SO	BB	IBB	HBP	BLK	WP	HR	S	P	ERA	WHIP
Scott Olsen, L 47 Ricky Nolasco, R 73 Nic Ungs, R Jesus Delgado, R Kerry Ligtenberg, R	2.0 2.0 1.0 1.0 1.0	W 7 3 1 3	7 7 3 4 3	0 1 0 1 0	0 0 0 0 0	0 0 0 0 0	0 2 0 2 0	1 0 0 0 0	0 0 0 0 0	0 0 0 0 0	0 0 0 0 0	0 0 0 0 0	0 0 0 0 0	6 11 3 8 3	11 11 3 8 3	0.00 0.00 0.00 1.000 0.000	0.500 0.500 0.000 1.000 0.000	54 Josh Stewart, L 66 Eddie Gaillard, R		1.0 1.0	5 4	5 1	1 0	0 0	0 0	1 0	2 0	0 0	0 0	0 0	0 0	5 5	13 5	0.00 0.00	3.000 1.000	

Batter	1	2	3	4	5	6	7	8	9	AB	R	H	RBI	BB	SO	LOB	BOTTOM																			
2 Hanley Ramirez, R 74 Jose Campusano, S	F9	K				2B BB		28 E BB		3	1	0	0	1	1	0	<b>St. Louis Cardinals @ Florida Marlins</b> Roger Dean Stadium, Jupiter, FL Sat Mar 04 2006, 1:05 PM EST Att. 4,948 - Partly Cloudy - 74 F																			
Lenny Harris, L 28 Scott Seabol, R			G4-3			2B BB		E5		3	0	2	0	0	0	0																				
Dan Uggla, R 12 Mickey Lopez, S			1B			2B		31 F9 1B		2	1	1	0	0	0	1																				
17 Mike Jacobs, L Wes Helms, R 70 Brad Davis, R			1B			G6-3		P6		4	0	1	0	0	2	5																				
Jason Stokes, R 31 Mike Kinkade, R			F8			2B HR IBB		20 BB 1B		2	1	0	0	1	2	0																				
Miguel Olivo, R 20 Matt Treanor, R			FC5-4			1-3 2H 3H 2B		2-3 BB		1	0	1	1	0	0	0																				
3 Chris Aguila, R Brett Carroll, R			HR 2B			1-3 2H 3H 1B		L6		3	2	3	2	0	0	0																				
Reggie Abercrombie, R 29 Mark Little, R			FC5-4			2H 3H HR		2B		2	2	1	3	0	0	2																				
Eric Reed, L Jai Miller, R			HR HBP			2H 3H HR		BB		1	0	1	0	1	0	0																				
<b>Inning Stats</b>	R: 0 E: 0 K: 2 S: 8	H: 1 LOB: 1 BB: 0 P: 8	R: 3 E: 0 K: 2 S: 9	H: 2 LOB: 0 BB: 0 P: 10	R: 0 E: 0 K: 0 S: 5	H: 2 LOB: 2 BB: 0 P: 5	R: 0 E: 0 K: 0 S: 3	H: 0 LOB: 0 BB: 0 P: 3	R: 5 E: 0 K: 2 S: 11	H: 4 LOB: 1 BB: 2 P: 19	R: 1 E: 1 K: 2 S: 10	H: 2 LOB: 3 BB: 1 P: 14	R: 0 E: 1 K: 2 S: 8	H: 0 LOB: 2 BB: 1 P: 12	R: 0 E: 0 K: 0 S: 4	H: 1 LOB: 1 BB: 0 P: 4		1B: 6 2B: 4 3B: 0 HR: 2	SF: 0 SAC: 0 DP: 0 HBP: 1	WP: 0 PB: 1 SB: 0 CS: 0	PA: 43															
<b>PITCHER</b>	IP	WLS	BF	H	R	ER	SO	BB	IBB	HBP	BLK	WP	HR	S	P	ERA	WHIP	<b>PITCHER</b>		IP	WLS	BF	H	R	ER	SO	BB	IBB	HBP	BLK	WP	HR	S	P	ERA	WHIP
Sidney Ponson, R 23 Anthony Reyes, R 77 Rich Rundles, L 48 Brad Thompson, R 79 Andy Cavazos, R	2.0 2.1 1.2 1.0 1.0	L 14 10 5 4	10 14 3 5 4	3 5 3 0 1	3 5 1 0 0	3 5 0 0 0	0 1 0 2 0	0 1 0 1 0	0 1 0 0 0	0 0 0 0 0	0 0 0 0 0	0 0 0 0 0	0 0 0 0 0	1 12 17 8 4	20 21 12 12 4	19.29 0.00 0.00 0.00 0.00	2.571 2.400 1.000 1.000	54 Josh Stewart, L 66 Eddie Gaillard, R		1.0 1.0	5 4	5 1	1 0	0 0	0 0	1 0	2 0	0 0	0 0	5 5	13 5	0.00 0.00	3.000 1.000			

Batter	1	2	3	4	5	6	7	8	9	AB	R	H	RBI	BB	SO	LOB	TOP										
11 Robert Andino, R OBP: 0.125, SLG: 0.125 74 Jose Campuzano, S OBP: 1.000, SLG: 3.000										3	0	1	0	1	1	1	<b>Florida Marlins @ St. Louis Cardinals</b> Roger Dean Stadium, Jupiter, FL Sun Mar 05 2006, 1:05 PM EST Att: 6,288 - Partly Cloudy - 74 F										
Dan Uggla, R OBP: 0.154, SLG: 0.154 Kevin Randel, L										3	0	0	0	0	0	0											
17 Mike Jacobs, L OBP: 0.273, SLG: 0.200 Brett Carroll, R										3	0	0	0	0	1	0											
14 Josh Willingham, R OBP: 0.500, SLG: 1.200 37 Tom Wilson, R										2	0	0	0	0	0	0											
27 Jeremy Hermida, L OBP: 0.286, SLG: 0.167 28 Scott Seabol, R OBP: 0.400, SLG: 0.600										2	0	0	0	0	0	0											
Wes Helms, R OBP: 0.167, SLG: 0.167 Jonathan Fulton, R										2	0	0	0	1	1	2											
Miguel Olivo, R OBP: 0.250, SLG: 0.571 31 Mike Kinkade, R										2	1	0	0	0	0	0											
43 Matt Cepicky, L OBP: 0.600, SLG: 0.600 Chris Ashby, R										2	0	1	0	0	0	1											
Reggie Abercrombie, R OBP: 0.556, SLG: 1.000 Jai Miller, R										1	0	0	0	0	0	0											
<b>Inning Stats</b>	R: 0 E: 0 K: 1 S: 5	H: 0 LOB: 0 BB: 0 P: 5	R: 0 E: 0 K: 1 S: 5	H: 0 LOB: 0 BB: 0 P: 5	R: 0 E: 0 K: 1 S: 6	H: 1 LOB: 0 BB: 0 P: 6	R: 0 E: 0 K: 0 S: 3	H: 0 LOB: 0 BB: 0 P: 3	R: 0 E: 0 K: 0 S: 3	H: 0 LOB: 0 BB: 0 P: 3	R: 2 E: 2 K: 0 S: 6	H: 1 LOB: 1 BB: 0 P: 7	R: 0 E: 2 K: 1 S: 7	H: 0 LOB: 2 BB: 0 P: 7	R: 1 E: 0 K: 0 S: 4	H: 1 LOB: 0 BB: 0 P: 4		R: 0 E: 0 K: 0 S: 3	H: 0 LOB: 0 BB: 0 P: 3	1B: 2 2B: 0 3B: 1 HR: 0	SF: 0 SAC: 0 DP: 0 HBP: 0	WP: 0 PB: 0 SB: 1 CS: 1	PA: 34				
<b>PITCHER</b>	IP	WLS	BF	H	R	ER	SO	BB	IBB	HBP	BLK	WP	HR	S	P	ERA	WHIP										
30 Mark Mulder, L ERA:	3.0	W	9	1	0	0	3	0	0	0	0	0	0	16	16	0.00	0.333										
50 Adam Wainwright, R ERA:	3.0	L	12	1	2	0	0	0	0	0	0	0	0	12	13	0.00	0.333										
36 Alan Benes, R ERA:	1.0	H	5	0	0	0	1	0	0	0	0	0	0	7	7	0.00	0.000										
Carmen Calli, L ERA: 9.0	1.0	L	4	1	1	1	0	0	0	0	0	0	0	4	4	9.00	1.000										
64 Brad Voyles, R ERA:	1.0	S	3	0	0	0	0	0	0	0	0	0	0	3	3	0.00	0.000										

Batter	1	2	3	4	5	6	7	8	9	AB	R	H	RBI	BB	SO	LOB	BOTTOM										
22 David Eckstein, R OBP: 0.333, SLG: 0.143 3 Junior Spivey, R										3	1	1	0	1	0	0	<b>Florida Marlins @ St. Louis Cardinals</b> Roger Dean Stadium, Jupiter, FL Sun Mar 05 2006, 1:05 PM EST Att: 6,288 - Partly Cloudy - 74 F										
Larry Bigbie, L OBP: 0.500, SLG: 0.571 Reid Gorecki, R										4	1	2	1	0	1	1											
26 Scott Spiezio, S OBP: 0.700, SLG: 1.250										3	1	1	1	1	1	1											
47 Brian Daubach, L OBP: 0.500, SLG: 0.333 76 Travis Hanson, L OBP: 0.250, SLG: 1.000										3	1	1	1	0	0	3											
53 John Rodriguez, L OBP: 0.167, SLG: 0.091										3	0	0	0	1	2	3											
7 Hector Luna, R OBP: 0.455, SLG: 0.333										4	0	2	1	0	0	0											
So Taguchi, R OBP: 0.333, SLG: 0.364										3	0	0	0	1	0	1											
Gary Bennett, R OBP: 0.167, SLG: 0.167 Michel Hernandez, R OBP: 0.750, SLG: 0.667										3	0	0	0	0	0	3											
55 Skip Schumaker, L OBP: 0.200, SLG: 0.111										3	1	1	0	1	1	0											
<b>Inning Stats</b>	R: 0 E: 0 K: 1 S: 5	H: 0 LOB: 0 BB: 0 P: 5	R: 0 E: 0 K: 0 S: 3	H: 0 LOB: 0 BB: 0 P: 3	R: 5 E: 1 K: 0 S: 7	H: 4 LOB: 3 BB: 4 P: 23	R: 0 E: 1 K: 1 S: 7	H: 1 LOB: 3 BB: 1 P: 11	R: 0 E: 0 K: 0 S: 3	H: 0 LOB: 0 BB: 0 P: 3	R: 0 E: 0 K: 2 S: 8	H: 1 LOB: 1 BB: 0 P: 8	R: 1 E: 0 K: 1 S: 6	H: 2 LOB: 0 BB: 0 P: 7	R: 0 E: 1 K: 1 S: 6	H: 1 LOB: 1 BB: 0 P: 6		R: 0 E: 0 K: 0 S: 3	H: 0 LOB: 0 BB: 0 P: 3	1B: 8 2B: 1 3B: 0 HR: 1	SF: 0 SAC: 0 DP: 1 HBP: 0	WP: 0 PB: 0 SB: 1 CS: 0	PA: 38				
<b>PITCHER</b>	IP	WLS	BF	H	R	ER	SO	BB	IBB	HBP	BLK	WP	HR	S	P	ERA	WHIP										
52 Sergio Mitre, R ERA:	2.0	0	6	0	0	0	1	0	0	0	0	0	0	8	8	0.00	0.000										
Yusmeiro Petit, R ERA: 67.5	0.2	L	7	3	5	5	0	2	0	0	0	0	0	5	13	67.50	7.500										
Adam Bostick, L ERA:	0.1	4	1	0	0	0	2	0	0	0	0	0	0	2	10	0.00	9.000										
Joe Borowski, R ERA:	1.0	6	1	0	0	1	1	0	0	0	0	0	0	7	11	0.00	2.000										
Taylor Tankerley, L ERA:	1.0	3	0	0	0	0	0	0	0	0	0	0	0	3	3	0.00	0.000										
<b>PITCHER</b>	IP	WLS	BF	H	R	ER	SO	BB	IBB	HBP	BLK	WP	HR	S	P	ERA	WHIP										
51 Buddy Carlyle, R ERA: 3.86 Randy Messenger, R ERA: 13.5	6.1	1	1	1	1	3	0	0	0	0	0	0	0	6	6	0.00	1.000										

Batter	1	2	3	4	5	6	7	8	9	AB	R	H	RBI	BB	SO	LOB	TOP					
3 Junior Spivey, R (1,4)										4	0	0	0	1	1	3						
16 Chris Duncan, L (1,9)										5	2	3	1	0	1	2						
John Gall, R (1,7) Reid Gorecki, R (9, PH)										4	1	1	0	0	1	3						
47 Brian Daubach, L (1,3) 85 Bryan Anderson, L (9, PH)										4	1	1	2	0	1	0						
26 Scott Spiezo, S (1,5) Brendan Ryan, R (8, PR)										2	0	0	0	2	0	0						
76 Travis Hanson, L (1,10)										4	2	1	1	0	0	2						
Deivi Cruz, R (1,6) 19 Dave Berg, R (6,6), (8,5)										3	0	0	0	0	1	1	AB 36					
Gary Bennett, R (1,2) Michel Hernandez, R (6,2)										3	1	2	0	0	0	1	R 8					
55 Skip Schumaker, L (1,8) 70 Prentice Redman, R (8, PH)										1	0	0	0	0	0	1	H 11					
Inning Stats	R: 2 E: 0 K: 0 S: 5	H: 2 LOB: 1 BB: 1 P: 9	R: 1 E: 0 K: 2 S: 9	H: 2 LOB: 2 BB: 1 P: 13	R: 0 E: 0 K: 1 S: 5	H: 0 LOB: 0 BB: 0 P: 5	R: 0 E: 0 K: 2 S: 8	H: 1 LOB: 1 BB: 0 P: 8	R: 1 E: 0 K: 0 S: 4	H: 1 LOB: 0 BB: 0 P: 4	R: 0 E: 0 K: 1 S: 6	H: 1 LOB: 0 BB: 0 P: 7	R: 0 E: 0 K: 0 S: 3	H: 1 LOB: 1 BB: 0 P: 3	R: 2 E: 0 K: 0 S: 6	H: 1 LOB: 1 BB: 1 P: 10	R: 1 E: 0 K: 0 S: 5	H: 2 LOB: 1 BB: 0 P: 5	1B: 7 2B: 2 3B: 0 HR: 2	SF: 2 SAC: 0 DP: 1 HBP: 1	WP: 0 PB: 0 SB: 1 CS: 0	PA: 42
PITCHER	IP	WLS	BF	H	R	ER	SO	BB	IBB	HBP	BLK	WP	HR	S	P	ERA	WHIP					
59 Jim Johnson, R (1,1) Winston Abreu, R (3,1) 90 Scott Rice, L (5,1) Chris Britton, R (7,1) 37 Chris Ray, R (8,1)	2.0		12	4	3	3	2	2	0	0	0	0	0	1	14	22	13.50	3.000				
43 Sedy Rleal, R (9,1)	1.0		5	2	1	1	0	0	0	0	0	0	0	1	10	11	9.00	1.000				

St. Louis Cardinals @ Baltimore Orioles  
Fort Lauderdale Stadium, Ft. Lauderdale, FL

Mon Mar 06 2006, 1:05 PM EST  
Att. 4,533 - Partly Cloudy - 75 F

AB 36  
R 8  
H 11  
RBI 8  
BB 3  
SO 6  
LOB 16



Batter	1	2	3	4	5	6	7	8	9	AB	R	H	RBI	BB	SO	LOB	BOTTOM					
17 Corey Patterson, L (1,8) David Newhan, L (7,8)										3	2	1	0	1	0	2						
Chris Gomez, R (1,6) 12 Brandon Fahey, L (6, PR)										4	2	2	1	0	0	0						
6 Melvin Mora, R (1,5) 16 Ed Rogers, R (7,5)										4	0	2	0	0	1	3						
31 Jay Gibbons, L (1,10) 59 Eddy Garabito, S (7, PH)										4	1	2	2	0	0	3						
Kevin Millar, R (1,3) 93 Andy Tracy, L (6,3)										3	1	1	2	0	0	2						
Jeff Conine, R (1,7) 21 Nick Markakis, L (6,7)										3	0	3	1	0	0	0						
Desi Relaford, S (1,4) 12 Luis Lopez, S (8,4)										4	1	2	1	0	0	2	AB 45					
39 Jeff Fiorentino, L (1,9) Val Majewski, L (7,9)										1	0	0	0	0	1		R 12					
Eli Whiteside, R (1,2) 74 Brandon Marsters, R (7,2)										3	0	0	0	0	0	3	H 21					
Inning Stats	R: 0 E: 0 K: 0 S: 4	H: 1 LOB: 1 BB: 0 P: 4	R: 0 E: 0 K: 1 S: 6	H: 1 LOB: 0 BB: 0 P: 6	R: 4 E: 0 K: 0 S: 7	H: 4 LOB: 1 BB: 1 P: 11	R: 2 E: 0 K: 0 S: 7	H: 4 LOB: 2 BB: 0 P: 8	R: 0 E: 0 K: 2 S: 8	H: 0 LOB: 2 BB: 0 P: 8	R: 3 E: 0 K: 1 S: 9	H: 4 LOB: 2 BB: 1 P: 13	R: 3 E: 0 K: 0 S: 7	H: 4 LOB: 1 BB: 0 P: 7	R: 0 E: 0 K: 0 S: 5	H: 0 LOB: 0 BB: 0 P: 5	1B: 13 2B: 7 3B: 0 HR: 1	SF: 0 SAC: 0 DP: 1 HBP: 0	WP: 0 PB: 0 SB: 2 CS: 0	PA: 47		
PITCHER	IP	WLS	BF	H	R	ER	SO	BB	IBB	HBP	BLK	WP	HR	S	P	ERA	WHIP					
Jason Marquis, R (1,1) 41 Braden Looper, R (3,1) 34 Randy Flores, L (5,1) 66 Dennis Tankersley, R (6,1) Brian Falkenberg, R (7,1)	2.2	L	14	5	4	4	1	1	0	0	0	0	0	9	10	13.50	3.750					
79 Andy Cavazos, R (8,1)	1.0		7	4	3	3	0	0	0	0	0	0	0	1	7	7	27.00	4.000				

St. Louis Cardinals @ Baltimore Orioles  
Fort Lauderdale Stadium, Ft. Lauderdale, FL

Mon Mar 06 2006, 1:05 PM EST  
Att. 4,533 - Partly Cloudy - 75 F

AB 45  
R 12  
H 21  
RBI 12  
BB 2  
SO 4  
LOB 26



Batter	1	2	3	4	5	6	7	8	9	AB	R	H	RBI	BB	SO	LOB	TOP					
17 Jason Repko, R OBP: 0.643, SLG: 0.636 Cody Ross, R OBP: 0.222, SLG: 0.667	0-3 K	0-0 1B		4-0 S BB			0-0 P5		0-0 G6-4-3	3	0	1	2	1	1	0	<b>Los Angeles Dodgers @ St. Louis Cardinals</b> Roger Dean Stadium, Jupiter, FL Tue Mar 07 2006, 1:05 PM EST Att.: 5,523 - Sunny - 72 F					
Willy Aybar, S OBP: 0.222, SLG: 0.067 88 Chris Truby, R OBP: 0.143, SLG: 0.286	0-0 F8	0-0 G4-3		1-0 G3			0-3 K2-3		0-0 G5-3	4	0	0	0	0	1	2						
16 Andre Ethier, L OBP: 0.357, SLG: 0.545 49 Delwyn Young, S OBP: 0.143, SLG: 0.143	4-0 S BB		0-0 G4-3			0-0 P5			0-0 G6-3	0	0	0	0	1	0	0						
Joel Guzman, R OBP: 0.333, SLG: 0.357 Xavier Paul, L	1-3 K		0-0 FC4-6 1B			0-0 P2			0-0 G6-3	4	0	1	0	0	1	1						
7 James Loney, L OBP: 0.500, SLG: 0.692		0-0 SH1-3 2B	0-0 FC4-6 1B			0-0 P5			0-0 92 1B	4	1	2	0	0	0	1						
55 Russell Martin, R OBP: 0.500, SLG: 0.500 70 Edwin Bellorin, R OBP: 0.600, SLG: 0.600		0-0 SH1-3	0-0 1B			0-0 74 FC6-4 1B			0-3 K	2	0	2	0	0	0	0						
18 Ramon Martinez, R OBP: 0.333, SLG: 0.417 92 Jimmy Rohan, R OBP: 0.333, SLG: 0.333		0-0 G5-3	0-0 P6			0-0 F7			0-0 1B	3	0	0	0	0	0	4						
74 Tony Abreu, S OBP: 0.385, SLG: 0.273		4-0 2B 17 1B BB		0-0 CS 1B		0-0 FC6-4			0-0 G4-3	3	1	1	0	1	0	3						
Andy LaRoche, R OBP: 0.353, SLG: 0.563		0-0 17 1B 2B		1-0 P4		0-0 F9			0-0 G6-4-3 1B	4	1	2	1	0	0	2						
<b>Inning Stats</b>	R: 0 E: 0 K: 2 S: 7	H: 0 LOB: 1 BB: 1 P: 12	R: 3 E: 0 K: 0 S: 6	H: 3 LOB: 1 BB: 1 P: 10	R: 0 E: 0 K: 0 S: 5	H: 2 LOB: 1 BB: 1 P: 5	R: 0 E: 0 K: 0 S: 3	H: 1 LOB: 1 BB: 1 P: 9	R: 0 E: 0 K: 0 S: 3	H: 0 LOB: 0 BB: 0 P: 3	R: 0 E: 0 K: 1 S: 5	H: 0 LOB: 0 BB: 0 P: 5	R: 0 E: 0 K: 1 S: 7	H: 2 LOB: 2 BB: 0 P: 7	R: 0 E: 0 K: 0 S: 3	H: 1 LOB: 0 BB: 0 P: 3		1B: 8 2B: 2 3B: 0 HR: 0	SF: 0 SAC: 1 DP: 1 HBP: 0	WP: 0 PB: 0 SB: 2 CS: 1	PA: 38	
<b>PITCHER</b>	IP WLS BF H R ER SO	IP WLS BF H R ER SO	IP WLS BF H R ER SO	IP WLS BF H R ER SO	IP WLS BF H R ER SO	IP WLS BF H R ER SO	IP WLS BF H R ER SO	IP WLS BF H R ER SO	IP WLS BF H R ER SO	IP WLS BF H R ER SO	IP WLS BF H R ER SO	IP WLS BF H R ER SO	IP WLS BF H R ER SO	IP WLS BF H R ER SO	IP WLS BF H R ER SO	IP WLS BF H R ER SO	ERA WHIP	ERA WHIP				
Jeff Suppan, R ERA: 24.92 44 Jason Istringhausen, R ERA: 40 Jeff Nelson, R ERA: 56 Blaine Neal, R ERA: 6.75 Josh Hancock, R ERA:	3.0 L 16 5 3 3 2	4.1 4 1 0 0 0 0	1.0 3 0 0 0 0 0	1.0 3 0 0 0 0 0	2.0 7 1 0 0 1 0	1.0 5 2 0 0 1 0	1.0 5 2 0 0 1 0	1.0 5 2 0 0 1 0	1.0 5 2 0 0 1 0	1.0 5 2 0 0 1 0	1.0 5 2 0 0 1 0	1.0 5 2 0 0 1 0	1.0 5 2 0 0 1 0	1.0 5 2 0 0 1 0	1.0 5 2 0 0 1 0	1.0 5 2 0 0 1 0	9.00 2.333	0.00 2.000	0.00 0.000	0.00 0.500	0.00 2.000	
48 Brad Thompson, R ERA:	1.0 3 1 0 0 0 0	1.0 3 1 0 0 0 0	1.0 3 1 0 0 0 0	1.0 3 1 0 0 0 0	1.0 3 1 0 0 0 0	1.0 3 1 0 0 0 0	1.0 3 1 0 0 0 0	1.0 3 1 0 0 0 0	1.0 3 1 0 0 0 0	1.0 3 1 0 0 0 0	1.0 3 1 0 0 0 0	1.0 3 1 0 0 0 0	1.0 3 1 0 0 0 0	1.0 3 1 0 0 0 0	1.0 3 1 0 0 0 0	1.0 3 1 0 0 0 0	0.00 1.000					
22 David Eckstein, R OBP: 0.333, SLG: 0.300 47 Brian Daubach, L OBP: 0.417, SLG: 0.600 70 Prentice Redman, R, PH OBP: 0.200, SLG: 0.250	0-0 SF9 2B	0-0 FC6-4				0-0 F9			0-3 K	3	1	1	0	0	0	2	<b>Los Angeles Dodgers @ St. Louis Cardinals</b> Roger Dean Stadium, Jupiter, FL Tue Mar 07 2006, 1:05 PM EST Att.: 5,523 - Sunny - 72 F					
27 Scott Rolen, R 3 Junior Spivey, R	0-0 G4-3		0-0 L3			0-3 K			0-3 K	2	0	0	0	0	1	1						
John Gall, R OBP: 0.294, SLG: 0.333	0-0 SF9		0-0 1B			0-0 G6-3			0-3 K	3	0	1	1	0	1	0						
26 Scott Spiezio, S OBP: 0.556, SLG: 0.769	4-0 BB		0-0 F7			0-0 G6-3			0-0 G4-3	3	0	0	0	1	0	1						
16 Chris Duncan, L OBP: 0.250, SLG: 0.500	0-0 F7		0-3 K			0-0 F8			0-0 E 1B	4	0	1	0	0	1	2						
So Taguchi, R OBP: 0.250, SLG: 0.267		0-3 K		0-0 F8			0-0 G3		0-0 E6 7 S	4	0	0	0	0	1	1						
7 Hector Luna, R OBP: 0.400, SLG: 0.250		0-0 E5 55 1B		4-0 G6-4-3 BB			0-3 K		1-3 K	3	0	0	0	1	2	2						
Michel Hernandez, R OBP: 0.375, SLG: 0.296 80 Gabe Johnson, R		0-0 F8		0-0 G6-4-3			0-0 P6			3	0	0	0	0	0	2						
55 Skip Schumaker, L OBP: 0.333, SLG: 0.286 Deivi Cruz, R		0-0 FC6-4 1B					0-0 L7		0-0 G4-3	2	0	1	0	0	0	0						
<b>Inning Stats</b>	R: 1 E: 0 K: 0 S: 4	H: 1 LOB: 1 BB: 1 P: 8	R: 0 E: 1 K: 1 S: 7	H: 1 LOB: 2 BB: 0 P: 7	R: 0 E: 0 K: 1 S: 6	H: 1 LOB: 1 BB: 0 P: 6	R: 0 E: 0 K: 0 S: 2	H: 0 LOB: 0 BB: 1 P: 6	R: 0 E: 0 K: 1 S: 5	H: 0 LOB: 0 BB: 0 P: 5	R: 0 E: 0 K: 1 S: 3	H: 0 LOB: 0 BB: 0 P: 3	R: 0 E: 0 K: 1 S: 5	H: 0 LOB: 0 BB: 0 P: 5	R: 0 E: 0 K: 2 S: 7	H: 1 LOB: 2 BB: 0 P: 7		R: 0 E: 1 K: 2 S: 9	H: 1 LOB: 2 BB: 0 P: 10	1B: 3 2B: 1 3B: 0 HR: 0	SF: 1 SAC: 0 DP: 1 HBP: 0	WP: 0 PB: 0 SB: 1 CS: 0
<b>PITCHER</b>	IP WLS BF H R ER SO	IP WLS BF H R ER SO	IP WLS BF H R ER SO	IP WLS BF H R ER SO	IP WLS BF H R ER SO	IP WLS BF H R ER SO	IP WLS BF H R ER SO	IP WLS BF H R ER SO	IP WLS BF H R ER SO	IP WLS BF H R ER SO	IP WLS BF H R ER SO	IP WLS BF H R ER SO	IP WLS BF H R ER SO	IP WLS BF H R ER SO	IP WLS BF H R ER SO	IP WLS BF H R ER SO	ERA WHIP	ERA WHIP				
Brett Tomko, R ERA: 1.8 50 Eric Stults, L ERA: 1.8 72 Justin Orenduff, R ERA: 56 Hung-Chih Kuo, L ERA: Jon Meloan, R ERA:	3.0 W 14 3 1 1 2	3.0 9 0 0 0 0 1	1.0 3 0 0 0 0 1	1.0 3 0 0 0 0 2	1.0 3 0 0 0 0 2	1.0 3 0 0 0 0 2	1.0 3 0 0 0 0 2	1.0 3 0 0 0 0 2	1.0 3 0 0 0 0 2	1.0 3 0 0 0 0 2	1.0 3 0 0 0 0 2	1.0 3 0 0 0 0 2	1.0 3 0 0 0 0 2	1.0 3 0 0 0 0 2	1.0 3 0 0 0 0 2	1.0 3 0 0 0 0 2	3.00 1.333	0.00 0.333	0.00 0.000	0.00 0.000	0.00 1.000	





Batter	1	2	3	4	5	6	7	8	9	10	AB	R	H	RBI	BB	SO	LOB	TOP
22 David Eckstein, R OBP: 0.333, SLG: 0.308 7 Hector Luna, R OBP: 0.353, SLG: 0.214											3	0	1	0	0	0	0	
16 Chris Duncan, L OBP: 0.320, SLG: 0.625											4	3	2	1	1	0	1	
So Taguchi, R OBP: 0.300, SLG: 0.316 55 Skip Schumaker, L OBP: 0.313, SLG: 0.267											4	1	2	0	0	1	3	
Larry Bigbie, L OBP: 0.300, SLG: 0.400 John Gall, R OBP: 0.368, SLG: 0.412											3	0	0	0	0	2	4	
47 Brian Daubach, L OBP: 0.467, SLG: 0.833 80 Gabe Johnson, R OBP: 0.313, SLG: 0.267											2	1	1	3	1	1	0	
70 Prentice Redman, R OBP: 0.125, SLG: 0.143 Reid Gorecki, R OBP: 0.750, SLG: 0.667											3	0	0	0	0	1	3	
3 Junior Spivey, R OBP: 0.211, SLG: 0.063											5	0	1	2	0	0	0	
Deivi Cruz, R											5	0	0	0	0	0	3	
Gary Bennett, R OBP: 0.250, SLG: 0.333 Michel Hernandez, R OBP: 0.333, SLG: 0.250											3	0	0	0	0	1	0	
<b>Inning Stats</b>	R: 3 E: 0 K: 1 S: 8	H: 3 LOB: 0 BB: 0 P: 8	R: 0 E: 0 K: 0 S: 3	H: 0 LOB: 0 BB: 0 P: 3	R: 0 E: 0 K: 1 S: 5	H: 0 LOB: 0 BB: 0 P: 5	R: 0 E: 0 K: 1 S: 5	H: 1 LOB: 3 BB: 1 P: 13	R: 0 E: 0 K: 1 S: 5	H: 0 LOB: 0 BB: 0 P: 6	R: 0 E: 1 K: 0 S: 3	H: 0 LOB: 0 BB: 0 P: 3	R: 3 E: 1 K: 1 S: 7	H: 2 LOB: 2 BB: 3 P: 19	1B: 8 2B: 0 3B: 0 HR: 2	SF: 0 SAC: 0 DP: 1 HBP: 0	WP: 0 PA: 44	
<b>PITCHER</b>	IP WLS BF H R ER SO BB IBB HBP BLK WP HR S P ERA WHIP	IP WLS BF H R ER SO BB IBB HBP BLK WP HR S P ERA WHIP	IP WLS BF H R ER SO BB IBB HBP BLK WP HR S P ERA WHIP	IP WLS BF H R ER SO BB IBB HBP BLK WP HR S P ERA WHIP	IP WLS BF H R ER SO BB IBB HBP BLK WP HR S P ERA WHIP	IP WLS BF H R ER SO BB IBB HBP BLK WP HR S P ERA WHIP	IP WLS BF H R ER SO BB IBB HBP BLK WP HR S P ERA WHIP	IP WLS BF H R ER SO BB IBB HBP BLK WP HR S P ERA WHIP	IP WLS BF H R ER SO BB IBB HBP BLK WP HR S P ERA WHIP	IP WLS BF H R ER SO BB IBB HBP BLK WP HR S P ERA WHIP	IP WLS BF H R ER SO BB IBB HBP BLK WP HR S P ERA WHIP	IP WLS BF H R ER SO BB IBB HBP BLK WP HR S P ERA WHIP	IP WLS BF H R ER SO BB IBB HBP BLK WP HR S P ERA WHIP	IP WLS BF H R ER SO BB IBB HBP BLK WP HR S P ERA WHIP	IP WLS BF H R ER SO BB IBB HBP BLK WP HR S P ERA WHIP	IP WLS BF H R ER SO BB IBB HBP BLK WP HR S P ERA WHIP	IP WLS BF H R ER SO BB IBB HBP BLK WP HR S P ERA WHIP	IP WLS BF H R ER SO BB IBB HBP BLK WP HR S P ERA WHIP
63 Kyle Denney, R ERA: 3.86 Felix Rodriguez, R ERA: 54 Steve Watkins, R ERA: 1.29 59 Jim Crowell, L ERA: 7.2 David Maust, L ERA: 40.5	4.0 1.0 2.0 2.0 0.2	15 3 9 9 6	3 0 1 4 1	3 0 0 1 3	3 0 0 0 3	3 0 0 0 0	21 3 14 9 5	6.75 0.00 0.00 4.50 40.50	0.750 0.000 1.000 2.000 6.000	Roy Corcoran, R ERA:	0.1 2 2 1 0	1 0 0 0 0	0 0 0 0 0	0 0 0 0 0	2 2 2 2 2	0.00 0.00 0.00 0.00 0.00	3.000	WP: 0 PA: 44

St. Louis Cardinals @ Washington Nationals  
Space Coast Stadium, Viera, FL  
Wed Mar 08 2006, 1:05 PM EST  
Att: 3,577 - Sunny - 72 F

livebaseballscorecards.com

AB 40  
R 7  
H 10  
RBI 6  
BB 4  
SO 7  
LOB 18

Cardinals

Batter	1	2	3	4	5	6	7	8	9	10	AB	R	H	RBI	BB	SO	LOB	BOTTOM	
25 Marlon Byrd, R OBP: 0.364, SLG: 0.368											4	0	1	2	1	0	2		
Jose Vidro, S OBP: 0.333, SLG: 0.333 69 Josh Labandeira, R (S, PH)											2	0	1	0	0	0	0		
Michael Tucker, L OBP: 0.300, SLG: 0.125 Kory Casto, L											1	0	0	0	0	0	1		
Ryan Church, L OBP: 0.429, SLG: 0.471											3	0	1	0	2	0	1		
24 Nick Johnson, L OBP: 0.250, SLG: 0.250 Matthew LeCroy, R OBP: 0.250, SLG: 0.500											3	0	0	0	0	1	2		
11 Ryan Zimmerman, R OBP: 0.345, SLG: 0.619											5	0	0	0	0	3	2		
Marlon Anderson, L OBP: 0.304, SLG: 0.429											4	1	0	0	1	0	1		
15 Cristian Guzman, S OBP: 0.250, SLG: 0.250 Royce Clayton, R OBP: 0.294, SLG: 0.214 76 Ian Desmond, R OBP: 0.400, SLG: 0.250											1	0	0	0	0	0	0		
27 Mike DiFelice, R OBP: 0.385, SLG: 0.333 10 Brandon Harper, R OBP: 0.500, SLG: 0.500											2	0	0	0	1	0	1		
Tyrell Godwin, L OBP: 0.444, SLG: 0.778											4	1	3	2	0	0	1		
<b>Inning Stats</b>	R: 0 E: 0 K: 0 S: 3	H: 0 LOB: 0 BB: 0 P: 3	R: 0 E: 0 K: 2 S: 7	H: 0 LOB: 0 BB: 0 P: 7	R: 0 E: 0 K: 0 S: 4	H: 1 LOB: 1 BB: 0 P: 4	R: 0 E: 0 K: 1 S: 6	H: 1 LOB: 1 BB: 0 P: 6	R: 0 E: 0 K: 1 S: 5	H: 0 LOB: 1 BB: 1 P: 9	R: 0 E: 0 K: 0 S: 2	H: 0 LOB: 0 BB: 1 P: 6	R: 4 E: 0 K: 0 S: 7	H: 4 LOB: 2 BB: 2 P: 16	R: 0 E: 0 K: 0 S: 3	H: 0 LOB: 0 BB: 0 P: 3	1B: 7 2B: 1 3B: 0 HR: 0	SF: 0 SAC: 0 DP: 1 HBP: 0	WP: 0 PA: 43
<b>PITCHER</b>	IP WLS BF H R ER SO BB IBB HBP BLK WP HR S P ERA WHIP	IP WLS BF H R ER SO BB IBB HBP BLK WP HR S P ERA WHIP	IP WLS BF H R ER SO BB IBB HBP BLK WP HR S P ERA WHIP	IP WLS BF H R ER SO BB IBB HBP BLK WP HR S P ERA WHIP	IP WLS BF H R ER SO BB IBB HBP BLK WP HR S P ERA WHIP	IP WLS BF H R ER SO BB IBB HBP BLK WP HR S P ERA WHIP	IP WLS BF H R ER SO BB IBB HBP BLK WP HR S P ERA WHIP	IP WLS BF H R ER SO BB IBB HBP BLK WP HR S P ERA WHIP	IP WLS BF H R ER SO BB IBB HBP BLK WP HR S P ERA WHIP	IP WLS BF H R ER SO BB IBB HBP BLK WP HR S P ERA WHIP	IP WLS BF H R ER SO BB IBB HBP BLK WP HR S P ERA WHIP	IP WLS BF H R ER SO BB IBB HBP BLK WP HR S P ERA WHIP	IP WLS BF H R ER SO BB IBB HBP BLK WP HR S P ERA WHIP	IP WLS BF H R ER SO BB IBB HBP BLK WP HR S P ERA WHIP	IP WLS BF H R ER SO BB IBB HBP BLK WP HR S P ERA WHIP	IP WLS BF H R ER SO BB IBB HBP BLK WP HR S P ERA WHIP	IP WLS BF H R ER SO BB IBB HBP BLK WP HR S P ERA WHIP	IP WLS BF H R ER SO BB IBB HBP BLK WP HR S P ERA WHIP	
29 Chris Carpenter, R ERA: 68 John Webb, R ERA: Tyler Johnson, L ERA: 36 Alan Benes, R ERA: Carmen Calil, L ERA: 23.14	4.0 1.0 1.0 2.0 0.1	14 6 4 7 5	2 1 0 1 4	0 0 0 0 4	0 1 0 0 0	0 2 0 0 2	20 14 9 6 3	0.00 0.000 0.000 0.000 108.00	0.500 3.000 1.000 1.000 12.000	64 Brad Voyles, R ERA:	0.1 1.2 0.1 0.1 0.1	2 7 2 0 0	0 0 0 0 0	0 0 0 0 0	0 7 8	0.00 0.00 0.00 0.00 0.00	1.200	WP: 0 PA: 43	

St. Louis Cardinals @ Washington Nationals  
Space Coast Stadium, Viera, FL  
Wed Mar 08 2006, 1:05 PM EST  
Att: 3,577 - Sunny - 72 F

livebaseballscorecards.com

AB 37  
R 4  
H 8  
RBI 4  
BB 6  
SO 5  
LOB 17

WASHINGTON NATIONALS

Batter	1	2	3	4	5	6	7	8	9	AB	R	H	RBI	BB	SO	LOB	TOP		
2 Hanley Ramirez, R OBP: 0.408, SLG: 0.619 75 James Guerrero, R (7, 6)	G5-3		HR		P4		G4-3		G4-3	4	1	1	1	0	0	0	<b>Florida Marlins @ St. Louis Cardinals</b> Roger Dean Stadium, Jupiter, FL Thu Mar 09 2006, 1:05 PM EST Att. 4,552 - Partly Cloudy - 74 F		
Dan Uggla, R OBP: 0.360, SLG: 0.565 Kevin Randel, L (7, PR) OBP: 0.333, SLG: 0.333 (7, 4)	F7		F8				27 BB 1B		1B	3	0	1	0	0	0	0			
27 Jeremy Hermida, L OBP: 0.429, SLG: 0.400 Brett Carroll, R OBP: 0.286, SLG: 0.286 (7, 9) (8, 7)	K		G4-3 14 1B BB		F8		G6-3 BB		G6-3	2	0	0	0	2	1	1			
14 Josh Willingham, R OBP: 0.563, SLG: 1.000 Ryan Jorgensen, R OBP: 0.200, SLG: 0.400 (6, 2)		G6-3	G4-3 1-2 1B		F7		G6-3			3	0	1	0	0	0	1			
Lenny Harris, L OBP: 0.417, SLG: 0.545 78 Gaby Sanchez, R (3, 5)		1B 2B	G4-3 1-2 2-3		P3				G5-3	2	1	1	0	0	0	2			
Jason Stokes, R OBP: 0.316, SLG: 0.611 37 Tom Wilson, R (6, 3) (8, 9)		43 1B 2H 1B	K		HR				F7	3	1	2	2	0	1	2			
43 Matt Cepicky, L OBP: 0.520, SLG: 0.571 Greg Burns, L (7, 7) (8, 8)		1-2 1B		G6-3		K			28 FC6-4 BB	3	0	1	0	0	1	0			
Reggie Abercrombie, R OBP: 0.520, SLG: 0.778 28 Scott Seaton, R OBP: 0.400, SLG: 0.444 (8, PH) (8, 3)		P5		G6-3		1B			FC6-4	3	0	1	0	0	0	2			
3 Chris Aquila, R OBP: 0.154, SLG: 0.167 13 Paul Hoover, R (9, PH) (9, 10)		K		P4		G5-3			G5-3	3	0	0	0	0	1	3			
										1B: 6	SF: 0	WP: 0	PA: 39						
<b>Inning Stats</b>	R: 0 E: 0 K: 1 S: 5	H: 0 LOB: 0 BB: 0 P: 5	R: 1 E: 0 K: 1 S: 8	H: 3 LOB: 2 BB: 0 P: 8	R: 1 E: 0 K: 1 S: 7	H: 2 LOB: 2 BB: 1 P: 11	R: 0 E: 0 K: 0 S: 3	H: 0 LOB: 0 BB: 0 P: 3	R: 0 E: 0 K: 1 S: 7	H: 2 LOB: 1 BB: 0 P: 7	R: 0 E: 0 K: 0 S: 3	H: 1 LOB: 2 BB: 1 P: 7	R: 0 E: 0 K: 0 S: 3	H: 0 LOB: 1 BB: 0 P: 7	R: 0 E: 0 K: 0 S: 4	H: 1 LOB: 1 BB: 0 P: 4	1B: 6 2B: 1 3B: 0 HR: 2	SF: 0 SAC: 0 DP: 1 HBP: 1	WP: 0 PB: 0 SB: 0 CS: 0
<b>PITCHER</b>	IP WLS BF H R ER SO BB IBB HBP BLK WP HR S P ERA WHIP	IP WLS BF H R ER SO BB IBB HBP BLK WP HR S P ERA WHIP	IP WLS BF H R ER SO BB IBB HBP BLK WP HR S P ERA WHIP	IP WLS BF H R ER SO BB IBB HBP BLK WP HR S P ERA WHIP	IP WLS BF H R ER SO BB IBB HBP BLK WP HR S P ERA WHIP	IP WLS BF H R ER SO BB IBB HBP BLK WP HR S P ERA WHIP	IP WLS BF H R ER SO BB IBB HBP BLK WP HR S P ERA WHIP	IP WLS BF H R ER SO BB IBB HBP BLK WP HR S P ERA WHIP	IP WLS BF H R ER SO BB IBB HBP BLK WP HR S P ERA WHIP	IP WLS BF H R ER SO BB IBB HBP BLK WP HR S P ERA WHIP	IP WLS BF H R ER SO BB IBB HBP BLK WP HR S P ERA WHIP	IP WLS BF H R ER SO BB IBB HBP BLK WP HR S P ERA WHIP	IP WLS BF H R ER SO BB IBB HBP BLK WP HR S P ERA WHIP	IP WLS BF H R ER SO BB IBB HBP BLK WP HR S P ERA WHIP	IP WLS BF H R ER SO BB IBB HBP BLK WP HR S P ERA WHIP	IP WLS BF H R ER SO BB IBB HBP BLK WP HR S P ERA WHIP	IP WLS BF H R ER SO BB IBB HBP BLK WP HR S P ERA WHIP		
23 Anthony Reyes, R ERA: 11.81 Sidney Ponson, R ERA: 6.0 41 Braden Looper, R ERA: 7.71 34 Randy Flores, L ERA: 10.13 Brian Falkenberg, R ERA:	3.0 L 15 5 2 2 3 1 0 0 0 0 1 20 24 6.00 2.000	4.0 R 16 3 1 1 1 1 0 1 0 0 0 1 16 22 2.25 1.000	1.0 L 4 0 0 0 0 1 0 0 0 0 0 3 7 0.00 1.000	0.2 R 2 0 0 0 0 0 0 0 0 0 0 2 2 0.00 0.000	0.1 R 2 1 0 0 0 0 0 0 0 0 0 2 2 0.00 3.000														

AB	35
R	3
H	9
RBI	3
BB	3
SO	4
LOB	15



Batter	1	2	3	4	5	6	7	8	9	AB	R	H	RBI	BB	SO	LOB	BOTTOM		
22 David Eckstein, R OBP: 0.333, SLG: 0.267 Brendan Ryan, R (8, 6)	G3-1		27 BB BB		G5-3					2	0	0	0	1	0	0	<b>Florida Marlins @ St. Louis Cardinals</b> Roger Dean Stadium, Jupiter, FL Thu Mar 09 2006, 1:05 PM EST Att. 4,552 - Partly Cloudy - 74 F		
27 Scott Rolen, R (1, 5) 3 Junior Spivey, R OBP: 0.190, SLG: 0.056 (5, 4)	K		BB		G6-3				K	1	0	0	0	1	1	0			
16 Chris Duncan, L OBP: 0.321, SLG: 0.577 Reid Gorecki, R OBP: 0.600, SLG: 0.500 (6, PR) (7, 9) (9, 8)	G3		BB		F7				L5	2	0	0	0	1	0	2			
John Gall, R OBP: 0.348, SLG: 0.381 (1, 10)		F7		G6-3		G6-3			7 G4-3 80 1B 1B	4	0	1	0	0	0	1			
26 Scott Spiezio, S OBP: 0.524, SLG: 0.750 80 Gabe Johnson, R OBP: 0.500, SLG: 0.333 (8, 3)		P6		2B		P5			7 G4-3 1B	3	0	1	0	0	0	0			
Larry Bigbie, L OBP: 0.333, SLG: 0.429 (1, 7)		2B		K		G4-3			F7	4	0	1	0	0	1	3			
7 Hector Luna, R OBP: 0.286, SLG: 0.167 (1, 4) (5, 5)		2B		K		G1-3			G4-3	4	0	0	0	0	1	4			
Gary Bennett, R OBP: 0.214, SLG: 0.286 70 Prentice Redman, R OBP: 0.200, SLG: 0.333 (8, PH) (9, 9)			G5-3		K				K	2	0	0	0	0	1	0			
55 Skip Schumaker, L OBP: 0.278, SLG: 0.235 So Taguchi, R OBP: 0.286, SLG: 0.300 81 Brian Esposito, R (8, PH) (9, 2)			F9		G1-3				G6-3	2	0	0	0	0	0	0			
										1B: 2	SF: 0	WP: 0	PA: 35						
<b>Inning Stats</b>	R: 0 E: 0 K: 1 S: 5	H: 1 LOB: 1 BB: 0 P: 6	R: 0 E: 0 K: 1 S: 6	H: 1 LOB: 0 BB: 0 P: 6	R: 0 E: 0 K: 1 S: 6	H: 1 LOB: 1 BB: 0 P: 6	R: 0 E: 0 K: 1 S: 5	H: 0 LOB: 0 BB: 0 P: 5	R: 0 E: 0 K: 0 S: 2	H: 0 LOB: 1 BB: 1 P: 6	R: 0 E: 0 K: 0 S: 3	H: 0 LOB: 0 BB: 0 P: 3	R: 0 E: 0 K: 1 S: 6	H: 1 LOB: 2 BB: 1 P: 10	R: 0 E: 0 K: 1 S: 7	H: 2 LOB: 2 BB: 0 P: 7	1B: 2 2B: 3 3B: 0 HR: 0	SF: 0 SAC: 0 DP: 1 HBP: 0	WP: 0 PB: 0 SB: 0 CS: 0
<b>PITCHER</b>	IP WLS BF H R ER SO BB IBB HBP BLK WP HR S P ERA WHIP	IP WLS BF H R ER SO BB IBB HBP BLK WP HR S P ERA WHIP	IP WLS BF H R ER SO BB IBB HBP BLK WP HR S P ERA WHIP	IP WLS BF H R ER SO BB IBB HBP BLK WP HR S P ERA WHIP	IP WLS BF H R ER SO BB IBB HBP BLK WP HR S P ERA WHIP	IP WLS BF H R ER SO BB IBB HBP BLK WP HR S P ERA WHIP	IP WLS BF H R ER SO BB IBB HBP BLK WP HR S P ERA WHIP	IP WLS BF H R ER SO BB IBB HBP BLK WP HR S P ERA WHIP	IP WLS BF H R ER SO BB IBB HBP BLK WP HR S P ERA WHIP	IP WLS BF H R ER SO BB IBB HBP BLK WP HR S P ERA WHIP	IP WLS BF H R ER SO BB IBB HBP BLK WP HR S P ERA WHIP	IP WLS BF H R ER SO BB IBB HBP BLK WP HR S P ERA WHIP	IP WLS BF H R ER SO BB IBB HBP BLK WP HR S P ERA WHIP	IP WLS BF H R ER SO BB IBB HBP BLK WP HR S P ERA WHIP	IP WLS BF H R ER SO BB IBB HBP BLK WP HR S P ERA WHIP	IP WLS BF H R ER SO BB IBB HBP BLK WP HR S P ERA WHIP			
47 Ricky Nolasco, R ERA: 51 Buddy Carlyle, R ERA: Harvey Garcia, R ERA: 53 Ryan Rupe, R ERA: 2.25 Chris Resop, R ERA:	2.2 W 10 1 0 0 2 1 0 0 0 0 0 7 11 0.00 1.500	1.1 L 6 1 0 0 1 1 0 0 0 0 0 7 11 0.00 1.500	1.0 R 3 0 0 0 1 0 0 0 0 0 0 5 5 0.00 0.000	1.0 H 3 0 0 0 0 1 0 0 0 0 0 2 6 0.00 1.000	1.0 H 3 0 0 0 0 0 0 0 0 0 3 3 0.00 0.000														



Batter	1	2	3	4	5	6	7	8	9	AB	R	H	RBI	BB	SO	LOB	TOP										
7 Hector Luna, R OBP: 0.308, SLG: 0.182										4	1	1	0	1	1	0											
26 Scott Sizemore, S OBP: 0.482, SLG: 0.650 83 Iker Franco, R										4	0	1	1	0	1	3											
So Taguchi, R OBP: 0.346, SLG: 0.333 50 Adam Wainwright, R 48 Brad Thompson, R 40 Jeff Nelson, R										4	3	2	0	1	0	2											
47 Brian Daubach, L OBP: 0.500, SLG: 0.933 80 Gabe Johnson, R OBP: 0.667, SLG: 0.500										3	1	2	2	0	0	1											
John Gall, R OBP: 0.296, SLG: 0.320 Reid Gorecki, R OBP: 0.667, SLG: 0.500										4	0	0	2	0	0	4											
53 John Rodriguez, L OBP: 0.200, SLG: 0.143 70 Prentice Redman, R OBP: 0.333, SLG: 0.400										3	0	1	0	0	1	1											
3 Junior Spivey, R OBP: 0.240, SLG: 0.182 Brendan Ryan, R										4	1	2	2	0	0	0											
Michel Hernandez, R OBP: 0.357, SLG: 0.250										4	0	1	3	0	0	3											
55 Skip Schumaker, L OBP: 0.273, SLG: 0.238 16 Chris Duncan, L OBP: 0.310, SLG: 0.556										4	1	1	0	0	0	2											
Inning Stats	R: 1 E: 0 K: 0 S: 5	H: 2 LOB: 1 BB: 0 P: 5	R: 0 E: 1 K: 0 S: 4	H: 0 LOB: 1 BB: 0 P: 4	R: 2 E: 1 K: 0 S: 6	H: 3 LOB: 2 BB: 0 P: 6	R: 0 E: 0 K: 1 S: 5	H: 0 LOB: 2 BB: 1 P: 10	R: 3 E: 0 K: 1 S: 8	H: 3 LOB: 0 BB: 0 P: 8	R: 0 E: 0 K: 1 S: 5	H: 0 LOB: 0 BB: 0 P: 5	R: 2 E: 0 K: 0 S: 4	H: 2 LOB: 1 BB: 2 P: 12	R: 1 E: 0 K: 0 S: 4	H: 2 LOB: 0 BB: 0 P: 4	R: 2 E: 0 K: 1 S: 6	H: 1 LOB: 1 BB: 2 P: 14	1B: 10 2B: 3 3B: 0 HR: 0	SF: 1 SAC: 0 DP: 1 HBP: 1	WP: 1 PB: 0 SB: 0 CS: 1	PA: 45					
PITCHER	IP	WLS	BF	H	R	ER	SO	BB	IBB	HBP	BLK	WP	HR	S	P	ERA	WHIP										
Geremi Gonzalez, R ERA: 3.0	3.0	L	15	5	3	1	0	0	0	0	0	0	0	15	15	3.00	1.667										
34 Mike Pelfrey, R ERA: 6.0	3.0		14	3	3	0	3	1	0	1	0	0	0	18	23	0.00	1.333										
13 Billy Wagner, L ERA: 6.0	1.0		6	2	2	2	0	2	0	0	0	0	0	4	12	18.00	4.000										
Chad Bradford, R ERA: 3.6	1.0		4	2	1	1	0	0	0	0	0	0	0	4	4	9.00	2.000										
Henry Owens, R ERA: 4.5	1.0		6	1	2	2	1	2	0	0	0	1	0	6	14	18.00	3.000										
Kazuo Matsui, S OBP: 0.143, SLG: 0.238 Jeff Keppinger, R OBP: 0.455, SLG: 0.727										3	0	0	0	0	0	1											
Chris Woodward, R OBP: 0.369, SLG: 0.313 1 Anderson Hernandez, S OBP: 0.349, SLG: 0.318										4	0	0	0	0	1	3											
5 David Wright, R OBP: 0.360, SLG: 0.176 Chris Basak, R OBP: 0.250, SLG: 0.250										3	1	2	0	0	0	0											
Cliff Floyd, L OBP: 0.556, SLG: 0.714 73 Todd Self, L OBP: 0.297, SLG: 0.429										3	0	1	0	0	0	0											
Xavier Nady, R OBP: 0.526, SLG: 0.647 26 Tike Redman, L OBP: 0.259, SLG: 0.375										2	0	1	1	1	0	2											
Julio Franco, R OBP: 0.455, SLG: 0.333 63 Juan Tejeda, R OBP: 0.316, SLG: 0.250										3	0	1	0	0	1	2											
Victor Diaz, R OBP: 0.357, SLG: 0.444										4	0	1	0	0	0	2											
11 Ramon Castro, R OBP: 0.500, SLG: 0.556 90 Zachary Clements, R OBP: 0.500, SLG: 0.500										3	0	1	0	0	0	2											
44 Lastings Milledge, R OBP: 0.278, SLG: 0.294										4	1	2	0	0	2	5											
Inning Stats	R: 1 E: 0 K: 1 S: 7	H: 2 LOB: 2 BB: 0 P: 8	R: 0 E: 0 K: 0 S: 4	H: 1 LOB: 1 BB: 0 P: 4	R: 0 E: 0 K: 0 S: 3	H: 0 LOB: 0 BB: 0 P: 3	R: 0 E: 0 K: 1 S: 6	H: 1 LOB: 2 BB: 1 P: 10	R: 0 E: 0 K: 1 S: 7	H: 2 LOB: 3 BB: 0 P: 9	R: 0 E: 0 K: 1 S: 9	H: 0 LOB: 0 BB: 0 P: 3	R: 1 E: 0 K: 1 S: 7	H: 2 LOB: 1 BB: 0 P: 7	R: 0 E: 0 K: 2 S: 7	H: 0 LOB: 0 BB: 0 P: 7	1B: 9 2B: 1 3B: 0 HR: 0	SF: 0 SAC: 0 DP: 0 HBP: 1	WP: 0 PB: 0 SB: 0 CS: 0	PA: 41							
PITCHER	IP	WLS	BF	H	R	ER	SO	BB	IBB	HBP	BLK	WP	HR	S	P	ERA	WHIP										
30 Mark Mulder, L ERA: 1.35	3.2	W	17	4	1	1	1	0	0	0	0	0	0	17	22	2.46	1.364										
Josh Hancock, R ERA: 1.35	0.1		1	0	0	0	1	0	0	0	0	0	0	3	3	0.00	0.000										
50 Adam Wainwright, R ERA: 1.35	3.2		19	6	2	1	3	0	0	0	0	0	0	25	25	2.46	1.636										
50 Adam Wainwright, R ERA: 1.35	3.2		19	6	2	1	3	0	0	0	0	0	0	25	25	2.46	1.636										
48 Brad Thompson, R ERA: 0.2	0.2		2	0	0	0	0	0	0	0	0	0	0	2	2	0.00	0.000										

St. Louis Cardinals @ New York Mets  
Tradition Field, Port St. Lucie, FL  
Fri Mar 10 2006, 1:10 PM EST  
Att: 5,018 - Partly Cloudy - 79 F

AB 38  
R 11  
H 13  
RBI 11  
BB 5  
SO 4  
LOB 19



St. Louis Cardinals @ New York Mets  
Tradition Field, Port St. Lucie, FL  
Fri Mar 10 2006, 1:10 PM EST  
Att: 5,018 - Partly Cloudy - 79 F

AB 39  
R 3  
H 10  
RBI 3  
BB 1  
SO 7  
LOB 23



Batter	1	2	3	4	5	6	7	8	9	AB	R	H	RBI	BB	SO	LOB	TOP						
17 Corey Patterson, L OBP: 0.400, SLG: 0.545 59 Eddy Garabito, S OBP: 0.214, SLG: 0.154										3	0	2	0	0	0	2	<p><b>Baltimore Orioles @ St. Louis Cardinals</b>            Roger Dean Stadium, Jupiter, FL            Sat Mar 11 2006, 1:05 PM EST            Att: 6,398 - Cloudy - 82 F</p> <p>livebaseballscores.com</p> <p>AB 33 R 0 H 7 RBI 0 BB 3 SO 4 LOB 17</p>						
21 Nick Markakis, L OBP: 0.538, SLG: 0.667 69 Napoleon Cezar, R OBP: 0.333, SLG: 0.583										3	0	0	0	0	0	2							
6 Melvin Mora, R OBP: 0.318, SLG: 0.333 Desi Relaford, S OBP: 0.333, SLG: 0.214										3	0	0	0	0	0	2							
Kevin Millar, R OBP: 0.500, SLG: 0.778 93 Andy Tracy, L OBP: 0.394, SLG: 0.889										2	0	1	0	1	0	0							
Val Majewski, L OBP: 0.200, SLG: 0.222 58 Alejandro Freire, R OBP: 0.375, SLG: 0.269										3	0	0	0	0	0	2							
Chris Gomez, R OBP: 0.304, SLG: 0.200 16 Ed Rogers, R OBP: 0.438, SLG: 0.563										2	0	0	0	1	0	0							
39 Jeff Fiorentino, L OBP: 0.308, SLG: 0.333 43 Keith Reed, R OBP: 0.250, SLG: 0.250										2	0	1	0	0	0	1							
12 Brandon Fahey, L OBP: 0.500, SLG: 0.500 12 Luis Lopez, S OBP: 0.400, SLG: 0.333										3	0	1	0	0	1	1							
74 Brandon Marsters, R OBP: 0.250, SLG: 0.333 75 Ryan Hubele, R OBP: 0.250, SLG: 0.250 79 Esix Snead, S OBP: 0.200, SLG: 0.400										2	0	0	0	0	0	2							
<b>Inning Stats</b>	R: 0 E: 0 K: 0 S: 4	H: 1 LOB: 2 BB: 1 P: 8	R: 0 E: 0 K: 0 S: 5	H: 2 LOB: 2 BB: 0 P: 5	R: 0 E: 0 K: 0 S: 3	H: 1 LOB: 0 BB: 1 P: 4	R: 0 E: 0 K: 0 S: 3	H: 0 LOB: 1 BB: 1 P: 8	R: 0 E: 0 K: 0 S: 4	H: 1 LOB: 2 BB: 0 P: 5	R: 0 E: 0 K: 0 S: 3	H: 0 LOB: 0 BB: 1 P: 3	R: 0 E: 0 K: 2 S: 8	H: 1 LOB: 2 BB: 1 P: 12	R: 0 E: 0 K: 2 S: 7	H: 0 LOB: 0 BB: 0 P: 7		R: 0 E: 0 K: 0 S: 4	H: 1 LOB: 1 BB: 0 P: 4	1B: 5 2B: 2 3B: 0 HR: 0	SF: 0 SAC: 0 DP: 0 HBP: 0	WP: 0 PB: 0 SB: 2 CS: 1	PA: 37
<b>PITCHER</b>	IP WLS BF H R ER SO BB IBB HBP BLK WP HR S P ERA WHIP	<p>Jason Marquis, R (1, 1) 3.0 0 13 4 0 0 0 0 1 0 0 0 0 0 0 0 0 12 17 0.00 1.667</p> <p>44 Jason Isringhausen, R (4, 1) 1.0 W 4 0 0 0 0 0 1 0 0 0 0 0 0 0 0 4 5 0.00 1.000</p> <p>Carmen Cali, L (5, 1) 1.0 4 1 0 0 0 0 0 0 0 0 0 0 0 0 4 5 0.00 1.000</p> <p>56 Blaine Neal, R (6, 1) 1.0 3 0 0 0 0 0 0 0 0 0 0 0 0 0 3 3 0.00 0.000</p> <p>Tyler Johnson, L (7, 1) 1.0 5 1 0 0 0 2 1 0 0 0 0 0 0 0 8 12 0.00 2.000</p> <p>68 John Webb, R (8, 1) 1.0 3 0 0 0 0 2 0 0 0 0 0 0 0 0 0 0 4 4 0.00 1.000</p> <p>64 Brad Voyles, R (9, 1) 1.0 4 1 0 0 0 0 0 0 0 0 0 0 0 0 0 4 4 0.00 1.000</p>																					


Batter	1	2	3	4	5	6	7	8	9	AB	R	H	RBI	BB	SO	LOB	BOTTOM						
22 David Eckstein, R OBP: 0.333, SLG: 0.333 55 Skip Schumaker, L OBP: 0.261, SLG: 0.227 Brendan Ryan, R										3	1	1	2	0	0	1	<p><b>Baltimore Orioles @ St. Louis Cardinals</b>            Roger Dean Stadium, Jupiter, FL            Sat Mar 11 2006, 1:05 PM EST            Att: 6,398 - Cloudy - 82 F</p> <p>livebaseballscores.com</p> <p>AB 33 R 5 H 10 RBI 5 BB 4 SO 9 LOB 22</p>						
Larry Bigbie, L OBP: 0.283, SLG: 0.333 70 Prentice Redman, R OBP: 0.308, SLG: 0.364										4	0	0	0	0	1	3							
27 Scott Rolen, R OBP: 0.429, SLG: 0.500 7 Hector Luna, R OBP: 0.296, SLG: 0.174										3	1	2	1	0	0	0							
15 Jim Edmonds, L OBP: 1.000, SLG: 1.500 So Taguchi, R OBP: 0.321, SLG: 0.308										2	0	2	1	0	0	0							
26 Scott Spiezo, S OBP: 0.448, SLG: 0.591 80 Gabe Johnson, R OBP: 0.571, SLG: 0.400										2	0	0	0	1	0	2							
53 John Rodriguez, L OBP: 0.222, SLG: 0.176 John Gall, R OBP: 0.321, SLG: 0.320										3	0	1	1	0	0	3							
3 Junior Spivey, R OBP: 0.250, SLG: 0.200 Deivi Cruz, R										3	0	1	0	0	1	2							
16 Chris Duncan, L OBP: 0.364, SLG: 0.552										2	1	1	0	2	1	0							
Gary Bennett, R OBP: 0.278, SLG: 0.333										4	1	2	0	0	1	4							
<b>Inning Stats</b>	R: 0 E: 0 K: 0 S: 3	H: 0 LOB: 0 BB: 0 P: 3	R: 0 E: 0 K: 0 S: 3	H: 1 LOB: 0 BB: 0 P: 5	R: 0 E: 0 K: 2 S: 8	H: 1 LOB: 1 BB: 0 P: 8	R: 2 E: 0 K: 1 S: 8	H: 3 LOB: 2 BB: 0 P: 9	R: 3 E: 0 K: 1 S: 8	H: 3 LOB: 2 BB: 2 P: 16	R: 0 E: 0 K: 2 S: 9	H: 2 LOB: 0 BB: 0 P: 9	R: 0 E: 0 K: 2 S: 7	H: 0 LOB: 0 BB: 0 P: 7	R: 0 E: 0 K: 1 S: 5	H: 0 LOB: 3 BB: 2 P: 15		R: 0 E: 0 K: 0 S: 4	H: 0 LOB: 0 BB: 0 P: 7	1B: 7 2B: 3 3B: 0 HR: 0	SF: 0 SAC: 0 DP: 0 HBP: 1	WP: 1 PB: 0 SB: 1 CS: 0	PA: 39
<b>PITCHER</b>	IP WLS BF H R ER SO BB IBB HBP BLK WP HR S P ERA WHIP	<p>49 Hayden Penn, R (1, 1) 3.0 0 10 2 0 0 0 2 0 0 0 0 0 0 0 0 14 16 0.00 0.667</p> <p>39 Vic Dorensbourg, L (4, 1) 1.0 L 6 3 2 2 1 0 0 0 0 0 0 0 0 0 8 9 18.00 3.000</p> <p>41 Andy Mitchell, R (5, 1) 1.0 8 3 3 3 1 2 0 0 0 1 0 0 0 8 16 27.00 5.000</p> <p>LaTroy Hawkins, R (6, 1) 1.0 5 2 0 0 0 2 0 0 0 0 0 0 0 9 9 0.00 2.000</p> <p>Eddy Rodriguez, R (7, 1) 1.0 3 0 0 0 0 2 0 0 0 0 0 0 0 7 7 0.00 0.000</p> <p>Franklyn Gracesqui, L (8, 1) 0.2 5 0 0 0 0 2 0 0 0 0 0 0 0 0 0 3 3 0.00 0.000</p> <p>Chris Britton, R (9, 1) 0.1 1 0 0 0 0 1 0 0 0 0 0 0 0 0 0 3 3 0.00 0.000</p>																					

Batter	1	2	3	4	5	6	7	8	9	AB	R	H	RBI	BB	SO	LOB	TOP			
22 David Eckstein, R OBP: 0.320, SLG: 0.286 Brian Falkenberg, R (8, 1)	4-1 CS BB		0-0 F5		0-0 G3			0-0 F8		3	0	0	0	1	0	3	<b>St. Louis Cardinals @ Atlanta Braves</b> Cracker Jack Stadium, Lake Buena Vista, FL Sun Mar 12 2006, 1:05 PM EST Att: 10,785 - Partly Cloudy - 78 F			
16 Chris Duncan, L OBP: 0.378, SLG: 0.531 (1, 3)	0-3 K		0-0 G1-3 1B		0-0 G3-1 2-3			4-0 G5-3 BB		3	0	1	1	1	1	2				
So Taguchi, R OBP: 0.281, SLG: 0.267 (1, 8)	3-1 F9 1-2		0-0 G1-3 1-2 3-H		0-0 G5-3			0-0 G5-3 1-2		4	0	0	1	0	0	4				
John Gall, R OBP: 0.313, SLG: 0.310 (1, 7)		1-0 FC6-4 1B	0-0 F8		0-0 P4			0-3 K		4	0	1	0	0	1	2				
7 Hector Luna, R OBP: 0.267, SLG: 0.154 (8, 6)		0-0 FC6-4 3 G5-3 1-2		0-0 G6-3		0-3 K			0-0 P6	3	0	0	0	0	1	1				
26 Scott Spiezo, S OBP: 0.433, SLG: 0.565 (9, PH)		3-2 G5-3		0-0 E8 1B 55 G3-6 1B		0-3 K			0-0 G1-3	1	0	0	0	0	0	0				
3 Junior Spivey, R OBP: 0.250, SLG: 0.207 (1, 4)		0-2 P4		0-0 G3-6 1B 16 1B 1B		0-3 K			0-3 K	3	0	1	0	0	1	1				
Gary Bennett, R OBP: 0.280, SLG: 0.333 Michel Hernandez, R OBP: 0.333, SLG: 0.231 (1, 2) (7, 2)										1	0	0	0	0	1	0				
55 Skip Schumaker, L OBP: 0.269, SLG: 0.240 (1, 9)										3	1	1	0	0	1	1				
Jeff Suppan, R OBP: 1.000, SLG: 1.000 53 John Rodriguez, L OBP: 0.285, SLG: 0.292 41 Braden Looper, R (5, 1) 34 Randy Flores, L (5, 1) Juan Mateo, R (8, 1) 47 Brian Daubach, L OBP: 0.144, SLG: 0.075 36 Alan Benes, R (7, 1) Deivi Cruz, R (8, 6)										1	1	1	0	0	0	0				
<b>Inning Stats</b>	R: 0 E: 0 K: 1 S: 6	H: 0 LOB: 0 BB: 1 P: 13	R: 0 E: 0 K: 0 S: 8	H: 1 LOB: 1 BB: 0 P: 12	R: 2 E: 0 K: 0 S: 8	H: 3 LOB: 1 BB: 0 P: 11	R: 1 E: 1 K: 0 S: 4	H: 2 LOB: 0 BB: 0 P: 4	R: 0 E: 0 K: 2 S: 7	H: 0 LOB: 0 BB: 0 P: 7	R: 0 E: 0 K: 3 S: 9	H: 0 LOB: 1 BB: 1 P: 9	R: 0 E: 0 K: 1 S: 5	H: 0 LOB: 0 BB: 0 P: 5	R: 0 E: 0 K: 1 S: 5	H: 0 LOB: 0 BB: 0 P: 5	1B: 7 2B: 0 3B: 0 HR: 0	SF: 0 SAC: 0 DP: 1 HBP: 0	WP: 0 PB: 0 SB: 0 CS: 1	PA: 34
<b>PITCHER</b>	IP WLS BF H R ER SO	IP WLS BF H R ER SO	IP WLS BF H R ER SO	IP WLS BF H R ER SO	IP WLS BF H R ER SO	IP WLS BF H R ER SO	IP WLS BF H R ER SO	IP WLS BF H R ER SO	IP WLS BF H R ER SO	IP WLS BF H R ER SO	IP WLS BF H R ER SO	IP WLS BF H R ER SO	IP WLS BF H R ER SO	IP WLS BF H R ER SO	IP WLS BF H R ER SO	IP WLS BF H R ER SO	ERA WHIP	ERA WHIP	ERA WHIP	
36 Chuck James, L ERA: 4.26 (1, 1)	3.0 W 8 4 2 2 1	2.0 W 8 3 1 0 0	2.0 H 6 0 0 0 5	2.0 S 7 0 0 0 2	3.0 W 8 4 2 2 1	2.0 H 6 0 0 0 5	2.0 S 7 0 0 0 2	3.0 W 8 4 2 2 1	2.0 H 6 0 0 0 5	2.0 S 7 0 0 0 2	3.0 W 8 4 2 2 1	2.0 H 6 0 0 0 5	2.0 S 7 0 0 0 2	3.0 W 8 4 2 2 1	2.0 H 6 0 0 0 5	2.0 S 7 0 0 0 2	6.00 1.667	0.00 1.500	0.00 0.000	0.00 0.500

Batter	1	2	3	4	5	6	7	8	9	AB	R	H	RBI	BB	SO	LOB	BOTTOM			
Marcus Giles, R OBP: 0.111, SLG: 0.111 Luis Hernandez, S OBP: 0.545, SLG: 0.167 (1, 4) (6, 6)	2-3 K		0-1 G5-3		0-0 P6			4-0 20 G3-6-1 BB		3	0	0	0	0	1	3	<b>St. Louis Cardinals @ Atlanta Braves</b> Cracker Jack Stadium, Lake Buena Vista, FL Sun Mar 12 2006, 1:05 PM EST Att: 10,785 - Partly Cloudy - 78 F			
11 Edgar Renteria, R OBP: 0.333, SLG: 0.529 20 Scott Thorman, L OBP: 0.125, SLG: 0.125 71 Sean White, R (8, 1)	1-3 K			0-0 23 1B 57 G3-6 2B	0-0 2B 2H 3H HR		0-0 G3-6-1 1-2			3	2	2	3	0	1	0				
23 Matt Diaz, R OBP: 0.462, SLG: 0.769 (1, 9)	0-0 G6-3			0-0 57 G3-6 1B	0-0 57 1B			0-0 16 1B		4	0	3	0	0	0	0				
57 Michael Ryan, L OBP: 0.367, SLG: 0.630 (1, 8)		0-1 P6		0-0 G3-6 1-2 3-H	0-0 1B			0-3 K		4	0	1	0	0	1	2				
Adam LaRoche, L OBP: 0.250, SLG: 0.143 34 Joey Devine, R (6, 1)		0-0 16 G3-6-3 1B		0-0 BB	0-0 G4-3			0-0 P4		2	0	1	0	1	0	2				
76 J.J. Jurries, R OBP: 0.542, SLG: 0.895 (8, 3)										0	0	0	0	0	0	0				
16 Brian McCann, L OBP: 0.235, SLG: 0.133 (1, 2)	0-2 G3-6-3 1-2			0-0 L3				0-0 F9		4	0	1	0	0	0	2				
Brian Jordan, R OBP: 0.467, SLG: 0.333 4 Pete Orr, L OBP: 0.100, SLG: 0.100 (1, 7) (6, 5)					0-0 66 G3-1 1B			0-0 G4-3		2	0	1	0	0	0	0				
Wilson Betemit, S OBP: 0.481, SLG: 0.615 24 Martin Prado, R OBP: 0.167, SLG: 0.174 (1, 5) (6, 4)										2	1	1	0	0	0	1				
36 Chuck James, L OBP: 1.000, SLG: 1.000 66 Jarrod Saltalamacchia, S OBP: 0.174, SLG: 0.435 40 Lance Cormier, R (4, 1) Kelly Johnson, L OBP: 0.368, SLG: 0.353 (5, PH) (6, 7)										0	0	0	0	0	0	0				
<b>Inning Stats</b>	R: 0 E: 0 K: 2 S: 7	H: 0 LOB: 0 BB: 0 P: 10	R: 0 E: 0 K: 0 S: 6	H: 1 LOB: 0 BB: 0 P: 6	R: 0 E: 0 K: 0 S: 5	H: 1 LOB: 1 BB: 0 P: 5	R: 1 E: 0 K: 0 S: 4	H: 2 LOB: 1 BB: 1 P: 8	R: 3 E: 0 K: 0 S: 8	H: 5 LOB: 2 BB: 0 P: 8	R: 0 E: 0 K: 0 S: 3	H: 0 LOB: 0 BB: 1 P: 3	R: 0 E: 0 K: 1 S: 7	H: 2 LOB: 2 BB: 0 P: 7	R: 0 E: 0 K: 1 S: 7	H: 2 LOB: 0 BB: 0 P: 7	1B: 8 2B: 2 3B: 0 HR: 1	SF: 0 SAC: 0 DP: 3 HBP: 0	WP: 0 PB: 0 SB: 0 CS: 0	PA: 34
<b>PITCHER</b>	IP WLS BF H R ER SO	IP WLS BF H R ER SO	IP WLS BF H R ER SO	IP WLS BF H R ER SO	IP WLS BF H R ER SO	IP WLS BF H R ER SO	IP WLS BF H R ER SO	IP WLS BF H R ER SO	IP WLS BF H R ER SO	IP WLS BF H R ER SO	IP WLS BF H R ER SO	IP WLS BF H R ER SO	IP WLS BF H R ER SO	IP WLS BF H R ER SO	IP WLS BF H R ER SO	IP WLS BF H R ER SO	ERA WHIP	ERA WHIP	ERA WHIP	
Jeff Suppan, R ERA: 14.04 (1, 1)	4.0 L 6 4 3 3 0	0.2 L 6 4 3 3 0	0.2 L 6 4 3 3 0	0.2 L 6 4 3 3 0	4.0 L 6 4 3 3 0	0.2 L 6 4 3 3 0	0.2 L 6 4 3 3 0	4.0 L 6 4 3 3 0	0.2 L 6 4 3 3 0	0.2 L 6 4 3 3 0	4.0 L 6 4 3 3 0	0.2 L 6 4 3 3 0	0.2 L 6 4 3 3 0	4.0 L 6 4 3 3 0	0.2 L 6 4 3 3 0	0.2 L 6 4 3 3 0	2.25 1.250	40.50 6.000	0.00 1.500	0.00 1.000


livebaseballscores.com

AB 32  
R 3  
H 7  
RBI 2  
BB 2  
SO 8  
LOB 15

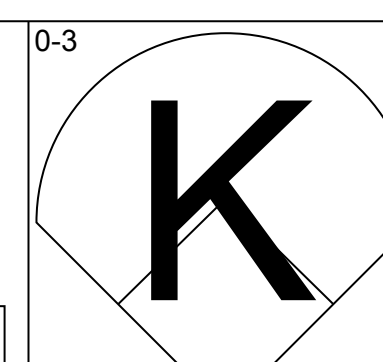
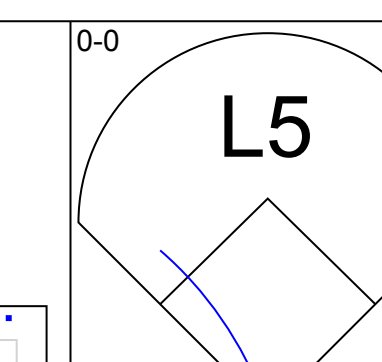
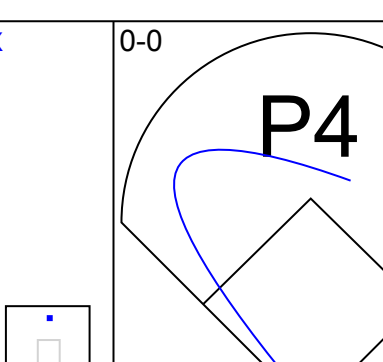
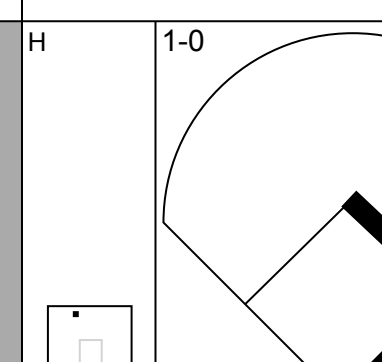
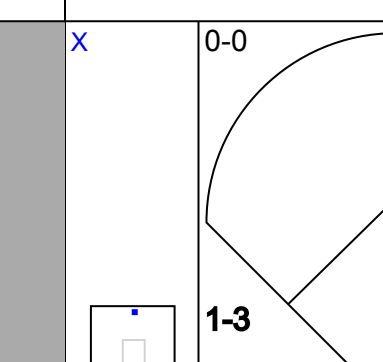
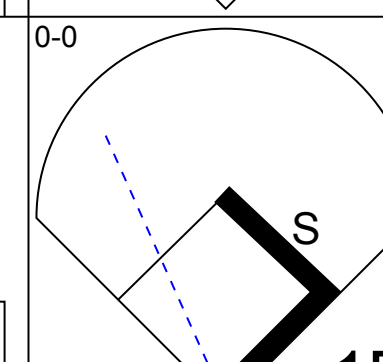
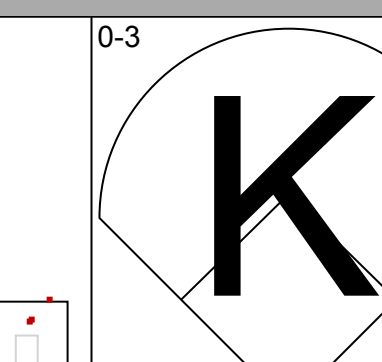
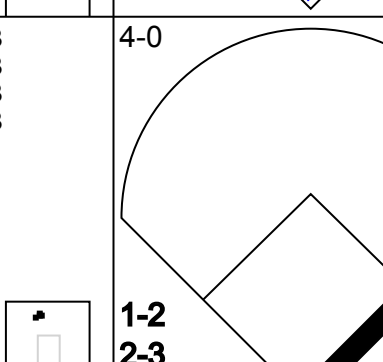
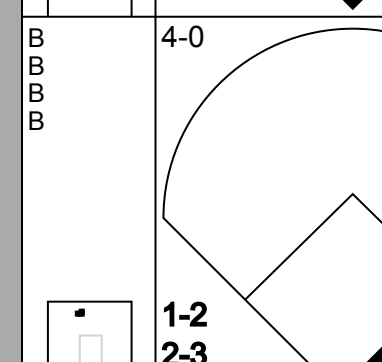
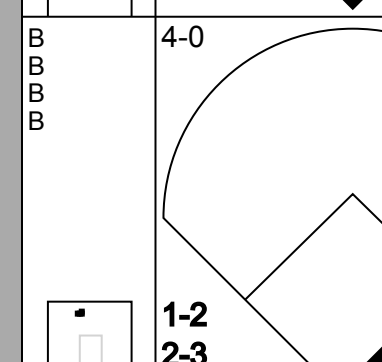
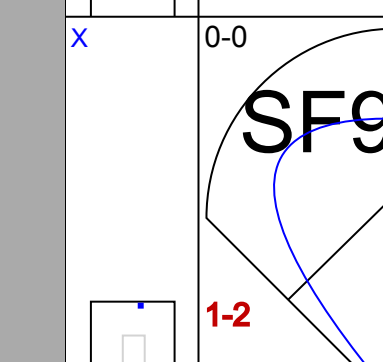
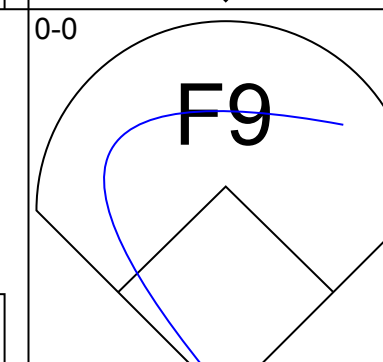
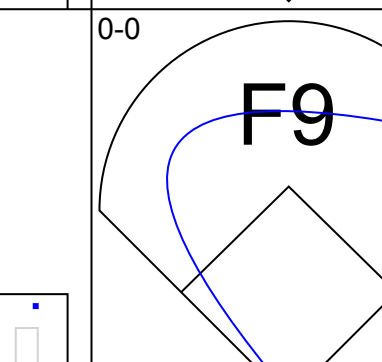
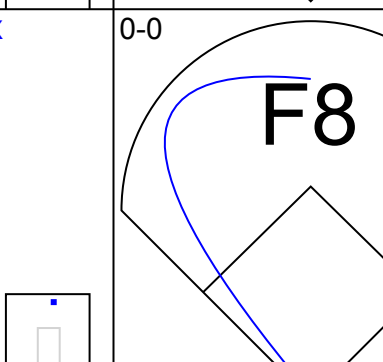
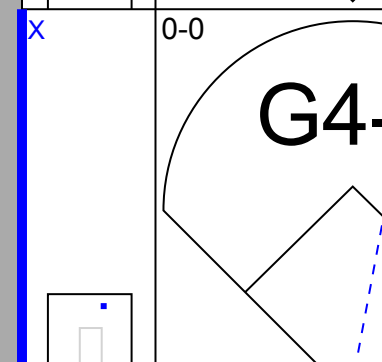
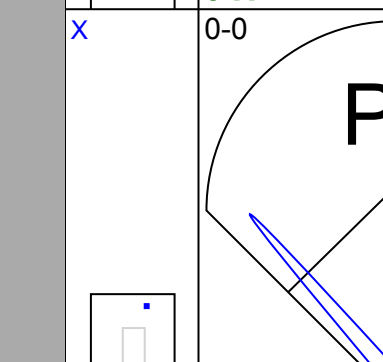
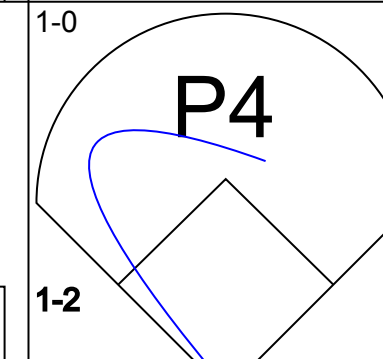
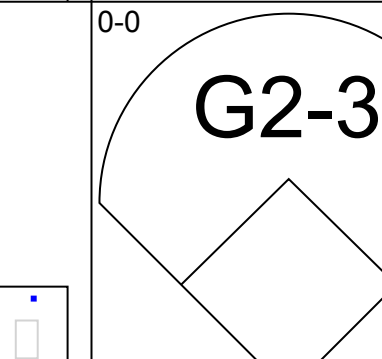





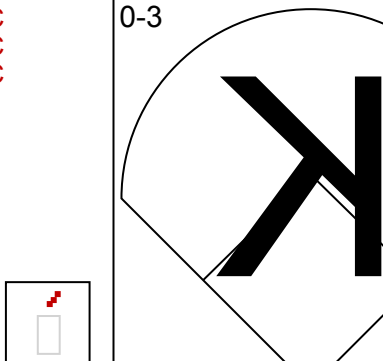




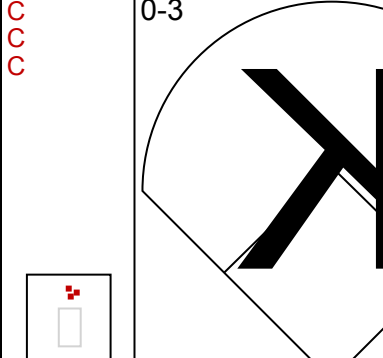
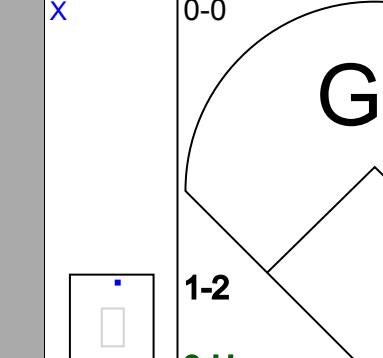



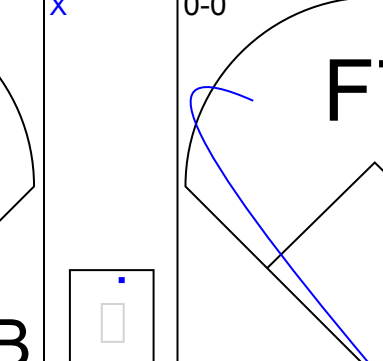
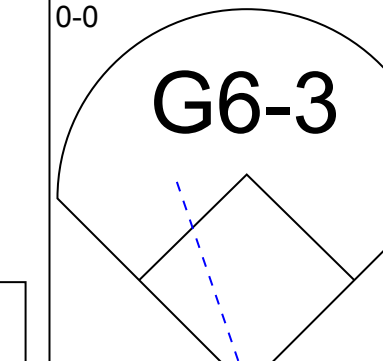
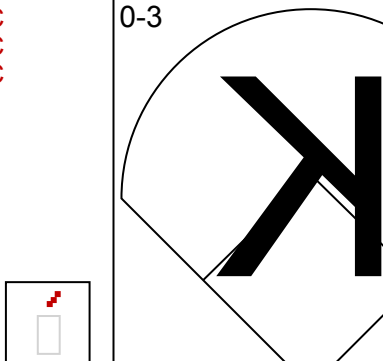
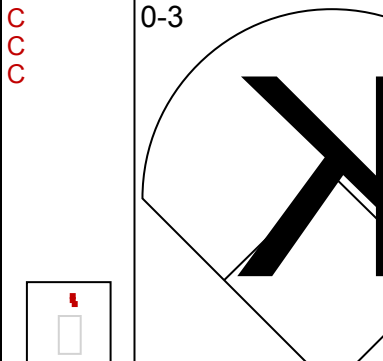
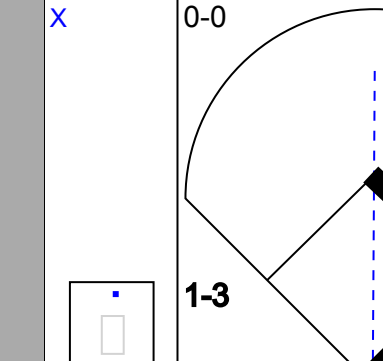
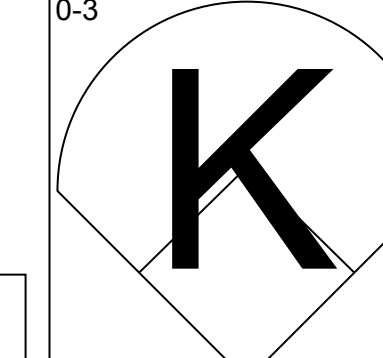
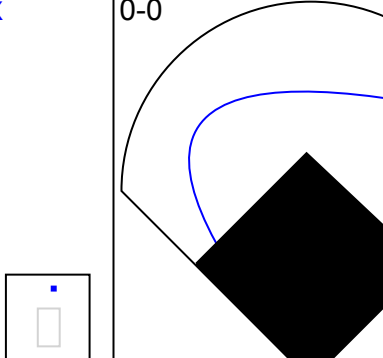
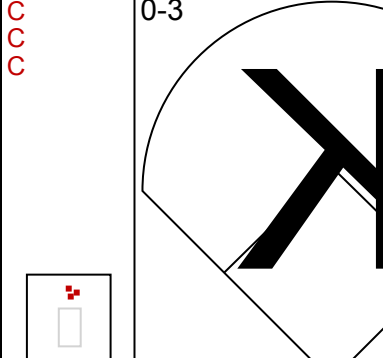
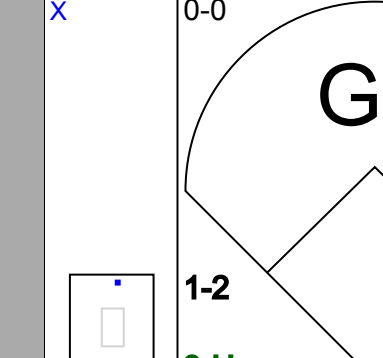
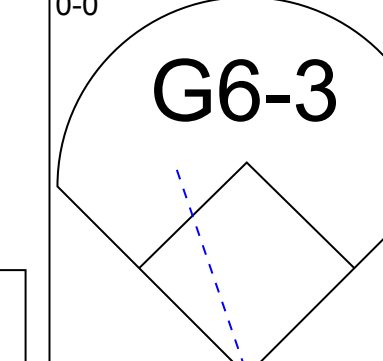
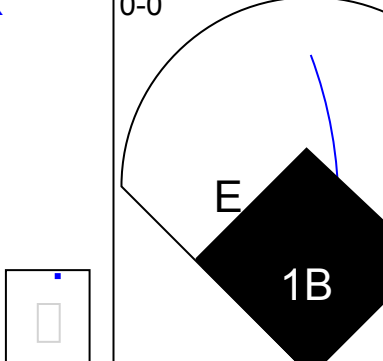
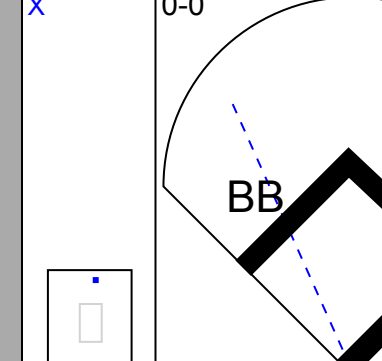
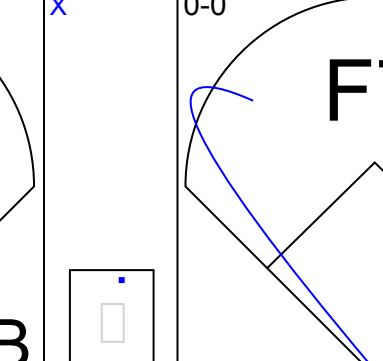
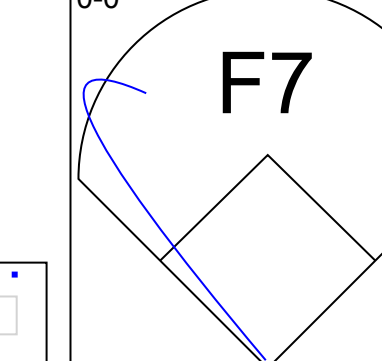
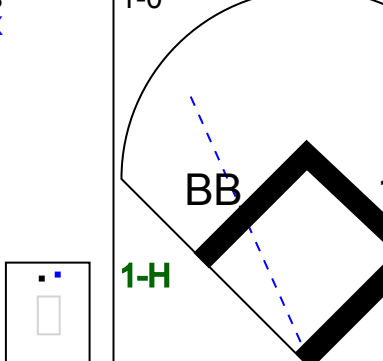
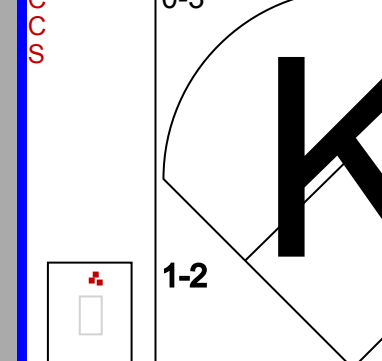
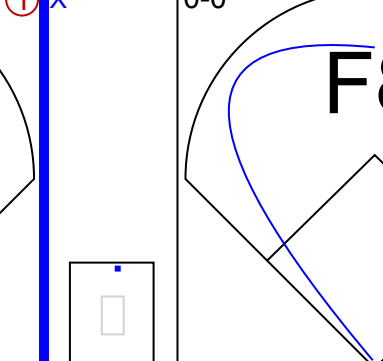
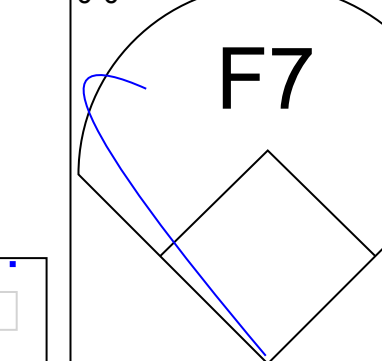
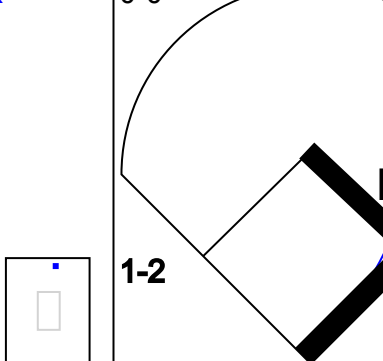
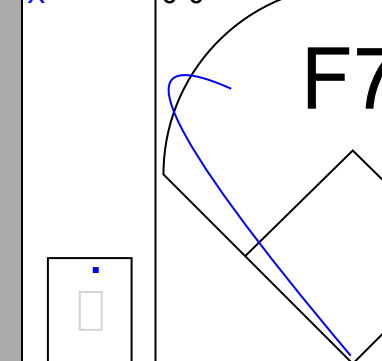

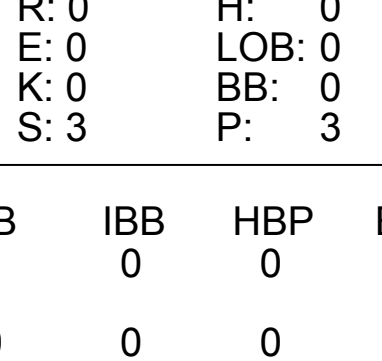
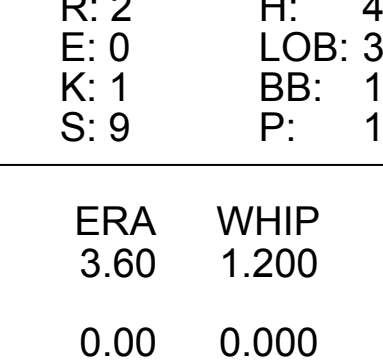
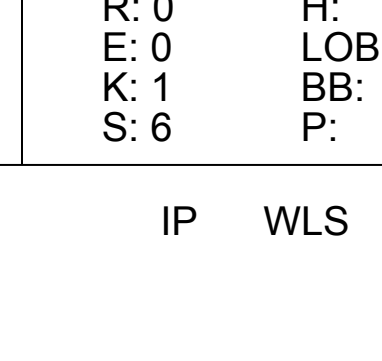
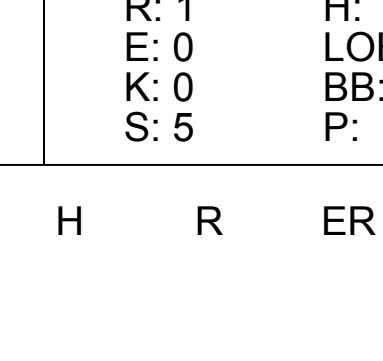

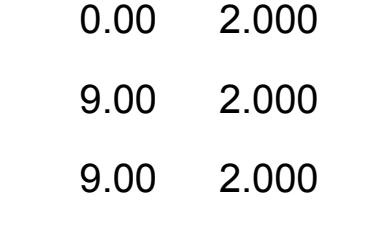




livebaseballscores.com

AB 32  
R 4  
H 11  
RBI 3  
BB 2  
SO 3  
LOB 15

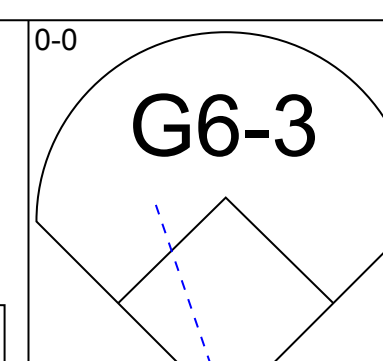
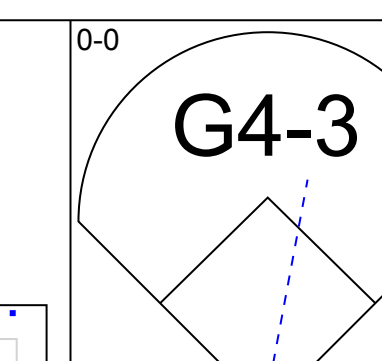
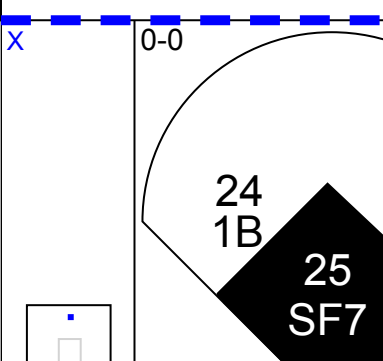
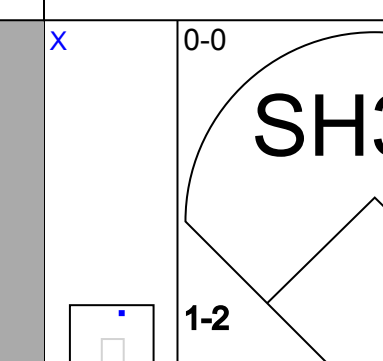
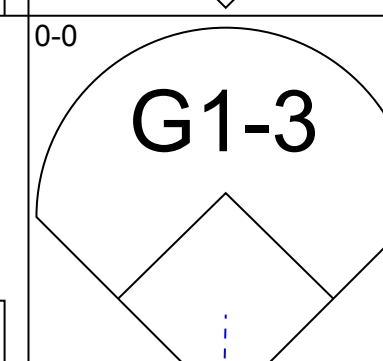
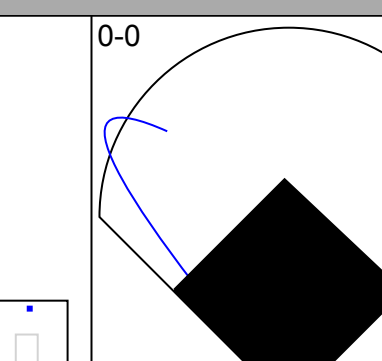
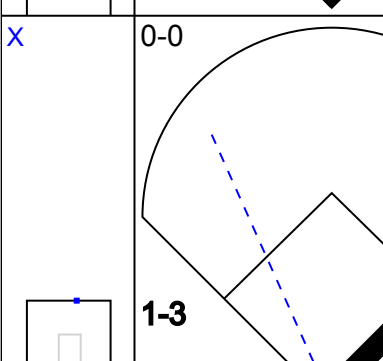

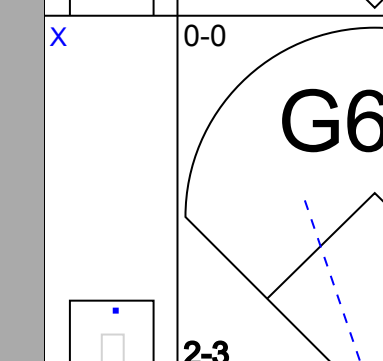
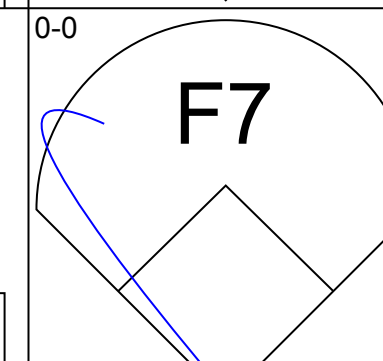
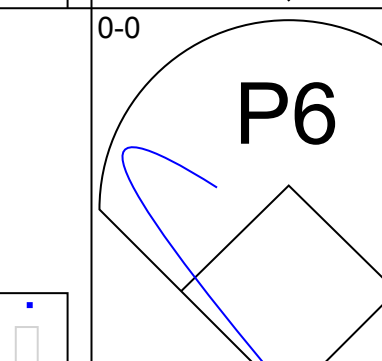
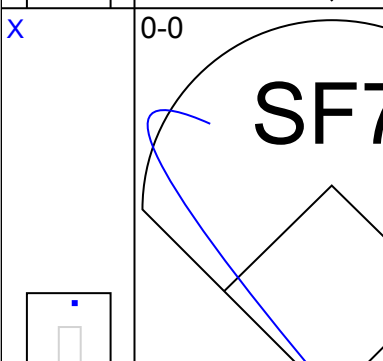

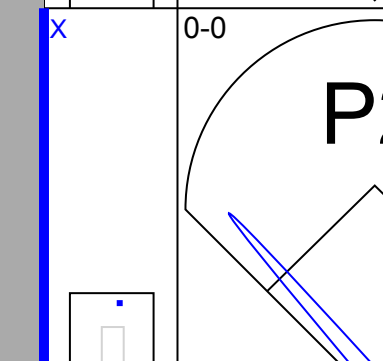

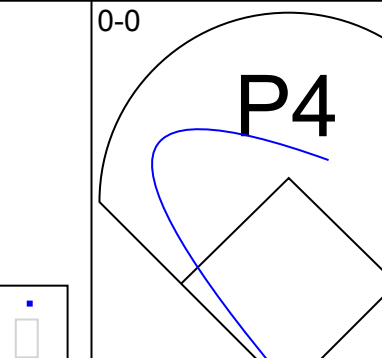
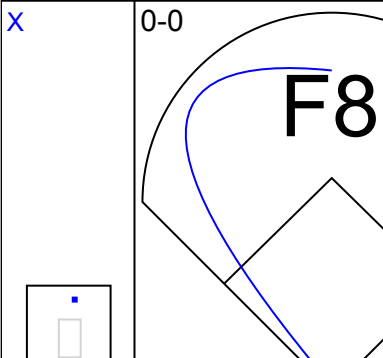



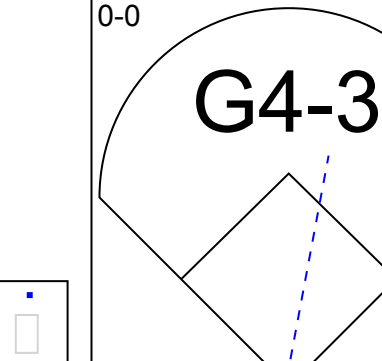
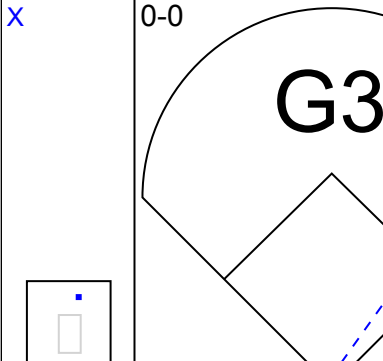




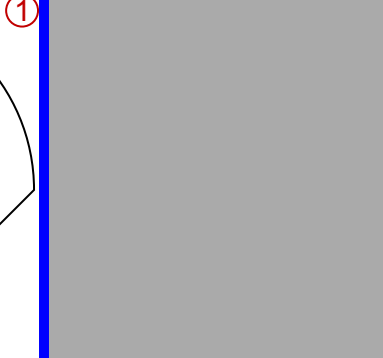
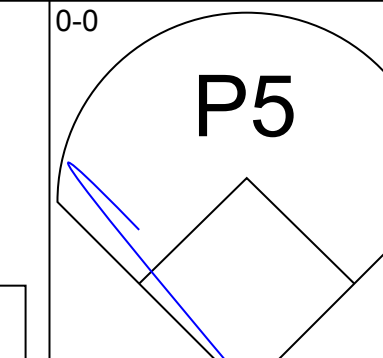
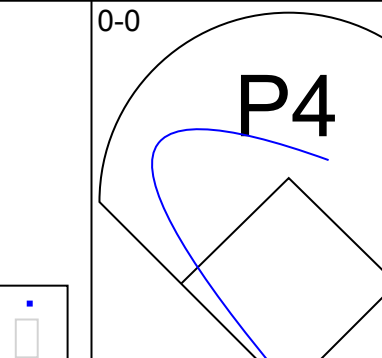
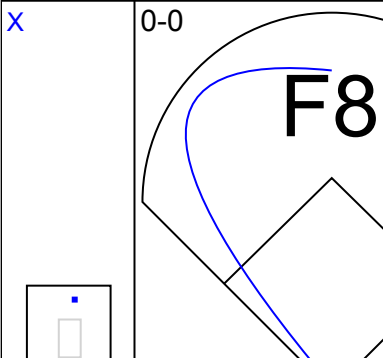

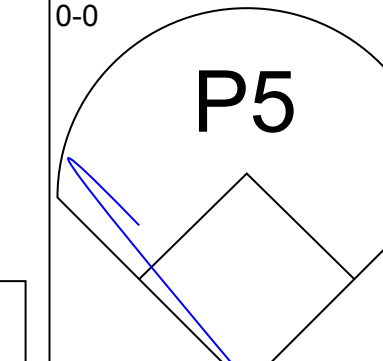
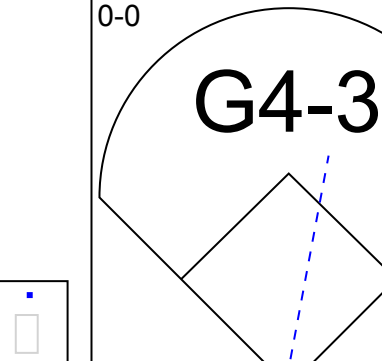
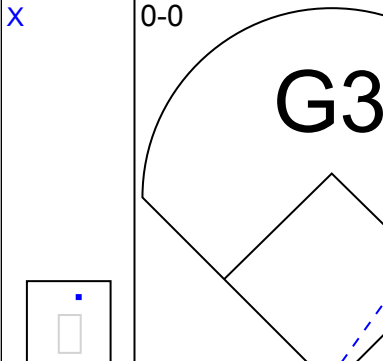

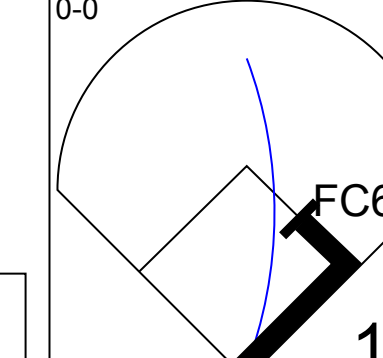


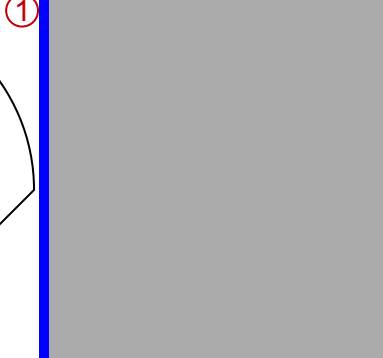
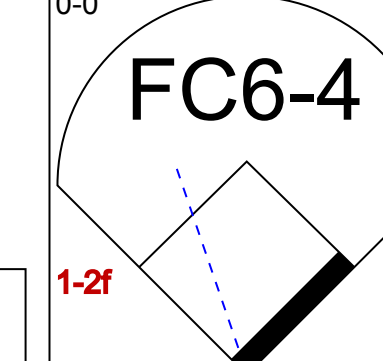


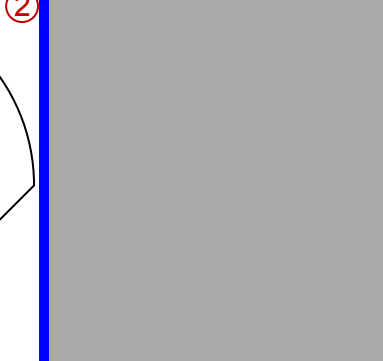



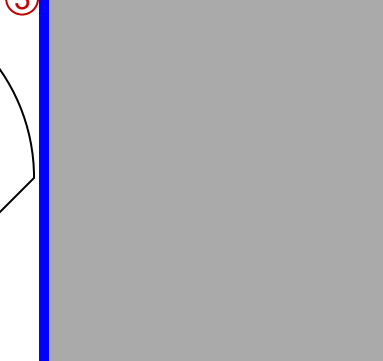




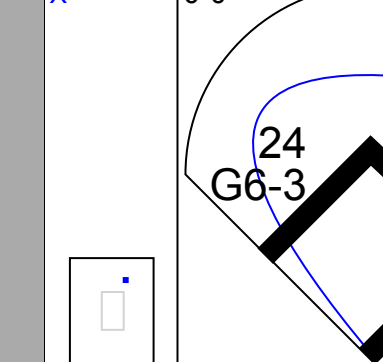

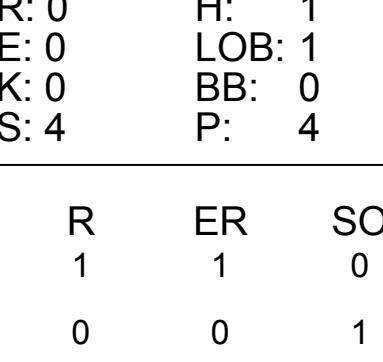
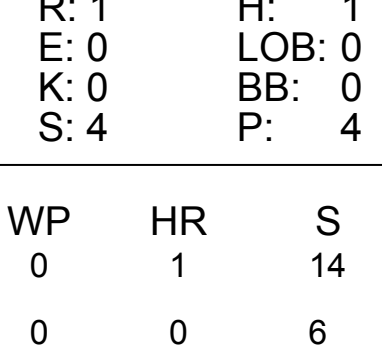
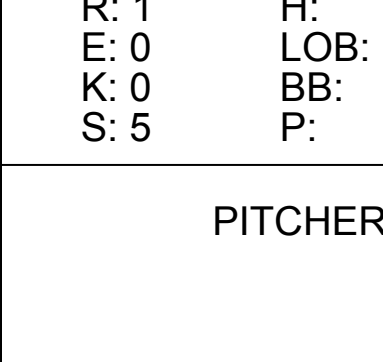
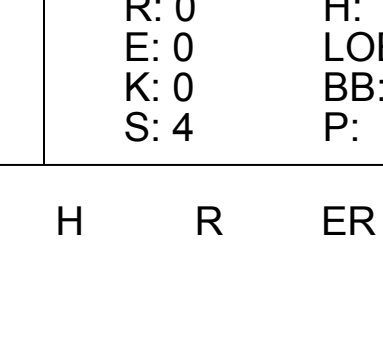
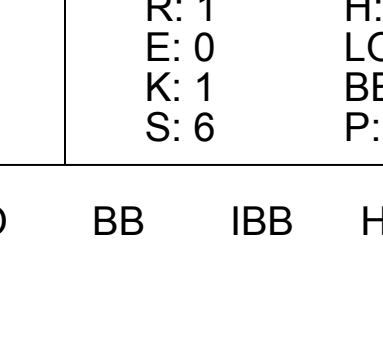
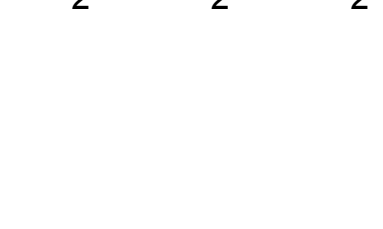




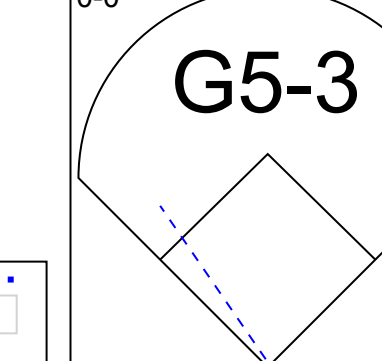
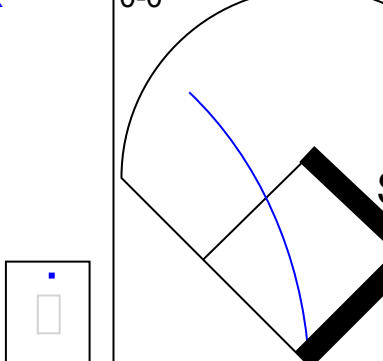

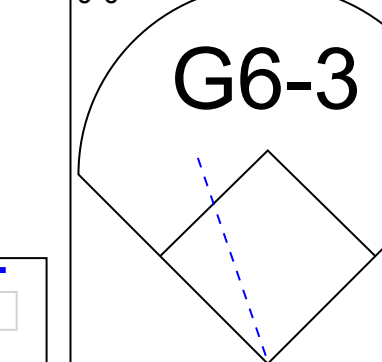
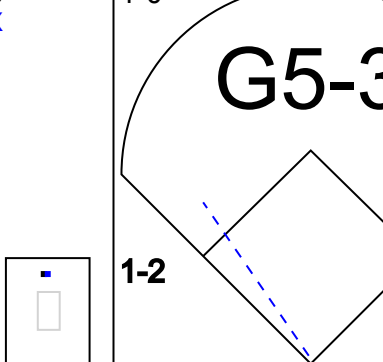

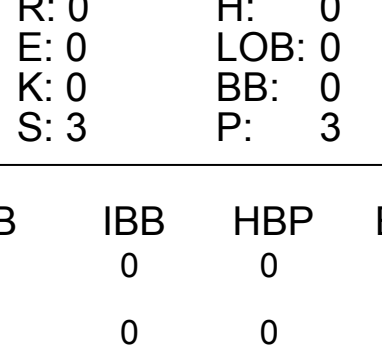
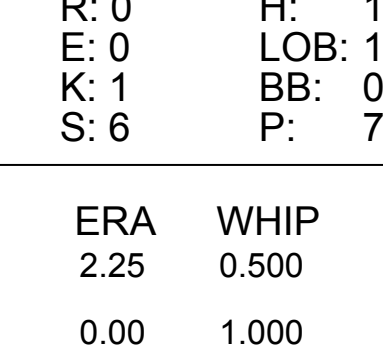
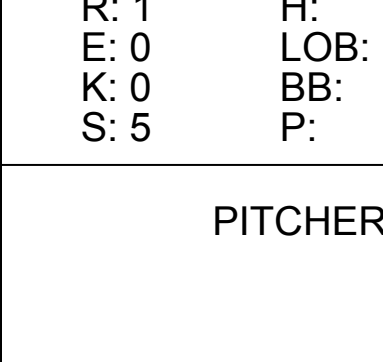





Batter	1	2	3	4	5	6	7	8	9	AB	R	H	RBI	BB	SO	LOB	TOP										
22 David Eckstein, R OBP: 0.286, SLG: 0.261 40 Jeff Nelson, R	G6-3	SF7		FC3-6		K			G4-3	2	0	0	1	0	0	1	<b>St. Louis Cardinals @ Atlanta Braves</b> Cracker Jack Stadium, Lake Buena Vista, FL Mon Mar 13 2006, 1:05 PM EST Att: 9,108 - Partly Cloudy - 82 F										
16 Chris Duncan, L OBP: 0.415, SLG: 0.694 Brendan Ryan, R	27 1B			F7		HR				4	2	3	1	0	0	1											
27 Scott Rolen, R OBP: 0.500, SLG: 0.556 7 Hector Luna, R OBP: 0.281, SLG: 0.214	15 1B	P3				15 1B 26 HR			F9	3	1	2	1	0	0	1											
15 Jim Edmonds, L OBP: 0.800, SLG: 1.000 So Taguchi, R OBP: 0.295, SLG: 0.250	1B			G4-3		26 HR			G4-3	3	0	2	0	0	0	0											
26 Scott Spiezo, S OBP: 0.441, SLG: 0.667 Josh Hancock, R	F9			F7					G6-3	4	1	2	4	0	0	2											
John Gall, R OBP: 0.303, SLG: 0.300 48 Brad Thompson, R						HR				0	0	0	0	0	0	0											
Larry Bigbie, L OBP: 0.250, SLG: 0.273	F8			L6						1	0	0	0	0	0	0											
Gary Bennett, R OBP: 0.348, SLG: 0.435 47 Brian Daubach, L OBP: 0.500, SLG: 0.833		29 G1-3		SH5-3 29 1B		G1-3				2	2	2	0	0	0	0											
Deivi Cruz, R OBP: 0.063, SLG: 0.125 80 Gabe Johnson, R OBP: 0.444, SLG: 0.286		29 G1-3 22 SF7		SH5-3		P3				2	1	1	0	0	0	2											
29 Chris Carpenter, R OBP: 0.500, SLG: 0.500 53 John Rodriguez, L OBP: 0.250, SLG: 0.211 Michel Hernandez, R OBP: 0.353, SLG: 0.267		G1-3		22 FC3-6		G3-1				2	0	1	2	0	0	1											
<b>Inning Stats</b>	R: 1 E: 0 K: 0 S: 6	H: 3 LOB: 2 BB: 0 P: 6	R: 2 E: 0 K: 0 S: 6	H: 3 LOB: 1 BB: 0 P: 6	R: 0 E: 0 K: 0 S: 3	H: 0 LOB: 0 BB: 0 P: 3	R: 1 E: 0 K: 0 S: 5	H: 2 LOB: 1 BB: 0 P: 5	R: 3 E: 0 K: 0 S: 6	H: 3 LOB: 2 BB: 1 P: 10	R: 2 E: 0 K: 1 S: 8	H: 3 LOB: 1 BB: 0 P: 8	R: 0 E: 0 K: 0 S: 8	H: 1 LOB: 2 BB: 0 P: 10	R: 0 E: 0 K: 0 S: 3	H: 0 LOB: 0 BB: 0 P: 3	R: 0 E: 0 K: 2 S: 9	H: 2 LOB: 2 BB: 0 P: 9	1B: 9 2B: 6 3B: 0 HR: 2	SF: 1 SAC: 1 DP: 0 HBP: 1	WP: 0 PB: 0 SB: 0 CS: 0	PA: 46					
<b>PITCHER</b>	IP	WLS	BF	H	R	ER	SO	BB	IBB	HBP	BLK	WP	HR	S	P	ERA	WHIP	<b>PITCHER</b>									
John Thomson, R ERA: 8.0	4.0	L	20	8	4	4	0	0	0	0	0	0	0	20	20	9.00	2.000										
38 Wes Obermueller, R ERA: 9.0	2.0		13	6	5	5	1	0	0	0	0	0	2	14	18	22.50	3.500										
Chris Reitsma, R ERA: 9.0	1.0		5	1	0	0	2	0	0	1	0	0	0	8	10	0.00	1.000										
Jose Ascanio, R ERA: 9.0	1.0		3	0	0	0	0	0	0	0	0	0	0	3	3	0.00	0.000										
30 Kevin Barry, R ERA: 1.8	1.0		5	2	0	0	2	0	0	0	0	0	0	9	9	0.00	2.000										
<b>Batter</b>	<b>1</b>	<b>2</b>	<b>3</b>	<b>4</b>	<b>5</b>	<b>6</b>	<b>7</b>	<b>8</b>	<b>9</b>	<b>AB</b>	<b>R</b>	<b>H</b>	<b>RBI</b>	<b>BB</b>	<b>SO</b>	<b>LOB</b>	<b>BOTTOM</b>										
Marcus Giles, R OBP: 0.167, SLG: 0.091 67 Jonathan Schuerholz, R OBP: 0.350, SLG: 0.955	F9			F9					FC6-4	2	0	0	0	1	0	0	<b>St. Louis Cardinals @ Atlanta Braves</b> Cracker Jack Stadium, Lake Buena Vista, FL Mon Mar 13 2006, 1:05 PM EST Att: 9,108 - Partly Cloudy - 82 F										
11 Edgar Renteria, R OBP: 0.350, SLG: 0.526 Tony Pena Jr., R OBP: 0.286, SLG: 0.400	P4			1B					F7	2	0	1	0	0	0	0											
Kelly Johnson, L OBP: 0.429, SLG: 0.389 Ken Ray, R OBP: 0.500, SLG: 0.500				1B					E4	1	0	1	0	1	0	0											
Andrew Jones, R OBP: 0.375, SLG: 0.167 64 Cesar Crespo, S OBP: 0.091, SLG: 0.048	CS			1B					1B	2	0	1	0	0	1	0											
Adam LaRoche, L OBP: 0.222, SLG: 0.125 38 Wes Obermueller, R OBP: 1.000, SLG: 1.000 66 Jairo Rodriguez, S OBP: 0.147, SLG: 0.417 Chris Reitsma, R OBP: 0.147, SLG: 0.417 Jose Ascanio, R OBP: 0.147, SLG: 0.417 30 Kevin Barry, R OBP: 0.147, SLG: 0.417 76 J.J. Juriles, R OBP: 0.000, SLG: 0.000	G4-3			K					G1-3	2	0	0	0	0	1	2											
Ryan Langerhans, L OBP: 0.481, SLG: 0.524 58 David Kelton, R OBP: 0.200, SLG: 0.208				K					F8	2	0	0	0	0	1	0											
Todd Pratt, R OBP: 0.316, SLG: 0.389 8 Brayan Peña, S OBP: 0.200, SLG: 0.200				L4					G4-3	2	0	0	0	0	0	0											
Wilson Betemit, S OBP: 0.483, SLG: 0.607 4 Pete Orr, L OBP: 0.083, SLG: 0.083				P6					G4-1	2	0	1	0	0	0	0											
John Thomson, R OBP: 0.300, SLG: 0.222				G1-3						1	0	0	0	0	0	0											
<b>Inning Stats</b>	R: 0 E: 0 K: 0 S: 2	H: 0 LOB: 0 BB: 1 P: 7	R: 0 E: 0 K: 1 S: 5	H: 0 LOB: 0 BB: 0 P: 5	R: 0 E: 0 K: 0 S: 3	H: 0 LOB: 0 BB: 0 P: 3	R: 0 E: 0 K: 2 S: 9	H: 2 LOB: 2 BB: 0 P: 9	R: 0 E: 0 K: 1 S: 6	H: 1 LOB: 3 BB: 2 P: 14	R: 0 E: 0 K: 2 S: 7	H: 0 LOB: 0 BB: 0 P: 7	R: 0 E: 0 K: 0 S: 3	H: 0 LOB: 0 BB: 0 P: 3	R: 0 E: 1 K: 0 S: 5	H: 2 LOB: 2 BB: 0 P: 5		R: 0 E: 0 K: 1 S: 6	H: 1 LOB: 1 BB: 0 P: 7	1B: 6 2B: 0 3B: 0 HR: 0	SF: 0 SAC: 0 DP: 0 HBP: 0	WP: 1 PB: 0 SB: 0 CS: 1	PA: 36				
<b>PITCHER</b>	IP	WLS	BF	H	R	ER	SO	BB	IBB	HBP	BLK	WP	HR	S	P	ERA	WHIP	<b>PITCHER</b>									
29 Chris Carpenter, R ERA: 1.1	1.0	W	14	2	0	0	3	1	0	0	0	0	0	19	24	0.00	0.750										
40 Jeff Nelson, R ERA: 1.1	1.0		6	1	0	0	1	2	0	0	0	0	0	6	14	0.00	3.000										
Josh Hancock, R ERA: 1.1	2.0		6	0	0	0	2	0	0	0	0	0	0	10	10	0.00	0.000										
48 Brad Thompson, R ERA: 1.1	2.0		9	3	0	0	1	0	0	0	0	1	0	11	12	0.00	1.500										

Batter	1	2	3	4	5	6	7	8	9	AB	R	H	RBI	BB	SO	LOB	TOP									
3 Junior Spivey, R OBP: 0.270, SLG: 0.212										4	0	1	0	0	1	2	<b>St. Louis Cardinals @ New York Yankees</b> Legends Field, Tampa, FL Tue Mar 14 2006, 1:15 PM EST Att: 10,219 - Partly Cloudy - 80 F									
So Taguchi, R OBP: 0.308, SLG: 0.265									2	0	1	1	2	1	0											
27 Scott Rolen, R OBP: 0.395, SLG: 0.417									3	0	0	0	0	0	4											
53 John Rodriguez, L OBP: 0.227, SLG: 0.190									2	0	0	0	0	0	3											
55 Skip Schumaker, L OBP: 0.276, SLG: 0.286									0	0	0	0	0	0	0											
John Gall, R OBP: 0.278, SLG: 0.273									3	0	0	0	0	0	1											
Larry Bigbie, L OBP: 0.290, SLG: 0.304									1	1	1	0	0	0	0											
26 Scott Spiezo, S OBP: 0.421, SLG: 0.613									4	0	1	0	0	2	0											
16 Chris Duncan, L OBP: 0.400, SLG: 0.725									4	1	1	2	0	2	1											
7 Hector Luna, R OBP: 0.306, SLG: 0.250									4	1	2	0	0	0	1											
Deivi Cruz, R OBP: 0.111, SLG: 0.167									2	0	1	1	0	0	0											
15 Jim Edmonds, L OBP: 0.697, SLG: 0.833									1	0	0	0	0	1	1											
47 Brian Daubach, L OBP: 0.478, SLG: 0.789									1	0	0	0	0	0	1											
Michel Hernandez, R OBP: 0.381, SLG: 0.316									4	1	2	0	0	0	1											
<b>Inning Stats</b>	R: 0 E: 0 K: 1 S: 6	H: 1 LOB: 1 BB: 0 P: 7	R: 0 E: 0 K: 1 S: 5	H: 0 LOB: 0 BB: 0 P: 5	R: 0 E: 0 K: 0 S: 3	H: 0 LOB: 0 BB: 0 P: 3	R: 0 E: 0 K: 1 S: 5	H: 0 LOB: 0 BB: 0 P: 5	R: 2 E: 0 K: 1 S: 9	H: 4 LOB: 3 BB: 1 P: 14	R: 0 E: 0 K: 2 S: 7	H: 0 LOB: 0 BB: 0 P: 7	R: 0 E: 0 K: 1 S: 6	H: 1 LOB: 3 BB: 1 P: 11	R: 1 E: 0 K: 0 S: 5	H: 2 LOB: 1 BB: 0 P: 5	R: 1 E: 0 K: 0 S: 4	H: 2 LOB: 0 BB: 0 P: 4	1B: 9 2B: 1 3B: 0 HR: 1	SF: 1 SAC: 0 DP: 1 HBP: 1	WP: 0 PB: 0 CS: 2 SB: 0	PA: 39				
<b>PITCHER</b>	IP	WLS	BF	H	R	ER	SO	BB	IBB	HBP	BLK	WP	HR	S	P	ERA	WHIP									
Randy Johnson, L ERA: 5.25	(1, 1)	5.0		21	5	2	2	4	1	0	0	0	0	1	28	34	3.60	1.200								
42 Mariano Rivera, R ERA: 2.25	(6, 1)	1.0		3	0	0	0	2	0	0	0	0	0	0	7	7	0.00	0.000								
Kyle Farnsworth, R ERA:	(7, 1)	1.0		6	1	0	0	1	1	0	1	0	0	0	6	11	0.00	2.000								
Tanyon Sturtze, R ERA: 4.5	(8, 1)	1.0	L	5	2	1	1	0	0	0	0	0	0	0	5	5	9.00	2.000								
Mike Myers, L ERA: 6.35	(9, 1)	1.0		4	2	1	1	0	0	0	0	0	0	0	4	4	9.00	2.000								

AB	35
R	4
H	10
RBI	4
BB	2
SO	7
LOB	15



Batter	1	2	3	4	5	6	7	8	9	AB	R	H	RBI	BB	SO	LOB	BOTTOM									
19 Bubba Crosby, L OBP: 0.267, SLG: 0.500										3	1	1	0	0	0	0	<b>St. Louis Cardinals @ New York Yankees</b> Legends Field, Tampa, FL Tue Mar 14 2006, 1:15 PM EST Att: 10,219 - Partly Cloudy - 80 F									
64 Kevin Reese, L OBP: 0.321, SLG: 0.407										4	1	2	1	0	0	1										
24 Robinson Cano, L OBP: 0.396, SLG: 0.568										0	0	0	0	0	0	0										
61 Kevin Howard, L OBP: 0.250, SLG: 0.500										0	0	0	0	0	0	0										
25 Jason Giambi, L OBP: 0.273, SLG: 0.250									2	0	0	1	0	0	0											
Mitch Jones, R OBP: 0.314, SLG: 0.600									1	0	0	0	0	0	1											
Gary Sheffield, R OBP: 0.263, SLG: 0.071									2	0	0	0	0	0	0											
27 Kevin Thompson, R OBP: 0.467, SLG: 0.556									2	1	1	0	0	0	1											
55 Hideki Matsui, L OBP: 0.481, SLG: 0.500									3	0	0	0	0	0	1											
28 Melky Cabrera, S OBP: 0.400, SLG: 0.485									1	0	1	0	0	0	0											
12 Andy Phillips, R OBP: 0.405, SLG: 0.459									3	0	1	0	0	0	0											
78 Eric Duncan, L OBP: 0.440, SLG: 0.783									1	0	0	0	0	0	1											
Kelly Stinnett, R OBP: 0.235, SLG: 0.133									3	0	0	0	0	1	1											
26 Wil Nieves, R OBP: 0.400, SLG: 0.800									0	0	0	0	0	0	0											
17 Ben Davis, S OBP: 0.308, SLG: 0.143									1	0	0	0	0	1	0											
28 Felix Escalona, R OBP: 0.346, SLG: 0.560									2	0	1	0	0	0	0											
Shelley Duncan, R OBP: 0.697, SLG: 1.667									1	0	0	0	0	1	0											
92 Marcos Vechionacci, S OBP: 0.308, SLG: 0.143									0	0	0	0	0	0	0											
Miguel Cairo, R OBP: 0.281, SLG: 0.333									2	0	0	0	0	0	1											
91 Ramiro Pena, S OBP: 0.438, SLG: 0.500									1	0	1	0	0	0	0											
<b>Inning Stats</b>	R: 0 E: 0 K: 0 S: 3	H: 0 LOB: 0 BB: 0 P: 3	R: 0 E: 0 K: 0 S: 4	H: 1 LOB: 1 BB: 0 P: 4	R: 0 E: 0 K: 0 S: 3	H: 0 LOB: 0 BB: 0 P: 3	R: 1 E: 0 K: 0 S: 4	H: 1 LOB: 0 BB: 0 P: 4	R: 0 E: 0 K: 1 S: 6	H: 1 LOB: 1 BB: 0 P: 7	R: 1 E: 0 K: 0 S: 5	H: 2 LOB: 1 BB: 0 P: 5	R: 0 E: 0 K: 1 S: 5	H: 0 LOB: 0 BB: 0 P: 5	R: 0 E: 0 K: 0 S: 4	H: 1 LOB: 1 BB: 0 P: 4	R: 1 E: 0 K: 1 S: 6	H: 2 LOB: 0 BB: 0 P: 6	1B: 7 2B: 0 3B: 0 HR: 1	SF: 1 SAC: 1 DP: 1 HBP: 0	WP: 0 PB: 0 CS: 0	PA: 34				
<b>PITCHER</b>	IP	WLS	BF	H	R	ER	SO	BB	IBB	HBP	BLK	WP	HR	S	P	ERA	WHIP									
Sidney Ponson, R ERA: 4.5	(1, 1)	4.0		14	2	1	1	0	0	0	0	0	0	1	14	14	2.25	0.500								
44 Jason Istringhausen, R ERA:	(5, 1)	1.0		4	1	0	0	1	0	0	0	0	0	6	7	0.00	1.000									
23 Anthony Reyes, R ERA: 6.66	(6, 1)	4.0	W	16	5	2	2	2	0	0	0	0	0	20	20	4.50	1.250									

AB	32
R	3
H	8
RBI	2
BB	0
SO	3
LOB	7




Batter	1	2	3	4	5	6	7	8	9	10	AB	R	H	RBI	BB	SO	LOB				
22 David Eckstein, R OBP: 0.258, SLG: 0.231 So Taguchi, R OBP: 0.317, SLG: 0.257	G6-3		F9			G2-3		G4-3			3	0	0	0	0	0	1				
16 Chris Duncan, L OBP: 0.408, SLG: 0.698	F7		G4-3							BB	3	0	1	1	1	0	0				
7 Hector Luna, R OBP: 0.297, SLG: 0.242										SH1-4 BB	1	0	0	0	0	1	3				
15 Jim Edmonds, L OBP: 0.558, SLG: 0.625 David Cruz, R OBP: 0.111, SLG: 0.167	K					G1-3				SH1-4	2	0	0	0	0	1	1				
26 Scott Spiezio, S OBP: 0.405, SLG: 0.600						F9				P4	4	1	1	0	0	1	4				
53 John Rodriguez, L OBP: 0.192, SLG: 0.160 34 Randy Flores, L						K					4	0	0	0	0	2	4				
Larry Dierker, L OBP: 0.296, SLG: 0.320 36 Alan Benes, R OBP: 0.468, SLG: 0.750 Tyler Johnson, S OBP: 0.270, SLG: 0.285											4	0	0	0	0	0	0				
47 Brian Davbaach, L OBP: 0.468, SLG: 0.750 Brian Falkenberg, R OBP: 0.270, SLG: 0.285											2	0	1	1	0	0	0				
Gary Bennett, R OBP: 0.296, SLG: 0.370											4	0	0	0	0	1	1				
3 Junior Spivey, R OBP: 0.288, SLG: 0.194											3	0	0	0	1	2	1				
30 Mark Mulder, L OBP: 0.313, SLG: 0.333											1	0	0	0	0	0	0				
55 Skip Schumaker, L OBP: 0.313, SLG: 0.333											2	1	1	0	1	0	0				
<b>Inning Stats</b>	R: 0 E: 0 K: 1 S: 5	H: 0 LOB: 0 BB: 0 P: 5	R: 1 E: 0 K: 2 S: 9	H: 2 LOB: 1 BB: 0 P: 9	R: 0 E: 0 K: 0 S: 3	H: 0 LOB: 0 BB: 0 P: 3	R: 0 E: 0 K: 1 S: 4	H: 0 LOB: 1 BB: 0 P: 5	R: 0 E: 0 K: 1 S: 5	H: 0 LOB: 0 BB: 0 P: 5	R: 1 E: 0 K: 1 S: 6	H: 1 LOB: 1 BB: 1 P: 10	R: 0 E: 0 K: 0 S: 3	H: 0 LOB: 0 BB: 0 P: 3	R: 0 E: 0 K: 1 S: 5	H: 0 LOB: 2 BB: 1 P: 9	R: 0 E: 0 K: 1 S: 6	H: 1 LOB: 3 BB: 2 P: 14	1B: 2 2B: 3 3B: 0 HR: 0	SF: 0 SAC: 1 DP: 1 HBP: 1	WP: 0 PA: 38
<b>PITCHER</b>	IP	WLS	BF	H	R	ER	SO	BB	IBB	HBP	BLK	WP	HR	S	P	ERA	WHIP				
52 Sergio Mitre, R ERA: 1.8	5.0		17	2	1	1	5	0	0	0	0	0	0	26	27	1.80	0.400				
Randy Messenger, R ERA: 9.50	1.0		5	1	1	1	1	0	0	0	0	0	0	6	10	9.00	2.000				
Yusmeiro Petit, R ERA: 7.94	3.0		10	0	0	0	1	1	0	0	0	0	0	11	15	0.00	0.333				
Travis Bowyer, R ERA: 12.46	1.0		6	1	0	0	1	2	0	0	0	0	0	6	14	0.00	3.000				

**TOP**

**St. Louis Cardinals @ Florida Marlins**  
Roger Dean Stadium, Jupiter, FL  
Wed Mar 15 2006, 1:05 PM EST  
Att: 5,515 - Partly Cloudy - 76 F

AB 32  
R 2  
H 4  
RBI 2  
BB 4  
SO 8  
LOB 15




Batter	1	2	3	4	5	6	7	8	9	10	AB	R	H	RBI	BB	SO	LOB				
2 Hanley Ramirez, R OBP: 0.405, SLG: 0.686 29 Mark Little, R OBP: 0.354, SLG: 0.368	F9		F9								4	0	1	1	0	0	1				
6 Dan Uggla, R OBP: 0.279, SLG: 0.375 12 Mickey Lopez, S OBP: 0.174, SLG: 0.095	G4-3		K								4	0	0	0	0	1	2				
17 Mike Jacobs, L OBP: 0.333, SLG: 0.343 Eric Reed, L OBP: 0.355, SLG: 0.357	G3										2	0	0	0	1	0	0				
Wes Helms, R OBP: 0.406, SLG: 0.517 28 Scott Seabol, R OBP: 0.278, SLG: 0.294											2	0	2	0	1	0	0				
27 Jeremy Hermida, L OBP: 0.389, SLG: 0.276 43 Matt Cepicky, L OBP: 0.292, SLG: 0.391											1	0	0	0	0	0	0				
Miguel Olivo, R OBP: 0.240, SLG: 0.458 37 Tom Wilson, R OBP: 0.083, SLG: 0.083											3	1	1	0	0	0	3				
61 Reggie Abercrombie, R OBP: 0.516, SLG: 0.844 Yusmeiro Petit, R OBP: 0.389, SLG: 0.375 Travis Bowyer, R OBP: 0.355, SLG: 0.357											1	0	0	0	0	1	0				
3 Chris Aquila, R OBP: 0.292, SLG: 0.304 11 Robert Andino, R OBP: 0.375, SLG: 0.407											3	1	2	0	0	1	1				
52 Sergio Mitre, R											1	0	0	0	0	0	0				
Lenny Harris, L OBP: 0.273, SLG: 0.333 Randy Messenger, R											1	0	0	0	0	0	1				
31 Mike Kinkade, R OBP: 0.308, SLG: 0.583											1	0	0	0	0	0	0				
<b>Inning Stats</b>	R: 0 E: 0 K: 0 S: 3	H: 0 LOB: 0 BB: 0 P: 3	R: 1 E: 0 K: 1 S: 7	H: 3 LOB: 1 BB: 0 P: 7	R: 0 E: 0 K: 1 S: 5	H: 0 LOB: 0 BB: 0 P: 5	R: 0 E: 0 K: 0 S: 4	H: 1 LOB: 1 BB: 0 P: 4	R: 1 E: 1 K: 0 S: 5	H: 3 LOB: 1 BB: 0 P: 6	R: 0 E: 0 K: 2 S: 7	H: 0 LOB: 2 BB: 2 P: 15	R: 0 E: 0 K: 0 S: 3	H: 1 LOB: 1 BB: 0 P: 4	R: 0 E: 0 K: 2 S: 7	H: 0 LOB: 0 BB: 0 P: 7	R: 0 E: 1 K: 1 S: 6	H: 1 LOB: 1 BB: 0 P: 6	1B: 8 2B: 1 3B: 0 HR: 0	SF: 0 SAC: 2 DP: 1 HBP: 0	WP: 0 PA: 39
<b>PITCHER</b>	IP	WLS	BF	H	R	ER	SO	BB	IBB	HBP	BLK	WP	HR	S	P	ERA	WHIP				
30 Mark Mulder, L ERA: 1.69	4.0		15	4	1	1	2	0	0	0	0	0	0	19	19	2.25	1.000				
36 Alan Benes, R ERA:	2.0		10	3	1	0	2	2	0	0	0	0	0	5	5	0.00	0.750				
Tyler Johnson, L ERA:	1.1		5	1	0	0	0	0	0	0	0	0	0	2	2	0.00	0.000				
Brian Falkenberg, R ERA:	0.2		2	0	0	0	0	0	0	0	0	0	0	2	2	0.00	0.000				
34 Randy Flores, L ERA: 5.06	2.0		7	1	0	0	3	0	0	0	0	0	0	13	13	0.00	0.500				

**BOTTOM**

**St. Louis Cardinals @ Florida Marlins**  
Roger Dean Stadium, Jupiter, FL  
Wed Mar 15 2006, 1:05 PM EST  
Att: 5,515 - Partly Cloudy - 76 F

AB 35  
R 2  
H 9  
RBI 2  
BB 2  
SO 7  
LOB 15





Batter	1	2	3	4	5	6	7	8	9	AB	R	H	RBI	BB	SO	LOB	TOP										
David Newhan, L (1.8) 43 Keith Reed, R (8.9) OBP: 0.467, SLG: 0.630 OBP: 0.200, SLG: 0.200	G4-3		G4-3 1B		F7			K		4	0	1	0	0	1	1	<p><b>Baltimore Orioles @ St. Louis Cardinals</b> Roger Dean Stadium, Jupiter, FL Thu Mar 16 2006, 1:05 PM EST Att: 6,814 - Sunny - 73 F</p>										
Chris Gomez, R (1.4) 59 Eddy Garabito, S (7.4) OBP: 0.314, SLG: 0.250 OBP: 0.211, SLG: 0.167	G1-3		G4-3 1-3		L7			1B		3	0	0	0	0	0	2											
6 Melvin Mora, R (1.5) 93 Andy Tracy, L (6.3) OBP: 0.343, SLG: 0.455 OBP: 0.278, SLG: 0.533	F7		K		F8			G4-3		3	0	0	0	0	1	1											
Kevin Millar, R (1.3) Fernando Tatis, R (6.5) 79 Esix Sneed, S (9. PR) 69 Napoleon Calzado, R (9.5) OBP: 0.424, SLG: 0.586 OBP: 0.283, SLG: 0.222 OBP: 0.333, SLG: 0.500 OBP: 0.375, SLG: 0.625		FC4-6 1B	L6		F7			1B 83 1B		2	1	0	0	1	0	1											
21 Nick Markakis, L (1.9) OBP: 0.425, SLG: 0.469		FC4-6 1B			K			L7		4	1	2	0	0	1	1											
Val Maiewski, L (1.7) OBP: 0.233, SLG: 0.321	FC7 1B				G3-6 1B			1B 83 1B		4	1	1	0	0	0	3											
12 Brandon Fahey, L (1.6) OBP: 0.375, SLG: 0.300	FC4-6 1B				F8			83 1B		3	0	0	1	1	0	2											
Eli Whiteside, R (1.2) 39 Jeff Fiorentino, L (7. PH) 83 Brian Bock, R (7.2) OBP: 0.318, SLG: 0.381 OBP: 0.353, SLG: 0.286 OBP: 0.500, SLG: 0.500	SF7				F8			F9-3 1B		1	0	0	1	0	0	0											
28 Eric DuRose, L (1.1) Cory Morris, R (4.1) 40 Tim Byrdak, L (7.1) 25 Howie Clark, L (8. PH) 90 Scott Rice, L (8.1) Desi Retaford, S (9. PH) Eddy Rodriguez, R (9.1)	G6-3							G4-3		1	0	0	0	0	0	1											
<b>Inning Stats</b>	R: 0 E: 0 K: 0 S: 3	H: 0 LOB: 0 BB: 0 P: 3	R: 2 E: 1 K: 0 S: 5	H: 1 LOB: 1 BB: 1 P: 9	R: 0 E: 0 K: 1 S: 6	H: 1 LOB: 1 BB: 0 P: 7	R: 0 E: 0 K: 0 S: 3	H: 0 LOB: 0 BB: 0 P: 3	R: 0 E: 0 K: 1 S: 5	H: 0 LOB: 1 BB: 1 P: 7	R: 0 E: 0 K: 1 S: 5	H: 0 LOB: 0 BB: 0 P: 5	R: 0 E: 0 K: 0 S: 3	H: 0 LOB: 0 BB: 0 P: 3	R: 0 E: 0 K: 1 S: 6	H: 1 LOB: 1 BB: 1 P: 6		R: 2 E: 0 K: 0 S: 5	H: 3 LOB: 2 BB: 1 P: 9	1B: 7 2B: 1 3B: 0 HR: 0	SF: 1 SAC: 0 DP: 2 HBP: 0	WP: 0 PB: 0 SB: 1 CS: 0	PA: 36				
<b>PITCHER</b>	IP	WLS	BF	H	R	ER	SO	BB	IBB	HBP	BLK	WP	HR	S	P	ERA	WHIP										
50 Adam Wainwright, R (1.1) ERA: 0.84	4.0		16	3	2	0	1	1	0	0	0	0	0	17	22	0.00	1.000										
40 Jeff Nelson, R (5.1) ERA:	1.0		4	0	0	0	0	1	0	0	0	0	0	3	7	0.00	1.000										
Josh Hancock, R (6.1) ERA:	2.0		6	0	0	0	1	0	0	0	0	0	0	8	8	0.00	0.000										
48 Brad Thompson, R (8.1) ERA: 2.7	2.0	L	10	4	2	2	1	1	0	0	0	0	0	11	15	9.00	2.500										

AB	32
R	4
H	7
RBI	4
BB	3
SO	3
LOB	15



Batter	1	2	3	4	5	6	7	8	9	AB	R	H	RBI	BB	SO	LOB	BOTTOM										
55 Skip Schumaker, L (1.9) OBP: 0.333, SLG: 0.333	G4-3				G5-3					3	0	1	1	1	0	0	<p><b>Baltimore Orioles @ St. Louis Cardinals</b> Roger Dean Stadium, Jupiter, FL Thu Mar 16 2006, 1:05 PM EST Att: 6,814 - Sunny - 73 F</p>										
7 Hector Luna, R (1.6) OBP: 0.293, SLG: 0.243		2H 1B			G6-3			F7		4	1	1	0	0	2												
So Taguchi, R (1.8) OBP: 0.333, SLG: 0.263	FC5-4 1B				F8			K		3	0	1	0	1	1												
27 Scott Rolen, R (1.5) 47 Brian Daubach, L (7.3) OBP: 0.375, SLG: 0.400 OBP: 0.490, SLG: 0.750		FC5-4 1B			G5-3			K		3	0	1	1	0	1												
John Gall, R (1.7) OBP: 0.244, SLG: 0.237	FC5-4 1B				G4-3			G4-6-3 HBP		4	0	0	0	0	4												
3 Junior Spivey, R (1.4) Larry Bigbie, L (9. PH) OBP: 0.273, SLG: 0.184 OBP: 0.286, SLG: 0.308	F8				G5-3			G4-6-3		2	0	0	0	1	0												
Deivi Cruz, R (1.3) OBP: 0.095, SLG: 0.143					K			F8		3	0	0	0	0	2												
26 Scott Spiezio, S (9. PH) OBP: 0.395, SLG: 0.583					K			F9		1	0	0	0	0	0												
Michel Hernandez, R (1.2) 53 John Rodriguez, L (9. PH) OBP: 0.375, SLG: 0.286 OBP: 0.222, SLG: 0.160		SH2-4 1B			G4-3			G1		2	1	0	0	1	0												
50 Adam Wainwright, R (1.1) Aaron Miles, S (4. PH) 40 Jeff Nelson, R (5.1) Josh Hancock, R (6.1) 80 Gabe Johnson, R (7. PH) 48 Brad Thompson, R (8.1) 16 Chris Duncan, L (9. PH) OBP: 0.467, SLG: 0.625 OBP: 0.333, SLG: 0.222 OBP: 0.375, SLG: 0.500 OBP: 0.400, SLG: 0.500		SH2-4 1B			G3-1			K		0	0	0	0	0	0												
<b>Inning Stats</b>	R: 1 E: 0 K: 0 S: 6	H: 3 LOB: 2 BB: 0 P: 6	R: 1 E: 0 K: 1 S: 6	H: 1 LOB: 1 BB: 1 P: 10	R: 0 E: 0 K: 0 S: 3	H: 0 LOB: 0 BB: 1 P: 7	R: 0 E: 0 K: 1 S: 5	H: 0 LOB: 0 BB: 0 P: 5	R: 0 E: 0 K: 0 S: 3	H: 0 LOB: 0 BB: 0 P: 3	R: 0 E: 0 K: 1 S: 5	H: 0 LOB: 1 BB: 1 P: 9	R: 0 E: 0 K: 1 S: 5	H: 0 LOB: 1 BB: 1 P: 9	R: 0 E: 0 K: 1 S: 4	H: 0 LOB: 0 BB: 0 P: 6	R: 0 E: 0 K: 2 S: 7	H: 0 LOB: 1 BB: 1 P: 12	1B: 4 2B: 0 3B: 0 HR: 0	SF: 0 SAC: 1 DP: 1 HBP: 1	WP: 0 PB: 0 SB: 1 CS: 0	PA: 36					
<b>PITCHER</b>	IP	WLS	BF	H	R	ER	SO	BB	IBB	HBP	BLK	WP	HR	S	P	ERA	WHIP										
28 Eric DuRose, L (1.1) ERA: 3.0	3.0		15	4	2	2	1	2	0	0	0	0	0	15	23	6.00	2.000										
Cory Morris, R (4.1) ERA: 3.38	3.0		10	0	0	0	2	1	0	0	0	0	0	13	17	0.00	0.333										
40 Tim Byrdak, L (7.1) ERA:	1.0		4	0	0	0	1	1	0	0	0	0	0	5	9	0.00	1.000										
90 Scott Rice, L (8.1) ERA: 4.5	1.0	W	3	0	0	0	1	0	0	1	0	0	0	4	6	0.00	0.000										
Eddy Rodriguez, R (9.1) ERA:	1.0	S	4	0	0	0	2	1	0	0	0	0	0	7	12	0.00	1.000										



Batter	1	2	3	4	5	6	7	8	9	AB	R	H	RBI	BB	SO	LOB	TOP										
Miguel Cairo, R (1, 6) 91 Ramiro Pena, S (7, PR) OBP: 0.310, SLG: 0.385 OBP: 0.435, SLG: 0.478	G4-3		F7		FC1-2 24 1-3 2B		1B		G5-3	4	0	2	0	0	0	0											
24 Robinson Cano, L (1, 4) 28 Felix Escalona, R (7, 4) OBP: 0.377, SLG: 0.551 OBP: 0.303, SLG: 0.469	K			25 2B SF8	FC1-2 25 FC3-6		G1-3		G5-3	4	1	1	0	0	1	3											
25 Jason Giambi, L (1, 3) 78 Eric Duncan, L (5, 3) OBP: 0.400, SLG: 0.357 OBP: 0.448, SLG: 0.815	F7			SF8	FC3-6				64 1B 12 SH1-4	3	0	1	0	0	0	2											
Gary Sheffield, R (1, 10) 12 Andy Phillips, R (8, PH) OBP: 0.200, SLG: 0.056 OBP: 0.420, SLG: 0.455		F9		SF8			P3		SH1-4	2	0	0	1	0	0	0											
55 Hideki Matsui, L (1, 7) 64 Kevin Reese, L (6, PR) OBP: 0.455, SLG: 0.556 OBP: 0.314, SLG: 0.382	G4-1			2-3 3-H			E9		28 FC6	3	0	0	0	0	1	1											
Kelly Stinnett, R (1, 2) 26 Wil Nieves, R (7, 2) OBP: 0.348, SLG: 0.381 OBP: 0.385, SLG: 0.667					G5-3		1B		1B	3	0	2	0	0	0	1											
28 Melky Cabrera, S (1, 8) OBP: 0.372, SLG: 0.488	F7						F7		FC6	4	0	0	0	0	0	4											
27 Russ Johnson, R (1, 5) 92 Marcos Vechionacci, S (7, 5) OBP: 0.340, SLG: 0.450 OBP: 0.300, SLG: 0.160			F9				F7		L4	3	1	1	0	0	0	0											
27 Kevin Thompson, R (1, 9) OBP: 0.476, SLG: 0.590	G5-3				27 1B 2B					4	0	2	1	0	1	0											
<b>Inning Stats</b>	R: 0 E: 0 K: 1 S: 5	H: 0 LOB: 0 BB: 0 P: 5	R: 0 E: 0 K: 0 S: 4	H: 1 LOB: 1 BB: 0 P: 4	R: 0 E: 0 K: 0 S: 3	H: 0 LOB: 0 BB: 0 P: 3	R: 1 E: 0 K: 1 S: 7	H: 2 LOB: 1 BB: 0 P: 7	R: 1 E: 0 K: 0 S: 6	H: 3 LOB: 2 BB: 0 P: 6	R: 0 E: 1 K: 0 S: 4	H: 1 LOB: 1 BB: 0 P: 5	R: 0 E: 0 K: 1 S: 6	H: 1 LOB: 1 BB: 0 P: 6	R: 0 E: 0 K: 1 S: 7	H: 2 LOB: 2 BB: 0 P: 7	R: 0 E: 0 K: 0 S: 4	H: 1 LOB: 1 BB: 0 P: 4	R: 0 E: 0 K: 0 S: 4	H: 1 LOB: 1 BB: 0 P: 4	1B: 8 2B: 3 3B: 0 HR: 0	SF: 1 SAC: 1 DP: 0 HBP: 0	WP: 0 PB: 0 SB: 1 CS: 0	PA: 38			
<b>PITCHER</b>	IP	WLS	BF	H	R	ER	SO	BB	IBB	HBP	BLK	WP	HR	S	P	ERA	WHIP										
Jeff Suppan, R (1, 1) ERA: 10.8	4.1		19	6	2	2	2	0	0	0	0	0	0	23	23	4.15	1.385										
Carmen Cali, L (5, 1) ERA: 10.8	1.2		6	1	0	0	0	0	0	0	0	0	0	6	7	0.00	0.600										
44 Jason Isringhausen, R (7, 1) ERA: 10.8	1.0		4	1	0	0	1	0	0	0	0	0	0	6	6	0.00	1.000										
41 Braden Looper, R (8, 1) ERA: 11.25	1.0	W	5	2	0	0	1	0	0	0	0	0	0	7	7	0.00	2.000										
Tyler Johnson, L (9, 1) ERA: 11.25	1.0	S	4	1	0	0	0	0	0	0	0	0	0	4	4	0.00	1.000										

**New York Yankees @ St. Louis Cardinals**  
 Roger Dean Stadium, Jupiter, FL  
 Fri Mar 17 2006, 1:05 PM EST  
 Att: 8,330 - Partly Cloudy - 76 F

AB	36
R	2
H	11
RBI	2
BB	0
SO	4
LOB	15



Batter	1	2	3	4	5	6	7	8	9	AB	R	H	RBI	BB	SO	LOB	BOTTOM										
Aaron Miles, S (1, 4) 7 Hector Luna, R (4, PH) OBP: 0.636, SLG: 0.556 OBP: 0.318, SLG: 0.256	53 BB 1B	G4-3		G5-3			26 BLK BB	26 WP 1B		1	0	0	0	1	0	1											
16 Chris Duncan, L (1, 3) OBP: 0.382, SLG: 0.633	F8			27 FC5-4 1B			K	K		5	0	1	0	0	2	4											
27 Scott Rolen, R (1, 5) 26 Scott Spiezio, S (6, 5) OBP: 0.316, SLG: 0.333 OBP: 0.378, SLG: 0.553	P5			FC5-4			F8			3	0	0	0	0	0	2											
15 Jim Edmonds, L (1, 8) So Taguchi, R (6, 8) OBP: 0.500, SLG: 0.545 OBP: 0.348, SLG: 0.282				1-2 53 BB 1B			G4-3			3	0	1	0	0	1	1											
53 John Rodriguez, L (1, 9) OBP: 0.258, SLG: 0.179							G3-1			3	1	1	0	1	1	1											
Deivi Cruz, R (1, 6) OBP: 0.125, SLG: 0.292	P3						P4			3	2	1	1	0	0	3											
4 Yadier Molina, R (1, 2) OBP: 0.636, SLG: 1.000										3	1	2	1	1	0	0											
55 Skip Schumaker, L (1, 7) John Call, R (8, PH) OBP: 0.333, SLG: 0.333 OBP: 0.238, SLG: 0.237										3	0	1	0	0	0	2											
Jeff Suppan, R (1, 1) Carmen Cali, L (5, 1) 44 Jason Isringhausen, R (7, 1) Juan Diaz, R (7, PH) 41 Braden Looper, R (8, 1) 3 Junior Spivey, R (8, PH) Tyler Johnson, S (9, 1) ERA: 10.8										2	0	0	0	0	1	2											
<b>Inning Stats</b>	R: 0 E: 0 K: 0 S: 4	H: 1 LOB: 3 BB: 2 P: 12	R: 0 E: 0 K: 1 S: 6	H: 1 LOB: 1 BB: 0 P: 7	R: 0 E: 0 K: 2 S: 8	H: 1 LOB: 1 BB: 0 P: 8	R: 1 E: 1 K: 0 S: 5	H: 2 LOB: 1 BB: 0 P: 5	R: 0 E: 0 K: 0 S: 3	H: 0 LOB: 0 BB: 0 P: 3	R: 0 E: 0 K: 0 S: 3	H: 0 LOB: 1 BB: 1 P: 7	R: 0 E: 0 K: 2 S: 7	H: 0 LOB: 1 BB: 1 P: 11	R: 0 E: 1 K: 2 S: 12	H: 4 LOB: 2 BB: 1 P: 17	R: 4 E: 1 K: 2 S: 12	H: 4 LOB: 2 BB: 1 P: 17	1B: 8 2B: 0 3B: 0 HR: 1	SF: 1 SAC: 1 DP: 0 HBP: 0	WP: 2 PB: 0 SB: 0 CS: 0	PA: 39					
<b>PITCHER</b>	IP	WLS	BF	H	R	ER	SO	BB	IBB	HBP	BLK	WP	HR	S	P	ERA	WHIP										
Shawn Chacon, R (1, 1) ERA: 0.77	3.2		18	5	1	1	3	2	0	0	0	0	0	1	1	0.00	0.000										
63 Frank Brooks, L (4, 1) ERA: 4.5	0.1		1	0	0	0	0	0	0	0	0	0	0	1	1	0.00	0.000										
Scott Proctor, R (5, 1) ERA: 1.5	2.0		7	0	0	0	0	1	0	0	0	0	0	6	10	0.00	0.500										
47 Ron Villone, L (7, 1) ERA: 3.38	1.0	H	4	0	0	0	2	1	0	0	1	0	0	7	11	0.00	1.000										
60 Jose Veras, R (8, 1) ERA: 13.5	0.0	L	4	3	4	3	0	0	0	0	0	0	0	4	4	∞	∞										

**New York Yankees @ St. Louis Cardinals**  
 Roger Dean Stadium, Jupiter, FL  
 Fri Mar 17 2006, 1:05 PM EST  
 Att: 8,330 - Partly Cloudy - 76 F

AB	32
R	5
H	9
RBI	5
BB	5
SO	7
LOB	20





Batter	1	2	3	4	5	6	7	8	9	AB	R	H	RBI	BB	SO	LOB	TOP										
Brian Jordan, R OBP: 0.464, SLG: 0.417 Ryan Langerhans, L OBP: 0.459, SLG: 0.517	G6-3		FC6-4 1B		L8			G4-3		2	0	1	0	0	0	0	<b>Atlanta Braves @ St. Louis Cardinals</b> Roger Dean Stadium, Jupiter, FL Sun Mar 19 2006, 1:05 PM EST Att: 7,549 - Partly Cloudy - 76 F										
11 Edgar Renteria, R OBP: 0.375, SLG: 0.567 Tony Pena Jr., R OBP: 0.306, SLG: 0.382	K		FC6-4 1-2					K		2	0	0	0	0	1	1											
10 Chipper Jones, S OBP: 0.400, SLG: 0.250 64 Cesar Crespo, S OBP: 0.125, SLG: 0.103	BB				G4-3			K		1	0	0	0	1	0	0											
Andruw Jones, R OBP: 0.429, SLG: 0.500 58 David Kelton, R OBP: 0.237, SLG: 0.243	F9				G4-3 7 E			K		3	1	1	0	0	1	1											
Adam LaRoche, L OBP: 0.281, SLG: 0.241 76 J.J. Jurries, R OBP: 0.486, SLG: 0.742			L3		G4-3			K		3	0	0	0	0	1	1											
7 Jeff Francoeur, R OBP: 0.667, SLG: 1.200 40 Lance Cormier, R Joey Devine, R 66 Jarrod Saltalamacchia, (R, PH) OBP: 0.219, SLG: 0.500					E6			G5-3		2	0	0	0	1	0	0											
4 Pete Orr, L OBP: 0.176, SLG: 0.235	F8				G3			G4-1		2	0	0	0	0	0	0											
Todd Pratt, R OBP: 0.286, SLG: 0.333			G6-3					B1-3		3	0	0	0	0	0	2											
15 Tim Hudson, R 57 Michael Ryan, L OBP: 0.325, SLG: 0.500			G6-3					G3-4-1		1	0	0	0	0	0	0											
										1	0	0	0	0	0	0											
<b>Inning Stats</b>	R: 0 E: 0 K: 1 S: 5	H: 0 LOB: 1 BB: 1 P: 9	R: 0 E: 0 K: 0 S: 3	H: 0 LOB: 0 BB: 1 P: 7	R: 0 E: 0 K: 0 S: 4	H: 1 LOB: 1 BB: 0 P: 4	R: 1 E: 1 K: 0 S: 5	H: 1 LOB: 1 BB: 0 P: 5	R: 1 E: 0 K: 0 S: 7	H: 2 LOB: 1 BB: 0 P: 5	R: 0 E: 0 K: 2 S: 7	H: 0 LOB: 0 BB: 0 P: 7	R: 0 E: 0 K: 0 S: 3	H: 0 LOB: 0 BB: 0 P: 3	R: 0 E: 0 K: 0 S: 3	H: 0 LOB: 0 BB: 0 P: 3	1B: 2 2B: 2 3B: 0 HR: 0	SF: 0 SAC: 1 DP: 0 HBP: 0	WP: 0 PB: 0 SB: 0 CS: 1	PA: 33							
<b>PITCHER</b>	IP	WLS	BF	H	R	ER	SO	BB	IBB	HBP	BLK	WP	HR	S	P	ERA	WHIP										
Sidney Ponson, R ERA: 3.6	5.0	W	21	4	2	1	1	2	0	0	0	0	0	22	30	1.80	1.200										
Josh Hancock, R ERA: 3.6	1.0	H	3	0	0	0	2	0	0	0	0	0	0	7	7	0.00	0.000										
Ricardo Rincon, L ERA: 3.6	1.0		3	0	0	0	0	0	0	0	0	0	0	3	3	0.00	0.000										
40 Jeff Nelson, R ERA: 3.6	1.0		3	0	0	0	2	0	0	0	0	0	0	7	7	0.00	0.000										
48 Brad Thompson, R ERA: 2.35	1.0		3	0	0	0	0	0	0	0	0	0	0	3	3	0.00	0.000										

Batter	1	2	3	4	5	6	7	8	9	AB	R	H	RBI	BB	SO	LOB	BOTTOM										
22 David Eckstein, R OBP: 0.368, SLG: 0.300 7 Hector Luna, R OBP: 0.326, SLG: 0.250	SH5-3 27 G6-3 HBP		SH5-3 27 1B					FC6-4 BLK		1	2	1	0	1	0	0	<b>Atlanta Braves @ St. Louis Cardinals</b> Roger Dean Stadium, Jupiter, FL Sun Mar 19 2006, 1:05 PM EST Att: 7,549 - Partly Cloudy - 76 F										
Aaron Miles, S OBP: 0.438, SLG: 0.357	SH5-3		K		G6-3			G4-3		4	1	0	0	1	6												
27 Scott Rolen, R OBP: 0.364, SLG: 0.350 So Taguchi, R OBP: 0.314, SLG: 0.250 John Gall, R OBP: 0.271, SLG: 0.349	G5-3		G4-6-3 15 1B					G4-3		2	0	1	3	1	0	0											
15 Jim Edmonds, L OBP: 0.400, SLG: 0.429 Josh Hancock, R Ricardo Rincon, L 47 Brian Daubach, L OBP: 0.438, SLG: 0.692	G1-3		G4-6-3 1-2		F8			HR		3	0	0	0	0	3												
53 John Rodriguez, L OBP: 0.308, SLG: 0.235 40 Jeff Nelson, R Deivi Cruz, R OBP: 0.154, SLG: 0.308 48 Brad Thompson, R	G1-3				F7			G4-3		3	1	0	0	1	0	2											
16 Chris Duncan, L OBP: 0.369, SLG: 0.603	K		K		K			F6		5	0	1	2	0	3	2											
4 Yadier Molina, R OBP: 0.686, SLG: 1.000 26 Scott Spiezio, S OBP: 0.385, SLG: 0.535	BB		BB		BB			P5		0	1	0	0	2	0	0											
55 Skip Schumaker, L OBP: 0.341, SLG: 0.366	FC6-4				BB			L6-4		4	1	2	1	0	0	3											
Sidney Ponson, R OBP: 0.500, SLG: 0.500 Gary Bennett, R OBP: 0.367, SLG: 0.393			BB		G6-3			HR		2	1	1	0	0	0	1											
										1	1	1	1	0	0	0											
<b>Inning Stats</b>	R: 1 E: 0 K: 0 S: 3	H: 0 LOB: 0 BB: 0 P: 5	R: 0 E: 0 K: 1 S: 5	H: 0 LOB: 1 BB: 1 P: 9	R: 2 E: 0 K: 1 S: 7	H: 3 LOB: 0 BB: 0 P: 7	R: 1 E: 0 K: 1 S: 6	H: 1 LOB: 1 BB: 1 P: 10	R: 0 E: 0 K: 0 S: 3	H: 0 LOB: 2 BB: 2 P: 11	R: 2 E: 0 K: 1 S: 8	H: 3 LOB: 1 BB: 0 P: 8	R: 2 E: 0 K: 0 S: 4	H: 2 LOB: 1 BB: 2 P: 12	R: 3 E: 0 K: 0 S: 6	H: 3 LOB: 2 BB: 1 P: 11	1B: 7 2B: 5 3B: 0 HR: 1	SF: 0 SAC: 1 DP: 2 HBP: 2	WP: 1 PB: 0 SB: 0 CS: 0	PA: 43							
<b>PITCHER</b>	IP	WLS	BF	H	R	ER	SO	BB	IBB	HBP	BLK	WP	HR	S	P	ERA	WHIP										
15 Tim Hudson, R ERA: 3.21	5.0	L	23	4	4	4	3	4	0	1	0	0	0	24	42	7.20	1.600										
40 Lance Cormier, R ERA: 3.6	2.0		12	5	4	4	1	2	0	0	1	0	0	12	20	18.00	3.500										
34 Joey Devine, R ERA: 3.0	1.0		8	3	3	3	0	1	0	1	0	0	1	6	11	27.00	4.000										





Batter	1	2	3	4	5	6	7	8	9	AB	R	H	RBI	BB	SO	LOB	TOP										
Alfonso Soriano, R (1,7) OBP: 0.500, SLG: 0.667										3	2	1	0	1	0	0	Washington Nationals @ St. Louis Cardinals Roger Dean Stadium, Jupiter, FL Wed Mar 22 2006, 1:05 PM EST Att: 6,685 - Sunny - 83 F										
Jose Vidro, S (1,4) OBP: 0.250, SLG: 0.235 Brendan Harris, R (7,4) OBP: 0.348, SLG: 0.375										3	0	0	0	0	1	1											
Jose Guillen, R (1,9) 39 Kenny Kelly, R (7,9) OBP: 0.432, SLG: 0.344										3	0	0	1	0	1	0											
24 Nick Johnson, L (1,3) OBP: 0.237, SLG: 0.400										4	0	1	0	0	1	2											
11 Ryan Zimmerman, R (1,5) OBP: 0.386, SLG: 0.549 69 Josh Labandeira, R (9, PR)										3	0	1	0	1	1	0											
Ryan Church, L (1,8) OBP: 0.394, SLG: 0.311 Bill Bray, L (8,1)										3	0	0	0	0	0	2											
Michael Tucker, L (9, PH) OBP: 0.229, SLG: 0.167										1	0	0	0	0	0	1											
Brian Schneider, L (1,2) 54 Steve Watkins, R (6,1)										2	0	0	0	0	0	0											
Brandon Watson, L (8, PH) OBP: 0.368, SLG: 0.353										2	0	0	0	0	0	1											
Damian Jackson, R (1,6) OBP: 0.366, SLG: 0.294										3	0	0	0	0	1	0											
63 Kyle Denney, R (1,1) Gary Majewski, R (4,1) 38 Kevin Gryboski, R (4,1) 35 Alberto Castillo, R (6, PH) (6,2)										1	0	0	0	0	1	0											
<b>Inning Stats</b>	R: 0 E: 0 K: 0 S: 3	H: 0 LOB: 0 BB: 0 P: 3	R: 0 E: 0 K: 0 S: 3	H: 0 LOB: 0 BB: 0 P: 3	R: 0 E: 0 K: 1 S: 5	H: 0 LOB: 0 BB: 0 P: 5	R: 1 E: 0 K: 0 S: 4	H: 1 LOB: 0 BB: 0 P: 4	R: 0 E: 0 K: 1 S: 5	H: 0 LOB: 0 BB: 0 P: 5	R: 0 E: 0 K: 2 S: 9	H: 2 LOB: 2 BB: 0 P: 9	R: 2 E: 1 K: 1 S: 8	H: 2 LOB: 2 BB: 1 P: 13	R: 0 E: 0 K: 0 S: 2	H: 0 LOB: 1 BB: 1 P: 6	1B: 4 2B: 1 3B: 0 HR: 0	SF: 0 SAC: 0 DP: 1 HBP: 0	WP: 0 PB: 0 SB: 0 CS: 0	PA: 34							
<b>PITCHER</b>	IP	WLS	BF	H	R	ER	SO	BB	IBB	HBP	BLK	WP	HR	S	P	ERA	WHIP										
Jason Marquis, R (1,1) ERA: 3.97	5.2	W	18	1	1	1	3	0	0	0	0	0	0	24	24	1.59	0.176										
Ricardo Rincon, L (6,1) ERA: 3.97	0.1		1	0	0	0	0	0	0	0	0	0	0	1	1	0.00	0.000										
50 Adam Wainwright, R (7,1) ERA: 0.77	1.0		5	2	0	0	2	0	0	0	0	0	0	9	9	0.00	2.000										
36 Alan Benes, R (8,1) ERA: 1.59	1.0		7	2	2	0	1	1	0	0	0	0	0	8	13	0.00	3.000										
44 Jason Isringhausen, R (9,1) ERA: 1.59	1.0		3	0	0	0	0	1	0	0	0	0	0	2	6	0.00	1.000										

Batter	1	2	3	4	5	6	7	8	9	AB	R	H	RBI	BB	SO	LOB	BOTTOM										
22 David Eckstein, R (1,6) OBP: 0.409, SLG: 0.389 Deivi Cruz, R (5,6) OBP: 0.138, SLG: 0.276										3	1	2	2	0	0	0	Washington Nationals @ St. Louis Cardinals Roger Dean Stadium, Jupiter, FL Wed Mar 22 2006, 1:05 PM EST Att: 6,685 - Sunny - 83 F										
55 Skip Schumaker, L (1,8) OBP: 0.367, SLG: 0.364 So Taguchi, R (7,8) OBP: 0.309, SLG: 0.250										3	2	1	0	1	0	1											
5 Albert Pujols, R (1,3) OBP: 0.375, SLG: 0.857 16 Chris Duncan, L (6, PR) (7,9) OBP: 0.353, SLG: 0.574										3	1	1	2	0	0	3											
27 Scott Rolen, R (1,5) OBP: 0.357, SLG: 0.346 26 Scott Spiezio, S (6,5) OBP: 0.357, SLG: 0.489										3	1	1	0	0	0	1											
53 John Rodriguez, L (1,7) OBP: 0.341, SLG: 0.289										3	2	2	2	1	0	1											
Aaron Miles, S (7,4) OBP: 0.412, SLG: 0.333										0	0	0	0	0	0	0											
43 Juan Encarnacion, R (1,9) OBP: 0.500, SLG: 0.400 John Gall, R (6,7) OBP: 0.275, SLG: 0.333										3	0	2	2	0	0	1											
4 Yadier Molina, R (1,2) OBP: 0.619, SLG: 0.800 47 Brian Daubach, L (7,3) OBP: 0.424, SLG: 0.667										3	0	2	1	0	0	2											
3 Junior Spivey, R (1,4) OBP: 0.273, SLG: 0.170 50 Adam Wainwright, R (7,1) 36 Alan Benes, R (8,1) 44 Jason Isringhausen, R (9,1)										2	1	0	0	0	0	4											
Jason Marquis, L (1,1) OBP: 0.333, SLG: 0.667 Ricardo Rincon, L (6,1) Gary Bennett, R (7,2) OBP: 0.355, SLG: 0.379										3	1	1	0	0	1	0											
<b>Inning Stats</b>	R: 0 E: 0 K: 0 S: 3	H: 1 LOB: 0 BB: 0 P: 3	R: 1 E: 1 K: 0 S: 5	H: 2 LOB: 1 BB: 0 P: 5	R: 3 E: 1 K: 1 S: 8	H: 3 LOB: 2 BB: 2 P: 16	R: 5 E: 1 K: 0 S: 9	H: 6 LOB: 2 BB: 0 P: 12	R: 0 E: 0 K: 0 S: 3	H: 0 LOB: 0 BB: 0 P: 3	R: 0 E: 0 K: 0 S: 2	H: 0 LOB: 1 BB: 0 P: 4	R: 0 E: 0 K: 2 S: 7	H: 0 LOB: 0 BB: 0 P: 7	R: 0 E: 0 K: 1 S: 5	H: 0 LOB: 0 BB: 0 P: 5	1B: 9 2B: 4 3B: 0 HR: 0	SF: 0 SAC: 0 DP: 4 HBP: 2	WP: 1 PB: 1 SB: 0 CS: 0	PA: 38							
<b>PITCHER</b>	IP	WLS	BF	H	R	ER	SO	BB	IBB	HBP	BLK	WP	HR	S	P	ERA	WHIP										
63 Kyle Denney, R (1,1) ERA: 10.2	3.0	L	16	6	4	3	1	2	0	0	0	0	0	7	9	67.50	7.500										
Gary Majewski, R (4,1) ERA: 37.8	0.2		8	5	5	5	0	0	0	1	0	0	0	7	9	0.00	0.750										
38 Kevin Gryboski, R (4,1) ERA: 1.59	1.1		5	1	0	0	0	0	0	0	0	1	0	5	6	0.00	0.750										
54 Steve Watkins, R (6,1) ERA: 1.2	2.0		6	0	0	0	2	0	0	1	0	0	0	9	11	0.00	0.000										
Bill Bray, L (8,1) ERA: 7.71	1.0		3	0	0	0	1	0	0	0	0	0	0	5	5	0.00	0.000										



Batter	1	2	3	4	5	6	7	8	9	AB	R	H	RBI	BB	SO	LOB	TOP										
22 David Eckstein, R OBP: 0.404, SLG: 0.385	F8			G6-3		K			P6	3	0	1	1	0	0	0	<b>St. Louis Cardinals @ Los Angeles Dodgers</b> Holman Stadium, Vero Beach, FL Thu Mar 23 2006, 1:05 PM EST Att: 5,941 - Cloudy - 72 F										
26 Scott Spiezio, S OBP: 0.345, SLG: 0.469		16 1B								2	0	0	0	0	1	1											
16 Chris Duncan, L OBP: 0.370, SLG: 0.585	27 1B								K	4	2	2	0	1	1	0											
27 Scott Rolen, R OBP: 0.355, SLG: 0.345										3	0	1	0	0	1	2											
Deivi Cruz, R OBP: 0.161, SLG: 0.290	15 G4-3	P6							P4	2	0	1	0	0	0	0											
15 Jim Edmonds, L OBP: 0.429, SLG: 0.474										3	0	2	1	0	0	1											
Gary Bennett, R OBP: 0.375, SLG: 0.400	G4-3									1	0	1	1	0	0	0											
53 John Rodriguez, L OBP: 0.340, SLG: 0.293										3	0	1	0	0	1	2											
47 Brian Daubach, L OBP: 0.412, SLG: 0.643	L8									1	0	0	0	0	1	2											
John Gall, R OBP: 0.255, SLG: 0.306										4	0	0	0	0	0	5											
4 Yadier Molina, R OBP: 0.593, SLG: 0.722										3	1	1	0	0	0	1											
55 Skip Schumaker, L OBP: 0.360, SLG: 0.356	1B	SH3-1		L5		P6			B1-3	1	0	0	0	0	0	0											
Aaron Miles, S OBP: 0.381, SLG: 0.316										4	1	1	0	0	0	0											
Jeff Suppan, R OBP: 0.200, SLG: 0.200										2	0	0	1	0	0	0											
Josh Hancock, R OBP: 0.390, SLG: 0.700	SH3-1									0	0	0	0	0	0	0											
83 Iker Franco, R OBP: 0.433, SLG: 0.920										0	0	0	0	0	0	0											
41 Braden Looper, R OBP: 0.375, SLG: 0.476										0	0	0	0	0	0	0											
Brian Falkenberg, R OBP: 0.375, SLG: 0.476										0	0	0	0	0	0	0											
<b>Inning Stats</b>	R: 1 E: 0 K: 0 S: 4	H: 1 LOB: 1 BB: 1 P: 8	R: 2 E: 0 K: 0 S: 7	H: 4 LOB: 2 BB: 0 P: 7	R: 0 E: 0 K: 1 S: 6	H: 1 LOB: 1 BB: 0 P: 6	R: 0 E: 0 K: 0 S: 3	H: 0 LOB: 0 BB: 0 P: 3	R: 0 E: 0 K: 1 S: 7	H: 2 LOB: 2 BB: 0 P: 7	R: 0 E: 1 K: 1 S: 6	H: 0 LOB: 1 BB: 0 P: 6	R: 1 E: 0 K: 1 S: 7	H: 3 LOB: 1 BB: 0 P: 7	R: 0 E: 0 K: 1 S: 5	H: 0 LOB: 0 BB: 0 P: 5	R: 0 E: 0 K: 1 S: 5	H: 0 LOB: 0 BB: 0 P: 5	R: 0 E: 0 K: 1 S: 5	H: 0 LOB: 0 BB: 0 P: 5	1B: 9 2B: 2 3B: 0 HR: 0	SF: 0 SAC: 1 DP: 1 HBP: 0	WP: 0 PB: 0 SB: 0 CS: 0	PA: 39			
<b>PITCHER</b>	IP	WLS	BF	H	R	ER	SO	BB	IBB	HBP	BLK	WP	HR	S	P	ERA	WHIP										
Jae Weong Seo, R ERA: 5.4	5.0	L	24	8	3	3	2	1	0	0	0	0	0	27	31	5.40	1.800										
Danys Baez, R ERA: 2.0	1.0		4	0	0	0	1	0	0	0	0	0	0	6	6	0.00	0.000										
47 Tim Hamulack, L ERA: 2.25	1.0		5	3	1	1	1	0	0	0	0	0	0	7	7	9.00	3.000										
D.J. Houlton, R ERA: 5.73	2.0		6	0	0	0	2	0	0	0	0	0	0	10	10	0.00	0.000										

Batter	1	2	3	4	5	6	7	8	9	AB	R	H	RBI	BB	SO	LOB	BOTTOM										
15 Rafael Furcal, S OBP: 0.474, SLG: 0.529	1B									3	1	2	1	0	0	0	<b>St. Louis Cardinals @ Los Angeles Dodgers</b> Holman Stadium, Vero Beach, FL Thu Mar 23 2006, 1:05 PM EST Att: 5,941 - Cloudy - 72 F										
Sergio Garcia, R	SF7									1	0	0	0	0	0	1											
José Cruz Jr., S OBP: 0.400, SLG: 0.250										3	0	1	0	0	1	1											
Brian Meadows, R OBP: 0.500, SLG: 0.500										1	0	1	0	0	0	0											
J.D. Drew, L OBP: 0.393, SLG: 0.760										2	0	0	1	0	0	1											
47 Tim Hamulack, R ERA: 2.25	SF7									0	0	0	0	0	0	0											
16 Pat Borders, R OBP: 0.211, SLG: 0.167										1	0	0	0	0	0	1											
12 Jeff Kent, R OBP: 0.296, SLG: 0.520										3	0	1	0	0	0	1											
D.J. Houlton, R ERA: 5.73	G4-6-3									0	0	0	0	0	0	0											
Sandy Alomar Jr., R OBP: 0.390, SLG: 0.700										1	0	1	0	0	0	0											
Cody Ross, R OBP: 0.433, SLG: 0.920										0	0	0	0	0	0	0											
Joel Guzman, R OBP: 0.333, SLG: 0.478										4	0	1	0	0	2	3											
Hee-Seop Choi, L OBP: 0.125, SLG: 0.125										4	0	0	0	0	1	3											
Willy Aybar, S OBP: 0.320, SLG: 0.262										3	0	0	0	0	1	0											
55 Russell Martin, R OBP: 0.406, SLG: 0.448										1	1	0	0	1	0	0											
18 Ramon Martinez, R OBP: 0.389, SLG: 0.485										1	0	0	0	0	0	0											
Jae Weong Seo, R OBP: 0.375, SLG: 0.476										0	0	0	0	0	0	0											
Ricky Ledee, L OBP: 0.400, SLG: 0.714										1	0	0	0	0	0	0											
Danys Baez, R ERA: 5.73										0	0	0	0	0	0	0											
17 Jason Repko, R OBP: 0.375, SLG: 0.476										1	0	1	0	0	0	0											
<b>Inning Stats</b>	R: 1 E: 0 K: 0 S: 4	H: 2 LOB: 0 BB: 0 P: 4	R: 0 E: 0 K: 0 S: 3	H: 1 LOB: 0 BB: 0 P: 3	R: 1 E: 0 K: 1 S: 6	H: 1 LOB: 1 BB: 1 P: 11	R: 0 E: 0 K: 1 S: 5	H: 0 LOB: 0 BB: 0 P: 5	R: 0 E: 0 K: 0 S: 3	H: 0 LOB: 0 BB: 0 P: 3	R: 0 E: 0 K: 1 S: 5	H: 1 LOB: 0 BB: 0 P: 5	R: 0 E: 0 K: 1 S: 6	H: 1 LOB: 2 BB: 0 P: 6	R: 0 E: 0 K: 1 S: 7	H: 2 LOB: 2 BB: 0 P: 7	R: 0 E: 0 K: 1 S: 7	H: 2 LOB: 2 BB: 0 P: 7	1B: 6 2B: 2 3B: 0 HR: 0	SF: 1 SAC: 1 DP: 3 HBP: 0	WP: 1 PB: 0 SB: 0 CS: 0	PA: 33					
<b>PITCHER</b>	IP	WLS	BF	H	R	ER	SO	BB	IBB	HBP	BLK	WP	HR	S	P	ERA	WHIP										
Jeff Suppan, R ERA: 8.2	6.0		21	4	2	2	2	1	0	0	0	0	0	24	29	3.00	0.833										
Josh Hancock, R ERA: 5.73	1.0	H	3	1	0	0	1	0	0	0	0	0	0	5	5	0.00	1.000										
41 Braden Looper, R ERA: 7.5	1.0	H	4	1	0	0	1	0	0	0	0	0	0	6	6	0.00	1.000										
Brian Falkenberg, R ERA: 5.73	1.0	S	5	2	0	0	1	0	0	0	0	0	0	7	7	0.00	2.000										



Batter	1	2	3	4	5	6	7	8	9	AB	R	H	RBI	BB	SO	LOB	TOP									
7 José Reyes, S (1,6) OBP: 0.600, SLG: 0.867 26 Tike Redman, L (6,7) OBP: 0.277, SLG: 0.372										4	3	3	0	0	0	0										
16 Paul Lo Duca, R (1,2) OBP: 0.375, SLG: 0.536 10 Endy Chavez, L (6,8) OBP: 0.412, SLG: 0.357										3	1	1	3	1	1	1										
15 Carlos Beltrán, S (1,8) OBP: 0.500, SLG: 0.583 73 Todd Self, L (6,3) OBP: 0.294, SLG: 0.367										2	0	1	0	2	0	1										
21 Carlos Delgado, L (1,3) OBP: 0.778, SLG: 0.769 70 Sandy Martínez, L (6,2) OBP: 0.350, SLG: 0.565										1	1	0	1	2	0	1										
5 David Wright, R (1,5) OBP: 0.345, SLG: 0.435 Chase Lambin, S (8,PH) OBP: 0.273, SLG: 0.636										4	1	2	2	0	1	5										
Xavier Nady, R (1,9) OBP: 0.333, SLG: 0.463 Jorge Julio, R (8,1) 50 Duaner Sanchez, R (9,1)										5	0	1	1	0	2	5										
Victor Diaz, R (1,7) OBP: 0.371, SLG: 0.446 25 Pedro Feliciano, L (6,1) Chad Bradford, R (7,1) 44 Lastings Milledge, R (8,PH) OBP: 0.373, SLG: 0.460										4	0	1	0	0	1	1										
1 Anderson Hernandez, S (1,4) OBP: 0.289, SLG: 0.273 Jeff Keppinger, R (5,4) OBP: 0.381, SLG: 0.486										2	0	0	0	0	0	1										
Tom Glavine, L (1,1) Julio Franco, R (6,PH) OBP: 0.404, SLG: 0.458 22 Jose Valentin, S (6,PR) OBP: 0.400, SLG: 0.333										2	0	0	0	0	1	1										
<b>Inning Stats</b>	R: 1 E: 0 K: 1 S: 6	H: 2 LOB: 2 BB: 2 P: 15	R: 0 E: 0 K: 2 S: 7	H: 0 LOB: 0 BB: 0 P: 7	R: 0 E: 0 K: 0 S: 3	H: 0 LOB: 2 BB: 2 P: 11	R: 0 E: 0 K: 1 S: 6	H: 1 LOB: 1 BB: 2 P: 6	R: 1 E: 1 K: 1 S: 7	H: 2 LOB: 2 BB: 0 P: 9	R: 6 E: 1 K: 0 S: 9	H: 6 LOB: 1 BB: 1 P: 13	R: 0 E: 0 K: 1 S: 5	H: 0 LOB: 0 BB: 0 P: 5	R: 4 E: 1 K: 1 S: 10	H: 4 LOB: 2 BB: 0 P: 11	R: 0 E: 0 K: 2 S: 7	H: 0 LOB: 1 BB: 1 P: 11	1B: 10 2B: 4 3B: 0 HR: 1	SF: 0 SAC: 0 DP: 1 HBP: 2	WP: 0 PB: 1 SB: 0 CS: 0	PA: 50				
<b>PITCHER</b>	IP WLS BF H R ER SO BB IBB HBP BLK WP HR S P ERA WHIP	IP WLS BF H R ER SO BB IBB HBP BLK WP HR S P ERA WHIP	IP WLS BF H R ER SO BB IBB HBP BLK WP HR S P ERA WHIP	IP WLS BF H R ER SO BB IBB HBP BLK WP HR S P ERA WHIP	IP WLS BF H R ER SO BB IBB HBP BLK WP HR S P ERA WHIP	IP WLS BF H R ER SO BB IBB HBP BLK WP HR S P ERA WHIP	IP WLS BF H R ER SO BB IBB HBP BLK WP HR S P ERA WHIP	IP WLS BF H R ER SO BB IBB HBP BLK WP HR S P ERA WHIP	IP WLS BF H R ER SO BB IBB HBP BLK WP HR S P ERA WHIP	IP WLS BF H R ER SO BB IBB HBP BLK WP HR S P ERA WHIP	IP WLS BF H R ER SO BB IBB HBP BLK WP HR S P ERA WHIP	IP WLS BF H R ER SO BB IBB HBP BLK WP HR S P ERA WHIP	IP WLS BF H R ER SO BB IBB HBP BLK WP HR S P ERA WHIP	IP WLS BF H R ER SO BB IBB HBP BLK WP HR S P ERA WHIP	IP WLS BF H R ER SO BB IBB HBP BLK WP HR S P ERA WHIP	IP WLS BF H R ER SO BB IBB HBP BLK WP HR S P ERA WHIP	IP WLS BF H R ER SO BB IBB HBP BLK WP HR S P ERA WHIP	IP WLS BF H R ER SO BB IBB HBP BLK WP HR S P ERA WHIP	IP WLS BF H R ER SO BB IBB HBP BLK WP HR S P ERA WHIP	IP WLS BF H R ER SO BB IBB HBP BLK WP HR S P ERA WHIP	IP WLS BF H R ER SO BB IBB HBP BLK WP HR S P ERA WHIP	IP WLS BF H R ER SO BB IBB HBP BLK WP HR S P ERA WHIP	IP WLS BF H R ER SO BB IBB HBP BLK WP HR S P ERA WHIP	IP WLS BF H R ER SO BB IBB HBP BLK WP HR S P ERA WHIP	IP WLS BF H R ER SO BB IBB HBP BLK WP HR S P ERA WHIP	
7 Hector Luna, R (1,6) OBP: 0.294, SLG: 0.222										5	0	0	0	0	0	1										
So Taguchi, R (1,7) OBP: 0.322, SLG: 0.240 44 Jason Isringhausen, R (9,1)										2	0	0	0	2	0	0										
5 Albert Pujols, R (1,3) OBP: 0.455, SLG: 1.111 16 Chris Duncan, L (6,PR) OBP: 0.365, SLG: 0.576										2	1	1	1	1	0	1										
43 Juan Encarnacion, R (1,9) OBP: 0.333, SLG: 0.250 55 Skip Schumaker, L (6,9) OBP: 0.353, SLG: 0.348										3	0	0	0	0	1	2										
15 Jim Edmonds, L (1,8) OBP: 0.478, SLG: 0.714 John Gall, R (6,PH) OBP: 0.246, SLG: 0.294										2	1	2	1	0	0	0										
26 Scott Spiezio, S (1,5) OBP: 0.344, SLG: 0.451 48 Brad Thompson, R (8,1)										2	0	0	0	1	1	0										
47 Brian Daubach, L (8,PH) OBP: 0.400, SLG: 0.621										1	0	0	0	0	1	0										
4 Yadier Molina, R (1,2) OBP: 0.593, SLG: 0.714 Gary Bennett, R (7,2) OBP: 0.364, SLG: 0.387										3	0	2	0	0	0	2										
3 Junior Spivey, R (1,4) OBP: 0.288, SLG: 0.200										3	0	1	0	1	0	1										
29 Chris Carpenter, R (1,1) OBP: 0.250, SLG: 0.250 Ricardo Rincon, L (5,1) 34 Randy Flores, L (6,1) Delvi Cruz, R (7,PH) OBP: 0.350, SLG: 0.300 Aaron Miles, S (8,6) OBP: 0.354, SLG: 0.300										2	0	0	0	0	1	4										
<b>Inning Stats</b>	R: 0 E: 0 K: 0 S: 3	H: 0 LOB: 1 BB: 1 P: 7	R: 1 E: 0 K: 1 S: 7	H: 3 LOB: 1 BB: 0 P: 7	R: 1 E: 0 K: 1 S: 6	H: 1 LOB: 2 BB: 2 P: 14	R: 0 E: 0 K: 0 S: 5	H: 0 LOB: 1 BB: 1 P: 7	R: 0 E: 0 K: 0 S: 4	H: 1 LOB: 1 BB: 0 P: 4	R: 0 E: 0 K: 1 S: 5	H: 0 LOB: 2 BB: 1 P: 10	R: 0 E: 0 K: 1 S: 5	H: 0 LOB: 0 BB: 0 P: 5	R: 0 E: 0 K: 1 S: 5	H: 0 LOB: 0 BB: 0 P: 3	1B: 2 2B: 2 3B: 0 HR: 2	SF: 0 SAC: 0 DP: 0 HBP: 1	WP: 0 PB: 0 SB: 0 CS: 1	PA: 37						
<b>PITCHER</b>	IP WLS BF H R ER SO BB IBB HBP BLK WP HR S P ERA WHIP	IP WLS BF H R ER SO BB IBB HBP BLK WP HR S P ERA WHIP	IP WLS BF H R ER SO BB IBB HBP BLK WP HR S P ERA WHIP	IP WLS BF H R ER SO BB IBB HBP BLK WP HR S P ERA WHIP	IP WLS BF H R ER SO BB IBB HBP BLK WP HR S P ERA WHIP	IP WLS BF H R ER SO BB IBB HBP BLK WP HR S P ERA WHIP	IP WLS BF H R ER SO BB IBB HBP BLK WP HR S P ERA WHIP	IP WLS BF H R ER SO BB IBB HBP BLK WP HR S P ERA WHIP	IP WLS BF H R ER SO BB IBB HBP BLK WP HR S P ERA WHIP	IP WLS BF H R ER SO BB IBB HBP BLK WP HR S P ERA WHIP	IP WLS BF H R ER SO BB IBB HBP BLK WP HR S P ERA WHIP	IP WLS BF H R ER SO BB IBB HBP BLK WP HR S P ERA WHIP	IP WLS BF H R ER SO BB IBB HBP BLK WP HR S P ERA WHIP	IP WLS BF H R ER SO BB IBB HBP BLK WP HR S P ERA WHIP	IP WLS BF H R ER SO BB IBB HBP BLK WP HR S P ERA WHIP	IP WLS BF H R ER SO BB IBB HBP BLK WP HR S P ERA WHIP	IP WLS BF H R ER SO BB IBB HBP BLK WP HR S P ERA WHIP	IP WLS BF H R ER SO BB IBB HBP BLK WP HR S P ERA WHIP	IP WLS BF H R ER SO BB IBB HBP BLK WP HR S P ERA WHIP	IP WLS BF H R ER SO BB IBB HBP BLK WP HR S P ERA WHIP	IP WLS BF H R ER SO BB IBB HBP BLK WP HR S P ERA WHIP	IP WLS BF H R ER SO BB IBB HBP BLK WP HR S P ERA WHIP	IP WLS BF H R ER SO BB IBB HBP BLK WP HR S P ERA WHIP	IP WLS BF H R ER SO BB IBB HBP BLK WP HR S P ERA WHIP	IP WLS BF H R ER SO BB IBB HBP BLK WP HR S P ERA WHIP	IP WLS BF H R ER SO BB IBB HBP BLK WP HR S P ERA WHIP
Tom Glavine, L (1,1) ERA: 5.25 25 Pedro Feliciano, L (6,1) Chad Bradford, R (7,1) ERA: 2.16 Jorge Julio, R (8,1) ERA: 50 Duaner Sanchez, R (9,1) ERA:	IP WLS BF H R ER SO BB IBB HBP BLK WP HR S P ERA WHIP	IP WLS BF H R ER SO BB IBB HBP BLK WP HR S P ERA WHIP	IP WLS BF H R ER SO BB IBB HBP BLK WP HR S P ERA WHIP	IP WLS BF H R ER SO BB IBB HBP BLK WP HR S P ERA WHIP	IP WLS BF H R ER SO BB IBB HBP BLK WP HR S P ERA WHIP	IP WLS BF H R ER SO BB IBB HBP BLK WP HR S P ERA WHIP	IP WLS BF H R ER SO BB IBB HBP BLK WP HR S P ERA WHIP	IP WLS BF H R ER SO BB IBB HBP BLK WP HR S P ERA WHIP	IP WLS BF H R ER SO BB IBB HBP BLK WP HR S P ERA WHIP	IP WLS BF H R ER SO BB IBB HBP BLK WP HR S P ERA WHIP	IP WLS BF H R ER SO BB IBB HBP BLK WP HR S P ERA WHIP	IP WLS BF H R ER SO BB IBB HBP BLK WP HR S P ERA WHIP	IP WLS BF H R ER SO BB IBB HBP BLK WP HR S P ERA WHIP	IP WLS BF H R ER SO BB IBB HBP BLK WP HR S P ERA WHIP	IP WLS BF H R ER SO BB IBB HBP BLK WP HR S P ERA WHIP	IP WLS BF H R ER SO BB IBB HBP BLK WP HR S P ERA WHIP	IP WLS BF H R ER SO BB IBB HBP BLK WP HR S P ERA WHIP	IP WLS BF H R ER SO BB IBB HBP BLK WP HR S P ERA WHIP	IP WLS BF H R ER SO BB IBB HBP BLK WP HR S P ERA WHIP	IP WLS BF H R ER SO BB IBB HBP BLK WP HR S P ERA WHIP	IP WLS BF H R ER SO BB IBB HBP BLK WP HR S P ERA WHIP	IP WLS BF H R ER SO BB IBB HBP BLK WP HR S P ERA WHIP	IP WLS BF H R ER SO BB IBB HBP BLK WP HR S P ERA WHIP	IP WLS BF H R ER SO BB IBB HBP BLK WP HR S P ERA WHIP	IP WLS BF H R ER SO BB IBB HBP BLK WP HR S P ERA WHIP	IP WLS BF H R ER SO BB IBB HBP BLK WP HR S P ERA WHIP

New York Mets @ St. Louis Cardinals  
Roger Dean Stadium, Jupiter, FL  
Fri Mar 24 2006, 1:05 PM EST  
Att: 7,906 - Sunny - 71 F

AB 42  
R 12  
H 15  
RBI 11  
BB 6  
SO 9  
LOB 21



New York Mets @ St. Louis Cardinals  
Roger Dean Stadium, Jupiter, FL  
Fri Mar 24 2006, 1:05 PM EST  
Att: 7,906 - Sunny - 71 F

AB 31  
R 2  
H 6  
RBI 2  
BB 5  
SO 5  
LOB 15





Batter	1	2	3	4	5	6	7	8	9	AB	R	H	RBI	BB	SO	LOB	TOP					
13 Oscar Robles, L OBP: 0.354, SLG: 0.325	G3		G6-3			G4-3		WP 18 1B		4	0	1	0	0	0	0	<b>Los Angeles Dodgers @ St. Louis Cardinals</b> Roger Dean Stadium, Jupiter, FL Sat Mar 25 2006, 1:05 PM EST Att: 7,658 - Sunny - 69 F					
18 Ramon Martinez, R OBP: 0.366, SLG: 0.447	G6-3			F7		F9		WP 1B		4	0	1	0	0	0	0						
Joel Guzman, R OBP: 0.321, SLG: 0.471	F8			F9		F9		L6		4	0	0	0	0	0	2						
Omedo Saenz, R OBP: 0.381, SLG: 0.389		FC4-6 1B		G5-3				F9		3	0	2	0	0	0	0						
88 Chris Truby, R OBP: 0.235, SLG: 0.200										1	0	0	0	0	0	2						
Ricky Ledee, L OBP: 0.389, SLG: 0.824		FC4-6 1B								3	1	1	1	0	1	2						
Franqueis Osoria, R OBP: 0.366, SLG: 0.447		FC6-4								0	0	0	0	0	0	0						
51 Jonathan Broxton, R OBP: 0.366, SLG: 0.447		FC6-4								0	0	0	0	0	0	0						
59 Kelly Wunsch, L OBP: 0.456, SLG: 0.852		FC6-4								1	0	0	0	0	0	0						
Cody Ross, R OBP: 0.456, SLG: 0.852		FC6-4								1	0	0	0	0	0	0						
Willy Aybar, S OBP: 0.315, SLG: 0.261		FC6-4								4	0	1	0	0	0	1						
17 Jason Repko, R OBP: 0.346, SLG: 0.435		FC6-4								4	0	0	0	0	1	3						
55 Russell Martin, R OBP: 0.400, SLG: 0.419			G5-3							2	0	0	0	1	1	2						
31 Brad Penny, R OBP: 0.315, SLG: 0.261			G6-3							1	0	0	0	0	0	0						
Jeff Duncan, L OBP: 0.315, SLG: 0.261										1	0	0	0	0	1	1						
56 Hung-Chih Kuo, L OBP: 0.135, SLG: 0.286										0	0	0	0	0	0	0						
27 Matt Kemp, R OBP: 0.135, SLG: 0.286										1	0	0	0	0	1	0						
<b>Inning Stats</b>	R: 0 E: 0 K: 0 S: 3	H: 0 LOB: 0 BB: 0 P: 3	R: 0 E: 0 K: 0 S: 4	H: 1 LOB: 1 BB: 0 P: 4	R: 0 E: 0 K: 0 S: 3	H: 0 LOB: 0 BB: 0 P: 3	R: 0 E: 0 K: 0 S: 3	H: 0 LOB: 0 BB: 0 P: 3	R: 1 E: 0 K: 1 S: 6	H: 1 LOB: 1 BB: 1 P: 10	R: 0 E: 0 K: 0 S: 3	H: 0 LOB: 0 BB: 0 P: 3	R: 0 E: 0 K: 3 S: 11	H: 2 LOB: 2 BB: 0 P: 11	R: 0 E: 0 K: 1 S: 7	H: 2 LOB: 2 BB: 0 P: 8	R: 0 E: 0 K: 0 S: 3	H: 0 LOB: 0 BB: 0 P: 3	1B: 5 2B: 0 3B: 0 HR: 1	SF: 0 SAC: 0 DP: 0 HBP: 0	WP: 1 PB: 0 SB: 0 CS: 0	PA: 34
<b>PITCHER</b>	IP WLS BF H R ER SO BB IBB HBP BLK WP HR S P ERA WHIP																					
Sidney Ponson, R ERA: 3.0	6.0 W 21 2 1 1 1 1 1 0 0 0 0 0 1 22 26 1.50 0.500																					
50 Adam Wainwright, R ERA: 0.71	1.0 5 2 0 0 3 0 0 0 0 0 0 0 11 11 0.00 2.000																					
36 Alan Benes, R ERA: 0.71	1.0 5 2 0 0 1 0 0 0 0 0 1 0 7 8 0.00 2.000																					
41 Braden Looper, R ERA: 6.43	1.0 3 0 0 0 0 0 0 0 0 0 0 0 3 3 0.00 0.000																					

Batter	1	2	3	4	5	6	7	8	9	AB	R	H	RBI	BB	SO	LOB	BOTTOM					
22 David Eckstein, R OBP: 0.420, SLG: 0.429	P6									3	2	2	1	0	0	0	<b>Los Angeles Dodgers @ St. Louis Cardinals</b> Roger Dean Stadium, Jupiter, FL Sat Mar 25 2006, 1:05 PM EST Att: 7,658 - Sunny - 69 F					
Deivi Cruz, R OBP: 0.206, SLG: 0.303										2	0	1	0	0	0	2						
43 Juan Encarnacion, R OBP: 0.417, SLG: 0.455										3	2	2	1	0	1	1						
16 Chris Duncan, L OBP: 0.360, SLG: 0.567										1	0	0	0	0	1	2						
5 Albert Pujols, R OBP: 0.429, SLG: 1.000										2	0	1	2	0	0	1						
26 Scott Spiezio, S OBP: 0.339, SLG: 0.442										1	0	0	0	0	0	2						
15 Jim Edmonds, L OBP: 0.500, SLG: 0.798										3	0	2	1	0	1	1						
47 Brian Daubach, L OBP: 0.389, SLG: 0.600										1	0	0	0	0	0	0						
27 Scott Rolen, R OBP: 0.353, SLG: 0.323										2	0	0	0	1	1	2						
So Taguchi, R OBP: 0.317, SLG: 0.235										1	0	0	0	0	0	0						
55 Skip Schumaker, L OBP: 0.327, SLG: 0.320										4	0	0	0	0	1	4						
Gary Bennett, R OBP: 0.324, SLG: 0.343										4	0	0	0	0	0	0						
Aaron Miles, S OBP: 0.385, SLG: 0.304										3	1	1	0	1	0	0						
Sidney Ponson, R ERA: 3.0										1	0	0	0	0	0	0						
John Gall, R OBP: 0.206, SLG: 0.303										1	0	1	0	0	0	0						
50 Adam Wainwright, R ERA: 0.71										0	0	0	0	0	0	0						
36 Alan Benes, R ERA: 0.71										0	0	0	0	0	0	0						
53 John Rodriguez, L OBP: 0.327, SLG: 0.320										0	0	0	0	0	0	0						
41 Braden Looper, R ERA: 6.43										0	0	0	0	0	0	0						
<b>Inning Stats</b>	R: 1 E: 0 K: 0 S: 5	H: 2 LOB: 2 BB: 1 P: 10	R: 0 E: 0 K: 0 S: 3	H: 0 LOB: 0 BB: 0 P: 3	R: 1 E: 1 K: 1 S: 8	H: 2 LOB: 2 BB: 0 P: 8	R: 3 E: 0 K: 1 S: 8	H: 3 LOB: 1 BB: 1 P: 12	R: 0 E: 0 K: 2 S: 7	H: 0 LOB: 0 BB: 0 P: 7	R: 0 E: 0 K: 1 S: 7	H: 2 LOB: 2 BB: 0 P: 7	R: 0 E: 0 K: 0 S: 3	H: 0 LOB: 0 BB: 0 P: 3	R: 0 E: 0 K: 0 S: 3	H: 1 LOB: 1 BB: 0 P: 4	R: 0 E: 0 K: 0 S: 3	H: 0 LOB: 0 BB: 0 P: 3	1B: 8 2B: 2 3B: 0 HR: 0	SF: 1 SAC: 1 DP: 1 HBP: 1	WP: 0 PB: 0 SB: 0 CS: 0	PA: 37
<b>PITCHER</b>	IP WLS BF H R ER SO BB IBB HBP BLK WP HR S P ERA WHIP																					
31 Brad Penny, R ERA: 5.68	4.0 L 22 7 5 2 2 2 0 0 0 0 0 0 24 33 11.25 2.250																					
56 Hung-Chih Kuo, L ERA: 6.0	2.0 8 2 0 0 3 0 0 0 0 0 0 0 14 14 0.00 1.000																					
Franqueis Osoria, R ERA: 1.8	1.0 3 0 0 0 0 0 0 0 0 0 0 0 3 3 0.00 0.000																					
51 Jonathan Broxton, R ERA: 6.0	0.1 2 1 0 0 0 0 0 0 0 0 0 0 2 2 0.00 3.000																					
59 Kelly Wunsch, L ERA: 6.0	0.2 2 0 0 0 0 0 0 0 1 0 0 0 1 2 0.00 0.000																					

Batter	1	2	3	4	5	6	7	8	9	AB	R	H	RBI	BB	SO	LOB	TOP										
22 David Eckstein, R OBP: 0.396, SLG: 0.400 Deivi Cruz, R OBP: 0.194, SLG: 0.286	0-3 K		0-0 G6-3		0-0 G5-3		0-3 K		0-0 L5	3	0	0	0	0	1	2											
43 Juan Encarnacion, R OBP: 0.400, SLG: 0.935 Josh Hancock, R OBP: 0.194, SLG: 0.286	4-0 BB		0-0 P3		0-0 F9		0-3 K			2	0	0	0	1	0	0											
40 Jeff Nelson, R OBP: 0.333, SLG: 0.434 Brian Falkenberg, R OBP: 0.271, SLG: 0.321					0-0 G4-3		4-0 27 3B BB		0-0 F8	2	0	0	0	1	0	1											
5 Albert Pujols, R OBP: 0.412, SLG: 0.846 7 Hector Luna, R OBP: 0.288, SLG: 0.217	0-0 F9				0-0 G4-3		0-0 1-H 3B		0-0 1B	2	0	0	0	0	0	0											
27 Scott Rolen, R OBP: 0.351, SLG: 0.382 John Gall, R OBP: 0.271, SLG: 0.321	0-3 K				0-0 L4		0-0 G4-3		0-3 K	3	0	1	1	0	1	1											
So Taguchi, R OBP: 0.313, SLG: 0.255					0-0 2B		0-0 G4-3		0-3 K	4	0	0	0	0	3	3											
16 Chris Duncan, L OBP: 0.342, SLG: 0.535	0-3 K						0-0 K		0-3 K	4	0	0	0	0	3	3											
4 Yadier Molina, R OBP: 0.357, SLG: 0.667 Gary Bennett, R OBP: 0.316, SLG: 0.333	0-0 G5-3						0-0 30 E 1B		0-0 F8	2	0	0	0	0	0	1											
3 Junior Spivey, R OBP: 0.286, SLG: 0.204	0-0 F8						0-0 F9		0-0 G6-3	4	0	1	0	0	0	2											
30 Mark Mulder, L OBP: 0.421, SLG: 0.613					0-0 L4		0-0 E7		0-0 1B	2	0	0	0	0	0	1											
47 Brian Daubach, L OBP: 0.421, SLG: 0.613							1-3 BB		1-3 1B	1	0	1	0	1	0	0											
<b>Inning Stats</b>	R: 0 E: 0 K: 2 S: 7	H: 0 LOB: 1 BB: 1 P: 11	R: 0 E: 0 K: 1 S: 6	H: 1 LOB: 1 BB: 0 P: 6	R: 0 E: 0 K: 0 S: 3	H: 0 LOB: 0 BB: 0 P: 3	R: 0 E: 0 K: 0 S: 3	H: 0 LOB: 0 BB: 0 P: 3	R: 1 E: 0 K: 1 S: 4	H: 1 LOB: 2 BB: 1 P: 8	R: 0 E: 0 K: 1 S: 5	H: 0 LOB: 1 BB: 1 P: 9	R: 0 E: 0 K: 2 S: 8	H: 1 LOB: 1 BB: 0 P: 8	R: 0 E: 0 K: 1 S: 7	H: 2 LOB: 2 BB: 0 P: 7	1B: 4 2B: 1 3B: 1 HR: 0	SF: 0 SAC: 0 DP: 0 HBP: 0	WP: 0 PB: 0 SB: 0 CS: 0	PA: 37							
<b>PITCHER</b>	IP	WLS	BF	H	R	ER	SO	BB	IBB	HBP	BLK	WP	HR	S	P	ERA	WHIP										
Scott Olsen, L ERA: 2.75	5.1	W	22	3	1	1	4	2	0	0	0	0	0	28	36	1.69	0.938										
Kerry Ligtenberg, R ERA:	1.2		6	0	0	0	1	1	0	0	0	0	0	7	11	0.00	0.600										
Matt Herges, R ERA:	1.0		4	1	0	0	2	0	0	0	0	0	0	8	8	0.00	1.000										
55 Josh Johnson, R ERA: 2.55	1.0		5	2	0	0	1	0	0	0	0	0	0	7	7	0.00	2.000										

St. Louis Cardinals @ Florida Marlins  
Roger Dean Stadium, Jupiter, FL  
Sun Mar 26 2006, 1:05 PM EST  
Att: 7,281 - Sunny - 72 F

AB 34  
R 1  
H 6  
RBI 1  
BB 3  
SO 8  
LOB 17



Batter	1	2	3	4	5	6	7	8	9	AB	R	H	RBI	BB	SO	LOB	BOTTOM										
2 Hanley Ramirez, R OBP: 0.361, SLG: 0.644 Rex Rundgren, R OBP: 0.194, SLG: 0.286	0-0 27 E 2B	0-0 G5-3		0-0 G5-3		0-3 K		0-0 F9		4	1	1	0	0	1	2											
27 Jeremy Hermida, L OBP: 0.328, SLG: 0.288 4 Alfredo Amezaga, S OBP: 0.214, SLG: 0.429	0-0 E4 17 2B	4-0 E 17 1B BB		0-3 K		0-0 F7		0-0 P6		2	2	0	0	1	1	0											
Miguel Cabrera, R OBP: 0.333, SLG: 0.680 Wes Helms, R OBP: 0.349, SLG: 0.410	0-0 G3-1	0-0 E5 17 1B		0-3 K		0-3 K		0-3 K		3	0	0	0	0	1	2											
17 Mike Jacobs, L OBP: 0.369, SLG: 0.517 43 Matt Cepicky, L OBP: 0.273, SLG: 0.300	0-0 6 2B	0-0 2-3 3-H 1B		0-3 K		0-3 K		0-3 K		3	1	2	2	0	1	0											
14 Josh Willingham, R OBP: 0.514, SLG: 0.778 Kerry Ligtenberg, R OBP: 0.273, SLG: 0.300 Lenny Harris, L OBP: 0.241, SLG: 0.286	4-0 6 2B 61 G4-3 BB	0-3 K		0-0 G6-3		0-0 G6-3		0-0 31 20 2B G5-3 1B		2	1	0	0	1	1	1											
6 Dan Uggla, R OBP: 0.323, SLG: 0.450 31 Mike Kinkade, R OBP: 0.297, SLG: 0.438	0-0 61 G4-3 3 1B 2B			0-3 K		0-0 37 1B		0-0 G5-3		3	1	2	1	0	1	0											
61 Reggie Abercrombie, R OBP: 0.418, SLG: 0.736 Eric Reed, L OBP: 0.340, SLG: 0.326	0-0 G4-3			0-0 F8		0-0 P4		0-0 20 2B 37 2B 1B		3	0	0	1	0	2												
3 Chris Aquila, R OBP: 0.320, SLG: 0.429 20 Matt Treanor, R OBP: 0.597, SLG: 0.654	0-0 3-H 1B			0-0 G5-3		0-3 K		0-0 37 2B 2B		3	0	1	1	0	1	1											
Scott Olsen, L OBP: 0.313, SLG: 0.255 37 Tom Wilson, R OBP: 0.176, SLG: 0.235 55 Josh Johnson, L OBP: 0.271, SLG: 0.321	0-3 K			0-0 G1-3		0-0 1-2 1B		0-0 2-H 3-H 2B		2	0	0	0	0	1	1											
<b>Inning Stats</b>	R: 5 E: 1 K: 1 S: 10	H: 4 LOB: 1 BB: 1 P: 14	R: 1 E: 1 K: 1 S: 6	H: 1 LOB: 1 BB: 1 P: 10	R: 0 E: 0 K: 1 S: 5	H: 0 LOB: 0 BB: 0 P: 5	R: 0 E: 0 K: 1 S: 5	H: 0 LOB: 0 BB: 0 P: 5	R: 0 E: 0 K: 2 S: 9	H: 2 LOB: 2 BB: 0 P: 9	R: 0 E: 0 K: 2 S: 7	H: 0 LOB: 0 BB: 0 P: 7	R: 3 E: 0 K: 0 S: 7	H: 4 LOB: 1 BB: 0 P: 7	1B: 6 2B: 5 3B: 0 HR: 0	SF: 0 SAC: 0 DP: 0 HBP: 0	WP: 0 PB: 0 SB: 0 CS: 0	PA: 38									
<b>PITCHER</b>	IP	WLS	BF	H	R	ER	SO	BB	IBB	HBP	BLK	WP	HR	S	P	ERA	WHIP										
30 Mark Mulder, L ERA: 2.9	5.0	L	23	5	6	2	6	2	0	0	0	0	0	33	41	3.60	1.400										
Josh Hancock, R ERA:	1.0		5	2	0	0	2	0	0	0	0	0	0	9	9	0.00	2.000										
40 Jeff Nelson, R ERA:	1.0		3	0	0	0	2	0	0	0	0	0	0	7	7	0.00	0.000										
Brian Falkenberg, R ERA: 3.12	1.0		7	4	3	3	0	0	0	0	0	0	0	7	7	27.00	4.000										

St. Louis Cardinals @ Florida Marlins  
Roger Dean Stadium, Jupiter, FL  
Sun Mar 26 2006, 1:05 PM EST  
Att: 7,281 - Sunny - 72 F

AB 36  
R 9  
H 11  
RBI 8  
BB 2  
SO 10  
LOB 12



Batter	1	2	3	4	5	6	7	8	9	AB	R	H	RBI	BB	SO	LOB	TOP			
Brandon Watson, L (1,8) Ryan Church, L (4,8) OBP: 0.368, SLG: 0.344 OBP: 0.323, SLG: 0.273			B1-3					F8		2	0	1	0	0	0	0	Washington Nationals @ St. Louis Cardinals Roger Dean Stadium, Jupiter, FL Mon Mar 27 2006, 1:05 PM EST Att: 5,909 - Sunny - 72 F			
Jose Vidro, S (1,4) Marlon Anderson, L (6,4) OBP: 0.295, SLG: 0.289 OBP: 0.361, SLG: 0.373			G3-1				F8	K	3	0	1	0	0	0	0	1				
Jose Guillen, R (1,9) Matthew LeCroy, R (6,3) OBP: 0.263, SLG: 0.588 OBP: 0.250, SLG: 0.324							K	G6-3	2	0	0	0	1	1	2	1				
24 Nick Johnson, L (1,3) Mike Stanton, L (6,1)							K		3	2	0	0	1	1	1	0				
37 Travis Hughes, R (7,1) 7 Wiki Gonzalez, R (6,PH) OBP: 0.448, SLG: 0.522									3	0	0	0	0	0	0	0				
Alfonso Soriano, R (1,7) 25 Marlon Byrd, R (6,7) OBP: 0.389, SLG: 0.750 OBP: 0.404, SLG: 0.520									3	2	0	1	0	0	1	0				
Royce Clayton, R (1,6) Brendan Harris, R (7,PR) OBP: 0.236, SLG: 0.258 OBP: 0.346, SLG: 0.378		G4-3							3	3	0	1	0	0	0	0				
Brian Schneider, L (1,2) 35 Alberto Castillo, R (6,2) OBP: 0.214, SLG: 0.154 OBP: 0.375, SLG: 0.167									3	2	0	1	0	0	0	2				
Damian Jackson, R (1,5) OBP: 0.349, SLG: 0.263									3	2	0	0	0	1	1	1				
Pedro Astacio, R (1,1) Michael Tucker, L (6,9) OBP: 0.231, SLG: 0.235									3	2	0	0	0	0	2	1				
<b>Inning Stats</b>	R: 0 E: 0 K: 0 S: 4	H: 2 LOB: 2 P: 8	R: 0 E: 0 K: 1 S: 6	H: 1 LOB: 1 P: 6	R: 0 E: 0 K: 0 S: 3	H: 0 LOB: 1 BB: 1 P: 7	R: 0 E: 0 K: 0 S: 3	H: 0 LOB: 0 BB: 0 P: 3	R: 0 E: 0 K: 3 S: 9	H: 0 LOB: 0 BB: 0 P: 9	R: 0 E: 0 K: 2 S: 7	H: 1 LOB: 2 BB: 1 P: 7	R: 0 E: 0 K: 1 S: 5	H: 0 LOB: 0 BB: 0 P: 5	R: 0 E: 0 K: 1 S: 6	H: 1 LOB: 1 BB: 0 P: 6	1B: 5 2B: 0 3B: 0 HR: 0	SF: 0 SAC: 0 DP: 0 HBP: 0	WP: 0 PB: 1 SB: 0 CS: 1	PA: 34
<b>PITCHER</b>	IP WLS BF H R ER SO BB IBB HBP BLK WP HR S P ERA WHIP																			
Jason Marquis, R (1,1) ERA: 2.6	6.0 W 22 3 0 0 6 2 0 0 0 0 0 0 5 4 0.00 0.833																			
48 Brad Thompson, R (7,1) ERA: 3.86	0.2 3 1 0 0 1 0 0 0 0 0 0 0 3 5 0.00 1.500																			
Ricardo Rincon, L (7,1) ERA: 15.43	0.1 2 0 0 0 1 1 0 0 0 0 0 0 3 7 0.00 3.000																			
34 Randy Flores, L (8,1) ERA: 5.0	1.0 3 0 0 0 1 0 0 0 0 0 0 0 5 5 0.00 0.000																			
44 Jason Isringhausen, R (9,1) ERA:	1.0 4 1 0 0 1 0 0 0 0 0 0 0 6 6 0.00 1.000																			

Batter	1	2	3	4	5	6	7	8	9	AB	R	H	RBI	BB	SO	LOB	BOTTOM			
22 David Eckstein, R (1,6) 7 Hector Luna, R (6,PH) OBP: 0.393, SLG: 0.396 OBP: 0.296, SLG: 0.213			G5-3							3	0	1	1	0	0	0	Washington Nationals @ St. Louis Cardinals Roger Dean Stadium, Jupiter, FL Mon Mar 27 2006, 1:05 PM EST Att: 5,909 - Sunny - 72 F			
16 Chris Duncan, L (1,7) John Gall, R (7,7) OBP: 0.337, SLG: 0.520 OBP: 0.267, SLG: 0.315										4	0	1	0	0	0	1				
5 Albert Pujols, R (1,3) Gary Bennett, R (7,2) OBP: 0.361, SLG: 0.706 OBP: 0.316, SLG: 0.333										4	0	1	0	0	1	2				
15 Jim Edmonds, L (1,8) So Taguchi, R (4,PR) OBP: 0.552, SLG: 0.769 OBP: 0.323, SLG: 0.268										2	1	2	0	1	0	0				
27 Scott Rolen, R (1,5) 34 Randy Flores, L (8,1) 44 Jason Isringhausen, R (9,1)										4	1	1	0	0	0	4				
53 John Rodriguez, L (1,9) OBP: 0.365, SLG: 0.295										3	1	1	1	1	1	1				
4 Yadier Molina, R (1,2) 48 Brad Thompson, R (7,1) Ricardo Rincon, L (7,1)										3	1	1	0	0	0	1				
26 Scott Spiezio, S (7,PH) Aaron Miles, S (1,4) OBP: 0.328, SLG: 0.426 OBP: 0.400, SLG: 0.407										4	2	2	2	0	0	0				
Jason Marquis, L (1,1) Deivi Cruz, R (6,PH) OBP: 0.400, SLG: 1.200 OBP: 0.184, SLG: 0.270										2	1	1	2	0	0	1				
<b>Inning Stats</b>	R: 0 E: 0 K: 0 S: 5	H: 2 LOB: 0 P: 5	R: 3 E: 0 K: 1 S: 8	H: 3 LOB: 1 BB: 1 P: 12	R: 4 E: 0 K: 0 S: 6	H: 4 LOB: 0 BB: 1 P: 10	R: 0 E: 0 K: 0 S: 4	H: 1 LOB: 1 BB: 0 P: 4	R: 0 E: 0 K: 0 S: 3	H: 0 LOB: 0 BB: 0 P: 3	R: 0 E: 0 K: 0 S: 4	H: 1 LOB: 1 BB: 0 P: 4	R: 0 E: 0 K: 1 S: 6	H: 1 LOB: 1 BB: 0 P: 6	R: 0 E: 0 K: 1 S: 5	H: 0 LOB: 1 BB: 1 P: 9		1B: 8 2B: 2 3B: 1 HR: 1	SF: 0 SAC: 0 DP: 1 HBP: 0	WP: 0 PB: 0 SB: 0 CS: 0
<b>PITCHER</b>	IP WLS BF H R ER SO BB IBB HBP BLK WP HR S P ERA WHIP																			
Pedro Astacio, R (1,1) ERA: 10.5	5.0 L 26 10 7 7 1 2 0 0 0 0 0 0 1 26 34 12.60 2.400																			
Mike Stanton, L (6,1) ERA: 1.13	1.0 4 1 0 0 0 0 0 0 0 0 0 0 4 4 0.00 1.000																			
37 Travis Hughes, R (7,1) ERA: 10.0	2.0 8 1 0 0 2 1 0 0 0 0 0 0 11 15 0.00 1.000																			

AB	31
R	0
H	5
RBI	0
BB	3
SO	10
LOB	13



AB	35
R	7
H	12
RBI	6
BB	3
SO	3
LOB	12



Batter	1	2	3	4	5	6	7	8	9	AB	R	H	RBI	BB	SO	LOB	TOP										
3 Junior Spivey, R OBP: 0.289, SLG: 0.190	P6		F7		G6-3			FC5-4		4	0	0	0	0	0	3											
Deivi Cruz, R OBP: 0.167, SLG: 0.244 Aaron Miles, S OBP: 0.400, SLG: 0.407	F8			K2-3		P4		L6		4	0	0	0	0	1	1											
So Taguchi, R OBP: 0.319, SLG: 0.267	G1-3					G3-1			F7	4	1	1	0	0	0	0											
43 Juan Encarnacion, R OBP: 0.389, SLG: 0.563 16 Chris Duncan, L OBP: 0.333, SLG: 0.513		P5						G5-3	F8	3	1	1	2	0	0	0											
John Gall, R OBP: 0.250, SLG: 0.293	F9									1	0	0	0	0	0	0											
26 Scott Spiezio, S OBP: 0.313, SLG: 0.404	F7									4	0	0	0	0	1	0											
7 Hector Luna, R OBP: 0.281, SLG: 0.200			F9					P4		3	0	0	0	0	0	0											
Gary Bennett, R OBP: 0.317, SLG: 0.333			F9							3	0	1	0	0	0	0											
55 Skip Schumaker, L OBP: 0.345, SLG: 0.340										3	0	2	0	0	0	1											
<b>Inning Stats</b>	R: 0 E: 0 K: 0 S: 3	H: 0 LOB: 0 BB: 0 P: 3	R: 0 E: 0 K: 0 S: 3	H: 0 LOB: 0 BB: 0 P: 3	R: 0 E: 0 K: 0 S: 4	H: 1 LOB: 1 BB: 0 P: 4	R: 2 E: 0 K: 1 S: 8	H: 2 LOB: 0 BB: 0 P: 8	R: 0 E: 0 K: 0 S: 4	H: 1 LOB: 1 BB: 0 P: 4	R: 0 E: 0 K: 0 S: 3	H: 0 LOB: 0 BB: 0 P: 3	R: 0 E: 0 K: 1 S: 5	H: 0 LOB: 0 BB: 0 P: 5	R: 0 E: 0 K: 0 S: 4	H: 1 LOB: 1 BB: 0 P: 4	R: 0 E: 0 K: 1 S: 5	H: 0 LOB: 0 BB: 0 P: 5	1B: 4 2B: 0 3B: 0 HR: 1	SF: 0 SAC: 0 DP: 0 HBP: 0	WP: 0 PB: 0 SB: 1 CS: 0	PA: 32					
<b>PITCHER</b>	IP	WLS	BF	H	R	ER	SO	BB	IBB	HBP	BLK	WP	HR	S	P	ERA	WHIP										
Bruce Chen, L ERA: 3.86	6.0		22	4	2	2	1	0	0	0	0	0	1	25	25	3.00	0.667										
43 Sandy Real, R ERA: 0.9	1.0		3	0	0	0	1	0	0	0	0	0	0	5	4	0.00	0.000										
40 Tim Byrdak, L ERA: 0.0	1.0	W	4	1	0	0	0	0	0	0	0	0	0	4	4	0.00	1.000										
37 Chris Ray, R ERA: 0.96	1.0	S	3	0	0	0	1	0	0	0	0	0	0	5	5	0.00	0.000										

St. Louis Cardinals @ Baltimore Orioles  
Fort Lauderdale Stadium, Ft. Lauderdale, FL


AB 32  
R 2  
H 5  
RBI 2  
BB 0  
SO 3  
LOB 5



WP: 0 PA: 32  
PB: 0  
SB: 1  
CS: 0

St. Louis Cardinals @ Baltimore Orioles  
Fort Lauderdale Stadium, Ft. Lauderdale, FL

AB 32  
R 3  
H 7  
RBI 2  
BB 1  
SO 6  
LOB 15



WP: 1 PA: 33  
PB: 0  
SB: 0  
CS: 0

Batter	1	2	3	4	5	6	7	8	9	AB	R	H	RBI	BB	SO	LOB	BOTTOM										
1 Brian Roberts, S OBP: 0.440, SLG: 0.625			F7		F9					4	1	2	0	0	0	1											
Luis Matos, R OBP: 0.412, SLG: 0.594				F7						4	1	1	1	0	2	2											
6 Melvin Mora, R OBP: 0.338, SLG: 0.492	F8									4	0	0	0	0	0	2											
10 Miguel Tejada, R OBP: 0.233, SLG: 0.267	L5									4	1	1	0	0	0	2											
Jeff Conine, R OBP: 0.242, SLG: 0.333 17 Corey Patterson, L OBP: 0.273, SLG: 0.339		G6-3								4	0	1	0	0	0	1											
Kevin Millar, R OBP: 0.375, SLG: 0.460										4	0	1	1	0	1	1											
Javy Lopez, R OBP: 0.199, SLG: 0.278 Chris Gomez, R OBP: 0.308, SLG: 0.271										3	0	0	0	0	1	2											
Ramon Hernandez, R OBP: 0.200, SLG: 0.143										2	0	1	0	1	1	2											
21 Nick Markakis, L OBP: 0.418, SLG: 0.482										3	0	0	0	0	1	2											
<b>Inning Stats</b>	R: 0 E: 0 K: 1 S: 6	H: 1 LOB: 1 BB: 0 P: 6	R: 0 E: 0 K: 1 S: 5	H: 0 LOB: 0 BB: 0 P: 5	R: 0 E: 0 K: 1 S: 6	H: 1 LOB: 1 BB: 0 P: 6	R: 1 E: 0 K: 1 S: 8	H: 3 LOB: 2 BB: 0 P: 9	R: 0 E: 0 K: 1 S: 5	H: 0 LOB: 0 BB: 0 P: 5	R: 0 E: 0 K: 0 S: 3	H: 0 LOB: 0 BB: 0 P: 3	R: 0 E: 2 K: 0 S: 6	H: 0 LOB: 1 BB: 0 P: 9	R: 2 E: 2 K: 0 S: 6	H: 2 LOB: 1 BB: 0 P: 6	1B: 6 2B: 0 3B: 1 HR: 0	SF: 0 SAC: 0 DP: 0 HBP: 0	WP: 1 PB: 0 SB: 0 CS: 0	PA: 33							
<b>PITCHER</b>	IP	WLS	BF	H	R	ER	SO	BB	IBB	HBP	BLK	WP	HR	S	P	ERA	WHIP										
Jeff Suppan, R ERA: 6.85	5.0		20	5	1	1	5	0	0	0	0	0	0	8	12	0.00	0.500										
50 Adam Wainwright, R ERA: 0.61	2.0	H	7	0	0	0	1	1	0	0	0	0	0	8	12	0.00	0.500										
41 Braden Looper, R ERA: 6.75	1.0	L	6	2	2	1	0	0	0	0	0	0	0	6	6	9.00	2.000										

Tue Mar 28 2006, 1:05 PM EST  
Att: 5,142 - Partly Cloudy - 74 F

Tue Mar 28 2006, 1:05 PM EST  
Att: 5,142 - Partly Cloudy - 74 F

livebaseballscores.com

livebaseballscores.com

Batter	1	2	3	4	5	6	7	8	9	AB	R	H	RBI	BB	SO	LOB	TOP				
2 Hanley Ramirez, R OBP: 0.397, SLG: 0.597 Agustin Septimo, L (7.6)										4	1	2	0	0	0	0					
27 Jeremy Hermida, L OBP: 0.373, SLG: 0.323 James Shanks, R OBP: 0.500, SLG: 0.500 (7.7)										2	0	1	1	1	0	0					
14 Josh Willingham, R OBP: 0.361, SLG: 0.968 Eric Reed, L OBP: 0.364, SLG: 0.353 (6.8)										2	0	1	0	1	0	1					
17 Mike Jacobs, L OBP: 0.351, SLG: 0.507 28 Jason Wood, R OBP: 1.000, SLG: 1.000 (8.5)										4	0	1	0	0	0	3					
6 Dan Uggla, R OBP: 0.333, SLG: 0.418 4 Alfredo Amezaga, S OBP: 0.261, SLG: 0.409 (4.4)										2	0	0	0	0	0	1					
Wes Helms, R OBP: 0.327, SLG: 0.372 55 Josh Johnson, L (8.1)										3	0	0	0	1	2	1					
3 Chris Aguila, R OBP: 0.350, SLG: 0.483 (6.7)										3	1	1	1	0	0	0					
Brett Carroll, R OBP: 0.417, SLG: 0.583 (7.9)										1	0	1	1	0	0	0					
Miguel Olivo, R OBP: 0.180, SLG: 0.347 Matt Herges, L (7.1)										3	0	0	0	0	3	1					
37 Tom Wilson, R OBP: 0.167, SLG: 0.222 (8.3)										0	0	0	0	0	0	0					
Dontrelle Willis, L (1.1)										1	0	0	0	0	2						
20 Matt Treanor, R OBP: 0.359, SLG: 0.607 (7.2)										1	1	0	0	1	0	2					
<b>Inning Stats</b>	R: 1 E: 0 K: 0 S: 3	H: 1 LOB: 1 BB: 1 P: 9	R: 0 E: 0 K: 2 S: 7	H: 0 LOB: 0 BB: 0 P: 7	R: 0 E: 0 K: 1 S: 5	H: 0 LOB: 0 BB: 1 P: 9	R: 0 E: 0 K: 1 S: 5	H: 0 LOB: 0 BB: 0 P: 5	R: 0 E: 0 K: 1 S: 5	H: 1 LOB: 0 BB: 0 P: 5	R: 3 E: 0 K: 2 S: 11	H: 4 LOB: 2 BB: 1 P: 15	R: 1 E: 0 K: 1 S: 7	H: 2 LOB: 2 BB: 1 P: 11	R: 1 E: 1 K: 2 S: 10	H: 2 LOB: 2 BB: 0 P: 10	1B: 6 2B: 4 3B: 0 HR: 0	SF: 0 SAC: 0 DP: 1 HBP: 1	WP: 0 PA: 42 PB: 0 SB: 0 CS: 0		
<b>PITCHER</b>	IP WLS BF H R ER SO BB IBB HBP BLK WP HR S P ERA WHIP																				
29 Chris Carpenter, R ERA: 1.01 Josh Hancock, R ERA: 2.0 34 Randy Flores, L ERA: 4.82 36 Alan Benes, R ERA: 0.9 44 Jason Isringhausen, R ERA:	6.0 0.2 0.1 1.0 1.0	22 H B L 6	22 3 2 6	1 3 0 1 2	5 2 0 1 0	1 3 0 1 0	2 0 0 0 0	0 0 0 0 0	0 0 0 0 0	0 0 0 0 0	0 0 0 0 0	0 0 0 0 0	0 0 0 0 0	0 0 0 0 0	0 0 0 0 0	0 0 0 0 0	0 0 0 0 0	0 0 0 0 0	0 0 0 0 0	27.00 27.00 9.00 0.00	0.667 6.000 3.000 2.000

Florida Marlins @ St. Louis Cardinals  
Roger Dean Stadium, Jupiter, FL  
Wed Mar 29 2006, 1:05 PM EST  
Att: 5,438 - Partly Cloudy - 77 F

AB 37  
R 6  
H 10  
RBI 4  
BB 4  
SO 10  
LOB 19



Batter	1	2	3	4	5	6	7	8	9	AB	R	H	RBI	BB	SO	LOB	BOTTOM				
22 David Eckstein, R OBP: 0.417, SLG: 0.431 36 Alan Benes, R (8.1)										3	1	2	0	1	0	0					
44 Jason Isringhausen, R (9.1)										0	0	0	0	0	0	0					
16 Chris Duncan, L OBP: 0.329, SLG: 0.506 (8. PH)										0	0	0	0	0	0	0					
So Taguchi, R OBP: 0.324, SLG: 0.277 (1.8)										5	1	2	0	0	0	3					
5 Albert Pujols, R OBP: 0.423, SLG: 0.650 (1.3)										3	1	1	1	2	1	2					
27 Scott Rolen, R OBP: 0.364, SLG: 0.375 Josh Hancock, R (7.1)										2	0	1	0	1	0	0					
55 Skip Schumaker, L OBP: 0.350, SLG: 0.345 (7.9)										0	0	0	0	0	0	0					
43 Juan Encarnacion, R OBP: 0.333, SLG: 0.474 34 Randy Flores, L (7.1)										3	0	0	0	0	0	4					
26 Scott Spiezio, S OBP: 0.319, SLG: 0.397 (8.5)										0	0	0	0	0	0	0					
7 Hector Luna, R OBP: 0.290, SLG: 0.204 (1.7)										4	1	1	0	0	1	3					
4 Yadier Molina, R OBP: 0.514, SLG: 0.645 (1.2)										4	0	1	2	0	1	1					
3 Junior Spivey, R OBP: 0.254, SLG: 0.177 (1.4)										4	0	0	0	0	1	1					
29 Chris Carpenter, R ERA: 3.68 Aaron Miles, S OBP: 0.406, SLG: 0.414 (8.6)										2	0	0	0	0	0	0					
<b>Inning Stats</b>	R: 0 E: 0 K: 1 S: 7	H: 2 LOB: 2 BB: 0 P: 7	R: 0 E: 0 K: 1 S: 5	H: 0 LOB: 0 BB: 0 P: 5	R: 0 E: 0 K: 0 S: 4	H: 1 LOB: 1 BB: 0 P: 4	R: 0 E: 0 K: 0 S: 4	H: 1 LOB: 1 BB: 0 P: 4	R: 0 E: 0 K: 0 S: 3	R: 3 E: 0 K: 0 S: 4	H: 2 LOB: 1 BB: 2 P: 13	R: 1 E: 0 K: 0 S: 4	H: 1 LOB: 2 BB: 2 P: 12	R: 0 E: 0 K: 1 S: 5	H: 0 LOB: 0 BB: 0 P: 5	R: 1 E: 0 K: 1 S: 8	H: 3 LOB: 3 BB: 1 P: 12	1B: 8 2B: 2 3B: 0 HR: 0	SF: 0 SAC: 0 DP: 1 HBP: 1	WP: 0 PA: 42 PB: 0 SB: 0 CS: 0	
<b>PITCHER</b>	IP WLS BF H R ER SO BB IBB HBP BLK WP HR S P ERA WHIP																				
Dontrelle Willis, L ERA: 6.73 55 Josh Johnson, R ERA: 2.75	6.0 1.0 2.0	26 W S	6 6 10	1 1 3	1 1 1	0 0 2	0 0 0	0 0 0	0 0 0	0 0 0	0 0 0	0 0 0	0 0 0	0 0 0	0 0 0	0 0 0	0 0 0	0 0 0	0 0 0	4.50 9.00 4.50	1.333 3.000 1.500

Florida Marlins @ St. Louis Cardinals  
Roger Dean Stadium, Jupiter, FL  
Wed Mar 29 2006, 1:05 PM EST  
Att: 5,438 - Partly Cloudy - 77 F

AB 36  
R 5  
H 10  
RBI 4  
BB 5  
SO 4  
LOB 19



Batter	1	2	3	4	5	6	7	8	9	AB	R	H	RBI	BB	SO	LOB	TOP					
22 David Eckstein, R OBP: 0.413, SLG: 0.444 Aron Miles, S OBP: 0.394, SLG: 0.400	(1,6) C 3-3 K		(1,2) C 0-1 G6-4-3		(2,1) B 2-1 2B		(0,0) X F7			3	0	1	0	0	1	1						
43 Juan Encarnacion, R OBP: 0.375, SLG: 0.650 41 Braden Looper, R OBP: 0.375, SLG: 0.650 Brian Falkenberg, R OBP: 0.375, SLG: 0.650 7 Hector Luna, R OBP: 0.302, SLG: 0.204	(1,9) X 0-0 27 S 1B		(3,1) C 3-1 5 FC6-4 1B		(1,2) B 1-2 P6		(4,1) B 4-1 BB			3	0	2	0	0	0	1						
5 Albert Pujols, R OBP: 0.367, SLG: 0.542 Ricardo Rincon, L	(1,3) C 1-1 P6		(2,1) C 2-1 FC6-4 1-2		(1,1) B 1-1 G5-3		(0,0) X P4			4	0	0	0	0	0	4						
27 Scott Rolen, R OBP: 0.362, SLG: 0.372 26 Scott Spiezio, S OBP: 0.314, SLG: 0.390	(1,5) B 3-2 1-1 1B				(1,0) B P6		(3,3) C 3-3 K 4 2-3-6-4		(0,0) X F8	3	0	1	0	0	1	0						
4 Yadier Molina, R OBP: 0.500, SLG: 0.618 Gary Bennett, R OBP: 0.310, SLG: 0.325			(0,1) C 0-1 FC4-6 1B		(2,1) B 2-1 G4-3		(2,2) B 2-2 G4-3-6-4 1-2		(0,1) C 0-1 P3	3	0	1	0	0	0	1						
53 John Rodriguez, L OBP: 0.375, SLG: 0.298			(1,0) B L8		(2,0) B 2-0 BLK 1B		(4,2) C 4-2 BB			3	1	1	0	1	0	1						
So Taguchi, R OBP: 0.325, SLG: 0.279 Terry Evans, R			(1,0) B FC4-6 1-2		(1,1) B 1-1 1-1 1B		(0,0) X G4-3			3	0	1	1	0	0	2						
3 Junior Spivey, R OBP: 0.243, SLG: 0.169 48 Brad Thompson, R OBP: 0.339, SLG: 0.333 Milko Jaramillo, S			(0,1) C P5		(2,2) B 2-2 G4-3		(0,3) X K		(0,0) X P3	3	0	0	0	0	1	2						
Sidney Ponson, R OBP: 0.500, SLG: 0.500 55 Skip Schumaker, L (5, PH) OBP: 0.339, SLG: 0.333	(1,1) C E:0 K:1 S:10		(0,2) C 0-2 G6-4-3 1B		(1,2) B 1-2 G6-3		(0,0) X G4-3			1	0	1	0	0	0	0						
<b>Inning Stats</b>	R: 0 E: 0 K: 1 S: 10	H: 2 LOB: 2 BB: 0 P: 17	R: 0 E: 0 K: 0 S: 6	H: 1 LOB: 1 BB: 0 P: 8	R: 0 E: 0 K: 0 S: 9	H: 2 LOB: 1 BB: 0 P: 14	R: 1 E: 0 K: 0 S: 9	H: 2 LOB: 1 BB: 0 P: 17	R: 0 E: 0 K: 1 S: 10	H: 0 LOB: 1 BB: 1 P: 18	R: 0 E: 0 K: 1 S: 5	H: 0 LOB: 0 BB: 0 P: 5	R: 0 E: 0 K: 0 S: 5	H: 0 LOB: 1 BB: 1 P: 9	R: 0 E: 0 K: 0 S: 3	H: 0 LOB: 0 BB: 0 P: 3	1B: 7 2B: 2 3B: 0 HR: 0	SF: 0 SAC: 0 DP: 2 HBP: 0	WP: 1 PB: 0 SB: 1 CS: 0	PA: 35		
<b>PITCHER</b>	IP WLS BF H R ER SO BB IBB HBP BLK WP HR S P ERA WHIP	IP WLS BF H R ER SO BB IBB HBP BLK WP HR S P ERA WHIP	IP WLS BF H R ER SO BB IBB HBP BLK WP HR S P ERA WHIP	IP WLS BF H R ER SO BB IBB HBP BLK WP HR S P ERA WHIP	IP WLS BF H R ER SO BB IBB HBP BLK WP HR S P ERA WHIP	IP WLS BF H R ER SO BB IBB HBP BLK WP HR S P ERA WHIP	IP WLS BF H R ER SO BB IBB HBP BLK WP HR S P ERA WHIP	IP WLS BF H R ER SO BB IBB HBP BLK WP HR S P ERA WHIP	IP WLS BF H R ER SO BB IBB HBP BLK WP HR S P ERA WHIP	IP WLS BF H R ER SO BB IBB HBP BLK WP HR S P ERA WHIP	IP WLS BF H R ER SO BB IBB HBP BLK WP HR S P ERA WHIP	IP WLS BF H R ER SO BB IBB HBP BLK WP HR S P ERA WHIP	IP WLS BF H R ER SO BB IBB HBP BLK WP HR S P ERA WHIP	IP WLS BF H R ER SO BB IBB HBP BLK WP HR S P ERA WHIP	IP WLS BF H R ER SO BB IBB HBP BLK WP HR S P ERA WHIP	IP WLS BF H R ER SO BB IBB HBP BLK WP HR S P ERA WHIP	IP WLS BF H R ER SO BB IBB HBP BLK WP HR S P ERA WHIP	IP WLS BF H R ER SO BB IBB HBP BLK WP HR S P ERA WHIP	IP WLS BF H R ER SO BB IBB HBP BLK WP HR S P ERA WHIP	IP WLS BF H R ER SO BB IBB HBP BLK WP HR S P ERA WHIP	IP WLS BF H R ER SO BB IBB HBP BLK WP HR S P ERA WHIP	IP WLS BF H R ER SO BB IBB HBP BLK WP HR S P ERA WHIP

St. Louis Cardinals @ New York Mets  
Tradition Field, Port St. Lucie, FL  
Thu Mar 30 2006, 1:10 PM EST  
Att. 4,233 - Partly Cloudy - 75 F

AB 33  
R 1  
H 8  
RBI 1  
BB 2  
SO 3  
LOB 14



Batter	1	2	3	4	5	6	7	8	9	AB	R	H	RBI	BB	SO	LOB	BOTTOM					
7 José Reyes, S OBP: 0.533, SLG: 0.750 10 Endy Chavez, L OBP: 0.393, SLG: 0.333	(1,6) C 0-2 G4-3		(4,1) B 4-1 16 E BB		(1,3) B 1-3 K		(4,2) B 4-2 15 B BB		(0,0) X G6-3	2	1	0	0	2	1	0						
16 Paul Lo Duca, R OBP: 0.386, SLG: 0.526 Chris Woodward, R OBP: 0.333, SLG: 0.293	(1,2) C 1-1 1B		(1,1) F 1-1 E2 1-1 1B		(2,0) B 2-0 15 BB 1B		(0,1) F 0-1 SF8		(0,0) X E4 FC4-6	3	0	3	3	0	0	0						
15 Carlos Beltrán, S OBP: 0.517, SLG: 0.478 22 Jose Valentin, S OBP: 0.276, SLG: 0.167	(1,8) B 3-2 L7		(2,1) B 2-1 G1-3		(4,0) B 4-0 BB 1B		(1,1) B 1-1 21 BB 1B		(0,0) X F9	3	0	1	1	1	0	2						
21 Carlos Delgado, L OBP: 0.576, SLG: 0.480 Victor Diaz, R OBP: 0.321, SLG: 0.417	(1,3) B 2-2 F8		(2,0) B 2-0 G3		(3,3) B 3-3 K		(4,2) B 4-2 1-2 BB		(0,0) X FC4-6 1-2	3	0	0	0	1	1	3						
Cliff Floyd, L OBP: 0.368, SLG: 0.521 Jose Castro, S			(1,0) B 1-0 F8		(3,0) B 3-0 P6		(4,1) B 4-1 1-2 BB		(0,0) X F8	3	0	0	0	1	0	3						
5 David Wright, R OBP: 0.382, SLG: 0.474 Heath Bell, R OBP: 0.382, SLG: 0.474 Aaron Heilman, R	(1,5) X 0-0 1B 2B		(1,1) C 1-1 E6 1B		(1,0) B 1-0 F8		(1,1) B 1-1 F9		(0,0) X G4-3	4	1	1	0	0	0	3						
Xavier Nady, R OBP: 0.351, SLG: 0.418			(1,0) B 1-0 SH1-4 1B		(4,1) B 4-1 1B		(1,1) B 1-1 1B 16 SF8		(4,0) B 4-0 1B	3	2	3	0	2	0	0						
1 Anderson Hernandez, S OBP: 0.317, SLG: 0.311			(1,0) D 1-0 SH1-4 1B		(0,0) X 0-0 1B		(2,2) B 2-2 15 BB 1B		(0,0) X FC5-4 BB	5	2	3	1	0	0	2						
Darren Oliver, R OBP: 0.317, SLG: 0.311 17 Jose Lima, R OBP: 0.317, SLG: 0.311 Chad Bradford, R OBP: 0.317, SLG: 0.311 Julio Franco, R (6, PH) OBP: 0.500, SLG: 0.481	(1,1) B 1-0 SH1-4 1B		(0,3) B 0-3 K		(2,3) B 2-3 K		(1,2) B 1-2 G6-3		(0,0) X FC5-4 BB	0	0	0	0	0	0	0						
<b>Inning Stats</b>	R: 0 E: 0 K: 0 S: 13	H: 1 LOB: 1 BB: 0 P: 19	R: 4 E: 1 K: 0 S: 10	H: 4 LOB: 1 BB: 1 P: 21	R: 0 E: 1 K: 1 S: 9	H: 1 LOB: 3 BB: 1 P: 19	R: 0 E: 0 K: 2 S: 9	H: 1 LOB: 3 BB: 2 P: 24	R: 2 E: 0 K: 1 S: 20	H: 3 LOB: 3 BB: 2 P: 34	R: 0 E: 0 K: 0 S: 7	H: 1 LOB: 1 BB: 0 P: 10	R: 0 E: 1 K: 0 S: 4	H: 0 LOB: 1 BB: 0 P: 4	R: 0 E: 0 K: 0 S: 3	H: 0 LOB: 1 BB: 1 P: 7	1B: 10 2B: 1 3B: 0 HR: 0	SF: 1 SAC: 1 DP: 0 HBP: 0	WP: 0 PB: 0 SB: 1 CS: 0	PA: 44		
<b>PITCHER</b>	IP WLS BF H R ER SO BB IBB HBP BLK WP HR S P ERA WHIP	IP WLS BF H R ER SO BB IBB HBP BLK WP HR S P ERA WHIP	IP WLS BF H R ER SO BB IBB HBP BLK WP HR S P ERA WHIP	IP WLS BF H R ER SO BB IBB HBP BLK WP HR S P ERA WHIP	IP WLS BF H R ER SO BB IBB HBP BLK WP HR S P ERA WHIP	IP WLS BF H R ER SO BB IBB HBP BLK WP HR S P ERA WHIP	IP WLS BF H R ER SO BB IBB HBP BLK WP HR S P ERA WHIP	IP WLS BF H R ER SO BB IBB HBP BLK WP HR S P ERA WHIP	IP WLS BF H R ER SO BB IBB HBP BLK WP HR S P ERA WHIP	IP WLS BF H R ER SO BB IBB HBP BLK WP HR S P ERA WHIP	IP WLS BF H R ER SO BB IBB HBP BLK WP HR S P ERA WHIP	IP WLS BF H R ER SO BB IBB HBP BLK WP HR S P ERA WHIP	IP WLS BF H R ER SO BB IBB HBP BLK WP HR S P ERA WHIP	IP WLS BF H R ER SO BB IBB HBP BLK WP HR S P ERA WHIP	IP WLS BF H R ER SO BB IBB HBP BLK WP HR S P ERA WHIP	IP WLS BF H R ER SO BB IBB HBP BLK WP HR S P ERA WHIP	IP WLS BF H R ER SO BB IBB HBP BLK WP HR S P ERA WHIP	IP WLS BF H R ER SO BB IBB HBP BLK WP HR S P ERA WHIP	IP WLS BF H R ER SO BB IBB HBP BLK WP HR S P ERA WHIP	IP WLS BF H R ER SO BB IBB HBP BLK WP HR S P ERA WHIP	IP WLS BF H R ER SO BB IBB HBP BLK WP HR S P ERA WHIP	IP WLS BF H R ER SO BB IBB HBP BLK WP HR S P ERA WHIP

St. Louis Cardinals @ New York Mets  
Tradition Field, Port St. Lucie, FL  
Thu Mar 30 2006, 1:10 PM EST  
Att. 4,233 - Partly Cloudy - 75 F

AB 35  
R 6  
H 11  
RBI 5  
BB 7  
SO 4  
LOB 21



Batter	1	2	3	4	5	6	7	8	9	AB	R	H	RBI	BB	SO	LOB	TOP										
22 David Eckstein, R OBP: 0.418, SLG: 0.439 7 Hector Luna, R OBP: 0.308, SLG: 0.232	G4-3		5 HR BB	2H 1B		G5-3	1-0 2B		G5-3	3	1	1	1	1	0	2											
43 Juan Encarnacion, R OBP: 0.310, SLG: 0.407	E6		K	L9		L7	F7			5	0	0	0	0	1	5											
5 Albert Pujols, R OBP: 0.400, SLG: 0.862	P3		HR			HR	HR		F7	5	3	3	4	0	0	1											
15 Jim Edmonds, L OBP: 0.515, SLG: 0.733 So Taguchi, R OBP: 0.321, SLG: 0.275	L4		K			K	27 1B 2B		F7	4	0	1	0	0	2	1											
27 Scott Rolen, R OBP: 0.392, SLG: 0.404 26 Scott Spiezio, S OBP: 0.310, SLG: 0.383			55 G4-3 1B	1B		K	55 2B 1B		L6	4	1	3	1	0	1	0											
53 John Rodriguez, L OBP: 0.375, SLG: 0.298 55 Skip Schumaker, L OBP: 0.328, SLG: 0.339	G4-3		K			G4-3	FC4-6 7 2B		K	0	0	0	0	0	0	0											
4 Yadier Molina, R OBP: 0.523, SLG: 0.611 Gary Bennett, R OBP: 0.302, SLG: 0.317	F7			30 SH5-4 22 1B BB		1B	FC4-6 BB		K	2	1	1	0	2	0	1											
Aaron Miles, S OBP: 0.421, SLG: 0.441				F9		22 G5-3 1B	FC4-6 7 2B		3 1B 2B	4	1	2	0	1	0	3											
30 Mark Mulder, L 50 Adam Wainwright, R Josh Hancock, R 3 Junior Spivey, R 36 Alan Benes, R 44 Jason Istringhausen, R	K			SH5-4		K	P5		7 PB 1B	3	0	0	0	0	2	7											
<b>Inning Stats</b>	R: 0 E: 1 K: 0 S: 10	H: 0 LOB: 1 BB: 0 P: 15	R: 0 E: 0 K: 1 S: 10	H: 1 LOB: 2 BB: 1 P: 19	R: 2 E: 0 K: 3 S: 21	H: 2 LOB: 1 BB: 1 P: 36	R: 1 E: 0 K: 0 S: 11	H: 1 LOB: 1 BB: 0 P: 18	R: 1 E: 0 K: 2 S: 8	H: 1 LOB: 0 BB: 0 P: 11	R: 0 E: 0 K: 1 S: 14	H: 2 LOB: 2 BB: 0 P: 21	R: 5 E: 0 K: 0 S: 13	H: 5 LOB: 1 BB: 1 P: 21	R: 0 E: 0 K: 0 S: 8	H: 0 LOB: 0 BB: 0 P: 12	R: 0 E: 0 K: 2 S: 15	H: 2 LOB: 2 BB: 0 P: 22	1B: 7 2B: 4 3B: 0 HR: 3	SF: 0 SAC: 1 DP: 0 HBP: 0	WP: 0 PB: 1 SB: 0 CS: 0	PA: 46					
<b>PITCHER</b>	IP	WLS	BF	H	R	ER	SO	BB	IBB	HBP	BLK	WP	HR	S	P	ERA	WHIP										
45 Pedro Martinez, R ERA: 3.86	4.0	L	20	4	3	3	4	3	0	0	0	0	1	52	88	6.75	1.750										
Victor Zambrano, R ERA: 4.51	2.2		17	8	6	6	3	1	0	0	0	0	2	33	50	20.25	3.375										
25 Pedro Feliciano, L ERA: 3.0	2.1		9	2	0	0	2	0	0	0	0	0	0	25	37	0.00	0.857										

St. Louis Cardinals @ New York Mets  
Tradition Field, Port St. Lucie, FL  
Fri Mar 31 2006, 1:10 PM EST  
Att: 3,289 - Sunny - 77 F

AB 41  
R 9  
H 14  
RBI 9  
BB 4  
SO 9  
LOB 24



Batter	1	2	3	4	5	6	7	8	9	AB	R	H	RBI	BB	SO	LOB	BOTTOM										
7 José Reyes, S OBP: 0.588, SLG: 0.800 Corey Ragsdale, R OBP: 0.333, SLG: 0.263	16 1B 2B		16 CS BB		15 BB 1B		BB		10 E 3B	2	1	2	0	2	0	0											
16 Paul Lo Duca, R OBP: 0.391, SLG: 0.525 40 Joe Mientkiewicz, R OBP: 0.417, SLG: 0.400	15 2B 21 1B		G6-3		K		K		K	2	0	1	1	0	0	0											
15 Carlos Beltrán, S OBP: 0.531, SLG: 0.520 10 Endy Chavez, L OBP: 0.367, SLG: 0.308	5 1B 1B		G5-3				BB		G4-3	2	1	1	0	1	0	0											
21 Carlos Delgado, L OBP: 0.556, SLG: 0.464 Julio Franco, R OBP: 0.526, SLG: 0.517	FC6-2-5-3 1B 1B		5 WP 1B		G4-3		G4-3		1B	3	0	1	0	0	0	4											
5 David Wright, R OBP: 0.361, SLG: 0.467 Chris Woodward, R OBP: 0.340, SLG: 0.286	1B		F9			P3	F8		1B	3	0	1	0	0	0	1											
Cliff Floyd, L OBP: 0.383, SLG: 0.529 22 Jose Valentin, S OBP: 0.258, SLG: 0.154	1B				K		CS 1B		K	3	0	2	1	0	1	0											
Xavier Nady, R OBP: 0.342, SLG: 0.406 Victor Zambrano, S OBP: 0.250, SLG: 0.250 25 Pedro Feliciano, L OBP: 0.250, SLG: 0.316	G6-4-3				F9		B1-3		1 HBP 3B BB	2	0	0	0	0	0	3											
1 Anderson Hernandez, S OBP: 0.313, SLG: 0.297			K2-3		G4-3		G4-3		3B HBP	3	1	0	0	0	1	0											
45 Pedro Martinez, R Victor Diaz, R	G4-3				F9		G1-3		K	1	0	0	0	0	0	0											
<b>Inning Stats</b>	R: 2 E: 0 K: 0 S: 13	H: 5 LOB: 2 BB: 0 P: 19	R: 0 E: 0 K: 1 S: 8	H: 0 LOB: 0 BB: 1 P: 14	R: 0 E: 0 K: 0 S: 10	H: 1 LOB: 1 BB: 0 P: 15	R: 0 E: 0 K: 1 S: 6	H: 0 LOB: 0 BB: 0 P: 7	R: 0 E: 0 K: 0 S: 10	H: 1 LOB: 2 BB: 1 P: 17	R: 0 E: 0 K: 0 S: 5	H: 1 LOB: 1 BB: 0 P: 5	R: 0 E: 0 K: 1 S: 10	H: 0 LOB: 1 BB: 1 P: 16	R: 0 E: 0 K: 1 S: 9	H: 1 LOB: 1 BB: 0 P: 11	R: 4 E: 1 K: 2 S: 22	H: 2 LOB: 2 BB: 1 P: 37	1B: 8 2B: 2 3B: 1 HR: 0	SF: 0 SAC: 0 DP: 1 HBP: 2	WP: 1 PB: 0 SB: 0 CS: 2	PA: 43					
<b>PITCHER</b>	IP	WLS	BF	H	R	ER	SO	BB	IBB	HBP	BLK	WP	HR	S	P	ERA	WHIP										
30 Mark Mulder, L ERA: 0.57	6.0	W	25	8	2	2	3	2	0	0	0	0	0	52	77	3.00	1.667										
Josh Hancock, R ERA: 1.8	1.0		4	1	0	0	1	0	0	0	0	0	0	9	11	0.00	1.000										
36 Alan Benes, R ERA: 2.53	0.2		8	2	4	2	2	1	0	2	0	0	0	20	34	27.00	4.500										
44 Jason Istringhausen, R ERA:	0.1	S	1	0	0	0	0	0	0	0	0	0	0	2	3	0.00	0.000										

St. Louis Cardinals @ New York Mets  
Tradition Field, Port St. Lucie, FL  
Fri Mar 31 2006, 1:10 PM EST  
Att: 3,289 - Sunny - 77 F

AB 36  
R 6  
H 11  
RBI 5  
BB 4  
SO 7  
LOB 18



Batter	1	2	3	4	5	6	7	8	9	AB	R	H	RBI	BB	SO	LOB	TOP																				
7 José Reyes, S (1, 6) OBP: 0.583, SLG: 0.781 Chris Woodward, R (4, 4) OBP: 0.346, SLG: 0.295	G4-3			15 BB 1B		F9		2H 1B		2	0	1	0	0	0	0	<b>New York Mets @ St. Louis Cardinals</b> Roger Dean Stadium, Jupiter, FL Sat Apr 01 2006, 12:05 PM EST Att: 6,984 - Sunny - 78 F																				
1 Anderson Hernandez, S (1, 4) OBP: 0.304, SLG: 0.259 22 Jose Valentin, S (4, 3) OBP: 0.273, SLG: 0.250	P5			F8				L3		2	0	0	0	0	0	1																					
15 Carlos Beltrán, S (1, 8) OBP: 0.529, SLG: 0.500 10 Endy Chavez, L (4, 8) OBP: 0.344, SLG: 0.286	G4-3			21 G4-6-3 BB		E4		F8		1	0	0	0	1	0	0																					
21 Carlos Delgado, L (1, 3) OBP: 0.553, SLG: 0.448 Corey Ragsdale, R (4, 6) OBP: 0.308, SLG: 0.238		4-2 CS BB		G4-6-3		3H 1-0 CS		F7		1	0	0	0	1	0	2																					
5 David Wright, R (1, 5) OBP: 0.351, SLG: 0.452 Victor Diaz, R (5, 7) OBP: 0.301, SLG: 0.390		0-3 K		G5-3		G6-3		G4-3		2	0	0	0	0	1	1																					
Cliff Floyd, L (1, 7) OBP: 0.371, SLG: 0.509 Chris Basak, R (5, 5) OBP: 0.238, SLG: 0.300		3-3 K		F9		F8				2	0	0	0	0	1	1																					
Xavier Nady, R (1, 9) Jorge Julio, R (8, 1) 50 Duane Sanchez, R (7, 1) Chase Lantieri, S (6, PH) 13 Billy Wagner, R (8, 1) 76 Tim Lavinne, R (8, 1)				G5-3		1B		11 G6-3 1B		2	0	1	0	0	0	0																					
11 Ramon Castro, R (1, 2) OBP: 0.324, SLG: 0.400 Anderson Garcia, R (9, 2)				F9		F7		G6-3		3	0	0	0	0	0	2																					
Steve Trachsel, R (1, 1) Cory Aldridge, L (6, PH) OBP: 0.200, SLG: 0.125				K				K		0	0	0	0	0	0	0																					
<b>Inning Stats</b>	R: 0 E: 0 K: 0 S: 3	H: 0 LOB: 0 BB: 0 P: 3	R: 0 E: 0 K: 2 S: 9	H: 0 LOB: 1 BB: 1 P: 16	R: 0 E: 0 K: 1 S: 5	H: 0 LOB: 0 BB: 0 P: 5	R: 0 E: 0 K: 0 S: 3	H: 1 LOB: 1 BB: 1 P: 7	R: 0 E: 0 K: 0 S: 4	H: 1 LOB: 1 BB: 0 P: 4	R: 1 E: 1 K: 1 S: 6	H: 1 LOB: 0 BB: 0 P: 7	R: 0 E: 0 K: 0 S: 3	H: 0 LOB: 0 BB: 0 P: 3	R: 1 E: 0 K: 1 S: 7	H: 2 LOB: 1 BB: 0 P: 7		R: 0 E: 0 K: 0 S: 3	H: 0 LOB: 0 BB: 0 P: 3	1B: 4 2B: 1 3B: 1 HR: 0	SF: 0 SAC: 0 DP: 2 HBP: 0	WP: 0 PB: 0 SB: 0 CS: 2	PA: 33														
<b>PITCHER</b>	IP	WLS	BF	H	R	ER	SO	BB	IBB	HBP	BLK	WP	HR	S	P	ERA		WHIP	<b>PITCHER</b>		IP	WLS	BF	H	R	ER	SO	BB	IBB	HBP	BLK	WP	HR	S	P	ERA	WHIP
Jason Marquis, R (1, 1) ERA: 1.98	5.2		20	3	1	0	4	2	0	0	0	0	0	0	29	40		0.00	0.882	34 Randy Flores, L (9, 1) ERA: 4.66		0.1		1	0	0	0	0	0	0	0	0	0	1	1	0.00	0.000
Ricardo Rincon, L (6, 1) ERA: 9.82	0.1		1	0	0	0	0	0	0	0	0	0	0	1	2	0.00		0.000																			
48 Brad Thompson, R (7, 1) ERA: 3.15	1.0		3	0	0	0	0	0	0	0	0	0	0	3	3	0.00	0.000																				
41 Braden Looper, R (8, 1) ERA: 8.38	1.0	L	5	2	1	1	1	0	0	0	0	0	0	7	7	9.00	2.000																				
44 Jason Isringhausen, R (9, 1) ERA:	0.2		2	0	0	0	0	0	0	0	0	0	0	2	2	0.00	0.000																				

AB	30
R	2
H	5
RBI	1
BB	2
SO	5
LOB	9



Batter	1	2	3	4	5	6	7	8	9	AB	R	H	RBI	BB	SO	LOB	BOTTOM																				
22 David Eckstein, R (1, 6) OBP: 0.420, SLG: 0.441 7 Hector Luna, R (4, 6) OBP: 0.313, SLG: 0.241	G6-4-3 1B		F9-2 3H			F9		1-3 1B		2	0	1	0	0	0	2	<b>New York Mets @ St. Louis Cardinals</b> Roger Dean Stadium, Jupiter, FL Sat Apr 01 2006, 12:05 PM EST Att: 6,984 - Sunny - 78 F																				
43 Juan Encarnacion, R (1, 9) OBP: 0.290, SLG: 0.379 26 Scott Spiezio, S (5, 3) OBP: 0.301, SLG: 0.371	P3			F8		G4-3		K		2	0	0	0	0	1	2																					
5 Albert Pujols, R (1, 3) OBP: 0.378, SLG: 0.896 55 Skip Schumaker, L (5, 9) OBP: 0.333, SLG: 0.391	G6-4-3			G6-3		HR		B1		2	0	0	0	0	1	0																					
15 Jim Edmonds, L (1, 8) OBP: 0.472, SLG: 0.667 41 Braden Looper, R (8, 1) 44 Jason Isringhausen, R (9, 1) Rico Washington, L (9, 9)	G4-3			F8				K		3	0	0	0	0	1	0																					
27 Scott Rolen, R (1, 5) OBP: 0.377, SLG: 0.388 3 Junior Spivey, R (6, 4) OBP: 0.247, SLG: 0.176	F9			F9				K		2	0	0	0	0	0	0																					
So Taguchi, R (1, 7) OBP: 0.308, SLG: 0.264	L5			G5-3				K		3	0	0	0	0	1	0																					
4 Yadier Molina, R (1, 2) OBP: 0.522, SLG: 0.632 48 Brad Thompson, R (7, 1) 70 Prentice Redman, R (8, 9) OBP: 0.286, SLG: 0.333 34 Randy Flores, L (9, 1)	G4-3			G4-3		2B		G6-3		2	0	1	0	0	0	0																					
Aaron Miles, S (1, 4) OBP: 0.425, SLG: 0.444 John Nelson, R (8, PH) (9, 6)				G6-3				K		2	0	1	0	0	0	1																					
Jason Marquis, L (1, 1) OBP: 0.500, SLG: 1.167 Ricardo Rincon, L (6, 1) Gary Bennett, R (6, PH) OBP: 0.311, SLG: 0.326				1B 22 F9-2 1B				F9		1	0	0	0	0	0	0																					
				1-3 1B				7 1B		2	0	1	0	0	0	0																					
<b>Inning Stats</b>	R: 0 E: 0 K: 0 S: 3	H: 1 LOB: 0 BB: 0 P: 3	R: 0 E: 0 K: 0 S: 3	H: 0 LOB: 0 BB: 0 P: 5	R: 0 E: 0 K: 0 S: 4	H: 2 LOB: 1 BB: 0 P: 4	R: 0 E: 0 K: 0 S: 3	H: 0 LOB: 0 BB: 0 P: 3	R: 0 E: 0 K: 2 S: 9	H: 2 LOB: 2 BB: 0 P: 9	R: 0 E: 0 K: 1 S: 5	H: 0 LOB: 0 BB: 0 P: 5	1B: 5 2B: 2 3B: 0 HR: 1	SF: 0 SAC: 0 DP: 2 HBP: 0	WP: 0 PB: 0 SB: 0 CS: 0	PA: 32																					
<b>PITCHER</b>	IP	WLS	BF	H	R	ER	SO	BB	IBB	HBP	BLK	WP	HR	S	P	ERA		WHIP	<b>PITCHER</b>		IP	WLS	BF	H	R	ER	SO	BB	IBB	HBP	BLK	WP	HR	S	P	ERA	WHIP
Steve Trachsel, R (1, 1) ERA: 6.33	5.0		17	4	0	0	0	0	0	0	0	0	0	17	19	0.00		0.800	Steve Trachsel, R (1, 1) ERA: 6.33		5.0		17	4	0	0	0	0	0	0	0	0	0	17	19	0.00	0.800
Jorge Julio, R (6, 1) ERA: 1.29	1.0	H	3	0	0	0	0	0	0	0	0	0	0	3	3	0.00	0.000																				
50 Duane Sanchez, R (7, 1) ERA: 4.5	1.0	W	4	1	1	1	3	0	0	0	0	0	1	10	10	9.00	1.000																				
13 Billy Wagner, L (8, 1) ERA: 2.57	1.0	H	5	2	0	0	2	0	0	0	0	0	0	9	9	0.00	2.000																				
76 Tim Lavinne, R (9, 1) ERA:	1.0	S	3	0	0	0	1	0	0	0	0	0	0	5	5	0.00	0.000																				

AB	32
R	1
H	7
RBI	1
BB	0
SO	6
LOB	7







Batter	1	2	3	4	5	6	7	8	9	AB	R	H	RBI	BB	SO	LOB	TOP					
22 David Eckstein, R OBP: 0.364, SLG: 0.333	1-1 G4-3	0-0 L4		4-2 BB		2-2 1B		1-2 1B		4	0	2	0	1	0	2	<b>St. Louis Cardinals @ Philadelphia Phillies</b> Citizens Bank Park, Philadelphia, PA Wed Apr 05 2006, 7:05 PM EDT Att: 20,557 - Cloudy - 45 F					
43 Juan Encarnacion, R OBP: 0.200, SLG: 0.111	4-2 15 BB	2-2 G4-3		1-1 F8		0-3 K		2-0 G4-3		4	0	0	0	1	1	9						
5 Albert Pujols, R OBP: 0.600, SLG: 2.000	0-3 K		3-2 F8		0-2 HR		1-2 G6-3		4-1 27 E 27 S FC6-2 BB	4	1	1	1	1	1	1						
15 Jim Edmonds, L OBP: 0.400, SLG: 0.286	4-1 BB		4-2 27 G4-6-3 BB		0-0 F7		1-0 G3		1-3 K	3	0	0	0	2	1	1						
27 Scott Rolen, R OBP: 0.300, SLG: 0.600	3-2 L8		0-1 G4-6-3		0-0 F8		3-1 G5-3		2-2 FC6-2 55 BB 4 1B	5	1	0	0	0	0	4						
55 Skip Schumaker, L OBP: 0.571, SLG: 1.000		1-1 4 1B 4 S 1B		1-1 HR		0-2 G1-3		1-2 F8	4-1 1 SAFE 1 SAFE BB	4	2	2	1	1	0	0						
4 Yadier Molina, R OBP: 0.400, SLG: 0.400		0-2 1 SAFE 1 SAFE 1B		2-3 K		2-2 F9		0-1 G5-3	0-0 1-2 2-H 1B	5	0	2	1	0	1	0						
Aaron Miles, S OBP: 0.600, SLG: 1.000		1-1 1B		3-2 G5-3		1-3 K		4-0 22 1B 53 BB BB	0-1 G3-1	4	0	1	1	1	1	2						
30 Mark Mulder, L OBP: 0.667, SLG: 0.500		1-2 3-H 1B		4-1 BB		2-2 22 1B 1B		4-1 1 SAFE 1 SAFE BB		2	0	1	0	1	0	2						
53 John Rodriguez, L ERA: (8, PH)		3-1 B1								0	0	0	0	1	0	0						
48 Brad Thompson, R ERA: (8, 1)										0	0	0	0	0	0	0						
44 Jason Isringhausen, R ERA: (9, 1)										0	0	0	0	0	0	0						
<b>Inning Stats</b>	R: 0 E: 0 K: 1 S: 11	H: 0 LOB: 2 BB: 2 P: 23	R: 1 E: 0 K: 0 S: 13	H: 3 LOB: 2 BB: 0 P: 20	R: 0 E: 0 K: 0 S: 10	H: 0 LOB: 0 BB: 1 P: 17	R: 1 E: 0 K: 1 S: 15	H: 1 LOB: 2 BB: 2 P: 30	R: 1 E: 0 K: 0 S: 8	H: 1 LOB: 0 BB: 0 P: 8	R: 0 E: 0 K: 2 S: 18	H: 2 LOB: 2 BB: 0 P: 25	R: 0 E: 0 K: 0 S: 7	H: 0 LOB: 0 BB: 0 P: 12	R: 0 E: 0 K: 0 S: 10	H: 1 LOB: 3 BB: 2 P: 22	R: 1 E: 0 K: 1 S: 13	H: 1 LOB: 2 BB: 2 P: 24	1B: 7 2B: 0 3B: 0 HR: 2	SF: 0 SAC: 0 DP: 1 HBP: 0	WP: 0 PB: 0 SB: 2 CS: 0	PA: 44
<b>PITCHER</b>	IP WLS BF H R ER SO BB IBB HBP BLK WP HR S P ERA WHIP	IP WLS BF H R ER SO BB IBB HBP BLK WP HR S P ERA WHIP	IP WLS BF H R ER SO BB IBB HBP BLK WP HR S P ERA WHIP	IP WLS BF H R ER SO BB IBB HBP BLK WP HR S P ERA WHIP	IP WLS BF H R ER SO BB IBB HBP BLK WP HR S P ERA WHIP	IP WLS BF H R ER SO BB IBB HBP BLK WP HR S P ERA WHIP	IP WLS BF H R ER SO BB IBB HBP BLK WP HR S P ERA WHIP	IP WLS BF H R ER SO BB IBB HBP BLK WP HR S P ERA WHIP	IP WLS BF H R ER SO BB IBB HBP BLK WP HR S P ERA WHIP	IP WLS BF H R ER SO BB IBB HBP BLK WP HR S P ERA WHIP	IP WLS BF H R ER SO BB IBB HBP BLK WP HR S P ERA WHIP	IP WLS BF H R ER SO BB IBB HBP BLK WP HR S P ERA WHIP	IP WLS BF H R ER SO BB IBB HBP BLK WP HR S P ERA WHIP	IP WLS BF H R ER SO BB IBB HBP BLK WP HR S P ERA WHIP	IP WLS BF H R ER SO BB IBB HBP BLK WP HR S P ERA WHIP	IP WLS BF H R ER SO BB IBB HBP BLK WP HR S P ERA WHIP	IP WLS BF H R ER SO BB IBB HBP BLK WP HR S P ERA WHIP					
39 Brett Myers, R ERA: 5.4	5.0	24	5	3	3	2	5	0	0	0	0	0	0	0	0	0	5.40	2.000				
Geoff Geary, R ERA:	1.0	5	2	0	0	2	0	0	0	0	0	0	0	0	0	0	0.00	2.000				
Ryan Franklin, R ERA:	2.0	9	1	0	0	2	2	0	0	0	0	0	0	0	0	0	0.00	1.500				
45 Tom Gordon, R ERA: 9.0	1.0	L 6	1	1	1	1	2	0	0	0	0	0	0	0	0	0	9.00	3.000				

AB	35
R	4
H	9
RBI	4
BB	9
SO	5
LOB	21



Batter	1	2	3	4	5	6	7	8	9	AB	R	H	RBI	BB	SO	LOB	BOTTOM					
11 Jimmy Rollins, S OBP: 0.333, SLG: 0.750	1-0 SH1-3 SF7 2B		2-0 2B			1-0 F9		3-2 F8		4	1	2	0	0	0	0	<b>St. Louis Cardinals @ Philadelphia Phillies</b> Citizens Bank Park, Philadelphia, PA Wed Apr 05 2006, 7:05 PM EDT Att: 20,557 - Cloudy - 45 F					
Aaron Rowand, R OBP: 0.428, SLG: 0.500	0-0 SH1-3		2-0 G5-3			0-2 G6-3		1-2 L1		3	0	0	0	0	0	1						
Bobby Abreu, L OBP: 0.222, SLG: 0.250	1-2 SF7		0-2 G3			2-0 G4-3			3-2 G6-3	3	0	0	1	0	0	1						
Pat Burrell, R OBP: 0.444, SLG: 0.889	1-2 1B			3-2 F7			0-0 P4		2-2 26 BB G3 1B	4	0	2	0	0	0	0						
8 Shane Victorino, S ERA: (9, PR)										0	0	0	0	0	0	0						
26 Chase Utley, L OBP: 0.444, SLG: 0.667	1-3 K2-3			2-2 6 G4-6-3 1B			0-0 G3		1 SAFE 0-1 G3	4	0	1	0	0	1	2						
6 Ryan Howard, L OBP: 0.333, SLG: 0.625				2-2 G4-6-3			1-1 HR 1B		4-1 BB BB	3	1	1	0	1	0	1						
David Bell, R OBP: 0.500, SLG: 1.333		0-2 G5-3			2-2 G1-3			1-1 HR	4-2 BB BB	3	1	1	2	1	0	0						
Mike Lieberthal, R OBP: 0.375, SLG: 0.375		0-0 G5-3			2-0 G5-4-3 1B			1-2 HR	1-2 2-3 BB	4	0	1	0	0	0	3						
39 Brett Myers, R Alex Gonzalez, R Geoff Geary, R Ryan Franklin, R David Dellucci, L 45 Tom Gordon, R			3-2 G4-3		1-0 G5-4-3			0-1 G6-3		1	0	0	0	0	0	0						
<b>Inning Stats</b>	R: 1 E: 0 K: 1 S: 13	H: 2 LOB: 1 BB: 0 P: 17	R: 0 E: 0 K: 0 S: 5	H: 0 LOB: 0 BB: 0 P: 5	R: 0 E: 0 K: 0 S: 8	H: 1 LOB: 1 BB: 0 P: 15	R: 0 E: 0 K: 0 S: 10	H: 1 LOB: 0 BB: 0 P: 17	R: 0 E: 0 K: 0 S: 5	H: 1 LOB: 0 BB: 0 P: 10	R: 0 E: 0 K: 0 S: 5	H: 0 LOB: 0 BB: 0 P: 8	R: 2 E: 0 K: 0 S: 9	H: 2 LOB: 0 BB: 0 P: 12	R: 0 E: 0 K: 0 S: 10	H: 0 LOB: 3 BB: 0 P: 14	R: 0 E: 0 K: 0 S: 16	H: 1 LOB: 3 BB: 2 P: 29	1B: 5 2B: 2 3B: 0 HR: 1	SF: 1 SAC: 1 DP: 2 HBP: 0	WP: 0 PB: 0 SB: 0 CS: 0	PA: 35
<b>PITCHER</b>	IP WLS BF H R ER SO BB IBB HBP BLK WP HR S P ERA WHIP	IP WLS BF H R ER SO BB IBB HBP BLK WP HR S P ERA WHIP	IP WLS BF H R ER SO BB IBB HBP BLK WP HR S P ERA WHIP	IP WLS BF H R ER SO BB IBB HBP BLK WP HR S P ERA WHIP	IP WLS BF H R ER SO BB IBB HBP BLK WP HR S P ERA WHIP	IP WLS BF H R ER SO BB IBB HBP BLK WP HR S P ERA WHIP	IP WLS BF H R ER SO BB IBB HBP BLK WP HR S P ERA WHIP	IP WLS BF H R ER SO BB IBB HBP BLK WP HR S P ERA WHIP	IP WLS BF H R ER SO BB IBB HBP BLK WP HR S P ERA WHIP	IP WLS BF H R ER SO BB IBB HBP BLK WP HR S P ERA WHIP	IP WLS BF H R ER SO BB IBB HBP BLK WP HR S P ERA WHIP	IP WLS BF H R ER SO BB IBB HBP BLK WP HR S P ERA WHIP	IP WLS BF H R ER SO BB IBB HBP BLK WP HR S P ERA WHIP	IP WLS BF H R ER SO BB IBB HBP BLK WP HR S P ERA WHIP	IP WLS BF H R ER SO BB IBB HBP BLK WP HR S P ERA WHIP	IP WLS BF H R ER SO BB IBB HBP BLK WP HR S P ERA WHIP						
30 Mark Mulder, L ERA: 3.86	7.0	26	7	3	3	1	0	0	0	0	0	0	0	0	0	0	3.86	1.000				
48 Brad Thompson, R ERA:	1.0	W 3	0	0	0	0	0	0	0	0	0	0	0	0	0	0	0.00	0.000				
44 Jason Isringhausen, R ERA:	1.0	S 6	1	0	0	0	2	0	0	0	0	0	0	0	0	0	0.00	3.000				

AB	31
R	3
H	8
RBI	3
BB	2
SO	1
LOB	9



Batter	1	2	3	4	5	6	7	8	9	AB	R	H	RBI	BB	SO	LOB	TOP					
22 David Eckstein, R OBP: 0.313, SLG: 0.231																	4 0 0 0 0 1 3					
43 Juan Encarnacion, R OBP: 0.267, SLG: 0.214																	5 1 2 0 0 0 5					
5 Albert Pujols, R OBP: 0.600, SLG: 1.400																	4 1 2 1 1 0 1					
15 Jim Edmonds, L OBP: 0.333, SLG: 0.250																	5 0 1 1 0 3 6					
27 Scott Rolen, R OBP: 0.333, SLG: 0.533																	5 0 2 1 0 1 2					
55 Skip Schumaker, L OBP: 0.333, SLG: 0.545																	5 0 0 0 0 1 5					
4 Yadier Molina, R OBP: 0.286, SLG: 0.286																	4 0 0 0 0 1 0					
Aaron Miles, S OBP: 0.714, SLG: 1.000																	2 1 2 0 1 0 0					
Jason Marquis, L Ricardo Rincon, L Josh Hancock, R So Taguchi, R 34 Randy Flores, L 44 Jason Istringhausen, R																	3 1 1 1 0 0 2 0 0 0 0 0 0 0 0 0 0 0 0 0 0 1 0 0 0 0 0 1 0 0 0 0 0 0 0 0 0 0 0 0 0 0					
<b>Inning Stats</b>	R: 0 E: 0 K: 2 S: 13	H: 1 LOB: 1 BB: 0 P: 18	R: 0 E: 0 K: 0 S: 6	H: 0 LOB: 0 BB: 0 P: 11	R: 0 E: 0 K: 1 S: 11	H: 1 LOB: 3 BB: 1 P: 22	R: 0 E: 0 K: 2 S: 7	H: 0 LOB: 0 BB: 0 P: 8	R: 4 E: 1 K: 0 S: 15	H: 4 LOB: 1 BB: 0 P: 25	R: 0 E: 1 K: 0 S: 9	H: 1 LOB: 2 BB: 0 P: 14	R: 0 E: 0 K: 1 S: 8	H: 1 LOB: 1 BB: 0 P: 13	R: 0 E: 0 K: 1 S: 11	H: 0 LOB: 1 BB: 1 P: 20	R: 0 E: 0 K: 2 S: 16	H: 2 LOB: 2 BB: 0 P: 26	1B: 9 2B: 1 3B: 0 HR: 0	SF: 0 SAC: 0 DP: 1 HBP: 2	WP: 1 PB: 0 SB: 2 CS: 0	PA: 42
<b>PITCHER</b>	IP WLS BF H R ER SO BB IBB HBP BLK WP HR S P ERA WHIP																					
Cory Lidle, R ERA: 5.4	5.0 L 24 6 4 3 5 1 0 2 0 0 0 52 84 5.40 1.400																					
Rheal Cormier, L ERA:	1.0 5 1 0 0 0 0 0 0 0 0 0 9 14 0.00 1.000																					
Geoff Geary, R ERA:	1.0 4 1 0 0 0 0 0 0 0 0 0 8 13 0.00 1.000																					
Aaron Fultz, L ERA: 3.0	1.0 4 0 0 0 1 1 0 0 0 0 0 11 20 0.00 1.000																					
Arthur Rhodes, L ERA:	1.0 5 2 0 0 2 0 0 0 0 1 0 16 26 0.00 2.000																					
<b>Batter</b>	<b>1</b>	<b>2</b>	<b>3</b>	<b>4</b>	<b>5</b>	<b>6</b>	<b>7</b>	<b>8</b>	<b>9</b>	<b>AB</b>	<b>R</b>	<b>H</b>	<b>RBI</b>	<b>BB</b>	<b>SO</b>	<b>LOB</b>	<b>BOTTOM</b>					
11 Jimmy Rollins, S OBP: 0.231, SLG: 0.500																	4 0 0 0 0 0 1					
Aaron Rowand, R OBP: 0.273, SLG: 0.300																	4 0 0 0 0 0 3 1 0 0 0 0 0 0 0 0 0 0 0 0 0 0					
Aaron Fultz, L																						
Arthur Rhodes, L																						
Bobby Abreu, L OBP: 0.308, SLG: 0.417																	4 1 2 0 0 1 0					
26 Chase Utley, L OBP: 0.385, SLG: 0.615																	4 0 1 1 0 1 1					
Pat Burrell, R OBP: 0.462, SLG: 0.727																	2 1 0 0 2 1 1					
6 Ryan Howard, L OBP: 0.385, SLG: 0.545																	3 0 1 0 1 2 2					
David Bell, R OBP: 0.250, SLG: 0.571																	4 0 0 0 0 0 5					
Mike Lieberthal, R OBP: 0.417, SLG: 0.455																	3 0 1 1 1 0 1					
Cory Lidle, R Abraham Nunez, S Rheal Cormier, L Geoff Geary, R David Dellucci, L																	1 0 0 0 0 1 2 1 0 1 0 0 0 0 0 1					
<b>Inning Stats</b>	R: 0 E: 0 K: 2 S: 7	H: 0 LOB: 0 BB: 0 P: 8	R: 1 E: 0 K: 1 S: 15	H: 1 LOB: 2 BB: 2 P: 29	R: 1 E: 0 K: 1 S: 12	H: 2 LOB: 1 BB: 0 P: 19	R: 0 E: 0 K: 0 S: 4	H: 1 LOB: 0 BB: 0 P: 5	R: 0 E: 0 K: 2 S: 7	H: 1 LOB: 2 BB: 1 P: 11	R: 0 E: 0 K: 1 S: 14	H: 0 LOB: 1 BB: 1 P: 26	R: 0 E: 0 K: 1 S: 9	H: 0 LOB: 0 BB: 1 P: 15	R: 0 E: 0 K: 1 S: 9	H: 0 LOB: 0 BB: 0 P: 14	R: 0 E: 0 K: 1 S: 8	H: 0 LOB: 0 BB: 0 P: 14	1B: 2 2B: 3 3B: 0 HR: 0	SF: 0 SAC: 0 DP: 1 HBP: 0	WP: 0 PB: 0 SB: 0 CS: 0	PA: 35
<b>PITCHER</b>	IP WLS BF H R ER SO BB IBB HBP BLK WP HR S P ERA WHIP																					
Jason Marquis, R ERA: 3.86	5.1 W 23 5 2 2 5 3 0 0 0 0 0 4 7 0.00 0.000																					
Ricardo Rincon, L ERA:	0.1 H 1 0 0 0 1 0 0 0 0 0 0 4 7 0.00 0.000																					
Josh Hancock, R ERA:	1.1 H 5 0 0 0 1 1 0 0 0 0 0 12 20 0.00 0.750																					
34 Randy Flores, L ERA: 3.86	1.0 H 3 0 0 0 1 0 0 0 0 0 0 9 14 0.00 0.000																					
44 Jason Istringhausen, R ERA:	1.0 S 3 0 0 0 1 0 0 0 0 0 0 8 14 0.00 0.000																					

St. Louis Cardinals @ Philadelphia Phillies  
Citizens Bank Park, Philadelphia, PA  
Thu Apr 06 2006, 3:05 PM EDT  
Att: 20,413 - Sunny - 55 F

AB 38  
R 4  
H 10  
RBI 4  
BB 2  
SO 8  
LOB 25



St. Louis Cardinals @ Philadelphia Phillies  
Citizens Bank Park, Philadelphia, PA  
Thu Apr 06 2006, 3:05 PM EDT  
Att: 20,413 - Sunny - 55 F

AB 31  
R 2  
H 5  
RBI 2  
BB 4  
SO 9  
LOB 15




Batter	1	2	3	4	5	6	7	8	9	AB	R	H	RBI	BB	SO	LOB	TOP																					
22 David Eckstein, R OBP: 0.300, SLG: 0.235	F9		G4-3			43 S 1B		K		4	0	1	0	0	1	0																						
43 Juan Encarnacion, R OBP: 0.263, SLG: 0.222	G6-3					P6		G6-3		4	0	1	0	0	0	1																						
5 Albert Pujols, R OBP: 0.474, SLG: 1.000	F8					F7		G5-3		4	0	0	0	0	0	1																						
15 Jim Edmonds, L OBP: 0.316, SLG: 0.438			G1-3			F7-3		K		4	1	1	1	0	1	1																						
27 Scott Rolen, R OBP: 0.444, SLG: 0.625			G4-3			G4-6-3		HR		1	0	1	0	2	0	0																						
So Taguchi, R OBP: 0.125, SLG: 0.250	G4-3					G4-6-3		BB		3	0	0	0	0	0	3																						
Gary Bennett, R						G6-3		F9		3	0	0	0	0	1	2																						
Aaron Miles, S OBP: 0.588, SLG: 0.786			P6			G6-3		K		3	0	0	0	0	1	0																						
Jeff Suppan, R			G6-3			F7		K		1	0	0	0	0	0	0																						
53 John Rodriguez, L (6, PH)										1	0	0	0	0	0	0																						
41 Braden Looper, R (6, 1)										0	0	0	0	0	0	0																						
26 Scott Spiezo, S (8, PH)										1	0	0	0	0	1	0																						
50 Adam Wainwright, R (8, 1)										0	0	0	0	0	0	0																						
<b>Inning Stats</b>	R: 0 E: 0 K: 0 S: 5	H: 0 LOB: 0 BB: 0 P: 8	R: 0 E: 0 K: 1 S: 10	H: 1 LOB: 1 BB: 0 P: 17	R: 0 E: 0 K: 0 S: 7	H: 0 LOB: 0 BB: 0 P: 9	R: 0 E: 0 K: 0 S: 7	H: 1 LOB: 0 BB: 1 P: 11	R: 0 E: 0 K: 0 S: 4	H: 0 LOB: 0 BB: 1 P: 9	R: 0 E: 0 K: 0 S: 12	H: 1 LOB: 1 BB: 0 P: 20	R: 1 E: 0 K: 0 S: 11	H: 1 LOB: 1 BB: 1 P: 20	R: 0 E: 0 K: 3 S: 9	H: 0 LOB: 0 BB: 0 P: 11	R: 0 E: 0 K: 1 S: 8	H: 0 LOB: 0 BB: 0 P: 11	1B: 2 2B: 2 3B: 0 HR: 1	SF: 0 SAC: 0 DP: 2 HBP: 0	WP: 0 PB: 0 SB: 1 CS: 0	PA: 31																
<b>PITCHER</b>	IP	WLS	BF	H	R	ER	SO	BB	IBB	HBP	BLK	WP	HR	S	P	ERA	WHIP	<b>PITCHER</b>				IP	WLS	BF	H	R	ER	SO	BB	IBB	HBP	BLK	WP	HR	S	P	ERA	WHIP
Greg Maddux, R ERA: 1.42	6.1	W	23	4	1	1	1	2	0	0	0	0	1	52	87	1.42	0.947																					
Bob Howry, R ERA:	1.2		5	0	0	0	3	0	0	0	0	0	0	13	18	0.00	0.000																					
46 Ryan Dempster, R ERA:	1.0		3	0	0	0	1	0	0	0	0	0	0	8	11	0.00	0.000																					

St. Louis Cardinals @ Chicago Cubs  
Wrigley Field, Chicago, IL  
Fri Apr 07 2006, 1:20 PM CDT  
Att: 40,869 - Cloudy - 40 F

livebaseballscores.com

AB 29  
R 1  
H 4  
RBI 1  
BB 2  
SO 5  
LOB 8




Batter	1	2	3	4	5	6	7	8	9	AB	R	H	RBI	BB	SO	LOB	BOTTOM																					
Juan Pierre, L OBP: 0.357, SLG: 0.571	P5		G5-3			1B		G4-3		4	0	1	1	0	0	0																						
Neftali Feliz, S OBP: 0.571, SLG: 0.714	G4-3		FC6			25 BB		G5-4-3		4	1	3	0	0	0	0																						
25 Derrek Lee, R OBP: 0.500, SLG: 1.111	HR		1B			G5-4-3		G5-3		3	2	1	1	1	0	3																						
16 Aramis Ramirez, R OBP: 0.357, SLG: 0.500	G5-3		FC6			G4-6-3		L7		4	0	1	0	0	0	2																						
Jacque Jones, L			P4			K		E9		3	0	0	0	1	1	1																						
Michael Barrett, R OBP: 0.286, SLG: 0.385	G5-3		G6-4-3			G4-6-3		G6-3		4	0	1	1	0	0	1																						
19 Matt Murton, R OBP: 0.357, SLG: 0.500			G6-4-3			G6-3		G6-3		3	1	0	0	1	0	3																						
46 Ryan Dempster, R			5 BB			G6-3		G6-3		0	0	0	0	0	0	0																						
5 Ronny Cedeno, R OBP: 0.500, SLG: 0.900			3B			G5-3		G5-3		3	1	2	1	0	0	0																						
Greg Maddux, R			3B			G4-3		G4-3		3	0	0	0	0	1	2																						
Bob Howry, L			K			G4-3		G4-3		0	0	0	0	0	0	0																						
29 Angel Pagán, S OBP: 0.667, SLG: 0.667			K			G4-3		G4-3		0	0	0	0	0	0	0																						
<b>Inning Stats</b>	R: 1 E: 0 K: 0 S: 9	H: 1 LOB: 0 BB: 0 P: 12	R: 1 E: 0 K: 1 S: 9	H: 1 LOB: 1 BB: 1 P: 17	R: 2 E: 1 K: 0 S: 10	H: 2 LOB: 2 BB: 2 P: 23	R: 1 E: 0 K: 0 S: 8	H: 3 LOB: 1 BB: 0 P: 12	R: 0 E: 0 K: 1 S: 8	H: 1 LOB: 0 BB: 0 P: 11	R: 0 E: 0 K: 0 S: 6	H: 0 LOB: 0 BB: 0 P: 10	R: 0 E: 0 K: 0 S: 9	H: 1 LOB: 1 BB: 0 P: 12	R: 0 E: 1 K: 0 S: 5	H: 0 LOB: 0 BB: 0 P: 10	1B: 5 2B: 2 3B: 1 HR: 1	SF: 0 SAC: 0 DP: 3 HBP: 0	WP: 0 PB: 0 SB: 0 CS: 0	PA: 34																		
<b>PITCHER</b>	IP	WLS	BF	H	R	ER	SO	BB	IBB	HBP	BLK	WP	HR	S	P	ERA	WHIP	<b>PITCHER</b>				IP	WLS	BF	H	R	ER	SO	BB	IBB	HBP	BLK	WP	HR	S	P	ERA	WHIP
Jeff Suppan, R ERA: 7.2	5.0	L	24	8	5	4	2	2	1	0	0	0	0	15	22	0.00	0.500																					
41 Braden Looper, R ERA:	2.0		7	1	0	0	0	0	0	0	0	0	0	15	22	0.00	0.500																					
50 Adam Wainwright, R (8, 1) ERA:	1.0		3	0	0	0	0	0	0	0	0	0	0	5	10	0.00	0.000																					

St. Louis Cardinals @ Chicago Cubs  
Wrigley Field, Chicago, IL  
Fri Apr 07 2006, 1:20 PM CDT  
Att: 40,869 - Cloudy - 40 F

livebaseballscores.com

AB 31  
R 5  
H 9  
RBI 4  
BB 3  
SO 2  
LOB 12



Batter	1	2	3	4	5	6	7	8	9	AB	R	H	RBI	BB	SO	LOB	TOP				
22 David Eckstein, R OBP: 0.240, SLG: 0.182	G1-3		G5-3		G5-3		P4		FC5-4	5	0	0	0	0	0	1					
53 John Rodriguez, L So Taguchi, R	15 F8		5 FC6-4		K		P4		P4	3	0	2	0	0	1	0					
43 Juan Encarnacion, R	2B		1B		K		P4		P4	1	0	0	0	0	0	0					
5 Albert Pujols, R	BB		FC6-4		G6-3		K		K	3	0	0	0	1	1	1					
15 Jim Edmonds, L	F8				K		27 E		K	3	1	0	0	1	2	2					
27 Scott Rolen, R	L8				F9		E6		P3	4	1	0	0	0	0	2					
55 Skip Schumaker, L 48 Brad Thompson, R			4 CS		E6		4 1B		1B	3	0	2	0	1	0	0					
4 Yadier Molina, R	P3		1B		L7		1B		K	4	0	1	1	0	1	3					
Aaron Miles, S	G4-3				K				G3	3	0	0	0	1	1	0					
29 Chris Carpenter, R Josh Hancock, R			G4-3		K		K			3	0	0	0	0	2	3					
34 Randy Flores, L 26 Scott Spiezio, S					K		K		22 FC5-4	0	0	0	0	0	0	0					
									BB	0	0	0	0	1	0	0					
<b>Inning Stats</b>	R: 0 E: 0 K: 0 S: 13	H: 1 LOB: 2 BB: 1 P: 20	R: 0 E: 0 K: 0 S: 4	H: 1 LOB: 0 BB: 0 P: 7	R: 0 E: 0 K: 0 S: 11	H: 1 LOB: 1 BB: 0 P: 17	R: 0 E: 1 K: 1 S: 8	H: 0 LOB: 1 BB: 0 P: 12	R: 0 E: 0 K: 2 S: 9	H: 0 LOB: 0 BB: 0 P: 13	R: 2 E: 0 K: 2 S: 20	H: 1 LOB: 3 BB: 3 P: 42	R: 0 E: 0 K: 1 S: 7	H: 0 LOB: 0 BB: 0 P: 10	R: 0 E: 0 K: 2 S: 17	H: 1 LOB: 1 BB: 0 P: 24	R: 0 E: 0 K: 0 S: 8	H: 0 LOB: 1 BB: 1 P: 14	1B: 4 2B: 1 3B: 0 HR: 0	SF: 0 SAC: 0 DP: 0 HBP: 0	WP: 0 PA: 38 PB: 0 SB: 1 CS: 1
<b>PITCHER</b>	IP	WLS	BF	H	R	ER	SO	BB	IBB	HBP	BLK	WP	HR	S	P	ERA	WHIP				
38 Carlos Zambrano, R	6.0		27	4	2	0	5	3	1	0	0	0	0	65	111	0.00	1.167				
Scott Williamson, R	1.0		3	0	0	0	1	0	0	0	0	0	0	7	10	0.00	0.000				
13 Will Ohman, L	0.1		1	0	0	0	1	0	0	0	0	0	0	4	6	0.00	0.000				
Bob Howry, R	0.2	W	3	1	0	0	1	0	0	0	0	0	0	13	18	0.00	1.500				
46 Ryan Dempster, R	1.0	S	4	0	0	0	0	1	0	0	0	0	0	8	14	0.00	1.000				

St. Louis Cardinals @ Chicago Cubs  
Wrigley Field, Chicago, IL  
Sat Apr 08 2006, 1:20 PM CDT  
Att: 40,182 - Sunny - 40 F

AB 33  
R 2  
H 5  
RBI 1  
BB 5  
SO 8  
LOB 13



Batter	1	2	3	4	5	6	7	8	9	AB	R	H	RBI	BB	SO	LOB	BOTTOM				
Juan Pierre, L	25 1B		G4-3		G4-3		BB			3	0	1	0	1	0	0					
Todd Walker, L 13 Will Ohman, L	F7		25 1B		K		L6			3	0	0	0	1	1	2					
Bob Howry, L Neftali Perez, S			BB							0	0	0	0	0	0	0					
25 Derrek Lee, R	16 S		1B		L7		K		HR	4	1	3	1	0	1	0					
16 Aramis Ramirez, R	K		L7		L4		K		K	4	0	0	0	0	2	4					
Jacque Jones, L	K				K		K		5 FC5	3	0	0	0	1	3	2					
19 Matt Murton, R			G5-3		G5-3		HR		5 FC5	3	1	1	0	1	0	0					
5 Ronny Cedeno, R 46 Ryan Dempster, R			G5-3		2B		L8		FC5	4	0	1	0	0	0	3					
24 Henry Blanco, R			L5		K		HR		FC6-4	2	0	0	0	0	1	1					
Michael Barrett, R					K		HR		FC6-4	2	1	1	2	0	0	2					
38 Carlos Zambrano, S Scott Williamson, R			K		K		F9			2	0	0	0	0	2	0					
29 Angel Pagan, S Jerry Hairston, R										0	0	0	0	0	0	0					
<b>Inning Stats</b>	R: 0 E: 0 K: 2 S: 13	H: 2 LOB: 2 BB: 0 P: 22	R: 0 E: 0 K: 0 S: 4	H: 0 LOB: 0 BB: 0 P: 8	R: 0 E: 0 K: 1 S: 15	H: 1 LOB: 2 BB: 1 P: 24	R: 0 E: 0 K: 2 S: 11	H: 1 LOB: 1 BB: 0 P: 16	R: 0 E: 0 K: 2 S: 10	H: 0 LOB: 0 BB: 0 P: 12	R: 0 E: 0 K: 2 S: 10	H: 0 LOB: 0 BB: 0 P: 15	R: 2 E: 0 K: 0 S: 13	H: 2 LOB: 1 BB: 1 P: 25	R: 1 E: 0 K: 1 S: 11	H: 1 LOB: 2 BB: 2 P: 22	1B: 4 2B: 1 3B: 0 HR: 2	SF: 0 SAC: 0 DP: 0 HBP: 0	WP: 0 PA: 35 PB: 0 SB: 1 CS: 0		
<b>PITCHER</b>	IP	WLS	BF	H	R	ER	SO	BB	IBB	HBP	BLK	WP	HR	S	P	ERA	WHIP				
29 Chris Carpenter, R	6.0		23	4	2	2	0	0	0	0	0	0	1	7	14	27.00	3.000				
Josh Hancock, R	0.2	B	4	2	2	2	0	0	0	0	0	0	0	6	11	0.00	3.000				
34 Randy Flores, L	0.1		2	0	0	0	0	1	0	0	0	0	0	6	11	0.00	3.000				
48 Brad Thompson, R	1.0	L	6	1	1	1	1	2	0	0	0	0	1	11	22	9.00	3.000				

St. Louis Cardinals @ Chicago Cubs  
Wrigley Field, Chicago, IL  
Sat Apr 08 2006, 1:20 PM CDT  
Att: 40,182 - Sunny - 40 F

AB 31  
R 3  
H 7  
RBI 3  
BB 4  
SO 10  
LOB 14



Batter	1	2	3	4	5	6	7	8	9	AB	R	H	RBI	BB	SO	LOB	TOP					
22 David Eckstein, R OBP: 0.276, SLG: 0.200	G5-3		G3				HBP			3	0	1	0	0	0	0	<b>St. Louis Cardinals @ Chicago Cubs</b> Wrigley Field, Chicago, IL Sun Apr 09 2006, 7:05 PM CDT Att: 39,839 - Clear - 43 F					
43 Juan Encarnacion, R OBP: 0.208, SLG: 0.174	G4-3		G5-3				K			4	0	0	0	0	1	4						
5 Albert Pujols, R OBP: 0.444, SLG: 0.750	27 HR				G5-3		27 1B			3	1	1	2	1	1	0						
27 Scott Rolen, R OBP: 0.423, SLG: 0.667	HR				F8		1B			4	1	3	2	0	0	0						
15 Jim Edmonds, L OBP: 0.296, SLG: 0.348	P5				1B		G3			4	0	1	0	0	1	4						
4 Yadier Molina, R OBP: 0.227, SLG: 0.227					G5-3		G6-3			4	0	0	0	0	1	2						
So Taguchi, R OBP: 0.250, SLG: 0.364					F9		7 1B			2	1	1	0	1	0	0						
Aaron Miles, S OBP: 0.500, SLG: 0.611							5 1B			1	0	0	0	0	0	0						
7 Hector Luna, R OBP: 0.667, SLG: 0.667							5 SH1-4			3	1	2	0	0	1	0						
26 Scott Spiezio, S							5 1B			1	0	0	0	0	0	0						
Sidney Ponson, R 53 John Rodriguez, L 50 Adam Wainwright, R Ricardo Rincon, L 44 Jason Istringhausen, R 55 Skip Schumaker, L Josh Hancock, R										1	0	0	0	0	1	0						
<b>Inning Stats</b>	R: 2 E: 0 K: 0 S: 11	H: 1 LOB: 0 BB: 1 P: 20	R: 0 E: 0 K: 1 S: 7	H: 0 LOB: 0 BB: 0 P: 11	R: 0 E: 0 K: 1 S: 9	H: 0 LOB: 0 BB: 0 P: 10	R: 0 E: 0 K: 0 S: 10	H: 1 LOB: 1 BB: 0 P: 16	R: 2 E: 0 K: 1 S: 18	H: 4 LOB: 3 BB: 1 P: 30	R: 0 E: 0 K: 0 S: 4	H: 1 LOB: 1 BB: 1 P: 10	R: 0 E: 0 K: 1 S: 9	H: 1 LOB: 0 BB: 0 P: 13	R: 0 E: 0 K: 2 S: 7	H: 0 LOB: 0 BB: 0 P: 11	R: 0 E: 0 K: 0 S: 6	H: 0 LOB: 0 BB: 0 P: 9	1B: 7 2B: 2 3B: 0 HR: 1	SF: 0 SAC: 1 DP: 2 HBP: 1	WP: 0 PB: 0 SB: 1 CS: 1	PA: 36
<b>PITCHER</b>	IP WLS BF H R ER SO BB IBB HBP BLK WP HR S P ERA WHIP																					
45 Sean Marshall, L ERA: 8.31	4.1 19 4 4 4 2 1 0 0 1 0 0 0 0 1 42 65 8.31 1.154																					
43 Michael Wuerzt, R ERA: 6.1	0.2 4 2 0 0 1 0 0 0 0 0 0 0 0 0 13 22 0.00 3.000																					
Jerome Williams, R ERA: 6.0	2.0 7 2 0 0 1 1 0 0 0 0 0 0 0 0 13 23 0.00 1.500																					
Scott Williamson, R ERA: 2.7	1.0 W 3 1 0 0 2 0 0 0 0 0 0 0 0 7 11 0.00 1.000																					
46 Ryan Dempster, R ERA: 4.1	1.0 3 0 0 0 0 0 0 0 0 0 0 0 0 0 6 9 0.00 0.000																					

Batter	1	2	3	4	5	6	7	8	9	AB	R	H	RBI	BB	SO	LOB	BOTTOM			
Juan Pierre, L OBP: 0.304, SLG: 0.409	G4-3		G4-3				K			5	0	0	0	0	1	5	<b>St. Louis Cardinals @ Chicago Cubs</b> Wrigley Field, Chicago, IL Sun Apr 09 2006, 7:05 PM CDT Att: 39,839 - Clear - 43 F			
Todd Walker, L OBP: 0.500, SLG: 0.571	G4-3						F7			3	0	2	0	1	0	1				
Jerry Hairston, R OBP: 1.000, SLG: 1.000	25 G4-3						25 G5-4-3			0	1	0	0	0	0	0				
25 Derrek Lee, R OBP: 0.500, SLG: 1.000	G4-3						G5-4-3			3	1	0	0	1	1	2				
16 Aramis Ramirez, R OBP: 0.318, SLG: 0.368							1B			3	2	1	0	1	0	0				
Michael Barrett, R OBP: 0.350, SLG: 0.737							1B			4	2	2	4	0	0	0				
Jacque Jones, L OBP: 0.211, SLG: 0.313							1B			4	2	2	3	0	0	0				
19 Matt Murton, R OBP: 0.318, SLG: 0.368							HR			4	2	2	3	0	0	0				
5 Ronny Cedeno, R OBP: 0.556, SLG: 0.889							G6-3			4	0	0	0	0	1	1				
45 Sean Marshall, L 43 Michael Wuerzt, R Freddie Bynum, L Jerome Williams, R John Mabry, L Scott Williamson, R 29 Angel Pagan, S 46 Ryan Dempster, R							G4-3			4	0	0	0	0	1	1				
<b>Inning Stats</b>	R: 0 E: 0 K: 0 S: 8	H: 1 LOB: 0 BB: 0 P: 9	R: 0 E: 0 K: 0 S: 6	H: 0 LOB: 0 BB: 0 P: 10	R: 0 E: 0 K: 1 S: 15	H: 1 LOB: 1 BB: 0 P: 23	R: 3 E: 0 K: 0 S: 13	H: 4 LOB: 0 BB: 0 P: 23	R: 0 E: 0 K: 0 S: 12	H: 1 LOB: 1 BB: 0 P: 17	R: 0 E: 0 K: 1 S: 7	H: 0 LOB: 0 BB: 0 P: 11	R: 0 E: 0 K: 1 S: 12	H: 2 LOB: 2 BB: 0 P: 20	R: 5 E: 0 K: 1 S: 17	H: 3 LOB: 2 BB: 3 P: 37	1B: 9 2B: 1 3B: 0 HR: 2	SF: 0 SAC: 0 DP: 2 HBP: 0	WP: 1 PB: 1 SB: 0 CS: 0	PA: 37
<b>PITCHER</b>	IP WLS BF H R ER SO BB IBB HBP BLK WP HR S P ERA WHIP																			
50 Adam Wainwright, R ERA: 5.4	1.2 H 7 2 0 0 1 0 0 0 0 0 0 0 0 14 23 0.00 1.200																			
Ricardo Rincon, L ERA: 13.5	0.1 H 2 0 1 1 1 1 0 0 0 0 0 0 0 5 12 27.00 3.000																			
44 Jason Istringhausen, R ERA: 18.0	0.0 L 4 2 3 3 0 2 0 0 0 0 0 0 1 8 20 = =																			
Josh Hancock, R ERA: 4.91	1.0 4 1 1 1 1 0 0 0 0 0 1 0 9 13 9.00 1.000																			



Batter	1	2	3	4	5	6	7	8	9	AB	R	H	RBI	BB	SO	LOB	TOP										
<b>Brady Clark, R</b> OBP: 0.257, SLG: 0.219 (1, 8)										5	0	1	0	0	1	3											
<b>7 J.J. Hardy, R</b> OBP: 0.314, SLG: 0.485 (1, 6)										5	1	1	0	0	1	2											
<b>Geoff Jenkins, L</b> OBP: 0.382, SLG: 0.355 (1, 9)										4	1	2	0	0	1	0											
<b>Carlos Lee, R</b> OBP: 0.455, SLG: 0.741 (1, 7)										4	1	1	3	0	0	1											
<b>47 Corey Koskie, L</b> OBP: 0.550, SLG: 0.500 (1, 5)										4	0	1	0	0	1	2											
<b>23 Rickie Weeks Jr., R</b> OBP: 0.375, SLG: 0.333 (1, 4)										3	0	1	0	0	2	0											
<b>28 Prince Fielder, L</b> OBP: 0.313, SLG: 0.400 (1, 3)										4	0	1	0	0	1	4											
<b>Damian Miller, R</b> OBP: 0.261, SLG: 0.150 (1, 2)										4	0	0	0	0	0	1											
<b>31 Dave Bush, R</b> OBP: 0.250, SLG: 0.250 (1, 1)										2	0	1	0	0	0	0											
<b>18 Gabe Gross, L</b> (7, PH) <b>52 Jose Capellan, R</b> (7, 1) <b>1 Corey Hart, R</b> (9, PH)										0	0	0	0	0	1	0											
<b>Inning Stats</b>	R: 0 E: 0 K: 2 S: 8	H: 0 LOB: 0 BB: 0 P: 11	R: 0 E: 0 K: 0 S: 10	H: 2 LOB: 1 BB: 0 P: 20	R: 0 E: 0 K: 0 S: 5	H: 1 LOB: 0 BB: 0 P: 5	R: 3 E: 0 K: 2 S: 17	H: 3 LOB: 0 BB: 0 P: 31	R: 0 E: 0 K: 1 S: 8	H: 0 LOB: 0 BB: 0 P: 13	R: 0 E: 0 K: 2 S: 13	H: 1 LOB: 2 BB: 1 P: 24	R: 0 E: 1 K: 0 S: 12	H: 1 LOB: 3 BB: 0 P: 20	R: 0 E: 1 K: 1 S: 9	H: 0 LOB: 1 BB: 0 P: 17	1B: 7 2B: 1 3B: 0 HR: 1	SF: 0 SAC: 0 DP: 1 HBP: 1	WP: 0 PA: 38 PB: 0 SB: 0 CS: 0								
<b>PITCHER</b>	IP	WLS	BF	H	R	ER	SO	BB	IBB	HBP	BLK	WP	HR	S	P	ERA	WHIP										
<b>Jason Marquis, R</b> (1, 1) ERA: 3.97	6.0	W	23	7	3	3	5	0	0	0	0	0	1	56	95	4.50	1.167										
<b>41 Braden Loeper, R</b> (7, 1) ERA: 4.91	1.0		5	1	0	0	2	1	0	0	0	0	0	13	24	0.00	2.000										
<b>48 Brad Thompson, R</b> (8, 1) ERA: 2.25	1.0		6	1	0	0	2	0	0	1	0	0	0	12	20	0.00	1.000										
<b>Josh Hancock, R</b> (9, 1) ERA: 3.86	1.0		4	0	0	0	1	0	0	0	0	0	0	9	17	0.00	0.000										

**Milwaukee Brewers @ St. Louis Cardinals**  
 Busch Stadium, St. Louis, MO  
 Wed Apr 12 2006, 7:10 PM CDT  
 Att. 40,648 - Clear - 82 F

AB	36
R	3
H	9
RBI	3
BB	1
SO	8
LOB	13



Batter	1	2	3	4	5	6	7	8	9	AB	R	H	RBI	BB	SO	LOB	BOTTOM											
<b>22 David Eckstein, R</b> OBP: 0.316, SLG: 0.242 (1, 6)										3	2	1	0	0	0	0												
<b>43 Juan Encarnacion, R</b> OBP: 0.250, SLG: 0.200 (1, 9)										4	2	2	0	0	1	0												
<b>5 Albert Pujols, R</b> OBP: 0.472, SLG: 0.769 (1, 3)										3	1	1	1	1	1	0												
<b>15 Jim Edmonds, L</b> OBP: 0.333, SLG: 0.367 (1, 8)										3	2	1	3	1	1	2												
<b>27 Scott Rolen, R</b> OBP: 0.412, SLG: 0.633 (1, 5)										3	1	1	2	0	0	0												
<b>55 Skip Schumaker, L</b> OBP: 0.381, SLG: 0.474 (1, 7)										4	0	1	0	0	1	1												
<b>4 Yadier Molina, R</b> OBP: 0.167, SLG: 0.172 (1, 2)										4	0	0	1	0	0	1												
<b>Aaron Miles, S</b> OBP: 0.414, SLG: 0.458 (1, 4)										3	0	0	0	0	0	1												
<b>Jason Marquis, L</b> (1, 1) <b>41 Braden Loeper, R</b> (7, 1) <b>48 Brad Thompson, R</b> (8, 1) <b>Josh Hancock, R</b> (9, 1)										3	0	0	0	0	0	1												
<b>Inning Stats</b>	R: 0 E: 0 K: 1 S: 7	H: 0 LOB: 0 BB: 0 P: 10	R: 2 E: 0 K: 0 S: 13	H: 2 LOB: 1 BB: 1 P: 22	R: 2 E: 0 K: 0 S: 10	H: 3 LOB: 0 BB: 0 P: 13	R: 0 E: 0 K: 0 S: 4	H: 0 LOB: 0 BB: 0 P: 5	R: 4 E: 1 K: 1 S: 16	H: 2 LOB: 0 BB: 1 P: 24	R: 0 E: 0 K: 0 S: 7	H: 0 LOB: 0 BB: 0 P: 9	R: 0 E: 0 K: 2 S: 10	H: 0 LOB: 0 BB: 0 P: 11	R: 0 E: 0 K: 0 S: 4	H: 0 LOB: 0 BB: 0 P: 4	1B: 6 2B: 1 3B: 0 HR: 0	SF: 1 SAC: 0 DP: 0 HBP: 1	WP: 0 PA: 34 PB: 0 SB: 1 CS: 0									
<b>PITCHER</b>	IP	WLS	BF	H	R	ER	SO	BB	IBB	HBP	BLK	WP	HR	S	P	ERA	WHIP											
<b>31 Dave Bush, R</b> (1, 1) ERA: 5.54	6.0	L	28	7	8	7	2	2	0	1	0	0	0	14	15	0.00	1.500											
<b>52 Jose Capellan, R</b> (7, 1) ERA: 11.25	2.0		6	0	0	0	2	0	0	0	0	0	0	0	0	0	0.00	0.000										

**Milwaukee Brewers @ St. Louis Cardinals**  
 Busch Stadium, St. Louis, MO  
 Wed Apr 12 2006, 7:10 PM CDT  
 Att. 40,648 - Clear - 82 F

AB	30
R	8
H	7
RBI	7
BB	2
SO	4
LOB	6






Batter	1	2	3	4	5	6	7	8	9	10	11	AB	R	H	RBI	BB	SO	LOB	TOP							
Brady Clark, R OBP: 0.275, SLG: 0.222	G4-3		G6-3		E8 WP 1-3 2-H		F8			CS BB		4	0	1	1	1	0	0								
Jeff Cirillo, R OBP: 0.125, SLG: 0.125	P5			F8	G6-3		G5-3			K		5	0	0	0	0	1	2								
Jorge De La Rosa, L Derrick Turnbow, R												0	0	0	0	0	0	0								
Geoff Jenkins, L OBP: 0.359, SLG: 0.314	G3-1			K				G1-3		F7		4	0	0	0	1	1	1								
Carlos Lee, R OBP: 0.447, SLG: 0.781		G6-3						F7		CS		5	1	2	1	0	0	1								
47 Corey Koskie, L Matt Wise, R	E8				F7			E5 2B BB				4	1	1	0	0	0	2								
Dan Kolb, R												0	0	0	0	0	0	0								
23 Rickie Weeks Jr., R OBP: 0.394, SLG: 0.357												0	0	0	0	0	0	0								
2 Bill Hall, R OBP: 0.316, SLG: 0.533	SF8							G4-3				1	0	1	0	0	0	3								
28 Prince Fielder, L OBP: 0.351, SLG: 0.412												4	0	2	0	1	1	1								
Chad Moeller, R OBP: 0.300, SLG: 0.222												4	1	1	0	1	1	4								
Doug Davis, R												2	1	0	0	0	0	2								
18 Gabe Gross, L Justin Lehr, R	G4-3											1	0	0	0	0	1	0								
7 J.J. Hardy, R OBP: 0.297, SLG: 0.457												0	0	0	0	0	0	0								
												2	0	0	0	0	1	3								
<b>Inning Stats</b>	R: 0 E: 0 K: 0 S: 11	H: 0 LOB: 0 BB: 0 P: 16	R: 1 E: 1 K: 1 S: 11	H: 1 LOB: 0 BB: 0 P: 16	R: 0 E: 0 K: 0 S: 9	H: 0 LOB: 0 BB: 0 P: 14	R: 0 E: 0 K: 1 S: 15	H: 1 LOB: 1 BB: 0 P: 22	R: 2 E: 1 K: 1 S: 10	H: 3 LOB: 1 BB: 0 P: 14	R: 0 E: 0 K: 0 S: 13	H: 0 LOB: 3 BB: 2 P: 25	R: 0 E: 0 K: 0 S: 6	H: 0 LOB: 0 BB: 0 P: 8	R: 0 E: 0 K: 1 S: 15	H: 1 LOB: 1 BB: 0 P: 21	R: 0 E: 0 K: 1 S: 6	H: 0 LOB: 0 BB: 1 P: 11	R: 1 E: 0 K: 1 S: 15	H: 2 LOB: 2 BB: 1 P: 24	1B: 6 2B: 1 3B: 0 HR: 1	SF: 1 SAC: 0 DP: 0 HBP: 0	WP: 2 PB: 0 SB: 2 CS: 1	PA: 46		
<b>PITCHER</b>	Jeff Suppan, R ERA: 4.09	IP: 6.0 WLS: 26 BF: 10	H: 1 R: 0 ER: 0 SO: 2	BB: 0 IBB: 0 HBP: 0 BLK: 0	WP: 1 HR: 0 S: 29 P: 38	ERA: 1.50 WHIP: 1.167	Ricardo Rincon, L ERA: 6.75	IP: 0.2 WLS: 3 BF: 3	H: 0 R: 0 ER: 0 SO: 1	BB: 1 IBB: 0 HBP: 0 BLK: 0	WP: 0 HR: 0 S: 6 P: 10	ERA: 0.00 WHIP: 1.500														
50 Adam Wainwright, R ERA: 2.08	0.1	2	0	0	0	0	0	0	0	0	0	0	0	0	0	0	0	0	0	0	0	0	0	0	0	0
48 Brad Thompson, R ERA: 3.0	0.1	1	0	0	0	0	0	0	0	0	0	0	0	0	0	0	0	0	0	0	0	0	0	0	0	0
34 Randy Flores, L ERA: 15.0	0.2	L	3	2	1	1	0	0	0	0	0	0	0	0	0	0	0	0	0	0	0	0	0	0	0	0

Milwaukee Brewers @ St. Louis Cardinals  
 Busch Stadium, St. Louis, MO  
 Thu Apr 13 2006, 12:10 PM CDT  
 Att. 40,222 - Sunny - 79 F

livebaseballscorecards.com

AB 40  
 R 4  
 H 8  
 RBI 3  
 BB 4  
 SO 6  
 LOB 19




Batter	1	2	3	4	5	6	7	8	9	10	11	AB	R	H	RBI	BB	SO	LOB	BOTTOM					
22 David Eckstein, R OBP: 0.349, SLG: 0.368	G6-3		G4-3 4B 2B					F8		F7 27 1B		5	1	3	0	0	0	0						
43 Juan Encarnación, R OBP: 0.243, SLG: 0.200			G4-3					K		F7		5	0	1	1	0	2	3						
5 Albert Pujols, R OBP: 0.463, SLG: 0.690	F7		G4-3					K		P3		3	1	0	0	2	0	3						
27 Scott Rolen, R OBP: 0.410, SLG: 0.600	F9							F8		F8		5	0	2	1	0	0	2						
15 Jim Edmonds, L OBP: 0.293, SLG: 0.324		F7						SF7		G4-3		4	0	0	1	0	1	2						
So Taguchi, R OBP: 0.171, SLG: 0.274																								
50 Adam Wainwright, R ERA: 2.08	0.1	2	0	0	0	0	0	0	0	0	0	0	0	0	0	0	0	0	0					
48 Brad Thompson, R ERA: 3.0	0.1	1	0	0	0	0	0	0	0	0	0	0	0	0	0	0	0	0	0					
34 Randy Flores, L Aron Miles, L OBP: 0.453, SLG: 0.458	0.2	L	3	2	1	1	0	0	0	0	0	0	0	0	0	0	0	0	0					
7 Hector Luna, R OBP: 0.286, SLG: 0.286	G4-3											4	0	0	0	0	0	0						
44 Jason Istringhausen, R Ricardo Rincon, L												0	0	0	0	0	0	0						
Jason Marquis, L OBP: 0.167, SLG: 0.333												0	0	0	0	0	0	0						
Gary Bennett, R OBP: 0.286, SLG: 0.286												4	0	2	0	0	0	0						
26 Scott Spiezio, S												1	0	0	0	0	0	1						
Jeff Suppan, R												2	1	0	0	0	1	1						
55 Skip Schumaker, L OBP: 0.333, SLG: 0.409												3	0	0	0	0	1	3						
<b>Inning Stats</b>	R: 0 E: 0 K: 0 S: 10	H: 1 LOB: 1 BB: 0 P: 16	R: 0 E: 0 K: 1 S: 8	H: 0 LOB: 0 BB: 0 P: 14	R: 1 E: 0 K: 0 S: 8	H: 2 LOB: 1 BB: 0 P: 13	R: 0 E: 0 K: 1 S: 5	H: 0 LOB: 0 BB: 0 P: 6	R: 0 E: 0 K: 1 S: 11	H: 0 LOB: 0 BB: 0 P: 17	R: 2 E: 0 K: 1 S: 10	H: 2 LOB: 1 BB: 1 P: 22	R: 0 E: 0 K: 0 S: 16	H: 0 LOB: 1 BB: 0 P: 23	R: 0 E: 0 K: 0 S: 9	H: 1 LOB: 2 BB: 0 P: 12	R: 0 E: 0 K: 0 S: 12	H: 2 LOB: 2 BB: 0 P: 17	R: 0 E: 0 K: 1 S: 8	H: 0 LOB: 1 BB: 1 P: 13	1B: 6 2B: 1 3B: 1 HR: 0	SF: 1 SAC: 1 DP: 0 HBP: 0	WP: 0 PB: 0 SB: 1 CS: 0	PA: 45
<b>PITCHER</b>	Doug Davis, L ERA: 4.76	IP: 6.0 WLS: 24 BF: 3	H: 5 R: 3 ER: 3 SO: 4	BB: 1 IBB: 0 HBP: 0 BLK: 0	WP: 0 HR: 0 S: 52 P: 88	ERA: 4.50 WHIP: 1.000	Derrick Turnbow, R ERA:	IP: 1.0 WLS: 4 BF: 4	H: 0 R: 0 ER: 0 SO: 1	BB: 1 IBB: 0 HBP: 0 BLK: 0	WP: 0 HR: 0 S: 8 P: 13	ERA: 0.00 WHIP: 1.000												
Justin Lehr, R ERA:	0.1	3	0	0	0	0	0	0	0	0	0	0	0	0	0	0	0	0	0					
Matt Wise, R ERA:	0.1	3	0	0	0	0	0	0	0	0	0	0	0	0	0	0	0	0	0					
Dan Kolb, R ERA:	0.2	4	2	0	0	0	0	0	0	0	0	0	0	0	0	0	0	0	0					
Jorge De La Rosa, L ERA:	0.1	W	1	0	0	0	0	0	0	0	0	0	0	0	0	0	0	0	0					

Milwaukee Brewers @ St. Louis Cardinals  
 Busch Stadium, St. Louis, MO  
 Thu Apr 13 2006, 12:10 PM CDT  
 Att. 40,222 - Sunny - 79 F

livebaseballscorecards.com

AB 40  
 R 3  
 H 8  
 RBI 3  
 BB 3  
 SO 6  
 LOB 16



Batter	1	2	3	4	5	6	7	8	9	AB	R	H	RBI	BB	SO	LOB	TOP				
6 Ryan Freel, R (1, 8) OBP: 0.545, SLG: 0.478										4	0	1	0	0	1	3	<b>Cincinnati Reds @ St. Louis Cardinals</b> Busch Stadium, St. Louis, MO Fri Apr 14 2006, 7:10 PM CDT Att: 40,901 - Partly Cloudy - 90 F				
Felipe Lopez, S (1, 6) OBP: 0.404, SLG: 0.550										3	0	0	0	1	1						
Adam Dunn, L (1, 7) OBP: 0.409, SLG: 0.771										4	0	0	0	0	3						
12 Edwin Encarnación, R (1, 5) OBP: 0.343, SLG: 0.433										3	0	0	0	1	1						
Scott Hatteberg, L (1, 3) OBP: 0.407, SLG: 0.316										4	0	0	0	0	2						
Austin Kearns, R (1, 9) OBP: 0.333, SLG: 0.659										4	1	2	0	0	2						
Javier Valentin, S (1, 2) OBP: 0.280, SLG: 0.333										4	0	1	0	0	2						
Tony Womack, L (1, 4) OBP: 0.389, SLG: 0.400										1	0	0	0	1	0						
Rich Aurilia, R (9, PH) OBP: 0.219, SLG: 0.400										1	0	0	0	0	1						
39 Aaron Harang, R (1, 1) OBP: 0.143, SLG: 0.143										3	0	1	1	0	1						
Kent Mercker, L (8, 1)										0	0	0	0	0	0						
56 Todd Coffey, R (8, 1)										0	0	0	0	0	0						
25 David Weathers, R (9, 1)										0	0	0	0	0	0						
<b>Inning Stats</b>	R: 0 H: 0 E: 0 K: 2 S: 9	H: 0 LOB: 0 BB: 0 P: 14	R: 0 H: 0 E: 0 K: 0 S: 5	H: 0 LOB: 0 BB: 0 P: 8	R: 0 H: 0 E: 0 K: 0 S: 8	H: 1 LOB: 1 BB: 0 P: 10	R: 0 H: 1 E: 0 K: 1 S: 16	H: 1 LOB: 1 BB: 0 P: 22	R: 1 H: 2 E: 1 K: 0 S: 9	H: 2 LOB: 2 BB: 1 P: 15	R: 0 H: 0 E: 0 K: 1 S: 10	H: 0 LOB: 1 BB: 0 P: 22	R: 0 H: 1 E: 0 K: 0 S: 8	H: 1 LOB: 1 BB: 0 P: 13	R: 0 H: 0 E: 0 K: 2 S: 7	H: 0 LOB: 1 BB: 0 P: 10	R: 0 H: 1 E: 0 K: 0 S: 10	H: 1 LOB: 1 BB: 0 P: 15	1B: 2 2B: 3 3B: 0 HR: 0	SF: 0 SAC: 1 DP: 0 HBP: 0	WP: 0 PA: 35 PB: 0 SB: 1 CS: 0
<b>PITCHER</b>	IP WLS BF H R ER SO BB IBB HBP BLK WP HR S P ERA WHIP	8.0 L 31 4 1 1 6 2 1 0 0 0 0 0 10 114 1.12 0.750	1.0 4 1 0 0 0 0 0 0 0 0 0 0 10 15 0.00 1.000																		

AB	31
R	1
H	5
RBI	1
BB	3
SO	6
LOB	15



Batter	1	2	3	4	5	6	7	8	9	AB	R	H	RBI	BB	SO	LOB	BOTTOM				
22 David Eckstein, R (1, 6) OBP: 0.340, SLG: 0.341										3	0	0	0	1	0	1	<b>Cincinnati Reds @ St. Louis Cardinals</b> Busch Stadium, St. Louis, MO Fri Apr 14 2006, 7:10 PM CDT Att: 40,901 - Partly Cloudy - 90 F				
43 Juan Encarnacion, R (1, 9) OBP: 0.244, SLG: 0.265										4	0	1	0	0	2						
5 Albert Pujols, R (1, 3) OBP: 0.444, SLG: 0.636										4	0	1	0	0	1						
15 Jim Edmonds, L (1, 8) OBP: 0.267, SLG: 0.289										4	0	0	0	0	3						
34 Randy Flores, L (9, 1)										0	0	0	0	0	0						
27 Scott Rolen, R (1, 5) OBP: 0.372, SLG: 0.538										4	0	0	0	0	1						
So Taguchi, R (1, 7) OBP: 0.227, SLG: 0.286										3	0	1	0	0	1						
26 Scott Spiezo, S (9, PH)										0	0	0	0	1	0						
7 Hector Luna, R (9, PR) OBP: 0.286, SLG: 0.286										0	0	0	0	0	0						
4 Yadier Molina, R (1, 2) OBP: 0.176, SLG: 0.212										4	0	1	0	0	2						
Aaron Miles, S (1, 4) OBP: 0.455, SLG: 0.462										2	0	1	0	1	1						
29 Chris Carpenter, R (1, 1) OBP: 0.167, SLG: 0.167										1	0	0	0	0	1						
55 Skip Schumaker, L (8, PH)										0	0	0	0	0	0						
<b>Inning Stats</b>	R: 0 H: 0 E: 0 K: 0 S: 8	H: 0 LOB: 0 BB: 0 P: 10	R: 0 H: 0 E: 0 K: 2 S: 14	H: 0 LOB: 0 BB: 0 P: 18	R: 0 H: 1 E: 0 K: 0 S: 8	H: 1 LOB: 1 BB: 0 P: 12	R: 0 H: 1 E: 0 K: 1 S: 14	H: 1 LOB: 1 BB: 0 P: 23	R: 0 H: 1 E: 0 K: 0 S: 8	H: 1 LOB: 1 BB: 0 P: 12	R: 0 H: 0 E: 0 K: 0 S: 8	H: 0 LOB: 0 BB: 0 P: 12	R: 0 H: 1 E: 0 K: 1 S: 12	H: 1 LOB: 1 BB: 0 P: 18	R: 0 H: 1 E: 0 K: 2 S: 15	H: 1 LOB: 3 BB: 2 P: 27	R: 0 H: 0 E: 0 K: 1 S: 7	H: 0 LOB: 1 BB: 1 P: 11	1B: 4 2B: 1 3B: 0 HR: 0	SF: 0 SAC: 2 DP: 1 HBP: 0	WP: 0 PA: 34 PB: 0 SB: 1 CS: 0
<b>PITCHER</b>	IP WLS BF H R ER SO BB IBB HBP BLK WP HR S P ERA WHIP	7.0 W 26 4 0 0 4 1 0 0 0 0 0 4 75 0.00 0.714	0.1 H 2 0 0 0 0 1 0 0 0 0 0 4 8 0.00 3.000	0.2 H 3 1 0 0 2 0 0 0 0 0 0 8 12 0.00 1.500	1.0 S 3 0 0 0 1 1 0 0 0 0 0 7 11 0.00 1.000																





Batter	1	2	3	4	5	6	7	8	9	AB	R	H	RBI	BB	SO	LOB	TOP								
6 Ryan Freel, R OBP: 0.524, SLG: 0.467	0-1 1B	2-3 K			2-2 G4-3	4-1 BB		4-2 E 2B BB		3	2	1	0	2	1	1									
Felipe Lopez, S OBP: 0.375, SLG: 0.510	1-3 K		2-2 G3		0-0 E9 HR 1B	0-3 K		1-2 E9 2B		5	2	1	0	0	2	3									
Rich Aurilia, R OBP: 0.293, SLG: 0.500	0-1 1B		1-1 2B		1-0 G1-3		0-1 G5-3	2-2 1B 2B		5	0	3	2	0	0	1									
Adam Dunn, L OBP: 0.415, SLG: 0.833 56 Todd Coffey, R 25 David Weathers, R	3-3 K		3-2 G2		3-2 HR		4-0 12 BB	4-0 1B BB		3	1	1	2	2	1	3									
Austin Kearns, R OBP: 0.353, SLG: 0.700	3-2 1B		3-1 G5-3		3-2 HR		1-0 P4	0-3 K		5	1	2	2	0	1	4									
12 Edwin Encarnación, R OBP: 0.364, SLG: 0.432	3-2 P4			1-2 G6-3	1-0 1B		4-0 1B BB	0-1 F8		4	0	1	0	1	0	4									
4 Brandon Phillips, R OBP: 0.167, SLG: 0.250		1-0 G1-3		1-1 G1-3	2-0 F7		0-0 F7		0-2 G5-3	5	0	0	0	0	0	3									
26 David Ross, R Quinton McCracken, S		2-1 1B		0-0 1B			0-1 F8	1-1 HR	0-0 B1	3	0	2	0	0	0	0									
61 Bronson Arroyo, R Tony Womack, L Rick White, R Javier Valentin, S	1-3 K		0-0 G1-3		1-1 G3		1-1 G3	1-1 G5-3	1-1 G3	2	0	0	0	0	1	2									
<b>Inning Stats</b>	R: 1 E: 0 K: 2 S: 20	H: 3 LOB: 2 BB: 0 P: 30	R: 0 E: 0 K: 2 S: 9	H: 1 LOB: 1 BB: 0 P: 15	R: 0 E: 0 K: 0 S: 10	H: 1 LOB: 1 BB: 0 P: 19	R: 0 E: 0 K: 0 S: 7	H: 1 LOB: 1 BB: 0 P: 9	R: 3 E: 1 K: 1 S: 14	H: 4 LOB: 1 BB: 0 P: 26	R: 0 E: 0 K: 1 S: 8	H: 0 LOB: 1 BB: 1 P: 13	R: 0 E: 0 K: 0 S: 4	H: 0 LOB: 2 BB: 2 P: 13	R: 3 E: 1 K: 1 S: 17	H: 2 LOB: 2 BB: 2 P: 30	R: 0 E: 0 K: 0 S: 6	H: 0 LOB: 0 BB: 0 P: 7	1B: 6 2B: 3 3B: 0 HR: 3	SF: 0 SAC: 0 DP: 0 HBP: 0	WP: 0 PB: 0 SB: 0 CS: 0	PA: 45			
<b>PITCHER</b>	IP WLS BF H R ER SO BB IBB HBP BLK WP HR S P ERA WHIP	IP WLS BF H R ER SO BB IBB HBP BLK WP HR S P ERA WHIP	IP WLS BF H R ER SO BB IBB HBP BLK WP HR S P ERA WHIP	IP WLS BF H R ER SO BB IBB HBP BLK WP HR S P ERA WHIP	IP WLS BF H R ER SO BB IBB HBP BLK WP HR S P ERA WHIP	IP WLS BF H R ER SO BB IBB HBP BLK WP HR S P ERA WHIP	IP WLS BF H R ER SO BB IBB HBP BLK WP HR S P ERA WHIP	IP WLS BF H R ER SO BB IBB HBP BLK WP HR S P ERA WHIP	IP WLS BF H R ER SO BB IBB HBP BLK WP HR S P ERA WHIP	IP WLS BF H R ER SO BB IBB HBP BLK WP HR S P ERA WHIP	IP WLS BF H R ER SO BB IBB HBP BLK WP HR S P ERA WHIP	IP WLS BF H R ER SO BB IBB HBP BLK WP HR S P ERA WHIP	IP WLS BF H R ER SO BB IBB HBP BLK WP HR S P ERA WHIP	IP WLS BF H R ER SO BB IBB HBP BLK WP HR S P ERA WHIP	IP WLS BF H R ER SO BB IBB HBP BLK WP HR S P ERA WHIP	IP WLS BF H R ER SO BB IBB HBP BLK WP HR S P ERA WHIP	IP WLS BF H R ER SO BB IBB HBP BLK WP HR S P ERA WHIP	IP WLS BF H R ER SO BB IBB HBP BLK WP HR S P ERA WHIP	IP WLS BF H R ER SO BB IBB HBP BLK WP HR S P ERA WHIP	IP WLS BF H R ER SO BB IBB HBP BLK WP HR S P ERA WHIP	IP WLS BF H R ER SO BB IBB HBP BLK WP HR S P ERA WHIP	IP WLS BF H R ER SO BB IBB HBP BLK WP HR S P ERA WHIP	IP WLS BF H R ER SO BB IBB HBP BLK WP HR S P ERA WHIP	IP WLS BF H R ER SO BB IBB HBP BLK WP HR S P ERA WHIP	IP WLS BF H R ER SO BB IBB HBP BLK WP HR S P ERA WHIP

Cincinnati Reds @ St. Louis Cardinals  
 Busch Stadium, St. Louis, MO  
 Sun Apr 16 2006, 1:15 PM CDT  
 Att: 40,068 - Sunny - 82 F

AB	40
R	7
H	12
RBI	7
BB	5
SO	6
LOB	21



Batter	1	2	3	4	5	6	7	8	9	AB	R	H	RBI	BB	SO	LOB	BOTTOM								
22 David Eckstein, R OBP: 0.368, SLG: 0.360	0-1 G1-3 53 3B	4-1 WP BB			1-1 F9		1-1 G1-6-3 1B	0-0 F7		4	1	2	0	1	0	3									
Aaron Miles, S 41 Braden Looper, R	1-0 G1-3	2-1 G3-1			1-0 E6 5 HR 1B		0-1 G1-6-3	1-1 5 HR 1B		4	1	1	0	0	0	4									
Jason Marquis, L	1-2 G1-3	1-2 2-3			2-2 53 3B BB		2-1 HR	2-1 HR	1-2 HR	4	4	3	5	1	0	0									
5 Albert Pujols, R	4-2 53 3B BB		2-1 G5-3		2-2 2H HR		1-0 L8			4	1	1	1	0	1	2									
27 Scott Rolen, R	3-3 K		2-1 G4-3		2-1 HR		1-0 L8			4	1	1	1	0	1	2									
53 John Rodriguez, L 43 Juan Encarnación, R	2-2 1H 2H 3B		1-1 F8		2-2 G3		2-0 7 CS 1B			3	0	1	2	0	0	0									
26 Scott Spiezio, S 48 Brad Thompson, R 50 Adam Wainwright, R 34 Randy Flores, L 7 Hector Luna, R	1-0 F8			2-3 K	1-1 G4-3			3-2 4 2B 1B		3	0	0	0	0	1	1									
4 Yadier Molina, R		2-0 G5-3		0-0 1B			0-0 G5-3	1-2 2B		4	0	2	0	0	0	0									
55 Skip Schumaker, L		4-2 WP 30 S BB		1-0 F8			0-0 F7	4-0 1B		2	0	0	0	2	0	1									
30 Mark Mulder, L So Taguchi, R	3-3 K		3-3 G5-3		0-0 G5-3		1-0 G6-3	1-1 F9		2	0	0	0	0	1	2									
2	2	2	2	0	0	0	0	0	0	2	0	0	0	0	3										
<b>Inning Stats</b>	R: 2 E: 0 K: 1 S: 15	H: 2 LOB: 1 BB: 1 P: 26	R: 0 E: 0 K: 1 S: 10	H: 0 LOB: 2 BB: 2 P: 25	R: 0 E: 0 K: 0 S: 6	H: 0 LOB: 0 BB: 0 P: 11	R: 0 E: 0 K: 1 S: 7	H: 1 LOB: 1 BB: 0 P: 10	R: 3 E: 1 K: 0 S: 13	H: 3 LOB: 0 BB: 0 P: 22	R: 0 E: 0 K: 0 S: 3	H: 0 LOB: 0 BB: 0 P: 4	R: 1 E: 0 K: 0 S: 7	H: 2 LOB: 0 BB: 0 P: 11	R: 0 E: 0 K: 0 S: 15	H: 3 LOB: 3 BB: 1 P: 25	R: 2 E: 0 K: 0 S: 5	H: 2 LOB: 0 BB: 0 P: 7	1B: 7 2B: 1 3B: 1 HR: 4	SF: 0 SAC: 0 DP: 1 HBP: 0	WP: 1 PB: 0 SB: 1 CS: 1	PA: 39			
<b>PITCHER</b>	IP WLS BF H R ER SO BB IBB HBP BLK WP HR S P ERA WHIP	IP WLS BF H R ER SO BB IBB HBP BLK WP HR S P ERA WHIP	IP WLS BF H R ER SO BB IBB HBP BLK WP HR S P ERA WHIP	IP WLS BF H R ER SO BB IBB HBP BLK WP HR S P ERA WHIP	IP WLS BF H R ER SO BB IBB HBP BLK WP HR S P ERA WHIP	IP WLS BF H R ER SO BB IBB HBP BLK WP HR S P ERA WHIP	IP WLS BF H R ER SO BB IBB HBP BLK WP HR S P ERA WHIP	IP WLS BF H R ER SO BB IBB HBP BLK WP HR S P ERA WHIP	IP WLS BF H R ER SO BB IBB HBP BLK WP HR S P ERA WHIP	IP WLS BF H R ER SO BB IBB HBP BLK WP HR S P ERA WHIP	IP WLS BF H R ER SO BB IBB HBP BLK WP HR S P ERA WHIP	IP WLS BF H R ER SO BB IBB HBP BLK WP HR S P ERA WHIP	IP WLS BF H R ER SO BB IBB HBP BLK WP HR S P ERA WHIP	IP WLS BF H R ER SO BB IBB HBP BLK WP HR S P ERA WHIP	IP WLS BF H R ER SO BB IBB HBP BLK WP HR S P ERA WHIP	IP WLS BF H R ER SO BB IBB HBP BLK WP HR S P ERA WHIP	IP WLS BF H R ER SO BB IBB HBP BLK WP HR S P ERA WHIP	IP WLS BF H R ER SO BB IBB HBP BLK WP HR S P ERA WHIP	IP WLS BF H R ER SO BB IBB HBP BLK WP HR S P ERA WHIP	IP WLS BF H R ER SO BB IBB HBP BLK WP HR S P ERA WHIP	IP WLS BF H R ER SO BB IBB HBP BLK WP HR S P ERA WHIP	IP WLS BF H R ER SO BB IBB HBP BLK WP HR S P ERA WHIP	IP WLS BF H R ER SO BB IBB HBP BLK WP HR S P ERA WHIP	IP WLS BF H R ER SO BB IBB HBP BLK WP HR S P ERA WHIP	IP WLS BF H R ER SO BB IBB HBP BLK WP HR S P ERA WHIP

Cincinnati Reds @ St. Louis Cardinals  
 Busch Stadium, St. Louis, MO  
 Sun Apr 16 2006, 1:15 PM CDT  
 Att: 40,068 - Sunny - 82 F

AB	35
R	8
H	13
RBI	8
BB	4
SO	3
LOB	16





Batter	1	2	3	4	5	6	7	8	9	AB	R	H	RBI	BB	SO	LOB	TOP								
22 David Eckstein, R OBP: 0.373, SLG: 0.362	0-1 G4-6-3 1B		2-1 1-H 2B		4-1 1-2 2-3 BB		4-0 BB		1-2 G6-3	3	0	2	1	2	0	0									
So Taguchi, R OBP: 0.237, SLG: 0.297	1-1 G4-6-3 1-2		3-2 G5-3		3-1 1-2 2-3 3-H 2-0 1B		1-1 L4			4	0	1	1	0	0	3									
5 Albert Pujols, R OBP: 0.500, SLG: 1.043	0-2 G1-3			0-2 HR				2-1 26 DI 26 2B 1B		3	1	1	1	0	0	3									
53 John Rodriguez, L OBP: 0.455, SLG: 0.700										1	1	1	0	0	0	0									
27 Scott Rolen, R OBP: 0.373, SLG: 0.510		3-2 F7		1-2 F7		0-0 F8		1-1 1-H 2B		3	0	0	0	0	0	3									
26 Scott Spiezo, S OBP: 0.333, SLG: 0.600										1	0	1	1	0	0	0									
43 Juan Encarnacion, R OBP: 0.264, SLG: 0.240		1-0 F8		1-2 P6		1-2 G6-3		2-2 G6-3		3	0	0	0	0	0	0									
56 Skip Schumaker, L OBP: 0.270, SLG: 0.273										1	0	0	0	0	0	1									
4 Yadier Molina, R OBP: 0.188, SLG: 0.234		0-0 F7		1-2 L9		1-1 G6-3		0-3 K		3	0	0	0	0	0	0									
Ricardo Rincon, L										0	0	0	0	0	0	0									
15 Jim Edmonds, L OBP: 0.291, SLG: 0.282										1	0	0	0	0	1	1									
4B Brad Thompson, R										0	0	0	0	0	0	0									
7 Hector Luna, R OBP: 0.400, SLG: 0.600			2-2 G6-3		1-3 K		0-1 F9		0-1 G6-3	4	0	0	0	0	1	1									
Aaron Miles, S OBP: 0.439, SLG: 0.471			1-1 G4-3		0-1 22 BB 1B 2B		2-1 P3		1-1 G6-4-3 1B	4	1	2	0	0	0	0									
Jeff Suppan, R										0	1	0	0	1	0	0									
Josh Hancock, R										0	0	0	0	1	0	0									
Gary Bennett, R OBP: 0.222, SLG: 0.222			4-2 22 2B BB		4-1 1B 22 BB BB		0-3 K		0-0 G6-4-3 1-2	2	0	0	0	0	1	1									
<b>Inning Stats</b>	R: 0 E: 0 K: 0 S: 7	H: 1 LOB: 0 BB: 0 P: 8	R: 0 E: 0 K: 0 S: 6	H: 0 LOB: 0 BB: 0 P: 10	R: 1 E: 0 K: 0 S: 12	H: 1 LOB: 1 BB: 1 P: 24	R: 1 E: 0 K: 0 S: 13	H: 1 LOB: 0 BB: 0 P: 16	R: 1 E: 0 K: 1 S: 11	H: 2 LOB: 3 BB: 2 P: 25	R: 0 E: 0 K: 0 S: 7	H: 0 LOB: 0 BB: 0 P: 9	R: 0 E: 0 K: 1 S: 7	H: 0 LOB: 1 BB: 1 P: 14	R: 1 E: 0 K: 1 S: 12	H: 2 LOB: 1 BB: 0 P: 17	R: 0 E: 0 K: 0 S: 6	H: 1 LOB: 0 BB: 0 P: 8	1B: 4 2B: 3 3B: 0 HR: 1	SF: 0 SAC: 0 DP: 2 HBP: 0	WP: 0 PB: 0 SB: 0 CS: 0	PA: 37			
<b>PITCHER</b>	IP WLS BF H R ER SO BB IBB HBP BLK WP HR S P ERA WHIP	6.2 W 28 5 3 3 2 4 0 0 0 0 0 1 61 103 4.05 1.350	1.1 6 2 1 1 1 0 0 0 0 0 0 0 0 14 20 6.75 1.500	1.0 3 1 0 0 0 0 0 0 0 0 0 0 0 6 8 0.00 1.000	<b>PITCHER</b>										IP WLS BF H R ER SO BB IBB HBP BLK WP HR S P ERA WHIP										
Oliver Pérez, L ERA: 6.75																									
55 Matt Capps, R ERA: 6.49																									
34 John Grabow, L ERA: 5.63																									

St. Louis Cardinals @ Pittsburgh Pirates  
PNC Park, Pittsburgh, PA  
Tue Apr 18 2006, 7:05 PM EDT  
Att: 16,682 - Clear - 68 F

AB	33
R	4
H	8
RBI	4
BB	4
SO	3
LOB	13



Batter	1	2	3	4	5	6	7	8	9	AB	R	H	RBI	BB	SO	LOB	BOTTOM								
6 Chris Duffy, L OBP: 0.246, SLG: 0.333	2-2 2 1B HR	2-1 1B 2B		0-2 F9		0-1 G3	3-2 G4-3			5	2	2	2	0	0	0									
2 Jack Wilson, R OBP: 0.381, SLG: 0.614	0-0 HR	1-1 G6-3		1-1 HR		2-3 K	1-1 G6-3			5	2	2	1	0	1	1									
Jason Bay, R OBP: 0.486, SLG: 0.519	1-0 HR	4-2 1B BB		4-2 S BB		4-0 HR BB	0-0 1B			2	2	2	3	3	0	0									
Mike Edwards, R OBP: 1.000, SLG: 1.000										0	0	0	0	0	0	0									
Jeromy Burnitz, L OBP: 0.297, SLG: 0.492	4-2 G5-4-3 BB	0-0 1B		0-0 P2		2-2 HR	2-2 G4-3			3	1	2	3	1	0	1									
13 Nate McLouth, L OBP: 0.269, SLG: 0.423		1-3 2H 1B				1-H HR				1	0	0	0	0	0	1									
Craig Wilson, R OBP: 0.413, SLG: 0.927	0-3 K		0-0 2B 2B	4-2 1-2 BB		0-2 1B 2B		1-2 2B		4	2	3	0	1	1	1									
Joe Randa, R OBP: 0.285, SLG: 0.400	2-1 G5-4-3		0-1 BLK G5-3 2B	1-1 F8		1-2 11 BB 1B		2-3 K		4	1	2	2	0	3										
12 Freddy Sanchez, R OBP: 0.355, SLG: 0.500										1	0	0	0	0	1	1									
José Hernández, R OBP: 0.294, SLG: 0.200		4-2 11 2B 6 2B BB	1-1 G5-3		0-2 G4-3	0-0 11 BB 1B		3-1 G6-3		4	1	1	1	1	0	1									
11 Humberto Cota, R OBP: 0.282, SLG: 0.229		1-0 6 2B	0-1 P5		1-1 G1-3	4-2 1-2 2-3 BB		1-0 G6-3		4	1	1	0	1	0	1									
Oliver Pérez, L OBP: 0.100, SLG: 0.100		0-0 P6		1-1 G3		1-2 L7		1-3 K		4	0	0	0	0	1	5									
55 Matt Capps, R										0	0	0	0	0	0	0									
34 John Grabow, L										0	0	0	0	0	0	0									
<b>Inning Stats</b>	R: 3 E: 0 K: 1 S: 12	H: 3 LOB: 0 BB: 1 P: 21	R: 3 E: 0 K: 0 S: 13	H: 3 LOB: 2 BB: 2 P: 25	R: 2 E: 0 K: 0 S: 9	H: 2 LOB: 0 BB: 0 P: 11	R: 1 E: 0 K: 0 S: 12	H: 1 LOB: 2 BB: 2 P: 22	R: 0 E: 0 K: 0 S: 8	H: 0 LOB: 0 BB: 0 P: 10	R: 3 E: 0 K: 2 S: 22	H: 4 LOB: 3 BB: 2 P: 36	R: 0 E: 0 K: 0 S: 11	H: 1 LOB: 1 BB: 0 P: 17	R: 0 E: 0 K: 1 S: 11	H: 1 LOB: 0 BB: 0 P: 18	1B: 6 2B: 6 3B: 0 HR: 3	SF: 0 SAC: 0 DP: 1 HBP: 0	WP: 0 PB: 0 SB: 1 CS: 0	PA: 44					
<b>PITCHER</b>	IP WLS BF H R ER SO BB IBB HBP BLK WP HR S P ERA WHIP	2.0 L 15 8 8 8 1 3 0 0 1 0 1 31 51 4.91 1.091	1.1 10 5 2 2 1 1 0 0 0 0 0 1 28 42 13.50 4.500	1.0 4 1 0 0 1 0 0 0 0 0 0 0 11 18 0.00 1.000	<b>PITCHER</b>										IP WLS BF H R ER SO BB IBB HBP BLK WP HR S P ERA WHIP										
Jeff Suppan, R ERA: 9.0																									
Josh Hancock, R ERA: 4.15																									
Ricardo Rincon, L ERA: 10.8																									
4B Brad Thompson, R ERA: 1.29																									

St. Louis Cardinals @ Pittsburgh Pirates  
PNC Park, Pittsburgh, PA  
Tue Apr 18 2006, 7:05 PM EDT  
Att: 16,682 - Clear - 68 F

AB	37
R	12
H	15
RBI	12
BB	7
SO	4
LOB	15



Batter	1	2	3	4	5	6	7	8	9	AB	R	H	RBI	BB	SO	LOB	TOP		
22 David Eckstein, R OBP: 0.380, SLG: 0.419	F8		HR			F8			26 15 G4-3 1B	4	2	2	1	0	0	0			
26 Scott Spiezio, S OBP: 0.250, SLG: 0.429 44 Jason Istringhausen, R	K		P5			F9			G4-3	4	0	0	0	0	0	1			
5 Albert Pujols, R OBP: 0.515, SLG: 1.021	L7								15 2B IBB	1	1	0	0	3	0	0			
15 Jim Edmonds, L OBP: 0.280, SLG: 0.395									43 FC6-4 2B	4	1	2	3	0	0	2			
43 Juan Encarnacion, R OBP: 0.246, SLG: 0.222	F8								FC6-4 E S	4	0	0	0	0	1	1			
53 John Rodriguez, L OBP: 0.385, SLG: 0.583 So Taguchi, R OBP: 0.225, SLG: 0.282	F7								G5-3	2	0	0	0	0	1	0			
4 Yadier Molina, R OBP: 0.176, SLG: 0.220	G5-3								F8	3	0	0	0	0	0	0			
Aaron Miles, S OBP: 0.432, SLG: 0.486									F8	3	0	1	0	0	0	0			
29 Chris Carpenter, R OBP: 0.111, SLG: 0.111 27 Scott Rolen, R OBP: 0.373, SLG: 0.510									K2-3	3	0	0	0	0	2	1			
										0	0	0	0	0	0	0			
<b>Inning Stats</b>	R: 0 H: 0 E: 0 K: 1 S: 11	H: 0 LOB: 0 BB: 0 P: 17	R: 1 H: 1 E: 0 K: 0 S: 8	H: 1 LOB: 0 BB: 0 P: 14	R: 1 H: 1 E: 0 K: 1 S: 13	H: 1 LOB: 0 BB: 0 P: 19	R: 0 H: 0 E: 0 K: 1 S: 7	H: 0 LOB: 0 BB: 1 P: 15	R: 0 H: 0 E: 0 K: 1 S: 9	H: 0 LOB: 0 BB: 0 P: 15	R: 0 H: 0 E: 0 K: 0 S: 4	H: 0 LOB: 0 BB: 0 P: 4	R: 0 H: 1 E: 0 K: 1 S: 7	H: 1 LOB: 1 BB: 0 P: 10	R: 2 H: 2 E: 0 K: 0 S: 14	H: 2 LOB: 1 BB: 1 P: 26	1B: 1 2B: 2 3B: 0 HR: 2	SF: 0 SAC: 0 DP: 2 HBP: 0	WP: 0 PA: 33 PB: 0 SB: 1 CS: 0
<b>PITCHER</b>	IP	WLS	BF	H	R	ER	SO	BB	IBB	HBP	BLK	WP	HR	S	P	ERA	WHIP		
Victor Santos, R ERA: 5.85	6.0	L	20	2	2	2	4	1	0	0	0	0	2	52	84	3.00	0.500		
16 Salomon Torres, R ERA: 3.14	2.0		7	1	0	0	1	1	0	0	0	0	0	14	26	0.00	1.000		
Roberto Hernandez, R ERA: 2.16	1.0		6	2	2	2	0	0	1	0	0	0	0	14	26	18.00	2.000		

St. Louis Cardinals @ Pittsburgh Pirates  
PNC Park, Pittsburgh, PA  
Wed Apr 19 2006, 12:35 PM EDT  
Att: 15,085 - Sunny - 68 F

AB 30  
R 4  
H 5  
RBI 4  
BB 3  
SO 5  
LOB 6



Batter	1	2	3	4	5	6	7	8	9	AB	R	H	RBI	BB	SO	LOB	BOTTOM				
6 Chris Duffy, L OBP: 0.246, SLG: 0.316										3	0	0	0	0	1	1					
12 Freddy Sanchez, R OBP: 0.343, SLG: 0.471	L6-3								F7	4	0	1	0	0	0	1					
Jason Bay, R OBP: 0.486, SLG: 0.500	K									2	0	0	0	2	1	0					
Jeremy Burnitz, L OBP: 0.279, SLG: 0.462										4	0	0	0	0	0	3					
Craig Wilson, R OBP: 0.388, SLG: 0.864										3	0	0	0	0	1	2					
Mike Edwards, R OBP: 0.250, SLG: 0.250										3	0	0	0	0	2	2					
Jose Castillo, R OBP: 0.383, SLG: 0.423										3	0	0	0	0	1	0					
26 Ronny Paulino, R OBP: 0.167, SLG: 0.167										3	0	1	0	0	0	0					
Victor Santos, R OBP: 0.167, SLG: 0.167 13 Nate McLouth, L OBP: 0.259, SLG: 0.407 16 Salomon Torres, R OBP: 0.278, SLG: 0.188 Roberto Hernandez, R OBP: 0.278, SLG: 0.188										1	0	0	0	0	0	0					
										1	0	0	0	0	1	1					
										0	0	0	0	0	0	0					
										0	0	0	0	0	0	0					
										0	0	0	0	0	0	0					
<b>Inning Stats</b>	R: 0 H: 0 E: 0 K: 1 S: 10	H: 0 LOB: 0 BB: 0 P: 15	R: 0 H: 0 E: 0 K: 2 S: 7	H: 0 LOB: 0 BB: 0 P: 10	R: 0 H: 0 E: 0 K: 0 S: 3	H: 0 LOB: 0 BB: 0 P: 5	R: 0 H: 0 E: 0 K: 0 S: 9	H: 0 LOB: 0 BB: 0 P: 15	R: 0 H: 0 E: 0 K: 0 S: 4	H: 0 LOB: 0 BB: 0 P: 9	R: 0 H: 1 E: 0 K: 1 S: 10	H: 1 LOB: 1 BB: 0 P: 14	R: 0 H: 1 E: 0 K: 1 S: 13	H: 1 LOB: 2 BB: 1 P: 21	R: 0 H: 0 E: 0 K: 1 S: 17	H: 0 LOB: 0 BB: 0 P: 21	R: 0 H: 0 E: 0 K: 1 S: 10	H: 0 LOB: 1 BB: 1 P: 18	1B: 2 2B: 1 3B: 0 HR: 0	SF: 0 SAC: 0 DP: 1 HBP: 1	WP: 0 PA: 31 PB: 0 SB: 0 CS: 0
<b>PITCHER</b>	IP	WLS	BF	H	R	ER	SO	BB	IBB	HBP	BLK	WP	HR	S	P	ERA	WHIP				
29 Chris Carpenter, R ERA: 1.67	8.0	W	27	2	0	0	6	1	0	1	0	0	0	73	110	0.00	0.375				
44 Jason Istringhausen, R ERA: 9.0	1.0		4	0	0	0	1	1	0	0	0	0	0	10	18	0.00	1.000				

St. Louis Cardinals @ Pittsburgh Pirates  
PNC Park, Pittsburgh, PA  
Wed Apr 19 2006, 12:35 PM EDT  
Att: 15,085 - Sunny - 68 F

AB 28  
R 0  
H 2  
RBI 0  
BB 2  
SO 7  
LOB 10







Batter	1	2	3	4	5	6	7	8	9	AB	R	H	RBI	BB	SO	LOB	TOP	
Juan Pierre, L (1, 8) OBP: 0.290, SLG: 0.328	G6-3		16 G5-3 5 SH1-3 1B		1-0 5 FC4-6 1B		G3-1			4	0	2	0	0	0	0	<b>Chicago Cubs @ St. Louis Cardinals</b> Busch Stadium, St. Louis, MO Sat Apr 22 2006, 1:15 PM CDT Att: 41,424 - Partly Cloudy - 77 F	
5 Ronny Cedeno, R (1, 6) OBP: 0.370, SLG: 0.481	1B		SH1-3		1-0 5 FC4-6 1B		FC4-6		L5	3	0	1	0	0	0	1		
Todd Walker, L (1, 4) OBP: 0.442, SLG: 0.609 Scott Williamson, R (5, 1)	1B		16 G5-3 BB		4-2 16 G5-4-3 BB				K	1	0	1	0	2	0	0		
Freddie Bynum, L (6, 7) OBP: 0.143, SLG: 0.143 Bob Howry, L (8, 1)	1B		G5-3		1-0 G5-4-3				G6-3	0	0	0	0	0	0	0		
16 Aramis Ramirez, R (1, 5) OBP: 0.283, SLG: 0.321	BB		G5-3		1-0 G5-4-3				G6-3	3	0	0	1	1	0	4		
John Mabry, L (1, 3) OBP: 0.353, SLG: 0.529	L6		G4-3		2-0 F7				F7	4	0	0	0	0	0	4		
Jacque Jones, L (1, 9) OBP: 0.250, SLG: 0.306		1-0 24 G5-4-3 1B		G3-1		2-3 K			E1	4	0	1	0	0	1	0		
19 Matt Murton, R (1, 7) OBP: 0.323, SLG: 0.439 47 Scott Eyre, L (6, 1) Jerry Hairston, R (8, 7) OBP: 0.348, SLG: 0.364	P4		G6-3		3-3 K				P4	3	0	0	0	0	1	1		
24 Henry Blanco, R (1, 2) OBP: 0.231, SLG: 0.091 Michael Barrett, R (9, PH) OBP: 0.333, SLG: 0.608	G5-4-3		FC6-4 BB		3-2 F7				F7	2	0	0	0	1	0	1		
Glendon Rusch, L (1, 1) OBP: 0.333, SLG: 0.500 Neifi Perez, S (5, 4) OBP: 0.238, SLG: 0.286			5 SH1-3 16 G5-3 1B		2-2 FC6-4				G5-3	2	1	1	0	0	0	1		
<b>Inning Stats</b>	R: 0 E: 0 K: 0 S: 9	H: 2 W: 22 BB: 1 P: 15	R: 0 E: 0 K: 0 S: 5	H: 1 LOB: 0 BB: 0 P: 11	R: 1 E: 0 K: 0 S: 13	H: 2 LOB: 2 BB: 1 P: 22	R: 0 E: 0 K: 0 S: 14	H: 0 LOB: 1 BB: 1 P: 23	R: 0 E: 0 K: 2 S: 11	H: 0 LOB: 0 BB: 0 P: 18	R: 0 E: 0 K: 1 S: 11	H: 0 LOB: 0 BB: 0 P: 16	R: 0 E: 0 K: 0 S: 10	H: 0 LOB: 1 BB: 0 P: 17	1B: 6 2B: 0 3B: 0 HR: 0	SF: 0 SAC: 1 DP: 2 HBP: 0	WP: 0 PA: 35 PB: 0 SB: 1 CS: 0	
<b>PITCHER</b>	IP WLS BF H R ER SO BB IBB HBP BLK WP HR S P ERA WHIP																	
Sidney Ponson, R (1, 1) ERA: 3.31	5.0	W	22	6	1	1	0	4	0	0	0	0	0	0	48	84	1.80	2.000
50 Adam Wainwright, R (6, 1) ERA: 1.04	1.0	H	3	0	0	0	2	0	0	0	0	0	0	0	11	18	0.00	0.000
41 Braden Looper, R (7, 1) ERA: 1.93	2.0	H	6	0	0	0	1	0	0	0	0	0	0	19	32	0.00	0.000	
44 Jason Istringhausen, R (9, 1) ERA: 7.5	1.0	S	4	0	0	0	0	0	0	0	0	0	0	10	17	0.00	0.000	

Batter	1	2	3	4	5	6	7	8	9	AB	R	H	RBI	BB	SO	LOB	BOTTOM		
22 David Eckstein, R (1, 6) OBP: 0.388, SLG: 0.423	K		G3		0-0 7 BB 5 1B		F8			4	1	1	1	0	1	3	<b>Chicago Cubs @ St. Louis Cardinals</b> Busch Stadium, St. Louis, MO Sat Apr 22 2006, 1:15 PM CDT Att: 41,424 - Partly Cloudy - 77 F		
7 Hector Luna, R (1, 4) OBP: 0.375, SLG: 0.522	G5-3		P6		4-2 5 1B BB		F9		F9	3	0	0	0	1	0	1			
5 Albert Pujols, R (1, 3) OBP: 0.507, SLG: 1.000	BB		F9		2-1 1-3 2H 3H 1B		F9		F9	3	0	1	2	1	0	0			
27 Scott Rolen, R (1, 5) OBP: 0.358, SLG: 0.456	K		L8		3-2 L8		F8		BB	3	0	0	0	1	1	3			
15 Jim Edmonds, L (1, 8) OBP: 0.276, SLG: 0.420	F7		L8		4-2 43 WP 4 2B BB		K		K	3	1	0	0	1	1	1			
43 Juan Encarnacion, R (1, 9) OBP: 0.246, SLG: 0.228 44 Jason Istringhausen, R (9, 1)	P6		K		1-3 SAFE SAFE SAFE K		K		F9	4	0	0	0	0	2	1			
4 Yadier Molina, R (1, 2) OBP: 0.186, SLG: 0.241	P6		F9		3-2 F9		2B		G4-3	4	0	1	1	0	0	0			
So Taguchi, R (1, 7) OBP: 0.267, SLG: 0.286			22 G3 SH1-4 1B		4-2 53 BB 22 1B BB				F9	2	1	1	0	1	0	0			
Sidney Ponson, R (1, 1) ERA: 3.31 53 John Rodriguez, L (5, PH) ERA: 6.41 50 Adam Wainwright, R (6, 1) ERA: 1.04 26 Scott Spiezio, S (6, PH) OBP: 0.225, SLG: 0.046 41 Braden Looper, R (7, 1) ERA: 1.93 55 Skip Schumaker, L (9, 9) OBP: 0.276, SLG: 0.275	SH1-4		7 BB 22 1B 5 1B BB		4-2 SAFE SAFE SAFE SAFE K		K		K	0	0	0	0	0	0	0			
<b>Inning Stats</b>	R: 0 E: 0 K: 2 S: 9	H: 0 LOB: 1 BB: 1 P: 14	R: 0 E: 0 K: 0 S: 8	H: 0 LOB: 0 BB: 0 P: 12	R: 0 E: 0 K: 0 S: 13	H: 1 LOB: 1 BB: 0 P: 17	R: 0 E: 0 K: 0 S: 11	H: 0 LOB: 0 BB: 0 P: 19	R: 3 E: 0 K: 1 S: 21	H: 2 LOB: 2 BB: 3 P: 40	R: 1 E: 0 K: 2 S: 13	H: 1 LOB: 1 BB: 1 P: 24	R: 0 E: 0 K: 1 S: 6	H: 0 LOB: 1 BB: 1 P: 16	R: 0 E: 0 K: 0 S: 8	H: 0 LOB: 0 BB: 0 P: 14		1B: 3 2B: 1 3B: 0 HR: 0	SF: 0 SAC: 1 DP: 0 HBP: 1
<b>PITCHER</b>	IP WLS BF H R ER SO BB IBB HBP BLK WP HR S P ERA WHIP																		
Glendon Rusch, L (1, 1) ERA: 6.41	4.2	L	20	2	3	3	3	4	0	0	0	0	0	58	95	5.79	1.286		
Scott Williamson, R (5, 1) ERA: 2.16	0.2		6	2	1	1	1	1	0	1	0	0	0	13	26	13.50	4.500		
47 Scott Eyre, L (6, 1) ERA: 1.04	1.2		6	0	0	0	2	1	0	0	0	0	0	10	21	0.00	0.600		
Bob Howry, R (8, 1) ERA: 1.04	1.0		3	0	0	0	0	0	0	0	0	0	0	8	14	0.00	0.000		





Batter	1	2	3	4	5	6	7	8	9	AB	R	H	RBI	BB	SO	LOB	TOP										
6 Chris Duffy, L OBP: 0.239, SLG: 0.277	G3		2-2 1B HBP		2-3 K			0-3 K		3	1	0	0	0	2	0	<b>Pittsburgh Pirates @ St. Louis Cardinals</b> Busch Stadium, St. Louis, MO Tue Apr 25 2006, 7:10 PM CDT Att: 38,809 - Cloudy - 47 F										
2 Jack Wilson, R OBP: 0.381, SLG: 0.558	F8		1-1 1B		0-0 G5-3			2-1 F8		4	0	1	1	0	0	0											
Jason Bay, R OBP: 0.432, SLG: 0.493	F7		1-2 2-3 3-H 1B				1-0 F9			4	0	0	0	0	1	3											
Craig Wilson, R OBP: 0.368, SLG: 0.689		3-2 P5	0-0 1B			3-3 K		1-2 G6-3		4	0	1	2	0	1	0											
Jeremy Burnitz, L OBP: 0.253, SLG: 0.386		2-2 G6-4-3 HBP	0-0 P4			2-1 G4-3		2-2 P1		3	0	0	0	0	0	2											
Joe Randa, R OBP: 0.242, SLG: 0.339		2-1 G6-4-3			2-2 P3			4-2 BB		3	0	0	0	1	0	1											
Jose Castillo, R OBP: 0.324, SLG: 0.348 12 Freddy Sanchez, R (9, PH) OBP: 0.364, SLG: 0.581			0-2 G1-3		0-0 G6-3			3-2 F8		3	0	0	0	0	0	0											
26 Ronny Paulino, R OBP: 0.429, SLG: 0.385			1-2 HBP 2 1B SH		3-1 L9			2-1 1B		3	1	2	0	0	0	0											
Victor Santos, R OBP: 0.143, SLG: 0.143 16 Salomon Torres, R (6, PH) OBP: 0.417, SLG: 0.500 13 Nate McLouth, L (7, PH) OBP: 0.238, SLG: 0.317 Roberto Hernandez, R (7, 1)			0-1 SH 2 1B 6 HBP 1B			2-2 G5-3		2-1 L6		1	1	0	0	0	0	0											
<b>Inning Stats</b>	R: 0 E: 0 K: 0 S: 13	H: 0 LOB: 0 BB: 0 P: 18	R: 0 E: 0 K: 0 S: 9	H: 0 LOB: 0 BB: 0 P: 16	R: 3 E: 1 K: 1 S: 18	H: 3 LOB: 2 BB: 0 P: 23	R: 0 E: 0 K: 0 S: 7	H: 0 LOB: 0 BB: 0 P: 12	R: 0 E: 0 K: 1 S: 7	H: 0 LOB: 0 BB: 0 P: 11	R: 0 E: 0 K: 1 S: 7	H: 0 LOB: 0 BB: 0 P: 13	R: 0 E: 0 K: 1 S: 10	H: 1 LOB: 1 BB: 0 P: 18	R: 0 E: 0 K: 0 S: 10	H: 0 LOB: 0 BB: 0 P: 12		R: 0 E: 0 K: 0 S: 11	H: 0 LOB: 1 BB: 1 P: 19	1B: 4 2B: 0 3B: 0 HR: 0	SF: 0 SAC: 1 DP: 1 HBP: 2	WP: 0 PB: 0 SB: 0 CS: 0	PA: 34				
<b>PITCHER</b>	IP	WLS	BF	H	R	ER	SO	BB	IBB	HBP	BLK	WP	HR	S	P	ERA	WHIP										
Jeff Suppan, R (1, 1) ERA: 5.85	7.0	W	27	4	3	0	3	0	0	2	0	0	0	71	111	0.00	0.571										
41 Braden Looper, R (8, 1) ERA: 1.74	1.0	H	3	0	0	0	1	0	0	0	0	0	0	10	12	0.00	0.000										
44 Jason Istringhausen, R (9, 1) ERA: 6.43	1.0	S	4	0	0	0	0	1	0	0	0	0	0	11	19	0.00	1.000										

AB	30
R	3
H	4
RBI	3
BB	1
SO	4
LOB	8



Batter	1	2	3	4	5	6	7	8	9	AB	R	H	RBI	BB	SO	LOB	BOTTOM										
22 David Eckstein, R OBP: 0.385, SLG: 0.407	K				G6-3			1-0 F7		5	0	2	0	0	1	1	<b>Pittsburgh Pirates @ St. Louis Cardinals</b> Busch Stadium, St. Louis, MO Tue Apr 25 2006, 7:10 PM CDT Att: 38,809 - Cloudy - 47 F										
7 Hector Luna, R OBP: 0.455, SLG: 0.594	5 F 15 1B 5 S	1 SAFE PO	1-2 15 CS 1B			2-3 K		0-0 1B		4	1	3	0	0	1	0											
5 Albert Pujols, R OBP: 0.483, SLG: 0.940	4-1 15 1B 43 2B IBB		1-1 P5			2-2 K		0-1 G6-3		3	2	1	0	1	0	4											
15 Jim Edmonds, L OBP: 0.300, SLG: 0.417	0-0 43 2B 1B		1-1 4-0 43 HR BB			2-1 F7		0-1 43 G5-4-3 1B		3	1	2	1	1	0	1											
43 Juan Encarnacion, R OBP: 0.263, SLG: 0.329			3-2 2-2 1-3 3-H 2B			1-1 K		0-1 G5-4-3		4	1	3	4	0	0	1											
26 Scott Spiezio, S OBP: 0.227, SLG: 0.500			1-3 3-H K			3-1 F9		1-2 HR		4	1	1	1	0	1	3											
Gary Bennett, R OBP: 0.333, SLG: 0.429			1-0 G5-3			4-1 G4-3 BB		0-1 G3-1		3	0	0	0	1	0	2											
So Taguchi, R OBP: 0.278, SLG: 0.294			0-2 G6-3			1-2 G4-3		0-0 G5-3		4	0	0	0	0	0	1											
Jeff Suppan, R (1, 1) ERA: 6.48 41 Braden Looper, R (8, 1) 53 John Rodriguez, L (8, PH) OBP: 0.417, SLG: 0.500 44 Jason Istringhausen, R (9, 1)			1-2 G6-3			0-0 G1-3		0-3 K		3	0	0	0	0	1	1											
								1-0 L8		0	0	0	0	0	0	0											
<b>Inning Stats</b>	R: 2 E: 0 K: 2 S: 14	H: 3 LOB: 2 BB: 1 P: 26	R: 0 E: 0 K: 0 S: 9	H: 1 LOB: 0 BB: 0 P: 11	R: 2 E: 0 K: 0 S: 9	H: 2 LOB: 0 BB: 1 P: 18	R: 0 E: 0 K: 0 S: 8	H: 0 LOB: 1 BB: 1 P: 15	R: 1 E: 0 K: 1 S: 14	H: 2 LOB: 1 BB: 0 P: 24	R: 0 E: 0 K: 1 S: 10	H: 2 LOB: 3 BB: 0 P: 13	R: 1 E: 0 K: 0 S: 10	H: 2 LOB: 0 BB: 0 P: 11	R: 0 E: 0 K: 0 S: 7	H: 0 LOB: 0 BB: 0 P: 11	1B: 8 2B: 1 3B: 1 HR: 2	SF: 0 SAC: 0 DP: 1 HBP: 0	WP: 0 PB: 1 SB: 1 CS: 1	PA: 38							
<b>PITCHER</b>	IP	WLS	BF	H	R	ER	SO	BB	IBB	HBP	BLK	WP	HR	S	P	ERA	WHIP										
Victor Santos, R (1, 1) ERA: 6.48	5.0	L	24	8	5	5	3	2	1	0	0	0	0	54	94	9.00	2.000										
16 Salomon Torres, R (6, 1) ERA: 2.81	1.0		6	2	0	0	1	0	0	0	0	0	0	10	13	0.00	2.000										
Roberto Hernandez, R (7, 1) ERA: 2.61	2.0		7	2	1	1	0	0	0	0	0	0	1	17	22	4.50	1.000										

AB	34
R	6
H	12
RBI	6
BB	3
SO	4
LOB	14





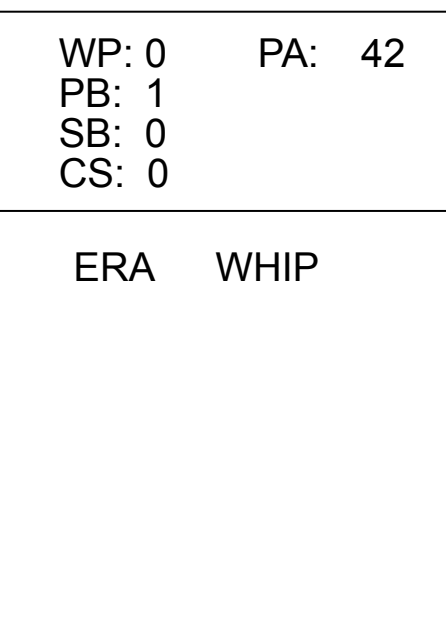
Batter	1	2	3	4	5	6	7	8	9	AB	R	H	RBI	BB	SO	LOB	TOP
Alfonso Soriano, R (1, 7) OBP: 0.364, SLG: 0.602	1-0 CS 1B			1-1 G3-6-3 1B		0-2 K		1-1 G6-3		4	0	2	0	0	1	1	Washington Nationals @ St. Louis Cardinals Busch Stadium, St. Louis, MO Thu Apr 27 2006, 7:10 PM CDT Att: 39,515 - Clear - 70 F
Jose Vidro, S (1, 4) OBP: 0.393, SLG: 0.512	2-2 L7			2-0 G3-6-3 1-2		1-0 G4-3		1-1 G4-3		4	0	0	0	0	3		
24 Nick Johnson, L (1, 3) OBP: 0.490, SLG: 0.641	2-2 F7			2-3 K			3-2 2B	2-3 K		4	1	1	0	0	2		
Jose Guillen, R (1, 9) OBP: 0.333, SLG: 0.381		1-0 F8			0-0 F8		1-1 F7		1-2 G6-3	4	0	0	0	0	1		
Ryan Church, L (1, 8) OBP: 0.383, SLG: 0.692		0-3 K			2-0 2B		1-1 F8		0-1 G4-3	4	0	1	0	0	1		
11 Ryan Zimmerman, R (1, 5) OBP: 0.326, SLG: 0.354			1-1 G5-3		1-2 P5		4-1 2B		1-0 F8	3	1	0	0	1	0		
Brian Schneider, L (1, 2) OBP: 0.276, SLG: 0.209				0-1 G4-3		1-1 G5-3		2-0 1B 2B		3	0	1	2	0	1		
Royce Clayton, R (1, 6) OBP: 0.293, SLG: 0.293				0-1 G6-3			4-2 BB	2-2 FC5-4 1B		2	0	1	0	1	0		
48 Michael O'Connor, L (1, 1) Marlon Anderson, L (6, PH) 57 Jason Bergmann, R (6, 1) Marlon Byrd, R (7, PH) Gary Majewski, R (7, 1) Felix Rodriguez, R (8, 1) Joey Eischen, L (8, 1)			2-1 G6-3			0-3 K	1-1 FC5-4			1	0	0	0	0	0		
<b>Inning Stats</b>	R: 0 E: 0 K: 0 S: 8	H: 1 LOB: 0 BB: 0 P: 13	R: 0 E: 0 K: 1 S: 6	H: 0 LOB: 0 BB: 0 P: 8	R: 0 E: 0 K: 1 S: 6	H: 1 LOB: 0 BB: 0 P: 11	R: 0 E: 0 K: 2 S: 9	H: 0 LOB: 1 BB: 1 P: 14	R: 2 E: 0 K: 0 S: 15	H: 3 LOB: 2 BB: 1 P: 29	R: 0 E: 0 K: 1 S: 10	H: 0 LOB: 0 BB: 0 P: 14	R: 0 E: 0 K: 0 S: 6	H: 0 LOB: 0 BB: 0 P: 8	1B: 3 2B: 3 3B: 0 HR: 0	SF: 0 SAC: 0 DP: 1 HBP: 0	
<b>PITCHER</b>	IP WLS BF H R ER SO BB IBB HBP BLK WP HR S P ERA WHIP	6.2 W 25 5 2 2 4 2 0 0 0 0 0 0 52 86 2.70 1.050	1.1 H 5 1 0 0 1 0 0 0 0 0 0 0 16 23 0.00 0.750	1.0 3 0 0 0 0 0 0 0 0 0 0 0 0 6 8 0.00 0.000	<b>PITCHER</b>										IP WLS BF H R ER SO BB IBB HBP BLK WP HR S P ERA WHIP		

Batter	1	2	3	4	5	6	7	8	9	AB	R	H	RBI	BB	SO	LOB	BOTTOM
22 David Eckstein, R (1, 6) OBP: 0.406, SLG: 0.420	4-1 43 E 15 HR BB	2-2 5 FC6-4 1B		3-1 P4		2-1 F8		1-0 43 FC9-2 5 BB HBP		3	1	1	0	1	0	3	Washington Nationals @ St. Louis Cardinals Busch Stadium, St. Louis, MO Thu Apr 27 2006, 7:10 PM CDT Att: 39,515 - Clear - 70 F
7 Hector Luna, R (1, 4) OBP: 0.426, SLG: 0.525 Aaron Miles, S (8, PH) (9, 4)	1-1 F9	0-1 F7		1-0 G6-3			4-0 43 FC1-5 5 BB BB	0-1 SF8		3	0	0	0	1	0	4	
5 Albert Pujols, R (1, 3) OBP: 0.495, SLG: 0.890	1-2 F8	1-2 FC6-4			2-0 F8		4-2 43 FC1-5 26 2B BB	3-H 4-0 43 FC9-2 BB		3	1	0	0	2	0	3	
43 Juan Encarnacion, R (1, 9) OBP: 0.235, SLG: 0.296	0-2 E5 15 HR		3-2 F7		3-3 K		1-1 FC1-5 26 2B BB	0-1 FC9-2		5	2	0	0	0	1	6	
15 Jim Edmonds, L (1, 8) OBP: 0.293, SLG: 0.446	2-1 1-H 2-H HR		1-3 K		1-2 G5-3		3-2 P5	2-0 F8		5	1	1	3	0	1	5	
26 Scott Spiezo, S (1, 5) OBP: 0.333, SLG: 0.630	0-1 3B		4-2 4 FC6-4 BB			0-0 G3	1-1 1-H 2-H 2B			3	0	2	2	1	0	0	
4 Yadier Molina, R (1, 2) OBP: 0.176, SLG: 0.208	0-0 P6		3-1 4 FC6-4 1-2			1-3 K	2-0 K			4	0	0	0	0	2	3	
So Taguchi, R (1, 7) OBP: 0.339, SLG: 0.351		1-0 F8		4-2 SH2-4 BB		1-0 1B		3-2 53 2B 5B SF8 2B		3	1	2	0	1	0	0	
Sidney Ponson, R (1, 1) OBP: 0.500, SLG: 0.250 48 Brad Thompson, R (7, 1) 53 John Rodriguez, L (6, PH) Josh Hancock, R (9, 1)		4-0 22 1B BB		1-0 SH2-4		1-1 1B		1-2 5 BB 43 FC9-2 2B		1	0	1	0	1	0	0	
<b>Inning Stats</b>	R: 3 E: 1 K: 0 S: 15	H: 2 LOB: 1 BB: 1 P: 23	R: 0 E: 0 K: 0 S: 9	H: 1 LOB: 2 BB: 1 P: 17	R: 0 E: 0 K: 1 S: 12	H: 0 LOB: 1 BB: 1 P: 23	R: 0 E: 0 K: 0 S: 7	H: 0 LOB: 0 BB: 1 P: 16	R: 0 E: 0 K: 1 S: 9	H: 2 LOB: 2 BB: 0 P: 14	R: 2 E: 0 K: 1 S: 12	H: 1 LOB: 1 BB: 2 P: 26	R: 1 E: 0 K: 0 S: 15	H: 2 LOB: 3 BB: 1 P: 26	1B: 3 2B: 3 3B: 1 HR: 1	SF: 1 SAC: 1 DP: 0 HBP: 1	
<b>PITCHER</b>	IP WLS BF H R ER SO BB IBB HBP BLK WP HR S P ERA WHIP	5.0 L 23 3 3 0 2 4 0 0 0 0 0 0 9 14 0.00 2.000	1.0 8 3 3 3 1 2 0 0 0 0 0 0 0 22 40 27.00 5.000	0.2 4 0 0 0 0 1 0 0 1 0 0 0 0 4 9 0.00 1.500	0.1 1 0 0 0 0 0 0 0 0 0 0 0 0 1 3 0.00 0.000	<b>PITCHER</b>										IP WLS BF H R ER SO BB IBB HBP BLK WP HR S P ERA WHIP	

Batter	1	2	3	4	5	6	7	8	9	AB	R	H	RBI	BB	SO	LOB	TOP					
Alfonso Soriano, R (1,7) OBP: 0.375, SLG: 0.594	P4	24 1B HBP BB	1-0			G6-3 BB		K		3	0	1	2	2	1	1	Washington Nationals @ St. Louis Cardinals Busch Stadium, St. Louis, MO Fri Apr 28 2006, 7:10 PM CDT Att: 40,841 - Cloudy - 69 F					
Jose Vidro, S (1,4) OBP: 0.394, SLG: 0.500	24 HR	24 1B HBP	F7			G6-3		L9		4	1	1	0	0	0	3						
24 Nick Johnson, L (1,3) OBP: 0.485, SLG: 0.663	HR					G3-1		G4-3		5	1	2	3	0	0	1						
Jose Guillen, R (1,9) OBP: 0.312, SLG: 0.353	G4-3	F9				G6-3		G5-3		5	0	0	0	0	0	3						
Ryan Church, L (1,8) Marlon Byrd, R (6,8) OBP: 0.380, SLG: 0.659 OBP: 0.388, SLG: 0.324	11 HR BB	K				G3-1		11 G5-3 1B		2	1	0	0	1	1	3						
11 Ryan Zimmerman, R (1,5) OBP: 0.380, SLG: 0.391	HR					G5-3		G5-3		2	1	0	0	1	1	3						
Brian Schneider, L (1,2) OBP: 0.275, SLG: 0.211	K					G3-1		P6		2	1	1	0	0	0	0						
Royce Clayton, R (1,6) OBP: 0.314, SLG: 0.333						G1-3		G5-3		5	2	2	2	0	1	1						
Tony Armas, R (1,1) Mike Stanton, L (7,1) Damian Jackson, R (6,PH) Felix Rodriguez, R (8,1) 32 Chad Cordero, R (9,1)						G1-3		E5 PB		4	0	1	1	0	1	1						
<b>Inning Stats</b>	R: 4 E: 0 K: 1 S: 21	H: 3 LOB: 0 BB: 1 P: 33	R: 1 E: 0 K: 1 S: 12	H: 2 LOB: 3 BB: 1 P: 23	R: 2 E: 0 K: 0 S: 10	H: 2 LOB: 1 BB: 1 P: 18	R: 0 E: 0 K: 0 S: 4	H: 0 LOB: 0 BB: 0 P: 5	R: 0 E: 0 K: 1 S: 7	H: 1 LOB: 1 BB: 0 P: 10	R: 0 E: 0 K: 0 S: 5	H: 0 LOB: 0 BB: 1 P: 11	R: 1 E: 0 K: 0 S: 11	H: 2 LOB: 1 BB: 0 P: 18	R: 0 E: 1 K: 1 S: 13	H: 0 LOB: 0 BB: 0 P: 19		R: 0 E: 0 K: 0 S: 5	H: 0 LOB: 0 BB: 0 P: 8	1B: 6 2B: 2 3B: 0 HR: 2	SF: 0 SAC: 2 DP: 1 HBP: 1	WP: 0 PB: 1 SB: 0 CS: 0
<b>PITCHER</b>	IP WLS BF H R ER SO BB IBB HBP BLK WP HR S P ERA WHIP																					
Jason Marquis, R (1,1) ERA: 5.04	5.0 L 28 8 7 7 3 4 0 1 0 0 2 55 94 12.60 2.400																					
Josh Hancock, L (6,1) ERA: 3.07	2.0 7 2 1 1 0 0 0 0 0 0 0 15 24 4.50 1.000																					
34 Randy Flores, L (8,1) ERA: 2.84	1.0 4 0 0 0 1 0 0 0 0 0 0 0 13 19 0.00 0.000																					
48 Brad Thompson, R (9,1) ERA: 0.87	1.0 3 0 0 0 0 0 0 0 0 0 0 5 8 0.00 0.000																					

Batter	1	2	3	4	5	6	7	8	9	AB	R	H	RBI	BB	SO	LOB	BOTTOM					
22 David Eckstein, R (1,6) OBP: 0.410, SLG: 0.418	5 F9									3	1	1	0	0	2	1	Washington Nationals @ St. Louis Cardinals Busch Stadium, St. Louis, MO Fri Apr 28 2006, 7:10 PM CDT Att: 40,841 - Cloudy - 69 F					
34 Randy Flores, L (8,1) 48 Brad Thompson, R (9,1)	G4-3 HBP	K				G4-3 5 1B		K		0	0	0	0	0	0	0						
Aaron Miles, S (1,4) OBP: 0.393, SLG: 0.400	G4-3					G4-3		F8		4	0	0	0	0	2							
5 Albert Pujols, R (1,3) OBP: 0.495, SLG: 0.909	F9					P3		2-0		4	1	2	2	0	0	1						
15 Jim Edmonds, L (1,8) OBP: 0.304, SLG: 0.433						3-H 1B		K		2	0	0	0	2	2	1						
26 Scott Spiezio, S (1,5) OBP: 0.324, SLG: 0.567	K					F7		K		3	0	0	0	1	2	3						
53 John Rodriguez, L (1,7) OBP: 0.433, SLG: 0.520						K		4 1B		3	1	1	0	1	1	1						
4 Yadier Molina, R (1,2) OBP: 0.167, SLG: 0.197	F9					L8		L5-3		4	0	0	0	0	2							
55 Skip Schumaker, L (1,9) OBP: 0.256, SLG: 0.282	G4-3					F8		G4-3		4	0	1	1	0	0	0						
Jason Marquis, L (1,1) OBP: 0.143, SLG: 0.214	G4-3					F8		P3		2	0	0	0	0	0	1						
John Gall, R (7,PH) 7 Hector Luna, R (8,6) OBP: 0.419, SLG: 0.512								K		1	0	0	0	0	0	0						
<b>Inning Stats</b>	R: 0 E: 0 K: 1 S: 15	H: 0 LOB: 2 BB: 1 P: 26	R: 1 E: 0 K: 1 S: 13	H: 1 LOB: 1 BB: 1 P: 20	R: 0 E: 0 K: 0 S: 9	H: 0 LOB: 1 BB: 1 P: 15	R: 0 E: 0 K: 1 S: 7	H: 0 LOB: 0 BB: 0 P: 11	R: 1 E: 0 K: 1 S: 15	H: 2 LOB: 1 BB: 0 P: 24	R: 0 E: 0 K: 1 S: 8	H: 1 LOB: 0 BB: 0 P: 13	R: 0 E: 0 K: 1 S: 7	H: 0 LOB: 0 BB: 0 P: 10	R: 1 E: 0 K: 1 S: 9	H: 1 LOB: 1 BB: 1 P: 19	R: 0 E: 0 K: 1 S: 8	H: 0 LOB: 0 BB: 0 P: 10	1B: 3 2B: 2 3B: 0 HR: 1	SF: 0 SAC: 0 DP: 1 HBP: 1	WP: 0 PB: 0 SB: 1 CS: 0	PA: 36
<b>PITCHER</b>	IP WLS BF H R ER SO BB IBB HBP BLK WP HR S P ERA WHIP																					
Tony Armas, R (1,1) ERA: 2.76	6.0 W 25 4 2 2 2 3 0 0 0 0 0 67 109 3.00 1.167																					
Mike Stanton, L (7,1) ERA: 1.8	1.0 3 0 0 0 1 0 0 0 0 0 0 7 10 0.00 0.000																					
Felix Rodriguez, R (8,1) ERA: 5.27	1.0 5 1 1 1 1 1 0 0 0 0 0 1 9 19 9.00 2.000																					
32 Chad Cordero, R (9,1) ERA: 2.7	1.0 3 0 0 0 1 0 0 0 0 0 0 8 10 0.00 0.000																					

Washington Nationals @ St. Louis Cardinals  
 Busch Stadium, St. Louis, MO  
 Fri Apr 28 2006, 7:10 PM CDT  
 Att: 40,841 - Cloudy - 69 F



Washington Nationals @ St. Louis Cardinals  
 Busch Stadium, St. Louis, MO  
 Fri Apr 28 2006, 7:10 PM CDT  
 Att: 40,841 - Cloudy - 69 F



AB 35  
 R 8  
 H 10  
 RBI 8  
 BB 4  
 SO 4  
 LOB 15

AB 31  
 R 3  
 H 5  
 RBI 3  
 BB 4  
 SO 8  
 LOB 12







Batter	1	2	3	4	5	6	7	8	9	AB	R	H	RBI	BB	SO	LOB	TOP
22 David Eckstein, R OBP: 0.393, SLG: 0.392	F9		1B			P6		F7		4	0	1	0	0	0	0	<b>St. Louis Cardinals @ Cincinnati Reds</b> Great American Ball Park, Cincinnati, OH Mon May 01 2006, 7:10 PM EDT Att: 20,900 - Partly Cloudy - 70 F
53 John Rodriguez, L OBP: 0.486, SLG: 0.581	2B		G4-6-3			1B		BB		3	0	2	0	1	0	1	
5 Albert Pujols, R OBP: 0.500, SLG: 0.881	F7		P4			1B		F9		3	0	0	0	1	0	2	
15 Jim Edmonds, L OBP: 0.304, SLG: 0.405	F8					F8				4	0	0	0	0	0	3	
26 Scott Spiezo, S OBP: 0.348, SLG: 0.550 34 Randy Flores, L OBP: 0.250, SLG: 0.250	K					P4		K		3	0	0	0	0	2	2	
43 Juan Encarnacion, R OBP: 0.245, SLG: 0.362	HR							F7		0	0	0	0	0	0	0	
4 Yadier Molina, R OBP: 0.155, SLG: 0.183	G6-3					L9		G5-3		3	0	0	0	0	0	0	
Aaron Miles, S OBP: 0.412, SLG: 0.389	BB					G5-3		F7		2	0	0	0	1	0	0	
30 Mark Mulder, L OBP: 0.400, SLG: 0.583 Josh Hancock, R OBP: 0.383, SLG: 0.467	K					G1-3		G1-3		2	0	0	0	0	1	1	
<b>Inning Stats</b>	R: 0 H: 1 E: 0 LOB: 1 K: 0 BB: 0 S: 11 P: 12	R: 1 H: 1 E: 0 LOB: 1 K: 2 BB: 1 S: 14 P: 23	R: 0 H: 1 E: 0 LOB: 0 K: 1 BB: 0 S: 5 P: 7	R: 0 H: 0 E: 0 LOB: 0 K: 1 BB: 0 S: 8 P: 10	R: 0 H: 0 E: 0 LOB: 0 K: 0 BB: 0 S: 10 P: 14	R: 0 H: 1 E: 0 LOB: 2 K: 0 BB: 1 S: 8 P: 15	R: 0 H: 0 E: 0 LOB: 0 K: 0 BB: 0 S: 4 P: 7	R: 0 H: 0 E: 0 LOB: 1 K: 1 BB: 1 S: 7 P: 13	R: 0 H: 0 E: 0 LOB: 0 K: 1 BB: 0 S: 6 P: 8	1B: 2 2B: 1 3B: 0 HR: 1	SF: 0 SAC: 0 DP: 1 HBP: 0	WP: 0 PA: 33 PB: 0 SB: 0 CS: 0					
<b>PITCHER</b> 61 Bronson Arroyo, R ERA: 2.06	IP: 9.0 WLS: W BF: 33 H: 4 R: 1 ER: 1 SO: 4 BB: 3 IBB: 0 HBP: 0 BLK: 0 WP: 0 HR: 1 S: 73 P: 109 ERA: 1.00 WHIP: 0.778																

Batter	1	2	3	4	5	6	7	8	9	AB	R	H	RBI	BB	SO	LOB	BOTTOM
6 Ryan Freel, R OBP: 0.433, SLG: 0.346	L4		K		1B	K		G5-3		5	1	2	0	0	2	4	<b>St. Louis Cardinals @ Cincinnati Reds</b> Great American Ball Park, Cincinnati, OH Mon May 01 2006, 7:10 PM EDT Att: 20,900 - Partly Cloudy - 70 F
Felipe Lopez, S OBP: 0.536, SLG: 0.393	G6-3		G6-3		2B	1B		G5-3		5	0	2	3	0	0	2	
Rich Aurilia, R OBP: 0.341, SLG: 0.547	HR				1B	1B		K		4	1	1	1	1	2	4	
Adam Dunn, L OBP: 0.426, SLG: 0.609	F7				F9	1B		F8		4	1	1	0	0	0	1	
Austin Kearns, R OBP: 0.367, SLG: 0.536	G4-3				K	1B		1B		4	1	2	1	0	1	1	
12 Edwin Encarnacion, R OBP: 0.462, SLG: 0.554	F9				BB	1B		1B		3	1	2	0	1	0	0	
4 Brandon Phillips, R OBP: 0.375, SLG: 0.567	L7				L6	1B		F9		4	1	1	1	0	0	4	
26 David Ross, R OBP: 0.371, SLG: 0.655					P6	K		K		4	0	1	0	0	2	4	
61 Bronson Arroyo, R OBP: 0.222, SLG: 0.500	K				K	1B		G5-3		3	0	0	0	1	2	1	
<b>Inning Stats</b>	R: 1 H: 1 E: 0 LOB: 0 K: 0 BB: 0 S: 10 P: 15	R: 0 H: 0 E: 0 LOB: 0 K: 0 BB: 0 S: 5 P: 9	R: 0 H: 1 E: 0 LOB: 1 K: 2 BB: 0 S: 10 P: 13	R: 0 H: 0 E: 0 LOB: 2 K: 1 BB: 0 S: 7 P: 20	R: 1 H: 2 E: 0 LOB: 1 K: 2 BB: 0 S: 11 P: 15	R: 4 H: 5 E: 0 LOB: 2 K: 2 BB: 1 S: 25 P: 41	R: 0 H: 2 E: 0 LOB: 2 K: 1 BB: 0 S: 12 P: 20	R: 0 H: 1 E: 0 LOB: 1 K: 1 BB: 0 S: 8 P: 11	1B: 7 2B: 4 3B: 0 HR: 1	SF: 0 SAC: 0 DP: 0 HBP: 0	WP: 2 PA: 39 PB: 0 SB: 0 CS: 0						
<b>PITCHER</b> 30 Mark Mulder, L ERA: 4.43 Josh Hancock, R ERA: 2.7 34 Randy Flores, L ERA: 2.45	IP: 5.0 WLS: L BF: 25 H: 8 R: 6 ER: 6 SO: 5 BB: 2 IBB: 0 HBP: 0 BLK: 0 WP: 1 HR: 1 S: 56 P: 91 ERA: 10.80 WHIP: 2.000																

Batter	1	2	3	4	5	6	7	8	9	AB	R	H	RBI	BB	SO	LOB	TOP		
22 David Eckstein, R OBP: 0.402, SLG: 0.396										4	1	2	0	0	0	1	<b>St. Louis Cardinals @ Cincinnati Reds</b> Great American Ball Park, Cincinnati, OH Tue May 02 2006, 12:35 PM EDT Att: 25,133 - Partly Cloudy - 68 F		
John Gait, R OBP: 0.222, SLG: 0.222										5	0	1	0	0	3	4			
7 Hector Luna, R OBP: 0.400, SLG: 0.468										2	0	1	0	1	0	2			
15 Jim Edmonds, L OBP: 0.301, SLG: 0.400										1	0	0	0	0	0	2			
43 Juan Encarnacion, R OBP: 0.245, SLG: 0.388										4	1	1	1	0	0	3			
26 Scott Spiezo, S OBP: 0.340, SLG: 0.523										4	0	1	1	0	0	0			
So Taguchi, R OBP: 0.336, SLG: 0.318										4	0	0	0	0	0	2			
40 Brian Falkenberg, R										0	0	0	0	0	0	0			
4 Yadier Molina, R OBP: 0.170, SLG: 0.188										3	0	1	0	1	0	0			
Aaron Miles, S OBP: 0.417, SLG: 0.397										4	0	2	0	0	0	1			
Sidney Ponson, R OBP: 0.429, SLG: 0.200										1	0	0	0	0	0	1			
Jason Marquis, L OBP: 0.200, SLG: 0.214										0	0	0	0	0	0	0			
41 Braden Looper, R ERA: 4.25										0	0	0	0	0	0	0			
34 Randy Flores, L ERA: 0.53										0	0	0	0	0	0	0			
53 John Rodriguez, L OBP: 0.500, SLG: 0.594										1	0	1	0	0	0	0			
<b>Inning Stats</b>	R: 1 E: 0 K: 0 S: 7	H: 3 LOB: 2 BB: 0 P: 12	R: 0 E: 0 K: 0 S: 6	H: 0 LOB: 1 BB: 1 P: 11	R: 1 E: 0 K: 0 S: 9	H: 2 LOB: 0 BB: 0 P: 16	R: 0 E: 0 K: 0 S: 9	H: 1 LOB: 1 BB: 0 P: 11	R: 0 E: 0 K: 1 S: 10	H: 0 LOB: 1 BB: 1 P: 15	R: 0 E: 0 K: 1 S: 16	H: 1 LOB: 2 BB: 0 P: 24	R: 0 E: 0 K: 0 S: 6	H: 0 LOB: 0 BB: 0 P: 11	R: 0 E: 0 K: 1 S: 12	H: 2 LOB: 2 BB: 0 P: 18	1B: 9 2B: 0 3B: 0 HR: 1	SF: 0 SAC: 2 DP: 0 HBP: 1	WP: 0 PA: 39 PB: 0 SB: 0 CS: 2
<b>PITCHER</b>	IP WLS BF H R ER SO BB IBB HBP BLK WP HR S P ERA WHIP																		
Dave Williams, L ERA: 7.61	(1, 1) 6.2 29 8 2 2 2 2 0 0 1 0 0 1 62 99 2.70 1.500																		
Rick White, R ERA: 4.25	(7, 1) 0.1 1 0 0 0 0 0 0 0 0 0 0 0 4 6 0.00 0.000																		
56 Todd Coffey, R ERA: 0.53	(8, 1) 2.0 W 8 2 0 0 1 0 0 0 0 0 0 0 18 29 0.00 1.000																		

Batter	1	2	3	4	5	6	7	8	9	AB	R	H	RBI	BB	SO	LOB	BOTTOM		
6 Ryan Freel, R OBP: 0.426, SLG: 0.341										4	0	1	0	0	0	2	<b>St. Louis Cardinals @ Cincinnati Reds</b> Great American Ball Park, Cincinnati, OH Tue May 02 2006, 12:35 PM EDT Att: 25,133 - Partly Cloudy - 68 F		
Felipe Lopez, S OBP: 0.325, SLG: 0.378										4	0	0	0	0	1	2			
Adam Dunn, L OBP: 0.420, SLG: 0.626										4	1	1	1	0	0	0			
12 Edwin Encarnación, R OBP: 0.416, SLG: 0.593										3	1	2	1	1	1	0			
Scott Hatteberg, L OBP: 0.434, SLG: 0.426										2	0	0	0	2	1	1			
Austin Kearns, R OBP: 0.372, SLG: 0.535										4	1	2	0	0	0	3			
4 Brandon Phillips, R OBP: 0.369, SLG: 0.543										3	0	0	0	0	0	4			
Jason LaRue, R OBP: 0.321, SLG: 0.280										3	0	1	0	0	0	0			
Dave Williams, L OBP: 0.250, SLG: 0.143										2	0	1	0	0	0	0			
Rick White, R ERA: 1.46										0	0	0	0	0	0	0			
Quinton McCracken, S OBP: 0.278, SLG: 0.438										0	0	0	0	0	0	0			
56 Todd Coffey, R ERA: 1.16										0	0	0	0	0	0	0			
Javier Valentin, S OBP: 0.283, SLG: 0.373										1	0	1	1	0	0	0			
<b>Inning Stats</b>	R: 0 E: 0 K: 1 S: 6	H: 0 LOB: 0 BB: 0 P: 7	R: 0 E: 0 K: 1 S: 9	H: 0 LOB: 1 BB: 1 P: 15	R: 0 E: 0 K: 0 S: 11	H: 1 LOB: 1 BB: 0 P: 17	R: 0 E: 0 K: 0 S: 9	H: 1 LOB: 2 BB: 1 P: 18	R: 0 E: 0 K: 0 S: 11	H: 1 LOB: 0 BB: 0 P: 15	R: 2 E: 0 K: 0 S: 13	H: 3 LOB: 1 BB: 0 P: 18	R: 0 E: 0 K: 1 S: 12	H: 0 LOB: 1 BB: 1 P: 22	R: 0 E: 0 K: 0 S: 6	H: 2 LOB: 2 BB: 0 P: 10	1B: 7 2B: 0 3B: 0 HR: 2	SF: 0 SAC: 2 DP: 0 HBP: 1	WP: 0 PA: 38 PB: 0 SB: 0 CS: 1
<b>PITCHER</b>	IP WLS BF H R ER SO BB IBB HBP BLK WP HR S P ERA WHIP																		
Sidney Ponson, R ERA: 3.1	(1, 1) 6.0 25 6 2 2 2 2 0 0 0 0 0 0 2 59 90 3.00 1.333																		
41 Braden Looper, R ERA: 1.46	(7, 1) 0.2 3 1 0 0 0 0 0 0 0 0 0 0 4 5 0.00 1.500																		
34 Randy Flores, L ERA: 2.16	(7, 1) 1.0 4 0 0 0 0 1 1 0 0 0 0 0 12 20 0.00 1.000																		
40 Brian Falkenberg, R ERA: 13.5	(8, 1) 0.2 L 4 2 1 1 0 0 0 0 0 1 0 0 0 8 15 13.50 3.000																		









Batter	1	2	3	4	5	6	7	8	9	AB	R	H	RBI	BB	SO	LOB	TOP								
22 David Eckstein, R OBP: 0.380, SLG: 0.366										5	0	2	0	1	0	2									
7 Hector Luna, R OBP: 0.365, SLG: 0.483										5	1	2	0	0	0	6									
5 Albert Pujols, R OBP: 0.473, SLG: 0.840										5	1	1	0	0	1	1									
43 Juan Encarnacion, R OBP: 0.244, SLG: 0.377										5	1	1	2	0	1	1									
27 Scott Rolen, R OBP: 0.414, SLG: 0.539										5	2	3	0	0	0	1									
15 Jim Edmonds, L OBP: 0.336, SLG: 0.419										2	0	2	1	2	0	0									
So Taguchi, R OBP: 0.329, SLG: 0.329										4	1	1	1	0	1	5									
44 Jason Istringhausen, R OBP: 0.385										4	1	1	1	1	0	3									
4 Yadier Molina, R OBP: 0.196, SLG: 0.209										3	0	1	1	0	2	4									
30 Mark Mulder, L OBP: 0.389, SLG: 0.600										0	0	0	0	1	0	0									
53 John Rodriguez, L OBP: 0.490, SLG: 0.571										0	0	0	0	0	0	0									
50 Adam Wainwright, R OBP: 0.405, SLG: 0.385										1	0	0	0	0	0	0									
41 Braden Looper, R										1	0	0	0	0	0	0									
Aaron Miles, S										1	0	0	0	0	0	0									
<b>Inning Stats</b>	R: 0 E: 0 K: 0 S: 10	H: 1 LOB: 0 BB: 0 P: 16	R: 1 E: 0 K: 2 S: 12	H: 2 LOB: 2 BB: 1 P: 20	R: 0 E: 0 K: 0 S: 17	H: 1 LOB: 1 BB: 0 P: 23	R: 1 E: 1 K: 1 S: 13	H: 2 LOB: 2 BB: 0 P: 20	R: 5 E: 0 K: 2 S: 26	H: 7 LOB: 2 BB: 0 P: 39	R: 0 E: 0 K: 2 S: 9	H: 0 LOB: 0 BB: 0 P: 11	R: 0 E: 0 K: 0 S: 12	H: 0 LOB: 3 BB: 3 P: 27	R: 0 E: 0 K: 0 S: 14	H: 1 LOB: 2 BB: 0 P: 22	R: 0 E: 0 K: 0 S: 6	H: 0 LOB: 0 BB: 0 P: 9	1B: 9 2B: 4 3B: 1 HR: 0	SF: 1 SAC: 1 DP: 1 HBP: 0	WP: 0 PB: 1 SB: 0 CS: 0	PA: 46			
<b>PITCHER</b>	IP	WLS	BF	H	R	ER	SO	BB	IBB	HBP	BLK	WP	HR	S	P	ERA	WHIP								
Dontrelle Willis, L ERA: 5.15	4.2	L	27	12	7	6	3	0	1	0	0	0	0	69	103	11.57	2.571								
Jason Vargas, L ERA: 5.0	1.1		5	1	0	0	2	0	0	0	0	0	0	18	26	0.00	0.750								
Franklyn German, R ERA: 2.25	2.0		11	1	0	0	0	4	0	0	0	0	0	26	49	0.00	2.500								
Matt Herges, R ERA: 4.2	1.0		3	0	0	0	0	0	0	0	0	0	0	6	9	0.00	0.000								

St. Louis Cardinals @ Florida Marlins  
Dolphin Stadium, Miami, FL  
Sat May 06 2006, 6:05 PM EDT  
Att: 14,369 - Clear - 89 F

AB 39  
R 7  
H 14  
RBI 6  
BB 5  
SO 5  
LOB 23



Batter	1	2	3	4	5	6	7	8	9	AB	R	H	RBI	BB	SO	LOB	BOTTOM								
2 Hanley Ramirez, R OBP: 0.388, SLG: 0.482										5	1	3	3	0	0	1									
6 Dan Uggla, R OBP: 0.325, SLG: 0.450										5	1	1	0	0	1	4									
Miguel Cabrera, R OBP: 0.463, SLG: 0.580										4	0	2	2	1	0	1									
14 Josh Willingham, R OBP: 0.403, SLG: 0.620										4	1	1	1	1	0	4									
Joe Borchard, S OBP: 0.391, SLG: 0.333										4	0	1	0	1	1	2									
Miguel Olivo, R OBP: 0.270, SLG: 0.449										4	1	1	0	0	0	3									
17 Mike Jacobs, L OBP: 0.303, SLG: 0.327										2	0	0	0	0	1	3									
Jason Vargas, L ERA: 4.44										1	0	0	0	0	0	0									
Chris Aguilera, R OBP: 0.351, SLG: 0.417										0	0	0	0	0	0	0									
Franklyn German, R ERA: 2.25										0	0	0	0	0	0	0									
4 Alfredo Amazaña, S OBP: 0.286, SLG: 0.287										1	0	0	0	0	0	1									
61 Reggie Abercrombie, R OBP: 0.256, SLG: 0.342										3	2	1	0	1	0	1									
Dontrelle Willis, L OBP: 0.214, SLG: 0.154										1	0	0	0	0	0	0									
Wes Helms, R OBP: 0.333, SLG: 0.447										2	0	1	0	1	0	1									
1 Eric Reed, L OBP: 0.182, SLG: 0.133										0	0	0	0	0	0	0									
Matt Herges, L										0	0	0	0	0	0	0									
<b>Inning Stats</b>	R: 0 E: 1 K: 0 S: 10	H: 1 LOB: 1 BB: 1 P: 14	R: 0 E: 0 K: 0 S: 11	H: 0 LOB: 1 BB: 1 P: 18	R: 0 E: 0 K: 1 S: 13	H: 1 LOB: 2 BB: 1 P: 22	R: 3 E: 0 K: 0 S: 14	H: 4 LOB: 1 BB: 0 P: 22	R: 0 E: 0 K: 0 S: 5	H: 0 LOB: 0 BB: 0 P: 9	R: 0 E: 0 K: 0 S: 9	H: 1 LOB: 1 BB: 0 P: 13	R: 3 E: 0 K: 2 S: 16	H: 3 LOB: 2 BB: 2 P: 29	R: 0 E: 0 K: 0 S: 5	H: 1 LOB: 0 BB: 0 P: 6	1B: 6 2B: 4 3B: 0 HR: 1	SF: 0 SAC: 0 DP: 2 HBP: 0	WP: 1 PB: 0 SB: 1 CS: 0	PA: 41					
<b>PITCHER</b>	IP	WLS	BF	H	R	ER	SO	BB	IBB	HBP	BLK	WP	HR	S	P	ERA	WHIP								
30 Mark Mulder, L ERA: 4.44	6.0	W	26	6	3	3	1	3	0	0	0	0	0	56	90	4.50	1.500								
50 Adam Wainwright, R ERA: 0.61	1.0		4	1	0	0	0	0	0	0	0	0	0	9	13	0.00	1.000								
41 Braden Looper, R ERA: 3.46	0.2		5	2	3	3	1	1	0	0	0	0	1	9	16	40.50	4.500								
44 Jason Istringhausen, R ERA: 5.23	1.1	S	6	2	0	0	1	1	0	0	0	0	0	12	19	0.00	2.250								

St. Louis Cardinals @ Florida Marlins  
Dolphin Stadium, Miami, FL  
Sat May 06 2006, 6:05 PM EDT  
Att: 14,369 - Clear - 89 F

AB 36  
R 6  
H 11  
RBI 6  
BB 5  
SO 3  
LOB 21







Batter	1	2	3	4	5	6	7	8	9	AB	R	H	RBI	BB	SO	LOB	TOP					
18 Cory Sullivan, L OBP: 0.361, SLG: 0.516	F8	SH1-3		G3				K		4	0	1	0	0	1	0	<b>Colorado Rockies @ St. Louis Cardinals</b> Busch Stadium, St. Louis, MO Mon May 08 2006, 7:10 PM CDT Att: 39,007 - Cloudy - 68 F					
Jamey Carroll, R OBP: 0.444, SLG: 0.367	5 HBP 11 BB 1B			F7				G1-3		3	1	1	0	1	0							
17 Todd Helton, L OBP: 0.483, SLG: 0.585	F7	F7			F7				P5	5	0	0	0	0	0	4						
27 Garrett Atkins, R OBP: 0.399, SLG: 0.516	5 HBP 11 BB 1B	G4-3			5 BB 11 BB 2B				5 FC5-4 1B	4	2	2	0	1	0	3						
5 Matt Holliday, R OBP: 0.329, SLG: 0.606	11 BB 1-2 2-3 HBP				11 BB 1B				FC5-4 1-2 1B	4	3	3	2	0	0	1						
11 Brad Hawpe, L OBP: 0.433, SLG: 0.632				P6				F8		5	0	2	3	0	0	1						
Luis Gonzalez, R OBP: 0.257, SLG: 0.352				G4-3				L6		3	0	1	1	0	0	0						
Danny Ardoin, R OBP: 0.227, SLG: 0.254	FC4-6 1-2 HBP				26 PO 1B			G5-3		4	0	1	0	0	0	5						
26 Jeff Francis, L OBP: 0.222, SLG: 0.067				F8				G4-3		3	0	0	0	1	0	2						
Jose Mesa, R ERA: 6.0				PO						0	0	0	0	0	0	0						
Ray King, L ERA: 0.56										0	0	0	0	0	0	0						
40 Brian Fuentes, L ERA: 3.21										0	0	0	0	0	0	0						
<b>Inning Stats</b>	R: 2 E: 0 K: 0 S: 10	H: 2 LOB: 3 BB: 1 P: 19	R: 0 E: 0 K: 0 S: 8	H: 0 LOB: 2 BB: 2 P: 17	R: 1 E: 0 K: 0 S: 8	H: 2 LOB: 0 BB: 0 P: 14	R: 0 E: 0 K: 0 S: 4	H: 0 LOB: 0 BB: 0 P: 5	R: 2 E: 0 K: 0 S: 10	H: 4 LOB: 2 BB: 0 P: 15	R: 0 E: 0 K: 0 S: 6	H: 1 LOB: 1 BB: 0 P: 9	R: 1 E: 0 K: 0 S: 10	H: 1 LOB: 0 BB: 0 P: 16	R: 0 E: 0 K: 1 S: 7	H: 0 LOB: 0 BB: 0 P: 10	R: 0 E: 0 K: 0 S: 9	H: 1 LOB: 1 BB: 0 P: 14	1B: 8 2B: 1 3B: 0 HR: 2	SF: 0 SAC: 2 DP: 0 HBP: 2	WP: 0 PB: 0 SB: 0 CS: 0	PA: 43
<b>PITCHER</b>	IP	WLS	BF	H	R	ER	SO	BB	IBB	HBP	BLK	WP	HR	S	P	ERA	WHIP					
Jason Marquis, R ERA: 6.0	6.0	L	32	10	6	6	0	3	0	2	0	0	2	47	80	9.00	2.167					
48 Brad Thompson, R ERA: 0.56	2.0		6	0	0	0	1	0	0	0	0	0	0	16	25	0.00	0.000					
41 Braden Looper, R ERA: 3.21	1.0		4	1	0	0	0	0	0	0	0	0	0	9	14	0.00	1.000					


AB	35
R	6
H	11
RBI	6
BB	3
SO	1
LOB	16



Batter	1	2	3	4	5	6	7	8	9	AB	R	H	RBI	BB	SO	LOB	BOTTOM					
22 David Eckstein, R OBP: 0.371, SLG: 0.351	L9		FC6-4 7 CS 1-2					G6-4-3 5 F8 7 BB 1B		4	0	1	0	0	0	3	<b>Colorado Rockies @ St. Louis Cardinals</b> Busch Stadium, St. Louis, MO Mon May 08 2006, 7:10 PM CDT Att: 39,007 - Cloudy - 68 F					
7 Hector Luna, R OBP: 0.375, SLG: 0.478	F7		CS							3	0	1	1	1	0	0						
41 Braden Looper, R ERA: 0.56										0	0	0	0	0	0	0						
5 Albert Pujols, R OBP: 0.464, SLG: 0.796										3	0	1	0	1	0	3						
27 Scott Rolen, R OBP: 0.407, SLG: 0.519										3	1	0	0	1	1	4						
43 Juan Encarnacion, R OBP: 0.250, SLG: 0.374										4	0	1	0	0	0	1						
15 Jim Edmonds, L OBP: 0.333, SLG: 0.417										3	0	1	1	0	0	0						
4 Yadier Molina, R OBP: 0.219, SLG: 0.206										3	0	0	0	1	0	1						
So Taguchi, R OBP: 0.307, SLG: 0.321										3	1	0	0	1	0	2						
Jason Marquis, L OBP: 0.263, SLG: 0.278										2	0	1	0	0	0	0						
48 Brad Thompson, R ERA: 1.08										0	0	0	0	0	0	0						
Aaron Miles, S OBP: 0.407, SLG: 0.371										2	0	1	0	0	0	2						
<b>Inning Stats</b>	R: 0 E: 0 K: 1 S: 8	H: 0 LOB: 1 BB: 1 P: 15	R: 0 E: 0 K: 0 S: 7	H: 0 LOB: 0 BB: 0 P: 14	R: 0 E: 0 K: 0 S: 7	H: 1 LOB: 0 BB: 0 P: 10	R: 0 E: 0 K: 0 S: 8	H: 1 LOB: 1 BB: 0 P: 12	R: 0 E: 0 K: 0 S: 5	H: 0 LOB: 0 BB: 0 P: 10	R: 0 E: 0 K: 0 S: 12	H: 1 LOB: 2 BB: 1 P: 21	R: 0 E: 0 K: 0 S: 9	H: 1 LOB: 0 BB: 0 P: 13	R: 1 E: 0 K: 0 S: 9	H: 2 LOB: 1 BB: 1 P: 17	R: 1 E: 0 K: 0 S: 13	H: 1 LOB: 2 BB: 2 P: 28	1B: 7 2B: 0 3B: 0 HR: 0	SF: 1 SAC: 0 DP: 2 HBP: 0	WP: 1 PB: 0 SB: 0 CS: 1	PA: 37
<b>PITCHER</b>	IP	WLS	BF	H	R	ER	SO	BB	IBB	HBP	BLK	WP	HR	S	P	ERA	WHIP					
26 Jeff Francis, L ERA: 3.16	7.2		29	6	1	1	1	3	0	0	0	0	0	63	109	1.17	1.174					
Jose Mesa, R ERA: 1.08	0.1		3	1	1	1	0	1	0	0	0	0	0	4	10	27.00	6.000					
Ray King, L ERA: 3.72	0.1		2	0	0	0	0	1	0	0	0	1	0	4	10	0.00	3.000					
40 Brian Fuentes, L ERA: 1.98	0.2	S	2	0	0	0	0	0	0	0	0	0	0	7	11	0.00	0.000					

AB	30
R	2
H	7
RBI	2
BB	5
SO	1
LOB	16




Batter	1	2	3	4	5	6	7	8	9	AB	R	H	RBI	BB	SO	LOB	TOP				
18 Cory Sullivan, L OBP: 0.348, SLG: 0.496	K	K		B3		FC2-5 G4-6-3			K	5	0	0	0	0	3	4	<b>Colorado Rockies @ St. Louis Cardinals</b> Busch Stadium, St. Louis, MO Tue May 09 2006, 7:10 PM CDT Att: 40,375 - Partly Cloudy - 73 F				
Jamey Carroll, R OBP: 0.442, SLG: 0.359	BB		11 BB 12 E	G1-3		G4-6-3		K	4	1	1	0	1	1	2						
17 Todd Helton, L OBP: 0.467, SLG: 0.551	F7		P4		5 1B BB		K	K	4	0	0	0	1	2	2						
27 Garrett Atkins, R OBP: 0.394, SLG: 0.504	BB		FC5 12 E 11 BB		L8		G5-3		3	0	0	0	1	0	2						
5 Matt Holliday, R OBP: 0.333, SLG: 0.625	F8		P3		1B		HR		4	1	2	1	0	0	4						
11 Brad Hawpe, L OBP: 0.428, SLG: 0.617		G4-3	12 E BB		F7		K		3	0	0	0	1	1	2						
12 Clint Barmes, R OBP: 0.260, SLG: 0.358		37 SH1-4 2B	E6		P4		F9		4	0	1	0	0	0	4						
Miguel Ojeda, R OBP: 0.345, SLG: 0.431		37 SH1-4 BB	K			18 FC2-5 37 E BB	G6-3		2	0	0	0	2	1	3						
37 Josh Fogg, R Choo Freeman, R (8, PH) Jose Mesa, R 39 Tom Martin, L Scott Dohmann, R	SH1-4			K		FC2 18 FC2-5	G4-3		2	0	0	0	0	0	1	1					
<b>Inning Stats</b>	R: 0 E: 0 K: 1 S: 12	H: 0 LOB: 2 BB: 2 P: 20	R: 0 E: 0 K: 1 S: 11	H: 1 LOB: 2 BB: 1 P: 17	R: 1 E: 2 K: 1 S: 14	H: 1 LOB: 3 BB: 1 P: 22	R: 0 E: 0 K: 1 S: 6	H: 0 LOB: 0 BB: 0 P: 10	R: 0 E: 0 K: 0 S: 7	H: 1 LOB: 2 BB: 1 P: 12	R: 0 E: 1 K: 0 S: 7	H: 0 LOB: 1 BB: 1 P: 13	R: 1 E: 0 K: 2 S: 12	H: 1 LOB: 0 BB: 0 P: 17	R: 0 E: 0 K: 0 S: 7	H: 0 LOB: 0 BB: 0 P: 10		R: 0 E: 0 K: 3 S: 13	H: 0 LOB: 0 BB: 0 P: 16	1B: 2 2B: 1 3B: 0 HR: 1	SF: 0 SAC: 1 DP: 1 HBP: 0
<b>PITCHER</b>	IP WLS BF H R ER SO BB IBB HBP BLK WP HR S P ERA WHIP																				
29 Chris Carpenter, R ERA: 2.21	(1, 1) 7.0 33 4 2 1 6 6 0 0 0 0 0 1 69 111 1.29 1.429																				
50 Adam Wainwright, R ERA: 0.57	(8, 1) 1.0 W 3 0 0 0 0 0 0 0 0 0 0 0 7 10 0.00 0.000																				
44 Jason Istringhausen, R ERA: 4.76	(9, 1) 1.0 S 3 0 0 0 0 3 0 0 0 0 0 0 0 13 16 0.00 0.000																				

Batter	1	2	3	4	5	6	7	8	9	AB	R	H	RBI	BB	SO	LOB	BOTTOM		
22 David Eckstein, R OBP: 0.381, SLG: 0.358	BB		F8					5 HR 43 1B		3	1	2	0	1	0	0	<b>Colorado Rockies @ St. Louis Cardinals</b> Busch Stadium, St. Louis, MO Tue May 09 2006, 7:10 PM CDT Att: 40,375 - Partly Cloudy - 73 F		
53 John Rodriguez, L OBP: 0.462, SLG: 0.533	G4-6-3		G3-1		K			5 HR 1B		3	0	0	0	0	1	3			
43 Juan Encarnacion, R OBP: 0.256, SLG: 0.379	G4-6-3		G5-3			G6-3		5 HR 2H		1	1	1	0	0	0				
5 Albert Pujols, R OBP: 0.465, SLG: 0.821	15 1B 2B					F7		F7		4	2	2	3	0	0				
15 Jim Edmonds, L OBP: 0.331, SLG: 0.410	2H 1B				F7		F7	F7		4	0	1	1	0	0				
27 Scott Rolen, R OBP: 0.389, SLG: 0.494	F8				F9		P3	F9		4	0	0	0	0	1				
Larry Bigbie, L So Taguchi, R (8, PH)	K			G3-1			G3	E9 1B		3	0	0	0	0	1	0			
4 Yadier Molina, R OBP: 0.220, SLG: 0.218	G4-3				2B		F7	L3		4	0	1	0	0	0	1			
Aaron Miles, S OBP: 0.416, SLG: 0.384					G1-3			1B		3	0	2	0	0	0	1			
29 Chris Carpenter, R ERA: 0.599, SLG: 0.059	(1, 1) 7.0 33 4 2 1 6 6 0 0 0 0 0 1 69 111 1.29 1.429																		
7 Hector Luna, R OBP: 0.370, SLG: 0.471	(7, PH) 1.0 W 3 0 0 0 0 0 0 0 0 0 0 0 7 10 0.00 0.000																		
50 Adam Wainwright, R ERA: 0.57	(8, 1) 1.0 S 3 0 0 0 0 3 0 0 0 0 0 0 0 13 16 0.00 0.000																		
44 Jason Istringhausen, R ERA: 4.76	(9, 1) 1.0 S 3 0 0 0 0 3 0 0 0 0 0 0 0 13 16 0.00 0.000																		
<b>Inning Stats</b>	R: 1 E: 0 K: 0 S: 10	H: 3 LOB: 1 BB: 0 P: 16	R: 0 E: 0 K: 2 S: 9	H: 1 LOB: 0 BB: 0 P: 13	R: 0 E: 0 K: 0 S: 5	H: 0 LOB: 0 BB: 0 P: 7	R: 0 E: 0 K: 0 S: 8	H: 0 LOB: 0 BB: 0 P: 12	R: 0 E: 0 K: 1 S: 12	H: 1 LOB: 2 BB: 1 P: 19	R: 0 E: 0 K: 0 S: 9	H: 0 LOB: 0 BB: 0 P: 13	R: 0 E: 0 K: 0 S: 5	H: 1 LOB: 1 BB: 0 P: 8	R: 3 E: 1 K: 0 S: 14	H: 4 LOB: 1 BB: 0 P: 26	1B: 7 2B: 2 3B: 0 HR: 1	SF: 0 SAC: 0 DP: 1 HBP: 0	WP: 0 PA: 34 PB: 0 SB: 0 CS: 0
<b>PITCHER</b>	IP WLS BF H R ER SO BB IBB HBP BLK WP HR S P ERA WHIP																		
37 Josh Fogg, R ERA: 4.5	(1, 1) 0.0 L 3 3 3 3 0 0 0 0 0 0 0 0 1 7 14 ∞ ∞																		
Jose Mesa, R ERA: 2.7	(8, 1) 0.2 3 1 0 0 0 0 0 0 0 0 0 0 4 7 0.00 1.500																		
39 Tom Martin, L ERA: 5.52	(8, 1) 0.1 1 0 0 0 0 0 0 0 0 0 0 0 3 5 0.00 0.000																		
Scott Dohmann, R ERA: 2.35	(8, 1) 0.1 1 0 0 0 0 0 0 0 0 0 0 0 3 5 0.00 0.000																		

AB 32  
R 2  
H 4  
RBI 1  
BB 6  
SO 9  
LOB 24



AB 33  
R 4  
H 10  
RBI 4  
BB 1  
SO 3  
LOB 9



Batter	1	2	3	4	5	6	7	8	9	AB	R	H	RBI	BB	SO	LOB	TOP										
18 Cory Sullivan, L (1, 8) OBP: 0.352, SLG: 0.511										4	1	2	1	0	1	1	<b>Colorado Rockies @ St. Louis Cardinals</b> Busch Stadium, St. Louis, MO Wed May 10 2006, 12:10 PM CDT Att: 39,108 - Drizzlie - 64 F										
Jamey Carroll, R (1, 4) OBP: 0.432, SLG: 0.368 61 Ramon E Ramirez, R (7, 1) OBP: 1.000, SLG: 1.000										4	0	1	1	0	1	2											
17 Todd Helton, L (1, 3) OBP: 0.458, SLG: 0.548										4	1	1	0	0	1	1											
5 Matt Holliday, R (1, 7) OBP: 0.338, SLG: 0.636										4	1	2	1	0	1	1											
11 Brad Hawpe, L (1, 9) OBP: 0.415, SLG: 0.597										4	0	0	1	0	0	1											
12 Clint Barmes, R (1, 6) OBP: 0.252, SLG: 0.346										4	0	0	0	0	1	1											
Jason Smith, L (1, 5) OBP: 0.347, SLG: 0.431										4	0	0	0	0	2	1											
Danny Ardoin, R (1, 2) OBP: 0.244, SLG: 0.270 Luis Gonzalez, R (7, 4) OBP: 0.253, SLG: 0.347										3	1	2	0	0	1	2											
49 Byung-Hyun Kim, R (1, 1) David Cortes, R (5, 1) Ray King, L (6, 1) Eli Marrero, R (7, PH) OBP: 0.396, SLG: 0.659										1	0	0	0	0	0	0											
<b>Inning Stats</b>	R: 0 E: 0 K: 1 S: 6	H: 0 LOB: 0 BB: 0 P: 9	R: 0 E: 0 K: 2 S: 12	H: 0 LOB: 0 BB: 0 P: 18	R: 1 E: 0 K: 1 S: 9	H: 2 LOB: 1 BB: 0 P: 17	R: 1 E: 0 K: 2 S: 14	H: 2 LOB: 2 BB: 0 P: 21	R: 1 E: 0 K: 1 S: 14	H: 2 LOB: 1 BB: 0 P: 20	R: 0 E: 0 K: 0 S: 7	H: 0 LOB: 0 BB: 0 P: 11	R: 0 E: 0 K: 1 S: 8	H: 1 LOB: 1 BB: 0 P: 12	R: 1 E: 0 K: 0 S: 8	H: 1 LOB: 0 BB: 0 P: 11		R: 0 E: 0 K: 1 S: 11	H: 0 LOB: 0 BB: 0 P: 13	1B: 4 2B: 2 3B: 2 HR: 0	SF: 0 SAC: 1 DP: 0 HBP: 0	WP: 2 PB: 0 SB: 0 CS: 0	PA: 36				
<b>PITCHER</b>	IP	WLS	BF	H	R	ER	SO	BB	IBB	HBP	BLK	WP	HR	S	P	ERA	WHIP										
Jeff Suppan, R (1, 1) ERA: 4.58	5.0	W	22	6	3	3	7	0	0	0	0	2	0	55	85	5.40	1.200										
Tyler Johnson, L (6, 1) ERA:	0.1		1	0	0	0	0	0	0	0	0	0	0	4	6	0.00	0.000										
Josh Hancock, R (6, 1) ERA: 2.33	0.2		2	0	0	0	0	0	0	0	0	0	0	3	5	0.00	0.000										
50 Adam Wainwright, R (7, 1) ERA: 0.54	1.0		4	1	0	0	1	0	0	0	0	0	0	8	12	0.00	1.000										
34 Randy Flores, L (8, 1) ERA: 2.53	1.0		4	1	1	1	0	0	0	0	0	0	0	8	11	9.00	1.000										
44 Jason Isringhausen, R (9, 1) ERA: 4.38	1.0	S	3	0	0	0	1	0	0	0	0	0	0	0	1	0.00	0.000										

Batter	1	2	3	4	5	6	7	8	9	AB	R	H	RBI	BB	SO	LOB	BOTTOM										
22 David Eckstein, R (1, 6) OBP: 0.388, SLG: 0.367										5	0	3	0	0	1	1	<b>Colorado Rockies @ St. Louis Cardinals</b> Busch Stadium, St. Louis, MO Wed May 10 2006, 12:10 PM CDT Att: 39,108 - Drizzlie - 64 F										
53 John Rodriguez, L (1, 7) OBP: 0.446, SLG: 0.521 50 Adam Wainwright, R (7, 1) ERA: 0.54 34 Randy Flores, L (8, 1) ERA: 2.53 26 Scott Spiezio, S (8, PH) OBP: 0.349, SLG: 0.564 44 Jason Isringhausen, R (9, 1) ERA: 4.38										3	1	1	1	0	0	2											
5 Albert Pujols, R (1, 3) OBP: 0.466, SLG: 0.845										4	2	2	2	0	1	2											
15 Jim Edmonds, L (1, 8) OBP: 0.336, SLG: 0.408										3	1	1	0	1	1	2											
27 Scott Rolen, R (1, 5) OBP: 0.384, SLG: 0.483										4	0	1	0	0	0	2											
43 Juan Encarnacion, R (1, 9) OBP: 0.256, SLG: 0.388										4	1	1	2	0	3	3											
Gary Bennett, R (1, 2) OBP: 0.233, SLG: 0.310										4	1	1	1	0	2	2											
Aaron Miles, S (1, 4) OBP: 0.430, SLG: 0.403										4	1	3	1	0	0	0											
Jeff Suppan, R (1, 1) OBP: 0.143, SLG: 0.077 Larry Bigbie, L (5, PH) ERA: 1.29 Tyler Johnson, S (6, 1) ERA: 3.6 Josh Hancock, R (6, 1) ERA: 2.33 So Taguchi, R (7, 7) OBP: 0.315, SLG: 0.329										1	0	0	0	0	0	0											
<b>Inning Stats</b>	R: 2 E: 0 K: 1 S: 21	H: 3 LOB: 2 BB: 1 P: 28	R: 0 E: 0 K: 0 S: 10	H: 1 LOB: 1 BB: 0 P: 14	R: 2 E: 0 K: 1 S: 9	H: 2 LOB: 0 BB: 0 P: 12	R: 1 E: 0 K: 1 S: 12	H: 2 LOB: 1 BB: 0 P: 17	R: 2 E: 0 K: 1 S: 15	H: 3 LOB: 1 BB: 0 P: 18	R: 0 E: 0 K: 1 S: 15	H: 1 LOB: 1 BB: 0 P: 22	R: 0 E: 0 K: 2 S: 12	H: 0 LOB: 0 BB: 0 P: 15	R: 0 E: 0 K: 1 S: 11	H: 1 LOB: 1 BB: 0 P: 15		1B: 9 2B: 2 3B: 0 HR: 2	SF: 1 SAC: 2 DP: 0 HBP: 0	WP: 0 PB: 0 SB: 1 CS: 0	PA: 38						
<b>PITCHER</b>	IP	WLS	BF	H	R	ER	SO	BB	IBB	HBP	BLK	WP	HR	S	P	ERA	WHIP										
49 Byung-Hyun Kim, R (1, 1) ERA: 5.89	4.2	L	25	10	7	7	4	1	0	0	0	0	0	14	18	0.00	2.357										
David Cortes, R (5, 1) ERA: 1.29	1.0		5	2	0	0	0	0	0	0	0	0	0	4	7	0.00	0.000										
Ray King, L (6, 1) ERA: 3.6	0.1		1	0	0	0	1	0	0	0	0	0	0	4	7	0.00	0.000										
61 Ramon E Ramirez, R (7, 1) ERA:	2.0		7	1	0	0	3	0	0	0	0	0	0	23	30	0.00	0.500										

AB	35
R	4
H	8
RBI	4
BB	0
SO	9
LOB	11

AB	34
R	7
H	13
RBI	7
BB	1
SO	8
LOB	16





Batter	1	2	3	4	5	6	7	8	9	AB	R	H	RBI	BB	SO	LOB	TOP											
<b>Craig Counsell, L</b> (1, 6) OBP: 0.373, SLG: 0.390	P1		BB		G4-3			G3		3	0	0	0	1	0	0	<b>Arizona Diamondbacks @ St. Louis Cardinals</b> <b>Busch Stadium, St. Louis, MO</b> Sat May 13 2006, 6:15 PM CDT Att: 40,585 - Cloudy - 56 F											
<b>22 Eric Byrnes, R</b> (1, 8) OBP: 0.371, SLG: 0.468	G3		P3		F8			G2-3		4	0	0	0	0	0	1												
<b>Chad Tracy, L</b> (1, 5) <b>Damon Easley, R</b> (9, PH) OBP: 0.377, SLG: 0.463		BB			F7			BB		1	0	0	0	2	0	0												
<b>Luis Gonzalez, L</b> (1, 7) <b>30 Jeff DaVanon, S</b> (8, 7) OBP: 0.355, SLG: 0.473 OBP: 0.377, SLG: 0.419	G3		F7		BB			G5-3		2	0	0	0	1	0	3												
<b>34 Conor Jackson, R</b> (1, 3) OBP: 0.385, SLG: 0.500		HR			G5-4-3			F8		4	1	1	1	0	1	4												
<b>Shawn Green, L</b> (1, 9) OBP: 0.370, SLG: 0.464		1B			G4-6-3			L6		4	0	2	0	0	1	1												
<b>Johnny Estrada, S</b> (1, 2) OBP: 0.327, SLG: 0.473	F8		G4-6-3		1B			G6-3		3	0	0	0	0	0	2												
<b>1 Orlando Hudson, S</b> (1, 4) <b>28 Brandon Medders, R</b> (7, 1) <b>Greg Aquino, R</b> (8, 1)	F8		G4-3		F7					2	0	0	0	0	0	1												
<b>Claudio Vargas, R</b> (1, 1) <b>Jason Grimsley, R</b> (4, 1) <b>Andy Green, R</b> (4, 4) <b>Tony Clark, S</b> (7, PH) OBP: 0.091, SLG: 0.091 OBP: 0.314, SLG: 0.375 OBP: 0.263, SLG: 0.265	G1-3		F8					K		1	0	0	0	0	0	1												
<b>Inning Stats</b>	R: 0 E: 0 K: 0 S: 14	H: 0 LOB: 1 BB: 1 P: 21	R: 1 E: 0 K: 0 S: 9	H: 2 LOB: 1 BB: 0 P: 14	R: 0 E: 0 K: 1 S: 10	H: 0 LOB: 2 BB: 2 P: 21	R: 0 E: 0 K: 0 S: 6	H: 1 LOB: 0 BB: 0 P: 7	R: 0 E: 0 K: 0 S: 5	H: 0 LOB: 0 BB: 0 P: 9	R: 0 E: 0 K: 0 S: 6	H: 0 LOB: 0 BB: 1 P: 11	R: 0 E: 0 K: 1 S: 13	H: 0 LOB: 0 BB: 0 P: 17	R: 0 E: 0 K: 1 S: 10	H: 0 LOB: 1 BB: 1 P: 20		1B: 2 2B: 0 3B: 0 HR: 1	SF: 0 SAC: 0 DP: 2 HBP: 0	WP: 0 PB: 0 SB: 0 CS: 0	PA: 33							
<b>PITCHER</b>	IP	WLS	BF	H	R	ER	SO	BB	IBB	HBP	BLK	WP	HR	S	P	ERA	WHIP											
<b>Jason Marquis, R</b> (1, 1) ERA: 5.93	7.0	W	26	3	1	1	1	4	0	0	0	0	0	1	55	90	1.29	1.000										
<b>40 Brian Falkenberg, R</b> (8, 1) ERA: 3.86	1.0		3	0	0	0	1	0	0	0	0	0	0	0	13	17	0.00	0.000										
<b>Tyler Johnson, L</b> (9, 1) ERA:	1.0		4	0	0	0	1	1	0	0	0	0	0	0	10	20	0.00	1.000										

Batter	1	2	3	4	5	6	7	8	9	AB	R	H	RBI	BB	SO	LOB	BOTTOM											
<b>22 David Eckstein, R</b> (1, 6) <b>7 Hector Luna, R</b> (7, PH) OBP: 0.393, SLG: 0.381 OBP: 0.365, SLG: 0.464	G6-3				5B 1B					4	1	2	0	0	0	3	<b>Arizona Diamondbacks @ St. Louis Cardinals</b> <b>Busch Stadium, St. Louis, MO</b> Sat May 13 2006, 6:15 PM CDT Att: 40,585 - Cloudy - 56 F											
<b>53 John Rodriguez, L</b> (1, 7) OBP: 0.482, SLG: 0.536	F9				2B					1	0	0	0	0	1	2												
<b>53 John Rodriguez, L</b> (1, 7) OBP: 0.482, SLG: 0.536		K			5B 1B					5	2	3	0	0	1	1												
<b>5 Albert Pujols, R</b> (1, 3) <b>40 Brian Falkenberg, R</b> (8, 1) <b>Tyler Johnson, S</b> (9, 1) OBP: 0.476, SLG: 0.854 ERA: 3.86	E8				15 1B					5	3	3	3	0	1	3												
<b>15 Jim Edmonds, L</b> (1, 8) <b>So Taguchi, R</b> (8, 8) OBP: 0.346, SLG: 0.440 OBP: 0.311, SLG: 0.325	HR				27 2B					0	0	0	0	0	0	0												
<b>27 Scott Rolen, R</b> (1, 5) <b>4 Yadier Molina, R</b> (8, PH) OBP: 0.383, SLG: 0.511 OBP: 0.228, SLG: 0.219	HR				1B					0	0	0	0	0	0	0												
<b>43 Juan Encarnacion, R</b> (1, 9) <b>26 Scott Spiezio, S</b> (8, 3) OBP: 0.248, SLG: 0.378 OBP: 0.359, SLG: 0.564	HR				G6-3					3	2	2	1	1	0	0												
<b>Gary Bennett, R</b> (1, 2) SAFE	FC1-2				1B					1	0	0	0	0	0	0												
<b>Aaron Miles, S</b> (1, 4) OBP: 0.422, SLG: 0.388	FC1-2				G6-3					4	0	2	0	1	0	3												
<b>Jason Marquis, L</b> (1, 1) <b>Larry Bigbie, L</b> (7, PH) OBP: 0.227, SLG: 0.238 OBP: 0.286, SLG: 0.167	FC1-2				G5-3					3	0	0	0	0	0	4												
<b>Inning Stats</b>	R: 4 E: 2 K: 0 S: 23	H: 3 LOB: 3 BB: 3 P: 43	R: 1 E: 0 K: 2 S: 8	H: 1 LOB: 0 BB: 0 P: 15	R: 0 E: 0 K: 0 S: 6	H: 1 LOB: 1 BB: 0 P: 12	R: 4 E: 0 K: 0 S: 16	H: 5 LOB: 1 BB: 0 P: 22	R: 0 E: 0 K: 2 S: 9	H: 1 LOB: 0 BB: 0 P: 11	R: 0 E: 0 K: 3 S: 17	H: 2 LOB: 3 BB: 1 P: 29	R: 0 E: 0 K: 0 S: 9	H: 1 LOB: 2 BB: 0 P: 13	1B: 9 2B: 4 3B: 0 HR: 2	SF: 0 SAC: 0 DP: 1 HBP: 1	WP: 0 PB: 0 SB: 0 CS: 0	PA: 44										
<b>PITCHER</b>	IP	WLS	BF	H	R	ER	SO	BB	IBB	HBP	BLK	WP	HR	S	P	ERA	WHIP											
<b>Claudio Vargas, R</b> (1, 1) ERA: 5.96	3.0	L	21	8	8	8	2	3	0	0	0	0	0	2	43	78	24.00	3.667										
<b>Jason Grimsley, R</b> (4, 1) ERA: 4.53	3.0		12	4	1	1	2	0	0	0	0	0	0	24	32	3.00	1.333											
<b>28 Brandon Medders, R</b> (7, 1) ERA: 3.27	1.0		6	2	0	0	3	1	0	0	0	0	0	17	29	0.00	3.000											
<b>Greg Aquino, R</b> (8, 1) ERA: 4.3	1.0		5	1	0	0	0	0	0	1	0	0	0	9	13	0.00	1.000											



Batter	1	2	3	4	5	6	7	8	9	AB	R	H	RBI	BB	SO	LOB	TOP					
<b>Craig Counsell, L</b> (1,6) OBP: 0.374, SLG: 0.390	F9		1B		FC4-6		SH5-4 2B 1B	F9		5	1	2	1	0	0	1	<b>Arizona Diamondbacks @ St. Louis Cardinals</b> <b>Busch Stadium, St. Louis, MO</b> Sun May 14 2006, 1:15 PM CDT Att: 40,891 - Cloudy - 51 F					
<b>Damon Easley, R</b> (1,4) OBP: 0.358, SLG: 0.431 <b>Jose Valverde, R</b> (9,1)	K		L6		L7		SH5-4	K		4	0	0	0	0	2	2						
<b>Chad Tracy, L</b> (1,5) OBP: 0.363, SLG: 0.517	E5				K2-3		F9	L8		5	1	1	2	0	1	0						
<b>Luis Gonzalez, L</b> (1,7) OBP: 0.369, SLG: 0.493	G4-3				1B		G3 34 E 1B	1B 2B		5	2	4	0	0	0	1						
<b>34 Conor Jackson, R</b> (1,3) OBP: 0.372, SLG: 0.481 <b>Brandon Lyon, R</b> (7,1)			G4-3		P4		FC6 G3 1B	F8		4	1	0	0	0	0	4						
<b>1 Orlando Hudson, S</b> (9,PH) OBP: 0.294, SLG: 0.302										4	0	0	0	0	0	1						
<b>Shawn Green, L</b> (1,9) OBP: 0.371, SLG: 0.457	K						G3	1B		4	0	1	1	1	2	3						
<b>Johnny Estrada, S</b> (1,2) OBP: 0.333, SLG: 0.474			G5-3		F8		FC6-4 30 1B	1B		4	0	2	3	0	0	2						
<b>30 Jeff DaVanon, S</b> (1,8) OBP: 0.356, SLG: 0.429 <b>Luis Vizcaino, R</b> (6,1)					L3		FC6-4 2B	K		3	1	1	0	0	0	1						
<b>Tony Clark, S</b> (7,PH) OBP: 0.259, SLG: 0.260										0	0	0	0	0	0	0						
<b>Miguel Batista, R</b> (1,1) OBP: 0.176, SLG: 0.176 <b>22 Eric Byrnes, R</b> (6,8)			K		E3		SH5-4 2B 1B	K		2	0	0	0	0	1	1						
<b>Inning Stats</b>	R: 0 E: 1 K: 1 S: 9	H: 0 LOB: 1 BB: 0 P: 13	R: 0 E: 0 K: 1 S: 8	H: 0 LOB: 0 BB: 0 P: 11	R: 0 E: 0 K: 1 S: 10	H: 1 LOB: 1 BB: 0 P: 12	R: 0 E: 0 K: 1 S: 12	H: 1 LOB: 2 BB: 1 P: 21	R: 1 E: 1 K: 0 S: 8	H: 1 LOB: 0 BB: 0 P: 14	R: 2 E: 1 K: 0 S: 11	H: 2 LOB: 1 BB: 0 P: 16	R: 4 E: 0 K: 1 S: 20	H: 6 LOB: 2 BB: 0 P: 33	R: 0 E: 0 K: 2 S: 11	H: 0 LOB: 0 BB: 0 P: 14	R: 0 E: 0 K: 1 S: 11	H: 1 LOB: 1 BB: 0 P: 13	1B: 9 2B: 3 3B: 0 HR: 0	SF: 0 SAC: 1 DP: 0 HBP: 0	WP: 0 PB: 0 SB: 0 CS: 1	PA: 42
<b>PITCHER</b>	IP	WLS	BF	H	R	ER	SO	BB	IBB	HBP	BLK	WP	HR	S	P	ERA	WHIP			ERA	WHIP	
<b>29 Chris Carpenter, R</b> (1,1) ERA: 1.98	6.0		26	5	3	0	4	1	0	0	0	0	0	58	87	0.00	1.000			0.00	0.000	
<b>50 Adam Wainwright, R</b> (7,1) ERA: 1.59	0.1	L	3	2	2	2	0	0	0	0	0	0	0	6	8	54.00	6.000					
<b>34 Randy Flores, L</b> (7,1) ERA: 3.97	0.0		2	2	0	0	0	0	0	0	0	0	0	3	5	∞	∞					
<b>41 Braden Looper, R</b> (7,1) ERA: 3.07	0.2		4	2	2	2	1	0	0	0	0	0	0	11	20	27.00	3.000					
<b>Josh Hancock, R</b> (8,1) ERA: 2.14	1.2		6	1	0	0	2	0	0	0	0	0	0	18	21	0.00	0.600					

Batter	1	2	3	4	5	6	7	8	9	AB	R	H	RBI	BB	SO	LOB	BOTTOM					
<b>22 David Eckstein, R</b> (1,6) OBP: 0.387, SLG: 0.375	G4-3				F7		G4-3	P4		5	1	1	0	0	0	0	<b>Arizona Diamondbacks @ St. Louis Cardinals</b> <b>Busch Stadium, St. Louis, MO</b> Sun May 14 2006, 1:15 PM CDT Att: 40,891 - Cloudy - 51 F					
<b>53 John Rodriguez, L</b> (1,9) OBP: 0.471, SLG: 0.533	F8				BB		15 BB 5 BB	P5		4	2	2	0	1	0	0						
<b>5 Albert Pujols, R</b> (1,3) OBP: 0.469, SLG: 0.833	P3				BB		15 BB	F9		3	0	0	1	1	0	1						
<b>15 Jim Edmonds, L</b> (1,8) OBP: 0.363, SLG: 0.451	K				BB		27 E G5-4-3	1B		4	2	3	0	1	1	0						
<b>27 Scott Rolen, R</b> (1,5) OBP: 0.366, SLG: 0.485	P4				G5-4-3		E6 26 BB 4 BB	FC5		5	1	0	0	0	0	6						
<b>26 Scott Spivak, S</b> (1,7) OBP: 0.275, SLG: 0.354 <b>50 Adam Wainwright, R</b> (7,1) ERA: 1.59 <b>34 Randy Flores, L</b> (7,1) ERA: 3.97 <b>41 Braden Looper, R</b> (7,1) ERA: 3.07 <b>Larry Bigbie, L</b> (7,PH) OBP: 0.275, SLG: 0.286 <b>Josh Hancock, R</b> (8,1) ERA: 2.14 <b>Tyler Johnson, S</b> (9,1)										1	0	0	0	2	1	0						
<b>4 Yadier Molina, R</b> (1,2) OBP: 0.229, SLG: 0.220					F8		G5-4-3	G6-4-3		4	0	1	2	0	0	3						
<b>Aaron Miles, S</b> (1,4) OBP: 0.425, SLG: 0.386					F9			G1-3		3	0	1	0	0	0	0						
<b>29 Chris Carpenter, R</b> (1,1) OBP: 0.053, SLG: 0.053 <b>So Taguchi, R</b> (6,PH) OBP: 0.304, SLG: 0.318					G3			G4-3		2	0	0	0	0	1	1						
<b>Inning Stats</b>	R: 0 E: 0 K: 0 S: 5	H: 0 LOB: 0 BB: 0 P: 9	R: 0 E: 0 K: 2 S: 11	H: 0 LOB: 0 BB: 0 P: 18	R: 0 E: 0 K: 0 S: 5	H: 0 LOB: 0 BB: 0 P: 9	R: 0 E: 0 K: 0 S: 8	H: 0 LOB: 3 BB: 3 P: 21	R: 0 E: 0 K: 1 S: 7	H: 1 LOB: 1 BB: 1 P: 12	R: 3 E: 1 K: 1 S: 24	H: 3 LOB: 3 BB: 1 P: 45	R: 3 E: 1 K: 0 S: 14	H: 4 LOB: 1 BB: 0 P: 18	R: 0 E: 0 K: 0 S: 7	H: 0 LOB: 0 BB: 0 P: 12		R: 0 E: 0 K: 0 S: 10	H: 1 LOB: 1 BB: 0 P: 14	1B: 9 2B: 0 3B: 0 HR: 0	SF: 1 SAC: 0 DP: 3 HBP: 1	WP: 0 PB: 0 SB: 0 CS: 0
<b>PITCHER</b>	IP	WLS	BF	H	R	ER	SO	BB	IBB	HBP	BLK	WP	HR	S	P	ERA	WHIP			ERA	WHIP	
<b>Miguel Batista, R</b> (1,1) ERA: 4.44	5.2		25	4	3	0	3	5	0	0	0	0	0	54	102	0.00	1.588					
<b>Luis Vizcaino, R</b> (6,1) ERA: 2.45	0.1	W	2	0	0	0	1	0	0	1	0	0	0	6	12	0.00	0.000					
<b>Brandon Lyon, R</b> (7,1) ERA: 2.7	2.0		10	4	3	2	0	0	0	0	0	0	0	21	30	9.00	2.000					
<b>Jose Valverde, R</b> (9,1) ERA: 2.51	1.0	S	4	1	0	0	0	0	0	0	0	0	0	10	14	0.00	1.000					

Batter	1	2	3	4	5	6	7	8	9	AB	R	H	RBI	BB	SO	LOB	TOP								
7 José Reyes, S OBP: 0.326, SLG: 0.417	E4 16 F8		0-1 1-H HR		0-1 G4-3		4-2 16 S 2B	1-2 15 1B 1B		4	2	2	3	1	0	0	<b>New York Mets @ St. Louis Cardinals</b> Busch Stadium, St. Louis, MO Tue May 16 2006, 7:10 PM CDT Att: 39,616 - Cloudy - 64 F								
16 Paul Lo Duca, R OBP: 0.331, SLG: 0.449	F8		0-1 F7		2-1 F9		2-0 1-H 2B	1-1 P4		5	0	1	1	0	0	3									
15 Carlos Beltrán, S OBP: 0.405, SLG: 0.596	K		2-0 L6			0-0 P2	4-2 BB	0-0 1B		4	0	1	1	1	1	0									
21 Carlos Delgado, L OBP: 0.382, SLG: 0.589		3-2 P2		1-3 K		1-2 F7	2-1 G3-1	2-3 K		5	0	0	0	0	2	4									
5 David Wright, R OBP: 0.392, SLG: 0.510	F7		4-1 G1-3 1B		1-2 1B		1-2 SH	0-1 G6-3		4	2	2	0	1	0	0									
Cliff Floyd, L OBP: 0.303, SLG: 0.311	2B		2-2 G1-3		0-0 FC5-4 1B		1-2 SH1-3 1B	1-3 K		4	1	2	0	0	1	1									
Xavier Nady, R OBP: 0.342, SLG: 0.530	K		3-1 1B		0-1 FC5-4		0-0 SH	3-2 F8		4	1	1	1	0	1	3									
Kazuo Matsui, S OBP: 0.289, SLG: 0.349			1-1 G4-3		1-0 G4-3		1-3 K	1-1 SH1-3		3	0	0	0	0	1	1									
Tom Glavine, L ERA: 4.7			4-1 7 HR BB		0-1 F8		0-0 F9	2-1 15 1B 1B		1	1	0	0	1	0	0									
22 José Valentin, S ERA: 1.53										1	0	0	0	0	0	0									
Aaron Heilman, R ERA: 1.69										0	0	0	0	0	0	0									
Julio Franco, R ERA: 1.85										1	1	1	1	0	0	0									
50 Duane Sanchez, R ERA: 1.85										0	0	0	0	0	0	0									
Jorge Julio, R ERA: 5.4										0	0	0	0	0	0	0									
<b>Inning Stats</b>	R: 0 E: 1 K: 1 S: 9	H: 0 LOB: 0 BB: 0 P: 12	R: 0 E: 0 K: 1 S: 16	H: 1 LOB: 1 BB: 0 P: 24	R: 2 E: 0 K: 0 S: 8	H: 1 LOB: 0 BB: 1 P: 15	R: 1 E: 0 K: 1 S: 10	H: 1 LOB: 1 BB: 0 P: 21	R: 0 E: 0 K: 0 S: 6	H: 0 LOB: 0 BB: 0 P: 8	R: 0 E: 0 K: 0 S: 12	H: 2 LOB: 2 BB: 0 P: 14	R: 1 E: 0 K: 1 S: 15	H: 1 LOB: 2 BB: 2 P: 28	R: 4 E: 1 K: 1 S: 21	H: 4 LOB: 2 BB: 0 P: 30	R: 0 E: 0 K: 1 S: 10	H: 0 LOB: 0 BB: 0 P: 14	1B: 6 2B: 3 3B: 0 HR: 1	SF: 0 SAC: 2 DP: 0 HBP: 1	WP: 0 PB: 0 SB: 1 CS: 0	PA: 43			
<b>PITCHER</b>	IP	WLS	BF	H	R	ER	SO	BB	IBB	HBP	BLK	WP	HR	S	P	ERA	WHIP								
Jeff Suppan, R	(1, 1)	6.2	L	30	6	4	4	4	0	0	0	0	1	74	118	5.40	1.500								
Tyler Johnson, L	(7, 1)	0.1		1	0	0	0	0	0	0	0	0	0	2	4	0.00	0.000								
48 Brad Thompson, R	(8, 1)	0.1		6	3	4	2	0	0	1	0	0	0	14	20	54.00	9.000								
40 Brian Falkenberg, R	(8, 1)	1.2		6	1	0	2	0	0	0	0	0	0	17	24	0.00	0.600								

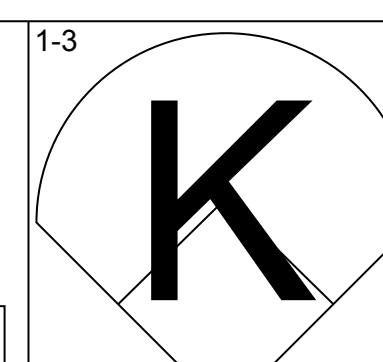
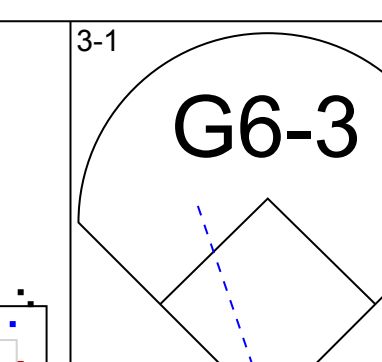
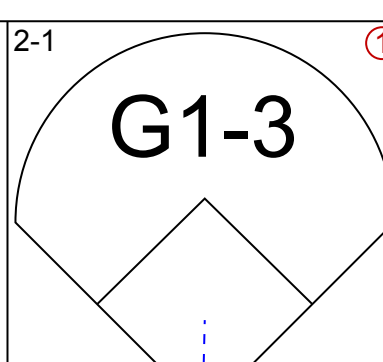
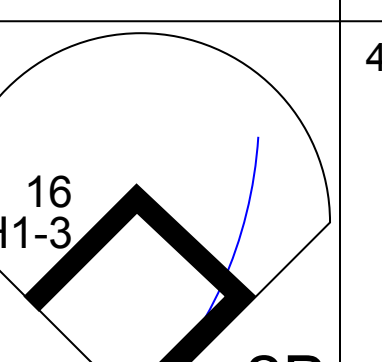
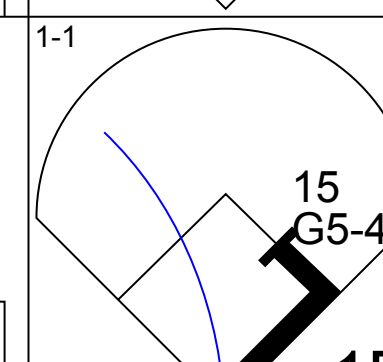
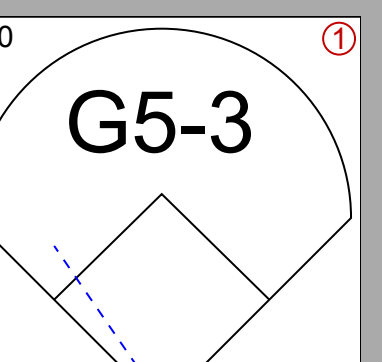
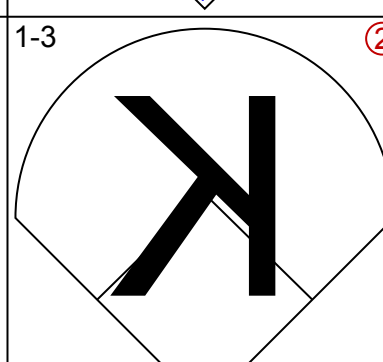
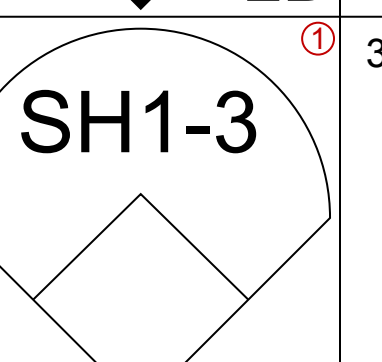
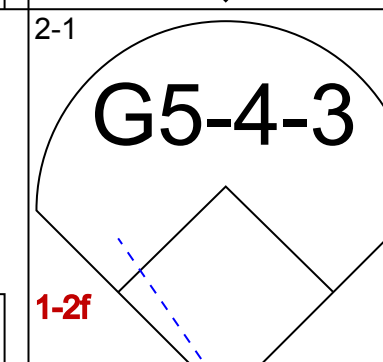
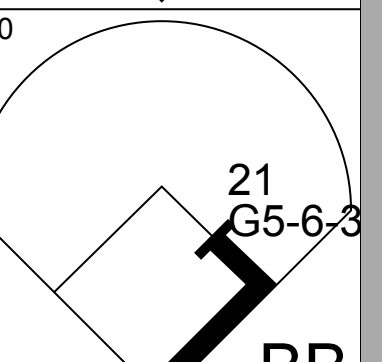
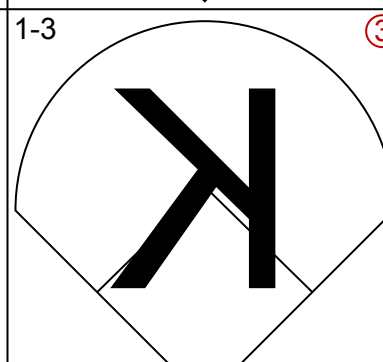
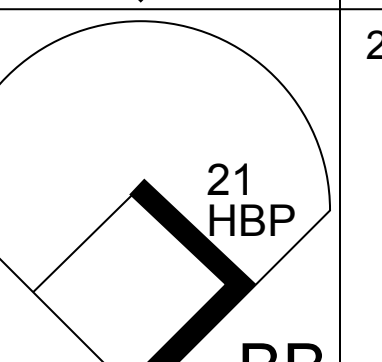
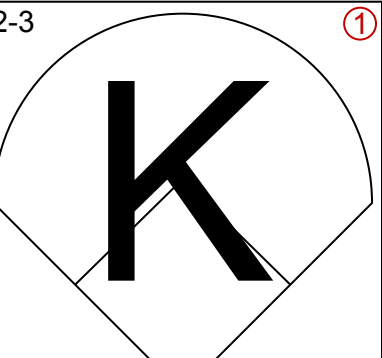
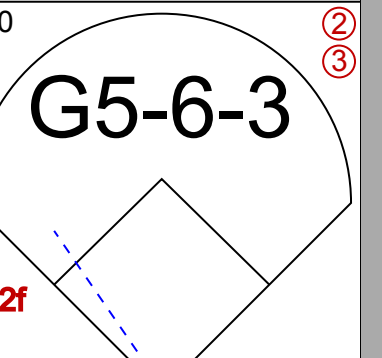
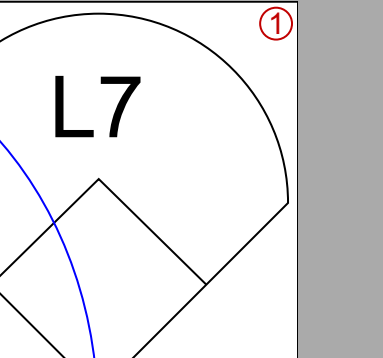
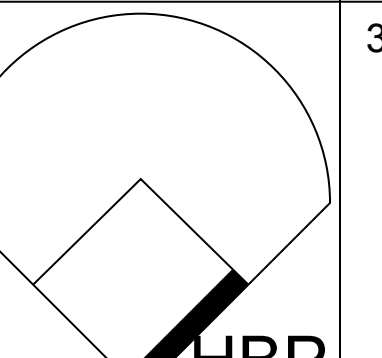
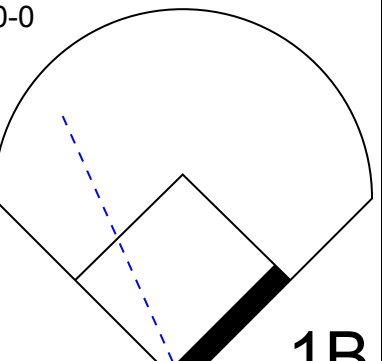
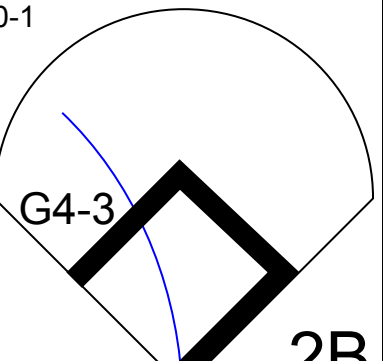
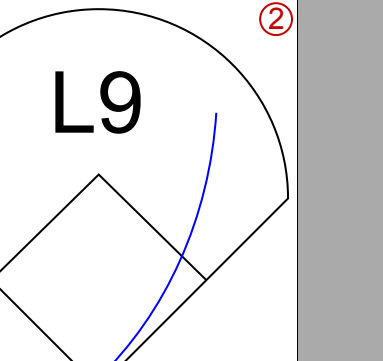
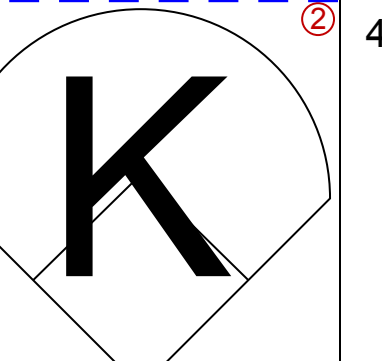

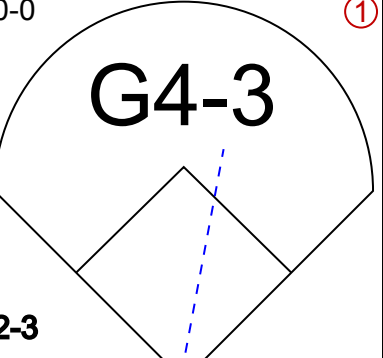
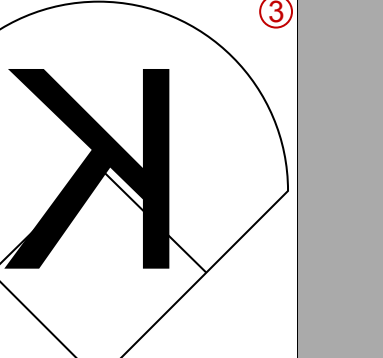
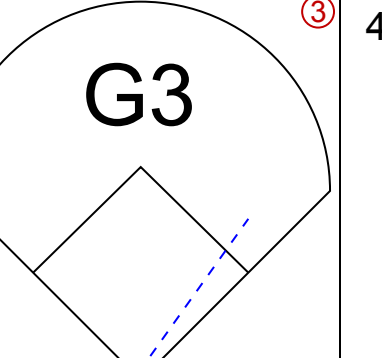

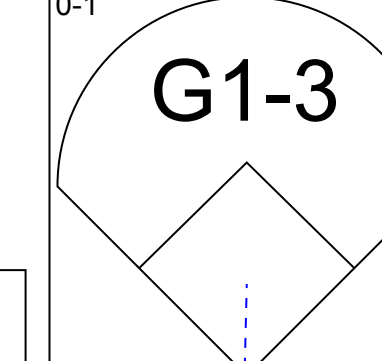
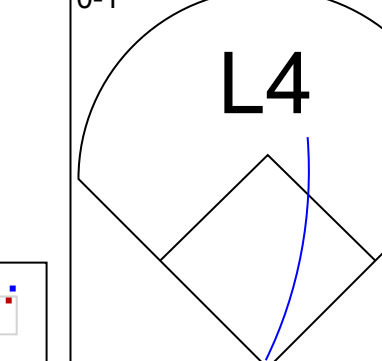
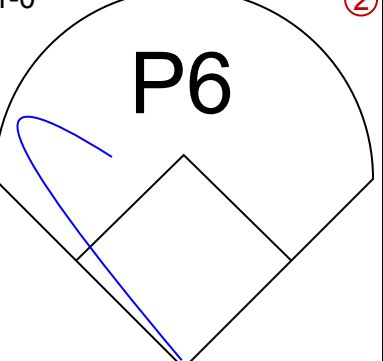
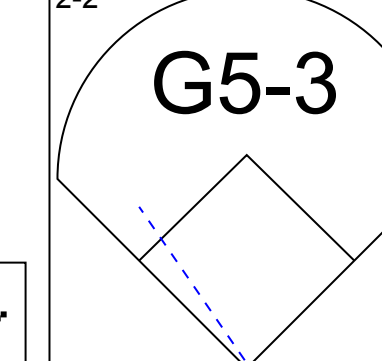
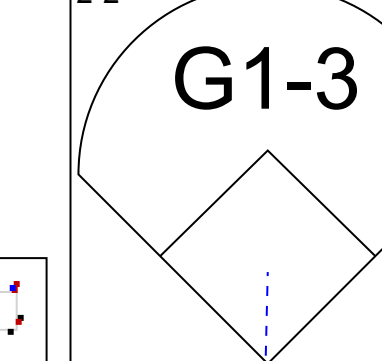
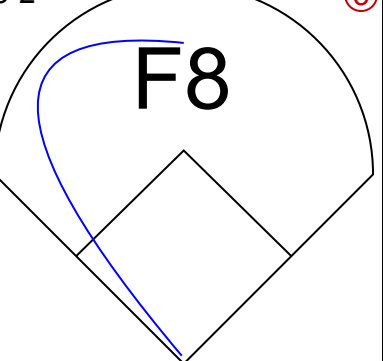
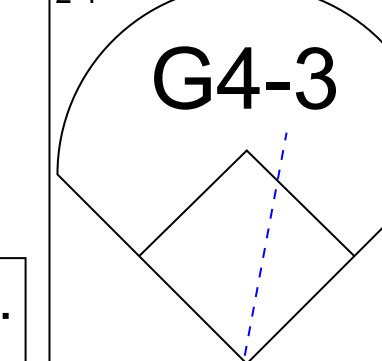
AB 36  
R 8  
H 10  
RBI 7  
BB 4  
SO 6  
LOB 12



Batter	1	2	3	4	5	6	7	8	9	AB	R	H	RBI	BB	SO	LOB	BOTTOM								
22 David Eckstein, R OBP: 0.384, SLG: 0.370	G2-3 HBP		0-0 F8		1-0 SF9		1-1 G5-3			2	0	0	1	0	0	1	<b>New York Mets @ St. Louis Cardinals</b> Busch Stadium, St. Louis, MO Tue May 16 2006, 7:10 PM CDT Att: 39,616 - Cloudy - 64 F								
So Taguchi, R OBP: 0.295, SLG: 0.307	F7		1-1 G3-1		0-0 G6-3			0-0 G3		3	0	0	0	0	2										
Larry Bigbie, L OBP: 0.333, SLG: 0.250										1	0	0	0	0	0										
5 Albert Pujols, R OBP: 0.458, SLG: 0.808	G2-3		3-2 P6		1-2 G4-3			0-1 P3		4	0	0	0	0	1										
27 Scott Rolen, R OBP: 0.362, SLG: 0.476	G5-3		1-2 F7		1-2 F7		4-3 1B	1-2 P4		4	1	1	0	0	1										
43 Juan Encarnacion, R OBP: 0.262, SLG: 0.384	F7		2-2 1B		4-0 1B		1-2 BB	1-2 F8		3	0	2	0	1	0										
15 Jim Edmonds, L OBP: 0.397, SLG: 0.448	L4-3 1B		3-3 K		3-3 K		3-3 K	4-2 F8		3	0	1	0	1	2										
Gary Bennett, R OBP: 0.256, SLG: 0.342	L4-3		2-2 1B		3-1 7 2B		2-1 1B	1-1 F8		4	1	2	1	0	3										
7 Hector Luna, R OBP: 0.372, SLG: 0.479			2-1 SH1		2-2 SH1-4		0-1 G4-3	1-1 P3		4	1	2	1	0	2										
Jeff Suppan, R ERA: 2.43			1-2 SH1		1-1 SH1-4		3-2 G3	3-2 F8		0	0	0	0	0	0										
53 John Rodriguez, L ERA: 1.69										0	0	0	0	0	0										
48 Brad Thompson, R ERA: 1.85										1	0	0	0	0	0										
40 Brian Falkenberg, R ERA: 1.85										0	0	0	0	0	0										
26 Scott Spiezio, S ERA: 5.4										1	0	0	0	0	2										
<b>Inning Stats</b>	R: 0 E: 0 K: 0 S: 12	H: 0 LOB: 1 BB: 0 P: 21	R: 0 E: 0 K: 0 S: 5	H: 1 LOB: 0 BB: 0 P: 9	R: 0 E: 0 K: 1 S: 14	H: 1 LOB: 1 BB: 0 P: 23	R: 2 E: 0 K: 0 S: 10	H: 2 LOB: 0 BB: 0 P: 17	R: 1 E: 0 K: 1 S: 11	H: 2 LOB: 2 BB: 1 P: 22	R: 0 E: 0 K: 0 S: 8	H: 0 LOB: 0 BB: 0 P: 12	R: 0 E: 0 K: 0 S: 6	H: 0 LOB: 0 BB: 0 P: 7	R: 0 E: 0 K: 0 S: 15	H: 1 LOB: 2 BB: 1 P: 25	1B: 7 2B: 2 3B: 0 HR: 0	SF: 1 SAC: 2 DP: 1 HBP: 1	WP: 0 PB: 0 SB: 0 CS: 0	PA: 36					
<b>PITCHER</b>	IP	WLS	BF	H	R	ER	SO	BB	IBB	HBP	BLK	WP	HR	S	P	ERA	WHIP								
Tom Glavine, L	(1, 1)	6.0	W	25	7	3	3	2	1	0	0	0	0	60	104	4.50	1.333								
Aaron Heilman, R	(7, 1)	1.0	H	3	0	0	0	0	0	0	0	0	0	8	12	0.00	0.000								
50 Duane Sanchez, R	(8, 1)	1.0		3	0	0	0	0	0	0	0	0	0	6	7	0.00	0.000								
Jorge Julio, R	(9, 1)	1.0		5	1	0	0	1	0	0	0	0	0	15	25	0.00	2.000								

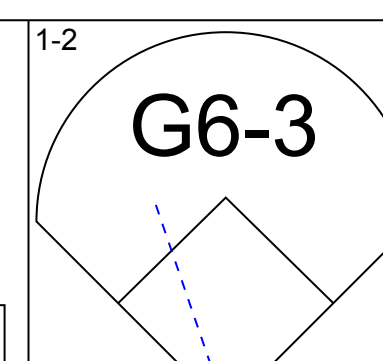
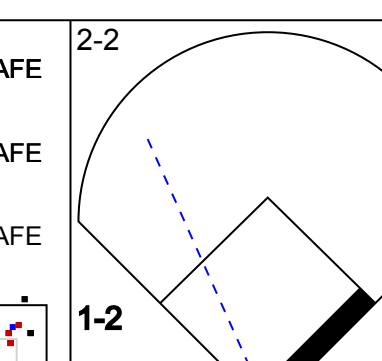
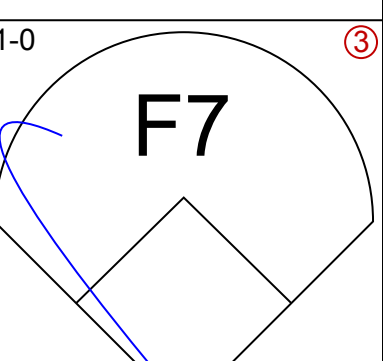
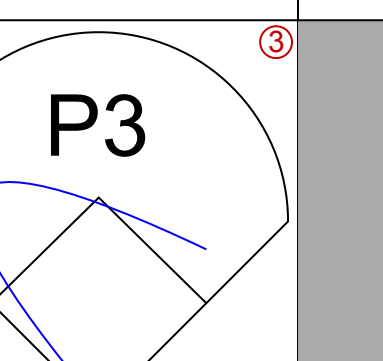
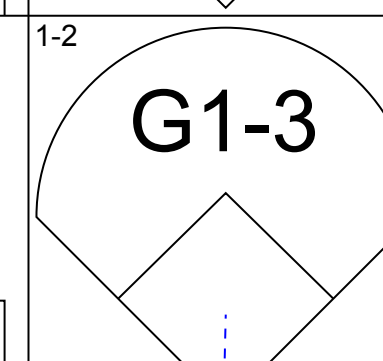
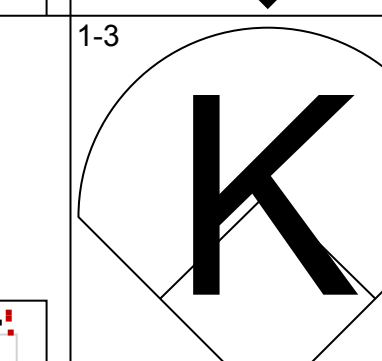
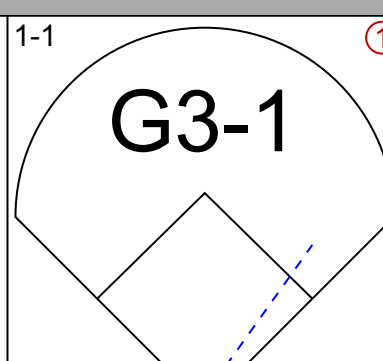
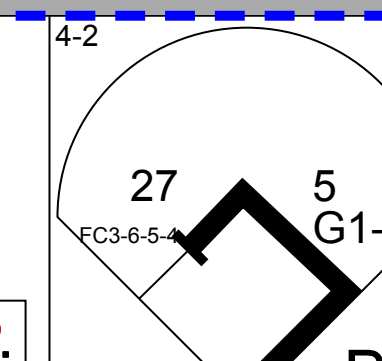
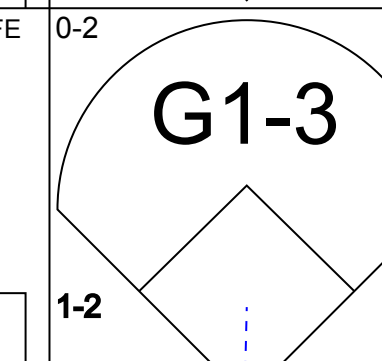
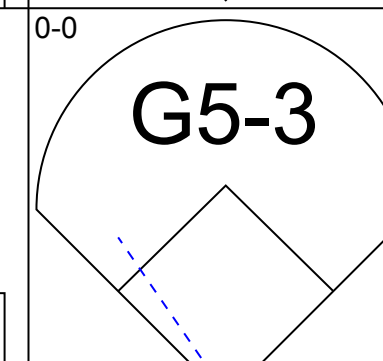
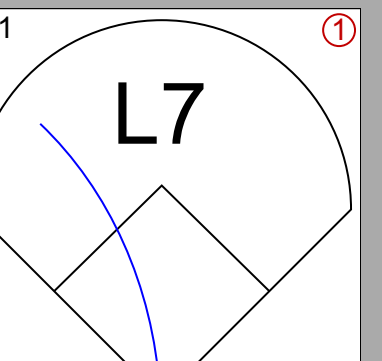
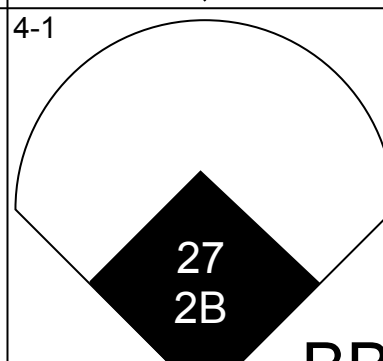
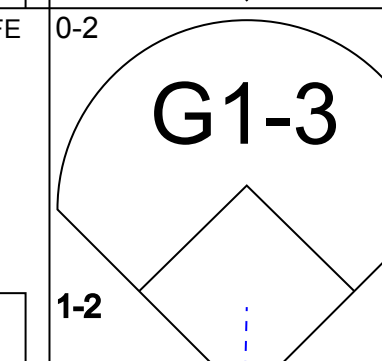
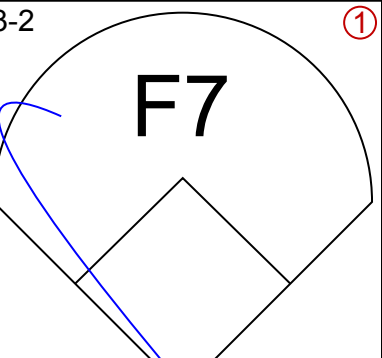
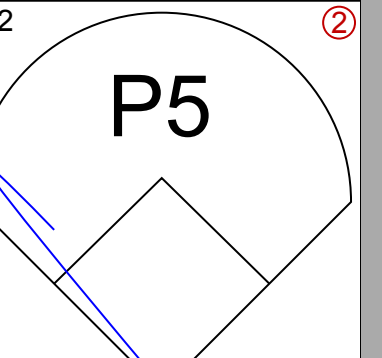
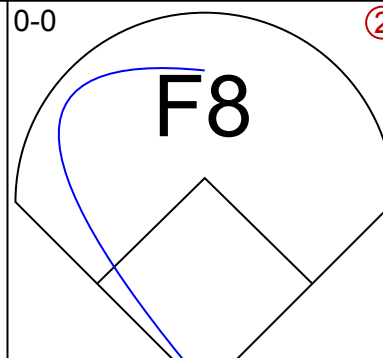
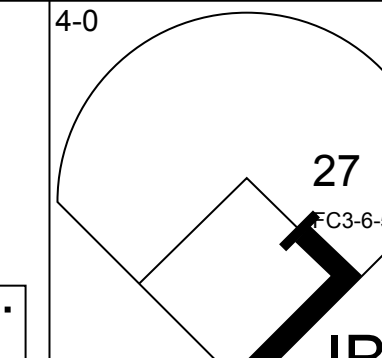
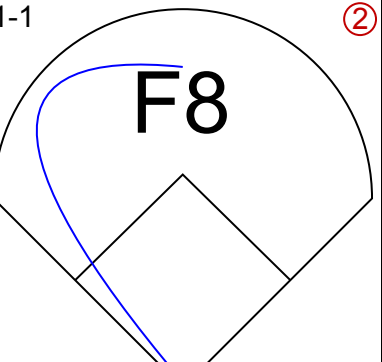
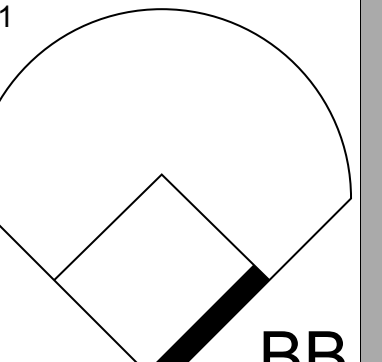
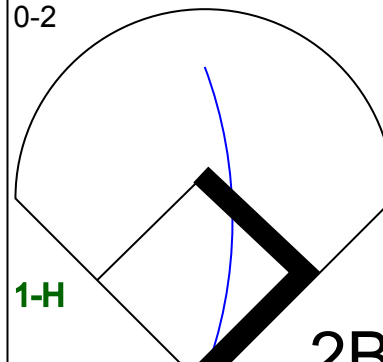
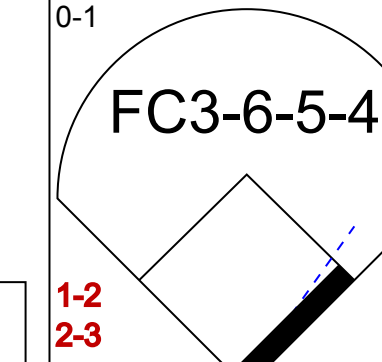
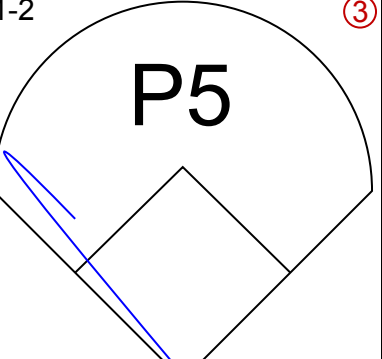
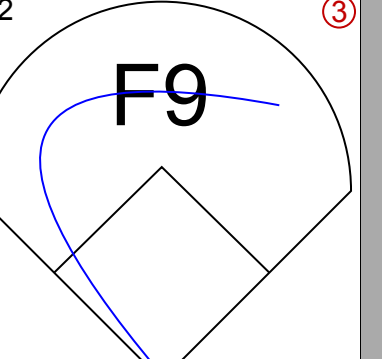
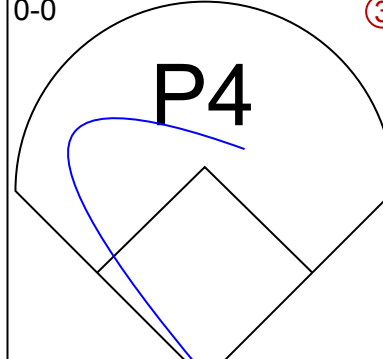
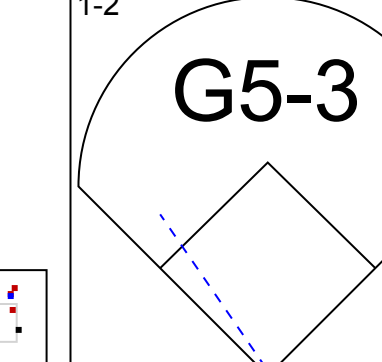
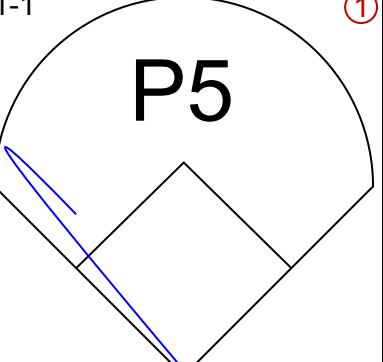
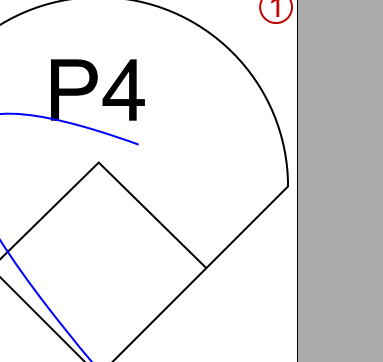
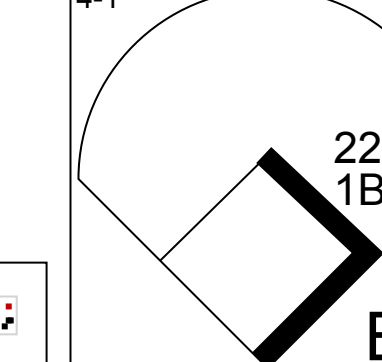
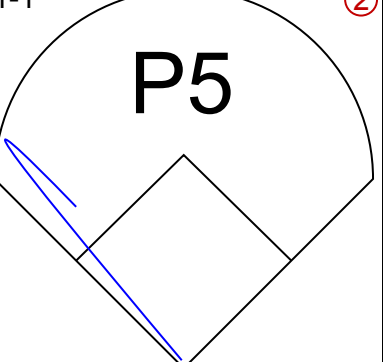
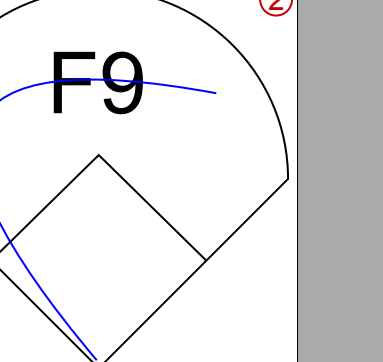
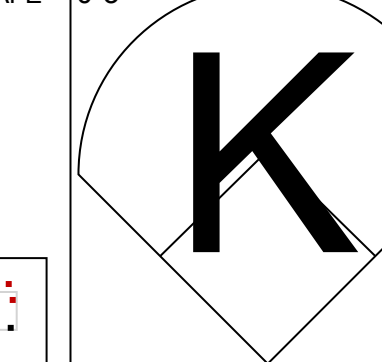
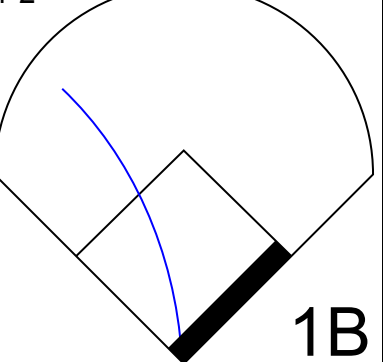
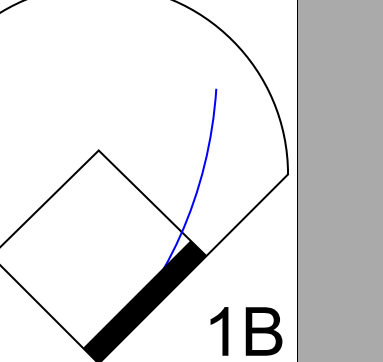
AB 30  
R 3  
H 8  
RBI 3  
BB 2  
SO 2  
LOB 15



Batter	1	2	3	4	5	6	7	8	9	AB	R	H	RBI	BB	SO	LOB	TOP					
7 José Reyes, S (1,6) OBP: 0.324, SLG: 0.419										4	0	1	0	0	1	0	<b>New York Mets @ St. Louis Cardinals</b> Busch Stadium, St. Louis, MO Wed May 17 2006, 7:10 PM CDT Att: 40,573 - Cloudy - 74 F					
16 Paul Lo Duca, R (1,2) OBP: 0.331, SLG: 0.446										3	0	1	0	0	1	0						
15 Carlos Beltrán, S (1,8) OBP: 0.408, SLG: 0.584										2	0	0	0	2	1	1						
21 Carlos Delgado, L (1,3) OBP: 0.379, SLG: 0.577										3	0	0	0	0	1	1						
5 David Wright, R (1,5) OBP: 0.394, SLG: 0.517										4	0	2	0	0	1	3						
Cliff Floyd, L (1,7) OBP: 0.295, SLG: 0.302										4	0	0	0	0	1	5						
Xavier Nady, R (1,9) OBP: 0.342, SLG: 0.522										2	0	0	0	0	0	1						
Kazuo Matsui, S (1,4) OBP: 0.280, SLG: 0.337										3	0	0	0	0	0	2						
Steve Trachsel, R (1,1) OBP: 0.250, SLG: 0.267										2	0	0	0	0	0	2						
Julio Franco, R (8, PH) OBP: 0.292, SLG: 0.364										1	0	0	0	0	0	0						
50 Duane Sanchez, R (8, 1)										0	0	0	0	0	0	0						
<b>Inning Stats</b>	R: 0 E: 0 K: 1 S: 7	H: 1 LOB: 0 BB: 0 P: 11	R: 0 E: 0 K: 1 S: 9	H: 1 LOB: 1 BB: 0 P: 15	R: 0 E: 0 K: 0 S: 8	H: 0 LOB: 0 BB: 1 P: 13	R: 0 E: 0 K: 0 S: 2	H: 0 LOB: 0 BB: 1 P: 6	R: 0 E: 0 K: 0 S: 7	H: 1 LOB: 2 BB: 0 P: 12	R: 0 E: 0 K: 1 S: 8	H: 0 LOB: 0 BB: 0 P: 12	R: 0 E: 0 K: 1 S: 8	H: 0 LOB: 0 BB: 0 P: 12	R: 0 E: 0 K: 0 S: 7	H: 0 LOB: 0 BB: 0 P: 11	R: 0 E: 0 K: 1 S: 13	H: 1 LOB: 3 BB: 1 P: 24	1B: 2 2B: 2 3B: 0 HR: 0	SF: 0 SAC: 1 DP: 2 HBP: 2	WP: 0 PB: 0 SB: 0 CS: 0	PA: 33
<b>PITCHER</b>	IP WLS BF H R ER SO BB IBB HBP BLK WP HR S P ERA WHIP																					
30 Mark Mulder, L (1, 1) ERA: 3.69	8.1 W 31 4 0 0 5 2 0 0 2 0 0 0 63 106 0.00 0.720																					
44 Jason Isringhausen, R (9, 1) ERA: 4.5	0.2 S 2 0 0 0 1 0 0 0 0 0 0 0 6 10 0.00 0.000																					

AB	28
R	0
H	4
RBI	0
BB	2
SO	6
LOB	15



Batter	1	2	3	4	5	6	7	8	9	AB	R	H	RBI	BB	SO	LOB	BOTTOM			
22 David Eckstein, R (1,6) OBP: 0.381, SLG: 0.367										4	0	1	0	0	0	2	<b>New York Mets @ St. Louis Cardinals</b> Busch Stadium, St. Louis, MO Wed May 17 2006, 7:10 PM CDT Att: 40,573 - Cloudy - 74 F			
53 John Rodriguez, L (1,7) OBP: 0.446, SLG: 0.500										3	0	0	0	0	1	2				
So Taguchi, R (8, 7) OBP: 0.302, SLG: 0.307										0	0	0	0	1	0	0				
44 Jason Isringhausen, R (9, 1)										0	0	0	0	0	0	0				
5 Albert Pujols, R (1,3) OBP: 0.453, SLG: 0.789										3	1	0	0	1	0	1				
15 Jim Edmonds, L (1,8) OBP: 0.364, SLG: 0.437										3	0	0	0	1	0	1				
27 Scott Rolen, R (1,5) OBP: 0.367, SLG: 0.481										3	0	1	1	1	0	2				
43 Juan Encarnacion, R (1,9) OBP: 0.297, SLG: 0.376										3	0	0	0	0	0	2				
4 Yadier Molina, R (1,2) OBP: 0.223, SLG: 0.214										3	0	0	0	0	0	0				
Aaron Miles, S (1,4) OBP: 0.422, SLG: 0.378										2	0	0	0	1	0	0				
30 Mark Mulder, L (1, 1) ERA: 4.33										3	0	2	0	0	1	1				
Larry Bigbie, L (9, 7) OBP: 0.333, SLG: 0.250										0	0	0	0	0	0	0				
<b>Inning Stats</b>	R: 0 E: 0 K: 0 S: 9	H: 0 LOB: 0 BB: 0 P: 11	R: 0 E: 0 K: 0 S: 8	H: 0 LOB: 0 BB: 0 P: 13	R: 0 E: 0 K: 2 S: 15	H: 1 LOB: 2 BB: 1 P: 23	R: 0 E: 0 K: 0 S: 12	H: 0 LOB: 1 BB: 1 P: 22	R: 0 E: 0 K: 0 S: 8	H: 1 LOB: 1 BB: 0 P: 12	R: 1 E: 0 K: 0 S: 8	H: 1 LOB: 1 BB: 1 P: 13	R: 0 E: 0 K: 0 S: 10	H: 1 LOB: 1 BB: 0 P: 18	R: 0 E: 0 K: 0 S: 9	H: 0 LOB: 1 BB: 2 P: 17	1B: 3 2B: 1 3B: 0 HR: 0	SF: 0 SAC: 0 DP: 1 HBP: 0	WP: 0 PB: 0 SB: 0 CS: 0	PA: 32
<b>PITCHER</b>	IP WLS BF H R ER SO BB IBB HBP BLK WP HR S P ERA WHIP																			
Steve Trachsel, R (1, 1) ERA: 4.33	7.0 L 28 4 1 1 2 3 0 0 0 0 0 0 70 112 1.29 1.000																			
50 Duane Sanchez, R (8, 1) ERA: 1.79	1.0 4 0 0 0 0 1 1 0 0 0 0 0 9 17 0.00 1.000																			

AB	27
R	1
H	4
RBI	1
BB	5
SO	2
LOB	11






Batter	1	2	3	4	5	6	7	8	9	AB	R	H	RBI	BB	SO	LOB	TOP					
7 José Reyes, S OBP: 0.318, SLG: 0.409	G3		P6		G4-3			L8		4	0	0	0	0	0	0	<b>New York Mets @ St. Louis Cardinals</b> Busch Stadium, St. Louis, MO Thu May 18 2006, 12:10 PM CDT Att: 41,273 - Sunny - 70 F					
22 Jose Valentin, S OBP: 0.311, SLG: 0.442	P5			15 HR BB		F9		HR		3	2	1	1	1	0	0						
15 Carlos Beltrán, S OBP: 0.403, SLG: 0.600	P6			HR		P3		F9		4	1	1	2	0	0	0						
21 Carlos Delgado, L OBP: 0.382, SLG: 0.575		FC3-6 1B		G4-3		1B		P3		4	0	2	0	0	0	0						
5 David Wright, R OBP: 0.391, SLG: 0.507	P3			F8		P3		2B BB		3	0	0	0	1	0	2						
Cliff Floyd, L OBP: 0.300, SLG: 0.310	FC3-6 1-2			BB				F7		3	0	1	0	1	0	1						
11 Ramon Castro, R OBP: 0.365, SLG: 0.444	P2			F8		G5-3		F8		4	0	0	0	0	0	4						
10 Endy Chavez, L OBP: 0.324, SLG: 0.415			L7		B1-3		F9	G1-3		4	0	0	0	0	0	2						
Jose Lima, R										2	0	0	0	0	1	0						
Chad Bradford, R										0	0	0	0	0	0	0						
25 Pedro Feliciano, L										0	0	0	0	0	0	0						
Kazuo Matsui, S OBP: 0.277, SLG: 0.333										1	0	0	0	0	0	0						
Darren Oliver, R OBP: 0.500, SLG: 0.750										0	0	0	0	0	0	0						
<b>Inning Stats</b>	R: 0 E: 0 K: 0 S: 6	H: 0 LOB: 0 BB: 0 P: 14	R: 0 E: 0 K: 0 S: 14	H: 1 LOB: 1 BB: 0 P: 24	R: 0 E: 0 K: 1 S: 8	H: 0 LOB: 0 BB: 0 P: 10	R: 2 E: 0 K: 0 S: 10	H: 1 LOB: 1 BB: 2 P: 22	R: 0 E: 0 K: 0 S: 4	H: 0 LOB: 0 BB: 0 P: 6	R: 0 E: 0 K: 0 S: 9	H: 1 LOB: 1 BB: 0 P: 11	R: 0 E: 0 K: 0 S: 5	H: 0 LOB: 0 BB: 0 P: 9	R: 1 E: 0 K: 0 S: 11	H: 1 LOB: 0 BB: 0 P: 14	R: 0 E: 0 K: 0 S: 12	H: 1 LOB: 2 BB: 1 P: 18	1B: 2 2B: 1 3B: 0 HR: 2	SF: 0 SAC: 0 DP: 0 HBP: 0	WP: 0 PB: 0 SB: 0 CS: 0	PA: 35
<b>PITCHER</b>	IP WLS BF H R ER SO BB IBB HBP BLK WP HR S P ERA WHIP																					
Jason Marquis, R ERA: 5.08	(1, 1) 7.2 W 29 4 3 3 1 2 0 0 0 0 0 2 66 108 3.52 0.783																					
34 Randy Flores, L ERA: 3.86	(8, 1) 0.1 H 1 0 0 0 0 0 0 0 0 0 0 0 1 2 0.00 0.000																					
44 Jason Istringhausen, R ERA: 4.2	(9, 1) 1.0 S 5 1 0 0 0 0 1 0 0 0 0 0 0 12 18 0.00 2.000																					


AB	32
R	3
H	5
RBI	3
BB	3
SO	1
LOB	9



Batter	1	2	3	4	5	6	7	8	9	AB	R	H	RBI	BB	SO	LOB	BOTTOM			
22 David Eckstein, R OBP: 0.389, SLG: 0.383	53 G4-3 27 1B	53 S E 1B			G4-3					4	2	3	2	0	0	0	<b>New York Mets @ St. Louis Cardinals</b> Busch Stadium, St. Louis, MO Thu May 18 2006, 12:10 PM CDT Att: 41,273 - Sunny - 70 F			
53 John Rodriguez, L OBP: 0.442, SLG: 0.493	G4-3	E1			27 G1-3 26 2B					3	1	1	0	0	0	1				
So Taguchi, R OBP: 0.299, SLG: 0.303					1B			L4		1	0	0	0	0	0	1				
27 Scott Rolen, R OBP: 0.363, SLG: 0.473	26 1B	K			G1-3			G3-1		4	1	1	1	0	1	2				
15 Jim Edmonds, L OBP: 0.361, SLG: 0.426	K				G3-1			K		3	0	0	0	1	2	1				
26 Scott Spiezio, S OBP: 0.375, SLG: 0.557					G3			G4-3		4	0	2	2	0	0	0				
43 Juan Encarnacion, R OBP: 0.250, SLG: 0.366	P3				F9			G6-3		4	0	0	0	0	0	3				
Gary Bennett, R OBP: 0.256, SLG: 0.317					G4-3			G6-3		3	1	0	0	1	0	0				
Aaron Miles, S OBP: 0.420, SLG: 0.387					G6-3			22 SH1-4 2B BB		3	1	1	0	0	1	0				
Jason Marquis, L OBP: 0.200, SLG: 0.208					K			G1-3		3	0	0	0	0	1	2				
34 Randy Flores, L					G6-3					0	0	0	0	0	0	0				
44 Jason Istringhausen, R					G4-3			K		0	0	0	0	0	0	0				
<b>Inning Stats</b>	R: 2 E: 0 K: 1 S: 18	H: 3 LOB: 1 BB: 0 P: 26	R: 2 E: 1 K: 1 S: 18	H: 2 LOB: 1 BB: 0 P: 32	R: 0 E: 0 K: 0 S: 7	H: 0 LOB: 0 BB: 0 P: 12	R: 0 E: 0 K: 1 S: 8	H: 0 LOB: 0 BB: 0 P: 12	R: 1 E: 0 K: 0 S: 14	H: 2 LOB: 2 BB: 1 P: 22	R: 1 E: 0 K: 1 S: 15	H: 1 LOB: 1 BB: 1 P: 21	R: 0 E: 0 K: 1 S: 9	H: 0 LOB: 0 BB: 0 P: 15	R: 0 E: 0 K: 0 S: 9	H: 0 LOB: 0 BB: 0 P: 12	1B: 5 2B: 3 3B: 0 HR: 0	SF: 0 SAC: 1 DP: 0 HBP: 0	WP: 0 PB: 0 SB: 1 CS: 0	PA: 35
<b>PITCHER</b>	IP WLS BF H R ER SO BB IBB HBP BLK WP HR S P ERA WHIP																			
Jose Lima, R ERA: 8.79	(1, 1) 4.2 L 23 7 5 4 3 1 0 0 0 0 0 0 13 18 9.00 2.000																			
Chad Bradford, R ERA: 4.91	(5, 1) 1.0 5 1 1 1 1 1 0 0 0 0 0 0 12 19 0.00 0.000																			
25 Pedro Feliciano, L ERA: 0.73	(6, 1) 1.1 4 0 0 0 1 0 0 0 0 0 0 0 12 19 0.00 0.000																			
Darren Oliver, L ERA: 4.08	(8, 1) 1.0 3 0 0 0 0 0 0 0 0 0 0 0 9 12 0.00 0.000																			



Batter	1	2	3	4	5	6	7	8	9	AB	R	H	RBI	BB	SO	LOB	TOP						
<b>22 David Eckstein, R</b> OBP: 0.384, SLG: 0.377 (1, 6)	G4-3		FC6			G4-3		L8		5	1	1	0	0	0	3	<b>St. Louis Cardinals @ Kansas City Royals</b> Kauffman Stadium, Kansas City, MO Fri May 19 2006, 7:10 PM CDT Att: 33,045 - Clear - 89 F						
<b>26 Scott Spiezio, S</b> OBP: 0.403, SLG: 0.569 (1, 10)	L4									4	2	3	1	1	0	0							
<b>5 Albert Pujols, R</b> OBP: 0.451, SLG: 0.797 (1, 3)	G6-3									5	2	2	2	0	0	4							
<b>27 Scott Rolen, R</b> OBP: 0.380, SLG: 0.487 (1, 5)																							
<b>43 Juan Encarnacion, R</b> OBP: 0.255, SLG: 0.387 (1, 9)																							
<b>15 Jim Edmonds, L</b> OBP: 0.348, SLG: 0.409 (1, 8)																							
<b>So Taguchi, R</b> OBP: 0.290, SLG: 0.293 (1, 7)																							
<b>4 Yadier Molina, R</b> OBP: 0.224, SLG: 0.209 (1, 2)																							
<b>7 Hector Luna, R</b> OBP: 0.378, SLG: 0.481 (1, 4)																							
<b>Inning Stats</b>	R: 0 E: 0 K: 0 S: 7	H: 0 LOB: 0 BB: 0 P: 12	R: 0 E: 0 K: 0 S: 5	H: 0 LOB: 0 BB: 1 P: 11	R: 0 E: 0 K: 0 S: 12	H: 1 LOB: 1 BB: 0 P: 19	R: 4 E: 0 K: 1 S: 16	H: 4 LOB: 1 BB: 1 P: 27	R: 5 E: 0 K: 0 S: 15	H: 5 LOB: 0 BB: 0 P: 23	R: 0 E: 0 K: 1 S: 5	H: 0 LOB: 0 BB: 0 P: 10	R: 0 E: 1 K: 0 S: 14	H: 1 LOB: 3 BB: 1 P: 25	R: 0 E: 0 K: 0 S: 4	H: 0 LOB: 0 BB: 0 P: 7		1B: 8 2B: 2 3B: 1 HR: 1	SF: 0 SAC: 1 DP: 2 HBP: 1	WP: 2 PB: 0 SB: 0 CS: 0	PA: 42		
<b>PITCHER</b>	IP	WLS	BF	H	R	ER	SO	BB	IBB	HBP	BLK	WP	HR	S	P	ERA		WHIP					
<b>Mark Redman, L</b> ERA: 6.88 (1, 1)	4.0	L	20	7	6	6	1	2	0	0	0	2	1	45	79	13.50		2.250					
<b>57 Joel Peralta, R</b> ERA: 3.94 (5, 1)	3.0		13	4	3	3	1	0	0	0	0	0	0	23	36	9.00		1.333					
<b>77 Joe Nelson, R</b> ERA: (8, 1)	1.0		6	1	0	0	0	1	0	0	0	0	0	14	25	0.00		2.000					
<b>Mike Wood, R</b> ERA: 2.73 (9, 1)	1.0		3	0	0	0	0	0	0	1	0	0	0	4	7	0.00		0.000					

Batter	1	2	3	4	5	6	7	8	9	AB	R	H	RBI	BB	SO	LOB	BOTTOM						
<b>32 Shane Costa, L</b> OBP: 0.338, SLG: 0.538 (1, 8)	K									5	1	2	0	0	3	1	<b>St. Louis Cardinals @ Kansas City Royals</b> Kauffman Stadium, Kansas City, MO Fri May 19 2006, 7:10 PM CDT Att: 33,045 - Clear - 89 F						
<b>15 Mark Grudzielanski, R</b> OBP: 0.347, SLG: 0.460 (1, 4)										5	0	0	0	0	2	2							
<b>Doug Mientkiewicz, L</b> OBP: 0.343, SLG: 0.347 (1, 3)										4	1	2	1	1	0	0							
<b>16 Reggie Sanders, R</b> OBP: 0.252, SLG: 0.436 (1, 9)										4	2	1	2	0	2	3							
<b>Matt Stairs, L</b> OBP: 0.338, SLG: 0.435 (1, 10)										4	1	1	0	1	0	0							
<b>Emil Brown, R</b> OBP: 0.291, SLG: 0.374 (1, 7)										2	0	1	0	2	0	1							
<b>Tony Graffanino, R</b> OBP: 0.341, SLG: 0.397 (1, 5)										4	1	1	1	0	1	4							
<b>4 Angel Berroa, R</b> OBP: 0.248, SLG: 0.322 (1, 6)										4	0	0	1	0	0	5							
<b>14 John Buck, R</b> OBP: 0.323, SLG: 0.429 (1, 2)										4	0	1	1	0	1	0							
<b>Inning Stats</b>	R: 0 E: 0 K: 1 S: 5	H: 2 LOB: 1 BB: 1 P: 26	R: 2 E: 0 K: 1 S: 18	H: 3 LOB: 2 BB: 1 P: 29	R: 0 E: 0 K: 1 S: 9	H: 1 LOB: 2 BB: 1 P: 14	R: 0 E: 0 K: 1 S: 6	H: 1 LOB: 1 BB: 0 P: 9	R: 1 E: 0 K: 3 S: 15	H: 2 LOB: 1 BB: 0 P: 22	R: 0 E: 0 K: 0 S: 6	H: 0 LOB: 1 BB: 1 P: 11	R: 0 E: 0 K: 1 S: 5	H: 0 LOB: 0 BB: 0 P: 6	R: 0 E: 0 K: 0 S: 7	H: 0 LOB: 0 BB: 0 P: 8		1B: 5 2B: 3 3B: 0 HR: 1	SF: 0 SAC: 0 DP: 0 HBP: 1	WP: 0 PB: 0 SB: 0 CS: 0	PA: 41		
<b>PITCHER</b>	IP	WLS	BF	H	R	ER	SO	BB	IBB	HBP	BLK	WP	HR	S	P	ERA		WHIP					
<b>29 Chris Carpenter, R</b> ERA: 2.63 (1, 1)	6.0	W	31	9	6	6	8	3	0	1	0	0	0	1	0	107		9.00	2.000				
<b>Tyler Johnson, L</b> ERA: (7, 1)	0.1	H	1	0	0	0	0	0	0	0	0	0	0	1	1	0.00		0.000					
<b>50 Adam Wainwright, R</b> ERA: 1.37 (7, 1)	2.2	S	9	0	0	0	1	1	0	0	0	0	0	17	24	0.00		0.375					

Batter	1	2	3	4	5	6	7	8	9	AB	R	H	RBI	BB	SO	LOB	TOP							
22 David Eckstein, R OBP: 0.390, SLG: 0.386	G6-3		G3-1		G4-3			5 HR	G3-1	4	1	2	0	1	0	0	<b>St. Louis Cardinals @ Kansas City Royals</b> Kauffman Stadium, Kansas City, MO Sat May 20 2006, 6:10 PM CDT Att: 40,470 - Clear - 77 F <a href="http://livebaseballscorecards.com">livebaseballscorecards.com</a>							
26 Scott Spiezio, S OBP: 0.390, SLG: 0.543	G3		G3-1		K			5 HR	K	5	1	1	0	0	2	2								
5 Albert Pujols, R OBP: 0.447, SLG: 0.803	F8		G5-3			G6-3		HR		4	1	1	3	0	0	1								
27 Scott Rolen, R OBP: 0.391, SLG: 0.491		HBP			G1-3			G1-3		3	1	2	0	0	0	0								
15 Jim Edmonds, L OBP: 0.346, SLG: 0.405	F9		K		K			G1-3		4	0	1	0	0	1	3								
43 Juan Encarnacion, R OBP: 0.287, SLG: 0.399	FC6-4		2B		FC5-4			IBB		3	0	2	1	1	0	1								
53 John Rodriguez, L So Taguchi, R	K		G3			G4-3		K		3	0	0	0	0	1	3								
4 Yadier Molina, R OBP: 0.217, SLG: 0.202	FC6-4		G5-3			P6		P4		4	0	0	0	0	0	5								
Aaron Miles, S OBP: 0.405, SLG: 0.371			G3-1		G6-3			L5		4	0	0	0	0	1	0								
<b>Inning Stats</b>	R: 0 E: 0 K: 0 S: 8	H: 0 LOB: 0 BB: 0 P: 10	R: 0 E: 0 K: 1 S: 12	H: 1 LOB: 2 BB: 0 P: 21	R: 0 E: 0 K: 0 S: 7	H: 1 LOB: 1 BB: 0 P: 14	R: 1 E: 1 K: 1 S: 16	H: 2 LOB: 1 BB: 0 P: 25	R: 0 E: 0 K: 1 S: 9	H: 0 LOB: 0 BB: 0 P: 16	R: 0 E: 0 K: 1 S: 9	H: 1 LOB: 1 BB: 0 P: 14	R: 0 E: 0 K: 1 S: 8	H: 0 LOB: 0 BB: 0 P: 10	R: 3 E: 0 K: 1 S: 13	H: 3 LOB: 2 BB: 2 P: 28	R: 0 E: 0 K: 1 S: 9	H: 1 LOB: 1 BB: 0 P: 14	1B: 6 2B: 3 3B: 0 HR: 1	SF: 0 SAC: 0 DP: 1 HBP: 1	WP: 0 PB: 0 SB: 1 CS: 1	PA: 38		
<b>PITCHER</b>	IP	WLS	BF	H	R	ER	SO	BB	IBB	HBP	BLK	WP	HR	S	P	ERA	WHIP							
Denny Bautista, R ERA: 3.75	6.0	L	24	5	1	1	3	0	0	1	0	0	0	61	100	1.50	0.833							
Ambiorix Burgos, R ERA: 6.53	1.1		9	3	3	3	1	1	1	0	0	0	1	17	32	20.25	3.000							
77 Joe Nelson, R ERA:	0.2		2	0	0	0	1	0	0	0	0	0	0	4	6	0.00	0.000							
Elmer Dessens, R ERA: 2.74	1.0		3	1	0	0	1	0	0	0	0	0	0	9	14	0.00	1.000							

Batter	1	2	3	4	5	6	7	8	9	AB	R	H	RBI	BB	SO	LOB	BOTTOM							
32 Shane Costa, L OBP: 0.324, SLG: 0.515	G5-3		G4-3		P6			15 1B		3	0	0	0	0	0	0	<b>St. Louis Cardinals @ Kansas City Royals</b> Kauffman Stadium, Kansas City, MO Sat May 20 2006, 6:10 PM CDT Att: 40,470 - Clear - 77 F <a href="http://livebaseballscorecards.com">livebaseballscorecards.com</a>							
Esteban German, R OBP: 0.500, SLG: 0.426			F9			G4-3		16 2B		4	0	1	1	0	0	0								
15 Mark Grudzielanek, R OBP: 0.344, SLG: 0.396	G6-3					G4-3		16 2B		4	0	1	1	0	0	0								
Doug Mientkiewicz, L OBP: 0.347, SLG: 0.352					G5-3			K		4	0	2	0	0	1	2								
16 Reggie Sanders, R OBP: 0.261, SLG: 0.447	L4				BB	FC4-6		2B		4	0	2	1	0	0	2								
Matt Stairs, L OBP: 0.321, SLG: 0.409	F8		F7			K		G4-3		4	0	0	0	0	1	3								
Emil Brown, R OBP: 0.303, SLG: 0.376						G5-3		G6-3		2	0	1	0	2	0	0								
Tony Graffanino, R OBP: 0.326, SLG: 0.378	P2					G5-3		G6-3		4	0	0	0	0	0	4								
14 John Buck, R OBP: 0.313, SLG: 0.414										3	0	0	0	0	2	1								
Paul Bako, L OBP: 0.214, SLG: 0.195	K							K		1	0	0	0	0	1	0								
13 Andrés Blanco, S OBP: 0.333, SLG: 0.333			F8		G4-3			15 1B		3	1	1	0	0	0	0								
<b>Inning Stats</b>	R: 0 E: 0 K: 0 S: 13	H: 1 LOB: 1 BB: 0 P: 18	R: 0 E: 0 K: 1 S: 12	H: 1 LOB: 0 BB: 0 P: 17	R: 0 E: 0 K: 0 S: 8	H: 0 LOB: 0 BB: 0 P: 13	R: 0 E: 0 K: 0 S: 10	H: 1 LOB: 2 BB: 1 P: 15	R: 0 E: 0 K: 1 S: 6	H: 0 LOB: 0 BB: 0 P: 8	R: 0 E: 0 K: 1 S: 10	H: 1 LOB: 1 BB: 0 P: 15	R: 0 E: 0 K: 1 S: 5	H: 0 LOB: 0 BB: 0 P: 9	R: 2 E: 0 K: 1 S: 14	H: 4 LOB: 1 BB: 0 P: 27	R: 0 E: 0 K: 1 S: 8	H: 0 LOB: 0 BB: 1 P: 13	1B: 7 2B: 1 3B: 0 HR: 0	SF: 0 SAC: 0 DP: 1 HBP: 0	WP: 0 PB: 1 SB: 0 CS: 0	PA: 35		
<b>PITCHER</b>	IP	WLS	BF	H	R	ER	SO	BB	IBB	HBP	BLK	WP	HR	S	P	ERA	WHIP							
23 Anthony Reyes, R ERA:	5.2	W	22	4	0	0	1	0	0	0	0	0	0	3	5	0.00	0.000							
Tyler Johnson, L ERA:	0.1	H	1	0	0	0	1	0	0	0	0	0	0	3	5	0.00	0.000							
41 Braden Looper, R ERA: 3.45	1.0	H	4	1	1	1	1	0	0	0	0	0	0	6	11	9.00	1.000							
34 Randy Flores, L ERA: 4.5	0.1		3	2	0	0	1	0	0	0	0	0	0	8	15	0.00	6.000							
Josh Hancock, R ERA: 2.08	0.2	H	2	1	1	1	0	0	0	0	0	0	0	5	10	13.50	1.500							
44 Jason Iringhausen, R ERA: 3.94	1.0	S	3	0	0	0	1	1	0	0	0	0	0	8	13	0.00	1.000							

Batter	1	2	3	4	5	6	7	8	9	AB	R	H	RBI	BB	SO	LOB	TOP					
Aaron Miles, S (1.4) OBP: 0.405, SLG: 0.373	0-1 53 G4-3 1B			0-2 G4-3	2-1 G6-3		3-2 53 G4-3 1B	0-1 F9		5	1	2	0	0	0	2						
53 John Rodriguez, L (1.9) OBP: 0.412, SLG: 0.446	0-0 G4-6-3 1-2			0-0 F7		4-2 15 G3 5 G3 BB	0-1 G4-3		3-3 K	4	0	0	1	1	1	3						
5 Albert Pujols, R (1.3) OBP: 0.451, SLG: 0.814	1-0 P6			1-2 HR		2-0 G3	1-2 15 1B 26 1B IBB		4-1 26 1B 43 1B BB	3	3	1	1	2	0	1						
15 Jim Edmonds, L (1.8) OBP: 0.344, SLG: 0.400 43 Juan Encarnacion, R (9. PH) OBP: 0.272, SLG: 0.403 48 Brad Thompson, R (9. 1)		3-2 F9		3-1 F7		0-0 G3	2-0 26 1B 1B		2-0 1B 26 BB 1B	4	0	1	2	0	0	1						
26 Scott Spiezo, S (1.5) OBP: 0.402, SLG: 0.534	0-2 P5				4-2 16 HR BB	1-2 G6-3	2-2 1B		4-2 1B BB	3	1	1	1	2	0	1						
Larry Bigbie, L (1.7) OBP: 0.286, SLG: 0.308	0-1 G3				1-1 F7		2-1 E 2B		0-0 G3	5	1	1	0	0	1	4						
16 Chris Duncan, L (1.10) OBP: 0.500, SLG: 2.000 So Taguchi, R (7. PH) OBP: 0.301, SLG: 0.305 (7.10) (9.8)			1-1 F9		1-2 HR		0-1 SH CS 2H	0-0 FC6-4 1B	1-2 1B	2	1	1	2	0	0	0						
Gary Bennett, R (1.2) OBP: 0.271, SLG: 0.311			2-0 F8		1-0 F8		4-2 1B 53 G4-3 BB	1-0 FC6-4 1B	1-2 1B	4	1	1	0	1	1	3						
7 Hector Luna, R (1.6) OBP: 0.384, SLG: 0.513			0-1 F9		0-1 HR		4-1 53 G4-3 15 1B BB	1-0 FC6-4		3	2	1	1	1	0	2						
<b>Inning Stats</b>	R: 0 E: 0 K: 0 S: 4	H: 1 LOB: 0 BB: 0 P: 5	R: 0 E: 0 K: 0 S: 10	H: 0 LOB: 0 BB: 0 P: 13	R: 0 E: 0 K: 0 S: 5	H: 0 LOB: 0 BB: 0 P: 8	R: 1 E: 0 K: 0 S: 10	H: 1 LOB: 0 BB: 0 P: 14	R: 3 E: 0 K: 0 S: 14	H: 2 LOB: 1 BB: 1 P: 23	R: 0 E: 0 K: 0 S: 7	H: 0 LOB: 1 BB: 1 P: 14	R: 5 E: 1 K: 0 S: 16	H: 4 LOB: 2 BB: 3 P: 37	R: 0 E: 0 K: 0 S: 6	H: 2 LOB: 2 BB: 0 P: 8	R: 1 E: 0 K: 3 S: 16	H: 2 LOB: 3 BB: 2 P: 33	1B: 8 2B: 1 3B: 0 HR: 3	SF: 0 SAC: 1 DP: 1 HBP: 0	WP: 0 PB: 0 SB: 0 CS: 1	PA: 44
<b>PITCHER</b>	IP WLS BF H R ER SO BB IBB HBP BLK WP HR S P ERA WHIP																		<b>PITCHER</b>	IP WLS BF H R ER SO BB IBB HBP BLK WP HR S P ERA WHIP		
37 Scott Elarton, R (1.1) ERA: 4.71	6.0 L 24 5 5 5 0 2 0 0 0 0 3 52 81 7.50 1.167																					
Andrew Sisco, L (7.1) ERA: 7.71	0.1 3 0 0 0 0 2 0 0 0 0 0 5 13 0.00 6.000																					
Mike Wood, R (7.1) ERA: 3.21	1.2 10 5 4 4 0 0 1 0 0 0 0 15 28 21.60 3.000																					
41 Jimmy Gobble, L (9.1) ERA: 5.14	1.0 7 2 1 1 3 2 0 0 0 0 0 16 33 9.00 4.000																					

St. Louis Cardinals @ Kansas City Royals  
Kauffman Stadium, Kansas City, MO

Sun May 21 2006, 1:10 PM CDT  
Att: 30,266 - Partly Cloudy - 79 F

AB 36  
R 10  
H 12  
RBI 9  
BB 7  
SO 3  
LOB 17



Batter	1	2	3	4	5	6	7	8	9	AB	R	H	RBI	BB	SO	LOB	BOTTOM					
32 Shane Costa, L (1.8) OBP: 0.342, SLG: 0.507	2-2 FC6-4 HBP		2-1 BB BB 1B		0-1 G4-3	1-0 FC6 HBP		0-2 G3		3	0	1	0	0	0	0						
Esteban German, R (1.5) OBP: 0.493, SLG: 0.414	2-2 FC6-4 FC5-4 1-2		4-1 BB BB BB		3-2 1B 1B	2-1 FC6 1-2		0-2 G5-3		4	0	1	0	1	0	3						
Doug Mientkiewicz, L (1.3) OBP: 0.342, SLG: 0.341	0-1 F9		4-1 FC6-4 BB		1-0 L8		0-0 F7		1-2 G4-3	4	0	0	0	1	0	2						
Emil Brown, R (1.7) OBP: 0.307, SLG: 0.377	0-0 FC5-4 1-2		2-0 FC6-4		3-2 1B		2-2 F7		2-2 1B	5	0	2	0	0	0	4						
Matt Stairs, L (1.10) OBP: 0.325, SLG: 0.423		2-3 K		0-0 4 G4-3 1B 2B	2-2 G4-3		2-1 4 2B 1B		1-1 F8	5	2	2	0	0	1	3						
4 Angel Berroa, R (1.6) OBP: 0.248, SLG: 0.327		0-0 G3-1		1-0 G4-3		0-0 F9	1-1 2B		1-2 2B	4	0	1	1	0	0	1						
Aaron Guiel, L (1.9) OBP: 0.325, SLG: 0.529		2-2 K		2-0 P2		0-0 HR	3-2 G3			4	1	1	1	0	1	2						
Paul Bako, L (1.2) OBP: 0.217, SLG: 0.200			3-2 G1-3		0-0 1B	0-3 K		1-3 K		4	0	1	1	0	2	0						
13 Andrés Blanco, S (1.4) OBP: 0.286, SLG: 0.429			1-2 F7		3-H F9 1B		2-2 2B		1-0 L3	4	0	1	0	0	0	1						
<b>Inning Stats</b>	R: 0 E: 0 K: 0 S: 10	H: 0 LOB: 0 BB: 0 P: 14	R: 0 E: 0 K: 2 S: 7	H: 0 LOB: 0 BB: 0 P: 11	R: 0 E: 0 K: 0 S: 11	H: 1 LOB: 2 BB: 2 P: 27	R: 1 E: 0 K: 0 S: 5	H: 2 LOB: 1 BB: 0 P: 8	R: 0 E: 0 K: 0 S: 15	H: 2 LOB: 2 BB: 0 P: 24	R: 1 E: 0 K: 1 S: 10	H: 2 LOB: 0 BB: 0 P: 15	R: 1 E: 0 K: 0 S: 13	H: 2 LOB: 1 BB: 0 P: 21	R: 0 E: 0 K: 1 S: 7	H: 0 LOB: 0 BB: 0 P: 9	R: 0 E: 0 K: 0 S: 12	H: 1 LOB: 1 BB: 0 P: 16	1B: 6 2B: 3 3B: 0 HR: 1	SF: 0 SAC: 0 DP: 0 HBP: 2	WP: 0 PB: 0 SB: 0 CS: 0	PA: 41
<b>PITCHER</b>	IP WLS BF H R ER SO BB IBB HBP BLK WP HR S P ERA WHIP																		<b>PITCHER</b>	IP WLS BF H R ER SO BB IBB HBP BLK WP HR S P ERA WHIP		
Jeff Suppan, R (1.1) ERA: 4.5	6.0 W 29 7 2 2 3 2 0 0 0 0 1 58 20 3.00 1.500																					
34 Randy Flores, L (7.1) ERA: 4.55	1.0 5 2 1 1 0 0 0 0 0 0 0 13 21 9.00 2.000																					
48 Brad Thompson, R (8.1) ERA: 1.37	2.0 7 1 0 0 1 0 0 0 0 0 0 19 25 0.00 0.500																					
48 Brad Thompson, R (9.1) ERA: 1.37	2.0 7 1 0 0 1 0 0 0 0 0 0 19 25 0.00 0.500																					

St. Louis Cardinals @ Kansas City Royals  
Kauffman Stadium, Kansas City, MO

Sun May 21 2006, 1:10 PM CDT  
Att: 30,266 - Partly Cloudy - 79 F

AB 37  
R 3  
H 10  
RBI 3  
BB 2  
SO 4  
LOB 16



Batter	1	2	3	4	5	6	7	8	9	AB	R	H	RBI	BB	SO	LOB	TOP						
22 David Eckstein, R (1,6) OBP: 0.392, SLG: 0.385	2-2 G4-6-3 HBP		0-1 G4-3			2-1 CS 1B		0-0 L3		3	0	1	0	0	0	1	St. Louis Cardinals @ San Francisco Giants AT&T Park, San Francisco, CA Mon May 22 2006, 7:15 PM PDT Att: 38,133 - Partly Cloudy - 62 F						
Larry Bigbie, L (1,7) OBP: 0.333, SLG: 0.313	0-0 G4-6-3			2-2 E5 G6-3 1B		3-3 K		4-1 BB		3	0	1	0	1	1	2							
5 Albert Pujols, R (1,3) OBP: 0.447, SLG: 0.805	0-3 K			1-1 G6-3		1-2		2-2 G6-3		4	0	1	0	0	1	2							
27 Scott Rolen, R (1,5) OBP: 0.390, SLG: 0.496		2-2 G4-3 43 G5-3 2B		0-0 G6-3		3-1 G5-3			1-0 F9	3	1	1	0	0	0	2							
16 Chris Duncan, L (9, PH) OBP: 0.333, SLG: 1.333				2-3						1	0	0	0	0	0	0							
15 Jim Edmonds, L (1,8) OBP: 0.348, SLG: 0.399	0-0 G4-3			4-1 BB					3-2 43 BB 4 1B	3	1	1	0	1	1	1							
43 Juan Encarnacion, R (1,9) OBP: 0.271, SLG: 0.995	1-1 G5-3			1-0 BB					4-2 4 1B	3	0	0	1	1	0	2							
4 Yadier Molina, R (1,2) OBP: 0.226, SLG: 0.211	1-1 G5-3			1-0 G5-3					1-2 2-H 1B	4	0	2	1	0	0	0							
Aaron Miles, S (1,4) OBP: 0.395, SLG: 0.362			0-1 G3		1-1 G6-3				1-1 F6	3	0	0	0	0	0	1							
Josh Hancock, R (7,1) Tyler Johnson, S (8,1) 41 Braden Looper, R (8,1) 53 John Rodriguez, L (9, PH) OBP: 0.407, SLG: 0.440									1-2 2-H 1B	0	0	0	0	0	0	0							
30 Mark Mulder, L (1,1) 26 Scott Spiezio, S (7,4) OBP: 0.404, SLG: 0.533			1-3 K		1-1 L7				0-0 G3	2	0	0	0	0	1	0							
										2	0	1	0	0	0	2							
<b>Inning Stats</b>	R: 0 E: 0 K: 1 S: 8	H: 0 LOB: 0 BB: 0 P: 10	R: 1 E: 0 K: 0 S: 11	H: 1 LOB: 0 BB: 0 P: 15	R: 0 E: 0 K: 1 S: 7	H: 0 LOB: 0 BB: 0 P: 8	R: 0 E: 1 K: 0 S: 8	H: 1 LOB: 2 BB: 1 P: 16	R: 0 E: 0 K: 0 S: 5	H: 0 LOB: 0 BB: 0 P: 8	R: 0 E: 0 K: 1 S: 10	H: 2 LOB: 1 BB: 0 P: 19	R: 0 E: 0 K: 1 S: 8	H: 1 LOB: 1 BB: 0 P: 11	R: 0 E: 0 K: 0 S: 8	H: 1 LOB: 2 BB: 1 P: 22	1B: 6 2B: 4 3B: 0 HR: 0	SF: 0 SAC: 0 DP: 3 HBP: 1	WP: 0 PB: 0 SB: 0 CS: 1	PA: 36			
<b>PITCHER</b>	IP WLS BF H R ER SO BB IBB HBP BLK WP HR S P ERA WHIP	8.0 W 30 6 1 1 4 2 0 1 0 0 0 0 65 102 1.12 1.000	1.0 L 6 2 1 1 0 1 0 0 0 0 0 0 13 22 9.00 3.000																				

Batter	1	2	3	4	5	6	7	8	9	AB	R	H	RBI	BB	SO	LOB	BOTTOM					
2 Randy Winn, S (1,9) OBP: 0.367, SLG: 0.440	1-0 G5-3	0-2 G6-3			0-1 SH2-3 2H 13 2B		2-3 K	0-0 SF7		4	1	1	2	0	1	1	St. Louis Cardinals @ San Francisco Giants AT&T Park, San Francisco, CA Mon May 22 2006, 7:15 PM PDT Att: 38,133 - Partly Cloudy - 62 F					
13 Omar Vizquel, S (1,6) OBP: 0.392, SLG: 0.422	0-1 G1-3		3-2 G6-3 WP G3 1B		0-1 SH2-3	4-1 G4-6-3 BB	3-2 HR		3	2	2	2	1	0	0							
Pedro Feliz, R (1,5) OBP: 0.291, SLG: 0.464	4-1 BB 1B		3-2 G6-3		0-1 G6-3	1-0 G4-6-3	1-1 L4		4	0	0	1	1	0	3							
Barry Bonds, L (1,7) OBP: 0.487, SLG: 0.480	2-1 BB		3-0 G3		0-0 F8		4-0 1B FC3 BB		3	0	1	1	1	0	0							
Jason Ellison, R (8, PR) OBP: 0.300, SLG: 0.368	1-2 1B		3-H G5-3						0	1	0	0	0	0	0							
Ray Durham, S (1,4) OBP: 0.301, SLG: 0.363	4-2 BB		0-0 G5-3			4-2 E BB		2-2 SH3 9 FC3 1B	2	1	1	0	2	0	0							
Steve Finley, L (1,8) OBP: 0.347, SLG: 0.432	1-3 K			1-0 G3		2-2 F9		1-2 FC3	4	1	0	1	0	1	5							
Mike Matheny, R (1,2) OBP: 0.299, SLG: 0.369		0-1 E6 1B		3-2 G6-3		1-0 L8		1-1 SH3	3	0	1	0	0	0	1							
Jose Vizcaino, S (1,3) OBP: 0.300, SLG: 0.200		3-1 G5-3		1-0 G3		2-2 E4		4-2 9 1B 2 SF7 BB	3	1	0	0	1	0	2							
Jamey Wright, R (1,1) OBP: 0.208, SLG: 0.250		2-2 F8			1-0 2 2B	3-2 F8		3-2 2 SF7 1B	3	1	1	0	0	0	3							
9 Mark Sweeney, L (8, PH) Armando Benitez, R (9,1) OBP: 0.313, SLG: 0.477								1-3 2-H 1B	1	1	1	2	0	0	0							
<b>Inning Stats</b>	R: 0 E: 0 K: 1 S: 15	H: 1 LOB: 3 BB: 2 P: 27	R: 0 E: 1 K: 0 S: 14	H: 1 LOB: 1 BB: 0 P: 19	R: 1 E: 0 K: 0 S: 8	H: 1 LOB: 0 BB: 0 P: 17	R: 0 E: 0 K: 0 S: 6	H: 0 LOB: 0 BB: 0 P: 11	R: 2 E: 0 K: 0 S: 8	H: 2 LOB: 0 BB: 0 P: 9	R: 0 E: 1 K: 0 S: 15	H: 0 LOB: 2 BB: 1 P: 27	R: 0 E: 0 K: 1 S: 5	H: 0 LOB: 0 BB: 1 P: 12	R: 6 E: 0 K: 0 S: 22	H: 3 LOB: 1 BB: 2 P: 41	1B: 5 2B: 2 3B: 0 HR: 1	SF: 1 SAC: 2 DP: 1 HBP: 0	WP: 1 PB: 0 SB: 0 CS: 0	PA: 39		
<b>PITCHER</b>	IP WLS BF H R ER SO BB IBB HBP BLK WP HR S P ERA WHIP	6.1 L 29 4 0 0 0 4 0 0 0 0 0 1 2 0.00 0.000	0.2 L 1 0 0 0 0 0 0 0 0 0 0 0 6 13 ∞ ∞	0.0 L 3 1 3 3 0 1 0 0 0 0 0 0 6 13 ∞ ∞	1.0 L 6 2 3 3 0 1 0 0 0 0 0 1 16 28 27.00 3.000																	



Batter	1	2	3	4	5	6	7	8	9	AB	R	H	RBI	BB	SO	LOB	TOP										
<b>22 David Eckstein, R</b> OBP: 0.392, SLG: 0.385	1-1 26 5 HR	0-2 G4-3			0-2 G6-3	0-1 1B		3-2 G4-3		5	1	2	0	0	0	2											
<b>26 Scott Spiezio, S</b> OBP: 0.419, SLG: 0.532 <b>So Taguchi, R</b> OBP: 0.298, SLG: 0.302	1-1 5 HR		1-2 15 43 2B HBP		4-1 15 43 1B BB	2-1 F9		0-0 E3		2	3	1	0	1	0	1											
<b>5 Albert Pujols, R</b> OBP: 0.446, SLG: 0.812	2-0 HR		0-0 F9		2-2 F8		1-1 27 1B WP	3-2 G4-3		5	2	2	3	0	0	3											
<b>27 Scott Rolen, R</b> OBP: 0.397, SLG: 0.500	3-2 L6		0-2 F8		1-0 15 43 1B E		2-2 43 F9 15 BB CS	0-1 15 FC4-6		5	1	3	1	0	0	1											
<b>15 Jim Edmonds, L</b> OBP: 0.349, SLG: 0.390 <b>44 Jason Istringhausen, R</b> OBP: 0.275, SLG: 0.461	0-0 L8		4-1 43 2B BB		1-1 43 1B E3		4-2 CS	0-1 FC4-6		3	0	0	0	2	0	3											
<b>43 Juan Encarnacion, R</b> OBP: 0.275, SLG: 0.461	0-2 G6-3		0-0 2B		1-1 1-3 2-H 3-H 1B		2-0 F9	0-1 F8		5	0	2	3	0	0	3											
<b>Gary Bennett, R</b> OBP: 0.245, SLG: 0.280		1-2 F9		1-2 K		0-2 G4-3		2-2 G4-3	1-0 G4-3	5	0	0	0	0	1	5											
<b>Aaron Miles, S</b> OBP: 0.391, SLG: 0.358		0-1 FC6 1B		1-2 G4-3		0-0 G4-3		2-2 P6		4	0	1	0	0	0	0											
<b>Jason Marquis, L</b> OBP: 0.207, SLG: 0.250 <b>Larry Bigbie, L</b> OBP: 0.333, SLG: 0.313		1-2 FC6		1-0 L7		1-2 K		1-0 22 G4-3 E		4	1	1	0	0	1	1											
<b>Inning Stats</b>	R: 3 E: 0 K: 0 S: 13	H: 3 LOB: 0 BB: 0 P: 20	R: 0 E: 0 K: 0 S: 13	H: 1 LOB: 1 BB: 0 P: 15	R: 1 E: 0 K: 0 S: 8	H: 1 LOB: 2 BB: 1 P: 13	R: 0 E: 0 K: 1 S: 8	H: 0 LOB: 0 BB: 0 P: 11	R: 2 E: 1 K: 0 S: 21	H: 2 LOB: 2 BB: 1 P: 30	R: 0 E: 0 K: 1 S: 8	H: 1 LOB: 1 BB: 0 P: 11	R: 1 E: 0 K: 0 S: 13	H: 2 LOB: 1 BB: 1 P: 24	R: 1 E: 1 K: 0 S: 12	H: 1 LOB: 1 BB: 0 P: 20	R: 0 E: 0 K: 0 S: 7	H: 1 LOB: 1 BB: 0 P: 8	1B: 9 2B: 2 3B: 0 HR: 1	SF: 0 SAC: 0 DP: 0 HBP: 1	WP: 1 PB: 0 SB: 0 CS: 2	PA: 43					
<b>PITCHER</b>	IP	WLS	BF	H	R	ER	SO	BB	IBB	HBP	BLK	WP	HR	S	P	ERA	WHIP										
<b>Matt Morris, R</b> ERA: 5.49	6.0	L	29	8	6	4	2	2	0	1	0	0	1	71	100	6.00	1.667										
<b>Jeremy Accardo, R</b> ERA: 4.02	0.0		3	2	1	1	0	1	0	0	0	1	0	9	16	∞	∞										
<b>38 Brian Wilson, R</b> ERA:	2.0		7	1	1	0	0	0	0	0	0	0	0	16	28	0.00	0.500										
<b>32 Kevin Correia, R</b> ERA: 3.22	1.0		4	1	0	0	0	0	0	0	0	0	0	7	8	0.00	1.000										

St. Louis Cardinals @ San Francisco Giants  
 AT&T Park, San Francisco, CA  
 Tue May 23 2006, 7:15 PM PDT  
 Att: 37,986 - Clear - 63 F

AB 39  
 R 8  
 H 12  
 RBI 7  
 BB 3  
 SO 2  
 LOB 19



Batter	1	2	3	4	5	6	7	8	9	AB	R	H	RBI	BB	SO	LOB	BOTTOM										
<b>2 Randy Winn, S</b> OBP: 0.369, SLG: 0.464	1-1 13 L9 3B		0-1 G3		0-2 HR			3-2 G4-3		4	2	2	2	0	0	0											
<b>13 Omar Vizquel, S</b> OBP: 0.394, SLG: 0.411	2-1 L9		1-1 G1-3		2-1 L9			1-1 G4-3		4	0	0	0	0	0	1											
<b>Steve Finley, L</b> OBP: 0.351, SLG: 0.445	0-0 1B		2-3 K			0-0 L7			4-1 9 1B BB G4-3	3	2	1	1	1	1	0											
<b>Barry Bonds, L</b> OBP: 0.481, SLG: 0.472	3-1 1B			2-1 G4-3		2-1 F9			0-1 G4-3	4	0	1	1	0	0	1											
<b>Ray Durham, S</b> OBP: 0.293, SLG: 0.352 <b>32 Kevin Correia, R</b> ERA:	1-3 K			1-0 G6-3		2-1 G6-3			2-2 BB BB	3	0	0	0	0	1	1											
<b>9 Mark Sweeney, L</b> OBP: 0.320, SLG: 0.483									2-3 1B	1	0	1	0	0	0	0											
<b>Pedro Feliz, R</b> OBP: 0.290, SLG: 0.456	0-1 F8			0-0 G5-3			2-2 G5-3		4-2 BB	3	0	0	0	1	0	1											
<b>Mike Matheny, R</b> OBP: 0.297, SLG: 0.361 <b>Jason Ellison, R</b> OBP: 0.300, SLG: 0.368		2-0 F8			2-0 G5-3		0-0 F8		4-1 18 FC6-4 BB	3	0	0	1	1	0	0											
<b>Jose Vizcaino, S</b> OBP: 0.301, SLG: 0.206 <b>Todd Greene, R</b> OBP: 0.379, SLG: 0.552			0-3 K		1-0 2 HR SH1-4 1B		1-1 G3-1		1-2 F8	3	1	1	0	0	1	0											
<b>Matt Morris, R</b> OBP: 0.158, SLG: 0.158 <b>Jeremy Accardo, R</b> ERA: <b>38 Brian Wilson, R</b> ERA: <b>19 Kevin Frandsen, R</b> OBP: 0.327, SLG: 0.261		2-1 L8			0-1 SH1-4			0-2 G6-3	1-2 FC6-4	1	0	0	0	0	0	0											
<b>Inning Stats</b>	R: 2 E: 0 K: 1 S: 12	H: 3 LOB: 1 BB: 0 P: 19	R: 0 E: 0 K: 1 S: 6	H: 0 LOB: 0 BB: 0 P: 10	R: 0 E: 0 K: 1 S: 7	H: 0 LOB: 0 BB: 0 P: 10	R: 0 E: 0 K: 0 S: 4	H: 0 LOB: 0 BB: 0 P: 7	R: 2 E: 0 K: 0 S: 9	H: 2 LOB: 0 BB: 0 P: 14	R: 0 E: 0 K: 0 S: 5	H: 0 LOB: 0 BB: 0 P: 9	R: 0 E: 0 K: 0 S: 6	H: 0 LOB: 0 BB: 0 P: 9	R: 0 E: 0 K: 0 S: 8	H: 0 LOB: 0 BB: 0 P: 12	R: 1 E: 0 K: 0 S: 16	H: 1 LOB: 3 BB: 3 P: 32	1B: 3 2B: 1 3B: 1 HR: 1	SF: 0 SAC: 1 DP: 0 HBP: 0	WP: 0 PB: 0 SB: 0 CS: 0	PA: 36					
<b>PITCHER</b>	IP	WLS	BF	H	R	ER	SO	BB	IBB	HBP	BLK	WP	HR	S	P	ERA	WHIP										
<b>Jason Marquis, R</b> ERA: 5.13	8.1	W	32	6	5	5	3	1	0	0	0	0	1	63	102	5.40	0.840										
<b>44 Jason Istringhausen, R</b> ERA: 3.78	0.2	S	4	0	0	0	0	2	0	0	0	0	0	10	20	0.00	3.000										

St. Louis Cardinals @ San Francisco Giants  
 AT&T Park, San Francisco, CA  
 Tue May 23 2006, 7:15 PM PDT  
 Att: 37,986 - Clear - 63 F

AB 32  
 R 5  
 H 6  
 RBI 5  
 BB 3  
 SO 3  
 LOB 10



Batter	1	2	3	4	5	6	7	8	9	AB R H RBI BB SO LOB	TOP														
22 David Eckstein, R OBP: 0.390, SLG: 0.380	4-1 BB 5 6-4-3		0-2 1B 5 1B 26 1B			1-2 G5-3	0-0 P5	0-1 G4-3		1-2 G5-3	5 0 1 1 1 0 4	<b>St. Louis Cardinals @ San Francisco Giants</b> AT&T Park, San Francisco, CA Wed May 24 2006, 12:35 PM PDT Att: 37,752 - Sunny - 67 F													
26 Scott Spiezio, S OBP: 0.418, SLG: 0.524	1-2 F8		3-2 1B 43 G5-3 5 1B			1-1 F9		0-0 BB 27 1B 43 1B		G3	5 1 2 0 0 0 1														
5 Albert Pujols, R OBP: 0.449, SLG: 0.804	0-1 G6-4-3					1-0 1B		1-0 L4		4-2 BB 43 FC5-4	4 0 2 0 1 0 2														
27 Scott Rolen, R OBP: 0.397, SLG: 0.488		4-1 BB 7 1B 4 BB G5-4-3	2-1 F8			0-3 K		4-0 BB 43 1B 4 BB		2-2 F7	3 2 0 0 2 1 5														
43 Juan Encarnacion, R OBP: 0.284, SLG: 0.404		4-2 BB 4 BB G5-4-3 7 1B	0-2 G5-3			1-1 BB 4 1B 7 1B CS		0-1 BB 4 BB 7 BB 1B		0-1 FC5-4	4 2 2 1 1 0 4														
7 Hector Luna, R OBP: 0.396, SLG: 0.512	1-0 1B 4 G5-4-3			0-2 F9		0-1 BB 4 1B CS SF7		4-2 BB 16 G4-3		1-1 G6-3	4 2 2 0 1 0 0														
4 Yadier Molina, R OBP: 0.232, SLG: 0.213	0-0 G5-4-3			1-2 L7		1-1 BB 16 G4-3 1B		4-0 BB 16 G4-3 1B		2-1 F8	4 0 1 2 1 0 2														
So Taguchi, R OBP: 0.303, SLG: 0.340			0-1 P3		2-1 F8		0-0 SF7		0-1 BB 16 G4-3 1B		1-0 HR		4 1 2 3 0 0 1												
48 Brad Thompson, R Jason Marquis, L Tyler Johnson, S			0-1 3B 22 1B			0-2 HR		1-1 G4-3		2-0 2B	0 0 0 0 0 0 0 1 1 1 0 0 0 0 0 0 0 0 0 0 0 2 1 1 1 0 0 1 1 0 0 1 0 0 2 0 0 0 0 0 0 0 1 0 1 0 0 0 0														
50 Adam Wainwright, R 16 Chris Duncan, L 34 Randy Flores, L 41 Braden Looper, R																									
<b>Inning Stats</b>	R: 0 E: 0 K: 0 S: 8	H: 0 LOB: 0 BB: 1 P: 13	R: 1 E: 0 K: 0 S: 10	H: 1 LOB: 1 BB: 2 P: 19	R: 1 E: 0 K: 0 S: 16	H: 4 LOB: 2 BB: 0 P: 21	R: 0 E: 0 K: 0 S: 8	H: 0 LOB: 0 BB: 0 P: 11	R: 1 E: 0 K: 1 S: 11	H: 2 LOB: 1 BB: 0 P: 14	R: 2 E: 0 K: 0 S: 11	H: 3 LOB: 1 BB: 0 P: 13	R: 4 E: 0 K: 0 S: 14	H: 3 LOB: 2 BB: 3 P: 28	R: 0 E: 0 K: 0 S: 9	H: 0 LOB: 1 BB: 1 P: 16	R: 1 E: 0 K: 0 S: 11	H: 2 LOB: 1 BB: 0 P: 18	1B: 11 2B: 1 3B: 1 HR: 2	SF: 1 SAC: 0 DP: 3 HBP: 0	WP: 0 PA: 46 PB: 0 SB: 0 CS: 2				
<b>PITCHER</b>	IP WLS BF H R ER SO BB IBB HBP BLK WP HR S P ERA WHIP																								
51 Noah Lowry, L	(1, 1)	6.0	L	28	10	5	3	1	3	0	0	0	0	0	1	64	91	4.50	2.167						
54 Scott Munter, R	(7, 1)	0.1		6	2	4	4	0	3	0	0	0	0	0	0	8	21	108.00	15.000						
Steve Kline, L	(7, 1)	0.2		3	1	0	0	0	0	0	0	0	0	0	0	6	7	0.00	1.500						
41 Brad Hennessey, R	(8, 1)	2.0		9	2	1	1	0	1	0	0	0	0	0	1	20	34	4.50	1.500						
Batter	1	2	3	4	5	6	7	8	9	AB R H RBI BB SO LOB	BOTTOM														
2 Randy Winn, S OBP: 0.365, SLG: 0.457	2-2 BB 13 3B 1B			2-0 FC4-6 13 1B 2B					2-1 G6-3	5 2 1 0 0 1 2	<b>St. Louis Cardinals @ San Francisco Giants</b> AT&T Park, San Francisco, CA Wed May 24 2006, 12:35 PM PDT Att: 37,752 - Sunny - 67 F														
13 Omar Vizquel, S OBP: 0.397, SLG: 0.435	2-0 BB 9 2B 3B		1-1 BB S	1-2 BB 2B 1B			4-1 BB G3-6			3 1 3 1 1 0 0															
Steve Finley, L 41 Brad Hennessey, R	0-0 G1-3		4-0 BB	0-1 BB 2B			0-1 BB G3-6			3 0 1 1 1 0 2 0 0 0 0 0 0 0															
Pedro Feliz, R OBP: 0.294, SLG: 0.454	0-1 P4		4-1 BB G5-4-3			1-1 P4		2-2 BB 9 HBP 1B		3 0 1 0 1 0 1															
9 Mark Sweeney, L OBP: 0.327, SLG: 0.489	2-2 2B		0-3 K			2-1 P6		1-1 BB G3-6-1		3 0 1 1 0 1 3															
Ray Durham, S OBP: 0.283, SLG: 0.339	1-2 G3		1-1 G5-4-3			1-2 F9		0-0 BB G3-6-1		4 0 0 0 0 0 6															
Todd Greene, R OBP: 0.394, SLG: 0.576		2-2 BB 51 G6-3 1B		0-0 2B 40 1B			2-1 F9		1-0 G5-3	4 1 2 0 0 0 1															
40 Daniel Ortmeier, S OBP: 0.250, SLG: 0.333		2-2 P6		2-0 BB 51 FC1-6 1B			1-3 K		0-0 F8	4 0 1 1 0 1 1															
51 Noah Lowry, R 54 Scott Munter, R Steve Kline, S Jason Ellison, R		1-1 G6-3		0-0 BB FC1-6 2 FC4-6			1-2 G4-3		2-2 G5-3	3 0 0 0 0 0 2 0 0 0 0 0 0 0 0 0 0 0 0 0 0 1 0 0 0 0 0 0															
<b>Inning Stats</b>	R: 2 E: 0 K: 0 S: 14	H: 3 LOB: 1 BB: 0 P: 21	R: 0 E: 0 K: 0 S: 12	H: 1 LOB: 1 BB: 0 P: 18	R: 0 E: 0 K: 1 S: 8	H: 1 LOB: 2 BB: 2 P: 18	R: 2 E: 0 K: 0 S: 9	H: 4 LOB: 2 BB: 0 P: 14	R: 0 E: 0 K: 0 S: 7	H: 0 LOB: 0 BB: 0 P: 11		R: 0 E: 0 K: 1 S: 8	H: 0 LOB: 0 BB: 0 P: 12	R: 0 E: 0 K: 1 S: 6	H: 0 LOB: 1 BB: 1 P: 10	R: 0 E: 0 K: 0 S: 6	H: 1 LOB: 1 BB: 0 P: 10	R: 0 E: 0 K: 0 S: 6	H: 0 LOB: 0 BB: 0 P: 10	1B: 6 2B: 3 3B: 1 HR: 0	SF: 0 SAC: 0 DP: 3 HBP: 1	WP: 0 PA: 37 PB: 0 SB: 1 CS: 0			
<b>PITCHER</b>	IP WLS BF H R ER SO BB IBB HBP BLK WP HR S P ERA WHIP																								
48 Brad Thompson, R	(1, 1)	2.0		10	4	2	2	0	0	0	0	0	0	0	8	18	0.00	3.000							
Tyler Johnson, L	(3, 1)	1.0		5	1	0	0	1	2	0	0	0	0	0	8	18	0.00	3.000							
50 Adam Wainwright, R	(4, 1)	3.0	W	12	4	2	2	1	0	0	0	0	0	0	24	37	6.00	1.333							
34 Randy Flores, L	(7, 1)	1.0		5	1	0	0	1	1	0	1	0	0	0	10	17	0.00	2.000							
41 Braden Looper, R	(8, 1)	2.0		5	0	0	0	0	0	0	0	0	0	0	8	13	0.00	0.000							

Batter	1	2	3	4	5	6	7	8	9	AB	R	H	RBI	BB	SO	LOB	TOP										
22 David Eckstein, R OBP: 0.393, SLG: 0.383 7 Hector Luna, R OBP: 0.396, SLG: 0.512	F7		26 G3-1 5 1B		G5-3			26 FC4-6 1B		4	1	2	0	0	0	0	<b>St. Louis Cardinals @ San Diego Padres</b> PETCO Park, San Diego, CA Fri May 26 2006, 10:05 PM EDT Att: 40,075 - Partly Cloudy - 66 F										
26 Scott Spiezio, S OBP: 0.412, SLG: 0.523	27 F8 2B		G3-1			G1-3		FC4-6 5 HBP		4	0	1	0	0	0	2											
5 Albert Pujols, R OBP: 0.455, SLG: 0.800	27 F8 IBB		2-H 1B			G5-3		HBP		2	0	1	1	1	0	0											
27 Scott Rolen, R OBP: 0.393, SLG: 0.489	F8		F8			2B		P3		4	0	1	0	0	0	5											
15 Jim Edmonds, L OBP: 0.347, SLG: 0.382	G3-1					G5-3				3	0	0	0	1	0	3											
43 Juan Encarnacion, R OBP: 0.279, SLG: 0.396 Josh Hancock, R OBP: 0.200, SLG: 0.800		L4								3	0	0	0	0	0	0											
16 Chris Duncan, L OBP: 0.200, SLG: 0.800										0	0	0	0	0	0	1											
Gary Bennett, R OBP: 0.228, SLG: 0.259		K								4	0	0	0	0	4	1											
Aaron Miles, S OBP: 0.379, SLG: 0.345										4	0	0	0	0	1	1											
Jeff Suppan, R OBP: 0.125, SLG: 0.067 Larry Bigbie, L OBP: 0.316, SLG: 0.294										2	0	0	0	0	1	0											
										1	0	0	0	0	1	0											
<b>Inning Stats</b>	R: 0 E: 0 K: 0 S: 13	H: 1 LOB: 2 BB: 1 P: 24	R: 0 E: 0 K: 1 S: 8	H: 0 LOB: 0 BB: 0 P: 11	R: 1 E: 0 K: 0 S: 10	H: 2 LOB: 1 BB: 0 P: 14	R: 0 E: 0 K: 1 S: 6	H: 0 LOB: 0 BB: 0 P: 8	R: 0 E: 0 K: 1 S: 9	H: 0 LOB: 0 BB: 0 P: 11	R: 0 E: 0 K: 0 S: 14	H: 1 LOB: 1 BB: 0 P: 20	R: 0 E: 0 K: 1 S: 7	H: 0 LOB: 0 BB: 0 P: 9	R: 0 E: 0 K: 1 S: 11	H: 1 LOB: 2 BB: 0 P: 19	R: 0 E: 0 K: 3 S: 13	H: 0 LOB: 1 BB: 1 P: 18	1B: 3 2B: 2 3B: 0 HR: 0	SF: 0 SAC: 0 DP: 0 HBP: 1	WP: 0 PB: 0 SB: 0 CS: 0	PA: 35					
<b>PITCHER</b>	IP	WLS	BF	H	R	ER	SO	BB	IBB	HBP	BLK	WP	HR	S	P	ERA	WHIP										
52 Clay Hensley, R ERA: 3.9 Jon Adkins, R ERA: 4.35	(1, 1) (9, 1)	8.0 1.0	W 4	31 0	5 0	1 0	5 3	0 1	1 0	1 0	0 0	0 0	0 0	78 13	116 18	1.12 0.00	0.625 1.000										

AB	32
R	1
H	5
RBI	1
BB	2
SO	8
LOB	13



Batter	1	2	3	4	5	6	7	8	9	AB	R	H	RBI	BB	SO	LOB	BOTTOM										
Dave Roberts, L OBP: 0.374, SLG: 0.435	HR									3	2	3	1	1	0	0	<b>St. Louis Cardinals @ San Diego Padres</b> PETCO Park, San Diego, CA Fri May 26 2006, 10:05 PM EDT Att: 40,075 - Partly Cloudy - 66 F										
Mike Cameron, R OBP: 0.338, SLG: 0.331	G4-3	24 S 1B								3	0	1	2	1	0	1											
24 Brian Giles, L OBP: 0.394, SLG: 0.386	F9	2-H 3-H 1B								4	0	1	0	0	0	3											
Mike Piazza, R OBP: 0.345, SLG: 0.496	L6									4	1	1	1	0	1	1											
3 Khalil Greene, R OBP: 0.303, SLG: 0.434		23 G3 1B								4	1	1	0	0	0	1											
23 Adrián González, L OBP: 0.290, SLG: 0.386		G3								4	1	1	1	0	0	2											
Geoff Blum, S OBP: 0.315, SLG: 0.412		FC4-6 1B								4	0	1	1	0	1	0											
Josh Barfield, R OBP: 0.299, SLG: 0.372		3-H FC4-6 52 2B								4	1	0	0	0	0	1											
52 Clay Hensley, R OBP: 0.118, SLG: 0.176 18 Paul McNulty, L OBP: 0.400, SLG: 0.250 Jon Adkins, L		1B 1B 2B								3	1	1	1	0	2	0											
										1	0	0	0	0	0	0											
										0	0	0	0	0	0	0											
<b>Inning Stats</b>	R: 1 E: 0 K: 0 S: 8	H: 1 LOB: 0 BB: 0 P: 14	R: 4 E: 0 K: 0 S: 18	H: 5 LOB: 1 BB: 0 P: 26	R: 1 E: 0 K: 0 S: 10	H: 1 LOB: 0 BB: 0 P: 14	R: 0 E: 0 K: 1 S: 17	H: 0 LOB: 2 BB: 2 P: 30	R: 1 E: 0 K: 1 S: 12	H: 1 LOB: 0 BB: 0 P: 19	R: 0 E: 0 K: 1 S: 11	H: 1 LOB: 1 BB: 0 P: 17	R: 0 E: 0 K: 1 S: 11	H: 1 LOB: 1 BB: 0 P: 17	R: 0 E: 0 K: 0 S: 4	H: 0 LOB: 0 BB: 0 P: 8	R: 0 E: 0 K: 3 S: 13	H: 0 LOB: 0 BB: 0 P: 18	1B: 4 2B: 3 3B: 0 HR: 3	SF: 0 SAC: 0 DP: 0 HBP: 0	WP: 0 PB: 0 SB: 2 CS: 0	PA: 36					
<b>PITCHER</b>	IP	WLS	BF	H	R	ER	SO	BB	IBB	HBP	BLK	WP	HR	S	P	ERA	WHIP										
Jeff Suppan, R ERA: 5.12 Josh Hancock, R ERA: 1.85	(1, 1) (7, 1)	6.0 2.0	L 7	29 1	9 0	7 0	3 1	0 0	0 0	0 0	0 0	0 0	0 0	3 15	76 25	10.50 0.00	1.833 0.500										

AB	34
R	7
H	10
RBI	7
BB	2
SO	4
LOB	9





Batter	1	2	3	4	5	6	7	8	9	AB	R	H	RBI	BB	SO	LOB	TOP				
22 David Eckstein, R OBP: 0.402, SLG: 0.384	F8		27 2B	26 FC3-6			26 G4-3		5 G6-4-3	2	1	1	0	2	0	0					
26 Scott Spiezio, S OBP: 0.486, SLG: 0.506	G4-3		27 2B	43 1B			G4-3		K	3	1	0	0	0	0	2					
34 Randy Flores, L	G4-3		27 2B	43 SF8			G4-3		K	0	0	0	0	0	0	0					
41 Braden Looper, R OBP: 1.000, SLG: 2.000	G4-3		43 SF8	HBP			G4-3		K	0	0	0	0	0	0	0					
53 John Rodriguez, L OBP: 0.462, SLG: 0.654	G4-3		HBP				G4-3		K	1	0	0	0	0	1	1					
44 Jason Istringhausen, R	G4-3						G4-3		K	0	0	0	0	0	0	0					
5 Albert Pujols, R OBP: 0.449, SLG: 0.780	G6-3		F3				IBB		G6-4-3	4	0	0	0	1	0	4					
27 Scott Rolen, R OBP: 0.396, SLG: 0.496		2-2	SH1-4	43 1B			G1-3		K	4	1	2	2	0	1	2					
43 Juan Encarnacion, R OBP: 0.284, SLG: 0.413		0-1	G4-3	SH1-4			3-2		K	3	0	2	1	0	1	2					
So Tauchi, R OBP: 0.313, SLG: 0.353	SH1-4		SH1-4	3-H			G5-3		SH1-4	2	0	1	0	1	0	1					
4 Yadier Molina, R OBP: 0.227, SLG: 0.208	G4-3		FC4-6	1-2			K		SH1-4	3	0	0	1	0	1	3					
7 Hector Luna, R OBP: 0.379, SLG: 0.489	F7			2-1			G1-3		K	4	0	0	0	0	1	2					
Sidney Ponson, R OBP: 0.500, SLG: 0.375			2-3	2-3			G4-3		K	2	1	1	0	0	1	0					
Jason Marquis, L OBP: 0.228, SLG: 0.333			22 1B	27 2B						1	0	0	0	0	0	0					
50 Adam Wainwright, R OBP: 0.500, SLG: 2.000			1B							0	0	0	0	0	0	0					
Larry Bigbie, L OBP: 0.300, SLG: 0.278										1	0	0	0	0	1	1					
<b>Inning Stats</b>	R: 0 E: 0 K: 0 S: 5	H: 0 LOB: 0 BB: 0 P: 8	R: 1 E: 0 K: 0 S: 11	H: 2 LOB: 1 BB: 0 P: 15	R: 3 E: 0 K: 0 S: 16	H: 3 LOB: 2 BB: 1 P: 25	R: 0 E: 0 K: 1 S: 7	H: 0 LOB: 1 BB: 1 P: 15	R: 0 E: 0 K: 0 S: 7	H: 0 LOB: 0 BB: 0 P: 14	R: 0 E: 0 K: 2 S: 12	H: 0 LOB: 0 BB: 2 P: 24	R: 0 E: 0 K: 2 S: 10	H: 1 LOB: 1 BB: 0 P: 15	R: 0 E: 0 K: 1 S: 5	H: 0 LOB: 0 BB: 6 P: 6	1B: 4 2B: 2 3B: 1 HR: 0	SF: 1 SAC: 2 DP: 1 HBP: 2	WP: 0 PB: 0 SB: 0 CS: 0	PA: 39	
<b>PITCHER</b>	IP	WLS	BF	H	R	ER	SO	BB	IBB	HBP	BLK	WP	HR	S	P	ERA	WHIP				
Chan Ho Park, R ERA: 4.66	6.0	L	27	6	4	4	2	2	0	1	0	0	0	55	91	6.00	1.333				
56 Scott Cassidy, R ERA: 1.73	1.2		8	1	0	0	3	1	1	0	0	0	0	19	34	0.00	1.200				
Alan Embree, L ERA: 5.0	0.1		1	0	0	0	1	0	0	0	0	0	0	3	5	0.00	0.000				
Jim Brower, R ERA: 12.5	1.0		3	0	0	0	1	0	0	1	0	0	0	5	6	0.00	0.000				

St. Louis Cardinals @ San Diego Padres  
 PETCO Park, San Diego, CA  
 Sat May 27 2006, 4:05 PM EDT  
 Att: 32,722 - Cloudy - 69 F

AB	30
R	4
H	7
RBI	4
BB	4
SO	7
LOB	18



Batter	1	2	3	4	5	6	7	8	9	AB	R	H	RBI	BB	SO	LOB	BOTTOM				
Dave Roberts, L OBP: 0.369, SLG: 0.428	G1-3		G4-3	K			CS		K	5	0	1	0	0	2	1					
Mike Cameron, R OBP: 0.333, SLG: 0.325	K		F8				F9		24 BB	5	0	1	0	0	2	1					
24 Brian Giles, L OBP: 0.398, SLG: 0.406	28 2B		HR				G4-3		28 PO	4	2	2	1	1	0	0					
28 Josh Bard, S OBP: 0.377, SLG: 0.589	1-H		3 1B				F7		F9	4	0	2	1	0	0	0					
3 Khalil Greene, R OBP: 0.307, SLG: 0.435	F8		1-3				K		23 2B	4	0	2	0	0	1	1					
Mark Bellhorn, S OBP: 0.310, SLG: 0.436		4-2	G3-6-3	23 1B			HR		F8	3	1	1	1	1	0	3					
23 Adrián González, L OBP: 0.294, SLG: 0.395		1-1	G3-6-3				G6-3		K	4	0	2	0	0	1	0					
Josh Barfield, R OBP: 0.299, SLG: 0.372		1-2	1B				L8		2B	0	0	0	0	0	0	0					
Geoff Blum, S OBP: 0.310, SLG: 0.418		3-1	G3-6-3				L8		P5	4	0	1	0	0	0	4					
Chan Ho Park, R ERA: 2.92		0-3					K		G1-3	2	0	1	0	0	1	1					
18 Paul Maholm, L ERA: 3.33										1	0	0	0	0	0	1					
56 Scott Cassidy, R										0	0	0	0	0	0	0					
Alan Embree, L										0	0	0	0	0	0	0					
Jim Brower, R										0	0	0	0	0	0	0					
Mike Piazza, R OBP: 0.331, SLG: 0.492										1	0	0	0	0	0	0					
<b>Inning Stats</b>	R: 1 E: 0 K: 1 S: 8	H: 2 LOB: 1 BB: 0 P: 10	R: 0 E: 0 K: 1 S: 9	H: 1 LOB: 1 BB: 1 P: 17	R: 1 E: 0 K: 0 S: 13	H: 3 LOB: 0 BB: 0 P: 22	R: 0 E: 0 K: 1 S: 11	H: 1 LOB: 0 BB: 0 P: 15	R: 0 E: 0 K: 3 S: 15	H: 2 LOB: 1 BB: 0 P: 21	R: 0 E: 0 K: 0 S: 7	H: 1 LOB: 0 BB: 0 P: 12	R: 0 E: 0 K: 0 S: 13	H: 2 LOB: 2 BB: 0 P: 21	R: 0 E: 0 K: 1 S: 9	H: 1 LOB: 1 BB: 1 P: 18	1B: 8 2B: 3 3B: 0 HR: 2	SF: 0 SAC: 0 DP: 1 HBP: 0	WP: 0 PB: 0 SB: 0 CS: 1	PA: 40	
<b>PITCHER</b>	IP	WLS	BF	H	R	ER	SO	BB	IBB	HBP	BLK	WP	HR	S	P	ERA	WHIP				
Sidney Ponson, R ERA: 2.92	5.0	W	22	7	2	2	4	1	0	0	0	0	0	47	75	3.60	1.600				
50 Adam Wainwright, R ERA: 2.28	1.0	H	5	2	1	1	3	0	0	0	0	0	0	15	21	9.00	2.000				
34 Randy Flores, L ERA: 4.11	1.1	H	4	1	0	0	0	0	0	0	0	0	0	10	16	0.00	0.750				
41 Braden Looper, R ERA: 4.19	0.2	H	4	2	0	0	0	0	0	0	0	0	0	10	17	0.00	3.000				
44 Jason Istringhausen, R ERA: 3.57	1.0	S	4	1	0	0	1	1	0	0	0	0	0	9	18	0.00	2.000				

St. Louis Cardinals @ San Diego Padres  
 PETCO Park, San Diego, CA  
 Sat May 27 2006, 4:05 PM EDT  
 Att: 32,722 - Cloudy - 69 F

AB	37
R	3
H	13
RBI	3
BB	2
SO	8
LOB	12



Batter	1	2	3	4	5	6	7	8	9	AB	R	H	RBI	BB	SO	LOB	TOP							
22 David Eckstein, R OBP: 0.402, SLG: 0.390	2-1 SH1-4 2B		2-2 F8		1-0 53 2B 5 HR 1B	3-2 G6-3		2-2 K		5	1	2	2	0	1	2	<b>St. Louis Cardinals @ San Diego Padres</b> PETCO Park, San Diego, CA Sun May 28 2006, 4:05 PM EDT Att: 38,145 - Sunny - 70 F							
53 John Rodriguez, L OBP: 0.407, SLG: 0.450	0-0 SH1-4 2-3		0-3 K		1-2 3-H 1-1 5 HR 2B	1-2 3-H 2-2 5 BB 1B		0-1 P4		4	1	2	1	0	1	1								
5 Albert Pujols, R OBP: 0.448, SLG: 0.786	0-3 K		0-3 K		1-1 2-H 3-H HR	4-2 27 G6-4-3 BB		1-2 F8		4	1	1	3	1	2	1								
27 Scott Rolen, R OBP: 0.390, SLG: 0.507	3-3 K			3-3 K	0-0 P3	2-1 G6-4-3		0-2 HR		5	1	1	1	0	2	4								
43 Juan Encarnacion, R OBP: 0.282, SLG: 0.424		1-0 HR		3-3 K	0-2 G5-3		2-1 L9		0-2 P4	5	1	1	1	0	1	0								
So Taguchi, R OBP: 0.328, SLG: 0.377 Tyler Johnson, S	3-2 F8		0-1 2B	1-1 1B			3-2 4 G3-6 1B		0-1 1B	4	0	3	0	0	0	0								
7 Hector Luna, R OBP: 0.385, SLG: 0.494		3-2 FC4-6 1B		2-0 G5-3	2-2 G5-3		0-0 G3-6-1		0-0 F7	4	0	1	0	0	0	3								
4 Yadier Molina, R OBP: 0.228, SLG: 0.209 15 Jim Edmonds, L OBP: 0.345, SLG: 0.379		1-0 FC4-6 1-2		3-2 30 SH 22 1B 2B	1-2 48 1B 22 G6-3 1B		2-2 1B		2-2 1B	4	2	3	0	0	0	1								
Aaron Miles, S OBP: 0.390, SLG: 0.368		0-2 G4-3		1-0 SH 22 1B 53 2B	1-2 53 1B 22 G6-3 1B		1-1 F9			1	1	0	0	0	0	1								
30 Mark Mulder, L OBP: 0.360, SLG: 0.500 48 Brad Thompson, R OBP: 0.500, SLG: 0.500 26 Scott Spiezio, S OBP: 0.402, SLG: 0.500										1	0	0	0	0	0	1								
										1	0	1	0	0	0	1								
<b>Inning Stats</b>	R: 0 E: 0 K: 2 S: 10	H: 1 LOB: 1 BB: 0 P: 15	R: 1 E: 0 K: 0 S: 13	H: 2 LOB: 1 BB: 0 P: 21	R: 0 E: 0 K: 2 S: 10	H: 0 LOB: 0 BB: 0 P: 12	R: 0 E: 0 K: 2 S: 14	H: 1 LOB: 1 BB: 0 P: 22	R: 5 E: 0 K: 0 S: 19	H: 5 LOB: 1 BB: 0 P: 29	R: 1 E: 0 K: 0 S: 17	H: 3 LOB: 2 BB: 1 P: 30	R: 0 E: 0 K: 0 S: 8	H: 1 LOB: 0 BB: 0 P: 13	R: 0 E: 0 K: 1 S: 10	H: 1 LOB: 1 BB: 0 P: 15	R: 1 E: 0 K: 0 S: 13	H: 2 LOB: 1 BB: 0 P: 14	1B: 9 2B: 4 3B: 0 HR: 3	SF: 0 SAC: 2 DP: 2 HBP: 0	WP: 0 PB: 0 SB: 1 CS: 0	PA: 43		
<b>PITCHER</b>	IP ERA WLS BF H R ER SO BB IBB HBP BLK WP HR S P ERA WHIP	IP ERA WLS BF H R ER SO BB IBB HBP BLK WP HR S P ERA WHIP	IP ERA WLS BF H R ER SO BB IBB HBP BLK WP HR S P ERA WHIP	IP ERA WLS BF H R ER SO BB IBB HBP BLK WP HR S P ERA WHIP	IP ERA WLS BF H R ER SO BB IBB HBP BLK WP HR S P ERA WHIP	IP ERA WLS BF H R ER SO BB IBB HBP BLK WP HR S P ERA WHIP	IP ERA WLS BF H R ER SO BB IBB HBP BLK WP HR S P ERA WHIP	IP ERA WLS BF H R ER SO BB IBB HBP BLK WP HR S P ERA WHIP	IP ERA WLS BF H R ER SO BB IBB HBP BLK WP HR S P ERA WHIP	IP ERA WLS BF H R ER SO BB IBB HBP BLK WP HR S P ERA WHIP	IP ERA WLS BF H R ER SO BB IBB HBP BLK WP HR S P ERA WHIP	IP ERA WLS BF H R ER SO BB IBB HBP BLK WP HR S P ERA WHIP	IP ERA WLS BF H R ER SO BB IBB HBP BLK WP HR S P ERA WHIP	IP ERA WLS BF H R ER SO BB IBB HBP BLK WP HR S P ERA WHIP	IP ERA WLS BF H R ER SO BB IBB HBP BLK WP HR S P ERA WHIP	IP ERA WLS BF H R ER SO BB IBB HBP BLK WP HR S P ERA WHIP	IP ERA WLS BF H R ER SO BB IBB HBP BLK WP HR S P ERA WHIP	IP ERA WLS BF H R ER SO BB IBB HBP BLK WP HR S P ERA WHIP	IP ERA WLS BF H R ER SO BB IBB HBP BLK WP HR S P ERA WHIP	IP ERA WLS BF H R ER SO BB IBB HBP BLK WP HR S P ERA WHIP	IP ERA WLS BF H R ER SO BB IBB HBP BLK WP HR S P ERA WHIP	IP ERA WLS BF H R ER SO BB IBB HBP BLK WP HR S P ERA WHIP	IP ERA WLS BF H R ER SO BB IBB HBP BLK WP HR S P ERA WHIP	IP ERA WLS BF H R ER SO BB IBB HBP BLK WP HR S P ERA WHIP

**St. Louis Cardinals @ San Diego Padres**  
 PETCO Park, San Diego, CA  
 Sun May 28 2006, 4:05 PM EDT  
 Att: 38,145 - Sunny - 70 F

AB 40  
 R 8  
 H 16  
 RBI 8  
 BB 1  
 SO 7  
 LOB 15



Batter	1	2	3	4	5	6	7	8	9	AB	R	H	RBI	BB	SO	LOB	BOTTOM							
Eric Young Sr., R OBP: 0.277, SLG: 0.246	1-0 G5-3		1-1 G4-3		2-2 2B 1B	4-2 FC6-4 BB		1-0 F9		4	1	1	0	2	0	2	<b>St. Louis Cardinals @ San Diego Padres</b> PETCO Park, San Diego, CA Sun May 28 2006, 4:05 PM EDT Att: 38,145 - Sunny - 70 F							
Mike Cameron, R OBP: 0.342, SLG: 0.336	2-2 S 24 HBP FC3-2 1B		2-1 P4		1-1 2B 1B	1-2 2-3 FC6-4 1-2				5	1	3	1	0	0	3								
24 Brian Giles, L OBP: 0.403, SLG: 0.408	2-2 FC3-2 HBP		0-0 1B		1-2 2B 1B	1-2 2-3 FC6-4 1-2		1-0 F8		4	1	2	0	0	1	2								
Vinny Castilla, R OBP: 0.308 Brian Sweeney, R Jon Adkins, L Mike Piazza, R OBP: 0.360, SLG: 0.488 Scott Linebrink, R 23 Adrian Gonzalez, L OBP: 0.296, SLG: 0.396	3-2 FC3-2		0-0 L9		1-1 F9 1B	1-2 2-3 FC6-4 1-2		2-1 F8		3	0	0	0	0	0	6								
3 Khalil Greene, R OBP: 0.304, SLG: 0.425	0-0 F9			3-2 G6-3	1-0 2B 1B	1-1 P3		0-2 P6		4	1	0	1	1	0	5								
Mark Bellhorn, S OBP: 0.315, SLG: 0.482 Trevor Hoffman, R		1-3 K		1-0 HR	1-0 28 HR 2B	1-1 G4-3		0-0 F9		5	2	2	4	0	1	0								
28 Josh Bard, S OBP: 0.394, SLG: 0.705		2-2 2B		0-0 HR	3-1 2-H 3-H HR	1-1 F8		3-1 F8		5	2	3	3	0	0	0								
Josh Barfield, R OBP: 0.307, SLG: 0.384		3-3 K		0-3 K	0-2 1B 2B	1-2 BB 1B		0-0 1B		5	1	3	0	0	2	1								
44 Jake Peavy, R OBP: 0.143, SLG: 0.190 Geoff Blum, S OBP: 0.344, SLG: 0.439		0-0 G5-3		2-1 G1-3	0-0 1B 1B	0-0 BB 1B		4-2 1B		2	0	0	0	0	0	1								
										2	1	2	1	1	0	0								
<b>Inning Stats</b>	R: 0 E: 0 K: 0 S: 13	H: 1 LOB: 2 BB: 0 P: 21	R: 0 E: 0 K: 2 S: 11	H: 1 LOB: 1 BB: 0 P: 17	R: 0 E: 0 K: 1 S: 6	H: 1 LOB: 1 BB: 0 P: 9	R: 2 E: 0 K: 1 S: 11	H: 2 LOB: 0 BB: 0 P: 17	R: 8 E: 0 K: 1 S: 22	H: 8 LOB: 3 BB: 2 P: 42	R: 0 E: 0 K: 0 S: 6	H: 2 LOB: 3 BB: 1 P: 9	R: 0 E: 0 K: 0 S: 7	H: 1 LOB: 2 BB: 1 P: 15	R: 0 E: 0 K: 0 S: 7	H: 1 LOB: 2 BB: 1 P: 15	R: 0 E: 0 K: 0 S: 7	H: 1 LOB: 2 BB: 1 P: 15	1B: 10 2B: 3 3B: 0 HR: 3	SF: 0 SAC: 0 DP: 0 HBP: 2	WP: 0 PB: 0 SB: 2 CS: 0	PA: 46		
<b>PITCHER</b>	IP ERA WLS BF H R ER SO BB IBB HBP BLK WP HR S P ERA WHIP	IP ERA WLS BF H R ER SO BB IBB HBP BLK WP HR S P ERA WHIP	IP ERA WLS BF H R ER SO BB IBB HBP BLK WP HR S P ERA WHIP	IP ERA WLS BF H R ER SO BB IBB HBP BLK WP HR S P ERA WHIP	IP ERA WLS BF H R ER SO BB IBB HBP BLK WP HR S P ERA WHIP	IP ERA WLS BF H R ER SO BB IBB HBP BLK WP HR S P ERA WHIP	IP ERA WLS BF H R ER SO BB IBB HBP BLK WP HR S P ERA WHIP	IP ERA WLS BF H R ER SO BB IBB HBP BLK WP HR S P ERA WHIP	IP ERA WLS BF H R ER SO BB IBB HBP BLK WP HR S P ERA WHIP	IP ERA WLS BF H R ER SO BB IBB HBP BLK WP HR S P ERA WHIP	IP ERA WLS BF H R ER SO BB IBB HBP BLK WP HR S P ERA WHIP	IP ERA WLS BF H R ER SO BB IBB HBP BLK WP HR S P ERA WHIP	IP ERA WLS BF H R ER SO BB IBB HBP BLK WP HR S P ERA WHIP	IP ERA WLS BF H R ER SO BB IBB HBP BLK WP HR S P ERA WHIP	IP ERA WLS BF H R ER SO BB IBB HBP BLK WP HR S P ERA WHIP	IP ERA WLS BF H R ER SO BB IBB HBP BLK WP HR S P ERA WHIP	IP ERA WLS BF H R ER SO BB IBB HBP BLK WP HR S P ERA WHIP	IP ERA WLS BF H R ER SO BB IBB HBP BLK WP HR S P ERA WHIP	IP ERA WLS BF H R ER SO BB IBB HBP BLK WP HR S P ERA WHIP	IP ERA WLS BF H R ER SO BB IBB HBP BLK WP HR S P ERA WHIP	IP ERA WLS BF H R ER SO BB IBB HBP BLK WP HR S P ERA WHIP	IP ERA WLS BF H R ER SO BB IBB HBP BLK WP HR S P ERA WHIP	IP ERA WLS BF H R ER SO BB IBB HBP BLK WP HR S P ERA WHIP	IP ERA WLS BF H R ER SO BB IBB HBP BLK WP HR S P ERA WHIP

**St. Louis Cardinals @ San Diego Padres**  
 PETCO Park, San Diego, CA  
 Sun May 28 2006, 4:05 PM EDT  
 Att: 38,145 - Sunny - 70 F

AB 40  
 R 10  
 H 16  
 RBI 10  
 BB 4  
 SO 4  
 LOB 20



Batter	1	2	3	4	5	6	7	8	9	AB	R	H	RBI	BB	SO	LOB	TOP			
Willy Taveras, R (1, 8) OBP: 0.329, SLG: 0.324	F7		G4-3		G4-3		G5-3			3	1	0	0	0	0	1	<b>Houston Astros @ St. Louis Cardinals</b> Busch Stadium, St. Louis, MO Mon May 29 2006, 3:15 PM CDT Att: 45,509 - Partly Cloudy - 90 F			
Craig Biggio, R (1, 4) OBP: 0.357, SLG: 0.444	F7		1B BB HBP				G4-3			3	0	0	0	0	0	0				
17 Lance Berkman, S (1, 3) OBP: 0.374, SLG: 0.593	K		F5				G2-3 1B		G1-3	4	0	1	0	0	1	2				
Morgan Ensberg, R (1, 5) OBP: 0.402, SLG: 0.610		HBP 1B	1B BB				G2-3		P4	3	0	1	0	1	0	1				
Preston Wilson, R (1, 9) OBP: 0.304, SLG: 0.389 Dave Borkowski, R (8, 1)	P4		1-2 2-3 SH 1B				P6		K	4	0	1	1	0	1	2				
2 Chris Burke, R (1, 7) OBP: 0.369, SLG: 0.456	F8		G3-1				F8		28 G3 1B	4	0	1	0	0	0	4				
Brad Ausmus, R (1, 2) OBP: 0.395, SLG: 0.359	HBP				G5-3		F8		P2	3	0	0	0	0	0	1				
28 Adam Everett, R (1, 6) OBP: 0.264, SLG: 0.310	K				G4-3		G4-3		G3	3	0	0	0	1	1	3				
44 Roy Oswalt, R (1, 1) OBP: 0.138, SLG: 0.074 Orlando Palmeiro, L (7, PH) OBP: 0.231, SLG: 0.199 Trever Miller, R (7, 1) Chad Qualls, R (7, 1) 16 Jason Lane, R (8, 9) OBP: 0.330, SLG: 0.392	G6-3		SH3-4 BB		SH3-4 BB		P5		K	1	0	0	0	0	0	0				
<b>Inning Stats</b>	R: 0 E: 0 K: 1 S: 10	H: 0 LOB: 0 BB: 0 P: 16	R: 0 E: 0 K: 1 S: 12	H: 1 LOB: 2 BB: 0 P: 18	R: 1 E: 0 K: 0 S: 15	H: 1 LOB: 3 BB: 1 P: 29	R: 0 E: 0 K: 0 S: 6	H: 0 LOB: 1 BB: 0 P: 12	R: 0 E: 0 K: 0 S: 10	H: 0 LOB: 0 BB: 0 P: 7	R: 0 E: 0 K: 0 S: 5	H: 0 LOB: 0 BB: 0 P: 8	R: 0 E: 0 K: 1 S: 8	H: 0 LOB: 0 BB: 0 P: 11	R: 0 E: 0 K: 1 S: 10	H: 1 LOB: 1 BB: 0 P: 15		1B: 4 2B: 0 3B: 0 HR: 0	SF: 0 SAC: 1 DP: 0 HBP: 3	WP: 0 PB: 0 SB: 0 CS: 0
<b>PITCHER</b>	IP WLS BF H R ER SO BB IBB HBP BLK WP HR S P ERA WHIP																			
Jason Marquis, R (1, 1) ERA: 4.75	7.0 W 29 3 0 1 1 2 2 0 3 0 0 0 0 62 106 1.29 0.714																			
50 Adam Wainwright, R (8, 1) ERA: 2.19	1.0 H 3 0 0 0 1 0 0 0 0 0 0 0 8 11 0.00 0.000																			
44 Jason Istringhausen, R (8, 1) ERA: 3.38	1.0 S 4 1 0 0 1 0 0 0 0 0 0 0 10 15 0.00 1.000																			

AB	30
R	1
H	4
RBI	1
BB	2
SO	4
LOB	15



Batter	1	2	3	4	5	6	7	8	9	AB	R	H	RBI	BB	SO	LOB	BOTTOM	
22 David Eckstein, R (1, 6) OBP: 0.406, SLG: 0.395	G5-3		53 G4-6-3 1B				F8			5	0	3	0	0	0	1	<b>Houston Astros @ St. Louis Cardinals</b> Busch Stadium, St. Louis, MO Mon May 29 2006, 3:15 PM CDT Att: 45,509 - Partly Cloudy - 90 F	
53 John Rodriguez, L (1, 7) OBP: 0.406, SLG: 0.440 44 Jason Istringhausen, R (8, 1)	27 BB 1B		G4-6-3				FC3-2 1B		1B	4	1	1	0	1	0	5		
5 Albert Pujols, R (1, 3) OBP: 0.444, SLG: 0.791	P1						K		5 HR BB	4	1	1	3	0	1	3		
27 Scott Rolen, R (1, 5) OBP: 0.393, SLG: 0.503	F9						F8		HR	3	0	1	0	1	0	0		
43 Juan Encarnacion, R (1, 9) OBP: 0.281, SLG: 0.425	BB						G1-3		43 BB 1B	4	0	1	0	0	2	3		
So Taguchi, R (1, 8) OBP: 0.342, SLG: 0.385	K						E5		FC4-6	4	0	1	0	0	2	3		
Gary Bennett, R (1, 2) OBP: 0.213, SLG: 0.241	CS 1B						FC4-6		1-2	3	0	2	0	0	0	2		
Aaron Miles, S (1, 4) OBP: 0.393, SLG: 0.372	K						1B		1-2	4	0	0	0	0	2	4		
Jason Marquis, L (1, 1) OBP: 0.219, SLG: 0.323 7 Hector Luna, R (7, PH) OBP: 0.381, SLG: 0.489 50 Adam Wainwright, R (8, 1) OBP: 0.500, SLG: 2.000 Larry Bigbie, L (8, PH) OBP: 0.333, SLG: 0.316	G6-3						G1-3		F8	4	1	2	0	0	1	0		
<b>Inning Stats</b>	R: 0 E: 0 K: 1 S: 13	H: 1 LOB: 2 BB: 1 P: 24	R: 0 E: 0 K: 1 S: 8	H: 1 LOB: 0 BB: 0 P: 11	R: 0 E: 0 K: 0 S: 7	H: 1 LOB: 0 BB: 0 P: 11	R: 0 E: 0 K: 1 S: 12	H: 1 LOB: 2 BB: 0 P: 16	R: 0 E: 0 K: 1 S: 14	H: 1 LOB: 1 BB: 0 P: 16	R: 3 E: 1 K: 1 S: 17	H: 3 LOB: 2 BB: 1 P: 29	R: 0 E: 0 K: 1 S: 13	H: 2 LOB: 2 BB: 0 P: 14	1B: 10 2B: 2 3B: 0 HR: 1	SF: 0 SAC: 1 DP: 2 HBP: 1		WP: 0 PB: 0 SB: 0 CS: 1
<b>PITCHER</b>	IP WLS BF H R ER SO BB IBB HBP BLK WP HR S P ERA WHIP																	
44 Roy Oswalt, R (1, 1) ERA: 3.11	6.0 L 4 1 2 2 1 1 0 0 0 0 0 0 10 17 27.00 3.000																	
Trever Miller, L (7, 1) ERA: 5.84	0.2 B 4 2 1 1 0 0 0 0 0 0 1 7 12 27.00 6.000																	
Chad Qualls, R (7, 1) ERA: 3.9	1.0 5 2 0 0 1 0 0 0 0 0 0 0 13 14 0.00 2.000																	
Dave Borkowski, R (8, 1) ERA: 4.15																		

AB	34
R	3
H	12
RBI	3
BB	2
SO	7
LOB	19



Batter	1	2	3	4	5	6	7	8	9	AB	R	H	RBI	BB	SO	LOB	TOP							
Willy Taveras, R (1,8) OBP: 0.327, SLG: 0.327										4	1	1	0	0	0	1	<b>Houston Astros @ St. Louis Cardinals</b> Busch Stadium, St. Louis, MO Tue May 30 2006, 7:10 PM CDT Att: 44,732 - Partly Cloudy - 82 F							
Craig Biggio, R (1,4) OBP: 0.359, SLG: 0.466										4	1	2	2	0	1	1								
17 Lance Berkman, S (1,3) OBP: 0.371, SLG: 0.585										4	0	1	1	0	1	1								
Morgan Ensberg, R (1,5) OBP: 0.395, SLG: 0.597										4	0	0	0	0	3	2								
Preston Wilson, R (1,9) OBP: 0.303, SLG: 0.383										3	0	0	0	1	1	1								
2 Chris Burke, R (1,7) OBP: 0.362, SLG: 0.459										4	1	1	0	0	2	1								
Brad Ausmus, R (1,2) OBP: 0.362, SLG: 0.356										4	1	1	0	0	0	0								
28 Adam Everett, R (1,6) OBP: 0.261, SLG: 0.306										2	0	0	0	0	0	0								
Mike Lamb, L (7, PH) OBP: 0.395, SLG: 0.533										1	1	1	1	0	0	0								
4 Eric Bruntlett, R (7,6) OBP: 0.407, SLG: 0.413										1	0	0	0	0	0	0								
Andy Pettitte, L (1,1) OBP: 0.136, SLG: 0.143										2	0	0	0	0	1	0								
Orlando Palmeiro, L (7, PH) OBP: 0.271, SLG: 0.271										1	1	1	1	0	0	0								
Russ Springer, R (7,1) OBP: 0.271, SLG: 0.271										0	0	0	0	0	0	0								
Dan Wheeler, R (8,1) OBP: 0.271, SLG: 0.271										0	0	0	0	0	0	0								
16 Jason Lane, R (9, PH) OBP: 0.271, SLG: 0.271										0	0	0	0	0	0	0								
54 Brad Lidge, R (9,1) OBP: 0.271, SLG: 0.271										0	0	0	0	0	0	0								
<b>Inning Stats</b>	R: 1 E: 0 K: 1 S: 15	H: 2 LOB: 1 BB: 0 P: 22	R: 0 E: 0 K: 1 S: 6	H: 0 LOB: 0 BB: 0 P: 8	R: 0 E: 0 K: 1 S: 9	H: 0 LOB: 1 BB: 0 P: 13	R: 0 E: 0 K: 1 S: 8	H: 0 LOB: 1 BB: 1 P: 16	R: 0 E: 0 K: 1 S: 6	H: 0 LOB: 1 BB: 0 P: 9	R: 0 E: 0 K: 1 S: 11	H: 1 LOB: 1 BB: 0 P: 17	R: 5 E: 1 K: 2 S: 24	H: 5 LOB: 0 BB: 0 P: 35	R: 0 E: 0 K: 1 S: 7	H: 0 LOB: 0 BB: 0 P: 9	R: 0 E: 0 K: 1 S: 10	H: 0 LOB: 0 BB: 0 P: 14	1B: 4 2B: 3 3B: 0 HR: 1	SF: 0 SAC: 0 DP: 0 HBP: 0	WP: 0 PB: 0 SB: 0 CS: 0	PA: 36		
<b>PITCHER</b>	IP WLS BF H R ER SO BB IBB HBP BLK WP HR S P ERA WHIP	6.1 25 5 3 3 7 1 0 0 0 0 0 64 98 4.26 0.947	0.2 L 5 3 3 3 1 0 0 0 0 0 1 15 22 40.50 4.500	2.0 6 0 0 0 1 0 0 0 0 0 0 17 23 0.00 0.000																				

AB	35
R	6
H	8
RBI	5
BB	1
SO	9
LOB	7



Batter	1	2	3	4	5	6	7	8	9	AB	R	H	RBI	BB	SO	LOB	BOTTOM					
22 David Eckstein, R (1,6) OBP: 0.399, SLG: 0.387										4	0	0	0	0	0	1	<b>Houston Astros @ St. Louis Cardinals</b> Busch Stadium, St. Louis, MO Tue May 30 2006, 7:10 PM CDT Att: 44,732 - Partly Cloudy - 82 F					
7 Hector Luna, R (1,7) OBP: 0.386, SLG: 0.500										4	0	2	0	0	0	0						
5 Albert Pujols, R (1,3) OBP: 0.445, SLG: 0.783										3	0	1	0	1	0	1						
27 Scott Rolen, R (1,5) OBP: 0.401, SLG: 0.544										4	2	3	1	0	0	2						
43 Juan Encarnacion, R (1,9) OBP: 0.281, SLG: 0.438										4	1	1	1	0	0	3						
So Taguchi, R (1,8) OBP: 0.331, SLG: 0.372										4	0	0	0	0	3	3						
4 Yadier Molina, R (1,2) OBP: 0.228, SLG: 0.217										4	0	1	1	0	0	0						
Aaron Miles, S (1,4) OBP: 0.382, SLG: 0.360										4	0	0	0	0	2	1						
23 Anthony Reyes, R (1,1) OBP: 0.500, SLG: 0.500											2	0	1	0	0	0						
Josh Hancock, R (7,1) OBP: 0.402, SLG: 0.435										0	0	0	0	0	0	0						
53 John Rodriguez, L (7, PH) OBP: 1.000, SLG: 2.000										1	0	0	0	0	1	0						
41 Braden Looper, R (8,1) OBP: 1.000, SLG: 2.000										0	0	0	0	0	0	0						
Larry Bielecki, L (9, PH) OBP: 0.316, SLG: 0.300										1	0	0	0	0	1	0						
<b>Inning Stats</b>	R: 0 E: 0 K: 0 S: 8	H: 0 LOB: 0 BB: 0 P: 14	R: 1 E: 0 K: 2 S: 13	H: 2 LOB: 1 BB: 0 P: 22	R: 0 E: 0 K: 0 S: 7	H: 2 LOB: 1 BB: 0 P: 10	R: 2 E: 0 K: 1 S: 9	H: 2 LOB: 0 BB: 0 P: 14	R: 0 E: 0 K: 1 S: 8	H: 0 LOB: 0 BB: 0 P: 14	R: 0 E: 0 K: 1 S: 9	H: 0 LOB: 0 BB: 0 P: 16	R: 0 E: 0 K: 1 S: 10	H: 2 LOB: 2 BB: 0 P: 16	R: 0 E: 0 K: 1 S: 6	H: 0 LOB: 0 BB: 0 P: 7	1B: 3 2B: 4 3B: 0 HR: 2	SF: 0 SAC: 0 DP: 1 HBP: 0	WP: 0 PB: 0 SB: 0 CS: 0	PA: 36		
<b>PITCHER</b>	IP WLS BF H R ER SO BB IBB HBP BLK WP HR S P ERA WHIP	6.0 25 5 3 3 4 1 0 0 0 0 0 9 16 0.00 0.000	1.0 H 3 0 0 0 1 0 0 0 0 0 0 9 16 0.00 0.000	1.0 H 5 2 0 0 1 0 0 0 0 0 0 10 16 0.00 2.000	1.0 S 3 0 0 0 1 0 0 0 0 0 0 6 7 0.00 0.000																	

AB	35
R	3
H	9
RBI	3
BB	1
SO	7
LOB	11













Batter	1	2	3	4	5	6	7	8	9	AB R H RBI BB SO LOB	TOP												
<b>Felipe Lopez, S</b> (1, 6) OBP: 0.371, SLG: 0.408	3-1 G4-3	2-2 1B		3-2 1B			0-2 SF7 3B		2-1 WP HR 2B	5 2 4 2 0 0 0	<b>Cincinnati Reds @ St. Louis Cardinals</b> Busch Stadium, St. Louis, MO Mon Jun 05 2006, 7:10 PM CDT Att: 43,707 - Partly Cloudy - 79 F												
<b>Rich Aurilia, R</b> (1, 5) OBP: 0.326, SLG: 0.471	2-1	1-1 F9			1-0 F9		0-1 SF7		4-2 WP HR BB	3 0 1 1 1 0 2 0 1 0 0 0 0 0													
<b>6 Ryan Freel, R</b> (9, FR) OBP: 0.376, SLG: 0.397							3-H F8		3-2 1-H 2-H HR	5 2 3 4 0 0 1													
<b>Ken Griffey Jr., L</b> (1, 8) OBP: 0.329, SLG: 0.566	0-0 F7			2-1		0-0 HR																	
<b>Adam Dunn, L</b> (1, 7) OBP: 0.384, SLG: 0.552	2-1 G4-3			4-2 G4-6-3 BB		1-3 K		1-3 K	4-2 G6-4-3 BB	3 0 0 0 2 2 1 0 0 0 0 0 0 0													
<b>56 Todd Coffey, R</b> (9, 1)																							
<b>Austin Kearns, R</b> (1, 9) OBP: 0.368, SLG: 0.536		3-1 P4		3-3 K		1-2 G4-3		0-1 4 1B 2B	2-2 G6-4-3	5 1 1 0 0 1 3													
<b>Scott Hatteberg, L</b> (1, 3) OBP: 0.382, SLG: 0.408		0-1 26 1B FC5-2 1B		1-2 G4-6-3		2-1 G4-3		3-1 L6		4 0 1 0 0 0 3													
<b>4 Brandon Phillips, R</b> (1, 4) OBP: 0.341, SLG: 0.448		0-0 FC5-2 1B		0-0 G6-3		2-2 G4-3		0-1		4 1 2 1 0 0 0													
<b>26 David Ross, R</b> (1, 2) OBP: 0.418, SLG: 0.702		1-1 FC5-2 1B		4-0 SH3-4 1B BB		1-0 G5-3		1-0 SAFE P2		3 1 1 0 1 0 1													
<b>Brandon Clausen, R</b> (1, 1) OBP: 0.111, SLG: 0.111		2-2 FC5-2 1B		0-0 SH3-4			0-1 F8		3-2 F9	1 0 0 0 0 0 3 0 1 0 0 0 0 0 0 0 0 0 0 0 0 0													
<b>Rick White, R</b> (6, PH) OBP: 0.284, SLG: 0.288																							
<b>Quinton McCracken, S</b> (7, PH) OBP: 0.284, SLG: 0.288																							
<b>Esteban Yan, R</b> (7, 1)																							
<b>Javier Valentin, S</b> (9, PH) OBP: 0.284, SLG: 0.288																							
<b>12 Edwin Encarnación, R</b> (9, 5) OBP: 0.284, SLG: 0.288																							
<b>Inning Stats</b>	R: 0 E: 0 K: 0 S: 7	H: 1 LOB: 1 BB: 0 P: 14	R: 2 E: 0 K: 0 S: 17	H: 4 LOB: 2 BB: 0 P: 26	R: 0 E: 0 K: 1 S: 12	H: 1 LOB: 1 BB: 1 P: 22	R: 0 E: 0 K: 0 S: 6	H: 1 LOB: 2 BB: 1 P: 13	R: 1 E: 0 K: 1 S: 8	H: 1 LOB: 0 BB: 0 P: 11	R: 0 E: 0 K: 0 S: 6	H: 0 LOB: 0 BB: 0 P: 11	R: 1 E: 0 K: 0 S: 8	H: 1 LOB: 0 BB: 0 P: 8	R: 1 E: 0 K: 1 S: 10	H: 2 LOB: 1 BB: 0 P: 15	R: 3 E: 0 K: 0 S: 17	H: 2 LOB: 1 BB: 2 P: 35	1B: 7 2B: 3 3B: 1 HR: 2	SF: 1 SAC: 1 DP: 2 HBP: 0	WP: 1 PB: 0 SB: 0 CS: 0	PA: 41	
<b>PITCHER</b>	IP WLS BF H R ER SO BB IBB HBP BLK WP HR S P ERA WHIP											<b>48 Brad Thompson, R</b> (9, 1) ERA: 2.39	IP WLS BF H R ER SO BB IBB HBP BLK WP HR S P ERA WHIP										
<b>Jeff Suppan, R</b> (1, 1) ERA: 5.01	6.0 26 8 3 3 2 2 0 0 0 0 0 1 56 97 4.50 1.667											<b>48 Brad Thompson, R</b> (9, 1) ERA: 2.39	0.2 1 0 0 0 0 0 0 0 0 0 0 0 1 14 30 81.00 12.000										
<b>Josh Hancock, R</b> (7, 1) ERA: 3.03	0.2 H 3 1 1 1 0 0 0 0 0 0 0 0 4 5 13.50 1.500																						
<b>34 Randy Flores, L</b> (7, 1) ERA: 3.57	0.2 H 2 0 0 0 1 0 0 0 0 0 0 0 4 5 0.00 0.000																						
<b>41 Braden Looper, R</b> (8, 1) ERA: 3.75	0.2 H 4 2 1 1 0 0 0 0 0 0 0 0 7 11 13.50 3.000																						
<b>44 Jason Istringhausen, R</b> (9, 1) ERA: 3.91	0.1 L 5 2 3 3 0 2 0 0 0 0 1 1 14 30 81.00 12.000																						

AB	35
R	8
H	13
RBI	8
BB	4
SO	3
LOB	14



Batter	1	2	3	4	5	6	7	8	9	AB R H RBI BB SO LOB	BOTTOM												
<b>22 David Eckstein, R</b> (1, 6) OBP: 0.388, SLG: 0.378	1-1 BB 27 1B					2-2 F7		0-1 F8		1-1 G6-3	5 1 1 0 0 0 1	<b>Cincinnati Reds @ St. Louis Cardinals</b> Busch Stadium, St. Louis, MO Mon Jun 05 2006, 7:10 PM CDT Att: 43,707 - Partly Cloudy - 79 F											
<b>So Taguchi, R</b> (1, 8) OBP: 0.347, SLG: 0.364	4-1 BB 27 E		1-2 G3-1		1-0 F9		0-0 G5-3		2-2 K	3 1 0 0 1 0 0 1 0 0 0 0 1 0													
<b>53 John Rodriguez, L</b> (9, PH) OBP: 0.381, SLG: 0.409	1-2 BB																						
<b>27 Scott Rolen, R</b> (1, 5) OBP: 0.411, SLG: 0.545	2-2 E5 1B		2-2 F7		4-2 43 HR BB		4-0 43 G4-6-3 BB			2 1 1 1 2 0 0													
<b>43 Juan Encarnacion, R</b> (1, 9) OBP: 0.282, SLG: 0.450	3-2 P3		2-2		2-0 15 BB		0-2 G4-6-3			4 1 2 2 0 0 2													
<b>15 Jim Edmonds, L</b> (1, 3) OBP: 0.357, SLG: 0.391	1-3 K		4-2 BB		1-1 G4-3			2-0 G4-3		3 0 0 0 1 1 1													
<b>7 Hector Luna, R</b> (1, 7) OBP: 0.336, SLG: 0.435	0-1 G3		3-3 K				1-3 K		0-1 G6-3	4 0 0 0 0 2 3													
<b>4 Yadier Molina, R</b> (1, 2) OBP: 0.254, SLG: 0.274		1-2 G5-3		0-1 F8		2-0 G6-3		2-0 HR		4 1 1 1 0 0 0													
<b>Aaron Miles, S</b> (1, 4) OBP: 0.372, SLG: 0.340		2-3 K		3-2 F8		4-2 16 HR BB		1-0 G4-3		3 1 0 0 1 1 0 0 0 0 0 0 0 0													
<b>48 Brad Thompson, R</b> (9, 1) OBP: 0.500, SLG: 0.550																							
<b>Jeff Suppan, R</b> (1, 1) ERA: 5.01	5.0 23 5 4 3 4 3 0 0 0 0 0 1 70 114 5.40 1.600											<b>48 Brad Thompson, R</b> (9, 1) ERA: 2.39	1.0 S 3 0 0 0 1 0 0 0 0 0 0 0 8 14 0.00 0.000										
<b>16 Chris Dunsten, L</b> (6, PH) OBP: 0.236, SLG: 0.126																							
<b>Josh Hancock, R</b> (7, 1) ERA: 3.03																							
<b>34 Randy Flores, L</b> (7, 1) ERA: 3.57																							
<b>41 Braden Looper, R</b> (8, 1) ERA: 3.75																							
<b>44 Jason Istringhausen, R</b> (9, 1) ERA: 3.91																							
<b>Timo Perez, S</b> (9, 7) OBP: 0.250, SLG: 0.200																							
<b>Inning Stats</b>	R: 2 E: 1 K: 1 S: 15	H: 2 LOB: 1 BB: 1 P: 26	R: 0 E: 0 K: 1 S: 15	H: 1 LOB: 0 BB: 0 P: 22	R: 0 E: 0 K: 1 S: 18	H: 1 LOB: 2 BB: 1 P: 30	R: 0 E: 0 K: 1 S: 10	H: 0 LOB: 0 BB: 0 P: 14	R: 2 E: 0 K: 0 S: 12	H: 1 LOB: 0 BB: 1 P: 22	R: 2 E: 0 K: 1 S: 10	H: 1 LOB: 0 BB: 1 P: 18	R: 0 E: 0 K: 0 S: 4	H: 0 LOB: 0 BB: 1 P: 8	R: 1 E: 0 K: 0 S: 5	H: 1 LOB: 0 BB: 0 P: 10	R: 0 E: 0 K: 1 S: 8	H: 0 LOB: 0 BB: 0 P: 14	1B: 4 2B: 0 3B: 0 HR: 3	SF: 0 SAC: 0 DP: 1 HBP: 0	WP: 0 PB: 0 SB: 0 CS: 0	PA: 38	
<b>PITCHER</b>	IP WLS BF H R ER SO BB IBB HBP BLK WP HR S P ERA WHIP											<b>PITCHER</b>	IP WLS BF H R ER SO BB IBB HBP BLK WP HR S P ERA WHIP										
<b>Brandon Clausen, L</b> (1, 1) ERA: 5.4	5.0 23 5 4 3 4 3 0 0 0 0 0 1 70 114 5.40 1.600																						
<b>Rick White, R</b> (6, 1) ERA: 7.25	1.0 W 5 1 2 2 1 1 0 0 0 0 0 1 10 18 18.00 2.000																						
<b>Esteban Yan, R</b> (7, 1) ERA: 6.15	2.0 W 7 1 1 1 0 1 0 0 0 0 0 1 9 18 4.50 1.000																						
<b>56 Todd Coffey, R</b> (9, 1) ERA: 1.91	1.0 S 3 0 0 0 1 0 0 0 0 0 0 0 8 14 0.00 0.000																						

AB	33
R	7
H	7
RBI	6
BB	5
SO	6
LOB	7





Batter	1	2	3	4	5	6	7	8	9	AB	R	H	RBI	BB	SO	LOB	TOP					
6 Ryan Freel, R OBP: 0.378, SLG: 0.416	P2		1B	P2		G5-3		P5		5	2	2	0	0	0	2	<b>Cincinnati Reds @ St. Louis Cardinals</b> Busch Stadium, St. Louis, MO Wed Jun 07 2006, 7:10 PM CDT Att: 44,306 - Partly Cloudy - 85 F					
Felipe Lopez, S OBP: 0.369, SLG: 0.411	G6-3		1B	1B	BB	G5-3		G4-3		3	2	0	0	2	0	1						
Scott Hatteberg, L OBP: 0.400, SLG: 0.440	E	1B	1B	1B	1B	2B	2B	HR	BB	3	2	2	2	2	0	0						
Rich Aurilia, R OBP: 0.338, SLG: 0.508	E9	1B	1B	G4-6-3	1B	1B	2B	HR	BB	5	1	4	5	0	0	0						
Adam Dunn, L OBP: 0.380, SLG: 0.557	F7		G4-6-3	1B	1B	2B	2B	HR	BB	5	0	0	0	0	1	5						
Austin Kearns, R OBP: 0.363, SLG: 0.523		K		SH1-4	4B	1B	BB	G6-3		4	0	0	0	1	2	1						
4 Brandon Phillips, R OBP: 0.351, SLG: 0.457	F7		F7	1B	1B	IBB		F8		3	0	1	0	1	0	0						
Jason LaRue, R OBP: 0.273, SLG: 0.302	L6		L6	P4	K			1B		4	0	1	0	0	1	4						
39 Aaron Harang, R OBP: 0.200, SLG: 0.200			G4-3	SH1-4				K		2	0	0	0	0	1	0						
Chris Hammond, L								K		0	0	0	0	0	0	0						
Javier Valentin, S OBP: 0.287, SLG: 0.329										1	0	0	0	0	1	1						
25 David Weathers, R										0	0	0	0	0	0	0						
56 Todd Coffey, R										0	0	0	0	0	0	0						
<b>Inning Stats</b>	R: 0 E: 1 K: 0 S: 9	H: 1 LOB: 2 BB: 1 P: 16	R: 0 E: 0 K: 1 S: 6	H: 0 LOB: 0 BB: 0 P: 7	R: 2 E: 0 K: 0 S: 10	H: 3 LOB: 1 BB: 1 P: 18	R: 0 E: 0 K: 0 S: 12	H: 1 LOB: 2 BB: 1 P: 19	R: 2 E: 0 K: 2 S: 12	H: 2 LOB: 2 BB: 2 P: 30	R: 3 E: 0 K: 1 S: 13	H: 2 LOB: 1 BB: 1 P: 24	R: 0 E: 0 K: 1 S: 13	H: 1 LOB: 1 BB: 0 P: 21	R: 0 E: 0 K: 0 S: 6	H: 0 LOB: 0 BB: 0 P: 13	R: 0 E: 0 K: 1 S: 7	H: 0 LOB: 0 BB: 0 P: 12	1B: 5 2B: 4 3B: 0 HR: 1	SF: 0 SAC: 1 DP: 1 HBP: 0	WP: 1 PB: 0 SB: 1 CS: 0	PA: 42
<b>PITCHER</b>	IP WLS BF H R ER SO BB IBB HBP BLK WP HR S P ERA WHIP																					
Sidney Ponson, R ERA: 3.54	(1, 1) 5.1 L 28 8 5 5 4 4 1 0 0 0 1 0 55 98 8.44 2.250																					
Tyler Johnson, L ERA: 5.4	(6, 1) 0.2 4 1 2 2 0 1 0 0 0 0 0 1 7 16 27.00 3.000																					
50 Adam Wainwright, R ERA: 2.1	(7, 1) 2.0 7 1 0 0 1 0 0 0 0 0 0 0 19 34 0.00 0.500																					
41 Braden Looper, R ERA: 3.6	(9, 1) 1.0 3 0 0 0 1 0 0 0 0 0 0 0 7 12 0.00 0.000																					

AB	35
R	7
H	10
RBI	7
BB	6
SO	6
LOB	14



Batter	1	2	3	4	5	6	7	8	9	AB	R	H	RBI	BB	SO	LOB	BOTTOM					
22 David Eckstein, R OBP: 0.384, SLG: 0.374	FC6-4		P3			53	G4-3			4	1	2	0	0	0	2	<b>Cincinnati Reds @ St. Louis Cardinals</b> Busch Stadium, St. Louis, MO Wed Jun 07 2006, 7:10 PM CDT Att: 44,306 - Partly Cloudy - 85 F					
53 John Rodriguez, L OBP: 0.382, SLG: 0.402	FC6-4		1B	27	G6-4-3	BB	G4-3			3	1	1	0	1	0	1						
27 Scott Rolen, R OBP: 0.415, SLG: 0.554	15	G4-6-3	1B	G6-4-3	1B	2B	G5-3			4	1	2	2	0	0	1						
15 Jim Edmonds, L OBP: 0.354, SLG: 0.405	G4-6-3		K			43	43	HR		4	1	2	2	0	1	2						
43 Juan Encarnacion, R OBP: 0.281, SLG: 0.442		F8		G5-3		26	FC5-4	1B		4	0	2	0	0	0	0						
18 Chris Duncan, L OBP: 0.260, SLG: 0.500		G4-3		K		26	FC5-4	1B		2	0	0	0	0	1	0						
Tyler Johnson, S		G4-3		K		26	FC5-4	1B		0	0	0	0	0	0	0						
26 Scott Spiezio, S OBP: 0.396, SLG: 0.488		G4-3		K		26	FC5-4	1B		1	0	0	0	0	0	0						
50 Adam Wainwright, R ERA: 2.1		G4-3		K		26	FC5-4	1B		0	0	0	0	0	0	0						
Timo Lincecum, R OBP: 0.333, SLG: 0.143		G4-3		K		26	FC5-4	1B		1	0	0	0	0	1	1						
41 Braden Looper, R ERA: 3.6		G4-3		K		26	FC5-4	1B		0	0	0	0	0	0	0						
4 Yadier Molina, R OBP: 0.250, SLG: 0.288		G5-3		P5			G6-3			4	0	0	0	0	0	0						
Aaron Miles, S OBP: 0.368, SLG: 0.338			22	CS	1B		P5	G4-3		4	0	1	0	0	0	0						
Sidney Ponson, R OBP: 0.385, SLG: 0.273							F8			1	0	0	0	0	1	1						
So Taguchi, R OBP: 0.344, SLG: 0.367							F8			3	0	1	0	0	0	0						
<b>Inning Stats</b>	R: 0 E: 0 K: 0 S: 11	H: 2 LOB: 1 BB: 0 P: 16	R: 0 E: 0 K: 0 S: 9	H: 0 LOB: 0 BB: 0 P: 13	R: 0 E: 0 K: 1 S: 8	H: 1 LOB: 0 BB: 0 P: 11	R: 0 E: 0 K: 1 S: 8	H: 0 LOB: 0 BB: 1 P: 14	R: 0 E: 0 K: 0 S: 10	H: 0 LOB: 0 BB: 0 P: 14	R: 3 E: 0 K: 0 S: 17	H: 5 LOB: 2 BB: 0 P: 25	R: 0 E: 0 K: 0 S: 7	H: 1 LOB: 1 BB: 0 P: 10	R: 1 E: 0 K: 0 S: 12	H: 2 LOB: 1 BB: 0 P: 19	R: 0 E: 0 K: 0 S: 9	H: 0 LOB: 0 BB: 0 P: 13	1B: 9 2B: 1 3B: 0 HR: 1	SF: 0 SAC: 0 DP: 2 HBP: 0	WP: 0 PB: 1 SB: 0 CS: 1	PA: 36
<b>PITCHER</b>	IP WLS BF H R ER SO BB IBB HBP BLK WP HR S P ERA WHIP																					
39 Aaron Harang, R ERA: 3.72	(1, 1) 5.2 W 23 8 3 3 3 3 1 0 0 0 0 0 0 2 4 4.76 1.588																					
Chris Hammond, L ERA: 4.35	(6, 1) 0.1 H 1 0 0 0 0 0 0 0 0 0 0 0 2 4 0.00 0.000																					
25 David Weathers, R ERA: 3.6	(7, 1) 2.0 9 3 1 1 0 0 0 0 0 0 0 1 19 29 4.50 1.500																					
56 Todd Coffey, R ERA: 1.85	(9, 1) 1.0 S 3 0 0 0 0 0 0 0 0 0 0 0 9 13 0.00 0.000																					

AB	35
R	4
H	11
RBI	4
BB	1
SO	3
LOB	10



Batter	1	2	3	4	5	6	7	8	9	AB	R	H	RBI	BB	SO	LOB	TOP								
22 David Eckstein, R (1.6) OBP: 0.388, SLG: 0.383			G5-3	27 G5-3 26 BB	27 G5-3 26 BB		G4-6-3			5	2	3	2	0	1	0	<b>St. Louis Cardinals @ Milwaukee Brewers</b> Miller Park, Milwaukee, WI Fri Jun 09 2006, 7:05 PM CDT Att: 24,490 - Roof Closed - 68 F								
So Taguchi, R (1.8) OBP: 0.352, SLG: 0.378			43 S 43 WP	27 G5-3 26 BB	27 WP		G4-6-3			4	2	2	2	1	1	1									
27 Scott Rolen, R (1.5) OBP: 0.420, SLG: 0.551			43 WP 43 S	G5-3				F8		3	1	1	1	2	0	2									
43 Juan Encarnacion, R (1.9) OBP: 0.283, SLG: 0.443			2B	26 BB				G1-3		4	1	1	1	1	1	3									
44 Jason Istringhausen, R (8.1)			2B	26 BB				F7		0	0	0	0	0	0	0									
26 Scott Spiezo, S (1.3) OBP: 0.393, SLG: 0.495			P4					F7		3	0	1	3	0	1	1									
Josh Hancock, R (4.1)										0	0	0	0	0	0	0									
Timo Perez, L (6, PH) OBP: 0.300, SLG: 0.125										1	0	0	0	0	0	0									
Tyler Johnson, S (6.1)										0	0	0	0	0	0	0									
15 Jim Edmonds, L (7.3) OBP: 0.403										1	0	0	0	0	0	0									
7 Hector Luna, R (1.7) OBP: 0.338, SLG: 0.443										4	1	2	0	1	2	1									
4 Yadier Molina, R (1.2) OBP: 0.265, SLG: 0.281										3	2	2	0	2	1	1									
Aaron Miles, S (1.4) OBP: 0.364, SLG: 0.329										4	1	0	0	1	1	5									
30 Mark Mulder, L (11.1) OBP: 0.370, SLG: 0.900										1	0	0	0	0	0	0									
16 Chris Johnston, L (4.3) OBP: 0.231, SLG: 0.692										3	0	0	0	0	1	4									
48 Brad Thompson, R (7.1) OBP: 0.329, SLG: 0.504										0	0	0	0	0	0	0									
34 Randy Flores, L (8.1) OBP: 0.376, SLG: 0.390										1	0	0	0	0	0	1									
<b>Inning Stats</b>	R: 0 E: 0 K: 3 S: 13	H: 1 LOB: 1 BB: 0 P: 19	R: 0 E: 0 K: 1 S: 6	H: 2 LOB: 1 BB: 0 P: 10	R: 2 E: 0 K: 0 S: 18	H: 2 LOB: 1 BB: 1 P: 26	R: 6 E: 0 K: 2 S: 18	H: 2 LOB: 1 BB: 5 P: 47	R: 2 E: 0 K: 0 S: 10	H: 3 LOB: 2 BB: 1 P: 18	R: 0 E: 0 K: 1 S: 12	H: 1 LOB: 1 BB: 0 P: 15	R: 0 E: 0 K: 0 S: 6	H: 0 LOB: 0 BB: 0 P: 9	R: 0 E: 0 K: 0 S: 9	H: 0 LOB: 0 BB: 0 P: 15	R: 0 E: 0 K: 2 S: 14	H: 0 LOB: 1 BB: 1 P: 22	1B: 6 2B: 5 3B: 1 HR: 0	SF: 0 SAC: 0 DP: 2 HBP: 0	WP: 3 PB: 0 SB: 2 CS: 0	PA: 45			
<b>PITCHER</b>	IP WLS BF H R ER SO BB IBB HBP BLK WP HR S P ERA WHIP	IP WLS BF H R ER SO BB IBB HBP BLK WP HR S P ERA WHIP	IP WLS BF H R ER SO BB IBB HBP BLK WP HR S P ERA WHIP	IP WLS BF H R ER SO BB IBB HBP BLK WP HR S P ERA WHIP	IP WLS BF H R ER SO BB IBB HBP BLK WP HR S P ERA WHIP	IP WLS BF H R ER SO BB IBB HBP BLK WP HR S P ERA WHIP	IP WLS BF H R ER SO BB IBB HBP BLK WP HR S P ERA WHIP	IP WLS BF H R ER SO BB IBB HBP BLK WP HR S P ERA WHIP	IP WLS BF H R ER SO BB IBB HBP BLK WP HR S P ERA WHIP	IP WLS BF H R ER SO BB IBB HBP BLK WP HR S P ERA WHIP	IP WLS BF H R ER SO BB IBB HBP BLK WP HR S P ERA WHIP	IP WLS BF H R ER SO BB IBB HBP BLK WP HR S P ERA WHIP	IP WLS BF H R ER SO BB IBB HBP BLK WP HR S P ERA WHIP	IP WLS BF H R ER SO BB IBB HBP BLK WP HR S P ERA WHIP	IP WLS BF H R ER SO BB IBB HBP BLK WP HR S P ERA WHIP	IP WLS BF H R ER SO BB IBB HBP BLK WP HR S P ERA WHIP	IP WLS BF H R ER SO BB IBB HBP BLK WP HR S P ERA WHIP	IP WLS BF H R ER SO BB IBB HBP BLK WP HR S P ERA WHIP	IP WLS BF H R ER SO BB IBB HBP BLK WP HR S P ERA WHIP	IP WLS BF H R ER SO BB IBB HBP BLK WP HR S P ERA WHIP	IP WLS BF H R ER SO BB IBB HBP BLK WP HR S P ERA WHIP	IP WLS BF H R ER SO BB IBB HBP BLK WP HR S P ERA WHIP	IP WLS BF H R ER SO BB IBB HBP BLK WP HR S P ERA WHIP	IP WLS BF H R ER SO BB IBB HBP BLK WP HR S P ERA WHIP	IP WLS BF H R ER SO BB IBB HBP BLK WP HR S P ERA WHIP

AB	37
R	10
H	12
RBI	9
BB	8
SO	9
LOB	19



Batter	1	2	3	4	5	6	7	8	9	AB	R	H	RBI	BB	SO	LOB	BOTTOM								
23 Rickie Weeks Jr., R (1.4) OBP: 0.372, SLG: 0.419										4	1	1	1	0	2	0	<b>St. Louis Cardinals @ Milwaukee Brewers</b> Miller Park, Milwaukee, WI Fri Jun 09 2006, 7:05 PM CDT Att: 24,490 - Roof Closed - 68 F								
Jeff Cirillo, R (1.5) OBP: 0.426, SLG: 0.482										4	1	1	1	1	1	2									
2 Bill Hall, R (1.6) OBP: 0.325, SLG: 0.597										5	1	2	0	0	1	2									
Carlos Lee, R (1.7) OBP: 0.344, SLG: 0.574										4	1	1	3	0	0	1									
28 Prince Fielder, L (1.3) OBP: 0.347, SLG: 0.502										4	0	0	0	0	1	1									
Damian Miller, R (1.2) OBP: 0.385, SLG: 0.500										2	0	0	0	1	0	0									
Brian Shouse, L (7.1)										0	0	0	0	0	0	0									
1 Corey Hart, R (8, PH) OBP: 0.490, SLG: 0.500										0	0	0	0	1	0	0									
Allan Simpson, R (9.1)										0	0	0	0	0	0	0									
Geoff Jenkins, L (1.9) OBP: 0.315, SLG: 0.401										3	1	0	0	1	3	4									
Brady Clark, R (1.8) OBP: 0.389, SLG: 0.358										4	1	2	1	0	1	3									
Jorge De La Rosa, L (1.1)										1	0	0	0	0	1	1									
57 Joe Winkelsas, R (4.1)										0	0	0	0	0	0	0									
18 Gabe Gross, L (4, PH) OBP: 0.329, SLG: 0.507										1	0	0	0	0	1	0									
52 Jose Capellan, R (5.1)										0	0	0	0	0	0	0									
Chad Moeller, R (7.2) OBP: 0.283, SLG: 0.338										2	0	0	0	0	0	1									
<b>Inning Stats</b>	R: 3 E: 0 K: 0 S: 13	H: 2 LOB: 0 BB: 1 P: 24	R: 3 E: 0 K: 1 S: 16	H: 3 LOB: 0 BB: 1 P: 26	R: 0 E: 0 K: 2 S: 9	H: 0 LOB: 1 BB: 1 P: 17	R: 0 E: 0 K: 3 S: 9	H: 0 LOB: 0 BB: 0 P: 14	R: 0 E: 0 K: 0 S: 11	H: 0 LOB: 0 BB: 0 P: 16	R: 0 E: 0 K: 1 S: 9	H: 1 LOB: 1 BB: 0 P: 13	R: 0 E: 0 K: 1 S: 14	H: 1 LOB: 3 BB: 0 P: 19	R: 0 E: 0 K: 1 S: 17	H: 1 LOB: 3 BB: 1 P: 24	R: 0 E: 0 K: 2 S: 11	H: 0 LOB: 1 BB: 0 P: 15	1B: 4 2B: 2 3B: 0 HR: 1	SF: 0 SAC: 0 DP: 2 HBP: 1	WP: 1 PB: 0 SB: 0 CS: 0	PA: 39			
<b>PITCHER</b>	IP WLS BF H R ER SO BB IBB HBP BLK WP HR S P ERA WHIP	IP WLS BF H R ER SO BB IBB HBP BLK WP HR S P ERA WHIP	IP WLS BF H R ER SO BB IBB HBP BLK WP HR S P ERA WHIP	IP WLS BF H R ER SO BB IBB HBP BLK WP HR S P ERA WHIP	IP WLS BF H R ER SO BB IBB HBP BLK WP HR S P ERA WHIP	IP WLS BF H R ER SO BB IBB HBP BLK WP HR S P ERA WHIP	IP WLS BF H R ER SO BB IBB HBP BLK WP HR S P ERA WHIP	IP WLS BF H R ER SO BB IBB HBP BLK WP HR S P ERA WHIP	IP WLS BF H R ER SO BB IBB HBP BLK WP HR S P ERA WHIP	IP WLS BF H R ER SO BB IBB HBP BLK WP HR S P ERA WHIP	IP WLS BF H R ER SO BB IBB HBP BLK WP HR S P ERA WHIP	IP WLS BF H R ER SO BB IBB HBP BLK WP HR S P ERA WHIP	IP WLS BF H R ER SO BB IBB HBP BLK WP HR S P ERA WHIP	IP WLS BF H R ER SO BB IBB HBP BLK WP HR S P ERA WHIP	IP WLS BF H R ER SO BB IBB HBP BLK WP HR S P ERA WHIP	IP WLS BF H R ER SO BB IBB HBP BLK WP HR S P ERA WHIP	IP WLS BF H R ER SO BB IBB HBP BLK WP HR S P ERA WHIP	IP WLS BF H R ER SO BB IBB HBP BLK WP HR S P ERA WHIP	IP WLS BF H R ER SO BB IBB HBP BLK WP HR S P ERA WHIP	IP WLS BF H R ER SO BB IBB HBP BLK WP HR S P ERA WHIP	IP WLS BF H R ER SO BB IBB HBP BLK WP HR S P ERA WHIP	IP WLS BF H R ER SO BB IBB HBP BLK WP HR S P ERA WHIP	IP WLS BF H R ER SO BB IBB HBP BLK WP HR S P ERA WHIP	IP WLS BF H R ER SO BB IBB HBP BLK WP HR S P ERA WHIP	IP WLS BF H R ER SO BB IBB HBP BLK WP HR S P ERA WHIP







Batter	1	2	3	4	5	6	7	8	9	AB	R	H	RBI	BB	SO	LOB	TOP										
22 David Eckstein, R (1.6) OBP: 0.387, SLG: 0.383	L8		G6-3		G5-3		G5-3			4	0	0	0	0	0	0	<b>St. Louis Cardinals @ Pittsburgh Pirates</b> PNC Park, Pittsburgh, PA Tue Jun 13 2006, 7:05 PM EDT Att: 24,443 - Cloudy - 75 F										
So Taguchi, R (1.7) OBP: 0.337, SLG: 0.355	G4-3			F8	27 2B BB			G5-3		3	1	0	0	1	0	0											
27 Scott Rolen, R (1.5) OBP: 0.427, SLG: 0.574	1B			43 1B 2B	1-H 2B			43 C4-6-3 1B		4	1	4	1	0	0	0											
43 Juan Encarnacion, R (1.9) OBP: 0.290, SLG: 0.442	K			4 1B 15 1B 2H 1B		2-2 1B		G4-6-3		4	0	2	1	0	1	2											
15 Jim Edmonds, L (1.8) OBP: 0.347, SLG: 0.404		F8		1 SAFE 2-1 4 1B 1B					K	4	0	1	0	0	1	1											
4 Yadier Molina, R (1.2) OBP: 0.271, SLG: 0.301	P6			1-2 1B					G5-3	4	0	1	0	0	0	1											
16 Chris Duncan, L (1.3) OBP: 0.250, SLG: 0.542				1-2 2-3 1B																							
26 Scott Spiezio, S (8.3) OBP: 0.383, SLG: 0.480	G3			K					G6-3	3	0	0	0	0	1	4											
7 Hector Luna, R (1.4) OBP: 0.340, SLG: 0.436			F9	L7						3	0	0	0	0	1	3											
29 Chris Carpenter, R (1.1) OBP: 0.043, SLG: 0.043										3	0	0	0	0	1	0											
41 Braden Looper, R (8.1) OBP: 0.500, SLG: 1.000			K				F7			0	0	0	0	0	0	0											
34 Randy Flores, L (8.1)										0	0	0	0	0	0	0											
44 Jason Isringhausen, R (9.1)										0	0	0	0	0	0	0											
<b>Inning Stats</b>	R: 0 H: 1 E: 0 K: 1 S: 10	L: 1 BB: 0 P: 15	R: 0 H: 0 E: 0 K: 0 S: 7	LOB: 0 BB: 0 P: 12	R: 0 H: 0 E: 0 K: 1 S: 12	LOB: 0 BB: 0 P: 16	R: 1 H: 4 E: 0 K: 1 S: 16	LOB: 3 BB: 1 P: 24	R: 1 H: 1 E: 0 K: 0 S: 9	LOB: 1 BB: 0 P: 14	R: 0 H: 0 E: 0 K: 0 S: 12	LOB: 0 BB: 0 P: 15	R: 0 H: 0 E: 0 K: 1 S: 11	LOB: 0 BB: 0 P: 14	R: 0 H: 1 E: 0 K: 0 S: 7	LOB: 0 BB: 0 P: 10	R: 0 H: 0 E: 0 K: 1 S: 6	LOB: 0 BB: 0 P: 10	1B: 6 2B: 2 3B: 0 HR: 0	SF: 0 SAC: 0 DP: 1 HBP: 0	WP: 0 PB: 0 SB: 0 CS: 0	PA: 34					
<b>PITCHER</b>	IP	WLS	BF	H	R	ER	SO	BB	IBB	HBP	BLK	WP	HR	S	P	ERA	WHIP										
Oliver Pérez, L (1.1) ERA: 6.68	7.0	L	28	7	2	2	4	1	0	0	0	0	0	77	110	2.57	1.143										
55 Matt Capps, R (8.1) ERA: 4.35	1.0		3	1	0	0	0	0	0	0	0	0	0	7	11	0.00	1.000										
34 John Grabow, L (9.1) ERA: 4.56	1.0		3	0	0	0	1	0	0	0	0	0	0	6	10	0.00	0.000										

AB	33
R	2
H	8
RBI	2
BB	1
SO	5
LOB	11



Batter	1	2	3	4	5	6	7	8	9	AB	R	H	RBI	BB	SO	LOB	BOTTOM										
José Bautista, R (1.8) OBP: 0.352, SLG: 0.511	K		K					G1-3		3	0	0	0	1	2	0	<b>St. Louis Cardinals @ Pittsburgh Pirates</b> PNC Park, Pittsburgh, PA Tue Jun 13 2006, 7:05 PM EDT Att: 24,443 - Cloudy - 75 F										
2 Jack Wilson, R (1.6) OBP: 0.318, SLG: 0.411	G6-3		G3		L9			K		4	0	0	0	0	1	1											
Sean Casey, L (1.3) OBP: 0.406, SLG: 0.552	BB		2B		L8			F7		3	0	1	0	1	0	1											
Jason Bay, R (1.7) OBP: 0.439, SLG: 0.608	K		F8							4	0	0	0	0	3	2											
Joe Randa, R (1.5) OBP: 0.247, SLG: 0.309		K		L4						4	1	1	0	0	2	0											
12 Freddy Sanchez, R (1.4) OBP: 0.378, SLG: 0.488		1B		K					12 2B SF8 1B	4	0	2	0	0	1	0											
Craig Wilson, R (1.9) OBP: 0.353, SLG: 0.492		1B		K					26 WP 2B	2	0	1	1	1	1	0											
26 Ronny Paulino, R (1.2) OBP: 0.364, SLG: 0.384		1B		BB						4	0	0	0	0	4	4											
Oliver Pérez, L (1.1) OBP: 0.130, SLG: 0.130										2	0	0	0	0	1	2											
13 Nate McLouth, L (7, PH) OBP: 0.297, SLG: 0.335	G4-3									1	0	0	0	0	1	0											
55 Matt Capps, R (8.1)										0	0	0	0	0	0	0											
34 John Grabow, L (9.1)										0	0	0	0	0	0	0											
<b>Inning Stats</b>	R: 0 H: 0 E: 0 K: 2 S: 12	H: 2 LOB: 2 BB: 0 P: 14	R: 0 H: 1 E: 0 K: 1 S: 10	LOB: 1 BB: 0 P: 14	R: 0 H: 0 E: 0 K: 2 S: 9	LOB: 1 BB: 1 P: 17	R: 0 H: 0 E: 0 K: 1 S: 10	LOB: 0 BB: 1 P: 18	R: 0 H: 0 E: 0 K: 3 S: 11	LOB: 0 BB: 0 P: 16	R: 0 H: 0 E: 0 K: 1 S: 9	LOB: 0 BB: 0 P: 13	R: 1 H: 2 E: 0 K: 2 S: 12	LOB: 1 BB: 0 P: 16	1B: 3 2B: 2 3B: 0 HR: 0	SF: 1 SAC: 0 DP: 0 HBP: 0	WP: 1 PB: 0 SB: 0 CS: 0	PA: 35									
<b>PITCHER</b>	IP	WLS	BF	H	R	ER	SO	BB	IBB	HBP	BLK	WP	HR	S	P	ERA	WHIP										
29 Chris Carpenter, R (1.1) ERA: 2.57	7.0	W	27	3	0	0	13	3	0	0	0	0	0	6	9	0.00	0.857										
41 Braden Looper, R (8.1) ERA: 3.42	0.2	H	2	0	0	0	1	0	0	0	0	0	0	3	4	0.00	0.000										
34 Randy Flores, L (8.1) ERA: 3.48	0.1	H	1	0	0	0	0	0	0	0	0	0	0	3	4	0.00	0.000										
44 Jason Isringhausen, R (9.1) ERA: 3.76	1.0	S	5	2	1	1	2	0	0	0	0	1	0	12	16	9.00	2.000										

AB	31
R	1
H	5
RBI	1
BB	3
SO	16
LOB	10







Batter	1	2	3	4	5	6	7	8	9	AB	R	H	RBI	BB	SO	LOB	TOP									
22 David Eckstein, R OBP: 0.383, SLG: 0.378	F7	G6-4-3 1B		P6		SH1-4 1B		G6-3	P4	6	1	2	0	0	0	5	<b>St. Louis Cardinals @ Pittsburgh Pirates</b> PNC Park, Pittsburgh, PA Thu Jun 15 2006, 12:35 PM EDT Att: 18,248 - Sunny - 79 F									
So Taguchi, R OBP: 0.348, SLG: 0.365	K	G6-4-3 1-2f		SH1-4 1B		SH1-4		2B		4	0	2	2	0	1	2										
27 Scott Rolen, R OBP: 0.430, SLG: 0.589	HBP		G5-3	K		1B		K		4	1	1	1	1	0	2										
15 Jim Edmonds, L OBP: 0.346, SLG: 0.393	1B		F8		G3	G4-3		IBB		4	0	1	0	1	0	1										
43 Juan Encarnacion, R OBP: 0.298, SLG: 0.449	1B		F7		1B		G5-3	FC6-4		5	1	2	1	0	0	2										
7 Hector Luna, R OBP: 0.360, SLG: 0.450	BB		K		BB		K	FC1-6 1B		3	1	1	0	2	2	0										
16 Chris Duncan, L Aron Miles, S 44 Jason Istringhausen, R	K		1B		2B		E8	FC1-6 26 1B		4	1	3	1	0	1	3										
Gary Bennett, R		1B		BB	G4-3		1B	F9		3	1	1	1	2	0	2										
30 Mark Mulder, L 50 Adam Wainwright, R 41 Braden Looper, R 26 Scott Spiezio, S	SH1-4		1B		K		G4-3	1B		1	0	0	0	1	1	1										
Inning Stats	R: 1 E: 0 K: 2 S: 16	H: 2 LOB: 3 BB: 1 P: 28	R: 0 E: 0 K: 0 S: 8	H: 2 LOB: 1 BB: 0 P: 12	R: 0 E: 0 K: 0 S: 10	H: 0 LOB: 0 BB: 0 P: 18	R: 2 E: 0 K: 2 S: 14	H: 2 LOB: 2 BB: 2 P: 30	R: 2 E: 0 K: 1 S: 18	H: 2 LOB: 1 BB: 1 P: 27	R: 1 E: 0 K: 0 S: 8	H: 2 LOB: 0 BB: 0 P: 11	R: 0 E: 1 K: 1 S: 9	H: 1 LOB: 2 BB: 1 P: 18	R: 0 E: 0 K: 1 S: 11	H: 1 LOB: 2 BB: 1 P: 24		R: 0 E: 0 K: 0 S: 10	H: 2 LOB: 2 BB: 0 P: 13	1B: 11 2B: 2 3B: 1 HR: 0	SF: 0 SAC: 2 DP: 1 HBP: 1	WP: 0 PB: 0 SB: 0 CS: 1	PA: 46			
PITCHER	IP	WLS	BF	H	R	ER	SO	BB	IBB	HBP	BLK	WP	HR	S	P	ERA	WHIP									
Victor Santos, R Ryan Vogelsong, R 55 Matt Capps, R Roberto Hernandez, R Michael Gonzalez, L	4.1 1.2 1.0 1.0 1.0	L	24 7 5 1 5	7 3 1 0 2	5 1 0 0 0	5 1 0 0 0	4 1 1 1 0	4 0 0 0 0	0 0 0 0 0	0 0 0 0 0	0 0 0 0 0	0 0 0 0 0	0 0 0 0 0	0 0 0 0 0	55 19 26 11 10	100 28 18 24 13	10.38 5.40 0.00 0.00 0.00	2.538 1.800 1.000 1.000 2.000								

AB	37
R	6
H	14
RBI	6
BB	6
SO	7
LOB	22



Batter	1	2	3	4	5	6	7	8	9	AB	R	H	RBI	BB	SO	LOB	BOTTOM									
José Bautista, R OBP: 0.368, SLG: 0.564	HR	1B		2B		P6		F9		5	1	3	2	0	0	0	<b>St. Louis Cardinals @ Pittsburgh Pirates</b> PNC Park, Pittsburgh, PA Thu Jun 15 2006, 12:35 PM EDT Att: 18,248 - Sunny - 79 F									
2 Jack Wilson, R OBP: 0.321, SLG: 0.408	1B	1B		G5-3			BB	F9		4	1	2	0	1	0	1										
Sean Casey, L 13 Nate McLouth, L	BB	1B		G3			BB	BB		4	0	0	0	1	2	5										
Jason Bay, R OBP: 0.432, SLG: 0.593	K		G6-4-3 1B		K		F8	G6-4-3 BB		5	0	1	0	0	2	3										
Joe Randa, R OBP: 0.258, SLG: 0.310	1B	1B	G6-4-3		G6-3		BB			3	0	1	0	1	0	1										
Craig Wilson, R OBP: 0.363, SLG: 0.497	1B		K		K		BB			3	0	1	1	1	2	0										
Jose Castillo, R OBP: 0.347, SLG: 0.493	P6					G5-3		F8		4	1	1	1	0	0	5										
11 Humberto Cota, R 12 Freddy Sanchez, R 26 Ronny Paulino, R				HR				L4		2	1	1	0	1	0	0										
Victor Santos, R Ryan Vogelsong, R Jerome Martinez, R 55 Matt Capps, R Roberto Hernandez, R José Hernández, R Michael Gonzalez, R		B2-6-4 BB		SH2-4 1B		F9		G5-3		1	0	0	0	0	0	0										
Inning Stats	R: 2 E: 0 K: 2 S: 16	H: 3 LOB: 2 BB: 1 P: 29	R: 0 E: 0 K: 1 S: 6	H: 2 LOB: 2 BB: 1 P: 12	R: 0 E: 0 K: 1 S: 9	H: 1 LOB: 0 BB: 0 P: 12	R: 2 E: 0 K: 0 S: 9	H: 3 LOB: 1 BB: 0 P: 13	R: 0 E: 0 K: 2 S: 8	H: 0 LOB: 0 BB: 0 P: 12	R: 1 E: 0 K: 0 S: 8	H: 1 LOB: 0 BB: 0 P: 12	R: 0 E: 0 K: 0 S: 13	H: 1 LOB: 3 BB: 2 P: 28	R: 0 E: 0 K: 0 S: 7	H: 0 LOB: 0 BB: 0 P: 12		R: 0 E: 0 K: 0 S: 10	H: 0 LOB: 1 BB: 1 P: 18	1B: 7 2B: 1 3B: 0 HR: 3	SF: 0 SAC: 1 DP: 3 HBP: 0	WP: 0 PB: 0 SB: 0 CS: 0	PA: 40			
PITCHER	IP	WLS	BF	H	R	ER	SO	BB	IBB	HBP	BLK	WP	HR	S	P	ERA	WHIP									
30 Mark Mulder, L 50 Adam Wainwright, R 41 Braden Looper, R 44 Jason Istringhausen, R	5.0 2.0 1.0 1.0	L H H S	24 10 3 3	9 2 0 0	4 1 0 0	4 1 0 0	6 2 0 1	0 0 0 0	0 0 0 0	0 0 0 0	0 0 0 0	0 0 0 0	0 0 0 0	0 0 0 0	48 21 7 10	78 40 12 18	7.20 4.50 0.00 0.00	2.200 2.000 0.000 1.000								




Batter	1	2	3	4	5	6	7	8	9	AB	R	H	RBI	BB	SO	LOB	TOP										
Jamey Carroll, R (1,4) OBP: 0.416, SLG: 0.458	G4-3		19 CS 1B			F9		G1-3		4	0	1	0	0	0	0											
19 Ryan Spillborghs, R (1,8) OBP: 0.371, SLG: 0.535 Ray King, L (8,1)	F8		CS	G6-3		G6-3		1B		4	0	1	0	0	0	0											
61 Ramon E Ramirez, R (8,1) OBP: 1.000, SLG: 1.000			1-2							0	0	0	0	0	0	0											
17 Todd Helton, L (1,3) OBP: 0.418, SLG: 0.479	F9			K		1B		F9		4	0	1	0	0	1	1											
5 Matt Holliday, R (1,7) OBP: 0.380, SLG: 0.602		G5-3		F9		K			K	4	0	0	0	0	2	1											
27 Garrett Atkins, R (1,5) OBP: 0.395, SLG: 0.525		G6-3				G3		G5-3		4	0	0	0	0	0	0											
11 Brad Hawpe, L (1,9) OBP: 0.389, SLG: 0.565						8 1B BB		HR		2	1	1	1	2	0	0											
8 Yorvit Torrealba, R (1,2) OBP: 0.279, SLG: 0.387		G1-4-3				1-2 1B		G5-3		3	0	1	0	0	0	1											
12 Clint Barnes, R (1,6) OBP: 0.235, SLG: 0.319			F9			P3		F9		3	0	0	0	0	0	2											
2B Aaron Cook, R (1,1) OBP: 0.100, SLG: 0.100 Jorge Piedra, L (8,PH) OBP: 0.143, SLG: 0.571 Scott Dohmann, R (8,1) 18 Cory Sullivan, L (8,8) OBP: 0.309, SLG: 0.409			P4			K			F7	2	0	0	0	0	1	2											
										1	0	0	0	0	0	0											
										0	0	0	0	0	0	0											
										0	0	0	0	0	0	0											
<b>Inning Stats</b>	R: 0 E: 0 K: 0 S: 7	H: 0 LOB: 0 BB: 0 P: 10	R: 0 E: 0 K: 0 S: 11	H: 0 LOB: 1 BB: 1 P: 19	R: 0 E: 0 K: 0 S: 10	H: 1 LOB: 0 BB: 0 P: 16	R: 0 E: 0 K: 1 S: 7	H: 0 LOB: 0 BB: 0 P: 7	R: 0 E: 0 K: 1 S: 8	H: 1 LOB: 2 BB: 1 P: 17	R: 0 E: 0 K: 1 S: 9	H: 1 LOB: 1 BB: 0 P: 14	R: 1 E: 0 K: 0 S: 6	H: 1 LOB: 0 BB: 0 P: 8	R: 0 E: 0 K: 0 S: 9	H: 1 LOB: 1 BB: 0 P: 14	R: 0 E: 0 K: 1 S: 8	H: 0 LOB: 0 BB: 0 P: 11	1B: 4 2B: 0 3B: 0 HR: 1	SF: 0 SAC: 0 DP: 0 HBP: 0	WP: 0 PB: 0 SB: 0 CS: 1	PA: 34					
<b>PITCHER</b>	IP	WLS	BF	H	R	ER	SO	BB	IBB	HBP	BLK	WP	HR	S	P	ERA	WHIP										
Jason Marquis, R (1,1) ERA: 4.55	8.0	W	30	5	1	1	3	2	0	0	0	0	1	67	105	1.12	0.875										
41 Braden Looper, R (9,1) ERA: 3.18	1.0		3	0	0	0	1	0	0	0	0	0	0	8	11	0.00	0.000										

Colorado Rockies @ St. Louis Cardinals  
 Busch Stadium, St. Louis, MO  
 Fri Jun 16 2006, 7:10 PM CDT  
 Att: 45,736 - Clear - 90 F

livebaseballscores.com

AB 31  
 R 1  
 H 5  
 RBI 1  
 BB 2  
 SO 4  
 LOB 7




Batter	1	2	3	4	5	6	7	8	9	AB	R	H	RBI	BB	SO	LOB	BOTTOM										
Aaron Miles, S (1,4) OBP: 0.353, SLG: 0.325	G3		G6-3		L4			SH3-4 2B		5	1	1	0	0	0	2											
53 John Rodriguez, L (1,7) OBP: 0.378, SLG: 0.406 So Taguchi, R (8,PH) OBP: 0.348, SLG: 0.365	G4-3 2B		G6-3		1B			SH3-4 2B		3	0	2	0	0	0	1											
27 Scott Rolen, R (1,5) OBP: 0.427, SLG: 0.580	G4-3			G4-3	F8			15 E 26 BB IBB		3	1	0	0	1	0	2											
15 Jim Edmonds, L (1,8) OBP: 0.349, SLG: 0.396	G6-3			43 2B 16 SF7 1B		K		26 BB 7 1B 1B		4	2	2	1	0	1	1											
43 Juan Encarnacion, R (1,9) OBP: 0.301, SLG: 0.451		G5-3		4 1B 2B		G4-3		26 BB 7 1B BB		3	2	1	0	1	0	0											
16 Chris Duncan, L (1,3) OBP: 0.290, SLG: 0.633 26 Scott Spiezio, S (8,PH) OBP: 0.393, SLG: 0.485			K	SF7		G4-3		7 1B 7 E BB		2	0	0	1	0	1	0											
4 Yadier Molina, R (1,2) OBP: 0.272, SLG: 0.306		G1-4-3		7 FC5-4 1B				7 1B P3		4	0	1	1	0	0	3											
7 Hector Luna, R (1,6) OBP: 0.364, SLG: 0.451			F9	FC5-4 1B				E3 2B 1B		4	1	2	2	0	0	1											
Jason Marquis, L (1,1) OBP: 0.200, SLG: 0.308 Timo Perez, L (8,PH) OBP: 0.333, SLG: 0.300 41 Braden Looper, R (9,1) OBP: 0.500, SLG: 1.000			G6-3 2B		G4-3			G1-6-3 1B	G1-6-3 1B	3	0	1	0	0	0	1											
										1	0	1	1	0	0	0											
										0	0	0	0	0	0	0											
<b>Inning Stats</b>	R: 0 E: 0 K: 0 S: 12	H: 1 LOB: 1 BB: 0 P: 18	R: 0 E: 0 K: 1 S: 7	H: 0 LOB: 0 BB: 0 P: 13	R: 0 E: 0 K: 0 S: 7	H: 1 LOB: 1 BB: 0 P: 10	R: 2 E: 0 K: 0 S: 13	H: 3 LOB: 1 BB: 0 P: 17	R: 0 E: 0 K: 1 S: 6	H: 1 LOB: 1 BB: 0 P: 10	R: 0 E: 0 K: 1 S: 9	H: 0 LOB: 0 BB: 0 P: 14	R: 0 E: 0 K: 0 S: 7	H: 1 LOB: 0 BB: 0 P: 9	R: 6 E: 2 K: 0 S: 10	H: 4 LOB: 1 BB: 3 P: 25	R: 0 E: 0 K: 1 S: 8	H: 0 LOB: 0 BB: 0 P: 11	1B: 6 2B: 5 3B: 0 HR: 0	SF: 1 SAC: 1 DP: 1 HBP: 0	WP: 0 PB: 0 SB: 0 CS: 0	PA: 37					
<b>PITCHER</b>	IP	WLS	BF	H	R	ER	SO	BB	IBB	HBP	BLK	WP	HR	S	P	ERA	WHIP										
28 Aaron Cook, R (1,1) ERA: 3.66	7.0	L	27	7	2	2	2	0	0	0	0	0	0	3	7	54.00	3.000										
Scott Dohmann, R (8,1) ERA: 4.67	0.1		3	1	2	2	0	0	1	0	0	0	0	3	7	54.00	3.000										
Ray King, L (8,1) ERA: 3.93	0.0		3	1	0	0	0	2	0	0	0	0	0	1	9	∞	∞										
61 Ramon E Ramirez, R (8,1) ERA: 2.4	0.2		4	2	4	4	0	0	0	0	0	0	0	6	9	54.00	3.000										

Colorado Rockies @ St. Louis Cardinals  
 Busch Stadium, St. Louis, MO  
 Fri Jun 16 2006, 7:10 PM CDT  
 Att: 45,736 - Clear - 90 F

livebaseballscores.com

AB 32  
 R 8  
 H 11  
 RBI 7  
 BB 3  
 SO 2  
 LOB 11



Batter	1	2	3	4	5	6	7	8	9	AB	R	H	RBI	BB	SO	LOB	TOP					
18 Cory Sullivan, L OBP: 0.303, SLG: 0.399 (1, 8)	G4-1		F7		P5			G5-3	K	5	0	0	0	0	1	0						
6 Omar Quintanilla, L OBP: 0.294, SLG: 0.375 (1, 4)	P6			G3-1		G4-3		G4-3	5 1B 27 HR	4	1	1	0	0	0	0						
17 Todd Helton, L OBP: 0.415, SLG: 0.474 (1, 3)	G6-3			27 BB	5 BB	F7		L8		4	0	1	0	0	0	1						
5 Matt Holliday, R OBP: 0.389, SLG: 0.618 (1, 7)				27 BB	27 BB	27 FC5-4		27 HR		3	2	3	1	1	0	0						
27 Garrett Atkins, R OBP: 0.396, SLG: 0.534 (1, 5)	G6-3			4-2 B	BB	FC5-4		27 HR		3	1	1	3	1	0	1						
11 Brad Hawpe, L OBP: 0.383, SLG: 0.555 (1, 9)	F7			1-2 2-3	BB			HR		4	0	0	0	0	1	3						
8 Yorvit Torrealba, R OBP: 0.259, SLG: 0.353 (1, 2)	G4-3			G6-3						3	0	0	0	0	0	3						
Jamey Carroll, R OBP: 0.414, SLG: 0.455 (9, PH)										1	0	0	0	0	1	0						
12 Clint Barmes, R OBP: 0.236, SLG: 0.323 (1, 6)			G4-3		K					3	0	1	0	0	1	0						
JD Closser, S OBP: 0.324, SLG: 0.382 (9, PH)					K					1	1	1	1	0	0	0						
26 Jeff Francis, L OBP: 0.257, SLG: 0.103 (1, 1)			G5-3		K					2	0	0	0	0	1	0						
Choo Freeman, R OBP: 0.296, SLG: 0.284 (7, PH)					K					1	0	0	0	0	1	1						
Jose Mesa, R OBP: 0.296, SLG: 0.284 (7, PH)										0	0	0	0	0	0	0						
40 Brian Fuentes, L OBP: 0.125, SLG: 0.500 (8, 1)										0	0	0	0	0	0	0						
Jorge Piedra, L OBP: 0.125, SLG: 0.500 (9, PH)										1	0	0	0	0	1	0						
<b>Inning Stats</b>	R: 0 E: 0 K: 0 S: 12	H: 0 LOB: 0 BB: 0 P: 17	R: 1 E: 0 K: 0 S: 8	H: 1 LOB: 0 BB: 0 P: 13	R: 0 E: 0 K: 0 S: 8	H: 0 LOB: 0 BB: 0 P: 12	R: 0 E: 0 K: 0 S: 15	H: 1 LOB: 2 BB: 0 P: 28	R: 0 E: 0 K: 0 S: 9	H: 0 LOB: 0 BB: 0 P: 12	R: 0 E: 0 K: 0 S: 7	H: 1 LOB: 1 BB: 0 P: 9	R: 0 E: 0 K: 1 S: 8	H: 1 LOB: 1 BB: 0 P: 10	R: 3 E: 0 K: 1 S: 20	H: 3 LOB: 0 BB: 0 P: 28	R: 1 E: 0 K: 3 S: 10	H: 1 LOB: 0 BB: 0 P: 15	1B: 4 2B: 1 3B: 0 HR: 3	SF: 0 SAC: 0 DP: 0 HBP: 0	WP: 0 PB: 0 SB: 0 CS: 0	PA: 37
<b>PITCHER</b>	IP	WLS	BF	H	R	ER	SO	BB	IBB	HBP	BLK	WP	HR	S	P	ERA	WHIP					
Jeff Suppan, R ERA: 5.07 (1, 1)	7.2	W	30	5	2	2	3	2	0	0	0	0	1	77	113	2.35	0.913					
Josh Hancock, R ERA: 3.41 (8, 1)	0.0		2	2	2	2	0	0	0	0	0	0	1	7	12	∞	∞					
34 Randy Flores, L ERA: 3.43 (8, 1)	0.1	H	1	0	0	0	1	0	0	0	0	0	0	3	4	0.00	0.000					
44 Jason Istringhausen, R ERA: 3.81 (9, 1)	1.0	S	4	1	1	1	3	0	0	0	0	0	1	10	15	9.00	1.000					

Colorado Rockies @ St. Louis Cardinals  
 Busch Stadium, St. Louis, MO  
 Sat Jun 17 2006, 6:15 PM CDT  
 Att: 45,968 - Cloudy - 78 F

AB	35
R	5
H	8
RBI	5
BB	2
SO	7
LOB	9



Batter	1	2	3	4	5	6	7	8	9	AB	R	H	RBI	BB	SO	LOB	BOTTOM				
7 Hector Luna, R OBP: 0.354, SLG: 0.439 (1, 6)	K		P5	P4			F9			4	0	0	0	0	1	2					
So Taguchi, R OBP: 0.346, SLG: 0.358 (1, 8)	27 G5-3 43 HR 27 S BB		P4	FC6-4			F7			3	1	0	0	1	0	2					
27 Scott Rolen, R OBP: 0.419, SLG: 0.569 (1, 5)	G5-3		P2			F9		K		4	0	0	0	0	1	1					
43 Juan Encarnacion, R OBP: 0.308, SLG: 0.484 (1, 9)	HR			HR		F8		2B		4	2	3	3	0	0	0					
26 Scott Spiezio, S OBP: 0.388, SLG: 0.476 (1, 3)	G6-3			SH5-4 4 2B 53 HBP 1B		F7		K		4	1	1	0	0	1	1					
53 John Rodriguez, L OBP: 0.382, SLG: 0.422 (1, 7)				4 SH5-4 2B HBP		G4-3		K		3	2	1	0	0	1	1					
4 Yadier Molina, R OBP: 0.269, SLG: 0.302 (1, 2)	E5			SH5-4		G5-3				2	0	0	1	0	0	0					
Aaron Miles, S OBP: 0.353, SLG: 0.331 (1, 4)	K			1B		F9				3	0	1	2	0	1	1					
Jeff Suppan, R OBP: 0.154, SLG: 0.120 (1, 1)				2B						3	0	1	0	0	1	0					
Josh Hancock, R ERA: 2.59 (8, 1)				2H 3H						0	0	0	0	0	0	0					
34 Randy Flores, L ERA: 2.59 (8, 1)				FC6-4						0	0	0	0	0	0	0					
44 Jason Istringhausen, R ERA: 2.28 (9, 1)				1B						0	0	0	0	0	0	0					
<b>Inning Stats</b>	R: 2 E: 0 K: 1 S: 16	H: 1 LOB: 1 BB: 1 P: 28	R: 1 E: 1 K: 1 S: 11	H: 1 LOB: 0 BB: 0 P: 18	R: 0 E: 0 K: 0 S: 6	H: 0 LOB: 0 BB: 0 P: 9	R: 3 E: 0 K: 0 S: 18	H: 4 LOB: 2 BB: 0 P: 24	R: 0 E: 0 K: 0 S: 5	H: 0 LOB: 0 BB: 0 P: 8	R: 0 E: 0 K: 0 S: 7	H: 0 LOB: 0 BB: 0 P: 9	R: 0 E: 0 K: 1 S: 7	H: 0 LOB: 0 BB: 0 P: 11	R: 0 E: 0 K: 3 S: 11	H: 1 LOB: 1 BB: 0 P: 16	1B: 2 2B: 2 3B: 1 HR: 2	SF: 0 SAC: 1 DP: 0 HBP: 1	WP: 0 PB: 0 SB: 1 CS: 1	PA: 33	
<b>PITCHER</b>	IP	WLS	BF	H	R	ER	SO	BB	IBB	HBP	BLK	WP	HR	S	P	ERA	WHIP				
26 Jeff Francis, L ERA: 4.13 (1, 1)	6.0	L	26	6	6	6	2	1	0	0	0	0	0	7	11	0.00	0.000				
Jose Mesa, R ERA: 2.59 (7, 1)	1.0		3	0	0	0	1	0	0	0	0	0	0	7	11	0.00	0.000				
40 Brian Fuentes, L ERA: 2.28 (8, 1)	1.0		4	1	0	0	3	0	0	0	0	0	0	11	16	0.00	1.000				

Colorado Rockies @ St. Louis Cardinals  
 Busch Stadium, St. Louis, MO  
 Sat Jun 17 2006, 6:15 PM CDT  
 Att: 45,968 - Cloudy - 78 F


AB	30
R	6
H	7
RBI	6
BB	1
SO	6
LOB	8



Batter	1	2	3	4	5	6	7	8	9	AB	R	H	RBI	BB	SO	LOB	TOP				
Jamey Carroll, R (1,4) OBP: 0.410, SLG: 0.450	G5-3		K		G4-3					4	0	1	0	0	1	0	<b>Colorado Rockies @ St. Louis Cardinals</b> Busch Stadium, St. Louis, MO Sun Jun 18 2006, 1:15 PM CDT Att: 45,647 - Partly Cloudy - 79 F <a href="http://livebaseballscorecards.com">livebaseballscorecards.com</a>				
18 Cory Sullivan, L (1,8) OBP: 0.307, SLG: 0.403										3	1	2	0	0	1	0					
Jorge Piedra, L (7, PH) OBP: 0.111, SLG: 0.444	5 BB									1	0	0	0	0	1	1					
David Cortes, R (7,1)	1B									0	0	0	0	0	0	0					
Scott Dohmann, R (8,1)										0	0	0	0	0	0	0					
17 Todd Helton, L (1,3) OBP: 0.416, SLG: 0.475										4	0	2	0	0	1	1					
5 Matt Holliday, R (1,7) OBP: 0.391, SLG: 0.615										3	0	1	1	1	1	1					
27 Garrett Atkins, R (1,5) OBP: 0.391, SLG: 0.526										4	0	0	0	0	0	4					
11 Brad Hawpe, L (1,9) OBP: 0.381, SLG: 0.550										4	0	1	0	0	1	3					
JD Closser, S (1,2) OBP: 0.293, SLG: 0.342										4	0	0	0	0	0	1					
12 Clint Barnes, R (1,6) OBP: 0.232, SLG: 0.318										4	0	0	0	0	1	1					
37 Josh Fogg, R (1,1)										2	0	0	0	0	0	1					
39 Tom Martin, L (6,1)										0	0	0	0	0	0	0					
Choo Freeman, R (7, PH) OBP: 0.292, SLG: 0.279										1	0	0	0	0	0	0					
<b>Inning Stats</b>	R: 0 E: 0 K: 1 S: 13	H: 2 LOB: 3 BB: 1 P: 23	R: 0 E: 0 K: 0 S: 9	H: 0 LOB: 0 BB: 0 P: 11	R: 1 E: 0 K: 1 S: 14	H: 2 LOB: 1 BB: 0 P: 20	R: 0 E: 0 K: 0 S: 12	H: 1 LOB: 1 BB: 0 P: 16	R: 0 E: 0 K: 1 S: 10	H: 0 LOB: 0 BB: 0 P: 8	R: 0 E: 0 K: 1 S: 11	H: 1 LOB: 1 BB: 0 P: 17	R: 0 E: 0 K: 2 S: 8	H: 0 LOB: 0 BB: 0 P: 12	R: 0 E: 0 K: 1 S: 9	H: 0 LOB: 0 BB: 0 P: 11	1B: 7 2B: 0 3B: 0 HR: 0	SF: 0 SAC: 0 DP: 0 HBP: 0	WP: 0 PB: 0 SB: 0 CS: 0	PA: 35	
<b>PITCHER</b>	IP WLS BF H R ER SO BB IBB HBP BLK WP HR S P ERA WHIP	IP WLS BF H R ER SO BB IBB HBP BLK WP HR S P ERA WHIP	IP WLS BF H R ER SO BB IBB HBP BLK WP HR S P ERA WHIP	IP WLS BF H R ER SO BB IBB HBP BLK WP HR S P ERA WHIP	IP WLS BF H R ER SO BB IBB HBP BLK WP HR S P ERA WHIP	IP WLS BF H R ER SO BB IBB HBP BLK WP HR S P ERA WHIP	IP WLS BF H R ER SO BB IBB HBP BLK WP HR S P ERA WHIP	IP WLS BF H R ER SO BB IBB HBP BLK WP HR S P ERA WHIP	IP WLS BF H R ER SO BB IBB HBP BLK WP HR S P ERA WHIP	IP WLS BF H R ER SO BB IBB HBP BLK WP HR S P ERA WHIP	IP WLS BF H R ER SO BB IBB HBP BLK WP HR S P ERA WHIP	IP WLS BF H R ER SO BB IBB HBP BLK WP HR S P ERA WHIP	IP WLS BF H R ER SO BB IBB HBP BLK WP HR S P ERA WHIP	IP WLS BF H R ER SO BB IBB HBP BLK WP HR S P ERA WHIP	IP WLS BF H R ER SO BB IBB HBP BLK WP HR S P ERA WHIP	IP WLS BF H R ER SO BB IBB HBP BLK WP HR S P ERA WHIP	IP WLS BF H R ER SO BB IBB HBP BLK WP HR S P ERA WHIP	IP WLS BF H R ER SO BB IBB HBP BLK WP HR S P ERA WHIP	IP WLS BF H R ER SO BB IBB HBP BLK WP HR S P ERA WHIP	IP WLS BF H R ER SO BB IBB HBP BLK WP HR S P ERA WHIP	IP WLS BF H R ER SO BB IBB HBP BLK WP HR S P ERA WHIP

**Colorado Rockies @ St. Louis Cardinals**  
 Busch Stadium, St. Louis, MO  
 Sun Jun 18 2006, 1:15 PM CDT  
 Att: 45,647 - Partly Cloudy - 79 F


AB 34  
 R 1  
 H 7  
 RBI 1  
 BB 1  
 SO 7  
 LOB 13



Batter	1	2	3	4	5	6	7	8	9	AB	R	H	RBI	BB	SO	LOB	BOTTOM				
Aaron Miles, S (1,4) OBP: 0.391, SLG: 0.341	G6-3	G4-3								4	0	1	1	0	0	2	<b>Colorado Rockies @ St. Louis Cardinals</b> Busch Stadium, St. Louis, MO Sun Jun 18 2006, 1:15 PM CDT Att: 45,647 - Partly Cloudy - 79 F <a href="http://livebaseballscorecards.com">livebaseballscorecards.com</a>				
So Taguchi, R (1,7) OBP: 0.348, SLG: 0.361										4	2	2	0	0	0	1					
27 Scott Rolen, R (1,5) OBP: 0.417, SLG: 0.577	27 HR									4	1	1	2	0	1	1					
15 Jim Edmonds, L (1,8) OBP: 0.356, SLG: 0.397	HR									2	0	1	0	2	0	0					
43 Juan Encarnacion, R (1,9) OBP: 0.307, SLG: 0.480										4	0	1	1	0	0	3					
16 Chris Duncan, L (1,3) OBP: 0.286, SLG: 0.588										4	0	1	0	0	2	2					
44 Jason Isringhausen, R (9,1) ERA: 3.68										0	0	0	0	0	0	0					
4 Yadier Molina, R (1,2) OBP: 0.270, SLG: 0.303										3	1	1	0	0	0	1					
7 Hector Luna, R (1,6) OBP: 0.348, SLG: 0.430										3	0	0	0	0	1	2					
29 Chris Carpenter, R (1,1) OBP: 0.080, SLG: 0.080										2	0	1	0	0	0	1					
Timo Perez, L (7, PH) OBP: 0.306, SLG: 0.273										1	0	0	0	0	0	0					
34 Randy Flores, L (8,1)										0	0	0	0	0	0	0					
50 Adam Wainwright, R (8,1) OBP: 0.333, SLG: 1.333										0	0	0	0	0	0	0					
26 Scott Spiezio, S (9,3) OBP: 0.388, SLG: 0.476										0	0	0	0	0	0	0					
<b>Inning Stats</b>	R: 2 E: 0 K: 0 S: 12	H: 2 LOB: 2 BB: 1 P: 22	R: 0 E: 0 K: 0 S: 21	H: 2 LOB: 2 BB: 0 P: 28	R: 1 E: 0 K: 1 S: 13	H: 1 LOB: 1 BB: 1 P: 23	R: 1 E: 0 K: 0 S: 6	H: 2 LOB: 1 BB: 0 P: 8	R: 0 E: 0 K: 2 S: 7	H: 0 LOB: 0 BB: 0 P: 13	R: 0 E: 0 K: 0 S: 6	H: 0 LOB: 0 BB: 0 P: 10	R: 0 E: 0 K: 1 S: 11	H: 1 LOB: 1 BB: 0 P: 18	R: 0 E: 0 K: 1 S: 9	H: 0 LOB: 0 BB: 0 P: 11	1B: 7 2B: 1 3B: 1 HR: 1	SF: 0 SAC: 0 DP: 2 HBP: 0	WP: 0 PB: 0 SB: 1 CS: 0	PA: 33	
<b>PITCHER</b>	IP WLS BF H R ER SO BB IBB HBP BLK WP HR S P ERA WHIP	IP WLS BF H R ER SO BB IBB HBP BLK WP HR S P ERA WHIP	IP WLS BF H R ER SO BB IBB HBP BLK WP HR S P ERA WHIP	IP WLS BF H R ER SO BB IBB HBP BLK WP HR S P ERA WHIP	IP WLS BF H R ER SO BB IBB HBP BLK WP HR S P ERA WHIP	IP WLS BF H R ER SO BB IBB HBP BLK WP HR S P ERA WHIP	IP WLS BF H R ER SO BB IBB HBP BLK WP HR S P ERA WHIP	IP WLS BF H R ER SO BB IBB HBP BLK WP HR S P ERA WHIP	IP WLS BF H R ER SO BB IBB HBP BLK WP HR S P ERA WHIP	IP WLS BF H R ER SO BB IBB HBP BLK WP HR S P ERA WHIP	IP WLS BF H R ER SO BB IBB HBP BLK WP HR S P ERA WHIP	IP WLS BF H R ER SO BB IBB HBP BLK WP HR S P ERA WHIP	IP WLS BF H R ER SO BB IBB HBP BLK WP HR S P ERA WHIP	IP WLS BF H R ER SO BB IBB HBP BLK WP HR S P ERA WHIP	IP WLS BF H R ER SO BB IBB HBP BLK WP HR S P ERA WHIP	IP WLS BF H R ER SO BB IBB HBP BLK WP HR S P ERA WHIP	IP WLS BF H R ER SO BB IBB HBP BLK WP HR S P ERA WHIP	IP WLS BF H R ER SO BB IBB HBP BLK WP HR S P ERA WHIP	IP WLS BF H R ER SO BB IBB HBP BLK WP HR S P ERA WHIP	IP WLS BF H R ER SO BB IBB HBP BLK WP HR S P ERA WHIP	IP WLS BF H R ER SO BB IBB HBP BLK WP HR S P ERA WHIP

**Colorado Rockies @ St. Louis Cardinals**  
 Busch Stadium, St. Louis, MO  
 Sun Jun 18 2006, 1:15 PM CDT  
 Att: 45,647 - Partly Cloudy - 79 F

AB 31  
 R 4  
 H 9  
 RBI 4  
 BB 2  
 SO 4  
 LOB 13



Batter	1	2	3	4	5	6	7	8	9	AB	R	H	RBI	BB	SO	LOB	TOP				
22 David Eckstein, R OBP: 0.381, SLG: 0.374 4 Yadier Molina, R OBP: 0.269, SLG: 0.301	F8		L4			FC6-4 BB	F7		F8	3	0	0	0	1	0	1					
So Taguchi, R OBP: 0.177, SLG: 0.363	15 1B		G5-3			FC6-4 16 G3-6-1	P5		16 HR	5	2	2	0	0	0	3					
27 Scott Rolen, R OBP: 0.316, SLG: 0.667 16 Chris Duncan, L OBP: 0.316, SLG: 0.667	F7					G3-6-1			HR	2	0	1	0	0	0	1					
15 Jim Edmonds, L OBP: 0.360, SLG: 0.406 7 Hector Luna, R OBP: 0.350, SLG: 0.431	43 1B		G3						26 1B	3	1	2	0	0	0	1					
43 Juan Encarnacion, R OBP: 0.315, SLG: 0.484 Timo Perez, L OBP: 0.333, SLG: 0.308	1-3 2-H								53 1B	2	0	2	1	1	0	0					
26 Scott Spiezio, S OBP: 0.389, SLG: 0.472	K								26 1B	5	0	2	2	0	1	4					
53 John Rodriguez, L OBP: 0.375, SLG: 0.412			K						53 1B	5	0	1	0	0	3	3					
Gary Bennett, R OBP: 0.253, SLG: 0.270	L7		G4-3						FC5-4	5	0	1	1	0	0	4					
Aaron Miles, S OBP: 0.352, SLG: 0.349	G1-3								2-3 3-H	5	0	2	0	0	0	4					
Inning Stats	R: 1 E: 0 K: 1 S: 14	H: 3 LOB: 2 BB: 0 P: 22	R: 0 E: 0 K: 1 S: 8	H: 0 LOB: 0 BB: 0 P: 10	R: 0 E: 0 K: 0 S: 7	H: 1 LOB: 1 BB: 0 P: 11	R: 0 E: 0 K: 1 S: 9	H: 0 LOB: 1 BB: 1 P: 14	R: 0 E: 0 K: 0 S: 11	H: 1 LOB: 1 BB: 0 P: 22	R: 1 E: 0 K: 0 S: 11	H: 2 LOB: 1 BB: 0 P: 18	R: 0 E: 0 K: 0 S: 9	H: 1 LOB: 2 BB: 0 P: 16	R: 0 E: 0 K: 2 S: 10	H: 2 LOB: 2 BB: 0 P: 10	R: 4 E: 0 K: 0 S: 20	H: 6 LOB: 2 BB: 0 P: 28	1B: 12 2B: 3 3B: 0 HR: 1	SF: 0 SAC: 0 DP: 1 HBP: 1	WP: 0 PA: 45
PITCHER	IP	WLS	BF	H	R	ER	SO	BB	IBB	HBP	BLK	WP	HR	S	P	ERA	WHIP				
Javier Vazquez, R ERA: 4.43	6.0	W	26	7	2	2	3	2	0	0	0	0	0	60	97	3.00	1.500				
David Riske, R ERA: 3.18	0.2		4	1	0	0	0	0	0	1	0	0	0	6	10	0.00	1.500				
Neal Cotts, L ERA: 3.18	1.1		6	2	0	0	2	0	0	0	0	0	0	13	22	0.00	1.500				
65 Agustin Montero, R ERA: 7.2	1.0		9	6	4	4	0	0	0	0	0	0	1	20	28	36.00	6.000				

St. Louis Cardinals @ Chicago White Sox  
U.S. Cellular Field, Chicago, IL  
Tue Jun 20 2006, 8:05 PM EDT  
Att: 39,463 - Cloudy - 71 F

AB 42  
R 6  
H 16  
RBI 6  
BB 2  
SO 5  
LOB 25



Batter	1	2	3	4	5	6	7	8	9	AB	R	H	RBI	BB	SO	LOB	BOTTOM				
38 Pablo Ozuna, R OBP: 0.462, SLG: 0.541	F9		F9			P6				5	2	1	1	0	0	1					
Tadahito Iguchi, R OBP: 0.343, SLG: 0.411	25 F8		16 1B							6	2	3	1	0	1	4					
25 Jim Thome, L OBP: 0.411, SLG: 0.601 Chris Widger, R OBP: 0.333, SLG: 0.357	F8		16 1B							4	1	1	0	1	1	3					
14 Paul Konerko, R OBP: 0.395, SLG: 0.574 Ross Gload, L OBP: 0.275, SLG: 0.347	G6-3		12 1B							4	1	2	3	0	1	1					
23 Jermaine Dye, R OBP: 0.404, SLG: 0.644	F9		12 1B							6	2	4	1	0	0	2					
12 A.J. Pierzynski, L OBP: 0.373, SLG: 0.450	L8		1-H 2-H							6	3	3	3	0	0	4					
5 Juan Uribe, R OBP: 0.249, SLG: 0.377	G5-3		24 HR							6	3	3	3	0	0	2					
24 Joe Crede, R OBP: 0.340, SLG: 0.517			38 2B							5	4	4	3	0	0	0					
32 Brian Anderson, R OBP: 0.274, SLG: 0.309			16 1B							4	2	1	2	0	1	0					
Inning Stats	R: 0 E: 0 K: 0 S: 9	H: 1 LOB: 1 BB: 0 P: 13	R: 0 E: 0 K: 0 S: 6	H: 0 LOB: 0 BB: 0 P: 13	R: 11 E: 0 K: 1 S: 34	H: 12 LOB: 2 BB: 1 P: 47	R: 2 E: 0 K: 0 S: 10	H: 2 LOB: 0 BB: 0 P: 13	R: 0 E: 0 K: 2 S: 11	H: 0 LOB: 0 BB: 0 P: 16	R: 6 E: 0 K: 1 S: 19	H: 6 LOB: 2 BB: 0 P: 28	R: 1 E: 1 K: 0 S: 14	H: 1 LOB: 1 BB: 0 P: 27	R: 0 E: 0 K: 1 S: 13	H: 2 LOB: 2 BB: 0 P: 20	1B: 17 2B: 3 3B: 0 HR: 4	SF: 0 SAC: 0 DP: 0 HBP: 2	WP: 1 PA: 52		
PITCHER	IP	WLS	BF	H	R	ER	SO	BB	IBB	HBP	BLK	WP	HR	S	P	ERA	WHIP				
30 Mark Mulder, L ERA: 6.09	2.1	L	17	10	9	9	0	0	0	0	0	0	1	26	37	21.60	3.600				
48 Brad Thompson, R ERA: 4.39	1.2		11	5	4	4	1	1	0	0	0	0	1	26	37	21.60	3.600				
Sidney Ponson, R ERA: 5.3	1.0		9	4	6	6	2	0	0	2	0	0	0	19	28	54.00	4.000				
Tyler Johnson, L ERA: 4.38	1.1		7	3	1	1	1	0	0	0	0	1	1	17	28	6.75	2.250				
Josh Hancock, R ERA: 3.35	0.2		3	0	0	0	0	0	0	0	0	0	0	8	15	0.00	0.000				
34 Randy Flores, L ERA: 3.22	1.0																				

St. Louis Cardinals @ Chicago White Sox  
U.S. Cellular Field, Chicago, IL  
Tue Jun 20 2006, 8:05 PM EDT  
Att: 39,463 - Cloudy - 71 F

AB 49  
R 20  
H 24  
RBI 19  
BB 1  
SO 5  
LOB 17





Batter	1	2	3	4	5	6	7	8	9	AB	R	H	RBI	BB	SO	LOB	TOP					
22 David Eckstein, R OBP: 0.377, SLG: 0.374	G4-3		F8			G4-3		2B		4	0	1	0	0	0	1						
So Taguchi, R OBP: 0.342, SLG: 0.369	G5-3		G5-3			G1-3		K		4	0	0	0	0	1	2						
5 Albert Pujols, R OBP: 0.435, SLG: 0.735	F7		G6-3			G5-3			G4-3	4	0	0	0	0	0	1						
27 Scott Rolen, R OBP: 0.408, SLG: 0.560		E			F9				G6-3	4	0	1	0	0	0	0						
43 Juan Encarnacion, R OBP: 0.317, SLG: 0.485		P4			K2-3				K	4	0	1	0	0	2	1						
Timo Perez, L OBP: 0.350, SLG: 0.500		F9			F9					3	0	0	0	0	0	2						
7 Hector Luna, R OBP: 0.359, SLG: 0.434										2	0	0	0	1	0	1						
4 Yadier Molina, R OBP: 0.260, SLG: 0.290		F8								3	0	0	0	0	0	2						
Aaron Miles, S OBP: 0.350, SLG: 0.346										3	0	1	0	0	0	0						
			G5-3																			
<b>Inning Stats</b>	R: 0 E: 0 K: 0 S: 7	H: 0 LOB: 0 BB: 0 P: 10	R: 0 E: 1 K: 0 S: 12	H: 1 LOB: 2 BB: 1 P: 20	R: 0 E: 0 K: 0 S: 11	H: 1 LOB: 1 BB: 0 P: 14	R: 0 E: 0 K: 0 S: 7	H: 0 LOB: 0 BB: 0 P: 9	R: 0 E: 0 K: 0 S: 5	H: 0 LOB: 0 BB: 0 P: 7	R: 0 E: 0 K: 0 S: 8	H: 0 LOB: 0 BB: 0 P: 10	R: 0 E: 0 K: 0 S: 7	H: 1 LOB: 1 BB: 0 P: 13	R: 0 E: 0 K: 1 S: 12	H: 1 LOB: 1 BB: 0 P: 16	R: 0 E: 0 K: 1 S: 7	H: 0 LOB: 0 BB: 0 P: 10	1B: 3 2B: 1 3B: 0 HR: 0	SF: 0 SAC: 0 DP: 0 HBP: 0	WP: 0 PB: 0 SB: 1 CS: 0	PA: 32
<b>PITCHER</b>	IP	WLS	BF	H	R	ER	SO	BB	IBB	HBP	BLK	WP	HR	S	P	ERA	WHIP					
Freddy Garcia, R ERA: 4.66	8.0	W	29	4	0	0	2	1	0	0	0	0	0	69	99	0.00	0.625					
45 Bobby Jenks, R ERA: 2.64	1.0	S	3	0	0	0	1	0	0	0	0	0	0	7	10	0.00	0.000					

St. Louis Cardinals @ Chicago White Sox  
U.S. Cellular Field, Chicago, IL  
Thu Jun 22 2006, 8:05 PM EDT  
Att: 39,509 - Partly Cloudy - 77 F

AB 31  
R 0  
H 4  
RBI 0  
BB 1  
SO 3  
LOB 10



Batter	1	2	3	4	5	6	7	8	9	AB	R	H	RBI	BB	SO	LOB	BOTTOM				
22 Scott Podsednik, L OBP: 0.337, SLG: 0.361	K									3	0	0	0	0	2	0					
Tadahito Iguchi, R OBP: 0.344, SLG: 0.412	G5-3									3	0	0	0	0	0	0					
25 Jim Thome, L OBP: 0.417, SLG: 0.631	K									3	1	1	1	0	1	0					
14 Paul Konerko, R OBP: 0.396, SLG: 0.580		L7								3	0	0	0	0	0	0					
23 Jermaine Dye, R OBP: 0.391, SLG: 0.620		F9								3	0	0	0	0	1	0					
12 A.J. Pierzynski, L OBP: 0.386, SLG: 0.445		F9								3	0	0	0	0	0	1					
24 Joe Crede, R OBP: 0.336, SLG: 0.520										3	0	0	0	0	0	1					
Rob Mackowiak, L OBP: 0.374, SLG: 0.373										3	0	0	0	0	0	0					
5 Juan Uribe, R OBP: 0.251, SLG: 0.390										2	0	0	0	0	2	0					
<b>Inning Stats</b>	R: 0 E: 0 K: 2 S: 10	H: 0 LOB: 0 BB: 0 P: 15	R: 0 E: 0 K: 0 S: 8	H: 0 LOB: 0 BB: 0 P: 10	R: 0 E: 0 K: 1 S: 7	H: 0 LOB: 0 BB: 0 P: 10	R: 0 E: 0 K: 0 S: 11	H: 0 LOB: 0 BB: 0 P: 16	R: 0 E: 0 K: 0 S: 12	H: 0 LOB: 1 BB: 0 P: 16	R: 0 E: 0 K: 2 S: 8	H: 0 LOB: 0 BB: 0 P: 10	R: 1 E: 0 K: 1 S: 6	H: 1 LOB: 0 BB: 0 P: 8	R: 0 E: 0 K: 0 S: 5	H: 0 LOB: 0 BB: 0 P: 5	1B: 0 2B: 0 3B: 0 HR: 1	SF: 0 SAC: 0 DP: 0 HBP: 0	WP: 0 PB: 0 SB: 0 CS: 0	PA: 26	
<b>PITCHER</b>	IP	WLS	BF	H	R	ER	SO	BB	IBB	HBP	BLK	WP	HR	S	P	ERA	WHIP				
23 Anthony Reyes, R ERA: 1.8	8.0	L	26	1	1	1	6	0	0	0	0	0	1	67	90	1.12	0.125				

St. Louis Cardinals @ Chicago White Sox  
U.S. Cellular Field, Chicago, IL  
Thu Jun 22 2006, 8:05 PM EDT  
Att: 39,509 - Partly Cloudy - 77 F

AB 26  
R 1  
H 1  
RBI 1  
BB 0  
SO 6  
LOB 2



Batter	1	2	3	4	5	6	7	8	9	AB R H RBI BB SO LOB	TOP											
22 David Eckstein, R (1,6) OBP: 0.371, SLG: 0.367	1-1 F9		2-2 G6-3	0-1 G4-3			1-2 G4-3		0-1 G3	5 0 0 0 0 0 2	<b>St. Louis Cardinals @ Detroit Tigers</b> Comerica Park, Detroit, MI Fri Jun 23 2006, 7:05 PM EDT Att: 42,238 - Partly Cloudy - 70 F											
26 Scott Spiezio, S (1,10) OBP: 0.374, SLG: 0.451	1-3 K		2-3 K		2-3 K		0-3 K		0-1 G4-3	5 0 0 0 0 4 0												
5 Albert Pujols, R (1,3) OBP: 0.446, SLG: 0.762	4-1 BB			2-1 27 2B 53 G4-3	0-1 2B		3-1 1B		2-2 HR	4 2 4 1 1 0 0												
27 Scott Rolen, R (1,5) OBP: 0.412, SLG: 0.565	2-2 1B			1-2 53 G4-3 43 SF9	1-2 L6		3-3 K		3-2 1B	5 1 3 0 0 1 1												
53 John Rodriguez, L (1,7) OBP: 0.358, SLG: 0.392	0-3 K			1-1 G4-3		1-3 K		3-3 K	0-3 K	5 0 0 1 0 4 4												
43 Juan Encarnacion, R (1,9) OBP: 0.316, SLG: 0.483		0-2 P4		2-3 SF9		3-1 F9		0-1 4 1B		3 1 1 1 0 0 0												
So Taguchi, R (1,8) OBP: 0.345, SLG: 0.368		0-0 G6-3		3-H 4-2 4 2B		2-1 4 2B		2-2 F8		3 2 1 0 1 0 1												
4 Yadier Molina, R (1,2) OBP: 0.269, SLG: 0.310		2-2 L9		1-0 1-H 2B		3-2 1-H 2B		0-2 1B		4 0 3 3 0 0 0												
Aaron Miles, S (1,4) OBP: 0.348, SLG: 0.341			1-1 G6-3	4-2 BB		0-1 P4		0-0 L8		3 0 0 0 1 0 2												
<b>Inning Stats</b>	R: 0 E: 0 K: 2 S: 15	H: 1 LOB: 2 BB: 1 P: 23	R: 0 E: 0 K: 0 S: 7	H: 0 LOB: 0 BB: 0 P: 9	R: 0 E: 0 K: 1 S: 12	H: 0 LOB: 0 BB: 0 P: 17	R: 3 E: 0 K: 0 S: 15	H: 3 LOB: 2 BB: 2 P: 28	R: 0 E: 0 K: 1 S: 8	H: 1 LOB: 1 BB: 0 P: 11	R: 1 E: 0 K: 1 S: 13	H: 2 LOB: 1 BB: 0 P: 22	R: 0 E: 0 K: 2 S: 12	H: 1 LOB: 1 BB: 0 P: 19	R: 1 E: 0 K: 1 S: 12	H: 2 LOB: 1 BB: 0 P: 17	R: 1 E: 0 K: 1 S: 16	H: 2 LOB: 1 BB: 0 P: 21	1B: 7 2B: 4 3B: 0 HR: 1	SF: 1 SAC: 0 DP: 0 HBP: 0	WP: 0 PB: 0 SB: 1 CS: 0	PA: 41
<b>PITCHER</b>	IP WLS BF H R ER SO BB IBB HBP BLK WP HR S P ERA WHIP											IP WLS BF H R ER SO BB IBB HBP BLK WP HR S P ERA WHIP										
35 Justin Verlander, R (1,1) ERA: 3.39	6.0 W 27 7 4 4 5 3 0 0 0 0 0 0 70 110 6.00 1.667																					
56 Fernando Rodney, R (7,1) ERA: 2.89	2.0 H 9 3 1 1 3 0 0 0 0 0 0 0 24 36 4.50 1.500																					
59 Todd Jones, R (9,1) ERA: 6.83	1.0 5 2 1 1 1 0 0 0 0 0 0 1 16 21 9.00 2.000																					

Batter	1	2	3	4	5	6	7	8	9	AB R H RBI BB SO LOB	BOTTOM									
28 Curtis Granderson, L (1,8) OBP: 0.378, SLG: 0.496	2-1 HR	2-1 G3			3-1 14 1B 2H 2B		3-3 K	1-3 K		5 2 2 2 0 2 2	<b>St. Louis Cardinals @ Detroit Tigers</b> Comerica Park, Detroit, MI Fri Jun 23 2006, 7:05 PM EDT Att: 42,238 - Partly Cloudy - 70 F									
14 Placido Polanco, R (1,4) OBP: 0.317, SLG: 0.358	0-0 F7		3-2 F9		0-0 13 2B 30 1B		1-1 G5-3	2-3 K		5 1 1 1 0 1 2										
Ivan Rodriguez, R (1,2) OBP: 0.321, SLG: 0.429	0-0 G4-3		0-3 K		0-1 30 1B		0-2 F9			2 0 0 0 0 1 0										
13 Vance Wilson, R (5,2) OBP: 0.328, SLG: 0.463					1-3 30 1B					2 1 1 0 0 0 0										
30 Magglio Ordonez, R (1,9) OBP: 0.359, SLG: 0.526	2-2 1B		1-2 G4-3		1-2 2H 3H 1B			4-2 9 1B 33 1B		3 1 2 2 1 0 0										
9 Carlos Guillen, S (1,6) OBP: 0.368, SLG: 0.488	0-0 L3			3-2 G6-3	1-3 K			0-0 31 1B 33 1B		4 1 1 0 0 1 2										
33 Marcus Thames, R (1,10) OBP: 0.383, SLG: 0.656		0-1 15 HR 2B		0-3 K	1-3 K			1-2 SF8 15 1B		4 2 2 1 0 2 1										
31 Chris Shelton, R (1,3) OBP: 0.338, SLG: 0.508		0-1 G6-3		1-3 K		1-2 L8		3-2 15 1B 2-3 1B		4 0 1 0 0 1 1										
Craig Monroe, R (1,7) OBP: 0.279, SLG: 0.442		2-3 K			0-0 28 2B 2B		2-3 K	2-1 SF8		3 1 1 1 0 2 1										
15 Brandon Inge, R (1,5) OBP: 0.285, SLG: 0.480		0-2 2H HR			2-3 K	1-0 G6-3		0-1 1-3 3H 1B		4 1 2 3 0 1 1										
<b>Inning Stats</b>	R: 1 E: 0 K: 0 S: 8	H: 2 LOB: 1 BB: 0 P: 12	R: 2 E: 0 K: 1 S: 12	H: 2 LOB: 0 BB: 0 P: 16	R: 0 E: 0 K: 1 S: 10	H: 0 LOB: 0 BB: 0 P: 14	R: 0 E: 0 K: 2 S: 12	H: 0 LOB: 0 BB: 0 P: 16	R: 4 E: 0 K: 3 S: 19	H: 5 LOB: 1 BB: 0 P: 27	R: 0 E: 0 K: 1 S: 7	H: 0 LOB: 0 BB: 0 P: 11	R: 0 E: 0 K: 1 S: 8	H: 0 LOB: 0 BB: 0 P: 12	R: 3 E: 0 K: 2 S: 18	H: 4 LOB: 2 BB: 1 P: 31	1B: 7 2B: 4 3B: 0 HR: 2	SF: 1 SAC: 0 DP: 0 HBP: 0	WP: 0 PB: 0 SB: 0 CS: 0	PA: 38
<b>PITCHER</b>	IP WLS BF H R ER SO BB IBB HBP BLK WP HR S P ERA WHIP											IP WLS BF H R ER SO BB IBB HBP BLK WP HR S P ERA WHIP								
29 Chris Carpenter, R (1,1) ERA: 2.97	7.0 L 30 9 7 7 9 1 0 0 0 0 0 0 3 76 9.00 1.286																			
34 Randy Flores, L (8,1) ERA: 4.03	0.0 2 1 2 2 0 1 0 0 0 0 0 0 3 7 -- --																			
41 Braden Looper, R (8,1) ERA: 3.34	0.1 4 3 1 1 0 0 0 0 0 0 0 0 9 15 27.00 9.000																			
Tyler Johnson, L (8,1) ERA: 4.15	0.2 2 0 0 0 2 0 0 0 0 0 0 0 6 9 0.00 0.000																			



Batter	1	2	3	4	5	6	7	8	9	10	AB	R	H	RBI	BB	SO	LOB	TOP							
22 David Eckstein, R OBP: 0.375, SLG: 0.373	G1-3		5 WP 27 SF8 1B		26 1B 5 G5-3 2B	K		1-2 2-3 BB			4	2	2	0	1	1	1								
26 Scott Spiezo, S OBP: 0.382, SLG: 0.453	5 1B 27 E BB		27 SF8 43 SF7 1B		5 G5-3 1B	G3		F9			4	2	2	0	1	0	4								
5 Albert Pujols, R OBP: 0.445, SLG: 0.751	27 E 27 SF8 1B		43 SF7 1B		G5-3		L3	F8			4	1	1	1	1	0	4								
27 Scott Rolen, R OBP: 0.412, SLG: 0.564	SF8		SF8		FC6-4 1B		43 G1-3 1B	P2			2	0	1	2	1	0	0								
43 Juan Encarnacion, R OBP: 0.310, SLG: 0.476	G5-3		SF7		F8		G1-3	F8			4	0	0	1	0	0	3								
So Tauchi, R OBP: 0.341, SLG: 0.364			P6		FC6-4		F9	7 CS 1B			5	0	1	0	0	1	4								
7 Hector Luna, R OBP: 0.354, SLG: 0.427			K		G4-3		4 SH1-3 2B 1B	L7		CS	5	1	1	0	0	1	0								
4 Yadier Molina, R OBP: 0.273, SLG: 0.310			FC6-4 HBP		G5-3		SH1-3	22 BB 1B		F7	3	0	1	0	0	0	0								
Aaron Miles, S OBP: 0.349, SLG: 0.347			FC6-4		P6		2B	22 BB 1B		L5	5	0	2	1	0	0	1								
<b>Inning Stats</b>	R: 2 E: 1 K: 0 S: 10	H: 1 LOB: 0 BB: 1 P: 19	R: 0 E: 0 K: 2 S: 11	H: 0 LOB: 1 BB: 1 P: 17	R: 2 E: 0 K: 0 S: 11	H: 2 LOB: 1 BB: 1 P: 20	R: 0 E: 0 K: 0 S: 11	H: 0 LOB: 0 BB: 0 P: 18	R: 1 E: 0 K: 1 S: 8	H: 2 LOB: 2 BB: 1 P: 16	R: 1 E: 0 K: 0 S: 13	H: 2 LOB: 1 BB: 0 P: 17	R: 0 E: 0 K: 0 S: 7	H: 1 LOB: 1 BB: 0 P: 15	R: 0 E: 0 K: 0 S: 10	H: 2 LOB: 3 BB: 1 P: 19	R: 0 E: 0 K: 0 S: 4	H: 1 LOB: 0 BB: 0 P: 8	R: 0 E: 0 K: 0 S: 6	H: 0 LOB: 0 BB: 0 P: 10	1B: 9 2B: 2 3B: 0 HR: 0	SF: 3 SAC: 1 DP: 0 HBP: 1	WP: 1 PB: 0 SB: 0 CS: 1	PA: 46	
<b>PITCHER</b>	IP	WLS	BF	H	R	ER	SO	BB	IBB	HBP	BLK	WP	HR	S	P	ERA	WHIP								
37 Kenny Rogers, L ERA: 3.44	5.1		27	7	6	5	2	1	0	0	0	0	0	59	101	8.44	1.500								
43 Roman Colon, R ERA: 5.79	2.0		10	3	0	0	1	1	0	0	0	0	0	19	35	0.00	2.000								
Jamie Walker, L ERA: 0.89	0.1		1	0	0	0	0	0	0	0	0	0	0	1	1	0.00	0.000								
Jason Grilli, R ERA: 4.18	1.1		4	1	0	0	0	0	0	0	0	0	0	6	12	0.00	0.750								
54 Joel Zumaya, R ERA: 2.45	1.0	W	3	0	0	0	0	0	0	0	0	0	0	6	10	0.00	0.000								

St. Louis Cardinals @ Detroit Tigers  
Comerica Park, Detroit, MI  
Sat Jun 24 2006, 7:05 PM EDT  
Att: 42,535 - Clear - 71 F

AB 36  
R 6  
H 11  
RBI 5  
BB 4  
SO 3  
LOB 17



Batter	1	2	3	4	5	6	7	8	9	10	AB	R	H	RBI	BB	SO	LOB	BOTTOM							
28 Curtis Granderson, L OBP: 0.387, SLG: 0.502	30 S 30 G6-3 1B		G5-3		14 G6-4-3 1B		14 FC6-4 1B		33 HR 1B	14 2B BB	5	3	4	1	1	0	1								
14 Placido Polanco, R OBP: 0.320, SLG: 0.361	30 G6-3 31 S 1B		BB		G6-4-3		FC6-4		K	14 H	4	1	1	1	2	1	3								
33 Marcus Thames, R OBP: 0.378, SLG: 0.661	K		G6-3		G5-3		F9		HR		5	1	1	2	0	1	4								
30 Magglio Ordonez, R OBP: 0.363, SLG: 0.530	G6-3		31 G4-6-3 9 1B		9 1B		P4		31 L9 2B		5	0	3	1	0	0	1								
Alexis Gomez, L OBP: 0.286, SLG: 0.317	1-3 2-H		31 G4-6-3 1B		31 G6-4-3 1B		BB		DI 1B		0	0	0	0	0	0	0								
9 Carlos Guillen, S OBP: 0.379, SLG: 0.492	31 1B BB		31 G4-6-3 1B		31 G6-4-3 1B		BB		L9		2	0	2	0	3	0	0								
31 Chris Shelton, R OBP: 0.336, SLG: 0.502	FC6-4 1B		G4-6-3		G6-4-3		G1-3		K		5	0	1	1	0	0	7								
Craig Monroe, R OBP: 0.273, SLG: 0.432	FC6-4		F7		G5-3		F9		K		5	0	0	0	0	1	6								
13 Vance Wilson, R OBP: 0.333, SLG: 0.514			15 FC3-5-6-3 2B		K		HR		G1-3		5	1	2	1	0	1	0								
15 Brandon Inge, R OBP: 0.284, SLG: 0.478			FC3-5-6-3 2B G5-3		28 1B 2B		G5-3		F9		5	1	1	0	0	1	1								
<b>Inning Stats</b>	R: 2 E: 0 K: 1 S: 20	H: 2 LOB: 2 BB: 2 P: 37	R: 0 E: 0 K: 0 S: 9	H: 1 LOB: 2 BB: 1 P: 18	R: 0 E: 0 K: 0 S: 8	H: 2 LOB: 1 BB: 0 P: 13	R: 0 E: 0 K: 1 S: 10	H: 2 LOB: 0 BB: 0 P: 14	R: 0 E: 0 K: 0 S: 7	H: 2 LOB: 1 BB: 0 P: 12	R: 1 E: 0 K: 0 S: 10	H: 2 LOB: 1 BB: 0 P: 18	R: 0 E: 0 K: 0 S: 14	H: 0 LOB: 1 BB: 1 P: 22	R: 0 E: 0 K: 0 S: 5	H: 0 LOB: 0 BB: 0 P: 10	R: 2 E: 0 K: 2 S: 19	H: 3 LOB: 2 BB: 1 P: 30	R: 1 E: 0 K: 1 S: 9	H: 1 LOB: 1 BB: 1 P: 18	1B: 9 2B: 4 3B: 0 HR: 2	SF: 0 SAC: 0 DP: 3 HBP: 0	WP: 0 PB: 0 SB: 2 CS: 0	PA: 47	
<b>PITCHER</b>	IP	WLS	BF	H	R	ER	SO	BB	IBB	HBP	BLK	WP	HR	S	P	ERA	WHIP								
Jeff Suppan, R ERA: 5.09	5.0		24	9	3	3	2	3	0	0	0	0	0	54	94	5.40	2.400								
50 Adam Wainwright, R ERA: 2.45	2.0	H	9	2	1	1	0	1	0	0	0	0	1	24	40	4.50	1.500								
41 Braden Looper, R ERA: 3.23	1.0	H	3	0	0	0	0	0	0	0	0	0	0	5	10	0.00	0.000								
44 Jason Itinghausen, R ERA: 4.06	1.2	B	9	3	2	2	3	0	1	0	0	0	1	25	38	10.80	1.800								
Tyler Johnson, L ERA: 4.55	0.0	L	2	1	1	1	0	1	0	0	0	0	0	3	10										

St. Louis Cardinals @ Detroit Tigers  
Comerica Park, Detroit, MI  
Sat Jun 24 2006, 7:05 PM EDT  
Att: 42,535 - Clear - 71 F

AB 41  
R 7  
H 15  
RBI 7  
BB 6  
SO 5  
LOB 23



Batter	1	2	3	4	5	6	7	8	9	AB	R	H	RBI	BB	SO	LOB	TOP	
22 David Eckstein, R OBP: 0.380, SLG: 0.378	3-2 15 BB 1B	1-2 F9					1-2 5 BB 1B			4	0	3	0	0	0	1	<b>St. Louis Cardinals @ Detroit Tigers</b> Comerica Park, Detroit, MI Sun Jun 25 2006, 1:05 PM EDT Att: 40,644 - Sunny - 79 F	
Timo Perez, L OBP: 0.333, SLG: 0.455	0-0 15 BB 1B	1-0 G4-3				1-1 SAFE L7				4	0	1	0	0	1	3		
5 Albert Pujols, R OBP: 0.442, SLG: 0.741	2-3 K		0-1 G4-3			0-0 1-2 1B				4	0	1	0	0	2	2		
27 Scott Rolen, R OBP: 0.409, SLG: 0.559	0-3 K		2-3 K			2-0 F7				4	0	1	0	0	2	4		
15 Jim Edmonds, L OBP: 0.360, SLG: 0.417	4-2 1-2 2-3 BB		2-3 K			0-3 K				3	0	0	0	1	2	1		
26 Scott Spiezio, S OBP: 0.371, SLG: 0.438	0-1 F7			3-3 K		1-0 F8				4	0	0	0	0	1	4		
53 John Rodriguez, L So Taguchi, R	3-0 G1-3 1B		0-3 K			3-2 F8				3	1	1	0	0	1	0		
Gary Bennett, R 4 Yadier Molina, R	0-1 G1-3		0-0 G5-3			2-1 F7				2	0	0	0	0	0	1		
Aaron Miles, S	1-2 3H 1B					1-1 P5				2	0	0	0	0	1	1		
1-2 G4-6-3						2-2 P5				4	0	1	1	0	0	1		
<b>Inning Stats</b>	R: 0 H: 2 E: 0 K: 2 S: 17	WLS: 1 BF: 26	H: 2 R: 1 ER: 0 SO: 12	H: 2 R: 0 ER: 0 SO: 17	H: 0 R: 0 ER: 0 SO: 13	H: 0 R: 0 ER: 0 SO: 12	H: 2 R: 0 ER: 0 SO: 11	H: 1 R: 0 ER: 0 SO: 16	H: 1 R: 0 ER: 0 SO: 16	H: 1 R: 0 ER: 0 SO: 10	1B: 8 2B: 1 3B: 0 HR: 0	SF: 0 SAC: 0 DP: 1 HBP: 0	WP: 1 PB: 0 SB: 0 CS: 0	PA: 36				
<b>PITCHER</b>	IP WLS BF H R ER SO BB IBB HBP BLK WP HR S P ERA WHIP																	
38 Jeremy Bonderman, R ERA: 3.68	7.0	29	7	1	1	8	1	0	0	0	0	0	0	0	81	116	1.29	1.143
54 Joel Zumaya, R ERA: 2.43	0.1	2	1	0	0	1	0	0	0	0	0	0	0	4	6	0.00	3.000	
Wilfredo Ledezma, L ERA:	0.2	W	2	0	0	0	0	0	0	0	0	0	0	7	10	0.00	0.000	
59 Todd Jones, R ERA: 6.6	1.0	S	3	1	0	0	1	0	0	0	0	0	0	7	10	0.00	1.000	

**AB** 35  
**R** 1  
**H** 9  
**RBI** 1  
**BB** 1  
**SO** 10  
**LOB** 18





Batter	1	2	3	4	5	6	7	8	9	AB	R	H	RBI	BB	SO	LOB	BOTTOM
28 Curtis Granderson, L OBP: 0.388, SLG: 0.504	1-1 G3		0-1 G4-3			4-1 14 G4-3 BB				3	1	1	1	1	0	0	<b>St. Louis Cardinals @ Detroit Tigers</b> Comerica Park, Detroit, MI Sun Jun 25 2006, 1:05 PM EDT Att: 40,644 - Sunny - 79 F
14 Placido Polanco, R OBP: 0.323, SLG: 0.366	1-0 FC6-4 1B		2-1 G5-3			0-0 G4-3				4	1	2	1	0	0	1	
Ivan Rodriguez, R 31 Chris Shelton, R	1-1 FC6-4 30 BB			1-1 30 1B		1-0 G6-3				4	1	2	1	0	0	1	
30 Magglio Ordonez, R	4-0 1-2 BB			0-0 9 G4-6-3 1B						2	0	1	1	1	0	0	
9 Carlos Guillen, S	1-0 F7			1-1 G4-6-3						3	0	0	0	0	0	3	
33 Marcus Thames, R OBP: 0.378, SLG: 0.655		0-1 F7		1-0 P3						3	0	1	0	0	0	0	
Alexis Gomez, L OBP: 0.288, SLG: 0.317		1-3 K			1-1 F9					3	1	1	0	0	1	0	
13 Vance Wilson, R OBP: 0.325, SLG: 0.500		0-2 F8			0-2 G1-3					2	0	0	0	0	0	0	
15 Brandon Inge, R OBP: 0.284, SLG: 0.476			0-1 F8		2-1 G4-3					3	0	1	0	0	0	0	
2-3 28 2B										1B							
<b>Inning Stats</b>	R: 0 H: 1 E: 0 K: 0 S: 6	WLS: 1 BF: 14	H: 0 R: 3 ER: 0 SO: 10	H: 0 R: 0 ER: 0 SO: 8	H: 2 R: 0 ER: 0 SO: 9	H: 0 R: 0 ER: 0 SO: 10	H: 0 R: 0 ER: 0 SO: 8	H: 1 R: 0 ER: 0 SO: 11	H: 5 R: 3 ER: 0 SO: 18	1B: 6 2B: 3 3B: 0 HR: 0	SF: 0 SAC: 1 DP: 2 HBP: 0	WP: 0 PB: 0 SB: 0 CS: 0	PA: 31				
<b>PITCHER</b>	IP WLS BF H R ER SO BB IBB HBP BLK WP HR S P ERA WHIP																
Sidney Ponson, R ERA: 4.95	7.1	L	27	6	3	3	1	2	0	0	0	0	0	51	79	3.68	1.091
34 Randy Flores, L ERA: 4.37	0.1	1	1	0	0	0	0	0	0	0	0	0	0	3	6	0.00	3.000
48 Brad Thompson, R ERA: 4.46	0.1	2	2	1	1	0	0	0	0	0	0	0	0	3	3	27.00	6.000

**AB** 27  
**R** 4  
**H** 9  
**RBI** 4  
**BB** 2  
**SO** 1  
**LOB** 5





Batter	1	2	3	4	5	6	7	8	9	AB	R	H	RBI	BB	SO	LOB	TOP					
24 Grady Sizemore, L (1, 8) OBP: 0.375, SLG: 0.548	4-2 HR BB		3-1 F8 2B		2-1 FC3-6 48 BB BB		0-1 G1-3		2-3 K	4	1	1	0	1	1	1	Cleveland Indians @ St. Louis Cardinals Busch Stadium, St. Louis, MO Tue Jun 27 2006, 7:10 PM CDT Att: 44,446 - Partly Cloudy - 80 F  AB 34 R 3 H 7 RBI 3 BB 5 SO 8 LOB 15  					
Ronnie Belliard, R (1, 4) OBP: 0.337, SLG: 0.398	3-1 HR		0-2 F8		4-2 48 BB BB		3-3 K		0-0 G6-3	4	1	1	2	1	1							
2 Jhonny Peralta, R (1, 6) OBP: 0.329, SLG: 0.386	2-3 K		1-1 F8		2-2 F8		3-1 48 BB 1B		1-0 G4-1	5	1	1	0	0	1	3						
48 Travis Hafner, L (1, 3) Ben Broussard, L (9, 3) OBP: 0.451, SLG: 0.620 OBP: 0.370, SLG: 0.515	0-0 G5-3		3-3 K		4-0 BB		4-2 41 BB 1B			2	0	0	0	2	1	1						
41 Victor Martinez, S (1, 2) OBP: 0.360, SLG: 0.465	1-2 P4			1-0 F9		2-2 P5		3-2 1B		4	0	1	1	0	0	3						
Todd Hollandsworth, L (1, 7) OBP: 0.216, SLG: 0.402		1-2 G6-3		0-0 P3		0-0 G4-3		3-3 K		4	0	0	0	0	1	2						
Aaron Boone, R (1, 5) OBP: 0.311, SLG: 0.357		1-0 G6-3		4-1 BB		0-1 2B		0-0 P2		3	0	1	0	1	0	0						
38 Franklin Gutierrez, R (1, 9) OBP: 0.176, SLG: 0.206		1-1 1B		1-0 P5		1-2 F8		2-1 G5-3		4	0	1	0	0	0	2						
CC Sabathia, L (1, 1) OBP: 0.286, SLG: 0.286 Bob Wickman, R (9, 1)	1-3 K			1-0 24 FC3-6 1B		0-3 K		0-3 K		4	0	1	0	0	3	2						
										0	0	0	0	0	0	0						
<b>Inning Stats</b>	R: 2 E: 0 K: 1 S: 15	H: 1 LOB: 0 BB: 1 P: 25	R: 0 E: 0 K: 1 S: 9	H: 1 LOB: 1 BB: 0 P: 13	R: 0 E: 0 K: 1 S: 11	H: 1 LOB: 1 BB: 0 P: 18	R: 0 E: 0 K: 0 S: 4	H: 0 LOB: 1 BB: 1 P: 10	R: 0 E: 0 K: 0 S: 12	H: 1 LOB: 3 BB: 2 P: 27	R: 0 E: 0 K: 1 S: 9	H: 1 LOB: 1 BB: 0 P: 10	R: 1 E: 0 K: 2 S: 18	H: 2 LOB: 2 BB: 1 P: 34	R: 0 E: 0 K: 1 S: 6	H: 0 LOB: 0 BB: 0 P: 8	R: 0 E: 0 K: 1 S: 6	H: 0 LOB: 0 BB: 0 P: 9	1B: 4 2B: 2 3B: 0 HR: 1	SF: 0 SAC: 0 DP: 0 HBP: 0	WP: 0 PB: 0 SB: 0 CS: 0	PA: 39
<b>PITCHER</b>	IP WLS BF H R ER SO BB IBB HBP BLK WP HR S P ERA WHIP																					
23 Anthony Reyes, R (1, 1) ERA: 2.16	5.0 L 23 4 2 2 3 4 0 0 0 0 0 1 51 93 3.60 1.600																					
50 Adam Wainwright, R (6, 1) ERA: 2.56	2.0 10 3 1 1 3 1 0 0 0 0 0 0 27 44 4.50 2.000																					
41 Braden Looper, R (8, 1) ERA: 3.03	2.0 6 0 0 0 2 0 0 0 0 0 0 0 12 17 0.00 0.000																					

Batter	1	2	3	4	5	6	7	8	9	AB	R	H	RBI	BB	SO	LOB	BOTTOM					
22 David Eckstein, R (1, 6) OBP: 0.381, SLG: 0.380	2-1 L9		2-2 FC6-4 1B			1-2 1B		0-0 FC6-4 1B		4	0	3	1	0	0	0	Cleveland Indians @ St. Louis Cardinals Busch Stadium, St. Louis, MO Tue Jun 27 2006, 7:10 PM CDT Att: 44,446 - Partly Cloudy - 80 F  AB 33 R 1 H 6 RBI 1 BB 0 SO 4 LOB 11  					
So Taguchi, R (1, 7) OBP: 0.344, SLG: 0.365	3-1 G5-3		0-0 FC6-4			0-1 L9		0-1 FC6-4		4	0	0	0	0	3							
5 Albert Pujols, R (1, 3) OBP: 0.438, SLG: 0.722	2-2 G5-3		1-2 27 FC5-4 1B			0-2 F8		2-1 P3		4	0	1	0	0	1							
27 Scott Rolen, R (1, 5) OBP: 0.408, SLG: 0.557		3-3 K		2-2 FC5-4		0-0 L8		0-1 F9		4	0	0	0	1	2							
43 Juan Encarnacion, R (1, 9) OBP: 0.307, SLG: 0.468		0-1 L7		2-3 K		1-2 F8		1-2 1B		4	0	1	0	0	1	1						
15 Jim Edmonds, L (1, 8) OBP: 0.353, SLG: 0.408		0-1 G4-3		1-3 K		0-1 G4-3		0-0 G3		4	0	0	0	1	2							
7 Hector Luna, R (1, 4) 41 Braden Looper, R (8, 1) OBP: 0.363, SLG: 0.441 OBP: 0.500, SLG: 1.000			1-1 F9 22 BB 2B			0-1 G6-3		2-1 P1		3	1	1	0	0	0	0						
4 Yadier Molina, R (1, 2) OBP: 0.262, SLG: 0.297		0-0 F9		0-0 L7		0-0 L7		2-2 G1-3		3	0	0	0	0	1							
23 Anthony Reyes, R (1, 1) 50 Adam Wainwright, R (6, 1) Aaron Miles, S (8, 4) OBP: 0.250, SLG: 0.250 OBP: 0.333, SLG: 1.333 OBP: 0.344, SLG: 0.342		1-2 G4-3		3-2 F9		1-2 F9		0-3 K		2	0	0	0	0	1	0						
										0	0	0	0	0	0	0						
<b>Inning Stats</b>	R: 0 E: 0 K: 0 S: 7	H: 0 LOB: 0 BB: 0 P: 14	R: 0 E: 0 K: 1 S: 8	H: 0 LOB: 0 BB: 0 P: 11	R: 1 E: 0 K: 0 S: 13	H: 2 LOB: 1 BB: 0 P: 17	R: 0 E: 0 K: 2 S: 13	H: 1 LOB: 1 BB: 0 P: 18	R: 0 E: 0 K: 0 S: 6	H: 0 LOB: 0 BB: 0 P: 9	R: 0 E: 0 K: 0 S: 11	H: 1 LOB: 1 BB: 0 P: 12	R: 0 E: 0 K: 0 S: 7	H: 0 LOB: 0 BB: 0 P: 10	R: 0 E: 0 K: 1 S: 11	H: 1 LOB: 1 BB: 0 P: 13	R: 0 E: 0 K: 0 S: 9	H: 1 LOB: 1 BB: 0 P: 12	1B: 5 2B: 1 3B: 0 HR: 0	SF: 0 SAC: 0 DP: 0 HBP: 0	WP: 0 PB: 0 SB: 0 CS: 0	PA: 33
<b>PITCHER</b>	IP WLS BF H R ER SO BB IBB HBP BLK WP HR S P ERA WHIP																					
CC Sabathia, L (1, 1) ERA: 3.86	8.0 W 29 5 1 1 4 0 0 0 0 0 0 0 76 104 1.12 0.625																					
Bob Wickman, R (9, 1) ERA: 3.16	1.0 S 4 1 0 0 0 0 0 0 0 0 0 0 9 12 0.00 1.000																					

Batter	1	2	3	4	5	6	7	8	9	AB	R	H	RBI	BB	SO	LOB	TOP								
24 Grady Sizemore, L (1.8) OBP: 0.381, SLG: 0.552	F7		1B		FC6-4			2B 41 1B	1B	5	1	4	1	0	0	0	<b>Cleveland Indians @ St. Louis Cardinals</b> Busch Stadium, St. Louis, MO Wed Jun 28 2006, 7:10 PM CDT Att: 44,628 - Partly Cloudy - 87 F								
Ronnie Belliard, R (1.4) OBP: 0.338, SLG: 0.399	G5-3		K		FC6-4			41 1B	2B	4	1	1	0	1	1	3									
2 Johnny Perella, R (1.6) OBP: 0.327, SLG: 0.381	K				F8			K	G6-4-3	4	0	0	0	1	2	5									
41 Victor Martinez, S (1.2) (8.3)		F8			K			1B 48 BB	SF7	4	1	1	1	0	1	3									
Ben Broussard, L (1.3) OBP: 0.369, SLG: 0.513					G4-3			2-3 3-H	4-1	3	0	1	0	0	0	0									
Eduardo Perez, R (8. PH) OBP: 0.343, SLG: 0.636					G4-3			1B	BB	0	0	0	0	0	0	0									
48 Travis Hafner, L (8. PH) OBP: 0.453, SLG: 0.620					G4-3			1-2	BB	0	0	0	0	0	1	0									
55 Roberto Hernandez, R (8. PH) OBP: 0.343, SLG: 0.620					G4-3			1-2	BB	0	0	0	0	0	0	0									
Bob Wickman, R (9.1)					G4-3			1-2	BB	0	0	0	0	0	0	0									
Todd Hollandsworth, L (1.7) OBP: 0.218, SLG: 0.396	F9				P6			1-2 2-3 3-H	1B	4	0	1	1	0	0	1									
Aaron Boone, R (1.5) OBP: 0.307, SLG: 0.353	G4-3				G6-3			G5-3	SF7	3	0	0	1	0	0	1									
38 Franklin Gutierrez, R (1.9) OBP: 0.184, SLG: 0.211			K					F9	K	4	1	1	0	0	2	2									
37 Jake Westbrook, R (1.1) OBP: 0.500, SLG: 0.750					SH3-4			F7	F8	1	0	1	0	0	0	0									
Ramon Vazquez, L (7. PH) OBP: 0.213, SLG: 0.163					24 1B					1	0	0	0	0	0	0									
63 Rafael Betancourt, R (7.1)					24 1B					1	0	0	0	0	0	0									
10 Kelly Shoppach, R (8.2) OBP: 0.296, SLG: 0.250					24 1B					1	0	0	0	0	0	0									
<b>Inning Stats</b>	R: 0 E: 0 K: 1 S: 9	H: 0 LOB: 0 BB: 0 P: 11	R: 0 E: 0 K: 0 S: 8	H: 1 LOB: 1 BB: 0 P: 13	R: 0 E: 0 K: 3 S: 20	H: 2 LOB: 3 BB: 1 P: 31	R: 0 E: 0 K: 0 S: 6	H: 0 LOB: 0 BB: 0 P: 8	R: 1 E: 0 K: 0 S: 15	H: 2 LOB: 1 BB: 0 P: 20	R: 0 E: 0 K: 0 S: 6	H: 0 LOB: 0 BB: 0 P: 8	R: 0 E: 0 K: 0 S: 7	H: 0 LOB: 0 BB: 0 P: 11	R: 3 E: 0 K: 2 S: 23	H: 4 LOB: 2 BB: 1 P: 38	R: 0 E: 0 K: 0 S: 9	H: 1 LOB: 1 BB: 1 P: 16	1B: 9 2B: 1 3B: 0 HR: 0	SF: 1 SAC: 1 DP: 1 HBP: 0	WP: 0 PB: 0 SB: 1 CS: 0	PA: 39			
<b>PITCHER</b>	IP	WLS	BF	H	R	ER	SO	BB	IBB	HBP	BLK	WP	HR	S	P	ERA	WHIP								
29 Chris Carpenter, R (1.1) ERA: 2.85	7.0		27	5	1	1	4	1	0	0	0	0	0	71	102	1.29	0.857								
34 Randy Flores, L (8.1) ERA: 4.76	0.0	1	1	1	1	0	0	0	0	0	0	0	0	4	6	=	=								
41 Braden Looper, R (8.1) ERA: 3.27	0.1	H	2	1	0	0	1	0	0	0	0	0	0	6	9	0.00	3.000								
Tyler Johnson, L (8.1) ERA: 5.27	0.0		1	1	0	0	0	0	0	0	0	0	0	5	7	=	=								
44 Jason Istringhausen, R (8.1) ERA: 3.86	1.2	W	8	2	2	2	1	2	0	0	0	0	0	17	32	10.80	2.400								

Batter	1	2	3	4	5	6	7	8	9	AB	R	H	RBI	BB	SO	LOB	BOTTOM								
22 David Eckstein, R (1.6) OBP: 0.379, SLG: 0.375	G4-3		K		G6-3			43 FC5	5 BB	4	0	0	0	1	1	0	<b>Cleveland Indians @ St. Louis Cardinals</b> Busch Stadium, St. Louis, MO Wed Jun 28 2006, 7:10 PM CDT Att: 44,628 - Partly Cloudy - 87 F								
15 Jim Edmonds, L (1.8) OBP: 0.352, SLG: 0.405	L7				L7			K		4	0	1	0	0	1	1									
5 Albert Pujols, R (1.3) OBP: 0.436, SLG: 0.712	K				F7			G6-3		3	0	0	0	1	1	1									
27 Scott Rolen, R (1.5) OBP: 0.409, SLG: 0.568			K		43 WP			43 FC5	BB	4	2	2	1	0	1	2									
43 Juan Encarnacion, R (1.9) OBP: 0.307, SLG: 0.465	G5-3				4 1B			G5-3	HR	4	1	1	1	0	0	2									
53 John Rodriguez, L (1.7) OBP: 0.382, SLG: 0.397					4 1B			G5-3	FC5	4	1	1	1	0	0	2									
So Taguchi, R (8.7) OBP: 0.342, SLG: 0.364					4 1B			G3		2	0	1	0	1	0	0									
4 Yadier Molina, R (1.2) OBP: 0.263, SLG: 0.297	G5-3				4 1B			G3	E2	1	1	0	0	0	0	0									
Aaron Miles, S (1.4) OBP: 0.342, SLG: 0.345					G4-3			G3	SH5-4	3	0	1	1	0	0	1									
29 Chris Carpenter, R (1.1) ERA: 2.85	6.0		24	6	3	3	4	1	0	0	0	0	0	0	0	0									
34 Randy Flores, L (8.1) ERA: 4.76	1.0		3	0	0	0	0	0	0	0	0	0	0	0	0	0									
41 Braden Looper, R (8.1) ERA: 3.27	1.0	H	5	0	0	0	1	2	0	0	0	0	0	0	0	0									
44 Jason Istringhausen, R (8.1) ERA: 3.86	0.2	L	5	1	2	0	0	0	0	0	0	0	0	0	0	0									
26 Scott Spiezio, S (8. PH) OBP: 0.275, SLG: 0.346					G1-3			G6-3	G3	2	0	0	0	0	1	0									
<b>Inning Stats</b>	R: 0 E: 0 K: 1 S: 8	H: 0 LOB: 0 BB: 0 P: 10	R: 0 E: 0 K: 1 S: 12	H: 1 LOB: 1 BB: 0 P: 21	R: 0 E: 0 K: 2 S: 10	H: 0 LOB: 0 BB: 0 P: 10	R: 2 E: 0 K: 0 S: 10	H: 4 LOB: 2 BB: 1 P: 20	R: 0 E: 0 K: 0 S: 8	H: 0 LOB: 0 BB: 0 P: 11	R: 1 E: 0 K: 0 S: 11	H: 1 LOB: 0 BB: 0 P: 16	R: 0 E: 0 K: 0 S: 8	H: 0 LOB: 0 BB: 0 P: 12	R: 0 E: 0 K: 1 S: 12	H: 0 LOB: 2 BB: 2 P: 22	R: 2 E: 2 K: 0 S: 8	H: 1 LOB: 1 BB: 0 P: 16	1B: 5 2B: 1 3B: 0 HR: 1	SF: 0 SAC: 1 DP: 0 HBP: 0	WP: 1 PB: 0 SB: 0 CS: 0	PA: 37			
<b>PITCHER</b>	IP	WLS	BF	H	R	ER	SO	BB	IBB	HBP	BLK	WP	HR	S	P	ERA	WHIP								
37 Jake Westbrook, R (1.1) ERA: 4.97	6.0		24	6	3	3	4	1	0	0	0	0	0	59	88	4.50	1.167								
63 Rafael Betancourt, R (7.1) ERA: 3.86	1.0		3	0	0	0	0	0	0	0	0	0	0	8	12	0.00	0.000								
55 Roberto Hernandez, R (8.1) ERA: 4.72	1.0	H	5	0	0	0	1	2	0	0	0	0	0	12	22	0.00	2.000								
Bob Wickman, R (9.1) ERA: 3.09	0.2	L	5	1	2	0	0	0	0	0	0	0	0	8	16	0.00	1.500								

AB	34
R	4
H	10
RBI	4
BB	3
SO	6
LOB	15



AB	33
R	5
H	7
RBI	4
BB	3
SO	5
LOB	10



Batter	1	2	3	4	5	6	7	8	9	10	AB	R	H	RBI	BB	SO	LOB	TOP	
9 David DeJesus, L OBP: 0.389, SLG: 0.471 (9, 7)											5	2	2	0	1	2	3		
15 Mark Grudzielanek, R OBP: 0.316, SLG: 0.375 (1, 4)											5	0	0	0	0	0	3		
Doug Mientkiewicz, L OBP: 0.348, SLG: 0.401 (1, 3)											3	1	1	3	1	1	0		
16 Reggie Sanders, R OBP: 0.302, SLG: 0.443 Elmer Dessens, R Ambiorix Burgos, R (9, 1)											5	0	1	0	0	2	2		
24 Mark Teahen, L OBP: 0.298, SLG: 0.409 (1, 5)											3	2	2	1	2	0	1		
Emil Brown, R OBP: 0.346, SLG: 0.439 (9, 9)											5	0	1	0	0	0	2		
4 Angel Berroa, R OBP: 0.264, SLG: 0.337 (1, 6)											5	2	2	0	0	0	3	AB 39	
14 John Buck, R OBP: 0.321, SLG: 0.431 Matt Stairs, L Paul Bako, L OBP: 0.300, SLG: 0.268 (10, 2)											3	0	0	0	1	1	2	R 7	
31 Brandon Duckworth, R OBP: 0.303, SLG: 0.367 34 Luke Hudson, R Esteban German, R 57 Joel Peralta, R 41 Jimmy Gobble, L Tony Graftano, R 2 Joey Galindo, L OBP: 0.300, SLG: 0.367 (9, 8)											2	0	0	0	0	0	3	H 11	
<b>Inning Stats</b>	R: 1 E: 0 K: 1 S: 7	H: 1 LOB: 0 BB: 0 P: 13	R: 0 E: 0 K: 0 S: 11	H: 1 LOB: 2 BB: 1 P: 18	R: 2 E: 0 K: 1 S: 14	H: 2 LOB: 1 BB: 1 P: 25	R: 0 E: 0 K: 1 S: 7	H: 1 LOB: 1 BB: 0 P: 11	R: 0 E: 0 K: 1 S: 9	H: 2 LOB: 1 BB: 0 P: 15	R: 1 E: 0 K: 1 S: 6	H: 1 LOB: 0 BB: 0 P: 8	R: 0 E: 0 K: 0 S: 12	H: 0 LOB: 2 BB: 2 P: 23	R: 2 E: 0 K: 0 S: 8	H: 2 LOB: 1 BB: 1 P: 17	1B: 3 2B: 6 3B: 0 HR: 2	SF: 2 SAC: 0 DP: 0 HBP: 0	WP: 0 PA: 46
<b>PITCHER</b>	IP WLS BF H R ER SO ERA WHIP	IP WLS BF H R ER SO ERA WHIP	IP WLS BF H R ER SO ERA WHIP	IP WLS BF H R ER SO ERA WHIP	IP WLS BF H R ER SO ERA WHIP	IP WLS BF H R ER SO ERA WHIP	IP WLS BF H R ER SO ERA WHIP	IP WLS BF H R ER SO ERA WHIP	IP WLS BF H R ER SO ERA WHIP	IP WLS BF H R ER SO ERA WHIP	IP WLS BF H R ER SO ERA WHIP	IP WLS BF H R ER SO ERA WHIP	IP WLS BF H R ER SO ERA WHIP	IP WLS BF H R ER SO ERA WHIP	IP WLS BF H R ER SO ERA WHIP	IP WLS BF H R ER SO ERA WHIP	IP WLS BF H R ER SO ERA WHIP	IP WLS BF H R ER SO ERA WHIP	IP WLS BF H R ER SO ERA WHIP
Jeff Suppan, R ERA: 5.17 (1, 1)	5.2	0	27	8	4	4	3	6.35	1.588										
34 Randy Flores, L ERA: 4.56 (6, 1)	1.0	0	3	0	0	0	1	0.00	0.000										
50 Adam Wainwright, R ERA: 2.7 (7, 1)	1.1	0	5	1	1	1	2	6.75	0.750										
Tyler Johnson, L ERA: 5.02 (9, 1)	0.2	0	4	0	0	0	0	22	3.000										
41 Braden Looper, R ERA: 3.67 (9, 1)	1.1	0	7	2	2	2	0	13.50	2.250										

**Kansas City Royals @ St. Louis Cardinals**  
 Busch Stadium, St. Louis, MO  
 Fri Jun 30 2006, 7:10 PM CDT  
 Att. 45,884 - Cloudy - 82 F

livebaseballscorecards.com

AB 39  
 R 7  
 H 11  
 RBI 7  
 BB 5  
 SO 6  
 LOB 19

Batter	1	2	3	4	5	6	7	8	9	10	AB	R	H	RBI	BB	SO	LOB	BOTTOM			
22 David Eckstein, R OBP: 0.378, SLG: 0.374 (1, 6)											6	0	2	0	0	2					
15 Jim Edmonds, L OBP: 0.347, SLG: 0.398 (1, 8)											6	0	1	0	0	2	6				
5 Albert Pujols, R OBP: 0.433, SLG: 0.700 (1, 3)											5	1	1	0	0	0	2				
27 Scott Rolen, R OBP: 0.409, SLG: 0.567 (1, 5)											4	1	1	0	1	0	2				
43 Juan Encarnacion, R OBP: 0.311, SLG: 0.469 (1, 9)											4	1	2	1	1	0	2				
So Taguchi, R OBP: 0.353, SLG: 0.368 (1, 7)											3	1	2	0	2	0	1				
4 Yadier Molina, R OBP: 0.263, SLG: 0.296 (1, 2)											4	0	1	1	0	0	3				
26 Scott Spiezio, S OBP: 0.371, SLG: 0.431 Gary Bennett, R OBP: 0.247, SLG: 0.263 (10, 2)											1	0	0	0	0	0	0				
7 Hector Luna, R OBP: 0.366, SLG: 0.445 Aaron Miles, S OBP: 0.341, SLG: 0.343 (10, 4)											3	0	2	2	0	1	2				
<b>Inning Stats</b>	R: 0 E: 0 K: 1 S: 8	H: 0 LOB: 0 BB: 0 P: 14	R: 1 E: 0 K: 1 S: 16	H: 2 LOB: 2 BB: 1 P: 30	R: 0 E: 0 K: 0 S: 8	H: 1 LOB: 2 BB: 1 P: 19	R: 0 E: 0 K: 0 S: 7	H: 4 LOB: 2 BB: 0 P: 9	R: 3 E: 1 K: 1 S: 19	H: 4 LOB: 3 BB: 0 P: 31	R: 0 E: 0 K: 0 S: 11	H: 0 LOB: 0 BB: 0 P: 15	R: 0 E: 0 K: 1 S: 10	H: 0 LOB: 0 BB: 1 P: 14	R: 0 E: 0 K: 2 S: 14	H: 1 LOB: 3 BB: 2 P: 28	R: 0 E: 0 K: 0 S: 9	H: 1 LOB: 1 BB: 0 P: 13	1B: 10 2B: 3 3B: 0 HR: 0	SF: 0 SAC: 0 DP: 2 HBP: 1	WP: 2 PA: 48
<b>PITCHER</b>	IP WLS BF H R ER SO ERA WHIP	IP WLS BF H R ER SO ERA WHIP	IP WLS BF H R ER SO ERA WHIP	IP WLS BF H R ER SO ERA WHIP	IP WLS BF H R ER SO ERA WHIP	IP WLS BF H R ER SO ERA WHIP	IP WLS BF H R ER SO ERA WHIP	IP WLS BF H R ER SO ERA WHIP	IP WLS BF H R ER SO ERA WHIP	IP WLS BF H R ER SO ERA WHIP	IP WLS BF H R ER SO ERA WHIP	IP WLS BF H R ER SO ERA WHIP	IP WLS BF H R ER SO ERA WHIP	IP WLS BF H R ER SO ERA WHIP	IP WLS BF H R ER SO ERA WHIP	IP WLS BF H R ER SO ERA WHIP	IP WLS BF H R ER SO ERA WHIP	IP WLS BF H R ER SO ERA WHIP	IP WLS BF H R ER SO ERA WHIP		
31 Brandon Duckworth, R ERA: 5.57 (1, 1)	4.2	0	27	11	5	4	3	7.71	2.571												
34 Luke Hudson, R ERA: 5.49 (5, 1)	0.1	2	0	0	0	0	0	0	0.000												
57 Joel Peralta, R ERA: 4.38 (6, 1)	2.0	6	0	0	0	0	0	21	0.500												
41 Jimmy Gobble, L ERA: 3.67 (8, 1)	1.0	3	0	0	0	1	0	7	0.000												
Elmer Dessens, R ERA: 4.19 (9, 1)	0.1	4	1	0	0	0	0	13	0.00	3.000											

**Kansas City Royals @ St. Louis Cardinals**  
 Busch Stadium, St. Louis, MO  
 Fri Jun 30 2006, 7:10 PM CDT  
 Att. 45,884 - Cloudy - 82 F

livebaseballscorecards.com

AB 42  
 R 5  
 H 13  
 RBI 4  
 BB 5  
 SO 6  
 LOB 29

Batter	1	2	3	4	5	6	7	8	9	10	11	AB	R	H	RBI	BB	SO	LOB	TOP			
9 David Jesus, L OBP: 0.399, SLG: 0.479	0-2 15 2B	1-2 15 G5-3 1B	1-0 15 2B		0-0 F7			2-1 15 2B	0-1 L7			6	3	4	0	0	0	2				
15 Mark Grudzielanek, R OBP: 0.319, SLG: 0.388	0-1 16 F8 24 2B	1-0 G5-3 1B	1-0 2B		0-1 FC6-4			0-1 16 BB 24 BB		0-3 K		6	2	3	2	0	1	2				
Doug Mientkiewicz, L OBP: 0.352, SLG: 0.400	4-2 16 F8 24 2B	2-1 24 E 16 BB 1B	4-2 16 FC5-4 BB			1-0 G6-3		4-0 24 BB 16 BB		2-2 P5		3	1	1	1	3	0	0				
16 Reggie Sanders, R OBP: 0.302, SLG: 0.436	0-1 F8	4-2 24 E BB	2-2 FC5-4			0-0 F9		4-1 24 BB		3-3 K		4	0	0	0	2	1	4				
34 Luke Hudson, R	1-2 2-3	1-2 BB				2-3 K		1-2 2-3 BB				0	0	0	0	0	0	0				
24 Mark Teahen, L OBP: 0.305, SLG: 0.433	0-2 BB 2 G6-3 2B	0-2 E3			1-2 F8			4-1 BB			3-2 HR	5	2	2	4	1	1	2				
4 Angel Berroa, R OBP: 0.292, SLG: 0.331	4-0 2 G6-3 BB	1-3 K			2-0 F7			1-1 F8		2-0 G6-3		5	0	0	0	1	1	6				
Paul Bako, L OBP: 0.292, SLG: 0.253	4-0 2 G6-3 BB	2-1 F7			2-1 G3-1			1-0 G3			0-0 L1	5	0	0	0	1	0	3				
2 Joey Gathright, L OBP: 0.320, SLG: 0.258	0-2 G6-3				0-1 E4 9 1B SH5-4			0-1 F8		2-0 G3		6	0	0	1	0	1	2				
Mark Redman, L Elmer Dessens, R 57 Joel Peratta, R Esteban German, R Todd Wellemeyer, R Matt Stairs, L Ambiorix Burgos, R Emil Brown, R												1	0	0	0	1	1	2				
<b>Inning Stats</b>	R: 4 E: 0 K: 1 S: 22	H: 3 LOB: 2 BB: 3 P: 37	R: 1 E: 1 K: 1 S: 18	H: 2 LOB: 3 BB: 1 P: 29	R: 1 E: 1 K: 1 S: 11	H: 2 LOB: 2 BB: 1 P: 19	R: 0 E: 0 K: 0 S: 7	H: 0 LOB: 0 BB: 0 P: 12	R: 0 E: 0 K: 0 S: 5	H: 0 LOB: 0 BB: 0 P: 8	R: 0 E: 0 K: 0 S: 5	H: 0 LOB: 0 BB: 0 P: 7	R: 1 E: 0 K: 0 S: 9	H: 2 LOB: 3 BB: 3 P: 27	R: 0 E: 0 K: 2 S: 14	H: 0 LOB: 1 BB: 0 P: 19	R: 0 E: 0 K: 1 S: 11	H: 1 LOB: 0 BB: 0 P: 18	1B: 5 2B: 4 3B: 0 HR: 1	SF: 0 SAC: 1 DP: 0 HBP: 0	WP: 0 PB: 0 SB: 0 CS: 0	PA: 53
<b>PITCHER</b>	Sidney Ponson, R ERA: 5.6	IP: 2.0 WLS: 1 BF: 21 H: 7 R: 6 ER: 6 SO: 2	BB: 5 IBB: 0 HBP: 0 BLK: 0	WP: 0 HR: 0 S: 48 P: 90	ERA: 20.25 WHIP: 4.500	44 Jason Isringhausen, R ERA: 3.89	IP: 2.0 WLS: 1 BF: 7 H: 1 R: 1 ER: 1 SO: 3	BB: 0 IBB: 0 HBP: 0 BLK: 0	WP: 0 HR: 1 S: 25 P: 37	ERA: 4.50 WHIP: 0.500												

Kansas City Royals @ St. Louis Cardinals  
 Busch Stadium, St. Louis, MO  
 Sat Jul 01 2006, 6:15 PM CDT  
 Att. 45,035 - Partly Cloudy - 93 F

livebaseballscorecards.com

AB 42  
 R 8  
 H 10  
 RBI 8  
 BB 10  
 SO 6  
 LOB 23




Batter	1	2	3	4	5	6	7	8	9	10	11	AB	R	H	RBI	BB	SO	LOB	BOTTOM							
22 David Eckstein, R OBP: 0.371, SLG: 0.367	1-3 K		3-2 G6-3		0-1 G4-3			0-2 G5-3		1-1 P6	0-3 K	6	0	0	0	0	2	4								
26 Scott Spiezio, S ERA: 3.07	0-0 L9			2-3 K	0-0 5 BLK 1B			2-1 HR		2-2 HR	1-1 L8	4	2	2	2	0	1	0								
50 Adam Wainwright, R ERA: 2.88	0.2 3 2 1 1 0 0 0 0 0 0	0.0 3 0 1 0 0 0 0 0 0 0	1.1 5 0 0 0 0 1 0 0 0 0									6	1	4	1	0	1	0								
34 Randy Flores, L ERA: 4.56												4	1	1	1	2	2	0								
48 Brad Thompson, R ERA: 4.3												5	0	1	0	0	1	3								
5 Albert Pujols, R OBP: 0.439, SLG: 0.704	1-1 F8			1-1 27 HR 1B	1-1 1H 1B			0-1 2B		2-3 K		6	1	4	1	0	1	0								
27 Scott Rolen, R OBP: 0.411, SLG: 0.574		1-2 G6-3		1-2 HR	0-0 F9			4-0 2B		4-2 BB		4	1	1	1	2	2	0								
43 Juan Encarnacion, R OBP: 0.270, SLG: 0.317												5	0	1	0	0	1	3								
44 Jason Isringhausen, R OBP: 0.299, SLG: 0.404												0	0	0	0	0	0	0								
53 John Rodriguez, L OBP: 0.357, SLG: 0.391												1	0	0	0	0	1	1								
7 Hector Luna, R OBP: 0.365, SLG: 0.438		1-0 1B										5	0	1	0	1	1	2								
4 Yadier Molina, R OBP: 0.270, SLG: 0.317												5	1	3	1	0	0	2								
Timo Perez, L OBP: 0.289, SLG: 0.400												0	0	0	0	0	0	0								
Gary Bennett, R OBP: 0.247, SLG: 0.263												0	0	0	0	0	0	0								
So Taguchi, R OBP: 0.358, SLG: 0.376												4	1	2	0	1	0	1								
Sidney Ponson, R ERA: 5.59	5.0 1.0 H 4	7 1 0 0 0 0	5 0 0 0 0 0	0 0 0 0 0 0	2 0 0 0 0 0	48 19 12 21	9 9 9 9	19 19 11 11	0.00 1.000 0.000 2.000	43 Luke Hudson, R ERA: 7.24	2.0 2.0 W 10	H 3 R 0 ER 0 SO 3	BB 1 IBB 0 HBP 0 BLK 0	WP 0 HR 0 S 22 P 35	ERA 0.00 WHIP 2.000											
4 Aaron Miles, S OBP: 0.336, SLG: 0.338												0	0	0	0	0	0	0								
34 Luke Hudson, R ERA: 7.24												2	0	0	0	0	2	1								
4 Aaron Miles, S OBP: 0.336, SLG: 0.338												3	0	0	0	0	0	5								
<b>Inning Stats</b>	R: 0 E: 0 K: 1 S: 7	H: 0 LOB: 0 BB: 0 P: 9	R: 0 E: 0 K: 1 S: 9	H: 1 LOB: 1 BB: 0 P: 12	R: 0 E: 0 K: 1 S: 8	H: 0 LOB: 0 BB: 0 P: 14	R: 2 E: 0 K: 1 S: 12	H: 2 LOB: 0 BB: 0 P: 20	R: 3 E: 0 K: 1 S: 12	H: 4 LOB: 1 BB: 0 P: 18	R: 0 E: 0 K: 0 S: 9	H: 1 LOB: 1 BB: 0 P: 19	R: 1 E: 0 K: 0 S: 12	H: 2 LOB: 2 BB: 1 P: 21	R: 0 E: 0 K: 0 S: 5	H: 1 LOB: 1 BB: 0 P: 11	R: 1 E: 0 K: 1 S: 15	H: 1 LOB: 1 BB: 1 P: 25	R: 0 E: 0 K: 1 S: 11	H: 2 LOB: 3 BB: 1 P: 18	R: 0 E: 0 K: 2 S: 11	H: 1 LOB: 1 BB: 0 P: 17	1B: 9 2B: 2 3B: 0 HR: 4	SF: 0 SAC: 0 DP: 1 HBP: 0	WP: 0 PB: 2 SB: 0 CS: 0	PA: 51
<b>PITCHER</b>	Mark Redman, L ERA: 5.59	IP: 5.0 WLS: 1.0 BF: 22 H: 7 R: 5 ER: 5 SO: 5	BB: 0 IBB: 0 HBP: 0 BLK: 1	WP: 0 HR: 2 S: 48 P: 79	ERA: 9.00 WHIP: 1.400	43 Luke Hudson, R ERA: 7.24	IP: 2.0 WLS: 2.0 BF: 10 H: 3 R: 0 ER: 0 SO: 3	BB: 1 IBB: 0 HBP: 0 BLK: 0	WP: 0 HR: 0 S: 22 P: 35	ERA: 0.00 WHIP: 2.000																

Kansas City Royals @ St. Louis Cardinals  
 Busch Stadium, St. Louis, MO  
 Sat Jul 01 2006, 6:15 PM CDT  
 Att. 45,035 - Partly Cloudy - 93 F

livebaseballscorecards.com

AB 47  
 R 7  
 H 15  
 RBI 7  
 BB 4  
 SO 9  
 LOB 24



Batter	1	2	3	4	5	6	7	8	9	AB	R	H	RBI	BB	SO	LOB	TOP			
9 David DeJesus, L (1, 7) OBP: 0.405, SLG: 0.483										5	1	3	1	0	0	2				
15 Mark Grudzielanek, R (1, 4) OBP: 0.314, SLG: 0.381										5	0	0	0	0	0	3				
Doug Mientkiewicz, L (1, 3) OBP: 0.359, SLG: 0.402										4	1	2	0	1	1	2				
Emil Brown, R (1, 9) OBP: 0.350, SLG: 0.442										5	1	3	1	0	1	1				
24 Mark Teahen, L (1, 5) OBP: 0.308, SLG: 0.438										5	2	2	1	0	0	5				
Tony Graffanino, R (1, 6) OBP: 0.316, SLG: 0.390										5	0	2	2	0	0	3				
14 John Buck, R (1, 2) OBP: 0.318, SLG: 0.430										5	2	1	0	0	1	4				
2 Joey Gathright, L (1, 8) OBP: 0.316, SLG: 0.254										3	0	0	0	0	0	1				
Esteban German, R (7, 7) OBP: 0.432, SLG: 0.416										0	0	0	0	1	0	0				
Mike Wood, R (1, 1) Jeremy Affeldt, L (5, 1) Matt Stairs, L (8, PH) 16 Reggie Sanders, R (8, PH) Andrew Sisco, L (8, 1)										2	0	0	0	0	1	0				
<b>Inning Stats</b>	R: 1 E: 0 K: 1 S: 17	H: 2 LOB: 1 BB: 0 P: 24	R: 0 E: 0 K: 1 S: 11	H: 0 LOB: 0 BB: 0 P: 16	R: 0 E: 0 K: 0 S: 6	H: 1 LOB: 1 BB: 0 P: 9	R: 0 E: 0 K: 1 S: 7	H: 1 LOB: 0 BB: 0 P: 12	R: 0 E: 0 K: 1 S: 7	H: 2 LOB: 2 BB: 0 P: 13	R: 1 E: 0 K: 1 S: 13	H: 2 LOB: 1 BB: 0 P: 19	R: 3 E: 0 K: 0 S: 14	H: 3 LOB: 2 BB: 2 P: 26	R: 2 E: 0 K: 0 S: 14	H: 3 LOB: 1 BB: 0 P: 22	1B: 11 2B: 3 3B: 0 HR: 0	SF: 0 SAC: 0 DP: 0 HBP: 0	WP: 0 PA: 43 PB: 0 SB: 0 CS: 0	
<b>PITCHER</b>	IP WLS BF H R ER SO BB IBB HBP BLK WP HR S P ERA WHIP	7.0 W 31 9 4 4 5 1 0 0 0 0 0 0 8 14 0.00 3.000	0.2 4 1 0 0 0 1 0 0 0 0 0 0 2 2 27.00 3.000	0.1 H 2 1 1 0 0 0 0 0 0 0 0 0 0 14 22 18.00 3.000	1.0 6 3 2 2 0 0 0 0 0 0 0 0 0 14 22 18.00 3.000															

Kansas City Royals @ St. Louis Cardinals  
 Busch Stadium, St. Louis, MO  
 Sun Jul 02 2006, 1:15 PM CDT  
 Att: 45,400 - Sunny - 95 F

AB	41
R	7
H	14
RBI	7
BB	2
SO	5
LOB	22



Batter	1	2	3	4	5	6	7	8	9	AB	R	H	RBI	BB	SO	LOB	BOTTOM			
22 David Eckstein, R (1, 6) OBP: 0.375, SLG: 0.369										4	1	2	0	1	0	1				
53 John Rodriguez, L (1, 9) OBP: 0.365, SLG: 0.389										3	1	1	0	2	2	1				
5 Albert Pujols, R (1, 3) OBP: 0.441, SLG: 0.715										5	1	3	4	0	0	2				
27 Scott Rolen, R (1, 5) OBP: 0.411, SLG: 0.581										4	2	1	1	0	0	6				
15 Jim Edmonds, L (1, 8) OBP: 0.351, SLG: 0.427										3	2	1	1	1	1	2				
26 Scott Spiezio, S (1, 7) OBP: 0.371, SLG: 0.446										3	1	0	0	1	0	0				
Tyler Johnson, S (8, 1) 41 Braden Looper, R (9, 1) OBP: 0.500, SLG: 1.000										0	0	0	0	0	0	0				
4 Yadier Molina, R (1, 2) OBP: 0.270, SLG: 0.316										4	0	1	2	0	2	0				
Aaron Miles, S (1, 4) OBP: 0.331, SLG: 0.332										4	0	0	0	0	1	2				
Jason Marquis, L (1, 1) OBP: 0.200, SLG: 0.295										3	0	1	1	0	0	0				
48 Brad Thompson, R (8, 1) So Taguchi, R (8, 7) OBP: 0.361, SLG: 0.379										0	0	0	0	0	0	0				
1 1 1 0 0 0 0										1	1	1	0	0	0	0				
<b>Inning Stats</b>	R: 0 E: 0 K: 2 S: 13	H: 1 LOB: 2 BB: 1 P: 21	R: 0 E: 0 K: 1 S: 10	H: 0 LOB: 0 BB: 0 P: 14	R: 6 E: 0 K: 0 S: 17	H: 4 LOB: 2 BB: 3 P: 36	R: 0 E: 0 K: 1 S: 10	H: 0 LOB: 0 BB: 0 P: 16	R: 2 E: 0 K: 0 S: 10	H: 2 LOB: 0 BB: 0 P: 17	R: 0 E: 0 K: 0 S: 12	H: 2 LOB: 2 BB: 0 P: 18	R: 0 E: 0 K: 1 S: 6	H: 0 LOB: 0 BB: 0 P: 8	R: 1 E: 0 K: 1 S: 13	H: 2 LOB: 2 BB: 1 P: 26	1B: 8 2B: 0 3B: 0 HR: 3	SF: 0 SAC: 0 DP: 0 HBP: 1	WP: 0 PA: 40 PB: 0 SB: 0 CS: 0	
<b>PITCHER</b>	IP WLS BF H R ER SO BB IBB HBP BLK WP HR S P ERA WHIP	4.2 L 25 7 8 8 4 4 0 0 0 0 0 0 21 30 0.00 0.857	2.1 9 2 0 0 1 0 0 0 0 0 0 0 21 30 0.00 0.857	1.0 6 2 1 1 1 1 0 0 0 0 0 0 13 26 9.00 3.000																

Kansas City Royals @ St. Louis Cardinals  
 Busch Stadium, St. Louis, MO  
 Sun Jul 02 2006, 1:15 PM CDT  
 Att: 45,400 - Sunny - 95 F

AB	34
R	9
H	11
RBI	9
BB	5
SO	6
LOB	14
















Scorecard for St. Louis Cardinals @ Houston Astros, Game 1 (July 08, 2006). The card is split into two halves: the top half for the Cardinals and the bottom half for the Astros. Each half shows the game's progression through 10 innings, including individual batter statistics, pitch counts, and play diagrams. The Cardinals' total is AB 40, R 7, H 11, RBI 6, BB 2, SO 6, LOB 13. The Astros' total is AB 34, R 6, H 8, RBI 6, BB 5, SO 8, LOB 14. The game was tied 0-0 in the 10th inning. The Cardinals won on a home run by Scott Spiezio in the top of the 11th.


AB	40
R	7
H	11
RBI	6
BB	2
SO	6
LOB	13



WP: 0	PA: 42
PB: 0	
SB: 1	
CS: 0	

Scorecard for St. Louis Cardinals @ Houston Astros, Game 2 (July 08, 2006). The top half shows the Cardinals' performance in the bottom half of the game, and the bottom half shows the Astros' performance in the top half. Individual statistics and play diagrams are provided for each batter and pitcher. The Cardinals' total for this half is AB 18, R 1, H 2, LOB 1. The Astros' total for this half is AB 19, R 2, H 3, LOB 3.

AB	34
R	6
H	8
RBI	6
BB	5
SO	8
LOB	14



WP: 0	PA: 41
PB: 0	
SB: 0	
CS: 0	







Batter	1	2	3	4	5	6	7	8	9	AB	R	H	RBI	BB	SO	LOB	TOP			
15 Rafael Furcal, S OBP: 0.348, SLG: 0.354	1-3 K			3-2 FC4-6 1B		2-2 G1			2-3 K	4	0	1	0	0	2	0	<b>Los Angeles Dodgers @ St. Louis Cardinals</b> Busch Stadium, St. Louis, MO Fri Jul 14 2006, 7:10 PM CDT Att: 45,704 - Partly Cloudy - 86 F <a href="http://livebaseballscorecards.com">livebaseballscorecards.com</a>			
Kenny Lofton, L OBP: 0.342, SLG: 0.371	0-1 G4-3			1-1 F9			2-3 K		2-1 F7	4	0	0	0	0	1	1				
5 Nomar Garciaparra, R OBP: 0.417, SLG: 0.574	2-0 G3			1-0 FC4-6 1-2f			0-1 G6-3			3	0	0	0	0	0	1				
J.D. Drew, L OBP: 0.374, SLG: 0.461		1-3 K		2-1 G3-1			0-0 G3			3	0	0	0	0	1	1				
12 Jeff Kent, R OBP: 0.368, SLG: 0.453		3-2 G4-6-3 HBP			2-0 F8			1-1 F9		2	0	0	0	0	0	0				
16 Andre Ethier, L OBP: 0.390, SLG: 0.523		0-0 G4-6-3 1-2f			0-3 K2-3			1-1 G4-3		3	0	0	0	0	1	1				
Cesar Izturis, S OBP: 0.333, SLG: 0.372			3-1 F8		0-3 K			0-0 K 1B		3	0	1	0	0	1	0				
55 Russell Martin, R OBP: 0.352, SLG: 0.441			2-1 F7			0-0 F8		1-1 F8		3	0	0	0	0	0	1				
Derek Lowe, R OBP: 0.128, SLG: 0.108			0-0 G6-3			0-3 K			1-2 G4-3	2	0	0	0	0	1	0				
Giovanni Carrara, R Dany's Baez, R Ricky Ledee, L OBP: 0.294, SLG: 0.438										0	0	0	0	0	0	0				
<b>Inning Stats</b>	R: 0 E: 0 K: 1 S: 6	H: 0 LOB: 0 BB: 0 P: 9	R: 0 E: 0 K: 1 S: 8	H: 0 LOB: 0 BB: 0 P: 12	R: 0 E: 0 K: 0 S: 5	H: 0 LOB: 0 BB: 0 P: 10	R: 0 E: 0 K: 0 S: 11	H: 1 LOB: 1 BB: 0 P: 18	R: 0 E: 0 K: 2 S: 7	H: 0 LOB: 0 BB: 0 P: 9	R: 0 E: 0 K: 1 S: 6	H: 0 LOB: 0 BB: 0 P: 8	R: 0 E: 0 K: 0 S: 7	H: 1 LOB: 1 BB: 0 P: 10	R: 0 E: 0 K: 1 S: 11	H: 0 LOB: 0 BB: 0 P: 16	1B: 2 2B: 0 3B: 0 HR: 0	SF: 0 SAC: 0 DP: 1 HBP: 1	WP: 0 PB: 0 SB: 0 CS: 0	PA: 29
<b>PITCHER</b> 29 Chris Carpenter, R ERA: 2.85	IP: 9.0 WLS: W BF: 29 H: 2 R: 0 ER: 0 SO: 7 BB: 0 IBB: 0 HBP: 1 BLK: 0 WP: 0 HR: 0 S: 68 P: 101 ERA: 0.00 WHIP: 0.222															<b>PITCHER</b>				

Batter	1	2	3	4	5	6	7	8	9	AB	R	H	RBI	BB	SO	LOB	BOTTOM			
22 David Eckstein, R OBP: 0.376, SLG: 0.366	1-2 5 1B 16 1B		2-1 16 HR 1B	1-1 16 CS 1B			1-2 16 1B	0-2 G5-3		5	2	4	0	0	0	1	<b>Los Angeles Dodgers @ St. Louis Cardinals</b> Busch Stadium, St. Louis, MO Fri Jul 14 2006, 7:10 PM CDT Att: 45,704 - Partly Cloudy - 86 F <a href="http://livebaseballscorecards.com">livebaseballscorecards.com</a>			
16 Chris Duncan, L So Taguchi, R OBP: 0.359, SLG: 0.374	0-0 5 1B		0-0 1B	1-0 F7			2-0 1B			4	1	3	2	0	0	1				
5 Albert Pujols, R	1-0 1B		0-0 HR	3-1 G6-3			1-2 1B			4	0	1	1	0	1	2				
27 Scott Rolen, R	1-0 L9		2-2 43 S 43 1B		2-1 F9		2-2 F3			4	1	1	0	0	0	4				
15 Jim Edmonds, L	3-2 K		1-1 4 G5-3 43 1B		2-2 G3		1-2 F7			4	0	1	0	0	1	4				
43 Juan Encarnacion, R	1-3 K		2-1 4 G5-3		2-0 L7			0-0 HR		4	1	2	2	0	1	2				
4 Yadier Molina, R OBP: 0.267, SLG: 0.313		1-1 G4-3	2-0 G5-3			2-3 K		4-2 29 SH1-4 BB		3	0	0	0	1	1	2				
Aaron Miles, S		1-0 G6-3	4-0 IBB			0-1 G1-3		0-0 P5		3	0	0	0	1	0	1				
29 Chris Carpenter, R OBP: 0.059, SLG: 0.059		1-3 K	1-1 G6-3			0-3 K		0-0 SH1-4		3	0	0	0	0	2	3				
<b>Inning Stats</b>	R: 1 E: 0 K: 2 S: 15	H: 3 LOB: 2 BB: 0 P: 22	R: 0 E: 0 K: 1 S: 7	H: 0 LOB: 0 BB: 0 P: 10	R: 3 E: 0 K: 0 S: 14	H: 5 LOB: 3 BB: 1 P: 28	R: 0 E: 0 K: 0 S: 5	H: 1 LOB: 0 BB: 0 P: 10	R: 0 E: 0 K: 0 S: 6	H: 0 LOB: 0 BB: 0 P: 12	R: 0 E: 0 K: 2 S: 8	H: 2 LOB: 2 BB: 0 P: 24	R: 1 E: 0 K: 0 S: 8	H: 1 LOB: 1 BB: 1 P: 12	R: 1 E: 0 K: 0 S: 8	H: 1 LOB: 1 BB: 1 P: 12		1B: 10 2B: 0 3B: 0 HR: 2	SF: 0 SAC: 1 DP: 0 HBP: 0	WP: 0 PB: 0 SB: 1 CS: 1
<b>PITCHER</b> Derek Lowe, R Giovanni Carrara, R Dany's Baez, R ERA: 3.94	IP: 6.0 WLS: L BF: 29 H: 11 R: 4 ER: 4 SO: 5 BB: 0 IBB: 1 HBP: 0 BLK: 0 WP: 0 HR: 1 S: 59 P: 99 ERA: 6.00 WHIP: 1.833															<b>PITCHER</b>				



Batter	1	2	3	4	5	6	7	8	9	10	AB	R	H	RBI	BB	SO	LOB	TOP		
15 Rafael Furcal, S OBP: 0.346, SLG: 0.355	0-1 G4-3 2B		2-0 G1-3		2-3 K		1-0 G3		1-3 K		5	1	1	0	0	2	0	<b>Los Angeles Dodgers @ St. Louis Cardinals</b> Busch Stadium, St. Louis, MO Sat Jul 15 2006, 12:20 PM CDT Att. 46,068 - Sunny - 91 F <a href="http://livebaseballscorecards.com">livebaseballscorecards.com</a>		
José Cruz Jr., S OBP: 0.358, SLG: 0.375	1-2 K		2-2 F8		2-3 K		2-3 K		1-2 F9		5	0	0	0	0	3	1			
5 Nomar Garciaparra, R OBP: 0.413, SLG: 0.566	2-0 G4-3		1-0 HBP		1-0 G5-3			1-2 F9		0-1 F8		4	0	0	0	0	1			
J.D. Drew, L OBP: 0.390, SLG: 0.469	2-1 2B		0-0 G6-3			3-2 16 G1-3 1B		1-1 16 BB 12 BB 1B		4-2 BB		4	0	3	1	1	0		1	
12 Jeff Kent, R OBP: 0.388, SLG: 0.447	3-1 16 FC4-6 BB		1-1 L9		1-2 P4		4-2 SAFE 16 BB BB		0-0 F8		3	0	0	0	2	0	2			
16 Andre Ethier, L OBP: 0.390, SLG: 0.517	2-1 FC4-6		1-1 1B		0-1 G1-3		4-2 SAFE 16 BB BB		2-3 K		4	0	1	0	1	1	4			
Cesar Izturis, S OBP: 0.330, SLG: 0.358		0-0 F7		2-1 F8		4-0 IBB		2-3 K			3	0	0	0	1	1	4			
Toby Hall, R OBP: 0.266, SLG: 0.396		0-2 F9		0-0 1B		2-1 F9		2-1 F9			4	0	1	0	0	0	5			
Mark Hendrickson, L 51 Jonathan Broxton, R Ricky Ledee, L Danyis Baez, R		0-3 K		0-0 G4-3			0-3 K		1-2 G3		3	0	0	0	0	2	2			
<b>Inning Stats</b>	R: 1 E: 0 K: 1 S: 11	H: 2 LOB: 2 BB: 1 P: 22	R: 0 E: 0 K: 1 S: 8	H: 0 LOB: 0 BB: 0 P: 8	R: 0 E: 0 K: 0 S: 5	H: 0 LOB: 1 BB: 0 P: 10	R: 0 E: 0 K: 2 S: 8	H: 1 LOB: 2 BB: 1 P: 10	R: 0 E: 0 K: 1 S: 12	H: 0 LOB: 0 BB: 0 P: 11	R: 0 E: 0 K: 1 S: 16	H: 0 LOB: 3 BB: 2 P: 30	R: 0 E: 0 K: 1 S: 10	H: 0 LOB: 0 BB: 0 P: 13	R: 0 E: 0 K: 1 S: 10	H: 0 LOB: 1 BB: 1 P: 16	1B: 4 2B: 2 3B: 0 HR: 0		SF: 0 SAC: 0 DP: 0 HBP: 1	WP: 0 PB: 0 SB: 0 CS: 0
<b>PITCHER</b>	IP 7.0	WLS 29	H 5	R 1	ER 1	SO 6	BB 1	IBB 1	HBP 1	BLK 0	WP 0	HR 0	S 60	P 98	ERA 1.29	WHIP 0.857				
50 Adam Wainwright, R ERA: 2.60	1.0	6	1	0	0	1	2	0	0	0	0	0	16	30	0.00	3.000				
41 Braden Looper, R ERA: 3.67	2.0	W	7	0	0	0	2	1	0	0	0	0	20	29	0.00	0.500				

Batter	1	2	3	4	5	6	7	8	9	10	AB	R	H	RBI	BB	SO	LOB	BOTTOM				
22 David Eckstein, R OBP: 0.373, SLG: 0.364	1-2 G4-3		2-1 G5-3		2-1 G6-3		1-2 P3			0-2 53 E 27 1B 1B		5	1	1	0	0	2	<b>Los Angeles Dodgers @ St. Louis Cardinals</b> Busch Stadium, St. Louis, MO Sat Jul 15 2006, 12:20 PM CDT Att. 46,068 - Sunny - 91 F <a href="http://livebaseballscorecards.com">livebaseballscorecards.com</a>				
So Taguchi, R OBP: 0.353, SLG: 0.368	0-0 F8		3-1 G6-3		2-1 G5-3		2-3 K		0-1 L6		4	0	0	0	0	1	0					
53 John Rodriguez, L OBP: 0.363, SLG: 0.423		2-0 2B		2-2 F8		1-1 HR		4-0 43 CS IBB		4-0 27 1B IBB		3	1	2	1	2	0		0			
5 Albert Pujols, R OBP: 0.438, SLG: 0.717	3-3 K		4-2 43 1B BB		0-0 F9		2-3 K		0-2 1B		4	0	1	1	1	2	2					
27 Scott Rolen, R OBP: 0.401, SLG: 0.571		2-0 F8		1-2 1B		2-1 F9		1-1 SAFE CS		1-1 G5-3		4	0	1	0	0	0					
43 Juan Encarnacion, R OBP: 0.396, SLG: 0.456		2-1 P4		3-2 K		2-3 K		0-2 G4-3 2B			4	0	1	0	0	2	2					
15 Jim Edmonds, L OBP: 0.357, SLG: 0.450		1-0 1B		1-2 G3		1-1 G6-3		1-1 G4-3			4	0	1	0	0	0	3					
7 Hector Luna, R OBP: 0.353, SLG: 0.427		0-0 G5-3		0-3 K		3-2 2B		2-3 P6			4	0	1	0	0	1	2					
4 Yadier Molina, R OBP: 0.266, SLG: 0.316			0-0 G5-3		1-2 G5-3		4-1 BB		0-1 G4-3		2	0	0	0	0	0	0					
<b>Inning Stats</b>	R: 0 E: 0 K: 1 S: 11	H: 1 LOB: 1 BB: 0 P: 17	R: 0 E: 0 K: 0 S: 5	H: 1 LOB: 1 BB: 0 P: 10	R: 0 E: 0 K: 0 S: 5	H: 0 LOB: 0 BB: 0 P: 10	R: 0 E: 0 K: 1 S: 19	H: 1 LOB: 2 BB: 1 P: 31	R: 0 E: 0 K: 1 S: 8	H: 1 LOB: 0 BB: 0 P: 11	R: 1 E: 0 K: 1 S: 7	H: 1 LOB: 2 BB: 0 P: 12	R: 0 E: 0 K: 2 S: 9	H: 0 LOB: 0 BB: 1 P: 17	R: 0 E: 0 K: 0 S: 8	H: 1 LOB: 1 BB: 0 P: 11	R: 1 E: 1 K: 0 S: 10		H: 2 LOB: 2 BB: 1 P: 14	1B: 4 2B: 3 3B: 0 HR: 1	SF: 0 SAC: 0 DP: 0 HBP: 0	WP: 0 PB: 0 SB: 0 CS: 1
<b>PITCHER</b>	IP 6.2	WLS 27	H 5	R 1	ER 1	SO 4	BB 2	IBB 0	HBP 0	BLK 0	WP 0	HR 1	S 64	P 110	ERA 1.35	WHIP 1.050						
Mark Hendrickson, L ERA: 3.77	1.1	4	0	0	0	2	0	1	0	0	0	0	13	22	0.00	0.000						
51 Jonathan Broxton, R ERA: 3.18	1.2	L	9	3	1	1	0	0	1	0	0	0	18	25	5.40	1.800						

Batter	1	2	3	4	5	6	7	8	9	AB	R	H	RBI	BB	SO	LOB	TOP											
Wilson Betemit, S (1,4) OBP: 0.358, SLG: 0.520 (8,6)	F7		11 BB 16 HR	HR	11 BB 10 1B	2B		G4-3		6	3	4	5	0	0	0												
11 Edgar Renteria, R (1,6) OBP: 0.401, SLG: 0.464 4 Pete Orr, L (8,4) OBP: 0.228, SLG: 0.299	F8		16 BB 16 HR	K	10 1B	F8		K		4	1	1	0	1	1	1												
10 Chipper Jones, S (1,5) OBP: 0.421, SLG: 0.560	BB		F8	1B	FC6-4	1B		F8		5	0	3	1	1	0	2												
Andruw Jones, R (1,8) OBP: 0.353, SLG: 0.513 Ryan Langerhans, L (7,8) OBP: 0.336, SLG: 0.391	G5-3		16 HR BB	L4	FC6-4	K		G4-6-3		4	1	0	0	1	1	4												
16 Brian McCann, L (1,2) OBP: 0.408, SLG: 0.536 Todd Pratt, R (9,2) OBP: 0.245, SLG: 0.274			FC3-6 1B	HR	K	G4-3		K		5	1	2	4	0	2	0												
7 Jeff Francoeur, R (1,9) OBP: 0.287, SLG: 0.448	P4		1B	SF7 3B	1B	2B 23 1B		F9		5	3	3	0	0	0	1												
Adam LaRoche, L (1,3) OBP: 0.335, SLG: 0.518	FC3-6 1B		SF7	2B	2B	2B		HR		4	3	4	3	0	0	0												
Scott Thorman, L (1,7) OBP: 0.291, SLG: 0.500 23 Matt Diaz, R (5,PH) OBP: 0.356, SLG: 0.461 (5,7)	FC3-6		F7	1B	2B	1B		G6-3		2	0	0	0	0	0	2												
Horacio Ramirez, L (1,1) OBP: 0.211, SLG: 0.167 Jorge Sosa, R (6,1) OBP: 0.227, SLG: 0.600 58 Peter Moylan, R (9,1)	G3		G1-3	G1-3	K	HR		HR		4	0	0	0	0	1	6												
<b>Inning Stats</b>	R: 0 E: 0 K: 0 S: 13	H: 0 LOB: 1 BB: 1 P: 23	R: 0 E: 0 K: 0 S: 12	H: 2 LOB: 2 BB: 0 P: 16	R: 5 E: 0 K: 0 S: 16	H: 4 LOB: 0 BB: 1 P: 29	R: 1 E: 0 K: 1 S: 14	H: 2 LOB: 1 BB: 0 P: 20	R: 4 E: 0 K: 1 S: 15	H: 5 LOB: 2 BB: 1 P: 28	R: 3 E: 0 K: 2 S: 18	H: 4 LOB: 1 BB: 0 P: 33	R: 0 E: 0 K: 2 S: 9	H: 0 LOB: 0 BB: 0 P: 13	R: 2 E: 0 K: 0 S: 12	H: 2 LOB: 0 BB: 0 P: 17	R: 0 E: 0 K: 1 S: 7	H: 1 LOB: 0 BB: 0 P: 13	1B: 12 2B: 3 3B: 1 HR: 4	SF: 1 SAC: 0 DP: 1 HBP: 0	WP: 1 PB: 0 SB: 0 CS: 0	PA: 49						
<b>PITCHER</b>	IP	WLS	BF	H	R	ER	SO	BB	IBB	HBP	BLK	WP	HR	S	P	ERA	WHIP											
Jeff Weaver, R (1,1) ERA: 6.6	4.0	L	22	8	6	6	1	2	0	0	0	0	2	55	88	13.50	2.500											
34 Randy Flores, L (5,1) ERA: 5.33	1.0		9	5	4	4	1	1	0	0	0	0	1	0	15	28	36.00	6.000										
Josh Hancock, R (6,1) ERA: 3.67	1.0		7	4	3	3	1	0	0	0	0	0	0	0	18	33	27.00	4.000										
52 Josh Kinney, R (7,1) ERA: 6.75	2.0		8	2	2	2	2	0	0	0	0	0	2	21	30	9.00	1.000											
44 Jason Isringhausen, R (9,1) ERA: 3.19	1.0		3	1	0	0	1	0	0	0	0	0	0	7	13	0.00	1.000											

Atlanta Braves @ St. Louis Cardinals  
 Busch Stadium, St. Louis, MO  
 Mon Jul 17 2006, 6:05 PM CDT  
 Att: 44,507 - Clear - 96 F

AB	45
R	15
H	20
RBI	15
BB	3
SO	6
LOB	17





Batter	1	2	3	4	5	6	7	8	9	AB	R	H	RBI	BB	SO	LOB	BOTTOM										
22 David Eckstein, R (1,6) OBP: 0.371, SLG: 0.360 Josh Hancock, R (6,1)	BB		FC5-4		G6-3		2B		G6-3	2	0	0	0	1	0	1											
16 Chris Duncan, L (7,3) OBP: 0.356, SLG: 0.588	27 S BB		FC5-4				1-H 2B		E6	2	0	0	0	0	0	0											
So Taguchi, R (1,7) OBP: 0.348, SLG: 0.367	F9		F9				K		E6	5	1	1	0	0	1	4											
5 Albert Pujols, R (1,3) OBP: 0.442, SLG: 0.726 53 John Rodriguez, L (7,9) OBP: 0.368, SLG: 0.444	F9		FC5-4				2B		G4-3	3	0	1	1	0	0	2											
27 Scott Rolen, R (1,5) OBP: 0.401, SLG: 0.567 Gary Bennett, R (8,PH) OBP: 0.269, SLG: 0.284	F9				G4-3		G5-3		FC3-6 1B	2	0	0	0	0	0	1											
43 Juan Encarnacion, R (1,9) OBP: 0.302, SLG: 0.447 52 Josh Kinney, R (7,1) Aaron Miles, S (8,PH) OBP: 0.327, SLG: 0.337	P5				L9		G5-3		1B	3	0	0	0	0	0	3											
15 Jim Edmonds, L (1,8) OBP: 0.355, SLG: 0.455 Jason Marquis, L (8,PH) OBP: 0.238, SLG: 0.294 44 Jason Isringhausen, R (9,1)	G1-3				HR		K		F7	3	1	1	1	0	1	1											
4 Yadier Molina, R (1,2) OBP: 0.270, SLG: 0.326	F9				G5-3		G5-3		P2	4	0	0	0	0	0	2											
7 Hector Luna, R (1,4) OBP: 0.353, SLG: 0.422	L4						G1-4-3 1B		F9	3	1	1	0	1	0	0											
Jeff Weaver, R (1,1) OBP: 0.400, SLG: 0.250 34 Randy Flores, L (5,1) 26 Scott Spiezio, S (5,PH) OBP: 0.376, SLG: 0.452	G1-4-3 BB				G1-4-3		F8		E 16 G6-3 1B	0	0	0	0	1	0	0											
<b>Inning Stats</b>	R: 0 E: 0 K: 0 S: 11	H: 0 LOB: 2 BB: 2 P: 23	R: 0 E: 0 K: 0 S: 8	H: 0 LOB: 0 BB: 0 P: 16	R: 0 E: 0 K: 0 S: 8	H: 0 LOB: 1 BB: 1 P: 15	R: 1 E: 0 K: 0 S: 8	H: 1 LOB: 0 BB: 0 P: 12	R: 0 E: 0 K: 1 S: 5	H: 1 LOB: 0 BB: 0 P: 9	R: 1 E: 0 K: 1 S: 11	H: 2 LOB: 1 BB: 0 P: 17	R: 1 E: 0 K: 0 S: 10	H: 1 LOB: 1 BB: 1 P: 17	R: 0 E: 0 K: 0 S: 9	H: 1 LOB: 2 BB: 1 P: 19	R: 0 E: 1 K: 0 S: 8	H: 1 LOB: 2 BB: 0 P: 8	1B: 3 2B: 3 3B: 0 HR: 1	SF: 0 SAC: 0 DP: 1 HBP: 0	WP: 0 PB: 0 SB: 1 CS: 0	PA: 39					
<b>PITCHER</b>	IP	WLS	BF	H	R	ER	SO	BB	IBB	HBP	BLK	WP	HR	S	P	ERA	WHIP										
Horacio Ramirez, L (1,1) ERA: 4.39	5.0	W	19	2	1	1	0	3	0	0	0	0	0	40	75	1.80	1.000										
Jorge Sosa, R (6,1) ERA: 5.61	3.0		15	4	2	2	2	2	0	0	0	0	0	30	53	6.00	2.000										
58 Peter Moylan, R (9,1) ERA: 8.1	1.0		5	1	0	0	0	0	0	0	0	0	0	8	8	0.00	1.000										

Atlanta Braves @ St. Louis Cardinals  
 Busch Stadium, St. Louis, MO  
 Mon Jul 17 2006, 6:05 PM CDT  
 Att: 44,507 - Clear - 96 F

AB	34
R	3
H	7
RBI	3
BB	5
SO	2
LOB	22



Batter	1	2	3	4	5	6	7	8	9	AB	R	H	RBI	BB	SO	LOB	TOP				
Wilson Betemit, S OBP: 0.363, SLG: 0.523 (1, 4) (9, 5)	G6-3	11 1B BB		K	1B		P5		2B	5	1	2	2	1	1	0	<b>Atlanta Braves @ St. Louis Cardinals</b> Busch Stadium, St. Louis, MO Tue Jul 18 2006, 7:10 PM CDT Att: 44,718 - Partly Cloudy - 92 F  <b>AB 44</b> <b>R 14</b> <b>H 18</b> <b>RBI 14</b> <b>BB 3</b> <b>SO 7</b> <b>LOB 15</b> 				
11 Edgar Renteria, R OBP: 0.400, SLG: 0.462 (1, 6)	G1-3	1B		10 BB 2B 1B	G4-3		G4-3		K	6	1	2	2	0	1	2					
10 Chipper Jones, S 58 Peter Moylan, R (1, 5) (9, 1)	HR	F6		2B	HR		G4-3		G3	5	3	2	1	1	0	3					
Andruw Jones, R OBP: 0.360, SLG: 0.540 (1, 8)	HR	1B		2B	HR		16 HR 1B		HR	5	3	5	6	0	0	0					
16 Brian McCann, L Todd Pratt, R OBP: 0.252, SLG: 0.281 (1, 2) (6, 2)	7 FC6-4 1B			P5	G3		HR		BB 1B	4	1	2	2	0	0	1					
7 Jeff Francoeur, R OBP: 0.286, SLG: 0.444 (1, 9)	FC6-4			K			G2-3		P6	4	1	0	0	0	1	2					
Adam LaRoche, L OBP: 0.340, SLG: 0.528 (1, 3)		BB 11 1B 1B		K	HR		2B 1B HBP		F8	4	2	2	1	1	1	1					
Scott Thorman, L Ryan Langerhans, L OBP: 0.310, SLG: 0.527 OBP: 0.333, SLG: 0.387 (1, 7) (5, 7)		BB 11 1B 1B		L8			1B		G6-3	3	2	2	0	0	0	0					
15 Tim Hudson, R Oscar Villarreal, L Tyler Yates, R 4 Pete Orr, L OBP: 0.150, SLG: 0.105 (6, 1) (8, 1) (9, PH) OBP: 0.225, SLG: 0.295 (9, 4)		K		G5-3	G6-3		K		F8	3	0	0	0	0	1	4					
<b>Inning Stats</b>	R: 2 E: 0 K: 0 S: 10	H: 3 LOB: 1 BB: 0 P: 13	R: 3 E: 0 K: 1 S: 10	H: 4 LOB: 2 BB: 1 P: 18	R: 1 E: 0 K: 1 S: 11	H: 1 LOB: 0 BB: 0 P: 19	R: 2 E: 0 K: 1 S: 11	H: 2 LOB: 1 BB: 0 P: 21	R: 2 E: 0 K: 1 S: 9	H: 2 LOB: 1 BB: 0 P: 16	R: 0 E: 0 K: 1 S: 8	H: 0 LOB: 2 BB: 0 P: 12	R: 1 E: 0 K: 1 S: 11	H: 2 LOB: 2 BB: 1 P: 19	R: 0 E: 0 K: 1 S: 7	H: 1 LOB: 0 BB: 0 P: 10		1B: 10 2B: 3 3B: 0 HR: 5	SF: 0 SAC: 0 DP: 0 HBP: 1	WP: 0 PB: 0 SB: 0 CS: 0	PA: 48
<b>PITCHER</b>	IP WLS BF H R ER SO BB IBB HBP BLK WP HR S P ERA WHIP																				
Jason Marquis, R ERA: 5.97 (1, 1)	5.0 L	31 14	12 12	4 4	2 0	0 0	0 0	0 0	0 0	0 0	1 8	10 9.00	3.200								
Tyler Johnson, L ERA: 5.68 (6, 1)	1.0 3	4 0	1 0	1 0	1 0	0 0	0 0	0 0	0 0	0 0	1 8	12 0.00	0.000								
50 Adam Wainwright, R ERA: 2.61 (7, 1)	1.0 6	0 2	0 1	0 1	1 1	0 0	0 0	0 0	0 0	0 1	11 19	9.00	3.000								
41 Braden Looper, R ERA: 3.8 (8, 1)	1.0 4	0 1	0 0	0 1	0 0	0 0	0 0	0 0	0 0	0 0	7 10	0.00	1.000								
Josh Hancock, R ERA: 3.6 (9, 1)	1.0 4	1 0	0 0	1 1	0 0	0 0	0 0	0 0	0 0	0 0	7 10	0.00	1.000								

Batter	1	2	3	4	5	6	7	8	9	AB	R	H	RBI	BB	SO	LOB	BOTTOM						
22 David Eckstein, R 41 Braden Looper, R Josh Hancock, R 43 Juan Encarnacion, R OBP: 0.372, SLG: 0.361 OBP: 0.500, SLG: 1.000 OBP: 0.304, SLG: 0.448 (1, 6) (8, 1) (9, 1) (9, PH)	G6-3			F7		16 1B 2B 1B	16 G3 1B		2-3 1B	4	1	2	0	0	0	0	<b>Atlanta Braves @ St. Louis Cardinals</b> Busch Stadium, St. Louis, MO Tue Jul 18 2006, 7:10 PM CDT Att: 44,718 - Partly Cloudy - 92 F  <b>AB 37</b> <b>R 5</b> <b>H 10</b> <b>RBI 5</b> <b>SO 3</b> <b>LOB 12</b> 						
16 Chris Duncan, L OBP: 0.346, SLG: 0.562 (1, 9)	P5			L6		27 2B 3B 1B	G3		L6	5	1	1	0	0	4								
5 Albert Pujols, R OBP: 0.440, SLG: 0.719 (1, 3)	G6-3			1B		F9	F8			4	0	1	0	0	4								
27 Scott Rolen, R OBP: 0.399, SLG: 0.566 (1, 5)		P6		P3		53 3B 2B			F8	4	1	1	1	0	0	1							
15 Jim Edmonds, L OBP: 0.356, SLG: 0.467 (1, 8)		K		HR		26 3B 3B			K	2	1	1	1	0	1	0							
26 Scott Spiezio, S OBP: 0.374, SLG: 0.460 (1, 7) (7, 4)	G3			P5		3B			F7	4	0	1	1	0	0	0							
Aaron Miles, S ERA: 4.95 50 Adam Wainwright, R 7 Hector Luna, R OBP: 0.324, SLG: 0.333 OBP: 0.333, SLG: 1.333 OBP: 0.356, SLG: 0.429 (1, 4) (7, 1) (8, 6)				G3		G6-3	P4		43 1B 2B	3	0	0	0	0	0	1							
Gary Bennett, R OBP: 0.258, SLG: 0.272 (1, 2)				G5-3		L3			F9	4	0	0	0	0	1	1							
Jason Marquis, L Tyler Johnson, S So Taguchi, R 53 John Rodriguez, L OBP: 0.222, SLG: 0.288 OBP: 0.349, SLG: 0.364 OBP: 0.370, SLG: 0.459 (1, 1) (6, 1) (6, 8) (6, PH) (7, 7)				G4-3		G4-3	G4-3		F9	1	0	0	0	0	0	0							
<b>Inning Stats</b>	R: 0 E: 0 K: 0 S: 9	H: 0 LOB: 0 BB: 0 P: 13	R: 0 E: 0 K: 1 S: 9	H: 0 LOB: 0 BB: 0 P: 12	R: 0 E: 0 K: 0 S: 4	H: 0 LOB: 0 BB: 0 P: 5	R: 0 E: 0 K: 0 S: 11	H: 1 LOB: 1 BB: 0 P: 15	R: 1 E: 0 K: 0 S: 6	H: 1 LOB: 0 BB: 0 P: 10	R: 4 E: 0 K: 0 S: 17	H: 5 LOB: 1 BB: 0 P: 23	R: 0 E: 0 K: 1 S: 9	H: 1 LOB: 2 BB: 1 P: 16	R: 0 E: 0 K: 1 S: 8	H: 0 LOB: 0 BB: 0 P: 14		R: 0 E: 0 K: 0 S: 14	H: 2 LOB: 2 BB: 0 P: 22	1B: 5 2B: 2 3B: 2 HR: 1	SF: 0 SAC: 0 DP: 0 HBP: 0	WP: 0 PB: 0 SB: 0 CS: 0	PA: 38
<b>PITCHER</b>	IP WLS BF H R ER SO BB IBB HBP BLK WP HR S P ERA WHIP																						
15 Tim Hudson, R Oscar Villarreal, R Tyler Yates, R 58 Peter Moylan, R ERA: 7.04 (1, 1) (6, 1) (8, 1) (9, 1)	5.2 1.1 1.0 1.0	W 6	24 1	5 0	5 0	1 0	5 0	0 0	0 0	0 0	8 14	7.94	1.235										
58 Peter Moylan, R ERA: 7.04 (9, 1)	1.0 5	2 0	0 0	0 0	0 0	0 0	0 0	0 0	0 0	0 0	14 22	0.00	2.000										

Batter	1	2	3	4	5	6	7	8	9	AB	R	H	RBI	BB	SO	LOB	TOP								
Wilson Betemit, S OBP: 0.360, SLG: 0.517 (1, 4)			K2-3			K		K		4	1	1	0	0	3	0	<b>Atlanta Braves @ St. Louis Cardinals</b> Busch Stadium, St. Louis, MO Wed Jul 19 2006, 7:10 PM CDT Att: 43,991 - Overcast - 81 F								
11 Edgar Renteria, R OBP: 0.377, SLG: 0.458 Oscar Villarreal, L (8, 1)	SAFE SH5-3		K			G6-3		F8		3	0	0	0	0	1	0									
10 Chipper Jones, S OBP: 0.423, SLG: 0.570 (1, 5)	G3									4	0	2	0	0	1	1									
Andruw Jones, R OBP: 0.362, SLG: 0.538 (1, 8)	1B									3	1	1	1	1	0	2									
16 Brian McCann, L OBP: 0.408, SLG: 0.558 Todd Pratt, R OBP: 0.259, SLG: 0.289 (1, 2)	1B									3	1	1	1	0	0	2									
7 Jeff Francoeur, R OBP: 0.286, SLG: 0.442 (1, 9)										3	1	1	1	0	0	2									
Adam LaRoche, L OBP: 0.335, SLG: 0.521 (1, 3)										4	0	1	0	0	1	1									
Scott Thorman, L OBP: 0.295, SLG: 0.500 23 Matt Diaz, R OBP: 0.355, SLG: 0.458 (9, PH)										4	0	0	1	0	1	2									
Jason Shieff, R Ryan Langerhans, L Kevin Barry, R 54 Chad Paronto, R 49 Macay McBride, L 4 Pete Orr, L (5, PH)										3	0	0	0	0	0	0									
Jason Shieff, R Ryan Langerhans, L Kevin Barry, R 54 Chad Paronto, R 49 Macay McBride, L 4 Pete Orr, L (5, PH)										1	0	0	0	0	1	0									
<b>Inning Stats</b>	R: 1 E: 0 K: 0 S: 10	H: 2 LOB: 1 BB: 0 P: 13	R: 0 E: 0 K: 0 S: 4	H: 0 LOB: 0 BB: 0 P: 5	R: 0 E: 0 K: 3 S: 10	H: 0 LOB: 0 BB: 0 P: 12	R: 0 E: 0 K: 0 S: 8	H: 1 LOB: 1 BB: 0 P: 12	R: 0 E: 0 K: 1 S: 9	H: 0 LOB: 0 BB: 0 P: 11	R: 0 E: 0 K: 1 S: 9	H: 1 LOB: 1 BB: 0 P: 15	R: 1 E: 0 K: 0 S: 7	H: 1 LOB: 0 BB: 0 P: 9	R: 0 E: 0 K: 1 S: 6	H: 0 LOB: 2 BB: 1 P: 8	R: 1 E: 0 K: 1 S: 16	H: 2 LOB: 2 BB: 1 P: 24	1B: 5 2B: 1 3B: 0 HR: 1	SF: 0 SAC: 1 DP: 0 HBP: 0	WP: 0 PB: 0 SB: 0 CS: 0	PA: 35			
<b>PITCHER</b>	IP	WLS	BF	H	R	ER	SO	BB	IBB	HBP	BLK	WP	HR	S	P	ERA	WHIP								
29 Chris Carpenter, R ERA: 2.83 (1, 1)	7.0	W	26	5	2	2	6	0	0	0	0	0	1	56	77	2.57	0.714								
50 Adam Wainwright, R ERA: 2.55 (8, 1)	1.0		3	0	0	0	1	0	0	0	0	0	0	6	8	0.00	0.000								
41 Braden Looper, R ERA: 3.98 (9, 1)	0.1		4	2	1	1	1	1	0	0	0	0	0	11	19	27.00	9.000								
34 Randy Flores, L ERA: 5.27 (9, 1)	0.1		1	0	0	0	0	0	0	0	0	0	0	3	3	0.00	0.000								
44 Jason Istringhausen, R ERA: 3.16 (9, 1)	0.1		1	0	0	0	0	0	0	0	0	0	0	2	2	0.00	0.000								

Batter	1	2	3	4	5	6	7	8	9	AB	R	H	RBI	BB	SO	LOB	BOTTOM								
22 David Eckstein, R OBP: 0.370, SLG: 0.359 (1, 6)	K		16 27 SF8	K	K			F8		5	1	1	0	0	3	3	<b>Atlanta Braves @ St. Louis Cardinals</b> Busch Stadium, St. Louis, MO Wed Jul 19 2006, 7:10 PM CDT Att: 43,991 - Overcast - 81 F								
16 Chris Duncan, L OBP: 0.348, SLG: 0.545 (1, 7)	G4-3		27 SF8	15 HR	P6			G3		4	2	1	0	1	0	3									
5 Albert Pujols, R OBP: 0.442, SLG: 0.715 (1, 3)	BB		15 HR	BB				P5		3	2	1	0	2	0	0									
27 Scott Rolen, R OBP: 0.400, SLG: 0.566 (1, 5)	BB		SF8					G6-3		2	1	1	2	1	0	0									
15 Jim Edmonds, L OBP: 0.358, SLG: 0.477 (1, 8)	K		HR					K		3	2	1	3	1	2	2									
43 Juan Encarnacion, R OBP: 0.306, SLG: 0.450 (1, 9)			HR							3	0	2	1	0	0	0									
4 Yadier Molina, R OBP: 0.269, SLG: 0.322 (1, 2)			1B	G3				G6-4-3		3	0	0	0	1	1	2									
7 Hector Luna, R OBP: 0.358, SLG: 0.425 (1, 4)			HR	G3						2	0	0	1	1	0	0									
29 Chris Carpenter, R ERA: 2.83 (1, 1)	4.0	L	19	4	4	4	6	3	0	0	0	0	0	1	0	2		0							
26 Scott Schoeninger, S ERA: 9.0 (7, PH)	0.1		8	3	4	4	0	3	0	1	0	0	0	0	0	1		0							
50 Adam Wainwright, R ERA: 2.55 (8, 1)	0.1		3	0	0	0	1	0	0	0	0	0	0	0	0	0	1								
41 Braden Looper, R ERA: 3.98 (9, 1)	0.1		4	2	1	1	1	1	0	0	0	0	0	0	0	0	0								
34 Randy Flores, L ERA: 5.27 (9, 1)	0.1		1	0	0	0	0	0	0	0	0	0	0	0	0	0	0								
44 Jason Istringhausen, R ERA: 3.16 (9, 1)	0.1		1	0	0	0	0	0	0	0	0	0	0	0	0	0	0								
<b>Inning Stats</b>	R: 0 E: 0 K: 2 S: 11	H: 0 LOB: 2 BB: 2 P: 27	R: 0 E: 0 K: 1 S: 9	H: 0 LOB: 0 BB: 0 P: 14	R: 4 E: 0 K: 1 S: 14	H: 4 LOB: 1 BB: 1 P: 27	R: 0 E: 0 K: 2 S: 7	H: 0 LOB: 0 BB: 0 P: 13	R: 4 E: 0 K: 1 S: 15	H: 3 LOB: 3 BB: 3 P: 33	R: 0 E: 0 K: 1 S: 9	H: 0 LOB: 0 BB: 0 P: 12	R: 0 E: 0 K: 0 S: 12	H: 1 LOB: 1 BB: 1 P: 22	R: 0 E: 0 K: 0 S: 7	H: 0 LOB: 0 BB: 0 P: 12	1B: 7 2B: 0 3B: 0 HR: 1	SF: 2 SAC: 0 DP: 1 HBP: 1	WP: 0 PB: 0 SB: 2 CS: 0	PA: 39					
<b>PITCHER</b>	IP	WLS	BF	H	R	ER	SO	BB	IBB	HBP	BLK	WP	HR	S	P	ERA	WHIP								
Jason Shieff, R ERA: 9.0 (1, 1)	4.0		19	4	4	4	6	3	0	0	0	0	0	1	0	2	0								
Kevin Barry, R ERA: 5.91 (5, 1)	0.1		8	3	4	4	0	3	0	1	0	0	0	10	25	108.00	18.000								
54 Chad Paronto, R ERA: 2.93 (5, 1)	0.2		2	0	0	0	1	0	0	0	0	0	0	5	8	0.00	0.000								
49 Macay McBride, L ERA: 4.8 (6, 1)	2.0		7	1	0	0	1	1	0	0	0	0	0	21	34	0.00	1.000								
Oscar Villarreal, R ERA: 4.25 (8, 1)	1.0		3	0	0	0	0	0	0	0	0	0	0	7	12	0.00	0.000								



Batter	1	2	3	4	5	6	7	8	9	AB R H RBI BB SO LOB	TOP											
22 David Eckstein, R (1,6) OBP: 0.366, SLG: 0.354	F9		G6-3		G4-6-3		G5-3		F9	5 0 0 0 0 0 3	<b>St. Louis Cardinals @ Los Angeles Dodgers</b> Dodger Stadium, Los Angeles, CA Fri Jul 21 2006, 7:40 PM PDT Att: 47,987 - Clear - 83 F											
16 Chris Duncan, L (1,7) So Taguchi, R (7,7) OBP: 0.356, SLG: 0.575 OBP: 0.349, SLG: 0.364	K			HR		BB	L7			3 2 1 1 1 1 1 0 0 0 0 0 0 0												
5 Albert Pujols, R (1,3) OBP: 0.443, SLG: 0.712	G5-3			L8		BB		E8	4 0 2 0 0 0 0													
27 Scott Rolen, R (1,5) OBP: 0.398, SLG: 0.562				F8		F8		G6-3	4 0 1 0 0 0 3													
15 Jim Edmonds, L (1,8) OBP: 0.360, SLG: 0.475	K					BB		K	3 0 1 0 1 2 2													
43 Juan Encarnacion, R (1,9) OBP: 0.308, SLG: 0.449	FC5-4					BB		F7	3 0 1 1 1 0 2													
4 Yadier Molina, R (1,2) OBP: 0.266, SLG: 0.317	FC6-4			G4-3		G6-4-3		K	4 0 0 0 0 1 6													
Aaron Miles, S (1,4) OBP: 0.326, SLG: 0.336			G3		G4-3		BB	BB	4 0 2 0 0 0 0													
Jeff Suppan, R (1,1) OBP: 0.206, SLG: 0.156			G6-3			SH1-4		K	1 0 0 0 0 0 0													
50 Adam Wainwright, R (8,1) 53 John Rodriguez, L (9,PH) 44 Jason Isringhausen, R (9,1) OBP: 0.323, SLG: 1.233 OBP: 0.367, SLG: 0.466 OBP: 0.308, SLG: 0.449					HBP		SH1-4	K	0 0 0 0 0 0 0 1 0 0 0 0 1 1 0 0 0 0 0 0 0													
<b>Inning Stats</b>	R: 0 E: 0 K: 1 S: 12	H: 0 LOB: 0 BB: 0 P: 20	R: 0 E: 0 K: 1 S: 8	H: 1 LOB: 1 BB: 0 P: 13	R: 0 E: 0 K: 0 S: 8	H: 0 LOB: 0 BB: 0 P: 9	R: 1 E: 0 K: 0 S: 11	H: 2 LOB: 2 BB: 1 P: 19	R: 0 E: 0 K: 0 S: 7	H: 0 LOB: 0 BB: 0 P: 12	R: 1 E: 0 K: 0 S: 13	H: 2 LOB: 2 BB: 2 P: 27	R: 0 E: 0 K: 0 S: 6	H: 1 LOB: 1 BB: 0 P: 9	R: 0 E: 1 K: 1 S: 9	H: 1 LOB: 1 BB: 0 P: 14	R: 0 E: 0 K: 1 S: 12	H: 1 LOB: 1 BB: 0 P: 14	1B: 7 2B: 0 3B: 0 HR: 1	SF: 0 SAC: 1 DP: 2 HBP: 1	WP: 0 PB: 0 SB: 1 CS: 0	PA: 37
<b>PITCHER</b>	IP WLS BF H R ER SO BB IBB HBP BLK WP HR S P ERA WHIP											IP WLS BF H R ER SO BB IBB HBP BLK WP HR S P ERA WHIP										
31 Brad Penny, R (1,1) ERA: 3.23	6.2 L 28 6 2 2 2 2 1 1 0 0 0 1 62 103 2.70 1.200																					
Joe Beutel, L (7,1) ERA: 3.69	0.1 1 0 0 0 0 0 0 0 0 0 0 0 3 6 0.00 0.000																					
51 Jonathan Broxton, R (8,1) ERA: 3.48	1.0 4 1 0 0 1 0 0 0 0 0 0 9 14 0.00 1.000																					
Danyal Baez, R (9,1) ERA: 3.83	1.0 4 1 0 0 2 0 0 0 0 0 0 12 14 0.00 1.000																					

Batter	1	2	3	4	5	6	7	8	9	AB R H RBI BB SO LOB	BOTTOM											
15 Rafael Furcal, S (1,6) OBP: 0.342, SLG: 0.350	L9		CS			G6-3		S		3 0 2 0 1 0 0	<b>St. Louis Cardinals @ Los Angeles Dodgers</b> Dodger Stadium, Los Angeles, CA Fri Jul 21 2006, 7:40 PM PDT Att: 47,987 - Clear - 83 F											
Kenny Lofton, L (1,8) OBP: 0.356, SLG: 0.381	HBP		G3-1			G6-3		K		4 0 1 0 0 1 3												
J.D. Drew, L (1,9) José Cruz Jr., S (1,PR) OBP: 0.316, SLG: 0.462 OBP: 0.357, SLG: 0.375	HBP				BB			K		0 0 0 0 0 0 0 2 0 1 0 1 1 1												
5 Nomar Garciaparra, R (1,3) OBP: 0.405, SLG: 0.553	F9			FC6-4				G6-3		3 0 0 0 1 0 4												
16 Andre Ethier, L (1,7) OBP: 0.393, SLG: 0.513	K			K		G3		G3		3 0 0 0 1 2 5												
Willy Aybar, S (1,4) OBP: 0.358, SLG: 0.429	L9			G3				F8		4 0 0 0 0 0 2												
Cesar Izturis, S (1,5) Olmedo Saenz, R (9,PH) 18 Ramon Martinez, R (9,PR) OBP: 0.316, SLG: 0.341 OBP: 0.322, SLG: 0.577 OBP: 0.385, SLG: 0.398	F7					G6-3		P5		3 0 0 0 0 0 0 1 0 0 0 0 0 1 0 0 0 0 0 0 0												
55 Russell Martin, R (1,2) OBP: 0.357, SLG: 0.446	G1-3							K		4 0 2 0 0 1 2												
31 Brad Penny, R (1,1) Joe Beutel, L (7,1) Ricky Ledee, L (7,PH) 51 Jonathan Broxton, R (8,1) Danyal Baez, R (9,1) Sandy Alomar Jr., R (9,PH) OBP: 0.220, SLG: 0.244 OBP: 0.275, SLG: 0.423 OBP: 0.308, SLG: 0.449 OBP: 0.308, SLG: 0.449						G5-3		F7		2 0 0 0 0 0 1 0 0 0 0 0 0 0 1 0 0 0 0 0 0 0 0 0 0 0 0 0 1 0 0 0 0 0 2												
<b>Inning Stats</b>	R: 0 E: 0 K: 1 S: 9	H: 1 LOB: 2 BB: 0 P: 13	R: 0 E: 0 K: 0 S: 7	H: 0 LOB: 0 BB: 0 P: 10	R: 0 E: 0 K: 0 S: 5	H: 0 LOB: 0 BB: 1 P: 13	R: 0 E: 1 K: 1 S: 10	H: 0 LOB: 1 BB: 1 P: 18	R: 0 E: 0 K: 0 S: 6	H: 1 LOB: 0 BB: 0 P: 9		R: 0 E: 0 K: 0 S: 5	H: 2 LOB: 2 BB: 1 P: 14	R: 0 E: 0 K: 0 S: 12	H: 1 LOB: 1 BB: 0 P: 19	R: 0 E: 0 K: 2 S: 10	H: 1 LOB: 1 BB: 0 P: 15	R: 0 E: 1 K: 1 S: 14	H: 0 LOB: 2 BB: 1 P: 27	1B: 4 2B: 3 3B: 0 HR: 0	SF: 0 SAC: 0 DP: 2 HBP: 1	WP: 0 PB: 0 SB: 1 CS: 1
<b>PITCHER</b>	IP WLS BF H R ER SO BB IBB HBP BLK WP HR S P ERA WHIP											IP WLS BF H R ER SO BB IBB HBP BLK WP HR S P ERA WHIP										
Jeff Suppan, R (1,1) ERA: 5.13	7.0 W 27 5 0 0 2 3 0 1 0 0 0 0 54 96 0.00 1.143																					
50 Adam Wainwright, R (8,1) ERA: 2.5	1.0 H 4 1 0 0 2 0 0 0 0 0 0 10 15 0.00 1.000																					
44 Jason Isringhausen, R (9,1) ERA: 3.09	1.0 S 5 0 0 0 1 1 0 0 0 0 0 14 27 0.00 1.000																					

Batter	1	2	3	4	5	6	7	8	9	AB	R	H	RBI	BB	SO	LOB	TOP		
22 David Eckstein, R OBP: 0.364, SLG: 0.352	1-1 B5-3		2-2 G4-3	2-2 G6-3			1-1 G6-4-3 1B		0-1 P4	5	0	1	0	0	0	0			
16 Chris Duncan, L OBP: 0.363, SLG: 0.602 So Taguchi, R OBP: 0.349, SLG: 0.364	2-1 G1-4-3		4-2 5 HR BB		1-0 HR		3-3 K			3	2	1	1	1	1	1			
5 Albert Pujols, R OBP: 0.444, SLG: 0.718	1-1 F9		1-0 HR		4-0 27 G3-1 27 S BB		2-2 G6-4-3 1-2			3	1	1	2	1	0	1			
27 Scott Rolen, R OBP: 0.394, SLG: 0.554		3-1 F7	0-1 F9		0-1 G3-1			1-0 G3		4	0	0	0	0	0	1			
15 Jim Edmonds, L OBP: 0.359, SLG: 0.483		2-2 HR	0-2 F9		2-2 G1-3			2-0 P6		4	1	1	1	0	0	1			
43 Juan Encarnacion, R OBP: 0.310, SLG: 0.456		0-1 F9		2-0 26 2B	1-0 G1-3			3-2 2B		4	1	2	0	0	0	1			
26 Scott Spiezio, S Aaron Miles, S OBP: 0.325, SLG: 0.335	2-2 4 BB 1B		1-1 4 1B G4-6-3 2B		0-0 F9			0-3 K2-3		3	1	2	1	0	0	0			
4 Yadier Molina, R OBP: 0.269, SLG: 0.318	4-2 1-2 BB		1-2 G4-6-3 1B		3-2 G1-3			2-0 F9		3	0	1	0	1	0	0			
Jeff Weaver, R Josh Hancock, R Tyler Johnson, S 41 Braden Looper, R 7 Hector Luna, R 52 Josh Kinney, R	3-2 G6-3		2-0 G4-6-3 1-2 3H		0-2 G4-3			0-0 G6-3		3	0	0	0	0	0	3			
<b>Inning Stats</b>	R: 0 E: 0 K: 0 S: 6	H: 0 LOB: 0 BB: 10	R: 1 E: 0 K: 0 S: 20	H: 2 LOB: 2 BB: 34	R: 2 E: 0 K: 0 S: 13	H: 1 LOB: 0 BB: 1 P: 20	R: 2 E: 0 K: 0 S: 10	H: 3 LOB: 0 BB: 1 P: 18	R: 1 E: 0 K: 0 S: 8	H: 1 LOB: 1 BB: 1 P: 16	R: 0 E: 0 K: 1 S: 8	H: 1 LOB: 0 BB: 0 P: 14	R: 0 E: 0 K: 1 S: 8	H: 1 LOB: 1 BB: 0 P: 14	R: 0 E: 0 K: 0 S: 4	H: 0 LOB: 0 BB: 6	1B: 3 2B: 3 3B: 0 HR: 3	SF: 0 SAC: 0 DP: 2 HBP: 0	WP: 0 PA: 37 PB: 0 SB: 1 CS: 0
<b>PITCHER</b>	IP WLS BF H R ER SO BB IBB HBP BLK WP HR S P ERA WHIP	IP WLS BF H R ER SO BB IBB HBP BLK WP HR S P ERA WHIP	IP WLS BF H R ER SO BB IBB HBP BLK WP HR S P ERA WHIP	IP WLS BF H R ER SO BB IBB HBP BLK WP HR S P ERA WHIP	IP WLS BF H R ER SO BB IBB HBP BLK WP HR S P ERA WHIP	IP WLS BF H R ER SO BB IBB HBP BLK WP HR S P ERA WHIP	IP WLS BF H R ER SO BB IBB HBP BLK WP HR S P ERA WHIP	IP WLS BF H R ER SO BB IBB HBP BLK WP HR S P ERA WHIP	IP WLS BF H R ER SO BB IBB HBP BLK WP HR S P ERA WHIP	IP WLS BF H R ER SO BB IBB HBP BLK WP HR S P ERA WHIP	IP WLS BF H R ER SO BB IBB HBP BLK WP HR S P ERA WHIP	IP WLS BF H R ER SO BB IBB HBP BLK WP HR S P ERA WHIP	IP WLS BF H R ER SO BB IBB HBP BLK WP HR S P ERA WHIP	IP WLS BF H R ER SO BB IBB HBP BLK WP HR S P ERA WHIP	IP WLS BF H R ER SO BB IBB HBP BLK WP HR S P ERA WHIP	IP WLS BF H R ER SO BB IBB HBP BLK WP HR S P ERA WHIP	IP WLS BF H R ER SO BB IBB HBP BLK WP HR S P ERA WHIP	IP WLS BF H R ER SO BB IBB HBP BLK WP HR S P ERA WHIP	IP WLS BF H R ER SO BB IBB HBP BLK WP HR S P ERA WHIP

**St. Louis Cardinals @ Los Angeles Dodgers**  
**Dodger Stadium, Los Angeles, CA**  
 Sat Jul 22 2006, 7:10 PM PDT  
 Att: 50,438 - Partly Cloudy - 95 F

livebaseballscorecards.com

**AB 34**  
**R 6**  
**H 9**  
**RBI 5**  
**BB 3**  
**SO 2**  
**LOB 9**




Batter	1	2	3	4	5	6	7	8	9	AB	R	H	RBI	BB	SO	LOB	BOTTOM				
15 Rafael Furcal, S OBP: 0.338, SLG: 0.346	0-1 B1-3	1-1 G5-3			0-0 F7		3-3 K		3-2 F8	5	0	0	0	0	1	1					
Kenny Lofton, L OBP: 0.354, SLG: 0.378	1-1 5 1B	0-0 F9			2-2 G4-3		1-3 K		0-1 E1 5 FC5-4	5	1	1	0	0	1	1					
5 Nomar Garciaparra, R OBP: 0.492, SLG: 0.546	1-1 BB 16 1B		0-0 F7		0-1 F9		0-1 P6		1-2 FC5-4	5	0	1	1	0	0	1					
16 Andre Ethier, L OBP: 0.395, SLG: 0.517	0-2 BB 1B		2-2 2B		1-0 G4-3			0-0 F7		4	0	2	0	0	0	0					
55 Russell Martin, R OBP: 0.351, SLG: 0.438	1-0 F9		3-2 F8		0-1 E4 2B		1-3 K			4	0	0	0	0	1	3					
Willy Aybar, S OBP: 0.362, SLG: 0.421	4-2 1-2 2-3 BB		1-2 G3-1		2-2 F9			4-0 HBP BB		2	0	0	0	2	0	2					
Cesar Izturis, S OBP: 0.323, SLG: 0.352	0-0 F9		0-2 G4-3		0-2 2B			1-2 HBP		3	0	1	0	0	0	3					
José Cruz Jr., S OBP: 0.359, SLG: 0.379		0-0 2B		2-0 P6		4-0 BB		3-2 P2		3	0	1	0	1	0	2					
Aaron Sele, R Sandy Alomar Jr., R Joe Beimel, L J.D. Drew, L Giovanni Carrara, R Odalis Perez, L Ricky Ledee, L	1-1 K	1-3 K	1-2 L5		0-1 L8			0-0 G3		1	0	0	0	0	1	1					
<b>Inning Stats</b>	R: 1 E: 0 K: 0 S: 13	H: 3 LOB: 3 BB: 1 P: 20	R: 0 E: 0 K: 1 S: 8	H: 1 LOB: 1 BB: 0 P: 10	R: 0 E: 0 K: 0 S: 10	H: 1 LOB: 1 BB: 0 P: 16	R: 0 E: 0 K: 0 S: 7	H: 0 LOB: 0 BB: 0 P: 10	R: 0 E: 0 K: 0 S: 6	H: 0 LOB: 0 BB: 0 P: 8	R: 0 E: 1 K: 0 S: 12	H: 1 LOB: 3 BB: 1 P: 19	R: 0 E: 0 K: 2 S: 8	H: 0 LOB: 0 BB: 0 P: 12	R: 0 E: 0 K: 1 S: 11	H: 0 LOB: 2 BB: 1 P: 20	R: 0 E: 1 K: 0 S: 10	H: 0 LOB: 1 BB: 0 P: 14	1B: 3 2B: 3 3B: 0 HR: 0	SF: 0 SAC: 0 DP: 0 HBP: 1	WP: 0 PA: 39 PB: 0 SB: 1 CS: 0
<b>PITCHER</b>	IP WLS BF H R ER SO BB IBB HBP BLK WP HR S P ERA WHIP	IP WLS BF H R ER SO BB IBB HBP BLK WP HR S P ERA WHIP	IP WLS BF H R ER SO BB IBB HBP BLK WP HR S P ERA WHIP	IP WLS BF H R ER SO BB IBB HBP BLK WP HR S P ERA WHIP	IP WLS BF H R ER SO BB IBB HBP BLK WP HR S P ERA WHIP	IP WLS BF H R ER SO BB IBB HBP BLK WP HR S P ERA WHIP	IP WLS BF H R ER SO BB IBB HBP BLK WP HR S P ERA WHIP	IP WLS BF H R ER SO BB IBB HBP BLK WP HR S P ERA WHIP	IP WLS BF H R ER SO BB IBB HBP BLK WP HR S P ERA WHIP	IP WLS BF H R ER SO BB IBB HBP BLK WP HR S P ERA WHIP	IP WLS BF H R ER SO BB IBB HBP BLK WP HR S P ERA WHIP	IP WLS BF H R ER SO BB IBB HBP BLK WP HR S P ERA WHIP	IP WLS BF H R ER SO BB IBB HBP BLK WP HR S P ERA WHIP	IP WLS BF H R ER SO BB IBB HBP BLK WP HR S P ERA WHIP	IP WLS BF H R ER SO BB IBB HBP BLK WP HR S P ERA WHIP	IP WLS BF H R ER SO BB IBB HBP BLK WP HR S P ERA WHIP	IP WLS BF H R ER SO BB IBB HBP BLK WP HR S P ERA WHIP	IP WLS BF H R ER SO BB IBB HBP BLK WP HR S P ERA WHIP	IP WLS BF H R ER SO BB IBB HBP BLK WP HR S P ERA WHIP		

**St. Louis Cardinals @ Los Angeles Dodgers**  
**Dodger Stadium, Los Angeles, CA**  
 Sat Jul 22 2006, 7:10 PM PDT  
 Att: 50,438 - Partly Cloudy - 95 F

livebaseballscorecards.com

**AB 35**  
**R 1**  
**H 6**  
**RBI 1**  
**BB 3**  
**SO 4**  
**LOB 17**







Batter	1	2	3	4	5	6	7	8	9	AB	R	H	RBI	BB	SO	LOB	TOP		
<b>22 David Eckstein, R</b> OBP: 0.360, SLG: 0.349	F9			K		F8			G4-3	4	0	0	0	0	1	1			
<b>16 Chris Duncan, L</b> OBP: 0.343, SLG: 0.560	K			G4-3			G6-3		G3	4	0	0	0	0	1	0			
<b>5 Albert Pujols, R</b> OBP: 0.443, SLG: 0.713	G6-3			K			27 F8 2B			3	0	1	0	0	1	0			
<b>27 Scott Rolen, R</b> OBP: 0.392, SLG: 0.549 <b>Tyler Johnson, S</b>		P3			G1-3		F8			3	0	0	0	0	0	1			
<b>43 Juan Encarnacion, R</b> OBP: 0.312, SLG: 0.472		G6-3			G4-3		G4-3			3	0	0	0	0	0	1			
<b>15 Jim Edmonds, L</b> OBP: 0.351, SLG: 0.471		P5			K2-3				F9	3	0	0	0	0	1	0			
<b>4 Yadier Molina, R</b> OBP: 0.269, SLG: 0.318				P6		23 SH1-4 1B		G6-3		3	0	1	0	0	0	0			
<b>7 Hector Luna, R</b> OBP: 0.359, SLG: 0.423				G4-3		K		K		3	0	0	0	0	2	1			
<b>23 Anthony Reyes, R</b> OBP: 0.091, SLG: 0.091 <b>Josh Hancock, R</b>				K		SH1-4			K	1	0	0	0	0	1	0			
<b>26 Scott Spiezio, S</b> OBP: 0.374, SLG: 0.465						1-2				1	0	0	0	0	1	0			
<b>Inning Stats</b>	R: 0 E: 0 K: 1 S: 11	H: 0 LOB: 0 BB: 0 P: 16	R: 0 E: 0 K: 0 S: 11	H: 0 LOB: 0 BB: 0 P: 16	R: 0 E: 0 K: 1 S: 6	H: 0 LOB: 0 BB: 0 P: 10	R: 0 E: 0 K: 2 S: 13	H: 0 LOB: 0 BB: 0 P: 19	R: 0 E: 0 K: 1 S: 7	H: 1 LOB: 1 BB: 0 P: 10	R: 0 E: 0 K: 0 S: 11	H: 1 LOB: 1 BB: 0 P: 19	R: 0 E: 0 K: 1 S: 8	H: 0 LOB: 0 BB: 0 P: 11	R: 0 E: 0 K: 1 S: 13	H: 0 LOB: 0 BB: 0 P: 17	1B: 1 2B: 1 3B: 0 HR: 0	SF: 0 SAC: 1 DP: 0 HBP: 0	WP: 0 PA: 29 PB: 0 SB: 0 CS: 0
<b>PITCHER</b>	IP	WLS	BF	H	R	ER	SO	BB	IBB	HBP	BLK	WP	HR	S	P	ERA	WHIP		
<b>26 Jeff Francis, L</b> ERA: 3.69	9.0	W	29	2	0	0	8	0	0	0	0	0	0	88	129	0.00	0.222		

**St. Louis Cardinals @ Colorado Rockies**  
Coors Field, Denver, CO  
Mon Jul 24 2006, 7:05 PM MDT  
Att: 28,830 - Cloudy - 89 F

**AB** 28  
**R** 0  
**H** 2  
**RBI** 0  
**BB** 0  
**SO** 8  
**LOB** 4



Batter	1	2	3	4	5	6	7	8	9	AB	R	H	RBI	BB	SO	LOB	BOTTOM		
<b>Jamey Carroll, R</b> OBP: 0.393, SLG: 0.436	12 SH5-3 27 HR 2B	G1-3		CS	27 F9 12 SH1-3 1B	L9				4	1	2	0	0	0	2			
<b>12 Clint Barmes, R</b> OBP: 0.277, SLG: 0.380	SH5-3		E4		SH1-3		HR			2	2	2	1	0	0	0			
<b>27 Garrett Atkins, R</b> OBP: 0.393, SLG: 0.527	HR		F8		F9		G5-3			4	1	1	2	0	0	1			
<b>5 Matt Holliday, R</b> OBP: 0.368, SLG: 0.553	G6-3		F8		G6-3		K			4	0	0	0	0	1	1			
<b>17 Todd Helton, L</b> OBP: 0.405, SLG: 0.467	P6		1B		F9		G1-3			4	0	1	0	0	0	0			
<b>11 Brad Hawpe, L</b> OBP: 0.384, SLG: 0.529		8 1B 18 SF8 2B	G4-3			8 3B BB		G4-3		3	2	1	0	1	0	1			
<b>8 Yorvit Torrealba, R</b> OBP: 0.269, SLG: 0.398	26 SH3-4 1B		G5-3			18 SF 3B		G6-3		4	1	2	1	0	0	0			
<b>18 Cory Sullivan, L</b> OBP: 0.316, SLG: 0.415	SF8			CS		SF		K		2	0	1	2	0	1	0			
<b>26 Jeff Francis, L</b> OBP: 0.234, SLG: 0.103	SH3-4			1B		G4-3				2	0	0	0	0	1	2			
<b>Inning Stats</b>	R: 2 E: 0 K: 0 S: 10	H: 2 LOB: 1 BB: 0 P: 14	R: 1 E: 0 K: 0 S: 10	H: 2 LOB: 1 BB: 0 P: 15	R: 1 E: 1 K: 0 S: 12	H: 2 LOB: 1 BB: 0 P: 18	R: 0 E: 0 K: 1 S: 9	H: 1 LOB: 0 BB: 0 P: 10	R: 0 E: 0 K: 0 S: 8	H: 1 LOB: 1 BB: 1 P: 11	R: 2 E: 1 K: 0 S: 12	H: 1 LOB: 1 BB: 1 P: 22	R: 1 E: 0 K: 1 S: 9	H: 1 LOB: 0 BB: 0 P: 12	R: 0 E: 0 K: 1 S: 7	H: 0 LOB: 0 BB: 0 P: 12	1B: 4 2B: 2 3B: 2 HR: 2	SF: 2 SAC: 3 DP: 0 HBP: 0	WP: 0 PA: 36 PB: 0 SB: 0 CS: 1
<b>PITCHER</b>	IP	WLS	BF	H	R	ER	SO	BB	IBB	HBP	BLK	WP	HR	S	P	ERA	WHIP		
<b>23 Anthony Reyes, R</b> ERA: 4.57	5.1	L	25	9	6	6	1	1	0	0	0	0	0	1	54	80	10.12	1.875	
<b>Josh Hancock, R</b> ERA: 3.59	1.1		6	1	1	1	1	0	0	0	0	0	0	1	14	19	6.75	0.750	
<b>Tyler Johnson, L</b> ERA: 5.14	1.1		4	0	0	0	1	0	0	0	0	0	0	9	15	0.00	0.000		

**St. Louis Cardinals @ Colorado Rockies**  
Coors Field, Denver, CO  
Mon Jul 24 2006, 7:05 PM MDT  
Att: 28,830 - Cloudy - 89 F

**AB** 29  
**R** 7  
**H** 10  
**RBI** 6  
**BB** 1  
**SO** 3  
**LOB** 7




Batter	1	2	3	4	5	6	7	8	9	AB	R	H	RBI	BB	SO	LOB							
22 David Eckstein, R (1, 6) OBP: 0.359, SLG: 0.348	1-2 27 BB 1B		1-0 F7			3-3 K		0-3 K		4	0	1	0	0	2	0							
So Taguchi, R (1, 7) OBP: 0.346, SLG: 0.360	1-2 27 BB 1B		2-1 G5-3			1-1 F7		2-2 G4-3		4	0	1	0	0	0	0							
5 Albert Pujols, R (1, 3) OBP: 0.441, SLG: 0.717	1-1 L6		1-1 F9			1-1 HR		0-1 P4		4	1	1	1	0	0	2							
27 Scott Rolen, R (1, 5) OBP: 0.390, SLG: 0.543	4-0 43 BB 6-4-3				0-1 G4-3			1-0 F7		3	0	0	0	1	0	0							
43 Juan Encarnacion, R (1, 9) OBP: 0.312, SLG: 0.471	2-2 G6-4-3				1-2 P5			3-2 15 CS 1B		3	0	1	0	0	0	3							
15 Jim Edmonds, L (1, 8) OBP: 0.348, SLG: 0.466					0-0 F8			0-1 G4-3		3	0	0	0	0	1	1							
4 Yadier Molina, R (1, 2) OBP: 0.287, SLG: 0.314					3-2 G5-3			0-1 G6-3		3	0	0	0	0	0	0							
Aaron Miles, S (1, 4) OBP: 0.326, SLG: 0.331					1-0 G4-3			1-1 G3		2	0	0	0	1	0	0							
29 Chris Carpenter, R (1, 1) OBP: 0.075, SLG: 0.075					0-3 K			0-2 G5-3		3	0	0	0	0	1	1							
34 Randy Flores, L (8, 1)										0	0	0	0	0	0	0							
44 Jason Isringhausen, R (8, 1)										0	0	0	0	0	0	0							
Inning Stats	R: 0 H: 2 E: 0 K: 0 S: 11	H: 0 LOB: 1 BB: 1 P: 20	R: 0 H: 0 E: 0 K: 2 S: 9	H: 0 LOB: 0 BB: 0 P: 15	R: 0 H: 0 E: 0 K: 0 S: 5	H: 0 LOB: 0 BB: 0 P: 9	R: 0 H: 0 E: 0 K: 0 S: 7	H: 0 LOB: 0 BB: 0 P: 8	R: 0 H: 0 E: 0 K: 1 S: 8	H: 1 LOB: 0 BB: 0 P: 14	R: 0 H: 1 E: 0 K: 0 S: 7	H: 0 LOB: 0 BB: 0 P: 10	R: 0 H: 0 E: 0 K: 1 S: 9	H: 0 LOB: 0 BB: 0 P: 10	R: 0 H: 0 E: 0 K: 0 S: 6	H: 0 LOB: 0 BB: 0 P: 8	1B: 3 2B: 0 3B: 0 HR: 1	SF: 0 SAC: 0 DP: 1 HBP: 0	WP: 0 PA: 31 PB: 0 SB: 0 CS: 1				
PITCHER Jason Jennings, R (1, 1) ERA: 3.7	IP: 9.0 WLS: L BF: 31 H: 4 R: 1 ER: 1 SO: 4 BB: 2 IBB: 0 HBP: 0 BLK: 0 WP: 0 HR: 1 S: 69 P: 105 ERA: 1.00 WHIP: 0.667																						

**TOP**

St. Louis Cardinals @ Colorado Rockies  
Coors Field, Denver, CO  
Tue Jul 25 2006, 7:05 PM MDT  
Att: 31,673 - Overcast - 77 F

AB 29  
R 1  
H 4  
RBI 1  
BB 2  
SO 4  
LOB 7




Batter	1	2	3	4	5	6	7	8	9	AB	R	H	RBI	BB	SO	LOB						
Jamey Carroll, R (1, 4) OBP: 0.393, SLG: 0.439	0-1 12 SH5-4 27 FC5-2 2B		2-1 5 F9 27 BB 1B			1-2 G5-3		0-1 G5-3		5	0	2	0	0	1	2						
12 Clint Barmes, R (1, 6) OBP: 0.277, SLG: 0.378	0-0 SH5-4		0-0 F7			0-1 1B		1-0 P4		4	0	1	0	0	0	3						
27 Garrett Atkins, R (1, 5) OBP: 0.391, SLG: 0.522	1-0 FC5-2		4-2 1B			0-0 G5-3		1-1 G3		3	0	0	0	1	0	2						
5 Matt Holliday, R (1, 7) OBP: 0.369, SLG: 0.552	3-H K		2-2 F9			4-2 17 G4-3 BB		2-1 1B		3	0	1	0	1	1	3						
17 Todd Helton, L (1, 3) OBP: 0.401, SLG: 0.461			2-1 P6			3-2 G4-3		0-0 F8		4	0	0	0	0	0	4						
11 Brad Hawpe, L (1, 9) OBP: 0.388, SLG: 0.531			1-0 1B			4-0 FC5-4 IBB		2-3 K		3	0	2	0	1	1	1						
8 Yorvit Torrealba, R (1, 2) OBP: 0.251, SLG: 0.357			2-3 K			2-3 P4		3-2 FC4-6 1B		3	0	0	0	0	2	4						
Jason Smith, L (9, PH) OBP: 0.345, SLG: 0.443						0-0 K				1	0	1	0	0	0	0						
Choo Freeman, R (1, 8) OBP: 0.328, SLG: 0.372			2-2 1B			3-3 K		1-2 FC4-6 BB		4	0	1	0	0	1	4						
Jason Jennings, L (1, 1) OBP: 0.209, SLG: 0.195			2-1 F9			0-0 G6-3		1-2 BB		3	0	0	0	0	0	2						
Jorge Piedra, L (9, PH) OBP: 0.250, SLG: 0.417								4-0 F7		0	0	0	0	1	0	0						
18 Cory Sullivan, L (9, PR) OBP: 0.316, SLG: 0.415										0	0	0	0	0	0	0						
Inning Stats	R: 0 H: 1 E: 0 K: 1 S: 9	H: 2 LOB: 0 BB: 0 P: 13	R: 0 H: 2 E: 0 K: 1 S: 14	H: 2 LOB: 0 BB: 0 P: 23	R: 0 H: 1 E: 0 K: 0 S: 11	H: 1 LOB: 2 BB: 1 P: 20	R: 0 H: 1 E: 0 K: 1 S: 5	H: 1 LOB: 1 BB: 0 P: 8	R: 0 H: 0 E: 0 K: 1 S: 13	H: 0 LOB: 2 BB: 2 P: 26	R: 0 H: 0 E: 0 K: 0 S: 4	H: 0 LOB: 0 BB: 0 P: 7	R: 0 H: 1 E: 0 K: 1 S: 9	H: 1 LOB: 0 BB: 0 P: 14	R: 0 H: 1 E: 0 K: 1 S: 14	H: 1 LOB: 2 BB: 1 P: 24	1B: 7 2B: 2 3B: 0 HR: 0	SF: 0 SAC: 1 DP: 1 HBP: 0	WP: 0 PA: 38 PB: 0 SB: 0 CS: 1			
PITCHER 29 Chris Carpenter, R (1, 1) ERA: 2.68	IP: 0.2 WLS: H BF: 2 H: 0 R: 0 ER: 0 SO: 1 BB: 0 IBB: 0 HBP: 0 BLK: 0 WP: 0 HR: 0 S: 5 P: 7 ERA: 0.00 WHIP: 0.000																					

**BOTTOM**

St. Louis Cardinals @ Colorado Rockies  
Coors Field, Denver, CO  
Tue Jul 25 2006, 7:05 PM MDT  
Att: 31,673 - Overcast - 77 F

AB 33  
R 0  
H 8  
RBI 0  
BB 4  
SO 6  
LOB 25











Batter	1	2	3	4	5	6	7	8	9	AB	R	H	RBI	BB	SO	LOB	TOP								
22 David Eckstein, R (1,6) OBP: 0.355, SLG: 0.342	G4-3		G6-3			G6-3		1B		4	0	1	0	0	0	0	<b>St. Louis Cardinals @ Chicago Cubs</b> Wrigley Field, Chicago, IL Sat Jul 29 2006, 3:05 PM CDT Att: 41,302 - Partly Cloudy - 95 F								
So Taguchi, R (1,7) OBP: 0.347, SLG: 0.358 44 Jason Istringhausen, R (8,1)	K		1B			K		F8		4	0	1	0	0	2	1									
5 Albert Pujols, R (1,3) OBP: 0.435, SLG: 0.700	1B		F9-1-4			F7		1B		4	2	2	0	0	0	1									
27 Scott Rolen, R (1,5) OBP: 0.393, SLG: 0.536	1B				G6-3		2B			4	0	2	1	0	0	1									
43 Juan Encarnacion, R (1,9) OBP: 0.321, SLG: 0.481	1B				K		K			4	0	1	0	0	2	2									
15 Jim Edmonds, L (1,8) OBP: 0.355, SLG: 0.478	K				K		K			3	0	0	0	1	3	3									
7 Hector Luna, R (1,4) OBP: 0.355, SLG: 0.417 50 Adam Wainwright, R (7,1) OBP: 0.500, SLG: 1.250 16 Chris Duncan, L (8,7) OBP: 0.345, SLG: 0.529			G5-3			F9		1B		3	0	0	0	0	0	1									
4 Yadier Molina, R (1,2) OBP: 0.267, SLG: 0.311 53 John Rodriguez, L (9,PH) OBP: 0.375, SLG: 0.448			G6-3			G4-3		G6-3		3	0	0	0	0	0	0									
23 Anthony Reyes, R (1,1) OBP: 0.077, SLG: 0.077 Aaron Miles, S (7,4) OBP: 0.324, SLG: 0.337			G1-3			K		K		2	0	0	0	0	1	0									
<b>Inning Stats</b>	R: 1 E: 0 K: 2 S: 18	H: 3 LOB: 2 BB: 0 P: 25	R: 0 E: 0 K: 0 S: 10	H: 0 LOB: 0 BB: 0 P: 14	R: 0 E: 0 K: 0 S: 5	H: 1 LOB: 0 BB: 0 P: 5	R: 0 E: 0 K: 2 S: 10	H: 0 LOB: 0 BB: 0 P: 14	R: 0 E: 0 K: 1 S: 9	H: 0 LOB: 0 BB: 0 P: 12	R: 0 E: 0 K: 1 S: 8	H: 1 LOB: 1 BB: 0 P: 13	R: 0 E: 0 K: 1 S: 12	H: 1 LOB: 1 BB: 0 P: 17	R: 1 E: 0 K: 1 S: 17	H: 2 LOB: 3 BB: 2 P: 30		1B: 7 2B: 2 3B: 0 HR: 0	SF: 0 SAC: 0 DP: 1 HBP: 0	WP: 0 PB: 0 SB: 1 CS: 0	PA: 36				
<b>PITCHER</b>	IP WLS BF H R ER SO BB IBB HBP BLK WP HR S P ERA WHIP																								
Greg Maddux, R (1,1) ERA: 4.69	6.0 W 22	5 1 1 6	0 0 0 0	0 0 0 0	0 0 0 0	0 0 8 10	0 0 12 17	0 0 17 30	1.50 0.833																
43 Michael Wuertz, R (7,1) ERA: 3.86	1.0 H 3	0 0 0 2	0 0 0 0	0 0 0 0	0 0 8 10	0 0 12 17	0 0 17 30	0.00 0.000																	
47 Scott Eyre, L (8,1) ERA: 2.06	1.0 H 4	1 0 0 1	0 0 0 0	0 0 0 0	0 0 12 17	0 0 17 30	0.00 1.000																		
46 Ryan Dempster, R (9,1) ERA: 4.28	1.0 S 7	2 1 1 1	2 0 0 0	0 0 0 0	0 0 17 30	9.00 4.000																			
Batter	1	2	3	4	5	6	7	8	9	AB	R	H	RBI	BB	SO	LOB	BOTTOM								
Juan Pierre, L (1,8) OBP: 0.327, SLG: 0.382	F7					F8		F7		5	1	2	0	0	0	2	<b>St. Louis Cardinals @ Chicago Cubs</b> Wrigley Field, Chicago, IL Sat Jul 29 2006, 3:05 PM CDT Att: 41,302 - Partly Cloudy - 95 F								
Nefti Perez, S (1,4) OBP: 0.297, SLG: 0.357	F7		G5-3			P6		F7		4	0	0	0	0	0	1									
Michael Barrett, R (1,2) OBP: 0.392, SLG: 0.547	HBP		G6-3			2B		1B		3	1	2	1	0	0	0									
16 Aramis Ramirez, R (1,5) OBP: 0.337, SLG: 0.528	BB		BB			BB		2B		1	0	1	0	3	0	0									
Jacque Jones, L (1,9) OBP: 0.316, SLG: 0.493	PO		G3			G4-6-3		IBB		3	0	0	0	1	0	3									
John Mabry, L (1,3) OBP: 0.326, SLG: 0.346			BB			E4		SF7		1	1	0	1	2	0	0									
29 Angel Pagán, S (1,7) OBP: 0.314, SLG: 0.431			1B			F7		G3		4	1	1	0	0	0	4									
5 Ronny Cedeno, R (1,6) OBP: 0.275, SLG: 0.327			1B			P3		G6-3		4	0	2	1	0	0	1									
Greg Maddux, R (1,1) ERA: 4.56 43 Michael Wuertz, R (7,1) 47 Scott Eyre, L (8,1) Todd Walker, L (8,PH) 46 Ryan Dempster, R (9,1)			L9			FC4-6		G4-3		2	0	0	0	0	0	2									
<b>Inning Stats</b>	R: 0 E: 0 K: 0 S: 10	H: 0 LOB: 1 BB: 1 P: 19	R: 2 E: 0 K: 0 S: 10	H: 3 LOB: 2 BB: 1 P: 18	R: 0 E: 0 K: 0 S: 7	H: 0 LOB: 1 BB: 1 P: 13	R: 0 E: 0 K: 0 S: 6	H: 0 LOB: 1 BB: 0 P: 10	R: 1 E: 0 K: 0 S: 7	H: 2 LOB: 1 BB: 1 P: 11	R: 0 E: 0 K: 0 S: 10	H: 1 LOB: 2 BB: 1 P: 22	R: 1 E: 0 K: 0 S: 12	H: 2 LOB: 2 BB: 1 P: 22	R: 0 E: 0 K: 0 S: 9	H: 0 LOB: 0 BB: 0 P: 10		1B: 5 2B: 2 3B: 1 HR: 0	SF: 1 SAC: 1 DP: 1 HBP: 1	WP: 0 PB: 1 SB: 2 CS: 0	PA: 38				
<b>PITCHER</b>	IP WLS BF H R ER SO BB IBB HBP BLK WP HR S P ERA WHIP																								
23 Anthony Reyes, R (1,1) ERA: 4.56	6.0 L 28	6 3 3 0	5 0 1 0	0 0 0 0	0 0 9 10	4.50 1.833																			
50 Adam Wainwright, R (7,1) ERA: 2.55	1.0	6 2 1 1	0 0 0 0	0 0 0 0	0 0 9 10	9.00 2.000																			
44 Jason Istringhausen, R (8,1) ERA: 2.96	1.0	3 0 0 0	0 0 0 0	0 0 0 0	0 0 9 10	0.00 0.000																			
<b>UBS</b>																									

Batter	1	2	3	4	5	6	7	8	9	AB R H RBI BB SO LOB	TOP										
22 David Eckstein, R OBP: 0.354, SLG: 0.341	G5-3		G4-3		L1		5 BB 1B		G6-3	5 0 1 0 0 0 2	<b>St. Louis Cardinals @ Chicago Cubs</b> Wrigley Field, Chicago, IL Sun Jul 30 2006, 1:20 PM CDT Att: 40,033 - Partly Cloudy - 79 F  AB 33 R 3 H 8 RBI 3 BB 6 SO 7 LOB 20  										
16 Chris Duncan, L OBP: 0.356, SLG: 0.546	G5-3		1B		FC5-4 BB		F7		27 1B 3B	4 1 2 0 1 0 1											
27 Scott Rolen, R OBP: 0.390, SLG: 0.531	K		P5		FC5-4		F7		3B 1B	5 0 1 2 0 1 4											
15 Jim Edmonds, L OBP: 0.355, SLG: 0.474 5 Albert Pujols, R OBP: 0.436, SLG: 0.697		53 G3-1 26 G3 BB	K		K				3H 1B P5	2 0 0 0 1 2 3 1 0 0 0 1 0 1											
26 Scott Spiezo, S OBP: 0.358, SLG: 0.440 50 Adam Wainwright, R OBP: 0.500, SLG: 1.250 Hector Luna, R OBP: 0.355, SLG: 0.417		G3		F8		53 WP 4 SF9 1B	K			4 1 1 0 0 1 3 0 0 0 0 0 0 0 0 0 0 0 0 0 0											
53 John Rodriguez, L OBP: 0.374, SLG: 0.442 23 Anthony Reyes, R OBP: 0.077, SLG: 0.077 Josh Hancock, R		G3-1		F7		1B				2 0 0 0 1 0 1 0 1 0 0 0 0 1 0											
34 Randy Flores, L So Taguchi, R OBP: 0.346, SLG: 0.357		BB		K		SF9			F9	2 0 0 1 1 1 0											
4 Yadier Molina, R OBP: 0.287, SLG: 0.309		BB		K		3H SAFE			P5	3 1 2 0 1 0 0 0 0 0 0 0 0 0											
Aaron Miles, S 41 Braden Looper, R OBP: 0.500, SLG: 1.000		BB		2B 27 FC5-4 1B		43 G6-4-3 1B			G4-3	1 0 0 0 0 1 3 1 0 1 0 0 0 0 0 0 0 0 0 0 0 2 0 0 0 0 0 2											
29 Chris Carpenter, R OBP: 0.073, SLG: 0.073 Jason Marquis, L OBP: 0.233, SLG: 0.298 52 Josh Kinney, R 43 Juan Encarnacion, R OBP: 0.319, SLG: 0.479		K		2B FC5-4		G6-4-3			G4-3	1 0 0 0 0 0 1 3 1 0 1 0 0 0 0 0 0 0 0 0 0 0 2 0 0 0 0 0 2											
<b>Inning Stats</b>	R: 0 E: 0 K: 1 S: 10	H: 0 LOB: 0 BB: 0 P: 16	R: 0 E: 0 K: 1 S: 10	H: 0 LOB: 3 BB: 3 P: 24	R: 0 E: 0 K: 1 S: 9	H: 1 LOB: 1 BB: 0 P: 15	R: 0 E: 0 K: 1 S: 7	H: 0 LOB: 0 BB: 0 P: 13	R: 1 E: 0 K: 1 S: 16	H: 2 LOB: 2 BB: 1 P: 27	R: 1 E: 0 K: 0 S: 9	H: 2 LOB: 1 BB: 1 P: 15	R: 0 E: 0 K: 1 S: 11	H: 1 LOB: 2 BB: 1 P: 21	R: 0 E: 0 K: 1 S: 7	H: 0 LOB: 0 BB: 0 P: 12	R: 1 E: 0 K: 0 S: 10	H: 2 LOB: 1 BB: 0 P: 15	1B: 6 2B: 1 3B: 1 HR: 0	SF: 1 SAC: 0 DP: 1 HBP: 0	WP: 2 PA: 40 FB: 0 SB: 0 CS: 0
<b>PITCHER</b>	IP WLS BF H R ER SO BB IBB HBP BLK WP HR S P ERA WHIP	<b>PITCHER</b>										IP WLS BF H R ER SO BB IBB HBP BLK WP HR S P ERA WHIP									
38 Carlos Zambrano, R ERA: 3.26	6.0 W 27 5 2 2 5 5 0 0 0 0 1 0 61 110 3.00 1.667																				
44 Roberto Novoa, R ERA: 5.18	0.2 H 3 1 0 0 0 0 0 0 0 0 0 0 8 13 0.00 1.500																				
13 Will Ohman, L ERA: 3.92	0.1 H 2 0 0 0 1 1 0 0 0 0 0 0 3 8 0.00 3.000																				
Bob Howry, R ERA: 3.35	1.0 3 0 0 0 1 0 0 0 0 0 0 0 7 12 0.00 0.000																				
46 Ryan Dempster, R ERA: 4.39	1.0 5 2 1 1 0 0 0 0 0 0 0 0 10 15 9.00 2.000																				

Batter	1	2	3	4	5	6	7	8	9	AB R H RBI BB SO LOB	BOTTOM						
Juan Pierre, L OBP: 0.326, SLG: 0.379	16 1B SF9 BB	SH2-4		L8		L9		G4-6-3		3 1 0 0 1 0 4	<b>St. Louis Cardinals @ Chicago Cubs</b> Wrigley Field, Chicago, IL Sun Jul 30 2006, 1:20 PM CDT Att: 40,033 - Partly Cloudy - 79 F  AB 30 R 6 H 11 RBI 6 BB 3 SO 5 LOB 18  						
Todd Walker, L OBP: 0.352, SLG: 0.390 Nefti Perez, S OBP: 0.287, SLG: 0.357	F7	FC6 16 1B		K		16 1B 1B				4 1 1 1 0 1 3 0 0 0 0 0 0 0							
16 Aramis Ramirez, R OBP: 0.340, SLG: 0.531	2B	G6-4-3 1B		F8		1B 1B				4 1 3 1 0 0 0							
Phil Nevin, R OBP: 0.307, SLG: 0.444 Bob Howry, L OBP: 1.000, SLG: 1.000 46 Ryan Dempster, R	SF9	G6-4-3		G5-3		K				3 0 0 1 0 1 4 0 0 0 0 0 0 0 0 0 0 0 0 0 0							
Jacque Jones, L OBP: 0.315, SLG: 0.493	2B		K		K2-3		K			4 0 1 1 0 3 2							
19 Matt Murton, R OBP: 0.350, SLG: 0.375 44 Roberto Novoa, R OBP: 0.250, SLG: 0.500 13 Will Ohman, L OBP: 1.000, SLG: 1.000 John Mabry, L OBP: 0.333, SLG: 0.352	F9	G4-3		G4-3		24 SH5-4 5 1B BB				2 0 0 0 1 0 1 0 0 0 0 0 0 0 0 0 0 0 0 0 0 1 0 1 1 0 0 0							
5 Ronny Cedeno, R OBP: 0.277, SLG: 0.337		HR		F8		24 SH5-4 1B			F8	4 1 2 1 0 0 2							
24 Henry Blanco, R OBP: 0.306, SLG: 0.455		SH2-4 38 1B FC6 1B		SH2-3 BB		SH5-4			F9	2 1 1 0 1 0 0							
38 Carlos Zambrano, S OBP: 0.204, SLG: 0.447 29 Angel Pagan, S OBP: 0.319, SLG: 0.433		FC6 SH2-4 16 1B 1B		SH2-3		F9			G4-6-3 1B	1 1 1 0 0 0 0 2 0 1 0 0 0 2							
<b>Inning Stats</b>	R: 2 E: 0 K: 0 S: 17	H: 2 LOB: 1 BB: 1 P: 31	R: 3 E: 0 K: 0 S: 14	H: 4 LOB: 1 BB: 0 P: 18	R: 0 E: 0 K: 1 S: 6	H: 0 LOB: 0 BB: 0 P: 10	R: 0 E: 0 K: 1 S: 11	H: 0 LOB: 1 BB: 1 P: 19	R: 0 E: 0 K: 0 S: 8	H: 0 LOB: 0 BB: 0 P: 12		R: 1 E: 0 K: 2 S: 16	H: 3 LOB: 2 BB: 0 P: 30	R: 0 E: 0 K: 0 S: 4	H: 1 LOB: 0 BB: 0 P: 6	1B: 9 2B: 1 3B: 0 HR: 1	SF: 1 SAC: 3 DP: 2 HBP: 0
<b>PITCHER</b>	IP WLS BF H R ER SO BB IBB HBP BLK WP HR S P ERA WHIP	<b>PITCHER</b>										IP WLS BF H R ER SO BB IBB HBP BLK WP HR S P ERA WHIP					
29 Chris Carpenter, R ERA: 2.93	4.0 L 20 6 5 5 2 2 0 0 0 0 0 0 48 78 11.25 2.000																
52 Josh Kinney, R ERA: 4.97	1.0 3 0 0 0 1 0 0 0 0 0 0 0 8 12 0.00 0.000																
Josh Hancock, R ERA: 3.44	0.1 3 1 0 0 0 0 1 0 0 0 0 0 0 7 16 0.00 6.000																
34 Randy Flores, L ERA: 4.85	0.2 2 0 0 0 0 0 0 0 0 0 0 0 4 5 0.00 0.000																
50 Adam Wainwright, R ERA: 2.67	1.0 6 3 1 1 2 0 0 0 0 0 0 0 16 30 9.00 3.000																

**St. Louis Cardinals @ Chicago Cubs**  
 Wrigley Field, Chicago, IL  
 Sun Jul 30 2006, 1:20 PM CDT  
 Att: 40,033 - Partly Cloudy - 79 F

**St. Louis Cardinals @ Chicago Cubs**  
 Wrigley Field, Chicago, IL  
 Sun Jul 30 2006, 1:20 PM CDT  
 Att: 40,033 - Partly Cloudy - 79 F





Batter	1	2	3	4	5	6	7	8	9	AB	R	H	RBI	BB	SO	LOB	TOP			
11 Jimmy Rollins, S OBP: 0.329, SLG: 0.451	0-1 HR	1-0 26 G3 1B HBP		1-2 FC4-6 HR		2-2 P4		0-0 8 3B 1B	1-1 HR	5	5	3	4	0	0	1				
David Dellucci, L OBP: 0.374, SLG: 0.613	0-0	3-1		3-2		1-1		0-2	1-2	4	2	3	4	0	0	0				
8 Shane Victorino, S OBP: 0.327, SLG: 0.409	26 G3 1B	26 G3 1B		1-H HR		P5		2-H 3B	G1-4-3	2	1	1	2	0	0	0				
26 Chase Utley, L OBP: 0.392, SLG: 0.563	1-2 G3	1-2 G3		0-0 F9				1-1 6 1B SF8	1-1	6	1	2	0	0	1	3				
6 Ryan Howard, L OBP: 0.373, SLG: 0.613	2-3 K	1-1 FC6-4 1B		0-1 G4-3				4-2 1B BB	2-3	5	0	2	3	1	2	2				
Pat Burrell, R OBP: 0.378, SLG: 0.514	4-2	2-1 FC6-4				3-2 G5-3		0-0 BB	3-1	3	0	1	1	1	0	1				
Rick White, R		1-2						1-2		0	0	0	0	0	0	0				
Aaron Fultz, L								3-H		0	0	0	0	0	0	0				
Aaron Rowand, R OBP: 0.318, SLG: 0.434	1-2 F8		0-0 P3		1-0 HR			1-1 G6-4-3	0-1	5	1	1	1	0	0	5				
Mike Lieberthal, R OBP: 0.294, SLG: 0.362		0-0	0-1		2-2			1-1	1-2	4	1	3	0	0	0	0				
29 Chris Roberson, S OBP: 0.100, SLG: 0.100		2B 1B	G4-6-3 1B		F7			2B SH1-3 1B	BB	1	2	0	0	0	0	0				
ABraham Nunez, S OBP: 0.218, SLG: 0.226		1-0	3-2 G4-6-3		P5			3-1 SH1-3	4-2	3	2	1	0	1	0	1				
		1-3	1-2					1-2	1-2											
39 Brett Myers, R OBP: 0.070, SLG: 0.024		2-1 G5-3		4-2		1-2		2-2	2-2	2	0	0	0	1	0	2				
63 Ryan Madson, L OBP: 0.212, SLG: 0.219				11 FC4-6 BB		G1-3		11 1B 8 3B 2B	P4	0	0	0	0	0	0	0				
27 Chris Coste, R OBP: 0.395, SLG: 0.573								2-H		2	1	1	1	0	0	2				
<b>Inning Stats</b>	R: 1 E: 0 K: 1 S: 14	H: 2 LOB: 2 BB: 1 P: 22	R: 4 E: 0 K: 0 S: 14	H: 4 LOB: 1 BB: 0 P: 25	R: 0 E: 0 K: 0 S: 7	H: 1 LOB: 0 BB: 0 P: 10	R: 2 E: 0 K: 0 S: 13	H: 1 LOB: 0 BB: 1 P: 20	R: 1 E: 0 K: 0 S: 12	H: 1 LOB: 0 BB: 0 P: 21	R: 0 E: 0 K: 0 S: 8	H: 1 LOB: 1 BB: 1 P: 13	R: 5 E: 0 K: 0 S: 21	H: 6 LOB: 1 BB: 0 P: 30	R: 3 E: 1 K: 1 S: 22	H: 2 LOB: 1 BB: 1 P: 34	1B: 11 2B: 2 3B: 1 HR: 4	SF: 1 SAC: 1 DP: 2 HBP: 1	WP: 0 PB: 0 SB: 0 CS: 0	PA: 49
<b>PITCHER</b>	IP WLS BF H R ER SO BB IBB HBP BLK WP HR S P ERA WHIP	3.1 L 20 8 7 7 1 2 0 0 0 0 2 45 74 18.90 3.000	4.1 L 20 0 0 0 0 0 0 0 0 0 0 3 3 0.00 0.000	2.0 L 7 1 1 1 0 0 0 0 0 0 1 20 33 4.50 0.500	1.0 L 4 1 0 0 1 1 0 0 0 0 0 8 13 0.00 2.000	0.1 L 4 3 4 4 0 0 0 0 0 0 0 11 17 108.00 9.000	0.0 L 3 3 0 0 0 0 0 0 0 0 0 0 7 9 0.00 0.000	1.1 L 7 1 4 3 0 1 0 0 0 0 0 1 19 29 20.25 1.500	0.1 L 2 1 0 0 1 0 0 0 0 0 0 0 6 9 0.00 3.000											

Philadelphia Phillies @ St. Louis Cardinals  
 Busch Stadium, St. Louis, MO  
 Wed Aug 02 2006, 7:10 PM CDT  
 Att: 42,598 - Partly Cloudy - 101 F

AB 42  
 R 16  
 H 18  
 RBI 16  
 BB 4  
 SO 3  
 LOB 17





Batter	1	2	3	4	5	6	7	8	9	AB	R	H	RBI	BB	SO	LOB	BOTTOM					
22 David Eckstein, R OBP: 0.305, SLG: 0.331	1-2 G3-1		0-0 G4-6-3 1B			1-2 G5-3	1-2 F8		4-2 5 G5-4-3 BB	3	0	1	0	0	0	1						
50 Adam Wainwright, R ERA: 4.94										0	0	0	0	0	0	0						
Jason Marquis, L OBP: 0.228, SLG: 0.298										0	0	0	0	0	0	0						
41 Braden Loper, R OBP: 0.136, SLG: 0.136										0	0	0	0	0	0	0						
34 Randy Flores, L ERA: 5.36										0	0	0	0	0	0	0						
44 Jason Isringhausen, R ERA: 2.89										0	0	0	0	0	0	0						
Ronnie Belliard, R OBP: 0.332, SLG: 0.414	0-3 K		0-1 G4-6-3			1-3 K	4-2 5 G4-3 BB		0-1 F9	2	0	0	0	0	1	1						
Jorge Sosa, R OBP: 0.227, SLG: 0.600										0	0	0	0	0	0	0						
26 Scott Spiezio, S OBP: 0.356, SLG: 0.435			1-2						2-3	2	0	0	0	1	1	3						
5 Albert Pujols, R OBP: 0.431, SLG: 0.684	1-0 G4-3			2-3 K		2-1 27 1B	0-1 G4-3		1-1 G5-4-3	5	0	1	0	0	1	3						
27 Scott Rolen, R OBP: 0.390, SLG: 0.529		0-3 K		1-0 F8		2-2 1B	1-2 1B		1-2 15 2B	4	1	2	1	0	1	0						
15 Jim Edmonds, L OBP: 0.358, SLG: 0.477		1-0 16 HR 1B		2-3 K					0-0 43 G6-3 2B	4	1	2	1	0	1	2						
43 Juan Encarnacion, R OBP: 0.318, SLG: 0.472									2-2 G6-3	4	1	1	0	0	0	2						
16 Chris Duncan, L OBP: 0.357, SLG: 0.565		2-0 HR							4-1 4 G6-4-3 BB	3	2	2	2	1	1	0						
4 Yadier Molina, R OBP: 0.267, SLG: 0.306									0-1 G6-4-3	4	1	1	2	0	1	2						
Jeff Weaver, R OBP: 0.200, SLG: 0.111										1	0	0	0	0	1	0						
Tyler Johnson, S ERA: 6.02										0	0	0	0	0	0	0						
Aaron Miles, S OBP: 0.337, SLG: 0.357										2	2	2	2	1	0	0						
<b>Inning Stats</b>	R: 0 E: 0 K: 1 S: 7	H: 0 LOB: 0 BB: 0 P: 9	R: 2 E: 0 K: 1 S: 7	H: 2 LOB: 0 BB: 0 P: 11	R: 0 E: 0 K: 1 S: 6	H: 1 LOB: 0 BB: 0 P: 6	R: 0 E: 0 K: 2 S: 9	H: 0 LOB: 0 BB: 0 P: 14	R: 0 E: 0 K: 2 S: 12	H: 0 LOB: 2 BB: 0 P: 19	R: 1 E: 0 K: 1 S: 17	H: 3 LOB: 0 BB: 0 P: 29	R: 4 E: 0 K: 0 S: 17	H: 4 LOB: 0 BB: 1 P: 25	R: 1 E: 0 K: 0 S: 10	H: 2 LOB: 1 BB: 1 P: 17	R: 0 E: 0 K: 0 S: 12	H: 0 LOB: 1 BB: 2 P: 21	1B: 7 2B: 3 3B: 0 HR: 2	SF: 0 SAC: 0 DP: 4 HBP: 0	WP: 0 PB: 0 SB: 0 CS: 0	PA: 39
<b>PITCHER</b>	IP WLS BF H R ER SO BB IBB HBP BLK WP HR S P ERA WHIP	6.0 W 26 0 0 6 8 1 0 0 0 0 1 64 95 9.00 1.500	7.1 H 4 1 1 1 0 1 0 0 0 0 1 11 18 9.00 2.000	1.0 L 5 2 1 1 0 1 0 0 0 0 0 10 17 9.00 3.000	1.0 L 4 0 0 0 0 2 0 0 0 0 0 0 12 21 0.00 2.000																	

Philadelphia Phillies @ St. Louis Cardinals  
 Busch Stadium, St. Louis, MO  
 Wed Aug 02 2006, 7:10 PM CDT  
 Att: 42,598 - Partly Cloudy - 101 F

AB 35  
 R 8  
 H 12  
 RBI 8  
 BB 4  
 SO 8  
 LOB 14



Batter	1	2	3	4	5	6	7	8	9	AB R H RBI BB SO LOB	TOP											
11 Jimmy Rollins, S OBP: 0.329, SLG: 0.450	1-1 P5		4-2 BB 26 1B BB	2-1 F7	1-0 G3			1-1 2B	0-3 K	5 1 1 0 1 1 4	<b>Philadelphia Phillies @ St. Louis Cardinals</b> <b>Busch Stadium, St. Louis, MO</b> Thu Aug 03 2006, 7:10 PM CDT Att: 42,461 - Partly Cloudy - 88 F  <b>AB 42</b> <b>R 8</b> <b>H 16</b> <b>RBI 7</b> <b>BB 6</b> <b>SO 6</b> <b>LOB 32</b> 											
David Dellucci, L OBP: 0.387, SLG: 0.612 29 Chris Roberson, S OBP: 0.143, SLG: 0.143	1-1 G4-3		4-1 BB 26 1B BB	4-1 BB		3-2 1B 26 G4-6-3		4-2 BB	1-1 1B 26 1B	2 1 1 0 3 0 0 1 0 1 1 0 0 0												
26 Chase Utley, L OBP: 0.393, SLG: 0.562	2-2 E8 1B		2-1 BB F9 27 1B 1B	0-1 F7		1-1 G4-6-3 1B		2-2 F9	2-0 1B 2-3 3-H	6 1 3 2 0 0 4												
6 Ryan Howard, L OBP: 0.372, SLG: 0.607	4-2 FC5 BB		2-1 HBP 27 1B 1B	3-1 F7		1-3 K		1-1 F7	1-1 F8	5 0 1 1 1 1 5												
Pat Burrell, R OBP: 0.379, SLG: 0.511 Geoff Geary, R OBP: 0.500, SLG: 0.667 48 Brian Sanches, R	1-2 BB		0-0 F7		0-0 1B 27 1B 1B		0-1 P6	0-3 K		4 1 1 0 1 1 4 0 0 0 0 0 0 0 0 0 0 0 0 0 0												
Aaron Rowand, R OBP: 0.322, SLG: 0.448	2-1 FC5		2-2 F9		2-1 FC1-6 35 27 1B 1B		1-0 2B 27 E		1-2 HR	5 2 3 1 0 0 5												
27 Chris Coste, R OBP: 0.419, SLG: 0.588		0-1 G6-4-3 1B	2-2 HBP 1B		1-1 FC1-6 35 1B		1-2 1B		1-1 F9	5 0 4 2 0 0 0												
Abraham Nunez, S OBP: 0.217, SLG: 0.220		1-1 G6-4-3	1-0 HBP		0-1 F8		0-0 F7		0-1 E6 2B 29 1B	4 1 0 0 0 0 4												
35 Cole Hamels, L OBP: 0.231, SLG: 0.095 8 Shane Victorino, S OBP: 0.330, SLG: 0.418		0-3 K	1-3 K		0-0 FC1-6		0-3 K		1-2 2B 29 1B 26 1B	4 0 0 0 0 3 6 1 1 1 0 0 0 0												
<b>Inning Stats</b>	R: 0 E: 1 K: 0 S: 13	H: 1 LOB: 3 BB: 2 P: 27	R: 0 E: 0 K: 1 S: 8	H: 1 LOB: 0 BB: 0 P: 9	R: 3 E: 0 K: 1 S: 20	H: 3 LOB: 3 BB: 2 P: 38	R: 0 E: 0 K: 0 S: 7	H: 0 LOB: 1 BB: 1 P: 16	R: 1 E: 0 K: 0 S: 9	H: 3 LOB: 2 BB: 0 P: 13		R: 0 E: 0 K: 1 S: 10	H: 1 LOB: 0 BB: 0 P: 15	R: 1 E: 0 K: 1 S: 10	H: 2 LOB: 1 BB: 0 P: 12	R: 0 E: 0 K: 1 S: 16	H: 1 LOB: 2 BB: 0 P: 24	R: 3 E: 1 K: 1 S: 18	H: 4 LOB: 2 BB: 0 P: 25	1B: 12 2B: 3 3B: 0 HR: 1	SF: 0 SAC: 0 DP: 2 HBP: 1	WP: 0 PB: 0 SB: 1 CS: 1
<b>PITCHER</b>	IP WLS BF H R ER SO BB IBB HBP BLK WP HR S P ERA WHIP											IP WLS BF H R ER SO BB IBB HBP BLK WP HR S P ERA WHIP										
Jason Marquis, R ERA: 5.68	(1, 1) 6.0 L 31 9 4 4 3 5 0 0 0 0 0 0 67 118 6.00 2.333																					
41 Braden Looper, R ERA: 4.25	(7, 1) 1.0 6 3 1 1 1 0 0 0 0 0 0 12 15 9.00 3.000																					
Tyler Johnson, L ERA: 4.63	(8, 1) 1.0 4 0 0 0 1 1 0 0 0 0 0 0 14 21 0.00 1.000																					
34 Randy Flores, L ERA: 5.46	(9, 1) 1.0 8 4 3 1 1 0 0 0 0 0 1 18 25 9.00 4.000																					

Batter	1	2	3	4	5	6	7	8	9	AB R H RBI BB SO LOB	BOTTOM											
22 David Eckstein, R OBP: 0.350, SLG: 0.335	4-2 BB 27 CS			0-2 G6-3		1-2 G5-3			1-2 G6-3	3 0 0 0 1 0 0	<b>Philadelphia Phillies @ St. Louis Cardinals</b> <b>Busch Stadium, St. Louis, MO</b> Thu Aug 03 2006, 7:10 PM CDT Att: 42,461 - Partly Cloudy - 88 F  <b>AB 27</b> <b>R 1</b> <b>H 2</b> <b>RBI 1</b> <b>BB 2</b> <b>SO 12</b> <b>LOB 4</b> 											
Ronnie Belliard, R OBP: 0.332, SLG: 0.412	1-3 K			2-1 1B 5 27 SF8		2-3 K		2-2 F8	2-2 F8	4 1 1 0 0 2 1												
5 Albert Pujols, R OBP: 0.429, SLG: 0.679	0-3 K			1-1 1B		2-2 G6-3		2-1 P5	2-1 P5	4 0 1 0 0 1 1												
27 Scott Rolen, R OBP: 0.387, SLG: 0.526	1-0 CS		3-3 K	2-1 SF8			3-3 K			2 0 0 1 0 2 0												
43 Juan Encarnacion, R OBP: 0.315, SLG: 0.469			2-3 K	1-3 K			1-2 G5-3			3 0 0 0 0 2 1												
26 Scott Spiezio, S OBP: 0.352, SLG: 0.427		1-0 F8					2-3 K			3 0 0 0 0 2 0												
So Taguchi, R OBP: 0.346, SLG: 0.354 53 John Rodriguez, L OBP: 0.372, SLG: 0.439 34 Randy Flores, L			2-3 K				0-3 K			2 0 0 0 0 1 0 1 0 0 0 0 0 0 0 0 0 0 0 0 0												
Gary Bennett, R OBP: 0.264, SLG: 0.255 16 Chris Duncan, L OBP: 0.354, SLG: 0.550			2-1 L9		4-2 BB			0-1 G6-3		1 0 0 0 1 0 0 1 0 0 0 0 0 0												
Jason Marquis, L OBP: 0.219, SLG: 0.279 41 Braden Looper, R OBP: 0.500, SLG: 1.000 Tyler Johnson, S			1-3 K		3-3 K			3-2 G6-3		2 0 0 0 0 2 1 0 0 0 0 0 0 0 0 0 0 0 0 0 0 1 0 0 0 0 0 0 0 0 0 0 0 0 0												
Aaron Miles, S OBP: 0.336, SLG: 0.356 4 Yadier Molina, R OBP: 0.397, SLG: 0.306										2 0 0 0 0 2 1 0 0 0 0 0 0 0 1 0 0 0 0 0 0 0 0 0 0 0 0 0												
<b>Inning Stats</b>	R: 0 E: 0 K: 2 S: 10	H: 0 LOB: 1 BB: 1 P: 16	R: 0 E: 0 K: 2 S: 8	H: 0 LOB: 0 BB: 0 P: 14	R: 0 E: 0 K: 2 S: 8	H: 0 LOB: 0 BB: 0 P: 13	R: 1 E: 0 K: 1 S: 12	H: 2 LOB: 1 BB: 0 P: 18	R: 0 E: 0 K: 2 S: 9	H: 0 LOB: 1 BB: 1 P: 18	R: 0 E: 0 K: 1 S: 9	H: 0 LOB: 0 BB: 0 P: 14	R: 0 E: 0 K: 2 S: 10	H: 0 LOB: 0 BB: 0 P: 16	R: 0 E: 0 K: 0 S: 6	H: 0 LOB: 0 BB: 0 P: 9	R: 0 E: 0 K: 0 S: 9	H: 0 LOB: 0 BB: 0 P: 14	1B: 2 2B: 0 3B: 0 HR: 0	SF: 1 SAC: 0 DP: 0 HBP: 0	WP: 0 PB: 0 SB: 0 CS: 1	PA: 31
<b>PITCHER</b>	IP WLS BF H R ER SO BB IBB HBP BLK WP HR S P ERA WHIP											IP WLS BF H R ER SO BB IBB HBP BLK WP HR S P ERA WHIP										
35 Cole Hamels, L ERA: 5.27	(1, 1) 7.0 W 24 2 1 1 12 2 0 0 0 0 0 0 66 109 1.29 0.571																					
Geoff Geary, R ERA: 3.29	(8, 1) 1.0 3 0 0 0 0 0 0 0 0 0 0 6 9 0.00 0.000																					
48 Brian Sanches, R ERA: 7.45	(9, 1) 1.0 3 0 0 0 0 0 0 0 0 0 0 9 14 0.00 0.000																					

Batter	1	2	3	4	5	6	7	8	9	AB	R	H	RBI	BB	SO	LOB	TOP				
Brady Clark, R OBP: 0.384, SLG: 0.343	G1-3		G4-3		K		G6-3		FC4-6	5	0	0	0	0	1	3	<b>Milwaukee Brewers @ St. Louis Cardinals</b> Busch Stadium, St. Louis, MO Fri Aug 04 2006, 7:10 PM CDT Att: 43,162 - Clear - 89 F				
9 Tony Graffanino, R OBP: 0.344, SLG: 0.409	G5-3		2B HR			2B SF8		2B	F9	5	2	3	1	0	0	1					
28 Prince Fielder, L OBP: 0.350, SLG: 0.515	FC6-4		HR			1B		G4-3		4	1	3	2	0	0	1					
Kevin Mench, R OBP: 0.330, SLG: 0.453	FC6-4		F9			SF8		FC1-2-5		3	0	0	1	0	0	2					
2 Bill Hall, R OBP: 0.327, SLG: 0.565		L9			F8		G1-6-3		HBP	3	0	0	0	1	0	1					
Geoff Jenkins, L OBP: 0.329, SLG: 0.391		G3-6-3			K		K		BB	3	0	1	0	0	2	1					
David Bell, R OBP: 0.339, SLG: 0.390		G3-6-3			G6-3				HBP	4	0	1	0	0	0	4					
Damian Miller, R OBP: 0.329, SLG: 0.426			G4-3		G6-3		SH5-3		G6-3	3	1	1	0	0	0	0					
Doug Davis, R OBP: 0.366, SLG: 0.065			SH3-4		G6-3					1	0	0	0	0	0	0					
Dan Kolb, R ERA: 3.08					G6-3		K		FC4-6	0	0	0	0	0	0	0					
18 Gabe Gross, L OBP: 0.277, SLG: 0.483										0	0	0	0	0	0	1					
Matt Wise, R ERA: 4.2										0	0	0	0	0	0	0					
Brian Shouse, L ERA: 2.83										0	0	0	0	0	0	0					
Derrick Turnbow, R ERA: 5.77										1	0	1	0	0	0	0					
22 Tony Gwynn Jr., L OBP: 0.500, SLG: 0.271										0	0	1	0	0	0	0					
Francisco Cordero, R ERA: 2.83										0	0	1	0	0	0	0					
<b>Inning Stats</b>	R: 0 E: 0 K: 0 S: 9	H: 1 LOB: 1 BB: 0 P: 12	R: 0 E: 0 K: 0 S: 4	H: 1 LOB: 0 BB: 0 P: 6	R: 3 E: 0 K: 0 S: 10	H: 3 LOB: 0 BB: 0 P: 15	R: 0 E: 0 K: 1 S: 9	H: 0 LOB: 0 BB: 0 P: 13	R: 0 E: 0 K: 1 S: 6	H: 0 LOB: 0 BB: 0 P: 9	R: 1 E: 0 K: 1 S: 8	H: 2 LOB: 1 BB: 0 P: 10	R: 0 E: 0 K: 1 S: 8	H: 1 LOB: 1 BB: 0 P: 12	R: 0 E: 0 K: 0 S: 15	H: 1 LOB: 3 BB: 0 P: 24	R: 0 E: 0 K: 0 S: 7	H: 1 LOB: 1 BB: 0 P: 8	1B: 8 2B: 1 3B: 0 HR: 1	SF: 1 SAC: 2 DP: 1 HBP: 1	WP: 0 PA: 38 PB: 0 SB: 0 CS: 0
<b>PITCHER</b>	IP WLS BF H R ER SO BB IBB HBP BLK WP HR S P ERA WHIP																				
29 Chris Carpenter, R ERA: 2.53	(1, 1) 6.0 L 24 7 4 4 3 0 0 0 0 0 0 1 46 65 6.00 1.167																				
50 Adam Wainwright, R ERA: 2.53	(7, 1) 2.0 10 2 0 0 1 1 0 0 1 0 0 0 23 36 0.00 1.500																				
44 Jason Isringhausen, R ERA: 2.83	(9, 1) 1.0 4 1 0 0 0 0 0 0 0 0 0 0 7 8 0.00 1.000																				


Batter	1	2	3	4	5	6	7	8	9	AB	R	H	RBI	BB	SO	LOB	BOTTOM				
22 David Eckstein, R OBP: 0.350, SLG: 0.336	F8		1B		G5-3		27 FC4		P4	5	0	2	1	0	0	1	<b>Milwaukee Brewers @ St. Louis Cardinals</b> Busch Stadium, St. Louis, MO Fri Aug 04 2006, 7:10 PM CDT Att: 43,162 - Clear - 89 F				
16 Chris Duncan, L OBP: 0.341, SLG: 0.537	K		K		F8		P5		K	5	0	0	0	0	3	3					
5 Albert Pujols, R OBP: 0.427, SLG: 0.677	P3				43 1B		F8			4	1	1	0	0	0	1					
27 Scott Rolen, R OBP: 0.388, SLG: 0.534		2B			G6-3		FC4			4	1	2	0	0	0	2					
43 Juan Encarnacion, R OBP: 0.317, SLG: 0.469		P3			15 L4-3		4 BB		G5-3	4	0	2	2	0	0	1					
15 Jim Edmonds, L OBP: 0.357, SLG: 0.477		F8			L4-3		K		2B	4	0	1	0	0	1	3					
Ronnie Belliard, R OBP: 0.332, SLG: 0.410		G5-3			29 SH5-4		4 BB		G6-3	2	1	0	0	2	0	2					
44 Jason Isringhausen, R ERA: 2.83					22 G5-3		4 BB			0	0	0	0	0	0	0					
4 Yadier Molina, R OBP: 0.270, SLG: 0.304		P6			29 SH5-4		2B		F9	2	0	0	0	2	0	1					
29 Chris Carpenter, R ERA: 2.53	(1, 1) 5.2 W 26 6 3 3 3 4 0 0 0 0 0 0 1 2 0.00 0.000																				
Dan Kolb, R ERA: 5.57	(6, 1) 0.1 H 1 0 0 0 0 0 0 0 0 0 0 1 2 0.00 0.000																				
Matt Wise, R ERA: 4.2	(7, 1) 1.1 H 5 1 0 0 0 0 0 0 0 0 0 0 13 19 0.00 0.750																				
Brian Shouse, L ERA: 2.83	(8, 1) 0.0 1 1 0 0 0 0 0 0 0 0 0 1 3 ∞ ∞																				
Derrick Turnbow, R ERA: 5.77	(8, 1) 0.2 H 2 0 0 0 0 0 0 0 0 0 0 0 6 7 0.00 0.000																				
<b>Inning Stats</b>	R: 0 E: 0 K: 1 S: 6	H: 0 LOB: 0 BB: 0 P: 8	R: 0 E: 0 K: 0 S: 7	H: 1 LOB: 1 BB: 0 P: 13	R: 0 E: 0 K: 1 S: 11	H: 1 LOB: 1 BB: 0 P: 18	R: 1 E: 0 K: 0 S: 8	H: 2 LOB: 0 BB: 0 P: 12	R: 1 E: 0 K: 0 S: 14	H: 0 LOB: 1 BB: 2 P: 26	R: 1 E: 0 K: 1 S: 13	H: 2 LOB: 3 BB: 2 P: 30	R: 0 E: 0 K: 0 S: 8	H: 1 LOB: 1 BB: 0 P: 11	R: 0 E: 0 K: 0 S: 12	H: 1 LOB: 0 BB: 0 P: 18	R: 0 E: 0 K: 1 S: 7	H: 0 LOB: 0 BB: 0 P: 10	1B: 4 2B: 4 3B: 1 HR: 0	SF: 0 SAC: 1 DP: 1 HBP: 0	WP: 0 PA: 38 PB: 0 SB: 0 CS: 0
<b>PITCHER</b>	IP WLS BF H R ER SO BB IBB HBP BLK WP HR S P ERA WHIP																				
Francisco Cordero, R ERA: 4.39	(9, 1) 1.0 S 3 0 0 0 1 0 0 0 0 0 0 0 7 10 0.00 0.000																				






Batter	1	2	3	4	5	6	7	8	9	AB R H RBI BB SO LOB	TOP											
Ronnie Belliard, R (1, 4) OBP: 0.334, SLG: 0.409	0-1 16 1B	0-1 G5-3	0-3 K		1-1 P6		3-3 K		0-1 G4-3	6 1 1 0 0 2 2	<b>St. Louis Cardinals @ Cincinnati Reds</b> Great American Ball Park, Cincinnati, OH Mon Aug 07 2006, 7:10 PM EDT Att: 34,262 - Partly Cloudy - 88 F  <b>AB 43</b> <b>R 13</b> <b>H 17</b> <b>RBI 12</b> <b>BB 5</b> <b>SO 8</b> <b>LOB 18</b>											
16 Chris Duncan, L (1, 7) OBP: 0.355, SLG: 0.555	2-0 5 2B	0-0 HR	2-3 K		3-3 K		3-2 5 FC6 1B		4-2 5 2B BB	5 3 3 2 1 2 1												
5 Albert Pujols, R (1, 3) OBP: 0.432, SLG: 0.689	0-0 27 2B	4-1 15 E 27 HBP BB		2-0 F8	2-3 K		0-2 FC6		2-1 26 HR 2B	5 3 2 2 1 1 2												
27 Scott Rolen, R (1, 5) OBP: 0.394, SLG: 0.555 26 Scott Spiezo, S (8, PH) OBP: 0.354, SLG: 0.442	0-1 15 G3 4 HR 2B	1-1 15 E HBP		1-0 4 2B 1B		2-2 HR		2-0 1B	0-0 HR	3 3 3 2 0 0 0 2 1 2 2 0 0 0												
15 Jim Edmonds, L (1, 8) OBP: 0.353, SLG: 0.471 So Taguchi, R (8, PH) OBP: 0.344, SLG: 0.356	0-0 G3	3-2 E4		0-0 L9		1-3 K		1-1 1B	0-2 F7	4 0 0 0 0 1 3 2 0 1 0 0 0 0												
43 Juan Encarnacion, R (1, 9) OBP: 0.320, SLG: 0.477	1-0 G5-3	4-0 IBB		1-0 4 2B 1B		0-0 G6-3		1-2 P6		4 1 1 0 1 0 3												
4 Yadier Molina, R (1, 2) OBP: 0.272, SLG: 0.321	0-0 HR	0-1 G1-3		0-2 1B 2B		1-2 F8		0-1 F7		5 1 2 4 0 0 5												
Aaron Miles, S (1, 6) OBP: 0.336, SLG: 0.350	1-1 G3		4-2 SH1-4 BB	4-0 1B IBB		0-0 G3		1-3 K		3 0 0 0 2 1 2												
Jeff Weaver, R (1, 1) OBP: 0.250, SLG: 0.182 53 John Rodriguez, L (7, PH) OBP: 0.379, SLG: 0.449 34 Randy Flores, L (7, 1) Josh Hancock, R (8, 1)		1-1 G2-3	0-1 SH1-4	0-0 1B		3-1 16 1B 2B			2-3 K	2 0 1 0 0 0 0 1 0 1 0 0 0 0 0 0 0 0 0 0 0 1 0 0 0 0 1 0												
<b>Inning Stats</b>	R: 5 E: 0 K: 0 S: 11	H: 5 LOB: 0 BB: 0 P: 15	R: 2 E: 1 K: 0 S: 12	H: 1 LOB: 3 BB: 2 P: 25	R: 0 E: 0 K: 2 S: 10	H: 0 LOB: 1 BB: 1 P: 16	R: 2 E: 0 K: 0 S: 10	H: 4 LOB: 2 BB: 1 P: 18	R: 0 E: 0 K: 1 S: 8	H: 0 LOB: 0 BB: 0 P: 14		R: 1 E: 0 K: 1 S: 11	H: 1 LOB: 0 BB: 0 P: 15	R: 0 E: 0 K: 1 S: 14	H: 2 LOB: 2 BB: 0 P: 23	R: 0 E: 0 K: 1 S: 11	H: 2 LOB: 2 BB: 0 P: 16	R: 3 E: 0 K: 1 S: 14	H: 2 LOB: 0 BB: 1 P: 22	1B: 7 2B: 6 3B: 0 HR: 4	SF: 0 SAC: 1 DP: 0 HBP: 1	WP: 0 PB: 0 SB: 0 CS: 0
<b>PITCHER</b>	IP WLS BF H R ER SO BB IBB HBP BLK WP HR S P ERA WHIP											IP WLS BF H R ER SO BB IBB HBP BLK WP HR S P ERA WHIP										
54 Elizardo Ramirez, R (1, 1) ERA: 4.93	1.2 L 15 6 7 6 0 1 1 1 0 0 0 2 21 38 32.40 4.200																					
Ryan Franklin, R (2, 1) ERA: 4.71	4.1 19 5 3 3 5 1 1 0 0 0 1 41 65 6.23 1.385																					
56 Todd Coffey, R (7, 1) ERA: 3.4	1.0 5 2 0 0 1 0 0 0 0 0 0 14 23 0.00 2.000																					
Kent Mercker, L (8, 1) ERA: 4.33	1.0 5 2 0 0 1 0 0 0 0 0 0 11 16 0.00 2.000																					
25 David Weathers, R (9, 1) ERA: 4.75	1.0 6 2 3 3 1 1 0 0 0 0 0 1 14 22 27.00 3.000																					


Batter	1	2	3	4	5	6	7	8	9	AB R H RBI BB SO LOB	BOTTOM											
6 Ryan Freel, R (1, 9) OBP: 0.389, SLG: 0.451	3-2 L4		4-0 12 2B BB		3-1 HBP 1B		2-3 K		0-1 G5-3	4 0 1 0 1 1 1	<b>St. Louis Cardinals @ Cincinnati Reds</b> Great American Ball Park, Cincinnati, OH Mon Aug 07 2006, 7:10 PM EDT Att: 34,262 - Partly Cloudy - 88 F  <b>AB 35</b> <b>R 1</b> <b>H 8</b> <b>RBI 1</b> <b>BB 2</b> <b>SO 9</b> <b>LOB 21</b>											
Adam Dunn, L (1, 7) OBP: 0.383, SLG: 0.551	0-0 F9		2-3 K		1-2 HBP		1-3 K		1-2 P6	4 0 0 0 0 2 2												
Ken Griffey Jr., L (1, 8) OBP: 0.296, SLG: 0.495 Kent Mercker, L (8, 1) 25 David Weathers, R (9, 1)	3-1 1B		3-3 K		1-2 P5		0-0 G6-3			4 0 1 0 0 1 3 0 0 0 0 0 0 0 0 0 0 0 0 0 0												
12 Edwin Encarnacion, R (1, 5) OBP: 0.373, SLG: 0.487	3-3 K		0-1 K		0-0 P5			0-2 E5 4 G4-6-3 1B		4 0 1 0 0 1 3												
Scott Hatteberg, L (1, 3) OBP: 0.415, SLG: 0.495		1-0 F7	4-1 BB		1-1 G3			3-2 4 G4-6-3 1B		3 0 1 0 1 0 2												
4 Brandon Phillips, R (1, 4) OBP: 0.341, SLG: 0.432		0-0 G4-3	0-2 F9			2-1 L9		1-2 G4-6-3		4 0 0 0 0 0 5												
Javier Valentin, S (1, 2) OBP: 0.287, SLG: 0.338		1-2 HR		1-3 K		2-0 G4-3 1B		0-0 F8		4 1 2 1 0 1 1												
Royce Clayton, R (1, 6) OBP: 0.314, SLG: 0.351		0-0 1B		1-3 K		1-2 G4-3			1-1 6 G5-3 1B	4 0 2 0 0 1 1												
54 Elizardo Ramirez, S (1, 1) OBP: 0.192, SLG: 0.200 Ryan Franklin, R (2, 1) Jason LaRue, R (8, PH) OBP: 0.323, SLG: 0.312 56 Todd Coffey, R (7, 1) 27 Chris Denorfia, R (8, 8) OBP: 0.327, SLG: 0.267		0-3 K		1-3 K		0-1 G5-3			2-0 L8	0 0 0 0 0 0 0 2 0 0 0 0 2 1 1 0 0 0 0 0 1 0 0 0 0 0 0 0 1 0 0 0 0 0 1												
<b>Inning Stats</b>	R: 0 E: 0 K: 1 S: 11	H: 1 LOB: 1 BB: 0 P: 20	R: 1 E: 0 K: 1 S: 9	H: 2 LOB: 0 BB: 0 P: 11	R: 0 E: 0 K: 2 S: 13	H: 1 LOB: 3 BB: 2 P: 26	R: 0 E: 0 K: 3 S: 9	H: 0 LOB: 0 BB: 0 P: 12	R: 0 E: 0 K: 0 S: 10	H: 1 LOB: 2 BB: 0 P: 16		R: 0 E: 0 K: 2 S: 8	H: 0 LOB: 0 BB: 0 P: 11	R: 0 E: 1 K: 0 S: 12	H: 1 LOB: 1 BB: 0 P: 16	R: 0 E: 0 K: 0 S: 8	H: 1 LOB: 1 BB: 0 P: 12	R: 0 E: 0 K: 0 S: 8	H: 1 LOB: 1 BB: 0 P: 12	1B: 6 2B: 1 3B: 0 HR: 1	SF: 0 SAC: 0 DP: 1 HBP: 1	WP: 0 PB: 0 SB: 0 CS: 0
<b>PITCHER</b>	IP WLS BF H R ER SO BB IBB HBP BLK WP HR S P ERA WHIP											IP WLS BF H R ER SO BB IBB HBP BLK WP HR S P ERA WHIP										
Jeff Weaver, R (1, 1) ERA: 6.43	6.0 W 27 6 0 1 7 1 1 0 0 0 0 8 11 1.50 1.333																					
34 Randy Flores, L (7, 1) ERA: 5.29	1.0 3 0 0 0 2 0 0 0 0 0 0 8 11 0.00 0.000																					
Josh Hancock, R (8, 1) ERA: 3.45	2.0 8 2 0 0 0 0 0 0 0 0 0 20 28 0.00 1.000																					


Batter	1	2	3	4	5	6	7	8	9	AB	R	H	RBI	BB	SO	LOB	TOP					
22 David Eckstein, R (1,6) OBP: 0.345, SLG: 0.329	2-1 P6		0-1 F9		0-2 26 1B		0-1 F8		1-2 F7	5	1	1	0	0	0	0	<b>St. Louis Cardinals @ Cincinnati Reds</b> Great American Ball Park, Cincinnati, OH Tue Aug 08 2006, 7:10 PM EDT Att: 40,094 - Partly Cloudy - 85 F  livebaseballscorecards.com  <b>AB 34</b> <b>R 3</b> <b>H 7</b> <b>RBI 2</b> <b>BB 4</b> <b>SO 6</b> <b>LOB 15</b>  					
Ronnie Belliard, R (1,4) OBP: 0.333, SLG: 0.406	3-1 G5-3		1-2 F8		0-0 26 1B		1-2 G6-3		0-1 G6-3	5	0	1	0	0	0	0						
5 Albert Pujols, R (1,3) OBP: 0.433, SLG: 0.685	4-1 BB		4-0 BB		1-0 F9		3-2 P6			2	0	0	0	2	0	2						
27 Scott Rolen, R (1,5) OBP: 0.392, SLG: 0.552	2-2 F8		0-0 L9		1-0 F8			1-2 43 G5-3	1B	4	1	1	0	0	0	4						
26 Scott Spiezo, S (1,7) OBP: 0.352, SLG: 0.438		1-0 F7		0-1 F9	1-2 2-H			1-3 K	1B	4	0	1	1	0	1	1						
43 Juan Encarnacion, R (1,9) OBP: 0.319, SLG: 0.474		4-1 4 2B		1-3 K	2-1 P4			1-2 G5-3	1B	3	1	0	0	1	1	3						
So Taguchi, R (1,8) OBP: 0.346, SLG: 0.366		0-3 K		0-0 K			0-0 F7	1-0 2-H	1B	4	0	2	1	0	1	1						
4 Yadier Molina, R (1,2) OBP: 0.275, SLG: 0.325		2-2 E2		4-2 3B			0-2 L5	0-3 K		3	0	1	0	1	1	1						
Jason Marquis, L (1,1) Jorge Sosa, R (3,1) Tyler Johnson, L (7,1) 41 Braden Looper, R (7,1) Josh Hancock, R (8,1) 50 Adam Wainwright, R (8,1) Aaron Miles, S (9,PH)	1-2 G4-3		1-0 G3		0-0 K		3-3 K		2-3 K	1	0	0	0	0	0	1						
<b>Inning Stats</b>	R: 0 E: 0 K: 0 S: 8	H: 0 LOB: 1 BB: 1 P: 19	R: 1 E: 1 K: 1 S: 13	H: 1 LOB: 1 BB: 1 P: 21	R: 0 E: 0 K: 0 S: 6	H: 0 LOB: 1 BB: 1 P: 11	R: 0 E: 0 K: 1 S: 12	H: 1 LOB: 2 BB: 1 P: 18	R: 1 E: 0 K: 0 S: 9	H: 3 LOB: 2 BB: 0 P: 16	R: 0 E: 0 K: 1 S: 8	H: 0 LOB: 0 BB: 0 P: 11	R: 0 E: 0 K: 0 S: 8	H: 0 LOB: 0 BB: 0 P: 12	R: 1 E: 0 K: 2 S: 15	H: 2 LOB: 1 BB: 0 P: 19		R: 0 E: 0 K: 1 S: 9	H: 0 LOB: 0 BB: 0 P: 12	1B: 5 2B: 1 3B: 1 HR: 0	SF: 0 SAC: 0 DP: 0 HBP: 0	WP: 0 PB: 0 SB: 0 CS: 0
<b>PITCHER</b>	IP WLS BF H R ER SO BB IBB HBP BLK WP HR S P ERA WHIP																					
22 Eric Milton, L (1,1) ERA: 5.01	6.0 W 27 5 2 1 3 4 0 0 0 0 0 0 0 56 96 1.50 1.500																					
25 David Weathers, R (7,1) ERA: 4.57	1.0 H 3 0 0 0 0 0 0 0 0 0 0 0 0 8 12 0.00 0.000																					
45 Bill Bray, L (8,1) ERA: 3.41	1.0 5 2 1 1 2 0 0 0 0 0 0 0 0 15 19 9.00 2.000																					
Eddie Guardado, L (9,1) ERA: 4.01	1.0 3 0 0 0 1 0 0 0 0 0 0 0 0 9 12 0.00 0.000																					

Batter	1	2	3	4	5	6	7	8	9	AB	R	H	RBI	BB	SO	LOB	BOTTOM			
6 Ryan Freel, R (1,9) OBP: 0.393, SLG: 0.458	0-1 G4-6-3		2-2 12 F9	1-1 G4-6-3			0-1 1B	0-0 SH		4	3	3	0	0	0	1	<b>St. Louis Cardinals @ Cincinnati Reds</b> Great American Ball Park, Cincinnati, OH Tue Aug 08 2006, 7:10 PM EDT Att: 40,094 - Partly Cloudy - 85 F  livebaseballscorecards.com  <b>AB 35</b> <b>R 10</b> <b>H 17</b> <b>RBI 8</b> <b>BB 5</b> <b>SO 5</b> <b>LOB 22</b>  			
Scott Hatteberg, L (1,3) OBP: 0.417, SLG: 0.497	0-2 G4-6-3		3-2 P2	1-0 P6			2-2 1B	0-2 G6-4-3	1B	5	1	3	1	0	0	1				
Ken Griffey Jr., L (1,8) OBP: 0.301, SLG: 0.496	0-0 G4-6-3		0-1 1B	1-2 1B	0-0 P4		1-1 FC3-5-2-3-1	4-2 G6-4-3	BB	4	2	2	0	1	0	4				
12 Edwin Encarnacion, R (1,5) 45 Bill Bray, L (8,1) Javier Valentin, S (8,PH) Eddie Guardado, R (9,1)	0-1 G4-6-3		0-0 F9	1-2 1B	3-1 P4		4-0 1B	0-2 G6-4-3	1B	3	1	2	1	1	0	2				
Adam Dunn, L (1,7) OBP: 0.385, SLG: 0.550	3-2 P5		1-0 26 BB	1-2 1B	2-1 P4		1-3 SF8	4-1 FC6-4	BB	4	0	2	3	1	0	3				
Rich Aurilia, R (1,4) OBP: 0.332, SLG: 0.507		1-0 HR	3-1 26 BB	1-2 1B	2-2 P6		3-1 SF8	2-0 FC6-4		4	1	2	3	0	0	4				
26 David Ross, R (1,2) OBP: 0.367, SLG: 0.646		0-2 L3-6	4-2 2B	1-2 BB			2-3 K	0-0 P3		3	0	1	0	1	1	1				
Royce Clayton, R (1,6) OBP: 0.314, SLG: 0.350		2-1 L3-6	1-3 K				2-3 K	1-0 4 BB	1B	4	1	1	0	0	2	4				
22 Eric Milton, L (1,1) Jason LaRue, R (8,PH) 25 David Weathers, R (7,1) 4 Brandon Phillips, R (8,4)	0-3 K		0-3 K	2-1 G4-6-3			1-3 K	4-2 6 SH	1B	2	0	1	0	0	1	0				
<b>Inning Stats</b>	R: 1 E: 0 K: 0 S: 14	H: 3 LOB: 1 BB: 0 P: 17	R: 1 E: 0 K: 1 S: 9	H: 2 LOB: 0 BB: 0 P: 12	R: 2 E: 0 K: 1 S: 21	H: 4 LOB: 3 BB: 1 P: 35	R: 0 E: 0 K: 0 S: 5	H: 1 LOB: 0 BB: 0 P: 9	R: 0 E: 0 K: 3 S: 10	H: 2 LOB: 1 BB: 0 P: 16	R: 0 E: 0 K: 3 S: 10	H: 0 LOB: 0 BB: 0 P: 15	R: 3 E: 0 K: 0 S: 11	H: 3 LOB: 1 BB: 1 P: 18	R: 3 E: 1 K: 0 S: 15	H: 2 LOB: 2 BB: 3 P: 30		1B: 14 2B: 3 3B: 0 HR: 1	SF: 1 SAC: 1 DP: 4 HBP: 0	WP: 0 PB: 0 SB: 0 CS: 1
<b>PITCHER</b>	IP WLS BF H R ER SO BB IBB HBP BLK WP HR S P ERA WHIP																			
50 Adam Wainwright, R (8,1) ERA: 2.48	1.0 L 16 4 1 1 4 0 0 0 0 0 0 0 0 29 46 2.70 1.200																			
Jorge Sosa, R (3,1) ERA: 5.17	0.1 4 2 1 1 0 0 0 1 0 0 0 0 0 6 13 27.00 6.000																			
41 Braden Looper, R (7,1) ERA: 4.21	0.2 3 1 2 2 0 0 0 0 0 0 0 0 0 4 5 27.00 1.500																			
Josh Hancock, R (8,1) ERA: 3.6	0.0 4 1 1 1 0 2 0 0 0 0 0 0 0 9 17 ∞ ∞																			





Batter	1	2	3	4	5	6	7	8	9	AB R H RBI BB SO LOB	TOP											
22 David Eckstein, R OBP: 0.346, SLG: 0.330	0-1 5E 1B	2-3 K		2-2 G1-3		0-0 F7			0-0 B1-3	5 1 1 0 0 1 3	<b>St. Louis Cardinals @ Cincinnati Reds</b> Great American Ball Park, Cincinnati, OH Thu Aug 10 2006, 12:35 PM EDT Att: 39,593 - Partly Cloudy - 84 F  <b>AB 39</b> <b>R 6</b> <b>H 12</b> <b>RBI 6</b> <b>BB 1</b> <b>SO 10</b> <b>LOB 17</b>  											
16 Chris Duncan, L OBP: 0.394, SLG: 0.591	1-1 P4	2-3 K			2-1 HR		0-0 L9		2-2 HR	5 2 2 2 0 1 3												
5 Albert Pujols, R OBP: 0.430, SLG: 0.676	1-2 L4			2-1 G5-3	1-2 26 HR 1B		0-2 G6-3		1-0 L4	5 1 1 0 0 0 1												
15 Jim Edmonds, L OBP: 0.357, SLG: 0.489	3-2 26 BB 2H 1B		1-0 HR		1-3 K		1-2 1B		2-1 L3	5 1 3 2 0 1 1												
26 Scott Spiezio, S OBP: 0.359, SLG: 0.468	4-2 1B		0-0 G3-1		1-2 1-H HR		2-2 F9			3 1 1 2 1 0 1												
So Taguchi, R OBP: 0.345, SLG: 0.364	1-3 K		0-0 P4		0-2 F9			0-1 1B		4 0 1 0 0 1 2												
Aaron Miles, S OBP: 0.337, SLG: 0.358		0-1 23 BB 2B		0-1 2B	1-1 F8			2-3 K		4 0 2 0 0 1 1												
Gary Bennett, R OBP: 0.246, SLG: 0.236		1-3 K		1-3 K		2-3 K		0-2 F9		4 0 0 0 0 3 3												
23 Anthony Reyes, R OBP: 0.116, SLG: 0.116 Jason Marquis, L OBP: 0.072, SLG: 0.072 50 Adam Wainwright, R OBP: 0.259, SLG: 0.360 43 Juan Estrella, R OBP: 0.000, SLG: 0.000 34 Randy Flores, L OBP: 0.000, SLG: 0.000 48 Brad Thompson, R OBP: 0.000, SLG: 0.000	2-2 1B		1-3 K		0-2 G3-1			2-3 K		2 0 1 0 0 1 1 1 0 0 0 0 0 0 0 0 0 0 0 0 0 1 0 0 0 0 1 1 0 0 0 0 0 0 0 0 0 0 0 0 0 0												
<b>Inning Stats</b>	R: 1 E: 1 K: 1 S: 17	H: 2 LOB: 2 BB: 1 P: 27	R: 0 E: 0 K: 3 S: 16	H: 2 LOB: 2 BB: 0 P: 23	R: 1 E: 0 K: 0 S: 5	H: 1 LOB: 1 BB: 0 P: 8	R: 0 E: 0 K: 2 S: 11	H: 1 LOB: 1 BB: 0 P: 15	R: 3 E: 0 K: 1 S: 8	H: 3 LOB: 0 BB: 0 P: 23		R: 0 E: 0 K: 0 S: 8	H: 0 LOB: 0 BB: 0 P: 10	R: 0 E: 0 K: 0 S: 11	H: 1 LOB: 1 BB: 0 P: 14	R: 0 E: 0 K: 2 S: 12	H: 1 LOB: 1 BB: 0 P: 15	R: 1 E: 0 K: 0 S: 7	H: 1 LOB: 0 BB: 0 P: 12	1B: 6 2B: 2 3B: 0 HR: 4	SF: 0 SAC: 0 DP: 0 HBP: 0	WP: 0 PB: 0 SB: 0 CS: 0
<b>PITCHER</b>	IP WLS BF H R ER SO BB IBB HBP BLK WP HR S P ERA WHIP											IP WLS BF H R ER SO BB IBB HBP BLK WP HR S P ERA WHIP										
61 Bronson Arroyo, R ERA: 3.54	7.0 L 32 10 5 4 8 1 0 0 0 0 0 3 85 120 5.14 1.571																					
56 Todd Coffey, R ERA: 3.32	1.0 4 1 0 0 2 0 0 0 0 0 0 0 12 15 0.00 1.000																					
Rheal Cormier, L ERA: 2.11	1.0 4 1 1 1 0 0 0 0 0 0 0 1 7 12 9.00 1.000																					

Batter	1	2	3	4	5	6	7	8	9	AB R H RBI BB SO LOB	BOTTOM											
6 Ryan Freel, R OBP: 0.386, SLG: 0.447	1-3 K		2-3 K		4-0 G3-6-3 BB		1-0 G4-3		0-1 G6-3	4 0 0 0 1 2 0	<b>St. Louis Cardinals @ Cincinnati Reds</b> Great American Ball Park, Cincinnati, OH Thu Aug 10 2006, 12:35 PM EDT Att: 39,593 - Partly Cloudy - 84 F  <b>AB 33</b> <b>R 1</b> <b>H 8</b> <b>RBI 1</b> <b>BB 3</b> <b>SO 8</b> <b>LOB 23</b>  											
Scott Hatteberg, L OBP: 0.423, SLG: 0.509	1-1 G1-3		1-2 1B		0-1 F8		2-1 1B		1-2 1B	5 0 3 0 0 0 1												
Ken Griffey Jr., L OBP: 0.299, SLG: 0.488	0-3 K		1-0 P6		0-0 G3-6-3 1-2		1-0 G3-6-3 12 FC6 1B		0-1 G4-3	5 0 1 0 0 1 3												
12 Edwin Encarnación, R OBP: 0.386, SLG: 0.502		3-1 9 BB 4 HBP HBP	0-2 P6			2-1 1B	3-1 FC6			3 0 1 0 0 0 3												
Adam Dunn, L OBP: 0.385, SLG: 0.555		2-3 K		1-2 9 F9 26 HBP 1B		3-3 K		1-1 4 G5-4-3 1B		4 0 2 0 0 2 2												
4 Brandon Phillips, R OBP: 0.341, SLG: 0.429		2-2 9 BB HBP		2-1 F8		2-3 K		2-1 G5-4-3		3 0 0 0 0 1 3												
26 David Ross, R OBP: 0.372, SLG: 0.655		1-2 HBP		4-1 1B		0-3 K		4-2 9 FC4-6 BB		2 0 0 0 1 2 3												
9 Juan Castro, R OBP: 0.279, SLG: 0.354		4-2 1B		2-2 F9		0-3 K		0-1 F9	0-1 FC1-4-6	3 0 0 0 1 0 3												
61 Bronson Arroyo, R OBP: 0.189, SLG: 0.250 Javier Valentín, S OBP: 0.259, SLG: 0.360 56 Todd Coffey, R ERA: 3.32 Rheal Cormier, L ERA: 2.11 Todd Hollandsworth, L OBP: 0.252, SLG: 0.439	1-2 2-3 BB		2-2 F9		1-0 F8		2-2 HR		3-1 G3-1	2 0 0 0 0 0 5 1 1 1 1 0 0 0 0 0 0 0 0 0 0 0 0 0 0 0 0 0 1 0 0 0 0 0 0												
<b>Inning Stats</b>	R: 0 E: 0 K: 2 S: 8	H: 0 LOB: 0 BB: 0 P: 10	R: 0 E: 0 K: 2 S: 15	H: 0 LOB: 3 BB: 1 P: 29	R: 0 E: 0 K: 1 S: 11	H: 1 LOB: 1 BB: 0 P: 15	R: 0 E: 0 K: 0 S: 10	H: 1 LOB: 2 BB: 0 P: 20	R: 0 E: 0 K: 3 S: 11	H: 0 LOB: 0 BB: 1 P: 7		R: 0 E: 0 K: 0 S: 11	H: 1 LOB: 1 BB: 0 P: 18	R: 1 E: 0 K: 0 S: 11	H: 3 LOB: 2 BB: 0 P: 20	R: 0 E: 0 K: 0 S: 11	H: 1 LOB: 1 BB: 1 P: 18	R: 0 E: 0 K: 0 S: 9	H: 1 LOB: 1 BB: 0 P: 13	1B: 7 2B: 0 3B: 0 HR: 1	SF: 0 SAC: 0 DP: 2 HBP: 3	WP: 0 PB: 0 SB: 0 CS: 0
<b>PITCHER</b>	IP WLS BF H R ER SO BB IBB HBP BLK WP HR S P ERA WHIP											IP WLS BF H R ER SO BB IBB HBP BLK WP HR S P ERA WHIP										
23 Anthony Reyes, R ERA: 4.26	5.0 W 21 4 1 1 3 0 0 0 0 0 0 1 22 38 4.50 2.000																					
50 Adam Wainwright, R ERA: 2.55	2.0 10 4 1 1 3 0 0 0 0 0 0 1 22 38 4.50 2.000																					
34 Randy Flores, L ERA: 5.23	0.0 1 1 0 0 0 0 0 0 0 0 0 0 2 3 ∞ ∞																					
48 Brad Thompson, R ERA: 4.24	2.0 7 1 0 0 0 1 0 0 0 0 0 0 18 28 0.00 1.000																					


Batter	1	2	3	4	5	6	7	8	9	AB	R	H	RBI	BB	SO	LOB	TOP					
22 David Eckstein, R OBP: 0.347, SLG: 0.330	1-1 B1-3		0-1 L4					2-1 G4-6-3 1B		3	0	1	0	0	0	0	<b>St. Louis Cardinals @ Pittsburgh Pirates</b> PNC Park, Pittsburgh, PA Fri Aug 11 2006, 7:05 PM EDT Att: 30,516 - Clear - 78 F					
Ronnie Belliard, R OBP: 0.328, SLG: 0.359	3-3 K		0-3 K			2-1 G5-3		2-2 G4-6-3 1-2f		4	0	0	0	0	2	3						
5 Albert Pujols, R OBP: 0.435, SLG: 0.688	2-2 43 1B		1-2 1B			0-1 26 F6 2B		0-1 2B		4	1	4	0	0	0	0						
43 Juan Encarnacion, R OBP: 0.317, SLG: 0.467	0-0 2H 1B		2-3 K			0-1 L7		0-1 G6-3		4	0	1	1	0	1	3						
26 Scott Spiezo, S OBP: 0.357, SLG: 0.464	1-0 G6-3			0-0 15 G4-6-3 1B		0-0 F8		0-1 F9		4	0	1	0	0	0	2						
15 Jim Edmonds, L OBP: 0.354, SLG: 0.485		1-3 K		0-1 G4-6-3		0-3 K		0-0 F8		3	0	0	0	0	0	2						
Josh Hancock, R										0	0	0	0	0	0	0						
Jorge Sosa, R OBP: 0.200, SLG: 0.522										0	0	0	0	0	0	0						
16 Chris Duncan, L OBP: 0.362, SLG: 0.587										1	0	0	0	0	0	0						
So Taguchi, R OBP: 0.340, SLG: 0.359		0-1 G4-3		1-3 K			0-2 G5-3		2-2 G1-3	4	0	0	0	0	1	0						
4 Yadier Molina, R OBP: 0.277, SLG: 0.327		1-0 HBP			0-2 G5-3 SH2-4 1B		2-1 L7			2	0	1	0	0	0	0						
Jeff Suppan, R OBP: 0.262, SLG: 0.231		1-1 G1-3			0-0 SH2-4		1-3 K			1	0	0	0	0	0	1						
Tyler Johnson, S										0	0	0	0	0	0	0						
Aaron Miles, S OBP: 0.335, SLG: 0.357					1-2					1	0	0	0	0	1	0						
<b>Inning Stats</b>	R: 1 E: 0 K: 1 S: 11	H: 2 LOB: 1 BB: 0 P: 18	R: 0 E: 0 K: 1 S: 7	H: 0 LOB: 1 BB: 0 P: 10	R: 0 E: 0 K: 2 S: 13	H: 1 LOB: 1 BB: 0 P: 16	R: 0 E: 0 K: 1 S: 6	H: 1 LOB: 0 BB: 0 P: 7	R: 0 E: 0 K: 0 S: 7	H: 1 LOB: 1 BB: 0 P: 10	R: 0 E: 0 K: 1 S: 8	H: 1 LOB: 1 BB: 0 P: 8	R: 0 E: 0 K: 1 S: 8	H: 0 LOB: 0 BB: 0 P: 11	R: 0 E: 0 K: 0 S: 9	H: 2 LOB: 1 BB: 0 P: 13	R: 0 E: 0 K: 0 S: 6	H: 0 LOB: 0 BB: 0 P: 8	1B: 5 2B: 3 3B: 0 HR: 0	SF: 0 SAC: 1 DP: 3 HBP: 2	WP: 0 PB: 0 SB: 0 CS: 0	PA: 34
<b>PITCHER</b> 57 Zach Duke, L ERA: 5.09	IP: 9.0 WLS: W BF: 34	H: 8 R: 1 ER: 1 SO: 7	BB: 0 IBB: 0 HBP: 2 BLK: 0	WP: 0 HR: 0 S: 75 P: 101	ERA: 1.00 WHIP: 0.889	<b>PITCHER</b>										IP: 9.0 WLS: W BF: 34	H: 8 R: 1 ER: 1 SO: 7	BB: 0 IBB: 0 HBP: 2 BLK: 0	WP: 0 HR: 0 S: 75 P: 101	ERA: 1.00 WHIP: 0.889		


AB	31
R	1
H	8
RBI	1
BB	0
SO	7
LOB	11



Batter	1	2	3	4	5	6	7	8	9	AB	R	H	RBI	BB	SO	LOB	BOTTOM				
13 Nate McLouth, L OBP: 0.293, SLG: 0.385	1-3 K		0-0 G5-3			3-2 HR		0-2 F9		4	1	2	3	0	1	2	<b>St. Louis Cardinals @ Pittsburgh Pirates</b> PNC Park, Pittsburgh, PA Fri Aug 11 2006, 7:05 PM EDT Att: 30,516 - Clear - 78 F				
José Hernández, R OBP: 0.301, SLG: 0.327										1	0	0	0	0	0	0					
2 Jack Wilson, R OBP: 0.311, SLG: 0.385	1-2 G5-3				1-0 HBP	1-0 G6-3		4-0 2H 3H 3B		3	0	0	0	1	0	0					
12 Freddy Sanchez, R OBP: 0.377, SLG: 0.485	1-3 K		1-0 F9		3-1 1B	1-2 F7		0-2 G4-3		5	1	1	0	0	1	3					
Jason Bay, R OBP: 0.406, SLG: 0.531		2-1 HBP 2B	0-0 F9		0-0 G5-4-3	2-2 26 1B		2-2 26 1B		4	2	3	1	0	0	1					
Xavier Nady, R OBP: 0.332, SLG: 0.480		2-0 2B 26 G4-3 HBP	2-2 G5-3		1-1 G5-4-3	1-0 F8		1-1 F8		3	1	0	0	0	0	3					
José Bautista, R OBP: 0.354, SLG: 0.463		3-2 26 G4-3 2H 2B		2-1 26 G1-6-3 1B		0-1 G6-3		4-1 26 1B		3	0	2	1	1	0	0					
26 Ronny Paulino, R OBP: 0.368, SLG: 0.416		0-1 G4-3		0-0 G1-6-3		1-2 6 2B 13 3B 1B		2-1 57 FC3-6 1B		4	1	2	2	0	2	2					
6 Chris Duffy, L OBP: 0.238, SLG: 0.248		2-3 3H 57 SH5-3 BB		0-1 1B		1-0 13 3B 2B		1-3 K		3	1	2	0	1	1	2					
57 Zach Duke, L OBP: 0.235, SLG: 0.280		0-2 SH5-3		2-3 K		0-3 K		1-2 FC3-6		3	0	0	0	0	2	5					
<b>Inning Stats</b>	R: 0 E: 0 K: 2 S: 11	H: 0 LOB: 0 BB: 0 P: 14	R: 2 E: 0 K: 0 S: 14	H: 2 LOB: 2 BB: 1 P: 25	R: 0 E: 0 K: 0 S: 6	H: 0 LOB: 1 BB: 0 P: 10	R: 0 E: 0 K: 1 S: 8	H: 2 LOB: 1 BB: 0 P: 12	R: 2 E: 0 K: 0 S: 10	H: 3 LOB: 2 BB: 0 P: 18	R: 2 E: 0 K: 1 S: 15	H: 3 LOB: 1 BB: 1 P: 25	R: 1 E: 0 K: 1 S: 13	H: 2 LOB: 2 BB: 1 P: 24	R: 0 E: 0 K: 0 S: 10	H: 0 LOB: 0 BB: 0 P: 11		1B: 7 2B: 3 3B: 1 HR: 1	SF: 0 SAC: 1 DP: 2 HBP: 2	WP: 0 PB: 0 SB: 0 CS: 0	PA: 39
<b>PITCHER</b> Jeff Suppan, R ERA: 5.0	IP: 5.1 WLS: L BF: 25	H: 5 R: 5 ER: 5 SO: 3	BB: 1 IBB: 0 HBP: 0 BLK: 0	WP: 0 HR: 1 S: 54 P: 85	ERA: 8.44 WHIP: 1.688	<b>PITCHER</b>										IP: 5.1 WLS: L BF: 25		H: 5 R: 5 ER: 5 SO: 3	BB: 1 IBB: 0 HBP: 0 BLK: 0	WP: 0 HR: 1 S: 54 P: 85	ERA: 8.44 WHIP: 1.688
Tyler Johnson, L ERA: 5.55	0.1	4	2	1	1	1	0	0	0	0	0	7	15	27.00	9.000						
Josh Hancock, R ERA: 3.67	1.1	7	2	1	1	1	1	0	0	0	0	16	28	6.75	2.250						
Jorge Sosa, R ERA: 5.12	1.0	3	0	0	0	0	0	0	0	0	10	11	0.00	0.000							



Batter	1	2	3	4	5	6	7	8	9	AB	R	H	RBI	BB	SO	LOB	TOP					
22 David Eckstein, R OBP: 0.347, SLG: 0.332	F7		2B		G4-3		L8-4-3			4	0	1	0	0	0	1	<b>St. Louis Cardinals @ Pittsburgh Pirates</b> PNC Park, Pittsburgh, PA Sat Aug 12 2006, 7:05 PM EDT Att: 35,037 - Clear - 74 F <a href="http://livebaseballscorecards.com">livebaseballscorecards.com</a>					
16 Chris Duncan, L OBP: 0.365, SLG: 0.589	2B		F7		5 HR			K		3	1	1	0	1	1							
5 Albert Pujols, R OBP: 0.435, SLG: 0.693	IBB		P4		1-H			G6-3		3	1	1	2	1	0	1						
15 Jim Edmonds, L OBP: 0.353, SLG: 0.482	K		1B		K			K		4	0	1	0	0	3	2						
26 Scott Spiezo, S OBP: 0.351, SLG: 0.455	K		K		G4-3			B5-3		4	0	0	0	0	2	4						
43 Juan Encarnacion, R OBP: 0.314, SLG: 0.462		K			P4			G6-3		4	0	0	0	0	1	0						
Ronnie Belliard, R ERA: 4.97 41 Braden Looper, R OBP: 0.500, SLG: 1.000 So Taguchi, R OBP: 0.339, SLG: 0.357		BB			L6			G5-4-3		2	0	0	0	1	0	1		<b>AB 31</b> <b>R 2</b> <b>H 5</b> <b>RBI 2</b> <b>BB 3</b> <b>SO 8</b> <b>LOB 13</b>				
4 Yadier Molina, R OBP: 0.277, SLG: 0.327		L6			P4			F8		1	0	0	0	0	0	0						
Jeff Weaver, R OBP: 0.214, SLG: 0.154 Aaron Miles, S OBP: 0.334, SLG: 0.356		G5-3			K			FC3-6		2	0	0	0	0	1	1						
								FC3-6		1	0	0	0	0	0	1						
<b>Inning Stats</b>	R: 0 E: 0 K: 2 S: 10	H: 1 LOB: 2 BB: 1 P: 21	R: 0 E: 0 K: 1 S: 10	H: 0 LOB: 1 BB: 1 P: 17	R: 0 E: 0 K: 1 S: 13	H: 2 LOB: 2 BB: 0 P: 19	R: 0 E: 0 K: 0 S: 3	H: 0 LOB: 0 BB: 0 P: 5	R: 2 E: 0 K: 2 S: 19	H: 1 LOB: 0 BB: 1 P: 27	R: 0 E: 0 K: 0 S: 5	H: 0 LOB: 0 BB: 0 P: 8	R: 0 E: 0 K: 2 S: 4	H: 1 LOB: 0 BB: 0 P: 4	R: 0 E: 0 K: 2 S: 8	H: 0 LOB: 0 BB: 0 P: 13	R: 0 E: 0 K: 0 S: 4	H: 0 LOB: 0 BB: 0 P: 6	1B: 2 2B: 3 3B: 0 HR: 1	SF: 0 SAC: 0 DP: 2 HBP: 0	WP: 0 PB: 0 SB: 0 CS: 0	PA: 34
<b>PITCHER</b>	IP WLS BF H R ER SO BB IBB HBP BLK WP HR S P ERA WHIP																					
45 Ian Snell, R ERA: 4.97 34 John Grabow, L ERA: 3.78 Michael Gonzalez, L ERA: 2.44	7.0 W 28 5 2 2 6 2 1 0 0 0 1 64 101 2.57 1.000																					

Batter	1	2	3	4	5	6	7	8	9	AB	R	H	RBI	BB	SO	LOB	BOTTOM			
6 Chris Duffy, L OBP: 0.290, SLG: 0.261	1B		G1-3		G1-3			1B		5	2	3	0	0	0	3	<b>St. Louis Cardinals @ Pittsburgh Pirates</b> PNC Park, Pittsburgh, PA Sat Aug 12 2006, 7:05 PM EDT Att: 35,037 - Clear - 74 F <a href="http://livebaseballscorecards.com">livebaseballscorecards.com</a>			
2 Jack Wilson, R OBP: 0.313, SLG: 0.385	G3		1B		G5-3		1B	SH3-4		3	0	1	0	1	0	1				
12 Freddy Sanchez, R OBP: 0.382, SLG: 0.488	1B		K		1B		1B	IBB		4	1	3	1	1	1	1				
Jason Bay, R OBP: 0.406, SLG: 0.530	BB		K		1B		SF9	P3		3	0	1	1	1	1	3				
Jeromy Burnitz, L OBP: 0.290, SLG: 0.437 34 John Grabow, L ERA: 3.78 Joe Randa, R OBP: 0.343, SLG: 0.405 Michael Gonzalez, R	FC4-6		1B		1B		1B	L8		3	0	1	1	1	0	4		<b>AB 33</b> <b>R 3</b> <b>H 11</b> <b>RBI 3</b> <b>BB 5</b> <b>SO 3</b> <b>LOB 28</b>		
Xavier Nady, R OBP: 0.334, SLG: 0.478	F7		1B		1B		G1-3		3	0	1	0	0	0	2					
José Bautista, R OBP: 0.353, SLG: 0.458	F7		K		F4			FC5-4		3	0	0	0	1	1	5				
26 Ronny Paulino, R OBP: 0.364, SLG: 0.411	F7		L9		F8			F9		4	0	0	0	0	0	6				
45 Ian Snell, R OBP: 0.108, SLG: 0.057 José Hernández, R OBP: 0.298, SLG: 0.324	G2-3		1B		1B		F9	FC5-4		3	0	1	0	0	0	0				
										1	0	0	0	0	0	1				
<b>Inning Stats</b>	R: 1 E: 0 K: 0 S: 14	H: 2 LOB: 2 BB: 1 P: 24	R: 0 E: 0 K: 0 S: 7	H: 0 LOB: 0 BB: 0 P: 9	R: 0 E: 0 K: 2 S: 10	H: 1 LOB: 1 BB: 0 P: 17	R: 0 E: 0 K: 1 S: 14	H: 2 LOB: 3 BB: 1 P: 24	R: 1 E: 0 K: 0 S: 13	H: 3 LOB: 3 BB: 0 P: 21	R: 1 E: 0 K: 0 S: 14	H: 2 LOB: 2 BB: 1 P: 23	R: 0 E: 0 K: 0 S: 7	H: 0 LOB: 1 BB: 1 P: 13	R: 0 E: 0 K: 0 S: 6	H: 1 LOB: 2 BB: 1 P: 13	1B: 11 2B: 0 3B: 0 HR: 0	SF: 1 SAC: 1 DP: 0 HBP: 1	WP: 0 PB: 0 SB: 1 CS: 0	PA: 41
<b>PITCHER</b>	IP WLS BF H R ER SO BB IBB HBP BLK WP HR S P ERA WHIP																			
Jeff Weaver, R ERA: 6.37 41 Braden Looper, R ERA: 4.0	5.1 L 30 1 0 0 0 3 0 1 0 0 0 0 18 31 5.06 2.438																			

Batter	1	2	3	4	5	6	7	8	9	AB	R	H	RBI	BB	SO	LOB	TOP			
22 David Eckstein, R OBP: 0.348, SLG: 0.332	4-2 CS BB		2-1 FC6-4 1B		1-2 G5-3		0-1 G6-3		4-2 5 BB BB	3	0	1	0	1	0	0	<b>St. Louis Cardinals @ Pittsburgh Pirates</b> PNC Park, Pittsburgh, PA Sun Aug 13 2006, 1:35 PM EDT Att: 27,101 - Sunny - 77 F			
50 Adam Wainwright, R OBP: 0.500, SLG: 1.250										0	0	0	0	0	0					
48 Brad Thompson, R OBP: 0.500, SLG: 0.500										0	0	0	0	0	0					
26 Scott Spezio, S OBP: 0.354, SLG: 0.455										0	0	0	0	1	0					
15 Jim Edmonds, L OBP: 0.353, SLG: 0.482										0	0	0	0	0	0					
So Taguchi, R OBP: 0.340, SLG: 0.362	2-3 SAFE K		0-0 FC6-4		1-0		2-2		0-2 F7	5	0	2	0	0	1	4				
5 Albert Pujols, R OBP: 0.437, SLG: 0.690	1-2 27 2-4 1B			0-2 G4-3	0-0 F7		4-2		4-2 27 G4-6-3 BB	3	0	1	0	2	0	1				
27 Scott Rolen, R OBP: 0.391, SLG: 0.548	1-2 2-4	0-2 F7		0-2 G5-3 2B		4-2 1B BB	0-0 P3		2-2 G4-6-3	4	0	1	0	1	0	4				
43 Juan Encarnacion, R OBP: 0.313, SLG: 0.460		1-2 G6-3		2-1 G5-3 1B		1 SAFE 0-1 F9		0-1 G6-3		4	0	1	0	0	0	1				
Ronnie Belliard, R OBP: 0.329, SLG: 0.398		2-2 G6-3		1-2 G5-3		0-1 1B		0-1 16 E 16 1B		4	0	2	0	0	0	2				
16 Chris Duncan, L OBP: 0.369, SLG: 0.583			0-1 G6-3	4-2 BB		0-0 F7		0-0 E6 DI 1B		3	0	1	0	1	0	2				
Gary Bennett, R OBP: 0.246, SLG: 0.237			1-0 FC1-6 1B	1-0 G4-3		0-0 F8		1-3 K		4	0	1	0	0	1	7				
Jason Marquis, L OBP: 0.206, SLG: 0.262			0-0 FC1-6 22 1B		1-1 G1-3		0-0 B1-3	3-3 K		2	0	0	0	0	0	1				
Aaron Miles, S OBP: 0.332, SLG: 0.353								1-2 K		2	0	0	0	0	1	2				
<b>Inning Stats</b>	R: 0 E: 0 K: 1 S: 10	H: 1 LOB: 1 BB: 1 P: 18	R: 0 E: 0 K: 0 S: 10	H: 0 LOB: 0 BB: 0 P: 13	R: 0 E: 0 K: 0 S: 7	H: 2 LOB: 2 BB: 0 P: 10	R: 0 E: 0 K: 0 S: 16	H: 2 LOB: 3 BB: 1 P: 24	R: 0 E: 0 K: 0 S: 8	H: 1 LOB: 1 BB: 0 P: 11	R: 0 E: 0 K: 0 S: 8	H: 1 LOB: 2 BB: 1 P: 12	R: 0 E: 1 K: 2 S: 16	H: 2 LOB: 2 BB: 2 P: 20	R: 0 E: 0 K: 0 S: 10	H: 0 LOB: 0 BB: 2 P: 20	1B: 8 2B: 2 3B: 0 HR: 0	SF: 0 SAC: 0 DP: 1 HBP: 0	WP: 0 PB: 0 SB: 0 CS: 1	PA: 40
<b>PITCHER</b>	IP WLS BF H R ER SO	IP WLS BF H R ER SO	IP WLS BF H R ER SO	IP WLS BF H R ER SO	IP WLS BF H R ER SO	IP WLS BF H R ER SO	IP WLS BF H R ER SO	IP WLS BF H R ER SO	IP WLS BF H R ER SO	IP WLS BF H R ER SO	IP WLS BF H R ER SO	IP WLS BF H R ER SO	IP WLS BF H R ER SO	IP WLS BF H R ER SO	IP WLS BF H R ER SO	IP WLS BF H R ER SO	ERA WHIP	ERA WHIP		
28 Paul Maholm, L ERA: 4.58	6.2 W 30 8 0 0 1																0.00	1.650		
16 Salomon Torres, R ERA: 4.19	0.1 H 2 0 0 0 0																0.00	3.000		
55 Matt Capps, R ERA: 3.48	1.0 5 2 0 0 2 0																0.00	2.000		
Damaso Marte, L ERA: 3.24	1.0 4 0 0 0 0 0																0.00	2.000		


Batter	1	2	3	4	5	6	7	8	9	AB	R	H	RBI	BB	SO	LOB	BOTTOM			
6 Chris Duffy, L OBP: 0.266, SLG: 0.270	1-1 2 G5-4-3 HBP		4-0 2 S BB		1-1 G5-3		2-2 12 2B 1B	1-1 1-2 2-H 1B		3	1	2	3	1	0	0	<b>St. Louis Cardinals @ Pittsburgh Pirates</b> PNC Park, Pittsburgh, PA Sun Aug 13 2006, 1:35 PM EDT Att: 27,101 - Sunny - 77 F			
2 Jack Wilson, R OBP: 0.312, SLG: 0.382	2-1 G5-4-3		1 SAFE 3-3 K			0-2 L4	1-1 12 2B 1B	0-2 F9		5	0	1	0	0	1	4				
12 Freddy Sanchez, R OBP: 0.383, SLG: 0.493	1-0 F7		0-2 P3			1-1 K2-3 2B	1-2 1-3 2-H 3-H 4-0 2B			4	0	2	2	0	0	1				
Jason Bay, R OBP: 0.407, SLG: 0.536		2-2 HR		0-2 G6-3		3-3 K2-3	1-2 G5-4-3 IBB			3	1	1	1	1	1	1				
Joe Randa, R OBP: 0.341, SLG: 0.420		1-1 HR		1-1 F9		2-3 L7	3-1 G5-4-3			4	1	1	1	0	0	4				
José Bautista, R OBP: 0.358, SLG: 0.456		0-1 G1-3		4-2 BB			1-2 11 SH5-4 6 1B HBP	1-0 6 BB 1B HBP		1	2	0	0	1	0	0				
Jose Castillo, R OBP: 0.323, SLG: 0.421		0-0 G6-3		1-0 G2-3			0-0 11 SH5-4 6 1B 1B	2-3 K		4	1	1	0	0	1	2				
11 Humberto Cota, R OBP: 0.255, SLG: 0.200		3-3 K			2-3 K		2-1 SH5-4	1-2 P4		3	0	0	0	0	2	1				
28 Paul Maholm, L OBP: 0.178, SLG: 0.146			2-2 G4-3		3-1 G3-1		4-0 2 1B 6 1B BB	4-0 6 1B BB		2	0	0	0	0	0	0				
16 Salomon Torres, R OBP: 0.256, SLG: 0.280										0	0	0	0	0	0	0				
Jerome Burnitz, R OBP: 0.220, SLG: 0.437										0	1	0	0	1	0	0				
55 Matt Capps, R OBP: 0.320, SLG: 0.437										0	0	0	0	0	0	0				
José Hernández, R OBP: 0.262, SLG: 0.324										0	0	0	0	1	0	0				
Damaso Marte, L OBP: 0.324										0	0	0	0	0	0	0				
<b>Inning Stats</b>	R: 0 E: 0 K: 0 S: 4	H: 0 LOB: 0 BB: 0 P: 8	R: 2 E: 0 K: 1 S: 16	H: 2 LOB: 0 BB: 0 P: 22	R: 0 E: 0 K: 1 S: 10	H: 0 LOB: 1 BB: 1 P: 19	R: 0 E: 0 K: 0 S: 8	H: 0 LOB: 1 BB: 1 P: 14	R: 0 E: 0 K: 1 S: 7	H: 0 LOB: 0 BB: 0 P: 13	R: 0 E: 0 K: 1 S: 11	H: 1 LOB: 1 BB: 0 P: 17	R: 4 E: 0 K: 0 S: 17	H: 4 LOB: 2 BB: 2 P: 35	R: 1 E: 0 K: 1 S: 11	H: 1 LOB: 2 BB: 1 P: 20	1B: 4 2B: 2 3B: 0 HR: 2	SF: 0 SAC: 1 DP: 2 HBP: 3	WP: 0 PB: 0 SB: 1 CS: 0	PA: 38
<b>PITCHER</b>	IP WLS BF H R ER SO	IP WLS BF H R ER SO	IP WLS BF H R ER SO	IP WLS BF H R ER SO	IP WLS BF H R ER SO	IP WLS BF H R ER SO	IP WLS BF H R ER SO	IP WLS BF H R ER SO	IP WLS BF H R ER SO	IP WLS BF H R ER SO	IP WLS BF H R ER SO	IP WLS BF H R ER SO	IP WLS BF H R ER SO	IP WLS BF H R ER SO	IP WLS BF H R ER SO	IP WLS BF H R ER SO	ERA WHIP	ERA WHIP		
Jason Marquis, R ERA: 5.71	6.0 L 23 3 2 4 0																3.00	0.833		
50 Adam Wainwright, R ERA: 3.13	0.1 7 4 4 4 0																108.00	15.000		
48 Brad Thompson, R ERA: 4.29	1.2 8 1 1 1 1																5.40	1.200		


AB	34
R	0
H	10
RBI	0
BB	6
SO	3
LOB	24



AB	29
R	7
H	8
RBI	7
BB	5
SO	5
LOB	13



Batter	1	2	3	4	5	6	7	8	9	AB	R	H	RBI	BB	SO	LOB	TOP					
6 Ryan Freel, R OBP: 0.385, SLG: 0.438	F7			HBP		K			G5-3	3	0	0	0	0	1	0	<b>Cincinnati Reds @ St. Louis Cardinals</b> Busch Stadium, St. Louis, MO Tue Aug 15 2006, 7:10 PM CDT Att: 42,761 - Clear - 84 F  <b>AB 29</b> <b>R 0</b> <b>H 4</b> <b>RBI 0</b> <b>BB 0</b> <b>SO 6</b> <b>LOB 9</b> 					
Scott Hatteberg, L OBP: 0.418, SLG: 0.494	G6-3			K		G3			K	4	0	0	0	0	2	1						
Ken Griffey Jr., L OBP: 0.297, SLG: 0.473	F8			L9					G1-3	4	0	1	0	0	0	1						
12 Edwin Encarnación, R OBP: 0.387, SLG: 0.527		G5-3			L3				G4-3	3	0	0	0	0	0	1						
Adam Dunn, L OBP: 0.377, SLG: 0.544		G4-3							L3	3	0	1	0	0	0	0						
4 Brandon Phillips, R OBP: 0.342, SLG: 0.437		G4-3								3	0	1	0	0	0	1						
Royce Clayton, R OBP: 0.310, SLG: 0.347										3	0	1	0	0	1	1						
Jason LaRue, R OBP: 0.309, SLG: 0.296										2	0	0	0	0	0	2						
Todd Hollandsworth, L OBP: 0.246, SLG: 0.429										1	0	0	0	0	1	1						
37 Brian Shacketford, L OBP: 0.294, SLG: 0.384										0	0	0	0	0	0	0						
39 Aaron Harang, R OBP: 0.189, SLG: 0.157										1	0	0	0	0	1	0						
9 Juan Castro, R OBP: 0.280, SLG: 0.358										1	0	0	0	0	0	0						
Ryan Franklin, R OBP: 0.294, SLG: 0.384										1	0	0	0	0	0	1						
Javier Valentin, S OBP: 0.294, SLG: 0.384										1	0	0	0	0	0	1						
<b>Inning Stats</b>	R: 0 E: 0 K: 0 S: 7	H: 0 LOB: 0 BB: 0 P: 10	R: 0 E: 0 K: 0 S: 6	H: 0 LOB: 0 BB: 0 P: 10	R: 0 E: 0 K: 1 S: 10	H: 0 LOB: 0 BB: 0 P: 11	R: 0 E: 0 K: 1 S: 7	H: 0 LOB: 0 BB: 0 P: 11	R: 0 E: 0 K: 1 S: 8	H: 2 LOB: 2 BB: 0 P: 15	R: 0 E: 0 K: 1 S: 8	H: 0 LOB: 0 BB: 0 P: 11	R: 0 E: 0 K: 0 S: 6	H: 1 LOB: 0 BB: 0 P: 8	R: 0 E: 0 K: 2 S: 13	H: 1 LOB: 1 BB: 0 P: 20	R: 0 E: 0 K: 1 S: 6	H: 0 LOB: 0 BB: 0 P: 10	1B: 4 2B: 0 3B: 0 HR: 0	SF: 0 SAC: 0 DP: 1 HBP: 1	WP: 0 PB: 0 SB: 0 CS: 1	PA: 30
<b>PITCHER</b> 29 Chris Carpenter, R ERA: 3.09	IP: 9.0 WLS: W BF: 30 H: 4 R: 0 ER: 0 SO: 6 BB: 0 IBB: 0 HBP: 1 BLK: 0 WP: 0 HR: 0 S: 71 P: 106 ERA: 0.00 WHIP: 0.444															<b>PITCHER</b>						

Batter	1	2	3	4	5	6	7	8	9	AB	R	H	RBI	BB	SO	LOB	BOTTOM					
22 David Eckstein, R OBP: 0.350, SLG: 0.332	P5					G6-3				3	1	1	0	1	0	0	<b>Cincinnati Reds @ St. Louis Cardinals</b> Busch Stadium, St. Louis, MO Tue Aug 15 2006, 7:10 PM CDT Att: 42,761 - Clear - 84 F  <b>AB 34</b> <b>R 5</b> <b>H 12</b> <b>RBI 4</b> <b>BB 4</b> <b>SO 4</b> <b>LOB 20</b> 					
16 Chris Duncan, L OBP: 0.376, SLG: 0.604	K									5	1	3	2	0	1	1						
5 Albert Pujols, R OBP: 0.439, SLG: 0.692	G5-3									5	1	3	0	0	0	2						
15 Jim Edmonds, L OBP: 0.354, SLG: 0.480										1	0	0	0	1	1	2						
So Taguchi, R OBP: 0.338, SLG: 0.359										2	0	0	0	0	0	4						
27 Scott Rolen, R OBP: 0.392, SLG: 0.549										3	1	1	0	1	0	1						
43 Juan Encarnación, R OBP: 0.313, SLG: 0.461										4	1	1	0	0	0	3						
Ronnie Belliard, R OBP: 0.336, SLG: 0.406										3	0	3	2	1	0	0						
4 Yadier Molina, R OBP: 0.274, SLG: 0.323										4	0	0	0	0	1	6						
29 Chris Carpenter, R OBP: 0.083, SLG: 0.083										4	0	0	0	0	1	1						
<b>Inning Stats</b>	R: 0 E: 0 K: 1 S: 10	H: 0 LOB: 0 BB: 0 P: 14	R: 1 E: 0 K: 1 S: 14	H: 1 LOB: 1 BB: 1 P: 21	R: 0 E: 0 K: 2 S: 14	H: 1 LOB: 2 BB: 0 P: 24	R: 1 E: 0 K: 0 S: 13	H: 2 LOB: 1 BB: 0 P: 19	R: 3 E: 0 K: 0 S: 16	H: 4 LOB: 2 BB: 1 P: 23	R: 0 E: 0 K: 0 S: 14	H: 2 LOB: 2 BB: 0 P: 20	R: 0 E: 0 K: 0 S: 10	H: 1 LOB: 1 BB: 1 P: 18	R: 0 E: 0 K: 0 S: 10	H: 1 LOB: 2 BB: 1 P: 19	R: 0 E: 0 K: 0 S: 10	H: 1 LOB: 2 BB: 1 P: 19	1B: 7 2B: 4 3B: 0 HR: 1	SF: 0 SAC: 1 DP: 1 HBP: 1	WP: 1 PB: 0 SB: 0 CS: 0	PA: 40
<b>PITCHER</b> 39 Aaron Harang, R ERA: 3.82	IP: 5.0 WLS: L BF: 26 H: 5 R: 5 ER: 5 SO: 4 BB: 2 IBB: 0 HBP: 1 BLK: 0 WP: 1 HR: 1 S: 11 P: 101 ERA: 9.00 WHIP: 2.000															<b>PITCHER</b>						
Ryan Franklin, R ERA: 4.33	IP: 2.0 WLS: 0 BF: 9 H: 3 R: 0 ER: 0 SO: 0 BB: 1 IBB: 0 HBP: 0 BLK: 0 WP: 0 HR: 0 S: 24 P: 38 ERA: 0.00 WHIP: 1.500															<b>PITCHER</b>						
37 Brian Shacketford, L ERA: 6.43	IP: 1.0 WLS: 0 BF: 5 H: 1 R: 0 ER: 0 SO: 0 BB: 0 IBB: 0 HBP: 0 BLK: 0 WP: 0 HR: 0 S: 10 P: 19 ERA: 0.00 WHIP: 2.000															<b>PITCHER</b>						

Batter	1	2	3	4	5	6	7	8	9	AB	R	H	RBI	BB	SO	LOB	TOP				
6 Ryan Freel, R OBP: 0.387, SLG: 0.437	F8		12 HR BB			G6-3			G5-4-3 BB	3	1	1	0	2	0	0	<b>Cincinnati Reds @ St. Louis Cardinals</b> Busch Stadium, St. Louis, MO Wed Aug 16 2006, 7:10 PM CDT Att: 42,752 - Partly Cloudy - 85 F				
Scott Hatteberg, L OBP: 0.413, SLG: 0.487	G4-3		L8	F7			G1-3		G5-4-3 1-2	5	0	0	0	0	0	4					
Ken Griffey Jr., L OBP: 0.302, SLG: 0.481	F9		12 HR BB							2	2	1	1	2	0	0					
12 Edwin Encarnación, R OBP: 0.389, SLG: 0.550					F8					4	2	2	4	0	0	1					
9 Juan Castro, R OBP: 0.280, SLG: 0.358										0	0	0	0	0	0	0					
Adam Dunn, L OBP: 0.378, SLG: 0.549				G1-3						3	1	1	1	1	1	1					
Rich Aurilia, R OBP: 0.336, SLG: 0.523	P6					G6-3				4	1	2	1	0	0	1					
4 Brandon Phillips, R OBP: 0.339, SLG: 0.433	FC5-4									4	0	0	0	0	1	2					
26 David Ross, R OBP: 0.368, SLG: 0.618	K									3	0	0	0	1	1	1					
61 Bronson Arroyo, R OBP: 0.164, SLG: 0.241										2	0	0	0	0	0	0					
56 Todd Coffey, R OBP: 0.244, SLG: 0.425										0	0	0	0	0	0	0					
25 David Weathers, R OBP: 0.280, SLG: 0.358										0	0	0	0	0	0	0					
<b>Inning Stats</b>	R: 0 H: 0 E: 0 K: 0 S: 11	H: 0 LOB: 0 BB: 0 P: 16	R: 1 H: 1 E: 0 K: 1 S: 15	H: 1 LOB: 1 BB: 1 P: 27	R: 3 H: 2 E: 0 K: 0 S: 18	H: 2 LOB: 0 BB: 1 P: 25	R: 1 H: 1 E: 0 K: 0 S: 9	H: 1 LOB: 2 BB: 2 P: 19	R: 2 H: 2 E: 0 K: 1 S: 15	H: 2 LOB: 0 BB: 0 P: 17	R: 0 H: 0 E: 0 K: 0 S: 5	H: 0 LOB: 0 BB: 0 P: 9	R: 0 H: 0 E: 0 K: 1 S: 9	H: 1 LOB: 1 BB: 1 P: 18	R: 0 H: 1 E: 0 K: 0 S: 7	H: 0 LOB: 0 BB: 0 P: 12	R: 0 H: 0 E: 0 K: 1 S: 9	H: 0 LOB: 0 BB: 1 P: 17	1B: 2 2B: 0 3B: 0 HR: 5	SF: 0 SAC: 1 DP: 2 HBP: 0	WP: 0 PA: 38 PB: 0 SB: 0 CS: 0
<b>PITCHER</b>	IP WLS BF H R ER SO BB IBB HBP BLK WP HR S P ERA WHIP	IP WLS BF H R ER SO BB IBB HBP BLK WP HR S P ERA WHIP	IP WLS BF H R ER SO BB IBB HBP BLK WP HR S P ERA WHIP	IP WLS BF H R ER SO BB IBB HBP BLK WP HR S P ERA WHIP	IP WLS BF H R ER SO BB IBB HBP BLK WP HR S P ERA WHIP	IP WLS BF H R ER SO BB IBB HBP BLK WP HR S P ERA WHIP	IP WLS BF H R ER SO BB IBB HBP BLK WP HR S P ERA WHIP	IP WLS BF H R ER SO BB IBB HBP BLK WP HR S P ERA WHIP	IP WLS BF H R ER SO BB IBB HBP BLK WP HR S P ERA WHIP	IP WLS BF H R ER SO BB IBB HBP BLK WP HR S P ERA WHIP	IP WLS BF H R ER SO BB IBB HBP BLK WP HR S P ERA WHIP	IP WLS BF H R ER SO BB IBB HBP BLK WP HR S P ERA WHIP	IP WLS BF H R ER SO BB IBB HBP BLK WP HR S P ERA WHIP	IP WLS BF H R ER SO BB IBB HBP BLK WP HR S P ERA WHIP	IP WLS BF H R ER SO BB IBB HBP BLK WP HR S P ERA WHIP	IP WLS BF H R ER SO BB IBB HBP BLK WP HR S P ERA WHIP	IP WLS BF H R ER SO BB IBB HBP BLK WP HR S P ERA WHIP	IP WLS BF H R ER SO BB IBB HBP BLK WP HR S P ERA WHIP	IP WLS BF H R ER SO BB IBB HBP BLK WP HR S P ERA WHIP	IP WLS BF H R ER SO BB IBB HBP BLK WP HR S P ERA WHIP	IP WLS BF H R ER SO BB IBB HBP BLK WP HR S P ERA WHIP

AB	31
R	7
H	7
RBI	7
BB	6
SO	4
LOB	10



Batter	1	2	3	4	5	6	7	8	9	AB	R	H	RBI	BB	SO	LOB	BOTTOM			
22 David Eckstein, R OBP: 0.391, SLG: 0.331	G6-4-3 BB		FC5-4 1B			F8			K 16 BB G3	4	1	1	0	1	1	1	<b>Cincinnati Reds @ St. Louis Cardinals</b> Busch Stadium, St. Louis, MO Wed Aug 16 2006, 7:10 PM CDT Att: 42,752 - Partly Cloudy - 85 F			
16 Chris Duncan, L OBP: 0.388, SLG: 0.614	G6-4-3 BB		FC5-4 1B							4	0	3	0	1	1	2				
5 Albert Pujols, R OBP: 0.435, SLG: 0.684	G6-4-3		FC5-4 27 BB			L9				4	0	0	1	0	0	7				
27 Scott Rolen, R OBP: 0.393, SLG: 0.547	F7									3	0	1	0	1	1	1				
Timo Perez, L OBP: 0.258, SLG: 0.345										4	0	0	1	0	0	5				
43 Juan Encarnación, R OBP: 0.310, SLG: 0.456										4	0	0	0	0	2	2				
Aaron Miles, S OBP: 0.331, SLG: 0.352										4	0	1	0	0	0	0				
Gary Bennett, R OBP: 0.238, SLG: 0.229										4	0	0	0	0	0	1				
23 Anthony Reyes, R ERA: 4.73										1	0	0	0	0	0	0				
Jorge Sosa, R ERA: 5.22										0	0	0	0	0	0	0				
41 Braden Loper, R ERA: 3.93										0	0	0	0	0	0	0				
34 Randy Flores, L ERA: 5.08										0	0	0	0	0	0	0				
Josh Hancock, R ERA: 3.61										0	0	0	0	0	0	0				
<b>Inning Stats</b>	R: 0 H: 0 E: 0 K: 0 S: 5	H: 0 LOB: 1 BB: 2 P: 16	R: 0 H: 0 E: 0 K: 1 S: 9	H: 0 LOB: 0 BB: 0 P: 13	R: 1 H: 3 E: 0 K: 0 S: 22	H: 3 LOB: 3 BB: 1 P: 37	R: 0 H: 0 E: 0 K: 0 S: 7	H: 0 LOB: 0 BB: 0 P: 9	R: 0 H: 0 E: 0 K: 2 S: 8	H: 0 LOB: 0 BB: 0 P: 11	R: 0 H: 0 E: 0 K: 0 S: 6	H: 0 LOB: 0 BB: 0 P: 10	R: 1 H: 2 E: 0 K: 1 S: 11	H: 2 LOB: 2 BB: 0 P: 17	R: 0 H: 1 E: 1 K: 2 S: 13	H: 1 LOB: 2 BB: 0 P: 17	1B: 6 2B: 1 3B: 0 HR: 0	SF: 0 SAC: 0 DP: 1 HBP: 0	WP: 0 PA: 38 PB: 1 SB: 0 CS: 0	
<b>PITCHER</b>	IP WLS BF H R ER SO BB IBB HBP BLK WP HR S P ERA WHIP	IP WLS BF H R ER SO BB IBB HBP BLK WP HR S P ERA WHIP	IP WLS BF H R ER SO BB IBB HBP BLK WP HR S P ERA WHIP	IP WLS BF H R ER SO BB IBB HBP BLK WP HR S P ERA WHIP	IP WLS BF H R ER SO BB IBB HBP BLK WP HR S P ERA WHIP	IP WLS BF H R ER SO BB IBB HBP BLK WP HR S P ERA WHIP	IP WLS BF H R ER SO BB IBB HBP BLK WP HR S P ERA WHIP	IP WLS BF H R ER SO BB IBB HBP BLK WP HR S P ERA WHIP	IP WLS BF H R ER SO BB IBB HBP BLK WP HR S P ERA WHIP	IP WLS BF H R ER SO BB IBB HBP BLK WP HR S P ERA WHIP	IP WLS BF H R ER SO BB IBB HBP BLK WP HR S P ERA WHIP	IP WLS BF H R ER SO BB IBB HBP BLK WP HR S P ERA WHIP	IP WLS BF H R ER SO BB IBB HBP BLK WP HR S P ERA WHIP	IP WLS BF H R ER SO BB IBB HBP BLK WP HR S P ERA WHIP	IP WLS BF H R ER SO BB IBB HBP BLK WP HR S P ERA WHIP	IP WLS BF H R ER SO BB IBB HBP BLK WP HR S P ERA WHIP	IP WLS BF H R ER SO BB IBB HBP BLK WP HR S P ERA WHIP	IP WLS BF H R ER SO BB IBB HBP BLK WP HR S P ERA WHIP	IP WLS BF H R ER SO BB IBB HBP BLK WP HR S P ERA WHIP	IP WLS BF H R ER SO BB IBB HBP BLK WP HR S P ERA WHIP



Batter	1	2	3	4	5	6	7	8	9	AB	R	H	RBI	BB	SO	LOB	TOP			
6 Ryan Freel, R OBP: 0.383, SLG: 0.432	F7			G5-3		P4		L7		4	0	0	0	0	0	1	Cincinnati Reds @ St. Louis Cardinals Busch Stadium, St. Louis, MO Thu Aug 17 2006, 1:10 PM CDT Att: 40,346 - Cloudy - 85 F			
Scott Hatteberg, L OBP: 0.412, SLG: 0.483	F8			1B BB		F9		G3-1		3	0	0	0	1	0					
Ken Griffey Jr., L OBP: 0.304, SLG: 0.489	G6-3			1B				G4-3		4	1	2	1	0	0					
12 Edwin Encarnación, R OBP: 0.384, SLG: 0.541		G4-3		F3			HR	F8		4	0	0	0	0	1	2				
Adam Dunn, L OBP: 0.375, SLG: 0.545	F9			K			L3			3	0	0	0	0	1	2				
Rich Aurilia, R OBP: 0.333, SLG: 0.518	P2				G6-3		G3-1			3	0	0	0	0	0	0				
4 Brandon Phillips, R OBP: 0.339, SLG: 0.435			L8		P4			26 SH5-3 2B		3	0	1	0	0	0	0				
26 David Ross, R OBP: 0.364, SLG: 0.610			G5-3		P3			SH5-3		2	0	0	0	0	0	0				
Kyle Lohse, R Javier Valentín, S (8, PH) Ryan Franklin, R			G5-3			G3		K		2	0	0	0	0	0	0				
										1	0	0	0	0	1	1				
										0	0	0	0	0	0	0				
<b>Inning Stats</b>	R: 0 E: 0 K: 0 S: 9	H: 0 LOB: 0 BB: 0 P: 17	R: 0 E: 0 K: 0 S: 7	H: 0 LOB: 0 BB: 0 P: 11	R: 0 E: 0 K: 0 S: 6	H: 1 LOB: 2 BB: 1 P: 6	R: 0 E: 0 K: 1 S: 10	H: 0 LOB: 0 BB: 0 P: 21	R: 0 E: 0 K: 0 S: 8	H: 0 LOB: 0 BB: 0 P: 12	R: 1 E: 0 K: 1 S: 17	H: 1 LOB: 0 BB: 0 P: 24	R: 0 E: 0 K: 1 S: 12	H: 1 LOB: 1 BB: 0 P: 15	R: 0 E: 0 K: 0 S: 5	H: 0 LOB: 0 BB: 0 P: 9	1B: 1 2B: 1 3B: 0 HR: 1	SF: 0 SAC: 1 DP: 0 HBP: 0	WP: 0 PA: 31 PB: 0 SB: 0 CS: 0	
<b>PITCHER</b>	IP WLS BF H R ER SO BB IBB HBP BLK WP HR S P ERA WHIP	7.1 26 3 1 1 2 1 0 0 0 0 1 69 108 1.23 0.545	0.2 2 0 0 0 1 0 0 0 0 0 0 6 8 0.00 0.000	1.0 W 3 0 0 0 0 0 0 0 0 0 0 5 9 0.00 0.000																

Batter	1	2	3	4	5	6	7	8	9	AB	R	H	RBI	BB	SO	LOB	BOTTOM				
22 David Eckstein, R OBP: 0.348, SLG: 0.328	P5			K		G4-3		F9		4	0	0	0	0	1	0	Cincinnati Reds @ St. Louis Cardinals Busch Stadium, St. Louis, MO Thu Aug 17 2006, 1:10 PM CDT Att: 40,346 - Cloudy - 85 F				
16 Chris Duncan, L OBP: 0.397, SLG: 0.618	FC5-4 1B			1B		K				4	1	3	0	0	1	0					
5 Albert Pujols, R OBP: 0.434, SLG: 0.679	FC5-4 27 BB 1-2			G4-3		F8				3	0	0	0	1	0	2					
27 Scott Rolen, R OBP: 0.396, SLG: 0.556	BB			G5-3		HR				3	1	2	2	1	0	0					
43 Juan Encarnación, R OBP: 0.310, SLG: 0.456	F8			F9		G1-6-3 1B				3	0	1	0	0	0	2					
Ronnie Belliard, R OBP: 0.336, SLG: 0.405	G6-3			CS 1B		K				3	0	1	0	0	1	1					
So Taguchi, R OBP: 0.333, SLG: 0.354	F8			CS		K		G1-6-3		3	0	0	0	0	1	1					
4 Yadier Molina, R OBP: 0.272, SLG: 0.320	G4-3					K				3	0	0	0	0	1	0					
Jeff Weaver, R OBP: 0.188, SLG: 0.133								F7		2	0	0	0	0	1	0					
50 Adam Wainwright, R OBP: 0.500, SLG: 1.250								F9		0	0	0	0	0	0	0					
Timo Perez, L OBP: 0.250, SLG: 0.333										1	0	0	0	0	0	0					
44 Jason Isringhausen, R ERA: 3.02										0	0	0	0	0	0	0					
<b>Inning Stats</b>	R: 0 E: 0 K: 0 S: 13	H: 1 LOB: 2 BB: 1 P: 22	R: 0 E: 0 K: 0 S: 6	H: 0 LOB: 0 BB: 0 P: 8	R: 0 E: 0 K: 2 S: 12	H: 1 LOB: 1 BB: 0 P: 14	R: 0 E: 0 K: 0 S: 7	H: 1 LOB: 0 BB: 0 P: 12	R: 0 E: 0 K: 2 S: 10	H: 0 LOB: 0 BB: 0 P: 12	R: 0 E: 0 K: 1 S: 6	H: 0 LOB: 0 BB: 0 P: 13	R: 1 E: 0 K: 0 S: 12	H: 2 LOB: 0 BB: 0 P: 17	R: 0 E: 0 K: 0 S: 8	H: 0 LOB: 0 BB: 0 P: 10	R: 1 E: 0 K: 0 S: 4	H: 2 LOB: 2 BB: 1 P: 10	1B: 6 2B: 0 3B: 0 HR: 1	SF: 0 SAC: 0 DP: 1 HBP: 0	WP: 0 PA: 32 PB: 0 SB: 0 CS: 1
<b>PITCHER</b>	IP WLS BF H R ER SO BB IBB HBP BLK WP HR S P ERA WHIP	7.0 25 5 1 1 6 1 0 0 0 0 0 66 98 1.29 0.857	1.0 L 6 2 1 1 0 1 0 0 0 0 0 0 12 20 9.00 3.000																		

AB	29
R	1
H	3
RBI	1
BB	1
SO	3
LOB	6



AB	29
R	2
H	7
RBI	2
BB	2
SO	6
LOB	6



Batter	1	2	3	4	5	6	7	8	9	AB	R	H	RBI	BB	SO	LOB	TOP										
22 David Eckstein, R OBP: 0.349, SLG: 0.329 Aron Miles, S OBP: 0.328, SLG: 0.348	P6		16 E 1B	P6		L8		G3		2	1	1	0	0	0	0											
16 Chris Duncan, L OBP: 0.297, SLG: 0.634	HR		SF7 1B	G4-3				K		4	2	2	2	0	1	1											
5 Albert Pujols, R OBP: 0.435, SLG: 0.686	G6-3		E1 43 E 1B		G6-3			1B		5	2	3	3	0	0	0											
27 Scott Rolen, R OBP: 0.396, SLG: 0.561	P4		43 1B 43 E HBP		G6-3			1B		4	1	1	1	0	0	1											
43 Juan Encarnacion, R OBP: 0.311, SLG: 0.455 So Taguchi, R OBP: 0.333, SLG: 0.354		P2	1B		G6-3			HR		5	1	2	0	0	0	0											
3 Preston Wilson, R OBP: 0.310, SLG: 0.413		L6								5	1	2	1	0	0	3											
Ronnie Belliard, R OBP: 0.334, SLG: 0.410		P3								5	1	1	2	0	0	3											
Gary Bennett, R OBP: 0.246, SLG: 0.262		P1								4	1	2	1	0	0	1											
Jason Marquis, L OBP: 0.211, SLG: 0.265 Tino Perez, S OBP: 0.292, SLG: 0.301 50 Adam Wainwright, R OBP: 0.426, SLG: 0.762 41 Braden Looper, R OBP: 0.305, SLG: 0.300 Tyler Johnson, S OBP: 0.288, SLG: 0.100 Josh Hancock, R OBP: 0.359, SLG: 0.426			22 1B 16 SF7 1B							2	1	1	0	0	1	1											
<b>Inning Stats</b>	R: 1 E: 0 K: 0 S: 13	H: 1 LOB: 0 BB: 0 P: 20	R: 0 E: 0 K: 0 S: 9	H: 1 LOB: 1 BB: 0 P: 12	R: 3 E: 3 K: 0 S: 15	H: 4 LOB: 2 BB: 0 P: 29	R: 0 E: 0 K: 1 S: 7	H: 1 LOB: 1 BB: 0 P: 8	R: 0 E: 0 K: 0 S: 7	H: 0 LOB: 0 BB: 0 P: 10	R: 2 E: 0 K: 0 S: 12	H: 2 LOB: 0 BB: 0 P: 20	R: 5 E: 0 K: 0 S: 17	H: 5 LOB: 0 BB: 0 P: 23	R: 0 E: 0 K: 1 S: 10	H: 1 LOB: 1 BB: 0 P: 14	R: 0 E: 0 K: 0 S: 9	H: 0 LOB: 0 BB: 0 P: 13	1B: 9 2B: 0 3B: 0 HR: 6	SF: 1 SAC: 0 DP: 0 HBP: 1	WP: 0 PB: 0 SB: 1 CS: 0	PA: 43					
<b>PITCHER</b>	IP	WLS	BF	H	R	ER	SO	BB	IBB	HBP	BLK	WP	HR	S	P	ERA	WHIP										
49 Carlos Marmol, R ERA: 5.65	3.0	L	16	6	4	3	0	0	0	1	0	0	1	37	61	9.00	2.000										
44 Roberto Novoa, R ERA: 4.62	2.1		10	3	2	2	1	0	0	0	0	0	2	22	32	7.71	1.286										
David Aardsma, R ERA: 5.97	1.0		8	5	5	5	0	0	0	0	0	0	3	18	25	45.00	5.000										
43 Michael Wuertz, R ERA: 4.0	1.2		6	1	0	0	1	0	0	0	0	0	0	13	18	0.00	0.600										
13 Will Ohman, L ERA: 4.94	1.0		3	0	0	0	0	0	0	0	0	0	0	9	13	0.00	0.000										

St. Louis Cardinals @ Chicago Cubs  
Wrigley Field, Chicago, IL  
Fri Aug 18 2006, 1:20 PM CDT  
Att. 40,346 - Overcast - 83 F

AB 41  
R 11  
H 15  
RBI 10  
BB 0  
SO 2  
LOB 11



Batter	1	2	3	4	5	6	7	8	9	AB	R	H	RBI	BB	SO	LOB	BOTTOM										
Juan Pierre, L OBP: 0.326, SLG: 0.384	F7		L7				FC6-4			4	0	1	0	0	0	1											
Cesar Izturis, S OBP: 0.305, SLG: 0.335 Nelfi Perez, S OBP: 0.264, SLG: 0.342	P3			F7	F7			G6-3		3	0	0	0	0	0	1											
Michael Barrett, R OBP: 0.392, SLG: 0.549 24 Henry Blanco, R OBP: 0.300, SLG: 0.462	HR			16 HR BB		G5-3		2B		3	2	2	1	1	0	0											
16 Aramis Ramirez, R OBP: 0.341, SLG: 0.544 13 Will Ohman, L OBP: 1.000, SLG: 1.000	P2			HR		F9		P6		4	1	1	2	0	0	1											
Jacque Jones, L OBP: 0.314, SLG: 0.484				G4-3				G4-3		4	0	1	0	0	1	1											
29 Angel Pagán, S OBP: 0.316, SLG: 0.453 43 Michael Wuertz, R OBP: 0.406, SLG: 0.500			G4-3		E6			K		3	0	0	0	0	1	1											
2 Ryan Theriot, R OBP: 0.406, SLG: 0.500										1	0	0	0	0	0	0											
John Mabry, L OBP: 0.313, SLG: 0.353			K		G4-3			F7		4	0	1	0	0	1	1											
5 Ronny Cedeno, R OBP: 0.273, SLG: 0.339								L6		4	0	0	0	0	1	1											
49 Carlos Marmol, R OBP: 0.227, SLG: 0.273 44 Roberto Novoa, R OBP: 0.200, SLG: 0.400 David Aardsma, R OBP: 0.359, SLG: 0.426					G6-3			K		1	0	0	0	0	0	0											
19 Matt Murton, R OBP: 0.359, SLG: 0.426								FC6-4 1B		2	0	1	0	0	0	1											
<b>Inning Stats</b>	R: 1 E: 0 K: 0 S: 9	H: 1 LOB: 0 BB: 0 P: 16	R: 0 E: 0 K: 2 S: 11	H: 0 LOB: 0 BB: 0 P: 17	R: 0 E: 0 K: 1 S: 10	H: 0 LOB: 0 BB: 0 P: 12	R: 2 E: 1 K: 0 S: 12	H: 1 LOB: 1 BB: 1 P: 24	R: 0 E: 0 K: 1 S: 14	H: 1 LOB: 1 BB: 0 P: 18	R: 0 E: 0 K: 1 S: 11	H: 1 LOB: 1 BB: 0 P: 19	R: 0 E: 0 K: 0 S: 14	H: 1 LOB: 1 BB: 0 P: 20	R: 0 E: 0 K: 0 S: 9	H: 1 LOB: 1 BB: 0 P: 16	R: 0 E: 0 K: 0 S: 8	H: 1 LOB: 1 BB: 0 P: 9	1B: 2 2B: 2 3B: 1 HR: 2	SF: 0 SAC: 0 DP: 0 HBP: 0	WP: 0 PB: 0 SB: 0 CS: 0	PA: 36					
<b>PITCHER</b>	IP	WLS	BF	H	R	ER	SO	BB	IBB	HBP	BLK	WP	HR	S	P	ERA	WHIP										
Jason Marquis, R ERA: 5.7	5.0		20	3	3	3	4	1	0	0	0	0	0	11	19	0.00	1.000										
50 Adam Wainwright, R ERA: 3.05	1.0	H	4	1	0	0	1	0	0	0	0	0	0	21	31	0.00	1.200										
41 Braden Looper, R ERA: 3.81	1.2		7	2	0	0	0	0	0	0	0	0	0	2	5	0.00	0.000										
Tyler Johnson, L ERA: 5.26	0.1		1	0	0	0	0	0	0	0	0	0	0	2	5	0.00	0.000										
Josh Hancock, R ERA: 3.55	1.0		4	1	0	0	0	0	0	0	0	0	0	8	9	0.00	1.000										

St. Louis Cardinals @ Chicago Cubs  
Wrigley Field, Chicago, IL  
Fri Aug 18 2006, 1:20 PM CDT  
Att. 40,346 - Overcast - 83 F

AB 35  
R 3  
H 7  
RBI 3  
BB 1  
SO 5  
LOB 8







Batter	1	2	3	4	5	6	7	8	9	AB	R	H	RBI	BB	SO	LOB	TOP					
Aaron Miles, S (1, 6) OBP: 0.330, SLG: 0.348										5	0	1	0	0	2	2	<b>St. Louis Cardinals @ Chicago Cubs</b> Wrigley Field, Chicago, IL Sun Aug 20 2006, 1:20 PM CDT Att: 40,485 - Partly Cloudy - 73 F					
16 Chris Duncan, L (1, 7) OBP: 0.401, SLG: 0.661										3	1	1	1	1	0	1						
5 Albert Pujols, R (1, 3) OBP: 0.429, SLG: 0.674										4	1	1	0	0	2	2						
27 Scott Rolen, R (1, 5) OBP: 0.393, SLG: 0.554										3	1	0	0	1	0	0						
43 Juan Encarnacion, R (1, 8) OBP: 0.312, SLG: 0.461										4	1	2	3	0	0	0						
3 Preston Wilson, R (1, 9) OBP: 0.310, SLG: 0.408										3	0	0	0	1	0	1						
44 Jason Istringhausen, R (9, 1)										0	0	0	0	0	0	0						
Ronnie Belliard, R (1, 4) OBP: 0.332, SLG: 0.408										4	0	1	0	0	0	1						
4 Yadier Molina, R (1, 2) OBP: 0.272, SLG: 0.331										4	1	1	0	0	1	3						
29 Chris Carpenter, R (1, 1) OBP: 0.098, SLG: 0.098										3	0	1	0	0	2	0						
26 Scott Spiezio, S (9, PH) OBP: 0.352, SLG: 0.449										1	0	1	1	0	0	0						
15 Jim Edmonds, L (9, 8) OBP: 0.358, SLG: 0.482										0	0	0	0	0	0	0						
<b>Inning Stats</b>	R: 4 E: 0 K: 2 S: 24	H: 3 LOB: 1 BB: 2 P: 39	R: 0 E: 0 K: 1 S: 7	H: 1 LOB: 1 BB: 1 P: 12	R: 0 E: 0 K: 0 S: 10	H: 2 LOB: 2 BB: 0 P: 11	R: 0 E: 0 K: 0 S: 5	H: 1 LOB: 0 BB: 0 P: 9	R: 0 E: 0 K: 1 S: 9	H: 0 LOB: 0 BB: 0 P: 11	R: 0 E: 0 K: 0 S: 5	H: 0 LOB: 0 BB: 0 P: 7	R: 0 E: 1 K: 1 S: 8	H: 0 LOB: 0 BB: 0 P: 12	R: 0 E: 0 K: 1 S: 9	H: 0 LOB: 0 BB: 0 P: 14	R: 1 E: 0 K: 1 S: 9	H: 2 LOB: 1 BB: 0 P: 11	1B: 6 2B: 1 3B: 0 HR: 2	SF: 0 SAC: 0 DP: 3 HBP: 0	WP: 0 PB: 0 SB: 0 CS: 0	PA: 37
<b>PITCHER</b>	IP WLS BF H R ER SO BB IBB HBP BLK WP HR S P ERA WHIP																					
51 Juan Mateo, R (1, 1) ERA: 3.79	7.0 L 29 7 4 4 5 3 0 0 0 0 0 2 68 101 5.14 1.429																					
David Aardsma, R (8, 1) ERA: 5.93	1.2 6 1 1 1 1 0 0 0 0 0 0 0 12 18 5.40 0.600																					
13 Will Ohman, L (9, 1) ERA: 4.88	0.1 2 1 0 0 1 0 0 0 0 0 0 0 6 7 0.00 3.000																					

Batter	1	2	3	4	5	6	7	8	9	AB	R	H	RBI	BB	SO	LOB	BOTTOM					
Juan Pierre, L (1, 8) OBP: 0.332, SLG: 0.391										4	1	3	0	0	0	0	<b>St. Louis Cardinals @ Chicago Cubs</b> Wrigley Field, Chicago, IL Sun Aug 20 2006, 1:20 PM CDT Att: 40,485 - Partly Cloudy - 73 F					
Cesar Izturis, S (1, 6) OBP: 0.302, SLG: 0.328										4	0	0	0	0	1	3						
19 Matt Murton, R (1, 7) OBP: 0.358, SLG: 0.427										4	1	2	1	0	1	0						
16 Aramis Ramirez, R (1, 5) OBP: 0.343, SLG: 0.550										4	1	2	1	0	0	1						
Jacque Jones, L (1, 9) OBP: 0.312, SLG: 0.481										4	0	0	1	0	0	3						
Phil Nevin, R (1, 3) OBP: 0.315, SLG: 0.439										4	0	1	0	0	2	3						
24 Henry Blanco, R (1, 2) OBP: 0.394, SLG: 0.440										3	0	0	0	0	1	1						
Michael Barrett, R (9, PH) OBP: 0.391, SLG: 0.548										1	0	0	0	0	0	0						
5 Ronny Cedeno, R (1, 4) OBP: 0.275, SLG: 0.338										3	0	0	0	0	0	0						
51 Juan Mateo, R (1, 1) ERA: 3.05										2	0	0	0	0	2	0						
2 Ryan Theriot, R (7, PH) OBP: 0.394, SLG: 0.483										1	0	0	0	0	1	0						
David Aardsma, R (8, 1) ERA: 5.93										0	0	0	0	0	0	0						
13 Will Ohman, L (9, 1) OBP: 1.000, SLG: 1.000										0	0	0	0	0	0	0						
<b>Inning Stats</b>	R: 0 E: 0 K: 0 S: 7	H: 0 LOB: 0 BB: 0 P: 11	R: 0 E: 0 K: 1 S: 10	H: 1 LOB: 1 BB: 0 P: 16	R: 0 E: 0 K: 1 S: 7	H: 1 LOB: 1 BB: 0 P: 10	R: 0 E: 0 K: 0 S: 14	H: 1 LOB: 1 BB: 0 P: 22	R: 0 E: 1 K: 0 S: 14	H: 1 LOB: 1 BB: 0 P: 11	R: 2 E: 0 K: 2 S: 14	H: 3 LOB: 1 BB: 0 P: 18	R: 0 E: 0 K: 1 S: 9	H: 0 LOB: 0 BB: 0 P: 15	R: 0 E: 0 K: 1 S: 7	H: 1 LOB: 0 BB: 0 P: 11	R: 1 E: 0 K: 1 S: 9	H: 1 LOB: 0 BB: 0 P: 14	1B: 5 2B: 1 3B: 1 HR: 1	SF: 0 SAC: 0 DP: 2 HBP: 0	WP: 0 PB: 0 SB: 0 CS: 0	PA: 34
<b>PITCHER</b>	IP WLS BF H R ER SO BB IBB HBP BLK WP HR S P ERA WHIP																					
29 Chris Carpenter, R (1, 1) ERA: 3.23	8.0 W 30 7 2 2 7 0 0 0 0 0 0 1 9 14 9.00 1.000																					
44 Jason Istringhausen, R (9, 1) ERA: 3.23	1.0 S 4 1 1 1 1 0 0 0 0 0 0 0 1 9 9.00 1.000																					

AB 34  
R 5  
H 9  
RBI 5  
BB 3  
SO 7  
LOB 10



AB 34  
R 3  
H 8  
RBI 3  
BB 0  
SO 8  
LOB 11



Batter	1	2	3	4	5	6	7	8	9	AB	R	H	RBI	BB	SO	LOB	TOP											
Aaron Miles, S OBP: 0.334, SLG: 0.348	G4-3			16 2B 5 HR	5 HR BB		16 BB BB		G3	3	2	1	0	2	0	0												
16 Chris Duncan, L OBP: 0.408, SLG: 0.665	P5			5 HR	5 HR BB		5 G6-4-3 BB			2	2	1	0	2	0	0												
5 Albert Pujols, R OBP: 0.430, SLG: 0.688	K			2-H 3-H 3-2	HR		1-2 G6-4-3			4	2	2	7	0	1	2												
27 Scott Rolen, R OBP: 0.389, SLG: 0.549		P3		G5-3	K			F8		4	0	0	0	0	1	0												
43 Juan Encarnacion, R OBP: 0.313, SLG: 0.464	K			G6-3			3 S 1B			4	0	2	0	0	1	0												
3 Preston Wilson, R OBP: 0.288, SLG: 0.434 50 Adam Wainwright, R OBP: 0.408, SLG: 0.700 34 Randy Flores, L Time Perez, L Tyler Johnson, S 41 Braden Looper, R 44 Jason Isringhausen, R	G4-3			P4			K		G5-4-3 IBB	3	0	0	0	0	1	1												
Ronnie Belliard, R OBP: 0.331, SLG: 0.407			P3		4 2B 1B		K		G5-4-3	4	0	1	0	0	1	3	AB 32 R 7 H 8 RBI 7 BB 5 SO 9 LOB 8											
4 Yadier Molina, R OBP: 0.272, SLG: 0.333	K			K	5 HR 2B		G5-3		K	4	1	1	0	0	2	1												
Jeff Weaver, R OBP: 0.167, SLG: 0.118 So Taguchi, R OBP: 0.333, SLG: 0.351	G4-3			G4-3			G6-3		K	2	0	0	0	0	1	1												
Inning Stats	R: 0 E: 0 K: 1 S: 12	H: 0 LOB: 0 BB: 0 P: 17	R: 0 E: 0 K: 1 S: 9	H: 0 LOB: 0 BB: 0 P: 11	R: 0 E: 0 K: 1 S: 7	H: 0 LOB: 0 BB: 0 P: 10	R: 3 E: 0 K: 0 S: 16	H: 3 LOB: 0 BB: 2 P: 21	R: 4 E: 0 K: 2 S: 13	H: 3 LOB: 1 BB: 2 P: 23	R: 0 E: 0 K: 0 S: 8	H: 0 LOB: 1 BB: 2 P: 16	R: 0 E: 0 K: 0 S: 6	H: 1 LOB: 1 BB: 1 P: 11	R: 0 E: 0 K: 2 S: 8	H: 0 LOB: 0 BB: 0 P: 13	1B: 3 2B: 3 3B: 0 HR: 2	SF: 0 SAC: 0 DP: 2 HBP: 0	WP: 0 PB: 0 SB: 1 CS: 1	PA: 37								
PITCHER	IP	WLS	BF	H	R	ER	SO	BB	IBB	HBP	BLK	WP	HR	S	P	ERA	WHIP											
33 John Maine, R ERA: 3.58	5.0		22	6	7	7	5	2	0	0	0	0	0	2	57	82	12.60	1.600										
59 Guillermo Mota, R ERA: 6.05	1.0		4	1	0	0	2	0	0	0	0	0	0	0	13	21	0.00	1.000										
25 Pedro Feliciano, L ERA: 2.02	0.1		3	0	0	0	0	2	0	0	0	0	0	6	14	0.00	6.000											
Chad Bradford, R ERA: 2.83	1.2		5	1	0	0	0	0	1	0	0	0	0	8	13	0.00	0.600											
Aaron Heilman, R ERA: 3.88	1.0	W	3	0	0	0	2	0	0	0	0	0	0	8	13	0.00	0.000											

St. Louis Cardinals @ New York Mets  
Shea Stadium, Flushing, NY  
Tue Aug 22 2006, 7:10 PM EDT  
Att: 49,661 - Partly Cloudy - 78 F

AB 32  
R 7  
H 8  
RBI 7  
BB 5  
SO 9  
LOB 8





Batter	1	2	3	4	5	6	7	8	9	AB	R	H	RBI	BB	SO	LOB	BOTTOM											
7 José Reyes, S OBP: 0.345, SLG: 0.477	L7		G6-3		E7 FC1-2 15 16 21 HR	G4-3			G4-3	5	1	0	1	0	0	2												
16 Paul Lo Duca, R OBP: 0.362, SLG: 0.415	G4-3		15 FC6 1B		21 HR FC1-2 1B	G6-3			15 HR 1B	5	2	3	0	0	0	1												
15 Carlos Beltrán, S OBP: 0.388, SLG: 0.628	G4-3		FC6		21 HR FC1-2 1B	G6-3			HR	5	2	1	2	0	0	4												
21 Carlos Delgado, L OBP: 0.356, SLG: 0.536		HR		E4 BB	HR		F7			4	2	2	5	0	0	0												
5 David Wright, R OBP: 0.373, SLG: 0.522	G5-3			F8	K		L9			4	0	0	0	0	1	1												
Michael Tucker, L OBP: 0.412, SLG: 0.462		1B		1-2 BB	K			10 SH1-3 HBP		2	0	1	0	1	1	0												
10 Endy Chavez, L OBP: 0.336, SLG: 0.432	P5			F9		22 SH5-3 7 G4-3 1B		SH1-3		3	1	1	0	0	0	3												
Chris Woodward, R OBP: 0.294, SLG: 0.319	K			G1-3		7 G4-3 22 SH5-3 BB		G2-3		3	0	0	0	1	1	4												
33 John Maine, R Ricky Ledee, L 59 Guillermo Mota, R 22 Jose Valentin, S 25 Pedro Feliciano, L Chad Bradford, R Julio Franco, R Aaron Heilman, R	K			16 1B 7 PB FC1-2 BB		SH5-3		K		1	0	0	0	0	0	0												
Inning Stats	R: 0 E: 0 K: 0 S: 6	H: 0 LOB: 0 BB: 0 P: 13	R: 1 E: 0 K: 1 S: 12	H: 2 LOB: 1 BB: 0 P: 14	R: 0 E: 1 K: 0 S: 7	H: 1 LOB: 2 BB: 1 P: 14	R: 4 E: 1 K: 2 S: 19	H: 2 LOB: 0 BB: 1 P: 34	R: 1 E: 0 K: 0 S: 10	H: 1 LOB: 1 BB: 1 P: 15	R: 0 E: 0 K: 0 S: 7	H: 0 LOB: 0 BB: 0 P: 10	R: 0 E: 0 K: 1 S: 5	H: 0 LOB: 1 BB: 0 P: 6	R: 2 E: 0 K: 0 S: 5	H: 2 LOB: 0 BB: 0 P: 7	1B: 5 2B: 0 3B: 0 HR: 3	SF: 0 SAC: 2 DP: 0 HBP: 1	WP: 0 PB: 1 SB: 0 CS: 0	PA: 39								
PITCHER	IP	WLS	BF	H	R	ER	SO	BB	IBB	HBP	BLK	WP	HR	S	P	ERA	WHIP											
Jeff Weaver, R ERA: 6.11	5.0		24	5	5	4	4	2	0	0	0	0	0	10	15	9.00	2.000											
50 Adam Wainwright, R ERA: 3.14	1.0	H	5	1	1	1	0	1	0	0	0	0	0	7	10	0.00	0.000											
34 Randy Flores, L ERA: 4.93	1.0	H	3	0	0	0	0	0	0	0	0	0	0	1	2	0.00	0.000											
Tyler Johnson, L ERA: 5.06	0.1	H	2	0	0	0	0	0	0	1	0	0	0	1	2	0.00	0.000											
41 Braden Looper, R ERA: 3.77	0.2	H	2	0	0	0	1	0	0	0	0	0	0	4	4	0.00	0.000											
PITCHER	IP	WLS	BF	H	R	ER	SO	BB	IBB	HBP	BLK	WP	HR	S	P	ERA	WHIP											
44 Jason Isringhausen, R ERA: 3.54	0.1	L	3	2	2	2	0	0	0	0	0	0	0	1	5	7	54.00	6.000										

St. Louis Cardinals @ New York Mets  
Shea Stadium, Flushing, NY  
Tue Aug 22 2006, 7:10 PM EDT  
Att: 49,661 - Partly Cloudy - 78 F

AB 33  
R 8  
H 8  
RBI 8  
BB 3  
SO 5  
LOB 16



Batter	1	2	3	4	5	6	7	8	9	AB	R	H	RBI	BB	SO	LOB	TOP			
Jose Vizcaino, S (1.6) OBP: 0.300, SLG: 0.282	G5-3		P3				F8		K	5	1	1	2	0	1	3	<b>St. Louis Cardinals @ New York Mets</b> Shea Stadium, Flushing, NY Wed Aug 23 2006, 7:10 PM EDT Att: 49,329 - Partly Cloudy - 82 F  <b>AB 35</b> <b>R 8</b> <b>H 10</b> <b>RBI 8</b> <b>BB 4</b> <b>SO 4</b> <b>LOB 13</b>  			
16 Chris Duncan, L (1.7) So Taguchi, R (9, PH) OBP: 0.405, SLG: 0.653 OBP: 0.332, SLG: 0.350	L3		5 1B BB				K		F8	3	0	0	0	1	2	1				
5 Albert Pujols, R (1.3) OBP: 0.429, SLG: 0.684	P5		1B				G4-3		1B	5	0	2	2	0	0	1				
27 Scott Rolen, R (1.5) OBP: 0.389, SLG: 0.557			1B						G1-3	5	2	2	1	0	0	3				
3 Preston Wilson, R (1.9) OBP: 0.310, SLG: 0.415	G6-3						HR			4	2	2	2	0	0	0				
43 Juan Encarnacion, R (1.8) OBP: 0.313, SLG: 0.461	P4						HR		G3	3	0	0	0	1	0	1				
Ronnie Belliard, R (1.4) OBP: 0.333, SLG: 0.410			16 BB 5 1B 2B				L5-3		FC6-4 1B	4	1	2	1	0	0	1				
4 Yadier Molina, R (1.2) Garry Bennett, R (6.2) OBP: 0.272, SLG: 0.333 OBP: 0.244, SLG: 0.260	F8						HR SH2-4 1B		FC6-4	3	1	1	0	0	0	1				
30 Mark Mulder, L (1.1) Josh Hancock, R (4.1) 15 Jim Edmonds, L (7.1) Jorge Sosa, R (7.1) 26 Scott Spiezio, S (8.1) 34 Randy Flores, L (8.1) 41 Braden Looper, R (8.1) OBP: 0.400, SLG: 0.480 ERA: 3.06 ERA: 2.01 OBP: 0.399, SLG: 0.506 OBP: 0.329, SLG: 0.447 OBP: 0.320, SLG: 1.000			16 BB 5 1B BB				SH2-4 1-2		K	0	0	0	0	1	0	0				
<b>Inning Stats</b>	R: 0 E: 0 K: 0 S: 7	H: 0 LOB: 0 BB: 0 P: 12	R: 0 E: 0 K: 0 S: 5	H: 0 LOB: 0 BB: 0 P: 8	R: 2 E: 0 K: 0 S: 11	H: 2 LOB: 2 BB: 2 P: 25	R: 0 E: 0 K: 0 S: 8	H: 0 LOB: 0 BB: 0 P: 11	R: 2 E: 0 K: 1 S: 14	H: 2 LOB: 0 BB: 0 P: 20	R: 0 E: 0 K: 0 S: 9	H: 0 LOB: 1 BB: 1 P: 23	R: 2 E: 0 K: 1 S: 21	H: 3 LOB: 1 BB: 0 P: 31	R: 0 E: 0 K: 1 S: 15	H: 1 LOB: 1 BB: 0 P: 18		1B: 4 2B: 4 3B: 0 HR: 3	SF: 0 SAC: 1 DP: 1 HBP: 0	WP: 0 PB: 0 SB: 0 CS: 0
<b>PITCHER</b>	IP WLS BF H R ER SO BB IBB HBP BLK WP HR S P ERA WHIP	IP WLS BF H R ER SO BB IBB HBP BLK WP HR S P ERA WHIP																		
Steve Trachsel, R (1.1) ERA: 3.06	5.0 W 24 6 6 6 1 3 0 0 0 0 0 3 50 87 10.80 1.800																			
Roberto Hernandez, R (6.1) ERA: 3.06	1.1 4 0 0 0 0 1 0 0 0 0 0 0 3 4 0.00 0.750																			
25 Pedro Feliciano, L (7.1) ERA: 2.01	0.1 1 0 0 0 0 1 0 0 0 0 0 0 3 4 0.00 0.000																			
Chad Bradford, R (7.1) ERA: 3.14	1.0 6 3 2 2 0 0 0 0 0 0 0 0 21 29 18.00 3.000																			
Aaron Heilman, R (8.1) ERA: 3.98	0.1 H 1 0 0 0 1 0 0 0 0 0 0 0 3 6 0.00 0.000																			

Batter	1	2	3	4	5	6	7	8	9	AB	R	H	RBI	BB	SO	LOB	BOTTOM			
7 José Reyes, S (1.6) OBP: 0.350, SLG: 0.485	15 BB 21 2B 1B	16 1B 16 S 1B	HR	L9			16 S BB			4	2	3	3	1	0	2	<b>St. Louis Cardinals @ New York Mets</b> Shea Stadium, Flushing, NY Wed Aug 23 2006, 7:10 PM EDT Att: 49,329 - Partly Cloudy - 82 F  <b>AB 36</b> <b>R 10</b> <b>H 12</b> <b>RBI 10</b> <b>BB 5</b> <b>SO 5</b> <b>LOB 19</b>  			
16 Paul Lo Duca, R (1.2) OBP: 0.350, SLG: 0.413	P4	5 FC5-4 1B	F7			K	F8			5	0	1	0	0	1	2				
15 Carlos Beltrán, S (1.8) OBP: 0.388, SLG: 0.624	21 2B 2B BB	L5		21 2B 5 2B BB		F9	K			3	2	0	0	2	1	3				
21 Carlos Delgado, L (1.3) OBP: 0.356, SLG: 0.539	2B 2B	P5		5 2B 2B		F8		G4-3		5	2	2	1	0	0	2				
5 David Wright, R (1.5) OBP: 0.374, SLG: 0.521	2B IBB	FC5-4		F9 44 1B 2B		F8		F9		4	2	1	2	1	0	2				
Chris Woodward, R (1.4) OBP: 0.297, SLG: 0.327	44 L9 1H 2H 3H 2B		SH3-4 7 HR 1B	F9		P3		G5-3		5	1	2	3	0	0	1				
44 Lastings Milledge, R (1.9) 25 Pedro Feliciano, L (7.1) Chad Bradford, R (7.1) Aaron Heilman, R (8.1) 13 Billy Wagner, L (9.1) OBP: 0.309, SLG: 0.506 ERA: 3.53 OBP: 0.329, SLG: 0.447 OBP: 0.320, SLG: 1.000	L9		K	10 2B 1B		E3				4	0	1	1	0	1	2				
10 Endy Chavez, L (1.7) OBP: 0.342, SLG: 0.439			SH3-4 7 HR 1B	10 2B 1B		F8				3	1	2	0	1	0	1				
Steve Trachsel, R (1.1) Roberto Hernandez, R (6.1) Michael Tucker, L (7.7) OBP: 0.170, SLG: 0.186 OBP: 0.400, SLG: 0.444	F9		SH3-4	K2-3				K		2	0	0	0	0	1	4				
<b>Inning Stats</b>	R: 4 E: 0 K: 0 S: 16	H: 3 LOB: 2 BB: 3 P: 36	R: 0 E: 0 K: 0 S: 10	H: 2 LOB: 0 BB: 0 P: 18	R: 3 E: 0 K: 1 S: 11	H: 3 LOB: 0 BB: 0 P: 16	R: 3 E: 0 K: 1 S: 17	H: 4 LOB: 2 BB: 1 P: 28	R: 0 E: 0 K: 0 S: 11	H: 0 LOB: 0 BB: 0 P: 14	R: 0 E: 1 K: 0 S: 9	H: 0 LOB: 1 BB: 0 P: 12	R: 0 E: 0 K: 2 S: 9	H: 0 LOB: 1 BB: 1 P: 18	R: 0 E: 0 K: 0 S: 7	H: 0 LOB: 0 BB: 0 P: 10		1B: 6 2B: 5 3B: 0 HR: 1	SF: 0 SAC: 1 DP: 0 HBP: 0	WP: 0 PB: 0 SB: 2 CS: 0
<b>PITCHER</b>	IP WLS BF H R ER SO BB IBB HBP BLK WP HR S P ERA WHIP	IP WLS BF H R ER SO BB IBB HBP BLK WP HR S P ERA WHIP																		
30 Mark Mulder, L (1.1) ERA: 6.77	3.0 L 13 3 1 1 2 0 0 0 0 0 0 0 34 46 3.00 1.000																			
Josh Hancock, R (4.1) ERA: 3.53	3.0 13 3 1 1 2 0 0 0 0 0 0 0 34 46 3.00 1.000																			
Jorge Sosa, R (7.1) ERA: 5.1	1.0 4 0 0 0 0 2 1 0 0 0 0 0 9 18 0.00 1.000																			
34 Randy Flores, L (8.1) ERA: 4.89	0.1 1 0 0 0 0 0 0 0 0 0 0 0 2 3 0.00 0.000																			
41 Braden Looper, R (8.1) ERA: 3.72	0.2 2 0 0 0 0 0 0 0 0 0 0 0 5 7 0.00 0.000																			



Batter	1	2	3	4	5	6	7	8	9	AB	R	H	RBI	BB	SO	LOB	TOP				
Juan Pierre, L (1, 8) OBP: 0.326, SLG: 0.383	1-1 G4-3		1-0 G3			0-1 G6-3		1-2 G4-3		4	0	0	0	0	0	1	<b>Chicago Cubs @ St. Louis Cardinals</b> Busch Stadium, St. Louis, MO Fri Aug 25 2006, 7:10 PM CDT Att: 46,004 - Cloudy - 78 F				
Freddie Bynum, L (1, 4) OBP: 0.299, SLG: 0.440	1-2 2B		2-1 G6-3			1-1 G4-3		3-2 2B		4	0	2	0	0	0	1					
16 Aramis Ramirez, R (1, 5) OBP: 0.350, SLG: 0.564	3-1 F8			0-0 F8		1-1 2B		4-1 BB		3	0	1	0	1	0	1					
Jacque Jones, L (1, 9) OBP: 0.317, SLG: 0.488	3-3 K			4-0 G5-4-3 BB		0-0 G4-1		2-3 K		3	0	0	0	1	2	4					
Michael Barrett, R (1, 2) OBP: 0.384, SLG: 0.542		1-2 G5-3		0-1 G5-4-3			0-0 L5		3-2 F8	4	0	0	0	0	0	1					
John Mabry, L (1, 3) OBP: 0.307, SLG: 0.351		0-0 P5			3-1 F7		1-1 G4-3		1-0 P5	4	0	0	0	0	0	0					
29 Angel Pagan, S (1, 7) OBP: 0.320, SLG: 0.475		1-1 G6-3			0-0 2B		1-1 E6 1B		1-3 K	4	0	2	0	0	1	0					
5 Ronny Cedeno, R (1, 6) OBP: 0.269, SLG: 0.328			4-1 G3 51 SH1-3 BB		0-1 P2		1-0 G6-3			2	0	0	0	1	0	2					
51 Juan Mateo, R (1, 1) 43 Michael Wuerztz, R (6, 1) 19 Matt Murton, R (8, PH) Bob Howry, L (8, 1) OBP: 1.000, SLG: 1.000			1-0 SH1-3		0-3 K			3-1 L8		1	0	0	0	0	1	1					
			1-2							0	0	0	0	0	0	0					
										0	0	0	0	0	0	0					
<b>Inning Stats</b>	R: 0 E: 0 K: 1 S: 12	H: 1 LOB: 1 BB: 0 P: 20	R: 0 E: 0 K: 0 S: 6	H: 0 LOB: 0 BB: 0 P: 8	R: 0 E: 0 K: 0 S: 5	H: 0 LOB: 1 BB: 1 P: 13	R: 0 E: 0 K: 0 S: 3	H: 0 LOB: 0 BB: 1 P: 7	R: 0 E: 0 K: 1 S: 8	H: 1 LOB: 1 BB: 0 P: 11	R: 0 E: 1 K: 0 S: 6	H: 1 LOB: 1 BB: 0 P: 9	R: 0 E: 0 K: 1 S: 14	H: 1 LOB: 2 BB: 1 P: 27	R: 0 E: 0 K: 1 S: 9	H: 0 LOB: 0 BB: 0 P: 14	1B: 1 2B: 4 3B: 0 HR: 0	SF: 0 SAC: 1 DP: 1 HBP: 0	WP: 0 PB: 0 SB: 0 CS: 0	PA: 34	
<b>PITCHER</b>	IP WLS BF H R ER SO BB IBB HBP BLK WP HR S P ERA WHIP	7.2 W 30 5 0 0 2 3 0 0 0 0 0 0 58 99 0.00 1.043	0.1 H 1 0 0 0 1 0 0 0 0 0 0 0 3 5 0.00 0.000	1.0 S 3 0 0 0 1 0 0 0 0 0 0 0 9 14 0.00 0.000																	

AB	30
R	0
H	5
RBI	0
BB	3
SO	4
LOB	11



Batter	1	2	3	4	5	6	7	8	9	AB	R	H	RBI	BB	SO	LOB	BOTTOM				
Aaron Miles, S (1, 6) OBP: 0.337, SLG: 0.350	0-1 27 1B			0-0 G3		2-2 27 FC5-2 16 G1-3 1B		1-0 F8		5	0	2	0	0	0	6	<b>Chicago Cubs @ St. Louis Cardinals</b> Busch Stadium, St. Louis, MO Fri Aug 25 2006, 7:10 PM CDT Att: 46,004 - Cloudy - 78 F				
16 Chris Duncan, L (1, 7) 34 Randy Flores, L (7, 7) So Taguchi, R (7, 7) OBP: 0.330, SLG: 0.351	3-2 F8		1-1 5 G4-3 27 SF9 2B		0-1 G3		0-1 G1-3		3-2 G4-3	4	1	1	0	0	0	5					
5 Albert Pujols, R (1, 3) OBP: 0.426, SLG: 0.673	0-1 P6		0-0 G4-3		1-2 G4-3		4-0 27 FC5-2 IBB		1-1 P4	4	0	0	0	1	0	2					
27 Scott Rolen, R (1, 5) OBP: 0.386, SLG: 0.551	1-2 1B		2-3 SF9		2-1 E5 43 1B S		0-2 FC5-2		1-2 1B	4	1	2	1	0	0	3					
15 Jim Edmonds, L (1, 8) OBP: 0.357, SLG: 0.476	2-3 K		4-1 3-H BB		3-3 K		2-3 K		3-3 K	4	0	0	0	1	4	7					
43 Juan Encarnacion, R (1, 9) OBP: 0.310, SLG: 0.455		3-2 G5-3		1-2 G4-3		3-2 HBP 1B		0-1 G5-3		4	0	1	1	0	0	1					
Ronnie Belliard, R (1, 4) OBP: 0.335, SLG: 0.409		0-0 F7			1-0 1B 1B		2-2 1B HBP		0-0 1B	3	0	2	0	0	0	0					
Gary Bennett, R (1, 2) OBP: 0.268, SLG: 0.308		2-1 1B			2-1 SH3-4 1B		0-1 F9		1-0 1B	4	0	3	0	0	0	2					
Jeff Suppan, R (1, 1) 34 Randy Flores, L (8, 1) 44 Jason Istringhausen, R (8, 1) OBP: 0.277, SLG: 0.250		2-0 1B			0-0 SH3-4 1B		2-1 16 G1-3 27 FC5-2 1B		0-0 B2	3	0	2	0	0	0	2					
										0	0	0	0	0	0	0					
										0	0	0	0	0	0	0					
<b>Inning Stats</b>	R: 0 E: 0 K: 1 S: 13	H: 2 LOB: 2 BB: 0 P: 19	R: 0 E: 0 K: 0 S: 9	H: 2 LOB: 2 BB: 0 P: 17	R: 1 E: 0 K: 0 S: 8	H: 1 LOB: 1 BB: 1 P: 14	R: 0 E: 0 K: 0 S: 7	H: 2 LOB: 2 BB: 0 P: 10	R: 1 E: 0 K: 1 S: 16	H: 1 LOB: 2 BB: 0 P: 27	R: 0 E: 0 K: 1 S: 14	H: 2 LOB: 2 BB: 1 P: 23	R: 0 E: 0 K: 1 S: 6	H: 2 LOB: 2 BB: 0 P: 8	R: 0 E: 0 K: 1 S: 15	H: 1 LOB: 1 BB: 0 P: 23	1B: 12 2B: 1 3B: 0 HR: 0	SF: 1 SAC: 1 DP: 0 HBP: 1	WP: 0 PB: 0 SB: 1 CS: 0	PA: 41	
<b>PITCHER</b>	IP WLS BF H R ER SO BB IBB HBP BLK WP HR S P ERA WHIP	5.0 L 28 10 2 1 2 1 0 1 0 0 0 0 14 22 0.00 1.000	2.0 9 2 0 0 1 0 1 0 0 0 0 0 0 15 23 0.00 1.000	1.0 4 1 0 0 1 0 0 0 0 0 0 0 0 15 23 0.00 1.000																	

AB	36
R	2
H	13
RBI	2
BB	2
SO	4
LOB	28



Batter	1	2	3	4	5	6	7	8	9	AB	R	H	RBI	BB	SO	LOB	TOP			
Juan Pierre, L (1,8) OBP: 0.325, SLG: 0.382	G6-3		G4-3			G6-3			G4-3 1B	4	0	1	0	0	0	0	Chicago Cubs @ St. Louis Cardinals Busch Stadium, St. Louis, MO Sat Aug 26 2006, 12:20 PM CDT Att: 46,036 - Cloudy - 78 F			
Freddie Bynum, L (1,4) OBP: 0.286, SLG: 0.420	F7			G3			K		G4-3	4	0	0	0	0	1	1				
16 Aramis Ramirez, R (1,5) OBP: 0.348, SLG: 0.561	G4-3			P2			G6-3			3	0	0	0	0	0	0				
Michael Barrett, R (1,2) OBP: 0.381, SLG: 0.537				G5-3			K			3	0	0	0	0	2	0				
Jacque Jones, L (1,9) OBP: 0.317, SLG: 0.486									G4-3	2	0	0	0	1	1	0				
Phil Nevin, R (1,3) OBP: 0.322, SLG: 0.460	F9									3	1	2	1	0	0	1				
19 Matt Murton, R (1,7) OBP: 0.351, SLG: 0.424	FC4-6								F9 HR	3	0	0	0	0	0	2				
5 Ronny Cedeno, R (1,6) OBP: 0.267, SLG: 0.326									G6-3	3	0	0	0	0	1	0				
53 Rich Hill, L (1,1) OBP: 0.176, SLG: 0.188										2	0	0	0	0	0	0				
Bob Howry, L (8,1) OBP: 1.000, SLG: 1.000										0	0	0	0	0	0	0				
29 Angel Pagán, S (9,PH) OBP: 0.318, SLG: 0.471										1	0	0	0	0	0	0				
44 Roberto Novoa, R (9,1) OBP: 0.200, SLG: 0.400										0	0	0	0	0	0	0				
<b>Inning Stats</b>	R: 0 E: 0 K: 0 S: 6	H: 0 LOB: 0 BB: 0 P: 11	R: 0 E: 0 K: 1 S: 12	H: 0 LOB: 1 BB: 1 P: 20	R: 0 E: 0 K: 1 S: 9	H: 0 LOB: 0 BB: 0 P: 12	R: 0 E: 0 K: 0 S: 6	H: 0 LOB: 0 BB: 0 P: 10	R: 0 E: 0 K: 1 S: 7	H: 0 LOB: 0 BB: 0 P: 12	R: 0 E: 0 K: 2 S: 13	H: 0 LOB: 0 BB: 0 P: 18	R: 1 E: 0 K: 0 S: 5	H: 1 LOB: 0 BB: 0 P: 6	R: 0 E: 0 K: 0 S: 4	H: 1 LOB: 0 BB: 0 P: 7	1B: 2 2B: 0 3B: 0 HR: 1	SF: 0 SAC: 0 DP: 2 HBP: 0	WP: 0 PB: 0 SB: 0 CS: 0	PA: 29
<b>PITCHER</b>	IP WLS BF H R ER SO BB IBB HBP BLK WP HR S P ERA WHIP																			
29 Chris Carpenter, R (1,1) ERA: 2.96	8.0		26	2	1	1	5	1	0	0	0	0	0	0	0	0	0	1.12	0.375	
34 Randy Flores, L (9,1) ERA: 4.71	1.0	W	3	1	0	0	0	0	0	0	0	0	0	0	4	7	0.00	1.000		

Chicago Cubs @ St. Louis Cardinals  
 Busch Stadium, St. Louis, MO  
 Sat Aug 26 2006, 12:20 PM CDT  
 Att: 46,036 - Cloudy - 78 F

AB 28  
 R 1  
 H 3  
 RBI 1  
 BB 1  
 SO 5  
 LOB 4



Batter	1	2	3	4	5	6	7	8	9	AB	R	H	RBI	BB	SO	LOB	BOTTOM					
Aaron Miles, S (1,6) OBP: 0.336, SLG: 0.349	L9		F9		G4-3					4	0	1	0	0	0	2	Chicago Cubs @ St. Louis Cardinals Busch Stadium, St. Louis, MO Sat Aug 26 2006, 12:20 PM CDT Att: 46,036 - Cloudy - 78 F					
16 Chris Duncan, L (1,7) OBP: 0.394, SLG: 0.635	P6									3	0	0	0	0	0	1						
So Taguchi, R (7,7) OBP: 0.330, SLG: 0.351										0	0	0	0	0	0	0						
15 Jim Edmonds, L (8,PH) OBP: 0.356, SLG: 0.475										1	0	0	0	0	1	2						
5 Albert Pujols, R (1,3) OBP: 0.424, SLG: 0.668	K									3	0	0	0	1	1	0						
27 Scott Rolen, R (1,5) OBP: 0.383, SLG: 0.546										4	0	0	0	0	1	3						
43 Juan Encarnacion, R (1,8) OBP: 0.309, SLG: 0.453										4	0	1	0	0	0	0						
3 Preston Wilson, R (1,9) OBP: 0.306, SLG: 0.410										4	1	1	0	0	0	1						
Ronnie Belliard, R (1,4) OBP: 0.333, SLG: 0.495										4	0	0	0	0	0	1						
Gary Bennett, R (1,2) OBP: 0.282, SLG: 0.343										4	1	3	2	0	0	0						
29 Chris Carpenter, R (1,1) ERA: 5.81										2	0	2	0	0	0	0						
Bob Howry, R (8,1) ERA: 3.09										0	0	0	0	0	0	0						
44 Roberto Novoa, R (9,1) ERA: 4.79										0	0	0	0	0	0	0						
<b>Inning Stats</b>	R: 0 E: 0 K: 1 S: 11	H: 0 LOB: 0 BB: 0 P: 16	R: 0 E: 0 K: 1 S: 6	H: 0 LOB: 0 BB: 0 P: 10	R: 1 E: 0 K: 0 S: 12	H: 2 LOB: 1 BB: 0 P: 20	R: 0 E: 0 K: 0 S: 7	H: 1 LOB: 1 BB: 0 P: 11	R: 0 E: 0 K: 0 S: 11	H: 1 LOB: 1 BB: 0 P: 16	R: 0 E: 0 K: 0 S: 8	H: 0 LOB: 0 BB: 0 P: 12	R: 0 E: 0 K: 0 S: 6	H: 0 LOB: 0 BB: 0 P: 8	R: 0 E: 0 K: 1 S: 11	H: 2 LOB: 3 BB: 1 P: 18	R: 1 E: 0 K: 0 S: 7	H: 2 LOB: 1 BB: 0 P: 12	1B: 7 2B: 0 3B: 0 HR: 1	SF: 0 SAC: 1 DP: 0 HBP: 0	WP: 1 PB: 0 SB: 1 CS: 0	PA: 35
<b>PITCHER</b>	IP WLS BF H R ER SO BB IBB HBP BLK WP HR S P ERA WHIP																					
53 Rich Hill, L (1,1) ERA: 5.81	7.0		25	4	1	1	2	0	0	0	0	0	0	0	0	0	1.29	0.571				
Bob Howry, R (8,1) ERA: 3.09	1.0		6	2	0	0	1	0	1	0	0	0	0	11	18	0.00	2.000					
44 Roberto Novoa, R (9,1) ERA: 4.79	0.2	L	4	2	1	1	0	0	0	0	0	0	7	12	13.50	3.000						

Chicago Cubs @ St. Louis Cardinals  
 Busch Stadium, St. Louis, MO  
 Sat Aug 26 2006, 12:20 PM CDT  
 Att: 46,036 - Cloudy - 78 F

AB 33  
 R 2  
 H 8  
 RBI 2  
 BB 1  
 SO 3  
 LOB 10














Batter	1	2	3	4	5	6	7	8	9	AB	R	H	RBI	BB	SO	LOB	TOP					
6 Chris Duffy, L (1,8) OBP: 0.271, SLG: 0.275	G2-3		F9			E9 1B		K		4	0	1	0	0	1	0						
José Bautista, R (1,5) OBP: 0.348, SLG: 0.438	K			G6-3		K			G5-3	4	0	0	0	0	2	1						
12 Freddy Sanchez, R (1,6) OBP: 0.382, SLG: 0.484	K			G6-3		G6-3			G6-3	4	0	0	0	0	1	1						
Jason Bay, R (1,7) OBP: 0.398, SLG: 0.536		K			K				G5-3	4	0	0	0	0	3	0						
Xavier Nady, R (1,9) OBP: 0.350, SLG: 0.478		G1-3				G5-3				2	0	0	0	0	0	0						
41 Ryan Doumit, S (1,3) OBP: 0.270, SLG: 0.333			F9			G6-3			FC6-4 HBP	3	0	0	0	0	0	1						
26 Ronny Paulino, R (1,2) OBP: 0.370, SLG: 0.403				G4-3 57 G3-1 1B		FC6-4 1B			G5-3	3	1	2	0	0	0	1						
Jose Castillo, R (1,4) OBP: 0.322, SLG: 0.420				G4-3		FC6-4			F8	3	0	0	0	0	0	2						
57 Zach Duke, L (1,1) OBP: 0.220, SLG: 0.259				G3-1						2	0	0	1	0	0	0						
2 Jack Wilson, R (8,PH) OBP: 0.313, SLG: 0.379						G4-3				1	0	0	0	0	1	0						
59 Brian Rogers, R (8,1)									K	0	0	0	0	0	0	0						
<b>Inning Stats</b>	R: 0 E: 0 K: 2 S: 9	H: 0 LOB: 0 BB: 0 P: 11	R: 0 E: 0 K: 1 S: 10	H: 0 LOB: 0 BB: 0 P: 15	R: 1 E: 0 K: 0 S: 12	H: 1 LOB: 0 BB: 0 P: 18	R: 0 E: 0 K: 1 S: 9	H: 0 LOB: 0 BB: 0 P: 10	R: 0 E: 0 K: 0 S: 6	H: 1 LOB: 1 BB: 0 P: 7	R: 0 E: 1 K: 1 S: 8	H: 1 LOB: 1 BB: 0 P: 13	R: 0 E: 0 K: 1 S: 6	H: 0 LOB: 1 BB: 0 P: 9	R: 0 E: 0 K: 2 S: 12	H: 0 LOB: 0 BB: 0 P: 14	R: 0 E: 0 K: 0 S: 4	H: 0 LOB: 0 BB: 0 P: 5	1B: 3 2B: 0 3B: 0 HR: 0	SF: 0 SAC: 0 DP: 0 HBP: 1	WP: 1 PB: 0 SB: 0 CS: 0	PA: 31
<b>PITCHER</b> 29 Chris Carpenter, R (1,1) ERA: 2.87	IP: 9.0 WLS: W BF: 31 H: 3 R: 1 ER: 1 SO: 8 BB: 0 IBB: 0 HBP: 1 BLK: 0 WP: 1 HR: 0 S: 76 P: 102 ERA: 1.00 WHIP: 0.333															<b>PITCHER</b>						

Pittsburgh Pirates @ St. Louis Cardinals  
 Busch Stadium, St. Louis, MO  
 Fri Sep 01 2006, 7:10 PM CDT  
 Att: 42,091 - Partly Cloudy - 76 F

AB	30
R	1
H	3
RBI	1
BB	0
SO	8
LOB	6



Batter	1	2	3	4	5	6	7	8	9	AB	R	H	RBI	BB	SO	LOB	BOTTOM			
3 Preston Wilson, R (1,9) OBP: 0.310, SLG: 0.422	43 1B BB			G1-3					F7	3	2	1	1	1	0	2				
So Taguchi, R (1,7) OBP: 0.333, SLG: 0.357	43 1B WP		G4-3			G4-3			F9	4	1	1	0	0	0	0				
5 Albert Pujols, R (1,3) OBP: 0.418, SLG: 0.657	F7		P3			G6-3			G4-3	4	0	0	0	0	0	2				
27 Scott Rolen, R (1,5) OBP: 0.385, SLG: 0.545	F4									3	0	2	0	1	0	2				
43 Juan Encarnacion, R (1,8) OBP: 0.318, SLG: 0.459	WP		G1-3						P5	4	0	2	1	0	0	2				
Ronnie Belliard, R (1,4) OBP: 0.333, SLG: 0.398	G6-3									4	0	0	0	0	0	4				
Aaron Miles, S (1,6) OBP: 0.337, SLG: 0.351		G6-3								3	0	1	0	0	0	0				
4 Yadier Molina, R (1,2) OBP: 0.266, SLG: 0.325		G1-3								3	0	0	0	0	0	1				
29 Chris Carpenter, R (1,1) OBP: 0.143, SLG: 0.143		G6-3								3	0	1	0	0	0	0				
<b>Inning Stats</b>	R: 2 E: 0 K: 0 S: 14	H: 2 LOB: 1 BB: 1 P: 23	R: 0 E: 0 K: 0 S: 7	H: 0 LOB: 0 BB: 0 P: 11	R: 1 E: 0 K: 0 S: 8	H: 2 LOB: 1 BB: 0 P: 13	R: 0 E: 0 K: 0 S: 7	H: 2 LOB: 2 BB: 0 P: 9	R: 0 E: 0 K: 0 S: 10	H: 2 LOB: 2 BB: 0 P: 16	R: 0 E: 0 K: 0 S: 5	H: 0 LOB: 0 BB: 0 P: 9	R: 0 E: 0 K: 0 S: 5	H: 0 LOB: 0 BB: 0 P: 7	R: 0 E: 0 K: 0 S: 11	H: 0 LOB: 0 BB: 1 P: 15	1B: 7 2B: 0 3B: 0 HR: 1	SF: 0 SAC: 0 DP: 1 HBP: 0	WP: 1 PB: 0 SB: 0 CS: 0	PA: 33
<b>PITCHER</b> 57 Zach Duke, L (1,1) ERA: 4.97	IP: 7.0 WLS: L BF: 30 H: 8 R: 3 ER: 3 SO: 3 BB: 1 IBB: 0 HBP: 0 BLK: 0 WP: 1 HR: 1 S: 56 P: 88 ERA: 3.86 WHIP: 1.286															<b>PITCHER</b>				
59 Brian Rogers, R (8,1)	IP: 1.0 WLS: L BF: 3 H: 0 R: 0 ER: 0 SO: 0 BB: 0 IBB: 0 HBP: 0 BLK: 0 WP: 0 HR: 0 S: 11 P: 15 ERA: 0.00 WHIP: 1.000															<b>PITCHER</b>				

Pittsburgh Pirates @ St. Louis Cardinals  
 Busch Stadium, St. Louis, MO  
 Fri Sep 01 2006, 7:10 PM CDT  
 Att: 42,091 - Partly Cloudy - 76 F

AB	31
R	3
H	8
RBI	2
BB	2
SO	0
LOB	13



Batter	1	2	3	4	5	6	7	8	9	AB	R	H	RBI	BB	SO	LOB	TOP					
6 Chris Duffy, L (1, 8) OBP: 0.270, SLG: 0.271	L3		HBP			FC4-6		K		3	0	0	0	0	1	2	Pittsburgh Pirates @ St. Louis Cardinals Busch Stadium, St. Louis, MO Sat Sep 02 2006, 6:15 PM CDT Att: 41,466 - Partly Cloudy - 77 F					
José Bautista, R (1, 5) OBP: 0.347, SLG: 0.439	2B		G6-4-3			G6-3		G5-4-3		4	0	1	0	0	0	4						
12 Freddy Sanchez, R (1, 6) OBP: 0.380, SLG: 0.482	G3				G6-3		1B	F9		4	1	1	0	0	0	1						
Jason Bay, R (1, 7) OBP: 0.395, SLG: 0.531	K				K		K	K		4	0	0	0	0	4	2						
Xavier Nady, R (1, 9) OBP: 0.349, SLG: 0.476		G5-3			P3		1B	P4		4	0	1	0	0	0	0						
41 Ryan Doumit, S (1, 3) OBP: 0.272, SLG: 0.325		K				F9				2	0	0	0	1	1	0						
16 Salomon Torres, R (8, 1) OBP: 0.250, SLG: 0.250										0	0	0	0	0	0	0						
26 Ronny Paulino, R (1, 2) OBP: 0.368, SLG: 0.401		L4				L4		SF9		2	0	0	1	0	0	0						
Jose Castillo, R (1, 4) OBP: 0.322, SLG: 0.419					L4			FC6		3	0	1	0	0	0	2						
Shawn Chacon, R (1, 1) OBP: 0.333, SLG: 0.375					SH1-4					0	0	0	0	0	0	0						
10 Rajai Davis, R (6, PH) OBP: 0.315, SLG: 0.387						FC4-6		G5-4-3		1	0	1	0	0	0	0						
55 Matt Capps, R (8, PH) OBP: 0.315, SLG: 0.387										1	0	1	0	0	0	0						
Joe Randa, R (8, PH) OBP: 0.315, SLG: 0.387										1	0	1	0	0	0	0						
<b>Inning Stats</b>	R: 0 H: 1 E: 0 K: 1 S: 13	H: 1 LOB: 1 BB: 0 P: 19	R: 0 H: 0 E: 0 K: 1 S: 7	H: 0 LOB: 0 BB: 0 P: 14	R: 0 H: 1 E: 0 K: 0 S: 7	H: 1 LOB: 1 BB: 0 P: 9	R: 0 H: 0 E: 0 K: 1 S: 6	H: 0 LOB: 0 BB: 0 P: 9	R: 0 H: 0 E: 0 K: 0 S: 5	H: 0 LOB: 0 BB: 0 P: 6	R: 0 H: 1 E: 0 K: 0 S: 7	H: 1 LOB: 0 BB: 0 P: 12	R: 1 H: 2 E: 0 K: 1 S: 9	H: 2 LOB: 2 BB: 1 P: 15	R: 0 H: 1 E: 0 K: 1 S: 11	H: 1 LOB: 0 BB: 0 P: 15	R: 0 H: 0 E: 0 K: 1 S: 7	H: 0 LOB: 0 BB: 0 P: 11	1B: 5 2B: 1 3B: 0 HR: 0	SF: 1 SAC: 1 DP: 2 HBP: 1	WP: 0 PA: 32 PB: 0 SB: 0 CS: 1	
<b>PITCHER</b>	IP WLS BF H R ER SO BB IBB HBP BLK WP HR S P ERA WHIP	7.0 L 26 5 1 1 4 1 0 1 0 0 0 54 84 1.29 0.857	2.0 6 1 0 0 2 0 0 0 0 0 0 0 18 26 0.00 0.500																			
41 Braden Looper, R (8, 1) ERA: 3.71																						

AB	28
R	1
H	6
RBI	1
BB	1
SO	6
LOB	11



Batter	1	2	3	4	5	6	7	8	9	AB	R	H	RBI	BB	SO	LOB	BOTTOM				
Aaron Miles, S (1, 6) OBP: 0.340, SLG: 0.358	2B	F7					F7		1B	5	0	3	0	0	0	2	Pittsburgh Pirates @ St. Louis Cardinals Busch Stadium, St. Louis, MO Sat Sep 02 2006, 6:15 PM CDT Att: 41,466 - Partly Cloudy - 77 F				
16 Chris Duncan, L (1, 9) OBP: 0.388, SLG: 0.621	1B						G6-3		1B	4	0	0	0	1	1	3					
5 Albert Pujols, R (1, 3) OBP: 0.420, SLG: 0.655	BB							1B		3	0	1	0	2	0	2					
27 Scott Rolen, R (1, 5) OBP: 0.386, SLG: 0.543	2B						F7			3	0	1	0	1	0	4					
26 Scott Spiezio, S (1, 7) OBP: 0.342, SLG: 0.439	1B							1B		3	0	0	0	0	1	6					
43 Juan Encarnacion, R (1, 8) OBP: 0.320, SLG: 0.458										3	0	1	0	1	0	2					
Ronnie Belliard, R (1, 4) OBP: 0.334, SLG: 0.399										4	0	2	0	0	2	3					
4 Yadier Molina, R (1, 2) OBP: 0.264, SLG: 0.322										3	0	0	0	0	0	3					
3 Preston Wilson, R (8, PH) OBP: 0.310, SLG: 0.421										1	0	0	0	0	1	3					
Mike Rose, S (9, 2)										0	0	0	0	0	0	0					
Jeff Weaver, R (1, 1) ERA: 6.75										1	0	0	0	0	0	0					
53 John Rodriguez, L (7, PH) OBP: 0.377, SLG: 0.447										1	0	0	0	0	1	0					
41 Braden Looper, R (8, 1) OBP: 0.500, SLG: 1.000										0	0	0	0	0	0	0					
Jose Vizcaino, S (8, PH) OBP: 0.292, SLG: 0.273										1	0	0	0	0	1	0					
<b>Inning Stats</b>	R: 0 H: 1 E: 0 K: 0 S: 11	H: 2 LOB: 2 BB: 1 P: 23	R: 0 H: 2 E: 0 K: 0 S: 12	H: 0 LOB: 0 BB: 0 P: 15	R: 0 H: 0 E: 0 K: 0 S: 6	H: 0 LOB: 2 BB: 2 P: 18	R: 0 H: 0 E: 0 K: 1 S: 8	H: 0 LOB: 0 BB: 0 P: 11	R: 0 H: 0 E: 0 K: 2 S: 12	H: 1 LOB: 2 BB: 1 P: 23	R: 0 H: 1 E: 0 K: 0 S: 7	H: 1 LOB: 0 BB: 0 P: 8	R: 0 H: 0 E: 0 K: 1 S: 6	H: 0 LOB: 0 BB: 0 P: 8	R: 0 H: 2 E: 0 K: 2 S: 11	H: 2 LOB: 3 BB: 1 P: 18	R: 0 H: 1 E: 0 K: 1 S: 11	H: 1 LOB: 1 BB: 0 P: 14	1B: 7 2B: 1 3B: 0 HR: 0	SF: 0 SAC: 2 DP: 1 HBP: 0	WP: 1 PA: 39 PB: 0 SB: 0 CS: 0
<b>PITCHER</b>	IP WLS BF H R ER SO BB IBB HBP BLK WP HR S P ERA WHIP	5.0 W 23 4 0 0 3 3 0 0 0 0 0 13 16 0.00 0.500	2.0 S 10 3 0 0 3 0 1 0 0 0 0 22 32 0.00 1.500																		
Shawn Chacon, R (1, 1) ERA: 6.75																					
55 Matt Capps, R (6, 1) ERA: 3.41																					
16 Salomon Torres, R (8, 1) ERA: 3.6																					

AB	32
R	0
H	8
RBI	0
BB	5
SO	7
LOB	28





Batter	1	2	3	4	5	6	7	8	9	AB	R	H	RBI	BB	SO	LOB	TOP										
Aaron Miles, S (1, 6) OBP: 0.335, SLG: 0.352	G6-3		F7			G4-3			L3	4	0	1	0	0	0	0											
16 Chris Duncan, L (1, 7) OBP: 0.383, SLG: 0.606	K		F8			F8			L3	4	0	0	0	0	1	1											
5 Albert Pujols, R (1, 3) OBP: 0.423, SLG: 0.681	K			BB		G5-3			HR	3	1	1	1	1	1	0											
27 Scott Rolen, R (1, 5) OBP: 0.386, SLG: 0.537		F7		K		P5			K	4	0	0	0	0	2	1											
53 John Rodriguez, L (1, 9) OBP: 0.376, SLG: 0.441		BB		G3		L9				2	0	0	0	1	0	1											
3 Preston Wilson, R (1, 8) OBP: 0.307, SLG: 0.415		BB		G6-3		G5-3				3	0	0	0	0	1	2											
Ronnie Belliard, R (1, 4) OBP: 0.335, SLG: 0.397		BB				P3			G6-3	2	0	0	0	1	0	0											
Gary Bennett, R (1, 2) OBP: 0.296, SLG: 0.366		BB				F9			F7	3	0	0	0	0	0	2											
Jason Marquis, L (1, 1) OBP: 0.221, SLG: 0.270						L7			P4	2	0	0	0	0	1	0											
26 Scott Spiezio, S (8, PH) OBP: 0.340, SLG: 0.437										1	0	0	0	0	0	0											
Jorge Sosa, R (8, 1) OBP: 0.200, SLG: 0.522										0	0	0	0	0	0	0											
34 Randy Flores, L (8, 1)										0	0	0	0	0	0	0											
<b>Inning Stats</b>	R: 0 H: 0 E: 0 K: 2 S: 10	H: 0 LOB: 0 BB: 0 P: 14	R: 0 H: 0 E: 0 K: 1 S: 11	H: 0 LOB: 2 BB: 2 P: 21	R: 0 H: 0 E: 0 K: 1 S: 8	H: 0 LOB: 0 BB: 0 P: 13	R: 0 H: 0 E: 0 K: 1 S: 7	H: 0 LOB: 1 BB: 1 P: 12	R: 0 H: 0 E: 0 K: 0 S: 4	H: 0 LOB: 0 BB: 0 P: 5	R: 0 H: 0 E: 0 K: 0 S: 5	H: 0 LOB: 0 BB: 0 P: 7	R: 0 H: 0 E: 0 K: 0 S: 8	H: 0 LOB: 0 BB: 0 P: 12	R: 0 H: 0 E: 0 K: 0 S: 4	H: 0 LOB: 2 BB: 0 P: 4	R: 1 H: 2 E: 0 K: 1 S: 8	H: 2 LOB: 0 BB: 0 P: 11	1B: 1 2B: 1 3B: 0 HR: 1	SF: 0 SAC: 0 DP: 1 HBP: 0	WP: 0 PA: 31 PB: 0 SB: 0 CS: 0						
<b>PITCHER</b>	IP	WLS	BF	H	R	ER	SO	BB	IBB	HBP	BLK	WP	HR	S	P	ERA	WHIP										
Ramon Ortiz, R (1, 1) ERA: 5.12	8.2	W	30	2	1	1	5	3	0	0	0	0	1	62	95	1.04	0.577										
32 Chad Cordero, R (9, 1) ERA: 3.02	0.1		1	0	0	0	1	0	0	0	0	0	0	3	4	0.00	0.000										

St. Louis Cardinals @ Washington Nationals  
 Robert F. Kennedy Memorial Stadium, Washington, DC  
 Mon Sep 04 2006, 1:05 PM EDT  
 Att: 31,092 - Sunny - 77 F

AB	28
R	1
H	2
RBI	1
BB	3
SO	6
LOB	7



Batter	1	2	3	4	5	6	7	8	9	AB	R	H	RBI	BB	SO	LOB	BOTTOM										
Alfonso Soriano, R (1, 7) OBP: 0.361, SLG: 0.601	G5-3		K			L6-4		P2		4	0	1	0	0	1	1											
Felipe Lopez, S (1, 6) OBP: 0.583, SLG: 0.390	K			G4-3		F7		F8		4	0	1	0	0	1	1											
11 Ryan Zimmerman, R (1, 5) OBP: 0.352, SLG: 0.476	G4-3			K		L6-4		2B		4	1	1	0	0	1	2											
24 Nick Johnson, L (1, 3) OBP: 0.426, SLG: 0.511		P4		G4-3		HR		2B		3	1	1	1	1	0	1											
25 Austin Kearns, R (1, 9) OBP: 0.361, SLG: 0.471		F9		F9		HR		IBB		3	1	1	2	1	0	1											
Brian Schneider, L (1, 2) OBP: 0.306, SLG: 0.315		L6				L7		G4-3		4	0	0	0	0	0	2											
Bernie Castro, S (1, 4) OBP: 0.309, SLG: 0.275				BLK		F7		G4-3		3	0	1	0	0	0	0											
7 Nook Logan, S (1, 8) OBP: 0.364, SLG: 0.455				G4-3		1B		2B		3	0	1	0	0	0	1											
Ramon Ortiz, R (1, 1) OBP: 0.170, SLG: 0.180				K		2H		HR		3	1	2	1	0	1	1											
32 Chad Cordero, R (9, 1) ERA: 3.02										0	0	0	0	0	0	0											
<b>Inning Stats</b>	R: 0 H: 0 E: 0 K: 1 S: 8	H: 0 LOB: 0 BB: 0 P: 13	R: 0 H: 0 E: 0 K: 0 S: 7	H: 0 LOB: 0 BB: 0 P: 11	R: 0 H: 1 E: 0 K: 2 S: 11	H: 1 LOB: 1 BB: 0 P: 15	R: 0 H: 1 E: 0 K: 1 S: 10	H: 1 LOB: 1 BB: 0 P: 17	R: 0 H: 2 E: 0 K: 0 S: 10	H: 2 LOB: 2 BB: 0 P: 15	R: 0 H: 1 E: 0 K: 0 S: 7	H: 1 LOB: 0 BB: 0 P: 11	R: 2 H: 1 E: 0 K: 0 S: 6	H: 1 LOB: 0 BB: 1 P: 10	R: 2 H: 3 E: 0 K: 0 S: 9	H: 3 LOB: 2 BB: 1 P: 19	1B: 2 2B: 6 3B: 0 HR: 2	SF: 0 SAC: 0 DP: 1 HBP: 0	WP: 0 PA: 33 PB: 0 SB: 1 CS: 0								
<b>PITCHER</b>	IP	WLS	BF	H	R	ER	SO	BB	IBB	HBP	BLK	WP	HR	S	P	ERA	WHIP										
Jason Marquis, R (1, 1) ERA: 5.73	7.0	L	26	6	2	2	4	6	2	2	4	0	1	59	92	2.57	1.000										
Jorge Sosa, R (8, 1) ERA: 5.32	0.2		4	2	2	2	0	0	0	0	0	0	1	5	8	27.00	3.000										
34 Randy Flores, L (8, 1) ERA: 4.66	0.1		3	1	0	0	0	0	1	0	0	0	0	4	11	0.00	3.000										

St. Louis Cardinals @ Washington Nationals  
 Robert F. Kennedy Memorial Stadium, Washington, DC  
 Mon Sep 04 2006, 1:05 PM EDT  
 Att: 31,092 - Sunny - 77 F

AB	31
R	4
H	9
RBI	4
BB	2
SO	4
LOB	10















Batter	1	2	3	4	5	6	7	8	9	AB	R	H	RBI	BB	SO	LOB	TOP				
Aaron Miles, S (1,6) OBP: 0.328, SLG: 0.349	K		G1-3			G4-3			G4-3	4	0	0	0	0	1	1	<p>St. Louis Cardinals @ Arizona Diamondbacks Chase Field, Phoenix, AZ Sat Sep 09 2006, 6:40 PM MST Att: 33,653 - Clear - 75 F</p> <p>livebaseballscores.com</p> <p><b>AB</b> 29 <b>R</b> 0 <b>H</b> 1 <b>RBI</b> 0 <b>BB</b> 0 <b>SO</b> 5 <b>LOB</b> 3</p> 				
16 Chris Duncan, L (1,7) OBP: 0.366, SLG: 0.569	G4-3			G3		L9			G3-1	4	0	0	0	0	0	0					
5 Albert Pujols, R (1,3) OBP: 0.419, SLG: 0.669	G5-3			E5			P4		G1-3	4	0	0	0	0	0	0					
27 Scott Rolen, R (1,5) OBP: 0.384, SLG: 0.533		F8			F9					3	0	1	0	0	0	0					
3 Preston Wilson, R (1,9) OBP: 0.306, SLG: 0.414	G6-3			K						3	0	0	0	0	2	1					
Ronnie Belliard, R (1,4) OBP: 0.326, SLG: 0.382	G5-3				G6-3				K	3	0	0	0	0	1	0					
So Taguchi, R (1,8) OBP: 0.328, SLG: 0.349			K			G4-3			F9	3	0	0	0	0	1	0					
Gary Bennett, R (1,2) OBP: 0.292, SLG: 0.361			G5-3			G1-3				2	0	0	0	0	0	0					
53 John Rodriguez, L (8, PH) OBP: 0.346, SLG: 0.473										0	0	0	0	0	0	0					
4 Yadier Molina, R (8,2) OBP: 0.273, SLG: 0.341										0	0	0	0	0	0	0					
Jason Marquis, L (1,1) OBP: 0.215, SLG: 0.263			E3			G6-3				2	0	0	0	0	0	0					
26 Scott Spiezio, S (8, PH) OBP: 0.346, SLG: 0.473										1	0	0	0	0	0	1					
50 Adam Wainwright, R (8,1) OBP: 0.500, SLG: 1.167										0	0	0	0	0	0	0					
<b>Inning Stats</b>	R: 0 E: 0 K: 1 S: 7	H: 0 LOB: 0 BB: 0 P: 12	R: 0 E: 0 K: 0 S: 7	H: 0 LOB: 0 BB: 0 P: 10	R: 0 E: 1 K: 1 S: 9	H: 0 LOB: 1 BB: 0 P: 15	R: 0 E: 1 K: 1 S: 7	H: 1 LOB: 1 BB: 0 P: 9	R: 0 E: 0 K: 0 S: 6	H: 0 LOB: 0 BB: 0 P: 10	R: 0 E: 0 K: 1 S: 5	H: 0 LOB: 0 BB: 0 P: 9	R: 0 E: 0 K: 1 S: 10	H: 0 LOB: 1 BB: 0 P: 13	R: 0 E: 0 K: 0 S: 5	H: 0 LOB: 0 BB: 0 P: 7		1B: 0 2B: 1 3B: 0 HR: 0	SF: 0 SAC: 0 DP: 0 HBP: 1	WP: 0 PB: 0 SB: 0 CS: 1	PA: 30
<b>PITCHER</b> 17 Brandon Webb, R (1,1) ERA: 3.0	IP: 9.0 WLS: W BF: 30	H: 1 R: 0 ER: 0 SO: 5	BB: 0 IBB: 0 HBP: 1 BLK: 0	WP: 0 HR: 0 S: 63 P: 96	ERA: 0.00 WHIP: 0.111	<b>PITCHER</b>										IP: WLS: BF: H: R: ER: SO: BB: IBB: HBP: BLK: WP: HR: S: P: ERA: WHIP					

Batter	1	2	3	4	5	6	7	8	9	AB	R	H	RBI	BB	SO	LOB	BOTTOM		
Craig Counsell, L (1,6) OBP: 0.322, SLG: 0.349	G3-1		G6-4-3		G6-4-3		G3			3	1	2	0	1	0	1	<p>St. Louis Cardinals @ Arizona Diamondbacks Chase Field, Phoenix, AZ Sat Sep 09 2006, 6:40 PM MST Att: 33,653 - Clear - 75 F</p> <p>livebaseballscores.com</p> <p><b>AB</b> 26 <b>R</b> 3 <b>H</b> 6 <b>RBI</b> 3 <b>BB</b> 3 <b>SO</b> 4 <b>LOB</b> 8</p> 		
1 Orlando Hudson, S (1,4) OBP: 0.355, SLG: 0.458	G3-1		G6-4-3		G4-6-3			P4		3	0	0	0	1	0	2			
Luis Gonzalez, L (1,7) OBP: 0.364, SLG: 0.467	G3-1					K		G3		4	0	0	1	0	1	1			
Tony Clark, S (9,3) OBP: 0.278, SLG: 0.341			P5							0	0	0	0	0	0	0			
22 Eric Byrnes, R (1,8) OBP: 0.322, SLG: 0.492	G4-3			K		G6-3		G5-3		4	0	0	0	0	1	1			
34 Conor Jackson, R (1,3) OBP: 0.365, SLG: 0.420										2	1	1	0	0	0	1			
24 Chris Young, R (9,8) OBP: 0.356, SLG: 0.462	G1-3									0	0	0	0	0	0	0			
Chad Tracy, L (1,5) OBP: 0.334, SLG: 0.433		G4-3					K			3	0	0	0	0	1	2			
7 Carlos Quentin, R (1,9) OBP: 0.355, SLG: 0.570									L7	2	1	1	1	1	0	0			
19 Chris Snyder, R (1,2) OBP: 0.369, SLG: 0.421		G6-3								3	0	2	1	0	0	0			
17 Brandon Webb, R (1,1) OBP: 0.167, SLG: 0.175		G5-3					K		SH3-4	2	0	0	0	0	1	0			
<b>Inning Stats</b>	R: 1 E: 0 K: 0 S: 12	H: 1 LOB: 1 BB: 1 P: 20	R: 1 E: 0 K: 0 S: 7	H: 1 LOB: 0 BB: 0 P: 13	R: 0 E: 0 K: 0 S: 5	H: 0 LOB: 1 BB: 1 P: 12	R: 1 E: 0 K: 1 S: 9	H: 2 LOB: 2 BB: 1 P: 18	R: 0 E: 0 K: 2 S: 9	H: 0 LOB: 1 BB: 0 P: 18	R: 0 E: 0 K: 0 S: 6	H: 1 LOB: 1 BB: 0 P: 9	R: 0 E: 0 K: 0 S: 6	H: 0 LOB: 0 BB: 0 P: 13	1B: 3 2B: 1 3B: 1 HR: 1	SF: 0 SAC: 1 DP: 2 HBP: 1		WP: 0 PB: 0 SB: 0 CS: 0	PA: 31
<b>PITCHER</b> Jason Marquis, R (1,1) ERA: 5.66	IP: 7.0 WLS: L BF: 28	H: 6 R: 3 ER: 3 SO: 4	BB: 2 IBB: 1 HBP: 1 BLK: 0	WP: 0 HR: 1 S: 53 P: 96	ERA: 3.86 WHIP: 1.143	<b>PITCHER</b>										IP: WLS: BF: H: R: ER: SO: BB: IBB: HBP: BLK: WP: HR: S: P: ERA: WHIP			

Batter	1	2	3	4	5	6	7	8	9	AB	R	H	RBI	BB	SO	LOB	TOP					
<b>55 Skip Schumaker, L</b> OBP: 0.245, SLG: 0.267 (1, 8)	K		FC3-6		G5-3	L7			1B	5	0	1	0	0	1	3						
<b>16 Chris Duncan, L</b> OBP: 0.364, SLG: 0.577 <b>So Taguchi, R</b> OBP: 0.328, SLG: 0.349 <b>Aaron Miles, S</b> OBP: 0.330, SLG: 0.351 (9, PH)	HR		G5-3		K		K		1B	4	1	1	1	0	2	2						
<b>5 Albert Pujols, R</b> OBP: 0.421, SLG: 0.675 (1, 3)	1B			26 2B	HR		K		F7	5	2	3	2	0	1	2						
<b>27 Scott Rolen, R</b> OBP: 0.380, SLG: 0.527 (1, 5)	G4-6-3			F8	F9		K		K	5	0	0	0	0	2	4						
<b>26 Scott Spiezo, S</b> OBP: 0.347, SLG: 0.489 (1, 4)				1B 2B		HR		K	K	5	2	2	2	0	3	2						
<b>43 Juan Encarnacion, R</b> OBP: 0.317, SLG: 0.454 (1, 9)				K		E6 2B SH1-3		K		4	1	0	0	0	2	1						
<b>Jose Vizcaino, S</b> OBP: 0.302, SLG: 0.293 (1, 6)						SH1-3 2B		E3 4 1B		4	0	2	1	0	0	0						
<b>4 Yadier Molina, R</b> OBP: 0.273, SLG: 0.340 (1, 2)				G5-3	F7			G5-3		4	0	1	0	0	0	3						
<b>Jeff Suppan, R</b> OBP: 0.276, SLG: 0.234 (6, 1) <b>Tyler Johnson, S</b> OBP: 0.290, SLG: 0.429 (7, 1) <b>52 Josh Kinney, R</b> OBP: 0.328, SLG: 0.349 (7, 1) <b>34 Randy Flores, L</b> OBP: 0.276, SLG: 0.234 (8, PH) <b>53 John Rodriguez, L</b> OBP: 0.290, SLG: 0.429 (8, 1) <b>Jorge Sosa, R</b> OBP: 0.328, SLG: 0.349 (8, 1) <b>Josh Hancock, R</b> OBP: 0.328, SLG: 0.349 (8, 1)																						
<b>Inning Stats</b>	R: 1 E: 0 K: 1 S: 10	H: 2 LOB: 0 BB: 0 P: 16	R: 0 E: 0 K: 1 S: 9	H: 0 LOB: 0 BB: 0 P: 14	R: 0 E: 0 K: 0 S: 8	H: 0 LOB: 1 BB: 1 P: 14	R: 2 E: 0 K: 1 S: 17	H: 3 LOB: 1 BB: 0 P: 22	R: 2 E: 0 K: 0 S: 11	H: 1 LOB: 0 BB: 1 P: 22	R: 2 E: 1 K: 0 S: 10	H: 2 LOB: 1 BB: 0 P: 16	R: 0 E: 0 K: 3 S: 9	H: 0 LOB: 0 BB: 0 P: 13	R: 0 E: 1 K: 2 S: 11	H: 1 LOB: 2 BB: 0 P: 18	R: 0 E: 0 K: 2 S: 17	H: 2 LOB: 2 BB: 0 P: 28	1B: 6 2B: 2 3B: 0 HR: 3	SF: 0 SAC: 1 DP: 1 HBP: 0	WP: 0 PA: 41 PB: 0 SB: 0 CS: 0	
<b>PITCHER</b>	IP WLS BF H R ER SO BB IBB HBP BLK WP HR S P ERA WHIP	5.0 22 6 5 5 4 2 0 0 0 0 2 55 88 9.00 1.600	1.0 6 2 2 1 0 0 0 0 0 0 1 10 16 9.00 2.000	1.0 3 0 0 0 3 0 0 0 0 0 9 13 0.00 0.000	1.0 W 5 1 0 0 2 0 0 0 0 0 11 18 0.00 1.000	1.0 S 5 2 0 0 2 0 0 0 0 0 17 28 0.00 2.000																

St. Louis Cardinals @ Arizona Diamondbacks  
Chase Field, Phoenix, AZ  
Sun Sep 10 2006, 1:40 PM MST  
Att. 42,070 - Roof Closed - 75 F

AB	38
R	7
H	11
RBI	7
BB	2
SO	11
LOB	19




Batter	1	2	3	4	5	6	7	8	9	AB	R	H	RBI	BB	SO	LOB	BOTTOM				
<b>22 Eric Byrnes, R</b> OBP: 0.323, SLG: 0.497 (1, 8)	F8		FC5 1 1B		F8		1 BB 1B		HR	5	3	2	1	0	0	1					
<b>1 Orlando Hudson, S</b> OBP: 0.357, SLG: 0.458 (1, 4)	F8		1B		G1-3		1B 2B BB		BB	3	2	1	1	2	0	0					
<b>Luis Gonzalez, L</b> OBP: 0.368, SLG: 0.472 <b>Jose Valverde, R</b> OBP: 0.356, SLG: 0.462 (9, 1)	F8		1B							5	1	4	1	0	0	0					
<b>Johnny Estrada, S</b> OBP: 0.327, SLG: 0.456 (1, 2)			1B							0	0	0	0	0	0	0					
<b>34 Conor Jackson, R</b> OBP: 0.364, SLG: 0.417 <b>24 Chris Young, R</b> OBP: 0.356, SLG: 0.462 (9, 8)			1B							5	0	2	3	0	1	3					
<b>Chad Tracy, L</b> OBP: 0.334, SLG: 0.432 (1, 5)			1B							3	0	0	0	1	0	3					
<b>7 Carlos Quentin, R</b> OBP: 0.352, SLG: 0.555 (1, 9)			1B							0	0	0	0	0	0	0					
<b>6 Stephen Drew, L</b> OBP: 0.345, SLG: 0.494 (1, 6)			1B							4	1	1	0	0	1	0					
<b>48 Enrique Gonzalez, R</b> OBP: 0.281, SLG: 0.313 <b>Andy Green, R</b> OBP: 0.270, SLG: 0.296 <b>56 Ramon Pena, R</b> OBP: 0.328, SLG: 0.349 <b>37 Juan Cruz, R</b> OBP: 0.328, SLG: 0.349 <b>Damon Easley, R</b> OBP: 0.328, SLG: 0.349 <b>Luis Vizcaino, R</b> OBP: 0.328, SLG: 0.349 <b>Tony Clark, S</b> OBP: 0.328, SLG: 0.349 (9, 3)			1B							1	0	0	0	0	0	2					
<b>Inning Stats</b>	R: 0 E: 0 K: 0 S: 10	H: 0 LOB: 0 BB: 0 P: 15	R: 0 E: 0 K: 0 S: 3	H: 0 LOB: 0 BB: 0 P: 6	R: 4 E: 1 K: 0 S: 17	H: 4 LOB: 1 BB: 1 P: 31	R: 0 E: 0 K: 0 S: 5	H: 1 LOB: 0 BB: 0 P: 8	R: 0 E: 0 K: 1 S: 13	H: 1 LOB: 2 BB: 0 P: 23	R: 3 E: 0 K: 1 S: 13	H: 3 LOB: 2 BB: 2 P: 29	R: 2 E: 0 K: 0 S: 13	H: 3 LOB: 2 BB: 1 P: 23	1B: 7 2B: 3 3B: 0 HR: 2	SF: 0 SAC: 0 DP: 2 HBP: 0	WP: 0 PA: 40 PB: 0 SB: 2 CS: 0				
<b>PITCHER</b>	IP WLS BF H R ER SO BB IBB HBP BLK WP HR S P ERA WHIP	5.1 23 7 4 0 0 1 0 0 0 0 0 7 13 0.00 0.000	1.0 H 3 0 0 0 1 0 0 0 0 0 4 10 0.00 6.000	0.1 H 3 1 0 0 0 1 0 0 0 0 6 13 81.00 6.000	0.1 B 4 2 3 3 0 0 1 0 0 0 6 13 81.00 6.000	0.2 L 6 3 2 2 0 1 0 0 0 0 2 12 21 27.00 6.000															

St. Louis Cardinals @ Arizona Diamondbacks  
Chase Field, Phoenix, AZ  
Sun Sep 10 2006, 1:40 PM MST  
Att. 42,070 - Roof Closed - 75 F

AB	36
R	9
H	12
RBI	7
BB	4
SO	2
LOB	16



Batter	1	2	3	4	5	6	7	8	9	AB	R	H	RBI	BB	SO	LOB	TOP						
<b>Craig Biggio, R</b> OBP: 0.310, SLG: 0.424	G5-3		K			G6-3		BB		3	0	0	0	1	1	0	<b>Houston Astros @ St. Louis Cardinals</b> Busch Stadium, St. Louis, MO Mon Sep 11 2006, 7:10 PM CDT Att: 41,061 - Partly Cloudy - 79 F						
<b>Russ Springer, R</b> (8, 1)						F7		G1-3		4	0	1	0	0	1	1							
<b>Trever Miller, R</b> (8, 1)																							
<b>Mike Lamb, L</b> OBP: 0.359, SLG: 0.474	1B																						
<b>17 Lance Berkman, S</b> OBP: 0.413, SLG: 0.612	K																						
<b>Aubrey Huff, L</b> OBP: 0.337, SLG: 0.465		G3			L9																		
<b>Luke Scott, L</b> OBP: 0.460, SLG: 0.619		BB																					
<b>2 Chris Burke, R</b> OBP: 0.355, SLG: 0.434		F8																					
<b>28 Adam Everett, R</b> OBP: 0.288, SLG: 0.352	FC6-4																						
<b>Brad Ausmus, R</b> OBP: 0.305, SLG: 0.285																							
<b>Taylor Buchholz, R</b> OBP: 0.065, SLG: 0.083																	<b>AB 31</b> <b>R 0</b> <b>H 6</b> <b>RBI 0</b> <b>BB 2</b> <b>SO 6</b> <b>LOB 10</b> 						
<b>64 Fernando Nieve, R</b> OBP: 0.222, SLG: 0.152																							
<b>Charlton Jameson, R</b> OBP: 0.200, SLG: 0.200																							
<b>Dave Borkowski, R</b> OBP: 0.179, SLG: 0.229																							
<b>Orlando Palmeiro, L</b> OBP: 0.179, SLG: 0.229																							
<b>Inning Stats</b>	R: 0 E: 0 K: 1 S: 11	H: 1 LOB: 0 BB: 0 P: 14	R: 0 E: 0 K: 0 S: 9	H: 0 LOB: 1 BB: 1 P: 17	R: 0 E: 0 K: 2 S: 9	H: 0 LOB: 0 BB: 0 P: 15	R: 0 E: 0 K: 2 S: 10	H: 0 LOB: 0 BB: 0 P: 12	R: 0 E: 0 K: 0 S: 6	H: 2 LOB: 1 BB: 0 P: 9	R: 0 E: 0 K: 0 S: 3	H: 0 LOB: 0 BB: 0 P: 4	R: 0 E: 0 K: 1 S: 16	H: 2 LOB: 2 BB: 0 P: 23	R: 0 E: 0 K: 0 S: 8	H: 0 LOB: 1 BB: 0 P: 12		R: 0 E: 0 K: 0 S: 7	H: 1 LOB: 1 BB: 0 P: 9	1B: 6 2B: 0 3B: 0 HR: 0	SF: 0 SAC: 0 DP: 1 HBP: 0	WP: 0 PB: 0 SB: 0 CS: 1	PA: 33
<b>PITCHER</b>	IP WLS BF H R ER SO BB IBB HBP BLK WP HR S P ERA WHIP	9.0 W 33 6 0 0 6 2 0 0 0 0 0 79 115 0.00 0.889																					

Batter	1	2	3	4	5	6	7	8	9	AB	R	H	RBI	BB	SO	LOB	BOTTOM			
<b>Aaron Miles, S</b> OBP: 0.328, SLG: 0.347	BB	F7		E6	G3			G4-3		4	1	0	0	1	0	3	<b>Houston Astros @ St. Louis Cardinals</b> Busch Stadium, St. Louis, MO Mon Sep 11 2006, 7:10 PM CDT Att: 41,061 - Partly Cloudy - 79 F			
<b>16 Chris Duncan, L</b> OBP: 0.366, SLG: 0.578	F8		BB	BB	BB			G3		3	2	1	0	2	0	1				
<b>5 Albert Pujols, R</b> OBP: 0.424, SLG: 0.677	K		BB	BB	BB			2B		3	2	2	0	2	1	1				
<b>27 Scott Rolen, R</b> OBP: 0.377, SLG: 0.523	L6		BB	BB	BB			2B		4	0	0	1	0	1	7				
<b>53 John Rodriguez, L</b> OBP: 0.377, SLG: 0.436										1	0	0	0	0	1	1				
<b>55 Skip Schumaker, L</b> OBP: 0.245, SLG: 0.267								K		0	0	0	0	0	0	0				
<b>26 Scott Spiezio, S</b> OBP: 0.348, SLG: 0.489		2B		IBB				F7		4	1	1	0	1	0	3				
<b>43 Juan Encarnacion, R</b> OBP: 0.318, SLG: 0.453	G6-3		BB	BB	BB			F9		3	1	1	2	1	0	1				
<b>Ronnie Belliard, R</b> OBP: 0.327, SLG: 0.388	F8		BB	BB	BB			G1-3		4	0	2	4	0	0	1				
<b>4 Yadier Molina, R</b> OBP: 0.273, SLG: 0.337	IBB		BB	BB	BB			G6-3		3	0	0	0	1	1	3				
<b>29 Chris Carpenter, R</b> OBP: 0.129, SLG: 0.129	E6			G5-3	G5-3			K		4	0	0	0	0	1	2				
<b>Inning Stats</b>	R: 0 E: 0 K: 1 S: 8	H: 0 LOB: 1 BB: 1 P: 14	R: 0 E: 1 K: 0 S: 7	H: 1 LOB: 3 BB: 1 P: 15	R: 2 E: 0 K: 0 S: 20	H: 3 LOB: 2 BB: 1 P: 30	R: 5 E: 1 K: 1 S: 21	H: 2 LOB: 1 BB: 3 P: 42	R: 0 E: 0 K: 0 S: 6	H: 0 LOB: 0 BB: 0 P: 11	R: 0 E: 0 K: 1 S: 9	H: 0 LOB: 0 BB: 0 P: 10	R: 0 E: 0 K: 1 S: 9	H: 1 LOB: 1 BB: 0 P: 13	R: 0 E: 0 K: 1 S: 9	H: 0 LOB: 0 BB: 0 P: 13	1B: 3 2B: 3 3B: 1 HR: 0	SF: 0 SAC: 0 DP: 0 HBP: 0	WP: 0 PB: 0 SB: 0 CS: 0	PA: 41
<b>PITCHER</b>	IP WLS BF H R ER SO BB IBB HBP BLK WP HR S P ERA WHIP	3.1 L 21 5 5 0 2 2 0 0 0 0 0 44 77 10.80 2.100																		







Batter	1	2	3	4	5	6	7	8	9	AB	R	H	RBI	BB	SO	LOB	TOP					
2 Randy Winn, S OBP: 0.318, SLG: 0.391 Jason Ellison, R OBP: 0.268, SLG: 0.360	(1, 8) K		(1, 1) P4		(1, 1) 13 2B		(2, 2) K		(1, 3) K	3	0	1	1	0	1	0	San Francisco Giants @ St. Louis Cardinals Busch Stadium, St. Louis, MO Fri Sep 15 2006, 7:10 PM CDT Att. 45,927 - Clear - 80 F					
13 Omar Vizquel, S OBP: 0.360, SLG: 0.398 Tomas De La Rosa, R OBP: 0.273, SLG: 0.200	(1, 6) G3		(2, 2) G6-3		(2, 1) 2B		(2, 1) 1B		(2, 2) G6-3	3	0	1	1	0	0	0						
Shea Hillenbrand, R OBP: 0.461, SLG: 0.461 Lance Niekro, R OBP: 0.293, SLG: 0.380	(1, 3) 1B		(3, 3) K		(3, 3) F9		(3, 1) F9		(3, 1) F7	3	1	1	0	0	1	2						
Jack Taschner, L OBP: 0.339, SLG: 0.390	(8, 1) 1B									1	0	0	0	0	0	0						
9 Mark Sweeney, L OBP: 0.339, SLG: 0.390	(9, PH) 1B									1	0	0	0	0	0	0						
Barry Bonds, L OBP: 0.458, SLG: 0.539 20 Fred Lewis, L OBP: 0.750, SLG: 1.000	(1, 7) 1B		(1, 1) P3		(1, 0) G6-3		(1, 0) G4-3			3	0	1	0	0	0	0						
Ray Durham, S OBP: 0.367, SLG: 0.540 19 Kevin Frandsen, R OBP: 0.325, SLG: 0.387	(1, 4) 1B		(2, 2) G1-4-3		(2, 1) G1-3		(1, 1) HR			3	0	1	1	0	0	0						
Moises Alou, R OBP: 0.348, SLG: 0.538 59 Billy Sadler, R	(6, 1) 1B		(3, 3) G6-3		(3, 3) G6-3		(4, 2) BB			3	0	0	0	0	1	2						
Todd Greene, R OBP: 0.329, SLG: 0.400	(8, PH) 1B						(6, 0) BB			0	0	0	0	0	0	0						
Pedro Feliz, R OBP: 0.294, SLG: 0.451			(1, 3) K		(0, 0) 2B		(0, 0) K		(2, 2) K	4	2	2	1	0	2	1						
50 Eliezer Alfonzo, R OBP: 0.309, SLG: 0.472 60 Justin Knoedler, R	(1, 2) G5-3		(2, 2) F9		(1, 1) F9		(3, 1) F9		(1, 0) E5	2	0	0	0	0	0	1						
41 Brad Hennessey, R OBP: 0.231, SLG: 0.269 Jamey Wright, R OBP: 0.255, SLG: 0.298 54 Scott Munter, R OBP: 1.000, SLG: 2.000 Todd Linden, S OBP: 0.339, SLG: 0.439	(1, 1) K		(3, 3) K		(1, 1) L6		(1, 1) E3		(1, 1) G6-3	1	0	0	0	0	1	0						
										1	0	0	0	0	1	0						
										2	0	0	0	0	2	0						
<b>Inning Stats</b>	R: 1 H: 3 E: 0 K: 1 S: 16	H: 3 LOB: 2 BB: 0 P: 26	R: 0 H: 0 E: 0 K: 2 S: 9	H: 0 LOB: 0 BB: 0 P: 11	R: 0 H: 0 E: 0 K: 1 S: 6	H: 0 LOB: 0 BB: 0 P: 9	R: 0 H: 0 E: 0 K: 0 S: 4	H: 0 LOB: 0 BB: 0 P: 8	R: 1 H: 3 E: 0 K: 0 S: 10	H: 3 LOB: 2 BB: 0 P: 14	R: 0 H: 0 E: 0 K: 1 S: 6	H: 0 LOB: 0 BB: 0 P: 12	R: 1 H: 2 E: 1 K: 1 S: 12	H: 2 LOB: 2 BB: 0 P: 20	R: 1 H: 1 E: 1 K: 1 S: 18	H: 1 LOB: 2 BB: 1 P: 28	R: 0 H: 0 E: 0 K: 1 S: 7	H: 0 LOB: 0 BB: 0 P: 11	1B: 5 2B: 2 3B: 0 HR: 2	SF: 0 SAC: 0 DP: 0 HBP: 0	WP: 0 PB: 0 SB: 0 CS: 0	PA: 39
<b>PITCHER</b>	IP WLS BF H R ER SO BB IBB HBP BLK WP HR S P ERA WHIP																					
Jeff Suppan, R ERA: 4.23	(1, 1) 7.0 W 30 8 3 3 6 0 0 0 0 0 1 63 100 3.86 1.143																					
34 Randy Flores, L ERA: 4.93	(8, 1) 0.2 5 1 1 1 1 1 0 0 0 0 1 16 25 13.50 3.000																					
48 Brad Thompson, R ERA: 3.83	(8, 1) 1.1 4 0 0 0 1 0 0 0 0 0 0 9 14 0.00 0.000																					

Batter	1	2	3	4	5	6	7	8	9	AB	R	H	RBI	BB	SO	LOB	BOTTOM						
Aaron Miles, S OBP: 0.329, SLG: 0.341	(1, 6) G4-3				(3, 3) FC6-4			(1, 1) P6		4	2	1	0	1	0	1	San Francisco Giants @ St. Louis Cardinals Busch Stadium, St. Louis, MO Fri Sep 15 2006, 7:10 PM CDT Att. 45,927 - Clear - 80 F						
16 Chris Duncan, L OBP: 0.374, SLG: 0.601	(1, 9) HR		(3, 1) 16 HR				(1, 0) P5		(4, 2) L6	4	3	2	4	1	0	0							
5 Albert Pujols, R OBP: 0.425, SLG: 0.670 So Taguchi, R OBP: 0.328, SLG: 0.353	(1, 3) HR		(1, 1) F7		(3, 1) G5-3		(0, 1) 27 BB		(0, 2) 26 E	3	2	1	2	1	0	0							
26 Scott Spiezo, S OBP: 0.352, SLG: 0.486	(1, 7) HR				(3, 2) G1-3		(4, 2) 27 BB		(1, 1) E7	4	2	2	1	1	0	0							
27 Scott Rolen, R OBP: 0.377, SLG: 0.534 Mike Rose, S OBP: 0.143, SLG: 0.143	(1, 5) HR		(1, 1) G6-3				(1, 2) HR		(1, 2) P5	4	2	3	7	0	0	0							
43 Juan Encarnacion, R OBP: 0.319, SLG: 0.453 34 Randy Flores, L OBP: 0.500, SLG: 0.500	(1, 8) HBP		(2, 1) G4-3				(0, 1) F8			3	0	0	0	0	0	1							
Ronnie Belliard, R OBP: 0.326, SLG: 0.385 Jose Vizcaino, S OBP: 0.298, SLG: 0.289	(1, 4) G3				(0, 3) K		(0, 0) SH2-4		(3, 1) G3	3	1	1	0	0	1	1							
4 Yadier Molina, R OBP: 0.274, SLG: 0.335 55 Skip Schumaker, L OBP: 0.255, SLG: 0.277			(3, 1) F9		(0, 3) K		(2, 2) 16 BB		(1, 1) G3	2	1	0	0	0	1	0							
Jeff Suppan, R OBP: 0.286, SLG: 0.220 53 John Rodriguez, L OBP: 0.378, SLG: 0.437	(1, 1) G4-3				(4, 2) FC6-4		(2, 0) SH2-4		(2, 3) K	1	0	0	0	1	0	0							
										1	0	0	0	0	1	0							
<b>Inning Stats</b>	R: 4 H: 3 E: 0 K: 0 S: 17	H: 3 LOB: 1 BB: 1 P: 31	R: 2 H: 2 E: 0 K: 0 S: 10	H: 2 LOB: 0 BB: 0 P: 19	R: 0 H: 0 E: 0 K: 0 S: 6	H: 0 LOB: 0 BB: 0 P: 6	R: 0 H: 0 E: 0 K: 2 S: 11	H: 0 LOB: 1 BB: 1 P: 15	R: 0 H: 0 E: 0 K: 0 S: 8	H: 0 LOB: 0 BB: 0 P: 15	R: 7 H: 4 E: 0 K: 0 S: 19	H: 4 LOB: 1 BB: 3 P: 38	R: 0 H: 0 E: 0 K: 1 S: 7	H: 0 LOB: 0 BB: 0 P: 13	R: 1 H: 2 E: 1 K: 0 S: 17	H: 2 LOB: 1 BB: 0 P: 21		R: 0 H: 0 E: 0 K: 1 S: 7	H: 0 LOB: 0 BB: 0 P: 11	1B: 5 2B: 2 3B: 0 HR: 4	SF: 0 SAC: 1 DP: 0 HBP: 2	WP: 0 PB: 0 SB: 0 CS: 1	PA: 41
<b>PITCHER</b>	IP WLS BF H R ER SO BB IBB HBP BLK WP HR S P ERA WHIP																						
41 Brad Hennessey, R ERA: 4.21	(1, 1) 2.0 L 12 5 6 6 0 1 0 1 0 0 0 1 31 45 8.10 0.900																						
Jamey Wright, R ERA: 5.1	(3, 1) 3.1 14 2 3 3 2 1 0 1 0 0 0 1 31 45 8.10 0.900																						
54 Scott Munter, R ERA: 8.41	(6, 1) 0.1 4 1 1 1 0 2 0 0 0 0 0 0 6 16 27.00 9.000																						
59 Billy Sadler, R ERA: 6.75	(6, 1) 1.1 6 1 3 3 1 1 0 0 0 0 0 0 14 26 20.25 1.500																						
Jack Taschner, L ERA: 9.82	(8, 1) 1.0 5 2 1 1 0 0 0 0 0 0 0 0 17 21 9.00 2.000																						



Batter	1	2	3	4	5	6	7	8	9	AB	R	H	RBI	BB	SO	LOB	TOP										
Steve Finley, L (1,8) OBP: 0.316, SLG: 0.387	2-2 P3	2-3 K			2-3 K			1-1 G5-4-3 13 BB 1B		4	0	1	1	0	2	3	<b>San Francisco Giants @ St. Louis Cardinals</b> Busch Stadium, St. Louis, MO Sat Sep 16 2006, 3:05 PM CDT Att: 45,455 - Sunny - 86 F										
13 Omar Vizquel, S (1,6) OBP: 0.397, SLG: 0.399	0-0 2B		0-1 L8		3-3 K			4-1 G5-4-3 BB		3	0	1	0	1	1												
Shea Hillenbrand, R (1,3) OBP: 0.312, SLG: 0.457	0-1 G6-3		1-1 G3-1			1-3 K		2-2 G5-4-3		4	0	0	0	0	1	3											
Barry Bonds, L (1,7) OBP: 0.457, SLG: 0.534 Steve Kline, S (8,1)	4-2 BB		1-2 G4-3			3-1 L8		3-1 F7		3	0	0	0	1	0	1											
Ray Durham, S (1,4) OBP: 0.364, SLG: 0.535	1-3 K			1-3 K		1-2 P3			1-2 L6	4	0	0	0	0	2	2											
Moises Alou, R (1,9) OBP: 0.347, SLG: 0.533		4-1 SH2-4 1B BB		0-1 L4			3-2 G5-3		1-1 G5-3	3	0	0	0	1	0	0											
Pedro Feliz, R (1,5) OBP: 0.293, SLG: 0.449		1-0 SH2-4 1B		0-3 K			2-1 G6-3		0-0 P5	4	0	1	0	0	1	0											
50 Eliezer Alfonzo, R (1,2) OBP: 0.305, SLG: 0.467		0-3 K			0-2 G6-3		2-3 K			3	0	0	0	0	2	2											
Matt Morris, R (1,1) OBP: 0.224, SLG: 0.281 32 Kevin Correia, R (7,1) OBP: 0.063, SLG: 0.083 Todd Linden, S (6, PH) OBP: 0.349, SLG: 0.483 (8,7)	0-0 SH2-4				2-2 2B			3-2 1B 3B		1	0	1	0	0	0	0											
	1-2 2-3									0	0	0	0	0	0	0											
	1-1 2-3									1	1	1	0	0	0	0											
<b>Inning Stats</b>	R: 0 E: 0 K: 1 S: 13	H: 1 LOB: 2 BB: 1 P: 20	R: 0 E: 0 K: 2 S: 10	H: 1 LOB: 2 BB: 1 P: 17	R: 0 E: 0 K: 0 S: 8	H: 0 LOB: 0 BB: 0 P: 10	R: 0 E: 0 K: 2 S: 8	H: 0 LOB: 0 BB: 0 P: 9	R: 0 E: 0 K: 2 S: 13	H: 0 LOB: 1 BB: 0 P: 20	R: 0 E: 0 K: 1 S: 8	H: 0 LOB: 0 BB: 0 P: 15	R: 0 E: 0 K: 1 S: 13	H: 2 LOB: 1 BB: 1 P: 26	R: 0 E: 0 K: 0 S: 6	H: 0 LOB: 0 BB: 0 P: 8	1B: 2 2B: 2 3B: 1 HR: 0	SF: 0 SAC: 1 DP: 1 HBP: 0	WP: 0 PB: 0 SB: 0 CS: 0	PA: 34							
<b>PITCHER</b>	IP	WLS	BF	H	R	ER	SO	BB	IBB	HBP	BLK	WP	HR	S	P	ERA	WHIP										
29 Chris Carpenter, R (1,1) ERA: 2.79	7.0	W	28	5	1	1	9	2	0	0	0	0	0	74	114	1.29	1.000										
50 Adam Wainwright, R (8,1) ERA: 2.99	0.2		2	0	0	0	0	1	0	0	0	0	0	5	11	0.00	1.500										
Tyler Johnson, L (8,1) ERA: 4.32	0.1		1	0	0	0	0	0	0	0	0	0	0	2	5	0.00	0.000										
41 Braden Looper, R (9,1) ERA: 3.42	1.0		3	0	0	0	0	0	0	0	0	0	0	6	8	0.00	0.000										

Batter	1	2	3	4	5	6	7	8	9	AB	R	H	RBI	BB	SO	LOB	BOTTOM										
Aaron Miles, S (1,6) OBP: 0.330, SLG: 0.353	2-2 5 1B 3B			1-0 3B		1-2 F9				4	1	2	0	0	0	0	<b>San Francisco Giants @ St. Louis Cardinals</b> Busch Stadium, St. Louis, MO Sat Sep 16 2006, 3:05 PM CDT Att: 45,455 - Sunny - 86 F										
16 Chris Duncan, L (1,9) OBP: 0.368, SLG: 0.591 55 Skip Schumaker, L (8,9) OBP: 0.255, SLG: 0.277	1-3 K		0-1 G3-1	2-0 G3			2-3 K			4	0	0	0	0	2	2											
5 Albert Pujols, R (1,3) OBP: 0.429, SLG: 0.675	3-1 27 G6-3 43 HR 1B		2-2 27 G5-3 26 HBP 1B		1-2 27 BLK 2B 1B		0-2 27 2B 2B			4	3	4	1	0	0	0											
26 Scott Spiezio, S (1,7) OBP: 0.354, SLG: 0.482 So Taguchi, R (8,7) OBP: 0.329, SLG: 0.353	4-2 3-H 27 G6-3 43 HR BB		3-2 27 G5-3 HBP		0-0 F9		1-0 F9			2	1	0	0	1	0	2											
27 Scott Rolen, R (1,5) OBP: 0.378, SLG: 0.538	2-2 G6-3		3-2 G5-3		1-1 2B		0-1 2B			4	0	2	2	0	0	4											
43 Juan Encarnacion, R (1,8) OBP: 0.320, SLG: 0.458	1-2 2-3 HR		1-2 2-3 HBP		1-H 2B		2-H 2B			3	1	1	3	1	1	2											
Ronnie Belliard, R (1,4) OBP: 0.323, SLG: 0.382	0-1 F7		0-2 L8		0-3 K			0-0 G6-3		4	0	0	0	0	1	4											
4 Yadier Molina, R (1,2) OBP: 0.271, SLG: 0.332		0-1 G6-3		2-1 L7		0-1 P6		2-3 K		4	0	0	0	0	1	0											
29 Chris Carpenter, R (1,1) OBP: 0.123, SLG: 0.123 50 Adam Wainwright, R (8,1) OBP: 0.500, SLG: 1.167 Tyler Johnson, S (8,1)	2-1 G5-3		3-2 P6		3-2 P6		1-0 G1-3		1-0 F9	3	0	0	0	0	0	0											
3 Preston Wilson, R (8, PH) OBP: 0.303, SLG: 0.417 41 Braden Looper, R (9,1) OBP: 0.500, SLG: 1.000	1-2 2-3									0	0	0	0	0	0	0											
	1-1 2-3									1	0	0	0	0	0	0											
	1-1 2-3									0	0	0	0	0	0	0											
<b>Inning Stats</b>	R: 4 E: 0 K: 1 S: 22	H: 3 LOB: 0 BB: 1 P: 37	R: 0 E: 0 K: 0 S: 7	H: 0 LOB: 0 BB: 0 P: 9	R: 0 E: 0 K: 0 S: 13	H: 1 LOB: 3 BB: 1 P: 25	R: 0 E: 0 K: 0 S: 7	H: 1 LOB: 0 BB: 0 P: 15	R: 1 E: 0 K: 2 S: 12	H: 2 LOB: 1 BB: 0 P: 16	R: 0 E: 0 K: 0 S: 6	H: 0 LOB: 0 BB: 0 P: 8	R: 1 E: 0 K: 1 S: 14	H: 2 LOB: 1 BB: 0 P: 20	R: 0 E: 0 K: 1 S: 6	H: 0 LOB: 0 BB: 0 P: 9	1B: 3 2B: 3 3B: 2 HR: 1	SF: 0 SAC: 0 DP: 0 HBP: 1	WP: 0 PB: 0 SB: 0 CS: 0	PA: 36							
<b>PITCHER</b>	IP	WLS	BF	H	R	ER	SO	BB	IBB	HBP	BLK	WP	HR	S	P	ERA	WHIP										
Matt Morris, R (1,1) ERA: 4.79	6.0	L	28	7	5	5	3	1	1	1	1	1	0	67	110	7.50	1.333										
32 Kevin Correia, R (7,1) ERA: 3.39	1.0		5	2	1	1	1	0	0	0	0	0	0	14	20	9.00	2.000										
Steve Kline, L (8,1) ERA: 3.49	1.0		3	0	0	0	1	0	0	0	0	0	0	6	9	0.00	0.000										



Batter	1	2	3	4	5	6	7	8	9	AB	R	H	RBI	BB	SO	LOB	TOP			
So Taguchi, R (1, 8) OBP: 0.331, SLG: 0.353 26 Scott Spiezio, S (8, PH) OBP: 0.353, SLG: 0.480 Tyler Johnson, S (8, 1) 41 Braden Looper, R (8, 1) OBP: 0.500, SLG: 1.000	1-1 G6-3		0-0 1B		0-0 P6		4-1 5 HR BB	1-0 G5-3		3	1	1	0	1	0	0				
3 Preston Wilson, R (1, 7) OBP: 0.302, SLG: 0.413	3-1 F9		1-1 HBP		3-2 P3		1-3 K		1-3 K	4	0	0	0	0	2	2				
5 Albert Pujols, R (1, 3) OBP: 0.431, SLG: 0.682	1-0 2B		0-0 P6		3-2 1B		0-1 1-H 2-H HR		1-3 K	5	1	3	3	0	1	2				
43 Juan Encarnacion, R (1, 9) OBP: 0.321, SLG: 0.459	4-1 BB		0-1 L4		2-2 G5-3		0-2 2B		2-2 G1-3	4	0	1	0	1	0	3				
27 Scott Rolen, R (1, 5) OBP: 0.375, SLG: 0.533	1-1 F7		2-0 P4				1-0 F8			4	0	0	0	0	0	5				
Ronnie Belliard, R (1, 4) OBP: 0.323, SLG: 0.383			0-0 P4		1-2 G6-3 2B		2-2 F8		0-1 G5-3	4	0	1	0	0	0	0				
Gary Bennett, R (1, 2) 16 Chris Duncan, L (8, PH) OBP: 0.371, SLG: 0.592			0-1 F9		1-2 G6-3		1-2 P4		0-1 G2-3 1B	3	0	0	0	0	0	1				
Aaron Miles, S (1, 6) OBP: 0.332, SLG: 0.357			3-2 2B		1-3 K		0-1 5 HR BB 1B		2-2 G2-3	4	1	2	0	0	1	2				
23 Anthony Reyes, R (1, 1) OBP: 0.306, SLG: 0.130 34 Randy Flores, L (8, 1) Josh Hancock, R (8, 1) 22 David Eckstein, R (7, PH) 48 Brad Thompson, R (7, 1) 53 John Rodriguez, L (8, PH) 4 Yadier Molina, R (8, 2) OBP: 0.271, SLG: 0.332			0-1 G6-3		1-2 G1-3		1-2 L4		4-0 IBB	2	0	0	0	0	0	2				
<b>Inning Stats</b>	R: 0 E: 0 K: 0 S: 8	H: 1 LOB: 2 BB: 1 P: 18	R: 0 E: 0 K: 0 S: 8	H: 1 LOB: 1 BB: 0 P: 11	R: 0 E: 1 K: 0 S: 6	H: 1 LOB: 2 BB: 0 P: 9	R: 0 E: 0 K: 1 S: 14	H: 1 LOB: 1 BB: 0 P: 18	R: 0 E: 0 K: 0 S: 11	H: 0 LOB: 0 BB: 0 P: 11	R: 3 E: 0 K: 1 S: 14	H: 3 LOB: 1 BB: 1 P: 20	R: 0 E: 0 K: 0 S: 8	H: 1 LOB: 2 BB: 1 P: 15	R: 0 E: 0 K: 2 S: 10	H: 0 LOB: 0 BB: 0 P: 14	1B: 4 2B: 4 3B: 0 HR: 1	SF: 0 SAC: 0 DP: 0 HBP: 1	WP: 0 PB: 0 SB: 0 CS: 0	PA: 40
<b>PITCHER</b>	IP WLS BF H R ER SO BB IBB HBP BLK WP HR S P ERA WHIP	7.0 32 8 3 3 2 2 0 1 0 0 0 1 69 106 3.86 1.429	1.0 5 1 0 0 0 0 1 0 0 0 0 0 8 15 0.00 1.000	1.0 W 3 0 0 0 2 0 0 0 0 0 0 10 14 0.00 0.000	<b>PITCHER</b>	IP WLS BF H R ER SO BB IBB HBP BLK WP HR S P ERA WHIP	7.0 32 8 3 3 2 2 0 1 0 0 0 0 69 106 3.86 1.429	1.0 5 1 0 0 0 0 1 0 0 0 0 0 8 15 0.00 1.000	1.0 W 3 0 0 0 2 0 0 0 0 0 0 10 14 0.00 0.000											

St. Louis Cardinals @ Milwaukee Brewers  
Miller Park, Milwaukee, WI  
Mon Sep 18 2006, 7:05 PM CDT  
Att. 19,360 - Roof Closed - 70 F

AB 36  
R 3  
H 9  
RBI 3  
BB 3  
SO 4  
LOB 20



Batter	1	2	3	4	5	6	7	8	9	AB	R	H	RBI	BB	SO	LOB	BOTTOM					
22 Tony Gwynn Jr., L (1, 8) OBP: 0.293, SLG: 0.359	1-0 F9		2-2 G4-3		1-0 9 SF8 3B		0-1 G6-3		0-0 F7	5	1	1	0	0	0	2						
9 Tony Graffanino, R (1, 4) OBP: 0.352, SLG: 0.415	1-1 2B		0-3 K		1-0 SF8		1-1 2B		3-2 2-H 1B	4	0	3	2	0	1	0						
28 Prince Fielder, L (1, 3) OBP: 0.354, SLG: 0.493	3-2 P5		1-2 F8		3-H 1-2 P6		4-0 IBB			3	0	0	0	1	0	1						
2 Bill Hall, R (1, 6) OBP: 0.330, SLG: 0.532	0-3 K				3-2 K		3-2 K		1-2 L8	4	0	0	0	0	3	3						
Geoff Jenkins, L (1, 9) OBP: 0.347, SLG: 0.426			2-2 HR		3-2 E6 1B		0-0 1 3B 1B		3-2 G4-3	4	2	3	1	0	0	0						
1 Corey Hart, R (1, 7) OBP: 0.327, SLG: 0.482			2-2 F9		3-3 K		0-0 1-H FC1-2 3B		3-2 CS 1B	4	0	2	1	0	1	1						
David Bell, R (1, 5) OBP: 0.331, SLG: 0.378 Francisco Cordero, R (9, 1)			0-3 K		4-1 BB		2-2 FC1-2		1-1 G5-3	3	0	0	0	1	1	2						
Damian Miller, R (1, 2) OBP: 0.322, SLG: 0.387 21 Drew Anderson, L (9, PR)			2-1 1B		0-3 K		1-1 3-H F7			4	0	2	0	0	1	3						
39 Chris Capuano, L (1, 1) OBP: 0.136, SLG: 0.125 Brady Clark, R (7, PH) Chris Spurling, R (8, 1) Jeff Cirillo, R (9, 5) OBP: 0.369, SLG: 0.423			2-3 K				1-1 L5		1-0 SH3-4 1B	2	0	0	0	0	2	1						
<b>Inning Stats</b>	R: 0 E: 0 K: 1 S: 9	H: 1 LOB: 1 BB: 0 P: 14	R: 1 E: 0 K: 2 S: 17	H: 2 LOB: 1 BB: 0 P: 25	R: 0 E: 0 K: 1 S: 10	H: 0 LOB: 0 BB: 0 P: 13	R: 0 E: 1 K: 3 S: 15	H: 1 LOB: 2 BB: 1 P: 28	R: 1 E: 0 K: 1 S: 9	H: 1 LOB: 0 BB: 0 P: 13	R: 1 E: 0 K: 1 S: 11	H: 2 LOB: 1 BB: 0 P: 17	R: 0 E: 0 K: 0 S: 10	H: 1 LOB: 2 BB: 1 P: 17	R: 0 E: 0 K: 0 S: 8	H: 1 LOB: 0 BB: 0 P: 15	R: 1 E: 0 K: 0 S: 11	H: 2 LOB: 1 BB: 0 P: 16	1B: 6 2B: 2 3B: 2 HR: 1	SF: 1 SAC: 1 DP: 0 HBP: 0	WP: 0 PB: 0 SB: 0 CS: 1	PA: 38
<b>PITCHER</b>	IP WLS BF H R ER SO BB IBB HBP BLK WP HR S P ERA WHIP	5.1 22 5 2 2 9 1 0 0 0 0 0 0 1 64 100 6.75 2.250	1.1 L 6 3 1 1 0 0 0 0 0 0 0 3 6 0.00 0.000	1.1 L 6 3 1 1 0 0 0 0 0 0 0 3 6 0.00 0.000	<b>PITCHER</b>	IP WLS BF H R ER SO BB IBB HBP BLK WP HR S P ERA WHIP	5.1 22 5 2 2 9 1 0 0 0 0 0 0 1 64 100 6.75 2.250	1.1 L 6 3 1 1 0 0 0 0 0 0 0 3 6 0.00 0.000	1.1 L 6 3 1 1 0 0 0 0 0 0 0 3 6 0.00 0.000	1.1 L 6 3 1 1 0 0 0 0 0 0 0 3 6 0.00 0.000												

St. Louis Cardinals @ Milwaukee Brewers  
Miller Park, Milwaukee, WI  
Mon Sep 18 2006, 7:05 PM CDT  
Att. 19,360 - Roof Closed - 70 F

AB 34  
R 4  
H 11  
RBI 4  
BB 2  
SO 9  
LOB 13



Batter	1	2	3	4	5	6	7	8	9	AB	R	H	RBI	BB	SO	LOB	TOP								
<b>Aaron Miles, S</b> (1,6) OBP: 0.336, SLG: 0.365	K2-3		L3														6 1 4 3 0 1 2								
<b>16 Chris Duncan, L</b> (1,9) OBP: 0.374, SLG: 0.597	K																5 1 2 1 1 2 4								
<b>5 Albert Pujols, R</b> (1,3) OBP: 0.430, SLG: 0.680 <b>Jose Vizcaino, S</b> (8,3) OBP: 0.303, SLG: 0.301			P3														5 0 2 2 0 0 2 1 0 1 0 0 0 0								
<b>26 Scott Spiezio, S</b> (1,7) OBP: 0.349, SLG: 0.471	K		K														5 1 0 0 1 4 6								
<b>27 Scott Rolen, R</b> (1,5) OBP: 0.374, SLG: 0.531 <b>55 Skip Schumaker, L</b> (8,PH) OBP: 0.245, SLG: 0.265			G3-1														4 1 1 0 0 0 0 2 0 0 0 0 0 1								
<b>Ronnie Belliard, R</b> (1,4) OBP: 0.327, SLG: 0.394 <b>62 John Nelson, R</b> (9,PH)																	4 4 3 1 1 0 0 1 0 0 0 0 1 1								
<b>So Taguchi, R</b> (1,8) OBP: 0.332, SLG: 0.352			F8														4 2 1 1 1 0 2								
<b>4 Yadier Molina, R</b> (1,2) OBP: 0.277, SLG: 0.334			F8														3 2 2 2 2 0 0								
<b>Jeff Weaver, R</b> (1,1) OBP: 0.274, SLG: 0.195 <b>53 John Rodriguez, L</b> (7,PH) <b>52 Josh Kinney, R</b> (7,1) <b>Mike Rose, S</b> (8,PH) <b>Jorge Sosa, R</b> (8,1) <b>50 Adam Wainwright, R</b> (9,1) OBP: 0.350, SLG: 0.587																	3 0 1 1 0 0 2 0 0 0 1 0 0 0 0 0 0 0 0 0 0 1 0 0 0 0 0 1 0 0 0 0 0 0 0 0 0 0 0 0 0 0								
<b>Inning Stats</b>	R: 0 E: 0 K: 3 S: 11	H: 1 LOB: 1 BB: 0 P: 19	R: 1 E: 0 K: 0 S: 9	H: 1 LOB: 0 BB: 0 P: 13	R: 0 E: 0 K: 2 S: 12	H: 1 LOB: 2 BB: 1 P: 19	R: 1 E: 0 K: 1 S: 16	H: 3 LOB: 2 BB: 1 P: 22	R: 1 E: 0 K: 1 S: 10	H: 1 LOB: 0 BB: 0 P: 14	R: 1 E: 0 K: 1 S: 19	H: 3 LOB: 2 BB: 0 P: 27	R: 6 E: 1 K: 0 S: 18	H: 4 LOB: 2 BB: 3 P: 36	R: 2 E: 0 K: 1 S: 10	H: 2 LOB: 2 BB: 2 P: 25	R: 0 E: 0 K: 2 S: 13	H: 1 LOB: 1 BB: 0 P: 20	1B: 11 2B: 4 3B: 1 HR: 1	SF: 1 SAC: 0 DP: 0 HBP: 0	WP: 2 PB: 0 SB: 2 CS: 0	PA: 51			
<b>PITCHER</b>	IP	WLS	BF	H	R	ER	SO	BB	IBB	HBP	BLK	WP	HR	S	P	ERA	WHIP								
<b>15 Ben Sheets, R</b> (1,1) ERA: 4.21	6.0	L	29	10	4	4	8	1	0	0	0	0	1	77	114	6.00	1.833								
<b>Derrick Turnbow, R</b> (7,1) ERA: 6.71	0.1		6	1	5	3	0	3	0	0	0	1	0	9	23	81.00	12.000								
<b>Dan Kolb, R</b> (7,1) ERA: 4.86	0.1		4	3	1	0	0	0	0	0	0	0	0	8	12	0.00	9.000								
<b>Brian Shouse, L</b> (7,1) ERA: 3.58	0.1		1	0	0	0	0	0	0	0	0	0	0	1	1	0.00	0.000								
<b>45 Dennis Sarfate, R</b> (8,1) ERA: 3.0	2.0		11	3	2	2	3	2	0	0	0	1	0	23	45	9.00	2.500								

**St. Louis Cardinals @ Milwaukee Brewers**  
Miller Park, Milwaukee, WI  
Tue Sep 19 2006, 7:05 PM CDT  
Att: 15,204 - Roof Closed - 65 F

AB 44  
R 12  
H 17  
RBI 12  
BB 6  
SO 11  
LOB 23



Batter	1	2	3	4	5	6	7	8	9	AB	R	H	RBI	BB	SO	LOB	BOTTOM								
<b>22 Tony Gwynn Jr., L</b> (1,8) OBP: 0.267, SLG: 0.326	G3		G6-3														4 0 0 0 0 0 1								
<b>9 Tony Graffanino, R</b> (1,4) OBP: 0.351, SLG: 0.413	F9																4 0 1 0 0 0 0								
<b>28 Prince Fielder, L</b> (1,3) OBP: 0.352, SLG: 0.490	L4																4 0 0 0 0 1 1								
<b>1 Corey Hart, R</b> (1,7) OBP: 0.325, SLG: 0.477			F9														4 0 1 0 0 1 0								
<b>Geoff Jenkins, L</b> (1,9) OBP: 0.347, SLG: 0.426 <b>45 Dennis Sarfate, R</b> (8,1) ERA: 3.0																	3 0 1 0 0 0 1 0 0 0 0 0 0 0								
<b>Jeff Cirillo, R</b> (1,5) OBP: 0.369, SLG: 0.422			G6-4-3														3 1 1 0 0 0 2								
<b>2 Bill Hall, R</b> (1,6) OBP: 0.332, SLG: 0.540 <b>David Bell, R</b> (7,5) OBP: 0.330, SLG: 0.377																	2 1 2 1 0 0 0 1 0 0 0 0 0 0								
<b>11 Mike Rivera, R</b> (1,2) OBP: 0.302, SLG: 0.415 <b>Brady Clark, R</b> (8,9) OBP: 0.349, SLG: 0.326																	2 0 0 0 0 1 1 1 0 0 0 0 0 0								
<b>15 Ben Sheets, R</b> (1,1) OBP: 0.354, SLG: 0.584 <b>21 Drew Anderson, L</b> (8,PH) <b>Derrick Turnbow, R</b> (7,1) <b>Dan Kolb, R</b> (7,1) <b>Brian Shouse, L</b> (7,1) <b>8 Vinny Rotundo, R</b> (8,2) OBP: 0.192, SLG: 0.192																	1 0 0 0 0 1 0 1 0 0 0 0 0 1 0 1 0 1 0 0 0 0								
<b>Inning Stats</b>	R: 0 E: 0 K: 0 S: 7	H: 0 LOB: 0 BB: 0 P: 14	R: 0 E: 0 K: 0 S: 9	H: 1 LOB: 0 BB: 0 P: 16	R: 1 E: 0 K: 1 S: 7	H: 1 LOB: 0 BB: 0 P: 10	R: 0 E: 0 K: 1 S: 6	H: 1 LOB: 0 BB: 0 P: 9	R: 1 E: 0 K: 1 S: 9	H: 2 LOB: 2 BB: 0 P: 13	R: 0 E: 0 K: 1 S: 10	H: 0 LOB: 0 BB: 0 P: 16	R: 0 E: 0 K: 0 S: 7	H: 1 LOB: 1 BB: 0 P: 9	R: 0 E: 0 K: 0 S: 8	H: 1 LOB: 1 BB: 0 P: 10	R: 0 E: 0 K: 1 S: 10	H: 0 LOB: 0 BB: 0 P: 14	1B: 6 2B: 1 3B: 0 HR: 1	SF: 0 SAC: 0 DP: 3 HBP: 0	WP: 0 PB: 0 SB: 0 CS: 2	PA: 31			
<b>PITCHER</b>	IP	WLS	BF	H	R	ER	SO	BB	IBB	HBP	BLK	WP	HR	S	P	ERA	WHIP								
<b>Jeff Weaver, R</b> (1,1) ERA: 5.84	6.0	W	20	5	2	2	4	0	0	0	0	0	0	7	9	0.00	1.000								
<b>52 Josh Kinney, R</b> (7,1) ERA: 4.67	1.0		4	1	0	0	0	0	0	0	0	0	0	7	9	0.00	1.000								
<b>Jorge Sosa, R</b> (8,1) ERA: 5.58	1.0		4	1	0	0	0	0	0	0	0	0	0	8	10	0.00	1.000								
<b>50 Adam Wainwright, R</b> (9,1) ERA: 2.92	1.0		3	0	0	0	1	0	0	0	0	0	0	10	14	0.00	0.000								

**St. Louis Cardinals @ Milwaukee Brewers**  
Miller Park, Milwaukee, WI  
Tue Sep 19 2006, 7:05 PM CDT  
Att: 15,204 - Roof Closed - 65 F

AB 31  
R 2  
H 7  
RBI 1  
BB 0  
SO 5  
LOB 6



Batter	1	2	3	4	5	6	7	8	9	AB	R	H	RBI	BB	SO	LOB	TOP										
Aaron Miles, S OBP: 0.333, SLG: 0.361 (1, 6)	F8		G4-6-3			F8		F7		4	0	0	0	0	0	2	St. Louis Cardinals @ Milwaukee Brewers Miller Park, Milwaukee, WI Wed Sep 20 2006, 7:05 PM CDT Att. 14,242 - Roof Closed - 66 F	livebaseballscorecards.com									
16 Chris Duncan, L OBP: 0.372, SLG: 0.591 Josh Hancock, R Tyler Johnson, S (1, 7) (8, 1) (8, 1)	K			E3				L3		4	0	1	0	0	1	1											
5 Albert Pujols, R OBP: 0.427, SLG: 0.674 (1, 3)	G5-3			G5-4-3						4	0	0	0	0	2												
43 Juan Encarnacion, R OBP: 0.320, SLG: 0.456 (1, 8)	F8			G5-4-3				P3		4	0	0	0	0	2												
26 Scott Spiezo, S OBP: 0.348, SLG: 0.471 (1, 5)				26 PB				G6-3		3	0	0	0	1	1												
3 Preston Wilson, R OBP: 0.303, SLG: 0.413 (1, 9)	F9			K				F9		4	0	1	0	0	2	1											
Ronnie Belliard, R OBP: 0.325, SLG: 0.391 (1, 4)	F8			K						3	0	0	0	0	1	2											
4 Yadier Molina, R OBP: 0.278, SLG: 0.332 (1, 2)				F7				G4-3		2	0	0	0	0	1												
Jeff Suppan, R OBP: 0.276, SLG: 0.212 53 John Rodriguez, L (8, PH) OBP: 0.393, SLG: 0.446 (8, 7)	F8			FC3-6						2	0	0	0	1	2												
				G4-6-3				2B		1	0	1	0	0	0	0											
<b>Inning Stats</b>	R: 0 E: 0 K: 1 S: 9	H: 0 LOB: 0 BB: 0 P: 17	R: 0 E: 0 K: 0 S: 12	H: 1 LOB: 1 BB: 0 P: 21	R: 0 E: 0 K: 0 S: 4	H: 0 LOB: 0 BB: 0 P: 7	R: 0 E: 1 K: 1 S: 7	H: 0 LOB: 1 BB: 1 P: 12	R: 0 E: 0 K: 0 S: 10	H: 1 LOB: 1 BB: 0 P: 15	R: 0 E: 0 K: 0 S: 10	H: 1 LOB: 1 BB: 0 P: 14	R: 0 E: 0 K: 2 S: 10	H: 0 LOB: 0 BB: 0 P: 18	R: 0 E: 0 K: 0 S: 11	H: 1 LOB: 1 BB: 0 P: 16	R: 0 E: 0 K: 0 S: 6	H: 0 LOB: 0 BB: 0 P: 10	1B: 2 2B: 2 3B: 0 HR: 0	SF: 0 SAC: 0 DP: 2 HBP: 1	WP: 0 PB: 1 SB: 0 CS: 0	PA: 32					
<b>PITCHER</b>	IP	WLS	BF	H	R	ER	SO	BB	IBB	HBP	BLK	WP	HR	S	P	ERA	WHIP										
12 Carlos Villanueva, R ERA: 3.35 Chris Spurling, R ERA: 2.55 Francisco Cordero, R ERA: 3.45	7.0		25	3	0	0	5	1	0	1	0	0	0	62	104	0.00	0.571										
	1.0		4	1	0	0	0	0	0	0	0	0	0	11	16	0.00	1.000										
	1.0	W	3	0	0	0	0	0	0	0	0	0	0	6	10	0.00	0.000										

Batter	1	2	3	4	5	6	7	8	9	AB	R	H	RBI	BB	SO	LOB	BOTTOM										
22 Tony Gwynn Jr., L OBP: 0.286, SLG: 0.340 (1, 8)	G3									4	0	2	0	0	1	1	St. Louis Cardinals @ Milwaukee Brewers Miller Park, Milwaukee, WI Wed Sep 20 2006, 7:05 PM CDT Att. 14,242 - Roof Closed - 66 F	livebaseballscorecards.com									
9 Tony Graffanino, R OBP: 0.353, SLG: 0.412 (1, 6)										3	0	1	0	1	1	2											
28 Prince Fielder, L OBP: 0.353, SLG: 0.489 (1, 3)										3	0	1	0	1	0	3											
1 Corey Hart, R OBP: 0.324, SLG: 0.473 Francisco Cordero, R (8, 1)										4	0	1	0	0	0	4											
										0	0	0	0	0	0	0											
Geoff Jenkins, L OBP: 0.348, SLG: 0.433 (1, 9)										4	1	2	1	0	0	0											
Jeff Cirillo, R OBP: 0.369, SLG: 0.421 (1, 4)										3	0	1	0	0	1	1											
David Bell, R OBP: 0.328, SLG: 0.375 (1, 5)										3	0	0	0	0	0	1											
Damian Miller, R OBP: 0.322, SLG: 0.390 (1, 2)										3	0	1	0	0	1	2											
12 Carlos Villanueva, R OBP: 0.111, SLG: 0.111 Brady Clark, R OBP: 0.348, SLG: 0.325 Chris Spurling, R Kevin Mench, R OBP: 0.312, SLG: 0.416 (1, 1) (7, PH) (8, 1) (9, 7)										1	0	0	0	0	0	2											
										1	0	0	0	0	0	0											
										0	0	0	0	0	0	0											
										0	0	0	0	0	0	0											
<b>Inning Stats</b>	R: 0 E: 0 K: 0 S: 7	H: 2 LOB: 1 BB: 0 P: 10	R: 0 E: 1 K: 1 S: 12	H: 1 LOB: 2 BB: 0 P: 18	R: 0 E: 1 K: 1 S: 10	H: 1 LOB: 1 BB: 0 P: 13	R: 0 E: 0 K: 1 S: 8	H: 0 LOB: 0 BB: 0 P: 11	R: 0 E: 0 K: 0 S: 15	H: 1 LOB: 2 BB: 1 P: 26	R: 0 E: 0 K: 0 S: 5	H: 1 LOB: 0 BB: 0 P: 11	R: 0 E: 0 K: 0 S: 4	H: 0 LOB: 0 BB: 0 P: 8	R: 0 E: 0 K: 0 S: 10	H: 2 LOB: 1 BB: 1 P: 16	R: 1 E: 0 K: 0 S: 2	H: 1 LOB: 0 BB: 0 P: 3	1B: 7 2B: 1 3B: 0 HR: 1	SF: 0 SAC: 1 DP: 4 HBP: 0	WP: 0 PB: 0 SB: 1 CS: 0	PA: 33					
<b>PITCHER</b>	IP	WLS	BF	H	R	ER	SO	BB	IBB	HBP	BLK	WP	HR	S	P	ERA	WHIP										
Jeff Suppan, R ERA: 4.07 Josh Hancock, R ERA: 3.75 Tyler Johnson, L ERA: 4.5	7.0		27	6	0	0	4	1	0	0	0	0	0	8	14	0.00	4.500										
	0.2		4	2	0	0	0	1	0	0	0	0	0	8	14	0.00	4.500										
	0.1	L	1	1	1	1	0	0	0	0	0	0	1	4	5	27.00	3.000										

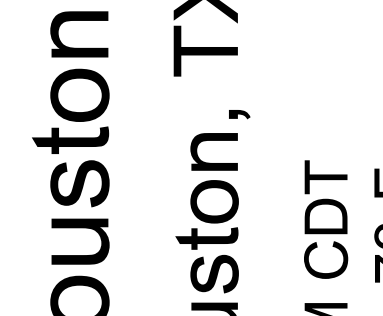


Batter	1	2	3	4	5	6	7	8	9	AB	R	H	RBI	BB	SO	LOB	TOP								
3 Preston Wilson, R (1, 9) OBP: 0.302, SLG: 0.411 16 Chris Duncan, L (9, PH) OBP: 0.371, SLG: 0.589	G4-3		G4-6-3 1B		E5 1B	K			K	4	2	1	0	0	1	0	<b>St. Louis Cardinals @ Houston Astros</b> Minute Maid Park, Houston, TX Thu Sep 21 2006, 7:05 PM CDT Att: 32,975 - Roof Closed - 73 F								
26 Scott Spiezio, S (1, 7) OBP: 0.350, SLG: 0.469	BB		FC1 1B		FC5 1B		F8			3	1	1	0	1	0	1									
5 Albert Pujols, R (1, 3) OBP: 0.428, SLG: 0.672	BB		G4-6-3 1B		FC5 1B		G5-3			3	0	1	1	1	0	1									
43 Juan Encarnacion, R (1, 8) OBP: 0.318, SLG: 0.452	K		K		G5-3 1B		G4-3			4	0	0	0	0	2	4									
27 Scott Rolen, R (1, 5) OBP: 0.373, SLG: 0.528	P4				G5-3 1B			P4		3	0	0	0	1	0	2									
Ronnie Belliard, R (1, 4) OBP: 0.325, SLG: 0.392		G6-3		WP 2B	FC5 1B			G6-3		4	1	1	1	0	0	2									
4 Yadier Molina, R (1, 2) OBP: 0.277, SLG: 0.330		G5-3		SH2-3 BB	F8			G6-3		3	0	0	0	1	0	2									
Aaron Miles, S (1, 6) OBP: 0.331, SLG: 0.358		G5-3		SH2-3			G4-3		G4-3	3	0	0	0	0	0	0									
29 Chris Carpenter, R (1, 1) OBP: 0.132, SLG: 0.132 53 John Rodriguez, L (9, PH) OBP: 0.381, SLG: 0.444			G6-3 1B		G6-3		K		G3-1	3	1	1	0	0	1	1									
										1	0	0	0	0	0	0									
<b>Inning Stats</b>	R: 0 E: 0 K: 1 S: 11	H: 0 LOB: 2 BB: 2 P: 19	R: 0 E: 0 K: 0 S: 9	H: 0 LOB: 0 BB: 0 P: 15	R: 2 E: 1 K: 1 S: 14	H: 2 LOB: 0 BB: 0 P: 19	R: 1 E: 0 K: 0 S: 11	H: 1 LOB: 1 BB: 1 P: 15	R: 2 E: 1 K: 0 S: 15	H: 2 LOB: 2 BB: 1 P: 25	R: 0 E: 0 K: 2 S: 10	H: 0 LOB: 0 BB: 0 P: 13	R: 0 E: 0 K: 0 S: 7	H: 0 LOB: 0 BB: 0 P: 12	R: 0 E: 0 K: 0 S: 6	H: 0 LOB: 0 BB: 0 P: 8	R: 0 E: 0 K: 1 S: 7	H: 0 LOB: 0 BB: 0 P: 10	1B: 4 2B: 1 3B: 0 HR: 0	SF: 0 SAC: 1 DP: 1 HBP: 0	WP: 1 PB: 0 SB: 0 CS: 0	PA: 37			
<b>PITCHER</b>	IP WLS BF H R ER SO BB IBB HBP BLK WP HR S P ERA WHIP	IP WLS BF H R ER SO BB IBB HBP BLK WP HR S P ERA WHIP	IP WLS BF H R ER SO BB IBB HBP BLK WP HR S P ERA WHIP	IP WLS BF H R ER SO BB IBB HBP BLK WP HR S P ERA WHIP	IP WLS BF H R ER SO BB IBB HBP BLK WP HR S P ERA WHIP	IP WLS BF H R ER SO BB IBB HBP BLK WP HR S P ERA WHIP	IP WLS BF H R ER SO BB IBB HBP BLK WP HR S P ERA WHIP	IP WLS BF H R ER SO BB IBB HBP BLK WP HR S P ERA WHIP	IP WLS BF H R ER SO BB IBB HBP BLK WP HR S P ERA WHIP	IP WLS BF H R ER SO BB IBB HBP BLK WP HR S P ERA WHIP	IP WLS BF H R ER SO BB IBB HBP BLK WP HR S P ERA WHIP	IP WLS BF H R ER SO BB IBB HBP BLK WP HR S P ERA WHIP	IP WLS BF H R ER SO BB IBB HBP BLK WP HR S P ERA WHIP	IP WLS BF H R ER SO BB IBB HBP BLK WP HR S P ERA WHIP	IP WLS BF H R ER SO BB IBB HBP BLK WP HR S P ERA WHIP	IP WLS BF H R ER SO BB IBB HBP BLK WP HR S P ERA WHIP	IP WLS BF H R ER SO BB IBB HBP BLK WP HR S P ERA WHIP	IP WLS BF H R ER SO BB IBB HBP BLK WP HR S P ERA WHIP	IP WLS BF H R ER SO BB IBB HBP BLK WP HR S P ERA WHIP	IP WLS BF H R ER SO BB IBB HBP BLK WP HR S P ERA WHIP	IP WLS BF H R ER SO BB IBB HBP BLK WP HR S P ERA WHIP	IP WLS BF H R ER SO BB IBB HBP BLK WP HR S P ERA WHIP	IP WLS BF H R ER SO BB IBB HBP BLK WP HR S P ERA WHIP	IP WLS BF H R ER SO BB IBB HBP BLK WP HR S P ERA WHIP	IP WLS BF H R ER SO BB IBB HBP BLK WP HR S P ERA WHIP
Craig Biggio, R (1, 4) OBP: 0.302, SLG: 0.421 Dan Wheeler, R (9, 1)	K			G5-3	G1-6-3 1B			SH1-3		3	0	0	0	0	1	1	<b>St. Louis Cardinals @ Houston Astros</b> Minute Maid Park, Houston, TX Thu Sep 21 2006, 7:05 PM CDT Att: 32,975 - Roof Closed - 73 F								
Mike Lamb, L (1, 5) OBP: 0.359, SLG: 0.475	G6-3 1B			HR 1B		G4-3		K		4	1	2	0	0	1	1									
17 Lance Berkman, S (1, 3) OBP: 0.418, SLG: 0.631	G6-3			HR 1B		2B		HR 1B		4	2	3	4	0	0	1									
Luke Scott, L (1, 7) OBP: 0.461, SLG: 0.684		F9		G5-3		F9		P4		4	0	0	0	0	2										
Aubrey Huff, L (1, 9) OBP: 0.332, SLG: 0.451 4 Eric Bruntlett, R (9, 4) OBP: 0.339, SLG: 0.327		G3-1		F7		K				3	0	0	0	0	1	1									
2 Chris Burke, R (1, 8) OBP: 0.354, SLG: 0.432		K			SH2-3 1B		F8			3	1	1	0	0	1	0									
28 Adam Everett, R (1, 6) OBP: 0.290, SLG: 0.358			G6-3		SH2-3 1B		K			3	1	1	0	0	1	0									
Brad Ausmus, R (1, 2) OBP: 0.308, SLG: 0.286			G6-3		SH2-3		F8			2	0	0	0	0	0	0									
Andy Pettitte, L (1, 1) OBP: 0.228, SLG: 0.321 Orlando Palmeiro, L (5, PH) OBP: 0.276, SLG: 0.326 Dave Borkowski, R (6, 1) OBP: 0.333 Morgan Ensberg, R (8, PH) OBP: 0.329, SLG: 0.464 Charlton Jimerson, R (9, 9) OBP: 0.259, SLG: 1.000			G6-3		G1-6-3 1B			SH1-3 1B		1	0	0	0	0	0	0									
										1	0	1	2	0	0	0									
										0	0	0	0	0	0	0									
										1	0	1	0	0	0	0									
										0	1	0	1	0	0	0									
										0	1	0	0	0	0	0									
<b>Inning Stats</b>	R: 0 E: 0 K: 1 S: 11	H: 1 LOB: 0 BB: 0 P: 17	R: 0 E: 0 K: 1 S: 5	H: 0 LOB: 0 BB: 0 P: 9	R: 0 E: 0 K: 0 S: 8	H: 0 LOB: 0 BB: 0 P: 12	R: 2 E: 0 K: 0 S: 8	H: 2 LOB: 0 BB: 0 P: 16	R: 2 E: 0 K: 1 S: 13	H: 3 LOB: 0 BB: 0 P: 16	R: 0 E: 0 K: 1 S: 8	H: 1 LOB: 1 BB: 0 P: 10	R: 0 E: 0 K: 1 S: 7	H: 0 LOB: 0 BB: 0 P: 9	R: 2 E: 0 K: 1 S: 11	H: 2 LOB: 1 BB: 0 P: 17	R: 2 E: 0 K: 1 S: 11	H: 2 LOB: 1 BB: 0 P: 17	1B: 5 2B: 2 3B: 0 HR: 2	SF: 0 SAC: 2 DP: 2 HBP: 0	WP: 0 PB: 0 SB: 0 CS: 0	PA: 31			
<b>PITCHER</b>	IP WLS BF H R ER SO BB IBB HBP BLK WP HR S P ERA WHIP	IP WLS BF H R ER SO BB IBB HBP BLK WP HR S P ERA WHIP	IP WLS BF H R ER SO BB IBB HBP BLK WP HR S P ERA WHIP	IP WLS BF H R ER SO BB IBB HBP BLK WP HR S P ERA WHIP	IP WLS BF H R ER SO BB IBB HBP BLK WP HR S P ERA WHIP	IP WLS BF H R ER SO BB IBB HBP BLK WP HR S P ERA WHIP	IP WLS BF H R ER SO BB IBB HBP BLK WP HR S P ERA WHIP	IP WLS BF H R ER SO BB IBB HBP BLK WP HR S P ERA WHIP	IP WLS BF H R ER SO BB IBB HBP BLK WP HR S P ERA WHIP	IP WLS BF H R ER SO BB IBB HBP BLK WP HR S P ERA WHIP	IP WLS BF H R ER SO BB IBB HBP BLK WP HR S P ERA WHIP	IP WLS BF H R ER SO BB IBB HBP BLK WP HR S P ERA WHIP	IP WLS BF H R ER SO BB IBB HBP BLK WP HR S P ERA WHIP	IP WLS BF H R ER SO BB IBB HBP BLK WP HR S P ERA WHIP	IP WLS BF H R ER SO BB IBB HBP BLK WP HR S P ERA WHIP	IP WLS BF H R ER SO BB IBB HBP BLK WP HR S P ERA WHIP	IP WLS BF H R ER SO BB IBB HBP BLK WP HR S P ERA WHIP	IP WLS BF H R ER SO BB IBB HBP BLK WP HR S P ERA WHIP	IP WLS BF H R ER SO BB IBB HBP BLK WP HR S P ERA WHIP	IP WLS BF H R ER SO BB IBB HBP BLK WP HR S P ERA WHIP	IP WLS BF H R ER SO BB IBB HBP BLK WP HR S P ERA WHIP	IP WLS BF H R ER SO BB IBB HBP BLK WP HR S P ERA WHIP	IP WLS BF H R ER SO BB IBB HBP BLK WP HR S P ERA WHIP	IP WLS BF H R ER SO BB IBB HBP BLK WP HR S P ERA WHIP	IP WLS BF H R ER SO BB IBB HBP BLK WP HR S P ERA WHIP

AB 32  
R 5  
H 5  
RBI 2  
BB 4  
SO 5  
LOB 13



AB 29  
R 6  
H 9  
RBI 6  
BB 0  
SO 5  
LOB 6



Batter	1	2	3	4	5	6	7	8	9	AB	R	H	RBI	BB	SO	LOB	TOP										
22 David Eckstein, R OBP: 0.350, SLG: 0.337	1-1 HR		0-2 1B		1-2 1B		1-1 G6-3		0-2 G4-3	5	1	3	1	0	0	1											
16 Chris Duncan, L OBP: 0.372, SLG: 0.598	0-0 F7		4-1 BB		3-2 FC6-4		1-0 HR			3	2	1	1	1	0	1											
5 Albert Pujols, R OBP: 0.427, SLG: 0.669	2-2 G5-3		1-2 F9		0-1 2B		1-3 K			4	1	1	0	0	1	2											
26 Scott Spiezio, S So Taguchi, R OBP: 0.352, SLG: 0.475 OBP: 0.372, SLG: 0.352	1-2 G3		4-2 BB		1-1 3B		2-3 K			3	0	1	2	1	1	0											
27 Scott Rolen, R OBP: 0.371, SLG: 0.523		1-0 P4	3-2 P5		1-0 G5-3		3-2 P3			4	0	0	0	0	0	4											
43 Juan Encarnacion, R OBP: 0.316, SLG: 0.449		2-2 F8		1-1 F7		1-3 K				4	0	0	0	0	2	0											
Ronnie Belliard, R OBP: 0.326, SLG: 0.399		0-0 HR		3-2 G5-3		0-2 G6-3			1-1 CS	4	1	2	1	0	0	0											
4 Yadier Molina, R OBP: 0.275, SLG: 0.327		3-2 L5		0-0 F8		0-0 P3			0-1 G5-3	4	0	0	0	0	0	1											
40 Chris Narveson, L Jose Vazquez, S 52 Josh Kinney, R 34 Randy Flores, L 53 John Rodriguez, L 50 Adam Wainwright, R Tyler Johnson, L 3 Preston Wilson, R 41 Braden Loeper, R			2-3 K		2-3 K		1-3 K		1-2 1B	1	0	0	0	0	0	1											
<b>Inning Stats</b>	R: 1 E: 0 K: 0 S: 10	H: 1 LOB: 0 BB: 0 P: 14	R: 1 E: 0 K: 0 S: 9	H: 1 LOB: 0 BB: 0 P: 15	R: 0 E: 0 K: 1 S: 15	H: 1 LOB: 3 BB: 2 P: 29	R: 0 E: 0 K: 0 S: 6	H: 0 LOB: 0 BB: 0 P: 10	R: 2 E: 0 K: 1 S: 14	H: 3 LOB: 1 BB: 0 P: 22	R: 0 E: 0 K: 1 S: 8	H: 0 LOB: 0 BB: 0 P: 9	R: 1 E: 0 K: 2 S: 10	H: 1 LOB: 0 BB: 0 P: 14	R: 0 E: 0 K: 2 S: 11	H: 0 LOB: 0 BB: 0 P: 17	R: 0 E: 0 K: 0 S: 14	H: 2 LOB: 1 BB: 0 P: 16	1B: 5 2B: 0 3B: 1 HR: 3	SF: 0 SAC: 0 DP: 0 HBP: 0	WP: 0 PB: 0 SB: 0 CS: 1	PA: 37					
<b>PITCHER</b>	IP	WLS	BF	H	R	ER	SO	BB	IBB	HBP	BLK	WP	HR	S	P	ERA	WHIP										
Jason Hirsh, R ERA: 5.83	(1, 1)	4.2	21	5	4	4	2	2	0	0	0	0	2	51	85	7.71	1.500										
Russ Springer, R ERA: 3.93	(5, 1)	0.1	2	1	0	0	0	0	0	0	0	0	0	3	5	0.00	3.000										
54 Brad Lidge, R ERA: 5.5	(6, 1)	2.0	7	1	1	1	3	0	0	0	0	0	1	18	23	4.50	0.500										
64 Fernando Nieve, R ERA: 4.14	(8, 1)	1.0	3	0	0	0	2	0	0	0	0	0	0	11	17	0.00	0.000										
Chad Qualls, R ERA: 3.99	(9, 1)	1.0	W	4	2	0	0	0	0	0	0	0	0	14	16	0.00	2.000										

St. Louis Cardinals @ Houston Astros  
Minute Maid Park, Houston, TX  
Fri Sep 22 2006, 6:05 PM CDT  
Att: 39,616 - Roof Closed - 73 F

AB 35  
R 5  
H 9  
RBI 5  
BB 2  
SO 7  
LOB 9



Batter	1	2	3	4	5	6	7	8	9	AB	R	H	RBI	BB	SO	LOB	BOTTOM										
Craig Biggio, R OBP: 0.305, SLG: 0.424	3-2 2B		3-3 K			3-2 G5-3		3-2 1B	1-1 1B	5	1	3	3	0	1	0											
Morgan Ensberg, R OBP: 0.392, SLG: 0.469	3-3 K		1-2 HR			3-1 1B		1-3 K	3-1 1B	4	1	2	1	0	2	2											
17 Lance Berkman, S OBP: 0.417, SLG: 0.627	2-0 G3		2-3 K			2-3 K		0-0 E9	1-3 1B	4	0	1	1	0	2	1											
Luke Scott, L Humberto Quintero, R OBP: 0.497, SLG: 0.672 OBP: 0.308, SLG: 0.385	4-0 BB				0-3 K		3-3 K		3-3 K	3	0	0	0	1	3	3											
16 Jason Lane, R Mike Lamb, L OBP: 0.325, SLG: 0.394 OBP: 0.357, SLG: 0.472	1-0 F8			4-1 CS			1-3 K		3-2 G4-3	1	0	0	0	1	0	1											
2 Chris Burke, R OBP: 0.351, SLG: 0.427		2-0 F9		3-3 K		0-3 K		0-3 K	2-2 G6-3	4	0	0	0	0	2	1											
28 Adam Everett, R OBP: 0.290, SLG: 0.357		3-2 F9				0-1 G5-3		0-0 G6-3	1-2 2B	4	1	1	0	0	0	0											
Brad Ausmus, R Orlando Palmeiro, L OBP: 0.307, SLG: 0.285 OBP: 0.291, SLG: 0.318			2-3 K			0-0 G5-3		2-2 WP	3-2 G3	2	0	0	0	0	1	0											
Jason Hirsh, R Russ Springer, R Eric Munson, L 54 Brad Lidge, R 64 Fernando Nieve, R 4 Eric Bruntlett, R Chad Qualls, R Aubrey Huff, L			2-2 G6-3		1-2 G3-1		0-1 WP	1-2 1B	2-2 G3	1	0	0	0	0	0	0											
<b>Inning Stats</b>	R: 1 E: 0 K: 1 S: 8	H: 1 LOB: 1 BB: 1 P: 21	R: 0 E: 0 K: 1 S: 7	H: 0 LOB: 0 BB: 0 P: 14	R: 1 E: 0 K: 2 S: 13	H: 1 LOB: 0 BB: 0 P: 21	R: 0 E: 0 K: 2 S: 8	H: 0 LOB: 1 BB: 1 P: 15	R: 0 E: 0 K: 2 S: 11	H: 1 LOB: 1 BB: 0 P: 22	R: 0 E: 0 K: 2 S: 8	H: 0 LOB: 0 BB: 0 P: 9	R: 2 E: 1 K: 2 S: 20	H: 4 LOB: 2 BB: 0 P: 32	R: 2 E: 0 K: 0 S: 16	H: 3 LOB: 1 BB: 0 P: 25	1B: 7 2B: 3 3B: 0 HR: 1	SF: 0 SAC: 0 DP: 1 HBP: 0	WP: 1 PB: 0 SB: 1 CS: 1	PA: 37							
<b>PITCHER</b>	IP	WLS	BF	H	R	ER	SO	BB	IBB	HBP	BLK	WP	HR	S	P	ERA	WHIP										
60 Chris Narveson, L ERA: 4.5	(1, 1)	4.0	15	2	2	2	6	2	0	0	0	0	0	11	18	0.00	0.750										
52 Josh Kinney, R ERA: 5.08	(5, 1)	1.1	5	1	0	0	0	0	0	0	0	0	0	6	11	0.00	0.000										
50 Adam Wainwright, R ERA: 3.11	(7, 1)	1.1	H	7	3	2	3	0	0	0	0	1	0	20	27	13.50	2.250										
Tyler Johnson, L ERA: 4.41	(8, 1)	0.2	H	3	1	0	0	0	0	0	0	0	0	8	14	0.00	1.500										
41 Braden Loeper, R ERA: 3.71	(9, 1)	0.2	L	5	3	2	0	0	0	0	0	0	0	16	25	27.00	4.500										

St. Louis Cardinals @ Houston Astros  
Minute Maid Park, Houston, TX  
Fri Sep 22 2006, 6:05 PM CDT  
Att: 39,616 - Roof Closed - 73 F

AB 35  
R 6  
H 10  
RBI 6  
BB 2  
SO 12  
LOB 11



Batter	1	2	3	4	5	6	7	8	9	AB	R	H	RBI	BB	SO	LOB	TOP				
22 David Eckstein, R OBP: 0.353, SLG: 0.346																					
16 Chris Duncan, L OBP: 0.359, SLG: 0.602																					
5 Albert Pujols, R OBP: 0.426, SLG: 0.665																					
26 Scott Spiezio, S OBP: 0.359, SLG: 0.481																					
53 John Rodriguez, L OBP: 0.383, SLG: 0.445																					
43 Juan Encarnacion, R OBP: 0.316, SLG: 0.449																					
Ronnie Belliard, R OBP: 0.324, SLG: 0.396																					
55 Skip Schumaker, L OBP: 0.263, SLG: 0.269																					
Gary Bennett, R OBP: 0.276, SLG: 0.340																					
Aaron Miles, S OBP: 0.330, SLG: 0.357																					
Tyler Johnson, S																					
Jason Marquis, L OBP: 0.270, SLG: 0.256																					
Josh Hancock, R OBP: 0.321, SLG: 0.350																					
So Taguchi, R OBP: 0.321, SLG: 0.350																					
Jorge Sosa, R OBP: 0.321, SLG: 0.350																					
52 Josh Kinney, R OBP: 0.321, SLG: 0.350																					
Jose Vizcaino, S OBP: 0.321, SLG: 0.350																					
4 Yadier Molina, R OBP: 0.276, SLG: 0.327																					
<b>Inning Stats</b>	R: 1 E: 1 K: 1 S: 11	H: 2 LOB: 2 BB: 1 P: 22	R: 0 E: 0 K: 0 S: 8	H: 1 LOB: 1 BB: 0 P: 9	R: 0 E: 0 K: 0 S: 11	H: 3 LOB: 2 BB: 0 P: 16	R: 0 E: 0 K: 0 S: 3	H: 0 LOB: 0 BB: 1 P: 9	R: 0 E: 0 K: 1 S: 8	H: 1 LOB: 1 BB: 0 P: 13	R: 2 E: 0 K: 2 S: 13	H: 2 LOB: 0 BB: 0 P: 21	R: 0 E: 0 K: 1 S: 7	H: 1 LOB: 1 BB: 0 P: 9	R: 1 E: 0 K: 0 S: 15	H: 2 LOB: 3 BB: 2 P: 27	1B: 6 2B: 6 3B: 0 HR: 1	SF: 0 SAC: 0 DP: 1 HBP: 0	WP: 0 PB: 0 SB: 0 CS: 0	PA: 41	
<b>PITCHER</b>	IP WLS BF H R ER SO BB IBB HBP BLK WP HR S P ERA WHIP	7.0 0.1 30 9 3 3 4 2 0 0 0 0 0 1 65 99 3.86 1.571	0.1 0 1 0 0 0 0 0 0 0 0 0 0 2 3 0.00 0.000	0.2 H 3 1 0 0 1 0 0 0 0 0 0 0 5 6 0.00 1.500	1.0 W 7 2 1 1 0 1 1 1 0 0 0 0 0 15 27 9.00 3.000																

St. Louis Cardinals @ Houston Astros  
Minute Maid Park, Houston, TX  
Sat Sep 23 2006, 6:05 PM CDT  
Att. 43,469 - Roof Closed - 73 F

AB	37
R	4
H	12
RBI	4
BB	4
SO	5
LOB	20



Batter	1	2	3	4	5	6	7	8	9	AB	R	H	RBI	BB	SO	LOB	BOTTOM			
Craig Biggio, R OBP: 0.304, SLG: 0.422																				
Morgan Ensberg, R OBP: 0.395, SLG: 0.469																				
17 Lance Berkman, S OBP: 0.420, SLG: 0.631																				
Luke Scott, L OBP: 0.455, SLG: 0.698																				
Aubrey Huff, L OBP: 0.333, SLG: 0.456																				
Charlton Jimerson, R OBP: 0.250, SLG: 1.000																				
2 Chris Burke, R OBP: 0.350, SLG: 0.424																				
28 Adam Everett, R OBP: 0.292, SLG: 0.357																				
Brad Ausmus, R OBP: 0.308, SLG: 0.285																				
44 Roy Oswalt, R OBP: 0.191, SLG: 0.215																				
Trever Miller, R																				
Chad Qualls, R																				
Mike Lamb, L OBP: 0.396, SLG: 0.471																				
Willy Taveras, R OBP: 0.333, SLG: 0.343																				
<b>Inning Stats</b>	R: 1 E: 0 K: 1 S: 20	H: 2 LOB: 3 BB: 1 P: 32	R: 0 E: 0 K: 0 S: 8	H: 1 LOB: 0 BB: 0 P: 12	R: 2 E: 0 K: 0 S: 16	H: 2 LOB: 2 BB: 2 P: 30	R: 0 E: 0 K: 0 S: 7	H: 2 LOB: 2 BB: 0 P: 10	R: 0 E: 0 K: 0 S: 7	H: 1 LOB: 1 BB: 0 P: 12	R: 1 E: 0 K: 0 S: 7	H: 1 LOB: 0 BB: 0 P: 10	R: 0 E: 0 K: 0 S: 7	H: 0 LOB: 0 BB: 0 P: 12	R: 3 E: 0 K: 0 S: 4	H: 2 LOB: 0 BB: 1 P: 9	1B: 8 2B: 1 3B: 0 HR: 3	SF: 0 SAC: 1 DP: 1 HBP: 1	WP: 0 PB: 0 SB: 1 CS: 0	PA: 40
<b>PITCHER</b>	IP WLS BF H R ER SO BB IBB HBP BLK WP HR S P ERA WHIP	5.1 0.2 29 9 3 3 1 3 0 0 0 0 0 0 2 2 5.06 2.250	1.0 4 1 1 1 0 0 0 0 0 0 0 0 1 7 10 9.00 1.000	1.0 3 0 0 0 0 0 0 0 0 0 0 0 0 7 12 0.00 0.000	0.0 L 3 2 3 3 0 1 0 0 0 0 0 1 4 9 ∞ ∞															

St. Louis Cardinals @ Houston Astros  
Minute Maid Park, Houston, TX  
Sat Sep 23 2006, 6:05 PM CDT  
Att. 43,469 - Roof Closed - 73 F

AB	34
R	7
H	12
RBI	7
BB	4
SO	1
LOB	16














Batter	1	2	3	4	5	6	7	8	9	AB	R	H	RBI	BB	SO	LOB	TOP					
22 Tony Gwynn Jr., L (1, 8) OBP: 0.303, SLG: 0.349	0-1 L7	0-1	0-0		3-1 F8		2-3 K			5	0	2	2	0	1	0	<b>Milwaukee Brewers @ St. Louis Cardinals</b> Busch Stadium, St. Louis, MO Thu Sep 28 2006, 7:10 PM CDT Att: 40,313 - Partly Cloudy - 61 F					
9 Tony Graffanino, R (1, 4) OBP: 0.332, SLG: 0.415	4-1 28 E 2 HR BB	0-1 F9	3-1 F8		1-0 F8		1-0 G1-3			4	1	0	0	1	0	2						
28 Prince Fielder, L (1, 3) OBP: 0.347, SLG: 0.477	0-1 L6	1-3 K		2-2 P5	3-3 K			1-0 P4		5	0	0	0	0	2	2						
2 Bill Hall, R (1, 6) OBP: 0.347, SLG: 0.555	3-2 HR			0-0 1 BB 2B	4-2 1 HBP 1B BB			0-0 G6-3		4	3	3	2	1	0	0						
Geoff Jenkins, L (1, 9) OBP: 0.350, SLG: 0.422 52 Jose Capellan, R (8, 1)	4-0 BB		4-2 1 BB 2B	3-1 BB 1B	3-1 BB 1B	2-2 F7		1-1 G3-1		2	1	0	0	2	0	1						
1 Cory Hart, R (1, 7) OBP: 0.328, SLG: 0.453	0-2 F7		1-0 2B 11 SF8	3-2 BB 1B	1-3 K			3-2 G5-3		5	1	2	2	0	1	2						
David Bell, R (1, 5) OBP: 0.339, SLG: 0.403		0-0 11 BB 2B	0-2 SF8 22 BB	4-1 1-2 BB		4-1 BB		1-0 F9		3	2	2	1	2	0	0						
11 Mike Rivera, R (1, 2) OBP: 0.315, SLG: 0.444		0-0 22 BB 1B	1-1 SF8	2-0 P3		3-2 F7		3-2 G6-3		4	1	1	2	0	0	5						
Doug Davis, R (1, 1) OBP: 0.075, SLG: 0.046 18 Gabe Gross, L (7, PH) OBP: 0.381, SLG: 0.478 Chris Spurling, R (7, 1) Brian Shouse, L (8, 1) Brady Clark, R (8, 9) OBP: 0.349, SLG: 0.336		0-3 K	0-3 K	1-0 F9		2-3 K				3	0	0	0	0	2	5						
<b>Inning Stats</b>	R: 2 E: 1 K: 0 S: 12	H: 1 LOB: 1 BB: 2 P: 23	R: 2 E: 0 K: 2 S: 12	H: 3 LOB: 1 BB: 0 P: 13	R: 4 E: 0 K: 1 S: 15	H: 4 LOB: 1 BB: 1 P: 24	R: 1 E: 0 K: 0 S: 20	H: 1 LOB: 3 BB: 2 P: 39	R: 0 E: 0 K: 1 S: 6	H: 0 LOB: 0 BB: 0 P: 13	R: 0 E: 0 K: 2 S: 12	H: 1 LOB: 2 BB: 1 P: 22	R: 0 E: 0 K: 2 S: 7	H: 0 LOB: 0 BB: 0 P: 12	R: 0 E: 0 K: 0 S: 4	H: 0 LOB: 0 BB: 0 P: 6		R: 0 E: 0 K: 0 S: 9	H: 0 LOB: 0 BB: 0 P: 16	1B: 5 2B: 4 3B: 0 HR: 1	SF: 1 SAC: 0 DP: 0 HBP: 1	WP: 0 PB: 0 SB: 0 CS: 0
<b>PITCHER</b>	IP WLS BF H R ER SO BB IBB HBP BLK WP HR S P ERA WHIP																					
Jason Marquis, R (1, 1) ERA: 6.02	2.0 L 14 5 6 6 2 3 0 0 0 0 0 1 27 43 27.00 4.000																					
Josh Hancock, R (3, 1) ERA: 4.09	1.0 6 3 2 2 1 0 0 0 0 0 0 0 12 17 18.00 3.000																					
60 Chris Narveson, L (4, 1) ERA: 5.4	0.1 5 1 1 1 0 2 1 0 0 0 0 0 0 18 34 27.00 9.000																					
Jorge Sosa, R (4, 1) ERA: 5.48	2.2 10 1 0 0 2 1 0 0 0 0 0 0 20 40 0.00 0.750																					
48 Brad Thompson, R (7, 1) ERA: 3.54	2.0 6 0 0 0 2 0 0 0 0 0 0 0 11 18 0.00 0.000																					

Batter	1	2	3	4	5	6	7	8	9	AB	R	H	RBI	BB	SO	LOB	BOTTOM					
3 Preston Wilson, R (1, 7) OBP: 0.305, SLG: 0.418	4-2 27 S 43 BB BB		1-0 HR		2-3 K		2-3 K	2-0		4	1	2	3	1	2	0	<b>Milwaukee Brewers @ St. Louis Cardinals</b> Busch Stadium, St. Louis, MO Thu Sep 28 2006, 7:10 PM CDT Att: 40,313 - Partly Cloudy - 61 F					
So Taguchi, R (1, 8) OBP: 0.338, SLG: 0.355 16 Chris Duncan, L (7, PH) OBP: 0.363, SLG: 0.586	3-3 K		4-1 5 BB G6-4-3 BB		4-0 5 BB BB		1-1 F8	1-1 G6-3		1	0	0	0	2	1	1						
5 Albert Pujols, R (1, 3) OBP: 0.430, SLG: 0.663	2-1 P6		1-1 G6-4-3		4-1 BB		1-1 P2		0-0 F8	4	0	0	0	1	0	2						
43 Juan Encarnacion, R (1, 9) OBP: 0.313, SLG: 0.442	4-1 27 S BB			0-2 2B	3-3 K			0-1 F8	1-1 F8	4	0	1	0	1	1	2						
27 Scott Rolen, R (1, 5) OBP: 0.367, SLG: 0.517	2-3 K		1-2 G5-3		4-2 G2-3 BB		1-1 P2		1-1 K2-3	4	1	1	1	1	2	3						
Ronnie Belliard, R (1, 4) OBP: 0.326, SLG: 0.407		1-2 G5-3		4-0 BB		0-1 G2-3		1-1 26 BB 3 BB 1B		3	1	1	0	1	0	1						
Aaron Miles, S (1, 6) OBP: 0.328, SLG: 0.352		2-1 G6-3		1-1 F8		1-2 G5-3		0-0 26 BB 3 BB 1B		4	1	1	0	0	0	3						
Gary Bennett, R (1, 2) OBP: 0.274, SLG: 0.331 26 Scott Spiezio, S (8, PH) OBP: 0.363, SLG: 0.476 52 Josh Kinney, R (9, 1)		1-3 K2-3		1-0 L3		4-1 BB		4-0 3 BB 2B BB		2	0	0	0	1	1	2						
Jason Marquis, L (1, 1) OBP: 0.303, SLG: 0.349 9 Tony Graffanino, R (1, 4) OBP: 0.332, SLG: 0.415 28 Prince Fielder, L (1, 3) OBP: 0.347, SLG: 0.477 2 Bill Hall, R (1, 6) OBP: 0.347, SLG: 0.555 Geoff Jenkins, L (1, 9) OBP: 0.350, SLG: 0.422 52 Jose Capellan, R (8, 1) Cory Hart, R (1, 7) OBP: 0.328, SLG: 0.453 David Bell, R (1, 5) OBP: 0.339, SLG: 0.403 11 Mike Rivera, R (1, 2) OBP: 0.315, SLG: 0.444 Doug Davis, R (1, 1) OBP: 0.075, SLG: 0.046 18 Gabe Gross, L (7, PH) OBP: 0.381, SLG: 0.478 Chris Spurling, R (7, 1) Brian Shouse, L (8, 1) Brady Clark, R (8, 9) OBP: 0.349, SLG: 0.336		0-1 G6-3		2-3 K		2-3 K		2-3 K		0	0	0	0	0	0	0						
<b>Inning Stats</b>	R: 0 E: 0 K: 2 S: 13	H: 0 LOB: 2 BB: 2 P: 28	R: 0 E: 0 K: 1 S: 9	H: 0 LOB: 0 BB: 0 P: 13	R: 1 E: 0 K: 0 S: 6	H: 1 LOB: 1 BB: 1 P: 12	R: 0 E: 0 K: 0 S: 8	H: 1 LOB: 2 BB: 1 P: 14	R: 0 E: 0 K: 3 S: 10	H: 0 LOB: 2 BB: 2 P: 25	R: 0 E: 0 K: 1 S: 11	H: 0 LOB: 0 BB: 2 P: 22	R: 0 E: 0 K: 1 S: 8	H: 0 LOB: 0 BB: 0 P: 12	R: 3 E: 0 K: 1 S: 13	H: 4 LOB: 2 BB: 1 P: 24		R: 0 E: 0 K: 1 S: 6	H: 0 LOB: 0 BB: 0 P: 7	1B: 2 2B: 2 3B: 0 HR: 2	SF: 0 SAC: 0 DP: 1 HBP: 0	WP: 0 PB: 0 SB: 2 CS: 0
<b>PITCHER</b>	IP WLS BF H R ER SO BB IBB HBP BLK WP HR S P ERA WHIP																					
Doug Davis, L (1, 1) ERA: 4.91	6.0 W 27 2 1 1 7 8 0 0 0 0 0 1 57 114 1.50 1.667																					
Chris Spurling, R (7, 1) ERA: 5.06	1.1 8 3 3 3 1 1 0 0 0 0 0 1 15 25 20.25 3.000																					
Brian Shouse, L (8, 1) ERA: 3.76	0.1 1 0 0 0 1 0 0 0 0 0 0 0 3 5 0.00 0.000																					
52 Jose Capellan, R (8, 1) ERA: 4.22	1.1 5 1 0 0 1 0 0 0 0 0 0 0 9 13 0.00 0.750																					



Batter	1	2	3	4	5	6	7	8	9	AB	R	H	RBI	BB	SO	LOB	TOP										
22 Tony Gwynn Jr., L (1, 8) OBP: 0.282, SLG: 0.324	G6-3	G4-6-3			G3		K		L5	5	0	0	0	0	1	2	<b>Milwaukee Brewers @ St. Louis Cardinals</b> Busch Stadium, St. Louis, MO Fri Sep 29 2006, 7:10 PM CDT Att: 41,718 - Cloudy - 64 F										
9 Tony Graffanino, R (1, 4) OBP: 0.351, SLG: 0.414	1B		F9		K		G6-3			4	1	1	0	0	1	0											
28 Prince Fielder, L (1, 3) OBP: 0.347, SLG: 0.480	F7		P6		G3-1			HR		4	1	1	1	0	0	1											
2 Bill Hall, R (1, 6) OBP: 0.348, SLG: 0.560	1B		F9		P3			HR		4	1	2	1	0	0	0											
Geoff Jenkins, L (1, 9)	1B		F9		HR			K		3	1	1	1	1	1	0											
1 Cory Hart, R (1, 7) OBP: 0.331, SLG: 0.467	G6-3				1B			F8		4	1	2	2	0	0	2											
David Bell, R (1, 5) OBP: 0.341, SLG: 0.403										2	0	1	0	0	0	1											
45 Dennis Sarfate, R (6, 1) Dan Kolb, R (7, 1)										0	0	0	0	0	0	0											
18 Gabe Gross, L (8, PH) Derrick Turnbow, R (8, 1)										1	0	0	0	0	0	0											
11 Mike Rivera, R (1, 2) OBP: 0.313, SLG: 0.438										4	0	1	0	0	0	3											
39 Chris Capuano, L (1, 1) Jeff Cirillo, R (6, 5) OBP: 0.367, SLG: 0.412										2	0	0	0	0	1	2											
										2	0	0	0	0	2	0											
<b>Inning Stats</b>	R: 1 E: 0 K: 0 S: 17	H: 3 LOB: 2 BB: 0 P: 27	R: 0 E: 0 K: 1 S: 10	H: 1 LOB: 1 BB: 0 P: 13	R: 0 E: 0 K: 0 S: 8	H: 0 LOB: 0 BB: 0 P: 12	R: 0 E: 1 K: 1 S: 9	H: 1 LOB: 1 BB: 0 P: 15	R: 0 E: 0 K: 1 S: 8	H: 0 LOB: 0 BB: 0 P: 14	R: 2 E: 0 K: 0 S: 15	H: 2 LOB: 1 BB: 1 P: 29	R: 0 E: 0 K: 2 S: 8	H: 0 LOB: 0 BB: 0 P: 12	R: 2 E: 0 K: 1 S: 13	H: 2 LOB: 0 BB: 0 P: 21		R: 0 E: 0 K: 1 S: 8	H: 0 LOB: 0 BB: 0 P: 12	1B: 6 2B: 1 3B: 0 HR: 3	SF: 0 SAC: 0 DP: 2 HBP: 1	WP: 0 PB: 0 SB: 0 CS: 0	PA: 37				
<b>PITCHER</b>	IP	WLS	BF	H	R	ER	SO	BB	IBB	HBP	BLK	WP	HR	S	P	ERA	WHIP										
Jeff Weaver, R (1, 1) ERA: 5.76	5.2	W	25	7	3	3	2	1	0	1	0	0	1	64	105	4.76	1.412										
52 Josh Kinney, R (6, 1) ERA: 3.39	1.1		4	0	0	0	2	0	0	0	0	0	0	11	17	0.00	0.000										
34 Randy Flores, L (8, 1) ERA: 5.62	0.1		3	2	2	2	1	0	0	0	0	0	2	9	13	54.00	6.000										
41 Braden Looper, R (8, 1) ERA: 3.81	0.2		2	0	0	0	0	0	0	0	0	0	0	4	8	0.00	0.000										
48 Brad Thompson, R (9, 1) ERA: 3.49	1.0		3	0	0	0	1	0	0	0	0	0	0	8	12	0.00	0.000										

Batter	1	2	3	4	5	6	7	8	9	AB	R	H	RBI	BB	SO	LOB	BOTTOM										
22 David Eckstein, R (1, 6) Aron Miles, S (7, PH) OBP: 0.350, SLG: 0.343	G6-3					G5-3	G4-3			3	0	1	0	0	0	0	<b>Milwaukee Brewers @ St. Louis Cardinals</b> Busch Stadium, St. Louis, MO Fri Sep 29 2006, 7:10 PM CDT Att: 41,718 - Cloudy - 64 F										
So Taguchi, R (1, 8) 15 Jim Edmonds, L (6, PH) OBP: 0.353, SLG: 0.476	F8					K				3	2	0	0	0	3	3											
5 Albert Pujols, R (1, 3) OBP: 0.430, SLG: 0.666	G6-3					K				2	0	0	0	0	2	0											
43 Juan Encarnacion, R (1, 9) OBP: 0.318, SLG: 0.447										4	1	1	3	1	0	0											
27 Scott Rolen, R (1, 5) OBP: 0.369, SLG: 0.519										5	3	3	1	0	0	2											
Ronnie Belliard, R (1, 4) OBP: 0.325, SLG: 0.407										5	0	1	1	0	3	4											
3 Preston Wilson, R (1, 7) OBP: 0.306, SLG: 0.424										3	1	1	2	1	0	2											
4 Yadier Molina, R (1, 2) OBP: 0.277, SLG: 0.325										4	0	2	2	0	0	0											
Jeff Weaver, R (1, 1) 52 Josh Kinney, R (6, 1) 53 John Rodriguez, L (7, PH) 34 Randy Flores, L (8, 1) 41 Braden Looper, R (8, 1) 48 Brad Thompson, R (9, 1)										2	1	0	0	1	0	2											
										0	0	0	0	0	0	0											
										1	0	0	0	0	0	2											
										0	0	0	0	0	0	0											
										0	0	0	0	0	0	0											
										0	0	0	0	0	0	0											
										0	0	0	0	0	0	0											
<b>Inning Stats</b>	R: 0 E: 0 K: 0 S: 9	H: 0 LOB: 0 BB: 0 P: 13	R: 2 E: 1 K: 0 S: 9	H: 1 LOB: 0 BB: 0 P: 14	R: 1 E: 0 K: 0 S: 10	H: 1 LOB: 2 BB: 1 P: 18	R: 0 E: 0 K: 1 S: 6	H: 0 LOB: 0 BB: 0 P: 10	R: 5 E: 0 K: 1 S: 16	H: 5 LOB: 2 BB: 2 P: 33	R: 0 E: 0 K: 1 S: 8	H: 0 LOB: 0 BB: 0 P: 11	R: 2 E: 0 K: 0 S: 10	H: 4 LOB: 2 BB: 0 P: 17	R: 0 E: 0 K: 2 S: 14	H: 2 LOB: 2 BB: 0 P: 25	R: 0 E: 0 K: 2 S: 14	H: 2 LOB: 2 BB: 0 P: 25	1B: 8 2B: 3 3B: 0 HR: 2	SF: 0 SAC: 0 DP: 0 HBP: 1	WP: 0 PB: 0 SB: 0 CS: 0	PA: 42					
<b>PITCHER</b>	IP	WLS	BF	H	R	ER	SO	BB	IBB	HBP	BLK	WP	HR	S	P	ERA	WHIP										
39 Chris Capuano, L (1, 1) ERA: 4.03	5.0	L	27	7	8	6	2	2	1	1	0	0	0	16	25	13.50	3.000										
45 Dennis Sarfate, R (6, 1) ERA: 4.32	1.1		8	4	2	2	1	0	0	0	0	0	0	2	3	0.00	0.000										
Dan Kolb, R (7, 1) ERA: 4.84	0.2		2	0	0	0	0	0	0	0	0	0	0	2	3	0.00	0.000										
Derrick Turnbow, R (8, 1) ERA: 6.87	1.0		5	2	0	0	2	0	0	0	0	0	0	14	25	0.00	2.000										




Batter	1	2	3	4	5	6	7	8	9	AB	R	H	RBI	BB	SO	LOB	TOP										
22 Tony Gwynn Jr., L (1, 8) OBP: 0.280, SLG: 0.319	G4-3		1-1 CS 1B			L6	L8			4	0	1	0	0	0	2	<b>Milwaukee Brewers @ St. Louis Cardinals</b> Busch Stadium, St. Louis, MO Sat Sep 30 2006, 12:25 PM CDT Att: 44,294 - Cloudy - 69 F										
9 Tony Graffanino, R (1, 4) OBP: 0.349, SLG: 0.410	F8		1-3 1-2			L8		F9		4	0	0	0	0	1	1											
28 Prince Fielder, L (1, 3) OBP: 0.346, SLG: 0.478	BB		0-0			G4-3		K		3	0	0	0	1	1	0											
2 Bill Hall, R (1, 6) OBP: 0.348, SLG: 0.557	F8			3-2		G1-3	G4-3	BB		3	0	0	0	1	0	1											
Geoff Jenkins, L (1, 9) OBP: 0.352, SLG: 0.424		2-0	F9 2B	1-2		G3	11 BB 1B	L7		4	1	2	0	0	0	1											
1 Cory Hart, R (1, 7) OBP: 0.329, SLG: 0.464	F9		2-3	0-3		K	11 BB 1B			4	1	1	0	0	2	1											
David Bell, R (1, 5) OBP: 0.338, SLG: 0.400	L3			0-0		G5-3	L7	G6-3		4	0	0	0	0	0	3											
11 Mike Rivera, R (1, 2) OBP: 0.320, SLG: 0.435		4-0		0-1		P3	11 BB 1B			1	0	0	0	2	0	0											
18 Gabe Gross, L (9, PH) OBP: 0.382, SLG: 0.476							1B	FC6-4		0	0	0	0	1	0	0											
21 Drew Anderson, L (9, FR) OBP: 0.200, SLG: 0.111	IBB						BB	BB		0	0	0	0	0	0	0											
15 Ben Sheets, R (1, 1) Jeff Cirillo, R (7, PH) 52 Jose Capellan, R (7, 1) Brian Shouse, L (8, 1) Francisco Cordero, R (8, 1) Brady Clark, R (8, 9) OBP: 0.341, SLG: 0.335	G1-3			2-2		G5-3	1-2 2-H 3-H	1B	FC6-4	2	0	0	0	0	0	2											
<b>Inning Stats</b>	R: 0 E: 0 K: 0 S: 10	H: 0 LOB: 1 BB: 1 P: 20	R: 0 E: 0 K: 0 S: 4	H: 1 LOB: 2 BB: 1 P: 12	R: 0 E: 0 K: 1 S: 9	H: 1 LOB: 0 BB: 0 P: 10	R: 0 E: 0 K: 1 S: 9	H: 0 LOB: 0 BB: 0 P: 13	R: 0 E: 0 K: 0 S: 6	H: 0 LOB: 0 BB: 0 P: 8	R: 0 E: 0 K: 0 S: 5	H: 0 LOB: 0 BB: 0 P: 8	R: 2 E: 0 K: 0 S: 18	H: 3 LOB: 2 BB: 1 P: 33	R: 0 E: 0 K: 1 S: 9	H: 0 LOB: 1 BB: 1 P: 16	R: 0 E: 0 K: 1 S: 11	H: 0 LOB: 1 BB: 1 P: 18	1B: 4 2B: 1 3B: 0 HR: 0	SF: 0 SAC: 0 DP: 0 HBP: 0	WP: 0 PB: 0 SB: 0 CS: 1	PA: 36					
<b>PITCHER</b>	IP	WLS	BF	H	R	ER	SO	BB	IBB	HBP	BLK	WP	HR	S	P	ERA	WHIP										
Jeff Suppan, R (1, 1) ERA: 4.12	7.0		28	5	2	2	2	2	1	0	0	0	0	61	104	2.57	1.000										
Tyler Johnson, L (8, 1) ERA: 4.95	1.0	W	4	0	0	0	1	1	0	0	0	0	0	9	16	0.00	1.000										
50 Adam Wainwright, R (9, 1) ERA: 3.12	1.0	S	4	0	0	0	1	1	0	0	0	0	0	11	18	0.00	1.000										


Batter	1	2	3	4	5	6	7	8	9	AB	R	H	RBI	BB	SO	LOB	BOTTOM										
22 David Eckstein, R (1, 6) OBP: 0.350, SLG: 0.344	G4-3		0-2 SAFE			G4-3	G4-3			4	0	1	0	0	0	1	<b>Milwaukee Brewers @ St. Louis Cardinals</b> Busch Stadium, St. Louis, MO Sat Sep 30 2006, 12:25 PM CDT Att: 44,294 - Cloudy - 69 F										
16 Chris Duncan, L (1, 9) So Taguchi, R (9, 8) OBP: 0.365, SLG: 0.583 OBP: 0.335, SLG: 0.351	K		3-2			G4-3	G4-3			3	0	1	0	1	1	0											
5 Albert Pujols, R (1, 3) OBP: 0.430, SLG: 0.667	2B		1-1			F9	G1-3			4	1	2	0	0	0	4											
3 Preston Wilson, R (1, 7) OBP: 0.308, SLG: 0.425	K		0-3			G4-3	G1-3			4	0	2	0	0	2	2											
27 Scott Rolen, R (1, 5) OBP: 0.368, SLG: 0.519		2-3 SAFE	K	0-1		F7	K	26 3B		4	1	1	0	0	2	2											
15 Jim Edmonds, L (1, 8) 43 Juan Encarnacion, R (8, PH) OBP: 0.350, SLG: 0.471 OBP: 0.319, SLG: 0.447	K		0-3			G4-3	K	26 3B		3	0	0	0	0	2	2											
Ronnie Belliard, R (1, 4) OBP: 0.323, SLG: 0.404	F7		0-2			G6-3	K	L9		4	0	0	0	0	1	6											
4 Yadier Molina, R (1, 2) 26 Scott Spiezio, S (8, PH) Gary Bennett, R (9, 2) OBP: 0.275, SLG: 0.323 OBP: 0.365, SLG: 0.485 OBP: 0.274, SLG: 0.331	F8		0-0			P3	FC5-4			3	0	0	0	0	0	2											
Jeff Suppan, R (1, 1) Jose Vizcaino, S (7, PH) Tyler Johnson, S (8, 1) 53 John Rodriguez, L (8, PH) 50 Adam Wainwright, R (9, 1) OBP: 0.295, SLG: 0.236 OBP: 0.316, SLG: 0.319 ERA: 0.99	16 1B		1-2			P3	FC5-4	F7	P5	2	0	2	0	0	0	0											
<b>Inning Stats</b>	R: 0 E: 0 K: 2 S: 10	H: 1 LOB: 1 BB: 0 P: 12	R: 0 E: 0 K: 2 S: 14	H: 0 LOB: 0 BB: 0 P: 16	R: 0 E: 0 K: 0 S: 15	H: 2 LOB: 2 BB: 0 P: 21	R: 0 E: 0 K: 0 S: 10	H: 1 LOB: 1 BB: 0 P: 12	R: 0 E: 0 K: 0 S: 16	H: 2 LOB: 2 BB: 1 P: 23	R: 0 E: 0 K: 3 S: 14	H: 1 LOB: 0 BB: 0 P: 16	R: 0 E: 0 K: 0 S: 7	H: 0 LOB: 0 BB: 0 P: 10	R: 3 E: 0 K: 1 S: 16	H: 3 LOB: 1 BB: 1 P: 25		1B: 6 2B: 3 3B: 1 HR: 0	SF: 0 SAC: 0 DP: 0 HBP: 0	WP: 1 PB: 0 SB: 2 CS: 1	PA: 36						
<b>PITCHER</b>	IP	WLS	BF	H	R	ER	SO	BB	IBB	HBP	BLK	WP	HR	S	P	ERA	WHIP										
15 Ben Sheets, R (1, 1) ERA: 3.62	6.0		26	7	0	0	7	1	0	0	0	0	0	79	100	0.00	1.333										
52 Jose Capellan, R (7, 1) ERA: 4.4	1.1	H	6	2	2	2	1	0	0	0	0	0	0	13	17	13.50	1.500										
Brian Shouse, L (8, 1) ERA: 0.99	0.0	L	1	0	0	0	0	0	1	0	0	0	0	4	∞	∞	∞										
Francisco Cordero, R (8, 1) ERA: 3.62	0.2	B	3	1	1	1	0	0	0	0	0	0	0	10	14	13.50	1.500										








Batter	1	2	3	4	5	6	7	8	9	AB R H RBI BB SO LOB	TOP																								
											San Francisco Giants @ St. Louis Cardinals Busch Stadium, St. Louis, MO Mon Oct 02 2006, 2:05 PM CDT <a href="http://livebaseballscorecards.com">livebaseballscorecards.com</a>																								
		<b>AB</b> 0 <b>R</b> 0 <b>H</b> 0 <b>RBI</b> 0 <b>BB</b> 0 <b>SO</b> 0 <b>LOB</b> 0																																	
																																			
Inning Stats										1B: 0 SF: 0 WP: 0 PA: 0 2B: 0 SAC: 0 FB: 0 3B: 0 DP: 0 SB: 0 HR: 0 HBP: 0 CS: 0																									
PITCHER	IP	WLS	BF	H	R	ER	SO	BB	IBB	HBP	BLK	WP	HR	S	P	ERA	WHIP	PITCHER	IP	WLS	BF	H	R	ER	SO	BB	IBB	HBP	BLK	WP	HR	S	P	ERA	WHIP


Batter	1	2	3	4	5	6	7	8	9	AB R H RBI BB SO LOB	BOTTOM																								
											San Francisco Giants @ St. Louis Cardinals Busch Stadium, St. Louis, MO Mon Oct 02 2006, 2:05 PM CDT <a href="http://livebaseballscorecards.com">livebaseballscorecards.com</a>																								
		<b>AB</b> 0 <b>R</b> 0 <b>H</b> 0 <b>RBI</b> 0 <b>BB</b> 0 <b>SO</b> 0 <b>LOB</b> 0																																	
																																			
Inning Stats										1B: 0 SF: 0 WP: 0 PA: 0 2B: 0 SAC: 0 FB: 0 3B: 0 DP: 0 SB: 0 HR: 0 HBP: 0 CS: 0																									
PITCHER	IP	WLS	BF	H	R	ER	SO	BB	IBB	HBP	BLK	WP	HR	S	P	ERA	WHIP	PITCHER	IP	WLS	BF	H	R	ER	SO	BB	IBB	HBP	BLK	WP	HR	S	P	ERA	WHIP







Batter	1	2	3	4	5	6	7	8	9	AB	R	H	RBI	BB	SO	LOB	TOP										
Dave Roberts, L OBP: 0.471, SLG: 0.563		G2-3					G4-3		G3	5	0	1	0	0	1	2	<p><b>San Diego Padres @ St. Louis Cardinals</b>            Busch Stadium, St. Louis, MO            Sun Oct 08 2006, 7:05 PM CDT            Att: 46,476 - Partly Cloudy - 69 F</p> <p>AB 34            R 2            H 9            RBI 2            BB 3            SO 8            LOB 18</p> 										
24 Brian Giles, L OBP: 0.353, SLG: 0.357	2B BB 34 BB	G6-3								4	1	2	0	0	1	1											
23 Adrián González, L OBP: 0.471, SLG: 0.357	34 BB 28 BB	FC6-4	L3				G4-1			4	1	2	0	0	0	0											
28 Josh Bard, S OBP: 0.333, SLG: 0.143	FC6-4 34 BB	BB	G4-3							3	0	1	0	1	1	2											
34 Russell Branyan, L OBP: 0.286, SLG: 0.462	FC6-4	BB	G4-3							2	0	1	1	1	1	1											
Mike Piazza, R OBP: 0.100, SLG: 0.200	FC6-4	BB	G4-3							1	0	0	0	0	0	2											
Mark Bellhorn, S OBP: 0.100, SLG: 0.200	FC6-4	BB	G4-3							0	0	0	0	0	0	0											
Mike Cameron, R OBP: 0.294, SLG: 0.214	FC6-4	S	K							4	0	0	1	0	3	4											
Geoff Blum, S OBP: 0.385, SLG: 0.250	FC6-4	BB	G4-3							2	0	0	0	1	0	1											
43 Cia Meredith, R OBP: 0.100, SLG: 0.200	FC6-4	BB	G4-3							0	0	0	0	0	0	0											
52 Clay Hensley, R OBP: 0.100, SLG: 0.200	FC6-4	BB	G4-3							0	0	0	0	0	0	0											
Ryan Klesko, L OBP: 0.667, SLG: 1.000	FC6-4	BB	G4-3							1	0	1	0	0	0	0											
Josh Barfield, R OBP: 0.333, SLG: 0.375	FC6-4		F8							4	0	1	0	0	0	3											
Woody Williams, R OBP: 0.333, SLG: 0.375	FC6-4		F8							4	0	1	0	0	0	3											
3 Khalil Greene, R OBP: 0.333, SLG: 0.375	FC6-4		F8							4	0	1	0	0	0	3											
Woody Williams, R OBP: 0.333, SLG: 0.375	FC6-4		F8							4	0	1	0	0	0	3											
Woody Williams, R OBP: 0.333, SLG: 0.375	FC6-4		F8							4	0	1	0	0	0	3											
Woody Williams, R OBP: 0.333, SLG: 0.375	FC6-4		F8							4	0	1	0	0	0	3											
Woody Williams, R OBP: 0.333, SLG: 0.375	FC6-4		F8							4	0	1	0	0	0	3											
Woody Williams, R OBP: 0.333, SLG: 0.375	FC6-4		F8							4	0	1	0	0	0	3											
Woody Williams, R OBP: 0.333, SLG: 0.375	FC6-4		F8							4	0	1	0	0	0	3											
<b>Inning Stats</b>	R: 2 H: 2 E: 0 K: 1 S: 18	WLS: 2 BF: 30 LOB: 3 P: 35	H: 7 R: 2 ER: 2 SO: 5 BB: 3 IBB: 0 HBP: 0 BLK: 0	R: 0 H: 0 E: 0 K: 1 S: 6	W: 7 R: 2 ER: 2 SO: 5 BB: 3 IBB: 0 HBP: 0 BLK: 0	R: 0 H: 1 E: 0 K: 1 S: 11	R: 0 H: 0 E: 0 K: 0 S: 6	R: 0 H: 0 E: 0 K: 0 S: 6	R: 0 H: 1 E: 0 K: 2 S: 8	R: 0 H: 1 E: 0 K: 2 S: 16	R: 0 H: 0 E: 0 K: 0 S: 5	R: 0 H: 2 E: 0 K: 1 S: 9	R: 0 H: 2 E: 0 K: 2 S: 16	R: 0 H: 2 E: 0 K: 2 S: 22	R: 0 H: 2 E: 0 K: 2 S: 22	1B: 8 2B: 1 3B: 0 HR: 0	SF: 0 SAC: 0 DP: 1 HBP: 0	WP: 0 PB: 0 SB: 1 CS: 1	PA: 37								
<b>PITCHER</b>	IP	WLS	BF	H	R	ER	SO	BB	IBB	HBP	BLK	WP	HR	S	P	ERA	WHIP	<b>PITCHER</b>									
29 Chris Carpenter, R ERA: 2.03	7.0	W	30	7	2	2	5	3	0	0	0	0	0	64	106	2.57	1.429										
Tyler Johnson, L ERA: 2.03	0.1	H	1	0	0	0	1	0	0	0	0	0	0	3	5	0.00	0.000										
52 Josh Kinney, R ERA: 2.03	0.2	H	1	0	0	0	1	0	0	0	0	0	0	3	5	0.00	0.000										
50 Adam Wainwright, R ERA: 2.03	1.0	5	2	0	0	0	2	0	0	0	0	0	0	16	22	0.00	2.000										

Batter	1	2	3	4	5	6	7	8	9	AB	R	H	RBI	BB	SO	LOB	BOTTOM										
22 David Eckstein, R OBP: 0.188, SLG: 0.133	G4-3	F8								3	0	0	1	0	0	1	<p><b>San Diego Padres @ St. Louis Cardinals</b>            Busch Stadium, St. Louis, MO            Sun Oct 08 2006, 7:05 PM CDT            Att: 46,476 - Partly Cloudy - 69 F</p> <p>AB 30            R 6            H 7            RBI 5            BB 2            SO 3            LOB 9</p> 										
3 Preston Wilson, R OBP: 0.250, SLG: 0.375	43 BB 5 G5-3		P4							4	1	1	0	0	1	2											
5 Albert Pujols, R OBP: 0.375, SLG: 0.600	G5-3		P4							3	1	0	0	1	1	1											
15 Jim Edmonds, L OBP: 0.438, SLG: 0.308	43 BB	HBP	P4							3	1	1	0	0	0	1											
43 Juan Encarnacion, R OBP: 0.313, SLG: 0.429	1B	HBP	P4							3	1	1	1	1	0	1											
Ronnie Belliard, R OBP: 0.533, SLG: 0.538	1B	BB	P4							3	1	1	2	0	0	0											
26 Scott Spiezio, S OBP: 0.200, SLG: 0.200	1B		P4							4	1	1	1	0	0	0											
4 Yadier Molina, R OBP: 0.308, SLG: 0.385			P4							4	0	2	0	0	0	0											
29 Chris Carpenter, R OBP: 0.200, SLG: 0.200			P4							3	0	0	0	0	1	3											
Tyler Johnson, S ERA: 2.03			P4							0	0	0	0	0	0	0											
52 Josh Kinney, R ERA: 2.03			P4							0	0	0	0	0	0	0											
50 Adam Wainwright, R ERA: 2.03			P4							0	0	0	0	0	0	0											
<b>Inning Stats</b>	R: 2 H: 2 E: 0 K: 0 S: 16	WLS: 2 BF: 23 LOB: 1 P: 31	H: 7 R: 2 ER: 4 SO: 1 BB: 4 IBB: 0 HBP: 1 BLK: 0	R: 0 H: 1 E: 0 K: 1 S: 14	W: 7 R: 2 ER: 4 SO: 1 BB: 4 IBB: 0 HBP: 1 BLK: 0	R: 0 H: 0 E: 0 K: 0 S: 3	R: 0 H: 0 E: 0 K: 0 S: 3	R: 0 H: 0 E: 0 K: 0 S: 3	R: 0 H: 0 E: 0 K: 0 S: 3	R: 4 H: 3 E: 1 K: 1 S: 21	R: 0 H: 0 E: 0 K: 1 S: 9	R: 0 H: 0 E: 0 K: 0 S: 3	R: 0 H: 0 E: 0 K: 0 S: 3	R: 0 H: 0 E: 0 K: 0 S: 6	R: 0 H: 0 E: 0 K: 0 S: 6	R: 0 H: 0 E: 0 K: 0 S: 6		1B: 5 2B: 1 3B: 1 HR: 0	SF: 0 SAC: 1 DP: 0 HBP: 2	WP: 0 PB: 0 SB: 0 CS: 0	PA: 35						
<b>PITCHER</b>	IP	WLS	BF	H	R	ER	SO	BB	IBB	HBP	BLK	WP	HR	S	P	ERA		WHIP	<b>PITCHER</b>								
Woody Williams, R ERA: 6.75	5.1	L	23	5	4	4	1	2	0	1	0	0	0	51	82	6.75	1.312										
43 Cia Meredith, R ERA: 6.75	1.2	9	2	2	0	2	0	0	0	0	0	0	0	26	32	0.00	1.200										
52 Clay Hensley, R ERA: 6.75	1.0	3	0	0	0	0	0	0	0	0	0	0	0	3	6	0.00	0.000										

Batter	1	2	3	4	5	6	7	8	9	AB	R	H	RBI	BB	SO	LOB	TOP										
22 David Eckstein, R (1.6)										3	0	0	0	1	0	2	St. Louis Cardinals @ New York Mets Shea Stadium, Flushing, NY Thu Oct 12 2006, 8:19 PM EDT Att. 56,311 - Cloudy - 67°F										
3 Preston Wilson, R (1.7)										4	0	1	0	0	0	1											
5 Albert Pujols, R (1.3)										3	0	0	0	1	1	1											
43 Juan Encarnacion, R (1.9)										4	0	0	0	0	0	2											
27 Scott Rolen, R (1.5)										3	0	0	0	1	0	0											
15 Jim Edmonds, L (1.8)										3	0	1	0	0	0	0											
26 Scott Spiezio, S (8. PH)										1	0	0	0	0	0	1											
Ronnie Belliard, R (1.4)										3	0	0	0	0	0	1											
4 Yadier Molina, R (1.2)										1	0	1	0	1	0	0											
Aaron Miles, S (8. PH)										1	0	0	0	0	0	0											
41 Braden Looper, R (8.1)										2	0	1	0	0	1	2											
Jeff Weaver, R (1.1)										0	0	0	0	0	0	0											
Tyler Johnson, S (6.1)										0	0	0	0	0	0	0											
48 Brad Thompson, R (7.1)										1	0	0	0	0	1	0											
53 John Rodriguez, L (8. PH)										0	0	0	0	0	0	0											
Gary Bennett, R (8.2)										0	0	0	0	0	0	0											
Inning Stats	R: 0 E: 0 K: 1 S: 7	H: 0 LOB: 0 BB: 0 P: 9	R: 0 E: 0 K: 0 S: 8	H: 0 LOB: 0 BB: 0 P: 12	R: 0 E: 0 K: 0 S: 6	H: 2 LOB: 1 BB: 0 P: 9	R: 0 E: 0 K: 0 S: 5	H: 0 LOB: 0 BB: 1 P: 12	R: 0 E: 0 K: 1 S: 9	H: 1 LOB: 2 BB: 1 P: 20	R: 0 E: 0 K: 0 S: 11	H: 1 LOB: 1 BB: 0 P: 17	R: 0 E: 0 K: 0 S: 7	H: 0 LOB: 0 BB: 0 P: 10	R: 0 E: 0 K: 1 S: 10	H: 0 LOB: 1 BB: 1 P: 19	R: 0 E: 0 K: 0 S: 8	H: 0 LOB: 1 BB: 1 P: 15	1B: 4 2B: 2 3B: 0 HR: 0	SF: 0 SAC: 0 DP: 2 HBP: 0	WP: 0 PB: 0 SB: 0 CS: 0	PA: 33					
PITCHER	IP	WLS	BF	H	R	ER	SO	BB	IBB	HBP	BLK	WP	HR	S	P	ERA	WHIP	PITCHER									
Tom Glavine, L (1.1)	7.0	W	25	4	0	0	2	2	0	0	0	0	0	53	89	0.00	0.857										
59 Guillermo Mota, R (8.1)	1.0	H	4	0	0	0	1	1	0	0	0	0	0	10	19	0.00	1.000										
13 Billy Wagner, L (9.1)	1.0	S	4	0	0	0	0	1	0	0	0	0	0	8	15	0.00	1.000										

Batter	1	2	3	4	5	6	7	8	9	AB	R	H	RBI	BB	SO	LOB	BOTTOM										
7 José Reyes, S (1.6)										4	0	0	0	0	0	2	St. Louis Cardinals @ New York Mets Shea Stadium, Flushing, NY Thu Oct 12 2006, 8:19 PM EDT Att. 56,311 - Cloudy - 67°F										
16 Paul Lo Duca, R (1.2)										4	1	2	0	0	1	0											
15 Carlos Beltrán, S (1.8)										4	1	1	2	0	0	1											
21 Carlos Delgado, L (1.3)										3	0	2	0	1	0	0											
5 David Wright, R (1.5)										3	0	0	0	1	0	3											
Cliff Floyd, L (1.7)										1	0	0	0	0	0	0											
10 Endy Chavez, L (3.7)										3	0	0	0	0	0	4											
20 Shawn Green, L (1.9)										2	0	1	0	1	0	0											
22 Jose Valentin, S (1.4)										3	0	0	0	1	2												
Tom Glavine, L (1.1)										2	0	0	0	0	0	1											
Julio Franco, R (7. PH)										1	0	0	0	1	1												
59 Guillermo Mota, R (8.1)										0	0	0	0	0	0	0											
13 Billy Wagner, L (9.1)										0	0	0	0	0	0	0											
Inning Stats	R: 0 E: 0 K: 1 S: 8	H: 0 LOB: 0 BB: 0 P: 13	R: 0 E: 0 K: 0 S: 13	H: 0 LOB: 0 BB: 0 P: 20	R: 0 E: 0 K: 0 S: 8	H: 1 LOB: 1 BB: 0 P: 11	R: 0 E: 0 K: 0 S: 9	H: 0 LOB: 1 BB: 1 P: 18	R: 2 E: 0 K: 2 S: 15	H: 3 LOB: 2 BB: 1 P: 32	R: 0 E: 0 K: 2 S: 11	H: 0 LOB: 1 BB: 1 P: 20	R: 0 E: 0 K: 0 S: 12	H: 2 LOB: 2 BB: 0 P: 16	R: 0 E: 0 K: 0 S: 8	H: 0 LOB: 0 BB: 0 P: 15	1B: 3 2B: 2 3B: 0 HR: 1	SF: 0 SAC: 0 DP: 0 HBP: 0	WP: 0 PB: 0 SB: 1 CS: 0	PA: 33							
PITCHER	IP	WLS	BF	H	R	ER	SO	BB	IBB	HBP	BLK	WP	HR	S	P	ERA	WHIP	PITCHER									
Jeff Weaver, R (1.1)	5.2	L	23	4	2	2	2	1	0	0	0	0	0	10	21	0.00	1.000										
Tyler Johnson, L (6.1)	1.0		4	0	0	0	2	1	0	0	0	0	0	3	4	0.00	0.000										
48 Brad Thompson, R (7.1)	0.1		1	0	0	0	0	0	0	0	0	0	0	3	4	0.00	0.000										
41 Braden Looper, R (8.1)	1.0		5	2	0	0	0	0	0	0	0	0	0	12	16	0.00	2.000										

St. Louis Cardinals @ New York Mets  
Shea Stadium, Flushing, NY  
Thu Oct 12 2006, 8:19 PM EDT  
Att. 56,311 - Cloudy - 67°F

AB 29  
R 0  
H 4  
RBI 0  
BB 4  
SO 3  
LOB 10



St. Louis Cardinals @ New York Mets  
Shea Stadium, Flushing, NY  
Thu Oct 12 2006, 8:19 PM EDT  
Att. 56,311 - Cloudy - 67°F

AB 30  
R 2  
H 6  
RBI 2  
BB 3  
SO 3  
LOB 14





Batter	1	2	3	4	5	6	7	8	9	AB R H RBI BB SO LOB	TOP											
<b>7 José Reyes, S</b> OBP: 0.333, SLG: 0.375										4 0 1 0 0 0 0	<b>New York Mets @ St. Louis Cardinals</b> Busch Stadium, St. Louis, MO Sat Oct 14 2006, 7:05 PM CDT Att: 47,053 - Clear - 52 F											
<b>16 Paul Lo Duca, R</b> OBP: 0.423, SLG: 0.455										4 0 0 0 0 1 1												
<b>15 Carlos Beltrán, S</b> OBP: 0.370, SLG: 0.333										4 0 1 0 0 0 0												
<b>21 Carlos Delgado, L</b> OBP: 0.423, SLG: 0.840										3 0 0 0 0 0 1												
<b>5 David Wright, R</b> OBP: 0.320, SLG: 0.286										3 0 0 0 0 0 0												
<b>20 Shawn Green, L</b> OBP: 0.400, SLG: 0.412										2 0 0 0 1 0 0												
<b>22 Jose Valentin, S</b> OBP: 0.227, SLG: 0.105										3 0 1 0 0 1 1												
<b>10 Endy Chavez, L</b> OBP: 0.222, SLG: 0.278										3 0 0 0 0 0 1												
<b>Steve Trachsel, R</b> <b>Darren Oliver, R</b> <b>Michael Tucker, L</b> <b>Roberto Hernandez, R</b>										0 0 0 0 0 0 0 2 0 0 0 0 2 0 1 0 0 0 0 0 1 0 0 0 0 0 0 0												
<b>Inning Stats</b>	R: 0 E: 0 K: 0 S: 10	H: 1 LOB: 1 BB: 0 P: 14	R: 0 E: 0 K: 1 S: 6	H: 0 LOB: 0 BB: 0 P: 8	R: 0 E: 0 K: 2 S: 11	H: 1 LOB: 1 BB: 0 P: 14	R: 0 E: 0 K: 0 S: 6	H: 0 LOB: 0 BB: 0 P: 8	R: 0 E: 0 K: 1 S: 7	H: 1 LOB: 0 BB: 0 P: 10		R: 0 E: 0 K: 0 S: 11	H: 0 LOB: 0 BB: 0 P: 15	R: 0 E: 0 K: 0 S: 7	H: 0 LOB: 1 BB: 1 P: 11	R: 0 E: 0 K: 0 S: 11	H: 0 LOB: 1 BB: 1 P: 19	R: 0 E: 0 K: 0 S: 12	H: 0 LOB: 0 BB: 0 P: 17	1B: 2 2B: 0 3B: 1 HR: 0	SF: 0 SAC: 0 DP: 0 HBP: 0	WP: 0 PB: 0 SB: 1 CS: 0
<b>PITCHER</b> <b>Jeff Suppan, R</b> ERA: 2.19 <b>52 Josh Kinney, R</b> ERA:	IP WLS BF H R ER SO BB IBB HBP BLK WP HR S P ERA WHIP											IP WLS BF H R ER SO BB IBB HBP BLK WP HR S P ERA WHIP										

Batter	1	2	3	4	5	6	7	8	9	AB R H RBI BB SO LOB	BOTTOM									
<b>22 David Eckstein, R</b> OBP: 0.233, SLG: 0.115										4 1 1 0 1 0 3	<b>New York Mets @ St. Louis Cardinals</b> Busch Stadium, St. Louis, MO Sat Oct 14 2006, 7:05 PM CDT Att: 47,053 - Clear - 52 F									
<b>3 Preston Wilson, R</b> OBP: 0.294, SLG: 0.313										3 2 1 0 1 0 0										
<b>5 Albert Pujols, R</b> OBP: 0.448, SLG: 0.560										3 1 2 0 1 0 0										
<b>15 Jim Edmonds, L</b> OBP: 0.393, SLG: 0.391										4 0 0 1 0 1 4										
<b>26 Scott Spiezo, S</b> OBP: 0.333, SLG: 0.643 <b>So Taguchi, R</b> OBP: 1.000, SLG: 4.000										4 0 1 2 0 2 2 0 0 0 0 0 0 0										
<b>27 Scott Rolen, R</b> OBP: 0.250, SLG: 0.176										3 0 1 0 1 0 1										
<b>Ronnie Belliard, R</b> OBP: 0.407, SLG: 0.348										2 0 1 0 2 0 0										
<b>4 Yadier Molina, R</b> OBP: 0.375, SLG: 0.435										4 0 0 0 0 1 6										
<b>Jeff Suppan, R</b> OBP: 0.500, SLG: 2.000 <b>16 Chris Duncan, L</b> OBP: 0.231, SLG: 0.091 <b>52 Josh Kinney, R</b> ERA:										1 1 1 1 0 0 0 1 0 0 0 0 0 0 0 0 0 0 0 0 0										
<b>Inning Stats</b>	R: 2 E: 0 K: 1 S: 14	H: 3 LOB: 3 BB: 3 P: 28	R: 3 E: 0 K: 0 S: 14	H: 2 LOB: 1 BB: 2 P: 28	R: 0 E: 0 K: 0 S: 7	H: 1 LOB: 1 BB: 0 P: 11	R: 0 E: 0 K: 2 S: 11	H: 1 LOB: 1 BB: 0 P: 14	R: 0 E: 0 K: 0 S: 9	H: 1 LOB: 2 BB: 1 P: 14		R: 0 E: 0 K: 0 S: 3	H: 0 LOB: 0 BB: 0 P: 4	R: 0 E: 0 K: 1 S: 11	H: 0 LOB: 0 BB: 0 P: 16	R: 0 E: 0 K: 0 S: 7	H: 0 LOB: 0 BB: 0 P: 10	1B: 6 2B: 0 3B: 1 HR: 1	SF: 0 SAC: 2 DP: 0 HBP: 0	WP: 1 PB: 0 SB: 0 CS: 0
<b>PITCHER</b> <b>Steve Trachsel, R</b> ERA: 14.54 <b>Darren Oliver, L</b> ERA: 3.68 <b>Roberto Hernandez, R</b> ERA:	IP WLS BF H R ER SO BB IBB HBP BLK WP HR S P ERA WHIP											IP WLS BF H R ER SO BB IBB HBP BLK WP HR S P ERA WHIP								

AB 29  
R 0  
H 3  
RBI 0  
BB 1  
SO 4  
LOB 5

AB 29  
R 5  
H 8  
RBI 4  
BB 6  
SO 4  
LOB 16







Batter	1	2	3	4	5	6	7	8	9	AB	R	H	RBI	BB	SO	LOB	TOP					
22 David Eckstein, R OBP: 0.295, SLG: 0.263	G5-3		F9		G1-3			G3	G4-3	4	0	0	0	1	0	1	<b>St. Louis Cardinals @ New York Mets</b> Shea Stadium, Flushing, NY Wed Oct 18 2006, 8:19 PM EDT Att: 56,334 - Partly Cloudy - 69 F					
26 Scott Spiezio, S OBP: 0.304, SLG: 0.476	1B		K		P6			P6		4	0	1	0	0	1	1						
5 Albert Pujols, R OBP: 0.439, SLG: 0.571	1B				K					3	0	2	0	1	1	0						
15 Jim Edmonds, L OBP: 0.385, SLG: 0.438	K				F9					3	0	0	0	1	2	5						
43 Juan Encarnacion, R OBP: 0.324, SLG: 0.375										3	1	1	0	0	1	3						
27 Scott Rolen, R OBP: 0.281, SLG: 0.250	F9									4	1	1	0	0	0	4						
Ronnie Belliard, R OBP: 0.385, SLG: 0.343			F7							4	0	1	0	0	1	2						
4 Yadier Molina, R OBP: 0.371, SLG: 0.469	G3									3	0	0	0	1	0	3						
29 Chris Carpenter, R OBP: 0.111, SLG: 0.111										2	0	0	0	0	0	1						
16 Chris Duncan, L OBP: 0.250, SLG: 0.357										1	0	0	0	0	0	1						
41 Braden Looper, R Tyler Johnson, S So Taguchi, R OBP: 1.000, SLG: 2.750	P4				G4-3			G4-6-3		0	0	0	0	0	0	0						
<b>Inning Stats</b>	R: 0 E: 0 K: 1 S: 16	H: 2 LOB: 3 BB: 0 P: 27	R: 0 E: 0 K: 0 S: 9	H: 0 LOB: 0 BB: 0 P: 14	R: 0 E: 0 K: 2 S: 8	H: 0 LOB: 2 BB: 2 P: 20	R: 0 E: 0 K: 1 S: 7	H: 0 LOB: 1 BB: 1 P: 13	R: 0 E: 0 K: 1 S: 8	H: 0 LOB: 0 BB: 0 P: 12	R: 0 E: 0 K: 0 S: 9	H: 0 LOB: 0 BB: 0 P: 18	R: 0 E: 0 K: 0 S: 10	H: 1 LOB: 0 BB: 0 P: 12	R: 0 E: 0 K: 1 S: 9	H: 1 LOB: 1 BB: 0 P: 12	R: 2 E: 0 K: 0 S: 17	H: 3 LOB: 1 BB: 0 P: 24	1B: 5 2B: 2 HR: 0	SF: 0 SAC: 0 DP: 2 HBP: 1	WP: 0 PB: 0 SB: 1 CS: 0	PA: 37
<b>PITCHER</b>	IP WLS BF H R ER SO BB IBB HBP BLK WP HR S P ERA WHIP																					
33 John Maine, R ERA: 2.63	5.1 W 23 2 0 0 5 3 1 1 0 0 0 54 98 0.00 0.938																					
Chad Bradford, R ERA:	6.1 1.0 H 3 1 0 0 0 0 0 0 0 0 0 10 14 0.00 1.000																					
59 Guillermo Mota, R ERA: 5.4	7.1 0.2 H 1 0 0 0 0 0 0 0 0 0 0 3 4 0.00 0.000																					
Aaron Heilman, R ERA: 1.69	8.1 1.0 4 1 0 0 1 0 0 0 0 0 0 9 12 0.00 1.000																					
13 Billy Wagner, L ERA: 9.53	9.1 1.0 6 3 2 2 0 0 0 0 0 0 0 0 17 24 18.00 3.000																					
<b>Batter</b>	<b>1</b>	<b>2</b>	<b>3</b>	<b>4</b>	<b>5</b>	<b>6</b>	<b>7</b>	<b>8</b>	<b>9</b>	<b>AB</b>	<b>R</b>	<b>H</b>	<b>RBI</b>	<b>BB</b>	<b>SO</b>	<b>LOB</b>	<b>BOTTOM</b>					
7 José Reyes, S OBP: 0.333, SLG: 0.436	HR		FC3-6		G4-3					4	2	3	1	0	0	1	<b>St. Louis Cardinals @ New York Mets</b> Shea Stadium, Flushing, NY Wed Oct 18 2006, 8:19 PM EDT Att: 56,334 - Partly Cloudy - 69 F					
16 Paul Lo Duca, R OBP: 0.350, SLG: 0.361	F8		G5-3		G4-3					4	0	1	2	0	0	2						
15 Carlos Beltrán, S OBP: 0.425, SLG: 0.563	G3-1				G6-3					4	1	1	0	0	0	2						
21 Carlos Delgado, L OBP: 0.410, SLG: 0.778	F7									4	0	0	0	0	0	3						
5 David Wright, R OBP: 0.316, SLG: 0.394	G5-3									4	0	1	0	0	1	0						
20 Shawn Green, L OBP: 0.324, SLG: 0.448										3	0	2	1	0	1	0						
22 Jose Valentin, S OBP: 0.286, SLG: 0.233	G4-6-3									4	0	0	0	0	0	4						
10 Endy Chavez, L OBP: 0.226, SLG: 0.290										4	0	1	0	0	0	3						
33 John Maine, R Chad Bradford, R 59 Guillermo Mota, R Michael Tucker, L Aron Heilman, R 13 Billy Wagner, L										2	0	0	0	0	0	2						
<b>Inning Stats</b>	R: 1 E: 0 K: 0 S: 10	H: 1 LOB: 0 BB: 0 P: 15	R: 0 E: 0 K: 0 S: 5	H: 1 LOB: 0 BB: 0 P: 9	R: 0 E: 0 K: 1 S: 9	H: 1 LOB: 1 BB: 0 P: 14	R: 1 E: 0 K: 0 S: 11	H: 3 LOB: 2 BB: 0 P: 17	R: 0 E: 0 K: 2 S: 8	H: 0 LOB: 0 BB: 0 P: 11	R: 2 E: 1 K: 0 S: 16	H: 3 LOB: 2 BB: 0 P: 26	R: 0 E: 0 K: 0 S: 6	H: 0 LOB: 1 BB: 0 P: 13	R: 0 E: 0 K: 0 S: 6	H: 0 LOB: 1 BB: 0 P: 13		1B: 9 2B: 0 3B: 0 HR: 1	SF: 0 SAC: 0 DP: 1 HBP: 1	WP: 0 PB: 0 SB: 3 CS: 0	PA: 35	
<b>PITCHER</b>	IP WLS BF H R ER SO BB IBB HBP BLK WP HR S P ERA WHIP																					
29 Chris Carpenter, R ERA: 3.7	6.0 L 24 7 2 2 4 0 0 0 0 0 0 11 52 76 3.00 1.167																					
41 Braden Looper, R ERA: 4.28	7.1 0.2 5 3 2 2 0 0 0 0 0 0 0 11 17 27.00 4.500																					
Tyler Johnson, L ERA: 1.42	7.1 1.1 6 0 0 0 0 0 0 0 0 0 0 11 22 0.00 0.000																					

Table with 13 columns: Batter, 1-9, AB, R, H, RBI, BB, SO, LOB, and TOP/BOTTOM. It contains two pages of baseball scorecards for the St. Louis Cardinals vs New York Mets game on Oct 19, 2006. The top page shows the top half of the game, and the bottom page shows the bottom half. Each row includes a batter's name, statistics, and a strike zone diagram with pitch locations. The bottom of each page includes 'Inning Stats' and 'PITCHER' information.



Batter	1	2	3	4	5	6	7	8	9	AB	R	H	RBI	BB	SO	LOB	TOP	
22 David Eckstein, R OBP: 0.283, SLG: 0.240	G6-3		P5			G5-3		G4-6-3		4	0	0	0	0	0	1	<b>St. Louis Cardinals @ Detroit Tigers</b> Comerica Park, Detroit, MI Sun Oct 22 2006, 7:30 PM EDT Att: 42,533 - Rain - 44 F	
26 Scott Spiezio, S OBP: 0.286, SLG: 0.400	K		G5-3			BB		L9		3	0	0	0	1	1	0		
5 Albert Pujols, R OBP: 0.434, SLG: 0.558	27 1B BB				G1-3		L7	G5-3		3	0	0	0	1	0	1		
27 Scott Rolen, R OBP: 0.318, SLG: 0.400	1B				F8			K		4	1	2	0	0	1	1		
43 Juan Encarnacion, R OBP: 0.285, SLG: 0.279	G1-3				G6-3			K		4	0	0	0	0	1	3		
15 Jim Edmonds, L OBP: 0.412, SLG: 0.452	K				BB			F8		3	0	1	1	1	1	0		
3 Preston Wilson, R OBP: 0.226, SLG: 0.241	G1-3				F8			G6-3		3	0	0	0	0	0	1		
4 Yadier Molina, R OBP: 0.362, SLG: 0.500	F7				F9			FC6-4 1B		4	0	1	0	0	0	4		
Aaron Miles, S OBP: 0.375, SLG: 0.625			K		L1			FC6-4 22 G4-6-3		3	0	0	0	0	1	2	<b>AB 31</b> <b>R 1</b> <b>H 4</b> <b>RBI 1</b> <b>BB 3</b> <b>SO 5</b> <b>LOB 13</b>	
<b>Inning Stats</b>	R: 0 H: 1 E: 0 K: 1 S: 11	L: 1 LOB: 2 BB: 1 P: 18	R: 0 H: 0 E: 0 K: 1 S: 9	L: 0 LOB: 0 BB: 0 P: 14	R: 0 H: 0 E: 0 K: 1 S: 6	L: 0 LOB: 0 BB: 0 P: 10	R: 0 H: 0 E: 0 K: 0 S: 5	L: 0 LOB: 1 BB: 1 P: 8	R: 0 H: 0 E: 0 K: 1 S: 8	L: 0 LOB: 0 BB: 0 P: 16	R: 0 H: 1 E: 0 K: 0 S: 5	L: 1 LOB: 0 BB: 0 P: 6	R: 1 H: 2 E: 1 K: 0 S: 10	L: 2 LOB: 3 BB: 0 P: 15	1B: 3 2B: 1 3B: 0 HR: 0	SF: 0 SAC: 0 DP: 1 HBP: 1		WP: 0 PA: 35 PB: 0 SB: 0 CS: 0
<b>PITCHER</b>	IP WLS BF H R ER SO BB IBB HBP BLK WP HR S P ERA WHIP																	
37 Kenny Rogers, L ERA: 1.29	8.0	W	28	2	0	0	5	3	0	0	0	0	0	0	0	0	0.00	0.625
59 Todd Jones, R ERA: 0.00	1.0	S	7	2	1	0	0	0	0	1	0	0	0	0	0	0	0.00	2.000

Batter	1	2	3	4	5	6	7	8	9	AB	R	H	RBI	BB	SO	LOB	BOTTOM		
28 Curtis Granderson, L OBP: 0.304, SLG: 0.561	F8	G4-6-3		K		G3		K2-3		5	0	0	0	0	2	5	<b>St. Louis Cardinals @ Detroit Tigers</b> Comerica Park, Detroit, MI Sun Oct 22 2006, 7:30 PM EDT Att: 42,533 - Rain - 44 F		
Craig Monroe, R OBP: 0.381, SLG: 0.838	HR		K	F6		14 HBP BB				3	1	1	1	1	1	3			
14 Placido Polanco, R OBP: 0.444, SLG: 0.439	G6-3		K	G6-3						3	0	0	0	0	1	3			
30 Magglio Ordonez, R OBP: 0.326, SLG: 0.513	9 2B 1B				G6-3	F7				4	1	2	0	0	0	2			
9 Carlos Guillen, S OBP: 0.488, SLG: 0.703	FC5 2B					1B 3B		G5-4-3 1B		3	1	3	1	1	0	0			
Ivan Rodriguez, R OBP: 0.185, SLG: 0.243	FC5		G3		K			G5-4-3		4	0	0	0	0	1	5			
Sean Casey, L OBP: 0.357, SLG: 0.423		F8		39 SH 15 1B HBP		1B		F8		3	0	1	1	0	0	0			
15 Brandon Inge, R OBP: 0.289, SLG: 0.353	39 1B 1B			39 SH 1B		K		K		4	0	2	0	0	2	1			
39 Ramon Santiago, S OBP: 0.154, SLG: 0.083	28 G4-6-3 1B			SH		K		G4-3		3	0	1	0	0	1	0			
<b>Inning Stats</b>	R: 2 H: 3 E: 0 K: 0 S: 14	L: 3 LOB: 1 BB: 0 P: 20	R: 0 H: 2 E: 0 K: 0 S: 6	L: 2 LOB: 0 BB: 0 P: 8	R: 0 H: 1 E: 0 K: 2 S: 13	L: 1 LOB: 2 BB: 1 P: 22	R: 0 H: 1 E: 0 K: 1 S: 13	L: 1 LOB: 3 BB: 0 P: 16	R: 1 H: 2 E: 0 K: 2 S: 13	L: 2 LOB: 1 BB: 0 P: 19	R: 0 H: 0 E: 0 K: 1 S: 8	L: 0 LOB: 0 BB: 1 P: 17	R: 0 H: 1 E: 0 K: 0 S: 9	L: 1 LOB: 0 BB: 0 P: 12	R: 0 H: 0 E: 0 K: 2 S: 9	L: 0 LOB: 0 BB: 0 P: 13	1B: 7 2B: 1 3B: 1 HR: 1	SF: 0 SAC: 1 DP: 2 HBP: 2	WP: 0 PA: 37 PB: 0 SB: 0 CS: 0
<b>PITCHER</b>	IP WLS BF H R ER SO BB IBB HBP BLK WP HR S P ERA WHIP																		
50 Adam Wainwright, R ERA: 0.00	0.1	L	1	0	0	0	0	0	0	0	0	0	0	0	0	0	0.00	0.000	
52 Josh Kinney, R ERA: 1.29	0.1	S	3	0	0	0	0	0	0	0	0	0	0	0	0	0	0.00	3.000	
34 Randy Flores, L ERA: 0.00	1.0	S	3	1	0	0	0	0	0	0	0	0	0	0	0	0	0.00	1.000	
48 Brad Thompson, R ERA: 0.00	0.2	S	2	0	0	0	1	0	0	0	0	0	0	0	0	0	0.00	0.000	

Batter	1	2	3	4	5	6	7	8	9	AB	R	H	RBI	BB	SO	LOB	TOP			
28 Curtis Granderson, L (1.8) OBP: 0.280, SLG: 0.511	K2-3		G4-3			K			F7	4	0	0	0	0	2	1	Detroit Tigers @ St. Louis Cardinals Busch Stadium, St. Louis, MO Tue Oct 24 2006, 7:00 PM CDT Att: 46,513 - Clear - 43 F  livebaseballscores.com			
Craig Monroe, R (1.7) OBP: 0.348, SLG: 0.756	F8			K		G6-3			G5-3	4	0	0	0	0	1	0				
14 Placido Polanco, R (1.4) OBP: 0.417, SLG: 0.409	G6-3			G6-3			L3			3	0	0	0	0	0	0				
30 Magglio Ordonez, R (1.9) OBP: 0.304, SLG: 0.476		L9			F9			F9		3	0	0	0	0	0	0				
9 Carlos Guillen, S (1.6) OBP: 0.455, SLG: 0.650		G1-3			K			F8		3	0	0	0	0	1	0				
Ivan Rodriguez, R (1.2) OBP: 0.182, SLG: 0.225		G4-3			G3				K	3	0	0	0	0	1	0				
Sean Casey, L (1.3) OBP: 0.387, SLG: 0.448			G4-3			1B			G5-4-3	3	0	2	0	0	0	0				
15 Brandon Inge, R (1.5) OBP: 0.293, SLG: 0.351										3	0	1	0	0	1	2				
56 Fernando Rodney, R (8.1)									G5-4-3	0	0	0	0	0	0	0				
31 Zach Miner, R (8.1)										0	0	0	0	0	0	0				
29 Nate Robertson, R (1.1) Alexis Gomez, L (6.9) Wilfredo Ledezma, L (6.1) 54 Joel Zumaya, R (6.1) Jason Grilli, R (7.1) 8 Neftali Perez, S (8.5) 20 Omar Infante, R (9.9)			SH1			G4-3			G5-3	0	0	0	0	0	0	0				
<b>Inning Stats</b>	R: 0 E: 0 K: 1 S: 8	H: 0 LOB: 0 BB: 0 P: 11	R: 0 E: 0 K: 0 S: 3	H: 0 LOB: 0 BB: 0 P: 4	R: 0 E: 0 K: 0 S: 5	H: 1 LOB: 1 BB: 0 P: 10	R: 0 E: 0 K: 1 S: 8	H: 0 LOB: 0 BB: 0 P: 11	R: 0 E: 0 K: 2 S: 9	H: 1 LOB: 0 BB: 0 P: 14	R: 0 E: 0 K: 1 S: 7	H: 0 LOB: 0 BB: 0 P: 10	R: 0 E: 0 K: 1 S: 8	H: 1 LOB: 0 BB: 0 P: 12	R: 0 E: 0 K: 0 S: 7	H: 0 LOB: 0 BB: 0 P: 11	1B: 3 2B: 0 3B: 0 HR: 0	SF: 0 SAC: 1 DP: 1 HBP: 0	WP: 1 PB: 0 SB: 0 CS: 0	PA: 29
<b>PITCHER</b>	IP WLS BF H R ER SO BB IBB HBP BLK WP HR S P ERA WHIP	8.0 W 26 3 0 0 6 0 0 0 0 0 0 55 82 0.00 0.375	1.0 3 0 0 0 0 0 0 0 0 0 0 7 11 0.00 0.000																	

Batter	1	2	3	4	5	6	7	8	9	AB	R	H	RBI	BB	SO	LOB	BOTTOM					
22 David Eckstein, R (1.6) OBP: 0.290, SLG: 0.259	B2-3		F8							4	1	2	0	1	0	0	Detroit Tigers @ St. Louis Cardinals Busch Stadium, St. Louis, MO Tue Oct 24 2006, 7:00 PM CDT Att: 46,513 - Clear - 43 F  livebaseballscores.com					
3 Preston Wilson, R (1.7) OBP: 0.278, SLG: 0.250	L4				K					3	1	1	0	2	1	1						
5 Albert Pujols, R (1.3) OBP: 0.431, SLG: 0.553	G6-3				P6					4	1	1	0	0	0	1						
27 Scott Rolen, R (1.5) OBP: 0.327, SLG: 0.386		K								4	1	1	0	1	1	4						
Ronnie Belliard, R (1.4) OBP: 0.320, SLG: 0.283	P3									4	0	0	0	0	1	6						
15 Jim Edmonds, L (1.8) OBP: 0.436, SLG: 0.477										2	0	1	2	2	1	0						
4 Yadier Molina, R (1.2) OBP: 0.373, SLG: 0.511										3	0	1	0	1	0	3						
So Taguchi, R (1.9) OBP: 0.500, SLG: 1.091			F8		F6					3	1	0	0	1	1	4						
29 Chris Carpenter, R (1.1) OBP: 0.083, SLG: 0.083			F8		P3					3	0	0	0	0	0	4						
41 Braden Looper, R (9.1)										0	0	0	0	0	0	0						
<b>Inning Stats</b>	R: 0 E: 0 K: 0 S: 6	H: 0 LOB: 0 BB: 0 P: 10	R: 0 E: 0 K: 1 S: 15	H: 0 LOB: 1 BB: 1 P: 24	R: 0 E: 0 K: 0 S: 5	H: 0 LOB: 0 BB: 0 P: 8	R: 2 E: 0 K: 0 S: 13	H: 3 LOB: 3 BB: 2 P: 28	R: 0 E: 0 K: 2 S: 15	H: 2 LOB: 2 BB: 0 P: 23	R: 0 E: 0 K: 2 S: 9	H: 1 LOB: 1 BB: 0 P: 16	R: 2 E: 1 K: 0 S: 13	H: 0 LOB: 2 BB: 3 P: 29	R: 1 E: 0 K: 0 S: 11	H: 1 LOB: 2 BB: 2 P: 25	1B: 4 2B: 3 3B: 0 HR: 0	SF: 0 SAC: 1 DP: 1 HBP: 1	WP: 1 PB: 0 SB: 0 CS: 0	PA: 40		
<b>PITCHER</b>	IP WLS BF H R ER SO BB IBB HBP BLK WP HR S P ERA WHIP	5.0 L 23 5 2 2 3 2 1 0 0 0 0 54 93 3.60 1.400	0.1 2 1 0 0 1 0 0 0 0 0 0 5 10 0.00 3.000	1.0 6 0 2 0 1 2 0 0 0 0 0 11 24 0.00 2.000	0.2 3 0 0 0 0 0 1 0 0 0 0 6 11 0.00 0.000	0.1 4 1 1 1 0 2 0 0 0 0 0 6 17 27.00 9.000																





Batter	1	2	3	4	5	6	7	8	9	AB	R	H	RBI	BB	SO	LOB	TOP																							
28 Curtis Granderson, L (1.8) OBP: 0.289, SLG: 0.491										3	0	1	0	1	1	0																								
Craig Monroe, R (1.7) OBP: 0.291, SLG: 0.620										4	0	0	0	0	2	3																								
54 Joel Zumaya, R (8.1)										0	0	0	0	0	0	0																								
9 Carlos Guillen, S (1.6) OBP: 0.434, SLG: 0.574										4	0	0	0	0	1	0																								
30 Magglio Ordonez, R (1.9) OBP: 0.255, SLG: 0.392										4	1	0	0	0	1	0																								
Sean Casey, L (1.3) OBP: 0.462, SLG: 0.730										4	1	3	2	0	1	0																								
39 Ramon Santiago, S (9, PR) OBP: 0.154, SLG: 0.083										0	0	0	0	0	0	0																								
Ivan Rodriguez, R (1.2) OBP: 0.212, SLG: 0.271										4	0	0	0	0	1	2																								
14 Placido Polanco, R (1.4) OBP: 0.375, SLG: 0.353										3	0	0	0	1	0	0																								
15 Brandon Inge, R (1.5) OBP: 0.327, SLG: 0.409										4	0	1	0	0	2	3																								
35 Justin Verlander, R (1.1) ERA: 2.43										2	0	0	0	0	1	1																								
Alexis Gomez, L (7, PH) ERA: 2.43										1	0	0	0	0	0	0																								
56 Fernando Rodney, R (7, L) ERA: 2.43										0	0	0	0	0	0	0																								
33 Marcus Thames, R (8, L) ERA: 2.43										0	0	0	0	0	0	0																								
Inning Stats	R: 0 E: 0 K: 2 S: 9	H: 0 LOB: 0 BB: 0 P: 13	R: 0 E: 0 K: 2 S: 9	H: 0 LOB: 0 BB: 0 P: 12	R: 0 E: 0 K: 0 S: 8	H: 2 LOB: 2 BB: 0 P: 12	R: 2 E: 1 K: 0 S: 7	H: 1 LOB: 1 BB: 0 P: 10	R: 0 E: 0 K: 1 S: 11	H: 1 LOB: 1 BB: 1 P: 16	R: 0 E: 0 K: 0 S: 5	H: 0 LOB: 0 BB: 0 P: 8	R: 0 E: 0 K: 2 S: 11	H: 0 LOB: 0 BB: 0 P: 17	R: 0 E: 0 K: 1 S: 14	H: 1 LOB: 3 BB: 1 P: 26	1B: 1 2B: 3 3B: 0 HR: 1	SF: 0 SAC: 0 DP: 0 HBP: 0	WP: 1 PB: 0 SB: 0 CS: 0	PA: 35																				
PITCHER	IP	WLS	BF	H	R	ER	SO	BB	IBB	HBP	BLK	WP	HR	S	P	ERA	WHIP	PITCHER						IP	WLS	BF	H	R	ER	SO	BB	IBB	HBP	BLK	WP	HR	S	P	ERA	WHIP
Jeff Weaver, R (1, L) ERA: 2.43	8.0	W	30	4	2	1	9	1	0	0	0	0	1	69	99	1.12	0.625							1.0	S	5	1	0	0	1	1	0	0	0	0	0	14	26	0.00	2.000
50 Adam Wainwright, R (9, L) ERA:	1.0	S	5	1	0	0	1	1	0	0	0	1	0	14	26	0.00	2.000							1.0	S	5	1	0	0	1	1	0	0	0	0	0	14	26	0.00	2.000

Detroit Tigers @ St. Louis Cardinals  
Busch Stadium, St. Louis, MO

AB 33  
R 2  
H 5  
RBI 2  
BB 2  
SO 10  
LOB 9



Fri Oct 27 2006, 7:00 PM CDT  
Att: 46,638 - Cloudy - 47 F

Batter	1	2	3	4	5	6	7	8	9	AB	R	H	RBI	BB	SO	LOB	BOTTOM																							
22 David Eckstein, R (1.6) OBP: 0.338, SLG: 0.365										4	1	2	2	0	0	1																								
16 Chris Duncan, L (1.9) OBP: 0.265, SLG: 0.318										2	0	0	0	1	1	2																								
3 Preston Wilson, R (7, L) OBP: 0.300, SLG: 0.257										0	0	0	0	1	0	0																								
5 Albert Pujols, R (1.3) OBP: 0.439, SLG: 0.519										3	0	1	0	1	1	2																								
15 Jim Edmonds, L (1.8) OBP: 0.381, SLG: 0.404										4	0	0	0	0	1	5																								
27 Scott Rolen, R (1.5) OBP: 0.351, SLG: 0.431										3	0	1	1	1	0	0																								
Ronnie Belliard, R (1.4) OBP: 0.296, SLG: 0.260										4	0	0	0	0	1	5																								
4 Yadier Molina, R (1.2) OBP: 0.424, SLG: 0.547											4	2	3	0	0	0																								
So Taguchi, R (1.7) OBP: 0.438, SLG: 0.867										3	1	1	0	0	1	1																								
Jeff Weaver, R (1, L) ERA: 2.35										3	0	0	0	0	0	3																								
26 Scott Spiezio, S (8, PH) ERA: 2.35										1	0	0	0	0	0	0																								
50 Adam Wainwright, R (9, L) ERA: 3.0										0	0	0	0	0	0	0																								
Inning Stats	R: 0 E: 0 K: 0 S: 15	H: 0 LOB: 3 BB: 3 P: 35	R: 1 E: 1 K: 1 S: 11	H: 2 LOB: 1 BB: 0 P: 17	R: 0 E: 0 K: 1 S: 9	H: 1 LOB: 0 BB: 0 P: 14	R: 2 E: 1 K: 0 S: 9	H: 2 LOB: 1 BB: 0 P: 15	R: 0 E: 0 K: 1 S: 5	H: 1 LOB: 1 BB: 0 P: 11	R: 1 E: 0 K: 0 S: 14	H: 2 LOB: 2 BB: 1 P: 25	R: 0 E: 0 K: 1 S: 5	H: 0 LOB: 0 BB: 0 P: 6	1B: 8 2B: 1 3B: 0 HR: 0	SF: 0 SAC: 1 DP: 1 HBP: 0	WP: 2 PB: 0 SB: 0 CS: 1	PA: 36																						
PITCHER	IP	WLS	BF	H	R	ER	SO	BB	IBB	HBP	BLK	WP	HR	S	P	ERA	WHIP	PITCHER						IP	WLS	BF	H	R	ER	SO	BB	IBB	HBP	BLK	WP	HR	S	P	ERA	WHIP
35 Justin Verlander, R (1, L) ERA: 3.82	6.0	L	27	6	3	1	4	3	0	0	0	0	0	58	101	1.50	1.500							1.0	S	6	0	0	0	0	0	0	5	6	0.00	0.000				
56 Fernando Rodney, R (7, L) ERA: 2.35	1.0		6	2	1	1	0	1	0	0	0	0	0	14	25	9.00	3.000							1.0	S	6	0	0	0	0	0	0	5	6	0.00	0.000				
54 Joel Zumaya, R (8, L) ERA: 3.0	1.0		3	0	0	0	1	0	0	0	0	0	0	5	6	0.00	0.000							1.0	S	6	0	0	0	0	0	0	5	6	0.00	0.000				

Detroit Tigers @ St. Louis Cardinals  
Busch Stadium, St. Louis, MO

AB 31  
R 4  
H 8  
RBI 3  
BB 4  
SO 5  
LOB 19



Fri Oct 27 2006, 7:00 PM CDT  
Att: 46,638 - Cloudy - 47 F