St. Louis Cardinals - 2007

Batter	1	2	3	4	5	6	7	8	9	AB	R	H	RBI	BB	SO	LOB
William Block, R (1, 4)	K		P4			K				3	0	0	0	0	2	0
Danny Bomback, S (1, 6)	F8			F8			G3-1			3	0	0	0	0	0	0
Robbie Widlansky, L (1, 7) OBP: 0.333, SLG: 1.333	G6-3			K			HR			3	1	1	1	0	1	0
Mike McKenna, R (1, 10)		G3		K			G6-3			1	0	0	0	0	0	0
44 Riaan Spanjer-Furstenburg (4, 10)										2	0	0	0	0	1	0
Dan Cook, S (1, 8) OBP: 0.333, SLG: 1.000		F8			G1-3		2B 3B			3	1	1	0	0	0	0
Alex Silversmith, R (1, 2) OBP: 1.000, SLG: 1.000		1B			F8		3-H 2B			1	0	1	0	0	0	0
Travis Ozga, S (2, 2) OBP: 0.500, SLG: 1.000										2	0	1	1	0	0	0
22 Billy Degnan, R (1, 3)		K			F8		K			3	0	0	0	0	2	2
Tyler Stevens, R (1, 5)			F9			F8				2	0	0	0	0	0	0
23 Justin Ferreira, R (1, 9)			K			K				2	0	0	0	0	2	0
Inning Stats	R: 0 E: 0 K: 1 S: 5 H: 0 LOB: 0 BB: 0 P: 5	R: 0 E: 0 K: 1 S: 6 H: 1 LOB: 1 BB: 0 P: 6	R: 0 E: 0 K: 1 S: 5 H: 0 LOB: 0 BB: 0 P: 5	R: 0 E: 0 K: 2 S: 7 H: 0 LOB: 0 BB: 0 P: 7	R: 0 E: 0 K: 0 S: 3 H: 0 LOB: 0 BB: 0 P: 3	R: 0 E: 0 K: 2 S: 7 H: 0 LOB: 0 BB: 0 P: 7	R: 2 E: 0 K: 1 S: 8 H: 3 LOB: 1 BB: 0 P: 8			1B: 1 2B: 1 3B: 1 HR: 1 SF: 0 SAC: 0 DP: 0 HBP: 0						

TOP

Florida Atlantic Owls @ St. Louis Cardinals

Roger Dean Stadium, Jupiter, FL

Mon Feb 26 2007, 1:05 PM EST

Att. 3,613 - Cloudy - 81 F

livebaseballscorecards.com

AB	25
R	2
H	4
RBI	2
BB	0
SO	8
LOB	2



PITCHER		IP	WLS	BF	H	R	ER	SO	BB	IBB	HBP	BLK	WP	HR	S	P	ERA	WHIP
71 Troy Cate, L	(1, 1)	2.0	W	7	1	0	0	2	0	0	0	0	0	0	11	11	0.00	0.500
ERA:																		
78 Kelvin Jimenez, R	(3, 1)	2.0	H	6	0	0	0	3	0	0	0	0	0	0	12	12	0.00	0.000
ERA:																		
72 Dennis Dove, R	(5, 1)	1.0	H	3	0	0	0	0	0	0	0	0	0	0	3	3	0.00	0.000
ERA:																		
79 Andy Cavazos, R	(6, 1)	1.0	H	3	0	0	0	2	0	0	0	0	0	0	7	7	0.00	0.000
ERA:																		
67 Mark Worrell, R	(7, 1)	1.0	S	6	3	2	2	1	0	0	0	0	0	1	8	8	18.00	3.000
ERA: 18.0																		

PITCHER	IP	WLS	BF	H	R	ER	SO	BB	IBB	HBP	BLK	WP	HR	S	P	ERA	WHIP

Batter	1	2	3	4	5	6	7	8	9	AB	R	H	RBI	BB	SO	LOB
68 Edgar Gonzalez, R (1, 4)	P4	K		K		FC4 63 SF8 76 HBP 1-2				4	0	0	0	0	2	1
76 Travis Hanson, L (1, 5) OBP: 0.750, SLG: 1.000	63 1B 2B		G3-1		70 E 75 E G1-3 BB	1-2 2-3 HBP				2	2	1	0	1	0	0
63 Ryan Ludwick, R (1, 9) OBP: 0.500, SLG: 0.667	86 BB BB 2-H 1B		2B 1B		K	SF8 2-3 3-H				3	0	2	2	0	1	1
Miguel Negron, L (1, 10) OBP: 0.500, SLG: 0.667	86 BB 1-2 BB		1-3 2B		G1-3 1-2	G4-3				3	0	1	0	1	0	3
70 Tagg Bozied, R (1, 3)	K		BB		E5 75 E 86 S 2-3					2	0	0	0	1	1	3
86 Cody Haerther, L (1, 7)	1-2 2-3 BB		K		75 E 1-2 BB					1	0	0	0	2	1	3
75 Brendan Ryan, R (1, 6)	K		F8		1 SAFE G4-3 1-2 2-3 3-H					3	0	0	0	0	1	8
84 Colby Rasmus, L (1, 8)		G6-3		L6		76 HBP 68 E 63 SF8 BB				2	1	0	0	1	0	0
81 Brian Esposito, R (1, 2) 82 Ryan Christianson, R (5, 2)		F7		K		P4				2 1	0 0	0 0	0 0	0 0	1 0	0 1
Inning Stats	R: 1 E: 0 K: 2 S: 9 H: 2 LOB: 3 BB: 2 P: 17	R: 0 E: 0 K: 1 S: 5 H: 0 LOB: 0 BB: 0 P: 5	R: 0 E: 0 K: 1 S: 7 H: 2 LOB: 3 BB: 1 P: 11	R: 0 E: 0 K: 2 S: 7 H: 0 LOB: 0 BB: 0 P: 7	R: 1 E: 2 K: 1 S: 7 H: 0 LOB: 2 BB: 2 P: 15	R: 1 E: 1 K: 0 S: 4 H: 0 LOB: 2 BB: 1 P: 10				1B: 2 2B: 2 3B: 0 HR: 0	SF: 1 SAC: 0 DP: 0 HBP: 1				WP: 0 PB: 0 SB: 1 CS: 0	PA: 31	

BOTTOM

Florida Atlantic Owls @ St. Louis Cardinals
Roger Dean Stadium, Jupiter, FL
Mon Feb 26 2007, 1:05 PM EST
Att. 3,613 - Cloudy - 81 F

livebaseballscorecards.com

AB	23
R	3
H	4
RBI	2
BB	6
SO	7
LOB	20

PITCHER		IP	WLS	BF	H	R	ER	SO	BB	IBB	HBP	BLK	WP	HR	S	P	ERA	WHIP
Branch Kloess, R ERA: 4.5	(1, 1)	2.0	L	10	2	1	1	3	2	0	0	0	0	0	14	22	4.50	2.000
Alex Pepe, L ERA:	(3, 1)	2.0		9	2	0	0	3	1	0	0	0	0	0	14	18	0.00	1.500
Andrew Tomlin, R ERA:	(5, 1)	1.0		6	0	1	0	1	2	0	0	0	0	0	7	15	0.00	2.000
Tony Bradley, L ERA:	(6, 1)	1.0		6	0	1	0	0	1	0	1	0	0	0	4	10	0.00	1.000

PITCHER	IP	WLS	BF	H	R	ER	SO	BB	IBB	HBP	BLK	WP	HR	S	P	ERA	WHIP

Florida Marlins @ St. Louis Cardinals

Roger Dean Stadium, Jupiter, FL

Wed Feb 28 2007, 1:05 PM EST

Att. 4,164 - Sunny - 79 F

TOP

livebaseballscorecards.com

Batter	1	2	3	4	5	6	7	8	9	AB	R	H	RBI	BB	SO	LOB
4 Alfredo Amezaga, S (1, 4) OBP: 0.333, SLG: 0.333	F7		F8			11 FC6-4 1-3 1B		1B		3	0	1	0	0	0	0
9 Joe Dillon, R (6, 4) OBP: 1.000, SLG: 1.000										1	0	1	0	0	0	0
11 Robert Andino, R (1, 6)	G5-3			F9		FC6-4 1-2f 3-H		G4-3		3	0	0	1	0	0	1
3 Zach Sorensen, S (6, 6)										1	0	0	0	0	0	1
8 Aaron Boone, R (1, 5)	F7			G4-3		F7			2B 1B	3	0	0	0	0	0	1
29 Scott Seabol, R (6, 5) OBP: 1.000, SLG: 1.000				SSS K						1	1	1	0	0	0	0
17 Mike Jacobs, L (1, 3)		G4-3				F7			21 1B 79 2B 1-H 2B	3	0	0	0	0	1	1
Jason Stokes, R (6, 3) OBP: 1.000, SLG: 2.000										1	1	1	1	0	0	0
27 Jeremy Hermida, L (1, 10)		BBBB 7 FC4-6 BB			G3-1		G4-3		SSS K	2	0	0	0	1	0	0
66 Chris Ashby, R (9, PH)										1	0	0	0	0	1	1
31 John Gall, R (1, 7)		CCC K			F7		G5-3		79 2B 2-3 1B	3	0	0	0	0	1	1
21 Joe Borchard, S (7, 7) OBP: 1.000, SLG: 1.000										1	0	1	0	0	0	0
7 Alejandro De Aza, L (1, 9) OBP: 0.333, SLG: 0.333		FC4-6 1-2f			1B		G3		1-3 3-H 2B	3	0	1	0	0	0	1
79 Brett Carroll, R (7, 9) OBP: 1.000, SLG: 2.000										1	0	1	1	0	0	0
20 Matt Treanor, R (1, 2)			P4		F8			F7	K	2	0	0	0	0	0	1
13 Paul Hoover, R (6, 2)								SSS		2	0	0	0	0	1	2
1 Eric Reed, L (1, 8) OBP: 0.500, SLG: 0.500			B1-3			4 1B 11 FC6-4 1B		P4	G4-3	2	1	1	0	0	0	0
Alex Sanchez, L (6, 8)										2	0	0	0	0	0	2

	AB	35
	R	3
	H	8
	RBI	3
	BB	1
	SO	4
	LOB	12

Inning Stats	1	2	3	4	5	6	7	8	9
	R: 0 E: 0 K: 0 S: 3	R: 0 E: 0 K: 1 S: 5	R: 0 E: 0 K: 0 S: 3	R: 0 E: 0 K: 1 S: 5	R: 0 E: 0 K: 0 S: 4	R: 1 E: 0 K: 0 S: 5	R: 0 E: 0 K: 0 S: 3	R: 0 E: 0 K: 0 S: 4	R: 2 E: 0 K: 2 S: 11
	H: 0 LOB: 0 BB: 0 P: 3	H: 0 LOB: 1 BB: 1 P: 9	H: 0 LOB: 0 BB: 0 P: 3	H: 0 LOB: 0 BB: 0 P: 5	H: 1 LOB: 1 BB: 0 P: 4	H: 2 LOB: 1 BB: 0 P: 5	H: 0 LOB: 0 BB: 0 P: 3	H: 1 LOB: 1 BB: 0 P: 4	H: 4 LOB: 2 BB: 0 P: 11

1B: 6	SF: 0	WP: 0	PA: 36
2B: 2	SAC: 0	PB: 0	
3B: 0	DP: 0	SB: 0	
HR: 0	HBP: 0	CS: 0	

PITCHER		IP	WLS	BF	H	R	ER	SO	BB	IBB	HBP	BLK	WP	HR	S	P	ERA	WHIP
50 Adam Wainwright, R ERA:	(1, 1)	3.0	W	10	0	0	0	1	1	0	0	0	0	0	11	15	0.00	0.333
62 Mike Smith, R ERA:	(4, 1)	2.0		7	1	0	0	1	0	0	0	0	0	0	9	9	0.00	0.500
Josh Hancock, R ERA: 9.0	(6, 1)	1.0	H	5	2	1	1	0	0	0	0	0	0	0	5	5	9.00	2.000
Brian Falkenborg, R ERA:	(7, 1)	1.0	H	3	0	0	0	0	0	0	0	0	0	0	3	3	0.00	0.000
66 Mike Sillman, R ERA:	(8, 1)	1.0		4	1	0	0	0	0	0	0	0	0	0	4	4	0.00	1.000

PITCHER		IP	WLS	BF	H	R	ER	SO	BB	IBB	HBP	BLK	WP	HR	S	P	ERA	WHIP
34 Randy Flores, L ERA: 18.0	(9, 1)	1.0		7	4	2	2	2	0	0	0	0	0	0	11	11	18.00	4.000

Batter	1	2	3	4	5	6	7	8	9	AB	R	H	RBI	BB	SO	LOB
22 David Eckstein, R (1, 6) OBP: 0.500, SLG: 0.500 19 Jolbert Cabrera, R (5, PH) OBP: 0.333, SLG: 0.333 (6, 6)	16 1B 5 G4-6-3 1B	SSS K			G5-3	FC5-2 2-3 3-H	2-H 1B			2 3	1 0	1 1	0 0	0 0	1 0	1 2
16 Chris Duncan, L (1, 7) OBP: 0.667, SLG: 0.667 Miguel Negron, L (6, 7)	5 G4-6-3 1-3 1B	CCC K			26 BB 55 1B 1B	SSS K		BBBB 76 G4-6-3 BB		3 1	1 0	2 0	0 0	0 1	1 1	0 2
5 Albert Pujols, R (1, 3) 76 Travis Hanson, L (6, 5)	G4-6-3 1-2f 3-H	L7			P5		BBBB 55 SH2-3 26 BB 35 E BB	1-2f G4-6-3		3 1	0 1	0 0	0 0	0 1	0 0	2 1
27 Scott Rolen, R (1, 5) 26 Scott Spiezio, S (4, 5) (6, 3) 84 Colby Rasmus, L (8, PH) (9, 8)	BBBB 3 1B BB	H HBP			BBBB 55 1B 1-2 BB		BBBB 35 E 55 SH2-3 49 1B 1-2 BB	BBBB BB		0 0 0	0 1 0	0 0 0	0 0 0	1 2 1	0 0 0	0 0 0
3 Preston Wilson, R (1, 9) OBP: 0.500, SLG: 0.500 55 Skip Schumaker, L (4, 9) OBP: 1.000, SLG: 1.000 (6, 8) 70 Tagg Bozied, R (8, PH) (9, 3)	1-3 1B	F9			1-3 2-H 1B		SH2-3 1-2 2-3	G4-3		2 1 1	0 0 0	1 1 0	0 1 0	0 1 0	0 0 0	1 0 1
53 John Rodriguez, L (1, 10) OBP: 0.500, SLG: 0.333	G3			4 G5-3 1B	G4-3		BBBB 35 E 49 1B BB			3	1	1	0	1	0	4
4 Yadier Molina, R (1, 2) OBP: 0.500, SLG: 0.500 35 Eli Marrero, R (6, PH) (7, 2)		G4-3 1B		G5-3 1-2		P6	E4 49 1B 75 SF8 1-2 2-3 3-H			2 2	0 1	1 0	0 1	0 0	0 0	1 2
So Taguchi, R (1, 8) 49 Rick Ankiel, L (6, 9) OBP: 1.000, SLG: 1.000		G4-3 1-2		F7		2B 19 FC5-2 1B	75 SF8 19 1B 1-3 2-H 3-H 1B			2 2	0 0	0 2	0 2	0 0	0 0	2 0
Aaron Miles, S (1, 4) OBP: 0.333, SLG: 0.667 75 Brendan Ryan, R (7, PH) (8, 4)	SSS K			F9		19 FC5-2 1-3 2B	SF8 1-2 3-H			3 0	0 0	1 0	0 1	0 0	1 0	2 0
Inning Stats	R: 1 E: 0 K: 0 S: 5 H: 3 LOB: 2 BB: 1 P: 9	R: 0 E: 0 K: 2 S: 8 H: 1 LOB: 1 BB: 0 P: 8	R: 0 E: 0 K: 1 S: 5 H: 0 LOB: 1 BB: 0 P: 6	R: 0 E: 0 K: 0 S: 4 H: 1 LOB: 1 BB: 0 P: 4	R: 1 E: 0 K: 0 S: 5 H: 2 LOB: 2 BB: 1 P: 9	R: 0 E: 0 K: 1 S: 7 H: 2 LOB: 2 BB: 0 P: 7	R: 4 E: 1 K: 0 S: 5 H: 2 LOB: 2 BB: 3 P: 17	R: 0 E: 0 K: 0 S: 2 H: 0 LOB: 1 BB: 2 P: 10		1B: 10 2B: 1 3B: 0 HR: 0	SF: 1 SAC: 1 DP: 2 HBP: 1					

BOTTOM

Florida Marlins @ St. Louis Cardinals

Roger Dean Stadium, Jupiter, FL

Wed Feb 28 2007, 1:05 PM EST
Att. 4,164 - Sunny - 79 F

livebaseballscorecards.com

AB	31
R	6
H	11
RBI	5
BB	7
SO	4
LOB	21

PITCHER		IP	WLS	BF	H	R	ER	SO	BB	IBB	HBP	BLK	WP	HR	S	P	ERA	WHIP
Scott Olsen, L ERA: 5.4	(1, 1)	1.2	L	9	4	1	1	1	1	0	0	0	0	0	10	14	5.40	3.000
65 Scott Tyler, R ERA:	(2, 1)	0.1		1	0	0	0	1	0	0	0	0	0	0	3	3	0.00	0.000
47 Ricky Nolasco, R ERA:	(3, 1)	2.0		8	1	0	0	1	0	0	1	0	0	0	9	10	0.00	0.500
Kevin Gregg, R ERA: 9.0	(5, 1)	1.0		6	2	1	1	0	1	0	0	0	0	0	5	9	9.00	3.000
58 Harvey Garcia, R ERA:	(6, 1)	1.0		5	2	0	0	1	0	0	0	0	0	0	7	7	0.00	2.000

PITCHER		IP	WLS	BF	H	R	ER	SO	BB	IBB	HBP	BLK	WP	HR	S	P	ERA	WHIP
Mike Koplove, R ERA: 27.0	(7, 1)	1.0		8	2	4	3	0	3	0	0	0	0	0	5	17	27.00	5.000
Felix Rodriguez, R ERA:	(8, 1)	1.0		4	0	0	0	0	2	0	0	0	0	0	2	10	0.00	2.000

WP: 0 PB: 0 SB: 0 CS: 0 PA: 41

Batter	1	2	3	4	5	6	7	8	9	AB	R	H	RBI	BB	SO	LOB
17 David Newhan, L (1, 7) OBP: 0.250, SLG: 0.571	F7		F9		F8		3B		E9 1B	5	1	2	3	0	0	1
10 Endy Chavez, L (1, 8) 61 Carlos Gómez, R (7, 8) OBP: 0.429, SLG: 0.667	K		2B		G1-3		E6		SF8	4	0	1	1	0	1	0
										0	0	0	1	0	0	0
3 Damion Easley, R (1, 5) OBP: 0.200, SLG: 0.200 92 Daniel Murphy, L (6, 5)	F8		F8		K		FC4-6		F8	3	0	0	0	0	1	1
										2	0	0	0	0	0	2
Julio Franco, R (1, 3) OBP: 0.571, SLG: 0.400 64 Mike Carp, L (6, 3) OBP: 0.500, SLG: 0.333		1B		BB		BB		L6	1B	1	0	1	0	2	0	0
										2	0	1	0	0	0	0
Ruben Sierra, S (1, 10) 89 Chip Ambres, R (8, PH) (8, 10)	F9			K		F8		K		3	0	0	0	0	1	3
										1	0	0	0	0	1	0
19 Sandy Alomar Jr., R (1, 2) 30 Mike DiFelice, R (6, 2)	F7			P3		G4-3		G1-3		3	0	0	0	0	0	3
										1	0	0	0	0	0	0
6 Ruben Gotay, S (1, 4) OBP: 0.429, SLG: 0.571	G1-3			2B			P6		1B	4	1	2	0	0	0	1
4 Ben Johnson, R (1, 9) OBP: 0.714, SLG: 0.800			BB	F9			1B		HBP	2	2	1	0	1	0	2
1 Anderson Hernandez, S (1, 6) OBP: 0.222, SLG: 0.125			F8		K		FC4-6		BB	3	2	0	0	1	1	2
Inning Stats	R: 0 E: 0 K: 1 S: 5 H: 0 LOB: 0 BB: 0 P: 5		R: 1 E: 0 K: 0 S: 5 H: 1 LOB: 1 BB: 1 P: 9	R: 0 E: 0 K: 1 S: 6 H: 1 LOB: 2 BB: 1 P: 10	R: 0 E: 0 K: 1 S: 5 H: 0 LOB: 0 BB: 0 P: 5	R: 0 E: 0 K: 1 S: 5 H: 0 LOB: 1 BB: 1 P: 9	R: 2 E: 1 K: 0 S: 6 H: 2 LOB: 1 BB: 0 P: 6	R: 0 E: 0 K: 1 S: 5 H: 0 LOB: 0 BB: 0 P: 5	R: 3 E: 2 K: 0 S: 7 H: 3 LOB: 2 BB: 1 P: 13	1B: 5 2B: 2 3B: 1 HR: 0	SF: 1 SAC: 0 DP: 0 HBP: 1		WP: 0 PB: 0 SB: 1 CS: 0	PA: 40			

PITCHER		IP	WLS	BF	H	R	ER	SO	BB	IBB	HBP	BLK	WP	HR	S	P	ERA	WHIP
41 Braden Looper, R ERA: 3.0	(1, 1)	3.0		12	2	1	1	1	1	0	0	0	0	0	14	18	3.00	1.000
31 Ryan Franklin, R ERA:	(4, 1)	1.0		5	1	0	0	1	1	0	0	0	0	0	6	10	0.00	2.000
Ricardo Rincon, L ERA:	(5, 1)	1.0		3	0	0	0	1	0	0	0	0	0	0	5	5	0.00	0.000
60 Chris Narveson, L ERA: 4.5	(6, 1)	2.0		10	2	2	1	1	1	0	0	0	0	0	11	15	4.50	1.500
78 Kelvin Jimenez, R ERA:	(8, 1)	1.0	H	3	0	0	0	1	0	0	0	0	0	0	5	5	0.00	0.000

PITCHER		IP	WLS	BF	H	R	ER	SO	BB	IBB	HBP	BLK	WP	HR	S	P	ERA	WHIP
52 Josh Kinney, R ERA: 27.0	(9, 1)	1.0	L	7	3	3	3	0	1	0	1	0	0	0	7	13	27.00	4.000

TOP

New York Mets @ St. Louis Cardinals

Roger Dean Stadium, Jupiter, FL

Fri Mar 02 2007, 1:05 PM EST

Att. 1 - Partly Cloudy - 84 F

livebaseballscorecards.com

AB	34
R	6
H	8
RBI	5
BB	4
SO	5
LOB	15

Batter	1	2	3	4	5	6	7	8	9	AB	R	H	RBI	BB	SO	LOB
So Taguchi, R (1, 8) OBP: 0.143, SLG: 0.143	G5-3	G3		16 G4-3 5 1B 1-2 2-3 3-H 1B		G6-4-3 1-2f			K	5	1	1	1	0	1	2
16 Chris Duncan, L (1, 7) OBP: 0.375, SLG: 0.750	G3		G4-3	G4-3 1-2 2-3 3-H			G6-3		K	3	0	0	1	0	0	2
Miguel Negron, L (5, 7)										2	0	0	0	0	1	0
5 Albert Pujols, R (1, 3) OBP: 0.222, SLG: 0.125	BB 26 2B		K	2-H 3-H 1B			K			2	0	1	2	1	1	0
70 Tagg Bozied, R (6, 3) OBP: 0.250, SLG: 0.250										1	0	0	0	0	1	0
26 Scott Spiezio, S (1, 5) OBP: 0.667, SLG: 1.167	1-3 2B		BB	F8			1B			3	0	2	0	1	0	1
76 Travis Hanson, L (7, PR)										0	0	0	0	0	0	0
(8, 5)																
3 Preston Wilson, R (1, 10) OBP: 0.167, SLG: 0.167	G4-3		G5-3		K		K			4	0	0	0	0	2	4
53 John Rodriguez, L (1, 9) OBP: 0.571, SLG: 0.400		4 2B SF9 1B		F8	1-1 4 G5-4-3 HBP			G3		2	1	1	0	0	0	0
55 Skip Schumaker, L (5, PR) OBP: 0.400, SLG: 0.400										1	0	0	0	0	0	0
(6, 9)																
4 Yadier Molina, R (1, 2) OBP: 0.600, SLG: 0.800		SF9 1-3 2B		68 1B 1B 1B 1B	G5-4-3 1-2f			L6		3	1	2	0	0	0	1
Gary Bennett, R (6, 2)										1	0	0	0	0	0	0
Aaron Miles, S (1, 6) OBP: 0.250, SLG: 0.429	SF9 2-3 3-H			1B 16 G4-3 1-2 1B 68 1B	K			F9		2	1	1	1	0	1	0
63 Ryan Ludwick, R (8, PH) OBP: 0.333, SLG: 0.333										1	0	0	0	0	0	0
19 Jolbert Cabrera, R (9, 6) OBP: 0.167, SLG: 0.167										0	0	0	0	0	0	0
68 Edgar Gonzalez, R (1, 4) OBP: 0.800, SLG: 1.667	K			16 G4-3 5 1B 1-2 2-3 1B	BB G6-4-3				G6-3	2	1	1	0	1	1	1
75 Brendan Ryan, R (6, PR)										0	0	0	0	0	0	0
(7, 4)																
49 Rick Ankiel, L (9, PH) OBP: 0.286, SLG: 0.286										1	0	0	0	0	0	0
Inning Stats	R: 0 E: 0 K: 0 S: 4 H: 1 LOB: 2 BB: 1 P: 8	R: 1 E: 0 K: 1 S: 7 H: 2 LOB: 1 BB: 0 P: 7	R: 0 E: 0 K: 1 S: 5 H: 0 LOB: 1 BB: 1 P: 9	R: 4 E: 0 K: 0 S: 8 H: 5 LOB: 1 BB: 0 P: 8	R: 0 E: 0 K: 1 S: 5 H: 0 LOB: 1 BB: 0 P: 6	R: 0 E: 0 K: 1 S: 4 H: 0 LOB: 1 BB: 1 P: 8	R: 0 E: 0 K: 2 S: 8 H: 1 LOB: 1 BB: 0 P: 8	R: 0 E: 0 K: 0 S: 3 H: 0 LOB: 0 BB: 0 P: 3	R: 0 E: 0 K: 2 S: 7 H: 0 LOB: 0 BB: 0 P: 7	1B: 7 2B: 2 3B: 0 HR: 0	SF: 1 SAC: 0 DP: 2 HBP: 1						

PITCHER	IP	WLS	BF	H	R	ER	SO	BB	IBB	HBP	BLK	WP	HR	S	P	ERA	WHIP
35 Aaron Sele, R (1, 1) ERA: 4.5	2.0		10	3	1	1	1	1	0	0	0	0	0	11	15	4.50	2.000
78 Kevin Mulvey, R (3, 1) ERA: 18.0	2.0		12	5	4	4	1	1	0	0	0	0	0	13	17	18.00	3.000
71 Willie Collazo, L (5, 1) ERA:	1.0		3	0	0	0	1	0	0	1	0	0	0	5	6	0.00	0.000
72 Adam Bostick, L (6, 1) ERA:	1.0		3	0	0	0	1	1	0	0	0	0	0	4	8	0.00	1.000
70 Joe Smith, R (7, 1) ERA:	1.0		4	1	0	0	2	0	0	0	0	0	0	8	8	0.00	1.000

PITCHER	IP	WLS	BF	H	R	ER	SO	BB	IBB	HBP	BLK	WP	HR	S	P	ERA	WHIP
Scott Schoeneweis, L (8, 1) ERA:	1.0	W	3	0	0	0	0	0	0	0	0	0	0	3	3	0.00	0.000
68 Lino Urdaneta, R (9, 1) ERA:	1.0	S	3	0	0	0	2	0	0	0	0	0	0	7	7	0.00	0.000

BOTTOM

New York Mets @ St. Louis Cardinals

Roger Dean Stadium, Jupiter, FL

Fri Mar 02 2007, 1:05 PM EST

Att. 1 - Partly Cloudy - 84 F

livebaseballscorecards.com

AB	33
R	5
H	9
RBI	5
BB	3
SO	8
LOB	11

PA: 38

WP: 0 PB: 0 SB: 0 CS: 0

Batter	1	2	3	4	5	6	7	8	9	AB	R	H	RBI	BB	SO	LOB
4 Alfredo Amezaga, S (1, 6) OBP: 0.222, SLG: 0.125	C C C 0-3 ① K		x 0-0 ③ F7			x 0-0 ② G5-3		x 0-0 ② F9		2	0	0	0	0	1	0
3 Zach Sorensen, S (5, 6)										2	0	0	0	0	0	0
6 Dan Uggla, R (1, 4) OBP: 0.333, SLG: 0.200	x 0-0 ② 1B			x 0-0 ① G5-3		x 0-0 E6 8 FC6-4		x 0-0 ③ F8		2	0	1	0	0	0	0
29 Scott Seabol, R (5, 4) OBP: 0.333, SLG: 0.200										2	0	0	0	0	0	0
8 Aaron Boone, R (1, 3) OBP: 0.111, SLG: 0.111	x 0-0 ③ F8			x 0-0 ② F9		x 0-0 ③ FC6-4 1-2f			S S S 0-3 ① K	3	0	0	0	0	0	1
Jason Stokes, R (6, 3) OBP: 0.333, SLG: 0.667										1	0	0	0	0	1	0
14 Josh Willingham, R (1, 7) OBP: 0.667, SLG: 0.667		x 0-0 ① G5-3		x 0-0 ③ F7			x 0-0 ① G1-3		x 0-0 ② G4-3	2	0	0	0	0	0	0
31 John Gall, R (5, 7)										2	0	0	0	0	0	0
21 Joe Borchard, S (1, 9) OBP: 0.667, SLG: 0.833		x 0-0 ② F7			x 0-0 G4-3 1B		x 0-0 1B 28 SF9 1B		x 0-0 ③ G6-3	2	0	1	0	0	0	0
7 Alejandro De Aza, L (5, 9) OBP: 0.400, SLG: 0.400										2	1	1	0	0	0	0
Miguel Olivo, R (1, 10) OBP: 0.500, SLG: 0.600		B B B B 4-0 BB			x 0-0 ① ② G4-3 1-2f		x 0-0 1-3 1B			2	0	1	0	1	0	1
Alex Sanchez, L (7, PR)										0	0	0	0	0	0	0
(7, 10)																
28 Jason Wood, R (1, 5) OBP: 0.200, SLG: 1.000		C C C 0-3 ③ K			x 0-0 E6		x 0-0 ② SF9 3-H			2	0	0	1	0	1	1
9 Joe Dillon, R (7, 5) OBP: 0.500, SLG: 0.500										0	0	0	0	0	0	0
72 Brett Hayes, R (1, 2)			x 0-0 ① G6-3		x 0-0 ③ G5-3		x 0-0 ③ G6-3			2	0	0	0	0	0	1
70 Brad Davis, R (5, 2)										1	0	0	0	0	0	1
1 Eric Reed, L (1, 8) OBP: 0.200, SLG: 0.200			x 0-0 ② G3			x 0-0 ① G4-3		x 0-0 ① P6		3	0	0	0	0	0	0
Inning Stats	R: 0 E: 0 K: 1 S: 5 H: 1 LOB: 0 BB: 0 P: 5	R: 0 E: 0 K: 1 S: 5 H: 0 LOB: 1 BB: 1 P: 9	R: 0 E: 0 K: 0 S: 3 H: 0 LOB: 0 BB: 0 P: 3	R: 0 E: 0 K: 0 S: 3 H: 0 LOB: 0 BB: 0 P: 3	R: 0 E: 1 K: 0 S: 4 H: 1 LOB: 1 BB: 0 P: 4	R: 0 E: 1 K: 0 S: 4 H: 0 LOB: 1 BB: 0 P: 4	R: 1 E: 0 K: 0 S: 5 H: 2 LOB: 1 BB: 0 P: 5	R: 0 E: 0 K: 0 S: 3 H: 0 LOB: 0 BB: 0 P: 3	R: 0 E: 0 K: 1 S: 5 H: 0 LOB: 0 BB: 0 P: 5	1B: 4 2B: 0 3B: 0 HR: 0	SF: 1 SAC: 0 DP: 1 HBP: 0						

TOP

Florida Marlins @ St. Louis Cardinals

Roger Dean Stadium, Jupiter, FL

Sat Mar 03 2007, 1:05 PM EST
Att. 6,977 - Partly Cloudy - 83 F

livebaseballscorecards.com

AB	30
R	1
H	4
RBI	1
BB	1
SO	3
LOB	5

WP: 0 PB: 0 SB: 0 CS: 0 PA: 32

PITCHER		IP	WLS	BF	H	R	ER	SO	BB	IBB	HBP	BLK	WP	HR	S	P	ERA	WHIP
Kip Wells, R	(1, 1)	2.0		7	1	0	0	2	1	0	0	0	0	0	10	14	0.00	1.000
ERA:																		
71 Troy Cate, L	(3, 1)	2.0	W	6	0	0	0	0	0	0	0	0	0	0	6	6	0.00	0.000
ERA:																		
54 Randy Keisler, L	(5, 1)	2.0		8	1	0	0	0	0	0	0	0	0	0	8	8	0.00	0.500
ERA:																		
72 Dennis Dove, R	(7, 1)	1.0		5	2	1	1	0	0	0	0	0	0	0	5	5	9.00	2.000
ERA: 9.0																		
34 Randy Flores, L	(8, 1)	1.0		3	0	0	0	0	0	0	0	0	0	0	3	3	0.00	0.000
ERA: 9.0																		

PITCHER		IP	WLS	BF	H	R	ER	SO	BB	IBB	HBP	BLK	WP	HR	S	P	ERA	WHIP
66 Mike Sillman, R	(9, 1)	1.0		3	0	0	0	1	0	0	0	0	0	0	5	5	0.00	0.000
ERA:																		

Batter	1	2	3	4	5	6	7	8	9	AB	R	H	RBI	BB	SO	LOB
55 Skip Schumaker, L (1, 8) OBP: 0.556, SLG: 0.500	BBBB 4-0 27 PB 19 BB BB	X 0-0 ② F8		X 0-0 19 S 49 1B 2-H 1B		X 0-0 19 E 76 1B 1-2 1B	X 0-0 68 G6-3 2B			3	2	2	1	1	0	2
84 Colby Rasmus, L (7, PH) OBP: 1.000, SLG: 2.000 (8, 8)										1	0	1	0	0	0	0
19 Jolbert Cabrera, R (1, 6) OBP: 0.200, SLG: 0.111	BBBB 4-0 27 PB 1-2 BB	X 0-0 ③ P5		BBSSS 2-3 ② K 1-2		X 0-0 E4 53 HBP 76 1B BB 1-2 2-H	X 0-0 ② G6-3 2-3			3	1	0	0	1	1	4
68 Edgar Gonzalez, R (7, 4) OBP: 0.667, SLG: 1.250										1	0	0	0	0	0	1
49 Rick Ankiel, L (1, 10) OBP: 0.300, SLG: 0.300	SSS 0-3 ① K		X 0-0 ① G4-3	X 0-0 2-H 1B		X 0-0 ① P5	SSS 0-3 ③ K			3	0	1	1	0	1	2
83 Danilo Sanchez, R (6, PH) (7, 10)										1	0	0	0	0	0	2
63 Ryan Ludwick, R (7, PH) OBP: 0.250, SLG: 0.250 (8, 10)										1	0	0	0	0	1	1
27 Scott Rolen, R (1, 5)	BBBB 4-0 1-2 2-3 BB		X 0-0 ② F9	X 0-0 ③ P5		X 0-0 BB 53 HBP 1-2 2-H 1B		X 0-0 ① L5		2	0	0	0	1	0	1
76 Travis Hanson, L (6, 5) OBP: 0.400, SLG: 0.250										2	0	1	1	0	0	0
53 John Rodriguez, L (1, 9) OBP: 0.583, SLG: 0.444	SSS 0-3 ② K		SSS 0-3 ③ K		X 0-0 1B	H 1-0 BB 1-2 2-3 HBP		X 0-0 70 1B BB 1B		4	1	2	0	0	2	3
Miguel Negron, L (1, 7)	X 0-0 ③ P5			BBBB 4-0 4 S 4 1B BB	SSS 0-3 ① K	BBBB 4-0 1-2 2-3 3-H BB		X 0-0 ② F8		3	1	0	1	2	1	5
4 Yadier Molina, R (1, 2) OBP: 0.500, SLG: 0.625		X 0-0 ① G5-3		BX 1-0 35 2B 1-H 1B	X 0-0 ② F8	X 0-0 ② L5		BBBB 4-0 70 1B 1-2 BB		3	1	1	1	0	0	1
85 Bryan Anderson, L (6, PH)										1	0	0	0	0	0	3
Gary Bennett, R (7, 2)										0	0	0	0	1	0	0
35 Eli Marrero, R (1, 3) OBP: 0.286, SLG: 0.333		BBBB 4-0 75 1B BB		X 0-0 1-H 55 1B 2B	X 0-0 ③ P3	X 0-0 ③ F7		X 0-0 1-2 2-H 1B		3	1	1	1	1	0	4
70 Tagg Bozied, R (8, PH) OBP: 0.400, SLG: 0.400 (9, 3)										1	0	1	1	0	0	0
75 Brendan Ryan, R (1, 4) OBP: 0.286, SLG: 0.333		X 0-0 1-2 1B		SSS 0-3 ① K		X 0-0 19 E 55 1B 1B	X 0-0 ① G5-3	X 0-0 ③ F9		5	1	2	0	0	1	3
(7, 6)																
Inning Stats	R: 0 E: 0 K: 2 S: 7 H: 0 LOB: 3 BB: 3 P: 19	R: 0 E: 0 K: 0 S: 4 H: 1 LOB: 2 BB: 1 P: 8	R: 0 E: 0 K: 1 S: 5 H: 0 LOB: 0 BB: 0 P: 5	R: 4 E: 0 K: 2 S: 11 H: 4 LOB: 1 BB: 1 P: 18	R: 0 E: 0 K: 1 S: 6 H: 1 LOB: 1 BB: 0 P: 6	R: 3 E: 1 K: 0 S: 7 H: 3 LOB: 3 BB: 1 P: 12	R: 0 E: 0 K: 1 S: 6 H: 1 LOB: 1 BB: 0 P: 6	R: 1 E: 0 K: 0 S: 5 H: 2 LOB: 2 BB: 1 P: 9		1B: 10 2B: 2 3B: 0 HR: 0 SF: 0 SAC: 0 DP: 0 HBP: 1						

PITCHER		IP	WLS	BF	H	R	ER	SO	BB	IBB	HBP	BLK	WP	HR	S	P	ERA	WHIP
36 Aníbal Sánchez, R	(1, 1)	1.1		8	0	0	0	2	4	0	0	0	0	0	8	24	0.00	3.000
ERA:																		
Mike Koplove, R	(2, 1)	0.2		3	1	0	0	0	0	0	0	0	0	0	3	3	0.00	1.500
ERA: 16.2																		
74 Gaby Hernandez, R	(3, 1)	1.2	L	10	4	4	4	3	1	0	0	0	0	0	15	22	21.60	3.000
ERA: 21.6																		
Kevin Gregg, R	(4, 1)	1.1		5	1	0	0	1	0	0	0	0	0	0	7	7	0.00	0.750
ERA: 3.86																		
37 Renyel Pinto, L	(6, 1)	0.1		7	3	3	2	0	1	0	1	0	0	0	5	10	54.00	12.000
ERA: 54.0																		

PITCHER		IP	WLS	BF	H	R	ER	SO	BB	IBB	HBP	BLK	WP	HR	S	P	ERA	WHIP
Felix Rodriguez, R	(6, 1)	1.2		6	1	0	0	1	0	0	0	0	0	0	8	8	0.00	0.600
ERA:																		
22 Matt Lindstrom, R	(8, 1)	1.0		6	2	1	1	0	1	0	0	0	0	0	5	9	9.00	3.000
ERA: 9.0																		

BOTTOM

Florida Marlins @ St. Louis Cardinals

Roger Dean Stadium, Jupiter, FL

Sat Mar 03 2007, 1:05 PM EST
Att. 6,977 - Partly Cloudy - 83 F

livebaseballscorecards.com

AB	37
R	8
H	12
RBI	7
BB	7
SO	7
LOB	32

WP: 0 PA: 45
PB: 1
SB: 2
CS: 0

St. Louis Cardinals @ Florida Marlins

Roger Dean Stadium, Jupiter, FL

Sun Mar 04 2007, 1:05 PM EST

Att. 6,307 - Cloudy - 70 F

TOP

livebaseballscorecards.com

Batter	1	2	3	4	5	6	7	8	9	AB	R	H	RBI	BB	SO	LOB
So Taguchi, R (1, 8) OBP: 0.100, SLG: 0.100	G6-3	F8		E5		53 1B, 35 BB		E4		3	1	0	0	0	0	2
Miguel Negron, L (6, PH) OBP: 0.308, SLG: 0.100 (6, 8) (8, 7)				5 1B, 16 1B		1B		K		3	2	1	0	0	1	3
16 Chris Duncan, L (1, 7) OBP: 0.385, SLG: 0.615	K		G4-3	5 1B, 27 2B		K		76 G3-1, 70 SF, 63 1B	76 FC3-6, 35 1B	5	2	2	2	0	2	1
68 Edgar Gonzalez, R (8, 4) OBP: 0.714, SLG: 1.250				1B				1B	BB	0	0	0	0	1	0	0
5 Albert Pujols, R (1, 3) OBP: 0.333, SLG: 0.273	27 FC4-6		E5 26 BB, 27 1B			53 1B		K	76 FC3-6	3	0	2	1	0	0	0
35 Eli Marrero, R (5, 3) OBP: 0.400, SLG: 0.375	1B					BB			1B	2	0	1	0	1	1	2
27 Scott Rolen, R (1, 5) 48 Brad Thompson, R (5, 1) 53 John Rodriguez, L (5, PH) 64 Chris Lambert, R (4, 1) Tyler Johnson, S (7, 1) 70 Tagg Bozied, R (5, PH) Josh Hancock, R (5, 1) 82 Ryan Christianson, R (5, PH) 79 Andy Cavazos, R (5, 1)	FC4-6 1-2f		26 BB 1-2			1-2 2-H		SF 63 1B, 76 G3-1 84 WP 1-2 3-H	L5	3 0 1 0 0 0 0 1 0	0 0 0 0 0 0 0 0 0	2 0 1 0 0 0 0 0 0	1 0 1 0 0 0 0 0 0	0 0 0 0 0 0 0 0 0	0 0 0 0 0 0 0 0 0	1 0 0 0 0 0 0 2 0
26 Scott Spiezio, S (1, 10) OBP: 0.615, SLG: 0.875 (5, 5)		BB, 55 1B, WP BB	FC6-4 1-2 2-3 BB	G1-6-3		P3		G3-1 1-2 2-3	FC3-6 1-2f 2-3	2	1	0	0	2	0	3
76 Travis Hanson, L (7, 5) OBP: 0.286, SLG: 0.167										2	0	0	0	0	0	4
55 Skip Schumaker, L (1, 9) OBP: 0.462, SLG: 0.417		WP, BB, 75 G6-4-3 1-2 1B	F7		K		K	84 WP 2-3 3-H 1B	F8	4	1	1	0	0	2	3
63 Ryan Ludwick, R (8, PH) OBP: 0.333, SLG: 0.333 (8, 9)										2	1	1	1	0	0	2
Aaron Miles, S (1, 4) OBP: 0.250, SLG: 0.300		75 G6-4-3, WP 1-2 2-3 BB	FC6-4 1-2f	G3-1		K2-3		E3 BB, 75 1B 1-H 3-H		3	0	0	0	1	1	3
84 Colby Rasmus, L (8, PH) OBP: 0.667, SLG: 1.000 (8, 8)										1	1	0	0	0	0	0
Gary Bennett, R (1, 2) OBP: 0.444, SLG: 0.167		75 G6-4-3 1-2 2-3 3-H BB		E 16 1B 1B	G6-3	F9		75 1B 1-2 BB		3	1	1	0	2	0	0
81 Brian Esposito, R (9, 2)										0	0	0	0	0	0	0
75 Brendan Ryan, R (1, 6) OBP: 0.333, SLG: 0.364	G6-4-3 1-2f 2-3 3-H			F8		G4-3		E 16 1B 1B 1-2 2-H 1B		5	1	2	1	0	0	3

	AB	43
	R	12
	H	14
	RBI	8
	BB	7
	SO	7
	LOB	29

Inning Stats																																		
	R: 0	E: 0	K: 1	S: 6	H: 1	LOB: 1	BB: 0	P: 6	R: 2	E: 0	K: 0	S: 3	H: 1	LOB: 1	BB: 3	P: 15	R: 0	E: 1	K: 0	S: 5	H: 1	LOB: 3	BB: 1	P: 9	R: 3	E: 1	K: 0	S: 7	H: 4	LOB: 1	BB: 0	P: 7	R: 0	E: 0	K: 1	S: 5	H: 0	LOB: 0	BB: 0	P: 5
	R: 1	E: 0	K: 1	S: 7	H: 2	LOB: 2	BB: 1	P: 11	R: 0	E: 0	K: 2	S: 7	H: 0	LOB: 0	BB: 0	P: 7	R: 6	E: 3	K: 2	S: 14	H: 4	LOB: 2	BB: 1	P: 19	R: 0	E: 0	K: 0	S: 4	H: 1	LOB: 2	BB: 1	P: 8	1B: 13	2B: 1	3B: 0	HR: 0	SF: 1	SAC: 0	DP: 1	HBP: 0	WP: 3	PB: 0	SB: 0	CS: 0	PA: 51

PITCHER		IP	WLS	BF	H	R	ER	SO	BB	IBB	HBP	BLK	WP	HR	S	P	ERA	WHIP
Scott Olsen, L ERA: 6.75	(1, 1)	2.1	L	13	3	2	2	1	3	0	0	0	1	0	12	24	7.71	2.571
64 Paul Mildren, L ERA:	(3, 1)	0.2		3	0	0	0	0	1	0	0	0	0	0	2	6	0.00	1.500
71 Chris Volstad, R ERA: 6.75	(4, 1)	2.2		15	6	4	2	2	1	0	0	0	0	0	18	22	6.75	2.625
Randy Messenger, R ERA:	(6, 1)	1.1		4	0	0	0	2	0	0	0	0	0	0	8	8	0.00	0.000
40 Nate Field, R ERA: 5.4	(8, 1)	0.2		8	3	6	1	1	0	0	0	0	1	0	10	11	13.50	4.500

PITCHER		IP	WLS	BF	H	R	ER	SO	BB	IBB	HBP	BLK	WP	HR	S	P	ERA	WHIP
48 Lee Gardner, R ERA:	(8, 1)	1.1		8	2	0	0	1	2	0	0	0	0	0	8	16	0.00	3.000

BOTTOM

St. Louis Cardinals @ Florida Marlins

Roger Dean Stadium, Jupiter, FL

Sun Mar 04 2007, 1:05 PM EST
Att. 6,307 - Cloudy - 70 F

livebaseballscorecards.com

Batter	1	2	3	4	5	6	7	8	9	AB	R	H	RBI	BB	SO	LOB
2 Hanley Ramirez, R (1, 6) OBP: 0.300, SLG: 0.125 11 Robert Andino, R (7, 6) OBP: 0.286, SLG: 0.167	BBBB 4-0 6 G1-3 6 S BB		x 0-0 G5-3 ②			x 0-0 F9 ① 2-3			x 0-0 29 1B 9 1B SF8 1B	2 0 0 0 1 0 1 1 1 1 0 0 0 0						
6 Dan Uggla, R (1, 4) OBP: 0.222, SLG: 0.143 9 Joe Dillon, R (7, 4) OBP: 0.667, SLG: 0.667	BX 1-0 G1-3 ① 1-3		x 0-0 G5-3 ③			x 0-0 SF7 ② 3-H			x 0-0 29 1B 79 1B 1B 1-2	2 0 0 1 0 0 1 1 1 1 0 0 0 0						
Miguel Cabrera, R (1, 5) OBP: 0.111, SLG: 0.111 29 Scott Seabol, R (7, 5) OBP: 0.429, SLG: 0.333	x 0-0 G6-3 ②			x 0-0 F7 ①		SSS 0-3 K ③			x 0-0 79 1B 1B 1-2 2-3	3 0 0 0 0 1 1 1 0 1 0 0 0 0						
14 Josh Willingham, R (1, 7) OBP: 0.444, SLG: 0.333 21 Joe Borchard, S (8, 7) OBP: 0.571, SLG: 0.714	x 0-0 P4 ③			x 0-0 F7 ②			x 0-0 L5 ①		SSS 0-3 K ①	3 0 0 0 0 0 1 1 0 0 0 0 1 3						
17 Mike Jacobs, L (1, 3) Jason Stokes, R (8, 3) OBP: 0.250, SLG: 0.667		x 0-0 F9 ①		SSS 0-3 K ③			SSC 0-3 K ②		x 0-0 SF8 ② 3-H	3 0 0 0 0 2 0 0 0 0 1 0 0 0						
8 Aaron Boone, R (1, 10) OBP: 0.091, SLG: 0.091 79 Brett Carroll, R (7, PH) OBP: 0.667, SLG: 1.000 (8, 10)		x 0-0 L9 ②			x 0-0 G5-3 ①		x 0-0 G6-3 ③		x 0-0 1-2 2-H 1B	2 0 0 0 0 0 0 2 0 1 1 0 0 0						
27 Jeremy Hermida, L (1, 9)		BBBB 4-0 BB			x 0-0 G4-3 ②			x 0-0 L3 ①	x 0-0 F7 ③	3 0 0 0 1 0 2						
Miguel Olivo, R (1, 2) OBP: 0.375, SLG: 0.429 62 Nick Trzesniak, R (6, 2)		x 0-0 P4 ③			x 0-0 G6-3 ③			x 0-0 G6-3 ②		2 0 0 0 0 0 1 1 0 0 0 0 0 0						
Alex Sanchez, L (1, 8) OBP: 0.250, SLG: 0.375			x 0-0 G3 ①			x 0-0 2 F9 6 SF7 2B		x 0-0 L9 ③		3 1 1 0 0 0 0						
Inning Stats	R: 0 E: 0 K: 0 S: 3 H: 0 LOB: 1 BB: 1 P: 8	R: 0 E: 0 K: 0 S: 3 H: 0 LOB: 1 BB: 1 P: 7	R: 0 E: 0 K: 0 S: 3 H: 0 LOB: 0 BB: 0 P: 3	R: 0 E: 0 K: 1 S: 5 H: 0 LOB: 0 BB: 0 P: 5	R: 0 E: 0 K: 0 S: 3 H: 0 LOB: 0 BB: 0 P: 3	R: 1 E: 0 K: 1 S: 6 H: 1 LOB: 0 BB: 0 P: 6	R: 0 E: 0 K: 1 S: 5 H: 0 LOB: 0 BB: 0 P: 5	R: 0 E: 0 K: 0 S: 3 H: 0 LOB: 0 BB: 0 P: 3	R: 2 E: 0 K: 1 S: 9 H: 4 LOB: 2 BB: 0 P: 9	1B: 4 2B: 1 3B: 0 HR: 0 SF: 2 SAC: 0 DP: 0 HBP: 0							

	AB	30
	R	3
	H	5
	RBI	3
	BB	2
	SO	4
	LOB	10

WP: 0 PB: 0 SB: 1 CS: 0 PA: 34

PITCHER		IP	WLS	BF	H	R	ER	SO	BB	IBB	HBP	BLK	WP	HR	S	P	ERA	WHIP
23 Anthony Reyes, R ERA:	(1, 1)	2.0	W	8	0	0	0	0	2	0	0	0	0	0	6	15	0.00	1.000
48 Brad Thompson, R ERA:	(3, 1)	3.0	H	9	0	0	0	1	0	0	0	0	0	0	11	11	0.00	0.000
48 Brad Thompson, R ERA:	(5, 1)	3.0	H	9	0	0	0	1	0	0	0	0	0	0	11	11	0.00	0.000
64 Chris Lambert, R ERA: 9.0	(6, 1)	1.0		4	1	1	1	1	0	0	0	0	0	0	6	6	9.00	1.000
Tyler Johnson, L ERA: 4.5	(7, 1)	1.0		3	0	0	0	1	0	0	0	0	0	0	5	5	0.00	0.000
Josh Hancock, R ERA: 4.5	(8, 1)	1.0		3	0	0	0	0	0	0	0	0	0	0	3	3	0.00	0.000
79 Andy Cavazos, R ERA: 9.0	(9, 1)	1.0		7	4	2	2	1	0	0	0	0	0	0	9	9	18.00	4.000

Houston Astros @ St. Louis Cardinals

Roger Dean Stadium, Jupiter, FL

Mon Mar 05 2007, 1:05 PM EST

Att. 5,715 - Sunny - 67 F

TOP

livebaseballscorecards.com

Batter	1	2	3	4	5	6	7	8	9	AB	R	H	RBI	BB	SO	LOB
2 Chris Burke, R (1, 8) OBP: 0.250, SLG: 0.286	B B B B 4-0 28 F7-3 BB			B B B B 4-0 28 CS BB		X 0-0 ① G4-3	X 0-0 16 S 16 1B 1B		X 0-0 2B	1	0	0	0	2	0	0
65 Hunter Pence, R (6, 8) OBP: 0.727, SLG: 1.300										2	1	2	0	0	0	0
28 Adam Everett, R (1, 6) OBP: 0.333, SLG: 0.143	X 0-0 ① ② F7-3 1-1			B X 1-0 ① ② G6-3 1-2		C S C 0-3 ② K	B X 1-0 1-H 1B		X 0-0 ③ L7	2	0	0	0	0	0	2
16 Jason Lane, R (4, 3) OBP: 0.438, SLG: 0.857										3	0	1	1	0	1	1
Mike Lamb, L (1, 3) OBP: 0.250, SLG: 0.333	X 0-0 ③ F7			X 0-0 ③ G3-1		X 0-0 1B 2B	X 0-0 ③ F7			2	0	0	0	0	0	0
87 Tommy Manzella, R (4, 6) OBP: 0.750, SLG: 1.000										2	1	1	0	0	0	1
Morgan Ensberg, R (1, 5) OBP: 0.455, SLG: 0.800		X 0-0 ① P3			X 0-0 E7 1B SF9	X 0-0 2-H 1B		X 0-0 ① G3		3	1	1	1	0	0	0
20 Josh Anderson, L (6, 9) OBP: 0.250, SLG: 0.250										1	0	0	0	0	0	0
Luke Scott, L (1, 9) OBP: 0.500, SLG: 0.333		B C B C C 2-3 ② K			X 0-0 13 F8 SF9 2-3 1B	X 0-0 ③ F9		X 0-0 1B		3	0	1	0	0	1	1
72 Lou Santangelo, R (6, 2) OBP: 0.500, SLG: 0.333										1	0	1	0	0	0	0
Richard Hidalgo, R (1, 7)		X 0-0 ③ F9			X 0-0 ① SF9 1-2 3-H		X 0-0 ① G5-3	X 0-0 ② F7		2	0	0	1	0	0	0
Charlton Jimerson, R (7, 7)										1	0	0	0	0	0	1
4 Eric Bruntlett, R (1, 4) OBP: 0.417, SLG: 0.125			X 0-0 ① F9		B H 2-0 HBP		B B B B 4-0 13 G4-3 13 E 1 HR BB	X 0-0 ③ F9		1	0	0	0	1	0	0
10 Cody Ransom, R (7, PR) OBP: 0.500, SLG: 0.667										1	1	0	0	0	0	1
(7, 4)																
13 Eric Munson, L (1, 2) OBP: 0.273, SLG: 0.200			X 0-0 ② P5		X 0-0 ② F8 2-3		B 1 SAFE X 1-0 ② G4-3 1-3		X 0-0 ① L4	4	0	0	0	0	0	3
(6, 5)																
1 Mike Rodriguez, L (1, 10) OBP: 0.333, SLG: 0.667			X 0-0 ③ G3		X 0-0 ③ G3		X 0-0 3-H HR		X 0-0 ② G3-1	4	1	1	2	0	0	2

	AB	R	H	RBI	BB	SO	LOB
	33	5	8	5	3	2	12

Inning Stats																												
	R: 0 E: 0 K: 0 S: 2	H: 0 LOB: 0 BB: 1 P: 6		R: 0 E: 0 K: 1 S: 5	H: 0 LOB: 0 BB: 0 P: 7		R: 0 E: 0 K: 0 S: 3	H: 0 LOB: 0 BB: 0 P: 3		R: 0 E: 0 K: 0 S: 2	H: 0 LOB: 0 BB: 1 P: 7		R: 1 E: 1 K: 0 S: 5	H: 1 LOB: 2 BB: 0 P: 7		R: 1 E: 0 K: 1 S: 7	H: 2 LOB: 1 BB: 0 P: 7		R: 3 E: 1 K: 0 S: 6	H: 3 LOB: 1 BB: 1 P: 12		R: 0 E: 0 K: 0 S: 4	H: 1 LOB: 1 BB: 0 P: 4		R: 0 E: 0 K: 0 S: 4	H: 1 LOB: 1 BB: 0 P: 4		1B: 5 2B: 3 3B: 0 HR: 1	SF: 1 SAC: 0 DP: 1 HBP: 1		WP: 0 PB: 0 SB: 1 CS: 1	PA: 38

PITCHER	IP	WLS	BF	H	R	ER	SO	BB	IBB	HBP	BLK	WP	HR	S	P	ERA	WHIP
50 Adam Wainwright, R (1, 1) ERA:	4.0		12	0	0	0	1	2	0	0	0	0	0	12	23	0.00	0.500
62 Mike Smith, R (5, 1) ERA: 2.25	2.0	L	11	3	2	1	1	0	0	1	0	0	0	12	14	4.50	1.500
52 Josh Kinney, R (7, 1) ERA: 27.0	1.0		7	3	3	3	0	1	0	0	0	0	1	6	12	27.00	4.000
Ricardo Rincon, L (8, 1) ERA:	1.0		4	1	0	0	0	0	0	0	0	0	0	4	4	0.00	1.000
78 Kelvin Jimenez, R (9, 1) ERA:	1.0		4	1	0	0	0	0	0	0	0	0	0	4	4	0.00	1.000

PITCHER	IP	WLS	BF	H	R	ER	SO	BB	IBB	HBP	BLK	WP	HR	S	P	ERA	WHIP

BOTTOM

Houston Astros @ St. Louis Cardinals

Roger Dean Stadium, Jupiter, FL

Mon Mar 05 2007, 1:05 PM EST

Att. 5,715 - Sunny - 67 F

livebaseballscorecards.com

Batter	1	2	3	4	5	6	7	8	9	AB	R	H	RBI	BB	SO	LOB
26 Scott Spiezio, S (1, 4) OBP: 0.688, SLG: 0.900 (7, 5) 76 Travis Hanson, L (7, PH) OBP: 0.333, SLG: 0.143 (8, 5)	BBBB 4-0 BB		x 0-0 1-3 1B		x 0-0 1-3 1B		BBBB 4-0 BB		x 0-0 F7 ③	2 1	0 0	2 0	0 0	1 1	0 0	0 1
16 Chris Duncan, L (1, 7) OBP: 0.294, SLG: 0.471 63 Ryan Ludwick, R (8, 9) OBP: 0.333, SLG: 0.333	x 0-0 F7 ①		BBSSC 2-3 K ②		x 0-0 G4-3 ③		CSS 0-3 K ③			4 0	0 0	0 0	0 0	0 0	2 0	6 0
5 Albert Pujols, R (1, 3) OBP: 0.333, SLG: 0.286 55 Skip Schumaker, L (6, PR) OBP: 0.429, SLG: 0.385 (7, 9) (8, 7)	x 0-0 P5 ②		x 0-0 F8 ③			x 0-0 49 1B 1B		x 0-0 G6-3 ①		3 1	0 0	1 0	0 0	0 0	0 0	3 0
27 Scott Rolen, R (1, 5) OBP: 0.462, SLG: 0.333 70 Tagg Bozied, R (7, 3) OBP: 0.429, SLG: 0.500	x 0-0 F9 ③			x 0-0 F9 ①		x 0-0 F7 ①		x 0-0 1B		3 1	0 0	0 1	0 0	0 0	0 0	2 0
49 Rick Ankiel, L (1, 9) OBP: 0.385, SLG: 0.333 Aaron Miles, S (7, 4) OBP: 0.231, SLG: 0.273		BBBB 4-0 4 G5-4-3 BB		x 0-0 F8 ②		x 0-0 1-2 1B		x 0-0 F9 ②		2 1	0 0	1 0	0 0	1 0	0 0	0 1
3 Preston Wilson, R (1, 10) OBP: 0.111, SLG: 0.111 84 Colby Rasmus, L (8, PH) OBP: 0.500, SLG: 0.667 (9, 10)		CSC 0-3 K ①		x 0-0 F7 ③		CSS 0-3 K ②		x 0-0 G4-3 ③		3 1	0 0	0 0	0 0	0 0	2 0	3 1
4 Yadier Molina, R (1, 2) OBP: 0.500, SLG: 0.556 Gary Bennett, R (6, 2) OBP: 0.364, SLG: 0.125		x 0-0 G5-4-3 ②③ 1-2f			BBBB 4-0 L7-3 BB	x 0-0 F8 ③			x 0-0 G4-3 ①	1 2	0 0	0 0	0 0	1 0	0 0	1 2
So Taguchi, R (1, 8) OBP: 0.083, SLG: 0.083 Miguel Negron, L (7, PH) OBP: 0.333, SLG: 0.167 (8, 8)			x 0-0 E6 26 1B		x 0-0 L7-3 ①② 1-1		x 0-0 G6-3 ①		x 0-0 75 FC5-4 1B	2 2	0 0	0 1	0 0	0 0	0 0	1 0
19 Jolbert Cabrera, R (1, 6) OBP: 0.250, SLG: 0.182 53 John Rodriguez, L (7, PH) OBP: 0.571, SLG: 0.455 75 Brendan Ryan, R (8, 6) OBP: 0.308, SLG: 0.333			x 0-0 P4 ①		x 0-0 26 1B 1B		x 0-0 G4-3 ②		x 0-0 FC5-4 ② 1-2f	2 1 1	0 0 0	1 0 1	0 0 0	0 0 0	0 0 0	1 0 1
Inning Stats	R: 0 H: 0 E: 0 LOB: 1 K: 0 BB: 1 S: 3 P: 7	R: 0 H: 0 E: 0 LOB: 0 K: 1 BB: 1 S: 4 P: 8	R: 0 H: 1 E: 1 LOB: 2 K: 1 BB: 0 S: 7 P: 9	R: 0 H: 0 E: 0 LOB: 0 K: 0 BB: 0 S: 3 P: 3	R: 0 H: 2 E: 0 LOB: 2 K: 0 BB: 1 S: 4 P: 8	R: 0 H: 2 E: 0 LOB: 2 K: 1 BB: 0 S: 7 P: 7	R: 0 H: 0 E: 0 LOB: 1 K: 1 BB: 1 S: 5 P: 9	R: 0 H: 1 E: 0 LOB: 1 K: 0 BB: 0 S: 4 P: 4	R: 0 H: 1 E: 0 LOB: 1 K: 0 BB: 0 S: 4 P: 4	1B: 7 2B: 1 3B: 0 HR: 0	SF: 0 SAC: 0 DP: 2 HBP: 0			WP: 0 PB: 0 SB: 0 CS: 0	PA: 37		

	AB	33
	R	0
	H	7
	RBI	0
	BB	4
	SO	4
	LOB	23

PITCHER		IP	WLS	BF	H	R	ER	SO	BB	IBB	HBP	BLK	WP	HR	S	P	ERA	WHIP
64 Fernando Nieve, R ERA:	(1, 1)	2.0		7	0	0	0	1	2	0	0	0	0	0	7	15	0.00	1.000
71 Juan Gutierrez, R ERA: 4.5	(3, 1)	2.0	W	8	1	0	0	1	0	0	0	0	0	0	10	12	0.00	0.500
Chad Qualls, R ERA:	(5, 1)	1.0	H	5	2	0	0	0	1	0	0	0	0	0	4	8	0.00	3.000
59 Miguel Asencio, R ERA:	(6, 1)	1.0	H	5	2	0	0	1	0	0	0	0	0	0	7	7	0.00	2.000
21 Rick White, R ERA:	(7, 1)	2.0		8	1	0	0	1	1	0	0	0	0	0	9	13	0.00	1.000

PITCHER		IP	WLS	BF	H	R	ER	SO	BB	IBB	HBP	BLK	WP	HR	S	P	ERA	WHIP
55 Felipe Paulino, R ERA:	(9, 1)	1.0		4	1	0	0	0	0	0	0	0	0	0	4	4	0.00	1.000

Batter	1	2	3	4	5	6	7	8	9	10	AB	R	H	RBI	BB	SO	LOB
So Taguchi, R (1, 8) OBP: 0.063, SLG: 0.063 (7, 9) 34 Randy Flores, L (8, 1) 81 Brian Esposito, R (9, 2)	B B C X 2-1 F9 ①	X 0-0 F8 ③			1 SAFE B F X 1-1 FC4-6 16 CS ② 1-2f			X 0-0 G3 ① 1-2		S S S 0-3 K ①	4 0 0 0 0 0 4 0 0 0 0 0 0 0 1 0 0 0 0 1 0						
16 Chris Duncan, L (1, 7) OBP: 0.300, SLG: 0.450 19 Jolbert Cabrera, R (6, 5) OBP: 0.214, SLG: 0.154 (8, 6)	B X 1-0 1B		B B X 2-0 F8 ①		C S 0-2 CS ③ 1-2	X 0-0 L7 ①		X 0-0 P3 ②		X 0-0 G1-3 ②	3 0 1 0 0 0 0 2 0 0 0 0 0 1						
5 Albert Pujols, R (1, 3) OBP: 0.333, SLG: 0.353 Miguel Negron, L (6, PR) OBP: 0.353, SLG: 0.154 (6, 7) (9, 9)	C S B F X 1-2 L5 ②		X 0-0 P6 ②			B F B X 2-1 2B		X 0-0 G6-3 ③		B B B B 4-0 BB	3 0 1 0 0 0 1 1 0 0 0 1 0 1						
26 Scott Spiezio, S (1, 5) OBP: 0.579, SLG: 0.692 70 Tagg Bozied, R (6, 3) OBP: 0.444, SLG: 0.500	C F B B B F X 3-2 L3 ③		C B B F C 2-3 K ③			C B X 1-1 G1-3 ②			X 0-0 68 SH 76 BB 35 SF9 1B	X 0-0 G1-3 ③	3 0 0 0 0 1 2 2 1 1 0 0 0 1						
3 Preston Wilson, R (1, 10) OBP: 0.083, SLG: 0.083 76 Travis Hanson, L (8, 5) OBP: 0.400, SLG: 0.143		C F X 0-2 F8 ①		S B B F S 2-3 K ①		S S S 1-3 K ③			B B B 4-0 68 SH 1-2 BB		3 0 0 0 0 2 1 0 0 0 0 1 0 0						
53 John Rodriguez, L (1, 9) OBP: 0.563, SLG: 0.417 68 Edgar Gonzalez, R (7, PH) OBP: 0.625, SLG: 1.000 (7, 4)		B F B B B 4-1 4 1B 1B BB		X 0-0 P4 ②			S S S 0-3 K ①		X 0-0 SH 1-2 2-3		1 1 0 0 1 0 0 1 0 0 0 0 1 0						
4 Yadier Molina, R (1, 2) OBP: 0.462, SLG: 0.500 84 Colby Rasmus, L (7, 8) OBP: 0.400, SLG: 0.500 Josh Hancock, R (9, 1) Tyler Johnson, S (10, 1)		X 0-0 1B 1-2 1B		X 0-0 F7 ③			X 0-0 P6 ②		S S S 0-3 K ①		3 0 1 0 0 0 0 1 0 0 0 0 1 3 0 0 0 0 0 0 0 0 0 0 0 0 0 0						
Aaron Miles, S (1, 4) OBP: 0.333, SLG: 0.333 35 Eli Marrero, R (7, PH) OBP: 0.333, SLG: 0.333 (7, 2) (9, 7)		C B X 1-1 1-2 2-H 1B		B F B B B 4-1 75 FC6-4 BB			X 0-0 P6 ③		X 0-0 SF9 ② 3-H		1 0 1 1 1 0 0 1 0 0 1 0 0 0						
75 Brendan Ryan, R (1, 6) OBP: 0.267, SLG: 0.286 55 Skip Schumaker, L (8, PH) OBP: 0.438, SLG: 0.400 (8, 8)		X 0-0 F4 ②		X 0-0 FC6-4 FC4-6 ① 1-2f				X 0-0 G3 1B	X 0-0 F8 ③		2 0 0 0 0 0 3 2 0 1 0 0 0 2						

TOP

St. Louis Cardinals @ Baltimore Orioles

Fort Lauderdale Stadium, Ft. Lauderdale, FL

Tue Mar 06 2007, 1:05 PM EST

Att. 4,696 - Partly Cloudy - 70 F

livebaseballscorecards.com

AB	34
R	2
H	6
RBI	2
BB	4
SO	6
LOB	19

Inning Stats	1	2	3	4	5	6	7	8	9	10
	R: 0 E: 0 K: 0 S: 11 H: 1 LOB: 1 BB: 0 P: 18	R: 1 E: 0 K: 0 S: 9 H: 2 LOB: 2 BB: 1 P: 14	R: 0 E: 0 K: 1 S: 5 H: 0 LOB: 0 BB: 0 P: 9	R: 0 E: 0 K: 1 S: 5 H: 0 LOB: 0 BB: 0 P: 7	R: 0 E: 0 K: 0 S: 6 H: 0 LOB: 0 BB: 1 P: 11	R: 0 E: 0 K: 1 S: 8 H: 1 LOB: 1 BB: 0 P: 12	R: 0 E: 0 K: 1 S: 5 H: 0 LOB: 0 BB: 0 P: 5	R: 0 E: 0 K: 0 S: 4 H: 1 LOB: 1 BB: 0 P: 4	R: 1 E: 1 K: 1 S: 7 H: 1 LOB: 2 BB: 1 P: 11	R: 0 E: 0 K: 1 S: 5 H: 0 LOB: 1 BB: 1 P: 9

1B: 5 2B: 1 3B: 0 HR: 0 SF: 1 SAC: 1 DP: 0 HBP: 0

WP: 0 PB: 0 SB: 0 CS: 1 PA: 41

PITCHER		IP	WLS	BF	H	R	ER	SO	BB	IBB	HBP	BLK	WP	HR	S	P	ERA	WHIP
41 Steve Trachsel, R ERA: 9.0	(1, 1)	3.0		13	3	1	1	1	1	0	0	0	0	0	25	41	3.00	1.333
56 Brian Burres, L ERA: 3.0	(4, 1)	2.0		6	0	0	0	1	1	0	0	0	0	0	11	18	0.00	0.500
37 Chris Ray, R ERA:	(6, 1)	1.0		4	1	0	0	1	0	0	0	0	0	0	8	12	0.00	1.000
32 Jamie Walker, L ERA:	(7, 1)	1.0	H	3	0	0	0	1	0	0	0	0	0	0	5	5	0.00	0.000
Chad Bradford, R ERA:	(8, 1)	1.0	H	4	1	0	0	0	0	0	0	0	0	0	4	4	0.00	1.000

PITCHER		IP	WLS	BF	H	R	ER	SO	BB	IBB	HBP	BLK	WP	HR	S	P	ERA	WHIP
23 Paul Shuey, R ERA:	(9, 1)	1.0	B	6	1	1	0	1	1	0	0	0	0	0	7	11	0.00	2.000
43 Sendy Rleal, R ERA:	(10, 1)	1.0		4	0	0	0	1	1	0	0	0	0	0	5	9	0.00	1.000

Batter	1	2	3	4	5	6	7	8	9	10	AB	R	H	RBI	BB	SO	LOB
1 Brian Roberts, S (1, 4) OBP: 0.417, SLG: 0.400	FBBFFBBB 4-2 6 FC6-4 BB		CCC 0-3 ① K		C X 0-1 ③ F7		X 0-0 73 G6-3 1B		X 0-0 ③ G4-3		2	0	0	0	1	1	0
58 Eider Torres, S (7, 4) OBP: 0.500, SLG: 0.400											2	0	1	0	0	0	2
6 Melvin Mora, R (1, 5) OBP: 0.333, SLG: 0.600	X 0-0 ① FC6-4 21 E 17 SF8 1-2f		X 0-0 ② G4-3			X 0-0 E6 21 1B 17 2B	X 0-0 ②③ G6-3 1-2f			X 0-0 ① G6-3	3	1	0	0	0	0	1
73 Mike Cervenak, R (6, PR) OBP: 0.167, SLG: 0.167											2	1	0	0	0	0	1
(7, 5)																	
21 Nick Markakis, L (1, 9) OBP: 0.625, SLG: 0.733	C X 0-1 E8 17 SF8 1-3 1B		X 0-0 2B			X 0-0 17 2B 16 FC6-2 2-3 1B		X 0-0 ① G3		X 0-0 ② L9	3	0	3	0	0	0	0
63 Val Majewski, L (7, 9) OBP: 0.167, SLG: 0.167											1	0	0	0	0	0	0
60 J.R. House, R (10, PH) OBP: 0.143, SLG: 0.143											1	0	0	0	0	0	0
17 Aubrey Huff, L (1, 3) OBP: 0.538, SLG: 0.727	FBX 1-1 ② SF8 2-3 3-H		X 0-0 ③ G3-1			X 0-0 67 CI 1-3 3-H 2B		S S S 0-3 ② K2-3		X 0-0 ③ G1-3	2	0	1	2	0	0	1
38 Terry Tiffee, S (6, PR) OBP: 0.250, SLG: 0.182											2	0	0	0	0	1	0
(7, 3)																	
31 Jay Gibbons, L (1, 10) OBP: 0.273, SLG: 0.300	C C B F X 1-2 ③ G5-3			B X 1-0 ① F8		X 0-0 ① P4		X 0-0 1B			3	0	0	0	0	0	3
70 Jason Dubois, R (8, PH) OBP: 0.667, SLG: 0.600											1	0	1	0	0	0	0
(9, 10)																	
16 Jay Payton, R (1, 7) OBP: 0.462, SLG: 0.583		X 0-0 ① G4-3		X 0-0 ② P3		X 0-0 ② FC6-2 67 CI 3-H		S S S 0-3 ③ K2-3			3	0	0	0	0	0	2
68 Jon Knott, R (7, 7)											1	0	0	0	0	1	1
17 Corey Patterson, L (1, 8) OBP: 0.556, SLG: 0.625	B B B B 4-0 BB			X 0-0 ③ L9		0-0 CI 1-2 2-3			X 0-0 ① G6-3		1	0	0	0	1	0	0
67 Luis Montanez, R (6, PH) OBP: 0.250, SLG: 0.250											1	0	0	0	0	0	0
(7, 8)																	
Adam Donachie, R (1, 2) OBP: 0.500, SLG: 0.400	S S S 0-3 ② K				B C X 1-1 12 CS 1B	S S S 0-3 ③ K			S B X 1-1 3 S 1B		2	0	1	0	0	1	1
39 Jeff Fiorentino, L (6, PH) OBP: 0.500, SLG: 0.400											1	0	0	0	0	1	3
77 Eli Whiteside, R (7, 2) OBP: 0.400, SLG: 0.400											1	0	1	0	0	0	0
71 Ruddy Yan, S (9, PR) OBP: 0.429, SLG: 0.333											0	0	0	0	0	0	0
72 Ryan Hubele, R (10, 2)											0	0	0	0	0	0	0
12 Brandon Fahey, L (1, 6)	X 0-0 ③ L7				B B B C F S 3-3 ①② K 1-2		S S S 0-3 ① K		S B S S 1-3 ② K 1-2		2	0	0	0	0	1	2
3 Freddie Bynum, L (7, 6)											2	0	0	0	0	2	1
Inning Stats	R: 1 E: 1 K: 0 S: 12 H: 1 LOB: 1 BB: 1 P: 18	R: 0 E: 0 K: 1 S: 5 H: 0 LOB: 1 BB: 1 P: 9	R: 0 E: 0 K: 1 S: 6 H: 1 LOB: 1 BB: 0 P: 6	R: 0 E: 0 K: 0 S: 3 H: 0 LOB: 0 BB: 0 P: 4	R: 0 E: 0 K: 1 S: 7 H: 1 LOB: 0 BB: 0 P: 11	R: 1 E: 2 K: 1 S: 8 H: 2 LOB: 3 BB: 0 P: 8	R: 0 E: 0 K: 1 S: 5 H: 1 LOB: 0 BB: 0 P: 5	R: 0 E: 0 K: 2 S: 8 H: 1 LOB: 1 BB: 0 P: 8	R: 0 E: 0 K: 1 S: 7 H: 1 LOB: 2 BB: 0 P: 9	R: 0 E: 0 K: 0 S: 3 H: 0 LOB: 0 BB: 0 P: 3	1B: 6 2B: 3 3B: 0 HR: 0	SF: 1 SAC: 0 DP: 2 HBP: 0					

PITCHER		IP	WLS	BF	H	R	ER	SO	BB	IBB	HBP	BLK	WP	HR	S	P	ERA	WHIP
29 Chris Carpenter, R ERA: 4.5	(1, 1)	3.0		13	2	1	1	2	2	0	0	0	0	0	23	33	3.00	1.333
77 Blake Hawksworth, R ERA:	(4, 1)	3.0		13	3	1	0	2	0	0	0	0	0	0	18	23	0.00	1.000
72 Dennis Dove, R ERA: 4.5	(7, 1)	1.0		3	1	0	0	1	0	0	0	0	0	0	5	5	0.00	1.000
34 Randy Flores, L ERA: 6.0	(8, 1)	1.0		4	1	0	0	2	0	0	0	0	0	0	8	8	0.00	1.000
Josh Hancock, R ERA: 3.0	(9, 1)	1.0		4	1	0	0	1	0	0	0	0	0	0	7	9	0.00	1.000

PITCHER		IP	WLS	BF	H	R	ER	SO	BB	IBB	HBP	BLK	WP	HR	S	P	ERA	WHIP
Tyler Johnson, L ERA: 3.0	(10, 1)	1.0		3	0	0	0	0	0	0	0	0	0	0	3	3	0.00	0.000

St. Louis Cardinals @ Baltimore Orioles

Fort Lauderdale Stadium, Ft. Lauderdale, FL

Tue Mar 06 2007, 1:05 PM EST

Att. 4,696 - Partly Cloudy - 70 F

BOTTOM

livebaseballscorecards.com

AB	36
R	2
H	8
RBI	2
BB	2
SO	8
LOB	18

1B: 6	SF: 1	WP: 0	PA: 40
2B: 3	SAC: 0	PB: 0	
3B: 0	DP: 2	SB: 1	
HR: 0	HBP: 0	CS: 1	

Batter	1	2	3	4	5	6	7	8	9	AB	R	H	RBI	BB	SO	LOB
Aaron Miles, S (1, 4) OBP: 0.350, SLG: 0.313	F7	16 HR 1B	16 BB BB		F7		F9		P4	4	1	1	0	1	0	2
75 Brendan Ryan, R (8, 6) OBP: 0.250, SLG: 0.267										1	0	0	0	0	0	1
16 Chris Duncan, L (1, 7) OBP: 0.375, SLG: 0.591	70 1B 27 1B 19 1B BB	1-H HR	1-2 BB			F8		76 FC6-4 BB		2	2	1	2	2	0	0
35 Eli Marrero, R (7, 3) OBP: 0.385, SLG: 0.333										0	0	0	0	1	0	0
27 Scott Rolen, R (1, 5) OBP: 0.471, SLG: 0.385	70 1B 19 1B 1-2 1B	70 E 1B	K			F9		FC6-4 68 WP 68 HR 1-2f		4	1	2	0	0	1	2
76 Travis Hanson, L (6, 5) OBP: 0.364, SLG: 0.125										1	1	0	0	0	0	1
70 Tagg Bozied, R (1, 3) OBP: 0.385, SLG: 0.417	19 1B 55 WP 1-2 2-3 1B	FC5 1-2		F7		K		1-H HR		4	1	1	0	0	1	1
68 Edgar Gonzalez, R (7, 4) OBP: 0.667, SLG: 1.500										1	1	1	2	0	0	0
49 Rick Ankiel, L (1, 10) OBP: 0.294, SLG: 0.250	F4	L3		G3-1			P6	K		4	0	0	0	0	0	5
63 Ryan Ludwick, R (8, PH) OBP: 0.286, SLG: 0.286										1	0	0	0	0	1	0
(8, 10)																
19 Jolbert Cabrera, R (1, 6) OBP: 0.235, SLG: 0.188	55 WP 55 1B 1-3 2-H 3-H 1B	K2-3		P6			0-0 HR	K		3	1	1	2	0	1	2
53 John Rodriguez, L (7, PH) OBP: 0.556, SLG: 0.643										2	1	1	1	0	1	0
(7, 7)																
55 Skip Schumaker, L (1, 8) OBP: 0.500, SLG: 0.789	1-H 3-H 1B	HR			G4-3		HR		F8	4	2	3	3	0	0	0
84 Colby Rasmus, L (8, 8) OBP: 0.333, SLG: 0.400										1	0	0	0	0	0	0
Gary Bennett, R (1, 2) OBP: 0.333, SLG: 0.250	F9	G5-3			G4-3 2B		F9		G6-3	4	0	1	0	0	0	1
81 Brian Esposito, R (7, 2)										1	0	0	0	0	0	0
Miguel Negron, L (1, 9) OBP: 0.364, SLG: 0.125		F8	G1-3		G4-3 2-3		BB		BB	3	0	0	0	2	0	1
Inning Stats	R: 4 E: 0 K: 0 S: 7 H: 4 LOB: 1 BB: 1 P: 12	R: 2 E: 1 K: 1 S: 9 H: 3 LOB: 2 BB: 0 P: 9	R: 1 E: 0 K: 1 S: 6 H: 1 LOB: 2 BB: 2 P: 14	R: 0 E: 0 K: 0 S: 3 H: 0 LOB: 0 BB: 0 P: 3	R: 0 E: 0 K: 0 S: 4 H: 1 LOB: 1 BB: 0 P: 4	R: 0 E: 0 K: 1 S: 5 H: 0 LOB: 0 BB: 0 P: 5	R: 2 E: 0 K: 0 S: 5 H: 2 LOB: 1 BB: 1 P: 9	R: 2 E: 0 K: 2 S: 8 H: 1 LOB: 0 BB: 1 P: 13	R: 0 E: 0 K: 0 S: 3 H: 0 LOB: 1 BB: 1 P: 7	1B: 6 2B: 1 3B: 0 HR: 5 SF: 0 SAC: 0 DP: 0 HBP: 0							

TOP

St. Louis Cardinals @ Los Angeles Dodgers

Holman Stadium, Vero Beach, FL

Wed Mar 07 2007, 1:05 PM EST
Att. 4,525 - Partly Cloudy - 75 F

livebaseballscorecards.com

AB	40
R	11
H	12
RBI	10
BB	6
SO	5
LOB	16

WP: 2 PB: 0 SB: 0 CS: 0 PA: 46

PITCHER		IP	WLS	BF	H	R	ER	SO	BB	IBB	HBP	BLK	WP	HR	S	P	ERA	WHIP
31 Brad Penny, R (1, 1) ERA: 13.5		2.0	L	15	7	6	6	1	1	0	0	0	1	1	16	21	27.00	4.000
56 Hung-Chih Kuo, L (3, 1) ERA: 2.25		2.0		9	1	1	1	1	2	0	0	0	0	1	9	17	4.50	1.500
44 Takashi Saito, R (5, 1) ERA:		1.0		4	1	0	0	0	0	0	0	0	0	0	4	4	0.00	1.000
51 Jonathan Broxton, R (6, 1) ERA: 4.5		1.0		3	0	0	0	1	0	0	0	0	0	0	5	5	0.00	0.000
61 Travis Smith, R (7, 1) ERA: 11.25		1.0		6	2	2	2	0	1	0	0	0	0	2	5	9	18.00	3.000

PITCHER		IP	WLS	BF	H	R	ER	SO	BB	IBB	HBP	BLK	WP	HR	S	P	ERA	WHIP
Agustin Montero, R (8, 1) ERA: 18.0		1.0		5	1	2	2	2	1	0	0	0	1	1	8	13	18.00	2.000
41 Chin-hui Tsao, R (9, 1) ERA: 3.0		1.0		4	0	0	0	0	1	0	0	0	0	0	3	7	0.00	1.000

Batter	1	2	3	4	5	6	7	8	9	AB	R	H	RBI	BB	SO	LOB
Damian Jackson, R (1, 6) OBP: 0.333, SLG: 0.091 (7, 7)	S S C 0-3 ① K	x 0-0 ③ G3-1			x 0-0 ① G5-3	S S S 0-3 ③ K		x 0-0 ③ FC5-4 1-2f		5	0	0	0	0	2	7
9 Juan Pierre, L (1, 8) OBP: 0.333, SLG: 0.333	x 0-0 ② G4-3		x 0-0 ① F8		x 0-0 ② G4-3		x 0-0 ① P4		x 0-0 ① G5-3	3	0	0	0	0	0	0
13 Choo Freeman, R (6, 8) OBP: 0.357, SLG: 0.250										2	0	0	0	0	0	0
5 Nomar Garciaparra, R (1, 3) OBP: 0.091, SLG: 0.091	x 0-0 12 1B 1B		x 0-0 ② G5-3		x 0-0 ③ F9		x 0-0 ② G3-1		x 0-0 1B	3	0	1	0	0	0	0
57 Larry Bigbie, L (6, 9) OBP: 0.500, SLG: 0.933										2	0	1	0	0	0	0
12 Jeff Kent, R (1, 4) OBP: 0.571, SLG: 0.500	x 0-0 1-2 1B		x 0-0 ③ G5-3			x 0-0 ① F8	x 0-0 1B		x 0-0 ② F8	2	0	1	0	0	0	0
18 Ramon Martinez, R (4, 4) OBP: 0.273, SLG: 0.273										2	0	1	0	0	0	0
82 Blake DeWitt, L (7, PR) (8, 4)										1	0	0	0	0	0	1
Luis Gonzalez, L (1, 7) OBP: 0.250, SLG: 0.167	x 0-0 ③ G4-3			x 0-0 ① F8		B B B B 4-0 7 BB 55 BB SF8 BB	x 0-0 ③ F8		x 0-0 ③ F9	2	1	0	0	1	0	2
72 Chin-Lung Hu, R (7, 6) OBP: 0.364, SLG: 0.455										2	0	0	0	0	0	2
55 Russell Martin, R (1, 2) OBP: 0.182, SLG: 0.100		x 0-0 ① G3-1		x 0-0 7 1B 1B		B B B B 4-0 28 BB 7 BB 1-2 BB		S C S 0-3 ① K		2	0	1	0	1	0	0
73 A.J. Ellis, R (7, 2)										1	0	0	0	0	1	0
7 James Loney, L (1, 9) OBP: 0.500, SLG: 0.526 (6, 3)		x 0-0 28 FC6-4 1B 1B		x 0-0 1-2 1B		B B B B 4-0 28 BB 1-2 2-3 BB		x 0-0 28 E 1B		3	0	3	0	1	0	0
Mike Lieberthal, R (1, 10) OBP: 0.111, SLG: 0.125		x 0-0 28 FC6-4 1-2 1B		x 0-0 ② F8		x 0-0 ② SF8 3-H		x 0-0 ② L7		3	0	1	1	0	0	3
28 Andy LaRoche, R (1, 5) OBP: 0.300, SLG: 0.222		x 0-0 ② FC6-4 1-2f 2-3		S S S 0-3 ③ K		B B B B 4-0 1-2 2-3 BB		x 0-0 E5 FC5-4 1-2		3	0	0	0	1	1	5
Inning Stats	R: 0 E: 0 K: 1 S: 7 H: 2 LOB: 2 BB: 0 P: 7	R: 0 E: 0 K: 0 S: 5 H: 2 LOB: 2 BB: 0 P: 5	R: 0 E: 0 K: 0 S: 3 H: 0 LOB: 0 BB: 0 P: 3	R: 0 E: 0 K: 1 S: 7 H: 2 LOB: 2 BB: 0 P: 7	R: 0 E: 0 K: 0 S: 3 H: 0 LOB: 0 BB: 0 P: 3	R: 1 E: 0 K: 1 S: 5 H: 0 LOB: 3 BB: 4 P: 21	R: 0 E: 0 K: 0 S: 4 H: 1 LOB: 1 BB: 0 P: 4	R: 0 E: 1 K: 1 S: 7 H: 1 LOB: 2 BB: 0 P: 7	R: 0 E: 0 K: 0 S: 4 H: 1 LOB: 1 BB: 0 P: 4	1B: 9 2B: 0 3B: 0 HR: 0	SF: 1 SAC: 0 DP: 0 HBP: 0						

PITCHER		IP	WLS	BF	H	R	ER	SO	BB	IBB	HBP	BLK	WP	HR	S	P	ERA	WHIP
41 Braden Looper, R ERA: 1.42	(1, 1)	3.1	W	14	4	0	0	1	0	0	0	0	0	0	16	16	0.00	1.200
31 Ryan Franklin, R ERA: 3.0	(4, 1)	2.0		10	2	1	1	1	2	0	0	0	0	0	10	18	4.50	2.000
60 Chris Narveson, L ERA: 2.45	(6, 1)	1.2		8	1	0	0	1	2	0	0	0	0	0	8	16	0.00	1.800
79 Andy Cavazos, R ERA: 6.0	(8, 1)	1.0		5	1	0	0	1	0	0	0	0	0	0	7	7	0.00	1.000
67 Mark Worrell, R ERA:	(9, 1)	1.0		4	1	0	0	0	0	0	0	0	0	0	4	4	0.00	1.000

PITCHER	IP	WLS	BF	H	R	ER	SO	BB	IBB	HBP	BLK	WP	HR	S	P	ERA	WHIP

BOTTOM

St. Louis Cardinals @ Los Angeles Dodgers

Holman Stadium, Vero Beach, FL

Wed Mar 07 2007, 1:05 PM EST
Att. 4,525 - Partly Cloudy - 75 F

livebaseballscorecards.com

AB	36
R	1
H	9
RBI	1
BB	4
SO	4
LOB	20

WP: 0 PB: 0 SB: 0 CS: 0 PA: 41

Minnesota Twins @ St. Louis Cardinals

Roger Dean Stadium, Jupiter, FL

Thu Mar 08 2007, 1:05 PM EST

Att. 6,254 - Sunny - 79 F

livebaseballscorecards.com

TOP

Batter	1	2	3	4	5	6	7	8	9	AB	R	H	RBI	BB	SO	LOB
16 Jason Kubel, L (1, 7) OBP: 0.316, SLG: 0.333 Brandon Roberts, L (8, PR) (8, 7)	0-0 8 CS 1B		0-0 ① G4-3			0-0 ① F7		0-0 8 1B 2-H 1B		4	0	2	1	0	0	0
										0	0	0	0	0	0	0
8 Nick Punto, S (1, 5) OBP: 0.143, SLG: 0.143 Trevor Plouffe, R (8, PR) OBP: 0.500, SLG: 1.000 (8, 5)	S S S 0-3 ① ② K 1-2		0-0 55 CS 1B			0-0 ② P6		0-0 1-3 1B		4	0	2	0	0	1	1
										0	0	0	0	0	0	0
55 Mike Redmond, R (1, 2) OBP: 0.222, SLG: 0.222 84 Jose Morales, S (7, 2) OBP: 0.200, SLG: 0.200	0-0 1B		S 1 SAFE X 0-1 ② ③ F9 1-2			0-0 ③ G4-3		0-0 ③ G4-3		3	0	1	0	0	0	1
										1	0	0	0	0	0	2
5 Michael Cuddyer, R (1, 9) OBP: 0.353, SLG: 0.688 Eli Tintor, R (7, 9) OBP: 0.500, SLG: 1.000	0-0 ③ F9			S S S 0-3 ① K			0-0 ① G6-3		S S S 0-3 ① K	3	0	0	0	0	1	1
										1	0	0	0	0	1	0
33 Justin Morneau, L (1, 3) OBP: 0.294, SLG: 0.200 Steve Tolleson, R (7, 4) OBP: 0.200, SLG: 0.400		0-0 2 1B 58 1B 61 G1-2-3 1B		S S S 0-3 ② K			0-0 ② F8		S S S 0-3 ② K	3	0	1	0	0	1	0
										1	0	0	0	0	1	0
58 Glenn Williams, S (1, 10) OBP: 0.222, SLG: 0.444		0-0 61 G1-2-3 2 1B 1-2 1B		S S C 0-3 ③ K			0-0 ③ G6-3		0-0 ③ F8	4	0	1	0	0	1	0
2 Denard Span, L (1, 8) OBP: 0.278, SLG: 0.278		0-0 61 G1-2-3 1-2 2-3 1B			0-0 ① G4-3			0-0 ① G3		3	0	1	0	0	0	0
61 Tommy Watkins, R (1, 4) OBP: 0.235, SLG: 0.333 (7, 3)		0-0 ① ② G1-2-3 1-2 2-3 3-Hf			0-0 ② F9			0-0 ② G6-3		3	0	0	0	0	0	3
25 Alexi Casilla, S (1, 6) OBP: 0.385, SLG: 0.417		S S S 0-3 ③ K			0-0 ③ G4-3			0-0 16 1B 2B		3	1	1	0	0	1	2

	AB	33
	R	1
	H	9
	RBI	1
	BB	0
	SO	7
	LOB	10

Inning Stats																																		
	R: 0	E: 0	K: 1	S: 6	H: 2	LOB: 1	BB: 0	P: 6	R: 0	E: 0	K: 1	S: 7	H: 3	LOB: 2	BB: 0	P: 7	R: 0	E: 0	K: 0	S: 4	H: 1	LOB: 0	BB: 0	P: 4	R: 0	E: 0	K: 3	S: 9	H: 0	LOB: 0	BB: 0	P: 9	R: 0	E: 0	K: 0	S: 3	H: 0	LOB: 0	BB: 0	P: 3
	R: 0	E: 0	K: 0	S: 3	H: 0	LOB: 0	BB: 0	P: 3	R: 0	E: 0	K: 0	S: 3	H: 0	LOB: 0	BB: 0	P: 3	R: 1	E: 0	K: 0	S: 6	H: 3	LOB: 2	BB: 0	P: 6	R: 0	E: 0	K: 2	S: 7	H: 0	LOB: 0	BB: 0	P: 7								
	1B: 8	2B: 2	3B: 0	HR: 0	SF: 0	SAC: 0	DP: 2	HBP: 0	WP: 0	PB: 0	SB: 0	CS: 2	PA: 33																							

PITCHER		IP	WLS	BF	H	R	ER	SO	BB	IBB	HBP	BLK	WP	HR	S	P	ERA	WHIP
Kip Wells, R ERA:	(1, 1)	3.0		12	6	0	0	2	0	0	0	0	0	0	17	17	0.00	2.000
54 Randy Keisler, L ERA:	(4, 1)	3.0	H	9	0	0	0	3	0	0	0	0	0	0	15	15	0.00	0.000
Ricardo Rincon, L ERA:	(7, 1)	1.0	H	3	0	0	0	0	0	0	0	0	0	0	3	3	0.00	0.000
Brian Falkenborg, R ERA: 4.5	(8, 1)	1.0	W	6	3	1	1	0	0	0	0	0	0	0	6	6	9.00	3.000
78 Kelvin Jimenez, R ERA:	(9, 1)	1.0	S	3	0	0	0	2	0	0	0	0	0	0	7	7	0.00	0.000

PITCHER	IP	WLS	BF	H	R	ER	SO	BB	IBB	HBP	BLK	WP	HR	S	P	ERA	WHIP

Batter	1	2	3	4	5	6	7	8	9	AB	R	H	RBI	BB	SO	LOB
55 Skip Schumaker, L (1, 8) OBP: 0.458, SLG: 0.739 (7, 9) Gary Bennett, R (8, 2) OBP: 0.333, SLG: 0.250	0-0 16 G4-3 5 G6-3 2B		0-3 K		0-3 K		0-0 G3			4	1	1	0	0	2	0
										0	0	0	0	0	0	0
16 Chris Duncan, L (1, 7) OBP: 0.370, SLG: 0.542 63 Ryan Ludwick, R (8, PH) OBP: 0.375, SLG: 0.500 (9, 9)	0-0 G4-3 2-3		0-0 G6-3		4-0 5 1B BB			0-0 E8 70 2B 2B		2	0	0	0	1	0	1
										1	1	1	0	0	0	0
5 Albert Pujols, R (1, 3) OBP: 0.333, SLG: 0.350 70 Tagg Bozied, R (6, 3) OBP: 0.429, SLG: 0.538	0-0 G6-3 3-H		0-0 F7		0-0 1-3 1B			0-0 SH3-4 3-H 2B		3	0	1	1	0	0	0
										1	0	1	1	0	0	0
27 Scott Rolen, R (1, 5) OBP: 0.400, SLG: 0.313 Aaron Miles, S (7, 4) OBP: 0.350, SLG: 0.313	0-3 K			0-0 E3 53 1B		0-0 F8		0-0 SH3-4 2-3		3	0	0	0	0	1	0
										0	0	0	0	0	0	0
26 Scott Spiezio, S (1, 4) OBP: 0.522, SLG: 0.588 (7, 5)		0-0 53 1B 1B		0-3 K		0-3 K2-3		0-0 G3		4	0	1	0	0	2	2
3 Preston Wilson, R (1, 10) OBP: 0.125, SLG: 0.125		0-3 K		0-3 K		0-0 1B		0-0 G3		4	0	1	0	0	2	3
53 John Rodriguez, L (1, 9) OBP: 0.600, SLG: 0.688 So Taguchi, R (6, PH) OBP: 0.059, SLG: 0.059 (7, 8)		0-0 1-2 1B		0-0 1-3 1B		0-3 K				2	0	2	0	0	0	0
										1	0	0	0	0	1	1
4 Yadier Molina, R (1, 2) OBP: 0.400, SLG: 0.429 Miguel Negron, L (7, PH) OBP: 0.348, SLG: 0.118 (8, 9) (9, 7)		0-3 K		0-0 F8			0-0 G1-3			2	0	0	0	0	1	4
										1	0	0	0	0	0	0
19 Jolbert Cabrera, R (1, 6) OBP: 0.200, SLG: 0.158		0-0 P6			0-0 G5-3		0-0 B1			3	0	0	0	0	0	2
Inning Stats	R: 1 H: 1 E: 0 LOB: 0 K: 1 BB: 0 S: 6 P: 6	R: 0 H: 2 E: 0 LOB: 2 K: 2 BB: 0 S: 9 P: 9	R: 0 H: 0 E: 0 LOB: 0 K: 1 BB: 0 S: 5 P: 5	R: 0 H: 1 E: 1 LOB: 2 K: 2 BB: 0 S: 9 P: 9	R: 0 H: 1 E: 0 LOB: 2 K: 1 BB: 1 S: 5 P: 9	R: 0 H: 1 E: 0 LOB: 1 K: 2 BB: 0 S: 8 P: 8	R: 0 H: 0 E: 0 LOB: 0 K: 0 BB: 0 S: 3 P: 3	R: 1 H: 2 E: 1 LOB: 1 K: 0 BB: 0 S: 5 P: 5		1B: 5 SF: 0 2B: 3 SAC: 1 3B: 0 DP: 0 HR: 0 HBP: 0						

PITCHER	IP	WLS	BF	H	R	ER	SO	BB	IBB	HBP	BLK	WP	HR	S	P	ERA	WHIP
30 Scott Baker, R (1, 1) ERA: 14.21	3.0		12	3	1	1	4	0	0	0	0	0	0	20	20	3.00	1.000
59 Kevin Slowey, R (4, 1) ERA:	2.0		9	2	0	0	3	1	0	0	0	0	0	14	18	0.00	1.500
37 Dennys Reyes, L (6, 1) ERA:	1.0		4	1	0	0	2	0	0	0	0	0	0	8	8	0.00	1.000
17 Pat Neshek, R (7, 1) ERA:	1.0		3	0	0	0	0	0	0	0	0	0	0	3	3	0.00	0.000
87 Jason Miller, L (8, 1) ERA: 4.91	1.0	L	5	2	1	1	0	0	0	0	0	0	0	5	5	9.00	2.000

PITCHER	IP	WLS	BF	H	R	ER	SO	BB	IBB	HBP	BLK	WP	HR	S	P	ERA	WHIP

BOTTOM

Minnesota Twins @ St. Louis Cardinals

Roger Dean Stadium, Jupiter, FL

Thu Mar 08 2007, 1:05 PM EST

Att. 6,254 - Sunny - 79 F

livebaseballscorecards.com

AB	31
R	2
H	8
RBI	2
BB	1
SO	9
LOB	13

WP: 0 PA: 33
PB: 0
SB: 0
CS: 0

Batter	1	2	3	4	5	6	7	8	9	AB	R	H	RBI	BB	SO	LOB
2 Hanley Ramirez, R (1, 6) OBP: 0.238, SLG: 0.316	S S S 0-3 ① K		x 0-0 ③ G6-3			x 0-0 ② G6-3		x 0-0 ② F8		4	0	0	0	0	1	2
11 Robert Andino, R (8, 6) OBP: 0.231, SLG: 0.250										0	0	0	0	0	0	0
6 Dan Uggla, R (1, 4) OBP: 0.200, SLG: 0.118	S S C 0-3 ② K			x 0-0 ① G6-3		x 0-0 ③ G1-3		x 0-0 ③ F7		4	0	0	0	0	1	2
4 Alfredo Amezaga, S (8, 4) OBP: 0.235, SLG: 0.188										0	0	0	0	0	0	0
21 Joe Borchard, S (1, 9) OBP: 0.474, SLG: 0.529	x 0-0 ③ G3			x 0-0 ② L6			x 0-0 2B		x 0-0 ① F7	4	0	1	0	0	0	0
Miguel Olivo, R (1, 2) OBP: 0.235, SLG: 0.200		x 0-0 ① P6		S S S 0-3 ③ K			S S S 0-3 ① K		x 0-0 ② G6-3	3	0	0	0	0	2	1
70 Brad Davis, R (7, 2)										1	0	0	0	0	0	0
8 Aaron Boone, R (1, 5) OBP: 0.136, SLG: 0.143		x 0-0 ② F9			x 0-0 2B		S S S 0-3 ② K		x 0-0 ③ G5-3	3	0	1	0	0	1	1
29 Scott Seabol, R (7, 5) OBP: 0.176, SLG: 0.125										1	0	0	0	0	0	0
12 Cody Ross, R (1, 10) OBP: 0.176, SLG: 0.188		S S S 0-3 ③ K			x 0-0 ① P4		x 0-0 ③ G5-3			3	0	0	0	0	1	2
31 John Gall, R (1, 7) OBP: 0.158, SLG: 0.211			x 0-0 ① G6-3		x 0-0 ② P6			x 0-0 ① G5-3		3	0	0	0	0	0	1
28 Jason Wood, R (1, 3) OBP: 0.438, SLG: 0.933			x 0-0 HR		x 0-0 ③ G5-3			x 0-0 SH 1B		3	1	2	1	0	0	1
Alex Sanchez, L (1, 8) OBP: 0.133, SLG: 0.200			S S S 0-3 ② K			x 0-0 ① G4-3		x 0-0 1-2 SH		2	0	0	0	0	1	0
Inning Stats	R: 0 H: 0 E: 0 LOB: 0 K: 2 BB: 0 S: 7 P: 7	R: 0 H: 0 E: 0 LOB: 0 K: 1 BB: 0 S: 5 P: 5	R: 1 H: 1 E: 0 LOB: 0 K: 1 BB: 0 S: 6 P: 6	R: 0 H: 0 E: 0 LOB: 0 K: 1 BB: 0 S: 5 P: 5	R: 0 H: 1 E: 0 LOB: 1 K: 0 BB: 0 S: 4 P: 4	R: 0 H: 0 E: 0 LOB: 0 K: 0 BB: 0 S: 3 P: 3	R: 0 H: 1 E: 0 LOB: 1 K: 2 BB: 0 S: 8 P: 8	R: 0 H: 1 E: 1 LOB: 2 K: 0 BB: 0 S: 5 P: 5	R: 0 H: 0 E: 0 LOB: 0 K: 0 BB: 0 S: 3 P: 3	1B: 1 SF: 0 2B: 2 SAC: 1 3B: 0 DP: 0 HR: 1 HBP: 0						

TOP

Florida Marlins @ St. Louis Cardinals

Roger Dean Stadium, Jupiter, FL

Fri Mar 09 2007, 1:05 PM EST
Att. 6,456 - Partly Cloudy - 71 F

livebaseballscorecards.com

AB	31
R	1
H	4
RBI	1
BB	0
SO	7
LOB	10

WP: 0 PA: 32
PB: 0
SB: 0
CS: 0

PITCHER		IP	WLS	BF	H	R	ER	SO	BB	IBB	HBP	BLK	WP	HR	S	P	ERA	WHIP
23 Anthony Reyes, R ERA: 1.59	(1, 1)	3.2	W	12	1	1	1	4	0	0	0	0	0	1	20	20	2.46	0.273
48 Brad Thompson, R ERA:	(4, 1)	3.1	H	12	2	0	0	3	0	0	0	0	0	0	18	18	0.00	0.600
Tyler Johnson, L ERA: 2.45	(8, 1)	0.2	H	4	1	0	0	0	0	0	0	0	0	0	4	4	0.00	1.500
34 Randy Flores, L ERA: 4.91	(8, 1)	0.2	H	2	0	0	0	0	0	0	0	0	0	0	2	2	0.00	0.000
Josh Hancock, R ERA: 2.45	(9, 1)	0.2		2	0	0	0	0	0	0	0	0	0	0	2	2	0.00	0.000

PITCHER	IP	WLS	BF	H	R	ER	SO	BB	IBB	HBP	BLK	WP	HR	S	P	ERA	WHIP

Batter	1	2	3	4	5	6	7	8	9	AB	R	H	RBI	BB	SO	LOB
So Taguchi, R (1, 8) OBP: 0.143, SLG: 0.143 Miguel Negron, L (7, 9) OBP: 0.333, SLG: 0.111 (8, 7)	5 2B 1B		P5	G5-3		2-H 1B		G1-3		4	1	2	0	0	0	3
										1	0	0	0	0	0	0
16 Chris Duncan, L (1, 7) OBP: 0.367, SLG: 0.519 35 Eli Marrero, R (7, PH) OBP: 0.357, SLG: 0.300 49 Rick Ankiel, L (8, 9) OBP: 0.294, SLG: 0.250	K		1-3 5 2B 1B	L5			F8			3	1	1	0	0	1	1
										1	0	0	0	0	0	0
										0	0	0	0	0	0	0
5 Albert Pujols, R (1, 3) OBP: 0.375, SLG: 0.478 70 Tagg Bozied, R (6, 3) OBP: 0.467, SLG: 0.538	1-H 2B		1-H 2B		K		55 HBP 3 BB BB			3	0	2	2	0	1	0
										0	0	0	0	1	0	0
27 Scott Rolen, R (1, 5) OBP: 0.391, SLG: 0.278 76 Travis Hanson, L (6, 5) OBP: 0.333, SLG: 0.111	G5-3		BB		G5-3		L4			2	0	0	0	1	0	1
										1	0	0	0	0	0	1
3 Preston Wilson, R (1, 10) OBP: 0.150, SLG: 0.105	G4-3		K			K	55 HBP 1-2 BB			3	0	0	0	1	2	3
63 Ryan Ludwick, R (1, 9) OBP: 0.455, SLG: 0.545 55 Skip Schumaker, L (6, PR) OBP: 0.480, SLG: 0.739 (7, 8)		L9		4 G4-3 1B		4 2B 1B	1-2 2-3 HBP			3	0	2	0	0	0	0
										0	1	0	0	0	0	0
4 Yadier Molina, R (1, 2) OBP: 0.368, SLG: 0.444		F9	1-2f	G4-3		1-H 68 1B 2B	G1-3			4	1	1	1	0	0	4
68 Edgar Gonzalez, R (1, 4) OBP: 0.538, SLG: 1.000		F9		E5 75 BB		2-H 1B 1B		G4-3		4	0	1	1	0	0	0
75 Brendan Ryan, R (1, 6) OBP: 0.300, SLG: 0.278			16 1B 1B	1-2 BB		F7		F7		3	0	1	0	1	0	2
Inning Stats	R: 1 H: 2 E: 0 LOB: 1 K: 1 BB: 0 S: 7 P: 7	R: 0 H: 0 E: 0 LOB: 0 K: 0 BB: 0 S: 3 P: 3	R: 1 H: 3 E: 0 LOB: 2 K: 1 BB: 1 S: 7 P: 11	R: 0 H: 1 E: 1 LOB: 2 K: 0 BB: 1 S: 4 P: 8	R: 0 H: 0 E: 0 LOB: 0 K: 1 BB: 0 S: 5 P: 5	R: 2 H: 4 E: 0 LOB: 2 K: 1 BB: 0 S: 8 P: 8	R: 0 H: 0 E: 0 LOB: 3 K: 0 BB: 2 S: 3 P: 12	R: 0 H: 0 E: 0 LOB: 0 K: 0 BB: 0 S: 3 P: 3		1B: 7 SF: 0 2B: 3 SAC: 0 3B: 0 DP: 1 HR: 0 HBP: 1						

PITCHER		IP	WLS	BF	H	R	ER	SO	BB	IBB	HBP	BLK	WP	HR	S	P	ERA	WHIP
Scott Olsen, L ERA: 5.87	(1, 1)	3.2	L	17	6	2	2	2	1	0	0	0	0	0	20	24	4.91	1.909
22 Matt Lindstrom, R ERA: 2.7	(4, 1)	1.1		5	0	0	0	1	1	0	0	0	0	0	6	10	0.00	0.750
37 Renyel Pinto, L ERA: 15.0	(6, 1)	1.2		11	4	2	2	1	2	0	1	0	0	0	10	19	10.80	3.600
65 Scott Tyler, R ERA: 31.5	(7, 1)	0.1		1	0	0	0	0	0	0	0	0	0	0	1	1	0.00	0.000
Felix Rodriguez, R ERA: 3.86	(8, 1)	1.0		3	0	0	0	0	0	0	0	0	0	0	3	3	0.00	0.000

PITCHER	IP	WLS	BF	H	R	ER	SO	BB	IBB	HBP	BLK	WP	HR	S	P	ERA	WHIP

BOTTOM

Florida Marlins @ St. Louis Cardinals

Roger Dean Stadium, Jupiter, FL

Fri Mar 09 2007, 1:05 PM EST
Att. 6,456 - Partly Cloudy - 71 F

livebaseballscorecards.com

AB	32
R	4
H	10
RBI	4
BB	4
SO	4
LOB	15

St. Louis Cardinals @ Baltimore Orioles

Fort Lauderdale Stadium, Ft. Lauderdale, FL

Sat Mar 10 2007, 1:05 PM EST
Att. 6,526 - Partly Cloudy - 77 F

TOP

livebaseballscorecards.com

Batter	1	2	3	4	5	6	7	8	9	AB	R	H	RBI	BB	SO	LOB
7 Adam Kennedy, L (1, 4)	K		P6	F8			P3		1B	3	0	0	0	0	1	1
75 Brendan Ryan, R (4, 4) OBP: 0.318, SLG: 0.300										2	0	1	0	0	0	0
70 Tagg Bozied, R (1, 9) (5, 3) OBP: 0.400, SLG: 0.444	26 S 3 2B 1B		E5 5 2B		P5		G1-3		K	5	2	1	0	0	1	2
5 Albert Pujols, R (1, 3) OBP: 0.370, SLG: 0.500	K		26 BLK 26 SF7 1-H 2B		K			G3-1		3	1	1	1	0	2	1
49 Rick Ankiel, L (5, 9) OBP: 0.278, SLG: 0.235										1	0	0	0	0	0	0
26 Scott Spiezio, S (1, 5) OBP: 0.500, SLG: 0.556	3 2B 1-2 BB		SF7 2-H		G6-3			K		1	0	0	1	1	0	0
76 Travis Hanson, L (8, PH) (8, 5) OBP: 0.308, SLG: 0.100										1	0	0	0	0	1	0
3 Preston Wilson, R (1, 10) OBP: 0.208, SLG: 0.182	1-3 2-H 2B		K			F8		BB		3	0	1	1	1	1	0
63 Ryan Ludwick, R (1, 7) OBP: 0.500, SLG: 0.714	G6-3			SH1-3 19 1B 2B		2B		K		3	1	2	0	0	0	2
Miguel Negron, L (7, 7) OBP: 0.320, SLG: 0.105										1	0	0	0	0	1	1
So Taguchi, R (1, 8) OBP: 0.130, SLG: 0.130		F9		SH1-3 2-3		P3			75 1B 2B	2	0	0	0	0	0	1
84 Colby Rasmus, L (9, PH) (9, 8) OBP: 0.429, SLG: 0.667										1	0	1	0	0	0	0
Gary Bennett, R (1, 2) OBP: 0.294, SLG: 0.214		K		K		G6-3			G5-3	2	0	0	0	0	2	1
35 Eli Marrero, R (6, PH) (6, 2) OBP: 0.313, SLG: 0.250										2	0	0	0	0	0	2
19 Jolbert Cabrera, R (1, 6) OBP: 0.208, SLG: 0.174		K		3-H 1B			G5-3		K	4	0	1	1	0	2	1

Inning Stats	1	2	3	4	5	6	7	8	9
R	1	0	2	1	0	0	0	0	0
E	0	0	1	0	0	0	0	0	0
K	2	2	1	1	1	0	0	2	2
S	9	7	7	7	5	4	3	7	9
H	2	0	1	2	0	1	0	0	2
LOB	2	0	0	1	0	1	0	1	2
BB	1	0	0	0	0	0	0	1	0
P	13	7	7	7	5	4	3	11	9

1B	3
2B	5
3B	0
HR	0
SF	1
SAC	1
DP	0
HBP	0

WP	0
PB	0
SB	1
CS	0
PA	38

AB	34
R	4
H	8
RBI	4
BB	2
SO	11
LOB	12

PITCHER	IP	WLS	BF	H	R	ER	SO	BB	IBB	HBP	BLK	WP	HR	S	P	ERA	WHIP
29 Adam Loewen, L (1, 1) ERA: 2.25	2.0	L	9	2	1	1	4	1	0	0	0	0	0	16	20	4.50	1.500
56 Brian Burres, L (3, 1) ERA: 3.0	3.0		13	3	3	1	3	0	0	0	1	0	0	19	19	3.00	1.000
32 Jamie Walker, L (6, 1) ERA:	2.0		7	1	0	0	0	0	0	0	0	0	0	7	7	0.00	0.500
51 Scott Williamson, R (8, 1) ERA:	1.0		4	0	0	0	2	1	0	0	0	0	0	7	11	0.00	1.000
37 Chris Ray, R (9, 1) ERA:	1.0		5	2	0	0	2	0	0	0	0	0	0	9	9	0.00	2.000

PITCHER	IP	WLS	BF	H	R	ER	SO	BB	IBB	HBP	BLK	WP	HR	S	P	ERA	WHIP

St. Louis Cardinals @ Baltimore Orioles

Fort Lauderdale Stadium, Ft. Lauderdale, FL

Sat Mar 10 2007, 1:05 PM EST
Att. 6,526 - Partly Cloudy - 77 F

livebaseballscorecards.com

BOTTOM

Batter	1	2	3	4	5	6	7	8	9	AB	R	H	RBI	BB	SO	LOB
1 Brian Roberts, S (1, 4) OBP: 0.400, SLG: 0.389					G4-3			G3		2	0	2	0	0	0	0
12 Brandon Fahey, L (5, 4) OBP: 0.154, SLG: 0.083								2-3		2	0	0	0	0	0	1
6 Melvin Mora, R (1, 5) OBP: 0.400, SLG: 0.500	G6-4-3 1-2f		BB 1-2			G6-3		G3		1	0	0	0	1	0	1
38 Terry Tiffee, S (5, 5) OBP: 0.176, SLG: 0.125										2	0	0	0	0	0	1
21 Nick Markakis, L (1, 9) OBP: 0.538, SLG: 0.583	1B		G4-3			G3			P3	3	0	1	0	0	0	2
63 Val Majewski, L (7, 9) OBP: 0.222, SLG: 0.333										1	0	0	0	0	0	0
10 Miguel Tejada, R (1, 6) OBP: 0.294, SLG: 0.313	L3			L4		K S S C			BB B B B B	2	0	0	0	0	0	1
3 Freddie Bynum, L (5, 6) OBP: 0.154, SLG: 0.083										1	0	0	0	1	1	0
17 Aubrey Huff, L (1, 10) OBP: 0.476, SLG: 0.579		F8		P3			F7		P6	2	0	0	0	0	0	0
Roger Cedeno, S (7, PH) OBP: 0.167, SLG: 0.167 (8, 10)										2	0	0	0	0	0	1
16 Jay Payton, R (1, 7) OBP: 0.500, SLG: 0.706		G4-3		1B			K S S S		P3	2	0	1	0	0	0	0
68 Jon Knott, R (7, 7)										2	0	0	0	0	1	1
17 Corey Patterson, L (1, 8) OBP: 0.313, SLG: 0.333		G3		P4			G6-3			2	0	0	0	0	0	1
71 Ruddy Yan, S (6, 8) OBP: 0.400, SLG: 0.357										1	0	0	0	0	0	0
Paul Bako, L (1, 2)			G3-1		G4-6-3			P5		1	0	0	0	0	0	0
Adam Donachie, R (4, 2) OBP: 0.500, SLG: 0.778					1B					1	0	1	0	0	0	0
77 Eli Whiteside, R (8, 2) OBP: 0.286, SLG: 0.286										1	0	0	0	0	0	0
Chris Gomez, R (1, 3) OBP: 0.353, SLG: 0.500			G6-3		G4-6-3 1-2f			E1 12 G3		2	0	0	0	0	0	1
60 J.R. House, R (7, 3) OBP: 0.250, SLG: 0.333								1B		1	0	1	0	0	0	0
Inning Stats	R: 0 H: 2 E: 0 LOB: 1 K: 0 BB: 0 S: 4 P: 4	R: 0 H: 0 E: 0 LOB: 0 K: 0 BB: 0 S: 3 P: 3	R: 0 H: 1 E: 0 LOB: 2 K: 0 BB: 1 S: 4 P: 8	R: 0 H: 1 E: 0 LOB: 1 K: 0 BB: 0 S: 4 P: 4	R: 0 H: 1 E: 0 LOB: 0 K: 0 BB: 0 S: 3 P: 3	R: 0 H: 0 E: 0 LOB: 0 K: 1 BB: 0 S: 5 P: 5	R: 0 H: 0 E: 0 LOB: 0 K: 1 BB: 0 S: 5 P: 5	R: 0 H: 1 E: 1 LOB: 1 K: 0 BB: 0 S: 5 P: 5	R: 0 H: 0 E: 0 LOB: 1 K: 0 BB: 1 S: 3 P: 7	1B: 6 SF: 0 2B: 0 SAC: 0 3B: 0 DP: 2 HR: 0 HBP: 0						

AB	31
R	0
H	6
RBI	0
BB	2
SO	2
LOB	10

WP: 0 PA: 33
PB: 0
SB: 1
CS: 0

PITCHER		IP	WLS	BF	H	R	ER	SO	BB	IBB	HBP	BLK	WP	HR	S	P	ERA	WHIP
50 Adam Wainwright, R ERA:	(1, 1)	4.2	W	18	5	0	0	0	1	0	0	0	0	0	17	21	0.00	1.286
72 Dennis Dove, R ERA: 3.86	(5, 1)	0.1		1	0	0	0	0	0	0	0	0	0	0	1	1	0.00	0.000
Ricardo Rincon, L ERA:	(6, 1)	1.0		3	0	0	0	1	0	0	0	0	0	0	5	5	0.00	0.000
71 Troy Cate, L ERA:	(7, 1)	2.0		7	1	0	0	1	0	0	0	0	0	0	10	10	0.00	0.500
79 Andy Cavazos, R ERA: 4.5	(9, 1)	1.0		4	0	0	0	0	1	0	0	0	0	0	3	7	0.00	1.000

PITCHER	IP	WLS	BF	H	R	ER	SO	BB	IBB	HBP	BLK	WP	HR	S	P	ERA	WHIP

Batter	1	2	3	4	5	6	7	8	9	AB	R	H	RBI	BB	SO	LOB
24 Martín Prado, R (1, 4) OBP: 0.476, SLG: 0.500	0-0 11 G4-6-3 1B		0-0 E6 2-3			0-0 F9 ②		4-0 68 BB 72 1B 61 FC4-6 1-2 BB	0-0 F9 ②	4	1	1	0	1	0	2
11 Edgar Renteria, R (1, 6) OBP: 0.348, SLG: 0.368 72 Yunel Escobar, R (6, 5) OBP: 0.500, SLG: 0.667	0-0 G4-6-3 1-2f ①②		0-0 G4-3 ③			0-0 1B		0-0 61 FC4-6 68 BB 23 2B 1-2 2-3 1B	0-0 1-2 1B	3	0	1	0	0	0	3
										2	1	2	0	0	0	0
10 Chipper Jones, S (1, 5) OBP: 0.381, SLG: 0.294 51 Michael Gonzalez, R (6, 1) 68 Jarrod Saltalamacchia, S (7, 2) OBP: 0.286, SLG: 0.167	0-0 G4-3 ③			0-0 G4-1 ①		0-0 F7 ③		4-0 61 FC4-6 1-2 2-3 3-H BB	0-0 F7 ③	3	0	0	0	0	0	1
										0	0	0	0	0	0	0
										1	0	0	1	1	0	2
Andruw Jones, R (1, 8) OBP: 0.360, SLG: 0.429 61 Grégor Blanco, L (7, 8) OBP: 0.333, SLG: 0.263		0-0 P6 ①		0-0 G6-3 ②			4-0 7 PB 8 G6-3 7 SF9 BB	0-0 FC4-6 23 2B 27 2B 1-2f 2-3 3-H		2	1	0	0	1	0	0
										1	1	0	1	0	0	2
8 Brayan Peña, S (1, 2) OBP: 0.308, SLG: 0.385 Blaine Boyer, R (7, 1) 23 Matt Diaz, R (8, PH) OBP: 0.364, SLG: 0.429 30 Kevin Barry, R (8, 1) 46 Jonathan Johnson, R (9, 1)		0-0 G1-3 ②		0-0 G3-1 ③			0-0 G6-3 ① 1-2	0-0 27 2B 1-3 3-H 2B		3	0	0	0	0	0	1
										0	0	0	0	0	0	0
										1	1	1	1	0	0	0
										0	0	0	0	0	0	0
										0	0	0	0	0	0	0
7 Jeff Francoeur, R (1, 9) OBP: 0.304, SLG: 0.600 27 T.J. Bohn, R (7, 9) OBP: 0.375, SLG: 0.300		0-0 G5-3 ③			S S C 0-3 K ①		B X 1-0 SF9 ② 2-H	0-0 2-H 3-H 2B		2	0	0	1	0	1	0
										1	0	1	2	0	0	0
Craig Wilson, R (1, 3) OBP: 0.353, SLG: 0.688 71 Carlos Mendez, R (7, 3) OBP: 0.429, SLG: 0.714			0-0 E5 26 B5-6-4 1B		0-0 G6-3 ②		S S S 0-3 K ③	0-0 G6-3 ③		3	0	0	0	0	1	0
										1	0	0	0	0	0	1
Ryan Langerhans, L (1, 7) OBP: 0.429, SLG: 0.700 22 Willie Harris, L (8, 7) OBP: 0.429, SLG: 0.455			0-0 24 E 26 B5-6-4 1-2 1B		0-0 4 CS 1B			0-0 G4-3 ①	0-0 F9 ①	3	0	2	0	0	0	0
										1	0	0	0	0	0	0
26 Kyle Davies, R (1, 1) 4 Pete Orr, L (5, PH) OBP: 0.500, SLG: 0.462 28 Bob Wickman, R (5, 1) 74 Brent Lillibridge, R (6, PH) OBP: 0.308, SLG: 0.250 (6, 6)			0-0 B5-6-4 ①② 1-2 2-3f		s 0-1 CS ③ 1-2	0-0 L7 ①		0-0 72 1B 24 BB 68 BB 1B	0-0 72 1B 1B	1	0	0	0	0	0	2
										0	0	0	0	0	0	0
										0	0	0	0	0	0	0
										3	1	2	0	0	0	0

TOP

Atlanta Braves @ St. Louis Cardinals

Roger Dean Stadium, Jupiter, FL

Sun Mar 11 2007, 1:05 PM EDT

Att. 7,969 - Sunny - 76 F

livebaseballscorecards.com

AB	35
R	6
H	10
RBI	6
BB	3
SO	2
LOB	14

Inning Stats	1	2	3	4	5	6	7	8	9
	R: 0 E: 0 K: 0 S: 3	R: 0 E: 0 K: 0 S: 3	R: 0 E: 2 K: 0 S: 5	R: 0 E: 0 K: 0 S: 3	R: 0 E: 0 K: 1 S: 6	R: 0 E: 0 K: 0 S: 4	R: 1 E: 0 K: 1 S: 5	R: 5 E: 0 K: 0 S: 7	R: 0 E: 0 K: 0 S: 5
	H: 1 LOB: 0 BB: 0 P: 3	H: 0 LOB: 0 BB: 0 P: 3	H: 1 LOB: 2 BB: 0 P: 5	H: 0 LOB: 0 BB: 0 P: 3	H: 1 LOB: 0 BB: 0 P: 6	H: 1 LOB: 1 BB: 0 P: 4	H: 0 LOB: 0 BB: 1 P: 10	H: 4 LOB: 1 BB: 2 P: 15	H: 2 LOB: 2 BB: 0 P: 5

| | | | | | | | | | |

BOTTOM

Atlanta Braves @ St. Louis Cardinals

Roger Dean Stadium, Jupiter, FL

Sun Mar 11 2007, 1:05 PM EDT
Att. 7,969 - Sunny - 76 F

livebaseballscorecards.com

Batter	1	2	3	4	5	6	7	8	9	AB	R	H	RBI	BB	SO	LOB
55 Skip Schumaker, L (1, 8) OBP: 0.444, SLG: 0.680	F7		G6-3		FC4-6 16 2B 1-2f	BBBB 16 FC6-4 BB		G5-3		2	0	0	0	0	0	0
So Taguchi, R (4, 8) OBP: 0.160, SLG: 0.125										1	0	0	0	1	0	1
81 Brian Esposito, R (7, 2)										1	0	0	0	0	0	1
16 Chris Duncan, L (1, 7) OBP: 0.371, SLG: 0.516	BBBB 27 S BB		E6 27 1B		L4-6 1-3 2B	FC6-4 1-2f			F8	4	0	1	0	1	0	2
27 Scott Rolen, R (1, 5) OBP: 0.423, SLG: 0.300	CBBBB 1-2 BB		1-3 1B		L4		F9		F7	2	0	1	0	1	0	2
Miguel Negron, L (7, 8) OBP: 0.296, SLG: 0.095										2	0	0	0	0	0	0
26 Scott Spiezio, S (1, 3) OBP: 0.467, SLG: 0.476	F8		F9			P2	BBBB		SSC	3	0	0	0	1	0	4
(7, 5)							BB		K							
Tyler Johnson, S (8, 1)										0	0	0	0	0	0	0
Josh Hancock, R (8, 1)										0	0	0	0	0	0	0
84 Colby Rasmus, L (9, PH) OBP: 0.375, SLG: 0.571										1	0	0	0	0	1	0
53 John Rodriguez, L (1, 9) OBP: 0.591, SLG: 0.647	G3-1			BBBB 4 L4-6 G4-3 BB		4 BB 1B	F9			1	0	0	0	1	0	2
70 Tagg Bozied, R (6, PH) OBP: 0.409, SLG: 0.450										2	1	1	0	0	0	1
(7, 3)																
4 Yadier Molina, R (1, 2) OBP: 0.409, SLG: 0.450		FC6-4 1B		G4-3 1-2		BBBB 1B 75 2B 1-2 BB	SSS			2	1	1	0	1	0	1
78 Kelvin Jimenez, R (7, 1)										0	0	0	0	0	0	0
76 Travis Hanson, L (7, PH) OBP: 0.286, SLG: 0.091										1	0	0	0	0	1	1
(8, 5)																
Aaron Miles, S (1, 4) OBP: 0.333, SLG: 0.300		FC6-4 75 G6-4-3 1-2f		L4-6 2-2		75 2B 1-3 2-H 1B			F9	4	1	1	1	0	0	2
75 Brendan Ryan, R (1, 6) OBP: 0.346, SLG: 0.375		G6-4-3 1-2f			FC4-6 1B	63 F7 2-H 3-H 2B		SSC		4	0	2	2	0	1	1
29 Chris Carpenter, R (1, 1)			G5-3		P6	F7				1	0	0	0	0	0	0
Brian Falkenborg, R (5, 1)										0	0	0	0	0	0	0
49 Rick Ankiel, L (5, PH) OBP: 0.263, SLG: 0.222										1	0	0	0	0	0	1
62 Mike Smith, R (6, 1)										0	0	0	0	0	0	0
63 Ryan Ludwick, R (6, PH) OBP: 0.500, SLG: 0.688						2-3			1B	2	0	1	0	0	0	1
(7, 9)																
Inning Stats	R: 0 E: 0 K: 0 S: 4 H: 0 LOB: 2 BB: 2 P: 12	R: 0 E: 0 K: 0 S: 3 H: 1 LOB: 0 BB: 0 P: 3	R: 0 E: 1 K: 0 S: 5 H: 1 LOB: 2 BB: 0 P: 5	R: 0 E: 0 K: 0 S: 2 H: 0 LOB: 0 BB: 1 P: 6	R: 0 E: 0 K: 0 S: 5 H: 2 LOB: 2 BB: 0 P: 5	R: 3 E: 0 K: 0 S: 6 H: 3 LOB: 2 BB: 2 P: 14	R: 0 E: 0 K: 1 S: 5 H: 0 LOB: 1 BB: 1 P: 9	R: 0 E: 0 K: 1 S: 6 H: 1 LOB: 1 BB: 0 P: 6	R: 0 E: 0 K: 1 S: 5 H: 0 LOB: 0 BB: 0 P: 5	1B: 6 2B: 3 3B: 0 HR: 0	SF: 0 SAC: 0 DP: 2 HBP: 0						

	AB	34
	R	3
	H	8
	RBI	3
	BB	6
	SO	3
	LOB	20

WP: 0 PB: 0 SB: 1 CS: 0 PA: 40

PITCHER	IP	WLS	BF	H	R	ER	SO	BB	IBB	HBP	BLK	WP	HR	S	P	ERA	WHIP
26 Kyle Davies, R (1, 1) ERA: 2.25	4.0		16	2	0	0	0	3	0	0	0	0	0	14	26	0.00	1.250
28 Bob Wickman, R (5, 1) ERA:	1.0		5	2	0	0	0	0	0	0	0	0	0	5	5	0.00	2.000
51 Michael Gonzalez, L (6, 1) ERA: 11.25	1.0		8	3	3	3	0	2	0	0	0	0	0	6	14	27.00	5.000
Blaine Boyer, R (7, 1) ERA:	1.0	W	4	0	0	0	1	1	0	0	0	0	0	5	9	0.00	1.000
30 Kevin Barry, R (8, 1) ERA:	1.0	H	4	1	0	0	1	0	0	0	0	0	0	6	6	0.00	1.000

PITCHER	IP	WLS	BF	H	R	ER	SO	BB	IBB	HBP	BLK	WP	HR	S	P	ERA	WHIP
46 Jonathan Johnson, R (9, 1) ERA: 6.0	1.0	S	3	0	0	0	1	0	0	0	0	0	0	5	5	0.00	0.000

Atlanta Braves @ St. Louis Cardinals

Roger Dean Stadium, Jupiter, FL

Mon Mar 12 2007, 1:05 PM EDT
Att. 6,981 - Partly Cloudy - 79 F

TOP

livebaseballscorecards.com

Batter	1	2	3	4	5	6	7	8	9	AB	R	H	RBI	BB	SO	LOB
2 Kelly Johnson, L (1, 4) OBP: 0.222, SLG: 0.423	G3		G4-3		G3		G6-3		F7	5	0	0	0	0	0	4
22 Willie Harris, L (1, 7) OBP: 0.389, SLG: 0.400	10 G3 10 S 1B			F7		G4-3		K		4	0	1	0	0	1	0
10 Chipper Jones, S (1, 5) OBP: 0.364, SLG: 0.278	G3 1-3			K		G4-3		63 G4-3 63 S 27 1B 1B		1	0	0	0	0	0	1
4 Pete Orr, L (1, 5) OBP: 0.474, SLG: 0.438										3	1	1	0	0	1	0
16 Brian McCann, L (1, 2) OBP: 0.381, SLG: 0.526	L6			7 1B 1B		2B		G4-3 1-3		3	0	2	0	0	0	1
63 Corky Miller, R (6, 2) OBP: 0.300, SLG: 0.556										1	0	0	0	0	0	1
7 Jeff Francoeur, R (1, 9) OBP: 0.346, SLG: 0.609			1-2 1B		G5-3			3-H 1B		3	0	2	0	0	0	1
27 T.J. Bohn, R (6, 9) OBP: 0.400, SLG: 0.333		20 G6-4-3 1B								1	0	1	1	0	0	0
20 Scott Thorman, L (1, 3) OBP: 0.259, SLG: 0.200				L6			G4-3	K		4	0	0	0	0	1	4
58 Peter Moylan, R (8, 1)		G6-4-3 1-2f								0	0	0	0	0	0	0
Tony Pena Jr., R (1, 6) OBP: 0.261, SLG: 0.348		F7			G5-3		G5-3		K2-3	4	0	0	0	0	1	0
Ryan Langerhans, L (1, 8) OBP: 0.440, SLG: 0.652			G4-3		K2-3		1B BB			3	0	1	0	1	1	0
29 John Smoltz, R (1, 1)			K		2B		1-3 1B		F9	1	0	0	0	0	1	0
68 Jarrod Saltalamacchia, S (5, PH) OBP: 0.375, SLG: 0.429										1	0	1	0	0	0	0
Oscar Villarreal, L (5, 1)										0	0	0	0	0	0	0
Tyler Yates, R (6, 1)										0	0	0	0	0	0	0
Craig Wilson, R (7, PH) OBP: 0.389, SLG: 0.706										1	0	1	0	0	0	0
37 Steve Colyer, L (7, 1)										0	0	0	0	0	0	0
71 Carlos Mendez, R (8, 3) OBP: 0.429, SLG: 0.714										0	0	0	0	0	0	0
23 Matt Diaz, R (9, PH) OBP: 0.348, SLG: 0.409										1	0	0	0	0	0	1
Inning Stats	R: 0 E: 0 K: 0 S: 4 H: 1 LOB: 1 BB: 0 P: 5	R: 0 E: 0 K: 0 S: 3 H: 1 LOB: 0 BB: 0 P: 3	R: 0 E: 0 K: 1 S: 5 H: 0 LOB: 0 BB: 0 P: 5	R: 0 E: 0 K: 1 S: 7 H: 2 LOB: 2 BB: 0 P: 7	R: 0 E: 0 K: 1 S: 6 H: 1 LOB: 1 BB: 0 P: 6	R: 0 E: 0 K: 0 S: 4 H: 1 LOB: 1 BB: 0 P: 4	R: 0 E: 0 K: 0 S: 4 H: 1 LOB: 2 BB: 1 P: 8	R: 1 E: 0 K: 2 S: 10 H: 2 LOB: 1 BB: 0 P: 11	R: 0 E: 0 K: 1 S: 6 H: 1 LOB: 1 BB: 0 P: 6	1B: 8 2B: 2 3B: 0 HR: 0	SF: 0 SAC: 0 DP: 1 HBP: 0	WP: 0 PB: 0 SB: 2 CS: 0	PA: 37				

	AB	36
	R	1
	H	10
	RBI	1
	BB	1
	SO	6
	LOB	13

PITCHER		IP	WLS	BF	H	R	ER	SO	BB	IBB	HBP	BLK	WP	HR	S	P	ERA	WHIP
41 Braden Looper, R ERA: 0.82	(1, 1)	4.2		17	4	0	0	3	0	0	0	0	0	0	23	24	0.00	0.857
34 Randy Flores, L ERA: 3.6	(5, 1)	1.1		6	2	0	0	0	0	0	0	0	0	0	6	6	0.00	1.500
31 Ryan Franklin, R ERA: 3.6	(7, 1)	2.0	W	10	3	1	1	2	1	0	0	0	0	0	14	19	4.50	2.000
72 Dennis Dove, R ERA: 2.7	(9, 1)	1.0	S	4	1	0	0	1	0	0	0	0	0	0	6	6	0.00	1.000

PITCHER		IP	WLS	BF	H	R	ER	SO	BB	IBB	HBP	BLK	WP	HR	S	P	ERA	WHIP

BOTTOM

Atlanta Braves @ St. Louis Cardinals

Roger Dean Stadium, Jupiter, FL

Mon Mar 12 2007, 1:05 PM EDT
Att. 6,981 - Partly Cloudy - 79 F

Batter	1	2	3	4	5	6	7	8	9	AB	R	H	RBI	BB	SO	LOB
7 Adam Kennedy, L (1, 4)	P6		F7			L5		63 1B, 1B; 2-3 1B		3	0	0	0	0	0	1
Aaron Miles, S (7, 4) OBP: 0.360, SLG: 0.333										1	1	1	0	0	0	0
16 Chris Duncan, L (1, 7) OBP: 0.395, SLG: 0.500	BB		F8			5 CS; BB		70 G5-3, 63 1B; 1-2 3-H 1B		1	0	0	0	2	0	1
Miguel Negron, L (6, PR) OBP: 0.321, SLG: 0.136										1	0	1	1	0	0	0
(7, 7)																
5 Albert Pujols, R (1, 3) OBP: 0.333, SLG: 0.448	K			G6-3		F9; 1-2		70 G5-3; 1-2 2-H 1B		3	0	0	0	0	1	2
31 Ryan Franklin, R (7, 1)										0	0	0	0	0	0	0
63 Ryan Ludwick, R (8, PH) OBP: 0.529, SLG: 0.706										1	0	1	1	0	0	0
72 Dennis Dove, R (9, 1)										0	0	0	0	0	0	0
27 Scott Rolen, R (1, 5) OBP: 0.379, SLG: 0.261	K			G5-3			G5-3	G5-3; 1-2 2-3		3	0	0	0	0	1	1
70 Tagg Bozied, R (8, 3) OBP: 0.391, SLG: 0.429										1	0	0	0	0	0	2
53 John Rodriguez, L (1, 9) OBP: 0.542, SLG: 0.579		G4-3		K			PB, 1B	K		2	0	0	0	0	1	0
34 Randy Flores, L (5, 1)										0	0	0	0	0	0	0
26 Scott Spiezio, S (7, 3) OBP: 0.469, SLG: 0.478										2	0	1	0	0	1	2
(8, 5)																
So Taguchi, R (1, 8) OBP: 0.172, SLG: 0.143		F8			G5-3		PB, 1B; 1-2	G4-3		4	0	1	0	0	0	2
4 Yadier Molina, R (1, 2) OBP: 0.417, SLG: 0.429		G6-3			19 G6-4-3; BB		K; 1-2 2-3			1	0	0	0	1	0	0
Gary Bennett, R (7, 2) OBP: 0.278, SLG: 0.200										1	0	0	0	0	1	2
19 Jolbert Cabrera, R (1, 6) OBP: 0.222, SLG: 0.192			1B		G6-4-3; 1-2f		K			3	0	1	0	0	1	3
41 Braden Looper, R (1, 1)			K			HR		1B, 1B; 2B		1	0	0	0	0	1	1
49 Rick Ankiel, L (5, 9) OBP: 0.333, SLG: 0.500										2	2	2	1	0	0	0
Inning Stats	R: 0 E: 0 K: 2 S: 7 H: 0 LOB: 1 BB: 1 P: 11	R: 0 E: 0 K: 0 S: 3 H: 0 LOB: 0 BB: 0 P: 3	R: 0 E: 0 K: 1 S: 6 H: 1 LOB: 1 BB: 0 P: 6	R: 0 E: 0 K: 1 S: 5 H: 0 LOB: 0 BB: 0 P: 5	R: 0 E: 0 K: 0 S: 2 H: 0 LOB: 0 BB: 1 P: 6	R: 1 E: 0 K: 0 S: 3 H: 1 LOB: 1 BB: 1 P: 8	R: 0 E: 0 K: 2 S: 9 H: 2 LOB: 2 BB: 0 P: 9	R: 2 E: 0 K: 1 S: 9 H: 4 LOB: 2 BB: 0 P: 9		1B: 6 2B: 1 3B: 0 HR: 1	SF: 0 SAC: 0 DP: 1 HBP: 0						

livebaseballscorecards.com

AB	30
R	3
H	8
RBI	3
BB	3
SO	7
LOB	17

WP: 0 PB: 1 SB: 0 CS: 1 PA: 33

PITCHER		IP	WLS	BF	H	R	ER	SO	BB	IBB	HBP	BLK	WP	HR	S	P	ERA	WHIP
29 John Smoltz, R ERA:	(1, 1)	4.0		14	1	0	0	4	1	0	0	0	0	0	21	25	0.00	0.500
Oscar Villarreal, R ERA: 4.5	(5, 1)	1.0		3	0	0	0	0	1	0	0	0	0	0	2	6	0.00	1.000
Tyler Yates, R ERA: 2.25	(6, 1)	1.0		4	1	1	1	0	1	0	0	0	0	1	3	8	9.00	2.000
37 Steve Colyer, L ERA: 4.5	(7, 1)	1.0		5	2	0	0	2	0	0	0	0	0	0	9	9	0.00	2.000
58 Peter Moylan, R ERA: 4.5	(8, 1)	1.0	L	7	4	2	2	1	0	0	0	0	0	0	9	9	18.00	4.000

PITCHER	IP	WLS	BF	H	R	ER	SO	BB	IBB	HBP	BLK	WP	HR	S	P	ERA	WHIP

Batter	1	2	3	4	5	6	7	8	9	AB	R	H	RBI	BB	SO	LOB
22 David Eckstein, R (1, 6) OBP: 0.400, SLG: 0.600	F7		1-3 2B		G6-3 3-H		K			3	0	1	1	0	0	0
19 Jolbert Cabrera, R (5, 5) OBP: 0.214, SLG: 0.185										1	0	0	0	0	1	0
16 Chris Duncan, L (1, 10) OBP: 0.357, SLG: 0.444	K		K		G6-3		G4-3			4	0	0	0	0	2	2
5 Albert Pujols, R (1, 3) OBP: 0.333, SLG: 0.419	G5-3			26 1B BB	F9			F7		2	0	0	0	1	0	0
Aaron Miles, S (5, 6) OBP: 0.346, SLG: 0.318										1	0	0	0	0	0	0
26 Scott Spiezio, S (1, 5) OBP: 0.486, SLG: 0.500		F7		1-2 1B		49 2B 1B		P5		3	0	2	0	0	0	0
(5, 3)																
Miguel Negron, L (6, PR) OBP: 0.310, SLG: 0.130										1	0	0	0	0	0	0
(6, 7)																
70 Tagg Bozied, R (1, 9) OBP: 0.370, SLG: 0.400		K		F7		L5		1B		4	0	1	0	0	1	3
(6, 3)																
63 Ryan Ludwick, R (1, 7) OBP: 0.500, SLG: 0.667		K		F3		1-3 2B		P3		1	0	0	0	0	1	0
49 Rick Ankiel, L (3, 7) OBP: 0.333, SLG: 0.522										3	0	1	0	0	0	3
(6, 9)																
4 Yadier Molina, R (1, 2) OBP: 0.423, SLG: 0.409			22 2B BB	F8		P4			G6-3 BB	1	0	0	0	1	0	2
35 Eli Marrero, R (6, PH) OBP: 0.333, SLG: 0.231										1	0	0	0	1	0	3
(6, 2)																
So Taguchi, R (1, 8) OBP: 0.182, SLG: 0.156			P6		7 E 7 3B 1B	G1-3			G6-3 1-2f	4	1	1	0	0	0	5
7 Adam Kennedy, L (1, 4) OBP: 0.125, SLG: 0.375			F7		1-H 22 G6-3 3B		P6		F9	2	1	1	1	0	0	1
68 Edgar Gonzalez, R (5, 4) OBP: 0.467, SLG: 0.833										2	0	0	0	0	0	0
Inning Stats	R: 0 E: 0 K: 1 S: 5 H: 0 LOB: 0 BB: 0 P: 5	R: 0 E: 0 K: 2 S: 7 H: 0 LOB: 0 BB: 0 P: 7	R: 0 E: 0 K: 1 S: 6 H: 1 LOB: 2 BB: 1 P: 10	R: 0 E: 0 K: 0 S: 4 H: 1 LOB: 2 BB: 1 P: 8	R: 2 E: 0 K: 0 S: 5 H: 2 LOB: 0 BB: 0 P: 6	R: 0 E: 0 K: 0 S: 5 H: 2 LOB: 3 BB: 0 P: 5	R: 0 E: 0 K: 1 S: 5 H: 0 LOB: 0 BB: 0 P: 5	R: 0 E: 0 K: 0 S: 4 H: 1 LOB: 1 BB: 0 P: 4	R: 0 E: 0 K: 0 S: 2 H: 0 LOB: 0 BB: 1 P: 6	1B: 4 2B: 2 3B: 1 HR: 0	SF: 0 SAC: 0 DP: 1 HBP: 0						

PITCHER	IP	WLS	BF	H	R	ER	SO	BB	IBB	HBP	BLK	WP	HR	S	P	ERA	WHIP
Johan Santana, L (1, 1) ERA: 1.0	4.0		16	2	0	0	4	2	0	0	0	0	0	22	30	0.00	1.000
37 Dennys Reyes, L (5, 1) ERA: 6.0	1.0	W	5	2	2	2	0	0	0	0	0	0	0	5	6	18.00	2.000
30 Scott Baker, R (6, 1) ERA: 12.27	1.0	H	5	2	0	0	0	0	0	0	0	0	0	5	5	0.00	2.000
17 Pat Neshek, R (7, 1) ERA:	1.0	H	3	0	0	0	1	0	0	0	0	0	0	5	5	0.00	0.000
49 Mike Venafro, L (8, 1) ERA:	1.0	H	4	1	0	0	0	0	0	0	0	0	0	4	4	0.00	1.000

PITCHER	IP	WLS	BF	H	R	ER	SO	BB	IBB	HBP	BLK	WP	HR	S	P	ERA	WHIP
J.D. Durbin, R (9, 1) ERA: 9.0	1.0	S	3	0	0	0	0	1	0	0	0	0	0	2	6	0.00	1.000

St. Louis Cardinals @ Minnesota Twins

Hammond Stadium, Fort Myers, FL

Tue Mar 13 2007, 1:05 PM EDT

Att. 8,134 - Partly Cloudy - 78 F

TOP

livebaseballscorecards.com

AB	33
R	2
H	7
RBI	2
BB	3
SO	5
LOB	19

1B: 4	SF: 0	WP: 0	PA: 36
2B: 2	SAC: 0	PB: 0	
3B: 1	DP: 1	SB: 0	
HR: 0	HBP: 0	CS: 0	

Batter	1	2	3	4	5	6	7	8	9	AB	R	H	RBI	BB	SO	LOB
Luis Castillo, S (1, 4) OBP: 0.421, SLG: 0.353	K		8 BB 1B	G4-3		G4-3		G6-4-3 1-2f		4	0	1	0	0	1	3
38 Luis Antonio Rodriguez, S (8, 4) OBP: 0.267, SLG: 0.481										1	0	0	0	0	0	1
8 Nick Punto, S (1, 5) OBP: 0.273, SLG: 0.200	G6-3		1-2 BB		G6-3		F9			3	0	0	0	1	0	0
61 Tommy Watkins, R (8, 5) OBP: 0.300, SLG: 0.313										0	0	0	0	0	0	0
7 Joe Mauer, L (1, 2) OBP: 0.385, SLG: 0.435	5 FC6 1B		G3-1		5 2B 33 G4-3 BB		33 1B BB			2	0	1	0	1	0	2
Brad King, R (5, PR) (6, 2)										0	1	0	0	1	0	0
5 Michael Cuddyer, R (1, 9) OBP: 0.419, SLG: 0.667	FC6 1-2f			33 1B 1B FC5-2-5	33 G4-3 2 1B 1-3 2B		P6			4	1	2	0	0	0	2
50 Garrett Jones, L (8, 9) OBP: 0.069, SLG: 0.103										0	0	0	0	0	0	0
33 Justin Morneau, L (1, 3) OBP: 0.286, SLG: 0.231		G4-3		FC5-2-5 24 G4-3 1B 1-3	G4-3 2-3 3-H		2 BB 1-3 1B			4	1	2	1	0	0	2
58 Glenn Williams, S (7, PR) OBP: 0.286, SLG: 0.407										0	0	0	0	0	0	0
(8, 3)																
Torii Hunter, R (1, 8) OBP: 0.455, SLG: 0.700	P4			FC5-2-5 24 G4-3 25 1B 1-3 3-3	24 CS 1B 3-H		BB 1-2			2	1	0	0	0	0	2
2 Denard Span, L (5, 8) OBP: 0.323, SLG: 0.321										1	0	1	1	1	0	0
24 Rondell White, R (1, 7) OBP: 0.296, SLG: 0.423	K2-3			G4-3 2-3 3-H	CS 1-2	27 G4-3 25 SF7 2B	G1-3			3	0	1	1	0	1	1
Jason Tyner, L (6, PR) OBP: 0.207, SLG: 0.185										1	1	0	0	0	0	3
(7, 7)																
27 Jeff Cirillo, R (1, 10) OBP: 0.417, SLG: 0.400			F7	25 1B BB		G4-3 2-3		38 G6-4-3 1B		2	0	0	0	1	0	1
23 Matthew LeCroy, R (8, PH) OBP: 0.400, SLG: 0.409										1	0	1	0	0	0	0
(9, 10)																
25 Alexi Casilla, S (1, 6) OBP: 0.321, SLG: 0.346			K	1-2 1B 3-H		SF7 3-H		F9		3	0	1	2	0	1	1
Inning Stats	R: 0 H: 1 E: 0 LOB: 1 K: 1 BB: 0 S: 6 P: 6	R: 0 H: 0 E: 0 LOB: 0 K: 1 BB: 0 S: 5 P: 5	R: 0 H: 1 E: 0 LOB: 2 K: 1 BB: 1 S: 6 P: 10	R: 2 H: 3 E: 0 LOB: 1 K: 0 BB: 1 S: 6 P: 10	R: 2 H: 2 E: 0 LOB: 1 K: 0 BB: 1 S: 4 P: 9	R: 1 H: 1 E: 0 LOB: 3 K: 0 BB: 0 S: 4 P: 4	R: 0 H: 1 E: 0 LOB: 0 K: 0 BB: 2 S: 4 P: 12	R: 0 H: 1 E: 0 LOB: 0 K: 0 BB: 0 S: 3 P: 3		1B: 8 SF: 1 2B: 2 SAC: 0 3B: 0 DP: 1 HR: 0 HBP: 0						

BOTTOM

St. Louis Cardinals @ Minnesota Twins

Hammond Stadium, Fort Myers, FL

Tue Mar 13 2007, 1:05 PM EDT
Att. 8,134 - Partly Cloudy - 78 F

livebaseballscorecards.com

AB	31
R	5
H	10
RBI	5
BB	5
SO	3
LOB	18

PITCHER		IP	WLS	BF	H	R	ER	SO	BB	IBB	HBP	BLK	WP	HR	S	P	ERA	WHIP
Kip Wells, R ERA:	(1, 1)	3.0		12	2	0	0	3	1	0	0	0	0	0	17	21	0.00	1.000
77 Blake Hawksworth, R ERA: 3.0	(4, 1)	1.0		7	3	2	2	0	1	0	0	0	0	0	6	10	18.00	4.000
Ricardo Rincon, L ERA: 3.6	(5, 1)	1.0	L	5	2	2	2	0	1	0	0	0	0	0	4	9	18.00	3.000
79 Andy Cavazos, R ERA: 5.4	(6, 1)	1.0		4	1	1	1	0	0	0	0	0	0	0	4	4	9.00	1.000
60 Chris Narveson, L ERA: 1.93	(7, 1)	1.0		6	1	0	0	0	2	0	0	0	0	0	4	12	0.00	3.000

PITCHER		IP	WLS	BF	H	R	ER	SO	BB	IBB	HBP	BLK	WP	HR	S	P	ERA	WHIP
54 Randy Keisler, L ERA:	(8, 1)	1.0		3	1	0	0	0	0	0	0	0	0	0	3	3	0.00	1.000

Batter	1	2	3	4	5	6	7	8	9	10	AB	R	H	RBI	BB	SO	LOB
Bernie Castro, S (1, 4) OBP: 0.444, SLG: 0.333	G1-3			F7	G1-3		FC4-6 1-2f		BBBB 4-0 1-2 BB		4	0	0	0	1	0	4
15 Cristian Guzman, S (1, 6) OBP: 0.313, SLG: 0.286	G6-3			L3		11 FC5-4 1B		77 F8 2B	F8		3	0	1	0	0	0	0
Josh Wilson, R (6, 6) OBP: 0.500, SLG: 0.500											2	0	1	0	0	0	2
11 Ryan Zimmerman, R (1, 5) OBP: 0.481, SLG: 0.760	L6			1B		FC5-4 1-2f G4-6-3		P6	G4-3		3	0	1	0	0	0	1
75 Mike Bacsik, L (6, 1)											0	0	0	0	0	0	0
13 Robert Fick, L (8, PH) OBP: 0.278, SLG: 0.412											1	0	0	0	0	0	1
36 Levale Speigner, R (8, 1)											0	0	0	0	0	0	0
Joe Thurston, L (10, PH) OBP: 0.286, SLG: 0.231											1	0	0	0	0	0	0
30 Chris Booker, R (10, 1)											0	0	0	0	0	0	0
Ryan Church, L (1, 7) OBP: 0.300, SLG: 0.200		SSS 0-3 K		F7		G4-6-3 1-2f		BBBB 4-0 BB	L4		4	0	0	0	1	1	2
77 Abraham Nunez, S (1, 8) OBP: 0.333, SLG: 0.524		F8			SSS 0-3 K		F9	F8 2-3	CCC 0-3 K		5	0	0	0	0	2	2
(7, 9)																	
Brian Schneider, L (1, 2) OBP: 0.474, SLG: 0.778		F7			29 WP WP 29 FC1-4 1B		G5-3	G6-3			2	1	1	0	0	0	0
10 Brandon Harper, R (6, 2) OBP: 0.375, SLG: 0.167											2	0	0	0	0	0	2
Travis Lee, L (1, 3) OBP: 0.500, SLG: 0.500			F7		BBBB 4-0 29 FC1-4 1-2 BB		29 1B 5 1B		F7		3	1	1	0	1	0	0
29 Michael Restovich, R (1, 9) OBP: 0.304, SLG: 0.211			F9		BX 1-0 FC1-4 50 BB 1-2f 2-H		5 1B 1-2 1B		G4-3		3	0	1	1	0	0	1
Jose Macias, S (7, PR) OBP: 0.143, SLG: 0.143											1	0	0	0	0	0	0
(7, 8)																	
50 Jason Simontacchi, R (1, 1)			G1-3		BBBB 4-0 BB		FC4-6 1-2 2-H 1B		BB 1B		1	0	0	0	1	0	0
5 Kory Casto, L (6, 5) OBP: 0.579, SLG: 0.571											2	0	2	1	0	0	0
Inning Stats	R: 0 E: 0 K: 0 S: 3 / H: 0 LOB: 0 BB: 0 P: 3	R: 0 E: 0 K: 1 S: 5 / H: 0 LOB: 0 BB: 0 P: 5	R: 0 E: 0 K: 0 S: 3 / H: 0 LOB: 0 BB: 0 P: 3	R: 0 E: 0 K: 0 S: 4 / H: 1 LOB: 1 BB: 0 P: 4	R: 1 E: 0 K: 1 S: 6 / H: 1 LOB: 2 BB: 2 P: 15	R: 0 E: 0 K: 0 S: 3 / H: 1 LOB: 0 BB: 0 P: 3	R: 1 E: 0 K: 0 S: 6 / H: 3 LOB: 2 BB: 0 P: 6	R: 0 E: 0 K: 0 S: 4 / H: 1 LOB: 2 BB: 1 P: 8	R: 0 E: 0 K: 0 S: 4 / H: 1 LOB: 2 BB: 1 P: 8	R: 0 E: 0 K: 1 S: 5 / H: 0 LOB: 0 BB: 0 P: 5	1B: 7 2B: 1 3B: 0 HR: 0 / SF: 0 SAC: 0 DP: 1 HBP: 0						

PITCHER		IP	WLS	BF	H	R	ER	SO	BB	IBB	HBP	BLK	WP	HR	S	P	ERA	WHIP
23 Anthony Reyes, R ERA: 0.9	(1, 1)	4.1		14	1	0	0	2	0	0	0	0	0	0	18	18	0.00	0.231
Tyler Johnson, L ERA: 10.8	(5, 1)	0.2	H	5	1	1	1	0	2	0	0	0	2	0	3	12	13.50	4.500
48 Brad Thompson, R ERA: 0.96	(6, 1)	3.0	B	14	5	1	1	0	1	0	0	0	0	0	13	17	3.00	2.000
78 Kelvin Jimenez, R ERA:	(9, 1)	1.0		5	1	0	0	0	1	0	0	0	0	0	4	8	0.00	2.000
Josh Hancock, R ERA: 3.0	(10, 1)	1.0		3	0	0	0	1	0	0	0	0	0	0	5	5	0.00	0.000

PITCHER	IP	WLS	BF	H	R	ER	SO	BB	IBB	HBP	BLK	WP	HR	S	P	ERA	WHIP

TOP

Washington Nationals @ St. Louis Cardinals
Roger Dean Stadium, Jupiter, FL
Wed Mar 14 2007, 1:05 PM EDT
Att. 6,621 - Partly Cloudy - 78 F

livebaseballscorecards.com

AB	37
R	2
H	8
RBI	2
BB	4
SO	3
LOB	15

WP: 2	PA: 41		
PB: 0			
SB: 0			
CS: 0			

Batter	1	2	3	4	5	6	7	8	9	10	AB	R	H	RBI	BB	SO	LOB
19 Jolbert Cabrera, R (1, 6) OBP: 0.188, SLG: 0.161	P3		F8		FC6-4 1-2f			G6-3		P6	4	0	0	0	0	0	1
78 Kelvin Jimenez, R (9, 1)											0	0	0	0	0	0	0
Josh Hancock, R (10, 1)											1	0	0	0	0	0	0
49 Rick Ankiel, L (1, 8) OBP: 0.310, SLG: 0.464	P5		G3-1			5 G6-4-3 1B		P4		G6-3	5	0	1	0	0	0	0
(7, 9)																	
5 Albert Pujols, R (1, 3) OBP: 0.306, SLG: 0.382	F8		F9			G6-4-3 1-2f		G1-3			3	0	0	0	0	0	1
26 Scott Spiezio, S (7, 5) OBP: 0.472, SLG: 0.481											1	0	0	0	0	0	0
27 Scott Rolen, R (1, 5) OBP: 0.375, SLG: 0.385		HR		G5-3		P3			BB 70 G3		3	1	1	1	0	0	0
Miguel Negron, L (7, 8) OBP: 0.333, SLG: 0.130											0	0	0	0	1	0	0
(8, 7)																	
53 John Rodriguez, L (1, 9) OBP: 0.538, SLG: 0.619		3 G6-3 G4-3 2B		G4-3			K		G3 1-2		2	1	1	0	0	0	0
70 Tagg Bozied, R (7, 3) OBP: 0.345, SLG: 0.370											2	0	0	0	0	1	1
3 Preston Wilson, R (1, 7) OBP: 0.222, SLG: 0.200		G6-3 2-3		F8			FC6-4 1B		K		3	0	1	0	0	0	1
So Taguchi, R (7, PR) OBP: 0.176, SLG: 0.152											1	0	0	0	0	1	1
(8, 8)																	
Aaron Miles, S (1, 4) OBP: 0.333, SLG: 0.280		G4-3 3-H			G4-3		FC6-4 1B 1-2f		IBB		3	0	0	1	1	0	1
(9, 6)																	
Gary Bennett, R (1, 2) OBP: 0.318, SLG: 0.263		1B			F9		48 FC6-4 1-3 1B		G1-3		4	0	2	0	0	0	2
23 Anthony Reyes, R (1, 1)		K			19 FC6-4 1B		FC6-4 1-2f			F7	1	0	0	0	0	1	1
Tyler Johnson, S (5, 1)											0	0	0	0	0	0	0
16 Chris Duncan, L (5, PH) OBP: 0.372, SLG: 0.459											1	0	1	0	0	0	0
48 Brad Thompson, R (6, 1)											1	0	0	0	0	0	2
68 Edgar Gonzalez, R (9, 4) OBP: 0.438, SLG: 0.769											1	0	0	0	0	0	0
Inning Stats	R: 0 E: 0 K: 0 S: 3 — H: 0 LOB: 0 BB: 0 P: 3	R: 2 E: 0 K: 1 S: 8 — H: 3 LOB: 1 BB: 0 P: 8	R: 0 E: 0 K: 0 S: 3 — H: 0 LOB: 0 BB: 0 P: 3	R: 0 E: 0 K: 0 S: 3 — H: 0 LOB: 0 BB: 0 P: 3	R: 0 E: 0 K: 0 S: 4 — H: 1 LOB: 1 BB: 0 P: 4	R: 0 E: 0 K: 0 S: 3 — H: 1 LOB: 0 BB: 0 P: 3	R: 0 E: 0 K: 1 S: 7 — H: 2 LOB: 2 BB: 0 P: 7	R: 0 E: 0 K: 0 S: 3 — H: 0 LOB: 0 BB: 0 P: 3	R: 0 E: 0 K: 1 S: 5 — H: 0 LOB: 2 BB: 2 P: 13	R: 0 E: 0 K: 0 S: 3 — H: 0 LOB: 0 BB: 0 P: 3	1B: 5 2B: 1 3B: 0 HR: 1 — SF: 0 SAC: 0 DP: 1 HBP: 0						

PITCHER		IP	WLS	BF	H	R	ER	SO	BB	IBB	HBP	BLK	WP	HR	S	P	ERA	WHIP
50 Jason Simontacchi, R ERA: 5.25	(1, 1)	5.0		19	4	2	2	1	0	0	0	0	0	1	21	21	3.60	0.800
75 Mike Bacsik, L ERA: 12.6	(6, 1)	2.0		8	3	0	0	1	0	0	0	0	0	0	10	10	0.00	1.500
36 Levale Speigner, R ERA:	(8, 1)	2.0		8	0	0	0	1	1	1	0	0	0	0	8	16	0.00	0.500
30 Chris Booker, R ERA:	(10, 1)	1.0		3	0	0	0	0	0	0	0	0	0	0	3	3	0.00	0.000

PITCHER	IP	WLS	BF	H	R	ER	SO	BB	IBB	HBP	BLK	WP	HR	S	P	ERA	WHIP

BOTTOM

Washington Nationals @ St. Louis Cardinals
Roger Dean Stadium, Jupiter, FL
Wed Mar 14 2007, 1:05 PM EDT
Att. 6,621 - Partly Cloudy - 78 F

livebaseballscorecards.com

AB	36
R	2
H	7
RBI	2
BB	2
SO	3
LOB	11

WP: 0 PA: 38
PB: 0
SB: 0
CS: 0

Batter	1	2	3	4	5	6	7	8	9	AB	R	H	RBI	BB	SO	LOB
65 Tony Abreu, S (1, 4) OBP: 0.364, SLG: 0.719	E1 7 1B 9 1B	9 1B 2-3 3-H 1B		G6-3			K2-3		K	5	0	1	1	0	2	0
9 Juan Pierre, L (1, 8) OBP: 0.444, SLG: 0.481	7 1B 1-2 1B	1-3 3-H 1B			7 1B 28 FC5-2 1B		G6-3		P3	3	0	3	1	0	0	0
13 Choo Freeman, R (6, 8) OBP: 0.222, SLG: 0.160										2	0	0	0	0	0	0
7 James Loney, L (1, 3) OBP: 0.564, SLG: 0.576	1-2 2-3 1B	F7			16 L6 28 FC5-2 1-3 1B			28 E 49 2B 1B		3	0	2	0	0	0	2
88 Larry Barnes, L (7, 3) OBP: 0.400, SLG: 0.400										1	1	1	0	0	0	0
28 Andy LaRoche, R (1, 5) OBP: 0.278, SLG: 0.242	F5	G1-3			FC5-2 1-2 3-H			L4 1-2		4	0	0	0	0	0	8
82 Blake DeWitt, L (8, 5)										0	0	0	0	0	0	0
16 Andre Ethier, L (1, 9) OBP: 0.419, SLG: 0.433	K		F8		L6 2-2			27 1B 2-H 2B		3	0	0	0	0	1	5
49 Delwyn Young, S (7, 9) OBP: 0.429, SLG: 0.600										1	0	1	1	0	0	0
27 Matt Kemp, R (1, 7) OBP: 0.314, SLG: 0.290	L7		77 G6-4-3 1B			G4-3		2-3 1B		4	0	2	0	0	0	3
69 Francisco Lizarraga, R (8, PR)										0	0	0	0	0	0	0
63 Matt White, R (8, 1)										0	0	0	0	0	0	0
60 Jon Meloan, R (9, 1)										0	0	0	0	0	0	0
77 Kelly Stinnett, R (1, 2) OBP: 0.300, SLG: 0.368		81 E 65 1B 81 1B 1B	G6-4-3 1-2f			K		K		3	1	1	0	0	1	1
59 Greg Miller, L (6, 1)										0	0	0	0	0	0	0
84 Mitch Jones, R (8, PH)										1	0	0	0	0	1	2
(8, 7)																
81 Iván De Jesús Jr., R (1, 6) OBP: 0.500, SLG: 0.500		E7 65 1B 9 1B 1-3 1B		K		P3		K		4	1	1	0	0	2	2
Mark Hendrickson, L (1, 1)		K		K			K		K	2	0	0	0	0	2	2
66 Sandy Martinez, L (6, 2) OBP: 0.125, SLG: 0.067										2	0	0	0	0	2	0

Inning Stats	1	2	3	4	5	6	7	8	9
	R: 0 E: 1 K: 1 S: 8 H: 2 LOB: 3 BB: 0 P: 8	R: 2 E: 1 K: 1 S: 9 H: 4 LOB: 2 BB: 0 P: 9	R: 0 E: 0 K: 0 S: 3 H: 1 LOB: 0 BB: 0 P: 3	R: 0 E: 0 K: 2 S: 7 H: 0 LOB: 0 BB: 0 P: 7	R: 0 E: 0 K: 0 S: 4 H: 2 LOB: 1 BB: 0 P: 4	R: 0 E: 0 K: 1 S: 5 H: 0 LOB: 0 BB: 0 P: 5	R: 0 E: 0 K: 2 S: 7 H: 0 LOB: 0 BB: 0 P: 7	R: 1 E: 1 K: 2 S: 10 H: 3 LOB: 2 BB: 0 P: 10	R: 0 E: 0 K: 2 S: 7 H: 0 LOB: 0 BB: 0 P: 7

PITCHER		IP	WLS	BF	H	R	ER	SO	BB	IBB	HBP	BLK	WP	HR	S	P	ERA	WHIP
44 Jason Isringhausen, R ERA:	(1, 1)	1.0		6	2	0	0	1	0	0	0	0	0	0	8	8	0.00	2.000
50 Adam Wainwright, R ERA: 1.08	(2, 1)	5.0	L	20	7	2	2	4	0	0	0	0	0	0	28	28	3.60	1.400
34 Randy Flores, L ERA: 3.0	(7, 1)	1.0		3	0	0	0	2	0	0	0	0	0	0	7	7	0.00	0.000
36 Russ Springer, R ERA: 9.0	(8, 1)	1.0		6	3	1	1	2	0	0	0	0	0	0	10	10	9.00	3.000
72 Dennis Dove, R ERA: 2.08	(9, 1)	1.0		3	0	0	0	2	0	0	0	0	0	0	7	7	0.00	0.000

PITCHER | IP | WLS | BF | H | R | ER | SO | BB | IBB | HBP | BLK | WP | HR | S | P | ERA | WHIP

TOP

Los Angeles Dodgers @ St. Louis Cardinals

Roger Dean Stadium, Jupiter, FL

Thu Mar 15 2007, 1:05 PM EDT
Att. 6,976 - Partly Cloudy - 78 F

livebaseballscorecards.com

AB	38
R	3
H	12
RBI	3
BB	0
SO	11
LOB	25

1B: 11	SF: 0	WP: 0	PA: 38
2B: 2	SAC: 0	PB: 0	
3B: 0	DP: 2	SB: 0	
HR: 0	HBP: 0	CS: 0	

BOTTOM

Los Angeles Dodgers @ St. Louis Cardinals

Roger Dean Stadium, Jupiter, FL

Thu Mar 15 2007, 1:05 PM EDT
Att. 6,976 - Partly Cloudy - 78 F

livebaseballscorecards.com

Batter	1	2	3	4	5	6	7	8	9	AB	R	H	RBI	BB	SO	LOB
22 David Eckstein, R (1, 6) OBP: 0.500, SLG: 0.500	BBBB 4-0 27 FC4-6 BB		X 0-0 ③ G6-3			H 1-0 27 G3-1 70 1B HBP		X 0-0 E5 BB 70 FC6-4 HBP		1	0	0	0	1	0	0
19 Jolbert Cabrera, R (6, PR) OBP: 0.182, SLG: 0.156 (7, 5)										1	1	0	0	0	0	0
So Taguchi, R (1, 8) OBP: 0.184, SLG: 0.139	X 0-0 ① L7			X 0-0 ① G5-3		SST 0-2 ① K		H 1-0 70 FC6-4 BB 1-2 HBP		3	0	0	0	0	1	2
27 Scott Rolen, R (1, 5) OBP: 0.371, SLG: 0.414	X 0-0 ② FC4-6 1-2f			X 0-0 2B		X 0-0 ② G3-1 1-2		BBBB 4-0 70 FC6-4 1-2 2-3 BB		3	0	1	0	0	0	2
Aaron Miles, S (7, 6) OBP: 0.355, SLG: 0.280										0	0	0	0	1	0	0
70 Tagg Bozied, R (1, 3) OBP: 0.333, SLG: 0.355	X 0-0 ③ F7			X 0-0 ② F9		X 0-0 ③ 2-H 1B		X 0-0 ① FC6-4 35 G6-4-3 1-2f 2-3 3-H		4	0	1	1	0	0	4
Miguel Negron, L (8, PR) OBP: 0.333, SLG: 0.130 (9, 7)										0	0	0	0	0	0	0
26 Scott Spiezio, S (1, 9) OBP: 0.436, SLG: 0.433		X 0-0 ① L8		X 0-0 ③ P6			X 0-0 ① G6-3	X 0-0 ②③ G6-4-3 1-2f		3	0	0	0	0	0	1
36 Russ Springer, R (8, 1)										0	0	0	0	0	0	0
35 Eli Marrero, R (8, PH) OBP: 0.316, SLG: 0.214 (9, 3)										1	0	0	0	0	0	2
3 Preston Wilson, R (1, 7) OBP: 0.233, SLG: 0.214		X 0-0 ② F8			X 0-0 ① 1B		SSS 0-3 ② K		SSS 0-3 ① K	3	0	1	0	0	1	0
72 Dennis Dove, R (9, 1)										0	0	0	0	0	0	0
53 John Rodriguez, L (9, PH) OBP: 0.519, SLG: 0.591										1	0	0	0	0	1	0
4 Yadier Molina, R (1, 2) OBP: 0.414, SLG: 0.375		X 0-0 ③ G5-6-3			X 0-0 ② L4		BBBB 4-0 68 BB BB	X 0-0 HR		2	0	0	0	1	0	0
81 Brian Esposito, R (9, 2)										0	0	0	0	0	0	0
16 Chris Duncan, L (9, PH) OBP: 0.386, SLG: 0.553										1	1	1	1	0	0	0
7 Adam Kennedy, L (1, 4) OBP: 0.200, SLG: 0.500			X 0-0 ① F7		X 0-0 2B		BBBBB 4-0 1-2 BB	X 0-0 ② P5		2	0	1	0	0	0	0
68 Edgar Gonzalez, R (7, PH) OBP: 0.444, SLG: 0.714										1	0	0	0	1	0	0
(8, 4)																
44 Jason Isringhausen, R (1, 1)			SSS 0-3 ② K		SSS 0-3 ③ K		X 0-0 ③ F7	X 0-0 ③ F8		0	0	0	0	0	0	0
50 Adam Wainwright, R (2, 1)										2	0	0	0	0	2	1
34 Randy Flores, L (7, 1)										0	0	0	0	0	0	0
63 Ryan Ludwick, R (7, PH) OBP: 0.450, SLG: 0.600										2	0	0	0	0	0	2
(8, 9)																
Inning Stats	R: 0 E: 0 K: 0 S: 3 H: 0 LOB: 1 BB: 1 P: 7	R: 0 E: 0 K: 0 S: 3 H: 0 LOB: 0 BB: 0 P: 3	R: 0 E: 0 K: 1 S: 5 H: 0 LOB: 0 BB: 0 P: 5	R: 0 E: 0 K: 0 S: 4 H: 1 LOB: 1 BB: 0 P: 4	R: 0 E: 0 K: 1 S: 6 H: 2 LOB: 1 BB: 0 P: 6	R: 0 E: 0 K: 1 S: 5 H: 1 LOB: 2 BB: 0 P: 6	R: 0 E: 0 K: 1 S: 5 H: 0 LOB: 2 BB: 2 P: 13	R: 1 E: 1 K: 0 S: 3 H: 0 LOB: 2 BB: 1 P: 8	R: 1 E: 0 K: 1 S: 6 H: 1 LOB: 0 BB: 0 P: 6							

	AB	30
	R	2
	H	5
	RBI	2
	BB	4
	SO	5
	LOB	14

1B: 2 SF: 0 WP: 0 PA: 36
2B: 2 SAC: 0 PB: 0
3B: 0 DP: 1 SB: 0
HR: 1 HBP: 2 CS: 0

PITCHER		IP	WLS	BF	H	R	ER	SO	BB	IBB	HBP	BLK	WP	HR	S	P	ERA	WHIP
Mark Hendrickson, L ERA: 4.63	(1, 1)	5.0	W	18	3	0	0	2	1	0	0	0	0	0	21	25	0.00	0.800
59 Greg Miller, L ERA: 5.63	(6, 1)	2.0	H	9	1	0	0	2	2	0	1	0	0	0	10	19	0.00	1.500
63 Matt White, L ERA:	(8, 1)	1.0	H	5	0	1	0	0	1	0	1	0	0	0	3	8	0.00	1.000
60 Jon Meloan, R ERA: 3.6	(9, 1)	1.0	S	4	1	1	1	1	0	0	0	0	0	1	6	6	9.00	1.000

PITCHER	IP	WLS	BF	H	R	ER	SO	BB	IBB	HBP	BLK	WP	HR	S	P	ERA	WHIP

St. Louis Cardinals @ Atlanta Braves

Ballpark at Disney's Wide World of Sports, Lake Buena Vista, FL

Fri Mar 16 2007, 7:05 PM EDT

Att. 11,280 - Clear - 73 F

TOP

livebaseballscorecards.com

Batter	1	2	3	4	5	6	7	8	9	10	AB	R	H	RBI	BB	SO	LOB
22 David Eckstein, R (1, 6) OBP: 0.417, SLG: 0.500	C C C 0-3 K2-3 ①		x 0-0 G6-3 ①	x 0-0 P3 ③		x 0-0 2B			x 0-0 G6-3 ②		4	0	1	0	0	1	1
54 Randy Keisler, L (6, 1)											0	0	0	0	0	0	0
35 Eli Marrero, R (8, 9) OBP: 0.300, SLG: 0.200											1	0	0	0	0	0	0
(9, 2)																	
16 Chris Duncan, L (1, 7) OBP: 0.367, SLG: 0.581	S S S 0-3 K ②		x 0-0 G4-3 ②		x 0-0 HR	x 0-0 P2 ③			x 0-0 G1-3 ③		5	1	1	1	0	1	1
79 Andy Cavazos, R (9, 1)											0	0	0	0	0	0	0
78 Kelvin Jimenez, R (10, 1)											0	0	0	0	0	0	0
5 Albert Pujols, R (1, 3) OBP: 0.300, SLG: 0.395	x 0-0 2B		x 0-0 G6-3 ③		S S S 0-3 K ①		x 0-0 F7 ①			x 0-0 19 CS 1B	4	0	1	0	0	1	0
So Taguchi, R (7, 8) OBP: 0.205, SLG: 0.162											1	0	1	0	0	0	0
27 Scott Rolen, R (1, 5) OBP: 0.333, SLG: 0.364	C C C 0-3 K ③			x 0-0 G6-3 ①	x 0-0 P5 ②		x 0-0 F9 ②			S S S 0-3 ① ② K 1-2	4	0	0	0	0	1	1
19 Jolbert Cabrera, R (7, 5) OBP: 0.176, SLG: 0.152											1	0	0	0	0	1	1
26 Scott Spiezio, S (1, 9) OBP: 0.432, SLG: 0.412		x 0-0 F9 ①		x 0-0 3 BB 4 1B 1B	x 0-0 F9 ③		x 0-0 G6-3 ③			B B B B 4-0 BB	4	1	1	0	1	0	0
(7, 3)																	
3 Preston Wilson, R (1, 8) OBP: 0.294, SLG: 0.258		x 0-0 4 BB 1B		B B B B 4-0 4 1B 4 1B 1-2 BB		x 0-0 L4 ①		x 0-0 4 G5-4-3 1B		S S S 0-3 K ③	3	1	2	0	1	0	0
(7, 9)																	
Josh Hancock, R (8, 1)											0	0	0	0	0	0	0
53 John Rodriguez, L (9, 9) OBP: 0.500, SLG: 0.565											1	0	0	0	0	1	1
4 Yadier Molina, R (1, 2) OBP: 0.455, SLG: 0.407		B B B B 4-0 1-2 BB		x 0-0 7 G3 29 1B 1-H 2-H 1B		x 0-0 68 HR 1B		x 0-0 ① ② G5-4-3 1-2f			3	2	2	2	1	0	1
Miguel Negron, L (9, 7) OBP: 0.333, SLG: 0.130											0	0	0	0	0	0	0
7 Adam Kennedy, L (1, 4) OBP: 0.167, SLG: 0.417		S S S 0-3 K ②		x 0-0 G3 ② 2-3		x 0-0 1-H HR		x 0-0 L5 ③			2	0	0	0	0	1	3
68 Edgar Gonzalez, R (6, PH) OBP: 0.450, SLG: 0.875											2	1	1	2	0	0	0
(6, 4)																	
29 Chris Carpenter, R (1, 1) OBP: 0.333, SLG: 0.333		x 0-0 G4-3 ③		x 0-0 3-H 1B		x 0-0 G4-3 ②			x 0-0 G1-3 ①		2	0	1	1	0	0	2
Ricardo Rincon, L (5, 1)											0	0	0	0	0	0	0
63 Ryan Ludwick, R (6, PH) OBP: 0.429, SLG: 0.571											1	0	0	0	0	0	0
Aaron Miles, S (6, 6) OBP: 0.344, SLG: 0.269											1	0	0	0	0	0	0
Inning Stats	R: 0 E: 0 K: 3 S: 10 H: 1 LOB: 1 BB: 0 P: 10	R: 0 E: 0 K: 1 S: 6 H: 1 LOB: 2 BB: 1 P: 10	R: 0 E: 0 K: 0 S: 3 H: 0 LOB: 0 BB: 0 P: 3	R: 3 E: 0 K: 0 S: 6 H: 3 LOB: 1 BB: 1 P: 10	R: 1 E: 0 K: 1 S: 6 H: 1 LOB: 0 BB: 0 P: 6	R: 2 E: 0 K: 0 S: 6 H: 3 LOB: 1 BB: 0 P: 6	R: 0 E: 0 K: 0 S: 3 H: 0 LOB: 0 BB: 0 P: 3	R: 0 E: 0 K: 0 S: 3 H: 1 LOB: 0 BB: 0 P: 3	R: 0 E: 0 K: 0 S: 3 H: 0 LOB: 0 BB: 0 P: 3	R: 0 E: 0 K: 2 S: 7 H: 1 LOB: 1 BB: 1 P: 11	1B: 7 2B: 2 3B: 0 HR: 2	SF: 0 SAC: 0 DP: 1 HBP: 0					

PITCHER		IP	WLS	BF	H	R	ER	SO	BB	IBB	HBP	BLK	WP	HR	S	P	ERA	WHIP
19 Mark Redman, L ERA: 5.14	(1, 1)	4.0		19	5	3	3	4	2	0	0	0	0	0	25	33	6.75	1.750
39 Rafael Soriano, R ERA: 2.25	(5, 1)	1.0	B	4	1	1	1	1	0	0	0	0	0	1	6	6	9.00	1.000
51 Michael Gonzalez, L ERA: 10.5	(6, 1)	1.0		6	3	2	2	0	0	0	0	0	0	1	6	6	18.00	3.000
49 Macay McBride, L ERA: 6.14	(7, 1)	1.0		3	0	0	0	0	0	0	0	0	0	0	3	3	0.00	0.000
54 Chad Paronto, R ERA:	(8, 1)	1.0		3	1	0	0	0	0	0	0	0	0	0	3	3	0.00	1.000

PITCHER		IP	WLS	BF	H	R	ER	SO	BB	IBB	HBP	BLK	WP	HR	S	P	ERA	WHIP
37 Steve Colyer, L ERA: 3.6	(9, 1)	1.0		3	0	0	0	0	0	0	0	0	0	0	3	3	0.00	0.000
Trey Hodges, R ERA:	(10, 1)	1.0		4	1	0	0	2	1	0	0	0	0	0	7	11	0.00	2.000

AB	39
R	6
H	11
RBI	6
BB	3
SO	7
LOB	11

WP: 0 PB: 0 SB: 0 CS: 1 PA: 42

St. Louis Cardinals @ Atlanta Braves

Ballpark at Disney's Wide World of Sports, Lake Buena Vista, FL

Fri Mar 16 2007, 7:05 PM EDT

Att. 11,280 - Clear - 73 F

livebaseballscorecards.com

BOTTOM

Batter	1	2	3	4	5	6	7	8	9	10	AB	R	H	RBI	BB	SO	LOB
2 Kelly Johnson, L (1, 4) OBP: 0.263, SLG: 0.400	F7		G3	2-H 2B		K		90 E 4 1B 1B		G3	3	0	1	1	0	0	0
Tony Pena Jr., R (5, 6) OBP: 0.267, SLG: 0.333											3	1	1	0	0	1	1
11 Edgar Renteria, R (1, 6) OBP: 0.375, SLG: 0.423	K		4 2B 2B	BBBB BB		1 SAFE BBBB 4 FC4-6 1-3 BB		E4 4 1B 1-3		K	2	1	1	0	1	1	0
39 Rafael Soriano, R (5, 1)											0	0	0	0	0	0	0
90 Brandon Jones, L (6, 9) OBP: 0.500, SLG: 0.250											2	0	0	0	1	1	1
4 Pete Orr, L (1, 5) OBP: 0.500, SLG: 0.524	1B 1B		1B 2-H 2B	SSS K		FC4-6 1-2f 3-H		27 FC5-4 1-3 3-H 1B			5	1	3	3	0	1	3
Andruw Jones, R (1, 8) OBP: 0.432, SLG: 0.414	1-3 1B		2-H 1B		BBBB 7 FC4-6 BB	G6-3		FC5-4 1-2f			2	0	2	1	1	0	0
27 T.J. Bohn, R (6, 8) OBP: 0.303, SLG: 0.241											2	0	0	0	0	0	3
16 Brian McCann, L (1, 2) OBP: 0.323, SLG: 0.448	F9		P6		F8		F7		F8		3	0	0	0	0	0	4
8 Brayan Peña, S (6, 2) OBP: 0.211, SLG: 0.263											2	0	0	0	0	0	0
7 Jeff Francoeur, R (1, 9) OBP: 0.400, SLG: 0.625		F9		2B 2B	FC4-6 20 1B 1-2f		G6-3		F7		3	1	1	0	0	0	1
51 Michael Gonzalez, R (6, 1)											0	0	0	0	0	0	0
49 Macay McBride, L (7, 1)											0	0	0	0	0	0	0
Craig Wilson, R (7, PH) OBP: 0.321, SLG: 0.519											2	0	0	0	0	0	0
(8, 3)																	
20 Scott Thorman, L (1, 3) OBP: 0.256, SLG: 0.270	K		K		1-2 1B		K		1B		4	0	1	0	0	3	1
54 Chad Paronto, R (8, 1)											0	0	0	0	0	0	0
37 Steve Colyer, L (9, 1)											0	0	0	0	0	0	0
72 Yunel Escobar, R (9, PH) OBP: 0.500, SLG: 0.593											1	0	1	0	0	0	0
Trey Hodges, R (10, 1)											0	0	0	0	0	0	0
23 Matt Diaz, R (1, 7) OBP: 0.273, SLG: 0.313	F7			L6	P6			K	P3		5	0	0	0	0	1	4
19 Mark Redman, L (1, 1)			K	2-H 2 2B 2B		90 E 4 FC4-6 1B		F7		F7	1	0	0	0	0	1	0
Ryan Langerhans, L (4, PH) OBP: 0.471, SLG: 0.677											1	1	1	1	0	0	0
22 Willie Harris, L (5, 4) OBP: 0.320, SLG: 0.318											3	1	1	0	0	0	0
Inning Stats	R: 0 E: 0 K: 1 S: 7 H: 2 LOB: 2 BB: 0 P: 7	R: 0 E: 0 K: 1 S: 5 H: 0 LOB: 0 BB: 0 P: 5	R: 2 E: 0 K: 1 S: 8 H: 3 LOB: 1 BB: 0 P: 8	R: 2 E: 0 K: 2 S: 10 H: 3 LOB: 2 BB: 1 P: 14	R: 0 E: 0 K: 0 S: 4 H: 1 LOB: 2 BB: 1 P: 8	R: 1 E: 1 K: 1 S: 6 H: 1 LOB: 1 BB: 1 P: 10	R: 0 E: 0 K: 1 S: 5 H: 0 LOB: 0 BB: 0 P: 5	R: 1 E: 1 K: 1 S: 8 H: 2 LOB: 2 BB: 0 P: 8	R: 0 E: 0 K: 0 S: 4 H: 1 LOB: 1 BB: 0 P: 4	R: 0 E: 0 K: 1 S: 5 H: 0 LOB: 0 BB: 0 P: 5							

1B: 8	SF: 0	WP: 0	PA: 47
2B: 5	SAC: 0	PB: 0	
3B: 0	DP: 0	SB: 0	
HR: 0	HBP: 0	CS: 0	

PITCHER	IP	WLS	BF	H	R	ER	SO	BB	IBB	HBP	BLK	WP	HR	S	P	ERA	WHIP
29 Chris Carpenter, R (1, 1) ERA: 4.3	4.0		21	8	4	4	5	1	0	0	0	0	0	30	34	9.00	2.250
Ricardo Rincon, L (5, 1) ERA: 3.0	1.0		5	1	0	0	0	1	0	0	0	0	0	4	8	0.00	2.000
54 Randy Keisler, L (6, 1) ERA:	2.0	H	8	1	1	0	2	1	0	0	0	0	0	11	15	0.00	1.000
Josh Hancock, R (8, 1) ERA: 2.57	1.0	B	6	2	1	0	1	0	0	0	0	0	0	8	8	0.00	2.000
79 Andy Cavazos, R (9, 1) ERA: 4.5	1.0		4	1	0	0	0	0	0	0	0	0	0	4	4	0.00	1.000

PITCHER	IP	WLS	BF	H	R	ER	SO	BB	IBB	HBP	BLK	WP	HR	S	P	ERA	WHIP
78 Kelvin Jimenez, R (10, 1) ERA:	1.0		3	0	0	0	1	0	0	0	0	0	0	5	5	0.00	0.000

AB	44
R	6
H	13
RBI	6
BB	3
SO	9
LOB	18

St. Louis Cardinals @ Atlanta Braves

Ballpark at Disney's Wide World of Sports, Lake Buena Vista, FL

Sat Mar 17 2007, 1:05 PM EDT

Att. 11,373 - Sunny - 63 F

livebaseballscorecards.com

Batter	1	2	3	4	5	6	7	8	9	AB	R	H	RBI	BB	SO	LOB
22 David Eckstein, R (1, 6) OBP: 0.357, SLG: 0.417	C S S 0-3 ① K		x 0-0 ② P4		x 0-0 ② L4		x 0-0 ② 35 53 1B 1B		B B B B 4-0 1B 35 1B BB	2	0	0	0	0	1	0
Aaron Miles, S (3, 6) OBP: 0.371, SLG: 0.286										2	2	1	0	1	0	2
16 Chris Duncan, L (1, 7) OBP: 0.358, SLG: 0.553	S S S 0-3 ② K		x 0-0 ③ P3		x 0-0 E8 1-3 2-H 1B		S S S 0-3 ① K		x 0-0 35 1B 63 1B 1-2 1B	4	0	1	1	0	2	1
Tyler Johnson, S (7, 1)										0	0	0	0	0	0	0
Miguel Negron, L (8, 8) OBP: 0.355, SLG: 0.167										1	1	1	0	0	0	0
5 Albert Pujols, R (1, 3) OBP: 0.302, SLG: 0.415	x 0-0 26 1B 2B			x 0-0 ① F8	x 0-0 ③ G5-3		x 0-0 53 1B 1-2 1B		x 0-0 63 1B 53 FC3-2 1-3 2-H 1B	3	1	1	0	0	0	2
35 Eli Marrero, R (5, 3) OBP: 0.364, SLG: 0.294										2	0	2	1	0	0	0
26 Scott Spiezio, S (1, 5) OBP: 0.457, SLG: 0.528	x 0-0 2-H 1B			x 0-0 HR		S S S 0-3 ① K	x 0-0 ② F7		x 0-0 53 FC3-2 53 PB 68 1B 2-3 3-H 1B	2	1	2	2	0	0	0
31 Ryan Franklin, R (4, 1)										1	0	0	0	0	1	0
63 Ryan Ludwick, R (7, PH) OBP: 0.435, SLG: 0.565 (7, 9)										2	1	1	1	0	0	2
53 John Rodriguez, L (1, 9) OBP: 0.455, SLG: 0.500	S S C 0-3 ③ K		x 0-0 ② F8		x 0-0 ② F8		x 0-0 ③ 1-3 2-H 1B		B X 1-0 ② FC3-2 68 1B 1-3 3-H	5	1	1	1	0	1	3
(7, 7)																
7 Adam Kennedy, L (1, 4) OBP: 0.267, SLG: 0.429		x 0-0 55 FC4-6 1B		S S C 0-3 ③ K		B B B B 4-0 55 S 1B BB		x 0-0 ① G4-3	x 0-0 2-H 3-H 1B	2	1	1	0	1	1	0
68 Edgar Gonzalez, R (6, 4) OBP: 0.455, SLG: 0.833										2	0	1	2	0	0	0
55 Skip Schumaker, L (1, 8) OBP: 0.467, SLG: 0.667	x 0-0 ① FC4-6 G6-4-3 1-2f		x 0-0		x 0-0 FC4-6 1B	B B B 4-0 1B 1-2 BB		x 0-0 ② G4-3	S S C 0-3 ③ K	2	0	1	0	1	0	1
49 Rick Ankiel, L (6, 8) OBP: 0.300, SLG: 0.448										1	0	0	0	0	0	0
Brian Falkenborg, R (8, 1)										1	0	0	0	0	1	1
Gary Bennett, R (1, 2) OBP: 0.308, SLG: 0.261	x 0-0 ② ③ G6-4-3 1-2f		x 0-0 ① FC4-6 16 1B 1-2f		x 0-0 1-3 2-H 1B		S S C 0-3 ③ K		4	1	1	1	0	1	2
41 Braden Looper, R (1, 1)		x 0-0 ① F9		B B B 4-0 16 E 16 1B BB		x 0-0 ③ G4-3			S S S 0-3 ① K	1	0	0	0	0	0	0
19 Jolbert Cabrera, R (4, 5) OBP: 0.189, SLG: 0.143										2	0	0	0	1	1	2

AB	39
R	9
H	14
RBI	9
BB	4
SO	9
LOB	16

Inning Stats																						
	R: 1	H: 2	R: 0	H: 1	R: 0	H: 0	R: 1	H: 1	R: 1	H: 2	R: 1	H: 1	R: 1	H: 3	R: 0	H: 0	R: 4	H: 4	1B: 12	SF: 0	WP: 0	PA: 43
	E: 0	LOB: 1	E: 0	LOB: 0	E: 0	LOB: 0	E: 0	LOB: 0	E: 2	LOB: 2	E: 0	LOB: 2	E: 0	LOB: 2	E: 0	LOB: 0	E: 0	LOB: 1	2B: 1	SAC: 0	PB: 1	
	K: 3	BB: 0	K: 0	BB: 0	K: 0	BB: 0	K: 1	BB: 0	K: 0	BB: 1	K: 1	BB: 2	K: 1	BB: 0	K: 1	BB: 0	K: 2	BB: 1	3B: 0	DP: 1	SB: 1	
	S: 11	P: 11	S: 3	P: 3	S: 3	P: 3	S: 6	P: 6	S: 5	P: 9	S: 6	P: 14	S: 7	P: 7	S: 5	P: 5	S: 11	P: 16	HR: 1	HBP: 0	CS: 0	

PITCHER		IP	WLS	BF	H	R	ER	SO	BB	IBB	HBP	BLK	WP	HR	S	P	ERA	WHIP
29 John Smoltz, R ERA: 1.93	(1, 1)	5.0		21	6	3	3	4	1	0	0	0	0	1	28	32	5.40	1.400
28 Bob Wickman, R ERA: 3.0	(6, 1)	1.0	B	6	1	1	1	1	2	0	0	0	0	0	6	14	9.00	3.000
28 Bob Wickman, R ERA: 3.0	(6, 1)	1.0	B	6	1	1	1	1	2	0	0	0	0	0	6	14	9.00	3.000
Tyler Yates, R ERA: 3.0	(7, 1)	1.0	B	5	3	1	1	1	0	0	0	0	0	0	7	7	9.00	3.000
46 Jonathan Johnson, R ERA: 9.39	(8, 1)	1.2	L	10	4	4	4	2	1	0	0	0	0	0	13	18	21.60	3.000

PITCHER		IP	WLS	BF	H	R	ER	SO	BB	IBB	HBP	BLK	WP	HR	S	P	ERA	WHIP
62 Manny Acosta, R ERA: 22.85	(9, 1)	0.1		1	0	0	0	1	0	0	0	0	0	0	3	3	0.00	0.000

BOTTOM

St. Louis Cardinals @ Atlanta Braves

Ballpark at Disney's Wide World of Sports, Lake Buena Vista, FL

Sat Mar 17 2007, 1:05 PM EDT

Att. 11,373 - Sunny - 63 F

livebaseballscorecards.com

Batter	1	2	3	4	5	6	7	8	9	AB	R	H	RBI	BB	SO	LOB
Chris Woodward, R (1, 4) OBP: 0.333, SLG: 0.333 22 Willie Harris, L (5, 4) OBP: 0.333, SLG: 0.333	F7	7 1B 11 BB 1B		G4-3		72 CS 1B 2-3		FC3-6 1-2f 2-3		3 0 1 0 0 0 0 2 0 1 0 0 0 2						
11 Edgar Renteria, R (1, 6) OBP: 0.382, SLG: 0.407 72 Yunel Escobar, R (3, 6) OBP: 0.455, SLG: 0.533	G5-3	B B B B 4-0 7 1B 1-2 BB		G6-3		1 SAFE F9 1-2		F9		1 0 0 0 1 0 0 3 0 0 0 0 0 4						
20 Scott Thorman, L (1, 3) OBP: 0.273, SLG: 0.333	7 1B 3B	F9			S 1B		G4-3		S S S K2-3	5 1 2 0 0 1 2						
7 Jeff Francoeur, R (1, 9) OBP: 0.421, SLG: 0.629 91 Bill McCarthy, R (6, 7) OBP: 0.375, SLG: 0.500	BB HR 1B 3-H	1-2 2-3 1B			L7		27 HBP 1B		F8	3 1 2 1 0 0 1 2 0 1 0 0 0 0						
Ryan Langerhans, L (1, 8) OBP: 0.459, SLG: 0.636 27 T.J. Bohn, R (7, PH) OBP: 0.324, SLG: 0.241 (8, 8) 90 Brandon Jones, L (9, PH) OBP: 0.571, SLG: 0.600	B B B B 4-0 HR 1-2 BB	S S C K			S S S K 1-2		H 1-0 23 G6-4-3 1-2 HBP		2B	2 1 0 0 1 2 4 0 0 0 0 0 0 0 1 0 1 0 0 0 0						
Craig Wilson, R (1, 7) OBP: 0.355, SLG: 0.633 28 Bob Wickman, R (6, 1) Tyler Yates, R (7, 1) 23 Matt Diaz, R (7, PH) OBP: 0.265, SLG: 0.303 46 Jonathan Johnson, R (8, 1) 62 Manny Acosta, R (9, 1) 2 Kelly Johnson, L (9, PH) OBP: 0.256, SLG: 0.389	1-H 2-H HR		63 G4-6-3 1B		G5-3		G6-4-3 1-2f		S S C K	3 1 2 3 0 0 1 0 0 0 0 0 0 0 0 0 0 0 0 0 0 1 0 0 0 0 0 2 0 0 0 0 0 0 0 0 0 0 0 0 0 0 1 0 0 0 0 1 1						
24 Martín Prado, R (1, 5) OBP: 0.438, SLG: 0.483	2B	F9				64 1B 2B		B B B B 4-0 22 FC3-6 64 1B BB		3 1 2 0 1 0 1						
63 Corky Miller, R (1, 2) OBP: 0.214, SLG: 0.385 67 Iker Franco, R (7, 2) OBP: 0.333, SLG: 0.500	G1-3			G4-6-3 1-2f		G6-3		S S S K		3 0 0 0 0 0 3 1 0 0 0 0 1 1						
29 John Smoltz, R (1, 1) 28 Bob Wickman, R (6, 1) 64 Doug Clark, L (6, 9) OBP: 0.714, SLG: 0.714		G6-3		G4-3		22 1B 2-H 1B		22 FC3-6 1-2 1B		2 0 0 0 0 0 0 0 0 0 0 0 0 0 2 0 2 1 0 0 0						
Inning Stats	R: 4 H: 4 E: 0 LOB: 1 K: 0 BB: 1 S: 7 P: 11	R: 0 H: 2 E: 0 LOB: 3 K: 1 BB: 1 S: 7 P: 11	R: 0 H: 1 E: 0 LOB: 0 K: 0 BB: 0 S: 3 P: 3	R: 0 H: 0 E: 0 LOB: 0 K: 0 BB: 0 S: 3 P: 3	R: 0 H: 1 E: 0 LOB: 1 K: 1 BB: 0 S: 6 P: 6	R: 1 H: 3 E: 0 LOB: 1 K: 0 BB: 0 S: 5 P: 5	R: 0 H: 1 E: 0 LOB: 1 K: 0 BB: 0 S: 3 P: 4	R: 0 H: 1 E: 0 LOB: 2 K: 1 BB: 1 S: 6 P: 10	R: 0 H: 1 E: 0 LOB: 1 K: 2 BB: 0 S: 8 P: 8	1B: 9 SF: 0 2B: 3 SAC: 0 3B: 1 DP: 2 HR: 1 HBP: 1						

	AB	38
	R	5
	H	14
	RBI	5
	BB	3
	SO	5
	LOB	22

WP: 0 PA: 42
PB: 0
SB: 1
CS: 1

PITCHER		IP	WLS	BF	H	R	ER	SO	BB	IBB	HBP	BLK	WP	HR	S	P	ERA	WHIP
41 Braden Looper, R ERA: 3.21	(1, 1)	3.0		17	7	4	4	1	2	0	0	0	0	1	17	25	12.00	3.000
31 Ryan Franklin, R ERA: 3.38	(4, 1)	3.0		12	4	1	1	1	0	0	0	0	0	0	14	14	3.00	1.333
Tyler Johnson, L ERA: 9.0	(7, 1)	1.0		4	1	0	0	0	0	0	1	0	0	0	3	4	0.00	1.000
Brian Falkenborg, R ERA: 2.08	(8, 1)	2.0	W	9	2	0	0	3	1	0	0	0	0	0	14	18	0.00	1.500

PITCHER	IP	WLS	BF	H	R	ER	SO	BB	IBB	HBP	BLK	WP	HR	S	P	ERA	WHIP

Batter	1	2	3	4	5	6	7	8	9	AB	R	H	RBI	BB	SO	LOB
7 José Reyes, S (1, 6) OBP: 0.392, SLG: 0.660	B C X 1-1 G4-3 ①		B B B C C X 3-2 G3-1 ①		B X 1-0 G3 ② 1-2 2-3		X 0-0 HR		S S S 0-3 K ③	4	1	1	1	0	0	2
11 Ramon Castro, R (7, 2) OBP: 0.364, SLG: 0.389										1	0	0	0	0	1	0
16 Paul Lo Duca, R (1, 2) OBP: 0.212, SLG: 0.167	C F F B F X 1-2 G5-3 ②		B B X 2-0 F9 ②		C X 0-1 G5-3 ③		X 0-0 G6-3 ③			4	0	0	0	0	0	3
Scott Schoeneweis, L (7, 1)										0	0	0	0	0	0	0
1 Anderson Hernandez, S (8, 6) OBP: 0.214, SLG: 0.132										0	0	0	0	0	0	0
15 Carlos Beltrán, S (1, 8) OBP: 0.262, SLG: 0.475	B B C T C 2-3 K ③		B B C C S 2-3 K ③			X 0-0 5 E 5 FC6 18 1B 1B		B B B B 4-0 5 BB BB		3	1	1	0	0	2	0
44 Lastings Milledge, R (6, 9) OBP: 0.468, SLG: 0.550										0	0	0	0	1	0	0
5 David Wright, R (1, 5) OBP: 0.417, SLG: 0.425		C B B B B 4-1 20 PB 18 WP 22 G4-3 BB		B B B C F X 3-2 20 G4-6-3 1B		X 0-0 FC6 18 1B 1-3		B B B B 4-0 1-2 BB		2	2	1	0	2	0	1
68 Lino Urdaneta, R (8, 1)										0	0	0	0	0	0	0
18 Moises Alou, R (1, 7) OBP: 0.229, SLG: 0.242		F B F B B F B 4-2 22 G4-3 20 PB 1-2 BB		X 0-0 ① L7		X 0-0 ① 2-H 3-H 1B		C C S 0-3 K ①		2	0	1	2	1	0	1
4 Ben Johnson, R (6, 7) OBP: 0.333, SLG: 0.439										1	0	0	0	0	1	2
20 Shawn Green, L (1, 3) OBP: 0.208, SLG: 0.348		B B C S T 2-2 K ① 1-2 2-3		X 0-0 ② ③ G4-6-3 1-2f		X 0-0 ② F8		S S S 0-3 K ②		4	0	0	0	0	2	5
22 Jose Valentin, S (1, 4) OBP: 0.387, SLG: 0.630		B B X 2-0 G4-3 ② 2-3 3-H			C B B C X 2-2 F8 ①	C C C 0-3 K ③		X 0-0 F9 ③		4	0	0	1	0	1	3
10 Endy Chavez, L (1, 9) OBP: 0.415, SLG: 0.444		B F B B B 4-1 BB			F F X 0-2 7 G3 26 SH 1B		X 0-0 ① CS 1B		X 0-0 ① G4-3	3	0	2	0	1	0	0
(6, 8)																
26 Orlando Hernandez, R (1, 1)		X 0-0 ③ F9			L X 0-1 SH 7 G3 1-2	C C C 0-3 ① ② K 1-2			S S S 0-3 K ②	1	0	0	0	0	0	2
17 David Newhan, L (5, PR) OBP: 0.316, SLG: 0.529										0	0	0	0	0	0	0
40 Ambiorix Burgos, R (5, 1)										0	0	0	0	0	0	0
Julio Franco, R (7, PH) OBP: 0.417, SLG: 0.300										1	0	0	0	0	1	1
6 Ruben Gotay, S (7, 6) OBP: 0.313, SLG: 0.414										1	0	0	0	0	1	0
(8, 5)																
Inning Stats	R: 0 E: 0 K: 1 S: 10 H: 0 LOB: 0 BB: 0 P: 14	R: 1 E: 0 K: 1 S: 10 H: 0 LOB: 2 BB: 3 P: 26	R: 0 E: 0 K: 1 S: 7 H: 0 LOB: 0 BB: 0 P: 14	R: 0 E: 0 K: 0 S: 6 H: 1 LOB: 0 BB: 0 P: 9	R: 0 E: 0 K: 0 S: 11 H: 1 LOB: 3 BB: 0 P: 14	R: 2 E: 1 K: 1 S: 7 H: 2 LOB: 0 BB: 0 P: 7	R: 1 E: 0 K: 1 S: 6 H: 2 LOB: 0 BB: 0 P: 6	R: 0 E: 0 K: 2 S: 7 H: 0 LOB: 2 BB: 2 P: 15	R: 0 E: 0 K: 2 S: 7 H: 0 LOB: 0 BB: 0 P: 7							

TOP

New York Mets @ St. Louis Cardinals

Roger Dean Stadium, Jupiter, FL

Sun Mar 18 2007, 1:05 PM EDT

Att. 8,393 - Sunny - 67 F

livebaseballscorecards.com

AB	31
R	4
H	6
RBI	4
BB	5
SO	9
LOB	20

1B: 5	SF: 0	WP: 1	PA: 37
2B: 1	SAC: 1	PB: 1	
3B: 0	DP: 2	SB: 0	
HR: 1	HBP: 0	CS: 1	

PITCHER		IP	WLS	BF	H	R	ER	SO	BB	IBB	HBP	BLK	WP	HR	S	P	ERA	WHIP
44 Jason Isringhausen, R ERA:	(1, 1)	1.0		3	0	0	0	1	0	0	0	0	0	0	10	14	0.00	0.000
Kip Wells, R ERA:	(2, 1)	4.0		17	2	1	0	2	3	0	0	0	1	0	34	63	0.00	1.250
72 Dennis Dove, R ERA: 1.69	(6, 1)	1.0	H	5	2	2	0	1	0	0	0	0	0	0	7	7	0.00	2.000
36 Russ Springer, R ERA: 9.0	(7, 1)	1.0	B	4	2	1	1	1	0	0	0	0	0	1	6	6	9.00	2.000
79 Andy Cavazos, R ERA: 3.86	(8, 1)	1.0	W	5	0	0	0	2	2	0	0	0	0	0	7	15	0.00	2.000

PITCHER		IP	WLS	BF	H	R	ER	SO	BB	IBB	HBP	BLK	WP	HR	S	P	ERA	WHIP
34 Randy Flores, L ERA: 2.57	(9, 1)	1.0	S	3	0	0	0	2	0	0	0	0	0	0	7	7	0.00	0.000

New York Mets @ St. Louis Cardinals

Roger Dean Stadium, Jupiter, FL

Sun Mar 18 2007, 1:05 PM EDT

Att. 8,393 - Sunny - 67 F

livebaseballscorecards.com

BOTTOM

Batter	1	2	3	4	5	6	7	8	9	AB	R	H	RBI	BB	SO	LOB
22 David Eckstein, R (1, 6) OBP: 0.412, SLG: 0.429 53 John Rodriguez, L (6, 9) OBP: 0.471, SLG: 0.500 So Taguchi, R (9, 9) OBP: 0.205, SLG: 0.162	C C B F F F B B B 4-2 16 S BB	B F X 1-1 ② FC8-6 1-2f 2-3 3-H			X 0-0 16 1B 27 2B 1B		H 1-0 HBP			2 0 0	1 0 0	1 0 0	1 0 0	1 0 0	0 0 0	2 0 0
16 Chris Duncan, L (1, 7) OBP: 0.351, SLG: 0.529 Miguel Negron, L (9, 7) OBP: 0.355, SLG: 0.167	B F X 1-1 ① F7 1-2	B F F X 1-2 ③ F9			X 0-0 27 2B 1-2 1B		S S S 0-3 ① K			4 0	1 0	1 0	1 0	0 0	1 0	4 0
5 Albert Pujols, R (1, 3) OBP: 0.277, SLG: 0.378 35 Eli Marrero, R (8, 3) OBP: 0.364, SLG: 0.294	B F B X 2-1 ② P6		B B B C X 3-1 ① P4		X 0-0 ② F9		X 0-0 ② F8			4 0	0 0	0 0	0 0	0 0	0 0	4 0
27 Scott Rolen, R (1, 5) OBP: 0.333, SLG: 0.389 72 Dennis Dove, R (6, 1) 36 Russ Springer, R (7, 1) 3 Preston Wilson, R (7, PH) OBP: 0.286, SLG: 0.250 79 Andy Cavazos, R (8, 1) 34 Randy Flores, L (9, 1)	F C X 0-2 ③ F7	B X 1-0 ② G6-3			B B F X 2-1 1-H 2-H 2B		X 0-0 ③ G1-4-3			3 0 0 1 0 0	0 0 0 0 0 0	1 0 0 0 0 0	2 0 0 0 0 0	0 0 0 0 0 0	0 0 0 1 0 0	1 0 0 1 0 0
26 Scott Spiezio, S (1, 9) OBP: 0.440, SLG: 0.525 (6, 5)		B B X 2-0 ① L4	F C F B B B X 3-2 ③ P5		C C B C 1-3 ③ K			X 0-0 19 SH1-4 49 SF9 2B		4	1	1	0	0	1	1
7 Adam Kennedy, L (1, 4) OBP: 0.278, SLG: 0.471 19 Jolbert Cabrera, R (7, 6) OBP: 0.189, SLG: 0.143		B X 1-0 4 1B 1B 2B		X 0-0 ① P5		X 0-0 ① F9		X 0-0 ① SH1-4 2-3		3 0	1 0	1 0	0 0	0 0	0 0	0 0
4 Yadier Molina, R (1, 2) OBP: 0.444, SLG: 0.400 49 Rick Ankiel, L (8, PH) OBP: 0.290, SLG: 0.448 Gary Bennett, R (9, 2) OBP: 0.308, SLG: 0.261		B F X 1-1 55 BB 1B 22 FC8-6 2-3 1B		C C C 0-3 ② K		X 0-0 ② F9		F X 0-1 ② SF9 3-H		3 0 0	1 0 0	1 0 0	0 1 0	0 0 0	1 0 0	0 0 0
55 Skip Schumaker, L (1, 8) OBP: 0.500, SLG: 0.690		B B B B 4-0 22 FC8-6 1B 1-2 BB		C F B X 1-2 ③ L8		X 0-0 2B		B B B B 4-0 BB		2	0	1	0	2	0	0
44 Jason Isringhausen, R (1, 1) Kip Wells, R (2, 1) OBP: 1.000, SLG: 1.000 Aaron Miles, S (5, PH) OBP: 0.342, SLG: 0.258 (6, 6) (7, 4)		B C X 1-1 22 FC8-6 1-2 2-3 3-H 1B			X 0-0 ① G5-3	X 0-0 ③ G3-1		X 0-0 ③ G4-3		0 1 3	0 0 0	0 1 0	0 1 0	0 0 0	0 0 0	0 0 2
Inning Stats	R: 0 E: 0 K: 0 S: 12 H: 0 LOB: 1 BB: 1 P: 19	R: 2 E: 0 K: 0 S: 11 H: 3 LOB: 2 BB: 1 P: 22	R: 0 E: 0 K: 0 S: 7 H: 0 LOB: 0 BB: 0 P: 14	R: 0 E: 0 K: 1 S: 7 H: 0 LOB: 0 BB: 0 P: 8	R: 2 E: 0 K: 1 S: 9 H: 3 LOB: 1 BB: 0 P: 12	R: 0 E: 0 K: 0 S: 4 H: 1 LOB: 1 BB: 0 P: 4	R: 0 E: 0 K: 1 S: 5 H: 0 LOB: 1 BB: 0 P: 6	R: 1 E: 0 K: 0 S: 5 H: 1 LOB: 1 BB: 1 P: 9		1B: 4 2B: 4 3B: 0 HR: 0	SF: 1 SAC: 1 DP: 0 HBP: 1		WP: 0 PB: 0 SB: 1 CS: 0	PA: 36		

	AB	30
	R	5
	H	8
	RBI	5
	BB	3
	SO	3
	LOB	15

PITCHER		IP	WLS	BF	H	R	ER	SO	BB	IBB	HBP	BLK	WP	HR	S	P	ERA	WHIP
26 Orlando Hernandez, R ERA: 10.5	(1, 1)	4.0		17	3	2	2	1	2	0	0	0	0	0	37	63	4.50	1.250
40 Ambiorix Burgos, R ERA: 9.58	(5, 1)	2.0		10	4	2	2	1	0	0	0	0	0	0	13	16	9.00	2.000
Scott Schoeneweis, L ERA:	(7, 1)	1.0		4	0	0	0	1	0	0	1	0	0	0	5	6	0.00	0.000
68 Lino Urdaneta, R ERA: 2.57	(8, 1)	1.0	L	5	1	1	0	0	1	0	0	0	0	0	5	9	0.00	2.000

PITCHER		IP	WLS	BF	H	R	ER	SO	BB	IBB	HBP	BLK	WP	HR	S	P	ERA	WHIP

Batter	1	2	3	4	5	6	7	8	9	AB	R	H	RBI	BB	SO	LOB
22 David Eckstein, R (1, 6) OBP: 0.333, SLG: 0.333 Aaron Miles, S (8, PH) OBP: 0.325, SLG: 0.242 (8, 6)	C C C 0-3 ① K		x 0-0 ② F8		x 0-0 ② G5-3		x 0-0 ② G1-3	x 0-0 ③ L8	x 0-0 ③ F7	4 2	0 0	0 0	0 0	0 0	1 0	0 4
So Taguchi, R (1, 8) OBP: 0.190, SLG: 0.150 16 Chris Duncan, L (7, PH) OBP: 0.373, SLG: 0.623 (7, 7)	S S S 0-3 ② K		C C C 0-3 ③ K		x 0-0 ③ G6-3		x 0-0 HR		x 0-0 55 E 53 FC4 2B	3 2	0 2	0 2	0 1	0 0	2 0	0 0
5 Albert Pujols, R (1, 3) OBP: 0.280, SLG: 0.362 55 Skip Schumaker, L (6, PR) OBP: 0.472, SLG: 0.645 (6, 9) (7, 8)	x 0-0 ③ G5-3			x 0-0 ① G5-3		B B B B 4-0 3 2B BB	x 0-0 ③ G6-3		x 0-0 E4 53 E 53 FC4 68 1B 2-3	2 2	0 2	0 0	0 0	1 0	0 0	0 1
27 Scott Rolen, R (1, 5) OBP: 0.333, SLG: 0.410 Ricardo Rincon, L (7, 1) 53 John Rodriguez, L (8, PH) OBP: 0.444, SLG: 0.467 (8, 9)		x 0-0 35 1B 2B		x 0-0 ② G4-3		x 0-0 ① F9		x 0-0 ① F8	x 0-0 FC4 68 1B 35 FC6-4 1-3 3-H	3 0 2	1 0 1	1 0 0	0 0 1	0 0 0	0 0 0	1 0 1
3 Preston Wilson, R (1, 7) OBP: 0.333, SLG: 0.389 (7, 9) 68 Edgar Gonzalez, R (8, 4) OBP: 0.478, SLG: 0.842		x 0-0 ① G6-3		x 0-0 35 2B 2B		x 0-0 1-H 35 1B 2B		x 0-0 19 E 7 SF9 2B	x 0-0 35 FC6-4 1B 2-3 3-H	4 1	3 0	3 1	1 1	0 0	0 0	1 0
35 Eli Marrero, R (1, 9) OBP: 0.444, SLG: 0.429 (6, 3) (8, 2)		x 0-0 7 S 4 G6-3 2-H 1B		x 0-0 4 HR 2-H 2B		x 0-0 2-H 1B		B B B B 4-0 26 BB 19 E BB	x 0-0 ① FC6-4 81 2B 26 1B 1-2f 3-H	4	2	3	4	1	0	1
4 Yadier Molina, R (1, 2) OBP: 0.436, SLG: 0.485 19 Jolbert Cabrera, R (8, PH) OBP: 0.179, SLG: 0.135 (8, 3)		x 0-0 ② G6-3 1-2	B x 1-0 HR 2-H			x 0-0 ② F9		x 0-0 FC4 26 BB 1-2 2-3	x 0-0 ② F8	3 2	1 0	1 0	2 0	0 0	0 0	2 3
7 Adam Kennedy, L (1, 4) OBP: 0.227, SLG: 0.400 Tyler Johnson, S (8, 1) 81 Brian Esposito, R (9, PH) OBP: 0.250, SLG: 0.500 48 Brad Thompson, R (9, 1)	B x 1-0 ③ G3 2-3			S S S 0-3 ③ K		x 0-0 ③ F7		x 0-0 ② SF9 3-H	x 0-0 26 1B 2B 1-3	3 0 1 0	0 0 1 0	0 0 1 0	1 0 0 0	0 0 0 0	1 0 0 0	2 0 0 0
23 Anthony Reyes, R (1, 1) 26 Scott Spiezio, S (7, PH) OBP: 0.453, SLG: 0.524 (7, 5)			S S S 0-3 ① K		x 0-0 ① G5-3		x 0-0 ① F9	B B B B 4-0 1-2 2-3 BB	x 0-0 2-H 3-H 1B	2 2	0 0	0 1	0 2	0 1	1 0	0 0

Inning Stats										
	R: 0	H: 0	R: 1	H: 2	R: 0	H: 0	R: 3	H: 3	R: 0	H: 0
	E: 0	LOB: 0	E: 0	LOB: 1	E: 0	LOB: 0	E: 0	LOB: 0	E: 0	LOB: 0
	K: 2	BB: 0	K: 0	BB: 0	K: 2	BB: 0	K: 1	BB: 0	K: 0	BB: 0
	S: 7	P: 7	S: 5	P: 6	S: 7	P: 7	S: 8	P: 9	S: 3	P: 3

Inning Stats										
	R: 2	H: 2	R: 1	H: 1	R: 1	H: 1	R: 5	H: 4	1B: 4	SF: 1
	E: 0	LOB: 1	E: 0	LOB: 0	E: 1	LOB: 3	E: 2	LOB: 1	2B: 7	SAC: 0
	K: 0	BB: 1	K: 0	BB: 0	K: 0	BB: 2	K: 0	BB: 0	3B: 0	DP: 0
	S: 5	P: 9	S: 4	P: 4	S: 5	P: 13	S: 9	P: 9	HR: 2	HBP: 0

WP: 0	PA: 46
PB: 0	
SB: 1	
CS: 0	

PITCHER		IP	WLS	BF	H	R	ER	SO	BB	IBB	HBP	BLK	WP	HR	S	P	ERA	WHIP
Mark Hendrickson, L ERA: 5.4	(1, 1)	5.0	L	20	5	4	4	5	0	0	0	0	0	1	30	32	7.20	1.000
41 Chin-hui Tsao, R ERA: 3.86	(6, 1)	1.0		6	2	2	2	0	1	0	0	0	0	0	5	9	18.00	3.000
44 Takashi Saito, R ERA: 1.8	(7, 1)	1.0		4	1	1	1	0	0	0	0	0	0	1	4	4	9.00	1.000
51 Jonathan Broxton, R ERA: 14.73	(8, 1)	0.2		6	1	1	0	0	2	0	0	0	0	0	4	12	0.00	4.500
Joe Beimel, L ERA: 4.5	(8, 1)	1.0		8	3	5	1	0	0	0	0	0	0	0	8	8	9.00	3.000

PITCHER		IP	WLS	BF	H	R	ER	SO	BB	IBB	HBP	BLK	WP	HR	S	P	ERA	WHIP
Alberto Bastardo, L ERA:	(9, 1)	0.1		2	1	0	0	0	0	0	0	0	0	0	2	2	0.00	3.000

TOP

St. Louis Cardinals @ Los Angeles Dodgers

Holman Stadium, Vero Beach, FL

Tue Mar 20 2007, 7:05 PM EDT

Att. 6,834 - Clear - 73 F

livebaseballscorecards.com

AB	42
R	13
H	13
RBI	13
BB	3
SO	5
LOB	16

Batter	1	2	3	4	5	6	7	8	9	AB	R	H	RBI	BB	SO	LOB
15 Rafael Furcal, S (1, 6) OBP: 0.444, SLG: 0.588 13 Wilson Valdez, R (7, 6) OBP: 0.378, SLG: 0.636	G4-3		55 FC5-4 1B 2-3		G4-6-3 1-2f			G6-3		3 0 1 0 0 0 1 1 0 0 0 0 0 0						
55 Russell Martin, R (1, 2) OBP: 0.297, SLG: 0.343	G5-3		FC5-4 1-2f			F9			7 G4-6-3 1B	4 0 1 0 0 0 2						
5 Nomar Garciaparra, R (1, 3) OBP: 0.281, SLG: 0.563 7 James Loney, L (6, PR) (7, 3) OBP: 0.478, SLG: 0.475	F9			F8		12 G6-4-3 1B			G4-6-3 1-2f	3 0 1 0 0 0 0 1 0 0 0 0 0 1						
12 Jeff Kent, R (1, 4) OBP: 0.429, SLG: 0.500 21 Marlon Anderson, L (7, 4)		F8		27 1B 2B		G6-4-3 1-2f			G3-1	3 0 1 0 0 0 1 1 0 0 0 0 0 0						
Luis Gonzalez, L (1, 7) OBP: 0.467, SLG: 0.583 28 Andy LaRoche, R (7, PR) (8, 7) OBP: 0.275, SLG: 0.270		E3 27 G6-4-3		F7			16 G4-6-3 1B			3 0 1 0 0 0 1 0 0 0 0 0 0 0						
27 Matt Kemp, R (1, 8) OBP: 0.273, SLG: 0.250 Joe Beimel, L (8, 1) Alberto Bastardo, L (9, 1)		G6-4-3 1-2f		2-3 1B			P6			3 0 1 0 0 0 2 0 0 0 0 0 0 0 0 0 0 0 0 0 0						
16 Andre Ethier, L (1, 9) OBP: 0.378, SLG: 0.371 57 Larry Bigbie, L (8, 9) OBP: 0.405, SLG: 0.590			B B B B 15 1B SH5-4 BB	F8			G4-6-3 1-2f			2 0 0 0 1 0 3 0 0 0 0 0 0 0						
Wilson Betemit, S (1, 5) OBP: 0.268, SLG: 0.263 Adam Godwin, R (9, 8)			S S S K		G4-3			G4-3		3 0 0 0 0 1 1 0 0 0 0 0 0 0						
Mark Hendrickson, L (1, 1) Olmedo Saenz, R (5, PH) OBP: 0.360, SLG: 0.458 41 Chin-hui Tsao, R (6, 1) 44 Takashi Saito, L (7, 1) 51 Jonathan Broxton, R (8, 1) Xavier Paul, L (8, 8) OBP: 0.250, SLG: 0.250 18 Ramon Martinez, R (8, PH) OBP: 0.250, SLG: 0.211 86 Marshall McDougall, R (9, 5) OBP: 0.250, SLG: 0.250			SH5-4 1-2		H 15 G4-6-3 HBP			F7		0 0 0 0 0 0 0 0 0 0 0 0 0 0 0 0 0 0 0 0 0 0 0 0 0 0 0 0 0 0 0 0 0 0 0 0 0 0 0 0 0 0 1 0 0 0 0 0 0 0 0 0 0 0 0 0						
Inning Stats	R: 0 E: 0 K: 0 S: 3 H: 0 LOB: 0 BB: 0 P: 3	R: 0 E: 1 K: 0 S: 3 H: 0 LOB: 0 BB: 0 P: 3	R: 0 E: 0 K: 1 S: 6 H: 1 LOB: 2 BB: 1 P: 10	R: 0 E: 0 K: 0 S: 5 H: 2 LOB: 2 BB: 0 P: 5	R: 0 E: 0 K: 0 S: 2 H: 0 LOB: 0 BB: 0 P: 3	R: 0 E: 0 K: 0 S: 3 H: 1 LOB: 1 BB: 0 P: 3	R: 0 E: 0 K: 0 S: 3 H: 1 LOB: 1 BB: 0 P: 3	R: 0 E: 0 K: 0 S: 3 H: 0 LOB: 0 BB: 0 P: 3	R: 0 E: 0 K: 0 S: 3 H: 1 LOB: 0 BB: 0 P: 3	1B: 5 2B: 1 3B: 0 HR: 0	SF: 0 SAC: 1 DP: 5 HBP: 1						

PITCHER	IP	WLS	BF	H	R	ER	SO	BB	IBB	HBP	BLK	WP	HR	S	P	ERA	WHIP
23 Anthony Reyes, R (1, 1) ERA: 0.56	6.0	W	22	4	0	0	1	1	0	1	0	0	0	22	27	0.00	0.833
Ricardo Rincon, L (7, 1) ERA: 2.57	1.0		3	1	0	0	0	0	0	0	0	0	0	3	3	0.00	1.000
Tyler Johnson, L (8, 1) ERA: 7.71	1.0		3	0	0	0	0	0	0	0	0	0	0	3	3	0.00	0.000
48 Brad Thompson, R (9, 1) ERA: 0.87	1.0		3	1	0	0	0	0	0	0	0	0	0	3	3	0.00	1.000

PITCHER	IP	WLS	BF	H	R	ER	SO	BB	IBB	HBP	BLK	WP	HR	S	P	ERA	WHIP

BOTTOM

St. Louis Cardinals @ Los Angeles Dodgers

Holman Stadium, Vero Beach, FL

Tue Mar 20 2007, 7:05 PM EDT

Att. 6,834 - Clear - 73 F

livebaseballscorecards.com

AB	28
R	0
H	6
RBI	0
BB	1
SO	1
LOB	12

WP: 0 PB: 0 SB: 0 CS: 0 PA: 31

Baltimore Orioles @ St. Louis Cardinals

Roger Dean Stadium, Jupiter, FL

Wed Mar 21 2007, 1:05 PM EDT

Att. 7,300 - Partly Cloudy - 75 F

TOP

livebaseballscorecards.com

Batter	1	2	3	4	5	6	7	8	9	AB	R	H	RBI	BB	SO	LOB
1 Brian Roberts, S (1, 4) OBP: 0.348, SLG: 0.366	G3			F8	F8		K		38 E 1B	4	0	0	0	0	1	1
3 Freddie Bynum, L (8, 4) OBP: 0.259, SLG: 0.250										1	1	1	0	0	0	0
6 Melvin Mora, R (1, 5) OBP: 0.356, SLG: 0.425	K			17 2B 2B	BB		P4		E5 21 G6-3 1-H	3	1	1	0	1	1	0
38 Terry Tiffee, S (8, 5) OBP: 0.207, SLG: 0.179										1	0	0	0	0	0	0
21 Nick Markakis, L (1, 9) OBP: 0.380, SLG: 0.438	G3			F9	G4-3		G4-3		G6-3 2-3	5	0	0	0	0	0	4
68 Jon Knott, R (9, 7) OBP: 0.259, SLG: 0.320										0	0	0	0	0	0	0
17 Aubrey Huff, L (1, 7) OBP: 0.432, SLG: 0.561		F7		16 E 2-H 2B		16 FC5-4 1B		16 G1-3 1B	G6-3	4	0	3	1	0	0	0
71 Ruddy Yan, S (8, PR) OBP: 0.346, SLG: 0.320 (8, 8)										1	1	0	0	0	0	1
16 Jay Payton, R (1, 8) OBP: 0.316, SLG: 0.405		P4		E4 BB 2-3		FC5-4 E 1-2f FC5-2		G1-3 1-2		4	0	0	0	0	0	3
12 Brandon Fahey, L (8, 6) OBP: 0.095, SLG: 0.050										0	0	0	0	0	0	0
Kevin Millar, R (1, 3) OBP: 0.174, SLG: 0.100		G5-3		BB 1-2		FC5-2 1B 1-3 BB		F9		2	1	0	0	2	0	2
Adam Donachie, R (8, 2) OBP: 0.278, SLG: 0.412										0	0	0	0	0	0	0
Chris Gomez, R (1, 6) OBP: 0.314, SLG: 0.333			F9	P3		FC5-2 1B 1-2 3-H		G4-3 2-H 1B		4	0	1	1	0	0	5
(8, 3)																
Paul Bako, L (1, 2) OBP: 0.357, SLG: 0.357			K		29 SH5-4 1B	1-3 2-H 1B		G4-3		4	0	2	1	0	1	1
28 Danys Baez, R (8, 1)										0	0	0	0	0	0	0
86 Jon Leicester, R (9, 1)										0	0	0	0	0	0	0
29 Adam Loewen, L (1, 1)			K	SH5-4 1-2		F8			G4-3	1	0	0	0	0	1	0
70 Jason Dubois, R (6, PH) OBP: 0.419, SLG: 0.552										1	0	0	0	0	0	2
Chad Bradford, R (6, 1)										0	0	0	0	0	0	0
32 Jamie Walker, L (7, 1)										0	0	0	0	0	0	0
40 Adam Stern, L (8, 7) OBP: 0.333, SLG: 0.273										1	0	0	0	0	0	0
(9, 9)																

Inning Stats																															
	R: 0	H: 0		R: 0	H: 0		R: 0	H: 0		R: 1	H: 2		R: 0	H: 1		R: 1	H: 2		R: 0	H: 0		R: 1	H: 2		R: 1	H: 1		1B: 6	SF: 0		WP: 0	PA: 40
	E: 0	LOB: 0		E: 0	LOB: 0		E: 0	LOB: 3		E: 1	LOB: 2		E: 0	LOB: 2		E: 0	LOB: 0		E: 0	LOB: 0		E: 1	LOB: 1		E: 1	LOB: 1		2B: 2	SAC: 1		PB: 0	
	K: 1	BB: 0		K: 0	BB: 0		K: 2	BB: 1		K: 0	BB: 1		K: 0	BB: 1		K: 0	BB: 0		K: 1	BB: 0		K: 0	BB: 0		K: 0	BB: 0		3B: 0	DP: 0		SB: 0	
	S: 5	P: 5		S: 3	P: 3		S: 7	P: 7		S: 6	P: 10		S: 4	P: 8		S: 5	P: 9		S: 5	P: 5		S: 5	P: 5		S: 5	P: 5		HR: 0	HBP: 0		CS: 0	

PITCHER		IP	WLS	BF	H	R	ER	SO	BB	IBB	HBP	BLK	WP	HR	S	P	ERA	WHIP
50 Adam Wainwright, R ERA: 1.25	(1, 1)	5.0	L	21	3	1	1	3	2	0	0	0	0	0	25	33	1.80	1.000
44 Jason Isringhausen, R ERA: 3.0	(6, 1)	1.0		6	2	1	1	0	1	0	0	0	0	0	5	9	9.00	3.000
36 Russ Springer, R ERA: 6.0	(7, 1)	1.0		3	0	0	0	1	0	0	0	0	0	0	5	5	0.00	0.000
31 Ryan Franklin, R ERA: 4.0	(8, 1)	1.0		5	2	1	1	0	0	0	0	0	0	0	5	5	9.00	2.000
34 Randy Flores, L ERA: 2.25	(9, 1)	1.0		5	1	1	0	0	0	0	0	0	0	0	5	5	0.00	1.000

PITCHER	IP	WLS	BF	H	R	ER	SO	BB	IBB	HBP	BLK	WP	HR	S	P	ERA	WHIP

AB	36
R	4
H	8
RBI	3
BB	3
SO	4
LOB	19

Batter	1	2	3	4	5	6	7	8	9	AB	R	H	RBI	BB	SO	LOB
Aaron Miles, S (1, 6) (7, 4) OBP: 0.341, SLG: 0.250	G5-3		BBBB 4-0 26 CS BB			0-0 27 BB 5 1B 16 1B 1B	G5-3			3	1	1	0	1	0	1
26 Scott Spiezio, S (1, 9) (7, 5) OBP: 0.421, SLG: 0.478	G6-3		SSS 0-3 K 1-2			F9		P6		4	0	0	0	0	1	2
5 Albert Pujols, R (1, 3) OBP: 0.302, SLG: 0.380 19 Jolbert Cabrera, R (6, PR) OBP: 0.175, SLG: 0.132 (7, 6)	27 1B 1B			G4-3		16 1B 27 BB 1-2 1B		F7		3 1	0 0	2 0	0 0	0 0	0 0	0 0
27 Scott Rolen, R (1, 5) OBP: 0.354, SLG: 0.415 55 Skip Schumaker, L (7, 9) OBP: 0.459, SLG: 0.625	1-2 1B			SSS 0-3 K		BBBB 4-0 16 1B 1-2 2-3 BB		G4-3		2 1	0 0	1 0	0 0	1 0	1 0	0 0
3 Preston Wilson, R (1, 7) OBP: 0.310, SLG: 0.359 36 Russ Springer, R (7, 1) 31 Ryan Franklin, R (8, 1) 34 Randy Flores, L (9, 1) 53 John Rodriguez, L (9, PH) OBP: 0.432, SLG: 0.452	SSS 0-3 K			G3-1		F3			G4-3	3 0 0 0 1	0 0 0 0 0	0 0 0 0 0	0 0 0 0 0	0 0 0 0 0	1 0 0 0 0	5 0 0 0 0
68 Edgar Gonzalez, R (1, 4) OBP: 0.480, SLG: 0.810 16 Chris Duncan, L (6, PH) OBP: 0.377, SLG: 0.618 (7, 7)		0-0 G4-6-3 1B			SSS 0-3 K	0-0 1-2 2-3 3-H 1B			0-0 G4-3	2 2	0 0	1 1	0 1	0 0	1 0	0 0
So Taguchi, R (1, 8) OBP: 0.239, SLG: 0.209		SSS 0-3 K			0-0 CS 1B		BH 2-0 70 G5-3 SH1-3 HBP		0-0 2B	3	0	2	0	0	1	1
Gary Bennett, R (1, 2) OBP: 0.345, SLG: 0.250		0-0 G4-6-3 1-2f			BBBB 4-0 1-2 BB		0-0 SH1-3 1-2		BBBB 4-0 BB	1	0	0	0	2	0	1
50 Adam Wainwright, R (1, 1) 4 Yadier Molina, R (5, PH) OBP: 0.425, SLG: 0.471 44 Jason Isringhausen, R (6, 1) 70 Tagg Bozied, R (7, 3) OBP: 0.314, SLG: 0.333			0-0 G1-3		0-0 L5		0-0 G5-3 2-3		0-0 G6-3	1 1 0 2	0 0 0 0	0 0 0 0	0 0 0 0	0 0 0 0	0 1 0 0	0 1 0 3
Inning Stats	R: 0 E: 0 K: 1 S: 7 H: 2 LOB: 2 BB: 0 P: 7	R: 0 E: 0 K: 1 S: 5 H: 1 LOB: 0 BB: 0 P: 5	R: 0 E: 0 K: 1 S: 4 H: 0 LOB: 1 BB: 1 P: 8	R: 0 E: 0 K: 1 S: 5 H: 0 LOB: 0 BB: 0 P: 5	R: 0 E: 0 K: 1 S: 5 H: 1 LOB: 1 BB: 1 P: 9	R: 1 E: 0 K: 0 S: 5 H: 3 LOB: 2 BB: 1 P: 9	R: 0 E: 0 K: 0 S: 3 H: 0 LOB: 1 BB: 0 P: 5	R: 0 E: 0 K: 0 S: 3 H: 0 LOB: 0 BB: 0 P: 3	R: 0 E: 0 K: 0 S: 4 H: 1 LOB: 2 BB: 1 P: 8	1B: 7 2B: 2 3B: 0 HR: 0	SF: 0 SAC: 1 DP: 2 HBP: 1						

PITCHER	IP	WLS	BF	H	R	ER	SO	BB	IBB	HBP	BLK	WP	HR	S	P	ERA	WHIP
29 Adam Loewen, L (1, 1) ERA: 1.38	5.0	W	18	4	0	0	5	2	0	0	0	0	0	26	34	0.00	1.200
Chad Bradford, R (6, 1) ERA: 11.05	1.0	H	6	3	1	1	0	1	0	0	0	0	0	5	9	9.00	4.000
32 Jamie Walker, L (7, 1) ERA: 1.13	1.0	H	4	0	0	0	0	0	0	1	0	0	0	3	5	0.00	0.000
28 Danys Baez, R (8, 1) ERA: 3.68	1.0	H	3	0	0	0	0	0	0	0	0	0	0	3	3	0.00	0.000
86 Jon Leicester, R (9, 1) ERA: 4.05	1.0	S	5	1	0	0	0	1	0	0	0	0	0	4	8	0.00	2.000

PITCHER	IP	WLS	BF	H	R	ER	SO	BB	IBB	HBP	BLK	WP	HR	S	P	ERA	WHIP

BOTTOM

Baltimore Orioles @ St. Louis Cardinals

Roger Dean Stadium, Jupiter, FL

Wed Mar 21 2007, 1:05 PM EDT
Att. 7,300 - Partly Cloudy - 75 F

livebaseballscorecards.com

AB	30
R	1
H	8
RBI	1
BB	4
SO	5
LOB	14



WP: 0 PB: 0 SB: 0 CS: 2 PA: 36

Batter	1	2	3	4	5	6	7	8	9	AB	R	H	RBI	BB	SO	LOB
7 Alejandro De Aza, L (1, 8) OBP: 0.394, SLG: 0.581	6 G5-3 17 1B 1B		G4-3			6 G4-3 2B		6 CS 1-H 2B		4	1	3	1	0	0	0
6 Dan Uggla, R (1, 4) OBP: 0.263, SLG: 0.235	G5-3 1-2		K			G4-3 2-3		FC5-4 2-3 1B		4	0	1	0	0	1	2
Miguel Cabrera, R (1, 5) OBP: 0.393, SLG: 0.549	K		F8			G4-2-3		FC5-4 1-2f		4	0	0	0	0	1	3
14 Josh Willingham, R (1, 7) OBP: 0.339, SLG: 0.186	17 1B BB			17 FC6 1B		G5-3			P6	3	0	1	0	1	0	1
17 Mike Jacobs, L (1, 3) OBP: 0.275, SLG: 0.370 Randy Messenger, R (9, 1)	1-3 2-H 1B			FC6 21 CS 1-2f			G3		K	4 0	0 0	1 0	1 0	0 0	1 0	1 0
Miguel Olivo, R (1, 2) OBP: 0.233, SLG: 0.308	K			K			G5-3		L8	4	0	0	0	0	2	3
21 Joe Borchard, S (1, 9) OBP: 0.372, SLG: 0.351 12 Cody Ross, R (7, PH) OBP: 0.209, SLG: 0.132 (7, 9)		G1-3		CS 1-2	K		F9			2 1	0 0	0 0	0 0	0 0	1 0	0 0
11 Robert Andino, R (1, 6) OBP: 0.167, SLG: 0.176		G6-3			G6-3			G6-3		3	0	0	0	0	0	0
Dontrelle Willis, L (1, 1) 37 Renyel Pinto, L (7, 1) 31 John Gall, R (8, PH) OBP: 0.353, SLG: 0.387 Alex Sanchez, L (8, PR) OBP: 0.194, SLG: 0.286 40 Nate Field, R (8, 1) 28 Jason Wood, R (9, 3) OBP: 0.457, SLG: 0.750		K			B2-3			E5 7 2B		2 0 1 0 0 0	0 0 0 1 0 0	0 0 0 0 0 0	0 0 0 0 0 0	1 0 0 0 0 0	0 0 0 0 0 0	0 0 0 0 0 0
Inning Stats	R: 1 H: 2 E: 0 LOB: 2 K: 2 BB: 1 S: 9 P: 13	R: 0 H: 0 E: 0 LOB: 0 K: 1 BB: 0 S: 5 P: 5	R: 0 H: 0 E: 0 LOB: 0 K: 1 BB: 0 S: 5 P: 5	R: 0 H: 1 E: 0 LOB: 1 K: 1 BB: 0 S: 6 P: 6	R: 0 H: 0 E: 0 LOB: 0 K: 1 BB: 0 S: 5 P: 5	R: 0 H: 1 E: 0 LOB: 1 K: 0 BB: 0 S: 4 P: 4	R: 0 H: 0 E: 0 LOB: 0 K: 0 BB: 0 S: 3 P: 3	R: 1 H: 2 E: 1 LOB: 1 K: 0 BB: 0 S: 6 P: 6	R: 0 H: 0 E: 0 LOB: 0 K: 1 BB: 0 S: 5 P: 5	1B: 4 SF: 0 2B: 2 SAC: 0 3B: 0 DP: 0 HR: 0 HBP: 0						WP: 0 PA: 34 PB: 0 SB: 0 CS: 2	

PITCHER		IP	WLS	BF	H	R	ER	SO	BB	IBB	HBP	BLK	WP	HR	S	P	ERA	WHIP
29 Chris Carpenter, R ERA: 3.48	(1, 1)	6.0	L	22	4	1	1	6	1	0	0	0	0	0	34	38	1.50	0.833
Tyler Johnson, L ERA: 6.75	(7, 1)	1.0		3	0	0	0	0	0	0	0	0	0	0	3	3	0.00	0.000
Ricardo Rincon, L ERA: 2.25	(8, 1)	1.0		5	2	1	0	0	0	0	0	0	0	0	6	6	0.00	2.000
Josh Hancock, R ERA: 2.25	(9, 1)	1.0		3	0	0	0	1	0	0	0	0	0	0	5	5	0.00	0.000

PITCHER	IP	WLS	BF	H	R	ER	SO	BB	IBB	HBP	BLK	WP	HR	S	P	ERA	WHIP

TOP

Florida Marlins @ St. Louis Cardinals

Roger Dean Stadium, Jupiter, FL

Thu Mar 22 2007, 1:05 PM EDT
Att. 7,353 - Partly Cloudy - 78 F

livebaseballscorecards.com

AB	32
R	2
H	6
RBI	2
BB	1
SO	7
LOB	10

Florida Marlins @ St. Louis Cardinals

Roger Dean Stadium, Jupiter, FL

Thu Mar 22 2007, 1:05 PM EDT
Att. 7,353 - Partly Cloudy - 78 F

BOTTOM

Batter	1	2	3	4	5	6	7	8	9	AB	R	H	RBI	BB	SO	LOB
22 David Eckstein, R (1, 6) OBP: 0.333, SLG: 0.333	G6-3		1B			L4		BB		3	0	1	0	0	0	0
Tyler Johnson, S (7, 1)										0	0	0	0	0	0	0
53 John Rodriguez, L (8, 9) OBP: 0.447, SLG: 0.452										0	1	0	0	1	0	0
16 Chris Duncan, L (1, 7) OBP: 0.354, SLG: 0.576	G1-3		K2-3			L9		E4		4	0	0	0	0	1	2
5 Albert Pujols, R (1, 3) OBP: 0.304, SLG: 0.377	1B			G4-3			G5-3	K		3	0	1	0	0	0	0
70 Tagg Bozied, R (8, 3) OBP: 0.306, SLG: 0.324										1	0	0	0	0	1	1
27 Scott Rolen, R (1, 5) OBP: 0.353, SLG: 0.409	K			L9-3			G4-3		G3-6-1	3	0	1	0	0	1	1
19 Jolbert Cabrera, R (8, 5) OBP: 0.195, SLG: 0.154				1B					1B	1	0	1	0	0	0	0
3 Preston Wilson, R (1, 9) OBP: 0.311, SLG: 0.341		K		L9-3					G3-6-1	2	0	0	0	1	1	1
Ricardo Rincon, L (8, 1)										0	0	0	0	0	0	0
26 Scott Spiezio, S (9, 4) OBP: 0.414, SLG: 0.468								BB		1	0	0	0	0	0	1
So Taguchi, R (1, 8) OBP: 0.245, SLG: 0.200		K			G5-3				G4-3	2	0	0	0	1	1	0
55 Skip Schumaker, L (9, PH) OBP: 0.447, SLG: 0.606								FC5-4 BB		1	0	0	0	0	0	0
35 Eli Marrero, R (1, 2) OBP: 0.400, SLG: 0.375		F9			F7		FC5-4			3	0	0	0	0	0	2
7 Adam Kennedy, L (1, 4) OBP: 0.200, SLG: 0.348			P6		F9			K		3	0	0	0	0	1	0
Josh Hancock, R (9, 1)										0	0	0	0	0	0	0
29 Chris Carpenter, R (1, 1) OBP: 0.250, SLG: 0.250			K			G4-3		G6-3		1	0	0	0	0	1	0
Aaron Miles, S (6, PH) OBP: 0.326, SLG: 0.237 (7, 6)										2	0	0	0	0	0	0
Inning Stats	R: 0 E: 0 K: 1 S: 6 H: 1 LOB: 1 BB: 0 P: 6	R: 0 E: 0 K: 2 S: 7 H: 0 LOB: 0 BB: 0 P: 7	R: 0 E: 0 K: 2 S: 8 H: 1 LOB: 1 BB: 0 P: 8	R: 0 E: 0 K: 0 S: 3 H: 1 LOB: 0 BB: 0 P: 3	R: 0 E: 0 K: 0 S: 3 H: 0 LOB: 0 BB: 0 P: 3	R: 0 E: 0 K: 0 S: 3 H: 0 LOB: 0 BB: 0 P: 3	R: 0 E: 0 K: 0 S: 3 H: 0 LOB: 2 BB: 2 P: 11	R: 1 E: 1 K: 2 S: 8 H: 0 LOB: 1 BB: 1 P: 12	R: 0 E: 0 K: 0 S: 3 H: 1 LOB: 0 BB: 0 P: 3	1B: 4 2B: 1 3B: 0 HR: 0 SF: 0 SAC: 0 DP: 2 HBP: 0	WP: 1 PB: 0 SB: 0 CS: 0 PA: 33					

livebaseballscorecards.com

	AB	30
	R	1
	H	4
	RBI	0
	BB	3
	SO	7
	LOB	8

PITCHER	IP	WLS	BF	H	R	ER	SO	BB	IBB	HBP	BLK	WP	HR	S	P	ERA	WHIP
Dontrelle Willis, L (1, 1) ERA: 4.58	6.2	W	24	3	0	0	5	2	0	0	0	0	0	32	40	0.00	0.750
37 Renyel Pinto, L (7, 1) ERA: 5.87	0.1	H	1	0	0	0	0	0	0	0	0	0	0	1	1	0.00	0.000
40 Nate Field, R (8, 1) ERA: 4.15	1.0	H	5	0	1	0	2	1	0	0	0	1	0	8	12	0.00	1.000
Randy Messenger, R (9, 1) ERA: 1.5	1.0	S	3	1	0	0	0	0	0	0	0	0	0	3	3	0.00	1.000

PITCHER	IP	WLS	BF	H	R	ER	SO	BB	IBB	HBP	BLK	WP	HR	S	P	ERA	WHIP

St. Louis Cardinals @ New York Mets

Tradition Field, Port St. Lucie, FL

Fri Mar 23 2007, 1:10 PM EDT

Att. 6,793 - Partly Cloudy - 79 F

TOP

livebaseballscorecards.com

Batter	1	2	3	4	5	6	7	8	9	AB	R	H	RBI	BB	SO	LOB
22 David Eckstein, R (1, 6) OBP: 0.321, SLG: 0.320	E5 7 FC1-6		K		F9		1B			4	0	1	0	0	1	0
7 Adam Kennedy, L (1, 4) OBP: 0.214, SLG: 0.320 44 Jason Isringhausen, R (5, 1) 36 Russ Springer, R (6, 1) Rico Washington, L (7, PH) 72 Dennis Dove, R (7, 1) Reid Gorecki, R (8, 7)	FC1-6 26 2B 1-2f		27 CS BB		F8		G3			2 0 0 1 0 0	1 0 0 0 0 0	0 0 0 0 0 0	0 0 0 0 0 0	1 0 0 0 0 0	0 0 0 0 0 0	1 0 0 1 0 0
27 Scott Rolen, R (1, 5) OBP: 0.345, SLG: 0.383 31 Ryan Franklin, R (8, 1)	P6		F8 1-2			70 BB		P4		3 0	0 0	0 0	0 0	1 0	0 0	2 0
26 Scott Spiezio, S (1, 9) OBP: 0.410, SLG: 0.480 So Taguchi, R (6, 9) OBP: 0.240, SLG: 0.196	1-H 2B			P4		K		G3		3 1	0 0	1 0	1 0	0 0	1 0	1 0
53 John Rodriguez, L (1, 7) OBP: 0.439, SLG: 0.424 19 Jolbert Cabrera, R (8, PH) OBP: 0.190, SLG: 0.150 (8, 5)	K			55 1B HBP		K		G6-3		2 1	0 0	0 0	0 0	0 0	2 0	2 0
70 Tagg Bozied, R (1, 3) OBP: 0.300, SLG: 0.297		L7		P4		1-2 BB			P3	3	0	0	0	1	0	1
55 Skip Schumaker, L (1, 8) OBP: 0.452, SLG: 0.595		1B		1-3 1B		G1-3			F7	4	0	2	0	0	0	2
81 Brian Esposito, R (1, 2) OBP: 0.143, SLG: 0.286 68 Edgar Gonzalez, R (9, PH) OBP: 0.462, SLG: 0.773	K		P3				K		E6	3 1	0 0	0 0	0 0	0 0	2 0	3 0
Matt Ginter, R (1, 1) Aaron Miles, S (5, PH) OBP: 0.306, SLG: 0.220 (5, 4)	F9				G4-3		F8		G3	1 3	0 0	0 0	0 0	0 0	0 0	1 1
Inning Stats	R: 1 H: 1 E: 1 LOB: 1 K: 1 BB: 0 S: 7 P: 7	R: 0 H: 1 E: 0 LOB: 1 K: 1 BB: 0 S: 6 P: 6	R: 0 H: 0 E: 0 LOB: 0 K: 1 BB: 1 S: 5 P: 11	R: 0 H: 1 E: 0 LOB: 2 K: 0 BB: 0 S: 5 P: 6	R: 0 H: 0 E: 0 LOB: 0 K: 0 BB: 0 S: 3 P: 3	R: 0 H: 0 E: 0 LOB: 2 K: 2 BB: 2 S: 7 P: 16	R: 0 H: 1 E: 0 LOB: 1 K: 1 BB: 0 S: 6 P: 6	R: 0 H: 0 E: 0 LOB: 0 K: 0 BB: 0 S: 3 P: 3	R: 0 H: 0 E: 1 LOB: 1 K: 0 BB: 0 S: 4 P: 4	1B: 3 SF: 0 2B: 1 SAC: 0 3B: 0 DP: 0 HR: 0 HBP: 1				WP: 0 PA: 36 PB: 0 SB: 0 CS: 1		

AB	32
R	1
H	4
RBI	1
BB	3
SO	6
LOB	15

PITCHER		IP	WLS	BF	H	R	ER	SO	BB	IBB	HBP	BLK	WP	HR	S	P	ERA	WHIP
26 Orlando Hernandez, R ERA: 5.25	(1, 1)	6.0		25	3	1	0	5	3	0	1	0	0	0	33	49	0.00	1.000
39 Jon Adkins, R ERA: 8.1	(7, 1)	1.0		4	1	0	0	1	0	0	0	0	0	0	6	6	0.00	1.000
25 Pedro Feliciano, L ERA:	(8, 1)	1.0	W	3	0	0	0	0	0	0	0	0	0	0	3	3	0.00	0.000
Aaron Heilman, R ERA: 6.43	(9, 1)	1.0	S	4	0	0	0	0	0	0	0	0	0	0	4	4	0.00	0.000

PITCHER		IP	WLS	BF	H	R	ER	SO	BB	IBB	HBP	BLK	WP	HR	S	P	ERA	WHIP

BOTTOM

St. Louis Cardinals @ New York Mets

Tradition Field, Port St. Lucie, FL

Fri Mar 23 2007, 1:10 PM EDT
Att. 6,793 - Partly Cloudy - 79 F

Batter	1	2	3	4	5	6	7	8	9	AB	R	H	RBI	BB	SO	LOB
17 David Newhan, L (1, 5) OBP: 0.318, SLG: 0.500 Aaron Heilman, R (9, 1)	3 G5-4-3 1B		F7			SF7 1-2 3-H		G4-3		3	0	1	1	0	0	2
										0	0	0	0	0	0	0
3 Damion Easley, R (1, 6) OBP: 0.262, SLG: 0.282 (9, 5)	G5-4-3 1-2f			F7		G5-3		3-H 1B		4	0	1	1	0	0	3
15 Carlos Beltrán, S (1, 8) OBP: 0.340, SLG: 0.563 44 Lastings Milledge, R (8, 9) OBP: 0.444, SLG: 0.532	18 E BB			F7		2-3 1B		F8		2	0	1	0	1	0	0
										1	0	0	0	0	0	2
18 Moises Alou, R (1, 7) OBP: 0.222, SLG: 0.238 39 Jon Adkins, L (7, 1) 64 Mike Carp, L (8, 3) OBP: 0.316, SLG: 0.324	S 1 SAFE S C 1-3			L8		P4				3	0	0	0	0	1	3
										0	0	0	0	0	0	0
										0	0	0	0	0	0	0
20 Shawn Green, L (1, 9) OBP: 0.190, SLG: 0.291 4 Ben Johnson, R (8, 7) OBP: 0.320, SLG: 0.400		F9			G4-3		G3			3	0	0	0	0	0	0
										0	0	0	0	0	0	0
Julio Franco, R (1, 3) OBP: 0.406, SLG: 0.321 25 Pedro Feliciano, L (8, 1) 30 Mike DiFelice, R (9, 2) OBP: 0.214, SLG: 0.214		S S S K			G6-3		G6-3			3	0	0	0	0	1	0
										0	0	0	0	0	0	0
										0	0	0	0	0	0	0
22 Jose Valentin, S (1, 4) OBP: 0.415, SLG: 0.657 6 Ruben Gotay, S (6, 4) OBP: 0.324, SLG: 0.452		G3			S S S K		2B			2	0	0	0	0	1	0
										1	0	1	0	0	0	0
19 Sandy Alomar Jr., R (1, 2) OBP: 0.188, SLG: 0.071 1 Anderson Hernandez, S (8, PR) OBP: 0.227, SLG: 0.150 (9, 6)			F9			26 S 26 WP 17 SF7 1B		E7 10 SH1-3 3 1B		3	1	1	0	0	0	0
										0	1	0	0	0	0	0
26 Orlando Hernandez, R (1, 1) 10 Endy Chavez, L (6, PR) OBP: 0.362, SLG: 0.381 (7, 7) (8, 8)			S S S K2-3			S B S B B B 4-2 15 1B 17 SF7 1-3 BB		SH1-3 2-3		1	0	0	0	1	1	0
										0	0	0	0	0	0	0
Inning Stats	R: 0 E: 1 K: 1 S: 5 H: 1 LOB: 1 BB: 1 P: 9	R: 0 E: 0 K: 1 S: 5 H: 0 LOB: 0 BB: 0 P: 5	R: 0 E: 0 K: 1 S: 5 H: 0 LOB: 0 BB: 0 P: 5	R: 0 E: 0 K: 0 S: 3 H: 0 LOB: 0 BB: 0 P: 3	R: 0 E: 0 K: 1 S: 5 H: 0 LOB: 0 BB: 0 P: 5	R: 1 E: 0 K: 0 S: 7 H: 2 LOB: 2 BB: 1 P: 11	R: 0 E: 0 K: 0 S: 3 H: 1 LOB: 1 BB: 0 P: 3	R: 1 E: 1 K: 0 S: 5 H: 1 LOB: 2 BB: 0 P: 5		1B: 4 2B: 1 3B: 0 HR: 0	SF: 1 SAC: 1 DP: 1 HBP: 0						

	AB	26
	R	2
	H	5
	RBI	2
	BB	2
	SO	4
	LOB	10

WP: 1 PA: 30
PB: 0
SB: 1
CS: 0

livebaseballscorecards.com

PITCHER		IP	WLS	BF	H	R	ER	SO	BB	IBB	HBP	BLK	WP	HR	S	P	ERA	WHIP
Matt Ginter, R ERA:	(1, 1)	4.0		13	1	0	0	3	1	0	0	0	0	0	18	22	0.00	0.500
44 Jason Isringhausen, R ERA: 2.25	(5, 1)	1.0	H	3	0	0	0	1	0	0	0	0	0	0	5	5	0.00	0.000
36 Russ Springer, R ERA: 6.75	(6, 1)	1.0	B	6	2	1	1	0	1	0	0	0	1	0	7	11	9.00	3.000
72 Dennis Dove, R ERA: 1.42	(7, 1)	1.0		3	1	0	0	0	0	0	0	0	0	0	3	3	0.00	1.000
31 Ryan Franklin, R ERA: 3.6	(8, 1)	1.0	L	5	1	1	0	0	0	0	0	0	0	0	5	5	0.00	1.000

PITCHER	IP	WLS	BF	H	R	ER	SO	BB	IBB	HBP	BLK	WP	HR	S	P	ERA	WHIP

Batter	1	2	3	4	5	6	7	8	9	10	AB	R	H	RBI	BB	SO	LOB
Aaron Miles, S (1, 6) OBP: 0.296, SLG: 0.239	E2	G3			E4				K		5	1	1	0	0	1	2
55 Skip Schumaker, L (1, 8) OBP: 0.468, SLG: 0.595	3 G3-1 1B	G6-3			G5-4-3						5	1	3	0	0	0	3
5 Albert Pujols, R (1, 3) OBP: 0.300, SLG: 0.386	3 G3-1 2B		P3		K		P6		F9		4	0	1	1	0	1	2
48 Brad Thompson, R (7, 1)											0	0	0	0	0	0	0
68 Edgar Gonzalez, R (8, 4) OBP: 0.444, SLG: 0.739											1	0	0	0	0	0	1
16 Chris Duncan, L (1, 7) OBP: 0.371, SLG: 0.565	K		3 FC6-4 BB			3 FC1-4 BB	F8			70 G6-3 70 WP 2B 1B	3	1	1	0	2	1	4
3 Preston Wilson, R (1, 9) OBP: 0.292, SLG: 0.318	G3-1		FC6-4			FC1-4 7 2B		HBP		G6-3	3	0	0	1	0	0	3
Tyler Johnson, S (6, 1)											0	0	0	0	0	0	0
70 Tagg Bozied, R (7, 3) OBP: 0.310, SLG: 0.289											1	0	0	0	0	0	1
7 Adam Kennedy, L (1, 4) OBP: 0.219, SLG: 0.345	P6		F8			G5-3		K		19 E SF7-2-4 2B	4	0	1	0	0	1	3
34 Randy Flores, L (8, 1)											0	0	0	0	0	0	0
Josh Hancock, R (9, 1)											0	0	0	0	0	0	0
Nick Stavinoha, R (10, PH) OBP: 1.000, SLG: 2.000											1	1	1	1	0	0	0
78 Kelvin Jimenez, R (10, 1)											0	0	0	0	0	0	0
19 Jolbert Cabrera, R (1, 5) OBP: 0.213, SLG: 0.140		E5 G3 G3-6-3		HBP		IBB		K		E6 SF7-2-4	3	0	0	0	1	1	2
Gary Bennett, R (1, 2) OBP: 0.294, SLG: 0.214		G3-6-3		G4-6-3		G5-3		L4		SF7-2-4	4	0	0	1	0	0	6
Kip Wells, R (1, 1) OBP: 0.667, SLG: 0.500				K	G4-3				K		1	0	0	0	1	1	0
53 John Rodriguez, L (6, 9) OBP: 0.419, SLG: 0.400		G3 BB									2	0	0	0	0	1	0
Inning Stats	R: 2 H: 2 E: 1 LOB: 1 K: 1 BB: 0 S: 8 P: 8	R: 0 H: 0 E: 1 LOB: 2 K: 0 BB: 1 S: 4 P: 8	R: 0 H: 0 E: 0 LOB: 1 K: 0 BB: 1 S: 3 P: 7	R: 0 H: 0 E: 0 LOB: 0 K: 1 BB: 0 S: 4 P: 5	R: 0 H: 0 E: 1 LOB: 0 K: 1 BB: 0 S: 5 P: 5	R: 0 H: 1 E: 0 LOB: 2 K: 0 BB: 2 S: 3 P: 11	R: 0 H: 2 E: 0 LOB: 2 K: 0 BB: 0 S: 5 P: 5	R: 0 H: 0 E: 0 LOB: 1 K: 2 BB: 0 S: 7 P: 8	R: 0 H: 1 E: 0 LOB: 1 K: 2 BB: 0 S: 8 P: 8	R: 2 H: 2 E: 1 LOB: 0 K: 0 BB: 0 S: 5 P: 6	1B: 4 SF: 1 2B: 5 SAC: 0 3B: 0 DP: 4 HR: 0 HBP: 2						

PITCHER		IP	WLS	BF	H	R	ER	SO	BB	IBB	HBP	BLK	WP	HR	S	P	ERA	WHIP
41 Shawn Hill, R ERA: 0.93	(1, 1)	5.1		23	2	2	0	3	3	0	1	0	0	0	25	38	0.00	0.938
75 Mike Bacsik, L ERA: 7.27	(6, 1)	0.2		3	1	0	0	0	0	1	0	0	0	0	2	6	0.00	1.500
43 Jesus Colome, R ERA: 3.38	(7, 1)	1.0		5	2	0	0	0	0	0	0	0	0	0	5	5	0.00	2.000
Jon Rauch, R ERA: 3.38	(8, 1)	1.0		4	0	0	0	2	0	0	1	0	0	0	7	8	0.00	0.000
34 Ray King, L ERA: 5.14	(9, 1)	1.0		4	1	0	0	2	0	0	0	0	0	0	8	8	0.00	1.000

PITCHER		IP	WLS	BF	H	R	ER	SO	BB	IBB	HBP	BLK	WP	HR	S	P	ERA	WHIP
35 Ryan Wagner, R ERA: 3.86	(10, 1)	1.0	L	5	2	2	1	0	0	0	0	0	1	0	5	6	9.00	2.000

TOP

St. Louis Cardinals @ Washington Nationals

Space Coast Stadium, Viera, FL

Sat Mar 24 2007, 1:05 PM EDT

Att. 7,253 - Partly Cloudy - 74 F

livebaseballscorecards.com

AB	37
R	4
H	8
RBI	4
BB	4
SO	7
LOB	27

1B: 4	SF: 1	WP: 1	PA: 44
2B: 5	SAC: 0	PB: 0	
3B: 0	DP: 4	SB: 0	
HR: 0	HBP: 2	CS: 0	

Batter	1	2	3	4	5	6	7	8	9	10	AB	R	H	RBI	BB	SO	LOB
Felipe Lopez, S (1, 4) OBP: 0.208, SLG: 0.265	G6-3		K		K		G1-3			G4-3	4	0	0	0	0	2	3
Jon Rauch, R (8, 1)											0	0	0	0	0	0	0
34 Ray King, L (9, 1)											0	0	0	0	0	0	0
Chris Snelling, L (10, 9) OBP: 0.404, SLG: 0.568											1	0	0	0	0	0	0
15 Cristian Guzman, S (1, 6) OBP: 0.486, SLG: 0.531	11 E 25 G5-3 1B		L7		11 FC4-6 1-2 2-H 1B			10 SH3 HBP		G1-3	3	1	2	1	0	0	0
Josh Wilson, R (8, 6) OBP: 0.478, SLG: 0.486											1	0	0	0	0	0	0
11 Ryan Zimmerman, R (1, 5) OBP: 0.464, SLG: 0.755	E9 25 G5-3 1-3 1B			5 G6-4-3 2B	FC4-6 1-2f			SH3 1-2		1B	3	0	2	0	0	0	2
10 Ronnie Belliard, R (8, 5) OBP: 0.297, SLG: 0.429											1	0	1	0	0	0	0
25 Austin Kearns, R (1, 9) OBP: 0.415, SLG: 0.357	G5-3 2-3 3-H			5 G6-4-3 BB		G5-3		BB		L5	2	0	0	1	2	0	1
77 Abraham Nunez, S (8, PR) OBP: 0.300, SLG: 0.353											1	0	0	0	0	0	1
(9, 9)																	
(10, 8)																	
5 Kory Casto, L (1, 7) OBP: 0.425, SLG: 0.412	K			G6-4-3 1-2f 2-3		K		K			4	0	0	0	0	3	5
Travis Lee, L (1, 3) OBP: 0.371, SLG: 0.467	F9			G3		F8		G3-1			4	0	0	0	0	0	3
3 Jesus Flores, R (1, 2) OBP: 0.542, SLG: 0.870	K				15 1B 2B		7 SH1-3 1B		K		3	1	2	0	0	1	0
Ryan Church, L (9, PH) OBP: 0.278, SLG: 0.306											1	0	0	0	0	1	0
61 Juan Brito, R (10, 2) OBP: 0.250, SLG: 0.357											0	0	0	0	0	0	0
7 Nook Logan, S (1, 8) OBP: 0.352, SLG: 0.362	F7				K		SH1-3 1-2		1B		3	0	1	0	0	1	1
35 Ryan Wagner, R (10, 1)											0	0	0	0	0	0	0
41 Shawn Hill, R (1, 1)			K		15 1B BB		F8		F8		1	0	0	0	1	1	0
75 Mike Bacsik, L (6, 1)											0	0	0	0	0	0	0
43 Jesus Colome, R (7, 1)											0	0	0	0	0	0	0
21 Dmitri Young, S (7, PH) OBP: 0.400, SLG: 0.667											1	0	0	0	0	0	1
4 D'Angelo Jimenez, S (8, 4) OBP: 0.359, SLG: 0.324											1	0	0	0	0	0	0
Inning Stats	R: 1 E: 1 K: 1 S: 7 / H: 2 LOB: 1 BB: 0 P: 7		R: 0 E: 0 K: 1 S: 5 / H: 0 LOB: 0 BB: 0 P: 5	R: 0 E: 0 K: 0 S: 3 / H: 1 LOB: 1 BB: 1 P: 7	R: 1 E: 0 K: 2 S: 9 / H: 2 LOB: 2 BB: 1 P: 13	R: 0 E: 0 K: 1 S: 5 / H: 0 LOB: 0 BB: 0 P: 5	R: 0 E: 0 K: 0 S: 4 / H: 1 LOB: 1 BB: 0 P: 4	R: 0 E: 0 K: 1 S: 5 / H: 0 LOB: 2 BB: 1 P: 10	R: 0 E: 0 K: 1 S: 5 / H: 1 LOB: 0 BB: 0 P: 5	R: 0 E: 0 K: 0 S: 4 / H: 1 LOB: 1 BB: 0 P: 4	1B: 6 2B: 2 3B: 0 HR: 0	SF: 0 SAC: 2 DP: 1 HBP: 1						

PITCHER		IP	WLS	BF	H	R	ER	SO	BB	IBB	HBP	BLK	WP	HR	S	P	ERA	WHIP
Kip Wells, R ERA: 1.06	(1, 1)	5.0		21	5	2	2	6	2	0	0	0	0	0	31	39	3.60	1.400
Tyler Johnson, L ERA: 6.0	(6, 1)	1.0		3	0	0	0	1	0	0	0	0	0	0	5	5	0.00	0.000
48 Brad Thompson, R ERA: 0.77	(7, 1)	1.1		7	1	0	0	0	1	0	1	0	0	0	5	10	0.00	1.500
34 Randy Flores, L ERA: 2.08	(8, 1)	0.2		2	0	0	0	1	0	0	0	0	0	0	4	4	0.00	0.000
Josh Hancock, R ERA: 2.0	(9, 1)	1.0	W	3	1	0	0	1	0	0	0	0	0	0	5	5	0.00	1.000

PITCHER		IP	WLS	BF	H	R	ER	SO	BB	IBB	HBP	BLK	WP	HR	S	P	ERA	WHIP
78 Kelvin Jimenez, R ERA:	(10, 1)	1.0	S	4	1	0	0	0	0	0	0	0	0	0	4	4	0.00	1.000

BOTTOM

St. Louis Cardinals @ Washington Nationals
Space Coast Stadium, Viera, FL
Sat Mar 24 2007, 1:05 PM EDT
Att. 7,253 - Partly Cloudy - 74 F

livebaseballscorecards.com

AB	34
R	2
H	8
RBI	2
BB	3
SO	9
LOB	17

1B: 6 2B: 2 3B: 0 HR: 0 | SF: 0 SAC: 2 DP: 1 HBP: 1

WP: 0 PB: 0 SB: 0 CS: 0 | PA: 40

Baltimore Orioles @ St. Louis Cardinals

Roger Dean Stadium, Jupiter, FL

Sun Mar 25 2007, 1:05 PM EDT
Att. 7,477 - Partly Cloudy - 78 F

TOP

livebaseballscorecards.com

Batter	1	2	3	4	5	6	7	8	9	AB	R	H	RBI	BB	SO	LOB
1 Brian Roberts, S (1, 4) OBP: 0.310, SLG: 0.314	C C X 0-2 3 S 10 1B 1B	B F F F F B F X 2-2 ② SF9 3-H	B S C S 1-3 ③ K			C B B X 2-1 ① F7			X 0-0 3 SH5-3 1B 1B	3	1	1	1	0	1	2
38 Terry Tiffee, S (7, 5) OBP: 0.257, SLG: 0.265										1	1	1	0	0	0	0
3 Freddie Bynum, L (1, 7) OBP: 0.200, SLG: 0.216	B B S B F S 3-3 ① K 1-2	B X 1-0 ③ P5		X 0-0 ① G3		X 0-0 ② P6			X 0-0 ① SH5-3 1-2	4	0	0	0	0	1	2
6 Melvin Mora, R (1, 5) OBP: 0.339, SLG: 0.380	X 0-0 ② F8		C B B S B T F F F 4-2 B 10 1B 16 2B BB	C B X 1-1 ② G3		X 0-0 ③ G6-3			X 0-0 ② G5-3	3	1	0	0	1	0	1
53 Todd Williams, R (6, 1)										0	0	0	0	0	0	0
73 Mike Cervenak, R (7, 3) OBP: 0.238, SLG: 0.429										1	0	0	0	0	0	1
10 Miguel Tejada, R (1, 6) OBP: 0.296, SLG: 0.346	B F B C X 2-2 16 1B 2-H 1B	B X 1-0 16 2B 1-2 1B		B B C F H 3-2 HBP			X 0-0 ① G5-3		X 0-0 2-H 1B	3	1	2	1	0	0	0
Cesar Crespo, S (7, 4) OBP: 0.667, SLG: 1.000										1	0	1	1	0	0	0
16 Jay Payton, R (1, 9) OBP: 0.354, SLG: 0.468	C B X 1-1 FC5-4 1-2 1B	X 0-0 1-3 2-H 1B 2B	C F X 0-2 ③ F7				X 0-0 G5-4-3 1B		X 0-0 ③ F7	4	1	3	1	0	0	1
40 Adam Stern, L (8, 8) OBP: 0.389, SLG: 0.267										1	0	0	0	0	0	1
Kevin Millar, R (1, 3) OBP: 0.206, SLG: 0.167	C F B X 1-2 ③ FC5-4 1-2f	X 0-0 2-H 3-H 1B			X 0-0 ① P5		X 0-0 ② ③ G5-4-3 1-2f			4	0	1	2	0	0	3
32 Jamie Walker, L (7, 1)										0	0	0	0	0	0	0
70 Jason Dubois, R (8, 9) OBP: 0.406, SLG: 0.533										0	0	0	0	0	0	0
17 Corey Patterson, L (1, 8) OBP: 0.264, SLG: 0.234		B F F F X 1-2 S 1 SF9 1B	B F S F B X 2-2 ① B2		C B F S 1-3 ② K			X 0-0 ① P5		4	1	1	0	0	1	1
77 Eli Whiteside, R (8, 2) OBP: 0.182, SLG: 0.182										0	0	0	0	0	0	0
Adam Donachie, R (1, 2) OBP: 0.364, SLG: 0.421		B B B C F B 4-2 27 SH1-4 1-3 BB	C X 0-1 27 SH3 1-3 1B	B D B B 4-0 BB				X 0-0 ② G5-3		2	0	1	0	2	0	0
Chad Bradford, R (8, 1)										0	0	0	0	0	0	0
John Parrish, L (9, 1)										0	0	0	0	0	0	0
27 Jaret Wright, R (1, 1)		X 0-0 ① SH1-4 1-2	B B X 2-0 ② SH3 1-2		B X 1-0 ③ G4-3			X 0-0 ③ G1-4-3		0	0	0	0	0	0	0
71 Ruddy Yan, S (5, PH) OBP: 0.310, SLG: 0.286										1	0	0	0	0	0	1
46 Jeremy Guthrie, R (5, 1)										0	0	0	0	0	0	0
Chris Gomez, R (6, 5) OBP: 0.295, SLG: 0.289										1	0	0	0	0	0	0
(7, 6)																
Inning Stats	R: 1 E: 0 K: 1 S: 15 H: 3 LOB: 2 BB: 0 P: 22	R: 1 E: 0 K: 0 S: 14 H: 1 LOB: 1 BB: 1 P: 22	R: 3 E: 0 K: 1 S: 19 H: 4 LOB: 2 BB: 1 P: 29	R: 0 E: 0 K: 0 S: 8 H: 0 LOB: 1 BB: 0 P: 12	R: 0 E: 0 K: 1 S: 5 H: 0 LOB: 1 BB: 1 P: 11	R: 0 E: 0 K: 0 S: 4 H: 0 LOB: 0 BB: 0 P: 6	R: 0 E: 0 K: 0 S: 3 H: 1 LOB: 0 BB: 0 P: 3	R: 0 E: 0 K: 0 S: 3 H: 0 LOB: 0 BB: 0 P: 3	R: 1 E: 0 K: 0 S: 5 H: 2 LOB: 1 BB: 0 P: 5	1B: 10 2B: 1 3B: 0 HR: 0 SF: 1 SAC: 3 DP: 1 HBP: 1						

AB	33
R	6
H	11
RBI	6
BB	3
SO	3
LOB	13

WP: 0 PB: 0 SB: 3 CS: 0 PA: 41

PITCHER		IP	WLS	BF	H	R	ER	SO	BB	IBB	HBP	BLK	WP	HR	S	P	ERA	WHIP
23 Anthony Reyes, R ERA: 2.7	(1, 1)	4.0		23	8	5	5	2	2	0	1	0	0	0	56	85	11.25	2.500
66 Mike Sillman, R ERA:	(5, 1)	1.0		4	0	0	0	1	1	0	0	0	0	0	5	11	0.00	1.000
Chris Perez, R ERA:	(6, 1)	1.0		3	0	0	0	0	0	0	0	0	0	0	4	6	0.00	0.000
31 Ryan Franklin, R ERA: 3.0	(7, 1)	2.0		6	1	0	0	0	0	0	0	0	0	0	6	6	0.00	0.500
36 Russ Springer, R ERA: 7.2	(9, 1)	1.0	L	5	2	1	1	0	0	0	0	0	0	0	5	5	9.00	2.000

PITCHER	IP	WLS	BF	H	R	ER	SO	BB	IBB	HBP	BLK	WP	HR	S	P	ERA	WHIP

Baltimore Orioles @ St. Louis Cardinals

Roger Dean Stadium, Jupiter, FL

Sun Mar 25 2007, 1:05 PM EDT

Att. 7,477 - Partly Cloudy - 78 F

livebaseballscorecards.com

BOTTOM

Batter	1	2	3	4	5	6	7	8	9	AB	R	H	RBI	BB	SO	LOB
22 David Eckstein, R (1, 6) OBP: 0.313, SLG: 0.286	C B B X 2-1 ① G6-3		B B C X 2-1 ① P3	B B B 4-0 55 G3-6-3 BB		X 0-0 ② F7		X 0-0 ③ G5-3		3	0	0	0	1	0	3
Aaron Miles, S (7, 6) OBP: 0.291, SLG: 0.234										1	0	0	0	0	0	1
(9, 4)																
15 Jim Edmonds, L (1, 8)	C B B B F B 4-2 5 G4-6-3 BB		B B S X 2-1 ② G1	S X 0-1 ②③ G3-6-3 1-2f		B B B C B 4-1 1-2 2-3 3-H BB			C C C 0-3 ① K	1	0	0	0	1	0	0
55 Skip Schumaker, L (4, 8) OBP: 0.469, SLG: 0.581										1	0	0	1	1	0	3
So Taguchi, R (9, PH) OBP: 0.235, SLG: 0.191										1	0	0	0	0	1	0
5 Albert Pujols, R (1, 3) OBP: 0.297, SLG: 0.367	X 0-0 ②③ G4-6-3 1-2f		B B B B 4-0 27 FC6-4 BB		X 0-0 ① L7	B C X 1-1 ③ F9			S S S 0-3 ② K	3	0	0	0	1	0	4
31 Ryan Franklin, R (7, 1)										0	0	0	0	0	0	0
19 Jolbert Cabrera, R (9, 6) OBP: 0.208, SLG: 0.136										1	0	0	0	0	1	0
27 Scott Rolen, R (1, 5) OBP: 0.322, SLG: 0.353		C B B C F X 2-2 ① P3	C C F X 0-2 ③ FC6-4 1-2f		B C B F X 2-2 ② G3-1		S S S 0-3 ① K		S S S 0-3 ③ K	4	0	0	0	0	1	1
70 Tagg Bozied, R (8, 3) OBP: 0.302, SLG: 0.282										1	0	0	0	0	1	0
16 Chris Duncan, L (1, 7) OBP: 0.378, SLG: 0.554		B B B B 4-0 26 2B 7 PB BB		X 0-0 7 HBP 26 BB 2B 1B	C C B S 1-3 ③ K		C C C 0-3 ② K			3	2	1	0	1	2	0
26 Scott Spiezio, S (1, 9) OBP: 0.431, SLG: 0.528		X 0-0 7 PB 7 G6-3 1-3 2B		B C B B C B 4-2 7 HBP 1-2 2B BB		F F X 0-2 1B 55 BB 2B	C C C 0-3 ③ K			3	3	2	0	1	1	0
(7, 3)																
(8, 5)																
7 Adam Kennedy, L (1, 4) OBP: 0.222, SLG: 0.313		B F S B X 2-2 ② G6-3 2-H 3-H		C F H 1-2 2B 1-2 2-3 HBP		C S S 0-3 ① K		X 0-0 ① G4-3		3	0	0	1	0	1	1
36 Russ Springer, R (9, 1)										0	0	0	0	0	0	0
Gary Bennett, R (1, 2) OBP: 0.368, SLG: 0.323	X 0-0 1B		C X 0-1 1-3 2-H 3-H 2B		X 0-0 55 BB 53 HBP 2-3 1B			H 1-0 HBP		3	0	3	2	0	0	0
23 Anthony Reyes, R (1, 1)	C C B B X 2-2 ③ F9		C F X 0-2 ① P5			S B F B H 3-2 55 BB 1-2 HBP		X 0-0 ② F7		1	0	0	0	0	0	1
3 Preston Wilson, R (4, PH) OBP: 0.286, SLG: 0.311										1	0	0	0	0	0	2
66 Mike Sillman, R (5, 1)										0	0	0	0	0	0	0
Chris Perez, R (6, 1)										0	0	0	0	0	0	0
53 John Rodriguez, L (6, PH) OBP: 0.422, SLG: 0.389										1	0	0	0	0	0	1
(7, 9)																

	AB	31
	R	5
	H	6
	RBI	4
	BB	6
	SO	8
	LOB	17

Inning Stats																								
	R: 0	H: 0	R: 2	H: 2	R: 0	H: 0	R: 2	H: 2	R: 0	H: 0	R: 1	H: 2	R: 0	H: 0	R: 0	H: 0	R: 0	H: 0	1B: 3	SF: 0	WP: 0	PA: 40
	E: 0	LOB: 0	E: 0	LOB: 1	E: 0	LOB: 1	K: 0	BB: 2	E: 0	LOB: 0	E: 0	LOB: 3	K: 3	BB: 0	K: 0	LOB: 1	K: 3	LOB: 0	2B: 3	SAC: 0	PB: 1	
	K: 0	BB: 1	K: 0	BB: 1	K: 0	BB: 1	S: 12	P: 21	K: 1	BB: 0	K: 1	BB: 1	S: 9	P: 9	S: 3	BB: 0	S: 9	BB: 0	3B: 0	DP: 2	SB: 0	
	S: 5	P: 11	S: 12	P: 22	S: 8	P: 16			E: 0		S: 13	P: 21				P: 4		P: 9	HR: 0	HBP: 3	CS: 0	

PITCHER		IP	WLS	BF	H	R	ER	SO	BB	IBB	HBP	BLK	WP	HR	S	P	ERA	WHIP
27 Jaret Wright, R ERA: 5.79	(1, 1)	4.0		20	4	4	4	0	5	0	1	0	0	0	37	70	9.00	2.250
46 Jeremy Guthrie, R ERA: 1.38	(5, 1)	1.0	H	3	0	0	0	1	0	0	0	0	0	0	7	10	0.00	0.000
53 Todd Williams, R ERA: 2.16	(6, 1)	1.0	B	7	2	1	1	1	1	0	1	0	0	0	13	21	9.00	3.000
32 Jamie Walker, L ERA: 1.0	(7, 1)	1.0		3	0	0	0	3	0	0	0	0	0	0	9	9	0.00	0.000
Chad Bradford, R ERA: 9.72	(8, 1)	1.0	W	4	0	0	0	0	0	0	1	0	0	0	3	4	0.00	0.000

PITCHER		IP	WLS	BF	H	R	ER	SO	BB	IBB	HBP	BLK	WP	HR	S	P	ERA	WHIP
John Parrish, L ERA: 3.72	(9, 1)	1.0	S	3	0	0	0	3	0	0	0	0	0	0	9	9	0.00	0.000

St. Louis Cardinals @ Florida Marlins

Roger Dean Stadium, Jupiter, FL

Mon Mar 26 2007, 1:05 PM EDT

Att. 6,145 - Sunny - 80 F

TOP

livebaseballscorecards.com

Batter	1	2	3	4	5	6	7	8	9	AB	R	H	RBI	BB	SO	LOB
22 David Eckstein, R (1, 6) OBP: 0.306, SLG: 0.313	G5-3		F7		1-3 2B	FC4-6 1-2f		E6 1-2 2-3 3-H		4	0	1	0	0	0	3
Aaron Miles, S (6, 6) OBP: 0.286, SLG: 0.229										1	0	0	0	0	0	2
15 Jim Edmonds, L (1, 8)	G4-3			F7	G4-3		19 SH1-3 1B	K		3	0	0	0	0	0	2
55 Skip Schumaker, L (5, 8) OBP: 0.471, SLG: 0.578										2	0	1	0	0	1	3
5 Albert Pujols, R (1, 3) OBP: 0.299, SLG: 0.355	K			G4-3		27 WP 27 2B BB	SH1-3 1-2	L4		2	0	0	0	1	1	0
19 Jolbert Cabrera, R (6, PR) OBP: 0.204, SLG: 0.133										1	1	0	0	0	0	3
(6, 5)																
27 Scott Rolen, R (1, 5) OBP: 0.323, SLG: 0.370		F8		E5 16 1B		26 S 7 1B 1-H 2B	K		G3	3	1	1	1	0	0	0
53 John Rodriguez, L (6, 9) OBP: 0.404, SLG: 0.368										2	0	0	0	0	1	1
16 Chris Duncan, L (1, 7) OBP: 0.377, SLG: 0.544		L4		1-2 1B		K	P6		BB	3	0	1	0	0	1	2
So Taguchi, R (6, 7) OBP: 0.245, SLG: 0.188										1	0	0	0	1	0	1
26 Scott Spiezio, S (1, 9) OBP: 0.449, SLG: 0.519		BB		G3-1		BB 7 1B 2-3 BB		SH5-3 7 1B E BB	F7	1	1	0	0	3	0	2
(6, 3)										1	0	0	0	0	0	1
Mark Hamilton, L (8, 3)																
7 Adam Kennedy, L (1, 4) OBP: 0.244, SLG: 0.324		K			G3-1	BB 1-2 3-H 1B		E SH5-3 1-2 1B	G4-3	5	0	2	1	0	1	2
Gary Bennett, R (1, 2) OBP: 0.390, SLG: 0.333		F8			50 FC5-4 1B	22 FC4-6 1-2 2-3 BB		SH5-3 1-2 2-3		2	0	1	0	1	0	0
50 Adam Wainwright, R (1, 1)		F9			FC5-4 22 2B 1-2f	K		E HBP		3	0	0	0	0	1	4
44 Jason Isringhausen, R (7, 1)										0	0	0	0	0	0	0
63 Ryan Ludwick, R (8, PH) OBP: 0.458, SLG: 0.565										0	0	0	0	0	0	0
Tyler Johnson, S (8, 1)										0	0	0	0	0	0	0
78 Kelvin Jimenez, R (9, 1)										0	0	0	0	0	0	0
48 Brad Thompson, R (9, 1)										0	0	0	0	0	0	0

Inning Stats	1	2	3	4	5	6	7	8	9
	R: 0 E: 0 K: 1 S: 5	H: 0 LOB: 0 BB: 0 P: 5	R: 0 E: 0 K: 1 S: 5	H: 0 LOB: 1 BB: 1 P: 9	R: 0 E: 0 K: 0 S: 3	H: 0 LOB: 0 BB: 0 P: 3	R: 0 E: 1 K: 0 S: 5	H: 1 LOB: 2 BB: 0 P: 5	R: 0 E: 0 K: 0 S: 5	H: 2 LOB: 2 BB: 0 P: 5	R: 2 E: 0 K: 2 S: 10	H: 2 LOB: 3 BB: 3 P: 23	R: 0 E: 0 K: 1 S: 6	H: 1 LOB: 1 BB: 0 P: 6	R: 1 E: 1 K: 1 S: 7	H: 1 LOB: 3 BB: 1 P: 12	R: 0 E: 0 K: 0 S: 3	H: 0 LOB: 1 BB: 1 P: 7

	AB	34
	R	3
	H	7
	RBI	2
	BB	6
	SO	6
	LOB	26

	1B: 5	SF: 0
	2B: 2	SAC: 2
	3B: 0	DP: 0
	HR: 0	HBP: 1

	WP: 1	PA: 43
	PB: 0	
	SB: 1	
	CS: 0	

PITCHER		IP	WLS	BF	H	R	ER	SO	BB	IBB	HBP	BLK	WP	HR	S	P	ERA	WHIP
52 Sergio Mitre, R ERA:	(1, 1)	5.0		20	3	0	0	2	1	0	0	0	0	0	23	27	0.00	0.800
Mike Koplove, R ERA: 8.22	(6, 1)	0.1	L	6	2	2	2	1	3	0	0	0	1	0	6	19	54.00	15.000
Randy Messenger, R ERA: 1.35	(6, 1)	0.2		2	0	0	0	1	0	0	0	0	0	0	4	4	0.00	0.000
77 Henry Owens, R ERA: 0.82	(7, 1)	1.0		4	1	0	0	1	0	0	0	0	0	0	6	6	0.00	1.000
Felix Rodriguez, R ERA: 1.64	(8, 1)	1.0		7	1	1	0	1	1	0	1	0	0	0	7	12	0.00	2.000

PITCHER		IP	WLS	BF	H	R	ER	SO	BB	IBB	HBP	BLK	WP	HR	S	P	ERA	WHIP
Kevin Gregg, R ERA: 1.74	(9, 1)	1.0		4	0	0	0	0	1	0	0	0	0	0	3	7	0.00	1.000

BOTTOM

Batter	1	2	3	4	5	6	7	8	9	AB	R	H	RBI	BB	SO	LOB
1 Eric Reed, L (1, 8) OBP: 0.368, SLG: 0.405 12 Cody Ross, R (8, PH) OBP: 0.173, SLG: 0.106 (9, 9)	G3		K			G4-3		F7	F9	3	0	0	0	0	1	1
										2	0	0	0	0	0	3
6 Dan Uggla, R (1, 4) OBP: 0.261, SLG: 0.254	G6-4-3 1B		K			L3		F8		4	0	1	0	0	1	1
Miguel Cabrera, R (1, 5) OBP: 0.353, SLG: 0.492 Kevin Gregg, R (9, 1)	G6-4-3 1-2f			K		K		F9		4	0	0	0	0	2	1
										0	0	0	0	0	0	0
17 Mike Jacobs, L (1, 3) OBP: 0.270, SLG: 0.386 28 Jason Wood, R (7, PR) OBP: 0.444, SLG: 0.650 (8, 3)		G1		G3-1			G5-4-3 1B		BB	3	0	1	0	0	0	0
										0	1	0	0	1	0	0
14 Josh Willingham, R (1, 7) OBP: 0.328, SLG: 0.189 7 Alejandro De Aza, L (8, 7) OBP: 0.375, SLG: 0.514 (9, 8)		K		1B			G5-4-3 1-2f		K 1-2	3	0	1	0	0	1	1
										1	0	0	0	0	1	1
21 Joe Borchard, S (1, 9) OBP: 0.407, SLG: 0.409 (9, 7)		2B		K			4 BB 1B		4 E 13 1B BB	3	0	2	0	1	1	1
Miguel Olivo, R (1, 2) OBP: 0.260, SLG: 0.326 13 Paul Hoover, R (8, 2) OBP: 0.313, SLG: 0.214		G4-3		G3-1			4 BB 1-2 1B		4 E 1-2 2-3 1B	3	0	1	0	0	0	1
										1	0	1	0	0	0	0
4 Alfredo Amezaga, S (1, 6) OBP: 0.209, SLG: 0.195			52 SH5-4 52 BLK 1B	G6-3			4-0 1-2 2-3 BB		E3 1-2 2-3 3-H	3	0	1	1	1	0	2
52 Sergio Mitre, R (1, 1) 8 Aaron Boone, R (5, PH) OBP: 0.250, SLG: 0.235 Mike Koplove, R (6, 1) Randy Messenger, R (6, 1) 77 Henry Owens, R (7, 1) 31 John Gall, R (7, PH) OBP: 0.325, SLG: 0.351 Felix Rodriguez, R (8, 1) 3 Zach Sorensen, S (9, 5) OBP: 0.231, SLG: 0.200			SH5-4 1-3		P3		F8		F8	0 1 0 0 0 0 1 0 1	0 0 0 0 0 0 0 0 0	0 0 0 0 0 0 0 0 0	0 0 0 0 0 0 0 0 0	0 0 0 0 0 0 0 0 0	0 0 0 0 0 0 0 0 0	0 0 0 0 0 0 3 0 3
Inning Stats	R: 0 E: 0 K: 0 S: 3 H: 1 LOB: 0 BB: 0 P: 3	R: 0 E: 0 K: 1 S: 6 H: 1 LOB: 1 BB: 0 P: 6	R: 0 E: 0 K: 2 S: 8 H: 1 LOB: 1 BB: 0 P: 8	R: 0 E: 0 K: 2 S: 8 H: 1 LOB: 1 BB: 0 P: 8	R: 0 E: 0 K: 0 S: 3 H: 0 LOB: 0 BB: 0 P: 3	R: 0 E: 0 K: 1 S: 5 H: 0 LOB: 0 BB: 0 P: 5	R: 0 E: 0 K: 0 S: 5 H: 3 LOB: 3 BB: 1 P: 9	R: 0 E: 0 K: 0 S: 3 H: 0 LOB: 0 BB: 0 P: 3	R: 1 E: 1 K: 1 S: 7 H: 1 LOB: 3 BB: 2 P: 15	1B: 7 2B: 1 3B: 0 HR: 0 SF: 0 SAC: 1 DP: 2 HBP: 0						

PITCHER		IP	WLS	BF	H	R	ER	SO	BB	IBB	HBP	BLK	WP	HR	S	P	ERA	WHIP
50 Adam Wainwright, R ERA: 0.98	(1, 1)	6.0	W	21	4	0	0	6	0	0	0	1	0	0	33	33	0.00	0.667
44 Jason Isringhausen, R ERA: 1.8	(7, 1)	1.0	H	6	3	0	0	0	1	0	0	0	0	0	5	9	0.00	4.000
Tyler Johnson, L ERA: 5.4	(8, 1)	1.0	H	3	0	0	0	0	0	0	0	0	0	0	3	3	0.00	0.000
78 Kelvin Jimenez, R ERA: 1.23	(9, 1)	0.1	H	4	1	1	1	1	2	0	0	0	0	0	4	12	27.00	9.000
48 Brad Thompson, R ERA: 0.73	(9, 1)	0.2	S	3	0	0	0	0	0	0	0	0	0	0	3	3	0.00	0.000

PITCHER	IP	WLS	BF	H	R	ER	SO	BB	IBB	HBP	BLK	WP	HR	S	P	ERA	WHIP

St. Louis Cardinals @ Florida Marlins

Roger Dean Stadium, Jupiter, FL

Mon Mar 26 2007, 1:05 PM EDT

Att. 6,145 - Sunny - 80 F

livebaseballscorecards.com

AB	33
R	1
H	8
RBI	1
BB	3
SO	7
LOB	18

WP: 0 PB: 0 SB: 1 CS: 0 PA: 37

Batter	1	2	3	4	5	6	7	8	9	AB	R	H	RBI	BB	SO	LOB
9 Juan Pierre, L (1, 8) OBP: 0.353, SLG: 0.429	x 0-0 ① P4		x 0-0 ① G4-3		x 0-0 ③ G3			x 0-0 ① F9		3	0	0	0	0	0	0
Luis Maza, R (6, 4) OBP: 0.667, SLG: 0.667										1	0	0	0	0	0	0
65 Tony Abreu, S (1, 6) OBP: 0.362, SLG: 0.630	x 0-0 ② G1-3		x 0-0 12 FC5-4 1B			x 0-0 27 FC6-4 1B		x 0-0 ② L8		4	0	2	0	0	0	0
27 Matt Kemp, R (1, 9) OBP: 0.305, SLG: 0.389	B B B B 4-0 BB		C S C 0-3 ② K			x 0-0 ① FC6-4 12 2B 1-2f		x 0-0 CS 1B		3	0	1	0	1	1	2
12 Jeff Kent, R (1, 4) OBP: 0.342, SLG: 0.412	x 0-0 ③ F8		x 0-0 ③ FC5-4 1-2f			x 0-0 28 G5-3 1-3 2B		B 1-0 ③ CS 1-2	x 0-0 ① L9	3	0	1	0	0	0	2
Adam Godwin, R (6, PR) (6, 8)										1	0	0	0	0	0	0
Olmedo Saenz, R (1, 3) OBP: 0.342, SLG: 0.417		C S C 0-3 ① K		x 0-0 ① G6-3		B B B B 4-0 BB			x 0-0 28 G4-3 1B	2	0	0	0	1	1	0
88 Larry Barnes, L (6, PR) OBP: 0.300, SLG: 0.300										1	0	1	0	0	0	0
(6, 3)																
28 Andy LaRoche, R (1, 5) OBP: 0.232, SLG: 0.212		x 0-0 ② L7		C S S 0-3 ② K		x 0-0 ②③ G5-3 2-3f			x 0-0 ②③ G4-3 1-2f	4	0	0	0	0	1	4
7 James Loney, L (1, 7) OBP: 0.500, SLG: 0.534		x 0-0 77 HBP 1B		C S C 0-3 ③ K			x 0-0 ① G3			3	0	1	0	0	1	0
77 Kelly Stinnett, R (1, 2) OBP: 0.250, SLG: 0.241		B H 2-0 1-2 HBP			x 0-0 ① G3		x 0-0 ② L7			2	0	0	0	0	0	0
Brett Tomko, R (1, 1)		x 0-0 ③ G1-3			C S S 0-3 ② K		x 0-0 ③ G4-3			2	0	0	0	0	1	2
41 Chin-hui Tsao, R (6, 1)										0	0	0	0	0	0	0
57 Larry Bigbie, L (7, PH) OBP: 0.411, SLG: 0.577										1	0	0	0	0	0	0
Joe Beimel, L (7, 1)										0	0	0	0	0	0	0
51 Jonathan Broxton, R (8, 1)										0	0	0	0	0	0	0
Inning Stats	R: 0 E: 0 K: 0 S: 3 H: 0 LOB: 1 BB: 1 P: 7	R: 0 E: 0 K: 1 S: 6 H: 1 LOB: 2 BB: 0 P: 8	R: 0 E: 0 K: 1 S: 6 H: 1 LOB: 1 BB: 0 P: 6	R: 0 E: 0 K: 2 S: 7 H: 0 LOB: 0 BB: 0 P: 7	R: 0 E: 0 K: 1 S: 5 H: 0 LOB: 0 BB: 0 P: 5	R: 0 E: 0 K: 0 S: 4 H: 2 LOB: 3 BB: 1 P: 8	R: 0 E: 0 K: 0 S: 3 H: 0 LOB: 0 BB: 0 P: 3	R: 0 E: 0 K: 0 S: 3 H: 1 LOB: 0 BB: 0 P: 4	R: 0 E: 0 K: 0 S: 3 H: 1 LOB: 0 BB: 0 P: 3	1B: 5 2B: 1 3B: 0 HR: 0	SF: 0 SAC: 0 DP: 2 HBP: 1						

PITCHER		IP	WLS	BF	H	R	ER	SO	BB	IBB	HBP	BLK	WP	HR	S	P	ERA	WHIP
29 Chris Carpenter, R ERA: 2.6	(1, 1)	7.0	W	27	4	0	0	5	2	0	1	0	0	0	34	44	0.00	0.857
Josh Hancock, R ERA: 1.8	(8, 1)	1.0	H	3	1	0	0	0	0	0	0	0	0	0	3	4	0.00	1.000
34 Randy Flores, L ERA: 1.86	(9, 1)	1.0	S	3	1	0	0	0	0	0	0	0	0	0	3	3	0.00	1.000

PITCHER	IP	WLS	BF	H	R	ER	SO	BB	IBB	HBP	BLK	WP	HR	S	P	ERA	WHIP

TOP

Los Angeles Dodgers @ St. Louis Cardinals

Roger Dean Stadium, Jupiter, FL

Tue Mar 27 2007, 1:05 PM EDT

Att. 7,158 - Sunny - 79 F

livebaseballscorecards.com

AB	30
R	0
H	6
RBI	0
BB	2
SO	5
LOB	10

1B: 5	SF: 0	WP: 0	PA: 34
2B: 1	SAC: 0	PB: 0	
3B: 0	DP: 2	SB: 0	
HR: 0	HBP: 1	CS: 1	

Batter	1	2	3	4	5	6	7	8	9	AB	R	H	RBI	BB	SO	LOB
22 David Eckstein, R (1, 6) OBP: 0.282, SLG: 0.286 So Taguchi, R (7, 8) OBP: 0.241, SLG: 0.184	G6-3		F8		FC5-4 1-2f 3-H			G5-3 1-2		3 0 0 1 0 0 1 1 0 0 0 0 0 1						
16 Chris Duncan, L (1, 7) OBP: 0.358, SLG: 0.514 34 Randy Flores, L (9, 1)	F7		L8		F8			K		4 0 0 0 0 1 2 0 0 0 0 0 0 0						
5 Albert Pujols, R (1, 3) OBP: 0.324, SLG: 0.415	HR			L1		27 1B 1B		BB		3 1 2 1 1 0 0						
27 Scott Rolen, R (1, 5) OBP: 0.338, SLG: 0.375 Aaron Miles, S (7, 6) OBP: 0.298, SLG: 0.245	K			3 FC5-4 HBP		15 G4-6-3 1-3 1B		1-3 2-H 1B		2 0 1 0 0 1 0 1 0 1 1 0 0 0						
15 Jim Edmonds, L (1, 8) 19 Jolbert Cabrera, R (7, 5) OBP: 0.200, SLG: 0.130		F7		F8		G4-6-3 1-2f		P5		3 0 0 0 0 0 2 1 0 0 0 0 0 2						
3 Preston Wilson, R (1, 9) OBP: 0.269, SLG: 0.292 55 Skip Schumaker, L (8, 9) OBP: 0.471, SLG: 0.578 (9, 7)		P4		FC5-4 1-2f			K			3 0 0 0 0 1 1 0 0 0 0 0 0 0						
4 Yadier Molina, R (1, 2) OBP: 0.442, SLG: 0.472		1B			29 1B 22 FC5-4 BB		G6-3			2 1 1 0 1 0 0						
7 Adam Kennedy, L (1, 4) OBP: 0.227, SLG: 0.300		G3-1			K		F7			3 0 0 0 0 1 2						
29 Chris Carpenter, R (1, 1) OBP: 0.333, SLG: 0.333 Josh Hancock, R (8, 1) 53 John Rodriguez, L (8, PH) OBP: 0.417, SLG: 0.368 (9, 9)			K		22 FC5-4 1-3 1B			G5-3 1B BB		2 0 1 0 0 1 0 0 0 0 0 0 0 0 0 1 0 0 1 0 0						
Inning Stats	R: 1 H: 1 E: 0 LOB: 0 K: 1 BB: 0 S: 6 P: 6	R: 0 H: 1 E: 0 LOB: 1 K: 0 BB: 0 S: 4 P: 4	R: 0 H: 0 E: 0 LOB: 0 K: 1 BB: 0 S: 5 P: 5	R: 0 H: 0 E: 0 LOB: 1 K: 0 BB: 0 S: 3 P: 5	R: 1 H: 1 E: 0 LOB: 1 K: 1 BB: 1 S: 6 P: 10	R: 0 H: 2 E: 0 LOB: 0 K: 0 BB: 0 S: 3 P: 3	R: 0 H: 0 E: 0 LOB: 0 K: 1 BB: 0 S: 5 P: 5	R: 1 H: 1 E: 0 LOB: 2 K: 1 BB: 2 S: 6 P: 14		1B: 5 SF: 0 2B: 0 SAC: 0 3B: 0 DP: 1 HR: 1 HBP: 1						

PITCHER		IP	WLS	BF	H	R	ER	SO	BB	IBB	HBP	BLK	WP	HR	S	P	ERA	WHIP
Brett Tomko, R ERA: 4.74	(1, 1)	5.0	L	20	3	2	2	3	1	0	1	0	0	1	24	30	3.60	0.800
41 Chin-hui Tsao, R ERA: 2.53	(6, 1)	1.0		3	2	0	0	0	0	0	0	0	0	0	3	3	0.00	2.000
Joe Beimel, L ERA: 2.89	(7, 1)	1.0		3	0	0	0	1	0	0	0	0	0	0	5	5	0.00	0.000
51 Jonathan Broxton, R ERA: 9.45	(8, 1)	1.0		6	1	1	1	1	2	0	0	0	0	0	6	14	9.00	3.000

PITCHER	IP	WLS	BF	H	R	ER	SO	BB	IBB	HBP	BLK	WP	HR	S	P	ERA	WHIP

BOTTOM

Los Angeles Dodgers @ St. Louis Cardinals

Roger Dean Stadium, Jupiter, FL

Tue Mar 27 2007, 1:05 PM EDT

Att. 7,158 - Sunny - 79 F

livebaseballscorecards.com

AB	28
R	3
H	6
RBI	3
BB	3
SO	5
LOB	11

Batter	1	2	3	4	5	6	7	8	9	AB	R	H	RBI	BB	SO	LOB
22 David Eckstein, R (1, 6) OBP: 0.310, SLG: 0.297	BBBB 4-0 3 FC6-4 BB	x 0-0 ③ G5-3		x 0-0 FC6-4 1-2 1B		x 0-0 ② SF7 3-H		SSS 0-3 K		2	0	1	0	1	0	1
68 Edgar Gonzalez, R (5, 4) OBP: 0.414, SLG: 0.708										1	0	0	1	0	1	0
So Taguchi, R (1, 8) OBP: 0.241, SLG: 0.189	SSC 0-3 ① K		x 0-0 4 FC5 3 1B 1B	B 1 SAFE X 1-0 ③ FC6-4 1-2f 2-3		x 0-0 ③ G3-1			x 0-0 ① L4	4	0	1	0	0	1	3
55 Skip Schumaker, L (9, PH) OBP: 0.462, SLG: 0.565										1	0	0	0	0	0	0
(9, 8)																
3 Preston Wilson, R (1, 7) OBP: 0.263, SLG: 0.283	x 0-0 ② FC6-4 70 HR 1-2f	x 0-0 4 FC5 1-2 1B	SSC 0-3 ① K	x 0-0 ② G1-3	x 0-0 2B	x 0-0 ① G5-3	x 0-0 4 2B 1B		x 0-0 ② G5-3	5	1	1	0	0	1	1
(5, 9)																
44 Jason Isringhausen, R (9, 1)										0	0	0	0	0	0	0
70 Tagg Bozied, R (1, 3) OBP: 0.333, SLG: 0.372	x 0-0 1-H HR	SSC 0-3 ① K					BBBB 4-0 WP 16 1B BB			4	2	2	2	1	1	2
63 Ryan Ludwick, R (1, 9) OBP: 0.423, SLG: 0.520	x 0-0 ③ G1-3	x 0-0 ② F9		x 0-0 2B	SSS 0-3 ② K		x 0-0 WP 1-2 1B			2	0	0	0	0	0	2
16 Chris Duncan, L (5, PH) OBP: 0.369, SLG: 0.533										3	0	2	0	0	1	1
(5, 7)																
4 Yadier Molina, R (1, 2) OBP: 0.468, SLG: 0.538	x 0-0 1B 1B 2B	x 0-0 ③ FC5 1-2 2-3f	BBBB 4-0 BB	x 0-0 ③ 1-H 2B		BX 1-0 ③ F8 1-2 2-3				3	1	2	1	1	0	2
Gary Bennett, R (9, PH) OBP: 0.381, SLG: 0.324										1	0	0	0	0	0	2
(9, 2)																
Nick Stavinoha, R (1, 10) OBP: 0.750, SLG: 1.000	x 0-0 19 G6-4-3 1B 2-3 1B		x 0-0 19 FC6-4 1B	x 0-0 ③ G1	x 0-0 ③ F8					3	0	2	0	0	0	2
53 John Rodriguez, L (7, PH) OBP: 0.408, SLG: 0.359										1	0	0	0	0	0	1
(7, 10)																
(9, 9)																
Aaron Miles, S (1, 4) OBP: 0.295, SLG: 0.245	x 0-0 19 G6-4-3 1-2 3-H 1B		SSS 0-3 ① K		x 0-0 ① F8	x 0-0 ① G3				4	0	1	1	0	1	1
(5, 6)																
19 Jolbert Cabrera, R (1, 5) OBP: 0.204, SLG: 0.180	x 0-0 ①② G6-4-3 1-2f 2-3	x 0-0 FC6-4 E 22 1B 1-2f			x 0-0 68 SF7 3B	x 0-0 ② G6-3				4	1	1	0	0	0	3

Inning Stats	1	2	3	4	5	6	7	8	9
	R: 2 E: 0 K: 1 S: 6	H: 1 LOB: 0 BB: 1 P: 10	R: 1 E: 0 K: 0 S: 5	H: 3 LOB: 1 BB: 0 P: 5	R: 0 E: 0 K: 1 S: 7	H: 2 LOB: 2 BB: 0 P: 7	R: 0 E: 1 K: 1 S: 7	H: 2 LOB: 2 BB: 0 P: 8	R: 0 E: 0 K: 1 S: 6	H: 1 LOB: 2 BB: 1 P: 10	R: 1 E: 0 K: 0 S: 4	H: 1 LOB: 0 BB: 0 P: 4	R: 1 E: 0 K: 1 S: 7	H: 2 LOB: 1 BB: 0 P: 7	R: 0 E: 0 K: 1 S: 5	H: 0 LOB: 0 BB: 0 P: 5	R: 0 E: 0 K: 0 S: 4	H: 1 LOB: 2 BB: 1 P: 9

	1B: 8 2B: 3 3B: 1 HR: 1	SF: 1 SAC: 0 DP: 1 HBP: 0	WP: 1 PB: 0 SB: 0 CS: 0	PA: 42

PITCHER		IP	WLS	BF	H	R	ER	SO	BB	IBB	HBP	BLK	WP	HR	S	P	ERA	WHIP
45 Erik Bedard, L ERA: 1.96	(1, 1)	4.0	L	20	8	3	3	3	1	0	0	0	0	1	25	30	6.75	2.250
53 Todd Williams, R ERA: 1.93	(5, 1)	1.0		5	1	0	0	1	1	0	0	0	0	0	6	10	0.00	2.000
32 Jamie Walker, L ERA: 1.64	(6, 1)	1.0		4	1	1	1	0	0	0	0	0	0	0	4	4	9.00	1.000
Chad Bradford, R ERA: 9.58	(7, 1)	1.0		5	2	1	1	1	0	0	0	0	0	0	7	7	9.00	2.000
John Parrish, L ERA: 3.38	(8, 1)	1.0		3	0	0	0	1	0	0	0	0	0	0	5	5	0.00	0.000

PITCHER		IP	WLS	BF	H	R	ER	SO	BB	IBB	HBP	BLK	WP	HR	S	P	ERA	WHIP
37 Chris Ray, R ERA: 4.15	(9, 1)	1.0		5	1	0	0	0	1	0	0	0	1	0	4	9	0.00	2.000

TOP

St. Louis Cardinals @ Baltimore Orioles

Fort Lauderdale Stadium, Ft. Lauderdale, FL

Wed Mar 28 2007, 1:05 PM EDT
Att. 5,144 - Overcast - 74 F

livebaseballscorecards.com

AB	38
R	5
H	13
RBI	5
BB	3
SO	6
LOB	21

Batter	1	2	3	4	5	6	7	8	9	AB	R	H	RBI	BB	SO	LOB
1 Brian Roberts, S (1, 4) OBP: 0.297, SLG: 0.298	G4-3		G6-3			G3 1-2			71 G6-4-3 1B	3	0	0	0	0	0	1
Paco Figueroa, R (7, 4) OBP: 0.333, SLG: 0.333										1	0	1	0	0	0	0
17 Corey Patterson, L (1, 8) OBP: 0.288, SLG: 0.302	E4 6 CS 1B			G6-3		P4			G6-4-3 1-2f	3	0	1	0	0	0	1
71 Ruddy Yan, S (7, 8) OBP: 0.313, SLG: 0.290										1	0	0	0	0	0	1
6 Melvin Mora, R (1, 5) OBP: 0.323, SLG: 0.357	L5 2-3			P5			K		P5	3	0	0	0	0	1	1
Oscar Salazar, R (8, 5) OBP: 0.400, SLG: 0.600										1	0	0	0	0	0	0
10 Miguel Tejada, R (1, 6) OBP: 0.300, SLG: 0.345		55 G5-3 1B		G4-3			G4-3			3	0	1	0	0	0	0
Pedro Florimón, S (8, 6)										0	0	0	0	0	0	0
17 Aubrey Huff, L (1, 10) OBP: 0.362, SLG: 0.473		P4			G3		G6-3			2	0	0	0	0	0	1
67 Luis Montanez, R (7, PH) OBP: 0.143, SLG: 0.143										1	0	0	0	0	0	0
(8, 10)																
55 Ramon Hernandez, R (1, 2) OBP: 0.327, SLG: 0.383		G5-3 1-2			31 G3 1B			G5-3		2	0	1	0	0	0	1
60 J.R. House, R (7, 2) OBP: 0.182, SLG: 0.227										1	0	0	0	0	0	0
31 Jay Gibbons, L (1, 7) OBP: 0.306, SLG: 0.349		G4-3			G3 1-2f			K		2	0	0	0	0	0	2
Nolan Reimold, R (8, 7)										1	0	0	0	0	1	0
Kevin Millar, R (1, 3) OBP: 0.190, SLG: 0.135			F8			L6		HR		2	0	0	0	0	0	0
69 Brandon Sing, R (8, 3) OBP: 0.500, SLG: 1.000										1	1	1	1	0	0	0
Adam Stern, L (1, 9) OBP: 0.381, SLG: 0.278			K			1 G3 1B		P6		3	0	1	0	0	1	0
Inning Stats	R: 0 E: 1 K: 0 S: 4 H: 1 LOB: 0 BB: 0 P: 4	R: 0 E: 0 K: 0 S: 4 H: 1 LOB: 1 BB: 0 P: 4	R: 0 E: 0 K: 1 S: 5 H: 0 LOB: 0 BB: 0 P: 5	R: 0 E: 0 K: 0 S: 3 H: 0 LOB: 0 BB: 0 P: 3	R: 0 E: 0 K: 0 S: 3 H: 1 LOB: 0 BB: 0 P: 3	R: 0 E: 0 K: 0 S: 4 H: 1 LOB: 1 BB: 0 P: 4	R: 0 E: 0 K: 1 S: 5 H: 0 LOB: 0 BB: 0 P: 5	R: 1 E: 0 K: 1 S: 6 H: 1 LOB: 0 BB: 0 P: 6	R: 0 E: 0 K: 0 S: 3 H: 1 LOB: 0 BB: 0 P: 4	1B: 5 2B: 0 3B: 0 HR: 1 SF: 0 SAC: 0 DP: 2 HBP: 0	WP: 0 PB: 0 SB: 0 CS: 1 PA: 30					

PITCHER		IP	WLS	BF	H	R	ER	SO	BB	IBB	HBP	BLK	WP	HR	S	P	ERA	WHIP
41 Braden Looper, R ERA: 2.18	(1, 1)	6.2	W	22	4	0	0	2	0	0	0	0	0	0	27	27	0.00	0.600
Tyler Johnson, L ERA: 5.23	(7, 1)	0.1		1	0	0	0	0	0	0	0	0	0	0	1	1	0.00	0.000
31 Ryan Franklin, R ERA: 3.46	(8, 1)	1.0		4	1	1	1	1	0	0	0	0	0	1	6	6	9.00	1.000
44 Jason Isringhausen, R ERA: 1.5	(9, 1)	1.0		3	1	0	0	0	0	0	0	0	0	0	3	4	0.00	1.000

PITCHER	IP	WLS	BF	H	R	ER	SO	BB	IBB	HBP	BLK	WP	HR	S	P	ERA	WHIP

BOTTOM

St. Louis Cardinals @ Baltimore Orioles

Fort Lauderdale Stadium, Ft. Lauderdale, FL

Wed Mar 28 2007, 1:05 PM EDT
Att. 5,144 - Overcast - 74 F

livebaseballscorecards.com

AB	30
R	1
H	6
RBI	1
BB	0
SO	3
LOB	8

TOP

St. Louis Cardinals @ Florida Marlins

Roger Dean Stadium, Jupiter, FL

Thu Mar 29 2007, 1:05 PM EDT

Att. 5,790 - Sunny - 80 F

livebaseballscorecards.com

Batter	1	2	3	4	5	6	7	8	9	AB	R	H	RBI	BB	SO	LOB
22 David Eckstein, R (1, 6) OBP: 0.311, SLG: 0.300	G6-3		1B		P4	K			16 G3 19 1B 1B	3	0	1	0	0	0	0
55 Skip Schumaker, L (5, 9) OBP: 0.463, SLG: 0.563										2	1	1	0	0	1	3
16 Chris Duncan, L (1, 7) OBP: 0.348, SLG: 0.500	K		K	G6-3			G4-3		G3 1-2	5	0	0	0	0	2	2
5 Albert Pujols, R (1, 3) OBP: 0.324, SLG: 0.426	F8		K	2B			G4-3		19 1B 2-3 1B	3	0	1	0	0	1	1
Aaron Miles, S (5, PR) OBP: 0.302, SLG: 0.255 (5, 6)										2	0	1	0	0	0	0
27 Scott Rolen, R (1, 5) OBP: 0.353, SLG: 0.407		15 G4-3 4 1B 2B		15 2B 1B	F8	K			1-2 3-H 1B	3	2	2	0	0	0	1
19 Jolbert Cabrera, R (5, 5) OBP: 0.214, SLG: 0.192										2	0	1	1	0	1	0
26 Scott Spiezio, S (1, 9) OBP: 0.432, SLG: 0.492		G5-3		L9		1B 4 HBP 1B		F7		5	0	1	0	0	1	4
(5, 3)																
15 Jim Edmonds, L (1, 8) OBP: 0.182, SLG: 0.200		G4-3 2-3		4 1B 7 SF7 1-H 2B		F7		BBBB 2B 7 FC3-2 BB		3	1	1	1	0	0	2
So Taguchi, R (6, 8) OBP: 0.250, SLG: 0.185										1	0	0	0	1	0	2
4 Yadier Molina, R (1, 2) OBP: 0.500, SLG: 0.561		7 FC4-6 3-H 1B		7 SF7 2-3 1B		H 1B 1-2 HBP		7 FC3-2 1-3 2B		2	0	2	1	0	0	0
Gary Bennett, R (8, PH) OBP: 0.395, SLG: 0.371 (8, 2)										1	0	1	0	0	0	0
7 Adam Kennedy, L (1, 4) OBP: 0.208, SLG: 0.279		FC4-6 1-2f		SF7 1-2 3-H		K		FC3-2 2-3 3-H		3	0	0	1	0	1	5
Kip Wells, R (1, 1) OBP: 0.500, SLG: 0.400			G2-3	K		1-2 2-3 1B		G6-3		3	0	1	0	0	1	1
Ricardo Rincon, L (7, 1)										0	0	0	0	0	0	0
36 Russ Springer, R (7, 1)										0	0	0	0	0	0	0
3 Preston Wilson, R (8, PH) OBP: 0.259, SLG: 0.278										1	0	0	0	0	0	2
34 Randy Flores, L (8, 1)										0	0	0	0	0	0	0
48 Brad Thompson, R (9, 1)										0	0	0	0	0	0	0

	AB	39
	R	4
	H	13
	RBI	4
	BB	1
	SO	8
	LOB	23

Inning Stats	1	2	3	4	5	6	7	8	9	1B: 9	SF: 1	WP: 0	PA: 42
	R: 0 H: 0 E: 0 LOB: 0 K: 1 BB: 0 S: 5 P: 5	R: 1 H: 2 E: 0 LOB: 1 K: 0 BB: 0 S: 5 P: 5	R: 0 H: 1 E: 0 LOB: 1 K: 2 BB: 0 S: 8 P: 8	R: 2 H: 3 E: 0 LOB: 1 K: 1 BB: 0 S: 8 P: 8	R: 0 H: 1 E: 0 LOB: 1 K: 0 BB: 0 S: 4 P: 4	R: 0 H: 2 E: 0 LOB: 3 K: 2 BB: 0 S: 9 P: 10	R: 0 H: 0 E: 0 LOB: 0 K: 1 BB: 0 S: 5 P: 5	R: 0 H: 1 E: 0 LOB: 2 K: 0 BB: 1 S: 4 P: 8	R: 1 H: 3 E: 0 LOB: 2 K: 1 BB: 0 S: 8 P: 8	2B: 4 SAC: 0		PB: 0	
										3B: 0 DP: 0		SB: 0	
										HR: 0 HBP: 1		CS: 0	

PITCHER		IP	WLS	BF	H	R	ER	SO	BB	IBB	HBP	BLK	WP	HR	S	P	ERA	WHIP
36 Aníbal Sánchez, R ERA: 3.47	(1, 1)	6.0		28	9	3	3	6	0	0	1	0	0	0	39	40	4.50	1.500
Randy Messenger, R ERA: 1.26	(7, 1)	1.0		3	0	0	0	1	0	0	0	0	0	0	5	5	0.00	0.000
22 Matt Lindstrom, R ERA: 0.68	(8, 1)	1.0		5	1	0	0	0	1	0	0	0	0	0	4	8	0.00	2.000
50 Jorge Julio, R ERA: 6.1	(9, 1)	1.0		6	3	1	1	1	0	0	0	0	0	0	8	8	9.00	3.000

PITCHER	IP	WLS	BF	H	R	ER	SO	BB	IBB	HBP	BLK	WP	HR	S	P	ERA	WHIP

BOTTOM

St. Louis Cardinals @ Florida Marlins

Roger Dean Stadium, Jupiter, FL

Thu Mar 29 2007, 1:05 PM EDT

Att. 5,790 - Sunny - 80 F

livebaseballscorecards.com

Batter	1	2	3	4	5	6	7	8	9	AB	R	H	RBI	BB	SO	LOB
2 Hanley Ramirez, R (1, 6) OBP: 0.324, SLG: 0.536	G6-3		6 E 2B		K			G5-3		3	1	1	0	0	1	1
3 Zach Sorensen, S (7, 4) OBP: 0.214, SLG: 0.185										1	0	0	0	0	0	0
6 Dan Uggla, R (1, 4) OBP: 0.278, SLG: 0.306	G6-3		E6 1B			14 G5-4-3 1B		L3		3	0	2	1	0	0	0
4 Alfredo Amezaga, S (6, PR) OBP: 0.196, SLG: 0.182 (7, 6)										1	0	0	0	0	0	0
Miguel Cabrera, R (1, 5) OBP: 0.342, SLG: 0.486	G4-3		K			L9			21 HR 2B	4	1	1	0	0	1	2
14 Josh Willingham, R (1, 7) OBP: 0.324, SLG: 0.200		G5-3		F7		G5-4-3 1-2f			F7	4	0	0	0	0	0	2
21 Joe Borchard, S (1, 9) OBP: 0.377, SLG: 0.431		K2-3		K			G4-3		2-H HR	4	1	1	2	0	2	0
8 Aaron Boone, R (1, 3) OBP: 0.234, SLG: 0.220		K		G5-3			E5 7 1B		L5	4	0	0	0	0	1	0
7 Alejandro De Aza, L (1, 8) OBP: 0.383, SLG: 0.545			20 K2-3 1B		K		1-3 1B		G3	4	0	2	0	0	1	0
20 Matt Treanor, R (1, 2) OBP: 0.273, SLG: 0.214			1 SAFE K2-3 1-2		G6-3		K			3	0	0	0	0	2	2
36 Aníbal Sánchez, R (1, 1) OBP: 0.500, SLG: 0.333			2 2B 6 1B 1B		BB			G3		1	1	1	0	1	0	0
Randy Messenger, R (7, 1)										0	0	0	0	0	0	0
22 Matt Lindstrom, R (8, 1)										0	0	0	0	0	0	0
31 John Gall, R (8, PH) OBP: 0.341, SLG: 0.333										1	0	0	0	0	0	0
50 Jorge Julio, R (9, 1)										0	0	0	0	0	0	0
Inning Stats	R: 0 E: 0 K: 0 S: 3 H: 0 LOB: 0 BB: 0 P: 4	R: 0 E: 0 K: 2 S: 7 H: 0 LOB: 0 BB: 0 P: 7	R: 2 E: 1 K: 2 S: 10 H: 4 LOB: 1 BB: 0 P: 10	R: 0 E: 0 K: 1 S: 5 H: 0 LOB: 0 BB: 0 P: 5	R: 0 E: 0 K: 2 S: 7 H: 0 LOB: 1 BB: 1 P: 11	R: 0 E: 0 K: 0 S: 3 H: 1 LOB: 1 BB: 0 P: 3	R: 0 E: 1 K: 1 S: 6 H: 1 LOB: 1 BB: 0 P: 6	R: 0 E: 0 K: 0 S: 3 H: 0 LOB: 0 BB: 0 P: 3	R: 2 E: 0 K: 0 S: 5 H: 2 LOB: 0 BB: 0 P: 5	1B: 5 2B: 2 3B: 0 HR: 1	SF: 0 SAC: 0 DP: 1 HBP: 0						

	AB	33
	R	4
	H	8
	RBI	3
	BB	1
	SO	8
	LOB	7

WP: 0 PB: 0 SB: 0 CS: 0 PA: 34

PITCHER	IP	WLS	BF	H	R	ER	SO	BB	IBB	HBP	BLK	WP	HR	S	P	ERA	WHIP
Kip Wells, R (1, 1) ERA: 1.16	6.1		24	5	2	1	7	1	0	0	0	0	0	37	42	1.42	0.947
Ricardo Rincon, L (7, 1) ERA: 2.16	0.1	H	1	1	0	0	0	0	0	0	0	0	0	1	1	0.00	3.000
36 Russ Springer, R (7, 1) ERA: 6.75	0.1	H	1	0	0	0	1	0	0	0	0	0	0	3	3	0.00	0.000
34 Randy Flores, L (8, 1) ERA: 1.69	1.0	H	3	0	0	0	0	0	0	0	0	0	0	3	3	0.00	0.000
48 Brad Thompson, R (9, 1) ERA: 2.03	1.0	B	5	2	2	2	0	0	0	0	0	0	1	5	5	18.00	2.000

PITCHER	IP	WLS	BF	H	R	ER	SO	BB	IBB	HBP	BLK	WP	HR	S	P	ERA	WHIP

St. Louis Cardinals @ Memphis Redbirds

AutoZone Park, Memphis, TN

Fri Mar 30 2007, 8:05 PM EDT

Att. 15,116 - Overcast - 79 F

TOP

livebaseballscorecards.com

Batter	1	2	3	4	5	6	7	8	9	AB	R	H	RBI	BB	SO	LOB
22 David Eckstein, R (1, 6) OBP: 0.500, SLG: 0.750	5 G6-3 2B		G6-3			1B	L6		L5	4	0	2	0	0	0	2
19 Jolbert Cabrera, R (7, 5)										0	0	0	0	0	0	0
16 Chris Duncan, L (1, 7) OBP: 0.400, SLG: 0.600	G5-3			G4-3		F8		BB HR 2B	44 FC6-4 1B	5	1	2	0	0	0	2
5 Albert Pujols, R (1, 3)	G6-3 2-3			P2		F9		BBBB	HR BB	3	0	0	0	1	0	2
Matt Pagnozzi, R (8, PR) (8, 3)										0	1	0	0	0	0	0
44 Jason Isringhausen, R (8, 1)										1	0	0	0	0	0	1
31 Ryan Franklin, R (9, 1)									1-2f	0	0	0	0	0	0	0
27 Scott Rolen, R (1, 5) OBP: 0.333, SLG: 0.667	F7			F7			15 1B 2B	F7		3	1	1	0	0	0	1
Aaron Miles, S (7, 6)										1	0	0	0	0	0	2
26 Scott Spiezio, S (1, 10) OBP: 0.250, SLG: 0.250		G4-3			15 G3-1 1B		E5 55 E 15 1B 7 SF8	F8		4	1	1	0	0	0	3
(8, 3)																
15 Jim Edmonds, L (1, 8) OBP: 0.333, SLG: 0.333		L9			G3-1 1-2		55 E 1-2 2-H 1B	BBBB 1-2 2-3 HR BB		3	0	1	1	0	0	1
So Taguchi, R (7, PR)										0	1	0	0	1	0	0
(7, 9)																
3 Preston Wilson, R (1, 9)		G5-3			F9		SSS K	1-H 2-H 3-H HR		3	0	0	0	0	1	3
Gary Bennett, R (7, 2) OBP: 1.000, SLG: 4.000										1	1	1	4	0	0	0
4 Yadier Molina, R (1, 2) OBP: 0.500, SLG: 0.500			7 L4-3 1B		G5-3		E6 1-2 2-3	G6-3		2	0	1	0	0	0	1
55 Skip Schumaker, L (7, PH)										2	0	0	0	0	0	3
(7, 8)																
7 Adam Kennedy, L (1, 4)			L4-3 1-1			G6-3	SF8 3-H		G4-3	3	0	0	1	0	0	1
Inning Stats	R: 0 E: 0 K: 0 S: 4 H: 1 LOB: 1 BB: 0 P: 4	R: 0 E: 0 K: 0 S: 3 H: 0 LOB: 0 BB: 0 P: 3	R: 0 E: 0 K: 0 S: 3 H: 1 LOB: 0 BB: 0 P: 3	R: 0 E: 0 K: 0 S: 3 H: 0 LOB: 0 BB: 0 P: 3	R: 0 E: 0 K: 0 S: 4 H: 1 LOB: 1 BB: 0 P: 4	R: 0 E: 0 K: 0 S: 4 H: 1 LOB: 1 BB: 0 P: 4	R: 2 E: 2 K: 1 S: 9 H: 2 LOB: 2 BB: 0 P: 9	R: 4 E: 0 K: 0 S: 5 H: 2 LOB: 1 BB: 2 P: 13	R: 0 E: 0 K: 0 S: 4 H: 1 LOB: 1 BB: 0 P: 4	1B: 5 2B: 4 3B: 0 HR: 1 SF: 1 SAC: 0 DP: 1 HBP: 0	WP: 0 PB: 0 SB: 0 CS: 0 PA: 39					

	AB	35
	R	6
	H	9
	RBI	6
	BB	2
	SO	1
	LOB	22

PITCHER		IP	WLS	BF	H	R	ER	SO	BB	IBB	HBP	BLK	WP	HR	S	P	ERA	WHIP
22 Blake Hawksworth, R ERA:	(1, 1)	5.0		17	3	0	0	0	0	0	0	0	0	0	17	17	0.00	0.600
Troy Cate, L ERA: 9.0	(6, 1)	1.0	H	7	3	2	1	0	0	0	0	0	0	0	7	7	9.00	3.000
41 Mike Sillman, R ERA:	(7, 1)	0.0	B	0	0	0	0	0	0	0	0	0	0	0	0	0	∞	∞
Andy Cavazos, R ERA: 36.0	(8, 1)	1.0	L	7	2	4	4	0	2	0	0	0	0	1	5	13	36.00	4.000
40 Brian Falkenborg, R ERA:	(9, 1)	0.0		0	0	0	0	0	0	0	0	0	0	0	0	0	∞	∞

PITCHER	IP	WLS	BF	H	R	ER	SO	BB	IBB	HBP	BLK	WP	HR	S	P	ERA	WHIP

Batter	1	2	3	4	5	6	7	8	9	AB	R	H	RBI	BB	SO	LOB
Brendan Ryan, R (1, 6) OBP: 0.250, SLG: 0.250	G6-3		G6-3		1B		G1			4	0	1	0	0	0	0
5 Edgar Gonzalez, R (1, 4) Rico Washington, L (6, 4) OBP: 1.000, SLG: 1.000	F9		K		P5			1B		3 1	0 0	0 1	0 0	0 0	1 0	1 0
Ryan Ludwick, R (1, 10)	K		F9			F7		G3-6		4	0	0	0	0	1	1
21 John Rodriguez, L (1, 7) OBP: 0.500, SLG: 0.667		1B 2B		F8		24 2B BB		F8		3	1	1	0	1	0	1
19 Tagg Bozied, R (1, 3)		G1-3		K		F8		BB		3	0	0	0	1	1	2
24 Rick Ankiel, L (1, 8) OBP: 0.250, SLG: 0.500		F7		K		1-3 2B		G4-3		4	0	1	0	0	1	3
Nick Stavinoha, R (1, 9) OBP: 0.500, SLG: 0.750		2-H 1B			2B	F7			F9	4	0	2	1	0	0	2
44 Travis Hanson, L (1, 5) OBP: 0.500, SLG: 0.500 6 John Nelson, R (6, 5) OBP: 0.500, SLG: 0.500		1-3 1B			G3-1 2-3		K		25 G5-4-3 1B	2 2	0 0	1 1	0 0	0 1	0 0	1 0
Brian Esposito, R (1, 2) 25 Ryan Christianson, R (6, 2)		K			G6-3 3-H		K		G5-4-3 1-2f	2 2	0 0	0 0	1 0	0 0	1 1	2 1
Inning Stats	R: 0 E: 0 K: 1 S: 5 H: 0 LOB: 0 BB: 0 P: 5	R: 1 E: 0 K: 1 S: 8 H: 3 LOB: 2 BB: 0 P: 8	R: 0 E: 0 K: 1 S: 5 H: 0 LOB: 0 BB: 0 P: 5	R: 0 E: 0 K: 2 S: 7 H: 0 LOB: 0 BB: 0 P: 7	R: 1 E: 0 K: 0 S: 5 H: 2 LOB: 1 BB: 0 P: 5	R: 0 E: 0 K: 0 S: 4 H: 1 LOB: 2 BB: 1 P: 8	R: 0 E: 0 K: 2 S: 7 H: 0 LOB: 0 BB: 0 P: 7	R: 0 E: 0 K: 0 S: 4 H: 1 LOB: 2 BB: 1 P: 8	R: 0 E: 0 K: 0 S: 3 H: 1 LOB: 0 BB: 0 P: 3	1B: 5 2B: 3 3B: 0 HR: 0	SF: 0 SAC: 0 DP: 1 HBP: 0					WP: 0 PB: 0 SB: 0 CS: 0	PA: 36

BOTTOM

St. Louis Cardinals @ Memphis Redbirds

AutoZone Park, Memphis, TN

Fri Mar 30 2007, 8:05 PM EDT

Att. 15,116 - Overcast - 79 F

livebaseballscorecards.com

AB	34
R	1
H	8
RBI	2
BB	2
SO	7
LOB	14



PITCHER		IP	WLS	BF	H	R	ER	SO	BB	IBB	HBP	BLK	WP	HR	S	P	ERA	WHIP
23 Anthony Reyes, R ERA: 3.38	(1, 1)	5.1		21	5	2	2	5	0	0	0	0	0	0	31	31	3.38	0.938
Tyler Johnson, L ERA:	(6, 1)	0.1		3	1	0	0	0	1	0	0	0	0	0	2	6	0.00	6.000
Josh Hancock, R ERA:	(6, 1)	1.1	W	4	0	0	0	2	0	0	0	0	0	0	8	8	0.00	0.000
44 Jason Isringhausen, R ERA:	(8, 1)	1.0		5	1	0	0	0	1	0	0	0	0	0	4	8	0.00	2.000
44 Jason Isringhausen, R ERA:	(8, 1)	1.0		5	1	0	0	0	1	0	0	0	0	0	4	8	0.00	2.000

PITCHER		IP	WLS	BF	H	R	ER	SO	BB	IBB	HBP	BLK	WP	HR	S	P	ERA	WHIP
31 Ryan Franklin, R ERA:	(9, 1)	1.0		3	1	0	0	0	0	0	0	0	0	0	3	3	0.00	1.000

Cleveland Indians @ St. Louis Cardinals

AutoZone Park, Memphis, TN

Sat Mar 31 2007, 5:30 PM EDT

Att. 12,815 - Overcast - 67 F

TOP

livebaseballscorecards.com

Batter	1	2	3	4	5	6	7	8	9	AB	R	H	RBI	BB	SO	LOB
24 Grady Sizemore, L (1, 8) OBP: 0.154, SLG: 0.246	C B F F X 1-2 G6-3 ①		C H 1-1 FC6 HBP		C F B X 1-2 G5-3 ①		S C X 0-2 F8 ②			1	0	0	0	0	0	0
Jason Michaels, R (3, 8) OBP: 0.379, SLG: 0.510										2	0	0	0	0	0	1
Trot Nixon, L (1, 9) OBP: 0.372, SLG: 0.361	C B C X 1-2 F8 ②		B B X 2-0 FC6 ③ 1-2f		C X 0-1 G6-3 ② 2-3		B B B C C F F X 3-2 G4-3 ③			2	0	0	0	0	0	1
John Drennen, L (3, 9) OBP: 0.625, SLG: 0.714										2	0	0	0	0	0	1
48 Travis Hafner, L (1, 3) OBP: 0.323, SLG: 0.264	C X 0-1 G4-3 ③			F B B S B X 3-2 G6-3 ①	B B B 4-0 BB			X 0-0 10 G6-3 1B		2	0	0	0	0	0	0
Casey Blake, R (4, 3) OBP: 0.304, SLG: 0.566										1	0	1	0	1	0	0
69 Scott Lewis, S (8, 1)										0	0	0	0	0	0	0
41 Victor Martinez, S (1, 2) OBP: 0.351, SLG: 0.593		X 0-0 G6-3 ①		B C X 1-1 20 G4-3 30 1B 2B	B S B 1 C B X SAFE 3-2 F8 ③			S T B C X 2-2 G6-3 ① ② 1-2f		3	1	1	0	0	0	2
10 Kelly Shoppach, R (7, 2) OBP: 0.270, SLG: 0.314										1	0	0	0	0	0	1
20 David Dellucci, L (1, 7) OBP: 0.379, SLG: 0.560		B C T B S 2-3 K ②		B X 1-0 G4-3 ② 2-3		X 0-0 2 BB 1B		B X 1-0 P5 ③		3	0	1	0	0	1	1
47 Joe Borowski, R (6, 1)										0	0	0	0	0	0	0
46 Aaron Fultz, L (6, 1)										0	0	0	0	0	0	0
63 Rafael Betancourt, R (7, 1)										0	0	0	0	0	0	0
25 Ryan Garko, R (8, PH) OBP: 0.301, SLG: 0.386										1	0	0	0	0	0	0
2 Jhonny Peralta, R (1, 6) OBP: 0.362, SLG: 0.320		B B C B B 4-1 BB		C B B B B 4-1 30 1B BB		B B B B 4-0 23 G4-6-3 BB 1-2			F C F F F B X 1-2 L9 ①	1	0	0	0	3	0	0
30 Andy Marte, R (1, 5) OBP: 0.323, SLG: 0.414		C 1 SAFE C D 1 X SAFE 1-2 F9 ③		C F B X 1-2 29 FC5-4 1B 1-2 3-H	C D F B X 2-2 F4 ①				C X 0-1 G6-3 ②	4	0	1	1	0	0	3
29 Josh Barfield, R (1, 4) OBP: 0.344, SLG: 0.333		B C F X 1-2 G3 ①	C B X 1-1 FC5-4 ③ 1-2f			B B F X 2-1 G4-6-3 ② ③ 1-2f			S B X 1-1 F8 ③	2	0	0	0	0	0	2
40 Tom Mastny, R (5, 1)										0	0	0	0	0	0	0
23 Mike Rose, S (6, PH) OBP: 0.290, SLG: 0.400										1	0	0	0	0	0	2
(6, 7)																
64 Asdrúbal Cabrera, S (9, PH) OBP: 0.267, SLG: 0.154										1	0	0	0	0	0	0
45 Jeremy Sowers, L (1, 1)		C C B C 1-3 K ②			B X 1-0 G6-3 2B		B F F B F S 2-3 K ①			1	0	0	0	0	1	0
15 Mike Rouse, L (5, PH) OBP: 0.407, SLG: 0.611										2	0	1	0	0	1	0
(5, 4)																

Inning Stats																															
	R: 0	H: 0		R: 0	H: 0		R: 0	H: 0		R: 1	H: 2		R: 0	H: 1		R: 0	H: 1		R: 0	H: 0		R: 0	H: 1		R: 0	H: 0		1B: 3	SF: 0		WP: 0	PA: 35
	E: 0	LOB: 0		E: 0	LOB: 1		E: 0	LOB: 1		E: 0	LOB: 2		E: 0	LOB: 1		E: 0	LOB: 1		E: 0	LOB: 0		E: 0	LOB: 1		E: 0	LOB: 0		2B: 2	SAC: 0		PB: 0	
	K: 0	BB: 0		K: 1	BB: 1		K: 0	BB: 1		K: 0	BB: 1		K: 0	BB: 1		K: 1	BB: 0		K: 0	BB: 0		K: 0	BB: 0		K: 0	BB: 0		3B: 0	DP: 2		SB: 0	
	S: 9	P: 11		S: 8	P: 15		S: 8	P: 13		S: 12	P: 23		S: 9	P: 18		S: 6	P: 14		S: 12	P: 17		S: 5	P: 8		S: 10	P: 12		HR: 0	HBP: 1		CS: 0	

PITCHER		IP	WLS	BF	H	R	ER	SO	BB	IBB	HBP	BLK	WP	HR	S	P	ERA	WHIP
50 Adam Wainwright, R ERA: 1.1	(1, 1)	5.0	W	22	3	1	1	2	3	0	1	0	0	0	46	80	1.80	1.200
36 Russ Springer, R ERA: 5.68	(6, 1)	1.0		4	1	0	0	0	1	0	0	0	0	0	6	14	0.00	2.000
78 Kelvin Jimenez, R ERA: 0.96	(7, 1)	2.0		6	1	0	0	1	0	0	0	0	0	0	17	25	0.00	0.500
40 Brian Falkenborg, R ERA: 1.69	(9, 1)	1.0		3	0	0	0	0	0	0	0	0	0	0	10	12	0.00	0.000

PITCHER	IP	WLS	BF	H	R	ER	SO	BB	IBB	HBP	BLK	WP	HR	S	P	ERA	WHIP

AB	30
R	1
H	5
RBI	1
BB	4
SO	3
LOB	14

BOTTOM

Cleveland Indians @ St. Louis Cardinals

AutoZone Park, Memphis, TN

Sat Mar 31 2007, 5:30 PM EDT

Att. 12,815 - Overcast - 67 F

livebaseballscorecards.com

Batter	1	2	3	4	5	6	7	8	9	AB	R	H	RBI	BB	SO	LOB
22 David Eckstein, R (1, 6) OBP: 0.292, SLG: 0.279 John Rodriguez, L (5, 7) OBP: 0.392, SLG: 0.341 (6, 9)	G4-3	G5-3	P5			K		K		3 2	0 0	0 0	0 0	0 0	0 2	4 1
3 Preston Wilson, R (1, 9) OBP: 0.246, SLG: 0.263 Aaron Miles, S (5, 6) OBP: 0.297, SLG: 0.250 Gary Bennett, R (7, 2) OBP: 0.395, SLG: 0.371 81 Brian Esposito, R (9, 2) OBP: 0.143, SLG: 0.286	G6-3	G6-3		P3		G3				3 1 0 0	0 0 0 0	0 0 0 0	0 0 0 0	0 0 0 0	0 0 0 0	1 0 0 0
5 Albert Pujols, R (1, 3) OBP: 0.351, SLG: 0.486 55 Skip Schumaker, L (4, PR) OBP: 0.455, SLG: 0.551 (5, 9) (6, 8)	27 FC6-4 1B		HR	27 1B BB		G1-3				2 1	1 0	2 0	1 0	1 0	0 0	0 0
27 Scott Rolen, R (1, 5) OBP: 0.352, SLG: 0.403 19 Jolbert Cabrera, R (6, 5) OBP: 0.211, SLG: 0.189 (7, 6)	FC6-4 1-2f		E6 4 1B SF9	1B 1-2			K			3 1	1 0	1 0	0 0	0 0	0 1	1 0
4 Yadier Molina, R (1, 2) OBP: 0.509, SLG: 0.568 Travis Hanson, L (7, 5) OBP: 0.267, SLG: 0.083		E6 15 1B SF8 1B	SF9 15 BB 2-3 1B	P3			G4-3			3 1	1 0	2 0	0 0	0 0	0 0	2 0
15 Jim Edmonds, L (1, 8) OBP: 0.308, SLG: 0.273 26 Scott Spiezio, S (4, PH) OBP: 0.421, SLG: 0.475 (5, 3) 70 Tagg Bozied, R (8, 3) OBP: 0.333, SLG: 0.372		7 1B 50 2B 2-3 1B	50 BB 1-2 BB	P3			F9			1 2 0	1 0 0	1 0 0	0 0 0	1 0 0	0 0 0	0 2 0
So Taguchi, R (1, 7) OBP: 0.242, SLG: 0.185 (5, 8) 16 Chris Duncan, L (5, PH) OBP: 0.341, SLG: 0.488 (6, 7)	SF8 3-H	SF9 2-3 3-H		G4-3				K		0 2	0 0	0 0	2 0	0 0	0 1	0 0
7 Adam Kennedy, L (1, 4) OBP: 0.216, SLG: 0.283 Brendan Ryan, R (6, 4) OBP: 0.333, SLG: 0.360	50 2B 1-2 1B	F7		G6-3				P3		3 1	1 0	1 0	0 0	0 0	0 0	2 0
50 Adam Wainwright, R (1, 1) OBP: 0.250, SLG: 0.286 49 Rick Ankiel, L (5, PH) OBP: 0.281, SLG: 0.433 36 Russ Springer, R (6, 1) 78 Kelvin Jimenez, R (7, 1) Rico Washington, L (8, PH) 40 Brian Falkenborg, R (9, 1)	1-0 1-H 2-H 2B	4-1 1-2 BB		G3				BB		1 1 0 0 0 0	0 0 0 0 0 0	1 0 0 0 0 0	2 0 0 0 1 0	1 0 0 0 0 0	0 0 0 0 0 0	0 0 0 0 0 0
Inning Stats	R: 0 E: 0 K: 0 S: 7 H: 1 LOB: 1 BB: 0 P: 11	R: 3 E: 1 K: 0 S: 11 H: 4 LOB: 1 BB: 0 P: 16	R: 2 E: 1 K: 0 S: 13 H: 2 LOB: 3 BB: 2 P: 31	R: 0 E: 0 K: 0 S: 11 H: 1 LOB: 2 BB: 1 P: 19	R: 0 E: 0 K: 0 S: 8 H: 0 LOB: 0 BB: 0 P: 14	R: 0 E: 0 K: 1 S: 9 H: 0 LOB: 0 BB: 0 P: 12	R: 0 E: 0 K: 1 S: 9 H: 0 LOB: 0 BB: 0 P: 13	R: 0 E: 0 K: 2 S: 14 H: 0 LOB: 1 BB: 1 P: 21		1B: 6 2B: 1 3B: 0 HR: 1	SF: 2 SAC: 0 DP: 0 HBP: 0					

	AB	31
	R	5
	H	8
	RBI	5
	BB	4
	SO	4
	LOB	13

WP: 0 PB: 0 SB: 0 CS: 0 PA: 37

PITCHER		IP	WLS	BF	H	R	ER	SO	BB	IBB	HBP	BLK	WP	HR	S	P	ERA	WHIP
45 Jeremy Sowers, L ERA: 4.5	(1, 1)	4.0	L	24	8	5	4	0	3	0	0	0	0	1	42	77	9.00	2.750
40 Tom Mastny, R ERA: 1.69	(5, 1)	1.0		3	0	0	0	0	0	0	0	0	0	0	8	14	0.00	0.000
47 Joe Borowski, R ERA: 3.12	(6, 1)	0.2		2	0	0	0	1	0	0	0	0	0	0	8	11	0.00	0.000
46 Aaron Fultz, L ERA: 5.11	(6, 1)	0.1		1	0	0	0	0	0	0	0	0	0	0	1	1	0.00	0.000
63 Rafael Betancourt, R ERA: 5.27	(7, 1)	1.0		3	0	0	0	1	0	0	0	0	0	0	9	13	0.00	0.000

PITCHER		IP	WLS	BF	H	R	ER	SO	BB	IBB	HBP	BLK	WP	HR	S	P	ERA	WHIP
69 Scott Lewis, L ERA: 10.13	(8, 1)	1.0		4	0	0	0	2	1	0	0	0	0	0	14	21	0.00	1.000

New York Mets @ St. Louis Cardinals

Busch Stadium, St. Louis, MO

Sun Apr 01 2007, 7:05 PM CDT

Att. 45,429 - Clear - 72 F

TOP

livebaseballscorecards.com

Batter	1	2	3	4	5	6	7	8	9	AB	R	H	RBI	BB	SO	LOB
7 José Reyes, S (1, 6) OBP: 0.400, SLG: 0.250	B C F B X 2-2 ① G3		C F S 0-3 ① K	D B D C B 4-1 16 1B 15 1B BB		S B X 1-1 E7 16 L4-3			1 SAFE 1 SAFE X 0-0 16 CS 1-3 1B	4	1	1	0	1	1	1
16 Paul Lo Duca, R (1, 2) OBP: 0.400, SLG: 0.400	C B C F F X 1-2 ② G4-3		B B B C X 3-1 ② FC5-4 15 HBP 21 2B 1-2f	B B C F F B X 3-2 15 1B 1-3 2-H 3-H 1B		B F X 1-1 ②③ L4-3 1-1			1 SAFE F X 0-1 ① 15 FC1-6 1-2 3-H 1B	5	1	2	3	0	0	2
15 Carlos Beltrán, S (1, 8) OBP: 0.400, SLG: 0.250	C C B X 1-2 ③ G4-3		C F H 1-2 21 2B 1-2 HBP	C B X 1-1 1-2 3-H 1B			F X 0-1 ① P4		C B B X 2-1 ② FC1-6 21 FC3-6 1-2f	4	1	1	1	0	0	1
21 Carlos Delgado, L (1, 3) OBP: 0.200, SLG: 0.400		F B X 1-1 ① F9	C X 0-1 1-H 2-H 2B	F S X 0-2 ③ G6-3			C S B S 1-3 ② K		C X 0-1 ③ FC3-6 1-2f	5	0	1	2	0	1	3
5 David Wright, R (1, 5) OBP: 0.250, SLG: 0.250		C B X 1-1 ② G6-3	B X 1-0 ③ G3-1		C B B B X 3-1 20 FC3-6 1B		B X 1-0 ③ F9			4	0	1	0	0	0	1
18 Moises Alou, R (1, 7) OBP: 0.250, SLG: 0.250		X 0-0 20 1B 1B		X 0-0 ① F8	1 SAFE F C B S 1-3 ① K			X 0-0 ① P6		4	0	1	0	0	1	1
20 Shawn Green, L (1, 9) OBP: 0.500, SLG: 0.500 10 Endy Chavez, L (8, 9)		C C D X 1-2 1-3 1B		B C B X 2-1 22 1B 16 1B 1B	X 0-0 ② FC3-6 1-2f			C B X 1-1 ② F8		4 1 2 0 0 0 1 0 0 0 0 0 0 0						
22 Jose Valentin, S (1, 4) OBP: 0.250, SLG: 0.250		B C B X 2-1 ③ G3		X 0-0 16 1B SH2-4 1-3 1B	B C S F S 1-3 ③ K			B C F X 1-2 ③ F8		4	1	1	0	0	1	3
Tom Glavine, L (1, 1) OBP: 0.500, SLG: 0.500 25 Pedro Feliciano, L (7, 1) 35 Joe Smith, R (8, 1) Aaron Heilman, R (8, 1) 17 David Newhan, L (9, PH) OBP: 1.000, SLG: 1.000 13 Billy Wagner, L (9, 1)			C X 0-1 16 FC5-4 1B	B B X 2-0 ② SH2-4 1-2		B B B C C X 3-2 ① G1-3			B F B X 2-1 7 1B 16 1B 1B	2 0 1 0 0 0 0 0 0 0 0 0 0 0 0 0 0 0 0 0 0 0 0 0 0 0 0 0 1 1 1 0 0 0 0 0 0 0 0 0 0 0						
Inning Stats	R: 0 E: 0 K: 0 S: 11 H: 0 LOB: 0 BB: 0 P: 15	R: 0 E: 0 K: 0 S: 10 H: 2 LOB: 2 BB: 0 P: 15	R: 2 E: 0 K: 1 S: 12 H: 2 LOB: 1 BB: 0 P: 17	R: 3 E: 0 K: 0 S: 15 H: 4 LOB: 2 BB: 1 P: 27	R: 0 E: 0 K: 2 S: 10 H: 1 LOB: 1 BB: 0 P: 15	R: 0 E: 1 K: 0 S: 7 H: 0 LOB: 0 BB: 0 P: 12	R: 0 E: 0 K: 1 S: 6 H: 0 LOB: 0 BB: 0 P: 8	R: 0 E: 0 K: 0 S: 6 H: 0 LOB: 0 BB: 0 P: 8	R: 1 E: 0 K: 0 S: 9 H: 3 LOB: 1 BB: 0 P: 13	1B: 11 2B: 2 3B: 0 HR: 0	SF: 0 SAC: 1 DP: 1 HBP: 1						

	AB	37
	R	6
	H	12
	RBI	6
	BB	1
	SO	4
	LOB	13

WP: 0 PB: 0 SB: 0 CS: 1 PA: 40

PITCHER		IP	WLS	BF	H	R	ER	SO	BB	IBB	HBP	BLK	WP	HR	S	P	ERA	WHIP
29 Chris Carpenter, R ERA: 7.5	(1, 1)	6.0	L	29	9	5	5	3	1	0	1	0	0	0	65	101	7.50	1.667
Tyler Johnson, L ERA:	(7, 1)	1.0		3	0	0	0	1	0	0	0	0	0	0	6	8	0.00	0.000
34 Randy Flores, L ERA:	(8, 1)	1.0		3	0	0	0	0	0	0	0	0	0	0	6	8	0.00	0.000
48 Brad Thompson, R ERA: 9.0	(9, 1)	1.0		5	3	1	1	0	0	0	0	0	0	0	9	13	9.00	3.000

PITCHER	IP	WLS	BF	H	R	ER	SO	BB	IBB	HBP	BLK	WP	HR	S	P	ERA	WHIP

Batter	1	2	3	4	5	6	7	8	9	AB	R	H	RBI	BB	SO	LOB
22 David Eckstein, R (1, 6) OBP: 0.750, SLG: 1.000	B C F X 1-2 3 G5-4-3 1B		C B B X 2-1 ③ F7			B B C X 2-1 1-H 3 1B 2B		C F F X 0-2 5 BB 1-2 1B		4	0	3	1	0	0	1
3 Preston Wilson, R (1, 9) OBP: 0.250, SLG: 0.250	1 SAFE F B B X 1-1 ①② G5-4-3 1-2f			C F B B B S 3-3 ① K		X 0-0 ② 27 HBP 2-H 1B		C F S 0-3 ① K		4	0	1	0	0	2	3
5 Albert Pujols, R (1, 3)	B B B C S X 3-2 ③ F8			C B B C X 2-2 ② G5-3		B B B C B 4-1 27 HBP BB		B B B C B 4-1 27 G4-6-3 1-2 2-3 BB		2	0	0	0	2	0	0
27 Scott Rolen, R (1, 5)		B B X 2-0 ① G6-3		B X 1-0 ③ F7		F F H 1-2 2-3 HBP		B X 1-0 ②③ G4-6-3 1-2f		3	0	0	0	0	0	3
4 Yadier Molina, R (1, 2) OBP: 0.500, SLG: 0.500		B B X 2-0 ② F8			B C X 1-1 15 G6-4-3 1B	C B X 1-1 ③ L6			B C S F B B X 3-2 1B 1B	4	0	2	0	0	0	3
15 Jim Edmonds, L (1, 8) OBP: 0.333, SLG: 0.333 26 Scott Spiezio, S (9, PH)		C C B C 1-3 ③ K			B F F B F X 2-2 ①② G6-4-3 1-2f		F B B S F B X 3-2 7 G6-4-3 1B		B C B X 2-1 ① P4	3 1	0 0	1 0	0 0	0 0	1 0	1 1
So Taguchi, R (1, 7) OBP: 0.250, SLG: 0.250			C B X 1-1 ① G1-3		B F X 1-1 ③ G1-3		B X 1-0 ① F7		B X 1-0 1-2 1B	4	0	1	0	0	0	1
7 Adam Kennedy, L (1, 4) OBP: 0.333, SLG: 1.000 34 Randy Flores, L (8, 1) 48 Brad Thompson, R (9, 1) Gary Bennett, R (9, PH)			B C B X 2-1 29 FC2-5 3B			B C F B X 2-2 ① F7	F B X 1-1 ②③ G6-4-3 1-2f		B X 1-0 ② F4	3 0 0 1	0 0 0 0	1 0 0 0	0 0 0 0	0 0 0 0	0 0 0 0	1 0 0 2
29 Chris Carpenter, R (1, 1) 55 Skip Schumaker, L (6, PH) OBP: 1.000, SLG: 1.000 Tyler Johnson, S (7, 1) Aaron Miles, S (8, 4)			B B C X 2-1 ② FC2-5 3-H			B B C S X 2-2 22 2B 1B		B B B C B 4-1 5 BB 22 1B BB	B X 1-0 ③ F9	1 1 0 1	0 1 0 0	0 1 0 0	0 0 0 0	0 0 0 1	0 0 0 0	1 0 0 2
Inning Stats	R: 0 E: 0 K: 0 S: 8 H: 1 LOB: 0 BB: 0 P: 13	R: 0 E: 0 K: 1 S: 5 H: 0 LOB: 0 BB: 0 P: 10	R: 0 E: 0 K: 0 S: 8 H: 1 LOB: 1 BB: 0 P: 15	R: 0 E: 0 K: 1 S: 7 H: 0 LOB: 0 BB: 0 P: 13	R: 0 E: 0 K: 0 S: 8 H: 1 LOB: 0 BB: 0 P: 12	R: 1 E: 0 K: 0 S: 14 H: 3 LOB: 3 BB: 1 P: 26	R: 0 E: 0 K: 0 S: 7 H: 1 LOB: 0 BB: 0 P: 12	R: 0 E: 0 K: 1 S: 10 H: 1 LOB: 2 BB: 2 P: 19	R: 0 E: 0 K: 0 S: 9 H: 2 LOB: 2 BB: 0 P: 17	1B: 8 2B: 1 3B: 1 HR: 0	SF: 0 SAC: 0 DP: 4 HBP: 1						

PITCHER		IP	WLS	BF	H	R	ER	SO	BB	IBB	HBP	BLK	WP	HR	S	P	ERA	WHIP
Tom Glavine, L ERA: 1.5	(1, 1)	6.0	W	23	6	1	1	2	1	0	1	0	0	0	50	89	1.50	1.167
25 Pedro Feliciano, L ERA:	(7, 1)	1.0		4	1	0	0	0	1	0	0	0	0	0	8	17	0.00	2.000
35 Joe Smith, R ERA:	(8, 1)	0.1		3	1	0	0	1	1	0	0	0	0	0	8	12	0.00	6.000
Aaron Heilman, R ERA:	(8, 1)	0.2	H	1	0	0	0	0	0	0	0	0	0	0	1	2	0.00	0.000
13 Billy Wagner, L ERA:	(9, 1)	1.0		5	2	0	0	0	0	0	0	0	0	0	9	17	0.00	2.000

PITCHER	IP	WLS	BF	H	R	ER	SO	BB	IBB	HBP	BLK	WP	HR	S	P	ERA	WHIP

BOTTOM

New York Mets @ St. Louis Cardinals

Busch Stadium, St. Louis, MO

Sun Apr 01 2007, 7:05 PM CDT
Att. 45,429 - Clear - 72 F

livebaseballscorecards.com

AB	32
R	1
H	10
RBI	1
BB	3
SO	3
LOB	19

Batter	1	2	3	4	5	6	7	8	9	AB	R	H	RBI	BB	SO	LOB
7 José Reyes, S (1, 6) OBP: 0.400, SLG: 0.250	B B B C F B 4-2 16 SH1-3 16 E 15 SF8 BB		F X 0-1 ② FC4-6 1-2f		C B C X 1-2 16 S 16 E 1B		F B F F X 1-2 G6-3 ①		C B B F X 2-2 ② FC4-6 1-2f	4	2	1	0	1	0	2
16 Paul Lo Duca, R (1, 2) OBP: 0.222, SLG: 0.222	B 1 SAFE 1 SAFE X 1-0 ① SH1-3 1-3		C 1 SAFE C X 0-2 ③ G4-3		B C X 1-1 E9 1-H		X 0-0 ② F8		F B S F S 1-3 ③ K	4	0	0	0	0	1	2
15 Carlos Beltrán, S (1, 8) OBP: 0.333, SLG: 0.286	C B C F B X 2-2 ② SF8 3-H			B F X 1-1 18 FC5 21 S 1B	B F C D C 2-3 ③ K		S C B F X 1-2 ③ G3			3	0	1	1	0	1	1
21 Carlos Delgado, L (1, 3) OBP: 0.333, SLG: 0.375	S B B C X 2-2 ③ G3			1 SAFE B B D C F D X 3-2 ① P3 1-2		B B C B C F B 4-2 20 WP 5 1B 26 2B BB		B F F F X 1-2 18 L8-4 5 BB 1B		3	1	1	0	1	0	1
5 David Wright, R (1, 5) OBP: 0.500, SLG: 0.333		B F B F S 2-3 ① K		B B C B B 4-1 18 FC5 BB		C B B B X 3-1 20 WP 26 2B 1-2 1B		B B C B B 4-1 20 FC4-6 1-2 BB		2	1	1	0	2	1	0
18 Moises Alou, R (1, 7)		B F X 1-1 ② G6-3		B C X 1-1 ② FC5 1-2 2-3f		C S D X 1-2 ① F7		C B F X 1-2 ①② L8-4 2-2		4	0	0	0	0	0	6
20 Shawn Green, L (1, 9) OBP: 0.250, SLG: 0.250 Scott Schoeneweis, L (8, 1) Aaron Heilman, R (8, 1) 13 Billy Wagner, L (9, 1)		C B C F S 1-3 ③ K		B S X 1-1 ③ P6		D B C B S C 3-3 ② K 1-2 2-3		X 0-0 ③ FC4-6 1-2f		4 0 0 0	0 0 0 0	0 0 0 0	0 0 0 0	2 0 0 0	5 0 0 0	
22 Jose Valentin, S (1, 4) OBP: 0.250, SLG: 0.143			B C F C C 1-3 ① K		B F C C 1-3 ① K	I I I I 4-0 26 2B IBB			B X 1-0 ① F9	3	0	0	0	1	2	0
26 Orlando Hernandez, R (1, 1) OBP: 0.667, SLG: 1.000 10 Endy Chavez, L (8, 9) OBP: 1.000, SLG: 1.000			X 0-0 7 FC4-6 1B		F C S 0-3 ② K	X 0-0 ③ 1-H 2-H 3-H 2B			S B S X 1-2 7 FC4-6 1B	3 1	0 0	2 1	2 0	0 0	1 0	0 0
Inning Stats	R: 1 H: 0 E: 1 LOB: 0 K: 0 BB: 1 S: 10 P: 19	R: 0 H: 0 E: 0 LOB: 0 K: 2 BB: 0 S: 9 P: 13	R: 0 H: 1 E: 0 LOB: 1 K: 1 BB: 0 S: 9 P: 10	R: 0 H: 1 E: 0 LOB: 2 K: 0 BB: 1 S: 10 P: 20	R: 1 H: 1 E: 1 LOB: 1 K: 3 BB: 0 S: 14 P: 19	R: 2 H: 2 E: 0 LOB: 2 K: 1 BB: 2 S: 12 P: 27	R: 0 H: 0 E: 0 LOB: 0 K: 0 BB: 0 S: 9 P: 11	R: 0 H: 1 E: 0 LOB: 1 K: 0 BB: 1 S: 9 P: 15	R: 0 H: 1 E: 0 LOB: 1 K: 1 BB: 0 S: 11 P: 16	1B: 6 SF: 1 2B: 2 SAC: 1 3B: 0 DP: 1 HR: 0 HBP: 0						

TOP

New York Mets @ St. Louis Cardinals

Busch Stadium, St. Louis, MO

Tue Apr 03 2007, 7:10 PM CDT
Att. 45,440 - Overcast - 61 F

livebaseballscorecards.com

AB	31
R	4
H	7
RBI	3
BB	5
SO	8
LOB	17

PITCHER		IP	WLS	BF	H	R	ER	SO	BB	IBB	HBP	BLK	WP	HR	S	P	ERA	WHIP
Kip Wells, R ERA: 3.0	(1, 1)	6.0	L	27	5	4	2	7	3	1	0	0	1	0	64	108	3.00	1.333
31 Ryan Franklin, R ERA:	(7, 1)	1.0		3	0	0	0	0	0	0	0	0	0	0	9	11	0.00	0.000
Tyler Johnson, L ERA:	(8, 1)	0.0		1	1	0	0	0	0	0	0	0	0	0	4	5	∞	∞
48 Brad Thompson, R ERA: 4.5	(8, 1)	1.0		3	0	0	0	0	1	0	0	0	0	0	5	10	0.00	1.000
34 Randy Flores, L ERA:	(9, 1)	0.2		3	1	0	0	0	0	0	0	0	0	0	7	11	0.00	1.500

PITCHER		IP	WLS	BF	H	R	ER	SO	BB	IBB	HBP	BLK	WP	HR	S	P	ERA	WHIP
36 Russ Springer, R ERA:	(9, 1)	0.1		1	0	0	0	1	0	0	0	0	0	0	4	5	0.00	0.000

Batter	1	2	3	4	5	6	7	8	9	AB	R	H	RBI	BB	SO	LOB
22 David Eckstein, R (1, 6) OBP: 0.750, SLG: 0.800	B C B H 3-1 16 G1-6-3 HBP		B B C B B 4-1 16 S BB			C F X 0-2 ① ② G4-6-3 1-2f		B B B B 4-0 16 1B BB		1	0	0	0	2	0	1
16 Chris Duncan, L (1, 7) OBP: 0.500, SLG: 0.500	1 SAFE S B 1 SAFE 1 SAFE S X 1-2 ① ② G1-6-3 1-2f		1 SAFE 1 SAFE B B C F X 2-2 ③ F7 1-2			C B F B B X 3-2 1B		C S B B B F X 3-2 1-3 1B		4	0	2	0	0	0	2
5 Albert Pujols, R (1, 3) OBP: 0.375, SLG: 0.333	C F B B B F F F X 3-2 2B			C X 0-1 ① F7		C B B B B C X 3-2 ③ P3		B C D S B X 3-2 ③ F8		4	0	1	0	0	0	3
27 Scott Rolen, R (1, 5) OBP: 0.375, SLG: 0.667	X 0-0 ③ G4-3			B B B B 4-0 7 CS BB			C B X 1-1 HR		C B S X 1-2 ① P3	3	1	1	1	1	0	1
15 Jim Edmonds, L (1, 8) OBP: 0.333, SLG: 0.333 3 Preston Wilson, R (9, PH) OBP: 0.200, SLG: 0.200		B F B B C X 3-2 7 G1-6-3 1B		B C F B X 2-2 ② F8			B X 1-0 ① G4-3		C X 0-1 ② F9	3 1	0 0	1 0	0 0	0 0	0 0	1 0
7 Adam Kennedy, L (1, 4) OBP: 0.167, SLG: 0.500 Tyler Johnson, S (8, 1) 48 Brad Thompson, R (8, 1) 34 Randy Flores, L (9, 1) 36 Russ Springer, R (9, 1) Gary Bennett, R (9, PH)	C X 0-1 ① ② G1-6-3 1-2f		C 1 SAFE 0-1 ③ CS 1-2	C X 0-1 ① F9		C C B B B F F X 3-2 ② F8		B X 1-0 ③ F8		3 0 0 0 0 1	0 0 0 0 0 0	0 0 0 0 0 0	0 0 0 0 0 0	0 0 0 0 0 0	0 0 0 0 0 0	1 0 0 0 0 0
4 Yadier Molina, R (1, 2) OBP: 0.286, SLG: 0.286	B X 1-0 ③ F9			B C B S X 2-2 ② P4			C B C X 1-2 ③ L8			3	0	0	0	0	0	0
55 Skip Schumaker, L (1, 9) OBP: 0.333, SLG: 0.333 So Taguchi, R (8, PH) OBP: 0.200, SLG: 0.200 (9, 9)			C X 0-1 ① G1-3	B B F F X 2-2 ③ G3				B F X 1-1 ① G6-3		2 1	0 0	0 0	0 0	0 0	0 0	0 0
Kip Wells, R (1, 1) 26 Scott Spiezio, S (6, PH) OBP: 0.500, SLG: 0.500 31 Ryan Franklin, R (7, 1) Aaron Miles, S (8, 4)			F X 0-1 ② G4-3			C B B S B X 3-2 22 G4-6-3 1B		C X 0-1 ② P3		1 1 0 1	0 0 0 0	0 1 0 0	0 0 0 0	0 0 0 0	0 0 0 0	0 0 0 0
Inning Stats	R: 0 E: 0 K: 0 S: 11 H: 1 LOB: 1 BB: 0 P: 18	R: 0 E: 0 K: 0 S: 6 H: 1 LOB: 0 BB: 0 P: 10	R: 0 E: 0 K: 0 S: 8 H: 0 LOB: 1 BB: 1 P: 14	R: 0 E: 0 K: 0 S: 6 H: 0 LOB: 0 BB: 1 P: 12	R: 0 E: 0 K: 0 S: 8 H: 0 LOB: 0 BB: 0 P: 12	R: 0 E: 0 K: 0 S: 12 H: 2 LOB: 1 BB: 0 P: 21	R: 1 E: 0 K: 0 S: 11 H: 1 LOB: 0 BB: 0 P: 17	R: 0 E: 0 K: 0 S: 11 H: 1 LOB: 2 BB: 1 P: 22	R: 0 E: 0 K: 0 S: 6 H: 0 LOB: 0 BB: 0 P: 8	1B: 4 2B: 1 3B: 0 HR: 1	SF: 0 SAC: 0 DP: 3 HBP: 1						

PITCHER		IP	WLS	BF	H	R	ER	SO	BB	IBB	HBP	BLK	WP	HR	S	P	ERA	WHIP
26 Orlando Hernandez, R ERA: 1.29	(1, 1)	7.0	W	25	5	1	1	0	2	0	1	0	0	0	62	104	1.29	1.000
Scott Schoeneweis, L ERA:	(8, 1)	0.2	H	4	1	0	0	0	1	0	0	0	0	0	8	16	0.00	3.000
Aaron Heilman, R ERA:	(8, 1)	0.1	H	1	0	0	0	0	0	0	0	0	0	0	3	6	0.00	0.000
13 Billy Wagner, L ERA:	(9, 1)	1.0	S	3	0	0	0	0	0	0	0	0	0	0	6	8	0.00	0.000

PITCHER	IP	WLS	BF	H	R	ER	SO	BB	IBB	HBP	BLK	WP	HR	S	P	ERA	WHIP

BOTTOM

New York Mets @ St. Louis Cardinals

Busch Stadium, St. Louis, MO

Tue Apr 03 2007, 7:10 PM CDT
Att. 45,440 - Overcast - 61 F

livebaseballscorecards.com

AB	29
R	1
H	6
RBI	1
BB	3
SO	0
LOB	9

1B: 4 2B: 1 3B: 0 HR: 1
SF: 0 SAC: 0 DP: 3 HBP: 1

WP: 0 PB: 0 SB: 1 CS: 1
PA: 34

Batter	1	2	3	4	5	6	7	8	9	AB	R	H	RBI	BB	SO	LOB
7 José Reyes, S (1, 6) OBP: 0.400, SLG: 0.615	B C S T 1-2 ① K		B S X 1-1 ② F7			B X 1-0 ① F7	C F F B X 1-2 HR	X 0-0 16 WP, 15 G5-3, 2B 2-H 3-H		5	2	2	3	0	1	0
16 Paul Lo Duca, R (1, 2) OBP: 0.429, SLG: 0.385	B C C F B B X 3-2 1B		C C X 0-2 1B			B C B X 2-1 15 HR, 1B	X 0-0 ② G3-1	B B F F B B 4-2 15 G5-3 2-3 BB		4	1	3	0	1	0	0
15 Carlos Beltrán, S (1, 8) OBP: 0.357, SLG: 0.833	B C C B C 2-3 ② K		B X 1-0 ③ P6			C F F X 0-2 1-H HR	B X 1-0 HR	B C C X 1-2 ② G5-3 1-2 3-H		5	2	2	4	0	1	3
21 Carlos Delgado, L (1, 3) OBP: 0.214, SLG: 0.231	D X 1-0 ③ G3			B F X 1-1 ① G3-1		B X 1-0 ② P5	X 0-0 ③ P4	B C C C F S 1-3 ③ K		5	0	0	0	0	1	2
5 David Wright, R (1, 5) OBP: 0.462, SLG: 0.300		F C C 0-3 ① K		X 0-0 ② F8		B C B X 2-1 18 BB, 20 1B, 1B		B F C F B B B 4-2 20 BB, 18 1B, SF, BB	F X 0-1 ① F8	4	2	1	0	1	1	0
18 Moises Alou, R (1, 7) OBP: 0.333, SLG: 0.273 44 Lastings Milledge, R (8, 7)		B F B X 2-1 1B		B C B B X 3-1 ③ G6-3		B 1 SAFE 1 SAFE B B B 4-0 20 1B 1-2 BB		C F B X 1-2 20 BB, SF, 1B	C B B B C X 3-2 ② P3	3 1	1 0	2 0	0 0	1 0	0 0	0 0
20 Shawn Green, L (1, 9) OBP: 0.385, SLG: 0.333		B B C X 2-1 ② F7			C B B C X 2-2 22 G6-3, 1B	F B B X 2-1 1-2 2-H 1B		F B B B S B 4-2 SF, 7 2B 1-2 2-3 BB	B X 1-0 ③ G4-3	4	1	2	1	1	0	1
22 Jose Valentin, S (1, 4) OBP: 0.167, SLG: 0.091		X 0-0 ③ P6			F 1 SAFE B X 1-1 ① ② G6-3 1-2f	B B B X 3-0 ③ F8		F F S 0-3 ① K		4	0	0	0	0	1	7
33 John Maine, R (1, 1) Julio Franco, R (8, PH) 40 Ambiorix Burgos, R (8, 1) Aaron Sele, R (9, 1)			B B C F X 2-2 ① G4-3		B C B C X 2-2 ③ G1-3		C C S 0-3 ① K	T S F B B F X 2-2 SF, 7 2B 1-3 2-H 3-H		3 0 0 0	0 1 0 0	0 0 0 0	0 1 0 0	1 0 0 0	0 0 0 0	0 0 0 0
Inning Stats	R: 0 H: 1 E: 0 LOB: 1 K: 2 BB: 0 S: 11 P: 18	R: 0 H: 1 E: 0 LOB: 1 K: 1 BB: 0 S: 8 P: 12	R: 0 H: 1 E: 0 LOB: 1 K: 0 BB: 0 S: 9 P: 13	R: 0 H: 0 E: 0 LOB: 0 K: 0 BB: 0 S: 5 P: 9	R: 0 H: 1 E: 0 LOB: 0 K: 0 BB: 0 S: 8 P: 13	R: 3 H: 4 E: 0 LOB: 2 K: 0 BB: 1 S: 13 P: 28	R: 2 H: 2 E: 0 LOB: 0 K: 1 BB: 0 S: 10 P: 12	R: 5 H: 2 E: 1 LOB: 1 K: 2 BB: 3 S: 26 P: 43	R: 0 H: 0 E: 0 LOB: 0 K: 0 BB: 0 S: 6 P: 10	1B: 8 SF: 1 2B: 1 SAC: 0 3B: 0 DP: 1 HR: 3 HBP: 0						WP: 1 PA: 43 PB: 0 SB: 0 CS: 0

PITCHER		IP	WLS	BF	H	R	ER	SO	BB	IBB	HBP	BLK	WP	HR	S	P	ERA	WHIP
41 Braden Looper, R ERA: 4.5	(1, 1)	6.0	L	26	8	3	3	3	1	0	0	0	0	1	54	93	4.50	1.500
Josh Hancock, R ERA: 27.0	(7, 1)	0.2		4	2	2	2	1	0	0	0	0	0	2	9	11	27.00	3.000
Tyler Johnson, L ERA:	(7, 1)	0.1		1	0	0	0	0	0	0	0	0	0	0	1	1	0.00	0.000
36 Russ Springer, R ERA: 40.5	(8, 1)	0.1		6	2	5	3	1	2	0	0	0	0	0	17	28	81.00	12.000
48 Brad Thompson, R ERA: 3.38	(8, 1)	0.2		3	0	0	0	1	1	0	0	0	1	0	9	15	0.00	1.500

PITCHER		IP	WLS	BF	H	R	ER	SO	BB	IBB	HBP	BLK	WP	HR	S	P	ERA	WHIP
44 Jason Isringhausen, R ERA:	(9, 1)	1.0		3	0	0	0	0	0	0	0	0	0	0	6	10	0.00	0.000

TOP

New York Mets @ St. Louis Cardinals

Busch Stadium, St. Louis, MO

Wed Apr 04 2007, 7:10 PM CDT

Att. 45,423 - Partly Cloudy - 41 F

livebaseballscorecards.com

AB	38
R	10
H	12
RBI	9
BB	4
SO	6
LOB	13

Batter	1	2	3	4	5	6	7	8	9	AB	R	H	RBI	BB	SO	LOB
22 David Eckstein, R (1, 6) OBP: 0.500, SLG: 0.444	C C X 0-2 ① P4			X 0-0 ① L7		C C B F X 1-2 ② P5			B C B F C 2-3 ① K	4	0	0	0	0	1	0
16 Chris Duncan, L (1, 7) OBP: 0.375, SLG: 0.500	C S C 0-3 ② K			B F B F S 2-3 ② K		C B B C F X 2-2 ③ F8			X 0-0 2B	4	0	1	0	0	2	0
5 Albert Pujols, R (1, 3) OBP: 0.250, SLG: 0.200	B F C B T F F B F 3-2 ③ G4-3			B C X 1-1 ③ G6-3			B C B C T X 2-2 ① P5		C B B B T F C 3-3 ② K	4	0	0	0	0	1	1
27 Scott Rolen, R (1, 5) OBP: 0.364, SLG: 0.556 So Taguchi, R (9, PH) OBP: 0.167, SLG: 0.167		C F B F X 1-2 ① F8			F B B T X 2-2 15 BB 1B		F F B B F F S 2-3 ② K		D C X 1-1 ③ G6-3	3 1	0 0	1 0	0 0	0 0	1 0	0 1
15 Jim Edmonds, L (1, 8) OBP: 0.444, SLG: 0.286		B C S C 1-3 ② K			B B B C B 4-1 1-2 BB		B B B B 4-0 BB			1	0	0	0	2	1	0
3 Preston Wilson, R (1, 9) OBP: 0.125, SLG: 0.125		F X 0-1 ③ F7			B C F F B S 2-3 ① K		C B F C 1-3 ③ K			3	0	0	0	0	2	3
4 Yadier Molina, R (1, 2) OBP: 0.200, SLG: 0.200		F X 0-1 ① G4-3			B B X 2-0 ② L5			C S S 0-3 ① K		3	0	0	0	0	1	2
Aaron Miles, S (1, 4)		B X 1-0 ② F8			B X 1-0 ③ F8			F B X 1-1 ② P5		3	0	0	0	0	0	2
41 Braden Looper, R (1, 1) 7 Adam Kennedy, L (6, PH) OBP: 0.143, SLG: 0.429 Josh Hancock, R (7, 1) Tyler Johnson, S (7, 1) 36 Russ Springer, R (8, 1) 48 Brad Thompson, R (8, 1) 55 Skip Schumaker, L (8, PH) OBP: 0.250, SLG: 0.250 44 Jason Isringhausen, R (9, 1)		X 0-0 ③ F9				C T X 0-2 ① L7		F S B T F B F X 2-2 ③ G3		1 1 0 0 0 0 1 0	0 0 0 0 0 0 0 0	0 0 0 0 0 0 0 0	0 0 0 0 0 0 0 0	0 0 0 0 0 0 0 0	0 0 0 0 0 0 0 0	0 0 0 0 0 0 0 0
Inning Stats	R: 0 H: 0 E: 0 LOB: 0 K: 1 BB: 0 S: 13 P: 16	R: 0 H: 0 E: 0 LOB: 0 K: 1 BB: 0 S: 9 P: 11	R: 0 H: 0 E: 0 LOB: 0 K: 0 BB: 0 S: 4 P: 5	R: 0 H: 0 E: 0 LOB: 0 K: 1 BB: 0 S: 6 P: 9	R: 0 H: 1 E: 0 LOB: 2 K: 1 BB: 1 S: 10 P: 21	R: 0 H: 0 E: 0 LOB: 0 K: 0 BB: 0 S: 11 P: 14	R: 0 H: 0 E: 0 LOB: 1 K: 2 BB: 1 S: 12 P: 21	R: 0 H: 0 E: 0 LOB: 0 K: 1 BB: 0 S: 10 P: 13	R: 0 H: 1 E: 0 LOB: 1 K: 2 BB: 0 S: 9 P: 15	1B: 1 SF: 0 2B: 1 SAC: 0 3B: 0 DP: 0 HR: 0 HBP: 0						

PITCHER		IP	WLS	BF	H	R	ER	SO	BB	IBB	HBP	BLK	WP	HR	S	P	ERA	WHIP
33 John Maine, R	(1, 1)	7.0	W	24	1	0	0	6	2	0	0	0	0	0	65	97	0.00	0.429
ERA:																		
40 Ambiorix Burgos, R	(8, 1)	1.0		3	0	0	0	1	0	0	0	0	0	0	10	13	0.00	0.000
ERA:																		
Aaron Sele, R	(9, 1)	1.0		4	1	0	0	2	0	0	0	0	0	0	9	15	0.00	1.000
ERA:																		

PITCHER	IP	WLS	BF	H	R	ER	SO	BB	IBB	HBP	BLK	WP	HR	S	P	ERA	WHIP

BOTTOM

New York Mets @ St. Louis Cardinals

Busch Stadium, St. Louis, MO

Wed Apr 04 2007, 7:10 PM CDT
Att. 45,423 - Partly Cloudy - 41 F

livebaseballscorecards.com

AB	29
R	0
H	2
RBI	0
BB	2
SO	9
LOB	9

WP: 0 PA: 31
PB: 0
SB: 0
CS: 0

Batter	1	2	3	4	5	6	7	8	9	AB	R	H	RBI	BB	SO	LOB
22 David Eckstein, R (1, 6) OBP: 0.438, SLG: 0.385	F B X 1-1 G1-3		C S F F B B X 2-2 F9 2-3			C B C F B F F X 2-2 G6-3		1 SAFE B B C B F F X 3-2 16 2B 1-2 1B		4	0	1	0	0	0	1
16 Chris Duncan, L (1, 7) OBP: 0.500, SLG: 1.000 31 Ryan Franklin, R (8, 1) 34 Randy Flores, L (8, 1) 44 Jason Isringhausen, R (9, 1)	C C B B B S 3-3 K		B C B B X 2-1 3-H HR			C B S B B X 3-2 2B		B C C F X 1-2 1-3 2-H 2B		4 0 0 0	1 0 0 0	3 0 0 0	3 0 0 0	0 0 0 0	1 0 0 0	0 0 0 0
5 Albert Pujols, R (1, 3) OBP: 0.250, SLG: 0.154	C C F B X 1-2 F9		C X 0-1 G5-3			B C X 1-1 G3		I I I I 4-0 IBB		3	0	0	0	1	0	0
27 Scott Rolen, R (1, 5) OBP: 0.267, SLG: 0.385		C B B F X 2-2 F7		B B S B X 3-1 P2			F B B F S 2-3 K	C C B C 1-3 K		4	0	0	0	0	2	3
3 Preston Wilson, R (1, 9) OBP: 0.083, SLG: 0.083		F S S 0-3 K		B C B X 2-1 G4-3			X 0-0 G3-1		F B F B F X 2-2 G5-3	4	0	0	0	0	1	0
4 Yadier Molina, R (1, 2) OBP: 0.143, SLG: 0.143		C S B B S 2-3 K		F X 0-1 F9			B X 1-0 F8		X 0-0 P6	4	0	0	0	0	1	0
So Taguchi, R (1, 8) OBP: 0.200, SLG: 0.200			C B F B F X 2-2 50 2B 1B		X 0-0 P3			B F C 1-3 K	C B F F B F X 2-2 G5-3	4	1	1	0	0	1	0
7 Adam Kennedy, L (1, 4) OBP: 0.100, SLG: 0.300			C 1 SAFE F B S 1-3 K		C X 0-1 P6			B F X 1-1 F7		3	0	0	0	0	1	1
50 Adam Wainwright, R (1, 1) OBP: 0.500, SLG: 1.000 26 Scott Spiezio, S (8, PH) OBP: 0.667, SLG: 0.500 55 Skip Schumaker, L (8, 7) OBP: 0.250, SLG: 0.250			1 SAFE B X 1-0 22 F9 16 HR 1-H 2B		B C F X 1-2 P3			S S B F B B F B 4-2 22 1B 16 2B BB		2 0 0	1 1 0	1 0 0	1 0 0	0 1 0	0 0 0	0 0 0
Inning Stats	R: 0 E: 0 K: 1 S: 9 H: 0 LOB: 0 BB: 0 P: 14	R: 0 E: 0 K: 2 S: 9 H: 0 LOB: 0 BB: 0 P: 13	R: 3 E: 0 K: 1 S: 17 H: 3 LOB: 0 BB: 0 P: 25	R: 0 E: 0 K: 0 S: 6 H: 0 LOB: 0 BB: 0 P: 11	R: 0 E: 0 K: 0 S: 6 H: 0 LOB: 0 BB: 0 P: 7	R: 0 E: 0 K: 0 S: 12 H: 1 LOB: 0 BB: 0 P: 18	R: 0 E: 0 K: 1 S: 5 H: 0 LOB: 0 BB: 0 P: 8	R: 1 E: 0 K: 2 S: 20 H: 2 LOB: 3 BB: 2 P: 35	R: 0 E: 0 K: 0 S: 10 H: 0 LOB: 0 BB: 0 P: 14	1B: 2 2B: 3 3B: 0 HR: 1	SF: 0 SAC: 0 DP: 0 HBP: 0						

PITCHER	IP	WLS	BF	H	R	ER	SO	BB	IBB	HBP	BLK	WP	HR	S	P	ERA	WHIP
51 Wandy Rodriguez, L (1, 1) ERA: 3.86	7.0	L	24	4	3	3	5	0	0	0	0	0	1	64	96	3.86	0.571
Trever Miller, L (8, 1) ERA: 13.5	0.2		6	2	1	1	1	1	1	0	0	0	0	17	31	13.50	4.500
21 Rick White, R (8, 1) ERA:	1.1		4	0	0	0	1	0	0	0	0	0	0	13	18	0.00	0.000

PITCHER	IP	WLS	BF	H	R	ER	SO	BB	IBB	HBP	BLK	WP	HR	S	P	ERA	WHIP

TOP

St. Louis Cardinals @ Houston Astros

Minute Maid Park, Houston, TX

Fri Apr 06 2007, 7:05 PM CDT

Att. 43,430 - Clear - 67 F

livebaseballscorecards.com

AB	32
R	4
H	6
RBI	4
BB	2
SO	7
LOB	5

WP: 0 PB: 0 SB: 0 CS: 0 PA: 34

St. Louis Cardinals @ Houston Astros

Minute Maid Park, Houston, TX

Fri Apr 06 2007, 7:05 PM CDT

Att. 43,430 - Clear - 67 F

livebaseballscorecards.com

BOTTOM

Batter	1	2	3	4	5	6	7	8	9	AB	R	H	RBI	BB	SO	LOB
Craig Biggio, R (1, 4) OBP: 0.294, SLG: 0.471	P2		G1-3		G3-6-1 1B			G6-3		4	0	1	0	0	0	0
Mike Lamb, L (1, 5) OBP: 0.500, SLG: 0.250	17 FC4-6 BB			17 1B 45 SF8 BB	G3-6-1 1-2f			G3		2	1	0	0	2	0	2
17 Lance Berkman, S (1, 3) OBP: 0.250, SLG: 0.154	FC4-6 1-2f			1B 1-3 1B		G3		K		4	0	1	0	0	1	1
45 Carlos Lee, R (1, 7) OBP: 0.188, SLG: 0.200	F9			SF8 3-H		G6-3			G4-3 1B 1B	3	1	1	1	0	0	1
Luke Scott, L (1, 9) OBP: 0.333, SLG: 0.667		G4-3		1-2 1B		K			G4-3 1-2	4	0	1	0	0	1	1
2 Chris Burke, R (1, 8) OBP: 0.294, SLG: 0.438		K		K			28 1B FC1-2-3 2B		K	4	0	1	0	0	3	3
28 Adam Everett, R (1, 6) OBP: 0.357, SLG: 0.462 Orlando Palmeiro, L (9, PH) OBP: 0.500, SLG: 0.500	G1-3			G1-3			FC1-2-3 2-3 1B		2-H 1B	3 1	0 0	1 1	0 1	0 0	0 0	2 0
Brad Ausmus, R (1, 2) OBP: 0.300, SLG: 0.125 16 Jason Lane, R (9, PH) OBP: 0.222, SLG: 0.556		G5-3		51 FC5-6 BB			FC1-2-3 1-2 3-H		F9	2 1	0 0	0 0	0 0	1 0	0 0	2 1
51 Wandy Rodriguez, S (1, 1) Mark Loretta, R (7, PH) Trever Miller, R (8, 1) 21 Rick White, R (8, 1)		K		FC5-6 1-2f			G1-3			2 1 0 0	0 0 0 0	0 0 0 0	0 0 0 0	1 0 0 0	1 0 0 0	1 1 0 0
Inning Stats	R: 0 E: 0 K: 0 S: 13 H: 0 LOB: 1 BB: 1 P: 20	R: 0 E: 0 K: 1 S: 11 H: 0 LOB: 0 BB: 0 P: 16	R: 0 E: 0 K: 1 S: 8 H: 0 LOB: 0 BB: 0 P: 9	R: 1 E: 0 K: 1 S: 12 H: 2 LOB: 2 BB: 1 P: 19	R: 0 E: 0 K: 0 S: 5 H: 1 LOB: 1 BB: 1 P: 9	R: 0 E: 0 K: 1 S: 7 H: 0 LOB: 0 BB: 0 P: 10	R: 0 E: 0 K: 0 S: 11 H: 2 LOB: 1 BB: 0 P: 18	R: 0 E: 0 K: 1 S: 7 H: 0 LOB: 0 BB: 0 P: 9	R: 1 E: 0 K: 1 S: 13 H: 2 LOB: 1 BB: 0 P: 18	1B: 6 2B: 2 3B: 0 HR: 0	SF: 1 SAC: 0 DP: 2 HBP: 0						

	AB	31
	R	2
	H	7
	RBI	2
	BB	3
	SO	6
	LOB	15

PITCHER		IP	WLS	BF	H	R	ER	SO	BB	IBB	HBP	BLK	WP	HR	S	P	ERA	WHIP
50 Adam Wainwright, R ERA: 1.29	(1, 1)	7.0	W	27	5	1	1	4	3	0	0	0	0	0	67	101	1.29	1.143
31 Ryan Franklin, R ERA:	(8, 1)	0.2	H	2	0	0	0	0	0	0	0	0	0	0	4	4	0.00	0.000
34 Randy Flores, L ERA:	(8, 1)	0.1	H	1	0	0	0	1	0	0	0	0	0	0	3	5	0.00	0.000
44 Jason Isringhausen, R ERA: 4.5	(9, 1)	1.0	S	5	2	1	1	1	0	0	0	0	0	0	13	18	9.00	2.000

PITCHER	IP	WLS	BF	H	R	ER	SO	BB	IBB	HBP	BLK	WP	HR	S	P	ERA	WHIP

WP: 0 PB: 0 SB: 0 CS: 0 PA: 35

Batter	1	2	3	4	5	6	7	8	9	AB	R	H	RBI	BB	SO	LOB
22 David Eckstein, R (1, 6) OBP: 0.350, SLG: 0.294	G3-1		G6-3 2-3		G3-1			G1-6-3 1-2f		4	0	0	0	0	0	4
16 Chris Duncan, L (1, 7) OBP: 0.438, SLG: 0.800	G6-3		K			L4			5 G6-4-3 BB	3	0	0	0	1	1	1
5 Albert Pujols, R (1, 3) OBP: 0.200, SLG: 0.118	G6-3			E5 15 G4-6-3		G3			G6-4-3 1-2f	4	0	0	0	0	0	1
27 Scott Rolen, R (1, 5) OBP: 0.211, SLG: 0.294		G6-3		F7		G6-3			G6-3	4	0	0	0	0	0	1
15 Jim Edmonds, L (1, 8) OBP: 0.333, SLG: 0.200		K		G4-6-3 1-2f			F8			3	0	0	0	0	1	1
26 Scott Spiezio, S (1, 9) OBP: 0.500, SLG: 0.600		G4-3			7 1B 2B		G2-0			3	0	1	0	0	0	0
7 Adam Kennedy, L (1, 4) OBP: 0.231, SLG: 0.462			1B 2B		G1-3 2-3 1B		K			3	1	2	0	0	1	0
Gary Bennett, R (1, 2) OBP: 0.400, SLG: 0.400			22 G6-3 23 SH1-4 2-H 1B		G1-3 1-2			55 FC4-6 1B		3	0	2	1	0	0	2
23 Anthony Reyes, R (1, 1)			SH1-4 1-2		K			FC4-6 22 G1-6-3 1-2f		1	0	0	0	0	1	2
48 Brad Thompson, R (6, 1)										0	0	0	0	0	0	0
Tyler Johnson, S (7, 1)										0	0	0	0	0	0	0
55 Skip Schumaker, L (8, PH) OBP: 0.200, SLG: 0.200										1	0	0	0	0	0	1
36 Russ Springer, R (8, 1)										0	0	0	0	0	0	0
Inning Stats	R: 0 E: 0 K: 0 S: 5 H: 0 LOB: 0 BB: 0 P: 8	R: 0 E: 0 K: 1 S: 8 H: 0 LOB: 0 BB: 0 P: 10	R: 1 E: 0 K: 1 S: 10 H: 2 LOB: 1 BB: 0 P: 14	R: 0 E: 1 K: 0 S: 7 H: 0 LOB: 0 BB: 0 P: 9	R: 0 E: 0 K: 1 S: 9 H: 2 LOB: 2 BB: 0 P: 11	R: 0 E: 0 K: 0 S: 6 H: 0 LOB: 0 BB: 0 P: 9	R: 0 E: 0 K: 1 S: 9 H: 0 LOB: 0 BB: 0 P: 15	R: 0 E: 0 K: 0 S: 9 H: 1 LOB: 0 BB: 0 P: 10	R: 0 E: 0 K: 0 S: 3 H: 0 LOB: 0 BB: 1 P: 8	1B: 3 2B: 2 3B: 0 HR: 0 SF: 0 SAC: 1 DP: 3 HBP: 0						

PITCHER	IP	WLS	BF	H	R	ER	SO	BB	IBB	HBP	BLK	WP	HR	S	P	ERA	WHIP
44 Roy Oswalt, R (1, 1) ERA: 1.08	9.0	W	31	5	1	1	4	1	0	0	0	0	0	66	94	1.00	0.667

PITCHER	IP	WLS	BF	H	R	ER	SO	BB	IBB	HBP	BLK	WP	HR	S	P	ERA	WHIP

TOP

St. Louis Cardinals @ Houston Astros

Minute Maid Park, Houston, TX

Sat Apr 07 2007, 6:05 PM CDT
Att. 41,885 - Roof Closed - 70 F

livebaseballscorecards.com

AB	29
R	1
H	5
RBI	1
BB	1
SO	4
LOB	13

WP: 0	PA: 31																
PB: 0																	
SB: 0																	
CS: 0																	

Batter	1	2	3	4	5	6	7	8	9	AB	R	H	RBI	BB	SO	LOB
Craig Biggio, R (1, 4) OBP: 0.273, SLG: 0.455 16 Jason Lane, R (9, 8) OBP: 0.222, SLG: 0.556	B B C F F X 2-2 P3 ①	B S X 1-1 2B 2-H 3-H			B C B B X 3-1 F8 ①		B C X 1-1 P4 ①	B X 1-0 G5-3 ③		5 0	0 0	1 0	2 0	0 0	0 0	1 0
Morgan Ensberg, R (1, 5) OBP: 0.188, SLG: 0.188	C F F F F F B X 2-2 17 1B 45 SF8 1B	B C F F B B X 3-2 P4 ③			B F B B B C X 3-2 L7 ②		F B B B X 2-1 P6 ②			4	1	1	0	0	0	1
17 Lance Berkman, S (1, 3) OBP: 0.300, SLG: 0.412	C F F B F F X 1-2 1-3 1B		B S B F F S 2-3 K ①		C B S S 1-3 K ③		B B X 2-0 HR			4	1	2	1	0	2	0
45 Carlos Lee, R (1, 7) OBP: 0.250, SLG: 0.444	F B F X 1-2 SF8 ② 3-H		F F X 0-2 G6-3 ②			X 0-0 HR	X 0-0 BB 1B			3	1	2	2	0	0	0
Luke Scott, L (1, 9) OBP: 0.308, SLG: 0.500	S B S T 1-2 K ③		B B F B F X 3-2 G3-1 ③			C B X 1-1 P6 ①	C B B F B B 4-2 1-2 BB			3	0	0	0	1	1	1
2 Chris Burke, R (1, 8) OBP: 0.333, SLG: 0.389 (9, 4)		B B B B 4-0 28 1B BB		F X 0-1 P2 ①		S B F B F B B 4-2 28 G5-4-3 BB	F F X 0-2 G5-3 ③			2	0	0	0	2	0	2
28 Adam Everett, R (1, 6) OBP: 0.333, SLG: 0.412		F F B B B 1 SAFE X 2-2 1B 1-2 2B 1B ①		C C X 0-2 F9 ②		1 SAFE B B B 1 SAFE 1 SAFE S X 2-1 1-2 G5-4-3 ②		B F X 1-1 L5 ①		4	1	1	0	0	0	1
Brad Ausmus, R (1, 2) OBP: 0.500, SLG: 0.300		C C X 0-2 1-3 2B 1B		B F H 2-1 HBP		B S B B B H 4-1 44 FC6-4 HBP		F B F B B B F F X 3-2 44 SH3 1B		2	1	2	0	0	0	0
44 Roy Oswalt, R (1, 1) OBP: 0.200, SLG: 0.200		B C X 1-1 G6-3 ②		C C F X 0-2 F8 ③		F S B F X 1-2 1-2f FC6-4 ③		X 0-0 1-2 SH3 ②		3	0	0	0	0	0	5
Inning Stats	R: 1 H: 2 E: 0 LOB: 1 K: 1 BB: 0 S: 21 P: 28	R: 2 H: 3 E: 0 LOB: 1 K: 0 BB: 1 S: 14 P: 25	R: 0 H: 0 E: 0 LOB: 0 K: 1 BB: 0 S: 10 P: 15	R: 0 H: 0 E: 0 LOB: 1 K: 0 BB: 0 S: 10 P: 12	R: 0 H: 0 E: 0 LOB: 0 K: 1 BB: 0 S: 8 P: 15	R: 1 H: 1 E: 0 LOB: 2 K: 0 BB: 1 S: 13 P: 25	R: 1 H: 2 E: 0 LOB: 2 K: 0 BB: 1 S: 11 P: 20	R: 0 H: 1 E: 0 LOB: 1 K: 0 BB: 0 S: 9 P: 14		1B: 6 SF: 1 2B: 1 SAC: 1 3B: 0 DP: 0 HR: 2 HBP: 2				WP: 0 PA: 37 PB: 0 SB: 0 CS: 0		

PITCHER		IP	WLS	BF	H	R	ER	SO	BB	IBB	HBP	BLK	WP	HR	S	P	ERA	WHIP
23 Anthony Reyes, R ERA: 5.4	(1, 1)	5.0	L	21	5	3	3	3	1	0	1	0	0	0	63	95	5.40	1.200
48 Brad Thompson, R ERA: 6.23	(6, 1)	1.2		10	3	2	2	0	1	0	1	0	0	2	19	36	10.80	2.400
Tyler Johnson, L ERA:	(7, 1)	0.1		2	0	0	0	0	1	0	0	0	0	0	5	9	0.00	3.000
36 Russ Springer, R ERA: 16.2	(8, 1)	1.0		4	1	0	0	0	0	0	0	0	0	0	9	14	0.00	1.000

PITCHER	IP	WLS	BF	H	R	ER	SO	BB	IBB	HBP	BLK	WP	HR	S	P	ERA	WHIP

BOTTOM

St. Louis Cardinals @ Houston Astros

Minute Maid Park, Houston, TX

Sat Apr 07 2007, 6:05 PM CDT
Att. 41,885 - Roof Closed - 70 F

livebaseballscorecards.com

AB	30
R	5
H	9
RBI	5
BB	3
SO	3
LOB	11

Batter	1	2	3	4	5	6	7	8	9	AB	R	H	RBI	BB	SO	LOB
22 David Eckstein, R (1, 6) OBP: 0.320, SLG: 0.273	F7		L1		L9		FC4 1-2f		5 E 27 2B BB 1B	5	1	1	0	0	0	1
16 Chris Duncan, L (1, 7) OBP: 0.450, SLG: 0.722 So Taguchi, R (8, PR) OBP: 0.273, SLG: 0.200 (8, 7)	K		5 HR BB		K			5 1B 27 1B 1B	5 E 27 2B BB	3 1 1 0 1 2 0 0 2 0 0 1 0 0						
5 Albert Pujols, R (1, 3) OBP: 0.240, SLG: 0.318	K		1-H HR		G5-3			3 F1 4 1B 27 1B 1B	E6 1-2 2-3	5	3	2	2	0	1	2
27 Scott Rolen, R (1, 5) OBP: 0.250, SLG: 0.364		L5	P4			K		4 1B 1-2 3-H 1B	4 2B 1-H 2-H 3-H 2B	5	1	2	4	0	1	0
15 Jim Edmonds, L (1, 8) OBP: 0.353, SLG: 0.214		4 G3-1 3 1B WP 1B	3 CS BB			F7		K	G5-3	4	1	1	0	1	1	3
3 Preston Wilson, R (1, 9) OBP: 0.188, SLG: 0.188 31 Ryan Franklin, R (8, 1) 26 Scott Spiezio, S (9, PH) OBP: 0.571, SLG: 0.600 Josh Hancock, R (9, 1)	WP 4 G3-1 1-2 1B	SAFE 1-2	CS 1-2	4 1B CS 1B		K		F1 2-3	4 2B IBB	4 0 2 0 0 1 2 0 0 0 0 0 0 0 0 1 0 0 1 0 0 0 0 0 0 0 0 0						
4 Yadier Molina, R (1, 2) OBP: 0.263, SLG: 0.316	G3-1 1-2 2-3			CS 1-3 1B			K	SAFE 1-3 3-H 1B	1-H 2-H 2B	5 0 3 3 0 1 2						
7 Adam Kennedy, L (1, 4) OBP: 0.222, SLG: 0.353	WP IBB			F9			G4-3	G3	G4-3	4 0 0 0 1 0 5						
Kip Wells, R (1, 1) OBP: 0.250, SLG: 0.250 55 Skip Schumaker, L (8, 9) OBP: 0.167, SLG: 0.167	G4-3 1-2 2-3 3-H			G5-3 1-2 3-H			22 FC4 1B		G4-3	3 0 1 0 0 0 4 1 0 0 0 0 0 0						
Inning Stats	R: 0 H: 0 E: 0 LOB: 0 K: 2 BB: 0 S: 8 P: 12	R: 1 H: 2 E: 0 LOB: 2 K: 0 BB: 1 S: 9 P: 17	R: 2 H: 1 E: 0 LOB: 0 K: 0 BB: 2 S: 10 P: 22	R: 0 H: 2 E: 0 LOB: 1 K: 0 BB: 0 S: 11 P: 12	R: 0 H: 0 E: 0 LOB: 0 K: 1 BB: 0 S: 9 P: 14	R: 0 H: 0 E: 0 LOB: 0 K: 2 BB: 0 S: 8 P: 11	R: 0 H: 1 E: 0 LOB: 1 K: 1 BB: 0 S: 13 P: 18	R: 2 H: 4 E: 0 LOB: 2 K: 1 BB: 0 S: 19 P: 22	R: 5 H: 3 E: 1 LOB: 1 K: 0 BB: 2 S: 17 P: 36	1B: 10 SF: 0 2B: 2 SAC: 0 3B: 0 DP: 0 HR: 1 HBP: 0						

PITCHER		IP	WLS	BF	H	R	ER	SO	BB	IBB	HBP	BLK	WP	HR	S	P	ERA	WHIP
23 Jason Jennings, R ERA: 3.0	(1, 1)	6.0	L	24	5	3	3	5	2	1	0	0	1	1	55	88	4.50	1.167
Brian Moehler, R ERA: 18.0	(7, 1)	1.0		7	4	2	2	1	0	0	0	0	0	0	19	25	18.00	4.000
Trever Miller, L ERA: 9.0	(8, 1)	0.1		1	0	0	0	1	0	0	0	0	0	0	4	4	0.00	0.000
Dan Wheeler, R ERA: 9.0	(8, 1)	0.2		3	1	0	0	0	0	0	0	0	0	0	9	11	0.00	1.500
54 Brad Lidge, R ERA: 16.2	(9, 1)	0.2		8	3	5	2	0	1	1	0	0	0	0	15	33	27.00	6.000

PITCHER		IP	WLS	BF	H	R	ER	SO	BB	IBB	HBP	BLK	WP	HR	S	P	ERA	WHIP
Dave Borkowski, R ERA:	(9, 1)	0.1		1	0	0	0	0	0	0	0	0	0	0	2	3	0.00	0.000

TOP

St. Louis Cardinals @ Houston Astros

Minute Maid Park, Houston, TX

Sun Apr 08 2007, 1:05 PM CDT
Att. 36,273 - Roof Closed - 57 F

livebaseballscorecards.com

AB	39
R	10
H	13
RBI	9
BB	5
SO	7
LOB	19

WP: 1 PA: 45
PB: 0
SB: 0
CS: 3

BOTTOM

Batter	1	2	3	4	5	6	7	8	9	AB	R	H	RBI	BB	SO	LOB
Craig Biggio, R (1, 4) OBP: 0.231, SLG: 0.385	B B B C X 3-1 G5-3 ①		C F B S 1-3 K ②			M B S B S 2-3 K ②			C B S S 1-3 K ①	4	0	0	0	0	3	0
Morgan Ensberg, R (1, 5) OBP: 0.200, SLG: 0.158	B C C B B C 3-3 K2-3 ②		C B F B X 2-2 F7 ③			B C B F S 2-3 K ③			B C B F B 4-2 17 G2-3 2B BB	3	1	0	0	1	2	0
17 Lance Berkman, S (1, 3) OBP: 0.250, SLG: 0.333	C F F B B B S 3-3 K ③			B F S F B X 2-2 P5 ①			X 0-0 P2 ①		C X 0-1 G2-3 ② 1-2	4	0	0	0	0	1	1
45 Carlos Lee, R (1, 7) OBP: 0.292, SLG: 0.400		C B B C B B 4-2 CS BB		C B X 1-1 G5-3 ②			C B X 1-1 F9 ②		C B F B B B 4-2 2B BB	2	0	0	0	2	0	0
Luke Scott, L (1, 9) OBP: 0.294, SLG: 0.500		C 1 F B D S SAFE 2-3 K ① ② 1-2		X 0-0 G4-3 ③			B F X 1-1 G4-3 ③		X 0-0 1-3 2-H 2B	4	0	1	1	0	1	1
Mark Loretta, R (1, 6) OBP: 0.143, SLG: 0.143		B B F X 2-1 2 HBP 1B	B C F F S 1-3 K ①					C B B X 2-1 G5-3 ①	F F F X 0-2 G6-3 ③	4	0	1	0	0	1	2
2 Chris Burke, R (1, 8) OBP: 0.333, SLG: 0.350		C H 1-1 1-2 HBP	B X 1-0 F8 ②					S X 0-1 F7 ②		2	0	0	0	0	0	0
Brad Ausmus, R (1, 2) OBP: 0.471, SLG: 0.308		B X 1-0 G1-3 ③	B C X 1-1 G3 ③					C X 0-1 1B		3	0	1	0	0	0	2
23 Jason Jennings, L (1, 1)			C S F X 0-2 G4-3 ①			C B X 1-1 F8 ①		S S F B F B X 2-2 P6 ③		1	0	0	0	0	0	0
Orlando Palmeiro, L (6, PH) OBP: 0.400, SLG: 0.400										1	0	0	0	0	0	0
Brian Moehler, R (7, 1)										0	0	0	0	0	0	0
Trever Miller, R (8, 1)										0	0	0	0	0	0	0
Dan Wheeler, R (8, 1)										0	0	0	0	0	0	0
Mike Lamb, L (8, PH) OBP: 0.400, SLG: 0.200										1	0	0	0	0	0	1
54 Brad Lidge, R (9, 1)										0	0	0	0	0	0	0
Dave Borkowski, R (9, 1)										0	0	0	0	0	0	0
Inning Stats	R: 0 E: 0 K: 2 S: 9 H: 0 LOB: 0 BB: 0 P: 18	R: 0 E: 0 K: 1 S: 9 H: 1 LOB: 2 BB: 1 P: 19	R: 0 E: 0 K: 1 S: 10 H: 0 LOB: 0 BB: 0 P: 13	R: 0 E: 0 K: 0 S: 7 H: 0 LOB: 0 BB: 0 P: 10	R: 0 E: 0 K: 1 S: 7 H: 0 LOB: 0 BB: 0 P: 10	R: 0 E: 0 K: 2 S: 8 H: 0 LOB: 0 BB: 0 P: 13	R: 0 E: 0 K: 0 S: 5 H: 0 LOB: 0 BB: 0 P: 7	R: 0 E: 0 K: 0 S: 11 H: 1 LOB: 1 BB: 0 P: 15	R: 1 E: 0 K: 1 S: 14 H: 1 LOB: 2 BB: 2 P: 23	1B: 2 2B: 2 3B: 0 HR: 0	SF: 0 SAC: 0 DP: 1 HBP: 1					

PITCHER		IP	WLS	BF	H	R	ER	SO	BB	IBB	HBP	BLK	WP	HR	S	P	ERA	WHIP
Kip Wells, R ERA: 1.38	(1, 1)	7.0	W	23	1	0	0	7	1	0	1	0	0	0	55	90	0.00	0.286
31 Ryan Franklin, R ERA:	(8, 1)	1.0		4	1	0	0	0	0	0	0	0	0	0	11	15	0.00	1.000
Josh Hancock, R ERA: 16.2	(9, 1)	1.0		6	1	1	1	1	2	0	0	0	0	0	14	23	9.00	3.000

PITCHER	IP	WLS	BF	H	R	ER	SO	BB	IBB	HBP	BLK	WP	HR	S	P	ERA	WHIP

St. Louis Cardinals @ Houston Astros

Minute Maid Park, Houston, TX

Sun Apr 08 2007, 1:05 PM CDT
Att. 36,273 - Roof Closed - 57 F

livebaseballscorecards.com

AB	29
R	1
H	3
RBI	1
BB	3
SO	8
LOB	7

HOUSTON ASTROS

WP: 0 PB: 0 SB: 0 CS: 1 PA: 33

Batter	1	2	3	4	5	6	7	8	9	AB	R	H	RBI	BB	SO	LOB
22 David Eckstein, R (1, 6) OBP: 0.345, SLG: 0.308	B B C F X 2-2 P4 ①		C B X 1-1 G5-3 ②		C C F F X 0-2 5 FC5, 16 S, 1B			B X 1-0 16 PB, 3 2B, 1B		4	1	2	0	0	0	0
16 Chris Duncan, L (1, 7) OBP: 0.417, SLG: 0.619 31 Ryan Franklin, R (8, 1) 44 Jason Isringhausen, R (9, 1)	F X 0-1 F7 ②		S C B B B X 2-2 F8 ③		B C 1 SAFE D C B B 4-2 5 FC5, 1-2, BB			B C F 1 B F B S SAFE 3-3 K ① 1-2		3 0 0 0 1 1 1 0 0 0 0 0 0 0 0 0 0 0 0 0 0						
5 Albert Pujols, R (1, 3) OBP: 0.310, SLG: 0.400	C X 0-1 1B			B C F X 1-2 27 1B, 2B	C B B F X 2-2 FC5 ③ 1-2 2-3f			I I I I 4-0 3 2B, IBB		3	2	2	0	1	0	2
27 Scott Rolen, R (1, 5) OBP: 0.250, SLG: 0.346	C T B 1 F F S SAFE 1-3 K ③			C X 0-1 7 FC4-6, 2-H, 1B	X 0-0 G4-3 ①			X 0-0 F7 ②		4	0	1	1	0	1	3
15 Jim Edmonds, L (1, 8) OBP: 0.350, SLG: 0.294 3 Preston Wilson, R (8, PH) OBP: 0.235, SLG: 0.294 (8, 9)		F B F B B X 3-2 L4 ①		X 0-0 F7 ①	C F B B B X 2-2 7 CS, 2B			B F D X 2-1 1-H, 2-H, 2B		3 0 1 0 0 0 1 1 0 1 2 0 0 0						
7 Adam Kennedy, L (1, 4) OBP: 0.182, SLG: 0.286		X 0-0 L7 ②		B B C F X 2-2 FC4-6 4 S, 1-2f ②	B C F X 1-2 G3 ②③ 2-3			B X 1-0 G3 ③		4	0	0	0	0	0	3
4 Yadier Molina, R (1, 2) OBP: 0.261, SLG: 0.304		C B B X 2-1 1B		1 SAFE B B X 2-0 G5-3 ③ 1-2			F B C S 1-3 K ①		C F B F B B S 2-3 K ①	4	0	1	0	0	2	1
55 Skip Schumaker, L (1, 9) OBP: 0.100, SLG: 0.100 (8, 7)		X 0-0 G1 ③			C T X 0-2 F8 ①		X 0-0 L5 ②		B B F T F F F X 2-2 F8 ②	4	0	0	0	0	0	1
41 Braden Looper, R (1, 1) So Taguchi, R (8, 8) OBP: 0.250, SLG: 0.182			C B X 1-1 G4-3 ①		C X 0-1 G6-3 ②		C S B S 1-3 K ③		F B S B S 2-3 K ③	3 0 0 0 0 1 0 1 0 0 0 0 1 0						
Inning Stats	R: 0 H: 1 E: 0 LOB: 1 K: 1 BB: 0 S: 12 P: 15	R: 0 H: 1 E: 0 LOB: 1 K: 0 BB: 0 S: 7 P: 12	R: 0 H: 0 E: 0 LOB: 0 K: 0 BB: 0 S: 7 P: 11	R: 1 H: 2 E: 0 LOB: 1 K: 0 BB: 0 S: 10 P: 15	R: 0 H: 1 E: 0 LOB: 2 K: 0 BB: 1 S: 15 P: 21	R: 0 H: 1 E: 0 LOB: 0 K: 0 BB: 0 S: 7 P: 10	R: 0 H: 0 E: 0 LOB: 0 K: 2 BB: 0 S: 7 P: 9	R: 2 H: 2 E: 0 LOB: 1 K: 1 BB: 1 S: 9 P: 20	R: 0 H: 0 E: 0 LOB: 0 K: 2 BB: 0 S: 14 P: 20	1B: 5 SF: 0 2B: 3 SAC: 0 3B: 0 DP: 0 HR: 0 HBP: 0						

TOP

St. Louis Cardinals @ Pittsburgh Pirates

PNC Park, Pittsburgh, PA

Mon Apr 09 2007, 1:35 PM EDT

Att. 38,429 - Cloudy - 37 F

livebaseballscorecards.com

AB	34
R	3
H	8
RBI	3
BB	2
SO	6
LOB	12

PITCHER		IP	WLS	BF	H	R	ER	SO	BB	IBB	HBP	BLK	WP	HR	S	P	ERA	WHIP
45 Ian Snell, R ERA: 2.08	(1, 1)	7.0	L	27	6	1	1	3	1	0	0	0	0	0	65	93	1.29	1.000
37 John Wasdin, R ERA: 9.0	(8, 1)	0.2		4	1	2	2	1	0	1	0	0	0	0	6	14	27.00	1.500
Damaso Marte, L ERA:	(8, 1)	0.1		2	1	0	0	0	0	0	0	0	0	0	3	6	0.00	3.000
54 Jonah Bayliss, R ERA:	(9, 1)	1.0		3	0	0	0	2	0	0	0	0	0	0	14	20	0.00	0.000

PITCHER	IP	WLS	BF	H	R	ER	SO	BB	IBB	HBP	BLK	WP	HR	S	P	ERA	WHIP

WP: 0 PA: 36
PB: 1
SB: 2
CS: 1

Batter	1	2	3	4	5	6	7	8	9	AB	R	H	RBI	BB	SO	LOB
6 Chris Duffy, L (1, 8) OBP: 0.321, SLG: 0.346	C S B B B B B 4-2 2 BLK BB		B X 1-0 2B		X 0-0 ③ F9			C F B S 1-3 ② K		3	0	1	0	1	1	2
2 Jack Wilson, R (1, 6) OBP: 0.300, SLG: 0.433	1 SAFE B C B X 2-1 ① L4 1-2		C X 0-1 ③ P4			B C T F X 1-2 ① G6-3		C B B F F F D S 3-3 ③ K		4	0	0	0	0	1	3
12 Freddy Sanchez, R (1, 4) OBP: 0.333, SLG: 0.375	C F X 0-2 ② G6-3			C X 0-1 ① L3		B X 1-0 ② G5-3			F S X 0-2 ① G6-3	4	0	0	0	0	0	1
25 Adam LaRoche, L (1, 3) OBP: 0.226, SLG: 0.259	C B D B S F X 3-2 ③ G3			B C B B B 4-1 1B BB		B F B S F X 2-2 ③ P6			S B B B F X 3-2 ② F8	3	0	0	0	1	0	1
Jason Bay, R (1, 7) OBP: 0.290, SLG: 0.448		B B C F S 2-3 ① K		X 0-0 G6-4-3 1-2 1B			B C C B F X 2-2 ① P5		C B S F B C 2-3 ③ K	4	0	1	0	0	2	0
Xavier Nady, R (1, 9) OBP: 0.333, SLG: 0.600		C B B F F B X 3-2 ② F9		B X 1-0 ②③ G6-4-3 1-2f			C B H 2-1 26 G5-4-3 HBP			2	0	0	0	0	0	2
26 Ronny Paulino, R (1, 2) OBP: 0.154, SLG: 0.192		C B F C 1-3 ③ K			B X 1-0 ① G5-3		C X 0-1 ②③ G5-4-3 1-2f			3	0	0	0	0	1	1
José Bautista, R (1, 5) OBP: 0.333, SLG: 0.462			C B X 1-1 ① G4-3		C B C B F F B B 4-2 45 SH1-4 BB			C B X 1-1 ① G6-3		2	0	0	0	1	0	0
45 Ian Snell, R (1, 1) 37 John Wasdin, R (8, 1) Damaso Marte, L (8, 1) 13 Nate McLouth, L (8, PH) OBP: 0.400, SLG: 1.000 54 Jonah Bayliss, R (9, 1)			C B F B S 2-3 ② K		X 0-0 ② SH1-4 1-2			C B S B X 2-2 1B		1 0 0 1 0	0 0 0 0 0	0 0 0 1 0	0 0 0 0 0	0 0 0 0 0	1 0 0 0 0	0 0 0 0 0
Inning Stats	R: 0 H: 0 E: 0 LOB: 1 K: 0 BB: 1 S: 11 P: 20	R: 0 H: 0 E: 0 LOB: 0 K: 2 BB: 0 S: 10 P: 16	R: 0 H: 1 E: 0 LOB: 1 K: 1 BB: 0 S: 8 P: 12	R: 0 H: 1 E: 0 LOB: 1 K: 0 BB: 1 S: 5 P: 10	R: 0 H: 0 E: 0 LOB: 1 K: 0 BB: 1 S: 7 P: 12	R: 0 H: 0 E: 0 LOB: 0 K: 0 BB: 0 S: 9 P: 13	R: 0 H: 0 E: 0 LOB: 0 K: 0 BB: 0 S: 7 P: 11	R: 0 H: 1 E: 0 LOB: 1 K: 2 BB: 0 S: 13 P: 20	R: 0 H: 0 E: 0 LOB: 0 K: 1 BB: 0 S: 10 P: 15	1B: 2 SF: 0 2B: 1 SAC: 1 3B: 0 DP: 2 HR: 0 HBP: 1						WP: 0 PA: 32 PB: 0 SB: 0 CS: 0

PITCHER		IP	WLS	BF	H	R	ER	SO	BB	IBB	HBP	BLK	WP	HR	S	P	ERA	WHIP
41 Braden Looper, R ERA: 2.08	(1, 1)	7.0	W	25	2	0	0	3	3	0	1	1	0	0	57	94	0.00	0.714
31 Ryan Franklin, R ERA:	(8, 1)	1.0	H	4	1	0	0	2	0	0	0	0	0	0	13	20	0.00	1.000
44 Jason Isringhausen, R ERA: 3.0	(9, 1)	1.0	S	3	0	0	0	1	0	0	0	0	0	0	10	15	0.00	0.000

PITCHER	IP	WLS	BF	H	R	ER	SO	BB	IBB	HBP	BLK	WP	HR	S	P	ERA	WHIP

BOTTOM

St. Louis Cardinals @ Pittsburgh Pirates

PNC Park, Pittsburgh, PA

Mon Apr 09 2007, 1:35 PM EDT

Att. 38,429 - Cloudy - 37 F

livebaseballscorecards.com

AB	27
R	0
H	3
RBI	0
BB	3
SO	6
LOB	10

Batter	1	2	3	4	5	6	7	8	9	10	11	12	AB	R	H	RBI	BB	SO	LOB
22 David Eckstein, R (1, 6) OBP: 0.353, SLG: 0.323	F7		1B			G6-3			1B		SH3	G5-3	5	1	2	0	0	0	2
16 Chris Duncan, L (1, 7) OBP: 0.414, SLG: 0.542	L8		FC4-6			K			BB		BB		3	1	0	0	2	1	1
5 Albert Pujols, R (1, 3) OBP: 0.265, SLG: 0.333	K		FC6-4			K			F7		F7		5	0	0	0	0	2	5
26 Scott Spiezio, S (1, 5) OBP: 0.417, SLG: 0.400		F7		F7			G6-3		G6-4-3		G4-3		5	0	1	2	0	0	2
3 Preston Wilson, R (1, 9) OBP: 0.182, SLG: 0.227		G1-3		F7			L8		G6-4-3			K	5	0	0	0	0	1	1
Gary Bennett, R (1, 2) OBP: 0.500, SLG: 0.500 44 Jason Isringhausen, R (12, 1)		1B		F7			P3			FC5-4		2B	5 0	1 0	3 0	0 0	0 0	0 0	0 0
Aaron Miles, S (1, 4) OBP: 0.455, SLG: 0.500					CS					FC5-4			5	0	4	0	0	0	1
So Taguchi, R (1, 8) OBP: 0.214, SLG: 0.154 15 Jim Edmonds, L (8, PH) OBP: 0.333, SLG: 0.278 Josh Hancock, R (8, 1) 34 Randy Flores, L (9, 1) 7 Adam Kennedy, L (10, PH) OBP: 0.174, SLG: 0.273 48 Brad Thompson, R (10, 1) 4 Yadier Molina, R (12, PH) OBP: 0.292, SLG: 0.304 (12, 2)	G6-3		K					L3		G1-6-3			2 1 0 0 1 0 0	0 0 0 0 0 0 0	0 0 0 0 0 0 0	0 0 0 0 0 0 0	1 0 0 0 0 0 1	3 1 0 0 0 1 0	0 1 0 0 1 0 0
54 Randy Keisler, L (1, 1) 36 Russ Springer, R (7, 1) 55 Skip Schumaker, L (8, PH) OBP: 0.154, SLG: 0.167 (8, 8)			K		G4-3			F8			SF7	IBB	2 0 2	0 0 0	0 0 1	0 0 1	0 0 0	1 0 0	0 0 0

Inning Stats	1	2	3	4	5	6	7	8	9	10	11	12
	R: 0 E: 0 K: 1 S: 6	H: 0 LOB: 0 BB: 0 P: 12	R: 0 E: 0 K: 0 S: 9	H: 2 LOB: 2 BB: 0 P: 12	R: 0 E: 0 K: 1 S: 12	H: 1 LOB: 1 BB: 0 P: 18	R: 0 E: 0 K: 0 S: 6	H: 0 LOB: 0 BB: 0 P: 13	R: 0 E: 0 K: 1 S: 7	H: 1 LOB: 0 BB: 0 P: 11	R: 0 E: 0 K: 2 S: 11	H: 0 LOB: 0 BB: 0 P: 16
	R: 0 E: 0 K: 0 S: 7	H: 0 LOB: 0 BB: 0 P: 12	R: 0 E: 0 K: 0 S: 8	H: 1 LOB: 0 BB: 0 P: 12	R: 2 E: 0 K: 0 S: 13	H: 2 LOB: 0 BB: 1 P: 24	R: 0 E: 0 K: 0 S: 7	H: 1 LOB: 0 BB: 0 P: 10	R: 0 E: 0 K: 0 S: 12	H: 1 LOB: 2 BB: 1 P: 19	R: 1 E: 0 K: 1 S: 12	H: 2 LOB: 2 BB: 1 P: 20

PITCHER	IP	WLS	BF	H	R	ER	SO	BB	IBB	HBP	BLK	WP	HR	S	P	ERA	WHIP
24 Tom Gorzelanny, L (1, 1) ERA: 1.5	7.0		24	4	0	0	5	0	0	0	0	0	0	58	94	0.00	0.571
55 Matt Capps, R (8, 1) ERA:	1.0	H	3	1	0	0	0	0	0	0	0	0	0	8	12	0.00	1.000
16 Salomon Torres, R (9, 1) ERA: 5.4	1.0	B	5	2	2	2	0	1	0	0	0	0	0	13	24	18.00	3.000
Shawn Chacon, R (10, 1) ERA: 1.5	2.0		8	2	0	0	0	1	0	0	0	0	0	19	29	0.00	1.500
37 John Wasdin, R (12, 1) ERA: 9.0	1.0	L	6	2	1	1	1	0	1	0	0	0	0	12	20	9.00	2.000

PITCHER	IP	WLS	BF	H	R	ER	SO	BB	IBB	HBP	BLK	WP	HR	S	P	ERA	WHIP

TOP

St. Louis Cardinals @ Pittsburgh Pirates

PNC Park, Pittsburgh, PA

Tue Apr 10 2007, 7:05 PM EDT

Att. 12,468 - Cloudy - 44 F

livebaseballscorecards.com

AB	41
R	3
H	11
RBI	3
BB	3
SO	6
LOB	17

1B: 10	SF: 1	WP: 0	PA: 46
2B: 3	SAC: 1	PB: 0	
3B: 0	DP: 4	SB: 0	
HR: 0	HBP: 0	CS: 1	

Batter	1	2	3	4	5	6	7	8	9	10	11	12	AB	R	H	RBI	BB	SO	LOB
6 Chris Duffy, L (1, 8) OBP: 0.324, SLG: 0.300	B B C F X 2-2 G3 ①		B X 1-0 G1-3 ①		C X 0-1 G5-3 ③			C F X 0-2 F7 ①		H 1-0 2 FC5-6 1-2 HBP		B B C B B 4-1 12 G1-6-3 BB	4	0	0	0	1	0	0
2 Jack Wilson, R (1, 6) OBP: 0.306, SLG: 0.400	B X 1-0 BB 12 1B 1B		C B F B B X 3-2 P3 ②			B C B F B X 3-2 L3 ①		B B B B 4-0 12 1B BB		L X 0-1 FC5-6 ① 1-2 2-3f		C 1 SAFE L B X 1-2 L4 ①	5	0	1	0	1	0	3
12 Freddy Sanchez, R (1, 4) OBP: 0.400, SLG: 0.500	B X 1-0 BB 1-2 1B		F B S F B C 2-3 K ③			B B X 2-0 1B 2B		C X 0-1 G6-4-3 1-2 1B		B C F F S 1-3 K ②		B C D 1 SAFE X 2-1 G1-6-3 ② ③ 1-2f	6	1	3	0	0	2	3
Jason Bay, R (1, 7) OBP: 0.306, SLG: 0.424	B D B C D 4-1 1-2 2-3 BB			B C F B X 2-2 F8 ①		X 0-0 2-H 1B		B B C X 2-1 G6-4-3 ② ③ 1-2f		S F S 0-3 K ③			4	0	1	1	1	1	4
Xavier Nady, R (1, 9) OBP: 0.281, SLG: 0.500	C S T F B X 1-2 P3 ②			B B B B C X 3-1 G5-3 ②		C F B B B F X 2-2 F8 ②			B B X 2-0 F9 ①		X 0-0 F8 ①		5	0	0	0	0	0	4
25 Adam LaRoche, L (1, 3) OBP: 0.200, SLG: 0.226 Shawn Chacon, R (10, 1) 13 Nate McLouth, L (11, PH) OBP: 0.500, SLG: 1.000 37 John Wasdin, R (12, 1)	B X 1-0 F8 ③			B B S X 2-1 L9 ③		C B F S 1-3 K ③			C B C X 1-2 G1-3 ②		B C F F B B F X 3-2 26 BB 1B		4 0 1 0	0 0 0 0	0 0 1 0	0 0 0 0	0 0 0 0	1 0 0 0	4 0 0 0
26 Ronny Paulino, R (1, 2) OBP: 0.194, SLG: 0.172		X 0-0 G4-3 ①			X 0-0 F7 ①		S S X 0-2 P4 ①		C B B B B 4-1 BB		B 1 SAFE 1 SAFE B B B 4-0 1-2 BB		3	0	0	0	2	0	0
José Bautista, R (1, 5) OBP: 0.313, SLG: 0.516		B C B C X 2-2 F7 ②			C B X 1-1 HR		B X 1-0 P5 ②		B B C C S 2-3 K ③		C X 0-1 P4 ②		5	1	1	1	0	1	3
24 Tom Gorzelanny, R (1, 1) Don Kelly, L (7, PH) 55 Matt Capps, R (8, 1) OBP: 1.000, SLG: 1.000 16 Salomon Torres, R (9, 1) 35 Brad Eldred, R (10, 3) OBP: 0.333, SLG: 1.000		B B B C T C 3-3 K ③			C X 0-1 G4-3 ②		B C F X 1-2 P5 ③			B X 1-0 2 FC5-6 6 HBP	X 0-0 F9 ③		2 1 0 0 2	0 0 0 0 0	0 0 0 0 0	0 0 0 0 0	1 0 0 0 0	0 0 0 0 2	0 0 0 0 2
Inning Stats	R: 0 H: 2 E: 0 LOB: 3 K: 0 BB: 1 S: 11 P: 21	R: 0 H: 0 E: 0 LOB: 0 K: 1 BB: 0 S: 7 P: 12	R: 0 H: 0 E: 0 LOB: 0 K: 1 BB: 0 S: 8 P: 14	R: 0 H: 0 E: 0 LOB: 0 K: 0 BB: 0 S: 7 P: 14	R: 1 H: 1 E: 0 LOB: 0 K: 0 BB: 0 S: 7 P: 8	R: 1 H: 2 E: 0 LOB: 1 K: 1 BB: 0 S: 12 P: 20	R: 0 H: 0 E: 0 LOB: 0 K: 0 BB: 0 S: 7 P: 9	R: 0 H: 1 E: 0 LOB: 1 K: 0 BB: 1 S: 7 P: 13	R: 0 H: 0 E: 0 LOB: 1 K: 1 BB: 1 S: 8 P: 17	R: 0 H: 0 E: 1 LOB: 2 K: 2 BB: 0 S: 10 P: 13	R: 0 H: 1 E: 0 LOB: 2 K: 0 BB: 1 S: 10 P: 17	R: 0 H: 0 E: 0 LOB: 0 K: 0 BB: 1 S: 6 P: 13	1B: 5 2B: 1 3B: 0 HR: 1	SF: 0 SAC: 0 DP: 2 HBP: 1		WP: 0 PB: 0 SB: 0 CS: 0	PA: 48		

BOTTOM

St. Louis Cardinals @ Pittsburgh Pirates

PNC Park, Pittsburgh, PA

Tue Apr 10 2007, 7:05 PM EDT

Att. 12,468 - Cloudy - 44 F

livebaseballscorecards.com

AB	42
R	2
H	7
RBI	2
BB	5
SO	6
LOB	23

PITCHER	IP	WLS	BF	H	R	ER	SO	BB	IBB	HBP	BLK	WP	HR	S	P	ERA	WHIP
54 Randy Keisler, L (1, 1) ERA: 3.0	6.0		24	5	2	2	3	1	0	0	0	0	1	52	89	3.00	1.000
36 Russ Springer, R (7, 1) ERA: 10.13	1.0		3	0	0	0	0	0	0	0	0	0	0	7	9	0.00	0.000
Josh Hancock, R (8, 1) ERA: 9.0	1.1		5	1	0	0	0	1	0	0	0	0	0	8	16	0.00	1.500
34 Randy Flores, L (9, 1) ERA:	0.2		3	0	0	0	1	1	0	0	0	0	0	7	14	0.00	1.500
48 Brad Thompson, R (10, 1) ERA: 4.26	2.0	W	10	1	0	0	2	1	0	1	0	0	0	20	30	0.00	1.000

PITCHER	IP	WLS	BF	H	R	ER	SO	BB	IBB	HBP	BLK	WP	HR	S	P	ERA	WHIP
44 Jason Isringhausen, R (12, 1) ERA: 2.25	1.0	S	3	0	0	0	0	1	0	0	0	0	0	6	13	0.00	1.000

Batter	1	2	3	4	5	6	7	8	9	AB	R	H	RBI	BB	SO	LOB
22 David Eckstein, R (1, 6) OBP: 0.359, SLG: 0.333	1-2 5 F9 1B 1B		3-2 G6-3 ②		0-1 2B 3 1B 2-H 1B	0-0 F8 ③			2-1 F8 ①	5	1	2	1	0	0	1
So Taguchi, R (1, 7) OBP: 0.389, SLG: 0.438	1-2 26 G4-6-3 1-2 1B		1-0 5 FC6-4 HBP		3-1 3 1B 1-3 2B		3-2 2B		2-2 HR	3	0	3	0	0	0	0
16 Chris Duncan, L (9, PH) OBP: 0.433, SLG: 0.680 (9, 7)										1	1	1	1	0	0	0
5 Albert Pujols, R (1, 3) OBP: 0.282, SLG: 0.324	1-0 F9 ① 2-3		2-2 FC6-4 ③ 1-2f		4-0 3 1B IBB		1-1 P2 ①		1-2 26 1B 1B	4	0	1	0	1	0	4
26 Scott Spiezio, S (1, 5) OBP: 0.412, SLG: 0.357	1-0 G4-6-3 ②③ 1-2f			1-2 F7 ①	2-2 K ②		4-0 BB		1-0 7 L3 1-3 1B	4	0	1	0	1	1	5
3 Preston Wilson, R (1, 9) OBP: 0.192, SLG: 0.231		0-3 K ①		1-0 G1-3 ②	0-2 1-2 2-3 3-H 1B		2-3 K ②		1-1 L3 ②③ 1-1	4	0	1	1	0	2	2
36 Russ Springer, R (7, 1)										0	0	0	0	0	0	0
34 Randy Flores, L (8, 1)										0	0	0	0	0	0	0
7 Adam Kennedy, L (8, 4) OBP: 0.167, SLG: 0.261										1	0	0	0	0	0	2
15 Jim Edmonds, L (1, 8) OBP: 0.320, SLG: 0.273		1-2 P2 ②		2-2 1B	1-3 K ③		2-1 G4-3 ③			4	0	1	0	0	1	5
4 Yadier Molina, R (1, 2) OBP: 0.286, SLG: 0.269		4-2 BB		2-1 G5-3 ③		0-1 F8 ①		0-0 L8 ①		3	0	0	0	1	0	1
Aaron Miles, S (1, 4) OBP: 0.400, SLG: 0.385		0-2 F7 ③			4-0 50 SH1-4 22 1B BB	0-0 P5 ②		3-1 G1-3 ②		3	1	0	0	1	0	1
31 Ryan Franklin, R (8, 1)										0	0	0	0	0	0	0
50 Adam Wainwright, R (1, 1) OBP: 0.500, SLG: 0.750			0-0 G6-3 ①		1-0 SH1-4 ① 1-2	0-2 1B		3-2 P5 ③		2	0	1	0	0	0	0
55 Skip Schumaker, L (7, 9) OBP: 0.143, SLG: 0.154										1	0	0	0	0	0	0
Inning Stats	R: 0 E: 0 K: 0 S: 12 H: 2 LOB: 1 BB: 0 P: 16	R: 0 E: 0 K: 1 S: 12 H: 0 LOB: 1 BB: 1 P: 17	R: 0 E: 0 K: 0 S: 9 H: 0 LOB: 1 BB: 0 P: 15	R: 0 E: 0 K: 0 S: 11 H: 1 LOB: 1 BB: 0 P: 17	R: 2 E: 0 K: 2 S: 16 H: 3 LOB: 3 BB: 2 P: 31	R: 0 E: 0 K: 0 S: 7 H: 1 LOB: 1 BB: 0 P: 7	R: 0 E: 0 K: 1 S: 15 H: 1 LOB: 2 BB: 1 P: 27	R: 0 E: 0 K: 0 S: 6 H: 0 LOB: 0 BB: 0 P: 12	R: 1 E: 0 K: 0 S: 12 H: 3 LOB: 1 BB: 0 P: 19	1B: 8 2B: 3 3B: 0 HR: 1	SF: 0 SAC: 1 DP: 2 HBP: 1					

PITCHER		IP	WLS	BF	H	R	ER	SO	BB	IBB	HBP	BLK	WP	HR	S	P	ERA	WHIP
28 Paul Maholm, L ERA: 5.4	(1, 1)	5.0		24	6	2	2	3	2	1	1	0	0	0	60	96	3.60	1.600
54 Jonah Bayliss, R ERA:	(6, 1)	1.2		8	2	0	0	1	1	0	0	0	0	0	20	30	0.00	1.800
36 Juan Pablo Perez, L ERA:	(7, 1)	0.1		1	0	0	0	0	0	0	0	0	0	0	2	4	0.00	0.000
55 Matt Capps, R ERA:	(8, 1)	1.0		3	0	0	0	0	0	0	0	0	0	0	6	12	0.00	0.000
16 Salomon Torres, R ERA: 6.0	(9, 1)	1.0	L	5	3	1	1	0	0	0	0	0	0	1	12	19	9.00	3.000

PITCHER	IP	WLS	BF	H	R	ER	SO	BB	IBB	HBP	BLK	WP	HR	S	P	ERA	WHIP

TOP

St. Louis Cardinals @ Pittsburgh Pirates

PNC Park, Pittsburgh, PA

Wed Apr 11 2007, 12:35 PM EDT

Att. 9,959 - Cloudy - 45 F

livebaseballscorecards.com

AB	35
R	3
H	11
RBI	3
BB	4
SO	4
LOB	21

1B: 8	SF: 0	WP: 0	PA: 41
2B: 3	SAC: 1	PB: 0	
3B: 0	DP: 2	SB: 0	
HR: 1	HBP: 1	CS: 0	

Batter	1	2	3	4	5	6	7	8	9	AB	R	H	RBI	BB	SO	LOB
6 Chris Duffy, L (1, 8) OBP: 0.385, SLG: 0.412	C X 0-1 G1-3 ①		C C B X 1-2 3B	X 0-0 1-2 2-3 1B			B 1 SAFE 1 SAFE F B B B 1 SAFE B 4-1 12 SF8 2 SH3-4 1-2 BB	B S B C X 2-2 1-2 1B		4	0	3	0	1	0	0
2 Jack Wilson, R (1, 6) OBP: 0.300, SLG: 0.410	B C B B F X 3-2 2B		C B X 1-1 P3 ②	B X 1-0 F8 ③			L X 0-1 SH3-4 ① 1-2 2-3	X 0-0 L7 ③		4	0	1	0	0	0	6
12 Freddy Sanchez, R (1, 4) OBP: 0.350, SLG: 0.412	B B B C T T 3-2 K ②		S B B B C B 4-2 FC5-4 BB		C C S 0-3 K ①		C B B S T X 2-2 SF8 ② 2-3 3-H		C X 0-1 G5-3 ①	3	0	0	1	1	2	1
Jason Bay, R (1, 7) OBP: 0.341, SLG: 0.400	B B C D S B 4-2 BB		B C B C X 2-2 FC5-4 ③ 1-2f		B X 1-0 L6 ②		B B C B B 4-1 BB BB		B B B B 4-0 BB	2	0	0	0	3	0	2
Xavier Nady, R (1, 9) OBP: 0.324, SLG: 0.500	B C B X 2-1 G6-3 ③			B B B C X 3-1 35 FC2-4 1B	C X 0-1 35 CS 1B		B B B B 4-0 1-2 BB		C F B X 1-2 P4 ②	4	0	2	0	1	0	3
35 Brad Eldred, R (1, 3) OBP: 0.182, SLG: 0.545		B C S B C 2-3 K ①	S B B S X 2-2 FC2-4 ① 1-2f 11 1B 1B	D S S 1-2 CS ③ 1-2	X 0-0 G4-3 ①	X 0-0 F7 ③		X 0-0 G5-3 ③		5	1	0	0	0	1	5
José Bautista, R (1, 5) OBP: 0.306, SLG: 0.486		B X 1-0 P4 ②	X 0-0 6 1B 11 1B 1-2 1B		C F C 0-3 K ②			C C S 0-3 K ①		4	0	1	0	0	2	0
11 Humberto Cota, R (1, 2) OBP: 0.500, SLG: 0.571		C X 0-1 L5 ③	B F X 1-1 6 1B 1-2 2-H 1B		B X 1-0 F8 ③			B F F F B F F F B 4-2 F B 6 1B BB		3	0	1	1	1	0	0
28 Paul Maholm, L (1, 1) 54 Jonah Bayliss, R (6, 1) 36 Juan Pablo Perez, R (7, 1) Don Kelly, L (7, PH) 55 Matt Capps, R (8, 1) OBP: 1.000, SLG: 1.000 13 Nate McLouth, L (8, PH) OBP: 0.429, SLG: 0.857 16 Salomon Torres, R (9, 1)			C C B B X 2-2 F7 ①	B X 1-0 F8 ②			C S T H 1-2 2 SH3-4 6 BB 12 SF8 HBP	B B X 2-0 P5 ②		2 0 0 0 0 0 1 0	0 0 0 1 0 0 0 0	0 0 0 0 0 0 0 0	0 0 0 0 0 0 0 0	0 0 0 0 0 0 0 0	0 0 0 0 0 0 0 0	2 0 0 0 0 0 1 0
Inning Stats	R: 0 E: 0 K: 1 S: 12 H: 1 LOB: 2 BB: 1 P: 24	R: 0 E: 0 K: 1 S: 6 H: 0 LOB: 0 BB: 0 P: 9	R: 0 E: 0 K: 0 S: 13 H: 1 LOB: 2 BB: 1 P: 23	R: 1 E: 0 K: 0 S: 11 H: 4 LOB: 3 BB: 0 P: 19	R: 0 E: 0 K: 1 S: 8 H: 1 LOB: 0 BB: 0 P: 10	R: 0 E: 0 K: 1 S: 5 H: 0 LOB: 0 BB: 0 P: 6	R: 1 E: 0 K: 0 S: 12 H: 0 LOB: 3 BB: 3 P: 27	R: 0 E: 0 K: 1 S: 15 H: 1 LOB: 2 BB: 1 P: 23	R: 0 E: 0 K: 0 S: 6 H: 0 LOB: 1 BB: 1 P: 11	1B: 6 2B: 1 3B: 1 HR: 0	SF: 1 SAC: 1 DP: 0 HBP: 1					

PITCHER	IP	WLS	BF	H	R	ER	SO	BB	IBB	HBP	BLK	WP	HR	S	P	ERA	WHIP
50 Adam Wainwright, R (1, 1) ERA: 1.98	6.2		31	7	2	2	4	4	0	1	0	0	0	66	113	2.70	1.650
36 Russ Springer, R (7, 1) ERA: 8.1	0.2		4	0	0	0	1	2	0	0	0	0	0	11	19	0.00	3.000
34 Randy Flores, L (8, 1) ERA:	0.1		2	1	0	0	0	0	0	0	0	0	0	4	8	0.00	3.000
31 Ryan Franklin, R (8, 1) ERA:	1.1	W	5	0	0	0	0	1	0	0	0	0	0	7	12	0.00	0.750

PITCHER	IP	WLS	BF	H	R	ER	SO	BB	IBB	HBP	BLK	WP	HR	S	P	ERA	WHIP

BOTTOM

St. Louis Cardinals @ Pittsburgh Pirates

PNC Park, Pittsburgh, PA

Wed Apr 11 2007, 12:35 PM EDT

Att. 9,959 - Cloudy - 45 F

livebaseballscorecards.com

AB	32
R	2
H	8
RBI	2
BB	7
SO	5
LOB	20

Milwaukee Brewers @ St. Louis Cardinals

Busch Stadium, St. Louis, MO

Sat Apr 14 2007, 6:10 PM CDT

Att. 42,805 - Cloudy - 41 F

livebaseballscorecards.com

TOP

Batter	1	2	3	4	5	6	7	8	9	AB	R	H	RBI	BB	SO	LOB
23 Rickie Weeks Jr., R (1, 4) OBP: 0.386, SLG: 0.676	L7		28 SF9 7 BB 1-2 1B		2-H HR		F7			4	1	2	2	0	0	1
7 J.J. Hardy, R (1, 6) OBP: 0.395, SLG: 0.432	F9		18 PB 1-2 2-3 BB		G1-3			F7		3	0	0	0	1	0	0
28 Prince Fielder, L (1, 3) OBP: 0.354, SLG: 0.429	K		SF9 2-3 3-H		K			F7		3	0	0	1	0	2	0
18 Gabe Gross, L (1, 8) OBP: 0.357, SLG: 0.545 22 Tony Gwynn Jr., L (8, 8) OBP: 0.250, SLG: 0.250		K	G3-1 1-2			G1-3		FC6-4 BB		3 0	0 0	0 0	0 0	1 0	1 0	2 0
Johnny Estrada, S (1, 2) OBP: 0.333, SLG: 0.382		2B		G6-3		L9		FC6-4 1-2f		4	0	1	0	0	0	1
Geoff Jenkins, L (1, 7) OBP: 0.405, SLG: 0.676		G5-3		G3		K			F7	4	0	0	0	0	1	1
1 Corey Hart, R (1, 9) OBP: 0.154, SLG: 0.320		G5-3		G4-3			G5-3		K	4	0	0	0	0	1	1
9 Tony Graffanino, R (1, 5) OBP: 0.444, SLG: 0.333			G4-3		23 HR 37 G5-3 1B		37 FC4-6 1B		BB	3	1	2	0	1	0	0
37 Jeff Suppan, R (1, 1) Brian Shouse, L (7, 1) 41 Greg Aquino, R (7, 1) Derrick Turnbow, R (8, 1) Kevin Mench, R (9, PH) OBP: 0.320, SLG: 0.458 Francisco Cordero, R (9, 1)			7 BB 23 1B 28 SF9 BB		G5-3 1-2		FC4-6 1-2f		F9	2 0 0 0 1 0	1 0 0 0 0 0	0 0 0 0 0 0	0 0 0 0 0 0	1 0 0 0 0 0	0 0 0 0 0 0	2 0 0 0 1 0
Inning Stats	R: 0 H: 0 E: 0 LOB: 0 K: 1 BB: 0 S: 7 P: 10	R: 0 H: 1 E: 0 LOB: 1 K: 1 BB: 0 S: 7 P: 13	R: 1 H: 1 E: 0 LOB: 2 K: 0 BB: 2 S: 11 P: 23	R: 0 H: 0 E: 0 LOB: 0 K: 0 BB: 0 S: 7 P: 8	R: 2 H: 2 E: 0 LOB: 0 K: 1 BB: 0 S: 11 P: 17	R: 0 H: 0 E: 0 LOB: 0 K: 1 BB: 0 S: 7 P: 9	R: 0 H: 1 E: 0 LOB: 1 K: 0 BB: 0 S: 14 P: 17	R: 0 H: 0 E: 0 LOB: 1 K: 0 BB: 1 S: 9 P: 16	R: 0 H: 0 E: 0 LOB: 1 K: 1 BB: 1 S: 13 P: 24	1B: 3 SF: 1 2B: 1 SAC: 0 3B: 0 DP: 0 HR: 1 HBP: 0						

	AB	31
	R	3
	H	5
	RBI	3
	BB	4
	SO	5
	LOB	9

WP: 0 PA: 36
PB: 1
SB: 0
CS: 0

PITCHER		IP	WLS	BF	H	R	ER	SO	BB	IBB	HBP	BLK	WP	HR	S	P	ERA	WHIP
Kip Wells, R ERA: 2.25	(1, 1)	7.0	L	28	5	3	3	4	2	0	0	0	0	1	64	97	3.86	1.000
36 Russ Springer, R ERA: 7.36	(8, 1)	0.1		1	0	0	0	0	0	0	0	0	0	0	3	6	0.00	0.000
Tyler Johnson, L ERA:	(8, 1)	1.0		4	0	0	0	0	1	0	0	0	0	0	11	18	0.00	1.000
48 Brad Thompson, R ERA: 3.86	(9, 1)	0.2		3	0	0	0	1	1	0	0	0	0	0	8	16	0.00	1.500

PITCHER		IP	WLS	BF	H	R	ER	SO	BB	IBB	HBP	BLK	WP	HR	S	P	ERA	WHIP

Batter	1	2	3	4	5	6	7	8	9	AB	R	H	RBI	BB	SO	LOB
22 David Eckstein, R (1, 6) OBP: 0.349, SLG: 0.308	C X 0-1 F9 ①		B B C X 2-1 F9 ③		X 0-0 G6-3 ③		B C B B C B 4-2 1-2 BB			3	0	0	0	1	0	1
16 Chris Duncan, L (1, 7) OBP: 0.441, SLG: 0.690	F B B X 2-1 27 E 27 S 1B			C X 0-1 27 1B 2B		X 0-0 G3-1 ①	B F C X 1-2 P5 ③			4	1	2	0	0	0	3
5 Albert Pujols, R (1, 3) OBP: 0.256, SLG: 0.289	B C B C X 2-2 F7 ②			F F D B B S 3-3 K ①		B C X 1-1 L4 ②		B F F X 1-2 G5-3 ①		4	0	0	0	0	1	2
27 Scott Rolen, R (1, 5) OBP: 0.250, SLG: 0.333	C B F D F S 2-3 K ③ 1-3			B X 1-0 2-H 1B		F F B X 1-2 G4-3 ③		C T C 0-3 K ②		4	0	1	1	0	2	1
15 Jim Edmonds, L (1, 8) OBP: 0.345, SLG: 0.308		B B F F F B X 3-2 F9 ①		1 SAFE S C F B S 1-3 K ②			B B X 2-0 4 1B 1B 1B	B B X 2-0 1B		4	1	2	0	0	1	1
26 Scott Spiezio, S (1, 9) OBP: 0.333, SLG: 0.278		B C C X 1-2 G4-3 ②		B 1 SAFE S F B F X 2-2 G6-3 ③			S C F B S 1-3 K ①	D C C F B S 2-3 K ③		4	0	0	0	0	2	3
4 Yadier Molina, R (1, 2) OBP: 0.281, SLG: 0.267		C B B F B X 3-2 G6-3 ③			C B B F C 2-3 K ①		S B X 1-1 1B 1-2 1B		B C F B F B X 3-2 G6-3 ①	4	0	1	0	0	1	0
7 Adam Kennedy, L (1, 4) OBP: 0.192, SLG: 0.280 3 Preston Wilson, R (7, PH) OBP: 0.185, SLG: 0.222 36 Russ Springer, R (8, 1) Tyler Johnson, S (8, 1) 48 Brad Thompson, R (9, 1) 55 Skip Schumaker, L (9, PH) OBP: 0.133, SLG: 0.143			C F F X 0-2 G4-3 ①		B X 1-0 SH2-4 1B		B F B S B X 3-2 F7 ②		F S S S 0-3 K ②	2 1 0 0 0 1	0 0 0 0 0 0	1 0 0 0 0 0	0 0 0 0 0 0	0 0 0 0 0 0	0 2 0 0 0 1	0 0 0 0 0 0
Kip Wells, R (1, 1) OBP: 0.200, SLG: 0.200 Aaron Miles, S (7, PH) OBP: 0.412, SLG: 0.400 (8, 4)			B X 1-0 G3 ②		1 SAFE F X 0-1 SH2-4 ② 1-2		S B X 1-1 22 BB 1-3 2-H 1B		F B B F F B C 3-3 K ③	1 2	0 0	0 1	0 1	0 0	0 1	0 0
Inning Stats	R: 0 E: 0 K: 1 S: 11 H: 1 LOB: 1 BB: 0 P: 17	R: 0 E: 0 K: 0 S: 10 H: 0 LOB: 0 BB: 0 P: 17	R: 0 E: 0 K: 0 S: 7 H: 0 LOB: 0 BB: 0 P: 10	R: 1 E: 0 K: 2 S: 14 H: 2 LOB: 1 BB: 0 P: 21	R: 0 E: 0 K: 1 S: 7 H: 1 LOB: 1 BB: 0 P: 10	R: 0 E: 0 K: 0 S: 6 H: 0 LOB: 0 BB: 0 P: 8	R: 1 E: 0 K: 1 S: 17 H: 3 LOB: 3 BB: 1 P: 30	R: 0 E: 0 K: 2 S: 11 H: 1 LOB: 1 BB: 0 P: 16	R: 0 E: 0 K: 2 S: 11 H: 0 LOB: 0 BB: 0 P: 17	1B: 7 2B: 1 3B: 0 HR: 0	SF: 0 SAC: 1 DP: 0 HBP: 0						

PITCHER		IP	WLS	BF	H	R	ER	SO	BB	IBB	HBP	BLK	WP	HR	S	P	ERA	WHIP
37 Jeff Suppan, R ERA: 3.72	(1, 1)	6.1	W	25	6	2	2	5	0	0	0	0	0	0	62	94	2.84	0.947
Brian Shouse, L ERA:	(7, 1)	0.1	H	1	0	0	0	0	0	0	0	0	0	0	3	6	0.00	0.000
41 Greg Aquino, R ERA:	(7, 1)	0.1	H	3	1	0	0	0	1	0	0	0	0	0	7	13	0.00	6.000
Derrick Turnbow, R ERA:	(8, 1)	1.0	H	4	1	0	0	2	0	0	0	0	0	0	11	16	0.00	1.000
Francisco Cordero, R ERA:	(9, 1)	1.0	S	3	0	0	0	2	0	0	0	0	0	0	11	17	0.00	0.000

PITCHER	IP	WLS	BF	H	R	ER	SO	BB	IBB	HBP	BLK	WP	HR	S	P	ERA	WHIP

BOTTOM

Milwaukee Brewers @ St. Louis Cardinals

Busch Stadium, St. Louis, MO

Sat Apr 14 2007, 6:10 PM CDT
Att. 42,805 - Cloudy - 41 F

livebaseballscorecards.com

AB	34
R	2
H	8
RBI	2
BB	1
SO	9
LOB	13

1B: 7	SF: 0	WP: 0	PA: 36
2B: 1	SAC: 1	PB: 0	
3B: 0	DP: 0	SB: 1	
HR: 0	HBP: 0	CS: 0	

Batter	1	2	3	4	5	6	7	8	9	AB	R	H	RBI	BB	SO	LOB
23 Rickie Weeks Jr., R (1, 4) OBP: 0.375, SLG: 0.659	3-2 7 G1-3 28 2B 2B	1-0 P4			3-2 F8		3-2 F9			4	1	1	0	0	0	2
7 J.J. Hardy, R (1, 6) OBP: 0.383, SLG: 0.415	2-0 G1-3 2-3	1-0 G5-3			3-2 28 BB 1B			3-2 F8		4	0	1	0	0	0	1
28 Prince Fielder, L (1, 3) OBP: 0.385, SLG: 0.455	2-1 2 G3-1 1B 3-H 2B	1-1 G4-3			4-0 2 PO 1-2 BB			4-1 2 FC6-4 BB		2	1	1	1	2	0	0
2 Bill Hall, R (1, 8) OBP: 0.256, SLG: 0.343 45 Elmer Dessens, R (8, 1)	1-2 G3-1 2-3	1-0 G6-3			2-1 PO 1-2	0-1 F8		3-2 FC6-4 DI 1-2f		4 0	0 0	0 0	0 0	0 0	0 0	2 0
Johnny Estrada, S (1, 2) OBP: 0.325, SLG: 0.368	0-0 3-H 1B			2-1 F7		1-1 G3		1-2 L6 1-2		4	0	1	1	0	0	1
Geoff Jenkins, L (1, 7) OBP: 0.400, SLG: 0.649 Kevin Mench, R (9, PH) OBP: 0.308, SLG: 0.440	1-3 K			1-0 1B		2-3 K			1-1 P3	3 1	0 0	1 0	0 0	0 0	2 0	1 0
1 Corey Hart, R (1, 9) OBP: 0.200, SLG: 0.321		4-1 9 G4-3 BB		1-2 F9			0-1 P4		0-0 18 DI 1B	3	0	1	0	1	0	1
9 Tony Graffanino, R (1, 5) OBP: 0.364, SLG: 0.263		0-2 G4-3 1-2		3-1 F9			2-2 G6-3		1-1 F8	4	0	0	0	0	0	3
15 Ben Sheets, R (1, 1) Matt Wise, R (6, 1) 22 Tony Gwynn Jr., L (7, PH) OBP: 0.333, SLG: 0.333 12 Carlos Villanueva, R (7, 1) Brian Shouse, L (7, 1) 18 Gabe Gross, L (8, 8) OBP: 0.333, SLG: 0.500		1-2 F7			1-3 K		1-0 1B		1-2 G4-3 1-2	2 0 1 0 0 1	0 0 0 0 0 0	0 0 1 0 0 0	0 0 0 0 0 0	1 0 0 0 0 0	1 0 0 0 0 0	1 0 0 0 0 1
Inning Stats	R: 2 E: 0 K: 1 S: 15 H: 3 LOB: 1 BB: 0 P: 24	R: 0 E: 0 K: 0 S: 8 H: 0 LOB: 1 BB: 1 P: 14	R: 0 E: 0 K: 0 S: 4 H: 0 LOB: 0 BB: 0 P: 7	R: 0 E: 0 K: 0 S: 10 H: 1 LOB: 1 BB: 0 P: 17	R: 0 E: 0 K: 1 S: 10 H: 1 LOB: 1 BB: 1 P: 23	R: 0 E: 0 K: 1 S: 8 H: 0 LOB: 0 BB: 0 P: 11	R: 0 E: 0 K: 0 S: 13 H: 1 LOB: 1 BB: 0 P: 19	R: 0 E: 0 K: 0 S: 15 H: 0 LOB: 1 BB: 1 P: 26	R: 0 E: 0 K: 0 S: 8 H: 1 LOB: 1 BB: 0 P: 11	1B: 5 2B: 2 3B: 0 HR: 0	SF: 0 SAC: 0 DP: 0 HBP: 0			WP: 0 PB: 0 SB: 0 CS: 0	PA: 37	

PITCHER		IP	WLS	BF	H	R	ER	SO	BB	IBB	HBP	BLK	WP	HR	S	P	ERA	WHIP
41 Braden Looper, R ERA: 2.37	(1, 1)	6.0	W	24	5	2	2	3	2	0	0	0	0	0	55	96	3.00	1.167
31 Ryan Franklin, R ERA:	(7, 1)	1.0		4	1	0	0	0	0	0	0	0	0	0	13	19	0.00	1.000
48 Brad Thompson, R ERA: 3.38	(8, 1)	1.0		4	0	0	0	0	1	0	0	0	0	0	15	26	0.00	1.000
34 Randy Flores, L ERA:	(9, 1)	1.0		4	1	0	0	0	0	0	0	0	0	0	8	11	0.00	1.000

PITCHER	IP	WLS	BF	H	R	ER	SO	BB	IBB	HBP	BLK	WP	HR	S	P	ERA	WHIP

TOP

Milwaukee Brewers @ St. Louis Cardinals

Busch Stadium, St. Louis, MO

Sun Apr 15 2007, 1:15 PM CDT
Att. 44,153 - Sunny - 55 F

livebaseballscorecards.com

AB	33
R	2
H	7
RBI	2
BB	3
SO	3
LOB	13

Batter	1	2	3	4	5	6	7	8	9	AB	R	H	RBI	BB	SO	LOB
22 David Eckstein, R (1, 6) OBP: 0.354, SLG: 0.310	C X 0-1 16 1B 5 HR 1B	C B X 1-1 ③ P6		B B B C F F X 3-2 ③ F7		X 0-0 ① SF7 3-H	B B B B 4-0 16 FC5 BB			3	1	1	1	1	0	2
16 Chris Duncan, L (1, 7) OBP: 0.487, SLG: 0.794	1 SAFE B 1 SAFE S X 1-1 5 HR 1-2 1B		X 0-0 27 BB 1B		C B X 1-1 HR	B C C B X 2-2 5 G3-1 1-2 2-3 1B	X 0-0 ③ FC5 1-2 2-3f			5	2	4	1	0	0	3
5 Albert Pujols, R (1, 3) OBP: 0.271, SLG: 0.442	B B X 2-0 1-H 2-H HR		B C 1 SAFE S S S 2-3 ① K		B C B B C C X 3-2 ① P3	B X 1-0 ② G3-1 1-2 2-3 3-H		B C X 1-1 HR		5	2	2	5	0	1	3
27 Scott Rolen, R (1, 5) OBP: 0.243, SLG: 0.294	B S X 1-1 ① F9		1 SAFE S B B B C F B 4-2 15 G4-6-3 1-2 BB		B X 1-0 ② F7	C B B B X 3-1 ③ P4		C X 0-1 ① F9		4	0	0	0	1	0	2
15 Jim Edmonds, L (1, 8) OBP: 0.324, SLG: 0.267 So Taguchi, R (8, PR) OBP: 0.389, SLG: 0.438 (9, 8)	F B F B B B F X 3-2 ② F9		C B B X 2-1 ②③ G4-6-3 1-2f		B C X 1-1 ③ F7		B B X 2-0 ① F8	B F B B F B 4-2 G1-6-3 BB		4 0	0 0	0 0	0 0	1 0	0 0	2 0
3 Preston Wilson, R (1, 9) OBP: 0.226, SLG: 0.267 48 Brad Thompson, R (8, 1) Aaron Miles, S (8, PH) OBP: 0.389, SLG: 0.375 34 Randy Flores, L (9, 1)	C B S F B T 2-2 ③ K			F F B B B X 2-2 E5 4 1B 7 G3 41 G5-3		B F B B B 4-1 7 1B 26 HBP BB	C X 0-1 7 1B 2B	B F X 1-1 ②③ G1-6-3 1-2f		3 0 1 0	3 0 0 0	1 0 0 0	0 0 0 0	1 0 0 0	1 0 0 0	0 0 1 0
7 Adam Kennedy, L (1, 4) OBP: 0.233, SLG: 0.310		C X 0-1 ① G4-3		X 0-0 ① G3 1-2		1 SAFE C X 0-1 26 HBP 4 BB 22 SF7 1-3 1B	B X 1-0 55 2B 2-H 1B			4	1	2	1	0	0	1
4 Yadier Molina, R (1, 2) OBP: 0.333, SLG: 0.303		C X 0-1 41 SH3-4 1B		B F X 1-1 41 G5-3 2-3 1B		B B B 4-0 16 1B 26 HBP 5 G3-1 1-2 BB	X 0-0 ② P4			3	1	2	0	1	0	1
41 Braden Looper, R (1, 1) 26 Scott Spiezio, S (6, PH) OBP: 0.364, SLG: 0.278 31 Ryan Franklin, R (7, 1) 55 Skip Schumaker, L (7, PH) OBP: 0.188, SLG: 0.267 (8, 9)		B X 1-0 ② SH3-4 1-2		B X 1-0 ② G5-3 1-2 3-H		C H 1-1 5 G3-1 16 1B 1-2 2-3 3-H HBP	F C F F B X 1-2 16 FC5 1-3 2B			1 0 0 1	0 0 0 0	0 0 0 1	1 0 0 0	0 0 0 0	0 0 0 0	1 0 0 0
Inning Stats	R: 3 H: 3 E: 0 LOB: 0 K: 1 BB: 0 S: 15 P: 24	R: 0 H: 1 E: 0 LOB: 1 K: 0 BB: 0 S: 7 P: 9	R: 0 H: 1 E: 0 LOB: 1 K: 1 BB: 1 S: 9 P: 17	R: 1 H: 1 E: 1 LOB: 1 K: 0 BB: 0 S: 11 P: 18	R: 1 H: 1 E: 0 LOB: 0 K: 0 BB: 0 S: 8 P: 14	R: 3 H: 2 E: 0 LOB: 2 K: 0 BB: 2 S: 11 P: 26	R: 1 H: 3 E: 0 LOB: 3 K: 0 BB: 1 S: 11 P: 19	R: 1 H: 1 E: 0 LOB: 1 K: 0 BB: 1 S: 8 P: 14		1B: 8 SF: 1 2B: 2 SAC: 1 3B: 0 DP: 2 HR: 3 HBP: 1						

PITCHER		IP	WLS	BF	H	R	ER	SO	BB	IBB	HBP	BLK	WP	HR	S	P	ERA	WHIP
15 Ben Sheets, R ERA: 5.85	(1, 1)	5.0	L	27	8	8	7	2	3	0	1	0	0	2	54	95	12.60	2.200
Matt Wise, R ERA: 2.08	(6, 1)	1.0		4	1	0	0	0	0	0	0	0	0	0	7	13	0.00	1.000
12 Carlos Villanueva, R ERA: 9.82	(7, 1)	0.2		6	3	1	1	0	1	0	0	0	0	0	10	18	13.50	6.000
Brian Shouse, L ERA:	(7, 1)	0.1		1	0	0	0	0	0	0	0	0	0	0	1	1	0.00	0.000
45 Elmer Dessens, R ERA: 4.5	(8, 1)	1.0		4	1	1	1	0	1	0	0	0	0	1	8	14	9.00	2.000

PITCHER	IP	WLS	BF	H	R	ER	SO	BB	IBB	HBP	BLK	WP	HR	S	P	ERA	WHIP

BOTTOM

Milwaukee Brewers @ St. Louis Cardinals

Busch Stadium, St. Louis, MO

Sun Apr 15 2007, 1:15 PM CDT
Att. 44,153 - Sunny - 55 F

livebaseballscorecards.com

AB	34
R	10
H	13
RBI	10
BB	5
SO	2
LOB	16

Batter	1	2	3	4	5	6	7	8	9	AB	R	H	RBI	BB	SO	LOB
6 Chris Duffy, L (1, 8) OBP: 0.333, SLG: 0.419	L7	P6			F7		K			4	0	0	0	0	1	1
2 Jack Wilson, R (1, 6) OBP: 0.306, SLG: 0.447	25 1B 12 1B BB BB	G6-4-3 1-2f			3B		B2-3			3	1	1	0	1	0	1
12 Freddy Sanchez, R (1, 4) OBP: 0.393, SLG: 0.522	SAFE BB 25 1B 1B 1-2 1B		FC5-2 3B		25 G4-6-3 BB			F7		3	1	2	0	1	0	0
25 Adam LaRoche, L (1, 3) OBP: 0.209, SLG: 0.211	BB 1B 1-2 2-3 1B		L4		G4-6-3 1-2f			G4-3		4	1	1	0	0	0	3
Jason Bay, R (1, 7) OBP: 0.327, SLG: 0.381	26 FC6-4 1B 1-2 2-3 3-H BB		FC5-2 FC6-4 3-H			F8		K		3	0	0	1	1	1	1
Xavier Nady, R (1, 9) OBP: 0.295, SLG: 0.439	26 FC6-4 1-2 2-H 3-H 1B		SAFE SAFE FC6-4 1-2f			K			K2-3	4	0	1	2	0	2	1
26 Ronny Paulino, R (1, 2) OBP: 0.231, SLG: 0.216	FC6-4 1-2f 2-3			G4-3		E4			35 L4-6 1B 1B	4	0	1	0	0	0	2
José Bautista, R (1, 5) OBP: 0.295, SLG: 0.442	K			K		K			1-2 1B	4	0	1	0	0	3	3
45 Ian Snell, R (1, 1) OBP: 0.167, SLG: 0.167		2 G6-4-3 1B		G1-3			G5-3		L4-6 2-2	3	0	1	0	0	0	0
55 Matt Capps, R (8, 1) OBP: 1.000, SLG: 1.000										0	0	0	0	0	0	0
Damaso Marte, L (8, 1)										0	0	0	0	0	0	0
35 Brad Eldred, R (9, PH) OBP: 0.167, SLG: 0.500										1	0	0	0	0	0	2
16 Salomon Torres, R (9, 1)										0	0	0	0	0	0	0
Inning Stats	R: 3 H: 3 E: 0 LOB: 2 K: 1 BB: 2 S: 28 P: 47	R: 0 H: 1 E: 0 LOB: 0 K: 0 BB: 0 S: 10 P: 13	R: 0 H: 1 E: 0 LOB: 1 K: 0 BB: 0 S: 10 P: 13	R: 0 H: 0 E: 0 LOB: 0 K: 1 BB: 0 S: 7 P: 9	R: 0 H: 1 E: 0 LOB: 1 K: 0 BB: 1 S: 8 P: 14	R: 0 H: 0 E: 1 LOB: 1 K: 2 BB: 0 S: 12 P: 16	R: 0 H: 0 E: 0 LOB: 0 K: 1 BB: 0 S: 6 P: 7	R: 0 H: 0 E: 0 LOB: 0 K: 1 BB: 0 S: 5 P: 8	R: 0 H: 2 E: 0 LOB: 1 K: 1 BB: 0 S: 12 P: 18	1B: 6 SF: 0 2B: 1 SAC: 0 3B: 2 DP: 3 HR: 0 HBP: 0						

TOP

Pittsburgh Pirates @ St. Louis Cardinals

Busch Stadium, St. Louis, MO

Mon Apr 16 2007, 7:10 PM CDT

Att. 43,026 - Clear - 70 F

livebaseballscorecards.com

AB	33
R	3
H	8
RBI	3
BB	3
SO	7
LOB	14

WP: 0 PA: 36
PB: 0
SB: 0
CS: 0

PITCHER		IP	WLS	BF	H	R	ER	SO	BB	IBB	HBP	BLK	WP	HR	S	P	ERA	WHIP
23 Anthony Reyes, R ERA: 5.4	(1, 1)	5.0	L	22	6	3	3	2	3	0	0	0	0	0	63	96	5.40	1.800
36 Russ Springer, R ERA: 5.79	(6, 1)	1.0		4	0	0	0	2	0	0	0	0	0	0	12	16	0.00	0.000
Tyler Johnson, L ERA:	(7, 1)	1.0		3	0	0	0	1	0	0	0	0	0	0	6	7	0.00	0.000
Josh Hancock, R ERA: 5.4	(8, 1)	2.0		7	2	0	0	2	0	0	0	0	0	0	17	26	0.00	1.000

PITCHER	IP	WLS	BF	H	R	ER	SO	BB	IBB	HBP	BLK	WP	HR	S	P	ERA	WHIP

BOTTOM

Pittsburgh Pirates @ St. Louis Cardinals

Busch Stadium, St. Louis, MO

Mon Apr 16 2007, 7:10 PM CDT

Att. 43,026 - Clear - 70 F

livebaseballscorecards.com

Batter	1	2	3	4	5	6	7	8	9	AB	R	H	RBI	BB	SO	LOB
22 David Eckstein, R (1, 6) OBP: 0.340, SLG: 0.283	B B C X 2-1 ① F8		B B C X 2-1 ② P3			C F F X 0-2 ① P4	F X 0-1 ③ G6-3		H 1-0 1-2 HBP	4	0	0	0	0	0	3
16 Chris Duncan, L (1, 7) OBP: 0.455, SLG: 0.718	C F B B X 2-2 ② G4-3		X 0-0 ③ G4-3			C X 0-1 ② F7		B S F X 1-2 5 G6-3 15 1B 1B	S X 0-1 ② F7	5	1	1	0	0	0	3
5 Albert Pujols, R (1, 3) OBP: 0.264, SLG: 0.404	B B B C C F B 4-2 27 1B BB			C B X 1-1 ① P6		C S S 0-3 ③ K		D B C F X 2-2 ① G6-3 1-2	B X 1-0 ③ P5	4	0	0	0	1	1	4
27 Scott Rolen, R (1, 5) OBP: 0.268, SLG: 0.316	F S X 0-2 1-3 1B			B C X 1-1 ② G6-3			F X 0-1 26 BB 7 1B 1B	C B 2 F B X SAFE 2-2 ② P3		4	1	2	0	0	0	1
15 Jim Edmonds, L (1, 8) OBP: 0.316, SLG: 0.265	X 0-0 ③ P5			C X 0-1 ③ G6-3			F F F S 0-3 ① K	F B B X 2-1 26 BLK 2-H 1B		4	0	1	1	0	1	3
26 Scott Spiezio, S (1, 9) OBP: 0.346, SLG: 0.238		C B B X 2-1 ① F8			C F B B S 2-3 ① K		F B B C B B 4-2 4 BB 7 1B 1-2 BB	F X 0-1 ③ G6-3 1-2		3	0	0	0	1	1	1
7 Adam Kennedy, L (1, 4) OBP: 0.235, SLG: 0.303		M S X 0-2 ② G6-3			C X 0-1 ② G4-3		D X 1-0 4 BB 1-2 2-H 1B		B C S X 1-2 E3 1B 4 SH1-4	4	0	1	1	0	0	0
4 Yadier Molina, R (1, 2) OBP: 0.359, SLG: 0.294		B C B S S 2-3 ③ K			B B B F B B 4-1 BB		B D C B B 4-1 1-2 2-3 BB		X 0-0 ① SH1-4 1-2	1	0	0	0	2	1	0
23 Anthony Reyes, R (1, 1) 3 Preston Wilson, R (5, PH) OBP: 0.215, SLG: 0.258 36 Russ Springer, R (6, 1) Tyler Johnson, S (7, 1) 55 Skip Schumaker, L (7, PH) OBP: 0.176, SLG: 0.250 Josh Hancock, R (8, 1) Aaron Miles, S (9, PH) OBP: 0.421, SLG: 0.412			C S C 0-3 ① K		S S D S 1-3 ③ K		S S X 0-2 ② P5		F X 0-1 22 HBP 2-3 1B	1 1 0 0 1 0 0 1	0 0 0 0 0 0 0 0	0 0 0 0 0 1 0 1	0 0 0 0 0 0 0 0	0 1 0 0 0 0 0 0	1 1 0 0 0 3 0 0	0 1 0 0 0 0 0 0
Inning Stats	R: 0 E: 0 K: 0 S: 12 H: 1 LOB: 2 BB: 1 P: 20	R: 0 E: 0 K: 1 S: 8 H: 0 LOB: 0 BB: 0 P: 12	R: 0 E: 0 K: 1 S: 6 H: 0 LOB: 0 BB: 0 P: 8	R: 0 E: 0 K: 0 S: 6 H: 0 LOB: 0 BB: 0 P: 8	R: 0 E: 0 K: 2 S: 9 H: 0 LOB: 1 BB: 1 P: 16	R: 0 E: 0 K: 1 S: 9 H: 0 LOB: 0 BB: 0 P: 9	R: 1 E: 0 K: 1 S: 15 H: 2 LOB: 3 BB: 2 P: 24	R: 1 E: 0 K: 0 S: 13 H: 2 LOB: 1 BB: 0 P: 20	R: 0 E: 1 K: 0 S: 9 H: 1 LOB: 3 BB: 0 P: 12	1B: 6 2B: 0 3B: 0 HR: 0		SF: 0 SAC: 1 DP: 0 HBP: 1			WP: 0 PB: 0 SB: 0 CS: 0	PA: 39	

	AB	33
	R	2
	H	6
	RBI	2
	BB	4
	SO	6
	LOB	19

PITCHER		IP	WLS	BF	H	R	ER	SO	BB	IBB	HBP	BLK	WP	HR	S	P	ERA	WHIP
45 Ian Snell, R ERA: 1.8	(1, 1)	7.0	W	28	3	1	1	6	4	0	0	0	0	0	65	97	1.29	1.000
55 Matt Capps, R ERA: 1.29	(8, 1)	0.2	H	3	1	1	1	0	0	0	0	0	0	0	9	14	13.50	1.500
Damaso Marte, L ERA:	(8, 1)	0.1	H	2	1	0	0	0	0	0	0	1	0	0	4	6	0.00	3.000
16 Salomon Torres, R ERA: 5.14	(9, 1)	1.0	S	6	1	0	0	0	0	0	1	0	0	0	9	12	0.00	1.000

PITCHER	IP	WLS	BF	H	R	ER	SO	BB	IBB	HBP	BLK	WP	HR	S	P	ERA	WHIP

Pittsburgh Pirates @ St. Louis Cardinals

Busch Stadium, St. Louis, MO

Tue Apr 17 2007, 12:10 PM CDT

Att. 42,446 - Partly Cloudy - 71 F

TOP

livebaseballscorecards.com

Batter	1	2	3	4	5	6	7	8	9	AB	R	H	RBI	BB	SO	LOB
6 Chris Duffy, L (1, 8) OBP: 0.340, SLG: 0.391	BBBB 4-0 2 2 1B E BB		C X 0-1 ① F8	C B F B B B 4-2 2 S BB		X 0-0 ② FC3-5-2 3-H		B S B X 2-1 ② L9		3	1	0	0	2	0	1
2 Jack Wilson, R (1, 6) OBP: 0.352, SLG: 0.460	1 SAFE C 1 SAFE X 0-1 E9 E 1B 1-H 1B		C X 0-1 1B 25 HR 1B	B B B C X 3-1 ② P6 1-2		B B B C B 4-1 BB		H 1-0 HBP		3	2	2	0	1	0	1
Jason Bay, R (1, 7) OBP: 0.315, SLG: 0.362	D C X 1-1 E6 1B 2-3		B X 1-0 25 HR 1-2 1B	B C C X 1-2 ③ F8		B C X 1-1 ③ G6-3		C X 0-1 ③ F9		5	1	1	0	0	0	5
25 Adam LaRoche, L (1, 3) OBP: 0.208, SLG: 0.279	C B F S 1-3 ① K		C S B B B F F X 3-2 1-H 2-H HR	B F X 1-1 ① G4-3		S S X 0-2 ① G4-3		B X 1-0 ① F7		5	1	1	3	0	1	2
Xavier Nady, R (1, 9) OBP: 0.327, SLG: 0.444	S X 0-1 26 G5-4-3 1-2 3-H 1B		B F X 1-1 ② G4-3	C H 1-1 S HBP		C X 0-1 26 2B 1B		B X 1-0 ② F8		4	1	2	1	0	0	0
26 Ronny Paulino, R (1, 2) OBP: 0.250, SLG: 0.262	B B X 2-0 ②③ G5-4-3 1-2f		X 0-0 1B 1B	C X 0-1 ② P4			1 SAFE F F 1 SAFE X 0-2 G6-3 1-H 2B	B C B B S F F C 3-3 ③ K		5	0	2	1	0	1	3
José Bautista, R (1, 5) OBP: 0.292, SLG: 0.426		F B F F X 1-2 ① G5-3	B X 1-0 1-2 1B	C D S 1-3 ③ K 1-2			B C F X 1-2 ② G6-3 2-3			4	0	1	0	0	1	2
Jose Castillo, R (1, 4) OBP: 0.105, SLG: 0.158		S C X 0-2 ② G6-3	X 0-0 ③ P3			X 0-0 24 SH5-4 6 FC3-5-2 2B	X 0-0 ③ G5-3			4	0	1	0	0	0	3
24 Tom Gorzelanny, R (1, 1) 55 Matt Capps, R (9, 1) OBP: 1.000, SLG: 1.000		C B S S 1-3 ③ K	C F B S 1-3 ① K			B F 2 SAFE X 1-1 ① SH5-4 2-3		C S F C 0-3 ① K		3	0	0	0	0	3	0
										0	0	0	0	0	0	0
Inning Stats	R: 2 E: 2 K: 1 S: 10 H: 2 LOB: 1 BB: 1 P: 18	R: 0 E: 0 K: 1 S: 10 H: 0 LOB: 0 BB: 0 P: 12	R: 3 E: 0 K: 0 S: 15 H: 5 LOB: 2 BB: 0 P: 21	R: 0 E: 0 K: 1 S: 10 H: 0 LOB: 1 BB: 1 P: 19	R: 0 E: 0 K: 1 S: 8 H: 0 LOB: 1 BB: 0 P: 11	R: 0 E: 0 K: 0 S: 7 H: 1 LOB: 2 BB: 1 P: 13	R: 1 E: 0 K: 0 S: 12 H: 2 LOB: 1 BB: 0 P: 13	R: 0 E: 0 K: 1 S: 8 H: 0 LOB: 1 BB: 0 P: 11	R: 0 E: 0 K: 1 S: 7 H: 0 LOB: 0 BB: 0 P: 12	1B: 7 2B: 2 3B: 0 HR: 1	SF: 0 SAC: 1 DP: 1 HBP: 2						

AB	36
R	6
H	10
RBI	5
BB	3
SO	6
LOB	17

WP: 0 PB: 0 SB: 2 CS: 0 PA: 42

PITCHER		IP	WLS	BF	H	R	ER	SO	BB	IBB	HBP	BLK	WP	HR	S	P	ERA	WHIP
50 Adam Wainwright, R ERA: 3.2	(1, 1)	6.0	L	30	8	5	4	4	3	0	1	0	0	1	60	94	6.00	1.833
Tyler Johnson, L ERA:	(7, 1)	0.1		1	0	0	0	0	0	0	0	0	0	0	3	3	0.00	0.000
48 Brad Thompson, R ERA: 3.72	(7, 1)	1.2		8	2	1	1	1	0	0	1	0	0	0	17	21	5.40	1.200
44 Jason Isringhausen, R ERA: 1.8	(9, 1)	1.0		3	0	0	0	1	0	0	0	0	0	0	7	12	0.00	0.000

PITCHER	IP	WLS	BF	H	R	ER	SO	BB	IBB	HBP	BLK	WP	HR	S	P	ERA	WHIP

Batter	1	2	3	4	5	6	7	8	9	AB	R	H	RBI	BB	SO	LOB
22 David Eckstein, R (1, 6) OBP: 0.333, SLG: 0.265	C X 0-1 ① P6			C F B B B B 4-2 G5-4-3 BB		C B C X 1-2 E4 G4-6-3			C C B F X 1-2 ① P2	3	0	0	0	1	0	0
So Taguchi, R (1, 7) OBP: 0.409, SLG: 0.474	B B B B 4-0 5 L4-3 BB			C X 0-1 ①② G5-4-3 1-2f		F B B B F F X 3-2 ②③ G4-6-3 1-2f			X 0-0 2B	3	0	1	0	1	0	2
5 Albert Pujols, R (1, 3) OBP: 0.263, SLG: 0.380	C C B B D X 3-2 ②③ L4-3 1-1			B C F B F X 2-2 ③ F8			B F B B C C X 3-2 ① L7		B D B C B 4-1 BB	3	0	0	0	1	0	1
27 Scott Rolen, R (1, 5) OBP: 0.267, SLG: 0.310		C B X 1-1 ① F9			X 0-0 3 2B SF9 1B		C B F X 1-2 ② G6-3		F C S 0-3 ② K	4	1	1	0	0	1	2
3 Preston Wilson, R (1, 9) OBP: 0.222, SLG: 0.286		C C B C 1-3 ② K			X 0-0 SF9 1-3 2B		X 0-0 ③ F8		C F S 0-3 ③ K	4	0	1	0	0	2	2
15 Jim Edmonds, L (1, 8) OBP: 0.293, SLG: 0.243		B F B B F X 2-2 ③ G4-3			C C B S 1-3 ① K			C X 0-1 ① P5		3	0	0	0	0	1	2
Gary Bennett, R (1, 2) OBP: 0.385, SLG: 0.417			B B B B C X 3-1 ① G6-3		B X 1-0 ② SF9 2-3 3-H			X 0-0 ② L8		2	0	0	1	0	0	0
Aaron Miles, S (1, 4) OBP: 0.409, SLG: 0.400			X 0-0 ② G6-3		F F B X 1-2 ③ G6-3			C B X 1-1 1B		3	0	1	0	0	0	1
50 Adam Wainwright, R (1, 1) OBP: 0.400, SLG: 0.600			B C X 1-1 ③ G1-3			C B F F B B X 3-2 ① G4-3		B B X 2-0 ③ G5-3		1	0	0	0	0	0	0
55 Skip Schumaker, L (6, PH) OBP: 0.167, SLG: 0.235										1	0	0	0	0	0	0
Tyler Johnson, S (7, 1)										0	0	0	0	0	0	0
48 Brad Thompson, R (7, 1)										0	0	0	0	0	0	0
26 Scott Spiezio, S (8, PH) OBP: 0.333, SLG: 0.227										1	0	0	0	0	0	1
44 Jason Isringhausen, R (9, 1)										0	0	0	0	0	0	0
Inning Stats	R: 0 H: 0 E: 0 LOB: 0 K: 0 BB: 1 S: 5 P: 12	R: 0 H: 0 E: 0 LOB: 0 K: 1 BB: 0 S: 8 P: 12	R: 0 H: 0 E: 0 LOB: 0 K: 0 BB: 0 S: 5 P: 9	R: 0 H: 0 E: 0 LOB: 0 K: 0 BB: 1 S: 8 P: 14	R: 1 H: 2 E: 0 LOB: 1 K: 1 BB: 0 S: 9 P: 12	R: 0 H: 0 E: 1 LOB: 0 K: 0 BB: 0 S: 12 P: 19	R: 0 H: 0 E: 0 LOB: 0 K: 0 BB: 0 S: 7 P: 11	R: 0 H: 1 E: 0 LOB: 1 K: 0 BB: 0 S: 6 P: 9	R: 0 H: 1 E: 0 LOB: 2 K: 2 BB: 1 S: 12 P: 17	1B: 2 SF: 1 2B: 3 SAC: 0 3B: 0 DP: 3 HR: 0 HBP: 0						

PITCHER		IP	WLS	BF	H	R	ER	SO	BB	IBB	HBP	BLK	WP	HR	S	P	ERA	WHIP
24 Tom Gorzelanny, L ERA: 1.33	(1, 1)	8.1	W	30	4	1	1	2	3	0	0	0	0	0	66	109	1.08	0.840
55 Matt Capps, R ERA: 1.17	(9, 1)	0.2		2	0	0	0	2	0	0	0	0	0	0	6	6	0.00	0.000

PITCHER	IP	WLS	BF	H	R	ER	SO	BB	IBB	HBP	BLK	WP	HR	S	P	ERA	WHIP

BOTTOM

Pittsburgh Pirates @ St. Louis Cardinals

Busch Stadium, St. Louis, MO

Tue Apr 17 2007, 12:10 PM CDT
Att. 42,446 - Partly Cloudy - 71 F

livebaseballscorecards.com

AB	28
R	1
H	4
RBI	1
BB	3
SO	4
LOB	11

Batter	1	2	3	4	5	6	7	8	9	10	11	12	AB	R	H	RBI	BB	SO	LOB
22 David Eckstein, R (1, 6) OBP: 0.333, SLG: 0.273	G5-3		G6-3 2-3 3-H		G4-3		5 BB 16 1B 15 BB 1B		L4		1-2 1B		6	1	2	1	0	0	1
16 Chris Duncan, L (1, 7) OBP: 0.420, SLG: 0.644	K		K		G6-3		15 BB 5 BB 1-2 1B		K		K		6	0	1	0	0	4	3
5 Albert Pujols, R (1, 3) OBP: 0.302, SLG: 0.455	K		3-H HR			G4-6-3 1B	15 BB 1-2 2-3 BB		G6-3			SH1-3 15 WP 4 CS 1B	5	1	3	2	1	1	0
15 Jim Edmonds, L (1, 8) OBP: 0.283, SLG: 0.220		G6-3	G1-3			1 SAFE G4-6-3 1-2f	1-2 2-3 3-H BB			K		SH1-3 1-3	4	0	0	1	1	1	1
26 Scott Spiezio, S (1, 5) OBP: 0.333, SLG: 0.192		G3		G4-3		7 1B BB	F7			G5-3		BB	4	0	0	0	2	0	3
7 Adam Kennedy, L (1, 4) OBP: 0.225, SLG: 0.282		F8		F7		4 FC5-4 1-2 1B		G4-3		F9		K	6	0	1	0	0	1	2
4 Yadier Molina, R (1, 2) OBP: 0.386, SLG: 0.278			54 FC1 55 1B 54 E BB	BB	FC5-4 1-2f			G4-3			55 FC1-6 BB	CS 3-H	2	1	0	0	3	0	2
55 Skip Schumaker, L (1, 9) OBP: 0.217, SLG: 0.238			54 E 22 G6-3 1-2 1B	G4-3			G6-3		BB		FC1-6 FC5-4 1-2f		4	1	1	0	1	0	2
54 Randy Keisler, L (1, 1) 36 Russ Springer, R (6, 1) 3 Preston Wilson, R (7, PH) WP: 0-0, R to 2, 0 PB 34 Randy Flores, L (7, 1) So Taguchi, R (8, PH) WP: 0-0, R to 2, 0 PB 31 Ryan Franklin, R (8, 1) Tyler Johnson, S (9, 1) Aaron Miles, S (11, PH) WP: 0-0, R to 2, 0 WP 44 Jason Isringhausen, R (11, 1) Josh Hancock, R (12, 1)			FC1 22 G6-3 5 HR 1-3 2-H		K		K		F9		FC5-4 22 1B 1-2f		2	1	0	0	0	1	1 1 1 0 1 0 1 0 1

Inning Stats	1	2	3	4	5	6	7	8	9	10	11	12
	R: 0 E: 0 K: 2 S: 12	H: 0 LOB: 0 BB: 0 P: 17	R: 0 E: 0 K: 0 S: 6	H: 0 LOB: 0 BB: 0 P: 9	R: 4 E: 1 K: 1 S: 13	H: 2 LOB: 0 BB: 1 P: 24	R: 0 E: 0 K: 0 S: 6	H: 0 LOB: 1 BB: 1 P: 13	R: 0 E: 0 K: 1 S: 7	H: 0 LOB: 0 BB: 0 P: 10	R: 0 E: 0 K: 0 S: 12	H: 2 LOB: 2 BB: 1 P: 18
	R: 1 E: 0 K: 1 S: 14	H: 2 LOB: 3 BB: 2 P: 29	R: 0 E: 0 K: 0 S: 9	H: 0 LOB: 1 BB: 1 P: 18	R: 0 E: 0 K: 1 S: 8	H: 0 LOB: 0 BB: 0 P: 11	R: 0 E: 0 K: 1 S: 6	H: 0 LOB: 0 BB: 0 P: 8	R: 0 E: 0 K: 1 S: 9	H: 1 LOB: 2 BB: 1 P: 18	R: 0 E: 0 K: 1 S: 11	H: 1 LOB: 1 BB: 1 P: 19

PITCHER		IP	WLS	BF	H	R	ER	SO	BB	IBB	HBP	BLK	WP	HR	S	P	ERA	WHIP
Matt Morris, R ERA: 2.0	(1, 1)	6.2		30	6	5	1	5	4	0	0	0	0	1	67	112	1.35	1.500
Jack Taschner, L ERA: 2.7	(7, 1)	0.1		2	0	0	0	0	1	0	0	0	0	0	3	8	0.00	3.000
Steve Kline, L ERA: 4.15	(8, 1)	0.2		3	0	0	0	0	1	0	0	0	0	0	7	13	0.00	1.500
41 Brad Hennessey, R ERA: 3.86	(8, 1)	0.1		1	0	0	0	0	0	0	0	0	0	0	2	5	0.00	0.000
Armando Benitez, R ERA: 5.4	(9, 1)	1.0		3	0	0	0	1	0	0	0	0	0	0	8	11	0.00	0.000

PITCHER		IP	WLS	BF	H	R	ER	SO	BB	IBB	HBP	BLK	WP	HR	S	P	ERA	WHIP
53 Jonathan Sánchez, L ERA: 5.14	(10, 1)	3.0	W	12	2	0	0	3	2	0	0	0	1	0	26	45	0.00	1.333

TOP

St. Louis Cardinals @ San Francisco Giants
AT&T Park, San Francisco, CA
Wed Apr 18 2007, 7:15 PM PDT
Att. 40,532 - Clear - 52 F

livebaseballscorecards.com

AB	42
R	5
H	8
RBI	4
BB	8
SO	9
LOB	17

1B: 7	SF: 0	WP: 1	PA: 52
2B: 0	SAC: 1	PB: 0	
3B: 0	DP: 1	SB: 0	
HR: 1	HBP: 0	CS: 1	

Batter	1	2	3	4	5	6	7	8	9	10	11	12	AB	R	H	RBI	BB	SO	LOB
13 Omar Vizquel, S (1, 6) OBP: 0.278, SLG: 0.235	G1-3		E 1B 1B	P2			K		F8			35 1B BB	5	1	1	0	1	1	2
Todd Linden, S (1, 8) OBP: 0.333, SLG: 0.292	P5		SAFE 35 G4-3 1-H 1B		K		K			K		K	6	0	1	1	0	4	2
35 Rich Aurilia, R (1, 3) OBP: 0.382, SLG: 0.510	G5-3		G4-3 1-2f		SF9 3B			K		G4-3		1-2 2-H 1B	6	1	2	1	0	1	1
Barry Bonds, L (1, 7) OBP: 0.458, SLG: 0.694		1B 1B BB	P4		SF9 3-H			HR		K			3	2	1	2	1	1	0
Ray Durham, S (1, 4) OBP: 0.364, SLG: 0.479		2 FC1-6 1-2 1B		2 SF7 3B	G6-3			P4			G3-1		5	1	2	0	0	0	0
1 Bengie Molina, R (1, 2) OBP: 0.306, SLG: 0.457	L4			SH1-4 BB		G6-3		FC6-4 1B			F8		4	0	1	0	1	0	2
Pedro Feliz, R (1, 5) OBP: 0.227, SLG: 0.310	2 FC1-6 1-2 2-H 1B			SH1-4 1-2 BB		G6-3		FC6-4 1-2f			K		4	0	1	1	1	1	1
2 Randy Winn, S (1, 9) OBP: 0.289, SLG: 0.300		FC1-6 1-2f 2-3		SF7 3-H		K			P3			SH1-3 35 1B 1B	4	1	1	1	0	1	2
Matt Morris, R (1, 1) SEP: 2.63/4, ALCS: 0.000 Jack Taschner, L (1, 1) Lance Niekro, R (1, 1) Steve Kline, L (1, 1) SEP: 0.00/1, ALCS: 0.000 41 Brad Hennessey, R (1, 1) Armando Benitez, R (1, 1) 50 Eliezer Alfonzo, R (1, 1) 53 Jonathan Sánchez, L (1, 1) Mark Sweeney, L (1, 1) SEP: 1.000, ALCS: 0.000		K		SH1-4 1-2 2-3			P4		K			SH1-3 1-2 1B							
Inning Stats	R: 0 H: 0 E: 0 LOB: 0 K: 0 BB: 0 S: 6 P: 8	R: 1 H: 2 E: 0 LOB: 2 K: 1 BB: 1 S: 13 P: 22	R: 1 H: 2 E: 1 LOB: 0 K: 0 BB: 0 S: 12 P: 23	R: 1 H: 1 E: 0 LOB: 2 K: 0 BB: 2 S: 9 P: 23	R: 1 H: 1 E: 0 LOB: 0 K: 1 BB: 0 S: 12 P: 16	R: 0 H: 0 E: 0 LOB: 0 K: 1 BB: 0 S: 9 P: 11	R: 0 H: 0 E: 0 LOB: 0 K: 2 BB: 0 S: 7 P: 9	R: 1 H: 2 E: 0 LOB: 1 K: 1 BB: 0 S: 9 P: 16	R: 0 H: 0 E: 0 LOB: 0 K: 1 BB: 0 S: 7 P: 10	R: 0 H: 0 E: 0 LOB: 0 K: 2 BB: 0 S: 10 P: 14	R: 0 H: 0 E: 0 LOB: 0 K: 1 BB: 0 S: 8 P: 11	R: 1 H: 2 E: 0 LOB: 2 K: 1 BB: 1 S: 11 P: 20	1B: 7 SF: 2 2B: 0 SAC: 2 3B: 2 DP: 1 HR: 1 HBP: 0						

PITCHER		IP	WLS	BF	H	R	ER	SO	BB	IBB	HBP	BLK	WP	HR	S	P	ERA	WHIP
54 Randy Keisler, L ERA: 4.09	(1, 1)	5.0		23	6	4	3	2	3	0	0	0	0	0	52	92	5.40	1.800
36 Russ Springer, R ERA: 4.76	(6, 1)	1.0		3	0	0	0	1	0	0	0	0	0	0	9	11	0.00	0.000
34 Randy Flores, L ERA:	(7, 1)	1.0	H	3	0	0	0	2	0	0	0	0	0	0	7	9	0.00	0.000
31 Ryan Franklin, R ERA: 1.29	(8, 1)	1.0	B	5	2	1	1	1	0	0	0	0	0	1	9	16	9.00	2.000
Tyler Johnson, L ERA:	(9, 1)	2.0		6	0	0	0	3	0	0	0	0	0	0	17	24	0.00	0.000

PITCHER		IP	WLS	BF	H	R	ER	SO	BB	IBB	HBP	BLK	WP	HR	S	P	ERA	WHIP
44 Jason Isringhausen, R ERA: 1.5	(11, 1)	1.0		3	0	0	0	1	0	0	0	0	0	0	8	11	0.00	0.000
Josh Hancock, R ERA: 6.35	(12, 1)	0.2	L	5	2	1	1	1	1	0	0	0	0	0	11	20	13.50	4.500

BOTTOM

St. Louis Cardinals @ San Francisco Giants
AT&T Park, San Francisco, CA
Wed Apr 18 2007, 7:15 PM PDT
Att. 40,532 - Clear - 52 F

livebaseballscorecards.com

AB	40
R	6
H	10
RBI	6
BB	4
SO	11
LOB	12

Batter	1	2	3	4	5	6	7	8	9	AB	R	H	RBI	BB	SO	LOB
22 David Eckstein, R (1, 6) OBP: 0.318, SLG: 0.259	L5		FC 2-H		F7		G6-3			4	0	0	0	0	0	0
16 Chris Duncan, L (1, 7) OBP: 0.389, SLG: 0.592	G3		G3-1		K			P6		4	0	0	0	0	1	0
5 Albert Pujols, R (1, 3) OBP: 0.299, SLG: 0.431	G5-3		HBP 26 1B		G4-3			F9		3	0	0	0	0	0	0
26 Scott Spiezio, S (1, 5) OBP: 0.351, SLG: 0.207		BB 4 1B	1B 1-2			F8		L3		3	0	1	0	1	0	0
3 Preston Wilson, R (1, 9) OBP: 0.220, SLG: 0.275		L6	F9			G4-3			G6-4-3 4 1B	4	0	1	0	0	0	3
4 Yadier Molina, R (1, 2) OBP: 0.396, SLG: 0.282		1B 1-2	K			BB			G6-4-3 1-2f	3	0	1	0	1	1	1
So Taguchi, R (1, 8) OBP: 0.333, SLG: 0.375		K	P4			L9			G4-3	4	0	0	0	0	1	3
Aaron Miles, S (1, 4) OBP: 0.346, SLG: 0.333		G4-3	K				G4-3			3	0	0	0	0	1	2
Kip Wells, R (1, 1) OBP: 0.429, SLG: 0.857 55 Skip Schumaker, L (7, PH) OBP: 0.208, SLG: 0.227 48 Brad Thompson, R (7, 1)			E1 22 FC 1B		HR		P6			2 1 0	2 0 0	2 0 0	1 0 0	0 0 0	0 0 0	0 0 0
Inning Stats	R: 0 E: 0 K: 0 S: 7 H: 0 LOB: 0 BB: 0 P: 10	R: 0 E: 0 K: 1 S: 16 H: 1 LOB: 2 BB: 1 P: 22	R: 1 E: 2 K: 0 S: 12 H: 2 LOB: 2 BB: 0 P: 18	R: 0 E: 0 K: 2 S: 10 H: 0 LOB: 0 BB: 0 P: 13	R: 1 E: 0 K: 1 S: 8 H: 1 LOB: 0 BB: 0 P: 11	R: 0 E: 0 K: 0 S: 8 H: 0 LOB: 1 BB: 1 P: 18	R: 0 E: 0 K: 0 S: 9 H: 0 LOB: 0 BB: 0 P: 17	R: 0 E: 0 K: 0 S: 8 H: 0 LOB: 0 BB: 0 P: 13	R: 0 E: 0 K: 0 S: 7 H: 1 LOB: 0 BB: 0 P: 10	1B: 4 2B: 0 3B: 0 HR: 1	SF: 0 SAC: 1 DP: 1 HBP: 1					

PITCHER	IP	WLS	BF	H	R	ER	SO	BB	IBB	HBP	BLK	WP	HR	S	P	ERA	WHIP
51 Noah Lowry, L (1, 1) ERA: 2.7	7.0	W	28	4	2	2	4	2	0	1	0	0	1	70	109	2.57	0.857
Jack Taschner, L (8, 1) ERA: 2.45	0.1	H	1	0	0	0	0	0	0	0	0	0	0	2	2	0.00	0.000
41 Brad Hennessey, R (8, 1) ERA: 2.84	1.2	S	5	1	0	0	0	0	0	0	0	0	0	13	21	0.00	0.600

PITCHER	IP	WLS	BF	H	R	ER	SO	BB	IBB	HBP	BLK	WP	HR	S	P	ERA	WHIP

TOP

St. Louis Cardinals @ San Francisco Giants
AT&T Park, San Francisco, CA
Thu Apr 19 2007, 12:35 PM PDT
Att. 37,398 - Overcast - 56 F

livebaseballscorecards.com

AB	31
R	2
H	5
RBI	1
BB	2
SO	4
LOB	9

WP: 0	PA: 34
PB: 0	
SB: 0	
CS: 0	

St. Louis Cardinals @ San Francisco Giants

AT&T Park, San Francisco, CA

Thu Apr 19 2007, 12:35 PM PDT

Att. 37,398 - Overcast - 56 F

livebaseballscorecards.com

BOTTOM

Batter	1	2	3	4	5	6	7	8	9	AB	R	H	RBI	BB	SO	LOB
10 Dave Roberts, L (1, 8) OBP: 0.320, SLG: 0.391	0-1 13 L5-3 1B			0-3 ① K		3-2 13 S 35 2B 1B	1-2 ③ G4-3			4	1	2	0	0	1	0
13 Omar Vizquel, S (1, 6) OBP: 0.276, SLG: 0.222	B 1 SAFE 1 SAFE F 1 SAFE C F F P 1-1	3-2 ① ② 1 SAFE P L5-3		2-2 ② G6-3		4-1 35 2B 1-2 BB		S C X 0-2 ① G3		3	1	0	0	1	0	1
35 Rich Aurilia, R (1, 5) OBP: 0.390, SLG: 0.519	B F B S X 2-2 ③ G4-3			B F B B X 3-1 ③ F7		B C B X 2-1 1B 2 SF7 1-H 2-H 2B		B C B B B 4-1 2B BB		3	2	1	2	1	0	0
Ray Durham, S (1, 4) OBP: 0.373, SLG: 0.471		B X 1-0 2 CS 1B			C F F B X 1-2 E3 3B	C B B B B 4-1 1B BB		B F B X 2-1 ② F9		3	1	1	0	1	0	1
Ryan Klesko, L (1, 3) OBP: 0.385, SLG: 0.458		B S C 1-3 ① K			X 0-0 1-H 2 E 3B	C X 0-1 1-2 2-3 1B		X 0-0 1-H 2B		4	1	3	2	0	1	1
2 Randy Winn, S (1, 9) OBP: 0.265, SLG: 0.279		B C F F 1 SAFE F X 1-2 ② ③ G6-3			F F F B F D F X 2-2 E4 CS 3-H	X 0-0 ② SF7 3-H		F S S 0-3 ③ K		3	0	0	2	0	1	2
Mark Sweeney, L (1, 7) OBP: 0.250, SLG: 0.500		B B X 2-0 ① F7			1 B C B B F S 3-3 ① ② K 1-2	B S B B S S 3-3 ③ K				3	0	0	0	0	2	3
Jack Taschner, L (8, 1)										0	0	0	0	0	0	0
41 Brad Hennessey, R (8, 1)										0	0	0	0	0	0	0
50 Eliezer Alfonzo, R (1, 2)		B C F B X 2-2 ② G5-3			B S X 1-1 ③ P4		X 0-0 ① G6-3			3	0	0	0	0	0	0
51 Noah Lowry, R (1, 1)		B C X 1-1 ③ G3				S F F X 0-2 ① G4-3	C X 0-1 ② F9			2	0	0	0	0	0	0
Todd Linden, S (7, PH) OBP: 0.321, SLG: 0.280										1	0	0	0	0	0	0
(8, 7)																

Inning Stats																								
	R: 0	H: 1		R: 0	H: 1		R: 0	H: 0		R: 0	H: 0		R: 2	H: 1		R: 3	H: 3		R: 0	H: 0		R: 1	H: 1	
	E: 0	LOB: 0		E: 0	LOB: 0		E: 0	LOB: 0		E: 0	LOB: 0		E: 2	LOB: 0		E: 0	LOB: 2		E: 0	LOB: 0		E: 0	LOB: 1	
	K: 0	BB: 0		K: 1	BB: 0		K: 0	BB: 0		K: 1	BB: 0		K: 1	BB: 0		K: 1	BB: 2		K: 0	BB: 0		K: 1	BB: 1	
	S: 12	P: 15		S: 9	P: 12		S: 6	P: 11		S: 10	P: 15		S: 16	P: 23		S: 18	P: 34		S: 6	P: 7		S: 10	P: 16	

	AB	29
	R	6
	H	7
	RBI	6
	BB	3
	SO	5
	LOB	8

	1B: 4	SF: 1		WP: 0	PA: 33
	2B: 4	SAC: 0		PB: 0	
	3B: 1	DP: 2		SB: 1	
	HR: 0	HBP: 0		CS: 2	

PITCHER		IP	WLS	BF	H	R	ER	SO	BB	IBB	HBP	BLK	WP	HR	S	P	ERA	WHIP
Kip Wells, R ERA: 3.12	(1, 1)	6.0	L	25	6	5	4	4	2	0	0	0	0	0	71	110	6.00	1.333
48 Brad Thompson, R ERA: 3.86	(7, 1)	2.0		8	1	1	1	1	1	0	0	0	0	0	16	23	4.50	1.000

PITCHER	IP	WLS	BF	H	R	ER	SO	BB	IBB	HBP	BLK	WP	HR	S	P	ERA	WHIP

Batter	1	2	3	4	5	6	7	8	9	AB	R	H	RBI	BB	SO	LOB
22 David Eckstein, R (1, 6) OBP: 0.314, SLG: 0.274	B C B B F X 3-2 F9 ①	C B F F 1 SAFE X 1-2 F8 ②	B X 1-0 F7 ①	B C B X 2-1 2B		4	0	1	0	0	0	1
16 Chris Duncan, L (1, 7) OBP: 0.379, SLG: 0.566 31 Ryan Franklin, R (8, 1) Aaron Miles, S (9, 4) OBP: 0.346, SLG: 0.333	X 0-0 5 1B 1B	B F X 1-1 FC3-6 ③ 1-2f	S X 0-1 G4-3 ②	S B X 1-1 L9 ②		4 0 0	0 0 0	1 0 0	0 0 0	0 0 0	0 0 0	2 0 0
5 Albert Pujols, R (1, 3) OBP: 0.310, SLG: 0.426	C C D X 1-2 27 G4-6-3 1B 1-3	B F B C F F X 2-2 G4-3 ①	B F C S 1-3 K ③	I I I 4-0 IBB		3	0	1	0	1	1	0
27 Scott Rolen, R (1, 5) OBP: 0.245, SLG: 0.283	B B S B S X 3-2 G4-6-3 ② ③ 1-2f	B B F F X 2-2 F8 ②	F B F S 1-3 K ①	C B D S X 2-2 F9 ③		4	0	0	0	0	1	4
15 Jim Edmonds, L (1, 8) OBP: 0.300, SLG: 0.273	C F C 0-3 K ①	F C F S 0-3 K ③	B S B B B S F B 4-2 3 HR BB	C B B B X 2-1 3B		3	1	1	0	1	2	0
3 Preston Wilson, R (1, 9) OBP: 0.244, SLG: 0.349	F T X 0-2 L9 ②	B C S F B B B 4-2 4 G5-3 BB	S X 0-1 1-H HR	D F D S X 2-2 G5-3 ①		3	1	1	2	1	0	1
4 Yadier Molina, R (1, 2) OBP: 0.365, SLG: 0.256	B C B F B C 3-3 K ③	1 SAFE C F X 0-2 G5-3 ① 1-2	C F S 0-3 K ②	S B S S 1-3 K ②		4	0	0	0	0	3	2
7 Adam Kennedy, L (1, 4) OBP: 0.209, SLG: 0.262 So Taguchi, R (9, PH) OBP: 0.321, SLG: 0.360 44 Jason Isringhausen, R (9, 1)	X 0-0 G3 ①	F X 0-1 F7 ②	B C C X 1-2 L6 ③	B F B B B C F X 3-2 G5-3 ③		3 1 0	0 0 0	0 0 0	0 0 0	0 0 0	0 0 0	1 1 0
41 Braden Looper, R (1, 1) OBP: 0.143, SLG: 0.143 55 Skip Schumaker, L (8, PH) OBP: 0.200, SLG: 0.217 (8, 7)	B C X 1-1 16 FC3-6 1B	C B X 1-1 G6-3 ③	C X 0-1 F8 ①			2 1	0 0	1 0	0 0	0 0	0 0	1 0
Inning Stats	R: 0 H: 2 E: 0 LOB: 1 K: 0 BB: 0 S: 10 P: 17	R: 0 H: 0 E: 0 LOB: 0 K: 2 BB: 0 S: 9 P: 12	R: 0 H: 1 E: 0 LOB: 1 K: 0 BB: 0 S: 9 P: 12	R: 0 H: 0 E: 0 LOB: 0 K: 1 BB: 0 S: 12 P: 16	R: 0 H: 0 E: 0 LOB: 1 K: 0 BB: 1 S: 10 P: 15	R: 0 H: 0 E: 0 LOB: 0 K: 1 BB: 0 S: 6 P: 8	R: 2 H: 1 E: 0 LOB: 0 K: 2 BB: 1 S: 14 P: 20	R: 0 H: 1 E: 0 LOB: 2 K: 0 BB: 1 S: 9 P: 18	R: 0 H: 1 E: 0 LOB: 1 K: 1 BB: 0 S: 12 P: 20	1B: 3 2B: 1 3B: 1 HR: 1	SF: 0 SAC: 0 DP: 1 HBP: 0					

TOP

St. Louis Cardinals @ Chicago Cubs

Wrigley Field, Chicago, IL

Fri Apr 20 2007, 1:20 PM CDT

Att. 38,955 - Sunny - 60 F

livebaseballscorecards.com

AB	32
R	2
H	6
RBI	2
BB	3
SO	7
LOB	13

WP: 0 PA: 35
PB: 0
SB: 0
CS: 0

PITCHER		IP	WLS	BF	H	R	ER	SO	BB	IBB	HBP	BLK	WP	HR	S	P	ERA	WHIP
30 Ted Lilly, L ERA: 2.42	(1, 1)	7.0	L	26	4	2	2	6	2	0	0	0	0	1	70	100	2.57	0.857
43 Michael Wuertz, R ERA:	(8, 1)	1.0		5	1	0	0	0	0	1	0	0	0	0	9	18	0.00	1.000
Bob Howry, R ERA: 3.24	(9, 1)	0.2		3	1	0	0	1	0	0	0	0	0	0	8	13	0.00	1.500
48 Neal Cotts, L ERA:	(9, 1)	0.1		1	0	0	0	0	0	0	0	0	0	0	4	7	0.00	0.000

PITCHER	IP	WLS	BF	H	R	ER	SO	BB	IBB	HBP	BLK	WP	HR	S	P	ERA	WHIP

BOTTOM

Batter	1	2	3	4	5	6	7	8	9	AB	R	H	RBI	BB	SO	LOB
2 Ryan Theriot, R (1, 4) OBP: 0.356, SLG: 0.326	0-1 25 1B 16 1B 1B		0-0 F8 ①		1-1 G6-3 ③			1-2 F9 ①		4	1	1	0	0	0	1
15 Cliff Floyd, L (1, 7) OBP: 0.293, SLG: 0.400	0-1 F9 ①		1-1 F7 ②			0-0 G6-3 ①		2-2 L8 ②		4	0	0	0	0	0	1
25 Derrek Lee, R (1, 3) OBP: 0.472, SLG: 0.483	3-2 16 1B 1-3 1B		2-2 G6-3 ③			3-3 K ②		1-2 F9 ③		4	0	1	0	0	1	0
16 Aramis Ramirez, R (1, 5) OBP: 0.404, SLG: 0.571	1-1 G5-4-3 1-2 3-H 1B			1-1 G5-4-3 1B		2-1 G5-3 ③			2-1 F9 ①	4	0	2	1	0	0	0
Mark DeRosa, R (1, 9) OBP: 0.308, SLG: 0.563 5 Ronny Cedeno, R (9, PR) OBP: 0.091, SLG: 0.200	0-0 G5-4-3 ② ③ 1-2f			3-1 G5-4-3 ① ② 1-2f			4-1 1B BB		2-2 BB 1B	3 0	0 0	1 0	0 0	1 0	0 0	3 0
Jacque Jones, L (1, 8) OBP: 0.328, SLG: 0.293		3-3 K ①		1-0 L7 ③			0-1 1-2 1B		4-2 1-2 BB ②	3	0	1	0	1	1	0
24 Henry Blanco, R (1, 2) OBP: 0.200, SLG: 0.250 19 Matt Murton, R (9, PH) OBP: 0.324, SLG: 0.258		1-1 E7			4-2 G4-3 BB		1-1 B2 ①		0-0 P6 ③	2 1	0 0	0 0	0 0	1 0	0 0	2 1
Cesar Izturis, S (1, 6) OBP: 0.250, SLG: 0.273		0-1 G5-3 ②			1-0 G4-3 ① 1-2		2-3 K ②			3	0	0	0	0	1	4
30 Ted Lilly, L (1, 1) 32 Daryle Ward, L (7, PH) OBP: 0.500, SLG: 0.375 43 Michael Wuertz, R (8, 1) Bob Howry, L (9, 1) 48 Neal Cotts, L (9, 1)		0-0 G1-3 ③			0-3 K ②		0-3 K ③			2 1 0 0 0	0 0 0 0 0	0 0 0 0 0	0 0 0 0 0	0 0 0 0 0	1 1 0 0 0	2 2 0 0 0
Inning Stats	R: 1 H: 3 E: 0 LOB: 1 K: 0 BB: 0 S: 10 P: 14	R: 0 H: 0 E: 1 LOB: 1 K: 1 BB: 0 S: 8 P: 12	R: 0 H: 0 E: 0 LOB: 0 K: 0 BB: 0 S: 6 P: 9	R: 0 H: 1 E: 0 LOB: 0 K: 0 BB: 0 S: 5 P: 10	R: 0 H: 0 E: 0 LOB: 1 K: 1 BB: 1 S: 10 P: 16	R: 0 H: 0 E: 0 LOB: 0 K: 1 BB: 0 S: 6 P: 11	R: 0 H: 1 E: 0 LOB: 2 K: 2 BB: 1 S: 11 P: 18	R: 0 H: 0 E: 0 LOB: 0 K: 0 BB: 0 S: 10 P: 14	R: 0 H: 1 E: 0 LOB: 1 K: 0 BB: 1 S: 8 P: 16	1B: 6 2B: 0 3B: 0 HR: 0	SF: 0 SAC: 0 DP: 2 HBP: 0					

PITCHER	IP	WLS	BF	H	R	ER	SO	BB	IBB	HBP	BLK	WP	HR	S	P	ERA	WHIP
41 Braden Looper, R (1, 1) ERA: 2.08	7.0	W	27	5	1	1	5	2	0	0	0	0	0	56	90	1.29	1.000
31 Ryan Franklin, R (8, 1) ERA: 1.13	1.0	H	3	0	0	0	0	0	0	0	0	0	0	10	14	0.00	0.000
44 Jason Isringhausen, R (9, 1) ERA: 1.29	1.0	S	4	1	0	0	0	1	0	0	0	0	0	8	16	0.00	2.000

PITCHER	IP	WLS	BF	H	R	ER	SO	BB	IBB	HBP	BLK	WP	HR	S	P	ERA	WHIP

St. Louis Cardinals @ Chicago Cubs

Wrigley Field, Chicago, IL

Fri Apr 20 2007, 1:20 PM CDT

Att. 38,955 - Sunny - 60 F

livebaseballscorecards.com

AB	31
R	1
H	6
RBI	1
BB	3
SO	5
LOB	16

Batter	1	2	3	4	5	6	7	8	9	AB	R	H	RBI	BB	SO	LOB
22 David Eckstein, R (1, 6) OBP: 0.307, SLG: 0.258	C F F X 0-2 ① P6	C F B X 1-2 ③ FC5 1-2 2-3f		B F B B F H 4-2 HBP			X 0-0 ② G6-3		B C X 1-1 ② P6	4	0	0	0	0	0	2
16 Chris Duncan, L (1, 7) OBP: 0.381, SLG: 0.552	B F S B S 2-3 ② K	B F X 1-1 5 FC5-1-4 1B	F B F S 1-3 ③ K				X 0-0 5 1B 1B		B F S S 1-3 ③ K	5	0	2	0	0	3	3
5 Albert Pujols, R (1, 3) OBP: 0.320, SLG: 0.422	C C F F F B H 2-2 27 1B HBP	B B B C X 3-1 ① FC5-1-4 1-2f			B C X 1-1 ① G6-3		B C X 1-1 27 FC6-4 1-2 1B			3	0	1	0	0	0	1
27 Scott Rolen, R (1, 5) OBP: 0.245, SLG: 0.280	C B X 1-1 1-2 1B	F X 0-1 ② P4			X 0-0 ② G6-3		S F D F F B X 2-2 ③ FC6-4 1-2f			4	0	1	0	0	0	3
15 Jim Edmonds, L (1, 8) OBP: 0.283, SLG: 0.255 So Taguchi, R (8, PH) OBP: 0.310, SLG: 0.346 (8, 8)	S C F B B B X 3-2 ③ G4-3		B X 1-0 ③ F8		C S B S 1-3 ③ K			F B X 1-1 ① F8		3 1	0 0	0 0	0 0	0 0	1 0	3 0
3 Preston Wilson, R (1, 9) OBP: 0.265, SLG: 0.348		B C C F B F F X 2-2 22 FC5 1B 1B		B F X 1-1 E6 23 G5-3 7 1B		B X 1-0 ① G6-3		B C F B B B 4-2 7 F8 7 S BB		3	0	1	0	1	0	0
7 Adam Kennedy, L (1, 4) OBP: 0.213, SLG: 0.261 Josh Hancock, R (8, 1)	B B X 2-0 ① F8			B C B B F F 1 SAFE X 3-2 23 G5-3 1-2 1B		B C X 1-1 ② F7		B C X 1-1 ② F8 1-3		4 0	0 0	1 0	0 0	0 0	0 0	2 0
Gary Bennett, R (1, 2) OBP: 0.353, SLG: 0.375	F X 0-1 22 FC5 1-2 1B			X 0-0 ① F9		C B B X 2-1 ③ F8		B X 1-0 ③ G5-3		4	0	1	0	0	0	3
23 Anthony Reyes, R (1, 1) 55 Skip Schumaker, L (7, PH) OBP: 0.192, SLG: 0.208 48 Brad Thompson, R (7, 1) Tyler Johnson, S (7, 1) Aaron Miles, S (8, 4) OBP: 0.333, SLG: 0.320	F B L B S 2-3 ② K			X 0-0 ② G5-3 1-2 2-3			B F B C C C 2-3 ① K		B B B C C X 3-2 ① G6-3	2 1 0 0 1	0 0 0 0 0	0 0 0 0 0	0 0 0 0 0	1 1 0 0 0	4 0 0 0 0
Inning Stats	R: 0 H: 1 E: 0 LOB: 2 K: 1 BB: 0 S: 18 P: 26	R: 0 H: 2 E: 0 LOB: 2 K: 1 BB: 0 S: 16 P: 23	R: 0 H: 1 E: 0 LOB: 1 K: 0 BB: 0 S: 7 P: 12	R: 0 H: 1 E: 1 LOB: 3 K: 1 BB: 0 S: 13 P: 22	R: 0 H: 0 E: 0 LOB: 0 K: 1 BB: 0 S: 6 P: 8	R: 0 H: 0 E: 0 LOB: 0 K: 0 BB: 0 S: 5 P: 9	R: 0 H: 2 E: 0 LOB: 2 K: 1 BB: 0 S: 12 P: 17	R: 0 H: 0 E: 0 LOB: 1 K: 0 BB: 1 S: 7 P: 14	R: 0 H: 0 E: 0 LOB: 0 K: 1 BB: 0 S: 8 P: 13	1B: 7 2B: 0 3B: 0 HR: 0	SF: 0 SAC: 0 DP: 0 HBP: 2					

PITCHER		IP	WLS	BF	H	R	ER	SO	BB	IBB	HBP	BLK	WP	HR	S	P	ERA	WHIP
Jason Marquis, R ERA: 1.88	(1, 1)	7.0	W	31	7	0	0	5	0	0	2	0	0	0	77	117	0.00	1.000
13 Will Ohman, L ERA: 6.0	(8, 1)	2.0		7	0	0	0	1	1	0	0	0	0	0	15	27	0.00	0.500

PITCHER	IP	WLS	BF	H	R	ER	SO	BB	IBB	HBP	BLK	WP	HR	S	P	ERA	WHIP

St. Louis Cardinals @ Chicago Cubs

Wrigley Field, Chicago, IL

Sat Apr 21 2007, 2:55 PM CDT

Att. 41,637 - Partly Cloudy - 71 F

TOP

livebaseballscorecards.com

AB	35
R	0
H	7
RBI	0
BB	1
SO	6
LOB	21

1B: 7	SF: 0	WP: 0	PA: 38
2B: 0	SAC: 0	PB: 0	
3B: 0	DP: 0	SB: 1	
HR: 0	HBP: 2	CS: 0	

BOTTOM

St. Louis Cardinals @ Chicago Cubs

Wrigley Field, Chicago, IL

Sat Apr 21 2007, 2:55 PM CDT

Att. 41,637 - Partly Cloudy - 71 F

livebaseballscorecards.com

Batter	1	2	3	4	5	6	7	8	9	AB	R	H	RBI	BB	SO	LOB
17 Felix Pie, L (1, 8) OBP: 0.158, SLG: 0.278	K	P5			L6		F9			4	0	0	0	0	1	2
19 Matt Murton, R (1, 7) OBP: 0.342, SLG: 0.314	HR 25 1B	G4-3			G6-3 2-3			WP E 2B		4	2	2	0	0	0	2
25 Derrek Lee, R (1, 3) OBP: 0.461, SLG: 0.469	HR 1-2 1B		G6-3		G1-3			K		4	1	1	0	0	1	2
16 Aramis Ramirez, R (1, 5) OBP: 0.375, SLG: 0.528	K		G6-3			G3		G6-3		4	0	0	0	0	1	3
Michael Barrett, R (1, 2) OBP: 0.311, SLG: 0.434	HR 1-H 2-H		K			F9		E4 PB 1B 2-H		4	1	1	3	0	1	0
Jacque Jones, L (1, 9) OBP: 0.338, SLG: 0.306	G4-3			CS 1B		G4-3		PB 1-2 1B		4	0	2	0	0	0	0
Mark DeRosa, R (1, 4) OBP: 0.304, SLG: 0.558		5 2B		K 1-2			K	G5-3 1-2 2-3		4	1	1	0	0	2	3
5 Ronny Cedeno, R (1, 6) OBP: 0.160, SLG: 0.435		G4-3 2-H 2B		K				HR		3	1	2	2	0	1	0
Jason Marquis, L (1, 1) OBP: 0.300, SLG: 0.500		G4-3 2-3			19 G6-3 2B		L7			2	0	1	0	0	0	1
32 Daryle Ward, L (7, PH) OBP: 0.462, SLG: 0.333										1	0	0	0	0	0	0
13 Will Ohman, L (8, 1)										0	0	0	0	0	0	0
Inning Stats	R: 3 E: 0 K: 2 S: 18 H: 3 LOB: 0 BB: 0 P: 28	R: 1 E: 0 K: 0 S: 8 H: 2 LOB: 1 BB: 0 P: 10	R: 0 E: 0 K: 1 S: 10 H: 0 LOB: 0 BB: 0 P: 15	R: 0 E: 0 K: 2 S: 15 H: 1 LOB: 0 BB: 0 P: 19	R: 0 E: 0 K: 0 S: 7 H: 1 LOB: 1 BB: 0 P: 11	R: 0 E: 0 K: 0 S: 5 H: 0 LOB: 0 BB: 0 P: 7	R: 1 E: 0 K: 1 S: 8 H: 1 LOB: 0 BB: 0 P: 15	R: 1 E: 1 K: 1 S: 17 H: 2 LOB: 2 BB: 0 P: 23		1B: 4 2B: 5 3B: 0 HR: 2 SF: 0 SAC: 0 DP: 1 HBP: 0						

		AB	34
		R	6
		H	10
		RBI	5
		BB	0
		SO	7
		LOB	13

WP: 1 PB: 1 SB: 0 CS: 1 PA: 34

PITCHER		IP	WLS	BF	H	R	ER	SO	BB	IBB	HBP	BLK	WP	HR	S	P	ERA	WHIP
23 Anthony Reyes, R ERA: 5.63	(1, 1)	6.0	L	24	7	4	4	5	0	0	0	0	0	1	63	90	6.00	1.167
48 Brad Thompson, R ERA: 4.5	(7, 1)	0.1		2	1	1	1	1	0	0	0	0	0	1	4	5	27.00	3.000
Tyler Johnson, L ERA:	(7, 1)	0.2		2	0	0	0	0	0	0	0	0	0	0	4	10	0.00	0.000
Josh Hancock, R ERA: 5.4	(8, 1)	1.0		6	2	1	0	1	0	0	0	0	1	0	17	23	0.00	2.000

PITCHER	IP	WLS	BF	H	R	ER	SO	BB	IBB	HBP	BLK	WP	HR	S	P	ERA	WHIP

Batter	1	2	3	4	5	6	7	8	9	10	AB	R	H	RBI	BB	SO	LOB
Aaron Miles, S (1, 6) (9, 4) OBP: 0.303, SLG: 0.290	F9		P6		16 HR 1B	K		L4-3		K	6	1	1	0	0	2	3
16 Chris Duncan, L (1, 7) 22 David Eckstein, R (9, 6) OBP: 0.382, SLG: 0.581 OBP: 0.316, SLG: 0.269	K		G5-3		HR		G6-3		5 1B 27 3B BB	5 HR 1B	4 1	2 1	1 1	2 1	1 0	1 0	0 0
5 Albert Pujols, R (1, 3) OBP: 0.333, SLG: 0.471	F8			27 1B 7 2B 1B	F7		K		27 3B 1B	HR	6	3	3	3	0	1	0
27 Scott Rolen, R (1, 5) OBP: 0.305, SLG: 0.429		15 HR 1B		7 2B 1B	HR		15 BB 1B		3B	K	6	3	5	3	0	1	0
15 Jim Edmonds, L (1, 8) OBP: 0.305, SLG: 0.327		HR		F7	26 2B 1B		BB		G4-3	K	5	1	2	2	1	1	3
26 Scott Spiezio, S (1, 9) 31 Ryan Franklin, R (8, 1) 55 Skip Schumaker, L (9, PH) (9, 7) OBP: 0.341, SLG: 0.242 OBP: 0.185, SLG: 0.200		G4-3		K	2B		F7		P5		4 0 1	0 0 0	1 0 0	0 0 0	0 0 0	1 0 0	4 0 1
7 Adam Kennedy, L (1, 4) 44 Jason Isringhausen, R (9, 1) Tyler Johnson, S (10, 1) 36 Russ Springer, R (10, 1) OBP: 0.250, SLG: 0.286		F7		F7 2B	K			BB	IBB		3 0 0 0	0 0 0 0	1 0 0 0	2 0 0 0	2 0 0 0	1 0 0 0	2 0 0 0
4 Yadier Molina, R (1, 2) OBP: 0.351, SLG: 0.234		F9		G4-3		F8		BB		G5-3	4	0	0	0	1	0	3
50 Adam Wainwright, R (1, 1) 34 Randy Flores, L (6, 1) 3 Preston Wilson, R (8, PH) (8, 9) OBP: 0.250, SLG: 0.375 OBP: 0.294, SLG: 0.375			K	G6-3		F8		L4-3		22 1B 5 HR 1B	3 0 2	0 0 1	0 0 2	0 0 0	0 0 0	1 0 0	0 0 0
Inning Stats	R: 0 E: 0 K: 1 S: 7 H: 0 LOB: 0 BB: 0 P: 12	R: 2 E: 0 K: 0 S: 11 H: 2 LOB: 0 BB: 0 P: 14	R: 0 E: 0 K: 1 S: 10 H: 0 LOB: 0 BB: 0 P: 18	R: 2 E: 0 K: 1 S: 17 H: 3 LOB: 1 BB: 0 P: 32	R: 3 E: 0 K: 1 S: 17 H: 5 LOB: 2 BB: 0 P: 30	R: 0 E: 0 K: 1 S: 6 H: 0 LOB: 0 BB: 0 P: 7	R: 0 E: 0 K: 1 S: 11 H: 1 LOB: 2 BB: 1 P: 19	R: 0 E: 0 K: 0 S: 11 H: 1 LOB: 1 BB: 2 P: 22	R: 2 E: 0 K: 0 S: 15 H: 2 LOB: 2 BB: 2 P: 30	R: 3 E: 0 K: 3 S: 13 H: 3 LOB: 0 BB: 0 P: 18	1B: 10 2B: 3 3B: 1 HR: 4 SF: 0 SAC: 0 DP: 1 HBP: 0						

PITCHER	IP	WLS	BF	H	R	ER	SO	BB	IBB	HBP	BLK	WP	HR	S	P	ERA	WHIP
52 Wade Miller, R (1, 1) ERA: 10.54	4.2		23	9	7	7	3	0	0	0	0	0	3	57	98	13.50	1.929
47 Scott Eyre, L (5, 1) ERA: 13.5	0.1		2	1	0	0	1	0	0	0	0	0	0	5	8	0.00	3.000
43 Michael Wuertz, R (6, 1) ERA:	1.2		6	1	0	0	2	0	0	0	0	0	0	13	15	0.00	0.600
48 Neal Cotts, L (7, 1) ERA:	0.2		4	0	0	0	0	3	0	0	0	0	0	9	23	0.00	4.500
Bob Howry, R (8, 1) ERA: 4.5	1.2		9	3	2	2	0	1	1	0	0	0	0	21	40	10.80	2.400

PITCHER	IP	WLS	BF	H	R	ER	SO	BB	IBB	HBP	BLK	WP	HR	S	P	ERA	WHIP
46 Ryan Dempster, R (10, 1) ERA: 3.0	1.0	L	6	3	3	3	3	0	0	0	0	0	1	13	18	27.00	3.000

TOP

St. Louis Cardinals @ Chicago Cubs

Wrigley Field, Chicago, IL

Sun Apr 22 2007, 1:20 PM CDT

Att. 40,193 - Sunny - 75 F

livebaseballscorecards.com

AB	45
R	12
H	17
RBI	12
BB	5
SO	9
LOB	16

WP: 0	PB: 0	SB: 0	CS: 1
PA: 50			

Batter	1	2	3	4	5	6	7	8	9	10	AB	R	H	RBI	BB	SO	LOB
2 Ryan Theriot, R (1, 4) OBP: 0.373, SLG: 0.388 46 Ryan Dempster, R (10, 1)	1-1 25 WP 25 FC3-2 2B	1-0 F7		0-1 1B		0-1 16 HR 2B		0-1 G1-3	1-1 FC6-4 1-2f		6 0	1 0	3 0	0 0	0 0	0 0	3 0
15 Cliff Floyd, L (1, 7) OBP: 0.277, SLG: 0.370	1-0 G3-6-1	3-3 K		1-0 P6		2-3 K		0-0 1B		0-2 G4-3	6	0	1	0	0	2	4
25 Derrek Lee, R (1, 3) OBP: 0.451, SLG: 0.449	2-1 FC3-2 BB 16 1B 1B 2-H		0-0 HR 1B	1-3 K		4-2 16 HR BB		3-2 F8		0-3 K	5	3	1	0	1	2	3
16 Aramis Ramirez, R (1, 5) OBP: 0.371, SLG: 0.559	0-1 BB 1B 1-2 1B		2-3 K	0-0 P4		0-1 1-H 2-H HR		0-0 F8		1-1 F9	6	2	2	3	0	1	3
Michael Barrett, R (1, 2) OBP: 0.348, SLG: 0.509	4-2 1B 1-2 2-3 BB		2-1 1-H HR		0-2 1B 1B	0-0 P5			1-2 12 2B 1B 1B		4	2	3	2	1	0	0
Jacque Jones, L (1, 9) OBP: 0.361, SLG: 0.323 48 Neal Cotts, L (7, 1) Bob Howry, L (8, 1) 19 Matt Murton, R (9, PH) OBP: 0.333, SLG: 0.306 (10, 8)	2-2 1-2 2-H 3-H 1B		4-2 17 1B BB		2-2 1-2 1B	2-3 K			1-0 L6		3 0 0 1	0 0 0 0	2 0 0 0	2 0 0 0	1 0 0 0	1 0 0 0	0 0 0 1
5 Ronny Cedeno, R (1, 6) OBP: 0.133, SLG: 0.357 (10, 4)	1-3 K		0-1 L4		0-3 K			1-1 F7	1-3 K		5	0	0	0	0	3	6
17 Felix Pie, L (1, 8) OBP: 0.174, SLG: 0.273 12 Alfonso Soriano, R (9, PH) OBP: 0.302, SLG: 0.400 Cesar Izturis, S (9, PR) OBP: 0.250, SLG: 0.273 (10, 6)		0-0 L6	0-1 1-3 1B		1-3 K			1-1 G3	0-2 1-3 1B 2B		4 1 0	0 0 1	1 1 0	0 0 0	0 0 0	1 0 0	2 0 0
52 Wade Miller, R (1, 1) OBP: 0.250, SLG: 0.250 47 Scott Eyre, L (5, 1) 32 Daryle Ward, L (5, PH) OBP: 0.429, SLG: 0.300 43 Michael Wuertz, R (6, 1) Mark DeRosa, R (7, 9) OBP: 0.310, SLG: 0.556		1-1 1B	0-0 P2		0-2 P6			0-1 L4	3-1 2 FC6-4 2-H 3-H 1B		2 0 1 0 2	0 0 0 0 0	1 0 0 0 1	0 0 0 0 2	0 0 0 0 0	0 0 0 0 0	2 0 2 0 0
Inning Stats	R: 2 E: 0 K: 1 S: 15 H: 3 LOB: 2 BB: 1 P: 26	R: 0 E: 0 K: 1 S: 8 H: 1 LOB: 1 BB: 0 P: 13	R: 2 E: 0 K: 1 S: 14 H: 3 LOB: 2 BB: 1 P: 22	R: 0 E: 0 K: 1 S: 7 H: 1 LOB: 1 BB: 0 P: 9	R: 0 E: 0 K: 2 S: 18 H: 2 LOB: 2 BB: 0 P: 21	R: 3 E: 0 K: 2 S: 13 H: 2 LOB: 0 BB: 1 P: 21	R: 0 E: 0 K: 0 S: 6 H: 0 LOB: 0 BB: 0 P: 8	R: 0 E: 0 K: 0 S: 8 H: 1 LOB: 1 BB: 0 P: 11	R: 2 E: 0 K: 1 S: 18 H: 3 LOB: 2 BB: 0 P: 25	R: 0 E: 0 K: 1 S: 8 H: 0 LOB: 0 BB: 0 P: 9	1B: 11 2B: 3 3B: 0 HR: 2	SF: 0 SAC: 0 DP: 0 HBP: 0						

PITCHER		IP	WLS	BF	H	R	ER	SO	BB	IBB	HBP	BLK	WP	HR	S	P	ERA	WHIP
50 Adam Wainwright, R ERA: 5.04	(1, 1)	5.1		31	12	7	7	7	3	0	0	0	1	2	71	106	11.81	2.812
34 Randy Flores, L ERA:	(6, 1)	1.2		5	0	0	0	1	0	0	0	0	0	0	10	14	0.00	0.000
31 Ryan Franklin, R ERA: 1.0	(8, 1)	1.0		4	1	0	0	0	0	0	0	0	0	0	8	11	0.00	1.000
44 Jason Isringhausen, R ERA: 3.38	(9, 1)	1.0	W	6	3	2	2	1	0	0	0	0	0	0	18	25	18.00	3.000
Tyler Johnson, L ERA:	(10, 1)	0.1	H	1	0	0	0	0	0	0	0	0	0	0	3	3	0.00	0.000

PITCHER		IP	WLS	BF	H	R	ER	SO	BB	IBB	HBP	BLK	WP	HR	S	P	ERA	WHIP
36 Russ Springer, R ERA: 4.26	(10, 1)	0.2		2	0	0	0	1	0	0	0	0	0	0	5	6	0.00	0.000

BOTTOM

St. Louis Cardinals @ Chicago Cubs

Wrigley Field, Chicago, IL

Sun Apr 22 2007, 1:20 PM CDT

Att. 40,193 - Sunny - 75 F

livebaseballscorecards.com

AB	46
R	9
H	16
RBI	9
BB	3
SO	10
LOB	26

WP: 1	PA: 49		
PB: 0			
SB: 0			
CS: 0			

Batter	1	2	3	4	5	6	7	8	9	AB	R	H	RBI	BB	SO	LOB
33 Josh Hamilton, L (1, 8) (8, 7) (9, 9) OBP: 0.404, SLG: 0.682	L6		P6	G4-3	4 FC6-4 1B		F9		4 G6-4-3 1B	6	0	2	0	0	0	2
4 Brandon Phillips, R (1, 4) OBP: 0.315, SLG: 0.423	BB 1B		12 HBP G4-3 1B		P4; FC6-4			G5-3	G6-4-3	6	0	2	0	0	0	5
Adam Dunn, L (1, 7) OBP: 0.369, SLG: 0.479 6 Ryan Freel, R (8, 8) OBP: 0.365, SLG: 0.364	SAFE BB		G4-3		HR BB	P5		F9		3 0	1 0	0 0	0 0	2 0	0 0	1 0
Ken Griffey Jr., L (1, 9) OBP: 0.394, SLG: 0.418 30 Norris Hopper, R (9, 7)	G3		12 HBP BB		1-H HR	K		F7		4 0	1 0	1 0	2 0	1 0	1 0	1 0
12 Edwin Encarnación, R (1, 5) OBP: 0.286, SLG: 0.210 9 Juan Castro, R (9, 5) OBP: 0.174, SLG: 0.143		E6 2 HR	HBP		2 HR 1B 1B	P3			G1-3	4 0	2 0	1 0	0 0	0 0	0 0	0 0
Scott Hatteberg, L (1, 3) OBP: 0.364, SLG: 0.460		F8	G4-3		SAFE 2 HR 1B		39 SH1-3 26 1B 1B		2 26 1B 1B	5	2	3	0	0	0	4
2 Alex Gonzalez, R (1, 6) OBP: 0.338, SLG: 0.441		SAFE 1-H HR		26 G6-3 39 SF7 2B	1-H 2-H HR		F7		26 1B 1B 1B	5	4	4	5	0	0	1
26 David Ross, R (1, 2) OBP: 0.188, SLG: 0.140		G5-3		G6-3	F7		39 SH1-3		33 1B 1B 1B	5	0	2	1	0	0	1
39 Aaron Harang, R (1, 1) OBP: 0.091, SLG: 0.100 29 Mike Stanton, L (8, 1) Jeff Conine, R (9, PH) OBP: 0.343, SLG: 0.606 56 Todd Coffey, R (9, 1)		G4-3		SF7 3-H	33 1B 1B		SH1-3		33 1B 1B	2 0 1 0	0 0 0 0	1 0 1 0	1 0 1 0	0 0 0 0	0 0 0 0	0 0 0 0
Inning Stats	R: 0 E: 0 K: 0 S: 7 H: 1 LOB: 1 BB: 1 P: 11	R: 2 E: 1 K: 0 S: 10 H: 1 LOB: 0 BB: 0 P: 15	R: 0 E: 0 K: 0 S: 9 H: 1 LOB: 3 BB: 1 P: 16	R: 1 E: 0 K: 0 S: 13 H: 1 LOB: 0 BB: 0 P: 20	R: 5 E: 0 K: 0 S: 17 H: 6 LOB: 2 BB: 1 P: 23	R: 0 E: 0 K: 1 S: 8 H: 0 LOB: 0 BB: 0 P: 10	R: 0 E: 0 K: 0 S: 11 H: 2 LOB: 2 BB: 0 P: 16	R: 0 E: 0 K: 0 S: 10 H: 0 LOB: 0 BB: 0 P: 12	R: 2 E: 0 K: 0 S: 18 H: 5 LOB: 2 BB: 0 P: 23	1B: 13 2B: 1 3B: 0 HR: 3 SF: 1 SAC: 1 DP: 1 HBP: 1						

PITCHER	IP	WLS	BF	H	R	ER	SO	BB	IBB	HBP	BLK	WP	HR	S	P	ERA	WHIP
Kip Wells, R (1, 1) ERA: 4.7	4.2	L	27	9	8	7	0	3	0	1	0	0	3	53	82	13.50	2.571
Tyler Johnson, L (5, 1) ERA:	0.1		2	1	0	0	0	0	0	0	0	0	0	3	3	0.00	3.000
Josh Hancock, R (6, 1) ERA: 3.72	3.0		11	2	0	0	1	0	0	0	0	0	0	29	38	0.00	0.667
48 Brad Thompson, R (9, 1) ERA: 5.54	1.0		7	5	2	2	0	0	0	0	0	0	0	18	23	18.00	5.000

PITCHER	IP	WLS	BF	H	R	ER	SO	BB	IBB	HBP	BLK	WP	HR	S	P	ERA	WHIP

TOP

Cincinnati Reds @ St. Louis Cardinals

Busch Stadium, St. Louis, MO

Tue Apr 24 2007, 7:10 PM CDT

Att. 42,309 - Rain - 73 F

livebaseballscorecards.com

AB	41
R	10
H	17
RBI	10
BB	3
SO	1
LOB	15

REDS

BOTTOM

Cincinnati Reds @ St. Louis Cardinals

Busch Stadium, St. Louis, MO

Tue Apr 24 2007, 7:10 PM CDT

Att. 42,309 - Rain - 73 F

livebaseballscorecards.com

Batter	1	2	3	4	5	6	7	8	9	AB	R	H	RBI	BB	SO	LOB
22 David Eckstein, R (1, 6) OBP: 0.300, SLG: 0.254	B C B X 2-1 F7 ①		F F X 0-2 F1 ②		B C B X 2-1 G6-3 ③			B B C F F X 2-2 G5-3 ② 1-2		4	0	0	0	0	0	3
16 Chris Duncan, L (1, 7) OBP: 0.375, SLG: 0.561	C B X 1-1 G6-3 ②		B F B F F F X 2-2 G4-3 ③			C B F C 1-3 K ①		B B X 2-0 5 1B 2-H 1B		4	0	1	1	0	1	2
5 Albert Pujols, R (1, 3) OBP: 0.329, SLG: 0.459 So Taguchi, R (9, 9) OBP: 0.310, SLG: 0.346	B C B F X 2-2 F8 ③			B B C B X 3-1 F8 ①		C F X 0-2 G6-3 ②		C C B X 1-2 15 FC4-6 1-2 1B		4 0	0 0	1 0	0 0	0 0	0 0	0 0
15 Jim Edmonds, L (1, 8) OBP: 0.286, SLG: 0.304		S S F B S 1-3 K ①		C B F S 1-3 K ②		F S F B F F X 1-2 G4-3 ③		X 0-0 FC4-6 ③ 1-2f		4	0	0	0	0	2	2
27 Scott Rolen, R (1, 5) OBP: 0.323, SLG: 0.458 Gary Bennett, R (9, PH) OBP: 0.389, SLG: 0.412		C S X 0-2 7 CS 1B		S X 0-1 26 1B 2B			B B B C C X 3-2 P6 ①		F S X 0-2 7 1B 26 1B 4 G6-4-3 1B	3 1	1 1	2 1	0 0	0 0	0 0	0 0
26 Scott Spiezio, S (1, 9) OBP: 0.356, SLG: 0.270 (9, 3)		C F B X 1-2 F7 ②		B D X 2-0 2-H 1B			C F D S 1-3 K ②		B X 1-0 4 G6-4-3 7 1B 1-2 1B	4	0	2	1	0	1	1
7 Adam Kennedy, L (1, 4) OBP: 0.268, SLG: 0.288		C 0-1 CS ③ 1-2	B C B B B 4-1 4 1B BB	B B F X 2-1 L7 ③			F B B B X 2-1 P5 ③		X 0-0 4 G6-4-3 1-2 2-3 1B	3	0	1	0	1	0	1
4 Yadier Molina, R (1, 2) OBP: 0.361, SLG: 0.255			F F X 0-2 1-2 1B		F B X 1-1 G6-3 ①			F F B X 1-2 22 G5-3 16 1B 1B	C X 0-1 G6-4-3 ① ② 1-2f 2-3 3-H	4	1	2	0	0	0	2
Kip Wells, R (1, 1) OBP: 0.375, SLG: 0.750 Tyler Johnson, S (5, 1) 55 Skip Schumaker, L (5, PH) OBP: 0.179, SLG: 0.192 Josh Hancock, R (6, 1) Aaron Miles, S (8, PH) OBP: 0.284, SLG: 0.281 48 Brad Thompson, R (9, 1) 3 Preston Wilson, R (9, PH) OBP: 0.288, SLG: 0.367			L B 2 C S 1-3 SAFE K ①		F B B X 2-1 G4-3 ②			B C B B F X 3-2 F7 ①	C X 0-1 G6-3 ③	1 0 1 0 1 0 1	0 0 0 0 0 0 0	0 0 0 0 0 0 0	0 0 0 0 0 0 0	1 0 0 0 0 0 0	2 0 0 0 1 0 1	2 0 0 0 1 0 1
Inning Stats	R: 0 E: 0 K: 0 S: 7 H: 0 LOB: 0 BB: 0 P: 12	R: 0 E: 0 K: 1 S: 11 H: 1 LOB: 0 BB: 0 P: 13	R: 0 E: 0 K: 1 S: 15 H: 1 LOB: 2 BB: 1 P: 22	R: 1 E: 0 K: 1 S: 10 H: 2 LOB: 1 BB: 0 P: 18	R: 0 E: 0 K: 0 S: 6 H: 0 LOB: 0 BB: 0 P: 11	R: 0 E: 0 K: 0 S: 12 H: 0 LOB: 0 BB: 0 P: 14	R: 0 E: 0 K: 1 S: 8 H: 0 LOB: 0 BB: 0 P: 14	R: 1 E: 0 K: 0 S: 16 H: 3 LOB: 2 BB: 0 P: 25	R: 1 E: 0 K: 0 S: 9 H: 3 LOB: 1 BB: 0 P: 10	1B: 9 2B: 1 3B: 0 HR: 0	SF: 0 SAC: 0 DP: 1 HBP: 0						

PITCHER		IP	WLS	BF	H	R	ER	SO	BB	IBB	HBP	BLK	WP	HR	S	P	ERA	WHIP
39 Aaron Harang, R ERA: 3.86	(1, 1)	7.2	W	28	5	2	2	5	1	0	0	0	0	0	80	121	2.35	0.783
29 Mike Stanton, L ERA: 4.91	(8, 1)	0.1		3	2	0	0	0	0	0	0	0	0	0	5	8	0.00	6.000
56 Todd Coffey, R ERA: 7.15	(9, 1)	1.0		5	3	1	1	0	0	0	0	0	0	0	9	10	9.00	3.000

PITCHER	IP	WLS	BF	H	R	ER	SO	BB	IBB	HBP	BLK	WP	HR	S	P	ERA	WHIP

Batter	1	2	3	4	5	6	7	8	9	AB	R	H	RBI	BB	SO	LOB
33 Josh Hamilton, L (1, 8) OBP: 0.411, SLG: 0.723	C B B F B B 4-2 G3 4 SH1-3 BB	B F T B X 2-2 ② G4-3	X 0-0 HR	C B B C F S 2-3 ② K		3	1	1	1	1	1	0
4 Brandon Phillips, R (1, 4) OBP: 0.304, SLG: 0.407	B X 1-0 ① SH1-3 1-2	F B X 1-1 ③ G4-3	B F S X 1-2 ① F8	B C B F B F S 3-3 ③ K2-3		3	0	0	0	0	1	0
Adam Dunn, L (1, 7) OBP: 0.364, SLG: 0.481	B X 1-0 ② G3 2-3	C C B F S 1-3 ① K	B F B B X 3-1 ② F8	B C B X 2-1 G4-3 1B 2B		4	1	1	0	0	1	1
Ken Griffey Jr., L (1, 9) OBP: 0.371, SLG: 0.390	B X 1-0 ③ F8	B B X 2-0 ② G3	C F F B B B F F X 3-2 ③ P5	C B B B F X 2-2 ① G4-3 2-3		4	0	0	0	0	0	2
12 Edwin Encarnación, R (1, 5) OBP: 0.270, SLG: 0.197	C B S B X 2-2 ① G5-3	C F X 0-2 ③ G4-3	F B B X 2-1 ① P6	C S F D D X 2-2 ② P3		4	0	0	0	0	0	1
Scott Hatteberg, L (1, 3) OBP: 0.373, SLG: 0.453	B C B C B B 4-2 BB	C X 0-1 ① G4-3	B X 1-0 ② G6-3	B B X 2-0 2 E 3-H 1B		3	0	1	1	1	0	0
2 Alex Gonzalez, R (1, 6) OBP: 0.348, SLG: 0.444	X 0-0 ② P6	B C F X 1-2 1B	B C X 1-1 1B	B C X 1-1 E6 FC3-6 1-2		4	0	2	0	0	0	2
26 David Ross, R (1, 2) OBP: 0.176, SLG: 0.130 Javier Valentin, S (9, PH) OBP: 0.355, SLG: 0.320	C B F B S 2-3 ③ K	S F B S 1-3 ② K	F C 1 SAFE F X 0-2 ③ G6-3	B C X 1-1 ③ FC3-6 1-2f		3 1	0 0	0 0	0 0	2 0	3 2
61 Bronson Arroyo, R (1, 1) OBP: 0.083, SLG: 0.083 6 Ryan Freel, R (8, PH) OBP: 0.360, SLG: 0.358 35 Kirk Saarloos, R (8, 1) 40 Jon Coutlangus, L (8, 1) Victor Santos, R (8, 1)	C C B B X 2-2 ① G1-3	S B S B F S 2-3 ③ K	B F B F B F X 3-2 ① P4	2 1 0 0 0	0 0 0 0 0	0 0 0 0 0	0 0 0 0 0	1 0 0 0 0	1 0 0 0 0
Inning Stats	R: 0 H: 0 E: 0 LOB: 1 K: 0 BB: 1 S: 5 P: 12	R: 0 H: 0 E: 0 LOB: 1 K: 1 BB: 1 S: 9 P: 17	R: 0 H: 0 E: 0 LOB: 0 K: 0 BB: 0 S: 8 P: 13	R: 0 H: 0 E: 0 LOB: 0 K: 1 BB: 0 S: 8 P: 11	R: 0 H: 1 E: 0 LOB: 1 K: 2 BB: 0 S: 12 P: 16	R: 1 H: 1 E: 0 LOB: 0 K: 0 BB: 0 S: 12 P: 19	R: 0 H: 1 E: 0 LOB: 1 K: 0 BB: 0 S: 9 P: 13	R: 0 H: 0 E: 0 LOB: 0 K: 2 BB: 0 S: 11 P: 19	R: 1 H: 2 E: 1 LOB: 2 K: 0 BB: 0 S: 14 P: 24	1B: 3 2B: 1 3B: 0 HR: 1	SF: 0 SAC: 1 DP: 0 HBP: 0				WP: 0 PB: 0 SB: 0 CS: 0	PA: 35	

Cincinnati Reds @ St. Louis Cardinals

Busch Stadium, St. Louis, MO

Wed Apr 25 2007, 7:10 PM CDT

Att. 42,225 - Cloudy - 69 F

TOP

livebaseballscorecards.com

AB	32
R	2
H	5
RBI	2
BB	2
SO	6
LOB	12

PITCHER		IP	WLS	BF	H	R	ER	SO	BB	IBB	HBP	BLK	WP	HR	S	P	ERA	WHIP
41 Braden Looper, R ERA: 1.91	(1, 1)	7.0		26	3	1	1	4	2	0	0	0	0	1	63	101	1.29	0.714
36 Russ Springer, R ERA: 4.05	(8, 1)	0.1		1	0	0	0	0	0	0	0	0	0	0	3	6	0.00	0.000
34 Randy Flores, L ERA: 1.13	(8, 1)	1.1	W	6	2	1	1	2	0	0	0	0	0	0	18	31	6.75	1.500
44 Jason Isringhausen, R ERA: 3.24	(9, 1)	0.1	S	2	0	0	0	0	0	0	0	0	0	0	4	6	0.00	0.000

PITCHER		IP	WLS	BF	H	R	ER	SO	BB	IBB	HBP	BLK	WP	HR	S	P	ERA	WHIP

Batter	1	2	3	4	5	6	7	8	9	AB	R	H	RBI	BB	SO	LOB
22 David Eckstein, R (1, 6) OBP: 0.298, SLG: 0.253	G4-3		P2		P6			16 BB 5 2B 1B		4	1	1	0	0	0	0
16 Chris Duncan, L (1, 7) OBP: 0.395, SLG: 0.565	5 BB 1B		1B		F8			1-2 5 2B BB		3	1	2	0	1	0	0
5 Albert Pujols, R (1, 3) OBP: 0.337, SLG: 0.468	1-2 BB		K		G5-3			FC1-5 1-H 2-H 2B		3	0	1	2	1	1	1
27 Scott Rolen, R (1, 5) OBP: 0.333, SLG: 0.468	F8			15 1B 2B		G1-3		3 E FC1-5 IBB		3	2	1	0	1	0	2
15 Jim Edmonds, L (1, 8) OBP: 0.288, SLG: 0.305 So Taguchi, R (8, PH) OBP: 0.300, SLG: 0.333 (9, 8)	L9			4 1B 2-H 1B		G1-3		FC1-5 3 E 4 SF9 1-2 2-3f		3 1	0 1	1 0	1 0	0 0	0 0	2 2
3 Preston Wilson, R (1, 9) OBP: 0.268, SLG: 0.340		G4-3		F7		K		E6 4 SF9 1-3 2-H		4	0	0	0	0	1	2
7 Adam Kennedy, L (1, 4) OBP: 0.267, SLG: 0.273		F9		F7			G4-3	34 S IBB		3	0	0	0	1	0	1
4 Yadier Molina, R (1, 2) OBP: 0.354, SLG: 0.259		G6-3		1-2 1B			F7	SF9 2-3 3-H		3	0	1	1	0	0	0
41 Braden Looper, R (1, 1) OBP: 0.111, SLG: 0.111 55 Skip Schumaker, L (7, PH) OBP: 0.172, SLG: 0.185 36 Russ Springer, R (8, 1) 34 Randy Flores, L (8, 1) 44 Jason Isringhausen, R (9, 1)			G5-3	G6-3				G3 1-2		2 1 0 1 0	0 0 0 0 0	0 0 0 0 0	0 0 0 0 0	0 0 0 0 0	0 0 0 1 0	2 0 0 2 0
Inning Stats	R: 0 E: 0 K: 0 S: 11 H: 1 LOB: 2 BB: 1 P: 17	R: 0 E: 0 K: 0 S: 6 H: 0 LOB: 0 BB: 0 P: 8	R: 0 E: 0 K: 1 S: 7 H: 1 LOB: 1 BB: 0 P: 9	R: 1 E: 0 K: 0 S: 13 H: 3 LOB: 2 BB: 0 P: 20	R: 0 E: 0 K: 0 S: 7 H: 0 LOB: 0 BB: 0 P: 12	R: 0 E: 0 K: 1 S: 8 H: 0 LOB: 0 BB: 0 P: 13	R: 0 E: 0 K: 0 S: 13 H: 0 LOB: 0 BB: 0 P: 17	R: 4 E: 1 K: 1 S: 19 H: 2 LOB: 2 BB: 3 P: 35		1B: 5 2B: 2 3B: 0 HR: 0	SF: 1 SAC: 0 DP: 0 HBP: 0					

PITCHER		IP	WLS	BF	H	R	ER	SO	BB	IBB	HBP	BLK	WP	HR	S	P	ERA	WHIP
61 Bronson Arroyo, R ERA: 2.86	(1, 1)	7.0		27	5	1	1	2	1	0	0	0	0	0	65	96	1.29	0.857
35 Kirk Saarloos, R ERA: 5.59	(8, 1)	0.0	L	4	2	4	2	0	1	1	0	0	0	0	10	20	∞	∞
40 Jon Coutlangus, L ERA: 3.68	(8, 1)	0.1		1	0	0	0	0	0	0	0	0	0	0	1	1	0.00	0.000
Victor Santos, R ERA: 2.89	(8, 1)	0.2		4	0	0	0	1	0	1	0	0	0	0	8	14	0.00	0.000

PITCHER	IP	WLS	BF	H	R	ER	SO	BB	IBB	HBP	BLK	WP	HR	S	P	ERA	WHIP

BOTTOM

Cincinnati Reds @ St. Louis Cardinals

Busch Stadium, St. Louis, MO

Wed Apr 25 2007, 7:10 PM CDT
Att. 42,225 - Cloudy - 69 F

livebaseballscorecards.com

AB	31
R	5
H	7
RBI	4
BB	4
SO	3
LOB	14

WP: 0 PB: 0 SB: 1 CS: 0 PA: 36

Batter	1	2	3	4	5	6	7	8	9	AB	R	H	RBI	BB	SO	LOB
6 Ryan Freel, R (1, 8) OBP: 0.354, SLG: 0.343	P2		F9		F8			G1-3 · 4 WP · BB		3	1	0	0	1	0	0
2 Alex Gonzalez, R (1, 6) OBP: 0.356, SLG: 0.478	4 2B 3B		4 HR 1B		G5-3			G1-3		4	2	2	0	0	0	1
4 Brandon Phillips, R (1, 4) OBP: 0.313, SLG: 0.459 25 David Weathers, R (8, 1)	2B 3-H		1 SAFE 1 SAFE HR 1-H			F8		K 3-H		4 0	1 0	2 0	3 0	0 0	1 0	0 0
Jeff Conine, R (1, 3) OBP: 0.308, SLG: 0.541	G5-3		G2-3			F9			P4	4	0	0	0	0	0	0
33 Josh Hamilton, L (1, 9) OBP: 0.400, SLG: 0.706		P4		9 SH3 2B		G3			G5-3	4	0	1	0	0	0	0
9 Juan Castro, R (1, 5) OBP: 0.154, SLG: 0.125 (8, 4)		L8		SH3 2-3			F8		K	3	0	0	0	0	1	0
26 David Ross, R (1, 2) OBP: 0.189, SLG: 0.208 Javier Valentin, S (7, PH) OBP: 0.344, SLG: 0.308 (7, 2)	HR		K				F7			2 1	1 0	1 0	1 0	0 0	1 0	1 0
30 Norris Hopper, R (1, 7) Adam Dunn, L (7, PH) OBP: 0.360, SLG: 0.474 (7, 7)	G4-3			P3			G6-3			2 1	0 0	0 0	0 0	0 0	0 0	1 0
Kyle Lohse, R (1, 1) OBP: 0.222, SLG: 0.125 40 Jon Coutlangus, L (7, 1) 56 Todd Coffey, R (7, 1) Scott Hatteberg, L (8, PH) OBP: 0.367, SLG: 0.444 12 Edwin Encarnación, R (8, 5) OBP: 0.270, SLG: 0.197			G6-3		G2-3			F8		2 0 0 1 0	0 0 0 0 0	0 0 0 0 0	0 0 0 0 0	0 0 0 0 0	0 0 0 0 0	0 0 0 0 0
Inning Stats	R: 1 H: 2 E: 0 LOB: 0 K: 0 BB: 0 S: 8 P: 16	R: 1 H: 1 E: 0 LOB: 0 K: 0 BB: 0 S: 4 P: 6	R: 2 H: 2 E: 0 LOB: 0 K: 0 BB: 0 S: 13 P: 17	R: 0 H: 1 E: 0 LOB: 1 K: 1 BB: 0 S: 9 P: 12	R: 0 H: 0 E: 0 LOB: 0 K: 0 BB: 0 S: 6 P: 10	R: 0 H: 0 E: 0 LOB: 0 K: 0 BB: 0 S: 5 P: 9	R: 0 H: 0 E: 0 LOB: 0 K: 0 BB: 0 S: 6 P: 10	R: 1 H: 0 E: 0 LOB: 0 K: 1 BB: 1 S: 12 P: 21	R: 0 H: 0 E: 0 LOB: 0 K: 1 BB: 0 S: 9 P: 14	1B: 1 SF: 0 2B: 2 SAC: 1 3B: 1 DP: 0 HR: 2 HBP: 0						WP: 1 PA: 33 PB: 0 SB: 1 CS: 0

TOP

Cincinnati Reds @ St. Louis Cardinals

Busch Stadium, St. Louis, MO

Thu Apr 26 2007, 12:10 PM CDT

Att. 42,503 - Cloudy - 64 F

livebaseballscorecards.com

AB	31
R	5
H	6
RBI	4
BB	1
SO	3
LOB	3

PITCHER		IP	WLS	BF	H	R	ER	SO	BB	IBB	HBP	BLK	WP	HR	S	P	ERA	WHIP
54 Randy Keisler, L ERA: 5.65	(1, 1)	3.1		15	6	4	4	0	0	0	0	0	0	2	27	41	10.80	1.800
48 Brad Thompson, R ERA: 4.91	(4, 1)	1.2		5	0	0	0	1	0	0	0	0	0	0	13	20	0.00	0.000
36 Russ Springer, R ERA: 3.52	(6, 1)	1.0	W	3	0	0	0	0	0	0	0	0	0	0	5	9	0.00	0.000
31 Ryan Franklin, R ERA: 1.64	(7, 1)	2.0	H	7	0	1	1	1	1	0	0	0	1	0	18	31	4.50	0.500
44 Jason Isringhausen, R ERA: 2.89	(9, 1)	1.0	S	3	0	0	0	1	0	0	0	0	0	0	9	14	0.00	0.000

PITCHER	IP	WLS	BF	H	R	ER	SO	BB	IBB	HBP	BLK	WP	HR	S	P	ERA	WHIP

Cincinnati Reds @ St. Louis Cardinals

Busch Stadium, St. Louis, MO

Thu Apr 26 2007, 12:10 PM CDT

Att. 42,503 - Cloudy - 64 F

livebaseballscorecards.com

BOTTOM

Batter	1	2	3	4	5	6	7	8	9	AB	R	H	RBI	BB	SO	LOB
Aaron Miles, S (1, 6) OBP: 0.308, SLG: 0.306	G5-3		55 2B 1B		5 G6-4-3 55 1B 1-2 2-3 1B	F9		SF7 2-H		4	1	2	1	0	0	1
55 Skip Schumaker, L (1, 7) OBP: 0.235, SLG: 0.281	F7		5 1B 1-H 2B		5 G6-4-3 1-2 2-3 3-H 1B		5 FC6-4 1B	G3		5	0	3	2	0	0	0
5 Albert Pujols, R (1, 3) OBP: 0.344, SLG: 0.481	2B		2-H 1B		G6-4-3 1-2f 2-3 3-H		FC6-4 15 1B 27 BB 26 1B 1-2f			4	1	2	0	0	0	3
27 Scott Rolen, R (1, 5) OBP: 0.343, SLG: 0.453	K			G6-3	4-0 BB		4-0 26 1B 15 1B 1-2 BB			2	0	0	0	2	1	1
15 Jim Edmonds, L (1, 8) OBP: 0.286, SLG: 0.302		L7		F8	F7		0-1 26 1B 1-2 2-3 1B			4	0	1	0	0	0	2
26 Scott Spiezio, S (1, 9) OBP: 0.367, SLG: 0.317		P3		G4-3		7 2B	7 G4-6-3 1-2 2-3 3-H 1B			4	1	2	1	0	0	0
7 Adam Kennedy, L (1, 4) OBP: 0.281, SLG: 0.322		G3-1			1B 1B 2B	2-H 2B	G4-6-3 1-2f			4	1	2	1	0	0	3
Gary Bennett, R (1, 2) OBP: 0.364, SLG: 0.381			F8		1B 55 1B 1B 2-3	SAFE		K		4	1	1	0	0	2	1
54 Randy Keisler, L (1, 1)										1	0	0	0	0	0	0
48 Brad Thompson, R (4, 1)										0	0	0	0	0	0	0
So Taguchi, R (5, PH) OBP: 0.323, SLG: 0.357										1	1	1	1	0	0	0
36 Russ Springer, R (6, 1)										0	0	0	0	0	0	0
3 Preston Wilson, R (6, PH) OBP: 0.263, SLG: 0.333										1	0	0	0	0	1	1
31 Ryan Franklin, R (7, 1)										0	0	0	0	0	0	0
16 Chris Duncan, L (8, PH) OBP: 0.403, SLG: 0.586										1	1	1	0	0	0	0
44 Jason Isringhausen, R (9, 1)			F8		55 1B 1B 5 G6-4-3 1-2 3-H 1B			WP SF7 2B		0	0	0	0	0	0	0
Inning Stats	R: 0 E: 0 K: 1 S: 10 H: 1 LOB: 1 BB: 0 P: 17	R: 0 E: 0 K: 0 S: 9 H: 0 LOB: 0 BB: 0 P: 13	R: 1 E: 0 K: 0 S: 12 H: 3 LOB: 2 BB: 0 P: 21	R: 0 E: 0 K: 0 S: 9 H: 0 LOB: 0 BB: 0 P: 12	R: 3 E: 0 K: 0 S: 12 H: 5 LOB: 2 BB: 1 P: 22	R: 1 E: 0 K: 2 S: 12 H: 2 LOB: 1 BB: 0 P: 18	R: 1 E: 0 K: 0 S: 12 H: 3 LOB: 2 BB: 1 P: 22	R: 1 E: 0 K: 1 S: 14 H: 1 LOB: 0 BB: 0 P: 18		1B: 9 2B: 6 3B: 0 HR: 0	SF: 1 SAC: 0 DP: 2 HBP: 0					

	AB	35
	R	7
	H	15
	RBI	6
	BB	2
	SO	4
	LOB	12

WP: 1 PB: 0 SB: 0 CS: 0 PA: 38

PITCHER		IP	WLS	BF	H	R	ER	SO	BB	IBB	HBP	BLK	WP	HR	S	P	ERA	WHIP
Kyle Lohse, R ERA: 2.88	(1, 1)	6.0	L	28	11	5	5	3	1	0	0	0	0	0	64	103	7.50	2.000
40 Jon Coutlangus, L ERA: 4.91	(7, 1)	0.0		1	1	1	1	0	0	0	0	0	0	0	3	5	∞	∞
56 Todd Coffey, R ERA: 6.57	(7, 1)	1.0		5	2	0	0	0	1	0	0	0	0	0	9	17	0.00	3.000
25 David Weathers, R ERA: 3.0	(8, 1)	1.0		4	1	1	1	1	0	0	0	0	1	0	14	18	9.00	1.000

PITCHER	IP	WLS	BF	H	R	ER	SO	BB	IBB	HBP	BLK	WP	HR	S	P	ERA	WHIP

Chicago Cubs @ St. Louis Cardinals

Busch Stadium, St. Louis, MO

Fri Apr 27 2007, 7:10 PM CDT

Att. 45,131 - Partly Cloudy - 68 F

TOP

livebaseballscorecards.com

Batter	1	2	3	4	5	6	7	8	9	AB	R	H	RBI	BB	SO	LOB
12 Alfonso Soriano, R (1, 7) OBP: 0.294, SLG: 0.385	C B B S F F S 2-3 ① K		F B B F F F F B F 3-2 X ② F9		F B X 1-1 ① P3			B C B X 2-1 25 E 25 S 1B	S D F F S 1-3 ③ K	5	0	1	0	0	2	1
2 Ryan Theriot, R (1, 6) OBP: 0.339, SLG: 0.350	B B B C C S 3-3 ② K		C F S 0-3 ③ K		C F X 0-2 ② F8			L P L B 1 F 1 D X SAFE SAFE 3-2 ① P3		4	0	0	0	0	2	1
25 Derrek Lee, R (1, 3) OBP: 0.465, SLG: 0.557	F B F B B S 3-3 ③ K			C X 0-1 16 HR 2B	S X 0-1 ③ G6-3			B C B 1 F B S SAFE 3-3 ② K 1-3		4	1	1	0	0	2	1
16 Aramis Ramirez, R (1, 5) OBP: 0.370, SLG: 0.575		F F B B B F F X 3-2 ① F8		S C B X 1-2 2-H HR		X 0-0 ① L4		B B B B 4-0 BB		3	1	1	2	1	0	0
Michael Barrett, R (1, 2) OBP: 0.333, SLG: 0.472		F C B X 1-2 ② F8		B B X 2-0 ① F8		B B B C X 3-1 ② P5		B C F D F X 2-2 ③ F7		4	0	0	0	0	0	2
19 Matt Murton, R (1, 9) OBP: 0.341, SLG: 0.325		B B B C B 4-1 BB BB		B X 1-0 ② G6-3		X 0-0 ③ F9			F X 0-1 G4-3 1B 2B	3	1	1	0	1	0	0
Mark DeRosa, R (1, 4) OBP: 0.342, SLG: 0.544	B S B B B 4-1 1-2 BB		B F C B X 2-2 17 HR 2B				C B B S F F F S 2-3 ① K		X 0-0 ① G4-3 2-3	3	1	1	0	1	1	1
17 Felix Pie, L (1, 8) OBP: 0.263, SLG: 0.459	C X 0-1 ③ P5			B X 1-0 2-H HR			B X 1-0 ② L9		B S X 1-1 ② G1-3	4	1	1	2	0	0	3
Jason Marquis, L (1, 1) OBP: 0.214, SLG: 0.357 13 Will Ohman, L (7, 1) 43 Michael Wuertz, R (7, 1) 48 Neal Cotts, L (8, 1) 46 Ryan Dempster, R (8, 1) Cesar Izturis, S (8, 6) OBP: 0.273, SLG: 0.280			C S F B F C 1-3 ① K	X 0-0 ③ F8			C X 0-1 ③ G4-3		B C X 1-1 3-H 1B	3 0 0 0 0 1	0 0 0 0 0 0	0 0 0 0 0 1	0 0 0 0 0 1	0 0 0 0 0 0	1 0 0 0 0 0	0 0 0 0 0 0
Inning Stats	R: 0 H: 0 E: 0 LOB: 0 K: 3 BB: 0 S: 11 P: 19	R: 0 H: 0 E: 0 LOB: 2 K: 0 BB: 2 S: 12 P: 24	R: 0 H: 0 E: 0 LOB: 0 K: 2 BB: 0 S: 15 P: 19	R: 4 H: 4 E: 0 LOB: 0 K: 0 BB: 0 S: 12 P: 19	R: 0 H: 0 E: 0 LOB: 0 K: 0 BB: 0 S: 7 P: 8	R: 0 H: 0 E: 0 LOB: 0 K: 0 BB: 0 S: 4 P: 7	R: 0 H: 0 E: 0 LOB: 0 K: 1 BB: 0 S: 10 P: 13	R: 0 H: 1 E: 1 LOB: 2 K: 1 BB: 1 S: 14 P: 27	R: 1 H: 2 E: 0 LOB: 1 K: 1 BB: 0 S: 11 P: 14	1B: 2 SF: 0 2B: 3 SAC: 0 3B: 0 DP: 0 HR: 2 HBP: 0					WP: 0 PA: 37 PB: 0 SB: 1 CS: 0	

	AB	34
	R	5
	H	7
	RBI	5
	BB	3
	SO	8
	LOB	9

PITCHER		IP	WLS	BF	H	R	ER	SO	BB	IBB	HBP	BLK	WP	HR	S	P	ERA	WHIP
23 Anthony Reyes, R ERA: 5.73	(1, 1)	6.0	L	24	4	4	4	5	2	0	0	0	0	2	61	96	6.00	1.000
Tyler Johnson, L ERA:	(7, 1)	1.0		3	0	0	0	1	0	0	0	0	0	0	10	13	0.00	0.000
56 Kelvin Jimenez, R ERA:	(8, 1)	1.0		5	1	0	0	1	1	0	0	0	0	0	14	27	0.00	2.000
34 Randy Flores, L ERA: 2.0	(9, 1)	1.0		5	2	1	1	1	0	0	0	0	0	0	11	14	9.00	2.000

PITCHER	IP	WLS	BF	H	R	ER	SO	BB	IBB	HBP	BLK	WP	HR	S	P	ERA	WHIP

Batter	1	2	3	4	5	6	7	8	9	AB	R	H	RBI	BB	SO	LOB
22 David Eckstein, R (1, 6) OBP: 0.292, SLG: 0.250	P5		16 FC5-4 1B		F8		P2		FC4-6 16 DI 1-2f	5	0	1	0	0	0	2
16 Chris Duncan, L (1, 7) OBP: 0.402, SLG: 0.568	BB		FC5-4 5 G6-3 27 1B 1-2f			G3-1		5 1B 1B	F7 1-2	4	1	1	0	1	0	2
5 Albert Pujols, R (1, 3) OBP: 0.340, SLG: 0.471	F8		G6-3 1-2			G5-3		HBP 1-3 1B		4	0	1	0	0	0	2
27 Scott Rolen, R (1, 5) OBP: 0.338, SLG: 0.441	G5-3		2-H 1B			G6-3		P5		4	0	1	1	0	0	3
15 Jim Edmonds, L (1, 8) OBP: 0.315, SLG: 0.313 So Taguchi, R (8, PH) (9, 8) OBP: 0.344, SLG: 0.357		3 E 4 1B 1B		7 G6-4-3 BB			4 HR BB	7 FC6-4 1-2 HBP		1 0	1 0	1 0	0 0	2 0	0 0	0 0
3 Preston Wilson, R (1, 9) OBP: 0.246, SLG: 0.310		E6 4 1B 1-2		F8			F7	K		4	0	0	0	0	1	6
7 Adam Kennedy, L (1, 4) OBP: 0.265, SLG: 0.302		L6		G6-4-3 1-2f			F7	FC6-4 1-2f		4	0	0	0	0	0	7
4 Yadier Molina, R (1, 2) OBP: 0.377, SLG: 0.345		1-2 2-H 1B			F8		1-H HR		22 FC4-6 1B	4	1	3	2	0	0	0
23 Anthony Reyes, R (1, 1) Tyler Johnson, S (7, 1) Aaron Miles, S (7, PH) OBP: 0.325, SLG: 0.351 56 Kelvin Jimenez, R (8, 1) 34 Randy Flores, L (9, 1) 26 Scott Spiezio, S (9, PH) OBP: 0.360, SLG: 0.310		G5-3			F9		2B		K	2 0 1 0 0 0 1	0 0 0 0 0 0 0	0 0 1 0 0 0 0	0 0 0 0 0 0 0	0 0 0 0 0 0 0	0 0 0 0 0 0 0	2 0 0 0 0 0 1
Inning Stats	R: 0 E: 0 K: 0 S: 7 H: 0 LOB: 1 BB: 1 P: 15	R: 0 E: 1 K: 0 S: 12 H: 2 LOB: 2 BB: 0 P: 21	R: 1 E: 0 K: 0 S: 12 H: 2 LOB: 1 BB: 0 P: 19	R: 0 E: 0 K: 0 S: 5 H: 0 LOB: 0 BB: 1 P: 13	R: 0 E: 0 K: 0 S: 6 H: 0 LOB: 0 BB: 0 P: 7	R: 0 E: 0 K: 0 S: 6 H: 0 LOB: 0 BB: 0 P: 8	R: 2 E: 0 K: 0 S: 9 H: 2 LOB: 1 BB: 1 P: 19	R: 0 E: 0 K: 1 S: 15 H: 2 LOB: 3 BB: 0 P: 20	R: 0 E: 0 K: 1 S: 12 H: 1 LOB: 1 BB: 0 P: 19	1B: 7 2B: 1 3B: 0 HR: 1	SF: 0 SAC: 0 DP: 1 HBP: 1			WP: 0 PB: 0 SB: 0 CS: 0		PA: 38	

PITCHER		IP	WLS	BF	H	R	ER	SO	BB	IBB	HBP	BLK	WP	HR	S	P	ERA	WHIP
Jason Marquis, R ERA: 2.35	(1, 1)	6.2	W	26	5	3	3	0	3	0	0	0	0	1	54	98	4.05	1.200
13 Will Ohman, L ERA: 5.4	(7, 1)	0.0		1	1	0	0	0	0	0	0	0	0	0	2	3	∞	∞
43 Michael Wuertz, R ERA: 0.71	(7, 1)	0.2	H	4	2	0	0	0	0	0	0	0	0	0	9	11	0.00	3.000
48 Neal Cotts, L ERA:	(8, 1)	0.0		1	0	0	0	0	0	0	1	0	0	0	2	3	∞	∞
46 Ryan Dempster, R ERA: 2.13	(8, 1)	1.2	S	6	1	0	0	2	0	0	0	0	0	0	17	26	0.00	0.600

PITCHER	IP	WLS	BF	H	R	ER	SO	BB	IBB	HBP	BLK	WP	HR	S	P	ERA	WHIP

BOTTOM

Chicago Cubs @ St. Louis Cardinals

Busch Stadium, St. Louis, MO

Fri Apr 27 2007, 7:10 PM CDT
Att. 45,131 - Partly Cloudy - 68 F

livebaseballscorecards.com

AB	34
R	3
H	9
RBI	3
BB	3
SO	2
LOB	25

Batter	1	2	3	4	5	6	7	8	9	AB	R	H	RBI	BB	SO	LOB
12 Alfonso Soriano, R (1, 7) OBP: 0.301, SLG: 0.391	2-2 2 FC3-5 2B		0-1 ① P4		4-1 2 1B 25 2B BB	1-3 ② K		0-0 ② F9		4	1	1	0	1	1	0
2 Ryan Theriot, R (1, 6) OBP: 0.328, SLG: 0.338	1-0 ① FC3-5 16 FC5 25 1B 2-3		1-1 ② F7		0-0 25 2B 15 FC3-6 1-2 3-H 1B	0-1 ③ P4		3-2 ③ G5-3		5	1	1	1	0	0	1
25 Derrek Lee, R (1, 3) OBP: 0.472, SLG: 0.565	SAFE 1-0 16 FC5 1-2 1B		2-3 ③ K		1-1 15 FC3-6 1-3 2-H 3B 2B		4-2 1B 1B BB		2-1 ① G6-3	4	2	2	1	1	1	0
16 Aramis Ramirez, R (1, 5) OBP: 0.360, SLG: 0.545	2-2 ② FC5 1-2 2-3f			1-2 ① F8	4-0 15 FC3-6 IBB		2-2 ① F7		0-2 ② G4-3	4	0	0	0	1	0	3
15 Cliff Floyd, L (1, 9) OBP: 0.305, SLG: 0.386 17 Felix Pie, L (6, 8) OBP: 0.250, SLG: 0.436	3-2 ③ G4-3			1-1 ② G4-3	0-0 ② FC3-6 1B 3B 1-2f 2-3 3-H		0-2 ② P4		0-3 ③ K2-3	3 2	1 0	0 0	1 0	0 0	0 1	4 1
Mark DeRosa, R (1, 4) OBP: 0.363, SLG: 0.549		4-2 G4-6-3 BB		0-0 ③ F9	3-1 SAFE 3B 1-2 1B		0-2 1B 1-2 1B			3	1	2	0	1	0	0
Jacque Jones, L (1, 8) OBP: 0.341, SLG: 0.346 (6, 9)		2-2 ① ② G4-6-3 1-2f			1-0 24 2B 2B 2-1 1-H 2-H 3-H 3B		1-2 1-2 2-H 1B			4	1	3	4	0	0	1
24 Henry Blanco, R (1, 2) OBP: 0.294, SLG: 0.400	3-2 1B				3-2 38 SH1-3 2 1B 2-H 2B 3-1 F8		1-3 ③ K			4	1	2	1	0	1	3
38 Carlos Zambrano, S (1, 1) OBP: 0.231, SLG: 0.538 5 Ronny Cedeno, R (8, PH) OBP: 0.121, SLG: 0.323 13 Will Ohman, L (8, 1) 57 Rocky Cherry, R (9, 1)		0-3 ③ K			0-0 ① SH1-3 2-3	0-0 ① G6-3		1-0 ① F8		2 1 0 0	0 0 0 0	0 0 0 0	0 0 0 0	0 0 0 0	1 0 0 0	1 0 0 0
Inning Stats	R: 0 H: 2 E: 0 LOB: 2 K: 0 BB: 0 S: 12 P: 21	R: 0 H: 1 E: 0 LOB: 1 K: 1 BB: 1 S: 15 P: 23	R: 0 H: 0 E: 0 LOB: 0 K: 1 BB: 0 S: 7 P: 10	R: 0 H: 0 E: 0 LOB: 0 K: 0 BB: 0 S: 6 P: 8	R: 7 H: 6 E: 0 LOB: 1 K: 0 BB: 2 S: 19 P: 40	R: 0 H: 0 E: 0 LOB: 0 K: 1 BB: 0 S: 6 P: 7	R: 1 H: 2 E: 0 LOB: 2 K: 1 BB: 1 S: 18 P: 26	R: 0 H: 0 E: 0 LOB: 0 K: 0 BB: 0 S: 6 P: 10	R: 0 H: 0 E: 0 LOB: 0 K: 1 BB: 0 S: 8 P: 10	1B: 6 SF: 0 2B: 4 SAC: 1 3B: 1 DP: 1 HR: 0 HBP: 0						

PITCHER		IP	WLS	BF	H	R	ER	SO	BB	IBB	HBP	BLK	WP	HR	S	P	ERA	WHIP
50 Adam Wainwright, R ERA: 6.14	(1, 1)	4.1	L	22	7	6	6	2	2	1	0	0	0	0	52	87	12.46	2.077
Tyler Johnson, L ERA: 1.0	(5, 1)	0.2		4	2	1	1	0	0	0	0	0	0	0	7	15	13.50	3.000
Josh Hancock, R ERA: 3.55	(6, 1)	3.0		12	2	1	1	2	1	0	0	0	0	0	30	43	3.00	1.000
48 Brad Thompson, R ERA: 4.6	(9, 1)	1.0		3	0	0	0	1	0	0	0	0	0	0	8	10	0.00	0.000

PITCHER | IP | WLS | BF | H | R | ER | SO | BB | IBB | HBP | BLK | WP | HR | S | P | ERA | WHIP

TOP

Chicago Cubs @ St. Louis Cardinals

Busch Stadium, St. Louis, MO

Sat Apr 28 2007, 2:55 PM CDT
Att. 45,015 - Sunny - 78 F

livebaseballscorecards.com

AB	36
R	8
H	11
RBI	8
BB	4
SO	5
LOB	14

WP: 0	PA: 41					
PB: 0						
SB: 0						
CS: 0						

Batter	1	2	3	4	5	6	7	8	9	AB	R	H	RBI	BB	SO	LOB
Aaron Miles, S (1, 6) OBP: 0.295, SLG: 0.317	B C F B F B X 3-2 F8 ①		C B X 1-1 G5-3 ③			C C X 0-2 F7 ②		X 0-0 F8 ②		4	0	0	0	0	0	1
16 Chris Duncan, L (1, 7) OBP: 0.384, SLG: 0.538	B X 1-0 F7 ②			F B C X 1-2 G5-3 ①		B X 1-1 P5 ③		F C B F C 1-3 K ③		4	0	0	0	0	1	0
5 Albert Pujols, R (1, 3) OBP: 0.337, SLG: 0.494	B B X 2-0 L8 ③			C S F B F B S 2-3 K ②			B C F B B F X 3-2 HR		C B B B X 3-1 L4 ①	4	1	1	1	0	1	0
27 Scott Rolen, R (1, 5) OBP: 0.321, SLG: 0.417		C B F B C 2-3 K ①		B X 1-0 P3 ③			C F X 0-2 G4-3 ①		B X 1-0 F8 ②	4	0	0	0	0	1	0
15 Jim Edmonds, L (1, 8) OBP: 0.325, SLG: 0.324		F B C B B F X 3-2 G4-3 ②			C B S B X 2-2 4 L5-4 7 1B 1B		F C B B X 2-2 4 WP 26 1B 1B		B C S B X 2-2 G1-3 ③	4	0	2	0	0	0	0
26 Scott Spiezio, S (1, 9) OBP: 0.358, SLG: 0.311		S X 0-1 G4-3 ③			X 0-0 F8 ①		C D S B B X 3-2 4 WP 1-2 1B			3	0	1	0	0	0	1
7 Adam Kennedy, L (1, 4) OBP: 0.282, SLG: 0.318			C S B X 1-2 50 1B 50 PB 1B		B B C T B X 3-2 1-2 1B		F B F X 1-2 F6 ②			3	0	2	0	0	0	2
4 Yadier Molina, R (1, 2) OBP: 0.361, SLG: 0.328			1 SAFE F F F X 0-2 P6 ①		F B B F B X 3-2 L5-4 ② ③ 2-2		B B X 2-0 G6-3 ③ 1-2 2-3			3	0	0	0	0	0	5
50 Adam Wainwright, R (1, 1) OBP: 0.333, SLG: 0.444 Tyler Johnson, S (5, 1) Josh Hancock, R (6, 1) 3 Preston Wilson, R (8, PH) OBP: 0.242, SLG: 0.305 48 Brad Thompson, R (9, 1)			B B C S 2 SAFE X 2-2 1-3 ② 1B			B C C F B X 2-2 G3 ①		S X 0-1 P6 ①		1 0 1 1 0	0 0 0 0 0	1 0 0 0 0	0 0 0 0 0	0 0 0 0 0	0 0 0 0 0	0 0 0 0 0
Inning Stats	R: 0 E: 0 K: 0 S: 6 H: 0 LOB: 0 BB: 0 P: 12	R: 0 E: 0 K: 1 S: 9 H: 0 LOB: 0 BB: 0 P: 14	R: 0 E: 0 K: 0 S: 12 H: 2 LOB: 1 BB: 0 P: 16	R: 0 E: 0 K: 1 S: 9 H: 0 LOB: 0 BB: 0 P: 13	R: 0 E: 0 K: 0 S: 10 H: 2 LOB: 1 BB: 0 P: 18	R: 0 E: 0 K: 0 S: 9 H: 0 LOB: 0 BB: 0 P: 12	R: 1 E: 0 K: 0 S: 17 H: 3 LOB: 2 BB: 0 P: 28	R: 0 E: 0 K: 1 S: 7 H: 0 LOB: 0 BB: 0 P: 8	R: 0 E: 0 K: 0 S: 6 H: 0 LOB: 0 BB: 0 P: 12	1B: 6 2B: 1 3B: 0 HR: 1	SF: 0 SAC: 0 DP: 1 HBP: 0					

PITCHER	IP	WLS	BF	H	R	ER	SO	BB	IBB	HBP	BLK	WP	HR	S	P	ERA	WHIP
38 Carlos Zambrano, R (1, 1) ERA: 5.77	7.0	W	26	7	1	1	2	0	0	0	0	1	1	72	113	1.29	1.000
13 Will Ohman, L (8, 1) ERA: 4.7	1.0		3	0	0	0	1	0	0	0	0	0	0	7	8	0.00	0.000
57 Rocky Cherry, R (9, 1) ERA: 2.7	1.0		3	0	0	0	0	0	0	0	0	0	0	6	12	0.00	0.000

PITCHER	IP	WLS	BF	H	R	ER	SO	BB	IBB	HBP	BLK	WP	HR	S	P	ERA	WHIP

BOTTOM

Chicago Cubs @ St. Louis Cardinals

Busch Stadium, St. Louis, MO

Sat Apr 28 2007, 2:55 PM CDT
Att. 45,015 - Sunny - 78 F

livebaseballscorecards.com

AB	32
R	1
H	7
RBI	1
BB	0
SO	3
LOB	9

WP: 1 PB: 1 SB: 0 CS: 0 PA: 32

Batter	1	2	3	4	5	6	7	8	9	AB	R	H	RBI	BB	SO	LOB
22 David Eckstein, R (1, 6) OBP: 0.290, SLG: 0.262	G6-3		2B		G6-3			F7		4	1	1	0	0	0	1
16 Chris Duncan, L (1, 7) OBP: 0.378, SLG: 0.524	G4-3		1B			G1-3		F8		4	0	1	1	0	0	1
5 Albert Pujols, R (1, 3) OBP: 0.343, SLG: 0.489	1B		P4			BB		F9		3	0	1	0	1	0	2
27 Scott Rolen, R (1, 5) OBP: 0.305, SLG: 0.395	P3		L7			G6-4-3			F9	4	0	0	0	0	0	3
15 Jim Edmonds, L (1, 8) OBP: 0.309, SLG: 0.306		G3-1		K			G1-3		G4-3	4	0	0	0	0	1	0
55 Skip Schumaker, L (1, 9) OBP: 0.289, SLG: 0.333		1B		G6-3			1B		1B	4	0	3	0	0	0	0
7 Adam Kennedy, L (1, 4) OBP: 0.280, SLG: 0.314		F8		1B			F7		L5	4	0	1	0	0	0	3
4 Yadier Molina, R (1, 2) OBP: 0.347, SLG: 0.313		K		K			P6			3	0	0	0	0	2	2
Kip Wells, R (1, 1) OBP: 0.300, SLG: 0.600			K2-3							2	0	0	0	0	2	0
59 Dennis Dove, R (7, 1)										0	0	0	0	0	0	0
So Taguchi, R (8, PH) OBP: 0.364, SLG: 0.414										1	0	1	0	0	0	0
Tyler Johnson, S (8, 1)										0	0	0	0	0	0	0
56 Kelvin Jimenez, R (8, 1)								2B		0	0	0	0	0	0	0
Inning Stats	R: 0 E: 0 K: 0 S: 9 H: 1 LOB: 1 BB: 0 P: 14	R: 0 E: 0 K: 1 S: 8 H: 1 LOB: 1 BB: 0 P: 9	R: 1 E: 0 K: 1 S: 14 H: 2 LOB: 1 BB: 0 P: 20	R: 0 E: 0 K: 1 S: 7 H: 1 LOB: 1 BB: 0 P: 10	R: 0 E: 0 K: 2 S: 9 H: 0 LOB: 0 BB: 0 P: 10	R: 0 E: 0 K: 0 S: 7 H: 0 LOB: 0 BB: 1 P: 10	R: 0 E: 0 K: 0 S: 9 H: 1 LOB: 1 BB: 0 P: 14	R: 0 E: 0 K: 0 S: 7 H: 1 LOB: 1 BB: 0 P: 11	R: 0 E: 0 K: 0 S: 11 H: 1 LOB: 1 BB: 0 P: 18	1B: 6 2B: 2 3B: 0 HR: 0 SF: 0 SAC: 0 DP: 1 HBP: 0						

PITCHER	IP	WLS	BF	H	R	ER	SO	BB	IBB	HBP	BLK	WP	HR	S	P	ERA	WHIP
37 Jeff Suppan, R (1, 1) ERA: 2.55	9.0	W	34	8	1	1	5	1	0	0	0	0	0	81	116	1.00	1.000

PITCHER	IP	WLS	BF	H	R	ER	SO	BB	IBB	HBP	BLK	WP	HR	S	P	ERA	WHIP

TOP

St. Louis Cardinals @ Milwaukee Brewers

Miller Park, Milwaukee, WI

Mon Apr 30 2007, 6:05 PM CDT
Att. 20,191 - Roof Closed - 68 F

livebaseballscorecards.com

AB	33
R	1
H	8
RBI	1
BB	1
SO	5
LOB	12

WP: 0 PA: 34
PB: 0
SB: 0
CS: 0

Batter	1	2	3	4	5	6	7	8	9	AB	R	H	RBI	BB	SO	LOB
Craig Counsell, L (1, 5) OBP: 0.302, SLG: 0.327	B C X 1-1 G3 ①	C T T B F B X 2-2 G3-1 ③			B B C C F C 2-3 K ①	B F X 1-1 G4-3 ①				4	0	0	0	0	1	0
7 J.J. Hardy, R (1, 6) OBP: 0.345, SLG: 0.524	B X 1-0 F9 ②		C F B X 1-2 G6-3 ①		B B X 2-0 F8 ②	C X 0-1 2 FC6-4 1B				4	0	1	0	0	0	0
28 Prince Fielder, L (1, 3) OBP: 0.351, SLG: 0.520	B C F X 1-2 2B 2B		C X 0-1 HR		B S B F F X 2-2 G4-3 ③	C D B B S C 3-3 K ②				4	2	2	1	0	1	1
2 Bill Hall, R (1, 8) OBP: 0.323, SLG: 0.443	C B C F D B B 4-2 2B BB		C X 0-1 L4 ②			F S F X 0-2 G1-3 3B 2B	B F B X 2-1 FC6-4 ③ 1-2f			3	2	1	0	1	0	1
Johnny Estrada, S (1, 2) OBP: 0.346, SLG: 0.455	F F X 0-2 1-H 2-H 2B		B B B B 4-0 BB			F X 0-1 G1-3 ① 2-3		C C F X 0-2 F9 ①		3	0	1	2	1	0	1
Geoff Jenkins, L (1, 7) OBP: 0.378, SLG: 0.565	B B X 2-0 G3 ③		F F X 0-2 F7 ③			B B I I 4-0 3B IBB		B B X 2-0 P4 ②		3	1	0	0	1	0	2
Kevin Mench, R (1, 9) OBP: 0.353, SLG: 0.537		C B X 1-1 E1 9 S 9 BLK 1B		B B S F C 2-3 K ①		B F S X 1-2 9 G3 1-H 3-H 3B		B X 1-0 G6-3 ③		4	2	2	2	0	1	0
9 Tony Graffanino, R (1, 4) OBP: 0.310, SLG: 0.220		C B F X 1-2 G6-3 ① 2-H		C X 0-1 G6-3 ②		F S X 0-2 G3 ② 3-H				3	0	0	1	0	0	0
37 Jeff Suppan, R (1, 1) OBP: 0.176, SLG: 0.067		B B C F F X 2-2 F8 ②		S X 0-1 G3-1 ③		C F C C 0-3 K ③				3	0	0	0	0	1	0
Inning Stats	R: 2 H: 2 E: 0 LOB: 1 K: 0 BB: 1 S: 13 P: 22	R: 1 H: 1 E: 1 LOB: 0 K: 0 BB: 0 S: 14 P: 20	R: 1 H: 1 E: 0 LOB: 1 K: 0 BB: 1 S: 10 P: 15	R: 0 H: 0 E: 0 LOB: 0 K: 1 BB: 0 S: 7 P: 9	R: 0 H: 0 E: 0 LOB: 0 K: 1 BB: 0 S: 9 P: 15	R: 3 H: 2 E: 0 LOB: 0 K: 1 BB: 1 S: 16 P: 21	R: 0 H: 1 E: 0 LOB: 1 K: 1 BB: 0 S: 9 P: 15	R: 0 H: 0 E: 0 LOB: 0 K: 0 BB: 0 S: 6 P: 9		1B: 2 SF: 0 2B: 3 SAC: 0 3B: 1 DP: 0 HR: 1 HBP: 0						

PITCHER		IP	WLS	BF	H	R	ER	SO	BB	IBB	HBP	BLK	WP	HR	S	P	ERA	WHIP
Kip Wells, R ERA: 5.65	(1, 1)	6.0	L	27	6	7	7	3	2	1	0	1	0	1	69	102	10.50	1.333
59 Dennis Dove, R ERA:	(7, 1)	1.0		4	1	0	0	1	0	0	0	0	0	0	9	15	0.00	1.000
Tyler Johnson, L ERA: 0.93	(8, 1)	0.2		2	0	0	0	0	0	0	0	0	0	0	5	7	0.00	0.000
56 Kelvin Jimenez, R ERA:	(8, 1)	0.1		1	0	0	0	0	0	0	0	0	0	0	1	2	0.00	0.000

PITCHER	IP	WLS	BF	H	R	ER	SO	BB	IBB	HBP	BLK	WP	HR	S	P	ERA	WHIP

BOTTOM

St. Louis Cardinals @ Milwaukee Brewers

Miller Park, Milwaukee, WI

Mon Apr 30 2007, 6:05 PM CDT
Att. 20,191 - Roof Closed - 68 F

livebaseballscorecards.com

AB	31
R	7
H	7
RBI	6
BB	3
SO	4
LOB	5

Batter	1	2	3	4	5	6	7	8	9	AB	R	H	RBI	BB	SO	LOB
55 Skip Schumaker, L (1, 9) OBP: 0.279, SLG: 0.300	B C B X 2-1 ① P5	B X 1-0 ③ G4-3			B C F F F B F X 2-2 ① G6-3		B B B B 4-0 BB		B C F X 1-2 ③ G3-1	4	0	0	0	1	0	4
16 Chris Duncan, L (1, 7) OBP: 0.383, SLG: 0.558	C C B X 1-2 1B		F X 0-1 HR		B X 1-0 ② G4-3		S S B S 1-3 ③ K			4	1	2	1	0	1	1
5 Albert Pujols, R (1, 3) OBP: 0.349, SLG: 0.490	B 1 SAFE F 1 SAFE B 1 SAFE C X 2-2 ② F7		C B C X 1-2 1B		B C C X 1-2 27 FC6-4 1B			B X 1-0 ① G6-3		4	0	2	0	0	0	1
27 Scott Rolen, R (1, 5) OBP: 0.294, SLG: 0.380 26 Scott Spiezio, S (8, PH) OBP: 0.352, SLG: 0.304 (8, 5)	C B 1 SAFE X 1-1 ③ P5		1 SAFE C 1 SAFE F X 0-2 ① F9		S 1 SAFE X 0-1 ③ FC6-4 1-2f			B F B F F C 2-3 ② K		3	0	0	0	0	0	3
										1	0	0	0	0	1	0
15 Jim Edmonds, L (1, 8) OBP: 0.294, SLG: 0.289 59 Dennis Dove, R (8, 1)		B X 1-0 ① G3-1	1 SAFE B C 1 SAFE 1 SAFE S 1 SAFE 1 SAFE F 1-3 ② K			B B C B F S 3-3 ① K		F C F B F F S 1-3 ③ K		4	0	0	0	0	3	1
										0	0	0	0	0	0	0
7 Adam Kennedy, L (1, 4) OBP: 0.269, SLG: 0.301 48 Brad Thompson, R (6, 1) So Taguchi, R (8, 8) OBP: 0.382, SLG: 0.433		B C C X 1-2 ② F9	P 1 SAFE X 1-0 ③ G4-3			C B F X 1-2 ② F8			B X 1-0 4 G5-4-3 1B	3	0	0	0	0	0	1
										0	0	0	0	0	0	0
										1	0	1	0	0	0	0
4 Yadier Molina, R (1, 2) OBP: 0.342, SLG: 0.309		B C C X 2-2 22 BB 41 1B 1B		B X 1-0 ① F8		C C X 0-2 ③ F8			D B C X 2-1 ① ② G5-4-3 1-2f	4	1	1	0	0	0	1
22 David Eckstein, R (1, 6) OBP: 0.299, SLG: 0.264		B F B B F B 4-2 41 1B 1-2 BB		B B C X 2-1 ② L4			B C F B X 2-2 ① G6-3		C X 0-1 1B 1B	3	0	1	0	1	0	0
41 Braden Looper, R (1, 1) OBP: 0.182, SLG: 0.182 34 Randy Flores, L (6, 1) Aaron Miles, S (6, 4) OBP: 0.304, SLG: 0.326		F F B B B X 3-2 1-2 2-H 1B		C B C F C 1-3 ③ K			C C B X 1-2 ② G5-3		B F X 1-1 1-2 1B	2	0	1	1	0	1	0
										0	0	0	0	0	0	0
										2	0	1	0	0	0	0

Inning Stats									
	R: 0 E: 0 K: 0 S: 10	H: 1 LOB: 1 BB: 0 P: 16	R: 1 E: 0 K: 0 S: 13	H: 2 LOB: 2 BB: 1 P: 25	R: 1 E: 0 K: 1 S: 14	H: 2 LOB: 1 BB: 0 P: 16	R: 0 E: 0 K: 1 S: 7	H: 0 LOB: 0 BB: 0 P: 11	R: 0 E: 0 K: 0 S: 12	H: 1 LOB: 1 BB: 0 P: 16
	R: 0 E: 0 K: 1 S: 9	H: 0 LOB: 0 BB: 0 P: 13	R: 0 E: 0 K: 1 S: 9	H: 0 LOB: 1 BB: 1 P: 17	R: 0 E: 0 K: 2 S: 11	H: 0 LOB: 0 BB: 0 P: 15	R: 0 E: 0 K: 0 S: 10	H: 3 LOB: 2 BB: 0 P: 15	1B: 8 2B: 0 3B: 0 HR: 1	SF: 0 SAC: 0 DP: 1 HBP: 0
	WP: 0 PB: 0 SB: 0 CS: 0	PA: 37								

PITCHER		IP	WLS	BF	H	R	ER	SO	BB	IBB	HBP	BLK	WP	HR	S	P	ERA	WHIP
15 Ben Sheets, R ERA: 4.25	(1, 1)	6.0	W	25	6	2	2	3	1	0	0	0	0	1	65	97	3.00	1.167
Brian Shouse, L ERA: 3.52	(7, 1)	1.0		4	0	0	0	1	1	0	0	0	0	0	9	17	0.00	1.000
50 Chris Spurling, R ERA: 4.5	(8, 1)	2.0		8	3	0	0	2	0	0	0	0	0	0	21	30	0.00	1.500

PITCHER	IP	WLS	BF	H	R	ER	SO	BB	IBB	HBP	BLK	WP	HR	S	P	ERA	WHIP

TOP

St. Louis Cardinals @ Milwaukee Brewers

Miller Park, Milwaukee, WI

Tue May 01 2007, 7:05 PM CDT
Att. 20,446 - Roof Closed - 66 F

livebaseballscorecards.com

AB	35
R	2
H	9
RBI	2
BB	2
SO	6
LOB	12

Batter	1	2	3	4	5	6	7	8	9	AB	R	H	RBI	BB	SO	LOB
23 Rickie Weeks Jr., R (1, 4) OBP: 0.336, SLG: 0.510	C F B B S 2-3 K ①	B X 1-0 F8 ③			X 0-0 F9 ①	D X 1-0 7 2B 1-3 2B	C B F S 1-3 K ①			5	1	1	0	0	2	2
7 J.J. Hardy, R (1, 6) OBP: 0.364, SLG: 0.556	C C B B X 2-2 2B		B C X 1-1 1B		B X 1-0 28 BB 2 2B 1B	C F X 0-2 28 1B 2-H 3-H 2B	C F B X 1-2 P4 ②			5	2	4	2	0	0	0
28 Prince Fielder, L (1, 3) OBP: 0.361, SLG: 0.515	B C B F S 2-3 K ②		B F B C S 2-3 K ①		B B B B 4-0 2 2B 1-2 BB	B S X 1-1 E 1B FC6-4 2-H 1B	B B C B B 4-1 2 1B BB			3	2	1	1	2	2	2
2 Bill Hall, R (1, 8) OBP: 0.337, SLG: 0.457 50 Chris Spurling, R (8, 1)	C B B B B 4-1 BB		1 SAFE C B B B F B T 3-2 K ②		F S B B F B X 3-2 E 1B 1-H 2-H 2B	F S F D S 1-3 K ①	C B X 1-1 1B 1-2			4 0	1 0	2 0	2 0	1 0	2 0	2 0
Johnny Estrada, S (1, 2) OBP: 0.337, SLG: 0.439	C F S 0-3 K ③	B X 1-0 G5-3 ③			X 0-0 E4 1B SF8 2-3	F F X 0-2 FC6-4 9 HR E 1-2 1B	F D B X 2-1 G3 ③			5	2	1	0	0	1	6
Geoff Jenkins, L (1, 7) OBP: 0.405, SLG: 0.622		B B X 2-0 FC5-4 1B		F B X 1-1 G4-6-3 1B	X 0-0 SF8 1-3 3-H 1B	C X 0-1 E3 FC6-4 1-2 2-3		C F B F B F F X 2-2 HR		5	1	4	2	0	0	2
Kevin Mench, R (1, 9) OBP: 0.329, SLG: 0.507	C F X 0-2 FC5-4 15 9 G4-3 1B ① 1-2f		S F X 0-2 G4-6-3 ①② 1-2f		X 0-0 SF8 ② 1-2 3-H	B F F X 1-2 FC6-4 9 HR ② 1-2f 2-3 3-H		B B C B S X 3-2 G6-3 ①		4	1	0	2	0	0	4
9 Tony Graffanino, R (1, 5) OBP: 0.333, SLG: 0.309	C X 0-1 15 G4-3 1-2 1B		L B F B B X 3-2 1B	F S B D F F F X 2-2 G1 ③	B X 1-0 1-H 3-H HR			B B C F X 2-2 G4-3 ②		5	1	3	3	0	0	1
15 Ben Sheets, R (1, 1) OBP: 0.077, SLG: 0.077 18 Gabe Gross, L (6, PH) OBP: 0.424, SLG: 0.458 Brian Shouse, L (7, 1) 22 Tony Gwynn Jr., L (8, 8) OBP: 0.435, SLG: 0.350	X 0-0 G4-3 ② 1-2 2-3		X 0-0 G5-3 ③			1-2 23 2B 7 2B 1B L8		C C B X 1-2 F9 ③		3 1 0 1	1 0 0 0	1 0 0 0	0 0 0 0	0 0 0 0	0 0 0 0	3 0 0 0
Inning Stats	R: 0 H: 1 E: 0 LOB: 2 K: 3 BB: 1 S: 13 P: 23	R: 0 H: 2 E: 0 LOB: 2 K: 0 BB: 0 S: 8 P: 11	R: 0 H: 1 E: 0 LOB: 1 K: 2 BB: 0 S: 9 P: 16	R: 0 H: 2 E: 0 LOB: 1 K: 0 BB: 0 S: 9 P: 13	R: 4 H: 3 E: 1 LOB: 1 K: 0 BB: 1 S: 15 P: 25	R: 7 H: 6 E: 1 LOB: 0 K: 1 BB: 0 S: 24 P: 31	R: 0 H: 1 E: 0 LOB: 2 K: 1 BB: 1 S: 11 P: 20	R: 1 H: 1 E: 0 LOB: 0 K: 0 BB: 0 S: 15 P: 23		1B: 11 SF: 1 2B: 4 SAC: 0 3B: 0 DP: 1 HR: 2 HBP: 0						

PITCHER		IP	WLS	BF	H	R	ER	SO	BB	IBB	HBP	BLK	WP	HR	S	P	ERA	WHIP
41 Braden Looper, R ERA: 2.84	(1, 1)	5.0	L	28	11	6	5	5	2	0	0	0	0	0	58	94	9.00	2.600
34 Randy Flores, L ERA: 2.89	(6, 1)	0.1		5	3	1	1	1	0	0	0	0	0	0	15	17	27.00	9.000
48 Brad Thompson, R ERA: 4.67	(6, 1)	1.2		8	2	4	1	1	1	0	0	0	0	1	16	28	5.40	1.800
59 Dennis Dove, R ERA: 4.5	(8, 1)	1.0		4	1	1	1	0	0	0	0	0	0	1	15	23	9.00	1.000

PITCHER	IP	WLS	BF	H	R	ER	SO	BB	IBB	HBP	BLK	WP	HR	S	P	ERA	WHIP

BOTTOM

St. Louis Cardinals @ Milwaukee Brewers

Miller Park, Milwaukee, WI

Tue May 01 2007, 7:05 PM CDT
Att. 20,446 - Roof Closed - 66 F

livebaseballscorecards.com

AB	41
R	12
H	17
RBI	12
BB	3
SO	7
LOB	22

St. Louis Cardinals @ Milwaukee Brewers

Miller Park, Milwaukee, WI

Wed May 02 2007, 12:05 PM CDT

Att. 23,299 - Sunny - 55 F

livebaseballscorecards.com

TOP

Batter	1	2	3	4	5	6	7	8	9	AB	R	H	RBI	BB	SO	LOB
So Taguchi, R (1, 8) OBP: 0.368, SLG: 0.412	C B X 1-1 G6-3 ①		C B F B B X 3-2 1B			C F B F X 1-2 F9 ①	F B C X 1-2 F9 ③ 1-2			4	0	1	0	0	0	1
16 Chris Duncan, L (1, 7) OBP: 0.378, SLG: 0.539	C S S 0-3 K ②		1 SAFE B 1 SAFE B F 1 SAFE X 2-1 P5 ③			B B B C B 4-1 27 HBP 5 1B BB		B C B C X 2-2 F8 ①		3	0	0	0	1	1	1
5 Albert Pujols, R (1, 3) OBP: 0.363, SLG: 0.500	B C C B B F F F X 3-2 1B			B B B C X 3-1 L6 ①		C B C B X 2-2 27 HBP 1-2 1B		C X 0-1 27 FC5-4 1B		4	0	3	0	0	0	0
27 Scott Rolen, R (1, 5) OBP: 0.292, SLG: 0.366	1 SAFE C 1 SAFE B X 1-1 F8 ③			C F F B X 1-2 L9 ②		H 1-0 1-2 2-3 HBP		1 SAFE X 0-0 FC5-4 ② 1-2f		3	0	0	0	0	0	2
26 Scott Spiezio, S (1, 9) OBP: 0.345, SLG: 0.286 44 Jason Isringhausen, R (8, 1)		L B S B X 2-2 F7 ①		B C B B F B 4-2 BB		B F B S S 2-3 K ②		B S B C F B X 3-2 G4-3 ③		3 0	0 0	0 0	0 0	1 0	1 0	4 0
Gary Bennett, R (1, 2) OBP: 0.346, SLG: 0.333		X 0-0 G6-3 ②		X 0-0 P4 ③		B X 1-0 F7 ③			B C B F F B B 4-2 BB	3	0	0	0	1	0	4
Aaron Miles, S (1, 4) OBP: 0.280, SLG: 0.298		C X 0-1 G1-3 ③			C B X 1-1 G5-3 ①		B X 1-0 L8 ①		C X 0-1 F8 ①	4	0	0	0	0	0	1
22 David Eckstein, R (1, 6) OBP: 0.287, SLG: 0.253			B B C F F X 2-2 P4 ①		C B B B F F X 3-2 P5 ②		C X 0-1 L4 ②		C X 0-1 F7 ②	4	0	0	0	0	0	1
23 Anthony Reyes, R (1, 1) 3 Preston Wilson, R (7, PH) OBP: 0.254, SLG: 0.317 31 Ryan Franklin, R (7, 1) Tyler Johnson, S (8, 1) 55 Skip Schumaker, L (8, 9) OBP: 0.273, SLG: 0.293			X 0-0 G6-3 ②		X 0-0 L8 ③		B C F B F B X 3-2 S 1B		X 0-0 B2-3 ③	2 1 0 0 1	0 0 0 0 0	0 1 0 0 0	0 0 0 0 0	0 0 0 0 0	0 0 0 0 0	0 0 0 0 1
Inning Stats	R: 0 E: 0 K: 1 S: 13 H: 1 LOB: 1 BB: 0 P: 18	R: 0 E: 0 K: 0 S: 6 H: 0 LOB: 0 BB: 0 P: 8	R: 0 E: 0 K: 0 S: 10 H: 1 LOB: 1 BB: 0 P: 17	R: 0 E: 0 K: 0 S: 9 H: 0 LOB: 1 BB: 1 P: 17	R: 0 E: 0 K: 0 S: 7 H: 0 LOB: 0 BB: 0 P: 11	R: 0 E: 0 K: 1 S: 12 H: 1 LOB: 3 BB: 1 P: 23	R: 0 E: 0 K: 0 S: 10 H: 1 LOB: 1 BB: 0 P: 15	R: 0 E: 0 K: 0 S: 10 H: 1 LOB: 1 BB: 0 P: 15	R: 0 E: 0 K: 0 S: 8 H: 0 LOB: 1 BB: 1 P: 12	1B: 5 2B: 0 3B: 0 HR: 0 SF: 0 SAC: 0 DP: 0 HBP: 1						

AB	32
R	0
H	5
RBI	0
BB	3
SO	2
LOB	15

WP: 0 PB: 0 SB: 1 CS: 0 PA: 36

PITCHER		IP	WLS	BF	H	R	ER	SO	BB	IBB	HBP	BLK	WP	HR	S	P	ERA	WHIP
39 Chris Capuano, L ERA: 2.9	(1, 1)	3.0		11	2	0	0	1	0	0	0	0	0	0	29	43	0.00	0.667
12 Carlos Villanueva, R ERA: 3.18	(4, 1)	4.0	W	17	2	0	0	1	2	0	1	0	0	0	38	66	0.00	1.000
Matt Wise, R ERA: 2.92	(8, 1)	2.0		8	1	0	0	0	1	0	0	0	0	0	18	27	0.00	1.000

PITCHER	IP	WLS	BF	H	R	ER	SO	BB	IBB	HBP	BLK	WP	HR	S	P	ERA	WHIP

St. Louis Cardinals @ Milwaukee Brewers

Miller Park, Milwaukee, WI

Wed May 02 2007, 12:05 PM CDT

Att. 23,299 - Sunny - 55 F

livebaseballscorecards.com

BOTTOM

Batter	1	2	3	4	5	6	7	8	9	AB	R	H	RBI	BB	SO	LOB
23 Rickie Weeks Jr., R (1, 4) OBP: 0.333, SLG: 0.495	F X 0-1 ① B2		C S B S 1-3 ③ K		B B C B 4-1 7 BB 28 1B BB		C B F B S 2-3 ② K			3	1	0	0	1	2	0
7 J.J. Hardy, R (1, 6) OBP: 0.369, SLG: 0.550	C F C 0-3 ② K			C B S F F F X 1-2 2 BB 1 1B 1B	B B D D 4-0 28 1B 1-2 2-3 BB		C B C B S 2-3 ③ K			3	1	1	0	1	2	0
28 Prince Fielder, L (1, 3) OBP: 0.366, SLG: 0.509	B B B C F B 4-2 BB			C S X 0-2 ① F7	X 0-0 1-3 2-H 3-H 1B			C B X 1-1 ① G3		3	0	1	2	1	0	1
2 Bill Hall, R (1, 8) OBP: 0.343, SLG: 0.463	F S B B F S 2-3 ③ K			S B B B B 4-1 1 1B 1-2 S BB	B S S S 2-3 ② K			X 0-0 2B		3	1	1	0	1	2	3
Geoff Jenkins, L (1, 7) OBP: 0.386, SLG: 0.590		X 0-0 ① G4-3		S X 0-1 ② P5	C B F C 1-3 ③ K			S D X 1-1 ② F7		4	0	0	0	0	1	5
1 Corey Hart, R (1, 9) OBP: 0.348, SLG: 0.397		X 0-0 ② B1-3		C B X 1-1 S 1-3 2-H 1B		B B X 2-0 ① L6		X 0-0 ③ F9		4	0	1	1	0	0	1
Damian Miller, R (1, 2) OBP: 0.324, SLG: 0.310	C F B B F B S 3-3 ③ K			B 1 SAFE F X 1-1 ③ G6-3 1-2 3-H		C B F B F S 2-3 ② K				3	0	0	0	0	2	1
9 Tony Graffanino, R (1, 5) OBP: 0.318, SLG: 0.293			B C B X 2-1 ① F8		X 0-0 7 BB E9 28 1B	C X 0-1 ③ F7				3	1	0	0	0	0	0
39 Chris Capuano, L (1, 1) 22 Tony Gwynn Jr., L (3, PH) OBP: 0.417, SLG: 0.333 12 Carlos Villanueva, R (4, 1) Kevin Mench, R (7, PH) OBP: 0.324, SLG: 0.500 Matt Wise, R (8, 1)			L B S F B B F C 3-3 ② K		X 0-0 ① B2		F S S 0-3 ① K			0 1 1 1 0	0 0 0 0 0	0 0 0 0 0	0 0 0 0 0	0 0 0 1 0	0 1 0 0 0	0 0 1 0 0
Inning Stats	R: 0 E: 0 K: 2 S: 12 H: 0 LOB: 1 BB: 1 P: 18	R: 0 E: 0 K: 1 S: 6 H: 0 LOB: 0 BB: 0 P: 9	R: 0 E: 0 K: 2 S: 10 H: 0 LOB: 0 BB: 0 P: 16	R: 2 E: 0 K: 0 S: 16 H: 2 LOB: 1 BB: 1 P: 23	R: 2 E: 1 K: 2 S: 10 H: 1 LOB: 2 BB: 2 P: 21	R: 0 E: 0 K: 1 S: 7 H: 0 LOB: 0 BB: 0 P: 11	R: 0 E: 0 K: 3 S: 9 H: 0 LOB: 0 BB: 0 P: 13	R: 0 E: 0 K: 0 S: 6 H: 1 LOB: 1 BB: 0 P: 8		1B: 3 2B: 1 3B: 0 HR: 0	SF: 0 SAC: 0 DP: 0 HBP: 0					

	AB	R	H	RBI	BB	SO	LOB
AB	29						
R	4						
H	4						
RBI	3						
BB	4						
SO	11						
LOB	12						

WP: 0 PB: 0 SB: 2 CS: 0 PA: 33

PITCHER		IP	WLS	BF	H	R	ER	SO	BB	IBB	HBP	BLK	WP	HR	S	P	ERA	WHIP
23 Anthony Reyes, R ERA: 5.46	(1, 1)	6.0	L	26	3	4	3	8	4	0	0	0	0	0	61	98	4.50	1.167
31 Ryan Franklin, R ERA: 1.5	(7, 1)	1.0		3	0	0	0	3	0	0	0	0	0	0	9	13	0.00	0.000
Tyler Johnson, L ERA: 0.87	(8, 1)	0.2		3	1	0	0	0	0	0	0	0	0	0	5	7	0.00	1.500
44 Jason Isringhausen, R ERA: 2.79	(8, 1)	0.1		1	0	0	0	0	0	0	0	0	0	0	1	1	0.00	0.000

PITCHER	IP	WLS	BF	H	R	ER	SO	BB	IBB	HBP	BLK	WP	HR	S	P	ERA	WHIP

Houston Astros @ St. Louis Cardinals

Busch Stadium, St. Louis, MO

Fri May 04 2007, 7:10 PM CDT

Att. 44,117 - Drizzle - 67 F

TOP

livebaseballscorecards.com

Batter	1	2	3	4	5	6	7	8	9	AB	R	H	RBI	BB	SO	LOB
Craig Biggio, R (1, 4) OBP: 0.311, SLG: 0.473	C FF 94 F FF 95 B CU 76 B FA 94 F FF 95 X FF 94 2-2 ① G1-3		B SI 90 B FF 92 C SI 91 B FA 87 X SI 92 3-1 1B		S 1-2 ① G2-3 F B F X		C 1-1 1B B X		B 2-3 ③ K B C F C	5	0	2	0	0	1	0
Morgan Ensberg, R (1, 5) OBP: 0.365, SLG: 0.388 54 Brad Lidge, R (7, 1)	B FF 94 C SI 94 C FF 93 B FA 93 F FF 94 B CU 74 B FF 95 4-2 17 1B 45 SF8 BB		B FA 86 1 SAFE B FA 92 X FA 92 2-0 ① L7		S 1-1 2B B X		F 3-3 ③ K S D F B B 1 SAFE S			3	1	1	0	1	1	2
										0	0	0	0	0	0	0
17 Lance Berkman, S (1, 3) OBP: 0.429, SLG: 0.340	B SI 93 C SI 85 X FA 94 1-1 1B 1-3 1B		C CU 74 B FF 93 C SI 92 F CU 75 B FF 93 1 SAFE T SI 86 2-2 ② K		F 4-1 45 G6-4-3 BB B B D B			C 4-1 9 FC3-6 45 1B BB B B B B B		2	0	1	0	2	1	1
45 Carlos Lee, R (1, 7) OBP: 0.317, SLG: 0.464	X SL 87 0-0 ② SF8 3-H		B B S X 2-1 ③ L9		B 1-0 ② ③ G6-4-3 X 1-2f			C 0-1 9 FC3-6 1-2 1B X		3	0	1	1	0	0	3
Luke Scott, L (1, 9) OBP: 0.321, SLG: 0.389	C FF 94 B FF 95 X CH 85 1-1 1-2 1B			C 1-1 1B 2B B X		F 0-1 ① G1-3 X		B 2-3 ① K B C B F S		4	1	2	0	0	1	2
9 Hunter Pence, R (1, 8) OBP: 0.320, SLG: 0.391	C CU 72 B SI 92 F CU 74 X CU 75 1-2 ③ G6-3			B 1-0 ① P4 X		X 0-0 28 CS 2B		F 0-2 ② FC3-6 C X 1-2f 2-3		4	0	1	0	0	0	5
28 Adam Everett, R (1, 6) OBP: 0.283, SLG: 0.303 Mark Loretta, R (8, PH) OBP: 0.400, SLG: 0.391 (8, 6)		C SI 91 X SI 89 0-1 ① G5-3		X 0-0 ② G6-3		C 3-2 ② ③ P3 C B B B X 2-3		B 1-2 ③ F7 C F X		3	0	0	0	0	0	2
										1	0	0	0	0	0	2
Humberto Quintero, R (1, 2) OBP: 0.308, SLG: 0.292 2 Chris Burke, R (9, PH) OBP: 0.330, SLG: 0.342		F F X 0-2 ② G5-3		B B X 2-0 2-H 1B			F 2-3 ① K F B B B F S		B 2-3 ① K B C C S	3	0	1	1	0	1	0
										1	0	0	0	0	1	0
Woody Williams, R (1, 1) OBP: 0.067, SLG: 0.067 Mike Lamb, L (7, PH) OBP: 0.474, SLG: 0.484 (7, 5)		C SI 91 C SI 91 B FA 92 B B X 3-2 ③ F9		F X 0-1 ③ F8			C 1-3 ② K F F B C		B 1-0 ② G4-3 B X	2	0	0	0	0	0	1
										2	0	0	0	0	1	0

Inning Stats	1	2	3	4	5	6	7	8	9
	R: 1 E: 0 K: 0 S: 15	R: 0 E: 0 K: 0 S: 8	R: 0 E: 0 K: 1 S: 9	R: 1 E: 0 K: 0 S: 7	R: 0 E: 0 K: 0 S: 8	R: 0 E: 0 K: 0 S: 6	R: 0 E: 0 K: 3 S: 14	R: 0 E: 0 K: 1 S: 12	R: 0 E: 0 K: 2 S: 7
	H: 2 LOB: 2 BB: 1 P: 24	H: 0 LOB: 0 BB: 0 P: 11	H: 1 LOB: 1 BB: 0 P: 18	H: 2 LOB: 1 BB: 0 P: 11	H: 1 LOB: 1 BB: 1 P: 15	H: 1 LOB: 0 BB: 0 P: 9	H: 1 LOB: 1 BB: 0 P: 21	H: 1 LOB: 2 BB: 1 P: 19	H: 0 LOB: 0 BB: 0 P: 12

	1B: 6	SF: 1	WP: 0	PA: 37
	2B: 3	SAC: 0	PB: 0	
	3B: 0	DP: 1	SB: 0	
	HR: 0	HBP: 0	CS: 1	

AB	33
R	2
H	9
RBI	2
BB	3
SO	7
LOB	18

PITCHER		IP	WLS	BF	H	R	ER	SO	BB	IBB	HBP	BLK	WP	HR	S	P	ERA	WHIP
50 Adam Wainwright, R ERA: 5.6	(1, 1)	6.0	W	25	7	2	2	1	2	0	0	0	0	0	53	88	3.00	1.500
31 Ryan Franklin, R ERA: 1.38	(7, 1)	1.0	H	4	1	0	0	3	0	0	0	0	0	0	14	21	0.00	1.000
34 Randy Flores, L ERA: 2.79	(8, 1)	0.1	H	3	1	0	0	1	1	0	0	0	0	0	6	12	0.00	6.000
44 Jason Isringhausen, R ERA: 2.38	(8, 1)	1.2	S	5	0	0	0	2	0	0	0	0	0	0	13	19	0.00	0.000

PITCHER		IP	WLS	BF	H	R	ER	SO	BB	IBB	HBP	BLK	WP	HR	S	P	ERA	WHIP

BOTTOM

Batter	1	2	3	4	5	6	7	8	9	AB	R	H	RBI	BB	SO	LOB
3 Preston Wilson, R (1, 9) OBP: 0.269, SLG: 0.317	C S X 0-2 ① G6-3		C X 0-1 1B		B B C D B 4-1 16 1B 5 2B BB		B B X 2-0 ③ G5-3			3	1	1	0	1	0	0
34 Randy Flores, L (8, 1)										0	0	0	0	0	0	0
44 Jason Isringhausen, R (8, 1)										0	0	0	0	0	0	0
16 Chris Duncan, L (1, 7) OBP: 0.382, SLG: 0.548	B CU 74 B CU 73 X FA 88 2-0 2B		D S B 1 SAFE F B X 3-2 ② F7		F S X 0-2 1-2 2-H 5 2B 1B			X 0-0 ① P2		4	1	2	1	0	0	1
15 Jim Edmonds, L (9, 8) OBP: 0.294, SLG: 0.289										0	0	0	0	0	0	0
5 Albert Pujols, R (1, 3) OBP: 0.376, SLG: 0.510	B CU 74 B SI 89 B SI 89 B FA 85 4-0 BB		B C B 1 SAFE C X 2-2 ③ F7		B C S D B F X 3-2 1-H 2-H 2B			B B B C B 4-1 BB		2	0	1	2	2	0	1
27 Scott Rolen, R (1, 5) OBP: 0.280, SLG: 0.349	C SI 89 B SI 88 B SL 86 X FA 90 2-1 ② F7			C B X 1-1 ① F8	C B F X 1-2 ③ F7			C 1 SAFE B D D X 3-1 ② P3		4	0	0	0	0	0	4
So Taguchi, R (1, 8) OBP: 0.333, SLG: 0.368 (9, 7)	B CU 76 F CU 78 B FA 88 X FA 88 2-1 ③ P4			B C B F F B X 3-2 ② G6-3		C B F F F B X 2-2 ① F8		F X 0-1 ③ G4-3		4	0	0	0	0	0	3
7 Adam Kennedy, L (1, 4) OBP: 0.259, SLG: 0.289		B SI 91 C CH 84 F CU 75 B SI 92 X SI 91 2-2 ① F7		B B F F F X 2-2 ③ G4-3		F F F B B F X 2-2 ② G4-3				3	0	0	0	0	0	0
31 Ryan Franklin, R (7, 1)										0	0	0	0	0	0	0
55 Skip Schumaker, L (8, 9) OBP: 0.273, SLG: 0.293										0	0	0	0	0	0	0
4 Yadier Molina, R (1, 2) OBP: 0.341, SLG: 0.310		F SI 87 F SI 87 X FA 88 0-2 ② F7			C X 0-1 22 E 1B	B B X 2-0 ③ G5-3				3	0	1	0	0	0	0
22 David Eckstein, R (1, 6) OBP: 0.279, SLG: 0.245		C FA 88 X CU 75 0-1 ③ B1-3			F F X 0-2 ① FC9-6 50 SH2-3 16 1B 1-3		C X 0-1 ① G4-3			3	1	0	0	0	0	1
50 Adam Wainwright, R (1, 1) OBP: 0.300, SLG: 0.400			C X 0-1 ① G5-3		C X 0-1 ② SH2-3 1-2		B F X 1-1 ② G3-1			1	0	0	0	0	0	0
Aaron Miles, S (7, 4) OBP: 0.275, SLG: 0.292										1	0	0	0	0	0	0
Inning Stats	R: 0 E: 0 K: 0 S: 8 H: 1 LOB: 2 BB: 1 P: 18	R: 0 E: 0 K: 0 S: 8 H: 0 LOB: 0 BB: 0 P: 10	R: 0 E: 0 K: 0 S: 10 H: 1 LOB: 1 BB: 0 P: 15	R: 0 E: 0 K: 0 S: 10 H: 0 LOB: 0 BB: 0 P: 16	R: 3 E: 1 K: 0 S: 18 H: 3 LOB: 1 BB: 1 P: 26	R: 0 E: 0 K: 0 S: 11 H: 0 LOB: 0 BB: 0 P: 17	R: 0 E: 0 K: 0 S: 5 H: 0 LOB: 0 BB: 0 P: 8	R: 0 E: 0 K: 0 S: 6 H: 0 LOB: 1 BB: 1 P: 13		1B: 3 2B: 2 3B: 0 HR: 0	SF: 0 SAC: 1 DP: 0 HBP: 0			WP: 0 PB: 0 SB: 0 CS: 0	PA: 32		

PITCHER	IP	WLS	BF	H	R	ER	SO	BB	IBB	HBP	BLK	WP	HR	S	P	ERA	WHIP
Woody Williams, R (1, 1) ERA: 5.49	6.0	L	25	5	3	3	0	2	0	0	0	0	0	65	102	4.50	1.167
54 Brad Lidge, R (7, 1) ERA: 4.85	2.0		7	0	0	0	0	1	0	0	0	0	0	11	21	0.00	0.500

PITCHER	IP	WLS	BF	H	R	ER	SO	BB	IBB	HBP	BLK	WP	HR	S	P	ERA	WHIP

Houston Astros @ St. Louis Cardinals

Busch Stadium, St. Louis, MO

Fri May 04 2007, 7:10 PM CDT

Att. 44,117 - Drizzle - 67 F

livebaseballscorecards.com

AB	28
R	3
H	5
RBI	3
BB	3
SO	0
LOB	10

Houston Astros @ St. Louis Cardinals

Busch Stadium, St. Louis, MO

Sat May 05 2007, 12:10 PM CDT

Att. 44,881 - Overcast - 72 F

TOP

livebaseballscorecards.com

Batter	1	2	3	4	5	6	7	8	9	AB	R	H	RBI	BB	SO	LOB
Morgan Ensberg, R (1, 5) OBP: 0.373, SLG: 0.388	C B B C X 2-2 1B 17 1B 1B		B F S X 1-2 ② P5		D B B B 4-0 17 BB 1B 45 2B BB	B B C X 2-1 1B 17 1B 3-H 1B		B B B C X 3-1 ① F7 C B B F X 2-2 ③ P4		5	3	2	1	1	0	0
Mark Loretta, R (1, 4) (7, 3) (8, 6) OBP: 0.436, SLG: 0.451	B F B 1 X SAFE 2-1 17 1B 1-3 1B		X 0-0 ③ P6		F X 0-1 17 BB 45 2B 1-2 2-H 1B	C B X 1-1 17 1B 1-2 1B		B C C B F X 2-2 2 1B FC3-2 2B		5	1	4	1	0	0	0
17 Lance Berkman, S (1, 3) OBP: 0.438, SLG: 0.351 2 Chris Burke, R (7, 4) OBP: 0.337, SLG: 0.351	X 0-0 G3-6-3 1-2 3-H 1B			C X 0-1 ① F7	B C F B F B 4-2 45 2B 1-2 2-3 BB	F B B X 2-1 1-3 2-H 1B		B B B C F X 3-2 FC3-2 BB 9 HR 2-3 1B		3 1	1 1	2 1	2 1	1 0	0 0	0 0
45 Carlos Lee, R (1, 7) OBP: 0.323, SLG: 0.469 Orlando Palmeiro, L (8, PH) (8, 7) OBP: 0.455, SLG: 0.250	C F S 0-3 ① K			F B B B 4-1 E BB	X 0-0 2B 1-H 2-H 3-H 2B	X 0-0 ② F8		B D B C B 4-1 FC3-2 9 HR 1-2 BB		3 0	2 1	1 0	3 0	1 1	1 0	4 0
Luke Scott, L (1, 9) OBP: 0.326, SLG: 0.416	X 0-0 ②③ G3-6-3 1-2f			C B B X 2-1 E8 1-H 2B	C X 0-1 3-H 2B	B S X 1-1 ③ F8		B X 1-0 ② FC3-2 9 HR 1-2 2-3 3-Hf		5	1	2	2	0	0	7
9 Hunter Pence, R (1, 8) OBP: 0.300, SLG: 0.464		F B B C S 2-3 ① K		X 0-0 ② G4-3	B S X 1-1 ② G6-3		B F B X 2-1 ① G6-3	B X 1-0 1-H 2-H 3-H HR		5	1	1	4	0	1	2
28 Adam Everett, R (1, 6) OBP: 0.269, SLG: 0.287 Humberto Quintero, R (8, 2) OBP: 0.308, SLG: 0.292	C S B X 1-2 ② G5-3			C S X 0-2 ③ G5-3	B F B F F F F F F D 3-2 ③ X G6-3		C B B X 2-1 E6	X 0-0 ③ G5-3		5 0	0 0	0 0	0 0	0 0	0 0	2 0
Brad Ausmus, R (1, 2) (8, 3) OBP: 0.383, SLG: 0.386	C S B X 1-2 ③ G4-3				B B B C B 4-1 37 SH1-3 1B BB	B B X 2-0 37 SH1-4 1B 2B	B X 1-0 ② L4		B C F T 1-2 ① K	4	2	1	0	1	1	1
37 Matt Albers, L (1, 1) OBP: 0.167, SLG: 0.167 Trever Miller, R (8, 1) 16 Jason Lane, R (9, PH) OBP: 0.229, SLG: 0.489 Dave Borkowski, R (9, 1)			B C F S 1-3 ① K		X 0-0 ① SH1-3 1-2	X 0-0 ① SH1-4 2-3	C S F S 0-3 ③ K		B F X 1-1 ② P3	2 0 1 0	0 0 0 0	0 0 0 0	0 0 0 0	0 0 0 0	2 0 0 0	1 0 0 0

Inning Stats	1	2	3	4	5	6	7	8	9
	R: 1 E: 0 K: 1 S: 10	R: 0 E: 0 K: 1 S: 9	R: 0 E: 0 K: 1 S: 7	R: 1 E: 1 K: 0 S: 9	R: 5 E: 0 K: 0 S: 19	R: 2 E: 0 K: 0 S: 11	R: 0 E: 1 K: 1 S: 9	R: 4 E: 0 K: 0 S: 13	R: 0 E: 0 K: 1 S: 8
	H: 3 LOB: 1 BB: 0 P: 14	H: 0 LOB: 0 BB: 0 P: 13	H: 0 LOB: 0 BB: 0 P: 9	H: 1 LOB: 1 BB: 1 P: 15	H: 3 LOB: 1 BB: 3 P: 35	H: 4 LOB: 2 BB: 0 P: 19	H: 0 LOB: 1 BB: 0 P: 14	H: 3 LOB: 0 BB: 1 P: 27	H: 0 LOB: 0 BB: 0 P: 12

	AB	39
	R	13
	H	14
	RBI	13
	BB	5
	SO	5
	LOB	17

| | | | |

BOTTOM

Houston Astros @ St. Louis Cardinals

Busch Stadium, St. Louis, MO

Sat May 05 2007, 12:10 PM CDT
Att. 44,881 - Overcast - 72 F

livebaseballscorecards.com

Batter	1	2	3	4	5	6	7	8	9	AB	R	H	RBI	BB	SO	LOB
26 Scott Spiezio, S (1, 9) OBP: 0.339, SLG: 0.283 36 Russ Springer, R (9, 1)	C X 0-1 ① F9		B X 1-0 ③ G4-3			B B B C F X 3-2 ① F8		F B X 1-1 1-3 1B		4 0 1 0 0 0 0 0 0 0 0 0 0 0						
16 Chris Duncan, L (1, 7) OBP: 0.387, SLG: 0.542	C B B B B 4-1 BB			B F S X 1-2 5 G4-3 1B		B S C B X 2-2 ② G4-3		B B B C S S 3-3 ③ K		3 0 1 0 1 1 2						
5 Albert Pujols, R (1, 3) OBP: 0.364, SLG: 0.491	C D 1 SAFE B C S 2-3 ② K			C D B 1 SAFE X 2-1 ① G4-3 1-2		X 0-0 ③ L8			C S B X 1-2 ① G5-3	4 0 0 0 0 1 2						
15 Jim Edmonds, L (1, 8) OBP: 0.281, SLG: 0.275	C B B X 2-1 ③ F7			X 0-0 ② F7			C B C X 1-2 ① G4-3		B C B F B X 3-2 ② F7	4 0 0 0 0 0 2						
27 Scott Rolen, R (1, 5) OBP: 0.268, SLG: 0.333		B F F X 1-2 ① F8		C X 0-1 ③ G4-3			X 0-0 ② G6-3		C X 0-1 ③ L5	4 0 0 0 0 0 1						
Aaron Miles, S (1, 4) OBP: 0.259, SLG: 0.275		S S C 0-3 ② K			X 0-0 ① G4-3		C B X 1-1 ③ F9			3 0 0 0 0 1 0						
4 Yadier Molina, R (1, 2) OBP: 0.345, SLG: 0.315 Gary Bennett, R (8, 2) OBP: 0.333, SLG: 0.320		F B B X 2-1 ③ G6-3			C B B X 2-1 1B			X 0-0 ① P5		2 0 1 0 0 0 0 1 0 0 0 0 0 0						
22 David Eckstein, R (1, 6) OBP: 0.280, SLG: 0.247			B B B C C X 3-2 ① G5-3		C F B B X 2-2 ② L7			C B X 1-1 26 1B 1B		3 0 1 0 0 0 1						
Kip Wells, R (1, 1) OBP: 0.273, SLG: 0.545 Tyler Johnson, S (5, 1) Preston Wilson, R (5, PH) OBP: 0.286, SLG: 0.313 56 Kelvin Jimenez, R (6, 1) 59 Dennis Dove, R (8, 1) 55 Skip Schumaker, L (8, PH) OBP: 0.267, SLG: 0.286 (9, 9)			C S B B B F B F X 3-2 ② F8		B B X 2-0 ③ G5-3			C X 0-1 ② F8		1 0 0 0 0 0 0 0 0 0 0 0 0 0 1 0 0 0 0 0 1 0 0 0 0 0 0 0 0 0 0 0 0 0 0 1 0 0 0 0 0 1						
Inning Stats	R: 0 E: 0 K: 1 S: 8 H: 0 LOB: 1 BB: 1 P: 16	R: 0 E: 0 K: 1 S: 8 H: 0 LOB: 0 BB: 0 P: 11	R: 0 E: 0 K: 0 S: 9 H: 0 LOB: 0 BB: 0 P: 16	R: 0 E: 0 K: 0 S: 8 H: 1 LOB: 1 BB: 0 P: 11	R: 0 E: 0 K: 0 S: 7 H: 1 LOB: 1 BB: 0 P: 13	R: 0 E: 0 K: 0 S: 7 H: 0 LOB: 0 BB: 0 P: 12	R: 0 E: 0 K: 0 S: 6 H: 0 LOB: 0 BB: 0 P: 8	R: 0 E: 0 K: 1 S: 10 H: 2 LOB: 2 BB: 0 P: 15	R: 0 E: 0 K: 0 S: 8 H: 0 LOB: 0 BB: 0 P: 12	1B: 4 2B: 0 3B: 0 HR: 0	SF: 0 SAC: 0 DP: 0 HBP: 0						

	AB	31
	R	0
	H	4
	RBI	0
	BB	1
	SO	3
	LOB	10

WP: 0 PA: 32
PB: 0
SB: 0
CS: 0

PITCHER		IP	WLS	BF	H	R	ER	SO	BB	IBB	HBP	BLK	WP	HR	S	P	ERA	WHIP
37 Matt Albers, R ERA: 3.32	(1, 1)	7.1	W	26	3	0	0	2	1	0	0	0	0	0	56	91	0.00	0.545
Trever Miller, L ERA: 8.53	(8, 1)	0.2		3	1	0	0	1	0	0	0	0	0	0	7	11	0.00	1.500
Dave Borkowski, R ERA: 3.97	(9, 1)	1.0		3	0	0	0	0	0	0	0	0	0	0	8	12	0.00	0.000

PITCHER		IP	WLS	BF	H	R	ER	SO	BB	IBB	HBP	BLK	WP	HR	S	P	ERA	WHIP

Batter	1	2	3	4	5	6	7	8	9	AB	R	H	RBI	BB	SO	LOB
Craig Biggio, R (1, 4) OBP: 0.315, SLG: 0.465	X 0-0 ① G5-3		B C F X 1-2 1B	B C B B B 4-1 BB		C S F S 0-3 ③ K		C B S S 1-3 ③ K	4	0	1	0	1	2	2
Morgan Ensberg, R (1, 5) OBP: 0.368, SLG: 0.375	B C B C F B B B 4-2 17 G6-3 45 1B BB		C 1 SAFE B B B C F F 1 SAFE 3-2 ② F F8	C X 0-1 ③ F9			X 0-0 ① F7		3	1	0	0	1	0	2
17 Lance Berkman, S (1, 3) OBP: 0.433, SLG: 0.347	F B S X 1-2 ② G6-3 **1-2**		C D C 1 SAFE B B T 3-2 ③ K			X 0-0 ① G3-1		X 0-0 G3 45 1B 1B	4	0	1	0	0	1	2
45 Carlos Lee, R (1, 7) OBP: 0.336, SLG: 0.479	C F B D D X 3-2 **2-H** 1B			F X 0-1 9 G6-4-3 1B 1B		B B C X 2-1 ② P4		C B B C X 2-2 G3 **1-2** 1B	4	0	3	1	0	0	0
Luke Scott, L (1, 9) OBP: 0.333, SLG: 0.432	B F 1 SAFE B C C 2-3 ③ K			C F B D B F X 3-2 9 G6-4-3 **1-2** 1B		B C S B X 2-2 2B		C B F X 1-2 ② G3 **1-2** **2-3**	4	0	2	0	0	1	3
9 Hunter Pence, R (1, 8) OBP: 0.265, SLG: 0.406		B X 1-0 ① G5-3		B B F B F X 3-2 ① ② G6-4-3 **1-2f** **2-3**		C D X 1-1 ③ G6-3		C F F D B B X 3-2 ③ F8	4	0	0	0	0	0	5
28 Adam Everett, R (1, 6) OBP: 0.271, SLG: 0.289 Orlando Palmeiro, L (9, PH) OBP: 0.435, SLG: 0.235		B C F B X 2-2 G4-6-3 1B	S B X 1-1 ③ G3				C T B B F F F F B X 2-2 ① L7		C B B F F F F F B X 3-2 ① F9	3	0	1	0	0	0	1
										1	0	0	0	0	0	0
Brad Ausmus, R (1, 2) OBP: 0.388, SLG: 0.392		B B X 2-0 ② ③ G4-6-3 **1-2f**			X 0-0 ① G6-3		B X 1-0 S 1B		C X 0-1 DI 1B	4	0	2	0	0	0	1
43 Chris Sampson, R (1, 1) OBP: 0.100, SLG: 0.100 Trever Miller, R (5, 1) Mike Lamb, L (7, PH) OBP: 0.462, SLG: 0.469 54 Brad Lidge, R (7, 1) Chad Qualls, R (8, 1) Mark Loretta, R (9, PH) OBP: 0.429, SLG: 0.442			B C F X 1-2 ① F9		B C S B S 2-3 ② K		B B B C F F 1 SAFE F 3-3 F F F C ② K **1-2**		C C F B T 1-2 ② K **1-2**	2	0	0	0	0	1	0
										0	0	0	0	0	0	0
										1	0	0	0	0	1	1
										0	0	0	0	0	0	0
										0	0	0	0	0	0	0
										1	0	0	0	0	1	1
Inning Stats	R: 1 H: 1 E: 0 LOB: 1 K: 1 BB: 1 S: 13 P: 23	R: 0 H: 1 E: 0 LOB: 0 K: 0 BB: 0 S: 5 P: 10	R: 0 H: 1 E: 0 LOB: 1 K: 1 BB: 0 S: 15 P: 23	R: 0 H: 2 E: 0 LOB: 1 K: 0 BB: 0 S: 11 P: 18	R: 0 H: 0 E: 0 LOB: 1 K: 1 BB: 1 S: 7 P: 13	R: 0 H: 1 E: 0 LOB: 1 K: 0 BB: 0 S: 8 P: 13	R: 0 H: 1 E: 0 LOB: 1 K: 2 BB: 0 S: 21 P: 27	R: 0 H: 2 E: 0 LOB: 2 K: 0 BB: 0 S: 12 P: 18	R: 0 H: 1 E: 0 LOB: 1 K: 2 BB: 0 S: 15 P: 20	1B: 9 SF: 0 2B: 1 SAC: 0 3B: 0 DP: 2 HR: 0 HBP: 0						

PITCHER		IP	WLS	BF	H	R	ER	SO	BB	IBB	HBP	BLK	WP	HR	S	P	ERA	WHIP
41 Braden Looper, R ERA: 2.66	(1, 1)	6.0	W	24	6	1	1	3	2	0	0	0	0	0	59	100	1.50	1.333
36 Russ Springer, R ERA: 2.79	(7, 1)	1.0	H	4	1	0	0	2	0	0	0	0	0	0	21	27	0.00	1.000
31 Ryan Franklin, R ERA: 1.29	(8, 1)	1.0	H	5	2	0	0	0	0	0	0	0	0	0	12	18	0.00	2.000
44 Jason Isringhausen, R ERA: 2.19	(9, 1)	1.0	S	4	1	0	0	2	0	0	0	0	0	0	15	20	0.00	1.000

PITCHER	IP	WLS	BF	H	R	ER	SO	BB	IBB	HBP	BLK	WP	HR	S	P	ERA	WHIP

TOP

Houston Astros @ St. Louis Cardinals

Busch Stadium, St. Louis, MO

Sun May 06 2007, 1:15 PM CDT
Att. 44,483 - Cloudy - 73 F

livebaseballscorecards.com

AB	35
R	1
H	10
RBI	1
BB	2
SO	7
LOB	18

WP: 0	PA: 37
PB: 0	
SB: 1	
CS: 0	

BOTTOM

Batter	1	2	3	4	5	6	7	8	9	AB	R	H	RBI	BB	SO	LOB
7 Adam Kennedy, L (1, 4) OBP: 0.282, SLG: 0.313	B B F F F X 2-2 F8 ①			B F X 1-1 16 2B 27 1B 1B	B C X 1-1 1B			C X 0-1 15 G4-3 16 WP 1B		4	1	3	0	0	0	0
16 Chris Duncan, L (1, 7) OBP: 0.391, SLG: 0.545	C C B F B F X 2-2 F8 ②			1 SAFE B 1 SAFE X 1-0 27 1B 1-3 2B	B S S 1 SAFE F 1 SAFE 1 SAFE C 1-3 K ③			C S B B B B 4-2 15 G4-3 1-2 BB		3	1	1	0	1	1	1
5 Albert Pujols, R (1, 3) OBP: 0.352, SLG: 0.473	C X 0-1 P4 ③			F B B X 2-1 P4 ①		B X 1-0 G1-3 ①		B C X 1-1 P3 ①		4	0	0	0	0	0	4
15 Jim Edmonds, L (1, 8) OBP: 0.280, SLG: 0.265		C X 0-1 F7 ①		B B B B 4-0 27 1B 47 G6-3 BB		B X 1-0 F7 ②		C B X 1-1 G4-3 ② 1-2 2-3		3	1	0	0	1	0	2
27 Scott Rolen, R (1, 5) OBP: 0.277, SLG: 0.333		B C B S B X 3-2 G1-3 ②		C B F F B X 2-2 47 G6-3 1-3 2-H 3-H 1B		C B B C F F X 2-2 G6-3 ③		I I I I 4-0 IBB		3	0	1	2	1	0	0
47 Ryan Ludwick, R (1, 9)		X 0-0 G6-3 ③		C X 0-1 G6-3 ② 2-3 3-H			B F F F S 1-3 K ①	X 0-0 F8 ③		4	0	0	1	0	1	4
Gary Bennett, R (1, 2) OBP: 0.333, SLG: 0.321		C X 0-1 G5-3 ①		F X 0-1 F8 ③			B B F S B X 3-2 1B			3	0	1	0	0	0	1
22 David Eckstein, R (1, 6) OBP: 0.282, SLG: 0.250		C X 0-1 41 G4-6-3 1B			B F X 1-1 F9 ①		P F X 1-1 F7 ②			3	0	1	0	0	0	1
41 Braden Looper, R (1, 1) OBP: 0.154, SLG: 0.154 36 Russ Springer, R (7, 1) 26 Scott Spiezio, S (7, PH) OBP: 0.333, SLG: 0.278 31 Ryan Franklin, R (8, 1) 44 Jason Isringhausen, R (9, 1)		1 SAFE X 0-0 G4-6-3 ② ③ 1-2f			B C B F B C 3-3 K ②		B F B S F B S 3-3 K ③			2 0 1 0 0	0 0 0 0 0	0 0 0 0 0	0 0 0 0 0	0 0 1 0 0	1 0 1 0 0	1 0 1 0 0
Inning Stats	R: 0 E: 0 K: 0 S: 11 H: 0 LOB: 0 BB: 0 P: 15	R: 0 E: 0 K: 0 S: 6 H: 0 LOB: 0 BB: 0 P: 9	R: 0 E: 0 K: 0 S: 5 H: 1 LOB: 0 BB: 0 P: 5	R: 3 E: 0 K: 0 S: 13 H: 3 LOB: 1 BB: 1 P: 23	R: 0 E: 0 K: 2 S: 11 H: 1 LOB: 1 BB: 0 P: 17	R: 0 E: 0 K: 0 S: 7 H: 0 LOB: 0 BB: 0 P: 11	R: 0 E: 0 K: 2 S: 14 H: 1 LOB: 1 BB: 0 P: 21	R: 0 E: 0 K: 0 S: 9 H: 1 LOB: 3 BB: 2 P: 19		1B: 6 2B: 1 3B: 0 HR: 0	SF: 0 SAC: 0 DP: 1 HBP: 0					

PITCHER		IP	WLS	BF	H	R	ER	SO	BB	IBB	HBP	BLK	WP	HR	S	P	ERA	WHIP
43 Chris Sampson, R ERA: 3.9	(1, 1)	4.2	L	19	5	3	3	1	1	0	0	0	0	0	42	64	5.79	1.286
Trever Miller, L ERA: 7.04	(5, 1)	1.1		4	0	0	0	1	0	0	0	0	0	0	11	16	0.00	0.000
54 Brad Lidge, R ERA: 4.5	(7, 1)	1.0		4	1	0	0	2	0	0	0	0	0	0	14	21	0.00	1.000
Chad Qualls, R ERA: 4.61	(8, 1)	1.0		6	1	0	0	0	1	1	0	0	1	0	9	19	0.00	2.000

PITCHER	IP	WLS	BF	H	R	ER	SO	BB	IBB	HBP	BLK	WP	HR	S	P	ERA	WHIP

Houston Astros @ St. Louis Cardinals

Busch Stadium, St. Louis, MO

Sun May 06 2007, 1:15 PM CDT

Att. 44,483 - Cloudy - 73 F

livebaseballscorecards.com

AB	30
R	3
H	7
RBI	3
BB	3
SO	4
LOB	15

WP: 1 PB: 0 SB: 0 CS: 0 PA: 33

Batter	1	2	3	4	5	6	7	8	9	AB	R	H	RBI	BB	SO	LOB
Steve Finley, L (1, 8) OBP: 0.254, SLG: 0.281	C B F X 1-2 P5 ①		C 1 SAFE F B X 1-2 F8 ②			C B B B C X 3-2 G6-3 ①			B C F X 1-2 G3-1 ①	4	0	0	0	0	0	1
2 Troy Tulowitzki, R (1, 6) OBP: 0.347, SLG: 0.389	X 0-0 F9 ②		B F F B B F X 3-2 1-H 2B			B C C F B X 2-2 F9 ②			C X 0-1 27 IBB 11 BB 2B	4	1	2	1	0	0	0
5 Matt Holliday, R (1, 7) OBP: 0.403, SLG: 0.570	B B F B F C 3-3 K ③		B X 1-0 G6-3 ③			B B C F F F T 2-2 K ③			B B F B B 4-1 11 BB 27 IBB BB	3	0	0	0	1	2	1
17 Todd Helton, L (1, 3) OBP: 0.518, SLG: 0.556		C X 0-1 HR		C B C F F X 1-2 G5-3 ①			F B B B X 3-1 F7 ①		B C C B S 2-3 K ②	4	1	1	1	0	1	2
27 Garrett Atkins, R (1, 5) OBP: 0.350, SLG: 0.390 40 Brian Fuentes, L (9, 1)		B F X 1-1 F9 ①		F B C F B B F S 3-3 K ②			B C F B X 2-2 F7 ②		D S B I I 4-1 8 FC5 11 BB 1-2 2-3 IBB	3 0	0 0	0 0	0 0	1 0	1 0	0 0
11 Brad Hawpe, L (1, 9) OBP: 0.367, SLG: 0.363		C B X 1-1 F9 ②		B B F B B X 3-1 G2-3 ③			B C C C 1-3 K ③		B B C B C B 4-2 8 FC5 1-2 2-3 3-H BB	3	0	0	1	1	1	0
8 Yorvit Torrealba, R (1, 2) OBP: 0.257, SLG: 0.269		F B B C F B S 3-3 K ③			X 0-0 G6-3 ①			C B B B X 3-1 L4 ①	B X 1-0 FC5 ③ 1-2 2-3f	4	0	0	0	0	1	3
6 Omar Quintanilla, L (1, 4) OBP: 0.214, SLG: 0.214			B F X 1-1 2 WP 2 2B 1B		B C F X 1-2 F7 ②			F B B X 2-1 L6 ②		3	1	1	0	0	0	0
26 Jeff Francis, L (1, 1) OBP: 0.182, SLG: 0.100 10 Jeff Baker, R (8, PH) OBP: 0.238, SLG: 0.350 46 Zach McClellan, R (8, 1) Jamey Carroll, R (9, 5) OBP: 0.303, SLG: 0.211			C L 1 SAFE L 0-3 K ①		C C B B F F X 2-2 G3-1 ③			C F S 0-3 K ③		2 1 0 0	0 0 0 0	0 0 0 0	0 0 0 0	0 0 0 0	1 1 0 0	1 0 0 0
Inning Stats	R: 0 E: 0 K: 1 S: 7 H: 0 LOB: 0 BB: 0 P: 11	R: 1 E: 0 K: 1 S: 10 H: 1 LOB: 0 BB: 0 P: 15	R: 1 E: 0 K: 1 S: 13 H: 2 LOB: 1 BB: 0 P: 19	R: 0 E: 0 K: 1 S: 12 H: 0 LOB: 0 BB: 0 P: 19	R: 0 E: 0 K: 0 S: 9 H: 0 LOB: 0 BB: 0 P: 12	R: 0 E: 0 K: 1 S: 12 H: 0 LOB: 0 BB: 0 P: 19	R: 0 E: 0 K: 1 S: 8 H: 0 LOB: 0 BB: 0 P: 14	R: 0 E: 0 K: 1 S: 7 H: 0 LOB: 0 BB: 0 P: 12	R: 1 E: 0 K: 1 S: 13 H: 1 LOB: 3 BB: 3 P: 29	1B: 1 2B: 2 3B: 0 HR: 1	SF: 0 SAC: 0 DP: 0 HBP: 0						

PITCHER		IP	WLS	BF	H	R	ER	SO	BB	IBB	HBP	BLK	WP	HR	S	P	ERA	WHIP
23 Anthony Reyes, R ERA: 5.03	(1, 1)	6.0		21	3	2	2	5	0	0	0	0	1	1	63	95	3.00	0.500
34 Randy Flores, L ERA: 2.31	(7, 1)	2.0		6	0	0	0	2	0	0	0	0	0	0	15	26	0.00	0.000
40 Brian Falkenborg, R ERA: 27.0	(9, 1)	0.1	L	3	1	1	1	0	1	0	0	0	0	0	6	11	27.00	6.000
Tyler Johnson, L ERA: 0.79	(9, 1)	0.1		3	0	0	0	1	1	1	0	0	0	0	6	16	0.00	3.000
56 Kelvin Jimenez, R ERA: 4.91	(9, 1)	0.1		1	0	0	0	0	0	0	0	0	0	0	1	2	0.00	0.000

PITCHER	IP	WLS	BF	H	R	ER	SO	BB	IBB	HBP	BLK	WP	HR	S	P	ERA	WHIP

TOP

Colorado Rockies @ St. Louis Cardinals

Busch Stadium, St. Louis, MO

Mon May 07 2007, 7:10 PM CDT
Att. 42,285 - Partly Cloudy - 84 F

livebaseballscorecards.com

AB	31
R	3
H	4
RBI	3
BB	3
SO	8
LOB	8

WP: 1 PA: 34
PB: 0
SB: 0
CS: 0

Batter	1	2	3	4	5	6	7	8	9	AB	R	H	RBI	BB	SO	LOB
Aaron Miles, S (1, 4) OBP: 0.259, SLG: 0.259	B C X 1-1 G6-3 ①			B B C S B B 4-2 1B 47 1B BB	F B X 1-1 F9 ③			F B F B S 2-3 K ③		3	1	0	0	1	1	0
So Taguchi, R (1, 7) OBP: 0.370, SLG: 0.390	C C S 0-3 K ②			X 0-0 47 1B 5 BB 15 G1-4-3 1-3 1B	F B X 1-1 5 L9-3 1B				F B H 2-1 47 S 27 HBP HBP	3	1	2	0	0	1	0
5 Albert Pujols, R (1, 3) OBP: 0.357, SLG: 0.464	B S B B B 4-1 27 CS BB			S B B F F B B 4-2 15 G1-4-3 47 1B 1-2 BB	B S 1 B F B 1 X SAFE SAFE 3-2 L9-3 ① ② 1-1				C X 0-1 F9 ①	2	0	0	0	2	0	2
27 Scott Rolen, R (1, 5) OBP: 0.276, SLG: 0.323	C B 1-1 CS ③ 1-2	X 0-0 F8 ①		D X 1-0 F7 ①	C B F B B F S 3-3 K ③				S 1 B S 1 B F F H SAFE SAFE 3-2 1-2 HBP	3	0	0	0	0	1	3
47 Ryan Ludwick, R (1, 9) OBP: 0.125, SLG: 0.125		B B B C F F X 3-2 F9 ②		C C X 0-2 15 G1-4-3 1-2 2-3 3-H 1B			B B B C X 3-1 G6-3 ①		S C X 0-2 P3 ② 2-3	4	0	1	1	0	0	2
15 Jim Edmonds, L (1, 8) OBP: 0.268, SLG: 0.253		B C S B B X 3-2 G4-3 ③		B S B X 2-1 G1-4-3 ② 1-2 2-3 3-H			C B S B F C 2-3 K ②		B S X 1-1 F8 ③	4	0	0	1	0	1	4
4 Yadier Molina, R (1, 2) OBP: 0.345, SLG: 0.316		B B X 2-0 22 G4-6-3 1B		C B B F F F X 2-2 F9 ③			F B X 1-1 F8 ③			3	0	1	0	0	0	2
22 David Eckstein, R (1, 6) OBP: 0.283, SLG: 0.245		F F X 0-2 G4-6-3 ① ② 1-2f			C B F F H 2-2 23 B2-6-4 HBP			C B B S X 2-2 G1-3 ①		2	0	0	0	0	0	1
23 Anthony Reyes, R (1, 1) 34 Randy Flores, L (7, 1) 16 Chris Duncan, L (8, PH) OBP: 0.387, SLG: 0.540 40 Brian Falkenborg, R (9, 1) Tyler Johnson, S (9, 1) 56 Kelvin Jimenez, R (9, 1)		S F B X 1-2 G6-3 ③			X 0-0 B2-6-4 ① ② 1-2f			C S B C 1-3 K ②		2 0 1 0 0 0	0 0 0 0 0 0	0 0 0 0 0 0	0 0 0 0 0 0	0 0 1 0 0 0	0 0 0 0 0 0	1 0 0 0 0 0
Inning Stats	R: 0 H: 0 E: 0 LOB: 0 K: 1 BB: 1 S: 7 P: 13	R: 0 H: 0 E: 0 LOB: 0 K: 0 BB: 0 S: 8 P: 14	R: 0 H: 1 E: 0 LOB: 0 K: 0 BB: 0 S: 7 P: 10	R: 2 H: 2 E: 0 LOB: 2 K: 0 BB: 2 S: 17 P: 30	R: 0 H: 0 E: 0 LOB: 0 K: 0 BB: 0 S: 6 P: 9	R: 0 H: 1 E: 0 LOB: 0 K: 1 BB: 0 S: 9 P: 16	R: 0 H: 0 E: 0 LOB: 0 K: 1 BB: 0 S: 8 P: 14	R: 0 H: 0 E: 0 LOB: 0 K: 2 BB: 0 S: 9 P: 14	R: 0 H: 0 E: 0 LOB: 2 K: 0 BB: 0 S: 12 P: 18	1B: 4 2B: 2 3B: 0 HR: 0	SF: 0 SAC: 0 DP: 3 HBP: 3			WP: 0 PB: 0 SB: 1 CS: 1		PA: 34	

PITCHER		IP	WLS	BF	H	R	ER	SO	BB	IBB	HBP	BLK	WP	HR	S	P	ERA	WHIP
26 Jeff Francis, L ERA: 5.61	(1, 1)	7.0		25	4	2	2	3	3	0	1	0	0	0	62	106	2.57	1.000
46 Zach McClellan, R ERA: 2.45	(8, 1)	1.0	W	3	0	0	0	2	0	0	0	0	0	0	9	14	0.00	0.000
40 Brian Fuentes, L ERA: 2.81	(9, 1)	1.0	S	5	0	0	0	0	0	0	2	0	0	0	12	18	0.00	0.000

PITCHER	IP	WLS	BF	H	R	ER	SO	BB	IBB	HBP	BLK	WP	HR	S	P	ERA	WHIP

BOTTOM

Colorado Rockies @ St. Louis Cardinals

Busch Stadium, St. Louis, MO

Mon May 07 2007, 7:10 PM CDT
Att. 42,285 - Partly Cloudy - 84 F

livebaseballscorecards.com

AB	27
R	2
H	4
RBI	2
BB	3
SO	5
LOB	15

Batter	1	2	3	4	5	6	7	8	9	AB	R	H	RBI	BB	SO	LOB
Steve Finley, L (1, 8) OBP: 0.239, SLG: 0.262	C F B F B X 2-2 ① G4-3		L B X 1-1 ① G4-3		B B C B X 3-1 ② G3		B X 1-0 ② G4-3 1-2			4	0	0	0	0	0	1
2 Troy Tulowitzki, R (1, 6) OBP: 0.336, SLG: 0.375	X 0-0 ② G6-3		C B B X 2-1 ② G4-3		C F B X 1-2 ③ P3		S D B C X 2-2 ③ G3			4	0	0	0	0	0	1
5 Matt Holliday, R (1, 7) OBP: 0.412, SLG: 0.612	C X 0-1 2B		C B S F F F X 1-2 HR			B B X 2-0 11 FC1-6 2B		C X 0-1 ① G6-3		4	1	3	1	0	0	0
17 Todd Helton, L (1, 3) OBP: 0.517, SLG: 0.554	C F B X 1-2 ③ G5-3		B F X 1-1 27 FC4-6 1B			B B X 2-0 ① F7		B C X 1-1 27 G5-4-3 1B		4	0	2	0	0	0	2
27 Garrett Atkins, R (1, 5) OBP: 0.348, SLG: 0.380		C F F B X 1-2 ① G5-3	B X 1-0 ③ FC4-6 1-2f			I I I I 4-0 11 FC1-6 IBB		F B S X 1-2 ②③ G5-4-3 1-2f		3	0	0	0	1	0	2
11 Brad Hawpe, L (1, 9) OBP: 0.371, SLG: 0.377		C F F X 0-2 6 1B 2B	C B B X 2-1 8 G5-4-3 1B			X 0-0 ② FC1-6 1-2f 2-3			B S S X 1-2 ① G3	4	0	2	0	0	0	2
8 Yorvit Torrealba, R (1, 2) OBP: 0.257, SLG: 0.257	B B B C B 4-1 6 1B BB		X 0-0 ①② G5-4-3 1-2f			B B X 2-0 ③ F8			C B F B F X 2-2 ② G4-3	3	0	0	0	1	0	3
6 Omar Quintanilla, L (1, 4) OBP: 0.222, SLG: 0.222	B F F F X 1-2 ② 1-3 2-H 1B		X 0-0 ③ L7				C B X 1-1 ① P5		B B B C X 3-1 ③ L5	4	0	1	0	0	0	0
35 Taylor Buchholz, R (1, 1) OBP: 0.286, SLG: 0.167	S B B C C 2-3 ③ K				C B B S F B T 3-2 ① K		S C B B F B B 4-2 G4-3 BB			2	0	0	0	0	2	2
10 Jeff Baker, R (7, PH) OBP: 0.256, SLG: 0.350										0	0	0	0	1	0	0
54 Denny Bautista, R (7, 1)										0	0	0	0	0	0	0
44 Alberto Arias, R (7, 1)										0	0	0	0	0	0	0
Jeremy Affeldt, L (8, 1)										0	0	0	0	0	0	0
Inning Stats	R: 0 E: 0 K: 0 S: 10 H: 1 LOB: 1 BB: 0 P: 13	R: 0 E: 0 K: 1 S: 16 H: 2 LOB: 2 BB: 1 P: 24	R: 1 E: 0 K: 0 S: 13 H: 2 LOB: 1 BB: 0 P: 19	R: 0 E: 0 K: 0 S: 4 H: 1 LOB: 0 BB: 0 P: 6	R: 0 E: 0 K: 1 S: 9 H: 0 LOB: 0 BB: 0 P: 16	R: 0 E: 0 K: 0 S: 4 H: 1 LOB: 2 BB: 1 P: 14	R: 0 E: 0 K: 0 S: 9 H: 0 LOB: 1 BB: 1 P: 17	R: 0 E: 0 K: 0 S: 7 H: 1 LOB: 0 BB: 0 P: 9	R: 0 E: 0 K: 0 S: 9 H: 0 LOB: 0 BB: 0 P: 15	1B: 4 2B: 3 3B: 0 HR: 1 SF: 0 SAC: 0 DP: 2 HBP: 0						

PITCHER		IP	WLS	BF	H	R	ER	SO	BB	IBB	HBP	BLK	WP	HR	S	P	ERA	WHIP
48 Brad Thompson, R ERA: 4.03	(1, 1)	5.0		20	6	1	1	2	1	0	0	0	0	1	52	78	1.80	1.400
Tyler Johnson, L ERA: 0.75	(6, 1)	0.2		4	1	0	0	0	0	1	0	0	0	0	3	11	0.00	1.500
56 Kelvin Jimenez, R ERA: 3.6	(6, 1)	1.1	W	5	0	0	0	0	1	0	0	0	0	0	10	20	0.00	0.750
31 Ryan Franklin, R ERA: 1.2	(8, 1)	1.0	H	3	1	0	0	0	0	0	0	0	0	0	7	9	0.00	1.000
44 Jason Isringhausen, R ERA: 2.03	(9, 1)	1.0	S	3	0	0	0	0	0	0	0	0	0	0	9	15	0.00	0.000

PITCHER	IP	WLS	BF	H	R	ER	SO	BB	IBB	HBP	BLK	WP	HR	S	P	ERA	WHIP

TOP

Colorado Rockies @ St. Louis Cardinals

Busch Stadium, St. Louis, MO

Tue May 08 2007, 7:10 PM CDT

Att. 42,763 - Partly Cloudy - 84 F

livebaseballscorecards.com

AB	32
R	1
H	8
RBI	1
BB	3
SO	2
LOB	13

WP: 0 PA: 35
PB: 0
SB: 0
CS: 0

Batter	1	2	3	4	5	6	7	8	9	AB	R	H	RBI	BB	SO	LOB
7 Adam Kennedy, L (1, 4) OBP: 0.281, SLG: 0.310	X 0-0 ① G3		C B S X 1-2 ③ G4-3		B C F X 1-2 ③ G2-3		F B F F B B X 3-2 47 BB 2-H 3-H 1B			4	0	1	2	0	0	2
47 Ryan Ludwick, R (1, 9) OBP: 0.250, SLG: 0.182	X 0-0 5 G4-6-3 1B			C X 0-1 ① F7		C B B T X 2-2 ① G6-3	B F B B B 4-1 5 G6-4-3 1-2 BB			3	0	1	0	1	0	0
5 Albert Pujols, R (1, 3) OBP: 0.353, SLG: 0.452	B B B X 3-0 ② ③ G4-6-3 1-2f			B B B B 4-0 16 FC4-6 BB		B B F C X 2-2 ② G5-3	B X 1-0 ② ③ G6-4-3 1-2f			3	0	0	0	1	0	3
16 Chris Duncan, L (1, 7) OBP: 0.377, SLG: 0.524 So Taguchi, R (8, PH) OBP: 0.362, SLG: 0.381 (9, 7)		C B X 1-1 ① P5		B C B F X 2-2 ② FC4-6 27 WP 1-2f		C B B F B S 3-3 ③ K		C S B B S 2-3 ① K		3 1	0 0	0 0	0 0	0 0	1 1	1 0
27 Scott Rolen, R (1, 5) OBP: 0.266, SLG: 0.310		C B B C X 2-2 ② G6-3		B F X 1-1 ③ F8 1-2			C B F B B S 3-3 ① K	C B B B C X 3-2 ② F7		4	0	0	0	0	1	1
15 Jim Edmonds, L (1, 8) OBP: 0.287, SLG: 0.275	F X 0-1 1B				C B B B X 3-1 22 1B 1B		X 0-0 22 HBP 4 1B 26 2B 1B	C B F S 1-3 ③ K		4	1	3	0	0	1	0
4 Yadier Molina, R (1, 2) OBP: 0.344, SLG: 0.316	F F X 0-2 ③ F7				X 0-0 ① P4		B F X 1-1 22 HBP 26 2B 1-2 1B			3	1	1	0	0	0	2
22 David Eckstein, R (1, 6) OBP: 0.293, SLG: 0.250			B B C X 2-1 ① F7		X 0-0 1-3 1B		C B B B H 4-1 26 2B 7 1B 1-2 2-3 HBP			2	1	1	0	0	0	0
48 Brad Thompson, R (1, 1) 55 Skip Schumaker, L (5, PH) OBP: 0.261, SLG: 0.279 Tyler Johnson, S (6, 1) 56 Kelvin Jimenez, R (6, 1) 26 Scott Spiezio, S (7, PH) OBP: 0.344, SLG: 0.309 31 Ryan Franklin, R (8, 1) 44 Jason Isringhausen, R (9, 1)			X 0-0 ② F7		B X 1-0 ② L6		X 0-0 7 1B 1-3 2-H 3-H 2B			1 1 0 0 1 0 0 0	0 0 0 0 1 0 0 0	0 0 0 0 1 0 0 0	0 0 0 0 0 0 0 0	0 0 0 0 0 0 0 0	0 2 0 0 0 0 0 0	0 0 0 0 0 0 0 0
Inning Stats	R: 0 E: 0 K: 0 S: 3 H: 1 LOB: 0 BB: 0 P: 6	R: 0 E: 0 K: 0 S: 10 H: 1 LOB: 1 BB: 0 P: 13	R: 0 E: 0 K: 0 S: 6 H: 0 LOB: 0 BB: 0 P: 9	R: 0 E: 0 K: 0 S: 7 H: 0 LOB: 1 BB: 1 P: 14	R: 0 E: 0 K: 0 S: 8 H: 2 LOB: 2 BB: 0 P: 13	R: 0 E: 0 K: 1 S: 9 H: 0 LOB: 0 BB: 0 P: 16	R: 4 E: 0 K: 1 S: 14 H: 4 LOB: 1 BB: 1 P: 30	R: 0 E: 0 K: 2 S: 9 H: 0 LOB: 0 BB: 0 P: 15		1B: 7 2B: 1 3B: 0 HR: 0	SF: 0 SAC: 0 DP: 2 HBP: 1			WP: 1 PB: 0 SB: 0 CS: 0	PA: 33	

PITCHER		IP	WLS	BF	H	R	ER	SO	BB	IBB	HBP	BLK	WP	HR	S	P	ERA	WHIP
35 Taylor Buchholz, R ERA: 5.82	(1, 1)	6.0		22	4	0	0	1	1	0	0	0	1	0	43	71	0.00	0.833
54 Denny Bautista, R ERA: 7.2	(7, 1)	0.1	L	4	2	3	3	1	0	0	1	0	0	0	7	15	81.00	6.000
44 Alberto Arias, R ERA: 3.18	(7, 1)	0.2	B	4	2	1	1	0	1	0	0	0	0	0	7	15	13.50	4.500
Jeremy Affeldt, L ERA: 4.26	(8, 1)	1.0		3	0	0	0	2	0	0	0	0	0	0	9	15	0.00	0.000

PITCHER	IP	WLS	BF	H	R	ER	SO	BB	IBB	HBP	BLK	WP	HR	S	P	ERA	WHIP

BOTTOM

Colorado Rockies @ St. Louis Cardinals

Busch Stadium, St. Louis, MO

Tue May 08 2007, 7:10 PM CDT
Att. 42,763 - Partly Cloudy - 84 F

livebaseballscorecards.com

AB	30
R	4
H	8
RBI	4
BB	2
SO	4
LOB	11

Batter	1	2	3	4	5	6	7	8	9	AB	R	H	RBI	BB	SO	LOB
Steve Finley, L (1, 8) OBP: 0.236, SLG: 0.258	C X 0-1 27 FC5 17 1B 1B	B C X 1-1 ③ G3-1		D C B F B X 3-2 ③ G6-3		X 0-0 ② G4-3		C X 0-1 ③ L3		5	0	1	0	0	0	5
60 Manny Corpas, R (8, 1)										0	0	0	0	0	0	0
2 Troy Tulowitzki, R (1, 6) OBP: 0.331, SLG: 0.368	S S B D C 2-3 ① K		B X 1-0 17 2B 1B		X 0-0 E5 11 2B	B B C F X 2-2 ③ G4-3			X 0-0 ① F9	5	2	1	0	0	1	1
11 Brad Hawpe, L (1, 9) OBP: 0.372, SLG: 0.382	B B C 1 SAFE C S 2-3 ② K		F F B S 1-3 ① K		B F F X 1-2 17 WP 17 FC3-2 2-H 2B		C F S 0-3 ① K		B B C B B 4-1 17 G4-6-3 BB	4	0	1	1	1	3	2
17 Todd Helton, L (1, 3) OBP: 0.514, SLG: 0.556	T D X 1-1 27 FC5 1-2 1B		C D B X 2-1 1-H 2B		C C F B X 1-2 ① FC3-2 10 G6-3 27 1B 2-H		B C F B X 2-2 ② P5		B F F X 1-2 ②③ G4-6-3 1-2f	5	0	2	1	0	0	2
27 Garrett Atkins, R (1, 5) OBP: 0.345, SLG: 0.376	C X 0-1 ③ FC5 1-2 2-3f		B C S C 1-3 ② K		X 0-0 10 G6-3 1-2 1B		B C X 1-1 ③ G5-3			4	0	1	0	0	1	3
10 Jeff Baker, R (1, 7) OBP: 0.277, SLG: 0.349		B X 1-0 20 FC4-3-6 1B	S X 0-1 ③ F8		B C X 1-1 ② G6-3 1-2 2-3			B B S C F B F B 4-2 BB BB		3	0	1	0	1	0	3
20 Chris Iannetta, R (1, 2) OBP: 0.348, SLG: 0.333		F X 0-1 ① FC4-3-6 6 2B 1-2f		C B X 1-1 ① F9	H 1-0 HBP			B B S T F F S 2-3 ① K		3	0	0	0	0	1	2
6 Omar Quintanilla, L (1, 4) OBP: 0.273, SLG: 0.318		X 0-0 1-3 2B		X 0-0 48 SH1-3 1B	B B X 2-0 ③ L4			B F S B S 2-3 ② K		4	0	2	0	0	1	4
48 Jason Hirsh, R (1, 1) 44 Alberto Arias, R (5, 1) Jeremy Affeldt, L (5, 1) John Mabry, L (6, PH) OBP: 0.207, SLG: 0.296 46 Zach McClellan, R (6, 1) Tom Martin, L (6, 1) Jamey Carroll, R (8, PH) OBP: 0.311, SLG: 0.211 (8, 8)		X 0-0 ② P2		M 1 SAFE C B X 1-2 ② SH1-3 1-2		B B C C F F B X 3-2 ① P5		B B C F F F B B 4-2 1-2 BB		1	0	0	0	0	0	2
										0	0	0	0	0	0	0
										0	0	0	0	0	0	0
										1	0	0	0	0	0	0
										0	0	0	0	0	0	0
										0	0	0	0	0	0	0
										0	0	0	0	1	0	0
Inning Stats	R: 0 E: 0 K: 2 S: 12 H: 2 LOB: 2 BB: 0 P: 17	R: 0 E: 0 K: 0 S: 7 H: 2 LOB: 2 BB: 0 P: 9	R: 1 E: 0 K: 2 S: 11 H: 2 LOB: 1 BB: 0 P: 16	R: 0 E: 0 K: 0 S: 9 H: 1 LOB: 1 BB: 0 P: 14	R: 1 E: 1 K: 0 S: 12 H: 2 LOB: 3 BB: 0 P: 18	R: 0 E: 0 K: 0 S: 9 H: 0 LOB: 0 BB: 0 P: 14	R: 0 E: 0 K: 1 S: 8 H: 0 LOB: 0 BB: 0 P: 11	R: 0 E: 0 K: 2 S: 18 H: 0 LOB: 2 BB: 2 P: 30	R: 0 E: 0 K: 0 S: 5 H: 0 LOB: 0 BB: 1 P: 10	1B: 6 2B: 3 3B: 0 HR: 0			SF: 0 SAC: 1 DP: 1 HBP: 1			WP: 1 PB: 0 SB: 0 CS: 0	PA: 40

PITCHER		IP	WLS	BF	H	R	ER	SO	BB	IBB	HBP	BLK	WP	HR	S	P	ERA	WHIP
50 Adam Wainwright, R ERA: 5.01	(1, 1)	6.0	W	29	9	2	1	4	0	0	1	0	1	0	60	88	1.50	1.500
34 Randy Flores, L ERA: 2.13	(7, 1)	1.0		3	0	0	0	1	0	0	0	0	0	0	8	11	0.00	0.000
36 Russ Springer, R ERA: 2.53	(8, 1)	1.0		5	0	0	0	2	2	0	0	0	0	0	18	30	0.00	2.000
40 Brian Falkenborg, R ERA: 6.75	(9, 1)	1.0		3	0	0	0	0	1	0	0	0	0	0	5	10	0.00	1.000

PITCHER	IP	WLS	BF	H	R	ER	SO	BB	IBB	HBP	BLK	WP	HR	S	P	ERA	WHIP

TOP

Colorado Rockies @ St. Louis Cardinals

Busch Stadium, St. Louis, MO

Wed May 09 2007, 12:10 PM CDT

Att. 43,001 - Sunny - 78 F

livebaseballscorecards.com

AB	35
R	2
H	9
RBI	2
BB	3
SO	7
LOB	24

Batter	1	2	3	4	5	6	7	8	9	AB	R	H	RBI	BB	SO	LOB
7 Adam Kennedy, L (1, 4) OBP: 0.287, SLG: 0.307	F B F B B B 4-2 5 1B BB	S B B B B X 3-1 5 BB 16 BB 1-2 3-H 1B	C S X 0-2 F7 ③		F B X 1-1 G4-3 ③		X 0-0 F9 ①			4	0	1	1	1	0	4
16 Chris Duncan, L (1, 7) OBP: 0.387, SLG: 0.519	C F C 0-3 K ①	B B F B S B 4-2 5 BB 1-2 2-3 BB		B C C C 1-3 K ①		B B B B 4-0 5 1B 15 1B BB	C C B F B F F X 2-2 55 BB 26 1B 1B			3	2	1	0	2	2	1
5 Albert Pujols, R (1, 3) OBP: 0.362, SLG: 0.454	B X 1-0 1-3 1B	C F B O F B F F F F 4-2 B 1-2 2-3 3-H BB		B C B B C X 3-2 F8 ②		C 1 SAFE C D X 1-2 15 1B 26 2B 1-2 1B	B C S F F X 1-2 F8 ②			4	1	2	1	1	0	1
15 Jim Edmonds, L (1, 8) OBP: 0.286, SLG: 0.274 34 Randy Flores, L (7, 1) 55 Skip Schumaker, L (7, PH) OBP: 0.277, SLG: 0.279 36 Russ Springer, R (8, 1) 40 Brian Falkenborg, R (9, 1)	X 0-0 L4 ②	F S B B B B F S 3-3 K ③		X 0-0 F7 ③		C X 0-1 26 2B 47 E 1-3 2-H 1B	B B C B B 4-1 26 1B 1-2 BB			4 0 0 0 0	1 0 0 0 0	1 0 0 0 0	1 0 0 0 0	0 0 1 0 0	1 0 0 0 0	5 0 0 0 0
26 Scott Spiezio, S (1, 5) OBP: 0.362, SLG: 0.339	B C B C F F C 2-3 K ③		C S B X 1-2 F7 ①		B B B C F B 4-2 47 2B BB	B B X 2-0 47 E 1-3 3-H G5-4-3 2B	F C B X 1-2 1-3 2-H 1B			4	2	2	2	1	1	2
47 Ryan Ludwick, R (1, 9) OBP: 0.294, SLG: 0.313		S F B S 1-3 K ①	B B X 2-0 50 BB G5-3 1B		C B D F F X 2-2 SH5-4 1-H 1B 2B	B C F D B X 3-2 E6 G5-4-3 2-3 3-H	C B F X 1-2 G1-3 ③			5	1	2	1	0	1	3
Gary Bennett, R (1, 2) OBP: 0.294, SLG: 0.281	C B X 1-1 G6-3 ②	B B B C F 1 SAFE X 3-2 G5-3 ② 1-2			B X 1-0 SH5-4 ① 2-3	B F F X 1-2 G5-4-3 ① ② 1-2f 3-H		F X 0-1 F8 ①		4	0	0	0	0	0	2
Aaron Miles, S (1, 6) OBP: 0.302, SLG: 0.310	B X 1-0 50 1B 7 1B 1B	I I I I 4-0 50 BB IBB			B B X 2-0 50 PB 3-H 1B	X 0-0 2B		X 0-0 G6-3 ②		4	1	3	1	1	0	0
50 Adam Wainwright, R (1, 1) OBP: 0.385, SLG: 0.417 So Taguchi, R (6, PH) OBP: 0.347, SLG: 0.364 (7, 8)	C S B F B X 2-2 16 BB 7 1B 5 BB 1-3 1B	B B C B F B 4-2 1-2 2-3 BB			1 SAFE L 1 B C S 1-3 K ② 1-2	C F B B B X 3-2 F8 ③		C C X 0-2 F7 ③		2 2	1 0	1 0	0 0	1 0	1 0	1 1
Inning Stats	R: 0 H: 1 E: 0 LOB: 2 K: 2 BB: 1 S: 12 P: 19	R: 2 H: 3 E: 0 LOB: 3 K: 2 BB: 2 S: 24 P: 43	R: 0 H: 1 E: 0 LOB: 3 K: 0 BB: 2 S: 13 P: 27	R: 0 H: 0 E: 0 LOB: 0 K: 1 BB: 0 S: 7 P: 11	R: 2 H: 2 E: 0 LOB: 1 K: 1 BB: 1 S: 13 P: 24	R: 4 H: 4 E: 1 LOB: 1 K: 0 BB: 1 S: 16 P: 30	R: 1 H: 2 E: 0 LOB: 2 K: 0 BB: 1 S: 19 P: 28	R: 0 H: 0 E: 0 LOB: 0 K: 0 BB: 0 S: 6 P: 6		1B: 10 SF: 0 2B: 3 SAC: 1 3B: 0 DP: 1 HR: 0 HBP: 0						

BOTTOM

Colorado Rockies @ St. Louis Cardinals

Busch Stadium, St. Louis, MO

Wed May 09 2007, 12:10 PM CDT

Att. 43,001 - Sunny - 78 F

livebaseballscorecards.com

AB	36
R	9
H	13
RBI	7
BB	8
SO	6
LOB	20

PITCHER		IP	WLS	BF	H	R	ER	SO	BB	IBB	HBP	BLK	WP	HR	S	P	ERA	WHIP
48 Jason Hirsh, R ERA: 4.1	(1, 1)	4.0	L	23	5	3	3	5	5	1	0	0	0	0	58	106	6.75	2.500
44 Alberto Arias, R ERA: 4.26	(5, 1)	0.2		4	2	1	1	1	0	0	0	0	0	0	9	15	13.50	3.000
Jeremy Affeldt, L ERA: 4.15	(5, 1)	0.1		1	0	0	0	0	0	0	0	0	0	0	2	3	0.00	0.000
46 Zach McClellan, R ERA: 5.4	(6, 1)	0.2		7	4	4	4	0	1	0	0	0	0	0	13	24	54.00	7.500
Tom Martin, L ERA: 9.0	(6, 1)	1.1		7	2	1	1	0	1	0	0	0	0	0	22	34	6.75	2.250

PITCHER		IP	WLS	BF	H	R	ER	SO	BB	IBB	HBP	BLK	WP	HR	S	P	ERA	WHIP
60 Manny Corpas, R ERA: 1.62	(8, 1)	1.0		3	0	0	0	0	0	0	0	0	0	0	6	6	0.00	0.000

WP: 0 PA: 45
PB: 1
SB: 0
CS: 0

Batter	1	2	3	4	5	6	7	8	9	AB	R	H	RBI	BB	SO	LOB
7 Adam Kennedy, L (1, 4) OBP: 0.286, SLG: 0.297	B F FA 94 S SL 88 B FA 98 B SL 88 F SL 90 F FA 96 F FA 95 X FA 96 3-2 ① L7		B FA 96 F FA 95 B SL 90 F FA 96 X FA 96 2-2 ② F8		C FA 90 B FA 96 B SL 90 B FA 96 X FF 96 3-1 ③ G6-3 2-3			B FA 95 B FA 94 C FA 94 F FA 94 B FA 94 B 4-2 BB		3	0	0	0	1	0	1
16 Chris Duncan, L (1, 7) OBP: 0.390, SLG: 0.509	B SL 84 B FA 97 C FA 96 F FA 97 C SL 84 2-3 ② K		B CU 80 B CH 87 B FA 98 B FA 95 4-0 BB			B FA 95 B FA 95 B FA 93 B FA 96 4-0 15 S BB		B FA 94 B FA 90 X FA 94 2-0 ① F9		2	0	0	0	2	1	1
5 Albert Pujols, R (1, 3) OBP: 0.352, SLG: 0.439	X FA 97 0-0 E6 15 FC4-6		C FA 98 C FA 98 B FC 91 1 SAFE F FA 99 S FA 99 1-3 ③ K			C FA 97 B FA 98 S FA 97 F B SL 85 S SL 85 2-3 ① K		F FA 93 C FA 94 X FA 96 0-2 ② P4		4	0	0	0	0	2	3
15 Jim Edmonds, L (1, 8) OBP: 0.275, SLG: 0.263	X FA 96 0-0 ③ FC4-6 1-2f			B FA 95 B FA 88 C FF 95 C FA 96 F FA 89 X FA 89 2-2 ① G6-3		B FA 96 C FA 97 C FA 90 X FA 97 1-2 ② L9 1-2		C FA 93 B FA 93 B FA 93 B FA 94 X FA 92 3-1 ③ G4-3		4	0	0	0	0	0	3
27 Scott Rolen, R (1, 5) OBP: 0.274, SLG: 0.311		B FA 94 B FA 96 B FC 90 C FA 93 X FA 96 3-1 22 S 1B		F FA 97 C FA 97 S FA 97 0-3 ② K		X FA 98 0-0 ③ G5-3			B FA 95 B FA 93 B FA 93 B FA 94 4-0 BB	3	0	1	0	1	1	1
47 Ryan Ludwick, R (1, 9) OBP: 0.238, SLG: 0.250		1 SAFE S SL 90 B FC 91 S SL 89 F SL 91 C FA 98 1-3 ① K		S SL 84 X FA 96 0-1 ③ G6-3			C FA 95 B FA 88 X FA 96 1-1 ① G4-3		C FA 94 C FA 93 B SL 83 F FA 92 F FA 94 F SL 84 S SL 82 1-3 ① K	4	0	0	0	0	2	2
4 Yadier Molina, R (1, 2) OBP: 0.340, SLG: 0.313		C FA 97 F FA 97 B SL 85 S SL 90 1-3 ② K			C FA 94 F FA 96 B FA 97 S SL 86 1-3 ① K		X FA 95 0-0 22 G4-3 1B		X 0-0 ② F9	4	0	1	0	0	2	2
22 David Eckstein, R (1, 6) OBP: 0.283, SLG: 0.241		C FA 96 C FA 97 B SL 84 F SL 90 S 1-3 ③ K 1-2			C B X 1-1 ② P4		X FA 96 0-0 ② G4-3 1-2		C SL 83 X SL 83 0-1 ③ F8	4	0	0	0	0	1	3
Kip Wells, R (1, 1) OBP: 0.308, SLG: 0.615 26 Scott Spiezio, S (7, PH) OBP: 0.357, SLG: 0.333 40 Brian Falkenborg, R (7, 1) 56 Kelvin Jimenez, R (8, 1)			C SL 82 B FA 95 F FA 90 C SL 84 1-3 ① K		C FA 96 S SL 88 B FA 99 B SL 84 X SL 90 2-2 7 PB 2B		C SL 85 B SL 85 B FA 97 S FA 97 C FA 91 2-3 ③ K			2 1 0 0	0 0 0 0	1 0 0 0	0 0 0 0	1 1 0 0	0 1 0 0	0 1 0 0

Inning Stats	1	2	3	4	5	6	7	8	9
	R: 0 E: 1 K: 1 S: 11	H: 0 LOB: 1 BB: 0 P: 16	R: 0 E: 0 K: 3 S: 13	H: 1 LOB: 1 BB: 0 P: 19	R: 0 E: 0 K: 2 S: 10	H: 0 LOB: 1 BB: 0 P: 18	R: 0 E: 0 K: 1 S: 9	H: 0 LOB: 0 BB: 0 P: 11	R: 0 E: 0 K: 1 S: 10	H: 1 LOB: 1 BB: 0 P: 17	R: 0 E: 0 K: 1 S: 8	H: 0 LOB: 1 BB: 1 P: 15	R: 0 E: 0 K: 1 S: 7	H: 1 LOB: 1 BB: 0 P: 10	R: 0 E: 0 K: 0 S: 8	H: 0 LOB: 1 BB: 1 P: 17	R: 0 E: 0 K: 1 S: 9	H: 0 LOB: 1 BB: 1 P: 14

PITCHER		IP	WLS	BF	H	R	ER	SO	BB	IBB	HBP	BLK	WP	HR	S	P	ERA	WHIP
44 Jake Peavy, R ERA: 1.52	(1, 1)	7.0	W	27	3	0	0	10	2	0	0	0	0	0	68	106	0.00	0.714
41 Kevin Cameron, R ERA:	(8, 1)	2.0		8	0	0	0	1	2	0	0	0	0	0	17	31	0.00	1.000

PITCHER	IP	WLS	BF	H	R	ER	SO	BB	IBB	HBP	BLK	WP	HR	S	P	ERA	WHIP

TOP

St. Louis Cardinals @ San Diego Padres

PETCO Park, San Diego, CA

Fri May 11 2007, 10:05 PM EDT

Att. 38,901 - Clear - 61 F

livebaseballscorecards.com

AB	31
R	0
H	3
RBI	0
BB	4
SO	11
LOB	17

1B: 2	SF: 0	WP: 0	PA: 35
2B: 1	SAC: 0	PB: 1	
3B: 0	DP: 0	SB: 2	
HR: 0	HBP: 0	CS: 0	

BOTTOM

St. Louis Cardinals @ San Diego Padres

PETCO Park, San Diego, CA

Fri May 11 2007, 10:05 PM EDT

Att. 38,901 - Clear - 61 F

livebaseballscorecards.com

Batter	1	2	3	4	5	6	7	8	9	AB	R	H	RBI	BB	SO	LOB
22 Marcus Giles, R (1, 4) OBP: 0.347, SLG: 0.397 13 Oscar Robles, L (8, PH) OBP: 0.231, SLG: 0.231 (9, 4)	B FA 90 F FA 91 S SL 86 B CU 82 F FA 93 B SL 86 S FA 93 3-3 K ①	S SL 84 B SL 86 D FA 93 B SL 85 S SL 86 B FA 93 4-2 1-2 BB		F FA 93 F FA 93 S SL 87 0-3 K ②		X FA 94 0-0 G2-3 ③		F FA 95 B FS 84 F SL 86 F FA 95 B CH 82 X FA 95 2-2 G4-3 ③		3 1	0 0	0 0	0 0	1 0	2 0	1 0
24 Brian Giles, L (1, 9) OBP: 0.371, SLG: 0.385	B FA 90 S FA 92 C FA 94 X CU 82 1-2 G5-3 ②	B FA 88 F FA 91 C FA 94 X CU 81 1-2 F7 ③		B FA 93 B FA 92 C FA 93 S FA 95 B FA 96 X CU 82 3-2 2B 1-2 1B			X FA 93 0-0 3 1B 2B			4	1	2	0	0	0	3
Mike Cameron, R (1, 8) OBP: 0.272, SLG: 0.294	B FA 92 L FA 93 S FA 94 B FA 95 C FA 95 2-3 K ③		C SL 84 B FA 94 X FA 94 1-1 P4 ①	S SL 87 X SL 88 0-1 1-3 2-H 2B			C CU 80 B FA 93 B CU 81 C FA 94 B FA 95 F FA 93 S CU 81 3-3 K ①			4	0	1	1	0	2	1
23 Adrián González, L (1, 3) OBP: 0.354, SLG: 0.544		B FA 88 C FA 91 B FA 94 B CH 86 C FA 90 X FA 92 3-2 HR 1B	C CH 86 F FA 95 B FA 95 T FA 96 1-2 K ②	X FA 91 0-0 G3 ③			C CU 82 B FA 94 D FA 89 C CU 82 X FA 96 2-2 F8 ②			4	1	1	0	0	1	3
3 Khalil Greene, R (1, 6) OBP: 0.284, SLG: 0.478		C FA 94 C SL 86 S FA 93 0-3 K ①	X SL 85 0-0 HR		C FA 91 B FA 92 X FA 94 1-1 G6-3 ①		C CU 83 X 0-1 2-H HR 1B			4	2	2	2	0	1	1
Russell Branyan, L (1, 5) OBP: 0.435, SLG: 0.611		B CU 82 X CU 80 1-0 1-H HR	X FA 94 0-0 1B		B FA 94 C FA 94 B FA 95 S FA 94 C FA 95 2-3 K ②		X FA 88 0-0 2-H HR			4	2	3	4	0	1	0
28 Josh Bard, S (1, 2) OBP: 0.282, SLG: 0.306		B CH 86 B FA 90 B FA 89 B FA 90 4-0 44 FC3-6 8 BB BB	B CU 80 C FA 93 B CU 81 B CH 85 F FA 91 S FA 91 3-3 K ③		B FA 93 F FA 93 B FA 93 C FA 93 B FA 94 X FA 94 3-2 G6-3 ③		X FA 94 0-0 G5-3 ③			3	0	0	0	1	1	1
8 Terrmel Sledge, L (1, 7) OBP: 0.359, SLG: 0.438		C FA 91 F CH 87 B FA 95 B FA 92 B SL 86 B CH 87 4-2 44 FC3-6 1-2 BB		B CH 87 X FA 92 1-0 F8 ①		B FA 90 C FA 90 F FA 92 X FA 94 1-2 G4-3 ①		B FA 93 C SL 86 X SL 85 1-1 P4 ①		3	0	0	0	1	0	0
44 Jake Peavy, R (1, 1) OBP: 0.263, SLG: 0.421 41 Kevin Cameron, R (8, 1)		B FA 88 X FA 92 1-0 FC3-6 22 BB 1-2f 2-3 ②		B FA 90 F FA 92 S FA 92 F SL 88 X FA 90 1-2 24 1B 2B 1B		B SL 85 F FA 91 S FA 94 S SL 86 1-3 K ②		B FA 96 S FA 95 S FA 96 B FA 95 B FA 96 S FA 94 3-3 K ②		3 1	1 0	1 0	0 0	0 0	1 1	2 0
Inning Stats	R: 0 E: 0 K: 2 S: 10 H: 0 LOB: 0 BB: 0 P: 16	R: 2 E: 0 K: 1 S: 15 H: 2 LOB: 3 BB: 3 P: 33	R: 1 E: 0 K: 2 S: 10 H: 2 LOB: 1 BB: 0 P: 15	R: 1 E: 0 K: 1 S: 14 H: 3 LOB: 2 BB: 0 P: 19	R: 0 E: 0 K: 1 S: 8 H: 0 LOB: 0 BB: 0 P: 14	R: 0 E: 0 K: 1 S: 7 H: 0 LOB: 0 BB: 0 P: 9	R: 3 E: 0 K: 1 S: 12 H: 3 LOB: 0 BB: 0 P: 17	R: 0 E: 0 K: 1 S: 9 H: 0 LOB: 0 BB: 0 P: 15		1B: 5 2B: 2 3B: 0 HR: 3	SF: 0 SAC: 0 DP: 0 HBP: 0		WP: 0 PB: 0 SB: 0 CS: 0	PA: 37	

	AB	34
	R	7
	H	10
	RBI	7
	BB	3
	SO	10
	LOB	12

PITCHER		IP	WLS	BF	H	R	ER	SO	BB	IBB	HBP	BLK	WP	HR	S	P	ERA	WHIP
Kip Wells, R ERA: 6.51	(1, 1)	6.0	L	28	7	4	4	8	3	0	0	0	0	2	64	106	6.00	1.667
40 Brian Falkenborg, R ERA: 15.43	(7, 1)	1.0		6	3	3	3	1	0	0	0	0	0	1	12	17	27.00	3.000
56 Kelvin Jimenez, R ERA: 3.0	(8, 1)	1.0		3	0	0	0	1	0	0	0	0	0	0	9	15	0.00	0.000

PITCHER	IP	WLS	BF	H	R	ER	SO	BB	IBB	HBP	BLK	WP	HR	S	P	ERA	WHIP

Batter	1	2	3	4	5	6	7	8	9	AB	R	H	RBI	BB	SO	LOB
7 Adam Kennedy, L (1, 4) OBP: 0.282, SLG: 0.292	B FA 90 X FA 92 1-0 ① F9		X FA 92 0-0 5 SF, 16 BB, 15 SF8, 1B 2-3	B FA 92 B CH 83 X FA 92 2-0 ③ F8		C SL 86 X CU 77 0-1 ② FC3-2 1-2 2-3 3-Hf			F FA 92 B CU 79 B CU 77 X FA 94 2-1 ① F7	5	1	1	0	0	0	3
16 Chris Duncan, L (1, 7) OBP: 0.383, SLG: 0.491	B FA 91 B FA 92 B FA 92 C FA 93 S FA 94 F FA 94 F FA 93 X FA 94 3-2 ② F8		B FA 94 B FA 93 3 SAFE F FA 94 1 SAFE B FA 94 B FA 88 4-1 27 BB, 5 SF, 2B 1-2 BB		C FA 91 C SL 82 B FA 92 B SL 83 X FA 92 2-2 ① F8	C CU 76 B SL 87 C FA 91 S CU 78 1-3 ③ K			C CU 78 X CU 80 0-1 ② G1-3	4	1	0	0	1	1	3
5 Albert Pujols, R (1, 3) OBP: 0.354, SLG: 0.437	C FA 93 B FA 95 S FA 95 B FA 95 F FA 96 F SL 84 B FA 95 F FA 95 B SL 83 4-2 15 PO, BB		D SL 84 F FA 94 B F FA 94 D SL 84 X FA 95 3-2 SF, 27 BB, 2B 1-2 2-3 3-H		C SL 82 C FA 93 B SL 84 B SL 82 X FA 92 2-2 ② G5-3		B FA 90 F FA 90 X CH 82 1-1 ① G1-4-3		X FA 94 0-0 1B	3	1	1	1	1	0	0
15 Jim Edmonds, L (1, 8) OBP: 0.281, SLG: 0.272	1 SAFE 0-0 ③ PO 1-2	B C B X 2-1 G4-3, 1B	C X 0-1 ② SF8 3-H		B CH 82 C CH 84 B SL 83 T FA 93 X SL 83 2-2 1B		C FA 90 X CU 77 0-1 ② G4-3		X CU 79 0-0 ③ G4-3	4	0	2	1	0	0	1
27 Scott Rolen, R (1, 5) OBP: 0.282, SLG: 0.305		B FA 92 C FA 92 B FA 93 X FA 93 2-1 ① P4	S SL 82 D SL 83 B FA 93 B S B 4-2 2B, BB 1-2 2-3		1 SAFE X FA 92 0-0 ③ F8		B FA 89 B FA 90 B FA 89 B FA 90 4-0 BB			2	1	0	0	2	0	2
So Taguchi, R (1, 9) OBP: 0.340, SLG: 0.375		B FA 92 1 SAFE X FA 93 1-0 ② G4-3 1-2	B SL 83 F FA 93 X FF 93 1-1 2B 1-H 2-H 3-H			C FA 90 X SL 80 0-1 ① L7	X FA 83 0-0 ③ G6-3			4	0	1	3	0	0	2
4 Yadier Molina, R (1, 2) OBP: 0.337, SLG: 0.310		B FA 93 S FA 93 B FA 93 S FA 94 X FA 94 2-2 ③ F8	X 0-0 ③ P5			C SL 80 X SL 82 0-1 41 HBP, 22 BB, 7 FC3-2, 1B		B CU 74 B FA 88 X FA 89 2-0 ① G4-3		4	0	1	0	0	0	2
22 David Eckstein, R (1, 6) OBP: 0.282, SLG: 0.234			X FA 91 0-0 ① P6	C FA 89 B SL 81 B FA 90 F FA 90 F FA 92 F FA 91 F SL 82 F FA 92 F FA 92 2-2 ① G5-3		B SL 80 B FA 92 B FA 91 B FA 91 4-0 7 FC3-2, 41 HBP, BB 1-2		C FA 90 X FA 90 0-1 ② F9		3	0	0	0	1	0	0
41 Braden Looper, R (1, 1) OBP: 0.250, SLG: 0.267 47 Ryan Ludwick, R (8, PH) OBP: 0.227, SLG: 0.238 36 Russ Springer, R (8, 1) Tyler Johnson, S (9, 1)			C FA 91 C FA 93 X FA 93 0-2 7 1B, 5 SF, 2B	F FA 90 S SL 81 S SL 82 0-3 ② K		H FA 86 1-0 7 FC3-2, HBP 1-2 2-3		F CH 80 S CH 80 B SL 86 F SL 86 S FA 90 1-3 ③ K		2 1 0 0	1 0 0 0	1 0 0 0	0 0 0 0	1 1 0 0	0 0 0 0	0 0 0 0

| Inning Stats | | |

Batter	1	2	3	4	5	6	7	8	9	AB	R	H	RBI	BB	SO	LOB
8 Terrmel Sledge, L (1, 7) OBP: 0.341, SLG: 0.412	B X FF 93 1-0 ① F7		C S FS 86 F FS 85 B FA 93 B FS 84 C FS 85 2-3 ③ K			B SI 91 B FA 92 X FA 91 2-0 ① F8		B FA 94 B FA 94 F FF 94 S FA 94 X FC 88 2-2 ③ L3		4	0	0	0	0	1	3
24 Brian Giles, L (1, 9) OBP: 0.362, SLG: 0.374	C FF 94 B FA 96 C FA 86 B FA 96 F FA 95 T FF 94 2-2 ② K			B FA 93 B FF 92 B FA 91 C FA 93 X FA 94 3-1 ① G6-3		S FS 84 B FA 93 C FA 93 F FS 84 B FS 86 B FA 95 F FA 92 C FF 92 3-3 ② K			C FA 90 C SL 82 B SL 82 C SL 82 1-3 ① K	4	0	0	0	0	3	1
Mike Cameron, R (1, 8) OBP: 0.278, SLG: 0.295	F FA 95 B FF 95 C FA 92 B FA 94 X FF 94 2-2 23 CS 1B			B SL 84 B FA 94 B FA 95 C FA 93 F FA 91 X FF 94 3-2 ② F8		B FF 94 B FA 93 X FF 93 2-0 ③ L6			B FA 92 B FA 92 S FA 90 B FA 91 B FA 90 4-1 3 FC6-4 BB	3	0	1	0	1	0	1
23 Adrián González, L (1, 3) OBP: 0.345, SLG: 0.530	1 SAFE B FA 93 B FA 92 B FA 93 C FF 94 C FA 92 3-2 ③ CS 1-2	C FA 92 B FA 88 B FF 94 F FA 92 C FA 95 2-3 ① K		F FF 93 B FA 94 X FA 89 1-1 ③ F7			X FF 91 0-0 ① G4-3		S SL 82 C SL 81 B SL 83 F SL 83 C SL 82 1-3 ② K	4	0	0	0	0	2	1
3 Khalil Greene, R (1, 6) OBP: 0.276, SLG: 0.464		C FF 95 S FA 95 X FA 95 0-2 ② G4-3			X FF 92 0-0 ① G5-3		B FF 92 F FA 90 B FA 92 X FA 93 2-1 ② G6-3		C FA 91 B SL 80 F FA 90 B SL 81 F SL 81 X SL 81 2-2 ③ FC6-4 1-2f	4	0	0	0	0	0	1
Russell Branyan, L (1, 5) OBP: 0.408, SLG: 0.564		F FA 95 B FA 92 X FS 86 1-1 ③ G3-1			S FF 94 B FF 93 S FF 93 S FS 87 1-3 ② K		F FS 85 S FS 84 B FS 85 S FA 91 1-3 ③ K			3	0	0	0	0	2	0
28 Josh Bard, S (1, 2) OBP: 0.296, SLG: 0.311			B C C X 1-2 ① G4-3		C FF 94 F FS 87 B FS 86 F FF 94 B CH 85 F FA 93 B FA 95 F FA 95 B FA 94 4-2 BB			C FA 95 F FC 91 B CU 80 F CU 82 X FA 95 1-2 1B		2	0	1	0	1	0	0
Geoff Blum, S (1, 4) OBP: 0.240, SLG: 0.333 45 Justin Hampson, L (6, 1) José Cruz Jr., S (8, PH) OBP: 0.366, SLG: 0.544 26 Doug Brocail, L (9, 1)			B FA 94 B FA 95 C FF 94 B C F X 3-2 32 G5-3 2B		S FS 83 F CH 85 S FS 84 0-3 ③ K			F FC 89 B FF 95 B CU 80 F FA 95 B FA 95 X FC 89 3-2 ① P4		2 0 1 0	0 0 0 0	1 0 0 0	0 0 0 0	1 0 0 0	1 0 1 0
32 Chris Young, R (1, 1) OBP: 0.333, SLG: 0.077 13 Oscar Robles, L (6, 4) OBP: 0.267, SLG: 0.267			C FA 85 B X 1-1 ② G5-3 2-3			B FA 91 C FA 92 C FA 91 X CH 85 1-2 1B		C FC 89 B FA 94 C FA 89 F CU 81 B FC 90 F FA 95 T FC 90 2-2 ② K		1 2	0 0	0 1	0 0	0 1	0 1	1 1
Inning Stats	R: 0 E: 0 K: 1 S: 10 H: 1 LOB: 0 BB: 0 P: 18	R: 0 E: 0 K: 1 S: 8 H: 0 LOB: 0 BB: 0 P: 11	R: 0 E: 0 K: 1 S: 13 H: 1 LOB: 1 BB: 0 P: 20	R: 0 E: 0 K: 0 S: 7 H: 0 LOB: 0 BB: 0 P: 14	R: 0 E: 0 K: 2 S: 12 H: 0 LOB: 1 BB: 1 P: 17	R: 0 E: 0 K: 1 S: 10 H: 1 LOB: 1 BB: 0 P: 18	R: 0 E: 0 K: 1 S: 6 H: 0 LOB: 0 BB: 0 P: 9	R: 0 E: 0 K: 1 S: 15 H: 1 LOB: 1 BB: 0 P: 23	R: 0 E: 0 K: 2 S: 12 H: 0 LOB: 1 BB: 1 P: 20	1B: 3 2B: 1 3B: 0 HR: 0	SF: 0 SAC: 0 DP: 0 HBP: 0			WP: 0 PB: 0 SB: 0 CS: 1	PA: 33		

PITCHER		IP	WLS	BF	H	R	ER	SO	BB	IBB	HBP	BLK	WP	HR	S	P	ERA	WHIP
41 Braden Looper, R ERA: 2.29	(1, 1)	7.0	W	24	3	0	0	7	1	0	0	0	0	0	66	107	0.00	0.571
36 Russ Springer, R ERA: 2.31	(8, 1)	1.0		4	1	0	0	1	0	0	0	0	0	0	15	23	0.00	1.000
Tyler Johnson, L ERA: 0.69	(9, 1)	1.0		4	0	0	0	2	1	0	0	0	0	0	12	20	0.00	1.000

PITCHER	IP	WLS	BF	H	R	ER	SO	BB	IBB	HBP	BLK	WP	HR	S	P	ERA	WHIP

BOTTOM

St. Louis Cardinals @ San Diego Padres

PETCO Park, San Diego, CA

Sat May 12 2007, 10:05 PM EDT

Att. 44,082 - Clear - 63 F

livebaseballscorecards.com

AB	30
R	0
H	4
RBI	0
BB	2
SO	10
LOB	11

Batter	1	2	3	4	5	6	7	8	9	AB	R	H	RBI	BB	SO	LOB
7 Adam Kennedy, L (1, 4) OBP: 0.280, SLG: 0.290	B FA 87 B FA 88 B FA 89 C FA 89 C FA 89 X FA 88 3-2 ① F9			C CH 85 B CH 86 X CH 85 1-1 ① F7		C CU 70 X FA 86 0-1 1-3 1B			B FC 86 C FC 86 C FC 86 S CH 76 1-3 ② K	4	0	1	0	0	1	0
16 Chris Duncan, L (1, 7) OBP: 0.371, SLG: 0.474	S FA 91 B FA 90 S FA 88 X FA 89 1-2 ② G6-3			C CH 86 X FA 86 0-1 ② F8		B FA 90 S CH 79 B SI 89 F FA 88 X CH 80 2-2 ③ F7			B FC 87 X FC 87 1-0 ③ G1-3	4	0	0	0	0	0	2
5 Albert Pujols, R (1, 3) OBP: 0.347, SLG: 0.426	C FA 91 B FA 89 B CU 80 B FA 90 C FA 90 X FA 89 3-2 ③ G6-3			C FA 87 B FA 87 F FA 87 B SI 89 F CU 73 B FA 91 S FA 86 3-3 ③ K			C CU 69 X FA 87 0-1 ① G6-3			3	0	0	0	0	1	0
15 Jim Edmonds, L (1, 8) OBP: 0.274, SLG: 0.264		C FA 86 B FA 89 B CH 80 S FA 87 B FA 87 T FA 88 3-2 ① K			F CH 84 B CH 83 B FA 84 B CH 85 X FA 87 3-1 ① F8		C FA 91 B FA 87 B CU 78 B FA 88 S FA 89 F FA 91 X 3-2 ② F7			3	0	0	0	0	1	0
27 Scott Rolen, R (1, 5) OBP: 0.283, SLG: 0.306		C FA 89 C FA 89 X FA 90 0-2 ② G6-3			C FA 89 X FA 89 0-1 43 G6-4-3 1B		B FA 92 F FA 93 B FA 92 B FA 94 F FA 95 X 3-2 ③ G5-3			3	0	1	0	0	0	0
43 Juan Encarnacion, R (1, 9) 44 Jason Isringhausen, R (8, 1)		C SI 90 C FA 90 C SI 90 0-3 ③ K			C FA 87 S CU 72 B FA 89 F CU 73 1 SAFE F FA 90 X FA 87 1-2 ②③ G6-4-3 1-2f			B FA 96 B FA 95 X FA 95 2-0 ① G4-3		3 0	0 0	0 0	0 0	1 0	1 0
Gary Bennett, R (1, 2) OBP: 0.270, SLG: 0.257			C FA 88 X FA 88 0-1 ① G6-3			F CH 85 C CU 70 X CU 69 0-2 ① F9		S FA 96 B FA 97 F FA 96 B CU 83 X FA 96 2-2 ② G5-3		3	0	0	0	0	0	0
Aaron Miles, S (1, 6) OBP: 0.288, SLG: 0.295			C FA 87 B CH 86 B FA 87 F FA 87 B FA 90 X FA 87 3-2 ② F8			X FA 89 0-0 ② G6-3		F FA 97 X FA 98 0-1 ③ G4-3		3	0	0	0	0	0	0
23 Anthony Reyes, R (1, 1) 47 Ryan Ludwick, R (6, PH) OBP: 0.261, SLG: 0.273 56 Kelvin Jimenez, R (6, 1) 34 Randy Flores, L (7, 1) So Taguchi, R (8, 9) OBP: 0.333, SLG: 0.367			B FA 90 X SI 88 1-0 ③ G6-3			C FA 90 F CU 72 B FA 90 B FA 88 B FA 88 X FA 88 3-2 7 1B 1B			X FC 86 0-0 ① F7	1 1 0 0 1	0 0 0 0 0	0 1 0 0 0	0 0 0 0 0	0 0 0 0 0	0 0 0 0 0	0 0 0 0 0
Inning Stats	R: 0 E: 0 K: 0 S: 9 H: 0 LOB: 0 BB: 0 P: 16	R: 0 E: 0 K: 2 S: 9 H: 0 LOB: 0 BB: 0 P: 12	R: 0 E: 0 K: 0 S: 6 H: 0 LOB: 0 BB: 0 P: 10	R: 0 E: 0 K: 1 S: 8 H: 0 LOB: 0 BB: 0 P: 12	R: 0 E: 0 K: 0 S: 9 H: 1 LOB: 0 BB: 0 P: 13	R: 0 E: 0 K: 0 S: 12 H: 2 LOB: 2 BB: 0 P: 17	R: 0 E: 0 K: 0 S: 9 H: 0 LOB: 0 BB: 0 P: 15	R: 0 E: 0 K: 0 S: 6 H: 0 LOB: 0 BB: 0 P: 10	R: 0 E: 0 K: 1 S: 5 H: 0 LOB: 0 BB: 0 P: 7	1B: 3 2B: 0 3B: 0 HR: 0	SF: 0 SAC: 0 DP: 1 HBP: 0					

PITCHER		IP	WLS	BF	H	R	ER	SO	BB	IBB	HBP	BLK	WP	HR	S	P	ERA	WHIP
Justin Germano, R ERA: 0.69	(1, 1)	7.0	W	23	3	0	0	3	0	0	0	0	0	0	62	95	0.00	0.429
Scott Linebrink, R ERA: 3.06	(8, 1)	1.0	H	3	0	0	0	0	0	0	0	0	0	0	6	10	0.00	0.000
Trevor Hoffman, R ERA: 3.95	(9, 1)	1.0	S	3	0	0	0	1	0	0	0	0	0	0	5	7	0.00	0.000

PITCHER	IP	WLS	BF	H	R	ER	SO	BB	IBB	HBP	BLK	WP	HR	S	P	ERA	WHIP

TOP

St. Louis Cardinals @ San Diego Padres

PETCO Park, San Diego, CA

Sun May 13 2007, 4:05 PM EDT

Att. 36,616 - Sunny - 71 F

livebaseballscorecards.com

AB	29
R	0
H	3
RBI	0
BB	0
SO	4
LOB	3

WP: 0 PA: 29
PB: 0
SB: 0
CS: 0

BOTTOM

Batter	1	2	3	4	5	6	7	8	9	AB	R	H	RBI	BB	SO	LOB
22 Marcus Giles, R (1, 4) OBP: 0.355, SLG: 0.396	B FA 92 B FF 94 B FA 93 B FA 94 4-0 2B 24 G6-3 BB	B CU 77 B FA 95 B FA 94 B FA 95 4-0 1-2 BB			S FA 93 S FA 95 F FA 96 X SL 81 0-2 1B 24 BLK 1B		1 SAFE X FA 89 0-0 ① FC6-4 24 1B 1-2f	X FA 92 0-0 ③ FC5 1-2 2-3f		3	2	1	0	2	0	3
José Cruz Jr., S (1, 7) OBP: 0.371, SLG: 0.553	D CU 79 B FA 92 B FA 94 C FA 94 F FA 94 X FA 94 3-2 1-3 23 1B 2B	S CH 80 D CH 78 F FA 94 X CH 79 1-2 ③ G3			X FA 92 0-0 24 G4-3 24 BLK 1-3 1B		C FA 96 F FA 96 B FS 86 1 SAFE 1 SAFE B FS 85 1 SAFE C 2-3 ② K			4	1	2	0	0	1	3
24 Brian Giles, L (1, 9) OBP: 0.359, SLG: 0.371	B FA 93 X FA 93 1-0 ① G6-3 3-H		C FA 94 B FA 93 X CH 80 1-1 ① F7		C FF 95 F FA 94 F FA 94 B FA 94 F CU 78 F FA 94 X CH 78 1-2 ① G4-3 1-3 3-H		C FA 90 X SL 82 0-1 23 BB 1-3 1B			4	0	1	1	0	0	2
23 Adrián González, L (1, 3) OBP: 0.355, SLG: 0.532	C FA 92 F CH 80 B FA 96 B FF 95 F FF 93 F FA 94 X CH 79 2-2 2-H 1B		C CU 79 C CU 79 B FA 95 B FA 95 F FA 94 B FA 96 X FA 95 3-2 1B		C FF 94 B FA 95 C CU 80 X FA 96 1-2 ② P6		S FA 92 B SL 82 F FA 93 D SL 83 B FA 91 B FA 91 4-2 1-2 BB			3	0	2	1	1	0	1
3 Khalil Greene, R (1, 6) OBP: 0.269, SLG: 0.451	T FA 94 S FA 95 S FA 96 0-3 ② K		B FA 95 B CH 80 F FA 94 X FA 95 2-1 ② P3		B FA 94 C FA 94 X FA 96 1-2 ③ F8		C SL 79 B FA 92 F FA 93 D SL 84 S SL 84 2-3 ③ K			4	0	0	0	0	2	6
Mike Cameron, R (1, 8) OBP: 0.271, SLG: 0.287	B FA 94 F FA 94 C FA 94 B FF 95 S CH 80 2-3 ③ K		C FA 95 S FA 95 B FA 97 X FA 94 1-2 ③ F9			F FA 93 B FA 94 F SL 87 B FA 94 X FA 95 2-2 ① G5-3		S FA 96 X FA 93 0-1 ① G4-3		4	0	0	0	0	1	2
5 Kevin Kouzmanoff, R (1, 5) OBP: 0.178, SLG: 0.209		B FA 92 X FA 94 1-0 ① F9		B CU 80 C FA 94 F CU 78 F CU 78 F FA 92 S CU 79 1-3 ① K		B SL 86 B FA 96 X FA 95 2-0 ② G6-3		B FA 94 F FA 93 X FA 97 1-1 22 FC5 HBP 1B		4	0	1	0	0	1	0
Rob Bowen, S (1, 2) OBP: 0.333, SLG: 0.328 28 Josh Bard, S (9, 2) OBP: 0.296, SLG: 0.311		S FA 94 C FA 94 S FA 95 0-3 ② K		C CH 80 B FA 94 B CH 81 C FA 94 S FA 96 2-3 ② K		S FA 94 X FA 94 0-1 ③ P5		S CU 81 B FA 96 S 1 SAFE B H 3-2 22 FC5 1-2 HBP		3 0	0 0	0 0	0 0	0 0	2 0	0 0
Justin Germano, R (1, 1) Geoff Blum, S (7, PH) OBP: 0.255, SLG: 0.333 Scott Linebrink, R (8, 1) 8 Terrmel Sledge, L (8, PH) OBP: 0.337, SLG: 0.406 Trevor Hoffman, R (9, 1)		B FA 94 C FA 93 B FA 96 B FA 94 B FA 94 4-1 22 BB BB		B FA 94 B FA 95 C FA 94 X FA 96 2-1 ③ G1-3		B B F B B 4-1 22 FC6-4 BB		F FA 96 B FA 89 S FA 93 F CU 81 B FA 93 B FA 96 S FA 92 3-3 ② K		1 0 0 1 0	0 0 0 0 0	0 0 0 0 0	0 0 0 0 0	1 1 0 0 0	0 0 0 1 0	0 0 0 2 0
Inning Stats	R: 2 E: 0 K: 2 S: 15 H: 2 LOB: 1 BB: 1 P: 27	R: 0 E: 0 K: 1 S: 8 H: 0 LOB: 2 BB: 2 P: 18	R: 0 E: 0 K: 0 S: 11 H: 1 LOB: 1 BB: 0 P: 18	R: 0 E: 0 K: 2 S: 10 H: 0 LOB: 0 BB: 0 P: 15	R: 1 E: 0 K: 0 S: 17 H: 2 LOB: 1 BB: 0 P: 20	R: 0 E: 0 K: 0 S: 6 H: 0 LOB: 0 BB: 0 P: 10	R: 0 E: 0 K: 2 S: 12 H: 1 LOB: 3 BB: 2 P: 24	R: 0 E: 0 K: 1 S: 11 H: 1 LOB: 2 BB: 0 P: 18		1B: 6 2B: 1 3B: 0 HR: 0	SF: 0 SAC: 0 DP: 0 HBP: 1		WP: 0 PB: 0 SB: 0 CS: 0	PA: 37	

PITCHER		IP	WLS	BF	H	R	ER	SO	BB	IBB	HBP	BLK	WP	HR	S	P	ERA	WHIP
23 Anthony Reyes, R ERA: 5.08	(1, 1)	5.0	L	23	5	3	3	5	3	0	0	1	0	0	61	98	5.40	1.600
56 Kelvin Jimenez, R ERA: 2.35	(6, 1)	1.2		6	0	0	0	1	1	0	0	0	0	0	11	21	0.00	0.600
34 Randy Flores, L ERA: 2.08	(7, 1)	0.1		3	1	0	0	1	1	0	0	0	0	0	7	13	0.00	6.000
44 Jason Isringhausen, R ERA: 1.88	(8, 1)	1.0		5	1	0	0	1	0	0	1	0	0	0	11	18	0.00	1.000

PITCHER	IP	WLS	BF	H	R	ER	SO	BB	IBB	HBP	BLK	WP	HR	S	P	ERA	WHIP

St. Louis Cardinals @ San Diego Padres

PETCO Park, San Diego, CA

Sun May 13 2007, 4:05 PM EDT

Att. 36,616 - Sunny - 71 F

livebaseballscorecards.com

AB	31
R	3
H	7
RBI	2
BB	5
SO	8
LOB	19

TOP

St. Louis Cardinals @ Los Angeles Dodgers

Dodger Stadium, Los Angeles, CA

Mon May 14 2007, 7:10 PM PDT

Att. 35,707 - Clear - 66 F

livebaseballscorecards.com

Batter	1	2	3	4	5	6	7	8	9	AB	R	H	RBI	BB	SO	LOB
7 Adam Kennedy, L (1, 4) OBP: 0.286, SLG: 0.305	B FA 91 B FA 92 B FA 93 C FA 92 C FA 94 X FA 94 3-2 16 1B 15 2B 1B	S CH 84 B FA 94 B CH 85 C FA 94 F SL 83 F CU 83 F CH 83 X CU 77 2-2 16 HR 2-H 2B	C CH 87 B FA 94 X FA 93 1-1 F9 ③ 2-3 3-H			X SL 84 0-0 G5-4-3 ② ③ 1-2f			B FA 94 F FA 91 C CU 80 F CH 84 X FA 95 1-2 F8 ①	5	2	2	1	0	0	2
16 Chris Duncan, L (1, 7) OBP: 0.372, SLG: 0.496 34 Randy Flores, L (9, 1) 44 Jason Isringhausen, R (9, 1)	T FA 93 D CU 79 C FA 94 D CH 86 X FA 96 2-2 15 2B 27 SF8 1-3 1B	D CH 83 F CH 84 B FA 94 D CH 84 F FA 91 X CH 83 3-2 2-H HR		C SL 82 B SL 82 C FA 93 X SL 81 1-2 G3-1 ①			F CH 83 B FF 94 C FF 92 F FF 92 F SL 84 F FF 95 X FF 95 1-2 L8 ①		F FA 92 F CH 85 B FA 96 F SL 90 B CU 83 B SL 89 X FA 94 3-2 G4-3 ②	5 0 0	2 0 0	2 0 0	2 0 0	0 0 0	0 0 0	0 0 0
5 Albert Pujols, R (1, 3) OBP: 0.335, SLG: 0.410	B SL 86 B FA 94 X FA 94 2-0 P6 ①	B B FA 92 X FA 94 2-0 F9 ②		B FA 93 B SL 82 C CH 86 X SL 82 2-1 F8 ②			B SL 85 B FF 95 F FF 95 F FF 95 B SL 88 F CU 81 X CU 81 3-2 G5-3 ②		B FA 95 B FA 95 C FA 95 B FA 90 F FA 95 X CU 82 3-2 L5 ③	5	0	0	0	0	0	2
15 Jim Edmonds, L (1, 8) OBP: 0.281, SLG: 0.282	F CU 78 X FA 94 0-1 27 SF8 43 1B 1-3 3-H 2B	C FA 93 F CU 78 X FA 93 0-2 F7 ③		C CH 87 B SL 81 B FA 93 B CH 86 X CH 86 3-1 F8 ③			C FF 94 X CH 86 0-1 27 1B 1B			4	1	2	1	0	0	0
27 Scott Rolen, R (1, 5) OBP: 0.290, SLG: 0.324	B FA 93 B CU 79 C CH 84 X CH 85 2-1 SF8 ② 2-3 3-H		X FA 91 0-0 4 1B 2B		C FA 93 F SL 83 F SL 82 F FA 96 B SL 83 S SL 84 1-3 K ①		C SL 86 B FF 95 B FF 95 X SL 85 2-1 1-3 1B			3	1	2	1	0	1	0
43 Juan Encarnacion, R (1, 9) OBP: 0.143, SLG: 0.143	S SL 84 B FA 93 B FA 94 B CH 85 X FA 94 3-1 3-H 1B		X CH 84 0-0 G6-3 ①		C FA 94 B SL 83 X FA 94 1-1 G5-3 ②		S SL 86 S SL 87 S SL 88 0-3 K ③			4	0	1	1	0	1	3
4 Yadier Molina, R (1, 2) OBP: 0.333, SLG: 0.308	X FA 91 0-0 L9 ③		B CH 83 X FA 92 1-0 48 SH1-4 7 WP 22 1B 2-H 1B		X FA 94 0-0 G4-3 ③			B FA 94 S FA 94 B CU 82 S FA 94 F FA 95 C SL 90 2-3 K ①		4	1	1	1	0	1	1
22 David Eckstein, R (1, 6) OBP: 0.297, SLG: 0.261		B FA 91 F FA 91 X CU 77 1-1 7 2B 2B	B FA 91 X FA 92 1-0 7 WP 48 SH1-4 1-2 1B			C FF 91 X FF 91 0-1 7 G5-4-3 1B		B FA 94 C FA 95 B CU 80 B FA 93 F FA 92 S FA 95 3-3 K ②		4	1	3	0	0	1	0
48 Brad Thompson, R (1, 1) Tyler Johnson, S (7, 1) 26 Scott Spiezio, S (8, PH) OBP: 0.352, SLG: 0.328 31 Ryan Franklin, R (8, 1) So Taguchi, R (9, 7) OBP: 0.333, SLG: 0.367		C FA 92 L CU 76 X CU 76 0-2 B2 ①	M FA 92 X FA 92 0-1 SH1-4 ② 1-2 2-3			B FF 89 L FF 89 L FF 89 L FF 93 1-3 K ①		C CU 82 C CU 82 S FA 96 0-3 K ③		2 0 1 0 0	0 0 0 0 0	0 0 0 0 0	0 0 0 0 0	0 0 1 0 0	1 0 0 0 0	2 0 0 0 0
Inning Stats	R: 3 E: 0 K: 0 S: 14 H: 4 LOB: 1 BB: 0 P: 26	R: 3 E: 0 K: 0 S: 18 H: 3 LOB: 0 BB: 0 P: 26	R: 2 E: 0 K: 0 S: 8 H: 3 LOB: 1 BB: 0 P: 11	R: 0 E: 0 K: 0 S: 7 H: 0 LOB: 0 BB: 0 P: 13	R: 0 E: 0 K: 1 S: 8 H: 0 LOB: 0 BB: 0 P: 10	R: 0 E: 0 K: 1 S: 6 H: 1 LOB: 0 BB: 0 P: 7	R: 0 E: 0 K: 1 S: 17 H: 2 LOB: 2 BB: 0 P: 23	R: 0 E: 0 K: 3 S: 10 H: 0 LOB: 0 BB: 0 P: 15	R: 0 E: 0 K: 0 S: 11 H: 0 LOB: 0 BB: 0 P: 18	1B: 8 2B: 4 3B: 0 HR: 1 SF: 1 SAC: 1 DP: 1 HBP: 0						

	AB	37
	R	8
	H	13
	RBI	7
	BB	0
	SO	6
	LOB	10

WP: 1 PA: 39
PB: 0
SB: 0
CS: 0

PITCHER		IP	WLS	BF	H	R	ER	SO	BB	IBB	HBP	BLK	WP	HR	S	P	ERA	WHIP
Brett Tomko, R ERA: 5.97	(1, 1)	2.1	L	16	9	8	8	0	0	0	0	0	0	1	35	56	30.86	3.857
Rudy Seanez, R ERA: 3.0	(3, 1)	2.2		9	1	0	0	1	0	0	0	0	1	0	20	30	0.00	0.375
41 Chin-hui Tsao, R ERA: 2.81	(6, 1)	2.0		8	3	0	0	2	0	0	0	0	0	0	23	30	0.00	1.500
58 Chad Billingsley, R ERA: 3.8	(8, 1)	2.0		6	0	0	0	3	0	0	0	0	0	0	21	33	0.00	0.000

PITCHER		IP	WLS	BF	H	R	ER	SO	BB	IBB	HBP	BLK	WP	HR	S	P	ERA	WHIP

BOTTOM

Batter	1	2	3	4	5	6	7	8	9	AB	R	H	RBI	BB	SO	LOB
15 Rafael Furcal, S (1, 6) OBP: 0.346, SLG: 0.333	B X 1-0 5 G4-3 9 B1-3 1B		F FA 90 X CH 82 0-1 9 FC4-6 1-2 1B		C FA 91 B CU 80 B CH 83 C FA 89 F FA 90 F FA 90 B CU 80 T FA 90 3-2 ③ K		X FA 90 0-0 2-H 1B		S SL 83 D SL 83 X SL 82 1-1 BB 1-2 2-3 1B	5	0	4	1	0	1	0
9 Juan Pierre, L (1, 8) OBP: 0.310, SLG: 0.313 58 Chad Billingsley, R (8, 1) Brady Clark, R (9, PH) OBP: 0.341, SLG: 0.359	X FA 90 0-0 ① B1-3 1-2		C FA 90 B FA 90 F FA 89 X FA 90 1-2 ② FC4-6 1-2f 2-3			C FA 89 B FA 89 B FA 90 X FA 90 2-1 ① G6-3 C SL 82 X SL 82 0-1 ③ G5-3			B FC 92 B FC 92 X FA 94 2-0 ② P3	4 0 1	0 0 0	0 0 0	0 0 0	0 0 0	0 0 0	4 0 3
5 Nomar Garciaparra, R (1, 3) OBP: 0.338, SLG: 0.374 Olmedo Saenz, R (7, 3) OBP: 0.429, SLG: 0.607	C CU 80 X FA 90 0-1 ② G4-3 2-3		F SL 82 C FA 90 X FA 90 0-2 ③ F8			B FA 91 X FA 91 1-0 E6 12 1B		B FA 93 B FA 94 F SL 86 C SL 86 B FA 93 F SL 87 X FA 94 3-2 2B	B FA 94 B FC 93 B FA 94 B FA 93 4-0 18 FC6-4 1-2 2-3 3-H BB	3 1	0 0	0 1	0 1	0 1	0 0	3 0
12 Jeff Kent, R (1, 4) OBP: 0.377, SLG: 0.478 18 Ramon Martinez, R (7, 4) OBP: 0.237, SLG: 0.208	B FA 90 F FA 91 C FA 90 D CU 82 B SL 81 F FA 91 F FA 91 F FA 91 X FA 91 3-2 ③ G6-3			X FA 90 0-0 HR		B FA 90 X FA 90 1-0 G1-6-3 1-3 1B		F SL 86 X SL 85 0-1 ① P4	C FA 92 X FA 91 0-1 ③ FC6-4 1-2f	3 2	1 0	2 0	1 0	0 0	0 0	1 4
Luis Gonzalez, L (1, 7) OBP: 0.370, SLG: 0.413		B FA 90 X FA 90 1-0 ① G3-1		B FA 90 X FA 90 1-0 ① F9		B FA 89 X CH 83 1-0 ②③ G1-6-3 1-2f		X FS 84 0-0 ② G1-3		4	0	0	0	0	0	3
55 Russell Martin, R (1, 2) OBP: 0.388, SLG: 0.450 Mike Lieberthal, R (5, 2) OBP: 0.200, SLG: 0.200		C FA 90 F SL 81 S FA 90 0-3 ② K		S CU 82 X FA 91 0-1 ② G3-1			C FA 88 F FA 88 X CU 78 0-2 ① L8	X SL 84 0-0 ③ G6-3		2 2	0 0	0 0	0 0	0 0	1 0	0 1
Wilson Betemit, S (1, 5) OBP: 0.315, SLG: 0.366		B FA 92 C FA 90 C FA 91 F FA 91 B CH 84 B FA 90 X FA 90 3-2 ③ G3		B CH 82 X FA 90 1-0 ③ F7			C FA 89 S CH 82 B CU 80 X FA 89 1-2 HR		C FA 91 B CU 79 B FA 92 B FA 92 F FA 92 X FA 92 3-2 15 1B 16 1B BB	4	2	2	1	0	0	0
16 Andre Ethier, L (1, 9) OBP: 0.325, SLG: 0.434			X FA 90 0-0 9 FC4-6 15 1B		F FA 89 B CU 79 X CH 82 1-1 ① G6-3		X FA 90 0-0 15 1B 2B		X SL 82 0-0 BB 15 1B 1-2	4	1	3	0	0	0	0
Brett Tomko, R (1, 1) Rudy Seanez, R (3, 1) 28 Andy LaRoche, R (5, PH) OBP: 0.517, SLG: 0.368 41 Chin-hui Tsao, R (6, 1) Wilson Valdez, R (7, PH) OBP: 0.263, SLG: 0.309 (8, 8)			C FA 90 B FA 90 L FA 90 S FA 90 1-3 ① K		X CU 80 0-0 ② G6-3		C CU 78 X FA 89 0-1 ② G6-3		C CU 78 L SL 84 X SL 82 0-2 ① P4	0 1 1 0 2	0 0 0 0 0	0 0 0 0 0	0 0 0 0 0	0 0 0 0 0	0 1 0 0 0	0 1 0 0 3
Inning Stats	R: 0 H: 1 E: 0 LOB: 1 K: 0 BB: 0 S: 10 P: 14	R: 0 H: 0 E: 0 LOB: 0 K: 1 BB: 0 S: 8 P: 12	R: 0 H: 2 E: 0 LOB: 2 K: 1 BB: 0 S: 12 P: 14	R: 1 H: 1 E: 0 LOB: 0 K: 0 BB: 0 S: 5 P: 7	R: 0 H: 0 E: 0 LOB: 0 K: 1 BB: 0 S: 8 P: 12	R: 0 H: 1 E: 1 LOB: 1 K: 0 BB: 0 S: 5 P: 10	R: 2 H: 3 E: 0 LOB: 1 K: 0 BB: 0 S: 12 P: 13	R: 0 H: 1 E: 0 LOB: 1 K: 0 BB: 0 S: 8 P: 11	R: 1 H: 3 E: 0 LOB: 3 K: 0 BB: 1 S: 12 P: 22	1B: 8 SF: 0 2B: 2 SAC: 0 3B: 0 DP: 1 HR: 2 HBP: 0						WP: 0 PA: 40 PB: 0 SB: 0 CS: 0	

PITCHER	IP	WLS	BF	H	R	ER	SO	BB	IBB	HBP	BLK	WP	HR	S	P	ERA	WHIP
48 Brad Thompson, R (1, 1) ERA: 4.03	6.2	W	28	8	3	3	3	0	0	0	0	0	2	58	80	4.05	1.200
Tyler Johnson, L (7, 1) ERA: 0.68	0.1		1	0	0	0	0	0	0	0	0	0	0	2	2	0.00	0.000
31 Ryan Franklin, R (8, 1) ERA: 1.13	1.0		4	1	0	0	0	0	0	0	0	0	0	8	11	0.00	1.000
34 Randy Flores, L (9, 1) ERA: 2.7	0.1		4	3	1	1	0	0	0	0	0	0	0	9	13	27.00	9.000
44 Jason Isringhausen, R (9, 1) ERA: 1.8	0.2	S	3	0	0	0	0	1	0	0	0	0	0	3	9	0.00	1.500

PITCHER	IP	WLS	BF	H	R	ER	SO	BB	IBB	HBP	BLK	WP	HR	S	P	ERA	WHIP

St. Louis Cardinals @ Los Angeles Dodgers

Dodger Stadium, Los Angeles, CA

Mon May 14 2007, 7:10 PM PDT

Att. 35,707 - Clear - 66 F

livebaseballscorecards.com

AB	39
R	4
H	12
RBI	4
BB	1
SO	3
LOB	23

St. Louis Cardinals @ Los Angeles Dodgers

Dodger Stadium, Los Angeles, CA

Tue May 15 2007, 7:10 PM PDT

Att. 38,954 - Clear - 61 F

TOP

livebaseballscorecards.com

Batter	1	2	3	4	5	6	7	8	9	AB	R	H	RBI	BB	SO	LOB
7 Adam Kennedy, L (1, 4) OBP: 0.282, SLG: 0.309	C FA 91 B FA 90 X FA 90 1-1 ① F7		B CH 87 B CH 86 C FA 92 X FA 92 2-1 16 G4-3 5 1B 2B	C CU 81 B B FA 86 C FA 91 X FA 91 2-2 ③ G3		C FA 89 S FA 90 F FA 89 X SL 79 0-2 ③ F8		X FA 94 0-0 ① G3		5	1	1	0	0	0	2
16 Chris Duncan, L (1, 7) OBP: 0.373, SLG: 0.492	F FA 91 B FA 91 X FA 92 1-1 1B		C SL 83 B FA 93 S CH 87 X FA 88 1-2 ① G4-3 2-3		S CU 80 S FA 86 B CH 86 S CU 82 1-3 ① K		S X 0-1 5 2B 1B	B FA 95 X FA 96 1-0 ② G6-3		5	1	2	0	0	1	1
5 Albert Pujols, R (1, 3) OBP: 0.338, SLG: 0.417	C FA 91 X FA 92 0-1 ② L9		B FA 88 X FA 92 1-0 15 BB 27 2B 1B 3-H		B FA 92 F FA 90 C CU 81 X CU 83 1-2 E5 15 G3		B FA 95 B FA 94 X FA 93 2-0 27 FC5-4 47 1B 2B 1-H	B FA 98 F FA 97 S FA 97 X FA 98 1-2 ③ F8		5	2	2	2	0	0	1
15 Jim Edmonds, L (1, 8) OBP: 0.282, SLG: 0.277 So Taguchi, R (7, PH) OBP: 0.339, SLG: 0.360 (7, 8)	C FA 91 B CH 86 F FA 92 X FA 86 1-2 ③ G4-3		B FA 93 B FA 91 F FA 92 B CH 86 B FA 92 4-1 27 2B 47 1B 1-2 BB		B CH 86 C FA 92 B FA 91 B FA 92 X FA 91 3-1 ② G3 2-3		B FA 95 B SL 81 S FA 93 B FA 95 B FA 92 4-1 27 FC5-4 BB		F FA 95 X SL 85 0-1 ① F8	2 1	1 0	0 0	0 0	1 1	0 0	2 0
27 Scott Rolen, R (1, 5) OBP: 0.287, SLG: 0.328		C FA 91 B CH 86 B FA 92 X FA 91 2-1 ① G4-3	F FA 92 X FA 92 0-1 47 1B 2B 1-3 2-H		B SL 83 B FA 91 C SL 80 B FA 92 C SL 82 X SL 82 3-2 ③ G5-3		B FA 93 X SL 82 1-0 ① FC5-4 47 1B 4 1B 1-2f 2-3		B FA 96 C FA 95 F FA 95 B CU 80 S FA 97 2-3 ② K	5	2	1	1	0	1	3
47 Ryan Ludwick, R (1, 9) OBP: 0.286, SLG: 0.296		C FA 92 B FA 92 X FA 92 1-1 ② G6-3	B SL 82 X FA 92 1-0 ② 1B 2-H 3-H			B FA 90 B FA 91 X FA 91 2-0 ① G4-3	B SL 82 B FA 94 F SL 81 F SL 84 X FA 95 2-2 4 1B 1B 1-2 3-H		F FA 95 S SL 85 F SL 85 S FA 96 0-3 ③ K	5	0	2	3	0	1	0
4 Yadier Molina, R (1, 2) OBP: 0.349, SLG: 0.319		B FA 92 C FA 92 B CH 87 F FA 92 F CU 82 B B FA 92 4-2 22 1B BB	B SL 82 S SL 83 F FA 92 X FA 91 1-2 ③ G5-3			C FA 91 B FA 91 B SL 82 X FA 91 2-1 22 1B 1B	S FA 94 X SL 86 0-1 1-3 2-H			3	0	2	1	1	0	0
22 David Eckstein, R (1, 6) OBP: 0.305, SLG: 0.271 40 Brian Falkenborg, R (6, 1) 26 Scott Spiezio, S (7, PH) OBP: 0.347, SLG: 0.323 36 Russ Springer, R (7, 1) Tyler Johnson, S (7, 1) 31 Ryan Franklin, R (8, 1)		C FA 92 X FA 92 0-1 1-2 1B		C X 0-1 ① L5		B FA 91 B FA 91 B FA 90 C FA 91 F FA 90 F FA 90 F FA 90 X FA 90 3-2 1-2 1B	F SL 87 B FA 96 S FA 98 S FA 97 1-3 ② K			3 0 1 0 0 0	0 0 0 0 0 0	2 0 0 0 0 0	0 0 0 0 0 0	0 0 1 0 0 0	0 0 2 0 0 0	0 0 2 0 0 0
50 Adam Wainwright, R (1, 1) OBP: 0.357, SLG: 0.385 56 Kelvin Jimenez, R (3, 1) Aaron Miles, S (6, PH) OBP: 0.279, SLG: 0.286 (6, 6)		B FA 92 C FA 92 S FA 92 X FA 92 1-2 ③ G2-3		T FA 89 B FA 90 S FA 90 C SL 82 1-3 ② K		B FA 89 B FA 89 F FA 88 X FA 89 2-1 ② L4	B FA 96 F FA 95 C FA 97 S FA 99 1-3 ③ K			1 1 2	0 0 0	0 0 0	0 0 0	0 0 0	0 1 1	2 0 4
Inning Stats	R: 0 E: 0 K: 0 S: 9 H: 1 LOB: 1 BB: 0 P: 12	R: 0 E: 0 K: 0 S: 12 H: 1 LOB: 2 BB: 1 P: 20	R: 4 E: 0 K: 0 S: 13 H: 4 LOB: 0 BB: 1 P: 23	R: 0 E: 0 K: 1 S: 8 H: 0 LOB: 0 BB: 0 P: 11	R: 0 E: 1 K: 1 S: 11 H: 0 LOB: 1 BB: 0 P: 19	R: 0 E: 0 K: 0 S: 14 H: 2 LOB: 2 BB: 0 P: 23	R: 3 E: 0 K: 2 S: 16 H: 4 LOB: 2 BB: 1 P: 27	R: 0 E: 0 K: 0 S: 5 H: 0 LOB: 0 BB: 0 P: 7	R: 0 E: 0 K: 2 S: 9 H: 0 LOB: 0 BB: 0 P: 11	1B: 9 2B: 3 3B: 0 HR: 0 SF: 0 SAC: 0 DP: 0 HBP: 0						

	AB	39
	R	7
	H	12
	RBI	7
	BB	3
	SO	6
	LOB	17

WP: 0 PB: 0 SB: 0 CS: 0 PA: 42

PITCHER		IP	WLS	BF	H	R	ER	SO	BB	IBB	HBP	BLK	WP	HR	S	P	ERA	WHIP
Derek Lowe, R ERA: 3.9	(1, 1)	5.1	W	26	8	4	4	2	2	0	0	0	0	0	61	100	6.75	1.875
Joe Beimel, L ERA: 3.79	(6, 1)	0.2		2	0	0	0	0	0	0	0	0	0	0	6	8	0.00	0.000
56 Hung-Chih Kuo, L ERA: 81.0	(7, 1)	0.1		6	4	3	3	0	1	0	0	0	0	0	10	19	81.00	15.000
51 Jonathan Broxton, R ERA: 1.23	(7, 1)	1.2	H	5	0	0	0	2	0	0	0	0	0	0	11	15	0.00	0.000
44 Takashi Saito, R ERA: 1.5	(9, 1)	1.0	S	3	0	0	0	2	0	0	0	0	0	0	9	11	0.00	0.000

PITCHER	IP	WLS	BF	H	R	ER	SO	BB	IBB	HBP	BLK	WP	HR	S	P	ERA	WHIP

Batter	1	2	3	4	5	6	7	8	9	AB	R	H	RBI	BB	SO	LOB
15 Rafael Furcal, S (1, 6) OBP: 0.362, SLG: 0.367	C FA 91 X CH 84 0-1 BB 12 BB 55 HBP 1B	F FA 91 B FA 90 B FA 90 B FA 92 X FA 92 3-1 5 G4-6-3 1B	B CU 72 C FA 93 B FA 93 F FA 93 X CU 74 2-2 9 2B 1-H 2-H 3-H 3B		B CH 83 B CH 80 X FA 93 2-0 ② F7		B FA 92 B FA 91 X FA 92 2-0 9 FC6-4 1-2 1B			5	2	4	3	0	0	0
9 Juan Pierre, L (1, 8) OBP: 0.307, SLG: 0.316	B FA 90 1 SAFE X FA 92 1-0 ① F7	1 SAFE C FA 91 X FA 91 0-1 ① F7	X FA 92 0-0 5 1B 3-H 2B		F FA 93 X CH 84 0-1 ③ G3-1		C SL 82 X SL 82 0-1 ③ FC6-4 1-2f			5	1	1	1	0	0	4
5 Nomar Garciaparra, R (1, 3) OBP: 0.339, SLG: 0.371	X SL 87 0-0 ② F9	X FA 91 0-0 ②③ G4-6-3 1-2f	B FA 93 C SL 86 F SL 87 X SL 87 1-2 12 FC6-4 2-H 1B			B CU 79 B FA 93 B FA 92 C FA 91 F FA 91 B CU 80 4-2 FC4-6 BB		B SL 87 F FA 94 F SL 85 B FA 92 F FA 93 F SL 86 X SL 86 2-2 ① F8		4	0	1	1	1	0	2
12 Jeff Kent, R (1, 4) OBP: 0.377, SLG: 0.479	C FA 93 B FA 92 B FA 91 B SL 86 B FA 95 4-1 55 HBP BB 16 1B 1-2 BB	B SL 84 1-2 B FA 90 F FA 91 X FA 92 1B 55 1B 2B X FA 94 0-0 ③ FC6-4 1-2f				X FA 91 0-0 ① F9		F SL 86 X FA 94 0-1 ② L6		4	2	1	0	1	0	2
Luis Gonzalez, L (1, 7) OBP: 0.373, SLG: 0.411 56 Hung-Chih Kuo, L (7, 1) 51 Jonathan Broxton, R (7, 1) Olmedo Saenz, R (8, PH) OBP: 0.417, SLG: 0.586 44 Takashi Saito, L (9, 1)	B FA 93 B FA 93 1 SAFE D CH 85 C CU 73 B FA 94 4-1 55 HBP 16 1B 1-2 2-3 BB	F FA 92 X SL 85 0-1 28 BB 55 1B 15 3B 2-3 1B	B FA 93 F FA 92 X CH 82 1-1 ① P6		C FA 92 F FA 92 X FA 88 0-2 ② FC4-6 1-2f		X SL 86 0-0 ③ F7		3 0 0 1 0	2 0 0 0 0	1 0 0 0 0	0 0 0 0 0	1 0 0 0 0	0 0 0 0 0	1 0 0 0 0
55 Russell Martin, R (1, 2) OBP: 0.397, SLG: 0.463	S SL 87 S SL 87 D CU 77 B SL 87 B FA 94 F SL 87 H CU 74 4-2 16 1B 1-2 2-3 3-H HBP	B FA 91 B FA 91 C FA 92 B SL 85 X FA 92 3-1 28 BB 15 3B 1-2 3-H 1B	B FA 93 B FF 93 B FA 93 C FA 92 X FA 93 3-1 2B		B CU 80 B CU 78 C FA 92 B FA 92 F FA 93 X FA 92 3-2 ③ G4-3					3	1	2	2	0	0	1
16 Andre Ethier, L (1, 9) OBP: 0.323, SLG: 0.427	C CU 74 S FA 92 D CU 77 B FA 94 X FA 94 2-2 1-3 2-H 3-H 1B	B CU 73 X CH 84 1-0 ① F6	B SL 85 X FA 94 1-0 ② F7				B FC 87 B SL 84 F FA 91 B FA 91 T FA 92 X FA 93 3-2 ① F7			4	0	1	2	0	0	3
28 Andy LaRoche, R (1, 5) OBP: 0.545, SLG: 0.350	B SL 88 B SL 88 B SL 86 C FA 92 B FA 92 4-1 BB	B SL 85 B FA 91 C SL 86 B FA 93 B FA 91 4-1 15 3B 1-2 2-3 BB	C SL 86 B FA 94 B SL 87 S SL 86 S FA 95 2-3 ③ K				B SL 87 B FA 92 B FF 93 B FA 93 4-0 15 1B BB			1	1	0	0	3	1	1
Derek Lowe, R (1, 1) OBP: 0.238, SLG: 0.118 Joe Beimel, L (6, 1) Brady Clark, R (7, 7) OBP: 0.333, SLG: 0.350	C FA 92 S FA 92 X CU 74 0-2 ③ G4-3	B FA 89 B FA 91 C FA 90 B FA 90 C FA 90 X FA 91 3-2 ② F3			C FA 92 S SL 86 S SL 86 0-3 ① K		B FA 93 1 SAFE C FA 92 F FF 91 F FC 88 B FA 92 S FC 87 2-3 ② K			3 0 1	0 0 0	0 0 0	0 0 0	0 0 0	1 0 1	6 0 1
Inning Stats	R: 3 E: 0 K: 0 S: 16 H: 2 LOB: 3 BB: 3 P: 35	R: 0 E: 0 K: 0 S: 5 H: 1 LOB: 0 BB: 0 P: 8	R: 6 E: 0 K: 0 S: 20 H: 6 LOB: 1 BB: 1 P: 35	R: 0 E: 0 K: 1 S: 8 H: 1 LOB: 1 BB: 0 P: 15	R: 0 E: 0 K: 1 S: 6 H: 0 LOB: 0 BB: 0 P: 8	R: 0 E: 0 K: 0 S: 9 H: 0 LOB: 1 BB: 1 P: 16	R: 0 E: 0 K: 1 S: 10 H: 1 LOB: 2 BB: 1 P: 21	R: 0 E: 0 K: 0 S: 8 H: 0 LOB: 0 BB: 0 P: 10		1B: 7 2B: 3 3B: 1 HR: 0 SF: 0 SAC: 0 DP: 1 HBP: 1				WP: 0 PB: 0 SB: 0 CS: 0 PA: 41	

PITCHER		IP	WLS	BF	H	R	ER	SO	BB	IBB	HBP	BLK	WP	HR	S	P	ERA	WHIP
50 Adam Wainwright, R ERA: 6.34	(1, 1)	2.2	L	19	7	8	8	0	4	0	1	0	0	0	36	72	27.00	4.125
56 Kelvin Jimenez, R ERA: 2.7	(3, 1)	2.1		10	3	1	1	2	0	0	0	0	0	0	19	29	3.86	1.286
40 Brian Falkenborg, R ERA: 10.8	(6, 1)	1.0		4	0	0	0	0	1	0	0	0	0	0	9	16	0.00	1.000
36 Russ Springer, R ERA: 2.19	(7, 1)	0.2		4	1	0	0	1	1	0	0	0	0	0	8	19	0.00	3.000
Tyler Johnson, L ERA: 0.66	(7, 1)	0.1		1	0	0	0	0	0	0	0	0	0	0	2	2	0.00	0.000

PITCHER		IP	WLS	BF	H	R	ER	SO	BB	IBB	HBP	BLK	WP	HR	S	P	ERA	WHIP
31 Ryan Franklin, R ERA: 1.06	(8, 1)	1.0		3	0	0	0	0	0	0	0	0	0	0	8	10	0.00	0.000

BOTTOM

St. Louis Cardinals @ Los Angeles Dodgers

Dodger Stadium, Los Angeles, CA

Tue May 15 2007, 7:10 PM PDT

Att. 38,954 - Clear - 61 F

livebaseballscorecards.com

AB	34
R	9
H	11
RBI	9
BB	6
SO	3
LOB	21

Batter	1	2	3	4	5	6	7	8	9	AB	R	H	RBI	BB	SO	LOB
Aaron Miles, S (1, 4) OBP: 0.274, SLG: 0.279	C FA 89 X FA 91 0-1 ① G4-3		B CH 80 X CH 81 1-0 5 HBP 43 1B 27 WP 3-H 1B		C X 0-1 ① F8	C F S 0-3 ③ K		C FA 96 F FA 96 B FA 98 X FA 98 1-2 ③ G6-3		5	1	1	1	0	1	3
43 Juan Encarnacion, R (1, 9) OBP: 0.333, SLG: 0.333 (7, 8)	X FA 90 0-0 ② G6-3		F FA 90 X SL 84 0-1 5 HBP 27 E 1-2 1B		C CU 67 C FA 88 B FA 89 X SL 81 1-2 5 1B 1B	F S S 0-3 ① K			S SL 84 B FA 94 X SL 84 1-1 27 FC6-4 1B	5	1	3	0	0	1	0
5 Albert Pujols, R (1, 3) OBP: 0.339, SLG: 0.413	B FA 90 C FA 91 F FA 92 B CU 70 B CH 82 F CH 81 X FA 92 3-2 ③ P6		B FA 90 C FA 90 S SL 85 H FA 90 2-2 27 WP 1-2 2-3 HBP		B SL 83 X FA 88 1-0 1-2 1B	B B X 2-0 ② P6			C FA 96 S FA 95 B FA 95 C SL 84 1-3 ① K	4	0	1	0	0	1	1
27 Scott Rolen, R (1, 5) OBP: 0.291, SLG: 0.333		B FA 88 F FA 90 F SL 82 F FA 91 B FA 89 F FA 91 F CU 70 F SL 83 X FA 91 2-2 ① G4-3	C FA 91 B FA 92 B CH 82 B FA 90 C B 4-2 1-3 2-H 3-H BB		C FA 88 B FA 88 D SL 82 D CU 68 F FA 90 S FA 91 3-3 ② K		F B B F B X 3-2 26 1B 2B		F FA 94 F FA 94 X SL 85 0-2 ② FC6-4 1-2f	4	1	1	0	1	1	3
47 Ryan Ludwick, R (1, 7) OBP: 0.258, SLG: 0.267 40 Brian Falkenborg, R (6, 1) 26 Scott Spiezio, S (7, PH) OBP: 0.351, SLG: 0.328 (7, 9)		F FA 89 S CU 68 C FA 92 0-3 ② K	C CU 68 F CU 69 S FA 90 0-3 ③ K		S FA 90 B CU 69 F CU 69 S FA 91 1-3 ③ K		B FA 88 B FA 88 C FA 89 F FA 88 X FA 88 2-2 2-H 1B		B CU 77 B FA 94 C FA 95 B FA 94 F FA 95 X FA 96 3-2 ③ P5	3 0 2	0 0 0	0 0 1	0 0 1	0 0 0	3 0 0	4 0 1
So Taguchi, R (1, 8) OBP: 0.317, SLG: 0.333 34 Randy Flores, L (7, 1) 36 Russ Springer, R (8, 1) Tyler Johnson, S (8, 1)		B FA 91 X FA 91 1-0 ③ L5		C FA 87 F CU 66 B FA 89 F CU 68 F CU 77 F B S 2-3 ① K		C B F B C 2-3 ① K	1 SAFE B FA 90 C FA 89 1 SAFE X CH 81 1-1 ③ F8			4 0 0 0	0 0 0 0	0 0 0 0	0 0 0 0	2 0 0 0	1 0 0 0
4 Yadier Molina, R (1, 2) OBP: 0.355, SLG: 0.337			X FA 89 0-0 22 G4-3 1B 2B	B C X 1-1 ② P6		X 0-0 16 FC3-6 22 1B 1B		B FA 95 B FA 95 B C X 3-1 ① F9		4	1	2	0	0	0	0
22 David Eckstein, R (1, 6) OBP: 0.311, SLG: 0.279			B FA 87 T FA 88 F FA 89 D CU 70 X FA 91 2-2 ① G4-3 2-3	B F B X 2-1 1B		X 0-0 16 FC3-6 1-2 1B		F FA 97 B FA 96 B FA 97 X FA 96 2-1 ② P6		4	0	2	0	0	0	1
Kip Wells, R (1, 1) OBP: 0.267, SLG: 0.533 16 Chris Duncan, L (6, PH) OBP: 0.375, SLG: 0.492 (6, 7)			S CU 68 F CU 69 C FA 91 0-3 ② K	S D C F S 1-3 ③ K2-3		C F X 0-2 ② FC3-6 1-2f 2-3		F SL 87 B SL 88 B FA 98 X SL 86 2-1 1B		2 2	0 0	0 1	0 0	0 0	2 0	2 2
Inning Stats	R: 0 E: 0 K: 0 S: 8 H: 0 LOB: 0 BB: 0 P: 11	R: 0 E: 0 K: 1 S: 11 H: 0 LOB: 0 BB: 0 P: 14	R: 3 E: 0 K: 2 S: 17 H: 3 LOB: 2 BB: 1 P: 26	R: 0 E: 0 K: 2 S: 14 H: 1 LOB: 1 BB: 0 P: 20	R: 0 E: 0 K: 2 S: 12 H: 2 LOB: 2 BB: 0 P: 18	R: 0 E: 0 K: 2 S: 11 H: 2 LOB: 2 BB: 0 P: 13	R: 1 E: 0 K: 1 S: 12 H: 2 LOB: 1 BB: 0 P: 20	R: 0 E: 0 K: 0 S: 9 H: 1 LOB: 1 BB: 0 P: 17	R: 0 E: 0 K: 1 S: 11 H: 1 LOB: 1 BB: 0 P: 16	1B: 10 2B: 2 3B: 0 HR: 0 SF: 0 SAC: 0 DP: 0 HBP: 1						

PITCHER		IP	WLS	BF	H	R	ER	SO	BB	IBB	HBP	BLK	WP	HR	S	P	ERA	WHIP
52 Randy Wolf, L ERA: 3.91	(1, 1)	5.0	W	23	6	3	2	7	1	0	1	0	1	0	62	89	3.60	1.400
41 Chin-hui Tsao, R ERA: 3.06	(6, 1)	1.2	H	8	3	1	1	3	0	0	0	0	0	0	18	25	5.40	1.800
Joe Beimel, L ERA: 3.72	(7, 1)	0.1	H	2	1	0	0	0	0	0	0	0	0	0	5	8	0.00	3.000
51 Jonathan Broxton, R ERA: 1.17	(8, 1)	1.0	H	4	1	0	0	0	0	0	0	0	0	0	9	17	0.00	1.000
44 Takashi Saito, R ERA: 1.42	(9, 1)	1.0	S	4	1	0	0	1	0	0	0	0	0	0	11	16	0.00	1.000

PITCHER	IP	WLS	BF	H	R	ER	SO	BB	IBB	HBP	BLK	WP	HR	S	P	ERA	WHIP

TOP

St. Louis Cardinals @ Los Angeles Dodgers

Dodger Stadium, Los Angeles, CA

Wed May 16 2007, 7:10 PM PDT

Att. 38,522 - Clear - 63 F

livebaseballscorecards.com

AB	39
R	4
H	12
RBI	2
BB	1
SO	11
LOB	18

WP: 3	PA: 41		
PB: 0			
SB: 0			
CS: 0			

St. Louis Cardinals @ Los Angeles Dodgers

Dodger Stadium, Los Angeles, CA

Wed May 16 2007, 7:10 PM PDT

Att. 38,522 - Clear - 63 F

livebaseballscorecards.com

BOTTOM

Batter	1	2	3	4	5	6	7	8	9	AB	R	H	RBI	BB	SO	LOB
15 Rafael Furcal, S (1, 6) OBP: 0.363, SLG: 0.371	B FA 91 X FA 90 1-0 9 G4-3 5 1B 2B	B CH 85 F SL 87 S CH 88 B FA 96 D CH 87 S CH 88 3-3 ③ K		B B C F B 4-2 9 1B BB	C CU 79 B CU 80 F FA 93 B FA 93 C FA 94 2-3 ③ K			B SL 82 S FA 90 S SL 82 X SL 80 1-2 ② G2-3 1-2		4	1	1	0	1	2	2
9 Juan Pierre, L (1, 8) OBP: 0.304, SLG: 0.313	L FA 93 X 0-1 ① G4-3 2-3		C CU 79 B CH 87 X FA 91 1-1 ① G6-3	D FA 95 B FA 94 F F F F F F B 3-2 X 5 BB 1B 1-3 2-H		C B B X 2-1 ① F9		B SL 80 C SL 81 F SL 81 B SL 82 X SL 82 2-2 ③ G4-3		5	0	1	1	0	0	2
5 Nomar Garciaparra, R (1, 3) OBP: 0.343, SLG: 0.370	C FA 92 F FA 94 F FA 94 F CH 88 F FA 93 X SL 88 0-2 12 FC4-6 BB 1B 3-H		F FA 94 F FA 94 B SL 88 F CH 88 B FA 93 S SL 86 2-3 ② K	B FA 92 B CH 87 C FA 91 B SL 88 F FA 88 B FA 93 4-2 1-2 BB		S X 0-1 ② F9				3	0	1	1	1	1	0
12 Jeff Kent, R (1, 4) OBP: 0.374, SLG: 0.469	B FA 96 D CH 88 B FA 93 C FA 94 B FA 94 4-1 FC4-6 1-2 BB		B SL 87 C FA 96 F FA 96 B CH 88 X FA 95 2-2 E6 BB	C SL 87 D FA 94 S CH 88 S FA 88 1-3 ③ K		C B F B C 2-3 ③ K				3	0	0	0	1	2	3
Luis Gonzalez, L (1, 7) OBP: 0.370, SLG: 0.402 51 Jonathan Broxton, R (8, 1) 44 Takashi Saito, L (9, 1)	X FA 93 0-0 ② FC4-6 55 FC6-4 1-2f 2-3		B FA 94 B FA 87 B CH 87 B FA 94 4-0 55 FC5-4 1-2 BB		C FA 90 B CH 85 B FA 91 F CH 85 B FA 92 X FA 92 3-2 ① G6-3		C SL 83 F B X 1-2 ① G6-3			3 0 0	0 0 0	0 0 0	0 0 0	1 0 0	0 0 0	2 0 0
55 Russell Martin, R (1, 2) OBP: 0.394, SLG: 0.457	B FA 94 C CH 87 B FA 93 F FA 94 F FA 95 X 2-2 ③ FC6-4 1-2f		B FA 88 F SL 87 B FA 92 X FA 92 2-1 ③ FC5-4 1-2f		S SL 85 B SL 85 X FA 94 1-1 28 WP 16 S 28 FC5-2 1B		C FA 91 B SL 83 B FA 92 X FA 91 2-1 ② P3			4	0	1	0	0	0	4
16 Andre Ethier, L (1, 9) OBP: 0.328, SLG: 0.433		F FA 94 B FA 94 B CH 87 B FA 94 F FA 93 F FA 95 X FA 94 3-2 ① G3-1		C B S X 1-2 9 1B 2B	S CU 79 B FA 92 I I I 4-1 28 FC5-2 28 WP 1-2 HR IBB		F FA 92 B FA 92 B X 2-1 ③ G3-1			3	2	1	0	1	0	0
28 Andy LaRoche, R (1, 5) OBP: 0.514, SLG: 0.304		B FA 94 B FA 95 B FA 93 B FA 91 4-0 52 SH1-3 BB		B X 1-0 ① P5	S SL 85 B CU 81 B FA 89 X FA 91 2-1 ② FC5-2 1-3 2-H HR			B FC 88 F FA 92 X FC 89 1-1 ① F8		3	1	0	0	1	0	3
52 Randy Wolf, L (1, 1) OBP: 0.286, SLG: 0.235 Wilson Betemit, S (5, PH) OBP: 0.322, SLG: 0.417 41 Chin-hui Tsao, R (6, 1) Joe Beimel, L (7, 1) Brady Clark, R (8, 7) OBP: 0.348, SLG: 0.366		L FA 89 B FA 90 1 SAFE X FA 91 1-1 ② SH1-3 1-2		C F B C 1-3 ② K	B CH 85 X CH 85 1-0 1-H 3-H HR			B FA 92 F FA 93 F FC 89 B FA 93 F FA 92 X FC 88 2-2 15 G2-3 1B		1 1 0 0 1	0 1 0 0 0	0 1 0 0 1	0 3 0 0 0	1 0 0 0 0	1 0 0 0 0	1 0 0 0 0
Inning Stats	R: 1 E: 0 K: 0 S: 15 H: 2 LOB: 2 BB: 1 P: 22	R: 0 E: 0 K: 1 S: 9 H: 0 LOB: 1 BB: 1 P: 20	R: 0 E: 1 K: 1 S: 11 H: 0 LOB: 2 BB: 1 P: 22	R: 1 E: 0 K: 2 S: 21 H: 2 LOB: 3 BB: 2 P: 36	R: 3 E: 0 K: 1 S: 12 H: 2 LOB: 0 BB: 1 P: 25	R: 0 E: 0 K: 1 S: 7 H: 0 LOB: 0 BB: 0 P: 11	R: 0 E: 0 K: 0 S: 7 H: 0 LOB: 0 BB: 0 P: 12	R: 0 E: 0 K: 0 S: 12 H: 1 LOB: 1 BB: 0 P: 18		1B: 4 2B: 2 3B: 0 HR: 1 SF: 0 SAC: 1 DP: 0 HBP: 0			WP: 1 PB: 0 SB: 1 CS: 0 PA: 38		

AB	31
R	5
H	7
RBI	5
BB	6
SO	6
LOB	17

PITCHER		IP	WLS	BF	H	R	ER	SO	BB	IBB	HBP	BLK	WP	HR	S	P	ERA	WHIP
Kip Wells, R ERA: 6.75	(1, 1)	5.0	L	28	6	5	5	5	5	1	0	0	1	1	68	125	9.00	2.200
40 Brian Falkenborg, R ERA: 8.31	(6, 1)	1.0		3	0	0	0	1	0	0	0	0	0	0	7	11	0.00	0.000
34 Randy Flores, L ERA: 2.51	(7, 1)	1.0		3	0	0	0	0	0	0	0	0	0	0	7	12	0.00	0.000
36 Russ Springer, R ERA: 2.13	(8, 1)	0.1		2	1	0	0	0	0	0	0	0	0	0	6	9	0.00	3.000
Tyler Johnson, L ERA: 0.63	(8, 1)	0.2		2	0	0	0	0	0	0	0	0	0	0	6	9	0.00	0.000

PITCHER	IP	WLS	BF	H	R	ER	SO	BB	IBB	HBP	BLK	WP	HR	S	P	ERA	WHIP

Batter	1	2	3	4	5	6	7	8	9	AB	R	H	RBI	BB	SO	LOB
So Taguchi, R (1, 8) OBP: 0.308, SLG: 0.339	P4	F9			F7		16 2B 2B	F8		5	1	1	0	0	0	2
16 Chris Duncan, L (1, 10) OBP: 0.369, SLG: 0.489	K		K		F8		5 1B 2B		K	5	1	1	1	0	3	0
5 Albert Pujols, R (1, 3) OBP: 0.359, SLG: 0.449	27 WP 43 1B 1B		27 F9 43 HBP 1B		43 FC5-4 BB		43 PB 1B		HR	4	1	4	2	1	0	0
43 Juan Encarnacion, R (1, 9) OBP: 0.353, SLG: 0.313	27 WP 1B		HBP		FC5-4		P3		G4-3	4	0	1	0	0	0	2
27 Scott Rolen, R (1, 5) OBP: 0.299, SLG: 0.331 26 Scott Spiezio, S (7, PH) OBP: 0.355, SLG: 0.333 (7, 5)	BB		F9			47 FC6-4 BB	G3		1B	1 2	0 0	0 1	0 0	2 0	0 0	2 1
47 Ryan Ludwick, R (1, 7) OBP: 0.250, SLG: 0.257	P4		G4-3			FC6-4		FC6-4 1B	K	5	0	1	0	0	1	7
4 Yadier Molina, R (1, 2) OBP: 0.354, SLG: 0.347 Gary Bennett, R (6, 2) OBP: 0.263, SLG: 0.250		SH1-3 2B		G6-3		L9		FC6-4 E 22 1B 1B		3 1	0 1	1 1	0 0	0 0	0 0	1 1
Aaron Miles, S (1, 4) OBP: 0.263, SLG: 0.268		SH1-3		G4-3		F9		SAFE K		3	0	0	0	0	1	2
22 David Eckstein, R (1, 6) OBP: 0.309, SLG: 0.278		G6-3		L9			P6	1B		4	0	1	1	0	0	1
Inning Stats	R: 0 E: 0 K: 1 S: 16 H: 2 LOB: 3 BB: 1 P: 25	R: 0 E: 0 K: 0 S: 6 H: 1 LOB: 1 BB: 0 P: 8	R: 0 E: 0 K: 1 S: 9 H: 1 LOB: 2 BB: 0 P: 17	R: 0 E: 0 K: 0 S: 6 H: 0 LOB: 0 BB: 0 P: 9	R: 0 E: 0 K: 0 S: 14 H: 0 LOB: 1 BB: 1 P: 19	R: 0 E: 0 K: 0 S: 11 H: 0 LOB: 1 BB: 1 P: 16	R: 2 E: 0 K: 0 S: 9 H: 3 LOB: 1 BB: 0 P: 14	R: 1 E: 1 K: 1 S: 11 H: 2 LOB: 1 BB: 0 P: 15	R: 1 E: 0 K: 2 S: 16 H: 2 LOB: 1 BB: 0 P: 23	1B: 7 2B: 3 3B: 0 HR: 1	SF: 0 SAC: 1 DP: 0 HBP: 1					

TOP

St. Louis Cardinals @ Detroit Tigers

Comerica Park, Detroit, MI

Fri May 18 2007, 7:05 PM EDT

Att. 40,816 - Clear - 63 F

livebaseballscorecards.com

AB	37
R	4
H	11
RBI	4
BB	3
SO	5
LOB	19

WP: 1 PB: 1 SB: 0 CS: 0 PA: 42

PITCHER		IP	WLS	BF	H	R	ER	SO	BB	IBB	HBP	BLK	WP	HR	S	P	ERA	WHIP
48 Andrew Miller, L ERA:	(1, 1)	6.0	W	26	4	0	0	2	3	0	1	0	1	0	62	94	0.00	1.167
Jason Grilli, R ERA: 7.36	(7, 1)	2.0		11	5	3	2	1	0	0	0	0	0	0	20	29	9.00	2.500
44 Bobby Seay, L ERA: 5.54	(9, 1)	1.0		5	2	1	1	2	0	0	0	0	0	1	16	23	9.00	2.000

PITCHER	IP	WLS	BF	H	R	ER	SO	BB	IBB	HBP	BLK	WP	HR	S	P	ERA	WHIP

BOTTOM

St. Louis Cardinals @ Detroit Tigers

Comerica Park, Detroit, MI

Fri May 18 2007, 7:05 PM EDT

Att. 40,816 - Clear - 63 F

livebaseballscorecards.com

Batter	1	2	3	4	5	6	7	8	9	AB	R	H	RBI	BB	SO	LOB
28 Curtis Granderson, L (1, 8) OBP: 0.335, SLG: 0.568	G3	G3		SF8 3-H	14 2B 1-2 2-H 3-H 1B	F8		K		5	1	1	3	0	1	4
14 Placido Polanco, R (1, 4) OBP: 0.390, SLG: 0.420 8 Neifi Perez, S (6, PH) OBP: 0.208, SLG: 0.375 (7, 4)	3 HR 2B		G4-3	2-H 2B	3 1B 1-H 2-H 2B	G5-3				4 1	2 0	3 0	3 0	0 0	0 0	0 1
3 Gary Sheffield, R (1, 10) OBP: 0.363, SLG: 0.418	2-H HR		G5-3	G2-3	9 F9 30 1B 2B 2-H 1B		G4-3			5	2	2	3	0	0	1
30 Magglio Ordonez, R (1, 9) OBP: 0.428, SLG: 0.658 20 Omar Infante, R (7, PH) OBP: 0.306, SLG: 0.389 (8, 9)	F9		HR	9 1B 1B 0-0 1-2 2B 1B			P3			4 1	3 0	3 0	1 0	0 0	0 0	0 0
9 Carlos Guillen, S (1, 6) OBP: 0.404, SLG: 0.510	K		1B	BB 1-3 1B F9 2-3			1B			5	1	3	0	0	1	2
Ivan Rodriguez, R (1, 2) OBP: 0.257, SLG: 0.363	G4-3	P6		1B 1-2 FC5-2 BB 1-2 1-H 3-H 2B			G4-3			4	0	1	2	1	0	2
Sean Casey, L (1, 3) OBP: 0.297, SLG: 0.299	BB 1B		15 G3 28 SF8 BB 1B	15 BB 28 1B FC5-2 1-3 2-H 3-H 1B F8				G5-4-3 1B		5	2	4	2	0	0	1
Craig Monroe, R (1, 7) OBP: 0.293, SLG: 0.437	1-2 BB			15 G3 14 2B 1-2 BB	FC5-2 15 BB 28 1B 1-2 3-H	K		G5-4-3 1-2f		3	2	0	0	2	1	3
15 Brandon Inge, R (1, 5) OBP: 0.318, SLG: 0.422	F8			G3 1-2 2-3	28 1B 14 2B BB 1-2 2-3	BB		2B		3	1	1	0	2	0	4
Inning Stats	R: 2 E: 0 K: 1 S: 11 H: 2 LOB: 0 BB: 0 P: 19	R: 0 E: 0 K: 0 S: 15 H: 1 LOB: 2 BB: 1 P: 23	R: 1 E: 0 K: 0 S: 10 H: 2 LOB: 1 BB: 0 P: 16	R: 2 E: 0 K: 0 S: 14 H: 2 LOB: 1 BB: 1 P: 25	R: 9 E: 0 K: 0 S: 23 H: 8 LOB: 1 BB: 2 P: 44	R: 0 E: 0 K: 1 S: 9 H: 0 LOB: 1 BB: 1 P: 13	R: 0 E: 0 K: 0 S: 7 H: 1 LOB: 1 BB: 0 P: 11	R: 0 E: 0 K: 1 S: 11 H: 2 LOB: 1 BB: 0 P: 12		1B: 11 2B: 5 3B: 0 HR: 2 SF: 1 SAC: 0 DP: 1 HBP: 0					

AB	40	
R	14	
H	18	
RBI	14	
BB	5	
SO	3	
LOB	18	

WP: 0 PB: 0 SB: 0 CS: 0 PA: 46

PITCHER		IP	WLS	BF	H	R	ER	SO	BB	IBB	HBP	BLK	WP	HR	S	P	ERA	WHIP
41 Braden Looper, R ERA: 3.27	(1, 1)	4.0	L	23	9	7	7	1	2	0	0	0	0	2	54	90	15.75	2.750
56 Kelvin Jimenez, R ERA: 8.71	(5, 1)	0.1		8	5	5	5	0	2	0	0	0	0	0	11	25	135.00	21.000
36 Russ Springer, R ERA: 2.03	(5, 1)	0.2		3	1	2	2	0	0	0	0	0	0	0	8	12	27.00	1.500
Tyler Johnson, L ERA: 0.59	(6, 1)	1.0		4	0	0	0	1	1	0	0	0	0	0	9	13	0.00	1.000
31 Ryan Franklin, R ERA: 1.0	(7, 1)	1.0		4	1	0	0	0	0	0	0	0	0	0	7	11	0.00	1.000

PITCHER		IP	WLS	BF	H	R	ER	SO	BB	IBB	HBP	BLK	WP	HR	S	P	ERA	WHIP
34 Randy Flores, L ERA: 2.35	(8, 1)	1.0		4	2	0	0	1	0	0	0	0	0	0	11	12	0.00	2.000

St. Louis Cardinals @ Detroit Tigers

Comerica Park, Detroit, MI

Sat May 19 2007, 7:05 PM EDT

Att. 42,625 - Cloudy - 67 F

TOP

livebaseballscorecards.com

Batter	1	2	3	4	5	6	7	8	9	AB	R	H	RBI	BB	SO	LOB
So Taguchi, R (1, 7) OBP: 0.300, SLG: 0.328	C B X 1-1 G5-3 ①		X 0-0 G4-3 ①	F B B X 2-1 F8 ③		B C F X 1-2 G6-3 ① 1-3 2-H	B 1 SAFE 1 SAFE F B X 2-1 26 CS 1-3 1B		X 0-0 26 2B 1-3 2-H 1B	5	0	1	1	0	0	3
Aaron Miles, S (9, PH) OBP: 0.273, SLG: 0.278										1	0	1	1	0	0	0
26 Scott Spiezio, S (1, 10) OBP: 0.378, SLG: 0.375	L B B B F F F X 3-2 G3 ②		C S B B F S 1-3 K ②		X 0-0 27 BB 5 1B 4 1B 1B	X 0-0 27 WP 3-H 1B	S B 1-1 CS ③ 1-2	X 0-0 27 G4-3 5 G5-3 1B	X 0-0 1-3 3-H 2B	6	1	4	2	0	1	0
5 Albert Pujols, R (1, 3) OBP: 0.369, SLG: 0.447	B B B B C B 4-1 BB		B B B C F F B B 4-2 BB		C B B F X 2-2 27 BB 4 1B 1-2 1B	C B S D S 2-3 K ②		B B B C S X 3-2 G5-3 ① 1-2	I I I I 4-0 IBB	3	0	1	0	3	1	2
27 Scott Rolen, R (1, 5) OBP: 0.301, SLG: 0.320	1 SAFE C B X 1-1 F8 ③		1 SAFE F B X 1-1 F8 ③		F B F F B B F B 4-2 4 1B 1-2 2-3 BB	B B B 4-0 1-2 BB		C B X 1-1 G4-3 ② 2-3	B F T B X 2-2 P5 ③	4	0	0	0	2	0	6
43 Juan Encarnacion, R (1, 9) OBP: 0.273, SLG: 0.238		C F X 0-2 G5-3 ①		B S X 1-1 G5-3 ①	C X 0-1 P2 ①	D S C D X 3-1 F9 ③		C B X 1-1 G4-3 ③		5	0	0	0	0	0	6
15 Jim Edmonds, L (1, 8) OBP: 0.295, SLG: 0.284		B C X 1-1 4 E 1B		B F B C B F B 4-2 4 2B BB	C X 0-1 F7 ②		B C B F S 2-3 K2-3 ①		B C F B X 2-2 4 FC5-4 1B	4	1	2	0	1	1	3
4 Yadier Molina, R (1, 2) OBP: 0.356, SLG: 0.358		C X 0-1 FC6 1-2		X 0-0 22 1B 1-H 2B	C F F B B F X 2-2 ③ 1-2 2-H 3-H 1B		B C B X 2-1 G5-3 ②		X 0-0 FC5-4 7 BB 1-2f 1B ①	5	1	2	2	0	0	2
7 Adam Kennedy, L (1, 4) OBP: 0.295, SLG: 0.319		S F B X 1-2 F8 ②		C S S 0-3 K ②		C S B F F B F B B 4-2 WP 22 1B G6-3 BB	B F B X 2-1 22 1B 2B		B C B B F F B 4-2 1B 26 2B 1-2 BB	3	3	1	0	2	1	3
22 David Eckstein, R (1, 6) OBP: 0.322, SLG: 0.292		B C C F S 1-3 K ③		F B D X 2-1 2-3 1B		C X 0-1 G6-3 WP 26 1B 1-2 1B	C F X 0-2 1B 2-H 1B		F C F O X 1-2 F7 ②	4	1	3	1	0	1	2
16 Chris Duncan, L (9, PH) OBP: 0.367, SLG: 0.485										1	0	0	0	0	0	2
Inning Stats	R: 0 E: 0 K: 0 S: 10 H: 0 LOB: 1 BB: 1 P: 19	R: 0 E: 1 K: 1 S: 14 H: 1 LOB: 2 BB: 0 P: 17	R: 0 E: 0 K: 1 S: 10 H: 0 LOB: 1 BB: 1 P: 16	R: 1 E: 0 K: 1 S: 14 H: 2 LOB: 2 BB: 1 P: 23	R: 1 E: 0 K: 0 S: 17 H: 3 LOB: 2 BB: 1 P: 25	R: 2 E: 0 K: 1 S: 16 H: 2 LOB: 2 BB: 2 P: 30	R: 1 E: 0 K: 1 S: 13 H: 3 LOB: 1 BB: 0 P: 22	R: 0 E: 0 K: 0 S: 8 H: 1 LOB: 1 BB: 0 P: 13	R: 2 E: 0 K: 0 S: 16 H: 3 LOB: 3 BB: 2 P: 29	1B: 12 2B: 3 3B: 0 HR: 0 SF: 0 SAC: 0 DP: 0 HBP: 0						

	AB	R	H	RBI	BB	SO	LOB
	41	7	15	7	8	5	29

WP: 2 PB: 0 SB: 0 CS: 1 PA: 50

PITCHER		IP	WLS	BF	H	R	ER	SO	BB	IBB	HBP	BLK	WP	HR	S	P	ERA	WHIP
29 Nate Robertson, L ERA: 3.62	(1, 1)	5.0	W	25	6	2	2	3	4	0	0	0	0	0	65	100	3.60	2.000
Wilfredo Ledezma, L ERA: 5.91	(6, 1)	0.1		4	2	2	2	0	1	0	0	0	1	0	11	16	54.00	9.000
34 Tim Byrdak, L ERA: 1.69	(6, 1)	1.1	H	8	3	1	1	2	1	0	0	0	1	0	17	34	6.75	3.000
56 Fernando Rodney, R ERA: 4.43	(7, 1)	1.1	H	4	1	0	0	0	0	0	0	0	0	0	9	15	0.00	0.750
59 Todd Jones, R ERA: 3.15	(9, 1)	1.0	S	8	3	2	2	0	1	1	0	0	0	0	16	29	18.00	4.000

PITCHER	IP	WLS	BF	H	R	ER	SO	BB	IBB	HBP	BLK	WP	HR	S	P	ERA	WHIP

BOTTOM

St. Louis Cardinals @ Detroit Tigers

Comerica Park, Detroit, MI

Sat May 19 2007, 7:05 PM EDT
Att. 42,625 - Cloudy - 67 F

livebaseballscorecards.com

Batter	1	2	3	4	5	6	7	8	9	AB	R	H	RBI	BB	SO	LOB
28 Curtis Granderson, L (1, 8) OBP: 0.339, SLG: 0.572	1-0 30 2B 9 1B 1B	0-1 2-H 2B		1-0 G3 ②	CS 1 SAFE BDX 2-2 G3 ③ 1-2					4	1	2	1	0	0	1
14 Placido Polanco, R (1, 4) OBP: 0.381, SLG: 0.410	1 SAFE X 0-0 F9 ①	CSFX 0-2 P4 ③		SBBFFBX 3-2 G4-3 ③			CX 0-1 L7 ①			4	0	0	0	0	0	2
3 Gary Sheffield, R (1, 10) OBP: 0.361, SLG: 0.433	BCFBS 2-3 K ②		CSX 0-2 P3 ①		CX 0-1 G6-3 ①		FFFBBX 2-2 HR			4	1	1	1	0	1	1
30 Magglio Ordonez, R (1, 9) OBP: 0.429, SLG: 0.660	CSBX 1-2 9 1B 1-3 2B		CBX 1-1 9 1B HR 1B		X 0-0 G5-3 ②		CCFS 0-3 K ②			4	2	2	0	0	1	0
9 Carlos Guillen, S (1, 6) OBP: 0.406, SLG: 0.510	BX 1-0 FC6-4 2-H 3-H 1B		CX 0-1 1-2 HR 1B		CX 0-1 G3-1 ③		SFS 0-3 K ③			4	1	2	2	0	1	0
Ivan Rodriguez, R (1, 2) OBP: 0.263, SLG: 0.393	BSX 1-1 FC6-4 ③ 1-2f		SFFFBX 1-2 1-H 2-H HR			BFBFX 2-2 G3-1 SF8 2B		BFX 1-1 F9 ①		4	2	2	3	0	0	1
Sean Casey, L (1, 3) OBP: 0.303, SLG: 0.313		BX 1-0 28 2B 2B	CBX 1-1 G4-3 ②			X 0-0 G3-1 ① 2-3		CBX 1-1 1B		4	1	2	0	0	0	1
Craig Monroe, R (1, 7) OBP: 0.285, SLG: 0.428		DFBBFS 3-3 K ①	BX 1-0 G6-3 ③			FX 0-1 SF8 ② 3-H		BBFFC 2-3 K ②		3	0	0	1	0	2	2
15 Brandon Inge, R (1, 5) OBP: 0.316, SLG: 0.413		CBX 1-1 L6 ②		FX 0-1 G5-3 ①		BH 2-0 28 WP HBP		CFS 0-3 K ③		3	0	0	0	0	1	2
Inning Stats	R: 2 E: 0 K: 1 S: 11 H: 3 LOB: 1 BB: 0 P: 17	R: 1 E: 0 K: 1 S: 12 H: 2 LOB: 1 BB: 0 P: 17	R: 3 E: 0 K: 0 S: 15 H: 3 LOB: 0 BB: 0 P: 19	R: 0 E: 0 K: 0 S: 7 H: 0 LOB: 0 BB: 0 P: 11	R: 0 E: 0 K: 0 S: 5 H: 0 LOB: 0 BB: 0 P: 5	R: 1 E: 0 K: 0 S: 9 H: 1 LOB: 1 BB: 0 P: 15	R: 1 E: 0 K: 2 S: 13 H: 1 LOB: 0 BB: 0 P: 15	R: 0 E: 0 K: 2 S: 10 H: 1 LOB: 1 BB: 0 P: 14		1B: 5 2B: 4 3B: 0 HR: 2	SF: 1 SAC: 0 DP: 0 HBP: 1					

	AB	34
	R	8
	H	11
	RBI	8
	BB	0
	SO	6
	LOB	10

PITCHER	IP	WLS	BF	H	R	ER	SO	BB	IBB	HBP	BLK	WP	HR	S	P	ERA	WHIP
23 Anthony Reyes, R (1, 1) ERA: 5.84	5.2	L	27	9	7	7	2	0	0	1	0	0	1	56	79	11.12	1.588
34 Randy Flores, L (6, 1) ERA: 2.3	0.1		1	0	0	0	0	0	0	0	0	1	0	3	5	0.00	0.000
37 Todd Wellemeyer, R (7, 1) ERA: 9.68	2.0		8	2	1	1	4	0	0	0	0	0	1	23	29	4.50	1.000

PITCHER	IP	WLS	BF	H	R	ER	SO	BB	IBB	HBP	BLK	WP	HR	S	P	ERA	WHIP

WP: 1 PB: 0 SB: 0 CS: 0 PA: 36

Batter	1	2	3	4	5	6	7	8	9	AB	R	H	RBI	BB	SO	LOB
7 Adam Kennedy, L (1, 4) OBP: 0.294, SLG: 0.316	G5-3		1B			F8		F7		4	0	1	0	0	0	1
26 Scott Spiezio, S (1, 10) OBP: 0.360, SLG: 0.355	F8		SAFE			L9			G3	4	0	0	0	0	1	1
5 Albert Pujols, R (1, 3) OBP: 0.372, SLG: 0.455	G6-3			15 CS 1B		F9			15 1B 2B	4	1	2	0	0	0	0
15 Jim Edmonds, L (1, 8) OBP: 0.293, SLG: 0.283		K		K			L9		1B	4	0	1	1	0	2	1
27 Scott Rolen, R (1, 5) OBP: 0.299, SLG: 0.318		16 G6-3 1B		F8			F9		P3	4	0	1	0	0	0	1
16 Chris Duncan, L (1, 7) OBP: 0.364, SLG: 0.500		G6-3			HR		G3		K	4	1	1	1	0	1	2
4 Yadier Molina, R (1, 2) OBP: 0.355, SLG: 0.367			WP 22 G4-6-3 2B		P6			G6-3		3	1	1	0	0	0	0
So Taguchi, R (1, 9) OBP: 0.301, SLG: 0.318			22 G4-6-3 BB		G6-3			E6		2	0	0	0	1	0	0
22 David Eckstein, R (1, 6) OBP: 0.315, SLG: 0.286 Aaron Miles, S (8, 6) OBP: 0.273, SLG: 0.278			G4-6-3		G5-3			F7		3 0	0 0	0 0	0 0	0 0	0 0	2 0
Inning Stats	R: 0 E: 0 K: 0 S: 6 H: 0 LOB: 0 BB: 0 P: 9	R: 0 E: 0 K: 1 S: 6 H: 1 LOB: 0 BB: 0 P: 10	R: 1 E: 0 K: 1 S: 12 H: 2 LOB: 1 BB: 1 P: 17	R: 0 E: 0 K: 1 S: 9 H: 1 LOB: 0 BB: 0 P: 13	R: 1 E: 0 K: 0 S: 18 H: 1 LOB: 0 BB: 0 P: 25	R: 0 E: 0 K: 0 S: 6 H: 0 LOB: 0 BB: 0 P: 12	R: 0 E: 0 K: 0 S: 6 H: 0 LOB: 0 BB: 0 P: 7	R: 0 E: 1 K: 0 S: 11 H: 0 LOB: 1 BB: 0 P: 16	R: 1 E: 0 K: 1 S: 11 H: 2 LOB: 0 BB: 0 P: 16	1B: 4 2B: 3 3B: 0 HR: 1 SF: 0 SAC: 0 DP: 3 HBP: 0						

TOP

St. Louis Cardinals @ Detroit Tigers

Comerica Park, Detroit, MI

Sun May 20 2007, 1:05 PM EDT
Att. 39,562 - Cloudy - 62 F

livebaseballscorecards.com

AB	32
R	3
H	7
RBI	2
BB	1
SO	4
LOB	8

PITCHER		IP	WLS	BF	H	R	ER	SO	BB	IBB	HBP	BLK	WP	HR	S	P	ERA	WHIP
35 Justin Verlander, R ERA: 2.68	(1, 1)	8.0	W	28	5	2	2	3	1	0	0	0	1	1	74	109	2.25	0.750
56 Fernando Rodney, R ERA: 4.71	(9, 1)	0.2		4	2	1	1	0	0	0	0	0	0	0	8	11	13.50	3.000
44 Bobby Seay, L ERA: 5.4	(9, 1)	0.1	S	1	0	0	0	1	0	0	0	0	0	0	3	5	0.00	0.000

PITCHER		IP	WLS	BF	H	R	ER	SO	BB	IBB	HBP	BLK	WP	HR	S	P	ERA	WHIP

Batter	1	2	3	4	5	6	7	8	9	AB	R	H	RBI	BB	SO	LOB
28 Curtis Granderson, L (1, 8) OBP: 0.343, SLG: 0.580	B C S X 1-2 8 G6-3 3B		B B B B 4-0 BB		X 0-0 ② B2		B B B C X 3-1 ① P6			3	1	1	0	1	0	0
8 Neifi Perez, S (1, 4) OBP: 0.214, SLG: 0.393	F B X 1-1 ① G6-3 3-H		B 1 SAFE S S F 1 B X 2-2 ② L8		F S X 0-2 ③ G4-3		C S B X 1-2 2B			4	0	1	1	0	0	1
3 Gary Sheffield, R (1, 9) OBP: 0.358, SLG: 0.429	B C X 1-1 1B		C B S B X 2-2 ③ G5-3			C F F X 0-2 ① G5-3	F C X 0-2 ② L8			4	0	1	0	0	0	2
30 Magglio Ordonez, R (1, 10) OBP: 0.425, SLG: 0.650	C 1 SAFE B X 1-1 ② L9			B X 1-0 ① F7		B C X 1-1 BB 2B 1B	B X 1-0 ③ P4			4	1	1	0	0	0	2
9 Carlos Guillen, S (1, 6) OBP: 0.402, SLG: 0.510	1 SAFE S B X 1-1 ③ G4-3			C X 0-1 ② G3		B F X 1-1 ② F8		F X 0-1 L9 2B		4	0	1	0	0	0	2
Craig Monroe, R (1, 7) OBP: 0.290, SLG: 0.421		B S F B F B X 3-2 ① G6-3		C C B B F B S 3-3 ③ K		B B B 4-0 1-2 2B BB		F B B F B B 4-2 G3-6-3 BB		2	1	0	0	2	1	0
Sean Casey, L (1, 3) OBP: 0.301, SLG: 0.319		C X 0-1 ② F8			B X 1-0 ① P4	B C C B X 2-2 1-H 2-H 1B 2B		B X 1-0 ① L9 2-3		4	1	1	2	0	0	2
Mike Rabelo, S (1, 2) OBP: 0.268, SLG: 0.350		X 0-0 ③ G4-3			B B X 2-0 15 HR 1B	C X 0-1 2-H 1B		X 0-0 ② ③ G3-6-3 1-2f		4	1	2	1	0	0	2
15 Brandon Inge, R (1, 5) OBP: 0.317, SLG: 0.433			C B B X 2-1 ① F9		B B C B C F X 3-2 1-H HR	B C F B C 2-3 ③ K				3	1	1	2	0	1	1
Inning Stats	R: 1 E: 0 K: 0 S: 11 H: 2 LOB: 1 BB: 0 P: 16	R: 0 E: 0 K: 0 S: 7 H: 0 LOB: 0 BB: 0 P: 10	R: 0 E: 0 K: 0 S: 9 H: 0 LOB: 1 BB: 1 P: 19	R: 0 E: 0 K: 1 S: 7 H: 0 LOB: 0 BB: 0 P: 11	R: 2 E: 0 K: 0 S: 10 H: 2 LOB: 0 BB: 0 P: 16	R: 3 E: 0 K: 1 S: 16 H: 3 LOB: 1 BB: 1 P: 26	R: 0 E: 0 K: 0 S: 9 H: 1 LOB: 1 BB: 0 P: 14	R: 0 E: 0 K: 0 S: 6 H: 1 LOB: 1 BB: 1 P: 11		1B: 4 2B: 3 3B: 1 HR: 1 SF: 0 SAC: 0 DP: 1 HBP: 0						

PITCHER		IP	WLS	BF	H	R	ER	SO	BB	IBB	HBP	BLK	WP	HR	S	P	ERA	WHIP
48 Brad Thompson, R ERA: 4.67	(1, 1)	5.2	L	24	5	5	5	1	2	0	0	0	0	1	52	86	7.94	1.235
Tyler Johnson, L ERA: 1.15	(6, 1)	0.1		3	2	1	1	1	0	0	0	0	0	0	8	12	27.00	6.000
31 Ryan Franklin, R ERA: 0.95	(7, 1)	1.0		4	1	0	0	0	0	0	0	0	0	0	9	14	0.00	1.000
44 Jason Isringhausen, R ERA: 1.69	(8, 1)	1.0		4	1	0	0	0	1	0	0	0	0	0	6	11	0.00	2.000

PITCHER	IP	WLS	BF	H	R	ER	SO	BB	IBB	HBP	BLK	WP	HR	S	P	ERA	WHIP

BOTTOM

St. Louis Cardinals @ Detroit Tigers

Comerica Park, Detroit, MI

Sun May 20 2007, 1:05 PM EDT
Att. 39,562 - Cloudy - 62 F

livebaseballscorecards.com

AB	32
R	6
H	9
RBI	6
BB	3
SO	2
LOB	12

WP: 0 PB: 0 SB: 0 CS: 0 PA: 35

Batter	1	2	3	4	5	6	7	8	9	AB	R	H	RBI	BB	SO	LOB
José Bautista, R (1, 5) OBP: 0.344, SLG: 0.390	G5-3	12 1B 1-2 1B		12 1B 1-2 1B		K		12 E 1-2 2-3 3-H BB		4	0	2	1	1	1	0
12 Freddy Sanchez, R (1, 4) OBP: 0.317, SLG: 0.344	25 BB 1B 1B 1B	1-2 2-3 1B		1-2 2-3 1B			G4-3	E6 1-2 2-3 3-H		5	1	3	0	0	0	2
Jason Bay, R (1, 7) OBP: 0.356, SLG: 0.433	1B 25 BB 1-2 1B	K		SF7 3-H			25 G4-6-3 HBP	K		3	0	1	1	0	2	6
25 Adam LaRoche, L (1, 3) OBP: 0.312, SLG: 0.331	1B 1-2 2-3 BB	K		K			G4-6-3 1-2f		F7	4	0	0	0	1	2	6
Xavier Nady, R (1, 8) OBP: 0.313, SLG: 0.451	1-2 2-3 3-H 1B		G5-3		G6-3			26 1B 41 1B BB 1B	L7	5	1	2	1	0	0	0
41 Ryan Doumit, S (1, 9) OBP: 0.422, SLG: 0.593	K		K		F9			BB 26 1B 12 E 1-2 1B	K	5	1	1	0	0	3	3
26 Ronny Paulino, R (1, 2) OBP: 0.264, SLG: 0.364	G6-3		G4-3		F9			12 E BB 1-2 2-3 1B		4	0	1	0	0	0	3
2 Jack Wilson, R (1, 6) OBP: 0.313, SLG: 0.348		K		G1-3		F9		P2		4	0	0	0	0	1	3
57 Zach Duke, L (1, 1) OBP: 0.222, SLG: 0.222 59 Brian Rogers, R (5, 1) Don Kelly, L (6, PH) OBP: 0.321, SLG: 0.174 Shawn Chacon, R (6, 1) OBP: 0.200, SLG: 0.200 13 Nate McLouth, L (8, PH) OBP: 0.340, SLG: 0.341 Tony Armas, R (8, 1) OBP: 0.286, SLG: 0.286		12 1B 1B 1B		12 1B 1B SF7 1B		P6		K		2 0 1 0 1 0	1 0 0 0 0 0	2 0 0 0 0 0	0 0 0 0 1 0	0 0 0 0 0 0	0 0 0 0 1 0	0 0 0 0 3 0
Inning Stats	R: 1 E: 0 K: 1 S: 16 H: 3 LOB: 3 BB: 1 P: 28	R: 0 E: 0 K: 3 S: 17 H: 3 LOB: 3 BB: 0 P: 25	R: 0 E: 0 K: 1 S: 8 H: 0 LOB: 0 BB: 0 P: 10	R: 1 E: 0 K: 1 S: 14 H: 3 LOB: 2 BB: 0 P: 24	R: 0 E: 0 K: 0 S: 5 H: 0 LOB: 0 BB: 0 P: 7	R: 0 E: 0 K: 1 S: 7 H: 0 LOB: 0 BB: 0 P: 11	R: 0 E: 0 K: 0 S: 6 H: 0 LOB: 0 BB: 0 P: 9	R: 2 E: 1 K: 2 S: 20 H: 3 LOB: 3 BB: 1 P: 28	R: 0 E: 0 K: 1 S: 8 H: 0 LOB: 0 BB: 0 P: 9	1B: 12 2B: 0 3B: 0 HR: 0		SF: 1 SAC: 0 DP: 1 HBP: 1		WP: 0 PB: 0 SB: 0 CS: 0		PA: 42

TOP

Pittsburgh Pirates @ St. Louis Cardinals

Busch Stadium, St. Louis, MO

Tue May 22 2007, 7:10 PM CDT

Att. 42,679 - Clear - 79 F

livebaseballscorecards.com

AB	38
R	4
H	12
RBI	3
BB	2
SO	10
LOB	26

PITCHER		IP	WLS	BF	H	R	ER	SO	BB	IBB	HBP	BLK	WP	HR	S	P	ERA	WHIP
50 Adam Wainwright, R ERA: 6.02	(1, 1)	5.1	W	26	9	2	2	6	1	0	0	0	0	0	62	96	3.38	1.875
Tyler Johnson, L ERA: 1.13	(6, 1)	0.1		1	0	0	0	0	0	0	0	0	0	0	2	4	0.00	0.000
36 Russ Springer, R ERA: 1.98	(6, 1)	0.1		1	0	0	0	1	0	0	0	0	0	0	3	5	0.00	0.000
37 Todd Wellemeyer, R ERA: 9.15	(7, 1)	2.0		11	3	2	1	2	1	0	1	0	0	0	26	37	4.50	2.000
56 Kelvin Jimenez, R ERA: 7.94	(9, 1)	1.0		3	0	0	0	1	0	0	0	0	0	0	8	9	0.00	0.000

PITCHER	IP	WLS	BF	H	R	ER	SO	BB	IBB	HBP	BLK	WP	HR	S	P	ERA	WHIP

Pittsburgh Pirates @ St. Louis Cardinals

Busch Stadium, St. Louis, MO

Tue May 22 2007, 7:10 PM CDT

Att. 42,679 - Clear - 79 F

BOTTOM

livebaseballscorecards.com

Batter	1	2	3	4	5	6	7	8	9	AB	R	H	RBI	BB	SO	LOB
22 David Eckstein, R (1, 6) OBP: 0.325, SLG: 0.297	C B C F F X 1-2 43 FC3-6 16 HBP 1B	B C X 1-1 ② G5-3			F B B F X 2-2 16 2B 5 F9-2 1B	B S X 1-1 16 HR 1B 1-3		X 0-0 ① P4		5	1	3	0	0	0	1
16 Chris Duncan, L (1, 7) OBP: 0.371, SLG: 0.528	B T C F B 1 H SAFE 3-2 43 FC3-6 HBP 1-2	S B F X 1-2 ③ G4-3			X 0-0 5 F9-2 43 1B 2B 1-3	X 0-0 HR 1-H 3-H		B C F B S 2-3 ② K		4	2	2	3	0	1	1
5 Albert Pujols, R (1, 3) OBP: 0.368, SLG: 0.447	B C F B B X 3-2 ① F3		B X 1-0 43 E 43 1B 27 SF8 1B		B F B F X 2-2 ① ② F9-2 2-3 3-H	B F F B X 2-2 ① P6		X 0-0 ③ F9		5	1	1	0	0	0	4
43 Juan Encarnacion, R (1, 9) OBP: 0.308, SLG: 0.280	B X 1-0 ② FC3-6 1-2f 2-3		C X 0-1 E5 4 L3-6 1-3 1B		C B X 1-1 27 E 27 1B 15 BB 1B 3-H	C B X 1-1 ② G6-3				4	1	2	1	0	0	2
27 Scott Rolen, R (1, 5) OBP: 0.305, SLG: 0.326	B X 1-0 ③ F7		F C X 0-2 ① SF8 3-H		F X 0-1 E8 15 BB 1B 1-3 1B	B X 1-0 1B				3	1	2	1	0	0	2
4 Yadier Molina, R (1, 2) OBP: 0.360, SLG: 0.366		C B C X 1-2 1B 50 2B 1B	B X 1-0 ② ③ L3-6 2-2		I I 4-0 15 BB 1B IBB	X 0-0 ③ G1-3				3	1	1	0	1	0	2
15 Jim Edmonds, L (1, 8) OBP: 0.292, SLG: 0.276		C S X 0-2 ① F7		B T X 1-1 ① G1-3	B B F F F B B 4-2 1B BB 1-2 2-3 3-H		C B C B X 2-2 ① F7			3	0	0	1	1	0	1
Aaron Miles, S (1, 4) OBP: 0.296, SLG: 0.303		C B X 1-1 50 2B 1B 1-2		F B B F X 2-2 50 G6-3 1B	F X 0-1 ③ 1-2 2-H 3-H 1B		C B C F F X 1-2 ② G3-1			4	1	3	1	0	0	0
50 Adam Wainwright, R (1, 1) OBP: 0.375, SLG: 0.467 Tyler Johnson, S (6, 1) 36 Russ Springer, R (6, 1) 47 Ryan Ludwick, R (6, PH) OBP: 0.270, SLG: 0.257 37 Todd Wellemeyer, R (7, 1) 56 Kelvin Jimenez, R (9, 1)	L X 0-1 1-H 2-H 2B			1 SAFE X 0-0 ② ③ G6-3 1-2f	F H 1-1 22 1B 22 S 16 HR HBP	C B F B F C 2-3 ③ K				2 0 0 0 1 0	0 0 0 1 0 0	1 0 0 0 0 0	2 0 0 0 0 0	0 0 0 0 0 0	0 0 0 0 1 0	1 0 0 0 0 0
Inning Stats	R: 0 E: 0 K: 0 S: 13 H: 1 LOB: 2 BB: 0 P: 22	R: 2 E: 0 K: 0 S: 15 H: 3 LOB: 1 BB: 0 P: 19	R: 1 E: 1 K: 0 S: 7 H: 2 LOB: 0 BB: 0 P: 9	R: 0 E: 0 K: 0 S: 6 H: 1 LOB: 0 BB: 0 P: 9	R: 3 E: 1 K: 0 S: 17 H: 5 LOB: 2 BB: 2 P: 30	R: 3 E: 0 K: 0 S: 11 H: 3 LOB: 1 BB: 0 P: 17	R: 0 E: 0 K: 1 S: 12 H: 0 LOB: 0 BB: 0 P: 17	R: 0 E: 0 K: 1 S: 5 H: 0 LOB: 0 BB: 0 P: 7		1B: 12 2B: 4 3B: 0 HR: 1	SF: 1 SAC: 0 DP: 3 HBP: 2		WP: 0 PB: 0 SB: 1 CS: 0	PA: 39			

	AB	34
	R	9
	H	15
	RBI	9
	BB	2
	SO	2
	LOB	14

PITCHER		IP	WLS	BF	H	R	ER	SO	BB	IBB	HBP	BLK	WP	HR	S	P	ERA	WHIP
57 Zach Duke, L ERA: 5.56	(1, 1)	4.2	L	25	11	6	5	0	1	1	1	0	0	0	56	87	9.64	2.571
59 Brian Rogers, R ERA:	(5, 1)	0.1		1	1	0	0	0	0	0	0	0	0	0	2	2	0.00	3.000
Shawn Chacon, R ERA: 3.48	(6, 1)	2.0		10	3	3	3	1	0	0	1	0	0	1	23	34	13.50	1.500
Tony Armas, R ERA: 8.16	(8, 1)	1.0		3	0	0	0	1	0	0	0	0	0	0	5	7	0.00	0.000

PITCHER	IP	WLS	BF	H	R	ER	SO	BB	IBB	HBP	BLK	WP	HR	S	P	ERA	WHIP

Batter	1	2	3	4	5	6	7	8	9	AB	R	H	RBI	BB	SO	LOB
José Bautista, R (1, 5) OBP: 0.339, SLG: 0.391	C C B B F F X 2-2 ① G5-3		B B F X 2-1 ③ F8			B B B C X 3-1 12 1B 25 FC4 2B	S B C F B X 2-2 ③ G4-3		C B B C X 2-2 ③ G6-3	5	1	1	0	0	0	1
6 Chris Duffy, L (1, 8) OBP: 0.288, SLG: 0.325	B B C F B S 3-3 ② K			X 0-0 25 S 1B		X 0-0 ① P6		C S B B F F X 2-2 25 2B 3B		4	1	2	0	0	1	1
12 Freddy Sanchez, R (1, 4) OBP: 0.316, SLG: 0.342	C X 0-1 ③ P6			F X 0-1 ① L9		B F B X 2-1 25 E 25 FC4 SF7 2-3 1B		B X 1-0 ① G5-3		4	1	1	0	0	0	2
25 Adam LaRoche, L (1, 3) OBP: 0.311, SLG: 0.336		B C B B X 3-1 ① F7		B F F C 1-3 ② K 1-2		X 0-0 FC4 1-3 3-H		B B X 2-0 3-H 2B		4	0	1	2	0	1	2
Jason Bay, R (1, 7) OBP: 0.359, SLG: 0.439		X 0-0 2B		B B C D S S 3-3 ③ K		C S B X 1-2 ② SF7 3-H		D B B B 4-0 BB		2	0	1	1	1	1	1
41 Ryan Doumit, S (1, 2) OBP: 0.404, SLG: 0.565		C X 0-1 ② F8			S B X 1-1 ① F9	B F B B X 3-1 ③ F8		D F F D F C 2-3 ② K		4	0	0	0	0	1	4
Xavier Nady, R (1, 9) OBP: 0.319, SLG: 0.448		C B X 1-1 ③ P4			C S B F B F B F B 4-2 BB		X 0-0 13 G3 2 SH1-3 1B	F F S 0-3 ③ K		3	0	1	0	1	1	3
2 Jack Wilson, R (1, 6) OBP: 0.308, SLG: 0.341			C B B F F F X 2-2 ① G6-3		F X 0-1 ② F8		X 0-0 ① SH1-3 1-2		B C B X 2-1 ① F9	3	0	0	0	0	0	1
45 Ian Snell, R (1, 1) OBP: 0.211, SLG: 0.167 13 Nate McLouth, L (7, PH) OBP: 0.333, SLG: 0.333 Damaso Marte, L (7, 1) 54 Jonah Bayliss, R (7, 1) 55 Matt Capps, R (8, 1) OBP: 1.000, SLG: 1.000 Jose Castillo, R (9, PH) OBP: 0.262, SLG: 0.305			B C F B B S 3-3 ② K		X 0-0 ③ F8		D B F S X 2-2 ② G3 2-3		B X 1-0 ② G4-3	2 1 0 0 0 0 1	0 0 0 0 0 0 0	0 0 0 0 0 0 0	0 0 0 0 0 0 0	0 0 0 0 0 0 0	1 0 0 0 0 0 0	1 1 0 0 0 0 0
Inning Stats	R: 0 E: 0 K: 1 S: 10 H: 0 LOB: 0 BB: 0 P: 15	R: 0 E: 0 K: 0 S: 7 H: 1 LOB: 1 BB: 0 P: 11	R: 0 E: 0 K: 1 S: 9 H: 0 LOB: 0 BB: 0 P: 16	R: 0 E: 0 K: 2 S: 9 H: 1 LOB: 1 BB: 0 P: 13	R: 0 E: 0 K: 0 S: 10 H: 0 LOB: 1 BB: 1 P: 15	R: 2 E: 1 K: 0 S: 11 H: 2 LOB: 1 BB: 0 P: 20	R: 0 E: 0 K: 0 S: 9 H: 1 LOB: 1 BB: 0 P: 13	R: 1 E: 0 K: 2 S: 14 H: 2 LOB: 2 BB: 1 P: 25	R: 0 E: 0 K: 0 S: 6 H: 0 LOB: 0 BB: 0 P: 11	1B: 3 2B: 3 3B: 1 HR: 0 SF: 1 SAC: 1 DP: 0 HBP: 0						

Pittsburgh Pirates @ St. Louis Cardinals

Busch Stadium, St. Louis, MO

Wed May 23 2007, 7:10 PM CDT

Att. 42,245 - Partly Cloudy - 83 F

TOP

livebaseballscorecards.com

AB	33
R	3
H	7
RBI	3
BB	2
SO	6
LOB	17

WP: 0 PB: 0 SB: 1 CS: 0 PA: 37

PITCHER		IP	WLS	BF	H	R	ER	SO	BB	IBB	HBP	BLK	WP	HR	S	P	ERA	WHIP
Kip Wells, R ERA: 6.1	(1, 1)	7.0	W	28	5	2	1	4	1	0	0	0	0	0	65	103	1.29	0.857
34 Randy Flores, L ERA: 2.81	(8, 1)	0.1	H	3	2	1	1	0	0	0	0	0	0	0	7	12	27.00	6.000
44 Jason Isringhausen, R ERA: 1.53	(8, 1)	1.2	S	6	0	0	0	2	1	0	0	0	0	0	13	24	0.00	0.600

PITCHER	IP	WLS	BF	H	R	ER	SO	BB	IBB	HBP	BLK	WP	HR	S	P	ERA	WHIP

Pittsburgh Pirates @ St. Louis Cardinals

Busch Stadium, St. Louis, MO

Wed May 23 2007, 7:10 PM CDT

Att. 42,245 - Partly Cloudy - 83 F

livebaseballscorecards.com

BOTTOM

Batter	1	2	3	4	5	6	7	8	9	AB	R	H	RBI	BB	SO	LOB
22 David Eckstein, R (1, 6) OBP: 0.329, SLG: 0.319	HR		K		P3		BB			3	1	1	1	1	1	1
16 Chris Duncan, L (1, 7) OBP: 0.368, SLG: 0.541	G3-1		G4-3		HR		K			4	1	1	2	0	1	1
34 Randy Flores, L (8, 1)										0	0	0	0	0	0	0
44 Jason Isringhausen, R (8, 1)										0	0	0	0	0	0	0
5 Albert Pujols, R (1, 3) OBP: 0.370, SLG: 0.454	2B		G6-3		1B		P3			4	0	2	0	0	0	1
43 Juan Encarnacion, R (1, 9) OBP: 0.333, SLG: 0.345	F8			G5-3	1B			2B		4	1	2	0	0	0	1
27 Scott Rolen, R (1, 5) OBP: 0.303, SLG: 0.319	P6			BB	F7			K		3	0	0	0	1	1	4
15 Jim Edmonds, L (1, 8) OBP: 0.298, SLG: 0.302		HR		F8	F7			IBB		3	1	1	1	1	0	1
Gary Bennett, R (1, 2) OBP: 0.244, SLG: 0.231		F8		G5-3				1B		3	0	0	0	0	0	1
26 Scott Spiezio, S (8, PH) OBP: 0.368, SLG: 0.364										1	0	1	1	0	0	0
4 Yadier Molina, R (9, 2) OBP: 0.360, SLG: 0.366										0	0	0	0	0	0	0
7 Adam Kennedy, L (1, 4) OBP: 0.285, SLG: 0.306		F7			G6-3	F8		F7-2		4	0	0	0	0	0	2
Kip Wells, R (1, 1) OBP: 0.294, SLG: 0.529		K			16 HR 1B		G5-3			2	1	1	0	0	1	0
So Taguchi, R (7, PH) OBP: 0.297, SLG: 0.313										1	0	0	0	0	0	0
(8, 7)																
Inning Stats	R: 1 E: 0 K: 0 S: 9 H: 2 LOB: 1 BB: 0 P: 14	R: 1 E: 0 K: 1 S: 10 H: 1 LOB: 0 BB: 0 P: 17	R: 0 E: 0 K: 1 S: 9 H: 0 LOB: 0 BB: 0 P: 10	R: 0 E: 0 K: 0 S: 4 H: 0 LOB: 1 BB: 1 P: 8	R: 2 E: 0 K: 0 S: 17 H: 4 LOB: 2 BB: 0 P: 23	R: 0 E: 0 K: 0 S: 10 H: 0 LOB: 0 BB: 0 P: 16	R: 0 E: 0 K: 1 S: 6 H: 0 LOB: 1 BB: 1 P: 14	R: 1 E: 0 K: 1 S: 9 H: 2 LOB: 1 BB: 1 P: 17		1B: 4 2B: 3 3B: 0 HR: 3 SF: 0 SAC: 0 DP: 1 HBP: 0						

	AB	32
	R	5
	H	9
	RBI	5
	BB	3
	SO	4
	LOB	12

WP: 0 PB: 0 SB: 0 CS: 0 PA: 35

PITCHER		IP	WLS	BF	H	R	ER	SO	BB	IBB	HBP	BLK	WP	HR	S	P	ERA	WHIP
45 Ian Snell, R ERA: 3.06	(1, 1)	6.0	L	26	7	4	4	2	1	0	0	0	0	3	59	88	6.00	1.333
Damaso Marte, L ERA: 0.59	(7, 1)	0.2		3	0	0	0	1	1	0	0	0	0	0	5	12	0.00	1.500
54 Jonah Bayliss, R ERA: 5.76	(7, 1)	0.1		1	0	0	0	0	0	0	0	0	0	0	1	2	0.00	0.000
55 Matt Capps, R ERA: 3.24	(8, 1)	1.0		5	2	1	1	1	0	1	0	0	0	0	9	17	9.00	2.000

PITCHER	IP	WLS	BF	H	R	ER	SO	BB	IBB	HBP	BLK	WP	HR	S	P	ERA	WHIP

Batter	1	2	3	4	5	6	7	8	9	AB	R	H	RBI	BB	SO	LOB
José Bautista, R (1, 5) OBP: 0.343, SLG: 0.409	C F X 0-2 G6-3		C B B F F F B F F 4-2 B BB			B C B X 2-1 HR	B C C F X 1-2 FC6-4 1-2f			3	1	1	1	1	0	3
6 Chris Duffy, L (1, 8) OBP: 0.293, SLG: 0.331	B S F B F F F F B 3-2 X 2B		B X 1-0 F9			B X 1-0 F8		H 1-0 25 1B HBP		3	0	1	0	0	0	1
12 Freddy Sanchez, R (1, 4) OBP: 0.314, SLG: 0.339	F X 0-1 L8			F X 0-1 G6-3		F B F F F F X 1-2 25 G4-6-3 1B		X 0-0 F9		4	0	1	0	0	0	2
25 Adam LaRoche, L (1, 3) OBP: 0.309, SLG: 0.333	C F B B X 2-2 F8			B X 1-0 F8		B F B X 2-1 G4-6-3 1-2f		B F F X 1-2 FC6-4 1-2 1B		4	0	1	0	0	0	2
Jason Bay, R (1, 7) OBP: 0.356, SLG: 0.432		C S B C 1-3 K		F B B B B 4-1 BB			C B X 1-1 F7	C B S F F S 1-3 K		3	0	0	0	1	2	2
Xavier Nady, R (1, 9) OBP: 0.317, SLG: 0.438		C S X 0-2 F7		F B X 1-1 L8			B F H 2-1 41 HBP 2 1B HBP	X 0-0 FC6-4 1-2f		3	0	0	0	0	0	3
26 Ronny Paulino, R (1, 2) OBP: 0.257, SLG: 0.353		B B X 2-0 G6-3			S X 0-1 G6-3		S F 1 SAFE X 0-2 F9		F B F F C 1-3 K	4	0	0	0	0	1	1
2 Jack Wilson, R (1, 6) OBP: 0.306, SLG: 0.339			B X 1-0 G4-3		B C B X 2-1 G6-3		C X 0-1 41 HBP 1-2 1B		C F B B B F B X 3-2 G6-3	4	0	1	0	0	0	0
24 Tom Gorzelanny, R (1, 1) OBP: 0.167, SLG: 0.091 54 Jonah Bayliss, R (6, 1) 41 Ryan Doumit, S (7, PH) OBP: 0.411, SLG: 0.565 34 John Grabow, L (7, 1) 59 Brian Rogers, R (7, 1) 13 Nate McLouth, L (9, PH) OBP: 0.327, SLG: 0.326			B C F S 1-3 K		C X 0-1 G5-3		C B B F B H 4-2 FC6-4 1-2 2-3 HBP		C B X 1-1 P5	2 0 0 0 0 1	0 0 0 0 0 0	0 0 0 0 0 0	0 0 0 0 0 0	0 0 0 0 0 0	1 0 0 0 0 0	0 0 0 0 0 0
Inning Stats	R: 0 H: 1 E: 0 LOB: 1 K: 0 BB: 0 S: 15 P: 20	R: 0 H: 0 E: 0 LOB: 0 K: 1 BB: 0 S: 7 P: 10	R: 0 H: 0 E: 0 LOB: 1 K: 1 BB: 1 S: 11 P: 18	R: 0 H: 0 E: 0 LOB: 1 K: 0 BB: 1 S: 6 P: 12	R: 0 H: 0 E: 0 LOB: 0 K: 0 BB: 0 S: 6 P: 8	R: 1 H: 2 E: 0 LOB: 0 K: 0 BB: 0 S: 11 P: 17	R: 0 H: 1 E: 0 LOB: 3 K: 0 BB: 0 S: 14 P: 22	R: 0 H: 1 E: 0 LOB: 2 K: 1 BB: 0 S: 10 P: 13	R: 0 H: 0 E: 0 LOB: 0 K: 1 BB: 0 S: 9 P: 14	1B: 3 2B: 1 3B: 0 HR: 1	SF: 0 SAC: 0 DP: 1 HBP: 3				WP: 0 PB: 0 SB: 0 CS: 0	PA: 36	

PITCHER		IP	WLS	BF	H	R	ER	SO	BB	IBB	HBP	BLK	WP	HR	S	P	ERA	WHIP
41 Braden Looper, R ERA: 3.1	(1, 1)	6.0	W	22	3	1	1	2	2	0	0	0	0	1	56	85	1.50	0.833
36 Russ Springer, R ERA: 1.88	(7, 1)	0.2	H	4	1	0	0	0	0	0	1	0	0	0	8	11	0.00	1.500
Tyler Johnson, L ERA: 1.1	(7, 1)	0.1	H	3	0	0	0	0	0	0	2	0	0	0	6	12	0.00	0.000
37 Todd Wellemeyer, R ERA: 8.71	(8, 1)	1.0	H	4	1	0	0	1	0	0	0	0	0	0	10	12	0.00	1.000
44 Jason Isringhausen, R ERA: 1.45	(9, 1)	1.0	S	3	0	0	0	1	0	0	0	0	0	0	9	14	0.00	0.000

PITCHER	IP	WLS	BF	H	R	ER	SO	BB	IBB	HBP	BLK	WP	HR	S	P	ERA	WHIP

TOP

Pittsburgh Pirates @ St. Louis Cardinals

Busch Stadium, St. Louis, MO

Thu May 24 2007, 12:10 PM CDT

Att. 44,296 - Sunny - 84 F

livebaseballscorecards.com

AB	31
R	1
H	5
RBI	1
BB	2
SO	4
LOB	14

Batter	1	2	3	4	5	6	7	8	9	AB	R	H	RBI	BB	SO	LOB
22 David Eckstein, R (1, 6) OBP: 0.327, SLG: 0.324	B X 1-0 ① F7	B B X 2-0 1-3 2B		D C S B S 2-3 ③ K		B F X 1-1 ③ F7				4	0	1	0	0	1	5
47 Ryan Ludwick, R (1, 7) OBP: 0.244, SLG: 0.231	F X 0-1 ② F8	F B B X 2-1 ③ G5-3			X 0-0 ① F9		B C X 1-1 ① P5			4	0	0	0	0	0	2
5 Albert Pujols, R (1, 3) OBP: 0.368, SLG: 0.455	C F F B X 1-2 2B		B F F B X 2-2 ① L8		B F F X 1-2 ② P6		C C F F X 0-2 ② G1-3			4	0	1	0	0	0	0
43 Juan Encarnacion, R (1, 9) OBP: 0.294, SLG: 0.303	C C F F X 0-2 ③ P2		C S F X 0-2 ② G4-3		S C B B F X 2-2 ③ G5-3		C F S 0-3 ③ K			4	0	0	0	0	1	1
27 Scott Rolen, R (1, 5) OBP: 0.314, SLG: 0.321		B X 1-0 ① 1B	B F F B F B S 3-3 ③ K			F B B F F F B F F 4-2 F F F F B FC3-6 BB		B B B B 4-0 SH3-4 4 SF8 S BB		2	1	1	0	2	1	0
So Taguchi, R (1, 8) OBP: 0.312, SLG: 0.329		B B F X 2-1 4 2B 1B		S B S B X 2-2 CS 4 S 1B		B F F F B F X 2-2 ① FC3-6 4 1B 1B 1-2f		B B L X 2-1 ① SH3-4 1-3		3	1	2	0	0	0	1
4 Yadier Molina, R (1, 2) OBP: 0.364, SLG: 0.383		C D F X 1-2 1-H 1B 2B		B C B F S 2-3 ① K 1-2		X 0-0 1B 1-2 1B		X 0-0 ② SF8 3-H		3	1	2	2	0	1	1
Aaron Miles, S (1, 4) OBP: 0.318, SLG: 0.325		B C B X 2-1 22 2B 2-H 1B		B C B L F B F X 3-2 ② 41 BB 2-3 1B		F F F F X 0-2 1-2 2-3 1B		X 0-0 ③ F8		4	0	3	1	0	0	0
41 Braden Looper, R (1, 1) OBP: 0.278, SLG: 0.250 26 Scott Spiezio, S (6, PH) OBP: 0.384, SLG: 0.359 36 Russ Springer, R (7, 1) Tyler Johnson, S (7, 1) 37 Todd Wellemeyer, R (8, 1) 44 Jason Isringhausen, R (9, 1)	B 1 SAFE M X 1-1 ② F8			B F B B C B 4-2 1-2 BB		C S F B S 1-3 ② K				1 1 0 0 0 0	0 0 0 0 0 0	0 0 0 0 0 0	0 0 0 0 0 0	1 0 0 0 0 0	0 1 0 0 0 0	1 3 0 0 0 0
Inning Stats	R: 0 E: 0 K: 0 S: 12 H: 1 LOB: 1 BB: 0 P: 14	R: 2 E: 0 K: 0 S: 13 H: 5 LOB: 2 BB: 0 P: 24	R: 0 E: 0 K: 1 S: 11 H: 0 LOB: 0 BB: 0 P: 16	R: 0 E: 0 K: 2 S: 16 H: 2 LOB: 2 BB: 1 P: 29	R: 0 E: 0 K: 0 S: 8 H: 0 LOB: 0 BB: 0 P: 11	R: 0 E: 0 K: 1 S: 24 H: 2 LOB: 3 BB: 1 P: 32	R: 0 E: 0 K: 1 S: 10 H: 0 LOB: 0 BB: 0 P: 11	R: 1 E: 0 K: 0 S: 4 H: 0 LOB: 0 BB: 1 P: 10		1B: 7 2B: 3 3B: 0 HR: 0		SF: 1 SAC: 1 DP: 0 HBP: 0		WP: 0 PB: 0 SB: 2 CS: 1		PA: 35

PITCHER		IP	WLS	BF	H	R	ER	SO	BB	IBB	HBP	BLK	WP	HR	S	P	ERA	WHIP
24 Tom Gorzelanny, L ERA: 2.51	(1, 1)	5.1	L	26	10	2	2	3	2	0	0	0	0	0	78	118	3.38	2.250
54 Jonah Bayliss, R ERA: 5.61	(6, 1)	0.2		2	0	0	0	1	0	0	0	0	0	0	6	8	0.00	0.000
34 John Grabow, L ERA: 5.91	(7, 1)	0.1		1	0	0	0	0	0	0	0	0	0	0	2	3	0.00	0.000
59 Brian Rogers, R ERA: 4.5	(7, 1)	1.2		6	0	1	1	1	1	0	0	0	0	0	12	18	5.40	0.600

PITCHER	IP	WLS	BF	H	R	ER	SO	BB	IBB	HBP	BLK	WP	HR	S	P	ERA	WHIP

BOTTOM

Pittsburgh Pirates @ St. Louis Cardinals

Busch Stadium, St. Louis, MO

Thu May 24 2007, 12:10 PM CDT
Att. 44,296 - Sunny - 84 F

livebaseballscorecards.com

AB	30
R	3
H	10
RBI	3
BB	3
SO	5
LOB	14

Batter	1	2	3	4	5	6	7	8	9	AB	R	H	RBI	BB	SO	LOB
Felipe Lopez, S (1, 4) OBP: 0.305, SLG: 0.365	F7	BB 1-2			G5-3	BB 1-2 2-3			11 CS 1B	3	0	1	0	2	0	0
15 Cristian Guzman, S (1, 6) OBP: 0.321, SLG: 0.397	G6-3	SF8 3-H			G3	P5			K	4	0	0	1	0	1	4
11 Ryan Zimmerman, R (1, 5) OBP: 0.301, SLG: 0.405	BB	K			F8		G1-3		SAFE K 1-2	4	0	0	0	1	2	3
Ryan Church, L (1, 7) OBP: 0.376, SLG: 0.462 13 Robert Fick, L (8, 3) OBP: 0.302, SLG: 0.226	K		G3			21 1B 25 1B G3-2-3 1B	G4-3			4 0	0 0	1 0	0 0	0 0	1 0	1 0
25 Austin Kearns, R (1, 9) OBP: 0.319, SLG: 0.405		G1-3	21 L3 1B			G3-2-3 1-2 21 1B 2B 1B	F8			4	1	2	0	0	0	0
21 Dmitri Young, S (1, 3) OBP: 0.378, SLG: 0.471 Ryan Langerhans, L (8, PR) OBP: 0.239, SLG: 0.175 (8, 7)		HR BB	L3 1-1			G3-2-3 1-2 2-3 2B 1B		SH1-3 1B		3 0	2 0	2 0	0 0	1 0	0 0	1 0
Brian Schneider, L (1, 2) OBP: 0.319, SLG: 0.345		HR 1-H		K		G3-2-3 1-2 2-3 3-Hf		SH1-3 1-2		3	1	1	2	0	1	3
Nook Logan, S (1, 8) OBP: 0.326, SLG: 0.395		59 1B 15 SF8 2B		K		BB 2-H 3-H 2B		G5-3		4	1	2	2	0	1	2
59 Micah Bowie, L (1, 1) OBP: 0.200, SLG: 0.200 Tony Batista, R (8, PH) OBP: 0.313, SLG: 0.221 Winston Abreu, R (8, 1) 52 Saul Rivera, S (7, 1) 34 Ray King, L (7, 1) 10 Ronnie Belliard, R (8, PH) OBP: 0.367, SLG: 0.519 Jon Rauch, R (8, 1) 43 Jesus Colome, R (8, 1) 32 Chad Cordero, R (8, 1)		BB 2-3	G5-3			BB		K		2 0 0 0 0 1 0 0 0	0 0 0 0 0 0 0 0 0	1 0 0 0 0 0 0 0 0	0 0 0 0 0 0 0 0 0	0 1 0 0 0 0 1 0 0	0 0 0 0 0 0 0 0 0	0 0 0 0 0 0 2 0 0
Inning Stats	R: 0 E: 0 K: 1 S: 7 H: 0 LOB: 1 BB: 1 P: 11	R: 3 E: 0 K: 1 S: 15 H: 3 LOB: 2 BB: 2 P: 27	R: 0 E: 0 K: 0 S: 5 H: 1 LOB: 0 BB: 0 P: 6	R: 0 E: 0 K: 2 S: 10 H: 0 LOB: 0 BB: 0 P: 12	R: 0 E: 0 K: 0 S: 7 H: 0 LOB: 0 BB: 0 P: 10	R: 2 E: 0 K: 0 S: 11 H: 4 LOB: 3 BB: 2 P: 22	R: 0 E: 0 K: 0 S: 6 H: 0 LOB: 0 BB: 0 P: 10	R: 0 E: 0 K: 1 S: 9 H: 1 LOB: 2 BB: 0 P: 14	R: 0 E: 0 K: 2 S: 10 H: 1 LOB: 0 BB: 0 P: 16	1B: 7 2B: 3 3B: 0 HR: 1 SF: 1 SAC: 1 DP: 2 HBP: 0						

PITCHER		IP	WLS	BF	H	R	ER	SO	BB	IBB	HBP	BLK	WP	HR	S	P	ERA	WHIP
23 Anthony Reyes, R ERA: 6.08	(1, 1)	5.2	L	28	8	5	5	4	5	0	0	0	0	1	54	86	7.94	2.294
56 Kelvin Jimenez, R ERA: 7.11	(6, 1)	1.1		4	0	0	0	0	0	0	0	0	0	0	7	12	0.00	0.000
34 Randy Flores, L ERA: 2.6	(8, 1)	1.1		6	2	0	0	2	0	0	0	0	0	0	15	23	0.00	1.500
36 Russ Springer, R ERA: 1.8	(9, 1)	0.2		1	0	0	0	1	0	0	0	0	0	0	4	7	0.00	0.000

PITCHER	IP	WLS	BF	H	R	ER	SO	BB	IBB	HBP	BLK	WP	HR	S	P	ERA	WHIP

TOP

Washington Nationals @ St. Louis Cardinals
Busch Stadium, St. Louis, MO
Fri May 25 2007, 7:10 PM CDT
Att. 43,618 - Cloudy - 72 F

livebaseballscorecards.com

AB	32
R	5
H	10
RBI	5
BB	5
SO	7
LOB	16

WP: 0	PA: 39
PB: 0	
SB: 0	
CS: 1	

Batter	1	2	3	4	5	6	7	8	9	AB	R	H	RBI	BB	SO	LOB
22 David Eckstein, R (1, 6) OBP: 0.323, SLG: 0.320	L5		1B		L4		FC1-6 1-2f 3-H		F9	5	0	1	1	0	0	2
16 Chris Duncan, L (1, 7) OBP: 0.359, SLG: 0.527	F7		G4-3		G5-3		L3			4	0	0	0	0	0	3
5 Albert Pujols, R (1, 3) OBP: 0.376, SLG: 0.480	F9			HR		27 1B 1B		43 1B 27 1B 1B		4	2	3	1	0	0	0
43 Juan Encarnacion, R (1, 9) OBP: 0.289, SLG: 0.297		K		F9		P3		4 G5-3 27 1B 1-2 1B		4	0	1	0	0	1	1
27 Scott Rolen, R (1, 5) OBP: 0.325, SLG: 0.329		4 FC5-4 BB		L7		15 F9-3 1-2 1B		1-2 2-H 1B		3	0	2	1	1	0	0
15 Jim Edmonds, L (1, 8) OBP: 0.297, SLG: 0.323	SAFE	K		HR		F9-3 2-3 1-1		K		4	1	1	1	0	2	5
4 Yadier Molina, R (1, 2) OBP: 0.353, SLG: 0.370		FC5-4 1-2f		G5-3			F9 1	G5-3 2-3f 2 3		4	0	0	0	0	0	3
Aaron Miles, S (1, 4) OBP: 0.326, SLG: 0.333			F7		23 SH1-4 1B		47 1B 22 FC1-6 1B		G4-3	4	1	2	0	0	0	0
23 Anthony Reyes, R (1, 1) 56 Kelvin Jimenez, R (6, 1) 47 Ryan Ludwick, R (7, PH) OBP: 0.262, SLG: 0.250 34 Randy Flores, L (8, 1) 36 Russ Springer, R (9, 1) 26 Scott Spiezio, S (9, PH) OBP: 0.360, SLG: 0.354			G6-3		SH1-4 1-2		22 FC1-6 1-3 1B		F8	1 0 0 1 0 0 0	0 0 0 0 0 0 1	0 0 1 0 0 0 0	0 0 0 0 0 0 0	0 0 0 0 0 0 0	0 0 0 0 0 0 0	0 0 0 0 0 0 0
Inning Stats	R: 0 E: 0 K: 0 S: 4 H: 0 LOB: 0 BB: 0 P: 9	R: 0 E: 0 K: 2 S: 14 H: 0 LOB: 1 BB: 1 P: 23	R: 0 E: 0 K: 0 S: 10 H: 1 LOB: 1 BB: 0 P: 16	R: 2 E: 0 K: 0 S: 12 H: 2 LOB: 0 BB: 0 P: 16	R: 0 E: 0 K: 0 S: 14 H: 1 LOB: 1 BB: 0 P: 19	R: 0 E: 0 K: 0 S: 9 H: 2 LOB: 1 BB: 0 P: 15	R: 1 E: 0 K: 0 S: 8 H: 2 LOB: 1 BB: 0 P: 11	R: 1 E: 0 K: 1 S: 14 H: 3 LOB: 1 BB: 0 P: 22	R: 0 E: 0 K: 0 S: 9 H: 0 LOB: 0 BB: 0 P: 14	1B: 9 2B: 1 3B: 0 HR: 2 SF: 0 SAC: 1 DP: 2 HBP: 0						

PITCHER		IP	WLS	BF	H	R	ER	SO	BB	IBB	HBP	BLK	WP	HR	S	P	ERA	WHIP
59 Micah Bowie, L ERA: 3.91	(1, 1)	5.0	W	20	4	2	2	2	1	0	0	0	0	2	54	83	3.60	1.000
Winston Abreu, R ERA: 2.79	(6, 1)	1.0	H	4	2	0	0	0	0	0	0	0	0	0	9	15	0.00	2.000
52 Saul Rivera, R ERA: 4.13	(7, 1)	0.2	H	4	2	1	1	0	0	0	0	0	0	0	7	10	13.50	3.000
34 Ray King, L ERA: 6.35	(7, 1)	0.1	H	1	0	0	0	0	0	0	0	0	0	0	1	1	0.00	0.000
Jon Rauch, R ERA: 5.47	(8, 1)	0.0		3	3	1	1	0	0	0	0	0	0	0	9	16	∞	∞

PITCHER		IP	WLS	BF	H	R	ER	SO	BB	IBB	HBP	BLK	WP	HR	S	P	ERA	WHIP
43 Jesus Colome, R ERA: 1.99	(8, 1)	1.0	H	2	0	0	0	1	0	0	0	0	0	0	5	6	0.00	0.000
32 Chad Cordero, R ERA: 3.22	(9, 1)	1.0	S	3	0	0	0	0	0	0	0	0	0	0	9	14	0.00	0.000

BOTTOM

Washington Nationals @ St. Louis Cardinals
Busch Stadium, St. Louis, MO
Fri May 25 2007, 7:10 PM CDT
Att. 43,618 - Cloudy - 72 F

livebaseballscorecards.com

AB	35
R	4
H	11
RBI	4
BB	1
SO	3
LOB	14

WP: 0 PA: 37
PB: 0
SB: 0
CS: 0

Batter	1	2	3	4	5	6	7	8	9	AB	R	H	RBI	BB	SO	LOB
Felipe Lopez, S (1, 4) OBP: 0.298, SLG: 0.357	G6-3	G5-3		F7		SF7 3-H		FC6-4 1-2f		4	0	0	1	0	0	3
15 Cristian Guzman, S (1, 6) OBP: 0.326, SLG: 0.397	11 1B 1B	G4-3			11 G5-4-3 1B	G5-3			G6-3	5	1	2	0	0	0	3
11 Ryan Zimmerman, R (1, 5) OBP: 0.304, SLG: 0.405	SAFE 25 F8 1B 1-2 1B		G6-3		G5-4-3 1-2f		25 G5-4-3 1B		K	5	0	2	0	0	1	1
Ryan Church, L (1, 7) OBP: 0.377, SLG: 0.466	21 BB 1-2 2-H 1B		G4-3		G3-1		K		25 2B 2B	5	1	2	1	0	1	1
25 Austin Kearns, R (1, 9) OBP: 0.325, SLG: 0.416	F8 2-3		1B			21 1B 1B FC3-2 1B	G5-4-3 1-2f		21 1B 2-H 2B	5	1	3	1	0	0	3
21 Dmitri Young, S (1, 3) OBP: 0.391, SLG: 0.475 13 Robert Fick, L (9, PR) OBP: 0.302, SLG: 0.226	 1-2 BB		K			FC3-2 1B 1-2 1B		3 FC5-4 BB	 2-H 1B	3 0	1 0	2 0	1 0	2 0	1 0	1 0
Brian Schneider, L (1, 2) OBP: 0.320, SLG: 0.345 3 Jesus Flores, R (8, PH) OBP: 0.391, SLG: 0.368 (8, 2)	F9			G4-3		1B FC3-2 SF7 1-2 2-3 1B		FC5-4 E FC6 1-2f SF7	P4	3 2	1 1	1 0	0 0	0 0	0 0	3 2
Nook Logan, S (1, 8) OBP: 0.320, SLG: 0.383		G3		SH3-4 1B		FC3-2 1B 1-2 2-3 3-Hf		FC6 FC6-4 1-3		4	0	1	0	0	0	4
Levale Speigner, R (1, 1) 40 Billy Traber, L (4, 1) Ryan Langerhans, L (6, PH) OBP: 0.247, SLG: 0.185 Winston Abreu, R (6, 1) Tony Batista, R (8, PH) OBP: 0.294, SLG: 0.231 34 Ray King, L (8, 1)		K		SAFE SAFE SH3-4 1-2		1-2 2-3 3-H 1B		SF7 3-H		1 0 1 0 0 0	0 0 0 0 0 0	0 0 1 0 0 0	0 0 1 0 0 0	0 0 0 0 0 0	1 0 0 0 0 0	0 0 0 0 0 0
Inning Stats	R: 1 E: 0 K: 0 S: 17 H: 3 LOB: 3 BB: 1 P: 30	R: 0 E: 1 K: 1 S: 10 H: 0 LOB: 1 BB: 0 P: 12	R: 0 E: 0 K: 1 S: 8 H: 1 LOB: 1 BB: 0 P: 12	R: 0 E: 0 K: 0 S: 10 H: 1 LOB: 1 BB: 0 P: 18	R: 0 E: 0 K: 0 S: 6 H: 1 LOB: 0 BB: 0 P: 13	R: 2 E: 0 K: 0 S: 11 H: 4 LOB: 2 BB: 0 P: 16	R: 0 E: 0 K: 1 S: 8 H: 1 LOB: 0 BB: 0 P: 9	R: 1 E: 1 K: 0 S: 7 H: 0 LOB: 1 BB: 1 P: 13	R: 2 E: 0 K: 1 S: 18 H: 3 LOB: 1 BB: 0 P: 30	1B: 12 2B: 2 3B: 0 HR: 0 SF: 2 SAC: 1 DP: 2 HBP: 0						

PITCHER		IP	WLS	BF	H	R	ER	SO	BB	IBB	HBP	BLK	WP	HR	S	P	ERA	WHIP
48 Brad Thompson, R ERA: 4.73	(1, 1)	5.1	W	27	10	3	3	2	1	0	0	0	1	0	59	96	5.06	2.062
37 Todd Wellemeyer, R ERA: 8.06	(6, 1)	1.2		5	1	0	0	1	0	0	0	0	0	0	11	14	0.00	0.600
Tyler Johnson, L ERA: 1.08	(8, 1)	0.1		3	0	1	0	0	1	0	0	0	0	0	4	9	0.00	3.000
31 Ryan Franklin, R ERA: 0.92	(8, 1)	0.2		2	0	0	0	0	0	0	0	0	0	0	3	4	0.00	0.000
56 Kelvin Jimenez, R ERA: 8.1	(9, 1)	0.2		4	2	2	2	1	0	0	0	0	0	0	11	18	27.00	3.000

PITCHER		IP	WLS	BF	H	R	ER	SO	BB	IBB	HBP	BLK	WP	HR	S	P	ERA	WHIP
44 Jason Isringhausen, R ERA: 1.42	(9, 1)	0.1	S	2	1	0	0	0	0	0	0	0	0	0	7	12	0.00	3.000

TOP

Washington Nationals @ St. Louis Cardinals

Busch Stadium, St. Louis, MO

Sat May 26 2007, 6:15 PM CDT

Att. 44,270 - Clear - 81 F

livebaseballscorecards.com

AB	38
R	6
H	14
RBI	6
BB	2
SO	4
LOB	21

WP: 1	PA: 43		
PB: 0			
SB: 0			
CS: 0			

Washington Nationals @ St. Louis Cardinals

Busch Stadium, St. Louis, MO

Sat May 26 2007, 6:15 PM CDT

Att. 44,270 - Clear - 81 F

BOTTOM

livebaseballscorecards.com

Batter	1	2	3	4	5	6	7	8	9	AB	R	H	RBI	BB	SO	LOB
22 David Eckstein, R (1, 6) OBP: 0.331, SLG: 0.329	G4-3	G6-3		5 PB, 16 BB, 26 FC3; 1B	16 FC3-6; 1B			5 G6-4-3; 1B		5	1	3	1	0	0	1
16 Chris Duncan, L (1, 7) OBP: 0.355, SLG: 0.513	G3	K		26 FC3, 5 PB, 27 2B; BB	FC3-6, 5 G6-4-3; 1-2f			F8		4	1	0	0	1	1	3
5 Albert Pujols, R (1, 3) OBP: 0.381, SLG: 0.480	26 1B, 15 1B; 1B		27 F8, 26 F9, 15 1B; 1B	26 FC3, 27 2B; BB	G6-4-3; 1-2f			G6-4-3; 1-2f		4	3	2	0	1	0	2
26 Scott Spiezio, S (1, 9) OBP: 0.355, SLG: 0.349	27 BB, 15 1B; 1B		F9	FC3, 27 2B, 7 BB		G3-1				4	2	1	1	0	0	3
So Taguchi, R (9, 9) OBP: 0.312, SLG: 0.329										0	0	0	0	0	0	0
27 Scott Rolen, R (1, 5) OBP: 0.329, SLG: 0.336	15 1B; BB		F8	7 BB; 2B		K				3	0	1	2	1	1	1
15 Jim Edmonds, L (1, 8) OBP: 0.302, SLG: 0.328	1B		1B	F8		K				4	0	2	3	0	1	2
4 Yadier Molina, R (1, 2) OBP: 0.350, SLG: 0.361	G5-3		L5	7 BB; BB			K			3	0	0	0	1	1	3
7 Adam Kennedy, L (1, 4) OBP: 0.299, SLG: 0.315		22 G6-3, 48 SH1-4; 1B		22 1B, 48 SH1-4; 1B; BB			F7			3	1	2	1	1	0	0
48 Brad Thompson, R (1, 1)		SH1-4		SH1-4; G2-3			K			1	0	0	0	0	0	3
37 Todd Wellemeyer, R (6, 1)										0	0	0	0	0	0	0
47 Ryan Ludwick, R (7, PH) OBP: 0.256, SLG: 0.244										1	0	0	0	0	1	0
Tyler Johnson, S (8, 1)										0	0	0	0	0	0	0
31 Ryan Franklin, R (8, 1)										0	0	0	0	0	0	0
56 Kelvin Jimenez, R (9, 1)										0	0	0	0	0	0	0
44 Jason Isringhausen, R (9, 1)										0	0	0	0	0	0	0
Inning Stats	R: 2 E: 0 K: 0 S: 17 H: 3 LOB: 2 BB: 1 P: 26	R: 0 E: 0 K: 1 S: 8 H: 1 LOB: 1 BB: 0 P: 12	R: 1 E: 0 K: 0 S: 10 H: 2 LOB: 1 BB: 0 P: 15	R: 5 E: 0 K: 0 S: 18 H: 3 LOB: 3 BB: 4 P: 40	R: 0 E: 0 K: 0 S: 5 H: 1 LOB: 0 BB: 0 P: 11	R: 0 E: 0 K: 2 S: 10 H: 0 LOB: 0 BB: 0 P: 11	R: 0 E: 0 K: 2 S: 10 H: 0 LOB: 0 BB: 0 P: 14	R: 0 E: 0 K: 0 S: 5 H: 1 LOB: 0 BB: 0 P: 9		1B: 10 2B: 1 3B: 0 HR: 0 SF: 0 SAC: 2 DP: 2 HBP: 0						

	AB	32
	R	8
	H	11
	RBI	8
	BB	5
	SO	5
	LOB	18

WP: 0 PB: 1 SB: 0 CS: 0 PA: 39

PITCHER	IP	WLS	BF	H	R	ER	SO	BB	IBB	HBP	BLK	WP	HR	S	P	ERA	WHIP
Levale Speigner, R (1, 1) ERA: 8.39	3.1	L	22	8	8	8	1	3	0	0	0	0	0	44	75	21.60	3.300
40 Billy Traber, L (4, 1) ERA: 1.23	1.2		8	2	0	0	0	2	0	0	0	0	0	14	29	0.00	2.400
Winston Abreu, R (6, 1) ERA: 2.31	2.0		6	0	0	0	4	0	0	0	0	0	0	20	25	0.00	0.000
34 Ray King, L (8, 1) ERA: 5.84	1.0		3	1	0	0	0	0	0	0	0	0	0	5	9	0.00	1.000

PITCHER	IP	WLS	BF	H	R	ER	SO	BB	IBB	HBP	BLK	WP	HR	S	P	ERA	WHIP

Batter	1	2	3	4	5	6	7	8	9	AB	R	H	RBI	BB	SO	LOB
Felipe Lopez, S (1, 4) OBP: 0.304, SLG: 0.363	C F B X 1-2 10 FC1-4-6 1B		C F X 0-2 10 1B 1B		X 0-0 10 HR 1B		C S S 0-3 ③ K		C B X 1-1 ① F8	5	1	3	0	0	1	0
10 Ronnie Belliard, R (1, 6) OBP: 0.323, SLG: 0.356	C 1 SAFE X 0-1 ① FC1-4-6 1-2f		1 SAFE C X 0-1 1-3 1B		1 SAFE F X 0-1 1-H HR			B C X 1-1 BB 11 BB WP 1B	F X 0-1 1B	5	2	4	2	0	0	1
11 Ryan Zimmerman, R (1, 5) OBP: 0.306, SLG: 0.402	X 0-0 ② P5		C X 0-1 ③ L9		X 0-0 1B			C B B 1 SAFE B F B 4-2 WP BB HR 1-2 BB	C F S 0-3 ② K	4	1	1	0	1	1	4
Ryan Church, L (1, 7) OBP: 0.372, SLG: 0.455	F C B S 1-3 ③ K			X 0-0 ① L9	C F X 0-2 ③ G1-3			B B B B 4-0 WP HR 1-2 2-3 BB	B B X 2-0 ③ F7	4	1	0	0	1	1	3
21 Dmitri Young, S (1, 3) OBP: 0.387, SLG: 0.468 Nook Logan, S (5, 8) OBP: 0.308, SLG: 0.367		C B C F F B C 2-3 ① K	C X 0-1 ② P5			B X 1-0 ① P5		B C S F S 1-3 ① K 1-2 2-3 3-H		2 2	0 0	0 0	0 0	0 0	1 1	0 2
13 Robert Fick, L (1, 9) OBP: 0.299, SLG: 0.228 (5, 3)		S C B B C 2-3 ② K	B C X 1-1 1B			C B B X 2-1 ② G4-3		F F D B D X 3-2 ② G4-3		4	0	1	0	0	1	2
3 Jesus Flores, R (1, 2) OBP: 0.380, SLG: 0.341		B C F B X 2-2 ③ G5-3	C X 0-1 ③ P4			B F B X 2-1 ③ G5-3		B C B F F D F B 4-2 HR BB		3	1	0	0	1	0	1
Ryan Langerhans, L (1, 8) OBP: 0.247, SLG: 0.224 (5, 9)			C B S S S 1-3 ① K		B X 1-0 ① P4		S C B S 1-3 ① K	B F C D X 2-2 1-H 2-H 3-H HR		4	1	1	4	0	2	0
47 Matt Chico, L (1, 1) OBP: 0.235, SLG: 0.235 52 Saul Rivera, S (5, 1) Tony Batista, R (7, PH) OBP: 0.278, SLG: 0.214 34 Ray King, L (7, 1) 25 Austin Kearns, R (8, PH) OBP: 0.324, SLG: 0.414 43 Jesus Colome, R (8, 1) 32 Chad Cordero, R (9, 1)			B B C X 2-1 ② G6-3		X 0-0 ② F8		C F X 0-2 ② G5-3	C B X 1-1 ③ F7		2 0 1 0 1 0 0 0	0 0 0 0 0 0 0 0	0 0 0 0 0 0 0 0	0 0 0 0 0 0 0 0	0 0 0 0 0 0 0 0	0 0 0 0 0 0 0 0	0 0 0 0 0 0 0 0
Inning Stats	R: 0 H: 1 E: 0 LOB: 1 K: 1 BB: 0 S: 9 P: 11	R: 0 H: 0 E: 0 LOB: 0 K: 2 BB: 0 S: 11 P: 17	R: 0 H: 2 E: 0 LOB: 2 K: 1 BB: 0 S: 12 P: 15	R: 0 H: 1 E: 0 LOB: 1 K: 0 BB: 0 S: 7 P: 8	R: 2 H: 3 E: 0 LOB: 1 K: 0 BB: 0 S: 9 P: 10	R: 0 H: 0 E: 0 LOB: 0 K: 0 BB: 0 S: 5 P: 10	R: 0 H: 0 E: 0 LOB: 0 K: 2 BB: 0 S: 9 P: 10	R: 5 H: 2 E: 0 LOB: 0 K: 1 BB: 3 S: 20 P: 40	R: 0 H: 1 E: 0 LOB: 1 K: 1 BB: 0 S: 8 P: 11	1B: 8 SF: 0 2B: 0 SAC: 0 3B: 0 DP: 0 HR: 2 HBP: 0						

PITCHER		IP	WLS	BF	H	R	ER	SO	BB	IBB	HBP	BLK	WP	HR	S	P	ERA	WHIP
50 Adam Wainwright, R ERA: 5.59	(1, 1)	7.0	L	28	7	2	2	6	0	0	0	0	0	1	62	81	2.57	1.000
36 Russ Springer, R ERA: 3.0	(8, 1)	0.0		2	1	2	2	0	1	0	0	0	0	0	4	9	∞	∞
34 Randy Flores, L ERA: 4.0	(8, 1)	0.2		5	1	3	3	1	2	0	0	0	1	1	14	28	40.50	4.500
46 Troy Cate, L ERA:	(8, 1)	1.1		5	1	0	0	1	0	0	0	0	0	0	10	14	0.00	0.750

PITCHER	IP	WLS	BF	H	R	ER	SO	BB	IBB	HBP	BLK	WP	HR	S	P	ERA	WHIP

TOP

Washington Nationals @ St. Louis Cardinals
Busch Stadium, St. Louis, MO
Sun May 27 2007, 1:15 PM CDT
Att. 44,578 - Cloudy - 76 F

livebaseballscorecards.com

AB	37
R	7
H	10
RBI	6
BB	3
SO	8
LOB	13

WP: 1	PA: 40		
PB: 0			
SB: 0			
CS: 0			

BOTTOM

Washington Nationals @ St. Louis Cardinals

Busch Stadium, St. Louis, MO

Sun May 27 2007, 1:15 PM CDT

Att. 44,578 - Cloudy - 76 F

Batter	1	2	3	4	5	6	7	8	9	AB	R	H	RBI	BB	SO	LOB
So Taguchi, R (1, 8) OBP: 0.309, SLG: 0.324	B C X 1-1 1B		C X 0-1 G6-3 ②		X 0-0 F7 ③		X 0-0 G4-3 ③			4	0	1	0	0	0	1
26 Scott Spiezio, S (1, 7) (9, 5) OBP: 0.361, SLG: 0.391	B S F F 1 SAFE B F B X 3-2 L6 ①		B B X 2-0 G5-3 ③			B F S F B F X 2-2 5 2B 43 SF9 1B		B B X 2-0 HR		4	2	2	1	0	0	1
5 Albert Pujols, R (1, 3) OBP: 0.388, SLG: 0.492	B C B F X 2-2 P3 ②			B B B C X 3-1 4 F9 27 1B 1B		F X 0-1 43 SF9 1-3 2B		C B X 1-1 43 FC6-4 1B		4	0	3	0	0	0	1
43 Juan Encarnacion, R (1, 9) OBP: 0.262, SLG: 0.275	B B F 1 SAFE C D X 3-2 P6 ③			B C F X 1-2 P4 ①		B X 1-0 SF9 ① 2-3 3-H		C X 0-1 FC6-4 16 DI ① 1-2f		3	0	0	1	0	0	3
27 Scott Rolen, R (1, 5) OBP: 0.329, SLG: 0.336 16 Chris Duncan, L (8, PH) OBP: 0.353, SLG: 0.510 (9, 7)		B C F X 1-2 P4 ①		1 SAFE C S S B F B X 3-2 1-2 1B		C B F D S 2-3 K ②		B B B C S T 3-2 K ② 1-2		3 1	0 0	1 0	0 0	0 0	1 1	1 1
4 Yadier Molina, R (1, 2) OBP: 0.340, SLG: 0.349	F F B B F F X 2-2 E5			B C X 1-1 F9 ② 2-3		B X 1-0 F8 ③		X 0-0 G5-3 ③		4	0	0	0	0	0	4
Aaron Miles, S (1, 6) OBP: 0.312, SLG: 0.318	B B F C F X 2-2 F8 ②			D X 1-0 L7 ③			B F X 1-1 G2-3 ①		C B F X 1-2 F8 ①	4	0	0	0	0	0	3
7 Adam Kennedy, L (1, 4) OBP: 0.290, SLG: 0.305	B X 1-0 P5 ③				L B F F S 1-3 K ①		X 0-0 G4-3 ②		B B B B C F X 3-2 G5-3 ②	4	0	0	0	0	1	1
50 Adam Wainwright, R (1, 1) OBP: 0.333, SLG: 0.412 47 Ryan Ludwick, R (7, PH) OBP: 0.273, SLG: 0.286 36 Russ Springer, R (8, 1) 34 Randy Flores, L (8, 1) 46 Troy Cate, L (8, 1) 15 Jim Edmonds, L (9, PH) OBP: 0.300, SLG: 0.326			X 0-0 P3 ①		C B B X 2-1 F8 ②		C F X 0-2 2B		B C F B F X 2-2 G4-3 ③	2 1 0 0 0 1	0 0 0 0 0 0	0 1 0 0 0 0	0 0 0 0 0 0	0 0 0 0 0 0	0 0 0 0 0 0	0 0 0 0 0 0
Inning Stats	R: 0 E: 0 K: 0 S: 13 H: 1 LOB: 1 BB: 0 P: 22	R: 0 E: 1 K: 0 S: 13 H: 0 LOB: 1 BB: 0 P: 19	R: 0 E: 0 K: 0 S: 4 H: 0 LOB: 0 BB: 0 P: 6	R: 0 E: 0 K: 0 S: 12 H: 2 LOB: 2 BB: 0 P: 21	R: 0 E: 0 K: 1 S: 7 H: 0 LOB: 0 BB: 0 P: 10	R: 1 E: 0 K: 1 S: 12 H: 2 LOB: 1 BB: 0 P: 18	R: 0 E: 0 K: 0 S: 7 H: 1 LOB: 1 BB: 0 P: 8	R: 1 E: 0 K: 1 S: 9 H: 2 LOB: 1 BB: 0 P: 15	R: 0 E: 0 K: 0 S: 10 H: 0 LOB: 0 BB: 0 P: 16	1B: 5 2B: 2 3B: 0 HR: 1	SF: 1 SAC: 0 DP: 0 HBP: 0			WP: 0 PB: 0 SB: 0 CS: 0	PA: 36		

livebaseballscorecards.com

AB	35
R	2
H	8
RBI	2
BB	0
SO	3
LOB	16

PITCHER		IP	WLS	BF	H	R	ER	SO	BB	IBB	HBP	BLK	WP	HR	S	P	ERA	WHIP
47 Matt Chico, L ERA: 5.13	(1, 1)	4.0		16	3	0	0	0	0	0	0	0	0	0	42	68	0.00	0.750
52 Saul Rivera, R ERA: 4.15	(5, 1)	2.0	W	8	2	1	1	2	0	0	0	0	0	0	19	28	4.50	1.000
34 Ray King, L ERA: 5.4	(7, 1)	1.0	H	4	1	0	0	0	0	0	0	0	0	0	7	8	0.00	1.000
43 Jesus Colome, R ERA: 2.2	(8, 1)	1.0		5	2	1	1	1	0	0	0	0	0	1	9	15	9.00	2.000
32 Chad Cordero, R ERA: 3.09	(9, 1)	1.0		3	0	0	0	0	0	0	0	0	0	0	10	16	0.00	0.000

PITCHER	IP	WLS	BF	H	R	ER	SO	BB	IBB	HBP	BLK	WP	HR	S	P	ERA	WHIP

Batter	1	2	3	4	5	6	7	8	9	AB	R	H	RBI	BB	SO	LOB
Aaron Miles, S (1, 6) OBP: 0.320, SLG: 0.337	G4-3		G6-3			1B		HR		4	1	2	0	0	0	1
So Taguchi, R (1, 8) OBP: 0.318, SLG: 0.372	F7			F8		5 BB		HR		4	1	2	2	0	0	0
5 Albert Pujols, R (1, 3) OBP: 0.386, SLG: 0.484	G6-3			G1-3		26 FC4-6 BB		G4-3		3	0	0	0	1	0	0
26 Scott Spiezio, S (1, 5) OBP: 0.347, SLG: 0.374		F9		F9		FC4-6			G3	4	0	0	0	0	0	3
43 Juan Encarnacion, R (1, 9) OBP: 0.239, SLG: 0.250		G6-3			F8		G4-3		P4	4	0	0	0	0	0	0
47 Ryan Ludwick, R (1, 7) OBP: 0.250, SLG: 0.261		F7			K		K		K	4	0	0	0	0	3	0
Gary Bennett, R (1, 2) OBP: 0.227, SLG: 0.214			F8		G5-3		G5-3			3	0	0	0	0	0	0
7 Adam Kennedy, L (1, 4) OBP: 0.291, SLG: 0.305			1B			G6-3		G4-3		3	0	1	0	0	0	0
Kip Wells, R (1, 1) OBP: 0.263, SLG: 0.474			B2			G6-3		K		2	0	0	0	0	0	1
56 Kelvin Jimenez, R (7, 1)										0	0	0	0	0	0	0
4 Yadier Molina, R (8, PH) OBP: 0.338, SLG: 0.346										1	0	0	0	0	1	0
46 Troy Cate, L (8, 1)										0	0	0	0	0	0	0
Inning Stats	R: 0 E: 0 K: 0 S: 5 H: 0 LOB: 0 BB: 0 P: 7	R: 0 E: 0 K: 0 S: 6 H: 0 LOB: 0 BB: 0 P: 9	R: 0 E: 0 K: 0 S: 7 H: 1 LOB: 1 BB: 0 P: 13	R: 0 E: 0 K: 0 S: 4 H: 0 LOB: 0 BB: 0 P: 8	R: 0 E: 0 K: 1 S: 6 H: 0 LOB: 0 BB: 0 P: 11	R: 0 E: 0 K: 0 S: 13 H: 2 LOB: 3 BB: 1 P: 25	R: 0 E: 0 K: 1 S: 7 H: 0 LOB: 0 BB: 0 P: 9	R: 2 E: 0 K: 1 S: 11 H: 2 LOB: 0 BB: 0 P: 18	R: 0 E: 0 K: 1 S: 5 H: 0 LOB: 0 BB: 0 P: 7	1B: 3 2B: 1 3B: 0 HR: 1	SF: 0 SAC: 0 DP: 0 HBP: 0					

PITCHER	IP	WLS	BF	H	R	ER	SO	BB	IBB	HBP	BLK	WP	HR	S	P	ERA	WHIP
26 Jeff Francis, L (1, 1) ERA: 3.93	7.2	W	29	5	2	2	3	1	0	0	0	0	1	58	99	2.35	0.783
61 Ramon E Ramirez, R (8, 1) ERA: 6.97	0.1		1	0	0	0	0	0	0	0	0	0	0	1	1	0.00	0.000
50 Jorge Julio, R (9, 1) ERA: 10.22	1.0		3	0	0	0	1	0	0	0	0	0	0	5	7	0.00	0.000

PITCHER	IP	WLS	BF	H	R	ER	SO	BB	IBB	HBP	BLK	WP	HR	S	P	ERA	WHIP

TOP

St. Louis Cardinals @ Colorado Rockies

Coors Field, Denver, CO

Mon May 28 2007, 1:05 PM MDT

Att. 31,575 - Partly Cloudy - 81 F

livebaseballscorecards.com

AB	32
R	2
H	5
RBI	2
BB	1
SO	4
LOB	5

1B: 3	SF: 0	WP: 0	PA: 33
2B: 1	SAC: 0	PB: 0	
3B: 0	DP: 0	SB: 0	
HR: 1	HBP: 0	CS: 0	

BOTTOM

St. Louis Cardinals @ Colorado Rockies

Coors Field, Denver, CO

Mon May 28 2007, 1:05 PM MDT

Att. 31,575 - Partly Cloudy - 81 F

Batter	1	2	3	4	5	6	7	8	9	AB	R	H	RBI	BB	SO	LOB
3 Willy Taveras, R (1, 8) OBP: 0.378, SLG: 0.340	F7		F8 S 1B		G6-3		1B S 5 G6-3 1B	G3		4	1	2	0	0	0	1
Steve Finley, L (8, 8) OBP: 0.250, SLG: 0.250										1	0	0	0	0	0	0
Kazuo Matsui, S (1, 4) OBP: 0.339, SLG: 0.421	K		F8 1-3		E9 5 PB 2-H 1B		SAFE 5 G6-3 11 HR 1-3 1B			4	2	2	1	0	1	1
5 Matt Holliday, R (1, 7) OBP: 0.377, SLG: 0.587	HR		L9		G1-3 3-H		G6-3 1-3 3-H			4	1	1	2	0	0	2
11 Brad Hawpe, L (1, 9) OBP: 0.388, SLG: 0.477	G6-3			K		10 BB 2 E 1B	HR 3-H			4	1	2	2	0	1	0
27 Garrett Atkins, R (1, 5) OBP: 0.295, SLG: 0.333		G5-3		P4		F9	1B			4	0	1	0	0	0	1
2 Troy Tulowitzki, R (1, 6) OBP: 0.350, SLG: 0.383		3B		1B		FC6 10 BB 1-2	F8			4	0	2	0	0	0	2
10 Jeff Baker, R (1, 3) OBP: 0.296, SLG: 0.391		G4-3		F9		26 FC6 1-2 2-3 BB	K			3	0	0	0	1	1	3
20 Chris Iannetta, R (1, 2) OBP: 0.333, SLG: 0.333		G4-3			F8	K		F9		4	0	0	0	0	1	4
26 Jeff Francis, L (1, 1) OBP: 0.190, SLG: 0.200			G5-3		E 2B	FC6 1-2f		F8		3	1	1	0	0	0	3
61 Ramon E Ramirez, R (8, 1)										0	0	0	0	0	0	0
19 Ryan Spilborghs, R (8, PH) OBP: 0.357, SLG: 0.500										1	0	0	0	0	0	0
50 Jorge Julio, R (9, 1)										0	0	0	0	0	0	0
Inning Stats	R: 1 H: 1 E: 0 LOB: 0 K: 1 BB: 0 S: 8 P: 12	R: 0 H: 1 E: 0 LOB: 1 K: 0 BB: 0 S: 7 P: 12	R: 0 H: 1 E: 0 LOB: 1 K: 0 BB: 0 S: 8 P: 14	R: 0 H: 1 E: 0 LOB: 1 K: 1 BB: 0 S: 6 P: 9	R: 2 H: 2 E: 1 LOB: 0 K: 0 BB: 0 S: 14 P: 21	R: 0 H: 1 E: 1 LOB: 3 K: 1 BB: 1 S: 12 P: 21	R: 3 H: 4 E: 0 LOB: 1 K: 1 BB: 0 S: 16 P: 23	R: 0 H: 0 E: 0 LOB: 0 K: 0 BB: 0 S: 5 P: 7		1B: 7 SF: 0 2B: 1 SAC: 0 3B: 1 DP: 0 HR: 2 HBP: 0						

livebaseballscorecards.com

AB	36
R	6
H	11
RBI	5
BB	1
SO	4
LOB	17

WP: 0 PB: 1 SB: 2 CS: 0 PA: 37

PITCHER		IP	WLS	BF	H	R	ER	SO	BB	IBB	HBP	BLK	WP	HR	S	P	ERA	WHIP
Kip Wells, R ERA: 6.2	(1, 1)	6.1	L	32	11	6	5	3	1	0	0	0	0	2	65	103	7.11	1.895
56 Kelvin Jimenez, R ERA: 7.71	(7, 1)	0.2		2	0	0	0	1	0	0	0	0	0	0	6	9	0.00	0.000
46 Troy Cate, L ERA:	(8, 1)	1.0		3	0	0	0	0	0	0	0	0	0	0	5	7	0.00	0.000

PITCHER	IP	WLS	BF	H	R	ER	SO	BB	IBB	HBP	BLK	WP	HR	S	P	ERA	WHIP

Batter	1	2	3	4	5	6	7	8	9	AB	R	H	RBI	BB	SO	LOB
Aaron Miles, S (1, 6) OBP: 0.317, SLG: 0.344	B B C X 2-1 G4-3			C B X 1-1 26 F9 5 SF8 2B		X 0-0 ① F7		C S F B F X 1-2 ③ G3		4	1	1	0	0	0	0
26 Scott Spiezio, S (1, 9) OBP: 0.340, SLG: 0.366 43 Juan Encarnacion, R (4, 9) OBP: 0.229, SLG: 0.239	S T F B F S 1-3 ② K			S B C B X 2-2 ① F9 2-3		C B X 1-1 ② G5-3			B X 1-0 ① G5-3	2 2	0 0	0 0	0 0	0 0	1 0	1 0
5 Albert Pujols, R (1, 3) OBP: 0.379, SLG: 0.476	C B F B D S 3-3 ③ K			B B X 2-0 ② SF8 3-H		B X 1-0 ③ G1-3			C F B F B X 2-2 ② G6-3	3	0	0	1	0	1	0
15 Jim Edmonds, L (1, 8) OBP: 0.305, SLG: 0.348		B C F B F X 2-2 ① G3		B F F B C 2-3 ③ K			F B B X 2-1 HR		B B B C B 4-1 27 1B BB	3	1	1	1	1	1	0
27 Scott Rolen, R (1, 5) OBP: 0.339, SLG: 0.367		C F B B S 1-3 ② K			B C B X 2-1 HR		C X 0-1 G5-4-3 1B		B C X 1-1 1-2 1B	4	1	3	1	0	1	0
So Taguchi, R (1, 7) OBP: 0.315, SLG: 0.366		X 0-0 ③ G6-3			C B X 1-1 7 G6-4-3 1B		B X 1-0 ① ② G5-4-3 1-2f		B B X 2-0 ③ L3	4	0	1	0	0	0	3
4 Yadier Molina, R (1, 2) OBP: 0.336, SLG: 0.344 Gary Bennett, R (4, 2) OBP: 0.239, SLG: 0.227			B C X 1-1 ① G4-3		C S X 0-2 7 G6-4-3 1-2 1B		C B X 1-1 ③ G6-3			1 2	0 0	0 1	0 0	0 0	0 0	0 0
7 Adam Kennedy, L (1, 4) OBP: 0.285, SLG: 0.299			C B F B S 2-3 ② K		B C X 1-1 ① ② G6-4-3 1-2f 2-3			S C S 0-3 ① K		3	0	0	0	0	2	2
41 Braden Looper, R (1, 1) OBP: 0.250, SLG: 0.222 Tyler Johnson, S (6, 1) 47 Ryan Ludwick, R (8, PH) OBP: 0.245, SLG: 0.255 36 Russ Springer, R (8, 1)			S B C B S 2-3 ③ K		C B F S 1-3 ③ K			C X 0-1 ② G6-3		2 0 1 0	0 0 0 0	0 0 0 0	0 0 0 0	0 0 0 0	2 0 0 0	1 0 0 0
Inning Stats	R: 0 H: 0 E: 0 LOB: 0 K: 2 BB: 0 S: 9 P: 15	R: 0 H: 0 E: 0 LOB: 0 K: 1 BB: 0 S: 8 P: 11	R: 0 H: 0 E: 0 LOB: 0 K: 2 BB: 0 S: 8 P: 13	R: 1 H: 1 E: 0 LOB: 0 K: 1 BB: 0 S: 9 P: 16	R: 1 H: 3 E: 0 LOB: 1 K: 1 BB: 0 S: 12 P: 17	R: 0 H: 0 E: 0 LOB: 0 K: 0 BB: 0 S: 4 P: 6	R: 1 H: 2 E: 0 LOB: 0 K: 0 BB: 0 S: 7 P: 11	R: 0 H: 0 E: 0 LOB: 0 K: 1 BB: 0 S: 10 P: 11	R: 0 H: 1 E: 0 LOB: 2 K: 0 BB: 1 S: 9 P: 19	1B: 4 SF: 1 2B: 1 SAC: 0 3B: 0 DP: 2 HR: 2 HBP: 0						

TOP

St. Louis Cardinals @ Colorado Rockies

Coors Field, Denver, CO

Tue May 29 2007, 7:05 PM MDT

Att. 18,213 - Cloudy - 48 F

livebaseballscorecards.com

AB	31
R	3
H	7
RBI	3
BB	1
SO	8
LOB	7

WP: 0 PA: 33
PB: 0
SB: 0
CS: 0

PITCHER		IP	WLS	BF	H	R	ER	SO	BB	IBB	HBP	BLK	WP	HR	S	P	ERA	WHIP
31 Rodrigo Lopez, R ERA: 2.35	(1, 1)	6.0	W	23	6	3	3	7	0	0	0	0	0	2	54	84	4.50	1.000
50 Jorge Julio, R ERA: 9.45	(7, 1)	1.0	H	2	0	0	0	0	0	0	0	0	0	0	3	5	0.00	0.000
Jeremy Affeldt, L ERA: 3.32	(8, 1)	1.0		3	0	0	0	1	0	0	0	0	0	0	10	11	0.00	0.000
Tom Martin, L ERA: 5.4	(9, 1)	1.0		5	1	0	0	0	1	0	0	0	0	0	9	19	0.00	2.000

PITCHER	IP	WLS	BF	H	R	ER	SO	BB	IBB	HBP	BLK	WP	HR	S	P	ERA	WHIP

Batter	1	2	3	4	5	6	7	8	9	AB	R	H	RBI	BB	SO	LOB
19 Ryan Spilborghs, R (1, 8) OBP: 0.316, SLG: 0.471	B C C X 1-2 G6-3 ①	C B X 1-1 G6-3 ③		1 SAFE C F X 0-2 G1-6-3 ① ② 1-2f		F X 0-1 2B 3-H		X 0-0 L8 ③		5	0	1	1	0	0	1
Kazuo Matsui, S (1, 4) OBP: 0.349, SLG: 0.459	C F B X 1-2 5 1B 27 FC6-4 1B		C F B F X 2-2 G4-3 ①	B F C F B X 2-2 3B		C B B F T 2-2 K ③				4	1	2	0	0	1	1
5 Matt Holliday, R (1, 7) OBP: 0.375, SLG: 0.580	X 0-0 27 FC6-4 17 BB 1-3 1B		C X 0-1 G6-3 ②	X 0-0 P4 ③			F B F X 1-2 F8 ①			4	0	1	0	0	0	1
17 Todd Helton, L (1, 3) OBP: 0.470, SLG: 0.517	B F B B B 4-1 27 FC6-4 1-2 BB		F F B F F O C 2-3 K ③		B F X 1-1 F7 ①		B X 1-0 F8 ②			3	0	0	0	1	1	0
27 Garrett Atkins, R (1, 5) OBP: 0.299, SLG: 0.333	F B X 1-1 FC6-4 11 BB ② 1-2f 2-3 3-H			B B B B 4-0 2 BB 8 HR 11 BB BB	C X 0-1 G6-3 ②		B X 1-0 11 HR 1B			3	2	1	1	1	0	2
11 Brad Hawpe, L (1, 9) OBP: 0.396, SLG: 0.497	B B B B 4-0 1-2 BB			B B F B B 4-1 2 BB 8 HR 1-2 BB	X 0-0 G3 ③		X 0-0 1-H HR			2	2	1	2	2	0	0
2 Troy Tulowitzki, R (1, 6) OBP: 0.353, SLG: 0.383	C B S B F S 2-3 K ③			F F B B F B B 4-2 8 HR 1-2 2-3 BB		C B F F B X 2-2 31 G5-3 8 G4-3 19 2B 1B	B C C X 1-2 F9 ③			3	2	1	0	1	1	3
8 Yorvit Torrealba, R (1, 2) OBP: 0.294, SLG: 0.294		B B X 2-0 G4-3 ①		C B F D X 2-2 1-H 2-H 3-H HR		B F C B X 2-2 G4-3 ① 1-2		X 0-0 F8 ①		4	1	1	4	0	0	1
31 Rodrigo Lopez, R (1, 1) OBP: 0.222, SLG: 0.125		L S X 0-2 G3-1 ②		C C B X 1-2 19 G1-6-3 1B		X 0-0 G5-3 ② 2-3		C F T 0-2 K ②		3	0	1	0	0	0	1
50 Jorge Julio, R (7, 1)										0	0	0	0	0	0	0
Jeremy Affeldt, L (8, 1)										0	0	0	0	0	0	0
10 Jeff Baker, R (8, PH) OBP: 0.292, SLG: 0.385										1	0	0	0	0	1	0
Tom Martin, L (9, 1)										0	0	0	0	0	0	0
Inning Stats	R: 1 H: 2 E: 0 LOB: 3 K: 1 BB: 2 S: 14 P: 27	R: 0 H: 0 E: 0 LOB: 0 K: 0 BB: 0 S: 6 P: 9	R: 0 H: 0 E: 0 LOB: 0 K: 1 BB: 0 S: 11 P: 15	R: 4 H: 3 E: 0 LOB: 1 K: 0 BB: 3 S: 18 P: 35	R: 0 H: 0 E: 0 LOB: 0 K: 0 BB: 0 S: 5 P: 6	R: 1 H: 2 E: 0 LOB: 1 K: 1 BB: 0 S: 13 P: 19	R: 2 H: 2 E: 0 LOB: 0 K: 0 BB: 0 S: 9 P: 13	R: 0 H: 0 E: 0 LOB: 0 K: 1 BB: 0 S: 5 P: 5		1B: 5 SF: 0 2B: 1 SAC: 0 3B: 1 DP: 1 HR: 2 HBP: 0						

PITCHER		IP	WLS	BF	H	R	ER	SO	BB	IBB	HBP	BLK	WP	HR	S	P	ERA	WHIP
41 Braden Looper, R ERA: 3.65	(1, 1)	5.2	L	28	7	6	6	2	5	0	0	0	0	1	64	106	9.53	2.118
Tyler Johnson, L ERA: 2.0	(6, 1)	1.1		6	2	2	2	1	0	0	0	0	0	1	12	18	13.50	1.500
36 Russ Springer, R ERA: 2.81	(8, 1)	1.0		3	0	0	0	1	0	0	0	0	0	0	5	5	0.00	0.000

PITCHER	IP	WLS	BF	H	R	ER	SO	BB	IBB	HBP	BLK	WP	HR	S	P	ERA	WHIP

BOTTOM

St. Louis Cardinals @ Colorado Rockies

Coors Field, Denver, CO

Tue May 29 2007, 7:05 PM MDT

Att. 18,213 - Cloudy - 48 F

livebaseballscorecards.com

AB	32
R	8
H	9
RBI	8
BB	5
SO	4
LOB	10

WP: 0 PA: 37
PB: 0
SB: 0
CS: 0

St. Louis Cardinals @ Colorado Rockies

Coors Field, Denver, CO

Wed May 30 2007, 7:05 PM MDT

Att. 19,062 - Cloudy - 62 F

TOP

livebaseballscorecards.com

Batter	1	2	3	4	5	6	7	8	9	AB	R	H	RBI	BB	SO	LOB
Aaron Miles, S (1, 6) OBP: 0.311, SLG: 0.337	C B C X 1-2 G6-3		C X 0-1 G6-3		C X 2 1B 5 HR 1B; 0-0 FC5-4 1-2f			C B B X 2-1 G1-3		5	1	1	0	0	0	2
So Taguchi, R (1, 7) OBP: 0.319, SLG: 0.360	C B F B H 3-2 5 1B 27 2B HBP		B F B B S F F F B X 3-2 L6		B X 1-0 5 HR 1-2 1B	C F C 0-3 K		C C B X 1-2 G1-3		4	2	1	0	0	1	0
5 Albert Pujols, R (1, 3) OBP: 0.384, SLG: 0.492	C X 0-1 27 2B 43 WP 1-2 1B		B B F B X 3-1 P5		X 0-0 1-H 2-H HR	B C B F B F B 4-2 BB			B C X 1-1 G6-3	4	2	2	3	1	0	0
15 Jim Edmonds, L (1, 8) OBP: 0.314, SLG: 0.392	B B B F C X 3-2 F8			S C B X 1-2 27 2B 3B	X 0-0 HR	B F X 1-1 F8			B B C F X 2-2 27 G4-6-3 1B	5	2	3	1	0	0	3
27 Scott Rolen, R (1, 5) OBP: 0.341, SLG: 0.381	B C C B F F F X 2-2 43 WP 1-3 2-H 2B			B X 1-0 3-H 2B	B C B F C 2-3 K	C B X 2-1 L4			C X 0-1 1-2f G4-6-3	5	0	2	2	0	1	2
43 Juan Encarnacion, R (1, 9) OBP: 0.231, SLG: 0.260	S B B X 2-1 G6-3 2-3 3-H			C C B X 1-2 G5-3	F X 0-1 37 1B 2B	C B X 1-1 L8				4	1	1	0	0	0	2
31 Ryan Franklin, R (7, 1)										0	0	0	0	0	0	0
Tyler Johnson, S (8, 1)										0	0	0	0	0	0	0
44 Jason Isringhausen, R (9, 1)										0	0	0	0	0	0	0
Gary Bennett, R (1, 2) OBP: 0.220, SLG: 0.208		B X 1-0 F7		C 2 SAFE F C 0-3 K	X 0-0 F7		C F F B B X 2-2 F8			4	0	0	0	0	1	2
7 Adam Kennedy, L (1, 4) OBP: 0.291, SLG: 0.294		C B S B F F F F F 2-2 G4-3		I I I 4-0 IBB	2 SAFE B D I I 4-0 37 1B IBB		B B X 2-0 F7			2	0	0	0	2	0	0
37 Todd Wellemeyer, R (1, 1) OBP: 0.250, SLG: 0.250		C B X 1-1 P4		B B C F B X 3-2 P3	X 0-0 FC5-4 1-3 2-H 1B			B C S B F F X 2-2 L7		3	0	1	1	0	0	2
34 Randy Flores, L (6, 1)										0	0	0	0	0	0	0
47 Ryan Ludwick, R (7, 9) OBP: 0.240, SLG: 0.250										1	0	0	0	0	0	0

Inning Stats																															
	R: 2	H: 2		R: 0	H: 0		R: 0	H: 0		R: 1	H: 2		R: 5	H: 6		R: 0	H: 0		R: 0	H: 0		R: 0	H: 1		1B: 5	SF: 0		WP: 1	PA: 41	
	E: 0	LOB: 1		E: 0	LOB: 0		E: 0	LOB: 0		E: 0	LOB: 2		E: 0	LOB: 2		E: 0	LOB: 1		E: 0	LOB: 0		E: 0	LOB: 0		2B: 3	SAC: 0		PB: 0		
	K: 0	BB: 0		K: 0	BB: 0		K: 0	BB: 0		K: 1	BB: 1		K: 1	BB: 1		K: 1	BB: 1		K: 0	BB: 0		K: 0	BB: 0		3B: 1	DP: 1		SB: 0		
	S: 18	P: 29		S: 11	P: 15		S: 10	P: 16		S: 13	P: 23		S: 14	P: 21		S: 10	P: 17		S: 7	P: 12		S: 10	P: 15		HR: 2	HBP: 1		CS: 0		

PITCHER		IP	WLS	BF	H	R	ER	SO	BB	IBB	HBP	BLK	WP	HR	S	P	ERA	WHIP
48 Jason Hirsh, R	(1, 1)	4.2	L	27	10	8	8	2	0	2	1	0	1	2	65	103	15.43	2.143
ERA: 5.1																		
Tom Martin, L	(5, 1)	2.1		8	0	0	0	1	1	0	0	0	0	0	18	30	0.00	0.429
ERA: 4.22																		
LaTroy Hawkins, R	(8, 1)	1.0		3	0	0	0	0	0	0	0	0	0	0	10	15	0.00	0.000
ERA: 6.52																		
60 Manny Corpas, R	(9, 1)	1.0		3	1	0	0	0	0	0	0	0	0	0	7	10	0.00	1.000
ERA: 2.77																		

PITCHER	IP	WLS	BF	H	R	ER	SO	BB	IBB	HBP	BLK	WP	HR	S	P	ERA	WHIP

AB	37
R	8
H	11
RBI	7
BB	3
SO	3
LOB	13

BOTTOM

St. Louis Cardinals @ Colorado Rockies
Coors Field, Denver, CO
Wed May 30 2007, 7:05 PM MDT
Att. 19,062 - Cloudy - 62 F

livebaseballscorecards.com

Batter	1	2	3	4	5	6	7	8	9	AB	R	H	RBI	BB	SO	LOB
Kazuo Matsui, S (1, 4) OBP: 0.343, SLG: 0.438	BBBCB 4-1 2 1B 2 S 5 G4-6-3 BB		BSCBBX 3-2 P4 ②		BCFS 1-3 K ②		X 0-0 F7-4 ②③ 2-2			3	1	0	0	1	1	2
2 Troy Tulowitzki, R (1, 6) OBP: 0.355, SLG: 0.385	BTLFBBX 3-2 5 G4-6-3 1-3 1B		CBX 1-1 5 1B 1B		BFFC 1-3 K ③			FFBT 1-2 K ①		4	0	2	0	0	2	1
5 Matt Holliday, R (1, 7) OBP: 0.382, SLG: 0.597	SX 0-1 G4-6-3 ①② 1-2f 3-H		BF1SAFEX 1-1 1-3 1B			BX 1-0 HR		CFX 0-2 17 E 1B		4	1	3	1	0	0	1
17 Todd Helton, L (1, 3) OBP: 0.461, SLG: 0.506	BX 1-0 P6 ③		BFBFBX 3-2 F7 ③			FCBBX 2-2 G5-3 ①		X 0-0 FC4 1-2		4	0	0	0	0	0	3
27 Garrett Atkins, R (1, 5) OBP: 0.298, SLG: 0.332		BBBCX 3-1 F8 ①		BX 1-0 11 G3-6-1 1B		CBX 1-1 F9 ②		FFS 0-3 K ②		4	0	1	0	0	1	2
11 Brad Hawpe, L (1, 9) OBP: 0.393, SLG: 0.509		FFX 0-2 HR		SX 0-1 G3-6-1 ①② 1-2f		FSBC 1-3 K ③		BBX 2-0 F9 ③		4	1	1	1	0	1	3
8 Yorvit Torrealba, R (1, 2) OBP: 0.293, SLG: 0.286	CX 0-1 G6-3 ②		CLFBX 1-2 G6-3 ③				H 1-0 10 2B HBP		FX 0-1 G2-3 ①	3	1	0	0	0	0	0
Steve Finley, L (1, 8) OBP: 0.250, SLG: 0.250	BBFFX 2-2 G4-3 ③				CFBX 1-2 SH5-3 1B		CBBSX 2-2 P5 ①		BX 1-0 G4-3 ②	4	0	1	0	0	0	1
48 Jason Hirsh, R (1, 1) OBP: 0.050, SLG: 0.050 Tom Martin, L (5, 1) 10 Jeff Baker, R (7, PH) OBP: 0.301, SLG: 0.409 LaTroy Hawkins, R (8, 1) 60 Manny Corpas, R (9, 1) 19 Ryan Spilborghs, R (9, PH) OBP: 0.300, SLG: 0.444			CFS 0-3 K ①		BBX 2-0 SH5-3 ① 1-2		CSBFBBFF 3-2 X F7-4 1-H 2B		SBSSS 1-3 K ③	1 0 1 0 0 0 1	0 0 0 0 0 0 0	0 0 1 0 0 0 0	0 0 1 0 0 0 0	0 0 0 0 0 0 0	1 0 0 0 0 0 1	0 0 0 0 0 0 0
Inning Stats	R: 1 H: 1 E: 0 LOB: 0 K: 0 BB: 1 S: 8 P: 16	R: 1 H: 1 E: 0 LOB: 0 K: 0 BB: 0 S: 10 P: 15	R: 0 H: 2 E: 0 LOB: 2 K: 1 BB: 0 S: 13 P: 21	R: 0 H: 1 E: 0 LOB: 0 K: 0 BB: 0 S: 7 P: 9	R: 0 H: 1 E: 0 LOB: 1 K: 2 BB: 0 S: 10 P: 15	R: 1 H: 1 E: 0 LOB: 0 K: 1 BB: 0 S: 9 P: 14	R: 1 H: 1 E: 0 LOB: 0 K: 0 BB: 0 S: 11 P: 17	R: 0 H: 1 E: 1 LOB: 2 K: 2 BB: 0 S: 11 P: 14	R: 0 H: 0 E: 0 LOB: 0 K: 1 BB: 0 S: 6 P: 8	1B: 6 SF: 0 2B: 2 SAC: 1 3B: 0 DP: 3 HR: 2 HBP: 1						WP: 0 PA: 36 PB: 0 SB: 1 CS: 0

AB	33
R	4
H	9
RBI	3
BB	1
SO	7
LOB	13

PITCHER		IP	WLS	BF	H	R	ER	SO	BB	IBB	HBP	BLK	WP	HR	S	P	ERA	WHIP
37 Todd Wellemeyer, R ERA: 7.57	(1, 1)	5.0	W	21	7	3	3	3	1	0	0	0	0	2	49	78	5.40	1.600
34 Randy Flores, L ERA: 3.79	(6, 1)	1.0		3	0	0	0	1	0	0	0	0	0	0	8	12	0.00	0.000
31 Ryan Franklin, R ERA: 1.27	(7, 1)	1.2		8	2	1	1	2	0	0	1	0	0	0	21	28	5.40	1.200
Tyler Johnson, L ERA: 1.96	(8, 1)	0.1	H	1	0	0	0	0	0	0	0	0	0	0	1	3	0.00	0.000
44 Jason Isringhausen, R ERA: 1.35	(9, 1)	1.0		3	0	0	0	1	0	0	0	0	0	0	6	8	0.00	0.000

PITCHER	IP	WLS	BF	H	R	ER	SO	BB	IBB	HBP	BLK	WP	HR	S	P	ERA	WHIP

Batter	1	2	3	4	5	6	7	8	9	AB	R	H	RBI	BB	SO	LOB
Aaron Miles, S (1, 6) OBP: 0.297, SLG: 0.321	G4-3		G6-3			G6-3	F7		G4-6-3 1-2f	5	0	0	0	0	0	1
So Taguchi, R (1, 7) OBP: 0.323, SLG: 0.348	26 G3-6-3 HBP		G6-3			27 1B 15 1B 43 2B BB	F8		F9	3	1	0	0	1	0	0
26 Scott Spiezio, S (1, 3) OBP: 0.336, SLG: 0.361 5 Albert Pujols, R (9, 3) OBP: 0.384, SLG: 0.492	G3-6-3 1-2f		G4-3			F8		E9 27 2B 1B		4 0	1 0	1 0	0 0	0 0	0 0	2 0
15 Jim Edmonds, L (1, 8) OBP: 0.313, SLG: 0.388		F8		F8		27 1B 43 2B 1-2 1B		G3		4	1	1	0	0	0	1
27 Scott Rolen, R (1, 5) OBP: 0.350, SLG: 0.392		43 FC5-4 BB		L6		43 2B 1-2 2-3 1B		WP 2B 3-H 2B		3	2	2	1	1	0	0
43 Juan Encarnacion, R (1, 9) OBP: 0.232, SLG: 0.278		FC5-4 7 1B 1-2f		F9		1B 1-H 2-H 3-H 2B		G6-3		4	2	1	3	0	0	2
Gary Bennett, R (1, 2) OBP: 0.259, SLG: 0.269		7 1B 1-2 1B			G6-3	2-H 1B		2-H 2B		4	0	3	2	0	0	0
7 Adam Kennedy, L (1, 4) OBP: 0.289, SLG: 0.293		1-2 2-H 1B			L6	F7		G3-1		4	0	1	1	0	0	2
48 Brad Thompson, R (1, 1) 34 Randy Flores, L (8, 1) 47 Ryan Ludwick, R (9, PH) OBP: 0.255, SLG: 0.265 36 Russ Springer, R (9, 1)	G6-3				K		G5-3		G4-6-3 1B	3 0 1 0	0 0 0 0	0 0 1 0	0 0 0 0	0 0 0 0	1 0 0 0	2 0 0 0

TOP

St. Louis Cardinals @ Colorado Rockies

Coors Field, Denver, CO

Thu May 31 2007, 7:05 PM MDT

Att. 19,097 - Cloudy - 64 F

livebaseballscorecards.com

AB	35
R	7
H	10
RBI	7
BB	2
SO	1
LOB	10

Inning Stats	1	2	3	4	5	6	7	8	9	1B	SF	WP	PA
R	0	1	0	0	0	4	0	2	0	7	0	1	38
E	0	0	0	0	0	0	0	1	0	2B: 3	SAC: 0	PB: 0	
K	0	0	0	0	1	0	0	0	0	3B: 0	DP: 2	SB: 0	
S	4	13	7	9	7	17	6	14	4	HR: 0	HBP: 1	CS: 0	
H	0	2	0	0	0	4	0	3	1				
LOB	0	2	0	0	0	1	0	1	0				
BB	0	1	0	0	0	1	0	0	0				
P	5	22	8	11	8	25	10	18	8				

PITCHER	IP	WLS	BF	H	R	ER	SO	BB	IBB	HBP	BLK	WP	HR	S	P	ERA	WHIP
28 Aaron Cook, R (1, 1) ERA: 4.31	7.0	L	29	6	5	5	1	2	0	1	0	0	0	63	89	6.43	1.143
61 Ramon E Ramirez, R (8, 1) ERA: 7.94	1.0		6	3	2	2	0	0	0	0	0	1	0	14	18	18.00	3.000
50 Jorge Julio, R (9, 1) ERA: 8.79	1.0		3	1	0	0	0	0	0	0	0	0	0	4	8	0.00	1.000

Batter	1	2	3	4	5	6	7	8	9	AB	R	H	RBI	BB	SO	LOB
19 Ryan Spilborghs, R (1, 8) OBP: 0.333, SLG: 0.455	G4-3 5 1B; S; 1B		17 BB; 2-3; 1B	FC6-4; 1-2f			G5-3			4	1	2	0	0	0	2
Kazuo Matsui, S (1, 4) OBP: 0.324, SLG: 0.412	G4-3; 1-3		K	G1-3			F7			4	0	0	0	0	1	3
5 Matt Holliday, R (1, 7) OBP: 0.379, SLG: 0.591	17 G4-6-3; 3-H; 1B		L6	G6-3			F8			4	0	1	1	0	0	2
17 Todd Helton, L (1, 3) OBP: 0.457, SLG: 0.497	G4-6-3; 1-2f		BB; 1-2	F9			F7			3	0	0	0	1	0	1
27 Garrett Atkins, R (1, 5) OBP: 0.297, SLG: 0.335		11 F8 2 G6-3 2B	G6-3		L5		K			4	1	1	0	0	1	3
11 Brad Hawpe, L (1, 9) OBP: 0.395, SLG: 0.515		F8; 2-3	F8		1B			2 F9 20 SF9 2B		4	1	2	0	0	0	1
2 Troy Tulowitzki, R (1, 6) OBP: 0.353, SLG: 0.382		G6-3; 3-H	20 BB; 1B	F8			F9; 2-3			4	0	1	1	0	0	2
20 Chris Iannetta, R (1, 2) OBP: 0.330, SLG: 0.325		G5-3	19 FC6-4; 1-2; BB	F7			SF9; 3-H			2	0	0	1	1	0	1
28 Aaron Cook, R (1, 1) OBP: 0.318, SLG: 0.400			19 1B; 2B	K		G4-3	K			2	0	1	0	0	1	2
Steve Finley, L (7, PH) OBP: 0.248, SLG: 0.247										1	0	0	0	0	0	0
61 Ramon E Ramirez, R (8, 1)										0	0	0	0	0	0	0
50 Jorge Julio, R (9, 1)										0	0	0	0	0	0	0
10 Jeff Baker, R (9, PH) OBP: 0.297, SLG: 0.403										1	0	0	0	0	1	0
Inning Stats	R: 1 E: 0 K: 0 S: 10 H: 2 LOB: 0 BB: 0 P: 15	R: 1 E: 0 K: 0 S: 5 H: 1 LOB: 0 BB: 0 P: 9	R: 0 E: 0 K: 1 S: 10 H: 2 LOB: 3 BB: 1 P: 19	R: 0 E: 0 K: 1 S: 10 H: 1 LOB: 2 BB: 1 P: 16	R: 0 E: 0 K: 0 S: 8 H: 0 LOB: 0 BB: 0 P: 12	R: 0 E: 0 K: 0 S: 8 H: 1 LOB: 1 BB: 0 P: 11	R: 0 E: 0 K: 0 S: 6 H: 0 LOB: 0 BB: 0 P: 7	R: 0 E: 0 K: 1 S: 8 H: 0 LOB: 0 BB: 0 P: 13	R: 1 E: 0 K: 1 S: 10 H: 1 LOB: 0 BB: 0 P: 14	1B: 5 2B: 3 3B: 0 HR: 0	SF: 1 SAC: 0 DP: 1 HBP: 0			WP: 0 PB: 0 SB: 1 CS: 0		PA: 36	

PITCHER		IP	WLS	BF	H	R	ER	SO	BB	IBB	HBP	BLK	WP	HR	S	P	ERA	WHIP
48 Brad Thompson, R ERA: 4.37	(1, 1)	7.1	W	30	7	2	2	2	2	0	0	0	0	0	61	96	2.46	1.227
34 Randy Flores, L ERA: 3.66	(8, 1)	0.2		2	0	0	0	1	0	0	0	0	0	0	4	6	0.00	0.000
36 Russ Springer, R ERA: 3.18	(9, 1)	1.0		4	1	1	1	1	0	0	0	0	0	0	10	14	9.00	1.000

PITCHER	IP	WLS	BF	H	R	ER	SO	BB	IBB	HBP	BLK	WP	HR	S	P	ERA	WHIP

BOTTOM

St. Louis Cardinals @ Colorado Rockies

Coors Field, Denver, CO

Thu May 31 2007, 7:05 PM MDT

Att. 19,097 - Cloudy - 64 F

livebaseballscorecards.com

AB	33
R	3
H	8
RBI	3
BB	2
SO	4
LOB	17

St. Louis Cardinals @ Houston Astros

Minute Maid Park, Houston, TX

Fri Jun 01 2007, 7:05 PM CDT

Att. 36,784 - Roof Closed - 73 F

livebaseballscorecards.com

TOP

Batter	1	2	3	4	5	6	7	8	9	AB	R	H	RBI	BB	SO	LOB
22 David Eckstein, R (1, 6) OBP: 0.337, SLG: 0.331 Aaron Miles, S (7, PH) OBP: 0.292, SLG: 0.315 (7, 6)	C X 0-1 ① F9		B X 1-0 1-2 1B		S H 1-1 HBP		F S B X 1-2 ③ G4-3		S S S 0-3 ① K 1-2	2 0 1 0 0 0 0 2 0 0 0 0 1 2						
26 Scott Spiezio, S (1, 7) OBP: 0.339, SLG: 0.373 (3, 5)	F S B X 1-2 ② G6-3		B B X 2-0 ③ G4-3		F C S 0-3 ③ K			B S B F B X 3-2 FC6-4 1B X 0-0 15 F8 1B 2B 2-H 3-H		5 1 2 2 0 1 4						
5 Albert Pujols, R (1, 3) OBP: 0.384, SLG: 0.492	B B C X 2-1 ③ G6-3			F X 0-1 15 E 2B		B C F B B X 3-2 ① G4-3		F F 1 SAFE S 0-3 ① K I I I I 4-0 1B 2B IBB		4 2 1 0 1 1 1						
15 Jim Edmonds, L (1, 8) OBP: 0.311, SLG: 0.380		C S B F B B F X 3-2 ① F7		X 0-0 ① SH2-3 2-H		B C F B B B 4-2 1B BB		1 SAFE B F C C 1-3 ② K S X 0-1 ② F8 2-3		3 0 0 0 1 1 3						
27 Scott Rolen, R (1, 5) OBP: 0.348, SLG: 0.390 So Taguchi, R (3, 7) OBP: 0.324, SLG: 0.348 31 Ryan Franklin, R (8, 1) Kip Wells, R (9, PH) OBP: 0.300, SLG: 0.500 36 Russ Springer, R (9, 1)	C C X 0-2 ② G4-3			C B B X 2-1 ② F9		B 1 SAFE 1 SAFE X 1-0 FC5-4 1-3 1B		1 SAFE 1 SAFE C B B X 2-1 ③ FC6-4 1-2f C 1 SAFE X 0-1 43 BB 2B 1-3 3-H 1B		1 0 0 0 0 0 0 3 0 1 0 0 0 1 0 0 0 0 0 0 0 1 1 1 1 0 0 0 0 0 0 0 0 0 0						
43 Juan Encarnacion, R (1, 9) OBP: 0.246, SLG: 0.328		B F F C 1-3 ③ K		X 0-0 ③ G5-3		F F F 1 SAFE D S 1-3 ② K			3-2 HR B F B S X 4-2 2B 1-2 BB	4 1 1 1 1 2 2						
Gary Bennett, R (1, 2) OBP: 0.271, SLG: 0.351		C C X 0-2 ① P6			X 0-0 ① G6-3	X 0-0 ③ FC5-4 1-2f			0-0 HR B F B S X 1-2 1-3 2H 3H 2B	5 1 2 3 0 0 2						
7 Adam Kennedy, L (1, 4) OBP: 0.293, SLG: 0.287		B C F S 1-3 ② K			B F B F B B 4-2 50 SH2-4 BB		F B F B F F X 2-2 ① G4-3		1-2 47 SH 47 WP 26 2B HBP C B B 0-3 ③ K	3 1 0 0 1 2 2						
50 Adam Wainwright, R (1, 1) OBP: 0.350, SLG: 0.421 47 Ryan Ludwick, R (8, 7) OBP: 0.255, SLG: 0.265		B C X 1-1 22 1B 1B			X 0-0 ② SH2-4 1-2		X 0-0 ② F9		B B L X 2-1 SH S 26 2B 1-3	2 0 1 0 0 0 0 0 1 0 0 0 0 0						
Inning Stats	R: 0 H: 0 E: 0 LOB: 0 K: 0 BB: 0 S: 7 P: 10	R: 0 H: 0 E: 0 LOB: 0 K: 1 BB: 0 S: 11 P: 15	R: 0 H: 2 E: 0 LOB: 2 K: 1 BB: 0 S: 10 P: 15	R: 1 H: 1 E: 1 LOB: 0 K: 0 BB: 0 S: 6 P: 8	R: 0 H: 0 E: 0 LOB: 2 K: 1 BB: 1 S: 8 P: 13	R: 0 H: 1 E: 0 LOB: 2 K: 1 BB: 1 S: 12 P: 21	R: 0 H: 0 E: 0 LOB: 0 K: 0 BB: 0 S: 9 P: 12	R: 0 H: 1 E: 0 LOB: 1 K: 2 BB: 0 S: 11 P: 17	R: 7 H: 5 E: 0 LOB: 2 K: 2 BB: 2 S: 25 P: 40	1B: 5 SF: 0 2B: 3 SAC: 3 3B: 0 DP: 0 HR: 2 HBP: 2						

	AB	35
	R	8
	H	10
	RBI	7
	BB	4
	SO	8
	LOB	17

WP: 1 PA: 44
PB: 0
SB: 1
CS: 0

PITCHER		IP	WLS	BF	H	R	ER	SO	BB	IBB	HBP	BLK	WP	HR	S	P	ERA	WHIP
44 Roy Oswalt, R ERA: 3.2	(1, 1)	7.0		28	4	1	1	4	2	0	1	0	0	0	63	94	1.29	0.857
Chad Qualls, R ERA: 4.39	(8, 1)	1.0	L	6	3	2	2	2	0	0	0	0	0	2	15	24	18.00	3.000
Trever Miller, L ERA: 6.91	(9, 1)	0.0		2	0	0	0	0	0	0	1	0	1	0	4	7	∞	∞
Dan Wheeler, R ERA: 4.07	(9, 1)	0.2		7	3	5	5	1	1	1	0	0	0	0	14	23	67.50	6.000
Brian Moehler, R ERA: 7.27	(9, 1)	0.1		1	0	0	0	1	0	0	0	0	0	0	3	3	0.00	0.000

PITCHER	IP	WLS	BF	H	R	ER	SO	BB	IBB	HBP	BLK	WP	HR	S	P	ERA	WHIP

Batter	1	2	3	4	5	6	7	8	9	AB	R	H	RBI	BB	SO	LOB
Craig Biggio, R (1, 4) OBP: 0.288, SLG: 0.392	C F B X 1-2 P4 ①		X 0-0 P2 ①		C B B X 2-1 G5-3 ③		B B C C B B 4-2 1-2 BB			3	0	0	0	1	0	0
9 Hunter Pence, R (1, 8) OBP: 0.384, SLG: 0.588	X 0-0 BB 2B		C S F S 0-3 K ②			S X 0-1 45 S 45 2B 1B	S C D B S 2-3 K ③			4	1	2	0	0	2	2
17 Lance Berkman, S (1, 3) OBP: 0.388, SLG: 0.348	B B B C C F S 3-3 K ②		C B B X 2-2 G4-3 ③			C 1 S D S SAFE 1-3 K ①		B C X 1-1 BB 1B		4	0	1	0	0	2	2
45 Carlos Lee, R (1, 7) OBP: 0.348, SLG: 0.543	B B B B 4-0 BB BB			X 0-0 G6-3 ①		B C F 1 F B F F D SAFE 3-2 F F F 2 SAFE F F X G3-1 1-H 2B		X 0-0 F8 ①		3	0	1	1	1	0	1
Luke Scott, L (1, 9) OBP: 0.322, SLG: 0.415	B B B B C B 4-1 1-2 2-3 BB			C B X 1-1 G4-3 ②		X 0-0 G3-1 ② 2-3		C B B B D 4-1 G6-4-3 1-2 BB		2	0	0	0	2	0	1
Morgan Ensberg, R (1, 5) OBP: 0.320, SLG: 0.383 Brian Moehler, R (9, 1) OBP: 0.250, SLG: 0.250	C F S 0-3 K ③			C B B F B B 4-2 28 FC6-4 BB		B X 1-0 G6-3 ③		B F B B F X 3-2 G6-4-3 ② ③ 1-2f		3 0	0 0	0 0	0 0	1 0	1 0	6 0
28 Adam Everett, R (1, 6) OBP: 0.265, SLG: 0.285		C F C 0-3 K ①		X 0-0 FC6-4 ③ 1-2f			B C B F X 2-2 P4 ①		C B X 1-1 P6 ①	4	0	0	0	0	1	1
Brad Ausmus, R (1, 2) OBP: 0.321, SLG: 0.314		F B B X 2-1 L8 ②			X 0-0 G5-3 ①		C B X 1-1 BB 1B		F F B S 1-3 K ②	4	0	1	0	0	1	0
44 Roy Oswalt, R (1, 1) OBP: 0.115, SLG: 0.154 Mike Lamb, L (7, PH) OBP: 0.344, SLG: 0.372 Chad Qualls, R (8, 1) Trever Miller, R (9, 1) Dan Wheeler, R (9, 1) Mark Loretta, R (9, 5) OBP: 0.397, SLG: 0.421		C B C B X 2-2 F9 ③			C C X 0-2 F8 ②		X 0-0 P4 ②		F B F B B F B X 3-2 F9 ③	2 1 0 0 0 1	0 0 0 0 0 0	0 0 0 0 0 0	0 0 0 0 0 0	0 0 0 0 0 0	0 1 0 0 0 0	0 1 0 0 0 0
Inning Stats	R: 0 H: 1 E: 0 LOB: 3 K: 2 BB: 2 S: 12 P: 24	R: 0 H: 0 E: 0 LOB: 0 K: 1 BB: 0 S: 8 P: 12	R: 0 H: 0 E: 0 LOB: 0 K: 1 BB: 0 S: 8 P: 10	R: 0 H: 0 E: 0 LOB: 1 K: 0 BB: 1 S: 6 P: 11	R: 0 H: 0 E: 0 LOB: 0 K: 0 BB: 0 S: 6 P: 8	R: 1 H: 2 E: 0 LOB: 1 K: 1 BB: 0 S: 18 P: 23	R: 0 H: 1 E: 0 LOB: 2 K: 1 BB: 1 S: 11 P: 20	R: 0 H: 1 E: 0 LOB: 1 K: 0 BB: 1 S: 7 P: 15	R: 0 H: 0 E: 0 LOB: 0 K: 1 BB: 0 S: 10 P: 15	1B: 3 2B: 2 3B: 0 HR: 0	SF: 0 SAC: 0 DP: 1 HBP: 0			WP: 0 PB: 0 SB: 1 CS: 0	PA: 36		

PITCHER	IP	WLS	BF	H	R	ER	SO	BB	IBB	HBP	BLK	WP	HR	S	P	ERA	WHIP
50 Adam Wainwright, R (1, 1) ERA: 5.12	7.0		29	4	1	1	6	4	0	0	0	0	0	69	108	1.29	1.143
31 Ryan Franklin, R (8, 1) ERA: 1.21	1.0	W	4	1	0	0	0	1	0	0	0	0	0	7	15	0.00	2.000
36 Russ Springer, R (9, 1) ERA: 3.0	1.0		3	0	0	0	1	0	0	0	0	0	0	10	15	0.00	0.000

PITCHER	IP	WLS	BF	H	R	ER	SO	BB	IBB	HBP	BLK	WP	HR	S	P	ERA	WHIP

BOTTOM

St. Louis Cardinals @ Houston Astros

Minute Maid Park, Houston, TX

Fri Jun 01 2007, 7:05 PM CDT

Att. 36,784 - Roof Closed - 73 F

livebaseballscorecards.com

AB	31
R	1
H	5
RBI	1
BB	5
SO	7
LOB	14

Batter	1	2	3	4	5	6	7	8	9	AB	R	H	RBI	BB	SO	LOB
7 Adam Kennedy, L (1, 4) OBP: 0.292, SLG: 0.286	F7		26 G3 1B		P6			F7		4	0	1	0	0	0	0
26 Scott Spiezio, S (1, 5) OBP: 0.336, SLG: 0.368	F9		G3 1-2		F9			5 FC6-4 1B		4	0	1	0	0	0	1
5 Albert Pujols, R (1, 3) OBP: 0.377, SLG: 0.482	G5-3		G5-3			G4-3		FC6-4 1-2f		4	0	0	0	0	0	2
15 Jim Edmonds, L (1, 8) OBP: 0.310, SLG: 0.396		HR	G1-3			G4-3			F7	4	1	1	1	0	0	1
43 Juan Encarnacion, R (1, 9) OBP: 0.262, SLG: 0.344		BB		2B		G6-3			K	3	2	1	0	1	1	0
47 Ryan Ludwick, R (1, 7) OBP: 0.273, SLG: 0.302		2B		1B			G5-3		K	4	0	2	0	0	1	0
Gary Bennett, R (1, 2) OBP: 0.258, SLG: 0.339 35 Brian Esposito, R (8, 2)		G5-3		SF7 3-H			G5-3			2 0	0 0	0 0	1 0	0 0	0 0	2 0
Aaron Miles, S (1, 6) OBP: 0.284, SLG: 0.309 56 Kelvin Jimenez, R (7, 1)		SF9 2-3 3-H		G6-3			G5-3			2 0	0 0	0 0	1 0	0 0	0 0	0 0
Kip Wells, R (1, 1) OBP: 0.273, SLG: 0.455 Tyler Johnson, S (6, 1) 63 Brendan Ryan, R (7, 6)		G6-3			F9			G6-3		2 0 1	0 0 0	0 0 0	0 0 0	0 0 0	0 0 0	1 0 0
Inning Stats	R: 0 H: 0 E: 0 LOB: 0 K: 0 BB: 0 S: 4 P: 10	R: 2 H: 2 E: 0 LOB: 1 K: 0 BB: 1 S: 9 P: 15	R: 0 H: 1 E: 0 LOB: 1 K: 0 BB: 0 S: 5 P: 11	R: 1 H: 2 E: 0 LOB: 0 K: 0 BB: 0 S: 8 P: 14	R: 0 H: 0 E: 0 LOB: 0 K: 0 BB: 0 S: 7 P: 11	R: 0 H: 0 E: 0 LOB: 0 K: 0 BB: 0 S: 5 P: 8	R: 0 H: 0 E: 0 LOB: 0 K: 0 BB: 0 S: 5 P: 9	R: 0 H: 1 E: 0 LOB: 1 K: 0 BB: 0 S: 9 P: 12	R: 0 H: 0 E: 0 LOB: 0 K: 2 BB: 0 S: 8 P: 12	1B: 3 SF: 2 2B: 2 SAC: 0 3B: 0 DP: 0 HR: 1 HBP: 0						

PITCHER		IP	WLS	BF	H	R	ER	SO	BB	IBB	HBP	BLK	WP	HR	S	P	ERA	WHIP
43 Chris Sampson, R ERA: 3.43	(1, 1)	8.0	W	30	6	3	3	0	1	0	0	0	0	1	52	90	3.38	0.875
54 Brad Lidge, R ERA: 2.7	(9, 1)	1.0		3	0	0	0	2	0	0	0	0	0	0	8	12	0.00	0.000

PITCHER	IP	WLS	BF	H	R	ER	SO	BB	IBB	HBP	BLK	WP	HR	S	P	ERA	WHIP

TOP

St. Louis Cardinals @ Houston Astros

Minute Maid Park, Houston, TX

Sat Jun 02 2007, 2:55 PM CDT
Att. 39,234 - Roof Closed - 73 F

livebaseballscorecards.com

AB	30
R	3
H	6
RBI	3
BB	1
SO	2
LOB	7

WP: 0 PA: 33
PB: 0
SB: 0
CS: 0

Batter	1	2	3	4	5	6	7	8	9	AB	R	H	RBI	BB	SO	LOB
Craig Biggio, R (1, 4) OBP: 0.286, SLG: 0.387 54 Brad Lidge, R (9, 1)	C F X 0-2 17 FC6-4 9 1B 45 SF8 1B	B B B C F F S 3-3 ① K	B X 1-0 ① FC5-2 9 2B 17 G4-3 1-2 2-3 3-Hf	B C 2 F D B S SAFE 3-3 ③ K	X 0-0 ③ G1-3					5 0	2 0	1 0	0 0	0 0	2 0	5 0
9 Hunter Pence, R (1, 8) OBP: 0.388, SLG: 0.593	F B X 1-1 17 FC6-4 1-2 1B	B S S B S 2-3 ② K	B D F X 2-1 17 G4-3 1-3 2-H 3-H 2B	B X 1-0 ① P6						4	0	2	2	0	1	0
17 Lance Berkman, S (1, 3) OBP: 0.386, SLG: 0.342	B S B B X 3-1 ① FC6-4 1-2f 2-3	X 0-0 ③ G6-3	F X 0-1 ② G4-3 2-3 3-H	B F B B B 4-1 45 HR BB						3	1	0	1	1	0	3
45 Carlos Lee, R (1, 7) OBP: 0.355, SLG: 0.560	C B X 1-1 ② SF8 3-H	B B B B 4-0 L4-3 BB	B C F B B F B 4-2 FC4-6 BB	S B B B X 3-1 1-H HR						1	1	1	3	2	0	0
Mark Loretta, R (1, 5) OBP: 0.383, SLG: 0.405 (9, 4)	X 0-0 ③ F8	C X 0-1 ①② L4-3 1-1	B S X 1-1 ③ FC4-6 1-2f	S C B C 1-3 ② K						4	0	0	0	0	1	4
Luke Scott, L (1, 9) OBP: 0.320, SLG: 0.433	B X 1-0 ① F7	C F B B B X 2-2 ③ F7	B B X 2-0 HR	B X 1-0 ③ G3						4	1	1	1	0	0	0
Eric Munson, L (1, 2) OBP: 0.500, SLG: 0.333	B F X 1-1 ② F7	B C F F X 1-2 28 1B FC5-2 1B	S B B B B 4-1 43 SH1-3 BB	F X 0-1 ① P5						3	0	1	0	1	0	0
28 Adam Everett, R (1, 6) OBP: 0.275, SLG: 0.313	X 0-0 HR	X 0-0 FC5-2 43 SH 9 2B 1-3 1B	B X 1-0 ① P6	X 0-0 1B						4	2	3	1	0	0	1
43 Chris Sampson, R (1, 1) OBP: 0.176, SLG: 0.176 Mike Lamb, L (8, PH) (9, 5) OBP: 0.340, SLG: 0.368	F S B F B X 2-2 ③ F8	L S X 0-2 SH FC5-2 9 2B 1-2	X 0-0 ② SH1-3 1-2	B S C C S 2-3 ② K						1 1	1 0	0 0	0 0	0 0	0 1	0 1
Inning Stats	R: 1 E: 0 K: 0 S: 10 H: 2 LOB: 1 BB: 0 P: 15	R: 1 E: 0 K: 0 S: 8 H: 1 LOB: 0 BB: 0 P: 12	R: 0 E: 0 K: 2 S: 9 H: 0 LOB: 0 BB: 0 P: 14	R: 0 E: 0 K: 0 S: 5 H: 0 LOB: 0 BB: 1 P: 11	R: 3 E: 1 K: 0 S: 18 H: 3 LOB: 2 BB: 1 P: 27	R: 1 E: 0 K: 1 S: 7 H: 1 LOB: 1 BB: 1 P: 17	R: 2 E: 0 K: 1 S: 8 H: 1 LOB: 0 BB: 1 P: 18	R: 0 E: 0 K: 1 S: 8 H: 1 LOB: 1 BB: 0 P: 10		1B: 5 2B: 2 3B: 0 HR: 3	SF: 1 SAC: 2 DP: 1 HBP: 0					

St. Louis Cardinals @ Houston Astros

Minute Maid Park, Houston, TX

Sat Jun 02 2007, 2:55 PM CDT
Att. 39,234 - Roof Closed - 73 F

livebaseballscorecards.com

BOTTOM

AB	30
R	8
H	9
RBI	8
BB	4
SO	5
LOB	14

WP: 0 PB: 0 SB: 0 CS: 0 PA: 37

PITCHER		IP	WLS	BF	H	R	ER	SO	BB	IBB	HBP	BLK	WP	HR	S	P	ERA	WHIP
Kip Wells, R ERA: 6.4	(1, 1)	5.0	L	25	7	6	5	2	3	0	0	0	0	2	52	87	9.00	2.000
Tyler Johnson, L ERA: 1.86	(6, 1)	1.0		3	0	0	0	1	0	0	0	0	0	0	5	9	0.00	0.000
56 Kelvin Jimenez, R ERA: 7.88	(7, 1)	2.0		9	2	2	2	2	1	0	0	0	0	1	16	28	9.00	1.500

PITCHER	IP	WLS	BF	H	R	ER	SO	BB	IBB	HBP	BLK	WP	HR	S	P	ERA	WHIP

Batter	1	2	3	4	5	6	7	8	9	10	AB	R	H	RBI	BB	SO	LOB
22 David Eckstein, R (1, 6) OBP: 0.339, SLG: 0.352	C F X 0-2 HR	C B S B X 2-2 ③ G6-3	D D B C X 3-1 ③ F7			B B C S X 2-2 ① P3		B B X 2-0 5 HR 1B		5	2	2	1	0	0	1
26 Scott Spiezio, S (1, 5) OBP: 0.339, SLG: 0.378	B X 1-0 ① F9			X 0-0 5 G5-4-3 1B		B F B B X 3-1 5 F8 15 1B 2B		F S F B X 1-2 ② G4-3		1 SAFE B 1 SAFE S C 1 SAFE B B 1 SAFE 3-3 F S ② K	5	1	2	0	0	1	1
5 Albert Pujols, R (1, 3) OBP: 0.378, SLG: 0.510	B B C X 2-1 ② F8			C F B X 1-2 ①② G5-4-3 1-2f		C C X 0-2 ① F8 2-3		C X 0-1 HR		B B B C S F F X 3-2 1-H HR	5	2	2	3	0	0	2
15 Jim Edmonds, L (1, 8) OBP: 0.307, SLG: 0.390	C B X 1-1 ③ G4-3			X 0-0 ③ F8		X 0-0 3-H 1B		S B B B X 3-1 ③ G4-3		B C S S 1-3 ③ K	5	0	1	1	0	1	0
43 Juan Encarnacion, R (1, 9) OBP: 0.261, SLG: 0.385		C B X 1-1 ① G5-3	B B B C X 3-1 HR			B 1 SAFE S D B X 3-1 ② L6			C C B C 1-3 ① K		4	1	1	1	0	1	1
47 Ryan Ludwick, R (1, 7) OBP: 0.271, SLG: 0.316 44 Jason Isringhausen, R (9, 1)		S B B B X 2-1 ② P4	B S X 1-1 2B 2B			B B F F B X 3-2 ③ P6			C F T 0-2 ② K		4 0	1 0	1 0	0 0	0 0	1 0	1 0
Gary Bennett, R (1, 2) OBP: 0.258, SLG: 0.349		B C B F S 2-3 ③ K	D X 1-0 41 G1-3 2-H 2B				C B F X 1-2 ① F9		C F F X 0-2 ③ G6-3		4	0	1	1	0	1	0
63 Brendan Ryan, R (1, 4) Aaron Miles, S (10, PH) OBP: 0.282, SLG: 0.306 (10, 4)			X 0-0 ① F8		C S S 0-3 ① K		B C X 1-1 ② G6-3			F B F X 1-2 ① G6-3	3 1	0 0	0 0	0 0	0 0	1 0	1 0
41 Braden Looper, R (1, 1) OBP: 0.217, SLG: 0.190 34 Randy Flores, L (7, 1) 31 Ryan Franklin, R (7, 1) So Taguchi, R (9, 7) OBP: 0.330, SLG: 0.387			X 0-0 ② G6-3		B C F F F X 1-2 ② G1-3 2-3		C B F X 1-2 ③ G1-3			X 0-0 HR	3 0 0 1	0 0 0 1	0 0 0 1	0 0 0 1	0 0 0 0	0 0 0 0	1 0 0 0
Inning Stats	R: 1 E: 0 K: 0 S: 8 H: 1 LOB: 0 BB: 0 P: 12	R: 0 E: 0 K: 1 S: 7 H: 0 LOB: 0 BB: 0 P: 12	R: 0 E: 0 K: 0 S: 5 H: 0 LOB: 0 BB: 0 P: 7	R: 0 E: 0 K: 0 S: 5 H: 1 LOB: 0 BB: 0 P: 6	R: 2 E: 0 K: 1 S: 15 H: 3 LOB: 1 BB: 0 P: 24	R: 1 E: 0 K: 0 S: 11 H: 2 LOB: 1 BB: 0 P: 20	R: 0 E: 0 K: 0 S: 8 H: 0 LOB: 0 BB: 0 P: 11	R: 1 E: 0 K: 0 S: 11 H: 1 LOB: 0 BB: 0 P: 17	R: 0 E: 0 K: 2 S: 10 H: 0 LOB: 0 BB: 0 P: 11	R: 3 E: 0 K: 2 S: 17 H: 3 LOB: 0 BB: 0 P: 27	1B: 3 2B: 3 3B: 0 HR: 5	SF: 0 SAC: 0 DP: 1 HBP: 0					

PITCHER	IP	WLS	BF	H	R	ER	SO	BB	IBB	HBP	BLK	WP	HR	S	P	ERA	WHIP
23 Jason Jennings, R (1, 1) ERA: 3.13	6.0		24	7	4	4	2	0	0	0	0	0	2	51	81	6.00	1.167
Dave Borkowski, R (7, 1) ERA: 3.38	1.0		3	0	0	0	0	0	0	0	0	0	0	8	11	0.00	0.000
Chad Qualls, R (8, 1) ERA: 4.55	1.0		4	1	1	1	0	0	0	0	0	0	1	11	17	9.00	1.000
Dan Wheeler, R (9, 1) ERA: 4.85	1.2	L	8	3	3	3	3	0	0	0	0	0	2	24	34	16.20	1.800
Trever Miller, L (10, 1) ERA: 6.75	0.1		1	0	0	0	1	0	0	0	0	0	0	3	4	0.00	0.000

PITCHER	IP	WLS	BF	H	R	ER	SO	BB	IBB	HBP	BLK	WP	HR	S	P	ERA	WHIP

TOP

St. Louis Cardinals @ Houston Astros

Minute Maid Park, Houston, TX

Sun Jun 03 2007, 1:05 PM CDT
Att. 40,483 - Roof Closed - 73 F

livebaseballscorecards.com

AB	40
R	8
H	11
RBI	8
BB	0
SO	6
LOB	8

WP: 0 PA: 40
PB: 0
SB: 0
CS: 0

Batter	1	2	3	4	5	6	7	8	9	10	AB	R	H	RBI	BB	SO	LOB
Mark Loretta, R (1, 4) (9, 5) OBP: 0.376, SLG: 0.422	G5-3		L6			B1-3	FC9-6			HR	5	1	1	2	0	0	2
Mike Lamb, L (1, 3) OBP: 0.337, SLG: 0.363	P5			9 G5-3 1B		G3-1	G4-3			F8	4	0	1	0	0	0	2
Chad Qualls, R (8, 1)											0	0	0	0	0	0	0
Craig Biggio, R (9, 4) OBP: 0.285, SLG: 0.385											1	0	0	0	0	0	0
9 Hunter Pence, R (1, 8) OBP: 0.403, SLG: 0.625	1B			G5-3		45 S 1B		HR		45 FC4-6 1B	5	1	4	2	0	0	1
45 Carlos Lee, R (1, 7) OBP: 0.347, SLG: 0.547	G6-3			G5-3		G6-3		F9		FC4-6 BB	5	0	0	0	0	0	4
Luke Scott, L (1, 9) OBP: 0.323, SLG: 0.435		K		G3			1B 2B	G4-3		BB	4	1	1	0	1	1	1
Morgan Ensberg, R (1, 5) OBP: 0.325, SLG: 0.387	F7		G6-4-3 1B			28 SH 17 FC5-4 1B		F9		F9	4	1	2	1	0	0	0
Dan Wheeler, R (9, 1)											0	0	0	0	0	0	0
Trever Miller, R (10, 1)											0	0	0	0	0	0	0
16 Jason Lane, R (10, PH) OBP: 0.175, SLG: 0.354											1	0	0	0	0	0	2
Eric Munson, L (1, 2) OBP: 0.375, SLG: 0.286	G4-3		G6-4-3			17 FC5-4 28 SH FC9-6 1B			G3		4	1	1	0	0	0	1
Brad Ausmus, R (10, 2) OBP: 0.321, SLG: 0.314											0	0	0	0	0	0	0
28 Adam Everett, R (1, 6) OBP: 0.271, SLG: 0.307			G5-3				SH 17 FC5-4		F7		3	0	0	0	0	0	0
23 Jason Jennings, L (1, 1)			G3			G3-1 B1-3 9 1B 1B	FC5-4 FC9-6		F7		1	0	0	0	0	0	0
Orlando Palmeiro, L (6, PH) OBP: 0.313, SLG: 0.200											1	1	1	0	0	0	0
Dave Borkowski, R (7, 1)											0	0	0	0	0	0	0
17 Lance Berkman, S (7, PH) OBP: 0.382, SLG: 0.339											2	0	0	1	0	0	2
(8, 3)																	
Inning Stats	R: 0 E: 0 K: 0 S: 10 H: 1 LOB: 1 BB: 0 P: 18	R: 0 E: 0 K: 1 S: 8 H: 0 LOB: 0 BB: 0 P: 13	R: 0 E: 0 K: 0 S: 7 H: 0 LOB: 0 BB: 0 P: 11	R: 0 E: 0 K: 0 S: 5 H: 1 LOB: 1 BB: 0 P: 9	R: 0 E: 0 K: 0 S: 6 H: 1 LOB: 0 BB: 0 P: 9	R: 1 E: 0 K: 0 S: 12 H: 2 LOB: 1 BB: 0 P: 20	R: 3 E: 0 K: 0 S: 13 H: 3 LOB: 1 BB: 0 P: 18	R: 1 E: 0 K: 0 S: 7 H: 1 LOB: 0 BB: 0 P: 11	R: 0 E: 0 K: 0 S: 3 H: 0 LOB: 0 BB: 0 P: 6	R: 1 E: 0 K: 0 S: 11 H: 2 LOB: 2 BB: 1 P: 19	1B: 8 2B: 1 3B: 0 HR: 2	SF: 0 SAC: 1 DP: 1 HBP: 0		WP: 0 PB: 0 SB: 1 CS: 0	PA: 42			

PITCHER	IP	WLS	BF	H	R	ER	SO	BB	IBB	HBP	BLK	WP	HR	S	P	ERA	WHIP
41 Braden Looper, R (1, 1) ERA: 3.72	6.0		24	7	3	3	1	0	0	0	0	0	0	52	87	4.50	1.167
34 Randy Flores, L (7, 1) ERA: 4.05	0.1	H	3	1	0	0	0	0	0	0	0	0	0	4	4	0.00	3.000
31 Ryan Franklin, R (7, 1) ERA: 1.5	1.2	B	6	1	2	2	0	0	0	0	0	0	1	12	18	10.80	0.600
44 Jason Isringhausen, R (9, 1) ERA: 1.64	2.0	W	9	2	1	1	0	1	0	0	0	0	1	14	25	4.50	1.500

PITCHER	IP	WLS	BF	H	R	ER	SO	BB	IBB	HBP	BLK	WP	HR	S	P	ERA	WHIP

BOTTOM

St. Louis Cardinals @ Houston Astros

Minute Maid Park, Houston, TX

Sun Jun 03 2007, 1:05 PM CDT
Att. 40,483 - Roof Closed - 73 F

livebaseballscorecards.com

AB	40
R	6
H	11
RBI	6
BB	1
SO	1
LOB	15

Cincinnati Reds @ St. Louis Cardinals

Busch Stadium, St. Louis, MO

Tue Jun 05 2007, 7:10 PM CDT

Att. 43,532 - Partly Cloudy - 78 F

livebaseballscorecards.com

TOP

Batter	1	2	3	4	5	6	7	8	9	AB	R	H	RBI	BB	SO	LOB
30 Norris Hopper, R (1, 9) OBP: 0.351, SLG: 0.397	G4-3		F9	33 WP BB 1-2 2-3 3-H		F9		SH5-4 1-2		3	0	0	1	1	0	1
33 Josh Hamilton, L (1, 8) OBP: 0.338, SLG: 0.520	4 FC5-4 BB		4 G6-3 2B	K 1-2 2-3 3-H			G6-3	G3 2-3		4	0	1	0	1	1	3
4 Brandon Phillips, R (1, 4) OBP: 0.332, SLG: 0.491	FC5-4 1-2f		G6-3 2-3		28 G6-4-3 HBP 1B		1B 3B	HBP		4	1	2	0	0	0	2
Adam Dunn, L (1, 7) OBP: 0.354, SLG: 0.525	F7		K		28 G6-4-3 1-2 HBP		1B 28 1B FC3-2 3-H 1B	G4-3		4	0	1	1	0	1	4
28 Edwin Encarnación, R (1, 5) OBP: 0.354, SLG: 0.387		26 FC6-5 BB 1B		26 BB 30 BB BB	G6-4-3 1-2f 2-3		FC3-2 1B 1-2 1B		G6-3 BB	3	1	2	0	2	0	2
Scott Hatteberg, L (1, 3) OBP: 0.380, SLG: 0.457 Jeff Conine, R (7, PH) OBP: 0.339, SLG: 0.413 (7, 3)	26 FC6-5 1-2 BB		K	30 BB 26 BB 33 WP 1-2 BB	K		FC3-2 1-2 2-3 1B	K	K	1 2	1 0	0 1	0 0	2 0	1 1	1 1
26 David Ross, R (1, 2) OBP: 0.262, SLG: 0.344 Ken Griffey Jr., L (7, PH) OBP: 0.386, SLG: 0.514 56 Todd Coffey, R (7, 1) 29 Mike Stanton, L (7, 1) 38 Gary Majewski, R (8, 1) Chad Moeller, R (9, PH) OBP: 0.226, SLG: 0.323 51 Jared Burton, R (9, 1) 40 Jon Coutlangus, L (9, 1)	FC6-5 1-2 2-3f			33 WP 30 BB BB 1-2 2-3		K 1-2	FC3-2 1-2 2-3 3-Hf		G6-3 1-2	2 1 0 0 0 1 0 0	0 0 0 0 0 0 0 0	0 0 0 0 0 0 0 0	0 0 0 0 0 0 0 0	1 0 0 0 0 0 0 0	1 0 0 0 0 0 0 0	2 3 0 0 0 1 0 0
9 Juan Castro, R (1, 6) OBP: 0.179, SLG: 0.206 Javier Valentin, S (7, PH) OBP: 0.333, SLG: 0.386 (7, 2)	K			K		L8 0-2	G3 2-1		BB	3 1	0 0	0 0	0 1	0 0	2 1	5 3
39 Aaron Harang, R (1, 1) OBP: 0.167, SLG: 0.143 2 Alex Gonzalez, R (7, 6) OBP: 0.320, SLG: 0.510	P2			K		BB		E6 33 G3 30 SH5-4	K	2 2	0 0	0 0	0 0	1 0	1 1	5 2
Inning Stats	R: 0 H: 0 E: 0 LOB: 1 K: 0 BB: 1 S: 9 P: 15	R: 0 H: 1 E: 0 LOB: 2 K: 1 BB: 1 S: 11 P: 21	R: 0 H: 1 E: 0 LOB: 1 K: 1 BB: 0 S: 9 P: 14	R: 2 H: 0 E: 0 LOB: 2 K: 3 BB: 4 S: 18 P: 43	R: 0 H: 1 E: 0 LOB: 1 K: 1 BB: 0 S: 6 P: 11	R: 0 H: 0 E: 0 LOB: 1 K: 1 BB: 1 S: 8 P: 14	R: 1 H: 4 E: 0 LOB: 3 K: 0 BB: 0 S: 12 P: 20	R: 0 H: 0 E: 1 LOB: 2 K: 0 BB: 0 S: 11 P: 18	R: 0 H: 0 E: 0 LOB: 2 K: 2 BB: 2 S: 13 P: 24	1B: 5 SF: 0 2B: 1 SAC: 1 3B: 1 DP: 1 HR: 0 HBP: 2						

AB	33
R	3
H	7
RBI	2
BB	9
SO	9
LOB	35

WP: 1 PB: 0 SB: 0 CS: 0 PA: 45

PITCHER

PITCHER		IP	WLS	BF	H	R	ER	SO	BB	IBB	HBP	BLK	WP	HR	S	P	ERA	WHIP
37 Todd Wellemeyer, R ERA: 7.26	(1, 1)	3.2		19	2	2	2	4	6	0	0	0	0	0	43	86	4.91	2.182
Tyler Johnson, L ERA: 1.74	(4, 1)	1.1		5	1	0	0	2	0	0	1	0	1	0	10	18	0.00	0.750
36 Russ Springer, R ERA: 2.84	(6, 1)	1.0		4	0	0	0	1	1	0	0	0	0	0	8	14	0.00	1.000
34 Randy Flores, L ERA: 4.43	(7, 1)	0.1	B	4	3	1	1	0	0	0	0	0	0	0	7	12	27.00	9.000
31 Ryan Franklin, R ERA: 1.4	(7, 1)	1.2		8	1	0	0	0	0	0	1	0	0	0	16	26	0.00	0.600
44 Jason Isringhausen, R ERA: 1.57	(9, 1)	1.0	W	5	0	0	0	2	2	0	0	0	0	0	13	24	0.00	2.000

Batter	1	2	3	4	5	6	7	8	9	AB	R	H	RBI	BB	SO	LOB
22 David Eckstein, R (1, 6) OBP: 0.348, SLG: 0.367	B C C B F F X 2-2 5 PB 15 2B 1B	C X 0-1 1-2 2-H 1B		C F B X 1-2 ③ G3-1			X 0-0 2B		B 1 SAFE X 1-0 ① SH3-4 1-2	4	1	3	1	0	0	2
16 Chris Duncan, L (1, 7) OBP: 0.345, SLG: 0.497 So Taguchi, R (9, PH) OBP: 0.337, SLG: 0.394	C B B F B S 3-3 ① K	C B F S 1-3 ③ K			S B F C 1-3 ① K		C X 0-1 ① G5-3		F B B B F F F F F 3-2 X 2-H 1B	4 1	0 0	0 1	0 1	0 0	3 0	4 0
5 Albert Pujols, R (1, 3) OBP: 0.380, SLG: 0.507	B C B F B F X 3-2 ② F9 1-2		C F B B B X 3-2 ① G6-3		C X 0-1 15 WP 1B		I I I I 4-0 IBB			3	0	1	0	1	0	1
15 Jim Edmonds, L (1, 8) OBP: 0.306, SLG: 0.393	B B X 2-0 2-H 2B		C F B B B F F C 3-3 ② K		C F B B F D X 3-2 ② P4 1-2		S B B X 2-1 ② F7			4	0	1	1	0	1	3
26 Scott Spiezio, S (1, 5) OBP: 0.328, SLG: 0.365	B X 1-0 ③ F9		X 0-0 ③ F9		X 0-0 ③ F7		B S B X 2-1 ③ F7			4	0	0	0	0	0	4
43 Juan Encarnacion, R (1, 9) OBP: 0.274, SLG: 0.435		B B F F B B X 3-2 HBP 22 1B 1B		C B B B X 3-1 E2 7 SH3-4 1B		B B X 2-0 HR		C B F F F X 2-2 ① P4		4	2	2	1	0	0	0
Gary Bennett, R (1, 2) OBP: 0.269, SLG: 0.349 Kelly Stinnett, R (2, PR) (3, 2)	1 SAFE F F H 1-1 22 1B 1-2 HBP			B B X 2-0 ① F9		F S B F B X 2-2 ① F9		B C C C X 1-2 ② G4-3		0 3	0 0	0 0	0 0	0 0	0 0	0 1
7 Adam Kennedy, L (1, 4) OBP: 0.291, SLG: 0.285 44 Jason Isringhausen, R (9, 1)	F F T 0-2 ① K			C B S X 1-2 SH3-4 1-2 1B		B B F X 2-1 ② F9		B X 1-0 ③ P5		4 0	0 0	1 0	0 0	0 0	1 0	2 0
37 Todd Wellemeyer, R (1, 1) OBP: 0.200, SLG: 0.200 Tyler Johnson, S (4, 1) 36 Russ Springer, R (6, 1) 47 Ryan Ludwick, R (6, PH) OBP: 0.267, SLG: 0.310 34 Randy Flores, L (7, 1) 31 Ryan Franklin, R (7, 1) Aaron Miles, S (9, 4) OBP: 0.288, SLG: 0.306		B B F S 2-3 ② K		X 0-0 ② SH3-4 1-2 2-3		C F F E B B B T 3-2 ③ K			B B B B 4-0 WP 22 SH3-4 1B BB	1 0 0 0 1 0 0 0 0	0 0 0 0 0 0 0 0 1	0 0 0 0 0 0 0 0 0	0 0 0 0 0 0 0 0 1	1 0 0 0 1 0 0 0 0	0 0 0 0 0 0 0 0 0	2 0 0 0 0 0 0 0 0
Inning Stats	R: 1 H: 2 E: 0 LOB: 1 K: 1 BB: 0 S: 14 P: 25	R: 1 H: 2 E: 0 LOB: 2 K: 3 BB: 0 S: 15 P: 22	R: 0 H: 0 E: 0 LOB: 0 K: 1 BB: 0 S: 9 P: 15	R: 0 H: 1 E: 1 LOB: 2 K: 0 BB: 0 S: 10 P: 17	R: 0 H: 1 E: 0 LOB: 1 K: 1 BB: 0 S: 10 P: 14	R: 1 H: 1 E: 0 LOB: 0 K: 1 BB: 0 S: 12 P: 21	R: 0 H: 1 E: 0 LOB: 2 K: 0 BB: 1 S: 7 P: 15	R: 0 H: 0 E: 0 LOB: 0 K: 0 BB: 0 S: 8 P: 12	R: 1 H: 1 E: 0 LOB: 1 K: 0 BB: 1 S: 8 P: 16	1B: 6 SF: 0 2B: 2 SAC: 2 3B: 0 DP: 0 HR: 1 HBP: 1						

PITCHER		IP	WLS	BF	H	R	ER	SO	BB	IBB	HBP	BLK	WP	HR	S	P	ERA	WHIP
39 Aaron Harang, R ERA: 4.24	(1, 1)	6.0		27	7	3	3	7	0	0	1	0	1	1	70	114	4.50	1.167
56 Todd Coffey, R ERA: 4.88	(7, 1)	0.1		3	1	0	0	0	0	1	0	0	0	0	3	7	0.00	3.000
29 Mike Stanton, L ERA: 5.06	(7, 1)	0.2		2	0	0	0	0	0	0	0	0	0	0	4	8	0.00	0.000
38 Gary Majewski, R ERA: 11.25	(8, 1)	1.0		3	0	0	0	0	0	0	0	0	0	0	8	12	0.00	0.000
51 Jared Burton, R ERA: 5.19	(9, 1)	0.0	L	1	0	1	1	0	1	0	0	0	0	0	0	4	∞	∞

PITCHER		IP	WLS	BF	H	R	ER	SO	BB	IBB	HBP	BLK	WP	HR	S	P	ERA	WHIP
40 Jon Coutlangus, L ERA: 5.03	(9, 1)	0.1		2	1	0	0	0	0	0	0	0	1	0	8	12	0.00	3.000

BOTTOM

Cincinnati Reds @ St. Louis Cardinals

Busch Stadium, St. Louis, MO

Tue Jun 05 2007, 7:10 PM CDT
Att. 43,532 - Partly Cloudy - 78 F

livebaseballscorecards.com

AB	33
R	4
H	9
RBI	4
BB	2
SO	7
LOB	19

WP: 2 PA: 38
PB: 1
SB: 0
CS: 0

Batter	1	2	3	4	5	6	7	8	9	AB	R	H	RBI	BB	SO	LOB
Scott Hatteberg, L (1, 3) OBP: 0.374, SLG: 0.472	C B X 1-1 G4-3 ①		C X 0-1 HR ①		X 0-0 SF8 ② 3-H		C B B X 2-1 G4-3 ①		C B F B F B S 3-3 K ③	4	1	1	2	0	1	0
4 Brandon Phillips, R (1, 4) OBP: 0.331, SLG: 0.487	F S X 0-2 G6-3 ②		C X 0-1 E6		S X 0-1 2B 1B		X 0-0 G5-3 ②			4	1	1	0	0	0	0
Ken Griffey Jr., L (1, 9) OBP: 0.384, SLG: 0.513	B B F X 2-1 F8 ③		X 0-0 F9 ②		C 1 SAFE X 0-1 1-H 2B		C B F X 1-2 G5-3 ③			4	1	1	1	0	0	1
Adam Dunn, L (1, 7) OBP: 0.353, SLG: 0.524		X 0-0 G3 ①	B F B X 2-1 F8 ③		C C B F F F B X 2-2 2-H 2B			S S B B B X 3-2 F8 ①		4	0	1	1	0	0	1
28 Edwin Encarnación, R (1, 5) OBP: 0.352, SLG: 0.384		B C X 1-1 26 F8 33 BB 1B		C B B B F F X 2-2 P3 ①	B F F B S 2-3 K ③			B C F F B C 2-3 K ②		4	0	1	0	0	2	1
33 Josh Hamilton, L (1, 8) OBP: 0.350, SLG: 0.520		B F B B C B 4-2 9 FC6-4 1-2 BB		B B F B B B 4-1 26 G6-4-3 BB		X 0-0 F7 ①		C B X 1-1 1B		2	0	1	0	2	0	0
26 David Ross, R (1, 2) OBP: 0.257, SLG: 0.336 Javier Valentin, S (8, PH) OBP: 0.328, SLG: 0.379 (8, 2)		F X 0-1 F8 ② 2-3		C F B F 1 SAFE F B X 2-2 G6-4-3 ②③ 1-2f		X 0-0 G6-3 ②		B C S D X 2-2 G4-3 ③		3 1	0 0	0 0	0 0	0 0	0 0	3 1
9 Juan Castro, R (1, 6) OBP: 0.197, SLG: 0.254		B X 1-0 FC6-4 ③ 1-2f			B B C B X 3-1 61 SH3-4 SF8 2B	B B X 2-0 2B			B C X 1-1 G4-3 ①	4	1	2	0	0	0	2
61 Bronson Arroyo, R (1, 1) OBP: 0.103, SLG: 0.071 29 Mike Stanton, L (7, 1) 56 Todd Coffey, R (7, 1) 59 Marcus McBeth, R (8, 1) Jeff Conine, R (9, PH) OBP: 0.336, SLG: 0.409			C F C 0-3 K ①		C X 0-1 SH3-4 ① 2-3	X 0-0 F8 ③			F B B X 2-1 G1-3 ②	2 0 0 0 1	0 0 0 0 0	0 0 0 0 0	0 0 0 0 0	1 0 0 0 0	0 0 0 0 0	1 0 0 0 0
Inning Stats	R: 0 H: 0 E: 0 LOB: 0 K: 0 BB: 0 S: 7 P: 10	R: 0 H: 1 E: 0 LOB: 2 K: 0 BB: 1 S: 8 P: 14	R: 1 H: 1 E: 1 LOB: 1 K: 1 BB: 0 S: 10 P: 12	R: 0 H: 0 E: 0 LOB: 0 K: 0 BB: 1 S: 11 P: 19	R: 3 H: 4 E: 0 LOB: 1 K: 1 BB: 0 S: 18 P: 25	R: 0 H: 1 E: 0 LOB: 1 K: 0 BB: 0 S: 4 P: 6	R: 0 H: 0 E: 0 LOB: 0 K: 0 BB: 0 S: 6 P: 9	R: 0 H: 1 E: 0 LOB: 1 K: 1 BB: 0 S: 12 P: 20	R: 0 H: 0 E: 0 LOB: 0 K: 1 BB: 0 S: 8 P: 14	1B: 3 2B: 4 3B: 0 HR: 1	SF: 1 SAC: 1 DP: 1 HBP: 0				WP: 0 PB: 0 SB: 0 CS: 0	PA: 37	

PITCHER		IP	WLS	BF	H	R	ER	SO	BB	IBB	HBP	BLK	WP	HR	S	P	ERA	WHIP
48 Brad Thompson, R ERA: 4.56	(1, 1)	6.0		27	7	4	4	2	2	0	0	0	0	1	58	86	6.00	1.500
Tyler Johnson, L ERA: 1.66	(7, 1)	1.0	W	3	0	0	0	0	0	0	0	0	0	0	6	9	0.00	0.000
34 Randy Flores, L ERA: 4.29	(8, 1)	0.2	H	3	1	0	0	1	0	0	0	0	0	0	9	15	0.00	1.500
31 Ryan Franklin, R ERA: 1.38	(8, 1)	0.1	H	1	0	0	0	0	0	0	0	0	0	0	3	5	0.00	0.000
44 Jason Isringhausen, R ERA: 1.5	(9, 1)	1.0	S	3	0	0	0	1	0	0	0	0	0	0	8	14	0.00	0.000

PITCHER	IP	WLS	BF	H	R	ER	SO	BB	IBB	HBP	BLK	WP	HR	S	P	ERA	WHIP

TOP

Cincinnati Reds @ St. Louis Cardinals

Busch Stadium, St. Louis, MO

Wed Jun 06 2007, 7:10 PM CDT
Att. 42,029 - Partly Cloudy - 86 F

livebaseballscorecards.com

AB	33
R	4
H	8
RBI	4
BB	2
SO	4
LOB	10

Batter	1	2	3	4	5	6	7	8	9	AB	R	H	RBI	BB	SO	LOB
22 David Eckstein, R (1, 6) OBP: 0.351, SLG: 0.376	C X 0-1 ① P3		B C B X 2-1 ③ F7		B C X 1-1 2-H 2B		C X 0-1 5 HR 1B			4	1	2	1	0	0	0
16 Chris Duncan, L (1, 7) OBP: 0.343, SLG: 0.497 34 Randy Flores, L (8, 1) 31 Ryan Franklin, R (8, 1) 44 Jason Isringhausen, R (9, 1)	C B B F B X 3-2 ② G6-3			C B F B F B F X 3-2 15 G4-3 2B	C X 0-1 ③ G3-1		1 SAFE 1 SAFE B B C F C 2-3 ② K			4 0 0 0	0 0 0 0	1 0 0 0	0 0 0 0	0 0 0 0	1 0 0 0	2 0 0 0
5 Albert Pujols, R (1, 3) OBP: 0.378, SLG: 0.517	X 0-0 ③ G6-3			B F X 1-1 ① P4		C B F B B X 3-2 ① F9	B C F X 1-2 1-H HR			4	1	1	2	0	0	1
15 Jim Edmonds, L (1, 8) OBP: 0.310, SLG: 0.392		C S C 0-3 ① K		C X 0-1 ② G4-3 2-3		B B C F B B 4-2 27 1B BB	X 0-0 1B			3	0	1	0	1	1	1
27 Scott Rolen, R (1, 5) OBP: 0.351, SLG: 0.399		B C X 1-1 43 S 43 SF9 2B		C B C B S 2-3 ③ K		B D C B F X 3-2 1-3 1B	B C X 1-1 ③ F8			4	1	2	0	0	1	2
43 Juan Encarnacion, R (1, 9) OBP: 0.273, SLG: 0.431		C B C X 1-2 ② SF9 2-H			C B B C B F X 3-2 G4-3 1B 1B	B C B S X 2-2 ② P3		B F F X 1-2 ① F9		3	1	1	1	0	0	2
Aaron Miles, S (1, 4) OBP: 0.279, SLG: 0.296		B B C X 2-1 ③ G6-3			B B B C C X 3-2 ① G4-3 1-2	C B X 1-1 ③ L7		X 0-0 ② P5		4	0	0	0	0	0	3
Kelly Stinnett, R (1, 2) OBP: 0.143, SLG: 0.143			C S S 0-3 ① K		F B X 1-1 48 SH2-4 22 2B 2-H 1B		C F B X 1-2 ① F8	B C F X 1-2 ③ P6		4	1	1	1	0	1	0
48 Brad Thompson, R (1, 1) Tyler Johnson, S (7, 1) 47 Ryan Ludwick, R (7, PH) OBP: 0.279, SLG: 0.373 So Taguchi, R (8, 7) OBP: 0.337, SLG: 0.394			C C S 0-3 ② K		L B C B X 2-2 ② SH2-4 1-2		X 0-0 HR			1 0 1 0	0 0 1 0	0 0 1 0	0 0 1 0	1 0 0 0	0 0 0 0	0 0 0 0
Inning Stats	R: 0 E: 0 K: 0 S: 6 H: 0 LOB: 0 BB: 0 P: 9	R: 1 E: 0 K: 1 S: 10 H: 1 LOB: 0 BB: 0 P: 14	R: 0 E: 0 K: 2 S: 8 H: 0 LOB: 0 BB: 0 P: 10	R: 0 E: 0 K: 1 S: 12 H: 1 LOB: 1 BB: 0 P: 18	R: 2 E: 0 K: 0 S: 16 H: 3 LOB: 1 BB: 0 P: 26	R: 0 E: 0 K: 0 S: 13 H: 1 LOB: 2 BB: 1 P: 26	R: 3 E: 0 K: 1 S: 15 H: 4 LOB: 1 BB: 0 P: 20	R: 0 E: 0 K: 0 S: 7 H: 0 LOB: 0 BB: 0 P: 9		1B: 5 2B: 3 3B: 0 HR: 2 SF: 1 SAC: 1 DP: 0 HBP: 0						

PITCHER		IP	WLS	BF	H	R	ER	SO	BB	IBB	HBP	BLK	WP	HR	S	P	ERA	WHIP
61 Bronson Arroyo, R ERA: 5.01	(1, 1)	6.2	L	30	9	6	6	5	1	0	0	0	0	2	77	119	8.10	1.500
29 Mike Stanton, L ERA: 5.06	(7, 1)	0.0		1	1	0	0	0	0	0	0	0	0	0	1	1	∞	∞
56 Todd Coffey, R ERA: 4.81	(7, 1)	0.1		1	0	0	0	0	0	0	0	0	0	0	2	3	0.00	0.000
59 Marcus McBeth, R ERA:	(8, 1)	1.0		3	0	0	0	0	0	0	0	0	0	0	7	9	0.00	0.000

PITCHER	IP	WLS	BF	H	R	ER	SO	BB	IBB	HBP	BLK	WP	HR	S	P	ERA	WHIP

BOTTOM

Cincinnati Reds @ St. Louis Cardinals

Busch Stadium, St. Louis, MO

Wed Jun 06 2007, 7:10 PM CDT
Att. 42,029 - Partly Cloudy - 86 F

livebaseballscorecards.com

AB	32
R	6
H	10
RBI	6
BB	1
SO	5
LOB	11

WP: 0 PB: 0 SB: 1 CS: 0 PA: 35

Batter	1	2	3	4	5	6	7	8	9	AB	R	H	RBI	BB	SO	LOB
Scott Hatteberg, L (1, 3) OBP: 0.363, SLG: 0.456	F8		P5		L6		G3		P4	5	0	0	0	0	0	1
9 Juan Castro, R (1, 6) OBP: 0.197, SLG: 0.239	G6-3		F8		F9		F9		BB	4	0	0	0	1	0	0
Ken Griffey Jr., L (1, 9) OBP: 0.384, SLG: 0.526	G5-3			HR		4 G6-3 1B		F7	F8	5	1	2	1	0	0	2
4 Brandon Phillips, R (1, 4) OBP: 0.333, SLG: 0.488		F7		28 HR G4-3 1B		G6-3 1-2f		28 1B S 1B		4	2	2	0	0	0	1
Adam Dunn, L (1, 7) OBP: 0.351, SLG: 0.533 30 Norris Hopper, R (8, 7) OBP: 0.351, SLG: 0.397		K		G4-3 1-2		HR		1 SAFE 1-2 K		4 0	1 0	1 0	1 0	0 0	2 0	2 0
28 Edwin Encarnación, R (1, 5) OBP: 0.366, SLG: 0.423		33 1B 1B		2-H HR		2B		2-H 1B		4	1	4	3	0	0	0
33 Josh Hamilton, L (1, 8) OBP: 0.354, SLG: 0.516		SAFE SAFE 1-2 1B		G4-3		IBB		K		3	0	1	0	1	1	1
26 David Ross, R (1, 2) OBP: 0.257, SLG: 0.341		K		G5-3		F8			SH5-4 2B	4	0	1	0	0	1	4
Kyle Lohse, R (1, 1) OBP: 0.261, SLG: 0.227 25 David Weathers, R (9, 1)			G5-3		K		G3-1		SH5-4 2-3	3 0	0 0	0 0	0 0	0 0	1 0	0 0
Inning Stats	R: 0 E: 0 K: 0 S: 6 H: 0 LOB: 0 BB: 0 P: 9	R: 0 E: 0 K: 2 S: 14 H: 2 LOB: 2 BB: 0 P: 21	R: 0 E: 0 K: 0 S: 6 H: 0 LOB: 0 BB: 0 P: 8	R: 3 E: 0 K: 0 S: 13 H: 3 LOB: 0 BB: 0 P: 19	R: 0 E: 0 K: 1 S: 10 H: 0 LOB: 0 BB: 0 P: 13	R: 1 E: 0 K: 0 S: 9 H: 3 LOB: 2 BB: 1 P: 19	R: 0 E: 0 K: 0 S: 6 H: 0 LOB: 0 BB: 0 P: 7	R: 1 E: 0 K: 2 S: 17 H: 2 LOB: 1 BB: 0 P: 24	R: 0 E: 0 K: 0 S: 11 H: 1 LOB: 2 BB: 1 P: 18	1B: 6 2B: 2 3B: 0 HR: 3 SF: 0 SAC: 1 DP: 1 HBP: 0						

PITCHER	IP	WLS	BF	H	R	ER	SO	BB	IBB	HBP	BLK	WP	HR	S	P	ERA	WHIP
50 Adam Wainwright, R (1, 1) ERA: 5.19	6.0	L	26	8	4	4	3	0	1	0	0	0	3	58	89	6.00	1.333
56 Kelvin Jimenez, R (7, 1) ERA: 7.5	2.0		8	2	1	1	2	0	0	0	0	0	0	23	31	4.50	1.000
33 Andy Cavazos, R (9, 1) ERA:	1.0		5	1	0	0	0	1	0	0	0	0	0	11	18	0.00	2.000

PITCHER	IP	WLS	BF	H	R	ER	SO	BB	IBB	HBP	BLK	WP	HR	S	P	ERA	WHIP

TOP

Cincinnati Reds @ St. Louis Cardinals

Busch Stadium, St. Louis, MO

Thu Jun 07 2007, 7:10 PM CDT

Att. 43,597 - Clear - 86 F

livebaseballscorecards.com

AB	36
R	5
H	11
RBI	5
BB	2
SO	5
LOB	11

Cincinnati Reds @ St. Louis Cardinals

Busch Stadium, St. Louis, MO

Thu Jun 07 2007, 7:10 PM CDT

Att. 43,597 - Clear - 86 F

livebaseballscorecards.com

BOTTOM

Batter	1	2	3	4	5	6	7	8	9	AB	R	H	RBI	BB	SO	LOB
22 David Eckstein, R (1, 6) OBP: 0.346, SLG: 0.370	C X 0-1 F7 ①		B B B C F X 3-2 G6-3 ③			C B X 1-1 F8-3 ①② 1-1		X 0-0 G4-3 ③		3	0	0	0	0	0	2
56 Kelvin Jimenez, R (7, 1)										0	0	0	0	0	0	0
26 Scott Spiezio, S (8, PH) OBP: 0.325, SLG: 0.362										1	0	0	0	0	0	2
33 Andy Cavazos, R (9, 1)										0	0	0	0	0	0	0
16 Chris Duncan, L (1, 7) OBP: 0.335, SLG: 0.485	C B X 1-1 F8 ②			C B B B X 3-1 F8 ①		B X 1-0 F7 ③			F B F B F S 2-3 K ①	4	0	0	0	0	1	0
5 Albert Pujols, R (1, 3) OBP: 0.380, SLG: 0.521	C B C X 1-2 G4-3 ③			C F X 0-2 F9 ②			C X 0-1 27 G6-4-3 1B		C X 0-1 15 1B 2B	4	1	2	0	0	0	0
15 Jim Edmonds, L (1, 8) OBP: 0.309, SLG: 0.388		C C B B X 2-2 G4-3 ①		B C F B F X 2-2 G4-3 ③			C B X 1-1 F7 ①		B B C S B X 3-2 27 1B 2-H 1B	4	0	1	1	0	0	1
27 Scott Rolen, R (1, 5) OBP: 0.349, SLG: 0.395		C B F F B X 2-2 P4 ②			F B S X 1-2 P4 ①		F B C F X 1-2 G6-4-3 ②③ 1-2f		C D B C X 2-2 1-2 1B	4	0	1	0	0	0	1
43 Juan Encarnacion, R (1, 9) OBP: 0.284, SLG: 0.440		B X 1-0 F7 ③			B B C X 2-1 2B			B C B B B 4-1 7 FC5-4 BB	C C F X 0-2 P3 ②	3	0	1	0	1	0	2
7 Adam Kennedy, L (1, 4) OBP: 0.290, SLG: 0.284			C F B X 1-2 50 SH2-4 1B		C B C B X 2-2 F7 ②			C X 0-1 FC5-4 2B ① 1-2f	B X 1-0 L3 ③	4	0	1	0	0	0	4
Gary Bennett, R (1, 2) OBP: 0.271, SLG: 0.364			C S B 1 SAFE S 1-3 K ①		X 0-0 F9 ③			C X 0-1 1-3 2B		3	0	1	0	0	1	2
50 Adam Wainwright, R (1, 1) OBP: 0.350, SLG: 0.421			S B 1 SAFE X 1-1 SH2-4 ② 1-2			X 0-0 22 F8-3 1B		F X 0-1 F9 ②		0	0	0	0	0	0	0
Aaron Miles, S (6, PH) OBP: 0.282, SLG: 0.299 (7, 6)										2	0	1	0	0	0	2

Inning Stats										
	R: 0 H: 0 E: 0 LOB: 0 K: 0 BB: 0 S: 7 P: 9	R: 0 H: 0 E: 0 LOB: 0 K: 0 BB: 0 S: 8 P: 13	R: 0 H: 1 E: 0 LOB: 1 K: 1 BB: 0 S: 11 P: 17	R: 0 H: 0 E: 0 LOB: 0 K: 0 BB: 0 S: 9 P: 14	R: 0 H: 1 E: 0 LOB: 1 K: 0 BB: 0 S: 9 P: 14	R: 0 H: 1 E: 0 LOB: 0 K: 0 BB: 0 S: 4 P: 6	R: 0 H: 1 E: 0 LOB: 0 K: 0 BB: 0 S: 8 P: 10	R: 0 H: 1 E: 0 LOB: 2 K: 0 BB: 1 S: 8 P: 12	R: 1 H: 3 E: 0 LOB: 2 K: 1 BB: 0 S: 17 P: 25	1B: 5 SF: 0 2B: 4 SAC: 1 3B: 0 DP: 2 HR: 0 HBP: 0	WP: 0 PA: 34 PB: 0 SB: 0 CS: 0

	AB	32
	R	1
	H	8
	RBI	1
	BB	1
	SO	2
	LOB	16

PITCHER	IP	WLS	BF	H	R	ER	SO	BB	IBB	HBP	BLK	WP	HR	S	P	ERA	WHIP
Kyle Lohse, R (1, 1) ERA: 4.22	8.1	W	31	7	1	1	2	1	0	0	0	0	0	73	109	1.08	0.960
25 David Weathers, R (9, 1) ERA: 3.86	0.2		3	1	0	0	0	0	0	0	0	0	0	8	11	0.00	1.500

PITCHER	IP	WLS	BF	H	R	ER	SO	BB	IBB	HBP	BLK	WP	HR	S	P	ERA	WHIP

Batter	1	2	3	4	5	6	7	8	9	AB	R	H	RBI	BB	SO	LOB
9 Chone Figgins, S (1, 5) OBP: 0.286, SLG: 0.306	G4-3 S 1B		K		FC4-6 27 1B BB 1-2f 2-3	K	2-3 1B		S E 1B	6	2	3	0	0	2	4
Orlando Cabrera, R (1, 6) OBP: 0.376, SLG: 0.445	SAFE G4-3 1-3		K		27 1B 1B BB 1-2	F7	SAFE SAFE SAFE SF8 3-H		G4-3 1-H	4	1	0	1	1	1	3
27 Vladimir Guerrero, R (1, 9) OBP: 0.446, SLG: 0.600 Francisco Rodriguez, R (9, 1)	K		K		1B 1-3 2-H 3-H		24 2B 1B K		G4-3	6 0	1 0	2 0	2 0	0 0	3 0	2 0
24 Gary Matthews, S (1, 8) OBP: 0.349, SLG: 0.459	G4-3			F8	K		1-3 1B 2B	G4-3		5	1	1	0	0	1	3
Casey Kotchman, L (1, 3) OBP: 0.400, SLG: 0.538		F8		16 1B BB	1-2 3-H 1B		2-H 3-H 1B	47 2B BB		3	1	2	3	2	0	0
16 Garret Anderson, L (1, 7) OBP: 0.261, SLG: 0.397		47 1B 1B		1-3 1B	L3		47 2B 2B 2-H 1B	F9		5	1	3	1	0	0	3
47 Howie Kendrick, R (1, 4) OBP: 0.313, SLG: 0.419		1-0 1-3 1B		K		32 2B BB	0-1 1-3 2B 2B	1-0 1-3 2B		4	1	3	0	1	1	1
Mike Napoli, R (1, 2) OBP: 0.354, SLG: 0.500		40 G6-4-3 IBB			9 FC4-6 77 1B 27 1B BB	SAFE F8	9 1B SF8 2-H 3-H 2B	K		3	2	1	2	2	1	3
40 Bartolo Colon, R (1, 1) 77 Reggie Willits, S (5, PH) Darren Oliver, R (6, 1) 32 Erick Aybar, S (6, PH) Hector Carrasco, R (6, 1) Shea Hillenbrand, R (7, PH) 58 Dustin Moseley, R (7, 1) 62 Scot Shields, R (7, 1) Nathan Haynes, L (8, PH) (8, 9)		G6-4-3 1-2f			FC4-6 1-2	1-3 2B	G6-3 1B		G3	1 1 0 1 0 1 0 0 1	0 0 0 0 0 0 0 0 0	0 1 0 1 0 0 0 0 0	0 0 0 0 0 0 0 0 0	0 0 0 0 0 0 0 0 0	0 0 0 0 0 0 0 0 0	3 0 0 0 1 0 0 0 0
Inning Stats	R: 0 H: 1 E: 0 LOB: 1 K: 1 BB: 0 S: 7 P: 12	R: 0 H: 2 E: 0 LOB: 2 K: 0 BB: 1 S: 5 P: 10	R: 0 H: 0 E: 0 LOB: 0 K: 3 BB: 0 S: 10 P: 14	R: 0 H: 1 E: 0 LOB: 1 K: 1 BB: 1 S: 10 P: 16	R: 3 H: 3 E: 0 LOB: 2 K: 1 BB: 2 S: 19 P: 31	R: 0 H: 1 E: 0 LOB: 1 K: 1 BB: 1 S: 12 P: 22	R: 6 H: 7 E: 0 LOB: 1 K: 1 BB: 0 S: 25 P: 38	R: 0 H: 1 E: 0 LOB: 2 K: 1 BB: 1 S: 8 P: 16	R: 1 H: 1 E: 0 LOB: 0 K: 0 BB: 0 S: 9 P: 16	1B: 12 SF: 1 2B: 5 SAC: 0 3B: 0 DP: 1 HR: 0 HBP: 0						

PITCHER		IP	WLS	BF	H	R	ER	SO	BB	IBB	HBP	BLK	WP	HR	S	P	ERA	WHIP
Kip Wells, R ERA: 6.33	(1, 1)	5.0		25	7	3	3	6	4	1	0	0	0	0	52	88	5.40	2.200
36 Russ Springer, R ERA: 2.7	(6, 1)	1.0	H	4	1	0	0	1	0	0	0	0	0	0	11	17	0.00	1.000
Tyler Johnson, L ERA: 3.32	(7, 1)	0.0	L	4	4	4	4	0	0	0	0	0	0	0	10	19	∞	∞
31 Ryan Franklin, R ERA: 2.03	(7, 1)	0.2		5	3	2	2	0	0	0	0	0	0	0	10	13	27.00	4.500
33 Andy Cavazos, R ERA:	(7, 1)	1.1		6	1	0	0	2	1	0	0	0	0	0	13	22	0.00	1.500

PITCHER		IP	WLS	BF	H	R	ER	SO	BB	IBB	HBP	BLK	WP	HR	S	P	ERA	WHIP
56 Kelvin Jimenez, R ERA: 7.58	(9, 1)	1.0		4	1	1	1	0	0	0	0	0	0	0	9	16	9.00	1.000

TOP

Los Angeles Angels @ St. Louis Cardinals

Busch Stadium, St. Louis, MO

Fri Jun 08 2007, 7:10 PM CDT
Att. 44,156 - Clear - 74 F

livebaseballscorecards.com

AB	41
R	10
H	17
RBI	9
BB	6
SO	9
LOB	23

WP: 0	PA: 48					
PB: 0						
SB: 3						
CS: 0						

Batter	1	2	3	4	5	6	7	8	9	AB	R	H	RBI	BB	SO	LOB
22 David Eckstein, R (1, 6) OBP: 0.342, SLG: 0.365	B X 1-0 P5 ①		C C F B X 1-2 G4-3 ①	B F S X 1-2 P5 ③ 1-2 2-3			B X 1-0 5 1B 1-2 1B		X 0-0 P6 ①	5	0	1	0	0	0	3
16 Chris Duncan, L (1, 7) OBP: 0.332, SLG: 0.494	B B F B X 3-1 HR		B B F C C 2-3 K ②		C B B C C 2-3 K ①		B X 1-0 F9 ②		C D C S 1-3 K2-3 ②	5	1	1	1	0	3	3
5 Albert Pujols, R (1, 3) OBP: 0.380, SLG: 0.532	B B B C F C 3-3 K ②		B X 1-0 HR		B C C B F F C 2-3 K ②		C B X 1-1 1-2 2-H 1B		B S C S 1-3 K ③	5	1	2	2	0	3	1
15 Jim Edmonds, L (1, 8) OBP: 0.307, SLG: 0.391	B X 1-0 2B		C C S 0-3 K ③		B B C B F F S 3-3 K ③		C B C S 1-3 K ③			4	0	1	0	0	3	2
27 Scott Rolen, R (1, 5) OBP: 0.342, SLG: 0.386	C B C F B S 2-3 K ③			B B X 2-0 F9 ①		C X 0-1 G6-3 ①		C B X 1-1 G6-3 ①		4	0	0	0	0	1	1
43 Juan Encarnacion, R (1, 9) OBP: 0.282, SLG: 0.430		B X 1-0 G6-3 ①		B C X 1-1 7 E 1B		X 0-0 F7 ②		C C B F B C 2-3 K ②		4	1	1	0	0	1	0
7 Adam Kennedy, L (1, 4) OBP: 0.291, SLG: 0.280 Tyler Johnson, S (7, 1) 31 Ryan Franklin, R (7, 1) 33 Andy Cavazos, R (7, 1) 26 Scott Spiezio, S (8, PH) OBP: 0.333, SLG: 0.359 56 Kelvin Jimenez, R (9, 1)		B B C F X 2-2 F9 ②		1 SAFE 1 SAFE 4-0 1B 1-3 1B IBB		X 0-0 F8 ③		S T B X 1-2 F8 ③		2 0 0 0 1 0 0 0 0 0 0 0 0 0 0 0 0 0 0 0 0 0 0 0 0 0 0 0 1 0 0 0 0 0 0 0 0 0 0 0 0 0						
Kelly Stinnett, R (1, 2) OBP: 0.300, SLG: 0.600 So Taguchi, R (9, PH) OBP: 0.343, SLG: 0.400	B B B C X 3-1 HR		C X 0-1 22 WP 1B 1-3 3-H 1B			C F B X 1-2 F8 ①			F X 0-1 S 2B 1B	3	1	2	2	0	0	0
										1	1	1	0	0	0	0
Kip Wells, R (1, 1) OBP: 0.292, SLG: 0.458 36 Russ Springer, R (6, 1) Aaron Miles, S (7, 4) OBP: 0.294, SLG: 0.319	X 0-0 G1-3 ③		S 3 SAFE B S F F B X 2-2 22 WP 1-2 3-H 1B			X 0-0 22 1B 5 1B 1B			B B C X 2-1 1-H 2B	2	0	1	0	0	0	0
										0	0	0	0	0	0	0
										2	1	2	1	0	0	0
Inning Stats	R: 1 H: 2 E: 0 LOB: 1 K: 2 BB: 0 S: 11 P: 21	R: 1 H: 1 E: 0 LOB: 0 K: 0 BB: 0 S: 7 P: 13	R: 1 H: 1 E: 0 LOB: 0 K: 2 BB: 0 S: 11 P: 15	R: 1 H: 3 E: 1 LOB: 2 K: 0 BB: 1 S: 13 P: 23	R: 0 H: 0 E: 0 LOB: 0 K: 3 BB: 0 S: 12 P: 19	R: 0 H: 0 E: 0 LOB: 0 K: 0 BB: 0 S: 4 P: 4	R: 1 H: 3 E: 0 LOB: 2 K: 1 BB: 0 S: 11 P: 16	R: 0 H: 0 E: 0 LOB: 0 K: 1 BB: 0 S: 9 P: 13	R: 1 H: 2 E: 0 LOB: 1 K: 2 BB: 0 S: 11 P: 15	1B: 7 SF: 0 2B: 2 SAC: 0 3B: 0 DP: 0 HR: 3 HBP: 0						WP: 1 PA: 39 PB: 0 SB: 1 CS: 0	

PITCHER		IP	WLS	BF	H	R	ER	SO	BB	IBB	HBP	BLK	WP	HR	S	P	ERA	WHIP
40 Bartolo Colon, R ERA: 5.7	(1, 1)	4.0		19	7	4	4	4	0	1	0	0	1	3	42	72	9.00	1.750
Darren Oliver, L ERA: 6.88	(5, 1)	1.0		3	0	0	0	3	0	0	0	0	0	0	12	19	0.00	0.000
Hector Carrasco, R ERA: 6.07	(6, 1)	1.0	W	3	0	0	0	0	0	0	0	0	0	0	4	4	0.00	0.000
58 Dustin Moseley, R ERA: 2.16	(7, 1)	0.2		5	3	1	1	0	0	0	0	0	0	0	8	12	13.50	4.500
62 Scot Shields, R ERA: 2.64	(7, 1)	1.1	H	4	0	0	0	2	0	0	0	0	0	0	12	17	0.00	0.000

PITCHER		IP	WLS	BF	H	R	ER	SO	BB	IBB	HBP	BLK	WP	HR	S	P	ERA	WHIP
Francisco Rodríguez, R ERA: 2.36	(9, 1)	1.0		5	2	1	1	2	0	0	0	0	0	0	11	15	9.00	2.000

BOTTOM

Los Angeles Angels @ St. Louis Cardinals

Busch Stadium, St. Louis, MO

Fri Jun 08 2007, 7:10 PM CDT

Att. 44,156 - Clear - 74 F

livebaseballscorecards.com

AB	38
R	6
H	12
RBI	6
BB	1
SO	11
LOB	10

Batter	1	2	3	4	5	6	7	8	9	AB	R	H	RBI	BB	SO	LOB
9 Chone Figgins, S (1, 5) OBP: 0.302, SLG: 0.323	C C X 0-2 G5-3 1B		C X 0-1 ① G3	B X 1-0 27 S 2-3 3-H 1B		B F X 1-1 ① F9	B B X 2-0 S 1-3 1B		X 0-0 1B 27 G5-3 1-2 3-H 1B	6	1	4	2	0	0	0
Orlando Cabrera, R (1, 6) OBP: 0.379, SLG: 0.449	1 SAFE B X 1-0 ① G5-3 1-2		B X 1-0 ① 1B	X 0-0 ② SF7 3-H		C B X 1-1 HBP 27 BB 1B	S P S B X 2-2 ③ P4 1-2		B S F F X 1-2 27 G5-3 1-3 2-H 1B	5	0	3	2	0	0	3
27 Vladimir Guerrero, R (1, 9) OBP: 0.444, SLG: 0.589 Hector Carrasco, R (9, 1)	B X 1-0 ② G5-3		B X 1-0 ② F7	B B B 4-0 1-2 BB		B F B B B 4-1 HBP 1-2 BB		C B B S X 2-2 ① G6-3	S X 0-1 ② G5-3 1-2 3-H	4	0	0	1	2	0	3
										0	0	0	0	0	0	0
24 Gary Matthews, S (1, 8) OBP: 0.341, SLG: 0.447	C B B X 2-1 ③ G4-3		C X 0-1 ③ P5	B B X 2-0 ③ L9		X 0-0 ② F4		B F B X 2-1 ② G5-3	S S B S 1-3 ③ K	6	0	0	0	0	1	7
Casey Kotchman, L (1, 3) OBP: 0.407, SLG: 0.538 39 Robb Quinlan, R (6, 3) OBP: 0.299, SLG: 0.460		B F C B F X 2-2 16 HR 1B		B B C B B 4-1 1B 47 1B 54 2B BB	C B X 1-1 ① G3	B C B F H 3-2 1-2 2-3 HBP		C X 0-1 77 FC4-6 1B		2	2	1	0	1	0	0
										1	0	1	0	0	0	0
16 Garret Anderson, L (1, 7) OBP: 0.270, SLG: 0.429 77 Reggie Willits, S (5, 7) OBP: 0.413, SLG: 0.378	B B X 2-0 1-H HR		F S X 0-2 ① F9	B S F F B B F F X 3-2 47 1B 1B	C B B X 2-1 ③ F8			B X 1-0 ③ FC4-6 1-2f		3	1	2	2	0	0	1
										2	0	0	0	0	0	4
47 Howie Kendrick, R (1, 4) OBP: 0.316, SLG: 0.418	B C X 1-1 ① G5-3		B 1 SAFE F F F B X 2-2 54 2B 1B 1-2 1B	B X 1-0 1-2 1B		B C F B S 2-3 ① K		B B X 2-0 ① L4		5	1	2	0	0	1	0
José Molina, R (1, 2) OBP: 0.253, SLG: 0.295	X 0-0 ② F9		X 0-0 54 2B 9 1B 1-2 2-3 1B	S X 0-1 ② F9		X 0-0 ② G4-3		B F C F B F X 2-2 1B 9 1B 2B		5	2	2	0	0	0	2
54 Ervin Santana, R (1, 1) OBP: 0.333, SLG: 0.667 Shea Hillenbrand, R (7, PH) OBP: 0.264, SLG: 0.326 58 Dustin Moseley, R (7, 1) 62 Scot Shields, R (8, 1) Nathan Haynes, L (9, PH) OBP: 0.222, SLG: 0.222 (9, 9)	C X 0-1 ③ G4-3		F B B X 2-1 9 1B SF7 1-3 2-H 3-H 2B	C C D S 1-3 ③ K		B F X 1-1 9 1B 1B		B B B B C F X 3-2 9 1B 2-3 1B		3	1	1	2	0	1	2
										1	0	1	0	0	0	0
										0	0	0	0	0	0	0
										1	1	1	0	0	0	0
Inning Stats	R: 0 E: 0 K: 0 S: 7 H: 1 LOB: 1 BB: 0 P: 11	R: 2 E: 0 K: 0 S: 10 H: 2 LOB: 0 BB: 0 P: 15	R: 0 E: 0 K: 0 S: 6 H: 1 LOB: 1 BB: 0 P: 8	R: 4 E: 0 K: 0 S: 14 H: 4 LOB: 2 BB: 2 P: 29	R: 0 E: 0 K: 1 S: 14 H: 2 LOB: 2 BB: 0 P: 20	R: 0 E: 0 K: 0 S: 10 H: 1 LOB: 3 BB: 1 P: 21	R: 0 E: 0 K: 1 S: 11 H: 2 LOB: 2 BB: 0 P: 17	R: 0 E: 0 K: 0 S: 8 H: 1 LOB: 1 BB: 0 P: 13	R: 3 E: 0 K: 1 S: 19 H: 4 LOB: 1 BB: 0 P: 28	1B: 15 2B: 2 3B: 0 HR: 1 SF: 1 SAC: 0 DP: 0 HBP: 1						

PITCHER		IP	WLS	BF	H	R	ER	SO	BB	IBB	HBP	BLK	WP	HR	S	P	ERA	WHIP
41 Braden Looper, R ERA: 4.12	(1, 1)	6.0	L	33	11	6	6	1	3	0	1	0	0	1	61	104	9.00	2.333
36 Russ Springer, R ERA: 2.57	(7, 1)	1.0		5	2	0	0	1	0	0	0	0	0	0	11	17	0.00	2.000
34 Randy Flores, L ERA: 4.09	(8, 1)	1.0		4	1	0	0	0	0	0	0	0	0	0	8	13	0.00	1.000
56 Kelvin Jimenez, R ERA: 8.55	(9, 1)	1.0		7	4	3	3	1	0	0	0	0	0	0	19	28	27.00	4.000

PITCHER	IP	WLS	BF	H	R	ER	SO	BB	IBB	HBP	BLK	WP	HR	S	P	ERA	WHIP

TOP

Los Angeles Angels @ St. Louis Cardinals

Busch Stadium, St. Louis, MO

Sat Jun 09 2007, 6:15 PM CDT

Att. 45,392 - Clear - 81 F

livebaseballscorecards.com

AB	44
R	9
H	18
RBI	9
BB	3
SO	3
LOB	22

WP: 0	PA: 49
PB: 0	
SB: 2	
CS: 0	

Batter	1	2	3	4	5	6	7	8	9	AB	R	H	RBI	BB	SO	LOB
22 David Eckstein, R (1, 6) OBP: 0.340, SLG: 0.363	B B B C C X 3-2 G6-3 ①			C B C X 1-2 G1-3 ①		B B C F X 2-2 15 HR 1B	F F 1 SAFE F D B 1 SAFE X 2-2 ② ③ 1-2f G6-3			4	1	1	0	0	0	1
16 Chris Duncan, L (1, 7) OBP: 0.325, SLG: 0.483	C F F B B S 2-3 K ②			F B C B X 2-2 G4-3 ②		B B C F S 2-3 K ①		C C B S 1-3 K ①		4	0	0	0	0	3	1
5 Albert Pujols, R (1, 3) OBP: 0.378, SLG: 0.525	C B B B S C 3-3 K ③			B B B B 4-0 15 2B BB		C C B D D X 3-2 L8 ②		C C B B F S 2-3 K ②		3	0	0	0	1	2	1
15 Jim Edmonds, L (1, 8) OBP: 0.311, SLG: 0.416		S B B X 2-1 F9 ①		X 0-0 1-3 2B		B C B B X 3-1 1-H HR		X 0-0 F9 ③		4	1	2	2	0	0	0
27 Scott Rolen, R (1, 5) OBP: 0.340, SLG: 0.383		C B B B B X 3-1 F9 ②		F S B B B F S 2-3 K ③		C B F B B B F F X 3-2 43 1B 1B			F X 0-1 G5-3 ①	4	0	1	0	0	1	2
43 Juan Encarnacion, R (1, 9) OBP: 0.292, SLG: 0.470		B B C C X 2-2 F7 ③			B X 1-0 HR	D X 1-0 1-2 1B			B C B F F X 2-2 G6-3 ②	4	1	2	1	0	0	0
7 Adam Kennedy, L (1, 4) OBP: 0.290, SLG: 0.275			B X 1-0 F9 ①		F F S 0-3 K ①	B B F F F X 2-2 F7 ③			B B B B 4-0 BB	3	0	0	0	1	1	2
Gary Bennett, R (1, 2) OBP: 0.260, SLG: 0.348 26 Scott Spiezio, S (9, PH) OBP: 0.320, SLG: 0.356			C B F X 1-2 L9 ②		F B C F B B F F F 3-2 F X G6-3 ②		B B C X 2-1 G4-3 ①		C S S 0-3 K ③	3 1	0 0	0 0	0 0	0 0	0 1	0 1
41 Braden Looper, R (1, 1) OBP: 0.200, SLG: 0.174 36 Russ Springer, R (7, 1) 47 Ryan Ludwick, R (7, PH) OBP: 0.290, SLG: 0.373 34 Randy Flores, L (8, 1) 56 Kelvin Jimenez, R (9, 1)			B C X 1-1 G5-3 ③		X 0-0 F7 ③		B C F B B F B 4-2 22 G6-3 BB			2 0 0 0 0	0 0 0 0 0	0 0 0 0 0	0 0 0 0 0	0 0 0 0 0	0 0 0 0 0	0 0 0 0 0
Inning Stats	R: 0 H: 0 E: 0 LOB: 0 K: 2 BB: 0 S: 10 P: 18	R: 0 H: 0 E: 0 LOB: 0 K: 0 BB: 0 S: 7 P: 14	R: 0 H: 0 E: 0 LOB: 0 K: 0 BB: 0 S: 6 P: 9	R: 0 H: 1 E: 0 LOB: 2 K: 1 BB: 1 S: 11 P: 20	R: 1 H: 1 E: 0 LOB: 0 K: 1 BB: 0 S: 13 P: 17	R: 2 H: 4 E: 0 LOB: 2 K: 1 BB: 0 S: 21 P: 37	R: 0 H: 0 E: 0 LOB: 0 K: 0 BB: 1 S: 9 P: 17	R: 0 H: 0 E: 0 LOB: 0 K: 2 BB: 0 S: 8 P: 11	R: 0 H: 0 E: 0 LOB: 1 K: 1 BB: 1 S: 9 P: 15	1B: 3 SF: 0 2B: 1 SAC: 0 3B: 0 DP: 1 HR: 2 HBP: 0						WP: 0 PA: 35 PB: 0 SB: 0 CS: 0

PITCHER	IP	WLS	BF	H	R	ER	SO	BB	IBB	HBP	BLK	WP	HR	S	P	ERA	WHIP
54 Ervin Santana, R (1, 1) ERA: 5.26	6.0	W	25	6	3	3	5	1	0	0	0	0	2	68	115	4.50	1.167
58 Dustin Moseley, R (7, 1) ERA: 2.1	1.0	H	3	0	0	0	0	1	0	0	0	0	0	9	17	0.00	1.000
62 Scot Shields, R (8, 1) ERA: 2.56	1.0	H	3	0	0	0	2	0	0	0	0	0	0	8	11	0.00	0.000
Hector Carrasco, R (9, 1) ERA: 5.87	1.0		4	0	0	0	1	1	0	0	0	0	0	9	15	0.00	1.000

PITCHER	IP	WLS	BF	H	R	ER	SO	BB	IBB	HBP	BLK	WP	HR	S	P	ERA	WHIP

BOTTOM

Los Angeles Angels @ St. Louis Cardinals

Busch Stadium, St. Louis, MO

Sat Jun 09 2007, 6:15 PM CDT

Att. 45,392 - Clear - 81 F

livebaseballscorecards.com

AB	32
R	3
H	6
RBI	3
BB	3
SO	8
LOB	8

Los Angeles Angels @ St. Louis Cardinals

Busch Stadium, St. Louis, MO

Sun Jun 10 2007, 1:15 PM CDT

Att. 43,612 - Overcast - 76 F

TOP

livebaseballscorecards.com

Batter	1	2	3	4	5	6	7	8	9	AB	R	H	RBI	BB	SO	LOB
77 Reggie Willits, S (1, 7) OBP: 0.402, SLG: 0.366	B C X 1-1 F7 ①		B B B C F X 3-2 F7 ②	X 0-0 F8 ②		C B X 1-1 G5-3 ③			C C X 0-2 G3-1 ①	5	0	0	0	0	0	5
9 Chone Figgins, S (1, 5) OBP: 0.299, SLG: 0.319	B B F B X 3-1 F7 ②		S X 0-1 2B 1-3 2-H 1B	F X 0-1 F7 ③			B B B C C X 3-2 G4-3 ①		B C B X 2-1 G4-3 ②	5	1	1	1	0	0	3
Orlando Cabrera, R (1, 6) OBP: 0.380, SLG: 0.452	B C X 1-1 F8 ③		1 SAFE X 0-0 1-H 3-H 2B		C S B S 1-3 K ①		C B B B X 3-1 27 FC5-4 1B		B F X 1-1 G4-3 ③	5	0	2	2	0	1	0
27 Vladimir Guerrero, R (1, 9) OBP: 0.437, SLG: 0.578		C B F F S 1-3 K ①	F X 0-1 F9 ③		X 0-0 F7 ②		B X 1-0 FC5-4 1-2f ②			4	0	0	0	0	1	2
24 Gary Matthews, S (1, 8) OBP: 0.343, SLG: 0.452		C B B B X 2-1 G3 ②		B C B X 3-1 47 1B 1B 1B	F B B F X 2-2 2B		B B B C S X 3-2 P6 ③			4	1	2	0	0	0	1
47 Howie Kendrick, R (1, 4) OBP: 0.314, SLG: 0.412		C X 0-1 G6-3 ③		X 0-0 BB 1B 1-2 1B	C D F S 1-3 K ③			C F B B X 2-2 L6 ①		4	0	1	0	0	1	1
Shea Hillenbrand, R (1, 3) OBP: 0.269, SLG: 0.326			B C X 1-1 9 1B HBP 1B	B F S B F F T 2-2 K ①		B B B C B 4-1 E 32 SF7 BB		C B B S X 2-2 F9 ②		3	2	1	0	1	1	2
Mike Napoli, R (1, 2) OBP: 0.358, SLG: 0.496			B H 2-0 9 1B 1-2 2B HBP	B B B X 3-0 BB 1-2 2-H 1B		C X 0-1 L5 1-3 ①		C B B C X 2-2 G6-3 ③		3	1	1	1	0	0	1
36 Jered Weaver, R (1, 1)			L F F C 0-3 K ①	B F C F F B B F F 4-2 F B 1-2 2-3 BB		F B X 1-1 SF7 3-H ②			C B B X 2-1 HR	1	0	0	0	0	1	2
Nathan Haynes, L (4, PH) OBP: 0.300, SLG: 0.222										0	0	0	0	1	0	0
49 Chris Bootcheck, R (4, 1)										0	0	0	0	0	0	0
32 Erick Aybar, S (6, PH) OBP: 0.293, SLG: 0.282										0	0	0	1	0	0	0
Hector Carrasco, R (6, 1)										0	0	0	0	0	0	0
Darren Oliver, R (8, 1)										0	0	0	0	0	0	0
39 Robb Quinlan, R (9, PH) OBP: 0.309, SLG: 0.516										1	1	1	1	0	0	0
Inning Stats	R: 0 E: 0 K: 0 S: 6 H: 0 LOB: 0 BB: 0 P: 11	R: 0 E: 0 K: 1 S: 8 H: 0 LOB: 0 BB: 0 P: 11	R: 3 E: 0 K: 1 S: 14 H: 3 LOB: 1 BB: 0 P: 20	R: 1 E: 0 K: 1 S: 19 H: 3 LOB: 3 BB: 1 P: 31	R: 0 E: 0 K: 2 S: 10 H: 1 LOB: 1 BB: 0 P: 14	R: 1 E: 1 K: 0 S: 7 H: 0 LOB: 0 BB: 1 P: 13	R: 0 E: 0 K: 0 S: 9 H: 1 LOB: 1 BB: 0 P: 19	R: 0 E: 0 K: 0 S: 9 H: 0 LOB: 0 BB: 0 P: 15	R: 1 E: 0 K: 0 S: 9 H: 1 LOB: 0 BB: 0 P: 14	1B: 6 2B: 2 3B: 0 HR: 1			SF: 1 SAC: 0 DP: 0 HBP: 1				

	AB	35
	R	6
	H	9
	RBI	6
	BB	2
	SO	5
	LOB	17

WP: 0 PB: 0 SB: 0 CS: 0 PA: 39

PITCHER		IP	WLS	BF	H	R	ER	SO	BB	IBB	HBP	BLK	WP	HR	S	P	ERA	WHIP
37 Todd Wellemeyer, R ERA: 7.18	(1, 1)	5.1	W	26	7	5	4	5	2	0	1	0	0	0	60	94	6.75	1.688
34 Randy Flores, L ERA: 3.97	(6, 1)	0.2	H	2	0	0	0	0	0	0	0	0	0	0	4	6	0.00	0.000
31 Ryan Franklin, R ERA: 1.88	(7, 1)	2.0	H	7	1	0	0	0	0	0	0	0	0	0	18	34	0.00	0.500
44 Jason Isringhausen, R ERA: 1.8	(9, 1)	1.0		4	1	1	1	0	0	0	0	0	0	1	9	14	9.00	1.000

PITCHER	IP	WLS	BF	H	R	ER	SO	BB	IBB	HBP	BLK	WP	HR	S	P	ERA	WHIP

Batter	1	2	3	4	5	6	7	8	9	AB	R	H	RBI	BB	SO	LOB
22 David Eckstein, R (1, 6) OBP: 0.348, SLG: 0.371	B C X 1-2 G5-3 1B	X 0-0 ③ P5			B B C F B X 3-2 FC6 5 HR 1B		C F F X 0-2 BB 26 HR 1B			4	2	3	0	0	0	1
So Taguchi, R (1, 7) OBP: 0.349, SLG: 0.398	D X 1-0 ① G5-3 1-2		B X 1-0 5 HR 1B		B P F 1 SAFE F F F X 2-2 FC6 5 HR 1-2		B B 1 B C B SAFE 4-1 26 HR 1-2 BB			3	3	1	0	1	0	2
5 Albert Pujols, R (1, 3) OBP: 0.384, SLG: 0.554	B B B C B 4-1 BB		C B F D X 2-2 1-H HR		B S D B F X 3-2 1-H 2-H HR		C F S 0-3 ① K			3	2	2	5	1	1	2
15 Jim Edmonds, L (1, 8) OBP: 0.310, SLG: 0.409	X 0-0 ② F7		B C B C B B 4-2 26 G4-6-3 BB		B F B C F F S 2-3 ① K		B C B X 2-1 ② L7			3	0	0	0	1	1	4
26 Scott Spiezio, S (1, 5) OBP: 0.318, SLG: 0.377 27 Scott Rolen, R (8, 5) OBP: 0.340, SLG: 0.383	B X 1-0 ③ F7		C X 0-1 ① ② G4-6-3 1-2f		F F B F S 1-3 ② K		C B D S B X 3-2 1-H 2-H HR			4 0	1 0	1 0	3 0	0 0	1 0	3 0
43 Juan Encarnacion, R (1, 9) OBP: 0.290, SLG: 0.483		B B C S F F B X 3-2 1B 3B	F F B B X 2-2 ③ G3		B X 1-0 ③ G5-3		X 0-0 ③ L7			4	1	1	0	0	0	0
Aaron Miles, S (1, 4) OBP: 0.292, SLG: 0.317		X 0-0 37 SH3-4 3-H 1B		C S F X 0-2 ① G4-3		X 0-0 ① G4-3		C X 0-1 ① G5-3		4	0	1	1	0	0	0
Kelly Stinnett, R (1, 2) OBP: 0.214, SLG: 0.429		B B C C F X 2-2 ① P6		S B B T X 2-2 ② F7		B C B T X 2-2 ② L4		B B X 2-0 ② P4		4	0	0	0	0	0	1
37 Todd Wellemeyer, R (1, 1) OBP: 0.167, SLG: 0.167 34 Randy Flores, L (6, 1) 47 Ryan Ludwick, R (6, PH) OBP: 0.286, SLG: 0.367 31 Ryan Franklin, R (7, 1) 16 Chris Duncan, L (8, PH) OBP: 0.323, SLG: 0.480 44 Jason Isringhausen, R (9, 1)	B X 1-0 ② SH3-4 1-2			C S B S 1-3 ③ K		C B S B F B X 3-2 ③ F7		C B F F B B C 3-3 ③ K		1 0 1 0 1 0	0 0 0 0 0 0	0 0 0 0 0 0	0 0 0 0 0 0	1 0 0 0 0 1	0 0 0 0 0 0	0 0 0 0 0 0
Inning Stats	R: 0 E: 0 K: 0 S: 7 H: 1 LOB: 2 BB: 1 P: 14	R: 1 E: 0 K: 0 S: 12 H: 2 LOB: 1 BB: 0 P: 18	R: 2 E: 0 K: 0 S: 11 H: 2 LOB: 0 BB: 1 P: 20	R: 0 E: 0 K: 1 S: 10 H: 0 LOB: 0 BB: 0 P: 13	R: 3 E: 0 K: 2 S: 22 H: 2 LOB: 0 BB: 0 P: 33	R: 0 E: 0 K: 0 S: 8 H: 0 LOB: 0 BB: 0 P: 13	R: 3 E: 0 K: 1 S: 14 H: 2 LOB: 0 BB: 1 P: 23	R: 0 E: 0 K: 1 S: 7 H: 0 LOB: 0 BB: 0 P: 12		1B: 5 2B: 0 3B: 1 HR: 3	SF: 0 SAC: 1 DP: 1 HBP: 0					

PITCHER		IP	WLS	BF	H	R	ER	SO	BB	IBB	HBP	BLK	WP	HR	S	P	ERA	WHIP
36 Jered Weaver, R ERA: 4.14	(1, 1)	3.0		15	5	3	3	0	2	0	0	0	0	1	30	52	9.00	2.333
49 Chris Bootcheck, R ERA: 4.56	(4, 1)	2.0	L	9	2	3	3	3	0	0	0	0	0	1	32	46	13.50	1.000
Hector Carrasco, R ERA: 6.34	(6, 1)	2.0		9	2	3	3	1	1	0	0	0	0	1	22	36	13.50	1.500
Darren Oliver, L ERA: 6.5	(8, 1)	1.0		3	0	0	0	1	0	0	0	0	0	0	7	12	0.00	0.000

PITCHER	IP	WLS	BF	H	R	ER	SO	BB	IBB	HBP	BLK	WP	HR	S	P	ERA	WHIP

BOTTOM

Los Angeles Angels @ St. Louis Cardinals

Busch Stadium, St. Louis, MO

Sun Jun 10 2007, 1:15 PM CDT
Att. 43,612 - Overcast - 76 F

livebaseballscorecards.com

AB	32
R	9
H	9
RBI	9
BB	3
SO	5
LOB	13

Batter	1	2	3	4	5	6	7	8	9	AB	R	H	RBI	BB	SO	LOB
22 David Eckstein, R (1, 6) OBP: 0.353, SLG: 0.376 Aaron Miles, S (7, PH) OBP: 0.288, SLG: 0.312 (7, 6)	C S 0-3 ① K	B F B F 1 SAFE F F X 2-2 1-2 1B			C X 0-1 5 G6-4-3 1B		F F B F F F F B F F 2-2 X ② G5-3		B X 1-0 ② P6	3 0 2 0 0 1 0 2 0 0 0 0 0 0						
26 Scott Spiezio, S (1, 10) OBP: 0.328, SLG: 0.376	B X 1-0 27 BB 5 1B 1B	F B C S 1-3 ③ K			C F X 0-2 ① F8		F H 1-1 HBP		C B S F B B B F B 4-2 5 BB BB	3 0 1 0 1 1 3						
5 Albert Pujols, R (1, 3) OBP: 0.384, SLG: 0.548	C X 0-1 27 BB 1-2 1B	C B X 1-1 ① G4-3			C C F B D F B F F 3-2 X ② ③ G6-4-3 1-2f		C D D B B X 3-1 ③ P6		B B F B B B 4-1 1-2 BB	4 0 1 0 1 0 2						
15 Jim Edmonds, L (1, 8) OBP: 0.307, SLG: 0.403	C X 0-1 ② P5		X 0-0 1B			C B B X 2-1 ① G4-3		C B C B S 2-3 ① K	B X 1-0 ③ F9	5 0 1 0 0 1 4						
27 Scott Rolen, R (1, 5) OBP: 0.343, SLG: 0.382	B B F B F B 4-2 1-2 2-3 BB		T C D F T 1-2 ② K			X 0-0 43 BB 1B		B B C F X 2-2 ② G5-3		3 0 1 0 1 1 1						
43 Juan Encarnacion, R (1, 9) OBP: 0.299, SLG: 0.478	F F B B T 2-2 ③ K		C F S 0-3 ③ K			B C D C B B 4-2 1-2 BB		B C X 1-1 1B		3 0 1 0 1 2 4						
16 Chris Duncan, L (1, 7) OBP: 0.317, SLG: 0.470		C B F S 1-3 ① K		B B X 2-0 ① F9		X 0-0 ② F8		C B X 1-1 ③ G3-1		4 0 0 0 0 1 3						
Gary Bennett, R (1, 2) OBP: 0.250, SLG: 0.333 47 Ryan Ludwick, R (9, PH) OBP: 0.297, SLG: 0.426		C B X 1-1 ② F9		B B X 2-0 ② P6		B B F X 2-1 ③ G1-3			B C B F B X 3-2 HR	3 0 0 0 0 0 2 1 1 1 1 0 0 0						
7 Adam Kennedy, L (1, 4) OBP: 0.289, SLG: 0.274		B X 1-0 22 1B 1B		C X 0-1 ③ F7			B X 1-0 ① G6-3		M F B X 1-2 ① G3	4 0 1 0 0 0 0						
Inning Stats	R: 0 H: 2 E: 0 LOB: 3 K: 2 BB: 1 S: 13 P: 20	R: 0 H: 2 E: 0 LOB: 2 K: 2 BB: 0 S: 14 P: 20	R: 0 H: 1 E: 0 LOB: 1 K: 2 BB: 0 S: 10 P: 12	R: 0 H: 0 E: 0 LOB: 0 K: 0 BB: 0 S: 4 P: 8	R: 0 H: 1 E: 0 LOB: 0 K: 0 BB: 0 S: 12 P: 15	R: 0 H: 1 E: 0 LOB: 2 K: 0 BB: 1 S: 8 P: 16	R: 0 H: 0 E: 0 LOB: 1 K: 0 BB: 0 S: 12 P: 19	R: 0 H: 1 E: 0 LOB: 1 K: 1 BB: 0 S: 10 P: 16	R: 1 H: 1 E: 0 LOB: 2 K: 0 BB: 2 S: 13 P: 27	1B: 8 SF: 0 2B: 0 SAC: 0 3B: 0 DP: 1 HR: 1 HBP: 1						

PITCHER	IP	WLS	BF	H	R	ER	SO	BB	IBB	HBP	BLK	WP	HR	S	P	ERA	WHIP
19 Brian Bannister, R (1, 1) ERA: 2.91	7.0	W	30	7	0	0	6	2	0	1	0	0	0	73	110	0.00	1.286
David Riske, R (8, 1) ERA: 2.86	1.2		9	2	1	1	1	2	0	0	0	0	1	22	41	5.40	2.400
41 Jimmy Gobble, L (9, 1) ERA: 2.42	0.1		1	0	0	0	0	0	0	0	0	0	0	1	2	0.00	0.000

PITCHER	IP	WLS	BF	H	R	ER	SO	BB	IBB	HBP	BLK	WP	HR	S	P	ERA	WHIP

TOP

St. Louis Cardinals @ Kansas City Royals

Kauffman Stadium, Kansas City, MO

Tue Jun 12 2007, 7:10 PM CDT
Att. 29,354 - Partly Cloudy - 80 F

livebaseballscorecards.com

AB	35
R	1
H	9
RBI	1
BB	4
SO	7
LOB	19

1B: 8	SF: 0	WP: 0	PA: 40
2B: 0	SAC: 0	PB: 0	
3B: 0	DP: 1	SB: 0	
HR: 1	HBP: 1	CS: 0	

Batter	1	2	3	4	5	6	7	8	9	AB	R	H	RBI	BB	SO	LOB
9 David DeJesus, L (1, 8) OBP: 0.344, SLG: 0.385	B F B B C B 4-2 15 FC5-4 BB	B C X 1-1 ① F9	C X 0-1 ② G4-3		C B B X 2-1 ① F9		D X 1-0 ② L5			4	0	0	0	1	0	1
15 Mark Grudzielanek, R (1, 4) OBP: 0.312, SLG: 0.417 43 Ryan Shealy, R (5, 3) OBP: 0.293, SLG: 0.318	C X SAFE	X 0-1 ① FC5-4 24 3B 1-2f	C B X 0-0 ② L8		B B B C F B 4-2 29 FC6-4 BB		C F B F S 1-3 ③ K			3 1	2 0	1 0	0 0	0 1	0 1	1 1
24 Mark Teahen, L (1, 9) OBP: 0.365, SLG: 0.422	X 0-0 1B 1-H 3B	F B X 1-1 4 1B 2B	X 0-0 3-H 1B		B B F C S 2-3 ② K			B C F B S 2-3 ① K2-3		5	2	3	2	0	2	1
29 Mike Sweeney, R (1, 10) OBP: 0.314, SLG: 0.416	D F F F D H 3-2 4 HBP 1B HBP	I I I I 4-0 4 1B 1B IBB	B X 1-0 ③ G5-3		B C F X 1-2 ③ FC6-4 1-2f			B C S X 1-2 4 1B 1B		3	2	1	0	1	0	2
4 Alex Gordon, L (1, 3) OBP: 0.305, SLG: 0.317 (5, 5)	C H 1-1 1B 1-2 2B HBP	X 0-0 BB 1B 1-3 2-H 1B		X 0-0 2B 1B		B C F B C 2-3 ① K		X 0-0 G6-4-3 1-2 1B		4	1	3	1	0	1	0
Esteban German, R (1, 5) OBP: 0.354, SLG: 0.379 (5, 4)	C X 0-1 2B 1-2 2-H 3-H 1B	D B B C X 3-1 BB 1-2 3-H 1B		C D B B X 3-1 1-3 2B		C C B D F F F B X 3-2 ② G6-3		S X 0-1 ② ③ G6-4-3 1-2f		5	1	3	3	0	0	2
Jason LaRue, R (1, 2) OBP: 0.247, SLG: 0.348	S X 0-1 1-H 2-H 2B	F B B B C B 4-2 1 FC3-6 1-2 2-3 BB		B X 1-0 ① G5-3		B F C S 1-3 ③ K				3	0	1	2	1	1	2
1 Tony Pena Jr., R (1, 6) OBP: 0.291, SLG: 0.358	S X 0-1 ② G6-3	B F X 1-1 ③ FC3-6 1-2f		B X 1-0 ② P3			B F B F C 2-3 ① K			4	0	0	0	0	1	6
2 Joey Gathright, L (1, 7) OBP: 0.409, SLG: 0.400	B X 1-0 ③ G1-3		F B B C X 2-2 ① F7	B S X 1-1 ③ F7			S X 0-1 1B			4	0	1	0	0	0	3
Inning Stats	R: 5 E: 0 K: 0 S: 16 H: 3 LOB: 1 BB: 1 P: 25	R: 2 E: 0 K: 0 S: 12 H: 3 LOB: 3 BB: 2 P: 26	R: 1 E: 0 K: 0 S: 9 H: 2 LOB: 1 BB: 0 P: 13	R: 0 E: 0 K: 0 S: 7 H: 2 LOB: 2 BB: 0 P: 13	R: 0 E: 0 K: 1 S: 10 H: 0 LOB: 1 BB: 1 P: 19	R: 0 E: 0 K: 2 S: 12 H: 0 LOB: 0 BB: 0 P: 18	R: 0 E: 0 K: 2 S: 10 H: 1 LOB: 1 BB: 0 P: 14	R: 0 E: 0 K: 1 S: 9 H: 2 LOB: 1 BB: 0 P: 12		1B: 8 2B: 3 3B: 2 HR: 0 SF: 0 SAC: 0 DP: 1 HBP: 2						

PITCHER		IP	WLS	BF	H	R	ER	SO	BB	IBB	HBP	BLK	WP	HR	S	P	ERA	WHIP
48 Brad Thompson, R ERA: 5.46	(1, 1)	4.1	L	29	10	8	8	0	3	1	2	0	0	0	48	87	16.61	3.000
33 Andy Cavazos, R ERA:	(5, 1)	2.2		9	1	0	0	5	0	0	0	0	0	0	28	41	0.00	0.375
56 Kelvin Jimenez, R ERA: 8.14	(8, 1)	1.0		4	2	0	0	1	0	0	0	0	0	0	9	12	0.00	2.000

PITCHER	IP	WLS	BF	H	R	ER	SO	BB	IBB	HBP	BLK	WP	HR	S	P	ERA	WHIP

BOTTOM

St. Louis Cardinals @ Kansas City Royals

Kauffman Stadium, Kansas City, MO

Tue Jun 12 2007, 7:10 PM CDT
Att. 29,354 - Partly Cloudy - 80 F

livebaseballscorecards.com

AB	36
R	8
H	13
RBI	8
BB	4
SO	6
LOB	19

Batter	1	2	3	4	5	6	7	8	9	AB	R	H	RBI	BB	SO	LOB
22 David Eckstein, R (1, 6) OBP: 0.357, SLG: 0.385 7 Adam Kennedy, L (4, 4) OBP: 0.286, SLG: 0.271	C X 0-1 SH1-4 5 1B 2B	B B F F X 2-2 BB 5 E 1-2 1B	C X 0-1 ③ G1-3		T B X 1-1 ③ F9		F C X 0-2 ③ G1-3			3 2	2 0	2 0	0 0	0 0	0 0	2 2
So Taguchi, R (1, 8) OBP: 0.354, SLG: 0.396	F B X 1-1 ① SH1-4 2-3	B S B B B 4-1 5 E 43 1B 1-2 2-3 BB		F F B X 1-2 43 F8 5 BB 27 SF7 1B		B C X 1-1 ① F8		B B C F S 2-3 ① K		3	2	1	0	1	1	0
5 Albert Pujols, R (1, 3) OBP: 0.388, SLG: 0.547	C S F T F B B X 2-2 43 F7 3-H 1B	C X 0-1 E7 43 1B 1-3 2-H 3-H 1B		B B B C B 4-1 1-2 BB		C F X 0-2 ② F9		B C X 1-1 ② F9		4	1	2	3	1	0	0
43 Juan Encarnacion, R (1, 9) OBP: 0.304, SLG: 0.474	B X 1-0 ② F7 1-2	C F F B X 1-2 27 FC6-4 2-H 3-H 1B		C F B X 1-2 ① F8 2-3		C B B F B X 3-2 27 1B 1B		B B S S S 2-3 ③ K		5	0	2	2	0	1	3
27 Scott Rolen, R (1, 5) OBP: 0.341, SLG: 0.381 16 Chris Duncan, L (9, PH) OBP: 0.315, SLG: 0.467 Tyler Johnson, S (9, 1) 36 Russ Springer, R (9, 1)	C X 0-1 ③ G4-3	B X 1-0 ③ FC6-4 1-2f		B B F F F F F B F F F 3-2 ② X SF7 3-H		C X 0-1 1-2 1B			B F F F F B F X 2-2 ① G4-3	3 1 0 0	0 0 0 0	1 0 0 0	1 0 0 0	0 0 0 0	0 0 0 0	2 0 0 0
26 Scott Spiezio, S (1, 10) OBP: 0.324, SLG: 0.377 (9, 5)	B X 1-0 1B SF9 2B	C B B B X 3-1 ① G6-3		B S B C X 2-2 ③ G3		F S B C 1-3 ③ K			C B F B X 2-2 ② G3	5	1	1	0	0	1	3
47 Ryan Ludwick, R (1, 7) OBP: 0.275, SLG: 0.394	F F B X 1-2 ① G5-3	X 0-0 ② G6-3			B S B X 2-1 ① P4		F B B F X 2-2 ① G6-3		B B S C S 2-3 ③ K	5	0	0	0	0	1	1
Gary Bennett, R (1, 2) OBP: 0.275, SLG: 0.355	C X 0-1 BB 22 1B 5 E 2-3 1B	X 0-0 1B 1B			C B F X 1-2 G3 1B		C B X 1-1 ② G6-3			4	1	3	0	0	0	0
Aaron Miles, S (1, 4) OBP: 0.294, SLG: 0.320 (4, 6)	X 0-0 ② SF9 3-H	C B S X 1-2 1-2 1B			B C S B F F F B F 3-2 ② X G3 1-2		F C X 0-2 1B			3	0	2	1	0	0	1
Inning Stats	R: 1 E: 0 K: 0 S: 13 H: 2 LOB: 1 BB: 0 P: 17	R: 5 E: 1 K: 0 S: 18 H: 5 LOB: 1 BB: 1 P: 28	R: 0 E: 0 K: 0 S: 9 H: 2 LOB: 2 BB: 0 P: 13	R: 1 E: 0 K: 0 S: 17 H: 1 LOB: 1 BB: 1 P: 28	R: 0 E: 0 K: 0 S: 14 H: 1 LOB: 1 BB: 0 P: 21	R: 0 E: 0 K: 1 S: 13 H: 2 LOB: 2 BB: 0 P: 18	R: 0 E: 0 K: 0 S: 11 H: 1 LOB: 1 BB: 0 P: 14	R: 0 E: 0 K: 2 S: 8 H: 0 LOB: 0 BB: 0 P: 13	R: 0 E: 0 K: 1 S: 11 H: 0 LOB: 0 BB: 0 P: 17	1B: 12 2B: 2 3B: 0 HR: 0 SF: 2 SAC: 1 DP: 0 HBP: 0						

TOP

St. Louis Cardinals @ Kansas City Royals

Kauffman Stadium, Kansas City, MO

Wed Jun 13 2007, 7:10 PM CDT

Att. 25,555 - Clear - 81 F

livebaseballscorecards.com

AB	38
R	7
H	14
RBI	7
BB	2
SO	4
LOB	14

WP: 0 PB: 0 SB: 0 CS: 0 PA: 43

PITCHER		IP	WLS	BF	H	R	ER	SO	BB	IBB	HBP	BLK	WP	HR	S	P	ERA	WHIP
45 Odalis Perez, L ERA: 6.19	(1, 1)	3.0	L	21	10	7	6	0	2	0	0	0	0	0	44	67	18.00	4.000
Brandon Duckworth, R ERA: 2.94	(4, 1)	0.0		0	0	0	0	0	0	0	0	0	0	0	0	0	∞	∞
57 Joel Peralta, R ERA: 3.59	(4, 1)	3.0		12	3	0	0	1	0	0	0	0	0	0	40	58	0.00	1.000
41 Jimmy Gobble, L ERA: 2.31	(7, 1)	1.0		4	1	0	0	0	0	0	0	0	0	0	11	14	0.00	1.000
48 Joakim Soria, R ERA: 3.16	(8, 1)	1.0		3	0	0	0	2	0	0	0	0	0	0	8	13	0.00	0.000

PITCHER		IP	WLS	BF	H	R	ER	SO	BB	IBB	HBP	BLK	WP	HR	S	P	ERA	WHIP
Octavio Dotel, R ERA: 3.38	(9, 1)	1.0		3	0	0	0	1	0	0	0	0	0	0	11	17	0.00	0.000

Batter	1	2	3	4	5	6	7	8	9	AB	R	H	RBI	BB	SO	LOB
9 David DeJesus, L (1, 8) OBP: 0.339, SLG: 0.380	B C S T 1-2 K ①		C B F C 1-3 K ③			F B B F B F X 3-2 E6 1B		C B X 1-1 F8 ③ 1-2		4	0	0	0	0	2	1
Esteban German, R (1, 4) OBP: 0.358, SLG: 0.382	C B B X 2-1 F9 ②			B F X 1-1 F9 ①		B B X 2-0 1-2 1B			B B C X 2-1 4 HR 24 DI 1B	4	1	2	0	0	0	0
24 Mark Teahen, L (1, 9) OBP: 0.364, SLG: 0.416	B S B B B 4-1 BB			X 0-0 F8 ②		S F F F X 0-2 L6 ③			C C S 0-3 K ① 1-2	3	0	0	0	1	1	3
29 Mike Sweeney, R (1, 10) OBP: 0.311, SLG: 0.411 Emil Brown, R (7, PH) OBP: 0.281, SLG: 0.303 (8, 10)	B 1 SAFE C F X 1-2 F9 ③			B F S B X 2-2 G6-3 ③			F S S 0-3 K ①		B B C B B 4-1 4 HR BB	2 1	0 1	0 0	0 0	0 1	0 1	1 0
4 Alex Gordon, L (1, 5) OBP: 0.304, SLG: 0.330		B C B X 2-1 F8 ①	C B B X 2-1 L7 ①				B C B X 2-1 F8 ②		B B F X 2-1 1-H 2-H HR	4	1	1	3	0	0	0
14 John Buck, R (1, 2) OBP: 0.357, SLG: 0.549		B X 1-0 G6-3 ②	B B B C X 3-1 G5-3 ②				B C C B B F X 3-2 G6-3 ③		S F F B S 1-3 K ②	4	0	0	0	0	1	0
43 Ryan Shealy, R (1, 3) OBP: 0.291, SLG: 0.316		B C B X 2-1 L7 ③	C C B X 1-2 F9 ③					C B X 1-1 P6 ①	S C B F B F F X 2-2 1B	4	0	1	0	0	0	0
1 Tony Pena Jr., R (1, 6) OBP: 0.286, SLG: 0.351			B C B X 2-1 G6-3 ①			X 0-0 G4-3 ①		F X 0-1 G6-3 ②	F S F S 0-3 K2-3 ③	4	0	0	0	0	1	1
2 Joey Gathright, L (1, 7) OBP: 0.400, SLG: 0.364			C L B B F X 2-2 G6-3 ②			C B X 1-1 G1-3 ②		C B B B F B 4-2 9 DI BB		2	0	0	0	1	0	0
Inning Stats	R: 0 H: 0 E: 0 LOB: 1 K: 1 BB: 1 S: 9 P: 17	R: 0 H: 0 E: 0 LOB: 0 K: 0 BB: 0 S: 5 P: 10	R: 0 H: 0 E: 0 LOB: 0 K: 1 BB: 0 S: 9 P: 14	R: 0 H: 0 E: 0 LOB: 0 K: 0 BB: 0 S: 6 P: 9	R: 0 H: 0 E: 0 LOB: 0 K: 0 BB: 0 S: 7 P: 13	R: 0 H: 1 E: 1 LOB: 2 K: 0 BB: 0 S: 13 P: 19	R: 0 H: 0 E: 0 LOB: 0 K: 1 BB: 0 S: 9 P: 14	R: 0 H: 0 E: 0 LOB: 1 K: 0 BB: 1 S: 8 P: 14	R: 3 H: 3 E: 0 LOB: 1 K: 3 BB: 1 S: 22 P: 33	1B: 3 SF: 0 2B: 0 SAC: 0 3B: 0 DP: 0 HR: 1 HBP: 0						

PITCHER	IP	WLS	BF	H	R	ER	SO	BB	IBB	HBP	BLK	WP	HR	S	P	ERA	WHIP
50 Adam Wainwright, R (1, 1) ERA: 4.66	8.0	W	28	1	0	0	3	2	0	0	0	0	0	66	110	0.00	0.375
Tyler Johnson, L (9, 1) ERA: 4.5	0.1		4	2	3	3	1	1	0	0	0	0	1	8	16	81.00	9.000
36 Russ Springer, R (9, 1) ERA: 2.49	0.2		3	1	0	0	2	0	0	0	0	0	0	14	17	0.00	1.500

PITCHER	IP	WLS	BF	H	R	ER	SO	BB	IBB	HBP	BLK	WP	HR	S	P	ERA	WHIP

BOTTOM

St. Louis Cardinals @ Kansas City Royals

Kauffman Stadium, Kansas City, MO

Wed Jun 13 2007, 7:10 PM CDT
Att. 25,555 - Clear - 81 F

livebaseballscorecards.com

AB	32
R	3
H	4
RBI	3
BB	3
SO	6
LOB	6

Batter	1	2	3	4	5	6	7	8	9	AB	R	H	RBI	BB	SO	LOB
7 Adam Kennedy, L (1, 4) OBP: 0.289, SLG: 0.271	B B B C B 4-1 1B 5 G4-3 BB	F B F X 1-2 ③ F7		X 0-0 ① F9		X 0-0 S 2-H 1B		C B X 1-1 ③ G3-1		4	1	1	1	1	0	1
So Taguchi, R (1, 7) OBP: 0.356, SLG: 0.396	1 SAFE X 0-0 5 G4-3 1-3 1B		B X 1-0 15 BB 27 SF9 5 1B 1B	C B B F S 2-3 ② K		F F F B B X 2-2 ③ P6 1-2			B X 1-0 ① F7	5	1	2	0	0	1	2
5 Albert Pujols, R (1, 3) OBP: 0.388, SLG: 0.557	C X 0-1 ① ② G4-3 1-2f 3-H		B F X 1-1 27 SF9 15 BB 16 1B 1-2 1B	X 0-0 ③ G4-3			B X 1-0 HR		B B C X 2-1 ② G5-3	5	2	2	1	0	0	2
15 Jim Edmonds, L (1, 8) OBP: 0.310, SLG: 0.400	X 0-0 ③ F8		B C B B C F B 4-2 16 1B 1-2 2-3 BB		B X 1-0 27 G6-4-3 1B		B F C B F X 2-2 ① G4-3		B F B X 2-1 ③ G4-3	4	0	1	0	1	0	0
27 Scott Rolen, R (1, 5) OBP: 0.340, SLG: 0.380		C B B B B X 3-2 43 BB 16 HR 1B	X 0-0 ① SF9 2-3 3-H		C B B X 1-2 ① ② G6-4-3 1-2f		C B X 1-1 ② F9			3	1	1	1	0	0	1
43 Juan Encarnacion, R (1, 9) OBP: 0.311, SLG: 0.469	B S D F B B 4-2 16 HR 1-2 BB	1 SAFE C B X 1-1 ② P4			F C T 0-2 ③ K		X 0-0 16 DI 1B			3	1	1	0	1	1	2
16 Chris Duncan, L (1, 10) OBP: 0.319, SLG: 0.484	D X 1-0 1-H 2-H HR	B F B C B F X 3-2 1-3 3-H 1B			F B B F F B X 3-2 ① G3	C S B X 1-2 ③ F8 1-2				4	1	2	4	0	0	1
Kelly Stinnett, R (1, 2) OBP: 0.167, SLG: 0.333	B X 1-0 ① G5-3	C C B B S 2-3 ③ K			F X 0-1 ② F9			F B B F X 2-2 ① F9		4	0	0	0	0	1	2
Aaron Miles, S (1, 6) OBP: 0.300, SLG: 0.328	C C X 0-2 ② G4-3			B B B 4-0 BB		B B B F X 2-1 7 1B 2B		X 0-0 ② G1-4-3		3	1	1	0	1	0	0
Inning Stats	R: 1 E: 0 K: 0 S: 5 H: 1 LOB: 0 BB: 1 P: 9	R: 3 E: 0 K: 0 S: 13 H: 2 LOB: 0 BB: 1 P: 23	R: 2 E: 0 K: 1 S: 17 H: 3 LOB: 2 BB: 1 P: 29	R: 0 E: 0 K: 1 S: 5 H: 0 LOB: 1 BB: 1 P: 11	R: 0 E: 0 K: 1 S: 7 H: 1 LOB: 0 BB: 0 P: 9	R: 1 E: 0 K: 0 S: 13 H: 2 LOB: 1 BB: 0 P: 20	R: 1 E: 0 K: 0 S: 11 H: 2 LOB: 1 BB: 0 P: 16	R: 0 E: 0 K: 0 S: 6 H: 0 LOB: 0 BB: 0 P: 9	R: 0 E: 0 K: 0 S: 5 H: 0 LOB: 0 BB: 0 P: 10	1B: 8 2B: 1 3B: 0 HR: 2 SF: 1 SAC: 0 DP: 2 HBP: 0						

PITCHER		IP	WLS	BF	H	R	ER	SO	BB	IBB	HBP	BLK	WP	HR	S	P	ERA	WHIP
37 Scott Elarton, R ERA: 8.54	(1, 1)	2.0		13	5	6	6	0	3	0	0	0	0	1	24	44	27.00	4.000
23 Zack Greinke, R ERA: 5.27	(3, 1)	4.0	W	16	4	1	1	3	1	0	0	0	0	0	36	57	2.25	1.250
41 Jimmy Gobble, L ERA: 2.59	(7, 1)	1.0		5	2	1	1	0	0	0	0	0	0	1	11	16	9.00	2.000
48 Joakim Soria, R ERA: 3.04	(8, 1)	1.0		3	0	0	0	0	0	0	0	0	0	0	6	9	0.00	0.000
58 Neal Musser, L ERA: 9.39	(9, 1)	1.0		3	0	0	0	0	0	0	0	0	0	0	5	10	0.00	0.000

PITCHER IP WLS BF H R ER SO BB IBB HBP BLK WP HR S P ERA WHIP

TOP

St. Louis Cardinals @ Kansas City Royals

Kauffman Stadium, Kansas City, MO

Thu Jun 14 2007, 7:10 PM CDT

Att. 28,837 - Clear - 84 F

livebaseballscorecards.com

AB	35
R	8
H	11
RBI	7
BB	4
SO	3
LOB	11

1B: 8 SF: 1 WP: 0 PA: 40
2B: 1 SAC: 0 PB: 0
3B: 0 DP: 2 SB: 1
HR: 2 HBP: 0 CS: 0

Batter	1	2	3	4	5	6	7	8	9	AB	R	H	RBI	BB	SO	LOB
9 David DeJesus, L (1, 8) OBP: 0.342, SLG: 0.381	BBBCB 4-1 24 G3 WP 1B BB	CTH 1-2 1B 24 1B 1-2 2-3 3-H HBP	CBFFX 1-2 ① G3	X 0-0 24 3B 1-H 2-H 2B		FDCFDFX 2-2 ① F7		BX 1-0 ③ G5-3		4	3	1	3	1	0	2
Esteban German, R (1, 4) OBP: 0.365, SLG: 0.381 Fernando Cortez, L (9, 4)	1 SAFE 1BCBDCB 4-2 1B 24 G3 1-2 BB	DBCTFX 2-2 24 1B 2B 1-2 2-H 3-H 1B	X 0-0 ② G5-3	CBBCB 4-2 24 3B BB		CCBBBS 3-3 ② K				3 0	2 0	1 0	2 0	2 0	1 0	2 0
24 Mark Teahen, L (1, 9) OBP: 0.368, SLG: 0.437	SX 0-1 ① G3 1-2 2-3	2 SAFE X 0-0 2B 1-3 2-H 1B	BBX 2-0 ③ G4-3	SSX 0-2 1-H 2-H 3B		X 0-0 1-H 2-H 3B				5	1	3	5	0	0	2
Emil Brown, R (1, 10) OBP: 0.291, SLG: 0.318	BX 1-0 4 G3-6-3 2-3 3-H 1B	BX 1-0 4 1B 43 FC4-6 2-H 3-H 2B		2X 1-0 4 HR 1B X 0-0 ③ G4-3		BBSFS 2-3 ③ K				5	2	3	3	0	1	2
4 Alex Gordon, L (1, 5) OBP: 0.306, SLG: 0.346	X 0-0 ②③ G3-6-3 1-2f	SCTFBX 2-2 43 FC4-6 2-3 1B		PX 1-0 1-H HR BX 1-0 ① F9			CCS 0-3 ① K			5	1	2	2	0	1	2
43 Ryan Shealy, R (1, 3) OBP: 0.288, SLG: 0.307		BBBBB 4-1 2 BB 1 1B 9 HBP BB CBBX 2-1 ② FC4-6 1 1B 1-2f 3-H		CSS 0-3 ① K BCFFX 1-2 ② F9			BBFSFX 2-2 ② L6			4	2	0	1	1	1	1
Jason LaRue, R (1, 2) OBP: 0.244, SLG: 0.338		SCTFBX 2-3 ① K BBFX 2-1 1 1B 1-2 1B		SBFBX 2-2 ② G6-3 BFBBX 3-1 ③ F9			BBFX 2-1 ③ F8			5	0	1	0	0	1	1
1 Tony Pena Jr., R (1, 6) OBP: 0.297, SLG: 0.366		X 0-0 9 HBP 2 BB 1-2 1B 1B X 0-1 1-3 2-H 1B		X 0-0 2 BB 9 2B 1B		BCBX 2-1 24 3B 2B		BBX 2-0 ① L3		5	3	4	1	0	0	0
2 Joey Gathright, L (1, 7) OBP: 0.433, SLG: 0.333		FBBBFBB 4-2 9 HBP 1B 1-2 2-3 BB SBX 0-2 ③ G1-3		DFBBBFBB 4-2 9 2B 1-2 BB		BSBBFBBB 4-2 24 3B BB		BBX 2-0 ② G6-3		2	3	0	0	3	0	2
Inning Stats	R: 1 H: 1 E: 0 LOB: 1 K: 0 BB: 2 S: 7 P: 16	R: 8 H: 7 E: 0 LOB: 2 K: 1 BB: 2 S: 30 P: 50	R: 0 H: 0 E: 0 LOB: 0 K: 0 BB: 0 S: 6 P: 9	R: 6 H: 5 E: 0 LOB: 1 K: 1 BB: 2 S: 19 P: 30	R: 0 H: 0 E: 0 LOB: 0 K: 0 BB: 0 S: 7 P: 12	R: 2 H: 2 E: 0 LOB: 1 K: 2 BB: 1 S: 16 P: 29	R: 0 H: 0 E: 0 LOB: 0 K: 1 BB: 0 S: 10 P: 14	R: 0 H: 0 E: 0 LOB: 0 K: 0 BB: 0 S: 3 P: 8		1B: 9 SF: 0 2B: 3 SAC: 0 3B: 2 DP: 1 HR: 1 HBP: 1						

PITCHER		IP	WLS	BF	H	R	ER	SO	BB	IBB	HBP	BLK	WP	HR	S	P	ERA	WHIP
Kip Wells, R ERA: 6.93	(1, 1)	1.1	L	11	3	6	6	1	4	0	1	0	1	0	22	44	40.50	5.250
34 Randy Flores, L ERA: 5.01	(2, 1)	0.2		7	5	3	3	0	0	0	0	0	0	0	15	22	40.50	7.500
56 Kelvin Jimenez, R ERA: 9.93	(3, 1)	1.2		11	4	6	6	1	2	0	0	0	0	1	21	35	32.40	3.600
Tyler Johnson, L ERA: 4.24	(4, 1)	1.1		5	1	0	0	0	0	0	0	0	0	0	11	16	0.00	0.750
36 Russ Springer, R ERA: 3.18	(6, 1)	1.0		6	2	2	2	2	1	0	0	0	0	0	16	29	18.00	3.000

PITCHER		IP	WLS	BF	H	R	ER	SO	BB	IBB	HBP	BLK	WP	HR	S	P	ERA	WHIP
44 Jason Isringhausen, R ERA: 1.73	(7, 1)	1.0		3	0	0	0	1	0	0	0	0	0	0	10	14	0.00	0.000
31 Ryan Franklin, R ERA: 1.82	(8, 1)	1.0		3	0	0	0	0	0	0	0	0	0	0	3	8	0.00	0.000

BOTTOM

St. Louis Cardinals @ Kansas City Royals

Kauffman Stadium, Kansas City, MO

Thu Jun 14 2007, 7:10 PM CDT

Att. 28,837 - Clear - 84 F

livebaseballscorecards.com

AB	38
R	17
H	15
RBI	17
BB	7
SO	5
LOB	14

WP: 1 PA: 46
PB: 0
SB: 0
CS: 0

Batter	1	2	3	4	5	6	7	8	9	AB	R	H	RBI	BB	SO	LOB
Aaron Miles, S (1, 6) OBP: 0.299, SLG: 0.326	B FA 89 C FA 90 F FA 92 X CH 84 1-2 ① G3	D SL 86 F SL 79 F FA 90 X CH 83 1-2 2-H 1B		F FA 90 B FA 90 F FA 90 B FA 91 F FA 91 1 SAFE X CH 83 2-2 ③ G4-3			F FA 90 B FA 88 F FA 90 C FA 90 1-3 ③ K			4	0	1	1	0	1	1
So Taguchi, R (1, 7) OBP: 0.361, SLG: 0.394	X FA 92 0-0 5 1B 1B	1 SAFE C FA 90 B FA 90 B SL 80 X FA 89 2-1 ③ L5			C FA 89 F CU 79 F FA 89 B SL 84 B CH 84 B FA 92 F FA 91 B FA 91 4-2 15 G3-6 BB			B FA 89 C FA 90 B CU 74 F FA 90 B SL 84 X FA 89 3-2 ① F9		3	0	1	0	1	0	1
5 Albert Pujols, R (1, 3) OBP: 0.386, SLG: 0.552	F FA 90 D SL 80 C FA 92 X FA 92 1-2 1-2 1B		C FA 89 X FA 90 0-1 ① F7		C CH 80 B FA 91 S CH 84 F SL 84 F FA 92 B SL 83 C SL 80 2-3 ① K			C FA 90 B SL 83 B CU 73 S FA 90 S SL 83 2-3 ② K		4	0	1	0	0	2	1
15 Jim Edmonds, L (1, 8) OBP: 0.308, SLG: 0.394	C SL 81 S CH 84 S CH 83 0-3 ② K		F F FA 92 F FA 90 B SL 86 B CH 84 B CH 84 B SL 82 4-2 27 WP 27 SF7 BB		B FA 90 X FA 91 1-0 ②③ G3-6 1-2f			F FA 90 C CU 74 X CU 75 0-2 ③ G4-3		3	1	0	0	1	1	3
27 Scott Rolen, R (1, 5) OBP: 0.340, SLG: 0.382 47 Ryan Ludwick, R (9, PH) OBP: 0.271, SLG: 0.388	B SL 80 C SL 81 X FA 91 1-1 ③ F7		B FA 91 B FA 91 B FA 90 X FA 90 3-0 ② SF7 1-H			C FA 88 X FA 88 0-1 43 G6-4-3 1B			C FA 80 B FA 81 S FA 82 X CH 66 1-2 ① P4	2 1	0 0	1 0	1 0	0 0	0 0	2 0
43 Juan Encarnacion, R (1, 9) OBP: 0.309, SLG: 0.461		B CU 79 C FA 90 X FA 90 1-1 16 2B 1B	C FA 93 S SL 81 S SL 80 0-3 ③ K			F CH 80 B FA 91 X CU 79 1-1 ①② G6-4-3 1-2f			C FA 79 F CH 64 B FA 84 B CH 62 B FA 82 X FA 81 3-2 ② F9	4	1	1	0	0	1	1
16 Chris Duncan, L (1, 10) OBP: 0.327, SLG: 0.489		B FA 90 X FA 91 1-0 1-H 1B 2B		B CH 78 C FA 89 B FA 86 S FA 89 B CH 86 F FA 90 B FA 91 4-2 7 FC4-6 BB		F FA 87 B FA 86 C FS 83 C FA 91 1-3 ③ K			C FA 80 B CH 66 B CH 77 B FA 81 S FA 81 F FA 82 B FA 81 4-2 1B BB	2	1	1	1	2	1	0
Gary Bennett, R (1, 2) OBP: 0.274, SLG: 0.350		C SL 80 C SL 79 S CH 84 0-3 ① K		X FA 90 0-0 ① F7			C FA 88 C FA 88 F CH 83 F SL 82 B SL 84 B FA 90 S SL 83 2-3 ① K		B CH 80 X 1-0 1-2 1B	4	0	1	0	0	2	2
7 Adam Kennedy, L (1, 4) OBP: 0.283, SLG: 0.264		C CH 83 F CH 80 B FA 90 F CH 82 F SL 83 F SL 83 F FA 92 F FA 91 S CH 83 1-3 ② K		C FA 89 B FA 90 X CH 80 1-1 ② FC4-6 1-2f			B FC 87 X FA 89 1-0 ② G4-3		F FA 80 X FA 82 0-1 ③ G1-3	4	0	0	0	0	1	4
Inning Stats	R: 0 E: 0 K: 1 S: 12 H: 2 LOB: 2 BB: 0 P: 15	R: 2 E: 0 K: 2 S: 19 H: 3 LOB: 1 BB: 0 P: 25	R: 1 E: 0 K: 1 S: 9 H: 0 LOB: 0 BB: 1 P: 16	R: 0 E: 0 K: 0 S: 10 H: 0 LOB: 1 BB: 1 P: 17	R: 0 E: 0 K: 1 S: 10 H: 0 LOB: 0 BB: 1 P: 17	R: 0 E: 0 K: 1 S: 7 H: 1 LOB: 0 BB: 0 P: 9	R: 0 E: 0 K: 2 S: 9 H: 0 LOB: 0 BB: 0 P: 13	R: 0 E: 0 K: 1 S: 9 H: 0 LOB: 0 BB: 0 P: 14	R: 0 E: 0 K: 0 S: 12 H: 1 LOB: 2 BB: 1 P: 21	1B: 6 2B: 1 3B: 0 HR: 0 SF: 1 SAC: 0 DP: 2 HBP: 0						

PITCHER	IP	WLS	BF	H	R	ER	SO	BB	IBB	HBP	BLK	WP	HR	S	P	ERA	WHIP
Dan Haren, R (1, 1) ERA: 1.64	7.0	W	28	6	3	2	8	3	0	0	0	1	0	76	112	2.57	1.286
45 Ruddy Lugo, R (8, 1) ERA: 8.49	1.0		3	0	0	0	1	0	0	0	0	0	0	9	14	0.00	0.000
Erasmo Ramirez, L (9, 1) ERA:	1.0		5	1	0	0	0	1	0	0	0	0	0	12	21	0.00	2.000

PITCHER	IP	WLS	BF	H	R	ER	SO	BB	IBB	HBP	BLK	WP	HR	S	P	ERA	WHIP

TOP

St. Louis Cardinals @ Oakland Athletics

McAfee Coliseum, Oakland, CA

Fri Jun 15 2007, 10:05 PM EDT

Att. 24,241 - Clear - 60 F

livebaseballscorecards.com

AB	31
R	3
H	7
RBI	3
BB	4
SO	9
LOB	15

WP: 1 PB: 0 SB: 0 CS: 0 PA: 36

BOTTOM

St. Louis Cardinals @ Oakland Athletics

McAfee Coliseum, Oakland, CA

Fri Jun 15 2007, 10:05 PM EDT

Att. 24,241 - Clear - 60 F

livebaseballscorecards.com

Batter	1	2	3	4	5	6	7	8	9	AB	R	H	RBI	BB	SO	LOB
6 Travis Buck, L (1, 7) OBP: 0.380, SLG: 0.520	C FA 88 B CH 86 X CH 79 1-1 L6 ①		F FA 89 B SL 85 X FA 90 1-1 21 1B 2B 2-3 1B	C FA 86 B FA 87 B FA 86 F FA 87 B FA 87 X CH 77 3-2 E9 1-H		B SL 79 X FA 89 1-0 1B	B FA 89 S CH 81 F SL 83 B FA 90 B CH 82 B CH 80 4-2 21 1B 1B 1-2 2-3 BB			4	2	2	0	1	0	0
21 Mark Kotsay, L (1, 8) OBP: 0.288, SLG: 0.345	B FA 89 F FA 90 B CH 85 X FA 88 2-1 F7 ②		B CH 79 C FA 88 B CH 85 X FA 88 2-1 2B 7 1B 1-3 3-H 1B	X SL 81 0-0 P6 ②		C FA 89 X CH 84 0-1 G4-3 ③	C SL 82 C CH 82 D CH 82 X CH 82 1-2 1B 1-3 2-H 3-H 1B			5	1	2	3	0	0	2
Nick Swisher, S (1, 9) OBP: 0.423, SLG: 0.488	C FA 89 B CH 81 F CH 80 B FA 89 F CH 80 S FA 90 2-3 K ③		X CH 79 0-0 7 1B 1-3 3-H 2B	B CH 83 C SL 83 X FA 87 1-1 F8 ③			B FA 90 S CH 81 F SL 83 B FA 90 B CH 82 B CH 80 F FA 91 4-1 S BB 29 HR BB F SL 82 C SL 83 B FA 91 B FA 91 X FA 91 3-1 1-2 3-H 1B			4	2	2	2	1	1	1
3 Eric Chavez, L (1, 5) OBP: 0.313, SLG: 0.470 Marco Scutaro, R (7, PH) OBP: 0.279, SLG: 0.378 (8, 5)		B FA 87 F FA 88 B FA 89 B FA 88 X FA 88 3-1 F7 ①	C FA 86 B FA 85 B FA 88 D CH 80 B CH 78 4-1 29 7 1B G4-6-3 BB		B SL 79 C CH 83 X CH 83 1-1 HR		F FA 91 F FA 90 B FA 90 F FA 91 F FA 90 B FA 89 F FA 90 4-2 29 HR BB 1-2 F SL 83 K SL 83 0-1 F8 ③			2 1	2 0	1 0	1 0	2 0	0 0	0 2
7 Bobby Crosby, R (1, 6) OBP: 0.286, SLG: 0.356		B FA 88 X FA 90 1-0 G4-3 ②	X FA 89 0-0 29 G4-6-3 1-2 2-H 3-H 1B		C FA 84 B SL 78 X CH 84 1-1 G5-3 ①		B SL 79 X FA 89 1-0 L8 ①	C CH 81 B CH 81 B CH 81 F CH 84 F CH 81 F CH 81 B CH 77 X CH 83 3-2 G1-4-3 ①		5	0	1	2	0	0	2
29 Dan Johnson, L (1, 3) OBP: 0.377, SLG: 0.446		X FA 88 0-0 G4-3 ③	C FA 86 T FA 89 B FA 86 X CH 78 1-2 G4-6-3 ①② 1-2f 2-3		C FA 88 X FA 88 0-1 F8 ②		B FA 89 S CH 84 X FA 89 1-1 HR 1-H 2-H	B FA 85 C FA 85 B CH 82 B CH 82 B CH 84 4-1 BB		4	1	1	3	1	0	2
14 Mark Ellis, R (1, 4) OBP: 0.340, SLG: 0.400			C FA 87 F SL 84 B FA 85 B FA 90 F FA 88 F FA 89 B FA 89 4-2 32 2B 2B BB C SL 80 B FA 89 B SL 78 B FA 88 X FA 89 3-1 F7 ③		B FA 89 F FA 90 C FA 90 F SL 81 X FA 90 1-2 F7 ③		C FA 90 B FA 90 X SL 80 1-1 6 BB 32 1B 21 1B 1B	X CH 83 0-0 F7 ②		4	2	1	0	1	0	2
32 Jack Cust, L (1, 10) OBP: 0.394, SLG: 0.524			B FA 88 F CH 77 S CH 78 X CH 79 1-2 2B 1-3 2B	C FA 86 B FA 86 S CH 78 F CH 83 X SL 82 1-2 6 E 1B		F CH 84 F FA 90 B FA 90 B CH 83 F CH 83 F FA 90 B FA 89 B FA 89 4-2 G1-6-3 BB	X FA 87 0-0 6 BB 21 1B 1-2 1B	S FA 86 B CH 81 B CH 81 S FA 85 D CH 75 X FA 84 3-2 F9 ③		4	3	3	0	1	0	1
Jason Kendall, R (1, 2) OBP: 0.260, SLG: 0.260			C FA 88 F CH 79 F FA 88 B SL 85 X CH 78 1-2 6 1B 21 1B 2-H 3-H 2B	B SI 87 X FA 87 1-0 P6 ①		B FA 90 F FA 88 C FA 89 B FA 89 F FA 88 X CH 82 2-2 G1-6-3 ①② 1-2f	C SL 81 X FA 89 0-1 F8 ②			4	1	1	2	0	0	4

Inning Stats	1	2	3	4	5	6	7	8	9
	R: 0 E: 0 K: 1 S: 8 H: 0 LOB: 0 BB: 0 P: 13	R: 0 E: 0 K: 0 S: 4 H: 0 LOB: 0 BB: 0 P: 8	R: 6 E: 0 K: 0 S: 22 H: 6 LOB: 1 BB: 2 P: 39	R: 1 E: 1 K: 0 S: 11 H: 1 LOB: 1 BB: 0 P: 17	R: 1 E: 0 K: 0 S: 10 H: 1 LOB: 0 BB: 0 P: 13	R: 0 E: 0 K: 0 S: 11 H: 1 LOB: 1 BB: 1 P: 18	R: 6 E: 0 K: 0 S: 22 H: 5 LOB: 2 BB: 3 P: 41	R: 0 E: 0 K: 0 S: 10 H: 0 LOB: 1 BB: 1 P: 20	

AB	37
R	14
H	14
RBI	13
BB	7
SO	1
LOB	16

1B: 9	SF: 0
2B: 3	SAC: 0
3B: 0	DP: 2
HR: 2	HBP: 0

WP: 0	PA: 44
PB: 0	
SB: 0	
CS: 0	

PITCHER		IP	WLS	BF	H	R	ER	SO	BB	IBB	HBP	BLK	WP	HR	S	P	ERA	WHIP
41 Braden Looper, R ERA: 4.66	(1, 1)	4.1	L	23	8	8	7	1	2	0	0	0	0	1	49	83	14.54	2.308
33 Andy Cavazos, R ERA: 5.14	(5, 1)	2.0		11	3	4	4	0	3	0	0	0	0	1	27	46	18.00	3.000
56 Kelvin Jimenez, R ERA: 10.41	(7, 1)	0.2		6	3	2	2	0	1	0	0	0	0	0	12	20	27.00	6.000
26 Scott Spiezio, R ERA:	(8, 1)	1.0		4	0	0	0	0	1	0	0	0	0	0	10	20	0.00	1.000

PITCHER	IP	WLS	BF	H	R	ER	SO	BB	IBB	HBP	BLK	WP	HR	S	P	ERA	WHIP

Batter	1	2	3	4	5	6	7	8	9	AB	R	H	RBI	BB	SO	LOB
So Taguchi, R (1, 8) OBP: 0.375, SLG: 0.417	B SL 83 S SL 82 F SL 83 F SL 83 F CH 76 S SL 84 1-3 K ①		1 SAFE B CH 73 1 SAFE B CH 76 C SL 82 1 SAFE L SL 83 B SL 83 X SL 84 3-2 26 2B 5 G4-3 1-2 1B	X FA 84 0-0 1-2 3-H 1B	X FA 90 0-0 5 BB 43 FC6-4 1-H 3-H 2B	C CH 77 F FA 84 B CH 76 B CH 77 F CH 77 F FA 85 X SL 78 2-2 26 BB 1B			B FA 82 X FA 80 1-0 F8 ①	6	2	4	3	0	1	0
26 Scott Spiezio, S (1, 10) OBP: 0.345, SLG: 0.391	B SL 84 B SL 84 B SL 82 B SL 82 4-0 5 2B 43 G6-3 BB		B CH 76 X CH 73 1-0 5 G4-3 43 SF8 1-3 2-H 2B	C SL 82 B CH 76 B SL 84 S CH 77 D CU 70 F CH 76 F SL 84 X SL 84 3-2 L5 ②	C CH 83 B FA 89 F CH 82 H FA 90 2-2 43 FC6-4 5 BB 16 HR HBP	B CH 77 C FA 85 B FA 86 S CH 77 B CH 78 B FA 85 4-2 1-2 BB			X FA 80 0-0 5 1B 1B	3	3	2	1	2	0	2
5 Albert Pujols, R (1, 3) OBP: 0.389, SLG: 0.553	C SL 82 B SL 82 B SL 82 F SL 82 1 SAFE F SL 84 F CH 75 X SL 83 2-2 1-3 2B		C SL 84 X CH 76 0-1 G4-3 ① 2-3 3-H	B SL 85 C SL 82 B FA 89 B SL 85 F SL 84 S CU 74 3-3 K ③	C SL 76 B FA 86 D SL 78 F SL 77 B FA 88 D 4-2 43 FC6-4 1-2 2-3 BB	C CH 77 C FA 86 B FA 86 X CH 77 1-2 L4 ③			C FA 82 C CH 76 X FA 82 0-2 43 G4-6-3 1-2 1B	5	0	2	1	1	1	5
43 Juan Encarnacion, R (1, 9) OBP: 0.302, SLG: 0.458	F CH 75 X CH 74 0-1 G6-3 ② 3-H		B SL 84 B CH 76 X CH 75 2-0 SF8 ② 3-H		B FA 89 X SL 82 1-0 E6 1B 2B	B B FA 84 B FA 82 C FA 82 X FA 84 3-1 F9 ①			X CH 70 0-0 G4-6-3 ②③ 1-2f	5	2	1	3	0	0	5
27 Scott Rolen, R (1, 5) OBP: 0.345, SLG: 0.378	C SL 82 X SL 82 0-1 G5-3 ③		B SL 82 B CH 75 B SL 84 C SL 82 B 4-1 BB		B FA 90 X SL 82 4-0 1B 2B BB	B FA 83 C FA 84 B FA 84 B CH 77 F FA 84 S CH 77 3-3 K ②				2	2	0	0	3	1	1
47 Ryan Ludwick, R (1, 7) OBP: 0.260, SLG: 0.371 16 Chris Duncan, L (5, PH) OBP: 0.329, SLG: 0.505 (5, 7)		B SL 82 B SL 81 S SL 80 X SL 82 2-1 P4 ①	X SL 84 0-0 L6 ③		B FA 90 F FA 90 CU 75 F FA 90 0-2 F9 ① D SL 79 X SL 77 1-0 1-H 2-H 3-H HR	C CH 77 B CH 78 B CH 77 B FA 83 F FA 83 C SL 77 3-3 K ③			3	0	0	0	0	0	3
										2	1	1	4	0	1	0
Aaron Miles, S (1, 4) OBP: 0.302, SLG: 0.336		C SL 82 B CH 74 F SL 84 F SL 83 B CH 74 X SL 85 2-2 G5-3 ②		C SL 80 C SL 82 B CH 70 X SL 83 1-2 1B 1B 2B	X FA 90 0-0 2B 13 1B 1-3 3-H 1B C FA 87 X CH 80 0-1 G6-3 ③			F FA 82 S FA 82 B CH 75 F FA 83 B CH 74 F CH 76 F FA 84 F FA 84 F CH 76 2-2 X FA 84 F9 ①		5	2	2	1	0	0	0
Kelly Stinnett, R (1, 2) OBP: 0.217, SLG: 0.391		C SL 83 B SL 81 X CH 75 1-1 G5-3 ③		S CH 76 B CH 75 L SL 83 X SL 83 1-2 2-3 1B	C SL 83 1 SAFE S SL 83 B FA 90 D SL 84 X SL 83 2-2 13 1B 1-3 3-H 2B	C FA 83 C FA 84 F FA 84 F CH 76 F FA 84 B CH 77 S CH 76 1-3 K ①		S CH 76 F FA 84 S CH 76 0-3 K ②	5	1	2	1	0	2	0
13 Brendan Ryan, R (1, 6) OBP: 0.222, SLG: 0.222			C SL 83 B FA 84 F SL 83 F SL 84 B CU 71 X CH 76 2-2 26 2B 1B 1B	X CH 75 0-0 L6 ①	S FA 90 B CU 74 X FA 90 1-1 2B 2-3 3-H 1B	S CH 76 F FA 86 S CH 77 0-3 K ②		B CH 76 C CH 75 B FA 84 B FA 82 X FA 84 3-1 P6 ③		5	2	2	1	0	1	2

Inning Stats																								
	R: 1	H: 1	R: 0	H: 0	R: 3	H: 3	R: 1	H: 3	R: 10	H: 6	R: 0	H: 1	R: 0	H: 0	R: 0	H: 0	R: 0	H: 2	1B: 9	SF: 1	WP: 0	PA: 49		
	E: 0	LOB: 1	E: 0	LOB: 0	E: 0	LOB: 1	E: 0	LOB: 2	E: 1	LOB: 0	E: 0	LOB: 2	E: 0	LOB: 0	E: 0	LOB: 0	E: 0	LOB: 1	2B: 6	SAC: 0	PB: 0			
	K: 1	BB: 1	K: 0	BB: 0	K: 0	BB: 1	K: 1	BB: 0	K: 0	BB: 3	K: 2	BB: 1	K: 2	BB: 0	K: 1	BB: 0	K: 0	BB: 0	3B: 0	DP: 1	SB: 0			
	S: 14	P: 21	S: 8	P: 13	S: 13	P: 25	S: 16	P: 24	S: 22	P: 41	S: 19	P: 27	S: 8	P: 17	S: 13	P: 18	S: 6	P: 7	HR: 1	HBP: 1	CS: 0			

PITCHER		IP	WLS	BF	H	R	ER	SO	BB	IBB	HBP	BLK	WP	HR	S	P	ERA	WHIP
25 Lenny DiNardo, L ERA: 2.21	(1, 1)	3.2	L	20	7	5	5	1	2	0	0	0	0	0	48	77	12.27	2.455
45 Ruddy Lugo, R ERA: 13.14	(4, 1)	0.2		9	5	7	7	1	1	0	1	0	0	0	17	30	94.50	9.000
50 Kiko Calero, R ERA: 6.39	(5, 1)	0.2		5	1	3	3	0	2	0	0	0	0	1	8	17	40.50	4.500
47 Ron Flores, L ERA: 0.69	(6, 1)	3.0		11	1	0	0	5	1	0	0	0	0	0	40	62	0.00	0.667
Jay Marshall, L ERA: 5.25	(9, 1)	1.0		4	2	0	0	0	0	0	0	0	0	0	6	7	0.00	2.000

PITCHER	IP	WLS	BF	H	R	ER	SO	BB	IBB	HBP	BLK	WP	HR	S	P	ERA	WHIP

TOP

St. Louis Cardinals @ Oakland Athletics

McAfee Coliseum, Oakland, CA

Sat Jun 16 2007, 9:05 PM EDT

Att. 28,572 - Partly Cloudy - 54 F

livebaseballscorecards.com

AB	41
R	15
H	16
RBI	15
BB	6
SO	7
LOB	18

Batter	1	2	3	4	5	6	7	8	9	AB	R	H	RBI	BB	SO	LOB
6 Travis Buck, L (1, 7) OBP: 0.386, SLG: 0.519	C FA 89 F FA 91 F FA 92 X SL 81 0-2 29 WP 21 BB 29 FC3-2 1B	B FA 89 F CH 82 B CH 82 B CH 81 X FA 90 3-1 ③ F7		F FA 88 D FA 89 B SL 80 D FA 89 B FA 88 4-1 21 G3-6-3 BB		C CU 74 F FC 87 X SL 83 0-2 ①② G4-6-3 1-2f		X FA 87 0-0 21 1B 1B		4	0	2	0	1	0	2
21 Mark Kotsay, L (1, 8) OBP: 0.313, SLG: 0.356	B CH 79 B FA 89 B FA 89 C FA 89 B FA 90 4-1 29 FC3-2 29 WP 1-2 BB		C CH 80 B FA 89 C FA 89 B SL 79 B FA 90 X FA 90 3-2 ① F7	B SL 81 X FA 88 1-0 ②③ G3-6-3 1-2f		B FC 89 X CH 80 1-0 1B 1B		B CH 78 B SI 86 C SI 86 B CH 85 S FA 86 X FA 86 3-2 1-2 1B		4	0	2	0	1	0	2
Nick Swisher, S (1, 9) OBP: 0.423, SLG: 0.500	C CH 80 F CH 80 B FA 90 F FA 89 B CH 81 F FA 91 X SL 82 2-2 ① P3		F FA 90 B FA 91 S CH 82 B CH 83 B FA 91 X FA 91 3-2 HR		C FA 87 C CU 74 B SL 81 X SL 79 1-2 ① G5-3	C CU 76 S FC 88 D CH 84 X CH 79 1-2 1-2 1B		C FA 86 S CH 79 C CH 78 0-3 ② K		5	1	2	1	0	1	4
29 Dan Johnson, L (1, 3) OBP: 0.373, SLG: 0.435	C FA 90 F FA 90 B SL 81 B FA 90 X FA 90 2-2 ② FC3-2 1-3 2-H		B SL 80 B CH 83 B FA 90 B FA 89 4-0 32 2B 14 WP BB		B FA 88 B FA 89 X FA 89 2-0 ② G4-3	D CH 82 C CH 83 F FA 89 F CH 84 F FA 90 X CH 86 1-2 ③ G3-1		B CH 86 F FA 86 B CH 78 B FA 87 C FA 86 S CH 85 3-3 ③ K		4	1	0	0	1	1	6
7 Bobby Crosby, R (1, 6) OBP: 0.284, SLG: 0.353	B SL 80 C FA 90 X 1-1 ③ F8		C FA 91 D SL 82 S SL 82 F SL 82 B FA 89 B SL 83 C SL 82 3-3 ② K		B CU 74 F FA 88 X FA 88 1-1 32 BB 14 HR 1B		C FA 90 C FA 89 B FA 90 C FC 85 1-3 ① K		C FA 86 S SL 78 X FA 86 0-2 ① G1-3	5	1	1	0	0	2	3
32 Jack Cust, L (1, 10) OBP: 0.416, SLG: 0.546		C FA 88 F FA 88 B CH 83 X FA 89 1-2 E9 2B 1B	S CH 82 S CH 83 D CH 81 F FA 90 B CH 83 X CH 83 2-2 14 WP 1-3 2B		C SL 79 B SL 80 B SL 80 F FA 88 B FA 87 B FA 89 4-2 14 HR 1-2 BB		B FA 90 B FC 86 B FA 90 C FA 90 S FA 90 B FA 91 4-2 BB		B FA 86 X CH 85 1-0 8 FC6-4 1B	3	2	3	0	2	0	0
14 Mark Ellis, R (1, 4) 8 J.J. Furmaniak, R (9, 4)	F SL 80 B FA 90 B CH 80 F SL 80 F SL 83 X FA 90 2-2 ① F7	C FA 90 B FA 90 B SL 83 C SL 81 S FA 91 3-3 ③ K 2-3 3-H		X FA 89 0-0 1-H 2-H HR		C FA 90 B CU 76 F FF 90 T FC 85 1-2 ② K		F FA 85 S CH 85 B CH 85 B SL 77 F FA 86 X CH 85 2-2 ② FC6-4 1-2f	4 1	1 0	1 0	3 0	0 0	2 0	3 1
Marco Scutaro, R (1, 5) OBP: 0.275, SLG: 0.379	B SL 81 X SL 80 1-0 2-H 2B			B FA 88 X FA 88 1-0 ① G5-3	C FA 88 B FA 87 C SL 80 X FA 86 1-2 ③ L5		F FA 89 C FA 90 B FA 90 B FC 86 B FC 85 X FA 90 3-2 ③ F7		C FA 85 X FA 86 0-1 ③ F7	5	0	1	1	0	0	2
8 Kurt Suzuki, R (1, 2) OBP: 0.500, SLG: 0.667	B FA 89 B SL 80 B FA 88 C FA 89 X FA 89 3-1 ② G5-3			B FA 88 X FA 89 1-0 2B		C CU 74 B FA 89 X CU 76 1-1 6 G4-6-3 1B		C FA 87 X FA 87 0-1 ① G1-3		4	0	2	0	0	0	1
Inning Stats	R: 0 E: 0 K: 0 S: 15 H: 1 LOB: 2 BB: 1 P: 24	R: 1 E: 1 K: 0 S: 12 H: 2 LOB: 1 BB: 0 P: 22	R: 2 E: 0 K: 2 S: 17 H: 2 LOB: 1 BB: 1 P: 35	R: 0 E: 0 K: 0 S: 4 H: 1 LOB: 1 BB: 1 P: 11	R: 3 E: 0 K: 0 S: 13 H: 2 LOB: 0 BB: 1 P: 22	R: 0 E: 0 K: 0 S: 14 H: 3 LOB: 2 BB: 0 P: 18	R: 0 E: 0 K: 2 S: 11 H: 0 LOB: 1 BB: 1 P: 20	R: 0 E: 0 K: 2 S: 12 H: 2 LOB: 2 BB: 0 P: 18	R: 0 E: 0 K: 0 S: 10 H: 1 LOB: 1 BB: 0 P: 13	1B: 9 2B: 3 3B: 0 HR: 2 SF: 0 SAC: 0 DP: 2 HBP: 0						

PITCHER	IP	WLS	BF	H	R	ER	SO	BB	IBB	HBP	BLK	WP	HR	S	P	ERA	WHIP
37 Todd Wellemeyer, R (1, 1) ERA: 7.03	3.1		18	6	3	2	2	2	0	0	0	2	1	46	85	5.40	2.400
34 Randy Flores, L (4, 1) ERA: 5.76	1.2		8	2	3	3	0	2	0	0	0	0	1	15	29	16.20	2.400
31 Ryan Franklin, R (6, 1) ERA: 1.76	1.0		5	3	0	0	0	0	0	0	0	0	0	14	18	0.00	3.000
36 Russ Springer, R (7, 1) ERA: 3.04	1.0	W	4	0	0	0	2	1	0	0	0	0	0	11	20	0.00	1.000
48 Brad Thompson, R (8, 1) ERA: 5.28	2.0		9	3	0	0	2	0	0	0	0	0	0	22	31	0.00	1.500

PITCHER	IP	WLS	BF	H	R	ER	SO	BB	IBB	HBP	BLK	WP	HR	S	P	ERA	WHIP

BOTTOM

St. Louis Cardinals @ Oakland Athletics

McAfee Coliseum, Oakland, CA

Sat Jun 16 2007, 9:05 PM EDT

Att. 28,572 - Partly Cloudy - 54 F

livebaseballscorecards.com

AB	39
R	6
H	14
RBI	5
BB	5
SO	6
LOB	24

Batter	1	2	3	4	5	6	7	8	9	AB	R	H	RBI	BB	SO	LOB
So Taguchi, R (1, 8) OBP: 0.373, SLG: 0.408	B CH 83 B CH 85 C CH 84 X CH 85 2-1 ① G4-3	B CH 78 X CH 80 1-0 ③ G5-3		1 SAFE C CH 78 B CH 78 D CH 76 1 SAFE 1 SAFE X CH 80 2-1 5 BB, 26 S, 1B 1-H		B SL 79 X FA 90 1-0 ② F8	B SL 82 C SL 84 F FA 92 B FA 92 S SL 83 2-3 ③ K		B FA 82 B CH 71 B FA 81 B FA 81 4-0 BB	5	0	1	1	1	1	3
26 Scott Spiezio, S (1, 10) OBP: 0.351, SLG: 0.413	F FA 86 B FA 86 S CH 80 B FA 88 B CH 80 X FA 87 3-2 HR		X CH 79 0-0 1B	B CU 70 F CH 79 B CH 79 B SL 80 B CH 80 4-1 5 BB 1-2 BB		S SL 79 B SL 80 B CU 78 B FA 92 S FA 91 C FA 90 3-3 ③ K		B CH 79 X FA 82 1-0 ① G1-3	F FA 82 X SL 75 0-1 ③ L8	5	1	2	1	1	1	1
5 Albert Pujols, R (1, 3) OBP: 0.392, SLG: 0.550	C FA 86 F FA 86 B FA 87 B FA 86 X CU 70 2-2 ② G6-3		C CU 69 B FA 87 D FA 87 S CH 82 F CU 72 1 SAFE S FA 87 2-3 ① K	C FA 87 D CH 81 B FA 87 B FA 87 B CH 81 4-1 1-2 2-3 BB			B SL 79 C CU 78 B FA 90 B FA 91 F FA 92 X FA 92 3-2 43 1B, 27 1B, 1B	B FA 82 B CH 72 B FA 82 B FA 82 4-0 27 E, 43 BB, 47 1B, BB		3	2	1	0	2	1	1
43 Juan Encarnacion, R (1, 9) OBP: 0.306, SLG: 0.450	X CH 79 0-0 ③ G6-3		B CU 71 X CH 80 1-0 ② L9	D CU 72 B CH 81 F FA 90 F CH 82 B FA 91 X CH 82 3-2 ③ G5-3			X CU 78 0-0 27 1B, 47 HR 1-2 1B	B FA 82 B FA 81 B FA 80 B FA 81 4-0 27 E, 47 1B 1-2 BB		4	2	1	0	1	0	4
27 Scott Rolen, R (1, 5) OBP: 0.342, SLG: 0.373		B CH 83 C CH 84 S CH 78 X CU 70 1-2 ① F8	X FA 87 0-0 ③ L4		B CH 84 X CH 85 1-0 ① L9		B FA 90 F CU 78 S FA 90 X SL 80 1-2 1-3 2-H 47 HR, 1B	C FA 82 C FA 82 X FA 82 0-2 47 1B 1-2 2-3 FC1		5	1	1	1	0	0	3
47 Ryan Ludwick, R (1, 7) OBP: 0.282, SLG: 0.427		B FA 86 X CH 79 1-0 E5, 1B, S, SF8		X CH 83 0-0 G4-6-3, BB, 13 1B, 1B	B CH 78 B CH 79 X CH 85 2-0 ② P3		B CU 77 F FA 91 B FA 92 S SL 83 X CU 78 2-2 1-H 3-H HR	B FA 83 X CH 71 1-0 G6-4-3 1-2 2-H 3-H 1B		5	3	3	5	0	0	0
Aaron Miles, S (1, 4) OBP: 0.312, SLG: 0.340		C CH 85 C FA 87 B FA 88 B CH 80 B FA 86 X FA 87 3-2 13 WP 1-3 1B		B CH 74 1 SAFE 1 SAFE B CH 79 B CH 84 C FA 86 C FA 87 F FA 86 F FA 87 4-2 B FA 89 1-2 G4-6-3, BB	X CH 79 0-0 1B		C FA 90 S CH 83 B SL 81 F FA 91 F CH 84 S SL 81 1-3 ① K	F FA 83 X FA 83 0-1 ② ③ G6-4-3 1-2f		4	0	2	0	1	1	2
Gary Bennett, R (1, 2) OBP: 0.270, SLG: 0.337		C CH 80 X CH 85 0-1 ② SF8 3-H		S CH 79 X CH 80 0-1 ① ② G4-6-3 1-2f 2-3	T CH 84 D CH 79 F CH 85 1 SAFE B FA 87 B CH 80 X FA 89 3-2 ③ G4-3		C FA 91 S SL 82 B SL 84 B SL 84 F FA 92 B SL 84 B SL 82 4-2 13 B5-3, BB		B FA 82 C CH 73 B FA 82 B FA 81 X FA 80 3-1 ① F9	3	0	0	1	1	0	3
13 Brendan Ryan, R (1, 6) OBP: 0.286, SLG: 0.231		B CH 84 B CH 78 B CH 84 B FA 86 4-0 1-2 BB		C CH 79 X CU 71 0-1 E, 1B 3-H 1B		B FA 90 B FA 91 C FA 91 X FA 91 2-1 ① P3	X FA 92 0-0 ② B5-3 1-2		B FA 81 B CH 76 F CH 80 X FA 81 2-1 ② G3	4	1	1	1	1	0	1
Inning Stats	R: 1 E: 0 K: 0 S: 9 H: 1 LOB: 0 BB: 0 P: 16	R: 1 E: 1 K: 0 S: 10 H: 1 LOB: 2 BB: 1 P: 20	R: 0 E: 0 K: 1 S: 7 H: 1 LOB: 1 BB: 0 P: 10	R: 2 E: 1 K: 0 S: 16 H: 3 LOB: 3 BB: 3 P: 33	R: 0 E: 0 K: 0 S: 6 H: 1 LOB: 1 BB: 0 P: 12	R: 0 E: 0 K: 1 S: 6 H: 0 LOB: 0 BB: 0 P: 12	R: 4 E: 0 K: 2 S: 22 H: 4 LOB: 1 BB: 1 P: 35	R: 2 E: 1 K: 0 S: 7 H: 1 LOB: 1 BB: 2 P: 17	R: 0 E: 0 K: 0 S: 6 H: 0 LOB: 1 BB: 1 P: 15	1B: 10 2B: 0 3B: 0 HR: 2 SF: 1 SAC: 0 DP: 2 HBP: 0						

TOP

St. Louis Cardinals @ Oakland Athletics

McAfee Coliseum, Oakland, CA

Sun Jun 17 2007, 4:05 PM EDT

Att. 35,077 - Sunny - 72 F

livebaseballscorecards.com

AB	38
R	10
H	12
RBI	10
BB	8
SO	4
LOB	18

PITCHER		IP	WLS	BF	H	R	ER	SO	BB	IBB	HBP	BLK	WP	HR	S	P	ERA	WHIP
Joe Kennedy, L ERA: 3.62	(1, 1)	5.0		26	7	4	3	1	4	0	0	0	1	1	48	91	5.40	2.200
Colby Lewis, R ERA: 8.79	(6, 1)	1.0	L	7	4	4	4	1	0	0	0	0	0	1	16	28	36.00	4.000
44 Santiago Casilla, R ERA:	(7, 1)	1.0		4	0	0	0	2	1	0	0	0	0	0	12	19	0.00	1.000
Jay Marshall, L ERA: 5.19	(8, 1)	2.0		10	1	2	1	0	3	0	0	0	0	0	13	32	4.50	2.000

PITCHER	IP	WLS	BF	H	R	ER	SO	BB	IBB	HBP	BLK	WP	HR	S	P	ERA	WHIP

WP: 1 PB: 0 SB: 2 CS: 0 PA: 47

BOTTOM

St. Louis Cardinals @ Oakland Athletics

McAfee Coliseum, Oakland, CA

Sun Jun 17 2007, 4:05 PM EDT

Att. 35,077 - Sunny - 72 F

livebaseballscorecards.com

Batter	1	2	3	4	5	6	7	8	9	AB	R	H	RBI	BB	SO	LOB
6 Travis Buck, L (1, 9) OBP: 0.381, SLG: 0.509	B FA 89 X FA 88 1-0 F8 32 HR 14 HBP 1B F SL 75 S CU 77 S CH 75 0-3 ③ K	F SL 74 B FA 89 F FA 88 T FA 90 1-2 ③ K			C FA 89 F FC 85 F FA 90 B CU 74 B SL 84 F FA 90 B FA 91 S FA 91 3-3 ① K		C CU 74 B FA 89 X CH 83 1-1 ①② G4-3 1-2f		5	1	1	0	0	3	6
14 Mark Ellis, R (1, 4) OBP: 0.336, SLG: 0.404	H FA 86 1-0 32 HR 1-2 HBP	X CH 84 0-0 ① F7		B CH 84 C CU 71 X CH 85 1-1 ① F7		B SL 86 B FA 91 X FA 91 2-0 ② P5		B FA 91 C FA 90 X CH 84 1-1 ③ P3		4	1	0	0	0	0	0
Nick Swisher, S (1, 8) OBP: 0.415, SLG: 0.489	C CU 75 B FA 89 C FA 90 D CH 76 X CH 75 2-2 ① F8 2-3	B FA 90 F FA 89 B CU 75 X FA 90 2-1 ② G3		B FA 90 B CH 75 F FA 89 B FA 90 X FA 89 3-1 ② F7		B FA 91 S FC 88 B FC 87 F FA 91 B FC 88 F FC 87 S FA 92 3-3 ③ K			C FC 87 B CU 78 B FA 91 S FC 88 X SL 88 2-2 ① G3-1	5	0	0	0	0	1	2
32 Jack Cust, L (1, 10) OBP: 0.423, SLG: 0.584	B CU 76 F FA 90 S FA 90 B FA 91 X CH 76 2-2 1-H 3-H HR	B CU 74 C CU 72 S FA 90 F FA 90 S FA 91 1-3 ③ K		B CU 75 F FA 89 B CH 76 C FA 90 X FA 91 2-2 2B			B FA 88 X FA 88 1-0 29 G4-3 7 2B G5-3 1B		B FA 92 C FC 87 B CU 77 F SL 87 B SL 88 X SL 87 3-2 ② L7	5	2	3	3	0	1	0
Shannon Stewart, R (1, 7) OBP: 0.352, SLG: 0.333	B FA 88 C CU 76 B CU 76 B FA 89 B FA 89 4-1 7 2B BB		B CH 72 B FA 86 C FA 87 F FA 86 B CU 74 X FA 86 3-2 ① G6-3	B CU 73 D CU 72 C CH 85 X CU 72 2-1 ③ P4			C FA 88 X CU 78 0-1 ① G5-3 1-2		C FA 91 X CU 77 0-1 ③ G5-3	4	1	0	0	1	0	2
29 Dan Johnson, L (1, 3) OBP: 0.371, SLG: 0.431	C FA 90 F FA 90 B FA 90 X CU 76 1-2 ② L8		C FA 90 B CH 76 B FA 90 C FA 90 C FA 91 F FA 89 X 2-2 BB 7 BB 1B		B FA 88 X FA 89 1-0 ① L8		B SL 80 X FA 89 1-0 ② G4-3 2-3			4	0	1	0	0	0	2
7 Bobby Crosby, R (1, 6) OBP: 0.291, SLG: 0.365	F FA 87 S CU 74 X FA 89 0-2 1-H 2B		B FA 87 C SI 86 B FA 86 D CH 71 B FA 86 4-1 BB 1-2 BB		C FA 87 B FA 88 C FA 88 X CU 74 1-2 ② G6-3		C SL 84 B SL 85 B FA 89 X SL 84 2-1 3-H 2B			3	1	2	2	1	0	0
Marco Scutaro, R (1, 5) OBP: 0.292, SLG: 0.381	B FA 88 H CH 74 2-0 2B HBP		D CU 72 B CH 84 B CH 85 B CH 84 4-0 1-2 2-3 BB		X FA 87 0-0 1B		X CU 76 0-0 ③ F8			2	0	1	0	1	0	1
Jason Kendall, R (1, 2) OBP: 0.264, SLG: 0.269	C CH 86 D CU 71 B FA 86 X FA 86 2-1 1-3 3-H 2B		B FA 86 C FA 86 X FA 86 1-1 ② P3		B FA 86 B FA 87 F FA 86 X FA 87 2-1 ③ L8			B FA 88 B FA 89 C FA 89 F FA 89 X FA 90 2-2 6 G4-3 1B		4	0	2	1	0	0	4
Inning Stats	R: 5 E: 0 K: 1 S: 19 H: 4 LOB: 2 BB: 1 P: 34	R: 0 E: 0 K: 1 S: 7 H: 0 LOB: 0 BB: 0 P: 10	R: 0 E: 0 K: 1 S: 14 H: 1 LOB: 3 BB: 2 P: 29	R: 0 E: 0 K: 0 S: 9 H: 1 LOB: 1 BB: 0 P: 17	R: 0 E: 0 K: 0 S: 7 H: 1 LOB: 1 BB: 0 P: 11	R: 0 E: 0 K: 2 S: 10 H: 0 LOB: 0 BB: 0 P: 18	R: 1 E: 0 K: 0 S: 7 H: 2 LOB: 1 BB: 0 P: 11	R: 0 E: 0 K: 0 S: 7 H: 1 LOB: 0 BB: 0 P: 11	R: 0 E: 0 K: 0 S: 8 H: 0 LOB: 0 BB: 0 P: 13	1B: 5 2B: 4 3B: 0 HR: 1	SF: 0 SAC: 0 DP: 1 HBP: 2					

	AB	36
	R	6
	H	10
	RBI	6
	BB	3
	SO	5
	LOB	17

WP: 0 PB: 0 SB: 0 CS: 0 PA: 41

PITCHER		IP	WLS	BF	H	R	ER	SO	BB	IBB	HBP	BLK	WP	HR	S	P	ERA	WHIP
23 Anthony Reyes, R ERA: 6.34	(1, 1)	5.0		27	7	5	5	3	3	0	2	0	0	1	56	101	9.00	2.000
36 Russ Springer, R ERA: 2.92	(6, 1)	1.0	W	3	0	0	0	2	0	0	0	0	0	0	10	18	0.00	0.000
Tyler Johnson, L ERA: 4.5	(7, 1)	0.2	H	3	1	1	1	0	0	0	0	0	0	0	4	6	13.50	1.500
31 Ryan Franklin, R ERA: 1.69	(7, 1)	1.1	H	5	2	0	0	0	0	0	0	0	0	0	10	16	0.00	1.500
44 Jason Isringhausen, R ERA: 1.67	(9, 1)	1.0		3	0	0	0	0	0	0	0	0	0	0	8	13	0.00	0.000

PITCHER	IP	WLS	BF	H	R	ER	SO	BB	IBB	HBP	BLK	WP	HR	S	P	ERA	WHIP

Batter	1	2	3	4	5	6	7	8	9	AB	R	H	RBI	BB	SO	LOB
9 David DeJesus, L (1, 8) OBP: 0.345, SLG: 0.389	C X 0-1 ① P6	F B C B X 2-2 S 3-H 1B		B X 1-0 ① SH1-3 1-2 2-3		C B F X 1-2 ③ G3-1			B C C S 1-3 ① K	4	0	1	1	0	1	0
Esteban German, R (1, 4) OBP: 0.364, SLG: 0.373	B X 1-0 E1 24 E 1B	B B C B C B 4-2 1-2 BB		B X 1-0 ② G4-3 3-H			C B X 1-1 ① F7		B X 1-0 ② L5	4	1	0	1	1	0	1
24 Mark Teahen, L (1, 9) OBP: 0.369, SLG: 0.429	C D D 2 SAFE X 2-1 ② P4 2-3	C B F X 1-2 ③ P5		S C F B X 1-2 2-H 1B			S X 0-1 E 1B		C S F B B S 2-3 ③ K	5	0	2	1	0	1	3
Emil Brown, R (1, 7) OBP: 0.304, SLG: 0.333	B B X 2-0 3-H 1B	B F B X 2-1 43 S 1B		X 0-0 ③ L5			1 SAFE X 0-0 FC5 14 FC4 1-2			4	0	2	1	0	0	2
4 Alex Gordon, L (1, 5) OBP: 0.306, SLG: 0.348	B 1 SAFE S B 1 SAFE 1 SAFE X 2-1 ③ F8	S 1 SAFE X 0-1 ① F8			B C F X 1-2 ① G6-3		X 0-0 ② L3			4	0	0	0	0	0	4
14 John Buck, R (1, 2) OBP: 0.361, SLG: 0.591		B X 1-0 HR	X 0-0 ② F8		H 1-0 43 G4-6-3 HBP		C X 0-1 ③ FC4 1-2f			3	1	1	1	0	0	3
43 Ryan Shealy, R (1, 3) OBP: 0.285, SLG: 0.308		C X 0-1 45 G3 9 1B 2B	C 1 SAFE C F F D X 1-2 ③ G6-3 1-2		C B B B X 3-1 ② ③ G4-6-3 1-2f			C X 0-1 32 G3 1B		4	1	2	0	0	0	2
1 Tony Pena Jr., R (1, 6) OBP: 0.302, SLG: 0.370		X 0-0 ① L3		X 0-0 9 SH1-3 45 1B G4-3 1B		X 0-0 ① B1-3		L 1 SAFE C S 0-3 ① K		4	1	1	0	0	1	2
45 Odalis Perez, L (1, 1) OBP: 0.333, SLG: 0.333		B B X 2-0 ② G3 2-3		X 0-0 9 SH1-3 24 1B 1-2 1B		X 0-0 ② G5-3		B B X 2-0 ② ③ G3 1-2f		3	1	1	0	0	0	1
David Riske, R (7, 1)										0	0	0	0	0	0	0
32 Shane Costa, L (8, PH) OBP: 0.204, SLG: 0.234										1	0	0	0	0	0	1
48 Joakim Soria, R (8, 1)										0	0	0	0	0	0	0
Octavio Dotel, R (9, 1)										0	0	0	0	0	0	0
Inning Stats	R: 1 E: 2 K: 0 S: 8 H: 1 LOB: 1 BB: 0 P: 15	R: 2 E: 0 K: 0 S: 13 H: 3 LOB: 2 BB: 1 P: 23	R: 0 E: 0 K: 0 S: 10 H: 1 LOB: 1 BB: 0 P: 13	R: 2 E: 0 K: 0 S: 9 H: 3 LOB: 1 BB: 0 P: 12	R: 0 E: 0 K: 0 S: 5 H: 0 LOB: 0 BB: 0 P: 10	R: 0 E: 0 K: 0 S: 5 H: 0 LOB: 0 BB: 0 P: 6	R: 0 E: 1 K: 0 S: 8 H: 1 LOB: 2 BB: 0 P: 9	R: 0 E: 0 K: 1 S: 6 H: 1 LOB: 0 BB: 0 P: 8	R: 0 E: 0 K: 2 S: 8 H: 0 LOB: 0 BB: 0 P: 12	1B: 8 2B: 1 3B: 0 HR: 1 SF: 0 SAC: 1 DP: 2 HBP: 1						

PITCHER	IP	WLS	BF	H	R	ER	SO	BB	IBB	HBP	BLK	WP	HR	S	P	ERA	WHIP
50 Adam Wainwright, R (1, 1) ERA: 4.7	7.0	L	33	9	5	4	0	1	0	1	0	0	1	58	88	5.14	1.429
36 Russ Springer, R (8, 1) ERA: 2.81	1.0		3	1	0	0	1	0	0	0	0	0	0	6	8	0.00	1.000
Tyler Johnson, L (9, 1) ERA: 4.32	1.0		3	0	0	0	2	0	0	0	0	0	0	8	12	0.00	0.000

PITCHER	IP	WLS	BF	H	R	ER	SO	BB	IBB	HBP	BLK	WP	HR	S	P	ERA	WHIP

TOP

Kansas City Royals @ St. Louis Cardinals

Busch Stadium, St. Louis, MO

Mon Jun 18 2007, 7:10 PM CDT
Att. 43,524 - Partly Cloudy - 80 F

livebaseballscorecards.com

AB	36
R	5
H	10
RBI	5
BB	1
SO	3
LOB	19

WP: 0	PB: 0	SB: 2	CS: 0
PA: 39			

BOTTOM

Kansas City Royals @ St. Louis Cardinals

Busch Stadium, St. Louis, MO

Mon Jun 18 2007, 7:10 PM CDT

Att. 43,524 - Partly Cloudy - 80 F

livebaseballscorecards.com

Batter	1	2	3	4	5	6	7	8	9	AB	R	H	RBI	BB	SO	LOB
So Taguchi, R (1, 8) OBP: 0.381, SLG: 0.416	C B B B C F X 3-2 26 2B 43 G6-4-3 1B		B X 1-0 ① G5-3 1-2		B F F X 1-2 26 2B 1-2 1B		C C B X 1-2 1B		C S B B S 2-3 ③ K	5	1	3	0	0	1	2
26 Scott Spiezio, S (1, 4) OBP: 0.354, SLG: 0.430	F B B F X 2-2 43 G6-4-3 1-3 2B		C B C B F B X 3-2 ② G4-3 2-3		B X 1-0 1-3 2-H 2B		B C F X 1-2 ③ F7			4	0	2	1	0	0	2
5 Albert Pujols, R (1, 3) OBP: 0.394, SLG: 0.546	C B B I 4-1 43 G6-4-3 IBB		C C B O S 2-3 ③ K		I I I 4-0 43 G6-4-3 IBB			F X 0-1 ① P3		2	0	0	0	2	1	1
43 Juan Encarnacion, R (1, 9) OBP: 0.304, SLG: 0.443	X 0-0 ① ② G6-4-3 1-2f 2-3 3-H			C B B X 2-1 ① P3	F X 0-1 ② ③ G6-4-3 1-2f			C F B X 1-2 1B		4	0	1	0	0	0	5
27 Scott Rolen, R (1, 5) OBP: 0.341, SLG: 0.386	C X 0-1 ③ G5-3			X 0-0 HR		F X 0-1 ① G6-3		B C F B S 2-3 ② K		4	1	1	1	0	1	2
47 Ryan Ludwick, R (1, 7) OBP: 0.268, SLG: 0.405		B X 1-0 ① F9		F C F B B B F F F 3-2 F X ② F9		C S B B F X 2-2 ② G6-3		1 SAFE F X 0-1 ③ P5		4	0	0	0	0	0	1
Aaron Miles, S (1, 6) OBP: 0.310, SLG: 0.338		C B X 1-1 ② G5-3		B X 1-0 ③ G5-3		B X 1-0 ③ G3			B B C C T F B X 3-2 7 G4-3 7 DI 1B	4	0	1	0	0	0	0
Gary Bennett, R (1, 2) OBP: 0.261, SLG: 0.326 7 Adam Kennedy, L (9, PH) OBP: 0.281, SLG: 0.263		B X 1-0 ③ F9			B X 1-0 ① G6-3		X 0-0 ① L9		D B C F T B X 2-2 ① G4-3 1-3	3 1	0 0	0 0	0 0	0 0	0 0	0 1
50 Adam Wainwright, R (1, 1) OBP: 0.409, SLG: 0.450 55 Skip Schumaker, L (7, PH) OBP: 0.271, SLG: 0.273 36 Russ Springer, R (8, 1) Tyler Johnson, S (9, 1) 16 Chris Duncan, L (9, PH) OBP: 0.327, SLG: 0.503			B B C S B F B 4-2 26 G4-3 G5-3 BB		X 0-0 1B 26 2B 1B		X 0-0 ② F8		B C F T B S 2-3 ② K	1 1 0 0 1	1 0 0 0 0	1 0 0 0 0	0 0 0 0 0	1 0 0 0 0	0 0 0 0 1	0 0 0 0 1
Inning Stats	R: 1 H: 2 E: 0 LOB: 1 K: 0 BB: 1 S: 11 P: 20	R: 0 H: 0 E: 0 LOB: 0 K: 0 BB: 0 S: 4 P: 7	R: 0 H: 0 E: 0 LOB: 1 K: 1 BB: 1 S: 11 P: 21	R: 1 H: 1 E: 0 LOB: 0 K: 0 BB: 0 S: 12 P: 18	R: 1 H: 3 E: 0 LOB: 2 K: 0 BB: 1 S: 8 P: 15	R: 0 H: 0 E: 0 LOB: 0 K: 0 BB: 0 S: 7 P: 10	R: 0 H: 1 E: 0 LOB: 1 K: 0 BB: 0 S: 8 P: 10	R: 0 H: 1 E: 0 LOB: 1 K: 1 BB: 0 S: 10 P: 13	R: 0 H: 1 E: 0 LOB: 1 K: 2 BB: 0 S: 16 P: 25	1B: 6 SF: 0 2B: 2 SAC: 0 3B: 0 DP: 2 HR: 1 HBP: 0						WP: 0 PA: 37 PB: 0 SB: 0 CS: 0

	AB	34
	R	3
	H	9
	RBI	2
	BB	3
	SO	4
	LOB	15

PITCHER		IP	WLS	BF	H	R	ER	SO	BB	IBB	HBP	BLK	WP	HR	S	P	ERA	WHIP
45 Odalis Perez, L ERA: 6.06	(1, 1)	6.0	W	25	6	3	3	1	1	2	0	0	0	1	53	91	4.50	1.167
David Riske, R ERA: 2.97	(7, 1)	1.0	H	4	1	0	0	0	0	0	0	0	0	0	8	10	0.00	1.000
48 Joakim Soria, R ERA: 2.93	(8, 1)	1.0	H	4	1	0	0	1	0	0	0	0	0	0	10	13	0.00	1.000
Octavio Dotel, R ERA: 2.53	(9, 1)	1.0	S	4	1	0	0	2	0	0	0	0	0	0	16	25	0.00	1.000

PITCHER	IP	WLS	BF	H	R	ER	SO	BB	IBB	HBP	BLK	WP	HR	S	P	ERA	WHIP

Kansas City Royals @ St. Louis Cardinals

Busch Stadium, St. Louis, MO

Tue Jun 19 2007, 7:10 PM CDT

Att. 42,712 - Clear - 85 F

livebaseballscorecards.com

TOP

Batter	1	2	3	4	5	6	7	8	9	AB	R	H	RBI	BB	SO	LOB
9 David DeJesus, L (1, 8) OBP: 0.350, SLG: 0.393	B F B X 2-1 2B		C H 1-1 FC6-4 HBP		C F B B X 2-2 P6 ③		B F F 1 B H SAFE 3-2 FC6-5 HBP 1-2			2	0	1	0	0	0	0
Esteban German, R (1, 5) OBP: 0.356, SLG: 0.364	C B B L B X 3-2 G6-3 ①		X 0-0 FC6-4 ③ 1-2f			C B B X 2-1 G6-3 ①	D X 1-0 FC6-5 ③ 1-2 2-3f			4	0	0	0	0	0	4
24 Mark Teahen, L (1, 9) OBP: 0.364, SLG: 0.422	B X 1-0 P6 ②			C F B S 1-3 K ①		B X 1-0 P5 ②		X 0-0 B5-3 ①		4	0	0	0	0	1	1
Emil Brown, R (1, 7) OBP: 0.309, SLG: 0.337	X 0-0 G5-3 ③			B F B X 2-1 FC5-4 4 1B 1B		F B X 1-1 4 FC3-6 1B		X 0-0 F7 ②		4	0	2	0	0	0	1
4 Alex Gordon, L (1, 3) OBP: 0.309, SLG: 0.351		C B X 1-1 G6-4-3 1B		B C X 1-1 FC5-4 1-2 1B		C D X 1-1 FC3-6 1-2f		B B X 2-0 G4-3 ③		4	0	2	0	0	0	1
Jason LaRue, R (1, 2) OBP: 0.236, SLG: 0.321 32 Shane Costa, L (9, PH) OBP: 0.200, SLG: 0.229		X 0-0 G6-4-3 ① ② 1-2f		B X 1-0 FC5-4 ② 1-2f 2-3			C C B S 1-3 K ①		C X 0-1 G3 ①	3 1	0 0	0 0	0 0	0 0	1 0	3 0
Fernando Cortez, L (1, 4) OBP: 0.429, SLG: 0.571		B X 1-0 G6-3 ③		X 0-0 G3 ③			C X 0-1 2 1B 2B		C X 0-1 F8 ②	4	1	1	0	0	0	2
1 Tony Pena Jr., R (1, 6) OBP: 0.297, SLG: 0.364			X 0-0 G5-3 ①		B X 1-0 G3-1 ①		X 0-0 G5-3 ②		C F F B X 1-2 G5-3 ③	4	0	0	0	0	0	1
37 Scott Elarton, R (1, 1) 58 Neal Musser, L (3, 1) 2 Joey Gathright, L (7, PH) OBP: 0.429, SLG: 0.345 57 Joel Peralta, R (7, 1) OBP: 1.000, SLG: 2.000			C S B S 1-3 K ②		X 0-0 G4-3 ②		C B X 1-1 FC6-5 9 HBP 2-H 1B			1 1 1 0	0 0 0 0	0 0 1 0	0 0 1 0	0 0 0 0	1 0 0 0	0 0 0 0
Inning Stats	R: 0 E: 0 K: 0 S: 7 H: 1 LOB: 1 BB: 0 P: 13	R: 0 E: 0 K: 0 S: 4 H: 1 LOB: 0 BB: 0 P: 6	R: 0 E: 0 K: 1 S: 6 H: 0 LOB: 1 BB: 0 P: 8	R: 0 E: 0 K: 1 S: 9 H: 2 LOB: 2 BB: 0 P: 14	R: 0 E: 0 K: 0 S: 5 H: 0 LOB: 0 BB: 0 P: 8	R: 0 E: 0 K: 0 S: 7 H: 1 LOB: 1 BB: 0 P: 12	R: 1 E: 0 K: 1 S: 11 H: 2 LOB: 2 BB: 0 P: 17	R: 0 E: 0 K: 0 S: 3 H: 0 LOB: 0 BB: 0 P: 5	R: 0 E: 0 K: 0 S: 8 H: 0 LOB: 0 BB: 0 P: 9	1B: 5 2B: 2 3B: 0 HR: 0	SF: 0 SAC: 0 DP: 1 HBP: 2						

AB	33
R	1
H	7
RBI	1
BB	0
SO	3
LOB	13

WP: 0 PB: 0 SB: 0 CS: 0 PA: 35

PITCHER		IP	WLS	BF	H	R	ER	SO	BB	IBB	HBP	BLK	WP	HR	S	P	ERA	WHIP
48 Brad Thompson, R ERA: 4.86	(1, 1)	7.0	W	29	7	1	1	3	0	0	2	0	0	0	49	78	1.29	1.000
34 Randy Flores, L ERA: 5.54	(8, 1)	1.0		3	0	0	0	0	0	0	0	0	0	0	3	5	0.00	0.000
31 Ryan Franklin, R ERA: 1.64	(9, 1)	1.0		3	0	0	0	0	0	0	0	0	0	0	8	9	0.00	0.000

PITCHER	IP	WLS	BF	H	R	ER	SO	BB	IBB	HBP	BLK	WP	HR	S	P	ERA	WHIP

Batter	1	2	3	4	5	6	7	8	9	AB	R	H	RBI	BB	SO	LOB
So Taguchi, R (1, 8) OBP: 0.378, SLG: 0.411	C C X 0-2 ① F9		B X 1-0 26 WP 5 SF9 26 1B 1-2 1B	B X 1-0 ③ G4-3			X 0-0 ② G4-3 1-2			4	1	1	0	0	0	1
43 Juan Encarnacion, R (1, 9) OBP: 0.295, SLG: 0.429	C X 0-1 ② L7		B D X 2-0 ① F9 2-3		F F B T 1-2 ① K		C B S S 1-3 ③ K			4	0	0	0	0	2	3
5 Albert Pujols, R (1, 3) OBP: 0.392, SLG: 0.543	X 0-0 ③ G6-3		X 0-0 ② SF9 1-2 3-H		B F B F X 2-2 26 G6-4-3 1B			C F B S 1-3 ① K		3	0	1	1	0	1	0
26 Scott Spiezio, S (1, 4) OBP: 0.354, SLG: 0.428 Aaron Miles, S (7, 4) OBP: 0.308, SLG: 0.336		B B X 2-0 ① G3	C F B B T X 2-2 27 BB 16 1B 2-H 1B		F X 0-1 ② ③ G6-4-3 1-2f			B B F C F S 2-3 ② K		3 1	1 0	1 0	1 0	0 0	0 1	1 0
27 Scott Rolen, R (1, 5) OBP: 0.348, SLG: 0.390		B X 1-0 16 HR 1B	B B 1 SAFE B C B 4-1 16 1B 1-2 BB			C B F X 1-2 16 G4-6-3 1B		B S F F B X 2-2 ③ P2		3	1	2	0	1	0	0
16 Chris Duncan, L (1, 7) OBP: 0.332, SLG: 0.521		B C X 1-1 1-H HR	C F B X 1-2 13 FC5-4 1-2 2-H 1B			B B X 2-0 ① ② G4-6-3 1-2f				3	1	2	3	0	0	1
13 Brendan Ryan, R (1, 6) OBP: 0.235, SLG: 0.188		C B B X 2-1 ② F8	B F B X 2-1 ③ FC5-4 1-2f			C F B B X 2-2 ③ G4-3				3	0	0	0	0	0	2
Kelly Stinnett, R (1, 2) OBP: 0.231, SLG: 0.385		X 0-0 ③ F7		B B F F X 2-2 ① L6			B C X 1-1 G4-3 1B			3	0	1	0	0	0	0
48 Brad Thompson, R (1, 1) OBP: 0.100, SLG: 0.100 55 Skip Schumaker, L (7, PH) OBP: 0.265, SLG: 0.267 34 Randy Flores, L (8, 1) 31 Ryan Franklin, R (9, 1)			C C B F X 1-2 43 F9 5 SF9 1B 1B	B C S F S 1-3 ② K			X 0-0 ① F8			2 1 0 0	1 0 0 0	1 0 0 0	0 0 0 0	0 0 0 0	1 0 0 0	0 1 0 0
Inning Stats	R: 0 H: 0 E: 0 LOB: 0 K: 0 BB: 0 S: 6 P: 6	R: 2 H: 2 E: 0 LOB: 0 K: 0 BB: 0 S: 7 P: 13	R: 3 H: 4 E: 0 LOB: 2 K: 0 BB: 1 S: 18 P: 31	R: 0 H: 0 E: 0 LOB: 0 K: 1 BB: 0 S: 8 P: 12	R: 0 H: 1 E: 0 LOB: 0 K: 1 BB: 0 S: 8 P: 11	R: 0 H: 1 E: 0 LOB: 0 K: 0 BB: 0 S: 7 P: 12	R: 0 H: 1 E: 0 LOB: 1 K: 1 BB: 0 S: 7 P: 9	R: 0 H: 0 E: 0 LOB: 0 K: 2 BB: 0 S: 11 P: 16		1B: 8 SF: 1 2B: 0 SAC: 0 3B: 0 DP: 2 HR: 1 HBP: 0				WP: 1 PA: 32 PB: 0 SB: 0 CS: 0		

BOTTOM

Kansas City Royals @ St. Louis Cardinals

Busch Stadium, St. Louis, MO

Tue Jun 19 2007, 7:10 PM CDT

Att. 42,712 - Clear - 85 F

livebaseballscorecards.com

AB	30
R	5
H	9
RBI	5
BB	1
SO	5
LOB	9

PITCHER		IP	WLS	BF	H	R	ER	SO	BB	IBB	HBP	BLK	WP	HR	S	P	ERA	WHIP
37 Scott Elarton, R ERA: 9.17	(1, 1)	2.2	L	14	5	5	5	0	1	0	0	0	1	1	25	41	16.88	2.250
58 Neal Musser, L ERA: 5.4	(3, 1)	3.1		11	3	0	0	2	0	0	0	0	0	0	29	44	0.00	0.900
57 Joel Peralta, R ERA: 3.72	(7, 1)	2.0		7	1	0	0	3	0	0	0	0	0	0	18	25	0.00	0.500

PITCHER	IP	WLS	BF	H	R	ER	SO	BB	IBB	HBP	BLK	WP	HR	S	P	ERA	WHIP

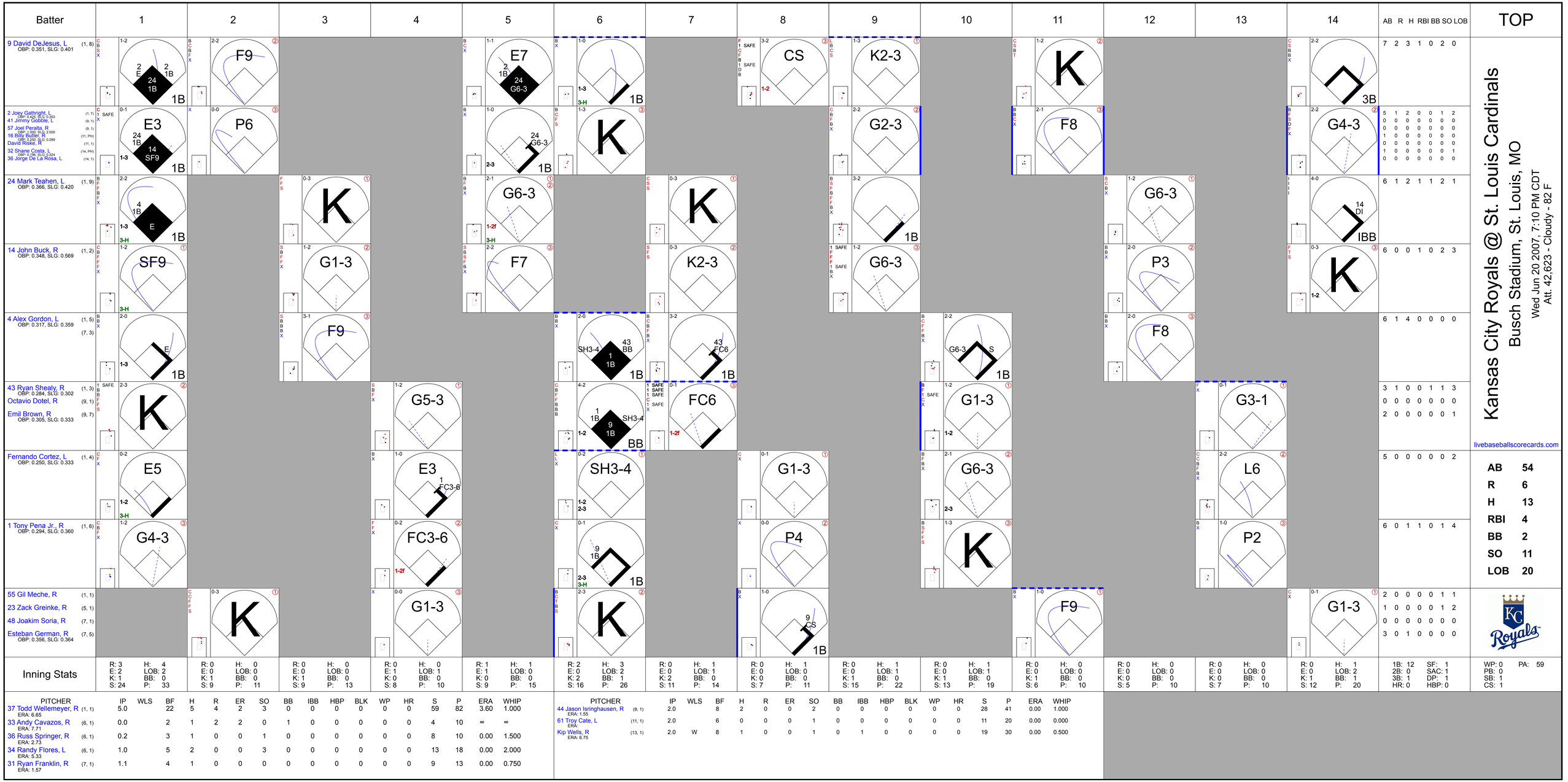
Batter
1
2
3
4
5
6
7
8
9
10
11
12
13
14
AB R H RBI BB SO LOB
TOP
9 David DeJesus, L (1, 8) OBP: 0.351, SLG: 0.401
2 Joey Gathright, L (1, 7) OBP: 0.429, SLG: 0.393
41 Jimmy Gobble, L (9, 1)
57 Joel Peralta, R (9, 1) OBP: 1.000, SLG: 2.000
16 Billy Butler, R (11, PH) OBP: 0.250, SLG: 0.289
David Riske, R (11, 1)
32 Shane Costa, L (14, PH) OBP: 0.706, SLG: 2.224
36 Jorge De La Rosa, L (14, 1)
24 Mark Teahen, L (1, 9) OBP: 0.366, SLG: 0.420
14 John Buck, R (1, 2) OBP: 0.348, SLG: 0.569
4 Alex Gordon, L (1, 5) OBP: 0.317, SLG: 0.359
(7, 3)
43 Ryan Shealy, R (1, 3) OBP: 0.284, SLG: 0.302
Octavio Dotel, R (9, 1)
Emil Brown, R (9, 7) OBP: 0.305, SLG: 0.333
Fernando Cortez, L (1, 4) OBP: 0.250, SLG: 0.333
1 Tony Pena Jr., R (1, 6) OBP: 0.294, SLG: 0.360
55 Gil Meche, R (1, 1)
23 Zack Greinke, R (5, 1)
48 Joakim Soria, R (7, 1)
Esteban German, R (7, 5) OBP: 0.356, SLG: 0.364
Kansas City Royals @ St. Louis Cardinals
Busch Stadium, St. Louis, MO
Wed Jun 20 2007, 7:10 PM CDT
Att. 42,623 - Cloudy - 82 F
livebaseballscorecards.com
AB 54
R 6
H 13
RBI 4
BB 2
SO 11
LOB 20
Inning Stats
PITCHER IP WLS BF H R ER SO BB IBB HBP BLK WP HR S P ERA WHIP
37 Todd Wellemeyer, R (1, 1) ERA: 6.65 5.0 22 5 4 2 3 0 0 0 0 0 0 59 82 3.60 1.000
33 Andy Cavazos, R (6, 1) ERA: 7.71 0.0 2 1 2 2 0 1 0 0 0 0 0 4 10 ∞ ∞
36 Russ Springer, R (6, 1) ERA: 2.73 0.2 3 1 0 0 1 0 0 0 0 0 0 8 10 0.00 1.500
34 Randy Flores, L (6, 1) ERA: 5.33 1.0 5 2 0 0 3 0 0 0 0 0 0 13 18 0.00 2.000
31 Ryan Franklin, R (7, 1) ERA: 1.57 1.1 4 1 0 0 0 0 0 0 0 0 0 9 13 0.00 0.750
44 Jason Isringhausen, R (9, 1) ERA: 1.55 2.0 8 2 0 0 2 0 0 0 0 0 0 28 41 0.00 1.000
61 Troy Cate, L (11, 1) ERA: 2.0 6 0 0 0 1 0 0 0 0 0 0 11 20 0.00 0.000
Kip Wells, R (13, 1) ERA: 6.75 2.0 W 8 1 0 0 1 0 1 0 0 0 0 19 30 0.00 0.500
1B: 12 SF: 1
2B: 0 SAC: 1
3B: 1 DP: 1
HR: 0 HBP: 0
WP: 0 PA: 59
PB: 0
SB: 1
CS: 1

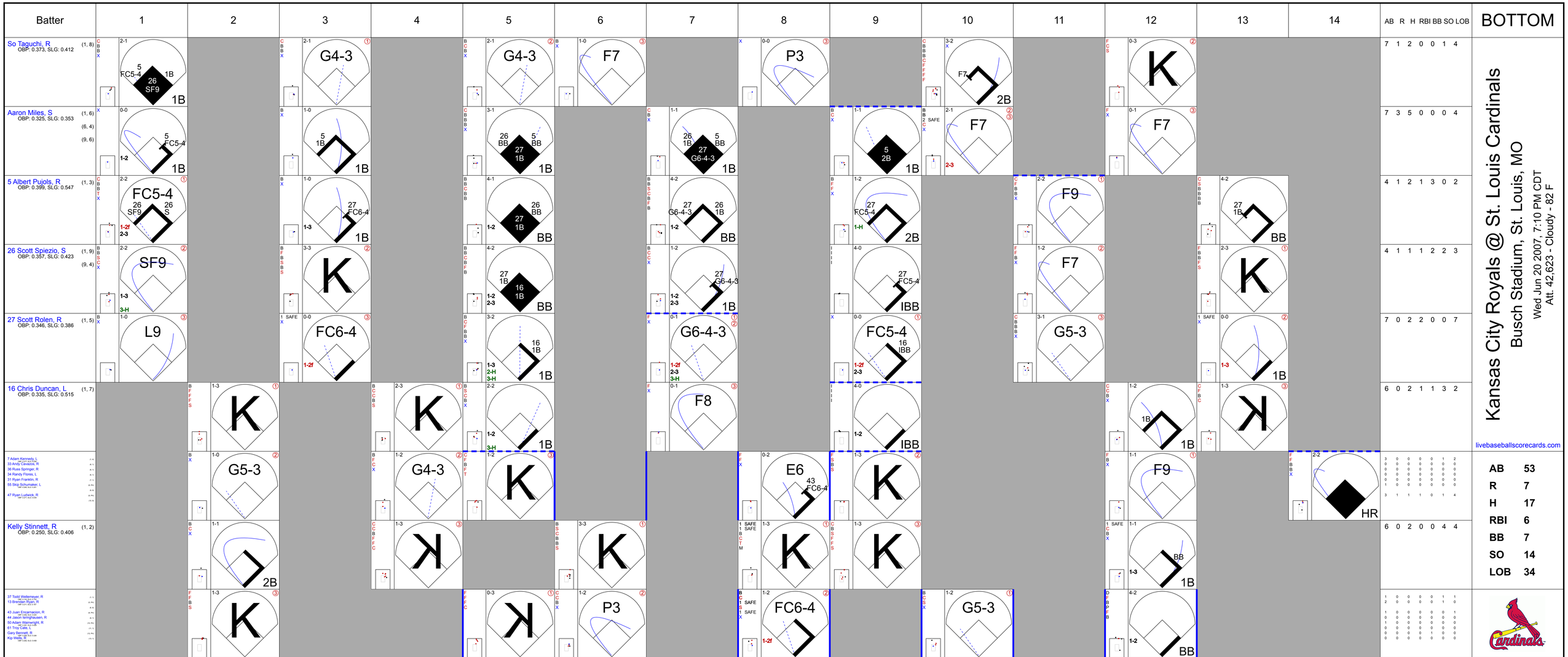

PITCHER		IP	WLS	BF	H	R	ER	SO	BB	IBB	HBP	BLK	WP	HR	S	P	ERA	WHIP
55 Gil Meche, R	(1, 1)	4.2		24	8	4	4	6	2	0	0	0	0	0	56	96	7.71	2.143
ERA: 3.21																		
23 Zack Greinke, R	(5, 1)	1.1		7	2	1	1	2	1	0	0	0	0	0	19	31	6.75	2.250
ERA: 5.13																		
48 Joakim Soria, R	(7, 1)	2.0	H	6	0	0	0	1	0	0	0	0	0	0	14	16	0.00	0.000
ERA: 2.73																		
Octavio Dotel, R	(9, 1)	0.1	B	4	2	1	1	0	0	1	0	0	0	0	6	12	27.00	6.000
ERA: 3.27																		
41 Jimmy Gobble, L	(9, 1)	0.0		1	0	0	0	0	0	1	0	0	0	0	0	4	∞	∞
ERA: 2.59																		

PITCHER		IP	WLS	BF	H	R	ER	SO	BB	IBB	HBP	BLK	WP	HR	S	P	ERA	WHIP
57 Joel Peralta, R	(9, 1)	1.2		5	1	0	0	2	0	0	0	0	0	0	20	28	0.00	0.600
ERA: 3.59																		
David Riske, R	(11, 1)	3.0		13	3	0	0	3	2	0	0	0	0	0	32	51	0.00	1.667
ERA: 2.7																		
36 Jorge De La Rosa, L	(14, 1)	0.0	L	1	1	1	1	0	0	0	0	0	0	1	3	5	∞	∞
ERA: 5.33																		

Batter	1	2	3	4	5	6	7	8	9	AB	R	H	RBI	BB	SO	LOB
11 Jimmy Rollins, S (1, 6) OBP: 0.325, SLG: 0.511	F8		0-1 26 1B 8 1B 1-2 1B	L8		SF8 3-H			G4-3	4	1	1	1	0	0	0
8 Shane Victorino, S (1, 9) OBP: 0.343, SLG: 0.402	P6		0-0 26 E 26 1B 1-2 2-H 1B		G3	P4			G6-3	5	1	1	1	0	0	0
26 Chase Utley, L (1, 4) OBP: 0.401, SLG: 0.562	1B		3-2 E9 6 2B 1-H 2-H 1B		6 1B 1B		K		G4-3	5	1	3	1	0	1	0
6 Ryan Howard, L (1, 3) OBP: 0.383, SLG: 0.557	F9		3-1 1B 19 SF8 3-H 2B		0-0 BB 1-3 1B		F7			4	1	2	1	0	0	1
Aaron Rowand, R (1, 8) OBP: 0.395, SLG: 0.489		F9	1-0 2-3 1B		4-0 FC4-6 1-2 BB		F8			3	0	1	0	1	0	0
19 Greg Dobbs, L (1, 7) OBP: 0.321, SLG: 0.543 9 Michael Bourn, L (8, 7) OBP: 0.370, SLG: 0.325		L9	1-1 SF8 3-H		3-3 K			F7		3 0	0 0	0 0	1 0	0 0	1 0	3 0
Abraham Nunez, S (1, 5) OBP: 0.318, SLG: 0.324	K		F8		FC4-6 1-2f			4-2 63 F7 51 1B BB		3	0	0	0	1	1	4
51 Carlos Ruiz, R (1, 2) OBP: 0.322, SLG: 0.400			1-0 F8	3-1 F8		SH5-4 11 SF8 2B		1-2 63 F7 1B		4	1	2	0	0	0	0
Jamie Moyer, L (1, 1) OBP: 0.182, SLG: 0.212 63 Ryan Madson, L (7, 1) Jose Mesa, R (9, 1)			1-0 11 1B 8 1B 1B	G4-3		SH5-4 2-3		SAFE 1-2 2-3	F7	2 1 0	1 0 0	1 0 0	0 0 0	0 0 0	0 0 0	0 2 0
Inning Stats	R: 0 E: 0 K: 0 S: 9 H: 1 LOB: 1 BB: 0 P: 14	R: 0 E: 0 K: 1 S: 11 H: 0 LOB: 0 BB: 0 P: 14	R: 5 E: 1 K: 0 S: 20 H: 6 LOB: 1 BB: 0 P: 31	R: 0 E: 0 K: 0 S: 8 H: 0 LOB: 0 BB: 0 P: 15	R: 0 E: 0 K: 1 S: 11 H: 2 LOB: 3 BB: 1 P: 21	R: 1 E: 0 K: 0 S: 6 H: 1 LOB: 0 BB: 0 P: 9	R: 0 E: 0 K: 1 S: 7 H: 0 LOB: 0 BB: 0 P: 9	R: 0 E: 0 K: 0 S: 8 H: 1 LOB: 2 BB: 1 P: 14	R: 0 E: 0 K: 0 S: 5 H: 0 LOB: 0 BB: 0 P: 10	1B: 9 2B: 2 3B: 0 HR: 0	SF: 2 SAC: 1 DP: 0 HBP: 0					

TOP

Philadelphia Phillies @ St. Louis Cardinals

Busch Stadium, St. Louis, MO

Fri Jun 22 2007, 7:10 PM CDT
Att. 45,360 - Partly Cloudy - 88 F

livebaseballscorecards.com

AB	34
R	6
H	11
RBI	5
BB	2
SO	3
LOB	10

PITCHER		IP	WLS	BF	H	R	ER	SO	BB	IBB	HBP	BLK	WP	HR	S	P	ERA	WHIP
23 Anthony Reyes, R ERA: 6.64	(1, 1)	4.1	L	23	9	5	5	1	1	0	0	0	0	0	53	85	10.38	2.308
61 Troy Cate, L ERA: 1.5	(5, 1)	1.2		6	1	1	1	1	0	0	0	0	0	0	12	19	5.40	0.600
33 Andy Cavazos, R ERA: 5.4	(7, 1)	3.0		10	1	0	0	1	1	0	0	0	0	0	20	33	0.00	0.667

PITCHER	IP	WLS	BF	H	R	ER	SO	BB	IBB	HBP	BLK	WP	HR	S	P	ERA	WHIP

BOTTOM

Philadelphia Phillies @ St. Louis Cardinals
Busch Stadium, St. Louis, MO
Fri Jun 22 2007, 7:10 PM CDT
Att. 45,360 - Partly Cloudy - 88 F

Batter	1	2	3	4	5	6	7	8	9	AB	R	H	RBI	BB	SO	LOB
So Taguchi, R (1, 8) OBP: 0.368, SLG: 0.404	L7		L8		1B		G4-3		G6-3	5	0	1	0	0	0	1
Aaron Miles, S (1, 6) OBP: 0.327, SLG: 0.354	F9		G6-3		1B		P5		1B	5	0	2	0	0	0	0
5 Albert Pujols, R (1, 3) OBP: 0.396, SLG: 0.538	BB		G1-3		F7		F8		G5-3	4	0	0	0	1	0	4
43 Juan Encarnacion, R (1, 9) OBP: 0.299, SLG: 0.444	2B			2B	F9			K		4	0	2	0	0	1	2
27 Scott Rolen, R (1, 5) OBP: 0.344, SLG: 0.384	K			K		1B		F7		4	0	1	0	0	2	3
16 Chris Duncan, L (1, 7) OBP: 0.342, SLG: 0.522		K		BB		2B		1B		3	0	2	0	1	1	0
7 Adam Kennedy, L (1, 4) OBP: 0.276, SLG: 0.258		G6-3		K		L3		K		4	0	1	0	0	2	5
Kelly Stinnett, R (1, 2) OBP: 0.222, SLG: 0.361		G6-3		F8		P3			L8	4	0	0	0	0	0	5
23 Anthony Reyes, R (1, 1)		K	G3-1		K				BB	1	0	0	0	0	1	1
61 Troy Cate, L (5, 1)										1	0	0	0	0	0	0
47 Ryan Ludwick, R (6, PH) OBP: 0.267, SLG: 0.434										1	0	0	0	0	1	2
33 Andy Cavazos, R (7, 1)										0	0	0	0	0	0	0
55 Skip Schumaker, L (9, PH) OBP: 0.275, SLG: 0.261										0	0	0	0	1	0	0
Inning Stats	R: 0 E: 0 K: 1 S: 10 H: 1 LOB: 2 BB: 1 P: 22	R: 0 E: 0 K: 2 S: 9 H: 1 LOB: 1 BB: 0 P: 15	R: 0 E: 0 K: 0 S: 5 H: 0 LOB: 0 BB: 0 P: 9	R: 0 E: 0 K: 2 S: 10 H: 1 LOB: 2 BB: 1 P: 20	R: 0 E: 0 K: 0 S: 10 H: 2 LOB: 2 BB: 0 P: 15	R: 0 E: 0 K: 1 S: 15 H: 2 LOB: 2 BB: 0 P: 22	R: 0 E: 0 K: 0 S: 8 H: 0 LOB: 0 BB: 0 P: 12	R: 0 E: 0 K: 2 S: 10 H: 1 LOB: 1 BB: 0 P: 12	R: 0 E: 0 K: 0 S: 8 H: 1 LOB: 2 BB: 1 P: 19	1B: 6 2B: 3 3B: 0 HR: 0 SF: 0 SAC: 0 DP: 0 HBP: 0						

livebaseballscorecards.com

AB	36
R	0
H	9
RBI	0
BB	3
SO	8
LOB	23

WP: 0 PB: 0 SB: 0 CS: 0 PA: 39

PITCHER		IP	WLS	BF	H	R	ER	SO	BB	IBB	HBP	BLK	WP	HR	S	P	ERA	WHIP
Jamie Moyer, L ERA: 4.13	(1, 1)	6.0	W	27	7	0	0	6	2	0	0	0	0	0	59	103	0.00	1.500
63 Ryan Madson, R ERA: 3.97	(7, 1)	2.0		7	1	0	0	2	0	0	0	0	0	0	18	24	0.00	0.500
Jose Mesa, R ERA: 9.35	(9, 1)	1.0		5	1	0	0	0	1	0	0	0	0	0	8	19	0.00	2.000

PITCHER	IP	WLS	BF	H	R	ER	SO	BB	IBB	HBP	BLK	WP	HR	S	P	ERA	WHIP

Batter	1	2	3	4	5	6	7	8	9	AB	R	H	RBI	BB	SO	LOB
11 Jimmy Rollins, S (1, 6) OBP: 0.329, SLG: 0.512	B B C T X 2-2 8 FC3-6 1B	C B F D F B X 3-2 ③ F7			B C C B B B F X 3-2 8 G1-6-3 2-H 1B		C B X 1-1 8 FC4-6 1-2 1B		B C B X 2-1 ③ F8	5	0	3	1	0	0	1
8 Shane Victorino, S (1, 9) OBP: 0.339, SLG: 0.396	B X 1-0 ① FC3-6 26 BB 6 1B 1-2f	C B F C 1-3 ① K			B 1 SAFE C F 1 SAFE 1 SAFE D X 2-2 ② ③ G1-6-3 1-2f		S B X 1-1 ② FC4-6 26 1B 1-2f 2-3			4	1	0	0	0	1	4
26 Chase Utley, L (1, 4) OBP: 0.402, SLG: 0.559	1 SAFE 1 SAFE B B 1 SAFE 1 SAFE B 4-0 6 1B 1-2 BB	B C X 1-1 ② F7				C B X 1-1 ① G1-3	B F X 1-1 1-3 3-H 1B			3	0	1	1	1	0	0
6 Ryan Howard, L (1, 3) OBP: 0.385, SLG: 0.556	D S F B X 2-2 FC5-4 1-2 2-H 1B	F B C F F B X 2-2 ③ F7				B C B X 2-1 19 WP BB 1B	S X 0-1 ③ F9			4	0	2	1	0	0	2
Aaron Rowand, R (1, 8) OBP: 0.394, SLG: 0.485	C B B X 2-1 ② F9			X 0-0 G5-4-3 1B		C C S 0-3 ② K		C X 0-1 ① G4-3		4	0	1	0	0	1	3
Pat Burrell, R (1, 7) OBP: 0.373, SLG: 0.376	B C X 1-1 ③ FC5-4 1-2f			B C B X 2-1 ① G5-4-3 1-2f ②		C C B B B F B 4-2 1-2 BB		F C C 0-3 ② K		3	0	0	0	1	1	3
19 Greg Dobbs, L (1, 5) OBP: 0.315, SLG: 0.530 Geoff Geary, R (6, 1) 9 Michael Bourn, L (8, PH) OBP: 0.362, SLG: 0.317 Jose Mesa, R (8, 1)		C B F B F T F F X 2-2 ① G4-3		F B C X 1-2 ③ G6-3		F B F B X 2-2 ③ F8 2-3		B C B X 2-1 ③ L7		3 0 1 0	0 0 0 0	0 0 0 0	0 0 0 0	0 0 0 0	0 0 0 0	2 0 0 0
2 Rod Barajas, R (1, 2) OBP: 0.353, SLG: 0.406		F B F X 1-2 ② G5-3			B B X 2-0 23 SH1-4 11 1B 1B		C S F B B F X 1-2 ① L8		B C F B F S 2-3 ① K	4	1	1	0	0	1	0
23 Adam Eaton, R (1, 1) OBP: 0.206, SLG: 0.235 Abraham Nunez, S (6, 5) OBP: 0.314, SLG: 0.320		B B C X 2-1 1B			F B X 1-1 ① SH1-4 1-2		B X 1-0 E4 8 FC4-6 11 1B 26 1B		B C B B X 3-1 ② G4-3	1 2	0 1	1 0	0 0	0 0	0 0	0 0
Inning Stats	R: 1 H: 2 E: 0 LOB: 2 K: 0 BB: 1 S: 11 P: 23	R: 0 H: 1 E: 0 LOB: 1 K: 0 BB: 0 S: 15 P: 23	R: 0 H: 0 E: 0 LOB: 0 K: 1 BB: 0 S: 10 P: 14	R: 0 H: 1 E: 0 LOB: 0 K: 0 BB: 0 S: 6 P: 9	R: 1 H: 2 E: 0 LOB: 0 K: 0 BB: 0 S: 10 P: 18	R: 0 H: 1 E: 0 LOB: 2 K: 1 BB: 1 S: 13 P: 22	R: 1 H: 2 E: 1 LOB: 2 K: 0 BB: 0 S: 14 P: 19	R: 0 H: 0 E: 0 LOB: 0 K: 1 BB: 0 S: 7 P: 9	R: 0 H: 0 E: 0 LOB: 0 K: 1 BB: 0 S: 8 P: 15	1B: 9 SF: 0 2B: 0 SAC: 1 3B: 0 DP: 2 HR: 0 HBP: 0						WP: 1 PA: 37 PB: 0 SB: 0 CS: 0

PITCHER		IP	WLS	BF	H	R	ER	SO	BB	IBB	HBP	BLK	WP	HR	S	P	ERA	WHIP
50 Adam Wainwright, R ERA: 4.58	(1, 1)	6.0	W	25	7	2	2	2	2	0	0	0	1	0	65	109	3.00	1.500
31 Ryan Franklin, R ERA: 1.54	(7, 1)	0.2		5	2	1	0	0	0	0	0	0	0	0	12	17	0.00	3.000
34 Randy Flores, L ERA: 5.27	(7, 1)	0.1	H	1	0	0	0	0	0	0	0	0	0	0	2	2	0.00	0.000
36 Russ Springer, R ERA: 2.63	(8, 1)	1.0	H	3	0	0	0	1	0	0	0	0	0	0	7	9	0.00	0.000
44 Jason Isringhausen, R ERA: 1.5	(9, 1)	1.0		3	0	0	0	1	0	0	0	0	0	0	8	15	0.00	0.000

PITCHER	IP	WLS	BF	H	R	ER	SO	BB	IBB	HBP	BLK	WP	HR	S	P	ERA	WHIP

TOP

Philadelphia Phillies @ St. Louis Cardinals

Busch Stadium, St. Louis, MO

Sat Jun 23 2007, 12:10 PM CDT

Att. 45,336 - Partly Cloudy - 82 F

livebaseballscorecards.com

AB	34
R	3
H	9
RBI	3
BB	2
SO	4
LOB	15

Batter	1	2	3	4	5	6	7	8	9	AB	R	H	RBI	BB	SO	LOB
So Taguchi, R (1, 8) OBP: 0.365, SLG: 0.400	B C C B X 2-2 ① G6-3		C B B C F X 2-2 ③ L9		B F X 1-1 ② G5-6-3		B X 1-0 26 BB 1B			4	0	1	0	0	0	0
26 Scott Spiezio, S (1, 4) OBP: 0.366, SLG: 0.428 36 Russ Springer, R (8, 1) 44 Jason Isringhausen, R (9, 1)	C F B B B X 3-2 5 1B 16 G1-4-3 1B			B B B C F X 3-2 ① F8	B X 1-0 ③ 1B		B B F B F B 4-2 1-2 BB			3 0 0	1 0 0	2 0 0	0 0 0	1 0 0	0 0 0	0 0 0
5 Albert Pujols, R (1, 3) OBP: 0.401, SLG: 0.538	B C B B F F 1 SAFE X 3-2 27 CS 16 G1-4-3 1-3 1B			B B B B C B 4-1 27 2B 43 HR BB		C H 1-1 16 HR HBP	F F F X 0-2 ② F9			2	2	1	0	1	0	2
16 Chris Duncan, L (1, 7) OBP: 0.342, SLG: 0.534 31 Ryan Franklin, R (7, 1) 34 Randy Flores, L (7, 1) 7 Adam Kennedy, L (7, PH) OBP: 0.275, SLG: 0.257 (8, 4)	B X 1-0 ② G1-4-3 1-2 3-H			B S B F C 2-3 ② K		C B X 1-1 1-H HR	B F X 1-1 ③ G4-3			3 0 0 1	1 0 0 0	1 0 0 0	3 0 0 0	0 0 0 0	1 0 0 0	2 0 0 2
27 Scott Rolen, R (1, 5) OBP: 0.343, SLG: 0.386	C S 0-2 ③ CS 2-3	F B X 1-1 ① F8		C X 0-1 43 HR 1-3 2B		B B F X 2-1 ① P4		X 0-0 ① G5-3		4	1	1	0	0	0	0
43 Juan Encarnacion, R (1, 9) OBP: 0.312, SLG: 0.472		B B C B F F F F X 3-2 ② F9		X 0-0 2-H 3-H HR		C B X 1-1 1B 1B		C F B B B B 4-2 1B E BB		3	2	2	3	1	0	0
Aaron Miles, S (1, 6) OBP: 0.337, SLG: 0.364		C X 0-1 ③ G5-3		C B X 1-1 1B		1 SAFE B B B B C C X 3-2 L3 1-3 1B		1 SAFE B X 1-0 E9 G3 55 WP 1-H 1B		4	1	3	0	0	0	0
Gary Bennett, R (1, 2) OBP: 0.258, SLG: 0.311			B C B C C 2-3 ① K	B X 1-0 ③ G4-3		1 SAFE C F X 0-2 ② ③ L3 1-1		F B X 1-1 ② G3 2-3		4	0	0	0	0	1	4
50 Adam Wainwright, R (1, 1) OBP: 0.360, SLG: 0.391 55 Skip Schumaker, L (7, 7) OBP: 0.264, SLG: 0.250			S C C C 0-3 ② K		X 0-0 ① F8		F F B F X 1-2 ① G6-3	B F B X 2-1 ③ G1-3 3-H		2 2	0 0	0 0	0 0	0 0	1 0	0 0
Inning Stats	R: 1 H: 2 E: 0 LOB: 0 K: 0 BB: 0 S: 13 P: 22	R: 0 H: 0 E: 0 LOB: 0 K: 0 BB: 0 S: 10 P: 14	R: 0 H: 0 E: 0 LOB: 0 K: 2 BB: 0 S: 10 P: 14	R: 3 H: 3 E: 0 LOB: 1 K: 1 BB: 1 S: 13 P: 24	R: 0 H: 1 E: 0 LOB: 1 K: 0 BB: 0 S: 4 P: 6	R: 2 H: 3 E: 0 LOB: 1 K: 0 BB: 0 S: 13 P: 21	R: 0 H: 1 E: 0 LOB: 2 K: 0 BB: 1 S: 13 P: 20	R: 2 H: 1 E: 1 LOB: 0 K: 0 BB: 1 S: 8 P: 16		1B: 8 SF: 0 2B: 2 SAC: 0 3B: 0 DP: 1 HR: 2 HBP: 1						

PITCHER		IP	WLS	BF	H	R	ER	SO	BB	IBB	HBP	BLK	WP	HR	S	P	ERA	WHIP
23 Adam Eaton, R ERA: 5.63	(1, 1)	5.1	L	24	8	6	6	3	1	0	1	0	0	2	57	92	10.12	1.688
Geoff Geary, R ERA: 4.54	(6, 1)	1.2		7	2	0	0	0	1	0	0	0	0	0	19	29	0.00	1.800
Jose Mesa, R ERA: 9.33	(8, 1)	1.0		5	1	2	1	0	1	0	0	0	1	0	8	16	9.00	2.000

PITCHER	IP	WLS	BF	H	R	ER	SO	BB	IBB	HBP	BLK	WP	HR	S	P	ERA	WHIP

BOTTOM

Philadelphia Phillies @ St. Louis Cardinals

Busch Stadium, St. Louis, MO

Sat Jun 23 2007, 12:10 PM CDT

Att. 45,336 - Partly Cloudy - 82 F

livebaseballscorecards.com

AB	32
R	8
H	11
RBI	6
BB	3
SO	3
LOB	10

WP: 1 PA: 37
PB: 0
SB: 0
CS: 1

Batter	1	2	3	4	5	6	7	8	9	AB	R	H	RBI	BB	SO	LOB
11 Jimmy Rollins, S (1, 6) OBP: 0.330, SLG: 0.514	F B F B F S 2-3 K		B B C F F X 2-2 F9		B B X 2-0 F8 2-3			B C B F B X 3-2 1B 26 S 8 2B 1B	C B F B B X 3-2 9 1B 2B	5	2	2	0	0	1	1
9 Michael Bourn, L (1, 7) OBP: 0.385, SLG: 0.391	C X 0-1 G1-3		C B B X 2-1 3B		B C X 1-1 3-H 1B			B 1 SAFE L X 1-1 B2	B X 1-0 26 1B 2-H 1B	5	0	3	2	0	0	1
26 Chase Utley, L (1, 4) OBP: 0.399, SLG: 0.553	C B F B X 2-2 G3		X 0-0 G1-3		F S P 1 SAFE X 1-2 F7			F B 1 SAFE 1 SAFE B F X 2-2 F8 1-2	B B F X 2-1 1-3 1B	5	0	1	0	0	0	3
6 Ryan Howard, L (1, 3) OBP: 0.386, SLG: 0.550		X 0-0 G3-1		B B S X 2-1 1B		B B C X 2-1 G3		I I I I 4-0 1B 8 2B IBB	S B F B S 2-3 K	4	1	1	0	1	1	2
Aaron Rowand, R (1, 8) OBP: 0.395, SLG: 0.484		C F F H 1-2 28 BB HBP		X 0-0 F9		S C B B S 2-3 K		C X 0-1 8 2B 1-2 2-3 1B		3	1	1	0	0	1	1
19 Greg Dobbs, L (1, 5) OBP: 0.308, SLG: 0.519 48 Brian Sanches, R (6, 1) 8 Shane Victorino, S (8, PH) OBP: 0.341, SLG: 0.402 (8, 9)	B S B S S B S 3-3 K			B M F S 1-3 K		B B F C C 2-3 K		B B C C B F X 3-2 2B 1-H 2-H 3-H		3 0 1	0 0 0	0 0 1	0 0 3	0 0 0	3 0 0	2 0 0
28 Jayson Werth, R (1, 9) OBP: 0.333, SLG: 0.353 Clay Condrey, R (8, 1) Antonio Alfonseca, R (9, 1)	C D B F B B 4-2 1-2 BB			F B X 1-1 F8		B F X 1-1 F8		C B C D B X 3-2 G5-3		3 0 0	0 0 0	0 0 0	0 0 0	1 0 0	0 0 0	2 0 0
51 Carlos Ruiz, R (1, 2) OBP: 0.321, SLG: 0.393	B B S F D S 3-3 K				L B B B B 4-1 11 F8 63 WP 9 1B BB			B C B X 2-1 G6-3	X 0-0 G5-3	3	1	0	0	1	1	2
35 Cole Hamels, L (1, 1) OBP: 0.211, SLG: 0.250 63 Ryan Madson, L (4, 1) Abraham Nunez, S (6, 5) OBP: 0.311, SLG: 0.315			B B C C X 2-2 G1-3		L L B L 1-3 K 1-2			B B C X 2-1 F8	X 0-0 F8	1 1 2	0 0 0	0 0 0	0 0 0	0 0 0	0 1 0	0 1 0
Inning Stats	R: 0 H: 0 E: 0 LOB: 0 K: 1 BB: 0 S: 11 P: 15	R: 0 H: 0 E: 0 LOB: 2 K: 2 BB: 1 S: 12 P: 23	R: 0 H: 1 E: 0 LOB: 1 K: 0 BB: 0 S: 10 P: 16	R: 0 H: 1 E: 0 LOB: 1 K: 1 BB: 0 S: 8 P: 12	R: 1 H: 1 E: 0 LOB: 1 K: 1 BB: 1 S: 11 P: 19	R: 0 H: 0 E: 0 LOB: 0 K: 2 BB: 0 S: 8 P: 14	R: 0 H: 0 E: 0 LOB: 0 K: 0 BB: 0 S: 6 P: 11	R: 3 H: 3 E: 0 LOB: 1 K: 0 BB: 1 S: 17 P: 33	R: 1 H: 3 E: 0 LOB: 2 K: 1 BB: 0 S: 11 P: 19	1B: 6 2B: 2 3B: 1 HR: 0		SF: 0 SAC: 0 DP: 0 HBP: 1			WP: 1 PB: 0 SB: 1 CS: 0	PA: 40	

PITCHER		IP	WLS	BF	H	R	ER	SO	BB	IBB	HBP	BLK	WP	HR	S	P	ERA	WHIP
Kip Wells, R ERA: 6.45	(1, 1)	5.0		21	3	1	1	5	2	0	1	0	1	0	52	85	1.80	1.000
61 Troy Cate, L ERA: 1.29	(6, 1)	1.0		3	0	0	0	2	0	0	0	0	0	0	8	14	0.00	0.000
48 Brad Thompson, R ERA: 5.14	(7, 1)	1.2	L	8	2	3	3	0	0	1	0	0	0	0	16	31	16.20	1.200
34 Randy Flores, L ERA: 5.2	(8, 1)	0.1		2	1	0	0	0	0	0	0	0	0	0	7	13	0.00	3.000
33 Andy Cavazos, R ERA: 5.73	(9, 1)	1.0		6	3	1	1	1	0	0	0	0	0	0	11	19	9.00	3.000

PITCHER	IP	WLS	BF	H	R	ER	SO	BB	IBB	HBP	BLK	WP	HR	S	P	ERA	WHIP

TOP

Philadelphia Phillies @ St. Louis Cardinals

Busch Stadium, St. Louis, MO

Sun Jun 24 2007, 1:15 PM CDT

Att. 44,899 - Cloudy - 79 F

livebaseballscorecards.com

AB	36
R	5
H	9
RBI	5
BB	3
SO	8
LOB	15

BOTTOM

Batter	1	2	3	4	5	6	7	8	9	AB	R	H	RBI	BB	SO	LOB
So Taguchi, R (1, 8) OBP: 0.360, SLG: 0.400	B X 1-0 F9 ①		B F B X 2-1 5 SF8 1-3 2B		C B X 1-1 G1-3 ①		C 1 SAFE B X 1-1 F8 ②		B F B F X 2-2 FC4-6 1-2f ③	5	0	1	0	0	0	4
26 Scott Spiezio, S (1, 4) (9, 5) OBP: 0.364, SLG: 0.419	X 0-0 P4 ②		B S B B C B B 4-2 BB		C S S 0-3 K ②		B B F F F B 3-2 CS ③ 1-2	X 0-0 F8 ①		3	0	0	0	1	1	0
5 Albert Pujols, R (1, 3) OBP: 0.399, SLG: 0.534	B X 1-0 F8 ③		B X 1-0 SF8 ② 2-3 3-H		B C B B S B 4-2 BB			C C X 0-2 G1-3 ②		2	0	0	1	1	0	0
43 Juan Encarnacion, R (1, 9) OBP: 0.303, SLG: 0.458		C C B X 1-2 F9 ①	B B C B F S 3-3 K ③		C 1 SAFE B X 1-1 P5 ③			X 0-0 F9 ③		4	0	0	0	0	1	3
27 Scott Rolen, R (1, 5) OBP: 0.343, SLG: 0.385 7 Adam Kennedy, L (9, 4) OBP: 0.274, SLG: 0.255		C F B B X 2-2 S 1B		F F F B B S 2-3 K ①		B C F X 1-2 G4-3 ①			B B C B C X 3-2 G1-3 ①	3 1	0 0	1 0	0 0	0 0	1 0	0 0
47 Ryan Ludwick, R (1, 7) OBP: 0.270, SLG: 0.442 48 Brad Thompson, R (7, 1) OBP: 0.100, SLG: 0.100 34 Randy Flores, L (8, 1) 33 Andy Cavazos, R (9, 1) 55 Skip Schumaker, L (9, PH) OBP: 0.278, SLG: 0.265		B F X 1-1 P6 ②		X 0-0 1B 2B		S B F F B X 2-2 F8 ②			X 0-0 1B DI 1B	3 0 0 0 1	0 0 0 0 0	1 0 0 0 1	0 0 0 0 0	0 0 0 0 0	0 0 0 0 0	1 0 0 0 0
Aaron Miles, S (1, 6) OBP: 0.341, SLG: 0.363		C C B B F S 2-3 K 1-2 ③		B B C F B F F B 4-2 1B BB		F B B X 2-1 G6-3 ③			C X 0-1 16 DI 1-3 1B	3	0	1	0	1	1	1
Kelly Stinnett, R (1, 2) OBP: 0.205, SLG: 0.333 13 Brendan Ryan, R (9, PH) OBP: 0.200, SLG: 0.158			C B B S S 2-3 K ①	F F B F S 1-3 K ②			B X 1-0 P6 ①		B B C C X 2-1 P6 ②	3 1	0 0	0 0	0 0	0 0	2 0	2 2
Kip Wells, R (1, 1) OBP: 0.346, SLG: 0.500 61 Troy Cate, L (6, 1) 16 Chris Duncan, L (7, 7) OBP: 0.348, SLG: 0.534			B X 1-0 2B 5 SF8 1B	F C X 0-2 1-2 2-H 1B ③			B B B B 4-0 26 CS BB		B S B B B B 4-1 FC4-6 1-2 BB	2 0 0	1 0 0	2 0 0	0 0 0	0 0 0	0 0 2	0 0 0
Inning Stats	R: 0 H: 0 E: 0 LOB: 0 K: 0 BB: 0 S: 3 P: 5	R: 0 H: 1 E: 0 LOB: 1 K: 1 BB: 0 S: 12 P: 18	R: 1 H: 2 E: 0 LOB: 2 K: 2 BB: 1 S: 12 P: 25	R: 0 H: 2 E: 0 LOB: 2 K: 2 BB: 1 S: 17 P: 24	R: 0 H: 0 E: 0 LOB: 1 K: 1 BB: 1 S: 9 P: 15	R: 0 H: 0 E: 0 LOB: 0 K: 0 BB: 0 S: 9 P: 14	R: 0 H: 0 E: 0 LOB: 0 K: 0 BB: 1 S: 5 P: 14	R: 0 H: 0 E: 0 LOB: 0 K: 0 BB: 0 S: 5 P: 5	R: 0 H: 2 E: 0 LOB: 3 K: 0 BB: 1 S: 12 P: 23	1B: 5 2B: 2 3B: 0 HR: 0	SF: 1 SAC: 0 DP: 0 HBP: 0				WP: 0 PB: 0 SB: 1 CS: 1	PA: 38	

PITCHER		IP	WLS	BF	H	R	ER	SO	BB	IBB	HBP	BLK	WP	HR	S	P	ERA	WHIP
35 Cole Hamels, L ERA: 3.8	(1, 1)	3.0		13	3	1	1	3	1	0	0	0	0	0	27	48	3.00	1.333
63 Ryan Madson, R ERA: 3.75	(4, 1)	2.0		9	2	0	0	3	2	0	0	0	0	0	26	39	0.00	2.000
48 Brian Sanches, R ERA: 1.8	(6, 1)	2.0	W	6	0	0	0	0	1	0	0	0	0	0	14	28	0.00	0.500
Clay Condrey, R ERA: 8.44	(8, 1)	1.0	H	3	0	0	0	0	0	0	0	0	0	0	5	5	0.00	0.000
Antonio Alfonseca, R ERA: 3.73	(9, 1)	1.0		6	2	0	0	0	1	0	0	0	0	0	12	23	0.00	3.000

PITCHER	IP	WLS	BF	H	R	ER	SO	BB	IBB	HBP	BLK	WP	HR	S	P	ERA	WHIP

Philadelphia Phillies @ St. Louis Cardinals

Busch Stadium, St. Louis, MO

Sun Jun 24 2007, 1:15 PM CDT

Att. 44,899 - Cloudy - 79 F

AB	31
R	1
H	7
RBI	1
BB	5
SO	6
LOB	13

livebaseballscorecards.com

Batter	1	2	3	4	5	6	7	8	9	10	11	AB	R	H	RBI	BB	SO	LOB
So Taguchi, R (1, 8) OBP: 0.355, SLG: 0.400	CFFFBBC 3-3 ① K		CFX 0-2 2B		BBX 2-0 ② G4-3 2-3 3-H		BSCX 1-2 ① G4-3 1-2 2-3		SCFBFS 1-3 ③ K			5	0	1	1	0	2	3
Aaron Miles, S (1, 6) OBP: 0.337, SLG: 0.358	X 0-0 5 G6-4-3 1B		BCBFFX 2-2 ③ F7		CBBX 2-1 ③ G3		BCFS 1-3 ② K			X 0-0 ① F7		5	0	1	0	0	1	4
5 Albert Pujols, R (1, 3) OBP: 0.399, SLG: 0.530	BCX 1-1 ②③ G6-4-3 1-2f			CBCX 1-2 1B		CBX 1-1 ① L9	I 4-0 IBBB			BCFBBS 3-3 ② K		4	0	1	0	1	1	1
26 Scott Spiezio, S (1, 5) OBP: 0.359, SLG: 0.409		BFSC 1-3 ① K		DSBCC 2-3 ① K		FBBBB 4-1 16 1B BB	BBCX 2-1 ③ G1-3			SBSBFX 2-2 ③ P2		4	0	0	0	1	2	4
16 Chris Duncan, L (1, 7) OBP: 0.350, SLG: 0.531 31 Ryan Franklin, R (8, 1) 55 Skip Schumaker, L (11, PH) OBP: 0.273, SLG: 0.260 36 Russ Springer, R (11, 1)		BBBCB 4-1 BB		C1 SAFE BBBSS 3-3 ② K		CFBBX 2-2 1-2 1B		CCBS 1-3 ① K			FX 0-1 ① G4-3	3 0 1 0	0 0 0 0	1 0 0 0	0 0 0 0	1 0 0 0	2 0 0 0	1 0 0 0
43 Juan Encarnacion, R (1, 9) OBP: 0.299, SLG: 0.449		BBX 2-0 ② F8		BSFX 1-2 ③ P3		FFBX 1-2 ② F8		BX 1-0 ② G1-3			X 0-0 1B	5	0	1	0	0	0	4
7 Adam Kennedy, L (1, 4) OBP: 0.272, SLG: 0.254		BSFBFX 2-2 ③ F8		SSX 0-2 46 SH5-4 1B G4-3 1B		BCBFBX 3-2 ③ F8		CX 0-1 ③ F9			B 1 SAFE C 1 SAFE SS 1-3 ② K	5	1	1	0	0	1	4
Gary Bennett, R (1, 2) OBP: 0.265, SLG: 0.309			FX 0-1 ① G6-3		X 0-0 G4-3 46 SH5-4 1-2 1B		BBCBFB 4-2 S 46 1B BB		CBBBX 2-2 ① G6-3		B 1 SAFE BSSSBS 3-3 ③ K	4	0	1	0	1	1	1
46 Mike Maroth, L (1, 1) OBP: 0.333, SLG: 0.500 47 Ryan Ludwick, R (8, 7) OBP: 0.267, SLG: 0.437			BCSSS 1-3 ② K		BLX 1-1 ① SH5-4 1-2 2-3		CBLX 1-2 S 1-2 1B		BBBCFS 3-3 ② K			2 1	0 0	1 0	0 0	0 0	1 1	0 0
Inning Stats	R: 0 H: 1 E: 0 LOB: 0 K: 1 BB: 0 S: 8 P: 12	R: 0 H: 0 E: 0 LOB: 1 K: 1 BB: 1 S: 9 P: 18	R: 0 H: 1 E: 0 LOB: 1 K: 1 BB: 0 S: 12 P: 15	R: 0 H: 1 E: 0 LOB: 1 K: 2 BB: 0 S: 12 P: 19	R: 1 H: 2 E: 0 LOB: 1 K: 0 BB: 0 S: 9 P: 14	R: 0 H: 1 E: 0 LOB: 2 K: 0 BB: 1 S: 12 P: 23	R: 0 H: 1 E: 0 LOB: 3 K: 1 BB: 2 S: 13 P: 26	R: 0 H: 0 E: 0 LOB: 0 K: 1 BB: 0 S: 6 P: 8	R: 0 H: 0 E: 0 LOB: 0 K: 2 BB: 0 S: 11 P: 17	R: 0 H: 0 E: 0 LOB: 0 K: 1 BB: 0 S: 8 P: 13	R: 0 H: 1 E: 0 LOB: 1 K: 2 BB: 0 S: 9 P: 13	1B: 7 SF: 0 2B: 1 SAC: 1 3B: 0 DP: 1 HR: 0 HBP: 0						WP: 0 PA: 44 PB: 0 SB: 2 CS: 0

PITCHER	IP	WLS	BF	H	R	ER	SO	BB	IBB	HBP	BLK	WP	HR	S	P	ERA	WHIP
29 Jorge Sosa, R (1, 1) ERA: 3.79	6.0		25	6	1	1	5	2	0	0	0	0	0	62	101	1.50	1.333
35 Joe Smith, R (7, 1) ERA: 2.93	0.2		5	1	0	0	1	1	1	0	0	0	0	11	22	0.00	3.000
25 Pedro Feliciano, L (7, 1) ERA: 1.63	1.1		4	0	0	0	1	0	0	0	0	0	0	8	12	0.00	0.000
13 Billy Wagner, L (9, 1) ERA: 1.89	2.0		6	0	0	0	3	0	0	0	0	0	0	19	30	0.00	0.000
Aaron Heilman, R (11, 1) ERA: 3.86	1.0	W	4	1	0	0	2	0	0	0	0	0	0	9	13	0.00	1.000

PITCHER	IP	WLS	BF	H	R	ER	SO	BB	IBB	HBP	BLK	WP	HR	S	P	ERA	WHIP

St. Louis Cardinals @ New York Mets

Shea Stadium, Flushing, NY

Mon Jun 25 2007, 7:10 PM EDT

Att. 40,075 - Partly Cloudy - 77 F

TOP

livebaseballscorecards.com

AB	39
R	1
H	8
RBI	1
BB	4
SO	12
LOB	22

Batter	1	2	3	4	5	6	7	8	9	10	11	AB	R	H	RBI	BB	SO	LOB
7 José Reyes, S (1, 6) OBP: 0.401, SLG: 0.455	F F X 0-2 P6 ①		C B X 1-1 G5-3 ②			C B S B F X 2-2 P3 ①			B X 1-0 G6-3 ①			4	0	0	0	0	0	0
22 Jose Valentin, S (1, 4) OBP: 0.333, SLG: 0.449	C B B B C B 4-2 15 CS BB		B X 1-0 F8 ③			C B C B S 2-3 K ②			C B B X 2-1 G4-3 ②			3	0	0	0	1	1	0
15 Carlos Beltrán, S (1, 8) OBP: 0.349, SLG: 0.449	F D F 1 SAFE F F 1 SAFE 1 SAFE X 1-2 P4 ②③ 1-2			B B X 2-0 G5-3 ①		B C X 1-1 G6-3 ③			C B X 1-1 G3 ③			4	0	0	0	0	0	1
5 David Wright, R (1, 5) OBP: 0.372, SLG: 0.486		C X 0-1 P3 ①		B B B 4-0 16 G5-3 21 E BB			B B X 2-0 E3 CS			B X 1-0 G6-3 ①		3	0	0	0	1	0	0
21 Carlos Delgado, L (1, 3) OBP: 0.288, SLG: 0.396		B F B X 2-1 16 FC5-4 1B		F 1 SAFE 1 SAFE X 0-1 FC3 1-2			1 SAFE C S B S 1-3 K ①			F B X 1-1 P5 ②		4	0	1	0	0	1	2
16 Paul Lo Duca, R (1, 2) OBP: 0.327, SLG: 0.353		B C D F X 2-2 FC5-4 ② 1-2f		X 0-0 G5-3 ②③ 2-3f			C B F F X 1-2 L7 ②			C S B F B X 2-2 G3 ③		4	0	0	0	0	0	4
Shawn Green, L (1, 9) OBP: 0.345, SLG: 0.465		C B S D X 2-2 G4-3 ③			C B B F S 2-3 K ①		B 1 SAFE 1 SAFE 1-0 CS ③ 1-2	B C B B X 3-1 F7 ①			B B C F B X 3-2 HR	4	1	1	1	0	1	1
27 Carlos Gómez, R (1, 7) OBP: 0.304, SLG: 0.384			S B F F B X 2-2 HR		C X 0-1 G4-3 ②			B B C B T S 3-3 K ②				3	1	1	1	0	1	0
29 Jorge Sosa, R (1, 1) OBP: 0.222, SLG: 0.125			B B X 2-0 G6-3 ①		B C B F S 2-3 K ③			C T B X 1-2 G4-3 ③				2	0	0	0	0	1	0
35 Joe Smith, R (7, 1)												0	0	0	0	0	0	0
25 Pedro Feliciano, L (7, 1)												0	0	0	0	0	0	0
Ricky Ledee, L (8, PH) OBP: 0.286, SLG: 0.550												1	0	0	0	0	0	0
13 Billy Wagner, L (9, 1)												0	0	0	0	0	0	0
Aaron Heilman, R (11, 1)												0	0	0	0	0	0	0
Inning Stats	R: 0 E: 0 K: 0 S: 10 H: 0 LOB: 0 BB: 1 P: 15	R: 0 E: 0 K: 0 S: 10 H: 1 LOB: 1 BB: 0 P: 16	R: 1 E: 0 K: 0 S: 8 H: 1 LOB: 0 BB: 0 P: 14	R: 0 E: 1 K: 0 S: 4 H: 0 LOB: 1 BB: 1 P: 10	R: 0 E: 0 K: 2 S: 8 H: 0 LOB: 0 BB: 0 P: 12	R: 0 E: 0 K: 1 S: 9 H: 0 LOB: 0 BB: 0 P: 14	R: 0 E: 1 K: 1 S: 8 H: 0 LOB: 0 BB: 0 P: 13	R: 0 E: 0 K: 1 S: 8 H: 0 LOB: 0 BB: 0 P: 15	R: 0 E: 0 K: 0 S: 5 H: 0 LOB: 0 BB: 0 P: 9	R: 0 E: 0 K: 0 S: 7 H: 0 LOB: 0 BB: 0 P: 11	R: 1 E: 0 K: 0 S: 3 H: 1 LOB: 0 BB: 0 P: 6	1B: 1 2B: 0 3B: 0 HR: 2	SF: 0 SAC: 0 DP: 1 HBP: 0			WP: 0 PB: 0 SB: 0 CS: 2	PA: 35	

PITCHER		IP	WLS	BF	H	R	ER	SO	BB	IBB	HBP	BLK	WP	HR	S	P	ERA	WHIP
46 Mike Maroth, L ERA: 4.73	(1, 1)	7.1		25	2	1	1	4	2	0	0	0	0	1	59	99	1.23	0.545
31 Ryan Franklin, R ERA: 1.43	(8, 1)	2.2		8	0	0	0	1	0	0	0	0	0	0	18	30	0.00	0.000
36 Russ Springer, R ERA: 2.96	(11, 1)	0.0	L	1	1	1	1	0	0	0	0	0	0	1	3	6	∞	∞

PITCHER	IP	WLS	BF	H	R	ER	SO	BB	IBB	HBP	BLK	WP	HR	S	P	ERA	WHIP

BOTTOM

St. Louis Cardinals @ New York Mets

Shea Stadium, Flushing, NY

Mon Jun 25 2007, 7:10 PM EDT
Att. 40,075 - Partly Cloudy - 77 F

livebaseballscorecards.com

AB	32
R	2
H	3
RBI	2
BB	2
SO	5
LOB	8

Batter	1	2	3	4	5	6	7	8	9	10	11	AB	R	H	RBI	BB	SO	LOB
So Taguchi, R (1, 8) OBP: 0.351, SLG: 0.394	F7		B 1-0 F9		C 0-1 F8		X 0-0 F9 2-3		C B X 1-1 1B		1 SAFE C C C X 0-2 SH1-4 1-3	5	0	1	0	0	0	2
26 Scott Spiezio, S (1, 5) OBP: 0.358, SLG: 0.412	F C B X 1-2 5 F8 43 2B 2B		C B X 1-1 P3			B B B X 2-1 G5-3	B C C X 2-1 5 FC6-4 1-2 3-H 1B		C B X 1-1 F8		B F X 1-1 L5	6	1	2	1	0	0	2
5 Albert Pujols, R (1, 3) OBP: 0.401, SLG: 0.529	C S F F B B X 2-2 F8 2-3		C B B C B F F X 3-2 2B			B B B B 4-0 47 1B BB	B X 1-0 FC6-4 1-2f		B C T S 1-3 K		I I I 4-0 43 E IBB	4	0	1	0	2	1	4
43 Juan Encarnacion, R (1, 9) OBP: 0.301, SLG: 0.451	X 0-0 3-H 2B		S C X 0-2 F9			C F F F B B X 1-2 F7		C B X 1-1 1B 13 1B 1B	C X 0-1 G1-3		B X 1-0 E4 1-2 3-H	6	1	2	1	0	0	4
47 Ryan Ludwick, R (1, 7) OBP: 0.260, SLG: 0.419	F B S B F S 2-3 K			F F B B C 2-3 K		X 0-0 1-2 1B		F S F 1 SAFE F B F B 1 SAFE 2-3 S K		C T C 0-3 K	F B F X 1-2 G5-3	6	0	1	0	0	4	4
Aaron Miles, S (1, 6) OBP: 0.333, SLG: 0.354 48 Brad Thompson, R (10, 1) OBP: 0.100, SLG: 0.100 34 Randy Flores, L (11, 1)		B C S F X 1-2 F8		B F B B B C S 3-3 K		D X 1-0 G6-3		B F B B C B F X 3-2 13 1B 1-3 1B		C B X 1-1 G6-3		5 0 0	0 0 0	1 0 0	0 0 0	0 0 0	1 0 0	2 0 0
Kelly Stinnett, R (1, 2) OBP: 0.182, SLG: 0.295	C F C 0-3 K			X 0-0 F8			F B X 1-1 G6-3	S C L B F X 1-2 P3		S B X 1-1 F8		5	0	0	0	0	1	2
13 Brendan Ryan, R (1, 4) (10, 6) OBP: 0.320, SLG: 0.391	B B C B B 4-1 BB				C C F F X 0-2 G4-3		C B B B B X 3-1 F9 16 BB 26 1B 1B	X 0-0 1-3 3-H 1B			C B C B F F B X 3-2 HR	4	2	3	2	1	0	0
37 Todd Wellemeyer, R (1, 1) OBP: 0.111, SLG: 0.111 16 Chris Duncan, L (7, PH) OBP: 0.353, SLG: 0.531 61 Troy Cate, L (7, 1) 55 Skip Schumaker, L (8, PH) OBP: 0.268, SLG: 0.256 36 Russ Springer, R (8, 1) 44 Jason Isringhausen, R (8, 1) 7 Adam Kennedy, L (10, 4) OBP: 0.275, SLG: 0.258	C C F F F C 0-3 K			F C B S 2-3 K			B B 1 SAFE B C F B 4-2 26 1B 1-2 BB	X 0-0 G1-3			S X 0-1 SH1-4 S 43 E 1B	2 0 0 1 0 0 1	0 0 0 0 0 0 1	0 0 0 0 0 0 1	0 1 0 0 0 0 0	0 0 0 0 0 0 0	2 0 0 0 0 0 0	1 0 0 2 0 0 0
Inning Stats	R: 1 E: 0 K: 1 S: 16 H: 2 LOB: 1 BB: 0 P: 23	R: 0 E: 0 K: 2 S: 14 H: 0 LOB: 1 BB: 1 P: 19	R: 0 E: 0 K: 0 S: 11 H: 1 LOB: 1 BB: 0 P: 16	R: 0 E: 0 K: 2 S: 7 H: 0 LOB: 0 BB: 0 P: 12	R: 0 E: 0 K: 1 S: 10 H: 0 LOB: 0 BB: 0 P: 12	R: 0 E: 0 K: 0 S: 9 H: 1 LOB: 2 BB: 1 P: 17	R: 1 E: 0 K: 0 S: 10 H: 2 LOB: 2 BB: 1 P: 21	R: 1 E: 0 K: 1 S: 19 H: 3 LOB: 2 BB: 0 P: 26	R: 0 E: 0 K: 1 S: 9 H: 1 LOB: 1 BB: 0 P: 12	R: 0 E: 0 K: 1 S: 7 H: 0 LOB: 0 BB: 0 P: 9	R: 2 E: 1 K: 0 S: 16 H: 2 LOB: 2 BB: 1 P: 26	1B: 8 2B: 3 3B: 0 HR: 1	SF: 0 SAC: 1 DP: 0 HBP: 0					

PITCHER		IP	WLS	BF	H	R	ER	SO	BB	IBB	HBP	BLK	WP	HR	S	P	ERA	WHIP
46 Oliver Pérez, L ERA: 3.14	(1, 1)	6.1		27	5	2	2	6	3	0	0	0	0	0	73	113	2.84	1.263
Aaron Heilman, R ERA: 3.96	(7, 1)	1.1		8	4	1	1	1	0	0	0	0	0	0	22	32	6.75	3.000
25 Pedro Feliciano, L ERA: 1.61	(8, 1)	0.1		1	0	0	0	0	0	0	0	0	0	0	1	1	0.00	0.000
59 Guillermo Mota, R ERA: 4.8	(9, 1)	1.0		4	1	0	0	1	0	0	0	0	0	0	9	12	0.00	1.000
13 Billy Wagner, L ERA: 1.83	(10, 1)	1.0		3	0	0	0	1	0	0	0	0	0	0	7	9	0.00	0.000

PITCHER		IP	WLS	BF	H	R	ER	SO	BB	IBB	HBP	BLK	WP	HR	S	P	ERA	WHIP
Scott Schoeneweis, L ERA: 5.86	(11, 1)	0.2	L	5	2	2	1	0	0	1	0	0	0	1	12	20	13.50	3.000
35 Joe Smith, R ERA: 2.9	(11, 1)	0.1		2	0	0	0	0	0	0	0	0	0	0	4	6	0.00	0.000

TOP

St. Louis Cardinals @ New York Mets

Shea Stadium, Flushing, NY

Tue Jun 26 2007, 7:10 PM EDT

Att. 40,053 - Partly Cloudy - 86 F

livebaseballscorecards.com

AB	45
R	5
H	12
RBI	4
BB	4
SO	9
LOB	23

WP: 0	PB: 0	SB: 1	CS: 0
PA: 50			

Batter	1	2	3	4	5	6	7	8	9	10	11	AB	R	H	RBI	BB	SO	LOB
7 José Reyes, S (1, 6) OBP: 0.398, SLG: 0.451	C F B X 1-2 16 G1-3 15 2B 1B		X 0-0 ① F7			C F B F B X 2-2 ① P6		C F S 0-3 ② K		C B B X 2-1 ① G4-3		5	1	1	0	0	1	0
16 Paul Lo Duca, R (1, 2) OBP: 0.325, SLG: 0.362	C B 1 B X SAFE 2-1 ① G1-3 1-2		B F B F B X 3-2 ② G4-3			C F B X 1-2 ② F9		C B B X 2-1 HR		C B X 1-1 ② L6		5	1	1	1	0	0	1
15 Carlos Beltrán, S (1, 8) OBP: 0.350, SLG: 0.450	X 0-0 5 F9 2-H 2B		C C F F B F B F 2-3 F S ③ K			B S B F B B 4-2 5 S BB		C B X 1-1 ③ G3-1		B C X 1-1 ③ G3		4	0	1	1	1	1	0
5 David Wright, R (1, 5) OBP: 0.372, SLG: 0.482	C B B X 2-1 ② F9 2-3			F B B C X 2-2 G4-6-3 1B		C 1 SAFE D B B B S B 4-2 1-3 BB			C C B C 1-3 ① K		B B X 2-0 ① G6-3	4	0	1	0	1	1	1
21 Carlos Delgado, L (1, 3) OBP: 0.287, SLG: 0.396	C X 0-1 ③ F9			S S S 0-3 ① K		B C F B X 2-2 ③ G4-3			B X 1-0 ② F7		C B X 1-1 2B	5	0	1	0	0	1	4
Shawn Green, L (1, 9) OBP: 0.342, SLG: 0.457		C F B S 1-3 ① K		C X 0-1 ② ③ G4-6-3 1-2f			X 0-0 ① G3-1		C S B B B B F B 4-2 22 E BB		C B B C X 2-2 ② P4	4	1	0	0	1	1	2
22 Jose Valentin, S (1, 4) OBP: 0.328, SLG: 0.447		C B F X 1-2 ② P6			B S X 1-1 ① F8		B B C C B X 3-2 ② L4		B B F 1 SAFE X 2-1 E2 1-H 2B		C B X 1-1 ③ F9	5	0	1	1	0	0	1
27 Carlos Gómez, R (1, 7) OBP: 0.305, SLG: 0.375 Ricky Ledee, L (9, PH) OBP: 0.318, SLG: 0.550 (10, 7)		B B B B 4-0 BB			B S L T 1-2 ② K		B C F S 1-3 ③ K		S B C B B 4-2 DI BB			2 0	0 0	0 0	0 0	1 0	2 0	0 0
46 Oliver Pérez, L (1, 1) Aaron Heilman, R (7, 1) 25 Pedro Feliciano, L (8, 1) Ruben Gotay, S (8, PH) 59 Guillermo Mota, R (9, 1) Julio Franco, R (9, PH) 13 Billy Wagner, L (10, 1) Scott Schoeneweis, L (11, 1) 35 Joe Smith, R (11, 1)		B B C S S 2-3 ③ K			F X 0-1 ③ F7			B C F B F T 2-2 ① K	B B C S F B X 3-2 ③ G4-3 1-2			2 0 0 1 0 1 0 0 0	0 0 0 0 0 0 0 0 0	0 0 0 0 0 0 0 0 0	0 0 0 1 0 0 1 0 0	0 0 0 0 0 0 0 0 0	1 0 0 0 0 0 0 0 0	1 0 0 0 0 2 0 0 0
Inning Stats	R: 1 H: 2 E: 0 LOB: 1 K: 0 BB: 0 S: 10 P: 15	R: 0 H: 0 E: 0 LOB: 1 K: 2 BB: 1 S: 10 P: 18	R: 0 H: 0 E: 0 LOB: 0 K: 1 BB: 0 S: 13 P: 18	R: 0 H: 1 E: 0 LOB: 0 K: 1 BB: 0 S: 8 P: 10	R: 0 H: 0 E: 0 LOB: 0 K: 1 BB: 0 S: 7 P: 9	R: 0 H: 0 E: 0 LOB: 2 K: 0 BB: 2 S: 14 P: 27	R: 0 H: 0 E: 0 LOB: 0 K: 1 BB: 0 S: 7 P: 11	R: 1 H: 1 E: 0 LOB: 0 K: 2 BB: 0 S: 13 P: 18	R: 1 H: 1 E: 1 LOB: 2 K: 1 BB: 2 S: 16 P: 31	R: 0 H: 0 E: 0 LOB: 0 K: 0 BB: 0 S: 6 P: 10	R: 0 H: 1 E: 0 LOB: 1 K: 0 BB: 0 S: 8 P: 14	1B: 2 SF: 0 2B: 3 SAC: 0 3B: 0 DP: 1 HR: 1 HBP: 0						

PITCHER		IP	WLS	BF	H	R	ER	SO	BB	IBB	HBP	BLK	WP	HR	S	P	ERA	WHIP
37 Todd Wellemeyer, R ERA: 6.04	(1, 1)	6.0		23	3	1	1	5	3	0	0	0	0	0	62	97	1.50	1.000
61 Troy Cate, L ERA: 1.13	(7, 1)	1.0	H	3	0	0	0	1	0	0	0	0	0	0	7	11	0.00	0.000
36 Russ Springer, R ERA: 3.21	(8, 1)	0.2	H	3	1	1	1	2	0	0	0	0	0	1	11	15	13.50	1.500
44 Jason Isringhausen, R ERA: 1.72	(8, 1)	1.1	B	7	1	1	1	1	2	0	0	0	0	0	18	34	6.75	2.250
48 Brad Thompson, R ERA: 5.04	(10, 1)	1.1	W	5	1	0	0	0	0	0	0	0	0	0	9	16	0.00	0.750

PITCHER		IP	WLS	BF	H	R	ER	SO	BB	IBB	HBP	BLK	WP	HR	S	P	ERA	WHIP
34 Randy Flores, L ERA: 5.08	(11, 1)	0.2	S	2	0	0	0	0	0	0	0	0	0	0	5	8	0.00	0.000

BOTTOM

St. Louis Cardinals @ New York Mets

Shea Stadium, Flushing, NY

Tue Jun 26 2007, 7:10 PM EDT
Att. 40,053 - Partly Cloudy - 86 F

livebaseballscorecards.com

AB	38
R	3
H	6
RBI	3
BB	5
SO	9
LOB	12

WP: 0	PB: 0	SB: 2	CS: 0
PA: 43			

Batter	1	2	3	4	5	6	7	8	9	AB	R	H	RBI	BB	SO	LOB
So Taguchi, R (1, 8) OBP: 0.345, SLG: 0.387	C B B B X 3-1 ① G4-3		B C C B X 2-2 ② G4-3			B X 1-0 ② G4-3				3	0	0	0	0	0	0
47 Ryan Ludwick, R (1, 7) OBP: 0.253, SLG: 0.406	B B F X 2-1 ② L8		B B X 2-0 ③ P4			S B X 1-1 ③ F9				3	0	0	0	0	0	0
5 Albert Pujols, R (1, 3) OBP: 0.401, SLG: 0.527	F B C B B B 4-2 43 CS BB			B X 1-0 ① F9						1	0	0	0	1	0	0
43 Juan Encarnacion, R (1, 9) OBP: 0.297, SLG: 0.444	S 1 SAFE B 1-1 ③ CS 1-2	B C S X 1-2 ① G5-3		B C X 1-1 ② F7						2	0	0	0	0	0	0
27 Scott Rolen, R (1, 5) OBP: 0.344, SLG: 0.386		C B B F X 2-2 BB 1B		F B C F B B X 3-2 ③ F7						2	0	1	0	0	0	0
Gary Bennett, R (1, 2) OBP: 0.260, SLG: 0.302		B 1 SAFE 1 SAFE X 1-0 ② F7			X 0-0 ① F9					2	0	0	0	0	0	1
Aaron Miles, S (1, 6) OBP: 0.335, SLG: 0.352		B B C B B 4-1 1-2 BB			C B C F X 1-2 ② F7					1	0	0	0	1	0	0
13 Brendan Ryan, R (1, 4) OBP: 0.296, SLG: 0.360		C B F B X 2-2 ③ G6-3			L B B X 2-1 ③ F8					2	0	0	0	0	0	2
23 Anthony Reyes, R (1, 1)			S B F B B F S 3-3 ① K			X 0-0 ① F9				2	0	0	0	0	1	0
Inning Stats	R: 0 E: 0 K: 0 S: 7 H: 0 LOB: 0 BB: 1 P: 17	R: 0 E: 0 K: 0 S: 11 H: 1 LOB: 2 BB: 1 P: 21	R: 0 E: 0 K: 1 S: 8 H: 0 LOB: 0 BB: 0 P: 15	R: 0 E: 0 K: 0 S: 7 H: 0 LOB: 0 BB: 0 P: 12	R: 0 E: 0 K: 0 S: 7 H: 0 LOB: 0 BB: 0 P: 10	R: 0 E: 0 K: 0 S: 4 H: 0 LOB: 0 BB: 0 P: 6				1B: 1 2B: 0 3B: 0 HR: 0 SF: 0 SAC: 0 DP: 0 HBP: 0						

TOP

St. Louis Cardinals @ New York Mets

Shea Stadium, Flushing, NY

Wed Jun 27 2007, 7:10 PM EDT

Att. 40,948 - Overcast - 81 F

livebaseballscorecards.com

AB	18
R	0
H	1
RBI	0
BB	2
SO	1
LOB	3

PITCHER		IP	WLS	BF	H	R	ER	SO	BB	IBB	HBP	BLK	WP	HR	S	P	ERA	WHIP
Tom Glavine, L ERA: 4.12	(1, 1)	6.0	W	20	1	0	0	1	2	0	0	0	0	0	44	81	0.00	0.500

PITCHER	IP	WLS	BF	H	R	ER	SO	BB	IBB	HBP	BLK	WP	HR	S	P	ERA	WHIP

Batter	1	2	3	4	5	6	7	8	9	AB	R	H	RBI	BB	SO	LOB
7 José Reyes, S (1, 6) OBP: 0.395, SLG: 0.447	C C S 0-3 ① K		F X 0-1 ② F8		B S S B S 2-3 ② K					3	0	0	0	0	2	2
16 Paul Lo Duca, R (1, 2) OBP: 0.325, SLG: 0.361	F X 0-1 5 HR 1B		C S B F F X 1-2 ③ G5-3		B 2 SAFE X 1-0 ③ G4-3					3	1	1	0	0	0	2
15 Carlos Beltrán, S (1, 8) OBP: 0.348, SLG: 0.447	B F X 1-1 ② F9			C B X 1-1 ① L8						2	0	0	0	0	0	1
5 David Wright, R (1, 5) OBP: 0.376, SLG: 0.495	B X 1-0 1-H HR			B B F B B 4-1 BB						1	1	1	2	1	0	0
21 Carlos Delgado, L (1, 3) OBP: 0.285, SLG: 0.394	S B X 1-1 ③ L4			F 1 SAFE X 0-1 ② F7						2	0	0	0	0	0	1
Shawn Green, L (1, 9) OBP: 0.339, SLG: 0.453		C B C B X 2-2 ① G3-1		1 SAFE C X 0-1 ③ G4-3						2	0	0	0	0	0	1
3 Damion Easley, R (1, 4) OBP: 0.331, SLG: 0.441		B C B F F X 2-2 ② G6-3			B C B C F H 3-2 SH1-4 27 BB HBP					1	0	0	0	0	0	0
27 Carlos Gómez, R (1, 7) OBP: 0.309, SLG: 0.371		C B X 1-1 ③ G5-3			D S D B B 4-1 1-2 SH1-4 BB					1	0	0	0	1	0	0
Tom Glavine, L (1, 1) OBP: 0.345, SLG: 0.357			C F F S 0-3 ① K		C X 0-1 ① SH1-4 1-2 2-3					1	0	0	0	0	1	0
Inning Stats	R: 2 E: 0 K: 1 S: 10 H: 2 LOB: 0 BB: 0 P: 13	R: 0 E: 0 K: 0 S: 9 H: 0 LOB: 0 BB: 0 P: 14	R: 0 E: 0 K: 1 S: 11 H: 0 LOB: 0 BB: 0 P: 12	R: 0 E: 0 K: 0 S: 7 H: 0 LOB: 1 BB: 1 P: 12	R: 0 E: 0 K: 1 S: 10 H: 0 LOB: 2 BB: 1 P: 20					1B: 1 2B: 0 3B: 0 HR: 1	SF: 0 SAC: 1 DP: 0 HBP: 1					

BOTTOM

St. Louis Cardinals @ New York Mets

Shea Stadium, Flushing, NY

Wed Jun 27 2007, 7:10 PM EDT
Att. 40,948 - Overcast - 81 F

livebaseballscorecards.com

AB	16
R	2
H	2
RBI	2
BB	2
SO	3
LOB	7

WP: 0 PB: 0 SB: 0 CS: 0 PA: 20

PITCHER	IP	WLS	BF	H	R	ER	SO	BB	IBB	HBP	BLK	WP	HR	S	P	ERA	WHIP
23 Anthony Reyes, R (1, 1) ERA: 6.4	5.0	L	20	2	2	2	3	2	0	1	0	0	1	47	71	3.60	0.800

PITCHER	IP	WLS	BF	H	R	ER	SO	BB	IBB	HBP	BLK	WP	HR	S	P	ERA	WHIP

St. Louis Cardinals @ Cincinnati Reds

Great American Ball Park, Cincinnati, OH

Fri Jun 29 2007, 7:10 PM EDT

Att. 35,508 - Overcast - 78 F

TOP

livebaseballscorecards.com

Batter	1	2	3	4	5	6	7	8	9	AB	R	H	RBI	BB	SO	LOB
So Taguchi, R (1, 8) OBP: 0.337, SLG: 0.377	C X 0-1 ① F8		B C B X 2-1 ① G4-3		B C F B X 2-2 ③ G6-3		B B C F S F S 3-3 ③ K		B B C X 2-1 G6-4-3 1B	4	0	0	0	0	1	2
Troy Percival, R (7, 1)										0	0	0	0	0	0	0
36 Russ Springer, R (8, 1)										0	0	0	0	0	0	0
61 Troy Cate, L (8, 1)										0	0	0	0	0	0	0
31 Ryan Franklin, R (8, 1)										0	0	0	0	0	0	0
23 Anthony Reyes, R (9, PH) OBP: 0.063, SLG: 0.063										1	0	1	0	0	0	0
44 Jason Isringhausen, R (9, 1)										0	0	0	0	0	0	0
Aaron Miles, S (1, 6) OBP: 0.337, SLG: 0.359	B C C B X 2-2 ② F7		X 0-0 1B			C X 0-1 ① G4-3		B C X 1-1 5 1B 16 1B 2B	F B B X 2-1 ②③ G6-4-3 1-2f	5	1	2	0	0	0	1
5 Albert Pujols, R (1, 3) OBP: 0.405, SLG: 0.534	C X 0-1 1B		F B B B C X 3-2 ② F9			B C B C X 2-2 2B		C B F B B X 3-2 16 1B 43 1B 2-3 1B		4	1	3	0	0	0	1
16 Chris Duncan, L (1, 7) OBP: 0.351, SLG: 0.526	C C B X 1-2 ③ F9		B S B C X 2-2 ③ G6-3			C C B F X 1-2 ② F7		B F B F B X 3-2 43 1B 4 1B 1-2 3-H 1B		4	1	1	1	0	0	3
27 Scott Rolen, R (1, 5) OBP: 0.342, SLG: 0.381		B B C F B B 4-2 43 2B BB		B F B B X 3-1 ① F8		B F B B X 2-0 ③ F8		B C F B B F X 3-2 ① F3		3	1	0	0	1	0	3
43 Juan Encarnacion, R (1, 9) OBP: 0.302, SLG: 0.453		D C X 1-1 4 F9 1-H 2B		B X 1-0 ② F8			B C C B C 2-3 ① K	F F B B F X 2-2 4 1B 1-3 2-H 1B		4	0	2	2	0	1	0
4 Yadier Molina, R (1, 2) OBP: 0.340, SLG: 0.348		B X 1-0 ① F9 2-3		F B T F S 1-3 ③ K			F B C X 1-2 7 1B 1B	B B X 2-0 7 G6-4-3 2-3 3-H 1B		4	0	2	1	0	1	1
7 Adam Kennedy, L (1, 4) OBP: 0.275, SLG: 0.258		S F X 0-2 ② P6			X 0-0 ① G1-3		B B C B F X 3-2 1-2 1B	F B C F B X 2-2 ②③ G6-4-3 1-2f		4	0	1	0	0	0	3
48 Brad Thompson, R (1, 1) OBP: 0.083, SLG: 0.083		C S B S 1-3 ③ K			B C S F S 1-3 ② K		X 0-0 ② F3		F B X 1-1 ① G4-3	2	0	0	0	0	2	1
47 Ryan Ludwick, R (7, PH) OBP: 0.250, SLG: 0.402										1	0	0	0	0	0	2
(7, 8)																
55 Skip Schumaker, L (8, 8) OBP: 0.263, SLG: 0.250										1	0	0	0	0	0	0
Inning Stats	R: 0 H: 1 E: 0 LOB: 1 K: 0 BB: 0 S: 10 P: 13	R: 1 H: 1 E: 0 LOB: 1 K: 1 BB: 1 S: 11 P: 18	R: 0 H: 1 E: 0 LOB: 1 K: 0 BB: 0 S: 9 P: 16	R: 0 H: 0 E: 0 LOB: 0 K: 1 BB: 0 S: 7 P: 12	R: 0 H: 0 E: 0 LOB: 0 K: 1 BB: 0 S: 8 P: 11	R: 0 H: 1 E: 0 LOB: 1 K: 0 BB: 0 S: 10 P: 15	R: 0 H: 2 E: 0 LOB: 2 K: 2 BB: 0 S: 19 P: 28	R: 3 H: 5 E: 0 LOB: 1 K: 0 BB: 0 S: 21 P: 37	R: 0 H: 1 E: 0 LOB: 0 K: 0 BB: 0 S: 6 P: 11	1B: 9 2B: 3 3B: 0 HR: 0	SF: 0 SAC: 0 DP: 2 HBP: 0			WP: 0 PB: 0 SB: 0 CS: 0		PA: 38	

	AB	37
	R	4
	H	12
	RBI	4
	BB	1
	SO	5
	LOB	17

PITCHER		IP	WLS	BF	H	R	ER	SO	BB	IBB	HBP	BLK	WP	HR	S	P	ERA	WHIP
61 Bronson Arroyo, R ERA: 4.89	(1, 1)	7.0		28	6	1	1	5	1	0	0	0	0	0	74	113	1.29	1.000
59 Marcus McBeth, R ERA: 7.0	(8, 1)	0.0	L	2	2	2	2	0	0	0	0	0	0	0	5	9	∞	∞
40 Jon Coutlangus, L ERA: 4.78	(8, 1)	0.0	B	1	1	0	0	0	0	0	0	0	0	0	3	6	∞	∞
53 Brad Salmon, R ERA: 3.44	(8, 1)	1.0		4	2	1	1	0	0	0	0	0	0	0	13	22	9.00	2.000
Ricky Stone, R ERA:	(9, 1)	1.0		3	1	0	0	0	0	0	0	0	0	0	6	11	0.00	1.000

PITCHER		IP	WLS	BF	H	R	ER	SO	BB	IBB	HBP	BLK	WP	HR	S	P	ERA	WHIP

St. Louis Cardinals @ Cincinnati Reds

Great American Ball Park, Cincinnati, OH

Fri Jun 29 2007, 7:10 PM EDT
Att. 35,508 - Overcast - 78 F

BOTTOM

livebaseballscorecards.com

Batter	1	2	3	4	5	6	7	8	9	AB	R	H	RBI	BB	SO	LOB
Scott Hatteberg, L (1, 3) OBP: 0.385, SLG: 0.463	3-1 4 FC5-4 1B		2-1 2B		2-2 ② L7		2-2 ③ L5		1-3 ③ K	5	0	2	0	0	1	2
4 Brandon Phillips, R (1, 4) OBP: 0.320, SLG: 0.467	1-1 ① FC5-4 FC4-6 BB 1-2f		0-1 ② F7		0-1 ③ G5-3			1-3 ① K		4	0	0	0	0	1	2
Ken Griffey Jr., L (1, 9) OBP: 0.381, SLG: 0.569	4-2 FC4-6 1-2 BB		1-1 ③ F9			3-1 ① G6-3		1-2 1B		3	0	1	0	1	0	1
Adam Dunn, L (1, 7) OBP: 0.358, SLG: 0.573	0-0 ② FC4-6 1-2f 2-3			0-1 ① F8		0-0 ② L3		2-2 ② F9		4	0	0	0	0	0	3
28 Edwin Encarnación, R (1, 5) OBP: 0.350, SLG: 0.384	1-0 ③ P4			1-2 2 1B 33 G6-3 1B		2-1 33 HR 1B		0-2 ③ L8		4	1	2	0	0	0	3
33 Josh Hamilton, L (1, 8) OBP: 0.364, SLG: 0.539		2-3 ① K		0-1 ② G6-3 1-2		1-1 1-H HR			1-1 DI HBP	3	1	1	2	0	1	1
2 Alex Gonzalez, R (1, 6) OBP: 0.302, SLG: 0.466	0-1 ② G5-3			1-2 2-3 1B		1-1 ③ L7			3-3 ① K	4	0	1	0	0	1	1
26 David Ross, R (1, 2) OBP: 0.249, SLG: 0.384 Javier Valentin, S (9, PH) OBP: 0.326, SLG: 0.395	2-0 ③ G5-3			0-0 ③ L8			2-3 ① K		0-3 ② K 1-2	3 1	0 0	0 0	0 0	0 0	1 1	2 1
61 Bronson Arroyo, R (1, 1) OBP: 0.086, SLG: 0.059 9 Juan Castro, R (7, PH) OBP: 0.193, SLG: 0.229 59 Marcus McBeth, R (8, 1) 40 Jon Coutlangus, L (8, 1) 53 Brad Salmon, L (8, 1) Ricky Stone, R (9, 1) Jeff Conine, R (9, PH) OBP: 0.340, SLG: 0.430 30 Norris Hopper, R (9, PR) OBP: 0.313, SLG: 0.336			0-1 ① G5-3		0-3 ① K		0-2 ② F9		4-2 BB	2 1 0 0 0 0 0 0	0 0 0 0 0 0 0 0	0 0 0 0 0 0 1 0	0 0 0 0 0 0 0 0	1 0 0 0 0 0 0 0	0 0 0 0 0 0 0 0
Inning Stats	R: 0 E: 0 K: 0 S: 9 H: 1 LOB: 2 BB: 1 P: 18	R: 0 E: 0 K: 1 S: 6 H: 0 LOB: 0 BB: 0 P: 10	R: 0 E: 0 K: 0 S: 8 H: 1 LOB: 1 BB: 0 P: 11	R: 0 E: 0 K: 0 S: 12 H: 2 LOB: 2 BB: 0 P: 14	R: 0 E: 0 K: 1 S: 9 H: 0 LOB: 0 BB: 0 P: 11	R: 2 E: 0 K: 0 S: 9 H: 2 LOB: 0 BB: 0 P: 16	R: 0 E: 0 K: 1 S: 9 H: 0 LOB: 0 BB: 0 P: 13	R: 0 E: 0 K: 1 S: 12 H: 1 LOB: 1 BB: 0 P: 16	R: 0 E: 0 K: 3 S: 13 H: 0 LOB: 2 BB: 1 P: 22	1B: 5 2B: 1 3B: 0 HR: 1 SF: 0 SAC: 0 DP: 0 HBP: 1						

AB	34
R	2
H	7
RBI	2
BB	2
SO	7
LOB	16

WP: 0 PB: 0 SB: 0 CS: 0 PA: 37

PITCHER		IP	WLS	BF	H	R	ER	SO	BB	IBB	HBP	BLK	WP	HR	S	P	ERA	WHIP
48 Brad Thompson, R ERA: 4.88	(1, 1)	6.0		25	6	2	2	2	1	0	0	0	0	1	53	80	3.00	1.167
Troy Percival, R ERA:	(7, 1)	1.0	W	3	0	0	0	1	0	0	0	0	0	0	9	13	0.00	0.000
36 Russ Springer, R ERA: 3.18	(8, 1)	0.1	H	1	0	0	0	1	0	0	0	0	0	0	3	4	0.00	0.000
61 Troy Cate, L ERA: 1.08	(8, 1)	0.1	H	2	1	0	0	0	0	0	0	0	0	0	6	9	0.00	3.000
31 Ryan Franklin, R ERA: 1.42	(8, 1)	0.1	H	1	0	0	0	0	0	0	0	0	0	0	3	3	0.00	0.000
44 Jason Isringhausen, R ERA: 1.67	(9, 1)	1.0	S	5	0	0	0	3	1	0	1	0	0	0	13	22	0.00	1.000

Batter	1	2	3	4	5	6	7	8	9	AB	R	H	RBI	BB	SO	LOB
Aaron Miles, S (1, 6) OBP: 0.340, SLG: 0.358	C B F B X 2-2 55 G6-4-3 1B		C X 0-1 ① F7		S B F C 1-3 ③ K		B F F B H 3-2 1-2 HBP			3	0	1	0	0	1	1
55 Skip Schumaker, L (1, 8) OBP: 0.246, SLG: 0.232 Kip Wells, R (7, 1) OBP: 0.346, SLG: 0.500	X 0-0 ① ② G6-4-3 1-2f		C S X 0-2 ② P5			C B F F C 1-3 ① K	C F F C 0-3 ③ K			4 0	0 0	0 0	0 0	0 0	2 0	3 0
5 Albert Pujols, R (1, 3) OBP: 0.409, SLG: 0.534	F F B B F B X 3-2 1B		X 0-0 ③ F9			B B B C B 4-1 27 F9 16 WP BB		B B B B 4-0 BB		2	0	1	0	2	0	0
16 Chris Duncan, L (1, 7) OBP: 0.350, SLG: 0.519	T B B C F F S 2-3 ③ K			C B B S C 2-3 ① K		B B S B F B 4-2 1-2 BB		C S B F C 1-3 ① K		3	0	0	0	1	3	2
27 Scott Rolen, R (1, 5) OBP: 0.341, SLG: 0.376		F B C H 2-2 7 1B 4 SF8 HBP		X 0-0 ② G4-3		B X 1-0 ② F9 2-3		S X 0-1 ② F9		3	1	0	0	0	0	3
43 Juan Encarnacion, R (1, 9) OBP: 0.294, SLG: 0.441		S F C 0-3 ① K		B X 1-0 ③ F9		B C C S 1-3 ③ K		C C B B X 2-2 ③ G5-3		4	0	0	0	0	2	4
7 Adam Kennedy, L (1, 4) OBP: 0.274, SLG: 0.258		B C F X 1-2 1-3 1B	C X 0-1 ① G1-3			L B B B X 3-1 ① G3		C B F F X 1-2 ① G4-3		4	0	1	0	0	0	0
4 Yadier Molina, R (1, 2) OBP: 0.344, SLG: 0.356	S B X 1-1 ② SF8 3-H		X 0-0 1B			B S F X 1-2 HBP 1B		B F F F B X 2-2 ② P6		3	0	2	1	0	0	0
50 Adam Wainwright, R (1, 1) OBP: 0.333, SLG: 0.360 36 Russ Springer, R (6, 1) 47 Ryan Ludwick, R (7, PH) OBP: 0.245, SLG: 0.394 (7, 8)		F B X 1-1 ③ L4			S 1 B B C F S SAFE 2-3 ② K	C F F X 0-2 ② L6		B X 1-0 ③ G4-3		2 0 2	0 0 0	0 0 0	0 0 0	0 0 0	1 0 0	2 0 1
Inning Stats	R: 0 H: 2 E: 0 LOB: 1 K: 1 BB: 0 S: 13 P: 20	R: 1 H: 1 E: 0 LOB: 1 K: 1 BB: 0 S: 12 P: 17	R: 0 H: 0 E: 0 LOB: 0 K: 0 BB: 0 S: 6 P: 6	R: 0 H: 0 E: 0 LOB: 0 K: 1 BB: 0 S: 5 P: 8	R: 0 H: 1 E: 0 LOB: 1 K: 2 BB: 0 S: 10 P: 13	R: 0 H: 0 E: 0 LOB: 2 K: 2 BB: 2 S: 11 P: 22	R: 0 H: 1 E: 0 LOB: 2 K: 1 BB: 0 S: 15 P: 22	R: 0 H: 0 E: 0 LOB: 1 K: 1 BB: 1 S: 9 P: 16	R: 0 H: 0 E: 0 LOB: 0 K: 0 BB: 0 S: 9 P: 13	1B: 5 SF: 1 2B: 0 SAC: 0 3B: 0 DP: 1 HR: 0 HBP: 2					WP: 1 PA: 36 PB: 0 SB: 0 CS: 0	

TOP

St. Louis Cardinals @ Cincinnati Reds

Great American Ball Park, Cincinnati, OH

Sat Jun 30 2007, 7:10 PM EDT
Att. 32,538 - Partly Cloudy - 80 F

livebaseballscorecards.com

AB	30
R	1
H	5
RBI	1
BB	3
SO	9
LOB	16

PITCHER		IP	WLS	BF	H	R	ER	SO	BB	IBB	HBP	BLK	WP	HR	S	P	ERA	WHIP
Kyle Lohse, R ERA: 4.77	(1, 1)	7.0	W	30	5	1	1	8	3	0	2	0	1	0	72	112	1.29	1.143
Mike Gosling, L ERA: 8.31	(8, 1)	0.1		1	0	0	0	1	0	0	0	0	0	0	4	5	0.00	0.000
25 David Weathers, R ERA: 3.18	(8, 1)	1.2		5	0	0	0	0	0	0	0	0	0	0	14	20	0.00	0.000

PITCHER	IP	WLS	BF	H	R	ER	SO	BB	IBB	HBP	BLK	WP	HR	S	P	ERA	WHIP

BOTTOM

St. Louis Cardinals @ Cincinnati Reds
Great American Ball Park, Cincinnati, OH
Sat Jun 30 2007, 7:10 PM EDT
Att. 32,538 - Partly Cloudy - 80 F

livebaseballscorecards.com

Batter	1	2	3	4	5	6	7	8	9	AB	R	H	RBI	BB	SO	LOB
Scott Hatteberg, L (1, 3) OBP: 0.387, SLG: 0.473	C B X 1-1 4 SH1-3 2B		B B X 2-0 ② G1-3		B B C X 2-1 2B	B X 1-0 ③ G3				4	0	2	0	0	0	2
4 Brandon Phillips, R (1, 4) OBP: 0.317, SLG: 0.463	X 0-0 ① SH1-3 2-3		X 0-0 E6 CS		S B C F D X 2-2 ③ G3		F B F X 1-2 ① F8			3	0	0	0	0	0	1
Ken Griffey Jr., L (1, 9) OBP: 0.385, SLG: 0.567	B B B D 4-0 BB		B C F O 1 SAFE 1 SAFE F 1 SAFE B 3-2 ③ CS 1-2	B C S X 1-2 ① F9		B C C B B F F B 4-2 1B 33 BB BB	F B B B F B 4-2 28 2B BB			1	1	0	0	3	0	0
Adam Dunn, L (1, 7) OBP: 0.357, SLG: 0.568 30 Norris Hopper, R (8, 7) OBP: 0.313, SLG: 0.336	B X 1-0 ② P5			B F B F F B B X 3-2 ② G4-3		B B F C X 2-2 33 BB 28 BB 2 HBP 1-3 1B	B C F B X 2-2 ② F7			4 0	1 0	1 0	0 0	0 0	0 0	3 0
28 Edwin Encarnación, R (1, 5) OBP: 0.352, SLG: 0.387 25 David Weathers, R (8, 1)	X 0-0 ③ G6-3			X 0-0 ③ G4-3		B D F T B B 4-2 2 HBP 33 BB 1-2 SF9 BB	B B X 2-0 1-3 2B			3 0	1 0	1 0	0 0	1 0	0 0	2 0
33 Josh Hamilton, L (1, 8) OBP: 0.366, SLG: 0.536		C B F S 1-3 ① K			B F F B B X 3-2 26 HR 1B	B B B 4-0 SF9 2 HBP 1-2 2-3 3-H BB	B F S S 1-3 ③ K			3	1	1	1	1	2	2
2 Alex Gonzalez, R (1, 6) OBP: 0.301, SLG: 0.461		B B B C X 3-1 ② F7			C F B F S 1-3 ① K	C S H 1-2 1-2 2-3 3-H HBP		S F B S 1-3 ① K		3	0	0	1	0	2	1
26 David Ross, R (1, 2) OBP: 0.254, SLG: 0.402		X 0-0 ③ P6			C D X 1-1 1-H HR	B F B S S 2-3 ① K		C T X 0-2 9 G5-4-3 1B		4	1	2	2	0	1	3
Kyle Lohse, R (1, 1) OBP: 0.214, SLG: 0.192 Mike Gosling, L (8, 1) 9 Juan Castro, R (8, 5) OBP: 0.191, SLG: 0.226			C B B F S 2-3 ① K		F X 0-1 ② G4-3	B X 1-0 ② SF9 2-3 3-H		F X 0-1 ②③ G5-4-3 1-2f		2 0 1	0 0 0	0 0 0	1 0 0	0 0 0	1 0 0	0 0 1
Inning Stats	R: 0 E: 0 K: 0 S: 5 H: 1 LOB: 2 BB: 1 P: 11	R: 0 E: 0 K: 1 S: 6 H: 0 LOB: 0 BB: 0 P: 10	R: 0 E: 1 K: 1 S: 8 H: 0 LOB: 0 BB: 0 P: 15	R: 0 E: 0 K: 0 S: 8 H: 0 LOB: 0 BB: 0 P: 12	R: 2 E: 0 K: 1 S: 17 H: 3 LOB: 1 BB: 0 P: 26	R: 3 E: 0 K: 1 S: 16 H: 1 LOB: 2 BB: 3 P: 35	R: 0 E: 0 K: 1 S: 12 H: 1 LOB: 2 BB: 1 P: 22	R: 0 E: 0 K: 1 S: 8 H: 1 LOB: 0 BB: 0 P: 9		1B: 3 2B: 3 3B: 0 HR: 1 SF: 1 SAC: 1 DP: 1 HBP: 1						

	AB	28
	R	5
	H	7
	RBI	5
	BB	5
	SO	6
	LOB	15

WP: 0 PB: 0 SB: 0 CS: 1 PA: 37

PITCHER		IP	WLS	BF	H	R	ER	SO	BB	IBB	HBP	BLK	WP	HR	S	P	ERA	WHIP
50 Adam Wainwright, R ERA: 4.81	(1, 1)	5.0	L	24	5	5	5	3	4	0	0	0	0	1	53	97	9.00	1.800
36 Russ Springer, R ERA: 3.07	(6, 1)	1.0		4	0	0	0	1	0	0	1	0	0	0	7	12	0.00	0.000
Kip Wells, R ERA: 6.3	(7, 1)	2.0		8	2	0	0	2	1	0	0	0	0	0	20	31	0.00	1.500

PITCHER	IP	WLS	BF	H	R	ER	SO	BB	IBB	HBP	BLK	WP	HR	S	P	ERA	WHIP

TOP

St. Louis Cardinals @ Cincinnati Reds

Great American Ball Park, Cincinnati, OH

Sun Jul 01 2007, 1:15 PM EDT

Att. 24,126 - Partly Cloudy - 81 F

livebaseballscorecards.com

Batter	1	2	3	4	5	6	7	8	9	AB	R	H	RBI	BB	SO	LOB
So Taguchi, R (1, 8) OBP: 0.342, SLG: 0.382	2-1 E 5 SF9 1B	2-1 5 BB 2-3 3-H 1B		2-1 F8	1-3 K			1-2 E6 1B 5 G5-4-3	0-1 1B	6	2	3	1	0	1	0
Aaron Miles, S (1, 6) OBP: 0.335, SLG: 0.354	0-2 E1 1-3	0-0 SF8 3-H		0-0 G4-3		1-2 P4		0-0 5 G5-4-3 1-3 1B	1-0 F8	5	0	1	1	0	0	2
5 Albert Pujols, R (1, 3) OBP: 0.412, SLG: 0.534	1-1 SF9 3-H	4-1 1-2 BB		4-1 16 BB 27 1B BB		1-2 16 HR 1B		3-2 G5-4-3 1-2f 3-H		2	2	1	1	2	0	1
16 Chris Duncan, L (1, 7) OBP: 0.359, SLG: 0.536	2-1 27 1B 1B	3-3 K		4-1 27 1B 47 HR 1-2 BB		0-1 1-H HR		2-2 27 E 27 1B 1B		4	2	3	2	1	1	2
27 Scott Rolen, R (1, 5) OBP: 0.346, SLG: 0.381	3-2 1-3 1B		2-2 F9	0-0 47 HR 1-3 2-H 1B		2-1 F8		0-0 E7 1-3 1B		5	1	3	1	0	0	0
47 Ryan Ludwick, R (1, 9) OBP: 0.262, SLG: 0.456	3-3 K		1-0 HR	3-1 2-H 3-H HR		0-1 L8		4-0 IBB		4	2	2	4	1	1	2
7 Adam Kennedy, L (1, 4) OBP: 0.274, SLG: 0.254		4-2 2B 1B BB	2-1 G4-3	3-3 K			0-0 G4-3	1-0 P2		3	1	0	0	1	1	0
13 Brendan Ryan, R (8, PH) OBP: 0.286, SLG: 0.346 (8, 4)										1	0	0	0	0	0	3
Gary Bennett, R (1, 2) OBP: 0.266, SLG: 0.310		2-0 1B 1-3 SF8 2B	4-0 46 FC6 BB		0-1 L8		1-2 L8		0-0 P6	4	1	1	0	1	0	0
46 Mike Maroth, L (1, 1) OBP: 0.250, SLG: 0.375 Troy Percival, R (4, 1) 61 Troy Cate, L (5, 1) 50 Adam Wainwright, R (7, PH) OBP: 0.321, SLG: 0.346 31 Ryan Franklin, R (7, 1) 55 Skip Schumaker, L (9, PH) OBP: 0.242, SLG: 0.228 34 Randy Flores, L (9, 1)		0-1 G1-3	2-1 FC6 1-2f		1-3 K		0-0 G3		0-0 G3	2 1 0 1 0 1 0	0 0 0 0 0 0 0	0 0 0 0 0 0 0	0 1 0 0 0 0 0	0 0 0 0 0 0 0	0 1 0 0 0 0 0	3 0 0 0 0 0 0
Inning Stats	R: 1 E: 1 K: 1 S: 16 H: 3 LOB: 2 BB: 0 P: 27	R: 2 E: 0 K: 1 S: 15 H: 2 LOB: 2 BB: 2 P: 30	R: 1 E: 0 K: 0 S: 8 H: 1 LOB: 1 BB: 1 P: 19	R: 4 E: 0 K: 1 S: 11 H: 2 LOB: 0 BB: 2 P: 27	R: 0 E: 0 K: 2 S: 9 H: 0 LOB: 0 BB: 0 P: 11	R: 2 E: 0 K: 0 S: 13 H: 2 LOB: 0 BB: 0 P: 17	R: 0 E: 0 K: 0 S: 5 H: 0 LOB: 0 BB: 0 P: 6	R: 1 E: 2 K: 0 S: 12 H: 3 LOB: 3 BB: 1 P: 23	R: 0 E: 0 K: 0 S: 5 H: 1 LOB: 1 BB: 0 P: 6	1B: 10 2B: 1 3B: 0 HR: 3	SF: 2 SAC: 0 DP: 1 HBP: 0					

	AB	39
	R	11
	H	14
	RBI	10
	BB	6
	SO	5
	LOB	13

WP: 0 PB: 0 SB: 0 CS: 0 PA: 47

PITCHER		IP	WLS	BF	H	R	ER	SO	BB	IBB	HBP	BLK	WP	HR	S	P	ERA	WHIP
34 Homer Bailey, R ERA: 8.1	(1, 1)	3.2	L	23	7	7	7	2	5	0	0	0	0	1	45	92	17.18	3.273
Ricky Stone, R ERA: 6.75	(4, 1)	0.1		2	1	1	1	1	0	0	0	0	0	1	5	11	27.00	3.000
53 Brad Salmon, R ERA: 3.98	(5, 1)	2.0		8	2	2	2	2	0	0	0	0	0	1	22	28	9.00	1.000
56 Todd Coffey, R ERA: 4.24	(7, 1)	1.2		9	3	1	0	0	0	1	0	0	0	0	16	27	0.00	1.800
40 Jon Coutlangus, L ERA: 4.73	(8, 1)	0.1		1	0	0	0	0	0	0	0	0	0	0	1	2	0.00	0.000

PITCHER		IP	WLS	BF	H	R	ER	SO	BB	IBB	HBP	BLK	WP	HR	S	P	ERA	WHIP
59 Marcus McBeth, R ERA: 6.3	(9, 1)	1.0		4	1	0	0	0	0	0	0	0	0	0	5	6	0.00	1.000

BOTTOM

Batter	1	2	3	4	5	6	7	8	9	AB	R	H	RBI	BB	SO	LOB
30 Norris Hopper, R (1, 8) OBP: 0.325, SLG: 0.342	BCX 1-1 4 HR 1B		X 0-0 4 FC1-5 HR 1B 1-2	CCBBFFFX 2-2 ③ G3		BFX 1-1 ③ F9			BBCBCB 4-2 4 DI BB	4	2	2	0	1	0	2
4 Brandon Phillips, R (1, 4) OBP: 0.318, SLG: 0.469	X 0-0 1-H HR		SX 0-1 ① FC1-5 HR 1-2 2-3f		BFBBSB 4-2 1B SF7 BB		CSBBX 2-2 ① G6-3		CBX 1-1 ③ P3 1-2	4	3	1	2	1	0	3
Ken Griffey Jr., L (1, 9) OBP: 0.387, SLG: 0.577	BFCS 1-3 ① K		BFFX 1-2 1-H 2-H HR		BBX 2-0 FC3-6 1-3 1B		BSSC 1-3 ② K			4	1	2	3	0	2	0
Jeff Conine, R (1, 3) OBP: 0.331, SLG: 0.421	CBFBFBX 3-2 ② L9		X 0-0 ② G5-3		BX 1-0 ① SF7 3-H		CBBBX 3-1 ③ G4-3			3	0	0	1	0	0	0
Adam Dunn, L (1, 7) OBP: 0.352, SLG: 0.561	CBBCBFX 3-2 ③ G3-1		FFS 0-3 ③ K		DSX 1-1 ② FC3-6 1-2f			SX 0-1 ① F9		4	0	0	0	0	1	1
28 Edwin Encarnación, R (1, 5) OBP: 0.351, SLG: 0.385		BBCBFX 3-2 ① F8		BFBX 2-1 2 E 1B	SBFFC 1-3 ③ K			CFFX 0-2 ② G4-3		4	0	1	0	0	1	1
2 Alex Gonzalez, R (1, 6) OBP: 0.301, SLG: 0.456		CBBBFX 2-2 ② G5-3		B 1 SAFE BBCD 1 SAFE FFFF 4-2 B 1-2 BB		BBBCFT 3-2 ① K		BSBSFBX 3-2 ③ F8		3	0	0	0	1	1	0
26 David Ross, R (1, 2) OBP: 0.254, SLG: 0.415		BCFX 1-2 ③ P5		BX 1-0 ① P5		BCFBFBX 3-2 HR			BBCBX 3-1 ① P3	4	1	1	1	0	0	2
34 Homer Bailey, R (1, 1) Ricky Stone, R (4, 1) Javier Valentin, S (4, PH) 53 Brad Salmon, L (6, 1) 9 Juan Castro, R (6, PH) 56 Todd Coffey, R (7, 1) 40 Jon Coutlangus, L (8, 1) 59 Marcus McBeth, R (9, 1) Chad Moeller, R (9, PH)			CCBBBX 3-2 4 30 FC1-5 1B	FBST 1-2 ② K		BX 1-0 ② F8			BBCFFS 2-3 ② K	1 0 1 0 0 0 0 0 0 0 0 0 0 0 1 0 0 0 0 1 2 0 0 0 0 0 0 0 1 0 0 0 0 0 0 0 0 0 0 0 0 0 0 0 0 0 0 0 0 0 0 0 0 0 0 0 1 0 0 0 0 1 0						
Inning Stats	R: 2 E: 0 K: 1 S: 14 H: 2 LOB: 0 BB: 0 P: 22	R: 0 E: 0 K: 0 S: 9 H: 0 LOB: 0 BB: 0 P: 15	R: 3 E: 0 K: 1 S: 13 H: 3 LOB: 0 BB: 0 P: 17	R: 0 E: 1 K: 1 S: 15 H: 1 LOB: 2 BB: 1 P: 25	R: 1 E: 0 K: 1 S: 10 H: 1 LOB: 1 BB: 1 P: 19	R: 1 E: 0 K: 1 S: 10 H: 1 LOB: 0 BB: 0 P: 18	R: 0 E: 0 K: 1 S: 8 H: 0 LOB: 0 BB: 0 P: 14	R: 0 E: 0 K: 0 S: 10 H: 0 LOB: 0 BB: 0 P: 13	R: 0 E: 0 K: 1 S: 9 H: 0 LOB: 1 BB: 1 P: 19	1B: 5 2B: 0 3B: 0 HR: 3	SF: 1 SAC: 0 DP: 0 HBP: 0					

PITCHER	IP	WLS	BF	H	R	ER	SO	BB	IBB	HBP	BLK	WP	HR	S	P	ERA	WHIP
46 Mike Maroth, L (1, 1) ERA: 5.08	3.0		16	6	5	5	2	1	0	0	0	0	2	42	66	15.00	2.333
Troy Percival, R (4, 1) ERA: 4.5	1.0	W	4	0	1	1	1	1	0	0	0	0	0	11	19	9.00	1.000
61 Troy Cate, L (5, 1) ERA: 1.74	2.0	H	8	2	1	1	2	0	0	0	0	0	1	18	31	4.50	1.000
31 Ryan Franklin, R (7, 1) ERA: 1.35	2.0	H	6	0	0	0	1	0	0	0	0	0	0	18	27	0.00	0.000
34 Randy Flores, L (9, 1) ERA: 4.91	1.0		4	0	0	0	1	1	0	0	0	0	0	9	19	0.00	1.000

PITCHER	IP	WLS	BF	H	R	ER	SO	BB	IBB	HBP	BLK	WP	HR	S	P	ERA	WHIP

St. Louis Cardinals @ Cincinnati Reds

Great American Ball Park, Cincinnati, OH

Sun Jul 01 2007, 1:15 PM EDT
Att. 24,126 - Partly Cloudy - 81 F

livebaseballscorecards.com

AB	34
R	7
H	8
RBI	7
BB	3
SO	7
LOB	11

WP: 0	PB: 0	SB: 0	CS: 0
PA: 38			

Batter	1	2	3	4	5	6	7	8	9	AB	R	H	RBI	BB	SO	LOB
22 Eric Byrnes, R (1, 7) (7, 9) OBP: 0.367, SLG: 0.507	F F B B X 2-2 F7 ①		F B X 1-1 G5-3 ③			X 0-0 18 BLK 18 1B 2B		C X 0-1 P6 ②		4	1	1	0	0	0	0
24 Chris Young, R (1, 8) OBP: 0.280, SLG: 0.425	C B C B X 2-2 P5 ②			B C B X 2-1 G6-3 ①		C X 0-1 G6-3 ②		B F B F S 2-3 K ③		4	0	0	0	0	1	1
1 Orlando Hudson, S (1, 4) OBP: 0.385, SLG: 0.464	X 0-0 F7 ③			C X 0-1 F7 ②		B B B B 4-0 18 BLK 18 1B BB			C B F B B S 3-3 K ①	3	1	0	0	1	1	0
18 Chad Tracy, L (1, 5) OBP: 0.359, SLG: 0.473		B C F B X 2-2 G4-3 ①		B X 1-0 G4-3 ③		B B X 2-0 34 FC4-6 1-H 2-H 1B			B C F B F X 2-2 P6 ②	4	0	1	2	0	0	0
34 Conor Jackson, R (1, 3) OBP: 0.365, SLG: 0.402		B X 1-0 F8 ②			B B X 2-0 F9 ①	F B B C X 2-2 FC4-6 1-2f ③			C B F B F B S 3-3 K ③	4	0	0	0	0	1	1
6 Stephen Drew, L (1, 6) OBP: 0.302, SLG: 0.353		X 0-0 1B			B C B F X 2-2 F9 ②		C B F X 1-2 G4-3 ①			3	0	1	0	0	0	0
7 Carlos Quentin, R (1, 9) OBP: 0.304, SLG: 0.357		S D 1 SAFE X 1-1 P6 ③			B F F B F X 2-2 G6-3 ③		C B F B X 2-2 F8 ②			3	0	0	0	0	0	1
37 Juan Cruz, R (8, 1)										0	0	0	0	0	0	0
Brandon Lyon, R (8, 1)										0	0	0	0	0	0	0
19 Chris Snyder, R (1, 2) OBP: 0.302, SLG: 0.375			C B B X 2-1 G5-3 ①			X 0-0 HR	C F B C 1-3 K ③			3	1	1	1	0	1	0
17 Brandon Webb, R (1, 1) OBP: 0.057, SLG: 0.086			B B B C C X 3-2 G5-3 ②			C B X 1-1 G1-3 ①		C B X 1-1 G4-3 ①		2	0	0	0	0	0	0
56 Ramon Pena, R (7, 1) OBP: 0.333, SLG: 0.333										0	0	0	0	0	0	0
Scott Hairston, R (7, 7) OBP: 0.321, SLG: 0.383										1	0	0	0	0	0	0
Inning Stats	R: 0 E: 0 K: 0 S: 7 H: 0 LOB: 0 BB: 0 P: 11	R: 0 E: 0 K: 0 S: 7 H: 1 LOB: 1 BB: 0 P: 11	R: 0 E: 0 K: 0 S: 7 H: 0 LOB: 0 BB: 0 P: 13	R: 0 E: 0 K: 0 S: 5 H: 0 LOB: 0 BB: 0 P: 8	R: 0 E: 0 K: 0 S: 8 H: 0 LOB: 0 BB: 0 P: 14	R: 3 E: 0 K: 0 S: 10 H: 3 LOB: 1 BB: 1 P: 19	R: 0 E: 0 K: 1 S: 9 H: 0 LOB: 0 BB: 0 P: 13	R: 0 E: 0 K: 1 S: 7 H: 0 LOB: 0 BB: 0 P: 10	R: 0 E: 0 K: 2 S: 11 H: 0 LOB: 0 BB: 0 P: 19	1B: 2 2B: 1 3B: 0 HR: 1 SF: 0 SAC: 0 DP: 0 HBP: 0							

TOP

Arizona Diamondbacks @ St. Louis Cardinals

Busch Stadium, St. Louis, MO

Mon Jul 02 2007, 7:10 PM CDT

Att. 42,312 - Clear - 80 F

livebaseballscorecards.com

AB	31
R	3
H	4
RBI	3
BB	1
SO	4
LOB	3

WP: 0 PB: 0 SB: 0 CS: 0 PA: 32

PITCHER		IP	WLS	BF	H	R	ER	SO	BB	IBB	HBP	BLK	WP	HR	S	P	ERA	WHIP
Braden Looper, R ERA: 4.65	(1, 1)	6.0		23	4	3	3	0	1	0	0	1	0	1	44	76	4.50	0.833
36 Russ Springer, R ERA: 2.97	(7, 1)	1.0	W	3	0	0	0	1	0	0	0	0	0	0	9	13	0.00	0.000
31 Ryan Franklin, R ERA: 1.32	(8, 1)	1.0	H	3	0	0	0	1	0	0	0	0	0	0	7	10	0.00	0.000
34 Randy Flores, L ERA: 4.75	(9, 1)	1.0		3	0	0	0	2	0	0	0	0	0	0	11	19	0.00	0.000

PITCHER	IP	WLS	BF	H	R	ER	SO	BB	IBB	HBP	BLK	WP	HR	S	P	ERA	WHIP

Batter	1	2	3	4	5	6	7	8	9	AB	R	H	RBI	BB	SO	LOB
So Taguchi, R (1, 8) OBP: 0.344, SLG: 0.379	B C B C F F B S 3-3 ① K		B X 1-0 ① L5		B F X 1-1 ① F8		1 SAFE C B 1 SAFE F H 2-2 1B 5 1B HBP 1-2	X 0-0 5 F9 E 27 3B 1B 1-2		4	2	1	0	0	1	0
Aaron Miles, S (1, 6) OBP: 0.336, SLG: 0.355	C X 0-1 ② F9		B X 1-0 5 1B 27 FC4-6 1B		C S X 0-2 ② G5-3		B B X 2-0 5 1B 16 1B 1B 1-2 2-3	B X 1-0 FC3 16 BB 27 3B 1-2 2-H		5	3	2	0	0	0	1
5 Albert Pujols, R (1, 3) OBP: 0.412, SLG: 0.531	C C B X 1-2 ③ G5-3		C 1 SAFE C 1 SAFE B 1 SAFE X 1-2 27 FC4-6 1B 1-3		X 0-0 ③ G4-3		X 0-0 16 1B 1B 1-3 2-H 3-H	B C B B S F X 3-2 ② F9 2-3		5	0	2	2	0	0	2
16 Chris Duncan, L (1, 7) OBP: 0.368, SLG: 0.536		B C C B C 2-3 ① K	C B B B B 4-1 27 FC4-6 BB			F B B B F B 4-2 47 1B 7 1B BB	X 0-0 47 G4-3 1B 2-3 3-H	B C B B B 4-1 27 3B BB 1-2		2	2	1	1	3	1	0
27 Scott Rolen, R (1, 5) OBP: 0.347, SLG: 0.390		C B B B X 3-1 47 G6-3 4 1B 1B	B X 1-0 ② FC4-6 1-2f 2-3 3-H			B S 1 SAFE B X 2-1 ① F9	C C S 0-3 ① K	B C C X 1-2 1-H 2-H 3-H 3B		5	1	2	4	0	1	5
47 Ryan Ludwick, R (1, 9) OBP: 0.261, SLG: 0.449 31 Ryan Franklin, R (8, 1) 13 Brendan Ryan, R (8, PH) OBP: 0.276, SLG: 0.333 34 Randy Flores, L (9, 1)		C 1 SAFE X 0-1 ② G6-3 1-2	F C B S 1-3 ③ K2-3			F 1 SAFE S F D F B 1 SAFE F 3-2 B F X 7 1B 1-3	C X 0-1 ②③ G4-3 1-2f	X 0-0 ③ F9		4 0 1 0	0 0 0 0	1 0 0 0	0 0 0 0	0 0 0 0	1 0 1 0	5 0 1 0
7 Adam Kennedy, L (1, 4) OBP: 0.283, SLG: 0.256		B B B B 4-0 4 1B BB		C X 0-1 ① F8		C X 0-1 4 G6-4-3 1-3 3-H 1B	B B B B 4-0 55 BLK 55 1B BB			2	1	1	1	2	0	0
4 Yadier Molina, R (1, 2) OBP: 0.342, SLG: 0.353		X 0-0 1-2 2-H 1B		C X 0-1 ② F7		1 SAFE F C 1 SAFE X 0-2 ②③ G6-4-3 1-2f	F F B F S 1-3 ① K			4	0	1	1	0	1	3
Braden Looper, R (1, 1) OBP: 0.185, SLG: 0.160 36 Russ Springer, R (7, 1) 55 Skip Schumaker, L (7, PH) OBP: 0.266, SLG: 0.254 (8, 9)		X 0-0 ③ G1-3		C B C C 1-3 ③ K			B X 1-0 1B HBP 5 1B 1B	S 1 SAFE C 1 SAFE 1 SAFE F F B F 2-2 B X FC3 1B E 1-H		2 0 2	0 0 2	0 0 2	0 0 1	0 0 2	1 0 0	2 0 0
Inning Stats	R: 0 H: 0 E: 0 LOB: 0 K: 1 BB: 0 S: 10 P: 14	R: 1 H: 2 E: 0 LOB: 2 K: 1 BB: 1 S: 9 P: 18	R: 1 H: 2 E: 0 LOB: 2 K: 1 BB: 1 S: 10 P: 19	R: 0 H: 0 E: 0 LOB: 0 K: 1 BB: 0 S: 7 P: 8	R: 0 H: 0 E: 0 LOB: 0 K: 0 BB: 0 S: 6 P: 7	R: 1 H: 2 E: 0 LOB: 1 K: 0 BB: 1 S: 16 P: 25	R: 3 H: 4 E: 0 LOB: 1 K: 1 BB: 0 S: 11 P: 16	R: 5 H: 3 E: 1 LOB: 1 K: 1 BB: 2 S: 21 P: 37		1B: 12 SF: 0 2B: 0 SAC: 0 3B: 1 DP: 2 HR: 0 HBP: 1				WP: 0 PA: 42 PB: 0 SB: 0 CS: 0		

PITCHER	IP	WLS	BF	H	R	ER	SO	BB	IBB	HBP	BLK	WP	HR	S	P	ERA	WHIP
17 Brandon Webb, R (1, 1) ERA: 3.27	6.0	L	28	7	5	5	4	3	0	1	0	0	0	61	97	7.50	1.667
56 Ramon Pena, R (7, 1) ERA: 2.18	1.0		5	3	1	1	1	0	0	0	0	0	0	8	10	9.00	3.000
37 Juan Cruz, R (8, 1) ERA: 3.48	0.2		7	2	5	1	1	2	0	0	1	0	0	17	32	13.50	6.000
Brandon Lyon, R (8, 1) ERA: 2.03	0.1		2	1	0	0	0	0	0	0	0	0	0	4	5	0.00	3.000

PITCHER	IP	WLS	BF	H	R	ER	SO	BB	IBB	HBP	BLK	WP	HR	S	P	ERA	WHIP

BOTTOM

Arizona Diamondbacks @ St. Louis Cardinals

Busch Stadium, St. Louis, MO

Mon Jul 02 2007, 7:10 PM CDT

Att. 42,312 - Clear - 80 F

livebaseballscorecards.com

AB	36
R	11
H	13
RBI	10
BB	5
SO	6
LOB	19

Batter	1	2	3	4	5	6	7	8	9	AB	R	H	RBI	BB	SO	LOB
24 Chris Young, R (1, 8) OBP: 0.279, SLG: 0.432	B S X 1-1 E6 18 E, 1 1B, 27 SF9	X 0-0 HR		C S B B B X 3-2 ② G6-3			B C X 1-1 ② P3		F X 0-1 ① G6-3	5	2	1	1	0	0	0
1 Orlando Hudson, S (1, 4) OBP: 0.386, SLG: 0.463	B B 1 SAFE B C X 3-1 27 SF9, 18 E, 6 1B 1-2 1B	B C X 1-1 ③ G3		C B S X 1-2 ③ G3-1			B F S F B X 2-2 22 1B, 22 WP 1B		X 0-0 ② L9	5	1	2	0	0	0	0
22 Eric Byrnes, R (1, 9) (6, 7) OBP: 0.367, SLG: 0.504	C F X 0-2 ① F4	C F F B B F F R B B 4-2 18 HR BB			F B S B F X 2-2 ① G6-3		C D F 1 SAFE B X 2-2 1-3 1B		C B B B F S 3-3 ③ K	4	1	1	0	1	1	2
18 Chad Tracy, L (1, 3) OBP: 0.357, SLG: 0.485	B X 1-0 E9 6 1B 1-2 2-3	F F X 0-2 HR 1-H			C F X 0-2 ② G2-3		C X 0-1 ③ P6			4	1	1	2	0	0	4
27 Mark Reynolds, R (1, 5) OBP: 0.331, SLG: 0.530	F B F F B X 2-2 ② SF9 2-3 3-H	C X 0-1 HR			B F S B B S 3-3 ③ K			X 0-0 ① G3-1		3	1	1	2	0	1	0
6 Stephen Drew, L (1, 6) OBP: 0.304, SLG: 0.359	C F X 0-2 1-3 3-H 1B	B C C X 1-2 ① G4-3				C B C S 1-3 ① K		F B X 1-1 34 1B 2B		4	1	2	1	0	1	0
Scott Hairston, R (1, 7) OBP: 0.321, SLG: 0.389 56 Ramon Pena, R (6, 1) OBP: 0.333, SLG: 0.333 34 Conor Jackson, R (8, PH) OBP: 0.367, SLG: 0.404 57 Dustin Nippert, R (8, 1)	B C S X 1-2 ③ L4	B X 1-0 26 F8-6 2B				C B B F F C 2-3 ② K		B B B X 3-0 7 FC6-4 2-H 1B		3 0 1 0	0 0 0 0	1 0 1 0	0 0 1 0	0 0 0 0	1 0 0 0	2 0 0 0
26 Miguel Montero, L (1, 2) OBP: 0.290, SLG: 0.374		C F F X 0-2 50 B3-4-6-4-6-3 1B	B D X 2-0 ② ③ F8-6 2-2			S B S X 1-2 ③ G3-1		S F X 0-2 ② F8		4	0	1	0	0	0	2
50 Yusmeiro Petit, R (1, 1) 7 Carlos Quentin, R (6, 9) OBP: 0.301, SLG: 0.354		B X 1-0 ① ② B3-4-6-4-6-3 1-2f		B C B F F B T 3-2 ① K			C B B F S 2-3 ① K	X 0-0 ③ FC6-4 1-2f		2 2	0 0	0 0	0 0	0 0	1 1	1 1
Inning Stats	R: 2 E: 2 K: 0 S: 18 H: 2 LOB: 2 BB: 0 P: 26	R: 1 E: 0 K: 0 S: 8 H: 2 LOB: 0 BB: 0 P: 10	R: 3 E: 0 K: 0 S: 15 H: 3 LOB: 0 BB: 1 P: 23	R: 0 E: 0 K: 1 S: 10 H: 0 LOB: 0 BB: 0 P: 17	R: 0 E: 0 K: 1 S: 10 H: 0 LOB: 0 BB: 0 P: 15	R: 0 E: 0 K: 2 S: 10 H: 0 LOB: 0 BB: 0 P: 14	R: 0 E: 0 K: 1 S: 14 H: 2 LOB: 2 BB: 0 P: 21	R: 1 E: 0 K: 0 S: 8 H: 2 LOB: 1 BB: 0 P: 12	R: 0 E: 0 K: 1 S: 6 H: 0 LOB: 0 BB: 0 P: 9	1B: 6 2B: 3 3B: 0 HR: 3 SF: 1 SAC: 0 DP: 2 HBP: 0						

PITCHER		IP	WLS	BF	H	R	ER	SO	BB	IBB	HBP	BLK	WP	HR	S	P	ERA	WHIP
37 Todd Wellemeyer, R ERA: 6.37	(1, 1)	3.0	L	17	7	6	4	0	1	0	0	0	0	3	41	59	12.00	2.667
Kip Wells, R ERA: 6.06	(4, 1)	5.0		19	4	1	1	5	0	0	0	0	1	0	52	79	1.80	0.800
Troy Percival, R ERA: 3.0	(9, 1)	1.0		3	0	0	0	1	0	0	0	0	0	0	6	9	0.00	0.000

PITCHER	IP	WLS	BF	H	R	ER	SO	BB	IBB	HBP	BLK	WP	HR	S	P	ERA	WHIP

TOP

Arizona Diamondbacks @ St. Louis Cardinals

Busch Stadium, St. Louis, MO

Tue Jul 03 2007, 7:10 PM CDT

Att. 42,127 - Clear - 85 F

livebaseballscorecards.com

AB	37
R	7
H	11
RBI	7
BB	1
SO	6
LOB	12

1B: 6	SF: 1	WP: 1	PA: 39
2B: 3	SAC: 0	PB: 0	
3B: 0	DP: 2	SB: 0	
HR: 3	HBP: 0	CS: 0	

BOTTOM

Batter	1	2	3	4	5	6	7	8	9	AB	R	H	RBI	BB	SO	LOB
So Taguchi, R (1, 8) OBP: 0.342, SLG: 0.376	0-1 F8		0-0 P5			1-2 FC4-6 1B		2-2 G5-3		4	0	1	0	0	0	0
Aaron Miles, S (1, 6) OBP: 0.330, SLG: 0.348	1-2 F8		0-1 G4-3			0-0 FC4-6 (16 BB, 5 1B, 27 SF9) 1-2f		2-1 G4-3		4	1	0	0	0	0	1
5 Albert Pujols, R (1, 3) OBP: 0.419, SLG: 0.536	0-0 1B			1-1 16 BB 1B		0-0 27 SF9, 16 BB 1-2 1B		4-1 BB		3	0	3	0	1	0	0
16 Chris Duncan, L (1, 7) OBP: 0.370, SLG: 0.531	2-3 K			4-1 43 G5-4-3 1-2 BB		4-1 1-2 2-3 BB		0-0 G3-1		2	0	0	0	2	1	2
27 Scott Rolen, R (1, 5) OBP: 0.342, SLG: 0.385		1-2 F8		0-0 F8		0-1 SF9 2-3 3-H			1-0 G5-3	3	0	0	1	0	0	2
43 Juan Encarnacion, R (1, 9) OBP: 0.293, SLG: 0.436		1-2 G6-3		0-0 G5-4-3 1-2f		1-2 L7			2-2 7 DI 1B	4	0	1	0	0	0	4
7 Adam Kennedy, L (1, 4) OBP: 0.282, SLG: 0.256		2-2 1B		3-2 G3			2-1 F9		3-1 P6 1-2	4	0	1	0	0	0	1
4 Yadier Molina, R (1, 2) OBP: 0.333, SLG: 0.343		0-0 P2		1-1 F9			3-2 G6-3		0-0 F9	4	0	0	0	0	0	2
37 Todd Wellemeyer, R (1, 1) OBP: 0.100, SLG: 0.100 Kip Wells, R (4, 1) OBP: 0.321, SLG: 0.464 Troy Percival, R (9, 1)			1-3 K	2-3 K			0-1 G5-3			1 2 0	0 0 0	0 0 0	0 0 0	0 0 0	1 1 0	0 0 0
Inning Stats	R: 0 E: 0 K: 1 S: 9 H: 1 LOB: 1 BB: 0 P: 12	R: 0 E: 0 K: 0 S: 12 H: 1 LOB: 1 BB: 0 P: 16	R: 0 E: 0 K: 1 S: 6 H: 0 LOB: 0 BB: 0 P: 7	R: 0 E: 0 K: 0 S: 5 H: 1 LOB: 1 BB: 1 P: 10	R: 0 E: 0 K: 1 S: 8 H: 0 LOB: 0 BB: 0 P: 14	R: 1 E: 0 K: 0 S: 11 H: 2 LOB: 2 BB: 1 P: 17	R: 0 E: 0 K: 0 S: 7 H: 0 LOB: 0 BB: 0 P: 12	R: 0 E: 0 K: 0 S: 7 H: 0 LOB: 1 BB: 1 P: 15	R: 0 E: 0 K: 0 S: 9 H: 1 LOB: 1 BB: 0 P: 15	1B: 6 2B: 0 3B: 0 HR: 0	SF: 1 SAC: 0 DP: 1 HBP: 0						

PITCHER		IP	WLS	BF	H	R	ER	SO	BB	IBB	HBP	BLK	WP	HR	S	P	ERA	WHIP
50 Yusmeiro Petit, R ERA: 2.19	(1, 1)	5.1	W	22	5	1	1	3	2	0	0	0	0	0	46	70	1.69	1.312
56 Ramon Pena, R ERA: 2.11	(6, 1)	1.2		5	0	0	0	0	0	0	0	0	0	0	12	18	0.00	0.000
57 Dustin Nippert, R ERA: 3.15	(8, 1)	2.0		8	1	0	0	0	1	0	0	0	0	0	16	30	0.00	1.000

PITCHER	IP	WLS	BF	H	R	ER	SO	BB	IBB	HBP	BLK	WP	HR	S	P	ERA	WHIP

Arizona Diamondbacks @ St. Louis Cardinals
Busch Stadium, St. Louis, MO
Tue Jul 03 2007, 7:10 PM CDT
Att. 42,127 - Clear - 85 F

livebaseballscorecards.com

AB	31
R	1
H	6
RBI	1
BB	3
SO	3
LOB	12

WP: 0	PB: 0	SB: 0	CS: 0	PA: 35					

Batter	1	2	3	4	5	6	7	8	9	AB	R	H	RBI	BB	SO	LOB
24 Chris Young, R (1, 8) OBP: 0.279, SLG: 0.428	B X 1-0 ① G6-3		C F B F S 1-3 ② K		B B B C B 4-1 1 S BB		X 0-0 ③ G6-3			3	0	0	0	1	1	0
1 Orlando Hudson, S (1, 4) OBP: 0.384, SLG: 0.460	C B B X 2-1 ② G3		C F B S 1-3 ③ K		B F X 1-1 ③ G6-3 1-2			C B X 1-1 18 G3-6-1 22 1B 1B		4	0	1	0	0	1	1
22 Eric Byrnes, R (1, 9) OBP: 0.369, SLG: 0.504	B X 1-0 ③ F7			X 0-0 18 CS 1B		X 0-0 ① G5-3		F B B 1 SAFE X 2-1 18 G3-6-1 1-2 1B		4	0	2	0	0	0	0
18 Chad Tracy, L (1, 3) OBP: 0.355, SLG: 0.486		C X 0-1 ① G4-3		C 1 SAFE B X 1-1 ① 1-2 2B		B B B C F X 3-2 ② G4-3		X 0-0 ① ② G3-6-1 1-2f 2-3		4	0	1	0	0	0	2
27 Mark Reynolds, R (1, 5) OBP: 0.322, SLG: 0.515		B B B C X 3-1 ② G5-3		C B B D X 3-1 ② F9		C X 0-1 ③ F9		C S B S 1-3 ③ K		4	0	0	0	0	1	2
6 Stephen Drew, L (1, 6) OBP: 0.310, SLG: 0.369		C B X 1-1 ③ G4-3		B B B C B 4-1 BB			X 0-0 HR 2B		C B B X 2-1 2B	3	1	2	0	1	0	0
Scott Hairston, R (1, 7) OBP: 0.321, SLG: 0.388 11 Augie Ojeda, S (9, PH) OBP: 0.367, SLG: 0.444			C B F X 1-2 26 HR 1B	B B B C F X 3-2 ③ G5-3			X 0-0 ① F8		B F C S 1-3 ① K	3 1	1 0	1 0	0 0	0 0	0 1	3 1
26 Miguel Montero, L (1, 2) OBP: 0.296, SLG: 0.402			X 0-0 1-H HR		C C B F F X 1-2 B2-6-3 1B		B C B X 2-1 ② F7		S S S 0-3 ② K2-3	4	1	2	2	0	1	2
Livan Hernandez, R (1, 1) OBP: 0.227, SLG: 0.302 Brandon Lyon, R (8, 1) Tony Clark, S (9, PH) OBP: 0.271, SLG: 0.458			X 0-0 ① G4-3		1 SAFE L X 0-1 ① ② B2-6-3 1-2f		D X 1-0 2-H HR		B F B L F L T 2-2 ③ K	3 0 1	1 0 0	1 0 0	2 0 0	0 0 1	0 0 1	1 0 1
Inning Stats	R: 0 E: 0 K: 0 S: 4 H: 0 LOB: 0 BB: 0 P: 8	R: 0 E: 0 K: 0 S: 6 H: 0 LOB: 0 BB: 0 P: 10	R: 2 E: 0 K: 2 S: 12 H: 2 LOB: 0 BB: 0 P: 15	R: 0 E: 0 K: 0 S: 9 H: 2 LOB: 2 BB: 1 P: 20	R: 0 E: 0 K: 0 S: 10 H: 1 LOB: 1 BB: 1 P: 16	R: 0 E: 0 K: 0 S: 7 H: 0 LOB: 0 BB: 0 P: 10	R: 2 E: 0 K: 0 S: 6 H: 2 LOB: 0 BB: 0 P: 9	R: 0 E: 0 K: 1 S: 8 H: 2 LOB: 1 BB: 0 P: 12	R: 0 E: 0 K: 3 S: 13 H: 1 LOB: 1 BB: 0 P: 18	1B: 5 2B: 3 3B: 0 HR: 2	SF: 0 SAC: 0 DP: 2 HBP: 0						

TOP

Arizona Diamondbacks @ St. Louis Cardinals

Busch Stadium, St. Louis, MO

Wed Jul 04 2007, 6:15 PM CDT

Att. 43,538 - Partly Cloudy - 85 F

livebaseballscorecards.com

AB	34
R	4
H	10
RBI	4
BB	2
SO	6
LOB	13

PITCHER		IP	WLS	BF	H	R	ER	SO	BB	IBB	HBP	BLK	WP	HR	S	P	ERA	WHIP
48 Brad Thompson, R ERA: 4.9	(1, 1)	7.0		28	7	4	4	2	2	0	0	0	0	2	54	88	5.14	1.286
31 Ryan Franklin, R ERA: 1.29	(8, 1)	1.0	W	4	2	0	0	1	0	0	0	0	0	0	8	12	0.00	2.000
44 Jason Isringhausen, R ERA: 1.62	(9, 1)	1.0	S	4	1	0	0	3	0	0	0	0	0	0	13	18	0.00	1.000

PITCHER	IP	WLS	BF	H	R	ER	SO	BB	IBB	HBP	BLK	WP	HR	S	P	ERA	WHIP

BOTTOM

Arizona Diamondbacks @ St. Louis Cardinals
Busch Stadium, St. Louis, MO
Wed Jul 04 2007, 6:15 PM CDT
Att. 43,538 - Partly Cloudy - 85 F

livebaseballscorecards.com

Batter	1	2	3	4	5	6	7	8	9	AB	R	H	RBI	BB	SO	LOB
7 Adam Kennedy, L (1, 4) OBP: 0.281, SLG: 0.256	1B		FC2-6 47 CS 1-2f		F7		F9			4	0	1	0	0	0	4
47 Ryan Ludwick, R (1, 8) 31 Ryan Franklin, R (8, 1) So Taguchi, R (9, 8) OBP: 0.261, SLG: 0.450 OBP: 0.342, SLG: 0.376	F8		5 WP 1-2 2B		L7		K 1-2			4 0 0	0 0 0	1 0 0	0 0 0	0 0 0	1 0 0	4 0 0
5 Albert Pujols, R (1, 3) OBP: 0.417, SLG: 0.532	F9		G6-3 2-3			G6-3		43 2B 1B		4	1	1	0	0	0	2
43 Juan Encarnacion, R (1, 9) OBP: 0.292, SLG: 0.438	G1-3			K		G5-3		27 2B 1-H 2B		4	1	1	1	0	1	1
27 Scott Rolen, R (1, 5) OBP: 0.344, SLG: 0.391		16 1B 4 G4-6-3 1B		G5-3		K		2-H 2B		4	1	2	1	0	1	0
16 Chris Duncan, L (1, 7) OBP: 0.372, SLG: 0.544 44 Jason Isringhausen, R (9, 1)		4 G4-6-3 1-3 1B		P5			HR	P5		4 0	1 0	2 0	1 0	0 0	0 0	1 0
4 Yadier Molina, R (1, 2) OBP: 0.331, SLG: 0.340		G4-6-3 1-2f 3-H			13 1B		G4-3	L9		4	0	1	0	0	0	2
13 Brendan Ryan, R (1, 6) OBP: 0.303, SLG: 0.452		G5-3			1-2 1B		HR	G4-3		4	1	2	1	0	0	1
48 Brad Thompson, R (1, 1) OBP: 0.143, SLG: 0.143 55 Skip Schumaker, L (7, PH) OBP: 0.277, SLG: 0.267 (8, 8) (9, 7)			7 FC2-6 1B		K		47 WP 1B			2 1	0 0	1 1	0 0	0 0	1 0	2 0
Inning Stats	R: 0 E: 0 K: 0 S: 6 H: 1 LOB: 1 BB: 0 P: 8	R: 1 E: 0 K: 0 S: 8 H: 2 LOB: 0 BB: 0 P: 12	R: 0 E: 0 K: 0 S: 7 H: 2 LOB: 1 BB: 0 P: 10	R: 0 E: 0 K: 1 S: 6 H: 0 LOB: 0 BB: 0 P: 7	R: 0 E: 0 K: 1 S: 14 H: 2 LOB: 2 BB: 0 P: 24	R: 0 E: 0 K: 1 S: 7 H: 0 LOB: 0 BB: 0 P: 10	R: 2 E: 0 K: 1 S: 12 H: 3 LOB: 1 BB: 0 P: 19	R: 2 E: 0 K: 0 S: 13 H: 3 LOB: 1 BB: 0 P: 18		1B: 8 2B: 3 3B: 0 HR: 2	SF: 0 SAC: 0 DP: 1 HBP: 0					

	AB	35
	R	5
	H	13
	RBI	4
	BB	0
	SO	4
	LOB	17

WP: 2 PB: 0 SB: 0 CS: 1 PA: 35

PITCHER		IP	WLS	BF	H	R	ER	SO	BB	IBB	HBP	BLK	WP	HR	S	P	ERA	WHIP
Livan Hernandez, R ERA: 4.54	(1, 1)	7.0		29	10	3	3	4	0	0	0	0	2	2	60	90	3.86	1.429
Brandon Lyon, R ERA: 2.41	(8, 1)	1.0	L	6	3	2	2	0	0	0	0	0	0	0	13	18	18.00	3.000

PITCHER		IP	WLS	BF	H	R	ER	SO	BB	IBB	HBP	BLK	WP	HR	S	P	ERA	WHIP

Batter	1	2	3	4	5	6	7	8	9	AB	R	H	RBI	BB	SO	LOB
24 Chris Young, R (1, 8) OBP: 0.278, SLG: 0.423	C B C B X 2-2 ① G5-3			B C B B B 4-1 22 BB BB		C B C C 1-3 ① K		L B F F D X 2-2 ② P4		3	0	0	0	1	1	2
1 Orlando Hudson, S (1, 4) OBP: 0.380, SLG: 0.454	B B X 2-0 ② P6			1 SAFE B 1 SAFE 1 SAFE C P X 2-1 ① F9		B F X 1-1 ②③ G3-6-3 1-2f		C B B X 2-1 ③ G4-3		4	0	0	0	0	0	3
22 Eric Byrnes, R (1, 7) (8, 9) OBP: 0.367, SLG: 0.500	B F X 1-1 ③ P6			B B B C B 4-1 34 G5-4-3 1-2 BB			S X 0-1 ① P3		X 0-0 ① P3	3	0	0	0	1	0	0
34 Conor Jackson, R (1, 3) OBP: 0.373, SLG: 0.408		C B B B X 3-1 27 G6-3 1B		B B X 2-0 ②③ G5-4-3 1-2f			B X 2-0 6 G1-6-3 1B		C B B C B B 4-2 6 2B BB	3	0	2	0	1	0	2
6 Stephen Drew, L (1, 6) OBP: 0.309, SLG: 0.371		B F C B S 2-3 ① K			C C F S 0-3 ① K2-3		B C F F B F X 2-2 ②③ G1-6-3 1-2f		D 1 SAFE D B C C X 3-2 1-3 2B	4	0	1	0	0	2	2
27 Mark Reynolds, R (1, 5) OBP: 0.333, SLG: 0.525		B C X 1-1 ②③ G6-3 1-2f			B B X 2-0 1B			C B X 1-1 11 3B 2B	I I I I 4-0 26 G4-6-3 IBB	3	1	2	0	1	0	1
26 Miguel Montero, L (1, 2) OBP: 0.295, SLG: 0.392			B X 1-0 ① L1		X 0-0 ② P4			B B B B 4-0 11 3B BB	B X 1-0 ②③ G4-6-3 1-2f	3	1	0	0	1	0	4
7 Carlos Quentin, R (1, 9) OBP: 0.299, SLG: 0.350 18 Chad Tracy, L (8, PH) OBP: 0.355, SLG: 0.486 Scott Hairston, R (8, PH) OBP: 0.319, SLG: 0.385 (8, 7)		C S B F B X 2-2 ② G5-3			F C S 0-3 ③ K			S D S F D B S 3-3 ① K		2 0 1	0 0 0	0 0 0	0 0 0	0 0 0	1 0 1	1 0 2
49 Doug Davis, R (1, 1) OBP: 0.138, SLG: 0.107 11 Augie Ojeda, S (8, PH) OBP: 0.387, SLG: 0.536 37 Juan Cruz, R (8, 1)			B F X 1-1 ③ G6-3			C B X 1-1 1 G3-6-3 1B		B X 1-0 1-H 2-H 3B		2 1 0	0 0 0	1 1 0	0 2 0	0 0 0	0 0 0	0 0 0
Inning Stats	R: 0 H: 0 E: 0 LOB: 0 K: 0 BB: 0 S: 6 P: 11	R: 0 H: 1 E: 0 LOB: 0 K: 1 BB: 0 S: 7 P: 13	R: 0 H: 0 E: 0 LOB: 0 K: 0 BB: 0 S: 7 P: 11	R: 0 H: 0 E: 0 LOB: 1 K: 0 BB: 2 S: 6 P: 17	R: 0 H: 1 E: 0 LOB: 1 K: 2 BB: 0 S: 9 P: 11	R: 0 H: 1 E: 0 LOB: 0 K: 1 BB: 0 S: 7 P: 10	R: 0 H: 1 E: 0 LOB: 0 K: 0 BB: 0 S: 8 P: 12	R: 2 H: 2 E: 0 LOB: 1 K: 1 BB: 1 S: 13 P: 26	R: 0 H: 1 E: 0 LOB: 2 K: 0 BB: 2 S: 7 P: 19	1B: 4 2B: 2 3B: 1 HR: 0	SF: 0 SAC: 0 DP: 5 HBP: 0			WP: 0 PB: 0 SB: 0 CS: 0	PA: 34		

TOP

Arizona Diamondbacks @ St. Louis Cardinals

Busch Stadium, St. Louis, MO

Thu Jul 05 2007, 6:15 PM CDT
Att. 42,184 - Partly Cloudy - 90 F

livebaseballscorecards.com

AB	29
R	2
H	7
RBI	2
BB	5
SO	5
LOB	17

PITCHER		IP	WLS	BF	H	R	ER	SO	BB	IBB	HBP	BLK	WP	HR	S	P	ERA	WHIP
50 Adam Wainwright, R ERA: 4.66	(1, 1)	7.0	W	25	5	2	2	4	3	0	0	0	0	0	52	92	2.57	1.143
34 Randy Flores, L ERA: 4.7	(8, 1)	0.1	H	2	1	0	0	1	0	0	0	0	0	0	5	9	0.00	3.000
36 Russ Springer, R ERA: 2.9	(8, 1)	0.2	H	2	0	0	0	0	0	0	0	0	0	0	6	10	0.00	0.000
44 Jason Isringhausen, R ERA: 1.57	(9, 1)	1.0	S	5	1	0	0	0	1	1	0	0	0	0	7	19	0.00	2.000

PITCHER	IP	WLS	BF	H	R	ER	SO	BB	IBB	HBP	BLK	WP	HR	S	P	ERA	WHIP

BOTTOM

Arizona Diamondbacks @ St. Louis Cardinals
Busch Stadium, St. Louis, MO
Thu Jul 05 2007, 6:15 PM CDT
Att. 42,184 - Partly Cloudy - 90 F

livebaseballscorecards.com

Batter	1	2	3	4	5	6	7	8	9	AB	R	H	RBI	BB	SO	LOB
So Taguchi, R (1, 8) OBP: 0.350, SLG: 0.380	C B B B C F B 4-2 BB		X 0-0 5 G5-4-3 1B		C B X 1-1 ③ G4-3		C B B X 2-1 1B			3	0	2	0	1	0	1
47 Ryan Ludwick, R (1, 7) OBP: 0.261, SLG: 0.452	B C 1 SAFE X 1-1 ① F8		F 1 B F S SAFE 1-3 ① K			X 0-0 43 HR 2B	S F F B F F X 1-2 ① F9			4	1	1	0	0	1	3
5 Albert Pujols, R (1, 3) OBP: 0.415, SLG: 0.527	C B C 1 SAFE 1 SAFE S 1-3 ② K		B B B X 3-0 ② ③ G5-4-3 1-2f			B S B B B 4-1 43 HR BB	C X 0-1 ② F7			3	1	0	0	1	1	3
43 Juan Encarnacion, R (1, 9) OBP: 0.297, SLG: 0.454	C D B C C 2-3 ③ K			B B C F F B F B 4-2 27 K BB		B C X 1-1 1-H 2-H HR	1 SAFE 1 SAFE C 1 B X SAFE 1-1 ③ P4			3	1	1	3	1	1	2
27 Scott Rolen, R (1, 5) OBP: 0.339, SLG: 0.385		C B C B S 2-3 ① K		B F D B C 1 SAFE 1 SAFE F F 3-2 T ① ② K 1-2		X 0-0 ① F7		B B B C X 3-1 ① F9		4	0	0	0	0	2	1
Aaron Miles, S (1, 4) OBP: 0.333, SLG: 0.345		B B C B B 4-1 4 1B BB		F X 0-1 ③ G3		B B C B C B 4-2 13 1B BB		F F S 0-3 ② K		2	0	0	0	2	1	0
4 Yadier Molina, R (1, 2) OBP: 0.329, SLG: 0.338		T F F F B X 1-2 1-2 1B			F X 0-1 ① G1-3	B F C X 1-2 ② F7		X 0-0 ③ F7		4	0	1	0	0	0	1
13 Brendan Ryan, R (1, 6) OBP: 0.306, SLG: 0.441		B F F X 1-2 ② F8			C X 0-1 ② G6-3	1 SAFE 1 SAFE X 0-0 1-2 1B				3	0	1	0	0	0	2
50 Adam Wainwright, R (1, 1) OBP: 0.323, SLG: 0.379 34 Randy Flores, L (8, 1) 36 Russ Springer, R (8, 1) 44 Jason Isringhausen, R (9, 1)		S X 0-1 ③ G4-3			B C B X 2-1 2B	C X 0-1 ③ F7				3 0 0 0	0 0 0 0	1 0 0 0	0 0 0 0	0 0 0 0	0 0 0 0	4 0 0 0
Inning Stats	R: 0 H: 0 E: 0 LOB: 1 K: 2 BB: 1 S: 11 P: 19	R: 0 H: 1 E: 0 LOB: 2 K: 1 BB: 1 S: 14 P: 22	R: 0 H: 1 E: 0 LOB: 0 K: 1 BB: 0 S: 5 P: 9	R: 0 H: 0 E: 0 LOB: 0 K: 1 BB: 1 S: 11 P: 18	R: 0 H: 1 E: 0 LOB: 1 K: 0 BB: 0 S: 8 P: 11	R: 3 H: 3 E: 0 LOB: 2 K: 0 BB: 2 S: 13 P: 23	R: 0 H: 1 E: 0 LOB: 1 K: 0 BB: 0 S: 12 P: 16	R: 0 H: 0 E: 0 LOB: 0 K: 1 BB: 0 S: 6 P: 9		1B: 4 SF: 0 2B: 2 SAC: 0 3B: 0 DP: 1 HR: 1 HBP: 0						

PITCHER		IP	WLS	BF	H	R	ER	SO	BB	IBB	HBP	BLK	WP	HR	S	P	ERA	WHIP
49 Doug Davis, L ERA: 4.26	(1, 1)	7.0	L	31	7	3	3	5	5	0	0	0	0	1	74	118	3.86	1.714
37 Juan Cruz, R ERA: 3.38	(8, 1)	1.0		3	0	0	0	1	0	0	0	0	0	0	6	9	0.00	0.000

PITCHER	IP	WLS	BF	H	R	ER	SO	BB	IBB	HBP	BLK	WP	HR	S	P	ERA	WHIP

AB	29
R	3
H	7
RBI	3
BB	5
SO	6
LOB	17

WP: 0 PA: 34
PB: 0
SB: 0
CS: 0

Batter	1	2	3	4	5	6	7	8	9	AB	R	H	RBI	BB	SO	LOB
10 Dave Roberts, L (1, 8) OBP: 0.289, SLG: 0.328	2-1 2 2B 1B 1B	0-0 G4-3			4-2 1B 1 E BB	0-1 L8 1-2			0-0 B1	4	2	1	0	1	0	4
2 Randy Winn, S (1, 9) OBP: 0.332, SLG: 0.403	1 SAFE 1-0 1B 1-3 G3-2-5 2B		1-0 E5 BB		1 SAFE 1 SAFE 1 SAFE 0-1 F8		0-1 F7		4-1 1-2 BB	4	0	1	0	1	0	1
Ray Durham, S (1, 4) OBP: 0.324, SLG: 0.412 41 Brad Hennessey, R (9, 1) Jack Taschner, L (9, 1) 23 Randy Messenger, R (9, 1)	2-2 G3-2-5 2-3 3-H 1B		1-3 K		1 SAFE 3-2 BB 1-3 1 E 1B		1-0 P3		2-0 F8	5 0 0 0	1 0 0 0	2 0 0 0	1 0 0 0	0 0 0 0	1 0 0 0	3 0 0 0
Barry Bonds, L (1, 7) OBP: 0.517, SLG: 0.604 14 Fred Lewis, L (7, PR) OBP: 0.348, SLG: 0.442 (7, 7)	1-0 G3-2-5 1-2 3-Hf		4-2 1 G6-4-3 1-2 BB		1 SAFE 4-2 1 E 1-2 BB		4-0 1 CS BB		1-3 K	1 1	1 0	0 0	0 0	3 0	0 1	2 2
1 Bengie Molina, R (1, 2) OBP: 0.302, SLG: 0.422	2-2 G5-3		2-1 G6-4-3 1-2f		0-0 E8 1-H 2-H 3-H		1 SAFE 2-1 CS 1-2	1-1 1B		4	0	1	0	0	0	3
35 Rich Aurilia, R (1, 3) OBP: 0.294, SLG: 0.374		4-1 51 SH2-3 13 1B BB		0-0 E6 G6-4-3	1-2 F7			1-2 1B		3	0	1	0	1	0	1
Pedro Feliz, R (1, 5) OBP: 0.271, SLG: 0.408		1 SAFE 1-2 F8		1-0 G6-4-3 1-2f		2-3 K		0-1 P3		4	0	0	0	0	1	3
13 Omar Vizquel, S (1, 6) OBP: 0.284, SLG: 0.295		1 SAFE 1-2 51 SH2-3 1-2 1B		1-1 F9		0-0 10 S 1B		0-0 P6		4	0	2	0	0	0	1
51 Noah Lowry, R (1, 1) OBP: 0.081, SLG: 0.083 32 Kevin Correia, R (7, 1) OBP: 0.500, SLG: 0.500 19 Kevin Frandsen, R (9, PH) OBP: 0.336, SLG: 0.362 (9, 4)		1-1 SH2-3 1-2 2-3			3-3 K	0-0 P3			3-2 2 BB 1B	2 0 1	0 0 0	0 0 1	0 0 0	1 0 0	0 0 0	1 0 0
Inning Stats	R: 1 E: 0 K: 0 S: 10 H: 3 LOB: 1 BB: 0 P: 18	R: 0 E: 0 K: 0 S: 11 H: 1 LOB: 2 BB: 1 P: 18	R: 0 E: 1 K: 1 S: 10 H: 0 LOB: 1 BB: 1 P: 18	R: 0 E: 1 K: 0 S: 4 H: 0 LOB: 0 BB: 0 P: 6	R: 3 E: 1 K: 1 S: 19 H: 1 LOB: 1 BB: 2 P: 34	R: 0 E: 0 K: 1 S: 7 H: 1 LOB: 1 BB: 0 P: 9	R: 0 E: 0 K: 0 S: 5 H: 0 LOB: 1 BB: 1 P: 11	R: 0 E: 0 K: 0 S: 8 H: 2 LOB: 1 BB: 0 P: 10	R: 0 E: 0 K: 1 S: 12 H: 1 LOB: 2 BB: 1 P: 22	1B: 8 2B: 2 3B: 0 HR: 0	SF: 0 SAC: 1 DP: 3 HBP: 0					

PITCHER		IP	WLS	BF	H	R	ER	SO	BB	IBB	HBP	BLK	WP	HR	S	P	ERA	WHIP
46 Mike Maroth, L ERA: 4.9	(1, 1)	5.0	L	24	5	4	1	2	4	0	0	0	0	0	54	94	1.80	1.800
Troy Percival, R ERA: 1.8	(6, 1)	2.0		7	1	0	0	1	1	0	0	0	0	0	12	20	0.00	1.000
61 Troy Cate, L ERA: 1.46	(8, 1)	2.0		9	3	0	0	1	1	0	0	0	0	0	20	32	0.00	2.000

PITCHER	IP	WLS	BF	H	R	ER	SO	BB	IBB	HBP	BLK	WP	HR	S	P	ERA	WHIP

TOP

San Francisco Giants @ St. Louis Cardinals

Busch Stadium, St. Louis, MO

Fri Jul 06 2007, 7:10 PM CDT
Att. 45,245 - Partly Cloudy - 87 F

livebaseballscorecards.com

AB	33
R	4
H	9
RBI	1
BB	6
SO	4
LOB	21

BOTTOM

San Francisco Giants @ St. Louis Cardinals
Busch Stadium, St. Louis, MO
Fri Jul 06 2007, 7:10 PM CDT
Att. 45,245 - Partly Cloudy - 87 F

Batter	1	2	3	4	5	6	7	8	9	AB	R	H	RBI	BB	SO	LOB
So Taguchi, R (1, 8) OBP: 0.346, SLG: 0.376	1-0 43 FC6-4 1B		2-3 ① K		0-0 ②③ G5-4-3 1-2f		1-1 ③ G6-3		0-0 ③ F7	5	0	1	0	0	1	2
47 Ryan Ludwick, R (1, 7) OBP: 0.268, SLG: 0.458	0-2 ① L4		4-0 5 G6-4-3 BB			1-2 43 2B 2B		1-0 ① P3		3	1	1	0	1	0	1
5 Albert Pujols, R (1, 3) OBP: 0.410, SLG: 0.520	1-3 ② K		0-1 ②③ G6-4-3 1-2f			2-3 ① K		3-2 ② F8		4	0	0	0	0	2	3
43 Juan Encarnacion, R (1, 9) OBP: 0.296, SLG: 0.455	1 SAFE 1 SAFE 1-2 ③ FC6-4 1-2f			3-1 ① P3		2-0 2-H 2B		0-3 ③ K		4	0	1	1	0	1	1
27 Scott Rolen, R (1, 5) OBP: 0.338, SLG: 0.380		1-3 ① K		4-2 BB		0-0 ② L5			0-1 ① F9	3	0	0	0	1	1	1
4 Yadier Molina, R (1, 2) OBP: 0.333, SLG: 0.333		4-1 13 BB BB		0-0 ② F9		4-1 BB			0-0 ② G5-3	2	0	0	0	2	0	1
Aaron Miles, S (1, 4) OBP: 0.332, SLG: 0.340		0-0 ② P2		1-0 ③ P4		0-2 ③ G3-1			4-0 26 1B 16 1B BB	3	1	0	0	1	0	4
13 Brendan Ryan, R (1, 6) OBP: 0.308, SLG: 0.417 26 Scott Spiezio, S (9, PH) OBP: 0.362, SLG: 0.416		4-0 1-2 BB			3-3 ① K		3-2 ① P3		1-0 16 DI 16 1B 1-3 1B	2 1	0 1	0 1	0 1	1 0	1 0	0 0
46 Mike Maroth, L (1, 1) OBP: 0.222, SLG: 0.333 55 Skip Schumaker, L (5, PH) OBP: 0.288, SLG: 0.279 Troy Percival, R (6, 1) 7 Adam Kennedy, L (7, PH) OBP: 0.280, SLG: 0.255 61 Troy Cate, L (8, 1) 16 Chris Duncan, L (9, PH) OBP: 0.374, SLG: 0.546		2-0 ③ G1-3			1-0 G5-4-3 1B		1-1 ② G1-3		2-1 1-H 3-H 1B	1 1 0 1 0 0 1	0 0 0 0 0 0 0	0 1 0 0 0 0 1	0 0 0 0 0 0 2	0 0 0 0 0 0 0	0 0 0 0 0 0 0	2 0 0 0 0 0 0
Inning Stats	R: 0 H: 1 E: 0 LOB: 1 K: 1 BB: 0 S: 10 P: 13	R: 0 H: 0 E: 0 LOB: 2 K: 1 BB: 2 S: 6 P: 17	R: 0 H: 0 E: 0 LOB: 0 K: 1 BB: 1 S: 7 P: 13	R: 0 H: 0 E: 0 LOB: 1 K: 0 BB: 1 S: 6 P: 14	R: 0 H: 1 E: 0 LOB: 0 K: 1 BB: 0 S: 10 P: 14	R: 1 H: 2 E: 0 LOB: 2 K: 1 BB: 1 S: 12 P: 21	R: 0 H: 0 E: 0 LOB: 0 K: 0 BB: 0 S: 8 P: 13	R: 0 H: 0 E: 0 LOB: 0 K: 1 BB: 0 S: 8 P: 12	R: 2 H: 2 E: 0 LOB: 1 K: 0 BB: 1 S: 7 P: 14	1B: 4 2B: 2 3B: 0 HR: 0	SF: 0 SAC: 0 DP: 2 HBP: 0			WP: 0 PB: 0 SB: 0 CS: 0	PA: 37		

PITCHER	IP	WLS	BF	H	R	ER	SO	BB	IBB	HBP	BLK	WP	HR	S	P	ERA	WHIP
51 Noah Lowry, L (1, 1) ERA: 3.35	6.0	W	25	4	1	1	5	5	0	0	0	0	0	51	92	1.50	1.500
32 Kevin Correia, R (7, 1) ERA: 3.86	2.0	H	6	0	0	0	1	0	0	0	0	0	0	16	25	0.00	0.000
41 Brad Hennessey, R (9, 1) ERA: 3.82	0.2	H	4	1	2	2	0	1	0	0	0	0	0	4	9	27.00	3.000
Jack Taschner, L (9, 1) ERA: 5.06	0.0		1	1	0	0	0	0	0	0	0	0	0	2	4	∞	∞
23 Randy Messenger, R (9, 1) ERA: 2.21	0.1	S	1	0	0	0	0	0	0	0	0	0	0	1	1	0.00	0.000

PITCHER	IP	WLS	BF	H	R	ER	SO	BB	IBB	HBP	BLK	WP	HR	S	P	ERA	WHIP

AB	31
R	3
H	6
RBI	3
BB	6
SO	6
LOB	15

livebaseballscorecards.com

San Francisco Giants @ St. Louis Cardinals

Busch Stadium, St. Louis, MO

Sat Jul 07 2007, 6:15 PM CDT

Att. 45,355 - Partly Cloudy - 89 F

TOP

livebaseballscorecards.com

Batter	1	2	3	4	5	6	7	8	9	AB	R	H	RBI	BB	SO	LOB
10 Dave Roberts, L (1, 8) OBP: 0.293, SLG: 0.337	C F B C 1-3 ① K		B X 1-0 ① G3 1-2			C B C B X 2-2 2 1B G4-6-3 2B	X 0-0 ② SH1-3 1-2		B X 1-0 2 E 2 S 1B	4	1	2	0	0	1	2
2 Randy Winn, S (1, 9) OBP: 0.333, SLG: 0.403	C B B X 2-1 ② F7		B F F X 1-2 L3 1B 2-H 3-H			C B F X 1-2 G4-6-3 1B 2-3	B D S X 2-1 E6 S E 2-H 3-H		1 SAFE P B F F B F F C 3-3 ② K 1-3	5	1	2	2	0	1	1
Ray Durham, S (1, 4) OBP: 0.322, SLG: 0.406	B X 1-0 ③ F8		S 1 SAFE X 0-1 ② ③ L3 1-1			F X 0-1 ① ② G4-6-3 1-2f 3-H	F B 1 B C D X SAFE 3-2 E6 1-H		I I I I 4-0 IBB	4	0	0	0	1	0	3
Barry Bonds, L (1, 7) OBP: 0.517, SLG: 0.598 52 Scott Atchison, R (7, 1) Jack Taschner, L (8, 1) 23 Randy Messenger, R (8, 1) Pedro Feliz, R (9, PH) OBP: 0.270, SLG: 0.407 41 Brad Hennessey, R (9, 1)		B B B C B 4-1 BB		C S B B C 2-3 ① K		B B B B 4-0 BB	X 0-0 ③ P2		D B C X 2-1 ③ P5	2 0 0 0 1 0	0 0 0 0 0 0	0 0 0 0 0 0	0 0 0 0 0 0	2 0 0 0 0 0	1 0 0 0 0 0	2 0 0 0 2 0
Ryan Klesko, L (1, 3) OBP: 0.387, SLG: 0.481		B B 1 SAFE S B F X 3-2 ① F8		B B X 2-0 ② F9		B B C X 2-1 ③ F8		F F B X 1-2 2B		4	0	1	0	0	0	2
1 Bengie Molina, R (1, 2) OBP: 0.302, SLG: 0.421 39 Guillermo Rodriguez, R (7, PR) OBP: 0.353, SLG: 0.308 (7, 2)		B B X 2-0 ② P3		C B X 1-1 ③ G4-3			C B F X 1-2 13 SH1-3 35 1B E 1B	C X 0-1 ① G6-3		3 1	0 1	1 0	0 0	0 0	0 0	1 1
35 Rich Aurilia, R (1, 5) OBP: 0.293, SLG: 0.372		B X 1-0 ③ P3			B X 1-0 ① G5-3		C B F F B X 2-2 E 13 SH1-3 2 E 1B 1-2	B F X 1-1 ② P3		4	1	1	0	0	0	2
13 Omar Vizquel, S (1, 6) OBP: 0.288, SLG: 0.299			L B X 1-1 55 1B 2 1B 1B		X 0-0 55 B5-3 1B		D L D X 2-1 ① SH1-3 1-2 2-3	C B X 1-1 ③ P1		3	1	2	0	0	0	1
55 Tim Lincecum, L (1, 1) OBP: 0.136, SLG: 0.143 Mark Sweeney, L (7, PH) OBP: 0.309, SLG: 0.380 14 Fred Lewis, L (7, 7) OBP: 0.345, SLG: 0.438			B 1 SAFE L B X 2-1 10 G3 2 1B 1-3 1B		1 SAFE L B 1 SAFE X 1-1 ② ③ B5-3 1-1f		B X 1-0 E6 10 SH1-3 2 E 2-3 3-H		B F B B X 3-1 ① L6	2 1 1	1 1 0	1 0 0	0 1 0	0 0 0	0 0 0	1 1 0
Inning Stats	R: 0 E: 0 K: 1 S: 6 H: 0 LOB: 0 BB: 0 P: 10	R: 0 E: 0 K: 0 S: 6 H: 0 LOB: 1 BB: 1 P: 16	R: 2 E: 0 K: 0 S: 10 H: 3 LOB: 0 BB: 0 P: 15	R: 0 E: 0 K: 1 S: 6 H: 0 LOB: 0 BB: 0 P: 11	R: 0 E: 0 K: 0 S: 4 H: 1 LOB: 0 BB: 0 P: 6	R: 1 E: 0 K: 0 S: 10 H: 2 LOB: 1 BB: 1 P: 19	R: 4 E: 3 K: 0 S: 17 H: 2 LOB: 2 BB: 0 P: 28	R: 0 E: 0 K: 0 S: 9 H: 1 LOB: 1 BB: 0 P: 12	R: 0 E: 1 K: 1 S: 11 H: 1 LOB: 2 BB: 1 P: 23	1B: 8 2B: 4 3B: 0 HR: 0 SF: 0 SAC: 2 DP: 3 HBP: 0						

PITCHER		IP	WLS	BF	H	R	ER	SO	BB	IBB	HBP	BLK	WP	HR	S	P	ERA	WHIP
Braden Looper, R ERA: 4.72	(1, 1)	6.1	L	26	8	5	4	2	2	0	0	0	0	0	51	91	5.68	1.579
34 Randy Flores, L ERA: 4.6	(7, 1)	0.2		5	0	2	0	0	0	0	0	0	0	0	8	14	0.00	0.000
Kip Wells, R ERA: 5.92	(8, 1)	2.0		9	2	0	0	1	0	1	0	0	0	0	20	35	0.00	1.000

PITCHER	IP	WLS	BF	H	R	ER	SO	BB	IBB	HBP	BLK	WP	HR	S	P	ERA	WHIP

AB	35
R	7
H	10
RBI	3
BB	3
SO	3
LOB	19

WP: 0 PA: 40
PB: 0
SB: 2
CS: 0

BOTTOM

San Francisco Giants @ St. Louis Cardinals
Busch Stadium, St. Louis, MO
Sat Jul 07 2007, 6:15 PM CDT
Att. 45,355 - Partly Cloudy - 89 F

Batter	1	2	3	4	5	6	7	8	9	AB	R	H	RBI	BB	SO	LOB
Aaron Miles, S (1, 6) OBP: 0.325, SLG: 0.332	C B X 1-1 F7 ①	B B C F F B S 3-3 K ③ 2-3		B X 1-0 G4-3 ③			C B C F B B X 3-2 G1-3 ②	C C D X 1-2 G3-1 ③		5	0	0	0	0	1	3
26 Scott Spiezio, S (1, 9) OBP: 0.365, SLG: 0.414 Kip Wells, R (8, 1) OBP: 0.321, SLG: 0.464 So Taguchi, R (9, PH) OBP: 0.350, SLG: 0.379	X 0-0 F8 ②		F S B B B F C 2-3 K ①		C B B B S B 4-2 5 CS BB		B X 1-0 1B		B X 1-0 5 G6-4-3 1B	3 0 1	0 0 0	1 0 1	0 0 0	1 0 0	1 0 0	0 0 0
5 Albert Pujols, R (1, 3) OBP: 0.410, SLG: 0.518	C B B C B X 3-2 1B		B B X 2-0 27 BB 1B		1 SAFE B C F B D F F 1 SAFE 3-3 S K ① ② 1-2		C C X 0-2 F9 ③		F 1 SAFE X 0-1 G6-4-3 ① ② 1-2f	5	0	2	0	0	1	3
16 Chris Duncan, L (1, 7) OBP: 0.375, SLG: 0.541	C S B 1 SAFE S 1-3 K ③		1 SAFE C X 0-1 L8 ②		C B F X 1-2 F7 ③			C X 0-1 55 1B 27 BB 4 FC1-2 1B	B B C F B F B 4-2 27 FC6-4 BB	4	0	1	0	1	1	2
27 Scott Rolen, R (1, 5) OBP: 0.342, SLG: 0.379		C X 0-1 4 G6-3 55 1B 2B 1B	B B B C B 4-1 1-2 BB			F B F X 1-2 G6-3 ①		B B B C F B 4-2 4 FC1-2 55 1B 7 SF7 1-2 BB	B X 1-0 FC6-4 ③ 1-2f	3	2	1	0	2	0	1
55 Skip Schumaker, L (1, 8) OBP: 0.314, SLG: 0.354		B B C 1 SAFE X 2-1 4 G6-3 1-2 2B 1B	C B X 1-1 G4-3 ③			B S C X 1-2 HR		C X 0-1 7 SF7 4 FC1-2 47 2B 1-2 2-3 1B		4	3	3	1	0	0	2
4 Yadier Molina, R (1, 2) OBP: 0.326, SLG: 0.325		F F B B B X 2-2 G6-3 ① 1-2 2-3		X 0-0 F8 ①		C X 0-1 F7 ②		B F X 1-1 FC1-2 ① 47 2B 1-2 2-3 3-Hf		4	1	0	0	0	0	5
7 Adam Kennedy, L (1, 4) OBP: 0.280, SLG: 0.252		C B F B F X 1-2 L6 ②		C B S F B F B B 4-2 SH1 BB		S F F B S 1-3 K ③		F C X 0-2 SF7 ② 2-3 3-H		2	0	0	1	1	1	2
Braden Looper, R (1, 1) OBP: 0.214, SLG: 0.231 34 Randy Flores, L (7, 1) 47 Ryan Ludwick, R (7, PH) OBP: 0.272, SLG: 0.467 (8, 9)		C B X 1-1 WP 2-H 3-H 2B		F 1 SAFE B X 1-1 SH1 ② 1-2			C F B X 1-2 L7 ①	B X 1-0 1-H 3-H 2B		1 0 2	0 0 0	1 0 1	2 0 2	0 0 0	0 0 0	0 0 0
Inning Stats	R: 0 H: 1 E: 0 LOB: 1 K: 1 BB: 0 S: 9 P: 14	R: 2 H: 3 E: 0 LOB: 1 K: 1 BB: 0 S: 17 P: 26	R: 0 H: 1 E: 0 LOB: 2 K: 1 BB: 1 S: 10 P: 19	R: 0 H: 0 E: 0 LOB: 1 K: 0 BB: 1 S: 8 P: 14	R: 0 H: 0 E: 0 LOB: 0 K: 1 BB: 1 S: 10 P: 18	R: 1 H: 1 E: 0 LOB: 0 K: 1 BB: 0 S: 12 P: 15	R: 0 H: 1 E: 0 LOB: 1 K: 0 BB: 0 S: 11 P: 16	R: 3 H: 3 E: 0 LOB: 1 K: 0 BB: 1 S: 15 P: 22	R: 0 H: 1 E: 0 LOB: 1 K: 0 BB: 1 S: 7 P: 13	1B: 8 2B: 3 3B: 0 HR: 1	SF: 1 SAC: 1 DP: 2 HBP: 0			WP: 1 PB: 0 SB: 0 CS: 1	PA: 41		

livebaseballscorecards.com

	AB	34
	R	6
	H	11
	RBI	6
	BB	5
	SO	5
	LOB	18

PITCHER	IP	WLS	BF	H	R	ER	SO	BB	IBB	HBP	BLK	WP	HR	S	P	ERA	WHIP
55 Tim Lincecum, R (1, 1) ERA: 4.63	6.0	W	26	6	3	3	5	3	0	0	0	1	1	66	106	4.50	1.500
52 Scott Atchison, R (7, 1) ERA:	1.0		4	1	0	0	0	0	0	0	0	0	0	11	16	0.00	1.000
Jack Taschner, L (8, 1) ERA: 6.08	0.0		3	2	3	3	0	1	0	0	0	0	0	6	10	∞	∞
23 Randy Messenger, R (8, 1) ERA: 2.16	1.0	H	4	1	0	0	0	0	0	0	0	0	0	9	12	0.00	1.000
41 Brad Hennessey, R (9, 1) ERA: 3.72	1.0	S	4	1	0	0	0	1	0	0	0	0	0	7	13	0.00	2.000

PITCHER	IP	WLS	BF	H	R	ER	SO	BB	IBB	HBP	BLK	WP	HR	S	P	ERA	WHIP

Batter	1	2	3	4	5	6	7	8	9	AB	R	H	RBI	BB	SO	LOB
10 Dave Roberts, L (1, 8) OBP: 0.297, SLG: 0.337	C X 0-1 FC6-4 1B		C F B X 1-2 ① FC6-4 1B 1-2f		B F B B C B 4-2 S BB		C B B X 2-1 ③ F8			3	0	1	0	1	0	1
13 Omar Vizquel, S (1, 6) OBP: 0.284, SLG: 0.295	B B C X 2-1 ① F8		C X 0-1 ② F8		C X 0-1 ② P6			X 0-0 ① G6-3		4	0	0	0	0	0	3
Ray Durham, S (1, 4) OBP: 0.321, SLG: 0.404	B B C X 2-1 ② FC6-4 1-2f		X 0-0 1-3 1B		B C B X 2-1 ③ P5 1-2			F F B X 1-2 ② G6-3		4	0	1	0	0	0	2
Barry Bonds, L (1, 7) OBP: 0.512, SLG: 0.589 19 Kevin Frandsen, R (8, PH) OBP: 0.342, SLG: 0.362 (8, 7)	C X 0-1 ③ F7		F F B D S 2-3 ③ K			B B X 2-0 ① F7		B B B B 4-0 BB		3 0	0 0	0 0	0 0	0 1	1 0	3 0
Ryan Klesko, L (1, 3) OBP: 0.385, SLG: 0.477		S X 0-1 ① G6-3		F F C 0-3 ① K		X 0-0 G5-3 14 1B		F C S 0-3 ③ K		4	0	1	0	0	2	1
14 Fred Lewis, L (1, 9) OBP: 0.358, SLG: 0.439		C B B B S F F F F 4-2 B BB		B S B F B F F B 4-2 BB		B F F D X 2-2 1-2 1B			B C B F B X 3-2 ① F8	2	0	1	0	2	0	0
Pedro Feliz, R (1, 5) OBP: 0.270, SLG: 0.405		C X 0-1 ② F8		X 0-0 ② F7		F C X 0-2 ② ③ G5-3 2-3f			X 0-0 1B	4	0	1	0	0	0	4
39 Guillermo Rodriguez, R (1, 2) OBP: 0.286, SLG: 0.235		B C B S X 2-2 ③ G6-3		B F X 1-1 ③ P3			F X 0-1 ① F8		B B X 2-0 ② F8	4	0	0	0	0	0	3
75 Barry Zito, L (1, 1) OBP: 0.152, SLG: 0.125 52 Scott Atchison, R (5, 1) Mark Sweeney, L (7, PH) OBP: 0.305, SLG: 0.375 32 Kevin Correia, R (7, 1) OBP: 0.500, SLG: 0.500 Steve Kline, S (8, 1) 2 Randy Winn, S (9, PH) OBP: 0.332, SLG: 0.402			B B B C B 4-1 10 FC6-4 BB		B C B S X 2-2 ① G3		C X 0-1 ② F9		C B B F X 2-2 ③ G1-3	1 0 1 0 0 1	0 0 0 0 0 0	0 0 0 0 0 0	0 0 0 0 0 0	1 0 0 0 0 1	0 0 0 0 0 0	0 0 0 0 0 1
Inning Stats	R: 0 H: 1 E: 0 LOB: 1 K: 0 BB: 0 S: 8 P: 12	R: 0 H: 0 E: 0 LOB: 1 K: 0 BB: 1 S: 13 P: 19	R: 0 H: 1 E: 0 LOB: 2 K: 1 BB: 1 S: 10 P: 17	R: 0 H: 0 E: 0 LOB: 1 K: 1 BB: 1 S: 10 P: 15	R: 0 H: 0 E: 0 LOB: 1 K: 0 BB: 1 S: 9 P: 17	R: 0 H: 2 E: 0 LOB: 1 K: 0 BB: 0 S: 8 P: 12	R: 0 H: 0 E: 0 LOB: 0 K: 0 BB: 0 S: 6 P: 8	R: 0 H: 0 E: 0 LOB: 1 K: 1 BB: 1 S: 7 P: 12	R: 0 H: 1 E: 0 LOB: 1 K: 0 BB: 0 S: 8 P: 15	1B: 5 2B: 0 3B: 0 HR: 0	SF: 0 SAC: 0 DP: 1 HBP: 0					

PITCHER		IP	WLS	BF	H	R	ER	SO	BB	IBB	HBP	BLK	WP	HR	S	P	ERA	WHIP
37 Todd Wellemeyer, R ERA: 5.83	(1, 1)	5.0	W	21	2	0	0	2	4	0	0	0	0	0	50	80	0.00	1.200
61 Troy Cate, L ERA: 1.42	(6, 1)	0.1		3	2	0	0	0	0	0	0	0	0	0	5	9	0.00	6.000
Troy Percival, R ERA: 1.59	(6, 1)	0.2		1	0	0	0	0	0	0	0	0	0	0	3	3	0.00	0.000
31 Ryan Franklin, R ERA: 1.23	(7, 1)	2.0		7	0	0	0	1	1	0	0	0	0	0	13	20	0.00	0.500
44 Jason Isringhausen, R ERA: 1.53	(9, 1)	1.0		4	1	0	0	0	0	0	0	0	0	0	8	15	0.00	1.000

PITCHER	IP	WLS	BF	H	R	ER	SO	BB	IBB	HBP	BLK	WP	HR	S	P	ERA	WHIP

TOP

San Francisco Giants @ St. Louis Cardinals

Busch Stadium, St. Louis, MO

Sun Jul 08 2007, 1:15 PM CDT

Att. 44,613 - Sunny - 90 F

livebaseballscorecards.com

AB	31
R	0
H	5
RBI	0
BB	5
SO	3
LOB	18

WP: 0	PA: 36				
PB: 0					
SB: 1					
CS: 0					

BOTTOM

San Francisco Giants @ St. Louis Cardinals

Busch Stadium, St. Louis, MO

Sun Jul 08 2007, 1:15 PM CDT

Att. 44,613 - Sunny - 90 F

livebaseballscorecards.com

Batter	1	2	3	4	5	6	7	8	9	AB	R	H	RBI	BB	SO	LOB
13 Brendan Ryan, R (1, 6) OBP: 0.318, SLG: 0.415	3-2 BBCBCFX 47 2B 5 1B 1B	2-2 BBCSX E8 47 2B 1B 2-H		X 0-0 F7 ②		B X 1-0 G3-1 ②		C B B B X 3-1 G6-3 ②		5	2	2	0	0	0	1
47 Ryan Ludwick, R (1, 8) OBP: 0.287, SLG: 0.492 31 Ryan Franklin, R (7, 1) 26 Scott Spiezio, S (8, PH) OBP: 0.363, SLG: 0.412 44 Jason Isringhausen, R (9, 1)	3-2 BBSBFX 5 1B 27 SF9 1-3 2B	C X 0-2 3-H 2B		B X 1-0 F8 ③		B B C C X 2-2 5 FC5-4 1B		B B S F S 2-3 K ③		4 0 1 0	1 0 0 0	3 0 0 0	1 0 0 0	0 0 0 0	0 0 1 0	1 0 0 0
5 Albert Pujols, R (1, 3) OBP: 0.411, SLG: 0.516	C X 0-1 27 SF9 2-3 3-H 1B	C C B F B S 2-3 K ②			B B B C B 4-1 27 BB 43 1B 16 2B BB	C B X 1-1 FC5-4 ③ 1-2f				3	1	1	1	1	1	2
43 Juan Encarnacion, R (1, 9) OBP: 0.301, SLG: 0.462	C B X 1-1 F8 ①	C B S D S 2-3 K ③			B X 1-0 27 BB 16 2B 1-2 1B		C F X 0-2 27 1B 16 1B 2B			4	2	2	0	0	1	3
27 Scott Rolen, R (1, 5) OBP: 0.345, SLG: 0.380	C X 0-1 SF9 ② 1-2 3-H		B X 1-0 L5 ①		B B B C B 4-1 16 2B 1-2 2-3 BB		C B X 1-1 G4-6-3 16 1B 2-3 1B			2	0	1	1	1	0	0
16 Chris Duncan, L (1, 7) OBP: 0.380, SLG: 0.547	C B B B B 4-1 BB		B C B X 2-1 L8 ②		F X 0-1 FC6 1-3 2-H 3-H 2B		X 0-0 G4-6-3 1-2 3-H 1B			3	0	2	3	1	0	0
Gary Bennett, R (1, 2) OBP: 0.257, SLG: 0.298	X 0-0 F8 ③		F B F S 1-3 K ③		F X 0-1 FC6 ① L3 2-3		S F B F X 1-2 G4-6-3 ① ② 1-2f 2-3			4	0	0	0	0	1	6
Aaron Miles, S (1, 4) OBP: 0.328, SLG: 0.332		B B B C B 4-1 37 SH2-4 13 E BB		C X 0-1 37 SH5-4 1B	B F X 1-1 L3 ② ③ 1-1		C B X 1-1 F9 ③			3	1	1	0	1	0	3
37 Todd Wellemeyer, R (1, 1) OBP: 0.100, SLG: 0.100 61 Troy Cate, L (6, 1) Troy Percival, R (6, 1) 55 Skip Schumaker, L (6, PH) OBP: 0.310, SLG: 0.348 (7, 8) So Taguchi, R (8, PH) OBP: 0.348, SLG: 0.377 (9, 8)		X 0-0 SH2-4 ① 1-2		C B X 1-1 SH5-4 ① 1-2		B C S S X 1-2 G3 ①		C B F B B F X 3-2 G6-3 ①		0 0 0 1 1	0 0 0 0 0	0 0 0 0 0	0 0 0 0 0	0 0 0 0 0	0 0 0 0 0	0 0 0 0 0
Inning Stats	R: 2 E: 0 K: 0 S: 16 H: 3 LOB: 2 BB: 1 P: 27	R: 2 E: 1 K: 2 S: 15 H: 2 LOB: 1 BB: 1 P: 25	R: 0 E: 0 K: 1 S: 6 H: 0 LOB: 0 BB: 0 P: 10	R: 0 E: 0 K: 0 S: 6 H: 1 LOB: 1 BB: 0 P: 8	R: 2 E: 0 K: 0 S: 9 H: 2 LOB: 1 BB: 2 P: 19	R: 0 E: 0 K: 0 S: 9 H: 1 LOB: 1 BB: 0 P: 14	R: 1 E: 0 K: 0 S: 12 H: 3 LOB: 1 BB: 0 P: 15	R: 0 E: 0 K: 1 S: 9 H: 0 LOB: 0 BB: 0 P: 17		1B: 8 2B: 5 3B: 0 HR: 0	SF: 1 SAC: 2 DP: 2 HBP: 0		WP: 0 PB: 0 SB: 0 CS: 0	PA: 38		

	AB	31
	R	7
	H	12
	RBI	6
	BB	4
	SO	4
	LOB	16

PITCHER		IP	WLS	BF	H	R	ER	SO	BB	IBB	HBP	BLK	WP	HR	S	P	ERA	WHIP
75 Barry Zito, L ERA: 4.9	(1, 1)	4.0	L	24	8	6	5	3	4	0	0	0	0	0	48	84	11.25	3.000
52 Scott Atchison, R ERA:	(5, 1)	2.0		6	1	0	0	0	0	0	0	0	0	0	13	19	0.00	0.500
32 Kevin Correia, R ERA: 3.99	(7, 1)	1.0		5	3	1	1	0	0	0	0	0	0	0	12	15	9.00	3.000
Steve Kline, L ERA: 3.76	(8, 1)	1.0		3	0	0	0	1	0	0	0	0	0	0	9	17	0.00	0.000

PITCHER	IP	WLS	BF	H	R	ER	SO	BB	IBB	HBP	BLK	WP	HR	S	P	ERA	WHIP

Batter	1	2	3	4	5	6	7	8	9	AB	R	H	RBI	BB	SO	LOB
Aaron Miles, S (1, 6) OBP: 0.325, SLG: 0.326	C C B X 1-2 G3		F F X 0-2 F9		B B X 2-0 G4-3 2-3		B F B F X 2-2 G4-6-3 1-2f		B F B B B 4-1 26 BB 1-2 2-3 BB	4	0	0	0	1	0	3
47 Ryan Ludwick, R (1, 8) Troy Percival, R (5, 1) 26 Scott Spiezio, S (6, 9) OBP: 0.280, SLG: 0.480 OBP: 0.364, SLG: 0.409	X 0-0 P4		B B B C F X 3-2 G5-3		X 0-0 G5-3 3-H			X 0-0 G6-3	C S B B B B 4-2 5 G5-4-3 1-2 2-3 3-H BB	3 0 1	0 0 0	0 0 0	1 0 1	0 0 1	0 0 1	0 0 0
5 Albert Pujols, R (1, 3) OBP: 0.408, SLG: 0.521	C S B F B X 2-2 G4-3		X 0-0 F9		C B B B F S 3-3 K			B X 1-0 HR	F B X 1-1 G5-4-3 1-2f	5	1	1	1	0	1	3
16 Chris Duncan, L (1, 7) OBP: 0.385, SLG: 0.552		X 0-0 4 HBP 2B		C B F B S 2-3 K		S F B X 1-2 27 G5-4-3 1B		B F B B B 4-1 48 FC5-4 BB		3	0	2	0	1	1	0
27 Scott Rolen, R (1, 5) OBP: 0.340, SLG: 0.375		C B X 1-1 L7		B X 1-0 G5-3		B X 1-0 1-2f G5-4-3		B C B B B X 3-1 F8		4	0	0	0	0	0	3
43 Juan Encarnacion, R (1, 9) OBP: 0.301, SLG: 0.460 48 Brad Thompson, R (6, 1) OBP: 0.133, SLG: 0.133 36 Russ Springer, R (8, 1)		D B X 2-0 G6-3		B C B X 2-1 7 1B 1B		C X 0-1 G5-3		B C X 1-1 1-2f FC5-4		3 1 0	0 0 0	1 0 0	0 0 0	0 0 0	0 0 0	1 1 0
7 Adam Kennedy, L (1, 4) OBP: 0.288, SLG: 0.255		F B B T F B B 4-2 4 HBP BB		F X 0-1 1-2 1B			B B F F F B X 3-2 E7 55 1B		B H 2-0 55 BB BB 26 BB HBP	2	1	1	0	1	0	0
4 Yadier Molina, R (1, 2) OBP: 0.326, SLG: 0.321 Gary Bennett, R (7, 2) OBP: 0.254, SLG: 0.295		H 1-0 1-2 2-3 HBP		B C S F S 1-3 K			C F F B F X 1-2 L6		B C B S X 2-2 F9	2 1	0 0	0 0	0 0	0 0	1 0	3 1
Kip Wells, R (1, 1) OBP: 0.310, SLG: 0.448 61 Troy Cate, L (2, 1) 33 Andy Cavazos, R (3, 1) 55 Skip Schumaker, L (5, PH) (5, 8)		S B S C 1-3 K			X 0-0 G4-3 47 G5-3 2B		C B B X 2-1 G4-6-3 2-3 1B		C B B B C B 4-2 26 BB BB 1-2 BB	1 0 0 2	0 0 0 1	0 0 0 2	0 0 0 0	1 0 0 1	0 0 0 0	3 0 0 0
Inning Stats	R: 0 E: 0 K: 0 S: 8 H: 0 LOB: 0 BB: 0 P: 11	R: 0 E: 0 K: 1 S: 10 H: 1 LOB: 3 BB: 1 P: 19	R: 0 E: 0 K: 0 S: 7 H: 0 LOB: 0 BB: 0 P: 10	R: 0 E: 0 K: 2 S: 12 H: 2 LOB: 2 BB: 0 P: 18	R: 1 E: 0 K: 1 S: 6 H: 1 LOB: 0 BB: 0 P: 11	R: 0 E: 0 K: 0 S: 6 H: 1 LOB: 0 BB: 0 P: 8	R: 0 E: 1 K: 0 S: 14 H: 1 LOB: 1 BB: 0 P: 22	R: 1 E: 0 K: 0 S: 7 H: 1 LOB: 1 BB: 1 P: 16	R: 1 E: 0 K: 0 S: 10 H: 0 LOB: 2 BB: 3 P: 27	1B: 4 2B: 2 3B: 0 HR: 1	SF: 0 SAC: 0 DP: 3 HBP: 2						

PITCHER		IP	WLS	BF	H	R	ER	SO	BB	IBB	HBP	BLK	WP	HR	S	P	ERA	WHIP
38 Kyle Kendrick, R ERA: 3.82	(1, 1)	7.0	W	28	6	1	1	4	1	0	1	0	0	0	63	99	1.29	1.000
16 J.C. Romero, L ERA: 3.09	(8, 1)	0.1		3	1	1	1	0	1	0	0	0	0	1	3	8	27.00	6.000
Jose Mesa, R ERA: 8.06	(8, 1)	0.2		2	0	0	0	0	0	0	0	0	0	0	4	8	0.00	0.000
58 J.D. Durbin, R ERA: 13.5	(9, 1)	1.0		6	0	1	1	0	3	0	1	0	0	0	10	27	9.00	3.000

PITCHER	IP	WLS	BF	H	R	ER	SO	BB	IBB	HBP	BLK	WP	HR	S	P	ERA	WHIP

TOP

St. Louis Cardinals @ Philadelphia Phillies
Citizens Bank Park, Philadelphia, PA
Fri Jul 13 2007, 7:05 PM EDT
Att. 43,838 - Overcast - 79 F

livebaseballscorecards.com

AB	32
R	3
H	7
RBI	3
BB	5
SO	4
LOB	18

WP: 0 PB: 0 SB: 0 CS: 0 PA: 39

BOTTOM

St. Louis Cardinals @ Philadelphia Phillies
Citizens Bank Park, Philadelphia, PA
Fri Jul 13 2007, 7:05 PM EDT
Att. 43,838 - Overcast - 79 F

Batter	1	2	3	4	5	6	7	8	9	AB	R	H	RBI	BB	SO	LOB
11 Jimmy Rolls, S (1, 6) OBP: 0.334, SLG: 0.529	8 SH 2B G1-3		26 E 8 1B 1-2 BB	8 G4-6-3 1-2 3-H 1B		F7		1-1 1-H HR		5	2	3	3	1	0	3
8 Shane Victorino, S (1, 9) OBP: 0.349, SLG: 0.429	SH 26 1B 2-H	26 E 26 S 26 1B BB	26 E 1-2 2-3 1B	G4-6-3 1-2f			F9	6 BB 1B 1B		4	2	2	0	1	0	2
26 Chase Utley, L (1, 4) OBP: 0.405, SLG: 0.583 Abraham Nunez, S (8, 4) OBP: 0.320, SLG: 0.327	6 2B 1B 3-H 1B	6 G3-6-3 1-H 1B	E2 1-2 2-3 3-H		6 WP 6 1B 1B		HR	6 BB 1-2 1B		5 1	2 0	4 1	3 0	0 0	0 0	2 0
6 Ryan Howard, L (1, 3) OBP: 0.383, SLG: 0.560	1B 1-3 2B	G3-6-3 1-2f	K		1-H 1B		2B SF8 1B	G4-6-3 1-2 2-3 BB		5	2	3	0	1	1	4
Aaron Rowand, R (1, 8) OBP: 0.387, SLG: 0.481	2-H 3-H 1B	BB 1B	F7		F9		19 1B 1-3 2B	K		6	0	3	2	0	1	7
Pat Burrell, R (1, 7) OBP: 0.382, SLG: 0.409 16 J.C. Romero, S (8, 1) Jose Mesa, R (8, 1) Wes Helms, R (8, PH) OBP: 0.325, SLG: 0.380 58 J.D. Durbin, R (9, 1)	19 1B 38 1B 1B	1-2 BB	19 1B 38 SF8 BB	K			SF8 3-H	G4-6-3 1-2f		2 0 0 1 0	2 0 0 0 0	1 0 0 0 0	1 0 0 0 0	2 0 0 0 0	1 0 0 3 0	1 0 0 0 0
19 Greg Dobbs, L (1, 5) OBP: 0.333, SLG: 0.537	38 1B 1-2 1B	K	38 SF8 51 HBP 11 1B 1-3 1B		1-0 1B		2-1 2-3 1B			5	1	4	0	0	1	2
51 Carlos Ruiz, R (1, 2) OBP: 0.326, SLG: 0.393	K		F7	11 1B 1-2 HBP		K	G6-3			4	0	0	0	0	2	5
38 Kyle Kendrick, R (1, 1) OBP: 0.267, SLG: 0.231 9 Michael Bourn, L (8, 7) OBP: 0.333, SLG: 0.325	1-2 2-H 1B		8 1B 11 BB 26 E 1B	SF8 2-3 3-H		K		E6 11 HR		3 1	1 1	2 0	2 0	0 0	1 0	1 0
Inning Stats	R: 5 E: 1 K: 1 S: 31 H: 7 LOB: 2 BB: 0 P: 44	R: 1 E: 0 K: 1 S: 13 H: 2 LOB: 2 BB: 2 P: 24	R: 1 E: 1 K: 1 S: 14 H: 2 LOB: 3 BB: 1 P: 20	R: 2 E: 0 K: 0 S: 9 H: 2 LOB: 1 BB: 1 P: 21	R: 0 E: 0 K: 1 S: 14 H: 2 LOB: 1 BB: 0 P: 20	R: 0 E: 0 K: 2 S: 10 H: 1 LOB: 1 BB: 0 P: 16	R: 2 E: 0 K: 0 S: 12 H: 4 LOB: 2 BB: 0 P: 18	R: 2 E: 1 K: 1 S: 16 H: 3 LOB: 2 BB: 1 P: 26		1B: 18 2B: 3 3B: 0 HR: 2 SF: 2 SAC: 1 DP: 3 HBP: 1						

livebaseballscorecards.com

AB	42
R	13
H	23
RBI	11
BB	5
SO	7
LOB	30

WP: 1 PA: 51
PB: 0
SB: 1
CS: 0

PITCHER	IP	WLS	BF	H	R	ER	SO	BB	IBB	HBP	BLK	WP	HR	S	P	ERA	WHIP
Kip Wells, R (1, 1) ERA: 6.25	1.0	L	12	8	6	4	1	1	0	0	0	0	0	33	52	36.00	9.000
61 Troy Cate, L (2, 1) ERA: 1.26	1.2		10	3	1	0	2	2	0	0	0	0	0	23	33	0.00	3.000
33 Andy Cavazos, R (3, 1) ERA: 6.57	1.1		7	2	2	2	0	1	0	1	0	0	0	11	24	13.50	2.250
Troy Percival, R (5, 1) ERA: 1.35	1.0		4	2	0	0	1	0	0	0	0	1	0	14	20	0.00	2.000
48 Brad Thompson, R (6, 1) ERA: 5.1	2.0		15	8	4	3	2	0	0	0	0	0	2	29	45	13.50	4.000

PITCHER	IP	WLS	BF	H	R	ER	SO	BB	IBB	HBP	BLK	WP	HR	S	P	ERA	WHIP
36 Russ Springer, R (8, 1) ERA: 2.81	1.0		3	0	0	0	1	1	0	0	0	0	0	9	15	0.00	1.000

Batter	1	2	3	4	5	6	7	8	9	AB	R	H	RBI	BB	SO	LOB
David Eckstein, R (1, 6) OBP: 0.358, SLG: 0.393	B X 1-0 G6-3 2B	F X 0-1 ② SF7 3-H			C X 0-1 G6-4-3 1B		B C X 1-1 ① G4-3		C X 0-1 ② G5-3	4	0	2	1	0	0	0
So Taguchi, R (1, 8) OBP: 0.344, SLG: 0.372	B S M X 1-2 ① G6-3 2-3	C F B X 1-2 ③ FC5 1-2 2-3f			B F L X 1-2 ① ② G6-4-3 1-2f		X 0-0 5 FC5-4 1B		C B X 1-1 ③ G6-3	5	0	1	0	0	0	4
5 Albert Pujols, R (1, 3) OBP: 0.409, SLG: 0.533	F F F X 0-2 ② P4	C C B B F X 2-2 HR			B B X 2-0 43 WP 43 1B 2B		C X 0-1 ② FC5-4 43 1B 1-2f			4	2	2	1	0	0	2
43 Juan Encarnacion, R (1, 9) OBP: 0.305, SLG: 0.461	B B S B S T X 3-2 ③ P6	C B C B S 2-3 ① K			C D B S X 2-2 2-H 1B		B X 1-0 1-2 1B			4	0	2	1	0	1	1
27 Scott Rolen, R (1, 5) OBP: 0.339, SLG: 0.373		C B X 1-1 BB 16 BB 46 1B 1B	F F B X 1-2 ② F8		C X 0-1 ③ F7		C F B B D X 3-2 ③ F9			4	1	1	0	0	0	3
16 Chris Duncan, L (1, 7) OBP: 0.384, SLG: 0.545		S B S B B B 4-2 46 1B BB 1-2 SF7 BB	B F F B B S 2-3 ③ K			C B F B F X 2-2 ① G3		C B B B S X 3-2 ① L7		3	1	0	0	1	1	0
4 Yadier Molina, R (1, 2) OBP: 0.324, SLG: 0.325		F B S F B X 2-2 ① L5		X 0-0 ① G1-3		X 0-0 2B		C X 0-1 ② G6-3		4	0	1	0	0	0	2
Aaron Miles, S (1, 4) OBP: 0.324, SLG: 0.321		B B B C F B 4-2 FC5 46 1B 1-2 2-3 BB		B B F F X 2-2 ② G4-3		X 0-0 ② G5-3		X 0-0 ③ G4-3		3	0	0	0	1	0	1
46 Mike Maroth, L (1, 1) OBP: 0.273, SLG: 0.364		S F B F F D B X 3-2 FC5 1-2 2-3 3-H 1B		B C S B B B X 3-2 ③ G6-3		X 0-0 ③ F9			X 0-0 ① F7	2	0	1	1	0	0	0
47 Ryan Ludwick, R (6, PH) OBP: 0.278, SLG: 0.477										1	0	0	0	0	0	1
34 Randy Flores, L (6, 1)										0	0	0	0	0	0	0
31 Ryan Franklin, R (7, 1)										0	0	0	0	0	0	0
44 Jason Isringhausen, R (8, 1)										0	0	0	0	0	0	0
55 Skip Schumaker, L (9, PH) OBP: 0.333, SLG: 0.377										1	0	0	0	0	0	0
Inning Stats	R: 0 E: 0 K: 0 S: 12 H: 1 LOB: 1 BB: 0 P: 17	R: 2 E: 0 K: 0 S: 21 H: 2 LOB: 2 BB: 2 P: 36	R: 1 E: 0 K: 2 S: 13 H: 1 LOB: 0 BB: 0 P: 20	R: 0 E: 0 K: 0 S: 7 H: 0 LOB: 0 BB: 0 P: 12	R: 1 E: 0 K: 0 S: 11 H: 3 LOB: 1 BB: 0 P: 16	R: 0 E: 0 K: 0 S: 7 H: 1 LOB: 1 BB: 0 P: 9	R: 0 E: 0 K: 0 S: 9 H: 2 LOB: 2 BB: 0 P: 14	R: 0 E: 0 K: 0 S: 6 H: 0 LOB: 0 BB: 0 P: 9	R: 0 E: 0 K: 0 S: 5 H: 0 LOB: 0 BB: 0 P: 6	1B: 6 2B: 3 3B: 0 HR: 1 SF: 1 SAC: 0 DP: 1 HBP: 0						

TOP

St. Louis Cardinals @ Philadelphia Phillies
Citizens Bank Park, Philadelphia, PA

Sat Jul 14 2007, 3:55 PM EDT
Att. 45,050 - Partly Cloudy - 83 F

livebaseballscorecards.com

AB	35
R	4
H	10
RBI	4
BB	2
SO	2
LOB	14

PITCHER		IP	WLS	BF	H	R	ER	SO	BB	IBB	HBP	BLK	WP	HR	S	P	ERA	WHIP
35 Cole Hamels, L ERA: 3.83	(1, 1)	6.0	W	27	8	4	4	2	2	0	0	0	1	1	71	110	6.00	1.667
63 Ryan Madson, R ERA: 3.51	(7, 1)	2.0		8	2	0	0	0	0	0	0	0	0	0	15	23	0.00	1.000
Antonio Alfonseca, R ERA: 3.82	(9, 1)	1.0		3	0	0	0	0	0	0	0	0	0	0	5	6	0.00	0.000

PITCHER	IP	WLS	BF	H	R	ER	SO	BB	IBB	HBP	BLK	WP	HR	S	P	ERA	WHIP

Batter	1	2	3	4	5	6	7	8	9	AB	R	H	RBI	BB	SO	LOB
11 Jimmy Rollins, S (1, 6) OBP: 0.337, SLG: 0.538	B B B C F F X 3-2 HR	D B X 2-0 1-2 26 2B 1B		B X 1-0 ② F8 B B B C D 4-1 BB		C X 0-1 8 2B 1B 1B	B B X 2-0 ③ G3			5	3	3	1	0	0	0
8 Shane Victorino, S (1, 9) OBP: 0.350, SLG: 0.430	B C X 1-1 ① F7	C B B X 2-1 ② F7				C X 0-1 1-3 1B 2B		C C F S 0-3 ① K		4	1	1	0	1	1	2
26 Chase Utley, L (1, 4) OBP: 0.405, SLG: 0.583	C F S 0-3 ② K	B B B C C X 3-2 1-H 2-H 2B		1 SAFE 1 SAFE B 1 SAFE X 1-0 ③ G5-3		X 0-0 ① P5		C X 0-1 2B 1B		5	0	2	2	0	1	3
6 Ryan Howard, L (1, 3) OBP: 0.383, SLG: 0.567	S B F B X 2-2 HR	B C D C S 2-3 ③ K			B C H 2-1 2B 2B HBP	B S C S 1-3 ② K		C F S 0-3 ② K		4	2	1	1	0	3	4
Aaron Rowand, R (1, 8) OBP: 0.395, SLG: 0.506	C B C F B X 2-2 2B		F B X 1-1 HR		X 0-0 1-3 2B 2B	C F H 1-2 1B HBP		B F S B D X 3-2 1-3 2B		4	2	4	1	0	0	0
Pat Burrell, R (1, 7) OBP: 0.390, SLG: 0.421 Abraham Nunez, S (6, PR) OBP: 0.324, SLG: 0.327 (7, 5)	B C F B D B 4-2 BB		B C F B B X 3-2 FC5-4 1B		S D B F B X 3-2 L9 51 SF8 2-H 3-H 2B	C X 0-1 1-3 2-H 3-H FC5-4 1B		B B B B 4-0 BB		3	1	3	4	1	0	0
										0	0	0	0	1	0	0
Wes Helms, R (1, 5) OBP: 0.319, SLG: 0.372 63 Ryan Madson, L (7, 1) 19 Greg Dobbs, L (8, PH) OBP: 0.332, SLG: 0.534 Antonio Alfonseca, R (9, 1)	B B B C F F X 3-2 G1-3		X 0-0 ① FC5-4 51 G5-4-3 1-2f		X 0-0 ① L9 2-3	F X 0-1 ③ FC5-4 1-2f		C B T D B S 3-3 ③ K		4	0	0	0	0	0	6
										0	0	0	0	0	0	0
										1	0	0	0	0	1	3
										0	0	0	0	0	0	0
51 Carlos Ruiz, R (1, 2) OBP: 0.320, SLG: 0.388		C X 0-1 E4 35 FC1-6	1 SAFE F D X 1-1 ② ③ G5-4-3 1-2f		B B S X 2-1 ② SF8 3-H		F B X 1-1 ① G5-3			3	0	0	1	0	0	1
35 Cole Hamels, L (1, 1) OBP: 0.178, SLG: 0.209 9 Michael Bourn, L (7, 7) OBP: 0.330, SLG: 0.321		X 0-0 ① FC1-6 11 1B 1-2f 26 2B		C B F S 1-3 ① K	C S S 0-3 ③ K		B B F F B X 3-2 ② L8			3	1	0	0	0	2	1
										1	0	0	0	0	0	0
Inning Stats	R: 2 E: 0 K: 1 S: 22 H: 3 LOB: 2 BB: 1 P: 37	R: 2 E: 1 K: 1 S: 12 H: 2 LOB: 1 BB: 0 P: 21	R: 1 E: 0 K: 0 S: 8 H: 2 LOB: 0 BB: 0 P: 13	R: 0 E: 0 K: 1 S: 6 H: 0 LOB: 1 BB: 1 P: 13	R: 3 E: 0 K: 1 S: 11 H: 2 LOB: 0 BB: 0 P: 18	R: 2 E: 0 K: 1 S: 14 H: 3 LOB: 2 BB: 0 P: 16	R: 0 E: 0 K: 0 S: 6 H: 0 LOB: 0 BB: 0 P: 12	R: 0 E: 0 K: 3 S: 15 H: 2 LOB: 3 BB: 1 P: 25		1B: 5 2B: 6 3B: 0 HR: 3	SF: 1 SAC: 0 DP: 1 HBP: 2			WP: 0 PB: 0 SB: 0 CS: 0	PA: 43	

PITCHER		IP	WLS	BF	H	R	ER	SO	BB	IBB	HBP	BLK	WP	HR	S	P	ERA	WHIP
46 Mike Maroth, L ERA: 5.2	(1, 1)	5.0	L	27	9	8	6	4	2	0	1	0	0	3	59	102	10.80	2.200
34 Randy Flores, L ERA: 5.01	(6, 1)	1.0		7	3	2	2	1	0	0	1	0	0	0	14	16	18.00	3.000
31 Ryan Franklin, R ERA: 1.2	(7, 1)	1.0		3	0	0	0	0	0	0	0	0	0	0	6	12	0.00	0.000
44 Jason Isringhausen, R ERA: 1.49	(8, 1)	1.0		6	2	0	0	3	1	0	0	0	0	0	15	25	0.00	3.000

PITCHER	IP	WLS	BF	H	R	ER	SO	BB	IBB	HBP	BLK	WP	HR	S	P	ERA	WHIP

BOTTOM

St. Louis Cardinals @ Philadelphia Phillies
Citizens Bank Park, Philadelphia, PA

Sat Jul 14 2007, 3:55 PM EDT
Att. 45,050 - Partly Cloudy - 83 F

livebaseballscorecards.com

AB	37
R	10
H	14
RBI	10
BB	3
SO	8
LOB	20

Batter	1	2	3	4	5	6	7	8	9	AB	R	H	RBI	BB	SO	LOB
David Eckstein, R (1, 6) OBP: 0.350, SLG: 0.383	G6-3	G1-3		G6-3		G5-3		K		5	0	0	0	0	1	2
55 Skip Schumaker, L (1, 8) OBP: 0.338, SLG: 0.405	F8		5 G4-3 27 G3-1 2B		5 HR 2B	F7		F7		5	2	2	0	0	0	0
5 Albert Pujols, R (1, 3) OBP: 0.412, SLG: 0.552	1B		G4-3 2-3		2-H HR		HR	F8		5	2	3	3	0	0	1
16 Chris Duncan, L (1, 7) OBP: 0.385, SLG: 0.555 So Taguchi, R (7, 7) OBP: 0.347, SLG: 0.376	F8		27 G3-1 27 WP BB		HR		G6-3		13 BB 1B	3 1	1 0	1 1	1 0	1 0	0 0	1 0
27 Scott Rolen, R (1, 5) OBP: 0.341, SLG: 0.378 13 Brendan Ryan, R (9, PH) OBP: 0.333, SLG: 0.415 (9, 5)		43 SH1-3 7 2B 2B	G3-1 1-3 3-H		4 FC6-4 1B		K		4-0 1-2 BB	4 0	1 0	2 0	1 0	0 1	1 0	1 0
43 Juan Encarnacion, R (1, 9) OBP: 0.304, SLG: 0.473		SH1-3 2-3	G6-3		K		HR		K	4	1	1	1	0	2	4
7 Adam Kennedy, L (1, 4) OBP: 0.290, SLG: 0.276		4 G5-3 50 1B 2B 3-H		G4-3	F7		HR		K	5	2	2	2	0	1	3
4 Yadier Molina, R (1, 2) OBP: 0.321, SLG: 0.321		G5-3 2-3		1B	FC6-4 1-2f		F8		F9	5	0	1	0	0	0	4
50 Adam Wainwright, R (1, 1) OBP: 0.324, SLG: 0.375 47 Ryan Ludwick, R (8, PH) OBP: 0.284, SLG: 0.504 Troy Percival, R (8, 1) 33 Andy Cavazos, R (9, 1)		1B 3-H		K		G1-3		HR		3 1 0 0	0 1 0 0	1 1 0 0	1 1 0 0	0 0 0 0	1 0 0 0	1 0 0 0
Inning Stats	R: 0 H: 1 E: 0 LOB: 1 K: 0 BB: 0 S: 12 P: 18	R: 2 H: 3 E: 0 LOB: 1 K: 0 BB: 0 S: 8 P: 10	R: 1 H: 1 E: 0 LOB: 1 K: 0 BB: 1 S: 12 P: 18	R: 0 H: 1 E: 0 LOB: 1 K: 1 BB: 0 S: 11 P: 13	R: 3 H: 4 E: 0 LOB: 1 K: 1 BB: 0 S: 13 P: 20	R: 0 H: 0 E: 0 LOB: 0 K: 0 BB: 0 S: 4 P: 5	R: 3 H: 3 E: 0 LOB: 0 K: 1 BB: 0 S: 15 P: 25	R: 1 H: 1 E: 0 LOB: 0 K: 1 BB: 0 S: 13 P: 18	R: 0 H: 1 E: 0 LOB: 2 K: 2 BB: 1 S: 8 P: 14	1B: 5 SF: 0 2B: 4 SAC: 1 3B: 0 DP: 0 HR: 6 HBP: 0						

TOP

St. Louis Cardinals @ Philadelphia Phillies
Citizens Bank Park, Philadelphia, PA
Sun Jul 15 2007, 6:05 PM EDT
Att. 44,872 - Partly Cloudy - 92 F

livebaseballscorecards.com

AB	41
R	10
H	15
RBI	10
BB	2
SO	6
LOB	17

PITCHER	IP	WLS	BF	H	R	ER	SO	BB	IBB	HBP	BLK	WP	HR	S	P	ERA	WHIP
23 Adam Eaton, R (1, 1) ERA: 5.98	4.0	L	23	10	6	6	1	1	0	0	0	1	2	49	69	13.50	2.750
Clay Condrey, R (5, 1) ERA: 6.98	1.0		3	0	0	0	1	0	0	0	0	0	0	7	10	0.00	0.000
Jose Mesa, R (6, 1) ERA: 7.76	1.0		3	0	0	0	0	0	0	0	0	0	0	4	5	0.00	0.000
48 Brian Sanches, R (7, 1) ERA: 6.39	2.0		10	4	4	4	2	0	0	0	0	0	4	28	43	18.00	2.000
59 Mike Zagurski, L (9, 1) ERA: 4.41	1.0		5	1	0	0	2	1	0	0	0	0	0	8	14	0.00	2.000

PITCHER	IP	WLS	BF	H	R	ER	SO	BB	IBB	HBP	BLK	WP	HR	S	P	ERA	WHIP

WP: 1 PA: 44
PB: 0
SB: 0
CS: 0

BOTTOM

Batter	1	2	3	4	5	6	7	8	9	AB	R	H	RBI	BB	SO	LOB
11 Jimmy Rolls, S (1, 6) OBP: 0.334, SLG: 0.532	C B X 1-1 F8 ①		C C S 0-3 K ②		X 0-0 F8 ②		C F S 0-3 K ①		X 0-0 G3 ① 1-2	4	0	0	0	0	2	3
Abraham Nunez, S (9, 6) OBP: 0.322, SLG: 0.325										1	0	0	0	0	0	1
8 Shane Victorino, S (1, 9) OBP: 0.348, SLG: 0.427	X 0-0 26 G3-6-3 1B		B B B C X 3-1 E4 1-2 2-3		B B C C F X 2-2 L4 ③		F B D F X 2-2 G3 ② 1-2		C D X 1-1 G5-3 ②	5	0	1	0	0	0	4
26 Chase Utley, L (1, 4) OBP: 0.405, SLG: 0.583	1 SAFE B C X 1-1 G3-6-3 ② ③ 1-2f		C X 0-1 G3-1 ③			F B B B X 3-1 BB HBP 1B	C F S 0-3 K2-3 ③		C F X 0-2 2-H 2B	5	0	2	1	0	1	5
6 Ryan Howard, L (1, 3) OBP: 0.380, SLG: 0.563		B S C B C 2-3 K ①		C B B X 2-1 G4-3 ①		B X 1-0 P6 ①		B B S S X 2-2 2B	F D B B F S 3-3 K ③	5	0	1	0	0	2	2
Aaron Rowand, R (1, 8) OBP: 0.396, SLG: 0.505		X 0-0 G6-3 ②		B B C B X 3-1 1B 1B		B B F C F B F H 4-2 BB 1-2 HBP		B S F D S 2-3 K ①		3	0	1	0	0	1	1
Pat Burrell, R (1, 7) OBP: 0.391, SLG: 0.419		C C F B X 1-2 G5-3 ③		X 0-0 1-2 1B		F C B D B B 4-2 FC5-4 BB 1-2 2-3		F D B B C C 2-3 K ②		3	0	1	0	1	1	1
59 Mike Zagurski, L (9, 1)										0	0	0	0	0	0	0
19 Greg Dobbs, L (1, 5) OBP: 0.325, SLG: 0.522			C B F X 1-2 G3-1 ①	S X 0-1 F5 ②		S X 0-1 F6 ②		B F D F B X 3-2 F8		4	0	0	0	0	0	6
2 Rod Barajas, R (1, 2) OBP: 0.344, SLG: 0.391			B X 1-0 8 E 23 BB 1B	C B B S B C 3-3 K ③		F D X 1-1 FC5-4 ③ 1-2f			C T F X 0-2 HR	2	0	1	0	0	1	2
Jose Mesa, R (6, 1)										0	0	0	0	0	0	0
Wes Helms, R (6, PH) OBP: 0.318, SLG: 0.371										1	0	0	0	0	0	3
48 Brian Sanches, R (7, 1)										0	0	0	0	0	0	0
9 Michael Bourn, L (9, 7) OBP: 0.337, SLG: 0.365										1	1	1	1	0	0	0
23 Adam Eaton, R (1, 1) OBP: 0.244, SLG: 0.250			B 1 SAFE B 1 SAFE B B 4-0 8 E 1-2 BB		C F B X 1-2 F8 ①		B B C X 2-1 8 G3 1B		C F F B X 1-2 E4 G3 26 2B	0	0	0	0	1	0	0
Clay Condrey, R (5, 1)										0	0	0	0	0	0	0
27 Chris Coste, R (5, 2) OBP: 0.385, SLG: 0.480										3	1	1	0	0	0	0
Inning Stats	R: 0 E: 0 K: 0 S: 5 H: 1 LOB: 0 BB: 0 P: 7	R: 0 E: 0 K: 1 S: 8 H: 0 LOB: 0 BB: 0 P: 11	R: 0 E: 1 K: 1 S: 11 H: 1 LOB: 3 BB: 1 P: 20	R: 0 E: 0 K: 1 S: 10 H: 2 LOB: 2 BB: 0 P: 18	R: 0 E: 0 K: 0 S: 8 H: 0 LOB: 0 BB: 0 P: 11	R: 0 E: 0 K: 0 S: 14 H: 1 LOB: 3 BB: 1 P: 27	R: 0 E: 0 K: 2 S: 11 H: 1 LOB: 1 BB: 0 P: 15	R: 0 E: 0 K: 2 S: 12 H: 1 LOB: 1 BB: 0 P: 21	R: 2 E: 1 K: 1 S: 17 H: 2 LOB: 1 BB: 0 P: 22	1B: 6 2B: 2 3B: 0 HR: 1	SF: 0 SAC: 0 DP: 1 HBP: 1						

PITCHER	IP	WLS	BF	H	R	ER	SO	BB	IBB	HBP	BLK	WP	HR	S	P	ERA	WHIP
50 Adam Wainwright, R (1, 1) ERA: 4.36	7.0	W	30	6	0	0	5	2	0	1	0	0	0	67	109	0.00	1.143
Troy Percival, R (8, 1) ERA: 1.17	1.0		4	1	0	0	2	0	0	0	0	0	0	12	21	0.00	1.000
33 Andy Cavazos, R (9, 1) ERA: 6.75	1.0		6	2	2	1	1	0	0	0	0	0	1	17	22	9.00	2.000

PITCHER	IP	WLS	BF	H	R	ER	SO	BB	IBB	HBP	BLK	WP	HR	S	P	ERA	WHIP

St. Louis Cardinals @ Philadelphia Phillies
Citizens Bank Park, Philadelphia, PA
Sun Jul 15 2007, 6:05 PM EDT
Att. 44,872 - Partly Cloudy - 92 F

livebaseballscorecards.com

AB	37
R	2
H	9
RBI	2
BB	2
SO	8
LOB	28

St. Louis Cardinals @ Florida Marlins

Dolphin Stadium, Miami, FL

Mon Jul 16 2007, 7:05 PM EDT

Att. 13,827 - Clear - 87 F

TOP

livebaseballscorecards.com

Batter	1	2	3	4	5	6	7	8	9	AB	R	H	RBI	BB	SO	LOB
David Eckstein, R (1, 6) OBP: 0.347, SLG: 0.379	K		F9	FC6 1-2f			5 E 55 1B 16 SF7 1B	L4		5	1	1	0	0	1	2
55 Skip Schumaker, L (1, 8) OBP: 0.357, SLG: 0.408 13 Brendan Ryan, R (9, PH) OBP: 0.326, SLG: 0.405 44 Jason Isringhausen, R (9, 1)	16 HR BB		5 1B BB		G3		5 E 1-2 1B		K	2 1 0	1 0 0	1 0 0	0 0 0	2 0 0	0 1 0	0 0 0
5 Albert Pujols, R (1, 3) OBP: 0.414, SLG: 0.550	K		1-3 1B		F8		1-2 2-3 IBB		47 1B BB	3	0	1	0	2	1	1
16 Chris Duncan, L (1, 7) OBP: 0.387, SLG: 0.569 31 Ryan Franklin, R (7, 1) 47 Ryan Ludwick, R (9, PH) OBP: 0.289, SLG: 0.508 (9, 7)	1-H HR		K		1B		SF7 3-H		27 G6-4-3 1-3 1B	3 0 1	1 0 0	2 0 1	3 0 0	0 0 0	1 0 0	2 0 0
27 Scott Rolen, R (1, 5) OBP: 0.339, SLG: 0.373	43 CS BB		K	L3			P3		G6-4-3 1-2f	4	0	0	0	1	1	7
43 Juan Encarnacion, R (1, 9) OBP: 0.308, SLG: 0.467	CS 1-2	G6-4-3 7 1B BB		7 G4-3 7 S 1B BB		G6-3	K			2	1	0	0	2	1	2
7 Adam Kennedy, L (1, 4) OBP: 0.297, SLG: 0.302		1 SAFE 1 SAFE G6-4-3 1-2 1B		G4-3 1-3		HR		SH5-4 2B		4	1	3	1	0	0	1
Gary Bennett, R (1, 2) OBP: 0.256, SLG: 0.296		G6-4-3 1-2f 2-3		CS 3-H 1B		G6-3		2 SAFE SAFE SH5-4 2-3		3	0	1	1	0	0	2
Braden Looper, R (1, 1) OBP: 0.226, SLG: 0.214 So Taguchi, R (7, 7) OBP: 0.346, SLG: 0.374 (9, 8)		G3		FC6 1-2 BB		G3		G5-3		2 1	0 0	0 0	0 0	1 0	0 0	1 1
Inning Stats	R: 2 H: 1 E: 0 LOB: 0 K: 2 BB: 2 S: 12 P: 24	R: 0 H: 1 E: 0 LOB: 1 K: 0 BB: 1 S: 8 P: 14	R: 0 H: 1 E: 0 LOB: 2 K: 2 BB: 1 S: 12 P: 23	R: 1 H: 1 E: 0 LOB: 1 K: 0 BB: 2 S: 6 P: 18	R: 0 H: 1 E: 0 LOB: 1 K: 0 BB: 0 S: 10 P: 13	R: 1 H: 1 E: 0 LOB: 0 K: 0 BB: 0 S: 5 P: 8	R: 1 H: 2 E: 1 LOB: 2 K: 1 BB: 1 S: 10 P: 18	R: 0 H: 1 E: 0 LOB: 1 K: 0 BB: 0 S: 12 P: 20	R: 0 H: 1 E: 0 LOB: 1 K: 1 BB: 1 S: 7 P: 11							

| | | | | | | |

BOTTOM

St. Louis Cardinals @ Florida Marlins

Dolphin Stadium, Miami, FL

Mon Jul 16 2007, 7:05 PM EDT

Att. 13,827 - Clear - 87 F

livebaseballscorecards.com

Batter	1	2	3	4	5	6	7	8	9	AB	R	H	RBI	BB	SO	LOB
2 Hanley Ramirez, R (1, 6) OBP: 0.384, SLG: 0.534	C X 0-1 ① G5-3		T X 0-1 ① F9		B F T B F D X 3-2 ② G5-3		F B F F D B X 3-2 1-3 1B		C F X 0-2 ③ G4-3	5	0	1	0	0	0	1
6 Dan Uggla, R (1, 4) OBP: 0.319, SLG: 0.477	B C B X 2-1 ② P4		S F B S 1-3 ② K		C B D T B F B 4-2 BB		B B C B S S 3-3 ③ K			3	0	0	0	1	2	2
Miguel Cabrera, R (1, 5) OBP: 0.396, SLG: 0.603	B B C B X 3-1 ③ F7		B C S S 1-3 ③ K		X 0-0 ③ P4			B B F X 2-1 HR		4	1	1	1	0	1	2
Mike Jacobs, L (1, 3) OBP: 0.335, SLG: 0.456		B B X 2-0 27 1B 2B		B F B B F F T 3-2 ① K		F F B X 1-2 ① G5-3		X 0-0 27 FC4-6 1B		4	1	2	0	0	1	0
14 Josh Willingham, R (1, 7) OBP: 0.366, SLG: 0.470		H 1-0 27 1B 20 SF9 HBP		X 0-0 ② F7		B C X 1-1 ② F8		D C S C 1-3 ① K		3	1	0	0	0	1	1
27 Jeremy Hermida, L (1, 9) OBP: 0.335, SLG: 0.444		X 0-0 FC6-4 1-3 2-H 1B		C F B X 1-2 1B		B C X 1-1 ③ F7		B C X 1-1 ② FC4-6 1-2f		4	0	2	1	0	0	1
20 Matt Treanor, R (1, 2) OBP: 0.342, SLG: 0.397 Miguel Olivo, R (8, PH) OBP: 0.263, SLG: 0.390 (9, 2)		X 0-0 ① SF9 3-H		1 SAFE F F B F F X 1-2 ③ F9			B X 1-0 ① F9	B C X 1-1 ③ P4		2 1	0 0	0 0	1 0	0 0	0 0	1 1
4 Alfredo Amezaga, S (1, 8) OBP: 0.329, SLG: 0.375		F 1 SAFE B C B 1 SAFE T 2-2 ② K			B C C C X 1-2 ① G6-3		C X 0-1 2 1B 1B		B C X 1-1 ① G4-3	4	0	1	0	0	1	1
Byung-Hyun Kim, R (1, 1) OBP: 0.067, SLG: 0.133 57 Taylor Tankersley, L (7, 1) 48 Lee Gardner, R (7, 1) Joe Borchard, S (7, PH) OBP: 0.293, SLG: 0.321 32 Justin Miller, R (8, 1) 37 Renyel Pinto, L (9, 1) Todd Linden, S (9, PH) OBP: 0.288, SLG: 0.274		B C X 1-1 ③ FC6-4 1-2f			C X 0-1 2B		C F B D X 2-2 ② F7		C B F F B C 2-3 ② K	2 0 0 1 0 0 1	0 0 0 0 0 0 0	1 0 0 0 0 0 0	0 0 0 0 0 0 1	0 0 0 0 0 0 0	0 0 0 1 0 0 1	1 0 0 0 0 0 0
Inning Stats	R: 0 H: 0 E: 0 LOB: 0 K: 0 BB: 0 S: 6 P: 11	R: 2 H: 2 E: 0 LOB: 1 K: 1 BB: 0 S: 8 P: 14	R: 0 H: 0 E: 0 LOB: 0 K: 2 BB: 0 S: 8 P: 10	R: 0 H: 1 E: 0 LOB: 1 K: 1 BB: 0 S: 13 P: 18	R: 0 H: 1 E: 0 LOB: 2 K: 0 BB: 1 S: 13 P: 21	R: 0 H: 0 E: 0 LOB: 0 K: 0 BB: 0 S: 7 P: 10	R: 0 H: 2 E: 0 LOB: 2 K: 1 BB: 0 S: 13 P: 22	R: 1 H: 2 E: 0 LOB: 1 K: 1 BB: 0 S: 10 P: 15	R: 0 H: 0 E: 0 LOB: 0 K: 1 BB: 0 S: 9 P: 12	1B: 5 2B: 2 3B: 0 HR: 1	SF: 1 SAC: 0 DP: 0 HBP: 1					

PITCHER		IP	WLS	BF	H	R	ER	SO	BB	IBB	HBP	BLK	WP	HR	S	P	ERA	WHIP
Braden Looper, R ERA: 4.6	(1, 1)	6.1	W	26	5	2	2	4	1	0	1	0	0	0	58	88	2.84	0.947
31 Ryan Franklin, R ERA: 1.35	(7, 1)	1.2	H	8	3	1	1	2	0	0	0	0	0	1	20	33	5.40	1.800
44 Jason Isringhausen, R ERA: 1.45	(9, 1)	1.0	S	3	0	0	0	1	0	0	0	0	0	0	9	12	0.00	0.000

PITCHER	IP	WLS	BF	H	R	ER	SO	BB	IBB	HBP	BLK	WP	HR	S	P	ERA	WHIP

AB	34
R	3
H	8
RBI	3
BB	1
SO	7
LOB	12

WP: 0	PB: 0	SB: 0	CS: 0
PA: 37			

Batter	1	2	3	4	5	6	7	8	9	AB	R	H	RBI	BB	SO	LOB
7 Adam Kennedy, L (1, 4) OBP: 0.295, SLG: 0.300	G6-3		55 2B 1B	G3			P4		G4-3	5	0	1	0	0	0	2
55 Skip Schumaker, L (1, 8) OBP: 0.352, SLG: 0.413	F8		1-3 2B		G4-3		G1			4	0	1	0	0	0	0
5 Albert Pujols, R (1, 3) OBP: 0.415, SLG: 0.548	BB		G6-3		F8				1B	3	0	1	0	1	0	2
16 Chris Duncan, L (1, 7) OBP: 0.385, SLG: 0.562	K		IBB		G5-3				K	3	0	0	0	1	2	2
27 Scott Rolen, R (1, 5) OBP: 0.338, SLG: 0.371		K	K			43 G5-4-3 1B			K	4	0	1	0	0	3	4
43 Juan Encarnacion, R (1, 9) OBP: 0.307, SLG: 0.460		4 CS BB	F9			G5-4-3 1-2f			F8	3	0	0	0	1	0	5
4 Yadier Molina, R (1, 2) OBP: 0.325, SLG: 0.322		E 1-2 1B	K			BB			F8	3	0	1	0	1	1	0
Aaron Miles, S (1, 6) OBP: 0.322, SLG: 0.320		E9 1-3 1B	K		F7				E3	4	0	1	0	0	1	1
48 Brad Thompson, R (1, 1) OBP: 0.176, SLG: 0.176		K	1B				K		K	2	0	1	0	0	1	2
David Eckstein, R (7, PH) OBP: 0.345, SLG: 0.377										1	0	0	0	0	1	0
36 Russ Springer, R (7, 1)										0	0	0	0	0	0	0
61 Troy Cate, L (7, 1)										0	0	0	0	0	0	0
33 Andy Cavazos, R (8, 1)										0	0	0	0	0	0	0
47 Ryan Ludwick, R (9, PH) OBP: 0.287, SLG: 0.504										1	0	0	0	0	1	1
Inning Stats	R: 0 E: 0 K: 1 S: 10 H: 0 LOB: 1 BB: 1 P: 17	R: 0 E: 1 K: 2 S: 15 H: 2 LOB: 2 BB: 1 P: 23	R: 0 E: 0 K: 1 S: 15 H: 2 LOB: 3 BB: 1 P: 26	R: 0 E: 0 K: 2 S: 18 H: 1 LOB: 1 BB: 0 P: 24	R: 0 E: 0 K: 0 S: 6 H: 0 LOB: 0 BB: 0 P: 8	R: 0 E: 0 K: 0 S: 11 H: 1 LOB: 1 BB: 1 P: 18	R: 0 E: 0 K: 1 S: 5 H: 0 LOB: 0 BB: 0 P: 7	R: 0 E: 0 K: 2 S: 14 H: 1 LOB: 1 BB: 0 P: 19	R: 0 E: 1 K: 1 S: 14 H: 0 LOB: 1 BB: 0 P: 19	1B: 6 2B: 1 3B: 0 HR: 0	SF: 0 SAC: 0 DP: 1 HBP: 0					

PITCHER	IP	WLS	BF	H	R	ER	SO	BB	IBB	HBP	BLK	WP	HR	S	P	ERA	WHIP
56 Rick Van Den Hurk, R (1, 1) ERA: 7.15	5.0	W	22	5	0	0	6	2	1	0	0	0	0	64	98	0.00	1.400
32 Justin Miller, R (6, 1) ERA: 2.12	1.0	H	4	1	0	0	0	1	0	0	0	0	0	11	18	0.00	2.000
22 Matt Lindstrom, R (7, 1) ERA: 3.76	1.0	H	3	0	0	0	1	0	0	0	0	0	0	5	7	0.00	0.000
Armando Benitez, R (8, 1) ERA: 4.37	1.0		4	1	0	0	2	0	0	0	0	0	0	14	19	0.00	1.000
48 Lee Gardner, R (9, 1) ERA: 3.21	0.2		3	0	0	0	1	0	0	0	0	0	0	9	14	0.00	0.000

PITCHER	IP	WLS	BF	H	R	ER	SO	BB	IBB	HBP	BLK	WP	HR	S	P	ERA	WHIP
57 Taylor Tankersley, L (9, 1) ERA: 6.46	0.1		1	0	0	0	0	0	0	0	0	0	0	5	5	0.00	0.000

St. Louis Cardinals @ Florida Marlins

Dolphin Stadium, Miami, FL

Tue Jul 17 2007, 7:05 PM EDT

Att. 12,475 - Partly Cloudy - 87 F

TOP

livebaseballscorecards.com

AB	33
R	0
H	7
RBI	0
BB	4
SO	10
LOB	19

1B: 6	SF: 0	WP: 0	PA: 37
2B: 1	SAC: 0	PB: 0	
3B: 0	DP: 1	SB: 0	
HR: 0	HBP: 0	CS: 1	

BOTTOM

St. Louis Cardinals @ Florida Marlins

Dolphin Stadium, Miami, FL

Tue Jul 17 2007, 7:05 PM EDT

Att. 12,475 - Partly Cloudy - 87 F

livebaseballscorecards.com

Batter	1	2	3	4	5	6	7	8	9	AB	R	H	RBI	BB	SO	LOB
2 Hanley Ramirez, R (1, 6) OBP: 0.388, SLG: 0.545	4-1 BBCBB: 6 G5-4-3 BB		0-0 X: 2-H 2B		1-0 DX: 1-H HR		3-1 CBBBX: G1-3 2-3 ②			3	1	2	3	1	0	1
6 Dan Uggla, R (1, 4) OBP: 0.320, SLG: 0.476	0-0 X: G5-4-3 ①② 1-2f		4-1 DBBCB: G5-4-3 BB		2-2 CBBBX: G5-3 ②		1-2 SFBFX: BB BB 3-H 1B			3	0	1	1	1	0	1
Miguel Cabrera, R (1, 5) OBP: 0.400, SLG: 0.602	3-2 CBBFFFH: HBP		0-0 X: G5-4-3 ②③ 1-2f		1-0 BX: 1B		4-0 BBBB: BB 1-2 BB			2	0	1	0	1	0	2
Mike Jacobs, L (1, 3) OBP: 0.339, SLG: 0.454	2-3 FSFBBFS: K ③			0-0 X: 1B ①	2-2 BFSBX: L1 ③		4-2 BBBFFFB: 1-2 2-3 BB			3	0	1	0	1	1	2
14 Josh Willingham, R (1, 7) OBP: 0.365, SLG: 0.466		1-2 CFFH: G5-4-3 HBP		3-2 BCFFBBFFT: K ②		2-2 BBFCT: K ①	1-2 BCST: K ③			3	0	0	0	0	3	3
27 Jeremy Hermida, L (1, 9) OBP: 0.333, SLG: 0.440		2-2 CBFBX: F8 ①		0-1 FX: FC6-4 1B		1-0 BX: F7 ②		0-1 CX: F8 ①		4	0	1	0	0	0	1
Miguel Olivo, R (1, 2) OBP: 0.260, SLG: 0.385		1-1 BFX: G5-4-3 ②③ 1-2f		0-0 X: FC6-4 ③ 1-2f		3-2 X: F8 ③		2-3 CBCBS: K ②		4	0	0	0	0	1	2
4 Alfredo Amezaga, S (1, 8) OBP: 0.331, SLG: 0.377			1-1 CBX: 56 SH3-4 2 2B 1B		1-0 BX: F7 ①		0-1 CX: CS 1B	2-3 FBBBFFC: K ③		4	1	2	0	0	1	0
56 Rick Van Den Hurk, R (1, 1) OBP: 0.143, SLG: 0.143 Joe Borchard, S (5, PH) OBP: 0.267, SLG: 0.325 32 Justin Miller, R (6, 1) 22 Matt Lindstrom, R (7, 1) Todd Linden, S (7, PH) OBP: 0.286, SLG: 0.292 Armando Benitez, R (8, 1) 48 Lee Gardner, R (9, 1) 57 Taylor Tankersley, L (9, 1)			X: 0-0 SH3-4 ① 1-2		BFSX: 1-2 2 HR 1B		1 SAFE B 1 SAFE 1 SAFE F B 1 SAFE PX: 3-1 2 G1-3 6 1B ① 1-2 2B			0 1 0 0 1 0 0 0	0 1 0 0 1 0 0 0	0 1 0 0 1 0 0 0	0 0 0 0 0 0 0 0	0 0 0 0 0 0 0 0	0 0 0 0 0 0 0 0	0 1 0 0 1 0 0 0
Inning Stats	R: 0 E: 0 K: 1 S: 11 H: 0 LOB: 1 BB: 1 P: 20	R: 0 E: 0 K: 0 S: 8 H: 0 LOB: 0 BB: 0 P: 12	R: 1 E: 0 K: 0 S: 6 H: 2 LOB: 1 BB: 1 P: 11	R: 0 E: 0 K: 1 S: 10 H: 2 LOB: 1 BB: 0 P: 13	R: 2 E: 0 K: 0 S: 12 H: 3 LOB: 1 BB: 0 P: 20	R: 0 E: 0 K: 1 S: 11 H: 0 LOB: 0 BB: 0 P: 17	R: 1 E: 0 K: 1 S: 17 H: 3 LOB: 3 BB: 2 P: 32	R: 0 E: 0 K: 2 S: 9 H: 0 LOB: 0 BB: 0 P: 13		1B: 7 2B: 2 3B: 0 HR: 1	SF: 0 SAC: 1 DP: 3 HBP: 2			WP: 0 PB: 0 SB: 0 CS: 1	PA: 35	

	AB	28
	R	4
	H	10
	RBI	4
	BB	4
	SO	6
	LOB	12

PITCHER		IP	WLS	BF	H	R	ER	SO	BB	IBB	HBP	BLK	WP	HR	S	P	ERA	WHIP
48 Brad Thompson, R ERA: 5.06	(1, 1)	6.0	L	25	7	3	3	3	2	0	2	0	0	1	58	93	4.50	1.500
36 Russ Springer, R ERA: 3.03	(7, 1)	0.2		5	3	1	1	0	1	0	0	0	0	0	11	21	13.50	6.000
61 Troy Cate, L ERA: 1.23	(7, 1)	0.1		2	0	0	0	1	1	0	0	0	0	0	6	11	0.00	3.000
33 Andy Cavazos, R ERA: 6.28	(8, 1)	1.0		3	0	0	0	2	0	0	0	0	0	0	9	13	0.00	0.000

PITCHER	IP	WLS	BF	H	R	ER	SO	BB	IBB	HBP	BLK	WP	HR	S	P	ERA	WHIP

Batter	1	2	3	4	5	6	7	8	9	AB	R	H	RBI	BB	SO	LOB
David Eckstein, R (1, 6) OBP: 0.351, SLG: 0.379	C X 0-1 ① F9	B X 1-0 2B 43 1B 1-2 2-3 1B	B H 2-0 1-2 HBP			C B C X 1-2 ① G6-3		C B X 1-1 1B		4	1	2	0	0	0	0
So Taguchi, R (1, 8) OBP: 0.352, SLG: 0.381	B B F F X 2-2 5 WP 5 2B 1B	B X 1-0 43 1B 2B 1-3 2-H 3-H	S B X 1-1 ③ G4-3			B B B B 4-0 43 BB BB		B F B C X 2-2 ① F8		4	2	2	2	1	0	4
5 Albert Pujols, R (1, 3) OBP: 0.418, SLG: 0.551	D B X 2-0 1-H 43 2B 2B	I I I I 4-0 43 1B 47 G1-3-2 IBB		F X 0-1 4 G5-3 43 1B 1B		C D C F F S 1-3 ② K		B B F F B F X 3-2 ② P3		4	1	2	1	1	1	2
43 Juan Encarnacion, R (1, 9) OBP: 0.319, SLG: 0.471	B 2 SAFE C B X 2-1 2-H 2B	X 0-0 1-3 2-H 3-H 1B		S X 0-1 1-2 1B		B B B C B 4-1 47 FC6-4 1-2 BB		B F D X 2-1 F7 ③		4	0	3	3	1	0	1
47 Ryan Ludwick, R (1, 7) OBP: 0.277, SLG: 0.485	F F F S 0-3 ② K	B B T B F X 3-2 ② ③ G1-3-2 3-Hf		F S 0-3 ① K		S C F D X 1-2 ③ FC6-4 1-2f			S B C F S 1-3 ① K2-3	5	0	0	0	0	3	7
4 Yadier Molina, R (1, 2) OBP: 0.316, SLG: 0.313	B B F B C S 3-3 ③ K		C B F X 1-2 ① G6-3	F X 0-1 ② ③ G5-3 2-3f			B F B F C 2-3 ① K		C F T 0-2 ② K	5	0	0	0	0	3	3
Aaron Miles, S (1, 4) OBP: 0.328, SLG: 0.320		C B B B F B 4-2 13 1B 1B 2B BB	B F X 1-1 13 1B 1B		B F F F B S 2-3 ① K		B C B B B 4-1 BB		C B F B C 2-3 ③ K	3	1	1	0	2	2	0
13 Brendan Ryan, R (1, 5) OBP: 0.340, SLG: 0.413		C B B C X 2-2 1B 1-2 2B 1B	F B X 1-1 HBP 1-3 1B		C B F S 1-3 ② K		C F S 0-3 ② K			4	1	2	0	0	2	1
Kip Wells, R (1, 1) OBP: 0.273, SLG: 0.394 Troy Percival, R (9, 1)		B L F L 1-3 ① K	C F F B S 1-3 ② K		X 0-0 ③ G3		X 0-0 ③ G4-3			4	0	0	0	0	2	5
										0	0	0	0	0	0	0

TOP

St. Louis Cardinals @ Florida Marlins

Dolphin Stadium, Miami, FL

Wed Jul 18 2007, 7:05 PM EDT

Att. 12,819 - Clear - 88 F

livebaseballscorecards.com

AB	37
R	6
H	12
RBI	6
BB	5
SO	13
LOB	23

Inning Stats	1	2	3	4	5	6	7	8	9
	R: 2 E: 0 K: 2 S: 15	R: 4 E: 0 K: 1 S: 14	R: 0 E: 0 K: 1 S: 13	R: 0 E: 0 K: 1 S: 9	R: 0 E: 0 K: 2 S: 8	R: 0 E: 0 K: 1 S: 13	R: 0 E: 0 K: 2 S: 8	R: 0 E: 0 K: 0 S: 11	R: 0 E: 0 K: 3 S: 11
	H: 3 LOB: 1 BB: 0 P: 24	H: 4 LOB: 1 BB: 2 P: 30	H: 2 LOB: 3 BB: 0 P: 20	H: 2 LOB: 1 BB: 0 P: 9	H: 0 LOB: 0 BB: 0 P: 11	H: 0 LOB: 2 BB: 2 P: 24	H: 0 LOB: 1 BB: 1 P: 14	H: 1 LOB: 1 BB: 0 P: 19	H: 0 LOB: 0 BB: 0 P: 14

| | | | | | | | | | |

Batter	1	2	3	4	5	6	7	8	9	AB	R	H	RBI	BB	SO	LOB
2 Hanley Ramirez, R (1, 6) OBP: 0.384, SLG: 0.540	X 0-0 ① F9		B F X 1-1 ② F7			M S B B B C 3-3 ① K		C F X 0-2 ③ G5-3		4	0	0	0	0	1	2
4 Alfredo Amezaga, S (1, 4) OBP: 0.327, SLG: 0.372	B F X 1-1 ② L8		F C X 0-2 ③ FC4 1-2f			B B C X 2-1 ② G4-3			B C F C 1-3 ① K	4	0	0	0	0	1	1
Miguel Cabrera, R (1, 5) OBP: 0.404, SLG: 0.606	C C B B B F B 4-2 BB			B X 1-0 G3 14 FC5 2B		C F B S 1-3 ③ K			F X 0-1 27 BB 14 BB 1B	3	0	2	0	1	1	0
Mike Jacobs, L (1, 3) OBP: 0.332, SLG: 0.444	F B S X 1-2 ③ G1-3			X 0-0 ① G3 2-3			S B S S 1-3 ① K		B B F X 2-1 ② F7	4	0	0	0	0	1	3
14 Josh Willingham, R (1, 7) OBP: 0.366, SLG: 0.465		C B X 1-1 27 G6-4-3 1B		C B B X 2-1 ② FC5 3-3			X 0-0 ② L6		B B F B F B 4-2 27 BB 1-2 BB	3	0	1	0	1	0	1
27 Jeremy Hermida, L (1, 9) OBP: 0.332, SLG: 0.433		C X 0-1 ① ② G6-4-3 1-2f		C B X 1-1 ③ G4-3			C B B F B X 3-2 ③ G6-3		B C B B B 4-1 1-2 2-3 BB	3	0	0	0	1	0	2
Miguel Olivo, R (1, 2) OBP: 0.256, SLG: 0.380		B X 1-0 ③ G5-3			F S B B X 2-2 ① G5-3			C S B B B C 3-3 ① K	C S S 0-3 ③ K	4	0	0	0	0	2	3
1 Eric Reed, L (1, 8) OBP: 0.143, SLG: 0.100			B B B C F X 2-2 ① L6		L S X 0-2 ② G3			F B X 1-1 ② G4-3		3	0	0	0	0	0	0
Dontrelle Willis, L (1, 1) OBP: 0.265, SLG: 0.233			B B B C C F B 4-2 4 FC4 BB		C C B B B X 3-2 ③ G5-3			C H 1-1 HBP		0	0	0	0	1	0	0
37 Renyel Pinto, L (4, 1)										1	0	0	0	0	0	0
48 Lee Gardner, R (7, 1)										0	0	0	0	0	0	0
Todd Linden, S (8, PH) OBP: 0.302, SLG: 0.292										0	0	0	0	0	0	0
Kevin Gregg, R (9, 1)										0	0	0	0	0	0	0
Inning Stats	R: 0 E: 0 K: 0 S: 9 H: 0 LOB: 1 BB: 1 P: 15	R: 0 E: 0 K: 0 S: 5 H: 1 LOB: 0 BB: 0 P: 7	R: 0 E: 0 K: 0 S: 11 H: 0 LOB: 1 BB: 1 P: 18	R: 0 E: 0 K: 0 S: 6 H: 1 LOB: 1 BB: 0 P: 10	R: 0 E: 0 K: 0 S: 9 H: 0 LOB: 0 BB: 0 P: 14	R: 0 E: 0 K: 2 S: 8 H: 0 LOB: 0 BB: 0 P: 14	R: 0 E: 0 K: 1 S: 7 H: 0 LOB: 0 BB: 0 P: 11	R: 0 E: 0 K: 1 S: 9 H: 0 LOB: 1 BB: 0 P: 14	R: 0 E: 0 K: 2 S: 13 H: 1 LOB: 3 BB: 2 P: 24	1B: 2 2B: 1 3B: 0 HR: 0 SF: 0 SAC: 0 DP: 1 HBP: 1							

PITCHER	IP	WLS	BF	H	R	ER	SO	BB	IBB	HBP	BLK	WP	HR	S	P	ERA	WHIP
Kip Wells, R (1, 1) ERA: 5.75	8.0	W	28	2	0	0	4	2	0	1	0	0	0	64	103	0.00	0.500
Troy Percival, R (9, 1) ERA: 1.04	1.0		6	1	0	0	2	2	0	0	0	0	0	13	24	0.00	3.000

PITCHER	IP	WLS	BF	H	R	ER	SO	BB	IBB	HBP	BLK	WP	HR	S	P	ERA	WHIP

BOTTOM

St. Louis Cardinals @ Florida Marlins

Dolphin Stadium, Miami, FL

Wed Jul 18 2007, 7:05 PM EDT

Att. 12,819 - Clear - 88 F

livebaseballscorecards.com

AB	29
R	0
H	3
RBI	0
BB	4
SO	6
LOB	12

Batter	1	2	3	4	5	6	7	8	9	AB	R	H	RBI	BB	SO	LOB
David Eckstein, R (1, 6) OBP: 0.351, SLG: 0.380	C FA 91 X FA 92 0-1 7 SH2-3 1B		C FA 92 F CU 77 F FA 93 F FA 94 X FA 93 0-2 ③ G6-3			F FA 93 X FA 93 0-1 ① SF9 3-H		C FA 92 F FA 92 B SL 79 X SI 93 1-2 7 G6-4-3 2-3 1B		2	0	1	1	0	0	0
34 Randy Flores, L (6, 1)										0	0	0	0	0	0	0
55 Skip Schumaker, L (7, 7) OBP: 0.360, SLG: 0.420										1	0	1	0	0	0	0
7 Adam Kennedy, L (1, 4) OBP: 0.292, SLG: 0.296	1 SAFE X FA 91 0-0 ① SH2-3 1-2			B SL 87 B CH 81 X FA 91 2-0 ① L6		B SL 87 S SL 88 F FS 86 S FC 88 1-3 ② K 1-2		X FA 92 0-0 ②③ G6-4-3 1-2f		3	0	0	0	0	1	3
5 Albert Pujols, R (1, 3) OBP: 0.417, SLG: 0.548	B SL 88 S SL 82 B FA 94 S FA 93 T FA 95 2-2 ② K			B FA 91 B SL 83 C FA 92 B SL 82 B CH 81 4-1 16 23-6-3-6 BB		B FS 86 X FA 94 1-0 ③ G4-3			B FA 92 B FA 91 B FA 92 C FA 91 B FA 92 4-1 G1-3 BB	2	0	0	0	1	1	2
47 Ryan Ludwick, R (7, 9) OBP: 0.282, SLG: 0.485										0	0	0	0	1	0	0
16 Chris Duncan, L (1, 7) OBP: 0.380, SLG: 0.553	X CH 82 0-0 ③ G3-1			C FA 92 S CH 80 B FS 85 B FC 88 X CH 81 2-2 ②③ G3-6-3-6 1-2f			X 0-0 ① L4		S FA 92 D CU 81 C FA 93 B CH 83 F FA 94 C FA 94 2-3 ① K	4	0	0	0	0	1	3
(7, 3)																
Jim Edmonds, L (1, 8) OBP: 0.309, SLG: 0.393		F FA 91 C FA 91 B FA 92 B SL 87 X FA 92 2-2 G4-6-3 1B			C CH 79 X CU 74 0-1 ① F7		C B B B S C 3-3 ② K		F FA 92 D CH 83 X CH 83 1-1 ② G1-3 1-2	3	0	1	0	0	1	0
So Taguchi, R (7, 8) OBP: 0.350, SLG: 0.379										1	0	0	0	0	0	1
43 Juan Encarnacion, R (1, 9) OBP: 0.319, SLG: 0.469		1 SAFE C FA 91 B CU 77 X FA 93 1-1 ① P4			C CU 80 F FA 91 B FA 91 X SL 87 1-2 ② G6-3		C B B X 2-1 FC6 1B		X CH 83 0-0 ③ G1	3	0	1	0	0	0	1
36 Russ Springer, R (7, 1)										0	0	0	0	0	0	0
61 Troy Cate, L (8, 1)										0	0	0	0	0	0	0
4 Yadier Molina, R (9, PH) OBP: 0.315, SLG: 0.311										1	0	0	0	0	0	1
Aaron Miles, S (1, 5) OBP: 0.324, SLG: 0.316		B FA 92 1 SAFE B FA 92 B FA 92 C FA 91 X FA 93 3-1 ②③ G4-6-3 1-2f			C CU 77 B FA 92 B CH 81 B FA 92 X FA 91 3-1 ③ G4-1		C F B F X 1-2 ③ FC6 1-2f			3	0	0	0	0	0	2
Gary Bennett, R (1, 2) OBP: 0.258, SLG: 0.297		B FA 91 C CU 80 B CU 78 X FA 93 2-1 ① G4-3			C FA 90 B FA 91 F FA 90 X SL 86 1-2 13 1B 13 WP SF9 1B			B FA 91 C FA 92 X FA 93 1-1 ① G3-1		3	1	1	0	0	0	0
46 Mike Maroth, L (1, 1) OBP: 0.250, SLG: 0.333		C FA 91 S SL 84 B FA 92 X FA 94 1-2 ② G1-3			B FA 90 B FA 92 F FA 93 F FA 93 B CH 83 X FA 93 3-2 7 S 1-3 1B			X FA 91 0-0 E4 55 1B 1B		1	0	0	0	0	0	0
13 Brendan Ryan, R (6, PH) OBP: 0.365, SLG: 0.438										2	0	2	0	0	0	0
(6, 6)																
Inning Stats	R: 0 E: 0 K: 1 S: 7 H: 1 LOB: 1 BB: 0 P: 9	R: 0 E: 0 K: 0 S: 7 H: 1 LOB: 0 BB: 0 P: 13	R: 0 E: 0 K: 0 S: 10 H: 0 LOB: 0 BB: 0 P: 13	R: 0 E: 0 K: 0 S: 5 H: 0 LOB: 0 BB: 1 P: 13	R: 0 E: 0 K: 0 S: 7 H: 0 LOB: 0 BB: 0 P: 11	R: 1 E: 0 K: 1 S: 12 H: 2 LOB: 1 BB: 0 P: 18	R: 0 E: 0 K: 1 S: 10 H: 1 LOB: 1 BB: 0 P: 16	R: 0 E: 1 K: 0 S: 7 H: 2 LOB: 1 BB: 0 P: 9	R: 0 E: 0 K: 1 S: 8 H: 0 LOB: 1 BB: 1 P: 15	1B: 7 2B: 0 3B: 0 HR: 0 SF: 1 SAC: 1 DP: 3 HBP: 0						

WP: 1 PB: 0 SB: 1 CS: 0 PA: 33

TOP

St. Louis Cardinals @ Atlanta Braves

Turner Field, Atlanta, GA

Thu Jul 19 2007, 7:35 PM EDT
Att. 41,171 - Cloudy - 80 F

livebaseballscorecards.com

AB	29
R	1
H	7
RBI	1
BB	2
SO	4
LOB	13

PITCHER		IP	WLS	BF	H	R	ER	SO	BB	IBB	HBP	BLK	WP	HR	S	P	ERA	WHIP
15 Tim Hudson, R ERA: 3.24	(1, 1)	7.0	W	25	5	1	1	3	1	0	0	0	1	0	58	93	1.29	0.857
58 Peter Moylan, R ERA: 2.32	(8, 1)	1.0		4	2	0	0	0	0	0	0	0	0	0	7	9	0.00	2.000
Wilfredo Ledezma, L ERA: 4.95	(9, 1)	1.0		4	0	0	0	1	1	0	0	0	0	0	8	15	0.00	1.000

PITCHER		IP	WLS	BF	H	R	ER	SO	BB	IBB	HBP	BLK	WP	HR	S	P	ERA	WHIP

BOTTOM

St. Louis Cardinals @ Atlanta Braves

Turner Field, Atlanta, GA

Thu Jul 19 2007, 7:35 PM EDT
Att. 41,171 - Cloudy - 80 F

livebaseballscorecards.com

Batter	1	2	3	4	5	6	7	8	9	AB	R	H	RBI	BB	SO	LOB
19 Yunel Escobar, R (1, 4) OBP: 0.338, SLG: 0.393 (6, 6)	F FA 82 B FA 85 X CH 81 1-1 G4-3 ①		B CH 71 X CH 82 1-0 F8 ① C CU 70 C FA 88 B FA 89 F CH 74 X CH 81 1-2 G5-3 ②	B CH 82 F CH 82 X FA 85 1-1 G6-3 ②			C FA 90 S CU 72 X FA 91 0-2 G3 ②		5	0	0	0	0	0	0
11 Edgar Renteria, R (1, 6) OBP: 0.385, SLG: 0.478 2 Kelly Johnson, L (6, 4) OBP: 0.394, SLG: 0.479	C FA 82 F FA 86 B FA 88 B SL 80 F CH 72 F CH 80 X CH 72 2-2 F8 ②		B FA 85 F CH 73 B CH 72 F FA 86 B SL 78 X FA 86 3-2 G4-3 ② B CH 83 X FA 89 1-0 10 1B 1B	B FA 83 C FA 86 B FA 86 B FA 84 X FA 86 3-1 F9 ③			B FA 90 B FA 89 F FA 89 B FA 90 B FA 90 4-1 1B BB BB		4 0	1 0	1 0	0 0	0 1	0 0	0 0
10 Chipper Jones, S (1, 5) OBP: 0.430, SLG: 0.587 Chris Woodward, R (7, 5) OBP: 0.252, SLG: 0.314	B CU 71 B FA 85 B CH 80 B FA 85 4-0 HR BB		F FA 87 B FA 89 B FA 86 X CH 83 2-1 7 BB 1B 1B B CH 84 B FA 88 X CH 82 2-0 7 1B 1B 1-2			B FA 90 C CU 78 F FA 90 S CU 83 1-3 K ①		B FA 90 B FA 88 B FA 89 C FA 89 F FA 89 B FA 90 4-2 1B 1-2 BB		3 0	3 0	2 0	0 0	1 1	1 0	0 0
Andruw Jones, R (1, 8) OBP: 0.321, SLG: 0.437 Willie Harris, L (7, 8) OBP: 0.395, SLG: 0.411	1 SAFE X CU 72 0-0 1-H HR		B FA 87 F FA 84 1 SAFE B FA 87 B CH 74 1 SAFE B CH 74 4-1 7 1B 23 1B 1-2 BB F FA 86 B FA 85 B CH 74 B CH 84 X CH 82 3-1 7 1B 23 2B 1-2 2-H 1B			B FA 90 X FA 90 1-0 G5-3 ②		B SL 83 C FA 88 B SL 82 B SL 82 X FA 89 3-1 7 FC5-4 1-2 2-3 1B		3 1	3 0	2 1	3 0	1 0	0 0	0 0
7 Jeff Francoeur, R (1, 9) OBP: 0.330, SLG: 0.426	X FA 84 0-0 G6-3 ③		S CH 73 D CH 72 S CU 78 X CH 72 1-2 BB 23 1B 1-3 2-H 1B F FA 87 X SL 80 0-1 23 2B 1B 1-2 2-H 1B			X 0-0 F9 ③		X CU 71 0-0 FC5-4 ③ 1-2f		5	1	2	2	0	0	3
23 Matt Diaz, R (1, 7) OBP: 0.379, SLG: 0.485		X CH 82 0-0 HR C CH 73 X FA 85 0-1 BB 1-2 3-H 1B D CH 84 S CH 72 B FA 87 X CH 73 2-1 1B 1-3 2-H 2B			T B B S F B F X 3-2 G4-3 ①			4	2	3	3	0	0	0
Julio Franco, R (1, 3) OBP: 0.338, SLG: 0.264		B CH 83 S CH 72 X FA 84 1-1 G1-6-3 ① B CH 77 B CH 73 C CH 84 B CH 74 B FA 85 4-1 FC6-4 1-2 2-3 BB C FA 84 S CH 80 B FA 85 X CH 74 1-2 2-H 3-H 1B			X FA 92 0-0 G1-3 ②		3	0	1	2	1	0	0
Jarrod Saltalamacchia, S (1, 2) OBP: 0.331, SLG: 0.414		F FA 84 X CH 72 0-1 G6-3 ② S CH 75 B CH 72 F CH 73 X CH 73 1-2 FC6-4 ③ 1-2f X CU 70 0-0 F9 ③			B CU 77 B FA 92 B FA 93 C FA 92 C FA 92 S FA 93 3-3 K ③		4	0	0	0	0	1	4
15 Tim Hudson, R (1, 1) OBP: 0.222, SLG: 0.233 58 Peter Moylan, R (8, 1) 37 Jo-Jo Reyes, L (8, PH) OBP: 0.500, SLG: 0.500 Wilfredo Ledezma, L (9, 1)		X FA 85 0-0 F8 ③		C B FA 88 S CH 82 X CH 74 1-2 G5-3 ① F FA 85 S CU 70 B CU 74 B FA 85 B FA 87 F FA 86 F CH 82 X FA 84 3-2 G5-3 ①			X 0-0 F7 ①	3 0 0 1 0	0 0 0 0 0	0 0 0 0 0	0 0 0 0 0	0 0 0 0 0	0 0 0 0 0	0 0 0 0 0
Inning Stats	R: 2 E: 0 K: 0 S: 9 H: 1 LOB: 0 BB: 1 P: 16	R: 1 E: 0 K: 0 S: 6 H: 1 LOB: 0 BB: 0 P: 7	R: 2 E: 0 K: 0 S: 16 H: 3 LOB: 3 BB: 2 P: 32	R: 5 E: 0 K: 0 S: 19 H: 6 LOB: 1 BB: 0 P: 30	R: 0 E: 0 K: 0 S: 9 H: 0 LOB: 0 BB: 0 P: 16	R: 0 E: 0 K: 1 S: 5 H: 0 LOB: 0 BB: 0 P: 7	R: 0 E: 0 K: 1 S: 9 H: 0 LOB: 0 BB: 0 P: 15	R: 0 E: 0 K: 0 S: 10 H: 1 LOB: 3 BB: 2 P: 21		1B: 9 2B: 1 3B: 0 HR: 2	SF: 0 SAC: 0 DP: 0 HBP: 0		WP: 0 PB: 0 SB: 0 CS: 0	PA: 41		

PITCHER		IP	WLS	BF	H	R	ER	SO	BB	IBB	HBP	BLK	WP	HR	S	P	ERA	WHIP
46 Mike Maroth, L ERA: 5.82	(1, 1)	5.0	L	29	11	10	10	0	3	0	0	0	0	2	59	101	18.00	2.800
34 Randy Flores, L ERA: 4.86	(6, 1)	1.0		3	0	0	0	1	0	0	0	0	0	0	5	7	0.00	0.000
36 Russ Springer, R ERA: 2.94	(7, 1)	1.0		3	0	0	0	1	0	0	0	0	0	0	9	15	0.00	0.000
61 Troy Cate, L ERA: 1.15	(8, 1)	1.0		6	1	0	0	0	2	0	0	0	0	0	10	21	0.00	3.000

PITCHER	IP	WLS	BF	H	R	ER	SO	BB	IBB	HBP	BLK	WP	HR	S	P	ERA	WHIP

AB	36
R	10
H	12
RBI	10
BB	5
SO	2
LOB	7

TOP

St. Louis Cardinals @ Atlanta Braves

Turner Field, Atlanta, GA

Fri Jul 20 2007, 7:35 PM EDT

Att. 42,712 - Partly Cloudy - 78 F

livebaseballscorecards.com

Batter	1	2	3	4	5	6	7	8	9	AB	R	H	RBI	BB	SO	LOB
David Eckstein, R (1, 6) OBP: 0.352, SLG: 0.378	B FA 85 X FA 85 1-0 ① F7		B FA 89 C FA 89 X FA 89 1-1 ③ F8		X CH 76 0-0 ② F8		F FA 88 1 SAFE F CH 76 P PO 78 F FA 89 F FA 89 F FA 90 X FA 90 1-2 1B		B FA 89 C FA 88 B FA 89 F FA 89 B SL 84 B FA 90 4-2 1B 43 SF7 BB	4	1	1	0	1	0	2
Jim Edmonds, L (1, 8) OBP: 0.306, SLG: 0.388	C FA 87 X FA 88 0-1 ② P6			X FA 86 0-0 ① F8	B FA 90 C FA 88 S CH 76 S FA 90 1-3 ③ K		S FA 89 C CH 78 B CH 78 B CH 78 X FA 89 2-2 ③ F8		1 SAFE C CH 88 B CH 88 B FA 89 X FA 89 2-1 43 SF7 5 IBB 1-3 1B	5	0	1	0	0	1	4
5 Albert Pujols, R (1, 3) OBP: 0.422, SLG: 0.560	C FA 89 C CH 77 F FA 91 B FA 91 X FA 91 1-2 ③ G3			B FA 88 C FA 88 X FA 89 1-1 HR		B FA 89 B CH 74 B CH 76 C FA 89 C CH 76 B CH 77 4-2 47 FC6-4 BB		C FA 95 B FA 94 X FA 96 1-1 43 E 2B	I IN 77 I IN 78 I IN 78 I IN 74 4-0 1-2 FC4-6 IBB	3	2	2	1	2	0	0
43 Juan Encarnacion, R (1, 9) OBP: 0.321, SLG: 0.470		C FA 86 B FA 87 C CH 76 F FA 89 C FA 89 1-3 ① K		B CH 76 S CH 76 F FA 88 F CH 77 X FA 89 1-2 1B		D X 1-0 ① F8		F FA 96 S FA 96 B FA 97 X SL 84 1-2 E7 16 1B 2-H 1B	X FA 91 0-0 ② SF7 2-3 3-H	4	1	2	2	0	1	1
47 Ryan Ludwick, R (1, 7) 16 Chris Duncan, L (8, PH) OBP: 0.382, SLG: 0.555 So Taguchi, R (8, PR) OBP: 0.348, SLG: 0.377 (8, 7)		B FA 87 S CH 77 B CH 76 C FA 87 X FA 90 2-2 2B		F CH 77 D CH 76 F CH 77 1 SAFE S CH 75 1-3 ② K		C FA 88 D CH 75 F CH 77 F FA 89 X CH 76 1-2 ② FC6-4 1-2f		F FA 96 B FA 96 X FA 96 1-1 4 1B 4 S G4-3-2 3-H 1B	B SL 83 C SL 81 F FA 89 F FA 91 X SL 83 1-2 ③ FC4-6 1-2f	3 1 1	0 0 0	1 1 0	0 1 0	0 0 0	1 0 2	2 0 0
4 Yadier Molina, R (1, 2) OBP: 0.313, SLG: 0.309		X 0-0 ② G6-3		B CH 76 C CH 77 B FA 90 C CH 76 F FA 89 X 2-2 ③ G3		X CH 77 0-0 ③ F7		1 SAFE B FA 94 C FA 94 B FA 95 S FA 95 F SL 84 F FA 95 X FA 95 2-2 G4-3-2 1-3 1B		4	0	1	0	0	0	3
Aaron Miles, S (1, 4) OBP: 0.323, SLG: 0.312		C FA 89 B CH 77 C CH 78 F FA 90 B FA 90 X CH 77 2-2 ③ G6-3			B FA 87 B FA 86 C FA 86 B CH 76 F FA 88 F FA 87 F FA 88 B FA 88 4-2 50 SH5-4 13 1B BB		C FA 86 F FA 87 B FA 88 X CH 74 1-2 ① G6-3	B FA 96 X FA 94 1-0 ① ② G4-3-2 1-2 3-Hf		3	0	0	0	1	0	3
13 Brendan Ryan, R (1, 5) OBP: 0.375, SLG: 0.442			F CH 66 X CH 68 0-1 ① F9		C FA 88 F CH 76 X CH 76 0-2 50 SH5-4 1-2 1B		L CH 74 C CH 75 X CH 74 0-2 1B 1B	C FA 95 B SL 84 X FA 95 1-1 ③ G4-3		4	0	2	0	0	0	2
50 Adam Wainwright, R (1, 1) OBP: 0.306, SLG: 0.353 31 Ryan Franklin, R (8, 1) 55 Skip Schumaker, L (9, PH) OBP: 0.356, SLG: 0.415 44 Jason Isringhausen, R (9, 1)			F FA 87 S FA 89 S FA 91 0-3 ② K		X 0-0 ① SH5-4 1-2 2-3		1 SAFE F FA 88 D CH 74 X FA 86 1-1 ② B2		X SL 80 0-0 ① F8	2 0 1 0	0 0 0 0	0 0 0 0	0 0 0 0	0 0 0 0	1 0 0 0	1 0 0 0
Inning Stats	R: 0 E: 0 K: 0 S: 7 H: 0 LOB: 0 BB: 0 P: 9	R: 0 E: 0 K: 1 S: 12 H: 1 LOB: 1 BB: 0 P: 17	R: 0 E: 0 K: 1 S: 7 H: 0 LOB: 0 BB: 0 P: 8	R: 1 E: 0 K: 1 S: 14 H: 2 LOB: 1 BB: 0 P: 19	R: 0 E: 0 K: 1 S: 12 H: 1 LOB: 2 BB: 1 P: 17	R: 0 E: 0 K: 0 S: 8 H: 0 LOB: 1 BB: 1 P: 14	R: 0 E: 0 K: 0 S: 18 H: 2 LOB: 2 BB: 0 P: 22	R: 2 E: 1 K: 0 S: 15 H: 4 LOB: 2 BB: 0 P: 22	R: 1 E: 0 K: 0 S: 10 H: 1 LOB: 2 BB: 2 P: 21	1B: 8 2B: 3 3B: 0 HR: 1 SF: 1 SAC: 1 DP: 1 HBP: 0						

AB	35
R	4
H	11
RBI	4
BB	4
SO	4
LOB	20

WP: 0 PB: 0 SB: 1 CS: 0 PA: 41

PITCHER		IP	WLS	BF	H	R	ER	SO	BB	IBB	HBP	BLK	WP	HR	S	P	ERA	WHIP
36 Chuck James, L ERA: 3.58	(1, 1)	7.0		29	6	1	1	4	2	0	0	0	0	1	78	106	1.29	1.143
39 Rafael Soriano, R ERA: 3.64	(8, 1)	1.0	L	6	4	2	2	0	0	0	0	0	0	0	15	22	18.00	4.000
54 Chad Paronto, R ERA: 3.86	(9, 1)	1.0		6	1	1	1	0	1	1	0	0	0	0	10	21	9.00	2.000

PITCHER	IP	WLS	BF	H	R	ER	SO	BB	IBB	HBP	BLK	WP	HR	S	P	ERA	WHIP

BOTTOM

St. Louis Cardinals @ Atlanta Braves

Turner Field, Atlanta, GA

Fri Jul 20 2007, 7:35 PM EDT
Att. 42,712 - Partly Cloudy - 78 F

livebaseballscorecards.com

Batter	1	2	3	4	5	6	7	8	9	AB	R	H	RBI	BB	SO	LOB
Willie Harris, L (1, 7) OBP: 0.385, SLG: 0.400	C FA 92 C FA 91 S CU 77 0-3 K 11 PB 11 WP 10 1B		B CH 80 X FA 90 1-0 ② G3		B FA 89 C CH 80 F CH 81 C FA 90 1-3 ② K		X FA 88 0-0 ① FC5-6 11 CS 1-2f		D CU 78 F FA 88 C CU 78 X CU 80 1-2 ③ F7	5	1	0	0	0	2	2
11 Edgar Renteria, R (1, 6) OBP: 0.386, SLG: 0.484	B FA 91 B FA 90 X 2-0 ① G5-3 1-3		C FA 91 B SL 85 X FA 90 1-1 FC5 2B		X FA 89 0-0 10 1B 2B		B B CU 74 C SL 83 S B S 3-3 ②③ K 1-2			4	0	2	0	0	1	2
10 Chipper Jones, S (1, 5) OBP: 0.434, SLG: 0.588	C CU 73 X FA 92 0-1 3-H 1B		B CH 82 B SL 86 B CH 83 B FA 90 4-0 FC5 BB		S CU 71 X CU 73 0-1 2-3 1B			B CU 78 F FA 91 X FA 91 1-1 ① F8		3	0	2	1	1	0	0
Andruw Jones, R (1, 8) OBP: 0.318, SLG: 0.432	F FA 91 S SL 86 B SL 85 S CU 76 1-3 ② K		X SL 85 0-0 ③ FC5 1-2 2-3f		B CU 74 X FA 90 1-0 ③ G5-3			X FA 93 0-0 ② P4		4	0	0	0	0	1	5
16 Brian McCann, L (1, 2) OBP: 0.323, SLG: 0.463	C CU 73 C CU 74 X FA 92 0-2 ③ P5			B SL 85 B FA 90 B FA 91 C FA 88 X FA 91 3-1 7 F7 2B		C SL 84 B FA 89 S CH 82 F CU 75 B CU 74 F SL 86 S FA 90 2-3 ① K		B CU 80 F CH 85 B CH 87 X CH 86 2-1 ③ G4-3		4	0	1	0	0	1	1
7 Jeff Francoeur, R (1, 9) OBP: 0.332, SLG: 0.425		C FA 92 C SL 83 B SL 83 B CU 75 X SL 85 2-2 ① G1-3		B SL 83 X FA 89 1-0 ① F7 2-3		B SL 81 B SL 82 B FA 91 B FA 91 4-0 2 FC4-6 BB			S CU 77 X FA 91 0-1 FC5-4 2 23 WP 2 1B 1B	3	1	1	0	1	0	1
2 Kelly Johnson, L (1, 4) OBP: 0.392, SLG: 0.476		F FA 93 B CH 82 F CH 82 B CU 74 X FA 92 2-2 ② G4-3		C CU 72 C CU 74 D CU 75 B SL 85 S CU 76 2-3 ② K		1 SAFE C CH 81 D CU 72 1 SAFE C SL 86 X CU 74 1-2 ② FC4-6 1-2f			X FA 91 0-0 FC5-4 1-2 1B	4	0	1	0	0	1	2
Julio Franco, R (1, 3) OBP: 0.319, SLG: 0.246		B FA 90 F FA 90 C FA 91 F SL 85 B FA 90 B FA 92 X FA 90 3-2 ③ G1-3		B SL 83 C FA 93 S SL 84 F FA 93 X SL 84 1-2 ③ G4-3		X FA 88 0-0 ③ G5-3			X FA 90 0-0 ① FC5-4 23 WP 1-2f 2-3	4	0	0	0	0	0	4
36 Chuck James, L (1, 1) OBP: 0.229, SLG: 0.212 Scott Thorman, L (7, PH) OBP: 0.256, SLG: 0.384 39 Rafael Soriano, R (8, 1) 54 Chad Paronto, R (9, 1) 23 Matt Diaz, R (9, PH) OBP: 0.377, SLG: 0.483			B FA 89 X FA 90 1-0 ① G4-3		F FA 88 S SL 83 B CU 73 S CU 72 1-3 ① K		C CU 71 B CU 73 X FA 91 1-1 FC5-6 1B		B CU 77 F FC 91 B CU 78 X SL 90 2-1 ② G6-3 1-2 3-H	2 1 0 0 1	0 0 0 0 0	0 1 0 0 1	0 0 0 0 0	1 0 0 0 0	0 0 0 0 1	0 0 0 0 1
Inning Stats	R: 1 E: 0 K: 2 S: 12 H: 1 LOB: 1 BB: 0 P: 15	R: 0 E: 0 K: 0 S: 10 H: 0 LOB: 0 BB: 0 P: 17	R: 0 E: 0 K: 0 S: 5 H: 1 LOB: 2 BB: 1 P: 12	R: 0 E: 0 K: 1 S: 10 H: 1 LOB: 1 BB: 0 P: 17	R: 0 E: 0 K: 2 S: 10 H: 2 LOB: 2 BB: 0 P: 13	R: 0 E: 0 K: 1 S: 9 H: 0 LOB: 1 BB: 1 P: 16	R: 0 E: 0 K: 1 S: 6 H: 1 LOB: 0 BB: 0 P: 10	R: 0 E: 0 K: 0 S: 5 H: 0 LOB: 0 BB: 0 P: 8	R: 1 E: 0 K: 0 S: 9 H: 2 LOB: 1 BB: 0 P: 12	1B: 5 2B: 3 3B: 0 HR: 0 SF: 0 SAC: 0 DP: 0 HBP: 0				WP: 3 PB: 1 SB: 0 CS: 1		PA: 37	

PITCHER	IP	WLS	BF	H	R	ER	SO	BB	IBB	HBP	BLK	WP	HR	S	P	ERA	WHIP
50 Adam Wainwright, R (1, 1) ERA: 4.18	7.0	W	29	6	1	1	7	2	0	0	0	2	0	62	100	1.29	1.143
31 Ryan Franklin, R (8, 1) ERA: 1.32	1.0	H	3	0	0	0	0	0	0	0	0	0	0	5	8	0.00	0.000
44 Jason Isringhausen, R (9, 1) ERA: 1.64	1.0	S	5	2	1	1	0	0	0	0	0	1	0	9	12	9.00	2.000

PITCHER	IP	WLS	BF	H	R	ER	SO	BB	IBB	HBP	BLK	WP	HR	S	P	ERA	WHIP

AB	35
R	2
H	8
RBI	1
BB	2
SO	7
LOB	18

Batter	1	2	3	4	5	6	7	8	9	AB	R	H	RBI	BB	SO	LOB
Aaron Miles, S (1, 5) OBP: 0.317, SLG: 0.307	C FA 88 F FA 90 B FA 92 X FA 91 1-2 ① F7		F FA 91 B FA 89 F FA 90 F FA 93 B FA 93 X CU 78 2-2 ② SF9 3-H		X FA 89 0-0 ③ G3		X FA 93 0-0 E5 16 G4-1 55 1B 1-2 2-3 3-H		C FA 94 B FA 95 F SL 88 B SL 90 F FA 96 X SL 88 2-2 ② G4-3	4	0	0	2	0	0	2
55 Skip Schumaker, L (1, 9) OBP: 0.358, SLG: 0.414	B FA 90 B FA 89 C FA 88 X FA 88 2-1 ② L3		B FA 90 B FA 90 B FA 88 C FA 87 C FA 87 C FA 88 3-3 ③ K			C FA 88 F CU 73 B FA 92 X FA 90 1-2 5 G1-6-3 1B	C CU 81 B CU 80 X CH 83 1-1 16 G4-1 1B 1-2 2-3 3-H		C FA 94 S FA 94 F FA 95 B FA 94 F FA 95 B FA 96 F SL 89 X FA 94 2-2 ③ P5	5	0	2	1	0	1	0
5 Albert Pujols, R (1, 3) OBP: 0.421, SLG: 0.558 36 Russ Springer, R (6, 1) 34 Randy Flores, L (7, 1)	C FA 92 B FA 90 B CH 79 X FA 92 2-1 ③ F9			C FA 89 B SL 86 F SL 86 X FA 92 1-2 16 HR 1B		F SL 87 X FA 91 0-1 ①② G1-6-3 1-2f	B FA 91 B FA 90 C FA 91 S FA 92 F FA 92 S FA 93 2-3 ① K			3 1 0	1 0 0	1 0 0	0 0 0	0 1 0	0 3 0	1 3 0
16 Chris Duncan, L (1, 7) OBP: 0.387, SLG: 0.573 (6, 3)	F FA 89 X CH 80 0-1 7 1B 2B			B FA 89 C FA 89 F FA 90 B CH 81 D FA 92 F FA 90 X FA 89 3-2 1-H HR		B SL 87 B CU 72 S FA 91 F FA 91 X FA 92 2-2 47 WP 1B	S FA 93 F FA 92 B SL 83 X FA 92 1-2 ② G4-1 1-2 2-3 3-H			4	1	3	3	0	0	2
Jim Edmonds, L (1, 8) OBP: 0.304, SLG: 0.384 47 Ryan Ludwick, R (6, PH) OBP: 0.286, SLG: 0.486 (6, 7)	C FA 90 B FA 89 X FA 91 1-1 ① F8			B FA 91 S FA 90 B SL 87 B FA 90 X FA 90 3-1 ① G4-3		F FA 92 S SL 88 B FA 92 B CU 80 F FA 92 F FA 93 B SL 89 F FA 91 B FA 93 4-2 1-2 BB	B CH 83 B CH 82 C FA 93 X CH 84 2-1 ③ F7			2 1	0 0	0 0	0 1	0 0	0 2	1 2
7 Adam Kennedy, L (1, 4) OBP: 0.291, SLG: 0.295	C CU 75 F FA 91 F FA 93 X FA 94 0-2 L1-3 2-3 1B			C CU 73 B FA 92 B FA 90 F FA 90 F FA 91 X CU 75 2-2 ② F8		B FA 91 X FA 90 1-0 ③ G3		C CH 85 B FA 92 S CH 85 B CH 81 X FA 91 2-2 ① F9		4	0	1	0	0	0	2
Gary Bennett, R (1, 2) OBP: 0.258, SLG: 0.289	B FA 91 X FA 91 1-0 ②③ L1-3 1-1			C CU 72 X FA 91 0-1 ③ L3			F FA 94 F CH 82 B FA 93 F CH 84 F FA 94 B CU 81 B FA 95 F FA 94 B FA 93 4-2 1B 13 1B E BB	B CH 84 X FA 91 1-0 ② F7		3	1	0	0	1	0	2
13 Brendan Ryan, R (1, 6) OBP: 0.383, SLG: 0.464			B FA 88 F FA 88 F FA 90 X CU 78 1-2 SH1-3 SF9 2B		B FA 87 B FA 87 X FA 86 2-0 ① F7		C FA 93 X FA 92 0-1 E 1B 55 1B 1-2 1B	B FA 88 B FA 86 X FA 89 2-0 ③ G5-3		4	2	2	0	0	0	0
Braden Looper, R (1, 1) OBP: 0.226, SLG: 0.214 61 Troy Cate, L (3, 1) Troy Percival, R (4, 1) So Taguchi, R (6, 8) OBP: 0.350, SLG: 0.379			X FA 85 0-0 ① SH1-3 2-3		S FA 85 S FA 91 S FA 92 0-3 ② K		F FA 93 F FA 94 B CH 84 X CH 83 1-2 55 1B E 16 G4-1 1B 1-2 2-3		F FA 94 F FA 94 B FA 94 B SL 88 F FA 94 F FA 95 X FA 95 2-2 ① L8	0 0 1 2	0 0 0 1	0 0 0 1	0 0 0 0	0 0 1 0	0 0 0 0	0 0 0 0
Inning Stats	R: 0 E: 0 K: 0 S: 7 H: 0 LOB: 0 BB: 0 P: 12	R: 0 E: 0 K: 0 S: 9 H: 2 LOB: 1 BB: 0 P: 11	R: 1 E: 0 K: 1 S: 11 H: 1 LOB: 0 BB: 0 P: 17	R: 2 E: 0 K: 0 S: 15 H: 2 LOB: 0 BB: 0 P: 24	R: 0 E: 0 K: 1 S: 5 H: 0 LOB: 0 BB: 0 P: 7	R: 0 E: 0 K: 0 S: 14 H: 2 LOB: 2 BB: 1 P: 22	R: 3 E: 1 K: 1 S: 22 H: 3 LOB: 2 BB: 1 P: 33	R: 0 E: 0 K: 0 S: 5 H: 0 LOB: 0 BB: 0 P: 10	R: 0 E: 0 K: 0 S: 15 H: 0 LOB: 0 BB: 0 P: 21	1B: 7 2B: 3 3B: 0 HR: 1 SF: 1 SAC: 1 DP: 2 HBP: 0						

PITCHER		IP	WLS	BF	H	R	ER	SO	BB	IBB	HBP	BLK	WP	HR	S	P	ERA	WHIP
38 Buddy Carlyle, R ERA: 4.05	(1, 1)	6.0	W	24	7	3	3	2	1	0	0	0	1	1	61	93	4.50	1.333
Wilfredo Ledezma, L ERA: 5.24	(7, 1)	1.0		8	3	3	2	1	1	0	0	0	0	0	22	33	18.00	4.000
Oscar Villarreal, R ERA: 3.86	(8, 1)	1.0		3	0	0	0	0	0	0	0	0	0	0	5	10	0.00	0.000
Tyler Yates, R ERA: 4.5	(9, 1)	1.0		3	0	0	0	0	0	0	0	0	0	0	15	21	0.00	0.000

PITCHER	IP	WLS	BF	H	R	ER	SO	BB	IBB	HBP	BLK	WP	HR	S	P	ERA	WHIP

St. Louis Cardinals @ Atlanta Braves

Turner Field, Atlanta, GA

Sat Jul 21 2007, 7:05 PM EDT

Att. 53,953 - Partly Cloudy - 84 F

TOP

livebaseballscorecards.com

AB	34
R	6
H	10
RBI	6
BB	2
SO	3
LOB	15

WP: 1 PA: 38
PB: 0
SB: 0
CS: 0

Batter	1	2	3	4	5	6	7	8	9	AB	R	H	RBI	BB	SO	LOB
Willie Harris, L (1, 7) (5, 8) OBP: 0.403, SLG: 0.441	F FA 90 C FA 89 X FA 87 0-2 10 FC4-6 16 1B 11 S 1B	C FA 89 B CH 81 C FA 88 B CH 80 X FA 89 2-2 11 1B 10 1B 1-2 3-H	B CH 79 F FA 90 X FA 91 1-1 11 1B 1-H 3-H	X FA 91 0-0 11 1B 1-H 2-H 3-H		C FA 92 X SL 88 0-1 19 G1-6-3 1B		B CU 81 S FA 90 B FA 88 C FA 89 X CU 80 2-2 1B		6	4	6	6	0	0	0
11 Edgar Renteria, R (1, 6) OBP: 0.392, SLG: 0.488 19 Yunel Escobar, R (5, 6) OBP: 0.333, SLG: 0.387	B FA 88 B FA 89 F FA 89 B CH 81 B FA 89 4-1 10 FC4-6 1-2 BB	C SL 80 B SL 78 B FA 90 S SI 90 F FS 80 F SL 87 F FA 90 B FA 89 X FA 86 3-2 10 1B 1-2 2-3	C FA 89 S CU 72 F FA 91 B FA 89 X CU 71 1-2 BB 10 1B 3-H	F FA 94 F FA 93 F CU 78 F FA 94 X FA 93 0-2 10 HR 3-H		B FA 93 X SL 87 1-0 G1-6-3 1-2f		B FC 90 X CU 77 1-0 G5-3		3 2	1 0	3 0	2 0	1 0	0 0	0 2
10 Chipper Jones, S (1, 5) OBP: 0.438, SLG: 0.601 Chris Woodward, R (5, 5) OBP: 0.250, SLG: 0.311	B FA 89 F FA 88 X CH 80 1-1 FC4-6 16 1B 1-2f 2-3	S CH 79 B FA 89 B CH 79 F FA 90 B FA 90 X FA 89 3-2 1-3 2-H 3-H	S FA 89 C FA 90 B FA 89 X CH 75 1-2 BB 1-2	C FA 94 X CH 84 0-1 1-H		B FA 93 B FA 93 F FA 93 C FA 92 S SL 86 2-3 K				4 1	1 0	3 0	4 0	0 0	0 1	2 0
Andruw Jones, R (1, 8) OBP: 0.317, SLG: 0.429 23 Matt Diaz, R (5, 7) OBP: 0.376, SLG: 0.481	B FA 88 S FA 89 1 SAFE S FA 89 C CH 80 1-3 K	B SL 80 B FA 89 X FA 89 2-0 P2	B FA 90 B CU 70 F FA 88 B FA 90 B FA 88 4-1 1-2 2-3 BB	C FA 94 C FA 95 S FA 95 0-3 K			B FA 91 F FA 92 F CU 77 F SL 85 F FA 92 F FA 93 X CU 78 1-2 L9			3 1	0 0	0 0	0 0	1 0	2 0	4 0
16 Brian McCann, L (1, 2) OBP: 0.324, SLG: 0.460	X CH 80 0-0 1-3 3-H	C FA 88 B FA 91 C FA 90 B FA 89 X CH 79 2-2 F7	B SL 80 S FA 88 F SL 81 X FA 90 1-2 P3	B CU 79 B FA 94 C FA 93 X FA 93 2-1 G6-3			B FA 92 H FA 92 2-0 HBP			4	0	1	1	0	0	5
7 Jeff Francoeur, R (1, 9) OBP: 0.333, SLG: 0.426	X FA 88 0-0 F8		B FA 89 B SL 79 C FA 90 X FA 89 2-1 2 1B 38 FC1-5-2 2B	F FA 88 4-0 S FA 86 B FA 87 B FA 86 2 2B 38 1B BB F FA 94 X CU 78 0-1 F8			S SL 87 S FA 93 S FA 93 0-3 K			4	1	1	0	1	1	3
2 Kelly Johnson, L (1, 4) OBP: 0.393, SLG: 0.478		B FA 88 F FA 90 F FA 90 C FA 89 1-3 K	X FA 90 0-0 38 FC1-5-2 2-3 3B 1B	B SL 80 1 SAFE X FA 86 1-0 38 1B 1-3 3B 2B			X FA 90 0-0 F7			5	2	2	0	0	2	1
Scott Thorman, L (1, 3) OBP: 0.259, SLG: 0.386		B FA 90 X FA 90 1-0 38 1B 1B 2B	B FA 89 S CH 80 B FA 89 F CH 79 F FA 91 S CH 81 2-3 K	B CU 71 B FA 89 F FA 87 B FA 89 B FA 89 4-1 38 1B 3B BB				X FA 89 0-0 G6-3		4	2	1	0	1	2	2
38 Buddy Carlyle, L (1, 1) OBP: 0.150, SLG: 0.150 Wilfredo Ledezma, L (7, 1) Oscar Villarreal, L (8, 1) Julio Franco, R (8, PH) OBP: 0.314, SLG: 0.241 Tyler Yates, R (9, 1)		B FA 89 C FA 88 F FA 91 X CH 80 1-2 11 1B 10 1B 1B 2-3	X FA 89 0-0 FC1-5-2 1-3 3-H	C FA 87 B CU 80 F SL 79 F FA 91 X CU 71 1-2 3B 1-2 2-3 3-H		F FA 91 C FA 92 F FA 93 F FA 92 T FA 90 0-2 K		C FA 90 F FC 88 S CU 82 0-3 K		4 0 0 1 0	3 0 0 0 0	2 0 0 0 0	1 0 0 0 0	0 0 0 1 0	1 0 0 0 0	2 0 0 0 0
Inning Stats	R: 1 H: 2 E: 0 LOB: 2 K: 1 BB: 1 S: 11 P: 17	R: 3 H: 5 E: 0 LOB: 2 K: 1 BB: 0 S: 23 P: 38	R: 3 H: 5 E: 0 LOB: 3 K: 1 BB: 1 S: 22 P: 34	R: 7 H: 5 E: 0 LOB: 0 K: 1 BB: 2 S: 21 P: 33	R: 0 H: 0 E: 0 LOB: 0 K: 3 BB: 0 S: 13 P: 17	R: 0 H: 1 E: 0 LOB: 0 K: 1 BB: 0 S: 6 P: 9	R: 0 H: 0 E: 0 LOB: 1 K: 1 BB: 0 S: 10 P: 13	R: 0 H: 1 E: 0 LOB: 1 K: 1 BB: 0 S: 8 P: 11		1B: 13 SF: 0 2B: 3 SAC: 0 3B: 2 DP: 1 HR: 1 HBP: 1					WP: 0 PA: 47 PB: 0 SB: 1 CS: 0	

PITCHER		IP	WLS	BF	H	R	ER	SO	BB	IBB	HBP	BLK	WP	HR	S	P	ERA	WHIP
Braden Looper, R ERA: 5.09	(1, 1)	2.2	L	19	10	7	7	3	1	0	0	0	0	0	44	70	23.62	4.125
61 Troy Cate, L ERA: 3.38	(3, 1)	0.1		8	4	4	4	0	3	0	0	0	0	0	18	35	108.00	21.000
Troy Percival, R ERA: 3.38	(4, 1)	2.0		9	3	3	3	4	0	0	0	0	0	1	28	34	13.50	1.500
36 Russ Springer, R ERA: 2.8	(6, 1)	1.2		6	1	0	0	2	0	0	1	0	0	0	15	21	0.00	0.600
34 Randy Flores, L ERA: 4.67	(7, 1)	1.1		5	1	0	0	1	0	0	0	0	0	0	9	12	0.00	0.750

PITCHER	IP	WLS	BF	H	R	ER	SO	BB	IBB	HBP	BLK	WP	HR	S	P	ERA	WHIP

BOTTOM

St. Louis Cardinals @ Atlanta Braves

Turner Field, Atlanta, GA

Sat Jul 21 2007, 7:05 PM EDT
Att. 53,953 - Partly Cloudy - 84 F

livebaseballscorecards.com

AB	42
R	14
H	19
RBI	14
BB	4
SO	10
LOB	21

Batter	1	2	3	4	5	6	7	8	9	10	AB	R	H	RBI	BB	SO	LOB
David Eckstein, R (1, 6) OBP: 0.349, SLG: 0.374	C FA 92 X FA 93 0-1 1B		C FA 91 X CH 83 0-1 ② G6-3		C FA 90 B FA 91 F CH 83 F FA 92 X SL 82 1-2 ③ F7			C FA 85 B SL 86 F FA 95 B FA 95 B FA 94 X FA 94 3-2 ① F9		1 SAFE 1 SAFE C FA 93 T SL 90 S SL 88 0-3 ① K	5	0	1	0	0	1	1
So Taguchi, R (1, 8) OBP: 0.354, SLG: 0.380 55 Skip Schumaker, L (8, PH) OBP: 0.361, SLG: 0.449 (8, 8)	B FA 93 S FA 85 D FA 84 C FA 92 F FA 85 X FA 93 2-2 ① L4		B CH 82 C SL 83 B FA 92 B CH 83 B FA 91 4-1 5 BB			X FA 88 0-0 5 2B 43 G4-3 1B		F FA 96 X FA 90 0-1 ② G3-1		S SL 90 X SL 87 0-1 1-H HR	2 2	1 1	1 1	0 2	1 0	0 0	1 0
5 Albert Pujols, R (1, 3) OBP: 0.425, SLG: 0.571	B FA 93 B FA 86 C FA 86 X FA 94 2-1 ② F9		B CU 73 B FA 92 B FA 92 C FA 92 B FA 92 4-1 1-2 BB			B FA 89 C CH 82 F FA 92 X FA 92 1-2 43 G4-3 1-3 2B		B FA 96 F FA 96 X FA 95 1-1 HR		B FA 94 B FA 96 B SL 90 C FA 94 B FA 95 4-1 43 1B 27 HR BB	3	2	2	1	2	0	1
43 Juan Encarnacion, R (1, 9) OBP: 0.318, SLG: 0.463	1 SAFE B FA 86 F FA 85 F FA 85 1 SAFE F SL 83 B FA 95 B FA 86 S FA 94 3-3 ③ K		C CH 84 C FA 93 S FA 94 0-3 ③ K			B CH 84 C FA 92 X CH 83 1-1 ① G4-3 2-3 3-H		X SL 84 0-0 ③ F7		B SL 89 X FA 94 1-0 1-3 27 HR 1B	5	1	1	1	0	2	4
47 Ryan Ludwick, R (1, 7) OBP: 0.287, SLG: 0.479 16 Chris Duncan, L (9, PH) OBP: 0.384, SLG: 0.569 (9, 7)		B FA 91 C FA 91 F CH 83 S SL 82 1-3 ① K		F CH 83 B FA 91 B FA 91 X FA 90 2-1 ① G4-3		B FA 92 B CH 83 B FA 92 B CH 82 4-0 27 G4-3 BB			B FA 91 C FA 90 F FA 91 B FA 92 S SL 84 2-3 ① K	B CH 84 S CH 84 S CH 84 B CH 85 S CH 85 2-3 ② K	2 2	0 0	0 0	0 0	1 0	1 2	0 2
27 Scott Rolen, R (1, 5) OBP: 0.339, SLG: 0.382		B FA 92 X FA 92 1-0 ② F9		B FA 90 B CH 84 B FA 91 C FA 90 X FA 91 3-1 ② F9		C FA 91 1 SAFE B FA 92 X FA 92 1-1 ②③ G4-3 1-2f			C FA 91 X SL 83 0-1 4 G4-3 4 S 1B	C FA 92 D SL 86 C SL 85 F CH 84 X SL 80 1-2 1-H 3-H HR	5	1	2	3	0	0	2
4 Yadier Molina, R (1, 2) OBP: 0.311, SLG: 0.303		B FA 92 B FA 92 B FA 92 B FA 91 4-0 BB		B FA 90 C FA 91 F CH 84 B FA 94 F FA 93 B SL 82 X FA 92 3-2 ③ F8			B CU 80 C CU 76 B FA 88 C X 2-2 ① F9		1 SAFE C FA 88 F FA 91 F SL 83 F SL 81 P PO 82 1 SAFE F FA 90 B SI 90 3-2 ② D SL 83 X FA 90 1-3 G4-3	X FA 91 0-0 ③ G6-3	4	0	0	0	1	0	1
13 Brendan Ryan, R (1, 4) OBP: 0.365, SLG: 0.441 7 Adam Kennedy, L (9, PH) OBP: 0.290, SLG: 0.294 44 Jason Isringhausen, R (9, 1)		B FA 92 L FA 92 X FA 84 1-1 ③ P4			C FA 90 S CH 82 F CU 80 B FA 91 X FA 93 1-2 ① G3		X FA 92 0-0 ② G5-3		D SL 82 C FA 91 X FA 92 1-1 ③ F9		3 1 0	0 0 0	0 0 0	0 0 0	0 0 0	0 0 0	1 1 0
48 Brad Thompson, R (1, 1) OBP: 0.158, SLG: 0.158 Jim Edmonds, L (7, PH) OBP: 0.302, SLG: 0.382 31 Ryan Franklin, R (7, 1) Aaron Miles, S (9, 4) OBP: 0.319, SLG: 0.310			C FA 89 B FA 90 S CH 83 X CU 73 1-2 ① G6-3		B FA 91 C FA 92 X FA 91 1-1 ② F7		B FA 94 X 1-0 ③ F8			X FA 94 0-0 55 HR 1B	2 1 0 1	0 0 0 1	0 0 0 1	0 0 0 1	0 0 0 0	0 0 0 0	0 0 0 0
Inning Stats	R: 0 E: 0 K: 1 S: 12 H: 1 LOB: 1 BB: 0 P: 19	R: 0 E: 0 K: 1 S: 6 H: 0 LOB: 1 BB: 1 P: 13	R: 0 E: 0 K: 1 S: 10 H: 0 LOB: 2 BB: 2 P: 19	R: 0 E: 0 K: 0 S: 8 H: 0 LOB: 0 BB: 0 P: 16	R: 0 E: 0 K: 0 S: 10 H: 0 LOB: 0 BB: 0 P: 13	R: 1 E: 0 K: 0 S: 8 H: 2 LOB: 1 BB: 1 P: 15	R: 0 E: 0 K: 0 S: 5 H: 0 LOB: 0 BB: 0 P: 8	R: 1 E: 0 K: 0 S: 8 H: 1 LOB: 0 BB: 0 P: 12	R: 0 E: 0 K: 1 S: 14 H: 1 LOB: 1 BB: 0 P: 19	R: 5 E: 0 K: 2 S: 16 H: 4 LOB: 0 BB: 1 P: 24	1B: 5 2B: 1 3B: 0 HR: 3 SF: 0 SAC: 0 DP: 1 HBP: 0						

PITCHER		IP	WLS	BF	H	R	ER	SO	BB	IBB	HBP	BLK	WP	HR	S	P	ERA	WHIP
37 Jo-Jo Reyes, L ERA: 6.14	(1, 1)	5.1		23	3	1	1	3	4	0	0	0	0	0	52	92	1.69	1.312
58 Peter Moylan, R ERA: 2.25	(6, 1)	1.2	H	4	0	0	0	0	0	0	0	0	0	0	7	11	0.00	0.000
39 Rafael Soriano, R ERA: 3.77	(8, 1)	1.0	B	4	1	1	1	0	0	0	0	0	0	1	8	12	9.00	1.000
Bob Wickman, R ERA: 4.24	(9, 1)	1.0		4	1	0	0	1	0	0	0	0	0	0	14	19	0.00	1.000
Tyler Yates, R ERA: 5.31	(10, 1)	0.1	L	5	3	4	4	1	1	0	0	0	0	1	8	13	108.00	12.000

PITCHER		IP	WLS	BF	H	R	ER	SO	BB	IBB	HBP	BLK	WP	HR	S	P	ERA	WHIP
Oscar Villarreal, R ERA: 3.98	(10, 1)	0.2		3	1	1	1	1	0	0	0	0	0	1	8	11	13.50	1.500

TOP

St. Louis Cardinals @ Atlanta Braves

Turner Field, Atlanta, GA

Sun Jul 22 2007, 8:05 PM EDT
Att. 39,181 - Partly Cloudy - 77 F

livebaseballscorecards.com

AB	38
R	7
H	9
RBI	7
BB	5
SO	6
LOB	14

WP: 0	PA: 43		
PB: 0			
SB: 1			
CS: 0			

Batter	1	2	3	4	5	6	7	8	9	10	AB	R	H	RBI	BB	SO	LOB
Willie Harris, L (1, 7) OBP: 0.398, SLG: 0.432	C FA 88 B CH 80 B SL 84 B FA 88 C FA 88 F FA 88 B CH 80 4-2 11 CS BB		B SL 80 B FA 88 X FA 88 2-0 ② G3		X 0-0 E4 10 CS		D CH 84 S FC 91 B CH 82 F CU 82 X CU 79 2-2 ③ F8		B FA 92 C SL 89 B CU 79 F SL 89 B SL 88 S FA 91 3-3 ③ K		4	0	0	0	1	1	1
11 Edgar Renteria, R (1, 6) OBP: 0.392, SLG: 0.487	1 SAFE C FA 88 S SL 81 F CU 80 X FA 89 0-2 ① ② G5-3 1-2		C SL 79 X SL 80 0-1 10 2B 1B		1 SAFE 1 SAFE B SL 79 1 SAFE B FA 87 X FA 87 2-0 ① F8			C SL 86 B FA 92 B SL 86 F SL 86 X CU 80 2-2 2 FC6 10 G4-3 1B		C FA 90 B FA 90 F FC 88 B FA 92 S SL 88 2-3 ① K	5	1	2	0	0	1	2
10 Chipper Jones, S (1, 5) OBP: 0.438, SLG: 0.599	C SL 81 B SL 81 B SL 86 B FA 88 B FA 89 4-1 BB		B CH 81 X FA 89 1-0 1-H 2B		B FA 87 C CH 79 F SL 80 F CU 78 B FA 87 B CH 81 X CH 80 3-2 ② ③ G3 1-2			B CU 79 1 SAFE F FA 90 B FC 90 C SL 82 B FS 83 X FS 83 3-2 ① G4-3 1-2		X FA 89 0-0 ② F8	4	0	1	1	1	0	2
Andruw Jones, R (1, 8) OBP: 0.318, SLG: 0.425	F FA 88 F SL 81 S SL 81 0-3 ③ K		B SL 80 B SL 80 C SL 80 S SL 80 S SL 81 2-3 ③ K			B FA 87 B CH 85 B CH 86 B CH 85 4-0 2 F8 BB		B FA 91 C FA 92 F FA 92 B SL 87 B SL 87 B CU 79 4-2 2 FC6 BB		B SL 87 F FA 91 S CU 77 B CU 79 F CU 77 S FC 90 2-3 ③ K	3	0	0	0	2	3	2
2 Kelly Johnson, L (1, 4) OBP: 0.391, SLG: 0.485		B FA 88 B FA 87 F CH 86 B FA 88 X FA 87 3-1 ① F8		C CU 79 X SL 84 0-1 HR		C FA 87 B CH 78 1 SAFE S CH 82 F CH 82 B FA 88 X CU 78 2-2 ① ② F8 1-2		X SL 84 0-0 ② FC6 7 BB 1-2f 2-3			4	1	1	1	0	0	3
7 Jeff Francoeur, R (1, 9) OBP: 0.336, SLG: 0.428	C FA 89 B FA 88 F FA 88 X SL 80 1-2 1B		B FA 89 B FA 89 B FA 88 C FA 89 X FA 87 3-1 G6-3 1B 1B			C F X 0-2 ③ G4-3		S FA 93 B FA 92 B FA 93 S SL 87 B SL 88 F FA 94 F SL 86 B FA 93 4-2 1-2 BB			3	0	2	0	1	0	0
Jarrod Saltalamacchia, S (1, 2) OBP: 0.336, SLG: 0.416	C CH 80 B FA 88 B CH 80 B FA 89 F FA 88 F FA 88 X CH 80 3-2 ② F7		X CH 80 0-0 G6-3 1-2 1B				C FA 94 S FA 93 F CH 86 B CH 86 F FA 90 X CH 86 1-2 1B	B FC 91 C CU 79 B SL 85 C CU 79 X FA 93 2-2 ③ L6			4	0	2	0	0	0	4
Julio Franco, R (1, 3) OBP: 0.297, SLG: 0.226	C FA 89 C FA 88 X FA 88 0-2 ③ F9		C SL 80 X CU 79 0-1 ① ② G6-3 1-2f 2-3				B FA 91 L FA 91 1 SAFE F SL 86 B SL 87 F FA 92 F SL 86 F FA 92 C FA 92 2-3 ① K		B FA 93 C FA 93 S SL 92 S SL 89 1-3 ① K		4	0	0	0	0	2	4
37 Jo-Jo Reyes, L (1, 1) OBP: 0.333, SLG: 0.333 58 Peter Moylan, R (6, 1) Scott Thorman, L (7, PH) OBP: 0.286, SLG: 0.385 39 Rafael Soriano, R (8, 1) Bob Wickman, R (9, 1) 23 Matt Diaz, R (9, PH) OBP: 0.374, SLG: 0.478 Tyler Yates, R (10, 1) Oscar Villarreal, L (10, 1)			X CH 86 0-0 ① F7		S SL 80 B CU 79 B FA 87 X FA 87 2-1 ③ G5-3		B CU 79 C CU 79 F FA 90 S CU 78 1-3 ② K		S SL 90 F CU 80 F CU 78 B SL 89 X SL 90 1-2 ② F9		2 0 1 0 0 1 0 0	0 0 0 0 0 0 0 0	0 0 0 0 0 0 0 0	0 0 0 0 0 0 0 0	0 0 1 0 0 0 0 0	0 0 1 0 0 0 0 0	1 0 1 0 0 0 0 0
Inning Stats	R: 0 H: 0 E: 0 LOB: 1 K: 1 BB: 2 S: 11 P: 19	R: 0 H: 1 E: 0 LOB: 1 K: 0 BB: 0 S: 12 P: 19	R: 1 H: 2 E: 0 LOB: 1 K: 1 BB: 0 S: 8 P: 13	R: 1 H: 3 E: 0 LOB: 1 K: 0 BB: 0 S: 9 P: 14	R: 0 H: 0 E: 1 LOB: 0 K: 0 BB: 0 S: 6 P: 11	R: 0 H: 0 E: 0 LOB: 0 K: 0 BB: 1 S: 7 P: 13	R: 0 H: 1 E: 0 LOB: 1 K: 2 BB: 0 S: 17 P: 23	R: 0 H: 1 E: 0 LOB: 3 K: 0 BB: 2 S: 16 P: 31	R: 0 H: 0 E: 0 LOB: 0 K: 2 BB: 0 S: 10 P: 15	R: 0 H: 0 E: 0 LOB: 0 K: 2 BB: 0 S: 8 P: 12	1B: 6 2B: 1 3B: 0 HR: 1	SF: 0 SAC: 0 DP: 1 HBP: 0	WP: 0 PB: 0 SB: 0 CS: 2	PA: 40			

PITCHER		IP	WLS	BF	H	R	ER	SO	BB	IBB	HBP	BLK	WP	HR	S	P	ERA	WHIP
48 Brad Thompson, R ERA: 4.93	(1, 1)	6.0		24	6	2	2	2	3	0	0	0	0	1	53	89	3.00	1.500
31 Ryan Franklin, R ERA: 1.27	(7, 1)	2.0		10	2	0	0	2	2	0	0	0	0	0	33	54	0.00	2.000
44 Jason Isringhausen, R ERA: 1.56	(9, 1)	2.0	W	6	0	0	0	4	0	0	0	0	0	0	18	27	0.00	0.000

PITCHER	IP	WLS	BF	H	R	ER	SO	BB	IBB	HBP	BLK	WP	HR	S	P	ERA	WHIP

BOTTOM

St. Louis Cardinals @ Atlanta Braves

Turner Field, Atlanta, GA

Sun Jul 22 2007, 8:05 PM EDT
Att. 39,181 - Partly Cloudy - 77 F

livebaseballscorecards.com

AB	35
R	2
H	8
RBI	2
BB	5
SO	8
LOB	20

Batter	1	2	3	4	5	6	7	8	9	AB	R	H	RBI	BB	SO	LOB
12 Alfonso Soriano, R (1, 7) OBP: 0.337, SLG: 0.509	C S X 0-2 P6		X 0-0 G6-3		D F X 1-1 P4		F F B X 1-2 G5-3		B F F F B B F B S 3-3 K	5	0	0	0	0	1	2
2 Ryan Theriot, R (1, 6) (3, 4) OBP: 0.342, SLG: 0.358	X 0-0 G6-3		C B F B S 2-3 K			C B S X 1-2 25 CS 1B	C B X 1-1 E5 25 BB 16 1B		B B B B 4-0 25 S 25 1B BB	4	2	1	0	1	1	0
25 Derrek Lee, R (1, 3) OBP: 0.424, SLG: 0.503	X 0-0 F9			X 0-0 G5-3		B 1 SAFE B S C B X 3-2 15 G3 16 1B 5 1B 1-2 1B	D B B F B 4-1 16 1B 1-2 BB		C B S F B F B F X 3-2 16 1B 1-H 1B	4	1	2	1	1	0	0
16 Aramis Ramirez, R (1, 5) OBP: 0.361, SLG: 0.555		B F B F X 2-2 15 FC4-6 1B		B F X 1-1 F8		B B B C X 3-1 5 1B 15 G3 1-2 1B	C X 0-1 1-2 2-H 1B		X 0-0 1-2 1B	5	0	4	1	0	0	0
15 Cliff Floyd, L (1, 9) OBP: 0.354, SLG: 0.385 Bob Howry, L (8, 1) 17 Mike Fontenot, L (9, PH) OBP: 0.371, SLG: 0.504 46 Ryan Dempster, R (9, 1)		F F B B B X 2-2 FC4-6 G4-3 1B 1-2f		B F B S B X 3-2 F7		S B X 1-1 G3 1-2 2-3	B X 1-0 P5		X 0-0 G4-3	4 0 1 0	1 0 0 0	0 0 0 0	0 0 0 0	0 0 0 0	0 0 2 0	5 0 2 0
Mark DeRosa, R (1, 4) OBP: 0.361, SLG: 0.432 5 Ronny Cedeno, R (3, 6) OBP: 0.139, SLG: 0.324		B B C F B F X 3-2 G4-3 1-2			X 0-0 F9	C X 0-1 BB 2-3 3-H 1B		C F X 0-2 G1-4-3		1 3	0 0	0 1	0 1	0 0	0 0	1 0
Jacque Jones, L (1, 8) OBP: 0.311, SLG: 0.340		X 0-0 2-H 1B			B S F B B B 4-2 FC5-4 BB	B S B B B 4-1 1-2 BB		C C X 0-2 G4-3		2	0	1	1	2	0	0
Jason Kendall, R (1, 2) OBP: 0.257, SLG: 0.270		1 SAFE C X 0-1 G5-3			B 1 B X 2-0 FC5-4 38 1B 1-2f	B C X 1-1 G6-3		B S S B S 2-3 K		4	0	0	0	0	1	5
38 Carlos Zambrano, S (1, 1) OBP: 0.255, SLG: 0.392 13 Will Ohman, L (7, 1) 49 Carlos Marmol, R (7, 1) 29 Ángel Pagán, S (8, 9) OBP: 0.326, SLG: 0.472			B F F S 1-3 K		C B X 1-1 1-2 1B		F F B X 1-2 G4-3		C B S B F S 2-3 K	3 0 0 1	0 0 0 0	1 0 0 0	0 0 0 0	1 0 0 1	0 0 0 0	0 0 0 0

Inning Stats	1	2	3	4	5	6	7	8	9
	R: 0 E: 0 K: 0 S: 5	H: 0 LOB: 0 BB: 0 P: 5	R: 1 E: 0 K: 0 S: 13	H: 2 LOB: 1 BB: 0 P: 20	R: 0 E: 0 K: 2 S: 7	H: 0 LOB: 0 BB: 0 P: 10	R: 0 E: 0 K: 0 S: 6	H: 0 LOB: 0 BB: 0 P: 10	R: 0 E: 0 K: 0 S: 8	H: 1 LOB: 2 BB: 1 P: 16	R: 1 E: 0 K: 0 S: 15	H: 4 LOB: 3 BB: 1 P: 28	R: 1 E: 1 K: 0 S: 14	H: 1 LOB: 2 BB: 1 P: 22	R: 0 E: 0 K: 1 S: 9	H: 0 LOB: 0 BB: 0 P: 11	R: 1 E: 0 K: 2 S: 18	H: 2 LOB: 2 BB: 1 P: 30

1B: 10 2B: 0 3B: 0 HR: 0	SF: 0 SAC: 0 DP: 0 HBP: 0	WP: 0 PB: 0 SB: 1 CS: 1	PA: 41
---	---	---	---

PITCHER		IP	WLS	BF	H	R	ER	SO	BB	IBB	HBP	BLK	WP	HR	S	P	ERA	WHIP
Kip Wells, R ERA: 5.57	(1, 1)	6.2	L	31	8	3	2	2	3	0	0	0	0	0	67	109	2.70	1.650
34 Randy Flores, L ERA: 4.63	(7, 1)	0.1		1	0	0	0	0	0	0	0	0	0	0	1	2	0.00	0.000
36 Russ Springer, R ERA: 2.92	(8, 1)	1.2		7	1	1	1	3	1	0	0	0	0	0	25	39	5.40	1.200
56 Kelvin Jimenez, R ERA: 10.27	(9, 1)	0.1		2	1	0	0	0	0	0	0	0	0	0	2	2	0.00	3.000

PITCHER	IP	WLS	BF	H	R	ER	SO	BB	IBB	HBP	BLK	WP	HR	S	P	ERA	WHIP

TOP

Chicago Cubs @ St. Louis Cardinals

Busch Stadium, St. Louis, MO

Tue Jul 24 2007, 7:10 PM CDT

Att. 45,436 - Clear - 82 F

livebaseballscorecards.com

AB	37
R	4
H	10
RBI	4
BB	4
SO	5
LOB	15

BOTTOM

Batter	1	2	3	4	5	6	7	8	9	AB	R	H	RBI	BB	SO	LOB
7 Adam Kennedy, L (1, 4) OBP: 0.291, SLG: 0.295	C B S B F B X 3-2 L8 ①		F B B X 2-1 F9 ③		D F F F B X 2-2 55 3B 1B 1-3		1 SAFE C F C F X 0-2 F8 ②		C B F 1 B F X SAFE 2-2 G4-3 ② 1-2	3	1	1	0	0	0	1
David Eckstein, R (7, PH) OBP: 0.346, SLG: 0.371 (8, 6)										2	0	0	0	0	0	2
55 Skip Schumaker, L (1, 9) OBP: 0.360, SLG: 0.467	C B X 1-1 G4-3 ②			X 0-0 G4-3 ①	S D F X 1-2 3B 2-H 3-H		C X 0-1 FC6 1-2		F C C X 0-2 E7 2-H 1B	3	0	1	2	0	0	0
43 Juan Encarnacion, R (7, PH) OBP: 0.317, SLG: 0.461										1	0	0	0	0	0	1
36 Russ Springer, R (8, 1)										0	0	0	0	0	0	0
56 Kelvin Jimenez, R (9, 1)										0	0	0	0	0	0	0
47 Ryan Ludwick, R (9, PH) OBP: 0.291, SLG: 0.483										1	0	1	0	0	0	0
5 Albert Pujols, R (1, 3) OBP: 0.420, SLG: 0.563	B F B X 2-1 G4-3 ③			C B S X 1-2 F9 ②	X 0-0 P4 ②		C C B B X 2-2 G5-3 ③		S B X 1-1 G4-3 ③	5	0	0	0	0	0	4
16 Chris Duncan, L (1, 7) OBP: 0.382, SLG: 0.564		F B B B F T 3-2 K ①		B F X 1-1 27 BB BB 1B	S F B F B S 2-3 K ③			F X 0-1 G3 ①		4	0	1	0	0	2	1
Jim Edmonds, L (1, 8) OBP: 0.301, SLG: 0.377		F B S B B C 2-3 K ②		S B B B B B 4-1 27 BB BB 1-2	X 0-0 F8 ①			B F B F F B X 3-2 L9 ②		3	0	0	0	1	1	0
27 Scott Rolen, R (1, 5) OBP: 0.340, SLG: 0.382		B B B C X 3-1 F8 ③		F B B B F B 4-2 BB 1-2 2-3	C B B X 2-1 P3 ②			C F B B B F X 3-2 1B		3	0	1	0	1	0	0
Aaron Miles, S (1, 6) OBP: 0.318, SLG: 0.313 (8, 4)			B B C F X 2-2 4 G4-3 2B	C B F B F X 2-2 F8 ③			C X 0-1 G4-3 ③	X 0-0 L9 ③		4	0	1	0	0	0	4
4 Yadier Molina, R (1, 2) OBP: 0.310, SLG: 0.302			B F X 1-1 G4-3 ① 2-3		B B C B X 3-1 P3 ①		B B B C F C F C 3-3 K ①		B X 1-0 47 E G4-3 1B	4	0	1	0	0	1	1
13 Brendan Ryan, R (9, PR) OBP: 0.365, SLG: 0.441										0	1	0	0	0	0	0
Kip Wells, R (1, 1) OBP: 0.286, SLG: 0.400			F F B B B D S 3-3 K ②		B X 1-0 7 1B 55 3B 1B		F B F B B B 4-2 43 E BB		C S F B X 1-2 F8 ①	2	1	1	0	0	1	1
34 Randy Flores, L (7, 1)										0	0	0	0	0	0	0
So Taguchi, R (7, PH) OBP: 0.355, SLG: 0.378 (8, 9)										1	0	0	0	1	0	1
Inning Stats	R: 0 H: 0 E: 0 LOB: 0 K: 0 BB: 0 S: 8 P: 14	R: 0 H: 0 E: 0 LOB: 0 K: 2 BB: 0 S: 8 P: 16	R: 0 H: 1 E: 0 LOB: 1 K: 1 BB: 0 S: 10 P: 18	R: 0 H: 1 E: 0 LOB: 3 K: 0 BB: 2 S: 13 P: 25	R: 2 H: 3 E: 0 LOB: 1 K: 1 BB: 0 S: 15 P: 24	R: 0 H: 0 E: 0 LOB: 0 K: 0 BB: 0 S: 5 P: 7	R: 0 H: 0 E: 1 LOB: 2 K: 1 BB: 1 S: 15 P: 24	R: 0 H: 1 E: 0 LOB: 1 K: 0 BB: 0 S: 11 P: 17	R: 1 H: 2 E: 1 LOB: 1 K: 0 BB: 0 S: 14 P: 19							

PITCHER	IP	WLS	BF	H	R	ER	SO	BB	IBB	HBP	BLK	WP	HR	S	P	ERA	WHIP
38 Carlos Zambrano, R (1, 1) ERA: 3.65	6.1	W	27	5	2	2	5	3	0	0	0	0	0	65	117	2.84	1.263
13 Will Ohman, L (7, 1) ERA: 4.28	0.1	H	1	0	0	0	0	0	0	0	0	0	0	4	4	0.00	0.000
49 Carlos Marmol, R (7, 1) ERA: 1.8	0.1	H	2	0	0	0	0	0	0	0	0	0	0	5	7	0.00	0.000
Bob Howry, R (8, 1) ERA: 4.2	1.0	H	4	1	0	0	0	0	0	0	0	0	0	11	17	0.00	1.000
46 Ryan Dempster, R (9, 1) ERA: 3.19	1.0	S	5	2	1	0	0	0	0	0	0	0	0	14	19	0.00	2.000

PITCHER	IP	WLS	BF	H	R	ER	SO	BB	IBB	HBP	BLK	WP	HR	S	P	ERA	WHIP

Chicago Cubs @ St. Louis Cardinals

Busch Stadium, St. Louis, MO

Tue Jul 24 2007, 7:10 PM CDT

Att. 45,436 - Clear - 82 F

livebaseballscorecards.com

AB	36
R	3
H	8
RBI	2
BB	3
SO	5
LOB	16

1B: 6	SF: 0	WP: 0	PA: 39
2B: 1	SAC: 0	PB: 0	
3B: 1	DP: 0	SB: 0	
HR: 0	HBP: 0	CS: 0	

Chicago Cubs @ St. Louis Cardinals

Busch Stadium, St. Louis, MO

Wed Jul 25 2007, 7:10 PM CDT

Att. 45,316 - Partly Cloudy - 83 F

livebaseballscorecards.com

TOP

Batter	1	2	3	4	5	6	7	8	9	AB	R	H	RBI	BB	SO	LOB
12 Alfonso Soriano, R (1, 7) OBP: 0.340, SLG: 0.518	F FA 92 B FA 91 B CU 73 F FA 92 S SL 86 2-3 ① K		C SL 85 B CU 74 F FA 91 B FA 93 B SL 87 S SL 85 3-3 ③ K		X FA 90 0-0 2 1B 3B	B SL 86 X SL 86 1-0 2B		B CH 89 X FA 93 1-0 1-2 1B		5	1	3	0	0	2	0
2 Ryan Theriot, R (1, 6) OBP: 0.342, SLG: 0.359	B FA 92 C FA 92 F SL 86 X CU 77 1-2 1B			X 0-0 ① G5-3	F FA 90 X FA 92 0-1 25 FC6-4 3-H 1B	B FA 93 X SL 86 1-0 ③ G6-3		C FA 94 B FA 93 X FA 94 1-1 ② F9		5	0	2	1	0	0	3
25 Derrek Lee, R (1, 3) OBP: 0.421, SLG: 0.497	F FA 92 B FA 91 B SL 86 F FA 92 S CU 76 2-3 ② K			B B B 4-0 15 1B 17 1B BB	1 SAFE C SL 85 S CU 76 X CU 77 0-2 ② FC6-4 16 2B 15 2B 1-2f		B FA 93 B SL 86 X SL 84 2-0 ① G4-3	C CU 78 C FA 93 D CU 79 D CU 80 S FA 94 2-3 ③ K		4	2	0	0	1	2	4
16 Aramis Ramirez, R (1, 5) OBP: 0.362, SLG: 0.559	X FA 92 0-0 ③ F8			B SL 85 C SL 85 B FA 92 B X 3-1 ② L7	B FA 92 D CU 74 B FA 91 F FA 90 X CU 75 3-1 15 2B 1-3 2B		B FA 94 B SL 86 F FA 93 S FA 93 B FA 93 F SL 86 X FA 94 3-2 15 G4-3 2B		X FA 92 0-0 ① G5-3	5	1	2	0	0	0	2
15 Cliff Floyd, L (1, 9) OBP: 0.356, SLG: 0.393 29 Ángel Pagán, S (7, 9) OBP: 0.324, SLG: 0.469		C FA 90 C FA 92 B CU 76 B CH 83 S CH 83 2-3 ① K		B FA 93 F FA 93 B CH 83 X 2-1 17 1B 1-2 1B	B FA 93 X CH 83 1-0 17 1B 2-H 3-H 2B		F FA 93 B FA 94 F FA 94 X CH 84 1-2 ② G4-3 2-3		B FA 89 T FA 92 B FA 93 F FA 93 X FA 91 2-2 ② F7	4 1	2 0	2 0	2 0	0 0	1 0	1 0
17 Mike Fontenot, L (1, 4) OBP: 0.372, SLG: 0.500		B FA 92 F FA 92 F CH 83 X CU 75 1-2 ② G5-3		C CU 73 B CU 74 X CH 85 1-1 1B 1-3 2-H 1B	F FA 91 B SL 85 B FA 92 B FA 90 X FA 90 3-1 2-H 1B		S FS 85 D FS 85 F FA 93 X FS 86 1-2 ③ G1-3		C FA 92 B CU 78 S FA 91 F FA 93 X CU 77 1-2 ③ G6-3	5	0	2	2	0	0	1
Jacque Jones, L (1, 8) OBP: 0.314, SLG: 0.347		B FA 92 X CH 83 1-0 ③ G3		S CU 74 D CU 75 X CU 73 1-1 1-3 3-H 1B	S SL 87 S CH 84 X SL 85 0-2 ③ G3			B FA 92 C FA 92 B CU 78 X FA 92 2-1 G3 30 1B 2B		4	1	2	1	0	0	1
Koyie Hill, S (1, 2) OBP: 0.238, SLG: 0.297			C CU 72 C CU 72 B CU 77 C FA 93 1-3 ① K	F FA 91 B CU 73 X CU 74 1-1 ③ G4-3		X FA 93 0-0 ① F8		B CU 78 C FA 93 S FA 92 X CU 79 1-2 ① G3 2-3		4	0	0	0	0	1	3
30 Ted Lilly, L (1, 1) OBP: 0.167, SLG: 0.167 43 Michael Wuertz, R (8, 1) 47 Scott Eyre, L (9, 1)			C FA 91 B FA 92 B FA 92 F FA 92 F FA 92 F CU 74 B SL 85 F FA 90 S FA 91 3-3 ② K		F FA 88 F FA 90 S FA 91 0-3 ① K	C FA 92 B FA 93 C FA 93 X FA 94 1-2 ② F7		X FA 93 0-0 12 1B 3-H 1B		4 0 0	0 0 0	1 0 0	1 0 0	0 0 0	2 0 0	0 0 0
Inning Stats	R: 0 E: 0 K: 2 S: 10 H: 1 LOB: 1 BB: 0 P: 15	R: 0 E: 0 K: 1 S: 7 H: 0 LOB: 0 BB: 0 P: 11	R: 0 E: 0 K: 3 S: 12 H: 0 LOB: 0 BB: 0 P: 19	R: 2 E: 0 K: 0 S: 11 H: 3 LOB: 2 BB: 1 P: 23	R: 4 E: 0 K: 1 S: 17 H: 5 LOB: 1 BB: 0 P: 24	R: 0 E: 0 K: 0 S: 6 H: 1 LOB: 1 BB: 0 P: 9	R: 0 E: 0 K: 0 S: 11 H: 1 LOB: 1 BB: 0 P: 18	R: 1 E: 0 K: 1 S: 12 H: 3 LOB: 2 BB: 0 P: 19	R: 0 E: 0 K: 0 S: 8 H: 0 LOB: 0 BB: 0 P: 11	1B: 8 2B: 5 3B: 1 HR: 0	SF: 0 SAC: 0 DP: 0 HBP: 0			WP: 0 PB: 0 SB: 0 CS: 0	PA: 42		

	AB	41
	R	7
	H	14
	RBI	7
	BB	1
	SO	8
	LOB	15

PITCHER		IP	WLS	BF	H	R	ER	SO	BB	IBB	HBP	BLK	WP	HR	S	P	ERA	WHIP
50 Adam Wainwright, R ERA: 4.45	(1, 1)	5.0	L	25	9	6	6	7	1	0	0	0	0	0	57	92	10.80	2.000
56 Kelvin Jimenez, R ERA: 9.47	(6, 1)	2.0		8	2	0	0	0	0	0	0	0	0	0	17	27	0.00	1.000
Troy Percival, R ERA: 3.55	(8, 1)	2.0		9	3	1	1	1	0	0	0	0	0	0	20	30	4.50	1.500

PITCHER	IP	WLS	BF	H	R	ER	SO	BB	IBB	HBP	BLK	WP	HR	S	P	ERA	WHIP

BOTTOM

Chicago Cubs @ St. Louis Cardinals

Busch Stadium, St. Louis, MO

Wed Jul 25 2007, 7:10 PM CDT

Att. 45,316 - Partly Cloudy - 83 F

livebaseballscorecards.com

Batter	1	2	3	4	5	6	7	8	9	AB	R	H	RBI	BB	SO	LOB
David Eckstein, R (1, 6) OBP: 0.340, SLG: 0.364	C FA 85 X FA 87 0-1 ① P6		1 SAFE B CU 72 1 SAFE C CU 71 1 SAFE C CU 71 X CU 72 1-2 ②③ G4-3 1-2f		C FA 86 X FA 86 0-1 ③ P5		C FA 90 F FA 90 F SL 85 B CU 74 F FA 91 X SL 86 1-2 ③ G4-3			4	0	0	0	0	0	4
So Taguchi, R (1, 8) OBP: 0.358, SLG: 0.377	B FA 87 C FA 88 X FA 88 1-1 ② G6-3			F CH 77 B CH 76 B CH 78 B FA 90 B SL 84 4-1 43 E 43 S 43 1B BB		F FA 89 X CH 80 0-1 ① G5-3		C SL 85 S SL 85 X SL 84 0-2 5 G5-4-3 1B		3	1	1	0	1	0	0
5 Albert Pujols, R (1, 3) OBP: 0.416, SLG: 0.556	C FA 90 B CH 80 X FA 90 1-1 ③ F8			F FA 92 C CU 75 X FA 93 0-2 ① P3		C FA 92 X CH 81 0-1 ② F8		B FA 92 C SL 85 X SL 86 1-1 ①② G5-4-3 1-2f		4	0	0	0	0	0	2
43 Juan Encarnacion, R (1, 9) OBP: 0.329, SLG: 0.471		B FA 88 S CH 78 F CH 80 B FA 90 X FA 91 2-2 27 G6-4-3 1B		C CU 74 1 SAFE B CU 74 F FA 92 X FA 92 1-2 1-H 1B		C FA 90 X FA 91 0-1 1B		S SL 86 X SL 88 0-1 1B		4	0	4	1	0	0	0
27 Scott Rolen, R (1, 5) OBP: 0.336, SLG: 0.376		X FA 91 0-0 ①② G6-4-3 1-2f		B CU 74 C FA 91 B CU 75 B SL 84 X FA 92 3-1 ② F7		X FA 90 0-0 ③ P3		B FA 92 X FA 92 1-0 ③ F8		4	0	0	0	0	0	4
16 Chris Duncan, L (1, 7) OBP: 0.381, SLG: 0.559		C FA 91 B FA 90 X FA 88 1-1 1B		B FC 87 C FA 92 X FA 92 1-1 ③ G4-3			X FA 89 0-0 ① G4-3		C FA 92 X SL 83 0-1 ① F9	4	0	1	0	0	0	1
4 Yadier Molina, R (1, 2) OBP: 0.308, SLG: 0.297		C FA 91 D CU 74 B FA 90 F FC 85 S FA 91 2-3 ③ K			B FA 88 F SL 82 X SL 84 1-1 ① F8		B FA 90 X FA 89 1-0 ② L4		B FA 92 B FA 91 B FA 92 B FA 91 4-0 13 G6-4-3 BB	3	0	0	0	1	1	1
13 Brendan Ryan, R (1, 4) OBP: 0.388, SLG: 0.452			C FA 87 B CU 71 B CU 70 L FA 89 X CU 71 2-2 G4-3 1B		B FA 86 B FA 86 B FA 84 B FA 84 4-0 55 G6-3 BB		B FA 91 X FA 90 1-0 47 BB 1B		C FA 91 X SL 81 0-1 ②③ G6-4-3 1-2f	3	0	2	0	1	0	1
50 Adam Wainwright, R (1, 1) OBP: 0.297, SLG: 0.343 55 Skip Schumaker, L (5, PH) OBP: 0.356, SLG: 0.462 56 Kelvin Jimenez, R (6, 1) 47 Ryan Ludwick, R (7, PH) OBP: 0.296, SLG: 0.483 Troy Percival, R (8, 1)			L FA 92 C FA 92 B B 1 SAFE C 2-3 ① K		X FA 87 0-0 ② G6-3 1-2		B FA 91 F FA 91 B FA 92 B SL 86 B FA 91 4-1 1-2 BB			1 1 0 0 0	0 0 0 0 0	0 0 0 0 0	0 0 0 1 0	1 0 0 0 0	1 0 0 0 0	1 1 0 0 0
Inning Stats	R: 0 E: 0 K: 0 S: 6 H: 0 LOB: 0 BB: 0 P: 8	R: 0 E: 0 K: 1 S: 9 H: 2 LOB: 1 BB: 0 P: 14	R: 0 E: 0 K: 1 S: 9 H: 1 LOB: 0 BB: 0 P: 14	R: 1 E: 0 K: 0 S: 11 H: 1 LOB: 1 BB: 1 P: 20	R: 0 E: 0 K: 0 S: 5 H: 0 LOB: 1 BB: 1 P: 10	R: 0 E: 0 K: 0 S: 7 H: 1 LOB: 1 BB: 0 P: 7	R: 0 E: 0 K: 0 S: 9 H: 1 LOB: 2 BB: 1 P: 16	R: 0 E: 0 K: 0 S: 8 H: 2 LOB: 1 BB: 0 P: 10	R: 0 E: 0 K: 0 S: 4 H: 0 LOB: 0 BB: 1 P: 8	1B: 8 2B: 0 3B: 0 HR: 0	SF: 0 SAC: 0 DP: 4 HBP: 0		WP: 0 PB: 0 SB: 1 CS: 0	PA: 35			

	AB	31
	R	1
	H	8
	RBI	1
	BB	4
	SO	2
	LOB	15

PITCHER		IP	WLS	BF	H	R	ER	SO	BB	IBB	HBP	BLK	WP	HR	S	P	ERA	WHIP
30 Ted Lilly, L ERA: 3.46	(1, 1)	7.0	W	28	6	1	1	2	3	0	0	0	0	0	56	89	1.29	1.286
43 Michael Wuertz, R ERA: 3.8	(8, 1)	1.0		4	2	0	0	0	0	0	0	0	0	0	8	10	0.00	2.000
47 Scott Eyre, L ERA: 6.06	(9, 1)	1.0		3	0	0	0	0	1	0	0	0	0	0	4	8	0.00	1.000

PITCHER	IP	WLS	BF	H	R	ER	SO	BB	IBB	HBP	BLK	WP	HR	S	P	ERA	WHIP

Chicago Cubs @ St. Louis Cardinals

Busch Stadium, St. Louis, MO

Thu Jul 26 2007, 7:10 PM CDT

Att. 45,308 - Clear - 89 F

TOP

livebaseballscorecards.com

Batter	1	2	3	4	5	6	7	8	9	AB	R	H	RBI	BB	SO	LOB
12 Alfonso Soriano, R (1, 7) OBP: 0.338, SLG: 0.514	B FA 91 X FA 92 1-0 ① L5		C SL 87 D SL 80 X CU 78 1-1 ③ F7		F FA 89 X FA 88 0-1 ③ F7		B FA 92 X CH 79 1-0 ③ P4			3	0	0	0	0	0	2
29 Ángel Pagán, S (7, PH) OBP: 0.321, SLG: 0.465 (7, 7)										1	0	0	0	0	0	2
2 Ryan Theriot, R (1, 6) OBP: 0.341, SLG: 0.355	B FA 93 C FA 91 C SL 88 X FA 91 1-2 ② G5-3			B SL 84 B FA 90 B FA 90 C FA 88 F SI 89 B FA 88 4-2 15 1B BB		X FA 91 0-0 ① P3		B FA 94 B FA 93 B FA 94 C FA 94 X FA 93 3-1 ① F9		3	0	0	0	1	0	0
25 Derrek Lee, R (1, 3) OBP: 0.421, SLG: 0.504	S FA 93 C FA 93 B FA 94 B FA 92 S SL 82 2-3 ③ K			B FA 86 X FA 90 1-0 ① F9		B SL 85 C FA 92 B SL 80 C FA 92 F FA 92 X SL 81 2-2 HR		B FA 90 T FA 94 X FA 90 1-1 ② P4		3	1	1	1	0	1	1
9 Jake Fox, R (7, 3)										1	0	0	0	0	0	0
16 Aramis Ramirez, R (1, 5) OBP: 0.359, SLG: 0.554		B FA 92 F SL 86 S SL 87 B SL 80 X SL 86 2-2 ① G6-3		C SL 85 C FA 90 B SL 85 X FA 90 1-2 ② P6		B SL 87 X FA 91 1-0 ② P4		F FA 94 S CU 81 B CU 81 F FA 91 X SL 89 1-2 15 1B 1B		3	0	0	0	0	0	1
56 Billy Petrick, R (6, 1)										0	0	0	0	0	0	0
13 Will Ohman, L (7, 1)										0	0	0	0	0	0	0
Koyie Hill, S (8, PH) OBP: 0.247, SLG: 0.307 (8, 9)										1	0	1	0	0	0	0
15 Cliff Floyd, L (1, 9) OBP: 0.359, SLG: 0.396		B FA 93 X FA 92 1-0 ② G6-3		1 SAFE B FA 91 C FA 92 B FA 91 X CH 80 2-1 1-3 1B		B FA 92 F FA 92 F FA 91 B FA 91 X FA 92 2-2 ③ G4-3		F FC 90 X FA 90 0-1 1-3 1B		4	0	2	0	0	0	0
43 Michael Wuertz, R (8, 1)										0	0	0	0	0	0	0
17 Mike Fontenot, L (1, 4) OBP: 0.362, SLG: 0.486		C FA 93 S FA 91 B FA 93 S CH 83 1-3 ③ K		C CH 82 S CH 81 D CH 81 X FA 90 1-2 ③ F8			B FA 91 X CH 80 1-0 ① G3-1	B FA 91 X FC 90 1-0 ③ G4-3		4	0	0	0	0	1	4
Jacque Jones, L (1, 8) OBP: 0.313, SLG: 0.343			C CH 81 B FA 91 S FA 91 B CH 82 X CH 82 2-2 ① F8		B FA 92 B SL 84 X FA 90 2-0 ① G4-3		B FA 90 F CH 81 F FA 92 B SL 85 B CH 81 B FA 91 4-2 5 1B BB		B FA 90 C FA 91 F SL 82 F SL 84 S SL 84 1-3 ① K	3	0	0	0	1	1	0
Jason Kendall, R (1, 2) OBP: 0.260, SLG: 0.277			B FA 92 C FA 91 X FA 90 1-1 1B		C FA 92 C SL 80 F FA 92 F FA 90 B FA 90 B SL 80 X FA 90 2-2 G3 2B		B FA 89 X FA 90 1-0 ② F7		B FA 91 C FA 91 X FA 91 1-1 ② G6-3	4	0	2	0	0	0	1
Jason Marquis, L (1, 1) OBP: 0.170, SLG: 0.261			B FA 92 1 SAFE F FA 90 S CH 82 1 SAFE S CH 80 1-3 ② K		S CH 82 L SL 84 B CH 79 B FA 90 F CH 80 F FA 90 F CH 80 X CH 81 2-2 ② G3 2-3		B FA 91 C FA 91 F FA 90 X SL 85 1-2 1-2 1B		B FA 91 C FA 91 F FA 91 F SL 84 X FA 90 1-2 ③ L5	2	0	0	0	0	1	2
5 Ronny Cedeno, R (6, 5) OBP: 0.158, SLG: 0.333										2	0	1	0	0	0	0

	AB	34
	R	1
	H	7
	RBI	1
	BB	2
	SO	4
	LOB	13

Inning Stats										
	R: 0	H: 0	R: 0	H: 0	R: 0	H: 1	R: 0	H: 1	R: 1	H: 1
	E: 0	LOB: 0	E: 0	LOB: 0	E: 0	LOB: 1	E: 0	LOB: 1	E: 0	LOB: 0
	K: 1	BB: 0	K: 1	BB: 0	K: 1	BB: 0	K: 0	BB: 0	K: 0	BB: 0
	S: 7	P: 11	S: 7	P: 11	S: 10	P: 15	S: 11	P: 20	S: 14	P: 20

Inning Stats									
	R: 0	H: 1	R: 0	H: 2	R: 0	H: 0	1B: 5	SF: 0	WP: 0	PA: 36
	E: 0	LOB: 2	E: 0	LOB: 2	E: 0	LOB: 0	2B: 1	SAC: 0	PB: 0	
	K: 0	BB: 1	K: 0	BB: 0	K: 1	BB: 0	3B: 0	DP: 0	SB: 0	
	S: 9	P: 14	S: 11	P: 17	S: 10	P: 13	HR: 1	HBP: 0	CS: 0	

PITCHER		IP	WLS	BF	H	R	ER	SO	BB	IBB	HBP	BLK	WP	HR	S	P	ERA	WHIP
Braden Looper, R ERA: 4.85	(1, 1)	7.0	W	28	5	1	1	3	2	0	0	0	0	1	66	107	1.29	1.000
44 Jason Isringhausen, R ERA: 1.52	(8, 1)	1.0		5	2	0	0	0	0	0	0	0	0	0	11	17	0.00	2.000
34 Randy Flores, L ERA: 4.5	(9, 1)	1.0		3	0	0	0	1	0	0	0	0	0	0	10	13	0.00	0.000

PITCHER		IP	WLS	BF	H	R	ER	SO	BB	IBB	HBP	BLK	WP	HR	S	P	ERA	WHIP

BOTTOM

Chicago Cubs @ St. Louis Cardinals

Busch Stadium, St. Louis, MO

Thu Jul 26 2007, 7:10 PM CDT

Att. 45,308 - Clear - 89 F

livebaseballscorecards.com

Batter	1	2	3	4	5	6	7	8	9	AB	R	H	RBI	BB	SO	LOB
David Eckstein, R (1, 6) OBP: 0.343, SLG: 0.366	F FA 91 X SL 88 0-1 F8 S 1B		C FA 92 X FA 91 0-1 BB 1B		X FA 90 0-0 ① SH5-4 1-2 2-3	C SL 84 B SL 83 X FA 93 1-1 ① G3 1-2 2-3		B FA 90 X SL 85 1-0 ① G5-3		4	0	2	0	0	0	2
Jim Edmonds, L (1, 8) OBP: 0.305, SLG: 0.373 So Taguchi, R (8, 8) OBP: 0.356, SLG: 0.376	D FA 90 X FA 90 1-0 ① F8 1-3		B FA 91 B FA 88 F SL 86 B FA 93 S SL 86 B SL 88 4-2 1-2 BB		B CU 88 F SL 87 F FA 92 B FA 92 B FA 91 B CH 83 4-2 5 HBP 16 HR BB	B FA 93 X FA 93 1-0 ② FC3-2 5 HR 2-3 3-H		C SL 86 B FA 92 S SL 86 B SL 87 X SL 86 2-2 E6 5 1B		2 1	2 1	0 0	0 0	2 0	0 0	3 0
5 Albert Pujols, R (1, 3) OBP: 0.419, SLG: 0.564	S FA 92 D FA 92 F FA 89 X FA 92 1-2 ② P3		C FA 88 X FA 93 0-1 ③ P3		B FA 92 H FA 92 2-0 16 HR 1-2 2-3 3-H HBP	X FA 94 0-0 1-H 3-H HR		C SL 84 X SL 86 0-1 55 G4-6-3 2-H 1B		4	2	2	5	0	0	3
16 Chris Duncan, L (1, 7) OBP: 0.385, SLG: 0.570 55 Skip Schumaker, L (7, 7) OBP: 0.353, SLG: 0.457	X FA 88 0-0 ③ G6-3			B FA 91 F CH 84 B FA 87 F SL 86 B FA 91 F FA 90 F SL 86 F FA 92 B FA 86 4-2 43 G6-4-3 BB	C FA 88 C FA 92 B SL 85 F FA 86 F FA 92 B FA 91 X SL 82 2-2 1-H 2-H 3-H HR	B FA 94 B CU 83 B FA 91 B FA 89 4-0 BB		X FA 92 0-0 ② ③ G4-6-3 1-2f		2 1	1 0	1 0	4 0	2 0	0 0	1 1
43 Juan Encarnacion, R (1, 9) OBP: 0.323, SLG: 0.462 44 Jason Isringhausen, R (8, 1) 34 Randy Flores, L (9, 1)		B SL 86 C FA 93 B FA 90 X SL 88 2-1 ① G1-3		B FA 91 X FA 91 1-0 ① G6-4-3 1-2f ② C SL 86 X FA 92 0-1 ② G5-3		B SL 83 B FA 91 C FA 93 B FA 91 X FA 90 3-1 ③ F7				4 0 0	0 0 0	0 0 0	0 0 0	0 0 0	0 0 0	2 0 0
27 Scott Rolen, R (1, 5) OBP: 0.336, SLG: 0.386 13 Brendan Ryan, R (7, PH) OBP: 0.397, SLG: 0.452 (8, 5)		B FA 92 C FA 92 X FA 89 1-1 ② F9		X FA 92 0-0 HR	C SL 86 B CH 83 X SL 85 1-1 ③ F8		B FA 91 B FA 90 B FA 91 B FA 88 4-0 G5-3 4 BB BB			3 0	1 0	1 0	1 0	0 1	0 0	0 0
4 Yadier Molina, R (1, 2) OBP: 0.312, SLG: 0.297		B FA 92 F FA 92 X FA 92 1-1 ③ G5-3		F SL 87 S SL 87 B FA 92 B FA 91 F SL 86 F FA 86 B FA 92 S SL 84 3-3 ③ K		X FA 93 0-0 S 1B 1B 1B	C FA 91 B CH 82 B FA 91 B FA 91 C FA 90 F FA 90 B FA 90 4-2 G5-3 1-2 BB		3	1	1	0	1	1	0
Aaron Miles, S (1, 4) OBP: 0.321, SLG: 0.316			B FA 90 C FA 91 X CH 83 1-1 ① G4-3		C CU 71 X FA 86 0-1 SH5-4 BB 5 HBP 1B	B FA 93 X FA 92 1-0 G3 1B 1-2 FC3-2 1B	F FA 91 F SL 85 X SL 85 0-2 ① ② G5-3 1-2 2-3f			4	1	2	0	0	0	2
Braden Looper, R (1, 1) OBP: 0.265, SLG: 0.233 47 Ryan Ludwick, R (7, PH) OBP: 0.294, SLG: 0.479 (8, 9)			C FA 92 C FA 92 F FA 87 F FA 93 B FA 88 X FA 92 1-2 ② G1-3		B SL 84 B FA 90 L FA 89 D FA 90 B FA 88 4-1 5 HBP 16 HR 1-2 SH5-4 BB	L SL 83 B FA 92 C FA 93 F FA 94 B FA 91 X 2-2 FC3-2 G3 5 HR 1-2 2-H 1B	D SL 85 B FA 91 B FA 90 C FA 92 X FA 92 3-1 ③ L8			2 1	2 0	1 0	1 0	1 0	0 0	0 1
Inning Stats	R: 0 E: 0 K: 0 S: 7 H: 1 LOB: 1 BB: 0 P: 9	R: 0 E: 0 K: 0 S: 6 H: 0 LOB: 0 BB: 0 P: 10	R: 0 E: 0 K: 0 S: 13 H: 1 LOB: 2 BB: 1 P: 19	R: 1 E: 0 K: 1 S: 12 H: 1 LOB: 0 BB: 1 P: 20	R: 5 E: 0 K: 0 S: 15 H: 2 LOB: 0 BB: 2 P: 28	R: 4 E: 0 K: 0 S: 12 H: 4 LOB: 1 BB: 1 P: 24	R: 0 E: 0 K: 0 S: 8 H: 0 LOB: 1 BB: 2 P: 19	R: 1 E: 1 K: 0 S: 7 H: 1 LOB: 0 BB: 0 P: 10		1B: 7 2B: 0 3B: 0 HR: 3 SF: 0 SAC: 1 DP: 3 HBP: 1					

	AB	31
	R	11
	H	10
	RBI	11
	BB	7
	SO	1
	LOB	15

WP: 0 PB: 0 SB: 2 CS: 0 PA: 40

PITCHER		IP	WLS	BF	H	R	ER	SO	BB	IBB	HBP	BLK	WP	HR	S	P	ERA	WHIP
Jason Marquis, R ERA: 4.2	(1, 1)	5.0	L	24	5	6	6	1	4	0	1	0	0	2	53	86	10.80	1.800
56 Billy Petrick, R ERA: 7.45	(6, 1)	1.0		10	4	4	4	0	3	0	0	0	0	1	15	35	36.00	7.000
13 Will Ohman, L ERA: 4.13	(7, 1)	1.0		2	0	0	0	0	0	0	0	0	0	0	5	8	0.00	0.000
43 Michael Wuertz, R ERA: 3.72	(8, 1)	1.0		4	1	1	0	0	0	0	0	0	0	0	7	10	0.00	1.000

PITCHER	IP	WLS	BF	H	R	ER	SO	BB	IBB	HBP	BLK	WP	HR	S	P	ERA	WHIP

Batter	1	2	3	4	5	6	7	8	9	AB	R	H	RBI	BB	SO	LOB
1 Corey Hart, R (1, 9) OBP: 0.353, SLG: 0.515	C FA 84 F FA 87 B FA 85 X CH 76 1-2 ① P3		B CH 76 B FA 84 X FA 85 2-0 7 1B 2B	B CU 69 B CH 82 C CH 81 B FA 86 F FA 88 X FA 88 3-2 HR	F SL 88 F FA 96 X SL 87 0-2 8 SF9 7 1B 1-2 2-3 3-H 1B		X CU 70 0-0 ③ F7		B FA 88 X CH 81 1-0 ② G5-3	6	2	3	2	0	0	1
7 J.J. Hardy, R (1, 6) OBP: 0.328, SLG: 0.464 Craig Counsell, L (8, PH) OBP: 0.348, SLG: 0.335 (8, 6)	F FA 86 B FA 88 X FA 88 1-1 ② P5		D SL 81 X CH 75 1-0 28 2B 2 1B 2-H 1B	B FA 87 B FA 86 B FA 85 C FA 88 X FA 89 3-1 ① G5-3	C FA 96 B FA 95 F SL 90 F FA 95 B FA 95 X FA 94 2-2 1-2 2-3 3-H 1B			B FA 89 B FA 89 C FA 87 B SL 81 F FA 88 X FA 88 3-2 ① F7	B FA 89 B SL 82 B FA 89 B FA 89 4-0 8 1B BB	4 1	1 0	2 0	2 0	0 1	0 0	0 0
8 Ryan Braun, R (1, 5) OBP: 0.393, SLG: 0.665	B FA 86 B FA 88 F SL 83 B SL 82 F SL 81 S CH 76 3-3 ③ K		S SL 80 B SL 80 C FA 86 B SL 83 1 SAFE B FA 89 F FA 88 S CH 77 3-3 ② K	X CH 76 0-0 ② G6-3	X FA 95 0-0 ② SF9 2-3 3-H			C FA 88 X SL 83 0-1 ② F8	T CH 80 F CH 80 F FA 91 X CH 81 0-2 1-2 2-3 1B	5	0	1	1	0	2	1
28 Prince Fielder, L (1, 3) OBP: 0.374, SLG: 0.599 23 Rickie Weeks Jr., R (8, PH) OBP: 0.334, SLG: 0.372 (8, 4)		B FA 83 X FA 83 1-0 ① G4-3	X CH 84 0-0 1-3 2 1B 2B	B CU 72 B SL 80 B FA 85 C FA 88 C FA 88 X FA 86 3-2 ③ G6-3	F SL 86 S FA 95 D CH 84 F FS 83 X FA 95 1-2 ③ G1-3			C FA 87 B FA 89 X FA 88 1-1 1B	F CU 70 X CH 81 0-1 ③ F8	4 2	1 0	1 1	0 0	0 0	0 0	2 3
2 Bill Hall, R (1, 8) OBP: 0.338, SLG: 0.452		X FA 86 0-0 ② F9	B SL 80 S CH 75 D SL 83 X FA 86 2-1 1B 1B 2-H 3-H 1B		C FA 86 F SL 79 B FA 89 B CH 75 X FA 87 2-2 1B 9 HBP 2B	X FA 94 0-0 G6-4-3 1B		B CH 81 B CH 80 C FA 87 B FA 87 C FA 88 X FA 88 3-2 ③ G6-3		5	2	3	2	0	0	1
Kevin Mench, R (1, 7) OBP: 0.305, SLG: 0.453		B FA 89 C FA 85 B FA 87 B CH 76 X FA 86 3-1 1B 1B	C CH 72 X CH 73 0-1 1B 9 1B 2-3 1B		B FA 94 X SL 86 1-0 9 HBP BB 1 1B 2-3 1B	B FA 93 C FA 94 X FA 93 1-1 ①② G6-4-3 1-2f			F FA 87 X FA 88 0-1 E FC6 9 FC6-4 1B	5	3	4	0	0	0	1
Johnny Estrada, S (1, 2) OBP: 0.298, SLG: 0.421		C FA 84 X CH 75 0-1 1-2 1B	X FA 87 0-0 9 1B 1-3 3-H 1B		B SL 86 B SL 86 B FA 93 C FA 93 B FA 94 4-1 1 1B 9 HBP 7 1B 1-2 BB	F FA 94 S FS 85 B FS 85 S FA 94 1-3 ③ K			F FA 89 X CH 80 0-1 FC6 9 FC6-4 1-3	4	1	2	1	1	1	1
9 Tony Graffanino, R (1, 4) OBP: 0.319, SLG: 0.408 (8, 3)		B FA 86 X FA 86 1-0 ③ F9	F FA 89 F SL 79 X FA 87 0-2 1-2 3-H 1B		C SL 87 B SL 86 F FA 94 B CH 85 F SL 87 H FA 94 3-2 7 1B 1 1B 8 SF9 1-2 2-3 3-H HBP		X FA 86 0-0 ① F9		F FA 90 X CH 81 0-1 ① FC6-4 2B 1-2f 3-H	4	2	1	3	0	0	3
46 Claudio Vargas, R (1, 1) OBP: 0.129, SLG: 0.161 Geoff Jenkins, L (9, PH) OBP: 0.337, SLG: 0.477 71 Scott Linebrink, R (9, 1)			B FA 84 B CH 82 C FA 85 F FA 87 F FA 86 F FA 90 S FA 90 2-3 ① K X FA 84 0-0 ③ G5-3		B SL 85 C FA 95 C FA 95 C SL 87 1-3 ① K		C FA 87 C FA 86 F FA 89 B FA 90 X FA 89 1-2 ② P3		X FA 90 0-0 1-H 8 1B 2B	4 1 0	0 0 0	0 1 0	0 1 0	0 0 0	2 0 0	5 0 0
Inning Stats	R: 0 E: 0 K: 1 S: 8 H: 0 LOB: 0 BB: 0 P: 13	R: 0 E: 0 K: 0 S: 7 H: 2 LOB: 2 BB: 0 P: 12	R: 5 E: 0 K: 2 S: 21 H: 7 LOB: 2 BB: 0 P: 31	R: 1 E: 0 K: 0 S: 9 H: 1 LOB: 0 BB: 0 P: 18	R: 4 E: 0 K: 1 S: 23 H: 4 LOB: 2 BB: 1 P: 37	R: 0 E: 0 K: 1 S: 6 H: 1 LOB: 0 BB: 0 P: 8	R: 0 E: 0 K: 0 S: 6 H: 0 LOB: 0 BB: 0 P: 7	R: 0 E: 0 K: 0 S: 10 H: 1 LOB: 1 BB: 0 P: 17	R: 2 E: 1 K: 0 S: 14 H: 3 LOB: 3 BB: 1 P: 19	1B: 14 2B: 4 3B: 0 HR: 1 SF: 1 SAC: 0 DP: 1 HBP: 1						WP: 0 PB: 0 SB: 0 CS: 0 PA: 49	

PITCHER		IP	WLS	BF	H	R	ER	SO	BB	IBB	HBP	BLK	WP	HR	S	P	ERA	WHIP
46 Mike Maroth, L ERA: 6.19	(1, 1)	4.0	L	23	11	7	7	3	0	0	0	0	0	1	48	79	15.75	2.750
56 Kelvin Jimenez, R ERA: 9.76	(5, 1)	2.0		11	4	3	3	2	1	0	1	0	0	0	26	40	13.50	2.500
54 Randy Keisler, L ERA: 5.19	(7, 1)	3.0		15	4	2	1	0	1	0	0	0	0	0	30	43	3.00	1.667

PITCHER	IP	WLS	BF	H	R	ER	SO	BB	IBB	HBP	BLK	WP	HR	S	P	ERA	WHIP

TOP

Milwaukee Brewers @ St. Louis Cardinals

Busch Stadium, St. Louis, MO

Fri Jul 27 2007, 7:10 PM CDT

Att. 45,137 - Cloudy - 83 F

livebaseballscorecards.com

AB	45
R	12
H	19
RBI	12
BB	2
SO	5
LOB	18

Batter	1	2	3	4	5	6	7	8	9	AB	R	H	RBI	BB	SO	LOB
David Eckstein, R (1, 6) OBP: 0.339, SLG: 0.362 So Taguchi, R (7, PH) OBP: 0.357, SLG: 0.374 (8, 4)	F FA 89 F FA 92 F FA 93 X SL 83 0-2 ① G6-3	B FA 93 X FA 94 1-0 ③ F9			C FA 91 B FA 92 F FA 92 F FA 94 F FA 93 B SL 82 X FA 92 2-2 ① G5-3		B FA 90 B FA 86 C FA 92 F FA 92 B SL 84 C FA 88 3-3 ① K		B FA 91 B FA 92 B FA 91 C FA 92 B FA 91 4-1 55 G4-6-3 BB	3 0 0 0 0 0 3 1 0 0 0 1 1 0					
55 Skip Schumaker, L (1, 9) OBP: 0.346, SLG: 0.455 (9, 8)	B FA 91 X CH 81 1-0 5 G5-3 2B		B FA 90 C CH 86 F FA 90 B SL 82 F FA 92 B FA 93 S FA 88 3-3 ① K		B CH 82 X FA 87 1-0 ② L1		B CH 82 C FA 88 C SL 80 B SL 82 S SL 82 2-3 ② K		X FA 90 0-0 ②③ G4-6-3 1-2f	5 0 1 0 0 2 1						
5 Albert Pujols, R (1, 3) OBP: 0.416, SLG: 0.560 54 Randy Keisler, L (7, 1) OBP: 0.167, SLG: 0.167	B SL 82 C SL 82 F SL 91 X SL 84 1-2 ② G5-3 2-3		C FA 92 C CH 81 X FA 94 0-2 ② F7		X FA 90 0-0 ③ F7		B FA 88 X FA 90 1-0 1B			3 0 0 0 0 0 1 1 0 1 0 0 0 0						
16 Chris Duncan, L (1, 7) OBP: 0.381, SLG: 0.562 (7, 3) (9, 7)	B FA 91 F FA 91 B FA 92 F CH 83 S FA 92 2-3 ③ K		B CH 82 F CH 83 F CH 83 B SL 82 B FA 94 F SL 82 S FA 94 3-3 ③ K			C CH 81 C SL 82 B FA 92 X SL 81 1-2 ① G3-1	C SL 82 C SL 82 S SL 81 0-3 ③ K			4 0 0 0 0 0 3 2						
Jim Edmonds, L (1, 8) OBP: 0.308, SLG: 0.373 4 Yadier Molina, R (9, 3) OBP: 0.312, SLG: 0.297		C FA 88 S FA 90 B FA 91 B SL 81 X SL 81 2-2 46 E 1B 1B		B FA 93 B FA 89 B FA 94 C FA 92 F FA 94 X FA 90 3-2 ① F7		B CH 83 F CH 82 B CH 82 B FA 88 B FA 89 4-1 1B 1B BB			B FA 90 X FA 90 1-0 ① G4-3	3 1 1 0 1 0 0 0 0 0 0 0 0 0						
27 Scott Rolen, R (1, 5) OBP: 0.337, SLG: 0.387 Aaron Miles, S (6, PH) OBP: 0.326, SLG: 0.321 (7, 5)		C SL 82 1 SAFE C FA 93 X FA 93 0-2 ① F9		X FA 93 0-0 7 1B SF8 1B		F FA 90 C CH 82 X SL 82 0-2 1B 1-2 1B			B SL 81 F FA 90 X SL 82 1-1 1B	2 1 1 0 0 0 1 2 0 2 0 0 0 0						
7 Adam Kennedy, L (1, 4) OBP: 0.290, SLG: 0.294 (8, 6)		1 SAFE C SL 82 B FA 89 C SL 82 B FA 91 C SL 82 2-3 ② K		B FA 89 X FA 89 1-0 E 1-3 1B		F SL 83 F FA 92 S FA 93 0-3 ② K			F SL 82 B SL 82 X FA 88 1-1 ② F8	4 0 1 0 0 2 4						
Gary Bennett, R (1, 2) OBP: 0.266, SLG: 0.299		C SL 83 X FA 92 0-1 46 E 1-2 1B		X SL 84 0-0 ② SF8 1-2 3-H		B FA 93 X FA 92 1-0 47 FC5-4 1-2 2-H 1B			C FA 91 X SL 82 0-1 ③ F9	3 0 2 2 0 0 1						
46 Mike Maroth, L (1, 1) OBP: 0.214, SLG: 0.286 56 Kelvin Jimenez, R (5, 1) 47 Ryan Ludwick, R (6, PH) OBP: 0.290, SLG: 0.473 (7, 7) (9, 9)		B SL 82 S FA 93 X FA 94 1-1 E5 1-2 2-3		X FA 94 0-0 ③ P6		X SL 84 0-0 ③ FC5-4 1-2f			C FA 91 C FA 92 S CU 82 0-3 ① K2-3	2 0 0 0 0 0 3 0 0 0 0 0 0 0 2 0 0 0 0 1 2						
Inning Stats	R: 0 E: 0 K: 1 S: 11 H: 1 LOB: 1 BB: 0 P: 15	R: 0 E: 1 K: 1 S: 14 H: 2 LOB: 3 BB: 0 P: 20	R: 0 E: 0 K: 2 S: 11 H: 0 LOB: 0 BB: 0 P: 17	R: 1 E: 1 K: 0 S: 7 H: 2 LOB: 1 BB: 0 P: 11	R: 0 E: 0 K: 0 S: 7 H: 0 LOB: 0 BB: 0 P: 10	R: 1 E: 0 K: 1 S: 12 H: 2 LOB: 2 BB: 1 P: 18	R: 0 E: 0 K: 3 S: 10 H: 1 LOB: 1 BB: 0 P: 16	R: 0 E: 0 K: 0 S: 7 H: 1 LOB: 1 BB: 0 P: 10	R: 0 E: 0 K: 1 S: 5 H: 0 LOB: 0 BB: 1 P: 9	1B: 8 2B: 1 3B: 0 HR: 0 SF: 1 SAC: 0 DP: 1 HBP: 0						

PITCHER	IP	WLS	BF	H	R	ER	SO	BB	IBB	HBP	BLK	WP	HR	S	P	ERA	WHIP
46 Claudio Vargas, R (1, 1) ERA: 4.3	8.0	W	35	9	2	2	8	1	0	0	0	0	0	79	117	2.25	1.250
71 Scott Linebrink, R (9, 1) ERA: 3.72	1.0		3	0	0	0	1	1	0	0	0	0	0	5	9	0.00	1.000

PITCHER	IP	WLS	BF	H	R	ER	SO	BB	IBB	HBP	BLK	WP	HR	S	P	ERA	WHIP

BOTTOM

Milwaukee Brewers @ St. Louis Cardinals

Busch Stadium, St. Louis, MO

Fri Jul 27 2007, 7:10 PM CDT

Att. 45,137 - Cloudy - 83 F

livebaseballscorecards.com

AB	35
R	2
H	9
RBI	2
BB	2
SO	9
LOB	18

WP: 0 PA: 38
PB: 0
SB: 0
CS: 0

Batter	1	2	3	4	5	6	7	8	9	AB	R	H	RBI	BB	SO	LOB
1 Corey Hart, R (1, 9) OBP: 0.351, SLG: 0.508	C FA 87 X SL 82 0-1 ① G6-3	D SL 81 F FA 88 B FA 88 F SL 80 B FA 87 B SL 80 4-2 2B 8 1B BB	X FA 88 0-0 ③ F8		B FA 96 B SL 90 C FA 93 X FA 93 2-1 ③ F9			S FA 93 B SL 87 B SL 87 F FA 94 S FA 94 2-3 ③ K		4	1	0	0	1	1	1
Craig Counsell, L (1, 6) OBP: 0.349, SLG: 0.338	C FA 89 C FA 89 F FA 88 B CH 81 B FA 90 X FA 89 2-2 ② G3	F CH 80 C FA 88 1 SAFE B FA 89 D CH 81 X FA 87 2-2 8 1B 1-3 2-H 2B		C FA 88 B SI 88 B SI 88 B FA 87 C FA 88 B FA 87 4-2 2 BB 8 WP BB		X FA 94 0-0 ① B3			B FA 92 B FA 92 C FA 93 C FA 93 X FC 90 2-2 ① P6	4	1	1	1	1	0	0
8 Ryan Braun, R (1, 5) OBP: 0.402, SLG: 0.680	X FA 90 0-0 HR	B CH 81 F FA 88 B CH 80 F CH 79 X SL 79 2-2 2-H 1B		1 SAFE D SL 80 B FA 88 B FA 88 B FA 89 4-0 2 BB 1-2 BB		B SL 85 X FA 93 1-0 28 G3-6-1 1B			C FC 89 B SL 86 C FA 94 F FA 94 B SL 88 S FA 94 2-3 ② K	4	1	3	3	1	1	0
28 Prince Fielder, L (1, 3) OBP: 0.375, SLG: 0.596	B FA 90 C FA 89 X SL 81 1-1 2 1B 1B	B FA 90 C FA 89 F FA 88 1 SAFE B FA 89 B CH 81 F CH 81 F FA 89 T FA 87 3-2 ③ K		B SL 89 B FA 93 F F S 2-3 ① K		C FA 93 S FA 94 X FA 88 0-2 ② ③ G3-6-1 1-2f			B FA 93 B CU 78 B FA 94 S FA 94 B FA 94 4-1 BB	4	0	1	0	1	2	4
2 Bill Hall, R (1, 8) OBP: 0.339, SLG: 0.449	B SL 80 D SL 81 B FA 88 C FA 88 C FA 87 F SL 81 F FA 88 X FA 89 3-2 1-3 1B		B FA 88 B FA 88 F FA 88 C FA 88 X FA 89 2-2 ① G6-3	B B F FA 93 B B 4-1 FC6-4 1-2 2-3 BB			F FA 92 B SL 88 F FA 93 X FA 94 1-2 ① F7		S SL 88 X SL 88 0-1 ③ P5	4	0	1	0	1	0	1
Geoff Jenkins, L (1, 7) OBP: 0.332, SLG: 0.470	S CH 80 B FA 89 S CH 81 S CH 82 1-3 ③ K2-3		C FA 89 F FA 89 F CH 82 F CH 82 B FA 88 B CH 81 X CH 81 2-2 ② G3	S CH 85 F CH 86 X CH 86 0-2 ② L5			X CU 77 0-0 ② F7			4	0	0	0	0	1	5
Damian Miller, R (1, 2) OBP: 0.326, SLG: 0.388		C FA 88 B FA 89 F FA 88 B SL 80 B FA 88 X FA 88 3-2 43 SH3-4 2B 1B	C FA 89 F CH 86 F SI 88 B SL 81 B SL 80 B FA 88 B FA 88 4-2 9 E 43 2B BB	B CU 78 C SL 89 X CH 86 1-1 ③ FC6-4 1-2f			X FA 93 0-0 ③ G6-3			3	2	1	0	1	0	3
9 Tony Graffanino, R (1, 4) OBP: 0.314, SLG: 0.400		B FA 89 B FA 89 X FA 88 2-0 ① F8	B FA 87 X FA 88 1-0 E6 43 2B 1-2		C FA 94 B CH 85 B FA 93 F FA 93 F CU 77 X SL 86 2-2 ① G1-4-3			B FA 90 C FA 91 B FA 93 X FA 93 2-1 ① F8		4	1	0	0	0	0	2
43 Manny Parra, L (1, 1) OBP: 0.500, SLG: 1.000 12 Carlos Villanueva, R (7, 1) OBP: 0.200, SLG: 0.200 Kevin Mench, R (8, PH) OBP: 0.304, SLG: 0.451 Derrick Turnbow, R (8, 1) Francisco Cordero, R (9, 1)		X FA 88 0-0 ② SH3-4 1-2	F CH 86 S CH 80 F CH 80 F CU 78 F FA 87 B FA 86 X CH 81 1-2 1-H 2-H 2B		C FA 94 B CU 79 X FA 93 1-1 ② L7			S FA 86 B CU 78 F FA 86 F FA 94 X FA 86 1-2 ② G6-3		2 0 1 0 0	0 0 0 0 0	1 0 0 0 0	2 0 0 0 0	0 0 0 0 0	0 0 0 0 0	0 0 0 0 0
Inning Stats	R: 1 E: 0 K: 1 S: 17 H: 3 LOB: 2 BB: 0 P: 24	R: 3 E: 0 K: 1 S: 18 H: 3 LOB: 1 BB: 1 P: 34	R: 2 E: 1 K: 0 S: 19 H: 1 LOB: 1 BB: 1 P: 29	R: 0 E: 0 K: 1 S: 11 H: 0 LOB: 3 BB: 3 P: 26	R: 0 E: 0 K: 0 S: 8 H: 0 LOB: 0 BB: 0 P: 13	R: 0 E: 0 K: 0 S: 5 H: 1 LOB: 0 BB: 0 P: 6	R: 0 E: 0 K: 0 S: 5 H: 0 LOB: 0 BB: 0 P: 6	R: 0 E: 0 K: 1 S: 9 H: 0 LOB: 0 BB: 0 P: 14	R: 0 E: 0 K: 1 S: 10 H: 0 LOB: 1 BB: 1 P: 18	1B: 5 2B: 2 3B: 0 HR: 1 SF: 0 SAC: 1 DP: 1 HBP: 0						

PITCHER		IP	WLS	BF	H	R	ER	SO	BB	IBB	HBP	BLK	WP	HR	S	P	ERA	WHIP
48 Brad Thompson, R ERA: 5.15	(1, 1)	3.0		21	7	6	4	2	4	0	0	0	1	1	56	97	12.00	3.667
60 Brian Falkenborg, R ERA: 4.91	(4, 1)	3.0		10	1	0	0	1	1	0	0	0	0	0	22	35	0.00	0.667
Troy Percival, R ERA: 3.07	(7, 1)	2.0		6	0	0	0	1	0	0	0	0	0	0	14	20	0.00	0.000
36 Russ Springer, R ERA: 2.84	(9, 1)	1.0	W	4	0	0	0	1	1	0	0	0	0	0	10	18	0.00	1.000

PITCHER	IP	WLS	BF	H	R	ER	SO	BB	IBB	HBP	BLK	WP	HR	S	P	ERA	WHIP

TOP

Milwaukee Brewers @ St. Louis Cardinals

Busch Stadium, St. Louis, MO

Sat Jul 28 2007, 12:10 PM CDT
Att. 45,089 - Partly Cloudy - 83 F

livebaseballscorecards.com

AB	34
R	6
H	8
RBI	6
BB	6
SO	5
LOB	16

WP: 1	PA: 41
PB: 0	
SB: 0	
CS: 0	

Milwaukee Brewers @ St. Louis Cardinals

Busch Stadium, St. Louis, MO

Sat Jul 28 2007, 12:10 PM CDT

Att. 45,089 - Partly Cloudy - 83 F

livebaseballscorecards.com

BOTTOM

Batter	1	2	3	4	5	6	7	8	9	AB	R	H	RBI	BB	SO	LOB
David Eckstein, R (1, 6) OBP: 0.337, SLG: 0.357 7 Adam Kennedy, L (9, PH) OBP: 0.289, SLG: 0.293	B FA 90 B FA 91 C FA 92 B FA 92 B FA 91 4-1 G6-4-3 BB		B FA 92 C CH 81 F FA 92 F FA 94 X FS 83 1-2 E5 43 1B 1B		B FA 92 B CH 82 C FA 92 B C F X 3-2 ① L9		B FA 89 C FA 90 X SL 84 1-1 ① F7		B FA 95 F FA 96 X FA 96 1-1 ① P5	3 1 0 0 1 0 1 1 0 0 0 0 0 0						
So Taguchi, R (1, 8) OBP: 0.360, SLG: 0.376 16 Chris Duncan, L (9, PH) OBP: 0.382, SLG: 0.567	C FA 91 X SL 81 0-1 ①② G6-4-3 1-2f		C CU 76 S CH 81 B SL 82 F FA 94 B SL 81 F CU 81 X FA 94 2-2 43 1B 1-2 2-3 1B		X FA 93 0-0 ② F7		B SL 82 C SL 83 X FA 91 1-1 5 WP 43 1B 1B		B FA 96 B FA 98 X FA 97 2-0 5 1B 2B	4 1 2 0 0 0 1 1 1 1 0 0 0 0						
5 Albert Pujols, R (1, 3) OBP: 0.416, SLG: 0.562	C FA 94 X CU 79 0-1 ③ G6-3		B CU 76 X FA 94 1-0 ② SF9 3-H		B FA 94 B B C C X 3-2 43 1B 2B		B FA 91 C FA 85 B SL 85 X FA 85 2-1 ② P6 1-2		F FA 97 F FA 98 D SL 91 D SL 92 D SL 92 X SL 91 3-2 43 FC5-4 2-H 1B	4 1 2 2 0 0 1						
43 Juan Encarnacion, R (1, 9) OBP: 0.329, SLG: 0.465		B FA 91 B FA 92 B FA 92 C FA 91 F FA 92 X FA 92 3-2 ① P3	S FA 93 B FA 93 S CH 84 X SL 82 1-2 1-2 2-H 1B		B FA 96 B FA 95 X FA 96 2-0 2-H 1B		F SL 83 X SL 84 0-1 27 BB 2-H 1B		B FA 91 F FA 92 S FA 98 X SL 91 1-2 ② FC5-4 27 2B 1-2f	5 1 3 3 0 0 1						
27 Scott Rolen, R (1, 5) OBP: 0.341, SLG: 0.390		H FA 94 1-0 HBP	C FA 94 B CH 84 C FA 94 X FA 94 1-2 ③ L6		1 SAFE X SL 78 0-0 ③ P3		C FA 90 F CH 84 1 SAFE B FA 91 B FA 91 B CU 76 B SL 84 4-2 1-2 BB		B FA 97 S SL 92 B SL 92 S SL 92 B FA 97 F SL 90 F FA 98 X SL 91 3-2 47 1B 1-H 2B	3 1 1 1 1 0 3						
47 Ryan Ludwick, R (1, 7) OBP: 0.288, SLG: 0.464		B CU 76 X FA 93 1-0 ② F9		F FA 92 B FA 95 F CH 84 F SL 85 S CU 80 1-3 ① K2-3		X FA 93 0-0 ① G5-3	B CH 84 B FA 90 X FA 84 2-0 ③ F7		S FA 92 B FA 99 S SL 92 D SL 92 X SL 92 2-2 2-H 1B	5 0 1 1 0 1 3						
4 Yadier Molina, R (1, 2) OBP: 0.315, SLG: 0.298		B FA 93 C CH 81 X FA 93 1-1 ③ F9		X FA 94 0-0 1B		B CU 77 C FA 93 B CU 76 X FA 94 2-1 ② F8	C FA 96 B CH 85 B FA 97 B FA 97 C FA 97 B FA 97 4-2 G6-4-3 BB			3 0 1 0 1 0 1						
Aaron Miles, S (1, 4) OBP: 0.329, SLG: 0.329			B FA 91 B FA 91 B FA 91 B FA 90 4-0 1B 48 SH1-4 5 SF9 BB	X CH 84 0-0 ② F9		C FA 94 C CU 77 F FA 95 X SL 84 0-2 3B	B FA 95 B FA 96 C FA 96 B FA 97 C FA 97 X FA 95 3-2 ①② G6-4-3 1-2f			3 1 1 0 1 0 2						
48 Brad Thompson, R (1, 1) OBP: 0.158, SLG: 0.158 60 Brian Falkenborg, R (4, 1) 55 Skip Schumaker, L (6, PH) OBP: 0.343, SLG: 0.450 Troy Percival, R (7, 1) Jim Edmonds, L (8, PH) OBP: 0.307, SLG: 0.371 36 Russ Springer, R (9, 1)			L FA 91 B FA 93 B FA 91 X FA 90 2-1 ① SH1-4 1-2	F FA 94 F FA 95 S CU 79 0-3 ③ K		C FA 93 B CU 78 S CU 78 S FA 94 1-3 ③ K	X FA 98 0-0 ③ F7			0 0 0 0 0 0 0 1 0 0 0 0 1 1 1 0 0 0 0 1 1 0 0 0 0 0 0 0 1 0 0 0 0 0 0 0 0 0 0 0 0 0						
Inning Stats	R: 0 E: 0 K: 0 S: 5 H: 0 LOB: 0 BB: 1 P: 9	R: 0 E: 0 K: 0 S: 6 H: 0 LOB: 1 BB: 0 P: 12	R: 2 E: 1 K: 0 S: 18 H: 2 LOB: 2 BB: 1 P: 30	R: 0 E: 0 K: 2 S: 9 H: 1 LOB: 1 BB: 0 P: 10	R: 1 E: 0 K: 0 S: 10 H: 2 LOB: 1 BB: 0 P: 18	R: 0 E: 0 K: 1 S: 10 H: 1 LOB: 1 BB: 0 P: 13	R: 1 E: 0 K: 0 S: 11 H: 2 LOB: 2 BB: 1 P: 21	R: 0 E: 0 K: 0 S: 6 H: 0 LOB: 0 BB: 1 P: 13	R: 3 E: 0 K: 0 S: 17 H: 4 LOB: 1 BB: 0 P: 29	1B: 8 2B: 3 3B: 1 HR: 0 SF: 1 SAC: 1 DP: 2 HBP: 1						

AB	35
R	7
H	12
RBI	7
BB	4
SO	3
LOB	15

WP: 1 PA: 42
PB: 0
SB: 0
CS: 0

PITCHER		IP	WLS	BF	H	R	ER	SO	BB	IBB	HBP	BLK	WP	HR	S	P	ERA	WHIP
43 Manny Parra, L ERA: 2.16	(1, 1)	6.0		27	6	3	1	3	2	0	1	0	0	0	58	92	1.50	1.333
12 Carlos Villanueva, R ERA: 3.73	(7, 1)	1.0	H	6	2	1	1	0	1	0	0	0	1	0	11	21	9.00	3.000
Derrick Turnbow, R ERA: 3.55	(8, 1)	1.0	H	3	0	0	0	0	1	0	0	0	0	0	6	13	0.00	1.000
Francisco Cordero, R ERA: 3.38	(9, 1)	0.2	L	6	4	3	3	0	0	0	0	0	0	0	17	29	40.50	6.000

PITCHER	IP	WLS	BF	H	R	ER	SO	BB	IBB	HBP	BLK	WP	HR	S	P	ERA	WHIP

Batter	1	2	3	4	5	6	7	8	9	AB	R	H	RBI	BB	SO	LOB
1 Corey Hart, R (1, 9) OBP: 0.353, SLG: 0.516	B FA 89 B FA 89 F FA 88 B FA 92 B FA 92 4-1 7 CS BB		X FA 91 0-0 ③ F9			C FA 90 B CU 79 X FA 89 1-1 HR			B FA 94 C FA 94 F FA 91 X FA 92 1-2 ① G6-3	3	1	1	1	1	0	0
7 J.J. Hardy, R (1, 6) OBP: 0.324, SLG: 0.459	C FA 91 S CH 77 D CH 77 F FA 92 B FA 92 X CH 77 2-2 ①② F7 1-2			B FA 90 B FA 90 X 2-0 ① F8		B FF 90 C CH 77 X CU 77 1-1 ③ G6-3			C FA 94 F FC 92 X FA 92 0-2 ② G1-4-3	4	0	0	0	0	0	1
8 Ryan Braun, R (1, 5) OBP: 0.395, SLG: 0.668	F CH 78 C FA 91 S FA 92 0-3 ③ K			L CH 76 C FA 90 B FA 91 S FA 92 1-3 ② K			X FA 91 0-0 ① F8		B FA 94 B FA 94 C FA 94 S FC 92 X FA 93 2-2 ③ G6-3	4	0	0	0	0	2	0
28 Prince Fielder, L (1, 3) OBP: 0.374, SLG: 0.596		B FA 91 B FA 88 B FA 90 C FA 92 F FA 91 X FA 92 3-2 2 F8 SF8 2B		C FA 91 B CH 79 C FA 92 F FA 92 S CH 77 1-3 ③ K			C CU 80 S CH 87 B FS 88 X FA 94 1-2 ② G3			3	1	1	0	0	1	0
2 Bill Hall, R (1, 8) OBP: 0.339, SLG: 0.446		C FA 89 X CU 77 0-1 ① F8 2-3			C CU 76 C CU 77 B FA 91 F FA 90 B CU 79 X FA 90 2-2 ① F8		H FA 94 1-0 HBP			2	0	0	0	0	0	1
Geoff Jenkins, L (1, 7) OBP: 0.329, SLG: 0.466		B CU 79 S CH 78 F FA 92 B FA 92 X CH 77 2-2 ② SF8 3-H			F CU 78 B CH 77 F FA 92 F FA 92 S CH 78 1-3 ② K		F CU 80 S FS 88 D FS 85 F FA 93 C 1-3 ③ K			2	0	0	1	0	2	1
Johnny Estrada, S (1, 2) OBP: 0.295, SLG: 0.417		B CU 78 X FA 92 1-0 ③ F8			X FA 91 0-0 ③ L3			C CU 78 F FA 90 X FS 85 0-2 ① G4-3		3	0	0	0	0	0	0
23 Rickie Weeks Jr., R (1, 4) OBP: 0.331, SLG: 0.367			C FA 89 X CU 78 0-1 ① F8			X FA 87 0-0 ① P3		C SL 87 C FA 94 B SL 86 B FA 94 S SL 88 2-3 ② K		3	0	0	0	0	1	0
39 Chris Capuano, L (1, 1) OBP: 0.258, SLG: 0.333 Matt Wise, R (7, 1) OBP: 1.000, SLG: 1.000 Brian Shouse, L (7, 1) Kevin Mench, R (8, PH) OBP: 0.302, SLG: 0.449 Chris Spurling, R (8, 1)			C FA 91 B FA 93 X FA 92 1-1 ② G3-1			X FA 90 0-0 ② G4-3		B SL 89 B FA 93 C FA 94 C FA 94 F SL 90 F FA 95 C SL 88 2-3 ③ K		2 0 0 1 0	0 0 0 0 0	0 0 0 0 0	0 0 0 0 0	0 0 0 1 0	0 0 0 0 0	0 0 0 0 0
Inning Stats	R: 0 E: 0 K: 1 S: 8 H: 0 LOB: 0 BB: 1 P: 14	R: 1 E: 0 K: 0 S: 9 H: 1 LOB: 0 BB: 0 P: 15	R: 0 E: 0 K: 0 S: 5 H: 0 LOB: 0 BB: 0 P: 6	R: 0 E: 0 K: 2 S: 8 H: 0 LOB: 0 BB: 0 P: 12	R: 0 E: 0 K: 1 S: 9 H: 0 LOB: 0 BB: 0 P: 12	R: 1 E: 0 K: 0 S: 6 H: 1 LOB: 0 BB: 0 P: 8	R: 0 E: 0 K: 1 S: 8 H: 0 LOB: 1 BB: 0 P: 11	R: 0 E: 0 K: 2 S: 11 H: 0 LOB: 0 BB: 0 P: 15	R: 0 E: 0 K: 0 S: 9 H: 0 LOB: 0 BB: 0 P: 12	1B: 0 2B: 1 3B: 0 HR: 1	SF: 1 SAC: 0 DP: 0 HBP: 1			WP: 0 PB: 0 SB: 0 CS: 1		PA: 30

PITCHER		IP	WLS	BF	H	R	ER	SO	BB	IBB	HBP	BLK	WP	HR	S	P	ERA	WHIP
Anthony Reyes, R ERA: 6.11	(1, 1)	6.0	W	20	2	2	2	4	1	0	0	0	0	1	45	67	3.00	0.500
31 Ryan Franklin, R ERA: 1.22	(7, 1)	2.0	H	7	0	0	0	3	0	0	1	0	0	0	19	26	0.00	0.000
44 Jason Isringhausen, R ERA: 1.49	(9, 1)	1.0	S	3	0	0	0	0	0	0	0	0	0	0	9	12	0.00	0.000

PITCHER	IP	WLS	BF	H	R	ER	SO	BB	IBB	HBP	BLK	WP	HR	S	P	ERA	WHIP

TOP

Milwaukee Brewers @ St. Louis Cardinals

Busch Stadium, St. Louis, MO

Sat Jul 28 2007, 7:10 PM CDT
Att. 45,829 - Partly Cloudy - 84 F

livebaseballscorecards.com

AB	27
R	2
H	2
RBI	2
BB	1
SO	7
LOB	3

Milwaukee Brewers @ St. Louis Cardinals

Busch Stadium, St. Louis, MO

Sat Jul 28 2007, 7:10 PM CDT

Att. 45,829 - Partly Cloudy - 84 F

livebaseballscorecards.com

BOTTOM

Batter	1	2	3	4	5	6	7	8	9	AB	R	H	RBI	BB	SO	LOB
David Eckstein, R (1, 6) OBP: 0.338, SLG: 0.362	C FA 86 X FA 87 0-1 5 G5-4-3 16 WP 27 2B 1B	B FA 86 F CH 75 X FA 88 1-1 F8 ②		D CH 76 X CH 85 1-0 F7 ②			F FA 86 B CH 77 B FA 88 F FA 87 F CH 76 F SL 76 X FA 88 2-2 55 SH1-4 5 1B 2B	C FA 89 X FA 91 0-1 L9 ③		5	2	2	0	0	0	3
16 Chris Duncan, L (1, 7) OBP: 0.382, SLG: 0.563 55 Skip Schumaker, L (7, PH) OBP: 0.343, SLG: 0.450 (8, 7)	C FA 87 1 SAFE B SL 78 B FA 89 B FA 87 C CH 74 B FA 87 4-2 5 G5-4-3 1-2 BB	C FA 87 S CH 75 B FA 89 B CH 76 S CH 76 2-3 K ③		S CH 79 X CH 77 0-1 F9 ③			C CH 85 X CU 75 0-1 SH1-4 ① 2-3			2 0	0 0	0 0	0 0	1 0	1 0	2 0
5 Albert Pujols, R (1, 3) OBP: 0.416, SLG: 0.564	B FA 88 C CH 75 X FA 88 1-1 G5-4-3 ① ② 1-2f 2-3		X FA 87 0-0 2B		C FA 88 B SL 81 F CH 77 S 1-3 K ①		B FA 86 F CH 78 F CH 80 F FA 88 B FA 87 F CH 79 X FA 88 2-2 43 S 43 1B 3-H 1B			4	1	2	1	0	1	2
43 Juan Encarnacion, R (1, 9) OBP: 0.332, SLG: 0.464	B FA 89 B FA 89 S CH 76 C FA 89 B FA 89 B CH 74 4-2 27 2B 1B BB		S CH 75 C FA 88 S CH 77 0-3 K ①		C CH 76 B CH 75 S CH 76 B FA 90 S SL 78 2-3 K ②		1 SAFE C CH 78 B CH 79 C CH 79 X FA 88 1-2 27 2B 1-H 1B			3	1	1	1	1	2	1
27 Scott Rolen, R (1, 5) OBP: 0.343, SLG: 0.398	C FA 88 1 SAFE X CH 77 0-1 1B 1-3 3-H 2B		B FA 87 B CH 75 S FA 88 C FA 89 X CH 75 2-2 F7 ②		F CH 77 B CU 76 X FA 88 1-1 F7 ③		B FA 86 1 SAFE F FA 86 X CH 80 1-1 1-H 2B ②			4	1	2	1	0	0	1
Jim Edmonds, L (1, 8) OBP: 0.306, SLG: 0.369	B SL 77 C SL 78 F CH 76 F FA 90 X FA 90 1-2 4 BB 2-H 3-H 1B		B SL 78 C SL 77 F CH 76 B FA 89 X CH 76 2-2 G1-3 ③			F CH 85 B SL 79 F CH 75 F FA 90 X CH 77 1-2 G3 ① S CU 81 F CU 82 B SL 75 C CU 74 1-3 K ③			4	0	1	2	0	1	2
4 Yadier Molina, R (1, 2) OBP: 0.323, SLG: 0.300	B FA 89 B FA 88 B CH 76 B FA 87 4-0 1-2 BB			B SL 77 B FA 86 S CH 84 F CH 84 B FA 90 B CH 82 4-2 FC1-5 1B BB		B FA 88 X FA 87 1-0 P3 ②		B FA 91 B FA 90 X FA 90 2-0 1B		2	0	1	0	2	0	0
Aaron Miles, S (1, 4) OBP: 0.327, SLG: 0.328	X CH 75 0-0 F9 ③			B FA 87 B CH 75 C FA 86 X CH 84 2-1 FC1-5 1-2 1B		F FA 90 B FA 90 X CH 77 1-1 E5		F FA 92 S FA 91 X FA 92 0-2 F7 ①		4	0	1	0	0	0	3
Anthony Reyes, R (1, 1) OBP: 0.056, SLG: 0.056 So Taguchi, R (6, PH) OBP: 0.358, SLG: 0.374 31 Ryan Franklin, R (7, 1) 47 Ryan Ludwick, R (8, PH) OBP: 0.286, SLG: 0.461 44 Jason Isringhausen, R (9, 1)		B CH 84 C CH 84 S CH 74 S CH 76 1-3 K ①		C FA 86 X FA 87 0-1 FC1-5 ① 1-2 2-3f		C FA 89 F CH 78 S FA 91 0-3 K ③		B FA 92 C FA 91 S SL 86 X SL 89 1-2 F8 ②		2 1 0 1 0	0 0 0 0 0	0 0 0 0 0	0 0 0 0 0	0 0 0 0 0	1 1 0 0 0	2 1 0 1 0
Inning Stats	R: 3 E: 0 K: 0 S: 15 H: 3 LOB: 2 BB: 3 P: 29	R: 0 E: 0 K: 2 S: 8 H: 0 LOB: 0 BB: 0 P: 12	R: 0 E: 0 K: 1 S: 10 H: 1 LOB: 1 BB: 0 P: 14	R: 0 E: 0 K: 0 S: 9 H: 1 LOB: 2 BB: 1 P: 16	R: 0 E: 0 K: 2 S: 8 H: 0 LOB: 0 BB: 0 P: 12	R: 0 E: 1 K: 1 S: 10 H: 0 LOB: 1 BB: 0 P: 13	R: 2 E: 0 K: 1 S: 20 H: 4 LOB: 1 BB: 0 P: 27	R: 0 E: 0 K: 0 S: 9 H: 1 LOB: 1 BB: 0 P: 12		1B: 6 2B: 4 3B: 0 HR: 0	SF: 0 SAC: 1 DP: 1 HBP: 0					

	AB	32
	R	5
	H	10
	RBI	5
	BB	4
	SO	7
	LOB	18

WP: 1 PB: 0 SB: 1 CS: 0 PA: 37

PITCHER		IP	WLS	BF	H	R	ER	SO	BB	IBB	HBP	BLK	WP	HR	S	P	ERA	WHIP
39 Chris Capuano, L ERA: 4.7	(1, 1)	6.1	L	29	6	4	4	6	4	0	0	0	1	0	67	105	5.68	1.579
Matt Wise, R ERA: 3.22	(7, 1)	0.1		3	3	1	1	0	0	0	0	0	0	0	10	14	27.00	9.000
Brian Shouse, L ERA: 2.17	(7, 1)	0.1		1	0	0	0	1	0	0	0	0	0	0	3	4	0.00	0.000
Chris Spurling, R ERA: 4.09	(8, 1)	1.0		4	1	0	0	0	0	0	0	0	0	0	9	12	0.00	1.000

PITCHER	IP	WLS	BF	H	R	ER	SO	BB	IBB	HBP	BLK	WP	HR	S	P	ERA	WHIP

Batter	1	2	3	4	5	6	7	8	9	AB	R	H	RBI	BB	SO	LOB
1 Corey Hart, R (1, 9) OBP: 0.350, SLG: 0.510	C FA 89 X FA 90 0-1 P3		C SL 85 S FA 91 B FA 91 B FA 91 B SL 88 B FA 92 4-2 7 1B 8 1B BB	X SL 84 0-0 G5-3	X CH 73 0-0 G5-3			C S S 0-3 K		4	1	0	0	1	1	2
7 J.J. Hardy, R (1, 6) OBP: 0.328, SLG: 0.461	C FA 91 S SL 87 B FA 92 B FA 91 S SL 86 2-3 K		F FA 92 X SL 92 0-1 1B 8 1B 1-3 1B	B CU 84 B FA 92 X FA 92 2-0 1B		B SL 86 X SL 86 1-0 L7		C FA 92 F SL 85 B SL 87 B FA 93 X SL 87 2-2 8 G5-4-3 1B		5	1	3	0	0	1	0
8 Ryan Braun, R (1, 5) OBP: 0.395, SLG: 0.662	C FA 92 C CH 86 B SL 93 B FA 92 X FA 93 2-2 1B		F FA 91 B SL 87 X SL 86 1-1 1B 1B 1-2 3-H 1B	F FA 92 B FA 92 C CU 82 1 SAFE F FA 93 B FA 93 S CH 86 2-3 K		X SL 86 0-0 F8		B FS 86 X FA 93 1-0 G5-4-3 1-2f		5	1	2	1	0	1	2
28 Prince Fielder, L (1, 3) OBP: 0.373, SLG: 0.591	X FA 92 0-0 F7		S CH 85 B CH 85 S CH 84 B CH 85 C FA 94 2-3 K		X FA 89 0-0 F9 2 1B 49 1B 1B	C FA 93 C CU 77 F FA 94 B CU 77 F FA 87 X FA 94 1-2 F7			F FA 93 B CU 80 B FA 94 B FA 94 X FA 94 3-1 G4-3	5	1	1	0	0	1	3
2 Bill Hall, R (1, 8) OBP: 0.337, SLG: 0.442		B FA 90 B FA 91 F FA 92 X FA 91 2-1 F9	S SL 88 D SL 88 B FA 92 S SL 86 B FA 94 F SL 89 C FA 94 3-3 K		B FA 90 X FA 92 1-0 23 IBB 49 1B 1-2 1B		C FA 92 B CU 78 S FA 90 S SL 82 1-3 K		B FA 95 X FA 94 1-0 L7	5	1	1	0	0	2	2
Geoff Jenkins, L (1, 7) OBP: 0.333, SLG: 0.469		F FA 92 B FA 94 S CH 86 F FA 87 B FA 93 X FA 92 2-2 1B	B FA 87 S CH 87 B FA 95 X CH 86 2-1 1B 1-2 2-3 1B		F CU 79 B SL 89 B CH 84 B CH 84 F CU 78 C FA 92 3-3 K		X SL 81 0-0 23 F9 1B 1B		C FA 94 F CU 80 X CU 80 0-2 G4-3	5	0	3	0	0	1	2
Johnny Estrada, S (1, 2) OBP: 0.301, SLG: 0.421		S CU 81 X FA 91 0-1 1-2 1B	X CH 85 0-0 23 FC5-6-4 1-3 2-H 3-H 1B		B FA 91 F CU 81 X FA 91 1-1 F9 2-3		D SL 82 B FA 90 C FA 91 F FA 90 X CU 79 2-2 1-2 1B			4	0	3	2	0	0	2
23 Rickie Weeks Jr., R (1, 4) OBP: 0.330, SLG: 0.363		B SL 86 C FA 93 F SL 88 D CU 82 B FA 93 F FA 94 S SL 87 3-3 K	B SL 86 B FA 91 X CU 79 2-0 FC5-6-4 1-2f		B FA 92 D SL 85 4-0 49 E 49 1B 1-2 IBB		C SL 85 X SL 85 0-1 F9 2-3			3	0	0	0	1	1	6
49 Yovani Gallardo, R (1, 1) OBP: 0.222, SLG: 0.235 Brian Shouse, L (6, 1) Kevin Mench, R (7, PH) OBP: 0.301, SLG: 0.447 71 Scott Linebrink, R (7, 1) Derrick Turnbow, R (8, 1) 12 Carlos Villanueva, R (8, 1) OBP: 0.200, SLG: 0.200		C SL 86 F CU 82 B FA 93 X SL 88 1-2 P4		C FA 88 C FA 89 B SL 84 F FA 92 C CU 80 1-3 K	X SL 85 0-0 E8 1-3 2-H 3-H 1B		X SL 87 0-0 P4			3 0 1 2 0 1 2 0 0 0 0 0 0 0 1 0 0 0 0 0 2 0 0 0 0 0 0 0 0 0 0 0 0 0 0 0 0 0 0 0 0 0						
Inning Stats	R: 0 E: 0 K: 1 S: 9 H: 1 LOB: 1 BB: 0 P: 13	R: 0 E: 0 K: 1 S: 15 H: 2 LOB: 2 BB: 0 P: 23	R: 3 E: 0 K: 2 S: 17 H: 4 LOB: 2 BB: 1 P: 31	R: 0 E: 0 K: 2 S: 10 H: 1 LOB: 1 BB: 0 P: 15	R: 2 E: 1 K: 1 S: 9 H: 3 LOB: 2 BB: 1 P: 18	R: 0 E: 0 K: 0 S: 7 H: 0 LOB: 0 BB: 0 P: 9	R: 0 E: 0 K: 1 S: 10 H: 2 LOB: 2 BB: 0 P: 13	R: 0 E: 0 K: 1 S: 7 H: 1 LOB: 0 BB: 0 P: 10	R: 0 E: 0 K: 0 S: 6 H: 0 LOB: 0 BB: 0 P: 10	1B: 14 2B: 0 3B: 0 HR: 0 SF: 0 SAC: 0 DP: 1 HBP: 0						

TOP

Milwaukee Brewers @ St. Louis Cardinals

Busch Stadium, St. Louis, MO

Sun Jul 29 2007, 1:15 PM CDT

Att. 44,854 - Partly Cloudy - 83 F

livebaseballscorecards.com

AB	40
R	5
H	14
RBI	5
BB	2
SO	9
LOB	23

PITCHER		IP	WLS	BF	H	R	ER	SO	BB	IBB	HBP	BLK	WP	HR	S	P	ERA	WHIP
Kip Wells, R ERA: 5.72	(1, 1)	5.0		28	11	5	5	7	1	1	0	0	0	0	60	100	9.00	2.400
36 Russ Springer, R ERA: 2.77	(6, 1)	1.0		3	0	0	0	0	0	0	0	0	0	0	7	9	0.00	0.000
34 Randy Flores, L ERA: 4.46	(7, 1)	0.1		3	2	0	0	1	0	0	0	0	0	0	7	10	0.00	6.000
31 Ryan Franklin, R ERA: 1.18	(7, 1)	1.2	W	5	1	0	0	1	0	0	0	0	0	0	10	13	0.00	0.600
44 Jason Isringhausen, R ERA: 1.45	(9, 1)	1.0		3	0	0	0	0	0	0	0	0	0	0	6	10	0.00	0.000

PITCHER	IP	WLS	BF	H	R	ER	SO	BB	IBB	HBP	BLK	WP	HR	S	P	ERA	WHIP

Batter	1	2	3	4	5	6	7	8	9	AB	R	H	RBI	BB	SO	LOB
David Eckstein, R (1, 6) OBP: 0.347, SLG: 0.372	C FA 91 B FA 93 B FA 91 B FA 90 B FA 90 4-1 BB		C FA 92 B FA 94 F FA 93 T FA 94 1-2 ③ K		F FA 94 F FA 94 F FA 96 F FA 95 F CU 81 F FA 95 F FA 90 X FA 96 0-2 47 PB 47 G6-3 1-3 3-H 2B		B FA 94 X FA 92 1-0 5 WP 47 1B 1B	B FA 96 X FA 97 1-0 47 BB 5 2B 1-2 2-3 1B		4	2	3	1	1	1	0
47 Ryan Ludwick, R (1, 9) OBP: 0.289, SLG: 0.455 44 Jason Isringhausen, R (9, 1)	S FA 90 1 SAFE F FA 92 X CU 79 0-2 ① L5			B CU 77 F FA 92 F FA 93 F FA 93 B SL 87 B FA 93 F FA 94 X FA 94 3-2 ① F7	B FA 94 C CU 79 C FA 93 F F X 1-2 ② G6-3 2-H 3-H		F FA 94 1 SAFE D SL 82 C CU 79 B FA 93 B FA 94 X FA 93 3-2 5 WP 1-2 1B	S CH 83 D SL 84 F FA 92 B SL 81 B FA 84 F SL 84 B 4-2 5 2B 1-2 2-3 3-H BB		4 0	1 0	1 0	2 0	1 0	0 0	1 0
5 Albert Pujols, R (1, 3) OBP: 0.418, SLG: 0.566	B CU 76 C FA 94 X FA 92 1-1 ② L9			F FA 93 B CU 80 B FA 94 S CU 78 X FA 96 2-2 E4	B F X 1-1 1B		B CU 78 B CU 81 I IN 65 I IN 62 4-0 1-2 2-3 IBB	S SL 83 F FA 91 X FA 91 0-2 ② 1-H 2-H 3-H 2B		4	0	2	3	1	0	1
16 Chris Duncan, L (1, 7) OBP: 0.376, SLG: 0.553 So Taguchi, R (9, 7) OBP: 0.358, SLG: 0.374	C FA 94 B FA 94 C CU 78 X FA 94 1-2 ③ G4-3			B FA 94 C FA 92 F FA 94 C CU 80 1-3 ② K	C CU 78 B FA 92 S FA 93 B FA 94 C 2-3 ③ K		S FA 93 B CH 82 B CH 82 C FA 91 S FA 93 2-3 ② K	C CU 74 B SL 84 X CH 85 1-1 ③ G3-1		5 0	0 0	0 0	0 0	0 0	3 0	6 0
Jim Edmonds, L (1, 8) OBP: 0.301, SLG: 0.362		B FA 92 B FA 92 F FA 90 B FA 92 C FA 92 F FA 93 F FA 93 S FA 94 3-3 ① K		S FA 94 B FA 94 C FA 93 B CU 80 C FA 95 2-3 ③ K		B CU 82 F CU 82 F CU 82 X SL 73 1-2 ① G4-3	B CH 84 F FA 92 S FA 95 X FA 95 1-2 ③ F7			4	0	0	0	0	2	4
26 Scott Spiezio, S (1, 5) OBP: 0.369, SLG: 0.416 34 Randy Flores, L (7, 1) 31 Ryan Franklin, R (7, 1) 55 Skip Schumaker, L (8, PH) OBP: 0.349, SLG: 0.455 (9, 9)		B CU 79 B FA 93 X FA 92 2-0 ② G4-3			C FA 92 S CH 85 B FA 92 X CU 79 1-2 7 1B 43 FC6-4 2B	C FA 83 B CU 83 H SL 74 2-1 4 G1-3 HBP		F FA 95 X FA 96 0-1 4 1B 27 1B 1B		2 0 0 1	1 0 0 1	1 0 0 1	0 0 0 0	0 0 0 0	0 0 0 0	0 0 0 0
4 Yadier Molina, R (1, 2) OBP: 0.326, SLG: 0.300		B FA 94 X FA 92 1-0 ③ F9			B FA 92 B FA 91 B FA 91 B FA 91 4-0 43 FC6-4 7 1B 2B BB	C CU 83 B FA 82 F CU 82 X CU 83 1-2 ② G1-3 1-2		L FA 97 B FA 96 B FA 96 L FA 96 X FA 96 2-2 1B 27 1B 47 BB 1-3 1B		3	2	1	0	1	0	1
7 Adam Kennedy, L (1, 4) OBP: 0.288, SLG: 0.292			B FA 91 C FA 91 F SL 84 F FA 94 F CU 79 F FA 94 B FA 84 S FA 92 2-3 ① K		X FA 92 0-0 43 FC6-4 1-2 2-3 1B	F CU 82 F CU 82 S SL 73 0-3 ③ K		F FA 97 B SL 84 C SL 84 S SL 85 1-3 ① K		4	0	1	0	0	3	3
Kip Wells, R (1, 1) OBP: 0.278, SLG: 0.389 43 Juan Encarnacion, R (5, PH) OBP: 0.331, SLG: 0.462 36 Russ Springer, R (6, 1) 27 Scott Rolen, R (7, 5) OBP: 0.344, SLG: 0.399			F FA 94 F SL 88 B CU 80 F FA 95 S SL 86 1-3 ② K2-3		X FA 94 0-0 ① FC6-4 2B 47 PB 1-2f 2-3 3-H		X FA 94 0-0 ① F8	C SL 84 D SL 87 B FA 97 X FA 97 2-1 47 BB 5 2B 1B 1-2 3-H 1B		1 1 0 2	0 1 0 1	0 1 0 1	0 0 0 0	1 0 0 0	0 0 0 0	0 2 0 0
Inning Stats	R: 0 E: 0 K: 0 S: 9 H: 0 LOB: 1 BB: 1 P: 15	R: 0 E: 0 K: 1 S: 7 H: 0 LOB: 0 BB: 0 P: 13	R: 0 E: 0 K: 3 S: 13 H: 0 LOB: 0 BB: 0 P: 17	R: 0 E: 1 K: 2 S: 14 H: 0 LOB: 1 BB: 0 P: 22	R: 4 E: 0 K: 1 S: 24 H: 4 LOB: 1 BB: 1 P: 33	R: 0 E: 0 K: 1 S: 10 H: 0 LOB: 1 BB: 0 P: 14	R: 0 E: 0 K: 1 S: 11 H: 2 LOB: 3 BB: 1 P: 22	R: 5 E: 0 K: 1 S: 19 H: 5 LOB: 0 BB: 1 P: 30		1B: 8 2B: 3 3B: 0 HR: 0 SF: 0 SAC: 0 DP: 0 HBP: 1					WP: 1 PB: 1 SB: 0 CS: 0 PA: 40	

PITCHER		IP	WLS	BF	H	R	ER	SO	BB	IBB	HBP	BLK	WP	HR	S	P	ERA	WHIP
49 Yovani Gallardo, R ERA: 2.72	(1, 1)	5.0		22	4	4	4	7	2	0	0	0	0	0	67	100	7.20	1.200
Brian Shouse, L ERA: 2.1	(6, 1)	1.0	H	4	0	0	0	1	0	0	1	0	0	0	10	14	0.00	0.000
71 Scott Linebrink, R ERA: 3.64	(7, 1)	1.0	H	6	2	0	0	1	0	1	0	0	1	0	11	22	0.00	2.000
Derrick Turnbow, R ERA: 4.3	(8, 1)	0.1	L	5	4	4	4	1	0	0	0	0	0	0	11	17	108.00	12.000
12 Carlos Villanueva, R ERA: 3.82	(8, 1)	0.2		3	1	1	1	0	1	0	0	0	0	0	8	13	13.50	3.000

PITCHER	IP	WLS	BF	H	R	ER	SO	BB	IBB	HBP	BLK	WP	HR	S	P	ERA	WHIP

BOTTOM

Milwaukee Brewers @ St. Louis Cardinals

Busch Stadium, St. Louis, MO

Sun Jul 29 2007, 1:15 PM CDT
Att. 44,854 - Partly Cloudy - 83 F

livebaseballscorecards.com

AB	35
R	9
H	11
RBI	8
BB	4
SO	10
LOB	18

St. Louis Cardinals @ Pittsburgh Pirates

PNC Park, Pittsburgh, PA

Tue Jul 31 2007, 7:05 PM EDT

Att. 24,085 - Clear - 87 F

livebaseballscorecards.com

TOP

Batter	1	2	3	4	5	6	7	8	9	AB	R	H	RBI	BB	SO	LOB
David Eckstein, R (1, 6) OBP: 0.344, SLG: 0.368	4-2 2B BB		1-0 P5		0-1 F8		0-2 SF9 2-3 3-H		0-0 B5-3	3	1	0	1	1	0	1
So Taguchi, R (1, 8) OBP: 0.358, SLG: 0.378 55 Skip Schumaker, L (7, PH) OBP: 0.342, SLG: 0.451 (7, 8)	3-2 43 G1-3 2B 1-H SAFE		3-3 K		0-0 FC5-4 1-2f		3-1 SF7 3-H		1-3 K	3 1	0 0	1 0	1 0	0 1	1 0	1 0
5 Albert Pujols, R (1, 3) OBP: 0.419, SLG: 0.566	0-1 G6-3			4-1 27 G6-4-3 4 1B 43 1B BB		1-1 G5-3	2-2 2B			3	1	1	0	1	0	1
43 Juan Encarnacion, R (1, 9) OBP: 0.329, SLG: 0.458	0-1 G1-3 2-3			0-2 27 G6-4-3 1-2 1B		2-3 K	1-1 G6-3			4	0	1	0	0	1	2
27 Scott Rolen, R (1, 5) OBP: 0.346, SLG: 0.403	1-3 K			1-0 G6-4-3 1-2f 2-3		1-0 47 2B 1B		3-2 47 SH1-3 4 SF8 2B		4	2	2	0	0	1	3
47 Ryan Ludwick, R (1, 7) OBP: 0.296, SLG: 0.462		3-2 F8		1-2 4 1B CS HBP		1 SAFE 2-2 1-H 2B		0-0 SH1-3 2-3		2	0	1	1	0	0	0
4 Yadier Molina, R (1, 2) OBP: 0.325, SLG: 0.301		2-0 L8		3-2 1-3 3-H 1B		1-0 G6-3		3-2 SF8 3-H		3	0	1	2	0	0	1
Aaron Miles, S (1, 4) OBP: 0.326, SLG: 0.327		3-2 G6-3		1-2 CS 3-H		1-0 G6-3	1-1 16 2B SF9 1B	1-1 G6-3		4	1	1	0	0	0	0
50 Adam Wainwright, R (1, 1) OBP: 0.308, SLG: 0.351 16 Chris Duncan, L (7, PH) OBP: 0.378, SLG: 0.558 36 Russ Springer, R (7, 1) 34 Randy Flores, L (7, 1) 31 Ryan Franklin, R (8, 1) 26 Scott Spiezio, S (9, PH) OBP: 0.367, SLG: 0.414 44 Jason Isringhausen, R (9, 1)			3-2 F9		2-1 FC5-4 1B		2-1 SF9 55 SF7 1-3 2B		0-2 G5-3	2 1 0 0 0 1 0	0 1 0 0 0 0 0	1 1 0 0 0 0 0	0 0 0 0 0 0 0	0 0 0 0 0 0 0	0 0 0 0 0 0 0	0 0 0 0 0 0 0
Inning Stats	R: 1 E: 0 K: 1 S: 13 H: 1 LOB: 1 BB: 1 P: 21	R: 0 E: 0 K: 0 S: 8 H: 0 LOB: 0 BB: 0 P: 16	R: 0 E: 0 K: 1 S: 9 H: 0 LOB: 0 BB: 0 P: 16	R: 1 E: 0 K: 0 S: 16 H: 2 LOB: 1 BB: 1 P: 25	R: 0 E: 0 K: 0 S: 6 H: 1 LOB: 1 BB: 0 P: 9	R: 1 E: 0 K: 1 S: 12 H: 2 LOB: 1 BB: 0 P: 19	R: 2 E: 0 K: 0 S: 15 H: 3 LOB: 1 BB: 0 P: 24	R: 1 E: 0 K: 0 S: 11 H: 1 LOB: 0 BB: 0 P: 18	R: 0 E: 0 K: 1 S: 7 H: 0 LOB: 0 BB: 0 P: 8	1B: 5 2B: 5 3B: 0 HR: 0	SF: 3 SAC: 1 DP: 1 HBP: 1					

AB	31
R	6
H	10
RBI	6
BB	2
SO	4
LOB	9

WP: 0 PB: 0 SB: 0 CS: 1 PA: 39

PITCHER		IP	WLS	BF	H	R	ER	SO	BB	IBB	HBP	BLK	WP	HR	S	P	ERA	WHIP
28 Paul Maholm, L ERA: 4.5	(1, 1)	6.0	L	25	6	3	2	3	2	0	1	0	0	0	64	106	3.00	1.333
16 Salomon Torres, R ERA: 5.0	(7, 1)	1.0		6	3	2	2	0	0	0	0	0	0	0	15	24	18.00	3.000
Shawn Chacon, R ERA: 3.79	(8, 1)	1.0		4	1	1	1	0	0	0	0	0	0	0	11	18	9.00	1.000
34 John Grabow, L ERA: 4.65	(9, 1)	1.0		3	0	0	0	1	0	0	0	0	0	0	7	8	0.00	0.000

PITCHER	IP	WLS	BF	H	R	ER	SO	BB	IBB	HBP	BLK	WP	HR	S	P	ERA	WHIP

BOTTOM

St. Louis Cardinals @ Pittsburgh Pirates

PNC Park, Pittsburgh, PA

Tue Jul 31 2007, 7:05 PM EDT

Att. 24,085 - Clear - 87 F

livebaseballscorecards.com

Batter	1	2	3	4	5	6	7	8	9	AB	R	H	RBI	BB	SO	LOB
12 Freddy Sanchez, R (1, 4) OBP: 0.320, SLG: 0.406	P4		1B	FC6-4 1-2f			G5-3	L8		5	0	1	0	0	0	3
Cesar Izturis, S (1, 5) OBP: 0.293, SLG: 0.298	P6		F7	F8			25 1B 1B 1B		F9	5	1	1	0	0	0	1
25 Adam LaRoche, L (1, 3) OBP: 0.325, SLG: 0.427	G6-3		P5	1B BB			1B 1-2 1B		G3	4	0	1	0	1	0	1
Jason Bay, R (1, 7) OBP: 0.333, SLG: 0.436		2 1B 1B	K	1-2 1B			13 G6-4-3 1-2 2-H 1B		13 DI BB	4	1	3	1	1	1	1
Xavier Nady, R (1, 8) OBP: 0.339, SLG: 0.488 13 Nate McLouth, L (4, PR) OBP: 0.305, SLG: 0.375 (5, 8)		2 1B 1-2 1B		26 G4-3 2 1B 1B	K		G6-4-3 1-2f		K 1-2	2 3	0 1	2 0	0 0	0 0	0 2	0 5
41 Ryan Doumit, S (1, 9) OBP: 0.338, SLG: 0.469		F5	L8	G4-3					HR	4	1	1	1	0	0	5
26 Ronny Paulino, R (1, 2) OBP: 0.283, SLG: 0.348		F9	G4-3 1-2			F7		G5-3		4	0	0	0	0	0	3
2 Jack Wilson, R (1, 6) OBP: 0.303, SLG: 0.342		1-3 2-H 1B	28 1B 2-H 1B			F8		F7		4	0	2	2	0	0	0
28 Paul Maholm, L (1, 1) OBP: 0.209, SLG: 0.190 Matt Kata, S (6, PH) OBP: 0.240, SLG: 0.306 16 Salomon Torres, R (7, 1) Shawn Chacon, R (8, 1) OBP: 0.273, SLG: 0.273 Josh Phelps, R (8, PH) OBP: 0.348, SLG: 0.388 34 John Grabow, L (9, 1)		K	12 FC6-4 1-2 1B			F8		E5		2 1 0 0 1 0	0 0 0 0 0 0	1 0 0 0 0 0	0 0 0 0 0 0	0 0 0 0 0 0	1 0 0 0 0 0	2 0 0 0 0 0
Inning Stats	R: 0 E: 0 K: 0 S: 6 H: 0 LOB: 0 BB: 0 P: 6	R: 1 E: 0 K: 1 S: 11 H: 3 LOB: 2 BB: 0 P: 21	R: 0 E: 0 K: 1 S: 11 H: 1 LOB: 1 BB: 0 P: 18	R: 1 E: 0 K: 0 S: 14 H: 3 LOB: 2 BB: 0 P: 24	R: 0 E: 0 K: 1 S: 15 H: 1 LOB: 2 BB: 1 P: 24	R: 0 E: 0 K: 0 S: 4 H: 0 LOB: 0 BB: 0 P: 8	R: 1 E: 0 K: 0 S: 9 H: 3 LOB: 1 BB: 0 P: 13	R: 1 E: 1 K: 0 S: 14 H: 1 LOB: 1 BB: 0 P: 19	R: 0 E: 0 K: 1 S: 9 H: 0 LOB: 1 BB: 1 P: 20	1B: 11 2B: 0 3B: 0 HR: 1 SF: 0 SAC: 0 DP: 1 HBP: 0						

	AB	39
	R	4
	H	12
	RBI	4
	BB	2
	SO	4
	LOB	21

WP: 0 PB: 0 SB: 0 CS: 0 PA: 41

PITCHER		IP	WLS	BF	H	R	ER	SO	BB	IBB	HBP	BLK	WP	HR	S	P	ERA	WHIP
50 Adam Wainwright, R ERA: 4.38	(1, 1)	6.0	W	27	8	2	2	3	1	0	0	0	0	0	61	101	3.00	1.500
36 Russ Springer, R ERA: 2.97	(7, 1)	0.1	H	4	3	1	1	0	0	0	0	0	0	0	8	11	27.00	9.000
34 Randy Flores, L ERA: 4.38	(7, 1)	0.2	H	1	0	0	0	0	0	0	0	0	0	0	1	2	0.00	0.000
31 Ryan Franklin, R ERA: 1.33	(8, 1)	1.0	H	5	1	1	1	0	0	0	0	0	0	1	14	19	9.00	1.000
44 Jason Isringhausen, R ERA: 1.42	(9, 1)	1.0	S	4	0	0	0	1	1	0	0	0	0	0	9	20	0.00	1.000

PITCHER	IP	WLS	BF	H	R	ER	SO	BB	IBB	HBP	BLK	WP	HR	S	P	ERA	WHIP

Batter	1	2	3	4	5	6	7	8	9	AB	R	H	RBI	BB	SO	LOB
Aaron Miles, S (1, 6) OBP: 0.325, SLG: 0.337	B C C X 1-2 ① G4-3		X 0-0 ② G3			B X 1-0 HR		B F C F C 1-3 ① K		4	1	1	1	0	1	1
Jim Edmonds, L (1, 8) OBP: 0.297, SLG: 0.357	X 0-0 ② L7		B C S S S 1-3 ③ K			X 0-0 ① G3		B C F B B F X 3-2 5 G6-4-3 1-3 1B		3	0	0	0	0	1	0
So Taguchi, R (8, PH) OBP: 0.361, SLG: 0.381 (8, 8)										1	0	1	0	0	0	0
5 Albert Pujols, R (1, 3) OBP: 0.418, SLG: 0.562	B B B B 4-0 BB			B C B B X 3-1 ① P4		C B S F X 1-2 ② G4-3		B C X 1-1 ②③ G6-4-3 1-2f		3	0	0	0	1	0	2
16 Chris Duncan, L (1, 7) OBP: 0.377, SLG: 0.554	B B T B C C 3-3 ③ K			B C X 1-1 ② F8		C B S F B S 2-3 ③ K			X 0-0 1B	4	0	1	0	0	2	1
27 Scott Rolen, R (1, 5) OBP: 0.349, SLG: 0.407		C B X 1-1 43 FC5-4 1B		X 0-0 43 FC5-4 1B			B F S B B S 3-3 ① K		B B F X 2-1 ① P4	2	0	2	0	0	0	0
26 Scott Spiezio, S (6, 5) OBP: 0.363, SLG: 0.409										2	0	0	0	0	1	1
43 Juan Encarnacion, R (1, 9) OBP: 0.329, SLG: 0.456		C X 0-1 ① FC5-4 1-2f		X 0-0 ③ FC5-4 1-2f			B B X 2-0 7 S 1B		C F S 0-3 ② K	3	0	1	0	0	0	2
46 Mike Maroth, L (7, 1) OBP: 0.214, SLG: 0.286										0	0	0	0	0	0	0
Troy Percival, R (8, 1)										1	0	0	0	0	1	1
7 Adam Kennedy, L (1, 4) OBP: 0.284, SLG: 0.287	B F 1 SAFE B F T 2-2 ② K		X 0-0 ① G4-3			B C B S S 2-3 ② K 1-2			B B S F X 2-2 ③ F7	4	0	0	0	0	2	3
4 Yadier Molina, R (1, 2) OBP: 0.322, SLG: 0.298	C F B B X 2-2 ③ G4-3		B B B C F X 3-2 ② L4			B X 1-0 ③ F7				2	0	0	0	0	0	1
48 Brad Thompson, R (5, 1) OBP: 0.158, SLG: 0.158										0	0	0	0	0	0	0
47 Ryan Ludwick, R (7, PH) OBP: 0.294, SLG: 0.459 (7, 9)										1	0	0	0	0	0	1
Braden Looper, R (1, 1) OBP: 0.257, SLG: 0.226			B C F F X 1-2 ① G6-3			B C B F X 2-2 ③ G4-3		C X 0-1 1B 1B		1	0	0	0	0	0	0
Gary Bennett, R (5, PH) OBP: 0.269, SLG: 0.303 (5, 2)										2	0	1	0	0	0	0
Inning Stats	R: 0 E: 0 K: 1 S: 7 H: 0 LOB: 1 BB: 1 P: 15	R: 0 E: 0 K: 1 S: 10 H: 1 LOB: 1 BB: 0 P: 15	R: 0 E: 0 K: 1 S: 8 H: 0 LOB: 0 BB: 0 P: 10	R: 0 E: 0 K: 0 S: 6 H: 1 LOB: 1 BB: 0 P: 10	R: 0 E: 0 K: 0 S: 7 H: 0 LOB: 0 BB: 0 P: 12	R: 1 E: 0 K: 1 S: 10 H: 1 LOB: 0 BB: 0 P: 14	R: 0 E: 0 K: 2 S: 8 H: 1 LOB: 1 BB: 0 P: 16	R: 0 E: 0 K: 1 S: 12 H: 2 LOB: 1 BB: 0 P: 17	R: 0 E: 0 K: 1 S: 9 H: 1 LOB: 1 BB: 0 P: 13	1B: 6 2B: 0 3B: 0 HR: 1	SF: 0 SAC: 0 DP: 1 HBP: 0						

TOP

St. Louis Cardinals @ Pittsburgh Pirates

PNC Park, Pittsburgh, PA

Wed Aug 01 2007, 7:05 PM EDT

Att. 17,041 - Clear - 89 F

livebaseballscorecards.com

AB	33
R	1
H	7
RBI	1
BB	1
SO	8
LOB	13

PITCHER		IP	WLS	BF	H	R	ER	SO	BB	IBB	HBP	BLK	WP	HR	S	P	ERA	WHIP
Tony Armas, R ERA: 6.31	(1, 1)	6.1	W	24	4	1	1	5	1	0	0	0	0	1	52	85	1.42	0.789
34 John Grabow, L ERA: 4.55	(7, 1)	0.2		2	0	0	0	1	0	0	0	0	0	0	4	7	0.00	0.000
Damaso Marte, L ERA: 1.34	(8, 1)	1.0		4	2	0	0	1	0	0	0	0	0	0	12	17	0.00	2.000
55 Matt Capps, R ERA: 2.15	(9, 1)	1.0		4	1	0	0	1	0	0	0	0	0	0	9	13	0.00	1.000

PITCHER	IP	WLS	BF	H	R	ER	SO	BB	IBB	HBP	BLK	WP	HR	S	P	ERA	WHIP

Batter	1	2	3	4	5	6	7	8	9	AB	R	H	RBI	BB	SO	LOB
13 Nate McLouth, L (1, 8) OBP: 0.302, SLG: 0.370	F B B C B X 3-2 ① G3	B C B X 2-1 ② G3		X 0-0 ② F7			C F F B F F F F X 1-2 ① P6	C F B X 1-2 19 1B 12 2B 1B 1-2 2-3 3-H		5	1	1	1	0	0	0
19 José Bautista, R (1, 5) OBP: 0.339, SLG: 0.404	F F X 0-2 ② G5-3	X 0-0 ③ G5-3		C B X 1-1 ③ G6-3			B X 1-0 12 1B 1B	D B B C F X 3-2 12 2B 25 G4-3 1B 1-3 2-H 3-H		5	1	2	2	0	0	0
12 Freddy Sanchez, R (1, 4) OBP: 0.326, SLG: 0.414 Matt Kata, S (9, 7) OBP: 0.240, SLG: 0.306	B S X 1-1 25 1B 1B 1B		S B X 1-1 ① G3		C F X 0-2 G6-4-3 1B		X 0-0 ② 1-3 1B	X 0-0 25 G4-3 2B 1-3 3-H		5 0	2 0	4 0	1 0	0 0	0 0	0 0
25 Adam LaRoche, L (1, 3) OBP: 0.326, SLG: 0.434 Josh Phelps, R (9, 3) OBP: 0.348, SLG: 0.388	B C B X 2-1 1B 26 HR 1-3 1B		F X 0-1 HR		B F B X 2-1 ① F7		B B S F S 2-3 ③ K	B B F B S X 3-2 ② G4-3 2-3 3-H		5 0	2 0	2 0	2 0	0 0	1 0	3 0
Jason Bay, R (1, 7) OBP: 0.339, SLG: 0.442 55 Matt Capps, R (9, 1) OBP: 1.000, SLG: 1.000	B B F F F X 2-2 41 BB 26 HR 1-3 3-H 1B		T X 0-1 26 FC5-4 41 1B 2 1B 1B		F C F B X 1-2 ② ③ G6-4-3 1-2f			4-2 2 1B 26 1B HBP BB 2-0 41 1B 3-H 2B		4 0	3 0	3 0	2 0	1 0	0 0	1 0
41 Ryan Doumit, S (1, 9) OBP: 0.347, SLG: 0.479	B S S S B F B 4-2 26 HR 1-2 BB		B X 1-0 26 FC5-4 1-2 1B			B X 1-0 26 F8-5 2B		2-3 K 1-1 2-3 1B		4	1	3	0	1	1	1
26 Ronny Paulino, R (1, 2) OBP: 0.285, SLG: 0.359	B B F X 2-1 1-H 2-H 3-H HR		F F B B F D F X 2-2 ② FC5-4 2 1B 1-2f 2-3			B B X 2-0 ① ② F8-5 2-3		x 0-0 HBP 2 1B 13 1B 1-2 1B 2-3 K		5	2	2	4	0	1	5
2 Jack Wilson, R (1, 6) OBP: 0.308, SLG: 0.355	B F X 1-1 ③ G5-3		C B X 1-1 ③ 1-3 3-H 1B			X 0-0 HR		B B X 2-0 13 1B HBP 19 1B 1-2 2-3 1B		4	2	3	2	0	0	0
Tony Armas, R (1, 1) OBP: 0.182, SLG: 0.182 34 John Grabow, L (7, 1) Damaso Marte, L (8, 1) Jose Castillo, R (8, PH) OBP: 0.284, SLG: 0.338 (9, 4)		C S B X 1-2 ① L3		C S B F B X 2-2 ① G1-3			B C X 1-1 ③ G4-3	C T H 1-2 13 1B 19 1B 1-2 2-3 3-H HBP		3 0 0 0	0 0 0 1	0 0 0 0	0 0 0 1	0 0 0 0	0 0 0 0	0 0 0 0
Inning Stats	R: 5 H: 4 E: 0 LOB: 0 K: 0 BB: 1 S: 21 P: 36	R: 0 H: 0 E: 0 LOB: 0 K: 0 BB: 0 S: 6 P: 9	R: 2 H: 4 E: 0 LOB: 2 K: 0 BB: 0 S: 14 P: 19	R: 0 H: 0 E: 0 LOB: 0 K: 0 BB: 0 S: 7 P: 10	R: 0 H: 1 E: 0 LOB: 0 K: 0 BB: 0 S: 9 P: 12	R: 1 H: 2 E: 0 LOB: 0 K: 0 BB: 0 S: 5 P: 9	R: 0 H: 2 E: 0 LOB: 1 K: 1 BB: 0 S: 13 P: 17	R: 7 H: 7 E: 0 LOB: 2 K: 2 BB: 1 S: 29 P: 48		1B: 14 SF: 0 2B: 4 SAC: 0 3B: 0 DP: 2 HR: 3 HBP: 1						

PITCHER		IP	WLS	BF	H	R	ER	SO	BB	IBB	HBP	BLK	WP	HR	S	P	ERA	WHIP
Braden Looper, R ERA: 5.23	(1, 1)	4.0	L	20	8	7	7	0	1	0	0	0	0	2	48	74	15.75	2.250
48 Brad Thompson, R ERA: 5.13	(5, 1)	2.0		7	3	1	1	0	0	0	0	0	0	1	14	21	4.50	1.500
46 Mike Maroth, L ERA: 6.67	(7, 1)	1.2		15	9	7	7	2	1	0	1	0	0	0	38	61	37.80	6.000
Troy Percival, R ERA: 3.0	(8, 1)	0.1		1	0	0	0	1	0	0	0	0	0	0	4	4	0.00	0.000

PITCHER	IP	WLS	BF	H	R	ER	SO	BB	IBB	HBP	BLK	WP	HR	S	P	ERA	WHIP

BOTTOM

St. Louis Cardinals @ Pittsburgh Pirates

PNC Park, Pittsburgh, PA

Wed Aug 01 2007, 7:05 PM EDT

Att. 17,041 - Clear - 89 F

livebaseballscorecards.com

AB	40
R	15
H	20
RBI	15
BB	2
SO	3
LOB	10

WP: 0 PA: 43
PB: 0
SB: 0
CS: 0

TOP

St. Louis Cardinals @ Pittsburgh Pirates

PNC Park, Pittsburgh, PA

Thu Aug 02 2007, 12:35 PM EDT

Att. 19,132 - Sunny - 86 F

livebaseballscorecards.com

Batter	1	2	3	4	5	6	7	8	9	10	11	AB	R	H	RBI	BB	SO	LOB
David Eckstein, R (1, 6) OBP: 0.341, SLG: 0.361	F8		F8		L5	BB		K			P4	5	0	0	0	1	1	2
So Taguchi, R (1, 8) OBP: 0.355, SLG: 0.374	P3			G6-3	G6-3	F9			K		L9	4	0	0	0	0	0	3
36 Russ Springer, R (6, 1)												0	0	0	0	0	0	0
31 Ryan Franklin, R (7, 1)												0	0	0	0	0	0	0
34 Randy Flores, L (8, 1)												0	0	0	0	0	0	0
Gary Bennett, R (9, PH) OBP: 0.267, SLG: 0.300												1	0	0	0	0	1	0
Troy Percival, R (9, 1)												0	0	0	0	0	0	0
7 Adam Kennedy, L (10, 9) OBP: 0.283, SLG: 0.286												1	0	0	0	0	0	0
5 Albert Pujols, R (1, 3) OBP: 0.419, SLG: 0.568	P6			43 1B 27 FC6-4 BB	43 1B 1B		HR		F8		F8	5	2	2	1	1	0	0
43 Juan Encarnacion, R (1, 9) (10, 8) OBP: 0.335, SLG: 0.457		F9		27 FC6-4 1B	1B		27 G6-4-3 BB		K			4	0	2	0	1	1	0
27 Scott Rolen, R (1, 5) OBP: 0.345, SLG: 0.401		K		FC6-4 4 BB 47 WP 2B	F9		G6-4-3			K		5	1	0	1	0	2	4
47 Ryan Ludwick, R (1, 7) (8, 8) OBP: 0.293, SLG: 0.451		K		4 BB 2B BB		K	K			1B BB		3	1	0	0	1	3	0
16 Chris Duncan, L (10, PH) (10, 7) OBP: 0.378, SLG: 0.554												0	0	0	0	1	0	0
4 Yadier Molina, R (1, 2) OBP: 0.332, SLG: 0.316			FC6-4 1B	2B BB		G6-3 2B		SH5-4 2B		F8		4	0	3	0	1	0	1
Aaron Miles, S (1, 4) OBP: 0.328, SLG: 0.343			FC6-4 PB 23 SH1-3	2B		G6-3		SH5-4		1B		4	0	2	2	0	0	2
23 Anthony Reyes, R (1, 1) OBP: 0.053, SLG: 0.053			SH1-3	K		BB IBB		K		K		1	0	0	0	0	1	2
Jim Edmonds, L (6, PH) (6, 8) OBP: 0.300, SLG: 0.357												0	0	0	0	1	0	0
26 Scott Spiezio, S (8, PH) (8, 7) OBP: 0.360, SLG: 0.404												2	0	0	0	0	2	3
44 Jason Isringhausen, R (10, 1)												0	0	0	0	0	0	0
48 Brad Thompson, R (11, 1) OBP: 0.158, SLG: 0.158												0	0	0	0	0	0	0
Inning Stats	R: 0 E: 0 K: 0 S: 8 H: 0 LOB: 0 BB: 0 P: 14	R: 0 E: 0 K: 2 S: 8 H: 0 LOB: 0 BB: 0 P: 11	R: 0 E: 0 K: 0 S: 12 H: 1 LOB: 1 BB: 0 P: 16	R: 3 E: 0 K: 1 S: 16 H: 2 LOB: 2 BB: 3 P: 32	R: 0 E: 0 K: 0 S: 12 H: 2 LOB: 2 BB: 0 P: 15	R: 0 E: 0 K: 1 S: 17 H: 1 LOB: 3 BB: 2 P: 32	R: 1 E: 0 K: 1 S: 7 H: 1 LOB: 0 BB: 1 P: 13	R: 0 E: 0 K: 2 S: 10 H: 1 LOB: 1 BB: 0 P: 17	R: 0 E: 0 K: 2 S: 13 H: 0 LOB: 0 BB: 0 P: 16	R: 0 E: 0 K: 2 S: 11 H: 1 LOB: 2 BB: 1 P: 20	R: 0 E: 0 K: 0 S: 5 H: 0 LOB: 0 BB: 0 P: 6	1B: 5 2B: 3 3B: 0 HR: 1	SF: 0 SAC: 2 DP: 1 HBP: 0					

PITCHER		IP	WLS	BF	H	R	ER	SO	BB	IBB	HBP	BLK	WP	HR	S	P	ERA	WHIP
Shane Youman, L ERA: 4.76	(1, 1)	5.0		23	5	3	3	3	3	0	0	0	1	0	56	88	5.40	1.600
Masumi Kuwata, R ERA: 7.2	(6, 1)	1.0		6	1	0	0	1	1	1	0	0	0	0	17	32	0.00	2.000
Shawn Chacon, R ERA: 3.84	(7, 1)	1.1	B	6	2	1	1	1	1	0	0	0	0	1	11	19	6.75	2.250
Damaso Marte, L ERA: 1.3	(8, 1)	1.0		3	0	0	0	3	0	0	0	0	0	0	9	17	0.00	0.000
55 Matt Capps, R ERA: 2.13	(9, 1)	0.2		2	0	0	0	1	0	0	0	0	0	0	10	10	0.00	0.000

PITCHER		IP	WLS	BF	H	R	ER	SO	BB	IBB	HBP	BLK	WP	HR	S	P	ERA	WHIP
16 Salomon Torres, R ERA: 4.74	(10, 1)	2.0	W	8	1	0	0	2	1	0	0	0	0	0	16	26	0.00	1.000

AB	39
R	4
H	9
RBI	4
BB	7
SO	11
LOB	17
PA	48
WP	1
PB	1
SB	0
CS	0

Batter	1	2	3	4	5	6	7	8	9	10	11	AB	R	H	RBI	BB	SO	LOB
13 Nate McLouth, L (1, 8) OBP: 0.299, SLG: 0.371	C B C X 1-2 ① G3		C F B B X 2-2 ③ G3		D F B X 2-1 19 SF8 1-3 2-H 2B		C B X 1-1 ② G4-3			C B S B B F T 3-2 ① K		5	0	1	1	0	1	0
19 José Bautista, R (1, 5) OBP: 0.334, SLG: 0.399	B B C F F X 2-2 ② F7			B B C X 2-1 ① P4	X 0-0 ② SF8 2-3 3-H		C B B B X 3-1 ③ G5-3			B X 1-0 ② F7		4	0	0	1	0	0	0
12 Freddy Sanchez, R (1, 4) OBP: 0.329, SLG: 0.412	B C C S 1-3 ③ K			B B C B B 4-1 BB	B S B B B 4-1 BB			C S B X 1-2 ① G6-3		B C B B B 4-1 BB		2	0	0	0	3	1	0
25 Adam LaRoche, L (1, 3) OBP: 0.325, SLG: 0.431		C F C 0-3 ① K		B F X 1-1 ② P3	C B B S 2-3 ③ K			B C B C F X 2-2 G6-4-3 1B		B S 1 SAFE B S 1 SAFE C 2-3 ③ K		5	0	1	0	0	3	4
Jason Bay, R (1, 7) OBP: 0.337, SLG: 0.439		B C S B X 2-2 1B		X 0-0 ③ F7		F B B F B C 3-3 ① K		B X 1-0 ② ③ G6-4-3 1-2f			C B S X 1-2 E6 26 B3-5-4 41 1B	5	0	1	0	0	1	2
41 Ryan Doumit, S (1, 9) OBP: 0.344, SLG: 0.472		B S S F F F B X 2-2 ② F9			B F B B X 3-1 ① F8	C B F B B X 2-2 ② G4-3			C C B B B X 2-2 ① G3-1		1 SAFE B C 1 SAFE X 1-1 26 B3-5-4 1-2 1B	5	1	1	0	0	0	1
26 Ronny Paulino, R (1, 2) OBP: 0.287, SLG: 0.374		B C B F D F S 3-3 ③ K			C B B B X 3-1 2 BLK 2 2B	B B C F F X 2-2 HR			B C C B F X 2-2 E6		B X 1-0 ① ② B3-5-4 1-2 2-3f	5	2	2	1	0	1	3
2 Jack Wilson, R (1, 6) OBP: 0.308, SLG: 0.358 Shawn Chacon, R (7, 1) OBP: 0.273, SLG: 0.273 Damaso Marte, L (8, 1) 55 Matt Capps, R (9, 1) OBP: 1.000, SLG: 1.000 Xavier Nady, R (9, PH) OBP: 0.139, SLG: 0.486 16 Salomon Torres, R (10, 1) Jose Castillo, R (11, PH) OBP: 0.289, SLG: 0.343			B B F X 2-1 ① F8		B C F F F X 2-2 13 2B 2-H 2B	C F B X 1-2 ③ F7			F S F F F S 0-3 ② K		C F X 0-2 2-H 1B	3 0 0 0 1 0 1	1 0 0 0 0 0 0	1 0 0 0 0 0 0	1 0 0 0 0 0 1	0 0 0 0 0 0 0	0 0 0 0 1 0 1	0 0 0 0 1 0 1
Shane Youman, L (1, 1) OBP: 0.222, SLG: 0.125 Josh Phelps, R (5, PH) OBP: 0.353, SLG: 0.388 Masumi Kuwata, R (6, 1) Cesar Izturis, S (7, 6) OBP: 0.290, SLG: 0.295			B C F F B F B X 3-2 ② G4-3		C C B B B B 4-2 13 2B 19 SF8 BB		C X 0-1 ① G3		B B X 2-0 ③ F8			1 0 0 2	0 1 0 0	0 0 0 0	0 1 0 0	0 0 0 0	0 0 0 0	0 0 0 1
Inning Stats	R: 0 H: 0 E: 0 LOB: 0 K: 1 BB: 0 S: 10 P: 14	R: 0 H: 1 E: 0 LOB: 1 K: 2 BB: 0 S: 16 P: 23	R: 0 H: 0 E: 0 LOB: 0 K: 0 BB: 0 S: 10 P: 17	R: 0 H: 0 E: 0 LOB: 1 K: 0 BB: 1 S: 6 P: 13	R: 3 H: 3 E: 0 LOB: 2 K: 1 BB: 2 S: 17 P: 37	R: 1 H: 1 E: 0 LOB: 0 K: 1 BB: 0 S: 13 P: 21	R: 0 H: 0 E: 0 LOB: 0 K: 0 BB: 0 S: 6 P: 10	R: 0 H: 1 E: 0 LOB: 0 K: 0 BB: 0 S: 8 P: 12	R: 0 H: 0 E: 1 LOB: 1 K: 1 BB: 0 S: 14 P: 20	R: 0 H: 0 E: 0 LOB: 1 K: 2 BB: 1 S: 9 P: 19	R: 1 H: 2 E: 1 LOB: 1 K: 0 BB: 0 S: 9 P: 12	1B: 4 SF: 1 2B: 3 SAC: 0 3B: 0 DP: 2 HR: 1 HBP: 0		WP: 0 PA: 44 PB: 0 SB: 0 CS: 0				

PITCHER		IP	WLS	BF	H	R	ER	SO	BB	IBB	HBP	BLK	WP	HR	S	P	ERA	WHIP
23 Anthony Reyes, R ERA: 6.07	(1, 1)	5.0		22	4	3	3	4	3	0	0	1	0	0	59	104	5.40	1.400
36 Russ Springer, R ERA: 3.12	(6, 1)	1.0		4	1	1	1	1	0	0	0	0	0	1	13	21	9.00	1.000
31 Ryan Franklin, R ERA: 1.29	(7, 1)	1.1		4	0	0	0	0	0	0	0	0	0	0	9	14	0.00	0.000
34 Randy Flores, L ERA: 4.3	(8, 1)	0.2		2	1	0	0	0	0	0	0	0	0	0	5	8	0.00	1.500
Troy Percival, R ERA: 2.81	(9, 1)	1.0		4	0	0	0	1	0	0	0	0	0	0	14	20	0.00	0.000

PITCHER		IP	WLS	BF	H	R	ER	SO	BB	IBB	HBP	BLK	WP	HR	S	P	ERA	WHIP
44 Jason Isringhausen, R ERA: 1.39	(10, 1)	1.0		4	0	0	0	2	1	0	0	0	0	0	9	19	0.00	1.000
48 Brad Thompson, R ERA: 5.1	(11, 1)	0.2	L	4	2	1	0	0	0	0	0	0	0	0	9	12	0.00	3.000

St. Louis Cardinals @ Pittsburgh Pirates

PNC Park, Pittsburgh, PA

Thu Aug 02 2007, 12:35 PM EDT

Att. 19,132 - Sunny - 86 F

BOTTOM

AB	39
R	5
H	8
RBI	5
BB	4
SO	8
LOB	12

livebaseballscorecards.com

St. Louis Cardinals @ Washington Nationals

Robert F. Kennedy Memorial Stadium, Washington, DC

Fri Aug 03 2007, 7:05 PM EDT
Att. 27,992 - Cloudy - 90 F

TOP

livebaseballscorecards.com

Batter	1	2	3	4	5	6	7	8	9	AB	R	H	RBI	BB	SO	LOB
David Eckstein, R (1, 6) OBP: 0.342, SLG: 0.363	B B C X 2-1 ① F8	D X 1-0 ③ G6-3		C X 0-1 1-3 2B			B B B B 4-0 S BB	C X 0-1 ③ P4		4	0	1	0	1	0	4
Jim Edmonds, L (1, 8) OBP: 0.302, SLG: 0.358 31 Ryan Franklin, R (9, 1)	F B S X 1-2 1B		B S B S X 2-2 27 1B 1B	L B X 1-1 ③ F8			B B F S F B S 3-3 ② K 1-2		B B C B S S 3-3 ① K	5 0	0 0	2 0	0 0	0 0	2 0	3 0
5 Albert Pujols, R (1, 3) OBP: 0.416, SLG: 0.562	C S S 0-3 ② K	F B F S 1-3 ① K			B F X 1-1 ① G5-3		B C B B B 4-1 BB		B B X 2-0 ② L8	4	0	0	0	1	2	2
16 Chris Duncan, L (1, 7) OBP: 0.376, SLG: 0.548	F C B B X 2-2 ③ G6-3		F C S 0-3 ② K		C B F B S 2-3 ② K		C B D X 2-1 ③ F9		B B X 2-0 1B	5	0	1	0	0	2	4
27 Scott Rolen, R (1, 5) OBP: 0.343, SLG: 0.397		B F S B C 2-3 ① K	F 1 SAFE B X 1-1 1-2 1B		X 0-0 ③ G5-3			B B X 2-0 ① F9	B C 1 S F S 1-3 ③ K	5	0	1	0	0	2	1
43 Juan Encarnacion, R (1, 9) OBP: 0.333, SLG: 0.453		X 0-0 ② F7	X 0-0 ③ F9			B B S S F B F S 3-3 ① K		B X 1-0 7 1B 4 1B 1B		4	1	1	0	0	1	2
7 Adam Kennedy, L (1, 4) OBP: 0.286, SLG: 0.287		B B B B 4-0 4 1B 1B BB		C X 0-1 ① G1-3		F S F C 0-3 ② K		S B B B X 3-1 26 G5-3 4 1B 1-3 1B		3	1	1	0	1	1	0
4 Yadier Molina, R (1, 2) OBP: 0.335, SLG: 0.319		1 SAFE C S B 1 SAFE X 1-2 1B 1-2 1B		F F F F F X 0-2 ② G6-3		F B F S 1-3 ③ K		B F F X 1-2 26 G5-3 1-2 3-H 1B		4	0	2	1	0	1	0
Kip Wells, R (1, 1) OBP: 0.308, SLG: 0.410 36 Russ Springer, R (7, 1) 26 Scott Spiezio, S (8, PH) OBP: 0.358, SLG: 0.402 34 Randy Flores, L (8, 1) So Taguchi, R (9, 8) OBP: 0.355, SLG: 0.374		B F C D B F X 3-2 1-3 2-H 1B		B X 1-0 2B 1B			B B F S F B X 3-2 ① G6-3	B B X 2-0 ② G5-3 1-2 2-3		3 0 1 0 0	0 0 0 0 0	2 0 0 0 0	1 0 0 0 0	0 0 0 0 0	0 0 0 0 0	0 0 2 0 0

Inning Stats	1	2	3	4	5	6	7	8	9
	R: 0 E: 0 K: 1 S: 11	R: 1 E: 0 K: 1 S: 12	R: 0 E: 0 K: 2 S: 12	R: 0 E: 0 K: 0 S: 14	R: 0 E: 0 K: 1 S: 6	R: 0 E: 0 K: 3 S: 12	R: 0 E: 0 K: 1 S: 11	R: 1 E: 0 K: 0 S: 10	R: 0 E: 0 K: 2 S: 9
	H: 1 LOB: 1 BB: 0 P: 16	H: 2 LOB: 2 BB: 1 P: 23	H: 2 LOB: 2 BB: 0 P: 16	H: 2 LOB: 2 BB: 0 P: 16	H: 0 LOB: 0 BB: 0 P: 9	H: 0 LOB: 0 BB: 0 P: 16	H: 0 LOB: 2 BB: 2 P: 27	H: 3 LOB: 2 BB: 0 P: 19	H: 1 LOB: 1 BB: 0 P: 17

	AB	38
	R	2
	H	11
	RBI	2
	BB	3
	SO	11
	LOB	18

	1B: 10	SF: 0	WP: 0	PA: 41
	2B: 1	SAC: 0	PB: 0	
	3B: 0	DP: 0	SB: 1	
	HR: 0	HBP: 0	CS: 0	

PITCHER	IP	WLS	BF	H	R	ER	SO	BB	IBB	HBP	BLK	WP	HR	S	P	ERA	WHIP
Tim Redding, R (1, 1) ERA: 2.43	6.1		28	7	1	1	8	2	0	0	0	0	0	71	107	1.42	1.421
34 Ray King, L (7, 1) ERA: 4.55	0.2		3	0	0	0	1	1	0	0	0	0	0	7	16	0.00	1.500
Jon Rauch, R (8, 1) ERA: 3.79	1.0	B	6	3	1	1	0	0	0	0	0	0	0	10	19	9.00	3.000
32 Chad Cordero, R (9, 1) ERA: 2.55	1.0	W	4	1	0	0	2	0	0	0	0	0	0	9	17	0.00	1.000

PITCHER	IP	WLS	BF	H	R	ER	SO	BB	IBB	HBP	BLK	WP	HR	S	P	ERA	WHIP

Batter	1	2	3	4	5	6	7	8	9	AB	R	H	RBI	BB	SO	LOB
Felipe Lopez, S (1, 6) OBP: 0.303, SLG: 0.351	K		G4-3		1-H 2B		F7		FC4-6 10 1B 11 1B 1-2f	5	1	1	1	0	1	4
10 Ronnie Belliard, R (1, 4) OBP: 0.347, SLG: 0.430	G5-3		G6-3		L6		SF9 2-3 3-H		1 SAFE 1 SAFE 1 SAFE 11 1B 1-2 1B	4	0	1	1	0	0	1
11 Ryan Zimmerman, R (1, 5) OBP: 0.321, SLG: 0.438	25 BB 21 1B 1B		P4			21 G3 2B	FC5-4 1-2f		1-2 2-H 1B	5	0	3	1	0	0	3
21 Dmitri Young, S (1, 3) OBP: 0.383, SLG: 0.494 Robert Fick, L (8,) OBP: 0.283, SLG: 0.230	25 BB 1-2 1B			G6-3 G6-3		G3 2-3		3 FC5-4 BB	F8	3 0	0 0	1 0	0 0	0 1	0 0	1 0
25 Austin Kearns, R (1, 9) OBP: 0.336, SLG: 0.379	1-2 2-3 BB					G4-6-3 BB				2	0	0	0	2	0	1
Ryan Church, L (1, 7) OBP: 0.338, SLG: 0.422 3 Jesus Flores, R (8, 2) OBP: 0.318, SLG: 0.354	K			G3		G4-6-3 1-2f		FC5-4 1B 1-2f		3 1	0 0	0 0	0 0	0 0	1 0	5 1
Brian Schneider, L (1, 2) OBP: 0.313, SLG: 0.316 Ryan Langerhans, L (7, PR) OBP: 0.271, SLG: 0.289 (8, 7)		G6-4-3 BB			FC5-4 1B		10 SF9 BB 1B BB		1-3 1B	1 1	0 1	1 1	0 0	2 0	0 0	0 0
Nook Logan, S (1, 8) OBP: 0.297, SLG: 0.331		G6-4-3 1-2f			K		10 SF9 BB 1-2 1B		K2-3	4	0	1	0	0	2	4
Tim Redding, R (1, 1) OBP: 0.100, SLG: 0.100 34 Ray King, L (7, 1) D'Angelo Jimenez, S (7, PH) OBP: 0.340, SLG: 0.256 Jon Rauch, R (8, 1) 32 Chad Cordero, R (9, 1) Tony Batista, R (9, PH) OBP: 0.313, SLG: 0.246		K			FC5-4 WP 2B 1-2f		11 FC5-4 1-2 2-3 BB		FC4-6 1B	2 0 0 0 0 1	1 0 0 0 0 0	0 0 0 0 0 1	0 0 0 0 0 0	0 0 1 0 0 0	1 0 0 0 0 0	1 0 0 0 0 0
Inning Stats	R: 0 E: 0 K: 2 S: 17 H: 2 LOB: 3 BB: 1 P: 29	R: 0 E: 0 K: 1 S: 7 H: 0 LOB: 0 BB: 1 P: 15	R: 0 E: 0 K: 0 S: 10 H: 0 LOB: 0 BB: 0 P: 18	R: 0 E: 0 K: 0 S: 7 H: 0 LOB: 0 BB: 0 P: 10	R: 1 E: 0 K: 1 S: 14 H: 2 LOB: 1 BB: 0 P: 19	R: 0 E: 0 K: 0 S: 7 H: 1 LOB: 1 BB: 1 P: 13	R: 1 E: 0 K: 0 S: 7 H: 1 LOB: 3 BB: 2 P: 19	R: 0 E: 0 K: 1 S: 16 H: 1 LOB: 2 BB: 1 P: 27	R: 1 E: 0 K: 0 S: 11 H: 3 LOB: 2 BB: 0 P: 15	1B: 8 2B: 2 3B: 0 HR: 0	SF: 1 SAC: 0 DP: 2 HBP: 0			WP: 1 PB: 0 SB: 0 CS: 0	PA: 39		

PITCHER		IP	WLS	BF	H	R	ER	SO	BB	IBB	HBP	BLK	WP	HR	S	P	ERA	WHIP
Kip Wells, R ERA: 5.58	(1, 1)	6.0		27	6	2	2	4	5	0	0	0	1	0	65	116	3.00	1.833
36 Russ Springer, R ERA: 3.05	(7, 1)	1.0		3	0	0	0	0	0	0	0	0	0	0	4	7	0.00	0.000
34 Randy Flores, L ERA: 4.19	(8, 1)	1.0		5	1	0	0	1	1	0	0	0	0	0	16	27	0.00	2.000
31 Ryan Franklin, R ERA: 1.45	(9, 1)	0.1	L	4	3	1	1	0	0	0	0	0	0	0	11	15	27.00	9.000

PITCHER	IP	WLS	BF	H	R	ER	SO	BB	IBB	HBP	BLK	WP	HR	S	P	ERA	WHIP

BOTTOM

St. Louis Cardinals @ Washington Nationals

Robert F. Kennedy Memorial Stadium, Washington, DC

Fri Aug 03 2007, 7:05 PM EDT

Att. 27,992 - Cloudy - 90 F

livebaseballscorecards.com

AB	32
R	3
H	10
RBI	3
BB	6
SO	5
LOB	21

Batter	1	2	3	4	5	6	7	8	9	AB	R	H	RBI	BB	SO	LOB
David Eckstein, R (1, 6) OBP: 0.339, SLG: 0.360	C B B X 2-1 P6		B C F B F F F X 2-2 F8		B F C X 1-2 1-2 2-3 1B		C C X 0-2 FC3-6 1B 1-2f		F C D F S 1-3 K	5	0	1	0	0	1	3
Jim Edmonds, L (1, 8) OBP: 0.308, SLG: 0.365	X 0-0 2B		C C C B S 1-3 K		B F X 1-1 F9		X 0-0 1-2 1B		B C B B B 4-1 1-2 2-3 BB	4	0	2	0	1	1	3
27 Scott Rolen, R (1, 5) OBP: 0.343, SLG: 0.396	B C C F B X 2-2 F8			B B B 4-0 26 L4-3 BB		S F B F B X 2-2 43 BB 16 1B 1B	B S S F F C 1-3 K		C B B B F X 3-2 G5-3	4	0	1	0	1	1	6
16 Chris Duncan, L (1, 7) (6, 3) OBP: 0.374, SLG: 0.544	C S B S 1-3 K			C B F B F S 2-3 K		B B X 2-0 43 BB 1-2 1B		C X 0-1 L9		4	0	1	0	0	2	2
26 Scott Spiezio, S (1, 3) OBP: 0.357, SLG: 0.398 46 Mike Maroth, L (6, 1) OBP: 0.214, SLG: 0.286 48 Brad Thompson, R (6, 1) OBP: 0.158, SLG: 0.158 So Taguchi, R (8, PH) OBP: 0.357, SLG: 0.377 (8, 9)		F B F B B B 4-2 4 G4-3-6 BB		C B X 1-1 L4-3 1-1		B B X 2-0 P5		C X 0-1 43 G6-3 1B		2 0 0 1	0 0 0 0	0 0 0 1	0 0 0 0	1 0 0 0	0 0 0 0	3 0 0 0
43 Juan Encarnacion, R (1, 9) OBP: 0.332, SLG: 0.448 Aaron Miles, S (8, 1) OBP: 0.328, SLG: 0.343		B F X 1-1 P5			C B X 1-1 L5	B D B C B 4-1 4 G5-4-3 1-2 2-3 BB		F B X 1-1 G6-3 1-2f		3 0	0 0	0 0	0 0	1 0	0 0	2 0
4 Yadier Molina, R (1, 2) OBP: 0.329, SLG: 0.314		B C C B F X 2-2 G4-3-6 1-2f			X 0-0 G4-3	X 0-0 G5-4-3 1-2f			F C B S 1-3 K	4	0	0	0	0	1	4
35 Joel Pineiro, R (1, 1) 47 Ryan Ludwick, R (6, 7) OBP: 0.301, SLG: 0.457			B C F X 1-2 F7		B B C B C B 4-2 7 1B 1B BB	X 0-0 FC3-6 1B			B F X 1-1 BB 7 E 1B	1 2	0 0	0 2	0 0	1 0	0 0	0 0
7 Adam Kennedy, L (1, 4) OBP: 0.289, SLG: 0.302			L X 0-1 HR		B F C B X 2-2 1-2 1B	F X 0-1 F7			B X 1-0 1-2 E3 BB	4	1	2	1	0	0	2
Inning Stats	R: 0 E: 0 K: 1 S: 10 H: 1 LOB: 1 BB: 0 P: 15	R: 0 E: 0 K: 0 S: 8 H: 0 LOB: 0 BB: 1 P: 15	R: 1 E: 0 K: 1 S: 15 H: 1 LOB: 0 BB: 0 P: 19	R: 0 E: 0 K: 1 S: 6 H: 0 LOB: 0 BB: 1 P: 13	R: 0 E: 0 K: 0 S: 13 H: 2 LOB: 3 BB: 1 P: 22	R: 0 E: 0 K: 0 S: 8 H: 2 LOB: 2 BB: 1 P: 18	R: 0 E: 0 K: 1 S: 12 H: 2 LOB: 2 BB: 0 P: 13	R: 0 E: 0 K: 0 S: 6 H: 1 LOB: 0 BB: 0 P: 7	R: 0 E: 1 K: 2 S: 14 H: 1 LOB: 3 BB: 1 P: 25	1B: 8 2B: 2 3B: 0 HR: 1	SF: 0 SAC: 0 DP: 4 HBP: 0						

PITCHER		IP	WLS	BF	H	R	ER	SO	BB	IBB	HBP	BLK	WP	HR	S	P	ERA	WHIP
38 Joel Hanrahan, R ERA: 3.27	(1, 1)	5.0	W	22	6	1	1	3	3	0	0	0	0	1	57	93	1.80	1.800
52 Saul Rivera, R ERA: 3.41	(6, 1)	1.0	H	3	0	0	0	0	1	0	0	0	0	0	3	9	0.00	1.000
40 Billy Traber, L ERA: 4.66	(7, 1)	2.0		8	3	0	0	1	0	0	0	0	0	0	18	20	0.00	1.500
49 Chris Schroder, R ERA: 1.19	(9, 1)	1.0		6	1	0	0	2	1	0	0	0	0	0	14	25	0.00	2.000

PITCHER	IP	WLS	BF	H	R	ER	SO	BB	IBB	HBP	BLK	WP	HR	S	P	ERA	WHIP

TOP

St. Louis Cardinals @ Washington Nationals

Robert F. Kennedy Memorial Stadium, Washington, DC

Sat Aug 04 2007, 7:05 PM EDT
Att. 29,252 - Partly Cloudy - 93 F

livebaseballscorecards.com

AB	34
R	1
H	10
RBI	1
BB	5
SO	6
LOB	25

Batter	1	2	3	4	5	6	7	8	9	AB	R	H	RBI	BB	SO	LOB
Felipe Lopez, S (1, 6) OBP: 0.305, SLG: 0.351	C B F X 1-2 G4-3 ①		B B D C C D 4-2 10 FC6-4 BB	B C X 1-1 10 E 2-3 1B ②		D B X 2-0 E4 1-3 11 HR	X 0-0 F8 ②			3	1	1	0	1	0	1
D'Angelo Jimenez, S (7, PH) OBP: 0.333, SLG: 0.250 (8, 6)										1	0	0	0	0	0	1
10 Ronnie Belliard, R (1, 4) OBP: 0.342, SLG: 0.425	C X 0-1 G6-3 ②		C B X 1-1 FC6-4 1-2f ③	1 SAFE B C B B X 3-1 G5-3 1-3 3-H ③		C D F X 1-2 SF8 3-H ②	B X 1-0 F8 ③			4	0	0	1	0	0	4
11 Ryan Zimmerman, R (1, 5) OBP: 0.322, SLG: 0.451	B C C C B X 2-2 F9 ③			B F B B X 3-1 HR	C C X 0-2 G5-3 ①	D C X 1-1 1-H HR		C X 0-1 G5-3 ①		5	2	2	3	0	0	0
21 Dmitri Young, S (1, 3) OBP: 0.387, SLG: 0.500		B F X 1-1 G4-6-3 1B		X 0-0 25 FC5-4 1B	B B X 2-0 G6-3 ②	B X 1-0 2B		B B B C X 3-1 F9 ②		4	0	3	0	0	0	0
40 Billy Traber, L (7, 1)										0	0	0	0	0	0	0
Ryan Langerhans, L (8, PH) OBP: 0.269, SLG: 0.287 (9, 9)										1	0	0	0	0	0	0
25 Austin Kearns, R (1, 9) OBP: 0.332, SLG: 0.375	C S S 0-3 K ①			B F B X 2-1 FC5-4 1-2f 1B ①	B F F F S 1-3 K2-3 ③	B C F S 1-3 K ③		C X 0-1 G6-3 ③		5	1	0	0	0	3	3
49 Chris Schroder, R (9, 1)										0	0	0	0	0	0	0
Ryan Church, L (1, 7) OBP: 0.338, SLG: 0.420	B F X 1-1 G4-6-3 1-2f ② ③			C 1 SAFE X 0-1 L9 ②		C X 0-1 P6 ①	X 0-0 HR 1B			4	1	1	0	0	0	2
Brian Schneider, L (1, 2) OBP: 0.318, SLG: 0.333			C B S F B X 2-2 G4-3 ①	1 SAFE B 1 SAFE B B B 4-0 1B 38 2B 1-2 BB		X 0-0 2B 2B	X 0-0 1-H HR			3	3	2	2	1	0	0
Nook Logan, S (1, 8) OBP: 0.313, SLG: 0.350			B X 1-0 38 SH3-4 1B	B X 1-0 38 S 38 2B 1-3 2-H 1B		C X 0-1 1B 2-H 2B	B B B B 4-0 BB			3	2	3	2	1	0	0
38 Joel Hanrahan, R (1, 1) OBP: 0.500, SLG: 1.250			1 SAFE B M 1 SAFE P 1 SAFE X 2-1 SH3-4 1-2 ②	B C X 1-1 1B 10 E 1-H 3-H 2B		B F B 2 SAFE 2 S F F X 2-2 E 10 SF8 2-H 1B	C B C S 1-3 K ①			1	1	1	2	0	0	0
52 Saul Rivera, S (6, 1)										0	0	0	0	0	0	0
Tony Batista, R (6, PH) OBP: 0.319, SLG: 0.254 (7, 3)										2	1	1	1	0	1	1
Inning Stats	R: 0 E: 0 K: 0 S: 8 H: 0 LOB: 0 BB: 0 P: 11	R: 0 E: 0 K: 1 S: 7 H: 1 LOB: 0 BB: 0 P: 9	R: 0 E: 0 K: 0 S: 12 H: 1 LOB: 2 BB: 1 P: 21	R: 5 E: 1 K: 0 S: 14 H: 5 LOB: 1 BB: 1 P: 29	R: 0 E: 0 K: 1 S: 8 H: 0 LOB: 0 BB: 0 P: 11	R: 5 E: 1 K: 1 S: 20 H: 5 LOB: 1 BB: 1 P: 28	R: 2 E: 0 K: 1 S: 7 H: 2 LOB: 1 BB: 1 P: 13	R: 0 E: 0 K: 0 S: 6 H: 0 LOB: 0 BB: 0 P: 9		1B: 7 2B: 4 3B: 0 HR: 3	SF: 1 SAC: 1 DP: 1 HBP: 0					

PITCHER		IP	WLS	BF	H	R	ER	SO	BB	IBB	HBP	BLK	WP	HR	S	P	ERA	WHIP
35 Joel Pineiro, R ERA: 5.31	(1, 1)	5.0	L	23	7	5	4	2	2	0	0	0	0	1	49	81	7.20	1.800
46 Mike Maroth, L ERA: 6.79	(6, 1)	0.2		8	5	5	2	0	0	0	0	0	0	1	17	24	27.00	7.500
48 Brad Thompson, R ERA: 5.21	(6, 1)	1.1		7	2	2	2	2	1	0	0	0	0	1	10	17	13.50	2.250
Aaron Miles, R ERA:	(8, 1)	1.0		3	0	0	0	0	0	0	0	0	0	0	6	9	0.00	0.000

PITCHER	IP	WLS	BF	H	R	ER	SO	BB	IBB	HBP	BLK	WP	HR	S	P	ERA	WHIP

BOTTOM

St. Louis Cardinals @ Washington Nationals

Robert F. Kennedy Memorial Stadium, Washington, DC

Sat Aug 04 2007, 7:05 PM EDT

Att. 29,252 - Partly Cloudy - 93 F

livebaseballscorecards.com

AB	36
R	12
H	14
RBI	11
BB	3
SO	4
LOB	12

WP: 0	PB: 0	SB: 1	CS: 0
PA: 41			

St. Louis Cardinals @ Washington Nationals

Robert F. Kennedy Memorial Stadium, Washington, DC

Sun Aug 05 2007, 1:35 PM EDT

Att. 33,517 - Cloudy - 86 F

livebaseballscorecards.com

TOP

Batter	1	2	3	4	5	6	7	8	9	AB	R	H	RBI	BB	SO	LOB
David Eckstein, R (1, 6) OBP: 0.333, SLG: 0.353	C F F B F X 1-2 ① F8		C B B B C F X 3-2 ① F7	C F X 0-2 ③ G1-3		X 0-0 ③ P6			C X 0-1 ② F7	5	0	0	0	0	0	1
26 Scott Spiezio, S (1, 5) OBP: 0.360, SLG: 0.397 27 Scott Rolen, R (7, 5) OBP: 0.342, SLG: 0.394	F B B B S F B 4-2 BB		B B C C C X 2-2 ① 43 F8 5 1B 1B		X 0-0 ① G6-3		B C B B X 3-1 ① F9		X 0-0 ③ L9	3 1	0 0	1 0	0 0	1 0	0 0	0 0
5 Albert Pujols, R (1, 3) OBP: 0.417, SLG: 0.561	B B C C X 2-2 ② F7		C F X 0-2 47 HBP 1-2 1B		C B F X 1-2 43 BB 2B 1B		C B B F C 2-3 ② K			4	1	2	0	0	1	1
43 Juan Encarnacion, R (1, 9) OBP: 0.331, SLG: 0.442	B S F S 1-3 ③ K		B S B C B X 3-2 ② F8 2-3		1 SAFE B B B C D 4-1 1-2 2B BB		X 0-0 ③ F9			3	0	0	0	1	1	3
47 Ryan Ludwick, R (1, 7) OBP: 0.306, SLG: 0.473		B F B B X 2-1 HR F B F H 2-2 1-2 HBP			F B B B C F S 2-3 ② K			B C X 1-1 ① P6		3	1	1	1	0	1	2
Jim Edmonds, L (1, 8) OBP: 0.314, SLG: 0.377		F B C B B B 4-2 50 SH2-4 BB C B X 1-1 ③ F7			F X 0-1 ③ 1-H 2-H 2B			X 0-0 2B		3	0	2	1	1	0	3
Gary Bennett, R (1, 2) OBP: 0.261, SLG: 0.293 16 Chris Duncan, L (8, PH) OBP: 0.376, SLG: 0.544 31 Ryan Franklin, R (8, 1)		B X 1-0 ① F9		B C C F B F F X 2-2 ① G5-3		B F F B C 2-3 ① K		B B B B 4-0 4 G1-4-3 BB		3 0 0	0 0 0	0 0 0	0 0 0	0 1 0	1 0 0	1 0 0
50 Adam Wainwright, R (1, 1) OBP: 0.317, SLG: 0.436 7 Adam Kennedy, L (8, PH) OBP: 0.289, SLG: 0.302 4 Yadier Molina, R (8, PH) OBP: 0.328, SLG: 0.312 (8, 2)		F L B X 1-2 ② SH2-4 1-2		F X 0-1 HR		S B X 1-1 ② L9		X 0-0 ② ③ G1-4-3 1-2f		2 0 1	1 0 0	1 0 0	1 0 0	0 0 0	0 0 0	0 0 2
Aaron Miles, S (1, 4) OBP: 0.327, SLG: 0.342		X 0-0 ③ G4-3		C B X 1-1 ② F8		X 0-0 1B			B C C F S 1-3 ① K	4	0	1	0	0	1	1
Inning Stats	R: 0 E: 0 K: 1 S: 14 H: 0 LOB: 1 BB: 1 P: 22	R: 1 E: 0 K: 0 S: 9 H: 1 LOB: 1 BB: 1 P: 17	R: 0 E: 0 K: 0 S: 17 H: 2 LOB: 3 BB: 0 P: 28	R: 1 E: 0 K: 0 S: 13 H: 1 LOB: 0 BB: 0 P: 16	R: 1 E: 0 K: 1 S: 11 H: 2 LOB: 2 BB: 1 P: 18	R: 0 E: 0 K: 1 S: 7 H: 1 LOB: 1 BB: 0 P: 10	R: 0 E: 0 K: 1 S: 6 H: 0 LOB: 0 BB: 0 P: 11	R: 0 E: 0 K: 0 S: 4 H: 1 LOB: 1 BB: 1 P: 9	R: 0 E: 0 K: 1 S: 7 H: 0 LOB: 0 BB: 0 P: 8	1B: 4 2B: 2 3B: 0 HR: 2	SF: 0 SAC: 1 DP: 1 HBP: 1					

	AB	32
	R	3
	H	8
	RBI	3
	BB	4
	SO	5
	LOB	14

WP: 0 PB: 0 SB: 0 CS: 0 PA: 38

PITCHER		IP	WLS	BF	H	R	ER	SO	BB	IBB	HBP	BLK	WP	HR	S	P	ERA	WHIP
47 Matt Chico, L ERA: 4.76	(1, 1)	5.0		24	6	3	3	2	3	0	1	0	0	2	64	101	5.40	1.800
52 Saul Rivera, R ERA: 3.36	(6, 1)	1.0		4	1	0	0	1	0	0	0	0	0	0	7	10	0.00	1.000
Luis Ayala, R ERA: 2.5	(7, 1)	1.1		6	1	0	0	1	1	0	0	0	0	0	9	19	0.00	1.500
34 Ray King, L ERA: 4.45	(8, 1)	0.2	W	1	0	0	0	0	0	0	0	0	0	0	1	1	0.00	0.000
32 Chad Cordero, R ERA: 2.5	(9, 1)	1.0	S	3	0	0	0	1	0	0	0	0	0	0	7	8	0.00	0.000

PITCHER	IP	WLS	BF	H	R	ER	SO	BB	IBB	HBP	BLK	WP	HR	S	P	ERA	WHIP

Batter	1	2	3	4	5	6	7	8	9	AB	R	H	RBI	BB	SO	LOB
Felipe Lopez, S (1, 6) OBP: 0.305, SLG: 0.349 D'Angelo Jimenez, S (6, 6) OBP: 0.340, SLG: 0.244	B B B B 4-0 10 SH3 BB	C X 0-1 ③ FC6-4 1-2f		C X 0-1 ① F8		C B F T B F F X 2-2 ② G5-3		B B B C F C F B 4-2 11 1B 21 2B BB		2 1	0 1	0 0	0 0	1 1	0 0	2 0
10 Ronnie Belliard, R (1, 4) OBP: 0.341, SLG: 0.423	C X 0-1 ① SH3 1-2		X 0-0 ① G6-3	B F B F X 2-2 ② G1-3		B C T C X 1-2 11 FC6-4 1B		B F T B B F F F T 3-2 ② K 2-3		4	0	1	0	0	1	2
11 Ryan Zimmerman, R (1, 5) OBP: 0.324, SLG: 0.455	B C S D C 2-3 ② K		B S B B X 3-1 21 2B 2B	F X 0-1 1B		B X 1-0 ③ FC6-4 1-2f		C S F F F F X 0-2 21 2B 1-2 3-H 1B		5	2	3	1	0	1	2
21 Dmitri Young, S (1, 3) OBP: 0.390, SLG: 0.507 32 Chad Cordero, R (9, 1)	F B F F C 1-3 ③ K		F B X 1-1 3 HBP 1B 2-H 2B	F F 1 SAFE F S 0-3 ③ K			B X 1-0 1B	X 0-0 25 1B 1-H 2-H 2B		5 0	1 0	3 0	3 0	0 0	2 0	2 0
25 Austin Kearns, R (1, 9) OBP: 0.330, SLG: 0.373		C B B C X 2-2 ① G6-3	S B C X 1-2 ② F7		B X 1-0 ① F8		B B C X 2-1 ① F8	S B F B B F F X 3-2 ③ 2-H 1B		5	0	1	0	0	0	2
Ryan Church, L (1, 7) OBP: 0.342, SLG: 0.423		B X 1-0 47 1B 2B	I I I I 4-0 1B 3 HBP IBB		H 1-0 HBP		C F S 0-3 ② K			2	1	1	0	1	1	1
3 Jesus Flores, R (1, 2) OBP: 0.316, SLG: 0.343	C B F C 1-3 ② K		B D C H 3-1 1B 1-2 2-3 HBP		1 SAFE F S C 0-3 ② K		C B B B F X 3-2 ③ F8			3	0	0	0	0	2	3
Nook Logan, S (1, 8) OBP: 0.322, SLG: 0.355		D B B B 4-0 47 1B BB	X 0-0 1-2 2-3 3-H 1B		C F 1 SAFE X 0-2 ③ G5-3			X 0-0 10 S 11 1B SH5-3 1B		3	1	2	1	1	0	1
47 Matt Chico, L (1, 1) OBP: 0.176, SLG: 0.176 52 Saul Rivera, S (6, 1) Ryan Langerhans, L (6, PH) OBP: 0.268, SLG: 0.286 Luis Ayala, R (7, 1) 34 Ray King, L (8, 1) Robert Fick, L (8, PH) OBP: 0.283, SLG: 0.230 (9, 3)		C B S X 1-2 FC6-4 1-3 2-H 1B	S C F S 0-3 ③ K			X 0-0 ① G4-3		L 1 SAFE X 0-1 ① SH5-3 1-2		2 0 1 0 0 0 0	0 0 0 0 0 0 0	1 0 0 0 0 0 0	1 0 0 0 0 0 0	0 0 0 0 0 0 0	1 0 0 0 0 0 0	3 0 0 0 0 0 0
Inning Stats	R: 0 E: 0 K: 2 S: 9 H: 0 LOB: 1 BB: 1 P: 16	R: 1 E: 0 K: 1 S: 12 H: 2 LOB: 2 BB: 1 P: 21	R: 2 E: 0 K: 1 S: 14 H: 3 LOB: 3 BB: 1 P: 26	R: 0 E: 0 K: 1 S: 11 H: 1 LOB: 1 BB: 0 P: 13	R: 0 E: 0 K: 1 S: 7 H: 0 LOB: 1 BB: 0 P: 9	R: 0 E: 0 K: 0 S: 11 H: 1 LOB: 1 BB: 0 P: 15	R: 0 E: 0 K: 1 S: 9 H: 1 LOB: 1 BB: 0 P: 15	R: 3 E: 0 K: 1 S: 25 H: 4 LOB: 2 BB: 1 P: 35		1B: 8 2B: 4 3B: 0 HR: 0	SF: 0 SAC: 2 DP: 0 HBP: 2			WP: 0 PB: 0 SB: 1 CS: 0	PA: 41	

PITCHER	IP	WLS	BF	H	R	ER	SO	BB	IBB	HBP	BLK	WP	HR	S	P	ERA	WHIP
50 Adam Wainwright, R (1, 1) ERA: 4.35	7.0		34	8	3	3	7	2	1	2	0	0	0	73	115	3.86	1.429
31 Ryan Franklin, R (8, 1) ERA: 1.89	1.0	L	7	4	3	3	1	1	0	0	0	0	0	25	35	27.00	5.000

PITCHER	IP	WLS	BF	H	R	ER	SO	BB	IBB	HBP	BLK	WP	HR	S	P	ERA	WHIP

BOTTOM

St. Louis Cardinals @ Washington Nationals

Robert F. Kennedy Memorial Stadium, Washington, DC

Sun Aug 05 2007, 1:35 PM EDT

Att. 33,517 - Cloudy - 86 F

livebaseballscorecards.com

AB	33
R	6
H	12
RBI	6
BB	4
SO	8
LOB	18

San Diego Padres @ St. Louis Cardinals

Busch Stadium, St. Louis, MO

Mon Aug 06 2007, 6:05 PM CDT

Att. 42,743 - Partly Cloudy - 96 F

livebaseballscorecards.com

Batter	1	2	3	4	5	6	7	8	9	AB	R	H	RBI	BB	SO	LOB
24 Brian Giles, L (1, 9) OBP: 0.381, SLG: 0.374	F FA 90 B SL 85 B FA 90 C FA 89 B FA 90 S FA 89 3-3 ① K		C FA 91 B FA 91 B SL 80 X CH 81 2-1 ③ G3		F FA 91 B CH 82 B SL 85 X CH 81 2-1 ③ G3-1			B FA 92 S FA 92 X FA 94 1-1 ① P4		3	0	0	0	0	1	0
14 Scott Hairston, R (6, 8) OBP: 0.303, SLG: 0.403										1	0	0	0	0	0	0
Rob Mackowiak, L (1, 7) OBP: 0.353, SLG: 0.412 (6, 9)	F FA 90 S CH 82 B CH 83 B FA 90 F CH 81 F FA 92 B FA 91 F FA 90 X FA 90 3-2 ② F7			B FA 89 X CH 78 1-0 1B		X FA 87 0-0 ① F9		C FA 93 S CU 78 F FA 94 B FA 93 B CU 78 F FA 93 X FA 93 2-2 ② F8		4	0	1	0	0	0	0
Mike Cameron, R (1, 8) OBP: 0.319, SLG: 0.440	S SL 87 B SL 86 F FA 91 F FA 91 S SL 86 1-3 ③ K			X FA 89 0-0 ① P4		C FA 86 B CH 78 B SL 84 S FA 88 X SL 83 2-2 ② G5-3		S SL 87 F SL 89 B SL 94 B CU 79 F FA 94 F FA 93 S SL 87 2-3 ③ K		3	0	0	0	0	1	1
22 Marcus Giles, R (6, 4) OBP: 0.300, SLG: 0.315										1	0	0	0	0	1	0
23 Adrián González, L (1, 3) OBP: 0.338, SLG: 0.476		S FA 90 B CH 82 B FA 90 B FA 90 X FA 90 3-1 HR		S FA 89 B SL 84 F CH 80 F SL 86 B FA 91 B CH 79 X CH 79 3-2 ② P4		X CH 80 0-0 2B			F FA 90 X FC 86 0-1 ① F9	4	1	2	1	0	0	1
Morgan Ensberg, R (1, 5) OBP: 0.319, SLG: 0.399		B FA 90 B SL 86 F FA 89 C SL 86 F SL 87 B SL 79 F SL 86 C FA 90 3-3 ① K		B SL 85 F FA 89 B SL 85 X SL 85 2-1 ③ P5		F SL 85 B FA 89 C FA 89 F SL 83 B FA 89 T FA 90 2-2 ③ K			X FA 91 0-0 3 2B 28 SF8 1B	4	1	1	0	0	2	2
3 Khalil Greene, R (1, 6) OBP: 0.269, SLG: 0.446		C FA 92 B FA 89 F FA 90 F CH 82 X FA 92 1-2 ② G5-3			C SL 78 S CH 77 B SL 80 B FA 90 F SL 80 X FA 91 2-2 ① G4-3		B FA 87 X FA 88 1-0 HR		F FA 90 S CU 78 X CU 78 0-2 1B 1-3 2B	4	1	2	1	0	0	0
28 Josh Bard, S (1, 2) OBP: 0.348, SLG: 0.381		F FA 91 X SL 86 0-1 ③ G3			B CH 82 C FA 90 X FA 90 1-1 HR 1B	F CH 80 F CH 81 B FA 90 F CH 80 B FA 89 T FA 90 2-2 ① K			B FA 90 X CU 77 1-0 ② SF8 3-H	3	1	1	1	0	1	0
Geoff Blum, S (1, 4) OBP: 0.343, SLG: 0.377 (6, 7)			C CH 80 B FA 90 F FA 92 B FA 90 F CH 80 X FA 91 2-2 ① G6-3		T FA 90 X FA 88 0-1 1-H HR	B FA 92 C FA 92 F CU 76 B CU 78 B SL 86 X FA 92 3-2 ② P2			B SL 84 C FA 90 B FA 90 X FA 90 2-1 5 FC5-4 2-3 1B	4	1	2	2	0	0	0
David Wells, L (1, 1) OBP: 0.105, SLG: 0.105			X FA 91 0-0 ② G3		F FA 91 S FA 92 S FS 83 0-3 ② K	X FA 91 0-0 ③ L9			X FA 89 0-0 ③ FC5-4 1-2f	2	0	0	0	0	1	0
39 Mike Thompson, R (5, 1)										1	0	0	0	0	0	0
5 Kevin Kouzmanoff, R (9, PH) OBP: 0.285, SLG: 0.401										1	0	0	0	0	0	2
Inning Stats	R: 0 E: 0 K: 2 S: 13 H: 0 LOB: 0 BB: 0 P: 20	R: 1 E: 0 K: 1 S: 13 H: 1 LOB: 0 BB: 0 P: 20	R: 0 E: 0 K: 0 S: 7 H: 0 LOB: 0 BB: 0 P: 11	R: 0 E: 0 K: 0 S: 8 H: 1 LOB: 1 BB: 0 P: 14	R: 2 E: 0 K: 1 S: 13 H: 2 LOB: 0 BB: 0 P: 18	R: 0 E: 0 K: 1 S: 9 H: 1 LOB: 1 BB: 0 P: 13	R: 1 E: 0 K: 1 S: 9 H: 1 LOB: 0 BB: 0 P: 15	R: 0 E: 0 K: 1 S: 12 H: 0 LOB: 0 BB: 0 P: 17	R: 1 E: 0 K: 0 S: 10 H: 3 LOB: 2 BB: 0 P: 13	1B: 4 2B: 2 3B: 0 HR: 3 SF: 1 SAC: 0 DP: 0 HBP: 0						

	AB	35
	R	5
	H	9
	RBI	5
	BB	0
	SO	7
	LOB	6

WP: 0 PB: 0 SB: 0 CS: 0 PA: 36

PITCHER		IP	WLS	BF	H	R	ER	SO	BB	IBB	HBP	BLK	WP	HR	S	P	ERA	WHIP
Braden Looper, R ERA: 5.25	(1, 1)	6.1	W	25	6	4	4	6	0	0	0	0	0	3	68	104	5.68	0.947
36 Russ Springer, R ERA: 3.0	(7, 1)	0.2		2	0	0	0	0	0	0	0	0	0	0	4	7	0.00	0.000
Troy Percival, R ERA: 2.65	(8, 1)	1.0		3	0	0	0	1	0	0	0	0	0	0	12	17	0.00	0.000
34 Randy Flores, L ERA: 4.31	(9, 1)	1.0		6	3	1	1	0	0	0	0	0	0	0	10	13	9.00	3.000

PITCHER	IP	WLS	BF	H	R	ER	SO	BB	IBB	HBP	BLK	WP	HR	S	P	ERA	WHIP

Batter	1	2	3	4	5	6	7	8	9	AB	R	H	RBI	BB	SO	LOB
David Eckstein, R (1, 6) OBP: 0.331, SLG: 0.352	L FA 86 X FA 87 0-1 ① B3		C FA 86 B CU 68 F FA 87 X CU 71 1-2 ① G5-3		B CU 70 1-1 C CU 69 X FA 87 5 1B 1-3 2-H 1B X FA 91 0-0 ① SF8 3-H			B FA 89 F CH 83 C FA 90 B FA 90 B CH 85 X FA 91 3-2 ① G6-3		4	1	1	2	0	0	0
So Taguchi, R (1, 8) OBP: 0.358, SLG: 0.378	B FA 87 C CU 68 S FA 86 X FA 84 1-2 ② 43 1B 1B		B FA 88 C CU 69 X FA 89 1-1 ② G3		B FA 86 2-0 B FA 87 X FA 87 5 1B 1-2 43 1B 1B 3-H B CH 85 1-1 ② ③ C FA 91 X FA 91 G6-4-3 1-2f			B CU 72 X FA 91 1-0 ② L9		5	1	2	1	0	0	1
5 Albert Pujols, R (1, 3) OBP: 0.419, SLG: 0.563	C CU 70 X FA 87 0-1 ② F8		B FA 86 B FA 88 C CU 69 X FA 87 2-1 2B		B FA 88 B CU 70 F SL 83 X FC 85 2-1 43 1B 27 HR 1B 1-2 2-H	X FA 90 0-0 ① G6-3		C CH 84 B FA 91 B FA 91 B CH 85 B FA 90 4-1 BB		4	1	2	1	1	0	1
43 Juan Encarnacion, R (1, 9) OBP: 0.332, SLG: 0.441	C FA 87 B CU 68 C CU 69 F FA 86 X CU 71 1-2 27 FC5-4 1-3 1B		C CU 70 F FA 87 B FA 87 X CU 69 1-2 ③ F8		X FA 87 0-0 27 HR 1B 1-3 2-H	B CU 73 X FA 90 1-0 ② L9		C CH 84 X FA 90 0-1 ③ L6		5	1	2	1	0	0	2
27 Scott Rolen, R (1, 5) OBP: 0.341, SLG: 0.402	C FA 87 B FA 87 C CU 70 B CU 70 X CU 70 2-2 ③ FC5-4 1-2f			X FA 86 0-0 ① G5-3	T CU 71 X CU 69 0-1 1-H HR 3-H	C FA 92 B FA 91 X FA 92 1-1 ③ G4-3				4	1	1	3	0	0	2
47 Ryan Ludwick, R (1, 7) OBP: 0.310, SLG: 0.497		X FA 87 0-0 ① G5-3		F FA 86 B CU 68 B FA 85 B CU 69 F FA 86 X FA 84 3-2 ② F8	X FA 91 0-0 HR		X SL 86 0-0 2B			4	1	2	1	0	0	0
4 Yadier Molina, R (1, 2) OBP: 0.331, SLG: 0.313		C FA 86 X CH 77 0-1 WP 1B		X FA 87 0-0 ③ G5-3	B SL 87 B CH 85 B FA 91 B FA 91 4-0 E 1B BB		F FA 88 X CH 84 0-1 ① G5-3			3	1	1	0	1	0	1
Braden Looper, R (1, 1) OBP: 0.289, SLG: 0.265 36 Russ Springer, R (7, 1) 16 Chris Duncan, L (7, PH) OBP: 0.378, SLG: 0.544 Troy Percival, R (8, 1) 34 Randy Flores, L (9, 1)		C FA 86 L CU 69 L CU 70 0-3 ② K			C FA 90 2-2 B FA 86 B CU 67 F FA 87 X CU 69 1B 1B X FA 91 0-0 E1 1B SF8 1-3 1B		B CH 85 B CU 71 B FA 90 B FA 90 4-0 G4-6-3 BB			3 0 0 0 0	2 0 0 0 0	2 0 0 0 0	0 0 0 0 0	1 0 1 0 0	0 0 0 0 0	1 0 0 0 0
Aaron Miles, S (1, 4) OBP: 0.329, SLG: 0.344		B CU 71 B FA 88 C FA 88 F CU 69 X CU 70 2-2 ③ G4-3 1-3			C CU 69 0-2 F FA 86 X FC 85 1B 1B 1-2 1B X CH 84 0-0 G6-4-3 2-3 3-H 1B		X CH 83 0-0 ② ③ G4-6-3 1-2f			4	1	2	1	0	0	3
Inning Stats	R: 0 E: 0 K: 0 S: 14 H: 2 LOB: 2 BB: 0 P: 18	R: 0 E: 0 K: 1 S: 9 H: 1 LOB: 1 BB: 0 P: 11	R: 0 E: 0 K: 0 S: 10 H: 1 LOB: 1 BB: 0 P: 15	R: 0 E: 0 K: 0 S: 5 H: 0 LOB: 0 BB: 0 P: 8	R: 10 E: 1 K: 0 S: 21 H: 10 LOB: 0 BB: 1 P: 33	R: 0 E: 0 K: 0 S: 4 H: 0 LOB: 0 BB: 0 P: 6	R: 0 E: 0 K: 0 S: 4 H: 1 LOB: 1 BB: 1 P: 8	R: 0 E: 0 K: 0 S: 7 H: 0 LOB: 1 BB: 1 P: 15		1B: 11 2B: 2 3B: 0 HR: 2 SF: 1 SAC: 0 DP: 2 HBP: 0					

PITCHER	IP	WLS	BF	H	R	ER	SO	BB	IBB	HBP	BLK	WP	HR	S	P	ERA	WHIP
David Wells, L (1, 1) ERA: 5.54	4.0	L	23	11	7	7	1	0	0	0	0	1	1	53	74	15.75	2.750
39 Mike Thompson, R (5, 1) ERA: 6.91	4.0		17	4	3	2	0	3	0	0	0	0	1	21	40	4.50	1.750

PITCHER	IP	WLS	BF	H	R	ER	SO	BB	IBB	HBP	BLK	WP	HR	S	P	ERA	WHIP

BOTTOM

San Diego Padres @ St. Louis Cardinals

Busch Stadium, St. Louis, MO

Mon Aug 06 2007, 6:05 PM CDT
Att. 42,743 - Partly Cloudy - 96 F

livebaseballscorecards.com

AB	36
R	10
H	15
RBI	10
BB	3
SO	1
LOB	11

San Diego Padres @ St. Louis Cardinals

Busch Stadium, St. Louis, MO

Tue Aug 07 2007, 7:10 PM CDT

Att. 42,846 - Clear - 96 F

TOP

livebaseballscorecards.com

Batter	1	2	3	4	5	6	7	8	9	AB	R	H	RBI	BB	SO	LOB
24 Brian Giles, L (1, 9) OBP: 0.380, SLG: 0.372	B FA 89 B FA 87 X FA 87 2-0 ① P5		B CU 78 C FA 90 B FA 91 X FA 90 2-1 1-3 1B		B FA 91 X CH 76 1-0 ③ F8		C FA 91 X CH 76 0-1 ③ F8		B FA 92 X FA 91 1-0 WP 3B 2-H 3-H	4	0	1	0	0	0	2
14 Scott Hairston, R (7, 7) OBP: 0.307, SLG: 0.417										1	1	1	2	0	0	0
Geoff Blum, S (1, 4) OBP: 0.349, SLG: 0.384	B FA 90 C FA 90 C CU 77 F FA 93 B CH 76 B FA 91 X FA 88 3-2 ② P6		F CH 78 X CU 77 0-1 ② F8			B FA 88 C CH 77 B CU 76 X FA 90 2-1 23 G1-6-3 1B		C FA 88 F SL 78 B SL 78 X FA 88 1-2 3 F8 23 BB 1B	B CU 78 C FA 93 B CU 80 X FC 91 2-1 3-H 1B	5	0	3	0	0	0	2
Mike Cameron, R (1, 8) OBP: 0.318, SLG: 0.436	F CH 86 B FA 86 B CU 77 B FA 89 F FA 88 F FA 88 F CU 78 B FA 90 4-2 BB		C CU 76 F CU 77 B CU 79 X CH 85 1-2 ③ F7			X FA 87 0-0 ① F9		X SL 79 0-0 ① B2	C FA 93 B FA 93 B FA 90 S FA 93 S CU 79 2-3 ② K	4	0	0	0	1	1	5
23 Adrián González, L (1, 3) OBP: 0.339, SLG: 0.474	S CU 78 S CU 78 X FA 92 0-2 ③ F8			B CH 76 B FA 90 F CH 76 F CU 75 X FA 90 2-2 G4-3 3 G3 1B		C CU 78 B FA 91 F CU 77 X CH 78 1-2 ②③ G1-6-3 1-2f		B SL 80 B SL 80 B SL 79 F FA 89 B SL 80 4-1 1-2 BB	F FA 94 S CU 80 F CU 80 F CU 79 S FA 90 0-3 ③ K	4	0	1	0	1	1	3
3 Khalil Greene, R (1, 6) OBP: 0.267, SLG: 0.441		C CU 74 B CU 76 B CH 85 F FA 87 X CU 75 2-2 ① G5-3		D CU 76 F FA 88 X FA 88 1-1 ① G3 1-2			C CU 75 B CU 78 B FA 86 X CU 77 2-1 ① L7	B SL 86 B SL 88 F SL 87 F FA 93 X FA 93 2-2 ② F8 2-3		4	0	0	0	0	0	3
Rob Mackowiak, L (1, 7) (7, 9) OBP: 0.351, SLG: 0.409		B FA 88 B FA 89 F FA 89 C FA 90 F FA 91 F FA 91 F FA 90 F CH 77 F FA 90 3-2 ② L4		B CU 75 X FA 91 1-0 ② G4-3 2-3			C FA 90 B CU 79 X CU 77 1-1 5 1B 28 1B 1B	B FC 88 X FA 93 1-0 ③ L7		4	1	1	0	0	0	3
5 Kevin Kouzmanoff, R (1, 5) OBP: 0.285, SLG: 0.399		B FA 87 X FA 88 1-0 ③ G5-3		S CU 76 F FA 88 F CU 78 B CU 80 C CH 85 1-3 ③ K			1 SAFE B FA 88 F FA 88 S FA 88 B FA 89 F CU 78 B CH 86 F FA 89 1 SAFE 3-2 X FA 90 28 1B 1-3 1B		X FA 92 0-0 E6 22 SH5-4 14 3B	4	1	1	0	0	1	1
28 Josh Bard, S (1, 2) OBP: 0.354, SLG: 0.385			C CH 75 C CU 75 X FA 90 0-2 24 1B 1B		S CU 74 B CH 76 B CU 76 B FA 90 C FA 88 X FA 87 3-2 ① G3		X CU 78 0-0 1-2 3-H 1B		B FC 90 D FA 93 B FC 89 B FA 93 4-0 22 SH5-4 14 3B BB	3	1	2	1	1	0	0
44 Jake Peavy, R (1, 1) OBP: 0.208, SLG: 0.298 Terrmel Sledge, L (7, PH) OBP: 0.310, SLG: 0.376 43 Cla Meredith, R (7, 1) 21 Heath Bell, R (8, 1) 22 Marcus Giles, R (9, PH) OBP: 0.300, SLG: 0.315 26 Doug Brocail, L (9, 1) OBP: 0.500, SLG: 0.500			L CH 82 C CU 76 D CU 76 C 1-3 ① K		F CH 82 X CU 73 0-1 ② P3		X CH 77 0-0 ② F8		X 0-0 ① SH5-4 1-2 2-3	2 1 0 0 0 0	0 0 0 0 0 0	0 0 0 0 0 0	0 0 0 0 0 0	1 0 0 0 0 0	1 2 0 0 0 0	1 2 0 0 0 0
Inning Stats	R: 0 E: 0 K: 0 S: 12 H: 0 LOB: 1 BB: 1 P: 21	R: 0 E: 0 K: 0 S: 12 H: 0 LOB: 0 BB: 0 P: 18	R: 0 E: 0 K: 1 S: 13 H: 2 LOB: 2 BB: 0 P: 17	R: 0 E: 0 K: 1 S: 10 H: 1 LOB: 1 BB: 0 P: 15	R: 0 E: 0 K: 0 S: 6 H: 0 LOB: 0 BB: 0 P: 10	R: 0 E: 0 K: 0 S: 6 H: 1 LOB: 0 BB: 0 P: 9	R: 1 E: 0 K: 0 S: 13 H: 3 LOB: 2 BB: 0 P: 19	R: 0 E: 0 K: 0 S: 9 H: 1 LOB: 2 BB: 1 P: 17	R: 3 E: 1 K: 2 S: 13 H: 2 LOB: 1 BB: 1 P: 22	1B: 9 2B: 0 3B: 1 HR: 0	SF: 0 SAC: 1 DP: 1 HBP: 0					

	AB	36
	R	4
	H	10
	RBI	3
	BB	3
	SO	4
	LOB	22

WP: 1 PA: 40
PB: 0
SB: 0
CS: 0

PITCHER		IP	WLS	BF	H	R	ER	SO	BB	IBB	HBP	BLK	WP	HR	S	P	ERA	WHIP
23 Anthony Reyes, R ERA: 5.66	(1, 1)	7.0	L	28	7	1	1	2	1	0	0	0	0	0	72	109	1.29	1.143
19 Tyler Johnson, L ERA: 4.26	(8, 1)	0.1		3	1	0	0	0	1	0	0	0	0	0	5	10	0.00	6.000
36 Russ Springer, R ERA: 2.95	(8, 1)	0.2		2	0	0	0	0	0	0	0	0	0	0	4	7	0.00	0.000
44 Jason Isringhausen, R ERA: 1.75	(9, 1)	1.0		7	2	3	2	2	1	0	0	0	1	0	13	22	18.00	3.000

PITCHER		IP	WLS	BF	H	R	ER	SO	BB	IBB	HBP	BLK	WP	HR	S	P	ERA	WHIP

San Diego Padres @ St. Louis Cardinals

Busch Stadium, St. Louis, MO

Tue Aug 07 2007, 7:10 PM CDT

Att. 42,846 - Clear - 96 F

livebaseballscorecards.com

BOTTOM

Batter	1	2	3	4	5	6	7	8	9	AB	R	H	RBI	BB	SO	LOB
7 Adam Kennedy, L (1, 4) OBP: 0.285, SLG: 0.297	X FA 90 0-0 ① F8		C FA 92 B FA 92 F CH 85 B FA 95 S SL 88 2-3 ② K		C FA 94 X FA 94 0-1 ③ G3			C FA 96 F CU 86 X FA 98 0-2 ① G5-3		4	0	0	0	0	1	0
16 Chris Duncan, L (1, 7) OBP: 0.376, SLG: 0.540 44 Jason Isringhausen, R (9, 1)	C FA 92 B CU 71 F FA 93 B CU 78 B CU 71 F FA 94 S SL 87 3-3 ② K		B CH 86 C SL 89 B FC 88 X CU 78 2-1 ③ F7			B SL 86 C SL 86 X FA 95 1-1 1B		C CU 85 S CU 83 B SL 87 C 1-3 ② K		4 0	0 0	1 0	0 0	0 0	2 0	0 0
5 Albert Pujols, R (1, 3) OBP: 0.420, SLG: 0.560	B CU 74 B CU 78 C FA 93 B FA 92 D SL 83 4-1 1B BB			F FA 93 F FA 91 F FA 95 B CU 76 B CU 81 X SL 87 2-2 ① G1-3		B FA 95 C FA 94 B FA 94 S FA 94 S FA 94 2-3 ① K		C SL 87 B FA 98 B CU 87 B FA 98 F SL 87 B FA 98 4-2 1B BB		2	0	0	0	2	1	1
Jim Edmonds, L (1, 8) OBP: 0.321, SLG: 0.388	F FA 94 X CU 73 0-1 1-3 1B			B FA 94 X SL 86 1-0 2B		F FA 94 X FA 94 0-1 ② F7		X FA 97 0-0 1-2 1B		4	0	3	0	0	0	1
27 Scott Rolen, R (1, 5) OBP: 0.338, SLG: 0.397	C FA 94 F FA 95 B FA 97 F CU 82 F FA 96 B FA 97 B SL 86 F CU 82 F FA 96 3-2 ③ P4			B FA 93 C FA 94 B FA 95 B FA 94 F CH 86 F FA 96 X SL 83 3-2 ② L8		B FA 95 X SL 86 1-0 ③ F7		C FA 97 F FA 95 X FA 96 0-2 ③ G4-3		4	0	0	0	0	0	6
47 Ryan Ludwick, R (1, 9) OBP: 0.309, SLG: 0.489 (9, 7)		X SL 87 0-0 ① F8		B SL 83 S SL 87 B FA 96 C SL 82 F FA 96 B FA 96 F SL 87 F FA 96 B FA 96 4-2 ① BB			C FA 88 B SL 77 B SL 79 F FA 87 B SL 78 X FA 87 3-2 ① G1-3		C SL 86 B FA 92 C FA 92 X FA 94 1-2 ① P3	3	0	0	0	1	0	0
4 Yadier Molina, R (1, 2) OBP: 0.326, SLG: 0.307		B FA 90 S SL 84 B FA 92 F FA 92 F FA 95 B SL 86 F FA 93 X FA 93 3-2 ② P4		F FA 95 D SL 88 C FA 96 1 SAFE S FA 96 1-3 ③ K			X FA 88 0-0 ② G5-3		B FA 92 C FA 92 X CU 79 1-1 ② F8	4	0	0	0	0	1	2
23 Anthony Reyes, R (1, 1) OBP: 0.048, SLG: 0.048 So Taguchi, R (7, PH) OBP: 0.361, SLG: 0.380 19 Tyler Johnson, S (8, 1) 36 Russ Springer, R (8, 1) 43 Juan Encarnacion, R (9, 9) OBP: 0.331, SLG: 0.440		F FA 94 B FA 95 X SL 85 1-1 ③ G6-3			C SL 85 B CU 79 F SL 86 C CU 80 1-3 ① K		C FA 87 B FA 88 F FA 87 B SL 77 F FA 88 F FA 87 X FA 87 2-2 1B		C CU 77 F FA 94 B FA 93 F FA 93 F FA 93 X FA 94 1-2 ③ F9	2 1 0 0 1	0 0 0 0 0	0 1 0 0 0	0 0 0 0 0	1 0 0 0 0	0 0 0 0 0	0 0 0 0 0
Aaron Miles, S (1, 6) OBP: 0.326, SLG: 0.341			B FA 90 X FA 90 1-0 ① P2		B CH 86 B CH 83 B FA 91 C FA 90 C FA 91 X FA 92 3-2 ② G1-3		X FA 88 0-0 ③ G1-3			3	0	0	0	0	0	1
Inning Stats	R: 0 E: 0 K: 1 S: 19 H: 1 LOB: 2 BB: 1 P: 29	R: 0 E: 0 K: 0 S: 8 H: 0 LOB: 0 BB: 0 P: 12	R: 0 E: 0 K: 1 S: 6 H: 0 LOB: 0 BB: 0 P: 11	R: 0 E: 0 K: 1 S: 17 H: 1 LOB: 2 BB: 1 P: 28	R: 0 E: 0 K: 1 S: 8 H: 0 LOB: 0 BB: 0 P: 12	R: 0 E: 0 K: 1 S: 8 H: 1 LOB: 1 BB: 0 P: 12	R: 0 E: 0 K: 0 S: 10 H: 1 LOB: 1 BB: 0 P: 15	R: 0 E: 0 K: 1 S: 12 H: 1 LOB: 2 BB: 1 P: 17	R: 0 E: 0 K: 0 S: 10 H: 0 LOB: 0 BB: 0 P: 13	1B: 4 2B: 1 3B: 0 HR: 0	SF: 0 SAC: 0 DP: 0 HBP: 0		WP: 0 PB: 0 SB: 0 CS: 0	PA: 35			

PITCHER		IP	WLS	BF	H	R	ER	SO	BB	IBB	HBP	BLK	WP	HR	S	P	ERA	WHIP
44 Jake Peavy, R ERA: 2.21	(1, 1)	6.0	W	23	3	0	0	5	2	0	0	0	0	0	66	104	0.00	0.833
43 Cla Meredith, R ERA: 3.27	(7, 1)	1.0	H	4	1	0	0	0	0	0	0	0	0	0	10	15	0.00	1.000
21 Heath Bell, R ERA: 2.38	(8, 1)	1.0	H	5	1	0	0	1	1	0	0	0	0	0	12	17	0.00	2.000
26 Doug Brocail, R ERA: 3.93	(9, 1)	1.0		3	0	0	0	0	0	0	0	0	0	0	10	13	0.00	0.000

PITCHER	IP	WLS	BF	H	R	ER	SO	BB	IBB	HBP	BLK	WP	HR	S	P	ERA	WHIP

AB	32
R	0
H	5
RBI	0
BB	3
SO	6
LOB	11

San Diego Padres @ St. Louis Cardinals

Busch Stadium, St. Louis, MO

Wed Aug 08 2007, 7:10 PM CDT
Att. 42,138 - Partly Cloudy - 96 F

TOP

livebaseballscorecards.com

Batter	1	2	3	4	5	6	7	8	9	AB	R	H	RBI	BB	SO	LOB
24 Brian Giles, L (1, 9) OBP: 0.378, SLG: 0.371	B FA 89 X FA 90 1-0 G6-3		C FA 90 B SL 85 C FA 92 F SL 86 S CU 81 1-3 K		D FA 91 X FA 90 1-0 FC6-5 G5-6-3 2-3			X FA 91 0-0 FC5-4 1B		4	0	1	0	0	1	1
Terrmel Sledge, L (8, PR) OBP: 0.310, SLG: 0.376										0	0	0	0	0	0	0
(8, 9)																
Rob Mackowiak, L (1, 7) OBP: 0.348, SLG: 0.404	B FA 91 F CH 85 F FA 93 F FA 93 B FA 95 X FA 88 2-2 G3		F CU 79 X FA 92 0-1 L6		B CH 84 B CH 84 S FA 91 1 SAFE F FA 91 X FA 92 2-2 G5-6-3 1-2f			C SL 86 1 SAFE S SL 86 B FA 91 F FA 92 B SL 88 F FA 92 1 SAFE D FS 86 3-2 X CU 78 L5		3	0	0	0	0	0	1
14 Scott Hairston, R (8, PH) OBP: 0.305, SLG: 0.415										1	0	0	0	0	0	1
(8, 7)																
Mike Cameron, R (1, 8) OBP: 0.319, SLG: 0.437	B FA 94 B FA 94 C FA 93 F FA 93 B SL 88 X FA 94 3-2 23 1B 23 E 1B		C SL 84 B SL 85 X FA 94 1-1 1B			B CU 76 X FA 90 1-0 P5		C CU 78 B FA 92 F SL 86 B FS 85 1 SAFE X SL 87 2-2 FC5-4 23 CS 1-2f		4	1	2	0	0	0	1
23 Adrián González, L (1, 3) OBP: 0.340, SLG: 0.473	F FA 92 1 SAFE 1 SAFE F CU 80 X FA 93 0-2 E9 1-H 1B		B CU 80 F CU 80 1 SAFE B CU 81 X CH 86 2-1 G3			B FA 90 B CH 84 B FA 90 C FA 91 X FA 92 3-1 F7		C CU 76 S FS 86 1 SAFE F FS 87 1 SAFE 1 SAFE B FS 84 1-2 CS 1-2	B CU 79 B C B S F F FA 94 B FA 92 4-2 BB BB	3	0	1	0	1	0	1
3 Khalil Greene, R (1, 6) OBP: 0.264, SLG: 0.437	C SL 87 S SL 86 F FA 94 F SL 87 S CU 84 0-3 K			X FA 89 0-0 F8		B FA 92 B CH 86 C FA 91 S SL 85 B SL 87 S SL 86 3-3 K			X FA 90 0-0 F7	4	0	0	0	0	2	2
5 Kevin Kouzmanoff, R (1, 5) OBP: 0.287, SLG: 0.398		F FA 88 B FA 92 X FA 89 1-1 1B		B FA 90 X SL 84 1-0 G5-3			B SL 84 C SL 82 F CU 79 H FA 89 2-2 HBP		X FA 91 0-0 F9	3	0	1	0	0	0	1
4 Michael Barrett, R (1, 2) OBP: 0.286, SLG: 0.383		F FA 92 X FA 92 0-1 F8		B CU 78 C SL 84 X FA 93 1-1 1B			C CU 78 F FA 90 B SL 84 B FA 91 X SL 85 2-2 F7		C FA 93 S CU 80 D CU 82 F CU 80 F FA 94 F CU 81 B FA 93 B FA 93 D CU 80 4-2 FC6-4 1-2 BB	3	0	1	0	0	0	2
Milton Bradley, S (9, PH) OBP: 0.421, SLG: 0.543										0	0	0	0	1	0	0
44 Jake Peavy, R (9, PR) OBP: 0.208, SLG: 0.298										0	0	0	0	0	0	0
22 Marcus Giles, R (1, 4) OBP: 0.297, SLG: 0.312		B FA 92 F FA 93 B CU 80 S FA 93 X FA 94 2-2 F8		X FA 90 0-0 F9			X CU 79 0-0 P2		C SL 89 B FC 90 F FC 90 X CU 79 1-2 FC6-4 1-2f	3	0	0	0	0	0	3
Morgan Ensberg, R (9, PH) OBP: 0.318, SLG: 0.398										1	0	0	0	0	0	2
Greg Maddux, R (1, 1) OBP: 0.143, SLG: 0.146		S FA 91 F FA 92 S FA 95 0-3 K			B FA 88 X FA 90 1-0 24 FC6-5 2B		B CU 79 X FA 91 1-0 F8			2	0	1	0	0	1	1
Geoff Blum, S (7, PH) OBP: 0.348, SLG: 0.382										1	0	0	0	0	0	1
41 Kevin Cameron, R (7, 1)										0	0	0	0	0	0	0
Inning Stats	R: 1 E: 1 K: 1 S: 16 H: 2 LOB: 1 BB: 0 P: 22	R: 0 E: 0 K: 1 S: 10 H: 1 LOB: 1 BB: 0 P: 13	R: 0 E: 0 K: 1 S: 10 H: 1 LOB: 1 BB: 0 P: 14	R: 0 E: 0 K: 0 S: 5 H: 1 LOB: 1 BB: 0 P: 7	R: 0 E: 0 K: 0 S: 5 H: 1 LOB: 1 BB: 0 P: 9	R: 0 E: 0 K: 1 S: 6 H: 0 LOB: 0 BB: 0 P: 13	R: 0 E: 0 K: 0 S: 7 H: 0 LOB: 1 BB: 0 P: 12	R: 0 E: 0 K: 0 S: 12 H: 1 LOB: 1 BB: 0 P: 18	R: 0 E: 0 K: 0 S: 14 H: 0 LOB: 2 BB: 2 P: 23	1B: 6 2B: 1 3B: 0 HR: 0 SF: 0 SAC: 0 DP: 1 HBP: 1						

	AB	32
	R	1
	H	7
	RBI	0
	BB	2
	SO	4
	LOB	17

WP: 0 PB: 0 SB: 0 CS: 1 PA: 36

PITCHER		IP	WLS	BF	H	R	ER	SO	BB	IBB	HBP	BLK	WP	HR	S	P	ERA	WHIP
Kip Wells, R ERA: 5.27	(1, 1)	7.0	W	27	6	1	0	4	0	0	1	0	0	0	59	90	0.00	0.857
34 Randy Flores, L ERA: 4.31	(8, 1)	0.0		1	1	0	0	0	0	0	0	0	0	0	1	1	∞	∞
31 Ryan Franklin, R ERA: 1.86	(8, 1)	1.0	H	2	0	0	0	0	0	0	0	0	0	0	11	17	0.00	0.000
44 Jason Isringhausen, R ERA: 1.71	(9, 1)	1.0	S	5	0	0	0	0	2	0	0	0	0	0	14	23	0.00	2.000

PITCHER	IP	WLS	BF	H	R	ER	SO	BB	IBB	HBP	BLK	WP	HR	S	P	ERA	WHIP

BOTTOM

San Diego Padres @ St. Louis Cardinals
Busch Stadium, St. Louis, MO
Wed Aug 08 2007, 7:10 PM CDT
Att. 42,138 - Partly Cloudy - 96 F

livebaseballscorecards.com

Batter	1	2	3	4	5	6	7	8	9	AB	R	H	RBI	BB	SO	LOB
David Eckstein, R (1, 6) OBP: 0.333, SLG: 0.354	B FA 84 C FA 85 F FA 85 F FA 87 B FA 87 X FA 86 2-2 43 2B 1B	P PO 83 C FA 85 1 SAFE 1 SAFE X CH 80 1-1 F9-3 ②③ 1-1			1 SAFE C FA 85 C FA 80 F FA 87 X FA 86 0-2 G3 ② 1-3			B C B X 2-1 27 BB S 1B		4	1	2	0	0	0	2
43 Juan Encarnacion, R (1, 9) OBP: 0.330, SLG: 0.440	C FA 86 B FA 87 F FA 87 B FA 87 X CU 75 2-2 5 1B 1-H 2B		X FA 86 0-0 G6-3 ①		F SL 79 F FA 84 B FA 87 F CH 80 C FA 87 1-3 K ③			C FA 91 X FC 91 0-1 F9 ①		4	1	1	1	0	1	2
5 Albert Pujols, R (1, 3) OBP: 0.418, SLG: 0.557	C FA 87 B FA 87 X FA 87 1-1 1B 2-H 1B		C FA 84 B FA 85 X CH 80 1-1 G1-3 ②			C CH 78 C FA 86 S FA 86 0-3 K ①		B FC 91 B FA 92 F FA 92 X FA 92 2-1 F9 ②		4	0	1	1	0	1	1
Jim Edmonds, L (1, 8) OBP: 0.324, SLG: 0.387	L FA 86 X CH 80 0-1 1-3 1B		F FA 86 X FA 85 0-1 G3-1 ③			X SL 80 0-0 F8 ②		B SL 91 B FA 92 C FA 92 D SL 91 B FA 92 4-1 27 BB 1-2 BB		3	0	1	0	1	0	0
27 Scott Rolen, R (1, 5) OBP: 0.337, SLG: 0.393	C SL 81 B FA 86 B FA 87 F SL 81 T FA 88 2-2 K ①			B FA 84 C FA 84 X SL 80 1-1 G6-3 ①		X SL 81 0-0 P6 ③		B SL 91 F FA 92 B FC 92 B FA 91 B SL 91 4-1 1-2 2-3 BB		3	0	0	0	1	1	2
47 Ryan Ludwick, R (1, 7) OBP: 0.302, SLG: 0.478	C FA 87 F FA 87 C FA 87 0-3 K ②			S CH 80 X FA 86 0-1 L4 ②			F FA 93 F FA 94 B FA 96 T FA 93 1-2 K ①	F FA 92 C FA 93 B SL 83 B FA 95 B CU 81 F FC 93 X FA 92 3-2 G1-3 ③		4	0	0	0	0	2	5
Gary Bennett, R (1, 2) OBP: 0.263, SLG: 0.302 44 Jason Isringhausen, R (9, 1)	X FA 87 0-0 P4 ③			B FA 86 B CH 81 B FC 84 C FA 84 C FA 85 X CH 80 3-2 G6-3 ③			B FA 94 X FA 93 1-0 16 G1-3 2B			3 0	0 0	1 0	0 0	0 0	0 0	2 0
Kip Wells, R (1, 1) OBP: 0.293, SLG: 0.390 16 Chris Duncan, L (7, PH) OBP: 0.375, SLG: 0.538 34 Randy Flores, L (8, 1) 31 Ryan Franklin, R (8, 1) 4 Yadier Molina, R (9, 2) OBP: 0.326, SLG: 0.307		X FA 86 0-0 G6-3 ①			B FA 84 F SL 78 S CH 80 B FA 86 S CH 80 2-3 K ①		F FA 93 C FA 93 F FA 94 B FA 93 X FA 94 1-2 G1-3 ② 2-3			2 1 0 0 0	0 0 0 0 0	0 0 0 0 0	0 0 0 0 0	1 0 0 0 0	0 1 0 0 0	0 1 0 0 0
7 Adam Kennedy, L (1, 4) OBP: 0.286, SLG: 0.295		C FA 84 B FC 84 M FA 84 X CH 81 1-2 E6 F9-3			L FA 85 F CH 80 H FA 86 1-2 G3 S HBP		F FA 94 B FA 95 B FA 94 F FA 92 S FA 94 2-3 K ③			2	0	0	0	0	1	1

Inning Stats	1	2	3	4	5	6	7	8	9
	R: 2 E: 0 K: 2 S: 18	R: 0 E: 1 K: 0 S: 7	R: 0 E: 0 K: 0 S: 5	R: 0 E: 0 K: 0 S: 7	R: 0 E: 0 K: 2 S: 13	R: 0 E: 0 K: 1 S: 5	R: 0 E: 0 K: 2 S: 11	R: 0 E: 0 K: 0 S: 12	
	H: 4 LOB: 2 BB: 0 P: 25	H: 0 LOB: 0 BB: 0 P: 8	H: 0 LOB: 0 BB: 0 P: 6	H: 0 LOB: 0 BB: 0 P: 11	H: 0 LOB: 1 BB: 0 P: 17	H: 0 LOB: 0 BB: 0 P: 5	H: 1 LOB: 1 BB: 0 P: 16	H: 1 LOB: 3 BB: 2 P: 27	

	AB	30
	R	2
	H	6
	RBI	2
	BB	2
	SO	7
	LOB	16

| | | |

Batter	1	2	3	4	5	6	7	8	9	AB	R	H	RBI	BB	SO	LOB
14 Scott Hairston, R (1, 7) OBP: 0.310, SLG: 0.423	C FA 92 C FA 93 B CU 78 F SL 87 X FA 93 1-2 ① F8		C SL 87 B CU 79 C CU 77 B FA 89 X SL 85 2-2 2B			X FA 93 0-0 ① 1B		B FA 92 F FA 93 B FA 93 X FA 92 2-1 ③ G4-3		3	0	2	0	0	0	0
Terrmel Sledge, L (6, 7) OBP: 0.308, SLG: 0.373										1	0	0	0	0	0	0
Geoff Blum, S (1, 6) OBP: 0.340, SLG: 0.373	B FA 92 X FA 92 1-0 ② F9		C CH 84 D CU 79 C FA 91 X FA 91 1-2 ③ G6-3			C FA 91 B CH 85 F CH 85 X CU 78 1-2 ② F8			B FA 90 C FA 90 B FA 89 X FA 91 2-1 ① F9	4	0	0	0	0	0	1
Mike Cameron, R (1, 8) OBP: 0.321, SLG: 0.435	F FA 90 B FA 90 C SL 86 B CU 79 C FA 93 2-3 ③ K			X SL 87 0-0 ① F9		C CU 78 B FA 92 H FA 88 2-1 HBP			C FA 91 B FA 90 F SL 79 B FA 90 B CU 79 F FA 89 B FA 90 4-2 BB	2	0	0	0	1	1	0
23 Adrián González, L (1, 3) OBP: 0.339, SLG: 0.473		B CU 77 B FA 91 S FA 91 B FA 92 X FA 92 3-1 ① F7		B FA 91 B CH 83 F CH 84 B FA 91 X FA 90 3-1 2B		B CU 79 F CH 85 B CU 80 1 SAFE X CH 86 2-1 ③ L4			B FA 91 F FA 91 X SL 80 1-1 ② P5	4	0	1	0	0	0	2
Morgan Ensberg, R (1, 5) OBP: 0.314, SLG: 0.393		X FA 93 0-0 ② P3		C SL 87 S SL 84 D SL 86 B FA 90 S CH 85 2-3 ② K			F F X SL 86 0-2 ① G6-3		F FA 90 X CU 79 0-1 ③ G4-3	3	0	0	0	0	1	1
Rob Mackowiak, L (1, 9) OBP: 0.348, SLG: 0.407		B CU 77 F FA 92 B FA 91 X CH 85 2-1 2B		X CU 80 0-0 ③ G3			C FA 93 C FA 92 F CU 80 F CU 79 S CH 85 0-3 ② K			3	0	1	0	0	1	1
28 Josh Bard, S (1, 2) OBP: 0.350, SLG: 0.380		B CU 80 B FA 91 C CU 77 B FA 92 C FA 91 X CU 80 3-2 ③ F7			C CU 80 X CU 78 0-1 ① G1-3		B FA 92 C CH 86 B CU 80 S CH 86 F CH 86 B CH 86 X CH 86 3-2 ③ G4-3			3	0	0	0	0	0	1
22 Marcus Giles, R (1, 4) OBP: 0.295, SLG: 0.310			C SL 86 X FA 92 0-1 ① F8		F FA 92 B SL 86 X SL 87 1-1 ② G5-3			C FA 91 C FA 92 C FA 95 0-3 ① K		3	0	0	0	0	1	0
32 Chris Young, R (1, 1) OBP: 0.189, SLG: 0.063			B FA 91 C FA 89 C FA 89 C FA 90 1-3 ② K		C FA 90 C FA 91 X FA 90 0-2 ③ P3			F FA 94 C SL 86 B FA 95 F CU 78 X SL 87 1-2 ② G3-1		2	0	0	0	0	1	0
26 Doug Brocail, L (7, 1) OBP: 0.500, SLG: 0.500										0	0	0	0	0	0	0
5 Kevin Kouzmanoff, R (7, 5) OBP: 0.287, SLG: 0.397										1	0	0	0	0	0	0
4 Michael Barrett, R (9, PH) OBP: 0.285, SLG: 0.381										1	0	0	0	0	0	1
Inning Stats	R: 0 E: 0 K: 1 S: 8 H: 0 LOB: 0 BB: 0 P: 12	R: 0 E: 0 K: 0 S: 8 H: 1 LOB: 1 BB: 0 P: 16	R: 0 E: 0 K: 1 S: 11 H: 1 LOB: 1 BB: 0 P: 15	R: 0 E: 0 K: 1 S: 7 H: 1 LOB: 1 BB: 0 P: 12	R: 0 E: 0 K: 0 S: 7 H: 0 LOB: 0 BB: 0 P: 8	R: 0 E: 0 K: 0 S: 7 H: 1 LOB: 1 BB: 0 P: 12	R: 0 E: 0 K: 1 S: 12 H: 0 LOB: 0 BB: 0 P: 15	R: 0 E: 0 K: 1 S: 9 H: 0 LOB: 0 BB: 0 P: 12	R: 0 E: 0 K: 0 S: 9 H: 0 LOB: 1 BB: 1 P: 16	1B: 1 2B: 3 3B: 0 HR: 0 SF: 0 SAC: 0 DP: 0 HBP: 1						

San Diego Padres @ St. Louis Cardinals

Busch Stadium, St. Louis, MO

Thu Aug 09 2007, 7:10 PM CDT

Att. 42,848 - Partly Cloudy - 93 F

TOP

livebaseballscorecards.com

AB	30
R	0
H	4
RBI	0
BB	1
SO	5
LOB	7

WP: 0 PA: 32
PB: 0
SB: 0
CS: 0

PITCHER		IP	WLS	BF	H	R	ER	SO	BB	IBB	HBP	BLK	WP	HR	S	P	ERA	WHIP
35 Joel Pineiro, R ERA: 4.5	(1, 1)	7.0	W	25	4	0	0	4	0	0	1	0	0	0	60	90	0.00	0.571
Troy Percival, R ERA: 2.5	(8, 1)	1.0		3	0	0	0	1	0	0	0	0	0	0	9	12	0.00	0.000
19 Tyler Johnson, L ERA: 4.1	(9, 1)	1.0		4	0	0	0	0	1	0	0	0	0	0	9	16	0.00	1.000

PITCHER	IP	WLS	BF	H	R	ER	SO	BB	IBB	HBP	BLK	WP	HR	S	P	ERA	WHIP

Batter	1	2	3	4	5	6	7	8	9	AB	R	H	RBI	BB	SO	LOB
David Eckstein, R (1, 6) OBP: 0.332, SLG: 0.350	B FA 87 B FA 88 B FA 88 B FA 88 4-0 BB		C FA 86 F FA 87 B SL 79 S SL 82 1-3 ② K		B FA 86 B FA 87 B FA 88 C FA 88 X FA 89 3-1 ② F8		B FA 90 F FA 90 X FA 92 1-1 ② G3-1 1-2 2-3			3	0	0	0	1	1	2
24 Rick Ankiel, L (1, 9) OBP: 0.250, SLG: 1.000	B FA 88 X FA 89 1-0 ① P6		F FA 89 B FA 89 B FA 91 F FA 91 C FA 90 2-3 ③ K		S FA 90 S FA 90 F FA 92 B FA 90 B FA 91 S FA 90 2-3 ③ K		F FA 92 B CU 79 B FA 94 X CU 79 2-1 2-H 3-H HR			4	1	1	3	0	2	1
5 Albert Pujols, R (1, 3) OBP: 0.417, SLG: 0.554	1 SAFE C FA 89 B FA 90 1 SAFE B FA 90 B SL 80 X FA 89 3-1 ② F9			F FA 88 B SL 79 B SL 81 F FA 91 X SL 83 2-2 ① F8		B FA 88 X FA 88 1-0 ① F9	C SL 86 F FA 95 X SL 87 0-2 1B			4	0	1	0	0	0	1
Jim Edmonds, L (1, 8) OBP: 0.319, SLG: 0.381	1 SAFE X FA 89 0-0 ③ G4-3			F FA 89 F FA 91 B CU 72 X FA 90 1-2 ② P4		B FA 88 B FA 89 X FA 89 2-0 ② F7	B FA 93 B FA 93 X FA 87 2-0 ③ G6-3			4	0	0	0	0	0	2
27 Scott Rolen, R (1, 5) OBP: 0.336, SLG: 0.392		X FA 87 0-0 ① F7		X CH 81 0-0 16 BB 4 1B 1B		C SL 79 B SL 81 S SL 81 F FA 90 B FA 91 F SL 80 F SL 81 B FA 89 X SL 80 3-2 ③ G5-3		B FA 90 X SL 86 1-0 ① G5-3		4	1	1	0	0	0	0
16 Chris Duncan, L (1, 7) OBP: 0.378, SLG: 0.536 Troy Percival, R (8, 1) 47 Ryan Ludwick, R (8, PH) OBP: 0.306, SLG: 0.480 19 Tyler Johnson, S (9, 1)		X FA 88 0-0 ② P6		B FA 89 B FA 89 S FA 89 F FA 90 1 SAFE F FA 88 D FA 91 B FA 91 4-2 4 1B 1-2 BB			S FA 86 B FA 86 B FA 87 B FA 88 F FA 88 B FA 90 4-2 4 1B WP BB	S SL 86 F SL 87 X FA 92 0-2 F9 4 1B 1B		1 0 1 0	1 0 0 0	0 0 1 0	2 0 0 0	0 0 0 0	0 0 0 0
4 Yadier Molina, R (1, 2) OBP: 0.336, SLG: 0.316	B FA 87 C FA 88 B FA 89 F FA 88 B SL 79 B FA 90 4-2 BB			X FA 91 0-0 1-3 2-H 1B			L FA 89 L B X 1-2 7 FC3-5 WP 1-3 1B	B FA 89 C SL 86 F SL 93 F SL 87 B FA 88 X SL 87 2-2 1-2 1B		3	0	3	1	1	0	0
35 Joel Pineiro, R (1, 1) So Taguchi, R (7, PH) OBP: 0.362, SLG: 0.379 (8, 7)	C FA 88 S FA 89 C FA 90 0-3 ③ K			S FA 89 S SL 82 S SL 82 0-3 ③ K			P PO 78 S CH 79 B SL 79 B SL 79 S FA 89 B CH 81 4-2 G3-1 7 FC3-5 24 HR 1-2 3-H BB	B FA 91 C SL 86 F SL 88 X FA 91 1-2 ② F9 2-3		2 1	0 1	0 1	0 0	2 1	3 2
7 Adam Kennedy, L (1, 4) OBP: 0.282, SLG: 0.290			C FA 88 B FA 89 B FA 87 F FA 89 X FA 89 2-2 ① G3-1		B FA 87 B FA 87 B FA 87 C FA 87 F FA 87 X FA 89 3-2 ① G3		F FA 88 B FA 90 X FA 90 1-1 ① FC3-5 G3-1 24 HR 1-2 2-3f	S FA 92 X FA 93 0-1 ③ P4		4	1	0	0	0	0	4
Inning Stats	R: 0 E: 0 K: 0 S: 4 H: 0 LOB: 1 BB: 1 P: 12	R: 0 E: 0 K: 1 S: 7 H: 0 LOB: 1 BB: 1 P: 11	R: 0 E: 0 K: 2 S: 9 H: 0 LOB: 0 BB: 0 P: 14	R: 1 E: 0 K: 1 S: 14 H: 2 LOB: 2 BB: 1 P: 21	R: 0 E: 0 K: 1 S: 9 H: 0 LOB: 0 BB: 0 P: 17	R: 0 E: 0 K: 0 S: 8 H: 0 LOB: 0 BB: 0 P: 14	R: 4 E: 0 K: 0 S: 18 H: 3 LOB: 1 BB: 2 P: 32	R: 0 E: 0 K: 0 S: 13 H: 2 LOB: 2 BB: 0 P: 17		1B: 6 2B: 0 3B: 0 HR: 1	SF: 0 SAC: 0 DP: 0 HBP: 0		WP: 1 PB: 0 SB: 0 CS: 0	PA: 36	

PITCHER		IP	WLS	BF	H	R	ER	SO	BB	IBB	HBP	BLK	WP	HR	S	P	ERA	WHIP
32 Chris Young, R ERA: 2.02	(1, 1)	6.0	L	26	3	4	4	5	5	0	0	0	1	0	59	105	6.00	1.333
26 Doug Brocail, R ERA: 3.96	(7, 1)	2.0		10	4	1	1	0	0	0	0	0	0	1	23	33	4.50	2.000

PITCHER	IP	WLS	BF	H	R	ER	SO	BB	IBB	HBP	BLK	WP	HR	S	P	ERA	WHIP

BOTTOM

San Diego Padres @ St. Louis Cardinals

Busch Stadium, St. Louis, MO

Thu Aug 09 2007, 7:10 PM CDT
Att. 42,848 - Partly Cloudy - 93 F

livebaseballscorecards.com

AB	31
R	5
H	7
RBI	4
BB	5
SO	5
LOB	15

Batter	1	2	3	4	5	6	7	8	9	AB	R	H	RBI	BB	SO	LOB
15 Rafael Furcal, S (1, 6) OBP: 0.343, SLG: 0.372	B FA 90 C SL 86 X 1-1 ① G3			F CH 79 S FA 91 B FA 91 B CH 82 X 2-2 7 CS 1B		B CH 81 X 1-0 ② P5			C FA 92 C CH 81 X FA 94 0-2 ① G4-3	4	0	1	0	0	0	0
55 Russell Martin, R (1, 2) OBP: 0.367, SLG: 0.463	B FA 91 S SL 86 X SL 86 1-1 ② F8			L SL 84 1 SAFE B FA 90 B FA 91 S SL 86 B FA 92 X SL 86 3-2 ① F9		F FA 91 B CU 74 F FA 90 B SL 85 B CU 76 X SL 86 3-2 ③ L8			C FA 92 B FA 90 B FA 90 F SL 86 B SL 84 X FA 92 3-2 7 HR 1B	4	1	1	0	0	0	1
7 James Loney, L (1, 3) OBP: 0.374, SLG: 0.497	B FA 91 X CH 84 1-0 ③ G5-3			C CU 73 B CU 73 1 SAFE F CH 83 B FA 92 F CU 76 S CU 76 2-3 ② ③ K 1-2			F FA 89 B SL 86 B SL 85 B CH 82 X FA 92 3-1 ① G1-3		F FA 92 1 SAFE X FA 90 0-1 1-H HR	4	1	1	2	0	1	1
12 Jeff Kent, R (1, 4) OBP: 0.370, SLG: 0.492 Ramon Martinez, R (9, 4) OBP: 0.245, SLG: 0.212		B FA 89 F FA 90 X SL 86 1-1 E5 FC4-6			B SL 83 X FA 90 1-0 ① P4		S SL 86 B CU 74 X FA 92 1-1 ② G5-3		F SL 86 F SL 86 S CU 76 0-3 ② K	4 0	0 0	0 0	0 0	0 0	1 0	0 0
Luis Gonzalez, L (1, 7) OBP: 0.352, SLG: 0.426 44 Takashi Saito, L (9, 1)		C B FA 90 D SL 85 C CU 74 B FA 93 F FA 94 X CH 86 3-2 ① FC4-6 5 G6-4-3 1-2f			B CH 81 F FA 91 C FA 90 X CU 75 1-2 ② G6-3		C CU 73 B CU 74 F FA 92 F FA 93 S SL 87 1-3 ③ K		F FA 90 F CH 82 B CU 76 F CU 75 F FA 93 B CH 82 B FA 92 F FA 93 X FA 92 3-2 ③ L9	4 0	0 0	0 0	0 0	0 0	1 0	1 0
5 Nomar Garciaparra, R (1, 5) OBP: 0.328, SLG: 0.366		C FA 93 B FA 92 X SL 87 1-1 ② ③ G6-4-3 1-2f			F FA 91 S SL 84 X FA 92 0-2 ① 9 1B 1B			B SL 83 X SL 86 1-0 ① G6-3		3	0	1	0	0	0	1
9 Juan Pierre, L (1, 8) OBP: 0.316, SLG: 0.333			B FA 89 B FA 90 B B 4-0 16 L4-3 BB		B FA 90 X 1-0 1-2 1B			C X 0-1 ② G3		2	0	1	0	1	0	0
16 Andre Ethier, L (1, 9) (9, 7) OBP: 0.362, SLG: 0.455			1 SAFE C FA 91 B FA 91 X FA 90 1-1 ① ② L4-3 1-1		C CH 83 F CU 76 S CU 75 0-3 ③ K			B FA 92 C CH 82 C CU 73 B FA 94 X CU 76 2-2 2B		3	0	1	0	0	1	3
31 Brad Penny, R (1, 1) OBP: 0.313, SLG: 0.370 Mark Sweeney, L (8, PH) OBP: 0.364, SLG: 0.407 Joe Beimel, L (8, 1) 27 Matt Kemp, R (9, 9) OBP: 0.359, SLG: 0.490			S FA 91 S CU 73 B SL 86 X FA 92 1-2 ③ G3			X FA 88 0-0 ① L3		C CU 73 F CU 75 B SL 85 S SL 86 1-3 ③ K		2 1 0 0	0 0 0 0	0 0 0 0	0 0 0 0	0 1 0 0	0 1 0 0	0 1 0 0
Inning Stats	R: 0 H: 0 E: 0 LOB: 0 K: 0 BB: 0 S: 5 P: 8	R: 0 H: 0 E: 1 LOB: 0 K: 0 BB: 0 S: 8 P: 13	R: 0 H: 0 E: 0 LOB: 0 K: 0 BB: 1 S: 5 P: 11	R: 0 H: 1 E: 0 LOB: 0 K: 1 BB: 0 S: 10 P: 17	R: 0 H: 2 E: 0 LOB: 2 K: 1 BB: 0 S: 11 P: 14	R: 0 H: 0 E: 0 LOB: 0 K: 0 BB: 0 S: 5 P: 9	R: 0 H: 0 E: 0 LOB: 0 K: 1 BB: 0 S: 8 P: 13	R: 0 H: 1 E: 0 LOB: 1 K: 1 BB: 0 S: 9 P: 13	R: 2 H: 2 E: 0 LOB: 0 K: 1 BB: 0 S: 17 P: 23	1B: 4 SF: 0 2B: 2 SAC: 0 3B: 0 DP: 2 HR: 1 HBP: 0						

PITCHER	IP	WLS	BF	H	R	ER	SO	BB	IBB	HBP	BLK	WP	HR	S	P	ERA	WHIP
50 Adam Wainwright, R (1, 1) ERA: 4.21	9.0	L	32	6	2	2	5	1	0	0	0	0	1	78	121	2.00	0.778

PITCHER	IP	WLS	BF	H	R	ER	SO	BB	IBB	HBP	BLK	WP	HR	S	P	ERA	WHIP

TOP

Los Angeles Dodgers @ St. Louis Cardinals

Busch Stadium, St. Louis, MO

Fri Aug 10 2007, 7:10 PM CDT
Att. 44,595 - Clear - 92 F

livebaseballscorecards.com

AB	31
R	2
H	6
RBI	2
BB	1
SO	5
LOB	8

PA: 32

WP: 0
PB: 0
SB: 0
CS: 1

Batter	1	2	3	4	5	6	7	8	9	AB	R	H	RBI	BB	SO	LOB
David Eckstein, R (1, 6) OBP: 0.338, SLG: 0.353	B FA 94 B FA 94 B FA 94 C FA 94 B FA 94 4-1 5 BB BB		B FA 95 X FA 94 1-0 5 F9 16 BB 1B		L FA 95 L FA 97 X SL 85 0-2 5 G6-4-3 1-2 1B			C FA 88 X FA 87 0-1 ① L6		3	0	2	0	1	0	0
16 Chris Duncan, L (1, 7) OBP: 0.377, SLG: 0.533 So Taguchi, R (8, PH) OBP: 0.360, SLG: 0.377 (9, 7)	B CU 78 X FA 94 1-0 ① P5		S FS 87 S FA 97 B FS 87 B FS 87 F FS 88 B FA 97 B FS 87 4-2 1-2 BB		C CU 78 B FA 97 C CU 80 S FS 88 1-3 ① K			X FA 88 0-0 ② G3-1		2 1	0 0	0 0	0 0	1 0	1 0	3 0
5 Albert Pujols, R (1, 3) OBP: 0.418, SLG: 0.551	B FA 95 B FA 96 F FA 96 F FA 97 B FA 97 B FA 98 4-2 G4-6-3 1-2 BB		C FA 98 X FA 98 0-1 ② F9 2-3		X FA 97 0-0 ②③ G6-4-3 1-2f			B FA 92 B FA 88 I IN 63 I IN 65 4-0 CS IBB		2	0	0	0	2	0	4
Jim Edmonds, L (1, 8) OBP: 0.318, SLG: 0.376	C FS 87 B FA 97 X FA 98 1-1 ②③ G4-6-3 1-2f		F FA 98 F FA 98 B FS 89 B FA 99 X CU 76 2-2 ③ G4-3			X FS 85 0-0 ① G4-3		1 SAFE 0-0 ③ CS 1-2	B FA 92 B FA 92 B FA 94 B FA 94 4-0 24 1B 4 1B BB	3	1	0	0	1	0	4
27 Scott Rolen, R (1, 5) OBP: 0.332, SLG: 0.387		B FA 94 C FA 95 X FA 95 1-1 ① G6-3		C FA 94 B FA 96 B FA 97 C FA 96 X FA 96 2-2 ① P4		B FA 96 B FA 95 S FA 96 F FA 96 B FA 97 F FA 98 X FA 98 3-2 ② G5-3			B FA 95 C FA 95 C FA 95 B SL 86 S FA 95 2-3 ① K	4	0	0	0	0	1	1
24 Rick Ankiel, L (1, 9) OBP: 0.250, SLG: 0.625		B FA 96 F FA 96 B FS 88 S FA 89 S FS 89 2-3 ② K		C FA 97 X FA 97 0-1 ② F7		S FS 86 F FA 97 B FA 97 B CH 88 C FA 98 2-3 ③ K			C CU 79 B FA 94 X CU 79 1-1 4 1B 1-3 1B	4	0	1	0	0	2	0
4 Yadier Molina, R (1, 2) OBP: 0.342, SLG: 0.323		B FA 95 C FA 96 X FA 96 1-1 1B		C CU 79 B FA 96 B FS 88 F FA 97 F CH 86 X FA 97 2-2 1B			S CH 83 C FA 93 B FA 95 B FS 87 X FA 96 2-2 ① F9		S SL 84 S FA 95 B SL 84 X SL 86 1-2 3-H 1B	4	0	3	1	0	0	0
50 Adam Wainwright, R (1, 1) OBP: 0.295, SLG: 0.405 47 Ryan Ludwick, R (9, PH) OBP: 0.304, SLG: 0.478	C FA 96 B FA 96 F FA 97 B CU 80 1 SAFE S CU 80 2-3 ③ K		C CU 79 B FA 96 S CU 76 C FA 98 1-3 ③ K				S CU 78 S FA 95 S CU 81 0-3 ② K		B FA 94 S FA 95 S SL 85 S SL 85 1-3 ② K	3 1	0 0	0 0	0 0	0 0	3 1	2 2
7 Adam Kennedy, L (1, 4) OBP: 0.281, SLG: 0.290			B FA 94 F FA 94 F FA 96 B CH 86 X FS 88 2-2 ① P6		S CH 84 B FA 95 X 1-1 1B 1B			C FA 96 B FS 87 C CU 78 F FA 97 B CH 87 X CH 88 2-2 ③ G3-1	F FA 95 S FA 93 B FA 94 F FA 93 F FA 95 F CU 80 F FA 94 S FA 95 1-3 ③ K	4	0	1	0	0	1	2
Inning Stats	R: 0 H: 0 E: 0 LOB: 1 K: 0 BB: 2 S: 6 P: 16	R: 0 H: 1 E: 0 LOB: 1 K: 2 BB: 0 S: 10 P: 16	R: 0 H: 1 E: 0 LOB: 2 K: 0 BB: 1 S: 12 P: 21	R: 0 H: 1 E: 0 LOB: 1 K: 1 BB: 0 S: 12 P: 17	R: 0 H: 2 E: 0 LOB: 1 K: 1 BB: 0 S: 9 P: 11	R: 0 H: 0 E: 0 LOB: 0 K: 1 BB: 0 S: 8 P: 13	R: 0 H: 0 E: 0 LOB: 0 K: 1 BB: 0 S: 10 P: 14	R: 0 H: 0 E: 0 LOB: 0 K: 0 BB: 1 S: 3 P: 7	R: 1 H: 2 E: 0 LOB: 2 K: 3 BB: 1 S: 18 P: 28	1B: 7 SF: 0 2B: 0 SAC: 0 3B: 0 DP: 2 HR: 0 HBP: 0						

PITCHER		IP	WLS	BF	H	R	ER	SO	BB	IBB	HBP	BLK	WP	HR	S	P	ERA	WHIP
31 Brad Penny, R ERA: 2.54	(1, 1)	7.0		27	5	0	0	6	3	0	0	0	0	0	67	108	0.00	1.143
Joe Beimel, L ERA: 3.86	(8, 1)	1.0	W	3	0	0	0	0	0	1	0	0	0	0	3	7	0.00	0.000
44 Takashi Saito, R ERA: 1.61	(9, 1)	1.0	S	6	2	1	1	3	1	0	0	0	0	0	18	28	9.00	3.000

PITCHER	IP	WLS	BF	H	R	ER	SO	BB	IBB	HBP	BLK	WP	HR	S	P	ERA	WHIP

BOTTOM

Los Angeles Dodgers @ St. Louis Cardinals

Busch Stadium, St. Louis, MO

Fri Aug 10 2007, 7:10 PM CDT

Att. 44,595 - Clear - 92 F

livebaseballscorecards.com

AB	31
R	1
H	7
RBI	1
BB	5
SO	9
LOB	18

Batter	1	2	3	4	5	6	7	8	9	AB	R	H	RBI	BB	SO	LOB
15 Rafael Furcal, S (1, 6) OBP: 0.340, SLG: 0.369	F FA 89 S CH 82 B CH 82 X SL 80 1-2 ① F9		C FA 90 B FA 91 X FA 90 1-1 ③ P6			F FA 89 B CH 79 X CH 80 1-1 ① F7		C FA 92 C FA 92 B FA 93 F FS 85 B FA 92 S FS 85 2-3 ① K		4	0	0	0	0	1	0
55 Russell Martin, R (1, 2) OBP: 0.364, SLG: 0.459	C FA 91 S SL 86 B SL 82 B FA 91 C FA 92 2-3 ② K			B SL 78 B SL 86 S FA 89 B SL 85 C FA 90 X FA 91 3-2 ① L5		C SL 87 F SL 86 B SL 79 B FF 92 C FA 92 2-3 ② K		X FA 93 0-0 ② F9		4	0	0	0	0	2	0
7 James Loney, L (1, 3) OBP: 0.377, SLG: 0.494	B FA 92 B CH 82 S FA 92 F FA 91 B CH 83 B CH 80 4-2 BB			B FA 92 C FA 90 B FA 90 X FA 90 2-1 ② F8		B CH 83 F FA 90 F CH 82 B CH 83 X FA 91 2-2 2B 1B		C CU 79 X CH 85 0-1 ③ F9		3	1	1	0	1	0	0
Luis Gonzalez, L (1, 7) OBP: 0.351, SLG: 0.427	C FA 90 X CH 80 0-1 ③ F9			C FA 92 F FA 92 B FA 92 B FA 91 F CH 81 X FA 90 2-2 ③ L7		B FA 89 C FA 91 B FA 92 S FA 90 X CH 80 2-2 1-H 2B			C FA 88 F SL 79 B FA 90 F FA 89 X CH 81 1-2 ① P5	4	0	1	1	0	0	1
5 Nomar Garciaparra, R (1, 5) OBP: 0.327, SLG: 0.365		F FA 90 C FA 91 B SL 87 X SL 87 1-2 ① G5-3			C FS 86 X CH 79 0-1 16 2B 1B	X FS 88 0-0 ③ F8			C SL 80 X FA 88 0-1 ② G6-3	4	0	1	0	0	0	1
16 Andre Ethier, L (1, 9) OBP: 0.363, SLG: 0.462		C FA 92 B FA 91 F FA 91 X FA 91 1-2 ② F7			C FA 90 X CH 79 0-1 1-3 2B		B FA 90 B SL 81 C FA 90 X FA 89 2-1 G4-3 2B		C CH 80 B FA 89 B CH 79 F FA 88 S CH 80 2-3 ③ K	4	0	2	0	0	1	0
9 Juan Pierre, L (1, 8) OBP: 0.315, SLG: 0.332 27 Matt Kemp, R (7, PH) OBP: 0.357, SLG: 0.486 (7, 8)		B FA 91 X FA 91 1-0 ③ F7			X FA 91 0-0 ① F7		B CH 82 B FA 87 S FA 88 F CU 74 B FA 88 S CH 81 3-3 ① K			2 1	0 0	0 0	0 0	0 1	0 1	2 1
Ramon Martinez, R (1, 4) OBP: 0.239, SLG: 0.206			C FA 90 B FA 91 X SL 81 1-1 ① G5-3		D SL 80 C SL 86 B SL 87 F SL 85 B FA 91 C FA 90 3-3 ② K		B FA 94 C SL 87 X SL 87 1-1 ② G4-3 2-3			3	0	0	0	0	1	3
Derek Lowe, R (1, 1) OBP: 0.234, SLG: 0.146 Mark Sweeney, L (7, PH) OBP: 0.361, SLG: 0.402 Roberto Hernandez, R (7, 1) Rudy Seanez, R (8, 1)			B FA 91 X FA 89 1-0 ② F8		C SL 80 B FA 91 B SL 79 X FS 84 2-1 ③ G6-3		B SL 88 B CU 77 X FA 92 2-0 ③ F9			2 1 0 0	0 0 0 0	0 0 0 0	0 0 0 0	0 0 0 0	0 0 0 0	2 1 0 0
Inning Stats	R: 0 E: 0 K: 1 S: 10 H: 0 LOB: 1 BB: 1 P: 17	R: 0 E: 0 K: 0 S: 7 H: 0 LOB: 0 BB: 0 P: 10	R: 0 E: 0 K: 0 S: 5 H: 0 LOB: 0 BB: 0 P: 8	R: 0 E: 0 K: 0 S: 9 H: 0 LOB: 0 BB: 0 P: 16	R: 0 E: 0 K: 1 S: 10 H: 2 LOB: 2 BB: 0 P: 15	R: 1 E: 0 K: 1 S: 12 H: 2 LOB: 1 BB: 0 P: 19	R: 0 E: 0 K: 1 S: 8 H: 1 LOB: 1 BB: 0 P: 16	R: 0 E: 0 K: 1 S: 7 H: 0 LOB: 0 BB: 0 P: 9	R: 0 E: 0 K: 1 S: 9 H: 0 LOB: 0 BB: 0 P: 12	1B: 2 2B: 3 3B: 0 HR: 0 SF: 0 SAC: 0 DP: 0 HBP: 0						

TOP

Los Angeles Dodgers @ St. Louis Cardinals

Busch Stadium, St. Louis, MO

Sat Aug 11 2007, 2:55 PM CDT

Att. 44,260 - Sunny - 95 F

livebaseballscorecards.com

AB	32
R	1
H	5
RBI	1
BB	1
SO	6
LOB	11

WP: 0 PB: 0 SB: 0 CS: 0 PA: 33

PITCHER		IP	WLS	BF	H	R	ER	SO	BB	IBB	HBP	BLK	WP	HR	S	P	ERA	WHIP
Braden Looper, R ERA: 5.08	(1, 1)	6.0	W	23	4	1	1	3	1	0	0	0	0	0	53	85	1.50	0.833
19 Tyler Johnson, L ERA: 4.1	(7, 1)	0.0		1	1	0	0	0	0	0	0	0	0	0	2	4	∞	∞
36 Russ Springer, R ERA: 2.89	(7, 1)	1.0		3	0	0	0	1	0	0	0	0	0	0	6	12	0.00	0.000
31 Ryan Franklin, R ERA: 1.83	(8, 1)	1.0		3	0	0	0	1	0	0	0	0	0	0	7	9	0.00	0.000
48 Brad Thompson, R ERA: 5.16	(9, 1)	1.0		3	0	0	0	1	0	0	0	0	0	0	9	12	0.00	0.000

PITCHER	IP	WLS	BF	H	R	ER	SO	BB	IBB	HBP	BLK	WP	HR	S	P	ERA	WHIP

Batter	1	2	3	4	5	6	7	8	9	AB	R	H	RBI	BB	SO	LOB
Aaron Miles, S (1, 6) OBP: 0.328, SLG: 0.343	B FA 91 C FA 91 C SL 83 X FA 92 1-2 24 HR 1B		X 0-0 5 E 24 1B 1-2 1B 1B	B CH 86 X FA 92 1-0 ③ G5-3 1-2			B FA 94 X FA 94 1-0 ② G6-3			4	2	2	0	0	0	1
24 Rick Ankiel, L (1, 9) OBP: 0.417, SLG: 1.167	X FA 92 0-0 1-H HR		S CH 86 F CH 86 F CH 86 F CH 87 B FA 92 X FA 92 1-2 5 E 1-2 2-3 1B 1B		B CH 85 S CH 86 F CH 86 F CH 86 X SL 82 1-2 ① L9		X FA 88 0-0 HR			4	3	3	3	0	0	0
5 Albert Pujols, R (1, 3) OBP: 0.416, SLG: 0.547	C FA 92 B FA 92 B SL 84 X FA 92 2-1 ① G5-3		B FA 92 C FA 92 B FA 92 X FA 92 2-1 E6 1B 1-2 2-3 3-H		B C FA 92 B CH 87 F FA 87 F SL 84 B FA 92 F FA 92 F CH 87 X 3-2 ② G6-3		B FA 95 B SL 88 B FA 95 B FA 94 4-0 BB			3	0	0	1	1	0	2
Jim Edmonds, L (1, 8) OBP: 0.320, SLG: 0.382	S CH 86 X FA 92 0-1 ② G6-3		X CH 87 0-0 ① 1-3 2-H 3-H 1B		B SL 84 B SL 84 X FA 92 2-0 2B		C FA 95 S SL 86 B SL 86 B FA 95 B SL 85 X FA 95 3-2 ③ F8			4	0	2	2	0	0	1
16 Chris Duncan, L (1, 7) OBP: 0.373, SLG: 0.526 48 Brad Thompson, R (9, 1) OBP: 0.158, SLG: 0.158	B SL 87 X FA 92 1-0 ③ G3		B SL 84 F FA 92 B CH 87 C SL 84 S CH 87 2-3 ② K		F SL 84 B SL 84 B CH 87 S CH 85 1-3 ③ K			B FA 94 S FA 87 S SL 84 B FA 95 F FA 89 C SL 84 2-3 ① K		4 0	0 0	0 0	0 0	0 0	3 0	2 0
27 Scott Rolen, R (1, 5) OBP: 0.332, SLG: 0.386		F FA 92 F FA 90 X FA 92 0-2 ① G4-3	F FA 92 X FA 92 0-1 ③ G5-3			X FA 91 0-0 ① G6-3		B FA 94 X FA 95 1-0 4 G6-3 1B		4	0	1	0	0	0	1
4 Yadier Molina, R (1, 2) OBP: 0.337, SLG: 0.318		C FA 91 B FA 92 F SL 84 B FA 92 X FA 92 2-2 ② G6-3		C FA 90 X CH 85 0-1 ① G5-3		C FA 90 B CH 87 S SL 83 B CH 85 B SL 84 S SL 83 3-3 ② K		B FA 94 F FA 93 1 SAFE F FA 93 X SL 84 1-2 ②③ G6-3 1-2f		4	0	0	0	0	1	1
Braden Looper, R (1, 1) OBP: 0.275, SLG: 0.250 47 Ryan Ludwick, R (6, PH) OBP: 0.303, SLG: 0.475 19 Tyler Johnson, S (7, 1) 36 Russ Springer, R (7, 1) 31 Ryan Franklin, R (8, 1) So Taguchi, R (9, 7) OBP: 0.360, SLG: 0.377	B FA 92 B FA 91 B FA 91 C FA 91 C FA 91 S FA 91 3-3 ③ K			C FA 90 S FA 91 S FA 91 0-3 ② K		C FA 91 B SL 84 B FA 91 X FA 91 2-1 ③ G5-3			2 1 0 0 0 0	0 0 0 0 0 0	0 0 0 0 0 0	0 0 0 0 0 0	2 0 0 0 0 0	0 0 0 0 0 0	0 0 0 0 0 0
7 Adam Kennedy, L (1, 4) OBP: 0.282, SLG: 0.290			F CH 87 M CH 86 F CH 87 B SL 84 F CH 87 F FA 92 X CH 87 1-2 E6 24 1B 1B 5 E	B FA 91 S FA 91 S CH 86 F CH 87 X CH 87 1-2 S 1B			B FA 92 X FA 94 1-0 ① F8			3	1	1	0	0	0	0
Inning Stats	R: 2 E: 0 K: 0 S: 9 H: 2 LOB: 0 BB: 0 P: 13	R: 0 E: 0 K: 1 S: 9 H: 0 LOB: 0 BB: 0 P: 14	R: 3 E: 2 K: 1 S: 20 H: 3 LOB: 1 BB: 0 P: 26	R: 0 E: 0 K: 1 S: 10 H: 1 LOB: 1 BB: 0 P: 12	R: 0 E: 0 K: 1 S: 14 H: 1 LOB: 1 BB: 0 P: 21	R: 0 E: 0 K: 1 S: 6 H: 0 LOB: 0 BB: 0 P: 11	R: 1 E: 0 K: 0 S: 6 H: 1 LOB: 1 BB: 1 P: 15	R: 0 E: 0 K: 1 S: 8 H: 1 LOB: 0 BB: 0 P: 12		1B: 6 2B: 1 3B: 0 HR: 2	SF: 0 SAC: 0 DP: 1 HBP: 0			WP: 0 PB: 0 SB: 1 CS: 0	PA: 34	

PITCHER		IP	WLS	BF	H	R	ER	SO	BB	IBB	HBP	BLK	WP	HR	S	P	ERA	WHIP
Derek Lowe, R ERA: 3.61	(1, 1)	6.0	L	26	7	5	3	5	0	0	0	0	0	1	68	97	4.50	1.167
Roberto Hernandez, R ERA: 5.71	(7, 1)	1.0		5	1	1	1	0	1	0	0	0	0	1	6	15	9.00	2.000
Rudy Seanez, R ERA: 3.93	(8, 1)	1.0		3	1	0	0	1	0	0	0	0	0	0	8	12	0.00	1.000

PITCHER	IP	WLS	BF	H	R	ER	SO	BB	IBB	HBP	BLK	WP	HR	S	P	ERA	WHIP

BOTTOM

Los Angeles Dodgers @ St. Louis Cardinals

Busch Stadium, St. Louis, MO

Sat Aug 11 2007, 2:55 PM CDT
Att. 44,260 - Sunny - 95 F

livebaseballscorecards.com

AB	33
R	6
H	9
RBI	6
BB	1
SO	6
LOB	8

Los Angeles Dodgers @ St. Louis Cardinals

Busch Stadium, St. Louis, MO

Sun Aug 12 2007, 1:15 PM CDT

Att. 45,379 - Sunny - 99 F

TOP

livebaseballscorecards.com

Batter	1	2	3	4	5	6	7	8	9	AB	R	H	RBI	BB	SO	LOB
15 Rafael Furcal, S (1, 6) OBP: 0.339, SLG: 0.368 Roberto Hernandez, R (7, 1) Joe Beimel, L (8, 1) Mark Sweeney, L (9, PH) OBP: 0.358, SLG: 0.398	B FA 89 X FA 89 1-0 1B		B CU 74 F CU 74 S FA 91 X CH 76 1-2 ① L4		C CH 78 B FA 92 S FA 92 B FA 94 S FA 93 2-3 ② K		C FA 91 X FA 89 0-1 ② F8		F FA 93 B CU 78 B FA 94 F FA 95 F FA 93 X FA 94 2-2 ③ P6	4 0 0 1	0 0 0 0	1 0 0 0	0 0 0 0	0 0 0 0	1 0 0 0	1 0 0 0
9 Juan Pierre, L (1, 8) OBP: 0.316, SLG: 0.333	1 SAFE B FA 90 B CH 77 B FA 90 C FA 89 X FA 91 3-1 ① F7		C FA 91 C FA 92 F FA 93 F FA 93 X FA 94 0-2 7 S 1B		B CU 74 C FA 92 X CU 76 1-1 7 1B 1B		C FA 92 B SL 84 C FA 90 F FA 90 X FA 90 1-2 ③ F7			4	0	2	0	0	0	2
7 James Loney, L (1, 3) OBP: 0.379, SLG: 0.500	C CU 78 X FA 91 0-1 ② F7		B FA 90 C CH 76 F CU 77 C FA 91 1-3 ② K 1-2		1 SAFE X FA 91 0-0 1-2 1B			B FA 89 F FA 89 X CH 86 1-1 2B		4	0	2	0	0	1	2
12 Jeff Kent, R (1, 4) OBP: 0.368, SLG: 0.488 45 Scott Proctor, R (5, 1) Olmedo Saenz, R (7, 5) OBP: 0.303, SLG: 0.330	X FA 90 0-0 ③ P3		B FA 89 F CH 76 F FA 90 X FA 89 1-2 ③ F8		X FA 89 0-0 ③ L7			C FA 88 H SL 79 1-1 HBP		3 0 0	0 0 0	0 0 0	0 0 0	0 0 0	0 0 0	4 0 0
Luis Gonzalez, L (1, 7) OBP: 0.354, SLG: 0.427 27 Matt Kemp, R (7, 9) OBP: 0.354, SLG: 0.483		B FA 90 B FA 89 B FA 89 C FA 89 B FA 90 4-1 16 3B BB		B FA 86 C FA 91 B CH 77 B FA 91 F FA 91 X FA 92 3-2 G6-3 1B		B FA 90 F FA 92 F FA 91 S CH 77 1-3 ① K		X 0-0 ① F8		2 1	1 0	1 0	0 0	1 0	1 0	0 2
Mike Lieberthal, R (1, 2) OBP: 0.274, SLG: 0.254		B CU 74 F FA 87 S SL 74 B FA 89 F CH 76 S FA 89 2-3 ① K		B CH 76 C FA 88 X FA 87 1-1 ①② G6-3 1-2f		B CU 74 B FA 88 B FA 90 C FA 88 X FA 90 3-1 ② P3		C FA 90 F FA 89 X FA 89 0-2 ② F9		4	0	0	0	0	1	4
16 Andre Ethier, L (1, 9) OBP: 0.365, SLG: 0.472 (7, 7)		B CU 76 B FA 91 X FA 91 2-0 1-H SF7 3B		C FA 92 B FA 93 X CH 76 1-1 2B		B CU 76 C FA 92 C FA 92 C FA 93 1-3 ③ K		X FA 90 0-0 ③ G3-1		4	1	2	1	0	1	2
Ramon Martinez, R (1, 5) OBP: 0.231, SLG: 0.200 (7, 6)		B CU 78 C CU 78 F FA 90 X SL 79 1-2 ② SF7 3-H		B CU 76 C FA 90 B CU 77 F FA 90 B FA 90 X FA 90 3-2 ③ F9			B FA 90 X FA 90 1-0 ① G6-3		C FA 91 B FA 92 X FA 92 1-1 ① F9	3	0	0	1	0	0	1
Mark Hendrickson, L (1, 1) OBP: 0.107, SLG: 0.077 Rudy Seanez, R (3, 1) 49 Delwyn Young, S (5, PH) OBP: 0.500, SLG: 0.571 (5, 4)		B FA 90 C FA 91 X FA 92 1-1 ③ G6-3			S FA 91 C CU 77 B FA 92 F FA 92 X FA 91 1-2 ① P6		B CU 77 F FA 90 X FA 90 1-1 1B		F FA 91 X FA 93 0-1 ② P2	1 0 3	0 0 0	0 0 1	0 0 0	0 0 0	0 0 0	0 0 0
Inning Stats	R: 0 E: 0 K: 0 S: 6 H: 1 LOB: 1 BB: 0 P: 10	R: 2 E: 0 K: 1 S: 11 H: 1 LOB: 0 BB: 1 P: 21	R: 0 E: 0 K: 1 S: 14 H: 1 LOB: 1 BB: 0 P: 17	R: 0 E: 0 K: 0 S: 10 H: 2 LOB: 1 BB: 0 P: 18	R: 0 E: 0 K: 1 S: 11 H: 2 LOB: 2 BB: 0 P: 15	R: 0 E: 0 K: 2 S: 8 H: 0 LOB: 0 BB: 0 P: 13	R: 0 E: 0 K: 0 S: 9 H: 1 LOB: 1 BB: 0 P: 12	R: 0 E: 0 K: 0 S: 8 H: 1 LOB: 2 BB: 0 P: 10	R: 0 E: 0 K: 0 S: 8 H: 0 LOB: 0 BB: 0 P: 11	1B: 6 2B: 2 3B: 1 HR: 0 SF: 1 SAC: 0 DP: 1 HBP: 1						

	AB	34
	R	2
	H	9
	RBI	2
	BB	1
	SO	5
	LOB	18

WP: 0 PB: 0 SB: 1 CS: 0 PA: 37

PITCHER		IP	WLS	BF	H	R	ER	SO	BB	IBB	HBP	BLK	WP	HR	S	P	ERA	WHIP
23 Anthony Reyes, R ERA: 5.48	(1, 1)	6.0	W	25	7	2	2	5	1	0	0	0	0	0	60	94	3.00	1.333
34 Randy Flores, L ERA: 4.2	(7, 1)	1.0		4	1	0	0	0	0	0	0	0	0	0	9	12	0.00	1.000
48 Brad Thompson, R ERA: 5.11	(8, 1)	1.0		5	1	0	0	0	0	0	1	0	0	0	8	10	0.00	1.000
Troy Percival, R ERA: 2.37	(9, 1)	1.0		3	0	0	0	0	0	0	0	0	0	0	8	11	0.00	0.000

PITCHER	IP	WLS	BF	H	R	ER	SO	BB	IBB	HBP	BLK	WP	HR	S	P	ERA	WHIP

BOTTOM

Los Angeles Dodgers @ St. Louis Cardinals

Busch Stadium, St. Louis, MO

Sun Aug 12 2007, 1:15 PM CDT

Att. 45,379 - Sunny - 99 F

livebaseballscorecards.com

Batter	1	2	3	4	5	6	7	8	9	AB	R	H	RBI	BB	SO	LOB
David Eckstein, R (1, 6) OBP: 0.342, SLG: 0.358	B FA 86 X FA 87 1-0 5 47 HR 1B	B FA 90 C FA 89 X FA 90 1-1 ③ G6-3	C FA 88 F FA 88 B FA 88 F FA 89 X FA 89 1-2 2-3 3-H 1B		B SL 87 X FA 95 1-0 ② P6		B SL 88 C FA 94 X FA 93 1-1 1B			5	1	3	1	0	0	1
24 Rick Ankiel, L (1, 9) OBP: 0.412, SLG: 1.000	B CU 72 F FA 88 D CU 74 B FA 88 F FA 88 X FA 89 3-2 ① P4		F CU 72 2-2 S CH 81 B SL 83 B FA 88 X SL 82 5 1B 47 1B 2B B FA 92 B FA 93 B CH 86 D CH 87 D CH 87 K		B FA 96 B FA 95 C FA 95 B CH 86 B FA 95 4-1 BB		C FA 95 B SL 85 B SL 86 C FA 94 S FA 89 2-3 ③ K			4	1	1	0	1	2	4
5 Albert Pujols, R (1, 3) OBP: 0.417, SLG: 0.547 34 Randy Flores, L (7, 1) 48 Brad Thompson, R (8, 1) OBP: 0.150, SLG: 0.150 Troy Percival, R (9, 1)	C CU 73 X FA 90 0-1 47 HR 1-2 1B		C CH 82 F SL 83 X SL 83 0-2 47 1B FC6-4 FC4-2 2-3 1B	C FA 92 B FA 93 X SL 84 1-1 ① F7	B FA 95 B SL 86 C FA 96 F FA 95 S FA 95 2-3 ③ K			F FA 90 S FA 87 B FA 90 F FA 89 C FA 91 1-3 ① K		4 0 1 0	1 0 0 0	2 0 0 0	0 0 0 0	0 0 1 0	1 0 0 0	1 0 0 0
47 Ryan Ludwick, R (1, 7) OBP: 0.310, SLG: 0.492	B CU 73 B SL 82 X FA 88 2-0 1-H 2-H HR		F FA 89 S SL 84 B CH 83 X SL 83 1-2 FC6-4 1-2 3-H 1B	X FA 94 0-0 ② F9		X FA 93 0-0 ① P3		B FA 87 C FA 88 B FA 87 F FA 89 B FA 93 F FA 88 B FA 88 4-2 1B 1B BB		4	2	2	4	1	0	0
So Taguchi, R (1, 8) OBP: 0.361, SLG: 0.375	C FA 88 B FA 90 S CH 82 F FA 89 B FA 89 X SL 83 2-2 ② G5-3		S FA 89 B FA 89 X SL 82 1-1 ① FC6-4 FC4-2 S 1-2f 2-3 1B	C FA 92 B SL 82 B FA 93 B CH 83 B FA 93 4-1 BB		B FA 93 C FA 93 B CU 76 X FA 93 2-1 ② F9		X FA 88 0-0 1B 1-3 1B 1B		4	2	1	0	1	0	2
Gary Bennett, R (1, 2) OBP: 0.268, SLG: 0.305	B FA 89 X FA 89 1-0 ③ F9		P PO 77 B CH 82 D SL 83 X FA 89 3-0 ② FC4-2 1B 23 1B 1-3 3-H	X FA 93 0-0 ③ G4-3		B FA 95 X FA 94 1-0 1B		X FA 87 0-0 1B 1-2 3-H 1B		5	1	2	1	0	0	3
Aaron Miles, S (1, 4) OBP: 0.335, SLG: 0.351		C FA 86 F CH 82 X FA 87 0-2 13 G6-3 23 SH1-4 1B	D CU 73 B FA 89 X CH 82 2-0 23 1B 13 2B 1-2 3-H 1B		X FA 93 0-0 23 SH1-4 13 HR 1B	B CU 76 X FA 93 1-0 ③ F7		B FA 88 X FA 89 1-0 13 FC5-4 1-2 2-H 1B		5	2	4	2	0	0	1
23 Anthony Reyes, R (1, 1) OBP: 0.091, SLG: 0.091 16 Chris Duncan, L (7, 3) OBP: 0.371, SLG: 0.522		X FA 88 0-0 ① SH1-4 1-2	B CU 73 B FA 89 F FA 89 B FA 89 X FA 89 3-1 13 2B 1-2 2-H 1B		B FA 92 L FA 93 B FA 95 L FA 94 X FA 95 2-2 ① SH1-4 1-2		B SL 86 X FA 94 1-0 ① F9	C FA 91 F FA 86 B FA 92 D SL 78 F FA 88 F FA 91 C FA 92 2-3 ② K		1 2	1 0	1 0	1 0	0 0	0 1	0 2
13 Brendan Ryan, R (1, 5) OBP: 0.397, SLG: 0.507		B CU 72 C FA 89 X FA 89 1-1 ② G6-3 2-3	D CU 74 X CH 82 1-0 1B 1-3 2-H 2B		B FA 94 D SL 86 B FA 94 C FA 94 X FA 93 3-1 2-H HR		B FA 94 C FA 95 B SL 86 B FA 93 X FA 94 3-1 ② L4	X FA 87 0-0 ③ FC5-4 1-2f		5	1	2	3	0	0	3
Inning Stats	R: 3 E: 0 K: 0 S: 12 H: 3 LOB: 0 BB: 0 P: 21	R: 0 E: 0 K: 0 S: 8 H: 1 LOB: 1 BB: 0 P: 10	R: 5 E: 0 K: 1 S: 25 H: 7 LOB: 2 BB: 0 P: 41	R: 0 E: 0 K: 0 S: 5 H: 0 LOB: 1 BB: 1 P: 10	R: 2 E: 0 K: 1 S: 11 H: 2 LOB: 1 BB: 1 P: 23	R: 0 E: 0 K: 0 S: 5 H: 1 LOB: 1 BB: 0 P: 9	R: 0 E: 0 K: 1 S: 8 H: 1 LOB: 1 BB: 0 P: 15	R: 2 E: 0 K: 2 S: 16 H: 3 LOB: 2 BB: 1 P: 24		1B: 14 2B: 2 3B: 0 HR: 2 SF: 0 SAC: 2 DP: 0 HBP: 0				WP: 0 PB: 0 SB: 1 CS: 0 PA: 45		

AB	40
R	12
H	18
RBI	12
BB	3
SO	5
LOB	17

PITCHER		IP	WLS	BF	H	R	ER	SO	BB	IBB	HBP	BLK	WP	HR	S	P	ERA	WHIP
Mark Hendrickson, L ERA: 5.2	(1, 1)	2.2	L	19	11	8	8	0	0	0	0	0	0	1	42	66	27.00	4.125
Rudy Seanez, R ERA: 3.83	(3, 1)	1.1		5	0	0	0	1	1	0	0	0	0	0	8	16	0.00	0.750
45 Scott Proctor, R ERA: 3.66	(5, 1)	2.0		10	3	2	2	1	1	0	0	0	0	1	16	32	9.00	2.000
Roberto Hernandez, R ERA: 5.55	(7, 1)	1.0		4	1	0	0	1	0	0	0	0	0	0	8	15	0.00	1.000
Joe Beimel, L ERA: 4.14	(8, 1)	1.0		7	3	2	2	2	1	0	0	0	0	0	16	24	18.00	4.000

PITCHER		IP	WLS	BF	H	R	ER	SO	BB	IBB	HBP	BLK	WP	HR	S	P	ERA	WHIP

Batter	1	2	3	4	5	6	7	8	9	AB	R	H	RBI	BB	SO	LOB
David Eckstein, R (1, 6) OBP: 0.342, SLG: 0.358	C F F B S 1-3 K		1 SAFE 1 SAFE B FA 88 C FA 87 1 SAFE X CH 76 1-1 5 G6-3 47 2B 1-2 1B		X CH 86 0-0 47 HBP 5 WP 27 FC5 1B X FA 82 0-0 SF7-2-6 2-3 3-H		B CU 75 X CH 82 1-0 P5	C CH 78 F CH 80 B FA 86 F CH 81 B FA 86 X CH 79 2-2 L5		5	2	2	1	0	1	5
24 Rick Ankiel, L (1, 9) OBP: 0.348, SLG: 0.773	X 0-0 G6-3		B SL 79 S SL 79 F SL 78 C FA 90 1-3 K		D FA 86 S CH 75 F CU 74 F SL 78 B FA 89 B FA 89 S SL 76 3-3 K X FA 89 0-0 27 F9 5 BB 1B		F CU 76 B CU 76 S FA 92 S FA 93 1-3 K		F FA 90 X FA 90 0-1 G4-3	6	0	1	0	0	3	5
5 Albert Pujols, R (1, 3) OBP: 0.422, SLG: 0.549	C FA 87 H SL 79 1-1 47 FC5-4 HBP		B CH 77 B FA 90 B CH 77 C FA 90 C FA 89 F CH 76 X CH 74 3-2 G6-3 1-2 2-3		C FA 88 B SL 78 B CH 76 F CH 74 1 SAFE F CH 78 F CH 77 B FA 89 X FA 88 3-2 27 FC5 47 HBP 27 E 1-2 1B	B CH 81 B FA 91 B FA 93 B FA 89 4-0 1-2 BB		B FA 86 X FA 85 1-0 27 1B 1B	B FA 93 C FA 91 B SL 83 B FA 92 X SL 84 3-1 1B 2B	4	3	3	0	1	0	2
47 Ryan Ludwick, R (1, 7) OBP: 0.311, SLG: 0.489	F FA 88 1 SAFE B CH 75 B FA 86 X CH 75 2-1 FC5-4 1-2f		C CH 75 B FA 90 F CH 78 X FA 89 1-2 2-H 3-H 2B		B FA 86 C FA 87 F CH 75 H FA 89 2-2 1B 27 E 4 BB 1-2 2-3 HBP	C CU 74 C CU 73 B FA 94 F CU 75 S SL 84 1-3 K		C CH 78 C SL 87 D CH 80 D CH 81 F CH 79 F CH 80 F CH 81 X FA 88 2-2 F9	D FA 92 C FA 91 F SL 84 F SL 87 X FA 90 1-2 F8	5	1	1	2	0	1	5
27 Scott Rolen, R (1, 5) OBP: 0.332, SLG: 0.386 Aaron Miles, S (9, PH) OBP: 0.338, SLG: 0.353 (9, 4)		B FA 86 C FA 86 C FA 87 B CH 78 F CH 76 X CH 77 2-2 4 G6-4-3 1B	C FA 89 F CH 78 F FA 90 X CH 78 0-2 F9		X CH 78 0-0 FC5 4 BB 1B 1B 1-2 2-H 3-H	X CU 74 0-0 F9 2-3		X FA 86 0-0 4 1B 1B 1-3 1B	X FA 91 0-0 2B 1-2	5 1	2 1	2 1	1 0	0 0	0 0	4 0
Jim Edmonds, L (1, 8) OBP: 0.328, SLG: 0.392		B FA 88 C FA 88 X FA 88 1-1 4 G6-4-3 1-2 1B		B SL 76 B FA 86 F FA 87 F CH 73 S FA 88 2-3 K	B CU 76 C CH 77 B FA 88 X FA 88 2-1 4 BB 1B 1-2 2-3 1B	C FA 93 B CU 76 B CU 76 F FA 93 X FA 93 2-2 F8		C CH 80 X CH 81 0-1 4 1B 1-2 3-H 1B	X SL 85 0-0 2B 1-H 2-H	6	1	4	3	0	1	2
4 Yadier Molina, R (1, 2) OBP: 0.341, SLG: 0.320		X CH 76 0-0 G6-4-3 1-2f 2-3		C FA 88 B CH 78 F FA 87 S FA 88 1-3 K	B FA 88 B FA 90 B FA 88 B FA 89 4-0 1B SF7-2-6 1-2 2-3 3-H BB		F FA 88 B CU 72 F FA 89 F SL 82 X FA 90 1-2 13 1B 1B	F CH 80 S FA 86 X CH 81 0-2 13 BB 1-3 2-H 1B	C FA 90 X SL 82 0-1 F8	5	1	2	2	1	1	3
Kip Wells, R (1, 1) OBP: 0.318, SLG: 0.409 So Taguchi, R (7, PH) OBP: 0.360, SLG: 0.373 36 Russ Springer, R (7, 1) 16 Chris Duncan, L (8, PH) OBP: 0.370, SLG: 0.521 Troy Percival, R (8, 1) 48 Brad Thompson, R (9, 1) OBP: 0.150, SLG: 0.150		B FA 88 S CH 76 F CH 77 B FA 90 B CH 76 S CH 74 3-3 K		S FA 87 C FA 88 X CH 76 0-2 1B	F FA 90 S CU 74 B FA 92 F CU 75 X FA 92 1-2 SF7-2-6 13 BB 1-3 2-H 3-H 1B		B FA 90 C CU 74 B CU 73 1 SAFE F FA 90 S CU 75 2-3 K	F CH 79 B FA 87 B FA 87 S CH 79 X CH 79 2-2 P3		3 1 0 1 0 0	0 1 0 0 0 0	2 0 0 0 0 0	2 0 0 0 0 0	0 1 0 0 0 0	1 1 0 2 0 0	1 1 0 0 0 0
13 Brendan Ryan, R (1, 4) OBP: 0.423, SLG: 0.507 (9, 5)			B FA 87 B CH 74 B FA 86 C CH 85 B FA 87 4-1 5 G6-3 47 2B 1B BB	B FA 86 1 SAFE C FA 88 D CH 76 X FA 86 2-1 P3	B CH 80 D FA 92 B FA 91 B FA 89 4-0 1-2 BB		B FA 91 X FA 89 1-0 1-2 1B	B CH 79 D CH 79 B CH 78 B FA 86 4-0 1-2 BB		2	1	1	0	3	0	1
Inning Stats	R: 0 E: 0 K: 1 S: 8 H: 0 LOB: 1 BB: 0 P: 12	R: 0 E: 0 K: 1 S: 10 H: 2 LOB: 1 BB: 0 P: 16	R: 2 E: 0 K: 1 S: 17 H: 2 LOB: 1 BB: 1 P: 27	R: 0 E: 0 K: 2 S: 11 H: 1 LOB: 1 BB: 0 P: 16	R: 6 E: 1 K: 1 S: 20 H: 4 LOB: 1 BB: 2 P: 39	R: 0 E: 0 K: 1 S: 9 H: 1 LOB: 2 BB: 1 P: 16	R: 0 E: 0 K: 2 S: 12 H: 2 LOB: 2 BB: 0 P: 18	R: 2 E: 0 K: 0 S: 20 H: 4 LOB: 3 BB: 1 P: 31	R: 2 E: 0 K: 0 S: 12 H: 3 LOB: 1 BB: 0 P: 16	1B: 17 2B: 3 3B: 0 HR: 0 SF: 1 SAC: 0 DP: 2 HBP: 2						

PITCHER		IP	WLS	BF	H	R	ER	SO	BB	IBB	HBP	BLK	WP	HR	S	P	ERA	WHIP
39 Chris Capuano, L ERA: 5.23	(1, 1)	4.1	L	24	8	7	7	6	1	0	2	0	1	0	61	96	14.54	2.077
43 Manny Parra, L ERA: 3.1	(5, 1)	2.2		14	4	1	0	3	3	0	0	0	0	0	26	48	0.00	2.625
Matt Wise, R ERA: 3.75	(8, 1)	1.0		8	4	2	2	0	1	0	0	0	0	0	20	31	18.00	5.000
Chris Spurling, R ERA: 4.91	(9, 1)	1.0		6	3	2	2	0	0	0	0	0	0	0	12	16	18.00	3.000

PITCHER	IP	WLS	BF	H	R	ER	SO	BB	IBB	HBP	BLK	WP	HR	S	P	ERA	WHIP

TOP

St. Louis Cardinals @ Milwaukee Brewers

Miller Park, Milwaukee, WI

Tue Aug 14 2007, 7:05 PM CDT
Att. 37,518 - Cloudy - 80 F

livebaseballscorecards.com

AB	44
R	12
H	19
RBI	11
BB	5
SO	9
LOB	31

Batter	1	2	3	4	5	6	7	8	9	AB	R	H	RBI	BB	SO	LOB
23 Rickie Weeks Jr., R (1, 4) OBP: 0.332, SLG: 0.353	B FA 89 C FA 90 B FA 92 B FA 92 F FA 92 F FA 92 C FA 93 3-3 K ①	C SL 83 B SL 85 F FA 91 X FA 92 1-2 G5-3 ③			B SL 89 C CU 78 B SL 85 B CH 90 C FA 91 S FA 91 3-3 K ③		B FA 93 B FA 93 C FA 92 S SL 86 F FA 93 B SL 85 T SL 88 3-2 K ③			4	0	0	0	0	3	2
7 J.J. Hardy, R (1, 6) OBP: 0.323, SLG: 0.463	B FA 93 X FA 92 1-0 F9 ②		C FA 90 F FA 90 X SL 84 0-2 G4-3 ①			B SL 80 C FA 89 B CU 77 X FA 90 2-1 F9 ①		B FA 90 F FA 92 X SL 86 1-1 P2 ①		4	0	0	0	0	0	0
28 Prince Fielder, L (1, 3) OBP: 0.382, SLG: 0.618	B FA 92 B FA 92 F FA 92 T FA 94 F FA 94 F CH 86 X CU 81 2-2 HR		X FA 90 0-0 G6-3 ②			C SL 81 F FA 90 F SL 82 B FA 92 B FA 93 X CH 84 2-2 F7 ②		C FA 93 C FA 93 S FA 92 0-3 K ②		4	1	1	1	0	1	0
8 Ryan Braun, R (1, 5) OBP: 0.396, SLG: 0.684	X FA 92 0-0 HR 1B		C SL 86 B FA 92 B FA 92 B FA 92 C SL 85 F FA 92 S SL 85 3-3 K ③			B FA 90 B FA 89 F FA 90 T FA 91 X SL 84 2-2 3B		C SL 86 B FA 93 B FA 92 X FA 92 2-1 HR		4	2	3	1	0	1	0
Geoff Jenkins, L (1, 7) OBP: 0.347, SLG: 0.515	F CU 77 1 SAFE B FA 92 X CH 85 1-1 1-H HR			B FA 88 S CH 86 X FA 90 1-1 F7 ①		S CH 81 H FA 91 1-1 HBP		F FA 93 B CU 78 B FA 91 X FA 92 2-1 P3 ③		3	1	1	2	0	0	0
1 Corey Hart, R (1, 9) OBP: 0.337, SLG: 0.500	B FA 92 S SL 84 B SL 85 F FA 92 B SL 85 F SL 85 S FA 92 3-3 K ③			S SL 82 X SL 82 0-1 G6-3 ②		S SL 83 S CH 84 F SL 84 B FA 92 B SL 85 X SL 84 2-2 F7 ③			B FA 87 F FA 87 F FA 87 B SL 79 X FA 87 2-2 L8 ①	4	0	0	0	0	1	2
2 Bill Hall, R (1, 8) OBP: 0.324, SLG: 0.422		C FA 90 F SL 85 S FA 90 0-3 K ①		X FA 90 0-0 F9 ③			B FA 91 X FA 92 1-0 F8 ①		C SL 81 X CU 79 0-1 G4-6-3 1B	4	0	1	0	0	1	0
Johnny Estrada, S (1, 2) OBP: 0.302, SLG: 0.417		C SL 84 B FA 92 B FA 92 F SL 85 X CU 80 2-2 G3 ②			F FA 87 B FA 91 X CU 79 1-1 G3 ①		X CU 77 0-0 1B		D FA 87 B CH 86 C FA 87 S CH 78 F CH 80 F CH 79 B FA 87 X FA 87 3-2 G4-6-3 ②③ 1-2f	4	0	1	0	0	0	1
39 Chris Capuano, L (1, 1) OBP: 0.286, SLG: 0.333 43 Manny Parra, L (5, 1) OBP: 0.167, SLG: 0.333 Craig Counsell, L (7, PH) OBP: 0.340, SLG: 0.322 Matt Wise, R (8, 1) OBP: 1.000, SLG: 1.000 Chris Spurling, R (9, 1)		B FA 91 B FA 92 B FA 91 B FA 90 4-0 BB			C CU 76 T SL 83 X CU 80 0-2 G3 ②		X FA 91 0-0 P5 ②			0 1 1 0 0	0 0 0 0 0	0 0 0 0 0	0 0 0 0 0	1 0 0 0 0	0 0 0 0 0	0 0 1 0 0
Inning Stats	R: 3 H: 3 E: 0 LOB: 0 K: 2 BB: 0 S: 17 P: 27	R: 0 H: 0 E: 0 LOB: 1 K: 1 BB: 1 S: 9 P: 16	R: 0 H: 0 E: 0 LOB: 0 K: 1 BB: 0 S: 8 P: 11	R: 0 H: 0 E: 0 LOB: 0 K: 0 BB: 0 S: 5 P: 6	R: 0 H: 0 E: 0 LOB: 0 K: 1 BB: 0 S: 8 P: 12	R: 0 H: 1 E: 0 LOB: 2 K: 0 BB: 0 S: 14 P: 23	R: 0 H: 1 E: 0 LOB: 1 K: 1 BB: 0 S: 7 P: 11	R: 1 H: 1 E: 0 LOB: 0 K: 1 BB: 0 S: 9 P: 14	R: 0 H: 1 E: 0 LOB: 0 K: 0 BB: 0 S: 10 P: 15	1B: 3 SF: 0 2B: 0 SAC: 0 3B: 1 DP: 1 HR: 3 HBP: 1						WP: 0 PA: 35 PB: 0 SB: 0 CS: 0

PITCHER	IP	WLS	BF	H	R	ER	SO	BB	IBB	HBP	BLK	WP	HR	S	P	ERA	WHIP
Kip Wells, R (1, 1) ERA: 5.24	6.0	W	24	4	3	3	5	1	0	1	0	0	2	61	95	4.50	0.833
36 Russ Springer, R (7, 1) ERA: 2.82	1.0		4	1	0	0	1	0	0	0	0	0	0	7	11	0.00	1.000
Troy Percival, R (8, 1) ERA: 2.7	1.0		4	1	1	1	1	0	0	0	0	0	1	9	14	9.00	1.000
48 Brad Thompson, R (9, 1) ERA: 5.06	1.0		3	1	0	0	0	0	0	0	0	0	0	10	15	0.00	1.000

PITCHER	IP	WLS	BF	H	R	ER	SO	BB	IBB	HBP	BLK	WP	HR	S	P	ERA	WHIP

BOTTOM

St. Louis Cardinals @ Milwaukee Brewers

Miller Park, Milwaukee, WI

Tue Aug 14 2007, 7:05 PM CDT
Att. 37,518 - Cloudy - 80 F

livebaseballscorecards.com

AB	33
R	4
H	7
RBI	4
BB	1
SO	7
LOB	6

Batter	1	2	3	4	5	6	7	8	9	AB	R	H	RBI	BB	SO	LOB
David Eckstein, R (1, 6) OBP: 0.343, SLG: 0.359	B FA 90 B FA 90 C FA 90 X FA 90 2-1 P2	1 SAFE C CU 78 F FA 91 B FA 92 X CU 80 1-2 G6-3			C FA 92 B FA 92 B FA 92 F FA 90 X FA 93 2-2 1B	S FA 92 C FA 93 F FA 94 F CU 80 B FA 92 B FA 92 F FA 91 X SL 85 2-2 24 1B 3-H 1B		C FA 88 X SL 81 0-1 G6-3		5	0	2	1	0	0	1
24 Rick Ankiel, L (1, 9) OBP: 0.321, SLG: 0.667 19 Tyler Johnson, S (8, 1) 44 Jason Isringhausen, R (9, 1)	B FA 92 X FA 91 1-0 F8	B CU 79 F CU 78 C CU 78 F FA 92 S FA 92 1-3 K			X CU 79 0-0 P6	B CU 72 C CU 74 X CH 83 1-1 1-2 1B		B FA 89 C CU 73 B FA 89 F FA 89 B SL 80 C FA 90 3-3 K		5 0 0	0 0 0	1 0 0	0 0 0	0 0 0	2 0 0	1 0 0
5 Albert Pujols, R (1, 3) OBP: 0.422, SLG: 0.554	C FA 92 B SL 83 B SL 82 F FA 92 X FA 93 2-2 HR	C FA 92 B CU 78 X CU 79 1-1 G6-3			C FA 93 C FA 92 F FA 93 S CU 80 0-3 K	C FA 88 D SL 81 X FA 88 1-1 F9		C SL 82 B FA 90 B FA 90 B FA 89 X CH 83 3-1 1B		5	1	2	1	0	1	3
Jim Edmonds, L (1, 8) OBP: 0.330, SLG: 0.405 So Taguchi, R (7, 8) OBP: 0.358, SLG: 0.372	C CU 78 X FA 92 0-1 27 HR 1B	C FA 92 B CH 84 F CH 84 S FA 93 1-3 K			D FA 92 1 SAFE B FA 91 X FA 91 2-0 G1-5-3		X CU 71 0-0 HR	F FA 89 B FA 84 C CU 75 B FA 90 C SL 82 2-3 K		4 1	2 0	2 0	1 0	0 0	1 1	1 1
27 Scott Rolen, R (1, 5) OBP: 0.338, SLG: 0.403	C FA 91 B FA 92 X CU 77 1-1 1-H HR			X FA 92 0-0 4 2B 1B		B CU 79 S CH 83 X FA 92 1-1 16 2B 2B	C FA 88 C FA 88 X CH 82 0-2 16 E 1B		B CU 78 B CU 80 C CU 79 F CU 80 F CU 73 B CU 79 X CU 79 3-2 L4	5	3	4	2	0	0	0
16 Chris Duncan, L (1, 7) OBP: 0.368, SLG: 0.519	B FA 92 C FA 91 B FA 91 S FA 91 F FA 91 X CU 78 2-2 P6			C SL 79 B FA 91 1 SAFE X FA 92 1-1 F7		F FA 92 B FA 93 X CH 84 1-1 35 FC1-5 2-H 2B	X FA 89 0-0 FC3 1-2		F CU 80 C CU 72 F CU 73 S CU 72 0-3 K	5	0	1	1	0	1	2
4 Yadier Molina, R (1, 2) OBP: 0.342, SLG: 0.323		C FA 90 B CU 78 C CU 77 F FA 91 C FA 92 1-3 K		X CU 79 0-0 1-H 2B		F FA 92 H FA 92 1-1 13 WP 35 FC1-5 13 SH1-3 HBP	B SL 82 S SL 81 B FA 90 B FA 88 X FA 90 3-1 F7		B CU 82 B CU 82 S CU 82 F CU 81 C CU 72 2-3 K	4	1	1	1	0	2	2
35 Joel Pineiro, R (1, 1) 36 Russ Springer, R (8, 1) 47 Ryan Ludwick, R (8, 9) OBP: 0.311, SLG: 0.489		C FA 90 B SL 85 S FA 91 S FA 92 1-3 K		S FA 91 B FA 90 F FA 92 S CU 80 1-3 K		C FA 90 X FA 91 0-1 FC1-5 13 SH1-3 13 WP 1-2 2-3f 1B	C FA 89 C FA 90 B FA 91 B FA 90 C FA 90 2-3 K			4 0 0	1 0 0	0 0 0	0 0 0	0 0 0	3 0 0	5 0 0
13 Brendan Ryan, R (1, 4) OBP: 0.420, SLG: 0.493		B FA 92 B FA 92 C FA 90 B FA 92 C FA 91 B FA 93 4-2 BB		C CU 80 C FA 93 X FA 93 0-2 G4-3		D CU 80 C CU 79 B FA 92 X FA 93 2-1 SH1-3 1-3 2-H	S SL 83 B FA 90 X FA 89 1-1 P4			2	0	0	1	1	0	3
Inning Stats	R: 3 E: 0 K: 0 S: 14 H: 3 LOB: 0 BB: 0 P: 22	R: 0 E: 0 K: 2 S: 12 H: 0 LOB: 1 BB: 1 P: 19	R: 0 E: 0 K: 2 S: 9 H: 0 LOB: 0 BB: 0 P: 12	R: 1 E: 0 K: 1 S: 10 H: 2 LOB: 1 BB: 0 P: 12	R: 0 E: 0 K: 1 S: 9 H: 1 LOB: 1 BB: 0 P: 13	R: 3 E: 0 K: 0 S: 19 H: 4 LOB: 2 BB: 0 P: 28	R: 1 E: 1 K: 1 S: 12 H: 2 LOB: 2 BB: 0 P: 18	R: 0 E: 0 K: 2 S: 10 H: 1 LOB: 1 BB: 0 P: 18	R: 0 E: 0 K: 2 S: 11 H: 0 LOB: 0 BB: 0 P: 16	1B: 7 2B: 3 3B: 0 HR: 3 SF: 0 SAC: 1 DP: 0 HBP: 1						

PITCHER		IP	WLS	BF	H	R	ER	SO	BB	IBB	HBP	BLK	WP	HR	S	P	ERA	WHIP
49 Yovani Gallardo, R ERA: 4.84	(1, 1)	5.2	L	28	9	7	7	6	1	0	1	0	1	2	69	100	11.12	1.765
12 Carlos Villanueva, R ERA: 4.69	(6, 1)	2.1		12	4	1	1	3	0	0	0	0	0	1	26	42	3.86	1.714
Brian Shouse, L ERA: 2.52	(9, 1)	1.0		3	0	0	0	2	0	0	0	0	0	0	11	16	0.00	0.000

PITCHER	IP	WLS	BF	H	R	ER	SO	BB	IBB	HBP	BLK	WP	HR	S	P	ERA	WHIP

TOP

St. Louis Cardinals @ Milwaukee Brewers

Miller Park, Milwaukee, WI

Wed Aug 15 2007, 7:05 PM CDT
Att. 33,404 - Cloudy - 74 F

livebaseballscorecards.com

AB	40
R	8
H	13
RBI	8
BB	1
SO	11
LOB	19

WP: 1	PB: 0	SB: 0	CS: 0
PA: 43			

BOTTOM

St. Louis Cardinals @ Milwaukee Brewers

Miller Park, Milwaukee, WI

Wed Aug 15 2007, 7:05 PM CDT
Att. 33,404 - Cloudy - 74 F

livebaseballscorecards.com

Batter	1	2	3	4	5	6	7	8	9	AB	R	H	RBI	BB	SO	LOB
1 Corey Hart, R (1, 9) OBP: 0.336, SLG: 0.499	C FA 91 F FA 92 B SL 86 B SL 85 F FA 92 B FA 91 X FA 91 3-2 8 S 1B		B SL 86 B FA 92 S SL 86 X FA 91 2-1 ① FC5-6-4 7 FC5-4 1-2f			C FA 91 B SL 85 X CH 83 1-1 ① P5		B FC 86 X SL 86 1-0 ① SF8 3-H		3	0	1	1	0	0	1
7 J.J. Hardy, R (1, 6) OBP: 0.321, SLG: 0.459	X FA 91 0-0 ① P2		1 SAFE C SL 86 D FA 89 1 SAFE S SL 85 1 SAFE F SL 85 X CU 78 1-2 ② FC5-4 1-2f			C SL 86 B CU 77 B FA 92 C FA 91 X FA 92 2-2 ② L8		B FA 92 X SL 86 1-0 ② G6-3		4	0	0	0	0	0	2
28 Prince Fielder, L (1, 3) OBP: 0.379, SLG: 0.612	C CH 84 B FA 91 X CH 85 1-1 ② F8		C FA 91 D FA 88 C FA 91 S FA 91 1-3 ③ K			C CU 78 S CH 86 B CH 86 X FA 90 1-2 ③ G1-3		B FA 87 C FA 87 S CU 79 S CU 78 1-3 ③ K		4	0	0	0	0	2	2
8 Ryan Braun, R (1, 5) OBP: 0.394, SLG: 0.677	B FA 92 C FA 92 D SL 87 F SL 86 S SL 86 2-3 ③ K 1-2			X CH 84 0-0 ① P2			C SL 86 F CH 85 B FA 89 X CH 84 1-2 ① F7		B SL 80 B FA 87 B FA 88 C FA 87 B FA 88 4-1 1B BB	3	0	0	0	1	1	1
Geoff Jenkins, L (1, 7) OBP: 0.349, SLG: 0.524		C FA 91 C FA 92 B FA 91 S CH 85 1-3 ① K		B FA 90 S CH 85 S CH 86 B FA 91 T FA 90 2-2 ② K			X CU 77 0-0 HR		X CU 78 0-0 1-2 1B	4	1	2	1	0	2	0
Johnny Estrada, S (1, 2) OBP: 0.299, SLG: 0.412		C FA 92 B FA 90 B FA 91 B CH 85 F FA 91 F FA 91 F CH 84 X FA 91 3-2 ② G6-3		X CU 79 0-0 ③ G4-3			C CU 77 B FA 90 F CU 78 F FA 91 X CH 85 1-2 ② G4-3		B CU 77 C FA 87 F CU 78 B CU 78 X CU 77 2-2 ① F8	4	0	0	0	0	0	2
2 Bill Hall, R (1, 8) OBP: 0.326, SLG: 0.434		B FA 87 C FA 91 B SL 87 X FA 91 2-1 HR			X FA 88 0-0 ① F8		B SL 86 X SL 86 1-0 2B		C FC 90 C CU 80 S CU 79 0-3 ② K	4	1	2	1	0	1	2
Craig Counsell, L (1, 4) OBP: 0.335, SLG: 0.316		B FA 90 X FA 90 1-0 ③ G6-3			C FA 90 C CU 77 B CU 78 F CH 84 X CH 84 1-2 ② P5		B CH 85 B FA 91 F FA 91 S FA 91 F FA 91 X CU 78 2-2 ③ G4-3		B FA 89 C FA 92 F FA 90 D CU 79 S FC 90 2-3 ③ K	4	0	0	0	0	1	3
49 Yovani Gallardo, R (1, 1) OBP: 0.250, SLG: 0.261 12 Carlos Villanueva, R (6, 1) OBP: 0.200, SLG: 0.200 27 Joe Dillon, R (8, PH) OBP: 0.667, SLG: 1.000 Brian Shouse, L (9, 1)			C FA 91 F FA 91 F FA 88 B CU 76 X FA 92 1-2 1 FC5-6-4 1B		C FA 90 X SL 84 0-1 ③ G6-3			B SL 86 S SL 85 S FA 92 F FA 92 X CU 76 1-2 1 SF8 3B		2 0 1 1 0	0 0 1 0	1 0 1 0	0 0 0 0	0 0 0 0	0 0 0 0	0 0 0 0
Inning Stats	R: 0 E: 0 K: 1 S: 10 H: 1 LOB: 1 BB: 0 P: 16	R: 1 E: 0 K: 1 S: 11 H: 1 LOB: 0 BB: 0 P: 18	R: 0 E: 0 K: 1 S: 13 H: 1 LOB: 1 BB: 0 P: 18	R: 0 E: 0 K: 1 S: 5 H: 0 LOB: 0 BB: 0 P: 7	R: 0 E: 0 K: 0 S: 7 H: 0 LOB: 0 BB: 0 P: 8	R: 0 E: 0 K: 0 S: 8 H: 0 LOB: 0 BB: 0 P: 12	R: 1 E: 0 K: 0 S: 13 H: 2 LOB: 1 BB: 0 P: 18	R: 1 E: 0 K: 1 S: 9 H: 1 LOB: 0 BB: 0 P: 13	R: 0 E: 0 K: 2 S: 11 H: 1 LOB: 2 BB: 1 P: 19	1B: 3 2B: 1 3B: 1 HR: 2 SF: 1 SAC: 0 DP: 0 HBP: 0						

	AB	33
	R	3
	H	7
	RBI	3
	BB	1
	SO	7
	LOB	13

WP: 0 PB: 0 SB: 1 CS: 0 PA: 35

PITCHER		IP	WLS	BF	H	R	ER	SO	BB	IBB	HBP	BLK	WP	HR	S	P	ERA	WHIP
35 Joel Pineiro, R ERA: 4.25	(1, 1)	7.0	W	26	5	2	2	4	0	0	0	0	0	2	67	97	2.57	0.714
36 Russ Springer, R ERA: 2.98	(8, 1)	0.2		3	1	1	1	0	0	0	0	0	0	0	6	9	13.50	1.500
19 Tyler Johnson, L ERA: 4.0	(8, 1)	0.2		4	1	0	0	1	1	0	0	0	0	0	8	15	0.00	3.000
44 Jason Isringhausen, R ERA: 1.69	(9, 1)	0.2		2	0	0	0	2	0	0	0	0	0	0	6	8	0.00	0.000

PITCHER	IP	WLS	BF	H	R	ER	SO	BB	IBB	HBP	BLK	WP	HR	S	P	ERA	WHIP

St. Louis Cardinals @ Milwaukee Brewers

Miller Park, Milwaukee, WI

Thu Aug 16 2007, 1:05 PM CDT

Att. 36,062 - Cloudy - 73 F

TOP

livebaseballscorecards.com

Batter	1	2	3	4	5	6	7	8	9	AB	R	H	RBI	BB	SO	LOB
David Eckstein, R (1, 6) OBP: 0.343, SLG: 0.363	B FA 88 B FA 88 B FA 88 C FA 87 C FA 89 X FA 88 3-2 ① G1		C FA 84 X FA 84 0-1 ① F9	B FA 88 B FA 83 C FA 88 X FA 88 2-1 47 S 1B	C FA 88 X CU 71 0-1 ② F7	C FA 96 D SL 86 F FA 96 X CH 86 1-2 5 1B 2B 1-H 2-H 3-H		5	1	2	3	0	0	1
47 Ryan Ludwick, R (1, 9) OBP: 0.313, SLG: 0.485	B S FA 89 B FA 90 S FA 90 X 2-2 5 G6-3 1B		B CU 71 B SL 85 B FA 88 C FA 88 X FA 88 3-1 ② P6	C FA 85 S CU 71 B FA 88 B FA 88 X CU 70 2-2 ② F7 1-2	B FA 89 F SL 84 S CU 71 B FA 88 B CU 71 S SL 84 3-3 ③ K	B FA 95 F FA 95 B SL 83 B FA 94 B FA 94 4-1 5 1B 13 E BB		4	1	1	0	1	1	2
5 Albert Pujols, R (1, 3) OBP: 0.419, SLG: 0.550	B FA 89 B FA 87 C CH 81 F F B X 3-2 ② G6-3 1-2		F FA 87 C FA 89 F CH 82 B FA 86 X FA 89 1-2 ③ FC5-4 1-2f	C FA 84 C CU 71 B SL 86 X FA 89 1-2 ③ G5-3	C FA 93 X CU 80 0-1 ① G6-3 B C X 1-1 13 E 1-2 3-H 1B			5	0	1	1	0	0	3
Jim Edmonds, L (1, 8) OBP: 0.324, SLG: 0.398 Troy Percival, R (9, 1)	B S FA 89 B CH 82 F FA 86 F CU 71 B FA 85 S CU 72 3-3 ③ K			B FA 87 B SL 86 S FA 89 X CH 81 2-1 ① F7	C FA 88 B CU 71 C FA 88 X FA 88 1-2 ① G1-3	C FA 93 C CH 82 F FA 93 X CU 80 0-2 ② F7 X CH 82 0-0 ② F4		5 0	0 0	0 0	0 0	1 0	0 0	3 0
27 Scott Rolen, R (1, 5) OBP: 0.337, SLG: 0.404 13 Brendan Ryan, R (9, PH) OBP: 0.415, SLG: 0.486 (9, 5)		C SI 88 C FA 88 F FA 88 F FA 84 X CU 71 0-2 ① P5		X SL 84 0-0 4 HR 2B	B FA 88 F CH 82 F FA 88 X FA 89 1-2 ② F8	B FA 94 B CH 81 C FA 93 X FA 93 2-1 ③ G5-3	C SL 86 S SL 85 B SL 86 D SL 86 X SL 87 2-2 E7 1-3 2-H		4 1	1 0	1 0	0 0	0 0	0 1	0 1
16 Chris Duncan, L (1, 7) OBP: 0.367, SLG: 0.516 So Taguchi, R (9, PR) OBP: 0.357, SLG: 0.370 (9, 7)		B FA 86 F CH 83 B CU 71 F FA 89 B CU 72 X FA 86 3-2 ② L6		X FA 86 0-0 ② G6-3	S CU 71 B CU 71 B FA 87 C FA 89 X CU 71 2-2 4 1B 1B				K 24 BB 4 BB 2B P4	4 1	0 1	1 0	0 0	0 0	1 0	1 3
4 Yadier Molina, R (1, 2) OBP: 0.351, SLG: 0.355		C FA 88 F FA 89 B FA 87 B FA 89 F FA 89 X CU 72 2-2 HR		B FA 88 F FA 86 B FA 88 F FA 86 F FA 89 X CH 81 2-2 2-H HR	1 SAFE F FA 88 B FA 88 X FA 88 1-1 1-3 1B				1 SAFE B FA 95 1 SAFE B FA 94 B FA 94 B FA 93 4-0 24 BB 1-2 2B BB	3	3	3	3	1	0	0
50 Adam Wainwright, R (1, 1) OBP: 0.277, SLG: 0.378 31 Ryan Franklin, R (8, 1) 24 Rick Ankiel, L (9, PH) OBP: 0.345, SLG: 0.667 (9, 8)		C FA 88 F FA 84 B FA 85 B FA 87 X FA 88 2-2 ③ F7		S FA 85 F FA 89 S CU 72 0-3 ③ K	F SL 85 S CU 70 S CU 71 0-3 ③ K		F CU 82 B SL 83 B FA 93 B CU 82 B FA 95 4-1 1-2 2-3 2B BB	3 0 0	0 0 1	0 0 0	0 0 0	0 0 1	2 0 0	2 0 0
Aaron Miles, S (1, 4) OBP: 0.336, SLG: 0.349			B FA 87 B FA 86 B FA 87 B FA 88 4-0 5 FC5-4 BB		C FA 86 B CU 70 X FA 85 1-1 ① F9		C CU 69 B FA 87 B CU 69 B FA 83 C FA 88 X FA 87 3-2 ① F8		B FA 95 S FA 95 F FA 95 C CH 85 1-3 ① K	3	0	0	0	1	1	3
Inning Stats	R: 0 H: 1 E: 0 LOB: 1 K: 1 BB: 0 S: 14 P: 25	R: 1 H: 1 E: 0 LOB: 0 K: 0 BB: 0 S: 15 P: 22	R: 0 H: 0 E: 0 LOB: 1 K: 0 BB: 1 S: 8 P: 16	R: 2 H: 2 E: 0 LOB: 0 K: 1 BB: 0 S: 11 P: 15	R: 0 H: 1 E: 0 LOB: 1 K: 0 BB: 0 S: 10 P: 16	R: 0 H: 2 E: 0 LOB: 2 K: 1 BB: 0 S: 14 P: 19	R: 0 H: 0 E: 0 LOB: 0 K: 1 BB: 0 S: 8 P: 14	R: 0 H: 0 E: 0 LOB: 0 K: 0 BB: 0 S: 8 P: 10	R: 5 H: 2 E: 1 LOB: 3 K: 2 BB: 3 S: 21 P: 39	1B: 5 SF: 0 2B: 2 SAC: 0 3B: 0 DP: 0 HR: 2 HBP: 0						

PITCHER		IP	WLS	BF	H	R	ER	SO	BB	IBB	HBP	BLK	WP	HR	S	P	ERA	WHIP
31 Dave Bush, R ERA: 5.01	(1, 1)	7.0	L	29	7	3	3	4	1	0	0	0	0	2	80	127	3.86	1.143
Scott Linebrink, R ERA: 3.4	(8, 1)	1.0		3	0	0	0	0	0	0	0	0	0	0	8	10	0.00	0.000
Derrick Turnbow, R ERA: 4.39	(9, 1)	0.1		6	1	5	4	2	3	0	0	0	1	0	11	25	108.00	12.000
Francisco Cordero, R ERA: 3.1	(9, 1)	0.2		4	1	0	0	0	0	0	0	0	0	0	10	14	0.00	1.500

PITCHER	IP	WLS	BF	H	R	ER	SO	BB	IBB	HBP	BLK	WP	HR	S	P	ERA	WHIP

AB	38
R	8
H	9
RBI	7
BB	4
SO	6
LOB	19

WP: 1 PA: 42
PB: 0
SB: 1
CS: 0

Batter	1	2	3	4	5	6	7	8	9	AB	R	H	RBI	BB	SO	LOB
Gabe Gross, L (1, 9) OBP: 0.327, SLG: 0.398	B FA 87 F CH 68 B SI 70 B SL 67 F CU 60 S 3-3 ① K		X FA 91 0-0 28 BB 2B		B CU 72 B FA 91 B FA 91 C FA 87 X FA 90 3-1 ③ F8			C CU 77 C CU 76 F FA 89 B CU 77 B FC 90 X CH 85 2-2 7 FC4-6 1B		4	0	2	0	0	1	0
7 J.J. Hardy, R (1, 6) OBP: 0.322, SLG: 0.458	C FA 90 B CU 71 B FA 92 X FA 91 2-1 1B		C SL 85 D CU 74 B SL 85 B SL 83 B FA 91 4-1 28 BB BB			C SL 83 F CU 71 B SL 83 X FA 91 1-2 ① P6		C SL 85 X FA 91 0-1 ② FC4-6 1-2f		3	0	1	0	1	0	1
28 Prince Fielder, L (1, 3) OBP: 0.380, SLG: 0.609	B FA 92 B CH 83 B FA 93 C FA 92 X FA 93 3-1 ② F7		C CU 73 D CU 74 B FA 91 B FA 91 B CH 84 4-1 1-2 2-3 BB			B FA 92 B FA 91 F FA 91 F SL 86 B FA 94 B SL 86 4-2 BB		B CU 77 F FA 91 B CU 77 F CH 81 S CH 82 2-3 ③ K		2	0	0	0	2	1	2
8 Ryan Braun, R (1, 5) OBP: 0.390, SLG: 0.668	C FA 92 D SL 85 B CH 81 S SL 86 D CU 76 X SL 84 3-2 ③ G5-3		B FA 92 F SL 86 F FA 93 B SL 85 B CU 75 F CU 74 C CU 74 3-3 ③ K			B FA 89 F SL 84 F SL 83 F FA 90 B FA 91 S CU 73 2-3 ② K			B FA 90 F FA 90 F SL 85 B CU 75 F FA 91 S FA 91 2-3 ① K	4	0	0	0	0	3	5
Geoff Jenkins, L (1, 7) OBP: 0.345, SLG: 0.517		X FA 90 0-0 ① F8		B CH 80 F FA 90 S SL 84 B CU 73 X FA 90 2-2 ① P6		D CH 82 C FA 90 S SL 84 S CU 75 1-3 ③ K			S FA 89 B FA 89 X CU 76 1-1 ② F8	4	0	0	0	0	1	1
27 Joe Dillon, R (1, 4) OBP: 0.563, SLG: 0.813		B FA 89 C SL 84 X SL 82 1-1 ② F7		C FA 89 C FA 89 S FA 90 0-3 ② K			C FA 88 X CH 79 0-1 ① F7		B FA 91 C FA 90 X FA 91 1-1 1B	4	0	1	0	0	1	0
2 Bill Hall, R (1, 8) OBP: 0.323, SLG: 0.429		X SL 83 0-0 ③ G5-3		X FA 89 0-0 ③ G5-3			B FA 90 X FA 88 1-0 ② F8		B FA 85 C FA 85 F FA 91 B FA 91 S SL 85 2-3 ③ K	4	0	0	0	0	1	1
Damian Miller, R (1, 2) OBP: 0.305, SLG: 0.358			C FA 88 C FA 88 B CU 74 B FA 90 S SL 84 2-3 ① K		X FA 88 0-0 ① F9		C SL 82 B FA 88 X FA 88 1-1 ③ L8			3	0	0	0	0	1	0
31 Dave Bush, R (1, 1) OBP: 0.150, SLG: 0.179			S FA 89 C FA 89 S CU 74 0-3 ② K		C FA 88 C FA 90 B CU 72 S FA 90 1-3 ② K			C FA 88 B CU 77 B CH 84 X CH 84 2-1 ① G1-3		2	0	0	0	0	2	0
Scott Linebrink, R (8, 1)										0	0	0	0	0	0	0
Craig Counsell, L (8, PH) OBP: 0.333, SLG: 0.315										1	0	0	0	0	0	0
Derrick Turnbow, R (9, 1)										0	0	0	0	0	0	0
Francisco Cordero, R (9, 1)										0	0	0	0	0	0	0
Inning Stats	R: 0 E: 0 K: 1 S: 10 H: 1 LOB: 1 BB: 0 P: 21	R: 0 E: 0 K: 0 S: 4 H: 0 LOB: 0 BB: 0 P: 5	R: 0 E: 0 K: 3 S: 13 H: 1 LOB: 3 BB: 2 P: 26	R: 0 E: 0 K: 1 S: 7 H: 0 LOB: 0 BB: 0 P: 9	R: 0 E: 0 K: 1 S: 6 H: 0 LOB: 0 BB: 0 P: 10	R: 0 E: 0 K: 2 S: 12 H: 0 LOB: 1 BB: 1 P: 20	R: 0 E: 0 K: 0 S: 5 H: 0 LOB: 0 BB: 0 P: 7	R: 0 E: 0 K: 1 S: 11 H: 1 LOB: 1 BB: 0 P: 17	R: 0 E: 0 K: 2 S: 11 H: 1 LOB: 1 BB: 0 P: 17	1B: 3 2B: 1 3B: 0 HR: 0 SF: 0 SAC: 0 DP: 0 HBP: 0						

PITCHER		IP	WLS	BF	H	R	ER	SO	BB	IBB	HBP	BLK	WP	HR	S	P	ERA	WHIP
50 Adam Wainwright, R ERA: 4.01	(1, 1)	7.0	W	26	2	0	0	8	3	0	0	0	0	0	57	98	0.00	0.714
31 Ryan Franklin, R ERA: 1.8	(8, 1)	1.0	H	4	1	0	0	1	0	0	0	0	0	0	11	17	0.00	1.000
Troy Percival, R ERA: 2.57	(9, 1)	1.0		4	1	0	0	2	0	0	0	0	0	0	11	17	0.00	1.000

PITCHER	IP	WLS	BF	H	R	ER	SO	BB	IBB	HBP	BLK	WP	HR	S	P	ERA	WHIP

BOTTOM

St. Louis Cardinals @ Milwaukee Brewers

Miller Park, Milwaukee, WI

Thu Aug 16 2007, 1:05 PM CDT
Att. 36,062 - Cloudy - 73 F

livebaseballscorecards.com

AB	31
R	0
H	4
RBI	0
BB	3
SO	11
LOB	10

Batter	1	2	3	4	5	6	7	8	9	AB	R	H	RBI	BB	SO	LOB
David Eckstein, R (1, 6) OBP: 0.345, SLG: 0.363	B FA 91 F FA 90 F CU 74 F FA 90 F CU 75 F FA 92 F FA 92 X CU 75 1-2 G4-3		1 SAFE S CH 82 B FA 91 B CH 81 B FA 90 1 SAFE B FA 89 4-1 1-2 BB			C FA 89 B FA 90 B CU 72 F FA 89 F FA 89 S CH 82 2-3 K		X FA 93 0-0 24 S 1B		3	0	1	0	1	1	0
47 Ryan Ludwick, R (1, 7) OBP: 0.308, SLG: 0.477 24 Rick Ankiel, L (8, PH) OBP: 0.367, SLG: 0.667 36 Russ Springer, R (8, 1)	B FA 92 S FA 92 B FA 84 F FA 91 B FA 92 F FA 91 F FA 91 X FA 91 3-2 P5		S CH 82 B FA 90 C FA 88 F CU 73 X FA 90 1-2 F9			F FA 90 B FA 90 C CU 73 S FA 91 1-3 K		B FA 93 F FA 92 B FA 93 S FA 93 F FA 94 B FA 92 B FA 94 4-2 1-2 BB		3 0 0	0 0 0	0 0 0	0 0 0	0 1 0	1 0 0	2 0 0
5 Albert Pujols, R (1, 3) OBP: 0.420, SLG: 0.557	B FA 91 X FA 92 1-0 G5-3			B FA 89 C C B F B X 3-2 27 K2 1B		C CU 73 F FA 92 B FA 91 B CU 73 F FA 90 F CH 83 X FA 91 2-2 HR		B FA 93 B FA 92 X FA 94 2-0 P4		4	1	2	1	0	0	2
43 Juan Encarnacion, R (1, 9) OBP: 0.325, SLG: 0.434		B FA 90 F FA 90 X CH 83 1-1 F8		X FA 88 0-0 P3		B CH 82 X FA 89 1-0 G4-3			B SL 85 B SL 85 X FA 91 2-0 L7	4	0	0	0	0	0	1
27 Scott Rolen, R (1, 5) OBP: 0.334, SLG: 0.399		C FA 91 F CU 74 B FA 91 S FA 90 1-3 K		S B CU 73 F CU 72 B FA 90 B FA 89 S FA 88 3-3 K2 1-1f			C CU 73 X FA 89 0-1 L9		X FA 92 0-0 G4-3	4	0	0	0	0	2	1
Jim Edmonds, L (1, 8) OBP: 0.320, SLG: 0.392		F FA 90 C CU 78 B FA 91 F CU 73 F CU 79 B CU 73 B CU 73 S CU 80 3-3 K			B CU 73 X FA 89 1-0 F7		C CU 82 X CU 74 0-1 G4-3		B SL 85 B CH 82 S FA 91 F FA 91 X SL 86 2-2 F7	4	0	0	0	0	1	0
4 Yadier Molina, R (1, 2) OBP: 0.351, SLG: 0.352			B FA 89 B CH 82 C FA 89 C FA 89 X FA 89 2-2 F9		S FA 89 B CU 73 B CH 80 F FA 88 B FA 89 F FA 89 B FA 89 4-2 BB		C CU 74 B FA 91 S FA 91 X FA 90 1-2 G4-3			2	0	0	0	1	0	0
Braden Looper, R (1, 1) OBP: 0.262, SLG: 0.237 34 Randy Flores, L (7, 1) 16 Chris Duncan, L (8, PH) OBP: 0.366, SLG: 0.514 (8, 7)			C FA 89 B CU 74 C FA 90 C FA 91 1-3 K		1 SAFE C FA 87 L CU 73 B FA 90 C CU 72 1-3 K			F FA 94 B FA 93 B FA 92 F FA 95 F FA 94 S FA 94 2-3 K		2 0 1	0 0 0	0 0 0	0 0 0	0 0 1	2 0 0	1 0 0
13 Brendan Ryan, R (1, 4) OBP: 0.412, SLG: 0.480			C FA 91 C CU 75 F FA 92 B FA 92 X CU 79 1-2 BB 1B		1 SAFE B CH 82 C FA 89 X FA 89 1-1 F8			X FA 94 0-0 B1		3	0	1	0	0	0	1
Inning Stats	R: 0 E: 0 K: 0 S: 13 H: 0 LOB: 0 BB: 0 P: 18	R: 0 E: 0 K: 2 S: 10 H: 0 LOB: 0 BB: 0 P: 15	R: 0 E: 0 K: 1 S: 15 H: 1 LOB: 2 BB: 1 P: 24	R: 0 E: 0 K: 1 S: 8 H: 1 LOB: 1 BB: 0 P: 14	R: 0 E: 0 K: 1 S: 10 H: 0 LOB: 1 BB: 1 P: 17	R: 1 E: 0 K: 2 S: 13 H: 1 LOB: 0 BB: 0 P: 19	R: 0 E: 0 K: 0 S: 7 H: 0 LOB: 0 BB: 0 P: 8	R: 0 E: 0 K: 1 S: 10 H: 1 LOB: 2 BB: 1 P: 18	R: 0 E: 0 K: 0 S: 5 H: 0 LOB: 0 BB: 0 P: 9	1B: 3 2B: 1 3B: 0 HR: 1	SF: 0 SAC: 0 DP: 1 HBP: 0					

TOP

St. Louis Cardinals @ Chicago Cubs
Wrigley Field, Chicago, IL
Fri Aug 17 2007, 1:20 PM CDT
Att. 41,634 - Sunny - 76 F

livebaseballscorecards.com

AB	30
R	1
H	4
RBI	1
BB	3
SO	8
LOB	8

PITCHER		IP	WLS	BF	H	R	ER	SO	BB	IBB	HBP	BLK	WP	HR	S	P	ERA	WHIP
53 Rich Hill, L ERA: 3.73	(1, 1)	7.0	W	25	3	1	1	7	2	0	0	0	0	1	76	115	1.29	0.714
Bob Howry, R ERA: 3.86	(8, 1)	1.0	H	5	1	0	0	1	1	0	0	0	0	0	10	18	0.00	2.000
46 Ryan Dempster, R ERA: 3.47	(9, 1)	1.0	S	3	0	0	0	0	0	0	0	0	0	0	5	9	0.00	0.000

PITCHER	IP	WLS	BF	H	R	ER	SO	BB	IBB	HBP	BLK	WP	HR	S	P	ERA	WHIP

WP: 0	PA: 33
PB: 0	
SB: 1	
CS: 0	

Batter	1	2	3	4	5	6	7	8	9	AB	R	H	RBI	BB	SO	LOB
2 Ryan Theriot, R (1, 6) OBP: 0.351, SLG: 0.375	B FA 90 B FA 89 B FA 88 C FA 88 C FA 88 X FA 88 3-2 ① G4-3			C CH 84 B FA 88 B CH 84 B FA 89 X FA 88 3-1 FC4-6 1B		C CH 84 X FA 89 0-1 HR 1B		F FA 92 B FA 92 X FA 93 1-1 ① F9		4	1	2	0	0	0	0
Jacque Jones, L (1, 8) (8, 9) OBP: 0.335, SLG: 0.408	C FA 90 S SL 85 B FA 91 B FA 90 S CH 80 2-3 ② K			1 SAFE B CH 78 1 SAFE B FA 87 X FA 88 2-0 ① FC4-6 25 S 1-2f		S FS 78 F CH 80 B FA 89 B SL 83 1 SAFE B CH 78 X CH 77 3-2 1-H HR		B FC 89 X SL 85 1-0 ② G4-3		4	1	1	2	0	1	1
25 Derrek Lee, R (1, 3) OBP: 0.402, SLG: 0.488	C FA 91 F FA 92 B FA 91 B FA 90 C SL 86 2-3 ③ K			B SL 86 C FA 85 C FA 90 B FA 87 F FA 90 B SL 86 S SL 84 3-3 ② K 1-2		F FA 89 B FA 88 B FA 89 B SL 83 B FA 89 4-1 33 2B BB		C SL 86 B FA 93 B FA 93 C FA 93 F FA 94 S FA 94 2-3 ③ K		3	0	0	0	1	3	1
16 Aramis Ramirez, R (1, 5) OBP: 0.369, SLG: 0.563		B FA 88 B FA 88 B FA 89 B FA 90 4-0 33 G3-6-3 BB		I IN 72 I IN 70 I IN 69 I IN 68 4-0 IBB		F FA 89 S CH 83 X CH 84 0-2 ② L9				1	0	0	0	2	0	1
33 Daryle Ward, L (1, 9) OBP: 0.420, SLG: 0.417 20 Felix Pie, L (8, 8) OBP: 0.266, SLG: 0.344		C CH 80 B FA 89 C FA 90 X CH 82 1-2 ①② G3-6-3 1-2f		B CH 77 X FS 78 1-0 ③ G3-1		1 SAFE B FA 88 X FA 89 1-0 1-3 2B				3 0	0 0	1 0	0 0	0 0	0 0	3 0
19 Matt Murton, R (1, 7) OBP: 0.337, SLG: 0.386		C FA 92 B FA 90 X SI 88 1-1 ③ G4-3			F FA 90 B SL 83 B SL 84 B FA 89 F FA 89 F FA 89 F FA 88 X CH 82 3-2 ① L7	B SL 83 C FA 88 X SL 83 1-1 ③ F9				3	0	0	0	0	0	2
17 Mike Fontenot, L (1, 4) OBP: 0.338, SLG: 0.427			C FA 89 B CH 81 F FA 89 B FA 90 X FA 89 2-2 ① L7		B FA 90 B FA 88 S FA 89 X FA 89 2-1 ② F7		X FC 88 0-0 ① B1-3			3	0	0	0	0	0	0
Jason Kendall, R (1, 2) OBP: 0.294, SLG: 0.312			C FA 90 B FA 89 C FA 86 F FA 86 X FA 89 1-2 ② G5-3		B FA 90 C FA 88 F SL 83 X SL 83 1-2 ③ L8		C FA 89 F FA 89 F FC 82 S CU 82 0-3 ② K2-3			3	0	0	0	0	1	0
53 Rich Hill, L (1, 1) OBP: 0.149, SLG: 0.174 5 Ronny Cedeno, R (7, PH) OBP: 0.148, SLG: 0.255 Bob Howry, L (8, 1) 46 Ryan Dempster, R (9, 1)			F FA 90 B FA 91 S CH 80 S CH 80 1-3 ③ K			S FA 89 X FA 88 0-1 ① B1-3	B FA 88 C FA 88 B CU 77 B FA 89 X FA 90 3-1 ③ G4-3			2 1 0 0	0 0 0 0	0 0 0 0	0 0 0 0	0 0 0 0	1 0 0 0	0 0 0 0
Inning Stats	R: 0 E: 0 K: 2 S: 9 H: 0 LOB: 0 BB: 0 P: 16	R: 0 E: 0 K: 0 S: 5 H: 0 LOB: 0 BB: 1 P: 11	R: 0 E: 0 K: 1 S: 10 H: 0 LOB: 0 BB: 0 P: 14	R: 0 E: 0 K: 1 S: 8 H: 1 LOB: 2 BB: 1 P: 21	R: 0 E: 0 K: 0 S: 10 H: 0 LOB: 0 BB: 0 P: 16	R: 2 E: 0 K: 0 S: 14 H: 3 LOB: 2 BB: 1 P: 23	R: 0 E: 0 K: 1 S: 7 H: 0 LOB: 0 BB: 0 P: 10	R: 0 E: 0 K: 1 S: 7 H: 0 LOB: 0 BB: 0 P: 11		1B: 2 2B: 1 3B: 0 HR: 1 SF: 0 SAC: 0 DP: 1 HBP: 0				WP: 0 PB: 0 SB: 1 CS: 0 PA: 30		

PITCHER		IP	WLS	BF	H	R	ER	SO	BB	IBB	HBP	BLK	WP	HR	S	P	ERA	WHIP
Braden Looper, R ERA: 4.98	(1, 1)	6.0	L	24	4	2	2	4	2	1	0	0	0	1	56	101	3.00	1.000
34 Randy Flores, L ERA: 4.1	(7, 1)	1.0		3	0	0	0	1	0	0	0	0	0	0	7	10	0.00	0.000
36 Russ Springer, R ERA: 2.91	(8, 1)	1.0		3	0	0	0	1	0	0	0	0	0	0	7	11	0.00	0.000

PITCHER	IP	WLS	BF	H	R	ER	SO	BB	IBB	HBP	BLK	WP	HR	S	P	ERA	WHIP

BOTTOM

St. Louis Cardinals @ Chicago Cubs

Wrigley Field, Chicago, IL

Fri Aug 17 2007, 1:20 PM CDT

Att. 41,634 - Sunny - 76 F

livebaseballscorecards.com

AB	27
R	2
H	4
RBI	2
BB	3
SO	6
LOB	8

St. Louis Cardinals @ Chicago Cubs

Wrigley Field, Chicago, IL

Sat Aug 18 2007, 2:55 PM CDT

Att. 41,369 - Overcast - 64 F

TOP

livebaseballscorecards.com

Batter	1	2	3	4	5	6	7	8	9	AB	R	H	RBI	BB	SO	LOB
David Eckstein, R (1, 6) OBP: 0.341, SLG: 0.358	C FA 87 X FA 88 0-1 G3		B FA 86 B CH 82 C FA 85 C FA 84 F SL 81 X CH 81 2-2 F8		B CH 82 C FA 86 S CU 82 X CU 74 1-2 G4-3		B FA 91 C FA 91 B CH 80 B CU 80 X FA 90 3-1 G5-3 1-3			4	0	0	0	0	0	1
So Taguchi, R (1, 8) OBP: 0.356, SLG: 0.368	X FA 88 0-0 5 BB 1B		X FA 87 0-0 G5-3		C FA 86 S CU 74 B CU 75 F CU 75 F FA 86 X CU 73 1-2 G4-3			C FA 90 C SL 80 F FA 90 X FA 91 0-2 F9		4	0	1	0	0	0	0
5 Albert Pujols, R (1, 3) OBP: 0.423, SLG: 0.564	B FA 88 B FA 88 B FA 87 C FA 87 F FA 86 1 SAFE B SL 82 4-2 43 G6-4-3 1-2 BB		B CH 82 C FA 86 S CU 73 X CU 74 1-2 G6-3			B B B C X 3-1 27 F9 43 BB 16 K 1B		C SL 81 B FA 91 X FA 92 1-1 HR		3	1	2	1	1	0	0
43 Juan Encarnacion, R (1, 9) OBP: 0.331, SLG: 0.448	F SL 82 X CH 82 0-1 G6-4-3 1-2f			B FA 85 F FA 84 B CH 80 B CU 82 X FA 85 3-1 HR		D SL 81 B FA 92 B FA 92 C FA 92 B FA 94 4-1 16 K 1-2 BB		X FA 91 0-0 1B		3	1	2	1	1	0	2
27 Scott Rolen, R (1, 5) OBP: 0.331, SLG: 0.395		B FA 88 C FA 87 X FA 85 1-1 F9	B FA 86 F FA 85 X CH 82 1-1 F9			F FA 92 B SL 81 B SL 79 B FA 92 S SL 80 F CU 80 X FA 92 3-2 F9 2-3		X FA 92 0-0 F9		4	0	0	0	0	0	3
47 Ryan Ludwick, R (1, 7) OBP: 0.306, SLG: 0.472 16 Chris Duncan, L (6, PH) OBP: 0.364, SLG: 0.511 (6, 7)		F FA 88 X CU 74 0-1 E5 23 SH1-4 4 1B	X FA 87 0-0 F7			F FA 94 D CU 80 C SL 80 B FA 93 B CU 80 S SL 81 3-3 K 1-2 3-H		C FA 92 B FA 92 F FA 91 C CU 80 1-3 K		2 2	0 0	0 0	0 0	0 0	0 2	0 3
4 Yadier Molina, R (1, 2) OBP: 0.349, SLG: 0.350		C FA 87 C SL 82 B CU 74 B CU 72 X FA 88 2-2 23 SH1-4 1-2 1B	X FA 86 0-0 G5-3				C SL 80 X SL 80 0-1 F9		B FA 89 F FA 89 X SL 85 1-1 G5-3	4	0	1	0	0	0	0
23 Anthony Reyes, R (1, 1) OBP: 0.087, SLG: 0.087 Jim Edmonds, L (7, PH) OBP: 0.319, SLG: 0.391 Troy Percival, R (7, 1) 48 Brad Thompson, R (8, 1) OBP: 0.150, SLG: 0.150 Aaron Miles, S (9, PH) OBP: 0.335, SLG: 0.348		X FA 87 0-0 SH1-4 1-2 2-3			B FA 84 B FA 86 C FA 84 B FA 85 C FA 85 X FA 86 3-2 G1-3		X 0-0 G4-3		B FA 90 F FA 89 F SL 84 B CH 78 X SL 82 2-2 G4-3	1 1 0 0 1	0 0 0 0 0	0 0 0 0 0	0 0 0 0 0	0 0 0 0 0	0 0 0 0 0	0 0 0 0 0
13 Brendan Ryan, R (1, 4) OBP: 0.416, SLG: 0.519		D FA 84 X CU 81 1-0 F8			C FA 86 C CU 73 F CU 74 X FA 87 0-2 HR		C FA 91 B CH 80 S FA 91 F FA 90 X FA 92 1-2 E S 1B		C SL 84 B SL 85 C SL 85 X SL 84 1-2 G6-3	4	1	2	1	0	0	2
Inning Stats	R: 0 E: 0 K: 0 S: 7 H: 1 LOB: 1 BB: 1 P: 11	R: 0 E: 1 K: 0 S: 9 H: 1 LOB: 2 BB: 0 P: 13	R: 0 E: 0 K: 0 S: 8 H: 0 LOB: 0 BB: 0 P: 11	R: 1 E: 0 K: 0 S: 6 H: 1 LOB: 0 BB: 0 P: 10	R: 1 E: 0 K: 0 S: 15 H: 1 LOB: 0 BB: 0 P: 20	R: 0 E: 0 K: 1 S: 10 H: 1 LOB: 2 BB: 1 P: 23	R: 0 E: 0 K: 0 S: 9 H: 1 LOB: 1 BB: 0 P: 13	R: 1 E: 0 K: 1 S: 11 H: 2 LOB: 1 BB: 0 P: 13	R: 0 E: 0 K: 0 S: 8 H: 0 LOB: 0 BB: 0 P: 12	1B: 5 2B: 0 3B: 0 HR: 3	SF: 0 SAC: 1 DP: 1 HBP: 0					

	AB	33
	R	3
	H	8
	RBI	3
	BB	2
	SO	2
	LOB	11

WP: 0 PA: 36
PB: 0
SB: 1
CS: 0

PITCHER		IP	WLS	BF	H	R	ER	SO	BB	IBB	HBP	BLK	WP	HR	S	P	ERA	WHIP
45 Sean Marshall, L ERA: 4.21	(1, 1)	5.0	W	21	5	2	2	0	1	0	0	0	0	2	47	70	3.60	1.200
49 Carlos Marmol, R ERA: 1.68	(6, 1)	1.1	H	4	0	0	0	1	1	0	0	0	0	0	10	20	0.00	0.750
47 Scott Eyre, L ERA: 5.49	(7, 1)	0.2	H	3	1	0	0	0	0	0	0	0	0	0	7	11	0.00	1.500
Bob Howry, R ERA: 3.96	(8, 1)	0.2	H	4	2	1	1	0	0	0	0	0	0	1	8	9	13.50	3.000
63 Carmen Pignatiello, L ERA:	(8, 1)	0.1	H	1	0	0	0	1	0	0	0	0	0	0	3	4	0.00	0.000

PITCHER		IP	WLS	BF	H	R	ER	SO	BB	IBB	HBP	BLK	WP	HR	S	P	ERA	WHIP
46 Ryan Dempster, R ERA: 3.4	(9, 1)	1.0	S	3	0	0	0	0	0	0	0	0	0	0	8	12	0.00	0.000

BOTTOM

St. Louis Cardinals @ Chicago Cubs

Wrigley Field, Chicago, IL

Sat Aug 18 2007, 2:55 PM CDT

Att. 41,369 - Overcast - 64 F

livebaseballscorecards.com

Batter	1	2	3	4	5	6	7	8	9	AB	R	H	RBI	BB	SO	LOB
2 Ryan Theriot, R (1, 6) OBP: 0.350, SLG: 0.372	B FA 88 X FA 88 1-0 ① F7		B FA 89 B CU 75 B FA 87 B FA 88 4-0 FC4-6 BB		F FA 87 X CU 74 0-1 ① G5-3		1 SAFE P PO 87 F FA 90 B SL 84 F FA 91 B SL 83 S SL 82 3-3 ②③ K 1-2			3	0	0	0	1	1	1
Jacque Jones, L (1, 8) (9, 9) OBP: 0.331, SLG: 0.403	B FA 92 C FA 91 B FA 91 F CH 76 C FA 90 2-3 ② K		S CH 76 X CH 76 0-1 ② FC4-6 16 BB 25 1B 33 HR 1-2f 2-3		B FA 92 X FA 90 1-0 ② G4-3			X FA 86 0-0 ① G3		4	1	0	0	0	1	2
25 Derrek Lee, R (1, 3) OBP: 0.405, SLG: 0.493	X FA 90 0-0 1B		C CU 78 B FA 90 X CH 77 1-1 16 BB 33 HR 1-2 3-H 1B		X FA 89 0-0 2B			B SL 81 C SL 80 B FA 88 X SL 80 2-1 ② F8		4	1	3	1	0	0	0
16 Aramis Ramirez, R (1, 5) OBP: 0.368, SLG: 0.559	C CU 78 F FA 89 S FA 92 0-3 ③ K		B CU 76 B FA 91 B FA 90 B FA 90 4-0 33 HR 1-2 2-3 BB		B FA 88 S FA 86 C FA 88 X CU 74 1-2 ③ F7			F SL 81 X CU 79 0-1 ③ F8		3	1	0	0	1	1	2
33 Daryle Ward, L (1, 9) OBP: 0.418, SLG: 0.453 20 Felix Pie, L (9, 8) OBP: 0.266, SLG: 0.344		F CU 76 X CU 76 0-1 ① G4-3	S CH 78 B CH 78 X CU 77 1-1 1-H 2-H 3-H HR			C FA 87 X FA 88 0-1 ① F7				3 0	1 0	1 0	4 0	0 0	0 0	0 0
Mark DeRosa, R (1, 4) OBP: 0.366, SLG: 0.418		X FA 90 0-0 ② L6	C CU 75 B FA 89 B FA 90 X CU 76 2-1 ③ L5			C CU 73 B F FA 86 B C 2-3 ② K				3	0	0	0	0	1	0
19 Matt Murton, R (1, 7) OBP: 0.332, SLG: 0.379		C FA 90 B CU 78 C CU 77 F FA 91 X CU 78 1-2 ③ F9		X FA 88 0-0 ① P4		B FA 88 B CH 84 X CU 71 2-0 ③ G6-3				3	0	0	0	0	0	0
Jason Kendall, R (1, 2) OBP: 0.295, SLG: 0.310			B FA 87 C CU 74 B FA 89 B FA 89 H FA 87 4-1 FC4-6 45 PB 25 1B HBP	B FA 88 C FA 87 X CH 86 1-1 ② G5-3			C FA 90 B FA 91 X FA 90 1-1 ① P4			2	1	0	0	0	0	0
45 Sean Marshall, L (1, 1) OBP: 0.115, SLG: 0.120 49 Carlos Marmol, R (6, 1) 47 Scott Eyre, L (7, 1) 17 Mike Fontenot, L (7, PH) OBP: 0.341, SLG: 0.427 Bob Howry, L (8, 1) 63 Carmen Pignatiello, R (8, 1) 46 Ryan Dempster, R (9, 1)			L CU 76 M CU 77 M CU 76 0-3 ① K 1-2	C FA 91 S FA 91 B FA 91 X FA 91 1-2 ③ G5-3			B FA 90 B FA 89 C FA 90 S FA 90 B FA 91 F FA 88 F FA 90 F FA 88 B FA 90 4-2 2 CS BB			2 0 0 0 0 0 0 0	0 0 0 0 0 0 0 0	0 0 0 0 1 0 0 0	0 0 0 0 0 0 0 0	1 0 0 0 0 0 0 0	1 0 0 0 0 0 0 0
Inning Stats	R: 0 E: 0 K: 2 S: 8 H: 1 LOB: 1 BB: 0 P: 11	R: 0 E: 0 K: 0 S: 7 H: 0 LOB: 0 BB: 0 P: 8	R: 5 E: 0 K: 1 S: 12 H: 2 LOB: 0 BB: 2 P: 28	R: 0 E: 0 K: 0 S: 6 H: 0 LOB: 0 BB: 0 P: 8	R: 0 E: 0 K: 0 S: 7 H: 1 LOB: 1 BB: 0 P: 9	R: 0 E: 0 K: 1 S: 6 H: 0 LOB: 0 BB: 0 P: 10	R: 0 E: 0 K: 1 S: 11 H: 0 LOB: 0 BB: 1 P: 18	R: 0 E: 0 K: 0 S: 5 H: 0 LOB: 0 BB: 0 P: 7		1B: 2 2B: 1 3B: 0 HR: 1 SF: 0 SAC: 0 DP: 0 HBP: 1					

PITCHER		IP	WLS	BF	H	R	ER	SO	BB	IBB	HBP	BLK	WP	HR	S	P	ERA	WHIP
23 Anthony Reyes, R ERA: 5.61	(1, 1)	6.0	L	25	4	5	5	4	2	0	1	0	0	1	46	74	7.50	1.000
Troy Percival, R ERA: 2.45	(7, 1)	1.0		3	0	0	0	1	1	0	0	0	0	0	11	18	0.00	1.000
48 Brad Thompson, R ERA: 5.02	(8, 1)	1.0		3	0	0	0	0	0	0	0	0	0	0	5	7	0.00	0.000

PITCHER	IP	WLS	BF	H	R	ER	SO	BB	IBB	HBP	BLK	WP	HR	S	P	ERA	WHIP

AB	27
R	5
H	4
RBI	5
BB	3
SO	5
LOB	6

WP: 0 PA: 31
PB: 1
SB: 0
CS: 1

Batter	1	2	3	4	5	6	7	8	9	AB	R	H	RBI	BB	SO	LOB
13 Brendan Ryan, R (1, 4) OBP: 0.409, SLG: 0.506	C FA 86 C CU 69 F FA 89 X CU 71 0-2 24 2B 27 2B 1B	B CU 71 B FA 89 C FA 90 B FC 83 F FC 84 F FA 91 C CU 71 3-3 ③ K	L FA 86 B FA 86 X FC 80 1-1 ② L9	C FA 88 B FA 89 F FA 89 F FC 84 F FA 90 F CH 79 F FA 90 F FA 90 3-3 B CU 71 B FC 82 S FA 90 ③ K	X FA 91 0-0 ① SH5-3 1-2	4	1	1	0	0	2	1
24 Rick Ankiel, L (1, 7) OBP: 0.371, SLG: 0.750	B FA 87 X FC 84 1-0 27 2B 1-3 2B	C FC 84 B CU 70 B CH 78 X FA 88 2-1 ① F8	B CH 74 B CH 79 B FA 88 C CH 81 X CH 78 3-1 ③ G3-1	X CU 80 0-0 HR	B CH 83 S SL 86 S CH 86 D SL 86 S SL 86 2-3 ② K	5	2	2	1	0	1	1
5 Albert Pujols, R (1, 3) OBP: 0.424, SLG: 0.569	X FA 89 0-0 ① P4	B CU 71 B CH 80 B FC 85 B FA 90 4-0 43 2B 27 2B BB	C CH 81 F CH 78 X FA 90 0-2 HR	C FA 93 B SL 81 X FA 93 1-1 ① F9	I IN 74 I IN 76 I IN 78 I IN 73 4-0 IBB	3	2	1	1	2	0	2
43 Juan Encarnacion, R (1, 9) OBP: 0.329, SLG: 0.447	C FA 89 D CU 73 D CH 80 F FA 89 X FA 90 2-2 ② P2	1 SAFE S FC 83 S FC 84 X FA 90 0-2 27 2B 1-3 G3-1 2B	B CH 79 C FC 82 S CH 78 X FC 84 1-2 ① G4-3	X SL 83 0-0 ② L7	S CH 86 B FA 90 S SL 87 D SL 87 F SL 84 X SL 84 2-2 ③ F7	5	1	1	0	0	0	4
27 Scott Rolen, R (1, 5) OBP: 0.335, SLG: 0.404	B FA 90 B FA 90 C FA 89 C FA 90 F CU 74 F FA 91 X FA 91 2-2 2-H 3-H 2B	B FA 90 F FC 83 X CU 72 1-1 G3-1 2-3 3-H 2B	C FA 89 X FC 82 0-1 E 1B	F FA 90 S FA 92 F FA 92 X SL 81 0-2 ③ F9	4	0	3	3	0	0	0
Jim Edmonds, L (1, 8) OBP: 0.315, SLG: 0.385	B FA 89 X FA 89 1-0 ③ L7	S FC 85 B FA 89 F FA 90 B FC 84 X CU 71 2-2 ② G3-1 2-3 3-H	C FA 88 B FA 88 B FA 89 X SL 82 2-1 FC4 4 G4-6-3 1-2	X FA 90 0-0 ① G3	4	0	0	1	0	0	3
4 Yadier Molina, R (1, 2) OBP: 0.351, SLG: 0.347	B FA 87 S CH 78 B CH 77 B CH 79 B FA 88 4-1 35 SH3-4 BB	I IN 60 I I I 4-0 IBB	B FA 87 B FC 82 F FA 89 X FC 84 2-1 ② ③ G4-6-3 1-2f	B FA 90 B FA 90 F FA 90 C CH 86 F SL 85 F SL 84 S SL 86 2-3 ② K	2	0	0	0	2	1	2
35 Joel Pineiro, R (1, 1) 47 Ryan Ludwick, R (6, PH) OBP: 0.304, SLG: 0.470 Troy Percival, R (6, 1) 34 Randy Flores, L (6, 1) 31 Ryan Franklin, R (6, 1) 16 Chris Duncan, L (8, PH) OBP: 0.363, SLG: 0.509 44 Jason Isringhausen, R (8, 1)	X FA 88 0-0 ① SH3-4 1-2	B FA 90 F FA 90 S FA 90 B X 2-2 ③ L7	C FA 88 C FC 83 B CU 79 F FA 90 B CU 70 F FA 89 S FC 84 2-3 ① K	F CH 83 B CH 83 F SL 83 S SL 85 1-3 ③ K	1 0 0 0 0 0 2 1 0 0 0 0 1 0 0 0 0 0 0 0 0 0 0 0 0 0 0 0 0 0 0 0 0 0 0 1 0 0 0 0 1 0 0 0 0 0 0 0 0							
David Eckstein, R (1, 6) OBP: 0.340, SLG: 0.355	X FA 89 0-0 ② B1	C CU 80 F FC 81 B CU 60 X FC 82 1-2 ① F9	X FA 86 0-0 ② L9	B SL 84 B FA 91 B FA 90 B FA 92 4-0 13 SH5-3 BB	3	0	0	0	1	0	1
Inning Stats	R: 2 E: 0 K: 0 S: 15 H: 3 LOB: 1 BB: 0 P: 21	R: 0 E: 0 K: 1 S: 7 H: 0 LOB: 1 BB: 1 P: 14	R: 2 E: 0 K: 0 S: 13 H: 2 LOB: 2 BB: 2 P: 28	R: 0 E: 0 K: 0 S: 7 H: 0 LOB: 0 BB: 0 P: 12	R: 1 E: 1 K: 0 S: 12 H: 2 LOB: 1 BB: 0 P: 17	R: 0 E: 0 K: 2 S: 15 H: 0 LOB: 0 BB: 0 P: 20	R: 1 E: 0 K: 0 S: 8 H: 1 LOB: 0 BB: 0 P: 9	R: 0 E: 0 K: 2 S: 9 H: 0 LOB: 0 BB: 0 P: 12	R: 0 E: 0 K: 1 S: 8 H: 0 LOB: 2 BB: 2 P: 20	1B: 2 2B: 4 3B: 0 HR: 2 SF: 0 SAC: 2 DP: 1 HBP: 0						

TOP

St. Louis Cardinals @ Chicago Cubs

Wrigley Field, Chicago, IL

Mon Aug 20 2007, 1:20 PM CDT

Att. 40,141 - Cloudy - 75 F

livebaseballscorecards.com

AB	33
R	6
H	8
RBI	6
BB	5
SO	6
LOB	16

WP: 0 PB: 0 SB: 0 CS: 0 PA: 40

PITCHER		IP	WLS	BF	H	R	ER	SO	BB	IBB	HBP	BLK	WP	HR	S	P	ERA	WHIP
30 Ted Lilly, L ERA: 3.68	(1, 1)	6.0	L	28	7	5	5	3	2	1	0	0	0	1	69	112	7.50	1.500
63 Carmen Pignatiello, L ERA: 6.75	(7, 1)	0.0		1	1	1	1	0	0	0	0	0	0	1	1	1	∞	∞
34 Kerry Wood, R ERA: 4.05	(7, 1)	1.0		3	0	0	0	0	0	0	0	0	0	0	7	8	0.00	0.000
43 Michael Wuertz, R ERA: 3.63	(8, 1)	2.0		8	0	0	0	3	1	1	0	0	0	0	17	32	0.00	0.500

PITCHER	IP	WLS	BF	H	R	ER	SO	BB	IBB	HBP	BLK	WP	HR	S	P	ERA	WHIP

BOTTOM

St. Louis Cardinals @ Chicago Cubs

Wrigley Field, Chicago, IL

Mon Aug 20 2007, 1:20 PM CDT

Att. 40,141 - Cloudy - 75 F

livebaseballscorecards.com

Batter	1	2	3	4	5	6	7	8	9	AB	R	H	RBI	BB	SO	LOB
2 Ryan Theriot, R (1, 6) OBP: 0.352, SLG: 0.376	X FA 91 0-0 ① 2B		X FA 90 0-0 25 1B 16 1B 1B		C SL 86 S CU 78 X CU 78 0-2 ② G6-3		B FA 92 B FA 93 B FA 93 C FA 92 C SL 87 X SL 87 3-2 ② G6-3			4	1	2	0	0	0	0
Jacque Jones, L (1, 8) OBP: 0.328, SLG: 0.398 (9, 9)	C FA 90 B CH 84 S FA 91 B FA 90 B FA 90 F FA 90 X FA 90 3-2 ② G4-3		F CH 84 1 SAFE 1 SAFE F FA 90 F CH 85 S CH 84 0-3 ① K		C CH 85 X CU 76 0-1 ③ G3		B CH 86 B FA 91 S CU 79 F FA 90 S FA 92 2-3 ③ K			4	0	0	0	0	2	1
25 Derrek Lee, R (1, 3) OBP: 0.408, SLG: 0.501	F FA 87 B FA 88 C FA 89 F SL 86 B SL 85 C FA 91 2-3 ③ K		B SL 85 B FA 91 F SL 87 B FA 91 1 SAFE F FA 91 X SL 84 3-2 16 1B 1-3 1B			X FA 85 0-0 HR		B FA 89 S FA 92 C FA 92 B CU 80 B CU 79 B FA 92 4-2 33 1B BB		3	1	2	1	1	1	0
16 Aramis Ramirez, R (1, 5) OBP: 0.366, SLG: 0.555		X FA 90 0-0 ① F8	X SL 87 0-0 33 G4-6-3 1-2 3-H 1B			C FA 92 F FA 93 B FA 92 X SL 87 1-2 ① G6-3		X FA 92 0-0 ① F9		4	0	1	1	0	0	1
33 Daryle Ward, L (1, 9) OBP: 0.432, SLG: 0.519 20 Felix Pie, L (8, PR) OBP: 0.266, SLG: 0.344 (9, 8)		B FA 90 F CU 76 B FA 89 X FA 90 2-1 HR	X CH 85 0-0 ② ③ G4-6-3 1-2f			B FC 83 X CU 81 1-0 G4-3 2B		1 SAFE X FA 89 0-0 G5-4-3 1-2 1B		4 0	1 0	3 0	1 0	0 0	0 0	2 0
Mark DeRosa, R (1, 4) OBP: 0.365, SLG: 0.425		C SL 84 B SL 85 B FA 88 B SL 85 F FA 89 F SL 84 X FA 90 3-2 HR		F SL 85 B CU 75 B FA 88 F SL 85 X CU 76 2-2 ① L7		X FA 91 0-0 ② G4-3 2-3		X FA 92 0-0 ② ③ G5-4-3 1-2f		4	1	1	1	0	0	3
19 Matt Murton, R (1, 7) OBP: 0.330, SLG: 0.373		X FA 90 0-0 ② F9		B CU 76 F FA 91 X SL 84 1-1 ② F8		B FA 92 B SL 87 B SL 86 C FA 91 B FA 92 4-1 BB			B FA 91 B FA 91 F FA 92 X FA 90 2-1 ① F7	3	0	0	0	1	0	0
Jason Kendall, R (1, 2) OBP: 0.294, SLG: 0.309		C FA 90 X CU 78 0-1 1B		C FA 90 X FA 88 0-1 ③ L7		C SL 87 F FA 92 B FA 92 B FA 92 X FA 86 2-2 ③ F9			C FA 92 X FA 91 0-1 ② L5	4	0	1	0	0	0	2
30 Ted Lilly, L (1, 1) OBP: 0.153, SLG: 0.138 63 Carmen Pignatiello, R (7, 1) 34 Kerry Wood, R (7, 1) 17 Mike Fontenot, L (7, PH) OBP: 0.340, SLG: 0.425 43 Michael Wuertz, R (8, 1) 9 Jake Fox, R (9, PH) OBP: 0.273, SLG: 0.400		S CU 77 C CU 78 B FA 90 F CU 77 C FA 90 1-3 ③ K			B FA 88 B FA 89 B FA 89 C FA 87 C FA 87 F FA 88 X FA 89 3-2 ① G6-3		C CU 78 B FS 83 C FA 91 S FS 84 1-3 ① K2-3		X FA 90 0-0 ③ F7	2 0 0 1 0 1	0 0 0 0 0 0	0 0 0 0 0 0	0 0 0 1 0 0	0 0 0 0 0 0	1 0 0 0 0 0	1 0 0 0 0 0
Inning Stats	R: 0 E: 0 K: 1 S: 9 H: 1 LOB: 0 BB: 0 P: 14	R: 2 E: 0 K: 1 S: 14 H: 3 LOB: 1 BB: 0 P: 20	R: 1 E: 0 K: 1 S: 10 H: 3 LOB: 1 BB: 0 P: 13	R: 0 E: 0 K: 0 S: 7 H: 0 LOB: 0 BB: 0 P: 10	R: 0 E: 0 K: 0 S: 9 H: 0 LOB: 0 BB: 0 P: 12	R: 1 E: 0 K: 0 S: 10 H: 2 LOB: 2 BB: 1 P: 18	R: 0 E: 0 K: 2 S: 9 H: 0 LOB: 0 BB: 0 P: 15	R: 0 E: 0 K: 0 S: 5 H: 1 LOB: 2 BB: 1 P: 9	R: 0 E: 0 K: 0 S: 5 H: 0 LOB: 0 BB: 0 P: 7	1B: 5 2B: 2 3B: 0 HR: 3	SF: 0 SAC: 0 DP: 2 HBP: 0		WP: 0 PB: 0 SB: 0 CS: 0	PA: 36			

	AB	34
	R	4
	H	10
	RBI	4
	BB	2
	SO	5
	LOB	10

PITCHER	IP	WLS	BF	H	R	ER	SO	BB	IBB	HBP	BLK	WP	HR	S	P	ERA	WHIP
35 Joel Pineiro, R (1, 1) ERA: 4.34	5.0	W	20	7	3	3	3	0	0	0	0	0	2	49	69	5.40	1.400
Troy Percival, R (6, 1) ERA: 2.82	0.1	H	2	1	1	1	0	0	0	0	0	0	1	4	5	27.00	3.000
34 Randy Flores, L (6, 1) ERA: 4.1	0.0		1	1	0	0	0	0	0	0	0	0	0	1	2	∞	∞
31 Ryan Franklin, R (6, 1) ERA: 1.75	1.2	H	6	0	0	0	2	1	0	0	0	0	0	14	26	0.00	0.600
44 Jason Isringhausen, R (8, 1) ERA: 1.62	2.0	S	7	1	0	0	0	1	0	0	0	0	0	10	16	0.00	1.000

PITCHER	IP	WLS	BF	H	R	ER	SO	BB	IBB	HBP	BLK	WP	HR	S	P	ERA	WHIP

Florida Marlins @ St. Louis Cardinals

Busch Stadium, St. Louis, MO

Tue Aug 21 2007, 7:10 PM CDT

Att. 42,059 - Cloudy - 91 F

TOP

livebaseballscorecards.com

Batter	1	2	3	4	5	6	7	8	9	AB	R	H	RBI	BB	SO	LOB
2 Hanley Ramirez, R (1, 6) OBP: 0.391, SLG: 0.567	B FA 89 B FA 91 X FA 90 2-0 7 CS 1B	C CU 72 B SL 86 C SL 86 F CU 75 F FA 93 B SL 83 S SL 85 2-3 K ③		C FA 90 S CH 82 F CH 82 B SL 84 B SL 84 X FA 93 2-2 G6-3 ③		S SL 84 S CU 75 C CU 76 0-3 K ③			C FA 92 B FC 90 B FA 89 B FA 92 B FA 93 4-1 BB	4	0	1	0	1	2	3
7 Alejandro De Aza, L (1, 8) OBP: 0.308, SLG: 0.395	C FA 91 C CU 73 S CU 74 0-3 K2-3 ① ② 1-2		S FA 88 X CH 79 0-1 G5-4-3 1B		X CH 86 0-0 B5-3 ①		B FC 88 F FA 93 X SL 88 1-1 1B		C FA 88 C CU 78 F CU 79 S CU 77 0-3 K ①	5	0	2	0	0	2	2
Miguel Cabrera, R (1, 5) OBP: 0.410, SLG: 0.610	B FA 90 B FA 91 S SL 86 F SL 84 B CU 74 B SL 85 4-2 14 E BB		F FA 90 B FA 91 X SL 84 1-1 G5-4-3 ① ② 1-2f		B SL 83 C FA 90 B CU 73 B SL 84 X SL 82 3-1 HR		C SL 88 F FA 93 B FC 89 D SL 88 F FA 94 B CU 78 F SL 88 1 SAFE S SL 88 3-3 K ①		D FA 92 C FA 92 X SL 89 1-1 F9 ②	4	1	1	1	1	1	3
14 Josh Willingham, R (1, 7) OBP: 0.371, SLG: 0.479	C FA 92 B SL 84 X FA 91 1-1 E5 1-3		B FA 91 X FA 90 1-0 1B E 1B		X FA 90 0-0 F7 ②		B SL 87 S SL 88 C SL 86 S FA 93 1-3 K ②		C SL 90 D CU 79 B FC 89 B FA 91 X FA 92 3-1 L8 ③	5	1	1	0	0	1	3
Mike Jacobs, L (1, 3) OBP: 0.318, SLG: 0.432 Jason Wood, R (7, 3) OBP: 0.321, SLG: 0.423	B CU 72 F FA 92 B CU 73 B FA 92 B CH 85 4-1 BB		C CU 72 F FA 92 B CU 73 D CU 75 B FA 92 X CH 83 3-2 E8 6 1B 1-H 1B		B FA 90 B CH 82 B FA 91 C FA 88 F FA 91 F FA 92 F FA 92 F CH 83 X FA 93 3-2 G3 ③		X SL 88 0-0 F9 ③			3 0	0 0	1 0	0 0	1 0	0 0	1 0
6 Dan Uggla, R (1, 4) OBP: 0.322, SLG: 0.476	B SL 86 T FA 93 B CU 73 D SL 87 F FA 92 S SL 86 3-3 K ③		B SL 83 C FA 92 X FA 91 1-1 1-2 1B			B FA 89 X FA 88 1-0 P5 ①		F FA 92 B SL 86 B FA 93 X FA 93 2-1 P3 ①		4	0	1	0	0	1	3
27 Jeremy Hermida, L (1, 9) OBP: 0.366, SLG: 0.464		C FA 90 S CH 81 S CU 74 0-3 K ① C CU 73 B SL 84 X CU 73 1-1 F7 ③				C FA 89 S CH 82 B FA 91 X FA 91 1-2 38 FC3-6 20 1B 1B		B CU 76 F FA 94 F FA 93 F CU 78 T FA 94 1-2 K ②		4	0	1	0	0	2	2
20 Matt Treanor, R (1, 2) OBP: 0.396, SLG: 0.422		B FA 92 C FA 91 X FA 91 1-1 2B		C FA 88 X CH 81 0-1 F8 ①		B SL 84 1 SAFE B FA 90 X FA 91 2-0 38 FC3-6 1-2 1B		C FA 93 B SL 86 F FA 94 X SL 85 1-2 1B		4	0	3	0	0	0	0
38 Daniel Barone, R (1, 1) 48 Lee Gardner, R (6, 1) 57 Taylor Tankersley, L (7, 1) Todd Linden, S (8, PH) OBP: 0.311, SLG: 0.301 Armando Benitez, R (8, 1) 32 Justin Miller, R (8, 1)		S FA 90 B FA 89 L FA 90 B CU 72 C FA 91 2-3 K ②		C FA 87 F FA 88 B SL 85 S FA 89 1-3 K ②		S B L B X 2-2 FC3-6 ② 1-2 2-3f		B FA 93 F FA 94 F FA 94 C FA 94 1-3 K ③		3 0 0 1 0 0	0 0 0 0 0 0	0 0 0 0 0 0	0 0 0 0 0 0	2 0 0 0 0 0	3 0 0 1 0 0	

Inning Stats										
1	R: 0 E: 1 K: 2 S: 12	H: 1 LOB: 3 BB: 2 P: 26	2	R: 0 E: 0 K: 3 S: 13	H: 1 LOB: 1 BB: 0 P: 18	3	R: 1 E: 1 K: 0 S: 12	H: 4 LOB: 2 BB: 0 P: 19
4	R: 0 E: 0 K: 1 S: 9	H: 0 LOB: 0 BB: 0 P: 12	5	R: 1 E: 0 K: 0 S: 10	H: 1 LOB: 0 BB: 0 P: 16	6	R: 0 E: 0 K: 1 S: 11	H: 2 LOB: 2 BB: 0 P: 17
7	R: 0 E: 0 K: 2 S: 11	H: 1 LOB: 1 BB: 0 P: 16	8	R: 0 E: 0 K: 2 S: 12	H: 1 LOB: 1 BB: 0 P: 17	9	R: 0 E: 0 K: 1 S: 9	H: 0 LOB: 1 BB: 1 P: 17

| | | | | | | | | | |

Batter	1	2	3	4	5	6	7	8	9	AB	R	H	RBI	BB	SO	LOB
David Eckstein, R (1, 6) OBP: 0.339, SLG: 0.353	B FA 88 C FA 87 B FA 89 F FA 89 F FA 90 B SL 82 F FA 89 X FA 89 3-2 ① **P6**		X CH 82 0-0 ① **L8**		X CH 84 0-0 ②③ **G4-3** 1-2f		F FA 87 F FA 88 B FA 88 B CU 74 X SL 87 2-2 1-2 **1B**			4	0	1	0	0	0	3
24 Rick Ankiel, L (1, 7) OBP: 0.359, SLG: 0.686 Troy Percival, R (8, 1) 27 Scott Rolen, R (9, 5) OBP: 0.335, SLG: 0.404	B FA 90 B FA 90 S FA 88 X CH 83 2-1 ② **G4-3**		B FA 88 F CH 84 B FA 91 S FA 91 F FA 90 F SL 83 B FA 90 B CH 83 4-2 5 G6-4-3 **BB**			B CH 86 B CH 82 F FA 89 B FA 90 F FA 89 X FA 88 3-2 ① **P6**	F SL 81 S SL 81 S FA 90 0-3 ③ **K**			3 0 0	0 0 0	0 0 0	0 0 0	1 0 0	1 0 0	2 0 0
5 Albert Pujols, R (1, 3) OBP: 0.423, SLG: 0.573	B FA 89 B FA 90 C FA 88 B FA 88 X FA 89 3-1 ③ **G6-3**		D SL 84 X FA 91 1-0 ②③ **G6-4-3** 1-2f			B CH 80 B FA 88 X FA 87 2-0 **HR**		C FA 95 X FA 95 0-1 ① **F8**		4	1	1	1	0	0	3
Jim Edmonds, L (1, 8) OBP: 0.317, SLG: 0.387		B FA 88 C FA 88 C FA 88 F FA 89 X SL 82 1-2 ① **F8**		B FA 88 F FA 88 B CH 84 B FA 89 X FA 88 3-1 4 1B **1B**		B FA 89 X CH 83 1-0 **1B**		X FA 95 0-0 ② **F7**		4	0	2	0	0	0	0
43 Juan Encarnacion, R (1, 9) OBP: 0.328, SLG: 0.448		F SL 81 X FA 89 0-1 4 G6-3 **2B**	X FA 89 0-0 ① **F8**			1 SAFE 1 SAFE X FA 88 0-0 ② **F7**		B FA 96 F SL 86 F FA 96 F SL 87 B SL 89 F CH 87 X FA 97 2-2 4 E **E6**		4	1	1	0	0	0	2
4 Yadier Molina, R (1, 2) OBP: 0.353, SLG: 0.350		B FA 89 C FA 89 B FA 89 X FA 90 2-1 ② **G6-3** 2-3	F FA 89 X FA 91 0-1 G6-4-3 1-2 **1B**			F FA 87 S FA 87 B CU 73 1 SAFE B FA 88 X CU 72 2-2 ③ **F8**		F FA 97 X FA 97 0-1 **E9** 1B 2-H **1B**		4	1	2	1	0	0	2
Aaron Miles, S (1, 4) OBP: 0.334, SLG: 0.347		B FA 90 F CH 84 X SL 83 1-1 ③ **F8**	B CH 83 X CH 84 1-0 ②③ **G6-4-3** 1-2f				C FA 88 B FA 88 B FA 88 S FA 88 X FA 88 2-2 ① **G6-3**	B FA 96 F FA 96 B FS 87 F FA 96 X SL 87 2-2 47 HR **1B** 3-H		4	1	1	1	0	0	3
50 Adam Wainwright, R (1, 1) OBP: 0.306, SLG: 0.391 36 Russ Springer, R (7, 1) 47 Ryan Ludwick, R (7, PH) OBP: 0.306, SLG: 0.485 (8, 7)			B FA 87 B FA 88 X FA 88 2-0 13 2B **1B**		B FA 89 B FA 88 B FA 88 C FA 90 B FA 89 4-1 **G4-3** **BB**		S FA 89 B CU 74 B SL 87 X FA 87 2-1 ② **F8**	F FA 96 1 SAFE B SL 83 S SL 84 1 SAFE B SL 85 X SL 85 2-2 **HR** 1-H		1 0 2	0 0 1	1 0 1	0 0 2	1 0 0	0 0 0	0 0 0
13 Brendan Ryan, R (1, 5) OBP: 0.417, SLG: 0.523 16 Chris Duncan, L (8, PH) OBP: 0.362, SLG: 0.508 44 Jason Isringhausen, R (9, 1)			C FA 89 X CH 82 0-1 **2B** 1-3		S SL 83 F SL 82 B SL 82 X CU 80 1-2 ① **P3**		B CU 74 C FA 87 S CU 73 X FA 90 1-2 **1B**	C FA 92 B CH 81 B CU 79 S SL 80 S 2-3 ③ **K**		3 1 0	0 0 0	2 0 0	0 0 0	0 0 0	0 1 0	1 0 0
Inning Stats	R: 0 E: 0 K: 0 S: 9 H: 0 LOB: 0 BB: 0 P: 17	R: 0 E: 0 K: 0 S: 10 H: 1 LOB: 1 BB: 0 P: 14	R: 0 E: 0 K: 0 S: 9 H: 2 LOB: 2 BB: 1 P: 16	R: 0 E: 0 K: 0 S: 6 H: 2 LOB: 1 BB: 0 P: 10	R: 0 E: 0 K: 0 S: 5 H: 0 LOB: 0 BB: 1 P: 10	R: 1 E: 0 K: 0 S: 9 H: 2 LOB: 1 BB: 0 P: 17	R: 0 E: 0 K: 1 S: 14 H: 2 LOB: 2 BB: 0 P: 21	R: 4 E: 2 K: 1 S: 19 H: 3 LOB: 0 BB: 0 P: 27		1B: 8 2B: 2 3B: 0 HR: 2 SF: 0 SAC: 0 DP: 3 HBP: 0						

PITCHER		IP	WLS	BF	H	R	ER	SO	BB	IBB	HBP	BLK	WP	HR	S	P	ERA	WHIP
38 Daniel Barone, R ERA: 4.4	(1, 1)	5.2		23	7	1	1	0	2	0	0	0	0	1	45	79	1.59	1.588
48 Lee Gardner, R ERA: 2.32	(6, 1)	1.0	H	5	2	0	0	0	0	0	0	0	0	0	14	23	0.00	2.000
57 Taylor Tankersley, L ERA: 5.02	(7, 1)	0.1	H	1	0	0	0	1	0	0	0	0	0	0	3	3	0.00	0.000
Armando Benitez, R ERA: 4.94	(8, 1)	0.2	L	6	3	4	0	0	0	0	0	0	0	1	16	22	0.00	4.500
32 Justin Miller, R ERA: 3.45	(8, 1)	0.1		1	0	0	0	1	0	0	0	0	0	0	3	5	0.00	0.000

PITCHER	IP	WLS	BF	H	R	ER	SO	BB	IBB	HBP	BLK	WP	HR	S	P	ERA	WHIP

BOTTOM

Florida Marlins @ St. Louis Cardinals

Busch Stadium, St. Louis, MO

Tue Aug 21 2007, 7:10 PM CDT
Att. 42,059 - Cloudy - 91 F

livebaseballscorecards.com

AB	34
R	5
H	12
RBI	5
BB	2
SO	2
LOB	16

Florida Marlins @ St. Louis Cardinals

Busch Stadium, St. Louis, MO

Wed Aug 22 2007, 7:10 PM CDT

Att. 42,147 - Partly Cloudy - 94 F

TOP

livebaseballscorecards.com

Batter	1	2	3	4	5	6	7	8	9	AB	R	H	RBI	BB	SO	LOB
2 Hanley Ramirez, R (1, 6) OBP: 0.388, SLG: 0.563	C FA 91 X SL 85 0-1 F7		C SL 87 D SL 80 B FA 90 X SL 84 2-1 L7			C FA 91 B CH 83 C FA 90 B CH 82 F FA 91 B FA 92 F SL 85 X FA 92 3-2 G5-3		X FA 92 0-0 B3		4	0	0	0	0	0	1
6 Dan Uggla, R (1, 4) OBP: 0.321, SLG: 0.474	C FA 91 B FA 90 X SL 85 1-1 G5-3		F FA 93 B FA 90 F FA 91 D CH 83 F CH 83 D SL 80 X SL 84 3-2 F9			B SL 85 X FA 91 1-0 1B		B FA 93 C FA 93 B FA 93 X SL 88 2-1 G3		4	0	1	0	0	0	1
Miguel Cabrera, R (1, 5) OBP: 0.407, SLG: 0.605	B FA 92 B FA 92 B FA 93 C FA 92 C FA 93 X FA 93 3-2 F9			B FA 90 F FA 92 B SL 79 F FA 91 S CH 82 2-3 K		X SL 86 0-0 F9		B FA 94 C FA 94 B SL 88 F FA 94 X SL 86 2-2 G5-3		4	0	0	0	0	1	1
14 Josh Willingham, R (1, 7) OBP: 0.370, SLG: 0.480		C SL 85 B CH 78 B FA 91 F FA 90 X FA 91 2-2 P2		C FA 92 X FA 90 0-1 P2			F FA 90 F FA 89 B SL 78 B CH 81 F SL 85 X FA 90 2-2 1B 2B		X FA 92 0-0 F7	4	1	1	0	0	0	0
Mike Jacobs, L (1, 3) OBP: 0.317, SLG: 0.430		F FA 92 B FA 90 C SL 86 S FS 84 1-3 K2-3		S FS 83 B FA 92 F FA 90 B SL 85 F FS 83 B FS 83 C FA 91 3-3 K			X FS 82 0-0 27 HR 2-H 1B		C FA 93 B FA 92 X FA 92 1-1 F8	4	1	1	1	0	2	0
Miguel Olivo, R (1, 2) OBP: 0.256, SLG: 0.395		C SL 80 X SL 87 0-1 HR			C FA 89 C FA 90 B SL 80 B FA 92 X FA 90 2-2 G6-3		C FA 92 F FA 92 B SL 88 T SL 88 1-2 K		C FA 93 B CU 79 S CU 78 B CU 80 F FA 93 F FC 90 B FA 93 F FA 92 X FC 89 3-2 F8	4	1	1	1	0	1	1
27 Jeremy Hermida, L (1, 9) OBP: 0.366, SLG: 0.473		C FA 92 C FA 91 B FA 92 S FS 84 1-3 K2-3			C FA 92 B FA 91 B CH 83 F CH 83 C FA 91 2-3 K		B CU 77 F FA 93 B CU 80 X FS 84 2-1 1-H HR			3	1	1	2	0	2	0
4 Alfredo Amezaga, S (1, 8) OBP: 0.320, SLG: 0.367			B FA 89 X FA 88 1-0 P5		X FA 91 0-0 G5-3		C FA 92 C CU 79 F FA 92 F SL 91 F FA 92 F FS 87 X FA 92 0-2 F8 1B			3	0	1	0	0	0	0
Scott Olsen, L (1, 1) OBP: 0.217, SLG: 0.267 22 Matt Lindstrom, R (7, 1)			C FA 92 S CH 82 B FA 93 B CH 81 X FA 91 2-2 2B			C FA 91 B FA 91 B FA 90 X FA 90 2-1 G3-1	B CU 78 1 SAFE X FA 93 1-0 F8 1-2			3 0	0 0	1 0	0 0	0 0	0 0	1 0

Inning Stats	1	2	3	4	5	6	7	8	9
	R: 0 E: 0 K: 0 S: 7	H: 0 LOB: 0 BB: 0 P: 11	R: 1 E: 0 K: 2 S: 11	H: 1 LOB: 0 BB: 0 P: 15	R: 0 E: 0 K: 0 S: 10	H: 1 LOB: 1 BB: 0 P: 18	R: 0 E: 0 K: 2 S: 9	H: 0 LOB: 0 BB: 0 P: 14	R: 0 E: 0 K: 1 S: 7	H: 0 LOB: 0 BB: 0 P: 11	R: 0 E: 0 K: 0 S: 9	H: 1 LOB: 1 BB: 0 P: 15	R: 3 E: 0 K: 1 S: 18	H: 4 LOB: 0 BB: 0 P: 24	R: 0 E: 0 K: 0 S: 6	H: 0 LOB: 0 BB: 0 P: 10	R: 0 E: 0 K: 0 S: 9	H: 0 LOB: 0 BB: 0 P: 13

	AB	33
	R	4
	H	7
	RBI	4
	BB	0
	SO	6
	LOB	5

1B: 3 SF: 0 WP: 0 PA: 33
2B: 2 SAC: 0 PB: 0
3B: 0 DP: 0 SB: 0
HR: 2 HBP: 0 CS: 0

PITCHER		IP	WLS	BF	H	R	ER	SO	BB	IBB	HBP	BLK	WP	HR	S	P	ERA	WHIP
Braden Looper, R ERA: 4.9	(1, 1)	6.0		22	4	2	2	5	0	0	0	0	0	1	57	90	3.00	0.667
31 Ryan Franklin, R ERA: 2.01	(7, 1)	1.0	B	5	3	2	2	1	0	0	0	0	0	1	14	18	18.00	3.000
36 Russ Springer, R ERA: 2.79	(8, 1)	1.0	W	3	0	0	0	0	0	0	0	0	0	0	6	10	0.00	0.000
44 Jason Isringhausen, R ERA: 1.56	(9, 1)	1.0	S	3	0	0	0	0	0	0	0	0	0	0	9	13	0.00	0.000

PITCHER	IP	WLS	BF	H	R	ER	SO	BB	IBB	HBP	BLK	WP	HR	S	P	ERA	WHIP

BOTTOM

Batter	1	2	3	4	5	6	7	8	9	AB	R	H	RBI	BB	SO	LOB
David Eckstein, R (1, 6) OBP: 0.341, SLG: 0.353	B FA 90 C FA 90 X FA 92 1-1 ① F8		C FA 90 F CH 80 X FA 93 0-2 CS 1B		F FA 91 X CH 82 0-1 ③ P6		C FA 98 B CU 83 B FA 99 L FA 97 B FA 99 B FA 100 4-2 ② 2-H BB			3	0	1	0	1	0	1
So Taguchi, R (1, 8) (7, 7) OBP: 0.354, SLG: 0.367	C FA 92 B SL 81 C FA 90 B FA 83 B FA 91 X FA 89 3-2 5 HR 1B		1 SAFE C FA 91 X SL 82 0-1 ②③ G6-4-3 1-2			B CH 80 F FA 91 B SL 84 F FA 91 F FA 91 F SL 81 S SL 84 2-3 ① K	B FA 98 B FA 99 1 SAFE B FA 96 C FA 98 F FA 96 F FA 99 C CU 80 3-3 ③ K			4	1	1	0	0	2	2
5 Albert Pujols, R (1, 3) OBP: 0.424, SLG: 0.579	C FA 92 B FA 84 F FA 92 F FA 92 X FA 93 1-2 1-H HR			C FA 92 F SL 82 F SL 83 X SL 84 0-2 43 G6-4-3 1B		B CH 82 S FA 92 X FA 85 1-1 ② G1-3		F FA 98 B CU 84 X CU 83 1-1 ① G6-3		4	1	2	2	0	0	0
43 Juan Encarnacion, R (1, 9) OBP: 0.324, SLG: 0.443 36 Russ Springer, R (8, 1) 16 Chris Duncan, L (8, PH) OBP: 0.361, SLG: 0.506 44 Jason Isringhausen, R (9, 1)	B FA 92 B FA 91 X FA 91 2-0 ② G5-3			C FA 92 1 SAFE B SL 83 F FA 91 X FA 92 1-2 ①② G6-4-3 1-2f		B FA 84 B FA 91 X FA 90 2-0 ③ L8		X CH 89 0-0 ② P6		3 0 1 0	0 0 0 0	0 0 0 0	0 0 0 0	0 0 0 0	0 0 0 0	1 0 0 0
27 Scott Rolen, R (1, 5) OBP: 0.336, SLG: 0.406	B FA 92 B FA 83 C FA 90 C FA 90 X SL 82 2-2 ③ P4			S CH 83 X FA 86 0-1 ③ G6-3			B CH 82 X FA 90 1-0 4 2B 2B	C CU 82 B FA 99 B CU 84 B FA 97 F FA 96 B CU 82 4-2 BB		3	1	1	0	1	0	0
47 Ryan Ludwick, R (1, 7) (7, 9) OBP: 0.305, SLG: 0.481		C FA 90 B FA 92 B FA 93 B FA 93 X FA 90 3-1 4 G6-4-3 1B			X FA 92 0-0 ① P4		X CH 82 0-0 ① F9	S FA 99 D CU 84 B CU 82 C FA 97 T CU 80 2-2 ③ K		4	0	1	0	0	1	2
4 Yadier Molina, R (1, 2) OBP: 0.356, SLG: 0.368		B FA 91 X FA 90 1-0 ①② G6-4-3 1-2f			C FA 90 C FA 84 F SL 83 X SL 81 0-2 HR		F FA 93 X CH 83 0-1 2-H HR 2B			3	2	2	2	0	0	1
Braden Looper, R (1, 1) OBP: 0.273, SLG: 0.250 31 Ryan Franklin, R (7, 1) Jim Edmonds, L (7, 8) OBP: 0.319, SLG: 0.399		B FA 91 C FA 90 B FA 91 X FA 87 2-1 ③ F8			F FA 91 C FA 91 B SL 83 B SL 82 X FA 91 2-2 1B		C FA 92 B FA 95 D SL 84 B FA 93 X FA 92 3-1 2-H HR			2 0 1	0 0 1	1 0 1	0 0 2	0 0 0	0 0 0	0 0 0
13 Brendan Ryan, R (1, 4) OBP: 0.414, SLG: 0.528			B FA 91 C FA 91 C FA 92 X SL 84 1-2 ① G1-3		F FA 83 X FA 93 0-1 ② L9		B FA 99 X FA 97 1-0 WP BB 2B			3	0	1	0	0	0	1
Inning Stats	R: 2 E: 0 K: 0 S: 13 H: 2 LOB: 0 BB: 0 P: 22	R: 0 E: 0 K: 0 S: 5 H: 1 LOB: 0 BB: 0 P: 11	R: 0 E: 0 K: 0 S: 8 H: 1 LOB: 0 BB: 0 P: 9	R: 0 E: 0 K: 0 S: 9 H: 1 LOB: 0 BB: 0 P: 10	R: 1 E: 0 K: 0 S: 12 H: 2 LOB: 1 BB: 0 P: 14	R: 0 E: 0 K: 1 S: 8 H: 0 LOB: 0 BB: 0 P: 13	R: 3 E: 0 K: 1 S: 13 H: 4 LOB: 1 BB: 1 P: 25	R: 0 E: 0 K: 1 S: 8 H: 0 LOB: 1 BB: 1 P: 15		1B: 5 2B: 3 3B: 0 HR: 3 SF: 0 SAC: 0 DP: 2 HBP: 0				WP: 1 PB: 0 SB: 0 CS: 1 PA: 33		

PITCHER		IP	WLS	BF	H	R	ER	SO	BB	IBB	HBP	BLK	WP	HR	S	P	ERA	WHIP
Scott Olsen, L ERA: 5.39	(1, 1)	6.1	L	26	10	6	6	1	0	0	0	0	0	3	61	89	8.53	1.579
22 Matt Lindstrom, R ERA: 3.4	(7, 1)	1.2		7	1	0	0	2	2	0	0	0	1	0	15	30	0.00	1.800

PITCHER	IP	WLS	BF	H	R	ER	SO	BB	IBB	HBP	BLK	WP	HR	S	P	ERA	WHIP

Florida Marlins @ St. Louis Cardinals

Busch Stadium, St. Louis, MO

Wed Aug 22 2007, 7:10 PM CDT

Att. 42,147 - Partly Cloudy - 94 F

livebaseballscorecards.com

AB	31
R	6
H	11
RBI	6
BB	2
SO	3
LOB	8

Batter	1	2	3	4	5	6	7	8	9	AB	R	H	RBI	BB	SO	LOB
2 Hanley Ramirez, R (1, 6) OBP: 0.392, SLG: 0.562	B FA 91 B FA 92 C FA 91 B FA 92 B FA 92 4-1 BB, 6 S BB		B CU 77 F CH 76 B FA 88 B CH 75 F FA 90 F FA 90 B FA 91 4-2 6 1B 14 HR 1-2 BB	X CU 77 0-0 ③ P5		H FA 90 1-0 6 E 6 S 6 1B HBP		F CU 79 X FA 90 0-1 1-2 2-H 1B		2	2	1	1	2	0	0
6 Dan Uggla, R (1, 4) OBP: 0.322, SLG: 0.473	1 SAFE S CU 80 1 SAFE 1 SAFE B FA 92 F SL 80 1 SAFE B FA 90 1 SAFE 3-2 ① B CH 78 X CU 78 L5 1-2		F CH 76 C FA 90 F CU 78 B CU 79 F FA 90 X FA 90 1-2 ① 14 HR 1-2 2-3 1B		X FA 89 0-0 ① P4	C FA 90 D SL 81 X CU 79 1-1 1-H 1B		F FA 89 F FA 88 D CU 81 B FA 89 F FA 89 X FA 89 2-2 ② F8		5	1	2	1	0	0	3
Miguel Cabrera, R (1, 5) OBP: 0.405, SLG: 0.600	F FA 92 B FA 89 2 SAFE S CH 77 F CU 81 B CU 81 F FA 92 B CH 75 F CU 79 4-2 ② F CU 79 B FA 90 2-3 BB		X FA 89 0-0 ① F9		C FA 89 B CU 79 X FA 90 1-1 ② G6-3	S CU 82 D CH 81 S FA 88 F FA 89 D CH 82 S FA 90 2-3 ③ K		X FA 90 0-0 ③ F8		4	0	0	0	1	1	6
Mike Jacobs, L (1, 3) OBP: 0.319, SLG: 0.429	F FA 93 S FA 93 X FA 93 0-2 ③ P6		B CH 77 S FA 91 S CH 77 B FA 92 S FA 90 2-3 ② K		B CU 77 B FA 92 F FA 93 B FA 93 C FA 93 F FA 92 S FA 93 3-3 ③ K		F FA 89 B CH 82 X FA 90 1-1 ① 1B		X FA 90 0-0 14 HR 1B	5	1	2	0	0	2	4
14 Josh Willingham, R (1, 7) OBP: 0.371, SLG: 0.492		B FA 91 C CU 76 F FA 90 C CU 79 1-3 ① K	D SL 76 S FA 89 B CH 75 S FA 89 F FA 91 F FA 90 D CH 76 F FA 91 X FA 91 3-2 1-H 2-H 3-H HR			C CU 78 S FA 89 B FA 90 B FA 90 S SL 84 S SL 82 2-3 ① K	B FA 90 B CU 79 S FA 90 S FA 90 B FA 90 S FA 89 3-3 ② K		B FA 90 B FA 90 F FA 90 X FA 90 2-1 1-H HR	5	2	2	6	0	3	0
27 Jeremy Hermida, L (1, 9) OBP: 0.367, SLG: 0.472		B CU 79 F FA 92 F CH 77 C FA 93 1-3 ② K	B FA 94 X FA 94 1-0 1B			B FA 91 F FA 91 X SL 83 1-1 20 1B 12 HR 1B	X FA 90 0-0 ③ G3		C FA 90 X SL 80 0-1 ① F8	5	1	2	0	0	1	0
20 Matt Treanor, R (1, 2) OBP: 0.388, SLG: 0.413		B CU 78 C CU 77 F FA 91 F CU 80 X 1-2 E9	1 SAFE B FA 91 B FA 91 B FA 89 C FA 89 F FA 91 F FA 91 F CH 71 F FA 91 3-2 ③ X FA 91 L8			C FA 91 S SL 85 B FA 90 B FA 90 F SL 84 B FA 91 X FA 90 3-2 12 HR 1-2 1B		S FA 88 F CU 79 F FA 88 F SL 79 S CU 81 0-3 ① K2-3	C FA 90 C SL 80 X SL 79 0-2 ② G5-3	5	1	1	0	0	1	1
7 Alejandro De Aza, L (1, 8) OBP: 0.302, SLG: 0.385		C CU 79 B CU 79 F FA 92 F FA 94 X CH 79 1-2 ③ G5-3		F FA 89 F FA 91 X CH 75 0-2 ① G4-3		B SL 83 S FA 90 B SL 82 S FA 90 X FA 90 2-2 ② F7		X FA 89 0-0 2 E 2 1B 1B	B SL 80 F SL 80 S SL 79 F SL 79 B FA 90 X CU 78 2-2 ③ F9	5	1	1	0	0	0	3
56 Rick Van Den Hurk, R (1, 1) OBP: 0.105, SLG: 0.056 12 Cody Ross, R (6, PH) OBP: 0.405, SLG: 0.608 48 Lee Gardner, R (6, 1) 32 Justin Miller, R (7, 1) Todd Linden, S (8, PH) OBP: 0.309, SLG: 0.299 Armando Benitez, R (8, 1) Kevin Gregg, R (9, 1)			B FA 89 C FA 89 B FA 90 X FA 88 2-1 E5 6 1B 2 BB 14 HR	B FA 90 B FA 88 C FA 90 B FA 90 C FA 90 X FA 90 3-2 ② F9		B CU 80 B FA 89 F FA 89 X FA 88 2-1 1-H 2-H HR		F FA 90 B FA 89 B FA 88 X FA 88 2-1 FC6 2 1B 1-2		2 1 0 0 1 0 0	1 1 0 0 0 0 0	0 1 0 0 0 0 0	0 3 0 0 0 0 0	0 0 0 0 0 0 0	0 0 0 0 1 0 0	0 0 0 0 1 0 0
Inning Stats	R: 0 E: 0 K: 0 S: 13 H: 0 LOB: 1 BB: 2 P: 24	R: 0 E: 1 K: 2 S: 14 H: 0 LOB: 1 BB: 0 P: 18	R: 4 E: 1 K: 1 S: 27 H: 3 LOB: 1 BB: 1 P: 43	R: 0 E: 0 K: 0 S: 7 H: 0 LOB: 0 BB: 0 P: 10	R: 0 E: 0 K: 1 S: 7 H: 0 LOB: 0 BB: 0 P: 11	R: 4 E: 0 K: 2 S: 20 H: 4 LOB: 1 BB: 0 P: 34	R: 0 E: 0 K: 1 S: 6 H: 1 LOB: 0 BB: 0 P: 10	R: 1 E: 1 K: 1 S: 15 H: 2 LOB: 2 BB: 0 P: 19	R: 2 E: 0 K: 0 S: 12 H: 2 LOB: 0 BB: 0 P: 16	1B: 9 2B: 0 3B: 0 HR: 3 SF: 0 SAC: 0 DP: 0 HBP: 1						

PITCHER		IP	WLS	BF	H	R	ER	SO	BB	IBB	HBP	BLK	WP	HR	S	P	ERA	WHIP
23 Anthony Reyes, R ERA: 5.33	(1, 1)	5.0	L	22	3	4	0	4	3	0	0	0	0	1	68	106	0.00	1.200
34 Randy Flores, L ERA: 4.46	(6, 1)	0.2		4	2	2	2	1	0	0	0	0	0	0	12	20	27.00	3.000
48 Brad Thompson, R ERA: 5.07	(6, 1)	2.1		13	5	3	2	3	0	0	1	0	0	1	29	43	7.71	2.143
19 Tyler Johnson, L ERA: 4.5	(9, 1)	1.0		5	2	2	2	0	0	0	0	0	0	1	12	16	18.00	2.000

PITCHER	IP	WLS	BF	H	R	ER	SO	BB	IBB	HBP	BLK	WP	HR	S	P	ERA	WHIP

TOP

Florida Marlins @ St. Louis Cardinals

Busch Stadium, St. Louis, MO

Thu Aug 23 2007, 7:10 PM CDT
Att. 42,123 - Partly Cloudy - 95 F

livebaseballscorecards.com

AB	40
R	11
H	12
RBI	11
BB	3
SO	8
LOB	18

WP: 0 PA: 44
PB: 0
SB: 2
CS: 0

BOTTOM

Batter	1	2	3	4	5	6	7	8	9	AB	R	H	RBI	BB	SO	LOB
David Eckstein, R (1, 6) OBP: 0.342, SLG: 0.354	C FA 89 X FA 89 0-1 E S 1B		F CH 80 B FA 91 B CH 81 F FA 91 F FA 90 B CH 81 F FA 91 X FA 91 3-2 1-3 1B		S FA 90 B CU 70 X FA 91 1-1 ② ③ F8 1-2			B FA 93 F FA 94 F SL 83 X FA 93 1-2 ① G6-3	F FA 94 B FA 96 C SL 85 B FF 95 S FA 96 2-3 ③ K	5	0	2	0	0	1	3
24 Rick Ankiel, L (1, 9) OBP: 0.326, SLG: 0.632	C FA 90 F CH 81 B FA 90 C CU 71 1-3 ① K		B CH 82 X FA 91 1-0 ① SF8 3-H			X FA 88 0-0 ① L9		B FA 93 B FS 84 S FA 95 F FA 94 F FA 95 B SL 84 S FA 95 3-3 ② K		3	0	0	1	0	2	1
5 Albert Pujols, R (1, 3) OBP: 0.421, SLG: 0.576 47 Ryan Ludwick, R (7, 7) OBP: 0.304, SLG: 0.478	B FA 92 C SL 81 X FA 92 1-1 ② P6		1 SAFE C FA 91 B CU 72 F FA 91 B FA 91 X FA 92 2-2 ② F8			C FA 87 B CU 74 C CU 73 B FA 89 F FA 88 X FA 89 2-2 ② G4-3		F FA 95 F FA 96 B FA 96 B FA 96 B FA 95 X CH 88 2-2 ③ P4		3 1	0 0	0 0	0 0	0 0	0 0	2 0
Jim Edmonds, L (1, 8) OBP: 0.325, SLG: 0.402	B FA 90 B FA 90 B CH 80 B FA 92 4-0 1-3 BB		B FA 91 C FA 90 F FA 90 C CU 72 1-3 ③ K			X FA 89 0-0 1B			F FA 94 F SL 85 F FA 95 B FS 86 X CH 87 1-2 16 WP BB 43 1B 1B	3	1	2	0	1	1	1
27 Scott Rolen, R (1, 5) OBP: 0.334, SLG: 0.403 So Taguchi, R (9, PH) OBP: 0.356, SLG: 0.367	1 SAFE 1 SAFE B SL 82 C FA 92 B FA 93 X SL 83 2-1 ③ G5-3			F FA 89 B FA 90 X FA 91 1-1 ① L6		B FC 86 B FA 86 C FA 87 F FA 88 F CU 74 F CU 73 X CU 72 2-2 ③ G4-3			F FA 95 B SL 85 B SL 84 F FA 96 F FA 95 B SL 86 B FA 95 4-2 16 WP 43 1B 1-2 BB	3 0	0 1	0 0	0 0	0 1	0 0	3 0
16 Chris Duncan, L (1, 7) OBP: 0.362, SLG: 0.505 (7, 3)		C FA 88 B FA 90 S CH 82 B FA 92 B CU 72 F FA 93 S CH 82 3-3 ① K		X FA 92 0-0 ② F8			B SL 80 S SL 80 C SL 82 X FA 92 1-2 48 SH2-4 1B		B FA 95 S FS 86 S FS 87 F SL 86 B FA 94 D SL 87 D FS 87 4-2 43 1B 1-2 2-3 BB	3	0	1	0	1	1	0
Gary Bennett, R (1, 2) OBP: 0.260, SLG: 0.296		C SL 82 C FA 92 B FA 93 B CU 72 B CU 72 F FA 92 X FA 93 3-2 ② G4-3		C FA 91 F FA 92 F FA 91 C FA 92 0-3 ③ K			C SL 81 S SL 83 B SL 82 C SL 82 1-3 ① K		F FA 93 C FA 96 D FS 88 F SL 83 S FA 96 1-3 ① K	4	0	0	0	0	3	4
23 Anthony Reyes, R (1, 1) OBP: 0.083, SLG: 0.083 50 Adam Wainwright, R (5, PH) OBP: 0.320, SLG: 0.404 34 Randy Flores, L (6, 1) 48 Brad Thompson, R (6, 1) OBP: 0.150, SLG: 0.150 19 Tyler Johnson, S (9, 1) 43 Juan Encarnacion, R (9, PH) OBP: 0.327, SLG: 0.445		B FA 93 C FA 92 B FA 91 B FA 92 F FA 93 S FA 94 3-3 ③ K			X FA 91 0-0 CS 1B		L SL 80 L SL 82 B SL 81 B SL 82 X SL 80 2-2 ② SH2-4 1-2		F SL 84 F SL 84 B FA 94 D SL 87 X SL 85 2-2 1-2 2-H 3-H 1B	1 1 0 0 0 1	0 0 0 0 0 0	0 1 0 0 0 2	0 0 0 0 0 0	0 0 0 0 0 0	1 0 0 0 0 0	0 0 0 0 0 0
13 Brendan Ryan, R (1, 4) OBP: 0.408, SLG: 0.516			C FA 90 T SL 80 F FA 91 X CU 72 0-2 1B S 24 SF8 1B		X SL 79 0-0 ① B2		B SL 80 S SL 82 X SL 82 1-1 ③ P4		C FA 96 B FA 95 F FA 96 X FA 94 1-2 ② F9	4	1	1	0	0	0	4
Inning Stats	R: 0 E: 0 K: 1 S: 9 H: 1 LOB: 2 BB: 1 P: 17	R: 0 E: 0 K: 2 S: 11 H: 0 LOB: 0 BB: 0 P: 20	R: 1 E: 0 K: 1 S: 16 H: 2 LOB: 1 BB: 0 P: 23	R: 0 E: 0 K: 1 S: 7 H: 0 LOB: 0 BB: 0 P: 8	R: 0 E: 0 K: 0 S: 4 H: 1 LOB: 0 BB: 0 P: 5	R: 0 E: 0 K: 0 S: 11 H: 1 LOB: 1 BB: 0 P: 15	R: 0 E: 0 K: 1 S: 11 H: 1 LOB: 1 BB: 0 P: 16	R: 0 E: 0 K: 1 S: 11 H: 0 LOB: 0 BB: 0 P: 17	R: 2 E: 0 K: 2 S: 23 H: 2 LOB: 2 BB: 2 P: 38	1B: 8 2B: 0 3B: 0 HR: 0 SF: 1 SAC: 1 DP: 0 HBP: 0						

PITCHER		IP	WLS	BF	H	R	ER	SO	BB	IBB	HBP	BLK	WP	HR	S	P	ERA	WHIP
56 Rick Van Den Hurk, R ERA: 6.95	(1, 1)	5.0	W	19	4	1	1	5	1	0	0	0	0	0	47	73	1.80	1.000
48 Lee Gardner, R ERA: 2.28	(6, 1)	1.0		4	1	0	0	0	0	0	0	0	0	0	11	15	0.00	1.000
32 Justin Miller, R ERA: 3.38	(7, 1)	1.0		4	1	0	0	1	0	0	0	0	0	0	11	16	0.00	1.000
Armando Benitez, R ERA: 4.84	(8, 1)	1.0		3	0	0	0	1	0	0	0	0	0	0	11	17	0.00	0.000
Kevin Gregg, R ERA: 3.18	(9, 1)	1.0		7	2	2	2	2	2	0	0	0	1	0	23	38	18.00	4.000

PITCHER	IP	WLS	BF	H	R	ER	SO	BB	IBB	HBP	BLK	WP	HR	S	P	ERA	WHIP

Florida Marlins @ St. Louis Cardinals

Busch Stadium, St. Louis, MO

Thu Aug 23 2007, 7:10 PM CDT
Att. 42,123 - Partly Cloudy - 95 F

livebaseballscorecards.com

AB	32
R	3
H	8
RBI	3
BB	3
SO	9
LOB	18

WP: 1 PB: 0 SB: 2 CS: 1 PA: 37

Batter	1	2	3	4	5	6	7	8	9	AB	R	H	RBI	BB	SO	LOB
Willie Harris, L (1, 7) OBP: 0.386, SLG: 0.438	B FA 88 F FA 89 X CU 81 1-1 10 FC3-2 3B	C FA 94 X FA 94 0-1 ③ G4-3		S CH 86 B FA 92 D CH 87 B CU 81 C FA 94 B FA 94 4-2 2 E 10 2B BB	C FA 94 C FA 94 X FA 94 0-2 ① F7		C FA 93 B CU 77 F FA 93 B FA 93 B FA 93 B FA 93 4-2 2 PB BB		F SL 88 F FA 94 B FC 88 B FA 94 F FA 94 B CU 80 X FC 90 3-2 ③ G3-1	4	1	1	0	2	0	4
2 Kelly Johnson, L (1, 4) OBP: 0.392, SLG: 0.487	D CU 82 F FA 94 B CH 86 B FA 86 S FA 93 C FA 94 3-3 ① K		C CU 78 B FA 92 F FA 91 X CH 86 1-2 16 WP 16 2B 2B	F FA 92 B FA 94 C FA 94 X FA 94 1-2 FC4 10 2B 1-2 2-H	X FA 94 0-0 ② F7		C FA 94 B CU 79 B FA 95 X FA 94 2-1 ③ G3 1-2			5	2	1	0	0	1	3
10 Chipper Jones, S (1, 5) OBP: 0.419, SLG: 0.594	S CU 82 X CU 81 0-1 ② FC3-2 3-H		X FA 93 0-0 ① F8	X FA 92 0-0 1B 1-H 2-H 2B	C SL 79 C FA 96 S FA 95 0-3 ③ K			B FA 89 S FA 90 C SL 79 B SL 80 S FA 89 2-3 ① K		5	1	1	2	0	2	2
Mark Teixeira, S (1, 3) OBP: 0.397, SLG: 0.566	B FA 93 C FA 93 X FA 93 1-1 ③ F8		F FA 93 F FA 94 B CH 85 B FA 95 B FA 96 B CH 85 4-2 16 WP 16 2B BB	B CH 84 B FA 91 F FA 92 X CH 84 2-1 16 1B 2B 2-H 1B		B FA 92 B FA 92 F FA 93 B FA 93 X FA 93 3-1 ① F9		C FA 90 B FA 90 F FA 90 B CU 79 X SL 80 2-2 ② F9		4	2	1	1	1	0	1
16 Brian McCann, L (1, 2) OBP: 0.326, SLG: 0.471		F FA 92 B FA 93 B CH 86 B SL 87 F FA 93 F FA 93 F SL 86 F CU 81 X FA 93 3-2 ① G4-3	B FA 94 X CU 81 1-0 1-H 2-H 2B	C FA 90 B FA 92 F FA 93 B FA 93 B CH 84 X CH 84 2-2 2B 1-2 1B		B CU 77 F FA 93 B FA 93 X FA 92 2-1 ② F8		F FA 89 B FA 90 X FA 88 1-1 E6		5	0	2	2	0	0	0
7 Jeff Francoeur, R (1, 9) OBP: 0.341, SLG: 0.455		X FA 93 0-0 ② G6-3	S FA 93 D SL 85 X FA 92 1-1 ② F7	C SL 85 F FA 92 D SL 86 S SL 87 1-3 ② K		S FA 86 F FA 94 X SL 84 0-2 2B		B SL 80 X SL 78 1-0 ③ G6-3		5	0	1	0	0	1	4
Andruw Jones, R (1, 8) OBP: 0.313, SLG: 0.430		B SL 86 B FA 93 C FA 93 B SL 86 B FA 93 4-1 29 E 19 BB BB	X FA 93 0-0 ③ G1-3	X SL 86 0-0 1-3 2-H 2B		B FA 94 F FA 94 C FA 95 B FA 95 B FA 95 F FA 96 X SL 88 3-2 ③ F7			C SL 87 F SL 86 F FA 94 F SL 86 F FA 94 B SL 88 F SL 87 X FA 95 1-2 E5 G3 19 WP	4	0	1	1	1	0	2
19 Yunel Escobar, R (1, 6) OBP: 0.363, SLG: 0.410		B FA 93 B FA 93 B FA 92 C FA 93 F SL 86 B FA 92 4-2 29 E 1-2 BB	X FA 87 0-0 2 FC4 29 SH2-3 2 E 1B 4-0 IBB				B FA 91 F FA 93 C FA 92 F FA 94 X FA 93 1-2 ① P3		C FA 94 B SL 88 X FA 94 1-1 ① F7 1-2	3	1	1	0	2	0	1
29 John Smoltz, R (1, 1) OBP: 0.116, SLG: 0.119 Scott Thorman, L (9, PH) OBP: 0.255, SLG: 0.394 Ron Mahay, L (9, 1) 58 Peter Moylan, R (9, 1)		C FA 90 X CU 79 0-1 E5 1-2 2-3		B CH 88 I SAFE B FA 90 2-0 SH2-3 1-2 1-3 ③ K			F FA 94 C FA 94 C FA 94 0-3 ② K		B FC 90 S CU 80 X CU 79 1-1 ② G3 2-3	3 1 0 0	0 0 0 0	0 0 0 0	0 0 0 0	0 0 0 0	2 0 0 0	5 1 0 0

Inning Stats										
	R: 0 E: 0 K: 1 S: 9	H: 1 LOB: 1 BB: 0 P: 14	R: 0 E: 1 K: 0 S: 14	H: 0 LOB: 3 BB: 2 P: 25	R: 2 E: 0 K: 0 S: 10	H: 2 LOB: 1 BB: 1 P: 17	R: 5 E: 1 K: 2 S: 21	H: 5 LOB: 3 BB: 2 P: 38	R: 0 E: 0 K: 1 S: 7	H: 0 LOB: 0 BB: 0 P: 7
	R: 0 E: 0 K: 0 S: 11	H: 1 LOB: 1 BB: 0 P: 19	R: 0 E: 0 K: 1 S: 11	H: 0 LOB: 1 BB: 1 P: 18	R: 0 E: 1 K: 1 S: 9	H: 0 LOB: 1 BB: 0 P: 15	R: 0 E: 1 K: 0 S: 15	H: 0 LOB: 1 BB: 0 P: 21	1B: 3 2B: 5 3B: 1 HR: 0	SF: 0 SAC: 1 DP: 0 HBP: 0	WP: 2 PB: 1 SB: 0 CS: 0	PA: 46

PITCHER		IP	WLS	BF	H	R	ER	SO	BB	IBB	HBP	BLK	WP	HR	S	P	ERA	WHIP
Kip Wells, R ERA: 5.41	(1, 1)	4.0	L	27	8	7	5	3	4	1	0	0	1	0	54	94	11.25	3.000
37 Todd Wellemeyer, R ERA: 5.73	(5, 1)	1.0		3	0	0	0	1	0	0	0	0	0	0	7	7	0.00	0.000
Troy Percival, R ERA: 2.49	(6, 1)	2.0		8	1	0	0	1	1	0	0	0	0	0	22	37	0.00	1.000
19 Tyler Johnson, L ERA: 4.34	(8, 1)	1.0		4	0	0	0	1	0	0	0	0	0	0	9	15	0.00	0.000
36 Russ Springer, R ERA: 2.74	(9, 1)	1.0		4	0	0	0	0	0	0	0	0	1	0	15	21	0.00	0.000

PITCHER	IP	WLS	BF	H	R	ER	SO	BB	IBB	HBP	BLK	WP	HR	S	P	ERA	WHIP

TOP

Atlanta Braves @ St. Louis Cardinals

Busch Stadium, St. Louis, MO

Fri Aug 24 2007, 7:10 PM CDT
Att. 44,032 - Cloudy - 73 F

livebaseballscorecards.com

AB	39
R	7
H	9
RBI	6
BB	6
SO	6
LOB	23

BOTTOM

Atlanta Braves @ St. Louis Cardinals

Busch Stadium, St. Louis, MO

Fri Aug 24 2007, 7:10 PM CDT
Att. 44,032 - Cloudy - 73 F

livebaseballscorecards.com

Batter	1	2	3	4	5	6	7	8	9	AB	R	H	RBI	BB	SO	LOB
David Eckstein, R (1, 6) OBP: 0.342, SLG: 0.354	F FA 93 F FA 94 F FC 90 B SL 89 X SL 88 1-2 ① G1-3		B SL 87 C SL 86 F CH 85 X FA 94 1-2 ① 1-2 16 2B 1B		C FA 94 B CH 86 X CH 86 1-1 ③ G5-3			F FA 92 X CH 86 0-1 ① 1-3 1B		3	1	1	0	0	0	0
Troy Percival, R (6, 1)										0	0	0	0	0	0	0
19 Tyler Johnson, S (8, 1)										0	0	0	0	0	0	0
24 Rick Ankiel, L (8, PH) OBP: 0.341, SLG: 0.641										1	0	1	0	0	0	0
36 Russ Springer, R (9, 1)										0	0	0	0	0	0	0
16 Chris Duncan, L (1, 7) OBP: 0.361, SLG: 0.504	C CH 86 F CH 86 B FA 94 B FC 92 F CH 86 S SL 89 2-3 ② K		B CH 86 X CH 85 1-0 1-H 2-H 2B			X FA 92 0-0 ① F7		B FA 93 F SL 88 F FC 88 B SL 87 C FA 94 2-3 ② K		4	0	1	2	0	2	2
5 Albert Pujols, R (1, 3) OBP: 0.418, SLG: 0.570	C CH 86 B FA 94 X CH 86 1-1 ③ G6-3		B FC 89 C CH 86 X FA 93 1-1 ③ P6			B FA 93 B FC 88 C FA 94 C CH 85 S SL 86 2-3 ② K		B SL 88 X SL 87 1-0 ③ G5-3		4	0	0	0	0	1	3
Jim Edmonds, L (1, 8) OBP: 0.321, SLG: 0.397		F CH 86 F CH 86 B FA 94 F FC 90 X CH 86 1-2 ① F7	C FA 93 X FA 93 0-1 ① F7			F FA 93 C FA 94 B FS 88 X FS 88 1-2 ③ G4-3			X FA 90 0-0 ① G4-3	4	0	0	0	0	0	0
43 Juan Encarnacion, R (1, 9) OBP: 0.322, SLG: 0.438		B FA 93 B FA 93 S CH 85 C SL 88 F SL 90 S FA 93 2-3 ② K	F FA 93 B FA 93 F FA 94 B FC 90 X SL 88 2-2 ② P4				F SL 86 B FC 88 X FA 93 1-1 ① F9		B FA 90 F FA 90 B SL 81 F FA 90 S CH 83 2-3 ② K	4	0	0	0	0	2	0
27 Scott Rolen, R (1, 5) OBP: 0.336, SLG: 0.403		C FA 95 B FS 87 B SL 88 S SL 87 S SL 87 2-3 ③ K	C CH 86 X FA 94 0-1 1B				B SL 86 X SL 86 1-0 ② P3		B FA 90 S FA 90 B SL 82 B CH 83 F FA 90 B FA 91 4-2 4 FC4 BB	3	0	1	0	1	1	0
4 Yadier Molina, R (1, 2) OBP: 0.352, SLG: 0.363			F FA 93 X FA 93 0-1 ① F9	B SL 87 X SL 86 1-0 ③ F9			C FA 93 B CH 84 C CH 84 B CH 85 B FA 93 F FA 93 X FA 92 3-2 ③ F9		X FA 93 0-0 ③ FC4 1-2f	4	0	0	0	0	0	2
Kip Wells, R (1, 1) OBP: 0.333, SLG: 0.422			X FA 93 0-0 1B 16 2B 1B		X FA 93 0-0 ① G6-3			C FA 91 B CH 84 X SL 85 1-1 24 1B 1B		1	1	1	0	0	0	0
37 Todd Wellemeyer, R (5, 1) OBP: 0.100, SLG: 0.100										0	0	0	0	0	0	0
Aaron Miles, S (5, PH) OBP: 0.335, SLG: 0.348										2	0	1	0	0	0	0
(6, 4)																
13 Brendan Ryan, R (1, 4) OBP: 0.396, SLG: 0.500			B FA 91 S SL 87 X SL 87 1-1 ② F7		C FA 94 F FA 94 F FC 89 B FC 90 F FA 92 S SL 86 1-3 ② K			B FA 92 C FA 92 X CH 83 1-1 ① L8		3	0	0	0	0	1	2
(6, 6)																

	AB	33
	R	2
	H	6
	RBI	2
	BB	1
	SO	7
	LOB	9

Inning Stats	1	2	3	4	5	6	7	8	9
	R: 0 E: 0 K: 1 S: 10	H: 0 LOB: 0 BB: 0 P: 14	R: 0 E: 0 K: 2 S: 11	H: 0 LOB: 0 BB: 0 P: 16	R: 2 E: 0 K: 0 S: 11	H: 3 LOB: 1 BB: 0 P: 15	R: 0 E: 0 K: 0 S: 8	H: 1 LOB: 1 BB: 0 P: 11	R: 0 E: 0 K: 1 S: 8	H: 0 LOB: 0 BB: 0 P: 10	R: 0 E: 0 K: 1 S: 7	H: 0 LOB: 0 BB: 0 P: 10	R: 0 E: 0 K: 0 S: 7	H: 0 LOB: 0 BB: 0 P: 12	R: 0 E: 0 K: 1 S: 10	H: 2 LOB: 2 BB: 0 P: 15	R: 0 E: 0 K: 1 S: 7	H: 0 LOB: 1 BB: 1 P: 13

	1B: 5	SF: 0	WP: 0	PA: 34
	2B: 1	SAC: 0	PB: 0	
	3B: 0	DP: 0	SB: 0	
	HR: 0	HBP: 0	CS: 0	

PITCHER		IP	WLS	BF	H	R	ER	SO	BB	IBB	HBP	BLK	WP	HR	S	P	ERA	WHIP
29 John Smoltz, R ERA: 3.01	(1, 1)	8.0	W	30	6	2	2	6	0	0	0	0	0	0	72	103	2.25	0.750
Ron Mahay, L ERA: 2.6	(9, 1)	0.2		3	0	0	0	1	1	0	0	0	0	0	6	12	0.00	1.500
58 Peter Moylan, R ERA: 2.04	(9, 1)	0.1		1	0	0	0	0	0	0	0	0	0	0	1	1	0.00	0.000

PITCHER	IP	WLS	BF	H	R	ER	SO	BB	IBB	HBP	BLK	WP	HR	S	P	ERA	WHIP

Atlanta Braves @ St. Louis Cardinals

Busch Stadium, St. Louis, MO

Sat Aug 25 2007, 6:15 PM CDT

Att. 45,441 - Partly Cloudy - 83 F

TOP

livebaseballscorecards.com

Batter	1	2	3	4	5	6	7	8	9	AB	R	H	RBI	BB	SO	LOB
Willie Harris, L (1, 7) OBP: 0.380, SLG: 0.431	C FA 92 C FA 92 B FA 92 S CU 80 1-3 ① K2-3	B FA 93 C FA 91 B FA 86 B FA 92 F FA 92 F FA 92 F CU 79 F FA 92 F CH 84 3-2 ③ F SL 89 X CH 86 G1-3		X FA 89 0-0 ① P4		C FA 90 L SL 83 B SL 84 S SL 79 1-3 ① K		C FA 92 B FS 83 B FA 92 X FA 92 2-1 ② G3		5	0	0	0	0	2	6
2 Kelly Johnson, L (1, 4) OBP: 0.392, SLG: 0.492	C FA 93 C FA 92 B FA 92 B CU 80 B FA 92 B FA 92 4-2 10 FC4-6 BB	B CU 78 B FA 90 X FA 90 2-0 HR	B SL 89 B FA 92 C SL 89 F SL 89 T SL 89 2-2 ② K			B SL 82 C FA 91 C FA 90 B FA 91 D CU 78 C FA 90 3-3 ② K		S CU 80 B FA 91 B CU 79 X FA 91 2-1 ③ G6-3		4	1	1	1	1	2	4
10 Chipper Jones, S (1, 5) OBP: 0.417, SLG: 0.588	B CU 80 C FA 91 1 SAFE X CH 86 1-1 ② FC4-6 1-2f	B CU 77 S CH 84 X CU 78 1-1 ① G4-3	F SL 85 F CU 80 X FA 92 0-2 ③ L1		D SL 79 B CU 79 1 SAFE D SL 83 S SL 84 B CU 78 4-1 1B 1-2 2-3 BB			C FA 92 X CU 81 0-1 ① L5		4	0	0	0	1	0	3
Mark Teixeira, S (1, 3) OBP: 0.399, SLG: 0.565	C FA 91 B FA 92 B FA 91 B FA 92 F FA 91 F CH 85 F FA 93 F CH 86 C CU 79 3-3 ③ K	B FA 91 B FA 91 B FA 91 B FA 92 4-0 BB	C FA 93 B FA 94 X FA 94 1-1 ① F9	B FA 89 C FA 89 B SL 85 B FA 90 F FA 91 X FA 90 3-2 1-2 2-3 3-H 1B			B FA 92 X FA 92 1-0 7 E 1B		4	0	2	1	1	1	1
16 Brian McCann, L (1, 2) OBP: 0.323, SLG: 0.465		B FA 91 X FA 92 1-0 ① P5	B FA 92 X FA 89 1-0 ② P4		X FA 94 0-0 ② P5	C FA 89 B FA 91 F FA 89 X FA 88 1-2 ③ P4		F FA 93 F FA 93 S FA 93 0-3 ② K		5	0	0	0	0	1	5
7 Jeff Francoeur, R (1, 9) OBP: 0.339, SLG: 0.453		S FA 93 B FA 90 B SL 86 S FA 92 S FA 92 2-3 ② K	B FA 89 B FA 90 F FA 92 F SL 87 F FA 90 F SL 85 F FA 92 S SL 87 2-3 ③ K		B SL 89 B FA 94 X FA 94 2-0 1B		B FA 92 F FA 92 B SL 89 X FA 93 2-1 ① G5-3	B FA 94 1 SAFE X FA 94 1-0 E5 1-3	5	0	1	0	0	2	2
Andruw Jones, R (1, 8) OBP: 0.314, SLG: 0.429		C FA 90 B CU 78 F FA 90 B FA 92 B CU 80 X SL 86 3-2 19 1B 15 1B 1B	C FA 93 B FA 90 B FA 90 F FA 92 X FA 94 2-2 19 2B 15 1B 1B	B FA 93 C FA 93 X FA 93 1-1 ③ F7			C SL 87 F SL 87 S FA 94 0-3 ② K	B FA 93 F FA 94 F FA 92 S FC 91 1-3 ③ K	5	2	2	0	0	2	3
19 Yunel Escobar, R (1, 6) OBP: 0.369, SLG: 0.420		B FA 91 1 SAFE X FA 89 1-0 1-2 15 1B 1B	1 SAFE X FA 90 0-0 1-3 15 1B 2B			B FC 88 B FA 90 X FA 90 2-0 10 BB 1B 1B 1B	X SL 87 0-0 ③ G6-3			4	1	3	0	0	0	0
15 Tim Hudson, R (1, 1) OBP: 0.273, SLG: 0.281 Chris Woodward, R (6, PH) OBP: 0.246, SLG: 0.294 Tyler Yates, R (6, 1) 46 Manny Acosta, R (7, 1) Scott Thorman, L (8, PH) OBP: 0.254, SLG: 0.393 58 Peter Moylan, R (8, 1)		C CU 78 B SL 86 X CU 78 1-1 1-2 2-H 1B	C FA 90 X FA 92 0-1 2-3 3-H 1B			F FA 90 B CU 79 B FA 90 B FA 91 F FA 91 X FA 91 3-2 1-2 1B 10 BB 1B		C CU 78 B FA 92 B FA 91 B CH 82 X FA 93 3-1 ① G6-3		2 1 0 0 1 0	0 0 0 0 0 0	2 1 0 0 0 0	2 0 0 0 0 0	0 0 0 0 0 0	0 0 0 0 0 0	0 0 0 0 0 0

Inning Stats	1	2	3	4	5	6	7	8	9	1B: 10	SF: 0	WP: 0	PA: 43
	R: 0 E: 0 K: 2 S: 13 H: 0 LOB: 1 BB: 1 P: 22	R: 1 E: 0 K: 1 S: 18 H: 3 LOB: 2 BB: 0 P: 29	R: 1 E: 0 K: 1 S: 10 H: 1 LOB: 1 BB: 1 P: 20	R: 1 E: 0 K: 1 S: 13 H: 3 LOB: 2 BB: 0 P: 17	R: 0 E: 0 K: 0 S: 6 H: 1 LOB: 1 BB: 0 P: 10	R: 1 E: 0 K: 2 S: 17 H: 3 LOB: 3 BB: 1 P: 34	R: 0 E: 0 K: 1 S: 6 H: 0 LOB: 0 BB: 0 P: 8	R: 0 E: 0 K: 0 S: 6 H: 0 LOB: 0 BB: 0 P: 13	R: 0 E: 1 K: 2 S: 10 H: 1 LOB: 2 BB: 0 P: 13	2B: 1 3B: 0 HR: 1	SAC: 0 DP: 0 HBP: 0	PB: 0 SB: 0 CS: 0	

	AB	40
	R	4
	H	12
	RBI	4
	BB	3
	SO	10
	LOB	24

PITCHER	IP	WLS	BF	H	R	ER	SO	BB	IBB	HBP	BLK	WP	HR	S	P	ERA	WHIP
35 Joel Pineiro, R (1, 1) ERA: 4.5	4.0		21	7	3	3	5	2	0	0	0	0	1	54	88	6.75	2.250
36 Russ Springer, R (5, 1) ERA: 2.68	1.0	W	4	1	0	0	0	0	0	0	0	0	0	6	10	0.00	1.000
34 Randy Flores, L (6, 1) ERA: 4.57	1.0	H	7	3	1	1	2	1	0	0	0	0	0	17	34	9.00	4.000
31 Ryan Franklin, R (7, 1) ERA: 1.95	2.0	H	6	0	0	0	1	0	0	0	0	0	0	12	21	0.00	0.000
44 Jason Isringhausen, R (9, 1) ERA: 1.53	1.0	S	5	1	0	0	2	0	0	0	0	0	0	10	13	0.00	1.000

PITCHER	IP	WLS	BF	H	R	ER	SO	BB	IBB	HBP	BLK	WP	HR	S	P	ERA	WHIP

BOTTOM

Atlanta Braves @ St. Louis Cardinals

Busch Stadium, St. Louis, MO

Sat Aug 25 2007, 6:15 PM CDT
Att. 45,441 - Partly Cloudy - 83 F

livebaseballscorecards.com

Batter	1	2	3	4	5	6	7	8	9	AB	R	H	RBI	BB	SO	LOB
David Eckstein, R (1, 6) OBP: 0.341, SLG: 0.352 44 Jason Isringhausen, R (9, 1)	G5-3		G5-3		24 1B / 5 1B / 1-2 / 1B	P3		SH1-4 / 1-2		4 0	1 0	1 0	0 0	0 0	0 0	0 0
24 Rick Ankiel, L (1, 9) OBP: 0.327, SLG: 0.591	P6		P6		5 1B / 1-2 / 2-H / 1B	K		K		5	1	1	1	0	2	1
5 Albert Pujols, R (1, 3) OBP: 0.420, SLG: 0.570	1B / 1B		G1-3		1B / 27 2B / 1-2 / 2-H / 1B	G4-3		IBB		4	1	2	1	1	0	0
Jim Edmonds, L (1, 8) OBP: 0.325, SLG: 0.398	1-2 / 1B			27 G4-3 / BB	27 2B / SF9 / 1-2 / 2-H / 1B		K	F8		4	1	2	1	1	1	2
16 Chris Duncan, L (1, 7) OBP: 0.360, SLG: 0.501	G6-3			F8	F7		27 G5-3 / 1B			4	0	1	0	0	0	5
27 Scott Rolen, R (1, 5) OBP: 0.335, SLG: 0.404		G6-3		G4-3 / 1-2	1-3 / 2-H / 2B		G5-3 / 1-2			4	0	1	1	0	0	2
4 Yadier Molina, R (1, 2) OBP: 0.360, SLG: 0.365		35 SH3-4 / 1B		BB	IBB		IBB			1	0	1	0	3	0	0
35 Joel Pineiro, R (1, 1) 47 Ryan Ludwick, R (4, PH) OBP: 0.302, SLG: 0.476 36 Russ Springer, R (5, 1) So Taguchi, R (5, PH) OBP: 0.355, SLG: 0.367 34 Randy Flores, L (6, 1) 31 Ryan Franklin, R (7, 1) 13 Brendan Ryan, R (9, 6) OBP: 0.396, SLG: 0.500	SH3-4 / 1-2		F9	SF9 / 3-H			K			0 1 0 0 0 0 1 0	0 0 0 0 0 0 0 0	0 0 0 0 0 0 0 0	0 0 0 1 0 0 0 0	0 0 0 0 0 0 1 0	0 2 0 0 0 0 2 0	0 0 0 0 0 0 2 0
Aaron Miles, S (1, 4) OBP: 0.337, SLG: 0.350		G3			24 1B / 1B / 1B FC5-6-4			SH1-4 / 1B		4	1	2	0	0	0	3
Inning Stats	R: 0 E: 0 K: 0 S: 11 H: 2 LOB: 2 BB: 0 P: 13	R: 0 E: 0 K: 0 S: 9 H: 1 LOB: 1 BB: 0 P: 14	R: 0 E: 0 K: 0 S: 6 H: 0 LOB: 0 BB: 0 P: 8	R: 0 E: 0 K: 0 S: 10 H: 0 LOB: 2 BB: 2 P: 22	R: 5 E: 0 K: 0 S: 18 H: 6 LOB: 2 BB: 1 P: 25	R: 0 E: 0 K: 1 S: 5 H: 0 LOB: 0 BB: 0 P: 8	R: 0 E: 0 K: 2 S: 11 H: 1 LOB: 2 BB: 1 P: 20	R: 0 E: 0 K: 1 S: 10 H: 1 LOB: 2 BB: 1 P: 19		1B: 10 2B: 1 3B: 0 HR: 0	SF: 1 SAC: 2 DP: 0 HBP: 0		WP: 0 PB: 0 SB: 0 CS: 0	PA: 40		

	AB	32
	R	5
	H	11
	RBI	5
	BB	5
	SO	4
	LOB	17

PITCHER		IP	WLS	BF	H	R	ER	SO	BB	IBB	HBP	BLK	WP	HR	S	P	ERA	WHIP
15 Tim Hudson, R ERA: 3.23	(1, 1)	5.0	L	27	9	5	5	0	2	1	0	0	0	0	54	82	9.00	2.200
Tyler Yates, R ERA: 4.98	(6, 1)	1.0		3	0	0	0	1	0	0	0	0	0	0	5	8	0.00	0.000
46 Manny Acosta, R ERA:	(7, 1)	1.0		5	1	0	0	2	0	1	0	0	0	0	11	20	0.00	1.000
58 Peter Moylan, R ERA: 2.01	(8, 1)	1.0		5	1	0	0	1	0	1	0	0	0	0	10	19	0.00	1.000

PITCHER	IP	WLS	BF	H	R	ER	SO	BB	IBB	HBP	BLK	WP	HR	S	P	ERA	WHIP

Batter	1	2	3	4	5	6	7	8	9	AB	R	H	RBI	BB	SO	LOB
Willie Harris, L (1, 8) OBP: 0.376, SLG: 0.425	X FA 89 0-0 ① G3		B FA 90 B SL 83 C FA 89 B FA 90 C FA 90 C FA 91 3-3 ② K		B SL 83 B SL 84 B FA 92 C FA 88 X FA 91 3-1 ③ G3		F SL 84 B FA 89 X FA 89 1-1 ③ F8			4	0	0	0	0	1	3
19 Yunel Escobar, R (1, 6) OBP: 0.367, SLG: 0.417	C SL 82 C CU 72 B CU 74 X FA 93 1-2 ② G6-3		C SL 84 C CU 73 B SL 84 X CU 72 1-2 ③ G6-3			X FA 90 0-0 ① G6-3		C FA 92 B FA 91 X SL 85 1-1 G5-3 2 G4-3 1B		4	0	1	0	0	0	0
2 Kelly Johnson, L (1, 4) OBP: 0.389, SLG: 0.487	B FA 92 B FA 92 B FA 92 C FA 88 F FA 91 X FA 92 3-2 ③ G3			C CH 79 X CU 71 0-1 ① G3-1		B CU 72 B FA 91 X FA 90 2-0 ② G4-3		C FA 90 X FC 90 0-1 ① G4-3 1-2		4	0	0	0	0	0	1
Mark Teixeira, S (1, 3) OBP: 0.400, SLG: 0.567		B FA 90 C CH 81 C CU 73 F FA 93 X FA 93 1-2 7 1B 1B		B FA 90 C CH 81 B FA 91 X CH 81 2-1 ② F7		B FA 90 X FA 90 1-0 16 1B 2B		B FA 92 C FA 92 X FA 93 1-1 ② G5-3 2-3		4	1	2	0	0	0	1
16 Brian McCann, L (1, 2) OBP: 0.322, SLG: 0.463		C FA 90 C FA 90 S CU 74 0-3 ① K		B FA 90 B FA 90 C FA 90 X CH 82 2-1 ③ F8		B FA 88 B FA 90 F FA 90 X FA 91 2-1 2-H 1B		F FA 91 F FA 92 B FA 93 F FA 92 B FS 85 F FA 91 B FA 93 C FA 93 3-3 ③ K		4	0	1	1	0	2	2
7 Jeff Francoeur, R (1, 9) OBP: 0.340, SLG: 0.452		F FA 90 B SL 85 B FA 90 X FA 92 2-1 1-2 1B			C SL 81 B SL 82 F FA 90 B CU 75 B FA 92 B FA 92 4-2 23 1B BB	B SL 86 S FA 90 B FA 92 B SL 85 X FA 91 3-1 ③ P3			X FC 91 0-0 ① G4-3	3	0	1	0	1	0	1
23 Matt Diaz, R (1, 7) OBP: 0.373, SLG: 0.502		C SL 84 B FA 91 X SL 85 1-1 ② F9			1 SAFE C FA 90 B SL 85 B FA 90 F SL 85 X CU 73 2-2 1-2 1B		C SL 83 F SL 83 F SL 82 X FA 90 0-2 1B		C FA 92 B SL 91 B FA 93 X FA 92 2-1 ② F8	4	0	2	0	0	0	2
Chris Woodward, R (1, 5) OBP: 0.238, SLG: 0.285		C CU 72 B CU 74 X FA 91 1-1 ③ L6			C SL 83 C FA 92 F SL 82 F FA 90 S CU 84 0-3 ① K		B SL 83 C FA 89 F SL 83 X SL 84 1-2 ① F8		B FC 92 B FC 92 C FA 92 F FA 91 F FC 91 B FA 93 F FA 92 F FA 90 X FC 91 3-2 ③ G6-3	4	0	0	0	0	1	5
37 Jo-Jo Reyes, L (1, 1) OBP: 0.273, SLG: 0.273 Scott Thorman, L (7, PH) OBP: 0.253, SLG: 0.391 Jose Ascanio, R (7, 1) 50 Joey Devine, R (8, 1)			B FA 89 X FA 89 1-0 ① G3		L CU 71 L CU 74 S CU 74 0-3 ② K		B CU 73 B SL 86 F SL 85 B CU 72 C FA 92 F FA 93 F CU 75 C FA 92 3-3 ② K			2 1 0 0	0 0 0 0	0 0 0 0	0 0 0 0	1 1 0 0	2 1 0 0	2 1 0 0
Inning Stats	R: 0 E: 0 K: 0 S: 7 H: 0 LOB: 0 BB: 0 P: 11	R: 0 E: 0 K: 1 S: 13 H: 2 LOB: 2 BB: 0 P: 18	R: 0 E: 0 K: 1 S: 7 H: 0 LOB: 0 BB: 0 P: 12	R: 0 E: 0 K: 0 S: 6 H: 0 LOB: 0 BB: 0 P: 10	R: 0 E: 0 K: 2 S: 15 H: 1 LOB: 2 BB: 1 P: 24	R: 1 E: 0 K: 0 S: 7 H: 2 LOB: 1 BB: 0 P: 15	R: 0 E: 0 K: 1 S: 14 H: 1 LOB: 1 BB: 0 P: 19	R: 0 E: 0 K: 1 S: 11 H: 1 LOB: 1 BB: 0 P: 16	R: 0 E: 0 K: 0 S: 9 H: 0 LOB: 0 BB: 0 P: 14	1B: 6 2B: 1 3B: 0 HR: 0 SF: 0 SAC: 0 DP: 0 HBP: 0						

PITCHER	IP	WLS	BF	H	R	ER	SO	BB	IBB	HBP	BLK	WP	HR	S	P	ERA	WHIP
50 Adam Wainwright, R (1, 1) ERA: 3.86	7.0	W	28	6	1	1	5	1	0	0	0	0	0	69	109	1.29	1.000
31 Ryan Franklin, R (8, 1) ERA: 1.92	1.0	H	4	1	0	0	1	0	0	0	0	0	0	11	16	0.00	1.000
44 Jason Isringhausen, R (9, 1) ERA: 1.5	1.0	S	3	0	0	0	0	0	0	0	0	0	0	9	14	0.00	0.000

PITCHER	IP	WLS	BF	H	R	ER	SO	BB	IBB	HBP	BLK	WP	HR	S	P	ERA	WHIP

TOP

Atlanta Braves @ St. Louis Cardinals

Busch Stadium, St. Louis, MO

Sun Aug 26 2007, 1:15 PM CDT

Att. 43,934 - Sunny - 83 F

livebaseballscorecards.com

AB	34
R	1
H	7
RBI	1
BB	1
SO	6
LOB	18

PA: 35

WP: 0
PB: 0
SB: 0
CS: 0

BOTTOM

Atlanta Braves @ St. Louis Cardinals

Busch Stadium, St. Louis, MO

Sun Aug 26 2007, 1:15 PM CDT
Att. 43,934 - Sunny - 83 F

livebaseballscorecards.com

Batter	1	2	3	4	5	6	7	8	9	AB	R	H	RBI	BB	SO	LOB
13 Brendan Ryan, R (1, 6) OBP: 0.391, SLG: 0.490	C FA 91 B CU 74 F FA 92 X SL 80 1-2 G4-3 1B		C FA 92 B FA 94 X FA 93 1-1 ③ F9		F FA 92 F FA 94 X CU 79 0-2 E5 1B 3-H		B FA 97 F FA 95 C FA 96 B SL 84 X FA 97 2-2 ② L3			4	1	1	0	0	0	1
So Taguchi, R (1, 8) OBP: 0.355, SLG: 0.366 Jim Edmonds, L (7, PH) OBP: 0.324, SLG: 0.397 (8, 8)	C FA 92 C FA 93 B FA 86 X FA 94 1-2 ①② G4-3 1-2f			F FA 91 B CU 72 C FA 92 X FA 93 1-2 ① G3	B FA 92 X FA 86 1-0 2-H 1B		S FA 96 C FA 96 X FA 89 0-2 ③ G3			3 1	0 0	1 0	1 0	0 0	0 0	1 1
5 Albert Pujols, R (1, 3) OBP: 0.420, SLG: 0.568	C FA 93 B FA 86 C FA 93 C CU 76 1-3 ③ K			C CU 76 B FA 93 S FA 89 B FA 95 F FA 87 X CU 75 2-2 1B	D CU 75 C FA 92 1 SAFE B SL 82 F FA 85 S CU 74 2-3 ③ K			B FA 94 B FA 94 B FA 93 B FA 94 4-0 43 1B BB		3	0	1	0	1	2	1
43 Juan Encarnacion, R (1, 9) OBP: 0.325, SLG: 0.450		S FA 91 F FA 92 X FA 92 0-2 ① G4-3		B FA 87 1 SAFE X FA 92 1-0 ② F9		B CU 73 F FA 92 X FA 85 1-1 HR		F FA 93 B FA 93 B SL 82 X FA 94 2-1 1-2 1B		4	1	2	1	0	0	1
27 Scott Rolen, R (1, 5) OBP: 0.332, SLG: 0.399		C FA 91 F FA 93 F CU 79 B FA 94 B CU 76 X FA 86 2-2 ② G6-3		F FA 92 F CU 74 B FA 94 S FA 94 1-3 ③ K		B FA 91 S FA 91 S FA 92 B FA 93 X FA 93 2-2 ① F8		F FA 93 F FA 94 B FA 95 S FA 95 1-3 ① K		4	0	0	0	0	2	3
47 Ryan Ludwick, R (1, 7) OBP: 0.306, SLG: 0.481		B FA 93 X FA 92 1-0 2B			X FA 90 0-0 4 2B 1B	B CU 74 F FA 91 B FA 92 B SL 80 F FA 91 S FA 92 3-3 ② K		C FA 95 F CU 82 B SL 83 F FA 93 B CU 82 F CU 82 S FA 95 2-3 ② K		4	1	2	0	0	2	2
4 Yadier Molina, R (1, 2) OBP: 0.359, SLG: 0.367		S FA 93 X FA 87 0-1 ③ P4			C FA 92 X CU 74 0-1 50 SH3-4 13 E 1-H 2B	F FA 91 B FA 92 B FA 92 B FA 85 F FA 92 S FA 93 3-3 ③ K		X FA 94 0-0 ③ F9		4	1	1	1	0	1	3
50 Adam Wainwright, R (1, 1) OBP: 0.314, SLG: 0.396 16 Chris Duncan, L (7, PH) OBP: 0.362, SLG: 0.501 31 Ryan Franklin, R (8, 1) 44 Jason Isringhausen, R (9, 1)			B FA 91 C FA 90 B FA 86 B FA 91 S FA 90 C FA 92 3-3 ① K		X FA 91 0-0 ① SH3-4 2-3		B CH 85 B FA 94 F FA 95 B FA 96 F FA 94 B FA 95 4-2 SH1-3 BB			1 0 0 0	0 0 0 0	0 0 0 0	0 0 0 0	1 1 0 0	0 0 0 0	0 0 0 0
Aaron Miles, S (1, 4) OBP: 0.335, SLG: 0.348			C FA 92 C CU 75 X CU 75 0-2 ② G6-3		X CU 73 0-0 ② F9		1 SAFE X FA 94 0-0 ① SH1-3 1-2			2	0	0	0	0	0	1
Inning Stats	R: 0 E: 0 K: 1 S: 9 H: 1 LOB: 0 BB: 0 P: 12	R: 0 E: 0 K: 0 S: 10 H: 1 LOB: 1 BB: 0 P: 13	R: 0 E: 0 K: 1 S: 8 H: 0 LOB: 0 BB: 0 P: 12	R: 0 E: 0 K: 1 S: 11 H: 1 LOB: 1 BB: 0 P: 16	R: 3 E: 1 K: 1 S: 12 H: 3 LOB: 1 BB: 0 P: 15	R: 1 E: 0 K: 2 S: 11 H: 1 LOB: 0 BB: 0 P: 20	R: 0 E: 0 K: 0 S: 9 H: 0 LOB: 1 BB: 1 P: 15	R: 0 E: 0 K: 2 S: 11 H: 1 LOB: 2 BB: 1 P: 20		1B: 5 2B: 2 3B: 0 HR: 1	SF: 0 SAC: 2 DP: 1 HBP: 0			WP: 0 PB: 0 SB: 0 CS: 0	PA: 34	

PITCHER		IP	WLS	BF	H	R	ER	SO	BB	IBB	HBP	BLK	WP	HR	S	P	ERA	WHIP
37 Jo-Jo Reyes, L ERA: 8.31	(1, 1)	6.0	L	25	7	4	2	6	0	0	0	0	0	1	61	88	3.00	1.167
Jose Ascanio, R ERA: 1.13	(7, 1)	1.0		4	0	0	0	0	1	0	0	0	0	0	9	15	0.00	1.000
50 Joey Devine, R ERA: 1.8	(8, 1)	1.0		5	1	0	0	2	1	0	0	0	0	0	11	20	0.00	2.000

PITCHER	IP	WLS	BF	H	R	ER	SO	BB	IBB	HBP	BLK	WP	HR	S	P	ERA	WHIP

AB	30
R	4
H	8
RBI	3
BB	2
SO	8
LOB	14

Batter	1	2	3	4	5	6	7	8	9	AB	R	H	RBI	BB	SO	LOB
David Eckstein, R (1, 6) OBP: 0.339, SLG: 0.350	C FA 85 B SL 81 B SL 82 S FC 87 B FC 88 S FC 88 3-3 K ①	F FA 87 F FA 87 B FA 86 F FA 88 F SL 82 X FA 87 1-2 F8 ②			C CH 84 F CH 83 F FA 86 F FA 86 F FA 86 B CU 71 F CU 71 F FA 87 F FA 86 2-2 G4-3 ①	X CH 80 0-0 G6-3 ① 2-3		C FA 87 F FA 86 X FA 87 0-2 5 1B 1B		5	0	1	0	0	1	2
24 Rick Ankiel, L (1, 9) OBP: 0.352, SLG: 0.612 (8, 8)	B SL 86 B CH 80 F FC 88 C CU 77 X SL 87 2-2 16 HR 1B 1B	B CU 75 F CH 80 D CU 74 B FA 86 C FA 87 C FA 88 3-3 K ③			X FA 86 0-0 BB 16 1B 5 1B 1B	B CH 80 S CH 80 S CH 80 D CH 81 X FA 87 2-2 3-H 2B		B FA 86 B CH 80 S CH 78 C FA 86 F CH 79 X FA 86 2-2 F7 ②		5	2	3	1	0	1	2
5 Albert Pujols, R (1, 3) OBP: 0.422, SLG: 0.569 So Taguchi, R (8, PR) OBP: 0.355, SLG: 0.366 (8, 7)	C FA 88 C FA 88 F SL 84 F FA 88 B FA 89 F FA 89 B X 2-2 L9 ②		C CU 74 X SL 82 0-1 G1-3 1B		C FA 87 C FA 87 X CH 85 0-2 16 1B BB 27 1B 1B 1-2	B FA 87 C FA 88 F FA 86 F CH 80 X FA 87 1-2 F8 ②		C CH 79 C FA 86 B FA 87 X FA 87 1-2 1B		5 0	1 0	3 0	0 0	0 0	0 0	2 0
Jim Edmonds, L (1, 8) OBP: 0.325, SLG: 0.395 36 Russ Springer, R (8, 1) Troy Percival, R (9, 1)	X FA 87 0-0 16 HR 1-2 1B		X FA 85 0-0 G1-3 ① 1-2		C CH 78 B SL 84 B FA 87 B SL 84 T FA 86 B FA 88 4-2 27 1B 16 1B BB 1-2 2-3	C FA 87 X CH 80 0-1 F8 ③		C FA 88 F FA 86 C CH 80 0-3 K ③		4 0 0	1 0 0	1 0 0	0 0 0	1 0 0	1 0 0	4 0 0
16 Chris Duncan, L (1, 7) OBP: 0.365, SLG: 0.512 (8, 3)	S SL 87 B FA 88 B CU 78 C SL 86 D CH 80 F X 3-2 1-H 2-H HR		X CU 74 0-0 G1-3 ②		B CH 78 C FA 86 B SL 79 F SL 80 B CH 77 X FA 90 3-2 27 1B 1-2 2-3 3-H 1B		B FA 86 S CH 79 C FA 86 B FA 87 F CH 79 B FA 88 C FA 87 3-3 K ①		X FA 88 0-0 4 G6-4-3 1B	5	1	3	4	0	1	1
27 Scott Rolen, R (1, 5) OBP: 0.331, SLG: 0.398 13 Brendan Ryan, R (9, PH) OBP: 0.387, SLG: 0.485 (9, 5)	X FA 88 0-0 G5-3 ③		C FA 87 C SL 83 B FA 87 F FA 87 X FA 88 1-2 G5-3 ③		X FA 88 0-0 1-2 2-3 3-H 1B		B FA 88 C FA 87 B FA 87 C FA 87 B FA 86 X FA 87 3-2 F9 ②		B FA 89 X SL 86 1-0 P6 ①	4 1	0 0	1 0	1 0	0 0	0 0	1 1
4 Yadier Molina, R (1, 2) OBP: 0.359, SLG: 0.368		B CH 84 C FA 86 B CH 79 X CH 78 2-1 SH2-4 2B 1B		B CU 74 C FA 86 B SL 81 X FA 86 2-1 G6-3 ①	F SL 82 S FA 90 C FA 91 0-3 K ②		F CH 81 B FA 86 X FA 86 1-1 1B		S FA 89 X FA 90 0-1 1-2f G6-4-3 ②③	5	1	2	0	0	1	4
Braden Looper, R (1, 1) OBP: 0.255, SLG: 0.233 47 Ryan Ludwick, R (8, 9) OBP: 0.306, SLG: 0.481		L FA 85 F FA 86 X SL 82 0-2 SH2-4 ① 1-2		X FA 86 0-0 G5-3 ②	B FA 90 B FA 88 S FA 89 C FA 90 S FA 92 2-3 K ③		X FA 87 0-0 F8 ③			3 0	0 0	0 0	0 0	0 0	1 0	4 0
Aaron Miles, S (1, 4) OBP: 0.337, SLG: 0.356		F FA 86 C FA 86 F FA 86 X SL 82 0-2 2-H 2B		C CH 85 F CH 79 B SL 84 F FA 87 F FA 87 F CH 78 X CH 78 1-2 P4 ③		C FA 86 B FA 86 F FA 86 F CH 79 X CH 79 1-2 G6-3 24 2B 2B		F CH 80 B FA 87 X FA 85 1-1 L7 ①		4	1	2	1	0	0	0
Inning Stats	R: 3 E: 0 K: 1 S: 18 H: 3 LOB: 0 BB: 0 P: 28	R: 1 E: 0 K: 1 S: 17 H: 2 LOB: 1 BB: 0 P: 23	R: 0 E: 0 K: 0 S: 8 H: 1 LOB: 1 BB: 0 P: 9	R: 0 E: 0 K: 0 S: 9 H: 0 LOB: 0 BB: 0 P: 12	R: 2 E: 0 K: 2 S: 27 H: 4 LOB: 3 BB: 1 P: 38	R: 1 E: 0 K: 0 S: 14 H: 2 LOB: 1 BB: 0 P: 18	R: 0 E: 0 K: 1 S: 10 H: 1 LOB: 1 BB: 0 P: 17	R: 0 E: 0 K: 1 S: 15 H: 2 LOB: 2 BB: 0 P: 19	R: 0 E: 0 K: 0 S: 4 H: 1 LOB: 0 BB: 0 P: 5	1B: 12 2B: 3 3B: 0 HR: 1 SF: 0 SAC: 1 DP: 1 HBP: 0						

PITCHER		IP	WLS	BF	H	R	ER	SO	BB	IBB	HBP	BLK	WP	HR	S	P	ERA	WHIP
Woody Williams, R ERA: 5.04	(1, 1)	4.1	L	22	8	6	6	2	1	0	0	0	0	1	69	95	12.46	2.077
Mark McLemore, L ERA: 3.16	(5, 1)	0.2		4	2	0	0	2	0	0	0	0	0	0	10	15	0.00	3.000
Travis Driskill, R ERA: 4.5	(6, 1)	3.0		14	5	1	1	2	0	0	0	0	0	0	39	54	3.00	1.667
Brian Moehler, R ERA: 4.53	(9, 1)	1.0		3	1	0	0	0	0	0	0	0	0	0	4	5	0.00	1.000

PITCHER	IP	WLS	BF	H	R	ER	SO	BB	IBB	HBP	BLK	WP	HR	S	P	ERA	WHIP

TOP

St. Louis Cardinals @ Houston Astros

Minute Maid Park, Houston, TX

Tue Aug 28 2007, 7:05 PM CDT
Att. 37,915 - Roof Closed - 73 F

livebaseballscorecards.com

AB	41
R	7
H	16
RBI	7
BB	1
SO	6
LOB	21

BOTTOM

St. Louis Cardinals @ Houston Astros

Minute Maid Park, Houston, TX

Tue Aug 28 2007, 7:05 PM CDT
Att. 37,915 - Roof Closed - 73 F

Batter	1	2	3	4	5	6	7	8	9	AB	R	H	RBI	BB	SO	LOB
Craig Biggio, R (1, 4) OBP: 0.286, SLG: 0.395	B FA 89 C FA 89 F FA 89 X SL 85 1-2 9 BB 1B		B FA 90 S FA 89 F FA 90 B FA 89 X SL 85 2-2 ② G3			B SL 83 C FA 88 X FA 90 1-1 ① G6-3		B FA 94 F FA 93 F SL 88 B SL 88 X SL 87 2-2 ② P4		4	0	1	0	0	0	0
9 Hunter Pence, R (1, 8) OBP: 0.349, SLG: 0.542	B FA 91 B FA 90 B FA 90 B FA 90 4-0 1-2 BB		S SL 85 X SL 84 0-1 ③ G6-3			B FA 90 B FA 90 C FS 88 X FS 87 2-1 17 G6-3 1B		B SL 85 S FA 93 F FA 93 S SL 88 1-3 ③ K		3	0	1	0	1	1	0
17 Lance Berkman, S (1, 3) OBP: 0.383, SLG: 0.476	C FA 90 F SL 85 B FA 91 S CH 82 1-3 ① K			X FA 90 0-0 21 HBP 1B		B FA 88 B FA 88 C FA 88 S CH 78 F FA 89 B CH 79 F FA 88 F FA 88 X CH 77 3-2 ② G6-3 1-2			B FA 92 C FA 93 B FA 93 X FA 93 2-1 45 FC6-4 1B	4	0	2	0	0	1	3
45 Carlos Lee, R (1, 7) OBP: 0.359, SLG: 0.533	B FA 90 C SL 86 B SL 85 S FA 91 S FA 91 2-3 ② K			C SL 85 B CU 77 F FA 90 B SL 85 F CH 80 X FA 90 2-2 ① F9		F SL 86 C FA 90 B CH 87 F FA 91 D CH 80 X FA 89 2-2 ③ F9			F FA 94 B SL 87 C SL 89 X FA 93 1-2 ① FC6-4 21 1B 1-2f	4	0	0	0	0	1	5
21 Ty Wigginton, R (1, 5) OBP: 0.334, SLG: 0.454	D FS 79 C FA 91 B FA 92 X SL 84 2-1 ③ L7			H FA 90 1-0 G3-6-3 1-2 HBP			C FA 88 F FA 89 B FA 89 T FS 82 1-2 ① K		B FA 94 C FA 95 X FA 94 1-1 FC5-4 1-2 1B	3	0	1	0	0	1	2
Luke Scott, L (1, 9) OBP: 0.351, SLG: 0.486		B FA 89 B FA 90 F FA 89 F FA 89 T CH 80 2-2 ① K		B CH 79 X CH 79 1-0 ②③ G3-6-3 1-2f			F FA 90 B CH 81 X FA 90 1-1 ② F8		C B F CU 76 B FA 93 B FA 94 T FA 94 3-2 ② K	4	0	0	0	0	2	4
Mark Loretta, R (1, 6) OBP: 0.350, SLG: 0.357		C FA 90 B FA 91 X FA 91 1-1 ② F9			B FA 89 C FS 88 C FS 87 F SL 84 X FA 89 1-2 ① G5-3		S FA 88 F FA 89 F FA 91 B FA 92 F CH 81 X CH 81 1-2 2B		C FA 92 B FA 94 X FA 94 1-1 ③ FC5-4 1-2f	4	0	1	0	0	0	2
Brad Ausmus, R (1, 2) OBP: 0.312, SLG: 0.313		F FA 90 X FA 90 0-1 ③ G5-3			X FA 90 0-0 ② F9		B SL 84 F FA 88 X SL 84 1-1 ③ P4			3	0	0	0	0	0	1
Woody Williams, R (1, 1) OBP: 0.075, SLG: 0.132 Mark McLemore, L (5, 1) Orlando Palmeiro, L (5, PH) OBP: 0.336, SLG: 0.269 Travis Driskill, R (6, 1) Chris Burke, R (8, PH) OBP: 0.309, SLG: 0.348 Brian Moehler, R (9, 1) OBP: 0.200, SLG: 0.200			B FA 89 S FA 88 F FA 89 F CH 80 F SL 86 X FA 90 1-2 ① P4		B FA 90 X FA 89 1-0 ③ L8			S FA 92 S SL 87 B FA 92 B SL 87 F FA 93 B FA 93 F FA 94 S FA 94 3-3 ① K		1 0 1 0 1 0	0 0 0 0 0 0	0 0 0 0 1 0	0 0 0 0 0 0	0 0 0 0 1 0	0 0 0 0 0 0	0 0 0 0 0 0
Inning Stats	R: 0 E: 0 K: 2 S: 11 H: 1 LOB: 2 BB: 1 P: 21	R: 0 E: 0 K: 1 S: 7 H: 0 LOB: 0 BB: 0 P: 10	R: 0 E: 0 K: 0 S: 10 H: 0 LOB: 0 BB: 0 P: 13	R: 0 E: 0 K: 0 S: 6 H: 1 LOB: 1 BB: 0 P: 10	R: 0 E: 0 K: 0 S: 6 H: 0 LOB: 0 BB: 0 P: 8	R: 0 E: 0 K: 0 S: 14 H: 1 LOB: 1 BB: 0 P: 22	R: 0 E: 0 K: 1 S: 12 H: 1 LOB: 1 BB: 0 P: 16	R: 0 E: 0 K: 2 S: 11 H: 0 LOB: 0 BB: 0 P: 17	R: 0 E: 0 K: 1 S: 12 H: 2 LOB: 2 BB: 0 P: 20	1B: 5 2B: 1 3B: 0 HR: 0 SF: 0 SAC: 0 DP: 1 HBP: 1						

PITCHER		IP	WLS	BF	H	R	ER	SO	BB	IBB	HBP	BLK	WP	HR	S	P	ERA	WHIP
Braden Looper, R ERA: 4.66	(1, 1)	7.0	W	26	4	0	0	4	1	0	1	0	0	0	66	100	0.00	0.714
36 Russ Springer, R ERA: 2.63	(8, 1)	1.0		3	0	0	0	2	0	0	0	0	0	0	11	17	0.00	0.000
Troy Percival, R ERA: 2.39	(9, 1)	1.0		5	2	0	0	1	0	0	0	0	0	0	12	20	0.00	2.000

PITCHER	IP	WLS	BF	H	R	ER	SO	BB	IBB	HBP	BLK	WP	HR	S	P	ERA	WHIP

livebaseballscorecards.com

AB	32
R	0
H	6
RBI	0
BB	1
SO	7
LOB	17

Batter	1	2	3	4	5	6	7	8	9	AB	R	H	RBI	BB	SO	LOB
David Eckstein, R (1, 6) OBP: 0.335, SLG: 0.346	C FA 94 F SL 85 X CU 77 0-2 ① G6-3		F FA 92 F FA 94 X FA 92 0-2 ③ G4-3			C FA 93 B CU 73 F FA 90 C FA 92 1-3 ① K		X FA 95 0-0 ③ G6-3		4	0	0	0	0	1	2
24 Rick Ankiel, L (1, 9) OBP: 0.362, SLG: 0.604 (8, 8)	F FA 95 S FA 95 B CU 68 X FA 95 1-2 5 G4-6-3 1B			B CU 70 S FA 92 B FA 92 X FA 92 2-1 ① G3-1		C FA 94 S CU 78 B CU 67 S CU 77 1-3 ② K			X 0-0 FC1-6 1B	4	0	2	0	0	1	0
5 Albert Pujols, R (1, 3) OBP: 0.421, SLG: 0.566	B CH 72 C FA 92 D FA 94 X CU 78 2-1 ② ③ G4-6-3 1-2f			B FA 94 X FA 93 1-0 1B		B SL 84 B FA 93 C FA 95 F FA 92 F FA 93 B CU 79 X FA 92 3-2 ③ G6-3			C B C F X 1-2 ① F9	4	0	1	0	0	0	2
Jim Edmonds, L (1, 8) OBP: 0.322, SLG: 0.391 34 Randy Flores, L (8, 1) So Taguchi, R (9, PH) OBP: 0.354, SLG: 0.365		S CU 71 B FA 94 B FA 94 S FA 94 F FA 94 S SL 84 2-3 ① K		B FA 94 X SL 83 1-0 ② F8			C CU 68 C SL 83 F CU 76 S FA 94 0-3 ① K		S CH 80 D FA 87 X CH 81 1-1 ② FC1-6 1-2f	3 0 1	0 0 0	0 0 0	0 0 0	0 0 0	2 0 0	1 0 1
16 Chris Duncan, L (1, 7) OBP: 0.361, SLG: 0.506		C FA 94 B CU 72 C CU 71 F FA 94 B CU 77 B SL 83 S FA 94 3-3 ② K		C CU 68 B CU 64 S FA 94 F FA 94 F FA 93 S CU 78 1-3 ③ K			B FA 93 F FA 93 C CU 70 X CU 79 1-2 ② G4-3		C SL 77 C FA 87 F FA 87 C 0-3 ③ K	4	0	0	0	0	3	2
4 Yadier Molina, R (1, 2) OBP: 0.356, SLG: 0.364 Gary Bennett, R (8, 2) OBP: 0.260, SLG: 0.296		F FA 94 X FA 93 0-1 ③ G5-3			B SL 82 F FA 90 B FA 92 B FA 92 X FA 92 3-1 ① F8		F FA 92 C SL 84 F FA 95 F CU 77 S FA 92 0-3 ③ K			3 0	0 0	0 0	0 0	0 0	1 0	0 0
13 Brendan Ryan, R (1, 5) OBP: 0.377, SLG: 0.471			B FA 94 B FA 91 C FA 91 X FA 91 2-1 ① G6-3		B SL 82 B FA 93 B FA 93 C FA 93 F FA 92 X FA 93 3-2 ② G3-1			B FA 94 B FA 92 C FA 93 B FA 94 C FA 94 F FA 92 S FA 94 3-3 ① K		3	0	0	0	0	1	0
Kip Wells, R (1, 1) OBP: 0.340, SLG: 0.426 19 Tyler Johnson, S (7, 1) 47 Ryan Ludwick, R (8, PH) OBP: 0.304, SLG: 0.479 (8, 9)			B FA 94 T FA 94 F FA 92 S CU 78 1-3 ② K2-3		F FA 94 X CU 71 0-1 1B			X SL 89 0-0 ② G5-3		2 0 1	0 0 0	1 0 0	0 0 0	0 0 0	1 0 0	0 0 0
Aaron Miles, S (1, 4) OBP: 0.340, SLG: 0.362			B CU 70 B FA 92 C FA 92 X CH 83 2-1 2B		C FA 94 F FA 93 F CU 65 S CU 78 0-3 ③ K			B FA 94 X FA 93 1-0 1B		3	0	2	0	0	1	1
Inning Stats	R: 0 E: 0 K: 0 S: 8 H: 1 LOB: 0 BB: 0 P: 11	R: 0 E: 0 K: 2 S: 10 H: 0 LOB: 0 BB: 0 P: 15	R: 0 E: 0 K: 1 S: 10 H: 1 LOB: 0 BB: 0 P: 15	R: 0 E: 0 K: 1 S: 9 H: 1 LOB: 1 BB: 0 P: 14	R: 0 E: 0 K: 1 S: 11 H: 1 LOB: 1 BB: 0 P: 17	R: 0 E: 0 K: 2 S: 10 H: 0 LOB: 0 BB: 0 P: 15	R: 0 E: 0 K: 2 S: 12 H: 0 LOB: 0 BB: 0 P: 13	R: 0 E: 0 K: 1 S: 7 H: 1 LOB: 1 BB: 0 P: 11	R: 0 E: 0 K: 1 S: 11 H: 1 LOB: 0 BB: 0 P: 13	1B: 5 2B: 1 3B: 0 HR: 0 SF: 0 SAC: 0 DP: 1 HBP: 0						

TOP

St. Louis Cardinals @ Houston Astros

Minute Maid Park, Houston, TX

Wed Aug 29 2007, 7:05 PM CDT
Att. 33,422 - Roof Closed - 73 F

livebaseballscorecards.com

AB	32
R	0
H	6
RBI	0
BB	0
SO	11
LOB	9

PITCHER		IP	WLS	BF	H	R	ER	SO	BB	IBB	HBP	BLK	WP	HR	S	P	ERA	WHIP
44 Roy Oswalt, R ERA: 3.21	(1, 1)	7.0	W	24	4	0	0	9	0	0	0	0	0	0	70	100	0.00	0.571
Chad Qualls, R ERA: 2.97	(8, 1)	1.0		4	1	0	0	1	0	0	0	0	0	0	7	11	0.00	1.000
Trever Miller, L ERA: 4.99	(9, 1)	1.0		4	1	0	0	1	0	0	0	0	0	0	11	13	0.00	1.000

PITCHER	IP	WLS	BF	H	R	ER	SO	BB	IBB	HBP	BLK	WP	HR	S	P	ERA	WHIP

BOTTOM

Batter	1	2	3	4	5	6	7	8	9	AB	R	H	RBI	BB	SO	LOB
9 Hunter Pence, R (1, 8) OBP: 0.353, SLG: 0.542	B FA 91 B FA 92 F FA 93 C FA 93 B FA 93 F X 3-2 FC1-4 1B	D CU 79 B FA 92 F FA 91 B SL 85 B FA 91 4-1 1-2 BB		S SL 84 B CU 77 S SL 83 S FA 92 1-3 ① K 1-2		X SL 84 0-0 ③ G5-3		X SL 81 0-0 FC3 1-2 2-3 3-H 1B		4	0	2	1	1	1	1
Craig Biggio, R (1, 4) OBP: 0.286, SLG: 0.396 Chad Qualls, R (8, 1) Eric Bruntlett, R (8, PH) OBP: 0.336, SLG: 0.276 Trever Miller, R (9, 1)	1 SAFE S FA 90 C FA 92 X SL 86 0-2 ① FC1-4 17 2B 1-2f	X FA 92 0-0 ②③ G5-3 2-3f		B SL 83 F FA 90 B FA 91 F SL 85 X FA 91 2-2 ② G5-3			X FA 89 0-0 17 WP 45 1B 2B	B FA 88 X FA 89 1-0 ① FC3 17 G5-4-3 1-2f 2-3 3-H		4 0 1 0	2 0 0 0	1 0 0 0	0 0 1 0	0 0 0 0	0 0 2 0	4 0 2 0
17 Lance Berkman, S (1, 3) OBP: 0.385, SLG: 0.486	S CU 80 C FA 93 F FA 94 B CU 80 X SL 86 1-2 45 S 1-H 2B		S FA 91 B CU 81 B CH 87 C FA 91 F CU 82 X FA 90 2-2 HR	C FA 91 B FA 93 B FA 92 S CH 85 X CH 84 2-2 ③ G4-3			S CU 77 B CU 78 X CU 78 1-1 G6-4-3 45 1B 2-3 1B	X FA 88 0-0 ②③ G5-4-3 1-2f		5	1	3	2	0	0	3
45 Carlos Lee, R (1, 7) OBP: 0.360, SLG: 0.533	B FA 94 B FA 93 X FA 93 2-0 ② G6-3 2-3		F FA 91 X FA 94 0-1 BB 1B		X FA 89 0-0 ① F8		X FA 91 0-0 G6-4-3 1-2 3-H 1B			4	0	2	1	0	0	1
Mark Loretta, R (1, 6) OBP: 0.349, SLG: 0.358	F FA 92 F FA 92 F SL 86 X FA 93 0-2 ③ F9		C SL 83 X CU 77 0-1 ① F9		C FA 91 B FA 93 B FA 92 X FA 92 2-1 G3 2B		C FA 90 F CU 77 X CU 77 0-2 ①② G6-4-3 1-2f 2-3			4	0	1	0	0	0	4
Luke Scott, L (1, 9) OBP: 0.353, SLG: 0.494		C CU 79 B CU 82 F FA 92 X CH 86 1-2 HR	B CU 78 D FA 90 B CU 77 C FA 91 F FA 89 B CU 79 4-2 FC4-6 1-2 BB		B CU 80 F FA 92 X CU 80 1-1 ② G3 2-3		F FA 90 S SL 78 X SL 79 0-2 ③ G4-3			3	1	1	1	1	0	2
21 Ty Wigginton, R (1, 5) OBP: 0.333, SLG: 0.452		X FA 92 0-0 ① P4	C FA 91 S SL 85 F SL 85 B FA 92 S SL 86 1-3 ② K		S FA 93 B FA 93 B FA 93 B CH 87 X SL 84 3-1 ③ G5-3			X FA 89 0-0 BB WP 9 1B 1B		4	1	1	0	0	1	3
Brad Ausmus, R (1, 2) OBP: 0.314, SLG: 0.319	F FA 92 B FA 92 C FA 92 B FA 93 F SL 86 F FA 92 B CU 80 X FA 92 3-2 44 1B 3B		C SL 85 B FA 93 X CU 80 1-1 ③ FC4-6 1-2f			C SL 82 B SL 86 B FA 90 X SL 84 2-1 ① F7		B CU 77 C FA 89 D SL 83 B FA 88 F FA 89 F SL 81 B FA 89 4-2 9 1B BB 1-2 FC3 BB		3	2	1	0	1	0	2
44 Roy Oswalt, R (1, 1) OBP: 0.190, SLG: 0.164 Chris Burke, R (8, 4) OBP: 0.312, SLG: 0.348		B FA 92 D SL 86 X FA 92 2-0 G5-3 9 BB 3-H 1B		C FA 88 X FA 90 0-1 E5 9 WP		F FA 92 B FA 93 S SL 84 B SL 86 F FA 92 S FA 92 2-3 ② K		B CU 77 F FA 88 F CU 77 B FC 88 D SL 83 B CU 76 4-2 FC3 9 1B 1-2 2-3 BB		3 0	0 0	1 0	1 0	0 0	1 0	0 0
Inning Stats	R: 1 E: 0 K: 0 S: 16 H: 2 LOB: 1 BB: 0 P: 22	R: 2 E: 0 K: 0 S: 12 H: 3 LOB: 1 BB: 1 P: 22	R: 1 E: 0 K: 1 S: 16 H: 2 LOB: 2 BB: 1 P: 24	R: 0 E: 1 K: 1 S: 11 H: 0 LOB: 1 BB: 0 P: 16	R: 0 E: 0 K: 0 S: 7 H: 1 LOB: 1 BB: 0 P: 13	R: 0 E: 0 K: 1 S: 7 H: 0 LOB: 0 BB: 0 P: 11	R: 1 E: 0 K: 0 S: 10 H: 3 LOB: 1 BB: 0 P: 11	R: 2 E: 0 K: 0 S: 9 H: 2 LOB: 1 BB: 2 P: 18		1B: 7 2B: 3 3B: 1 HR: 2	SF: 0 SAC: 0 DP: 3 HBP: 0	WP: 3 PB: 0 SB: 1 CS: 0	PA: 39			

PITCHER		IP	WLS	BF	H	R	ER	SO	BB	IBB	HBP	BLK	WP	HR	S	P	ERA	WHIP
Kip Wells, R ERA: 5.5	(1, 1)	6.0	L	29	9	5	5	3	2	0	0	0	1	2	70	109	7.50	1.833
19 Tyler Johnson, L ERA: 4.2	(7, 1)	1.0		4	2	0	0	0	0	0	0	0	1	0	9	10	0.00	2.000
34 Randy Flores, L ERA: 4.87	(8, 1)	1.0		6	2	2	2	0	2	0	0	0	1	0	9	18	18.00	4.000

PITCHER	IP	WLS	BF	H	R	ER	SO	BB	IBB	HBP	BLK	WP	HR	S	P	ERA	WHIP

St. Louis Cardinals @ Houston Astros

Minute Maid Park, Houston, TX

Wed Aug 29 2007, 7:05 PM CDT
Att. 33,422 - Roof Closed - 73 F

livebaseballscorecards.com

AB	35
R	7
H	13
RBI	7
BB	4
SO	3
LOB	22

St. Louis Cardinals @ Houston Astros

Minute Maid Park, Houston, TX

Thu Aug 30 2007, 1:05 PM CDT
Att. 37,520 - Roof Closed - 73 F

livebaseballscorecards.com

TOP

Batter	1	2	3	4	5	6	7	8	9	AB	R	H	RBI	BB	SO	LOB
David Eckstein, R (1, 6) OBP: 0.334, SLG: 0.345	B FA 92 C FA 92 F FA 91 X FA 92 1-2 43 WP 1B		B FA 91 X FA 92 1-0 ① G6-3 2-3 3-H		B FA 93 C FA 94 B CU 78 F FA 93 X FA 94 2-2 E6 24 BB		1 SAFE F FA 91 F FA 90 F FA 93 1 SAFE X CU 78 0-2 ③ P3			4	0	1	1	0	0	2
24 Rick Ankiel, L (1, 8) OBP: 0.371, SLG: 0.589	B FA 91 C FA 91 1 SAFE X FA 92 1-1 ① F9		S CH 80 X CU 79 0-1 ② L3		B FA 92 1 SAFE B CH 81 B FA 93 B FA 92 4-0 1-2 BB			X 0-0 47 1B 1B		3	0	1	0	1	0	2
5 Albert Pujols, R (1, 3) OBP: 0.419, SLG: 0.562	C FA 92 X FA 92 0-1 ② F8		B FA 94 B CU 80 I I 4-0 IBB		C FA 93 B FA 93 F FA 93 F FA 94 F CU 80 S FA 94 1-3 ③ K			X FA 93 0-0 ① F9		3	0	0	0	1	1	4
43 Juan Encarnacion, R (1, 9) OBP: 0.324, SLG: 0.445	B FA 92 C CU 78 F FA 92 D CU 79 B FA 93 S CU 80 3-3 ③ K 1-2		B FA 92 X CU 79 1-0 ③ G2-3			B CU 78 C CU 78 B FA 92 B FA 93 B FA 93 4-1 4 CS BB		X SL 88 0-0 ② F8		3	0	0	0	1	1	4
47 Ryan Ludwick, R (1, 7) OBP: 0.303, SLG: 0.475		C C B X 1-2 ① G5-3		X FA 91 0-0 ① G5-3		X CU 79 0-0 ① F8		1 SAFE B FA 95 X SL 90 1-0 1-3 1B		4	0	1	0	0	0	1
4 Yadier Molina, R (1, 2) OBP: 0.352, SLG: 0.359		X 0-0 ② P2		C FA 93 B FA 91 B CH 80 B CU 78 C FA 93 X CU 78 3-2 ② F7		1 SAFE B 1 SAFE S FA 91 X 1-1 ②③ G4-3 1-2		1 SAFE X FA 96 0-0 ③ G1-3		4	0	0	0	0	0	3
Aaron Miles, S (1, 4) OBP: 0.336, SLG: 0.358		B C F X 1-2 ③ G6-3		F X FA 91 0-1 ③ G4-3			C FA 91 X FA 93 0-1 ① P6		B FA 96 C FA 97 B FA 96 X FA 97 2-1 ① G4-3	4	0	0	0	0	0	0
35 Joel Pineiro, R (1, 1) OBP: 0.182, SLG: 0.100 16 Chris Duncan, L (7, PH) OBP: 0.360, SLG: 0.504 19 Tyler Johnson, S (7, 1) 36 Russ Springer, R (8, 1) Jim Edmonds, L (9, PH) OBP: 0.321, SLG: 0.389			B FA 91 C FA 91 X 1-1 13 2B G6-3 1B		C FA 91 S CU 78 S CU 78 0-3 ① K		C CU 78 B CU 77 B FA 92 S CH 81 X FA 94 2-2 ② G4-3		B SL 88 B SL 87 S FA 96 X FA 95 2-1 ② F7	2 1 0 0 1	1 0 0 0 0	1 0 0 0 0	0 0 0 0 0	0 0 0 0 0	1 0 0 0 0	0 0 0 0 0
13 Brendan Ryan, R (1, 5) OBP: 0.381, SLG: 0.477			B FA 91 B FA 92 C FA 92 X FA 92 2-1 G6-3 1-3 2B		C CU 79 X FA 93 0-1 ② F9		B CU 77 B FA 92 B FA 93 B FA 92 4-0 BB		T FA 97 C SL 88 S SL 86 0-3 ③ K	3	0	1	0	1	1	0

Inning Stats										
	R: 0 E: 0 K: 1 S: 10	H: 1 LOB: 1 BB: 0 P: 15	R: 0 E: 0 K: 0 S: 7	H: 0 LOB: 0 BB: 0 P: 9	R: 1 E: 0 K: 0 S: 8	H: 2 LOB: 2 BB: 1 P: 17	R: 0 E: 0 K: 0 S: 6	H: 0 LOB: 0 BB: 0 P: 9	R: 0 E: 1 K: 2 S: 13	H: 0 LOB: 2 BB: 1 P: 20
	R: 0 E: 0 K: 0 S: 4	H: 0 LOB: 0 BB: 1 P: 9	R: 0 E: 0 K: 0 S: 9	H: 0 LOB: 1 BB: 1 P: 15	R: 0 E: 0 K: 0 S: 5	H: 2 LOB: 2 BB: 0 P: 6	R: 0 E: 0 K: 1 S: 7	H: 0 LOB: 0 BB: 0 P: 11	1B: 4 2B: 1 3B: 0 HR: 0	SF: 0 SAC: 0 DP: 0 HBP: 0

	AB	32
	R	1
	H	5
	RBI	1
	BB	4
	SO	4
	LOB	16

WP: 1 PA: 36
PB: 0
SB: 0
CS: 1

PITCHER		IP	WLS	BF	H	R	ER	SO	BB	IBB	HBP	BLK	WP	HR	S	P	ERA	WHIP
Matt Albers, R ERA: 5.36	(1, 1)	7.0	W	28	3	1	1	3	3	1	0	0	1	0	57	94	1.29	0.857
Chad Qualls, R ERA: 2.93	(8, 1)	1.0	H	5	2	0	0	0	0	0	0	0	0	0	5	6	0.00	2.000
Brad Lidge, R ERA: 3.02	(9, 1)	1.0	S	3	0	0	0	1	0	0	0	0	0	0	7	11	0.00	0.000

PITCHER	IP	WLS	BF	H	R	ER	SO	BB	IBB	HBP	BLK	WP	HR	S	P	ERA	WHIP

Batter	1	2	3	4	5	6	7	8	9	AB	R	H	RBI	BB	SO	LOB
9 Hunter Pence, R (1, 8) OBP: 0.354, SLG: 0.540	C FA 92 F FA 92 B SL 87 F FA 90 S CH 85 1-3 ① K		X SL 86 0-0 ② G6-3			F SL 85 X CU 78 0-1 E 1B		B SL 88 B FA 93 B FA 93 C FA 94 1 SAFE C FA 93 B FA 94 4-2 SH2-4 1-2 BB		3	0	1	0	1	1	1
Chris Burke, R (1, 4) OBP: 0.312, SLG: 0.348	C FA 92 C SL 86 B FA 90 F FA 91 X SL 87 1-2 45 CS 1B		B FA 91 B CU 77 F FA 92 C SL 87 X FA 90 2-2 ③ F7			1 SAFE 1 SAFE F FA 92 T FA 90 B FA 90 B SL 85 X FA 91 2-2 ① P4 1-3		X FC 88 0-0 ① SH2-4 1-2 2-3		3	0	1	0	0	0	2
17 Lance Berkman, S (1, 3) OBP: 0.386, SLG: 0.491	C CU 76 1 SAFE X SL 88 0-1 ② P5			X CH 83 0-0 HR		F FA 92 F FA 91 F SL 86 X 0-2 ② G1-3		I IN 73 I IN 68 I IN 68 I IN 68 I IN 66 4-0 IBB		3	1	1	1	1	0	2
45 Carlos Lee, R (1, 7) OBP: 0.358, SLG: 0.529	B C 1-1 ③ CS 1-2	C B C B B F X 3-2 ① G5-3		X SL 85 0-0 ① F8		B C F B B X 3-2 ③ G5-3		S SL 89 B SL 88 F FA 93 F FC 89 S SL 88 1-3 ② K		4	0	0	0	0	1	4
Mike Lamb, L (1, 5) OBP: 0.371, SLG: 0.459		B B B C B 4-1 2B BB		B FA 91 C FA 91 B CH 84 X SL 88 2-1 ② F7			C CU 77 B CU 77 F FA 89 F SL 78 B FA 88 X CU 77 2-2 FC3-6 1B	X CU 79 0-0 ③ F7		3	1	1	0	1	0	3
Luke Scott, L (1, 9) OBP: 0.352, SLG: 0.495		S B CU 78 D CU 77 X FA 90 2-1 ② 1-H 2B		B FA 91 F X FA 91 1-1 ③ F7			M FA 89 L CU 77 X CU 79 0-2 ① FC3-6 1-2f			3	0	1	1	0	0	1
Eric Bruntlett, R (1, 6) OBP: 0.329, SLG: 0.270		C FA 92 B FA 90 X FA 91 1-1 ③ G3		C FA 91 B SL 85 B FA 89 X FA 91 2-1 ① L1			F FA 89 C CU 77 F CU 76 X FA 90 0-2 ② F9			3	0	0	0	0	0	1
Eric Munson, L (1, 2) OBP: 0.325, SLG: 0.402			B FA 90 F CH 83 B FA 90 B FA 90 F FA 89 X FA 90 3-2 PB 1B	B FA 91 S FA 90 B CU 78 C CU 76 F CU 77 B FA 91 X FA 90 3-2 ② P6			C FA 89 1 SAFE F CU 77 1 SAFE X 0-2 ③ F8			3	0	1	0	0	0	1
Matt Albers, L (1, 1) OBP: 0.095, SLG: 0.095 Chad Qualls, R (8, 1) Craig Biggio, R (8, PH) OBP: 0.287, SLG: 0.398 Brad Lidge, R (9, 1)			L FA 89 L CU 76 B SL 85 M 1-3 ① K 1-2	C FA 91 B CU 76 S FA 90 F FA 91 T SL 84 1-2 ③ K				C FA 93 S SL 85 B FA 93 F FA 94 X SL 87 1-2 SH2-4 9 BB 1B		2 0 1 0	0 0 0 0	0 0 1 0	0 0 0 0	2 0 0 0	0 0 0 0	1 0 0 0
Inning Stats	R: 0 E: 0 K: 1 S: 11 H: 1 LOB: 0 BB: 0 P: 14	R: 1 E: 0 K: 0 S: 9 H: 1 LOB: 0 BB: 1 P: 19	R: 0 E: 0 K: 1 S: 10 H: 1 LOB: 1 BB: 0 P: 16	R: 1 E: 0 K: 0 S: 6 H: 1 LOB: 0 BB: 0 P: 9		R: 0 E: 1 K: 0 S: 12 H: 1 LOB: 1 BB: 0 P: 17	R: 0 E: 0 K: 0 S: 14 H: 1 LOB: 1 BB: 0 P: 16	R: 0 E: 0 K: 1 S: 12 H: 1 LOB: 3 BB: 2 P: 22		1B: 5 2B: 1 3B: 0 HR: 1	SF: 0 SAC: 1 DP: 0 HBP: 0					

PITCHER		IP	WLS	BF	H	R	ER	SO	BB	IBB	HBP	BLK	WP	HR	S	P	ERA	WHIP
35 Joel Pineiro, R ERA: 4.37	(1, 1)	6.0	L	22	5	2	2	3	1	0	0	0	0	1	58	91	3.00	1.000
19 Tyler Johnson, L ERA: 4.06	(7, 1)	1.0		4	1	0	0	0	0	0	0	0	0	0	14	16	0.00	1.000
36 Russ Springer, R ERA: 2.58	(8, 1)	1.0		6	1	0	0	1	1	1	0	0	0	0	12	22	0.00	2.000

PITCHER	IP	WLS	BF	H	R	ER	SO	BB	IBB	HBP	BLK	WP	HR	S	P	ERA	WHIP

BOTTOM

St. Louis Cardinals @ Houston Astros

Minute Maid Park, Houston, TX

Thu Aug 30 2007, 1:05 PM CDT
Att. 37,520 - Roof Closed - 73 F

livebaseballscorecards.com

AB	28
R	2
H	7
RBI	2
BB	3
SO	4
LOB	16

Batter	1	2	3	4	5	6	7	8	9	AB	R	H	RBI	BB	SO	LOB
Josh Hamilton, L (1, 8) OBP: 0.362, SLG: 0.541	B FA 92 T FA 91 C CU 77 B CU 79 F FA 93 B CH 78 X FA 93 3-2 HR	F FA 94 X CH 85 0-1 ①② G3-6-3 1-2f			B FA 91 C FA 91 B SL 79 F FA 92 X CU 78 2-2 ① F7		F CU 79 X FA 92 0-1 ① F9		B FA 92 S FA 91 X FA 92 1-1 ② G6-3 3-H	5	1	1	2	0	0	2
2 Alex Gonzalez, R (1, 6) OBP: 0.323, SLG: 0.472	B FA 90 C FA 91 H FA 88 2-1 4 3B HBP	B SL 85 B FA 96 F FA 96 B FA 96 F FA 95 F SL 88 X FA 96 3-2 ③ G1-3			C FA 89 F FA 90 B FA 88 F SL 83 S FC 86 1-3 ② K		X FA 93 0-0 ② F8		B FA 92 C FA 92 X FA 91 1-1 1B	4	1	1	0	0	1	1
Ken Griffey Jr., L (1, 9) OBP: 0.392, SLG: 0.528	B FA 94 B FA 92 C FA 91 F FA 93 F CH 78 S FA 92 2-3 ① K	B FA 93 B FA 93 T FA 86 B FA 95 F FA 95 B FA 86 4-2 4 G6-3 BB			X FA 90 0-0 3B		L FA 92 X FA 92 0-1 ③ G4-3		X FA 92 0-0 ③ F8	4	0	1	0	1	1	3
4 Brandon Phillips, R (1, 4) OBP: 0.331, SLG: 0.495	D FA 88 B FA 90 F FA 91 F FA 91 X FA 90 2-2 1-H 2B 3B	C SL 84 B FA 94 F SL 85 F FA 94 X FA 94 1-2 ①② G6-3 1-2f			D FA 90 S SL 84 S SL 85 D SL 84 F SL 83 F FA 91 S SL 84 2-3 ③ K			S SL 87 S FA 94 T FA 94 0-2 ① K		4	1	1	1	0	2	2
Adam Dunn, L (1, 7) OBP: 0.379, SLG: 0.557	B FA 92 B FA 93 F FA 94 F CH 80 X FA 93 2-2 3-H 2B	F FA 95 B FA 87 B SL 86 B FA 94 B FA 94 4-1 BB				B SL 83 C FA 90 F SL 78 B SL 82 B FA 91 B FA 91 4-2 FC5-6-4 BB		B FA 92 S FA 91 F FA 93 B FA 93 B FS 85 B FA 94 4-2 PB BB		1	0	1	1	3	0	0
Javier Valentin, S (1, 2) OBP: 0.335, SLG: 0.405	B CU 77 B CU 78 B CH 78 C FA 91 F FA 92 S CU 76 3-3 ② K	X FA 94 0-0 ③ G3				B CU 79 F FA 91 X 1-1 ① FC5-6-4 1-2f		C CU 79 F CU 79 B FS 86 X FA 94 1-2 ② P6		4	0	0	0	0	1	4
Scott Hatteberg, L (1, 3) OBP: 0.394, SLG: 0.469	X FA 92 0-0 ③ G4-3			B FA 92 B FA 93 B FA 91 B FA 91 4-0 28 G6-4-3 BB		C FA 92 B FA 91 B FA 92 B FA 91 X 3-1 ② F8		B FA 93 F FA 92 X FA 92 1-1 ③ P5 1-2		3	0	0	0	1	0	3
28 Edwin Encarnación, R (1, 5) OBP: 0.348, SLG: 0.410 38 Gary Majewski, R (6, 1) Eddie Guardado, R (6, 1) Mike Stanton, L (7, 1) 30 Norris Hopper, R (9, PH) OBP: 0.364, SLG: 0.387		F FA 87 B CH 76 X CU 75 1-1 IHR		C FA 92 B FA 93 D SL 86 F FA 93 X FA 94 2-2 ①② G6-4-3 1-2f		D SL 83 B FA 89 C SL 79 X SL 84 2-1 ③ P6			B FA 92 F FA 92 B FA 91 B FA 92 B FA 92 4-1 27 F8 27 WP G6-3 BB	3 0 0 0 0	1 0 0 0 1	1 0 0 0 0	1 0 0 0 0	0 0 0 0 1	0 0 0 0 0	2 0 0 0 0
Tom Shearn, R (1, 1) 40 Jon Coutlangus, L (5, 1) 27 Jeff Keppinger, R (6, 5) OBP: 0.427, SLG: 0.544		C FA 88 B FA 88 B FA 87 B FA 89 B FA 87 4-1 G3-6-3 BB		X FA 92 0-0 ③ P3			C FA 89 B SL 88 X FA 93 1-1 1B		C FA 92 F FA 92 B CU 80 X FA 91 1-2 ① F8 1-3	1 0 2	0 0 0	0 0 1	0 0 0	1 0 0	0 0 0	0 0 1
Inning Stats	R: 3 E: 0 K: 2 S: 19 H: 3 LOB: 1 BB: 0 P: 33	R: 1 E: 0 K: 0 S: 9 H: 1 LOB: 0 BB: 1 P: 17	R: 0 E: 0 K: 0 S: 8 H: 0 LOB: 1 BB: 2 P: 17	R: 0 E: 0 K: 0 S: 4 H: 0 LOB: 0 BB: 1 P: 10	R: 0 E: 0 K: 2 S: 13 H: 1 LOB: 1 BB: 0 P: 18	R: 0 E: 0 K: 0 S: 8 H: 0 LOB: 1 BB: 1 P: 18	R: 0 E: 0 K: 0 S: 7 H: 1 LOB: 1 BB: 0 P: 8	R: 0 E: 0 K: 1 S: 10 H: 0 LOB: 1 BB: 1 P: 16	R: 1 E: 0 K: 0 S: 9 H: 1 LOB: 1 BB: 1 P: 16	1B: 2 2B: 1 3B: 2 HR: 2	SF: 0 SAC: 0 DP: 3 HBP: 1			WP: 1 PB: 1 SB: 0 CS: 0	PA: 39		

PITCHER		IP	WLS	BF	H	R	ER	SO	BB	IBB	HBP	BLK	WP	HR	S	P	ERA	WHIP
23 Anthony Reyes, R ERA: 5.63	(1, 1)	1.0		9	4	4	4	2	1	0	1	0	0	1	22	41	36.00	5.000
37 Todd Wellemeyer, R ERA: 5.46	(2, 1)	3.0		9	0	0	0	0	3	0	0	0	0	0	18	36	0.00	1.000
34 Randy Flores, L ERA: 4.66	(5, 1)	2.0	W	8	1	0	0	2	1	0	0	0	0	0	21	36	0.00	1.000
31 Ryan Franklin, R ERA: 1.86	(7, 1)	2.0	H	8	1	0	0	1	1	0	0	0	0	0	17	24	0.00	1.000
44 Jason Isringhausen, R ERA: 1.64	(9, 1)	1.0		5	1	1	1	0	1	0	0	0	1	0	9	16	9.00	2.000

PITCHER	IP	WLS	BF	H	R	ER	SO	BB	IBB	HBP	BLK	WP	HR	S	P	ERA	WHIP

TOP

Cincinnati Reds @ St. Louis Cardinals

Busch Stadium, St. Louis, MO

Fri Aug 31 2007, 7:10 PM CDT
Att. 43,564 - Clear - 83 F

livebaseballscorecards.com

AB	31
R	5
H	7
RBI	5
BB	7
SO	5
LOB	18

BOTTOM

Cincinnati Reds @ St. Louis Cardinals

Busch Stadium, St. Louis, MO

Fri Aug 31 2007, 7:10 PM CDT
Att. 43,564 - Clear - 83 F

livebaseballscorecards.com

Batter	1	2	3	4	5	6	7	8	9	AB	R	H	RBI	BB	SO	LOB
David Eckstein, R (1, 6) OBP: 0.338, SLG: 0.343	C FA 89 B FA 89 F FA 89 F CU 70 C FA 88 1-3 ① K	F FA 90 B SL 84 B SL 82 B FA 90 S FA 89 B 4-2 BB		F SL 83 B SL 84 F SL 82 B FA 89 X FA 88 2-2 ③ G5-3		F FA 95 H FA 95 1-1 1-2 24 HR HBP		B FA 89 B FA 89 F FA 89 C FA 90 F FA 90 H SL 81 3-2 24 G6-4-3 HBP		2	1	0	0	1	1	2
24 Rick Ankiel, L (1, 9) OBP: 0.373, SLG: 0.623	B FA 88 B FA 89 F FA 89 F FA 89 B CU 71 X FA 90 3-2 ② F8	C CU 70 X CH 83 0-1 ③ G3			F CU 69 X FA 89 0-1 4 WP BB 1B	B SL 83 S SL 82 X SL 81 1-1 1-H 2-H 3-H HR		S SL 87 X FA 87 0-1 ①② G6-4-3 1-2f		5	1	2	4	0	0	3
5 Albert Pujols, R (1, 3) OBP: 0.418, SLG: 0.558	B FA 90 B FA 90 B FA 90 B FA 89 4-0 2B BB		C FA 88 C SL 82 B CU 70 C CU 70 1-3 ① K		C FA 89 X SL 80 0-1 ① P6	B FA 89 F CH 81 B CH 81 B CH 80 C FA 89 X CH 81 3-2 ② P3		B CH 82 B FA 87 C FA 90 B CH 82 X FA 92 3-1 ③ G4-3		4	1	0	0	1	1	1
Jim Edmonds, L (1, 8) OBP: 0.324, SLG: 0.392	C CU 70 X FA 87 0-1 ③ 1-H 2B		B CH 81 X CH 81 1-0 ② G3-1		F FA 88 B SL 81 B SL 82 B FA 88 1 SAFE B FA 88 4-1 4 WP 1-2 BB	B FA 88 B FA 88 B FA 87 C FA 86 X FA 85 3-1 ③ F7				3	0	1	1	1	0	0
16 Chris Duncan, L (1, 7) OBP: 0.359, SLG: 0.501		C FA 87 X CH 79 0-1 4 HR 1B	B CU 68 B CU 68 F CH 81 B CU 68 C FA 90 F CU 77 X CH 81 3-2 ③ G4-3		F SL 84 X SL 84 0-1 ② F7		S FA 90 X FA 90 0-1 ① F8			4	1	1	0	0	0	2
4 Yadier Molina, R (1, 2) OBP: 0.353, SLG: 0.371	B FA 89 C FA 87 B SL 81 X FA 88 2-1 1-H HR			F FA 90 B FA 90 B FA 90 X FA 90 2-1 50 1B 1B	C CU 75 F FA 88 B CU 79 D SL 80 X FA 91 2-2 ③ G6-3 1-2 2-3		C FA 90 B CU 73 X CH 82 1-1 ② G5-3			4	1	2	2	0	0	2
Aaron Miles, S (1, 4) OBP: 0.338, SLG: 0.363	C FA 89 C CU 71 F CU 70 B FA 89 X CU 70 1-2 2B			L FA 89 F FA 89 C FA 89 0-3 ① K		F FA 88 F FA 89 B SL 79 F CU 77 F FA 89 F FA 88 C CU 78 1-3 ① K	B FA 90 B FA 90 F FA 89 X FA 91 2-1 31 S 31 1B 1B			4	1	2	0	0	2	1
23 Anthony Reyes, R (1, 1) OBP: 0.083, SLG: 0.083 37 Todd Wellemeyer, R (2, 1) OBP: 0.091, SLG: 0.091 50 Adam Wainwright, R (4, PH) OBP: 0.327, SLG: 0.408 34 Randy Flores, L (5, 1) So Taguchi, R (6, PH) OBP: 0.356, SLG: 0.371 31 Ryan Franklin, R (7, 1) OBP: 0.500, SLG: 0.500 44 Jason Isringhausen, R (9, 1)	L FA 88 B FA 88 X FA 87 1-1 ① B1-4			1 SAFE F FA 90 B FA 90 X SL 82 1-1 1-2 1B		B SL 85 F FA 94 F FA 93 F FA 94 B SL 87 B SL 88 F FA 94 X FA 94 3-2 13 1B 24 HR 2B	S FA 90 S FA 90 F FA 90 X FA 90 0-2 1-H 1B			0 1 1 0 1 1 0	0 0 0 0 1 0 0	0 0 1 0 1 1 0	0 0 0 0 0 0 0	0 0 0 0 0 0 0	0 1 0 0 0 0 0	0 1 0 0 1 0 0
13 Brendan Ryan, R (1, 5) OBP: 0.377, SLG: 0.468	C CU 68 B SL 83 C FA 88 D CU 69 F CU 68 F FA 89 B SL 82 F SL 82 F FA 90 3-2 ② F7 X FA 89			B SL 82 B FA 90 F FA 90 X SL 81 2-1 ② F7		L FA 95 B SL 89 X SL 88 1-1 HBP 24 HR 1B 2-3	B FA 83 S CH 81 F CU 72 D SL 81 X FA 90 2-2 ③ P4			4	1	1	0	0	0	4
Inning Stats	R: 1 E: 0 K: 1 S: 9 H: 1 LOB: 1 BB: 1 P: 17	R: 2 E: 0 K: 0 S: 21 H: 3 LOB: 2 BB: 1 P: 32	R: 0 E: 0 K: 1 S: 8 H: 0 LOB: 0 BB: 0 P: 13	R: 0 E: 0 K: 1 S: 12 H: 2 LOB: 2 BB: 0 P: 19	R: 0 E: 0 K: 0 S: 10 H: 1 LOB: 2 BB: 1 P: 16	R: 4 E: 0 K: 1 S: 21 H: 3 LOB: 0 BB: 0 P: 34	R: 1 E: 0 K: 0 S: 13 H: 2 LOB: 1 BB: 0 P: 18	R: 0 E: 0 K: 0 S: 7 H: 0 LOB: 0 BB: 0 P: 13								

AB	34
R	8
H	12
RBI	8
BB	3
SO	4
LOB	16

1B: 7	SF: 0	WP: 1	PA: 39
2B: 3	SAC: 0	PB: 0	
3B: 0	DP: 1	SB: 1	
HR: 2	HBP: 2	CS: 0	

PITCHER		IP	WLS	BF	H	R	ER	SO	BB	IBB	HBP	BLK	WP	HR	S	P	ERA	WHIP
Tom Shearn, R ERA: 4.76	(1, 1)	4.1		21	7	3	3	3	2	0	0	0	0	1	54	85	6.23	2.077
40 Jon Coutlangus, L ERA: 3.82	(5, 1)	1.0		4	0	0	0	1	1	0	0	0	1	0	12	19	0.00	1.000
38 Gary Majewski, R ERA: 9.17	(6, 1)	0.0	L	3	2	0	0	0	0	0	1	0	0	0	8	13	∞	∞
Eddie Guardado, L ERA: 14.85	(6, 1)	0.2	B	3	1	4	4	0	0	0	0	0	0	1	7	14	54.00	1.500
Mike Stanton, L ERA: 6.16	(7, 1)	2.0		8	2	1	1	0	0	0	1	0	0	0	20	31	4.50	1.000

PITCHER	IP	WLS	BF	H	R	ER	SO	BB	IBB	HBP	BLK	WP	HR	S	P	ERA	WHIP

Batter	1	2	3	4	5	6	7	8	9	AB	R	H	RBI	BB	SO	LOB
Josh Hamilton, L (1, 8) OBP: 0.360, SLG: 0.535	F FA 92 F CH 78 F CU 74 S CU 74 0-3 K2-3		S CU 71 B FA 91 F CH 79 X CU 73 1-2 G4-3	C CU 73 B CH 82 C FA 91 F FA 92 B CU 76 X FA 92 2-2 1B		B SL 79 S SL 79 F SL 78 B SL 78 S FA 91 2-3 K			S FA 92 B CU 78 S FA 93 F FA 91 B FA 93 X FA 94 2-2 F7	5	0	1	0	0	2	2
27 Jeff Keppinger, R (1, 5) OBP: 0.426, SLG: 0.536	X FA 92 0-0 G4-3		C FA 91 B SL 83 B FA 90 B FA 91 C FA 92 B FA 91 4-2 1B 1B BB	B SL 84 B FA 90 F FA 90 X FA 90 2-1 F9			B FA 93 B FA 94 C FA 93 C FA 94 F FA 94 F FC 89 B FA 94 X FA 94 3-2 F7		B FA 93 B FA 93 C FA 92 X FA 94 2-1 1B	4	1	1	0	1	0	1
Ken Griffey Jr., L (1, 9) OBP: 0.393, SLG: 0.528 Jason Ellison, R (8, 9) OBP: 0.242, SLG: 0.234	B FA 91 B FA 92 C FA 94 S CH 83 S CH 84 2-3 K		B FA 92 S CH 82 B CU 74 C FA 92 D CU 78 F CH 84 F FA 93 X CH 82 3-2 1B 4 BB 1-3 1B		B FA 90 B FA 91 F CH 82 X CH 82 2-1 G4-3		C CU 79 B FA 94 S FA 94 B FA 95 X FA 95 2-2 4 G5-4-3 1B		X FA 94 0-0 F7	4 1	0 0	2 0	0 0	1 0	0 0	0 1
4 Brandon Phillips, R (1, 4) OBP: 0.330, SLG: 0.491		C FA 90 X SL 82 0-1 F9	B SL 86 S SL 83 B FA 90 B SL 85 B FA 92 4-1 1B 1-2 BB		X FA 91 0-0 F7		B FA 94 X SL 88 1-0 G5-4-3 1-2f		X FA 96 0-0 L8	4	0	0	0	1	0	2
Adam Dunn, L (1, 7) OBP: 0.381, SLG: 0.557		C FA 91 C CU 72 B SL 84 X FA 94 1-2 F9 2 E 26 2B 1B	C FA 93 D CU 76 X FA 93 1-1 1-2 2-3 3-H 1B		X FA 91 0-0 F8			B FA 93 B FA 93 B FA 93 C FA 94 B FA 94 4-1 2 2B SF8 BB		3	2	2	1	1	0	0
2 Alex Gonzalez, R (1, 6) OBP: 0.322, SLG: 0.473		B FA 91 1 SAFE C FA 91 X SL 84 1-1 FC3 26 2B 1-2	B FA 93 X SL 85 1-0 F9			B FA 90 B FA 90 C FA 91 B FA 90 X FA 89 3-1 F8		C FA 93 X SL 82 0-1 26 WP 1-3 2B		4	0	1	0	0	0	4
Scott Hatteberg, L (1, 3) OBP: 0.392, SLG: 0.470		B FA 91 C FA 92 D CH 84 B FA 92 F FA 92 X FA 93 3-2 F9 2-3	B FA 92 C CH 83 F FA 93 B CU 76 X FA 93 2-2 G3-1			C FA 90 X CH 82 0-1 2B		C FA 93 S FA 94 B FA 94 F FA 94 B FA 88 F FA 92 F FA 94 X CH 87 2-2 SF8 3-H		3	0	1	1	0	0	5
26 David Ross, R (1, 2) OBP: 0.264, SLG: 0.396		B FA 92 T SL 86 B SL 85 S SL 86 X SL 84 2-2 1-3 3-H 2B		C FA 90 C FA 92 B CU 76 F FA 90 X SL 84 1-2 L6		B FA 91 B FA 91 C FA 91 F FA 90 S SL 84 2-3 K		F FA 92 B FA 94 X FA 92 1-1 P4 2-3		4	0	1	1	0	1	2
Phil Dumatrait, R (1, 1) 58 Marcus McBeth, R (5, 1) Jorge Cantu, R (6, PH) OBP: 0.333, SLG: 0.324 Mike Gosling, L (6, 1) 30 Norris Hopper, R (8, PH) OBP: 0.363, SLG: 0.385 40 Jon Coutlangus, L (8, 1)		C FA 91 B CU 73 B FA 92 X FA 91 2-1 G6-3		F FA 88 B FA 88 F FA 88 X CU 72 1-2 G6-3		B FA 90 F FA 90 F SL 83 D CU 74 B FA 92 B SL 83 4-2 BB		B FA 93 B FA 92 F FA 93 B FA 91 F FA 92 X FA 92 3-2 G6-3		2 0 0 0 1 0	0 0 0 0 0 0	0 0 0 0 0 0	0 0 0 0 0 0	0 0 0 0 0 0	0 0 0 0 0 0	2 0 0 0 1 0
Inning Stats	R: 0 E: 0 K: 2 S: 8 H: 0 LOB: 0 BB: 0 P: 10	R: 1 E: 1 K: 0 S: 15 H: 2 LOB: 2 BB: 0 P: 24	R: 1 E: 0 K: 0 S: 17 H: 2 LOB: 3 BB: 2 P: 33	R: 0 E: 0 K: 0 S: 13 H: 1 LOB: 1 BB: 0 P: 19	R: 0 E: 0 K: 0 S: 4 H: 0 LOB: 0 BB: 0 P: 6	R: 0 E: 0 K: 2 S: 12 H: 1 LOB: 2 BB: 1 P: 23	R: 0 E: 0 K: 0 S: 9 H: 1 LOB: 0 BB: 0 P: 15	R: 1 E: 0 K: 0 S: 14 H: 1 LOB: 1 BB: 1 P: 24	R: 0 E: 0 K: 0 S: 8 H: 1 LOB: 1 BB: 0 P: 12	1B: 6 2B: 3 3B: 0 HR: 0 SF: 1 SAC: 0 DP: 1 HBP: 0						WP: 1 PB: 0 SB: 0 CS: 0 PA: 40

PITCHER		IP	WLS	BF	H	R	ER	SO	BB	IBB	HBP	BLK	WP	HR	S	P	ERA	WHIP
50 Adam Wainwright, R ERA: 3.78	(1, 1)	5.2	W	27	6	2	1	3	3	0	0	0	0	0	66	110	1.59	1.588
19 Tyler Johnson, L ERA: 4.02	(6, 1)	0.1	H	1	0	0	0	1	0	0	0	0	0	0	3	5	0.00	0.000
36 Russ Springer, R ERA: 2.53	(7, 1)	1.0		3	1	0	0	0	0	0	0	0	0	0	9	15	0.00	1.000
Andy Cavazos, R ERA: 6.46	(8, 1)	1.0		5	1	1	1	0	1	0	0	0	1	0	14	24	9.00	2.000
Troy Percival, R ERA: 2.39	(9, 1)	0.0		0	0	0	0	0	0	0	0	0	0	0	0	0	∞	∞

PITCHER		IP	WLS	BF	H	R	ER	SO	BB	IBB	HBP	BLK	WP	HR	S	P	ERA	WHIP
56 Kelvin Jimenez, R ERA: 9.42	(9, 1)	1.0		4	1	0	0	0	0	0	0	0	0	0	8	12	0.00	1.000

TOP

Cincinnati Reds @ St. Louis Cardinals

Busch Stadium, St. Louis, MO

Sat Sep 01 2007, 6:15 PM CDT
Att. 42,356 - Clear - 85 F

livebaseballscorecards.com

AB	35
R	3
H	9
RBI	3
BB	4
SO	4
LOB	20

BOTTOM

Cincinnati Reds @ St. Louis Cardinals

Busch Stadium, St. Louis, MO

Sat Sep 01 2007, 6:15 PM CDT

Att. 42,356 - Clear - 85 F

livebaseballscorecards.com

Batter	1	2	3	4	5	6	7	8	9	AB	R	H	RBI	BB	SO	LOB
David Eckstein, R (1, 6) OBP: 0.333, SLG: 0.338	C FA 90 B FA 90 F SL 82 F FA 91 F FA 92 X FA 92 1-2 ① F7		B FA 89 F FA 88 X FA 90 1-1 ① L5		B CH 80 1 SAFE 1 SAFE 1 SAFE B FA 88 C FA 88 F FA 88 X CH 81 2-2 ① F9	B FA 91 S FA 92 F FA 94 B FA 94 F FA 94 B FA 92 X FA 92 3-2 FC3 (24 2B) 1-3	C CU 71 X SL 82 0-1 ① F9			5	1	0	0	0	0	4
24 Rick Ankiel, L (1, 9) OBP: 0.389, SLG: 0.646	B SL 84 T FA 92 S FA 92 X FA 92 1-2 ② G1		C SL 82 X SL 83 0-1 5 FC6-4 (1B)		F CU 76 F FA 90 B FA 89 F FA 91 1 SAFE F SL 84 F FA 91 X FA 91 1-2 47 FC5-4 5 BB 1-3 (2B 1B)	F FA 93 S SL 84 D SL 82 X FA 94 1-2 47 BB (1B) 2-H 3-H 2B	X SL 82 0-0 ② SF9 2-3 3-H			4	2	3	3	0	0	0
5 Albert Pujols, R (1, 3) OBP: 0.419, SLG: 0.556 Troy Percival, R (9, 1) 56 Kelvin Jimenez, R (9, 1)	C FA 92 B FA 93 S SL 86 F SL 85 F FA 93 F FA 92 X SL 84 1-2 1B		B FA 90 X FA 88 1-0 ② FC6-4 1-2f		B FA 88 B FA 90 B CH 82 B FA 89 4-0 47 FC5-4 1-2 BB	B FA 92 B FA 92 I IN 61 I IN 73 4-0 1B 47 BB 4 PB IBB	C CU 73 C CU 74 B FA 92 B CH 83 X SL 82 2-2 ③ G5-3			3 0 0	1 0 0	1 0 0	0 0 0	2 0 0	0 0 0	2 0 0
47 Ryan Ludwick, R (1, 7) OBP: 0.301, SLG: 0.466	F FA 92 C FA 93 B FA 94 D FA 88 S FA 93 2-3 ③ K		F SL 80 B FA 91 X FA 91 1-1 ③ L7		B FA 92 X FA 88 1-0 ② FC5-4 1-2f 2-3 3-H (2B)	B B B 4-0 4 PB 4 G4-3 (1B) 1-2 2-3 BB		B CU 76 F FA 86 C CU 77 B FA 88 C FA 88 2-3 ① K		4	2	0	1	1	2	4
Jim Edmonds, L (1, 8) OBP: 0.326, SLG: 0.397 36 Russ Springer, R (7, 1) Andy Cavazos, R (8, 1) Gary Bennett, R (8, PH) OBP: 0.259, SLG: 0.294 (9, 2)		C SL 82 B SL 84 F FA 91 B FA 91 C FA 92 2-3 ① K	F FA 90 B FA 90 F SL 80 F SL 82 F CU 74 X FA 92 1-2 ① G3-1		F FA 90 X FA 92 0-1 4 WP 4 1B 1-H 3-H (2B)	S SL 82 S SL 82 B SL 81 X FA 92 1-2 4 PB 1-2 2-3 3-H (1B)		X FA 88 0-0 ② G5-3		4 0 0 1	1 0 0 0	2 0 0 0	3 0 0 0	0 0 0 0	1 0 0 0	0 0 0 0
4 Yadier Molina, R (1, 2) OBP: 0.358, SLG: 0.386 16 Chris Duncan, L (8, PH) OBP: 0.358, SLG: 0.500 (9, 3)	B FA 91 B FA 91 B FA 90 C FA 92 X FA 92 3-1 HR		C FA 87 B CU 75 B SL 80 X CH 80 2-1 G5-3 (1B)	C FA 87 B FA 90 F SL 80 F SL 82 F CU 74 X FA 92 2-1 ② G4-3 1-2 2-H 3-H	B SL 84 F SL 84 B SL 84 B SL 85 X FA 92 3-1 2-H (1B)	B SL 82 C SL 82 B SL 85 X FA 92 2-1 ② G4-3 1-2 2-H 3-H		C CU 77 C CU 77 B CU 79 B FA 88 B CU 78 F FA 87 F SL 87 X FA 86 3-2 ③ F7		4 1	1 0	3 0	3 0	0 0	0 0	1 0
Miguel Cairo, R (1, 4) OBP: 0.308, SLG: 0.312 19 Tyler Johnson, S (6, 1) So Taguchi, R (6, PH) OBP: 0.355, SLG: 0.370 (7, 8)	C FA 90 F CH 80 B FA 92 H SL 82 2-2 50 SH1-4 HBP		C FA 90 1 SAFE B FA 88 F CH 82 X CH 81 1-2 ② G5-3 1-2	F SL 85 B CH 77 F FA 92 F SL 85 B CH 79 F FA 93 B SL 84 X SL 83 3-2 ③ F8	F FA 93 X SL 84 0-1 ③ G3-1					2 0 1	0 0 0	0 0 0	0 0 0	0 0 0	0 0 0	2 0 1
50 Adam Wainwright, R (1, 1) OBP: 0.321, SLG: 0.400 Aaron Miles, S (6, 4) OBP: 0.339, SLG: 0.363	B SL 80 1 SAFE F FA 90 X FA 90 1-1 ② SH1-4 1-2		F FA 88 F FA 89 B FA 91 B FA 91 F FA 90 X FA 91 2-2 ③ P4			L FA 93 B FA 93 B FA 93 X FA 93 2-1 ① L9	X FA 90 0-0 13 2B 24 SF9 (1B)			1 2	0 1	0 1	0 0	0 0	0 0	1 0
13 Brendan Ryan, R (1, 5) OBP: 0.389, SLG: 0.487	C FA 92 F CU 76 F FA 93 F FA 93 B SL 82 B FA 93 X CH 81 2-2 ③ G4-3				L CH 79 X FA 88 0-1 24 1B 47 FC5-4 (1B)	X CH 85 0-0 E 24 2B FC3 (1B)	F SL 81 X FA 91 0-1 24 SF9 1-3 (2B)			4	2	3	0	0	0	1
Inning Stats	R: 0 E: 0 K: 1 S: 17 H: 1 LOB: 1 BB: 0 P: 22	R: 1 E: 0 K: 1 S: 14 H: 1 LOB: 1 BB: 0 P: 24	R: 0 E: 1 K: 0 S: 7 H: 1 LOB: 1 BB: 0 P: 10	R: 0 E: 0 K: 0 S: 14 H: 1 LOB: 1 BB: 0 P: 20	R: 4 E: 0 K: 0 S: 21 H: 4 LOB: 1 BB: 1 P: 35	R: 5 E: 1 K: 0 S: 17 H: 3 LOB: 1 BB: 2 P: 34	R: 1 E: 0 K: 0 S: 9 H: 2 LOB: 1 BB: 0 P: 11	R: 0 E: 0 K: 1 S: 9 H: 0 LOB: 0 BB: 0 P: 14		1B: 9 2B: 3 3B: 0 HR: 1	SF: 1 SAC: 1 DP: 0 HBP: 1				WP: 1 PB: 1 SB: 0 CS: 0	PA: 42	

	AB	36
	R	11
	H	13
	RBI	10
	BB	3
	SO	3
	LOB	16

PITCHER		IP	WLS	BF	H	R	ER	SO	BB	IBB	HBP	BLK	WP	HR	S	P	ERA	WHIP
Phil Dumatrait, L ERA: 13.0	(1, 1)	4.2	L	23	7	5	5	2	1	0	1	0	0	1	66	98	9.64	1.714
58 Marcus McBeth, R ERA: 7.36	(5, 1)	0.1		2	1	0	0	0	0	0	0	0	1	0	7	13	0.00	3.000
Mike Gosling, L ERA: 4.94	(6, 1)	2.0		14	5	6	3	0	1	1	0	0	0	0	26	45	13.50	3.000
40 Jon Coutlangus, L ERA: 3.72	(8, 1)	1.0		3	0	0	0	1	0	0	0	0	0	0	9	14	0.00	0.000

PITCHER		IP	WLS	BF	H	R	ER	SO	BB	IBB	HBP	BLK	WP	HR	S	P	ERA	WHIP

Batter	1	2	3	4	5	6	7	8	9	AB	R	H	RBI	BB	SO	LOB
Josh Hamilton, L (1, 8) OBP: 0.362, SLG: 0.541	B FA 90 X FA 90 1-0 27 G3 2B		S CH 81 F FA 90 B FA 91 X CH 81 1-2 ② G4-3		B FA 91 B CH 81 F FA 90 C FA 90 F FA 90 B FA 90 F CH 80 X FA 90 3-2 ③ G3			C CU 79 F FA 94 F FS 84 B FA 93 B FS 85 X FA 94 2-2 27 1B 1-3 2B		4	0	2	0	0	0	0
27 Jeff Keppinger, R (1, 6) OBP: 0.428, SLG: 0.535 (7, 5)	B FA 90 C FA 91 C FA 90 D FS 80 X FA 90 2-2 ① G3 2-3		C SL 79 B SL 79 X FA 90 1-1 1B			B FA 90 C SL 82 B SL 84 B FA 88 X FA 88 3-1 ① F7		B SL 89 B FA 94 X FA 94 2-0 2-3 3-H 1B		4	0	2	1	0	0	1
Ken Griffey Jr., L (1, 9) OBP: 0.390, SLG: 0.524	F FA 92 X FA 91 0-1 ② P5		B FA 91 1 SAFE X FA 88 1-0 ③ F8			B FA 90 X FA 90 1-0 ② G3		1 SAFE S CH 85 S SL 86 B CH 85 S FA 92 1-3 ② K		4	0	0	0	0	1	4
4 Brandon Phillips, R (1, 4) OBP: 0.328, SLG: 0.488	D SL 79 C FA 90 B FA 91 X SL 84 2-1 ③ F7			X FA 88 0-0 ① P4		X SL 85 0-0 ③ L6		F FA 94 B FA 94 B FA 94 C SL 90 T FA 95 2-2 ③ K		4	0	0	0	0	1	3
Adam Dunn, L (1, 7) OBP: 0.380, SLG: 0.555		C FA 90 B FA 91 C FA 89 C FA 91 1-3 ① K		C FA 88 B CH 78 X CH 79 1-1 ② L8			B FA 88 B FA 88 B FA 89 C FA 91 X FA 91 3-1 ① G4-3		F FA 92 B FA 90 B FA 92 F FA 92 X FC 90 2-2 1B 30 SF8 1B	4	1	1	0	0	1	0
Scott Hatteberg, L (1, 3) OBP: 0.396, SLG: 0.476 Jason Ellison, R (9, PR) OBP: 0.242, SLG: 0.234		B FA 91 F FA 91 B CH 81 B FA 92 C FA 90 X FA 91 3-2 28 F9 2B		B FA 89 B CH 79 X FA 88 2-0 28 FC6-4 1B			B FA 91 C FA 88 F FA 90 S CH 82 1-3 ② K		B FA 92 X FA 91 1-0 1-3 2 FC5-4 1B	4 0	0 0	3 0	0 0	0 0	1 0	0 0
28 Edwin Encarnación, R (1, 5) OBP: 0.346, SLG: 0.407 45 Bill Bray, L (7, 1) 30 Norris Hopper, R (9, PH) OBP: 0.361, SLG: 0.385		B FA 89 F FA 90 B SL 80 X FA 90 2-1 ② F9 2-3		S FA 90 B FA 91 1 SAFE X SL 82 1-1 ③ FC6-4 1-2f			X FA 92 0-0 ③ P5		F FA 92 F FA 92 B FA 93 F FA 93 B FC 91 X FA 91 2-2 ① SF8 3-H	3 0 0	0 0 0	0 0 0	0 0 1	0 0 0	0 0 0	2 0 0
26 David Ross, R (1, 2) OBP: 0.262, SLG: 0.393 Javier Valentin, S (8, PH) OBP: 0.332, SLG: 0.401 (8, 2)		B FA 90 S SL 86 B FA 90 S SL 85 B SL 86 X FA 87 3-2 ③ F7			B SI 88 F CH 87 F FA 89 B SL 85 X FA 90 2-2 ① F7			X FA 92 0-0 ① P6	1 SAFE C FC 90 D CU 81 F FA 90 D CU 81 X FA 92 2-2 ② F9	2 2	0 0	0 0	0 0	0 0	0 0	1 1
61 Bronson Arroyo, R (1, 1) OBP: 0.145, SLG: 0.200 2 Alex Gonzalez, R (7, 6) OBP: 0.323, SLG: 0.473			S FA 90 B FA 91 B FF 90 S FA 89 F FA 90 F FA 90 F FA 90 S SL 84 2-3 ① K		B SL 87 X FA 90 1-0 ② P5			B FA 93 C FA 93 X SL 86 1-1 2B 27 1B 1B	1 SAFE X FC 89 0-0 ③ FC5-4 1-2f	2 2	0 1	0 1	0 0	0 0	1 0	0 1

Inning Stats	1	2	3	4	5	6	7	8	9
	R: 0 E: 0 K: 0 S: 8	R: 0 E: 0 K: 1 S: 11	R: 0 E: 0 K: 1 S: 12	R: 0 E: 0 K: 0 S: 6	R: 0 E: 0 K: 0 S: 9	R: 0 E: 0 K: 0 S: 4	R: 0 E: 0 K: 1 S: 6	R: 1 E: 0 K: 2 S: 14	R: 1 E: 0 K: 0 S: 12
	H: 1 LOB: 1 BB: 0 P: 13	H: 1 LOB: 1 BB: 0 P: 20	H: 1 LOB: 1 BB: 0 P: 17	H: 1 LOB: 1 BB: 0 P: 10	H: 0 LOB: 0 BB: 0 P: 15	H: 0 LOB: 0 BB: 0 P: 8	H: 0 LOB: 0 BB: 0 P: 10	H: 3 LOB: 2 BB: 0 P: 22	H: 2 LOB: 1 BB: 0 P: 19

1B: 6	SF: 1	WP: 0	PA: 36
2B: 3	SAC: 0	PB: 0	
3B: 0	DP: 0	SB: 0	
HR: 0	HBP: 0	CS: 0	

PITCHER	IP	WLS	BF	H	R	ER	SO	BB	IBB	HBP	BLK	WP	HR	S	P	ERA	WHIP
Braden Looper, R (1, 1) ERA: 4.45	7.0	W	25	4	0	0	3	0	0	0	0	0	0	56	93	0.00	0.571
31 Ryan Franklin, R (8, 1) ERA: 1.97	1.0	H	6	3	1	1	2	0	0	0	0	0	0	14	22	9.00	3.000
44 Jason Isringhausen, R (9, 1) ERA: 1.77	1.0	S	5	2	1	1	0	0	0	0	0	0	0	12	19	9.00	2.000

PITCHER	IP	WLS	BF	H	R	ER	SO	BB	IBB	HBP	BLK	WP	HR	S	P	ERA	WHIP

TOP

Cincinnati Reds @ St. Louis Cardinals

Busch Stadium, St. Louis, MO

Sun Sep 02 2007, 1:15 PM CDT
Att. 44,223 - Sunny - 86 F

livebaseballscorecards.com

AB	35
R	2
H	9
RBI	2
BB	0
SO	5
LOB	13

Batter	1	2	3	4	5	6	7	8	9	AB	R	H	RBI	BB	SO	LOB
David Eckstein, R (1, 6) OBP: 0.332, SLG: 0.337	C CH 75 X FA 90 0-1 47 2B 1B		B FA 91 C SL 78 F CH 80 X FA 92 1-2 ③ F9		B CU 75 C CU 76 X CH 77 1-1 ③ F7		X FA 89 0-0 ① G3 1-2			4	0	1	0	0	0	3
24 Rick Ankiel, L (1, 9) OBP: 0.382, SLG: 0.676	X FA 88 0-0 ① P4			C CU 67 F CU 75 F FA 90 B FA 90 X CU 69 1-2 ① G3		X SL 79 0-0 HR	S SL 84 X SL 86 0-1 ② SF9 2-H			3	1	1	2	0	0	1
47 Ryan Ludwick, R (1, 7) OBP: 0.309, SLG: 0.478	X FA 90 0-0 ② 1-H 2B			B FA 90 B SL 79 B SL 78 C CH 81 B FA 90 4-1 16 WP BB		B FA 90 X CH 78 1-0 2B	B FA 94 F SL 86 B FA 94 F SL 86 F FA 93 F SL 86 F FA 94 S SL 87 2-3 ③ K			3	1	2	0	1	1	0
Jim Edmonds, L (1, 8) OBP: 0.322, SLG: 0.392	B CU 67 B CU 69 C CU 71 F FC 88 S CU 75 2-3 ③ K			F FA 90 F FC 88 F FA 92 1 SAFE D CU 77 S CU 68 1-3 ② K		X FA 90 0-0 ① F9		C FA 92 C FA 91 B FA 93 B SL 87 C SL 87 2-3 ① K		4	0	0	0	0	3	3
16 Chris Duncan, L (1, 3) OBP: 0.355, SLG: 0.494 4 Yadier Molina, R (9, 2) OBP: 0.358, SLG: 0.386		C CH 81 B SL 83 C CU 68 F FA 90 B CU 76 C CU 68 2-3 ① K		F FC 89 B SL 80 B FC 91 C CU 71 B FA 93 S CU 70 3-3 ③ K 1-2		B FA 90 B CU 70 2 SAFE B FA 90 C CU 70 C CU 69 S CU 69 3-3 ② K		B FA 88 C FA 93 F SL 87 X SL 87 1-2 ② F8		4 0	0 0	0 0	0 0	0 0	3 0	2 0
Aaron Miles, S (1, 4) OBP: 0.338, SLG: 0.365		C CH 79 B FA 92 X CU 68 1-1 ② F8			B CU 68 C CU 70 S FA 90 S FA 92 1-3 ① K	F CU 75 X FA 91 0-1 2-H 2B		F FA 94 B FA 94 S SL 86 F SL 87 B FA 93 F SL 86 C SL 85 2-3 ③ K		4	0	1	1	0	2	0
Gary Bennett, R (1, 2) OBP: 0.267, SLG: 0.297 Miguel Cairo, R (9, 3) OBP: 0.308, SLG: 0.312		X FA 92 0-0 ③ G4-3			B CU 76 X FA 91 1-0 FC2-6 1B	B FA 92 B FA 90 I I 4-0 IBB				2 0	0 0	1 0	0 0	1 0	0 0	0 0
Braden Looper, R (1, 1) OBP: 0.240, SLG: 0.217 31 Ryan Franklin, R (8, 1) OBP: 0.500, SLG: 0.500 44 Jason Isringhausen, R (9, 1)			C SL 80 B FC 87 S CU 74 B FC 89 X SL 82 2-2 ① G6-3		C CU 74 B FA 90 B CU 73 X CU 73 2-1 ② FC2-6 13 1B 1-2f	B FA 91 F CH 80 F FA 90 B CU 77 B CU 75 C CU 72 3-3 ③ K				3 0 0	0 0 0	0 0 0	0 0 0	0 0 0	1 0 0	3 0 0
13 Brendan Ryan, R (1, 5) OBP: 0.395, SLG: 0.492			F FA 92 B CU 71 B CU 76 X CU 71 2-1 ② P2		B FA 91 X SL 78 1-0 1-2 1B		C CU 76 B CU 77 X CU 76 1-1 24 S G3 24 SF9 1B			3	1	2	0	0	0	0
Inning Stats	R: 0 E: 0 K: 1 S: 7 H: 2 LOB: 1 BB: 0 P: 9	R: 0 E: 0 K: 1 S: 7 H: 0 LOB: 0 BB: 0 P: 10	R: 0 E: 0 K: 0 S: 8 H: 0 LOB: 0 BB: 0 P: 13	R: 0 E: 0 K: 2 S: 12 H: 0 LOB: 1 BB: 1 P: 21	R: 0 E: 0 K: 1 S: 9 H: 2 LOB: 2 BB: 0 P: 15	R: 2 E: 0 K: 2 S: 11 H: 3 LOB: 2 BB: 1 P: 22	R: 1 E: 0 K: 1 S: 11 H: 1 LOB: 0 BB: 0 P: 14	R: 0 E: 0 K: 2 S: 11 H: 0 LOB: 0 BB: 0 P: 16		1B: 4 2B: 3 3B: 0 HR: 1 SF: 1 SAC: 0 DP: 0 HBP: 0			WP: 1 PB: 0 SB: 1 CS: 0 PA: 33	

PITCHER		IP	WLS	BF	H	R	ER	SO	BB	IBB	HBP	BLK	WP	HR	S	P	ERA	WHIP
61 Bronson Arroyo, R ERA: 4.43	(1, 1)	6.1	L	28	8	3	3	7	1	1	0	0	1	1	57	94	4.26	1.421
45 Bill Bray, L ERA: 1.93	(7, 1)	1.2		5	0	0	0	3	0	0	0	0	0	0	19	26	0.00	0.000

PITCHER	IP	WLS	BF	H	R	ER	SO	BB	IBB	HBP	BLK	WP	HR	S	P	ERA	WHIP

BOTTOM

Cincinnati Reds @ St. Louis Cardinals

Busch Stadium, St. Louis, MO

Sun Sep 02 2007, 1:15 PM CDT

Att. 44,223 - Sunny - 86 F

livebaseballscorecards.com

AB	30
R	3
H	8
RBI	3
BB	2
SO	10
LOB	12

Batter	1	2	3	4	5	6	7	8	9	AB	R	H	RBI	BB	SO	LOB
3 Nyjer Morgan, L (1, 8) OBP: 0.545, SLG: 0.444	C FA 89 F FA 92 B FA 93 B CU 81 X FA 92 2-2 G4-3	B CU 81 X FA 92 1-0 1-3 1B		B CU 80 X FA 92 1-0 SH2-3 1-2 2-3	B FA 92 C FA 92 F FA 88 B FA 92 F CU 80 B FA 93 X FA 93 3-2 19 BB 12 2B 1B		B FA 95 C FS 84 S FS 85 B FA 95 B FS 86 F FA 94 B FA 94 4-2 G5-4-3 BB			3	1	2	0	1	0	0
19 José Bautista, R (1, 5) OBP: 0.340, SLG: 0.425	B FA 89 X FA 90 1-0 HR		B FA 91 F FA 93 B CH 85 X CH 87 2-1 12 2B 1B	X FA 93 0-0 SF8 2-3 3-H	S FA 92 B SL 81 B FA 92 B CH 84 B FA 93 4-1 12 2B 1-2 BB		C FA 94 B SL 87 X SL 86 1-1 F7			3	2	2	2	1	0	1
12 Freddy Sanchez, R (1, 4) OBP: 0.359, SLG: 0.467 Josh Phelps, R (6, 3) OBP: 0.395, SLG: 0.529	C FA 91 F SL 87 F FA 92 B SL 89 X CU 81 1-2 G4-6-3 1B		1 SAFE F CU 80 F FA 93 B SL 85 X CH 85 1-2 1-H 2B	B CU 79 B CU 80 F FA 92 X FA 92 2-1 L9	F FA 92 B FA 92 B CU 79 X FA 91 2-1 1-3 2-H 2B		F SL 87 B FA 94 X SL 88 1-1 G5-4-3 1-2f			4 1	0 0	3 0	2 0	0 0	0 0	1 1
Xavier Nady, R (1, 9) OBP: 0.342, SLG: 0.491 13 Nate McLouth, L (5, PR) OBP: 0.333, SLG: 0.442 (5, 9) (6, 7)	B CH 85 F FA 92 X SL 87 1-1 G4-6-3 1-2f		X FA 92 0-0 G6-3	F FA 92 F FA 93 F FA 92 F SL 82 F FA 92 3-2 51 3B HBP B CU 79 B FA 93 B FA 92 B FA 92 4-0 BB				B FA 93 X FA 94 1-0 F9		2 1	0 1	0 0	0 1	0 0	0 0	2 0
Jason Bay, R (1, 7) OBP: 0.328, SLG: 0.428 Matt Kata, S (6, 4) OBP: 0.263, SLG: 0.365		C FA 91 S SL 86 H FA 92 1-2 51 S 26 2B HBP	X FA 91 0-0 P2	X FA 91 P2 C SL 85 X FA 86 0-1 G5-3				C FA 94 B FS 84 F FS 84 C FA 94 1-3 K		3 1	1 0	0 0	0 0	0 1	0 0	5 0
51 Steve Pearce, R (1, 3) OBP: 0.300, SLG: 0.500 (6, 9)		B FA 93 F FA 92 F FA 94 F SL 88 F SL 87 B FA 94 F FA 93 B FA 94 S SL 87 3-3 K 1-2	X SL 86 0-0 G6-3	C FA 92 B FA 93 X FA 93 1-1 1-H 26 2B 3B	X 0-0 L5			C FA 95 S CH 84 X FA 95 0-2 G4-3		5	1	1	1	0	1	2
26 Ronny Paulino, R (1, 2) OBP: 0.294, SLG: 0.379 Carlos Maldonado, R (8, 2)		B FA 93 C FA 94 S CU 82 B FA 94 F CU 83 X SL 87 2-2 2-H 2 1B 2B		B FA 90 X FA 92 1-0 2 1B 45 1B 1B	B CU 80 S CH 85 X CU 80 1-1 2 HR 3-H 2B	B SL 88 C FA 94 F X 1-2 G5-3			B FA 94 B FA 94 B FA 94 B FA 92 4-0 2 L5-3 BB	4 0	3 0	3 0	2 0	0 1	0 0	0 0
2 Jack Wilson, R (1, 6) OBP: 0.333, SLG: 0.393		C FA 92 X FA 93 0-1 3 1B 2-H 1B		1 SAFE B SL 86 B FA 94 X FA 92 2-0 3 45 SH2-3 1B 19 SF8 1-2 1B	F FA 91 B FA 86 X CH 86 1-1 2-H HR	B SL 86 B FA 95 X FA 95 2-0 2B			F FA 94 X FS 85 0-1 L5-3 1-1	5	2	4	3	0	0	1
45 Ian Snell, R (1, 1) OBP: 0.157, SLG: 0.104 Juan Pablo Perez, R (8, 1) Jose Castillo, R (9, PH) OBP: 0.269, SLG: 0.325 58 Romulo Sanchez, R (9, 1)		B FA 91 M FA 92 B C C 2-3 K		L X 0-1 19 E 3 SH2-3 1-2 2-H 1B	C FA 92 C FA 93 S FA 92 0-3 K	B SL 86 X FA 95 1-0 G4-3			F FA 94 F FA 95 B SL 88 B FA 95 X FA 94 2-2 G6-3	4 0 1 0	0 0 0 0	1 0 0 0	1 0 0 0	0 0 0 0	2 0 0 0	3 0 0 0
Inning Stats	R: 1 E: 0 K: 0 S: 10 H: 2 LOB: 0 BB: 0 P: 15	R: 2 E: 0 K: 2 S: 18 H: 3 LOB: 2 BB: 0 P: 27	R: 1 E: 0 K: 0 S: 8 H: 2 LOB: 1 BB: 0 P: 11	R: 2 E: 1 K: 0 S: 8 H: 3 LOB: 1 BB: 0 P: 14	R: 5 E: 0 K: 1 S: 23 H: 5 LOB: 3 BB: 2 P: 43	R: 0 E: 0 K: 0 S: 6 H: 1 LOB: 1 BB: 0 P: 10	R: 0 E: 0 K: 0 S: 7 H: 0 LOB: 0 BB: 1 P: 13	R: 0 E: 0 K: 1 S: 7 H: 0 LOB: 0 BB: 0 P: 9	R: 0 E: 0 K: 0 S: 5 H: 0 LOB: 0 BB: 1 P: 11	1B: 8 2B: 6 3B: 1 HR: 2	SF: 1 SAC: 1 DP: 3 HBP: 2					

PITCHER	IP	WLS	BF	H	R	ER	SO	BB	IBB	HBP	BLK	WP	HR	S	P	ERA	WHIP
Kip Wells, R (1, 1) ERA: 5.75	3.1	L	19	10	6	6	2	0	0	1	0	0	1	41	62	16.20	3.000
Andy Cavazos, R (4, 1) ERA: 8.64	1.1		12	5	5	5	1	2	0	1	0	0	1	24	46	33.75	5.250
56 Kelvin Jimenez, R (5, 1) ERA: 8.18	4.1		14	1	0	0	1	2	0	0	0	0	0	27	45	0.00	0.692

PITCHER	IP	WLS	BF	H	R	ER	SO	BB	IBB	HBP	BLK	WP	HR	S	P	ERA	WHIP

TOP

Pittsburgh Pirates @ St. Louis Cardinals

Busch Stadium, St. Louis, MO

Mon Sep 03 2007, 1:15 PM CDT

Att. 42,238 - Sunny - 91 F

livebaseballscorecards.com

AB	37
R	11
H	16
RBI	11
BB	4
SO	4
LOB	16

WP: 0 PA: 45
PB: 0
SB: 1
CS: 0

BOTTOM

Pittsburgh Pirates @ St. Louis Cardinals

Busch Stadium, St. Louis, MO

Mon Sep 03 2007, 1:15 PM CDT

Att. 42,238 - Sunny - 91 F

livebaseballscorecards.com

Batter	1	2	3	4	5	6	7	8	9	AB	R	H	RBI	BB	SO	LOB
David Eckstein, R (1, 6) OBP: 0.336, SLG: 0.341 Russell Branyan, L (5, PH) OBP: 0.318, SLG: 0.459 (6, 5)	B FA 91 X FA 90 1-0 5 S 1B		B SL 84 B FA 93 C FA 91 B SL 86 F FA 91 X FA 93 3-2 24 BB 1B		X FA 94 0-0 5 1B 24 BB 1B		C CH 84 F SL 88 S SL 90 0-3 ② K			2 2	0 0	2 1	0 0	0 0	0 1	0 0
24 Rick Ankiel, L (1, 9) OBP: 0.388, SLG: 0.657 (6, 8)	B SL 82 X CH 86 1-0 ① P6		B SL 85 B FA 94 B FA 94 B FA 94 4-0 5 G4-6-3 1-2 BB		B SL 84 F SL 86 B FA 96 B FA 96 B FA 96 4-1 5 1B 1-2 BB		B FA 96 B FA 96 B FA 96 C FA 95 F FA 95 F FA 89 S SL 85 3-3 ③ K			2	0	0	0	2	1	1
5 Albert Pujols, R (1, 3) OBP: 0.420, SLG: 0.556 47 Ryan Ludwick, R (6, 9) OBP: 0.307, SLG: 0.476	C FA 93 B SL 85 S FA 91 B FA 92 D SL 90 B FA 96 4-2 G6-3 1-2 BB		B FA 92 B SL 86 C SL 87 X FA 96 2-1 ② ③ G4-6-3 1-2f		F FA 96 X FA 96 0-1 1-2 2-3 1B			X FA 93 0-0 ① F9		2 1	0 0	1 0	0 0	1 0	0 0	2 0
Jim Edmonds, L (1, 8) OBP: 0.319, SLG: 0.388 55 Skip Schumaker, L (6, 7) OBP: 0.348, SLG: 0.456	C SL 84 S FA 93 X FA 89 0-2 ② ③ G6-3 1-2f			C FA 94 B CH 88 S FA 93 B FA 94 C FA 93 2-3 ① K	S SL 85 X SL 90 0-1 ③ F8			X FA 93 0-0 1B		3 1	0 0	0 1	0 0	0 0	1 0	5 0
16 Chris Duncan, L (1, 7) OBP: 0.354, SLG: 0.490 (6, 3)		B FA 91 X CH 85 1-0 ① L9		F SL 85 B FA 95 B FA 96 B FA 95 F FA 95 B FA 89 4-2 4 HBP BB		X FA 94 0-0 ① G4-3		B FA 94 F FA 94 F SL 82 S SL 85 1-3 ② K		3	0	0	0	1	1	1
4 Yadier Molina, R (1, 2) OBP: 0.359, SLG: 0.385 56 Kelvin Jimenez, R (5, 1)		B CH 80 C FA 92 C FA 91 B FA 94 X FA 89 2-2 ② L9		H SL 84 1-0 G6-4-3 1-2 HBP		B FA 92 B FA 93 B FA 91 B FA 88 4-0 BB		F FA 94 S FA 93 B SL 80 S FA 94 1-3 ③ K		1 1	0 0	0 0	0 0	0 1	0 1	0 1
Aaron Miles, S (1, 4) OBP: 0.339, SLG: 0.366 Miguel Cairo, R (6, PH) OBP: 0.303, SLG: 0.306 (7, 4)	B FA 91 X FA 92 1-0 1B			C FA 94 B FA 89 D SL 88 X FA 96 2-1 ② ③ G6-4-3 1-2f		T FA 95 F FA 96 F FA 97 B SL 90 X FA 93 1-2 ② P4			F FA 95 B FA 94 F FA 94 X SL 83 1-2 ① F8	2 2	0 0	1 0	0 0	0 0	0 0	2 1
Kip Wells, R (1, 1) OBP: 0.333, SLG: 0.417 Andy Cavazos, R (4, 1) Gary Bennett, R (5, 2) OBP: 0.268, SLG: 0.293	C SL 85 S SL 82 C FA 95 0-3 ③ K				B FA 91 X FA 92 1-0 ① G6-3	X FA 95 0-0 ③ G5-3			B FA 96 B FA 96 B FA 95 B FA 95 4-0 L4-3 BB	1 0 2	0 0 0	0 0 0	0 0 0	0 0 1	1 0 0	1 0 1
13 Brendan Ryan, R (1, 5) OBP: 0.386, SLG: 0.479 (6, 6) So Taguchi, R (9, PH) OBP: 0.353, SLG: 0.368			B SL 86 C SL 82 S SL 86 B SL 89 X SL 84 2-2 ① F8		F FA 91 B FA 93 X FA 94 1-1 ② G3		C FA 94 B CH 83 X SL 87 1-1 ① G5-3		S FA 96 B FA 95 X FA 95 1-1 ② ③ L4-3 1-1	3 1	0 0	0 0	0 0	0 0	0 0	0 1
Inning Stats	R: 0 E: 0 K: 0 S: 7 H: 1 LOB: 1 BB: 1 P: 13	R: 0 E: 0 K: 1 S: 8 H: 1 LOB: 1 BB: 0 P: 12	R: 0 E: 0 K: 0 S: 8 H: 1 LOB: 1 BB: 1 P: 19	R: 0 E: 0 K: 1 S: 7 H: 0 LOB: 1 BB: 1 P: 16	R: 0 E: 0 K: 0 S: 9 H: 2 LOB: 3 BB: 1 P: 15	R: 0 E: 0 K: 0 S: 6 H: 0 LOB: 1 BB: 1 P: 11	R: 0 E: 0 K: 0 S: 9 H: 0 LOB: 0 BB: 0 P: 13	R: 0 E: 0 K: 2 S: 8 H: 1 LOB: 1 BB: 0 P: 10	R: 0 E: 0 K: 0 S: 5 H: 0 LOB: 0 BB: 1 P: 11	1B: 6 2B: 1 3B: 0 HR: 0 SF: 0 SAC: 0 DP: 4 HBP: 1						

	AB	29
	R	0
	H	6
	RBI	0
	BB	6
	SO	6
	LOB	16

PITCHER		IP	WLS	BF	H	R	ER	SO	BB	IBB	HBP	BLK	WP	HR	S	P	ERA	WHIP
45 Ian Snell, R ERA: 4.01	(1, 1)	7.0	W	29	5	0	0	4	5	0	1	0	0	0	54	99	0.00	1.429
Juan Pablo Perez, L ERA: 4.26	(8, 1)	1.0		4	1	0	0	2	0	0	0	0	0	0	8	10	0.00	1.000
58 Romulo Sanchez, R ERA: 1.35	(9, 1)	1.0		3	0	0	0	0	1	0	0	0	0	0	5	11	0.00	1.000

PITCHER	IP	WLS	BF	H	R	ER	SO	BB	IBB	HBP	BLK	WP	HR	S	P	ERA	WHIP

Pittsburgh Pirates @ St. Louis Cardinals

Busch Stadium, St. Louis, MO

Tue Sep 04 2007, 7:10 PM CDT

Att. 42,300 - Cloudy - 84 F

TOP

livebaseballscorecards.com

Batter	1	2	3	4	5	6	7	8	9	AB	R	H	RBI	BB	SO	LOB
3 Nyjer Morgan, L (1, 8) OBP: 0.375, SLG: 0.286	B FA 93 C CH 85 L CU 80 F FA 93 B FA 93 F FA 92 B FA 91 X 3-2 ① F8		B CH 87 C CU 79 X CU 80 1-1 ② G6-3 2-3 3-H		B FA 92 B FA 91 C FA 90 F FA 90 B CH 85 X FA 92 3-2 ② F8		C FA 94 L FA 95 F FA 95 B FA 94 S FC 89 1-3 ① K		C CU 79 X CU 78 0-1 ① F8	5	0	0	1	0	1	1
19 José Bautista, R (1, 5) OBP: 0.340, SLG: 0.429	C FA 93 F SL 88 B CU 80 B FA 93 B FA 92 S SL 88 3-3 ② K		B SL 89 B FA 92 X FA 90 2-0 3-H 2B		C FA 93 B FA 90 F SL 87 X CU 80 1-2 2B		B FA 96 B FA 95 F FA 94 F FC 89 X FC 91 2-2 ② F9		B SL 86 X FA 93 1-0 ② F9	5	0	2	1	0	1	0
12 Freddy Sanchez, R (1, 4) OBP: 0.359, SLG: 0.464	B FA 92 X FA 93 1-0 ③ F8		B CU 80 B CU 80 B SL 88 B FA 91 4-0 BB		F SL 86 D SL 88 C CU 81 F FA 92 F FA 91 D SL 88 B FA 91 D SL 89 4-2 BB		F FA 96 X FA 95 0-1 ③ F9		C SL 87 X FA 94 0-1 ③ F7	3	0	0	0	2	0	0
25 Adam LaRoche, L (1, 3) OBP: 0.342, SLG: 0.455		B FA 91 X CH 85 1-0 51 FC5-4 1B	B CH 86 X FA 92 1-0 ③ P5		X CH 86 0-0 ③ G4-1			F FA 94 B FA 94 X CU 78 1-1 2 BB 26 1B 1B		4	0	2	0	0	0	4
Jason Bay, R (1, 7) OBP: 0.328, SLG: 0.426		D FA 92 C FA 93 B FA 91 C FA 91 X FA 92 2-2 ① F8		C FA 92 S SL 87 B SL 87 B FA 92 F FA 93 F SL 87 X FA 94 2-2 51 FC5-4 1B		B FA 91 C FA 92 X SL 87 1-1 ① G6-3		F FA 94 F FA 95 X FA 95 0-2 ① F8		4	0	1	0	0	0	2
51 Steve Pearce, R (1, 9) OBP: 0.214, SLG: 0.357		C SL 87 S SL 87 D CU 80 D SL 88 X SL 86 2-2 ② FC5-4 26 PO 1-2f		B FA 90 1 SAFE S SL 86 B SL 87 S FA 90 1 SAFE X CU 80 2-2 ① FC5-4 26 S 1-2f		C FA 92 B SL 88 B SL 88 X FA 90 2-1 ② G5-3		B SL 88 F FA 95 B FA 94 X FA 87 2-1 ② F8		4	0	0	0	0	0	3
26 Ronny Paulino, R (1, 2) OBP: 0.299, SLG: 0.382		C FA 91 F FA 93 B SL 87 B FA 92 1 SAFE 2-2 ③ PO 1-2	X SL 86 0-0 SH1-4 2 1B 3 G6-3 1B	F FA 93 B FA 93 F FA 92 B FA 91 B FA 94 F FA 95 X FA 93 3-2 ② G6-3 1-2		X FA 92 0-0 FC5 2 1B 1B		X CU 77 0-0 2 BB 1-2 1B		4	1	3	0	0	0	1
2 Jack Wilson, R (1, 6) OBP: 0.336, SLG: 0.395			C FA 91 B FA 91 X FA 91 1-1 3 G6-3 SH1-4 19 2B 1-2 1B	C SL 90 X FA 94 0-1 ③ G4-3		C SL 86 F SL 87 D SL 86 X SL 88 1-2 FC5 1-2 1B		B FA 94 S FA 94 B FA 94 B FA 92 F FA 94 F FA 94 B FA 94 4-2 1-2 2-3 BB		3	1	2	0	1	0	1
Matt Morris, R (1, 1) OBP: 0.212, SLG: 0.294 Josh Phelps, R (6, PH) OBP: 0.392, SLG: 0.525 52 Franquelis Osoria, R (6, 1) 34 John Grabow, L (7, 1) 13 Nate McLouth, L (8, PH) OBP: 0.332, SLG: 0.440 58 Romulo Sanchez, R (8, 1)			X 0-0 ① SH1-4 1-2 2-3		C FA 92 S FA 92 F FA 93 B CU 78 C FA 93 1-3 ① K	B FC 89 B FC 90 X SL 89 2-0 ③ FC5 1-2 2-3f		C FA 86 B FA 88 X FA 88 1-1 ③ P4		1 1 0 0 1 0	0 0 0 0 0 0	0 0 0 0 0 0	0 0 0 0 0 0	1 0 0 0 0 0	0 2 0 0 3 0	0 0 0 0 0 0

| Inning Stats | | |

BOTTOM

Pittsburgh Pirates @ St. Louis Cardinals

Busch Stadium, St. Louis, MO

Tue Sep 04 2007, 7:10 PM CDT

Att. 42,300 - Cloudy - 84 F

livebaseballscorecards.com

Batter	1	2	3	4	5	6	7	8	9	AB	R	H	RBI	BB	SO	LOB
David Eckstein, R (1, 6) OBP: 0.340, SLG: 0.348	B FA 89 B FA 88 C FA 89 F FA 91 X CU 73 2-2 24 2B 2B		C FA 91 F FA 89 F FA 91 B CU 75 B FA 91 X FA 92 2-2 5 24 F8 BB 16 2B 1B	B SL 83 C FA 88 X FA 86 1-1 1-2 1B		C FA 93 X FA 91 0-1 ③ FC6-4 1-2f				4	2	3	0	0	0	1
24 Rick Ankiel, L (1, 9) OBP: 0.393, SLG: 0.658	X CU 71 0-0 5 G3 SF7 2-H 2B		F SL 85 B SL 84 B SL 85 1 SAFE B FA 90 S SL 84 B CU 73 4-2 5 16 2B 1-2 BB	B FA 90 B CU 72 X SL 84 2-0 ③ F9			F SL 85 B FA 92 B FA 85 C FA 93 S FA 85 2-3 ① K			3	2	1	1	1	1	2
5 Albert Pujols, R (1, 3) OBP: 0.418, SLG: 0.551	C FA 91 B FA 90 X SL 84 1-1 ① G3 2-3		C FA 88 F CU 74 F FA 91 X FA 88 0-2 ② F8 1-2 2-3		B CU 72 B SL 83 B FA 90 C FA 90 F FA 90 F FA 91 F CU 72 F FA 91 X FA 90 3-2 ① G1-4-3		B FA 93 C FA 94 F SL 85 B FA 86 B FA 86 X FA 86 3-2 ② G5-3			4	0	0	0	0	0	3
Jim Edmonds, L (1, 8) OBP: 0.318, SLG: 0.386 31 Ryan Franklin, R (8, 1) OBP: 0.500, SLG: 0.500	C SL 85 B SL 85 B SL 85 S CU 73 X FA 91 2-2 ② SF7 3-H		B SL 85 B SL 85 B SL 85 B FA 91 4-0 16 2B BB		B FA 90 C CH 84 B SL 84 X CU 72 2-1 ② G4-3		F FA 95 C FA 94 S SL 86 0-3 ③ K			2 0	1 0	0 0	1 0	1 0	1 0	0 0
16 Chris Duncan, L (1, 7) OBP: 0.353, SLG: 0.492 36 Russ Springer, R (6, 1) Troy Percival, R (8, 1) 55 Skip Schumaker, L (8, 8) OBP: 0.354, SLG: 0.462	C FA 90 B SL 86 B SL 85 B CU 73 X FA 91 3-1 ③ F7		C SL 87 B FA 92 B CU 74 X FA 91 2-1 1-H 2-H 3-H 2B		B FA 89 C CH 84 F CU 73 C FA 89 1-3 ③ K			X FA 95 0-0 4 B3-6-4 1B		3 0 0 0 1	0 0 0 0 0	1 0 0 0 1	3 0 0 0 0	0 0 0 0 1	1 0 0 0 0	0 0 0 0 0
4 Yadier Molina, R (1, 2) OBP: 0.355, SLG: 0.380		C B X 1-1 ① G6-3	C SL 84 C CU 74 F FA 90 B SL 83 X FA 87 1-2 ③ G1-3			C FA 94 X FA 94 0-1 ① L4		1 SAFE B FA 96 B FA 96 X FA 95 2-0 ①② B3-6-4 1-2f		4	0	0	0	0	0	2
Russell Branyan, L (1, 5) OBP: 0.317, SLG: 0.474		B CU 74 F SL 84 X FA 91 1-1 ② L5		X FA 89 0-0 ① G4-3		C FA 94 S SL 81 X FA 94 0-2 HR		C FA 96 B CU 84 B CU 78 X FA 96 2-1 ③ G4-3		4	1	1	1	0	0	0
35 Joel Pineiro, R (1, 1) OBP: 0.231, SLG: 0.091 47 Ryan Ludwick, R (6, 7) OBP: 0.306, SLG: 0.473		C FA 90 C CU 74 S FA 92 0-3 ③ K		B FA 89 B FA 89 B B FA 90 4-0 1B BB		X FA 94 0-0 ② G6-3				1 1	0 0	0 0	0 0	1 0	1 0	0 0
Miguel Cairo, R (1, 4) OBP: 0.296, SLG: 0.298			C FA 89 X SL 85 0-1 ① G6-3	F CU 71 X FA 87 0-1 ② P4		X FA 94 0-0 E5 FC6-4				3	0	0	0	0	0	1

	AB	30
	R	6
	H	7
	RBI	6
	BB	3
	SO	4
	LOB	9

Inning Stats																		
	R: 2	H: 2	R: 0	H: 0	R: 3	H: 2	R: 0	H: 1	R: 0	H: 0	R: 1	H: 1	R: 0	H: 0	R: 0	H: 1	1B: 3	SF: 1
	E: 0	LOB: 0	E: 0	LOB: 0	E: 0	LOB: 1	E: 0	LOB: 2	E: 0	LOB: 0	E: 1	LOB: 1	E: 0	LOB: 0	E: 0	LOB: 0	2B: 3	SAC: 0
	K: 0	BB: 0	K: 1	BB: 0	K: 0	BB: 2	K: 0	BB: 1	K: 1	BB: 0	K: 0	BB: 0	K: 2	BB: 0	K: 0	BB: 0	3B: 0	DP: 1
	S: 11	P: 19	S: 7	P: 9	S: 18	P: 31	S: 6	P: 13	S: 11	P: 17	S: 9	P: 9	S: 9	P: 14	S: 4	P: 8	HR: 1	HBP: 0

WP: 0	PA: 34
PB: 0	
SB: 0	
CS: 0	

PITCHER		IP	WLS	BF	H	R	ER	SO	BB	IBB	HBP	BLK	WP	HR	S	P	ERA	WHIP
Matt Morris, R ERA: 4.54	(1, 1)	5.0	L	23	5	5	5	2	3	0	0	0	0	0	53	89	9.00	1.600
52 Franquelis Osoria, R ERA: 3.78	(6, 1)	1.0		5	1	1	1	0	0	0	0	0	0	1	9	9	9.00	1.000
34 John Grabow, L ERA: 3.3	(7, 1)	1.0		3	0	0	0	2	0	0	0	0	0	0	9	14	0.00	0.000
58 Romulo Sanchez, R ERA: 1.17	(8, 1)	1.0		3	1	0	0	0	0	0	0	0	0	0	4	8	0.00	1.000

PITCHER	IP	WLS	BF	H	R	ER	SO	BB	IBB	HBP	BLK	WP	HR	S	P	ERA	WHIP

Batter	1	2	3	4	5	6	7	8	9	AB	R	H	RBI	BB	SO	LOB
Cesar Izturis, S (1, 5) OBP: 0.306, SLG: 0.306	B FA 92 F FA 91 X FA 92 1-1 ① G3	C FA 90 X FC 85 0-1 ③ G1-3		B FS 83 F FA 85 X CH 78 1-1 ② FC4-2 19 CS 3-H		F FA 93 B SL 85 S CH 86 X CH 84 1-2 1-3 3-H 1B			B FA 91 B FA 88 B FA 90 B FA 88 4-0 BB	4	0	1	1	1	0	2
19 José Bautista, R (1, 8) OBP: 0.339, SLG: 0.426 (8, 9)	C FA 93 F FA 93 B FC 89 X FA 93 1-2 12 G6-4-3 1B		X FA 87 0-0 ① P6	1 SAFE 1 SAFE 0-0 ③ CS 1-2	X FA 93 0-0 ① F8	D CU 80 C FA 94 F FA 92 B CU 81 S FA 92 2-3 ③ K			B FA 89 X FA 90 1-0 ② P2	5	0	1	0	0	1	3
12 Freddy Sanchez, R (1, 4) OBP: 0.356, SLG: 0.461 Matt Kata, S (9, PH) OBP: 0.261, SLG: 0.362 (9, 4)	F FA 92 1 SAFE X CU 74 0-1 ②③ G6-4-3 1-2f		B FA 89 B FA 88 X FA 88 2-0 ② G5-3		C FA 93 B CU 79 X FA 93 1-1 ② F8		B SL 85 F FA 94 S FA 94 S SL 87 1-3 ① K		B SL 79 B FA 89 F FA 89 F FA 88 F CU 78 B CU 78 X FA 88 3-2 ③ P4	4 1	0 0	0 0	0 0	0 0	1 0	1 1
25 Adam LaRoche, L (1, 3) OBP: 0.343, SLG: 0.461		B FA 91 X FA 90 1-0 26 1B 2 2B 1B	T FC 85 C CU 70 F FA 90 F FC 85 F CU 70 X FA 90 0-2 ③ F7		B FA 94 B CU 78 X FA 93 2-0 HR		B FA 96 X FA 87 1-0 ② G4-3			4	2	2	1	0	0	0
Jason Bay, R (1, 7) OBP: 0.329, SLG: 0.426		C FA 92 B CU 72 F FA 90 X FA 91 1-2 26 1B 2 2B 1-2 1B		B B B B 4-0 51 2B 26 HR BB	B CU 78 B CU 78 F FA 93 B CU 78 S FA 94 F FA 93 S FA 92 3-3 ③ K		C FA 95 B FA 94 F CH 87 S FA 95 1-3 ③ K			3	2	1	0	1	2	0
51 Steve Pearce, R (1, 9) OBP: 0.278, SLG: 0.500 Damaso Marte, L (8, 1) 55 Matt Capps, R (9, 1) OBP: 1.000, SLG: 1.000		S FA 90 B FS 82 X FA 90 1-1 ① F6		B B X 2-0 26 HR 1-3 2B		F FA 92 B CU 81 B CU 80 B FA 93 S FA 93 X FA 93 3-2 2 1B 1B 2B		C CU 76 C FA 91 B SL 83 X SL 82 1-2 ① G6-3		4 0 0	2 0 0	2 0 0	0 0 0	0 0 0	0 0 0	2 0 0
26 Ronny Paulino, R (1, 2) OBP: 0.301, SLG: 0.391		C FA 91 X FA 85 0-1 2 2B 1-2 1B 2-3		C X 0-1 2-H HR 3-H		B FA 92 X FA 92 1-0 ① G5-3		X SL 82 0-0 ② G6-3		4	2	2	3	0	0	1
2 Jack Wilson, R (1, 6) OBP: 0.340, SLG: 0.403		B FS 84 X FA 90 1-0 1-H 2-H 3-H 2B		F B B X 2-1 SH1-4 FC4-2 2B		C CU 79 C FA 93 F CU 82 X FA 93 0-2 1B 2-3 1B		B FA 90 B FA 91 X FA 91 2-0 ③ F9		4	0	3	3	0	0	0
Tony Armas, R (1, 1) OBP: 0.130, SLG: 0.174 Shawn Chacon, R (7, 1) OBP: 0.273, SLG: 0.273 3 Nyjer Morgan, L (8, 8) OBP: 0.353, SLG: 0.267		C FA 92 B FA 90 B FA 90 F FA 90 S FC 84 2-3 ② K		L B F X 1-2 ① SH1-4 2-3		C FA 94 B FA 93 F FA 93 S CU 80 1-3 ② K			C CU 78 F FA 89 B SL 80 B SL 80 S SL 78 2-3 ① K	2 0 1	0 0 0	0 0 0	0 0 0	0 0 0	2 0 1	3 0 0
Inning Stats	R: 0 E: 0 K: 0 S: 7 H: 1 LOB: 0 BB: 0 P: 9	R: 3 E: 0 K: 1 S: 14 H: 4 LOB: 1 BB: 0 P: 20	R: 0 E: 0 K: 0 S: 8 H: 0 LOB: 0 BB: 0 P: 10	R: 3 E: 0 K: 0 S: 10 H: 3 LOB: 0 BB: 1 P: 20	R: 1 E: 0 K: 1 S: 8 H: 1 LOB: 0 BB: 0 P: 14	R: 1 E: 0 K: 2 S: 17 H: 3 LOB: 2 BB: 0 P: 25	R: 0 E: 0 K: 2 S: 7 H: 0 LOB: 0 BB: 0 P: 10	R: 0 E: 0 K: 0 S: 5 H: 0 LOB: 0 BB: 0 P: 8	R: 0 E: 0 K: 1 S: 8 H: 0 LOB: 1 BB: 1 P: 18	1B: 6 2B: 4 3B: 0 HR: 2 SF: 0 SAC: 1 DP: 1 HBP: 0						

PITCHER		IP	WLS	BF	H	R	ER	SO	BB	IBB	HBP	BLK	WP	HR	S	P	ERA	WHIP
30 Mark Mulder, L ERA: 13.5	(1, 1)	4.0	L	19	8	6	6	1	1	0	0	0	0	1	39	59	13.50	2.250
60 Brian Falkenborg, R ERA: 5.79	(5, 1)	2.0		10	4	2	2	3	0	0	0	0	0	1	25	39	9.00	2.000
37 Todd Wellemeyer, R ERA: 5.37	(7, 1)	1.0		3	0	0	0	2	0	0	0	0	0	0	7	10	0.00	0.000
34 Randy Flores, L ERA: 4.56	(8, 1)	1.0		3	0	0	0	0	0	0	0	0	0	0	5	8	0.00	0.000
19 Tyler Johnson, L ERA: 3.9	(9, 1)	1.0		4	0	0	0	1	1	0	0	0	0	0	8	18	0.00	1.000

PITCHER	IP	WLS	BF	H	R	ER	SO	BB	IBB	HBP	BLK	WP	HR	S	P	ERA	WHIP

TOP

Pittsburgh Pirates @ St. Louis Cardinals

Busch Stadium, St. Louis, MO

Wed Sep 05 2007, 7:10 PM CDT
Att. 42,299 - Overcast - 72 F

livebaseballscorecards.com

AB	36
R	8
H	12
RBI	8
BB	2
SO	7
LOB	13

BOTTOM

Pittsburgh Pirates @ St. Louis Cardinals

Busch Stadium, St. Louis, MO

Wed Sep 05 2007, 7:10 PM CDT

Att. 42,299 - Overcast - 72 F

livebaseballscorecards.com

Batter	1	2	3	4	5	6	7	8	9	AB	R	H	RBI	BB	SO	LOB
David Eckstein, R (1, 6) OBP: 0.343, SLG: 0.353 13 Brendan Ryan, R (7, PH) OBP: 0.391, SLG: 0.479 (8, 6)	B FA 90 X FA 89 1-0 ① F9		B SL 82 B FA 89 B FA 89 C FA 89 C FA 90 F FA 90 F FA 90 X FA 90 3-2 24 HR 2B		B SL 83 C FA 89 F CH 83 B FA 89 X CU 77 2-2 5 2B 1B		B FA 94 B FA 93 B FA 93 C FA 92 B FA 94 4-1 BB			3 0	1 0	2 0	0 0	0 1	0 0	0 0
24 Rick Ankiel, L (1, 9) OBP: 0.386, SLG: 0.675 (9, 8)	F FA 89 B FA 90 B FA 90 C CU 76 X SL 85 2-2 ② F9		S CU 78 F FA 91 X FA 90 0-2 2-H HR		B FA 89 B CH 84 X FA 90 2-0 ② F8		X FA 92 0-0 ③ L4			4	1	1	2	0	0	2
5 Albert Pujols, R (1, 3) OBP: 0.420, SLG: 0.553 So Taguchi, R (8, PR) OBP: 0.353, SLG: 0.368 (9, 7)	B FA 90 B FA 91 B FA 91 C FA 90 B SL 83 4-1 BB		C FA 90 B CU 79 X FA 89 1-1 ① F8		X FA 90 0-0 1-3 2B			B FA 94 B SL 83 B FA 94 B CH 75 4-0 BB		2 0	0 0	1 0	0 0	2 0	0 0	0 0
Jim Edmonds, L (1, 8) OBP: 0.316, SLG: 0.382 47 Ryan Ludwick, R (8, PH) OBP: 0.305, SLG: 0.471 (9, 9)	F CU 79 S FA 90 B FA 91 S SL 85 1-3 ③ K		C CU 78 B SL 84 F FA 89 F SL 83 B FA 90 S CU 78 2-3 ② K		C FA 90 B SL 84 F CU 80 B FA 91 X SL 85 2-2 ③ F7			S FA 92 C FA 94 B FA 94 B FA 94 S SL 84 2-3 ① K		3 1	0 0	0 0	0 0	0 0	2 1	3 1
16 Chris Duncan, L (1, 7) OBP: 0.350, SLG: 0.486 (9, 3)		X FA 88 0-0 ① G4-3	C CU 78 B SL 82 S SL 84 B FA 90 B S 3-3 ③ K			B CU 73 S CH 81 C FA 88 F SL 80 B FA 88 C FA 89 2-3 ① K		F FA 93 F FA 95 B FA 94 C SL 84 1-3 ② K		4	0	0	0	0	3	1
4 Yadier Molina, R (1, 2) OBP: 0.352, SLG: 0.376 Kelly Stinnett, R (7, 2) OBP: 0.178, SLG: 0.289		B FA 89 X FA 89 1-0 ② G1-3		B FA 88 C SL 81 F CU 77 B FA 90 B CU 79 C CU 75 3-3 ① K		X SL 82 0-0 ② F8		B FA 93 X FA 93 1-0 ③ P3		3 1	0 0	0 0	0 0	0 0	1 0	0 1
Russell Branyan, L (1, 5) OBP: 0.315, SLG: 0.464		B FA 90 B FA 90 C FA 90 B FA 90 B FA 90 4-1 30 1B BB		X FA 89 0-0 ② F7		S SL 80 B FA 88 S SL 82 B SL 83 X SL 82 2-2 ③ G3			B FA 95 C FA 93 X CH 86 1-1 ① L4	3	0	0	0	1	0	0
30 Mark Mulder, L (1, 1) OBP: 1.000, SLG: 1.000 62 Brian Barden, R (4, PH) OBP: 0.077, SLG: 0.077 60 Brian Falkenborg, R (5, 1) 37 Todd Wellemeyer, R (7, 1) OBP: 0.091, SLG: 0.091 Miguel Cairo, R (7, PH) OBP: 0.291, SLG: 0.293 (8, 4)		F FA 90 B CU 78 F SL 84 X FA 91 1-2 1-3 1B		B FA 90 X FA 90 1-0 ③ G5-3			X FA 91 0-0 ① G4-3		C FA 95 F CH 86 X FA 96 0-2 ② G3	1 1 0 0 2	0 0 0 0 0	1 0 0 0 0	0 0 0 0 0	0 0 0 0 0	0 0 0 0 0	0 0 0 0 0
Aaron Miles, S (1, 4) OBP: 0.336, SLG: 0.363 34 Randy Flores, L (8, 1) 19 Tyler Johnson, S (9, 1) 55 Skip Schumaker, L (9, PH) OBP: 0.351, SLG: 0.457		F SL 85 C FA 92 X FA 90 0-2 ③ F9			C FA 88 S SL 81 B SL 82 X SL 81 1-2 ① G4-3		C FA 92 F FA 92 F FA 94 B SL 86 F CU 79 B FA 94 F CU 78 X FA 94 2-2 ② F7		T FA 95 F FA 95 S FA 96 0-3 ③ K	3 0 0 1	0 0 0 0	0 0 0 0	0 0 0 0	0 0 0 1	0 0 0 0	2 0 0 0

Inning Stats	1	2	3	4	5	6	7	8	9
	R: 0 E: 0 K: 1 S: 8	H: 0 LOB: 1 BB: 1 P: 16	R: 0 E: 0 K: 0 S: 9	H: 1 LOB: 2 BB: 1 P: 15	R: 2 E: 0 K: 2 S: 17	H: 2 LOB: 0 BB: 0 P: 26	R: 0 E: 0 K: 1 S: 5	H: 0 LOB: 0 BB: 0 P: 9	R: 0 E: 0 K: 0 S: 11	H: 2 LOB: 2 BB: 0 P: 18	R: 0 E: 0 K: 1 S: 8	H: 0 LOB: 0 BB: 0 P: 12	R: 0 E: 0 K: 0 S: 9	H: 0 LOB: 1 BB: 1 P: 15	R: 0 E: 0 K: 2 S: 7	H: 0 LOB: 1 BB: 1 P: 15	R: 0 E: 0 K: 1 S: 8	H: 0 LOB: 0 BB: 0 P: 9

1B: 2	SF: 0	WP: 0
2B: 2	SAC: 0	PB: 0
3B: 0	DP: 0	SB: 0
HR: 1	HBP: 0	CS: 0

PA: 36

AB	32
R	2
H	5
RBI	2
BB	4
SO	8
LOB	10

PITCHER		IP	WLS	BF	H	R	ER	SO	BB	IBB	HBP	BLK	WP	HR	S	P	ERA	WHIP
Tony Armas, R ERA: 6.49	(1, 1)	6.0	W	25	5	2	2	5	2	0	0	0	0	1	58	96	3.00	1.167
Shawn Chacon, R ERA: 4.01	(7, 1)	1.0		4	0	0	0	0	1	0	0	0	0	0	9	15	0.00	1.000
Damaso Marte, L ERA: 2.08	(8, 1)	1.0		4	0	0	0	2	1	0	0	0	0	0	7	15	0.00	1.000
55 Matt Capps, R ERA: 2.15	(9, 1)	1.0		3	0	0	0	1	0	0	0	0	0	0	8	9	0.00	0.000

PITCHER	IP	WLS	BF	H	R	ER	SO	BB	IBB	HBP	BLK	WP	HR	S	P	ERA	WHIP

Batter	1	2	3	4	5	6	7	8	9	AB	R	H	RBI	BB	SO	LOB
13 Nate McLouth, L (1, 8) (7, 7) OBP: 0.330, SLG: 0.436	B SL 82 F CH 82 B CH 83 C FA 84 X 2-2 ① P4	C CU 71 B FA 88 B SL 78 F CH 83 X SL 82 2-2 19 1B; 12 1B; 1-2 1B		X FA 92 0-0 ① B3 2-3		B FA 90 F FA 90 F FA 90 F SL 83 X CU 74 1-2 ② F7		C FA 92 F FA 91 F FA 93 X CH 77 0-2 ② G3 2-3		5	1	1	0	0	0	2
19 José Bautista, R (1, 5) OBP: 0.340, SLG: 0.427 50 David Davidson, L (6, 1) Juan Pablo Perez, R (7, 1) 26 Ronny Paulino, R (8, PH) OBP: 0.302, SLG: 0.391 Shane Youman, L (8, 1) OBP: 0.154, SLG: 0.083	B S CH 83 X FA 85 1-1 BB; 1B; 1-2 1B	B CH 74 X CH 75 1-0 12 1B; 1-2 2-H 1B		B FA 92 B FA 92 S FA 93 F FA 94 B FA 94 X SL 86 3-2 ② G6-3 3-H		C CU 76 B FA 91 B SL 84 B FA 89 C FA 90 X FA 90 3-2 ③ F9		T FA 91 B FA 92 B SL 81 C FA 92 B FA 92 B FA 91 4-2 BB		4 0 0 0 0 0	0 0 0 0 0 0	2 0 0 0 1 0	2 0 0 0 0 0	0 0 0 1 0 0	0 0 0 0 0 0	0 0 0 0 0 0
12 Freddy Sanchez, R (1, 4) OBP: 0.358, SLG: 0.462 Cesar Izturis, S (7, PH) OBP: 0.304, SLG: 0.304 (7, 5)	S CH 82 S CH 76 1 SAFE X FA 86 0-2 ② P6	B CU 72 S FA 84 B FA 88 X CH 83 2-1 1-3 2-H 1B		B SL 87 S SL 86 F FA 94 B FA 93 X SL 81 2-2 1B			B FA 94 C FA 93 B CU 81 X FA 94 2-1 ① F7	F FA 92 X FA 93 0-1 ③ F7		3 2	0 0	2 0	1 0	0 0	0 0	1 2
Josh Phelps, R (1, 3) OBP: 0.405, SLG: 0.525	1 SAFE C CH 82 B CH 72 D CH 75 B CH 84 X CH 82 3-1 BB; 1-2 1B	C CH 76 B FA 85 S CH 74 B CH 72 B CH 82 B CH 77 4-2 BB		B FA 92 F FA 91 1 SAFE C FA 94 S SL 84 1-3 ③ K			B FA 93 B FA 94 B FA 94 B FA 94 4-0 3 FC5-4; BB		C FA 89 B CU 79 B FA 91 B FA 91 F FA 91 H FA 89 4-2 HBP	2	0	1	0	2	1	1
Jason Bay, R (1, 7) OBP: 0.329, SLG: 0.424 3 Nyjer Morgan, L (7, PH) OBP: 0.333, SLG: 0.250 (7, 8)	B CH 74 C CH 74 B FA 84 B FA 84 B CH 74 4-1 1-2 2-3 BB	B SL 87 B SL 87 C FA 93 B FA 92 F FA 93 F SL 87 C FA 94 3-3 ③ K			B FA 93 C FA 93 X FA 94 1-1 ① G6-3		B FA 94 C FA 93 B CH 79 F FA 94 X FA 94 2-2 ② FC5-4 1-2f			2 1	0 0	0 0	0 0	1 0	1 0	3 1
51 Steve Pearce, R (1, 9) OBP: 0.227, SLG: 0.409	B FA 86 S CH 82 S CH 76 C FA 84 1-3 ③ K		X FA 90 0-0 ① F8		C SL 89 C SL 88 F FA 94 B FA 93 X FA 94 1-2 ② P5		F FA 92 F FA 93 B SL 82 F SL 81 C FA 94 1-3 ③ K			4	0	0	0	0	2	4
2 Jack Wilson, R (1, 6) OBP: 0.341, SLG: 0.406		B FA 84 C FA 83 B SL 81 X SL 82 2-1 ① G1-3	C FA 90 X FA 90 0-1 ② P4		B FA 95 B FA 94 X FA 93 2-0 1B			B FA 92 F FA 92 B FA 92 B FA 92 X FA 92 3-1 2B; 2B		4	1	2	0	0	0	0
Carlos Maldonado, R (1, 2) OBP: 0.294, SLG: 0.167		X FA 85 0-0 ② P4	C FA 91 B SL 85 X FA 88 1-1 ③ P6		C FA 94 B FC 89 1 SAFE F SL 88 S FA 95 1-3 ③ K			B FA 92 S FA 92 X CU 80 1-1 13 G3; 2-H 2B		4	0	1	1	0	1	1
49 Bryan Bullington, R (1, 1) OBP: 1.000, SLG: 1.000 Matt Kata, S (4, PH) OBP: 0.267, SLG: 0.375 47 John Van Benschoten, R (4, 1) 34 John Grabow, L (5, 1) Jose Castillo, R (6, PH) OBP: 0.266, SLG: 0.322 (6, 5) (7, 4)		B FA 87 B FA 83 C SL 84 F CH 82 B FA 89 F FA 86 X FA 87 3-2 13 1B; 19 1B; 1B		B FA 90 X FA 91 1-0 13 B3; 19 G6-3; 2B		B FA 90 C FA 89 B FA 90 F X 2-2 ① G1-3		X FA 91 0-0 ① F9		1 1 0 0 2	1 1 0 0 0	1 1 0 0 0	0 0 0 0 0	0 0 0 0 0	0 0 0 0 0	0 0 0 0 1
Inning Stats	R: 0 H: 2 E: 0 LOB: 3 K: 1 BB: 1 S: 14 P: 25	R: 2 H: 4 E: 0 LOB: 3 K: 1 BB: 1 S: 19 P: 36	R: 0 H: 0 E: 0 LOB: 0 K: 0 BB: 0 S: 5 P: 6	R: 1 H: 2 E: 0 LOB: 1 K: 1 BB: 0 S: 11 P: 18	R: 0 H: 1 E: 0 LOB: 1 K: 1 BB: 0 S: 10 P: 15	R: 0 H: 0 E: 0 LOB: 0 K: 0 BB: 0 S: 10 P: 16	R: 0 H: 0 E: 0 LOB: 1 K: 1 BB: 1 S: 9 P: 18	R: 1 H: 2 E: 0 LOB: 2 K: 0 BB: 1 S: 13 P: 21	R: 0 H: 0 E: 0 LOB: 1 K: 0 BB: 0 S: 2 P: 6	1B: 8 SF: 0 2B: 3 SAC: 0 3B: 0 DP: 0 HR: 0 HBP: 1						

PITCHER		IP	WLS	BF	H	R	ER	SO	BB	IBB	HBP	BLK	WP	HR	S	P	ERA	WHIP
Mike Maroth, L ERA: 6.85	(1, 1)	1.2		13	6	2	2	1	2	0	0	0	0	0	29	54	10.80	4.800
56 Kelvin Jimenez, R ERA: 8.1	(2, 1)	0.1	W	1	0	0	0	1	0	0	0	0	0	0	4	7	0.00	0.000
Troy Percival, R ERA: 2.48	(3, 1)	2.0	H	8	2	1	1	1	0	0	0	0	0	0	16	24	4.50	1.000
36 Russ Springer, R ERA: 2.43	(5, 1)	1.0		4	1	0	0	1	0	0	0	0	0	0	10	15	0.00	1.000
34 Randy Flores, L ERA: 4.47	(6, 1)	1.0		3	0	0	0	0	0	0	0	0	0	0	10	16	0.00	0.000

PITCHER		IP	WLS	BF	H	R	ER	SO	BB	IBB	HBP	BLK	WP	HR	S	P	ERA	WHIP
23 Anthony Reyes, R ERA: 5.61	(7, 1)	2.0		11	2	1	1	1	2	0	1	0	0	0	24	45	4.50	2.000

TOP

Pittsburgh Pirates @ St. Louis Cardinals

Busch Stadium, St. Louis, MO

Thu Sep 06 2007, 1:10 PM CDT

Att. 42,330 - Rain - 75 F

livebaseballscorecards.com

AB	35
R	4
H	11
RBI	4
BB	4
SO	5
LOB	16

WP	0
PB	0
SB	0
CS	0
PA	40

Batter	1	2	3	4	5	6	7	8	9	AB	R	H	RBI	BB	SO	LOB
David Eckstein, R (1, 6) OBP: 0.347, SLG: 0.360	C FA 90 X FA 90 0-1 24 G4-6-3 1B	B FA 89 X FA 89 1-0 ① SH1-4 1-2 2-3		B FA 90 1 SAFE X SL 85 1-0 ① F9	B SL 83 B SL 87 F FA 92 B SL 85 X FA 93 3-1 24 HR 1-H 3-H 1B	C FA 89 B CU 81 C FA 90 B CU 81 B CU 76 F FA 87 X FA 88 3-2 24 2B 1-3 2B	B FA 95 S FA 95 C SL 80 S SL 82 1-3 ② K			4 2 3 1 0 0 1						
Russell Branyan, L (7, 5) OBP: 0.313, SLG: 0.461										1 0 0 0 0 1 0						
24 Rick Ankiel, L (1, 8) OBP: 0.409, SLG: 0.765	B FA 90 F FA 90 F FA 94 1 SAFE F CU 77 X SL 82 1-2 ①② G4-6-3 1-2f	F FA 91 X FA 91 0-1 2-H 3-H HR		B FA 92 B FA 92 B FA 92 B FA 92 4-0 5 47 1B 1-2 BB	X FA 91 0-0 1-H HR	B CU 80 X CU 79 1-0 5 G4-3 1B 2-H 3-H 2B	C CU 80 F X 0-2 ③ G3			4 4 3 7 1 0 1						
23 Anthony Reyes, R (7, 1) OBP: 0.080, SLG: 0.080										1 0 0 0 0 0 0						
5 Albert Pujols, R (1, 3) OBP: 0.421, SLG: 0.554	B FA 91 B FA 90 B SL 81 B FA 89 4-0 47 1B 16 1B BB	B SL 84 C SL 84 B FA 92 C SL 81 X FA 92 2-2 ② G6-3		C SL 87 B SL 87 F FA 92 B FA 93 F FA 93 F SL 86 X FA 93 2-2 47 1B 1-2 2-H 1B	C CH 82 B CH 84 B CH 84 F FA 92 X 2-2 47 G4-3 1B 2B	X FA 90 0-0 ① G4-3 2-3		B FA 88 B FA 87 C FA 88 F CH 80 F SL 80 F SL 81 X CH 82 2-2 ① P3		5 2 2 1 1 0 1						
Jim Edmonds, L (9, 3) OBP: 0.316, SLG: 0.382										0 0 0 0 0 0 0						
47 Ryan Ludwick, R (1, 9) OBP: 0.310, SLG: 0.470	C FA 90 S SL 81 B FA 89 B SL 84 F SL 82 F FA 92 F SL 84 F FA 90 B FA 92 3-2 X FA 82 16 1B 4 1B 1-3 1B	C FA 92 B SL 84 S SL 85 F FA 92 X SL 85 1-2 ③ G6-3		F FA 93 X SL 87 0-1 1-3 2-H 1B	B CH 83 F FA 92 X FA 93 1-1 ② G4-3 2-3	C FA 90 F FA 89 H FA 94 1-2 E 1B FC4-6 HBP		X FA 90 0-0 ② G6-3		5 2 2 1 0 0 1						
16 Chris Duncan, L (1, 7) OBP: 0.352, SLG: 0.486	F FA 91 X CU 78 0-1 4 1B 1-2 3-H 1B		C FA 91 F FS 85 B CU 80 X FA 92 1-2 ① G3	I IN 78 I IN 80 I IN 79 I IN 79 4-0 4 G6-4-3 IBB	C FA 92 S CH 84 B FA 85 B FA 85 F FA 85 B FA 94 X FA 93 3-2 1B 4 1B 3-H 1B	F FA 89 B FA 89 F FA 88 B FA 90 B CU 79 X FA 88 3-2 FC4-6 E 1-2 3-H 1B		B FA 90 F FA 89 X FA 90 1-1 ③ G5-3		2 0 1 1 1 0 0						
36 Russ Springer, R (5, 1)										0 0 0 0 0 0 0						
Miguel Cairo, R (5, PH) OBP: 0.287, SLG: 0.299										1 0 1 1 0 0 0						
34 Randy Flores, L (6, 1)										0 0 0 0 0 0 0						
So Taguchi, R (6, PH) OBP: 0.354, SLG: 0.369										2 0 1 1 0 0 0						
4 Yadier Molina, R (1, 2) OBP: 0.353, SLG: 0.378	B FA 91 F FA 91 F FA 91 F SL 85 F FA 92 X SL 85 1-2 1-2 2-H 1B	X FA 92 0-0 ② G6-3	B SL 86 F FA 92 X FA 93 1-1 ②③ G6-4-3 1-2f	F FA 93 C FA 94 X FA 85 0-2 1B 1-2 1B	B FA 93 S FA 92 F FA 88 X FA 90 1-2 E5 FC4-6 1-2 2-3					4 0 2 1 0 0 3						
Kelly Stinnett, R (6, 2) OBP: 0.174, SLG: 0.283										1 0 0 0 0 0 2						
Aaron Miles, S (1, 4) OBP: 0.340, SLG: 0.366	B FA 90 B FA 91 X FA 91 2-0 ③ G4-3	B FA 92 X FA 91 1-0 1B	X FA 92 0-0 55 1B WP 1B		F FA 91 X CU 80 0-1 ② FC4-6 55 FC5-4 1-2f 2-3 3-H					5 1 3 1 0 0 4						
Mike Maroth, L (1, 1) OBP: 0.214, SLG: 0.286		B FA 90 B FA 88 B FA 88 B FC 87 4-0 13 SH1-4 1B 24 HR BB	S FA 90 F FA 91 S SL 84 0-3 ③ K	B FA 90 B FA 91 F FA 91 B FA 91 1-2 WP 1-3 1B 1B	B SL 86 B FA 94 C FA 94 F FA 94 B FA 85 2-3 ③ K	C FA 92 B FA 92 X FA 88 1-1 ③ FC5-4 1-2f				0 0 0 0 0 0 0						
56 Kelvin Jimenez, R (2, 1)										0 0 0 0 0 0 0						
62 Brian Barden, R (2, PH) OBP: 0.143, SLG: 0.077										0 1 0 0 1 0 0						
Troy Percival, R (3, 1)										1 0 0 0 0 1 1						
55 Skip Schumaker, L (5, 7) OBP: 0.350, SLG: 0.454										3 1 1 0 0 1 5						
13 Brendan Ryan, R (1, 5) OBP: 0.399, SLG: 0.484		1 SAFE B SL 80 C FA 90 X SL 82 1-1 SH1-4 24 HR 1-2 1B		L FA 90 F FA 92 X CU 77 0-2 24 BB 5 1B 1B	F FA 91 F FA 92 B FA 93 S FA 93 1-3 ① K	B FA 88 F FA 88 B FA 88 X FA 88 2-1 2B 24 2B 1B	X FA 94 0-0 ① F8			5 3 3 0 0 1 2						
(7, 6)																
Inning Stats	R: 2 E: 0 K: 0 S: 21 H: 4 LOB: 2 BB: 1 P: 32	R: 3 E: 0 K: 0 S: 12 H: 2 LOB: 0 BB: 1 P: 21	R: 0 E: 0 K: 1 S: 8 H: 1 LOB: 1 BB: 0 P: 10	R: 2 E: 0 K: 0 S: 13 H: 3 LOB: 2 BB: 2 P: 25	R: 5 E: 0 K: 2 S: 28 H: 8 LOB: 3 BB: 0 P: 42	R: 4 E: 1 K: 0 S: 20 H: 4 LOB: 2 BB: 0 P: 32	R: 0 E: 0 K: 1 S: 7 H: 0 LOB: 0 BB: 0 P: 8	R: 0 E: 0 K: 0 S: 8 H: 0 LOB: 0 BB: 0 P: 11		1B: 17 2B: 3 3B: 0 HR: 2 SF: 0 SAC: 1 DP: 2 HBP: 1						

BOTTOM

Pittsburgh Pirates @ St. Louis Cardinals

Busch Stadium, St. Louis, MO

Thu Sep 06 2007, 1:10 PM CDT

Att. 42,330 - Rain - 75 F

livebaseballscorecards.com

AB	44
R	16
H	22
RBI	15
BB	4
SO	4
LOB	21

PITCHER		IP	WLS	BF	H	R	ER	SO	BB	IBB	HBP	BLK	WP	HR	S	P	ERA	WHIP
49 Bryan Bullington, R ERA: 15.0	(1, 1)	3.0	L	17	7	5	5	1	2	0	0	0	0	1	41	63	15.00	3.000
47 John Van Benschoten, R ERA: 10.86	(4, 1)	1.1		11	6	5	5	1	1	1	0	0	1	0	24	41	33.75	5.250
34 John Grabow, L ERA: 3.64	(5, 1)	0.2		7	5	2	2	1	0	0	0	0	0	1	17	26	27.00	7.500
50 David Davidson, L ERA: 27.0	(6, 1)	1.0		9	4	4	3	0	0	0	1	0	0	0	20	32	27.00	4.000
Juan Pablo Perez, L ERA: 3.68	(7, 1)	1.0		3	0	0	0	1	0	0	0	0	0	0	7	8	0.00	0.000

PITCHER		IP	WLS	BF	H	R	ER	SO	BB	IBB	HBP	BLK	WP	HR	S	P	ERA	WHIP
Shane Youman, L ERA: 6.66	(8, 1)	1.0		3	0	0	0	0	0	0	0	0	0	0	8	11	0.00	0.000

WP: 1 PA: 50
PB: 0
SB: 0
CS: 0

Batter	1	2	3	4	5	6	7	8	9	AB	R	H	RBI	BB	SO	LOB
David Eckstein, R (1, 6) OBP: 0.343, SLG: 0.357	C FA 90 S FA 89 X FA 89 0-2 ① G5-3		C FA 88 F FA 88 X CH 79 0-2 ② L5		1 SAFE X FA 85 0-0 ① SH5-3 1-2		1 SAFE 1 SAFE 1 SAFE B FA 96 1 SAFE X FA 96 1-0 ② F8		C FA 95 B FA 96 F FA 96 F FA 96 F FA 95 F FA 95 X FS 85 1-2 ②③ G4-6-3 1-2f	4	0	0	0	0	0	2
24 Rick Ankiel, L (1, 9) OBP: 0.402, SLG: 0.741 19 Tyler Johnson, S (7, 1) 31 Ryan Franklin, R (8, 1) OBP: 0.500, SLG: 0.500	X FA 90 0-0 ③ 5 G5-3 1B		X FA 88 0-0 ③ G3		S CU 79 F FA 86 D CU 72 X FA 88 1-2 ② G3 2-3		B FA 95 B FA 96 F SL 89 X FA 96 2-1 ③ P6			4 0 0	0 0 0	1 0 0	0 0 0	0 0 0	0 0 0	2 0 0
5 Albert Pujols, R (1, 3) OBP: 0.421, SLG: 0.555	C FA 91 X FA 90 0-1 ② G5-3 1-2			C FA 88 B FA 88 X FA 89 1-1 ① G4-3	B FA 88 B FA 89 C FA 89 X FA 89 2-1 1B 3-H			B FA 93 C FA 93 B FA 93 X FA 94 2-1 F8 2B		4	0	2	1	0	0	1
Jim Edmonds, L (1, 8) OBP: 0.318, SLG: 0.391	B CU 74 C FA 89 B FA 90 C FA 90 D CU 75 B FA 90 4-2 BB			F CU 74 X FA 89 0-1 HR	C FA 88 D SL 80 X CU 74 1-1 ③ F7			B FA 93 X FA 93 1-0 ① F8 2-3		3	1	1	1	1	0	2
16 Chris Duncan, L (1, 7) OBP: 0.356, SLG: 0.485	C FA 90 B FA 90 S CH 82 B FA 91 S CH 82 2-3 ③ K			B FA 88 F CU 81 B FA 88 B FA 88 B FA 89 4-1 BB		B CU 71 B CH 86 B FA 86 C CH 85 F CH 86 B FA 87 4-2 G3-6-3 BB		C FA 94 B FA 94 B FA 94 B CU 77 B CU 76 4-1 BB		1	0	0	0	3	1	2
Russell Branyan, L (1, 5) OBP: 0.312, SLG: 0.451		B FA 88 S FA 88 B CH 80 B FA 90 C FA 90 S FA 90 3-3 ① K		B CU 80 C FA 87 S CU 80 D CU 73 B FA 88 B FA 88 4-2 BB 1-2		B FA 85 F FA 85 B FA 86 X FA 87 2-1 ①② G3-6-3 1-2f		B FA 95 S CH 86 B FA 95 S CH 86 S CU 76 2-3 ② K		3	0	0	0	1	2	3
4 Yadier Molina, R (1, 2) OBP: 0.349, SLG: 0.373		X FA 91 0-0 ② P4		C FA 90 S FA 89 F FA 88 S CH 81 0-3 ② K		F FA 87 S CH 78 X CH 79 0-2 ③ G6-3		X FF 94 0-0 ③ G6-3		4	0	0	0	0	1	4
50 Adam Wainwright, R (1, 1) OBP: 0.309, SLG: 0.385 55 Skip Schumaker, L (7, PH) OBP: 0.353, SLG: 0.455 (7, 9)		B FA 89 S FA 90 F FA 91 F CU 74 S CU 80 1-3 ③ K		B FA 88 C FA 90 S CU 73 S CH 79 1-3 ③ K			X FA 95 0-0 1B		F FA 94 S FA 95 C FA 95 0-3 ① K	2 2	0 0	0 1	0 0	0 0	2 1	2 0
Aaron Miles, S (1, 4) OBP: 0.342, SLG: 0.368			B FA 87 F FA 87 X FA 87 1-1 ① G6-3		X FA 84 0-0 24 G3 5 1B SH5-3 1B		S FA 96 X FA 95 0-1 ① P5		X FA 94 0-0 G4-6-3 1B	4	1	2	0	0	0	1

Inning Stats																																		
	R: 0	H: 1	R: 0	H: 0	R: 0	H: 0	R: 1	H: 1	R: 1	H: 2	R: 0	H: 0	R: 0	H: 1	R: 0	H: 1	R: 0	H: 1	1B: 5	SF: 0	WP: 0	PA: 37
	E: 0	LOB: 2	E: 0	LOB: 0	E: 0	LOB: 0	E: 0	LOB: 2	E: 0	LOB: 1	E: 0	LOB: 0	E: 0	LOB: 2	E: 0	LOB: 1	E: 0	LOB: 0	2B: 1	SAC: 1	PB: 0	
	K: 1	BB: 1	K: 2	BB: 0	K: 0	BB: 0	K: 2	BB: 2	K: 0	BB: 0	K: 0	BB: 1	K: 0	BB: 0	K: 1	BB: 1	K: 1	BB: 0	3B: 0	DP: 2	SB: 0	
	S: 11	P: 17	S: 8	P: 12	S: 6	P: 7	S: 14	P: 24	S: 9	P: 13	S: 7	P: 13	S: 6	P: 9	S: 8	P: 17	S: 10	P: 11	HR: 1	HBP: 0	CS: 0	

PITCHER		IP	WLS	BF	H	R	ER	SO	BB	IBB	HBP	BLK	WP	HR	S	P	ERA	WHIP
17 Brandon Webb, R ERA: 2.91	(1, 1)	6.0	W	25	4	2	2	5	4	0	0	0	0	1	55	86	3.00	1.333
56 Ramon Pena, R ERA: 2.65	(7, 1)	1.0	H	4	1	0	0	0	0	0	0	0	0	0	6	9	0.00	1.000
Brandon Lyon, R ERA: 2.86	(8, 1)	1.0	H	5	1	0	0	1	1	0	0	0	0	0	8	17	0.00	2.000
Jose Valverde, R ERA: 2.78	(9, 1)	1.0	S	3	1	0	0	1	0	0	0	0	0	0	10	11	0.00	1.000

PITCHER	IP	WLS	BF	H	R	ER	SO	BB	IBB	HBP	BLK	WP	HR	S	P	ERA	WHIP

TOP

St. Louis Cardinals @ Arizona Diamondbacks
Chase Field, Phoenix, AZ
Fri Sep 07 2007, 6:40 PM MST
Att. 31,301 - Roof Closed - 77 F

livebaseballscorecards.com

AB	31
R	2
H	7
RBI	2
BB	5
SO	7
LOB	19

Batter	1	2	3	4	5	6	7	8	9	AB	R	H	RBI	BB	SO	LOB
6 Stephen Drew, L (1, 6) OBP: 0.307, SLG: 0.359	C FA 89 B CH 79 B SI 89 X SI 90 2-1 F9 ①	S CU 71 B CH 83 F CU 73 B CU 74 F FF 91 F CU 74 C FA 92 2-3 K ③			B CH 81 X CH 82 1-0 F9 ③		B SL 80 B FA 88 C FA 89 C FA 89 X SL 78 2-2 F9 ③			4	0	0	0	0	1	1
Jeff Salazar, L (1, 9) OBP: 0.311, SLG: 0.362	X SI 91 0-0 L4 ②		C SI 90 F SI 90 B CU 74 X CH 80 1-2 G3-1 ①			B CU 72 C SI 90 B CH 81 B CH 80 B FA 91 4-1 22 2B BB		B CU 77 B CU 77 F SI 93 S FA 93 B FA 93 X FA 93 3-2 F8 ①		3	1	0	0	1	0	0
22 Eric Byrnes, R (1, 7) OBP: 0.363, SLG: 0.487	C SI 92 B FC 87 B FA 90 S FA 90 X SL 86 2-2 E6 1B		C FF 92 B SL 86 B FA 91 X SL 86 2-1 G6-3-5 1B			C FA 89 B FA 91 X SI 90 1-1 27 1B 24 FC4 1-H 2B		B FA 93 B FF 93 C FA 94 B SL 87 X SL 87 3-1 P4 ②		4	1	2	1	0	0	0
Tony Clark, S (1, 3) OBP: 0.289, SLG: 0.503	1 SAFE 1 SAFE C FA 89 1 SAFE C SI 90 1 SAFE X CH 80 0-2 27 FC5-4 1-3 1B		B FF 91 S FA 89 1 SAFE X FA 90 1-1 G6-3-5 ② ③ 1-3f			X FF 91 0-0 F8 ①		B FA 92 S FA 92 B FA 92 C FA 94 F FA 92 B FA 93 F FA 94 X FA 94 3-2 HR		4	1	2	1	0	0	2
27 Mark Reynolds, R (1, 5) OBP: 0.326, SLG: 0.473	X SL 86 0-0 FC5-4 ③ 1-2f			B SL 83 B SI 90 X SL 86 2-0 G5-3 ①		B SL 85 C FA 89 B FA 91 S SL 85 X SL 86 2-2 24 FC4 2-3 1B		B SL 87 C SL 86 C FA 93 B SL 86 F FA 94 S SL 86 2-3 K ③		4	0	1	0	0	1	2
24 Chris Young, R (1, 8) OBP: 0.293, SLG: 0.470		B SI 90 X SI 90 1-0 19 G5-4-3 1B		B FF 92 C CH 82 B SL 86 C SI 93 F CH 82 B FA 90 F SL 87 F CH 81 B FA 92 4-2 11 CS BB		B SI 91 B SI 91 X SL 86 2-0 FC4 ② 1-2f 3-H				2	0	1	1	1	0	1
19 Chris Snyder, R (1, 2) OBP: 0.330, SLG: 0.415		B SI 88 C SL 85 1 SAFE B SL 83 X SI 90 2-1 G5-4-3 ① ② 1-2f		S SL 84 1 SAFE P PO 83 1 SAFE B FA 90 B SL 86 F FA 91 X SL 86 3-2 F7 ②		B FA 90 B FA 89 1 SAFE S SL 85 F FA 90 X SL 87 2-2 F8 ③				3	0	0	0	0	0	3
11 Augie Ojeda, S (1, 4) OBP: 0.297, SLG: 0.324		C SI 91 C CU 72 B CU 74 X FA 92 1-2 17 E 17 E 1B		1 SAFE 0-0 CS ③ 1-2	B FA 90 B FA 91 C SI 91 F CH 82 B CU 73 X FA 92 3-2 P6 ①		B FA 88 F FA 88 B CU 77 X FA 89 2-1 G5-3 ①			3	1	1	0	0	0	0
17 Brandon Webb, R (1, 1) OBP: 0.078, SLG: 0.109 56 Ramon Pena, R (7, 1) OBP: 0.250, SLG: 0.250 10 Justin Upton, R (7, PH) OBP: 0.275, SLG: 0.368 Brandon Lyon, R (8, 1) Jose Valverde, R (9, 1)		C FA 89 F FA 91 B CU 72 B SL 86 B FF 92 X FA 90 3-2 E5 1-H			C FA 90 X FA 91 0-1 G6-3 ②		C CU 77 B CU 77 B FA 88 X FA 90 2-1 G6-3 ②			2 0 1 0 0	0 0 0 0 0	0 0 0 0 0	0 0 0 0 0	0 0 0 0 0	0 0 0 0 0	0 0 0 0 0
Inning Stats	R: 0 E: 1 K: 0 S: 10 H: 1 LOB: 2 BB: 0 P: 14	R: 1 E: 1 K: 1 S: 14 H: 2 LOB: 1 BB: 0 P: 23	R: 0 E: 0 K: 0 S: 7 H: 1 LOB: 0 BB: 0 P: 11	R: 0 E: 0 K: 0 S: 10 H: 0 LOB: 0 BB: 1 P: 18	R: 0 E: 0 K: 0 S: 6 H: 0 LOB: 0 BB: 0 P: 10	R: 2 E: 0 K: 0 S: 11 H: 2 LOB: 1 BB: 1 P: 22	R: 0 E: 0 K: 0 S: 7 H: 0 LOB: 0 BB: 0 P: 13	R: 1 E: 0 K: 1 S: 14 H: 1 LOB: 0 BB: 0 P: 25		1B: 5 2B: 2 3B: 0 HR: 1 SF: 0 SAC: 0 DP: 2 HBP: 0				WP: 0 PB: 0 SB: 0 CS: 1 PA: 33		

PITCHER	IP	WLS	BF	H	R	ER	SO	BB	IBB	HBP	BLK	WP	HR	S	P	ERA	WHIP
50 Adam Wainwright, R (1, 1) ERA: 3.75	6.0	L	25	6	3	2	1	2	0	0	0	0	0	58	98	3.00	1.333
19 Tyler Johnson, L (7, 1) ERA: 3.78	1.0		3	0	0	0	0	0	0	0	0	0	0	7	13	0.00	0.000
31 Ryan Franklin, R (8, 1) ERA: 2.03	1.0		4	1	1	1	1	0	0	0	0	0	1	14	25	9.00	1.000

PITCHER	IP	WLS	BF	H	R	ER	SO	BB	IBB	HBP	BLK	WP	HR	S	P	ERA	WHIP

BOTTOM

St. Louis Cardinals @ Arizona Diamondbacks
Chase Field, Phoenix, AZ
Fri Sep 07 2007, 6:40 PM MST
Att. 31,301 - Roof Closed - 77 F

livebaseballscorecards.com

AB	30
R	4
H	7
RBI	3
BB	2
SO	2
LOB	9

St. Louis Cardinals @ Arizona Diamondbacks

Chase Field, Phoenix, AZ

Sat Sep 08 2007, 6:40 PM MST

Att. 45,942 - Clear - 99 F

TOP

livebaseballscorecards.com

Batter	1	2	3	4	5	6	7	8	9	AB	R	H	RBI	BB	SO	LOB
David Eckstein, R (1, 6) OBP: 0.344, SLG: 0.354	L1		HBP	HBP		L6		P4		3	0	0	0	0	0	1
24 Rick Ankiel, L (1, 9) OBP: 0.382, SLG: 0.700	P4		FC4-6	F9		K		G3		5	1	0	0	0	1	4
5 Albert Pujols, R (1, 3) OBP: 0.424, SLG: 0.563	2B		3B	1B		BB			G6-3	4	1	3	2	1	0	0
Jim Edmonds, L (1, 8) OBP: 0.316, SLG: 0.386	G1-4-3		BB	F7		K			F8	4	1	0	0	1	1	4
16 Chris Duncan, L (1, 7) OBP: 0.356, SLG: 0.483		G4-3	E1		BB		G5-3		G5-3	2	1	0	0	1	0	1
Mike Maroth, L (5, PR) OBP: 0.214, SLG: 0.286										0	1	0	0	0	0	0
Troy Percival, R (5, 1)										0	0	0	0	0	0	0
Miguel Cairo, R (7, PH) OBP: 0.295, SLG: 0.297										1	0	0	0	0	0	0
34 Randy Flores, L (7, 1)										0	0	0	0	0	0	0
36 Russ Springer, R (7, 1)										0	0	0	0	0	0	0
55 Skip Schumaker, L (9, PH) OBP: 0.350, SLG: 0.450										1	0	0	0	0	0	0
Aaron Miles, S (1, 4) OBP: 0.343, SLG: 0.378		G3-1	HR		1B	L9				4	1	2	3	0	0	0
Kelly Stinnett, R (1, 2) OBP: 0.180, SLG: 0.300		G5-3	2B		F7	K				4	1	1	0	0	1	2
Braden Looper, R (1, 1) OBP: 0.269, SLG: 0.234								K		1	1	1	1	1	0	0
37 Todd Wellemeyer, R (4, 1) OBP: 0.091, SLG: 0.091										0	0	0	0	0	0	0
47 Ryan Ludwick, R (5, PH) OBP: 0.311, SLG: 0.470										2	0	1	1	0	1	0
(5, 7)																
13 Brendan Ryan, R (1, 5) OBP: 0.394, SLG: 0.477			K	F8	K			1B		4	0	1	0	0	2	4

Inning Stats	1	2	3	4	5	6	7	8	9
	R: 0 E: 0 K: 0 S: 7	H: 1 LOB: 1 BB: 0 P: 11	R: 0 E: 0 K: 0 S: 9	H: 0 LOB: 0 BB: 0 P: 15	R: 7 E: 1 K: 1 S: 24	H: 4 LOB: 1 BB: 2 P: 41	R: 0 E: 0 K: 0 S: 10	H: 1 LOB: 2 BB: 0 P: 13	R: 1 E: 0 K: 1 S: 15	H: 2 LOB: 1 BB: 1 P: 26	R: 0 E: 0 K: 2 S: 11	H: 0 LOB: 1 BB: 1 P: 21	R: 0 E: 0 K: 1 S: 9	H: 0 LOB: 0 BB: 0 P: 12	R: 0 E: 0 K: 1 S: 9	H: 1 LOB: 1 BB: 0 P: 14	R: 0 E: 0 K: 0 S: 14	H: 0 LOB: 0 BB: 0 P: 19

1B: 5	SF: 0	WP: 0	PA: 41
2B: 2	SAC: 0	PB: 0	
3B: 1	DP: 0	SB: 0	
HR: 1	HBP: 2	CS: 2	

PITCHER		IP	WLS	BF	H	R	ER	SO	BB	IBB	HBP	BLK	WP	HR	S	P	ERA	WHIP
44 Micah Owings, R (1, 1) ERA: 4.78		2.2		16	4	7	2	1	2	0	1	0	0	1	38	65	6.75	2.250
36 Jailen Peguero, R (3, 1) ERA: 7.15		1.0		5	2	0	0	0	0	0	1	0	0	0	10	13	0.00	2.000
39 Dana Eveland, L (4, 1) ERA: 16.62		0.1	W	1	0	0	0	0	0	0	0	0	0	0	2	2	0.00	0.000
28 Brandon Medders, R (5, 1) ERA: 4.91		1.1	H	6	2	1	1	1	1	0	0	0	0	0	18	32	6.75	2.250
45 Doug Slaten, L (6, 1) ERA: 2.41		0.2	H	3	0	0	0	2	1	0	0	0	0	0	8	15	0.00	1.500
Dustin Nippert, R (7, 1) ERA: 5.77		1.0	H	3	0	0	0	1	0	0	0	0	0	0	9	12	0.00	0.000
Brandon Lyon, R (8, 1) ERA: 2.82		1.0	H	4	1	0	0	1	0	0	0	0	0	0	9	14	0.00	1.000
Jose Valverde, R (9, 1) ERA: 2.73		1.0	S	3	0	0	0	0	0	0	0	0	0	0	14	19	0.00	0.000

AB	35
R	8
H	9
RBI	7
BB	4
SO	6
LOB	16

BOTTOM

St. Louis Cardinals @ Arizona Diamondbacks
Chase Field, Phoenix, AZ
Sat Sep 08 2007, 6:40 PM MST
Att. 45,942 - Clear - 99 F

livebaseballscorecards.com

Batter	1	2	3	4	5	6	7	8	9	AB	R	H	RBI	BB	SO	LOB
6 Stephen Drew, L (1, 6) OBP: 0.306, SLG: 0.364	C SI 90 F FS 81 F FA 88 B FS 81 X FS 80 1-2 L6 ①	B SI 91 B SI 91 C SI 91 C FS 81 B FS 82 F SI 90 F SI 92 F FS 80 F SI 91 3-2 X CH 80 L9 ③		B CH 81 F FS 80 X FS 80 1-1 2-H 3-H HR	C FF 92 B FF 92 B FA 93 F FF 93 C FA 93 2-3 K ③			1 SAFE F FF 94 T FF 93 B FF 94 X FF 94 1-2 F8-4-3 ①② 1-1		5	1	1	3	0	1	1
24 Chris Young, R (1, 8) OBP: 0.294, SLG: 0.468	B FA 91 X FA 91 1-0 34 HR 22 1B 1B		B FF 90 B SI 88 C SI 86 X SI 89 2-1 B1-3 ①	B FF 94 B FA 95 F FA 93 B FA 95 B FA 94 4-1 34 E 22 BB 26 SF7 BB		C FF 92 B CU 77 B FF 93 F FF 92 S CH 85 2-3 K ①		B FF 94 F FF 93 B CU 79 B FC 88 S FC 88 3-3 K ③		4	2	1	0	1	2	0
22 Eric Byrnes, R (1, 7) OBP: 0.366, SLG: 0.490	B FA 90 C SI 89 D FS 86 X SI 88 2-1 34 HR 1-2 1B		X SI 90 0-0 34 S 34 E 2B	C FF 93 B FA 94 B FA 92 B FF 92 B FA 91 4-1 34 E 7 1B 1-2 BB		C FF 93 B CU 81 X FA 94 1-1 G6-3 ②				3	3	2	0	1	0	0
34 Conor Jackson, R (1, 3) OBP: 0.363, SLG: 0.455 Jose Valverde, R (9, 1)	D SI 89 C FA 89 B SL 85 X SI 89 2-1 1-H 2-H HR		B SI 90 B FS 85 B SI 91 B SI 90 4-0 E2 2-H BB	X FA 93 0-0 FC5 7 1B 1-2 2-3		C FF 94 B FA 93 S FA 86 X FF 93 1-2 P6 ③				3	1	1	3	1	0	2
										0	0	0	0	0	0	0
26 Miguel Montero, L (1, 2) OBP: 0.287, SLG: 0.401 Brandon Lyon, R (8, 1) Tony Clark, S (9, 3) OBP: 0.289, SLG: 0.503	B SI 89 C SI 90 B SI 89 F SI 90 S FS 82 2-3 K ②		B FA 89 C SI 89 X SI 89 1-1 P5 ②	S FA 92 F FA 93 F FA 94 F FA 95 B FF 94 B FF 94 F FA 94 X FA 94 2-2 SF7 ② 3-H			B FA 89 F FA 90 B FA 89 T FA 90 F FA 91 C SL 82 2-3 K ①			3	0	0	1	0	2	1
										0	0	0	0	0	0	0
										0	0	0	0	0	0	0
27 Mark Reynolds, R (1, 5) OBP: 0.327, SLG: 0.473 39 Dana Eveland, L (4, 1) 7 Carlos Quentin, R (4, PH) OBP: 0.303, SLG: 0.353 28 Brandon Medders, R (5, 1) 45 Doug Slaten, L (6, 1) Dustin Nippert, R (7, 1) 7 Robby Hammock, R (7, PH) OBP: 0.302, SLG: 0.256 (8, 2)	C FS 85 B SL 86 S FA 90 X FS 82 1-2 1B		B FS 79 F SI 90 B FS 86 C SI 90 F FS 84 S SI 91 2-3 K ③	X FA 93 0-0 1-3 2-H 1B			B CU 75 C FA 90 C CU 76 B SL 82 S SL 83 2-3 K ②			2	0	1	0	0	1	1
										0	0	0	0	0	0	0
										1	0	1	1	0	0	0
										0	0	0	0	0	0	0
										0	0	0	0	0	0	0
										0	0	0	0	0	0	0
										1	0	0	0	0	1	0
Jeff Salazar, L (1, 9) OBP: 0.308, SLG: 0.355	F SI 90 1 SAFE X SI 88 0-1 P5 ③			X K SI 88 0-0 F8 ① B FA 94 S CH 85 X FF 93 X FF 94 1-2 P6 ③			X FA 90 0-0 1B			4	0	1	0	0	0	3
11 Augie Ojeda, S (1, 4) OBP: 0.295, SLG: 0.319		L SI 90 B SI 90 X SI 91 1-1 P5 ①		B SI 88 C SI 87 X SI 89 1-1 2B 6 HR 1B	B FF 92 X FF 92 1-0 F7 ①		1 SAFE F FF 92 X FF 93 0-1 G5-3 ③			4	1	1	0	0	0	1
44 Micah Owings, R (1, 1) OBP: 0.309, SLG: 0.615 36 Jailen Peguero, R (3, 1) Jeff Cirillo, R (4, 5) OBP: 0.327, SLG: 0.378		F SI 92 F SL 86 B FA 92 X FS 82 1-2 G5-3 ②		C SI 91 1 SAFE B SI 88 X SI 88 1-1 6 HR 1-3 2B	C FF 93 F SL 86 X 0-2 F9 ②			B FF 92 F FA 92 B FC 88 B FF 92 B FF 93 4-1 6 F8-4-3 BB		1	0	0	0	0	0	0
										0	0	0	0	0	0	0
										2	1	1	0	1	0	0
Inning Stats	R: 3 E: 0 K: 1 S: 17 H: 4 LOB: 1 BB: 0 P: 26	R: 0 E: 0 K: 0 S: 12 H: 0 LOB: 0 BB: 0 P: 17	R: 1 E: 1 K: 1 S: 9 H: 1 LOB: 1 BB: 1 P: 18	R: 5 E: 1 K: 0 S: 20 H: 4 LOB: 2 BB: 2 P: 34	R: 0 E: 0 K: 1 S: 7 H: 0 LOB: 0 BB: 0 P: 10	R: 0 E: 0 K: 1 S: 8 H: 0 LOB: 0 BB: 0 P: 12	R: 0 E: 0 K: 2 S: 10 H: 1 LOB: 1 BB: 0 P: 14	R: 0 E: 0 K: 1 S: 7 H: 0 LOB: 0 BB: 1 P: 15		1B: 6 2B: 3 3B: 0 HR: 2 SF: 1 SAC: 0 DP: 1 HBP: 0				WP: 0 PB: 0 SB: 1 CS: 0 PA: 38		

PITCHER		IP	WLS	BF	H	R	ER	SO	BB	IBB	HBP	BLK	WP	HR	S	P	ERA	WHIP
Braden Looper, R ERA: 4.7	(1, 1)	3.1		19	8	7	6	2	1	0	0	0	0	2	45	71	16.20	2.700
37 Todd Wellemeyer, R ERA: 5.32	(4, 1)	0.2	L	6	1	2	0	0	2	0	0	0	0	0	13	24	0.00	4.500
Troy Percival, R ERA: 2.32	(5, 1)	2.0		6	0	0	0	2	0	0	0	0	0	0	15	22	0.00	0.000
34 Randy Flores, L ERA: 4.41	(7, 1)	0.2		3	1	0	0	2	0	0	0	0	0	0	8	12	0.00	1.500
36 Russ Springer, R ERA: 2.37	(7, 1)	1.1		4	0	0	0	1	1	0	0	0	0	0	9	17	0.00	0.750

PITCHER	IP	WLS	BF	H	R	ER	SO	BB	IBB	HBP	BLK	WP	HR	S	P	ERA	WHIP

AB	33
R	9
H	10
RBI	8
BB	4
SO	7
LOB	9

Batter	1	2	3	4	5	6	7	8	9	AB	R	H	RBI	BB	SO	LOB
55 Skip Schumaker, L (1, 7) OBP: 0.344, SLG: 0.457	C FA 83 F FA 83 X FC 82 0-2 ① G4-3		C CU 67 F FC 81 S CU 68 0-3 ① K	C FC 85 X FC 82 0-1 ② FC5-4 13 FC4 1-2f 2-3		X CH 81 0-0 3B			F FA 96 B FA 96 X FS 87 1-1 ② F7	5	0	1	0	0	1	3
13 Brendan Ryan, R (1, 6) OBP: 0.390, SLG: 0.470 Jim Edmonds, L (9, PH) OBP: 0.318, SLG: 0.391	B FC 82 F FA 83 X CH 74 1-1 ② G1-3		B FC 82 C FC 81 F CU 68 B FA 85 F FA 86 X CU 68 2-2 5 2B 1B 3-H	S FC 80 D CU 68 D FC 82 X FC 82 2-1 ③ FC4 1-2f		C FA 90 F FA 90 B FA 89 F FA 91 D SL 77 X SL 81 2-2 ③ F7			F FA 96 F FS 88 F FA 97 B FA 97 X FS 87 1-2 47 HBP BB 2B	4	1	1	1	0	0	3
										1	1	1	0	0	0	0
5 Albert Pujols, R (1, 3) OBP: 0.424, SLG: 0.562	B FC 84 C FA 84 B CU 67 B FC 82 X CH 77 3-1 ③ G5-3		B CU 67 1 SAFE F FC 80 D CU 68 1 SAFE F FC 79 X CU 69 2-2 47 1B 2B 1-H	B FA 93 B SL 83 B FA 92 C FA 92 X FA 91 3-1 E5 F9 47 F8		C FA 89 B CU 75 B FA 90 X FA 90 2-1 ① F8			B FA 97 B FA 97 B FA 97 B FA 96 4-0 BB 47 HBP BB	4	0	1	1	1	0	0
47 Ryan Ludwick, R (1, 9) OBP: 0.313, SLG: 0.466		F FC 83 B FC 79 B FC 79 B FC 82 X FC 80 3-1 ① F8	C FC 81 B FA 85 C FC 80 F CU 67 F FA 86 B FC 81 X FC 80 2-2 WP 1B 2-3	B SL 85 C FA 93 X FA 93 1-1 ① F8 1-2		F FA 90 C FA 89 B SL 83 F FA 89 S FA 83 1-3 ② K			S FA 96 H FA 95 1-1 BB HBP 1-2 2-3	4	0	1	0	0	1	1
So Taguchi, R (1, 8) OBP: 0.353, SLG: 0.365 56 Kelvin Jimenez, R (8, 1) David Eckstein, R (9, PH) OBP: 0.345, SLG: 0.354		B FC 83 F CH 75 B CU 68 B CU 65 B FC 82 4-1 F8-6-3 BB	B CU 68 B CH 76 X FC 83 2-0 ② G3 1-2	X FA 92 0-0 ② F9 2-3		S FA 83 B SL 84 F SL 83 C SL 81 1-3 ③ K			F FA 96 B FA 97 F FA 95 B FA 97 F FA 97 B FA 97 B FA 96 4-2 BB 1-2 2-3 3-H	3	0	0	0	1	1	3
										0	0	0	0	0	0	0
										0	0	0	1	1	0	0
Russell Branyan, L (1, 5) OBP: 0.310, SLG: 0.442 Gary Bennett, R (8, 2) OBP: 0.268, SLG: 0.293 4 Yadier Molina, R (9, PH) OBP: 0.348, SLG: 0.372		B FC 80 C FC 84 1 SAFE 1 SAFE X FC 79 1-1 ② F8-6-3 1-1 2-3	S CU 69 B FC 84 F CU 69 C FA 85 1-3 ③ K	D SL 85 D SL 85 B FA 91 C FA 91 B FA 93 4-1 BB				S FA 96 F SL 87 C FA 96 0-3 ① K	S FA 95 F FA 97 F FA 96 X FA 96 0-2 ③ F9	3	0	0	0	1	2	3
										0	0	0	0	0	0	0
										1	0	0	0	0	0	3
Kelly Stinnett, R (1, 2) OBP: 0.208, SLG: 0.308 Aaron Miles, S (8, PH) OBP: 0.342, SLG: 0.377 (8, 4)			B FC 80 B CH 75 B FC 80 B FC 79 4-0 62 2B 3B BB	C CH 76 F FC 83 B FA 85 X FC 81 1-2 55 FC5-4 1B 1B	F FA 91 B FA 92 S SL 83 C FA 92 1-3 ③ K			C CH 86 S SL 86 B FA 96 B CH 88 X FA 96 2-2 ② G3-1		2	1	1	0	1	1	2
										1	0	0	0	0	0	0
48 Brad Thompson, R (1, 1) OBP: 0.150, SLG: 0.150 62 Brian Barden, R (3, PH) OBP: 0.200, SLG: 0.214 Kip Wells, R (3, 1) OBP: 0.340, SLG: 0.420 31 Ryan Franklin, R (7, 1) OBP: 0.500, SLG: 0.500 24 Rick Ankiel, L (7, 8) OBP: 0.379, SLG: 0.692			B FA 83 B FC 83 B FC 83 C FA 84 F FC 81 F FC 81 F FC 81 X FC 80 3-2 3B 2B 1-3	X FC 81 0-0 55 FC5-4 1B 1-2		F FA 88 F CH 84 B SL 83 B FA 90 F FA 89 F FA 90 X FA 91 2-2 ① F8		C CH 81 B FA 97 X FA 96 1-1 ③ G4-3		0	0	0	0	0	0	0
										1	1	1	0	0	0	0
										2	0	1	0	0	0	0
										0	0	0	0	0	0	0
										1	0	0	0	0	0	0
Miguel Cairo, R (1, 4) OBP: 0.295, SLG: 0.314 (8, 5) 16 Chris Duncan, L (9, PH) OBP: 0.355, SLG: 0.481			B FA 84 B FA 84 X FA 85 2-0 13 1B 3B 2-H 3-H	B FC 82 F FC 82 S FC 82 F FC 83 F FC 81 F FC 84 C CU 67 1-3 ① K		F FA 89 S FA 91 F FA 90 X CU 76 0-2 ② P6			F FS 87 B FS 86 S FA 95 B FA 96 S FA 96 2-3 ① K	3	1	1	2	0	1	2
										1	0	0	0	0	1	0
Inning Stats	R: 0 E: 0 K: 0 S: 7 H: 0 LOB: 0 BB: 0 P: 11	R: 0 E: 0 K: 0 S: 5 H: 0 LOB: 0 BB: 1 P: 13	R: 4 E: 0 K: 2 S: 25 H: 5 LOB: 2 BB: 1 P: 43	R: 0 E: 0 K: 1 S: 14 H: 2 LOB: 2 BB: 0 P: 18	R: 0 E: 1 K: 1 S: 9 H: 0 LOB: 2 BB: 1 P: 18	R: 0 E: 0 K: 0 S: 14 H: 1 LOB: 1 BB: 0 P: 18	R: 0 E: 0 K: 2 S: 9 H: 0 LOB: 0 BB: 0 P: 13	R: 0 E: 0 K: 1 S: 8 H: 0 LOB: 0 BB: 0 P: 11	R: 1 E: 0 K: 1 S: 17 H: 1 LOB: 3 BB: 2 P: 30	1B: 4 2B: 4 3B: 2 HR: 0 SF: 0 SAC: 0 DP: 1 HBP: 1						

PITCHER		IP	WLS	BF	H	R	ER	SO	BB	IBB	HBP	BLK	WP	HR	S	P	ERA	WHIP
49 Doug Davis, L ERA: 4.09	(1, 1)	4.0		20	7	4	4	3	2	0	0	0	1	0	51	85	9.00	2.250
32 Bob Wickman, R ERA: 3.83	(5, 1)	1.0		5	0	0	0	1	1	0	0	0	0	0	9	18	0.00	1.000
50 Yusmeiro Petit, R ERA: 5.22	(6, 1)	2.0	W	7	1	0	0	2	0	0	0	0	0	0	23	31	0.00	0.500
56 Ramon Pena, R ERA: 2.62	(8, 1)	1.0	H	3	0	0	0	1	0	0	0	0	0	0	8	11	0.00	0.000
Jose Valverde, R ERA: 2.83	(9, 1)	1.0	S	7	1	1	1	1	2	0	1	0	0	0	17	30	9.00	3.000

PITCHER	IP	WLS	BF	H	R	ER	SO	BB	IBB	HBP	BLK	WP	HR	S	P	ERA	WHIP

TOP

St. Louis Cardinals @ Arizona Diamondbacks

Chase Field, Phoenix, AZ

Sun Sep 09 2007, 1:40 PM MST
Att. 35,159 - Roof Closed - 75 F

livebaseballscorecards.com

AB	36
R	5
H	9
RBI	5
BB	5
SO	8
LOB	20

WP: 1 PA: 42
PB: 0
SB: 0
CS: 0

Batter	1	2	3	4	5	6	7	8	9	AB	R	H	RBI	BB	SO	LOB
6 Stephen Drew, L (1, 6) OBP: 0.303, SLG: 0.361	C SI 88 B SI 89 X CH 82 1-1 ① P3	B CH 82 X SI 87 1-0 ③ F7			B CH 85 B SI 93 X FA 92 2-0 ② G4-3		C CU 76 S FS 85 B F CH 83 F CH 85 B FA 92 F B CH 83 S CH 83 3-3 ① K			4	0	0	0	0	1	3
Alberto Callaspo, S (1, 4) OBP: 0.257, SLG: 0.254	X SI 89 0-0 ② P6		C FA 90 B CU 80 B CH 86 F FA 93 X FA 93 2-2 ① L8		X FA 92 0-0 1B		C CU 76 C CH 82 X 0-2 ② P6			4	0	1	0	0	0	1
22 Eric Byrnes, R (1, 7) OBP: 0.367, SLG: 0.488	C SI 89 B SI 89 B SI 90 S SI 89 B SI 88 F SI 89 F SI 88 X SI 89 3-2 ③ G5-3		B FA 93 B FA 94 H FA 93 3-0 S HBP		C FA 93 D CU 79 D SL 85 B FA 94 C FA 93 S FA 95 3-3 ③ K		C FA 92 B SL 88 D S FS 87 B FA 92 B FA 93 4-2 2B BB			2	1	0	0	1	1	1
Tony Clark, S (1, 3) OBP: 0.288, SLG: 0.503		B SI 87 B SI 88 C SI 88 B CH 80 X SI 88 3-1 ① L8	B CH 85 B FA 94 C CH 86 C FA 93 C FA 94 2-3 ② K 1-2			C FA 90 S FA 94 S FA 93 0-3 ① K	F FA 92 F FA 93 B CU 82 F FA 92 B FA 94 F FA 91 X FS 84 2-2 1-H 2-H 2B			4	0	1	2	0	2	1
27 Mark Reynolds, R (1, 5) OBP: 0.326, SLG: 0.470		S SL 81 F SI 88 B SL 81 B SI 88 X SL 82 2-2 24 WP 24 HR 1B	C SL 86 C FA 96 S SL 86 0-3 ③ K			C CU 81 X CU 80 0-1 ② G5-3	C CU 77 X SL 87 0-1 ③ G1-3			4	1	1	0	0	1	2
24 Chris Young, R (1, 8) OBP: 0.293, SLG: 0.472		C SI 87 B SI 86 F SL 81 X SL 81 1-2 1-H HR		X FA 90 0-0 ① G5-3		X FA 91 0-0 ③ F8		C FA 93 C SL 85 B SL 86 B SL 86 F FA 94 B CH 84 X FA 95 3-2 ① G5-3		4	1	1	2	0	0	0
19 Chris Snyder, R (1, 2) OBP: 0.329, SLG: 0.416		B SI 88 C SI 87 B SI 88 F SI 87 S CH 82 2-3 ② K		C FA 92 F FA 94 B SL 86 X FA 94 1-2 ② F8			C FA 91 X SL 84 0-1 10 HR 2B	B SL 86 B FA 93 X FA 94 2-0 ② F8		4	1	1	0	0	1	0
10 Justin Upton, R (1, 9) OBP: 0.286, SLG: 0.408 56 Ramon Pena, R (8, 1) OBP: 0.250, SLG: 0.250 34 Conor Jackson, R (8, PH) OBP: 0.362, SLG: 0.454 Jose Valverde, R (9, 1)		C SL 80 B SL 80 F SI 87 X CH 82 1-2 49 1B 1B		B FA 94 F FA 93 B CU 80 X FA 94 2-1 ③ L9			B B X 2-0 2-H HR	B FA 94 B FA 94 X FA 93 2-0 ③ F8		3 0 1 0	1 0 0 0	2 0 0 0	2 0 0 0	0 0 0 0	0 0 0 0	0 0 0 0
49 Doug Davis, R (1, 1) OBP: 0.093, SLG: 0.075 32 Bob Wickman, R (5, 1) 4 Emilio Bonifácio, S (5, PH) 50 Yusmeiro Petit, R (6, 1) OBP: 0.071, SLG: 0.071 Jeff Salazar, L (7, PH) OBP: 0.318, SLG: 0.381 (8, 9)		C SI 88 C SI 88 D SL 83 X SI 87 1-2 1-2 1B			F FA 91 B CU 78 C CU 79 F FA 94 F CU 80 X FA 93 1-2 ① L6		C CU 76 X FA 90 0-1 2B 2B			1 0 1 0 1	0 0 0 0 1	1 0 0 0 1	0 0 0 0 1	0 0 0 0 0	0 0 0 0 0	0 0 0 0 0
Inning Stats	R: 0 E: 0 K: 0 S: 8 H: 0 LOB: 0 BB: 0 P: 12	R: 2 E: 0 K: 1 S: 18 H: 4 LOB: 2 BB: 0 P: 29	R: 0 E: 0 K: 2 S: 9 H: 0 LOB: 1 BB: 0 P: 16	R: 0 E: 0 K: 0 S: 6 H: 0 LOB: 0 BB: 0 P: 9	R: 0 E: 0 K: 1 S: 10 H: 1 LOB: 1 BB: 0 P: 16	R: 0 E: 0 K: 1 S: 6 H: 0 LOB: 0 BB: 0 P: 6	R: 4 E: 0 K: 1 S: 23 H: 4 LOB: 1 BB: 1 P: 34	R: 0 E: 0 K: 0 S: 6 H: 0 LOB: 0 BB: 0 P: 13		1B: 4 2B: 3 3B: 0 HR: 2	SF: 0 SAC: 0 DP: 0 HBP: 1			WP: 1 PB: 0 SB: 1 CS: 0	PA: 35	

PITCHER		IP	WLS	BF	H	R	ER	SO	BB	IBB	HBP	BLK	WP	HR	S	P	ERA	WHIP
48 Brad Thompson, R ERA: 5.14	(1, 1)	2.0		10	4	2	2	1	0	0	0	0	1	1	26	41	9.00	2.000
Kip Wells, R ERA: 5.65	(3, 1)	4.0		15	2	1	1	4	0	0	1	0	0	0	33	49	2.25	0.500
31 Ryan Franklin, R ERA: 2.38	(7, 1)	1.0	L	7	3	3	3	1	1	0	0	0	0	1	21	32	27.00	4.000
56 Kelvin Jimenez, R ERA: 7.86	(8, 1)	1.0		3	0	0	0	0	0	0	0	0	0	0	6	13	0.00	0.000

PITCHER	IP	WLS	BF	H	R	ER	SO	BB	IBB	HBP	BLK	WP	HR	S	P	ERA	WHIP

BOTTOM

St. Louis Cardinals @ Arizona Diamondbacks

Chase Field, Phoenix, AZ

Sun Sep 09 2007, 1:40 PM MST

Att. 35,159 - Roof Closed - 75 F

livebaseballscorecards.com

AB	33
R	6
H	9
RBI	6
BB	1
SO	6
LOB	8

Batter	1	2	3	4	5	6	7	8	9	AB	R	H	RBI	BB	SO	LOB
13 Brendan Ryan, R (1, 5) OBP: 0.383, SLG: 0.460	B C C X 1-2 ① F7		B CH 80 X FC 84 1-0 ② G5-3			C FA 90 X FA 91 0-1 ① F7		F FA 93 C CH 87 S FA 92 0-3 ③ K		3	0	0	0	0	0	1
56 Kelvin Jimenez, R (6, 1)										0	0	0	0	0	0	0
55 Skip Schumaker, L (8, PH) OBP: 0.341, SLG: 0.453										1	0	0	0	0	1	0
Mike Maroth, L (8, 1) OBP: 0.214, SLG: 0.286										0	0	0	0	0	0	0
So Taguchi, R (1, 7) OBP: 0.355, SLG: 0.376	X 0-0 ② F7		B CH 82 X FC 85 1-0 ③ L7			F FA 90 B CU 73 D CU 72 B FA 91 X FA 91 3-1 2-H HR			B SL 83 B F FA 89 F SL 82 B SL 84 F FA 88 B FA 90 4-2 47 BB BB	3	1	1	2	1	0	0
5 Albert Pujols, R (1, 3) OBP: 0.424, SLG: 0.563	C C B F X 1-2 24 PB 2B			C CH 81 F CU 74 B F CU 75 F FC 88 X 1-2 ① F8		C CU 73 B CH 81 B FC 85 F CH 79 F FA 92 B CU 75 X FC 86 3-2 ② L8			D SL 83 B FA 89 B FA 90 B FA 90 4-0 1-2 BB	3	0	1	0	0	0	0
47 Ryan Ludwick, R (9, PH) OBP: 0.315, SLG: 0.466										0	0	0	0	1	0	0
24 Rick Ankiel, L (1, 9) OBP: 0.364, SLG: 0.663	C B C B F S 2-3 ③ K 2-3			F FA 90 B CU 73 F FA 90 C FA 92 1-3 ② K		F FA 90 B CU 73 B FC 86 C FA 91 S CU 72 2-3 ③ K			C FA 90 F CH 87 C SL 86 0-3 ① K	4	0	0	0	0	4	3
4 Yadier Molina, R (1, 2) OBP: 0.346, SLG: 0.368		C FC 85 B FA 87 X 1-1 ① F8		C CU 73 F CU 73 F X 0-2 ③ G6-3			X FA 85 0-0 ① L7		C SL 86 C CH 83 D SL 86 B SL 86 C SL 86 2-3 ② K	3	0	0	0	0	0	0
Russell Branyan, L (9, PH) OBP: 0.309, SLG: 0.439										1	0	0	0	0	1	2
Jim Edmonds, L (1, 8) OBP: 0.318, SLG: 0.399		B F X FA 87 1-1 HR			X FA 85 0-0 ① G3		B FA 88 C FA 90 F FC 85 B CU 72 B CU 71 S FC 83 3-3 ② K		C FA 91 F SL 87 F SL 87 B FA 91 S SL 86 1-3 ③ K	3	1	1	1	0	1	0
Gary Bennett, R (9, PH) OBP: 0.266, SLG: 0.291										1	0	0	0	0	1	2
Aaron Miles, S (1, 4) OBP: 0.342, SLG: 0.376		S FA 88 B CH 80 F FA 87 X CU 71 1-2 ② 1B			C CH 79 F CU 62 C 0-3 ② K		S FA 88 B CU 70 F CH 84 B FA 90 B FA 91 C FA 87 3-3 ③ K			3	0	1	0	0	2	0
35 Joel Pineiro, R (1, 1) OBP: 0.214, SLG: 0.083		C FA 88 B CU 70 S FA 88 S CU 71 1-3 ③ K			B C X 1-1 ③ F8			X FA 92 0-0 ① G6-3		1	0	0	0	0	1	0
Andy Cavazos, R (4, 1)										0	0	0	0	0	0	0
62 Brian Barden, R (5, PH) OBP: 0.188, SLG: 0.200										1	0	0	0	0	0	0
60 Brian Falkenborg, R (5, 1)										0	0	0	0	0	0	0
Miguel Cairo, R (6, 5) OBP: 0.293, SLG: 0.311										1	0	0	0	0	0	0
David Eckstein, R (1, 6) OBP: 0.345, SLG: 0.356			C FA 85 F B CH 79 B FA 84 F F X 2-2 ① G5-3			C CH 80 X FC 80 0-1 HR 2B		B FA 93 X FA 93 1-0 ② F9		3	1	1	0	0	0	0
Inning Stats	R: 0 E: 0 K: 1 S: 12 H: 1 LOB: 1 BB: 0 P: 16	R: 1 E: 0 K: 1 S: 10 H: 2 LOB: 0 BB: 0 P: 14	R: 0 E: 0 K: 0 S: 7 H: 0 LOB: 0 BB: 0 P: 11	R: 0 E: 0 K: 1 S: 12 H: 0 LOB: 0 BB: 0 P: 14	R: 0 E: 0 K: 1 S: 6 H: 0 LOB: 0 BB: 0 P: 7	R: 2 E: 0 K: 1 S: 13 H: 2 LOB: 0 BB: 0 P: 21	R: 0 E: 0 K: 2 S: 7 H: 0 LOB: 0 BB: 0 P: 13	R: 0 E: 0 K: 1 S: 5 H: 0 LOB: 0 BB: 0 P: 6	R: 0 E: 0 K: 3 S: 13 H: 0 LOB: 2 BB: 2 P: 24	1B: 1 2B: 2 3B: 0 HR: 2 SF: 0 SAC: 0 DP: 0 HBP: 0						

TOP

St. Louis Cardinals @ Chicago Cubs

Wrigley Field, Chicago, IL

Mon Sep 10 2007, 2:20 PM CDT

Att. 40,358 - Cloudy - 58 F

livebaseballscorecards.com

AB	31
R	3
H	5
RBI	3
BB	2
SO	11
LOB	8

PITCHER		IP	WLS	BF	H	R	ER	SO	BB	IBB	HBP	BLK	WP	HR	S	P	ERA	WHIP
30 Ted Lilly, L ERA: 3.85	(1, 1)	7.0	W	25	5	3	3	7	0	0	0	0	0	2	67	96	3.86	0.714
Bob Howry, R ERA: 3.57	(8, 1)	1.0		3	0	0	0	1	0	0	0	0	0	0	5	6	0.00	0.000
43 Michael Wuertz, R ERA: 3.58	(9, 1)	1.0		5	0	0	0	3	2	0	0	0	0	0	13	24	0.00	2.000

PITCHER	IP	WLS	BF	H	R	ER	SO	BB	IBB	HBP	BLK	WP	HR	S	P	ERA	WHIP

Batter	1	2	3	4	5	6	7	8	9	AB	R	H	RBI	BB	SO	LOB
12 Alfonso Soriano, R (1, 7) OBP: 0.332, SLG: 0.526	X FA 91 0-0 G6-3 ①		B FA 92 F CH 88 X CU 77 1-1 F7 ②	S FA 92 B SL 80 T FA 93 B FA 92 F FA 92 B SL 82 F SL 82 F SL 80 F FA 91 4-2 B BB		C SL 85 B FA 94 B SL 85 B FA 94 X FA 93 3-1 2 G4-6-3 1B	B SL 84 S SL 85 X SL 86 1-1 F7 ②	C CU 73 X CH 84 0-1 F9 ③		5	0	1	0	1	0	4
57 Sam Fuld, L (9, 7)										0	0	0	0	0	0	0
2 Ryan Theriot, R (1, 6) OBP: 0.335, SLG: 0.363	C FA 92 F SL 88 S FA 90 0-3 K ②		B FA 92 S SL 86 B FA 92 C FA 91 B FA 90 X FA 94 3-2 F8 ③	B CU 79 F FA 92 B FA 91 F SL 80 F FA 92 X FA 92 2-2 L3-6 ②③ 2-2		1 SAFE B FA 93 1 SAFE F FA 93 F FA 92 X SL 85 1-2 G4-6-3 ①② 1-2f	B FA 93 X SL 85 1-0 FC6-4 ③ 1-2f			5	0	0	0	0	1	6
25 Derrek Lee, R (1, 3) OBP: 0.398, SLG: 0.500	B FA 91 C FA 89 B FA 89 X FA 90 2-1 1B 2B			B SL 86 F FA 87 X SL 86 1-1 HR	F FA 91 X FA 92 0-1 F9 ①	B SL 85 B FA 94 B FA 93 C FA 93 X FA 94 3-1 1B		B CH 74 X FA 84 1-0 L7 ①		5	2	3	1	0	0	0
Cliff Floyd, L (1, 9) OBP: 0.358, SLG: 0.377	B FA 90 C FA 91 F FA 91 X CH 85 1-2 2-H 1B			X CU 76 0-0 P4 ①	C FA 91 B FA 91 C FA 91 B FA 91 B FA 93 B FA 93 4-2 16 2B 1B BB	B FA 92 F FA 93 X FA 94 1-1 G5-3 ③		X FA 85 0-0 G4-3 ②		3	1	1	1	1	0	1
20 Felix Pie, L (7, 8) OBP: 0.268, SLG: 0.333										1	0	0	0	0	0	0
16 Aramis Ramirez, R (1, 5) OBP: 0.375, SLG: 0.561	S SL 87 B FA 91 B FA 92 F SI 88 X FA 90 2-2 F9 ③			C FA 91 B FA 88 B FA 89 F FA 88 X CH 82 2-2 HR	X CU 78 0-0 1B 1-3 2B		S SL 86 B FA 93 B SL 86 F FA 93 X FA 94 2-2 HBP 33 PB 2B	B FA 85 S FA 85 B CH 76 B CU 80 X CH 83 3-1 HR		5	3	4	2	0	0	1
Ronny Cedeno, R (9, 5) OBP: 0.169, SLG: 0.273										0	0	0	0	0	0	0
Mark DeRosa, R (1, 4) OBP: 0.365, SLG: 0.409		B FA 92 B FA 92 X FA 92 2-0 F9 ①		X SL 86 0-0 2B 1B	B CU 77 H FA 90 2-0 1B HBP		B SL 84 S SL 86 S SL 86 X FA 93 1-2 G5-3 ①	B SL 81 X FA 86 1-0 E 1B WP 1B		3	1	1	0	0	0	1
17 Mike Fontenot, L (8, 4) OBP: 0.350, SLG: 0.421										1	1	1	0	0	0	0
Jacque Jones, L (1, 8) OBP: 0.328, SLG: 0.391		B FA 91 F FA 92 F FA 90 F FA 90 S CU 78 1-3 K ②		D CU 76 F SL 87 1 SAFE B FA 91 S CU 78 X CU 78 2-2 2B 1-H 2B	B CH 83 C CH 82 B FA 91 S CH 84 F CH 84 F FA 92 X FA 92 2-2 1-2 2-3 3-H 1B		I IN 72 I IN 76 I IN 78 I IN 78 4-0 33 PB HBP IBB	D CH 82 F CH 82 B CH 84 X CU 80 2-1 WP E 1B 1-2 1B		4	2	3	2	1	1	0
(7, 9)																
Jason Kendall, R (1, 2) OBP: 0.301, SLG: 0.315		B FA 90 X FA 90 1-0 F8 ③		C FA 87 B SL 88 B FA 88 X FA 88 2-1 30 2B 2-H 2B	C FA 91 B FA 92 X FA 92 1-1 F9 ②		C SL 87 D SL 85 B FA 91 F FA 91 F FA 92 H FA 92 3-2 33 PB 1-2 2-3 HBP	C FA 86 F SL 85 D CH 77 B FA 84 F FA 85 F CH 73 F CU 71 F CU 80 F CH 84 2-2 X FA 86 E6 WP 1-2 2-3 1B		4	2	1	1	0	0	5
30 Ted Lilly, L (1, 1) OBP: 0.159, SLG: 0.162			C FA 89 S FA 89 B CU 75 S 1-3 K2-3 ①	B FA 90 X FA 89 1-0 2 L3-6 2-H 2B	C CU 77 B CU 78 F CU 77 S CH 85 1-3 K ③		S FA 92 B FA 92 B CH 83 B FA 92 S FA 93 B SI 92 4-2 2 FC6-4 1-2 2-3 3-H BB	D CH 77 B CH 84 S CH 73 B CH 76 X FA 85 3-1 1-H 2-H 3-H 1B		3	0	1	1	0	2	3
33 Darvle Ward, L (7, PH) OBP: 0.443, SLG: 0.516										0	0	0	0	1	0	0
Jason Marquis, L (7, PR) OBP: 0.159, SLG: 0.242										0	0	0	0	0	0	0
Bob Howry, L (8, 1)										0	0	0	0	0	0	0
Craig Monroe, R (8, PH) OBP: 0.268, SLG: 0.389										1	0	1	2	0	0	0
43 Michael Wuertz, R (9, 1)										0	0	0	0	0	0	0
Inning Stats	R: 1 E: 0 K: 1 S: 12 H: 2 LOB: 1 BB: 0 P: 17	R: 0 E: 0 K: 1 S: 6 H: 0 LOB: 0 BB: 0 P: 10	R: 0 E: 0 K: 1 S: 8 H: 0 LOB: 0 BB: 0 P: 13	R: 5 E: 0 K: 0 S: 23 H: 6 LOB: 1 BB: 1 P: 37	R: 1 E: 0 K: 1 S: 15 H: 2 LOB: 3 BB: 1 P: 25	R: 0 E: 0 K: 0 S: 9 H: 2 LOB: 1 BB: 0 P: 17	R: 1 E: 0 K: 0 S: 14 H: 1 LOB: 3 BB: 2 P: 30	R: 4 E: 1 K: 0 S: 19 H: 4 LOB: 1 BB: 0 P: 31		1B: 8 2B: 7 3B: 0 HR: 3 SF: 0 SAC: 0 DP: 2 HBP: 2						

PITCHER		IP	WLS	BF	H	R	ER	SO	BB	IBB	HBP	BLK	WP	HR	S	P	ERA	WHIP
35 Joel Pineiro, R ERA: 4.79	(1, 1)	3.1	L	18	8	6	6	3	0	0	0	0	0	2	39	61	16.20	2.400
Andy Cavazos, R ERA: 8.31	(4, 1)	0.2		2	0	0	0	0	1	0	0	0	0	0	10	16	0.00	1.500
60 Brian Falkenborg, R ERA: 6.1	(5, 1)	1.0		7	2	1	1	1	1	0	1	0	0	0	15	25	9.00	3.000
56 Kelvin Jimenez, R ERA: 7.68	(6, 1)	2.0		11	3	1	1	0	1	1	1	0	0	0	23	47	4.50	2.000
Mike Maroth, L ERA: 6.87	(8, 1)	1.0		8	4	4	1	0	0	0	0	0	1	1	19	31	9.00	4.000

PITCHER	IP	WLS	BF	H	R	ER	SO	BB	IBB	HBP	BLK	WP	HR	S	P	ERA	WHIP

BOTTOM

St. Louis Cardinals @ Chicago Cubs

Wrigley Field, Chicago, IL

Mon Sep 10 2007, 2:20 PM CDT

Att. 40,358 - Cloudy - 58 F

livebaseballscorecards.com

AB	40
R	12
H	17
RBI	10
BB	4
SO	4
LOB	21

WP: 1 PA: 46
PB: 1
SB: 0
CS: 0

Batter	1	2	3	4	5	6	7	8	9	AB	R	H	RBI	BB	SO	LOB
David Eckstein, R (1, 6) OBP: 0.349, SLG: 0.366	C FA 89 X FA 90 0-1 HR		C CH 90 B FA 91 X SL 87 1-1 24 FC4-6 1B		C FA 90 F FA 92 B FA 94 F FA 93 B CU 74 B FA 93 B FA 92 4-2 BB			B FA 93 C FA 93 B FA 94 X FA 93 2-1 ① L8		3	1	2	1	1	0	0
24 Rick Ankiel, L (1, 9) OBP: 0.351, SLG: 0.636	S CH 89 B CU 72 F CU 70 F FA 90 S SL 84 1-3 ① K		X FA 92 0-0 ②③ FC4-6 1-2f		C FA 92 F SL 89 B FA 94 B SL 90 B FA 94 F SL 89 X FA 94 3-2 ③ F8			B SL 92 F FA 94 T FA 92 B SL 89 F FA 94 F SL 92 X FA 93 2-2 ② G4-3		4	0	0	0	0	1	2
5 Albert Pujols, R (1, 3) OBP: 0.424, SLG: 0.562	F FA 90 B CU 75 B CU 75 B FA 91 B FA 92 4-1 G4-6-3 BB			C FA 89 B CU 73 X FA 92 1-1 ① F8		C FA 90 S CU 73 B CU 75 X SL 87 1-2 ① F7		F FA 93 S SL 88 X SL 88 0-2 1B		3	0	1	0	1	0	0
Jim Edmonds, L (1, 8) OBP: 0.315, SLG: 0.395	S FA 91 B SL 83 S CH 85 X CU 74 1-2 ②③ G4-6-3 1-2f			B FA 89 C FA 91 F SL 85 B SL 83 F FA 91 X FA 92 2-2 ② G4-3		C FA 92 S CU 71 S FA 93 0-3 ② K		C SL 92 C SL 89 B SL 89 B FA 93 S FA 93 2-3 ③ K		4	0	0	0	0	2	2
47 Ryan Ludwick, R (1, 7) OBP: 0.318, SLG: 0.479		X SL 82 0-0 E7 4 G4-3 FC3-2 1B		B FA 93 B FA 91 B FA 91 C FA 92 F FA 92 X FA 93 3-2 HR		S FA 91 F FA 93 B CU 75 B SL 86 B CU 77 C CU 75 3-3 ③ K			C FA 86 S FA 87 B FA 87 X FA 88 1-2 ① F9	4	1	2	1	0	1	0
4 Yadier Molina, R (1, 2) OBP: 0.350, SLG: 0.376		F CH 88 D CU 74 B FA 91 C FA 92 X SL 86 2-2 ① G4-3 2-3		F FA 91 X SL 85 0-1 FC4-6 1B			C FA 89 B CU 71 B CU 72 X FA 90 2-1 FC6-4 1B		B FA 88 F FA 88 X FA 87 1-1 2B	4	0	3	0	0	0	1
Aaron Miles, S (1, 4) OBP: 0.339, SLG: 0.372		D CU 75 B SL 86 X SL 88 2-0 ② FC3-2 3-H		X FA 90 0-0 ③ FC4-6 1-2f			L FA 88 B FA 92 C FA 91 D CU 76 S FA 92 2-3 ① K		C SL 83 F FA 88 F FA 87 B FA 88 B FA 88 X FA 89 2-2 ② P4	4	0	0	0	0	1	4
30 Mark Mulder, L (1, 1) OBP: 0.500, SLG: 0.500 62 Brian Barden, R (5, PH) OBP: 0.176, SLG: 0.188 Troy Percival, R (5, 1) Miguel Cairo, R (7, PH) OBP: 0.289, SLG: 0.306 (7, 5)		F FA 90 B FA 92 C FA 92 D CU 77 S FA 92 2-3 ③ K			C FA 90 X CU 73 0-1 ① F8		T FA 92 S FA 93 X CU 77 0-2 ② FC6-4 1-2f		B FA 89 F FA 89 S FA 88 B SL 84 F SL 82 F FA 88 B FA 88 X FA 88 3-2 ③ P5	1 1 0 2	0 0 0 0	0 0 0 0	0 0 0 0	0 0 0 0	1 0 0 0	1 0 0 2
13 Brendan Ryan, R (1, 5) OBP: 0.375, SLG: 0.450 19 Tyler Johnson, S (7, 1) 44 Jason Isringhausen, R (8, 1)			B FA 89 C CH 88 B FA 90 C FA 90 B CU 73 F FA 91 X FA 91 3-2 ① L5		C FA 91 X FA 91 0-1 ② G4-3		X FA 92 0-0 ③ G4-3			3 0 0	0 0 0	0 0 0	0 0 0	0 0 0	0 0 0	1 0 0

Inning Stats	1	2	3	4	5	6	7	8	9
	R: 1 E: 0 K: 1 S: 10	R: 0 E: 1 K: 1 S: 8	R: 0 E: 0 K: 0 S: 7	R: 1 E: 0 K: 0 S: 12	R: 0 E: 0 K: 0 S: 11	R: 0 E: 0 K: 2 S: 9	R: 0 E: 0 K: 1 S: 9	R: 0 E: 0 K: 1 S: 13	R: 0 E: 0 K: 0 S: 14
	H: 1 LOB: 0 BB: 1 P: 16	H: 1 LOB: 1 BB: 0 P: 14	H: 1 LOB: 1 BB: 0 P: 11	H: 2 LOB: 1 BB: 0 P: 18	H: 0 LOB: 1 BB: 1 P: 18	H: 0 LOB: 0 BB: 0 P: 13	H: 1 LOB: 1 BB: 0 P: 13	H: 1 LOB: 1 BB: 0 P: 19	H: 1 LOB: 1 BB: 0 P: 21

1B: 5 SF: 0
2B: 1 SAC: 0
3B: 0 DP: 1
HR: 2 HBP: 0

WP: 0 PA: 35
PB: 0
SB: 0
CS: 0

PITCHER		IP	WLS	BF	H	R	ER	SO	BB	IBB	HBP	BLK	WP	HR	S	P	ERA	WHIP
31 Matt Belisle, R ERA: 5.31	(1, 1)	7.0	W	27	6	2	2	5	2	0	0	0	0	2	66	103	2.57	1.143
51 Jared Burton, R ERA: 2.68	(8, 1)	1.0		4	1	0	0	1	0	0	0	0	0	0	13	19	0.00	1.000
25 David Weathers, R ERA: 3.44	(9, 1)	1.0		4	1	0	0	0	0	0	0	0	0	0	14	21	0.00	1.000

PITCHER	IP	WLS	BF	H	R	ER	SO	BB	IBB	HBP	BLK	WP	HR	S	P	ERA	WHIP

TOP

St. Louis Cardinals @ Cincinnati Reds

Great American Ball Park, Cincinnati, OH

Tue Sep 11 2007, 7:10 PM EDT
Att. 14,027 - Clear - 76 F

livebaseballscorecards.com

AB	33
R	2
H	8
RBI	2
BB	2
SO	6
LOB	13

BOTTOM

St. Louis Cardinals @ Cincinnati Reds

Great American Ball Park, Cincinnati, OH

Tue Sep 11 2007, 7:10 PM EDT

Att. 14,027 - Clear - 76 F

livebaseballscorecards.com

Batter	1	2	3	4	5	6	7	8	9	AB	R	H	RBI	BB	SO	LOB
27 Jeff Keppinger, R (1, 6) OBP: 0.407, SLG: 0.509	B FA 88 C FA 87 X FA 87 1-1 ① G4-3		F FA 86 X CH 79 0-1 ① F7 C CH 78 F CU 70 B FA 87 B FA 88 X CH 80 2-2 ③ L7			X FA 90 0-0 ③ L8				4	0	0	0	0	0	1
Jorge Cantu, R (1, 3) OBP: 0.365, SLG: 0.346	B FA 87 X FA 89 1-0 G3-6-3 1B		C FA 87 B FS 86 B FA 87 B FA 88 B FA 89 4-1 2B HR BB	F CH 77 C CU 71 H FA 86 1-2 G3-6-3 HBP			C FA 88 B FA 88 F CU 76 B CU 75 B CU 76 F FA 88 F FA 88 B CU 77 4-2 FC3-4-6 BB			1	1	1	0	2	0	0
Ken Griffey Jr., L (1, 9) OBP: 0.384, SLG: 0.519	F FA 89 C FA 90 1 SAFE F FA 89 B SL 84 X FA 88 1-2 ②③ G3-6-3 1-2f		B FS 84 X FA 88 1-0 1-3 HR 2B	C FA 88 F CU 70 1 SAFE F FA 88 X CU 71 0-2 ①② G3-6-3 1-2f			D CU 77 B FA 88 X FA 88 2-0 ① FC3-4-6 BB 1-2f			4	1	1	0	0	0	3
4 Brandon Phillips, R (1, 4) OBP: 0.332, SLG: 0.491		X FA 88 0-0 ① P4	C CU 71 D CU 72 B FA 88 F CU 69 B CU 69 B FS 83 4-2 HR BB	B FA 87 C FA 87 X FA 87 1-1 ③ F8			C CU 76 F CU 77 F CU 77 F FA 89 F CU 77 F FA 86 F CU 76 X FA 88 0-2 ② L7			3	1	0	0	1	0	1
Adam Dunn, L (1, 7) OBP: 0.384, SLG: 0.556 Buck Coats, L (8, 7)		B FA 89 F FA 88 B SL 83 X FA 88 2-1 HR	C SL 83 X SL 84 0-1 1-H 2-H 3-H HR		X FA 90 0-0 ① P3		S CU 78 F CU 76 B CU 77 F FA 88 B SL 78 B CU 76 B FA 89 4-2 1-2 BB			3 0	2 0	2 0	5 0	1 0	0 0	0 0
28 Edwin Encarnación, R (1, 5) OBP: 0.351, SLG: 0.420		F FA 89 B CU 71 F CH 80 B CU 70 F FA 87 F CH 82 F FA 89 X FS 86 2-2 26 1B 1B	B FA 87 F FA 86 B CH 81 C CH 81 B CH 81 B FA 88 4-2 1B 31 E BB		C FA 92 B FA 92 F SL 84 F SL 83 S FA 92 1-3 ② K		C CU 77 B CU 76 X FA 88 1-1 ③ P3			3	1	1	0	1	1	2
Josh Hamilton, L (1, 8) OBP: 0.371, SLG: 0.559		B SL 84 F FA 89 1 SAFE F FS 85 1 SAFE 1 SAFE S CU 72 1-3 ② K	1 SAFE C FA 89 X FA 89 0-1 1-2 31 E 1B		B CU 75 B CU 75 B FA 91 F FA 91 S FA 92 X FA 91 3-2 ③ F8			C FA 92 S CU 79 B CU 80 F FA 92 B CU 80 F SL 88 F FA 91 B FA 93 S SL 89 3-3 ① K		4	1	1	0	0	2	1
26 David Ross, R (1, 2) OBP: 0.257, SLG: 0.383		F FA 89 1 SAFE S FA 88 1 SAFE X CU 71 0-2 1-2 1B	B FA 88 S FA 88 B SL 85 X FA 88 2-1 ② F7			F FA 89 F FA 90 C FA 91 0-3 ① K		X SL 88 0-0 ② L7		4	0	1	0	0	1	2
31 Matt Belisle, R (1, 1) OBP: 0.128, SLG: 0.091 51 Jared Burton, R (8, 1) 19 Joey Votto, L (8, PH) OBP: 0.529, SLG: 1.000 25 David Weathers, R (9, 1)		C FA 88 C CU 69 S CU 71 0-3 ③ K	X FA 88 0-0 1-H 2-H E9			B FA 90 B FA 90 S FA 89 S FA 89 F FA 90 S FA 90 2-3 ② K		C FA 91 S CU 79 S FA 91 0-3 ③ K		3 0 1 0	0 0 0 0	0 0 0 0	0 0 0 0	2 0 1 0	2 0 0 0	2 0 0 0
Inning Stats	R: 0 E: 0 K: 0 S: 7 H: 1 LOB: 0 BB: 0 P: 10	R: 1 E: 0 K: 2 S: 18 H: 3 LOB: 2 BB: 0 P: 23	R: 6 E: 1 K: 0 S: 19 H: 3 LOB: 1 BB: 3 P: 36	R: 0 E: 0 K: 0 S: 8 H: 0 LOB: 0 BB: 0 P: 10	R: 0 E: 0 K: 1 S: 8 H: 0 LOB: 0 BB: 0 P: 12	R: 0 E: 0 K: 2 S: 8 H: 0 LOB: 0 BB: 0 P: 10	R: 0 E: 0 K: 0 S: 18 H: 0 LOB: 2 BB: 2 P: 29	R: 0 E: 0 K: 2 S: 10 H: 0 LOB: 0 BB: 0 P: 13		1B: 4 2B: 1 3B: 0 HR: 2 SF: 0 SAC: 0 DP: 2 HBP: 1						

	AB	30
	R	7
	H	7
	RBI	5
	BB	5
	SO	7
	LOB	12

WP: 0 PB: 0 SB: 0 CS: 0 PA: 36

PITCHER		IP	WLS	BF	H	R	ER	SO	BB	IBB	HBP	BLK	WP	HR	S	P	ERA	WHIP
30 Mark Mulder, L ERA: 12.38	(1, 1)	4.0	L	22	7	7	5	2	3	0	1	0	0	2	52	79	11.25	2.500
Troy Percival, R ERA: 2.18	(5, 1)	2.0		6	0	0	0	3	0	0	0	0	0	0	16	22	0.00	0.000
19 Tyler Johnson, L ERA: 3.67	(7, 1)	1.0		5	0	0	0	0	2	0	0	0	0	0	18	29	0.00	2.000
44 Jason Isringhausen, R ERA: 1.74	(8, 1)	1.0		3	0	0	0	2	0	0	0	0	0	0	10	13	0.00	0.000

PITCHER	IP	WLS	BF	H	R	ER	SO	BB	IBB	HBP	BLK	WP	HR	S	P	ERA	WHIP

St. Louis Cardinals @ Cincinnati Reds

Great American Ball Park, Cincinnati, OH

Wed Sep 12 2007, 7:10 PM EDT

Att. 16,167 - Clear - 78 F

TOP

livebaseballscorecards.com

Batter	1	2	3	4	5	6	7	8	9	AB	R	H	RBI	BB	SO	LOB
David Eckstein, R (1, 6) OBP: 0.348, SLG: 0.364	B CH 74 C CH 75 C CU 66 H CU 74 2-2 1B HBP	C CU 76 X FA 91 0-1 F9 ③			B FA 89 B CU 72 C CU 70 F CU 72 B FA 91 X SL 80 3-2 F8 ③		S FA 93 C FA 94 X FA 92 0-2 G4-6-3 ②③ 1-2f			3	0	0	0	0	0	4
37 Todd Wellemeyer, R (7, 1) OBP: 0.091, SLG: 0.091										0	0	0	0	0	0	0
24 Rick Ankiel, L (1, 9) OBP: 0.348, SLG: 0.621	S CH 77 S FA 89 B FA 89 S CU 75 1-3 K ①		B FC 87 B SL 85 C SL 69 X CH 69 2-1 F9 ①			S CH 80 X FA 89 0-1 1B 47 1B		F FC 92 C SL 92 B FA 94 B CH 88 F FA 93 B CH 88 X FA 93 3-2 G4-3 ①		4	1	1	0	0	1	1
5 Albert Pujols, R (1, 3) OBP: 0.421, SLG: 0.557	B FA 90 B FA 89 C FA 90 B FA 89 C CU 71 X FA 90 3-2 P6 ②		B FA 91 C CH 79 X FA 90 1-1 F8 ②			C CU 68 B FA 89 F FA 90 X SL 77 1-2 F8 ①		X FA 92 0-0 F9 ②		4	0	0	0	0	0	2
Jim Edmonds, L (1, 8) OBP: 0.319, SLG: 0.399	B FA 89 B CH 81 C FA 90 X CU 70 2-1 1-2 1B		B FA 90 B CH 81 C SL 70 X FA 91 2-1 F7 ③			C FA 90 F CU 74 X FA 90 0-2 47 1B 1-2 1B		S FC 91 B FA 93 S FA 92 B SL 90 F FC 92 B FA 95 F FC 93 X FA 94 3-2 47 BLK 1B		4	0	3	0	0	0	0
47 Ryan Ludwick, R (1, 7) OBP: 0.317, SLG: 0.476	B CU 77 F FA 90 B FC 90 X FA 91 2-1 P3 ③			F CH 78 B FC 90 B FA 89 X FA 90 2-1 P3 ①		B FC 89 B FA 90 B FA 89 C CU 74 F FA 90 X FA 89 3-2 4 G6-3 1-2 2-H 1B		B FA 93 C FC 93 B FA 93 S FA 93 S FA 95 2-3 K ③ 1-2		4	0	1	1	0	1	3
4 Yadier Molina, R (1, 2) OBP: 0.349, SLG: 0.378		X SL 77 0-0 1B 2B		C FA 90 F CU 76 B FA 90 B FA 91 X FA 89 2-2 G6-3 ②		B FA 90 X FA 89 1-0 G6-3 ②③ 1-2f			F FA 85 B FA 86 X FA 85 1-1 F9 ①	4	0	1	0	0	0	2
Russell Branyan, L (1, 5) OBP: 0.307, SLG: 0.434		X FA 87 0-0 2-3 1B		C CU 70 B SL 82 S FC 87 B FA 88 B CH 84 S CU 75 3-3 K ③			C FA 88 B SL 82 S SL 83 F FA 88 B CU 70 F SL 82 B FA 89 S CH 80 3-3 K ①		X FA 86 0-0 F8 ②	4	0	1	0	0	2	0
23 Anthony Reyes, R (1, 1) OBP: 0.077, SLG: 0.077 19 Tyler Johnson, S (4, 1) 13 Brendan Ryan, R (5, PH) OBP: 0.377, SLG: 0.451 (5, 4) (7, 6) 55 Skip Schumaker, L (9, PH) OBP: 0.339, SLG: 0.449		C CU 73 M SL 75 M FA 90 0-3 K ①			B SL 74 C SL 76 B FA 90 B FA 90 C CU 70 S CU 73 3-3 K ①		X FA 87 0-0 1B 1B		X FA 86 0-0 F7 ③	1 0 2 1	0 0 0 0	0 0 1 0	0 0 0 0	0 0 1 0	1 0 0 0	2 0 0 0
Aaron Miles, S (1, 4) OBP: 0.337, SLG: 0.370 34 Randy Flores, L (5, 1) 36 Russ Springer, R (6, 1) Miguel Cairo, R (7, PH) OBP: 0.294, SLG: 0.312 (7, 4)	B CH 79 B FA 88 C FA 90 F FA 90 F FA 90 S CU 76 2-3 K ②				B CH 67 X CU 68 1-0 G3-1 ②		B SL 87 C F X 1-2 G4-6-3 1-2 1B			2 0 0 1	0 0 0 0	0 0 0 1	0 0 0 0	1 0 0 0	2 0 0 0	2 0 0 0
Inning Stats	R: 0 E: 0 K: 1 S: 12 H: 1 LOB: 2 BB: 0 P: 22	R: 0 E: 0 K: 2 S: 11 H: 2 LOB: 2 BB: 0 P: 13	R: 0 E: 0 K: 0 S: 6 H: 0 LOB: 0 BB: 0 P: 11	R: 0 E: 0 K: 1 S: 8 H: 0 LOB: 0 BB: 0 P: 15	R: 0 E: 0 K: 1 S: 7 H: 0 LOB: 0 BB: 0 P: 14	R: 1 E: 0 K: 0 S: 12 H: 3 LOB: 1 BB: 0 P: 17	R: 0 E: 0 K: 1 S: 12 H: 2 LOB: 1 BB: 0 P: 16	R: 0 E: 0 K: 1 S: 13 H: 1 LOB: 1 BB: 0 P: 21	R: 0 E: 0 K: 0 S: 4 H: 0 LOB: 0 BB: 0 P: 5	1B: 8 2B: 1 3B: 0 HR: 0	SF: 0 SAC: 0 DP: 2 HBP: 1					

	AB	34
	R	1
	H	9
	RBI	1
	BB	0
	SO	7
	LOB	16

PITCHER		IP	WLS	BF	H	R	ER	SO	BB	IBB	HBP	BLK	WP	HR	S	P	ERA	WHIP
61 Bronson Arroyo, R ERA: 4.31	(1, 1)	6.0	W	24	6	1	1	5	0	0	1	0	0	0	56	92	1.50	1.000
Mike Stanton, L ERA: 5.98	(7, 1)	0.1		2	1	0	0	1	0	0	0	0	0	0	6	9	0.00	3.000
38 Gary Majewski, R ERA: 8.38	(7, 1)	0.2		2	1	0	0	0	0	0	0	0	0	0	6	7	0.00	1.500
51 Jared Burton, R ERA: 2.61	(8, 1)	1.0		4	1	0	0	1	0	0	0	1	0	0	13	21	0.00	1.000
25 David Weathers, R ERA: 3.39	(9, 1)	1.0		3	0	0	0	0	0	0	0	0	0	0	4	5	0.00	0.000

PITCHER	IP	WLS	BF	H	R	ER	SO	BB	IBB	HBP	BLK	WP	HR	S	P	ERA	WHIP

WP: 0 PA: 35
PB: 0
SB: 0
CS: 0

BOTTOM

St. Louis Cardinals @ Cincinnati Reds

Great American Ball Park, Cincinnati, OH

Wed Sep 12 2007, 7:10 PM EDT

Att. 16,167 - Clear - 78 F

livebaseballscorecards.com

Batter	1	2	3	4	5	6	7	8	9	AB	R	H	RBI	BB	SO	LOB
Josh Hamilton, L (1, 8) OBP: 0.368, SLG: 0.554 30 Norris Hopper, R (6, 8) OBP: 0.362, SLG: 0.385	C FA 89 B FA 91 B CU 76 C FA 90 B FA 89 X FA 88 3-2 ① G3-1		X CU 76 0-0 ① FC3-6 2 G5-4-3 1-2f 2-3		C SL 84 C FA 90 B FA 89 B SL 82 X CU 77 2-2 ① G5-3	X FA 92 0-0 ③ F9				3 1	0 0	0 0	0 0	0 0	0 0	2 2
2 Alex Gonzalez, R (1, 6) OBP: 0.326, SLG: 0.472 27 Jeff Keppinger, R (4, 6) OBP: 0.403, SLG: 0.503	B CH 88 B FA 89 F FA 88 B CH 87 X CH 87 3-1 ② G6-3		C CU 75 D CU 76 C CU 74 X CU 75 1-2 ②③ G5-4-3 1-2f		C FA 90 X CU 77 0-1 ② G6-3		F FA 92 B FA 93 F FA 92 F SL 84 X FA 93 1-2 ① G5-3			2 2	0 0	0 0	0 0	0 0	0 0	2 0
Ken Griffey Jr., L (1, 9) OBP: 0.383, SLG: 0.517	C FA 90 B FA 90 B CU 78 B FA 90 C FA 92 X FA 91 3-2 1B			B FA 89 X FA 86 1-0 ① P5	X FA 90 0-0 ③ F7		F FA 93 S CH 84 F FA 94 X SL 83 0-2 ② G5-3			4	0	1	0	0	0	0
4 Brandon Phillips, R (1, 4) OBP: 0.333, SLG: 0.497	F FA 89 C CU 75 X CU 78 0-2 ③ F9			B CU 72 F CH 84 S CU 73 F CU 76 B CH 86 F CU 74 B CH 85 F CU 74 X CH 82 3-2 HR	B CU 77 X FA 89 1-0 1B 28 1B S 1B		C SL 82 S SL 84 S SL 84 0-3 ③ K			4	2	2	1	0	1	1
Adam Dunn, L (1, 7) OBP: 0.384, SLG: 0.555 Jason Ellison, R (9, 7) OBP: 0.235, SLG: 0.227		B FA 88 C FA 89 B FA 90 X FA 91 2-1 ① F7		B CU 75 B FA 89 B FA 91 B CH 88 4-0 28 HR BB	C FA 90 X FA 90 0-1 28 1B 1-3 1B 1B			F FA 91 B CH 85 B FA 91 S FA 86 F CH 86 B FA 92 C CH 84 3-3 ① K		3 0	2 0	1 0	0 0	1 0	1 0	0 0
28 Edwin Encarnación, R (1, 5) OBP: 0.352, SLG: 0.428		F CU 76 F FA 90 X FA 88 0-2 ② F8		C CU 76 B FA 86 B CU 77 D CH 86 X CU 76 3-1 1-H HR	B FA 90 X SL 78 1-0 1B 1-2 3-H 1B			B FA 92 S SL 84 B FA 92 B FA 92 F FA 91 S SL 84 3-3 ② K		4	1	2	3	0	1	0
19 Joey Votto, L (1, 3) OBP: 0.476, SLG: 0.833		C FA 90 B CH 76 C FA 90 C FA 91 1-3 ③ K		B FA 89 B FA 90 C FA 88 F FA 89 B FA 91 B FA 89 4-2 BB	X SL 82 0-0 ① L8			B FA 91 S FA 92 S FA 92 B FA 93 S CH 85 2-3 ③ K		3	0	0	0	1	2	2
Javier Valentin, S (1, 2) OBP: 0.325, SLG: 0.381			C FA 89 F FA 89 B CU 77 X FA 91 1-2 FC3-6 61 HBP 1B	X FA 88 0-0 ② F9	F SL 85 S SL 81 D SL 82 B CU 76 B FA 89 X SL 82 3-2 1-3 2-H 1B					3	0	2	1	0	0	1
61 Bronson Arroyo, R (1, 1) OBP: 0.152, SLG: 0.190 Jorge Cantu, R (6, PH) OBP: 0.361, SLG: 0.341 Mike Stanton, L (7, 1) 38 Gary Majewski, R (7, 1) 51 Jared Burton, R (8, 1) 25 David Weathers, R (9, 1)			F CH 85 H CH 84 1-1 FC3-6 1-2 HBP	C CU 76 B CU 75 B FA 87 X FA 88 2-1 ③ P6	S FA 93 S FA 93 F FA 93 B FA 93 S FA 93 1-3 ② K					1 1 0 0 0 0	0 0 0 0 0 0	0 0 0 0 0 0	0 0 0 0 0 0	0 1 0 0 0 0	0 2 0 0 0 0	1 0 0 0 0 0
Inning Stats	R: 0 E: 0 K: 0 S: 11 H: 1 LOB: 1 BB: 0 P: 20	R: 0 E: 0 K: 1 S: 8 H: 0 LOB: 0 BB: 0 P: 11	R: 0 E: 0 K: 0 S: 8 H: 1 LOB: 1 BB: 0 P: 11	R: 3 E: 0 K: 0 S: 14 H: 2 LOB: 1 BB: 2 P: 31	R: 0 E: 0 K: 0 S: 6 H: 0 LOB: 0 BB: 0 P: 8	R: 2 E: 0 K: 1 S: 13 H: 4 LOB: 2 BB: 0 P: 19	R: 0 E: 0 K: 1 S: 11 H: 0 LOB: 0 BB: 0 P: 12	R: 0 E: 0 K: 3 S: 10 H: 0 LOB: 0 BB: 0 P: 18		1B: 6 2B: 0 3B: 0 HR: 2	SF: 0 SAC: 0 DP: 1 HBP: 1		WP: 0 PB: 0 SB: 1 CS: 0	PA: 34	

	AB	31
	R	5
	H	8
	RBI	5
	BB	2
	SO	6
	LOB	13

PITCHER		IP	WLS	BF	H	R	ER	SO	BB	IBB	HBP	BLK	WP	HR	S	P	ERA	WHIP
23 Anthony Reyes, R ERA: 5.69	(1, 1)	3.1	L	16	4	3	3	1	2	0	1	0	0	2	38	68	8.10	1.800
19 Tyler Johnson, L ERA: 3.6	(4, 1)	0.2		2	0	0	0	0	0	0	0	0	0	0	3	5	0.00	0.000
34 Randy Flores, L ERA: 4.65	(5, 1)	1.1		8	4	2	2	0	0	0	0	0	0	0	14	21	13.50	3.000
36 Russ Springer, R ERA: 2.34	(6, 1)	0.2		2	0	0	0	1	0	0	0	0	0	0	5	6	0.00	0.000
37 Todd Wellemeyer, R ERA: 5.16	(7, 1)	2.0		6	0	0	0	4	0	0	0	0	0	0	21	30	0.00	0.000

PITCHER	IP	WLS	BF	H	R	ER	SO	BB	IBB	HBP	BLK	WP	HR	S	P	ERA	WHIP

Batter	1	2	3	4	5	6	7	8	9	AB	R	H	RBI	BB	SO	LOB
David Eckstein, R (1, 6) OBP: 0.350, SLG: 0.369	B CH 83 C FA 85 F CH 86 F CH 86 B CU 70 X FA 88 2-2 SH1-3 5 SF8 2B		C FA 84 F FA 86 B CU 71 B CU 72 X CU 79 2-2 ③ G5-3			F SL 86 F FA 88 X SL 81 0-2 ① SF9 2-3 3-H		C FC 92 X SL 86 0-1 1B		3	1	2	1	0	0	0
Miguel Cairo, R (1, 5) OBP: 0.295, SLG: 0.307 36 Russ Springer, R (8, 1)	F CH 87 X FA 88 0-1 ① SH1-3 2-3			B SL 78 B FA 87 B FA 86 C CH 85 X FA 87 3-1 ① G6-3		B SL 81 B FA 90 B FA 88 B FA 88 4-0 CS BB		C FA 94 F FA 94 F SL 88 B FC 93 X SL 92 1-2 ③ F7		2 0	0 0	0 0	0 0	1 0	0 0	1 0
5 Albert Pujols, R (1, 3) OBP: 0.420, SLG: 0.559	X CH 87 0-0 ② SF8 3-H			C CH 86 X CH 88 0-1 ② F9		C X SL 84 0-1 ② SF9 3-H			B SL 86 C SL 86 X SL 86 1-1 1B 2B	2	1	1	2	0	0	0
Jim Edmonds, L (1, 8) OBP: 0.319, SLG: 0.397	S FA 88 C FA 90 S FA 89 0-3 ③ K			B FA 87 X FA 88 1-0 ③ F7		1 SAFE S FA 91 F FA 91 B FA 89 1-2 ③ CS 1-2	L CU 72 S SL 80 B FA 90 B SL 81 X FA 89 2-2 ① F7		X FA 87 0-0 2-H 1B	4	0	1	1	0	1	0
47 Ryan Ludwick, R (1, 7) OBP: 0.313, SLG: 0.468		B FA 86 C FA 86 X SL 79 1-1 ① F7			F CU 72 F CU 72 S SL 81 0-3 ① K		B FA 88 X FA 88 1-0 ② P3		C SL 83 B FA 87 B FA 88 C SL 83 B FA 89 F FA 89 X FA 88 3-2 ① F7	4	0	0	0	0	1	1
55 Skip Schumaker, L (1, 9) OBP: 0.338, SLG: 0.446 4 Yadier Molina, R (7, 2) OBP: 0.348, SLG: 0.377		B CH 85 F FA 88 X FA 89 1-1 ② F7			C FA 89 F FA 89 S SL 81 0-3 ② K		C FA 88 S SL 81 F CU 79 F SL 80 X FA 89 0-2 1B		X SL 84 0-0 ② F8	3 1	0 0	1 0	0 0	0 0	1 0	0 1
Kelly Stinnett, R (1, 2) OBP: 0.200, SLG: 0.296 24 Rick Ankiel, L (7, PH) OBP: 0.342, SLG: 0.610 (7, 9)		B FA 85 F FA 87 C FA 87 X SL 81 1-2 ③ G6-3			B FA 88 B FA 88 F CH 87 F FA 88 S SL 81 2-3 ③ K		C FA 90 B FA 90 S SL 82 B SL 83 F SL 82 S SL 82 2-3 ③ K		F FA 88 B FA 88 B FA 88 B FA 89 X FA 88 3-1 ③ F9	2 2	0 0	0 0	0 0	0 0	1 1	0 2
Kip Wells, R (1, 1) OBP: 0.333, SLG: 0.412 Andy Cavazos, R (5, 1) Russell Branyan, L (6, PH) OBP: 0.311, SLG: 0.434 48 Brad Thompson, R (6, 1) OBP: 0.150, SLG: 0.150 Aaron Miles, S (8, PH) OBP: 0.336, SLG: 0.369 (8, 4)			B CH 86 X CH 85 1-0 ① L6			C FA 86 B FA 89 B SL 80 B FA 89 F FA 89 B FA 91 4-2 13 2B SF9 BB		B FC 91 C FA 91 X FC 91 1-1 ① L9		1 0 0 0 0 1	0 0 1 0 0 0	0 0 0 0 0 0	0 0 0 0 0 0	0 0 1 0 0 0	0 0 0 0 0 0	0 0 0 0 0 0
13 Brendan Ryan, R (1, 4) OBP: 0.376, SLG: 0.455 (8, 5)			X CH 86 0-0 ② F8			F CH 87 C CH 87 X SL 81 0-2 SF9 5 SF9 1-3 2B		C SL 85 C SL 86 X FA 93 0-2 ② G3		3	1	1	0	0	0	0
Inning Stats	R: 1 E: 0 K: 1 S: 10 H: 1 LOB: 0 BB: 0 P: 12	R: 0 E: 0 K: 0 S: 7 H: 0 LOB: 0 BB: 0 P: 10	R: 0 E: 0 K: 0 S: 5 H: 0 LOB: 0 BB: 0 P: 8	R: 0 E: 0 K: 0 S: 5 H: 0 LOB: 0 BB: 0 P: 9	R: 0 E: 0 K: 3 S: 9 H: 0 LOB: 0 BB: 0 P: 11	R: 2 E: 0 K: 0 S: 12 H: 1 LOB: 0 BB: 2 P: 21	R: 0 E: 0 K: 1 S: 13 H: 1 LOB: 1 BB: 0 P: 18	R: 0 E: 0 K: 0 S: 11 H: 1 LOB: 1 BB: 0 P: 13	R: 1 E: 0 K: 0 S: 10 H: 2 LOB: 1 BB: 0 P: 17	1B: 3 2B: 3 3B: 0 HR: 0	SF: 3 SAC: 1 DP: 0 HBP: 0			WP: 0 PB: 0 SB: 0 CS: 1	PA: 35		

PITCHER		IP	WLS	BF	H	R	ER	SO	BB	IBB	HBP	BLK	WP	HR	S	P	ERA	WHIP
39 Aaron Harang, R ERA: 3.65	(1, 1)	7.0	W	25	3	3	3	5	2	0	0	0	0	0	61	89	3.86	0.714
51 Jared Burton, R ERA: 2.54	(8, 1)	1.0	H	4	1	0	0	0	0	0	0	0	0	0	11	13	0.00	1.000
25 David Weathers, R ERA: 3.47	(9, 1)	1.0	S	5	2	1	1	0	0	0	0	0	0	0	10	17	9.00	2.000

PITCHER	IP	WLS	BF	H	R	ER	SO	BB	IBB	HBP	BLK	WP	HR	S	P	ERA	WHIP

TOP

St. Louis Cardinals @ Cincinnati Reds

Great American Ball Park, Cincinnati, OH

Thu Sep 13 2007, 12:35 PM EDT
Att. 18,018 - Partly Cloudy - 75 F

livebaseballscorecards.com

AB	28
R	4
H	6
RBI	4
BB	2
SO	5
LOB	5

BOTTOM

St. Louis Cardinals @ Cincinnati Reds

Great American Ball Park, Cincinnati, OH

Thu Sep 13 2007, 12:35 PM EDT

Att. 18,018 - Partly Cloudy - 75 F

livebaseballscorecards.com

Batter	1	2	3	4	5	6	7	8	9	AB	R	H	RBI	BB	SO	LOB
30 Norris Hopper, R (1, 8) OBP: 0.370, SLG: 0.394	X FA 91 0-0 G4-6-3 27 BB 1B		B FA 90 X FA 90 1-0 27 G5-4-3 1B	B CU 77 F SL 83 X SL 84 1-1 1-2 2-3 FC3-6 1B	S CH 85 B CU 81 F FA 91 B SL 84 X CU 79 2-2 1B			X FA 93 0-0 ② F9		5	0	4	0	0	0	0
27 Jeff Keppinger, R (1, 6) OBP: 0.398, SLG: 0.494	B CH 90 1 SAFE 1 SAFE B FA 92 B FA 92 C FA 90 B FA 93 4-1 1-2 G4-6-3 BB		1 SAFE C SL 82 B FA 92 1 SAFE X SL 85 1-1 ① ② 1-2f G5-4-3	C SL 85 X FA 93 0-1 ② 3-H SF9	B FA 90 F FA 91 B FA 91 X FA 91 2-1 ③ G4-3			B FA 93 X FA 93 1-0 ③ F8		3	0	0	1	1	0	2
Ken Griffey Jr., L (1, 9) OBP: 0.382, SLG: 0.515	B FA 94 X CH 84 1-0 ① ② 1-2f 2-3 G4-6-3		B FA 91 F FA 92 F CH 90 B FA 94 X CU 81 2-2 BB 4 BB 1B	B CH 85 B CH 85 X FA 93 2-0 ③ 1-2f FC3-6		X FA 87 0-0 ① G3				4	0	1	0	0	0	4
4 Brandon Phillips, R (1, 4) OBP: 0.336, SLG: 0.499	B CU 79 C CU 79 S SL 86 F FA 94 B SL 85 B SL 85 S SL 86 3-3 ③ K		B FA 93 S CU 80 B FA 93 D SL 86 B CU 79 4-1 1-2 BB		X FA 92 0-0 19 2B 2B	S SL 80 F FA 89 F SL 79 B FA 89 X FA 90 1-2 G4-6-3 1B				3	1	2	0	1	1	1
Adam Dunn, L (1, 7) OBP: 0.384, SLG: 0.552 25 David Weathers, R (9, 1)		X FA 91 0-0 ① P4	C SL 90 F FA 93 F FA 93 B FA 94 B CU 80 B CU 80 B CH 86 4-2 1-2 2-3 BB		B SL 85 B CH 83 S CH 84 F FA 92 X FA 93 2-2 ① F7	1 SAFE C FA 88 1 SAFE 1 SAFE X FA 88 0-1 ② ③ 1-2f G4-6-3				3 0	0 0	0 0	0 0	1 0	0 0	2 0
28 Edwin Encarnación, R (1, 5) OBP: 0.352, SLG: 0.425		B FA 92 S CU 79 X FA 92 1-1 ② F8	B CU 79 X SL 85 1-0 ③ P4		I IN 58 I IN 56 4-0 19 2B IBB		X FA 86 0-0 ① F8			3	1	0	0	1	0	3
19 Joey Votto, L (1, 3) OBP: 0.520, SLG: 0.864		B FA 92 C FA 92 F FA 92 F CU 81 X FA 93 1-2 E8 1B		F SL 83 S CH 84 B FA 92 B CH 85 F CU 80 X FA 93 2-2 39 FC3-5 26 BB 1B	D SL 89 S CH 85 X FA 92 1-1 1-H 2-H 26 HR 2B		X FA 88 0-0 ② G6-3			4	1	3	2	0	0	0
26 David Ross, R (1, 2) OBP: 0.263, SLG: 0.394		B FA 92 B CU 78 B FA 92 D SL 84 4-0 BB		C FA 93 B FA 93 S CU 78 B FA 94 F SL 85 B FA 93 B FA 92 4-2 30 1B 39 FC3-5 27 SF9 1-2 BB	D SL 84 X FA 91 1-0 2-H HR		C FA 88 B FA 88 X FA 89 1-1 ③ G6-3			2	2	1	2	2	0	0
39 Aaron Harang, R (1, 1) OBP: 0.129, SLG: 0.119 51 Jared Burton, R (8, 1) Buck Coats, L (8, PH) (9, 7)		C FA 92 S CU 79 B CU 80 B SL 84 X SL 84 2-2 ③ P4		C X 0-1 ① 1-2 2-3f FC3-5 30 1B	B CH 90 C FA 91 S FA 90 S FA 92 1-3 ② K			F FA 92 B CU 76 B FA 93 F FA 92 F FA 93 F FA 93 F FC 88 B CU 78 X FA 92 3-2 ① L7		3 0 1	0 0 0	0 0 0	0 0 0	1 0 0	0 0 0	4 0 0
Inning Stats	R: 0 E: 0 K: 1 S: 7 H: 1 LOB: 1 BB: 1 P: 15	R: 0 E: 1 K: 0 S: 10 H: 1 LOB: 2 BB: 1 P: 18	R: 0 E: 0 K: 0 S: 11 H: 2 LOB: 3 BB: 2 P: 24	R: 1 E: 0 K: 0 S: 14 H: 2 LOB: 2 BB: 1 P: 23	R: 4 E: 0 K: 1 S: 15 H: 4 LOB: 1 BB: 1 P: 28	R: 0 E: 0 K: 0 S: 7 H: 1 LOB: 0 BB: 0 P: 8	R: 0 E: 0 K: 0 S: 4 H: 0 LOB: 0 BB: 0 P: 5	R: 0 E: 0 K: 0 S: 8 H: 0 LOB: 0 BB: 0 P: 12		1B: 8 2B: 2 3B: 0 HR: 1 SF: 1 SAC: 0 DP: 3 HBP: 0						

AB	31
R	5
H	11
RBI	5
BB	6
SO	2
LOB	16

WP: 0 PB: 0 SB: 0 CS: 0 PA: 38

PITCHER		IP	WLS	BF	H	R	ER	SO	BB	IBB	HBP	BLK	WP	HR	S	P	ERA	WHIP
Kip Wells, R ERA: 5.77	(1, 1)	4.2	L	28	10	5	5	2	5	1	0	0	0	1	55	104	9.64	3.214
Andy Cavazos, R ERA: 8.15	(5, 1)	0.1		1	0	0	0	0	0	0	0	0	0	0	2	4	0.00	0.000
48 Brad Thompson, R ERA: 5.05	(6, 1)	2.0		6	1	0	0	0	0	0	0	0	0	0	11	13	0.00	0.500
36 Russ Springer, R ERA: 2.3	(8, 1)	1.0		3	0	0	0	0	0	0	0	0	0	0	8	12	0.00	0.000

PITCHER	IP	WLS	BF	H	R	ER	SO	BB	IBB	HBP	BLK	WP	HR	S	P	ERA	WHIP

Batter	1	2	3	4	5	6	7	8	9	AB	R	H	RBI	BB	SO	LOB
12 Alfonso Soriano, R (1, 7) OBP: 0.327, SLG: 0.516	C FA 91 F FA 92 B CU 76 B CU 74 B FA 92 B SL 88 4-2 25 CS BB		X CU 71 0-0 ② F8		C FA 91 C FA 92 B FA 93 B SL 86 B FA 91 X SL 85 3-2 ③ F7			B FA 92 B SL 86 X SL 86 2-0 ① G6-3	F FA 91 S FA 92 C FC 90 0-3 ③ K	4	0	0	0	1	1	1
2 Ryan Theriot, R (1, 6) OBP: 0.333, SLG: 0.356	1 SAFE B FA 91 X FA 90 1-0 ① L9		B CU 70 C FA 90 F SL 84 B CU 75 X FA 92 2-2 ③ L8			X FA 90 0-0 ① L8		B FA 93 B FA 92 C SL 88 S FA 93 B SL 86 S 3-3 ② K		4	0	0	0	0	1	1
25 Derrek Lee, R (1, 3) OBP: 0.397, SLG: 0.492	B FA 91 F SL 86 1 SAFE B FA 91 B SL 86 B FA 92 4-1 ② 16 1B 1-2 BB			B CU 72 X FA 90 1-0 ① G6-3		C CU 72 B CU 73 B CU 73 X FA 89 2-1 ② L6		C FA 94 C SL 88 F FA 93 B FA 94 B SL 89 X SL 88 2-2 ③ G4-3		3	0	0	0	1	0	0
16 Aramis Ramirez, R (1, 5) OBP: 0.371, SLG: 0.556	B FA 91 X SL 86 1-0 1-2 1B			B FA 90 S CU 74 B FA 92 X FA 91 2-1 G6-3 1B 2B		B FA 90 B FA 91 X FA 90 2-0 ③ F9			X FA 93 0-0 ① P3	4	1	2	0	0	0	0
Cliff Floyd, L (1, 9) OBP: 0.367, SLG: 0.423 20 Felix Pie, L (8, 8) OBP: 0.271, SLG: 0.341	B FA 92 C FA 91 B FA 92 S SL 87 F FA 94 B SL 87 X FA 93 3-2 ③ F9			X FA 91 0-0 ② G6-3 2-3			B SL 82 B FA 90 C CH 82 X FA 91 2-1 HR		B FA 94 B FA 91 F FA 94 C FA 91 F CU 80 F SL 89 X FA 90 2-2 G6-3 33 2B 2B	3 1	1 1	1 1	1 0	0 0	0 0	3 0
Mark DeRosa, R (1, 4) OBP: 0.365, SLG: 0.415		B FA 90 F FA 90 X CU 71 1-1 ① F8		D CU 74 X FA 93 1-0 ① FC6-4 3-H 1B			F SL 86 F FA 90 F CU 73 B FA 89 S SL 85 1-3 ① K		X FA 93 0-0 ② G6-3 2-3	4	0	1	1	0	1	1
Jacque Jones, L (1, 8) OBP: 0.330, SLG: 0.389 (8, 9)		C CU 70 X CU 72 0-1 ② G4-3		B FA 90 B CH 82 B FA 91 C CH 81 X FA 90 3-1 ③ FC6-4 1-2f			S CU 71 F CU 72 X CH 82 0-2 ② G6-3		I I I I 4-0 BB 33 2B IBB	3	1	0	0	1	0	1
Jason Kendall, R (1, 2) OBP: 0.305, SLG: 0.317		C FA 91 B FA 92 F FA 89 F SL 86 F FA 92 S CU 74 1-3 ③ K			C FA 88 C SL 82 X CU 73 0-2 ① P4		B FA 90 B FA 88 C FA 88 B FA 89 X FA 89 3-1 E7 1B		D FC 89 B FA 92 B FA 90 B FC 90 4-0 33 2B 1-2 BB	3	1	1	0	1	1	0
38 Carlos Zambrano, S (1, 1) OBP: 0.260, SLG: 0.356 33 Daryle Ward, L (9, PH) OBP: 0.451, SLG: 0.554 46 Ryan Dempster, R (9, 1) Bob Howry, L (9, 1)			C FA 90 X 0-1 ① G3-1		X 0-0 ② G6-3		D CU 72 F SL 82 F CU 72 F SL 84 F CU 75 S SL 83 1-3 ③ K		B CU 78 X FA 94 1-0 1-H 2-H 3-H 2B	3 1 0 0	0 0 0 0	0 1 0 0	0 3 0 0	0 0 0 0	1 0 0 0	1 0 0 0
Inning Stats	R: 0 E: 0 K: 0 S: 9 H: 1 LOB: 2 BB: 2 P: 22	R: 0 E: 0 K: 1 S: 9 H: 0 LOB: 0 BB: 0 P: 11	R: 0 E: 0 K: 0 S: 6 H: 0 LOB: 0 BB: 0 P: 8	R: 1 E: 0 K: 0 S: 7 H: 2 LOB: 1 BB: 0 P: 14	R: 0 E: 0 K: 0 S: 7 H: 0 LOB: 0 BB: 0 P: 10	R: 0 E: 0 K: 0 S: 4 H: 0 LOB: 0 BB: 0 P: 8	R: 1 E: 1 K: 2 S: 16 H: 2 LOB: 1 BB: 0 P: 23	R: 0 E: 0 K: 1 S: 8 H: 0 LOB: 0 BB: 0 P: 15	R: 3 E: 0 K: 1 S: 11 H: 2 LOB: 1 BB: 2 P: 22	1B: 3 2B: 3 3B: 0 HR: 1	SF: 0 SAC: 0 DP: 0 HBP: 0			WP: 0 PB: 0 SB: 0 CS: 1	PA: 37		

TOP

Chicago Cubs @ St. Louis Cardinals

Busch Stadium, St. Louis, MO

Fri Sep 14 2007, 7:10 PM CDT

Att. 45,750 - Clear - 65 F

livebaseballscorecards.com

AB	33
R	5
H	7
RBI	5
BB	4
SO	5
LOB	8

PITCHER		IP	WLS	BF	H	R	ER	SO	BB	IBB	HBP	BLK	WP	HR	S	P	ERA	WHIP
50 Adam Wainwright, R ERA: 3.71	(1, 1)	7.0	L	27	5	2	2	3	2	0	0	0	0	1	58	96	2.57	1.000
31 Ryan Franklin, R ERA: 2.34	(8, 1)	1.0		3	0	0	0	1	0	0	0	0	0	0	8	15	0.00	0.000
44 Jason Isringhausen, R ERA: 2.17	(9, 1)	1.0		7	2	3	3	1	1	1	0	0	0	0	11	22	27.00	3.000

PITCHER		IP	WLS	BF	H	R	ER	SO	BB	IBB	HBP	BLK	WP	HR	S	P	ERA	WHIP

BOTTOM

Chicago Cubs @ St. Louis Cardinals

Busch Stadium, St. Louis, MO

Fri Sep 14 2007, 7:10 PM CDT

Att. 45,750 - Clear - 65 F

Batter	1	2	3	4	5	6	7	8	9	AB	R	H	RBI	BB	SO	LOB
Aaron Miles, S (1, 4) OBP: 0.334, SLG: 0.367	C CH 87 B CH 88 B FA 88 F FA 92 F FC 91 B FA 94 F FC 90 F FA 91 X CH 85 3-2 ① G4-3		C FA 91 X FA 91 0-1 ② P6			C SL 79 X FA 89 0-1 ① L5		F FA 94 X FA 93 0-1 1B	X FA 94 0-0 ③ G6-3	5	0	1	0	0	0	4
24 Rick Ankiel, L (1, 9) OBP: 0.331, SLG: 0.587 44 Jason Isringhausen, R (9, 1)	B FA 94 C FA 94 B FA 92 S FA 91 F FA 94 S FA 96 2-3 ② K		C FA 93 S FA 92 X FA 94 0-2 ③ P4			F FA 91 S CH 86 X CH 84 0-2 ② G6-3		F FA 92 B FA 93 X FC 91 1-1 ③ F9		4 0	0 0	0 0	0 0	0 0	1 0	2 0
5 Albert Pujols, R (1, 3) OBP: 0.421, SLG: 0.564	C SL 81 B FC 92 B SL 82 X FC 92 2-1 ③ G6-3			B SL 88 B SI 90 C FA 92 B CH 84 X FA 90 3-1 G6-4-3 1B		X FA 92 0-0 HR			B FA 91 B FA 91 C FA 91 B SL 87 X FF 92 3-1 ① G6-3	4	1	2	1	0	0	0
Jim Edmonds, L (1, 8) OBP: 0.320, SLG: 0.405		B FA 89 B SL 88 F FA 94 F SL 83 B FA 94 B FA 92 4-2 G3-1 55 G3 BB		B FC 90 X CH 83 1-0 ① ② G6-4-3 1-2f		X SL 84 0-0 ③ G4-3			C FF 92 B CH 84 S FA 93 B CH 84 B FA 92 X FA 92 3-2 HR	3	1	1	1	1	0	1
55 Skip Schumaker, L (1, 7) OBP: 0.328, SLG: 0.432 (9, 9)		B FA 91 1 SAFE F FA 90 X CH 83 1-1 ① G3 1-2	B FA 93 X FC 90 1-0 ③ G3				C CH 85 X FC 90 0-1 ① G3-1		B FA 92 S FA 92 B SL 86 F FA 93 F CH 84 X FA 92 2-2 ② F7	4	0	0	0	0	0	1
Scott Spiezio, S (1, 5) OBP: 0.360, SLG: 0.392 31 Ryan Franklin, R (8, 1) OBP: 0.500, SLG: 0.500 47 Ryan Ludwick, R (9, 7) OBP: 0.315, SLG: 0.482		X FC 91 0-0 ② G3-1 2-3		C FA 92 S FC 90 B CH 86 B FC 88 B FA 93 B FA 93 4-2 BB			C FA 90 B FA 94 C FA 91 F FA 93 B FA 91 F FA 94 C SL 82 2-3 ② K		B FA 91 X FA 93 1-0 HR	2 0 1	0 0 1	0 0 1	0 0 1	1 0 0	1 0 0	1 0 0
4 Yadier Molina, R (1, 2) OBP: 0.347, SLG: 0.375		B SL 82 B FC 91 C FC 90 B SL 79 F FC 91 X FA 94 3-2 ③ G4-3		X FA 90 0-0 ① L8			B FA 93 B SL 85 B FA 92 C FA 91 C FA 92 X FA 93 3-2 ③ P4		B FF 92 C SL 86 X SL 86 1-1 1B 1B 1B	4	0	1	0	0	0	2
50 Adam Wainwright, R (1, 1) OBP: 0.316, SLG: 0.389 Miguel Cairo, R (8, 5) OBP: 0.293, SLG: 0.305 Russell Branyan, L (9, PH) OBP: 0.315, SLG: 0.438			X FA 92 0-0 1B	B FC 87 1 SAFE L X 1-1 ② B3				F FA 90 B SL 80 F FA 91 B FA 92 B SL 84 X FA 92 3-2 ① F9	B FA 94 B FA 94 X FA 94 2-0 1B 1-2 1B	2 1 1	0 0 0	1 0 1	0 0 0	0 0 0	0 0 0	1 0 0
13 Brendan Ryan, R (1, 6) OBP: 0.369, SLG: 0.446 So Taguchi, R (9, PH) OBP: 0.357, SLG: 0.378			C FA 91 C SL 82 S FA 91 0-3 ① K	F FA 91 B SL 82 X FA 91 1-1 ③ G5-3				C SL 79 X FA 92 0-1 ② G4-3	C FA 95 X FA 95 0-1 1-2 2-3 1B	3 1	0 0	0 1	0 0	0 0	1 0	2 0
Inning Stats	R: 0 E: 0 K: 1 S: 12 H: 0 LOB: 0 BB: 0 P: 19	R: 0 E: 0 K: 0 S: 8 H: 0 LOB: 1 BB: 1 P: 16	R: 0 E: 0 K: 1 S: 9 H: 1 LOB: 1 BB: 0 P: 9	R: 0 E: 0 K: 0 S: 4 H: 1 LOB: 0 BB: 0 P: 9	R: 0 E: 0 K: 0 S: 7 H: 0 LOB: 1 BB: 1 P: 13	R: 1 E: 0 K: 0 S: 7 H: 1 LOB: 0 BB: 0 P: 7	R: 0 E: 0 K: 1 S: 10 H: 0 LOB: 0 BB: 0 P: 15	R: 0 E: 0 K: 0 S: 9 H: 1 LOB: 1 BB: 0 P: 13	R: 2 E: 0 K: 0 S: 16 H: 5 LOB: 3 BB: 0 P: 28	1B: 6 2B: 0 3B: 0 HR: 3	SF: 0 SAC: 0 DP: 1 HBP: 0		WP: 0 PB: 0 SB: 0 CS: 0	PA: 37			

livebaseballscorecards.com

	AB	R	H	RBI	BB	SO	LOB
	35	3	9	3	2	3	14

PITCHER	IP	WLS	BF	H	R	ER	SO	BB	IBB	HBP	BLK	WP	HR	S	P	ERA	WHIP
38 Carlos Zambrano, R (1, 1) ERA: 4.14	8.0	W	29	4	1	1	3	2	0	0	0	0	1	66	101	1.12	0.750
46 Ryan Dempster, R (9, 1) ERA: 4.22	0.2		5	3	2	2	0	0	0	0	0	0	2	12	22	27.00	4.500
Bob Howry, R (9, 1) ERA: 3.41	0.1	S	3	2	0	0	0	0	0	0	0	0	0	4	6	0.00	6.000

PITCHER	IP	WLS	BF	H	R	ER	SO	BB	IBB	HBP	BLK	WP	HR	S	P	ERA	WHIP

Batter	1	2	3	4	5	6	7	8	9	AB	R	H	RBI	BB	SO	LOB
12 Alfonso Soriano, R (1, 7) OBP: 0.328, SLG: 0.522	S FF 92 B SI 91 B FS 87 C FF 91 S FF 91 2-3 ① **K**	C SL 84 F FA 88 X CH 80 0-2 ③ **F8**			B FS 84 B FS 83 F FA 90 C SL 83 X SL 84 2-2 **1B**			B SL 87 S SL 86 S SL 87 B SL 87 B FA 93 1 SAFE 1 SAFE X FA 88 3-2 **1-H HR**		4	1	2	2	0	1	1
2 Ryan Theriot, R (1, 6) OBP: 0.330, SLG: 0.353	C FA 90 B SL 85 C FS 86 X FA 92 1-2 ② **F9**		B SL 84 X FA 88 1-0 ① **F7**		B FA 91 C FA 90 X SL 84 1-1 ③ **F8**			X FA 93 0-0 ① **G4-3**		4	0	0	0	0	0	2
25 Derrek Lee, R (1, 3) OBP: 0.396, SLG: 0.490	B FF 91 C FF 91 B FA 90 X FA 91 2-1 **33 BB 1B**		B FA 89 B FA 89 X FA 88 2-0 ② **F8**			X FA 88 0-0 ① **F9**		B FA 93 C FA 93 C FA 93 X FA 92 1-2 ② **G5-3**		4	0	1	0	0	0	1
33 Daryle Ward, L (1, 9) OBP: 0.444, SLG: 0.538 20 Felix Pie, L (8, 8) OBP: 0.271, SLG: 0.341	B FF 91 B CH 81 B CH 81 B FA 92 4-0 **1-2 BB**		C FA 89 B FA 89 B CH 82 F FA 89 S CH 81 2-3 ③ **K**			B S B B F FA 90 X CH 81 3-2 ② **G4-3**		S CU 78 B FC 91 X FA 90 1-1 ③ **G3**		3 0	0 0	0 0	0 0	1 0	1 0	1 0
Jacque Jones, L (1, 8) OBP: 0.330, SLG: 0.388 (8, 9)	B FS 86 C SL 84 X CH 81 1-1 ③ **G3**			B FA 89 F FA 87 F FS 84 F FA 90 B FA 92 B CH 82 X CH 80 3-2 ① **G3**		B FA 90 S CH 80 B FA 90 C FA 91 F FA 91 B FA 91 X CH 82 3-2 ③ **P5**			C SL 83 X CU 77 0-1 **CS 1B**	4	0	1	0	0	0	2
Mark DeRosa, R (1, 5) OBP: 0.364, SLG: 0.412		C FA 89 B SL 78 F FA 89 F FA 90 B CH 82 B FA 89 F SI 89 B FA 89 4-2 **18 2B 17 SF8 BB**		S SL 85 F CH 81 B FA 92 S FA 91 1-3 ② **K**			C SL 82 B FA 89 X SL 83 1-1 ① **F9**		1 SAFE L FA 93 B FA 94 B FA 93 B FA 93 S FA 93 X 3-2 ① ② **P4** **1-2**	3	1	0	0	1	1	1
18 Geovany Soto, R (1, 2) OBP: 0.417, SLG: 0.571		B FA 89 C FS 83 X FA 88 1-1 **1-3 2B**		B SL 84 C FA 90 B FA 90 C FA 90 C FA 90 2-3 ③ **K**			S SL 83 B SL 84 F FA 88 B FA 91 B X 3-2 ② **G5-3**		F FA 94 B FC 87 F SL 87 B FA 94 S FA 93 2-3 ③ **K**	4	0	1	0	0	2	0
17 Mike Fontenot, L (1, 4) OBP: 0.346, SLG: 0.419		B CH 81 B CH 81 X FA 90 2-0 ① **SF8** **3-H**			B FA 88 B FA 87 B FA 89 C SI 87 X FA 87 3-1 ① **F7**		S B F CH 80 B FA 91 B FA 91 X FA 90 3-2 ③ **G4-3**			2	0	0	1	0	0	0
30 Ted Lilly, L (1, 1) OBP: 0.155, SLG: 0.157 34 Kerry Wood, R (7, 1) Cliff Floyd, L (8, PH) OBP: 0.369, SLG: 0.423 57 Sam Fuld, L (8, PR) 49 Carlos Marmol, R (8, 1) 46 Ryan Dempster, R (9, 1)		C FS 79 B SL 83 S FA 90 S CH 81 1-3 ② **K**			F FA 91 B FA 91 F FA 91 X CH 81 1-2 ② **G4-3**			C CU 78 B CU 79 B FA 90 B FA 90 F FA 92 B FA 92 4-2 **12 HR BB**		2 0 0 0 0 0 0	0 0 0 1 0 0 0	0 0 0 0 0 0 0	0 0 0 0 0 0 0	1 0 0 0 0 0 0	1 0 0 0 0 0 0	1 0 0 0 0 0 0
Inning Stats	R: 0 E: 0 K: 1 S: 10 H: 1 LOB: 2 BB: 1 P: 20	R: 1 E: 0 K: 1 S: 13 H: 1 LOB: 1 BB: 1 P: 21	R: 0 E: 0 K: 1 S: 5 H: 0 LOB: 0 BB: 0 P: 10	R: 0 E: 0 K: 2 S: 10 H: 0 LOB: 0 BB: 0 P: 16	R: 0 E: 0 K: 0 S: 10 H: 1 LOB: 1 BB: 0 P: 17	R: 0 E: 0 K: 0 S: 8 H: 0 LOB: 0 BB: 0 P: 14	R: 0 E: 0 K: 0 S: 8 H: 0 LOB: 0 BB: 0 P: 15	R: 2 E: 0 K: 0 S: 11 H: 1 LOB: 1 BB: 1 P: 20	R: 0 E: 0 K: 1 S: 8 H: 1 LOB: 0 BB: 0 P: 13	1B: 3 2B: 1 3B: 0 HR: 1 SF: 1 SAC: 0 DP: 0 HBP: 0						

TOP

Chicago Cubs @ St. Louis Cardinals

Busch Stadium, St. Louis, MO

Sat Sep 15 2007, 12:10 PM CDT
Att. 45,918 - Partly Cloudy - 58 F

livebaseballscorecards.com

AB	30
R	3
H	5
RBI	3
BB	3
SO	6
LOB	9

PITCHER		IP	WLS	BF	H	R	ER	SO	BB	IBB	HBP	BLK	WP	HR	S	P	ERA	WHIP
Braden Looper, R ERA: 4.55	(1, 1)	7.0		26	3	1	1	5	2	0	0	0	0	0	64	113	1.29	0.714
31 Ryan Franklin, R ERA: 2.55	(8, 1)	1.0	L	5	1	2	2	0	1	0	0	0	0	1	11	20	18.00	2.000
34 Randy Flores, L ERA: 4.65	(9, 1)	0.0		1	1	0	0	0	0	0	0	0	0	0	2	2	∞	∞
36 Russ Springer, R ERA: 2.26	(9, 1)	1.0		2	0	0	0	1	0	0	0	0	0	0	6	11	0.00	0.000

PITCHER	IP	WLS	BF	H	R	ER	SO	BB	IBB	HBP	BLK	WP	HR	S	P	ERA	WHIP

1B: 3	SF: 1	WP: 0	PA: 34
2B: 1	SAC: 0	PB: 0	
3B: 0	DP: 0	SB: 0	
HR: 1	HBP: 0	CS: 1	

Chicago Cubs @ St. Louis Cardinals

Busch Stadium, St. Louis, MO

Sat Sep 15 2007, 12:10 PM CDT

Att. 45,918 - Partly Cloudy - 58 F

BOTTOM

livebaseballscorecards.com

Batter	1	2	3	4	5	6	7	8	9	AB	R	H	RBI	BB	SO	LOB
Aaron Miles, S (1, 4) OBP: 0.331, SLG: 0.363	B CH 77 B CH 82 C SL 81 X SL 80 2-1 ① G6-3	B FA 89 B SL 86 C FA 89 B FA 90 X SL 85 3-1 ③ G5-3 2-3			C FA 84 B CH 75 S FA 85 S FA 89 1-3 ① K		F FA 94 S FA 91 B FA 93 F FA 94 S CU 78 1-3 ② K			4	0	0	0	0	2	1
So Taguchi, R (1, 7) OBP: 0.352, SLG: 0.373	B CH 81 C FA 84 B FA 85 X CH 83 2-1 ② F8		X FA 89 0-0 ① F7		C FA 89 X CH 79 0-1 ② F9		B FA 96 F FA 95 B FA 93 X FA 94 2-1 ③ F9			4	0	0	0	0	0	0
5 Albert Pujols, R (1, 3) OBP: 0.421, SLG: 0.563	B FA 91 B FA 91 C FC 85 B SL 86 C SL 84 X FC 85 3-2 47 BB 2B 1B		B CH 78 C SL 84 B FA 91 B CH 80 F CH 80 X CU 68 3-2 ② G6-3		B CU 71 C CH 81 S SL 81 B CU 72 B CU 72 B SL 85 4-2 BB			B SL 82 X FA 95 1-0 ① F8		3	1	1	0	1	0	0
47 Ryan Ludwick, R (1, 9) OBP: 0.315, SLG: 0.478 24 Rick Ankiel, L (8, PH) OBP: 0.328, SLG: 0.582 (9, 9)	1 SAFE B FA 91 B FA 89 B FA 91 C FA 89 C SL 84 B FA 90 4-2 1-2 2B BB		C SL 85 B CU 68 B FC 84 F SL 84 F CU 70 S FA 90 2-3 ③ K		1 SAFE D CU 70 C FA 91 F FA 92 F CU 73 X CU 73 1-2 ③ F8			B SL 83 C SL 80 F FA 94 S CU 80 1-3 ② K2-3		2 1	1 0	0 0	0 0	1 0	1 1	1 0
Jim Edmonds, L (1, 8) OBP: 0.322, SLG: 0.407	B FA 90 F FA 89 C FA 90 F CU 73 X FA 91 1-2 1-H 2-H 2B			C CU 68 B CH 79 B SL 84 X CH 82 2-1 ① F9		B FA 84 C FA 88 X FA 88 1-1 4 E7 SH5-4		B SL 82 C SL 80 B SL 80 B FA 93 B CU 81 4-1 BB		3	0	1	2	1	0	0
4 Yadier Molina, R (1, 2) OBP: 0.347, SLG: 0.375	F FA 90 B CU 70 C FA 89 F CU 72 F FA 90 F CU 67 B SL 84 S FA 91 2-3 ③ K			F FA 88 F FA 89 B FA 89 F FA 90 X FA 90 1-2 1B 1B		X FA 89 0-0 ① SH5-4 2-3		X FA 93 0-0 ③ F7		3	0	1	0	0	1	2
Miguel Cairo, R (1, 5) OBP: 0.287, SLG: 0.298 Russell Branyan, L (9, PH) OBP: 0.313, SLG: 0.435		B FA 89 F FC 83 F SL 84 B CU 66 X SL 84 2-2 E3 S SH1-4		1 SAFE C SL 84 D CU 69 X SL 83 1-1 ② P5		X FA 90 0-0 ② P3			S CH 84 S CH 85 S CH 85 0-3 ① K	3 1	0 0	0 0	0 0	0 0	0 1	2 0
Braden Looper, R (1, 1) OBP: 0.278, SLG: 0.245 31 Ryan Franklin, R (8, 1) OBP: 0.500, SLG: 0.500 34 Randy Flores, L (9, 1) 36 Russ Springer, R (9, 1) 55 Skip Schumaker, L (9, PH) OBP: 0.326, SLG: 0.429		B B B C X 3-1 ① SH1-4 1-2		B FA 91 C SL 82 S SL 82 B SL 84 X SL 83 2-2 1-2 1B		C FA 90 F FA 91 S FA 91 0-3 ③ K			S FA 94 F CH 84 B CH 86 F CH 85 F FA 94 B CH 86 B CH 84 X FA 94 3-2 ② L7	2 0 0 0 1	0 0 0 0 0	1 0 0 0 0	0 0 0 0 0	0 0 0 0 0	1 0 0 0 0	1 0 0 0 0
13 Brendan Ryan, R (1, 6) OBP: 0.362, SLG: 0.437 16 Chris Duncan, L (9, PH) OBP: 0.354, SLG: 0.480		C FC 84 X SL 83 0-1 ② G6-3		B FA 89 X SL 84 1-0 ③ G4-3			L FA 93 B FA 94 F FA 93 F FA 94 F SL 83 F FA 96 X FA 95 1-2 ① L6		C CH 86 B CH 86 S FF 94 B FF 95 S CH 86 2-3 ③ K	3 1	0 0	0 0	0 0	0 0	0 1	3 0

	AB	R	H	RBI	BB	SO	LOB
	31	2	4	2	3	8	10

Inning Stats	1	2	3	4	5	6	7	8	9
	R: 2 E: 0 K: 1 S: 19	H: 2 LOB: 1 BB: 1 P: 33	R: 0 E: 1 K: 0 S: 9	H: 0 LOB: 1 BB: 0 P: 17	R: 0 E: 0 K: 1 S: 8	H: 0 LOB: 0 BB: 0 P: 13	R: 0 E: 0 K: 0 S: 12	H: 2 LOB: 2 BB: 0 P: 19	R: 0 E: 0 K: 1 S: 11	H: 0 LOB: 1 BB: 1 P: 17	R: 0 E: 1 K: 1 S: 7	H: 0 LOB: 1 BB: 0 P: 8	R: 0 E: 0 K: 1 S: 12	H: 0 LOB: 0 BB: 0 P: 16	R: 0 E: 0 K: 1 S: 6	H: 0 LOB: 1 BB: 1 P: 12	R: 0 E: 0 K: 2 S: 11	H: 0 LOB: 0 BB: 0 P: 16

1B: 3	SF: 0	WP: 0	PA: 36
2B: 1	SAC: 2	PB: 0	
3B: 0	DP: 0	SB: 1	
HR: 0	HBP: 0	CS: 0	

PITCHER		IP	WLS	BF	H	R	ER	SO	BB	IBB	HBP	BLK	WP	HR	S	P	ERA	WHIP
30 Ted Lilly, L ERA: 3.82	(1, 1)	6.0		26	4	2	2	4	2	0	0	0	0	0	66	107	3.00	1.000
34 Kerry Wood, R ERA: 4.86	(7, 1)	1.0	W	3	0	0	0	1	0	0	0	0	0	0	12	16	0.00	0.000
49 Carlos Marmol, R ERA: 1.29	(8, 1)	1.0	H	4	0	0	0	1	1	0	0	0	0	0	6	12	0.00	1.000
46 Ryan Dempster, R ERA: 4.15	(9, 1)	1.0	S	3	0	0	0	2	0	0	0	0	0	0	11	16	0.00	0.000

PITCHER	IP	WLS	BF	H	R	ER	SO	BB	IBB	HBP	BLK	WP	HR	S	P	ERA	WHIP

Batter	1	2	3	4	5	6	7	8	9	AB	R	H	RBI	BB	SO	LOB
12 Alfonso Soriano, R (1, 7) OBP: 0.327, SLG: 0.526	K	HR			G6-3			E5 FC4-6		4	1	1	2	0	1	0
Jacque Jones, L (1, 8) OBP: 0.329, SLG: 0.386	1B	L9			G3-1			FC4-6		4	1	1	0	0	0	1
25 Derrek Lee, R (1, 3) OBP: 0.396, SLG: 0.492	1B		2B		F9			P3		4	0	2	0	0	0	1
16 Aramis Ramirez, R (1, 5) OBP: 0.370, SLG: 0.553	1B		G4-3			F8		P4		4	0	1	1	0	0	2
Cliff Floyd, L (1, 9) OBP: 0.368, SLG: 0.418	BB		K			K			G4-3	3	0	0	0	1	2	1
Mark DeRosa, R (1, 4) OBP: 0.363, SLG: 0.410	F8-2		F8			K			1B	4	0	1	0	0	1	4
57 Sam Fuld, L (9, PR)										0	0	0	0	0	0	0
Jason Kendall, R (1, 2) OBP: 0.303, SLG: 0.315		L5		G5-3			G1-3		G3-6-3	3	0	0	0	0	0	0
33 Daryle Ward, L (9, PH) OBP: 0.441, SLG: 0.533										1	0	0	0	0	0	1
2 Ryan Theriot, R (1, 6) OBP: 0.330, SLG: 0.355		2B		F9			F9			3	0	1	0	0	0	0
45 Sean Marshall, L (1, 1) OBP: 0.133, SLG: 0.138		1B		G6-3			G4-3			1	1	1	0	0	0	0
43 Michael Wuertz, R (3, 1)										1	0	0	0	0	0	0
13 Will Ohman, L (4, 1)										0	0	0	0	0	0	0
22 Kevin Hart, R (5, 1)										0	0	0	0	0	0	0
17 Mike Fontenot, L (7, PH) OBP: 0.344, SLG: 0.417										1	0	0	0	0	0	0
34 Kerry Wood, R (7, 1)										0	0	0	0	0	0	0
47 Scott Eyre, L (8, 1)										0	0	0	0	0	0	0

TOP

Chicago Cubs @ St. Louis Cardinals

Busch Stadium, St. Louis, MO

Sat Sep 15 2007, 7:10 PM CDT
Att. 45,894 - Partly Cloudy - 61 F

livebaseballscorecards.com

AB	33
R	3
H	8
RBI	3
BB	1
SO	4
LOB	10

Inning Stats	1	2	3	4	5	6	7	8	9
R	1	2	0	0	0	0	0	0	0
E	0	0	0	0	0	0	0	1	0
K	1	0	1	0	0	2	0	0	0
S	13	14	10	8	4	7	10	8	4
H	3	3	1	0	0	0	0	0	1
LOB	2	0	1	0	0	0	0	1	0
BB	1	0	0	0	0	0	0	0	0
P	20	19	16	13	7	12	12	10	7

1B	5
2B	3
3B	0
HR	1
SF	0
SAC	0
DP	2
HBP	0
WP	0
PB	0
SB	0
CS	0
PA	34

PITCHER		IP	WLS	BF	H	R	ER	SO	BB	IBB	HBP	BLK	WP	HR	S	P	ERA	WHIP
35 Joel Pineiro, R ERA: 4.71	(1, 1)	7.0	W	27	7	3	3	4	1	0	0	0	0	1	66	99	3.86	1.143
36 Russ Springer, R ERA: 2.23	(8, 1)	1.0	H	4	0	0	0	0	0	0	0	0	0	0	8	10	0.00	0.000
44 Jason Isringhausen, R ERA: 2.14	(9, 1)	1.0	S	3	1	0	0	0	0	0	0	0	0	0	4	7	0.00	1.000

PITCHER	IP	WLS	BF	H	R	ER	SO	BB	IBB	HBP	BLK	WP	HR	S	P	ERA	WHIP

Batter	1	2	3	4	5	6	7	8	9	AB	R	H	RBI	BB	SO	LOB
So Taguchi, R (1, 7) OBP: 0.351, SLG: 0.371	C F B F B X 2-2 ① G5-3	X 0-0 2-3 1B	B F S F F X 1-2 ③ L3			C B F X 1-2 ② G4-3				4	0	1	0	0	0	1
13 Brendan Ryan, R (1, 6) OBP: 0.371, SLG: 0.448	B B B C S X 3-2 5 1B 1B	B B X 2-0 ③ P4		B C B S X 2-2 47 F8 2B		B F B C F B B 4-2 5 E 5 S BB				3	0	2	0	1	0	2
5 Albert Pujols, R (1, 3) OBP: 0.420, SLG: 0.561	B X 1-0 1-3 1B		C B X 1-1 ① G5-3	D F B X 2-1 ① F9		B B C 1 SAFE C X 2-2 ③ L4 1-3				4	0	1	0	0	0	2
47 Ryan Ludwick, R (1, 9) OBP: 0.311, SLG: 0.471	C D S D F F S 2-3 ② K		C S F B B F S 2-3 K 4 2B BB	X 0-0 ② F8 2-3			B C S S 1-3 ① K			4	1	0	0	0	3	3
Jim Edmonds, L (1, 8) OBP: 0.324, SLG: 0.405	B F C D D D B 4-2 BB		C B B B F F F F B 4-2 4 2B 1-2 BB	B F B F X 2-2 ③ P4			C F B F B S 2-3 ② K			2	1	0	0	2	1	1
4 Yadier Molina, R (1, 2) OBP: 0.346, SLG: 0.376	S C F X 0-2 ③ P3		B B C B C F F F X 3-2 1-H 2-H 1B 2B		B F S X 1-2 ① P4		B S B B C F F X 3-2 ③ G5-3			4	1	1	2	0	0	3
Scott Spiezio, S (1, 5) OBP: 0.362, SLG: 0.395		X 0-0 35 SH3-4 1B 1B	X 0-0 35 SH5-4 2-H 3B 1B		F B F X 1-2 ② F9		F B B C C 2-3 ① K			4	1	2	1	0	1	0
Aaron Miles, S (9, 4) OBP: 0.331, SLG: 0.363										0	0	0	0	0	0	0
35 Joel Pineiro, R (1, 1) OBP: 0.200, SLG: 0.077		X 0-0 ① SH3-4 1-2	X 0-0 ② SH5-4 1-2		F S S 0-3 ③ K		F X 0-1 ② F7			1	0	0	0	0	1	0
36 Russ Springer, R (8, 1)										0	0	0	0	0	0	0
Gary Bennett, R (8, PH) OBP: 0.265, SLG: 0.289										1	0	0	0	0	0	0
44 Jason Isringhausen, R (9, 1)										0	0	0	0	0	0	0
Miguel Cairo, R (1, 4) OBP: 0.286, SLG: 0.311		C B F S 1-3 ② K	D C X 1-1 2-H 3B			C S S 0-3 ① K	F X 0-1 ③ G5-3			4	0	1	1	0	2	1
(9, 5)																
Inning Stats	R: 0 E: 0 K: 1 S: 19 H: 2 LOB: 3 BB: 1 P: 31	R: 0 E: 0 K: 1 S: 7 H: 2 LOB: 2 BB: 0 P: 10	R: 4 E: 1 K: 1 S: 26 H: 3 LOB: 1 BB: 1 P: 38	R: 0 E: 0 K: 0 S: 9 H: 1 LOB: 1 BB: 0 P: 15	R: 0 E: 0 K: 1 S: 9 H: 0 LOB: 0 BB: 0 P: 11	R: 0 E: 0 K: 1 S: 12 H: 0 LOB: 1 BB: 1 P: 19	R: 0 E: 0 K: 2 S: 12 H: 0 LOB: 0 BB: 0 P: 18	R: 0 E: 0 K: 1 S: 7 H: 0 LOB: 0 BB: 0 P: 9		1B: 5 2B: 2 3B: 1 HR: 0 SF: 0 SAC: 2 DP: 0 HBP: 0						

BOTTOM

Chicago Cubs @ St. Louis Cardinals

Busch Stadium, St. Louis, MO

Sat Sep 15 2007, 7:10 PM CDT
Att. 45,894 - Partly Cloudy - 61 F

livebaseballscorecards.com

AB	31
R	4
H	8
RBI	4
BB	3
SO	8
LOB	13

WP: 0 PB: 0 SB: 1 CS: 0 PA: 36

PITCHER		IP	WLS	BF	H	R	ER	SO	BB	IBB	HBP	BLK	WP	HR	S	P	ERA	WHIP
45 Sean Marshall, L ERA: 4.0	(1, 1)	2.2	L	17	6	4	2	3	2	0	0	0	0	0	45	70	6.75	3.000
43 Michael Wuertz, R ERA: 3.53	(3, 1)	1.0		5	2	0	0	0	0	0	0	0	0	0	13	19	0.00	2.000
13 Will Ohman, L ERA: 5.03	(4, 1)	0.1		1	0	0	0	0	0	0	0	0	0	0	3	5	0.00	0.000
22 Kevin Hart, R ERA: 1.59	(5, 1)	2.0		7	0	0	0	2	1	0	0	0	0	0	21	30	0.00	0.500
34 Kerry Wood, R ERA: 4.58	(7, 1)	1.0		3	0	0	0	2	0	0	0	0	0	0	12	18	0.00	0.000
47 Scott Eyre, L ERA: 4.44	(8, 1)	1.0		3	0	0	0	1	0	0	0	0	0	0	7	9	0.00	0.000

Chicago Cubs @ St. Louis Cardinals

Busch Stadium, St. Louis, MO

Sun Sep 16 2007, 1:15 PM CDT

Att. 45,735 - Partly Cloudy - 68 F

livebaseballscorecards.com

Batter	1	2	3	4	5	6	7	8	9	AB	R	H	RBI	BB	SO	LOB
12 Alfonso Soriano, R (1, 7) OBP: 0.330, SLG: 0.529	F FA 90 F FA 90 X FA 91 0-2 ① F9		B CU 71 X FA 88 1-0 25 G5-4-3 19 HR 2B	B FA 90 B SL 81 X FA 90 2-0 25 1B 16 FC6-2 2B	B SL 86 X SL 86 1-0 ③ F7		B CU 80 B FA 89 B SL 88 B FA 91 4-0 FC6-4 1-2 BB			4	1	2	0	1	0	2
Mark DeRosa, R (1, 4) OBP: 0.364, SLG: 0.408	B FA 90 X FA 91 1-0 ② F8		C B B FA 88 F CH 79 D B 4-2 25 G5-4-3 BB	F FA 92 C SL 83 B FA 93 B FA 92 D FA 93 B FA 93 4-2 16 FC6-2 25 1B BB		B FA 91 C FA 91 F CU 78 X FA 90 1-2 ① G1-3	X FA 89 0-0 ③ FC6-4 1-2f		3	0	0	0	2	0	2
25 Derrek Lee, R (1, 3) OBP: 0.396, SLG: 0.493	B FA 91 F FA 91 X FA 91 1-1 2B		X CU 71 0-0 ① ② G5-4-3 1-2f 2-3	X FA 93 0-0 16 FC6-2 1-2 2-3 1B		C FA 92 B CU 78 B FA 88 X FA 92 2-1 ② G6-3		C FA 93 B FA 93 X FA 94 1-1 ① G3		5	0	2	0	0	0	2
16 Aramis Ramirez, R (1, 5) OBP: 0.372, SLG: 0.551	B FA 90 B FA 90 B FS 88 B CU 72 4-0 BB		B FA 88 B FA 88 B FA 88 B FS 87 4-0 19 HR BB	S SL 85 B SL 87 F FA 94 F SL 87 B FA 94 B FA 95 X SL 86 3-2 ① FC6-2 19 G6-4-3 1-2 2-3 3-Hf		B FA 89 B FA 92 B SL 89 B FA 89 4-0 19 1B BB		B FA 94 X FA 93 1-0 ② P6		2	1	0	0	3	0	3
19 Matt Murton, R (1, 9) OBP: 0.348, SLG: 0.421 57 Sam Fuld, L (8, PR) (8, 9)	C CU 71 C FA 89 B FA 89 X FA 90 2-2 ③ P3		C CU 71 C FA 88 B FA 88 F CU 71 X FA 86 1-2 1-H 3-H HR	B SL 87 B FA 92 B SL 85 C FA 93 X FA 92 3-1 ② ③ G6-4-3 1-2f		B FA 93 C FA 92 B CU 77 X FA 93 2-1 1-2 1B		C FA 93 B FA 93 B SL 85 F FA 93 B FA 94 B FA 93 4-2 20 WP BB		4 0	1 0	2 0	3 0	1 0	0 0	5 0
Craig Monroe, R (1, 8) OBP: 0.270, SLG: 0.372 20 Felix Pie, L (7, 8) OBP: 0.269, SLG: 0.339		X FA 89 0-0 ① F9	B SL 81 B FS 81 C FA 88 X FA 88 2-1 18 1B 1B 2B	F SL 84 S SL 85 X SL 85 0-2 ① G5-3	D CU 79 C CH 87 C CU 79 D CU 80 S CU 79 2-3 ③ K		1 SAFE F FA 93 B CU 78 X FA 92 1-1 ③ P5 1-2		4 1	1 0	1 0	0 0	0 0	1 0	2 1
18 Geovany Soto, R (1, 2) OBP: 0.483, SLG: 0.692		B FA 89 X FA 88 1-0 G3 2B	B CH 79 X FS 86 1-0 1B 2-3 1B	B FA 93 B SL 85 B FA 93 C FA 93 F FA 93 X FA 92 3-2 1B 2B	B FA 93 B SL 85 B FA 93 C FA 93 F FA 93 X FA 92 3-2 1B 2B		B CU 79 B FA 90 X FA 90 2-0 12 BB 1B		B CU 76 C FA 92 X FA 93 1-1 ① F9	5	0	4	0	0	0	0
Ronny Cedeno, R (1, 6) OBP: 0.188, SLG: 0.283		B CU 70 F FA 88 F CH 80 X FA 90 1-2 ② G3 2-3	B CU 70 C FA 87 X FA 87 1-1 FC6-4 1-2 3-H 1B	C SL 85 X FA 93 0-1 2-3 1B	C SL 85 X FA 93 0-1 2-3 1B		C FA 88 F FA 90 D CU 80 S SL 88 1-3 ① K		C FA 93 B SL 86 B FA 93 B FA 90 X FA 92 3-1 ② P5	5	0	2	1	0	1	2
Jason Marquis, L (1, 1) OBP: 0.143, SLG: 0.217 49 Carlos Marmol, R (7, 1) Bob Howry, L (7, 1) 33 Daryle Ward, L (9, PH) OBP: 0.438, SLG: 0.528 46 Ryan Dempster, R (9, 1)		F FA 89 S FS 88 F FA 88 X CU 70 0-2 ③ F9	F FA 88 F FA 88 X FA 88 0-2 ③ FC6-4 1-2f	B SL 85 C SL 85 S FA 93 S FA 94 1-3 ② K		C L B L 1-3 ② K		B CU 78 B FA 94 C FA 92 X FA 93 2-1 ③ P2	4 0 0 1 0	0 0 0 0 0	0 0 0 0 0	0 0 0 0 0	2 0 0 0 0	6 0 0 0 0

Inning Stats	1	2	3	4	5	6	7	8	9
	R: 0 E: 0 K: 0 S: 9	R: 0 E: 0 K: 0 S: 9	R: 4 E: 0 K: 0 S: 16	R: 0 E: 0 K: 0 S: 10	R: 0 E: 0 K: 1 S: 12	R: 0 E: 0 K: 1 S: 10	R: 0 E: 0 K: 2 S: 8	R: 0 E: 0 K: 0 S: 7	R: 0 E: 0 K: 0 S: 6
	H: 1 LOB: 2 BB: 1 P: 17	H: 1 LOB: 1 BB: 0 P: 11	H: 5 LOB: 2 BB: 2 P: 30	H: 2 LOB: 2 BB: 1 P: 22	H: 2 LOB: 2 BB: 0 P: 17	H: 1 LOB: 2 BB: 1 P: 21	H: 1 LOB: 2 BB: 1 P: 16	H: 0 LOB: 2 BB: 1 P: 14	H: 0 LOB: 0 BB: 0 P: 12

AB	38
R	4
H	13
RBI	4
BB	7
SO	4
LOB	25

1B: 6	SF: 0	WP: 1	PA: 45
2B: 6	SAC: 0	PB: 0	
3B: 0	DP: 2	SB: 0	
HR: 1	HBP: 0	CS: 0	

PITCHER		IP	WLS	BF	H	R	ER	SO	BB	IBB	HBP	BLK	WP	HR	S	P	ERA	WHIP
30 Mark Mulder, L ERA: 12.27	(1, 1)	3.0	L	18	7	4	4	0	3	0	0	0	0	1	34	58	12.00	3.333
56 Kelvin Jimenez, R ERA: 7.28	(4, 1)	2.0		10	4	0	0	1	1	0	0	0	0	0	22	39	0.00	2.500
60 Brian Falkenborg, R ERA: 5.11	(6, 1)	2.0		10	2	0	0	3	2	0	0	0	0	0	18	37	0.00	2.000
Troy Percival, R ERA: 2.06	(8, 1)	2.0		7	0	0	0	0	1	0	0	0	1	0	13	26	0.00	0.500

PITCHER		IP	WLS	BF	H	R	ER	SO	BB	IBB	HBP	BLK	WP	HR	S	P	ERA	WHIP

Batter	1	2	3	4	5	6	7	8	9	AB	R	H	RBI	BB	SO	LOB
Aaron Miles, S (1, 4) (8, 6) OBP: 0.329, SLG: 0.360	B FA 89 C FA 90 C SL 86 F FA 91 X FA 91 1-2 ① G3		C FA 92 X FA 92 0-1 ③ F9			X FA 92 0-0 47 BB, 24 1B, 1B	F FA 94 F FA 94 B CU 80 S CU 80 1-3 ② K	L FA 95 X FA 94 0-1 ③ F8		5	0	1	0	0	1	4
24 Rick Ankiel, L (1, 9) (8, 8) OBP: 0.339, SLG: 0.579	X FA 91 0-0 5 G6-4-3, 1B			B FA 92 C SL 86 X CH 84 1-1 ① G4-3		B FA 92 B FA 92 B FA 92 C FA 92 X FA 92 3-1 47 BB, 1B 1-2	B FA 94 B SL 81 B SL 82 B FA 93 4-0 5 BB, BB 1-2		X CH 84 0-0 ① G3-1	4	0	2	0	1	0	0
5 Albert Pujols, R (1, 3) OBP: 0.420, SLG: 0.558	C FA 92 X SL 88 0-1 ② ③ G6-4-3 1-2f			B FA 93 B FA 91 X FA 91 2-0 ② G6-3		C FA 93 F FA 91 F FA 94 B FA 93 B FA 89 F FA 94 F CH 86 X FA 93 2-2 ① F7	B SL 84 B SL 81 B SL 83 C FA 94 F FA 94 F SL 81 B SL 83 1-2 2-3 4-2 BB		C FA 92 S CH 84 X FA 92 0-2 G6-4-3, 1B	4	0	1	0	1	0	3
Jim Edmonds, L (1, 8) OBP: 0.323, SLG: 0.403 Troy Percival, R (8, 1) So Taguchi, R (9, PH) OBP: 0.350, SLG: 0.370		F FA 90 F FA 89 C FA 92 0-3 ① K		X CU 76 0-0 1B		S FA 89 C FA 93 C FA 92 0-3 ② K	B FA 95 C FA 95 C FA 94 X FA 95 1-2 ③ P3		B SL 89 X FA 93 1-0 ② ③ G6-4-3 1-2f	4 0 1	0 0 0	1 0 0	0 0 0	0 0 0	2 0 0	5 0 1
47 Ryan Ludwick, R (1, 7) OBP: 0.313, SLG: 0.467		X SI 88 0-0 ② G4-3		B FA 93 B SL 89 X FA 93 2-0 ③ G5-3		B CH 84 C FF 93 B FA 94 D SL 88 B FA 93 4-1 1-2 2-3 BB		B FA 94 B FA 96 C FA 95 B FA 96 B FA 95 4-1 4, 1B, 55, 1B, BB		2	1	0	0	2	0	1
Scott Spiezio, S (1, 5) OBP: 0.356, SLG: 0.387		C FA 91 F SL 89 C FA 92 0-3 ③ K			S B B CH 84 C FA 92 F SL 89 B CH 84 F FA 93 F C 3-3 ① K	S CH 88 F CH 88 B FA 86 X CH 85 1-2 ③ G4-3		X FA 94 0-0 ① F9		4	0	0	0	0	2	4
4 Yadier Molina, R (1, 2) OBP: 0.345, SLG: 0.375			C FA 91 F SL 87 X FA 92 0-2 ① G6-3		F FA 92 B FA 92 F CH 84 X SL 87 1-2 ② G5-3		B FA 91 B FA 91 X FA 91 2-0 ① F7	S FA 95 F FA 95 F FA 94 X FA 95 0-2 55, 1B 1-2		4	0	1	0	0	0	0
30 Mark Mulder, L (1, 1) OBP: 0.500, SLG: 0.500 62 Brian Barden, R (3, PH) OBP: 0.167, SLG: 0.176 56 Kelvin Jimenez, R (4, 1) Russell Branyan, L (5, PH) OBP: 0.317, SLG: 0.435 60 Brian Falkenborg, R (6, 1) Miguel Cairo, R (7, PH) OBP: 0.289, SLG: 0.321 (8, 4)			X SL 88 0-0 ② L4		B FA 92 B FA 92 B FA 91 B FA 92 4-0 13 FC5-4, BB		F FA 90 X FA 88 0-1 55 WP, 55 1B, 2B	X FA 95 0-0 ② F7		0 1 0 0 0 2	0 0 0 0 0 1	0 0 0 0 0 1	0 0 0 0 1 1	0 0 0 0 0 0	0 0 0 0 0 2	0 0 0 0 0 2
13 Brendan Ryan, R (1, 6) OBP: 0.367, SLG: 0.442 55 Skip Schumaker, L (7, PH) OBP: 0.336, SLG: 0.438 (8, 9)			B FA 91 B FA 92 C FA 91 F FA 92 X FA 88 2-2 E5		B FA 92 B FA 92 C FA 92 X FA 93 2-1 ③ FC5-4 1-2f		B SL 81 S SL 81 C FA 94 X CU 80 1-2 5 BB, 24 BB, 1B 2-H	F FA 95 S FA 95 X FA 94 0-2 55, 1B 1-2 2-H 1B		2 2	0 0	0 2	0 2	0 0	0 0	1 0
Inning Stats	R: 0 E: 0 K: 0 S: 7 H: 1 LOB: 0 BB: 0 P: 8	R: 0 E: 0 K: 2 S: 7 H: 0 LOB: 0 BB: 0 P: 7	R: 0 E: 1 K: 0 S: 9 H: 0 LOB: 1 BB: 0 P: 11	R: 0 E: 0 K: 0 S: 5 H: 1 LOB: 1 BB: 0 P: 10	R: 0 E: 0 K: 1 S: 11 H: 0 LOB: 1 BB: 1 P: 21	R: 0 E: 0 K: 1 S: 16 H: 2 LOB: 3 BB: 1 P: 26	R: 1 E: 0 K: 1 S: 15 H: 2 LOB: 3 BB: 2 P: 28	R: 1 E: 0 K: 0 S: 12 H: 2 LOB: 2 BB: 1 P: 16	R: 0 E: 0 K: 0 S: 5 H: 1 LOB: 0 BB: 0 P: 6	1B: 8 2B: 1 3B: 0 HR: 0	SF: 0 SAC: 0 DP: 2 HBP: 0					

PITCHER		IP	WLS	BF	H	R	ER	SO	BB	IBB	HBP	BLK	WP	HR	S	P	ERA	WHIP
Jason Marquis, R ERA: 4.07	(1, 1)	6.1	W	26	5	1	1	4	2	0	0	0	0	0	58	88	1.42	1.105
49 Carlos Marmol, R ERA: 1.29	(7, 1)	0.1		4	1	0	0	1	2	0	0	0	1	0	9	19	0.00	9.000
Bob Howry, R ERA: 3.46	(7, 1)	1.1	H	7	2	1	1	0	1	0	0	0	0	0	15	20	6.75	2.250
46 Ryan Dempster, R ERA: 4.09	(9, 1)	1.0	S	3	1	0	0	0	0	0	0	0	0	0	5	6	0.00	1.000

PITCHER	IP	WLS	BF	H	R	ER	SO	BB	IBB	HBP	BLK	WP	HR	S	P	ERA	WHIP

BOTTOM

Chicago Cubs @ St. Louis Cardinals

Busch Stadium, St. Louis, MO

Sun Sep 16 2007, 1:15 PM CDT

Att. 45,735 - Partly Cloudy - 68 F

livebaseballscorecards.com

AB	35
R	2
H	9
RBI	2
BB	5
SO	5
LOB	21

1B: 8	SF: 0	WP: 1	PA: 40
2B: 1	SAC: 0	PB: 0	
3B: 0	DP: 2	SB: 0	
HR: 0	HBP: 0	CS: 0	

Batter	1	2	3	4	5	6	7	8	9	AB	R	H	RBI	BB	SO	LOB
11 Jimmy Rollins, S (1, 6) OBP: 0.348, SLG: 0.533	C FA 89 X FA 89 0-1 ① F8		C SL 80 B CH 83 F FA 89 B FA 88 B CH 82 B FA 90 4-2 26 2B BB	C FA 93 D SL 83 D CH 87 B FA 93 X FA 93 3-1 2-H 3-H HR		C FA 92 X CH 79 0-1 BB 6 HR 1-2 1B	B SL 78 B FA 88 C FA 89 B SL 78 C FA 88 X FA 88 3-2 ③ L7			4	2	2	3	1	0	1
26 Chase Utley, L (1, 4) OBP: 0.412, SLG: 0.563	B FA 90 C FA 90 B FA 89 F FA 89 X FA 90 2-2 ② L7		1 SAFE P PO 86 1 SAFE C FA 88 P PO 86 X FA 89 2-1 1-3 2B	C FA 92 X FA 93 0-1 ③ F8		B FA 92 B FA 93 X FA 93 2-0 F8 2-3		C FA 87 B FA 86 F SL 82 B FA 86 F X 2-2 ① L3		5	0	1	0	0	0	2
Pat Burrell, R (1, 7) OBP: 0.407, SLG: 0.512 Michael Bourn, L (7, 7) OBP: 0.346, SLG: 0.377	B FA 89 C SL 82 B SL 81 F FA 88 B FA 89 X FA 90 3-2 ③ G5-3		X 0-0 ③ P3		B FA 93 B FA 94 B FA 94 B FA 94 4-0 19 1B 28 1B BB	D FA 92 B CH 79 B FA 90 B 4-0 6 HR 1-2 BB		C SL 82 C FA 89 B FA 84 S 1-3 ② K		2 1	2 0	0 0	0 0	2 0	0 1	2 0
6 Ryan Howard, L (1, 3) OBP: 0.378, SLG: 0.558		X FA 90 0-0 HR		C FA 89 B FA 89 B FA 89 B CH 83 B FA 90 4-1 HR BB	C FA 91 X FA 90 0-1 ① F7	C FA 92 F FA 92 B FA 94 F CH 75 X FA 93 1-2 1-H 2-H 3-H HR		F FA 84 B FA 90 B FA 87 S FA 87 S FA 88 2-3 ③ K		4	3	2	5	1	1	1
Aaron Rowand, R (1, 8) OBP: 0.381, SLG: 0.529		X FA 90 0-0 19 G6-4-3 1B		B CU 79 B FA 89 X FA 88 2-0 1-H HR	C SL 79 B FA 91 F FA 91 F SL 84 B FA 91 S SL 85 2-3 ② K	B FA 89 F CH 76 T FA 91 S SL 80 1-3 ③ K			B FA 92 F FC 92 B FA 91 C FA 92 X SL 91 2-2 HR	5	2	3	3	0	2	1
19 Greg Dobbs, L (1, 5) OBP: 0.334, SLG: 0.476 Abraham Nunez, S (7, 5) OBP: 0.318, SLG: 0.289		X FA 90 0-0 ① ② G6-4-3 1-2f		C SL 82 F FA 90 B FA 90 C FA 89 1-3 ① K	B SL 83 X FA 90 1-0 28 1B 1-2 1B		F FA 91 B FA 92 F F F X 1-2 ① F8		B FC 90 C FC 91 B CU 79 S SL 89 X SL 89 2-2 ① G4-3	4 1	0 0	1 0	0 0	0 0	1 0	1 0
28 Jayson Werth, R (1, 9) OBP: 0.427, SLG: 0.457		B SL 82 C CU 80 S FA 89 X FA 89 1-2 ③ G4-3		B SL 80 B SL 80 B FA 89 C FA 87 B FA 88 4-1 51 E 51 FC6 11 HR BB	C CU 78 F FA 92 X SL 83 0-2 ③ 1-3 2-H 1B		B FA 90 B FA 91 B FA 91 B FA 90 4-0 51 2B 8 SF7 BB		B FC 92 C SL 90 F FA 93 X CU 80 1-2 ② F9	3	2	1	1	2	0	0
51 Carlos Ruiz, R (1, 2) OBP: 0.332, SLG: 0.401			C SL 80 X FA 89 0-1 ① L1	B SL 82 B FA 93 X FA 92 2-0 FC6 38 SH2-4 11 HR 1-3		B FA 90 F FA 90 F CH 77 B CU 79 B FA 90 X FA 91 3-2 ① G6-3	D CH 77 X FA 90 1-0 1-3 2B		B FA 92 X FA 93 1-0 ③ F9	5	1	1	0	0	0	1
38 Kyle Kendrick, R (1, 1) OBP: 0.262, SLG: 0.167 8 Shane Victorino, S (7, PH) OBP: 0.351, SLG: 0.425 55 Clay Condrey, R (7, 1) Jose Mesa, R (7, 1) Antonio Alfonseca, R (8, 1) 48 Kane Davis, R (8, 1) 52 Fabio Castro, L (9, 1) 54 Francisco Del Rosario, R (9, 1)			C FA 89 F SL 80 B SL 80 F FA 88 X SL 80 1-2 ② G6-3	X FA 91 0-0 ② SH2-4 1-2		B FA 90 B FA 91 C FA 91 B FA 90 B 4-1 26 F8 11 1B 6 HR BB	C CU 76 S FA 89 X CU 78 0-2 ② SF7 3-H			1 0 0 0 0 0 0 0	1 0 0 0 0 0 0 0	0 0 0 0 0 0 0 0	0 1 0 0 0 0 0 0	1 0 0 0 0 0 0 0	0 0 0 0 0 0 0 0	0 0 0 0 0 0 0 0
Inning Stats	R: 0 E: 0 K: 0 S: 8 H: 0 LOB: 0 BB: 0 P: 13	R: 1 E: 0 K: 0 S: 6 H: 2 LOB: 0 BB: 0 P: 7	R: 0 E: 0 K: 0 S: 13 H: 1 LOB: 2 BB: 1 P: 18	R: 5 E: 1 K: 1 S: 12 H: 2 LOB: 0 BB: 2 P: 28	R: 1 E: 0 K: 1 S: 10 H: 2 LOB: 2 BB: 1 P: 17	R: 4 E: 0 K: 1 S: 14 H: 2 LOB: 0 BB: 2 P: 29	R: 1 E: 0 K: 0 S: 12 H: 1 LOB: 1 BB: 1 P: 21	R: 0 E: 0 K: 2 S: 10 H: 0 LOB: 0 BB: 0 P: 15	R: 1 E: 0 K: 0 S: 10 H: 1 LOB: 0 BB: 0 P: 16	1B: 4 2B: 2 3B: 0 HR: 5 SF: 1 SAC: 1 DP: 1 HBP: 0						WP: 0 PB: 0 SB: 0 CS: 0 PA: 44	

PITCHER		IP	WLS	BF	H	R	ER	SO	BB	IBB	HBP	BLK	WP	HR	S	P	ERA	WHIP
48 Brad Thompson, R ERA: 5.14	(1, 1)	3.1	L	16	4	4	3	1	3	0	0	0	0	2	33	55	8.10	2.100
Andy Cavazos, R ERA: 8.35	(4, 1)	0.2		5	1	3	1	0	1	0	0	0	0	1	6	15	13.50	3.000
34 Randy Flores, L ERA: 4.56	(5, 1)	1.0		4	2	0	0	1	0	0	0	0	0	0	10	13	0.00	2.000
23 Anthony Reyes, R ERA: 6.04	(6, 1)	1.1		10	3	5	5	1	3	0	0	0	0	1	20	41	33.75	4.500
19 Tyler Johnson, L ERA: 3.53	(7, 1)	0.2		2	0	0	0	0	0	0	0	0	0	0	6	9	0.00	0.000
Mike Maroth, L ERA: 6.81	(8, 1)	1.0		3	0	0	0	2	0	0	0	0	0	0	10	15	0.00	0.000
44 Jason Isringhausen, R ERA: 2.25	(9, 1)	1.0		4	1	1	1	0	0	0	0	0	0	1	10	16	9.00	1.000

TOP

Philadelphia Phillies @ St. Louis Cardinals

Busch Stadium, St. Louis, MO

Mon Sep 17 2007, 7:10 PM CDT

Att. 42,031 - Clear - 82 F

livebaseballscorecards.com

AB	35
R	13
H	11
RBI	13
BB	7
SO	5
LOB	9

Batter	1	2	3	4	5	6	7	8	9	AB	R	H	RBI	BB	SO	LOB
Aaron Miles, S (1, 4) OBP: 0.330, SLG: 0.361	B FA 89 C FA 89 F SL 84 X FA 91 1-2 ① G4-3			B FA 89 C FA 90 L FA 89 X SL 84 1-2 5 F8 55 S 1B		F FA 90 B CH 82 X FA 90 1-1 ① G6-3 B FA 92 X FA 90 1-0 55 1B 5 2B 1B 1-2 2-H 3-H	B FA 93 X 1-0 ② F9 2-3		5	1	2	2	0	0	2
55 Skip Schumaker, L (1, 7) OBP: 0.345, SLG: 0.451 (9, 9)	B CH 82 X FA 90 1-0 ② G4-3			S CH 82 X FA 91 0-1 ① G1-3 1-2		C FA 90 C SL 83 X FA 91 0-2 5 1B 2B X FA 91 0-0 5 2B 47 G4-3 1B 1-2 2-3	B CH 85 B CH 86 C FA 95 F FA 95 X FA 95 2-2 5 BB 1B 1-H 3-H		5	2	3	1	0	0	1
5 Albert Pujols, R (1, 3) OBP: 0.421, SLG: 0.560	B FA 90 C FA 90 B FA 90 X FA 91 2-1 ③ G6-3			C FA 92 B FA 92 X SL 84 1-1 ② F8 2-3		B SL 83 B FA 90 X SL 82 2-0 47 HR 1B 2-H B FA 93 X FA 93 1-0 47 G4-3 24 SF8 2B 1-3 2-H 3-H	B FA 95 B SL 86 D CU 85 C FA 96 F FA 95 F FA 95 B SL 86 4-2 BB 1-2		4	2	2	3	1	0	1
Jim Edmonds, L (1, 8) OBP: 0.324, SLG: 0.402 47 Ryan Ludwick, R (6, 9) OBP: 0.314, SLG: 0.477 44 Jason Isringhausen, R (9, 1)		B FA 90 B SL 80 X FA 89 2-0 ① G3		B FA 92 B CH 82 B FA 91 C FA 91 B FA 91 4-1 BB		B FA 90 B FA 88 X FA 91 2-0 1-H HR X CU 80 0-0 ① G4-3 2-3 3-H	B CU 82 B FA 96 2 SAFE F FA 95 X FA 95 2-1 ③ F8		1 3 0	0 1 0	0 1 0	0 3 0	1 0 0	0 0 0	0 3 0
24 Rick Ankiel, L (1, 9) OBP: 0.333, SLG: 0.568 (6, 8)		B CH 81 F SL 81 B FA 91 B FA 90 X FA 90 3-1 G4-6-3 1B		B SL 82 X FA 91 1-0 ③ P5		S SL 80 X SL 81 0-1 ② G3 X FA 93 0-0 ② SF8 3-H		B FA 91 B FA 91 C FA 90 C FA 91 C FA 92 2-3 ① K	4	0	1	1	0	1	2
Scott Spiezio, S (1, 5) OBP: 0.350, SLG: 0.379 Mike Maroth, L (8, 1) OBP: 0.214, SLG: 0.286 So Taguchi, R (9, 7) OBP: 0.352, SLG: 0.370		C FA 91 B SL 84 F FA 91 X FA 91 1-2 ② ③ G4-6-3 1-2f			C FA 89 X FA 90 0-1 ① F9 B FA 89 F FA 90 F FA 90 B CH 82 F FA 90 F FA 90 X 2-2 ③ G4-3 C CU 78 C CU 77 B CU 78 X SL 85 1-2 ③ G3		B FA 96 C FA 95 B FA 95 B FA 95 C FA 95 B FA 95 4-2 1B BB	4 0 0	0 0 0	0 0 0	0 0 0	0 0 1	0 0 0	1 0 0
Kelly Stinnett, R (1, 2) OBP: 0.220, SLG: 0.310 Miguel Cairo, R (9, PH) OBP: 0.293, SLG: 0.326			B SL 81 C SL 79 F FA 90 X FA 92 1-2 ① F9		F FA 90 B FA 90 F FA 92 F SL 85 B SL 81 F FA 91 X FA 91 2-2 62 1B 1B		C SL 81 X SL 88 0-1 62 E 1B 1B 1B C FA 91 X FA 90 0-1 ① F7 B FA 95 X FA 95 1-0 1-2 1B		4 1	1 0	2 1	0 0	0 0	0 0	0 0
48 Brad Thompson, R (1, 1) OBP: 0.143, SLG: 0.143 Andy Cavazos, R (4, 1) 34 Randy Flores, L (5, 1) 62 Brian Barden, R (5, PH) OBP: 0.227, SLG: 0.238 (6, 6)			C FA 91 C SL 82 S SL 83 0-3 ② K		C FA 91 F FA 92 B FA 92 X FA 92 1-2 13 G6-4-3 1B 1-2		X FA 92 0-0 FC6 1B 1B 1-2 B FA 92 B FA 91 S FA 90 X FA 93 2-1 F9 55 PB BB 1B	B FA 96 F FA 95 B SL 86 X FA 95 2-1 ② F3	1 0 0 4	0 0 0 2	0 0 0 2	0 0 0 2	1 0 0 0	0 0 0 0	0 0 0 3
13 Brendan Ryan, R (1, 6) OBP: 0.363, SLG: 0.437 23 Anthony Reyes, R (6, 1) OBP: 0.077, SLG: 0.077 19 Tyler Johnson, S (7, 1) Russell Branyan, L (7, PH) OBP: 0.323, SLG: 0.436 (8, 5)			B FA 92 C SL 83 B FA 91 B SL 82 C FA 90 F FA 90 X FA 90 3-2 ③ P4		S SL 84 S FA 92 X FA 92 0-2 ② ③ G6-4-3 1-2f		C CH 83 B SL 87 S CH 82 X CH 83 1-2 55 1B 5 2B 1B 1-2 2-3 B FA 92 B FA 91 B FA 93 C FA 92 S FA 93 B FA 93 4-2 55 PB 55 1B BB 1-2	C FA 96 C FA 96 B FA 96 B FA 97 B FA 97 F FA 96 C FA 97 3-3 ③ K	2 0 0 2	0 0 0 2	0 0 0 1	0 0 0 0	0 0 0 1	0 0 0 1	2 0 0 2
Inning Stats	R: 0 E: 0 K: 0 S: 6 H: 0 LOB: 0 BB: 0 P: 10	R: 0 E: 0 K: 0 S: 6 H: 1 LOB: 0 BB: 0 P: 12	R: 0 E: 0 K: 1 S: 10 H: 0 LOB: 0 BB: 0 P: 14	R: 0 E: 0 K: 0 S: 9 H: 1 LOB: 2 BB: 1 P: 16	R: 0 E: 0 K: 0 S: 13 H: 2 LOB: 1 BB: 0 P: 16	R: 3 E: 0 K: 0 S: 14 H: 3 LOB: 0 BB: 0 P: 21	R: 6 E: 1 K: 0 S: 14 H: 5 LOB: 0 BB: 0 P: 18	R: 2 E: 0 K: 0 S: 15 H: 2 LOB: 2 BB: 2 P: 30	R: 0 E: 0 K: 2 S: 12 H: 1 LOB: 2 BB: 1 P: 24	1B: 12 2B: 2 3B: 0 HR: 1 SF: 1 SAC: 0 DP: 2 HBP: 0						WP: 0 PB: 1 SB: 1 CS: 0 PA: 45	

PITCHER		IP	WLS	BF	H	R	ER	SO	BB	IBB	HBP	BLK	WP	HR	S	P	ERA	WHIP
38 Kyle Kendrick, R ERA: 4.05	(1, 1)	6.0	W	24	7	3	3	1	1	0	0	0	0	1	58	89	4.50	1.333
55 Clay Condrey, R ERA: 5.48	(7, 1)	0.0		5	4	5	4	0	0	0	0	0	0	0	8	10	∞	∞
Jose Mesa, R ERA: 7.66	(7, 1)	1.0		4	1	1	1	0	0	0	0	0	0	0	6	8	9.00	1.000
Antonio Alfonseca, R ERA: 5.11	(8, 1)	0.1	H	3	1	2	1	0	1	0	0	0	0	0	6	12	27.00	6.000
48 Kane Davis, R ERA: 5.19	(8, 1)	0.2	H	4	1	0	0	0	1	0	0	0	0	0	9	18	0.00	3.000

PITCHER		IP	WLS	BF	H	R	ER	SO	BB	IBB	HBP	BLK	WP	HR	S	P	ERA	WHIP
52 Fabio Castro, L ERA: 6.0	(9, 1)	0.1	H	1	0	0	0	1	0	0	0	0	0	0	3	5	0.00	0.000
54 Francisco Del Rosario, R ERA: 5.47	(9, 1)	0.2	S	4	1	0	0	1	1	0	0	0	0	0	9	19	0.00	3.000

BOTTOM

Philadelphia Phillies @ St. Louis Cardinals

Busch Stadium, St. Louis, MO

Mon Sep 17 2007, 7:10 PM CDT

Att. 42,031 - Clear - 82 F

livebaseballscorecards.com

AB	40
R	11
H	15
RBI	10
BB	4
SO	3
LOB	17

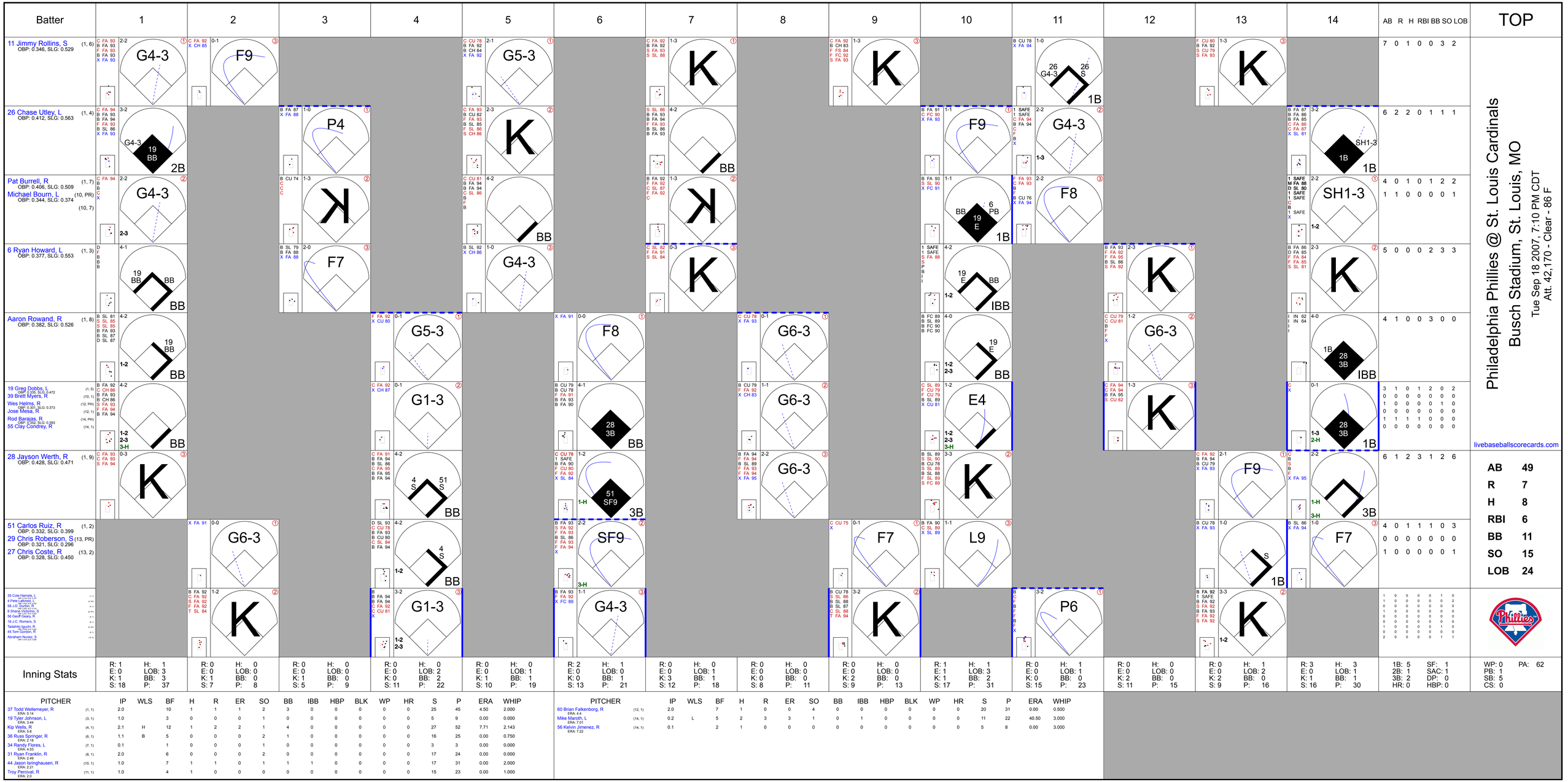
Batter
1
2
3
4
5
6
7
8
9
10
11
12
13
14
AB R H RBI BB SO LOB
TOP
11 Jimmy Rollins, S (1, 6) OBP: 0.346, SLG: 0.529
7 0 1 0 0 3 2
26 Chase Utley, L (1, 4) OBP: 0.412, SLG: 0.563
6 2 2 0 1 1 1
Pat Burrell, R (1, 7) OBP: 0.406, SLG: 0.509
Michael Bourn, L (10, PR) OBP: 0.344, SLG: 0.374
(10, 7)
4 0 1 0 1 2 2
1 1 0 0 0 0 1
6 Ryan Howard, L (1, 3) OBP: 0.377, SLG: 0.553
5 0 0 0 2 3 3
Aaron Rowand, R (1, 8) OBP: 0.382, SLG: 0.526
4 1 0 0 3 0 0
19 Greg Dobbs, L (1, 5) OBP: 0.336, SLG: 0.472
39 Brett Myers, R (10, 1)
Wes Helms, R (12, PH) OBP: 0.330, SLG: 0.373
Jose Mesa, R (12, 1)
Rod Barajas, R (14, PH) OBP: 0.352, SLG: 0.393
55 Clay Condrey, R (14, 1)
3 1 0 1 2 0 2
0 0 0 0 0 0 0
1 0 0 0 0 1 0
0 0 0 0 0 0 0
1 1 1 1 0 0 0
0 0 0 0 0 0 0
28 Jayson Werth, R (1, 9) OBP: 0.428, SLG: 0.471
6 1 2 3 1 2 6
51 Carlos Ruiz, R (1, 2) OBP: 0.332, SLG: 0.399
29 Chris Roberson, S (13, PR) OBP: 0.321, SLG: 0.296
27 Chris Coste, R (13, 2) OBP: 0.328, SLG: 0.450
4 0 1 1 1 0 3
0 0 0 0 0 0 0
1 0 0 0 0 0 1
35 Cole Hamels, L
4 Pete LaCock, S
58 J.D. Durbin, R
8 Shane Victorino, R
56 Geoff Geary, R
16 J.C. Romero, S
Tadahito Iguchi, R
45 Tom Gordon, R
Abraham Nunez, S
1 0 0 0 0 1 0
1 0 0 0 0 0 2
0 0 0 0 0 0 0
1 0 0 0 0 0 0
0 0 0 0 0 0 0
0 0 0 0 0 0 0
1 0 0 0 0 1 0
0 0 0 0 0 0 0
2 0 0 0 0 1 1
Philadelphia Phillies @ St. Louis Cardinals
Busch Stadium, St. Louis, MO
Tue Sep 18 2007, 7:10 PM CDT
Att. 42,170 - Clear - 86 F
livebaseballscorecards.com
AB 49
R 7
H 8
RBI 6
BB 11
SO 15
LOB 24
Inning Stats
R: 1 H: 1 E: 0 LOB: 3 K: 1 BB: 3 S: 18 P: 37
R: 0 H: 0 E: 0 LOB: 0 K: 1 BB: 0 S: 7 P: 8
R: 0 H: 0 E: 0 LOB: 0 K: 1 BB: 0 S: 5 P: 9
R: 0 H: 0 E: 0 LOB: 2 K: 0 BB: 2 S: 11 P: 22
R: 0 H: 0 E: 0 LOB: 1 K: 1 BB: 1 S: 10 P: 19
R: 2 H: 1 E: 0 LOB: 0 K: 0 BB: 1 S: 13 P: 21
R: 0 H: 0 E: 0 LOB: 1 K: 3 BB: 1 S: 12 P: 18
R: 0 H: 0 E: 0 LOB: 0 K: 0 BB: 0 S: 8 P: 11
R: 0 H: 0 E: 0 LOB: 0 K: 2 BB: 0 S: 9 P: 13
R: 1 H: 1 E: 1 LOB: 3 K: 1 BB: 2 S: 17 P: 31
R: 0 H: 1 E: 0 LOB: 1 K: 0 BB: 0 S: 15 P: 23
R: 0 H: 0 E: 0 LOB: 0 K: 2 BB: 0 S: 11 P: 15
R: 0 H: 1 E: 0 LOB: 2 K: 2 BB: 0 S: 9 P: 16
R: 3 H: 3 E: 0 LOB: 1 K: 1 BB: 1 S: 16 P: 30
1B: 5 SF: 1 2B: 1 SAC: 1 3B: 2 DP: 0 HR: 0 HBP: 0
WP: 0 PA: 62 PB: 1 SB: 5 CS: 0
PITCHER IP WLS BF H R ER SO BB IBB HBP BLK WP HR S P ERA WHIP
37 Todd Wellemeyer, R (1, 1) ERA: 5.14 2.0 10 1 1 1 2 3 0 0 0 0 0 25 45 4.50 2.000
19 Tyler Johnson, L (3, 1) ERA: 3.44 1.0 3 0 0 0 1 0 0 0 0 0 0 5 9 0.00 0.000
Kip Wells, R (4, 1) ERA: 5.8 2.1 H 12 1 2 2 1 4 0 0 0 0 0 27 52 7.71 2.143
36 Russ Springer, R (6, 1) ERA: 2.18 1.1 B 5 0 0 0 2 1 0 0 0 0 0 16 25 0.00 0.750
34 Randy Flores, L (7, 1) ERA: 4.53 0.1 1 0 0 0 1 0 0 0 0 0 0 3 3 0.00 0.000
31 Ryan Franklin, R (8, 1) ERA: 2.49 2.0 6 0 0 0 2 0 0 0 0 0 0 17 24 0.00 0.000
44 Jason Isringhausen, R (10, 1) ERA: 2.21 1.0 7 1 1 0 1 1 1 0 0 0 0 17 31 0.00 2.000
Troy Percival, R (11, 1) ERA: 2.0 1.0 4 1 0 0 0 0 0 0 0 0 0 15 23 0.00 1.000
PITCHER IP WLS BF H R ER SO BB IBB HBP BLK WP HR S P ERA WHIP
60 Brian Falkenborg, R (12, 1) ERA: 4.4 2.0 7 1 0 0 4 0 0 0 0 0 0 20 31 0.00 0.500
Mike Maroth, L (14, 1) ERA: 7.01 0.2 L 5 2 3 3 1 0 1 0 0 0 0 11 22 40.50 3.000
56 Kelvin Jimenez, R (14, 1) ERA: 7.22 0.1 2 1 0 0 0 0 0 0 0 0 0 5 8 0.00 3.000

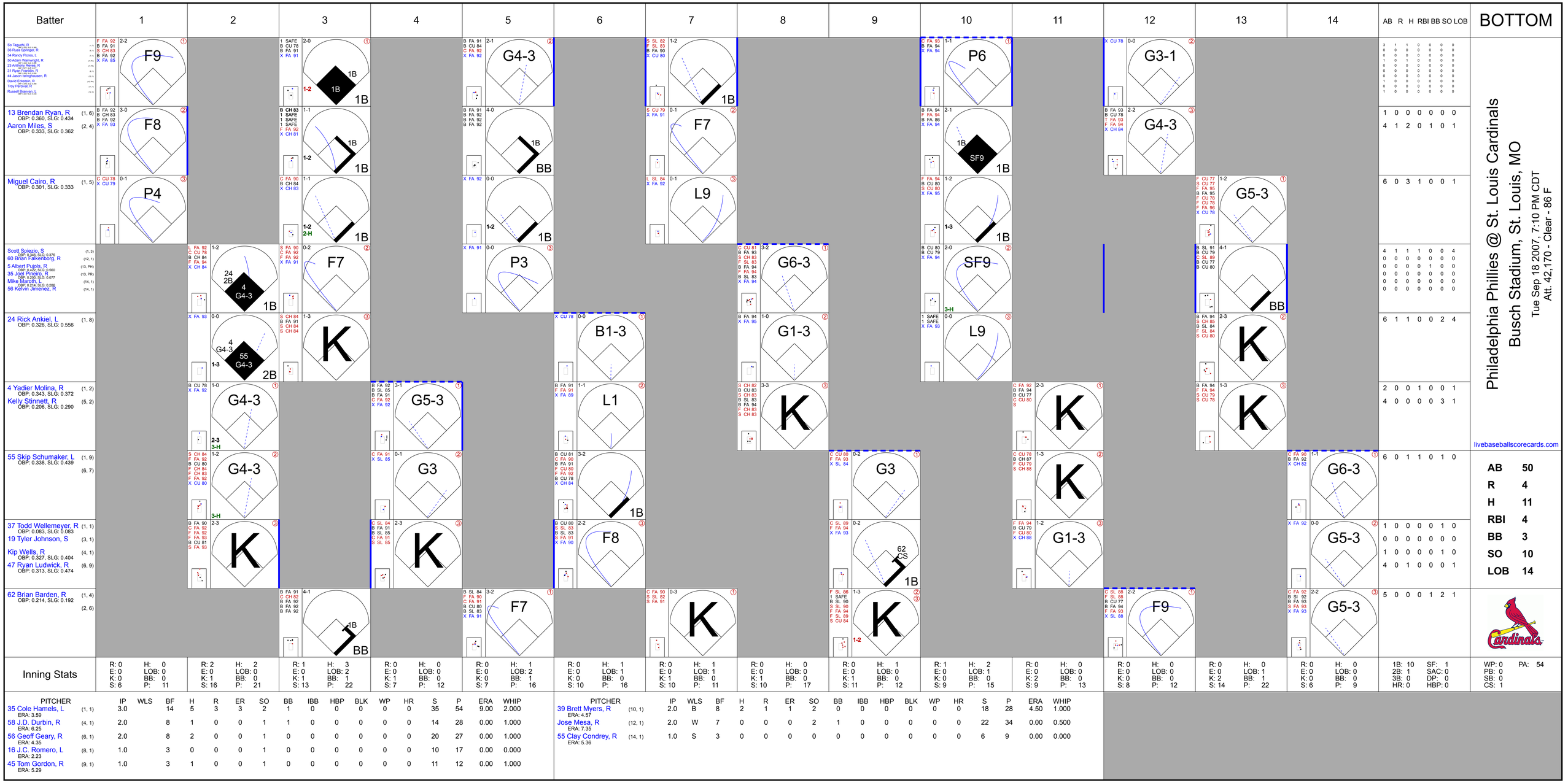
Batter
1
2
3
4
5
6
7
8
9
10
11
12
13
14
AB R H RBI BB SO LOB
BOTTOM
So Taguchi, R
36 Russ Springer, R
34 Randy Flores, L
50 Adam Wainwright, R
23 Anthony Reyes, R
31 Ryan Franklin, R
44 Jason Isringhausen, R
David Eckstein, R
Troy Percival, R
Russell Branyan, L
13 Brendan Ryan, R (1, 6) OBP: 0.360, SLG: 0.434
Aaron Miles, S (2, 4) OBP: 0.333, SLG: 0.362
Miguel Cairo, R (1, 5) OBP: 0.301, SLG: 0.333
Scott Spiezio, S (1, 3) OBP: 0.346, SLG: 0.376
60 Brian Falkenborg, R (12, 1)
5 Albert Pujols, R (13, PH) OBP: 0.422, SLG: 0.560
35 Joel Pineiro, R (13, PR) OBP: 0.200, SLG: 0.077
Mike Maroth, L (14, 1) OBP: 0.214, SLG: 0.286
56 Kelvin Jimenez, R (14, 1)
24 Rick Ankiel, L (1, 8) OBP: 0.326, SLG: 0.556
4 Yadier Molina, R (1, 2) OBP: 0.343, SLG: 0.372
Kelly Stinnett, R (5, 2) OBP: 0.206, SLG: 0.290
55 Skip Schumaker, L (1, 9) OBP: 0.338, SLG: 0.439
(6, 7)
37 Todd Wellemeyer, R (1, 1) OBP: 0.083, SLG: 0.083
19 Tyler Johnson, S (3, 1)
Kip Wells, R (4, 1) OBP: 0.327, SLG: 0.404
47 Ryan Ludwick, R (6, 9) OBP: 0.313, SLG: 0.474
62 Brian Barden, R (1, 4) OBP: 0.214, SLG: 0.192
(2, 6)
F9
F8
P4
G4-3
P3
G5-3
G3
F7
G4-3
F8
G3-1
G4-3
P6
SF9
L9
G5-3
G6-3
G1-3
L9
K
B1-3
L1
G5-3
G3
G6-3
G5-3
F9
G5-3
Philadelphia Phillies @ St. Louis Cardinals
Busch Stadium, St. Louis, MO
Tue Sep 18 2007, 7:10 PM CDT
Att. 42,170 - Clear - 86 F
livebaseballscorecards.com
AB 50
R 4
H 11
RBI 4
BB 3
SO 10
LOB 14
Inning Stats
PITCHER IP WLS BF H R ER SO BB IBB HBP BLK WP HR S P ERA WHIP
35 Cole Hamels, L (1, 1) ERA: 3.59 3.0 14 5 3 3 2 1 0 0 0 0 0 35 54 9.00 2.000
58 J.D. Durbin, R (4, 1) ERA: 6.25 2.0 8 1 0 0 1 1 0 0 0 0 0 14 28 0.00 1.000
56 Geoff Geary, R (6, 1) ERA: 4.35 2.0 8 2 0 0 1 0 0 0 0 0 0 20 27 0.00 1.000
16 J.C. Romero, L (8, 1) ERA: 2.23 1.0 3 0 0 0 1 0 0 0 0 0 0 10 17 0.00 0.000
45 Tom Gordon, R (9, 1) ERA: 5.29 1.0 3 1 0 0 1 0 0 0 0 0 0 11 12 0.00 1.000
PITCHER IP WLS BF H R ER SO BB IBB HBP BLK WP HR S P ERA WHIP
39 Brett Myers, R (10, 1) ERA: 4.57 2.0 B 8 2 1 1 2 0 0 0 0 0 0 18 28 4.50 1.000
Jose Mesa, R (12, 1) ERA: 7.35 2.0 W 7 0 0 0 2 1 0 0 0 0 0 22 34 0.00 0.500
55 Clay Condrey, R (14, 1) ERA: 5.36 1.0 S 3 0 0 0 0 0 0 0 0 0 0 6 9 0.00 0.000
1B: 10 SF: 1
2B: 1 SAC: 0
3B: 0 DP: 0
HR: 0 HBP: 0
WP: 0 PA: 54
PB: 0
SB: 0
CS: 1

Batter	1	2	3	4	5	6	7	8	9	10	AB	R	H	RBI	BB	SO	LOB
11 Jimmy Rollins, S (1, 6) OBP: 0.344, SLG: 0.525	X FA 89 0-0 ① P4		C FA 91 F CU 73 C FA 92 0-3 ③ K			C FA 90 B SL 84 C FA 90 S CU 74 1-3 ② K		B FA 90 C FA 89 B FA 89 X CH 79 2-1 ① G4-3	X FA 92 0-0 ③ G3		5	0	0	0	0	2	3
26 Chase Utley, L (1, 4) OBP: 0.414, SLG: 0.565	B FA 89 C FA 91 B SL 84 X FA 91 2-1 ② F7			B CU 71 C FA 90 F SL 85 X CU 75 1-2 ① F9		B FA 90 F SL 85 B CU 74 H SL 86 3-1 2B HBP		B FA 91 C CH 79 C CU 71 X FA 91 1-2 3B		H FA 92 1-0 27 SH1-4 HBP	3	1	1	0	0	0	0
Pat Burrell, R (1, 7) OBP: 0.405, SLG: 0.509 45 Tom Gordon, R (8, 1) 27 Chris Coste, R (9, 2) OBP: 0.328, SLG: 0.450	X 0-0 ③ G5-6-3			C FA 91 B SL 85 C SL 85 X CU 74 1-2 ② F8		X SL 86 0-0 1-H 2B		F CU 74 B FA 92 B FA 91 F CU 75 S FA 93 2-3 ② K		B FA 90 X 1-0 ① SH1-4 1-2	4 0 0	0 0 0	1 0 0	1 0 0	0 0 0	1 0 0	1 0 0
6 Ryan Howard, L (1, 3) OBP: 0.381, SLG: 0.552		C FA 90 F CH 81 B SL 85 C CU 74 1-3 ① K		S CH 80 B SL 86 C FA 92 F SL 87 B CU 75 B FA 92 F SL 87 B CH 82 4-2 BB		B CU 71 B SL 84 B CU 72 B FA 87 4-0 BB		I IN 61 I IN 66 I IN 66 I IN 68 4-0 FC6-4 IBB		B FA 91 S FA 91 B FA 91 B FA 91 B SL 84 4-1 BB	1	0	0	0	4	1	0
Aaron Rowand, R (1, 8) OBP: 0.380, SLG: 0.525		C CU 71 B SL 87 B CU 72 X FA 90 2-1 2B		X SL 86 0-0 ③ G4-3		C CU 72 B CU 73 B FA 92 C SL 85 X CU 74 2-2 ③ P4		C SL 86 B CU 74 X FA 90 1-1 ③ FC6-4 1-2f		C FA 92 C FA 91 S SL 83 0-3 ② K	5	0	1	0	0	1	7
28 Jayson Werth, R (1, 9) OBP: 0.420, SLG: 0.461 (8, 7)		B FA 90 F FA 90 C FA 91 B FA 92 S FA 94 2-3 ② K			C CU 68 F FA 88 S CU 75 0-3 ① K2-3		T FA 91 S FA 91 B FA 93 B CU 73 B FA 93 F FA 92 F FA 92 X SL 87 3-2 ① F7		F FA 91 C FA 91 X FA 92 0-2 ① G5-3	F FA 90 D SL 85 B FA 90 B SL 83 S F C 3-3 ③ K	5	0	0	0	0	3	3
51 Carlos Ruiz, R (1, 2) OBP: 0.336, SLG: 0.402 29 Chris Roberson, S (9, PR) OBP: 0.321, SLG: 0.296 56 Geoff Geary, R (9, 1) 39 Brett Myers, R (10, 1)		X CU 72 0-0 ③ G6-3			B SL 85 B FA 89 F FA 92 F FA 91 B SL 86 B FA 91 4-2 G6-3 BB		C FA 91 C CU 72 X CU 72 0-2 1B		X FA 92 0-0 8 19 G1-3 1B		3 0 0 0	0 0 0 0	2 0 0 0	0 0 0 0	1 0 0 0	0 0 0 0	1 0 0 0
Abraham Nunez, S (1, 5) OBP: 0.313, SLG: 0.283 19 Greg Dobbs, L (9, PH) OBP: 0.337, SLG: 0.473 (9, 5)			X FA 88 0-0 ① G4-3		B CU 70 B FA 90 F FA 89 1 SAFE X FA 91 2-1 ②③ G6-3 1-2f		C CU 71 1 SAFE X FA 89 0-1 ② F8		1 SAFE 1 SAFE 1 SAFE S CH 80 X 0-1 8 G1-3 1-2 1B		3 1	0 0	0 1	0 0	0 0	0 0	2 0
Jamie Moyer, L (1, 1) OBP: 0.155, SLG: 0.159 4 Pete Laforest, L (7, PH) OBP: 0.421, SLG: 0.438 16 J.C. Romero, S (7, 1) 8 Shane Victorino, S (8, 9) OBP: 0.350, SLG: 0.423			C FA 89 C FA 91 B CU 74 X FA 92 1-2 ② G5-3			B FA 87 C FA 87 X FA 88 1-1 ① G4-3	C CU 71 C FA 91 F CU 74 S FA 92 0-3 ③ K		B CU 77 B FS 82 B FA 91 C FA 91 C FA 91 X FA 92 3-2 ② G1-3 1-2 2-3		2 1 0 1	0 0 0 0	0 0 0 0	0 0 0 0	0 1 0 0	0 1 0 2	0 1 0 2
Inning Stats	R: 0 H: 0 E: 0 LOB: 0 K: 0 BB: 0 S: 4 P: 6	R: 0 H: 1 E: 0 LOB: 1 K: 2 BB: 0 S: 9 P: 14	R: 0 H: 0 E: 0 LOB: 0 K: 1 BB: 0 S: 7 P: 8	R: 0 H: 0 E: 0 LOB: 1 K: 0 BB: 1 S: 11 P: 17	R: 0 H: 0 E: 0 LOB: 0 K: 1 BB: 1 S: 7 P: 13	R: 1 H: 1 E: 0 LOB: 2 K: 1 BB: 1 S: 10 P: 21	R: 0 H: 1 E: 0 LOB: 1 K: 1 BB: 0 S: 14 P: 17	R: 0 H: 1 E: 0 LOB: 2 K: 1 BB: 1 S: 10 P: 20	R: 0 H: 2 E: 0 LOB: 3 K: 0 BB: 0 S: 10 P: 13	R: 0 H: 0 E: 0 LOB: 2 K: 2 BB: 1 S: 9 P: 18	1B: 3 2B: 2 3B: 1 HR: 0	SF: 0 SAC: 1 DP: 1 HBP: 2						

PITCHER	IP	WLS	BF	H	R	ER	SO	BB	IBB	HBP	BLK	WP	HR	S	P	ERA	WHIP
50 Adam Wainwright, R (1, 1) ERA: 3.6	8.0		32	4	1	1	7	3	1	1	0	0	0	72	116	1.12	0.875
31 Ryan Franklin, R (9, 1) ERA: 2.45	1.0		5	2	0	0	0	0	0	0	0	0	0	10	13	0.00	2.000
34 Randy Flores, L (10, 1) ERA: 4.44	1.0	W	5	0	0	0	2	1	0	1	0	0	0	9	18	0.00	1.000

PITCHER	IP	WLS	BF	H	R	ER	SO	BB	IBB	HBP	BLK	WP	HR	S	P	ERA	WHIP

TOP

Philadelphia Phillies @ St. Louis Cardinals

Busch Stadium, St. Louis, MO

Wed Sep 19 2007, 7:10 PM CDT

Att. 44,337 - Partly Cloudy - 87 F

livebaseballscorecards.com

AB	34
R	1
H	6
RBI	1
BB	5
SO	9
LOB	20

1B: 3	SF: 0	WP: 0	PA: 42
2B: 2	SAC: 1	PB: 0	
3B: 1	DP: 1	SB: 0	
HR: 0	HBP: 2	CS: 0	

Batter	1	2	3	4	5	6	7	8	9	10	AB	R	H	RBI	BB	SO	LOB
David Eckstein, R (1, 6) OBP: 0.347, SLG: 0.365	C FA 82 X FA 82 0-1 G1-3		X FA 83 0-0 F9		C CU 70 X CU 69 0-1 G5-3	C FA 80 L CH 75 B CH 73 F SL 80 X CH 75 1-2 F9			X FA 91 0-0 2-3 1B		5	0	1	0	0	0	4
So Taguchi, R (1, 7) OBP: 0.353, SLG: 0.367	C FA 82 B CU 70 B FA 83 B CH 75 B CH 74 4-1 24 G6-3 BB		1 SAFE 1 SAFE X FA 82 0-0 24 BB 1-2 1B		C SL 80 B FA 80 F SL 80 T SL 81 1-2 K		F FA 91 F SL 82 X CH 82 0-2 G6-3		F FA 91 X FA 92 0-1 F9		4	0	1	0	1	1	2
24 Rick Ankiel, L (1, 8) OBP: 0.322, SLG: 0.539	X FA 84 0-0 G6-3 1-2f		B FA 83 S CH 76 B CH 76 B FA 84 B FA 82 4-1 1-2 2-3 BB		F CH 77 B FA 83 F FA 84 X FA 81 1-2 G3		F FA 93 B FA 92 B FA 92 F FA 93 F FA 93 F SL 82 X FA 93 2-2 G3-1		F FA 85 F CU 81 X FA 92 0-2 F9		4	0	0	0	1	0	3
Scott Spiezio, S (1, 3) OBP: 0.343, SLG: 0.372		C CU 70 X CH 75 0-1 55 C1-4-6 1B	C SL 82 C FC 81 C FC 81 0-3 K			C SL 81 B CH 75 X CH 75 1-1 G5-3	S SL 82 X FA 93 0-1 G4-3			B CU 76 B CU 75 B FA 91 C FA 92 X FA 92 3-1 F9	5	0	1	0	0	1	3
Miguel Cairo, R (1, 5) OBP: 0.298, SLG: 0.329		F SL 80 X SL 80 0-1 P3		C FA 80 B FA 83 F CH 75 B FA 81 B FA 82 X SL 81 3-2 F9		B CU 69 F SL 81 X SL 79 1-1 G5-3		B SL 87 F SL 86 B FA 93 X SL 88 2-1 G5-3		C FA 93 B FA 93 F CU 80 X CU 80 1-2 S 4 1B 1B	5	1	1	0	0	0	1
55 Skip Schumaker, L (1, 9) OBP: 0.342, SLG: 0.437 31 Ryan Franklin, R (9, 1) OBP: 0.500, SLG: 0.500 34 Randy Flores, L (10, 1) Russell Branyan, L (10, PH) OBP: 0.319, SLG: 0.430		X FA 83 0-0 FC1-4-6 4 FC6-4 1-2f		C SL 79 X FA 84 0-1 4 1B 50 1B 1B		B CU 69 C SL 80 B CH 77 B CH 76 C CH 78 F CH 76 B SL 80 4-2 4 1B 50 1B BB		X FA 90 0-0 G1-3		1 SAFE C CU 79 F CH 86 B CH 85 B CU 80 C FA 87 2-3 1-2	3 0 0 1	1 0 0 0	1 0 0 0	0 0 0 1	1 0 0 1	0 0 0 0	1 0 0 1
4 Yadier Molina, R (1, 2) OBP: 0.346, SLG: 0.376		1 SAFE X FA 83 0-0 FC6-4 1-2f		F FA 82 X SL 82 0-1 50 1B 1-2 1B		1 SAFE B CH 74 F SL 81 1 SAFE 1 SAFE X SL 80 1-1 50 1B 1-2 1B		C SL 90 B SL 90 X FA 93 1-1 L7		B CU 78 B CU 79 C CU 79 F FA 94 X SL 87 2-2 2-H 1B	5	0	3	1	0	0	1
50 Adam Wainwright, R (1, 1) OBP: 0.344, SLG: 0.414 47 Ryan Ludwick, R (9, 9) OBP: 0.315, SLG: 0.476			F FA 82 B FA 82 S CH 74 S CH 74 1-3 K	X SL 80 0-0 1-3 2-H 1B		S CH 76 X CH 74 0-1 BB 1-3 2-H 1B			C SL 82 X CU 80 0-1 1B SH3-4 1B		3 1	0 0	2 1	1 0	0 0	1 0	0 0
Aaron Miles, S (1, 4) OBP: 0.336, SLG: 0.361			B CU 68 B CH 75 C CH 74 F SL 81 B SL 81 B FA 83 4-2 24 BB 1B BB	B FA 80 X FA 82 1-0 F9		B CH 75 S CH 74 B FA 82 F SL 80 B CH 76 B SL 80 4-2 1-2 BB			1 SAFE X FA 91 0-0 SH3-4 1-2		1	0	0	0	2	0	2
Inning Stats	R: 0 E: 0 K: 0 S: 4 H: 0 LOB: 0 BB: 1 P: 8	R: 0 E: 0 K: 0 S: 6 H: 1 LOB: 1 BB: 0 P: 6	R: 0 E: 0 K: 2 S: 11 H: 1 LOB: 3 BB: 2 P: 20	R: 0 E: 0 K: 0 S: 9 H: 3 LOB: 2 BB: 0 P: 13	R: 0 E: 0 K: 1 S: 8 H: 0 LOB: 0 BB: 0 P: 10	R: 1 E: 0 K: 0 S: 17 H: 2 LOB: 3 BB: 2 P: 29	R: 0 E: 0 K: 0 S: 10 H: 0 LOB: 0 BB: 0 P: 12	R: 0 E: 0 K: 0 S: 5 H: 0 LOB: 0 BB: 0 P: 8	R: 0 E: 0 K: 0 S: 9 H: 2 LOB: 2 BB: 0 P: 9	R: 1 E: 0 K: 1 S: 11 H: 2 LOB: 1 BB: 0 P: 19	1B: 11 2B: 0 3B: 0 HR: 0 SF: 0 SAC: 1 DP: 1 HBP: 0						

PITCHER		IP	WLS	BF	H	R	ER	SO	BB	IBB	HBP	BLK	WP	HR	S	P	ERA	WHIP
Jamie Moyer, L ERA: 5.01	(1, 1)	6.0		28	7	1	1	3	5	0	0	0	0	0	55	86	1.50	2.000
16 J.C. Romero, L ERA: 2.19	(7, 1)	1.0		3	0	0	0	0	0	0	0	0	0	0	10	12	0.00	0.000
45 Tom Gordon, R ERA: 5.13	(8, 1)	1.0		3	0	0	0	0	0	0	0	0	0	0	5	8	0.00	0.000
56 Geoff Geary, R ERA: 4.29	(9, 1)	1.0		5	2	0	0	0	0	0	0	0	0	0	9	9	0.00	2.000
39 Brett Myers, R ERA: 4.67	(10, 1)	0.2	L	4	2	1	1	1	0	0	0	0	0	0	11	19	13.50	3.000

PITCHER	IP	WLS	BF	H	R	ER	SO	BB	IBB	HBP	BLK	WP	HR	S	P	ERA	WHIP

BOTTOM

Philadelphia Phillies @ St. Louis Cardinals
Busch Stadium, St. Louis, MO
Wed Sep 19 2007, 7:10 PM CDT
Att. 44,337 - Partly Cloudy - 87 F

livebaseballscorecards.com

AB	37
R	2
H	11
RBI	2
BB	5
SO	4
LOB	18

WP: 0 PA: 43
PB: 0
SB: 1
CS: 0

Batter	1	2	3	4	5	6	7	8	9	AB	R	H	RBI	BB	SO	LOB
Josh Anderson, L (1, 8) OBP: 0.512, SLG: 0.528	B FA 90 S FA 89 X CH 82 1-1 ① F7		C FA 88 X 0-1 G4-6-3 1B	C FA 90 X CH 80 0-1 ③ G4-3		B FA 89 B FA 89 F FA 89 F CH 80 B CH 79 B FA 87 4-2 BB	B FA 94 B FA 94 X 2-0 E 1B 1-2 2-H 3-H	B B X 2-0 ② G6-3 1-3 2-H 3-H	B KN 70 F KN 70 X KN 72 1-1 G6-4-3 1-2	6	0	3	3	1	0	3
Craig Biggio, R (1, 4) OBP: 0.279, SLG: 0.378 Brad Ausmus, R (7, 5) OBP: 0.319, SLG: 0.327	B FA 92 S FA 90 B FA 90 X 2-1 ② F8		X FA 88 0-0 ① ② G4-6-3 1-2f		B SL 85 X 1-0 ① F8	B X 1-0 ③ G4-3	B SL 88 B SL 89 C FA 95 X FA 96 2-1 E9 1-3 2-H	F FA 93 C CU 79 F CU 80 X SL 85 0-2 1B 1B 1B 3-H	C KN 70 S KN 72 X KN 74 0-2 ① ② G6-4-3 1-2f 2-3	5	0	1	1	0	0	3
										2	1	1	1	0	0	2
17 Lance Berkman, S (1, 3) OBP: 0.386, SLG: 0.494 Adam Everett, R (7, 6) OBP: 0.277, SLG: 0.318	B FA 91 B CH 84 B FA 90 X FA 90 3-0 ③ F7		C FA 89 F CH 82 B FA 90 X FA 90 1-2 ③ G6-3		B FA 90 F FA 91 B FA 90 X CH 79 2-1 2B	X FA 93 0-0 ① G3 B FA 94 X SL 82 X FA 96 1-1 G1-3		B FA 93 B FA 92 X FA 92 2-0 1B 1B 1-2 1B	B KN 71 B KN 72 B KN 71 C KN 70 F KN 72 X KN 72 3-2 ③ P6	5	0	1	0	0	0	2
										2	0	1	0	0	0	1
45 Carlos Lee, R (1, 7) OBP: 0.352, SLG: 0.522 Eric Bruntlett, R (7, 7) OBP: 0.349, SLG: 0.288		B FA 87 C FA 89 F FA 88 B FA 90 B SL 85 B CH 81 4-2 1B 46 2B BB		C SL 85 F CH 81 F FA 91 F FA 90 B FA 91 X CH 83 1-2 2B 46 1B 1B	C FA 90 B FA 90 X FA 89 1-1 ② G5-3		B FA 92 B FA 92 B FA 93 C FA 92 F FA 93 X FA 92 3-2 1B 1B	2-2 E4 1B 46 BB BB X FA 89 0-0 1B 1-2 2-3		3	3	2	0	1	0	1
										2	1	1	0	0	0	0
Mike Lamb, L (1, 5) OBP: 0.368, SLG: 0.456 (7, 3)		C FA 90 1 SAFE X CH 81 0-1 ① F8		X FA 89 0-0 46 1B 2B 1-3	C FA 90 B FA 90 B FA 89 X CH 81 2-1 ③ F7		B SL 79 C FA 85 B FA 92 B CH 85 F FA 92 F FA 92 X CH 86 3-2 1B E 1-2	B FA 92 B FA 94 B FA 93 B FA 94 B 4-1 46 BB 51 1B 1B BB 1-2 C CU 78 F FA 93 X FA 93 1-1 1B 1-2 2-3 3-H		5	3	3	1	1	0	2
Chris Burke, R (1, 9) OBP: 0.310, SLG: 0.361		S FA 89 B FA 89 S FA 91 B FA 90 B FA 90 1 SAFE F SL 85 X 3-2 ② F9		C SL 85 X FA 89 0-1 ① G6-3		X 0-0 ① P3	C SL 81 X 0-1 E7 46 HBP 1-H 2-H	C FA 95 F FA 90 C 0-3 K C CU 78 F FA 93 X FA 93 0-1 G4-3		6	1	1	1	0	1	8
Cody Ransom, R (1, 6) OBP: 0.516, SLG: 0.500 (7, 4)		C FA 89 B SL 84 X 1-1 46 2B 1-2 1B		I IN 67 I IN 68 I IN 68 I IN 67 4-0 51 SH1-4 46 1B IBB		C FA 89 X SL 84 0-1 46 2B 2B	B FA 92 F FA 91 B FA 86 B FA 92 F FA 92 B SL 79 4-2 46 HBP 1B BB	B SL 88 B FA 95 X FA 95 2-0 51 1B 46 BB WP 1B 1-2 2-3	H KN 68 1-0 46 HR HBP	3	5	3	0	2	0	0
46 J.R. Towles, R (1, 2) OBP: 0.474, SLG: 0.706		F SL 84 C FA 89 B FA 86 X SL 79 1-2 1-H 2-H 2B		B FA 89 B FA 90 F FA 90 F FA 91 F CH 80 F FA 89 F CH 82 X CH 81 2-2 51 SH1-4 1-2 2-H 3-H 1B		C FA 90 B FA 91 X FA 90 1-1 2-H 2B	B SL 86 H FA 92 2-0 1B 1B 1-2 2-3 HBP	B CU 76 B FA 91 C FA 91 F SL 88 F SL 89 B B 4-2 WP 51 1B G6-3 1-2 2-3 3-H BB	X KN 67 0-0 1-H HR	4	3	4	8	1	0	0
51 Wandy Rodriguez, S (1, 1) OBP: 0.163, SLG: 0.149 Humberto Quintero, R (9, PH) OBP: 0.281, SLG: 0.264 Mark McLemore, L (9, 1)		C FA 90 B FA 91 F FA 89 X 1-2 ③ G6-3		T FA 90 X FA 90 0-1 ② SH1-4 1-2 2-3		F FA 90 S SL 83 S SL 84 0-3 ② K	B FA 93 F FA 93 F FA 94 C 1-3 ② K	C X 0-1 G6-3 WP 1B 1-2 2-3 3-H	F KN 68 X KN 69 0-1 G6-4-3 1B	4	1	1	1	0	2	5
										1	0	1	0	0	0	0
										0	0	0	0	0	0	0

| Inning Stats | | | | | | | | | |

BOTTOM

Houston Astros @ St. Louis Cardinals

Busch Stadium, St. Louis, MO

Thu Sep 20 2007, 7:10 PM CDT

Att. 42,171 - Clear - 86 F

livebaseballscorecards.com

Batter	1	2	3	4	5	6	7	8	9	AB	R	H	RBI	BB	SO	LOB
David Eckstein, R (1, 6) OBP: 0.349, SLG: 0.370 Russell Branyan, L (8, 3) OBP: 0.317, SLG: 0.428 (9, 5)	B FA 88 B FA 90 C FA 88 X FA 91 2-1 G3-5 2B		B FA 92 X FA 91 1-0 ③ F7			C CU 77 X FA 91 0-1 G6-4-3 1-2 1B		B FA 92 X FA 91 1-0 ② F9 2-3		3 1	0 0	2 0	0 0	0 0	0 0	0 1
So Taguchi, R (1, 7) OBP: 0.349, SLG: 0.364 56 Kelvin Jimenez, R (7, 1) Aaron Miles, S (8, 7) OBP: 0.335, SLG: 0.361 (9, 1)	F FA 90 C CU 76 X FA 92 0-2 ①② G3-5 2-3f			B FA 90 F FA 90 C CU 78 X CU 78 1-2 ① L5		B FA 90 C FA 91 S CU 77 X CU 79 1-2 ①② G6-4-3 1-2f 2-3		X FA 92 0-0 ③ G4-3		3 0 1	0 0 0	0 0 0	0 0 0	0 0 0	0 0 0	3 0 1
24 Rick Ankiel, L (1, 8) OBP: 0.320, SLG: 0.538	B FA 91 X FA 91 1-0 ③ G4-3			C CU 76 X FA 91 0-1 ② F8		B FA 91 X FA 92 1-0 ③ G4-3			F FA 88 B FA 90 B FA 90 B FA 89 X FA 89 3-1 2B	4	0	1	0	0	0	1
Scott Spiezio, S (1, 3) OBP: 0.339, SLG: 0.367 62 Brian Barden, R (8, 6) OBP: 0.207, SLG: 0.185		C FA 90 B CU 74 X CU 75 1-1 ① F8		B FA 91 C FA 91 B CU 75 X FA 91 2-1 ③ F9			F FA 90 B CU 74 B CU 74 X FA 90 2-1 ① F9		B FA 89 X FA 88 1-0 ① F7	3 1	0 0	0 0	0 0	0 0	0 0	0 1
47 Ryan Ludwick, R (1, 9) OBP: 0.319, SLG: 0.481 60 Brian Falkenborg, R (8, 1) Kelly Stinnett, R (9, 2) OBP: 0.203, SLG: 0.286		F FA 90 X FA 90 0-1 2B			B FA 92 B FA 91 X FA 90 2-0 4 FC4-6 1B		B B CU 76 X FA 90 2-0 ② F8		S FA 90 F FA 90 B FA 91 B FA 90 T FA 90 2-2 ② K	3 0 1	0 0 0	2 0 0	0 0 0	0 0 1	0 0 1	0 0 1
4 Yadier Molina, R (1, 2) OBP: 0.344, SLG: 0.374 Gary Bennett, R (7, 2) OBP: 0.261, SLG: 0.285 (9, 3)	B CU 76 X FA 90 1-0 ② G1-3			B FA 91 S FA 92 F CU 78 F FA 92 X CU 77 1-2 ① FC4-6 1B WP CS 1-2f			B FA 89 B FA 90 X FA 90 2-0 ③ F8		F FA 90 F FA 90 B SL 80 X SL 83 1-2 ③ P4	2 2	0 0	0 0	0 0	0 0	0 0	2 1
Miguel Cairo, R (1, 5) OBP: 0.305, SLG: 0.336 (9, 7)		B FA 86 C CU 76 B CU 78 X FA 85 2-1 ③ L3			B CU 77 B FA 91 X FA 90 2-0 CS 1-3 1B			X FA 89 0-0 E8 55 1B 1B		3	1	2	0	0	0	1
Braden Looper, R (1, 1) OBP: 0.268, SLG: 0.235 Andy Cavazos, R (6, 1) 55 Skip Schumaker, L (7, 7) OBP: 0.346, SLG: 0.441 (8, 9)			C FA 89 B FA 91 C FA 91 S CU 76 1-3 ① K		S FA 91 B CU 78 M FA 90 B FA 92 C CU 78 2-3 ②③ K 1-2 3-H			F CU 77 B FA 90 X CU 77 1-1 F9 13 WP 3-H 1B		2 0 1	0 0 0	0 0 1	0 0 1	2 0 0	0 0 0	2 0 0
13 Brendan Ryan, R (1, 4) OBP: 0.354, SLG: 0.426			C FA 92 X FA 92 0-1 ② G4-3			X FA 90 0-0 E6 G6-4-3 1B		C FA 90 S CU 78 B CU 77 F CU 78 F FA 92 F CU 76 F FA 91 X CU 76 1-2 ① G6-3 1-2		3	0	0	0	0	0	1
Inning Stats	R: 0 E: 0 K: 0 S: 6 H: 1 LOB: 0 BB: 0 P: 9	R: 0 E: 0 K: 0 S: 7 H: 1 LOB: 1 BB: 0 P: 11	R: 0 E: 0 K: 1 S: 6 H: 0 LOB: 0 BB: 0 P: 8	R: 0 E: 0 K: 0 S: 7 H: 0 LOB: 0 BB: 0 P: 10	R: 0 E: 0 K: 1 S: 9 H: 2 LOB: 1 BB: 0 P: 16	R: 0 E: 1 K: 0 S: 7 H: 1 LOB: 1 BB: 0 P: 9	R: 0 E: 0 K: 0 S: 4 H: 0 LOB: 0 BB: 0 P: 10	R: 1 E: 1 K: 0 S: 12 H: 2 LOB: 1 BB: 0 P: 15	R: 0 E: 0 K: 1 S: 9 H: 1 LOB: 1 BB: 0 P: 16	1B: 5 2B: 4 3B: 0 HR: 0 SF: 0 SAC: 0 DP: 2 HBP: 0						

	AB	33
	R	1
	H	8
	RBI	1
	BB	0
	SO	3
	LOB	15

PITCHER	IP	WLS	BF	H	R	ER	SO	BB	IBB	HBP	BLK	WP	HR	S	P	ERA	WHIP
51 Wandy Rodriguez, L (1, 1) ERA: 4.66	8.0	W	29	7	1	1	2	0	0	0	0	2	0	58	88	1.12	0.875
Mark McLemore, L (9, 1) ERA: 3.94	1.0		4	1	0	0	1	0	0	0	0	0	0	9	16	0.00	1.000

PITCHER	IP	WLS	BF	H	R	ER	SO	BB	IBB	HBP	BLK	WP	HR	S	P	ERA	WHIP

Houston Astros @ St. Louis Cardinals

Busch Stadium, St. Louis, MO

Fri Sep 21 2007, 7:10 PM CDT

Att. 43,677 - Clear - 82 F

TOP

livebaseballscorecards.com

Batter	1	2	3	4	5	6	7	8	9	AB	R	H	RBI	BB	SO	LOB
Josh Anderson, L (1, 8) OBP: 0.500, SLG: 0.512	C FA 92 F FA 92 B CU 79 X CH 85 1-2 **G4-3** ①	C FA 91 X CH 84 0-1 CS 1B			B FA 91 F FA 91 B FA 90 X FA 91 2-1 **G1-3** ①	B CU 78 C SL 78 X CU 78 1-1 **G3** ③		F SL 83 B FA 90 1 SAFE X SL 83 1-1 FC6-4 1B 1-2 3-H		5	0	2	1	0	0	2
Chris Burke, R (1, 4) OBP: 0.308, SLG: 0.361	B FA 91 F FA 92 F FA 93 B FA 92 X 2-2 17 HR 2B	1 SAFE C FA 91 0-1 CS ③ 1-2	B SL 86 B FA 92 X 2-0 **G5-3** ①		F SL 86 X CH 85 0-1 **P4** ②		C FA 93 X SL 86 0-1 **B1-3** ①	B FA 90 S SL 83 B SL 84 F FA 92 F X 2-2 FC6-4 ② 1-2f 2-3		5	1	1	0	0	0	2
17 Lance Berkman, S (1, 3) OBP: 0.386, SLG: 0.498	C CU 79 B FA 92 X FA 93 1-1 HR 2-H		F FA 91 S CU 78 F CU 79 B FA 91 X FA 91 1-2 **G1-3** ②		S CU 79 S CH 84 B CU 79 B FA 91 B CH 84 B CH 84 4-2 45 1B BB		B FA 93 B FA 92 F FA 94 B FA 93 F FA 94 S FA 94 3-3 **K** ②	X 0-0 **G4-3** ③		4	1	1	2	1	1	2
45 Carlos Lee, R (1, 7) OBP: 0.352, SLG: 0.523	C FA 91 B SL 86 B FA 90 X SL 87 2-1 21 1B 2B		C FA 91 F FA 88 B FA 92 B FA 91 S FA 89 2-3 **K** ③		B SL 87 C SL 86 X FA 93 1-1 1-2 1B		X FA 94 0-0 **F9** ③		B FA 85 B FA 85 B FA 87 C CH 81 F X 3-2 **F9** ①	5	1	2	0	0	1	0
9 Hunter Pence, R (1, 9) OBP: 0.360, SLG: 0.534 Eric Bruntlett, R (8, 9) OBP: 0.353, SLG: 0.288	B FA 90 F SL 85 B FA 90 F FA 91 B SL 85 S SL 86 3-3 **K** ②			X FA 92 0-0 46 FC5-4 21 G1-3 1B	X SL 86 0-0 **F9** ③			X SL 87 0-0 2B 46 2B 1B	B FA 85 B FA 88 F FA 84 B CH 78 B FA 86 4-1 21 CS BB	4 0	1 0	2 0	0 0	0 1	1 0	3 0
21 Ty Wigginton, R (1, 5) OBP: 0.339, SLG: 0.466	B SL 89 F FA 92 B B X 3-1 2-H 1B			C SL 87 B FA 88 B FA 89 1 SAFE 1 SAFE B FA 89 1 SAFE F X 3-2 **G1-3** ① 1-2	S SL 86 C FA 92 B FA 93 S 1-3 **K** ①			1 SAFE B 1 SAFE X 1-0 **F9** ①	S CH 77 D CH 77 D SL 82 B FA 88 S CH 82 F FA 85 1 SAFE S CH 76 3-3 **K** ②③ 1-2	5	0	1	1	0	2	3
Cody Ransom, R (1, 6) OBP: 0.514, SLG: 0.520	B FA 92 T SL 88 C CU 79 F FA 92 X SL 84 1-2 **G5-3** ③			B SL 87 B FA 92 F SL 87 B FA 91 B FA 90 4-1 46 FC5-4 BB	S FA 94 B SL 86 C FA 85 B FA 94 X FA 94 2-2 **F8** ②			B SL 88 1 SAFE F SL 87 1 SAFE F FA 92 X SL 87 1-2 46 2B 2B 1-3		3	1	1	0	1	0	1
46 J.R. Towles, R (1, 2) OBP: 0.478, SLG: 0.700		C FA 91 B FA 89 B SL 87 X FA 92 2-1 **F9** ①		F FA 90 F CU 78 X 0-2 **FC5-4** ② 1-2f 2-3	B FA 94 B FA 92 B FA 92 C FA 92 F FA 91 D FA 93 4-2 41 1B BB			F FA 92 X FA 93 0-1 1B 1B 2B 2-H 3-H		3	1	1	2	1	0	2
41 Brandon Backe, R (1, 1) OBP: 0.444, SLG: 0.500 Dennis Sarfate, R (7, 1) Orlando Palmeiro, L (8, PH) OBP: 0.353, SLG: 0.273 Chad Qualls, R (8, 1) Stephen Randolph, L (9, 1) Brad Lidge, R (9, 1)		C FA 92 C CU 78 B SL 83 B FA 92 B FA 90 X 3-2 **P4** ②		F SL 86 F CU 78 D SL 87 F FA 94 C FA 93 1-3 **K** ③	C SL 87 X SL 86 0-1 1-2 1B			C CU 75 B FC 90 X 1-1 FC6-4 1B 1B 2-3		3 0 1 0 0 0	0 0 0 0 0 0	1 0 1 0 0 0	0 0 0 0 0 0	0 0 0 0 0 0	1 0 0 0 0 0	2 0 0 0 0 0
Inning Stats	R: 3 E: 0 K: 1 S: 19 H: 4 LOB: 1 BB: 0 P: 32	R: 0 E: 0 K: 0 S: 8 H: 1 LOB: 0 BB: 0 P: 13	R: 0 E: 0 K: 1 S: 8 H: 0 LOB: 0 BB: 0 P: 13	R: 0 E: 0 K: 1 S: 12 H: 1 LOB: 2 BB: 1 P: 20	R: 0 E: 0 K: 0 S: 9 H: 1 LOB: 2 BB: 1 P: 16	R: 0 E: 0 K: 1 S: 12 H: 1 LOB: 1 BB: 1 P: 20	R: 0 E: 0 K: 1 S: 6 H: 0 LOB: 0 BB: 0 P: 9	R: 3 E: 0 K: 0 S: 16 H: 5 LOB: 2 BB: 0 P: 22	R: 0 E: 0 K: 1 S: 8 H: 0 LOB: 1 BB: 1 P: 18	1B: 8 2B: 5 3B: 0 HR: 1 SF: 0 SAC: 0 DP: 1 HBP: 0						

AB	38
R	6
H	13
RBI	6
BB	4
SO	6
LOB	17

WP: 0 PB: 0 SB: 0 CS: 2 PA: 43

PITCHER		IP	WLS	BF	H	R	ER	SO	BB	IBB	HBP	BLK	WP	HR	S	P	ERA	WHIP
35 Joel Pineiro, R ERA: 4.72	(1, 1)	5.2	L	27	8	3	3	4	3	0	0	0	0	1	66	111	4.76	1.941
19 Tyler Johnson, L ERA: 3.41	(6, 1)	0.1		1	0	0	0	0	0	0	0	0	0	0	2	3	0.00	0.000
36 Russ Springer, R ERA: 2.14	(7, 1)	1.0		3	0	0	0	1	0	0	0	0	0	0	6	9	0.00	0.000
31 Ryan Franklin, R ERA: 2.79	(8, 1)	0.1		5	4	3	3	0	0	0	0	0	0	0	9	12	81.00	12.000
34 Randy Flores, L ERA: 4.39	(8, 1)	0.2		3	1	0	0	0	0	0	0	0	0	0	7	10	0.00	1.500

PITCHER		IP	WLS	BF	H	R	ER	SO	BB	IBB	HBP	BLK	WP	HR	S	P	ERA	WHIP
Mike Maroth, L ERA: 6.95	(9, 1)	1.0		3	0	0	0	1	1	0	0	0	0	0	8	18	0.00	1.000

Batter	1	2	3	4	5	6	7	8	9	AB	R	H	RBI	BB	SO	LOB
David Eckstein, R (1, 6) OBP: 0.354, SLG: 0.374	B FA 85 B FA 87 C FA 86 X FA 88 2-1 24 FC1-6 1B		B FA 87 B FA 88 B FA 89 C FA 88 C FA 88 D FA 91 4-2 BB		C CU 73 1 SAFE D CU 76 1 SAFE 1 SAFE X SL 80 1-1 1-3 24 FC1-6 1B		C FA 97 X CU 80 0-1 1-3 1B		C FA 92 F FA 92 B FA 91 B FA 92 X CH 79 1-2 ② P5	4	0	3	0	1	0	0
24 Rick Ankiel, L (1, 8) OBP: 0.316, SLG: 0.522	X FA 88 0-0 ① FC1-6 47 1B 1-2f SF9		B SL 80 1 SAFE F FA 89 X CH 81 1-1 ① F9		D CH 82 D CH 81 B FA 90 X FA 89 3-0 ② FC1-6 1-2f 3-H		B FA 98 1 SAFE B FA 96 S FA 97 F FA 97 B FA 97 T FA 98 3-2 ② K		B SL 85 B FA 86 B FA 91 C FA 90 F FA 92 B FA 92 4-2 BB 5 BB 47 S BB	4	2	0	1	1	1	5
47 Ryan Ludwick, R (1, 9) OBP: 0.320, SLG: 0.478	F FA 89 X FA 90 0-1 55 1B 1-3 1B		B SL 82 X SL 81 1-0 ② P5		1 SAFE S SL 82 B FA 90 S CH 81 1 SAFE B FA 90 1 SAFE D CU 73 X SL 83 3-2 ③ P3		C FA 97 F FA 98 S FA 98 0-3 ③ K		B FA 91 C FA 92 B FA 92 D FA 92 B FA 92 4-1 5 BB BB 1-2 BB	4	0	1	0	1	1	4
Scott Spiezio, S (1, 3) OBP: 0.340, SLG: 0.363	C FA 89 S SL 82 B FA 89 D CH 81 1 SAFE F FA 90 D CH 82 1 SAFE X FA 92 3-2 ② SF9 3-H		D CH 82 X FA 89 1-0 ③ P4			B CH 78 F FA 86 B SL 78 B CH 86 C FA 89 B FA 90 4-2 BB		C FA 94 B FA 95 X FA 93 1-1 ① G4-3	D CH 81 B FA 90 C FA 91 C FA 92 F FA 90 B FA 93 B FA 93 4-2 5 BB 1-2 2-3 BB	2	0	0	1	2	0	1
55 Skip Schumaker, L (1, 7) OBP: 0.350, SLG: 0.449 5 Albert Pujols, R (9, PH) OBP: 0.423, SLG: 0.560 23 Anthony Reyes, R (9, PR) OBP: 0.077, SLG: 0.077	B FA 90 X FA 91 1-0 4 FC5-4 1-2 1B			C CU 73 X FA 90 0-1 4 FC1-6-3 2B		B CU 72 1 SAFE C CU 74 1 SAFE F SL 80 B FA 88 C SL 81 2-3 ① K		X FA 94 0-0 ② G6-3	B SL 89 B SL 89 B FA 98 B FA 98 4-0 4 FC6-4 1-2 2-3 3-H BB	4 0 0	0 0 0	2 0 0	0 1 0	0 1 0	1 0 0	1 0 0
4 Yadier Molina, R (1, 2) OBP: 0.340, SLG: 0.368	S SL 81 D FA 89 B SL 81 C FA 90 F FA 90 X SL 83 2-2 ③ FC5-4 1-2f			F FA 88 X FA 88 0-1 ① ② FC1-6-3 2-3		1 SAFE X FA 88 0-0 ② L7		B FA 94 C FA 95 F SL 90 X SL 90 1-2 E9 1B	F FA 97 C FA 97 D SL 88 X SL 88 1-2 ③ FC6-4 1-2f	5	0	0	0	0	0	7
Miguel Cairo, R (1, 5) OBP: 0.304, SLG: 0.333		X FA 86 0-0 ① P6		S SL 82 B FA 90 B CU 76 F FA 90 X FA 91 2-2 ③ F7		F FA 89 C FA 89 B FA 90 X CU 69 1-2 ③ F9		L FA 95 F FA 96 X SL 91 0-2 2-3 1B		4	0	1	0	0	0	1
35 Joel Pineiro, R (1, 1) OBP: 0.176, SLG: 0.067 19 Tyler Johnson, S (6, 1) 36 Russ Springer, R (7, 1) 13 Brendan Ryan, R (7, PH) OBP: 0.358, SLG: 0.426 31 Ryan Franklin, R (8, 1) OBP: 0.500, SLG: 0.500 34 Randy Flores, L (8, 1) Jim Edmonds, L (8, PH) OBP: 0.323, SLG: 0.401 Mike Maroth, L (9, 1) OBP: 0.214, SLG: 0.286		C B B F B SL 82 S FA 90 3-3 ② K			C FA 86 C CU 72 X SL 80 0-2 ① F7		B FA 97 B FA 96 B FA 97 B FA 96 4-0 1B BB	S FA 94 B FA 95 B FA 95 X FA 95 2-1 ③ G3		2 0 0 0 0 1 0 0	0 0 0 0 0 0 0 0	0 0 0 0 0 0 0 0	0 0 0 0 0 0 0 0	0 0 0 1 0 0 0 0	1 0 0 0 0 0 0 2	0 0 0 0 0 0 0 0
Aaron Miles, S (1, 4) OBP: 0.334, SLG: 0.359		C FA 90 B FA 90 X FA 89 1-1 ③ F7			X FA 90 0-0 1B 24 FC1-6 1B		1 SAFE 1 SAFE B FA 96 X FA 98 1-0 ① P5		B FA 91 B FA 91 B FA 91 C FA 90 C FA 91 X FA 90 3-2 ① P4	4	1	1	0	0	0	1
Inning Stats	R: 1 E: 0 K: 0 S: 14 H: 3 LOB: 2 BB: 0 P: 22	R: 0 E: 0 K: 1 S: 6 H: 0 LOB: 0 BB: 0 P: 10	R: 0 E: 0 K: 0 S: 6 H: 0 LOB: 1 BB: 1 P: 13	R: 0 E: 0 K: 0 S: 7 H: 1 LOB: 0 BB: 0 P: 9	R: 1 E: 0 K: 0 S: 10 H: 2 LOB: 1 BB: 0 P: 17	R: 0 E: 0 K: 1 S: 9 H: 0 LOB: 1 BB: 1 P: 16	R: 0 E: 0 K: 2 S: 9 H: 1 LOB: 2 BB: 1 P: 17	R: 0 E: 1 K: 0 S: 11 H: 1 LOB: 2 BB: 0 P: 15	R: 1 E: 0 K: 0 S: 15 H: 0 LOB: 3 BB: 4 P: 36	1B: 7 2B: 2 3B: 0 HR: 0 SF: 1 SAC: 0 DP: 1 HBP: 0	WP: 0 PB: 0 SB: 1 CS: 0 PA: 42					

PITCHER		IP	WLS	BF	H	R	ER	SO	BB	IBB	HBP	BLK	WP	HR	S	P	ERA	WHIP
41 Brandon Backe, R ERA: 4.37	(1, 1)	6.0	W	25	6	2	2	2	2	0	0	0	0	0	52	87	3.00	1.333
Dennis Sarfate, R ERA:	(7, 1)	1.0	H	5	1	0	0	2	1	0	0	0	0	0	9	17	0.00	2.000
Chad Qualls, R ERA: 3.2	(8, 1)	1.0		5	1	0	0	0	0	0	0	0	0	0	11	15	0.00	1.000
Stephen Randolph, L ERA: 10.86	(9, 1)	0.2		5	0	1	1	0	3	0	0	0	0	0	12	28	13.50	4.500
Brad Lidge, R ERA: 2.95	(9, 1)	0.1	S	2	0	0	0	0	1	0	0	0	0	0	3	8	0.00	3.000

PITCHER	IP	WLS	BF	H	R	ER	SO	BB	IBB	HBP	BLK	WP	HR	S	P	ERA	WHIP

BOTTOM

Houston Astros @ St. Louis Cardinals

Busch Stadium, St. Louis, MO

Fri Sep 21 2007, 7:10 PM CDT

Att. 43,677 - Clear - 82 F

livebaseballscorecards.com

AB	34
R	3
H	8
RBI	3
BB	7
SO	4
LOB	22

Houston Astros @ St. Louis Cardinals

Busch Stadium, St. Louis, MO

Sat Sep 22 2007, 6:15 PM CDT
Att. 46,237 - Partly Cloudy - 84 F

TOP

livebaseballscorecards.com

Batter	1	2	3	4	5	6	7	8	9	AB	R	H	RBI	BB	SO	LOB
Josh Anderson, L (1, 8) OBP: 0.500, SLG: 0.500	C FA 89 B FA 90 B FA 89 X FA 89 2-1 G5-3			X 0-0 G5-4-3 1B		B FA 89 X FA 89 1-0 G3 2-3			B FA 87 B FA 87 B FA 88 B FA 86 4-0 9 HR 1B BB	3	1	1	0	1	0	1
Chris Burke, R (1, 4) OBP: 0.311, SLG: 0.363	C FA 90 B X 1-1 P2			X FA 89 0-0 G5-4-3 1-2f		B SL 80 F FA 89 B FA 88 B FA 88 S FA 89 X FA 88 3-2 3-H 1B			C FA 88 X 0-1 1-2 9 HR 1B	4	1	2	1	0	0	1
17 Lance Berkman, S (1, 3) OBP: 0.384, SLG: 0.494	C FA 90 B FA 89 F SL 80 B FA 90 X FA 90 2-2 G6-3			B FA 89 X FA 89 1-0 G4-3		1 SAFE B FA 89 X FA 88 1-0 L8			X FA 88 0-0 P6	4	0	0	0	0	0	3
45 Carlos Lee, R (1, 7) OBP: 0.350, SLG: 0.519		B FA 89 X FA 89 1-0 F9			C SL 80 X FA 88 0-1 F9		B FA 92 X FA 93 1-0 G6-3		F CU 76 F CU 77 B FA 88 B CU 76 T FA 88 2-2 K	4	0	0	0	0	1	2
9 Hunter Pence, R (1, 9) OBP: 0.361, SLG: 0.540		C FA 88 B SL 80 F SL 82 B FA 89 C 2-3 K			F CU 80 B FA 89 S FA 89 B X 2-2 G5-3		B CU 77 F FA 93 B FA 93 F FA 93 F SL 86 B FA 93 F FA 93 B 4-2 CS BB		C CU 76 X 0-1 1-H 2-H HR	3	1	1	3	1	1	0
Mark Loretta, R (1, 6) OBP: 0.353, SLG: 0.373 Woody Williams, R (7, 1) OBP: 0.102, SLG: 0.153 Brian Moehler, R (7, 1) OBP: 0.200, SLG: 0.200 Craig Biggio, R (9, PH) OBP: 0.280, SLG: 0.380		X FA 90 0-0 G5-3			C FA 89 X FA 89 0-1 1B		1 SAFE B FA 92 X FA 92 1-0 P6 1-2		B FA 88 B FA 87 C FA 87 X FA 87 2-1 1B	3 0 0 1	0 0 0 0	1 0 0 0	0 0 0 1	0 0 0 0	0 0 0 0	1 0 0 0
21 Ty Wigginton, R (1, 5) OBP: 0.338, SLG: 0.465			C SL 80 B FA 88 B FA 89 X FA 89 2-1 G5-3		X SL 81 0-0 F7			B FA 93 C FA 92 X CU 77 1-1 46 G5-4-3 1B	F FA 91 F FC 91 F CU 80 D CU 80 F FA 92 F SL 90 B FA 92 F FA 92 F CU 80 3-2 B FC 80 X FA 91 L6	4	0	1	0	0	0	2
46 J.R. Towles, R (1, 2) OBP: 0.462, SLG: 0.696			B FA 89 F FA 89 F SL 80 X SL 80 1-2 G6-3			C SL 80 F FA 89 X SL 80 0-2 G3 1B 2B		X FA 93 0-0 G5-4-3 1-2f		3	1	1	0	0	0	1
Matt Albers, L (1, 1) OBP: 0.074, SLG: 0.074 Cody Ransom, R (7, 6) OBP: 0.500, SLG: 0.500			B FA 88 C FA 88 F FA 88 F SL 80 X FA 89 1-2 G3-1			B FA 88 M FA 89 M FA 88 L FA 90 1-3 K		B FA 92 F FA 93 B FA 94 F FA 94 B SL 86 X FA 92 3-2 F8		2 1	0 0	0 0	0 0	0 0	1 0	1 0
Inning Stats	R: 0 E: 0 K: 0 S: 7 H: 0 LOB: 0 BB: 0 P: 12	R: 0 E: 0 K: 1 S: 5 H: 0 LOB: 0 BB: 0 P: 8	R: 0 E: 0 K: 0 S: 9 H: 0 LOB: 0 BB: 0 P: 13	R: 0 E: 0 K: 0 S: 3 H: 1 LOB: 0 BB: 0 P: 4	R: 0 E: 0 K: 0 S: 8 H: 1 LOB: 1 BB: 0 P: 10	R: 1 E: 0 K: 1 S: 11 H: 2 LOB: 1 BB: 0 P: 17	R: 0 E: 0 K: 0 S: 6 H: 0 LOB: 0 BB: 1 P: 12	R: 0 E: 0 K: 0 S: 6 H: 1 LOB: 0 BB: 0 P: 10	R: 3 E: 0 K: 1 S: 18 H: 3 LOB: 1 BB: 1 P: 29	1B: 6 2B: 1 3B: 0 HR: 1 SF: 0 SAC: 0 DP: 2 HBP: 0						

	AB	32
	R	4
	H	8
	RBI	4
	BB	2
	SO	3
	LOB	12

WP: 0 PB: 0 SB: 0 CS: 1 PA: 34

PITCHER		IP	WLS	BF	H	R	ER	SO	BB	IBB	HBP	BLK	WP	HR	S	P	ERA	WHIP
48 Brad Thompson, R ERA: 4.96	(1, 1)	6.0	W	21	4	1	1	2	0	0	0	0	0	0	43	64	1.50	0.667
Troy Percival, R ERA: 1.95	(7, 1)	1.0	H	3	0	0	0	0	1	0	0	0	0	0	6	12	0.00	1.000
60 Brian Falkenborg, R ERA: 5.63	(8, 1)	1.0		3	1	0	0	0	0	0	0	0	0	0	6	10	0.00	1.000
19 Tyler Johnson, L ERA: 4.06	(9, 1)	0.2		6	3	3	3	1	1	0	0	0	0	1	10	18	40.50	6.000
44 Jason Isringhausen, R ERA: 2.2	(9, 1)	0.1	S	1	0	0	0	0	0	0	0	0	0	0	8	11	0.00	0.000

PITCHER		IP	WLS	BF	H	R	ER	SO	BB	IBB	HBP	BLK	WP	HR	S	P	ERA	WHIP

BOTTOM

Houston Astros @ St. Louis Cardinals

Busch Stadium, St. Louis, MO

Sat Sep 22 2007, 6:15 PM CDT

Att. 46,237 - Partly Cloudy - 84 F

livebaseballscorecards.com

Batter	1	2	3	4	5	6	7	8	9	AB	R	H	RBI	BB	SO	LOB
David Eckstein, R (1, 6) OBP: 0.357, SLG: 0.382	C FA 91 X FA 90 0-1 24 1B 55 G1-2-3 1B		C FA 93 X CU 78 0-1 ① G6-3		P PO 85 X FA 92 1-0 24 G3-1 47 2B 1-H 2B		C FA 89 F FA 89 F CU 74 X FA 88 0-2 24 HR 2B	C CU 79 F FA 90 X FA 90 0-2 ① L7		5	2	3	1	0	0	0
24 Rick Ankiel, L (1, 8) OBP: 0.325, SLG: 0.546	B FA 90 B FA 90 1 SAFE X FA 89 2-0 55 G1-2-3 47 BB 1-3 1B		B CU 79 B FA 92 X FA 91 2-0 47 FC6-4 1B		X CH 80 0-0 ② G3-1 2-3		F FA 87 F SL 86 X FA 88 0-2 2-H HR	F FA 90 B CH 83 F CH 82 X SL 88 1-2 ② G5-3		5	1	3	2	0	0	1
47 Ryan Ludwick, R (1, 9) OBP: 0.328, SLG: 0.486	B FA 93 B FA 92 F FA 93 B FA 93 B FA 92 4-1 55 G1-2-3 1-2 BB		B CU 80 B FA 94 F FA 94 1 SAFE C FA 94 1 SAFE X FA 94 2-2 ② FC6-4 55 CS 1-2f		B CU 78 X FA 93 1-0 3-H 2B		C SL 82 B FA 89 F SL 82 B CU 75 F FA 89 X FA 88 2-2 1B 55 1B 5 1B 1B	F FA 91 B FA 91 F SL 88 X SL 81 1-2 55 1B 55 WP 1B		4	1	3	1	1	0	1
55 Skip Schumaker, L (1, 7) OBP: 0.352, SLG: 0.447	X FA 93 0-0 ① ② G1-2-3 1-2 2-3 3-Hf		B FA 93 1-0 ③ CS 1-2	X FA 91 0-0 ① G4-3	B FA 92 X FA 92 1-0 ③ G6-3		X FA 85 0-0 1B 1-2 1B	C CH 82 B FA 89 F FA 90 F FA 88 F SL 81 B FA 89 B FA 90 X FA 92 3-2 FC6 1-3 1B		5	0	2	0	0	0	4
Miguel Cairo, R (1, 3) OBP: 0.306, SLG: 0.342 44 Jason Isringhausen, R (9, 1)	C FA 92 X FA 93 0-1 ③ F9			C FA 93 B CU 80 X CU 79 1-1 1B 2B		C FA 93 X FA 92 0-1 ① G1-3	X CH 79 0-0 ① 5 FC3 1B 1-3 2-3	X FA 91 0-0 ③ FC6 1-2f		5 0	1 0	2 0	0 0	0 0	0 0	4 0
Aaron Miles, S (1, 4) OBP: 0.336, SLG: 0.361		C FA 89 B FA 92 X FA 93 1-1 FC4-6 1B		C FA 92 B CH 81 F FA 92 F FA 94 B FA 94 F CU 79 X FA 94 2-2 G6-3 2-3 1B		B FA 94 C FA 93 F CH 81 F FA 94 X CU 80 1-2 ② L5	X FA 86 0-0 FC3 5 1B 1-2 1B			4	1	2	0	0	0	2
Kelly Stinnett, R (1, 2) OBP: 0.209, SLG: 0.288 5 Albert Pujols, R (7, PH) OBP: 0.424, SLG: 0.561 23 Anthony Reyes, R (7, PR) OBP: 0.077, SLG: 0.077 Gary Bennett, R (8, 2) OBP: 0.261, SLG: 0.285		1 SAFE F FA 93 1 SAFE F CU 79 X FA 94 0-2 ① FC4-6 48 SH1-4 1-2f		X FA 94 0-0 ② ③ G6-3 1-2f		B FA 94 X FA 94 1-0 1B 1B	B CU 76 C CU 76 X FA 89 1-1 1B 1-3 2-H 3-H 1B		3 1 0 0	0 0 0 0	1 1 0 0	0 2 0 0	0 0 0 0	0 0 0 0	3 0 0 0
48 Brad Thompson, R (1, 1) OBP: 0.136, SLG: 0.136 Jim Edmonds, L (6, PH) OBP: 0.325, SLG: 0.403 35 Joel Pineiro, R (6, PR) OBP: 0.176, SLG: 0.067 Troy Percival, R (7, 1) So Taguchi, R (7, PH) OBP: 0.351, SLG: 0.366 60 Brian Falkenborg, R (8, 1) 19 Tyler Johnson, S (9, 1) Russell Branyan, L (9, 3) OBP: 0.317, SLG: 0.428		X FA 92 0-0 ② SH1-4 1-2		C FA 91 C FA 92 S CU 80 0-3 ① K2-3	X FA 94 0-0 1-2 1B	B FA 89 F FA 90 X SL 87 1-1 13 G4-6-3 1-2 3-H 1B		1 1 0 0 1 0 0 0	0 0 0 0 0 0 0 0	0 1 0 0 1 0 0 0	0 0 0 0 0 0 0 0	1 0 0 0 0 0 0 0	0 0 0 0 0 0 0 0	0 0 0 0 0 0 0 0
13 Brendan Ryan, R (1, 5) OBP: 0.356, SLG: 0.422		B CU 80 B FA 92 B FA 93 C FA 93 X FA 95 3-1 ③ G4-3		C CU 79 B FA 94 B FA 93 X FA 94 2-1 S 2B 1B	B FA 93 X FA 94 1-0 ③ F7	B FA 90 X FA 91 1-0 ② ③ G4-6-3 1-2f				4	1	1	0	0	0	5

Inning Stats	1	2	3	4	5	6	7	8	9
	R: 0 E: 0 K: 0 S: 7 H: 2 LOB: 2 BB: 1 P: 13	R: 0 E: 0 K: 0 S: 8 H: 1 LOB: 1 BB: 0 P: 12	R: 0 E: 0 K: 0 S: 6 H: 1 LOB: 0 BB: 0 P: 11	R: 0 E: 0 K: 0 S: 9 H: 2 LOB: 1 BB: 0 P: 12	R: 2 E: 0 K: 1 S: 10 H: 3 LOB: 1 BB: 0 P: 14	R: 0 E: 0 K: 0 S: 9 H: 2 LOB: 2 BB: 0 P: 12	R: 5 E: 0 K: 0 S: 19 H: 7 LOB: 2 BB: 0 P: 24	R: 0 E: 0 K: 0 S: 15 H: 2 LOB: 2 BB: 0 P: 20	

AB	39
R	7
H	20
RBI	7
BB	1
SO	1
LOB	20

1B: 15	SF: 0	WP: 1	PA: 42
2B: 4	SAC: 1	PB: 0	
3B: 0	DP: 3	SB: 1	
HR: 1	HBP: 0	CS: 1	

PITCHER		IP	WLS	BF	H	R	ER	SO	BB	IBB	HBP	BLK	WP	HR	S	P	ERA	WHIP
Matt Albers, R ERA: 5.88	(1, 1)	6.0	L	27	11	2	2	1	1	0	0	0	0	0	49	74	3.00	2.000
Woody Williams, R ERA: 5.27	(7, 1)	0.1		7	6	5	5	0	0	0	0	0	0	1	16	19	135.00	18.000
Brian Moehler, R ERA: 4.29	(7, 1)	1.2		7	3	0	0	0	0	0	0	0	1	0	18	25	0.00	1.800

PITCHER	IP	WLS	BF	H	R	ER	SO	BB	IBB	HBP	BLK	WP	HR	S	P	ERA	WHIP

Houston Astros @ St. Louis Cardinals

Busch Stadium, St. Louis, MO

Sun Sep 23 2007, 7:05 PM CDT

Att. 46,169 - Clear - 87 F

TOP

livebaseballscorecards.com

Batter	1	2	3	4	5	6	7	8	9	AB	R	H	RBI	BB	SO	LOB
Josh Anderson, L (1, 8) OBP: 0.463, SLG: 0.458	B FA 93 F SL 87 C X 1-2 ① G3			B FA 91 B FA 92 X FA 92 2-0 ① F7		B FA 89 F FA 89 S CU 76 F FA 91 C FA 91 1-3 ③ K		C CU 77 S CU 78 D SL 82 B FA 92 B FA 93 X 3-2 ② G5-3 2-3		4	0	0	0	0	1	1
Craig Biggio, R (1, 4) OBP: 0.280, SLG: 0.378 Chad Qualls, R (8, 1) Brad Lidge, R (9, 1)	B FA 94 F SL 86 F F X 1-2 ② F9			S SL 84 B FA 93 F FA 93 B SL 86 F FA 92 F CH 83 S 2-3 ② K			B FA 92 F FA 92 X SL 86 1-1 9 FC5-4 45 1B 1B	B CU 78 X 1-0 ③ F9		4 0 0	1 0 0	1 0 0	0 0 0	0 0 0	1 0 0	2 0 0
17 Lance Berkman, S (1, 3) OBP: 0.383, SLG: 0.493	B FA 94 B FA 94 F FA 94 B FA 95 C FA 95 F FA 95 X SL 86 3-2 ③ P2			B SL 83 B FA 92 C FA 92 B CH 84 F FA 92 F FA 92 X FA 94 3-2 45 FC5-4 1B			F FA 92 F FA 93 C 0-3 ① K		X SL 90 0-0 E6 45 HR	4	1	1	0	0	1	1
45 Carlos Lee, R (1, 7) OBP: 0.352, SLG: 0.525		B FA 92 B SL 85 B FA 92 C FA 92 B FA 94 4-1 G5-3-6 BB		X SL 84 0-0 ③ FC5-4 1-2f			B SL 87 S SL 86 B FA 92 F SL 88 X FA 93 2-2 9 FC5-4 1-2 1B		C FC 89 B CU 80 1 SAFE X CU 78 1-1 1-H HR	3	1	2	2	1	0	1
9 Hunter Pence, R (1, 9) OBP: 0.358, SLG: 0.535		C SL 85 F SL 86 B SL 86 B SL 85 S 2-3 ① K			C SL 82 B FA 91 F CH 84 C FA 92 1-3 ① K		C SL 88 B SL 88 F FA 94 D CU 77 X SL 87 2-2 ② FC5-4 1B 1-2f 2-3		B CU 79 F SL 89 B FA 93 X SL 90 2-1 ① G4-3	4	0	0	0	0	2	3
Mark Loretta, R (1, 6) OBP: 0.352, SLG: 0.371 (8, 4)		1 SAFE C FA 92 B FA 92 X CH 85 1-1 ②③ G5-3-6 1-3f			B FA 92 F FA 92 B FA 93 B SL 84 X FA 91 3-1 ② L5		B FA 92 F FA 93 F SL 87 B FA 92 X SL 88 2-2 21 FC6-4 1-2 3-H 1B		C FA 93 B FA 93 X SL 89 1-1 ② G3	4	0	1	1	0	0	1
21 Ty Wigginton, R (1, 5) OBP: 0.337, SLG: 0.463			B FA 92 X FA 92 1-0 ① F8		C FA 93 F FA 92 B FA 92 C SL 84 1-3 ③ K		F SL 87 B FA 92 B FA 93 F SL 88 X FA 93 2-2 ③ FC6-4 1-2f		S CU 80 F FA 93 B CU 80 X SL 90 1-2 46 1B 1B	4	0	1	0	0	1	2
Brad Ausmus, R (1, 2) OBP: 0.317, SLG: 0.325 Orlando Palmeiro, L (8, PH) OBP: 0.350, SLG: 0.270 46 J.R. Towles, R (8, 2) OBP: 0.481, SLG: 0.708			F FA 92 B FA 93 B FA 92 X 2-1 ② P3			X 0-0 ① L7		C FA 91 F CU 78 F FA 92 F CH 86 X CH 86 0-2 ① G4-3	1 SAFE B FA 92 C FA 93 X SL 83 1-1 1-2 1B	2 1 1	0 0 0	0 0 1	0 0 0	0 0 0	0 0 0	0 0 0
44 Roy Oswalt, R (1, 1) OBP: 0.176, SLG: 0.141 Mike Lamb, L (8, PH) OBP: 0.370, SLG: 0.461 Eric Bruntlett, R (8, PR) OBP: 0.351, SLG: 0.286 (8, 6)			B FA 92 C FA 92 S SL 82 F FA 92 C FA 93 1-3 ③ K			C CU 74 F X 0-2 ② G5-3		B FA 93 X 1-0 G5-3 2B	C SL 86 C FA 94 F FA 92 B SL 86 X SL 86 1-2 ③ P2	2 1 1	0 0 0	0 1 0	0 0 0	0 0 0	1 0 0	0 0 2
Inning Stats	R: 0 E: 0 K: 0 S: 11 H: 0 LOB: 0 BB: 0 P: 16	R: 0 E: 0 K: 1 S: 6 H: 0 LOB: 0 BB: 1 P: 13	R: 0 E: 0 K: 1 S: 7 H: 0 LOB: 0 BB: 0 P: 11	R: 0 E: 0 K: 1 S: 11 H: 1 LOB: 1 BB: 0 P: 18	R: 0 E: 0 K: 2 S: 8 H: 0 LOB: 0 BB: 0 P: 13	R: 0 E: 0 K: 1 S: 8 H: 0 LOB: 0 BB: 0 P: 9	R: 1 E: 0 K: 1 S: 17 H: 3 LOB: 2 BB: 0 P: 26	R: 0 E: 0 K: 0 S: 10 H: 1 LOB: 2 BB: 0 P: 15	R: 2 E: 1 K: 0 S: 16 H: 3 LOB: 2 BB: 0 P: 23	1B: 6 2B: 2 3B: 0 HR: 1	SF: 0 SAC: 0 DP: 1 HBP: 0						

	AB	35
	R	3
	H	8
	RBI	3
	BB	1
	SO	7
	LOB	13

WP: 0 PB: 0 SB: 0 CS: 0 PA: 36

PITCHER		IP	WLS	BF	H	R	ER	SO	BB	IBB	HBP	BLK	WP	HR	S	P	ERA	WHIP
37 Todd Wellemeyer, R ERA: 4.79	(1, 1)	5.0		16	1	0	0	5	1	0	0	0	0	0	43	71	0.00	0.400
Troy Percival, R ERA: 1.89	(6, 1)	1.0	H	3	0	0	0	1	0	0	0	0	0	0	8	9	0.00	0.000
36 Russ Springer, R ERA: 2.25	(7, 1)	1.0	B	6	3	1	1	1	0	0	0	0	0	0	17	26	9.00	3.000
60 Brian Falkenborg, R ERA: 5.29	(8, 1)	1.0		4	1	0	0	0	0	0	0	0	0	0	10	15	0.00	1.000
44 Jason Isringhausen, R ERA: 2.32	(9, 1)	0.2		5	2	2	1	0	0	0	0	0	0	1	10	15	13.50	3.000

PITCHER		IP	WLS	BF	H	R	ER	SO	BB	IBB	HBP	BLK	WP	HR	S	P	ERA	WHIP
56 Kelvin Jimenez, R ERA: 7.65	(9, 1)	0.1	W	2	1	0	0	0	0	0	0	0	0	0	6	8	0.00	3.000

BOTTOM

Houston Astros @ St. Louis Cardinals

Busch Stadium, St. Louis, MO

Sun Sep 23 2007, 7:05 PM CDT

Att. 46,169 - Clear - 87 F

livebaseballscorecards.com

Batter	1	2	3	4	5	6	7	8	9	AB	R	H	RBI	BB	SO	LOB
David Eckstein, R (1, 6) OBP: 0.356, SLG: 0.380	C FA 94 B FA 93 X FA 93 1-1 G4-3 ①	X FA 94 0-0 E5 ① 2-3 3-H		C FA 93 X FA 91 0-1 1B			C FA 91 B SL 85 F FA 91 F CU 68 X SL 83 1-2 G3 ①		S FA 96 B FA 96 X FA 94 1-1 24 3B 1B 1-3 2-H	4	0	1	0	0	0	1
5 Albert Pujols, R (9, PH) OBP: 0.425, SLG: 0.561										1	0	1	1	0	0	0
62 Brian Barden, R (9, PR) OBP: 0.207, SLG: 0.185										0	1	0	0	0	0	0
24 Rick Ankiel, L (1, 8) OBP: 0.333, SLG: 0.562	S CH 84 F FA 95 X CU 79 0-2 E 1B	B FA 94 S FA 94 F FA 94 X CU 75 1-2 G4-3 ③		T FA 93 S CH 84 F CH 82 T FA 94 0-2 K ②			B FA 95 X CH 81 1-0 G1-3 1B		B FA 95 S SL 86 F SL 86 F SL 86 F FA 94 X SL 86 1-2 1-H 3-H 3B	5	0	3	2	0	1	3
So Taguchi, R (1, 7) OBP: 0.350, SLG: 0.364	1 SAFE F FA 93 C FA 93 F FA 92 S CU 66 0-3 K ②		B SL 83 B FA 92 X FA 94 2-0 CS 1B	1 SAFE F SL 86 F FA 93 X FA 94 0-2 F9 ③			B FA 92 1 SAFE B FA 92 X FA 92 2-0 G1-3 ② 1-2			4	0	1	0	0	1	3
Scott Spiezio, S (1, 3) OBP: 0.339, SLG: 0.361	B FA 94 B FA 94 B FA 93 C FA 92 X FA 93 3-1 E7 1-3		S CH 83 C CH 84 X FA 95 0-2 FC4-6 55 1B ① 1-2 1B		B CH 81 X FA 92 1-0 F8 ①		C FA 93 C FA 93 B FA 92 F FA 94 D CU 76 X FA 93 2-2 G6-3 ③			4	0	1	0	0	0	2
55 Skip Schumaker, L (1, 9) OBP: 0.349, SLG: 0.442	C CU 72 X FA 95 0-1 P4 ③		F FA 94 X FA 93 0-1 FC4-6 1-2 1B		C CH 83 F CU 72 X SL 84 0-2 G4-3 ②			C X FA 94 0-1 G4-3 ①		4	0	1	0	0	0	2
Aaron Miles, S (1, 4) OBP: 0.333, SLG: 0.358		X FA 93 0-0 G6-3 ①	B CU 74 X FA 94 1-0 FC4-6 IBB ② 1-2f 2-3		C FA 94 F SL 84 X CH 83 0-2 G1-3 ③			B FA 94 X FA 93 1-0 L8 ②		3	0	0	0	0	0	2
Troy Percival, R (6, 1)										0	0	0	0	0	0	0
36 Russ Springer, R (7, 1)										0	0	0	0	0	0	0
60 Brian Falkenborg, R (8, 1)										0	0	0	0	0	0	0
Jim Edmonds, L (8, PH) OBP: 0.324, SLG: 0.402										1	0	0	0	0	0	0
44 Jason Isringhausen, R (9, 1)										0	0	0	0	0	0	0
56 Kelvin Jimenez, R (9, 1)										0	0	0	0	0	0	0
Kelly Stinnett, R (1, 2) OBP: 0.211, SLG: 0.275	C FA 94 C CU 76 F FA 95 F FA 93 F SL 85 B FA 96 F CU 68 X FA 94 1-2 F7 ②	B FA 95 S FA 95 B FA 95 B FA 94 I IN 81 4-1 1-2 IBB		S FA 94 S FA 94 B FA 94 X FA 94 1-2 F9 ①				X FA 94 0-0 G6-3 ③		3	0	0	0	1	0	0
37 Todd Wellemeyer, R (1, 1) OBP: 0.143, SLG: 0.143	C FA 94 B FA 95 C FA 93 B CU 72 X FA 92 2-2 13 2B E 1B	X FA 93 0-0 G3 ③		X FA 94 0-0 F9 ②					F FA 97 B SL 87 S SL 87 B SL 86 X SL 86 2-2 47 BB 5 1B 1B	2	1	1	0	0	0	3
Miguel Cairo, R (6, 4) OBP: 0.309, SLG: 0.344										2	1	1	0	0	0	0
13 Brendan Ryan, R (1, 5) OBP: 0.355, SLG: 0.426	C SL 82 F FA 92 F FA 92 X CU 65 0-2 E 1-3 2B			X FA 91 0-0 G4-3 ①			B FA 95 B FA 93 C FA 93 F SL 85 B FA 92 X FA 93 3-2 G6-3 ③		B FA 96 C FA 96 B FA 95 B FA 96 B FA 96 4-1 5 1B 24 3B 1-2 BB	3	0	1	0	0	0	0
47 Ryan Ludwick, R (9, PH) OBP: 0.330, SLG: 0.486										0	1	0	0	1	0	0

Inning Stats	1	2	3	4	5	6	7	8	9
	R: 0 E: 1 K: 1 S: 13	R: 1 E: 1 K: 0 S: 19	R: 0 E: 0 K: 0 S: 9	R: 0 E: 0 K: 1 S: 10	R: 0 E: 0 K: 0 S: 7	R: 0 E: 0 K: 0 S: 7	R: 0 E: 0 K: 0 S: 10	R: 0 E: 0 K: 0 S: 4	R: 3 E: 0 K: 0 S: 11
	H: 1 LOB: 2 BB: 0 P: 17	H: 2 LOB: 2 BB: 0 P: 23	H: 3 LOB: 3 BB: 1 P: 16	H: 1 LOB: 1 BB: 0 P: 10	H: 0 LOB: 0 BB: 0 P: 8	H: 0 LOB: 0 BB: 0 P: 11	H: 1 LOB: 1 BB: 0 P: 16	H: 0 LOB: 0 BB: 0 P: 5	H: 3 LOB: 2 BB: 1 P: 19

	AB	36
	R	4
	H	11
	RBI	3
	BB	2
	SO	2
	LOB	16

1B: 9 SF: 0
2B: 1 SAC: 0
3B: 1 DP: 0
HR: 0 HBP: 0

WP: 0 PA: 38
PB: 0
SB: 0
CS: 1

PITCHER		IP	WLS	BF	H	R	ER	SO	BB	IBB	HBP	BLK	WP	HR	S	P	ERA	WHIP
44 Roy Oswalt, R ERA: 3.18	(1, 1)	7.0		31	8	1	0	2	0	1	0	0	0	0	75	101	0.00	1.143
Chad Qualls, R ERA: 3.16	(8, 1)	1.0		3	0	0	0	0	0	0	0	0	0	0	4	5	0.00	0.000
Brad Lidge, R ERA: 3.38	(9, 1)	0.0	L	4	3	3	3	0	1	0	0	0	0	0	11	19	∞	∞

PITCHER	IP	WLS	BF	H	R	ER	SO	BB	IBB	HBP	BLK	WP	HR	S	P	ERA	WHIP

Batter	1	2	3	4	5	6	7	8	9	AB	R	H	RBI	BB	SO	LOB
David Eckstein, R (1, 6) OBP: 0.358, SLG: 0.383	B FA 89 C FA 90 B FC 86 X 2-1 5 G5-4-3 1B		X FA 88 0-0 1B		C FA 90 C CU 71 F FA 89 B CU 71 B FC 87 F FA 90 X FA 90 2-2 ② F8		B SL 83 X FA 88 1-0 24 1B 47 1B 1-2 1B		F FA 94 S FA 93 B FA 94 F CH 86 S CH 85 1-3 ② K	3	0	2	0	0	0	0
62 Brian Barden, R (6, 6) OBP: 0.226, SLG: 0.207										2	1	1	0	0	1	0
24 Rick Ankiel, L (1, 8) OBP: 0.331, SLG: 0.553	C CU 70 1 SAFE S SL 86 S FA 89 0-3 ① K		X FA 88 0-0 ② P4		B FA 87 X FA 87 1-0 ③ G3		B CU 70 S FA 86 B FA 89 F FA 85 D CU 72 F SL 86 X FA 86 3-2 5 BB 47 1B 1-3 2-H 1B		C FA 94 B CH 87 B CH 85 X FA 93 2-1 ③ P4	4	1	1	1	0	1	2
55 Skip Schumaker, L (7, 8) OBP: 0.347, SLG: 0.439										1	0	0	0	0	0	0
5 Albert Pujols, R (1, 3) OBP: 0.424, SLG: 0.558	C FA 89 C FA 89 B FC 86 D CU 72 X FA 90 2-2 ② ③ G5-4-3 1-2f		X SL 85 0-0 ③ F7			C FA 89 B CU 70 F FA 88 B FA 85 X FA 90 2-2 ① G6-3	B FA 86 B FA 90 B FA 90 C FA 89 B FC 87 4-1 47 1B 1-2 BB			3	0	0	0	1	0	2
23 Anthony Reyes, R (7, PR) OBP: 0.077, SLG: 0.077										0	0	0	0	0	0	0
Mike Maroth, L (7, 1) OBP: 0.214, SLG: 0.286										0	0	0	0	0	0	0
56 Kelvin Jimenez, R (8, 1)										0	0	0	0	0	0	0
47 Ryan Ludwick, R (1, 9) OBP: 0.335, SLG: 0.488		C CU 71 C X SL 85 0-2 1B 1B		T FA 88 S CU 71 X CU 71 0-2 ① G5-3		B FA 90 B FA 89 B FA 90 B FA 89 4-0 BB	B FA 90 X SL 86 1-0 FC6-4 1-2 2-H 3-H 1B			3	0	2	2	1	0	0
So Taguchi, R (1, 7) OBP: 0.349, SLG: 0.363		C FA 89 1 SAFE X SL 84 0-1 ① F9		C CU 69 B FC 86 B FA 89 B SL 85 C FA 90 X FA 90 3-2 CS 1B		1 SAFE F FA 85 B CU 69 F FA 88 S CU 70 1-3 ② K	F FA 93 B FA 96 X FA 94 1-1 ③ FC6-4 1-2f			4	0	1	0	0	1	4
Aaron Miles, S (1, 4) OBP: 0.333, SLG: 0.357		B FA 86 B FA 88 C FA 89 D CH 82 X FA 89 3-1 ② L7		F FC 86 C FA 88 X CU 71 0-2 ② E5 HR 1-2		B FA 88 F FA 88 D CU 70 X FA 85 2-1 ③ G4-3		F FA 94 B FA 96 F FA 96 X CU 79 1-2 G6-4-3 1B		4	1	1	0	0	0	3
Gary Bennett, R (1, 2) OBP: 0.267, SLG: 0.311	C FA 89 X SL 86 0-1 1-2 1B		X FA 89 0-0 1-H HR				B CU 69 F FA 88 X SL 83 1-1 ① G6-3	C FA 95 X SL 84 0-1 ① ② G6-4-3 1-2f		4	1	2	2	0	0	1
50 Adam Wainwright, R (1, 1) OBP: 0.333, SLG: 0.400	X FA 84 0-0 ③ L4		C FA 89 S FC 86 F CU 71 B CU 71 F FA 89 B SL 86 S CU 71 2-3 ③ K				C FA 86 B FA 86 S FA 89 F CU 71 B CU 71 S FA 89 2-3 ② K	B CU 79 B FA 94 B FA 94 C FA 96 F FA 94 S FA 95 3-3 ③ K		2	0	0	0	0	1	2
Andy Cavazos, R (6, 1)										0	0	0	0	0	0	0
Russell Branyan, L (7, PH) OBP: 0.314, SLG: 0.422										2	0	0	0	0	2	0
(7, 3)																
13 Brendan Ryan, R (1, 5) OBP: 0.353, SLG: 0.419			B FA 88 C FA 89 X FA 88 1-1 ① G6-3		M FA 88 C FA 89 X FA 90 0-2 ① L8		F FA 90 H FA 89 1-1 62 1B 24 1B HBP		C FA 93 X FA 94 0-1 ① G6-3	3	1	0	0	0	0	0

Inning Stats	1	2	3	4	5	6	7	8	9
	R: 0 E: 0 K: 1 S: 8	R: 0 E: 0 K: 0 S: 10	R: 0 E: 0 K: 0 S: 5	R: 2 E: 1 K: 1 S: 15	R: 0 E: 0 K: 0 S: 9	R: 0 E: 0 K: 1 S: 8	R: 3 E: 0 K: 1 S: 16	R: 0 E: 0 K: 1 S: 8	R: 0 E: 0 K: 1 S: 8
	H: 1 LOB: 0 BB: 0 P: 12	H: 2 LOB: 2 BB: 0 P: 13	H: 1 LOB: 1 BB: 0 P: 6	H: 2 LOB: 0 BB: 0 P: 20	H: 0 LOB: 0 BB: 0 P: 12	H: 0 LOB: 1 BB: 1 P: 17	H: 3 LOB: 2 BB: 1 P: 30	H: 1 LOB: 0 BB: 0 P: 12	H: 0 LOB: 0 BB: 0 P: 11

1B: 9 SF: 0
2B: 0 SAC: 0
3B: 0 DP: 2
HR: 1 HBP: 1

WP: 0 PA: 38
PB: 0
SB: 0
CS: 1

PITCHER		IP	WLS	BF	H	R	ER	SO	BB	IBB	HBP	BLK	WP	HR	S	P	ERA	WHIP
31 Dave Bush, R ERA: 5.16	(1, 1)	6.2	W	31	9	5	3	4	2	0	1	0	0	1	69	107	4.05	1.650
73 Seth McClung, R ERA: 3.72	(7, 1)	1.1		4	1	0	0	1	0	0	0	0	0	0	10	15	0.00	0.750
Greg Aquino, R ERA: 5.25	(9, 1)	1.0		3	0	0	0	1	0	0	0	0	0	0	8	11	0.00	0.000

PITCHER	IP	WLS	BF	H	R	ER	SO	BB	IBB	HBP	BLK	WP	HR	S	P	ERA	WHIP

TOP

St. Louis Cardinals @ Milwaukee Brewers

Miller Park, Milwaukee, WI

Mon Sep 24 2007, 7:05 PM CDT
Att. 40,908 - Clear - 83 F

livebaseballscorecards.com

AB	35
R	5
H	10
RBI	5
BB	2
SO	6
LOB	14

Batter	1	2	3	4	5	6	7	8	9	AB	R	H	RBI	BB	SO	LOB
23 Rickie Weeks Jr., R (1, 4) OBP: 0.376, SLG: 0.414	B FA 89 B FA 90 B FA 90 C FA 86 F FA 88 B FA 90 4-2 7 2B BB	B FA 90 X FA 90 1-0 7 G6-3 2B			C FA 89 B FA 88 B SL 82 X FA 89 2-1 E5 7 1B 8 1B	B FA 91 B FA 91 C FA 91 B FA 92 B FA 91 4-1 8 HR BB	C FA 84 C SL 77 B FA 84 X FA 84 1-2 7 FC6-4 1B			3	3	2	0	2	0	0
7 J.J. Hardy, R (1, 6) OBP: 0.325, SLG: 0.471	1 SAFE 1 SAFE B FA 90 B SL 83 C FA 89 1 SAFE F FA 90 X SL 83 2-2 28 HR 1-H 2B	B FA 90 B CU 72 F FA 91 2 SAFE X FA 91 2-1 ② G6-3 2-3			L CU 71 C FA 89 X CU 74 0-2 28 1B 8 1B 1 FC5-4 2-3 1B	D SL 80 C FA 91 D SL 81 1 SAFE C FA 90 F FA 91 X FA 90 2-2 ① P4	C CH 75 B SL 82 F CH 77 B FA 88 B FA 85 X FA 85 3-2 ② FC6-4 8 FC6-4 1-2f			5	2	2	1	0	0	3
8 Ryan Braun, R (1, 5) OBP: 0.367, SLG: 0.632	X FA 91 0-0 E6 28 HR	D FA 91 B CH 80 B SL 84 C SL 90 X FA 91 3-1 ③ P5			F CH 76 X SL 82 0-1 1 FC5-4 28 1B 2 SF7 1-2 3-H 1B	S FA 91 X CH 84 0-1 1-H HR	F FA 87 F CH 78 X FA 88 0-2 ③ FC6-4 1-2f			5	3	2	3	0	0	3
28 Prince Fielder, L (1, 3) OBP: 0.388, SLG: 0.613	F FA 92 X FA 91 0-1 1-H 2-H HR		C CU 70 S CU 70 S FA 92 0-3 ① K		B CU 73 X FA 92 1-0 1 FC5-4 1-2 2-3 1B	B SL 80 B CH 86 B FA 91 C FA 91 C FA 90 C FA 92 3-3 ② K		S FS 84 B SL 82 B FA 93 S B FA 94 X FA 93 3-2 BB 27 G6-4-3 2B		5	2	3	3	0	2	0
1 Corey Hart, R (1, 9) OBP: 0.355, SLG: 0.533	C FA 90 B CU 71 B CU 71 F FA 91 B SL 85 X FA 91 3-2 WP S 1B		B CU 70 S SL 84 F CU 72 F SL 83 B FA 90 S CU 73 2-3 ② K		D CU 74 B FA 90 S SL 84 X SL 85 2-1 ① FC5-4 BB 1-2f 2-3 3-H 2B	B FA 92 F FA 91 F CU 79 B SL 82 F FA 92 X FA 91 2-2 E5 1B		H FA 95 1-0 27 G6-4-3 BB HBP		4	2	1	1	0	1	2
Geoff Jenkins, L (1, 7) OBP: 0.324, SLG: 0.481	1 SAFE B FA 90 S CH 80 F CH 82 B CU 75 C FA 91 2-3 ① K 1-3		S CH 81 F FA 91 B SL 83 C CU 75 1-3 ③ K		F CH 80 1 SAFE B FA 91 P PO 73 1 SAFE S SL 79 P PO 75 F CU 73 B FA 91 4-2 2B 1-2 BB	D SL 80 X FA 91 1-0 2 WP 2-H 1B		B SL 81 B FA 93 B FA 94 C FA 92 B FA 92 4-1 27 G6-4-3 1-2 2-3 BB		3	1	1	1	2	2	1
2 Bill Hall, R (1, 8) OBP: 0.315, SLG: 0.423 73 Seth McClung, L (7, 1) 27 Joe Dillon, R (8, PH) OBP: 0.403, SLG: 0.522 Greg Aquino, R (9, 1)	C CU 83 B FA 90 C CU 73 B FA 91 S SL 84 2-3 ② K			X FA 88 0-0 ① P5	S SL 84 X SL 83 0-1 ② SF7 3-H	B FA 92 C FA 91 F FA 91 D SL 88 D SL 82 4-2 1-2 BB		B SL 86 C FA 95 B SL 87 X FA 95 2-1 ①② G6-4-3 1-2f 2-3 3-H		2 0 1 0	0 0 0 0	0 0 0 0	1 0 0 0	1 0 0 0	1 0 2 0	1 0 0 0
Damian Miller, R (1, 2) OBP: 0.296, SLG: 0.357 11 Mike Rivera, R (7, 2) OBP: 0.333, SLG: 1.000	C CU 72 F CU 73 C SL 83 0-3 ③ K			C FA 88 B CU 70 F FA 89 S FA 92 1-3 ② K	S CU 72 X SL 82 0-1 1-H 2-H 2B	C FA 91 F FA 90 B FA 92 B CU 80 C FA 91 2-3 ③ K		S SL 86 B FA 95 S SL 87 X FA 94 1-2 ③ G5-3		4 1	0 0	1 0	2 0	0 0	3 0	3 1
31 Dave Bush, R (1, 1) OBP: 0.148, SLG: 0.170 20 Laynce Nix, L (7, 8)		C FA 87 X FA 89 0-1 ① G3		B FA 88 X FA 88 1-0 ③ G4-3	D CU 71 C FA 88 X FA 89 1-1 ③ G5-3		B SL 78 F FA 84 B CU 69 F FA 85 S SL 81 2-3 ① K			3 1	0 0	0 0	0 0	0 0	0 1	1 0
Inning Stats	R: 4 E: 1 K: 3 S: 20 H: 3 LOB: 1 BB: 1 P: 33	R: 0 E: 0 K: 0 S: 7 H: 1 LOB: 1 BB: 0 P: 13	R: 0 E: 0 K: 3 S: 10 H: 0 LOB: 0 BB: 0 P: 13	R: 0 E: 0 K: 1 S: 5 H: 0 LOB: 0 BB: 0 P: 7	R: 5 E: 1 K: 0 S: 21 H: 4 LOB: 1 BB: 1 P: 29	R: 3 E: 1 K: 2 S: 20 H: 2 LOB: 2 BB: 2 P: 38	R: 0 E: 0 K: 1 S: 12 H: 1 LOB: 1 BB: 0 P: 18	R: 1 E: 0 K: 0 S: 9 H: 1 LOB: 1 BB: 1 P: 20		1B: 6 2B: 4 3B: 0 HR: 2 SF: 1 SAC: 0 DP: 1 HBP: 1						

PITCHER	IP	WLS	BF	H	R	ER	SO	BB	IBB	HBP	BLK	WP	HR	S	P	ERA	WHIP
50 Adam Wainwright, R (1, 1) ERA: 3.69	5.0	L	27	8	9	4	7	2	0	0	0	1	1	63	95	7.20	2.000
Andy Cavazos, R (6, 1) ERA: 10.35	1.0		8	2	3	2	2	2	0	0	0	1	1	20	38	18.00	4.000
Mike Maroth, L (7, 1) ERA: 6.89	1.0		4	1	0	0	1	0	0	0	0	0	0	12	18	0.00	1.000
56 Kelvin Jimenez, R (8, 1) ERA: 7.68	1.0		5	1	1	1	0	1	0	1	0	0	0	9	20	9.00	2.000

PITCHER	IP	WLS	BF	H	R	ER	SO	BB	IBB	HBP	BLK	WP	HR	S	P	ERA	WHIP

BOTTOM

St. Louis Cardinals @ Milwaukee Brewers

Miller Park, Milwaukee, WI

Mon Sep 24 2007, 7:05 PM CDT

Att. 40,908 - Clear - 83 F

livebaseballscorecards.com

AB	37
R	13
H	12
RBI	12
BB	5
SO	10
LOB	17

WP: 2 PA: 44
PB: 0
SB: 1
CS: 0

Batter	1	2	3	4	5	6	7	8	9	AB	R	H	RBI	BB	SO	LOB
David Eckstein, R (1, 6) OBP: 0.355, SLG: 0.379	C FA 88 B FA 89 X FA 89 1-1 G6-3		C FA 90 B FA 91 X FC 85 1-1 L3		F FA 86 C CU 73 F FA 90 X SL 83 0-2 G4-3		C SL 85 X SL 83 0-1 G6-4-3 1-2f		S FA 91 T FA 92 B SL 84 B FA 92 X FA 90 2-2 G6-3	4	0	0	0	0	0	1
Aaron Miles, S (9, PH) OBP: 0.332, SLG: 0.356										1	0	0	0	0	0	0
55 Skip Schumaker, L (1, 7) OBP: 0.345, SLG: 0.441	C FA 88 B CU 73 X CH 80 1-1 G4-3			C CU 71 F CU 71 B SL 78 F FA 88 X CH 80 1-2 5 1B SF8 2B	C FC 86 X FA 89 0-1 F7		F FC 86 X CU 73 0-1 G3			4	1	1	0	0	0	0
5 Albert Pujols, R (1, 3) OBP: 0.426, SLG: 0.561	F FA 87 S CH 81 B CU 71 F FA 90 F FA 90 F FA 90 B CU 76 F FA 90 B CH 81 3-2 X SL 87 G5-3			X FC 87 0-0 47 2B 2-3 1B		C FA 87 B CH 81 X SL 85 1-1 1B 2B		C SL 83 B FA 86 B CH 81 B FA 88 B FA 87 4-1 1B BB		3	0	2	0	1	0	0
Miguel Cairo, R (8, PR) OBP: 0.309, SLG: 0.344										0	0	0	0	0	0	0
Jim Edmonds, L (1, 8) OBP: 0.322, SLG: 0.399		S FA 87 X FA 86 0-1 F7		C FA 89 F FA 88 X FA 88 0-2 SF8 3-H		B FA 88 B FA 88 B FA 87 C FA 88 X CH 82 3-1 L4		X FA 88 0-0 F9		2	0	0	1	0	0	1
So Taguchi, R (6, 8) OBP: 0.348, SLG: 0.361										1	0	0	0	0	0	1
47 Ryan Ludwick, R (1, 9) OBP: 0.341, SLG: 0.493		X FA 89 0-0 1B 1B		D SL 86 X FA 89 1-0 1-3 2B		B SL 84 B FA 87 B FA 89 C FA 89 B FA 90 4-1 1B BB		C FA 88 D CU 73 F FA 88 B FA 89 S SL 83 2-3 K		3	0	2	0	1	1	1
Scott Spiezio, S (1, 5) OBP: 0.345, SLG: 0.368		B FA 88 B CH 80 X FA 86 2-0 L1-3 1-2 1B		C FA 88 B CU 73 B CU 73 X FA 88 2-1 F7		D CU 73 B SL 88 C FA 88 X FA 90 2-1 1-2 2-3 1B		B FC 86 X FA 88 1-0 1-2 1B		4	0	3	0	0	0	2
Kelly Stinnett, R (1, 2) OBP: 0.213, SLG: 0.264		X FA 89 0-0 L1-3 1-1		I IN 63 I IN 63 I IN 66 I IN 68 4-0 IBB		B SL 85 C SL 84 F FA 88 D CU 75 S SL 86 2-3 K		X FA 89 0-0 L9		3	0	0	0	1	1	7
Braden Looper, R (1, 1) OBP: 0.259, SLG: 0.226		B FA 87 C FC 86 F FA 89 B CU 74 C FA 88 2-3 K		S FA 86 C FA 89 D CU 76 B FA 90 C FA 90 2-3 K		X SL 86 0-0 G4-3		B FA 91 S FA 90 X FA 89 1-1 62 G5-4-3 1B		2	0	0	0	0	2	3
24 Rick Ankiel, L (6, PH) OBP: 0.329, SLG: 0.550										1	0	0	0	0	0	3
Kip Wells, R (6, 1) OBP: 0.327, SLG: 0.404										0	0	0	0	0	0	0
Russell Branyan, L (9, PH) OBP: 0.318, SLG: 0.426										1	0	1	0	0	0	0
62 Brian Barden, R (1, 4) OBP: 0.229, SLG: 0.212			F SL 85 B CU 73 X SL 86 1-1 F9		B FA 89 C SL 85 X FA 88 1-1 L8		X FA 88 0-0 G6-4-3 1B		S SL 83 D FA 91 S SL 82 D SL 83 B FA 90 X FA 89 3-2 G5-4-3 1-2f	4	0	1	0	0	0	1
Inning Stats	R: 0 E: 0 K: 0 S: 11 H: 0 LOB: 0 BB: 0 P: 16	R: 0 E: 0 K: 0 S: 5 H: 2 LOB: 1 BB: 0 P: 7	R: 0 E: 0 K: 1 S: 7 H: 0 LOB: 0 BB: 0 P: 11	R: 1 E: 0 K: 1 S: 14 H: 3 LOB: 3 BB: 1 P: 24	R: 0 E: 0 K: 0 S: 8 H: 0 LOB: 0 BB: 0 P: 9	R: 0 E: 0 K: 1 S: 11 H: 2 LOB: 3 BB: 1 P: 23	R: 0 E: 0 K: 0 S: 5 H: 1 LOB: 0 BB: 0 P: 5	R: 0 E: 0 K: 1 S: 7 H: 1 LOB: 2 BB: 1 P: 14	R: 0 E: 0 K: 0 S: 8 H: 1 LOB: 0 BB: 0 P: 14	1B: 7 2B: 4 3B: 0 HR: 0 SF: 1 SAC: 0 DP: 3 HBP: 0						

TOP

St. Louis Cardinals @ Milwaukee Brewers

Miller Park, Milwaukee, WI

Tue Sep 25 2007, 7:05 PM CDT

Att. 32,329 - Roof Closed - 78 F

livebaseballscorecards.com

AB	33
R	1
H	10
RBI	1
BB	3
SO	4
LOB	20

WP: 0 PB: 0 SB: 0 CS: 0 PA: 37

PITCHER		IP	WLS	BF	H	R	ER	SO	BB	IBB	HBP	BLK	WP	HR	S	P	ERA	WHIP
37 Jeff Suppan, R ERA: 4.57	(1, 1)	8.0	W	34	9	1	1	4	2	1	0	0	0	0	68	109	1.12	1.375
Chris Spurling, R ERA: 4.69	(9, 1)	1.0		3	1	0	0	0	0	0	0	0	0	0	8	14	0.00	1.000

PITCHER	IP	WLS	BF	H	R	ER	SO	BB	IBB	HBP	BLK	WP	HR	S	P	ERA	WHIP

BOTTOM

St. Louis Cardinals @ Milwaukee Brewers

Miller Park, Milwaukee, WI

Tue Sep 25 2007, 7:05 PM CDT

Att. 32,329 - Roof Closed - 78 F

livebaseballscorecards.com

Batter	1	2	3	4	5	6	7	8	9	AB	R	H	RBI	BB	SO	LOB
23 Rickie Weeks Jr., R (1, 4) OBP: 0.377, SLG: 0.421	B FA 89 B FA 89 C FA 88 B FA 90 X FA 88 3-1 HR	B FA 91 X FA 90 1-0 ② SF8 3-H		B SL 84 B FA 91 S SL 84 B FA 90 B FA 90 4-1 7 FC6-4 BB		C FA 95 B FA 94 S FA 94 B SL 86 F FA 94 B CU 81 S FA 93 3-3 ② K		B FA 93 B FA 92 C FA 92 B FA 93 C FA 92 S FA 94 3-3 ② K		3	1	1	2	1	2	0
7 J.J. Hardy, R (1, 6) OBP: 0.322, SLG: 0.467	C SL 85 C FA 91 B FA 91 S FA 90 1-3 ① K	B FA 90 C SL 85 B FA 89 X FA 90 2-1 ③ G5-3		C FA 88 B SL 84 S SL 83 F FA 91 B FA 89 X FA 91 2-2 ③ FC6-4 1-2f		B FA 94 F FA 94 B FA 94 X FA 95 2-1 ③ F8		B FA 94 C SL 85 B FA 94 F FA 93 X FA 94 2-2 ③ G4-3		5	0	0	0	0	1	3
8 Ryan Braun, R (1, 5) OBP: 0.367, SLG: 0.630 Craig Counsell, L (7, 5) OBP: 0.327, SLG: 0.313	X FA 92 0-0 28 HR 1B		C FA 90 B FA 89 X FA 89 1-1 ① G5-3		C FA 90 F CH 83 B FA 90 F CH 82 F FA 91 F FA 91 F SL 85 X FA 89 1-2 ① F7		B FA 91 F FA 92 C FA 93 B CH 86 X FA 93 2-2 28 HR 1B			3 1	1 1	1 1	0 0	0 0	0 0	0 0
28 Prince Fielder, L (1, 3) OBP: 0.392, SLG: 0.625	S CH 81 1 SAFE D CH 81 C FA 90 B FA 89 X CH 81 2-2 1-H HR		F FA 91 F FA 91 B FA 92 F SL 86 B CH 82 B FA 90 F FA 90 B CH 81 4-2 1 G1-3 BB		B FA 91 S SL 84 B FA 90 B CH 84 B FA 90 4-1 2 BLK 1B 2 HR BB		B CU 78 B FA 93 C FA 92 S CH 86 X FA 95 2-2 1-H HR			2	3	2	4	2	0	0
1 Corey Hart, R (1, 9) OBP: 0.353, SLG: 0.529	C SL 87 X FA 91 0-1 ② G6-3		X SL 84 0-0 ② G1-3 1-2		C FA 89 F FA 89 D FA 90 X FA 90 1-2 ② L8		C FA 93 F CU 81 B FA 94 F SL 86 B FA 92 S SL 86 2-3 ① K			4	0	0	0	0	1	2
Geoff Jenkins, L (1, 7) OBP: 0.324, SLG: 0.479	X SL 85 0-0 ③ F7		B CH 80 B FA 90 F CH 80 F FA 90 X CH 80 2-2 ③ G3		S CH 81 D CH 81 B FA 88 X CH 81 2-1 2 BLK 1-2 2 HR 1B		C CH 85 B FA 94 B CU 81 B CH 88 C FA 93 C FA 95 3-3 ② K			4	1	1	0	0	1	1
2 Bill Hall, R (1, 8) OBP: 0.318, SLG: 0.432		S SL 84 B SL 86 X SL 83 1-1 1B 37 FC1-2-5 1B		C FA 90 B SL 78 B FA 90 X FA 90 2-1 ① G4-3		B SL 84 B FA 90 C SL 83 F FA 89 B FA 90 X SL 83 3-2 1-H 2-H HR		B CU 81 B CU 80 F FA 93 F FA 94 X CH 84 2-2 1B		4	1	3	3	0	0	0
Damian Miller, R (1, 2) OBP: 0.295, SLG: 0.354		B FA 89 X FA 90 1-0 37 FC1-2-5 23 SF8 1-3 1B		B FA 91 X FA 89 1-0 E6		C FA 89 B FA 88 B CH 80 S FA 89 F FA 88 F SL 84 X SL 82 2-2 ③ P4		B FA 93 F FA 92 B FA 92 D CH 87 X FA 92 3-1 ③ F8		4	1	1	0	0	0	1
37 Jeff Suppan, R (1, 1) OBP: 0.159, SLG: 0.117 Gabe Gross, L (8, PH) OBP: 0.323, SLG: 0.426 Chris Spurling, R (9, 1)		B FA 91 X FA 88 1-0 ① FC1-2-5 1-3 3-H		B FA 90 C FA 90 X FA 90 1-1 ② G1-3		C FA 90 C CU 79 B CU 82 S FA 94 1-3 ① K		X FA 91 0-0 ① P6		3 1 0	0 0 0	0 0 0	0 0 0	0 0 0	1 0 0	3 0 0
Inning Stats	R: 3 E: 0 K: 1 S: 12 H: 3 LOB: 0 BB: 0 P: 18	R: 1 E: 0 K: 0 S: 7 H: 2 LOB: 1 BB: 0 P: 13	R: 0 E: 0 K: 0 S: 10 H: 0 LOB: 1 BB: 1 P: 17	R: 0 E: 1 K: 0 S: 10 H: 0 LOB: 2 BB: 1 P: 20	R: 3 E: 0 K: 0 S: 21 H: 2 LOB: 0 BB: 1 P: 34	R: 0 E: 0 K: 2 S: 9 H: 0 LOB: 0 BB: 0 P: 15	R: 2 E: 0 K: 2 S: 18 H: 3 LOB: 1 BB: 0 P: 32	R: 0 E: 0 K: 1 S: 7 H: 0 LOB: 0 BB: 0 P: 12		1B: 6 2B: 0 3B: 0 HR: 4	SF: 1 SAC: 0 DP: 0 HBP: 0		WP: 0 PB: 0 SB: 0 CS: 0	PA: 38	

	AB	34
	R	9
	H	10
	RBI	9
	BB	3
	SO	6
	LOB	10

PITCHER		IP	WLS	BF	H	R	ER	SO	BB	IBB	HBP	BLK	WP	HR	S	P	ERA	WHIP
Braden Looper, R ERA: 4.9	(1, 1)	5.0	L	26	7	7	7	1	3	0	0	1	0	3	60	102	12.60	2.000
Kip Wells, R ERA: 5.81	(6, 1)	3.0		12	3	2	2	5	0	0	0	0	0	1	34	59	6.00	1.000

PITCHER	IP	WLS	BF	H	R	ER	SO	BB	IBB	HBP	BLK	WP	HR	S	P	ERA	WHIP

St. Louis Cardinals @ Milwaukee Brewers

Miller Park, Milwaukee, WI

Wed Sep 26 2007, 7:05 PM CDT

Att. 32,411 - Roof Closed - 69 F

TOP

livebaseballscorecards.com

Batter	1	2	3	4	5	6	7	8	9	AB	R	H	RBI	BB	SO	LOB
13 Brendan Ryan, R (1, 6) OBP: 0.353, SLG: 0.414	C FA 86 S FA 88 S SL 81 0-3 ① K		1 SAFE F CU 73 X SL 81 0-1 ① SH5-3 1-2		B FA 86 B SL 80 B FA 87 B FA 86 4-0 47 FC6-4 BB		C CU 78 B FA 93 S CH 82 F FA 94 B CU 80 S FA 92 2-3 ③ K	B FA 90 B FA 90 F FA 91 B SL 83 B FA 90 4-1 1-2 BB		2	0	0	0	1	2	0
Scott Spiezio, S (8, PH) OBP: 0.348, SLG: 0.368										0	0	0	0	1	0	0
31 Ryan Franklin, R (8, 1) OBP: 0.500, SLG: 0.500										0	0	0	0	0	0	0
44 Jason Isringhausen, R (9, 1)										0	0	0	0	0	0	0
24 Rick Ankiel, L (1, 8) OBP: 0.320, SLG: 0.532	C CU 72 B FA 88 X SL 81 1-1 ② G3		C CU 76 B CU 76 S FA 88 S FA 90 1-3 ② K		X FA 87 0-0 ① F9			B FA 88 X SL 83 1-1 F8		5	0	0	0	0	1	5
62 Brian Barden, R (8, 6) OBP: 0.229, SLG: 0.212								S FA 91 X SL 90 1-0 ① P5		0	0	0	0	0	0	0
5 Albert Pujols, R (1, 3) OBP: 0.429, SLG: 0.567	C FA 88 X FA 89 0-1 HR		I IN 68 I IN 70 I IN 74 I IN 72 4-0 47 2B IBB		D SL 82 B CH 82 B FA 88 C FA 88 C CU 74 F SL 82 F CH 82 1 SAFE X CU 74 3-2 ② F7			H FA 97 1-0 BB 55 1B BB HBP	C FA 93 X SL 82 0-1 FC5-4 1B	3	3	2	1	1	0	1
47 Ryan Ludwick, R (1, 9) OBP: 0.339, SLG: 0.491	B CU 73 C CU 72 S SL 80 X FA 89 1-2 ③ F8		B CU 75 S SL 83 B FA 89 D CH 83 X FA 89 3-1 1-H 2-H 2B		1 SAFE X SL 81 0-0 ③ FC6-4 1-2f			C FA 95 B SL 83 B CU 81 S FA 95 S FA 95 2-3 ② K	C SL 82 B SL 81 F FA 92 C FA 93 1-3 ① K	5	0	1	2	0	2	3
55 Skip Schumaker, L (1, 7) OBP: 0.347, SLG: 0.440		B FA 86 B CH 80 C CH 78 B CH 81 C FA 88 X FA 88 3-2 ① G4-3	C CU 74 X CU 75 0-1 ③ G3			C CH 80 B CU 75 F FA 89 X SL 82 1-2 CS 1B		F FA 95 B FS 84 X FA 93 1-1 1-2 BB BB 2B 1B	B FA 93 C CH 82 F CH 85 S FA 93 1-3 ② K	5	1	2	0	0	1	2
Miguel Cairo, R (1, 5) OBP: 0.311, SLG: 0.337		X FA 87 0-0 ② F7		C FA 86 B FA 87 X SL 80 1-1 ① G5-3		1 SAFE 1 SAFE B SL 82 F SL 82 S FA 89 B CU 77 B SL 82 B FA 90 4-2 ① 1-2 G5-4-3 BB		B FA 96 F FA 94 F FA 94 B FA 94 B SL 93 F SL 91 B SL 92 4-2 1-2 2-3 BB 2B BB	B FA 93 C SL 82 X SL 83 1-1 1-2f FC5-4	3	1	0	0	2	0	1
Kelly Stinnett, R (1, 2) OBP: 0.228, SLG: 0.257	B FA 88 B FA 88 C FA 88 S CH 82 B SL 82 B FA 89 4-2 48 FC5-4 BB		C FA 87 S CH 81 S SL 82 0-3 ② K2-3			X FA 89 0-0 ② ③ G5-4-3 1-2f		B FA 94 B FA 94 B FA 94 B SL 92 4-0 1-2 2-3 3-H 2B 1B BB		2	1	0	1	2	1	1
48 Brad Thompson, R (1, 1) OBP: 0.167, SLG: 0.167							B FA 93 F FA 92 B CH 81 C CH 81 S FA 94 2-3 ① K	B CU 81 F CU 82 B CU 83 X CU 82 2-1 1-3 2-H 3-H 1B 2B		2	0	1	0	0	0	1
Russell Branyan, L (7, PH) OBP: 0.316, SLG: 0.423										1	0	0	0	0	1	0
60 Brian Falkenborg, R (7, 1)										0	0	0	0	0	0	0
34 Randy Flores, L (7, 1)										0	0	0	0	0	0	0
Jim Edmonds, L (8, PH) OBP: 0.322, SLG: 0.399										0	0	0	0	0	0	0
So Taguchi, R (8, PH) OBP: 0.350, SLG: 0.367										1	0	1	2	0	0	0
(8, 8)																
Aaron Miles, S (1, 4) OBP: 0.333, SLG: 0.358			B FA 89 B CH 80 C FA 87 X CH 82 2-1 13 SH5-3 47 2B 1B	C CU 71 B FA 89 B FA 88 X FA 88 2-1 ③ G4-3			F FA 93 F CH 82 F FA 93 S CU 79 0-3 ② K	B SL 74 B CU 82 C CU 82 C CU 83 B CH 73 F SL 72 X CU 82 3-2 2-3 3-H BB 1B		4	1	2	1	0	1	1
Inning Stats	R: 1 H: 1 E: 0 LOB: 0 K: 1 BB: 0 S: 10 P: 12	R: 0 H: 0 E: 0 LOB: 1 K: 0 BB: 1 S: 9 P: 16	R: 2 H: 2 E: 0 LOB: 1 K: 1 BB: 1 S: 11 P: 21	R: 0 H: 1 E: 0 LOB: 1 K: 1 BB: 0 S: 8 P: 11	R: 0 H: 0 E: 0 LOB: 1 K: 0 BB: 1 S: 7 P: 14	R: 0 H: 1 E: 0 LOB: 0 K: 0 BB: 1 S: 6 P: 11	R: 0 H: 0 E: 0 LOB: 0 K: 3 BB: 0 S: 11 P: 15	R: 4 H: 3 E: 0 LOB: 3 K: 1 BB: 3 S: 18 P: 41	R: 0 H: 1 E: 0 LOB: 1 K: 2 BB: 0 S: 10 P: 13	1B: 6 SF: 0 2B: 2 SAC: 1 3B: 0 DP: 1 HR: 1 HBP: 1						

AB	33
R	7
H	9
RBI	7
BB	7
SO	9
LOB	15

WP: 0 PA: 42
PB: 0
SB: 0
CS: 1

PITCHER		IP	WLS	BF	H	R	ER	SO	BB	IBB	HBP	BLK	WP	HR	S	P	ERA	WHIP
12 Carlos Villanueva, R ERA: 3.99	(1, 1)	6.0	L	25	5	3	3	3	3	1	0	0	0	1	51	85	4.50	1.333
Scott Linebrink, R ERA: 3.56	(7, 1)	1.0		3	0	0	0	3	0	0	0	0	0	0	11	15	0.00	0.000
Ray King, L ERA: 4.7	(8, 1)	0.1		1	0	0	0	0	0	0	0	0	0	0	2	3	0.00	0.000
73 Seth McClung, R ERA: 4.66	(8, 1)	0.0		1	0	0	0	0	0	0	1	0	0	0	0	1	∞	∞
Derrick Turnbow, R ERA: 4.63	(8, 1)	0.1		4	1	1	1	1	2	0	0	0	0	0	8	19	27.00	9.000

PITCHER		IP	WLS	BF	H	R	ER	SO	BB	IBB	HBP	BLK	WP	HR	S	P	ERA	WHIP
Brian Shouse, L ERA: 3.02	(8, 1)	0.0		2	2	3	3	0	0	0	0	0	0	0	6	11	∞	∞
Chris Spurling, R ERA: 4.66	(8, 1)	0.1		2	0	0	0	0	1	0	0	0	0	0	2	7	0.00	3.000
Greg Aquino, R ERA: 4.85	(9, 1)	1.0		4	1	0	0	2	0	0	0	0	0	0	10	13	0.00	1.000

Batter	1	2	3	4	5	6	7	8	9	AB	R	H	RBI	BB	SO	LOB
23 Rickie Weeks Jr., R (1, 4) OBP: 0.375, SLG: 0.417	C FA 88 S FA 88 F FA 87 X FA 88 0-2 ① G6-3	C FA 87 C CU 78 S FA 87 0-3 ① K		X FA 86 0-0 ① P6		C SL 79 B FA 87 X FA 88 1-1 ② G6-3			B FA 93 B FA 92 C FA 92 C FA 93 B CU 79 B SL 88 4-2 8 DI 8 1B BB	4	1	0	0	1	1	2
7 J.J. Hardy, R (1, 6) OBP: 0.321, SLG: 0.464	B SL 81 B FA 88 C FA 88 F FA 87 F FA 88 F CU 80 F FA 88 X CH 80 2-2 E5 8 2B	B FA 87 B FA 86 F FA 87 B CU 78 F FA 87 X FA 87 3-2 ② FC6-4 8 2B 1-2f 2-3		B FA 88 C CU 80 C FA 88 B FA 87 X FA 88 2-2 28 BB 1B		C FA 86 C FA 87 X FA 87 0-2 ③ F9			C FA 92 S CU 80 F SL 89 F FC 90 F SL 88 B SL 89 B CU 80 F SL 88 X FA 91 2-2 ② F9	5	1	1	0	0	0	3
8 Ryan Braun, R (1, 5) OBP: 0.369, SLG: 0.634	F FA 88 1 SAFE F FA 88 F SL 81 1 SAFE X FA 88 0-2 1 FC5 1-H 2B	C FA 88 X FA 88 0-1 1-3 3-H 2B		B CU 78 C CU 78 F FA 88 1 SAFE S CH 80 1-3 ② K			S FA 92 S FA 92 B FA 92 X CU 80 1-2 ① F8		C FA 92 F CU 80 B FC 89 F FC 90 X SL 88 1-2 1-H 1B	5	0	3	3	0	1	1
28 Prince Fielder, L (1, 3) OBP: 0.394, SLG: 0.623	B FA 88 B FA 87 B FA 88 B FA 88 4-0 BB 1 FC5 BB	B SL 80 H FA 89 2-0 HBP		D CH 80 B CH 81 B FA 88 B FA 87 4-0 1-2 BB			B SL 84 F SL 84 B SL 85 S SL 86 B FA 89 X SL 84 3-2 ② F8		D SL 88 C FA 91 D CU 80 C SL 88 X SL 88 2-2 ③ G3-1	2	0	0	0	2	0	1
1 Corey Hart, R (1, 9) OBP: 0.350, SLG: 0.524	C SL 79 X FA 88 0-1 ② FC5 BB 1-2 2-3f	F SL 80 X CU 79 0-1 ③ F9		C FA 88 X FA 87 0-1 ③ P2			L CU 76 S FA 89 B FA 90 B SL 84 S SL 84 2-3 ③ K			4	0	0	0	0	1	7
Geoff Jenkins, L (1, 7) OBP: 0.325, SLG: 0.478	B CU 79 B CH 81 B CH 80 B FA 88 4-0 2 FC6-4 1-2 2-3 BB		B FA 87 F CH 86 B FA 86 X CH 80 2-1 G5-3 2 HBP 1B		F FA 87 X FA 87 0-1 ① G4-3			B CU 76 F FA 91 X FA 91 1-1 ① P6		3	0	1	0	1	0	0
2 Bill Hall, R (1, 8) OBP: 0.318, SLG: 0.430	C FA 88 X FA 88 0-1 ③ FC6-4 1-2f		C CU 78 H FA 87 1-1 G5-3 1-2 HBP		S SL 80 X FA 88 0-1 ② F8			B CU 78 B CU 80 C FA 92 B FA 92 S FA 93 S FA 93 3-3 ② K		3	0	0	0	0	1	3
Damian Miller, R (1, 2) OBP: 0.294, SLG: 0.352		X FA 88 0-0 7 FC6-4 12 E 8 2B 1B	C CU 77 B FA 87 X SI 86 1-1 ① ② G5-3 1-2 2-3f	B FA 88 F SL 78 F FA 86 B CU 78 X FA 87 2-2 ③ L9				C CU 79 F FA 93 B FA 93 S FA 93 1-3 ③ K		4	1	1	0	0	1	2
12 Carlos Villanueva, R (1, 1) OPP: 0.077, SLG: 0.077 22 Tony Gwynn Jr., L (8, PH) OPP: 0.429, SLG: 0.500 Scott Linebrink, R (7, 1) Ray King, L (8, 1) 73 Seth McClung, L (8, 1) Derrick Turnbow, R (8, 1) Brian Shouse, L (8, 1) Chris Spurling, R (8, 1) Greg Aquino, R (8, 1) 27 Joe Dillon, R (8, PH) OPP: 0.667, SLG: 0.815		X FA 88 0-0 FC2 7 FC6-4 1-2	B FA 87 F CH 85 F CH 86 F CU 77 B FA 87 S FA 88 2-3 ③ K			F FA 86 F FA 88 X FA 87 0-2 ① G5-3			C FA 92 C CU 78 S CU 79 0-3 ① K	2 0 0 0 0 1 2 1 0 0 0 0 0 0 0 0 0 0 0 0 0 0 0 0 0 0 0 0 0 0 0 0 0 0 0 0 0 0 0 0 0 0 0 0 0 0 0 0 0 0 0 0 0 0 0 0 1 0 0 0 0 1 0						
Inning Stats	R: 1 E: 1 K: 0 S: 18 H: 1 LOB: 3 BB: 2 P: 28	R: 1 E: 1 K: 1 S: 12 H: 2 LOB: 3 BB: 0 P: 17	R: 0 E: 0 K: 1 S: 9 H: 1 LOB: 1 BB: 0 P: 15	R: 0 E: 0 K: 1 S: 9 H: 1 LOB: 2 BB: 1 P: 16	R: 0 E: 0 K: 0 S: 7 H: 0 LOB: 0 BB: 0 P: 9	R: 0 E: 0 K: 0 S: 8 H: 0 LOB: 0 BB: 0 P: 9	R: 0 E: 0 K: 1 S: 9 H: 0 LOB: 0 BB: 0 P: 15	R: 0 E: 0 K: 2 S: 8 H: 0 LOB: 0 BB: 0 P: 13	R: 1 E: 0 K: 1 S: 19 H: 1 LOB: 1 BB: 1 P: 28	1B: 4 2B: 2 3B: 0 HR: 0	SF: 0 SAC: 0 DP: 1 HBP: 2						

BOTTOM

St. Louis Cardinals @ Milwaukee Brewers

Miller Park, Milwaukee, WI

Wed Sep 26 2007, 7:05 PM CDT

Att. 32,411 - Roof Closed - 69 F

livebaseballscorecards.com

AB	34
R	3
H	6
RBI	3
BB	4
SO	7
LOB	21

PITCHER		IP	WLS	BF	H	R	ER	SO	BB	IBB	HBP	BLK	WP	HR	S	P	ERA	WHIP
48 Brad Thompson, R ERA: 4.73	(1, 1)	6.0	W	29	5	2	0	3	3	0	2	0	0	0	63	94	0.00	1.333
60 Brian Falkenborg, R ERA: 5.19	(7, 1)	0.1	H	1	0	0	0	0	0	0	0	0	0	0	3	4	0.00	0.000
34 Randy Flores, L ERA: 4.33	(7, 1)	0.2	H	2	0	0	0	1	0	0	0	0	0	0	6	11	0.00	0.000
31 Ryan Franklin, R ERA: 2.76	(8, 1)	1.0		3	0	0	0	2	0	0	0	0	0	0	8	13	0.00	0.000
44 Jason Isringhausen, R ERA: 2.43	(9, 1)	1.0		5	1	1	1	1	1	0	0	0	0	0	19	28	9.00	2.000

PITCHER	IP	WLS	BF	H	R	ER	SO	BB	IBB	HBP	BLK	WP	HR	S	P	ERA	WHIP

Batter	1	2	3	4	5	6	7	8	9	AB	R	H	RBI	BB	SO	LOB
David Eckstein, R (1, 6) OBP: 0.356, SLG: 0.382	C X 0-1 5 E 55 1B 1B		B F X 1-1 ① G6-3		B C X 1-1 ① F8		C X 0-2 2B		B C C F S 1-3 ③ K	5	1	2	0	0	1	0
24 Rick Ankiel, L (1, 8) OBP: 0.324, SLG: 0.528	B B X 2-0 ① P4		S S B X 1-2 5 2B 1B		S C X 0-2 ② L7		B D B B 4-0 BB			3	1	1	0	1	0	1
5 Albert Pujols, R (1, 3) OBP: 0.429, SLG: 0.570	C B F B X 2-2 FC4 55 1B 1-2		B F X 1-1 47 1B 1-H 2B		B B C F F X 2-2 2B		C X 0-1 ③ F7			4	1	2	1	0	0	3
47 Ryan Ludwick, R (1, 9) OBP: 0.341, SLG: 0.490	F B B S S 2-3 ② K		S B C 2 X SAFE 1-2 55 S 2-H 1B		F F S 0-3 ③ K			S B S B F B B 4-2 FC5-4-3 55 G4-3 BB		3	0	1	1	1	2	3
55 Skip Schumaker, L (1, 7) OBP: 0.344, SLG: 0.435	B F S X 1-2 1-2 2-H 1B		F D S B S 2-3 ② K 1-2			C B F S 1-3 ① K		1 SAFE F B X 1-1 ① G4-3 1-2		4	0	1	1	0	2	2
Miguel Cairo, R (1, 5) OBP: 0.304, SLG: 0.329	B B F F S 2-3 ③ K		B X 1-0 ③ F9			B F C B X 2-2 ② F7		B F X 1-1 ② FC5-4-5 2-3		4	0	0	0	0	1	4
Kelly Stinnett, R (1, 2) OBP: 0.217, SLG: 0.244		B C X 1-1 ① G5-3		B B B C X 3-1 ① F7		B S S X 1-2 ③ F7		S B B F 1 F S SAFE 2-3 ③ K		4	0	0	0	0	1	1
35 Joel Pineiro, R (1, 1) OBP: 0.150, SLG: 0.056 So Taguchi, R (9, PH) OBP: 0.349, SLG: 0.366 44 Jason Isringhausen, R (9, 1)		C C C 0-3 ② K		F S C 0-3 ② K			S S S 0-3 ① K		C B F X 1-2 ① F7	3 1 0	0 0 0	0 0 0	0 0 0	0 0 0	3 0 0	0 0 0
Aaron Miles, S (1, 4) OBP: 0.330, SLG: 0.354		X 0-0 ③ F7		C B X 1-1 ③ L8			L X 0-1 ② G4-3		X 0-0 ② L7	4	0	0	0	0	0	0
Inning Stats	R: 1 H: 2 E: 1 LOB: 2 K: 2 BB: 0 S: 15 P: 24	R: 0 H: 0 E: 0 LOB: 0 K: 1 BB: 0 S: 6 P: 7	R: 2 H: 3 E: 0 LOB: 1 K: 1 BB: 0 S: 14 P: 21	R: 0 H: 0 E: 0 LOB: 0 K: 1 BB: 0 S: 7 P: 11	R: 0 H: 1 E: 0 LOB: 1 K: 1 BB: 0 S: 12 P: 15	R: 0 H: 0 E: 0 LOB: 0 K: 1 BB: 0 S: 9 P: 13	R: 0 H: 1 E: 0 LOB: 2 K: 1 BB: 1 S: 10 P: 14	R: 0 H: 0 E: 0 LOB: 1 K: 1 BB: 1 S: 11 P: 19	R: 0 H: 0 E: 0 LOB: 0 K: 1 BB: 0 S: 8 P: 10	1B: 4 SF: 0 2B: 3 SAC: 0 3B: 0 DP: 0 HR: 0 HBP: 0						WP: 0 PA: 37 PB: 0 SB: 1 CS: 0	

PITCHER		IP	WLS	BF	H	R	ER	SO	BB	IBB	HBP	BLK	WP	HR	S	P	ERA	WHIP
45 Pedro Martinez, R ERA: 2.57	(1, 1)	7.0	L	30	7	3	2	8	1	0	0	0	0	0	73	105	2.57	1.143
Aaron Heilman, R ERA: 3.14	(8, 1)	1.0		4	0	0	0	1	1	0	0	0	0	0	11	19	0.00	1.000
25 Pedro Feliciano, L ERA: 3.11	(9, 1)	1.0		3	0	0	0	1	0	0	0	0	0	0	8	10	0.00	0.000

PITCHER	IP	WLS	BF	H	R	ER	SO	BB	IBB	HBP	BLK	WP	HR	S	P	ERA	WHIP

TOP

St. Louis Cardinals @ New York Mets

Shea Stadium, Flushing, NY

Thu Sep 27 2007, 7:10 PM EDT

Att. 48,900 - Overcast - 76 F

livebaseballscorecards.com

AB	35
R	3
H	7
RBI	3
BB	2
SO	10
LOB	14

Batter	1	2	3	4	5	6	7	8	9	AB	R	H	RBI	BB	SO	LOB
7 José Reyes, S (1, 6) OBP: 0.358, SLG: 0.426	C F B S 1-3 ① K		X 0-0 ③ G3			C S C 0-3 ① K			C F X 0-2 ① G4-3	4	0	0	0	0	2	0
1 Luis Castillo, S (1, 4) OBP: 0.355, SLG: 0.346	B X 1-0 ② G6-3			B B C C X 2-2 ① G1-3		C B X 1-1 ② G6-3			C B X 1-1 ② G4-3	4	0	0	0	0	0	0
5 David Wright, R (1, 5) OBP: 0.415, SLG: 0.548	C X 0-1 2B			C B B B B 4-1 18 FC5-4 BB		B C S B X 2-2 ③ G4-3			B C B X 2-1 ③ F9	3	0	1	0	1	0	0
15 Carlos Beltrán, S (1, 8) OBP: 0.355, SLG: 0.527	B X 1-0 ③ G4-3			C S F F S 0-3 ② K			F B S F B X 2-2 ① G1			3	0	0	0	0	1	2
18 Moises Alou, R (1, 7) OBP: 0.394, SLG: 0.533		B X 1-0 ① G1-3		X 0-0 ③ FC5-4 1-2f			B X 1-0 ② F9			3	0	0	0	0	0	1
21 Carlos Delgado, L (1, 3) OBP: 0.328, SLG: 0.447		B F X 1-1 ② F7			B X 1-0 G5-4-3 1B		C B B S B S 3-3 ③ K			3	0	1	0	0	1	0
Paul Lo Duca, R (1, 2) OBP: 0.313, SLG: 0.381		B C B X 2-1 ③ F9			X 0-0 ① ② G5-4-3 1-2f			B C F B X 2-2 ① G5-3		3	0	0	0	0	0	1
Shawn Green, L (1, 9) OBP: 0.351, SLG: 0.430			C B X 1-1 ① G6-3		C B B B S X 3-2 1B			X 0-0 ② G6-3		3	0	1	0	0	0	0
45 Pedro Martinez, R (1, 1) OBP: 0.111, SLG: 0.222			B C F C 1-3 ② K		B F S F X 1-2 ③ G6-3			B C B C S 2-3 ③ K		2	0	0	0	0	1	1
Aaron Heilman, R (8, 1)										0	0	0	0	0	0	0
Ruben Gotay, S (8, PH) OBP: 0.351, SLG: 0.422										1	0	0	0	0	1	0
25 Pedro Feliciano, L (9, 1)										0	0	0	0	0	0	0
Inning Stats	R: 0 E: 0 K: 1 S: 7 H: 1 LOB: 1 BB: 0 P: 10	R: 0 E: 0 K: 0 S: 5 H: 0 LOB: 0 BB: 0 P: 9	R: 0 E: 0 K: 1 S: 6 H: 0 LOB: 0 BB: 0 P: 8	R: 0 E: 0 K: 1 S: 10 H: 0 LOB: 1 BB: 1 P: 16	R: 0 E: 0 K: 0 S: 9 H: 2 LOB: 1 BB: 0 P: 14	R: 0 E: 0 K: 1 S: 8 H: 0 LOB: 0 BB: 0 P: 11	R: 0 E: 0 K: 1 S: 8 H: 0 LOB: 0 BB: 0 P: 14	R: 0 E: 0 K: 1 S: 7 H: 0 LOB: 0 BB: 0 P: 11	R: 0 E: 0 K: 0 S: 7 H: 0 LOB: 0 BB: 0 P: 10	1B: 2 2B: 1 3B: 0 HR: 0	SF: 0 SAC: 0 DP: 1 HBP: 0					

PITCHER	IP	WLS	BF	H	R	ER	SO	BB	IBB	HBP	BLK	WP	HR	S	P	ERA	WHIP
35 Joel Pineiro, R (1, 1) ERA: 4.33	8.0	W	27	3	0	0	6	1	0	0	0	0	0	60	93	0.00	0.500
44 Jason Isringhausen, R (9, 1) ERA: 2.39	1.0	S	3	0	0	0	0	0	0	0	0	0	0	7	10	0.00	0.000

PITCHER	IP	WLS	BF	H	R	ER	SO	BB	IBB	HBP	BLK	WP	HR	S	P	ERA	WHIP

BOTTOM

St. Louis Cardinals @ New York Mets

Shea Stadium, Flushing, NY

Thu Sep 27 2007, 7:10 PM EDT
Att. 48,900 - Overcast - 76 F

livebaseballscorecards.com

AB	29
R	0
H	3
RBI	0
BB	1
SO	6
LOB	5

PA: 30
WP: 0
PB: 0
SB: 0
CS: 0

St. Louis Cardinals @ Pittsburgh Pirates

PNC Park, Pittsburgh, PA

Fri Sep 28 2007, 7:05 PM EDT

Att. 30,603 - Partly Cloudy - 67 F

livebaseballscorecards.com

TOP

Batter	1	2	3	4	5	6	7	8	9	AB	R	H	RBI	BB	SO	LOB
David Eckstein, R (1, 6) OBP: 0.358, SLG: 0.385	C B B B C X 3-2 5 1B 1B 2B		B B C F X 2-2 ① G6-3		B B B C 2 X SAFE 3-1 ③ P6 1-2			B C B B B 4-1 24 SH5-3 24 S BB BB	C B F B F X 2-2 5 2B 1B	4	3	2	0	1	0	1
24 Rick Ankiel, L (1, 8) OBP: 0.328, SLG: 0.528	C C S 0-3 ① K		X 0-0 5 G5-4-3 1B			X 0-0 5 G6-4-3 1B		B B X 2-0 ① SH5-3 1-3	C F S 0-3 ② K	4	0	2	0	0	2	2
5 Albert Pujols, R (1, 3) OBP: 0.430, SLG: 0.571	B C C B X 2-2 1B 2-3 1B		C B X 1-1 ② ③ G5-4-3 1-2f			B F X 1-1 ① ② G6-4-3 1-2f		I I I I 4-0 BB 47 HBP 1B IBB	B C X 1-1 1-H 2B	4	1	2	1	1	0	2
47 Ryan Ludwick, R (1, 9) OBP: 0.341, SLG: 0.486	B C T F D X 2-2 ② P4			S S B S 1-3 ① K		C B B X 2-1 1B		C B C H 2-2 BB 1-2 1B HBP	C F F X 0-2 ③ F9	4	1	1	0	0	1	3
So Taguchi, R (1, 7) OBP: 0.350, SLG: 0.365	D X 1-0 1-2 3-H 1B			C X 0-1 ② G5-3		1 SAFE B D X 2-0 ③ G5-3		F B L B B B 4-2 1B 1-2 1B 2-3 3-H BB		3	1	1	2	1	0	1
Aaron Miles, S (1, 4) OBP: 0.327, SLG: 0.350	C F X 0-2 ③ P3			X 0-0 ③ G6-3			B B C X 2-1 ① F9	C F B B B S 2-3 ② K		4	0	0	0	0	1	5
Gary Bennett, R (1, 2) OBP: 0.274, SLG: 0.325 Jim Edmonds, L (8, PH) OBP: 0.324, SLG: 0.401 35 Joel Pineiro, R (8, PR) OBP: 0.150, SLG: 0.056 Kelly Stinnett, R (8, 2) OBP: 0.217, SLG: 0.244		C B X 1-1 ① P2			S X 0-1 37 FC3-6 1B		B X 1-0 2B	S B F B F X 2-2 55 FC5-4 1-H 2-H 3-H 1B		3 1 0 0	0 0 0 0	2 1 0 0	0 3 0 0	0 0 0 0	0 0 0 0	0 0 0 0
37 Todd Wellemeyer, R (1, 1) OBP: 0.125, SLG: 0.125 Miguel Cairo, R (7, PH) OBP: 0.303, SLG: 0.327 36 Russ Springer, R (7, 1) 55 Skip Schumaker, L (8, PH) OBP: 0.343, SLG: 0.433 31 Ryan Franklin, R (8, 1) OBP: 0.500, SLG: 0.500 Troy Percival, R (9, 1)		B C F S 1-3 ② K			X 0-0 ① FC3-6 13 FC5-4 1-2f		S B F C 1-3 ② K	X 0-0 ③ FC5-4 1-2f		2 1 0 1 0 0	0 0 0 0 0 0	0 0 0 0 0 0	0 0 0 0 0 0	1 1 0 0 0 0	1 1 0 1 0 0	1 1 0 0 0 0
13 Brendan Ryan, R (1, 5) OBP: 0.345, SLG: 0.404		C B B B F F X 3-2 ③ P6			B B C D C X 3-2 ② FC5-4 S 1-2f		X 0-0 ③ F7		X 0-0 ① G6-3	4	0	0	0	0	0	2

Inning Stats																															
	R: 1	H: 3		R: 0	H: 0		R: 0	H: 1		R: 0	H: 0		R: 0	H: 1		R: 0	H: 2		R: 0	H: 1		R: 4	H: 1		R: 1	H: 2		1B: 8	SF: 0		WP: 0	PA: 40	
	E: 0	LOB: 2		E: 0	LOB: 0		E: 0	LOB: 0		E: 0	LOB: 0		E: 0	LOB: 1		E: 0	LOB: 1		E: 0	LOB: 1		E: 0	LOB: 1		E: 0	LOB: 1		2B: 3	SAC: 1		PB: 0		
	K: 1	BB: 0		K: 1	BB: 0		K: 0	BB: 0		K: 1	BB: 0		K: 0	BB: 0		K: 0	BB: 0		K: 1	BB: 0		K: 1	BB: 3		K: 1	BB: 0		3B: 0	DP: 2		SB: 2		
	S: 17	P: 25		S: 9	P: 14		S: 6	P: 9		S: 6	P: 7		S: 8	P: 14		S: 6	P: 11		S: 7	P: 11		S: 14	P: 34		S: 14	P: 17		HR: 0	HBP: 1		CS: 0		

PITCHER		IP	WLS	BF	H	R	ER	SO	BB	IBB	HBP	BLK	WP	HR	S	P	ERA	WHIP
57 Zach Duke, L ERA: 5.53	(1, 1)	7.0		27	8	1	1	4	0	0	0	0	0	0	59	91	1.29	1.143
34 John Grabow, L ERA: 4.53	(8, 1)	0.1	L	5	0	4	4	0	2	1	1	0	0	0	6	22	108.00	6.000
Damaso Marte, L ERA: 2.38	(8, 1)	0.1		1	0	0	0	1	0	0	0	0	0	0	3	5	0.00	0.000
52 Franquelis Osoria, R ERA: 4.18	(8, 1)	0.1		2	1	0	0	0	0	0	0	0	0	0	5	7	0.00	3.000
Salomon Torres, R ERA: 5.51	(9, 1)	1.0		5	2	1	1	1	0	0	0	0	0	0	14	17	9.00	2.000

PITCHER	IP	WLS	BF	H	R	ER	SO	BB	IBB	HBP	BLK	WP	HR	S	P	ERA	WHIP

AB	35
R	6
H	11
RBI	6
BB	3
SO	6
LOB	19

BOTTOM

St. Louis Cardinals @ Pittsburgh Pirates

PNC Park, Pittsburgh, PA

Fri Sep 28 2007, 7:05 PM EDT

Att. 30,603 - Partly Cloudy - 67 F

livebaseballscorecards.com

Batter	1	2	3	4	5	6	7	8	9	AB	R	H	RBI	BB	SO	LOB
3 Nyjer Morgan, L (1, 8) OBP: 0.361, SLG: 0.429	B C X 1-1 ① F8			C F B S 1-3 ① K		F X 0-1 ② F8		B F X 1-1 3B		4	0	1	0	0	1	1
Matt Kata, S (1, 4) OBP: 0.259, SLG: 0.355	C B X 1-1 ② G3			C C B X 1-2 25 G2 1B		F B D X 2-1 2-H 1B		C X 0-1 ③ G3-1		4	0	2	1	0	0	1
25 Adam LaRoche, L (1, 3) OBP: 0.346, SLG: 0.460	F F B X 1-2 ③ P6			B C B C F B X 3-2 ② G2 1-2		1 SAFE X 0-0 ③ G3			F X 0-1 ① G4-3	4	0	0	0	0	0	2
Xavier Nady, R (1, 7) OBP: 0.332, SLG: 0.481		C F T 0-2 ① K		F C F B S 1-3 ③ K			X 0-0 ① P3		B C B F X 2-2 ② F9	4	0	0	0	0	2	1
19 José Bautista, R (1, 5) OBP: 0.343, SLG: 0.417		C X 0-1 ② F7			B B X 2-0 ① F8		C F B B F F B S 3-3 ② K		B B F B B 4-1 BB	3	0	0	0	1	1	0
26 Ronny Paulino, R (1, 2) OBP: 0.311, SLG: 0.389		F X 0-1 ③ F9			S X 0-1 ② G6-3		C B F B F F X 2-2 1B		X 0-0 ③ G2	4	0	1	0	0	0	1
51 Steve Pearce, R (1, 9) OBP: 0.338, SLG: 0.383			C B X 1-1 ① G6-3		B F B B F S 3-3 ③ K		D F X 1-1 ③ F8			3	0	0	0	0	1	1
2 Jack Wilson, R (1, 6) OBP: 0.352, SLG: 0.442			X 0-0 ② P3			B B C X 2-1 57 SH2-3 1B 1B		C B F F F X 1-2 ① L1		3	1	1	0	0	0	0
57 Zach Duke, L (1, 1) 34 John Grabow, L (8, 1) Damaso Marte, L (8, 1) 52 Franquelis Osoria, R (8, 1) Cesar Izturis, S (8, PH) OBP: 0.302, SLG: 0.315 Salomon Torres, R (9, 1)			C B C S 1-3 ③ K			B B X 2-0 ① SH2-3 1-2		B F X 1-1 ② G4-3		1 0 0 0 1 0	0 0 0 0 0 0	0 0 0 0 0 0	0 0 0 0 0 0	0 0 0 0 0 0	1 0 0 0 0 0	0 0 0 0 0 0
Inning Stats	R: 0 H: 0 E: 0 LOB: 0 K: 0 BB: 0 S: 7 P: 10	R: 0 H: 0 E: 0 LOB: 0 K: 1 BB: 0 S: 7 P: 7	R: 0 H: 0 E: 0 LOB: 0 K: 1 BB: 0 S: 6 P: 8	R: 0 H: 1 E: 0 LOB: 1 K: 2 BB: 0 S: 14 P: 20	R: 0 H: 0 E: 0 LOB: 0 K: 1 BB: 0 S: 6 P: 11	R: 1 H: 2 E: 0 LOB: 1 K: 0 BB: 0 S: 8 P: 14	R: 0 H: 1 E: 0 LOB: 1 K: 1 BB: 0 S: 13 P: 19	R: 0 H: 1 E: 0 LOB: 1 K: 0 BB: 0 S: 11 P: 14	R: 0 H: 0 E: 0 LOB: 1 K: 0 BB: 1 S: 7 P: 13	1B: 4 SF: 0 2B: 0 SAC: 1 3B: 1 DP: 0 HR: 0 HBP: 0						

	AB	31
	R	1
	H	5
	RBI	1
	BB	1
	SO	6
	LOB	7

WP: 0 PB: 0 SB: 0 CS: 0 PA: 33

PITCHER		IP	WLS	BF	H	R	ER	SO	BB	IBB	HBP	BLK	WP	HR	S	P	ERA	WHIP
37 Todd Wellemeyer, R ERA: 4.54	(1, 1)	6.0		21	3	1	1	5	0	0	0	0	0	0	48	70	1.50	0.500
36 Russ Springer, R ERA: 2.22	(7, 1)	1.0	W	4	1	0	0	1	0	0	0	0	0	0	13	19	0.00	1.000
31 Ryan Franklin, R ERA: 2.72	(8, 1)	1.0		4	1	0	0	0	0	0	0	0	0	0	11	14	0.00	1.000
Troy Percival, R ERA: 1.85	(9, 1)	1.0		4	0	0	0	0	1	0	0	0	0	0	7	13	0.00	1.000

PITCHER	IP	WLS	BF	H	R	ER	SO	BB	IBB	HBP	BLK	WP	HR	S	P	ERA	WHIP

Batter	1	2	3	4	5	6	7	8	9	AB	R	H	RBI	BB	SO	LOB
David Eckstein, R (1, 6) OBP: 0.359, SLG: 0.385	B B C X 2-1 F7 ①		C X 0-1 5 1B G4-3 1B	C X 0-1 1-2 2-H 1B		B B X 2-0 G5-3 1-2 ②		F F D B F X 2-2 G4-3 ③		5	0	2	1	0	0	2
So Taguchi, R (1, 7) OBP: 0.351, SLG: 0.369	C X 0-1 G6-3 ②		1 SAFE B 1 SAFE F X 1-1 G4-3 1-2 ①	F X 0-1 F9 ③		C X 0-1 2-H 1B			F B B X 2-1 5 1B 2B	5	1	2	1	0	0	3
5 Albert Pujols, R (1, 3) OBP: 0.432, SLG: 0.573	B F B C F B X 3-2 F9 ③		F F X 0-2 2-H 1B ②		X 0-0 47 SH 24 1B 2B	C X 0-1 F8 ③			C F X 0-2 62 G5-4-3 2-H 1B	5	1	3	1	0	0	1
47 Ryan Ludwick, R (1, 9) OBP: 0.340, SLG: 0.482		B B B C B 4-1 1B 24 1B BB	S F X 0-2 F9 ③		L B X 1-1 SH FC5-4 2-3		B C C B B X 3-2 F7 ①		C C S 0-3 K ①	3	1	0	0	1	1	2
Miguel Cairo, R (1, 5) OBP: 0.303, SLG: 0.328 62 Brian Barden, R (5, 5) OBP: 0.216, SLG: 0.200	B X 1-0 24 1B 1-3 1B 1B			F X 0-1 G5-3 ①	F B F 1 SAFE F F F B B 3-2 FC5-4 24 1B 1-2f ①		C F B C 1-3 K ②		X 0-0 G5-4-3 1-2f ② ③	3 2	1 0	1 0	0 0	0 0	0 1	2 1
24 Rick Ankiel, L (1, 8) OBP: 0.337, SLG: 0.551	B X 1-0 50 A4 D8 1B 1-3 3-H 1B			X 0-0 HR	X 0-0 G6-4-3 1-2 3-H 1B		C X 0-1 G3-1 ③			4	1	3	3	0	0	0
Gary Bennett, R (1, 2) OBP: 0.286, SLG: 0.335	X 0-0 1-2 3-H 1B			B C B B F X 3-2 50 SH1-4 1B 1B	X 0-0 G6-4-3 1-2f ② ③			B F B X 2-1 55 G6-4-3 1B		4	1	3	1	0	0	2
50 Adam Wainwright, R (1, 1) OBP: 0.323, SLG: 0.387 55 Skip Schumaker, L (8, PH) OBP: 0.341, SLG: 0.430 34 Randy Flores, L (8, 1) 31 Ryan Franklin, R (8, 1) OBP: 0.500, SLG: 0.500 60 Brian Falkenborg, R (9, 1)	L B C 2 SAFE C 1-3 K ① ② 2-3			L B B X 2-1 SH1-4 1-2 ②	X 0-0 F9 ①		X 0-0 G6-4-3 1-2f ① ②		2 1 0 0 0	0 0 0 0 0	0 0 0 0 0	0 0 0 0 0	1 0 0 0 0	0 0 0 0 0	2 1 0 0 0
Aaron Miles, S (1, 4) OBP: 0.329, SLG: 0.349	1 SAFE B X 1-0 G4-3 ③			B B B B 4-0 1B BB		B B B C F B 4-2 G5-3 1B BB		B F B X 2-1 E1		2	1	0	0	2	0	1
Inning Stats	R: 0 E: 0 K: 0 S: 8 H: 0 LOB: 0 BB: 0 P: 13	R: 2 E: 0 K: 1 S: 8 H: 3 LOB: 1 BB: 1 P: 16	R: 0 E: 0 K: 0 S: 10 H: 2 LOB: 1 BB: 0 P: 11	R: 2 E: 0 K: 0 S: 12 H: 3 LOB: 2 BB: 1 P: 21	R: 1 E: 0 K: 0 S: 11 H: 2 LOB: 1 BB: 0 P: 15	R: 1 E: 0 K: 0 S: 8 H: 1 LOB: 1 BB: 1 P: 14	R: 0 E: 0 K: 1 S: 8 H: 0 LOB: 0 BB: 0 P: 12	R: 0 E: 1 K: 0 S: 9 H: 1 LOB: 1 BB: 0 P: 15	R: 1 E: 0 K: 1 S: 9 H: 2 LOB: 0 BB: 0 P: 11	1B: 11 2B: 2 3B: 0 HR: 1 SF: 0 SAC: 2 DP: 3 HBP: 0						

TOP

St. Louis Cardinals @ Pittsburgh Pirates

PNC Park, Pittsburgh, PA

Sat Sep 29 2007, 7:05 PM EDT

Att. 35,169 - Clear - 67 F

livebaseballscorecards.com

AB	36
R	7
H	14
RBI	7
BB	3
SO	3
LOB	17

PITCHER		IP	WLS	BF	H	R	ER	SO	BB	IBB	HBP	BLK	WP	HR	S	P	ERA	WHIP
24 Tom Gorzelanny, L ERA: 3.88	(1, 1)	6.0	L	30	11	6	6	1	3	0	0	0	0	1	57	90	9.00	2.333
58 Romulo Sanchez, R ERA: 5.09	(7, 1)	1.0		3	0	0	0	1	0	0	0	0	0	0	8	12	0.00	0.000
Salomon Torres, R ERA: 5.47	(8, 1)	2.0		8	3	1	1	1	0	0	0	0	0	0	18	26	4.50	1.500

PITCHER	IP	WLS	BF	H	R	ER	SO	BB	IBB	HBP	BLK	WP	HR	S	P	ERA	WHIP

Batter	1	2	3	4	5	6	7	8	9	AB	R	H	RBI	BB	SO	LOB
3 Nyjer Morgan, L (1, 8) OBP: 0.357, SLG: 0.431	B B C X 2-1 SH5-3 25 2B 2B	B F B X 2-1 ② G6-3			B M F B F B X 3-2 ② P5			X 0-0 ① B2		4	1	1	0	0	0	0
Matt Kata, S (1, 4) OBP: 0.255, SLG: 0.348	B X 1-0 ① SH5-3 2-3	C B X 1-1 ③ G3-1			X 0-0 ③ G4-3			B X 1-0 ② P5		3	0	0	0	0	0	0
25 Adam LaRoche, L (1, 3) OBP: 0.347, SLG: 0.461	X 0-0 F9 19 2B 3-H 2B		F X 0-1 ① G4-3			B C F F B B S 3-3 ① K		H 1-0 HBP		3	1	1	1	0	1	0
Xavier Nady, R (1, 7) OBP: 0.329, SLG: 0.477	C X 0-1 ② F9 2-3		B B X 2-0 ② G5-3			C X 0-1 ② G6-3		C B F C 1-3 ③ K		4	0	0	0	0	1	2
19 José Bautista, R (1, 5) OBP: 0.342, SLG: 0.417	B F X 1-1 51 1B 3-H 2B		X 0-0 ③ G6-3			F C X 0-2 ③ F9			F F B X 1-2 ① G6-3	4	1	1	1	0	0	0
26 Ronny Paulino, R (1, 2) OBP: 0.314, SLG: 0.390	B C B B S F F F B 4-2 51 1B BB			L X 0-1 51 G5-4-3 1B			C B X 1-1 1B		B F F S 1-3 ② K	3	0	2	0	1	1	0
51 Steve Pearce, R (1, 9) OBP: 0.333, SLG: 0.375	S X 0-1 1-2 2-H 1B			X 0-0 ① ② G5-4-3 1-2f			S F F X 0-2 ① F8		C C C 0-3 ③ K	4	0	1	1	0	1	2
2 Jack Wilson, R (1, 6) OBP: 0.350, SLG: 0.440	B S X 1-1 ③ F9			C S F F X 0-2 ③ G1-3			B B C X 2-1 ② F7			2	0	0	0	0	0	2
Cesar Izturis, S (6, 6) OBP: 0.301, SLG: 0.314										1	0	0	0	0	0	1
24 Tom Gorzelanny, R (1, 1) OBP: 0.106, SLG: 0.063		B X 1-0 ① G6-3			B X 1-0 ① F9		B C F B C 2-3 ③ K			2	0	0	0	0	0	0
58 Romulo Sanchez, R (7, 1)										0	0	0	0	0	0	0
Josh Phelps, R (7, PH) OBP: 0.392, SLG: 0.503										1	0	0	0	0	1	1
Salomon Torres, R (8, 1)										0	0	0	0	0	0	0
Inning Stats	R: 3 H: 4 E: 0 LOB: 2 K: 0 BB: 1 S: 17 P: 26	R: 0 H: 0 E: 0 LOB: 0 K: 0 BB: 0 S: 5 P: 9	R: 0 H: 0 E: 0 LOB: 0 K: 0 BB: 0 S: 4 P: 6	R: 0 H: 1 E: 0 LOB: 0 K: 0 BB: 0 S: 8 P: 8	R: 0 H: 0 E: 0 LOB: 0 K: 0 BB: 0 S: 6 P: 10	R: 0 H: 0 E: 0 LOB: 0 K: 1 BB: 0 S: 10 P: 13	R: 0 H: 1 E: 0 LOB: 1 K: 1 BB: 0 S: 11 P: 16	R: 0 H: 0 E: 0 LOB: 1 K: 1 BB: 0 S: 5 P: 8	R: 0 H: 0 E: 0 LOB: 0 K: 2 BB: 0 S: 9 P: 11	1B: 3 SF: 0 2B: 3 SAC: 1 3B: 0 DP: 1 HR: 0 HBP: 1						

PITCHER		IP	WLS	BF	H	R	ER	SO	BB	IBB	HBP	BLK	WP	HR	S	P	ERA	WHIP
50 Adam Wainwright, R ERA: 3.7	(1, 1)	7.0	W	27	6	3	3	2	1	0	0	0	0	0	61	88	3.86	1.000
34 Randy Flores, L ERA: 4.28	(8, 1)	0.2	H	3	0	0	0	0	0	0	1	0	0	0	2	4	0.00	0.000
31 Ryan Franklin, R ERA: 2.71	(8, 1)	0.1	H	1	0	0	0	1	0	0	0	0	0	0	3	4	0.00	0.000
60 Brian Falkenborg, R ERA: 4.91	(9, 1)	1.0		3	0	0	0	2	0	0	0	0	0	0	9	11	0.00	0.000

PITCHER	IP	WLS	BF	H	R	ER	SO	BB	IBB	HBP	BLK	WP	HR	S	P	ERA	WHIP

BOTTOM

Cardinals @ Pittsburgh Pirates

PNC Park, Pittsburgh, PA

Sat Sep 29 2007, 7:05 PM EDT

Att. 35,169 - Clear - 67 F

St. Louis Cardinals

livebaseballscorecards.com

AB	31
R	3
H	6
RBI	3
BB	1
SO	5
LOB	8

TOP

St. Louis Cardinals @ Pittsburgh Pirates

PNC Park, Pittsburgh, PA

Sun Sep 30 2007, 1:35 PM EDT

Att. 25,664 - Sunny - 73 F

livebaseballscorecards.com

Batter	1	2	3	4	5	6	7	8	9	AB	R	H	RBI	BB	SO	LOB
David Eckstein, R (1, 6) OBP: 0.356, SLG: 0.382 Braden Looper, R (5, 1) OBP: 0.299, SLG: 0.226 60 Brian Falkenborg, R (5, 1) 19 Tyler Johnson, S (5, 1) Russell Branyan, L (6, PH) OBP: 0.320, SLG: 0.423 36 Russ Springer, R (6, 1) So Taguchi, R (7, 8) OBP: 0.350, SLG: 0.368	C F X 0-2 ① G4-3		C X 0-1 ① G3		C B F X 1-2 ② G3	B F B C B B 4-2 55 1B 1-2 2-3 3-H BB			B F B X 2-1 ① F8	3 0 0 0 0 0 1	0 0 0 0 0 0 0	0 0 0 0 0 0 0	0 0 0 0 1 0 0	0 0 0 0 1 0 0	0 0 0 0 0 0 0	0 0 0 0 0 0 0
55 Skip Schumaker, L (1, 7) OBP: 0.358, SLG: 0.458	C B X 1-1 5 G5-3 1B		F F B F X 1-2 5 S 1B		C F B B B F F X 3-2 2B	B F B X 2-1 1-2 2-H 3-H 1B			C F F F B X 1-2 2B	5	0	5	2	0	0	0
5 Albert Pujols, R (1, 3) OBP: 0.429, SLG: 0.568	C B C F X 1-2 ② G5-3 1-2		C X 0-1 ② G6-3 1-2		B B F C C 2-3 ③ K	B X 1-0 ③ F9			B C F B S 2-3 ② K	5	0	0	0	0	2	6
24 Rick Ankiel, L (1, 8) OBP: 0.328, SLG: 0.535 (7, 9)	D X 1-0 ③ G5-3		B F S X 1-2 ③ L9			S S C 0-3 ① K	F F B X 1-2 ① P6		B C S F X 1-2 ③ F9	5	0	0	0	0	1	3
47 Ryan Ludwick, R (1, 9) OBP: 0.339, SLG: 0.479 31 Ryan Franklin, R (7, 1) OBP: 0.500, SLG: 0.500 34 Randy Flores, L (7, 1) 56 Kelvin Jimenez, R (7, 1) 62 Brian Barden, R (8, 6) OBP: 0.216, SLG: 0.200		C X 0-1 ① P4		X 0-0 ① G5-3		X 0-0 F9 13 1B 1B 1B	B B X 2-0 ② G6-3			4 0 0 0 0	1 0 0 0 0	1 0 0 0 0	0 0 0 0 0	0 0 0 0 0	0 0 0 0 0	0 0 0 0 0
Scott Spiezio, S (1, 5) OBP: 0.354, SLG: 0.386		C B S B B B 4-2 WP G5-3 1B BB		S F X 0-2 HR		B S B X 2-1 13 1B 1B 1-2 BB 1B	F X 0-1 ③ P6			3	3	2	1	1	0	0
Kelly Stinnett, R (1, 2) OBP: 0.207, SLG: 0.232		X 0-0 ② G5-3 1-2		F F B S 1-3 ② K		C F X 0-2 ② F9 2-3		B B B C F X 3-2 ① F8		4	0	0	0	0	1	3
Troy Percival, R (1, 1) Jim Edmonds, L (2, PH) OBP: 0.325, SLG: 0.403 48 Brad Thompson, R (2, PR) Kip Wells, R (2, 1) OBP: 0.321, SLG: 0.396 13 Brendan Ryan, R (5, 6) OBP: 0.347, SLG: 0.406 44 Jason Isringhausen, R (8, 1)		F C B B B F F F B X 3-2 2-H 1B		B C C S 1-3 ③ K		B X 2-0 BB 55 1B 1-2 3-H 1B		F B X 1-1 ② G5-3		0 1 0 1 2 0	0 0 0 0 1 0	0 1 0 0 1 0	0 1 0 0 1 0	0 0 0 0 0 0	0 0 0 1 0 0	0 0 0 0 0 0
Aaron Miles, S (1, 4) OBP: 0.328, SLG: 0.348		B X 1-0 ③ F8			B L F X 1-2 ① L8	B B X 2-0 BB 55 1B 1-2 2-3 1B		F F F B F F F S 1-3 ③ K		4	1	1	0	0	1	1
Inning Stats	R: 0 E: 0 K: 0 S: 10 H: 1 LOB: 1 BB: 0 P: 13	R: 1 E: 0 K: 0 S: 11 H: 1 LOB: 1 BB: 1 P: 19	R: 0 E: 0 K: 0 S: 11 H: 1 LOB: 1 BB: 0 P: 13	R: 1 E: 0 K: 2 S: 10 H: 1 LOB: 0 BB: 0 P: 12	R: 0 E: 0 K: 1 S: 14 H: 1 LOB: 1 BB: 0 P: 21	R: 4 E: 0 K: 1 S: 16 H: 5 LOB: 2 BB: 1 P: 29	R: 0 E: 0 K: 0 S: 6 H: 0 LOB: 0 BB: 0 P: 9	R: 0 E: 0 K: 1 S: 12 H: 0 LOB: 0 BB: 0 P: 17	R: 0 E: 0 K: 1 S: 14 H: 1 LOB: 1 BB: 0 P: 20	1B: 8 2B: 2 3B: 0 HR: 1 SF: 0 SAC: 0 DP: 0 HBP: 0						

	AB	38
	R	6
	H	11
	RBI	6
	BB	2
	SO	6
	LOB	13

WP: 1 PB: 0 SB: 1 CS: 0 PA: 40

PITCHER		IP	WLS	BF	H	R	ER	SO	BB	IBB	HBP	BLK	WP	HR	S	P	ERA	WHIP
49 Bryan Bullington, R ERA: 5.29	(1, 1)	5.0	L	21	5	2	2	3	1	0	0	0	1	1	56	78	3.60	1.200
Juan Pablo Perez, L ERA: 4.38	(6, 1)	0.1		3	2	2	2	1	0	0	0	0	0	0	6	8	54.00	6.000
52 Franquelis Osoria, R ERA: 4.76	(6, 1)	0.1		3	2	0	0	0	0	0	0	0	0	0	5	9	0.00	6.000
34 John Grabow, L ERA: 4.53	(6, 1)	0.0		2	1	2	2	0	1	0	0	0	0	0	4	10	∞	∞
58 Romulo Sanchez, R ERA: 5.0	(6, 1)	0.1		1	0	0	0	0	0	0	0	0	0	0	1	2	0.00	0.000

PITCHER		IP	WLS	BF	H	R	ER	SO	BB	IBB	HBP	BLK	WP	HR	S	P	ERA	WHIP
Shane Youman, L ERA: 5.97	(7, 1)	1.0		3	0	0	0	0	0	0	0	0	0	0	6	9	0.00	0.000
Tony Armas, R ERA: 6.03	(8, 1)	1.0		3	0	0	0	1	0	0	0	0	0	0	12	17	0.00	0.000
55 Matt Capps, R ERA: 2.28	(9, 1)	1.0		4	1	0	0	1	0	0	0	0	0	0	14	20	0.00	1.000

BOTTOM

St. Louis Cardinals @ Pittsburgh Pirates

PNC Park, Pittsburgh, PA

Sun Sep 30 2007, 1:35 PM EDT
Att. 25,664 - Sunny - 73 F

livebaseballscorecards.com

Batter	1	2	3	4	5	6	7	8	9	AB	R	H	RBI	BB	SO	LOB
3 Nyjer Morgan, L (1, 8) OBP: 0.359, SLG: 0.430	C B S X 1-2 1B		B B C B C F S 3-3 K ③		C B B F F X 3-2 1-3 3-H 1B		X 0-0 ② B1-3 1-2		B F B F B C 3-3 K ①	5	0	2	1	0	2	1
Cesar Izturis, S (1, 6) OBP: 0.302, SLG: 0.315	1 SAFE 1 SAFE C X 0-1 ① P4			B B C F F X 2-2 25 CS 1B	C X 0-1 ③ G1-3		X 0-0 BB 2-H 1B		B B C F X 2-2 ② L5	5	0	2	1	0	0	3
25 Adam LaRoche, L (1, 3) OBP: 0.345, SLG: 0.458 Josh Phelps, R (7, PH) OBP: 0.399, SLG: 0.503 (8, 3)	1 SAFE F C S 0-3 ② K			S F B F B B C 2-3 ① ② K 1-2		F C B B B F S 3-3 ① K	B B B C F D 4-2 1-2 BB		F B B F B B B 4-2 DI 1B BB	3 0	0 1	0 0	0 0	0 2	3 0	2 0
Xavier Nady, R (1, 7) OBP: 0.330, SLG: 0.476	1 SAFE P F B F S 2-3 ③ K			B X 1-0 1B		F F B B B X 3-2 ② G6-3	C D F B S 2-3 ③ K		S X 0-1 1-H 1B	5	0	2	1	0	2	3
19 José Bautista, R (1, 5) OBP: 0.339, SLG: 0.414		C X 0-1 ① G4-3		C F B S 1-3 ③ K		X 0-0 ③ G6-3		B B F F F X 2-2 ① P4	B S 1 SAFE X 1-1 F8	5	0	0	0	0	1	2
51 Steve Pearce, R (1, 9) OBP: 0.342, SLG: 0.397		S B B F B X 3-2 ② P4			C B S B X 2-2 ① G6-3		S B B X 2-1 2B 2B	S B X 1-1 1B 1B		4	1	2	0	0	0	0
Jose Castillo, R (1, 4) OBP: 0.270, SLG: 0.335		F F B B F T 1-2 ③ K			F B F B X 2-2 1B 3 1B 1B		S X 0-1 WP 13 1B 2-H 2B	S B F F D F F X 2-2 ② F9		4	2	2	1	0	1	1
Carlos Maldonado, R (1, 2) OBP: 0.333, SLG: 0.500		X 0-0 ① G4-3		S F B X 1-2 3 1B 1-3 1B			C F B X 1-2 ① P4 2-3	X 0-0 1-2 1B		4	0	2	0	0	0	1
49 Bryan Bullington, R (1, 1) OBP: 0.333, SLG: 0.333 Jason Bay, R (5, PH) OBP: 0.400, SLG: 0.414 Juan Pablo Perez, R (6, 1) 52 Franquelis Osoria, R (6, 1) 34 John Grabow, L (6, 1) 58 Romulo Sanchez, R (6, 1) Shane Youman, L (7, 1) OBP: 0.176, SLG: 0.353 13 Nate McLouth, L (7, PH) OBP: 0.353, SLG: 0.409 Tony Armas, R (8, 1) OBP: 0.364, SLG: 0.364 26 Ronny Paulino, R (8, PH) OBP: 0.316, SLG: 0.289 55 Matt Capps, R (9, 1) OBP: 1.000, SLG: 1.000		B C X 1-1 ② G4-3			C X 0-1 ② P3		X 0-0 3 B1-3 1B 3-H 1B	C O B S 2-3 ③ K		1 1 0 0 0 0 0 0 1 0 1	0 0 0 0 0 0 0 1 0 0 0	0 0 0 0 0 0 0 1 0 0 0	0 0 0 0 0 0 0 1 0 0 0	0 0 0 0 0 0 0 0 0 1 0	0 2 0 0 0 0 0 0 0 2 0	0 0 0 0 0 0 0 0 0 0 0
Inning Stats	R: 0 E: 0 K: 2 S: 12 H: 1 LOB: 1 BB: 0 P: 14	R: 0 E: 0 K: 1 S: 9 H: 0 LOB: 0 BB: 0 P: 13	R: 0 E: 0 K: 1 S: 7 H: 0 LOB: 0 BB: 0 P: 11	R: 0 E: 0 K: 2 S: 12 H: 2 LOB: 1 BB: 0 P: 18	R: 1 E: 0 K: 0 S: 17 H: 3 LOB: 2 BB: 0 P: 25	R: 0 E: 0 K: 0 S: 8 H: 0 LOB: 0 BB: 0 P: 14	R: 3 E: 0 K: 1 S: 15 H: 4 LOB: 2 BB: 1 P: 24	R: 0 E: 0 K: 1 S: 16 H: 2 LOB: 2 BB: 0 P: 23	R: 1 E: 0 K: 1 S: 12 H: 1 LOB: 1 BB: 1 P: 22	1B: 11 2B: 2 3B: 0 HR: 0 SF: 0 SAC: 0 DP: 0 HBP: 0						

AB	39
R	5
H	13
RBI	5
BB	2
SO	10
LOB	17

WP: 1 PA: 41
PB: 0
SB: 0
CS: 1

PITCHER		IP	WLS	BF	H	R	ER	SO	BB	IBB	HBP	BLK	WP	HR	S	P	ERA	WHIP
Troy Percival, R ERA: 1.8	(1, 1)	1.0		4	1	0	0	2	0	0	0	0	0	0	12	14	0.00	1.000
Kip Wells, R ERA: 5.7	(2, 1)	3.0	W	10	2	0	0	4	0	0	0	0	0	0	28	42	0.00	0.667
Braden Looper, R ERA: 4.94	(5, 1)	0.1	H	3	2	1	1	0	0	0	0	0	0	0	9	14	27.00	6.000
60 Brian Falkenborg, R ERA: 4.82	(5, 1)	0.1	H	2	1	0	0	0	0	0	0	0	0	0	6	9	0.00	3.000
19 Tyler Johnson, L ERA: 4.03	(5, 1)	0.1	H	1	0	0	0	0	0	0	0	0	0	0	2	2	0.00	0.000

PITCHER		IP	WLS	BF	H	R	ER	SO	BB	IBB	HBP	BLK	WP	HR	S	P	ERA	WHIP
36 Russ Springer, R ERA: 2.18	(6, 1)	1.0		3	0	0	0	1	0	0	0	0	0	0	8	14	0.00	0.000
31 Ryan Franklin, R ERA: 3.04	(7, 1)	0.1		4	3	3	3	0	0	0	0	0	1	0	8	11	81.00	9.000
34 Randy Flores, L ERA: 4.25	(7, 1)	0.1	H	3	1	0	0	0	1	0	0	0	0	0	4	8	0.00	6.000
56 Kelvin Jimenez, R ERA: 7.5	(7, 1)	1.0	H	4	1	0	0	1	0	0	0	0	0	0	15	22	0.00	1.000
44 Jason Isringhausen, R ERA: 2.48	(8, 1)	1.1	S	7	2	1	1	2	1	0	0	0	0	0	16	28	6.75	2.250