

# St. Louis Cardinals - 2009

Batter	1	2	3	4	5	6	7	8	9	10	AB	R	H	RBI	BB	SO	LOB	TOP																	
24 Cameron Maybin, R OBP: 0.250, SLG: 0.250 7 Alejandro De Azca, L (7, 8)											4	0	1	0	0	2	1	<b>Florida Marlins @ St. Louis Cardinals</b> Roger Dean Stadium, Jupiter, FL Wed Feb 25 2009, 1:05 PM EST Att. 3,844 - Cloudy - 71 F																	
21 John Baker, L OBP: 0.667, SLG: 0.500 59 Brett Hayes, R OBP: 0.500, SLG: 0.500 (6, 2)											2	1	1	0	1	0	1																		
2 Hanley Ramirez, R OBP: 0.667, SLG: 2.000 Robert Andino, R OBP: 1.000, SLG: 1.500 (6, 6)											2	1	1	2	1	0	1																		
3 Jorge Cantu, R OBP: 0.333, SLG: 0.333 1 Emilio Bonifacio, S (6, 5)											3	0	1	0	0	1	0																		
6 Dan Uggla, R 83 Manny Mayorson, R OBP: 0.500, SLG: 0.500 (6, 4)											3	0	0	0	0	1	2																		
27 Jeremy Hermida, L 25 Brett Carroll, R OBP: 1.000, SLG: 1.000 (6, 9)											2	0	0	0	1	1	0																		
12 Cody Ross, R 31 Jay Gibbons, L OBP: 0.500, SLG: 0.500 (6, 7)											2	0	0	0	1	0	1																		
Dallas McPherson, L 72 Chris Coghlan, L (10, 10)											3	0	0	0	1	1	3																		
14 Gaby Sanchez, R 81 Logan Morrison, L (7, 3)											3	0	0	0	0	1	2																		
<b>Inning Stats</b>	R: 0 E: 0 K: 1 S: 6	H: 2 LOB: 2 BB: 1 P: 10	R: 0 E: 0 K: 0 S: 3	H: 0 LOB: 0 BB: 0 P: 3	R: 0 E: 0 K: 1 S: 6	H: 1 LOB: 1 BB: 0 P: 6	R: 0 E: 0 K: 2 S: 7	H: 0 LOB: 0 BB: 0 P: 7	R: 0 E: 0 K: 1 S: 5	H: 0 LOB: 1 BB: 1 P: 9	R: 2 E: 0 K: 0 S: 5	H: 1 LOB: 1 BB: 2 P: 15	R: 0 E: 0 K: 1 S: 4	H: 0 LOB: 0 BB: 1 P: 8	R: 3 E: 0 K: 3 S: 14	H: 5 LOB: 2 BB: 0 P: 14	R: 0 E: 1 K: 1 S: 6		H: 1 LOB: 2 BB: 0 P: 6	R: 0 E: 0 K: 0 S: 3	H: 0 LOB: 1 BB: 1 P: 8	1B: 8 2B: 2 3B: 0 HR: 1	SF: 0 SAC: 0 DP: 2 HBP: 0	WP: 1 PB: 0 SB: 1 CS: 0	PA: 44										
<b>PITCHER</b>	IP 2.2	WLS 11	BF 3	H 0	R 0	ER 0	SO 2	BB 1	IBB 0	HBP 0	BLK 0	WP 0	HR 0	S 14	P 18	ERA 0.00	WHIP 1.500	<b>PITCHER</b>	IP 1.0	WLS 4	BF 0	H 0	R 0	ER 0	SO 0	BB 1	IBB 0	HBP 0	BLK 0	WP 1	HR 0	S 3	P 8	ERA 0.00	WHIP 1.000
77 Blake Hawksworth, R ERA: 0.00	(1, 1)																	91 Kat Maekawa, L ERA: 0.00	(10, 1)																
40 Royce Ring, L ERA: 0.00	(3, 1)																																		
73 Francisco Samuel, R ERA: 10.8	(5, 1)																																		
90 Shaun Garceau, R ERA: 13.5	(6, 1)																																		
72 Fernando Salas, R ERA: 4.5	(8, 1)																																		

Batter	1	2	3	4	5	6	7	8	9	10	AB	R	H	RBI	BB	SO	LOB	BOTTOM																		
55 Skip Schumaker, L OBP: 0.500, SLG: 0.500 70 Jarrett Hoffpauir, R OBP: 0.500, SLG: 0.500 (7, 4)											4	2	2	0	0	0	2	<b>Florida Marlins @ St. Louis Cardinals</b> Roger Dean Stadium, Jupiter, FL Wed Feb 25 2009, 1:05 PM EST Att. 3,844 - Cloudy - 71 F																		
28 Colby Rasmus, L OBP: 0.500, SLG: 0.600 (7, 8)											5	1	2	0	1	1	5																			
5 Albert Pujols, R OBP: 1.000, SLG: 1.000 67 Tyler Greene, R OBP: 0.333, SLG: 0.333 (6, 5)											1	0	1	0	2	0	0																			
24 Rick Ankiel, L OBP: 1.000, SLG: 1.000 87 Bryan Anderson, L (7, 2)											3	0	2	2	1	0	1																			
80 Tony Cruz, R (10, PH)											1	0	0	0	0	0	2																			
47 Ryan Ludwick, R 54 Brian Barton, R (6, 9)											2	0	0	1	0	1	4																			
16 Chris Duncan, L OBP: 0.333, SLG: 0.333 82 Steven Hill, R OBP: 1.000, SLG: 2.000 (8, 10)											3	0	1	1	0	0	5																			
84 Brett Wallace, L (10, 10)											1	0	0	0	0	0	0																			
3 Khalil Greene, R OBP: 0.333, SLG: 0.333 23 Brian Barden, R (6, 6)											3	0	1	0	0	1	4																			
21 Jason LaRue, R 61 Nick Stavinoha, R OBP: 0.500, SLG: 0.500 (7, 7)											3	0	0	0	0	1	5																			
62 Joe Mather, R 86 Allen Craig, R OBP: 0.500, SLG: 0.500 (6, 3)											2	0	0	0	1	0	5																			
<b>Inning Stats</b>	R: 1 E: 1 K: 1 S: 6	H: 1 LOB: 2 BB: 2 P: 14	R: 0 E: 0 K: 0 S: 4	H: 2 LOB: 2 BB: 1 P: 8	R: 0 E: 0 K: 0 S: 3	H: 1 LOB: 1 BB: 0 P: 3	R: 0 E: 1 K: 0 S: 5	H: 1 LOB: 2 BB: 0 P: 5	R: 2 E: 1 K: 2 S: 9	H: 1 LOB: 3 BB: 2 P: 18	R: 1 E: 0 K: 0 S: 6	H: 3 LOB: 2 BB: 0 P: 6	R: 0 E: 0 K: 1 S: 5	H: 0 LOB: 0 BB: 0 P: 5	R: 0 E: 0 K: 0 S: 4	H: 1 LOB: 1 BB: 0 P: 4	R: 0 E: 0 K: 0 S: 4	H: 2 LOB: 1 BB: 0 P: 4	1B: 11 2B: 3 3B: 0 HR: 0	SF: 0 SAC: 1 DP: 3 HBP: 1	WP: 0 PB: 0 SB: 0 CS: 0	PA: 49														
<b>PITCHER</b>	IP 2.0	WLS 3	BF 1	H 0	R 0	ER 0	SO 0	BB 3	IBB 0	HBP 0	BLK 0	WP 0	HR 0	S 10	P 22	ERA 0.00	WHIP 3.000	<b>PITCHER</b>	IP 1.0	WLS 3	BF 0	H 0	R 0	ER 0	SO 1	BB 0	IBB 0	HBP 0	BLK 0	WP 0	HR 0	S 5	P 6	ERA 0.00	WHIP 0.000	
19 Anibal Sanchez, L ERA: 9.0	(1, 1)																	44 Brian Sanchez, R ERA: 0.00	(9, 1)																	
75 Aaron Thompson, L ERA: 0.00	(3, 1)																																			
71 Brett Sinkbell, R ERA: 18.0	(4, 1)																																			
63 Chris Leroux, R ERA: 18.0	(5, 1)																																			
38 Jason Standridge, R ERA: 9.0	(6, 1)																																			

Florida Marlins @ St. Louis Cardinals  
 Roger Dean Stadium, Jupiter, FL  
 Wed Feb 25 2009, 1:05 PM EST  
 Att. 3,844 - Cloudy - 71 F



AB	38
R	5
H	10
RBI	5
BB	6
SO	10
LOB	18

Florida Marlins @ St. Louis Cardinals  
 Roger Dean Stadium, Jupiter, FL  
 Wed Feb 25 2009, 1:05 PM EST  
 Att. 3,844 - Cloudy - 71 F



AB	42
R	5
H	14
RBI	5
BB	5
SO	7
LOB	37





Batter	1	2	3	4	5	6	7	8	9	AB	R	H	RBI	BB	SO	LOB	TOP					
22 Willie Harris, L OBP: 0.500, SLG: 0.250 2 Roger Bernadina, L OBP: 0.167, SLG: 0.333	G4-3		K					F8		3	0	1	0	0	1	0						
85 Lastings Milledge, R	HBP				G3					2	1	0	0	1	1	1						
27 Kory Casto, L OBP: 0.400, SLG: 0.500	F8									3	1	1	0	1	1	1						
4 Corey Patterson, L 28 Leonard Davis, L	F8									3	0	0	0	0	1	3						
30 Justin Maxwell, R OBP: 0.500, SLG: 0.333										2	0	1	0	2	0	0						
3 Jesus Flores, R OBP: 0.167, SLG: 0.333 79 Luke Montz, R OBP: 0.333, SLG: 0.333										2	0	0	0	0	0	1						
8 Jose Castillo, R OBP: 0.143, SLG: 0.143										2	0	1	1	0	0	1						
80 Chris Marrero, R OBP: 0.286, SLG: 0.286										4	0	0	0	0	0	3						
12 Alberto Gonzalez, R OBP: 0.500, SLG: 0.500 65 Ian Desmond, R										2	0	0	0	0	1	0						
<b>Inning Stats</b>	R: 0 E: 0 K: 0 S: 3	H: 0 LOB: 1 BB: 0 P: 4	R: 0 E: 0 K: 0 S: 3	H: 0 LOB: 0 BB: 0 P: 3	R: 0 E: 0 K: 3 S: 9	H: 0 LOB: 0 BB: 0 P: 9	R: 0 E: 0 K: 1 S: 5	H: 0 LOB: 0 BB: 0 P: 5	R: 0 E: 0 K: 1 S: 6	H: 1 LOB: 1 BB: 0 P: 6	R: 0 E: 0 K: 2 S: 8	H: 1 LOB: 2 BB: 1 P: 12	R: 0 E: 0 K: 0 S: 2	H: 0 LOB: 0 BB: 1 P: 6	R: 0 E: 0 K: 2 S: 7	H: 0 LOB: 0 BB: 0 P: 7	R: 2 E: 0 K: 0 S: 4	H: 2 LOB: 1 BB: 2 P: 12	1B: 3 2B: 1 3B: 0 HR: 0	SF: 0 SAC: 0 DP: 2 HBP: 1	WP: 0 PB: 0 SB: 0 CS: 0	PA: 34
<b>PITCHER</b>	IP	WLS	BF	H	R	ER	SO	BB	IBB	HBP	BLK	WP	HR	S	P	ERA	WHIP					
29 Chris Carpenter, R ERA: 0.000	2.0	W	7	0	0	0	0	0	0	0	0	0	0	6	7	0.00	0.000					
31 Ryan Franklin, R ERA: 0.000	3.0	H	10	1	0	0	5	0	0	0	0	0	0	20	20	0.00	0.333					
91 Kat Maekawa, L ERA: 0.000	2.0		8	1	0	0	2	2	0	0	0	0	0	10	18	0.00	1.500					
72 Fernando Salas, R ERA: 8.1	1.1		8	2	2	2	2	2	0	0	0	0	0	10	18	13.50	3.000					
56 Charlie Manning, L ERA: 0.000	0.2		1	0	0	0	0	0	0	0	0	0	0	1	1	0.00	0.000					

Washington Nationals @ St. Louis Cardinals  
Roger Dean Stadium, Jupiter, FL  
Sat Feb 28 2009, 1:05 PM EST  
Att: 3,899 - Partly Cloudy - 75 F

AB 29  
R 2  
H 4  
RBI 2  
BB 4  
SO 9  
LOB 12



Batter	1	2	3	4	5	6	7	8	9	AB	R	H	RBI	BB	SO	LOB	BOTTOM				
55 Skip Schumaker, L OBP: 0.545, SLG: 0.556 65 Joe Thurston, L OBP: 0.143, SLG: 0.571	1B	G5-3								2	1	1	0	2	0	1					
4 Yadier Molina, R OBP: 0.400, SLG: 0.375 21 Jason LaRue, R OBP: 0.200, SLG: 0.200	1B									3	1	1	0	1	0	3					
5 Albert Pujols, R OBP: 0.900, SLG: 0.750 28 Colby Rasmus, L OBP: 0.313, SLG: 0.231	1B									1	1	1	1	2	0	0					
24 Rick Ankiel, L OBP: 0.583, SLG: 0.556 61 Nick Stavinoha, R OBP: 0.500, SLG: 0.500	G3									3	1	1	0	1	0	3					
47 Ryan Ludwick, R OBP: 0.333, SLG: 0.286 86 Allen Craig, R OBP: 0.667, SLG: 0.600	P4									3	0	1	2	0	1	3					
16 Chris Duncan, L OBP: 0.231, SLG: 0.100 23 Brian Barden, R OBP: 0.500, SLG: 0.400	G3-1									2	0	0	1	1	0	3					
3 Khris Greene, R OBP: 0.222, SLG: 0.125 67 Tyler Greene, R OBP: 0.500, SLG: 0.600	G6-3									3	0	0	0	0	0	3					
62 Joe Mather, R OBP: 0.182, SLG: 0.333	E5									4	1	1	3	0	1	1					
8B Jon Jay, L OBP: 0.417, SLG: 0.636 84 Brett Wallace, L										3	0	1	1	0	0	2					
<b>Inning Stats</b>	R: 1 E: 0 K: 0 S: 5	H: 3 LOB: 1 BB: 0 P: 5	R: 1 E: 1 K: 0 S: 5	H: 1 LOB: 1 BB: 0 P: 5	R: 3 E: 0 K: 0 S: 4	H: 1 LOB: 2 BB: 4 P: 20	R: 0 E: 1 K: 0 S: 4	H: 0 LOB: 3 BB: 1 P: 9	R: 0 E: 1 K: 1 S: 6	H: 0 LOB: 2 BB: 1 P: 10	R: 3 E: 0 K: 2 S: 10	H: 3 LOB: 2 BB: 1 P: 14	R: 0 E: 1 K: 0 S: 3	H: 0 LOB: 0 BB: 0 P: 3	R: 1 E: 0 K: 0 S: 4	H: 1 LOB: 1 BB: 1 P: 8	1B: 4 2B: 3 3B: 2 HR: 0	SF: 2 SAC: 0 DP: 1 HBP: 1	WP: 0 PB: 0 SB: 0 CS: 0	PA: 44	
<b>PITCHER</b>	IP	WLS	BF	H	R	ER	SO	BB	IBB	HBP	BLK	WP	HR	S	P	ERA	WHIP				
45 Daniel Cabrera, R ERA: 4.5	2.0	L	10	4	2	1	0	0	0	0	0	0	0	1	17	∞	∞				
48 Ross Detwiler, L ERA: 0.000	0.0		5	1	3	3	0	4	0	0	0	0	0	1	17	∞	∞				
64 Luis Atalano, R ERA: 0.000	2.0		9	0	0	0	0	1	0	1	0	0	0	7	12	0.00	0.500				
35 Ryan Wagner, R ERA: 0.000	1.0		5	0	0	0	1	1	0	0	0	0	0	6	10	0.00	1.000				
59 Steven Shell, R ERA: 18.0	1.0		7	3	3	3	2	1	0	0	0	0	0	10	14	27.00	4.000				
<b>PITCHER</b>	IP	WLS	BF	H	R	ER	SO	BB	IBB	HBP	BLK	WP	HR	S	P	ERA	WHIP				
58 Mike Hincckley, L ERA: 13.5	1.0		3	0	0	0	0	0	0	0	0	0	0	3	3	0.00	0.000				
54 Michael O'Connor, L ERA: 9.0	1.0		5	1	1	1	0	1	0	0	0	0	0	4	8	9.00	2.000				

Washington Nationals @ St. Louis Cardinals  
Roger Dean Stadium, Jupiter, FL  
Sat Feb 28 2009, 1:05 PM EST  
Att: 3,899 - Partly Cloudy - 75 F

AB 32  
R 9  
H 9  
RBI 9  
BB 8  
SO 3  
LOB 23





Batter	1	2	3	4	5	6	7	8	9	AB	R	H	RBI	BB	SO	LOB	TOP				
24 Adam Kennedy, L (1,4) OBP: 0.333, SLG: 0.250 38 Fernando Perez, R (6,PH) OBP: 0.286, SLG: 0.273 (6,8)										3	1	2	1	0	0	0	<b>Tampa Bay Rays @ St. Louis Cardinals</b> Roger Dean Stadium, Jupiter, FL Mon Mar 02 2009, 1:05 PM EST Att.: 4,272 - Sunny - 63 F				
10 Justin Ruggiano, R (1,8) OBP: 0.487, SLG: 0.714 63 Chris Nowak, R (6,3)										4	0	1	1	0	1	2					
3 Evan Longoria, R (1,5) OBP: 0.636, SLG: 1.222 15 Reid Brignac, L (6,PH) (6,6)											2	1	2	1	1	0					
18 Ben Zobrist, S (1,6) OBP: 0.250, SLG: 0.100 29 Elliot Johnson, S (6,4) OBP: 0.462, SLG: 0.533											3	0	0	0	0	2					
26 Gabe Gross, L (1,9) OBP: 0.625, SLG: 0.600 62 Ray Sadler, R (6,9) OBP: 0.333, SLG: 0.625											2	0	1	1	1	0					
11 Morgan Ensberg, R (1,10) OBP: 0.214, SLG: 0.214 64 Tim Beckham, R (9,PH) OBP: 0.333, SLG: 0.333 (9,10)											4	0	0	0	0	2					
32 Chris Richard, L (1,3) OBP: 0.543, SLG: 0.689 41 Michel Hernandez, R (6,2) OBP: 0.200, SLG: 0.400											3	2	2	0	0	1					
9 Shawn Riggans, R (1,2) OBP: 0.111, SLG: 0.111 37 Ray Olmedo, S (6,5) OBP: 0.556, SLG: 0.556											3	1	1	0	0	0					
43 Jon Weber, L (1,7) OBP: 0.231, SLG: 0.308											4	1	1	0	0	1					
<b>Inning Stats</b>	R: 1 E: 0 K: 0 S: 5	H: 2 LOB: 1 BB: 0 P: 5	R: 2 E: 1 K: 1 S: 9	H: 3 LOB: 3 BB: 1 P: 13	R: 0 E: 0 K: 1 S: 5	H: 0 LOB: 0 BB: 1 P: 9	R: 0 E: 0 K: 0 S: 3	H: 0 LOB: 0 BB: 0 P: 3	R: 1 E: 0 K: 3 S: 11	H: 2 LOB: 1 BB: 0 P: 11	R: 0 E: 0 K: 3 S: 9	H: 0 LOB: 0 BB: 0 P: 9	R: 0 E: 0 K: 1 S: 6	H: 1 LOB: 2 BB: 1 P: 11	R: 2 E: 1 K: 2 S: 11	H: 2 LOB: 2 BB: 0 P: 11		1B: 9 2B: 5 3B: 0 HR: 0	SF: 1 SAC: 1 DP: 1 HBP: 0	WP: 1 PB: 0 SB: 2 CS: 0	PA: 45
<b>PITCHER</b>	IP WLS BF H R ER SO BB IBB HBP BLK WP HR S P ERA WHIP	IP WLS BF H R ER SO BB IBB HBP BLK WP HR S P ERA WHIP	IP WLS BF H R ER SO BB IBB HBP BLK WP HR S P ERA WHIP	IP WLS BF H R ER SO BB IBB HBP BLK WP HR S P ERA WHIP	IP WLS BF H R ER SO BB IBB HBP BLK WP HR S P ERA WHIP	IP WLS BF H R ER SO BB IBB HBP BLK WP HR S P ERA WHIP	IP WLS BF H R ER SO BB IBB HBP BLK WP HR S P ERA WHIP	IP WLS BF H R ER SO BB IBB HBP BLK WP HR S P ERA WHIP	IP WLS BF H R ER SO BB IBB HBP BLK WP HR S P ERA WHIP	IP WLS BF H R ER SO BB IBB HBP BLK WP HR S P ERA WHIP	IP WLS BF H R ER SO BB IBB HBP BLK WP HR S P ERA WHIP	IP WLS BF H R ER SO BB IBB HBP BLK WP HR S P ERA WHIP	IP WLS BF H R ER SO BB IBB HBP BLK WP HR S P ERA WHIP	IP WLS BF H R ER SO BB IBB HBP BLK WP HR S P ERA WHIP	IP WLS BF H R ER SO BB IBB HBP BLK WP HR S P ERA WHIP	IP WLS BF H R ER SO BB IBB HBP BLK WP HR S P ERA WHIP	IP WLS BF H R ER SO BB IBB HBP BLK WP HR S P ERA WHIP	IP WLS BF H R ER SO BB IBB HBP BLK WP HR S P ERA WHIP	IP WLS BF H R ER SO BB IBB HBP BLK WP HR S P ERA WHIP	IP WLS BF H R ER SO BB IBB HBP BLK WP HR S P ERA WHIP	IP WLS BF H R ER SO BB IBB HBP BLK WP HR S P ERA WHIP

AB	40
R	8
H	13
RBI	7
BB	3
SO	11
LOB	21



Batter	1	2	3	4	5	6	7	8	9	AB	R	H	RBI	BB	SO	LOB	BOTTOM					
55 Skip Schumaker, L (1,4) OBP: 0.471, SLG: 0.500 61 Nick Stavinoha, R (6,7) OBP: 0.545, SLG: 0.600											3	1	1	1	0	0	<b>Tampa Bay Rays @ St. Louis Cardinals</b> Roger Dean Stadium, Jupiter, FL Mon Mar 02 2009, 1:05 PM EST Att.: 4,272 - Sunny - 63 F					
65 Joe Thurston, L (1,7) OBP: 0.152, SLG: 0.400 70 Jarrett Hoffpauir, R (7,PH) OBP: 0.455, SLG: 0.444 (8,4)											3	0	0	0	1	1						
5 Albert Pujols, R (1,3) OBP: 0.643, SLG: 0.375 87 Bryan Anderson, L (8,2)											4	0	0	0	0	2						
24 Rick Ankiel, L (1,8) OBP: 0.600, SLG: 0.667 28 Colby Rasmus, L (8,8) OBP: 0.304, SLG: 0.250										3	0	2	0	0	0	0						
62 Joe Mather, R (1,5) OBP: 0.158, SLG: 0.333 13 Brendan Ryan, R (7,5) 84 Brett Wallace, L (8,PH) (9,5)											3	0	0	0	0	2						
88 Jon Jay, L (1,9) OBP: 0.412, SLG: 0.563											4	0	1	0	0	2						
54 Brian Barton, R (1,10) OBP: 0.333, SLG: 0.929											3	2	1	0	1	2						
21 Jason LaRue, R (1,2) OBP: 0.200, SLG: 0.300 86 Allen Craig, R (8,3) OBP: 0.714, SLG: 0.667											3	1	1	1	0	0						
67 Tyler Greene, R (1,6) OBP: 0.375, SLG: 0.438											4	0	0	0	0	3						
<b>Inning Stats</b>	R: 0 E: 0 K: 0 S: 3	H: 0 LOB: 0 BB: 0 P: 3	R: 0 E: 0 K: 0 S: 5	H: 1 LOB: 0 BB: 0 P: 5	R: 0 E: 0 K: 1 S: 5	H: 0 LOB: 0 BB: 0 P: 5	R: 0 E: 1 K: 0 S: 4	H: 0 LOB: 1 BB: 0 P: 5	R: 3 E: 0 K: 0 S: 6	H: 3 LOB: 0 BB: 0 P: 7	R: 0 E: 0 K: 0 S: 3	H: 1 LOB: 0 BB: 0 P: 3	R: 1 E: 0 K: 0 S: 4	H: 1 LOB: 2 BB: 2 P: 13	R: 0 E: 0 K: 0 S: 4	H: 1 LOB: 1 BB: 0 P: 4		R: 1 E: 0 K: 0 S: 5	H: 2 LOB: 1 BB: 0 P: 5	1B: 5 2B: 4 3B: 1 HR: 0	SF: 0 SAC: 0 DP: 1 HBP: 0	WP: 1 PB: 0 SB: 2 CS: 0
<b>PITCHER</b>	IP WLS BF H R ER SO BB IBB HBP BLK WP HR S P ERA WHIP	IP WLS BF H R ER SO BB IBB HBP BLK WP HR S P ERA WHIP	IP WLS BF H R ER SO BB IBB HBP BLK WP HR S P ERA WHIP	IP WLS BF H R ER SO BB IBB HBP BLK WP HR S P ERA WHIP	IP WLS BF H R ER SO BB IBB HBP BLK WP HR S P ERA WHIP	IP WLS BF H R ER SO BB IBB HBP BLK WP HR S P ERA WHIP	IP WLS BF H R ER SO BB IBB HBP BLK WP HR S P ERA WHIP	IP WLS BF H R ER SO BB IBB HBP BLK WP HR S P ERA WHIP	IP WLS BF H R ER SO BB IBB HBP BLK WP HR S P ERA WHIP	IP WLS BF H R ER SO BB IBB HBP BLK WP HR S P ERA WHIP	IP WLS BF H R ER SO BB IBB HBP BLK WP HR S P ERA WHIP	IP WLS BF H R ER SO BB IBB HBP BLK WP HR S P ERA WHIP	IP WLS BF H R ER SO BB IBB HBP BLK WP HR S P ERA WHIP	IP WLS BF H R ER SO BB IBB HBP BLK WP HR S P ERA WHIP	IP WLS BF H R ER SO BB IBB HBP BLK WP HR S P ERA WHIP	IP WLS BF H R ER SO BB IBB HBP BLK WP HR S P ERA WHIP	IP WLS BF H R ER SO BB IBB HBP BLK WP HR S P ERA WHIP	IP WLS BF H R ER SO BB IBB HBP BLK WP HR S P ERA WHIP	IP WLS BF H R ER SO BB IBB HBP BLK WP HR S P ERA WHIP	IP WLS BF H R ER SO BB IBB HBP BLK WP HR S P ERA WHIP	IP WLS BF H R ER SO BB IBB HBP BLK WP HR S P ERA WHIP	

AB	37
R	5
H	9
RBI	4
BB	2
SO	1
LOB	17








Batter	1	2	3	4	5	6	7	8	9	AB	R	H	RBI	BB	SO	LOB	TOP										
7 José Reyes, S OBP: 0.400, SLG: 0.667										4	1	1	0	0	0	1	<b>Dominican Republic @ St. Louis Cardinals</b> Roger Dean Stadium, Jupiter, FL Thu Mar 05 2009, 2:05 PM EST Att. 4,486 - Partly Cloudy - 71 F										
24 Robinson Canó, L OBP: 0.556, SLG: 0.500										4	0	2	1	0	1	0											
10 Miguel Tejada, R OBP: 0.200, SLG: 0.200 Allen Craig, R										3	0	1	0	0	0	1											
34 David Ortiz, L OBP: 0.333, SLG: 0.333 2 Hanley Ramirez, R OBP: 0.273, SLG: 0.390										2	0	0	0	0	0	3											
11 Jose Guillen, R OBP: 0.250, SLG: 0.375										3	0	0	0	0	2	2											
18 Moises Alou, R										2	0	0	0	0	0	2											
3 Willy Taveras, R OBP: 0.625, SLG: 0.571 Joe Thurston, L										1	0	0	0	0	0	0											
16 Willy Aybar, S										3	0	0	0	0	1	0											
15 Nelson Cruz, R OBP: 0.417, SLG: 0.300										3	0	0	0	0	0	0											
33 Alberto Castillo, R										2	0	0	0	0	0	0											
25 Juan Brito, R OBP: 1.000, SLG: 1.000 Tony Cruz, R										1	0	1	0	0	0	0											
<b>Inning Stats</b>	R: 1 E: 0 K: 0 S: 4	H: 2 LOB: 0 BB: 0 P: 4	R: 0 E: 0 K: 1 S: 5	H: 0 LOB: 0 BB: 0 P: 5	R: 0 E: 0 K: 0 S: 3	H: 0 LOB: 0 BB: 0 P: 3	R: 0 E: 0 K: 0 S: 5	H: 2 LOB: 2 BB: 0 P: 5	R: 0 E: 0 K: 1 S: 5	H: 0 LOB: 0 BB: 0 P: 3	R: 0 E: 0 K: 1 S: 5	H: 0 LOB: 0 BB: 0 P: 5	R: 0 E: 0 K: 1 S: 6	H: 1 LOB: 1 BB: 0 P: 6	R: 0 E: 0 K: 0 S: 3	H: 0 LOB: 0 BB: 0 P: 3	1B: 4 2B: 1 3B: 0 HR: 0	SF: 0 SAC: 0 DP: 1 HBP: 0	WP: 0 PB: 0 SB: 0 CS: 0	PA: 31							
<b>PITCHER</b>	IP	WLS	BF	H	R	ER	SO	BB	IBB	HBP	BLK	WP	HR	S	P	ERA	WHIP										
37 Todd Wellemeyer, R ERA: 2.25	4.0		15	4	1	1	1	0	0	0	0	0	0	17	17	2.25	1.000										
31 Ryan Franklin, R ERA:	2.0	W	6	0	0	0	1	0	0	0	0	0	0	8	8	0.00	0.000										
34 Chris Perez, R ERA:	1.0	H	3	0	0	0	1	0	0	0	0	0	0	5	5	0.00	0.000										
52 Josh Kinney, R ERA:	1.0	H	4	1	0	0	1	0	0	0	0	0	0	6	6	0.00	1.000										
30 Jason Motte, R ERA:	1.0	S	3	0	0	0	0	0	0	0	0	0	0	3	3	0.00	0.000										

Batter	1	2	3	4	5	6	7	8	9	AB	R	H	RBI	BB	SO	LOB	BOTTOM										
55 Skip Schumaker, L OBP: 1.000, SLG: 1.000										2	0	2	0	1	0	0	<b>Dominican Republic @ St. Louis Cardinals</b> Roger Dean Stadium, Jupiter, FL Thu Mar 05 2009, 2:05 PM EST Att. 4,486 - Partly Cloudy - 71 F										
13 Brendan Ryan, R ERA:										4	0	1	1	0	0	4											
62 Joe Mather, R OBP: 0.250, SLG: 0.250										3	0	0	0	0	0	3											
24 Rick Ankiel, L										1	0	0	0	0	0	1											
61 Nick Stavinoha, R ERA:										3	0	1	1	0	2	1											
47 Ryan Ludwick, R OBP: 0.333, SLG: 0.333 23 Brian Barden, R										1	0	0	0	0	0	0											
16 Chris Duncan, L										3	1	0	0	1	2	2											
3 Khalil Greene, R OBP: 0.333, SLG: 0.667 67 Tyler Greene, R										3	0	1	1	0	0	2											
88 Jon Jay, L										2	0	0	0	1	2	0											
59 Justin Knoedler, R										1	0	0	0	0	0	0											
21 Jason LaRue, R										2	0	0	0	0	2	2											
54 Brian Barton, R ERA:										1	0	0	0	0	0	0											
2B Colby Rasmus, L OBP: 0.667, SLG: 0.500										2	1	1	0	1	0	0											
<b>Inning Stats</b>	R: 0 E: 0 K: 1 S: 6	H: 1 LOB: 1 BB: 0 P: 6	R: 0 E: 0 K: 2 S: 7	H: 0 LOB: 0 BB: 0 P: 7	R: 0 E: 0 K: 1 S: 5	H: 1 LOB: 1 BB: 1 P: 9	R: 1 E: 0 K: 2 S: 8	H: 1 LOB: 2 BB: 2 P: 16	R: 2 E: 0 K: 1 S: 8	H: 2 LOB: 2 BB: 1 P: 12	R: 0 E: 0 K: 1 S: 5	H: 0 LOB: 0 BB: 0 P: 5	R: 1 E: 0 K: 0 S: 3	H: 1 LOB: 0 BB: 1 P: 7	R: 0 E: 0 K: 1 S: 5	H: 0 LOB: 0 BB: 0 P: 5	1B: 5 2B: 1 3B: 0 HR: 0	SF: 0 SAC: 0 DP: 2 HBP: 0	WP: 0 PB: 0 SB: 0 CS: 0	PA: 34							
<b>PITCHER</b>	IP	WLS	BF	H	R	ER	SO	BB	IBB	HBP	BLK	WP	HR	S	P	ERA	WHIP										
38 Ubaldo Jiménez, R ERA:	3.0		11	2	0	0	4	1	0	0	0	0	0	8	16	9.00	3.000										
49 Carlos Marmol, R ERA: 9.0	1.0	B	6	1	1	1	2	2	0	0	0	0	0	8	12	18.00	3.000										
58 Ramon Pena, R ERA: 9.0	1.0	L	7	2	2	2	1	1	0	0	0	0	0	5	5	0.00	0.000										
20 Julio Manon, R ERA:	1.0		3	0	0	0	1	0	0	0	0	0	0	3	7	9.00	2.000										
51 Julian Tavaréz, R ERA: 9.0	1.0		4	1	1	1	0	1	0	0	0	0	0	3	7	9.00	2.000										

**AB** 30  
**R** 1  
**H** 5  
**RBI** 1  
**BB** 0  
**SO** 4  
**LOB** 9



**AB** 29  
**R** 4  
**H** 6  
**RBI** 3  
**BB** 5  
**SO** 9  
**LOB** 15









Batter	1	2	3	4	5	6	7	8	9	AB	R	H	RBI	BB	SO	LOB	TOP										
66 Will Rhymes, L OBP: 0.111, SLG: 0.444	G4-3		K2-3		G4-3		G4-3			4	0	0	0	0	1	3	Detroit Tigers @ St. Louis Cardinals Roger Dean Stadium, Jupiter, FL Tue Mar 10 2009, 1:05 PM EDT Att: 5,378 - Sunny - 77 F										
12 Gerald Laird, R OBP: 0.400, SLG: 0.538 71 Jeff Kunkel, S (6, PR) (6, 2)	G6-3				G6-3			G4-3		2	0	0	0	1	0	0											
34 Clete Thomas, L OBP: 0.267, SLG: 0.385	K							L9		3	0	0	0	1	2	1											
33 Marcus Thames, R OBP: 0.300, SLG: 0.556					P4			P5		4	1	2	1	0	0	1											
19 Jeff Larish, L OBP: 0.375, SLG: 0.619 25 Ryan Raburn, R OBP: 0.296, SLG: 0.217 (6, PH) (6, 9)	K				F7					2	0	0	0	0	1	1											
15 Brandon Inge, R OBP: 0.440, SLG: 0.500	P3							F8		4	0	1	0	0	0	3											
62 Don Kelly, L OBP: 0.182, SLG: 0.500	L9							K		4	0	0	0	0	1	1											
27 Brent Clevlen, R OBP: 0.409, SLG: 0.389					L8					3	0	2	0	0	0	0											
39 Ramon Santiago, S OBP: 0.444, SLG: 0.500			K		G3			K		3	0	0	0	0	2	3											
<b>Inning Stats</b>	R: 0 E: 0 K: 1 S: 5	H: 0 LOB: 0 BB: 0 P: 5	R: 1 E: 0 K: 1 S: 7	H: 1 LOB: 0 BB: 0 P: 7	R: 0 E: 0 K: 2 S: 7	H: 0 LOB: 0 BB: 0 P: 7	R: 0 E: 0 K: 0 S: 3	H: 0 LOB: 1 BB: 1 P: 7	R: 0 E: 0 K: 0 S: 5	H: 2 LOB: 1 BB: 0 P: 5	R: 1 E: 0 K: 0 S: 4	H: 2 LOB: 2 BB: 1 P: 8	R: 0 E: 0 K: 1 S: 6	H: 1 LOB: 1 BB: 0 P: 6	R: 0 E: 0 K: 1 S: 5	H: 0 LOB: 0 BB: 0 P: 5		R: 0 E: 0 K: 2 S: 7	H: 0 LOB: 0 BB: 0 P: 7	1B: 4 2B: 2 3B: 0 HR: 1	SF: 0 SAC: 0 DP: 1 HBP: 0	WP: 0 PB: 0 SB: 0 CS: 0	PA: 34				
<b>PITCHER</b>	IP	WLS	BF	H	R	ER	SO	BB	IBB	HBP	BLK	WP	HR	S	P	ERA	WHIP										
26 Kyle Lohse, R ERA: 4.5	4.1	W	16	2	1	1	4	1	0	0	0	0	1	24	28	2.08	0.692										
31 Ryan Franklin, R ERA: 2.25	1.0	H	6	2	1	1	0	1	0	0	0	0	0	5	9	9.00	3.000										
43 Trevor Miller, L ERA: 2.45	0.2	H	2	1	0	0	0	0	0	0	0	0	0	2	2	0.00	1.500										
76 Jess Todd, R ERA: 3.38	2.0	H	7	1	0	0	2	0	0	0	0	0	0	11	11	0.00	0.500										
30 Jason Motte, R ERA:	1.0	S	3	0	0	0	2	0	0	0	0	0	0	7	7	0.00	0.000										

Batter	1	2	3	4	5	6	7	8	9	AB	R	H	RBI	BB	SO	LOB	BOTTOM										
55 Skip Schumaker, L OBP: 0.400, SLG: 0.556 65 Joe Thurston, L OBP: 0.291, SLG: 0.476 70 Jarrett Hoffpauir, R OBP: 0.471, SLG: 0.462	16 HR		16 1B		G5-3			SF7		3	2	2	0	0	0	1	Detroit Tigers @ St. Louis Cardinals Roger Dean Stadium, Jupiter, FL Tue Mar 10 2009, 1:05 PM EDT Att: 5,378 - Sunny - 77 F										
16 Chris Duncan, L OBP: 0.433, SLG: 0.692 23 Brian Barden, R OBP: 0.429, SLG: 0.500	HR		24 2B				F8	F9		2	1	2	3	0	0	0											
5 Albert Pujols, R OBP: 0.549, SLG: 0.400 86 Allen Craig, R OBP: 0.550, SLG: 0.706			K				P3			4	0	1	0	0	1	2											
24 Rick Ankiel, L OBP: 0.500, SLG: 0.520 54 Brian Barton, R OBP: 0.304, SLG: 0.650	K									4	0	3	0	0	1	1											
47 Ryan Ludwick, R OBP: 0.250, SLG: 0.190 88 Jon Jay, L OBP: 0.421, SLG: 0.529	P4				L5			F7		4	0	0	1	0	0	5											
3 Khalil Greene, R OBP: 0.370, SLG: 0.458 13 Brendan Ryan, R OBP: 0.143, SLG: 0.143	F9									3	0	0	0	0	0	4											
62 Joe Mather, R OBP: 0.290, SLG: 0.423					G5-3			G4-3		3	0	1	0	1	0	0											
87 Bryan Anderson, L OBP: 0.250, SLG: 0.143 83 Matt Pagnozzi, R	F7							SH1-4		2	0	0	0	1	0	1											
67 Tyler Greene, R OBP: 0.357, SLG: 0.320	G5-3				G1-3					2	0	0	0	2	0	1											
<b>Inning Stats</b>	R: 2 E: 0 K: 1 S: 10	H: 3 LOB: 1 BB: 0 P: 12	R: 0 E: 0 K: 0 S: 3	H: 1 LOB: 0 BB: 0 P: 4	R: 1 E: 0 K: 1 S: 8	H: 3 LOB: 0 BB: 0 P: 8	R: 0 E: 0 K: 0 S: 3	H: 0 LOB: 1 BB: 1 P: 7	R: 1 E: 0 K: 0 S: 4	H: 1 LOB: 1 BB: 1 P: 8	R: 0 E: 0 K: 0 S: 3	H: 0 LOB: 1 BB: 1 P: 7	R: 0 E: 0 K: 0 S: 4	H: 1 LOB: 1 BB: 0 P: 4	R: 1 E: 1 K: 0 S: 4	H: 0 LOB: 2 BB: 2 P: 12		R: 0 E: 0 K: 0 S: 4	H: 0 LOB: 0 BB: 0 P: 12	1B: 5 2B: 3 3B: 0 HR: 1	SF: 1 SAC: 1 DP: 0 HBP: 0	WP: 0 PB: 0 SB: 0 CS: 0	PA: 38				
<b>PITCHER</b>	IP	WLS	BF	H	R	ER	SO	BB	IBB	HBP	BLK	WP	HR	S	P	ERA	WHIP										
31 Zach Miner, R ERA: 9.0	3.0	L	15	7	3	3	2	1	0	0	0	0	0	3	7	9.00	2.333										
40 Chris Lambert, R ERA: 10.38	1.0		4	0	0	0	0	1	0	0	0	0	0	3	7	0.00	1.000										
Kyle Bloom, L ERA: 10.38	1.0		5	1	1	1	0	1	0	0	0	0	0	4	8	9.00	2.000										
49 Eddie Bonine, R ERA: 1.8	1.0		4	0	0	0	0	1	0	0	0	0	0	3	7	0.00	1.000										
74 Ryan Perry, R ERA:	1.0		4	1	0	0	0	0	0	0	0	0	0	4	4	0.00	1.000										
<b>PITCHER</b>	IP	WLS	BF	H	R	ER	SO	BB	IBB	HBP	BLK	WP	HR	S	P	ERA	WHIP										
75 Fu-Te Ni, L ERA:	1.0		6	0	1	0	0	1	1	0	0	0	0	4	12	0.00	1.000										



Batter	1	2	3	4	5	6	7	8	9	AB	R	H	RBI	BB	SO	LOB	TOP	
56 Skjo Schumaker, L (1.4) OBP: 0.394, SLG: 0.533 65 Joe Thurston, L (5.4) OBP: 0.250, SLG: 0.455 70 Jarrett Hoffpauir, R (8.4) OBP: 0.474, SLG: 0.467	G3		G3			F8		F9	F9	3	0	1	0	0	0	0		
54 Brian Barton, R (1.10) OBP: 0.321, SLG: 0.583	BB		1B			1B		F9		4	0	1	0	1	1	4		
5 Albert Pujols, R (1.3) OBP: 0.543, SLG: 0.435 86 Allen Craig, R (7.3) OBP: 0.571, SLG: 0.778	E6		P3			SF7		1B	2B	3	0	2	1	0	0	1		
24 Rick Ankiel, L (1.8) OBP: 0.441, SLG: 0.448 61 Nick Stavinoha, R (7.9) OBP: 0.467, SLG: 0.462	G1-6-3					K		F7	BB	4	0	0	0	0	2	5		
47 Ryan Ludwick, R (1.9) OBP: 0.259, SLG: 0.174 13 Brendan Ryan, R (6.6) OBP: 0.333, SLG: 0.250	G6-3					P4		BB	BB	2	0	0	0	1	0	0		
3 Khalil Greene, R (1.6) OBP: 0.367, SLG: 0.444 67 Tyler Greene, R (6.5) OBP: 0.367, SLG: 0.308	F9					L8		1B	BB	3	0	1	0	0	0	0		
88 Jon Jay, L (1.7) OBP: 0.409, SLG: 0.500	E6					G4-3		1B	1B	3	1	1	0	0	0	2		
23 Brian Barden, R (8.6) OBP: 0.500, SLG: 0.571						1B		1B	1B	2	2	2	1	0	0	0		
21 Jason LaRue, R (1.2) OBP: 0.273, SLG: 0.300 83 Matt Pagnozzi, R (7.2) OBP: 0.419, SLG: 0.667 59 Justin Knoedler, R (9.2) OBP: 0.419, SLG: 0.667	F8					1B		BB	BB	2	1	1	0	1	0	1		
62 Joe Mather, R (1.5) OBP: 0.306, SLG: 0.467			F7			1B		SF8	2B	4	0	2	4	0	0	1		
<b>Inning Stats</b>	R: 0 E: 1 K: 0 S: 3	H: 1 LOB: 1 BB: 1 P: 7	R: 0 E: 1 K: 0 S: 4	H: 0 LOB: 1 BB: 0 P: 4	R: 0 E: 0 K: 1 S: 5	H: 1 LOB: 1 BB: 0 P: 4	R: 0 E: 0 K: 1 S: 5	H: 0 LOB: 0 BB: 0 P: 5	R: 2 E: 0 K: 2 S: 11	H: 4 LOB: 2 BB: 2 P: 11	R: 1 E: 0 K: 0 S: 4	H: 2 LOB: 1 BB: 1 P: 8	R: 4 E: 0 K: 1 S: 8	H: 4 LOB: 1 BB: 2 P: 16	1B: 12 2B: 2 3B: 0 HR: 0	SF: 2 SAC: 1 DP: 1 HBP: 0	WP: 0 PA: 46 CS: 0	
<b>PITCHER</b>	IP WLS BF H R ER SO BB IBB HBP BLK WP HR S P ERA WHIP	IP WLS BF H R ER SO BB IBB HBP BLK WP HR S P ERA WHIP	IP WLS BF H R ER SO BB IBB HBP BLK WP HR S P ERA WHIP	IP WLS BF H R ER SO BB IBB HBP BLK WP HR S P ERA WHIP	IP WLS BF H R ER SO BB IBB HBP BLK WP HR S P ERA WHIP	IP WLS BF H R ER SO BB IBB HBP BLK WP HR S P ERA WHIP	IP WLS BF H R ER SO BB IBB HBP BLK WP HR S P ERA WHIP	IP WLS BF H R ER SO BB IBB HBP BLK WP HR S P ERA WHIP	IP WLS BF H R ER SO BB IBB HBP BLK WP HR S P ERA WHIP	IP WLS BF H R ER SO BB IBB HBP BLK WP HR S P ERA WHIP	IP WLS BF H R ER SO BB IBB HBP BLK WP HR S P ERA WHIP	IP WLS BF H R ER SO BB IBB HBP BLK WP HR S P ERA WHIP	IP WLS BF H R ER SO BB IBB HBP BLK WP HR S P ERA WHIP	IP WLS BF H R ER SO BB IBB HBP BLK WP HR S P ERA WHIP	IP WLS BF H R ER SO BB IBB HBP BLK WP HR S P ERA WHIP	IP WLS BF H R ER SO BB IBB HBP BLK WP HR S P ERA WHIP	IP WLS BF H R ER SO BB IBB HBP BLK WP HR S P ERA WHIP	IP WLS BF H R ER SO BB IBB HBP BLK WP HR S P ERA WHIP

St. Louis Cardinals @ Florida Marlins  
Roger Dean Stadium, Jupiter, FL  
Wed Mar 11 2009, 1:05 PM EDT  
Att: 3,828 - Partly Cloudy - 77 F

AB 37  
R 8  
H 14  
RBI 8  
BB 6  
SO 4  
LOB 21



Batter	1	2	3	4	5	6	7	8	9	AB	R	H	RBI	BB	SO	LOB	BOTTOM
7 Alejandro De Aza, L (1.8) OBP: 0.250, SLG: 0.375	F7		FC1-6			G4-3		G4-3		4	0	0	0	0	0	1	
21 John Baker, L (1.2) OBP: 0.588, SLG: 0.600 70 Brad Davis, R (7.2) OBP: 0.250, SLG: 0.375	L9		FC3-6			BB		P6		2	1	0	0	1	0	1	
18 Wes Helms, R (1.5) OBP: 0.394, SLG: 0.353 72 Chris Coghlan, L (7.4) OBP: 0.394, SLG: 0.353	E5		1B			F8		F7		3	1	1	0	0	0	1	
Dallas McPherson, L (1.10) OBP: 0.269, SLG: 0.360	F7		2B			K		F7		4	0	1	2	0	1	1	
6 Dan Uggla, R (1.4) OBP: 0.280, SLG: 0.375 78 Matt Dominguez, R (7.5) OBP: 0.500, SLG: 0.333	K		K			K		L7		3	0	0	0	0	3	1	
49 Michael Ryan, L (1.7) OBP: 0.182, SLG: 0.455 65 Jai Miller, R (7.7) OBP: 0.100, SLG: 0.100	G4-1					P6		F8		3	1	1	1	0	0	0	
14 Gaby Sanchez, R (1.3) OBP: 0.158, SLG: 0.211 66 John Lindsey, R (7.3) OBP: 0.158, SLG: 0.211	G6-3					G5-3		K		3	0	0	0	0	0	0	
25 Brett Carroll, R (1.9) OBP: 0.250, SLG: 0.455			HR			G5-3		F7		3	1	1	1	0	0	0	
83 Manny Mayerson, R (1.6) OBP: 0.286, SLG: 0.308			E4			L4		G6-3		3	0	0	0	0	0	0	
<b>Inning Stats</b>	R: 0 E: 1 K: 0 S: 4	H: 0 LOB: 0 BB: 0 P: 4	R: 3 E: 1 K: 1 S: 9	H: 3 LOB: 1 BB: 0 P: 10	R: 0 E: 0 K: 0 S: 3	H: 0 LOB: 0 BB: 0 P: 3	R: 0 E: 0 K: 2 S: 9	H: 1 LOB: 0 BB: 0 P: 9	R: 0 E: 0 K: 0 S: 3	H: 0 LOB: 0 BB: 0 P: 3	R: 0 E: 0 K: 1 S: 5	H: 0 LOB: 0 BB: 0 P: 5	R: 0 E: 0 K: 1 S: 5	H: 0 LOB: 0 BB: 0 P: 5	1B: 1 2B: 1 3B: 0 HR: 2	SF: 0 SAC: 0 DP: 0 HBP: 0	WP: 0 PA: 34 CS: 0
<b>PITCHER</b>	IP WLS BF H R ER SO BB IBB HBP BLK WP HR S P ERA WHIP	IP WLS BF H R ER SO BB IBB HBP BLK WP HR S P ERA WHIP	IP WLS BF H R ER SO BB IBB HBP BLK WP HR S P ERA WHIP	IP WLS BF H R ER SO BB IBB HBP BLK WP HR S P ERA WHIP	IP WLS BF H R ER SO BB IBB HBP BLK WP HR S P ERA WHIP	IP WLS BF H R ER SO BB IBB HBP BLK WP HR S P ERA WHIP	IP WLS BF H R ER SO BB IBB HBP BLK WP HR S P ERA WHIP	IP WLS BF H R ER SO BB IBB HBP BLK WP HR S P ERA WHIP	IP WLS BF H R ER SO BB IBB HBP BLK WP HR S P ERA WHIP	IP WLS BF H R ER SO BB IBB HBP BLK WP HR S P ERA WHIP	IP WLS BF H R ER SO BB IBB HBP BLK WP HR S P ERA WHIP	IP WLS BF H R ER SO BB IBB HBP BLK WP HR S P ERA WHIP	IP WLS BF H R ER SO BB IBB HBP BLK WP HR S P ERA WHIP	IP WLS BF H R ER SO BB IBB HBP BLK WP HR S P ERA WHIP	IP WLS BF H R ER SO BB IBB HBP BLK WP HR S P ERA WHIP	IP WLS BF H R ER SO BB IBB HBP BLK WP HR S P ERA WHIP	IP WLS BF H R ER SO BB IBB HBP BLK WP HR S P ERA WHIP

St. Louis Cardinals @ Florida Marlins  
Roger Dean Stadium, Jupiter, FL  
Wed Mar 11 2009, 1:05 PM EDT  
Att: 3,828 - Partly Cloudy - 77 F

AB 33  
R 4  
H 4  
RBI 4  
BB 1  
SO 5  
LOB 5



Batter	1	2	3	4	5	6	7	8	9	AB	R	H	RBI	BB	SO	LOB	TOP								
82 Josh Reddick, L OBP: 0.500, SLG: 0.667 (1, 7) (5, 8)										4	0	3	1	0	0	0	<b>Boston Red Sox @ St. Louis Cardinals</b> Roger Dean Stadium, Jupiter, FL Thu Mar 12 2009, 1:05 PM EDT Att: 8,306 - Partly Cloudy - 80 F								
23 Julio Lugo, R OBP: 0.478, SLG: 0.550 71 Angel Chavez, R OBP: 0.429, SLG: 0.200 (1, 6) (5, 4) (6, 5)										2	0	1	1	1	0	1									
33 Jason Varitek, S OBP: 0.143, SLG: 0.158 80 Dusty Brown, R OBP: 0.375, SLG: 1.000 (1, 2) (7, 2)										3	0	0	0	0	1	4									
32 Brad Wilkerson, L OBP: 0.222, SLG: 0.440 55 Jeff Bailey, R OBP: 0.577, SLG: 0.682 (1, 9) (6, 9)										1	0	0	0	2	0	0									
54 Chris Carter, L OBP: 0.333, SLG: 0.440 (1, 3)										4	0	0	0	0	0	3									
12 Jed Lowrie, S OBP: 0.407, SLG: 0.625 85 Ivan Ochoa, R OBP: 0.185, SLG: 0.296 (1, 5) (6, 6)										3	0	1	0	0	1	0									
16 Paul McNulty, L OBP: 0.231, SLG: 0.360 78 Lars Anderson, L OBP: 0.286, SLG: 0.167 (1, 10) (9, PH) (9, 10)										3	0	0	0	0	1	1									
22 Nick Green, R OBP: 0.516, SLG: 0.731 (1, 4) (5, 6) (6, 4)										2	1	0	0	1	1	1									
60 Jonathan Van Every, L OBP: 0.217, SLG: 0.450 13 Chip Ambres, R OBP: 0.152, SLG: 0.167 (1, 8) (5, PR) (5, 7)										2	0	0	0	0	0	1									
<b>Inning Stats</b>	R: 0 E: 0 K: 1 S: 6	H: 1 LOB: 2 BB: 1 P: 10	R: 0 E: 0 K: 0 S: 3	H: 1 LOB: 0 BB: 0 P: 3	R: 0 E: 0 K: 0 S: 3	H: 0 LOB: 1 BB: 1 P: 7	R: 0 E: 0 K: 0 S: 3	H: 0 LOB: 0 BB: 0 P: 3	R: 1 E: 0 K: 0 S: 5	H: 2 LOB: 2 BB: 1 P: 9	R: 0 E: 0 K: 1 S: 4	H: 0 LOB: 1 BB: 1 P: 8	R: 1 E: 0 K: 1 S: 6	H: 1 LOB: 1 BB: 0 P: 8	R: 0 E: 0 K: 1 S: 5	H: 0 LOB: 0 BB: 0 P: 5		R: 0 E: 0 K: 2 S: 7	H: 0 LOB: 0 BB: 0 P: 7	1B: 4 2B: 0 3B: 1 HR: 0	SF: 0 SAC: 0 DP: 2 HBP: 1	WP: 0 PB: 0 SB: 1 CS: 0	PA: 35		
<b>PITCHER</b>	IP	WLS	BF	H	R	ER	SO	BB	IBB	HBP	BLK	WP	HR	S	P	ERA	WHIP								
29 Chris Carpenter, R ERA: 3.86 43 Trevor Miller, L ERA: 3.86 77 Blake Hawksworth, R ERA: 4.22 52 Josh Kinney, R ERA:	4.0	1	15	2	0	0	1	2	0	0	0	0	0	15	23	0.00	1.000								

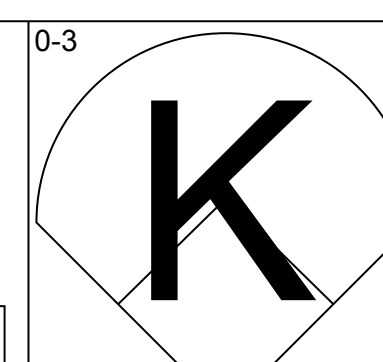
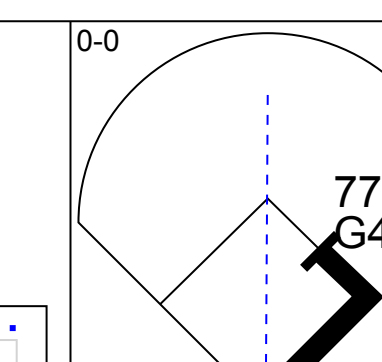
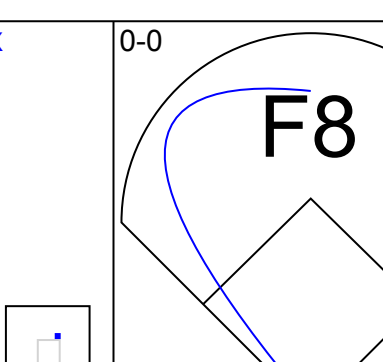
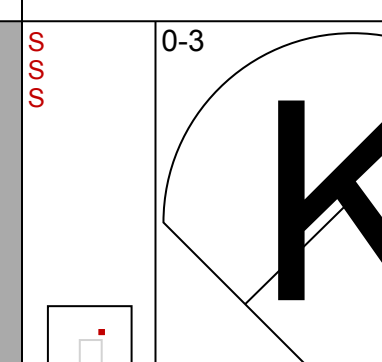

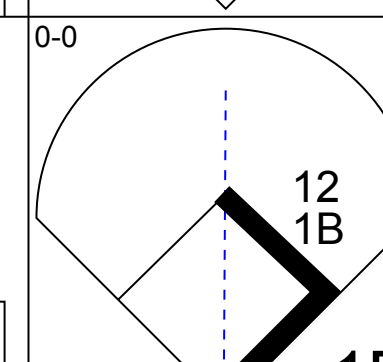
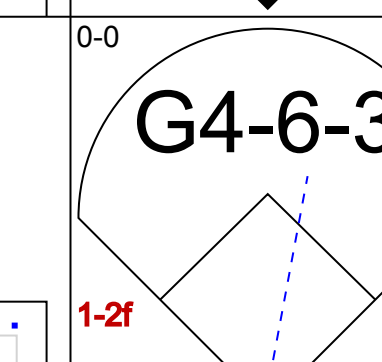
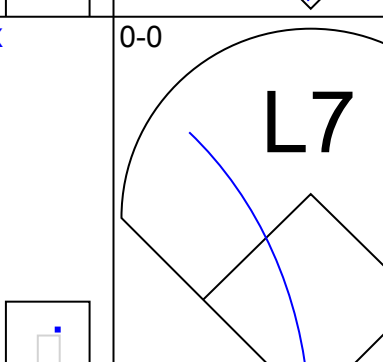

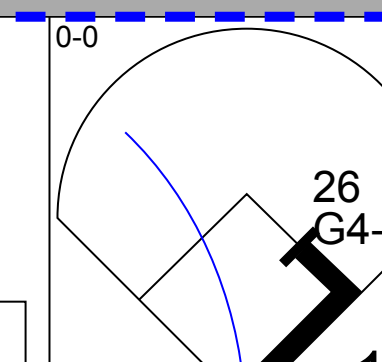
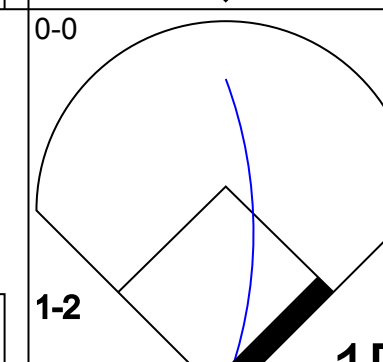
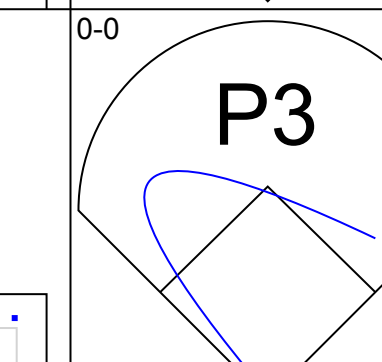


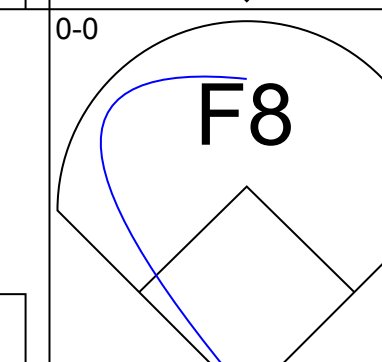
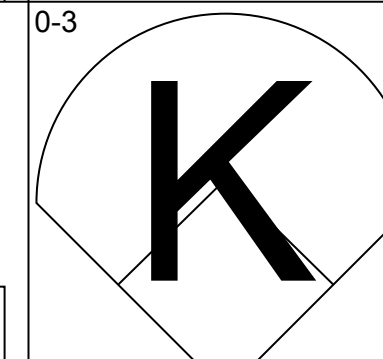
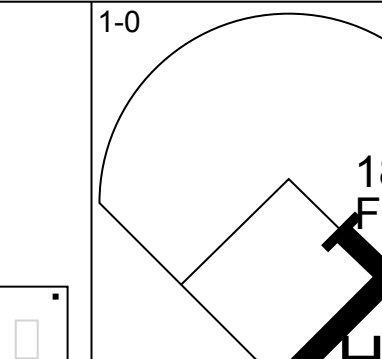


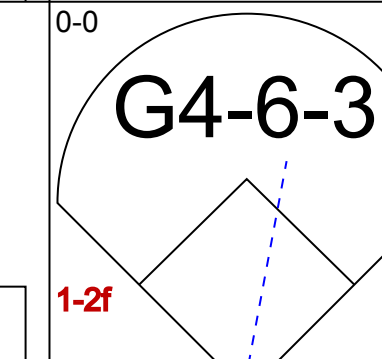
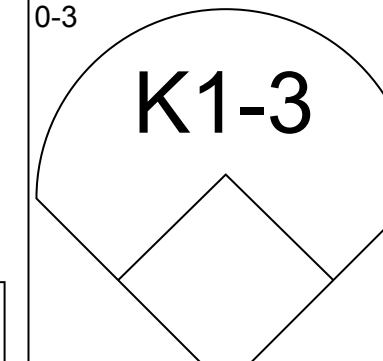
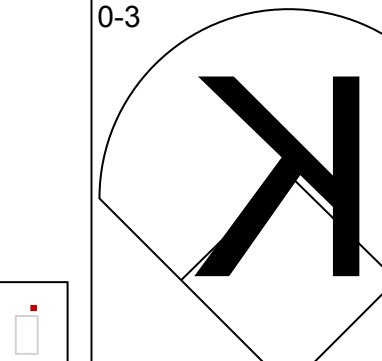


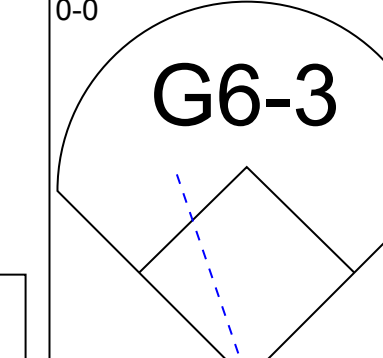
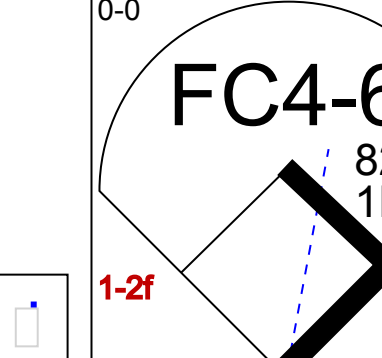

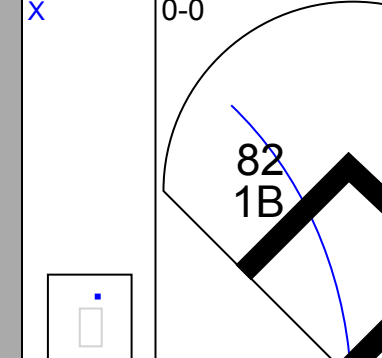

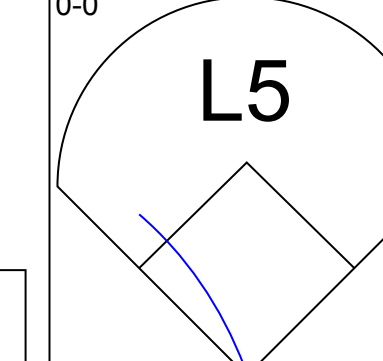
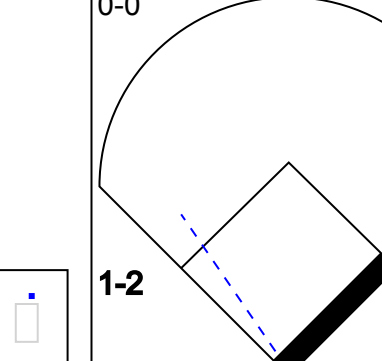

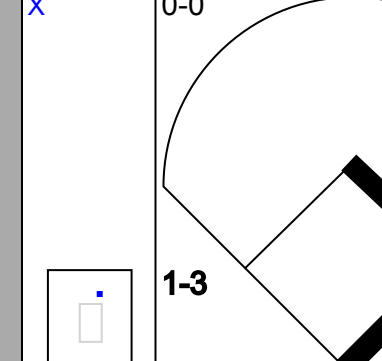

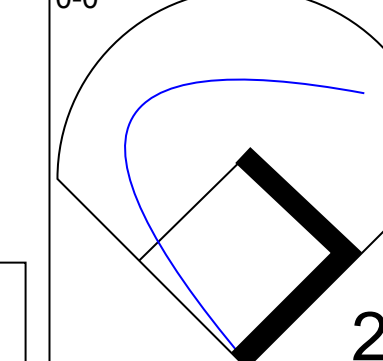
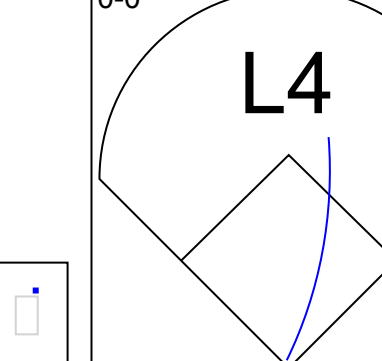

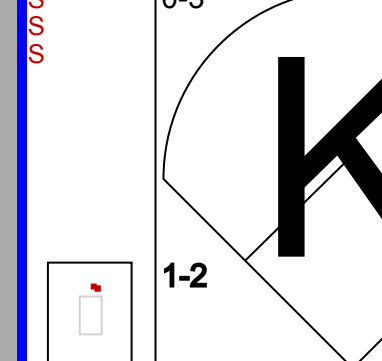

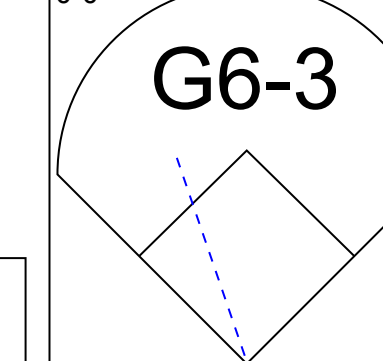

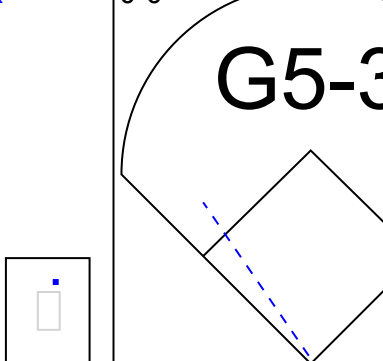
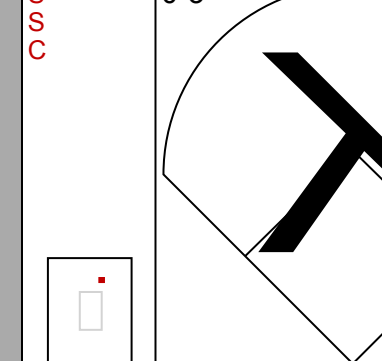

AB	30
R	2
H	5
RBI	2
BB	4
SO	6
LOB	13

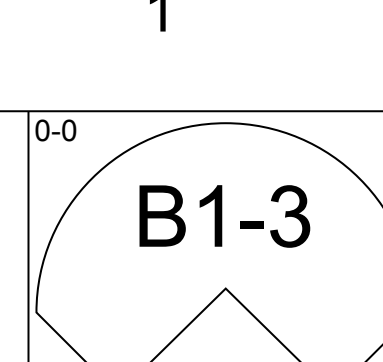
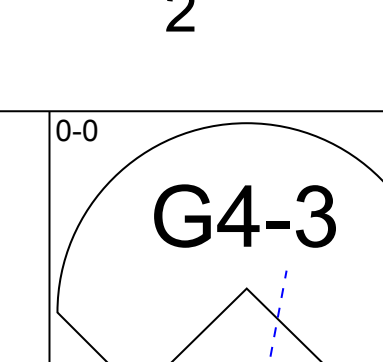
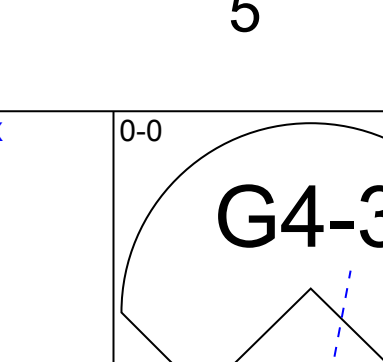
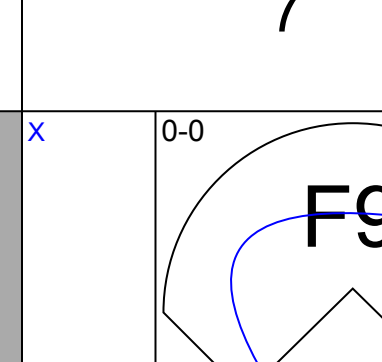

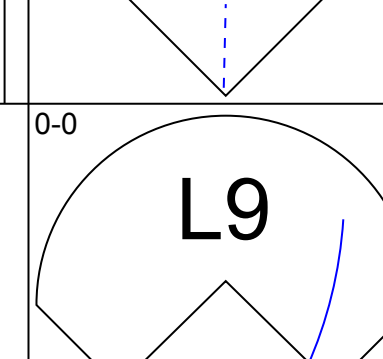
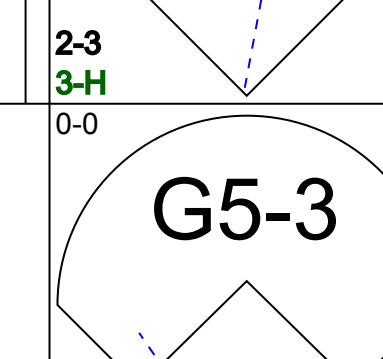
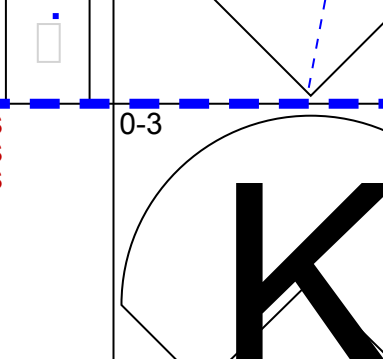
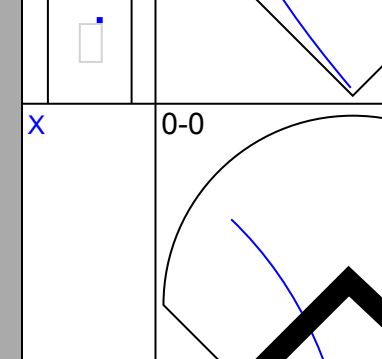
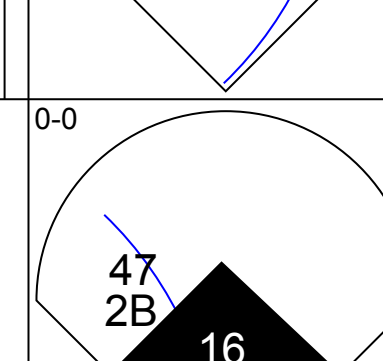
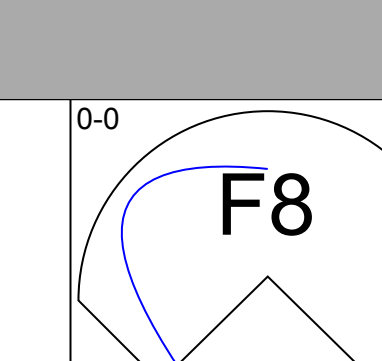
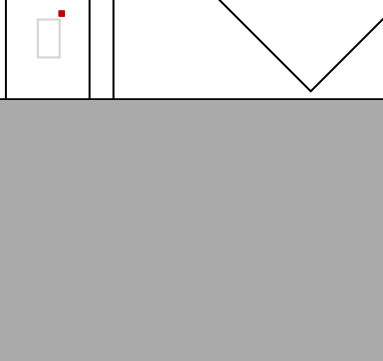
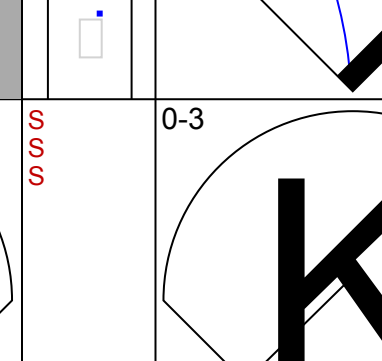
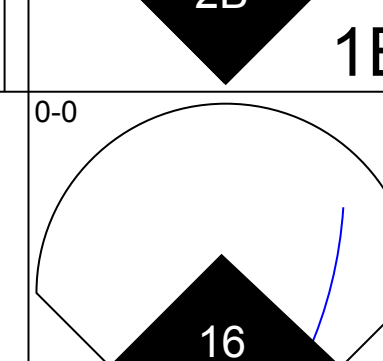
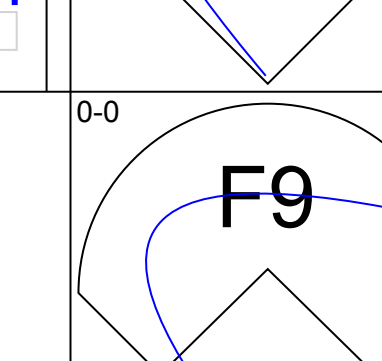

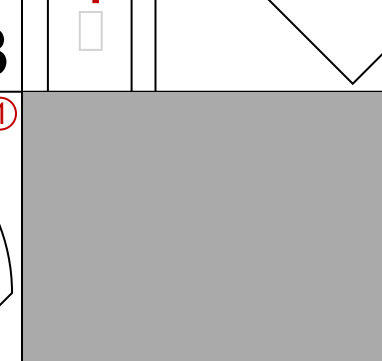
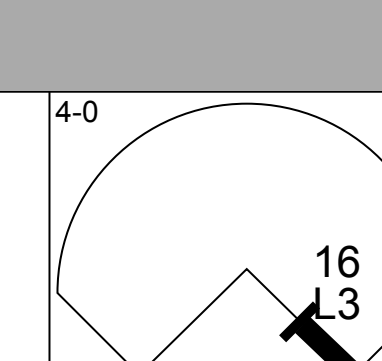
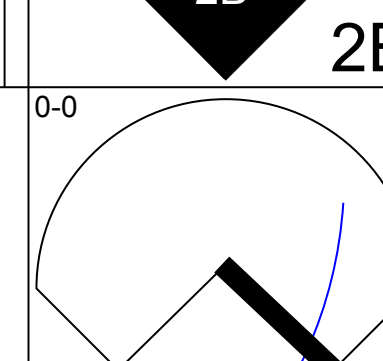
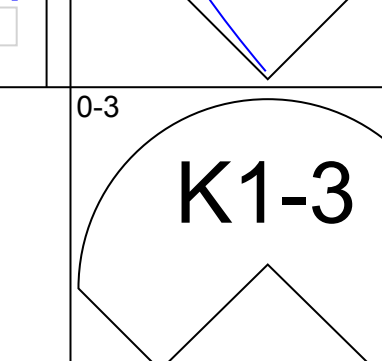


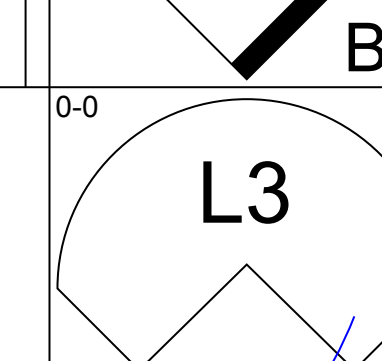
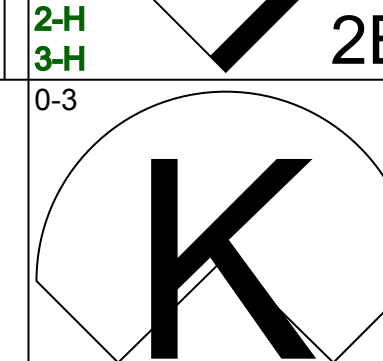
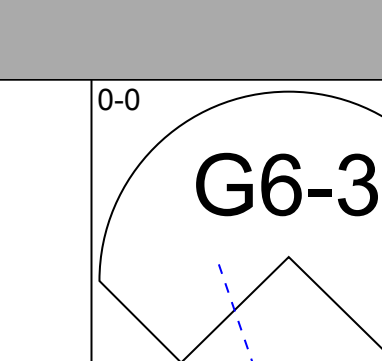


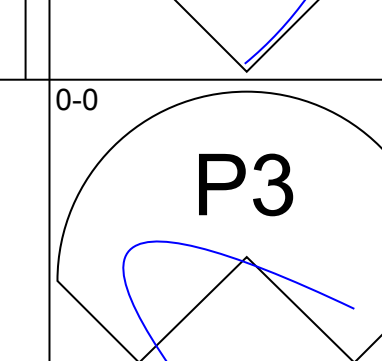
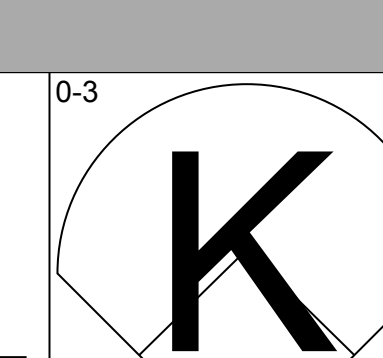
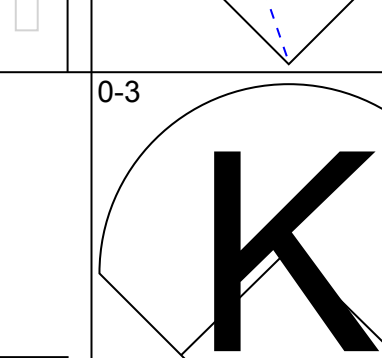


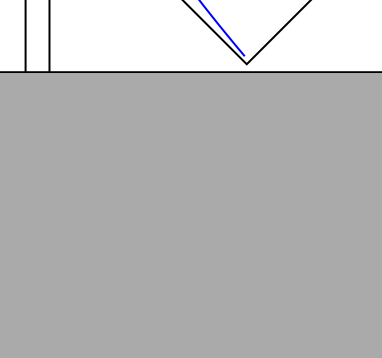
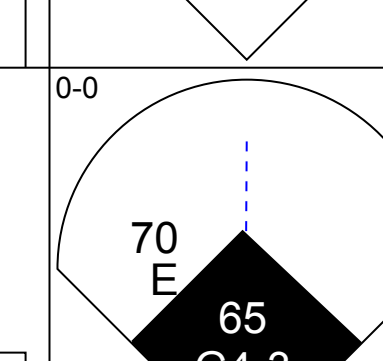
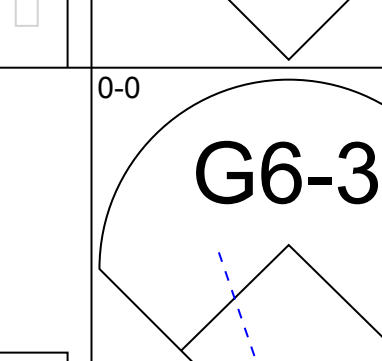



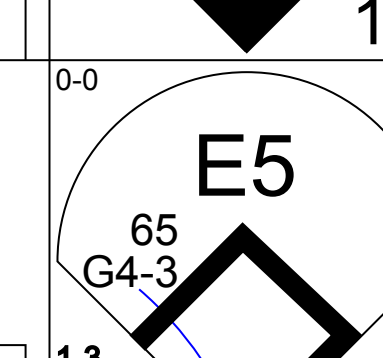
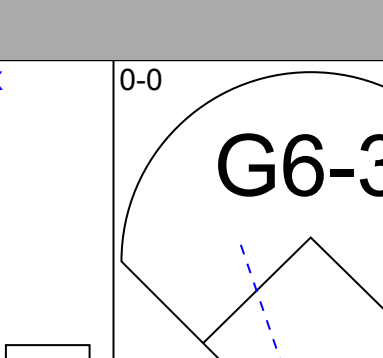
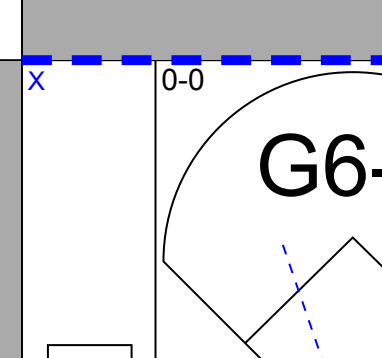



Batter	1	2	3	4	5	6	7	8	9	AB	R	H	RBI	BB	SO	LOB	BOTTOM								
55 Skip Schumaker, L OBP: 0.361, SLG: 0.485 86 Allen Craig, R OBP: 0.591, SLG: 0.778 54 Brian Barton, R OBP: 0.321, SLG: 0.583 (1, 10) (8, PH) (8, PR) (9, 10)										3	0	0	0	0	0	1	<b>Boston Red Sox @ St. Louis Cardinals</b> Roger Dean Stadium, Jupiter, FL Thu Mar 12 2009, 1:05 PM EDT Att: 8,306 - Partly Cloudy - 80 F								
65 Joe Thurston, L OBP: 0.321, SLG: 0.577 (1, 4)										4	1	3	1	0	0	0									
24 Rick Ankiel, L OBP: 0.395, SLG: 0.496 61 Nick Stavinoha, R OBP: 0.467, SLG: 0.462 (1, 8) (9, 9)										3	0	0	1	0	0	2									
47 Ryan Ludwick, R OBP: 0.267, SLG: 0.160 13 Brendan Ryan, R OBP: 0.300, SLG: 0.222 (1, 9) (6, PR) (7, 6)										2	0	0	0	1	1	2									
16 Chris Duncan, L OBP: 0.400, SLG: 0.600 (1, 3)										3	0	0	0	1	1	3									
88 Jon Jay, L OBP: 0.385, SLG: 0.458 (1, 7) (9, 8)										4	1	1	0	0	1	2									
23 Brian Barden, R OBP: 0.474, SLG: 0.529 (1, 5)										3	0	1	0	0	1	0									
21 Jason LaRue, R OBP: 0.261, SLG: 0.286 87 Bryan Anderson, L OBP: 0.200, SLG: 0.111 (1, 2) (6, 2)										1	0	0	0	0	0	0									
67 Tyler Greene, R OBP: 0.344, SLG: 0.286 62 Joe Mather, R OBP: 0.316, SLG: 0.563 (1, 6) (7, 9) (9, 7)										2	0	0	0	0	2	1									
<b>Inning Stats</b>	R: 0 E: 0 K: 1 S: 6	H: 1 LOB: 0 BB: 0 P: 6	R: 0 E: 0 K: 0 S: 3	H: 0 LOB: 0 BB: 0 P: 3	R: 0 E: 0 K: 0 S: 5	H: 0 LOB: 0 BB: 0 P: 5	R: 0 E: 0 K: 0 S: 4	H: 1 LOB: 2 BB: 1 P: 8	R: 0 E: 0 K: 1 S: 6	H: 1 LOB: 1 BB: 0 P: 6	R: 0 E: 0 K: 3 S: 9	H: 0 LOB: 0 BB: 0 P: 9	R: 2 E: 1 K: 0 S: 5	H: 1 LOB: 2 BB: 1 P: 9	R: 2 E: 0 K: 0 S: 5	H: 2 LOB: 0 BB: 0 P: 7		1B: 3 2B: 2 3B: 0 HR: 1	SF: 1 SAC: 2 DP: 0 HBP: 0	WP: 0 PB: 0 SB: 0 CS: 0	PA: 36				
<b>PITCHER</b>	IP	WLS	BF	H	R	ER	SO	BB	IBB	HBP	BLK	WP	HR	S	P	ERA	WHIP								
19 Josh Beckett, R 63 Justin Masterson, R 64 Michael Bowden, R 59 Marcus McBeth, R	4.0	1	15	2	0	0	2	1	0	0	0	0	0	11	15	0.00	1.000								

AB	30
R	4
H	6
RBI	4
BB	3
SO	7
LOB	13



Batter	1	2	3	4	5	6	7	8	9	AB	R	H	RBI	BB	SO	LOB	TOP					
2 Ryan Freel, R (1,4) OBP: 0.343, SLG: 0.323 83 Justin Turner, R (7,4) OBP: 0.364, SLG: 0.636			 1B							4	0	1	0	0	2	2	<p><b>Baltimore Orioles @ St. Louis Cardinals</b> Roger Dean Stadium, Jupiter, FL Fri Mar 13 2009, 7:05 PM EDT Att: 5,191 - Partly Cloudy - 77 F</p> <p>livebaseballscores.com</p> <p>AB 35 R 1 H 10 RBI 1 BB 0 SO 10 LOB 19</p> 					
77 Justin Christian, R (1,8) OBP: 0.269, SLG: 0.400 55 Robby Hammock, R (7,7) OBP: 0.333, SLG: 0.467			 1B						 1B	3	0	1	0	0	0	1						
12 Luis Montanez, R (1,9) OBP: 0.412, SLG: 0.490										4	0	1	0	0	1	1						
26 Scott Moore, L (1,5) OBP: 0.448, SLG: 0.769				 18 FC4-6 HBP					 1B	3	0	0	0	0	2	3						
16 Oscar Salazar, R (1,10) OBP: 0.238, SLG: 0.250 65 Jose Reyes, S (9,PH) OBP: 0.500, SLG: 0.333										3	0	0	0	0	2	3						
18 Felix Pie, L (1,7) OBP: 0.250, SLG: 0.182				 82 FC4-6 1B				 82 1B		4	0	1	0	0	0	1						
82 Jolbert Cabrera, R (1,6) OBP: 0.409, SLG: 0.571				 1B			 78 1B	 78 1B	 78 1B 3B	4	1	3	0	0	0	0						
24 Guillermo Quiroz, R (1,2) OBP: 0.250, SLG: 0.375 78 Guillermo Rodriguez, R (6,2) OBP: 0.091, SLG: 0.091							 1B	 1B	 1B	2	0	1	0	0	0	2						
14 Chris Gomez, R (1,3) OBP: 0.286, SLG: 0.125 72 Brandon Snyder, R (7,3) OBP: 0.571, SLG: 0.667				 1B					 1B	3	0	0	0	0	1	3						
<b>Inning Stats</b>	R: 0 E: 0 K: 3 S: 11	H: 2 LOB: 2 BB: 0 P: 11	R: 0 E: 0 K: 0 S: 4	H: 1 LOB: 1 BB: 0 P: 4	R: 0 E: 0 K: 0 S: 3	H: 1 LOB: 0 BB: 0 P: 3	R: 0 E: 0 K: 1 S: 6	H: 1 LOB: 2 BB: 0 P: 7	R: 0 E: 0 K: 0 S: 3	H: 0 LOB: 0 BB: 0 P: 3	R: 0 E: 0 K: 2 S: 7	H: 0 LOB: 0 BB: 0 P: 7	R: 0 E: 0 K: 3 S: 11	H: 2 LOB: 2 BB: 0 P: 11	R: 0 E: 0 K: 0 S: 3	H: 1 LOB: 0 BB: 0 P: 3		R: 1 E: 0 K: 1 S: 7	H: 2 LOB: 1 BB: 0 P: 7	1B: 8 2B: 1 3B: 1 HR: 0	SF: 0 SAC: 0 DP: 2 HBP: 1	WP: 0 PB: 0 SB: 1 CS: 0
<b>PITCHER</b>	IP WLS BF H R ER SO BB IBB HBP BLK WP HR S P ERA WHIP																					
35 Joel Pineiro, R (1,1) ERA: 1.8	4.0 W 17 5 0 0 4 0 0 1 0 0 0 0 24 25 0.00 1.250																					
79 P.J. Walters, R (5,1) ERA: 1.5	3.0 H 11 2 0 0 5 0 0 0 0 0 0 0 21 21 0.00 0.667																					
56 Charlie Manning, L (8,1) ERA: 1.69	1.0 H 3 1 0 0 0 0 0 0 0 0 0 0 3 3 0.00 1.000																					
30 Jason Motte, R (9,1) ERA: 1.8	1.0 S 5 2 1 1 1 0 0 0 0 0 0 0 7 7 9.00 2.000																					

Batter	1	2	3	4	5	6	7	8	9	AB	R	H	RBI	BB	SO	LOB	BOTTOM			
65 Joe Thurston, L (1,5) OBP: 0.333, SLG: 0.529 23 Brian Barden, R (6,5) OBP: 0.409, SLG: 0.450		 2B								3	0	0	1	0	0	1	<p><b>Baltimore Orioles @ St. Louis Cardinals</b> Roger Dean Stadium, Jupiter, FL Fri Mar 13 2009, 7:05 PM EDT Att: 5,191 - Partly Cloudy - 77 F</p> <p>livebaseballscores.com</p> <p>AB 31 R 3 H 8 RBI 3 BB 2 SO 7 LOB 12</p> 			
67 Tyler Greene, R (1,6) OBP: 0.333, SLG: 0.344							 3B			4	0	1	0	0	1	1				
24 Rick Ankiel, L (1,8) OBP: 0.405, SLG: 0.444	 47 2B					 47 1B				4	1	2	0	0	1	1				
47 Ryan Ludwick, R (1,9) OBP: 0.324, SLG: 0.250 88 Jon Jay, L (8,PR) OBP: 0.419, SLG: 0.483	 16 2B					 62 1B		 16 1B	 16 L3 BB	3	1	2	0	1	0	0				
16 Chris Duncan, L (1,3) OBP: 0.410, SLG: 0.618	 2B					 62 1B		 1B	 1B	4	0	2	2	0	1	1				
62 Joe Mather, R (1,7) OBP: 0.286, SLG: 0.500								 1B		4	0	0	0	0	2	4				
54 Brian Barton, R (1,10) OBP: 0.323, SLG: 0.538						 62 1B		 62 1B	 62 1B	2	0	0	0	1	2	0				
83 Matt Paganzzi, R (1,2) OBP: 0.400, SLG: 0.250		 70 E				 83 FC6-4 BB		 1B	 1B	3	1	1	0	0	0	3				
70 Jarrett Hoffpauir, R (1,4) OBP: 0.409, SLG: 0.389		 65 G4-3								3	0	0	0	0	0	1				
<b>Inning Stats</b>	R: 2 E: 0 K: 1 S: 8	H: 3 LOB: 1 BB: 0 P: 8	R: 1 E: 1 K: 1 S: 7	H: 1 LOB: 1 BB: 0 P: 7	R: 0 E: 0 K: 1 S: 5	H: 0 LOB: 0 BB: 0 P: 5	R: 0 E: 0 K: 1 S: 5	H: 0 LOB: 0 BB: 0 P: 5	R: 0 E: 0 K: 1 S: 7	H: 3 LOB: 3 BB: 1 P: 11	R: 0 E: 0 K: 1 S: 6	H: 1 LOB: 1 BB: 0 P: 6	R: 0 E: 0 K: 0 S: 2	H: 0 LOB: 1 BB: 1 P: 6	R: 0 E: 0 K: 0 S: 2	H: 0 LOB: 1 BB: 1 P: 6		1B: 4 2B: 4 3B: 1 HR: 0	SF: 0 SAC: 0 DP: 1 HBP: 0	WP: 0 PB: 1 SB: 0 CS: 0
<b>PITCHER</b>	IP WLS BF H R ER SO BB IBB HBP BLK WP HR S P ERA WHIP																			
64 Brad Bergesen, R (1,1) ERA: 3.09	4.2 L 19 4 3 0 2 1 0 0 0 0 0 0 9 13 0.00 4.000																			
37 Chris Ray, R (5,1) ERA: 1.5	1.0 6 3 0 0 2 1 0 0 0 0 0 0 9 13 0.00 4.000																			
85 Wilfrido Perez, L (6,1) ERA: 1.5	0.1 1 0 0 0 0 0 0 0 0 0 0 0 1 1 0.00 0.000																			
58 Alfredo Simon, R (7,1) ERA: 1.5	2.0 7 1 0 0 1 1 0 0 0 0 0 0 8 12 0.00 1.000																			



Batter	1	2	3	4	5	6	7	8	9	AB	R	H	RBI	BB	SO	LOB	TOP					
55 Skip Schumaker, L (1,4) OBP: 0.359, SLG: 0.472 86 Allen Craig, R (6,3) OBP: 0.583, SLG: 0.750										3	1	1	0	0	0	0						
65 Joe Thurston, L (1,5) OBP: 0.394, SLG: 0.581										5	1	3	0	0	0	0						
5 Albert Pujols, R (1,3) OBP: 0.526, SLG: 0.482 23 Brian Barden, R (6,5) OBP: 0.428, SLG: 0.474										3	0	1	1	0	0	1						
66 David Freese, R (1,10) Daryl Jones, L (7,PH) OBP: 1.000, SLG: 1.000										2	0	0	1	0	1	0						
88 Jon Jay, L (1,7)										5	2	3	0	0	0	4						
3 Khalil Greene, R (1,6) OBP: 0.394, SLG: 0.567 Donovan Solano, R (6,6)										3	1	2	2	0	0	1						
87 Bryan Anderson, L (1,2) OBP: 0.214, SLG: 0.154										4	0	1	1	0	1	0						
61 Nick Stavinoha, R (1,9) OBP: 0.421, SLG: 0.412										4	0	1	0	0	0	2						
28 Colby Rasmus, L (1,8) OBP: 0.341, SLG: 0.389 Shane Robinson, R (7,PR) (7,8)										3	0	1	0	0	0	0						
<b>Inning Stats</b>	R: 2 E: 0 K: 0 S: 6	H: 4 LOB: 1 BB: 0 P: 7	R: 0 E: 0 K: 1 S: 5	H: 0 LOB: 0 BB: 0 P: 5	R: 0 E: 0 K: 0 S: 3	H: 0 LOB: 0 BB: 0 P: 3	R: 2 E: 0 K: 0 S: 6	H: 2 LOB: 0 BB: 0 P: 8	R: 0 E: 0 K: 0 S: 4	H: 1 LOB: 0 BB: 0 P: 4	R: 1 E: 0 K: 1 S: 7	H: 3 LOB: 1 BB: 0 P: 7	R: 1 E: 0 K: 1 S: 8	H: 3 LOB: 3 BB: 1 P: 12	R: 0 E: 0 K: 1 S: 6	H: 1 LOB: 1 BB: 0 P: 6	R: 0 E: 0 K: 0 S: 4	H: 1 LOB: 0 BB: 0 P: 4	1B: 12 2B: 3 3B: 0 HR: 1	SF: 1 SAC: 0 DP: 2 HBP: 0	WP: 0 PB: 0 SB: 2 CS: 0	PA: 41
<b>PITCHER</b>	IP WLS BF H R ER SO BB IBB HBP BLK WP HR S P ERA WHIP																					
56 Adam Eaton, R (1,1) ERA: 6.0	3.0 L 12 4 2 2 2 1 0 0 0 0 0 0 0 14 15 6.00 1.333																					
32 Jamie Walker, L (4,1) ERA: 4.5	1.0 5 2 2 2 0 0 0 0 0 0 1 6 8 18.00 2.000																					
Hayden Penn, R (5,1) ERA: 4.7	3.0 16 7 2 2 2 2 1 0 0 0 0 0 0 19 23 6.00 2.667																					
31 Kam Mickolio, R (8,1) ERA:	1.0 4 1 0 0 1 0 0 0 0 0 0 0 6 6 0.00 1.000																					
45 Dennis Sarfate, R (9,1) ERA:	1.0 4 1 0 0 0 0 0 0 0 0 0 0 4 4 0.00 1.000																					

St. Louis Cardinals @ Baltimore Orioles  
Fort Lauderdale Stadium, Ft. Lauderdale, FL

AB 39  
R 6  
H 15  
RBI 6  
BB 1  
SO 4  
LOB 16



WP: 0 PA: 41  
PB: 0  
SB: 2  
CS: 0

Fri Mar 13 2009, 1:05 PM EDT  
Att: 3,883 - Partly Cloudy - 80 F

Batter	1	2	3	4	5	6	7	8	9	AB	R	H	RBI	BB	SO	LOB	BOTTOM					
1 Brian Roberts, S (1,4) OBP: 0.304, SLG: 0.250 83 Justin Turner, R (7,4) OBP: 0.364, SLG: 0.636										3	0	2	0	0	0	0						
Adam Jones, R (1,8) OBP: 0.435, SLG: 0.421 12 Luis Montanez, R (8,8) OBP: 0.433, SLG: 0.423										4	1	1	0	0	1	4						
30 Luke Scott, L (1,7) OBP: 0.367, SLG: 0.444										5	1	1	1	0	1	6						
17 Aubrey Huff, L (1,3) OBP: 0.400, SLG: 0.353 81 Craig Brazell, L (7,3) OBP: 0.071, SLG: 0.077										3	0	0	0	0	0	3						
23 Ty Wigginton, R (1,5) OBP: 0.357, SLG: 0.500 16 Oscar Salazar, R (7,5) OBP: 0.278, SLG: 0.294										3	0	1	1	0	0	0						
15 Matt Wieters, S (1,2) OBP: 0.482, SLG: 0.680 54 Chad Moeller, R (7,2)										3	1	2	0	0	0	1						
60 Nolan Reimold, R (1,9) OBP: 0.333, SLG: 0.381										2	0	0	0	2	0	1						
9 Gregg Zaun, S (1,10) OBP: 0.545, SLG: 0.471 66 Adam Donachie, R (7,PR) OBP: 0.571, SLG: 0.750										2	0	1	1	1	0	0						
13 Donnie Murphy, R (1,6) OBP: 0.167, SLG: 0.261										4	0	0	0	0	0	4						
<b>Inning Stats</b>	R: 0 E: 0 K: 0 S: 4	H: 1 LOB: 1 BB: 0 P: 5	R: 1 E: 0 K: 0 S: 4	H: 2 LOB: 1 BB: 1 P: 8	R: 0 E: 0 K: 1 S: 6	H: 1 LOB: 0 BB: 0 P: 7	R: 0 E: 0 K: 0 S: 2	H: 1 LOB: 0 BB: 1 P: 6	R: 0 E: 0 K: 0 S: 3	H: 0 LOB: 0 BB: 0 P: 3	R: 2 E: 0 K: 0 S: 6	H: 3 LOB: 1 BB: 0 P: 6	R: 0 E: 1 K: 1 S: 6	H: 1 LOB: 3 BB: 1 P: 10	R: 0 E: 0 K: 1 S: 5	H: 1 LOB: 0 BB: 0 P: 5	R: 2 E: 0 K: 0 S: 5	H: 2 LOB: 1 BB: 1 P: 9	1B: 9 2B: 4 3B: 0 HR: 0	SF: 0 SAC: 0 DP: 3 HBP: 0	WP: 0 PB: 0 SB: 3 CS: 0	PA: 40
<b>PITCHER</b>	IP WLS BF H R ER SO BB IBB HBP BLK WP HR S P ERA WHIP																					
46 Kyle McClellan, R (1,1) ERA: 7.56	3.0 W 13 4 1 1 1 1 1 0 0 0 0 0 0 14 20 3.00 1.667																					
48 Brad Thompson, R (4,1) ERA: 5.19	3.0 H 12 4 2 2 0 1 0 0 0 0 0 0 11 15 6.00 1.667																					
72 Fernando Salas, R (7,1) ERA: 5.4	0.2 H 4 1 0 0 1 1 0 0 0 0 0 0 5 9 0.00 3.000																					
40 Royce Ring, L (7,1) ERA: 6.75	0.1 H 1 0 0 0 0 0 0 0 0 0 0 0 1 1 0.00 0.000																					
Luke Gregerson, R (8,1) ERA:	1.0 H 3 1 0 0 1 0 0 0 0 0 0 0 5 5 0.00 1.000																					

St. Louis Cardinals @ Baltimore Orioles  
Fort Lauderdale Stadium, Ft. Lauderdale, FL

AB 35  
R 5  
H 12  
RBI 5  
BB 4  
SO 3  
LOB 21



WP: 0 PA: 40  
PB: 0  
SB: 3  
CS: 0

Fri Mar 13 2009, 1:05 PM EDT  
Att: 3,883 - Partly Cloudy - 80 F

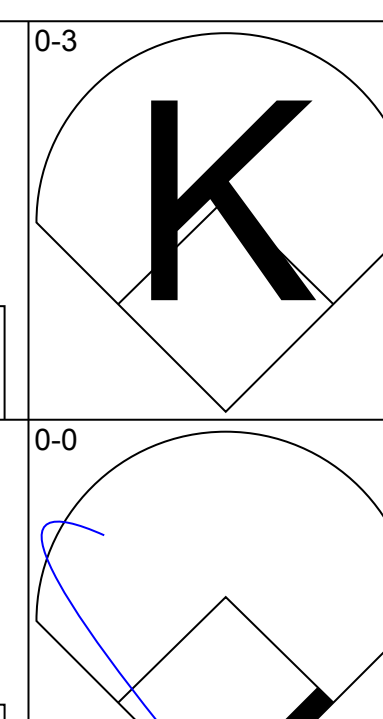
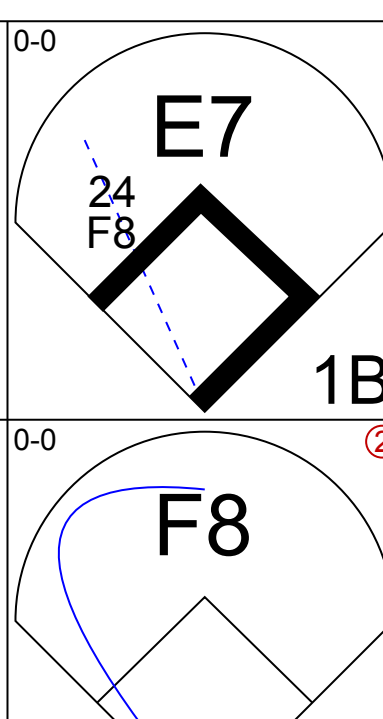
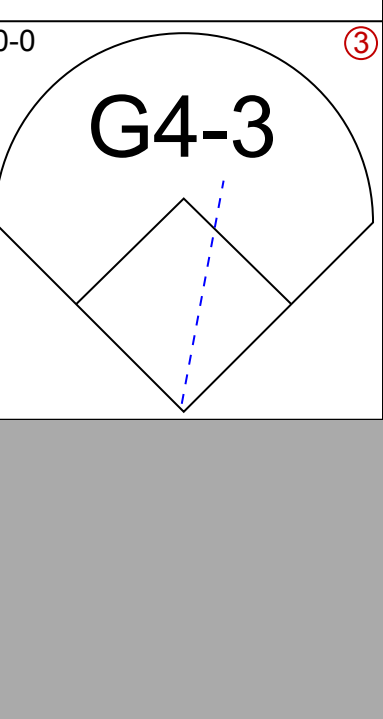
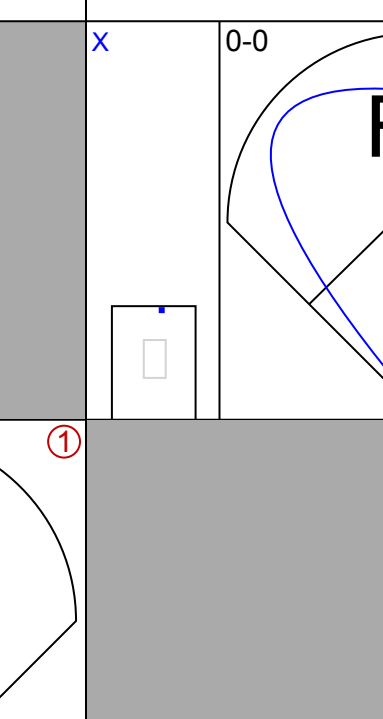
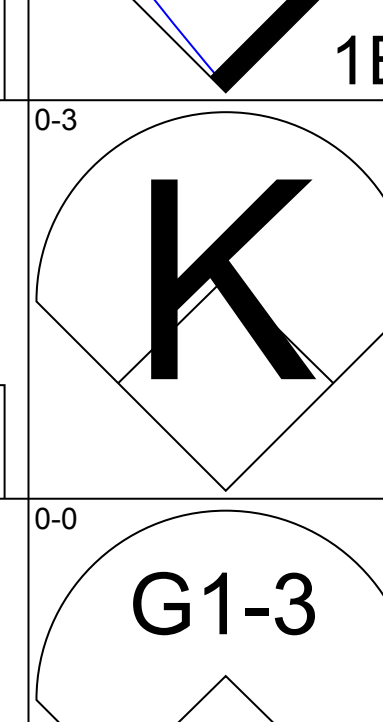
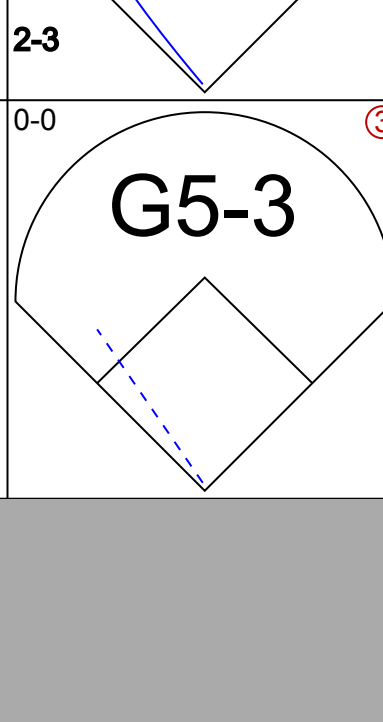
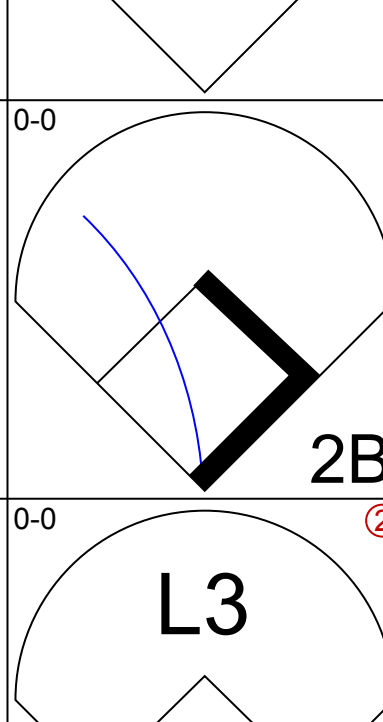
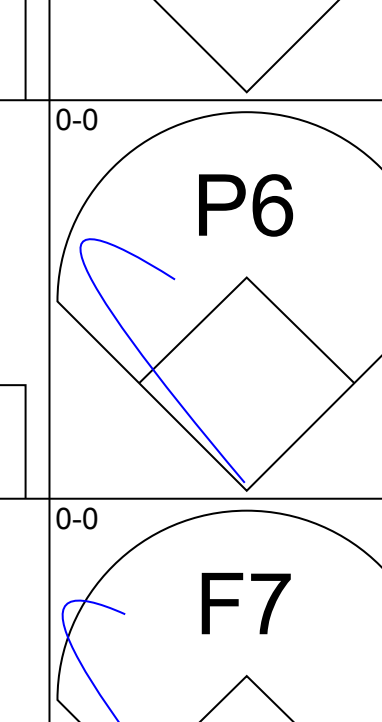







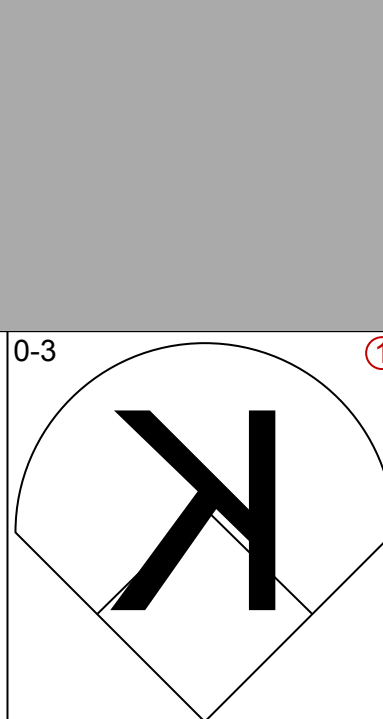


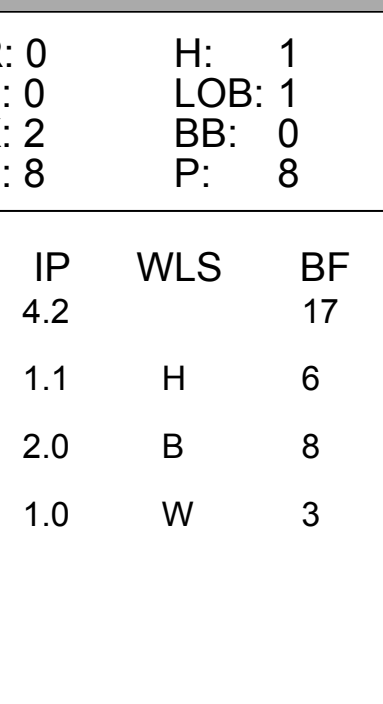
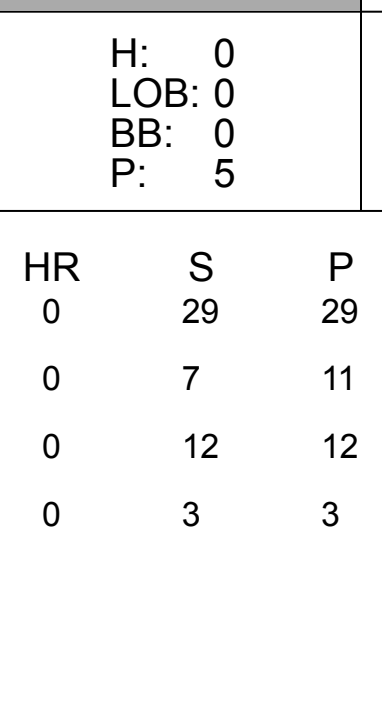
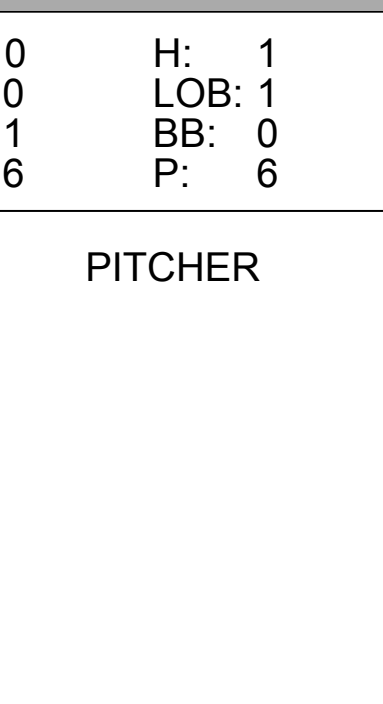
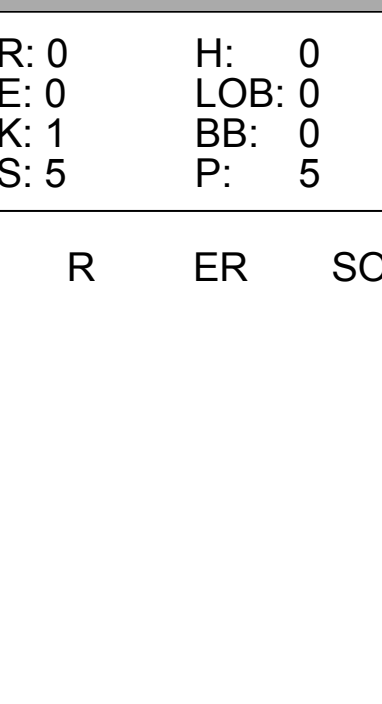


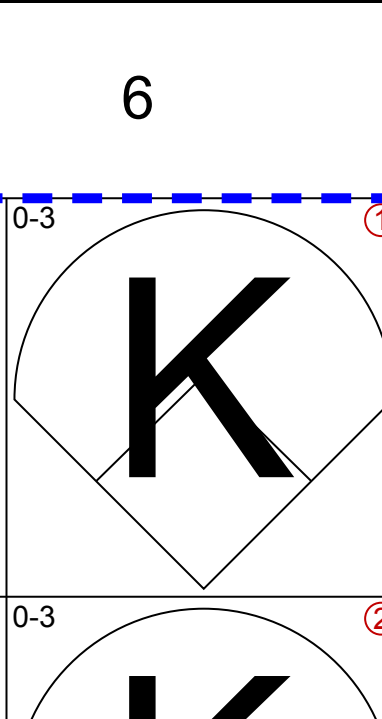
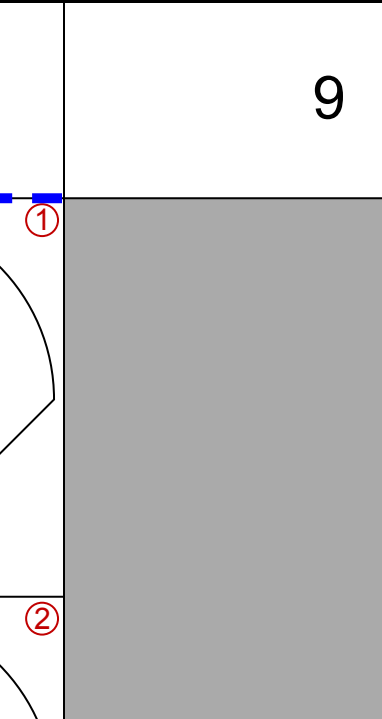

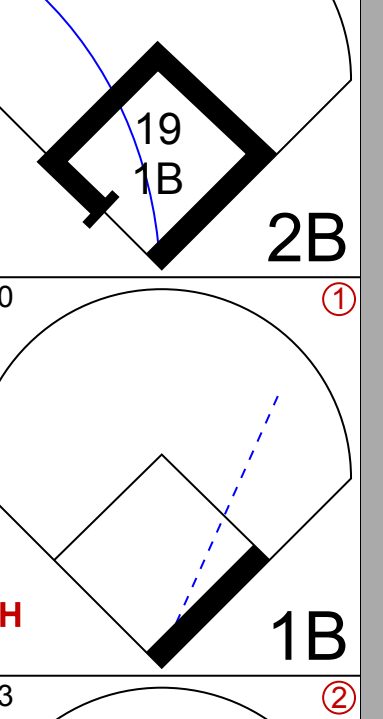
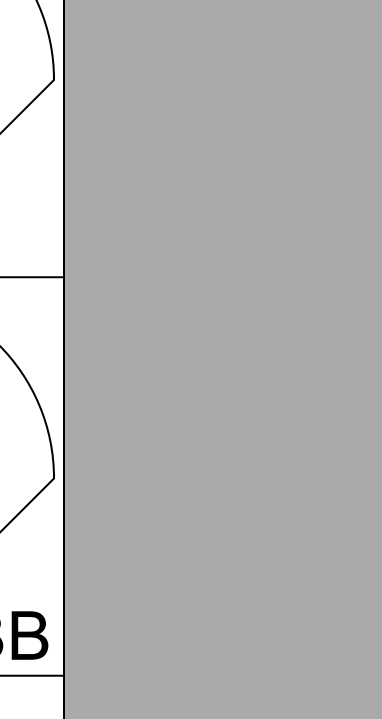
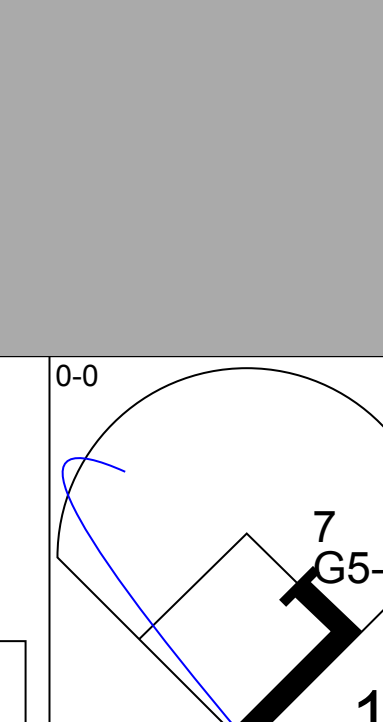
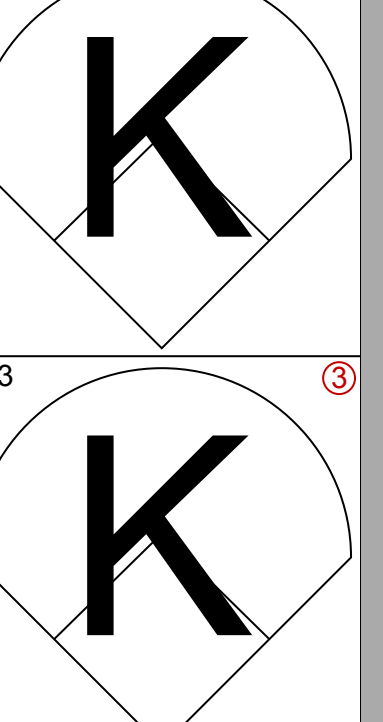
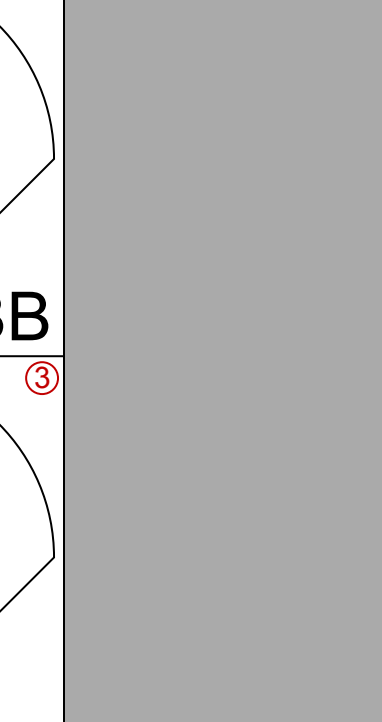
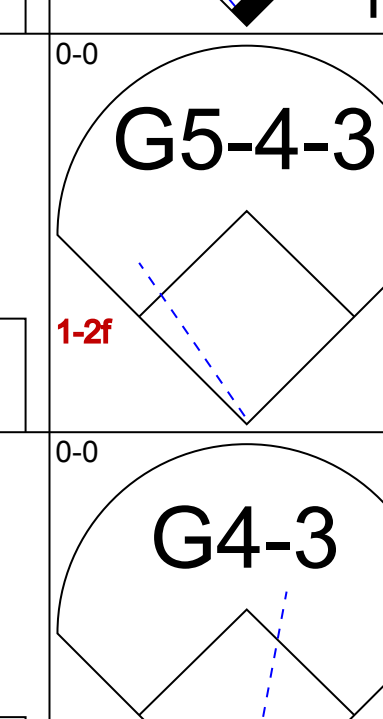

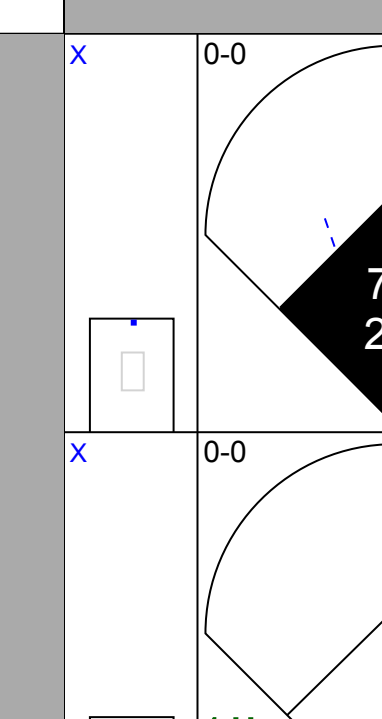



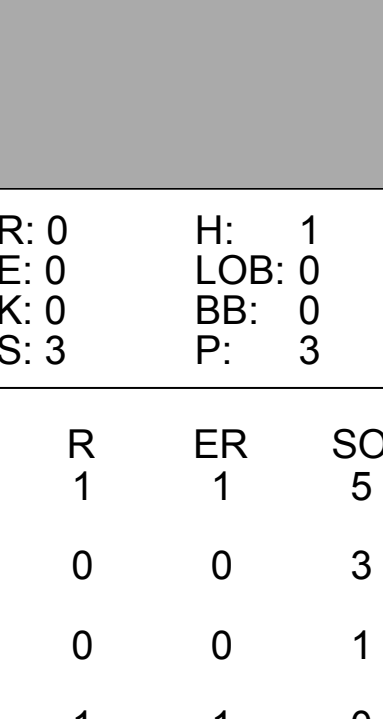
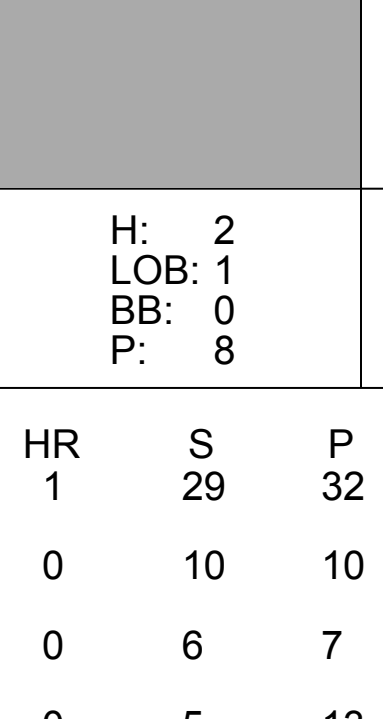
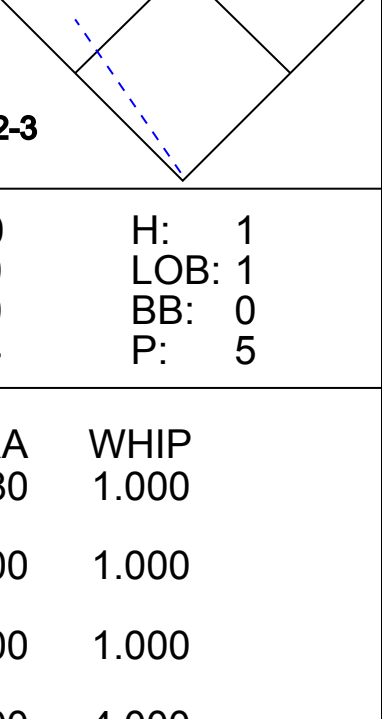
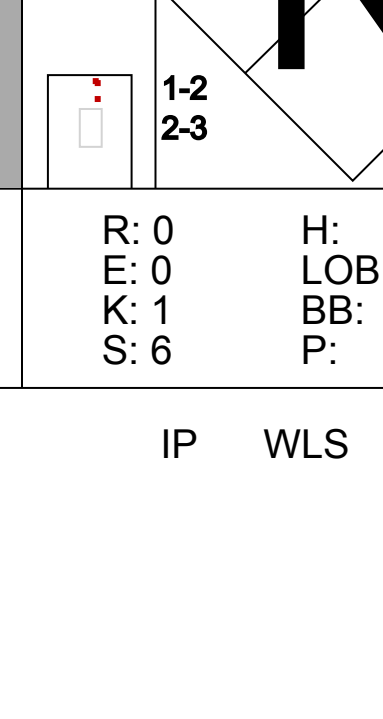




Batter	1	2	3	4	5	6	7	8	9	AB	R	H	RBI	BB	SO	LOB	TOP				
<b>Josh Anderson, L</b> (1, 8) <small>OBP: 0.219, SLG: 0.375</small> <b>87 Reid Gorecki, R</b> (8, 8) <small>OBP: 0.556, SLG: 0.875</small>	G6-3		B1-3		G4-3			G1-3		4	0	0	0	0	0	0	<b>Atlanta Braves @ St. Louis Cardinals</b> Roger Dean Stadium, Jupiter, FL Sat Mar 14 2009, 1:05 PM EDT Att: 6,851 - Sunny - 77 F				
<b>4 Omar Infante, R</b> (1, 6) <small>OBP: 0.375, SLG: 0.633</small> <b>75 Brandon Hicks, R</b> (8, 6) <small>OBP: 0.333, SLG: 0.467</small>	P4		K		L8			F9-6 68 2B		4	0	1	0	0	1	0					
<b>2 Kelly Johnson, L</b> (1, 4) <small>OBP: 0.394, SLG: 0.429</small> <b>68 Brooks Conrad, S</b> (3, 4) <small>OBP: 0.167, SLG: 0.217</small>	F8		G3		K			F9-6 2-2		2	0	0	0	0	0	0					
<b>22 Casey Kotchman, L</b> (1, 3) <small>OBP: 0.391, SLG: 0.545</small> <b>76 Freddie Freeman, L</b> (4, 3) <small>OBP: 0.290, SLG: 0.490</small>		14 1B 7 1B 1B		G3-1		K		G4-3		2	0	1	0	0	0	0					
<b>7 Jeff Francoeur, R</b> (1, 9) <small>OBP: 0.394, SLG: 0.333</small> <b>77 Jason Heyward, L</b> (4, 9) <small>OBP: 0.357, SLG: 0.400</small>		14 1B 1-2 1B		23 1B 14 1B 1B		K		L4		2	1	2	0	0	0	0					
<b>23 Matt Diaz, R</b> (1, 7) <small>OBP: 0.407, SLG: 0.654</small> <b>28 Brandon Jones, L</b> (4, 7) <small>OBP: 0.379, SLG: 0.444</small>		K		14 1B 1-3 1B		G3-1		E4 63 HBP		2	0	1	0	0	1	2					
<b>14 Martin Prado, R</b> (1, 5) <small>OBP: 0.355, SLG: 0.345</small> <b>63 Dion Hernandez, R</b> (7, 5) <small>OBP: 0.346, SLG: 0.348</small>		1-2 2-3 1B		1-2 3-H 1B			8 P4 1B		3	0	3	1	0	0	0	0					
<b>8 David Ross, R</b> (1, 2) <small>OBP: 0.167, SLG: 0.389</small> <b>27 J.C. Boscan, R</b> (7, 2) <small>OBP: 0.571, SLG: 0.650</small>		F3		K			1 SAFE P4 1-2 1B		3	0	0	0	0	1	1	6					
<b>11 Kenshin Kawakami, R</b> (1, 1) <small>OBP: 0.379, SLG: 0.444</small> <b>56 Blaine Boyer, R</b> (5, 1) <small>OBP: 0.384, SLG: 0.566</small> <b>20 Greg Norton, S</b> (7, PH) <small>OBP: 0.384, SLG: 0.566</small> <b>34 Eric O'Flaherty, L</b> (7, 1) <small>OBP: 0.379, SLG: 0.444</small> <b>65 Stephen Marek, L</b> (8, 1)	P4		G6-3				F7		2	0	0	0	0	0	0	5					
<b>Inning Stats</b>	R: 0 E: 0 K: 0 S: 3	H: 0 LOB: 0 BB: 0 P: 3	R: 0 E: 0 K: 1 S: 8	H: 3 LOB: 3 BB: 0 P: 8	R: 0 E: 0 K: 1 S: 5	H: 0 LOB: 0 BB: 0 P: 5	R: 1 E: 0 K: 1 S: 8	H: 3 LOB: 2 BB: 0 P: 8	R: 0 E: 0 K: 2 S: 7	H: 0 LOB: 0 BB: 0 P: 5	R: 0 E: 0 K: 0 S: 3	H: 1 LOB: 0 BB: 0 P: 3	R: 0 E: 0 K: 0 S: 3	H: 1 LOB: 0 BB: 0 P: 3	R: 0 E: 1 K: 1 S: 6	H: 0 LOB: 2 BB: 0 P: 7		1B: 7 2B: 2 3B: 0 HR: 0	SF: 0 SAC: 0 DP: 1 HBP: 1	WP: 0 PB: 0 SB: 0 CS: 0	PA: 35
<b>PITCHER</b>	IP WLS BF H R ER SO BB IBB HBP BLK WP HR S P ERA WHIP																				
<b>50 Adam Wainwright, R</b> (1, 1) <small>ERA: 3.72</small> <b>31 Ryan Franklin, R</b> (6, 1) <small>ERA: 1.5</small> <b>78 Matthew Scherer, R</b> (8, 1) <small>ERA: 1.5</small> <b>52 Josh Kinney, R</b> (9, 1) <small>ERA: 1.5</small>	5.0 W 21 6 1 1 4 0 0 0 0 0 0 0 0 0 0 0 1.80 1.200	2.0 H 6 1 0 0 2 0 0 0 0 0 0 0 0 0 0 0 0.00 0.500	1.0 H 3 1 0 0 0 0 0 0 0 0 0 0 0 0 0 0 0.00 1.000	1.0 S 5 0 0 0 1 0 0 0 1 0 0 0 0 0 6 7 0.00 0.000																	

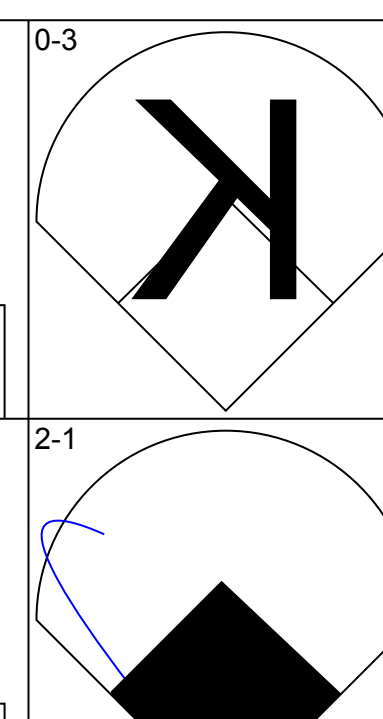
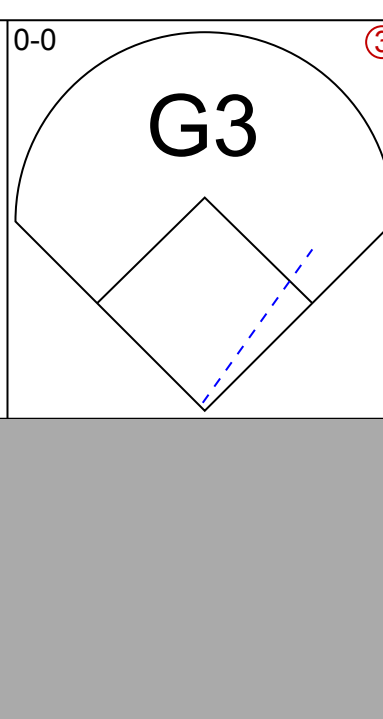
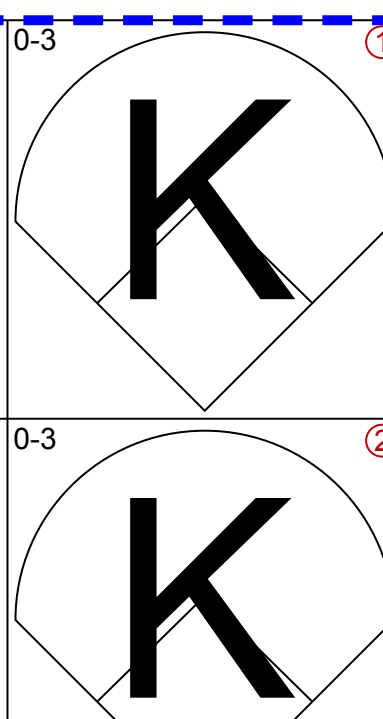
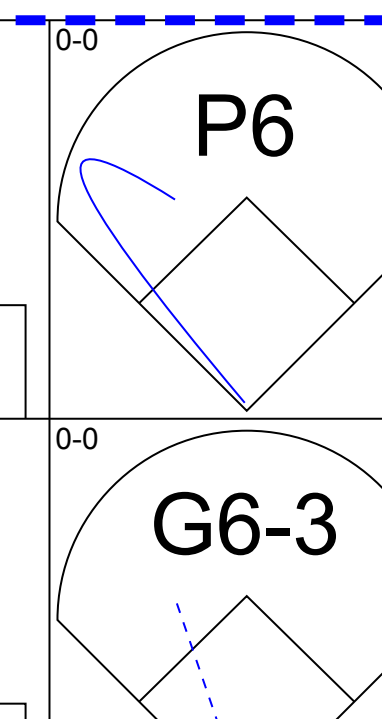
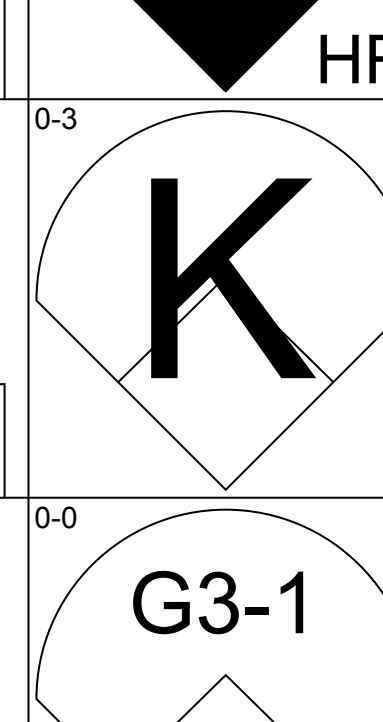

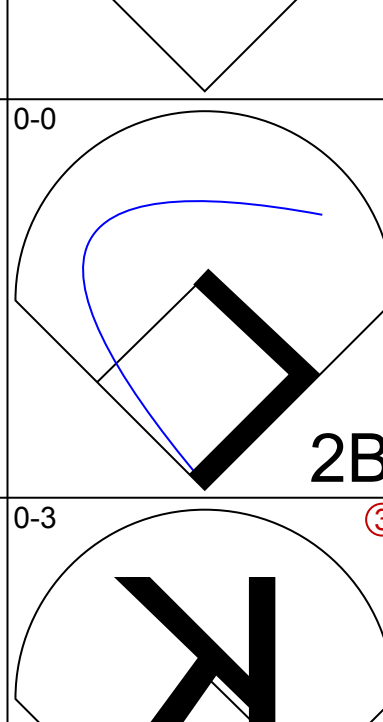
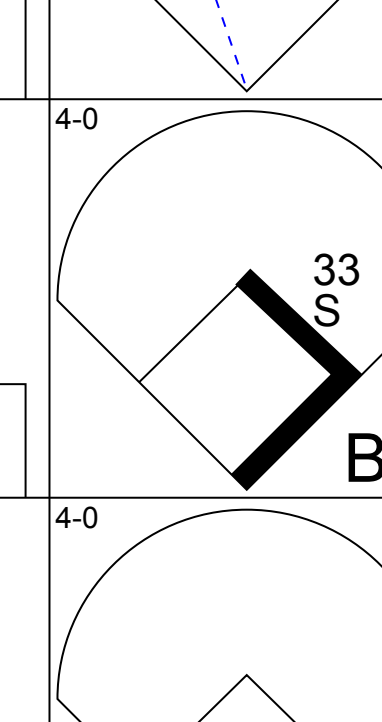


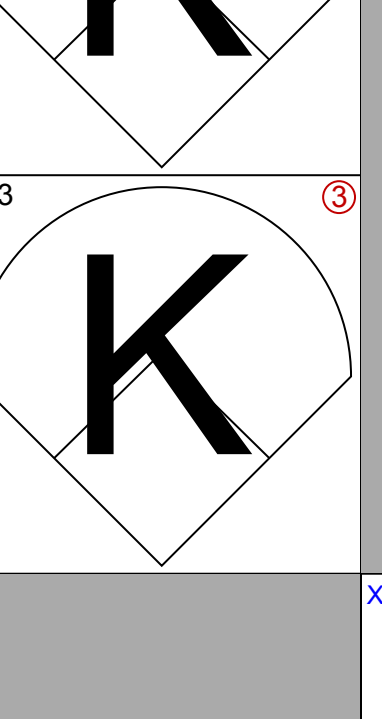

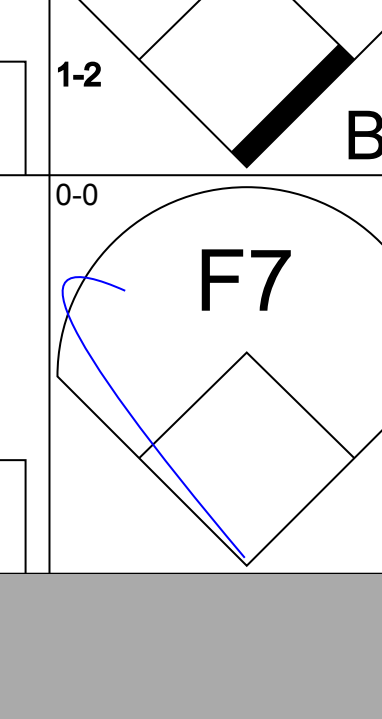






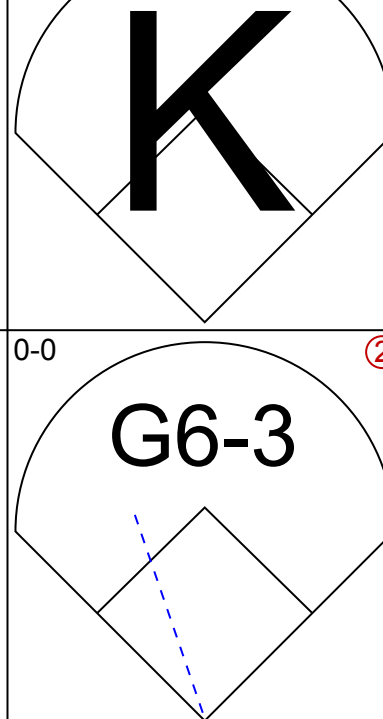



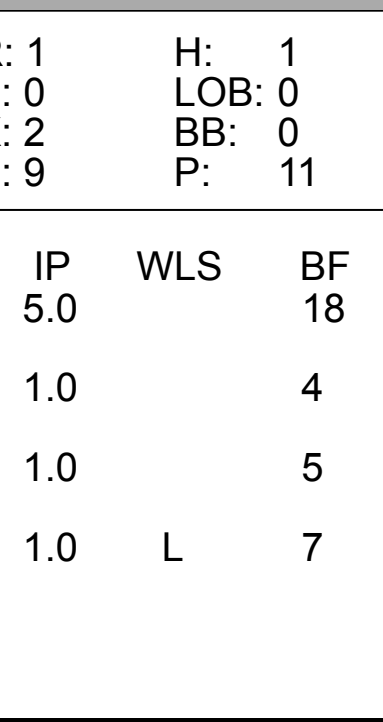
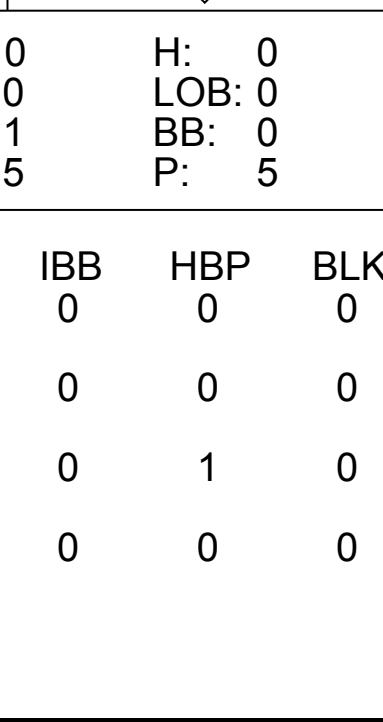
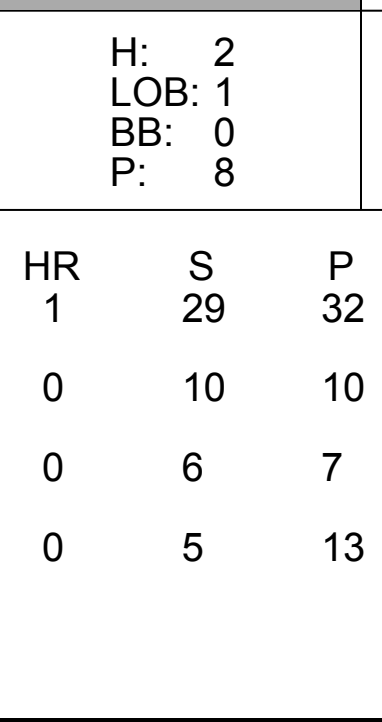
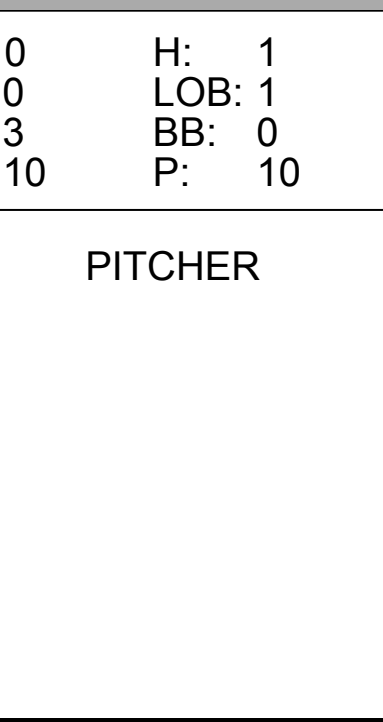
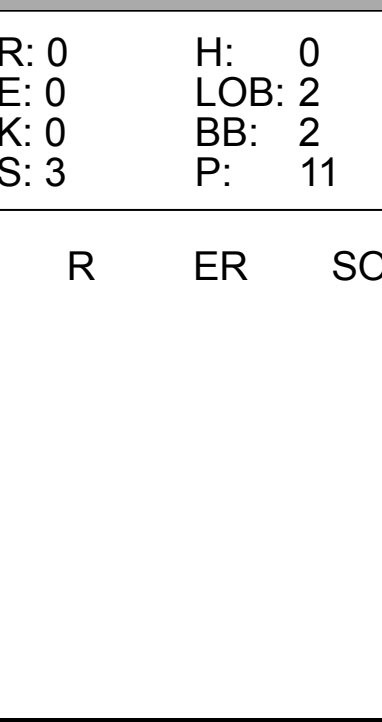
Batter	1	2	3	4	5	6	7	8	9	AB	R	H	RBI	BB	SO	LOB	BOTTOM			
<b>55 Skip Schumaker, L</b> (1, 4) <small>OBP: 0.381, SLG: 0.487</small> <b>13 Brendan Ryan, R</b> (7, PH) <small>OBP: 0.300, SLG: 0.222</small>	G4-3				24 BB 5 1B 1B		SH5-3			3	1	2	0	0	0	0	<b>Atlanta Braves @ St. Louis Cardinals</b> Roger Dean Stadium, Jupiter, FL Sat Mar 14 2009, 1:05 PM EDT Att: 6,851 - Sunny - 77 F			
<b>24 Rick Ankiel, L</b> (1, 10) <small>OBP: 0.422, SLG: 0.447</small> <b>61 Nick Stavinoha, R</b> (7, PH) <small>OBP: 0.400, SLG: 0.389</small>	1-2 2-3 1B		F8		16 G3 5 1B BB		G6-3		2	0	1	0	1	0	3					
<b>5 Albert Pujols, R</b> (1, 3) <small>OBP: 0.512, SLG: 0.448</small> <b>86 Allen Craig, R</b> (5, PR) <small>OBP: 0.560, SLG: 0.714</small>	P5		P3		16 G3 1-2 2-H 1B		G6-3		3	0	1	1	0	0	1					
<b>16 Chris Duncan, L</b> (1, 7) <small>OBP: 0.381, SLG: 0.568</small> <b>67 Tyler Greene, R</b> (6, 6) <small>OBP: 0.324, SLG: 0.533</small>	L3		G4-3		G3			K		3	0	0	0	0	3					
<b>47 Ryan Ludwick, R</b> (1, 9) <small>OBP: 0.297, SLG: 0.226</small> <b>83 Matt Paganzzi, R</b> (6, 2) <small>OBP: 0.333, SLG: 0.200</small>		F8		F7		L6		K		3	0	0	0	0	3					
<b>3 Khalil Greene, R</b> (1, 6) <small>OBP: 0.400, SLG: 0.563</small> <b>65 Joe Thurston, L</b> (6, 7) <small>OBP: 0.316, SLG: 0.500</small>		28 1B 21 1B 1B		G6-3		G4-3		P1		2	1	1	0	0	0					
<b>28 Colby Rasmus, L</b> (1, 8) <small>OBP: 0.341, SLG: 0.385</small>		55 1B 21 1B 1-2 1B		K		K		K		3	0	1	0	0	2					
<b>62 Joe Mather, R</b> (1, 5) <small>OBP: 0.267, SLG: 0.462</small> <b>23 Brian Barden, R</b> (7, 5) <small>OBP: 0.409, SLG: 0.450</small>		F8		L3		L8				3	0	0	0	0	2					
<b>21 Jason LaRue, R</b> (1, 2) <small>OBP: 0.280, SLG: 0.304</small> <b>88 Jon Jay, L</b> (6, 9) <small>OBP: 0.436, SLG: 0.500</small>		1-2 2-H 1B		F8		61 G6-3 13 SH5-3 1B				2	0	1	1	0	0					
<b>Inning Stats</b>	R: 0 E: 0 K: 0 S: 4	H: 1 LOB: 1 BB: 0 P: 4	R: 1 E: 0 K: 0 S: 7	H: 4 LOB: 3 BB: 0 P: 7	R: 0 E: 0 K: 1 S: 5	H: 0 LOB: 0 BB: 0 P: 5	R: 1 E: 0 K: 0 S: 5	H: 2 LOB: 3 BB: 1 P: 9	R: 0 E: 0 K: 1 S: 5	H: 0 LOB: 0 BB: 0 P: 5	R: 0 E: 0 K: 0 S: 4	H: 1 LOB: 1 BB: 0 P: 4	R: 0 E: 0 K: 2 S: 7	H: 0 LOB: 0 BB: 0 P: 7	1B: 8 2B: 0 3B: 0 HR: 0	SF: 0 SAC: 1 DP: 0 HBP: 0		WP: 0 PB: 0 SB: 0 CS: 0	PA: 33	
<b>PITCHER</b>	IP WLS BF H R ER SO BB IBB HBP BLK WP HR S P ERA WHIP																			
<b>11 Kenshin Kawakami, R</b> (1, 1) <small>ERA: 1.86</small> <b>56 Blaine Boyer, R</b> (5, 1) <small>ERA: 1.86</small> <b>34 Eric O'Flaherty, L</b> (7, 1) <small>ERA: 2.26</small> <b>65 Stephen Marek, R</b> (8, 1) <small>ERA: 2.26</small>	4.2 L 22 7 2 2 1 1 0 0 0 0 0 0 0 0 0 0 3.86 1.714	1.1 4 0 0 0 1 0 0 0 0 0 0 0 0 0 0 0.00 0.000	1.0 4 1 0 0 0 0 0 0 0 0 0 0 0 0 4 4 0.00 1.000	1.0 3 0 0 0 2 0 0 0 0 0 0 0 0 0 7 7 0.00 0.000																

AB	34
R	1
H	8
RBI	1
BB	0
SO	7
LOB	16

AB	31
R	2
H	8
RBI	2
BB	1
SO	4
LOB	14





Batter	1	2	3	4	5	6	7	8	9	AB	R	H	RBI	BB	SO	LOB	TOP							
55 Skip Schumaker, L OBP: 0.370, SLG: 0.465 (1, 4)										4	0	1	0	0	1	2	<b>St. Louis Cardinals @ Philadelphia Phillies</b> <b>Bright House Networks Field, Clearwater, FL</b> Sun Mar 15 2009, 1:05 PM EDT Att: 10,335 - Cloudy - 81 F							
24 Rick Ankiel, L OBP: 0.408, SLG: 0.429 (1, 8)										4	0	1	0	0	2	1								
86 Allen Craig, R OBP: 0.560, SLG: 0.714 (8, 3)										0	0	0	0	0	0	0								
5 Albert Pujols, R OBP: 0.469, SLG: 0.455 (1, 3)										4	0	1	0	0	1	2								
87 Bryan Anderson, L OBP: 0.214, SLG: 0.154 (8, 2)										0	0	0	0	0	0	0								
16 Chris Duncan, L OBP: 0.348, SLG: 0.512 (1, 10)										4	0	0	0	0	1	2								
47 Ryan Ludwick, R OBP: 0.275, SLG: 0.206 (6, 2)										3	0	0	0	0	0	1								
83 Matt Paganzzi, R OBP: 0.333, SLG: 0.200 (8, 8)										0	0	0	0	0	0	0								
88 Jon Jay, L OBP: 0.424, SLG: 0.484 (1, 6)										3	0	2	0	0	0	0								
3 Khalil Greene, R OBP: 0.326, SLG: 0.366 (7, PR)										1	1	0	0	0	0	0								
65 Joe Thurston, L OBP: 0.308, SLG: 0.486 (7, 4)										1	1	0	0	0	0	0								
28 Colby Rasmus, L OBP: 0.421, SLG: 0.368 (7, PH)										2	0	0	0	0	1	1								
67 Tyler Greene, R OBP: 0.308, SLG: 0.314 (7, 5)										2	0	0	0	0	1	1								
62 Joe Mather, R OBP: 0.250, SLG: 0.429 (7, 7)										3	0	0	0	0	1	2								
21 Jason LaRue, R OBP: 0.296, SLG: 0.292 (6, 4)											1	0	0	0	1	1								
13 Brendan Ryan, R OBP: 0.364, SLG: 0.300 (7, 6)											1	0	1	1	0	0								
<b>Inning Stats</b>	R: 0 E: 0 K: 2 S: 8	H: 1 LOB: 1 BB: 0 P: 8	R: 0 E: 0 K: 0 S: 4	H: 1 LOB: 1 BB: 0 P: 4	R: 0 E: 1 K: 1 S: 6	H: 1 LOB: 1 BB: 0 P: 6	R: 0 E: 0 K: 1 S: 5	H: 0 LOB: 0 BB: 0 P: 5	R: 0 E: 0 K: 1 S: 7	H: 0 LOB: 1 BB: 1 P: 11	R: 0 E: 0 K: 1 S: 6	H: 1 LOB: 1 BB: 0 P: 6	R: 1 E: 0 K: 1 S: 7	H: 2 LOB: 1 BB: 0 P: 7	R: 0 E: 0 K: 1 S: 5	H: 0 LOB: 0 BB: 0 P: 5	R: 0 E: 0 K: 0 S: 3	H: 0 LOB: 0 BB: 0 P: 3	1B: 4 2B: 2 HR: 0	SF: 0 SAC: 0 DP: 0 HBP: 0	WP: 0 PB: 0 SB: 0 CS: 0	PA: 34		
<b>PITCHER</b>	IP WLS BF H R ER SO BB IBB HBP BLK WP HR S P ERA WHIP	IP WLS BF H R ER SO BB IBB HBP BLK WP HR S P ERA WHIP	IP WLS BF H R ER SO BB IBB HBP BLK WP HR S P ERA WHIP	IP WLS BF H R ER SO BB IBB HBP BLK WP HR S P ERA WHIP	IP WLS BF H R ER SO BB IBB HBP BLK WP HR S P ERA WHIP	IP WLS BF H R ER SO BB IBB HBP BLK WP HR S P ERA WHIP	IP WLS BF H R ER SO BB IBB HBP BLK WP HR S P ERA WHIP	IP WLS BF H R ER SO BB IBB HBP BLK WP HR S P ERA WHIP	IP WLS BF H R ER SO BB IBB HBP BLK WP HR S P ERA WHIP	IP WLS BF H R ER SO BB IBB HBP BLK WP HR S P ERA WHIP	IP WLS BF H R ER SO BB IBB HBP BLK WP HR S P ERA WHIP	IP WLS BF H R ER SO BB IBB HBP BLK WP HR S P ERA WHIP	IP WLS BF H R ER SO BB IBB HBP BLK WP HR S P ERA WHIP	IP WLS BF H R ER SO BB IBB HBP BLK WP HR S P ERA WHIP	IP WLS BF H R ER SO BB IBB HBP BLK WP HR S P ERA WHIP	IP WLS BF H R ER SO BB IBB HBP BLK WP HR S P ERA WHIP	IP WLS BF H R ER SO BB IBB HBP BLK WP HR S P ERA WHIP	IP WLS BF H R ER SO BB IBB HBP BLK WP HR S P ERA WHIP	IP WLS BF H R ER SO BB IBB HBP BLK WP HR S P ERA WHIP	IP WLS BF H R ER SO BB IBB HBP BLK WP HR S P ERA WHIP	IP WLS BF H R ER SO BB IBB HBP BLK WP HR S P ERA WHIP	IP WLS BF H R ER SO BB IBB HBP BLK WP HR S P ERA WHIP	IP WLS BF H R ER SO BB IBB HBP BLK WP HR S P ERA WHIP	
61 Chan Ho Park, R ERA: 1.54 (1, 1)	4.2	17	3	0	0	6	0	0	0	0	0	0	0	29	29	0.00	0.643							
55 Clay Condrey, R ERA: (5, 1)	1.1	6	1	0	0	1	0	0	0	0	0	0	0	7	11	0.00	1.500							
74 Antonio Bastardo, L ERA: 5.4 (7, 1)	2.0	8	2	1	1	2	0	0	0	0	0	0	0	12	12	4.50	1.000							
49 Joe Bisenius, R ERA: 9.0 (9, 1)	1.0	3	0	0	0	0	0	0	0	0	0	0	0	3	3	0.00	0.000							

Batter	1	2	3	4	5	6	7	8	9	AB	R	H	RBI	BB	SO	LOB	BOTTOM							
26 Chase Utley, L (1, 4)										2	0	0	0	0	1	0	<b>St. Louis Cardinals @ Philadelphia Phillies</b> <b>Bright House Networks Field, Clearwater, FL</b> Sun Mar 15 2009, 1:05 PM EDT Att: 10,335 - Cloudy - 81 F							
18 Brad Harman, R (5, 4)										2	0	0	0	0	1	0								
28 Jayson Werth, R OBP: 0.391, SLG: 0.750 (1, 8)										3	1	2	1	0	1	0								
40 John Mayberry Jr., R OBP: 0.311, SLG: 0.571 (7, 8)										1	0	0	0	0	0	0								
19 Greg Dobbs, L OBP: 0.400, SLG: 0.417 (1, 10)										3	0	2	0	0	1	0								
12 Matt Stairs, L OBP: 0.412, SLG: 0.308 (6, PH)										0	0	0	0	1	0	0								
6 Ryan Howard, L OBP: 0.351, SLG: 0.742 (7, 3)										3	0	0	0	0	2	2								
33 Andy Tracy, L OBP: 0.296, SLG: 0.462 (7, 3)										0	0	0	0	1	0	0								
29 Raul Ibanez, L OBP: 0.310, SLG: 0.342 (1, 7)										3	0	1	0	0	1	1								
22 Marcus Giles, R OBP: 0.286, SLG: 0.208 (8, 7)										1	0	0	0	0	2									
7 Pedro Feliz, R (1, 5)										2	0	0	0	0	0	1								
9 Miguel Cairo, R OBP: 0.393, SLG: 0.630 (6, 5)										2	1	2	0	0	0	0								
Geoff Jenkins, L OBP: 0.241, SLG: 0.360 (1, 9)										2	0	1	0	0	0	0								
79 Jason Ellison, R OBP: 0.263, SLG: 0.278 (7, PR)										1	0	1	1	0	0	0								
75 Jason Donald, R OBP: 0.420, SLG: 0.419 (1, 6)										3	0	0	0	0	1	3								
51 Carlos Ruiz, R OBP: 0.357, SLG: 0.273 (1, 2)										3	0	0	0	0	1	3								
<b>Inning Stats</b>	R: 1 E: 0 K: 2 S: 9	H: 1 LOB: 0 BB: 0 P: 11	R: 0 E: 0 K: 0 S: 3	H: 1 LOB: 0 BB: 0 P: 3	R: 0 E: 0 K: 1 S: 5	H: 0 LOB: 0 BB: 0 P: 5	R: 0 E: 0 K: 2 S: 8	H: 2 LOB: 1 BB: 0 P: 8	R: 0 E: 0 K: 3 S: 10	H: 1 LOB: 1 BB: 0 P: 10	R: 0 E: 0 K: 1 S: 6	H: 1 LOB: 3 BB: 0 P: 7	R: 0 E: 0 K: 0 S: 3	H: 0 LOB: 2 BB: 2 P: 11	R: 1 E: 0 K: 0 S: 2	H: 2 LOB: 1 BB: 0 P: 2	1B: 5 2B: 3 HR: 1	SF: 0 SAC: 0 DP: 1 HBP: 1	WP: 2 PB: 0 SB: 1 CS: 0	PA: 34				
<b>PITCHER</b>	IP WLS BF H R ER SO BB IBB HBP BLK WP HR S P ERA WHIP	IP WLS BF H R ER SO BB IBB HBP BLK WP HR S P ERA WHIP	IP WLS BF H R ER SO BB IBB HBP BLK WP HR S P ERA WHIP	IP WLS BF H R ER SO BB IBB HBP BLK WP HR S P ERA WHIP	IP WLS BF H R ER SO BB IBB HBP BLK WP HR S P ERA WHIP	IP WLS BF H R ER SO BB IBB HBP BLK WP HR S P ERA WHIP	IP WLS BF H R ER SO BB IBB HBP BLK WP HR S P ERA WHIP	IP WLS BF H R ER SO BB IBB HBP BLK WP HR S P ERA WHIP	IP WLS BF H R ER SO BB IBB HBP BLK WP HR S P ERA WHIP	IP WLS BF H R ER SO BB IBB HBP BLK WP HR S P ERA WHIP	IP WLS BF H R ER SO BB IBB HBP BLK WP HR S P ERA WHIP	IP WLS BF H R ER SO BB IBB HBP BLK WP HR S P ERA WHIP	IP WLS BF H R ER SO BB IBB HBP BLK WP HR S P ERA WHIP	IP WLS BF H R ER SO BB IBB HBP BLK WP HR S P ERA WHIP	IP WLS BF H R ER SO BB IBB HBP BLK WP HR S P ERA WHIP	IP WLS BF H R ER SO BB IBB HBP BLK WP HR S P ERA WHIP	IP WLS BF H R ER SO BB IBB HBP BLK WP HR S P ERA WHIP	IP WLS BF H R ER SO BB IBB HBP BLK WP HR S P ERA WHIP	IP WLS BF H R ER SO BB IBB HBP BLK WP HR S P ERA WHIP	IP WLS BF H R ER SO BB IBB HBP BLK WP HR S P ERA WHIP	IP WLS BF H R ER SO BB IBB HBP BLK WP HR S P ERA WHIP	IP WLS BF H R ER SO BB IBB HBP BLK WP HR S P ERA WHIP	IP WLS BF H R ER SO BB IBB HBP BLK WP HR S P ERA WHIP	
26 Kyle Lohse, R ERA: 3.6 (1, 1)	5.0	18	5	1	1	5	0	0	0	0	0	0	0	29	32	1.80	1.000							
75 Adam Ottavino, R ERA: 9.0 (6, 1)	1.0	4	1	0	0	3	0	0	0	0	0	0	0	10	10	0.00	1.000							
43 Trevor Miller, L ERA: 3.18 (7, 1)	1.0	5	1	0	0	1	0	0	1	0	0	0	0	6	7	0.00	1.000							
76 Jess Todd, R ERA: 4.26 (8, 1)	1.0	7	2	1	1	0	2																	

Batter	1	2	3	4	5	6	7	8	9	AB	R	H	RBI	BB	SO	LOB	TOP			
55 Skip Schumaker, L (1,4) OBP: 0.373, SLG: 0.479										5	1	2	1	0	1	0	<b>St. Louis Cardinals @ Detroit Tigers</b> Joker Marchant Stadium, Lakeland, FL Mon Mar 16 2009, 1:05 PM EDT Att: 8,376 - Partly Cloudy - 83 F			
24 Rick Ankiel, L (1,10) OBP: 0.426, SLG: 0.435										4	1	2	0	1	1	1				
5 Albert Pujols, R (1,3) OBP: 0.310, SLG: 0.556											3	2	2	2	1	0				
88 Jon Jay, L (7,9) OBP: 0.412, SLG: 0.469											1	0	0	0	0	1				
16 Chris Duncan, L (1,7) OBP: 0.327, SLG: 0.477											3	0	0	0	0	1				
62 Joe Mather, R (4,7) OBP: 0.240, SLG: 0.409											2	0	0	0	0	0				
47 Ryan Ludwick, R (1,9) OBP: 0.273, SLG: 0.189											3	1	0	0	1	1				
83 Matt Paganzzi, R (7,2) OBP: 0.286, SLG: 0.167											1	0	0	0	0	0				
3 Khalil Greene, R (1,6) OBP: 0.483, SLG: 0.658										3	0	3	3	0	0	0				
86 Allen Craig, R (7,PH) OBP: 0.538, SLG: 0.682										1	0	0	0	0	0	0				
65 Joe Thurston, L (1,5) OBP: 0.310, SLG: 0.475										3	0	1	0	0	0	2				
23 Brian Barden, R (7,PH) OBP: 0.391, SLG: 0.429										1	0	0	0	0	0	1				
21 Jason LaRue, R (1,2) OBP: 0.267, SLG: 0.259										3	0	0	0	0	3	3				
13 Brendan Ryan, R (7,6) OBP: 0.333, SLG: 0.273										1	0	0	0	0	0	0				
28 Colby Rasmus, L (1,8) OBP: 0.320, SLG: 0.378										4	1	1	0	0	2	0				
<b>Inning Stats</b>	R: 4 E: 0 K: 2 S: 11	H: 4 LOB: 1 BB: 1 P: 15	R: 0 E: 0 K: 1 S: 5	H: 0 LOB: 2 BB: 2 P: 13	R: 0 E: 0 K: 1 S: 6	H: 1 LOB: 1 BB: 0 P: 6	R: 1 E: 0 K: 0 S: 5	H: 2 LOB: 1 BB: 0 P: 5	R: 0 E: 0 K: 2 S: 7	H: 0 LOB: 0 BB: 0 P: 7	R: 1 E: 0 K: 1 S: 8	H: 1 LOB: 1 BB: 0 P: 8	R: 0 E: 0 K: 1 S: 5	H: 0 LOB: 0 BB: 0 P: 5	R: 0 E: 0 K: 1 S: 6	H: 1 LOB: 1 BB: 0 P: 6	1B: 7 2B: 3 3B: 0 HR: 1	SF: 0 SAC: 0 DP: 0 HBP: 0	WP: 0 PB: 0 SB: 0 CS: 0	PA: 41
<b>PITCHER</b>	IP WLS BF H R ER SO BB IBB HBP BLK WP HR S P ERA WHIP	IP WLS BF H R ER SO BB IBB HBP BLK WP HR S P ERA WHIP																		
31 Zach Miner, R (1,1) ERA: 9.69	3.0	17	5	4	4	4	3	0	0	0	0	0	0	0	0	22	34	12.00	2.667	
32 Freddy Dolsi, R (4,1) ERA: 4.95	2.0	9	4	1	1	1	0	0	0	0	0	0	0	0	11	11	4.50	2.000		
44 Bobby Seay, L (6,1) ERA: 1.17	2.0	8	1	1	1	3	0	0	0	0	0	0	1	15	15	4.50	0.500			
37 Brandon Lyon, R (8,1) ERA: 1.35	1.0	3	0	0	0	1	0	0	0	0	0	0	0	5	5	0.00	0.000			
74 Ryan Perry, R (9,1) ERA:	1.0	W	4	1	0	0	1	0	0	0	0	0	0	6	6	0.00	1.000			

Batter	1	2	3	4	5	6	7	8	9	AB	R	H	RBI	BB	SO	LOB	BOTTOM					
77 Timo Perez, L (1,7) OBP: 0.389, SLG: 0.824											5	3	4	2	0	0	<b>St. Louis Cardinals @ Detroit Tigers</b> Joker Marchant Stadium, Lakeland, FL Mon Mar 16 2009, 1:05 PM EDT Att: 8,376 - Partly Cloudy - 83 F					
14 Placido Polanco, R (1,4) OBP: 0.316, SLG: 0.333											3	0	1	2	0	0						
66 Will Rhymes, L (7,FR) OBP: 0.308, SLG: 0.692											1	1	1	1	0	0						
Gary Sheffield, R (1,10) OBP: 0.486, SLG: 0.480											2	0	1	0	2	0						
34 Clete Thomas, L (7,PR) OBP: 0.217, SLG: 0.250											0	0	0	0	0	0						
19 Jeff Larish, L (1,3) OBP: 0.410, SLG: 0.563											4	0	1	1	0	2						
25 Ryan Raburn, R (1,9) OBP: 0.318, SLG: 0.216										4	0	1	0	0	2	4						
12 Gerald Laird, R (1,2) OBP: 0.375, SLG: 0.636										3	0	0	0	0	2	1						
61 Dane Sardinha, R (8,2) OBP: 0.500, SLG: 0.500										1	0	0	0	0	1	0						
27 Brent Clevlen, R (1,8) OBP: 0.368, SLG: 0.496										4	1	1	1	0	1	1						
15 Brandon Inge, R (1,5) OBP: 0.382, SLG: 0.483										3	0	1	0	0	0	0						
26 Mike Hessman, R (8,5) OBP: 0.297, SLG: 0.441										1	0	0	0	0	1	0						
4 Adam Everett, R (1,6) OBP: 0.219, SLG: 0.323										3	0	1	0	0	0	0						
39 Ramon Santiago, S (7,PH) OBP: 0.393, SLG: 0.440										2	1	1	0	0	0	1						
<b>Inning Stats</b>	R: 1 E: 0 K: 0 S: 4	H: 1 LOB: 0 BB: 1 P: 10	R: 1 E: 0 K: 1 S: 6	H: 1 LOB: 0 BB: 0 P: 8	R: 2 E: 0 K: 1 S: 8	H: 3 LOB: 1 BB: 0 P: 9	R: 0 E: 0 K: 1 S: 6	H: 1 LOB: 1 BB: 0 P: 6	R: 0 E: 0 K: 0 S: 3	H: 0 LOB: 0 BB: 0 P: 3	R: 0 E: 0 K: 0 S: 4	H: 1 LOB: 1 BB: 0 P: 4	R: 2 E: 0 K: 1 S: 8	H: 3 LOB: 3 BB: 1 P: 12	R: 0 E: 0 K: 3 S: 9	H: 0 LOB: 0 BB: 0 P: 9	R: 1 E: 0 K: 0 S: 3	H: 3 LOB: 2 BB: 0 P: 3	1B: 7 2B: 4 3B: 1 HR: 2	SF: 1 SAC: 0 DP: 1 HBP: 0	WP: 1 PB: 0 SB: 1 CS: 0	PA: 38
<b>PITCHER</b>	IP WLS BF H R ER SO BB IBB HBP BLK WP HR S P ERA WHIP	IP WLS BF H R ER SO BB IBB HBP BLK WP HR S P ERA WHIP																				
37 Todd Wellemeyer, R (1,1) ERA: 6.0	5.0	21	6	4	4	3	1	0	0	0	0	1	0	12	16	9.00	2.500					
Michael Bogggs, R (6,1) ERA: 3.0	2.0	B	11	4	2	2	1	1	0	0	0	1	0	12	16	9.00	2.500					
30 Jason Motte, R (8,1) ERA: 1.5	1.0	3	0	0	0	3	0	0	0	0	0	0	0	9	9	0.00	0.000					
72 Fernando Salas, R (9,1) ERA: 7.2	0.0	L	3	3	1	1	0	0	0	0	0	0	0	3	3	∞	∞					

Batter	1	2	3	4	5	6	7	8	9	AB	R	H	RBI	BB	SO	LOB	TOP											
2 Ryan Freel, R OBP: 0.333, SLG: 0.282 13 Donnie Murphy, R OBP: 0.241, SLG: 0.385	G5-3		G6-4-3			G6-3		G5-3		4	0	0	0	0	0	1	<p><b>Baltimore Orioles @ St. Louis Cardinals</b> Roger Dean Stadium, Jupiter, FL Wed Mar 18 2009, 1:05 PM EDT Att. 4,615 - Overcast - 74 F</p> <p>AB 32 R 2 H 7 RBI 2 BB 1 SO 4 LOB 12</p> 											
Adam Jones, R OBP: 0.466, SLG: 0.393 77 Justin Christian, R OBP: 0.321, SLG: 0.444	G6-3					G5-3			1B	3	0	1	0	0	0	0												
21 Nick Markakis, L OBP: 0.346, SLG: 0.692 12 Luis Montanez, R OBP: 0.436, SLG: 0.457	G4-3								2B	3	1	2	0	0	0	0												
17 Aubrey Huff, L OBP: 0.414, SLG: 0.520 72 Brandon Snyder, R OBP: 0.556, SLG: 0.571									2B	2	0	0	0	1	0	3												
23 Ty Wigginton, R OBP: 0.297, SLG: 0.394 83 Justin Turner, R OBP: 0.387, SLG: 0.767	FC4-6								K	3	0	0	1	0	1	2												
30 Luke Scott, L OBP: 0.351, SLG: 0.394 15 Matt Wieters, S OBP: 0.387, SLG: 0.567									K	3	0	1	0	0	1	1												
18 Felix Pie, L OBP: 0.273, SLG: 0.333 60 Nolan Reimold, R OBP: 0.357, SLG: 0.640	FC4-6									3	0	0	0	0	0	2												
54 Chad Moeller, R OBP: 0.188, SLG: 0.071 78 Guillermo Rodriguez, R OBP: 0.154, SLG: 0.385										2	0	0	0	0	0	0												
82 Jolbert Cabrera, R OBP: 0.407, SLG: 0.538 26 Scott Moore, L OBP: 0.417, SLG: 0.697										2	0	1	0	0	0	0												
<b>Inning Stats</b>	R: 0 E: 0 K: 0 S: 3	H: 0 LOB: 0 BB: 0 P: 3	R: 0 E: 0 K: 1 S: 5	H: 0 LOB: 1 BB: 1 P: 9	R: 0 E: 0 K: 0 S: 3	H: 1 LOB: 0 BB: 0 P: 3	R: 0 E: 0 K: 1 S: 6	H: 2 LOB: 1 BB: 0 P: 6	R: 0 E: 0 K: 0 S: 3	H: 0 LOB: 0 BB: 0 P: 3	R: 0 E: 0 K: 0 S: 5	H: 2 LOB: 1 BB: 0 P: 5	R: 0 E: 0 K: 1 S: 7	H: 0 LOB: 0 BB: 0 P: 5	R: 1 E: 0 K: 1 S: 7	H: 2 LOB: 1 BB: 0 P: 8		1B: 5 2B: 2 3B: 0 HR: 0	SF: 0 SAC: 0 DP: 2 HBP: 0	WP: 0 PB: 0 SB: 1 CS: 0	PA: 33							
<b>PITCHER</b>	IP	WLS	BF	H	R	ER	SO	BB	IBB	HBP	BLK	WP	HR	S	P	ERA		WHIP										
29 Chris Carpenter, R ERA: 4.5	6.0	W	20	3	0	0	2	1	0	0	0	0	0	23	27	0.00		0.667										
43 Trevor Miller, L ERA: 4.5	0.1	H	2	1	1	1	0	0	0	0	0	0	0	2	2	27.00		3.000										
46 Kyle McClellan, R ERA: 6.3	1.2	H	6	1	0	0	1	0	0	0	0	0	0	8	8	0.00		0.600										
52 Josh Kinney, R ERA: 1.5	1.0	S	5	2	1	1	1	0	0	0	0	0	0	7	8	9.00		2.000										

Batter	1	2	3	4	5	6	7	8	9	AB	R	H	RBI	BB	SO	LOB	BOTTOM											
55 Skip Schumaker, L OBP: 0.389, SLG: 0.480 67 Tyler Greene, R OBP: 0.325, SLG: 0.333			G3-1			E7				2	2	1	0	1	0	0	<p><b>Baltimore Orioles @ St. Louis Cardinals</b> Roger Dean Stadium, Jupiter, FL Wed Mar 18 2009, 1:05 PM EDT Att. 4,615 - Overcast - 74 F</p> <p>AB 28 R 3 H 6 RBI 2 BB 2 SO 5 LOB 10</p> 											
16 Chris Duncan, L OBP: 0.327, SLG: 0.468 86 Allen Craig, R OBP: 0.519, SLG: 0.652 Shane Robinson, R										3	0	1	0	0	1	1												
5 Albert Pujols, R OBP: 0.491, SLG: 0.550										4	1	1	1	0	0	2												
24 Rick Ankiel, L OBP: 0.404, SLG: 0.408 23 Brian Barden, R OBP: 0.391, SLG: 0.429										3	0	0	0	0	0	2												
47 Ryan Ludwick, R OBP: 0.277, SLG: 0.200										3	0	1	1	0	0	1												
3 Khaalil Greene, R OBP: 0.432, SLG: 0.610 13 Brendan Ryan, R OBP: 0.333, SLG: 0.273										3	0	0	0	0	0	1												
4 Yadier Molina, R OBP: 0.412, SLG: 0.467										3	0	1	0	0	1	0												
28 Colby Rasmus, L OBP: 0.321, SLG: 0.362										2	0	0	0	1	1	1												
62 Joe Mather, R OBP: 0.231, SLG: 0.391 88 Jon Jay, L OBP: 0.400, SLG: 0.455										2	0	0	0	0	1	0												
<b>Inning Stats</b>	R: 2 E: 1 K: 0 S: 5	H: 2 LOB: 1 BB: 1 P: 9	R: 0 E: 0 K: 1 S: 5	H: 1 LOB: 0 BB: 0 P: 5	R: 0 E: 0 K: 1 S: 5	H: 0 LOB: 0 BB: 0 P: 5	R: 0 E: 0 K: 0 S: 3	H: 0 LOB: 0 BB: 0 P: 3	R: 0 E: 0 K: 2 S: 7	H: 0 LOB: 0 BB: 0 P: 7	R: 1 E: 1 K: 0 S: 5	H: 2 LOB: 1 BB: 0 P: 5	R: 0 E: 0 K: 0 S: 3	H: 0 LOB: 1 BB: 1 P: 7	R: 0 E: 0 K: 1 S: 5	H: 1 LOB: 0 BB: 0 P: 5		1B: 5 2B: 2 3B: 0 HR: 0	SF: 0 SAC: 0 DP: 2 HBP: 0	WP: 0 PB: 0 SB: 0 CS: 0	PA: 30							
<b>PITCHER</b>	IP	WLS	BF	H	R	ER	SO	BB	IBB	HBP	BLK	WP	HR	S	P	ERA		WHIP										
56 Adam Eaton, R ERA: 3.86	4.0	L	15	3	2	1	2	1	0	0	0	0	0	7	7	0.00		0.000										
37 Chris Ray, R ERA: 3.6	1.0		3	0	0	0	2	0	0	0	0	0	0	7	7	0.00		0.000										
52 George Sherrill, L ERA: 3.6	1.0		5	2	1	0	0	0	0	0	0	0	0	5	5	0.00		2.000										
34 Matt Albers, R ERA: 2.57	1.0		4	0	0	0	0	1	0	0	0	0	0	3	7	0.00		1.000										
32 Jamie Walker, L ERA: 3.6	1.0		3	1	0	0	1	0	0	0	0	0	0	5	5	0.00		1.000										

Batter	1	2	3	4	5	6	7	8	9	AB R H RBI BB SO LOB	TOP																								
											<b>St. Louis Cardinals @ Baltimore Orioles</b> Fort Lauderdale Stadium, Ft. Lauderdale, FL Wed Mar 18 2009, 1:05 PM EDT <a href="http://livebaseballscorecards.com">livebaseballscorecards.com</a>																								
Inning Stats											AB 0 R 0 H 0 RBI 0 BB 0 SO 0 LOB 0																								
PITCHER	IP	WLS	BF	H	R	ER	SO	BB	IBB	HBP	BLK	WP	HR	S	P	ERA	WHIP	PITCHER	IP	WLS	BF	H	R	ER	SO	BB	IBB	HBP	BLK	WP	HR	S	P	ERA	WHIP

Batter	1	2	3	4	5	6	7	8	9	AB R H RBI BB SO LOB	BOTTOM																								
											<b>St. Louis Cardinals @ Baltimore Orioles</b> Fort Lauderdale Stadium, Ft. Lauderdale, FL Wed Mar 18 2009, 1:05 PM EDT <a href="http://livebaseballscorecards.com">livebaseballscorecards.com</a>																								
Inning Stats											AB 0 R 0 H 0 RBI 0 BB 0 SO 0 LOB 0																								
PITCHER	IP	WLS	BF	H	R	ER	SO	BB	IBB	HBP	BLK	WP	HR	S	P	ERA	WHIP	PITCHER	IP	WLS	BF	H	R	ER	SO	BB	IBB	HBP	BLK	WP	HR	S	P	ERA	WHIP



Batter	1	2	3	4	5	6	7	8	9	10	AB	R	H	RBI	BB	SO	LOB	TOP									
4 Eric Bruntlett, R OBP: 0.464, SLG: 0.409											4	0	2	0	0	2	0										
28 Jayson Werth, R OBP: 0.316, SLG: 0.647											4	0	0	0	0	1	4										
26 Chase Utley, L 18 Brad Harman, R 52 Mike Koplove, R 82 Jake Woods, L											3	1	2	0	0	0	0										
6 Ryan Howard, L 19 Greg Dobbs, L											3	1	2	1	0	0	1										
29 Raul Ibanez, L 40 John Mayberry Jr., R											3	0	0	0	0	0	2										
7 Pedro Feliz, R 46 Ryan Madson, L 9 Miguel Cairo, R											3	0	0	0	0	0	1										
Geoff Jenkins, L											4	0	2	0	0	1	0										
51 Carlos Ruiz, R Ronny Paulino, R											2	0	1	0	0	0	1										
62 Carlos Carrasco, R 37 Chad Durbin, R 75 Jason Donald, R 22 Marcus Giles, R											1	0	0	0	0	1	1										
<b>Inning Stats</b>	R: 0 E: 0 K: 1 S: 5	H: 0 LOB: 0 BB: 0 P: 6	R: 1 E: 0 K: 0 S: 5	H: 2 LOB: 0 BB: 0 P: 7	R: 0 E: 0 K: 0 S: 4	H: 2 LOB: 1 BB: 0 P: 4	R: 0 E: 0 K: 0 S: 4	H: 1 LOB: 1 BB: 0 P: 4	R: 0 E: 1 K: 1 S: 7	H: 2 LOB: 2 BB: 0 P: 7	R: 1 E: 0 K: 0 S: 4	H: 2 LOB: 0 BB: 0 P: 4	R: 0 E: 0 K: 1 S: 5	H: 0 LOB: 0 BB: 0 P: 5	R: 0 E: 0 K: 3 S: 9	H: 0 LOB: 0 BB: 0 P: 9	R: 0 E: 0 K: 1 S: 5	H: 0 LOB: 0 BB: 0 P: 5	R: 0 E: 0 K: 2 S: 7	H: 0 LOB: 0 BB: 0 P: 7	1B: 8 2B: 0 3B: 0 HR: 1	SF: 0 SAC: 1 DP: 2 HBP: 0	WP: 0 PB: 0 SB: 0 CS: 1	PA: 37			
<b>PITCHER</b>	IP 5.0	WLS B	BF 3	H 1	R 0	ER 0	SO 0	BB 0	IBB 0	HBP 0	BLK 0	WP 0	HR 1	S 26	P 29	ERA 3.68	WHIP 1.600										
50 Adam Wainwright, R 43 Trevor Miller, L 72 Fernando Salas, R 52 Josh Kinney, R Luke Gregerson, R	IP 1.0	WLS B	BF 3	H 0	R 0	ER 0	SO 0	BB 0	IBB 0	HBP 0	BLK 0	WP 0	HR 0	S 3	P 3	ERA 3.86	WHIP 1.000										
55 Skip Schumaker, L 23 Brian Barden, R	IP 2.0	WLS 6	BF 0	H 0	R 0	ER 0	SO 4	BB 0	IBB 0	HBP 0	BLK 0	WP 0	HR 0	S 14	P 14	ERA 5.14	WHIP 0.000										
24 Rick Ankiel, L 5 Albert Pujols, R 67 Tyler Greene, R	IP 1.0	WLS 3	BF 0	H 0	R 0	ER 0	SO 1	BB 0	IBB 0	HBP 0	BLK 0	WP 0	HR 0	S 5	P 5	ERA 1.29	WHIP 0.000										
16 Chris Duncan, L 13 Brendan Ryan, R 52 Josh Kinney, R Luke Gregerson, L	IP 1.0	WLS 3	BF 0	H 0	R 0	ER 0	SO 2	BB 0	IBB 0	HBP 0	BLK 0	WP 0	HR 0	S 7	P 7	ERA 1.29	WHIP 0.000										

Philadelphia Phillies @ St. Louis Cardinals  
Roger Dean Stadium, Jupiter, FL  
Fri Mar 20 2009, 1:05 PM EDT  
Att. 7,399 - Partly Cloudy - 72 F

AB 35  
R 2  
H 9  
RBI 1  
BB 0  
SO 9  
LOB 10



Batter	1	2	3	4	5	6	7	8	9	10	AB	R	H	RBI	BB	SO	LOB	BOTTOM									
55 Skip Schumaker, L 23 Brian Barden, R											4	1	1	0	0	0	1										
24 Rick Ankiel, L 5 Albert Pujols, R 67 Tyler Greene, R											4	1	1	2	1	0	1										
16 Chris Duncan, L 13 Brendan Ryan, R 52 Josh Kinney, R Luke Gregerson, L											2	0	0	0	1	0	1										
3 Khalil Greene, R 72 Fernando Salas, R 88 Jon Jay, L											2	0	0	0	1	0	1										
4 Yadier Molina, R 83 Matt Paganzzi, R											3	0	2	0	1	0	1										
65 Joe Thurston, L											4	0	0	0	0	0	0										
50 Adam Wainwright, R 43 Trevor Miller, R 86 Allen Craig, R 62 Joe Mather, R											2	0	0	0	0	0	0										
28 Colby Rasmus, L											4	0	1	0	0	1	1										
<b>Inning Stats</b>	R: 0 E: 0 K: 0 S: 3	H: 0 LOB: 2 BB: 2 P: 11	R: 0 E: 0 K: 0 S: 3	H: 0 LOB: 0 BB: 0 P: 3	R: 2 E: 0 K: 0 S: 8	H: 3 LOB: 1 BB: 0 P: 10	R: 0 E: 0 K: 0 S: 3	H: 0 LOB: 0 BB: 0 P: 3	R: 0 E: 0 K: 0 S: 3	H: 0 LOB: 0 BB: 0 P: 3	R: 0 E: 0 K: 1 S: 4	H: 1 LOB: 1 BB: 2 P: 12	R: 0 E: 0 K: 0 S: 4	H: 1 LOB: 1 BB: 0 P: 4	R: 0 E: 0 K: 1 S: 6	H: 1 LOB: 1 BB: 0 P: 6	R: 0 E: 0 K: 1 S: 5	H: 0 LOB: 1 BB: 1 P: 9	R: 0 E: 0 K: 0 S: 3	H: 1 LOB: 0 BB: 0 P: 4	1B: 5 2B: 0 3B: 0 HR: 1	SF: 0 SAC: 0 DP: 2 HBP: 0	WP: 0 PB: 0 SB: 0 CS: 0	PA: 39			
<b>PITCHER</b>	IP 4.2	WLS 19	BF 3	H 2	R 2	ER 0	SO 0	BB 2	IBB 0	HBP 0	BLK 0	WP 0	HR 1	S 19	P 29	ERA 3.86	WHIP 1.071										
62 Carlos Carrasco, R 37 Chad Durbin, R 46 Ryan Madson, R 52 Mike Koplove, R 82 Jake Woods, L	IP 1.1	WLS 5	BF 0	H 0	R 0	ER 0	SO 1	BB 2	IBB 0	HBP 0	BLK 0	WP 0	HR 0	S 5	P 13	ERA 5.52	WHIP 1.500										
55 Skip Schumaker, L 23 Brian Barden, R	IP 1.2	WLS 6	BF 1	H 0	R 0	ER 0	SO 1	BB 0	IBB 0	HBP 0	BLK 0	WP 0	HR 0	S 8	P 8	ERA 2.35	WHIP 0.600										
24 Rick Ankiel, L 5 Albert Pujols, R 67 Tyler Greene, R	IP 1.1	WLS 6	BF 1	H 0	R 0	ER 0	SO 1	BB 1	IBB 0	HBP 0	BLK 0	WP 0	HR 0	S 7	P 11	ERA 5.14	WHIP 1.500										
16 Chris Duncan, L 13 Brendan Ryan, R 52 Josh Kinney, R Luke Gregerson, L	IP 1.0	WLS 3	BF 1	H 0	R 0	ER 0	SO 0	BB 0	IBB 0	HBP 0	BLK 0	WP 0	HR 0	S 3	P 4	ERA 1.29	WHIP 0.000										

Philadelphia Phillies @ St. Louis Cardinals  
Roger Dean Stadium, Jupiter, FL  
Fri Mar 20 2009, 1:05 PM EDT  
Att. 7,399 - Partly Cloudy - 72 F

AB 34  
R 2  
H 6  
RBI 2  
BB 5  
SO 3  
LOB 10





Batter	1	2	3	4	5	6	7	8	9	AB	R	H	RBI	BB	SO	LOB	TOP						
55 Skip Schumaker, L OBP: 0.397, SLG: 0.466 65 Joe Thurston, L OBP: 0.265, SLG: 0.404										4	3	2	0	0	1	4							
28 Colby Rasmus, L OBP: 0.359, SLG: 0.431										6	3	5	3	0	0	0							
5 Albert Pujols, R OBP: 0.463, SLG: 0.533 23 Brian Barden, R OBP: 0.419, SLG: 0.464										3	0	1	2	1	0	4							
16 Chris Duncan, L OBP: 0.355, SLG: 0.455										5	2	1	1	1	2	7							
47 Ryan Ludwick, R OBP: 0.291, SLG: 0.375 13 Brendan Ryan, R OBP: 0.316, SLG: 0.278 40 Royce Ring, L										4	1	2	5	0	0	1							
3 Khalil Greene, R OBP: 0.412, SLG: 0.556 Shane Robinson, R OBP: 0.333, SLG: 0.667										2	0	0	1	1	1	0							
66 David Freese, R OBP: 0.250, SLG: 0.364 88 Jon Jay, L OBP: 0.385, SLG: 0.432										4	1	2	0	0	2	2							
21 Jason LaRue, R OBP: 0.265, SLG: 0.233 87 Bryan Anderson, L OBP: 0.200, SLG: 0.143 83 Matt Pagnozzi, R OBP: 0.250, SLG: 0.143										3	1	0	0	1	1	3							
26 Kyle Lohse, R OBP: 0.250, SLG: 0.250 46 Kyle McClellan, R 67 Tyler Greene, R OBP: 0.333, SLG: 0.326										4	1	1	0	0	1	3							
<b>Inning Stats</b>	R: 3 E: 1 K: 2 S: 12	H: 4 LOB: 2 BB: 0 P: 12	R: 2 E: 0 K: 2 S: 10	H: 3 LOB: 1 BB: 0 P: 10	R: 2 E: 0 K: 1 S: 7	H: 2 LOB: 3 BB: 3 P: 19	R: 0 E: 0 K: 0 S: 4	H: 1 LOB: 1 BB: 0 P: 4	R: 4 E: 1 K: 1 S: 8	H: 2 LOB: 0 BB: 1 P: 14	R: 1 E: 2 K: 1 S: 9	H: 2 LOB: 2 BB: 0 P: 9	R: 0 E: 0 K: 0 S: 5	H: 0 LOB: 0 BB: 0 P: 5	R: 0 E: 0 K: 0 S: 3	H: 0 LOB: 0 BB: 0 P: 3	R: 0 E: 0 K: 1 S: 5	H: 0 LOB: 0 BB: 0 P: 5	1B: 8 2B: 5 3B: 0 HR: 1	SF: 1 SAC: 0 DP: 0 HBP: 0	WP: 0 PB: 0 SB: 0 CS: 0	PA: 49	
<b>PITCHER</b>	IP WLS BF H R ER SO BB IBB HBP BLK WP HR S P ERA WHIP	76 Jordan Zimmermann, R ERA: 3.14 51 Terrell Young, R ERA: 5.59 58 Mike Hinckley, L ERA: 8.22 57 Jason Bergmann, R ERA: 4.81 50 Garrett Mock, R ERA: 4.81	2.0 L 14 7 2 5 5 4 0 0 0 0 0 0 0 0 22 22 3.500	0.2 7 2 2 2 1 3 0 0 0 0 0 0 0 6 18 27.000	0.1 1 0 0 0 0 0 0 0 0 0 0 0 0 1 1 0.000	2.0 11 3 4 0 1 1 0 0 0 0 1 12 18 0.000	2.0 10 2 1 0 2 0 0 0 0 0 0 0 14 14 0.000	52 Saul Rivera, R ERA: 1.13 43 Jesus Colome, R ERA: 1.13	1.0 3 0 0 0 0 0 0 0 0 0 0 0 0 3 3 0.000	1.0 3 0 0 0 1 0 0 0 0 0 0 0 5 5 0.000													

St. Louis Cardinals @ Washington Nationals  
Space Coast Stadium, Viera, FL  
Sat Mar 21 2009, 1:05 PM EDT  
Att: 6,182 - Partly Cloudy - 74 F

AB	44
R	12
H	14
RBI	12
BB	4
SO	9
LOB	27



Batter	1	2	3	4	5	6	7	8	9	AB	R	H	RBI	BB	SO	LOB	BOTTOM						
6 Anderson Hernandez, S OBP: 0.407, SLG: 0.391 50 Garrett Mock, S 4 Corey Patterson, L OBP: 0.167, SLG: 0.233										3	0	0	0	0	0	3							
15 Cristian Guzman, S OBP: 0.263, SLG: 0.351 12 Alberto Gonzalez, R OBP: 0.323, SLG: 0.333										2	0	0	0	0	1	2							
11 Ryan Zimmerman, R OBP: 0.324, SLG: 0.313 Jose Castillo, R OBP: 0.440, SLG: 0.458										2	0	0	0	0	0	2							
24 Nick Johnson, L OBP: 0.341, SLG: 0.485 27 Kory Casto, L OBP: 0.290, SLG: 0.259										3	1	1	1	0	0	0							
34 Elijah Dukes, R OBP: 0.412, SLG: 0.500 52 Saul Rivera, S 22 Willie Harris, L OBP: 0.294, SLG: 0.214 43 Jesus Colome, R										4	2	2	1	0	0	0							
16 Josh Willingham, R OBP: 0.378, SLG: 0.433										4	3	2	2	1	1	0							
25 Austin Kearns, R OBP: 0.467, SLG: 0.625										5	1	2	4	0	0	0							
23 Wil Nieves, R OBP: 0.350, SLG: 0.294 Derek Norris, R OBP: 0.500, SLG: 0.500 17 Javier Valentin, S OBP: 0.375, SLG: 0.500										2	0	1	0	0	0	0							
76 Jordan Zimmermann, R 51 Terrell Young, R 58 Mike Hinckley, R Wily Mo Peña, R 57 Jason Bergmann, R 13 Alex Cintron, S OBP: 0.346, SLG: 0.320										0	0	0	0	0	0	0							
<b>Inning Stats</b>	R: 0 E: 0 K: 0 S: 3	H: 0 LOB: 0 BB: 0 P: 3	R: 1 E: 0 K: 0 S: 5	H: 1 LOB: 0 BB: 0 P: 6	R: 0 E: 0 K: 1 S: 7	H: 2 LOB: 2 BB: 0 P: 7	R: 0 E: 0 K: 0 S: 3	H: 0 LOB: 0 BB: 0 P: 3	R: 0 E: 0 K: 0 S: 4	H: 1 LOB: 1 BB: 0 P: 4	R: 3 E: 0 K: 0 S: 10	H: 5 LOB: 2 BB: 0 P: 13	R: 5 E: 0 K: 0 S: 6	H: 3 LOB: 0 BB: 2 P: 16	R: 2 E: 0 K: 1 S: 8	H: 3 LOB: 1 BB: 0 P: 8	R: 0 E: 0 K: 1 S: 5	H: 0 LOB: 0 BB: 0 P: 5	1B: 8 2B: 4 3B: 0 HR: 3	SF: 0 SAC: 0 DP: 0 HBP: 0	WP: 0 PB: 0 SB: 0 CS: 0	PA: 44	
<b>PITCHER</b>	IP WLS BF H R ER SO BB IBB HBP BLK WP HR S P ERA WHIP	26 Kyle Lohse, R ERA: 3.48 46 Kyle McClellan, R ERA: 10.84 40 Royce Ring, L ERA: 11.12 93 Hyang-Nam Choi, R ERA: 1.08 30 Jason Motte, R ERA: 1.08	5.2 W 22 5 2 2 2 1 0 0 0 0 0 0 0 9 31 3.18	1.0 11 6 6 6 0 2 0 0 0 0 0 0 1 17 54.000	0.1 4 3 3 3 0 0 0 0 0 0 0 0 4 6 81.000	1.0 H 4 1 0 0 1 0 0 0 0 0 0 0 6 6 0.000	1.0 S 3 0 0 0 1 0 0 0 0 0 0 0 5 5 0.000																

St. Louis Cardinals @ Washington Nationals  
Space Coast Stadium, Viera, FL  
Sat Mar 21 2009, 1:05 PM EDT  
Att: 6,182 - Partly Cloudy - 74 F

AB	42
R	11
H	15
RBI	11
BB	2
SO	3
LOB	13



Batter	1	2	3	4	5	6	7	8	9	AB	R	H	RBI	BB	SO	LOB	TOP										
Adam Jones, R OBP: 0.405, SLG: 0.395	E8 21 G4-3 23 2B 1B	L9		F9					P6	5	2	2	0	0	0	3											
21 Nick Markakis, L OBP: 0.314, SLG: 0.559 31 Kam Mickolio, R (9,1)	G4-3	K			G4-3				G4-3	4	0	0	0	1	1	4											
23 Ty Wigginton, R OBP: 0.378, SLG: 0.462					K					4	1	3	3	0	1	0											
17 Aubrey Huff, L OBP: 0.351, SLG: 0.424	F7	FC3-6			G4-3				G6-3	4	0	0	0	0	0	6											
30 Luke Scott, L OBP: 0.341, SLG: 0.425				K						4	0	2	1	0	2	0											
9 Gregg Zaun, S OBP: 0.385, SLG: 0.323 15 Matt Wieters, S OBP: 0.429, SLG: 0.594	F8			P4					K	4	0	0	0	0	1	2											
2 Ryan Freel, R Hayden Penn, R 41 Bob McCrory, R 77 Justin Christian, R OBP: 0.281, SLG: 0.387				G1-3					K	3	1	1	0	0	0	0											
14 Chris Gomez, R OBP: 0.257, SLG: 0.200									F9	4	0	1	0	0	0	1											
27 Mark Hendrickson, L 32 Jamie Walker, L 13 Donnie Murphy, R OBP: 0.206, SLG: 0.323									F9	1	0	0	0	1	0	0											
									F7	0	0	0	0	0	0	0											
									G5-3	2	0	0	0	0	0	0											
									G5-3	2	0	0	0	0	0	0											
<b>Inning Stats</b>	R: 2 E: 1 K: 0 S: 6	H: 3 LOB: 1 BB: 0 P: 6	R: 1 E: 0 K: 1 S: 8	H: 3 LOB: 3 BB: 1 P: 12	R: 0 E: 0 K: 1 S: 5	H: 0 LOB: 0 BB: 0 P: 5	R: 0 E: 0 K: 1 S: 5	H: 0 LOB: 0 BB: 0 P: 5	R: 0 E: 0 K: 1 S: 5	H: 0 LOB: 0 BB: 0 P: 5	R: 1 E: 0 K: 0 S: 5	H: 2 LOB: 2 BB: 1 P: 9	R: 0 E: 0 K: 2 S: 8	H: 1 LOB: 1 BB: 0 P: 8	R: 0 E: 0 K: 0 S: 3	H: 0 LOB: 0 BB: 0 P: 3	1B: 6 2B: 2 3B: 1 HR: 0	SF: 0 SAC: 0 DP: 0 HBP: 0	WP: 0 PA: 38 PB: 0 SB: 0 CS: 0								
<b>PITCHER</b>	IP	WLS	BF	H	R	ER	SO	BB	IBB	HBP	BLK	WP	HR	S	P	ERA	WHIP										
37 Todd Wellemeyer, R ERA: 5.82	5.0		22	6	3	3	3	1	0	0	0	0	0	27	31	5.40	1.400										
48 Brad Thompson, R ERA: 5.25	1.2		8	2	1	1	1	1	0	0	1	0	0	9	13	5.40	1.800										
43 Trevor Miller, L ERA: 3.68	0.1		1	0	0	0	0	0	0	0	0	0	0	1	1	0.00	0.000										
31 Ryan Franklin, R ERA: 3.38	1.0		4	1	0	0	2	0	0	0	0	0	0	8	8	0.00	1.000										
77 Blake Hawksworth, R ERA: 3.98	1.0	W	3	0	0	0	0	0	0	0	0	0	0	3	3	0.00	0.000										

Baltimore Orioles @ St. Louis Cardinals  
Roger Dean Stadium, Jupiter, FL  
Sun Mar 22 2009, 1:05 PM EDT  
Att: 6,709 - Sunny - 74 F

AB 36  
R 4  
H 9  
RBI 4  
BB 2  
SO 6  
LOB 17



Batter	1	2	3	4	5	6	7	8	9	AB	R	H	RBI	BB	SO	LOB	BOTTOM										
55 Skip Schumaker, L OBP: 0.364, SLG: 0.435 65 Joe Thurston, L OBP: 0.260, SLG: 0.396	G5-3	E3		L9					K	4	0	0	0	0	0	2											
62 Joe Mather, R OBP: 0.210, SLG: 0.357		L7			K				P4	5	1	1	0	0	2	2											
5 Albert Pujols, R 48 Brad Thompson, R 43 Trevor Miller, R 28 Ryan Rasmus, L 31 Ryan Franklin, R Shane Robinson, R OBP: 0.500, SLG: 0.750	G5-3			L9						3	0	0	0	0	0	1											
47 Ryan Ludwick, R 88 Jon Jay, L OBP: 0.350, SLG: 0.436					K				E6	3	1	2	1	0	1	0											
3 Khalil Greene, R 13 Brendan Ryan, R OBP: 0.300, SLG: 0.263									L7	3	0	2	1	0	1	1											
24 Rick Ankiel, L 83 Matt Pagnozzi, R OBP: 0.250, SLG: 0.143		F8								4	0	1	0	0	1	3											
4 Yadier Molina, R 77 Blake Hawksworth, R										4	0	2	1	0	1	1											
66 David Freese, R 23 Brian Barden, R OBP: 0.406, SLG: 0.448										0	0	0	0	0	0	0											
37 Todd Wellemeyer, R 16 Chris Duncan, L OBP: 0.359, SLG: 0.474										0	0	0	0	0	0	0											
										2	0	1	0	0	0	2											
<b>Inning Stats</b>	R: 2 E: 0 K: 0 S: 6	H: 3 LOB: 1 BB: 0 P: 6	R: 1 E: 1 K: 1 S: 7	H: 1 LOB: 0 BB: 0 P: 7	R: 0 E: 0 K: 1 S: 6	H: 1 LOB: 1 BB: 0 P: 7	R: 0 E: 0 K: 2 S: 7	H: 0 LOB: 0 BB: 0 P: 7	R: 0 E: 0 K: 1 S: 7	H: 1 LOB: 2 BB: 0 P: 7	R: 0 E: 0 K: 2 S: 8	H: 1 LOB: 2 BB: 0 P: 8	R: 1 E: 1 K: 0 S: 6	H: 2 LOB: 2 BB: 0 P: 7	R: 1 E: 0 K: 1 S: 6	H: 2 LOB: 1 BB: 0 P: 7	1B: 9 2B: 3 3B: 0 HR: 0	SF: 0 SAC: 2 DP: 0 HBP: 0	WP: 1 PA: 40 PB: 0 SB: 2 CS: 0								
<b>PITCHER</b>	IP	WLS	BF	H	R	ER	SO	BB	IBB	HBP	BLK	WP	HR	S	P	ERA	WHIP										
27 Mark Hendrickson, L ERA: 5.0	4.0		19	6	3	2	2	0	0	0	0	0	0	23	24	4.50	1.500										
32 Jamie Walker, L ERA: 2.84	1.1		5	1	0	0	3	0	0	0	0	0	0	11	11	0.00	0.750										
Hayden Penn, R ERA: 5.08	2.0		8	1	1	0	2	0	0	0	0	0	0	13	13	0.00	0.500										
41 Bob McCrory, R ERA: 2.25	0.2	B	4	2	0	0	0	0	0	0	0	0	0	4	5	0.00	3.000										
31 Kam Mickolio, R ERA: 1.93	0.2	L	4	2	1	1	1	0	0	0	0	0	0	6	7	13.50	3.000										

Baltimore Orioles @ St. Louis Cardinals  
Roger Dean Stadium, Jupiter, FL  
Sun Mar 22 2009, 1:05 PM EDT  
Att: 6,709 - Sunny - 74 F

AB 38  
R 5  
H 12  
RBI 4  
BB 0  
SO 8  
LOB 18



Batter	1	2	3	4	5	6	7	8	9	AB	R	H	RBI	BB	SO	LOB	TOP								
85 Lastings Milledge, R OBP: 0.320, SLG: 0.528 13 Alex Cintron, S OBP: 0.353, SLG: 0.500	(1, 8) K2-3		X 0-0 15 E 24 2B 1B		X 0-3 K			X 0-3 K		3	1	1	0	0	2	0									
15 Cristian Guzman, S OBP: 0.225, SLG: 0.325 1 Freddie Bynum, L OBP: 0.100, SLG: 0.300	(1, 6) K		X 0-0 E1 24 2B 1-2		X 0-0 G1-3			X 0-0 G4-3		3	1	0	0	0	1	1									
24 Nick Johnson, L OBP: 0.304, SLG: 0.528 27 Kory Casto, L OBP: 0.286, SLG: 0.290	(1, 3) 1B		X 0-0 2B 1-H 2-H		X 0-0 G3-1			X 0-0 2B 4 E		3	0	2	2	0	0	0									
25 Austin Kearns, R OBP: 0.455, SLG: 0.593 29 Ryan Langerhans, L OBP: 0.429, SLG: 0.290	(1, 9) K		X 0-0 P3		X 0-0 1B			X 1-0 FC4-6 HBP		3	0	1	0	0	1	2									
4 Corey Patterson, L OBP: 0.147, SLG: 0.206	(1, 7) K		X 0-0 F8		X 0-0 L8			X 0-0 FC4-6 G5-3		4	0	0	0	0	1	2									
8 Jose Castillo, R OBP: 0.379, SLG: 0.393 Seth Bynum, R OBP: 0.100, SLG: 0.300	(1, 5) G1-3		X 0-0 G3		X 0-0 G5-3			X 0-0 G5-3		3	0	0	0	0	0	0									
7 Josh Bard, S OBP: 0.200, SLG: 0.200 73 Gustavo Molina, R OBP: 0.200, SLG: 0.200	(1, 2) P5		X 0-0 G4-3		X 0-0 G3			X 0-0 F8		3	0	0	0	0	0	0									
22 Willie Harris, L OBP: 0.275, SLG: 0.265	(1, 4) L3		X 0-0 G3		X 0-0 G6-3					3	0	0	0	0	0	0									
19 Scott Olsen, L	(1, 1)		X 0-3 K		X 0-0 G4-3			X 0-0 P6		2	0	0	0	0	1	0									
65 Gary Glover, R 52 Saul Rivera, S 62 Jorge Padilla, R OBP: 0.286, SLG: 0.308 58 Mike Hincley, R	(6, 1) K		X 0-0 G4-3							0	0	0	0	0	0	0									
<b>Inning Stats</b>	R: 0 E: 0 K: 3 S: 10	H: 1 LOB: 1 BB: 0 P: 10	R: 0 E: 0 K: 1 S: 5	H: 0 LOB: 0 BB: 0 P: 5	R: 2 E: 1 K: 1 S: 8	H: 2 LOB: 1 BB: 0 P: 8	R: 0 E: 0 K: 0 S: 3	H: 0 LOB: 0 BB: 0 P: 3	R: 0 E: 0 K: 1 S: 5	H: 0 LOB: 0 BB: 0 P: 5	R: 0 E: 0 K: 0 S: 4	H: 1 LOB: 1 BB: 0 P: 4	R: 0 E: 0 K: 0 S: 3	H: 0 LOB: 0 BB: 0 P: 3	R: 0 E: 0 K: 1 S: 5	H: 0 LOB: 1 BB: 0 P: 5	R: 1 E: 1 K: 0 S: 4	H: 1 LOB: 1 BB: 0 P: 5	1B: 3 2B: 2 3B: 0 HR: 0	SF: 0 SAC: 0 DP: 0 HBP: 1	WP: 0 PB: 0 SB: 0 CS: 0	PA: 34			
<b>PITCHER</b>	IP	WLS	BF	H	R	ER	SO	BB	IBB	HBP	BLK	WP	HR	S	P	ERA	WHIP								
29 Chris Carpenter, R ERA: 1.0	(1, 1)	5.0	19	3	2	0	6	0	0	0	0	0	0	31	31	0.00	0.600								
79 P.J. Walters, R ERA: 1.0	(6, 1)	3.0	W 10	1	0	0	1	0	0	0	0	0	0	12	12	0.00	0.333								
52 Josh Kinney, R ERA: 1.13	(9, 1)	1.0	5	1	1	0	0	0	0	1	0	0	0	4	5	0.00	1.000								

Washington Nationals @ St. Louis Cardinals  
Roger Dean Stadium, Jupiter, FL  
Mon Mar 23 2009, 1:05 PM EDT  
Att.: 5,697 - Sunny - 76 F

AB	33
R	3
H	5
RBI	2
BB	0
SO	7
LOB	7



Batter	1	2	3	4	5	6	7	8	9	AB	R	H	RBI	BB	SO	LOB	BOTTOM								
13 Brendan Ryan, R OBP: 0.320, SLG: 0.292	(1, 5) 24 E 47 SF7 24 1B 1B		X 0-0 G6-3		X 0-0 FC4-6			X 0-0 K		5	1	2	0	0	1	4									
24 Rick Ankiel, L OBP: 0.438, SLG: 0.524 65 Joe Thurston, L OBP: 0.250, SLG: 0.380	(1, 8) E5 3 1B 1B		X 0-0 G5-4-3 5 1B		X 0-0 G4-3			X 1-0 G4-3		3	0	2	0	0	0	0									
5 Albert Pujols, R OBP: 0.459, SLG: 0.471 62 Joe Mather, R OBP: 0.206, SLG: 0.351	(1, 3) P6		X 0-0 G5-4-3 1-2 1B		X 0-0 G6-3			X 0-0 G6-4-3		3	0	0	0	0	0	3									
47 Ryan Ludwick, R OBP: 0.295, SLG: 0.396 79 P.J. Walters, R 52 Josh Kinney, R	(1, 9) SF7		X 0-0 G4-3		X 0-0 F8			X 4-0 FC6-4 BB		2	0	0	1	0	0	0									
3 Khalil Greene, R OBP: 0.429, SLG: 0.560 28 Colby Rasmus, L OBP: 0.358, SLG: 0.417	(1, 6) 1-2 1B		X 0-0 G5-3		X 0-0 G5-3 16 S 16 1B BB			X 0-0 F9		2	0	1	0	0	0	0									
16 Chris Duncan, L OBP: 0.368, SLG: 0.475 83 Matt Paganzzi, R OBP: 0.250, SLG: 0.143	(1, 7) P6		X 0-0 G5-3 4 S 4 2B 1B		X 0-0 G5-3 4 1B 55 1B 1B			X 1-0 F7		4	2	2	1	0	0	3									
4 Yadier Molina, R OBP: 0.406, SLG: 0.448 Shane Robinson, R OBP: 0.400, SLG: 0.600	(1, 2) E6 29 SH5-4		X 0-0 SH5-4 29 1B 1-H 2B		X 1-0 FC6-4 13 1B			X 0-0 FC6-4 66 G5-3 55 1B 1B		3	1	2	1	0	0	0									
29 Chris Carpenter, R OBP: 1.000, SLG: 1.000 66 David Freese, R OBP: 0.255, SLG: 0.313	(1, 1) SH5-4		X 0-0 SH5-4 1-2 1B		X 0-0 FC6-4 13 1B			X 0-0 G6-3		1	0	1	0	0	0	0									
55 Skip Schumaker, L OBP: 0.362, SLG: 0.431 23 Brian Barden, R OBP: 0.424, SLG: 0.500	(1, 4) F7		X 0-0 F7		X 0-0 F7			X 0-0 G6-3 65 WP 2B		1	0	1	0	0	0	0									
<b>Inning Stats</b>	R: 1 E: 1 K: 0 S: 6	H: 3 LOB: 2 BB: 0 P: 6	R: 0 E: 1 K: 0 S: 4	H: 0 LOB: 1 BB: 0 P: 4	R: 0 E: 0 K: 0 S: 3	H: 1 LOB: 0 BB: 0 P: 3	R: 1 E: 0 K: 0 S: 6	H: 3 LOB: 2 BB: 0 P: 7	R: 0 E: 0 K: 0 S: 3	H: 0 LOB: 1 BB: 1 P: 7	R: 4 E: 1 K: 0 S: 7	H: 4 LOB: 1 BB: 1 P: 12	R: 0 E: 0 K: 0 S: 3	H: 0 LOB: 1 BB: 1 P: 7	R: 0 E: 0 K: 1 S: 6	H: 1 LOB: 1 BB: 0 P: 7	1B: 10 2B: 2 3B: 0 HR: 0	SF: 1 SAC: 1 DP: 2 HBP: 0	WP: 1 PB: 0 SB: 2 CS: 0	PA: 38					
<b>PITCHER</b>	IP	WLS	BF	H	R	ER	SO	BB	IBB	HBP	BLK	WP	HR	S	P	ERA	WHIP								
19 Scott Olsen, L ERA: 5.0	(1, 1)	5.0	22	7	2	2	0	0	0	0	0	0	0	5	10	108.00	15.000								
65 Gary Glover, R ERA: 8.44	(6, 1)	0.1	L 6	4	4	4	0	1	0	0	0	0	0	5	9	0.00	0.600								
52 Saul Rivera, R ERA: 7.27	(6, 1)	1.2	6	0	0	0	0	1	0	0	0	0	0	5	9	0.00	0.600								
58 Mike Hincley, L ERA: 7.27	(8, 1)	1.0	4	1	0	0	1	0	0	0	0	1	0	6	7	0.00	1.000								

Washington Nationals @ St. Louis Cardinals  
Roger Dean Stadium, Jupiter, FL  
Mon Mar 23 2009, 1:05 PM EDT  
Att.: 5,697 - Sunny - 76 F

AB	34
R	6
H	12
RBI	6
BB	2
SO	1
LOB	21



Batter	1	2	3	4	5	6	7	8	9	AB	R	H	RBI	BB	SO	LOB	TOP										
3 Kazuo Matsui, S OBP: 0.136, SLG: 0.140 29 Geoff Geary, R (6.1) 31 David Newhan, L OBP: 0.324, SLG: 0.194 (8.7)	P3		B1-3		G4-3		G3		21 1B	3	0	0	0	0	0	0	<b>Houston Astros @ St. Louis Cardinals</b> Roger Dean Stadium, Jupiter, FL Wed Mar 25 2009, 1:05 PM EDT Att.: 5,848 - Sunny - 73 F										
21 Michael Bourn, L OBP: 0.320, SLG: 0.297 (1.8)	G1-3		K		BB		77 CS		1B	3	0	1	1	2	1	0											
77 Ivan Rodriguez, R OBP: 0.500, SLG: 1.111 Reggie Abercrombie, R OBP: 0.410, SLG: 0.500 (7.7) (8.9)	K		HR		F9		CS		G6-3	L7	3	1	1	1	0	1											
9 Hunter Pence, R OBP: 0.350, SLG: 0.463 83 Chris Barnwell, R (8.4)		K									4	0	3	0	0	1											
4 Jason Michaels, R OBP: 0.200, SLG: 0.273 46 J.R. Towles, R OBP: 0.217, SLG: 0.364 (7.2)			1B								0	0	0	0	0	0											
89 Jason Smith, L OBP: 0.458, SLG: 0.600 (6.4)											3	1	1	0	0	0											
53 Wesley Wright, R (8.1) 73 Jeff Fulchino, R (9.1)											1	0	0	0	0	1											
23 Edwin Maysonet, R OBP: 0.348, SLG: 0.773 (1.6)											4	1	3	0	0	1											
65 Chris Johnson, R OBP: 0.326, SLG: 0.368 (1.5)											0	0	0	0	0	0											
39 Russ Ortiz, R OBP: 0.250, SLG: 0.250 19 Mark Saccomanno, R OBP: 0.087, SLG: 0.304 (6.3)											0	0	0	0	0	0											
<b>Inning Stats</b>	R: 0 E: 0 K: 1 S: 5	H: 0 LOB: 0 BB: 0 P: 5	R: 1 E: 0 K: 1 S: 8	H: 3 LOB: 2 BB: 0 P: 9	R: 1 E: 0 K: 1 S: 9	H: 2 LOB: 1 BB: 0 P: 11	R: 0 E: 0 K: 1 S: 5	H: 1 LOB: 0 BB: 0 P: 6	R: 0 E: 0 K: 0 S: 5	H: 0 LOB: 1 BB: 1 P: 9	R: 1 E: 0 K: 0 S: 5	H: 3 LOB: 1 BB: 0 P: 5	R: 0 E: 0 K: 1 S: 4	H: 0 LOB: 0 BB: 1 P: 9	R: 0 E: 0 K: 0 S: 4	H: 1 LOB: 1 BB: 0 P: 4	R: 1 E: 0 K: 1 S: 7	H: 2 LOB: 2 BB: 1 P: 11	1B: 9 2B: 2 3B: 0 HR: 1	SF: 0 SAC: 0 DP: 1 HBP: 0	WP: 0 PB: 0 SB: 2 CS: 2	PA: 40					
<b>PITCHER</b>	IP	WLS	BF	H	R	ER	SO	BB	IBB	HBP	BLK	WP	HR	S	P	ERA	WHIP										
35 Joel Pineda, R ERA: 1.89 46 Kyle McClellan, R ERA: 9.69 36 Dennys Reyes, L ERA: 34 Chris Perez, R ERA: 6.0	5.0		21	6	2	2	5	1	0	0	0	0	1	32	40	3.60	1.400										

AB	36
R	4
H	12
RBI	4
BB	3
SO	7
LOB	14



Batter	1	2	3	4	5	6	7	8	9	AB	R	H	RBI	BB	SO	LOB	BOTTOM										
55 Skip Schumaker, L OBP: 0.375, SLG: 0.448 28 Colby Rasmus, L OBP: 0.362, SLG: 0.419 (6.8)	G5-3		G1-3		24 2B		1B		L3	2	0	1	0	1	0	1	<b>Houston Astros @ St. Louis Cardinals</b> Roger Dean Stadium, Jupiter, FL Wed Mar 25 2009, 1:05 PM EDT Att.: 5,848 - Sunny - 73 F										
24 Rick Ankiel, L OBP: 0.434, SLG: 0.530 Shane Robinson, R OBP: 0.500, SLG: 0.667 (6.7)	F8		G4-3		BB		1B			3	0	1	0	0	0	2											
5 Albert Pujols, R OBP: 0.420, SLG: 0.444 46 Kyle McClellan, R (6.1) 62 Joe Mather, R OBP: 0.203, SLG: 0.345 (7, PH) (8.3)	G5-3										3	0	0	0	1	3											
16 Chris Duncan, L OBP: 0.347, SLG: 0.446 (6.3) 36 Dennys Reyes, R (8.1) 21 Jason LaRue, R OBP: 0.265, SLG: 0.233 (9.2)	G3-1										4	0	0	0	1	3											
47 Ryan Ludwick, R OBP: 0.292, SLG: 0.404 (1.9)											0	0	0	0	0	0											
3 Khalil Greene, R OBP: 0.424, SLG: 0.566 13 Brendan Ryan, R OBP: 0.308, SLG: 0.280 (7.6)	F9										4	1	1	0	0	1											
4 Yadier Molina, R OBP: 0.406 34 Chris Perez, R (9.1)	P6										3	0	1	0	1	1											
66 David Freese, R OBP: 0.250, SLG: 0.316 23 Brian Barden, R OBP: 0.412, SLG: 0.484 (8.5)											0	0	0	0	0	0											
35 Joel Pineda, R (1.1) 65 Joe Thurston, L OBP: 0.273, SLG: 0.385 (5, PH) (6.4)											0	0	0	0	0	0											
<b>Inning Stats</b>	R: 0 E: 0 K: 0 S: 4	H: 1 LOB: 1 BB: 0 P: 4	R: 0 E: 0 K: 1 S: 8	H: 0 LOB: 0 BB: 0 P: 9	R: 0 E: 0 K: 0 S: 8	H: 1 LOB: 1 BB: 0 P: 12	R: 1 E: 0 K: 3 S: 11	H: 2 LOB: 1 BB: 0 P: 11	R: 0 E: 0 K: 0 S: 3	H: 0 LOB: 0 BB: 0 P: 3	R: 2 E: 0 K: 0 S: 6	H: 3 LOB: 2 BB: 1 P: 10	R: 0 E: 0 K: 0 S: 3	H: 0 LOB: 0 BB: 0 P: 3	R: 0 E: 0 K: 0 S: 3	H: 0 LOB: 0 BB: 0 P: 3		1B: 4 2B: 4 3B: 0 HR: 0	SF: 0 SAC: 1 DP: 0 HBP: 0	WP: 0 PB: 0 SB: 0 CS: 0	PA: 37						
<b>PITCHER</b>	IP	WLS	BF	H	R	ER	SO	BB	IBB	HBP	BLK	WP	HR	S	P	ERA	WHIP										
39 Russ Ortiz, R ERA: 3.22 29 Geoff Geary, R ERA: 5.4 53 Wesley Wright, L ERA: 73 Jeff Fulchino, R ERA: 2.03	5.0		21	3	2	2	0	1	0	0	0	0	0	9	13	9.00	2.000										

AB	33
R	3
H	8
RBI	3
BB	3
SO	4
LOB	13



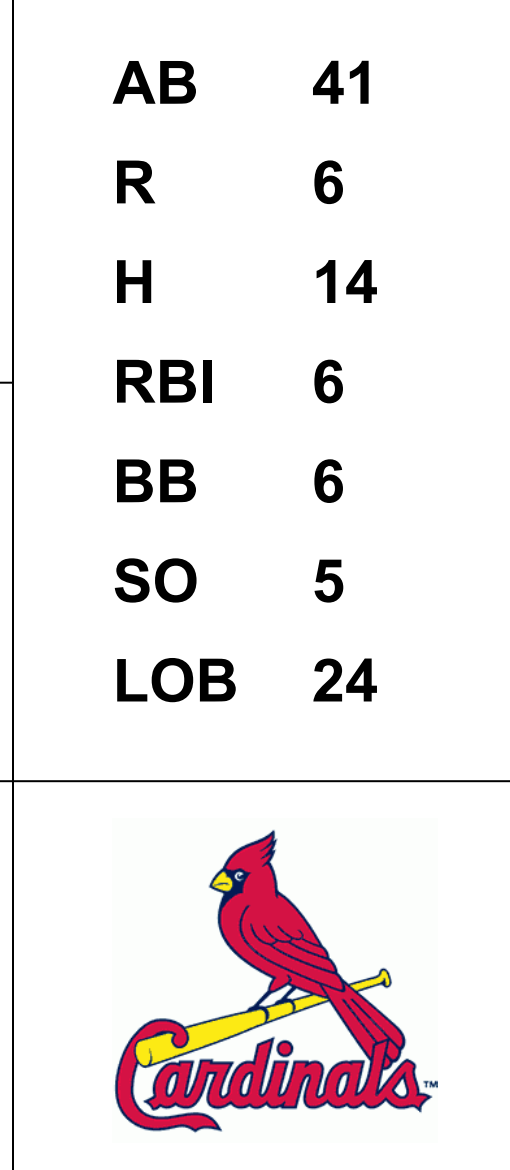




Batter	1	2	3	4	5	6	7	8	9	AB	R	H	RBI	BB	SO	LOB	TOP					
18 Felix Pie, L OBP: 0.273, SLG: 0.286										4	1	1	1	1	1	2	<b>Baltimore Orioles @ St. Louis Cardinals</b> Roger Dean Stadium, Jupiter, FL Sat Mar 28 2009, 1:05 PM EDT Att: 5,481 - Partly Cloudy - 77 F					
3 Cesar Izquierdo, S OBP: 0.188, SLG: 0.188										5	1	1	0	0	1	2						
21 Nick Markakis, L OBP: 0.362, SLG: 0.587										5	1	2	3	0	1	0						
17 Aubrey Huff, L OBP: 0.286, SLG: 0.333										5	0	0	1	0	1	2						
6 Melvin Mora, R OBP: 0.250, SLG: 0.467										4	2	2	1	0	0	0						
26 Scott Moore, L OBP: 0.380, SLG: 0.638										0	0	0	0	0	0	0						
Adam Jones, R OBP: 0.415, SLG: 0.551										4	1	1	2	0	0	0						
15 Matt Wieters, S OBP: 0.350, SLG: 0.513										3	1	1	0	0	0	0						
78 Guillermo Rodriguez, R OBP: 0.143, SLG: 0.357										1	0	0	0	0	1	0						
14 Chris Gomez, R OBP: 0.244, SLG: 0.211										4	1	1	0	0	1	1						
79 David Pauley, R										0	0	0	0	0	0	0						
56 Adam Eaton, R OBP: 0.500, SLG: 0.500										2	1	1	0	0	1	1						
16 Oscar Salazar, R OBP: 0.262, SLG: 0.316										1	0	1	1	0	0	0						
34 Matt Albers, L										0	0	0	0	0	0	0						
53 Jim Miller, R										0	0	0	0	0	0	0						
82 Jolbert Cabrera, R OBP: 0.447, SLG: 0.600										1	1	1	0	0	0	0						
<b>Inning Stats</b>	R: 0 E: 0 K: 1 S: 5	H: 0 LOB: 0 BB: 0 P: 5	R: 0 E: 0 K: 0 S: 3	H: 0 LOB: 0 BB: 0 P: 3	R: 1 E: 0 K: 2 S: 9	H: 2 LOB: 1 BB: 0 P: 9	R: 2 E: 0 K: 0 S: 6	H: 2 LOB: 0 BB: 0 P: 7	R: 4 E: 0 K: 1 S: 8	H: 3 LOB: 0 BB: 1 P: 13	R: 1 E: 0 K: 0 S: 5	H: 2 LOB: 1 BB: 0 P: 5	R: 0 E: 0 K: 2 S: 7	H: 0 LOB: 0 BB: 0 P: 7	R: 1 E: 0 K: 1 S: 7	H: 1 LOB: 0 BB: 0 P: 7	R: 1 E: 0 K: 0 S: 5	H: 2 LOB: 1 BB: 0 P: 5	1B: 5 2B: 5 3B: 0 HR: 2	SF: 0 SAC: 0 DP: 0 HBP: 0	WP: 1 PB: 1 SB: 0 CS: 0	PA: 40
<b>PITCHER</b>	IP WLS BF H R ER SO BB IBB HBP BLK WP HR S P ERA WHIP																					
37 Todd Wellemeyer, R ERA: 7.36	5.0 L 23 7 7 7 4 1 0 0 0 0 1 1 31 37 12.60 1.600																					
46 Kyle McClellan, R ERA: 9.0	2.0 8 2 1 1 2 0 0 0 0 0 0 0 12 12 4.50 1.000																					
31 Ryan Franklin, R ERA: 4.5	2.0 9 3 2 2 1 0 0 0 0 0 0 1 12 12 9.00 1.500																					

Batter	1	2	3	4	5	6	7	8	9	AB	R	H	RBI	BB	SO	LOB	BOTTOM			
65 Joe Thurston, L OBP: 0.286, SLG: 0.417										6	2	2	0	0	0	2	<b>Baltimore Orioles @ St. Louis Cardinals</b> Roger Dean Stadium, Jupiter, FL Sat Mar 28 2009, 1:05 PM EDT Att: 5,481 - Partly Cloudy - 77 F			
13 Brendan Ryan, R OBP: 0.265, SLG: 0.303										6	1	1	2	0	2	2				
28 Colby Rasmus, L OBP: 0.386, SLG: 0.431										3	2	2	0	2	0	1				
66 David Freese, R OBP: 0.375, SLG: 0.533										4	0	3	2	1	0	1				
88 Jon Jay, L OBP: 0.378, SLG: 0.419										4	0	1	0	0	0	4				
Shane Robinson, R OBP: 0.556, SLG: 1.000										0	0	0	0	1	0	0				
62 Joe Mather, R OBP: 0.211, SLG: 0.338										5	0	2	2	0	1	3				
21 Jason LaRue, R OBP: 0.293, SLG: 0.306										4	0	1	0	1	0	3				
37 Todd Wellemeyer, R ERA: 7.36										2	0	0	0	0	2	3				
46 Kyle McClellan, R ERA: 9.0										1	0	0	0	0	0	0				
93 Amaury Cazana, R ERA: 1.74										1	0	0	0	0	0	1				
31 Ryan Franklin, R ERA: 4.5										0	0	0	0	0	0	0				
90 Mike Folli, L ERA: 6.75										1	0	0	0	0	0	0				
23 Brian Barden, R OBP: 0.425, SLG: 0.528										4	1	2	0	1	0	4				
<b>Inning Stats</b>	R: 1 E: 0 K: 0 S: 5	H: 2 LOB: 1 BB: 0 P: 5	R: 0 E: 0 K: 2 S: 7	H: 0 LOB: 0 BB: 0 P: 7	R: 4 E: 0 K: 1 S: 10	H: 5 LOB: 3 BB: 2 P: 18	R: 0 E: 0 K: 0 S: 5	H: 2 LOB: 3 BB: 1 P: 9	R: 0 E: 0 K: 0 S: 4	H: 1 LOB: 1 BB: 0 P: 5	R: 0 E: 0 K: 0 S: 4	H: 1 LOB: 1 BB: 0 P: 4	R: 1 E: 0 K: 1 S: 7	H: 2 LOB: 3 BB: 2 P: 15	R: 0 E: 0 K: 1 S: 6	H: 1 LOB: 1 BB: 0 P: 6	1B: 8 2B: 3 3B: 3 HR: 0	SF: 0 SAC: 0 DP: 0 HBP: 0	WP: 0 PB: 0 SB: 1 CS: 0	PA: 47
<b>PITCHER</b>	IP WLS BF H R ER SO BB IBB HBP BLK WP HR S P ERA WHIP																			
56 Adam Eaton, R ERA: 6.75	5.0 W 28 9 5 5 3 4 0 0 0 0 0 0 4 5 9.00 2.600																			
34 Matt Albers, R ERA: 1.74	1.0 H 4 1 0 0 0 0 0 0 0 0 0 0 4 5 0.00 1.000																			
53 Jim Miller, R ERA: 7.1	1.0 H 4 1 0 0 0 0 0 0 0 0 0 0 4 4 0.00 1.000																			
79 David Pauley, R ERA: 7.62	2.0 11 3 1 1 2 2 0 0 0 0 0 0 13 21 4.50 2.500																			

AB	39
R	10
H	12
RBI	9
BB	1
SO	7
LOB	8



Batter	1	2	3	4	5	6	7	8	9	AB	R	H	RBI	BB	SO	LOB	TOP										
55 Skip Schumaker, L OBP: 0.365, SLG: 0.416 23 Brian Barden, R OBP: 0.439, SLG: 0.541	F7		F7				G1-3		G4-6-3	4	1	1	0	0	0	2	<b>St. Louis Cardinals @ Minnesota Twins</b> Hammond Stadium, Fort Myers, FL Sun Mar 29 2009, 1:05 PM EDT Att. 7,730 - Overcast - 79 F										
24 Rick Ankiel, L OBP: 0.422, SLG: 0.538	F7		FC3				G4-3		G4-6-3	5	1	1	2	0	0	4											
5 Albert Pujols, R OBP: 0.407, SLG: 0.439 Shane Robinson, R OBP: 0.556, SLG: 1.000	K		K						F7	4	0	1	0	0	2	3											
47 Ryan Ludwick, R OBP: 0.278, SLG: 0.375 28 Colby Rasmus, L OBP: 0.391, SLG: 0.425		F7	L3						F7	3	0	0	0	0	0	4											
3 Khalil Greene, R OBP: 0.435, SLG: 0.556 13 Brandon Ryan, R OBP: 0.286, SLG: 0.324	F7									3	0	1	0	0	0	0											
16 Chris Duncan, L OBP: 0.337, SLG: 0.430										4	0	2	0	0	0	2											
4 Yadier Molina, R OBP: 0.319, SLG: 0.326	G1-3									4	0	0	0	0	2	3											
66 David Freese, R OBP: 0.371, SLG: 0.515 65 Joe Thurston, L OBP: 0.297, SLG: 0.426										3	0	1	0	0	0	2											
62 Joe Mather, R OBP: 0.227, SLG: 0.362										4	0	2	0	0	1	0											
<b>Inning Stats</b>	R: 0 E: 0 K: 1 S: 5	H: 0 LOB: 0 BB: 0 P: 5	R: 0 E: 0 K: 0 S: 4	H: 1 LOB: 1 BB: 0 P: 4	R: 0 E: 0 K: 1 S: 8	H: 2 LOB: 3 BB: 0 P: 8	R: 0 E: 0 K: 1 S: 6	H: 1 LOB: 1 BB: 0 P: 6	R: 2 E: 0 K: 1 S: 8	H: 3 LOB: 0 BB: 0 P: 10	R: 0 E: 0 K: 1 S: 6	H: 1 LOB: 0 BB: 0 P: 6	R: 0 E: 0 K: 0 S: 3	H: 0 LOB: 0 BB: 0 P: 3	R: 0 E: 0 K: 0 S: 4	H: 1 LOB: 1 BB: 0 P: 4		R: 1 E: 0 K: 0 S: 5	H: 3 LOB: 1 BB: 0 P: 5	1B: 8 2B: 3 3B: 0 HR: 1	SF: 0 SAC: 0 DP: 2 HBP: 0	WP: 0 PB: 0 CS: 0	PA: 38				
<b>PITCHER</b>	IP	WLS	BF	H	R	ER	SO	BB	IBB	HBP	BLK	WP	HR	S	P	ERA	WHIP										
59 Kevin Slowey, R ERA: 2.21	6.0	W	26	8	2	2	5	0	0	0	0	0	1	37	39	3.00	1.333										
39 R. A. Dickey, R ERA: 2.63	1.0	H	3	0	0	0	0	0	0	0	0	0	0	3	3	0.00	0.000										
28 Jesse Crain, R ERA: 4.82	1.0	H	4	1	0	0	0	0	0	0	0	0	0	4	4	0.00	1.000										
50 Jose Mijares, L ERA: 9.9	1.0	S	5	3	1	1	0	0	0	0	0	0	0	5	5	9.00	3.000										

Batter	1	2	3	4	5	6	7	8	9	AB	R	H	RBI	BB	SO	LOB	BOTTOM										
22 Carlos Gómez, R OBP: 0.375, SLG: 0.592 78 Alejandro Machado, S OBP: 0.217, SLG: 0.230	K									3	0	1	2	1	1	2	<b>St. Louis Cardinals @ Minnesota Twins</b> Hammond Stadium, Fort Myers, FL Sun Mar 29 2009, 1:05 PM EDT Att. 7,730 - Overcast - 79 F										
25 Alexi Casilla, S OBP: 0.344, SLG: 0.339 Ramon Santana, R	G4-3									4	0	0	0	0	1	3											
23 Brendan Harris, R OBP: 0.393, SLG: 0.396	P4									3	1	0	0	1	0	0											
32 Brian Buscher, L OBP: 0.426, SLG: 0.478										4	1	2	0	0	1	0											
16 Jason Kubel, L OBP: 0.436, SLG: 0.510										4	0	0	1	0	3	2											
5 Michael Cuddyer, R OBP: 0.377, SLG: 0.583 Joe Gaetti, R OBP: 0.500, SLG: 0.500										3	1	2	0	0	0	0											
21 Delmon Young, R OBP: 0.317, SLG: 0.517 95 Juan Portes, R										1	1	1	0	0	0	0											
55 Mike Redmond, R OBP: 0.386, SLG: 0.385 71 Drew Butler, R OBP: 0.436, SLG: 0.462										2	0	1	0	1	1	0											
8 Nick Punto, S OBP: 0.483, SLG: 0.615 Chris Cates, R										3	0	1	0	0	2	3											
<b>Inning Stats</b>	R: 0 E: 0 K: 1 S: 5	H: 4 LOB: 2 BB: 1 P: 17	R: 0 E: 0 K: 2 S: 7	H: 0 LOB: 0 BB: 0 P: 7	R: 0 E: 0 K: 1 S: 7	H: 2 LOB: 2 BB: 0 P: 7	R: 1 E: 0 K: 0 S: 5	H: 2 LOB: 1 BB: 1 P: 9	R: 0 E: 0 K: 2 S: 7	H: 0 LOB: 1 BB: 1 P: 11	R: 0 E: 0 K: 1 S: 5	H: 0 LOB: 0 BB: 0 P: 5	R: 1 E: 0 K: 0 S: 5	H: 2 LOB: 1 BB: 0 P: 5	1B: 7 2B: 3 3B: 0 HR: 0	SF: 0 SAC: 0 DP: 0 HBP: 0		WP: 0 PB: 0 CS: 0	PA: 37								
<b>PITCHER</b>	IP	WLS	BF	H	R	ER	SO	BB	IBB	HBP	BLK	WP	HR	S	P	ERA	WHIP										
29 Chris Carpenter, R ERA: 1.52	4.2	L	23	7	4	4	4	2	0	0	0	0	0	2	2	0.00	3.000										
52 Josh Kinney, R ERA: 0.96	0.1		2	1	0	0	0	0	0	0	0	0	0	2	2	0.00	3.000										
34 Chris Perez, R ERA: 4.5	1.0		4	0	0	0	2	1	0	0	0	0	0	7	11	0.00	1.000										
43 Trevor Miller, L ERA: 4.62	1.0		3	0	0	0	1	0	0	0	0	0	0	5	5	0.00	0.000										
30 Jason Motte, R ERA: 1.74	1.0		5	2	1	1	0	0	0	0	0	0	0	5	5	9.00	2.000										






Batter	1	2	3	4	5	6	7	8	9	AB	R	H	RBI	BB	SO	LOB	TOP										
1 Emilio Bonifacio, S OBP: 0.313, SLG: 0.408	(1, 5) X 0-0 G5-3		X 0-0 1B			X 0-0 B3		F 0-3 K		4	0	1	0	0	1	1	<b>Florida Marlins @ St. Louis Cardinals</b> Roger Dean Stadium, Jupiter, FL Mon Mar 30 2009, 1:05 PM EDT Att. 4,392 - Partly Cloudy - 82 F										
21 John Baker, L OBP: 0.426, SLG: 0.415	(1, 2) B 4-0 27 CS BB		X 0-0 G5-3			X 0-0 F9		X 0-0 G4-3		3	0	0	0	1	0	1											
27 Jeremy Hermida, L OBP: 0.302, SLG: 0.000 37 Remyel Pinto, L OBP: 0.277, SLG: 0.350 40 Kiko Calero, R OBP: 0.314, SLG: 0.375 Dallis Mendenhall, L OBP: 0.277, SLG: 0.375 7 Alejandro Diaz, L OBP: 0.288, SLG: 0.300	(1, 7) S (7, 1) S (8, 1) S (8, 9) S (8, 9) S (8, 9) S	0-3 K		X 0-0 L8		X 0-0 G5-3		X 0-0 3 1B BB	3 0-0 G5-4-3 BB	3	0	1	0	0	1	1											
3 Jorge Cantu, R OBP: 0.278, SLG: 0.333 60 Carlos Martinez, R	(1, 3) S (9, 1) S	0-3 K		X 0-0 G5-3		X 0-0 K		X 0-0 1-2 K	X 0-0 G5-4-3	4	0	0	0	0	2	2											
6 Dan Uggla, R OBP: 0.299, SLG: 0.475	(1, 4) S	0-3 K		X 0-0 K		X 0-0 F8				3	0	0	0	0	2	0											
12 Cody Ross, R OBP: 0.379, SLG: 0.500	(1, 9) S	X 0-0 24 FC5-4 1B		X 0-0 F9		X 0-0 F8		X 0-0 F8		3	0	1	0	0	0	0											
24 Cameron Maybin, R OBP: 0.412, SLG: 0.450	(1, 8) S	X 0-0 1-2 FC5-4		X 0-0 K		X 0-0 50 BLK 91 2B 1B		X 0-0 K		3	1	1	0	0	1	1											
50 Andy González, R OBP: 0.348, SLG: 0.429	(1, 6) S	X 0-0 G5-3		X 0-0 G6-3		X 0-0 K		X 0-0 1-2 K		3	0	0	0	0	1	1											
23 Andrew Miller, L 91 Matt Craig, S OBP: 1.000, SLG: 2.000	(1, 1) S (7, 5) S (9, 3) S	X 0-0 G4-3		X 0-0 F7		X 0-0 2H 2B				2	0	0	0	0	0	0											
91 Matt Craig, S OBP: 1.000, SLG: 2.000	(9, 3) S	X 0-0 G4-3		X 0-0 F7		X 0-0 2H 2B				1	0	1	1	0	0	0											
<b>Inning Stats</b>	R: 0 E: 0 K: 1 S: 4	H: 0 LOB: 1 BB: 1 P: 8	R: 0 E: 0 K: 2 S: 8	H: 1 LOB: 1 BB: 0 P: 8	R: 0 E: 0 K: 0 S: 4	H: 1 LOB: 1 BB: 0 P: 4	R: 0 E: 0 K: 1 S: 5	H: 0 LOB: 0 BB: 0 P: 5	R: 0 E: 0 K: 1 S: 5	H: 0 LOB: 0 BB: 0 P: 5	R: 0 E: 0 K: 1 S: 5	H: 1 LOB: 0 BB: 0 P: 5	R: 1 E: 0 K: 2 S: 9	H: 2 LOB: 1 BB: 0 P: 9	R: 0 E: 0 K: 0 S: 2	H: 0 LOB: 1 BB: 1 P: 6	1B: 4 2B: 2 3B: 0 HR: 0	SF: 0 SAC: 0 DP: 2 HBP: 0	WP: 0 PB: 0 SB: 0 CS: 1	PA: 31							
<b>PITCHER</b>	IP	WLS	BF	H	R	ER	SO	BB	IBB	HBP	BLK	WP	HR	S	P	ERA	WHIP										
35 Joel Pineiro, R ERA: 1.44	(1, 1)	6.0	21	3	0	0	5	1	0	0	0	0	0	30	34	0.00	0.667										
52 Josh Kinney, R ERA: 0.87	(7, 1)	1.0	2	0	0	0	1	0	0	0	0	0	0	4	4	0.00	0.000										
31 Ryan Franklin, R ERA: 5.23	(8, 1)	0.1	2	1	1	1	0	0	0	0	0	0	0	2	2	27.00	3.000										
36 Denny Reyes, L ERA: 3.38	(8, 1)	0.2	3	1	0	0	2	0	0	0	1	0	0	7	7	0.00	1.500										
46 Kyle McClellan, R ERA: 8.44	(9, 1)	1.0	3	0	0	0	0	1	0	0	0	0	0	2	6	0.00	1.000										

Batter	1	2	3	4	5	6	7	8	9	AB	R	H	RBI	BB	SO	LOB	BOTTOM										
28 Colby Rasmus, L OBP: 0.379, SLG: 0.421	(1, 8) F 0-3 K		X 0-0 1-3 SH1-3			X 0-0 G3		X 0-0 G4-3	X 0-0 3 1B 62 SH1-3 1B	3	1	1	0	0	1	0	<b>Florida Marlins @ St. Louis Cardinals</b> Roger Dean Stadium, Jupiter, FL Mon Mar 30 2009, 1:05 PM EDT Att. 4,392 - Partly Cloudy - 82 F										
62 Joe Mather, R OBP: 0.218, SLG: 0.352	(1, 7) X	0-0 G3		X 0-0 SF9		X 0-0 G4-3		X 0-0 SH1-3	X 0-0 1-2 SH1-3	2	0	0	1	0	0	0											
5 Albert Pujols, R OBP: 0.400, SLG: 0.420	(1, 3) X	0-0 F9		X 0-0 3H F8		X 0-0 G6-3		X 0-0 IBB	X 4-0 3H IBB	3	0	0	0	1	0	0											
3 Khalil Greene, R OBP: 0.438, SLG: 0.552	(1, 6) S	X 0-0 47 CS 1B		X 0-0 G4-3		X 0-0 F9		X 0-0 E8	X 0-0 1-2 2H 1B	4	0	2	0	0	0	0											
47 Ryan Ludwick, R OBP: 0.280, SLG: 0.373	(1, 9) S	X 0-1 21 1B 1-2 1B		X 0-0 F7		X 0-0 P3				3	0	1	0	0	0	0											
66 David Freese, R OBP: 0.342, SLG: 0.472 31 Ryan Franklin, R 36 Denny Reyes, R 46 Kyle McClellan, R	(1, 5) S (8, 1) S (8, 1) S (9, 1) S	0-3 K		X 0-0 G6-3		X 0-0 K				3	0	0	0	0	2	1											
21 Jason LaRue, R OBP: 0.302, SLG: 0.316 4 Yadier Molina, R OBP: 0.333, SLG: 0.341	(1, 2) S (7, 2) S	X 0-0 1-2 1B		X 0-0 G6-3		X 0-0 G6-3		X 0-0 65 1B 1-3 1B		2	0	1	0	0	0	0											
35 Joel Pineiro, R 52 Josh Kinney, R 65 Joe Thurston, L OBP: 0.292, SLG: 0.419	(1, 1) S (7, 1) S (8, 4) S	0-3 K		X 0-0 F9		X 0-0 L9-3		X 0-0 1-4 L9-3		2	0	0	0	0	1	2											
23 Brian Barden, R OBP: 0.432, SLG: 0.525	(1, 4) S (8, 5) S	X 0-0 28 SH1-3 62 SF9 1B		X 0-0 L9		X 0-0 F8				3	1	1	0	0	0	0											
<b>Inning Stats</b>	R: 0 E: 0 K: 1 S: 5	H: 0 LOB: 0 BB: 0 P: 5	R: 0 E: 0 K: 2 S: 10	H: 3 LOB: 2 BB: 0 P: 10	R: 1 E: 1 K: 0 S: 4	H: 1 LOB: 0 BB: 0 P: 4	R: 0 E: 0 K: 0 S: 3	H: 0 LOB: 0 BB: 0 P: 3	R: 0 E: 0 K: 1 S: 5	H: 0 LOB: 0 BB: 0 P: 5	R: 0 E: 0 K: 0 S: 3	H: 1 LOB: 2 BB: 0 P: 3	R: 1 E: 1 K: 0 S: 3	H: 2 LOB: 2 BB: 1 P: 7	1B: 7 2B: 1 3B: 0 HR: 0	SF: 1 SAC: 2 DP: 1 HBP: 0		WP: 0 PB: 0 SB: 0 CS: 1	PA: 31								
<b>PITCHER</b>	IP	WLS	BF	H	R	ER	SO	BB	IBB	HBP	BLK	WP	HR	S	P	ERA	WHIP										
23 Andrew Miller, L ERA: 5.3 37 Remyel Pinto, L ERA: 2.7 40 Kiko Calero, R ERA: 60 Carlos Martinez, R ERA: 3.6	(1, 1)	1.0	3	0	0	0	1	0	0	0	0	0	0	5	5	0.00	0.000										
40 Kiko Calero, R ERA: 60 Carlos Martinez, R ERA: 3.6	(8, 1)	1.0	3	1	0	0	0	0	0	0	0	0	0	3	3	0.00	1.000										
60 Carlos Martinez, R ERA: 3.6	(9, 1)	0.1	4	2	1	0	0	0	1	0	0	0	0	3	7	0.00	6.000										

AB	29
R	1
H	5
RBI	1
BB	2
SO	8
LOB	7



AB	27
R	2
H	7
RBI	1
BB	1
SO	4
LOB	4



Batter	1	2	3	4	5	6	7	8	9	AB	R	H	RBI	BB	SO	LOB	TOP				
55 Skip Schumaker, L OBP: 0.356, SLG: 0.402	G4-3		F8	G6-3		G1-3				5	0	1	0	0	0	1	<b>St. Louis Cardinals @ Baltimore Orioles</b> Fort Lauderdale Stadium, Ft. Lauderdale, FL Tue Mar 31 2009, 1:05 PM EDT Att: 3,554 - Partly Cloudy - 83 F				
43 Trevor Miller, R 30 Jason Motte, R						4 BB 1B				0	0	0	0	0	0	0					
4 Yadier Molina, R OBP: 0.358, SLG: 0.340	HBP		G5-3			1B		F8		3	1	1	1	1	0	0					
24 Rick Ankiel, L 23 Brian Barden, R				1B		F7				4	1	1	0	0	1	4					
47 Ryan Ludwick, R 48 Brad Thompson, R										1	0	1	0	0	0	0					
Shane Robinson, R OBP: 0.500, SLG: 0.889	2B		1B			F9				4	1	2	1	0	0	2					
16 Chris Duncan, L OBP: 0.352, SLG: 0.470	F8									4	1	2	3	1	0	2					
66 David Freese, R 65 Joe Thurston, L										3	0	1	0	0	1	1					
28 Colby Rasmus, L OBP: 0.374, SLG: 0.405	K									3	0	0	0	1	2	1					
21 Jason LaRue, R 50 Adam Wainwright, R										2	1	1	1	0	0	1					
62 Joe Mather, R OBP: 0.228, SLG: 0.403										1	0	0	0	0	2	0					
13 Brendan Ryan, R OBP: 0.282, SLG: 0.342										4	1	1	0	0	0	1					
<b>Inning Stats</b>	R: 1 E: 0 K: 1 S: 6	H: 1 LOB: 1 BB: 0 P: 8	R: 0 E: 0 K: 1 S: 6	H: 1 LOB: 1 BB: 0 P: 7	R: 3 E: 0 K: 1 S: 8	H: 3 LOB: 0 BB: 0 P: 8	R: 2 E: 0 K: 0 S: 7	H: 3 LOB: 1 BB: 0 P: 7	R: 0 E: 0 K: 0 S: 4	H: 1 LOB: 2 BB: 1 P: 8	R: 0 E: 0 K: 1 S: 5	H: 1 LOB: 0 BB: 0 P: 5	R: 1 E: 0 K: 0 S: 4	H: 1 LOB: 0 BB: 0 P: 4	R: 0 E: 0 K: 0 S: 4	H: 1 LOB: 0 BB: 0 P: 4		1B: 7 2B: 2 3B: 0 HR: 3	SF: 0 SAC: 0 DP: 1 HBP: 1	WP: 0 PB: 1 SB: 0 CS: 1	PA: 42
<b>PITCHER</b>	IP WLS BF H R ER SO BB IBB HBP BLK WP HR S P ERA WHIP																				
Hayden Penn, R ERA: 10.06	3.2 L 20 8 6 6 3 0 0 0 0 0 0 2 26 29 14.73 2.182																				
32 Jamie Walker, L ERA: 2.09	4.1 1 0 0 0 0 0 0 0 0 0 0 0 1 1 0.00 0.000																				
34 Matt Albers, R ERA: 1.59	5.1 1.0 5 0 0 0 0 2 0 0 0 0 0 3 11 0.00 2.000																				
52 George Sherrill, L ERA: 4.91	6.1 1.0 5 1 0 0 0 1 0 0 0 0 0 0 4 8 0.00 2.000																				
45 Dennis Sarfate, R ERA: 3.72	7.1 1.1 5 2 1 1 1 0 0 0 0 0 0 1 7 7 6.75 1.500																				

Batter	1	2	3	4	5	6	7	8	9	AB	R	H	RBI	BB	SO	LOB	BOTTOM						
18 Felix Pie, L OBP: 0.302, SLG: 0.351	2B		P5			G4-3				5	0	2	0	0	1	2	<b>St. Louis Cardinals @ Baltimore Orioles</b> Fort Lauderdale Stadium, Ft. Lauderdale, FL Tue Mar 31 2009, 1:05 PM EDT Att: 3,554 - Partly Cloudy - 83 F						
14 Chris Gomez, R OBP: 0.288, SLG: 0.289	K									5	1	3	0	0	1	1							
26 Scott Moore, L OBP: 0.351, SLG: 0.574	K									5	0	1	1	0	1	4							
16 Oscar Salazar, R OBP: 0.292, SLG: 0.381	G5-3									4	1	1	1	1	1	4							
30 Luke Scott, L OBP: 0.324, SLG: 0.578										4	1	2	0	0	0	1							
55 Robby Hammock, R OBP: 0.364, SLG: 0.483										2	0	0	0	2	1	0							
82 Jolbert Cabrera, R OBP: 0.429, SLG: 0.564										4	0	1	0	0	1	4							
54 Chad Moeller, R OBP: 0.214, SLG: 0.154										4	0	0	0	0	2	5							
78 Guillermo Rodriguez, R OBP: 0.167, SLG: 0.333										4	0	1	1	0	0	0							
<b>Inning Stats</b>	R: 0 E: 0 K: 2 S: 8	H: 1 LOB: 1 BB: 0 P: 8	R: 0 E: 0 K: 1 S: 6	H: 1 LOB: 1 BB: 0 P: 7	R: 0 E: 0 K: 0 S: 4	H: 1 LOB: 1 BB: 0 P: 4	R: 1 E: 0 K: 0 S: 6	H: 2 LOB: 1 BB: 1 P: 13	R: 1 E: 0 K: 1 S: 7	H: 2 LOB: 1 BB: 0 P: 7	R: 1 E: 0 K: 1 S: 7	H: 2 LOB: 1 BB: 1 P: 11	R: 0 E: 0 K: 0 S: 3	H: 0 LOB: 1 BB: 1 P: 7	R: 0 E: 0 K: 2 S: 7	H: 0 LOB: 0 BB: 0 P: 7		R: 0 E: 0 K: 1 S: 7	H: 2 LOB: 2 BB: 0 P: 7	1B: 7 2B: 3 3B: 0 HR: 1	SF: 0 SAC: 0 DP: 1 HBP: 0	WP: 0 PB: 1 SB: 0 CS: 0	PA: 40
<b>PITCHER</b>	IP WLS BF H R ER SO BB IBB HBP BLK WP HR S P ERA WHIP																						
50 Adam Wainwright, R ERA: 3.6	5.0 W 22 7 2 2 4 1 0 0 0 0 0 1 31 39 3.60 1.600																						
48 Brad Thompson, R ERA: 5.14	2.0 10 2 1 1 1 2 0 0 0 0 0 0 10 18 4.50 2.000																						
43 Trevor Miller, L ERA: 4.35	1.0 3 0 0 0 2 0 0 0 0 0 0 0 7 7 0.00 0.000																						
30 Jason Motte, R ERA: 1.59	1.0 5 2 0 0 1 0 0 0 0 0 0 0 7 7 0.00 2.000																						

Batter	1	2	3	4	5	6	7	8	9	AB	R	H	RBI	BB	SO	LOB	TOP					
3 Alex Cora, L (1, 6) OBP: 0.333, SLG: 0.292 95 Eric Campbell, R (8, 5)	G1-3		89 1B		89 S 1B			89 SH1-3 77 HR BB		3	1	2	0	1	0	0						
89 Jonathan Malo, R (1, 4) OBP: 0.240, SLG: 0.360	P4		28 G4-6-3 1B		K			SH1-3		3	0	1	0	0	1	1						
28 Daniel Murphy, L (1, 7) OBP: 0.398, SLG: 0.506 77 René Rivera, R (7, 2) OBP: 0.273, SLG: 0.682	G3		G4-6-3 1-2 1B		L6			HR		3	0	0	0	0	0	2						
17 Fernando Tatis, R (1, 5) OBP: 0.413, SLG: 0.651 98 Matt Bouchard, R (8, 6) OBP: 0.500, SLG: 0.590		G6-3		K		F9		G5-3		4	0	0	0	0	1	0						
19 Ryan Church, L (1, 9) OBP: 0.378, SLG: 0.439 97 Roy Merritt, L (8, 1) 43 Brian Stokes, R (8, 1)			9 G1-6-3 1B		L8		E1	G3		4	0	1	0	0	0	0						
9 Marlon Anderson, L (1, 3) OBP: 0.260, SLG: 0.271		G1-6-3 1-2 1B		G3		F9			F7	4	0	0	0	0	0	2						
18 Jeremy Reed, L (1, 8) OBP: 0.500, SLG: 0.576			76 HR 1B		K		76 G6-4-3 1B		K	4	1	2	0	0	2	0						
76 Omar Santos, R (1, 2) OBP: 0.304, SLG: 0.818 36 Darren O'Day, R (7, 1) Jésus Feliciano, L (8, 9) OBP: 0.500, SLG: 1.000			1-H		K		G6-4-3 1-2 1B		G3	3	2	2	3	0	0	1						
57 Johan Santana, L (1, 1) 49 Bobby Parnell, R (4, 1) 96 D.J. Wabick, L (5, PH) 64 Elmer Dessens, R (5, 1) 6 Nick Evans, R (7, PH) OBP: 0.341, SLG: 0.534			K		F7		K2-3			1	0	0	0	0	1	0						
<b>Inning Stats</b>	R: 0 E: 0 K: 0 S: 3	H: 0 LOB: 0 BB: 0 P: 3	R: 0 E: 0 K: 0 S: 3	H: 1 LOB: 0 BB: 0 P: 3	R: 2 E: 0 K: 1 S: 10	H: 4 LOB: 1 BB: 0 P: 11	R: 0 E: 0 K: 1 S: 5	H: 0 LOB: 0 BB: 0 P: 5	R: 1 E: 0 K: 2 S: 10	H: 2 LOB: 1 BB: 0 P: 12	R: 0 E: 0 K: 0 S: 4	H: 0 LOB: 1 BB: 0 P: 4	R: 0 E: 0 K: 1 S: 5	H: 1 LOB: 0 BB: 0 P: 5	R: 2 E: 0 K: 0 S: 4	H: 1 LOB: 0 BB: 0 P: 9	R: 0 E: 0 K: 1 S: 5	H: 0 LOB: 0 BB: 0 P: 5	1B: 6 2B: 0 3B: 0 HR: 3	SF: 0 SAC: 1 DP: 3 HBP: 0	WP: 0 PB: 0 SB: 1 CS: 0	PA: 35
<b>PITCHER</b>	IP WLS BF H R ER SO BB IBB HBP BLK WP HR S P ERA WHIP																					
26 Kyle Lohse, R (1, 1) ERA: 4.55	6.0 L 24 7 3 3 4 0 0 0 0 0 2 35 38 4.50 1.167																					
36 Dennys Reyes, L (7, 1) ERA: 2.45	1.0 3 1 0 0 1 0 0 0 0 0 0 5 5 0.00 1.000																					
46 Kyle McClellan, R (8, 1) ERA: 9.0	1.0 5 1 2 2 0 1 0 0 0 0 1 4 9 18.00 2.000																					
82 David Kopp, R (9, 1) ERA:	1.0 3 0 0 0 1 0 0 0 0 0 0 5 5 0.00 0.000																					

New York Mets @ St. Louis Cardinals  
Roger Dean Stadium, Jupiter, FL  
Wed Apr 01 2009, 1:05 PM EDT  
Att.: 4,445 - Sunny - 81 F

AB 33  
R 5  
H 9  
RBI 5  
BB 1  
SO 6  
LOB 6

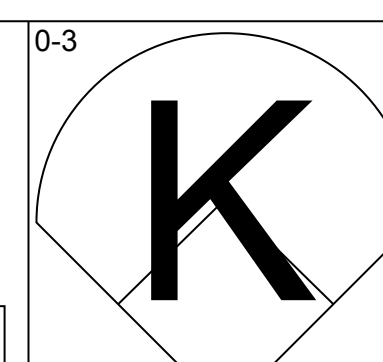
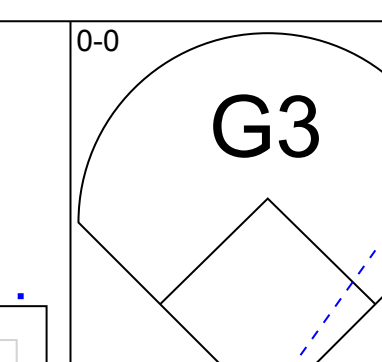
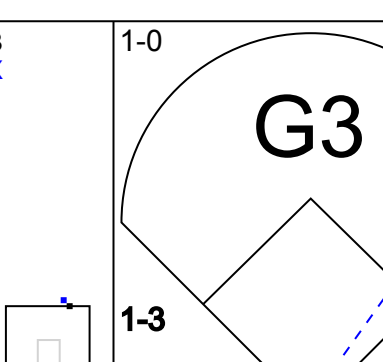
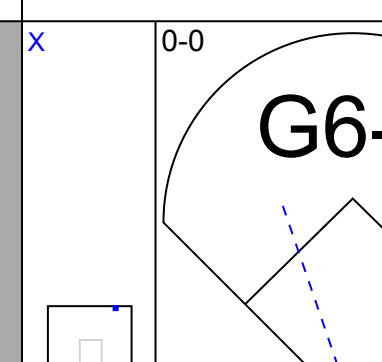
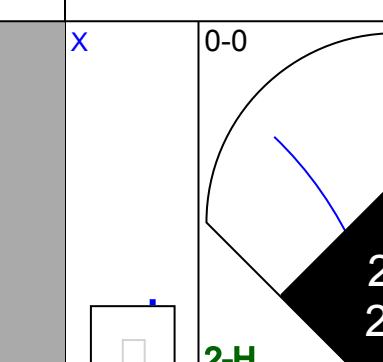
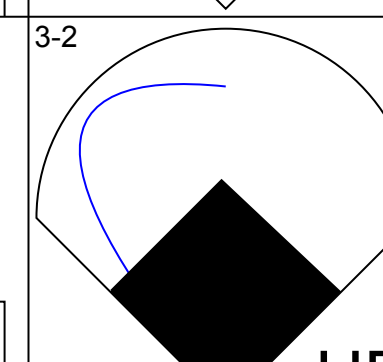
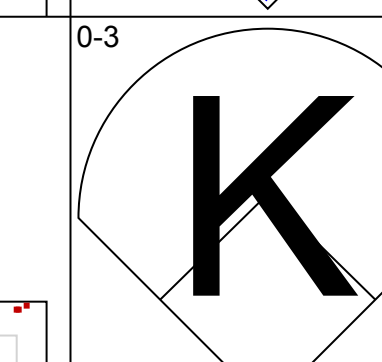
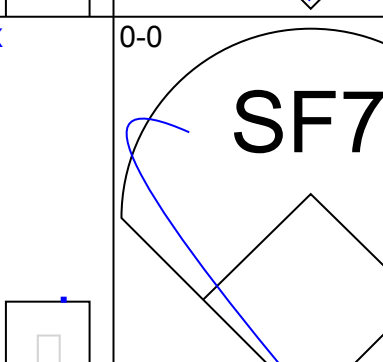
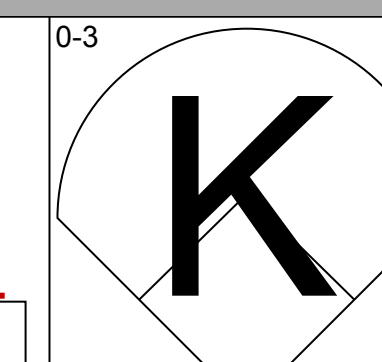
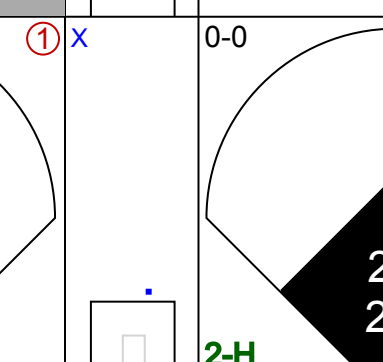
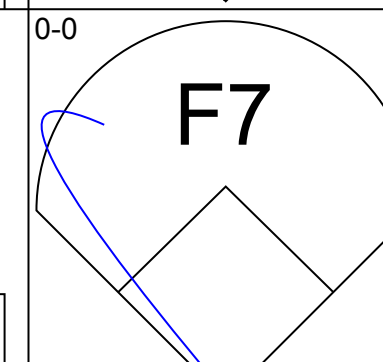
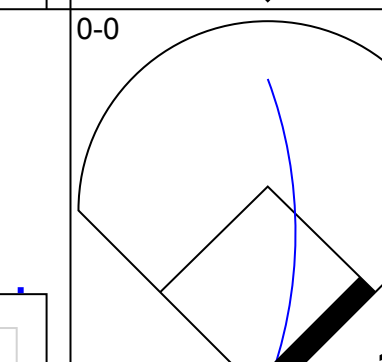
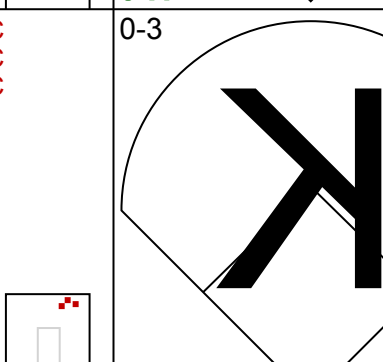
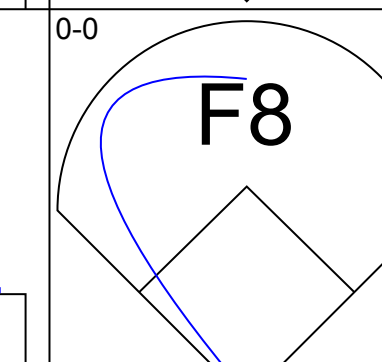
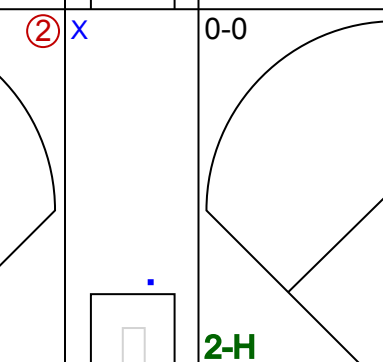
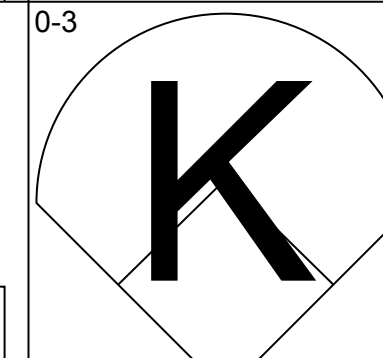
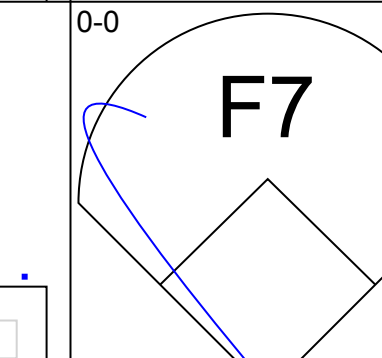

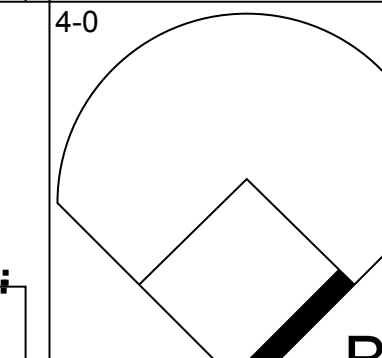
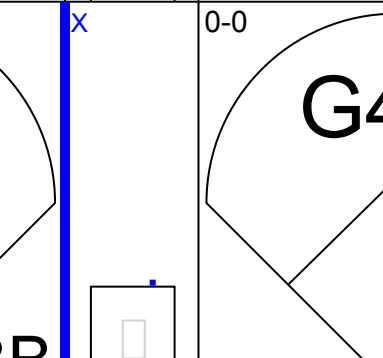
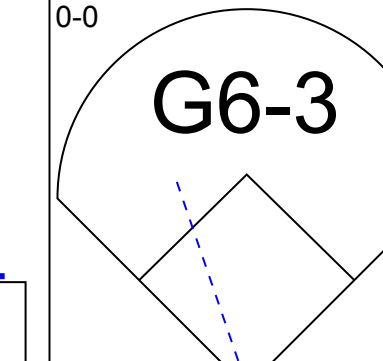
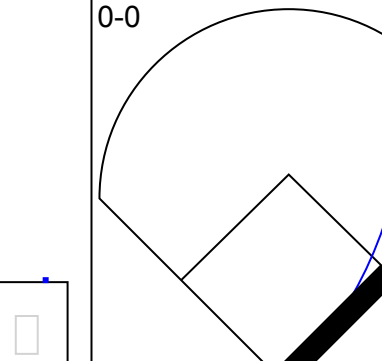
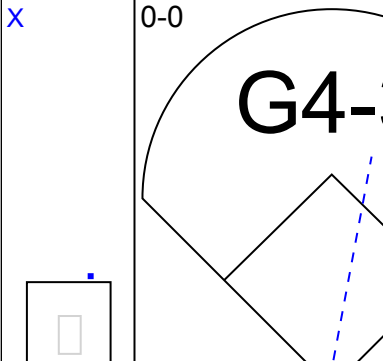
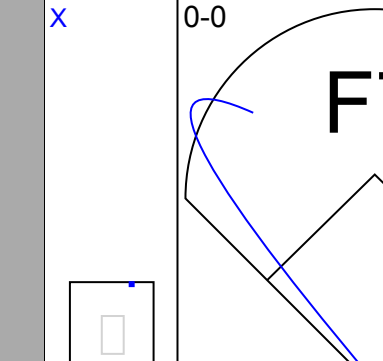
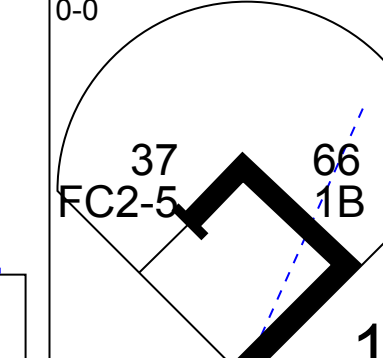
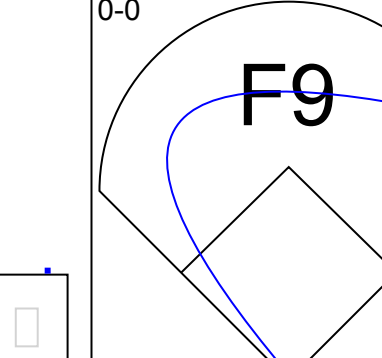
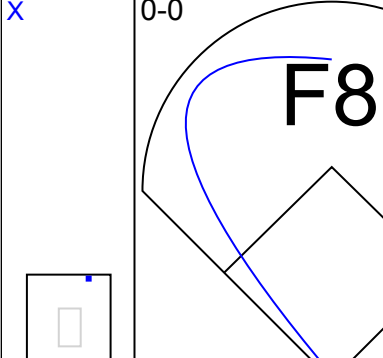

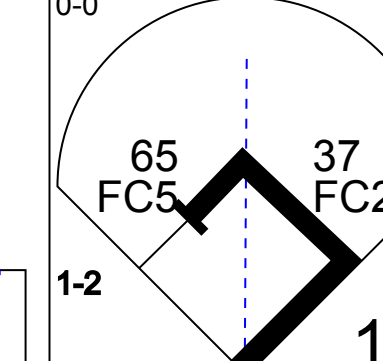
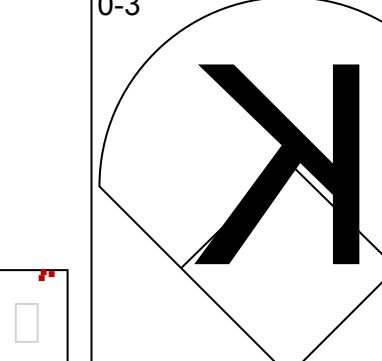

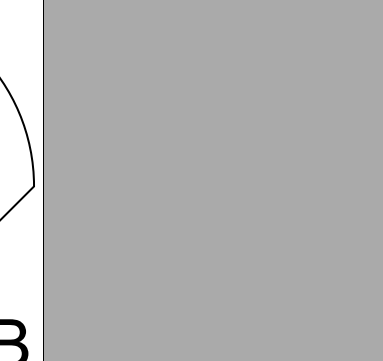
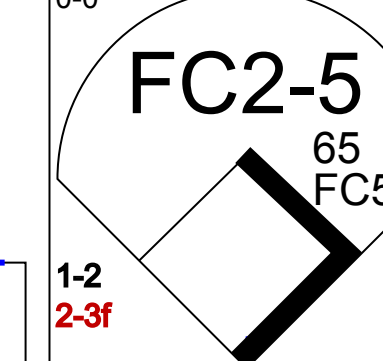
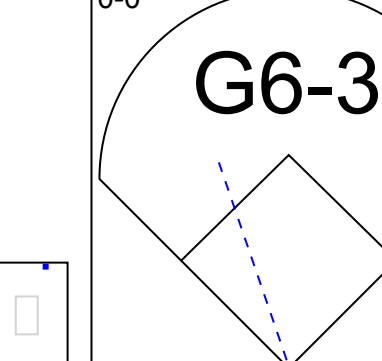

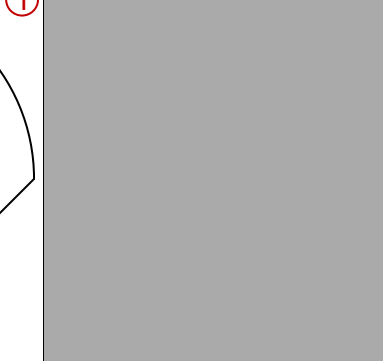
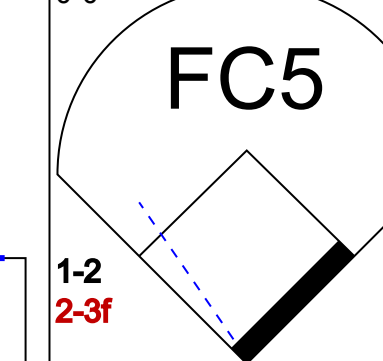



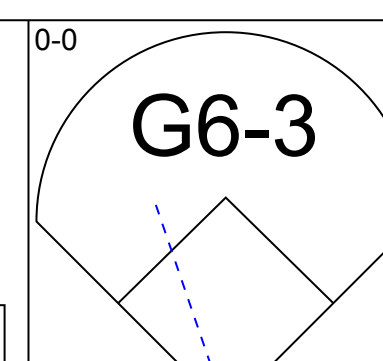
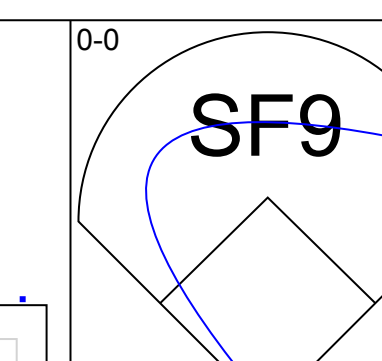
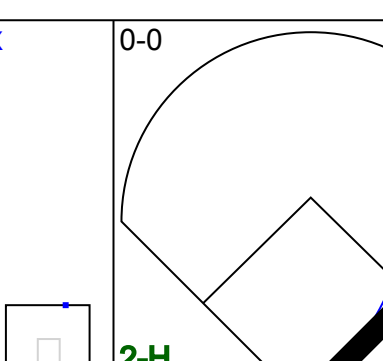
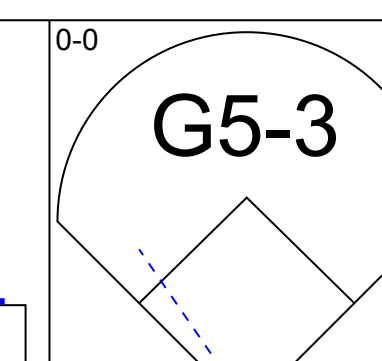
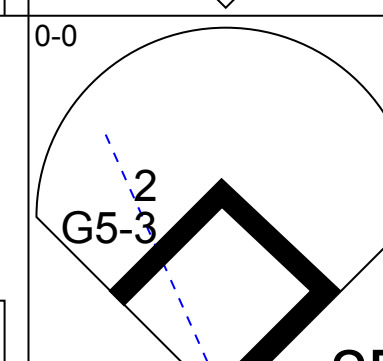
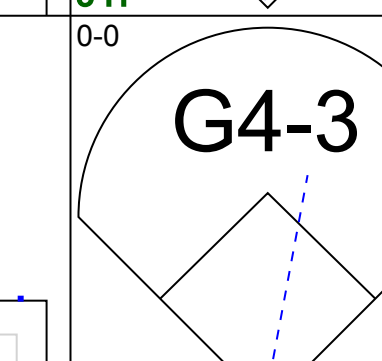
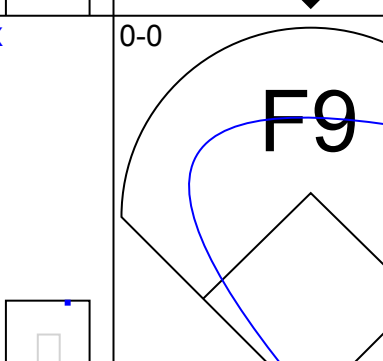
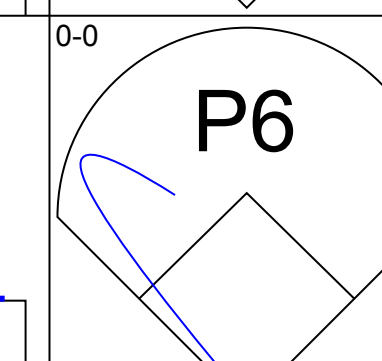
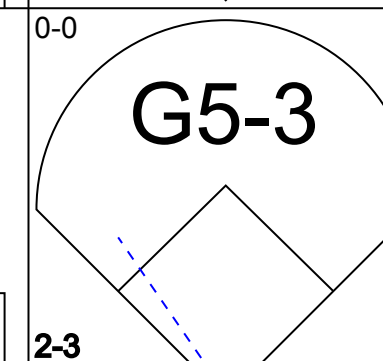



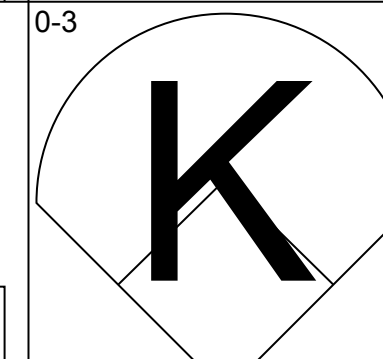
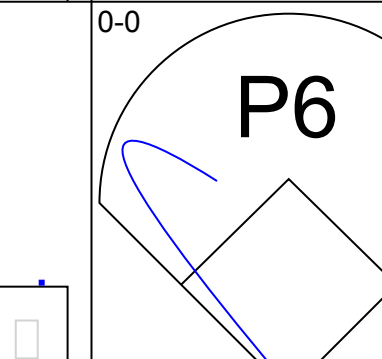
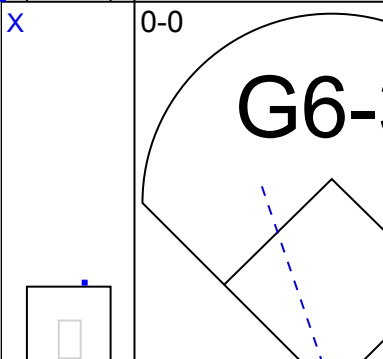


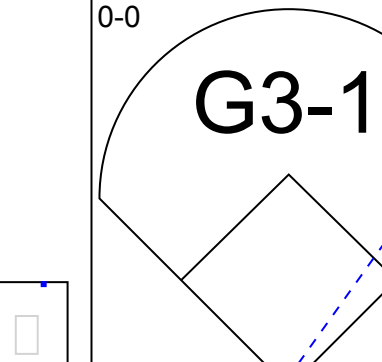
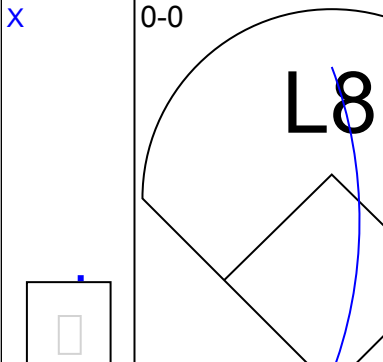

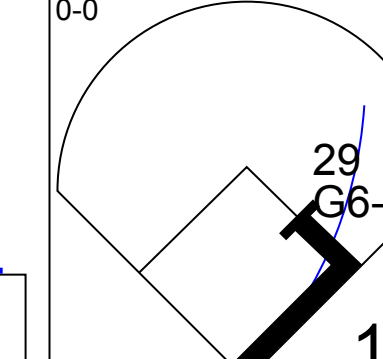


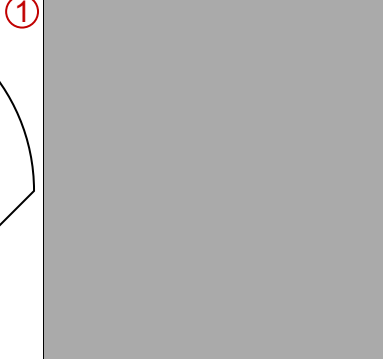
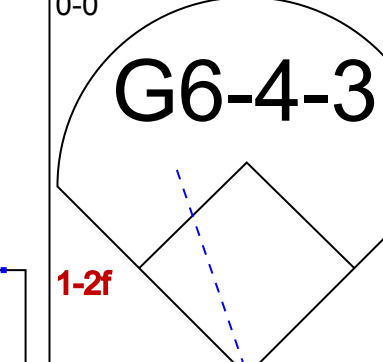


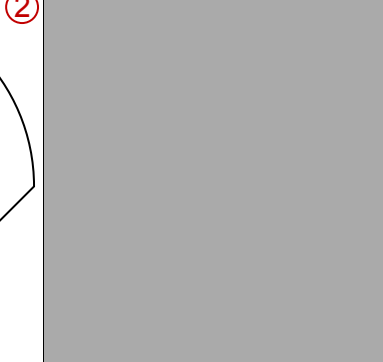



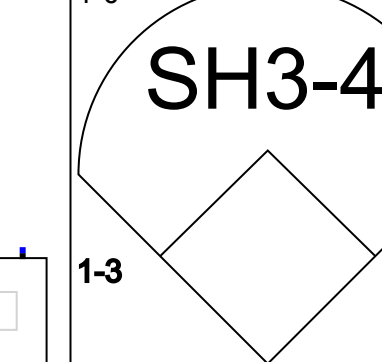
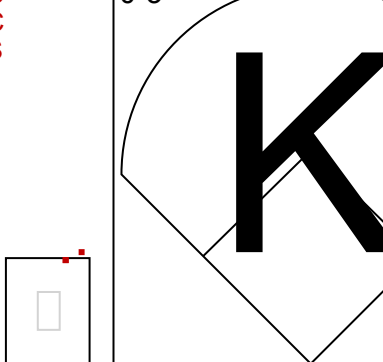

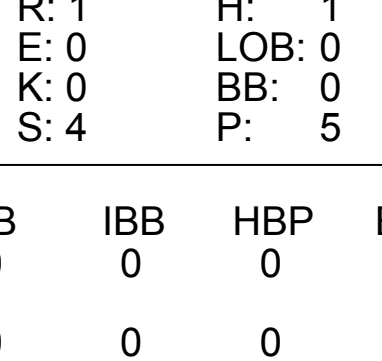
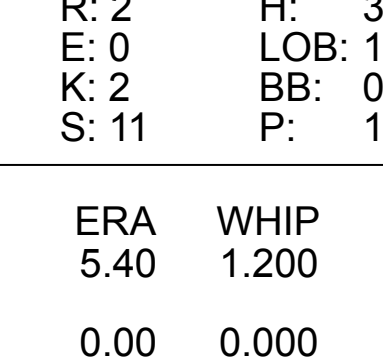
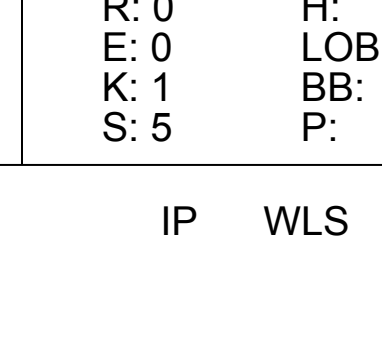


Batter	1	2	3	4	5	6	7	8	9	AB	R	H	RBI	BB	SO	LOB	BOTTOM					
23 Brian Barden, R (1, 5) OBP: 0.426, SLG: 0.512 65 Joe Thurston, L (5, PH) OBP: 0.275, SLG: 0.394	F9		K		F8			B1		2	0	0	0	0	1	0						
24 Rick Ankiel, L (1, 8) OBP: 0.412, SLG: 0.553 13 Brendan Ryan, R (7, 6) OBP: 0.275, SLG: 0.333			F9			G4-3		P3		3	1	1	1	0	0	0						
5 Albert Pujols, R (1, 3) OBP: 0.416, SLG: 0.458 82 David Kopp, R (9, 1)				47 G6-4-3 2B						3	0	2	0	1	1	0						
3 Khalil Greene, R (1, 6) OBP: 0.434, SLG: 0.536 28 Colby Rasmus, L (7, 8) OBP: 0.370, SLG: 0.400				47 G6-4-3 BB						2	0	0	0	1	1	0						
47 Ryan Ludwick, R (1, 9) OBP: 0.280, SLG: 0.378 94 Brandon Yarbrough, L (8, PH) OBP: 1.000, SLG: 1.000		G5-3		G6-4-3 1-2 2-3 BB						3	0	0	0	0	0	2						
16 Chris Duncan, L (1, 7) OBP: 0.368, SLG: 0.506				K						2	1	1	1	2	1	1						
21 Jason LaRue, R (1, 2) OBP: 0.394, SLG: 0.390 4 Yadier Molina, R (4, 2) OBP: 0.345, SLG: 0.327 82 Steven Hill, R (9, PH) OBP: 0.400, SLG: 0.600					K					1	0	0	0	0	0	0						
26 Kyle Lohse, R (1, 1) OBP: 0.167, SLG: 0.167 36 Dennys Reyes, L (7, 1) 62 Joe Mather, R (7, PH) ERA:										2	0	0	0	0	0	0						
55 Skip Schumaker, L (1, 4) OBP: 0.359, SLG: 0.417 46 Kyle McClellan, R (8, 1) 66 David Freese, R (8, PH) OBP: 0.357, SLG: 0.500										2	0	1	0	0	0	0						
<b>Inning Stats</b>	R: 1 E: 0 K: 1 S: 7	H: 1 LOB: 0 BB: 0 P: 8	R: 1 E: 0 K: 0 S: 4	H: 1 LOB: 0 BB: 0 P: 6	R: 0 E: 0 K: 1 S: 5	H: 0 LOB: 0 BB: 0 P: 5	R: 0 E: 0 K: 1 S: 5	H: 1 LOB: 1 BB: 1 P: 9	R: 0 E: 0 K: 1 S: 6	H: 1 LOB: 1 BB: 0 P: 6	R: 0 E: 0 K: 1 S: 5	H: 0 LOB: 0 BB: 0 P: 5	R: 0 E: 0 K: 1 S: 5	H: 0 LOB: 1 BB: 1 P: 9	R: 0 E: 0 K: 0 S: 4	H: 1 LOB: 2 BB: 1 P: 8	R: 0 E: 0 K: 0 S: 3	H: 1 LOB: 1 BB: 1 P: 7	1B: 1 2B: 4 3B: 0 HR: 2	SF: 0 SAC: 0 DP: 2 HBP: 0	WP: 0 PB: 0 SB: 0 CS: 0	PA: 35
<b>PITCHER</b>	IP WLS BF H R ER SO BB IBB HBP BLK WP HR S P ERA WHIP																					
57 Johan Santana, L (1, 1) ERA: 3.57	3.0 W 4 1 0 0 1 1 0 0 0 0 0 5 9 0.00 2.000																					
39 Bobby Parnell, R (4, 1) ERA: 2.03	2.0 H 7 2 0 0 2 0 0 0 0 0 0 11 11 0.00 1.000																					
36 Darren O'Day, R (7, 1) ERA: 2.77	1.0 H 4 0 0 0 1 1 0 0 0 0 0 5 9 0.00 1.000																					
97 Roy Merritt, L (8, 1) ERA: 4.5	0.1 H 2 1 0 0 0 0 0 0 0 0 0 2 2 0.00 3.000																					

New York Mets @ St. Louis Cardinals  
Roger Dean Stadium, Jupiter, FL  
Wed Apr 01 2009, 1:05 PM EDT  
Att.: 4,445 - Sunny - 81 F

AB 31  
R 2  
H 7  
RBI 2  
BB 4  
SO 6  
LOB 13



Batter	1	2	3	4	5	6	7	8	9	AB	R	H	RBI	BB	SO	LOB	TOP										
55 Skip Schumaker, L (1.4) OBP: 0.347, SLG: 0.402 Joe Mather, R (5.7) OBP: 0.229, SLG: 0.395										3	0	0	0	0	1	1											
28 Colby Rasmus, L (1.7) OBP: 0.371, SLG: 0.452										4	2	2	3	0	2	0											
5 Albert Pujols, R (1.3) OBP: 0.413, SLG: 0.453 23 Brian Barden, R (5.5) OBP: 0.428, SLG: 0.533										3	0	1	0	0	1	0											
24 Rick Ankiel, L (1.8) OBP: 0.350, SLG: 0.524 52 Josh Kinney, R (6.1) OBP: 0.371, SLG: 0.452 31 Ryan Franklin, R (7.1) OBP: 0.371, SLG: 0.452 47 Ryan Ludwick, R (8.1) OBP: 0.371, SLG: 0.452 43 Trevor Miller, R (8.1) OBP: 0.371, SLG: 0.452 84 Tommy Pham, R (9.1) OBP: 0.371, SLG: 0.452 30 Jason Motte, R (9.1) OBP: 0.371, SLG: 0.452										3	0	0	0	0	2	1											
3 Khalil Greene, R (1.6) OBP: 0.436, SLG: 0.535 13 Brendan Ryan, R (4. PR) OBP: 0.262, SLG: 0.317										2	0	1	0	0	0	0											
4 Yadier Molina, R (1.2) OBP: 0.345, SLG: 0.327 Darryl Jones, L (6.9) OBP: 0.600, SLG: 0.750										3	0	1	0	0	0	1											
66 David Freese, R (1.5) OBP: 0.391, SLG: 0.523										4	1	3	0	0	1	1											
37 Todd Wellemeyer, R (1.1) 21 Jason LaRue, R (6.2) OBP: 0.298, SLG: 0.381 16 Chris Duncan, L (9. PH) OBP: 0.365, SLG: 0.500 92 Roberto Espinoza, R (9.2)										2	0	0	0	0	0	3											
65 Joe Thurston, L (1.9) OBP: 0.274, SLG: 0.391										3	1	1	1	0	0	3											
<b>Inning Stats</b>	R: 1 E: 0 K: 2 S: 10	H: 1 LOB: 0 BB: 0 P: 13	R: 0 E: 0 K: 0 S: 5	H: 2 LOB: 2 BB: 0 P: 5	R: 0 E: 0 K: 1 S: 6	H: 1 LOB: 1 BB: 0 P: 6	R: 0 E: 0 K: 1 S: 6	H: 1 LOB: 0 BB: 0 P: 7	R: 0 E: 0 K: 1 S: 5	H: 0 LOB: 0 BB: 0 P: 5	R: 0 E: 0 K: 0 S: 4	H: 1 LOB: 1 BB: 0 P: 4	R: 0 E: 0 K: 1 S: 5	H: 0 LOB: 1 BB: 1 P: 9	R: 4 E: 0 K: 0 S: 8	H: 5 LOB: 1 BB: 0 P: 8	1B: 8 2B: 3 3B: 0 HR: 1	SF: 2 SAC: 0 DP: 0 HBP: 0	WP: 0 PA: 40 PB: 0 SB: 1 CS: 0								
<b>PITCHER</b>	IP	WLS	BF	H	R	ER	SO	BB	IBB	HBP	BLK	WP	HR	S	P	ERA	WHIP										
55 Josh Johnson, R (1.1) ERA: 3.23	4.0		17	5	1	1	4	0	0	0	0	0	1	27	30	2.25	1.250										
60 Carlos Martinez, R (5.1) ERA: 4.09	1.0		4	1	1	1	1	0	0	0	0	0	0	6	7	9.00	1.000										
40 Kiko Calero, R (6.1) ERA: 4.09	1.0	H	3	0	0	0	1	0	0	0	0	0	0	5	5	0.00	0.000										
53 Dan Meyer, L (7.1) ERA: 4.76	2.0	H	8	1	0	0	1	1	0	0	0	0	0	9	13	0.00	1.000										
44 Brian Sanches, R (9.1) ERA: 8.1	1.0	L	8	5	4	4	0	0	0	0	0	0	0	8	8	36.00	5.000										
<b>Batter</b>	<b>1</b>	<b>2</b>	<b>3</b>	<b>4</b>	<b>5</b>	<b>6</b>	<b>7</b>	<b>8</b>	<b>9</b>	<b>AB</b>	<b>R</b>	<b>H</b>	<b>RBI</b>	<b>BB</b>	<b>SO</b>	<b>LOB</b>	<b>BOTTOM</b>										
24 Cameron Maybin, R (1.8) OBP: 0.397, SLG: 0.449 40 Kiko Calero, R (6.1)										2	0	1	2	0	0	0											
78 Matt Dominguez, R (7.5) OBP: 0.500, SLG: 0.250										1	0	0	0	0	0	0											
18 Wes Helms, R (1.5) OBP: 0.389, SLG: 0.460										4	0	1	0	0	0	1											
2 Hanley Ramirez, R (1.6) OBP: 0.235, SLG: 0.444 60 Carlos Martinez, R (5.1) 25 Brett Carroll, R (6.8) OBP: 0.457, SLG: 0.500										2	0	0	0	0	0	1											
3 Jorge Cantu, R (1.3) OBP: 0.277, SLG: 0.432 53 Dan Meyer, R (7.1) 44 Brian Sanches, R (9.1) 94 Greg Burns, L (9. PH)										3	0	0	0	0	1	1											
27 Jeremy Hermida, L (1.7) OBP: 0.338, SLG: 0.507										4	0	0	0	0	1	0											
12 Cody Ross, R (1.9) OBP: 0.406, SLG: 0.617										3	1	2	1	0	1	0											
29 Ronny Paulino, R (1.2) OBP: 0.250, SLG: 0.341 82 Miguel Fermin, R (9.2)										3	0	0	0	0	1	1											
50 Andy González, R (1.4) OBP: 0.400, SLG: 0.536										3	2	2	0	0	0	0											
55 Josh Johnson, L (1.1) OBP: 0.333, SLG: 0.400 Oswaldo Martinez, R (5.4)										0	0	0	0	0	0	0											
<b>Inning Stats</b>	R: 0 E: 0 K: 1 S: 6	H: 1 LOB: 1 BB: 0 P: 6	R: 0 E: 0 K: 0 S: 3	H: 1 LOB: 0 BB: 0 P: 3	R: 1 E: 0 K: 0 S: 4	H: 1 LOB: 0 BB: 0 P: 5	R: 0 E: 0 K: 0 S: 3	H: 0 LOB: 0 BB: 0 P: 3	R: 2 E: 0 K: 2 S: 11	H: 3 LOB: 1 BB: 0 P: 11	R: 0 E: 0 K: 0 S: 3	H: 0 LOB: 0 BB: 0 P: 3	R: 0 E: 0 K: 1 S: 5	H: 0 LOB: 0 BB: 0 P: 5	R: 0 E: 0 K: 0 S: 3	H: 0 LOB: 0 BB: 0 P: 3	1B: 3 2B: 2 3B: 0 HR: 1	SF: 1 SAC: 1 DP: 1 HBP: 0	WP: 0 PA: 32 PB: 0 SB: 1 CS: 0								
<b>PITCHER</b>	IP	WLS	BF	H	R	ER	SO	BB	IBB	HBP	BLK	WP	HR	S	P	ERA	WHIP										
37 Todd Wellemeyer, R (1.1) ERA: 7.0	5.0		20	6	3	3	3	0	0	0	0	0	1	27	28	5.40	1.200										
52 Josh Kinney, R (6.1) ERA: 0.79	1.0		3	0	0	0	0	0	0	0	0	0	0	3	3	0.00	0.000										
31 Ryan Franklin, R (7.1) ERA: 4.76	1.0		3	0	0	0	1	0	0	0	0	0	0	5	5	0.00	0.000										
43 Trevor Miller, L (8.1) ERA: 3.97	1.0	W	3	0	0	0	0	0	0	0	0	0	0	3	3	0.00	0.000										
30 Jason Motte, R (9.1) ERA: 1.46	1.0	S	3	0	0	0	2	0	0	0	0	0	0	7	7	0.00	0.000										

St. Louis Cardinals @ Florida Marlins  
Roger Dean Stadium, Jupiter, FL  
Thu Apr 02 2009, 1:05 PM EDT  
Att: 3,403 - Cloudy - 81 F

AB 37  
R 6  
H 12  
RBI 6  
BB 1  
SO 7  
LOB 16



St. Louis Cardinals @ Florida Marlins  
Roger Dean Stadium, Jupiter, FL  
Thu Apr 02 2009, 1:05 PM EDT  
Att: 3,403 - Cloudy - 81 F

AB 30  
R 3  
H 6  
RBI 3  
BB 0  
SO 6  
LOB 5







Batter	1	2	3	4	5	6	7	8	9	AB	R	H	RBI	BB	SO	LOB	TOP								
3 Nyer Morgan, L (1.7) OBP: 0.600, SLG: 0.600										5	0	3	2	0	1	2	<b>Pittsburgh Pirates @ St. Louis Cardinals</b> Busch Stadium, St. Louis, MO Mon Apr 06 2009, 3:15 PM CDT Att: 45,832 - Cloudy - 42 F								
12 Freddy Sanchez, R (1.4) OBP: 0.400, SLG: 0.600										5	1	2	0	0	1	4									
13 Nate McLouth, L (1.8) OBP: 0.400, SLG: 0.400										3	0	0	0	2	2	1									
41 Ryan Doumit, S (1.2) OBP: 0.400, SLG: 0.400										5	0	0	0	0	1	5									
25 Adam LaRoche, L (1.3) OBP: 0.400, SLG: 0.400										5	1	2	1	0	2	1									
15 Andy LaRoche, R (1.5) OBP: 0.400, SLG: 0.400										3	1	0	0	1	1	4									
30 Tyler Yates, R (7.1) OBP: 0.400, SLG: 0.400										0	0	0	0	0	0	0									
34 John Grabow, L (8.1) OBP: 0.400, SLG: 0.400										0	0	0	0	0	0	0									
16 Eric Hinske, L (9. PH) OBP: 1.000, SLG: 2.000										1	1	1	0	0	0	0									
55 Matt Capps, R (9.1) OBP: 0.500, SLG: 0.500										0	0	0	0	0	0	0									
44 Brandon Moss, L (1.9) OBP: 0.500, SLG: 0.500										3	2	0	0	1	1	0									
2 Jack Wilson, R (1.6) OBP: 0.200, SLG: 0.400										5	0	1	3	0	2	2									
28 Paul Maholm, L (1.1) OBP: 1.000, SLG: 1.000										1	0	1	0	2	0	0									
5 Ramon Vazquez, L (7.5) OBP: 0.500, SLG: 0.500										2	0	1	0	0	0	1									
<b>Inning Stats</b>	R: 0 E: 0 K: 2 S: 12	H: 2 LOB: 3 BB: 1 P: 20	R: 0 E: 0 K: 1 S: 12	H: 2 LOB: 2 BB: 0 P: 19	R: 0 E: 0 K: 0 S: 6	H: 0 LOB: 0 BB: 0 P: 9	R: 0 E: 0 K: 1 S: 7	H: 0 LOB: 0 BB: 0 P: 10	R: 0 E: 0 K: 2 S: 9	H: 0 LOB: 2 BB: 2 P: 19	R: 2 E: 0 K: 1 S: 18	H: 2 LOB: 1 BB: 3 P: 35	R: 0 E: 0 K: 1 S: 7	H: 1 LOB: 1 BB: 0 P: 13	R: 4 E: 0 K: 1 S: 19	H: 4 LOB: 1 BB: 0 P: 29	1B: 8 2B: 3 3B: 0 HR: 0	SF: 0 SAC: 0 DP: 0 HBP: 1	WP: 0 PB: 1 SB: 1 CS: 0	PA: 45					
<b>PITCHER</b>	IP: 5.1 WLS: 1 BF: 25 ERA: 3.38	H: 4 R: 2 ER: 2 SO: 7	BB: 5 IBB: 0 HBP: 0 BLK: 0	WP: 0 HR: 0 S: 54 P: 94	ERA: 3.38 WHIP: 1.688	IP: 6.1 WLS: 0 BF: 2 ERA: 0.00	H: 0 R: 0 ER: 0 SO: 0	BB: 1 IBB: 0 HBP: 0 BLK: 0	WP: 0 HR: 5 S: 12 P: 20	ERA: 0.00 WHIP: 3.000	IP: 6.1 WLS: 0 BF: 5 ERA: 0.00	H: 2 R: 0 ER: 0 SO: 2	BB: 0 IBB: 0 HBP: 0 BLK: 0	WP: 0 HR: 14 S: 20 P: 20	ERA: 0.00 WHIP: 2.000	IP: 7.1 WLS: 1 BF: 5 ERA: 0.00	H: 1 R: 0 ER: 0 SO: 1	BB: 0 IBB: 0 HBP: 0 BLK: 0	WP: 0 HR: 8 S: 14 P: 29	ERA: 0.00 WHIP: 0.750	IP: 9.1 WLS: 0 BF: 8 ERA: 36.00	H: 4 R: 4 ER: 4 SO: 1	BB: 0 IBB: 1 HBP: 0 BLK: 0	WP: 0 HR: 0 S: 19 P: 29	ERA: 36.00 WHIP: 4.000

Batter	1	2	3	4	5	6	7	8	9	AB	R	H	RBI	BB	SO	LOB	BOTTOM					
13 Brendan Ryan, R (1.4) OBP: 0.200, SLG: 0.200										5	1	1	0	0	0	2	<b>Pittsburgh Pirates @ St. Louis Cardinals</b> Busch Stadium, St. Louis, MO Mon Apr 06 2009, 3:15 PM CDT Att: 45,832 - Cloudy - 42 F					
24 Rick Ankiel, L (1.8) OBP: 0.200, SLG: 0.200										4	0	0	0	0	0	2						
5 Albert Pujols, R (1.3) OBP: 0.800, SLG: 1.000										4	0	3	0	1	0	0						
3 Khalil Greene, R (1.6) OBP: 0.200, SLG: 0.200										5	0	1	1	0	0	4						
47 Ryan Ludwick, R (1.9) OBP: 0.400, SLG: 1.000										5	1	2	2	0	1	1						
4 Yadier Molina, R (1.2) OBP: 0.200, SLG: 0.200										4	0	0	0	0	0	3						
16 Chris Duncan, L (1.7) OBP: 0.500, SLG: 0.667										3	0	1	0	1	0	0						
22 Joe Thurston, L (8. PR) OBP: 0.200, SLG: 0.200										0	1	0	0	0	0	0						
23 Brian Barden, R (1.5) OBP: 0.200, SLG: 0.200										3	0	0	0	0	1	2						
46 Kyle McClellan, R (7.1) OBP: 1.000, SLG: 1.000										0	0	0	0	0	0	0						
55 Skip Schumaker, L (8. PH) OBP: 1.000, SLG: 1.000										1	0	1	0	0	0	0						
50 Adam Wainwright, R (1.1) OBP: 0.500, SLG: 1.000										2	1	1	0	0	0	0						
52 Josh Kinney, R (6.1) OBP: 0.200, SLG: 0.200										0	0	0	0	0	0	0						
43 Trevor Miller, R (6.1) OBP: 0.200, SLG: 0.200										0	0	0	0	0	0	0						
12 David Freese, R (7.5) OBP: 0.200, SLG: 0.200										1	0	1	0	0	0	0						
30 Jason Motte, R (9.1) OBP: 0.200, SLG: 0.200										0	0	0	0	0	0	0						
<b>Inning Stats</b>	R: 0 E: 0 K: 0 S: 4	H: 1 LOB: 1 BB: 0 P: 7	R: 0 E: 0 K: 0 S: 9	H: 1 LOB: 0 BB: 0 P: 14	R: 2 E: 1 K: 0 S: 8	H: 4 LOB: 2 BB: 0 P: 16	R: 0 E: 0 K: 1 S: 9	H: 1 LOB: 1 BB: 0 P: 14	R: 0 E: 0 K: 0 S: 6	H: 0 LOB: 0 BB: 0 P: 12	R: 0 E: 0 K: 0 S: 6	H: 0 LOB: 1 BB: 0 P: 10	R: 0 E: 0 K: 0 S: 9	H: 0 LOB: 2 BB: 1 P: 18	R: 2 E: 0 K: 0 S: 16	H: 2 LOB: 2 BB: 1 P: 24	R: 0 E: 0 K: 1 S: 10	H: 1 LOB: 1 BB: 0 P: 15	1B: 6 2B: 3 3B: 0 HR: 1	SF: 1 SAC: 0 DP: 1 HBP: 1	WP: 1 PB: 0 SB: 1 CS: 0	PA: 41
<b>PITCHER</b>	IP: 6.2 WLS: 1 BF: 30 ERA: 1.35	H: 2 R: 1 ER: 1 SO: 1	BB: 0 IBB: 0 HBP: 0 BLK: 0	WP: 1 HR: 9 S: 15 P: 15	ERA: 1.35 WHIP: 1.050	IP: 7.1 WLS: 0 BF: 4 ERA: 27.00	H: 1 R: 2 ER: 2 SO: 0	BB: 1 IBB: 0 HBP: 0 BLK: 0	WP: 0 HR: 9 S: 11 P: 11	ERA: 27.00 WHIP: 3.000	IP: 8.1 WLS: 0 BF: 3 ERA: 0.00	H: 0 R: 0 ER: 0 SO: 0	BB: 0 IBB: 0 HBP: 0 BLK: 0	WP: 0 HR: 9 S: 11 P: 11	ERA: 0.00 WHIP: 1.500	IP: 9.1 WLS: 0 BF: 4 ERA: 0.00	H: 1 R: 0 ER: 0 SO: 1	BB: 0 IBB: 0 HBP: 0 BLK: 0	WP: 0 HR: 6 S: 14 P: 15	ERA: 0.00 WHIP: 1.000		

Batter	1	2	3	4	5	6	7	8	9	AB	R	H	RBI	BB	SO	LOB	TOP		
3 Nyer Morgan, L OBP: 0.444, SLG: 0.444										4	2	1	0	0	0	0	<b>Pittsburgh Pirates @ St. Louis Cardinals</b> Busch Stadium, St. Louis, MO Tue Apr 07 2009, 7:15 PM CDT Att: 35,206 - Clear - 49 F		
12 Freddy Sanchez, R OBP: 0.444, SLG: 0.889										4	1	2	2	0	1	0			
13 Nate McLouth, L										3	0	0	0	1	0	2			
41 Ryan Doumit, S											3	0	0	1	0	0			
25 Adam LaRoche, L OBP: 0.222, SLG: 0.222											4	0	0	0	0	1			
16 Eric Hinske, L OBP: 0.400, SLG: 0.800											4	0	1	0	0	2			
15 Andy LaRoche, R											3	0	0	0	0	1			
2 Jack Wilson, R OBP: 0.250, SLG: 0.375											3	0	1	0	0	0			
45 Ian Snell, R 44 Brandon Moss, L 56 Donnie Veal, L 17 Sean Burnett, L 18 Craig Monroe, R 38 Craig Hansen, R											1	0	0	0	0	1			
<b>Inning Stats</b>	R: 1 H: 2 E: 0 K: 0 S: 10	H: 2 LOB: 1 BB: 0 P: 16	R: 0 H: 1 E: 0 K: 2 S: 15	H: 1 LOB: 1 BB: 0 P: 19	R: 0 H: 0 E: 0 K: 1 S: 7	H: 0 LOB: 0 BB: 0 P: 10	R: 0 H: 0 E: 0 K: 1 S: 10	H: 0 LOB: 0 BB: 0 P: 14	R: 2 H: 1 E: 1 K: 0 S: 10	H: 1 LOB: 0 BB: 1 P: 20	R: 0 H: 1 E: 0 K: 0 S: 11	H: 1 LOB: 1 BB: 0 P: 19	R: 0 H: 0 E: 0 K: 1 S: 7	H: 0 LOB: 0 BB: 0 P: 12	R: 0 H: 0 E: 0 K: 0 S: 5	H: 0 LOB: 0 BB: 0 P: 7		1B: 3 2B: 1 3B: 0 HR: 1	SF: 1 SAC: 0 DP: 1 HBP: 0
<b>PITCHER</b>	IP WLS BF H R ER SO BB IBB HBP BLK WP HR S P ERA WHIP																		
26 Kyle Lohse, R ERA: 2.57	(1, 1) 7.0 W 27 5 3 2 4 1 0 0 0 0 2 1 70 108 2.57 0.857																		
36 Dennis Reyes, L ERA:	(8, 1) 1.0 3 0 0 0 1 0 0 0 0 0 0 0 7 12 0.00 0.000																		
48 Brad Thompson, R ERA:	(9, 1) 1.0 3 0 0 0 0 0 0 0 0 0 0 0 5 7 0.00 0.000																		

Batter	1	2	3	4	5	6	7	8	9	AB	R	H	RBI	BB	SO	LOB	BOTTOM		
55 Skip Schumaker, L OBP: 0.333, SLG: 0.200										4	0	0	0	1	1	2	<b>Pittsburgh Pirates @ St. Louis Cardinals</b> Busch Stadium, St. Louis, MO Tue Apr 07 2009, 7:15 PM CDT Att: 35,206 - Clear - 49 F		
28 Colby Rasmus, L OBP: 0.600, SLG: 0.500										4	2	2	0	1	0	1			
5 Albert Pujols, R OBP: 0.800, SLG: 1.286										3	3	2	2	2	0	1			
16 Chris Duncan, L OBP: 0.556, SLG: 1.000										3	1	1	2	2	1	3			
3 Khalil Greene, R OBP: 0.300, SLG: 0.400										5	0	2	2	0	1	0			
24 Rick Ankiel, L OBP: 0.200, SLG: 0.111										5	1	1	0	0	2	5			
4 Yadier Molina, R OBP: 0.333, SLG: 0.875											4	2	2	1	0	3			
22 Joe Thurston, L OBP: 0.400, SLG: 0.600										5	0	2	2	0	2	3			
26 Kyle Lohse, R 12 David Freese, R 36 Dennis Reyes, R 48 Brad Thompson, R										3	0	0	0	0	2	1			
<b>Inning Stats</b>	R: 2 H: 1 E: 0 K: 0 S: 9	H: 2 LOB: 1 BB: 0 P: 19	R: 1 H: 2 E: 0 K: 0 S: 6	H: 2 LOB: 1 BB: 0 P: 11	R: 3 H: 4 E: 0 K: 1 S: 14	H: 4 LOB: 2 BB: 1 P: 23	R: 2 H: 2 E: 1 K: 1 S: 15	H: 2 LOB: 2 BB: 1 P: 26	R: 1 H: 1 E: 0 K: 3 S: 11	H: 1 LOB: 3 BB: 3 P: 28	R: 0 H: 0 E: 0 K: 1 S: 7	H: 0 LOB: 0 BB: 0 P: 13	R: 0 H: 0 E: 0 K: 2 S: 8	H: 0 LOB: 1 BB: 1 P: 14	R: 0 H: 2 E: 0 K: 1 S: 13	H: 2 LOB: 3 BB: 1 P: 23		1B: 6 2B: 2 3B: 1 HR: 3	SF: 0 SAC: 0 DP: 0 HBP: 0
<b>PITCHER</b>	IP WLS BF H R ER SO BB IBB HBP BLK WP HR S P ERA WHIP																		
45 Ian Snell, R ERA: 13.5	(1, 1) 4.0 L 24 9 8 6 2 2 1 0 0 0 0 1 11 28 9.00 2.750																		
56 Donnie Veal, L ERA: 9.0	(5, 1) 1.0 7 1 1 1 3 3 0 0 0 0 0 0 1 11 28 9.00 4.000																		
17 Sean Burnett, L ERA:	(6, 1) 1.0 3 0 0 0 1 0 0 0 0 0 0 0 7 13 0.00 0.000																		
38 Craig Hansen, R ERA:	(7, 1) 2.0 10 2 0 0 3 2 0 0 0 0 0 0 21 37 0.00 2.000																		







Batter	1	2	3	4	5	6	7	8	9	AB	R	H	RBI	BB	SO	LOB	TOP																							
3 Niyer Morgan, L (1,7) OBP: 0.316, SLG: 0.316	G6-3		FC3			G5-3		F8		4	0	0	1	0	0	1	<b>Pittsburgh Pirates @ St. Louis Cardinals</b> Busch Stadium, St. Louis, MO Thu Apr 09 2009, 12:40 PM CDT Att: 35,293 - Cloudy - 58 F																							
12 Freddy Sanchez, R (1,4) OBP: 0.444, SLG: 0.722	G6-3		K			K		F8		4	0	0	0	0	2	2																								
13 Nate McLouth, L (1,8) OBP: 0.278, SLG: 0.286	G3		G3			P5			G6-3	4	0	0	0	0	2																									
41 Ryan Doumit, S (1,2) OBP: 0.167, SLG: 0.188		G4-3		K			44 FC4-6 BB		G4-3	3	0	0	0	1	1	0																								
16 Eric Hinske, L (1,3) OBP: 0.222, SLG: 0.444		K		K		P5			F8	3	0	0	0	0	2	1																								
18 Craig Monroe, R (9,PH)										1	0	0	0	0	0	0																								
44 Brandon Moss, L (1,9) OBP: 0.385, SLG: 0.364		G3		F7		FC4-6 5 1B 1-2				3	0	0	0	0	0	1																								
5 Ramon Vazquez, L (1,5) OBP: 0.400, SLG: 0.250			49 FC3 3 BB		K					2	1	1	0	1	1	0																								
2 Jack Wilson, R (1,6) OBP: 0.375, SLG: 0.438			P4		G3					3	0	0	0	0	1	3																								
49 Ross Ohlendorf, R (1,1)			FC3 3 FC3		G5-3			K		2	0	0	0	0	0	1																								
17 Sean Burnett, L (7,1)										0	0	0	0	0	0	0																								
15 Andy LaRoche, R (8,PH)										1	0	0	0	0	1	0																								
30 Tyler Yates, R (8,1)										0	0	0	0	0	0	0																								
<b>Inning Stats</b>	R: 0 E: 0 K: 0 S: 5	H: 0 LOB: 0 BB: 0 P: 7	R: 0 E: 0 K: 1 S: 6	H: 0 LOB: 0 BB: 0 P: 8	R: 1 E: 0 K: 1 S: 15	H: 0 LOB: 2 BB: 1 P: 21	R: 0 E: 0 K: 2 S: 8	H: 0 LOB: 0 BB: 0 P: 12	R: 0 E: 0 K: 1 S: 6	H: 0 LOB: 0 BB: 0 P: 9	R: 0 E: 0 K: 1 S: 8	H: 0 LOB: 0 BB: 0 P: 11	R: 0 E: 0 K: 1 S: 13	H: 1 LOB: 2 BB: 1 P: 24	R: 0 E: 0 K: 1 S: 11	H: 0 LOB: 0 BB: 0 P: 15	R: 0 E: 0 K: 0 S: 6	H: 0 LOB: 0 BB: 0 P: 11	1B: 1 2B: 0 3B: 0 HR: 0	SF: 0 SAC: 0 DP: 0 HBP: 0	WP: 0 PB: 0 SB: 0 CS: 0	PA: 32																		
<b>PITCHER</b>	IP	WLS	BF	H	R	ER	SO	BB	IBB	HBP	BLK	WP	HR	S	P	ERA	WHIP	<b>PITCHER</b>				IP	WLS	BF	H	R	ER	SO	BB	IBB	HBP	BLK	WP	HR	S	P	ERA	WHIP		
29 Chris Carpenter, R (1,1) ERA: 3.0	7.0	W	26	1	1	0	7	2	0	0	0	0	0	61	92	0.00	0.429																							
31 Ryan Franklin, R (8,1) ERA: 3.0	1.0	H	3	0	0	0	1	0	0	0	0	0	0	11	15	0.00	0.000																							
36 Dennys Reyes, L (9,1) ERA: 3.0	1.0	S	3	0	0	0	0	0	0	0	0	0	0	6	11	0.00	0.000																							

Batter	1	2	3	4	5	6	7	8	9	AB	R	H	RBI	BB	SO	LOB	BOTTOM																							
55 Skip Schumaker, L (1,4) OBP: 0.333, SLG: 0.250	G3					F8		L7		3	0	1	0	0	0	1	<b>Pittsburgh Pirates @ St. Louis Cardinals</b> Busch Stadium, St. Louis, MO Thu Apr 09 2009, 12:40 PM CDT Att: 35,293 - Cloudy - 58 F																							
12 David Freese, R (7,PH) OBP: 0.375, SLG: 0.500										1	0	0	0	0	3																									
31 Ryan Franklin, R (8,1) ERA: 3.0										0	0	0	0	0	0																									
24 Rick Ankiel, L (9,8) OBP: 0.214, SLG: 0.154										0	0	0	0	0	0																									
28 Colby Rasmus, L (1,8) OBP: 0.357, SLG: 0.182	F7		F8			F7		F9-2		4	0	0	0	0	4																									
5 Albert Pujols, R (1,3) OBP: 0.611, SLG: 0.786			P4			G5-3		G5-3		4	0	1	0	0	0	1																								
16 Chris Duncan, L (1,7) OBP: 0.500, SLG: 0.700						G4-3				4	0	1	0	0	0	0																								
36 Dennys Reyes, R (9,1) ERA: 3.0						F7		F8		0	0	0	0	0	0	0																								
47 Ryan Ludwick, R (1,9) OBP: 0.333, SLG: 0.583			K			F7		K		4	1	1	0	0	2	2																								
3 Khalil Greene, R (1,6) OBP: 0.278, SLG: 0.294			G5-3			F8		K		3	1	1	0	0	0	0																								
4 Yadier Molina, R (1,2) OBP: 0.313, SLG: 0.643			G6-4-3 1B			P4		13 HBP 23 1B F9-2		3	0	2	1	0	0	0																								
22 Joe Thurston, L (1,5) OBP: 0.500, SLG: 0.778			G6-4-3					13 HBP		1	0	0	0	1	0	1																								
23 Brian Barden, R (7,PH) OBP: 0.200, SLG: 0.200								13 HBP		1	0	1	1	0	0	0																								
29 Chris Carpenter, R (1,1) ERA: 3.0										1	0	0	0	0	0	0																								
13 Brendan Ryan, R (7,PH) OBP: 0.250, SLG: 0.167			F7			SH3-4				0	0	0	0	0	0	0																								
<b>Inning Stats</b>	R: 0 E: 0 K: 1 S: 16	H: 2 LOB: 2 BB: 0 P: 27	R: 0 E: 0 K: 0 S: 6	H: 1 LOB: 0 BB: 0 P: 6	R: 0 E: 0 K: 0 S: 9	H: 1 LOB: 1 BB: 0 P: 14	R: 0 E: 0 K: 0 S: 7	H: 0 LOB: 0 BB: 0 P: 13	R: 0 E: 0 K: 0 S: 9	H: 0 LOB: 0 BB: 1 P: 15	R: 0 E: 0 K: 0 S: 5	H: 0 LOB: 0 BB: 0 P: 8	R: 2 E: 0 K: 0 S: 15	H: 4 LOB: 2 BB: 0 P: 23	R: 0 E: 0 K: 1 S: 7	H: 0 LOB: 0 BB: 0 P: 10	1B: 8 2B: 1 3B: 0 HR: 0	SF: 0 SAC: 1 DP: 2 HBP: 1	WP: 0 PB: 0 SB: 0 CS: 0	PA: 32																				
<b>PITCHER</b>	IP	WLS	BF	H	R	ER	SO	BB	IBB	HBP	BLK	WP	HR	S	P	ERA	WHIP	<b>PITCHER</b>				IP	WLS	BF	H	R	ER	SO	BB	IBB	HBP	BLK	WP	HR	S	P	ERA	WHIP		
49 Ross Ohlendorf, R (1,1) ERA: 3.0	6.0	L	25	7	2	2	1	1	0	0	0	0	0	58	94	3.00	1.333																							
17 Sean Burnett, L (7,1) ERA: 3.0	1.0		4	1	0	0	0	0	0	1	0	0	0	9	12	0.00	1.000																							
30 Tyler Yates, R (8,1) ERA: 13.5	1.0		3	0	0	0	1	0	0	0	0	0	0	7	10	0.00	0.000																							

AB	30
R	1
H	1
RBI	1
BB	2
SO	8
LOB	11

WP	0
PA	32

AB	29
R	2
H	8
RBI	2
BB	1
SO	2
LOB	12

WP	0
PA	32



Batter	1	2	3	4	5	6	7	8	9	AB	R	H	RBI	BB	SO	LOB	TOP					
3 Kazuo Matsui, S OBP: 0.368, SLG: 0.563	G6-3		1B			G6-3	BB		K	4	0	1	1	1	1	2						
9 Hunter Pence, R OBP: 0.353, SLG: 0.800	G1-3		K			1B	K		FC5-4	5	1	1	0	0	2	6						
17 Lance Berkman, S OBP: 0.412, SLG: 0.571	G6-3			G1-3		1B		F8		4	0	1	1	0	0	0						
45 Carlos Lee, R OBP: 0.250, SLG: 0.500		1B		1B					HR	4	1	3	1	0	0	1						
10 Miguel Tejada, R OBP: 0.412, SLG: 0.333	F9		1B	G5-4-3					G4-3	4	0	0	0	0	0	2						
27 Geoff Blum, S OBP: 0.583, SLG: 0.600 48 Tim Byrdak, L	BB		BB						L3	3	1	2	0	1	0	0						
77 Ivan Rodriguez, R OBP: 0.294, SLG: 0.500	L3			G6-4-3					1B	4	0	1	0	0	0	4						
21 Michael Bourn, L OBP: 0.313, SLG: 0.313	G4-3		G4-3						F7	4	0	1	0	0	0	1						
11 Mike Hampton, R 31 Jason Smith, L 29 Geoff Geary, R 2 Darin Erstad, L 26 Doug Brocail, L 8 Jeff Keppinger, R	G5-3					K2-3	BB		1B	1	0	0	0	0	0	0						
<b>Inning Stats</b>	R: 0 E: 0 K: 0 S: 8	H: 0 LOB: 0 BB: 0 P: 12	R: 0 E: 0 K: 0 S: 7	H: 1 LOB: 1 BB: 1 P: 13	R: 0 E: 0 K: 1 S: 12	H: 1 LOB: 1 BB: 0 P: 19	R: 0 E: 0 K: 0 S: 6	H: 1 LOB: 0 BB: 0 P: 11	R: 0 E: 0 K: 0 S: 8	H: 1 LOB: 0 BB: 0 P: 10	R: 1 E: 0 K: 1 S: 11	H: 2 LOB: 1 BB: 0 P: 15	R: 1 E: 0 K: 1 S: 16	H: 2 LOB: 3 BB: 2 P: 28	R: 1 E: 0 K: 0 S: 8	H: 1 LOB: 0 BB: 0 P: 10	R: 0 E: 0 K: 1 S: 12	H: 2 LOB: 2 BB: 0 P: 18	1B: 8 2B: 3 3B: 0 HR: 1	SF: 0 SAC: 0 DP: 3 HBP: 0	WP: 0 PB: 0 SB: 0 CS: 0	PA: 38
<b>PITCHER</b>	IP	WLS	BF	H	R	ER	SO	BB	IBB	HBP	BLK	WP	HR	S	P	ERA	WHIP					
35 Joel Pinedo, R ERA: 2.7	6.2	W	26	8	2	2	2	1	0	0	0	0	0	64	95	2.70	1.350					
52 Josh Kinney, R ERA: 5.4	1.1	H	7	1	1	1	1	2	0	0	0	0	1	12	23	6.75	2.250					
30 Jason Motte, R ERA: 27.0	0.1	H	3	2	0	0	0	0	0	0	0	0	0	8	13	0.00	6.000					
46 Kyle McClellan, R ERA:	0.2	S	2	0	0	0	1	0	0	0	0	0	0	4	5	0.00	0.000					

Houston Astros @ St. Louis Cardinals  
 Busch Stadium, St. Louis, MO  
 Fri Apr 10 2009, 7:15 PM CDT  
 Att: 37,224 - Cloudy - 45 F

AB 35  
 R 3  
 H 11  
 RBI 3  
 BB 3  
 SO 4  
 LOB 16



Batter	1	2	3	4	5	6	7	8	9	AB	R	H	RBI	BB	SO	LOB	BOTTOM				
55 Skip Schumaker, L OBP: 0.429, SLG: 0.462	BB	G3		BB		BB			K	5	1	3	1	0	1	0					
3 Khalil Greene, R OBP: 0.394, SLG: 0.250	K		BB	FC5-4		G4-3			G4-3	3	1	0	0	1	1	2					
5 Albert Pujols, R OBP: 0.545, SLG: 0.647	F8		BB	FC5-4		P3				3	1	0	0	1	0	3					
47 Ryan Ludwick, R OBP: 0.438, SLG: 0.867	BB		G1-3	BB		F7	HR			3	1	2	2	1	0	0					
16 Chris Duncan, L OBP: 0.500, SLG: 0.615 13 Brendan Ryan, R OBP: 0.250, SLG: 0.167	BB		F8			K	BB			3	0	1	1	1	1	2					
4 Yadier Molina, R OBP: 0.350, SLG: 0.563	BB		G1-3			L8				2	0	0	1	2	0	1					
24 Rick Ankiel, L OBP: 0.278, SLG: 0.133	K		G3-1			BB	BB			2	1	0	0	2	1	4					
12 David Freese, R OBP: 0.250, SLG: 0.300 23 Brian Barden, R OBP: 0.200, SLG: 0.200	G4-3			K		F9	G4-6-3			4	0	0	0	0	1	4					
35 Joel Pinedo, R 52 Josh Kinney, R 28 Colby Rasmus, L 30 Jason Motte, R 46 Kyle McClellan, R	G5-3			K		B2			P6	3	0	0	0	0	1	1					
<b>Inning Stats</b>	R: 1 E: 0 K: 2 S: 18	H: 2 LOB: 3 BB: 2 P: 33	R: 0 E: 0 K: 0 S: 6	H: 0 LOB: 0 BB: 0 P: 8	R: 2 E: 0 K: 0 S: 7	H: 1 LOB: 1 BB: 1 P: 17	R: 0 E: 0 K: 2 S: 16	H: 1 LOB: 2 BB: 1 P: 24	R: 0 E: 0 K: 1 S: 6	H: 0 LOB: 0 BB: 0 P: 10	R: 1 E: 0 K: 0 S: 10	H: 1 LOB: 1 BB: 1 P: 16	R: 1 E: 0 K: 0 S: 8	H: 1 LOB: 3 BB: 3 P: 24	R: 0 E: 0 K: 1 S: 9	H: 0 LOB: 0 BB: 0 P: 15	1B: 3 2B: 2 3B: 0 HR: 1	SF: 0 SAC: 0 DP: 1 HBP: 1	WP: 0 PB: 0 SB: 1 CS: 0	PA: 38	
<b>PITCHER</b>	IP	WLS	BF	H	R	ER	SO	BB	IBB	HBP	BLK	WP	HR	S	P	ERA	WHIP				
11 Mike Hampton, L ERA: 5.4	5.0	L	24	4	3	3	5	4	0	1	0	0	0	53	92	5.40	1.600				
29 Geoff Geary, R ERA: 4.5	1.0		5	1	1	1	0	1	0	0	0	0	0	10	16	9.00	2.000				
26 Doug Brocail, R ERA: 7.1	1.0		6	1	1	1	0	3	0	0	0	0	1	8	24	9.00	4.000				
48 Tim Byrdak, L ERA:	1.0		3	0	0	0	1	0	0	0	0	0	0	9	15	0.00	0.000				

Houston Astros @ St. Louis Cardinals  
 Busch Stadium, St. Louis, MO  
 Fri Apr 10 2009, 7:15 PM CDT  
 Att: 37,224 - Cloudy - 45 F

AB 29  
 R 5  
 H 6  
 RBI 5  
 BB 8  
 SO 6  
 LOB 17





Batter	1	2	3	4	5	6	7	8	9	AB	R	H	RBI	BB	SO	LOB	TOP			
3 Kazuo Matsui, S OBP: 0.321, SLG: 0.440										4	0	1	0	0	0	1				
9 Hunter Pence, R OBP: 0.360, SLG: 0.652										4	0	1	0	0	0	1				
17 Lance Berkman, S OBP: 0.360, SLG: 0.400										4	0	0	0	0	0	3				
45 Carlos Lee, R OBP: 0.261, SLG: 0.409										3	0	0	0	0	0	1				
10 Miguel Tejada, R OBP: 0.292, SLG: 0.227										3	0	0	0	0	0	0				
27 Geoff Blum, S OBP: 0.421, SLG: 0.412										3	0	0	0	0	0	0				
77 Ivan Rodriguez, R OBP: 0.261, SLG: 0.409										3	0	0	0	0	0	1				
21 Michael Bourn, L OBP: 0.348, SLG: 0.409										3	0	1	0	0	0	0				
51 Wandy Rodriguez, S (1, 1)										2	0	0	0	0	0	1				
48 Tim Lincecum, L (7, 1)										0	0	0	0	0	0	0				
47 Jose Valverde, R (8, 1)										0	0	0	0	0	0	0				
2 Darin Erstad, L (9, PH)										1	0	0	0	0	0	1				
<b>Inning Stats</b>	R: 0 E: 0 K: 1 S: 6	H: 1 LOB: 1 BB: 0 P: 12	R: 0 E: 0 K: 1 S: 10	H: 0 LOB: 0 BB: 0 P: 16	R: 0 E: 0 K: 1 S: 7	H: 0 LOB: 0 BB: 0 P: 10	R: 0 E: 0 K: 0 S: 4	H: 0 LOB: 0 BB: 0 P: 5	R: 0 E: 0 K: 0 S: 9	H: 0 LOB: 0 BB: 0 P: 12	R: 0 E: 0 K: 0 S: 10	H: 0 LOB: 0 BB: 0 P: 13	R: 0 E: 0 K: 0 S: 10	H: 0 LOB: 0 BB: 0 P: 10	R: 0 E: 0 K: 1 S: 12	H: 2 LOB: 2 BB: 0 P: 21	1B: 3 2B: 0 3B: 0 HR: 0	SF: 0 SAC: 0 DP: 0 HBP: 0	WP: 0 PB: 0 SB: 0 CS: 0	PA: 30
<b>PITCHER</b> 26 Kyle Lohse, R ERA: 1.13	IP: 9.0 WLS: W BF: 30 H: 3 R: 0 ER: 0 SO: 4 BB: 0 IBB: 0 HBP: 0 BLK: 0 WP: 0 HR: 0 S: 71 P: 112 ERA: 0.00 WHIP: 0.333															<b>PITCHER</b>				

Houston Astros @ St. Louis Cardinals  
 Busch Stadium, St. Louis, MO  
 Sun Apr 12 2009, 1:15 PM CDT  
 Att: 36,310 - Cloudy - 53 F

AB 30  
 R 0  
 H 3  
 RBI 0  
 BB 0  
 SO 4  
 LOB 7



Batter	1	2	3	4	5	6	7	8	9	AB	R	H	RBI	BB	SO	LOB	BOTTOM			
55 Skip Schumaker, L OBP: 0.391, SLG: 0.381										4	0	0	0	0	0	2				
3 Khalil Greene, R OBP: 0.357, SLG: 0.320										4	1	3	1	0	0	0				
5 Albert Pujols, R OBP: 0.500, SLG: 0.792										3	1	0	0	1	0	2				
47 Ryan Ludwick, R OBP: 0.450, SLG: 0.778										3	0	1	1	1	1	1				
16 Chris Duncan, L OBP: 0.440, SLG: 0.550										3	0	1	1	0	1	2				
13 Brendan Ryan, R OBP: 0.364, SLG: 0.333										0	0	0	0	0	0	0				
22 Joe Thurston, L OBP: 0.533, SLG: 0.786										1	0	0	0	0	1	1				
4 Yadier Molina, R OBP: 0.321, SLG: 0.458										3	0	0	0	0	0	3				
12 David Freese, R OBP: 0.250, SLG: 0.357										3	0	0	0	0	2	3				
23 Brian Barden, R OBP: 0.167, SLG: 0.167										0	0	0	0	0	0	0				
28 Colby Rasmus, L OBP: 0.391, SLG: 0.222										2	1	0	0	1	1	0				
26 Kyle Lohse, R OBP: 0.200, SLG: 0.200										2	0	1	0	0	1	0				
<b>Inning Stats</b>	R: 0 E: 0 K: 0 S: 7	H: 0 LOB: 0 BB: 0 P: 9	R: 0 E: 0 K: 1 S: 8	H: 1 LOB: 1 BB: 0 P: 12	R: 0 E: 0 K: 0 S: 7	H: 1 LOB: 0 BB: 0 P: 9	R: 2 E: 0 K: 1 S: 12	H: 2 LOB: 1 BB: 1 P: 20	R: 1 E: 0 K: 0 S: 10	H: 1 LOB: 1 BB: 1 P: 19	R: 0 E: 0 K: 2 S: 14	H: 0 LOB: 1 BB: 1 P: 22	R: 0 E: 0 K: 2 S: 8	H: 0 LOB: 0 BB: 0 P: 11	R: 0 E: 0 K: 1 S: 12	H: 1 LOB: 1 BB: 0 P: 13	1B: 5 2B: 1 3B: 0 HR: 0	SF: 0 SAC: 1 DP: 1 HBP: 0	WP: 0 PB: 0 SB: 1 CS: 0	PA: 32
<b>PITCHER</b> 51 Wandy Rodriguez, L (1, 1)	IP: 6.0 WLS: L BF: 25 H: 5 R: 3 ER: 3 SO: 4 BB: 3 IBB: 0 HBP: 0 BLK: 0 WP: 0 HR: 0 S: 58 P: 91 ERA: 4.50 WHIP: 1.333															<b>PITCHER</b>				
48 Tim Byrdak, L ERA:	1.0 WLS: W BF: 3 H: 0 R: 0 ER: 0 SO: 2 BB: 0 IBB: 0 HBP: 0 BLK: 0 WP: 0 HR: 8 S: 11 P: 11 ERA: 0.00 WHIP: 0.000																			
47 Jose Valverde, R (8, 1)	1.0 WLS: W BF: 4 H: 1 R: 0 ER: 0 SO: 1 BB: 0 IBB: 0 HBP: 0 BLK: 0 WP: 0 HR: 12 S: 13 P: 13 ERA: 0.00 WHIP: 1.000																			

Houston Astros @ St. Louis Cardinals  
 Busch Stadium, St. Louis, MO  
 Sun Apr 12 2009, 1:15 PM CDT  
 Att: 36,310 - Cloudy - 53 F

AB 28  
 R 3  
 H 6  
 RBI 3  
 BB 3  
 SO 7  
 LOB 14



Batter	1	2	3	4	5	6	7	8	9	AB	R	H	RBI	BB	SO	LOB	TOP							
23 Brian Barden, R OBP: 0.200, SLG: 0.500										4	1	1	1	0	1	2	<b>St. Louis Cardinals @ Arizona Diamondbacks</b> <b>Chase Field, Phoenix, AZ</b> Mon Apr 13 2009, 6:40 PM MST Att: 25,009 - Clear - 83 F							
3 Khalil Greene, R OBP: 0.344, SLG: 0.310										4	0	1	0	0	1	0								
5 Albert Pujols, R OBP: 0.471, SLG: 0.821										4	1	1	1	1	0	1								
47 Ryan Ludwick, R OBP: 0.458, SLG: 0.773										4	0	2	0	0	0	0								
16 Chris Duncan, L OBP: 0.414, SLG: 0.542 31 Ryan Franklin, R (9, 1)										4	0	1	0	0	1	2								
12 David Freese, R OBP: 0.283, SLG: 0.313 46 Kyle McClellan, R (8, 1)										2	0	0	0	1	0	1								
36 Denny Reyes, R (8, 1) 55 Skip Schumaker, L (9, PH)										0	0	0	0	0	0	0								
24 Rick Ankiel, L OBP: 0.296, SLG: 0.208										4	0	0	0	0	1	2								
21 Jason LaRue, R OBP: 0.500, SLG: 0.500										3	0	2	0	0	0	1								
37 Todd Wellemeyer, R (1, 1) 13 Brendan Ryan, R (8, PH)										0	0	0	0	0	0	0								
										1	0	0	0	0	1	0								
<b>Inning Stats</b>	R: 0 H: 0 E: 0 K: 1 S: 12	H: 0 LOB: 0 BB: 0 P: 17	R: 0 H: 0 E: 0 K: 0 S: 6	H: 0 LOB: 0 BB: 0 P: 9	R: 0 H: 1 E: 0 K: 0 S: 4	H: 1 LOB: 1 BB: 0 P: 7	R: 1 H: 2 E: 0 K: 0 S: 9	H: 2 LOB: 1 BB: 0 P: 12	R: 0 H: 1 E: 0 K: 1 S: 9	H: 1 LOB: 1 BB: 0 P: 16	R: 0 H: 2 E: 0 K: 1 S: 6	H: 2 LOB: 1 BB: 0 P: 10	R: 0 H: 0 E: 0 K: 0 S: 2	H: 0 LOB: 0 BB: 1 P: 6	R: 1 H: 1 E: 0 K: 2 S: 10	H: 1 LOB: 1 BB: 0 P: 19	R: 0 H: 1 E: 0 K: 0 S: 9	H: 1 LOB: 1 BB: 0 P: 10	1B: 4 2B: 2 3B: 0 HR: 2	SF: 0 SAC: 2 DP: 2 HBP: 0	WP: 0 PB: 0 SB: 0 CS: 0	PA: 34		
<b>PITCHER</b>	IP WLS BF H R ER SO BB IBB HBP BLK WP HR S P ERA WHIP	IP WLS BF H R ER SO BB IBB HBP BLK WP HR S P ERA WHIP	IP WLS BF H R ER SO BB IBB HBP BLK WP HR S P ERA WHIP	IP WLS BF H R ER SO BB IBB HBP BLK WP HR S P ERA WHIP	IP WLS BF H R ER SO BB IBB HBP BLK WP HR S P ERA WHIP	IP WLS BF H R ER SO BB IBB HBP BLK WP HR S P ERA WHIP	IP WLS BF H R ER SO BB IBB HBP BLK WP HR S P ERA WHIP	IP WLS BF H R ER SO BB IBB HBP BLK WP HR S P ERA WHIP	IP WLS BF H R ER SO BB IBB HBP BLK WP HR S P ERA WHIP	IP WLS BF H R ER SO BB IBB HBP BLK WP HR S P ERA WHIP	IP WLS BF H R ER SO BB IBB HBP BLK WP HR S P ERA WHIP	IP WLS BF H R ER SO BB IBB HBP BLK WP HR S P ERA WHIP	IP WLS BF H R ER SO BB IBB HBP BLK WP HR S P ERA WHIP	IP WLS BF H R ER SO BB IBB HBP BLK WP HR S P ERA WHIP	IP WLS BF H R ER SO BB IBB HBP BLK WP HR S P ERA WHIP	IP WLS BF H R ER SO BB IBB HBP BLK WP HR S P ERA WHIP	IP WLS BF H R ER SO BB IBB HBP BLK WP HR S P ERA WHIP	IP WLS BF H R ER SO BB IBB HBP BLK WP HR S P ERA WHIP	IP WLS BF H R ER SO BB IBB HBP BLK WP HR S P ERA WHIP	IP WLS BF H R ER SO BB IBB HBP BLK WP HR S P ERA WHIP	IP WLS BF H R ER SO BB IBB HBP BLK WP HR S P ERA WHIP	IP WLS BF H R ER SO BB IBB HBP BLK WP HR S P ERA WHIP	IP WLS BF H R ER SO BB IBB HBP BLK WP HR S P ERA WHIP	IP WLS BF H R ER SO BB IBB HBP BLK WP HR S P ERA WHIP

AB 31  
R 2  
H 8  
RBI 2  
BB 1  
SO 5  
LOB 10



Batter	1	2	3	4	5	6	7	8	9	AB	R	H	RBI	BB	SO	LOB	BOTTOM						
2 Felipe Lopez, S OBP: 0.367, SLG: 0.643										4	0	2	0	0	0	0	<b>St. Louis Cardinals @ Arizona Diamondbacks</b> <b>Chase Field, Phoenix, AZ</b> Mon Apr 13 2009, 6:40 PM MST Att: 25,009 - Clear - 83 F						
24 Chris Young, R OBP: 0.286, SLG: 0.462										4	0	1	0	0	0	3							
6 Stephen Drew, L OBP: 0.345, SLG: 0.458										4	0	2	0	0	0	3							
34 Conor Jackson, R OBP: 0.241, SLG: 0.214										4	1	1	0	0	0	2							
18 Chad Tracy, L OBP: 0.286, SLG: 0.500										4	0	1	1	0	0	1							
27 Mark Reynolds, R OBP: 0.292, SLG: 0.348										4	0	1	0	0	1	0							
10 Justin Upton, R (1, 9) 31 Tony Clark, S (9, PH)										3	0	0	0	0	1	0							
19 Chris Snyder, R OBP: 0.316, SLG: 0.200										3	0	0	0	0	1	0							
49 Doug Davis, R OBP: 0.333, SLG: 0.333 11 Augie Ojeda, S OBP: 0.500, SLG: 1.000 56 Ramon Pena, R (9, 1) 60 Scott Schoeneweis, L (9, 1)										2	0	1	0	0	1	0							
										1	0	0	0	0	0	0							
										0	0	0	0	0	0	0							
										0	0	0	0	0	0	0							
<b>Inning Stats</b>	R: 0 H: 1 E: 0 K: 0 S: 9	H: 1 LOB: 1 BB: 0 P: 15	R: 0 H: 0 E: 0 K: 0 S: 6	H: 0 LOB: 0 BB: 0 P: 9	R: 0 H: 2 E: 0 K: 0 S: 11	H: 2 LOB: 2 BB: 0 P: 18	R: 1 H: 2 E: 0 K: 2 S: 9	H: 2 LOB: 0 BB: 0 P: 14	R: 0 H: 1 E: 0 K: 0 S: 9	H: 1 LOB: 1 BB: 0 P: 11	R: 0 H: 1 E: 0 K: 0 S: 9	H: 1 LOB: 0 BB: 0 P: 16	R: 0 H: 0 E: 0 K: 0 S: 4	H: 0 LOB: 0 BB: 0 P: 4	R: 0 H: 1 E: 1 K: 0 S: 10	H: 1 LOB: 1 BB: 0 P: 13	R: 0 H: 1 E: 0 K: 0 S: 8	H: 1 LOB: 1 BB: 0 P: 11	1B: 6 2B: 3 3B: 0 HR: 0	SF: 0 SAC: 0 DP: 0 HBP: 0	WP: 0 PB: 0 SB: 0 CS: 1	PA: 35	
<b>PITCHER</b>	IP WLS BF H R ER SO BB IBB HBP BLK WP HR S P ERA WHIP	IP WLS BF H R ER SO BB IBB HBP BLK WP HR S P ERA WHIP	IP WLS BF H R ER SO BB IBB HBP BLK WP HR S P ERA WHIP	IP WLS BF H R ER SO BB IBB HBP BLK WP HR S P ERA WHIP	IP WLS BF H R ER SO BB IBB HBP BLK WP HR S P ERA WHIP	IP WLS BF H R ER SO BB IBB HBP BLK WP HR S P ERA WHIP	IP WLS BF H R ER SO BB IBB HBP BLK WP HR S P ERA WHIP	IP WLS BF H R ER SO BB IBB HBP BLK WP HR S P ERA WHIP	IP WLS BF H R ER SO BB IBB HBP BLK WP HR S P ERA WHIP	IP WLS BF H R ER SO BB IBB HBP BLK WP HR S P ERA WHIP	IP WLS BF H R ER SO BB IBB HBP BLK WP HR S P ERA WHIP	IP WLS BF H R ER SO BB IBB HBP BLK WP HR S P ERA WHIP	IP WLS BF H R ER SO BB IBB HBP BLK WP HR S P ERA WHIP	IP WLS BF H R ER SO BB IBB HBP BLK WP HR S P ERA WHIP	IP WLS BF H R ER SO BB IBB HBP BLK WP HR S P ERA WHIP	IP WLS BF H R ER SO BB IBB HBP BLK WP HR S P ERA WHIP	IP WLS BF H R ER SO BB IBB HBP BLK WP HR S P ERA WHIP	IP WLS BF H R ER SO BB IBB HBP BLK WP HR S P ERA WHIP	IP WLS BF H R ER SO BB IBB HBP BLK WP HR S P ERA WHIP	IP WLS BF H R ER SO BB IBB HBP BLK WP HR S P ERA WHIP	IP WLS BF H R ER SO BB IBB HBP BLK WP HR S P ERA WHIP	IP WLS BF H R ER SO BB IBB HBP BLK WP HR S P ERA WHIP	IP WLS BF H R ER SO BB IBB HBP BLK WP HR S P ERA WHIP

AB 34  
R 1  
H 9  
RBI 1  
BB 0  
SO 4  
LOB 10





Batter	1	2	3	4	5	6	7	8	9	AB	R	H	RBI	BB	SO	LOB	TOP																			
55 Skip Schumaker, L OBP: 0.343, SLG: 0.355 (1,4)	G3		G3	G4-3 28 5 G6-3 2B	F9	E4		SF8		5	1	1	1	0	0	4																				
28 Colby Rasmus, L OBP: 0.382, SLG: 0.286 (1,8)	F7		G4-3 47 1B 2B	G4-3				F7		5	2	1	1	1	0	5																				
5 Albert Pujols, R OBP: 0.444, SLG: 0.737 (1,3)	F7		G6-3 47 1B 2B	G6-3				F7		5	2	1	2	1	0	0																				
47 Ryan Ludwick, R OBP: 0.467, SLG: 0.815 (1,9)			G5-3	G6-3 16 2B 1B				F7		5	2	2	3	1	0	0																				
16 Chris Duncan, L OBP: 0.447, SLG: 0.656 34 Chris Perez, R (7,1)								F9		4	2	3	2	1	0	0																				
13 Brendan Ryan, R OBP: 0.286, SLG: 0.250 30 Jason Motte, R (9,1)										0	0	0	0	0	0	0																				
3 Khalil Greene, R OBP: 0.286, SLG: 0.256 (1,6)			G6-3	G6-3				F8		6	1	0	0	0	0	6																				
4 Yadier Molina, R OBP: 0.432, SLG: 0.533 (1,2)										3	1	3	2	2	0	0																				
22 Joe Thurston, L OBP: 0.480, SLG: 0.609 (7,4)										4	0	1	1	1	1	3																				
35 Joel Pineiro, R (1,1)										1	1	0	0	1	0	2																				
12 David Freese, R OBP: 0.238, SLG: 0.278 43 Trevor Miller, R (6,1)										1	0	0	0	0	0	2																				
23 Brian Barden, R OBP: 0.308, SLG: 0.538 (7,5)										1	0	1	0	0	0	0																				
<b>Inning Stats</b>	R: 0 E: 0 K: 0 S: 8	H: 0 LOB: 0 BB: 0 P: 12	R: 1 E: 0 K: 0 S: 14	H: 2 LOB: 1 BB: 0 P: 19	R: 5 E: 0 K: 0 S: 17	H: 4 LOB: 2 BB: 3 P: 36	R: 1 E: 0 K: 0 S: 11	H: 1 LOB: 1 BB: 0 P: 27	R: 0 E: 0 K: 1 S: 8	H: 1 LOB: 1 BB: 0 P: 13	R: 4 E: 2 K: 0 S: 17	H: 3 LOB: 3 BB: 2 P: 33	R: 0 E: 0 K: 0 S: 7	H: 1 LOB: 1 BB: 0 P: 12	R: 1 E: 0 K: 0 S: 8	H: 1 LOB: 1 BB: 0 P: 20	R: 0 E: 1 K: 0 S: 11	H: 0 LOB: 0 BB: 0 P: 16	1B: 7 2B: 4 3B: 1 HR: 1	SF: 1 SAC: 1 DP: 0 HBP: 0	WP: 1 PB: 0 SB: 1 CS: 0	PA: 51														
<b>PITCHER</b>	IP	WLS	BF	H	R	ER	SO	BB	IBB	HBP	BLK	WP	HR	S	P	ERA	WHIP	<b>PITCHER</b>	IP	WLS	BF	H	R	ER	SO	BB	IBB	HBP	BLK	WP	HR	S	P	ERA	WHIP	
52 Jon Garland, R ERA: 8.44 (1,1)	3.2	L	23	7	7	7	0	4	1	0	0	0	0	47	88	17.18	3.000																			
45 Doug Slaten, L ERA: 3.0 (4,1)	0.1		1	0	0	0	0	0	0	0	0	0	0	3	6	0.00	0.000																			
48 Yusmeiro Petit, R ERA: 7.71 (5,1)	2.0		14	4	4	3	1	2	0	0	0	0	1	25	46	13.50	3.000																			
54 Bobby Korecky, R ERA: 4.5 (7,1)	2.0		9	2	1	1	0	1	0	0	0	1	0	15	32	4.50	1.500																			
60 Scott Schoeneweis, L ERA: 2.7 (9,1)	1.0		4	0	0	0	0	0	0	0	0	0	0	11	16	0.00	0.000																			

St. Louis Cardinals @ Arizona Diamondbacks  
Chase Field, Phoenix, AZ  
Wed Apr 15 2009, 12:40 PM MST  
Att: 21,363 - Sunny - 72 F

AB	41
R	12
H	13
RBI	12
BB	8
SO	1
LOB	22



Batter	1	2	3	4	5	6	7	8	9	AB	R	H	RBI	BB	SO	LOB	BOTTOM																				
2 Felipe Lopez, S OBP: 0.415, SLG: 0.632 (1,4)	F8		G5-4-3 34 2B 2B	F8				L7		4	2	2	0	1	0	1																					
34 Conor Jackson, R OBP: 0.294, SLG: 0.375 54 Bobby Korecky, R (7,1)	G5-4-3							F7		3	1	1	1	1	0	2																					
11 Augie Ojeda, S OBP: 0.500, SLG: 0.800 60 Scott Schoeneweis, L (9,1)										0	0	0	0	0	0	0																					
6 Stephen Drew, L OBP: 0.308, SLG: 0.441 (1,6)	L8									5	0	0	0	0	0	4																					
18 Chad Tracy, L OBP: 0.323, SLG: 0.536 (1,3)										4	1	2	2	0	0	0																					
27 Mark Reynolds, R OBP: 0.333, SLG: 0.571 (1,5)										4	1	1	2	1	2	1																					
24 Chris Young, R OBP: 0.297, SLG: 0.486 (1,8)										4	1	2	0	0	2	2																					
10 Justin Upton, R OBP: 0.227, SLG: 0.158 (1,9)										3	0	1	1	1	1	2																					
19 Chris Snyder, R OBP: 0.292, SLG: 0.158 (1,2)										3	0	0	0	1	0	4																					
52 Jon Garland, R ERA: 8.44 (1,1)	5.0	W	26	9	5	5	3	3	0	0	0	0	0	0	0	0																					
43 Trevor Miller, L ERA: 2.25 (6,1)	1.0		5	1	2	1	0	1	0	0	0	0	0	0	0	0																					
34 Chris Perez, R ERA: 4.5 (7,1)	2.0		7	0	0	0	2	1	0	0	0	0	0	0	0	0																					
30 Jason Motte, R ERA: 9.0 (9,1)	1.0		3	0	0	0	1	0	0	0	0	0	0	0	0	0																					
<b>Inning Stats</b>	R: 0 E: 0 K: 0 S: 6	H: 1 LOB: 0 BB: 0 P: 9	R: 0 E: 0 K: 1 S: 11	H: 1 LOB: 1 BB: 1 P: 18	R: 4 E: 0 K: 0 S: 18	H: 5 LOB: 1 BB: 0 P: 27	R: 0 E: 0 K: 1 S: 16	H: 0 LOB: 2 BB: 2 P: 27	R: 1 E: 0 K: 1 S: 14	H: 2 LOB: 1 BB: 0 P: 23	R: 2 E: 1 K: 0 S: 8	H: 1 LOB: 0 BB: 1 P: 15	R: 0 E: 0 K: 2 S: 10	H: 0 LOB: 1 BB: 1 P: 21	R: 0 E: 0 K: 0 S: 9	H: 0 LOB: 0 BB: 0 P: 12	R: 0 E: 0 K: 1 S: 8	H: 0 LOB: 0 BB: 0 P: 13	1B: 2 2B: 7 3B: 0 HR: 2	SF: 1 SAC: 0 DP: 2 HBP: 0	WP: 0 PB: 0 SB: 0 CS: 0	PA: 41															
<b>PITCHER</b>	IP	WLS	BF	H	R	ER	SO	BB	IBB	HBP	BLK	WP	HR	S	P	ERA	WHIP	<b>PITCHER</b>	IP	WLS	BF	H	R	ER	SO	BB	IBB	HBP	BLK	WP	HR	S	P	ERA	WHIP		
35 Joel Pineiro, R ERA: 5.4 (1,1)	5.0	W	26	9	5	5	3	3	0	0	0	0	0	0	0	0																					
43 Trevor Miller, L ERA: 2.25 (6,1)	1.0		5	1	2	1	0	1	0	0	0	0	0	0	0	0																					
34 Chris Perez, R ERA: 4.5 (7,1)	2.0		7	0	0	0	2	1	0	0	0	0	0	0	0	0																					
30 Jason Motte, R ERA: 9.0 (9,1)	1.0		3	0	0	0	1	0	0	0	0	0	0	0	0	0																					

St. Louis Cardinals @ Arizona Diamondbacks  
Chase Field, Phoenix, AZ  
Wed Apr 15 2009, 12:40 PM MST  
Att: 21,363 - Sunny - 72 F

AB	35
R	7
H	10
RBI	7
BB	5
SO	6
LOB	17










Batter	1	2	3	4	5	6	7	8	9	10	11	AB	R	H	RBI	BB	SO	LOB	TOP			
55 Skip Schumaker, L OBP: 0.340, SLG: 0.317	F8		5 BB 47 1B	G4-3			5 G1-3 BB	FC6-4			K	5	1	1	1	1	1	3				
24 Rick Ankiel, L OBP: 0.273, SLG: 0.231	K		K		P4		P2		P5		G4-3	6	0	0	0	0	2	5				
5 Albert Pujols, R OBP: 0.433, SLG: 0.617	K		47 BB 1B		G5-3		G1-3		G6-3			4	0	0	0	1	1	2				
47 Ryan Ludwick, R OBP: 0.444, SLG: 0.833		P1	16 BB 1B							G5-3		5	0	2	2	0	0	2				
16 Chris Duncan, L OBP: 0.471, SLG: 0.714	F9				F7							3	1	1	0	2	0	1				
4 Yadier Molina, R OBP: 0.400, SLG: 0.476	F8		G4-3									4	0	1	1	0	0	3				
3 Khalil Greene, R OBP: 0.308, SLG: 0.383			23 BB 55 1B		P4							3	2	1	1	1	0	1				
23 Brian Barden, R OBP: 0.458, SLG: 0.864												2	1	0	0	1	1	0				
22 Joe Thurston, L OBP: 0.424, SLG: 0.483			5 BB 47 1B		K							1	0	0	0	1	1	2				
26 Kyle Lohse, R ERA: 2.57												2	0	0	0	0	0	2				
46 Kyle McClellan, R ERA: 2.57												0	0	0	0	0	0	0				
30 Jason Motte, R ERA: 7.5												1	0	0	0	0	0	0				
31 Ryan Franklin, R ERA: 4.5												0	0	0	0	0	0	0				
34 Chris Perez, R ERA: 4.5												0	0	0	0	0	0	0				
<b>Inning Stats</b>	R: 0 E: 0 K: 2 S: 9	H: 0 LOB: 0 BB: 0 P: 13	R: 0 E: 0 K: 1 S: 8	H: 0 LOB: 0 BB: 0 P: 12	R: 3 E: 0 K: 1 S: 18	H: 2 LOB: 3 BB: 4 P: 37	R: 1 E: 0 K: 1 S: 11	H: 1 LOB: 0 BB: 0 P: 14	R: 0 E: 0 K: 0 S: 5	H: 0 LOB: 0 BB: 0 P: 8	R: 0 E: 0 K: 2 S: 20	H: 0 LOB: 2 BB: 2 P: 28	R: 0 E: 0 K: 0 S: 6	H: 0 LOB: 0 BB: 0 P: 9	R: 0 E: 0 K: 0 S: 7	H: 0 LOB: 0 BB: 1 P: 11	R: 0 E: 0 K: 1 S: 15	H: 0 LOB: 1 BB: 1 P: 23	1B: 2 2B: 4 3B: 0 HR: 1	SF: 0 SAC: 2 DP: 1 HBP: 1	WP: 0 PB: 0 SB: 0 CS: 0	PA: 47
<b>PITCHER</b>	46 Ryan Dempster, R ERA: 5.0	IP: 6.0 WLS: 26 BF: 26	H: 4 R: 4 ER: 4 SO: 4	BB: 0 IBB: 0 HBP: 0 BLK: 0	WP: 0 HR: 1 S: 61 P: 103	ERA: 6.00 WHIP: 1.333		<b>PITCHER</b>	37 Angel Guzman, R ERA: 5.4	IP: 1.0 WLS: 4 BF: 4	H: 0 R: 0 ER: 0 SO: 1	BB: 1 IBB: 0 HBP: 0 BLK: 0	WP: 0 HR: 0 S: 15 P: 23	ERA: 0.00 WHIP: 1.000								

**St. Louis Cardinals @ Chicago Cubs**  
Wrigley Field, Chicago, IL  
Sat Apr 18 2009, 2:40 PM CDT  
Att: 40,878 - Cloudy - 69 F

livebaseballscorecards.com

AB 36  
R 5  
H 6  
RBI 5  
BB 8  
SO 7  
LOB 23




Batter	1	2	3	4	5	6	7	8	9	10	11	AB	R	H	RBI	BB	SO	LOB	BOTTOM							
12 Alfonso Soriano, R OBP: 0.393, SLG: 0.648	K		1 BB 2B		1 BB 25 2B							4	2	1	0	2	2	0								
1 Kosuke Fukudome, L OBP: 0.490, SLG: 0.750	K						B2-3					5	2	2	1	1	1	1								
25 Derrek Lee, R OBP: 0.283, SLG: 0.348	F8											6	0	1	2	0	1	3								
16 Aramis Ramirez, R OBP: 0.366, SLG: 0.615		G6-3										6	1	1	2	0	1	0								
6 Micah Hoffpauir, L OBP: 0.333, SLG: 0.467												3	0	1	0	0	0	0								
9 Reed Johnson, R OBP: 0.444, SLG: 0.333												2	0	0	0	0	0	0								
18 Geovany Soto, R OBP: 0.292, SLG: 0.105												2	1	0	0	3	0	1								
2 Ryan Theriot, R OBP: 0.488, SLG: 0.525												5	1	3	0	0	1	3								
7 Aaron Miles, S OBP: 0.235, SLG: 0.133												4	0	1	2	1	0	2								
46 Ryan Dempster, R ERA: 2.57												2	0	0	0	0	0	0								
17 Mike Cuddyer, L OBP: 0.333, SLG: 0.467												0	0	0	0	0	0	0								
46 Neal Cotts, L ERA: 3.38												0	0	0	0	0	0	0								
46 Carlos Marmol, R ERA: 1.25												0	0	0	0	0	0	0								
63 Kevin Gregg, R ERA: 6.0												0	0	0	0	0	0	0								
47 Aaron Heilman, R ERA: 1.17												0	0	0	0	0	0	0								
<b>PITCHER</b>	26 Kyle Lohse, R ERA: 2.57	IP: 5.0 WLS: 21 BF: 21	H: 5 R: 4 ER: 4 SO: 4	BB: 2 IBB: 0 HBP: 0 BLK: 0	WP: 0 HR: 0 S: 60 P: 97	ERA: 7.20 WHIP: 1.400		<b>PITCHER</b>	36 Dennis Reyes, L ERA: 4.15	IP: 0.2 WLS: 4 BF: 4	H: 1 R: 2 ER: 2 SO: 0	BB: 1 IBB: 0 HBP: 0 BLK: 0	WP: 0 HR: 1 S: 3 P: 9	ERA: 27.00 WHIP: 3.000												
<b>Inning Stats</b>	R: 0 E: 0 K: 2 S: 8	H: 0 LOB: 0 BB: 0 P: 10	R: 0 E: 0 K: 1 S: 11	H: 1 LOB: 1 BB: 0 P: 17	R: 1 E: 0 K: 1 S: 13	H: 2 LOB: 1 BB: 0 P: 23	R: 0 E: 0 K: 0 S: 9	H: 0 LOB: 0 BB: 0 P: 14	R: 3 E: 0 K: 0 S: 19	H: 2 LOB: 1 BB: 2 P: 33	R: 1 E: 0 K: 1 S: 9	H: 2 LOB: 2 BB: 1 P: 19	R: 0 E: 0 K: 1 S: 9	H: 0 LOB: 0 BB: 0 P: 15	R: 0 E: 0 K: 1 S: 10	H: 1 LOB: 2 BB: 1 P: 17	R: 0 E: 0 K: 0 S: 12	H: 1 LOB: 1 BB: 0 P: 17	R: 0 E: 0 K: 1 S: 9	H: 0 LOB: 3 BB: 2 P: 20	R: 2 E: 0 K: 0 S: 3	H: 1 LOB: 0 BB: 1 P: 9	1B: 6 2B: 2 3B: 1 HR: 1	SF: 0 SAC: 0 DP: 0 HBP: 0	WP: 0 PB: 0 SB: 0 CS: 0	PA: 49

**St. Louis Cardinals @ Chicago Cubs**  
Wrigley Field, Chicago, IL  
Sat Apr 18 2009, 2:40 PM CDT  
Att: 40,878 - Cloudy - 69 F

livebaseballscorecards.com

AB 42  
R 7  
H 10  
RBI 7  
BB 7  
SO 8  
LOB 15



Batter	1	2	3	4	5	6	7	8	9	AB	R	H	RBI	BB	SO	LOB	TOP						
7 José Reyes, S OBP: 0.403, SLG: 0.446										5	1	2	1	0	1	1							
28 Daniel Murphy, L OBP: 0.375, SLG: 0.420										3	0	1	1	1	0	2							
5 David Wright, R OBP: 0.424, SLG: 0.408										4	1	2	1	0	1	2							
21 Carlos Delgado, L OBP: 0.362, SLG: 0.560										4	0	1	0	0	1	0							
15 Carlos Beltrán, S OBP: 0.456, SLG: 0.458										3	0	2	1	1	0	0							
19 Ryan Church, L OBP: 0.447, SLG: 0.500										3	0	0	0	0	0	3							
11 Ramon Castro, R OBP: 0.227, SLG: 0.300										4	0	0	0	0	0	1							
1 Luis Castillo, S OBP: 0.442, SLG: 0.500										4	1	2	0	0	1	0							
46 Oliver Pérez, L OBP: 0.330, SLG: 0.200										1	1	1	0	1	0	0							
47 Casey Fossum, L ERA: 2.0										0	0	0	0	0	0	0							
3 Alex Cora, L ERA: 3.86										0	0	0	0	0	0	1							
43 Brian Stokes, R ERA: 6.75										0	0	0	0	0	0	0							
25 Pedro Feliciano, L ERA: 3.38										0	0	0	0	0	0	0							
22 J.J. Putz, R ERA: 3.38										0	0	0	0	0	0	0							
10 Gary Sheffield, R OBP: 0.412, SLG: 0.520										1	0	0	0	0	0	0							
<b>Inning Stats</b>	R: 1 E: 0 K: 0 S: 14	H: 3 LOB: 2 BB: 1 P: 24	R: 1 E: 0 K: 1 S: 13	H: 2 LOB: 2 BB: 1 P: 25	R: 0 E: 0 K: 0 S: 5	H: 0 LOB: 0 BB: 0 P: 8	R: 2 E: 1 K: 0 S: 15	H: 4 LOB: 2 BB: 0 P: 20	R: 0 E: 0 K: 1 S: 14	H: 1 LOB: 1 BB: 0 P: 19	R: 0 E: 0 K: 1 S: 7	H: 0 LOB: 0 BB: 0 P: 11	R: 0 E: 0 K: 0 S: 5	H: 0 LOB: 0 BB: 0 P: 9	R: 0 E: 0 K: 1 S: 6	H: 0 LOB: 0 BB: 0 P: 10	1B: 9 2B: 1 3B: 1 HR: 0	SF: 0 SAC: 1 DP: 1 HBP: 0	WP: 0 PB: 0 SB: 0 CS: 0	PA: 37			
<b>PITCHER</b>	IP WLS BF H R ER SO BB IBB HBP BLK WP HR S P ERA WHIP																						
37 Todd Wellemeyer, R ERA: 5.29	5.0		24	10	4	4	1	2	0	0	0	0	0	0	0	0	0	0	0	54	86	7.20	2.400
46 Kyle McClellan, R ERA: 2.0	2.0		7	1	0	0	2	0	0	0	0	0	0	0	0	0	0	0	0	21	30	0.00	0.500
36 Denny Reyes, L ERA: 3.86	0.1		2	0	0	0	0	1	0	0	0	0	0	0	0	0	0	0	0	4	8	0.00	3.000
30 Jason Motte, R ERA: 6.75	0.2	W	1	0	0	0	0	0	0	0	0	0	0	0	0	0	0	0	0	1	1	0.00	0.000
31 Ryan Franklin, R ERA:	1.0	S	3	0	0	0	1	0	0	0	0	0	0	0	0	0	0	0	0	6	10	0.00	0.000

New York Mets @ St. Louis Cardinals  
 Busch Stadium, St. Louis, MO  
 Tue Apr 21 2009, 7:15 PM CDT  
 Att: 35,506 - Clear - 58 F

AB 33  
 R 4  
 H 11  
 RBI 4  
 BB 3  
 SO 4  
 LOB 10



Batter	1	2	3	4	5	6	7	8	9	AB	R	H	RBI	BB	SO	LOB	BOTTOM						
13 Brendan Ryan, R OBP: 0.391, SLG: 0.474										4	1	2	0	1	0	1							
24 Rick Ankiel, L OBP: 0.306, SLG: 0.295										5	2	3	1	0	1	1							
5 Albert Pujols, R OBP: 0.431, SLG: 0.608										4	1	1	2	1	0	4							
47 Ryan Ludwick, R OBP: 0.408, SLG: 0.778										3	0	0	1	0	1	3							
4 Yadier Molina, R OBP: 0.436, SLG: 0.522										4	1	3	0	1	0	3							
16 Chris Duncan, L OBP: 0.446, SLG: 0.660										5	0	1	0	0	1	4							
31 Ryan Franklin, R ERA:										0	0	0	0	0	0	0							
3 Khalil Greene, R OBP: 0.339, SLG: 0.375										1	0	0	1	3	0	1							
22 Joe Thurston, L OBP: 0.405, SLG: 0.438										3	0	0	1	1	1	5							
37 Todd Wellemeyer, R ERA: 5.29										2	1	1	0	0	1	0							
23 Brian Gardner, R OBP: 0.409, SLG: 0.599										1	0	0	0	0	0	3							
46 Kyle McClellan, R ERA: 2.0										0	0	0	0	0	0	0							
50 Adam Wainwright, R ERA: 4.76										1	0	0	0	0	1	1							
36 Denny Reyes, L ERA: 3.86										0	0	0	0	0	0	0							
30 Jason Motte, R ERA: 6.75										0	0	0	0	0	0	0							
55 Skip Schumaker, L OBP: 0.346, SLG: 0.331										0	0	0	0	0	0	0							
<b>Inning Stats</b>	R: 0 E: 0 K: 0 S: 5	H: 0 LOB: 1 BB: 1 P: 14	R: 0 E: 0 K: 0 S: 10	H: 1 LOB: 1 BB: 0 P: 15	R: 0 E: 0 K: 2 S: 9	H: 0 LOB: 0 BB: 0 P: 13	R: 0 E: 0 K: 2 S: 11	H: 1 LOB: 3 BB: 2 P: 23	R: 4 E: 0 K: 0 S: 15	H: 4 LOB: 3 BB: 3 P: 32	R: 0 E: 1 K: 0 S: 10	H: 2 LOB: 2 BB: 0 P: 14	R: 0 E: 0 K: 2 S: 12	H: 0 LOB: 1 BB: 1 P: 19	R: 2 E: 0 K: 0 S: 10	H: 3 LOB: 1 BB: 0 P: 14	1B: 7 2B: 3 3B: 1 HR: 0	SF: 1 SAC: 0 DP: 1 HBP: 0	WP: 0 PB: 0 SB: 0 CS: 0	PA: 42			
<b>PITCHER</b>	IP WLS BF H R ER SO BB IBB HBP BLK WP HR S P ERA WHIP																						
46 Oliver Pérez, L ERA: 7.8	4.2		25	6	4	4	0	5	0	0	0	0	0	0	0	0	0	0	0	49	92	7.71	2.357
47 Casey Fossum, L ERA:	0.1		2	0	0	0	0	1	0	0	0	0	0	0	0	0	0	0	0	1	5	0.00	3.000
43 Brian Stokes, R ERA:	1.0		5	2	0	0	0	0	0	0	0	0	0	0	0	0	0	0	0	10	14	0.00	2.000
25 Pedro Feliciano, L ERA: 4.76	1.0		4	0	0	0	2	1	0	0	0	0	0	0	0	0	0	0	0	12	19	0.00	1.000
22 J.J. Putz, R ERA: 3.38	1.0	L	6	3	2	2	0	0	0	0	0	0	0	0	0	0	0	0	0	10	14	18.00	3.000

New York Mets @ St. Louis Cardinals  
 Busch Stadium, St. Louis, MO  
 Tue Apr 21 2009, 7:15 PM CDT  
 Att: 35,506 - Clear - 58 F

AB 33  
 R 6  
 H 11  
 RBI 6  
 BB 7  
 SO 6  
 LOB 26







Batter	1	2	3	4	5	6	7	8	9	AB	R	H	RBI	BB	SO	LOB	TOP					
2 Ryan Theriot, R OBP: 0.391, SLG: 0.421										5	0	0	0	0	0	5	<b>Chicago Cubs @ St. Louis Cardinals</b> Busch Stadium, St. Louis, MO Fri Apr 24 2009, 7:15 PM CDT Att: 45,812 - Clear - 81 F					
1 Kosuke Fukudome, L OBP: 0.463, SLG: 0.623										4	0	1	0	0	2	1						
12 Alfonso Soriano, R OBP: 0.397, SLG: 0.625										4	0	1	0	0	0	1						
16 Aramis Ramirez, R OBP: 0.393, SLG: 0.585										2	0	1	0	0	1	1						
7 Aaron Miles, S OBP: 0.174, SLG: 0.095										1	0	0	0	0	0	1						
25 Derrek Lee, R OBP: 0.271, SLG: 0.306										4	1	1	0	0	0	3						
17 Mike Fontenot, L OBP: 0.351, SLG: 0.340										4	1	1	1	0	3	2						
18 Geovany Soto, R OBP: 0.300, SLG: 0.125										3	1	1	0	1	2	1						
9 Reed Johnson, R OBP: 0.417, SLG: 0.333										4	0	2	0	0	1	0						
46 Ryan Dempster, R 6 Micah Hoffpauer, L 47 Aaron Heilman, R 49 Carlos Marmol, R 37 Angel Guzman, R 21 Milton Bradley, S 4 Joey Galtright, L										1	0	0	0	0	0	0						
<b>Inning Stats</b>	R: 0 E: 0 K: 1 S: 8	H: 0 LOB: 0 BB: 0 P: 13	R: 0 E: 0 K: 2 S: 9	H: 1 LOB: 1 BB: 0 P: 15	R: 0 E: 0 K: 0 S: 5	H: 0 LOB: 0 BB: 0 P: 6	R: 0 E: 0 K: 1 S: 10	H: 1 LOB: 1 BB: 0 P: 14	R: 0 E: 0 K: 1 S: 14	H: 2 LOB: 2 BB: 0 P: 20	R: 0 E: 1 K: 1 S: 8	H: 0 LOB: 0 BB: 0 P: 9	R: 3 E: 1 K: 0 S: 13	H: 3 LOB: 1 BB: 1 P: 22	R: 0 E: 0 K: 1 S: 8	H: 1 LOB: 1 BB: 0 P: 13	R: 0 E: 0 K: 2 S: 10	H: 0 LOB: 1 BB: 1 P: 17	1B: 5 2B: 3 3B: 0 HR: 0	SF: 0 SAC: 2 DP: 2 HBP: 0	WP: 0 PB: 0 SB: 0 CS: 0	PA: 37
<b>PITCHER</b>	IP WLS BF H R ER SO BB IBB HBP BLK WP HR S P ERA WHIP																					
50 Adam Wainwright, R ERA: 2.7	7.0		29	7	3	1	6	1	0	0	0	0	0	0	0	67	99	1.29	1.143			
46 Kyle McClellan, R ERA: 1.5	1.0	W	4	1	0	0	1	0	0	0	0	0	0	0	8	13	0.00	1.000				
31 Ryan Franklin, R ERA:	1.0	S	4	0	0	0	2	1	0	0	0	0	0	0	10	17	0.00	1.000				

AB 33  
R 3  
H 8  
RBI 1  
BB 2  
SO 9  
LOB 17



Batter	1	2	3	4	5	6	7	8	9	AB	R	H	RBI	BB	SO	LOB	BOTTOM			
55 Skip Schumaker, L OBP: 0.383, SLG: 0.385										4	0	2	1	0	1	0	<b>Chicago Cubs @ St. Louis Cardinals</b> Busch Stadium, St. Louis, MO Fri Apr 24 2009, 7:15 PM CDT Att: 45,812 - Clear - 81 F			
24 Rick Ankiel, L OBP: 0.306, SLG: 0.375										4	0	0	0	0	1	2				
5 Albert Pujols, R OBP: 0.462, SLG: 0.710										4	1	2	0	0	0	2				
47 Ryan Ludwick, R OBP: 0.390, SLG: 0.691										4	0	2	1	0	0	1				
16 Chris Duncan, L OBP: 0.397, SLG: 0.574										3	0	0	0	0	1	2				
23 Brian Barden, R OBP: 0.419, SLG: 0.714										0	0	0	0	0	0	0				
4 Yadier Molina, R OBP: 0.428, SLG: 0.509										3	1	1	0	1	0	3				
3 Khalil Greene, R OBP: 0.349, SLG: 0.358										3	1	1	0	0	1	2				
22 Joe Thurston, L OBP: 0.386, SLG: 0.487										3	1	1	2	0	1	0				
50 Adam Wainwright, R ERA: 4.88	6.0		25	7	3	3	6	1	0	0	0	0	0	0	1	1				
47 Aaron Heilman, R ERA: 0.93	1.0		3	0	0	0	0	0	0	0	0	6	12	0.00	0.000					
49 Carlos Marmol, R ERA: 2.35	0.1	L	4	2	1	1	0	0	0	0	0	7	11	27.00	6.000					
37 Angel Guzman, R ERA: 5.4	0.2		1	0	0	0	0	0	0	0	0	5	5	0.00	0.000					
<b>Inning Stats</b>	R: 0 E: 0 K: 0 S: 5	H: 1 LOB: 0 BB: 0 P: 7	R: 0 E: 0 K: 0 S: 11	H: 1 LOB: 1 BB: 0 P: 15	R: 0 E: 0 K: 2 S: 8	H: 0 LOB: 0 BB: 0 P: 14	R: 0 E: 0 K: 0 S: 6	H: 1 LOB: 1 BB: 0 P: 9	R: 3 E: 0 K: 2 S: 13	H: 3 LOB: 1 BB: 1 P: 20	R: 0 E: 0 K: 2 S: 10	H: 1 LOB: 1 BB: 0 P: 15	R: 0 E: 0 K: 0 S: 6	H: 0 LOB: 0 BB: 0 P: 12	R: 1 E: 0 K: 0 S: 12	H: 2 LOB: 1 BB: 0 P: 16	1B: 7 2B: 2 3B: 0 HR: 0	SF: 0 SAC: 0 DP: 2 HBP: 1	WP: 1 PB: 0 SB: 1 CS: 0	PA: 33
<b>PITCHER</b>	IP WLS BF H R ER SO BB IBB HBP BLK WP HR S P ERA WHIP																			

AB 31  
R 4  
H 9  
RBI 4  
BB 1  
SO 6  
LOB 13



Batter	1	2	3	4	5	6	7	8	9	AB	R	H	RBI	BB	SO	LOB	TOP		
2 Ryan Theriot, R OBP: 0.406, SLG: 0.426	F8		P2				G4-3	E8		4	0	2	1	1	0	1	<b>Chicago Cubs @ St. Louis Cardinals</b> Busch Stadium, St. Louis, MO Sat Apr 25 2009, 3:10 PM CDT Att: 46,707 - Partly Cloudy - 84 F		
1 Kosuke Fukudome, L OBP: 0.458, SLG: 0.603	G1						G4-3	K		5	0	2	0	0	1	2			
12 Alfonso Soriano, R OBP: 0.377, SLG: 0.588	P3							K		4	0	0	0	0	3	3			
25 Derrek Lee, R OBP: 0.257, SLG: 0.288										4	0	0	0	0	1	1			
17 Mike Fontenot, L OBP: 0.361, SLG: 0.353	F8									4	0	2	0	0	0	0			
9 Reed Johnson, R OBP: 0.393, SLG: 0.320	G6-3									4	0	1	0	0	1	3			
18 Geovany Soto, R OBP: 0.318, SLG: 0.171										3	1	1	0	1	0	0			
7 Aaron Miles, S OBP: 0.185, SLG: 0.120										4	0	1	0	0	0	3			
45 Sean Marshall, L OBP: 0.333, SLG: 0.545										2	1	0	0	0	0	1			
4 Joey Gathright, L OBP: 0.333, SLG: 0.200										1	0	1	0	0	0	0			
54 David Patton, R OBP: 0.333, SLG: 0.545										0	0	0	0	0	0	0			
48 Neal Cotts, L OBP: 0.333, SLG: 0.545										0	0	0	0	0	0	0			
6 Micah Hoffpauir, L OBP: 0.333, SLG: 0.545										1	0	0	0	0	0	1			
<b>Inning Stats</b>	R: 0 E: 0 K: 0 S: 6	H: 0 LOB: 0 BB: 0 P: 11	R: 0 E: 0 K: 1 S: 7	H: 0 LOB: 0 BB: 0 P: 12	R: 0 E: 0 K: 0 S: 12	H: 1 LOB: 1 BB: 0 P: 19	R: 0 E: 0 K: 1 S: 11	H: 2 LOB: 2 BB: 0 P: 15	R: 1 E: 0 K: 1 S: 14	H: 2 LOB: 2 BB: 0 P: 24	R: 0 E: 0 K: 0 S: 12	H: 1 LOB: 1 BB: 1 P: 12	R: 0 E: 0 K: 2 S: 10	H: 1 LOB: 1 BB: 0 P: 17	R: 1 E: 1 K: 1 S: 11	H: 2 LOB: 1 BB: 0 P: 15	1B: 9 2B: 1 3B: 0 HR: 0	SF: 0 SAC: 0 DP: 1 HBP: 0	WP: 2 PA: 38 PB: 0 SB: 0 CS: 1
<b>PITCHER</b>	IP WLS BF H R ER SO BB IBB HBP BLK WP HR S P ERA WHIP	<b>PITCHER</b>																	
41 Mitchell Boggs, R ERA: 1.17	5.2 W 25 6 1 0 3 1 0 0 0 2 0 59 99 0.00 1.235																		
30 Jason Motte, R ERA: 5.4	1.1 H 4 1 0 0 0 1 0 0 0 0 0 9 18 0.00 1.500																		
34 Chris Perez, R ERA: 3.18	1.0 4 1 0 0 2 0 0 0 0 0 0 10 17 0.00 1.000																		
54 Blaine Boyer, R ERA: 23.14	1.0 5 2 1 0 1 0 0 0 0 0 0 11 15 0.00 2.000																		
<b>Batter</b>	<b>1</b>	<b>2</b>	<b>3</b>	<b>4</b>	<b>5</b>	<b>6</b>	<b>7</b>	<b>8</b>	<b>9</b>	<b>AB</b>	<b>R</b>	<b>H</b>	<b>RBI</b>	<b>BB</b>	<b>SO</b>	<b>LOB</b>	<b>BOTTOM</b>		
13 Brendan Ryan, R OBP: 0.344, SLG: 0.370	F9		K	G6-3			SH5-4	G1-3		4	0	0	0	0	1	4	<b>Chicago Cubs @ St. Louis Cardinals</b> Busch Stadium, St. Louis, MO Sat Apr 25 2009, 3:10 PM CDT Att: 46,707 - Partly Cloudy - 84 F		
28 Colby Rasmus, L OBP: 0.407, SLG: 0.370	G3							F8		4	1	1	0	1	1	2			
5 Albert Pujols, R OBP: 0.451, SLG: 0.727	G4-3									4	1	1	4	0	0	2			
47 Ryan Ludwick, R OBP: 0.381, SLG: 0.678										4	1	1	0	0	2	0			
4 Yadier Molina, R OBP: 0.418, SLG: 0.491	F9									4	1	1	0	0	0	0			
16 Chris Duncan, L OBP: 0.388, SLG: 0.544										3	0	0	0	1	2	2			
3 Khalil Greene, R OBP: 0.358, SLG: 0.386										4	2	2	1	0	0	1			
23 Brian Barden, R OBP: 0.486, SLG: 0.742										3	1	3	2	1	0	0			
41 Mitchell Boggs, R ERA: 1.17										1	0	0	0	0	1	1			
30 Jason Motte, R ERA: 5.4										0	0	0	0	0	0	0			
24 Rick Ankiel, L OBP: 0.317, SLG: 0.375										0	1	0	0	1	0	0			
34 Chris Perez, R ERA: 3.18										0	0	0	0	0	0	0			
22 Joe Thurston, L OBP: 0.490, SLG: 1.000										1	0	1	1	0	0	0			
54 Blaine Boyer, R ERA: 23.14										0	0	0	0	0	0	0			
<b>Inning Stats</b>	R: 0 E: 0 K: 0 S: 8	H: 0 LOB: 0 BB: 0 P: 14	R: 0 E: 0 K: 1 S: 8	H: 0 LOB: 1 BB: 1 P: 13	R: 0 E: 0 K: 1 S: 11	H: 2 LOB: 2 BB: 0 P: 15	R: 3 E: 0 K: 1 S: 20	H: 4 LOB: 1 BB: 0 P: 23	R: 0 E: 0 K: 1 S: 10	H: 0 LOB: 0 BB: 0 P: 15	R: 0 E: 0 K: 1 S: 9	H: 0 LOB: 0 BB: 0 P: 10	R: 4 E: 0 K: 1 S: 10	H: 2 LOB: 0 BB: 2 P: 24	R: 1 E: 0 K: 1 S: 14	H: 2 LOB: 2 BB: 1 P: 21	1B: 7 2B: 2 3B: 0 HR: 1	SF: 0 SAC: 2 DP: 0 HBP: 0	WP: 0 PA: 38 PB: 0 SB: 0 CS: 0
<b>PITCHER</b>	IP WLS BF H R ER SO BB IBB HBP BLK WP HR S P ERA WHIP	<b>PITCHER</b>																	
45 Sean Marshall, L ERA: 4.5	6.0 L 25 6 3 3 3 1 0 0 0 0 0 66 90 4.50 1.167																		
54 David Patton, R ERA: 11.37	1.2 4 5 5 2 3 0 0 0 0 0 1 23 44 27.00 4.200																		
48 Neal Cotts, L ERA: 4.15	0.1 1 0 0 0 0 0 0 0 0 0 0 1 1 0.00 0.000																		









Batter	1	2	3	4	5	6	7	8	9	AB	R	H	RBI	BB	SO	LOB	TOP								
55 Skip Schumaker, L (1,4) OBP: 0.365, SLG: 0.354	G4-3						G6-3			4	0	1	1	0	1	2	<b>St. Louis Cardinals @ Atlanta Braves</b> Turner Field, Atlanta, GA Wed Apr 29 2009, 7:00 PM EDT Att: 19,127 - Partly Cloudy - 78 F								
28 Colby Rasmus, L (1,9) OBP: 0.358, SLG: 0.310	F9		F8				K			4	0	0	0	0	2	3									
5 Albert Pujols, R (1,3) OBP: 0.450, SLG: 0.646	F9				F8					4	1	2	1	0	0	0									
16 Chris Duncan, L (1,7) OBP: 0.392, SLG: 0.522	G4-3									3	0	1	1	1	0	1									
30 Jason Motte, R (8,1)										0	0	0	0	0	0	0									
31 Ryan Franklin, R (8,1)										0	0	0	0	0	0	0									
24 Rick Ankiel, L (1,8) OBP: 0.325, SLG: 0.406	K									4	0	1	1	0	2	2									
4 Yadier Molina, R (1,2) OBP: 0.402, SLG: 0.500	G5-3									4	0	0	0	0	0	2									
22 Joe Thurston, L (1,5) OBP: 0.386, SLG: 0.440										4	1	1	0	0	1	0									
13 Brendan Ryan, R (1,6) OBP: 0.317, SLG: 0.389										1	1	1	0	0	0	0									
23 Brian Barden, R (5,PH) OBP: 0.442, SLG: 0.641										3	1	1	0	0	1	0									
50 Adam Wainwright, R (1,1) OBP: 0.200, SLG: 0.300										3	1	1	1	0	2	1									
36 Denys Reyes, R (7,1)										0	0	0	0	0	0	0									
34 Chris Perez, R (7,1)										0	0	0	0	0	0	0									
47 Ryan Ludwick, R (8,9) OBP: 0.329, SLG: 0.569										1	0	0	0	0	1	0									
<b>Inning Stats</b>	R: 0 E: 0 K: 0 S: 6	H: 0 LOB: 0 BB: 0 P: 7	R: 0 E: 0 K: 1 S: 7	H: 0 LOB: 0 BB: 0 P: 9	R: 1 E: 0 K: 2 S: 11	H: 2 LOB: 1 BB: 0 P: 15	R: 0 E: 0 K: 0 S: 10	H: 0 LOB: 0 BB: 0 P: 20	R: 4 E: 0 K: 2 S: 19	H: 6 LOB: 2 BB: 0 P: 22	R: 0 E: 0 K: 0 S: 4	H: 0 LOB: 0 BB: 0 P: 5	R: 0 E: 0 K: 2 S: 8	H: 0 LOB: 0 BB: 0 P: 11	R: 0 E: 0 K: 1 S: 6	H: 1 LOB: 1 BB: 0 P: 10	R: 0 E: 0 K: 2 S: 9	H: 0 LOB: 0 BB: 0 P: 14	1B: 8 2B: 1 3B: 0 HR: 0	SF: 0 SAC: 0 DP: 0 HBP: 0	WP: 0 PB: 0 SB: 0 CS: 0	PA: 36			
<b>PITCHER</b>	IP	WLS	BF	H	R	ER	SO	BB	IBB	HBP	BLK	WP	HR	S	P	ERA	WHIP								
33 Javier Vazquez, R (1,1) ERA: 3.38	8.0	L	33	9	5	5	8	1	0	0	0	0	0	71	99	5.62	1.250								
Rafael Soriano, R (9,1) ERA: 0.9	1.0		3	0	0	0	2	0	0	0	0	0	0	9	14	0.00	0.000								

Batter	1	2	3	4	5	6	7	8	9	AB	R	H	RBI	BB	SO	LOB	BOTTOM								
4 Omar Infante, R (1,4) OBP: 0.386, SLG: 0.425	G6-3									5	0	3	1	0	1	2	<b>St. Louis Cardinals @ Atlanta Braves</b> Turner Field, Atlanta, GA Wed Apr 29 2009, 7:00 PM EDT Att: 19,127 - Partly Cloudy - 78 F								
19 Yunel Escobar, R (1,6) OBP: 0.329, SLG: 0.411	G6-3		F9							5	0	0	0	0	0	4									
10 Chipper Jones, S (1,5) OBP: 0.420, SLG: 0.508	F7									5	0	1	0	0	0	1									
22 Casey Kotchman, L (1,3) OBP: 0.376, SLG: 0.421										4	1	2	0	1	1	1									
7 Jeff Francoeur, R (1,9) OBP: 0.307, SLG: 0.422	F9									5	1	2	0	0	1	3									
23 Matt Diaz, R (1,7) OBP: 0.317, SLG: 0.392										3	0	0	0	1	0	3									
24 Jordan Schafer, L (1,8) OBP: 0.415, SLG: 0.439										1	0	0	0	3	0	1									
8 David Ross, R (1,2) OBP: 0.457, SLG: 0.643										3	1	0	0	1	1	5									
33 Javier Vazquez, R (1,1) ERA: 2.76										3	0	0	0	0	0	2									
20 Greg Norton, S (8,PH) OBP: 0.222, SLG: 0.133										0	0	0	0	1	0	0									
Rafael Soriano, R (9,1) ERA										0	0	0	0	0	0	0									
<b>Inning Stats</b>	R: 0 E: 0 K: 0 S: 8	H: 1 LOB: 2 BB: 1 P: 15	R: 1 E: 0 K: 0 S: 8	H: 1 LOB: 2 BB: 2 P: 19	R: 2 E: 1 K: 0 S: 16	H: 2 LOB: 1 BB: 1 P: 24	R: 0 E: 0 K: 1 S: 8	H: 0 LOB: 0 BB: 0 P: 12	R: 0 E: 0 K: 1 S: 17	H: 2 LOB: 3 BB: 1 P: 30	R: 0 E: 0 K: 0 S: 8	H: 1 LOB: 0 BB: 0 P: 10	R: 0 E: 0 K: 2 S: 7	H: 0 LOB: 0 BB: 0 P: 9	R: 0 E: 0 K: 0 S: 9	H: 0 LOB: 2 BB: 2 P: 19	R: 0 E: 0 K: 0 S: 9	H: 1 LOB: 1 BB: 0 P: 10	1B: 7 2B: 1 3B: 0 HR: 0	SF: 0 SAC: 0 DP: 1 HBP: 0	WP: 1 PB: 0 SB: 1 CS: 0	PA: 41			
<b>PITCHER</b>	IP	WLS	BF	H	R	ER	SO	BB	IBB	HBP	BLK	WP	HR	S	P	ERA	WHIP								
50 Adam Wainwright, R (1,1)	6.0	W	29	7	3	2	2	5	0	0	0	0	0	4	5	0.00	0.000								
34 Chris Perez, R (7,1)	0.1	H	1	0	0	0	1	0	0	0	0	0	0	3	4	0.00	0.000								
30 Jason Motte, R (8,1)	0.2	H	4	0	0	0	0	2	0	0	0	0	0	7	17	0.00	3.000								
31 Ryan Franklin, R (8,1)	1.1	S	5	1	0	0	0	0	0	0	0	0	0	11	12	0.00	0.750								





Batter	1	2	3	4	5	6	7	8	9	AB	R	H	RBI	BB	SO	LOB	TOP								
55 Skip Schumaker, L OBP: 0.353, SLG: 0.347	(1,4) F FF 92 C CU 79 X CU 80 G3		(2) C CH 88 X CH 88 G1-3		(1-2) B FF 93 F FF 93 C CU 79 L CH 79 B SL 85 F SL 85 X CH 87 FC6-4		(2) B SI 93 B CU 78 T FF 93 X SI 94 G6-3		(3) F FF 95 X SL 84 G3-1	5	0	0	0	0	0	1									
22 Joe Thurston, L OBP: 0.354, SLG: 0.448	(1,5) F FF 94 C CU 79 S SL 86 K		(3) B FF 93 B FF 93 C CU 79 X FF 94 G3-1		(1-2) 1 SAFE B SL 85 C CU 79 F FF 93 X FF 93 F9		(2-0) B CU 80 B SI 95 X FF 93 HR			4	1	1	1	0	1	1									
5 Albert Pujols, R OBP: 0.468, SLG: 0.724	(1,3) B FF 95 B FF 94 S SL 86 X FF 95 HR			(0-2) C SL 82 F FF 92 X CU 79 16 HR		(2-2) C SL 85 F FF 94 B CH 88 B CH 88 X CH 88 47 HR		(3-3) C CU 79 B FF 94 F FF 94 F FF 94 F FF 94 F FF 94 F FF 94 K			4	3	3	1	0	1	0								
16 Chris Duncan, L OBP: 0.432, SLG: 0.589	(1,7) C FF 96 B FF 95 B FF 94 X FF 95 1B			(1-0) B FF 93 X FF 93 HR		(1-3) F FF 93 C FF 94 C FF 94 C FF 94 K		(0-0) X FC 88 24 G1-3			4	1	3	2	0	1	1								
30 Jason Motte, R	(8,1) C FF 94 C FF 94 X FF 95 1B			(2-H) B FF 93 X FF 93 HR						0	0	0	0	0	0	0									
54 Blaine Boyer, R	(9,1) C SL 85 X CU 79 F9			(1-1) S SL 84 B CU 81 X SL 83 G5-3		(1-2) C SL 87 B CU 81 D CU 81 X SL 86 1-H HR		(1-0) B FF 90 X SL 86 G6-3			4	1	1	2	0	0	2								
47 Ryan Ludwick, R OBP: 0.325, SLG: 0.577	(1,9) C SL 85 X CU 79 F9			(1-3) C FF 94 B CH 87 S CU 79 K		(2-2) S FF 94 F FF 94 B CU 78 B FF 94 X FF 94 G3-1		(0-1) F FC 86 X SL 84 G1-3			4	0	0	0	0	1	1								
24 Rick Ankiel, L OBP: 0.326, SLG: 0.408	(1,8) C FF 92 X CU 79 G3-1			(0-2) F SL 85 S FF 94 X CU 80 G1-3		(2-0) B SL 84 B SL 83 X SL 92 27 FC6		(2-2) B FF 89 F FC 86 S FF 96 T FF 90 K			4	0	1	0	0	1	1								
4 Yadier Molina, R OBP: 0.422, SLG: 0.487	(1,2) C FF 93 B SL 84 X FF 93 L6			(1-2) F FF 94 B SL 84 T FF 94 K		(3-3) C SL 84 B SL 84 S FF 93 B CU 81 F FF 94 F FF 94 F FF 94 K		(0-3) C FF 94 S SL 85 K			4	0	0	0	0	3	1								
27 Tyler Greene, R OBP: 0.111, SLG: 0.111	(1,6) F FF 94 B SL 84 T FF 94 K			(2-3) C FF 91 B FF 92 S FF 94 K		(1-1) C FF 94 X FF 94 1B		(0-0) X FF 91 L9			3	0	1	0	0	1	0								
37 Todd Wellemeyer, R OBP: 0.250, SLG: 0.250	(1,1) F FF 94 B SL 84 T FF 94 K										1	0	0	0	0	1	0								
23 Brian Barden, R OBP: 0.422, SLG: 0.625	(8,5) F FF 94 B SL 84 T FF 94 K										1	0	0	0	0	1	0								
<b>Inning Stats</b>	R: 1 E: 0 K: 1 S: 14	H: 2 LOB: 1 BB: 0 P: 20	R: 0 E: 0 K: 1 S: 7	H: 0 LOB: 0 BB: 0 P: 9	R: 0 E: 0 K: 1 S: 8	H: 0 LOB: 0 BB: 0 P: 13	R: 2 E: 0 K: 1 S: 12	H: 2 LOB: 0 BB: 0 P: 15	R: 0 E: 0 K: 1 S: 16	H: 1 LOB: 1 BB: 0 P: 22	R: 2 E: 0 K: 1 S: 16	H: 3 LOB: 1 BB: 0 P: 27	R: 1 E: 0 K: 1 S: 12	H: 1 LOB: 0 BB: 0 P: 18	R: 0 E: 0 K: 1 S: 7	H: 1 LOB: 1 BB: 0 P: 10	R: 0 E: 0 K: 2 S: 10	H: 0 LOB: 0 BB: 0 P: 10	1B: 4 2B: 2 3B: 0 HR: 4	SF: 0 SAC: 0 DP: 0 HBP: 0	WP: 0 PB: 0 SB: 0 CS: 0	PA: 37			
<b>PITCHER</b>	IP WLS BF H R ER SO BB IBB HBP BLK WP HR S P ERA WHIP	IP WLS BF H R ER SO BB IBB HBP BLK WP HR S P ERA WHIP	IP WLS BF H R ER SO BB IBB HBP BLK WP HR S P ERA WHIP	IP WLS BF H R ER SO BB IBB HBP BLK WP HR S P ERA WHIP	IP WLS BF H R ER SO BB IBB HBP BLK WP HR S P ERA WHIP	IP WLS BF H R ER SO BB IBB HBP BLK WP HR S P ERA WHIP	IP WLS BF H R ER SO BB IBB HBP BLK WP HR S P ERA WHIP	IP WLS BF H R ER SO BB IBB HBP BLK WP HR S P ERA WHIP	IP WLS BF H R ER SO BB IBB HBP BLK WP HR S P ERA WHIP	IP WLS BF H R ER SO BB IBB HBP BLK WP HR S P ERA WHIP	IP WLS BF H R ER SO BB IBB HBP BLK WP HR S P ERA WHIP	IP WLS BF H R ER SO BB IBB HBP BLK WP HR S P ERA WHIP	IP WLS BF H R ER SO BB IBB HBP BLK WP HR S P ERA WHIP	IP WLS BF H R ER SO BB IBB HBP BLK WP HR S P ERA WHIP	IP WLS BF H R ER SO BB IBB HBP BLK WP HR S P ERA WHIP	IP WLS BF H R ER SO BB IBB HBP BLK WP HR S P ERA WHIP	IP WLS BF H R ER SO BB IBB HBP BLK WP HR S P ERA WHIP	IP WLS BF H R ER SO BB IBB HBP BLK WP HR S P ERA WHIP	IP WLS BF H R ER SO BB IBB HBP BLK WP HR S P ERA WHIP	IP WLS BF H R ER SO BB IBB HBP BLK WP HR S P ERA WHIP	IP WLS BF H R ER SO BB IBB HBP BLK WP HR S P ERA WHIP	IP WLS BF H R ER SO BB IBB HBP BLK WP HR S P ERA WHIP	IP WLS BF H R ER SO BB IBB HBP BLK WP HR S P ERA WHIP	IP WLS BF H R ER SO BB IBB HBP BLK WP HR S P ERA WHIP	IP WLS BF H R ER SO BB IBB HBP BLK WP HR S P ERA WHIP

St. Louis Cardinals @ Washington Nationals  
Nationals Park, Washington, DC  
Fri May 01 2009, 7:05 PM EDT  
Att: 20,712 - Cloudy - 76 F

AB 37  
R 6  
H 10  
RBI 6  
BB 0  
SO 10  
LOB 8



Batter	1	2	3	4	5	6	7	8	9	AB	R	H	RBI	BB	SO	LOB	BOTTOM								
15 Cristian Guzman, S OBP: 0.383, SLG: 0.426	(1,6) B SI 91 F FF 91 X CU 79 F7		(2) C CU 77 X CU 77 G1-3		(3) B SI 92 B CH 81 F FF 92 X SI 92 G4-3			(1) C FF 94 X FC 88 G5-3		4	0	0	0	0	0	0									
24 Nick Johnson, L OBP: 0.422, SLG: 0.463	(1,3) C FF 92 B FF 90 B FF 91 B CH 85 B FF 92 11 G6-4-3		(3-1) B FF 91 F FF 92 B FF 92 B SI 91 X SI 92 11 1B		(1) B CU 78 B SI 91 C CU 80 C CU 80 X SI 92 P5		(1-0) B FF 96 X FF 96 11 1B			3	0	2	0	1	0	0									
11 Ryan Zimmerman, R OBP: 0.359, SLG: 0.543	(1,5) X FF 92 G6-4-3		(3-2) B FF 92 C FF 91 B FF 92 X FF 92 1B		(2-2) B FF 92 S FF 82 B CH 83 X SI 92 F9		(2) F FF 96 C FF 96 R CU 80 X FF 96 1B			4	0	2	0	0	0	1									
44 Adam Dunn, L OBP: 0.458, SLG: 0.581		(4-2) F FF 91 B CH 82 B CH 84 B FF 91 B CH 84 3 1B		(1-1) B CH 84 X FF 92 P5		(2-3) C CU 77 S FF 89 B SL 82 B CH 83 C FF 91 K		(2-2) B FF 96 C FF 96 B CH 83 T FF 95 K			3	0	0	0	1	2	4								
34 Elijah Dukes, R OBP: 0.350, SLG: 0.500		(0-0) X SI 92 F8		(3-2) C SL 81 B SL 82 S CH 83 X FF 92 3 FC6-5			(1) F SI 89 X SL 80 F8		(2-2) C SL 83 C FF 96 B CU 81 X CU 80 F8			4	0	1	0	0	3								
3 Jesus Flores, R OBP: 0.364, SLG: 0.471		(1-2) B FF 92 S SL 82 X SI 92 1B		(0-1) F SI 92 X SL 84 FC6-5		(2-2) B FF 91 F FF 90 S CH 81 B SL 82 X FF 91 22 HR			(3-2) B SL 85 B SL 83 T SL 83 X SI 93 K			4	1	2	0	0	1	1							
22 Willie Harris, L OBP: 0.389, SLG: 0.467		(2-1) B FF 92 F FF 91 S CH 84 X SI 84 F7		(2-2) F FF 90 B CH 82 B CH 83 X FF 90 G4-6-3		(3) F FF 90 B CH 82 B CH 83 X FF 90 1-2		(3-2) B CH 81 F FF 90 S CH 81 B SL 82 X SI 91 3B			4	1	1	2	0	0	3								
6 Anderson Hernandez, S OBP: 0.377, SLG: 0.377		(0-1) C FF 89 X FF 92 F7			(1) F CH 83 X CU 79 P6		(2) B SI 91 X SI 90 F8				4	0	0	0	0	2									
27 Jordan Zimmermann, R OBP: 0.359, SLG: 0.543			(1) C FF 89 T SL 79 K		(2) C FF 89 F FF 90 C FF 92 F SL 84 X FF 92 L9						2	0	0	0	0	1	0								
26 Logan Kensing, R											0	0	0	0	0	0									
13 Alex Cintron, S											1	0	0	0	0	0									
52 Saul Rivera, S											0	0	0	0	0	0									
38 Joel Hanrahan, R											0	0	0	0	0	0									
<b>Inning Stats</b>	R: 0 E: 0 K: 0 S: 4	H: 0 LOB: 1 BB: 1 P: 9	R: 0 E: 0 K: 0 S: 10	H: 1 LOB: 1 BB: 1 P: 17	R: 0 E: 0 K: 1 S: 12	H: 2 LOB: 2 BB: 0 P: 19	R: 0 E: 0 K: 0 S: 8	H: 1 LOB: 0 BB: 0 P: 13	R: 0 E: 0 K: 0 S: 10	H: 0 LOB: 0 BB: 0 P: 14	R: 0 E: 0 K: 1 S: 9	H: 0 LOB: 0 BB: 0 P: 16	R: 2 E: 0 K: 1 S: 14	H: 2 LOB: 0 BB: 0 P: 21	R: 0 E: 0 K: 1 S: 12	H: 2 LOB: 2 BB: 0 P: 18	R: 0 E: 0 K: 1 S: 9	H: 0 LOB: 0 BB: 0 P: 14	1B: 4 2B: 2 3B: 1 HR: 1	SF: 0 SAC: 0 DP: 2 HBP: 0	WP: 0 PB: 0 SB: 0 CS: 0	PA: 35			
<b>PITCHER</b>	IP WLS BF H R ER SO BB IBB HBP BLK WP HR S P ERA WHIP	IP WLS BF H R ER SO BB IBB HBP BLK WP HR S P ERA WHIP	IP WLS BF H R ER SO BB IBB HBP BLK WP HR S P ERA WHIP	IP WLS BF H R ER SO BB IBB HBP BLK WP HR S P ERA WHIP	IP WLS BF H R ER SO BB IBB HBP BLK WP HR S P ERA WHIP	IP WLS BF H R ER SO BB IBB HBP BLK WP HR S P ERA WHIP	IP WLS BF H R ER SO BB IBB HBP BLK WP HR S P ERA WHIP	IP WLS BF H R ER SO BB IBB HBP BLK WP HR S P ERA WHIP	IP WLS BF H R ER SO BB IBB HBP BLK WP HR S P ERA WHIP	IP WLS BF H R ER SO BB IBB HBP BLK WP HR S P ERA WHIP	IP WLS BF H R ER SO BB IBB HBP BLK WP HR S P ERA WHIP	IP WLS BF H R ER SO BB IBB HBP BLK WP HR S P ERA WHIP	IP WLS BF H R ER SO BB IBB HBP BLK WP HR S P ERA WHIP	IP WLS BF H R ER SO BB IBB HBP BLK WP HR S P ERA WHIP	IP WLS BF H R ER SO BB IBB HBP BLK WP HR S P ERA WHIP	IP WLS BF H R ER SO BB IBB HBP BLK WP HR S P ERA WHIP	IP WLS BF H R ER SO BB IBB HBP BLK WP HR S P ERA WHIP	IP WLS BF H R ER SO BB IBB HBP BLK WP HR S P ERA WHIP	IP WLS BF H R ER SO BB IBB HBP BLK WP HR S P ERA WHIP	IP WLS BF H R ER SO BB IBB HBP BLK WP HR S P ERA WHIP	IP WLS BF H R ER SO BB IBB HBP BLK WP HR S P ERA WHIP	IP WLS BF H R ER SO BB IBB HBP BLK WP HR S P ERA WHIP	IP WLS BF H R ER SO BB IBB HBP BLK WP HR S P ERA WHIP	IP WLS BF H R ER SO BB IBB HBP BLK WP HR S P ERA WHIP	IP WLS BF H R ER SO BB IBB HBP BLK WP HR S P ERA WHIP

St. Louis Cardinals @ Washington Nationals  
Nationals Park, Washington, DC  
Fri May 01 2009, 7:05 PM EDT  
Att: 20,712 - Cloudy - 76 F

AB 33  
R 2  
H 8  
RBI 2  
BB 2  
SO 5  
LOB 14



Batter	1	2	3	4	5	6	7	8	9	AB	R	H	RBI	BB	SO	LOB	TOP			
55 Skip Schumaker, L (1.4) OBP: 0.337, SLG: 0.329	G4-3			L8		G1-3			K	4	0	0	0	0	1	0				
28 Colby Rasmus, L (1.7) OBP: 0.365, SLG: 0.365	F8			K			HR		1B	4	1	2	1	0	1	0				
47 Ryan Ludwick, R (1.9) OBP: 0.310, SLG: 0.549	F8			F9			F9		P2	4	0	0	0	0	0	1				
16 Chris Duncan, L (1.3) OBP: 0.413, SLG: 0.558		G4-3			G1-3		F7		F9	4	0	0	0	0	0	1				
24 Rick Ankiel, L (1.8) OBP: 0.326, SLG: 0.405		F8			G3-1				1B	3	0	1	0	0	0	0				
4 Yadier Molina, R (1.2) OBP: 0.393, SLG: 0.481		G5-3							K	3	0	1	0	0	1	1				
22 Joe Thurston, L (1.5) OBP: 0.362, SLG: 0.443			K		G1-3				L5-4 23 G3	3	0	1	0	0	1	1				
23 Brian Barden, R (1.6) OBP: 0.396, SLG: 0.581			G5-3			K			G3	3	0	0	0	0	1	1				
35 Joel Pineiro, R (1.1) OBP: 0.308, SLG: 0.100									L5-4	2	0	0	0	0	1	0				
3 Khalil Greene, R (8, PH) OBP: 0.329, SLG: 0.338										1	0	0	0	0	0	1				
62 P.J. Walters, R (8.1)										0	0	0	0	0	0	0				
<b>Inning Stats</b>	R: 0 E: 0 K: 0 S: 5	H: 0 LOB: 0 BB: 0 P: 6	R: 0 E: 0 K: 0 S: 6	H: 0 LOB: 0 BB: 0 P: 9	R: 0 E: 0 K: 1 S: 9	H: 0 LOB: 0 BB: 0 P: 13	R: 0 E: 0 K: 1 S: 11	H: 0 LOB: 0 BB: 0 P: 17	R: 0 E: 0 K: 2 S: 13	H: 0 LOB: 0 BB: 0 P: 17	R: 1 E: 0 K: 1 S: 9	H: 2 LOB: 1 BB: 0 P: 13	R: 0 E: 0 K: 0 S: 5	H: 1 LOB: 0 BB: 0 P: 7	R: 0 E: 0 K: 1 S: 11	H: 1 LOB: 1 BB: 0 P: 15	1B: 4 2B: 1 3B: 0 HR: 1	SF: 0 SAC: 0 DP: 1 HBP: 0	WP: 0 PB: 0 SB: 0 CS: 0	PA: 31
<b>PITCHER</b> 39 Shairon Martis, R (1.1) ERA: 4.6	IP: 9.0 WLS: W BF: 31 H: 5 R: 1 ER: 1 SO: 6 BB: 0 IBB: 0 HBP: 0 BLK: 0 WP: 0 HR: 1 S: 79 P: 110 ERA: 1.00 WHIP: 0.556											<b>PITCHER</b>	IP: 9.0 WLS: W BF: 31 H: 5 R: 1 ER: 1 SO: 6 BB: 0 IBB: 0 HBP: 0 BLK: 0 WP: 0 HR: 1 S: 79 P: 110 ERA: 1.00 WHIP: 0.556							

St. Louis Cardinals @ Washington Nationals  
Nationals Park, Washington, DC

AB 31  
R 1  
H 5  
RBI 1  
BB 0  
SO 6  
LOB 6



WP: 0  
PB: 0  
SB: 0  
CS: 0

Sat May 02 2009, 1:05 PM EDT  
Att: 19,950 - Overcast - 63 F

Batter	1	2	3	4	5	6	7	8	9	AB	R	H	RBI	BB	SO	LOB	BOTTOM			
15 Cristian Guzman, S (1.6) OBP: 0.373, SLG: 0.412	G6-3		G4-3				G4-3			4	1	1	0	0	0	0				
24 Nick Johnson, L (1.3) OBP: 0.415, SLG: 0.451	11 2B		G3		SF8		F7			2	0	0	1	1	0	0				
11 Ryan Zimmerman, R (1.5) OBP: 0.364, SLG: 0.551	2B		K		44 HR		G5-3			4	1	2	0	0	1	0				
44 Adam Dunn, L (1.7) OBP: 0.460, SLG: 0.610				G4-3						3	1	1	3	1	1	2				
34 Elijah Dukes, R (9.7) OBP: 0.350, SLG: 0.500					44 HR		25 3B			0	1	0	0	0	0	0				
25 Austin Kearns, R (1.9) OBP: 0.408, SLG: 0.536					F9		6 1B			4	1	2	1	0	1	2				
22 Willie Harris, L (1.8) OBP: 0.318, SLG: 0.368				P5		G3-1		G3		4	0	0	0	0	1	3				
6 Anderson Hernandez, S (1.4) OBP: 0.365, SLG: 0.366				L8		G3-1				4	0	2	1	0	0	1				
23 Wil Nieves, R (1.2) OBP: 0.182, SLG: 0.100		FC4-6					F9		G5-3	4	0	1	0	0	0	2				
39 Shairon Martis, R (1.1) OBP: 0.182, SLG: 0.182		G5-3			FC2-6		G6-3			3	1	0	0	0	0	2				
<b>Inning Stats</b>	R: 0 E: 0 K: 2 S: 13	H: 1 LOB: 2 BB: 1 P: 23	R: 0 E: 0 K: 1 S: 7	H: 1 LOB: 1 BB: 0 P: 11	R: 0 E: 0 K: 1 S: 9	H: 0 LOB: 0 BB: 0 P: 12	R: 0 E: 0 K: 0 S: 12	H: 1 LOB: 1 BB: 0 P: 17	R: 4 E: 0 K: 0 S: 13	H: 4 LOB: 0 BB: 0 P: 19	R: 0 E: 0 K: 0 S: 6	H: 0 LOB: 0 BB: 0 P: 10	R: 0 E: 0 K: 0 S: 5	H: 0 LOB: 0 BB: 0 P: 9	R: 2 E: 0 K: 0 S: 16	H: 2 LOB: 1 BB: 1 P: 23	1B: 6 2B: 1 3B: 1 HR: 1	SF: 1 SAC: 0 DP: 0 HBP: 0	WP: 0 PB: 0 SB: 0 CS: 0	PA: 35
<b>PITCHER</b> 35 Joel Pineiro, R (1.1) ERA: 3.24	IP: 7.0 WLS: L BF: 29 H: 7 R: 4 ER: 1 SO: 1 BB: 1 IBB: 0 HBP: 0 BLK: 0 WP: 0 HR: 1 S: 65 P: 101 ERA: 1.29 WHIP: 1.143											<b>PITCHER</b> 62 P.J. Walters, R (8.1) ERA: 9.55	IP: 1.0 WLS: L BF: 6 H: 2 R: 2 ER: 2 SO: 0 BB: 1 IBB: 0 HBP: 0 BLK: 0 WP: 0 HR: 0 S: 16 P: 23 ERA: 18.00 WHIP: 3.000							

St. Louis Cardinals @ Washington Nationals  
Nationals Park, Washington, DC

AB 32  
R 6  
H 9  
RBI 6  
BB 2  
SO 4  
LOB 12



WP: 0  
PB: 0  
SB: 0  
CS: 0

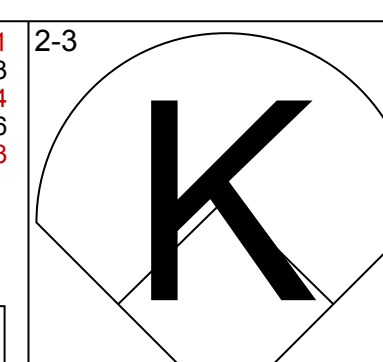
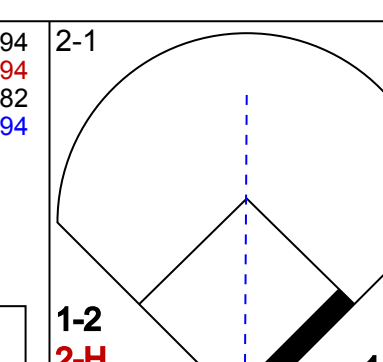
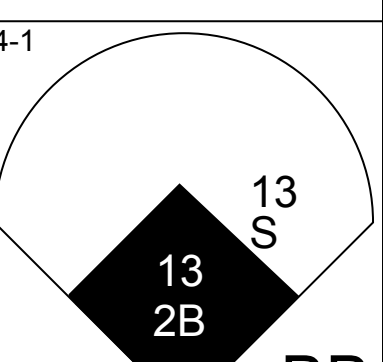
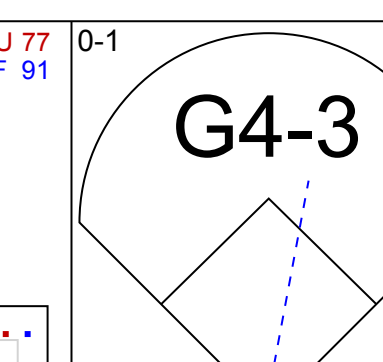
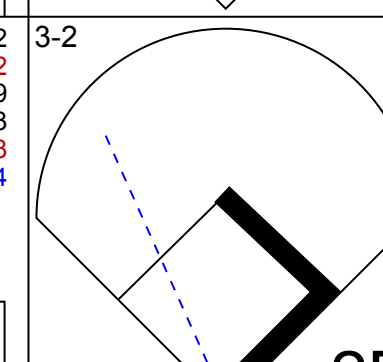
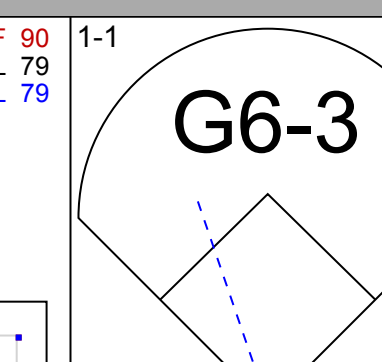
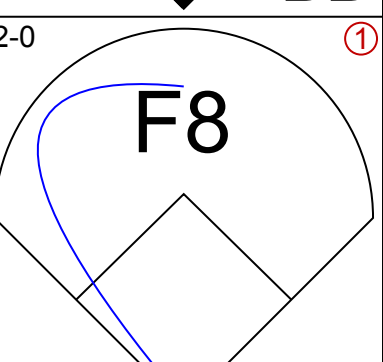
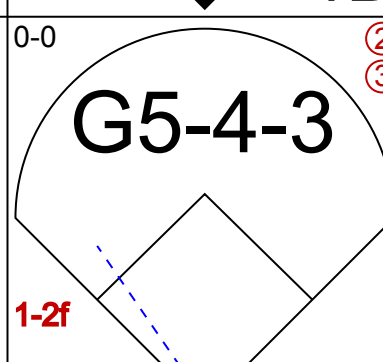
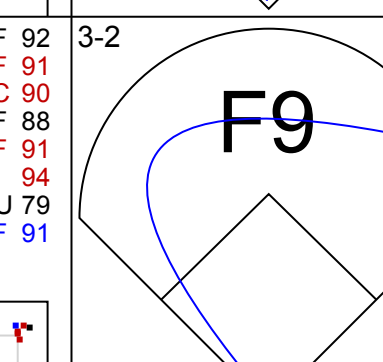
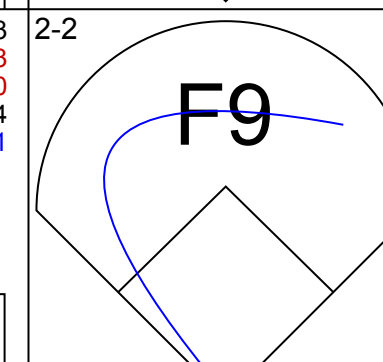
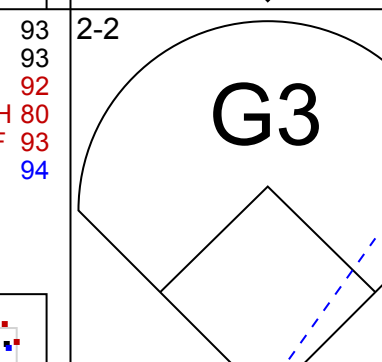
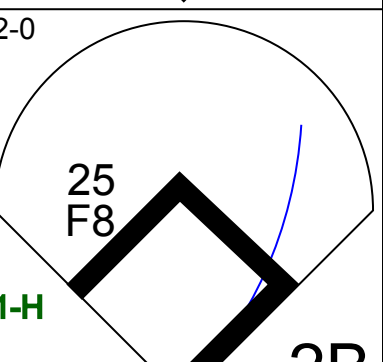
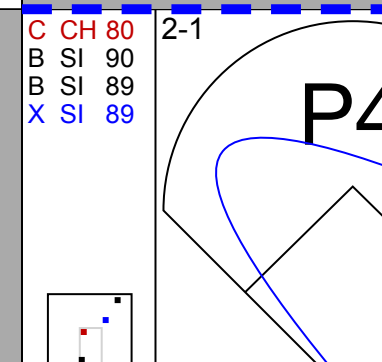
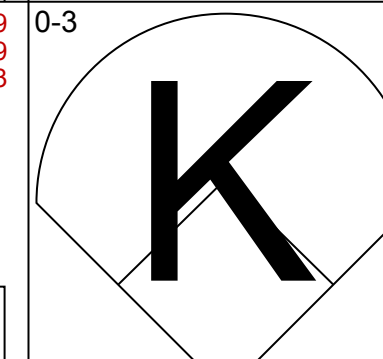
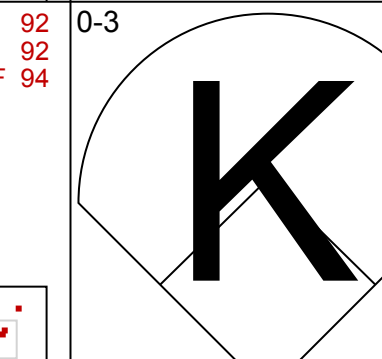
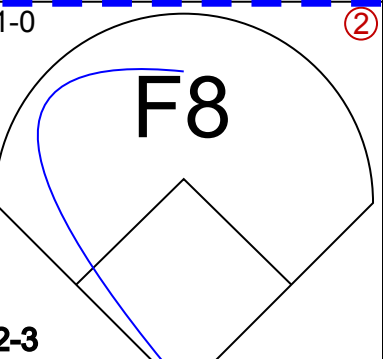
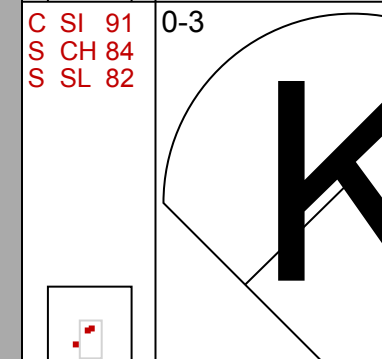
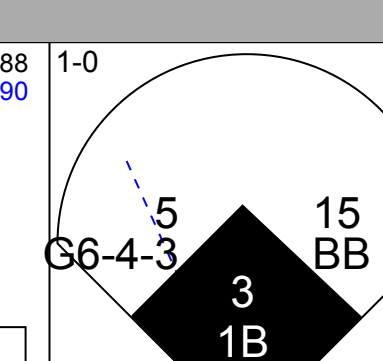
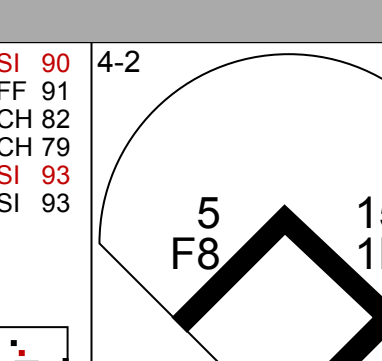
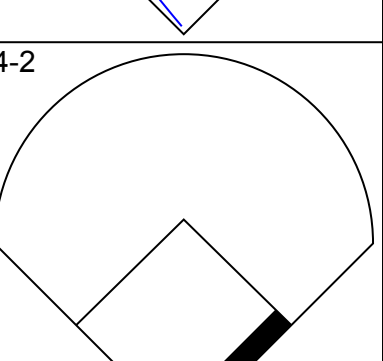
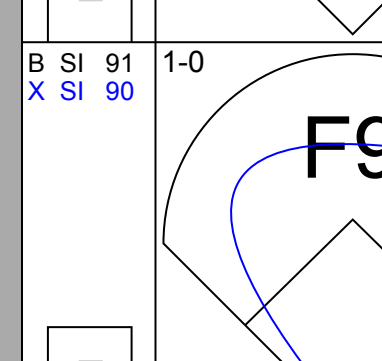
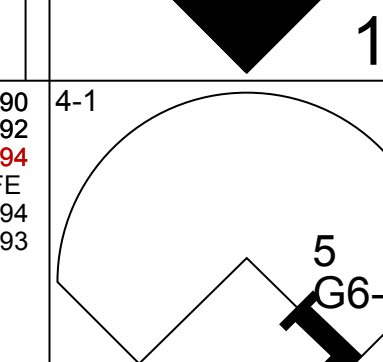
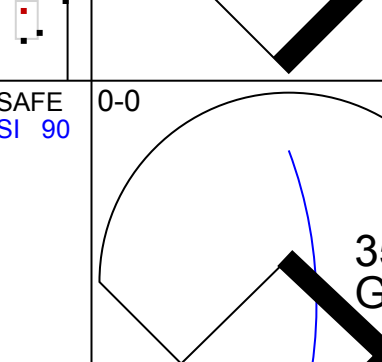
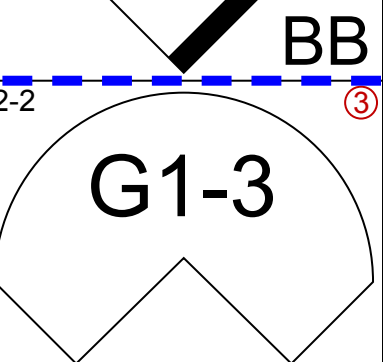
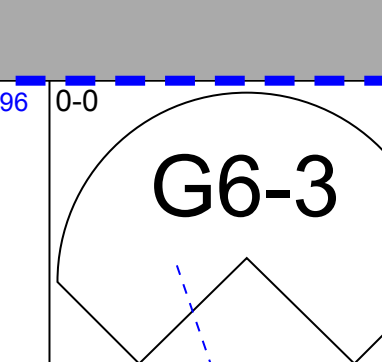

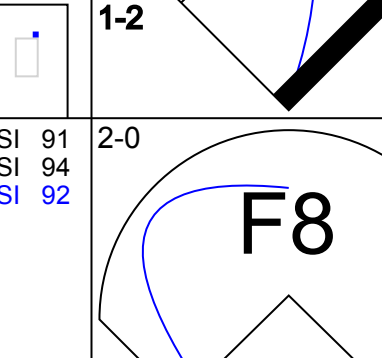
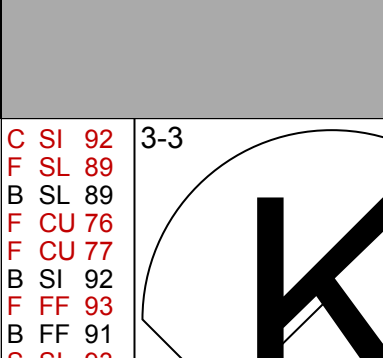
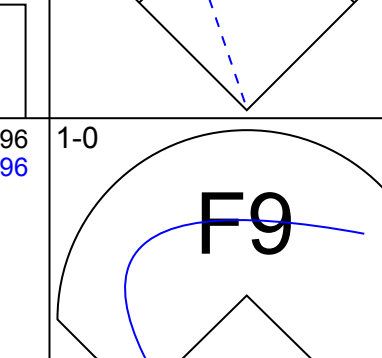
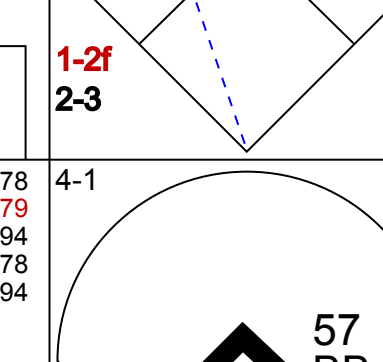
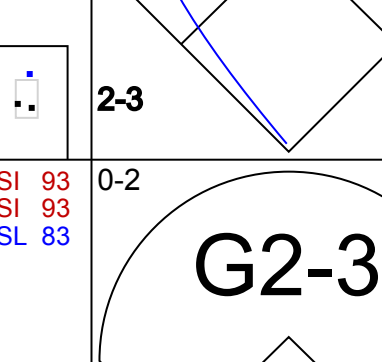
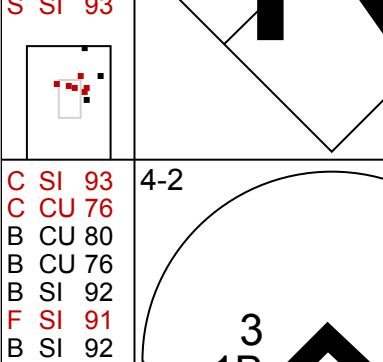
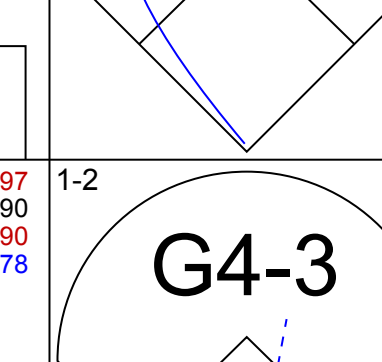
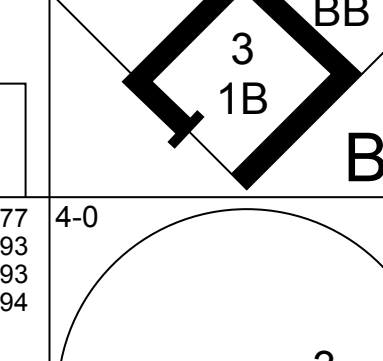
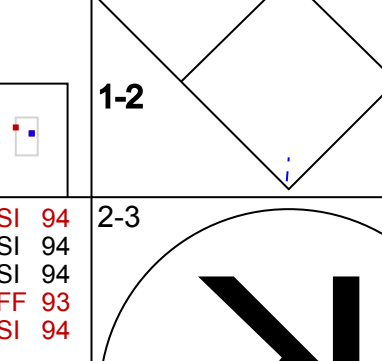
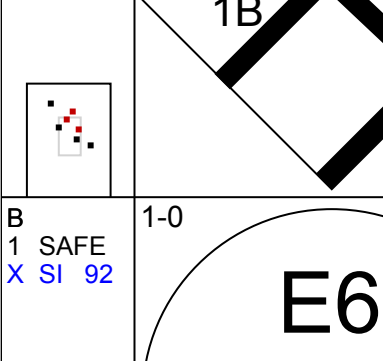
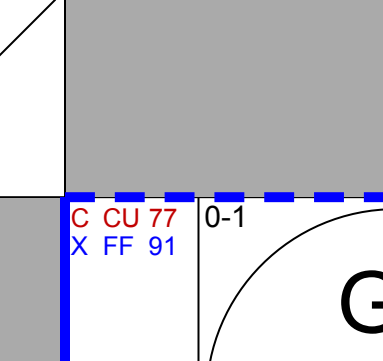
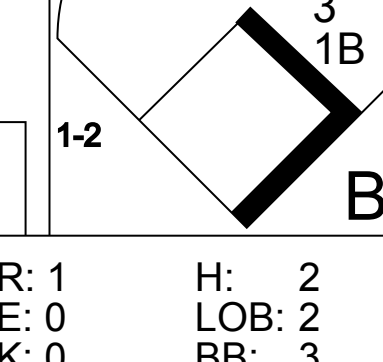
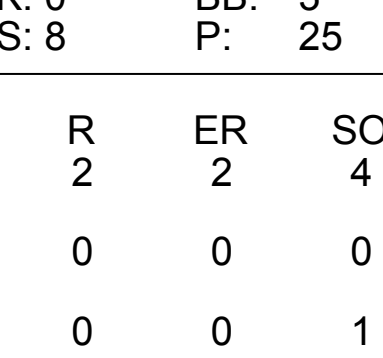
Sat May 02 2009, 1:05 PM EDT  
Att: 19,950 - Overcast - 63 F

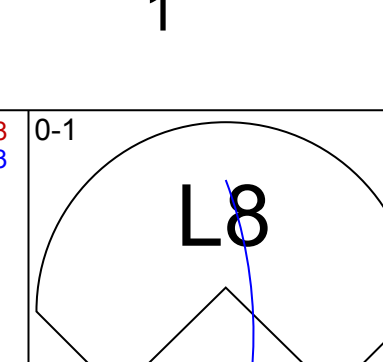
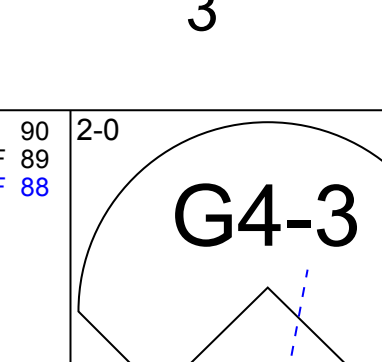
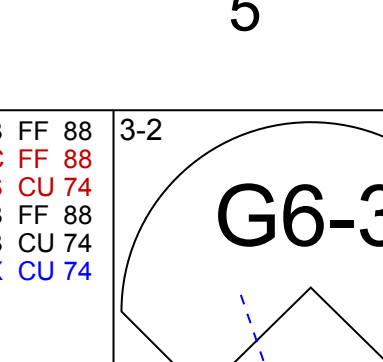
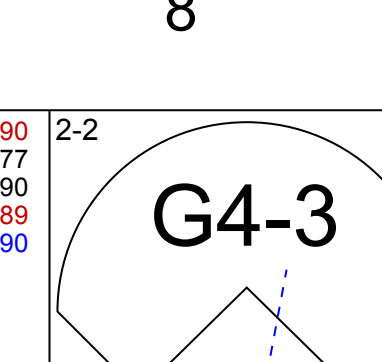
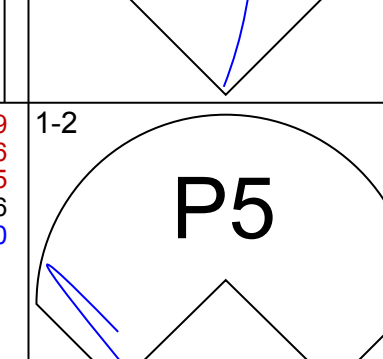
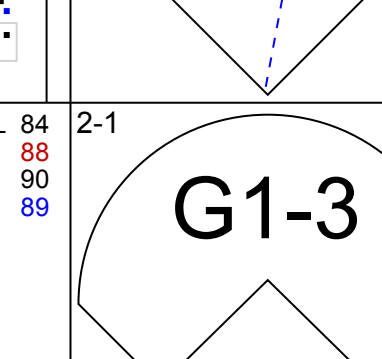
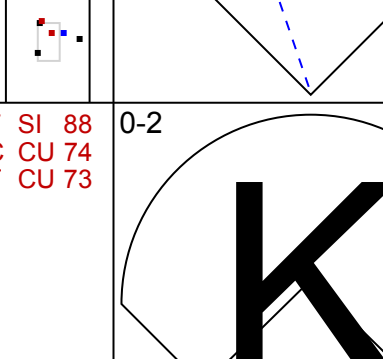
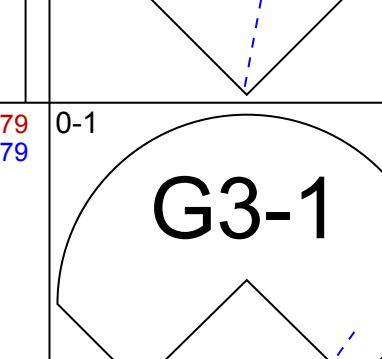
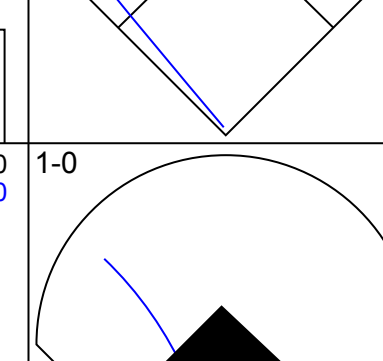
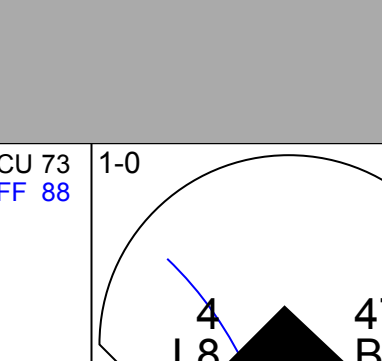
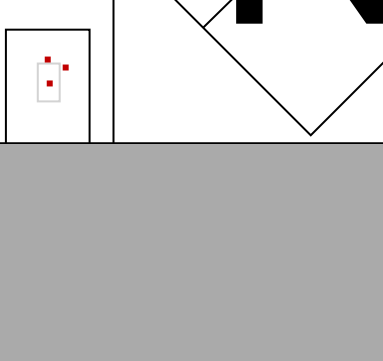
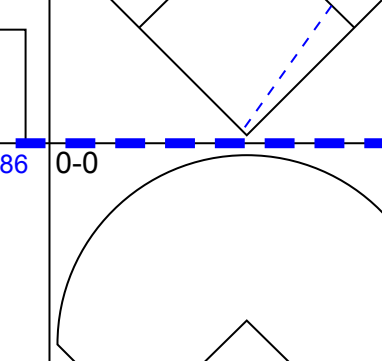
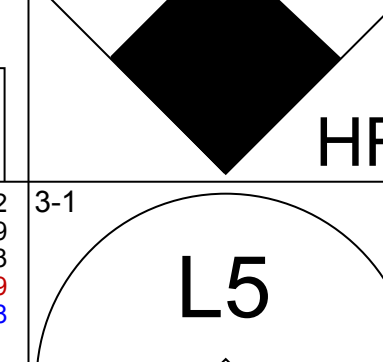
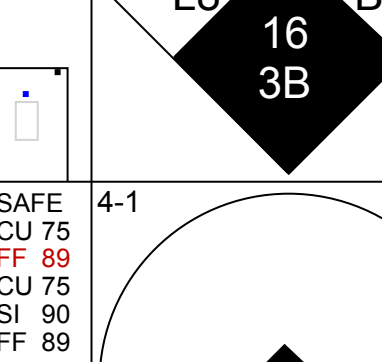

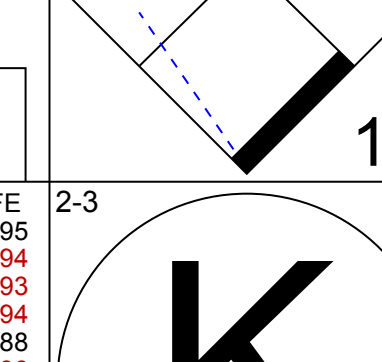
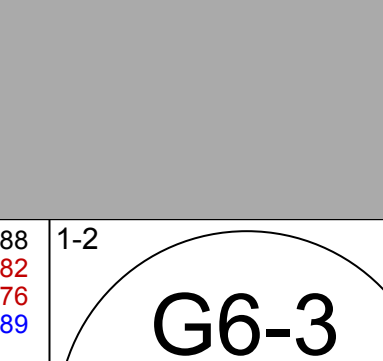
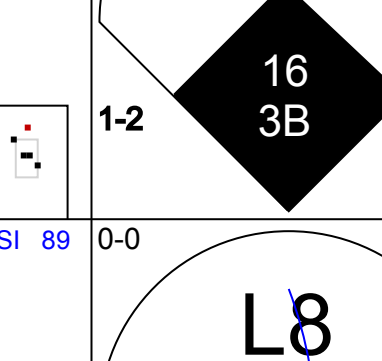


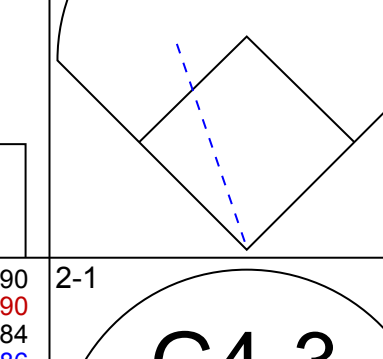
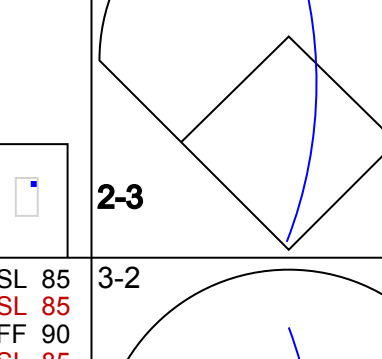

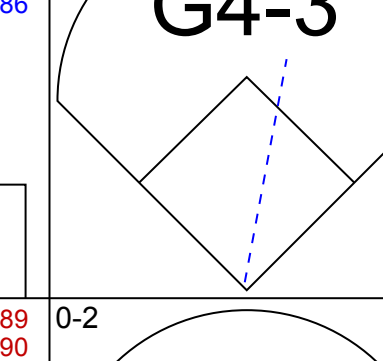
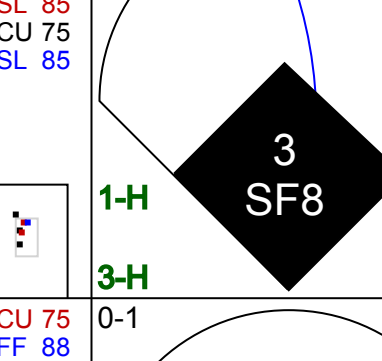


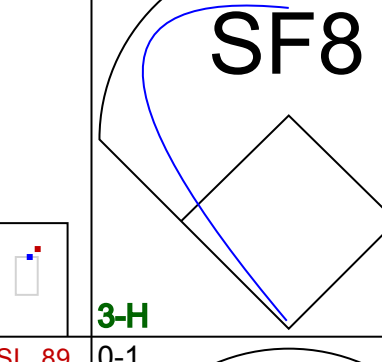

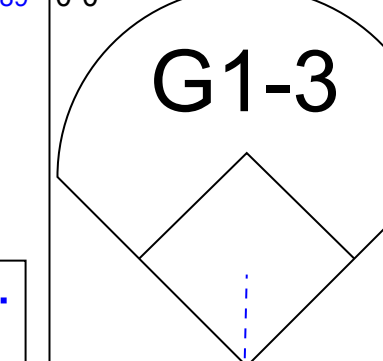
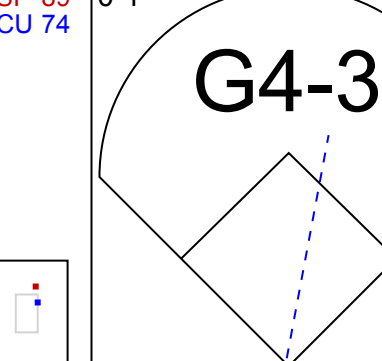
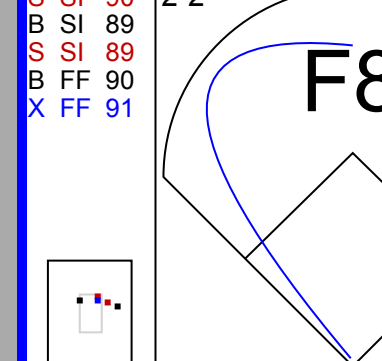
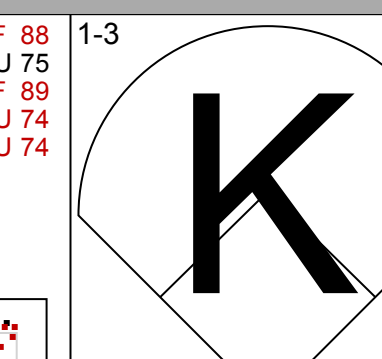
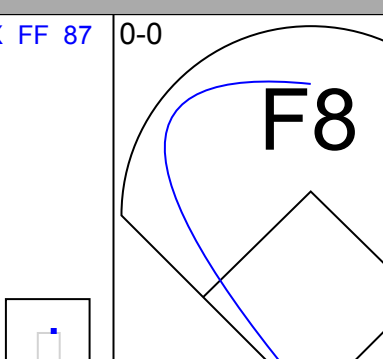
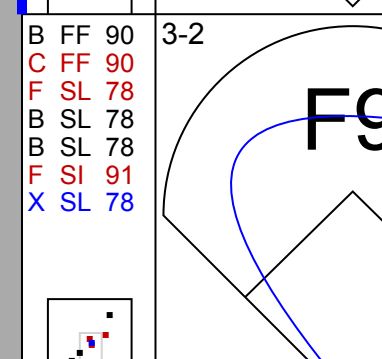




Batter	1	2	3	4	5	6	7	8	9	AB	R	H	RBI	BB	SO	LOB	TOP					
11 Jimmy Rollins, S OBP: 0.252, SLG: 0.290	F7		8 2B		8 1B 28 HR		K	F9		5	2	2	0	0	1	1	Philadelphia Phillies @ St. Louis Cardinals Busch Stadium, St. Louis, MO Tue May 05 2009, 7:15 PM CDT Att: 36,754 - Cloudy - 69 F					
8 Shane Victorino, S OBP: 0.383, SLG: 0.529	HR		29 1B 28 SF8-4		29 CS 1B		K	K		5	3	4	3	0	1	1						
29 Raul Ibanez, L OBP: 0.417, SLG: 0.702	P3		28 SF8-4 6 BB		K		6 1B 7 1B		6 1B 28 FC1-2	4	1	2	0	0	1	2						
6 Ryan Howard, L OBP: 0.385, SLG: 0.526	K		2-3		28 HR		7 1B 28 HBP		G3-1	3	1	1	1	2	1	1						
28 Jayson Werth, R OBP: 0.375, SLG: 0.506	K		SF8-4		HR		7 1B HBP		FC1-2	3	2	1	4	0	1	1						
7 Pedro Feliz, R OBP: 0.383, SLG: 0.458	K		L4		G3-1		9 G4-6-3 1B		2B	5	0	2	2	0	1	1						
9 Miguel Cairo, R OBP: 0.083, SLG: 0.083									L4	4	0	1	0	0	0	3						
46 Ryan Madson, L (7, 1)										0	0	0	0	0	0	0						
12 Matt Stairs, L OBP: 0.412, SLG: 0.714 (9, PH)										1	0	0	0	0	0	0						
54 Brad Lidge, R (9, 1)										0	0	0	0	0	0	0						
51 Carlos Ruiz, R OBP: 0.333, SLG: 0.286 (1, 2)	K									4	0	1	0	0	1	1						
39 Brett Myers, R OBP: 0.250, SLG: 0.333 (1, 1)										3	1	1	0	0	0	0						
47 Scott Eyre, L (6, 1)										0	0	0	0	0	0	0						
55 Clay Condrey, R (7, 1)										0	0	0	0	0	0	0						
4 Eric Bruntlett, R OBP: 0.240, SLG: 0.300 (7, 4)			11 2B 8 2B							1	0	0	0	0	0	1						
<b>Inning Stats</b>	R: 1 E: 0 K: 1 S: 9	H: 1 LOB: 0 BB: 0 P: 14	R: 0 E: 0 K: 3 S: 15	H: 1 LOB: 1 BB: 0 P: 20	R: 3 E: 0 K: 0 S: 13	H: 4 LOB: 1 BB: 1 P: 23	R: 0 E: 0 K: 0 S: 7	H: 0 LOB: 0 BB: 0 P: 8	R: 3 E: 0 K: 1 S: 14	H: 3 LOB: 1 BB: 1 P: 22	R: 0 E: 0 K: 0 S: 8	H: 0 LOB: 2 BB: 0 P: 12	R: 2 E: 0 K: 1 S: 11	H: 3 LOB: 2 BB: 0 P: 18	R: 0 E: 0 K: 1 S: 8	H: 1 LOB: 1 BB: 0 P: 11	R: 1 E: 0 K: 0 S: 11	H: 2 LOB: 1 BB: 0 P: 15	1B: 9 2B: 5 3B: 0 HR: 2	SF: 1 SAC: 0 DP: 2 HBP: 2	WP: 0 PB: 0 SB: 0 CS: 1	PA: 43
<b>PITCHER</b>	IP WLS BF H R ER SO BB IBB HBP BLK WP HR S P ERA WHIP																<b>PITCHER</b>	IP WLS BF H R ER SO BB IBB HBP BLK WP HR S P ERA WHIP				
50 Adam Wainwright, R ERA: 4.08 (1, 1)	6.0 L 27 9 7 7 5 2 0 0 0 0 0 2 66 99 10.50 1.833																					
36 Denny Reyes, L ERA: 4.5 (7, 1)	0.1 4 2 2 2 1 0 0 1 0 0 0 6 10 54.00 6.000																					
34 Chris Perez, R ERA: 2.25 (7, 1)	1.0 5 2 0 0 0 0 0 0 1 0 0 9 12 0.00 2.000																					
30 Jason Motte, R ERA: 3.86 (8, 1)	0.2 2 0 0 0 1 0 0 0 1 0 0 4 7 0.00 0.000																					
48 Brad Thompson, R ERA: 6.23 (9, 1)	1.0 5 2 1 1 0 0 0 0 0 0 0 0 11 9.00 2.000																					

Batter	1	2	3	4	5	6	7	8	9	AB	R	H	RBI	BB	SO	LOB	BOTTOM					
55 Skip Schumaker, L OBP: 0.330, SLG: 0.322 (1, 4)	L5		22 G6-3		G6-3		SF8	F9		3	0	1	0	0	0	0	Philadelphia Phillies @ St. Louis Cardinals Busch Stadium, St. Louis, MO Tue May 05 2009, 7:15 PM CDT Att: 36,754 - Cloudy - 69 F					
3 Khalil Greene, R OBP: 0.316, SLG: 0.328 (6, PH)			1B		G6-3		P1	F9		1	0	0	1	0	0	0						
22 Joe Thurston, L OBP: 0.367, SLG: 0.479 (8, 4)	G1-3		G6-3		47 1B 2B			F9		5	1	1	1	0	0	3						
5 Albert Pujols, R OBP: 0.449, SLG: 0.705 (1, 3)	F9		F7		G4-3		K		HR	5	1	1	1	0	1	2						
47 Ryan Ludwick, R OBP: 0.333, SLG: 0.573 (1, 9)		HBP			HR		L5		P5	4	1	2	2	0	0	0						
16 Chris Duncan, L OBP: 0.386, SLG: 0.506 (1, 7)	F9				G3		F9		K	4	1	0	0	1	1	2						
4 Yadier Molina, R OBP: 0.388, SLG: 0.494 (1, 2)	F9				HR		28 2B BB			4	2	2	1	1	0	1						
28 Colby Rasmus, L OBP: 0.367, SLG: 0.373 (1, 8)	G4-3				G1-3		50 1B 28 HBP 3 SF8		L9	4	2	2	1	1	0	1						
27 Tyler Greene, R OBP: 0.235, SLG: 0.250 (7, 4)			55 1B 22 G6-3				K		F9	4	1	2	0	0	1	4						
30 Jason Motte, R (8, 1)										0	0	0	0	0	0	0						
48 Brad Thompson, R OBP: 1.000, SLG: 1.000 (9, 1)										0	0	0	0	0	0	0						
50 Adam Wainwright, R OBP: 0.231, SLG: 0.308 (1, 1)										3	0	1	0	0	0	2						
36 Denny Reyes, R ERA: 7.2 (7, 1)										0	0	0	0	0	0	0						
34 Chris Perez, R (7, 1)										0	0	0	0	0	0	0						
23 Brian Barden, R OBP: 0.380, SLG: 0.556 (8, 5)										1	0	0	0	0	0	0						
<b>Inning Stats</b>	R: 0 E: 0 K: 0 S: 6	H: 0 LOB: 0 BB: 0 P: 9	R: 0 E: 0 K: 0 S: 8	H: 0 LOB: 1 BB: 0 P: 10	R: 1 E: 0 K: 0 S: 11	H: 2 LOB: 1 BB: 0 P: 19	R: 2 E: 0 K: 0 S: 11	H: 3 LOB: 1 BB: 0 P: 15	R: 1 E: 0 K: 1 S: 14	H: 2 LOB: 1 BB: 0 P: 19	R: 1 E: 0 K: 1 S: 13	H: 2 LOB: 2 BB: 0 P: 22	R: 1 E: 0 K: 1 S: 8	H: 1 LOB: 2 BB: 2 P: 17	R: 0 E: 0 K: 0 S: 6	H: 0 LOB: 0 BB: 0 P: 9	R: 1 E: 0 K: 1 S: 9	H: 1 LOB: 0 BB: 0 P: 15	1B: 5 2B: 3 3B: 0 HR: 3	SF: 1 SAC: 0 DP: 0 HBP: 2	WP: 0 PB: 0 SB: 0 CS: 0	PA: 42
<b>PITCHER</b>	IP WLS BF H R ER SO BB IBB HBP BLK WP HR S P ERA WHIP																<b>PITCHER</b>	IP WLS BF H R ER SO BB IBB HBP BLK WP HR S P ERA WHIP				
39 Brett Myers, R ERA: 5.35 (1, 1)	5.1 W 27 9 5 5 5 0 0 0 0 0 0 2 58 87 8.44 1.688																					
47 Scott Eyre, L ERA: 7.2 (6, 1)	0.2 H 2 0 0 0 0 0 0 0 0 0 0 5 7 0.00 0.000																					
55 Clay Condrey, R ERA: 1.8 (7, 1)	0.2 5 1 1 1 1 2 0 0 0 0 0 0 7 16 13.50 4.500																					
46 Ryan Madson, R ERA: 2.7 (7, 1)	1.1 H 4 0 0 0 0 0 0 0 0 0 0 7 10 0.00 0.000																					
54 Brad Lidge, R ERA: 6.75 (9, 1)	1.0 4 1 1 1 1 0 0 0 0 0 0 1 9 9.00 1.000																					

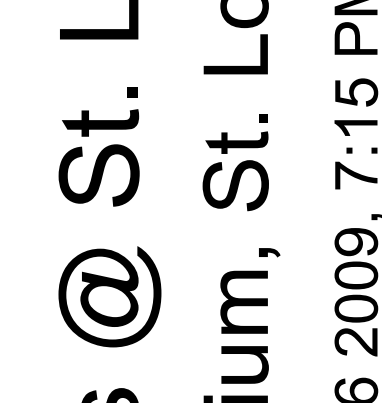
Batter	1	2	3	4	5	6	7	8	9	AB	R	H	RBI	BB	SO	LOB	TOP			
3 Niyer Morgan, L OBP: 0.395, SLG: 0.351										4	1	2	1	1	1	0	<b>Pittsburgh Pirates @ St. Louis Cardinals</b> Busch Stadium, St. Louis, MO Wed May 06 2009, 7:15 PM CDT Att: 36,188 - Partly Cloudy - 65 F			
12 Freddy Sanchez, R OBP: 0.363, SLG: 0.554										5	0	1	0	0	0	4				
13 Nate McLouth, L OBP: 0.387, SLG: 0.450										4	0	1	1	0	0	1				
25 Adam LaRoche, L OBP: 0.327, SLG: 0.470										4	0	0	0	0	3	2				
24 Delwyn Young, S OBP: 0.538, SLG: 0.727										2	1	1	0	2	0	0				
15 Andy LaRoche, R OBP: 0.330, SLG: 0.378										3	0	1	0	1	0	2				
5 Ramon Vazquez, L OBP: 0.333, SLG: 0.163										4	0	0	0	0	1	4				
35 Jason Jaramillo, S OBP: 0.392, SLG: 0.455										2	0	0	0	2	0	2				
57 Zach Duke, L OBP: 0.250, SLG: 0.308										2	0	0	0	1	1	3				
17 Sean Burnett, L OBP: 0.266, SLG: 0.288										0	0	0	0	0	0	0				
44 Brandon Moss, L OBP: 0.266, SLG: 0.288										0	0	0	0	0	0	0				
<b>Inning Stats</b>	R: 0 H: 1 E: 0 K: 2 S: 12	H: 1 LOB: 0 BB: 0 P: 19	R: 1 H: 2 E: 0 K: 0 S: 8	H: 2 LOB: 2 BB: 3 P: 25	R: 0 H: 0 E: 0 K: 1 S: 9	H: 0 LOB: 0 BB: 0 P: 12	R: 0 H: 1 E: 0 K: 1 S: 10	H: 1 LOB: 2 BB: 1 P: 18	R: 1 H: 1 E: 0 K: 0 S: 9	H: 1 LOB: 2 BB: 2 P: 24	R: 0 H: 1 E: 0 K: 1 S: 12	H: 0 LOB: 0 BB: 0 P: 9	R: 0 H: 0 E: 0 K: 0 S: 5	H: 0 LOB: 0 BB: 0 P: 7	R: 0 H: 0 E: 0 K: 0 S: 9	H: 0 LOB: 0 BB: 0 P: 12	1B: 4 2B: 2 3B: 0 HR: 0	SF: 0 SAC: 0 DP: 2 HBP: 0	WP: 0 PA: 38 PB: 0 SB: 1 CS: 0	
<b>PITCHER</b>	IP WLS BF H R ER SO BB IBB HBP BLK WP HR S P ERA WHIP	4.1 0.1 1.1 1.0 1.0	21 2 6 3 3	5 0 1 0 0	2 0 0 0 0	4 0 1 0 0	5 1 0 0 0	0 0 0 0 0	0 0 0 0 0	0 0 0 0 0	1.0 S 3 0 0 0 0	3 0 0 0 0	0 0 0 0 0	0 0 0 0 0	0 0 0 0 0	0 0 0 0 0	0 0 0 0 0	0 0 9 12	0.00 0.000	0.000

Batter	1	2	3	4	5	6	7	8	9	AB	R	H	RBI	BB	SO	LOB	BOTTOM		
23 Brian Barden, R OBP: 0.352, SLG: 0.510										4	0	0	0	0	0	0	<b>Pittsburgh Pirates @ St. Louis Cardinals</b> Busch Stadium, St. Louis, MO Wed May 06 2009, 7:15 PM CDT Att: 36,188 - Partly Cloudy - 65 F		
22 Joe Thurston, L OBP: 0.345, SLG: 0.453										4	0	0	0	0	1	0			
5 Albert Pujols, R OBP: 0.467, SLG: 0.747										4	2	4	1	0	0	0			
47 Ryan Ludwick, R OBP: 0.340, SLG: 0.565										3	1	1	0	1	1	1			
4 Yadier Molina, R OBP: 0.386, SLG: 0.483										2	0	0	0	1	0	2			
16 Chris Duncan, L OBP: 0.385, SLG: 0.523										3	1	1	2	0	0	2			
55 Skip Schumaker, L OBP: 0.330, SLG: 0.322										0	0	0	0	0	0	0			
3 Khalil Greene, R OBP: 0.317, SLG: 0.348										2	0	1	1	0	1	0			
41 Mitchell Boggs, R										2	0	0	0	0	0	1			
28 Colby Rasmus, L OBP: 0.354, SLG: 0.357										3	0	0	0	0	1	0			
<b>Inning Stats</b>	R: 1 H: 1 E: 0 K: 0 S: 9	H: 1 LOB: 0 BB: 0 P: 14	R: 0 H: 1 E: 0 K: 0 S: 9	H: 1 LOB: 1 BB: 0 P: 12	R: 0 H: 0 E: 0 K: 1 S: 7	H: 0 LOB: 0 BB: 0 P: 12	R: 3 H: 2 E: 0 K: 0 S: 10	H: 2 LOB: 0 BB: 1 P: 18	R: 0 H: 0 E: 0 K: 1 S: 7	H: 2 LOB: 1 BB: 1 P: 15	R: 0 H: 0 E: 0 K: 1 S: 10	H: 0 LOB: 0 BB: 0 P: 17	R: 0 H: 1 E: 0 K: 1 S: 12	H: 1 LOB: 1 BB: 0 P: 16	1B: 4 2B: 2 3B: 1 HR: 1	SF: 1 SAC: 0 DP: 1 HBP: 0	WP: 0 PA: 31 PB: 0 SB: 0 CS: 2		
<b>PITCHER</b>	IP WLS BF H R ER SO BB IBB HBP BLK WP HR S P ERA WHIP	1.1 L 23	6 0 0 0 1	0 0 0 0 0	0 0 0 0 0	0 0 0 0 0	0 0 0 0 0	0 0 0 0 0	0 0 0 0 0	1.0 S 3 0 0 0 0	3 0 0 0 0	0 0 0 0 0	0 0 0 0 0	0 0 0 0 0	0 0 0 0 0	0 0 0 0 0	0 0 9 12	0.00 0.000	0.000

AB 31  
R 2  
H 6  
RBI 2  
BB 7  
SO 6  
LOB 18



AB 28  
R 4  
H 7  
RBI 4  
SO 4  
LOB 6



Batter	1	2	3	4	5	6	7	8	9	AB	R	H	RBI	BB	SO	LOB	TOP											
13 Nate McLouth, L (1,8) OBP: 0.392, SLG: 0.458										3	0	1	1	1	1	1	<b>Pittsburgh Pirates @ St. Louis Cardinals</b> Busch Stadium, St. Louis, MO Thu May 07 2009, 12:40 PM CDT Att: 41,928 - Cloudy - 73 F											
24 Delwyn Young, S (1,4) OBP: 0.412, SLG: 0.533										4	0	0	0	0	0	4												
18 Craig Monroe, R (1,7) OBP: 0.278, SLG: 0.441										4	0	0	0	0	1	0												
16 Eric Hinske, L (1,3) OBP: 0.315, SLG: 0.333										4	0	0	0	0	0	0												
44 Brandon Moss, L (1,9) OBP: 0.253, SLG: 0.273										4	0	0	0	0	1	0												
15 Andy LaRoche, R (1,5) OBP: 0.337, SLG: 0.369										2	1	0	0	2	0	0												
23 Robinson Diaz, R (1,2) OBP: 0.385, SLG: 0.692										3	1	2	1	0	0	1												
10 Brian Bixler, R (1,6) OBP: 0.211, SLG: 0.278										3	0	0	0	0	3	2												
49 Ross Ohlendorf, R (1,1) OBP: 0.077, SLG: 0.077										2	0	1	0	0	0	2												
5 Ramon Vazquez, L (7,PH) OBP: 0.328, SLG: 0.160										1	0	0	0	0	1	0												
47 Evan Meek, R (7,1)										0	0	0	0	0	0	0												
<b>Inning Stats</b>	R: 0 E: 0 K: 0 S: 5	H: 0 LOB: 0 BB: 1 P: 10	R: 0 E: 0 K: 0 S: 8	H: 0 LOB: 1 BB: 1 P: 19	R: 0 E: 0 K: 1 S: 10	H: 1 LOB: 1 BB: 0 P: 13	R: 0 E: 0 K: 0 S: 8	H: 0 LOB: 0 BB: 0 P: 11	R: 1 E: 0 K: 1 S: 10	H: 2 LOB: 2 BB: 1 P: 18	R: 0 E: 0 K: 0 S: 7	H: 0 LOB: 0 BB: 0 P: 9	R: 1 E: 0 K: 2 S: 10	H: 1 LOB: 0 BB: 0 P: 17	R: 0 E: 0 K: 2 S: 9	H: 0 LOB: 0 BB: 0 P: 13	R: 0 E: 0 K: 1 S: 7	H: 0 LOB: 0 BB: 0 P: 9	1B: 2 2B: 1 3B: 0 HR: 1	SF: 0 SAC: 0 DP: 1 HBP: 0	WP: 0 PB: 0 SB: 0 CS: 0	PA: 33						
<b>PITCHER</b>	IP	WLS	BF	H	R	ER	SO	BB	IBB	HBP	BLK	WP	HR	S	P	ERA	WHIP											
37 Todd Wellemeyer, R (1,1) ERA: 4.75	7.0	W	27	4	2	2	4	3	0	0	0	0	0	1	58	97	2.57	1.000										
43 Trevor Miller, L (8,1) ERA: 4.32	0.2	H	2	0	0	0	1	0	0	0	0	0	0	6	7	0.00	0.000											
54 Blaine Boyer, R (8,1) ERA: 11.37	0.1	H	1	0	0	0	1	0	0	0	0	0	0	3	6	0.00	0.000											
31 Ryan Franklin, R (9,1) ERA:	1.0	S	3	0	0	0	1	0	0	0	0	0	0	7	9	0.00	0.000											

Batter	1	2	3	4	5	6	7	8	9	AB	R	H	RBI	BB	SO	LOB	BOTTOM										
55 Skip Schumaker, L (1,4) OBP: 0.356, SLG: 0.367										3	2	3	0	1	0	0	<b>Pittsburgh Pirates @ St. Louis Cardinals</b> Busch Stadium, St. Louis, MO Thu May 07 2009, 12:40 PM CDT Att: 41,928 - Cloudy - 73 F										
28 Colby Rasmus, L (1,8) OBP: 0.348, SLG: 0.351										4	1	1	0	0	1	2											
5 Albert Pujols, R (1,3) OBP: 0.460, SLG: 0.733										2	1	0	1	0	0	1											
47 Ryan Ludwick, R (1,9) OBP: 0.337, SLG: 0.547										3	0	0	1	0	1	0											
16 Chris Duncan, L (1,7) OBP: 0.370, SLG: 0.505										3	0	0	1	0	2	0											
23 Brian Barden, R (9,5) OBP: 0.352, SLG: 0.510										0	0	0	0	0	0	0											
3 Khalil Greene, R (1,6) OBP: 0.326, SLG: 0.347										3	0	1	1	1	0	0											
22 Joe Thurston, L (1,5) OBP: 0.345, SLG: 0.443										4	0	1	0	0	0	4											
21 Jason LaRue, R (1,2) OBP: 0.500, SLG: 0.688										4	1	2	1	0	1	1											
37 Todd Wellemeyer, R (1,1) OBP: 0.182, SLG: 0.182										3	0	0	0	0	2	0											
43 Trevor Miller, R (8,1)										0	0	0	0	0	0	0											
54 Blaine Boyer, R (8,1)										0	0	0	0	0	0	0											
33 Shane Robinson, R (8,PH)										1	0	0	0	0	2												
31 Ryan Franklin, R (9,1)										0	0	0	0	0	0	0											
<b>Inning Stats</b>	R: 1 E: 0 K: 0 S: 4	H: 1 LOB: 0 BB: 0 P: 7	R: 0 E: 0 K: 0 S: 9	H: 1 LOB: 0 BB: 0 P: 13	R: 0 E: 0 K: 2 S: 12	H: 0 LOB: 1 BB: 0 P: 17	R: 4 E: 0 K: 1 S: 13	H: 4 LOB: 2 BB: 0 P: 22	R: 0 E: 0 K: 2 S: 7	H: 0 LOB: 0 BB: 1 P: 15	R: 0 E: 0 K: 1 S: 8	H: 0 LOB: 0 BB: 0 P: 13	R: 0 E: 0 K: 1 S: 14	H: 1 LOB: 2 BB: 1 P: 25	R: 0 E: 0 K: 1 S: 14	H: 1 LOB: 2 BB: 1 P: 25	1B: 5 2B: 1 3B: 1 HR: 1	SF: 2 SAC: 0 DP: 0 HBP: 2	WP: 0 PB: 0 SB: 0 CS: 1	PA: 37							
<b>PITCHER</b>	IP	WLS	BF	H	R	ER	SO	BB	IBB	HBP	BLK	WP	HR	S	P	ERA	WHIP										
49 Ross Ohlendorf, R (1,1) ERA: 4.14	6.0	L	28	7	5	5	5	1	0	2	0	0	0	22	38	0.00	1.000										
47 Evan Meek, R (7,1) ERA: 2.09	2.0		8	1	0	0	2	1	0	0	0	0	0	22	38	0.00	1.000										

AB 30  
R 2  
H 4  
RBI 2  
BB 3  
SO 7  
LOB 10



AB 30  
R 5  
H 8  
RBI 5  
BB 2  
SO 7  
LOB 10



Batter	1	2	3	4	5	6	7	8	9	AB	R	H	RBI	BB	SO	LOB	TOP				
55 Skip Schumaker, L OBP: 0.356, SLG: 0.366 (1, 4)	F9							F9	G6-3	3	0	1	0	0	0	2	<b>St. Louis Cardinals @ Cincinnati Reds</b> Great American Ball Park, Cincinnati, OH Fri May 08 2009, 7:10 PM EDT Att. 18,016 - Rain - 66 F				
33 Shane Robinson, R (8, PH)			1B							2	0	0	0	0	0						
28 Colby Rasmus, L OBP: 0.337, SLG: 0.338 (1, 8)	K									3	0	0	0	0	1						
27 Tyler Greene, R OBP: 0.278, SLG: 0.471 (8, PH)			F8							1	1	1	1	0	0						
5 Albert Pujols, R OBP: 0.446, SLG: 0.705 (1, 3)	F7									4	0	0	0	0	1						
47 Ryan Ludwick, R OBP: 0.343, SLG: 0.536 (1, 9)										2	1	0	0	2	0						
16 Chris Duncan, L OBP: 0.375, SLG: 0.516 (1, 7)	L7									4	2	2	1	0	0						
4 Yadier Molina, R OBP: 0.390, SLG: 0.484 (1, 2)	F9									4	0	2	1	0	1						
3 Khalil Greene, R OBP: 0.333, SLG: 0.368 (1, 6)	F7									4	0	2	0	0	0						
22 Joe Thurston, L OBP: 0.352, SLG: 0.432 (1, 5)										2	0	0	0	2	0						
35 Joel Pineiro, R OBP: 0.286, SLG: 0.091 (1, 1)										1	0	0	0	0	0						
23 Brian Barden, R OBP: 0.345, SLG: 0.500 (7, PH)										1	0	0	0	0	0						
34 Chris Perez, R (7, 1)										0	0	0	0	0	0						
48 Brad Thompson, R OBP: 1.000, SLG: 1.000 (8, 1)										0	0	0	0	0	0						
21 Jason LaRue, R OBP: 0.474, SLG: 0.647 (9, PH)										1	0	0	0	0	1						
<b>Inning Stats</b>	R: 0 E: 0 K: 1 S: 10	H: 0 LOB: 0 BB: 0 P: 13	R: 0 E: 0 K: 0 S: 12	H: 0 LOB: 1 BB: 1 P: 20	R: 0 E: 0 K: 0 S: 13	H: 1 LOB: 1 BB: 0 P: 18	R: 0 E: 0 K: 1 S: 8	H: 0 LOB: 0 BB: 0 P: 13	R: 0 E: 0 K: 0 S: 6	H: 0 LOB: 2 BB: 1 P: 15	R: 0 E: 0 K: 0 S: 6	H: 0 LOB: 0 BB: 0 P: 8	R: 1 E: 0 K: 0 S: 10	H: 3 LOB: 1 BB: 0 P: 11	R: 3 E: 0 K: 0 S: 21	H: 3 LOB: 1 BB: 1 P: 36	R: 0 E: 0 K: 1 S: 9	H: 0 LOB: 0 BB: 1 P: 18	1B: 5 2B: 2 3B: 0 HR: 1	SF: 0 SAC: 1 DP: 1 HBP: 0	WP: 0 PA: 37 PB: 0 SB: 1 CS: 1
<b>PITCHER</b>	IP WLS BF H R ER SO BB IBB HBP BLK WP HR S P ERA WHIP																				
47 Johnny Cueto, R ERA: 1.99 (1, 1)	7.0 W 27 5 1 1 3 2 0 0 0 0 0 0 6 9 1.29 1.000																				
53 Arthur Rhodes, L ERA: 2.89 (8, 1)	0.1 1 0 0 0 0 0 0 0 0 0 0 0 1 12 22 81.00 12.000																				
25 David Weathers, R ERA: 2.89 (8, 1)	0.1 H 1 0 0 0 0 0 0 0 0 0 0 0 3 5 0.00 0.000																				
51 Jared Burton, R ERA: 6.08 (8, 1)	1.0 S 3 0 0 0 1 1 0 0 0 0 0 0 9 18 0.00 1.000																				

AB	32
R	4
H	8
RBI	3
BB	4
SO	4
LOB	11



Batter	1	2	3	4	5	6	7	8	9	AB	R	H	RBI	BB	SO	LOB	BOTTOM		
3 Willy Taveras, R OBP: 0.348, SLG: 0.367 (1, 8)	15 2B									3	1	2	1	1	0		<b>St. Louis Cardinals @ Cincinnati Reds</b> Great American Ball Park, Cincinnati, OH Fri May 08 2009, 7:10 PM EDT Att. 18,016 - Rain - 66 F		
15 Jerry Hairston, R OBP: 0.289, SLG: 0.306 (1, 4)										4	1	2	2	0	0				
32 Jay Bruce, L OBP: 0.355, SLG: 0.546 (1, 9)										4	0	1	1	0	0				
55 Ramon Hernandez, R OBP: 0.344, SLG: 0.365 (1, 3)										3	0	1	1	1	1				
17 Laynce Nix, L OBP: 0.356, SLG: 0.610 (1, 7)										4	0	0	0	0	0				
23 Adam Rosales, R OBP: 0.324, SLG: 0.250 (1, 5)										4	1	2	0	0	0				
29 Ryan Hanigan, R OBP: 0.406, SLG: 0.393 (1, 2)										3	1	2	0	0	0				
7 Paul Janish, R OBP: 0.419, SLG: 0.464 (1, 6)										4	0	1	0	0	1				
47 Johnny Cueto, R ERA: 1.99 (1, 1)										2	2	0	1	0	1				
53 Arthur Rhodes, L ERA: 2.89 (8, 1)										0	0	0	0	0	0				
25 David Weathers, R ERA: 2.89 (8, 1)										0	0	0	0	0	0				
51 Jared Burton, R ERA: 6.08 (8, 1)										0	0	0	0	0	0				
21 Chris Dickerson, L OBP: 0.333, SLG: 0.390 (8, PH)										1	0	0	0	0	1				
48 Francisco Cordero, R ERA: 2.98 (9, 1)										0	0	0	0	0	0				
<b>Inning Stats</b>	R: 2 E: 0 K: 0 S: 11	H: 3 LOB: 0 BB: 0 P: 17	R: 3 E: 1 K: 1 S: 17	H: 4 LOB: 1 BB: 0 P: 23	R: 0 E: 0 K: 0 S: 11	H: 0 LOB: 0 BB: 0 P: 15	R: 0 E: 0 K: 1 S: 12	H: 1 LOB: 1 BB: 0 P: 17	R: 0 E: 0 K: 0 S: 9	H: 0 LOB: 0 BB: 0 P: 13	R: 0 E: 0 K: 0 S: 5	H: 0 LOB: 3 BB: 2 P: 9	R: 1 E: 0 K: 0 S: 14	H: 2 LOB: 3 BB: 2 P: 26	R: 0 E: 0 K: 1 S: 13	H: 1 LOB: 1 BB: 0 P: 18	1B: 9 2B: 3 3B: 0 HR: 0	SF: 0 SAC: 2 DP: 2 HBP: 0	WP: 1 PA: 36 PB: 1 SB: 0 CS: 0
<b>PITCHER</b>	IP WLS BF H R ER SO BB IBB HBP BLK WP HR S P ERA WHIP																		
35 Joel Pineiro, R ERA: 3.66 (1, 1)	6.0 L 25 8 5 4 3 0 0 0 0 0 0 0 6 9 6.00 1.333																		
34 Chris Perez, R ERA: 3.0 (7, 1)	1.0 7 2 1 1 0 2 0 0 0 0 1 0 14 26 9.00 4.000																		
48 Brad Thompson, R ERA: 5.59 (8, 1)	1.0 4 1 0 0 1 0 0 0 0 0 0 0 13 18 0.00 1.000																		

AB	32
R	6
H	11
RBI	6
BB	2
SO	4
LOB	17



Batter	1	2	3	4	5	6	7	8	9	AB	R	H	RBI	BB	SO	LOB	TOP			
55 Skip Schumaker, L OBP: 0.361, SLG: 0.381										4	1	2	0	0	0	2	<b>St. Louis Cardinals @ Cincinnati Reds</b> Great American Ball Park, Cincinnati, OH Sat May 09 2009, 7:10 PM EDT Att: 40,651 - Partly Cloudy - 65 F			
28 Colby Rasmus, L OBP: 0.333, SLG: 0.333										4	0	1	0	0	1	2				
5 Albert Pujols, R OBP: 0.433, SLG: 0.679										4	0	0	0	0	1	5				
47 Ryan Ludwick, R OBP: 0.339, SLG: 0.554										4	1	1	2	0	1	2				
16 Chris Duncan, L OBP: 0.371, SLG: 0.505										4	0	1	0	0	1	2				
4 Yadier Molina, R OBP: 0.394, SLG: 0.479										3	0	1	0	1	0	1				
21 Jason LaRue, R OBP: 0.474, SLG: 0.647										0	0	0	0	0	0	0				
3 Khalil Greene, R OBP: 0.330, SLG: 0.363										4	1	1	0	0	0	2				
22 Joe Thurston, L OBP: 0.337, SLG: 0.412										4	0	0	0	0	2	3				
26 Kyle Lohse, R OBP: 0.286, SLG: 0.331										2	0	0	0	0	0	2				
27 Tyler Greene, R OBP: 0.263, SLG: 0.442										1	0	0	0	0	1	2				
36 Denrys Reyes, R OBP: 0.285, SLG: 0.442										0	0	0	0	0	0	0				
30 Jason Motte, R OBP: 0.285, SLG: 0.442										0	0	0	0	0	0	0				
54 Blaine Boyer, R OBP: 0.285, SLG: 0.442										0	0	0	0	0	0	0				
33 Shane Robinson, R OBP: 0.285, SLG: 0.442										1	0	0	0	0	1	0				
<b>Inning Stats</b>	R: 0 E: 0 K: 2 S: 13	H: 2 LOB: 2 BB: 0 P: 18	R: 0 E: 0 K: 1 S: 10	H: 1 LOB: 1 BB: 0 P: 17	R: 2 E: 0 K: 1 S: 14	H: 2 LOB: 0 BB: 0 P: 19	R: 0 E: 0 K: 1 S: 6	H: 0 LOB: 1 BB: 0 P: 10	R: 0 E: 0 K: 0 S: 8	H: 1 LOB: 0 BB: 0 P: 14	R: 1 E: 2 K: 1 S: 12	H: 1 LOB: 2 BB: 0 P: 19	R: 0 E: 0 K: 0 S: 7	H: 0 LOB: 0 BB: 0 P: 9	R: 0 E: 0 K: 1 S: 6	H: 0 LOB: 0 BB: 0 P: 11	1B: 5 2B: 2 3B: 0 HR: 1	SF: 0 SAC: 0 DP: 1 HBP: 0	WP: 0 PB: 0 SB: 0 CS: 0	PA: 36
<b>PITCHER</b>	IP WLS BF H R ER SO BB IBB HBP BLK WP HR S P ERA WHIP																			
39 Aaron Harang, R ERA: 2.93	7.0 W 30 7 3 2 7 1 0 0 0 0 1 69 107 2.57 1.143																			
25 David Weathers, R ERA: 2.51	1.0 3 0 0 0 0 0 0 0 0 0 0 7 9 0.00 0.000																			
40 Nick Masset, R ERA: 1.35	1.0 3 0 0 0 1 0 0 0 0 0 0 6 11 0.00 0.000																			

Batter	1	2	3	4	5	6	7	8	9	AB	R	H	RBI	BB	SO	LOB	BOTTOM			
3 Willy Taveras, R OBP: 0.353, SLG: 0.382										4	1	2	1	0	0	0	<b>St. Louis Cardinals @ Cincinnati Reds</b> Great American Ball Park, Cincinnati, OH Sat May 09 2009, 7:10 PM EDT Att: 40,651 - Partly Cloudy - 65 F			
15 Jerry Hairston, R OBP: 0.286, SLG: 0.359										3	2	2	1	0	0	0				
32 Jay Bruce, L OBP: 0.351, SLG: 0.564										4	1	1	2	0	2	1				
4 Brandon Phillips, R OBP: 0.322, SLG: 0.440										3	1	2	0	1	0	0				
17 Laynce Nix, L OBP: 0.347, SLG: 0.578										4	1	1	1	0	2	3				
55 Ramon Hernandez, R OBP: 0.351, SLG: 0.364										3	0	1	1	1	1	1				
23 Adam Rosales, R OBP: 0.317, SLG: 0.250										4	1	1	0	0	0	4				
29 Ryan Hanigan, R OBP: 0.389, SLG: 0.355										3	1	0	0	1	0	0				
39 Aaron Harang, R OBP: 0.133, SLG: 0.071										3	0	1	2	0	0	0				
25 David Weathers, R ERA: 4.66										0	0	0	0	0	0	0				
21 Chris Dickerson, L OBP: 0.328, SLG: 0.302										1	0	0	0	0	0	0				
40 Nick Masset, R ERA: 9.82										0	0	0	0	0	0	0				
<b>Inning Stats</b>	R: 2 E: 0 K: 1 S: 17	H: 2 LOB: 2 BB: 2 P: 30	R: 0 E: 0 K: 0 S: 6	H: 0 LOB: 0 BB: 0 P: 10	R: 0 E: 0 K: 1 S: 5	H: 0 LOB: 0 BB: 0 P: 8	R: 0 E: 0 K: 1 S: 12	H: 1 LOB: 0 BB: 0 P: 18	R: 0 E: 0 K: 0 S: 8	H: 0 LOB: 0 BB: 0 P: 9	R: 5 E: 0 K: 1 S: 15	H: 6 LOB: 2 BB: 1 P: 21	R: 1 E: 1 K: 1 S: 9	H: 2 LOB: 1 BB: 0 P: 12	R: 0 E: 0 K: 0 S: 6	H: 0 LOB: 0 BB: 0 P: 7	1B: 7 2B: 2 3B: 0 HR: 2	SF: 0 SAC: 1 DP: 0 HBP: 0	WP: 0 PB: 0 SB: 1 CS: 2	PA: 37
<b>PITCHER</b>	IP WLS BF H R ER SO BB IBB HBP BLK WP HR S P ERA WHIP																			
26 Kyle Lohse, R ERA: 4.25	6.0 L 28 7 7 7 4 3 0 0 0 0 0 1 63 96 10.50 2.000																			
36 Denrys Reyes, L ERA: 4.66	0.2 4 2 1 1 1 0 0 0 0 0 0 1 7 10 13.50 3.000																			
30 Jason Motte, R ERA: 3.46	0.1 1 0 0 0 0 0 0 0 0 0 0 2 2 0.00 0.000																			
54 Blaine Boyer, R ERA: 9.82	1.0 3 0 0 0 0 0 0 0 0 0 0 6 7 0.00 0.000																			





Batter	1	2	3	4	5	6	7	8	9	AB	R	H	RBI	BB	SO	LOB	TOP										
55 Skip Schumaker, L (1,4) OBP: 0.361, SLG: 0.426	F8			HR		K			3B 1B	4	2	2	1	0	1	0											
33 Shane Robinson, R (1,9) OBP: 0.231, SLG: 0.309	G6-3			G6-3		G4-3			5 1B	4	0	1	0	0	0	0											
5 Albert Pujols, R (1,3) OBP: 0.432, SLG: 0.692	F8			F8		G4-3			16 G4-6-3 1B	4	0	1	1	0	0	0											
16 Chris Duncan, L (1,7) OBP: 0.372, SLG: 0.500			K			G3			1-2 G4-6-3 1B	4	0	1	0	0	1	2											
4 Yadier Molina, R (1,2) OBP: 0.375, SLG: 0.443	G6-3			G6-3		G1-6-3			G3	3	0	0	0	0	0	1											
28 Colby Rasmus, L (1,8) OBP: 0.346, SLG: 0.352				F7					K2-3	3	0	1	0	0	1	0											
3 Khalil Greene, R (1,6) OBP: 0.302, SLG: 0.326				PO		F9			F7	3	0	0	0	0	0	0											
22 Joe Thurston, L (1,5) OBP: 0.347, SLG: 0.398				G4-1					L9	3	0	0	0	0	1	0											
35 Joel Pineiro, R (1,1) OBP: 0.250, SLG: 0.077						K			F7	2	0	0	0	0	2	0											
46 Kyle McClellan, R (7,1)						K				0	0	0	0	0	0	0											
34 Chris Perez, R (8,1)										0	0	0	0	0	0	0											
19 Nick Stavinoha, R (8,PH)										1	0	0	0	0	0	0											
<b>Inning Stats</b>	R: 0 E: 0 K: 0 S: 9	H: 0 LOB: 0 BB: 0 P: 15	R: 0 E: 0 K: 1 S: 11	H: 1 LOB: 0 BB: 0 P: 17	R: 0 E: 0 K: 1 S: 12	H: 0 LOB: 0 BB: 0 P: 15	R: 1 E: 0 K: 0 S: 10	H: 1 LOB: 0 BB: 0 P: 17	R: 0 E: 0 K: 0 S: 8	H: 0 LOB: 0 BB: 0 P: 12	R: 0 E: 0 K: 3 S: 9	H: 0 LOB: 1 BB: 0 P: 12	R: 0 E: 0 K: 0 S: 9	H: 1 LOB: 1 BB: 0 P: 13	R: 0 E: 0 K: 1 S: 7	H: 0 LOB: 0 BB: 0 P: 8	R: 1 E: 0 K: 0 S: 14	H: 3 LOB: 1 BB: 0 P: 21	1B: 4 2B: 1 3B: 0 HR: 1	SF: 0 SAC: 0 DP: 1 HBP: 0	WP: 0 PB: 0 SB: 0 CS: 0	PA: 32					
<b>PITCHER</b>	IP	WLS	BF	H	R	ER	SO	BB	IBB	HBP	BLK	WP	HR	S	P	ERA	WHIP										
49 Ross Ohlendorf, R (1,1) ERA: 3.77	6.0	W	19	2	1	1	5	0	0	0	0	0	1	59	88	1.50	0.333										
30 Tyler Yates, L (7,1) ERA: 7.94	1.0		4	1	0	0	0	0	0	0	0	0	0	9	13	0.00	1.000										
34 John Grabow, L (8,1) ERA: 5.74	1.0		3	0	0	0	1	0	0	0	0	0	0	7	8	0.00	0.000										
43 Jesse Chavez, R (9,1) ERA: 2.84	0.1	S	3	2	1	1	0	0	0	0	0	0	0	10	17	27.00	6.000										
55 Matt Capps, R (9,1) ERA: 6.3	0.2	S	2	1	0	0	0	0	0	0	0	0	0	4	4	0.00	1.500										

St. Louis Cardinals @ Pittsburgh Pirates  
PNC Park, Pittsburgh, PA  
Wed May 13 2009, 7:05 PM EDT  
Att: 10,494 - Cloudy - 71 F

AB	31
R	2
H	6
RBI	2
BB	0
SO	6
LOB	3



Batter	1	2	3	4	5	6	7	8	9	AB	R	H	RBI	BB	SO	LOB	BOTTOM										
3 Neyer Morgan, L (1,7) OBP: 0.373, SLG: 0.364	G4-3			G1-3					12 1B	4	0	1	2	0	0	3											
12 Freddy Sanchez, R (1,4) OBP: 0.365, SLG: 0.535				G6-3					13 G3 2B	4	1	2	0	0	0	0											
13 Nate McLouth, L (1,8) OBP: 0.367, SLG: 0.462				L8					G3	4	0	0	0	0	0	3											
25 Adam LaRoche, L (1,3) OBP: 0.313, SLG: 0.467									23 FC5 2B	4	0	2	1	0	0	0											
23 Robinson Diaz, R (1,2) OBP: 0.379, SLG: 0.536				F8					FC5	3	1	0	0	0	0	2											
15 Andy LaRoche, R (1,5) OBP: 0.331, SLG: 0.363				G6-3					G6-3	4	0	1	0	0	1	0											
44 Brandon Moss, L (1,9) OBP: 0.260, SLG: 0.319									FC4-6 2B	4	2	2	1	0	1	1											
2 Jack Wilson, R (1,6) OBP: 0.322, SLG: 0.345									49 G5-3 2B	4	1	3	1	0	0	0											
49 Ross Ohlendorf, R (1,1) ERA: 3.77	6.0	L	30	11	5	5	1	0	0	0	0	0	0	0	0	13											
16 Eric Hinske, L (5,PH) OBP: 0.267, SLG: 0.067										1	0	0	0	0	0	2											
30 Tyler Yates, L (7,1) ERA: 7.94	1.0		3	0	0	0	1	0	0	0	0	0	0	0	0	0											
34 John Grabow, L (8,1) ERA: 5.74	1.0		3	0	0	0	1	0	0	0	0	0	0	0	0	0											
18 Craig Monroe, R (8,PH) OBP: 0.296, SLG: 0.395										0	0	0	0	0	0	0											
43 Jesse Chavez, R (9,1) ERA: 2.84										0	0	0	0	0	0	0											
55 Matt Capps, R (9,1) ERA: 6.3										0	0	0	0	0	0	0											
<b>Inning Stats</b>	R: 1 E: 0 K: 0 S: 13	H: 2 LOB: 1 BB: 0 P: 21	R: 0 E: 0 K: 1 S: 10	H: 2 LOB: 2 BB: 0 P: 14	R: 0 E: 0 K: 0 S: 8	H: 1 LOB: 1 BB: 0 P: 12	R: 1 E: 0 K: 0 S: 11	H: 2 LOB: 1 BB: 0 P: 16	R: 0 E: 0 K: 0 S: 5	H: 0 LOB: 0 BB: 0 P: 6	R: 3 E: 0 K: 0 S: 15	H: 4 LOB: 2 BB: 0 P: 21	R: 0 E: 0 K: 1 S: 6	H: 0 LOB: 0 BB: 0 P: 6	R: 0 E: 0 K: 1 S: 7	H: 0 LOB: 0 BB: 0 P: 8	1B: 6 2B: 5 3B: 0 HR: 0	SF: 0 SAC: 0 DP: 0 HBP: 1	WP: 0 PB: 0 SB: 0 CS: 0	PA: 36							
<b>PITCHER</b>	IP	WLS	BF	H	R	ER	SO	BB	IBB	HBP	BLK	WP	HR	S	P	ERA	WHIP										
35 Joel Pineiro, R (1,1) ERA: 4.17	6.0		30	11	5	5	1	0	0	0	0	0	0	62	90	7.50	1.833										
46 Kyle McClellan, R (7,1) ERA: 3.07	1.0		3	0	0	0	1	0	0	0	0	0	0	6	6	0.00	0.000										
34 Chris Perez, R (8,1) ERA: 2.61	1.0		3	0	0	0	1	0	0	0	0	0	0	7	8	0.00	0.000										

St. Louis Cardinals @ Pittsburgh Pirates  
PNC Park, Pittsburgh, PA  
Wed May 13 2009, 7:05 PM EDT  
Att: 10,494 - Cloudy - 71 F

AB	35
R	5
H	11
RBI	5
BB	0
SO	3
LOB	14













Batter	1	2	3	4	5	6	7	8	9	AB	R	H	RBI	BB	SO	LOB	TOP					
12 Alfonso Soriano, R (1,7) OBP: 0.341, SLG: 0.571	1-1 G5-3 1B			0-0 G6-3		1-0 G5-3			1-3 K	4	0	1	0	0	1	0						
2 Ryan Theriot, R (1,6) OBP: 0.359, SLG: 0.475	2-2 G5-3 1-2			0-1 G5-3		0-2 G3-1				3	0	0	0	0	0	1						
1 Kosuke Fukudome, L (1,8) OBP: 0.444, SLG: 0.521	1-2 G6-3			0-0 F7		2-0 G6-3				3	0	0	0	0	0	0						
25 Derrek Lee, R (1,3) OBP: 0.301, SLG: 0.394		2-2 G4-6-3 1B			0-1 L8				3-1 F8	3	0	1	0	0	0	0						
21 Milton Bradley, S (1,9) OBP: 0.323, SLG: 0.350		2-1 G4-6-3 1-2			0-0 G3				0-1 G4-3	3	0	0	0	0	0	1						
17 Mike Fontenot, L (1,5) OBP: 0.308, SLG: 0.387		1-2 G3			1-0 G3				1-0 F7	3	0	1	0	0	0	0						
18 Geovany Soto, R (1,2) OBP: 0.316, SLG: 0.260				0-0 G6-3		0-2 G5-3			2-3 K	3	0	0	0	0	1	1						
7 Aaron Miles, S (1,4) OBP: 0.261, SLG: 0.279				1-1 G1-3		0-0 B1-3			0-1 G6-3	3	0	0	0	0	0	0						
30 Ted Lilly, L (1,1) OBP: 0.158, SLG: 0.167				1-3 K		1-3 K			2-3 K	2	0	0	0	0	2	0						
63 Kevin Gregg, R (8,1)										0	0	0	0	0	0	0						
6 Micah Hoffpauir, L (9,PH) OBP: 0.364, SLG: 0.551										1	0	0	0	0	1	0						
<b>Inning Stats</b>	R: 0 E: 0 K: 0 S: 8	H: 1 LOB: 0 BB: 0 P: 12	R: 0 E: 0 K: 0 S: 9	H: 1 LOB: 0 BB: 0 P: 14	R: 0 E: 0 K: 1 S: 6	H: 0 LOB: 0 BB: 0 P: 8	R: 0 E: 0 K: 0 S: 4	H: 0 LOB: 0 BB: 0 P: 4	R: 0 E: 0 K: 1 S: 7	H: 1 LOB: 1 BB: 0 P: 11	R: 0 E: 0 K: 1 S: 6	H: 0 LOB: 0 BB: 0 P: 8	R: 0 E: 0 K: 0 S: 6	H: 0 LOB: 0 BB: 0 P: 11	R: 0 E: 0 K: 1 S: 7	H: 0 LOB: 0 BB: 0 P: 10	R: 0 E: 0 K: 2 S: 11	H: 0 LOB: 0 BB: 0 P: 14	1B: 2 2B: 1 3B: 0 HR: 0	SF: 0 SAC: 0 DP: 1 HBP: 0	WP: 0 PB: 0 SB: 0 CS: 0	PA: 28
<b>PITCHER</b> 35 Joel Pineiro, R (1,1) ERA: 3.48	IP: 9.0 WLS: W BF: 28 H: 3 R: 0 ER: 0 SO: 5 BB: 0 IBB: 0 HBP: 0 BLK: 0 WP: 0 HR: 0 S: 64 P: 92 ERA: 0.00 WHIP: 0.333															<b>PITCHER</b>						

**Chicago Cubs @ St. Louis Cardinals**  
 Busch Stadium, St. Louis, MO  
 Tue May 19 2009, 7:15 PM CDT  
 Att: 41,374 - Clear - 75 F

livebaseballscores.com

AB 28  
R 0  
H 3  
RBI 0  
BB 0  
SO 5  
LOB 3



Batter	1	2	3	4	5	6	7	8	9	AB	R	H	RBI	BB	SO	LOB	BOTTOM			
13 Brendan Ryan, R (1,6) OBP: 0.360, SLG: 0.395	4-1 SH1-3 4 1B BB			4-1 FC6-4 4 BB		0-2 28 HR 1B		2-2 L9		2	2	1	0	2	0	0				
28 Colby Rasmus, L (1,8) OBP: 0.333, SLG: 0.407	0-1 SH1-3 1-2			0-0 F7		1-2 F9		0-1 F9		3	1	1	2	0	0	2				
5 Albert Pujols, R (1,3) OBP: 0.423, SLG: 0.652	2-2 P2			2-1 F8		3-2 G6-3		2-2 2B		4	0	1	0	0	0	3				
4 Yadier Molina, R (1,2) OBP: 0.370, SLG: 0.413	2-1 FC6-4 2H 1B			2-2 FC6-4 1-2		1-2 G5-3		1-2 G6-3		4	0	1	1	0	0	3				
16 Chris Duncan, L (1,7) OBP: 0.343, SLG: 0.447	1-3 K			1-3 K		0-1 G3-1				3	0	0	0	0	2	1				
55 Skip Schumaker, L (8,7) OBP: 0.351, SLG: 0.431										0	0	0	0	0	0	0				
19 Nick Stavinoha, R (1,9) OBP: 0.286, SLG: 0.286		1-2 F9			0-0 F7					3	0	1	0	0	0	0				
33 Shane Robinson, R (8,9) OBP: 0.231, SLG: 0.280				2-3 G6-4-3 1B		2-1 F7				0	0	0	0	0	0	0				
23 Brian Barden, R (1,5) OBP: 0.315, SLG: 0.424		2-2 P4			0-0 G6-4-3 1-2				0-1 G1-3	3	0	0	0	0	0	1				
35 Joel Pineiro, R (1,1) OBP: 0.211, SLG: 0.063					1-3 K				1-3 K	3	0	0	0	0	3	0				
22 Joe Thurston, L (1,4) OBP: 0.339, SLG: 0.371				4-2 13 BB		1-2 L3			0-0 L8	2	0	0	0	1	0	0				
<b>Inning Stats</b>	R: 1 E: 0 K: 1 S: 11	H: 1 LOB: 1 BB: 1 P: 20	R: 0 E: 0 K: 1 S: 9	H: 0 LOB: 0 BB: 0 P: 12	R: 0 E: 0 K: 0 S: 11	H: 0 LOB: 2 BB: 2 P: 23	R: 0 E: 0 K: 1 S: 5	H: 1 LOB: 0 BB: 0 P: 6	R: 2 E: 0 K: 1 S: 18	H: 2 LOB: 0 BB: 0 P: 24	R: 0 E: 0 K: 0 S: 7	H: 0 LOB: 0 BB: 0 P: 10	R: 0 E: 0 K: 1 S: 8	H: 0 LOB: 0 BB: 0 P: 9	R: 0 E: 0 K: 0 S: 12	H: 1 LOB: 1 BB: 0 P: 17	1B: 3 2B: 1 3B: 0 HR: 1	SF: 0 SAC: 1 DP: 1 HBP: 0	WP: 0 PB: 0 SB: 1 CS: 0	PA: 31
<b>PITCHER</b> 30 Ted Lilly, L (1,1) ERA: 3.35	IP: 7.0 WLS: L BF: 27 H: 4 R: 3 ER: 3 SO: 3 BB: 3 IBB: 0 HBP: 0 BLK: 0 WP: 0 HR: 0 S: 104 P: 104 ERA: 3.86 WHIP: 1.000															<b>PITCHER</b>				
63 Kevin Gregg, R (8,1) ERA: 5.71	IP: 1.0 WLS: L BF: 4 H: 1 R: 0 ER: 0 SO: 0 BB: 0 IBB: 0 HBP: 0 BLK: 0 WP: 0 HR: 0 S: 12 P: 17 ERA: 0.00 WHIP: 1.000															<b>PITCHER</b>				

**Chicago Cubs @ St. Louis Cardinals**  
 Busch Stadium, St. Louis, MO  
 Tue May 19 2009, 7:15 PM CDT  
 Att: 41,374 - Clear - 75 F

livebaseballscores.com

AB 27  
R 3  
H 5  
RBI 3  
BB 3  
SO 5  
LOB 10






Batter	1	2	3	4	5	6	7	8	9	AB	R	H	RBI	BB	SO	LOB	TOP
12 Alfonso Soriano, R (1.7) OBP: 0.326, SLG: 0.543	F8		FC5-4			K		K		4	0	0	0	0	2	2	
2 Ryan Theriot, R (1.6) OBP: 0.348, SLG: 0.463	G6-3			G4-3		G1-3			F9	4	0	0	0	0	0	1	
1 Kosuke Fukudome, L (1.8) OBP: 0.441, SLG: 0.504	K			G6-3		G1-3			F7	4	0	1	1	0	1	0	
25 Derrek Lee, R (1.3) OBP: 0.305, SLG: 0.393		G4-6-3		G5-3		G1-3			1B	4	0	2	0	0	0	1	
21 Milton Bradley, S (1.9) OBP: 0.317, SLG: 0.345	K					F8			L9	4	0	0	0	0	1	2	
17 Mike Fontenot, L (1.4) OBP: 0.292, SLG: 0.364																	
48 Neal Cotts, L (7.1)																	
37 Angel Guzman, R (8.1)																	
18 Geovany Soto, R (1.2) OBP: 0.322, SLG: 0.275			L5							3	0	1	0	0	1	0	
4 Ryan Freel, R (1.5) OBP: 0.267, SLG: 0.120			G6-3			G6-3				3	0	0	0	0	1	1	
45 Sean Marshall, L (1.1) OBP: 0.200, SLG: 0.200																	
24 Bobby Scales, S (6,PH) OBP: 0.367, SLG: 0.556																	
58 Jose Ascanio, R (6.1)																	
7 Aaron Miles, S (7.4) OBP: 0.266, SLG: 0.284																	
<b>Inning Stats</b>	R: 0 E: 0 K: 1 S: 9	H: 0 LOB: 0 BB: 0 P: 9	R: 0 E: 0 K: 1 S: 7	H: 1 LOB: 0 BB: 0 P: 11	R: 0 E: 0 K: 0 S: 7	H: 1 LOB: 1 BB: 0 P: 12	R: 0 E: 0 K: 0 S: 7	H: 0 LOB: 0 BB: 0 P: 13	R: 0 E: 0 K: 2 S: 9	H: 0 LOB: 0 BB: 0 P: 14	R: 0 E: 0 K: 2 S: 9	H: 0 LOB: 0 BB: 0 P: 10	R: 0 E: 0 K: 0 S: 6	H: 1 LOB: 1 BB: 0 P: 11	1B: 4 2B: 1 3B: 0 HR: 0	SF: 0 SAC: 0 DP: 1 HBP: 0	WP: 0 PA: 32 PB: 0 SB: 0 CS: 0
<b>PITCHER</b>	IP WLS BF H R ER SO BB IBB HBP BLK WP HR S P ERA WHIP																
50 Adam Wainwright, R (1.1) ERA: 3.41	8.2 W 31 5 1 1 7 1 0 0 0 0 0 0 75 116 1.04 0.692																
31 Ryan Franklin, R (9.1) ERA: 1.53	0.1 S 1 0 0 0 0 0 0 0 0 0 0 0 1 2 0.00 0.000																

Chicago Cubs @ St. Louis Cardinals  
Busch Stadium, St. Louis, MO  
Thu May 21 2009, 7:15 PM CDT  
Att: 44,235 - Partly Cloudy - 80 F


AB 31  
R 1  
H 5  
RBI 1  
BB 1  
SO 7  
LOB 8



Batter	1	2	3	4	5	6	7	8	9	AB	R	H	RBI	BB	SO	LOB	BOTTOM		
13 Brendan Ryan, R (1.4) OBP: 0.316, SLG: 0.340	L6		F8			G5-3			G6-3	4	0	0	0	0	2				
28 Colby Rasmus, L (1.8) OBP: 0.328, SLG: 0.405	F9					F7			F8	4	0	1	1	0	0	1			
5 Albert Pujols, R (1.3) OBP: 0.432, SLG: 0.674										3	1	1	1	1	0	0			
4 Yadier Molina, R (1.2) OBP: 0.354, SLG: 0.394	F8					G5-3				4	0	0	0	0	2				
19 Nick Stavinoha, R (1.9) OBP: 0.222, SLG: 0.222										2	0	0	0	0	1	0			
55 Skip Schumaker, L (6.9) OBP: 0.343, SLG: 0.419										2	0	0	0	0	2	0			
23 Brian Barden, R (1.5) OBP: 0.329, SLG: 0.478										3	1	2	1	0	1	0			
22 Joe Thurston, L (1.7) OBP: 0.339, SLG: 0.382										3	0	1	0	0	1	1			
50 Adam Wainwright, R (1.1) OBP: 0.167, SLG: 0.208										3	0	0	0	0	1	1			
31 Ryan Franklin, R (9.1) ERA: 4.75										0	0	0	0	0	0	0			
27 Tyler Greene, R (1.6) OBP: 0.278, SLG: 0.429										3	1	1	0	0	1	1			
<b>Inning Stats</b>	R: 1 E: 0 K: 0 S: 12	H: 1 LOB: 0 BB: 0 P: 17	R: 0 E: 0 K: 2 S: 9	H: 0 LOB: 0 BB: 0 P: 12	R: 1 E: 1 K: 0 S: 9	H: 1 LOB: 2 BB: 1 P: 19	R: 1 E: 0 K: 1 S: 14	H: 2 LOB: 1 BB: 0 P: 22	R: 0 E: 0 K: 0 S: 6	H: 0 LOB: 0 BB: 0 P: 8	R: 0 E: 0 K: 2 S: 11	H: 1 LOB: 1 BB: 0 P: 16	R: 0 E: 0 K: 1 S: 13	H: 1 LOB: 1 BB: 0 P: 22	R: 0 E: 0 K: 1 S: 7	H: 0 LOB: 0 BB: 0 P: 9	1B: 2 2B: 1 3B: 1 HR: 2	SF: 0 SAC: 0 DP: 0 HBP: 0	WP: 0 PA: 32 PB: 0 SB: 0 CS: 0
<b>PITCHER</b>	IP WLS BF H R ER SO BB IBB HBP BLK WP HR S P ERA WHIP																		
45 Sean Marshall, L (1.1) ERA: 3.96	5.0 L 21 4 3 2 3 1 0 0 0 0 0 0 21 34 0.00 1.200																		
58 Jose Ascanio, R (6.1) ERA: 4.75	1.2 7 2 0 0 3 0 0 0 0 0 0 0 3 4 0.00 0.000																		
48 Neal Cotts, L (7.1) ERA: 5.63	0.1 1 0 0 0 0 0 0 0 0 0 0 0 3 4 0.00 0.000																		
37 Angel Guzman, R (8.1) ERA: 3.15	1.0 3 0 0 0 1 0 0 0 0 0 0 0 7 9 0.00 0.000																		

Chicago Cubs @ St. Louis Cardinals  
Busch Stadium, St. Louis, MO  
Thu May 21 2009, 7:15 PM CDT  
Att: 44,235 - Partly Cloudy - 80 F

AB 31  
R 3  
H 6  
RBI 3  
BB 1  
SO 7  
LOB 8



Batter	1	2	3	4	5	6	7	8	9	AB	R	H	RBI	BB	SO	LOB	TOP					
2 Coco Crisp, S OBP: 0.358, SLG: 0.420	G4-3		F8			24 2B BB		P6		3	0	0	0	1	0	1	<b>Kansas City Royals @ St. Louis Cardinals</b> Busch Stadium, St. Louis, MO Fri May 22 2009, 7:15 PM CDT Att: 43,429 - Partly Cloudy - 82 F					
13 Alberto Callaspo, S OBP: 0.362, SLG: 0.493	G5-3			F7		F7		P6		4	0	0	0	0	0	1						
24 Mark Teahen, L OBP: 0.355, SLG: 0.444	G3			K		K		K		4	0	1	0	0	2	0						
11 Jose Guillen, R OBP: 0.408, SLG: 0.420		G6-3			BB			G5-3		3	0	0	0	1	0	2						
17 Mike Jacobs, L OBP: 0.340, SLG: 0.511	G4-3			K						3	0	1	0	1	1	1						
14 John Buck, R OBP: 0.326, SLG: 0.487	F8									4	0	2	0	0	0	1						
9 David DeJesus, L OBP: 0.296, SLG: 0.396										3	0	1	0	0	0	2						
30 Mike Aviles, R OBP: 0.213, SLG: 0.256										2	0	0	0	0	1	2						
8 Willie Bloomquist, R OBP: 0.393, SLG: 0.421			K							1	0	0	0	0	1	2						
28 Kyle Davies, R OBP: 0.359, SLG: 0.439										1	0	0	0	0	0	0						
16 Billy Butler, R OBP: 0.359, SLG: 0.439										1	0	0	0	0	1	2						
52 Horacio Ramirez, L OBP: 0.326, SLG: 0.487										0	0	0	0	0	0	0						
40 Kyle Farnsworth, R OBP: 0.326, SLG: 0.487										0	0	0	0	0	0	0						
<b>Inning Stats</b>	R: 0 E: 0 K: 0 S: 6	H: 0 LOB: 0 BB: 0 P: 9	R: 0 E: 0 K: 0 S: 7	H: 0 LOB: 0 BB: 0 P: 13	R: 0 E: 0 K: 1 S: 13	H: 1 LOB: 1 BB: 0 P: 16	R: 0 E: 0 K: 2 S: 8	H: 0 LOB: 1 BB: 1 P: 15	R: 0 E: 0 K: 0 S: 4	H: 1 LOB: 0 BB: 0 P: 8	R: 0 E: 0 K: 0 S: 8	H: 1 LOB: 2 BB: 1 P: 16	R: 0 E: 0 K: 2 S: 11	H: 1 LOB: 2 BB: 1 P: 18	R: 0 E: 0 K: 1 S: 8	H: 0 LOB: 0 BB: 0 P: 12	R: 0 E: 0 K: 0 S: 11	H: 1 LOB: 1 BB: 0 P: 14	1B: 4 2B: 1 3B: 0 HR: 0	SF: 0 SAC: 2 DP: 1 HBP: 0	WP: 0 PB: 0 SB: 0 CS: 0	PA: 34
<b>PITCHER</b>	IP WLS BF H R ER SO BB IBB HBP BLK WP HR S P ERA WHIP																					
37 Todd Wellemeyer, R ERA: 5.19	6.0 W 24 4 0 0 3 3 0 0 0 0 0 0 49 85 0.00 1.167																					
43 Trevor Miller, R ERA: 3.19	0.1 H 1 0 0 0 0 0 0 0 0 0 0 2 3 0.00 0.000																					
30 Jason Motte, R ERA: 3.71	1.2 H 5 0 0 0 3 0 0 0 0 0 0 14 19 0.00 0.000																					
46 Kyle McClellan, R ERA: 2.21	1.0 4 1 0 0 0 0 0 0 0 0 0 11 14 0.00 1.000																					

Batter	1	2	3	4	5	6	7	8	9	AB	R	H	RBI	BB	SO	LOB	BOTTOM			
55 Skip Schumaker, L OBP: 0.340, SLG: 0.414	F9		K			G3-1				4	1	1	0	0	1	0	<b>Kansas City Royals @ St. Louis Cardinals</b> Busch Stadium, St. Louis, MO Fri May 22 2009, 7:15 PM CDT Att: 43,429 - Partly Cloudy - 82 F			
23 Brian Barden, R OBP: 0.338, SLG: 0.493	G3-1 16 BB 19 1B		K			K				4	2	2	0	0	2	0				
5 Albert Pujols, R OBP: 0.439, SLG: 0.671	G3-1 16 BB 19 1B									2	1	1	0	2	0	0				
16 Chris Duncan, L OBP: 0.347, SLG: 0.450	G3-1									3	0	0	0	1	1	5				
19 Nick Stavinoha, R OBP: 0.238, SLG: 0.238										3	0	1	2	0	0	2				
30 Jason Motte, R ERA: 3.71										0	0	0	0	0	0	0				
3 Khalil Greene, R OBP: 0.287, SLG: 0.310										1	0	1	2	0	0	0				
46 Kyle McClellan, R ERA: 2.21										0	0	0	0	0	0	0				
28 Colby Rasmus, L OBP: 0.319, SLG: 0.392	F7									4	0	0	0	0	1	3				
21 Jason LaRue, R OBP: 0.333, SLG: 0.440										4	0	0	0	0	3	2				
37 Todd Wellemeyer, R OBP: 0.167, SLG: 0.167										2	0	0	0	0	1	0				
43 Trevor Miller, R ERA: 3.19										0	0	0	0	0	0	0				
27 Tyler Greene, R OBP: 0.297, SLG: 0.528										1	1	1	1	0	0	0				
13 Brendan Ryan, R OBP: 0.300, SLG: 0.321										3	0	0	0	0	0	0				
<b>Inning Stats</b>	R: 2 E: 0 K: 0 S: 16	H: 2 LOB: 1 BB: 1 P: 30	R: 0 E: 0 K: 1 S: 7	H: 0 LOB: 0 BB: 0 P: 10	R: 0 E: 0 K: 2 S: 13	H: 0 LOB: 0 BB: 0 P: 18	R: 0 E: 0 K: 2 S: 8	H: 0 LOB: 0 BB: 0 P: 11	R: 0 E: 0 K: 1 S: 10	H: 0 LOB: 0 BB: 0 P: 12	R: 0 E: 0 K: 1 S: 12	H: 1 LOB: 2 BB: 1 P: 24	R: 1 E: 0 K: 1 S: 10	H: 1 LOB: 0 BB: 0 P: 14	R: 2 E: 0 K: 1 S: 15	H: 3 LOB: 2 BB: 1 P: 26	1B: 5 2B: 1 3B: 0 HR: 1	SF: 0 SAC: 0 DP: 0 HBP: 0	WP: 0 PB: 0 SB: 1 CS: 0	PA: 34
<b>PITCHER</b>	IP WLS BF H R ER SO BB IBB HBP BLK WP HR S P ERA WHIP																			
28 Kyle Davies, R ERA: 4.78	6.0 L 23 3 2 2 7 2 0 0 0 0 0 1 66 105 3.00 0.833																			
52 Horacio Ramirez, L ERA: 7.64	1.1 8 3 3 3 1 0 1 0 0 0 1 19 30 20.25 2.250																			
40 Kyle Farnsworth, R ERA: 3.94	0.2 3 1 0 0 1 0 0 0 0 0 0 6 10 0.00 1.500																			

AB	29
R	0
H	5
RBI	0
BB	3
SO	6
LOB	14



AB	31
R	5
H	7
RBI	5
BB	3
SO	9
LOB	12





Batter	1	2	3	4	5	6	7	8	9	AB	R	H	RBI	BB	SO	LOB	TOP				
2 Coco Crisp, S OBP: 0.350, SLG: 0.409	(1, 8) P5		(2) F8			(1) G4-3		(2) L8		4	0	0	0	0	0	0	<b>Kansas City Royals @ St. Louis Cardinals</b> Busch Stadium, St. Louis, MO Sat May 23 2009, 12:10 PM CDT Att: 43,829 - Partly Cloudy - 80 F <a href="http://livebaseballscorecards.com">livebaseballscorecards.com</a>				
9 David DeJesus, L OBP: 0.295, SLG: 0.392	(1, 7) 1B		(3) F8			(2) G6-3		(3) K		4	0	1	0	0	1	0					
16 Billy Butler, R OBP: 0.356, SLG: 0.434	(1, 3) L9				(1) K		(1) 11 HBP 1B		(1) K	4	0	1	0	0	2	1					
11 Jose Guillen, R OBP: 0.411, SLG: 0.417	(1, 9) F8				(2) G5-3		(2) 1-2 HBP		(1) 13 DI 1B	3	0	1	0	0	0	1					
24 Mark Teahen, L OBP: 0.347, SLG: 0.432	(1, 5) G1				(3) K2-3		(3) G6-3		(2) K	4	0	0	0	0	2	3					
13 Alberto Callaspo, S OBP: 0.373, SLG: 0.479	(1, 4) F8				(1) F8		(1) G3		(3) G3-1	4	0	0	0	0	0	1					
21 Miguel Olivo, R OBP: 0.266, SLG: 0.389	(1, 2) 2B				(2) 2B		(2) K			3	0	2	0	0	1	0					
30 Mike Aviles, R OBP: 0.208, SLG: 0.250	(1, 6) F8				(2) K		(3) G1-3			3	0	0	0	0	1	2					
32 Ron Mahay, L (7, 1)	F8				K				0	0	0	0	0	0	0	0					
44 Luke Hochevar, R 8 Willie Bloomquist, R OBP: 0.359, SLG: 0.419	(1, 1) K				(3) G6-3		(1) G1-3			2	0	0	0	0	1	1					
										1	0	0	0	0	0	0	WP: 0 PA: 33 RB: 0 SB: 0 CS: 0				
<b>Inning Stats</b>	R: 0 E: 0 K: 0 S: 7	H: 1 LOB: 1 BB: 0 P: 11	R: 0 E: 0 K: 0 S: 13	H: 1 LOB: 1 BB: 0 P: 20	R: 0 E: 0 K: 1 S: 9	H: 0 LOB: 0 BB: 0 P: 13	R: 0 E: 0 K: 2 S: 8	H: 0 LOB: 0 BB: 0 P: 9	R: 0 E: 0 K: 1 S: 9	H: 1 LOB: 1 BB: 0 P: 12	R: 0 E: 0 K: 0 S: 7	H: 1 LOB: 2 BB: 0 P: 12	R: 0 E: 0 K: 1 S: 5	H: 0 LOB: 0 BB: 0 P: 9	R: 0 E: 0 K: 1 S: 9	H: 0 LOB: 0 BB: 0 P: 12	R: 0 E: 0 K: 2 S: 11	H: 1 LOB: 1 BB: 0 P: 16	1B: 3 2B: 2 HR: 0	SF: 0 SAC: 0 HBP: 1	WP: 0 PA: 33 RB: 0 SB: 0 CS: 0
<b>PITCHER</b>	IP WLS BF H R ER SO BB IBB HBP BLK WP HR S P ERA WHIP																				
26 Kyle Lohse, R ERA: 3.98	(1, 1) 8.0 W 29 4 0 0 6 0 0 0 0 0 0 0 67 98 0.00 0.500																				
34 Chris Perez, R ERA: 2.77	(9, 1) 1.0 4 1 0 0 2 0 0 0 0 0 0 0 11 16 0.00 1.000																				

Batter	1	2	3	4	5	6	7	8	9	AB	R	H	RBI	BB	SO	LOB	BOTTOM		
55 Skip Schumaker, L OBP: 0.342, SLG: 0.435	(1, 4) G4-3		(1) HR		(1) L5		(1) 28 G4-3 1B	(2) P6		5	1	2	1	0	0	3	<b>Kansas City Royals @ St. Louis Cardinals</b> Busch Stadium, St. Louis, MO Sat May 23 2009, 12:10 PM CDT Att: 43,829 - Partly Cloudy - 80 F <a href="http://livebaseballscorecards.com">livebaseballscorecards.com</a>		
28 Colby Rasmus, L OBP: 0.307, SLG: 0.376	(1, 8) G6-3		(1) G3		(2) G3		(2) G4-3	(3) P4		5	0	0	1	0	0	4			
5 Albert Pujols, R OBP: 0.446, SLG: 0.669	(1, 3) 16 S 19 2B BB		(1) 16 1B		(3) G6-3		(3) 3-H 1B	IBB		2	1	1	0	2	0	0			
16 Chris Duncan, L OBP: 0.351, SLG: 0.447	(1, 7) 19 2B BB		(2) 1B		(2) 1B		(3) F7			3	1	1	0	1	1	2			
19 Nick Stavinoha, R OBP: 0.250, SLG: 0.292	(1, 9) 2B		(3) F8				(2) G6-3	(2) SH1 27 BB 2B		3	0	1	2	0	0	1			
13 Brendan Ryan, R OBP: 0.311, SLG: 0.352	(7, 4) 2B							(1) SH1		1	1	1	0	0	0	0			
4 Yadier Molina, R OBP: 0.361, SLG: 0.400	(1, 2) G3				(1) FC1-5 23 S 1B			(1) SH1		3	0	2	0	0	0	1			
23 Brian Barden, R OBP: 0.333, SLG: 0.474	(1, 5) G6-3		(1) FC1-5 26 SH3-4 1B		(1) L8			(2) 27 BB 26 HBP BB		3	0	0	0	1	0	2			
26 Kyle Lohse, R OBP: 0.333, SLG: 0.250	(1, 1) L7		(2) SH3-4		(2) SH1-3 55 1B 28 G4-3 1B			(1) 27 BB HBP		2	1	1	0	0	0	0			
34 Chris Perez, R (9, 1)	G5-3		(3) L5		(3) L5		(1) SH1-3	(1) 2B BB		0	0	0	0	0	0	0			
27 Tyler Greene, R OBP: 0.300, SLG: 0.500	(1, 6) G5-3						(1) SH1-3	(1) 1-2 HBP BB		2	0	0	1	1	0	1			
										1B: 6 2B: 2 HR: 1	SF: 0 SAC: 3 HBP: 1	WP: 0 PA: 38 RB: 0 SB: 2 CS: 0							
<b>Inning Stats</b>	R: 2 E: 0 K: 0 S: 11	H: 1 LOB: 1 BB: 2 P: 24	R: 0 E: 0 K: 0 S: 7	H: 0 LOB: 0 BB: 0 P: 9	R: 1 E: 0 K: 0 S: 7	H: 3 LOB: 1 BB: 0 P: 12	R: 0 E: 0 K: 0 S: 8	H: 1 LOB: 1 BB: 0 P: 10	R: 0 E: 0 K: 0 S: 10	H: 0 LOB: 0 BB: 0 P: 15	R: 0 E: 0 K: 1 S: 10	H: 1 LOB: 1 BB: 0 P: 15	R: 1 E: 0 K: 0 S: 8	H: 2 LOB: 2 BB: 1 P: 16	R: 1 E: 0 K: 0 S: 21	H: 1 LOB: 3 BB: 2 P: 36	1B: 6 2B: 2 HR: 1	SF: 0 SAC: 3 HBP: 1	WP: 0 PA: 38 RB: 0 SB: 2 CS: 0
<b>PITCHER</b>	IP WLS BF H R ER SO BB IBB HBP BLK WP HR S P ERA WHIP																		
44 Luke Hochevar, R ERA: 10.8	(1, 1) 6.1 L 27 7 4 4 4 2 0 0 0 0 0 1 57 92 5.68 1.421																		
32 Ron Mahay, L ERA: 3.45	(7, 1) 1.2 11 2 1 1 0 2 1 1 0 0 0 0 25 45 5.40 2.400																		

Batter	1	2	3	4	5	6	7	8	9	AB	R	H	RBI	BB	SO	LOB	TOP			
2 Coco Crisp, S OBP: 0.348, SLG: 0.405	G4-3		G4-3		FC5-4		1B			4	0	1	0	0	0	1	<b>Kansas City Royals @ St. Louis Cardinals</b> Busch Stadium, St. Louis, MO Sun May 24 2009, 1:15 PM CDT Att: 44,213 - Cloudy - 82 F			
9 David DeJesus, L OBP: 0.288, SLG: 0.382	G6-3		G4-3		L4		G6-3			4	0	0	0	0	0	3				
16 Billy Butler, R OBP: 0.360, SLG: 0.442	1B				F8		G5-3		F7	4	1	2	0	0	0	0				
11 Jose Guillen, R OBP: 0.406, SLG: 0.421 37 Juan Cruz, R	2B				F8		G6-3		F9	4	0	1	1	0	0	1				
24 Mark Teahen, L OBP: 0.339, SLG: 0.421	F7				K		G4-3		K	0	0	0	0	0	0	0				
13 Alberto Callaspo, S OBP: 0.364, SLG: 0.467	G6-3		G1-3				F7		F9	4	0	0	0	0	0	1				
21 Miguel Olivo, R OBP: 0.265, SLG: 0.394	G5-3		G6-3		G6-3		K		K	4	1	1	0	0	2	0				
8 Willie Bloomquist, R OBP: 0.383, SLG: 0.420	G6-3		G6-3		G6-3		1B		G4-3	4	1	1	0	0	0	1				
19 Brian Bannister, R OBP: 0.500, SLG: 0.500 17 Mike Scholes, L OBP: 0.344, SLG: 0.514 7 Tug Hultett, L 52 Horacio Ramirez, L 49 John Bale, L 35 Mitch Maier, L OBP: 0.415, SLG: 0.320	K				FC5-4		1B			2	0	1	1	0	1	0				
<b>Inning Stats</b>	R: 1 E: 0 K: 0 S: 13	H: 2 LOB: 1 BB: 0 P: 16	R: 0 E: 0 K: 0 S: 8	H: 0 LOB: 0 BB: 0 P: 9	R: 0 E: 0 K: 1 S: 7	H: 0 LOB: 0 BB: 0 P: 10	R: 0 E: 0 K: 1 S: 7	H: 1 LOB: 1 BB: 0 P: 11	R: 0 E: 0 K: 0 S: 8	H: 0 LOB: 0 BB: 0 P: 10	R: 1 E: 0 K: 1 S: 15	H: 3 LOB: 2 BB: 0 P: 20	R: 0 E: 0 K: 1 S: 7	H: 0 LOB: 0 BB: 0 P: 11	R: 0 E: 0 K: 1 S: 6	H: 0 LOB: 0 BB: 0 P: 9		1B: 4 2B: 4 3B: 0 HR: 0	SF: 0 SAC: 0 DP: 0 HBP: 0	WP: 0 PB: 0 SB: 0 CS: 0
<b>PITCHER</b>	IP WLS BF H R ER SO BB IBB HBP BLK WP HR S P ERA WHIP																			
35 Joel Pineiro, R ERA: 3.52	7.0 L 29 8 3 3 3 0 0 0 0 0 0 0 67 92 3.86 1.143																			
30 Jason Motte, R ERA: 3.5	1.0 3 0 0 0 1 0 0 0 0 0 0 7 11 0.00 0.000																			
46 Kyle McClellan, R ERA: 2.11	1.0 3 0 0 0 1 0 0 0 0 0 0 6 9 0.00 0.000																			

Batter	1	2	3	4	5	6	7	8	9	AB	R	H	RBI	BB	SO	LOB	BOTTOM					
55 Skip Schumaker, L OBP: 0.344, SLG: 0.434	G3-1		F8		FC4-6		G4-3		P6	5	0	2	0	0	0	0	<b>Kansas City Royals @ St. Louis Cardinals</b> Busch Stadium, St. Louis, MO Sun May 24 2009, 1:15 PM CDT Att: 44,213 - Cloudy - 82 F					
28 Colby Rasmus, L OBP: 0.306, SLG: 0.380	G4-3		SH5-3		FC4-6		G3		2B	4	0	1	0	0	0	1						
5 Albert Pujols, R OBP: 0.450, SLG: 0.660	BB		F8		G5-3		1B		IBB	2	0	0	0	3	0	1						
16 Chris Duncan, L OBP: 0.352, SLG: 0.441	1B		G6-3		G4-3		BB		L9	4	0	1	0	1	0	3						
24 Rick Ankiel, L OBP: 0.323, SLG: 0.400	K		G4-3		4		K			4	1	1	0	0	2	4						
4 Yadier Molina, R OBP: 0.358, SLG: 0.396	F8		K		35		G3			4	1	1	1	0	1	0						
22 Joe Thurston, L OBP: 0.339, SLG: 0.375	K		G2-3		35		K			2	0	0	0	1	1	0						
3 Khalil Greene, R OBP: 0.284, SLG: 0.307	1B				IBB		G1-3			1	0	0	0	0	1	0						
35 Joel Pineiro, R OBP: 0.273, SLG: 0.158 30 Jason Motte, R 19 Nick Stavinoha, R OBP: 0.240, SLG: 0.280 46 Kyle McClellan, R	1B				K		G1-3			3	0	2	1	0	1	0						
23 Brian Barden, R OBP: 0.318, SLG: 0.450	B1-3				P4		F8		F9	4	0	0	0	0	0	3						
<b>Inning Stats</b>	R: 0 E: 0 K: 1 S: 12	H: 1 LOB: 2 BB: 1 P: 19	R: 0 E: 0 K: 1 S: 9	H: 1 LOB: 0 BB: 0 P: 14	R: 0 E: 0 K: 0 S: 8	H: 1 LOB: 1 BB: 0 P: 12	R: 0 E: 0 K: 1 S: 8	H: 0 LOB: 0 BB: 0 P: 12	R: 0 E: 0 K: 0 S: 10	H: 1 LOB: 1 BB: 0 P: 14	R: 2 E: 0 K: 0 S: 14	H: 3 LOB: 2 BB: 1 P: 28	R: 0 E: 0 K: 1 S: 11	H: 0 LOB: 2 BB: 2 P: 20	R: 0 E: 0 K: 1 S: 8	H: 0 LOB: 0 BB: 0 P: 10	R: 0 E: 0 K: 0 S: 8	H: 1 LOB: 2 BB: 1 P: 15	1B: 6 2B: 2 3B: 0 HR: 0	SF: 0 SAC: 1 DP: 0 HBP: 0	WP: 1 PB: 0 SB: 0 CS: 0	PA: 40
<b>PITCHER</b>	IP WLS BF H R ER SO BB IBB HBP BLK WP HR S P ERA WHIP																					
19 Brian Bannister, R ERA: 2.79	6.0 W 27 7 2 2 4 1 1 0 0 0 1 0 8 17 3.00 1.333																					
52 Horacio Ramirez, L ERA: 7.36	0.2 H 4 0 0 0 0 1 1 0 0 0 1 0 8 17 0.00 1.500																					
49 John Bale, L ERA:	1.1 H 4 0 0 0 2 0 0 0 0 0 0 0 11 13 0.00 0.000																					
37 Juan Cruz, R ERA: 3.15	1.0 S 5 1 0 0 0 0 0 1 0 0 0 0 0 8 15 0.00 1.000																					

Batter	1	2	3	4	5	6	7	8	9	10	AB	R	H	RBI	BB	SO	LOB	TOP
55 Skip Schumaker, L OBP: 0.342, SLG: 0.429 (9, 9)	F7		G4-3			G4-3		1B			4	0	1	0	0	0	1	<b>St. Louis Cardinals @ Milwaukee Brewers</b> Miller Park, Milwaukee, WI Mon May 25 2009, 1:05 PM CDT Att. 43,032 - Partly Cloudy - 63 F
28 Colby Rasmus, L OBP: 0.304, SLG: 0.371 (1, 8)	5 WP BB		K			F8		K			3	0	0	0	1	2	2	
5 Albert Pujols, R OBP: 0.451, SLG: 0.651 (1, 3)	BB					F8		K			2	0	0	0	2	1	1	
16 Chris Duncan, L OBP: 0.344, SLG: 0.429 (1, 7)	P6					K		G6-3			4	0	0	0	0	1	4	
19 Nick Stavinoha, R OBP: 0.207, SLG: 0.241 46 Kyle McClellan, R (9, 1)	L1					F7					4	0	0	0	0	1	2	
4 Yadier Molina, R OBP: 0.348, SLG: 0.384 (1, 2)	G5-3					G4-3		G4-3			4	0	0	0	0	0	0	
22 Joe Thurston, L OBP: 0.336, SLG: 0.364 (9, 4)	K					L1					3	0	0	0	1	1	0	
29 Chris Carpenter, R 23 Brian Barden, R OBP: 0.315, SLG: 0.444 (9, 5)	P4					G6-3		BB			3	0	0	0	0	0	1	
13 Brendan Ryan, R OBP: 0.308, SLG: 0.345 (1, 6)	F8					G4-3		F9			1	0	0	0	0	1	0	
						55 G4-3 1B		G6-3			4	0	1	0	0	1	0	
<b>Inning Stats</b>	R: 0 E: 0 K: 0 S: 10	H: 0 LOB: 2 BB: 2 P: 22	R: 0 E: 0 K: 1 S: 7	H: 0 LOB: 0 BB: 0 P: 12	R: 0 E: 0 K: 1 S: 8	H: 0 LOB: 0 BB: 0 P: 14	R: 0 E: 0 K: 1 S: 9	H: 1 LOB: 2 BB: 1 P: 18	R: 0 E: 0 K: 1 S: 8	H: 0 LOB: 1 BB: 0 P: 13	R: 0 E: 0 K: 2 S: 12	H: 0 LOB: 0 BB: 0 P: 7	R: 0 E: 0 K: 0 S: 7	H: 0 LOB: 0 BB: 0 P: 10	1B: 2 2B: 0 3B: 0 HR: 0	SF: 0 SAC: 0 DP: 0 HBP: 0	WP: 1 PB: 0 SB: 0 CS: 0	PA: 36
<b>PITCHER</b>	IP WLS BF H R ER SO BB IBB HBP BLK WP HR S P ERA WHIP	49 Yovani Gallardo, R ERA: 3.32 51 Trevor Hoffman, R ERA: 3.97 12 Carlos Villanueva, R ERA: 3.97	8.0 3 30 2 0 0 6 3 1 0 0 1 0 71 126 0.00 0.625	1.0 3 0 0 0 0 0 0 0 0 0 0 3 7 0.00 0.000	1.0 W 3 0 0 0 2 0 0 0 0 0 7 10 0.00 0.000	<b>PITCHER</b>											IP WLS BF H R ER SO BB IBB HBP BLK WP HR S P ERA WHIP	25 FC3-6 2 1B 8 G1-6-3



Batter	1	2	3	4	5	6	7	8	9	10	AB	R	H	RBI	BB	SO	LOB	BOTTOM				
30 Craig Counsell, L OBP: 0.382, SLG: 0.411 (1, 6)	K					G6-3					4	0	1	0	0	1	0	<b>St. Louis Cardinals @ Milwaukee Brewers</b> Miller Park, Milwaukee, WI Mon May 25 2009, 1:05 PM CDT Att. 43,032 - Partly Cloudy - 63 F				
14 Casey McGehee, R OBP: 0.325, SLG: 0.324 (1, 4)	K					G6-3		14 CS 1B			4	1	0	0	0	2	1					
8 Ryan Braun, R OBP: 0.439, SLG: 0.548 (1, 7)	P6					P5		K			4	0	0	0	0	1	1					
28 Prince Fielder, L OBP: 0.412, SLG: 0.516 (1, 3)	K					G6-3		K			3	0	0	0	1	2	0					
25 Mike Cameron, R OBP: 0.382, SLG: 0.543 (1, 8)	G5-3					F8					4	0	1	0	0	0	2					
24 Mat Gamel, L OBP: 0.318, SLG: 0.474 2 Bill Hall, R OBP: 0.297, SLG: 0.389 (9, 5)	K2-3					K2-3		1B			3	0	0	0	0	2	1					
1 Corey Hart, R OBP: 0.319, SLG: 0.394 27 Frank Catalanotto, L (8, PH) (9, 9)	K					K		G5-3			2	0	0	0	0	2	0					
18 Jason Kendall, R OBP: 0.305, SLG: 0.271 (1, 2)	F7					F9					3	0	0	0	0	0	0					
49 Yovani Gallardo, R OBP: 0.190, SLG: 0.476 51 Trevor Hoffman, R (9, PH) 22 Jody Gerut, L OBP: 0.252, SLG: 0.373 12 Carlos Villanueva, R OBP: 0.500, SLG: 0.500 (10, 1)	G5-3					L4					2	0	0	0	0	0	0					
											1	0	1	1	0	0	0					
<b>Inning Stats</b>	R: 0 E: 0 K: 2 S: 9	H: 0 LOB: 0 BB: 0 P: 14	R: 0 E: 0 K: 2 S: 7	H: 0 LOB: 0 BB: 0 P: 9	R: 0 E: 0 K: 1 S: 6	H: 0 LOB: 0 BB: 0 P: 9	R: 0 E: 0 K: 0 S: 5	H: 0 LOB: 0 BB: 0 P: 8	R: 0 E: 0 K: 1 S: 7	H: 0 LOB: 0 BB: 0 P: 10	R: 0 E: 0 K: 2 S: 7	H: 1 LOB: 1 BB: 0 P: 14	R: 0 E: 0 K: 1 S: 10	H: 1 LOB: 1 BB: 0 P: 16	R: 0 E: 0 K: 0 S: 3	H: 0 LOB: 0 BB: 0 P: 5	R: 1 E: 1 K: 0 S: 5	H: 1 LOB: 2 BB: 1 P: 12	1B: 3 2B: 0 3B: 0 HR: 0	SF: 0 SAC: 0 DP: 0 HBP: 0	WP: 0 PB: 0 SB: 0 CS: 1	PA: 33
<b>PITCHER</b>	IP WLS BF H R ER SO BB IBB HBP BLK WP HR S P ERA WHIP	29 Chris Carpenter, R ERA: 1.96 46 Kyle McClellan, R ERA: 1.96	8.0 L 8 1 1 0 0 0 0 0 0 0 0 0 61 93 0.00 0.250	1.2 L 8 1 1 0 0 0 0 0 0 0 0 0 8 17 0.00 0.600	<b>PITCHER</b>											IP WLS BF H R ER SO BB IBB HBP BLK WP HR S P ERA WHIP	25 FC3-6 2 1B 8 G1-6-3					





Batter	1	2	3	4	5	6	7	8	9	AB	R	H	RBI	BB	SO	LOB	TOP				
13 Brendan Ryan, R OBP: 0.324, SLG: 0.355	16 19 FC6-4 BB		16 19 SF8 2B		G4-3		16 G3 BB		G4-6-3	3	2	1	0	2	0	1					
16 Chris Duncan, L OBP: 0.349, SLG: 0.446	19 FC6-4 1B		G3		K		G3			4	0	1	0	0	1	3					
5 Albert Pujols, R OBP: 0.450, SLG: 0.637	K		K		K		23 21 1B 2B			2	0	0	0	2	2	2					
19 Nick Stavinoha, R OBP: 0.243, SLG: 0.389	FC6-4		SF8							3	1	1	2	0	1	4					
30 Jason Motte, R										0	0	0	0	0	0	0					
36 Denny Reyes, R										0	0	0	0	0	0	0					
31 Ryan Franklin, R										0	0	0	0	0	0	0					
23 Brian Barden, R OBP: 0.309, SLG: 0.424	K									3	0	0	0	1	1	2					
21 Jason LaRue, R OBP: 0.323, SLG: 0.414		F8			K					4	0	1	1	0	1	2					
22 Joe Thurston, L OBP: 0.353, SLG: 0.404										4	0	2	0	0	0	1					
37 Todd Wellemeyer, R OBP: 0.150, SLG: 0.150										2	0	0	0	0	0	1					
43 Trevor Miller, R										0	0	0	0	0	0	0					
34 Chris Perez, R										0	0	0	0	0	0	0					
3 Khalil Greene, R OBP: 0.287, SLG: 0.295										1	0	0	0	0	0	0					
28 Colby Rasmus, L OBP: 0.305, SLG: 0.399										1	0	0	0	1	1	0					
55 Skip Schumaker, L OBP: 0.353, SLG: 0.439										3	0	1	0	1	1	1					
<b>Inning Stats</b>	R: 1 E: 0 K: 2 S: 13	H: 1 LOB: 1 BB: 1 P: 20	R: 0 E: 0 K: 1 S: 11	H: 1 LOB: 1 BB: 0 P: 19	R: 1 E: 0 K: 1 S: 8	H: 1 LOB: 2 BB: 2 P: 23	R: 0 E: 0 K: 0 S: 6	H: 1 LOB: 0 BB: 0 P: 8	R: 0 E: 0 K: 2 S: 7	H: 2 LOB: 0 BB: 0 P: 9	R: 0 E: 0 K: 1 S: 5	H: 1 LOB: 3 BB: 2 P: 24	R: 0 E: 0 K: 0 S: 9	H: 0 LOB: 0 BB: 0 P: 15	R: 0 E: 0 K: 1 S: 6	H: 0 LOB: 0 BB: 1 P: 13	1B: 3 2B: 4 3B: 0 HR: 0	SF: 1 SAC: 0 DP: 2 HBP: 0	WP: 0 PB: 0 CS: 0	PA: 37	
<b>PITCHER</b>	IP WLS BF H R ER SO BB IBB HBP BLK WP HR S P ERA WHIP	IP WLS BF H R ER SO BB IBB HBP BLK WP HR S P ERA WHIP	IP WLS BF H R ER SO BB IBB HBP BLK WP HR S P ERA WHIP	IP WLS BF H R ER SO BB IBB HBP BLK WP HR S P ERA WHIP	IP WLS BF H R ER SO BB IBB HBP BLK WP HR S P ERA WHIP	IP WLS BF H R ER SO BB IBB HBP BLK WP HR S P ERA WHIP	IP WLS BF H R ER SO BB IBB HBP BLK WP HR S P ERA WHIP	IP WLS BF H R ER SO BB IBB HBP BLK WP HR S P ERA WHIP	IP WLS BF H R ER SO BB IBB HBP BLK WP HR S P ERA WHIP	IP WLS BF H R ER SO BB IBB HBP BLK WP HR S P ERA WHIP	IP WLS BF H R ER SO BB IBB HBP BLK WP HR S P ERA WHIP	IP WLS BF H R ER SO BB IBB HBP BLK WP HR S P ERA WHIP	IP WLS BF H R ER SO BB IBB HBP BLK WP HR S P ERA WHIP	IP WLS BF H R ER SO BB IBB HBP BLK WP HR S P ERA WHIP	IP WLS BF H R ER SO BB IBB HBP BLK WP HR S P ERA WHIP	IP WLS BF H R ER SO BB IBB HBP BLK WP HR S P ERA WHIP	IP WLS BF H R ER SO BB IBB HBP BLK WP HR S P ERA WHIP	IP WLS BF H R ER SO BB IBB HBP BLK WP HR S P ERA WHIP	IP WLS BF H R ER SO BB IBB HBP BLK WP HR S P ERA WHIP	IP WLS BF H R ER SO BB IBB HBP BLK WP HR S P ERA WHIP	IP WLS BF H R ER SO BB IBB HBP BLK WP HR S P ERA WHIP

St. Louis Cardinals @ Milwaukee Brewers  
Miller Park, Milwaukee, WI  
Wed May 27 2009, 12:05 PM CDT  
Att. 40,226 - Roof Closed - 65 F

AB 30  
R 3  
H 7  
RBI 3  
BB 6  
SO 8  
LOB 17



Batter	1	2	3	4	5	6	7	8	9	AB	R	H	RBI	BB	SO	LOB	BOTTOM				
30 Craig Counsell, L OBP: 0.387, SLG: 0.414	K		F8							5	0	2	0	0	1	0					
7 J.J. Hardy, R OBP: 0.325, SLG: 0.411	P4									5	1	3	0	0	0	2					
8 Ryan Braun, R OBP: 0.431, SLG: 0.531	G5-3									4	0	0	0	0	1	4					
28 Prince Fielder, L OBP: 0.411, SLG: 0.506		F8								4	0	1	0	0	0	1					
25 Mike Cameron, R OBP: 0.382, SLG: 0.532										3	1	0	0	1	2	1					
27 Frank Catalanotto, L OBP: 0.333, SLG: 0.667										3	0	2	2	0	0	1					
14 Casey McGehee, R OBP: 0.311, SLG: 0.289										1	0	0	0	0	0	0					
24 Mat Gamel, L OBP: 0.296, SLG: 0.391										3	0	0	0	1	1	3					
18 Jason Kendall, R OBP: 0.291, SLG: 0.257										3	0	0	0	0	1	2					
60 Todd Coffey, R										0	0	0	0	0	0	0					
57 Mitch Stetter, L										0	0	0	0	0	0	0					
22 Jody Gerut, L OBP: 0.248, SLG: 0.367										1	0	0	0	0	0	1					
26 Manny Parra, L OBP: 0.167, SLG: 0.063										2	0	0	0	0	1	0					
11 Mike Rivera, R OBP: 0.296, SLG: 0.385										2	0	0	0	0	1	1					
<b>Inning Stats</b>	R: 0 E: 0 K: 1 S: 9	H: 0 LOB: 0 BB: 0 P: 12	R: 0 E: 0 K: 0 S: 11	H: 1 LOB: 1 BB: 0 P: 21	R: 0 E: 0 K: 0 S: 7	H: 0 LOB: 0 BB: 0 P: 10	R: 2 E: 0 K: 1 S: 10	H: 2 LOB: 1 BB: 1 P: 17	R: 0 E: 0 K: 2 S: 15	H: 2 LOB: 2 BB: 0 P: 19	R: 0 E: 0 K: 1 S: 12	H: 1 LOB: 1 BB: 0 P: 15	R: 0 E: 0 K: 1 S: 7	H: 0 LOB: 0 BB: 0 P: 13	R: 0 E: 0 K: 0 S: 11	H: 1 LOB: 2 BB: 1 P: 20	1B: 6 2B: 1 3B: 1 HR: 0	SF: 0 SAC: 0 DP: 0 HBP: 0	WP: 0 PB: 0 CS: 0	PA: 38	
<b>PITCHER</b>	IP WLS BF H R ER SO BB IBB HBP BLK WP HR S P ERA WHIP	IP WLS BF H R ER SO BB IBB HBP BLK WP HR S P ERA WHIP	IP WLS BF H R ER SO BB IBB HBP BLK WP HR S P ERA WHIP	IP WLS BF H R ER SO BB IBB HBP BLK WP HR S P ERA WHIP	IP WLS BF H R ER SO BB IBB HBP BLK WP HR S P ERA WHIP	IP WLS BF H R ER SO BB IBB HBP BLK WP HR S P ERA WHIP	IP WLS BF H R ER SO BB IBB HBP BLK WP HR S P ERA WHIP	IP WLS BF H R ER SO BB IBB HBP BLK WP HR S P ERA WHIP	IP WLS BF H R ER SO BB IBB HBP BLK WP HR S P ERA WHIP	IP WLS BF H R ER SO BB IBB HBP BLK WP HR S P ERA WHIP	IP WLS BF H R ER SO BB IBB HBP BLK WP HR S P ERA WHIP	IP WLS BF H R ER SO BB IBB HBP BLK WP HR S P ERA WHIP	IP WLS BF H R ER SO BB IBB HBP BLK WP HR S P ERA WHIP	IP WLS BF H R ER SO BB IBB HBP BLK WP HR S P ERA WHIP	IP WLS BF H R ER SO BB IBB HBP BLK WP HR S P ERA WHIP	IP WLS BF H R ER SO BB IBB HBP BLK WP HR S P ERA WHIP	IP WLS BF H R ER SO BB IBB HBP BLK WP HR S P ERA WHIP	IP WLS BF H R ER SO BB IBB HBP BLK WP HR S P ERA WHIP	IP WLS BF H R ER SO BB IBB HBP BLK WP HR S P ERA WHIP	IP WLS BF H R ER SO BB IBB HBP BLK WP HR S P ERA WHIP	IP WLS BF H R ER SO BB IBB HBP BLK WP HR S P ERA WHIP

St. Louis Cardinals @ Milwaukee Brewers  
Miller Park, Milwaukee, WI  
Wed May 27 2009, 12:05 PM CDT  
Att. 40,226 - Roof Closed - 65 F

AB 36  
R 2  
H 8  
RBI 2  
BB 2  
SO 8  
LOB 16



Batter	1	2	3	4	5	6	7	8	9	AB	R	H	RBI	BB	SO	LOB	TOP								
55 Skip Schumaker, L OBP: 0.345, SLG: 0.428	F8		G3		G4-3		FC4-6			4	0	0	0	0	0	1									
16 Chris Duncan, L OBP: 0.347, SLG: 0.441	P2									4	0	1	0	0	1	1									
46 Kyle McClellan, R 34 Chris Perez, R										0	0	0	0	0	0	0									
5 Albert Pujols, R OBP: 0.451, SLG: 0.634	F8									4	1	2	0	0	0	0									
47 Ryan Ludwick, R OBP: 0.336, SLG: 0.523		F8								3	1	0	0	1	1	2									
28 Colby Rasmus, L OBP: 0.304, SLG: 0.394	K									4	0	1	1	0	1	2									
4 Yadier Molina, R OBP: 0.348, SLG: 0.372										3	0	1	0	1	0	1									
22 Joe Thurston, L OBP: 0.343, SLG: 0.390	G4-3									4	0	0	0	0	1	5									
35 Joel Pineiro, R OBP: 0.261, SLG: 0.150										1	0	0	0	0	1	0									
24 Rick Ankiel, L OBP: 0.320, SLG: 0.395										1	0	0	0	0	0	0									
54 Blaine Boyer, R										0	0	0	0	0	0	0									
19 Nick Stavinoha, R OBP: 0.231, SLG: 0.368										2	0	0	0	0	0	0									
13 Brendan Ryan, R OBP: 0.324, SLG: 0.354										3	0	1	0	0	0	0									
<b>Inning Stats</b>	R: 0 H: 0 E: 0 K: 0 S: 10	H: 0 LOB: 0 BB: 0 P: 14	R: 0 H: 1 E: 0 K: 1 S: 8	LOB: 1 BB: 0 P: 11	R: 0 H: 0 E: 0 K: 1 S: 13	LOB: 0 BB: 0 P: 17	R: 0 H: 2 E: 0 K: 1 S: 13	LOB: 3 BB: 1 P: 23	R: 0 H: 0 E: 0 K: 0 S: 9	H: 0 LOB: 0 BB: 0 P: 14	R: 2 H: 2 E: 1 K: 2 S: 15	H: 2 LOB: 1 BB: 1 P: 22	R: 0 H: 1 E: 0 K: 0 S: 7	H: 1 LOB: 0 BB: 0 P: 14	R: 0 H: 0 E: 0 K: 0 S: 6	H: 0 LOB: 0 BB: 0 P: 10	R: 0 H: 0 E: 0 K: 0 S: 6	H: 0 LOB: 0 BB: 0 P: 10	1B: 6 2B: 0 3B: 0 HR: 0	SF: 0 SAC: 0 DP: 0 HBP: 0	WP: 1 PB: 0 SB: 0 CS: 0	PA: 35			
<b>PITCHER</b>	IP WLS BF H R ER SO BB IBB HBP BLK WP HR S P ERA WHIP	IP WLS BF H R ER SO BB IBB HBP BLK WP HR S P ERA WHIP	IP WLS BF H R ER SO BB IBB HBP BLK WP HR S P ERA WHIP	IP WLS BF H R ER SO BB IBB HBP BLK WP HR S P ERA WHIP	IP WLS BF H R ER SO BB IBB HBP BLK WP HR S P ERA WHIP	IP WLS BF H R ER SO BB IBB HBP BLK WP HR S P ERA WHIP	IP WLS BF H R ER SO BB IBB HBP BLK WP HR S P ERA WHIP	IP WLS BF H R ER SO BB IBB HBP BLK WP HR S P ERA WHIP	IP WLS BF H R ER SO BB IBB HBP BLK WP HR S P ERA WHIP	IP WLS BF H R ER SO BB IBB HBP BLK WP HR S P ERA WHIP	IP WLS BF H R ER SO BB IBB HBP BLK WP HR S P ERA WHIP	IP WLS BF H R ER SO BB IBB HBP BLK WP HR S P ERA WHIP	IP WLS BF H R ER SO BB IBB HBP BLK WP HR S P ERA WHIP	IP WLS BF H R ER SO BB IBB HBP BLK WP HR S P ERA WHIP	IP WLS BF H R ER SO BB IBB HBP BLK WP HR S P ERA WHIP	IP WLS BF H R ER SO BB IBB HBP BLK WP HR S P ERA WHIP	IP WLS BF H R ER SO BB IBB HBP BLK WP HR S P ERA WHIP	IP WLS BF H R ER SO BB IBB HBP BLK WP HR S P ERA WHIP	IP WLS BF H R ER SO BB IBB HBP BLK WP HR S P ERA WHIP	IP WLS BF H R ER SO BB IBB HBP BLK WP HR S P ERA WHIP	IP WLS BF H R ER SO BB IBB HBP BLK WP HR S P ERA WHIP	IP WLS BF H R ER SO BB IBB HBP BLK WP HR S P ERA WHIP	IP WLS BF H R ER SO BB IBB HBP BLK WP HR S P ERA WHIP	IP WLS BF H R ER SO BB IBB HBP BLK WP HR S P ERA WHIP	IP WLS BF H R ER SO BB IBB HBP BLK WP HR S P ERA WHIP

St. Louis Cardinals @ San Francisco Giants  
AT&T Park, San Francisco, CA  
Fri May 29 2009, 7:15 PM PDT  
Att: 35,266 - Partly Cloudy - 60 F

AB 33  
R 2  
H 6  
RBI 1  
BB 2  
SO 5  
LOB 12



Batter	1	2	3	4	5	6	7	8	9	AB	R	H	RBI	BB	SO	LOB	BOTTOM								
33 Aaron Rowand, R OBP: 0.343, SLG: 0.462	K									4	1	1	0	0	1	2									
16 Edgar Renteria, R OBP: 0.333, SLG: 0.338	SH1-3									3	0	1	0	0	0	0									
2 Randy Winn, S OBP: 0.342, SLG: 0.411										3	1	1	0	1	0	0									
1 Bengie Molina, R OBP: 0.266, SLG: 0.441										3	0	1	0	0	1	2									
48 Pablo Sandoval, S OBP: 0.349, SLG: 0.469										4	1	2	2	0	0	1									
38 Brian Wilson, R										0	0	0	0	0	0	0									
14 Fred Lewis, L OBP: 0.370, SLG: 0.416										3	1	1	1	0	0	2									
41 Jeremy Affeldt, L OBP: 1.000, SLG: 1.000										0	0	0	0	0	0	0									
46 Bob Howry, L										0	0	0	0	0	0	0									
10 Travis Ishikawa, L OBP: 0.339, SLG: 0.336										0	0	0	0	1	0	0									
5 Juan Uribe, R OBP: 0.312, SLG: 0.342										4	0	0	0	0	1	2									
7 Emmanuel Burriss, S OBP: 0.339, SLG: 0.308										4	0	2	1	0	1	0									
18 Matt Cain, R OBP: 0.368, SLG: 0.250										2	0	1	0	0	1	0									
59 Andres Torres, S OBP: 0.400, SLG: 0.500										2	0	0	0	0	2	2									
<b>Inning Stats</b>	R: 2 H: 2 E: 0 K: 0 S: 14	H: 2 LOB: 1 BB: 1 P: 26	R: 0 H: 0 E: 0 K: 1 S: 10	H: 0 LOB: 0 BB: 0 P: 14	R: 0 H: 0 E: 0 K: 1 S: 8	H: 0 LOB: 0 BB: 0 P: 13	R: 2 H: 4 E: 0 K: 1 S: 12	H: 4 LOB: 2 BB: 0 P: 18	R: 0 H: 1 E: 0 K: 0 S: 8	H: 1 LOB: 1 BB: 0 P: 10	R: 0 H: 0 E: 0 K: 1 S: 8	H: 0 LOB: 0 BB: 0 P: 11	R: 0 H: 2 E: 0 K: 1 S: 13	H: 2 LOB: 2 BB: 0 P: 21	R: 0 H: 1 E: 0 K: 2 S: 15	H: 1 LOB: 2 BB: 1 P: 25	R: 0 H: 0 E: 0 K: 0 S: 6	H: 0 LOB: 0 BB: 0 P: 10	1B: 8 2B: 1 3B: 1 HR: 0	SF: 0 SAC: 1 DP: 1 HBP: 1	WP: 0 PB: 0 SB: 0 CS: 0	PA: 36			
<b>PITCHER</b>	IP WLS BF H R ER SO BB IBB HBP BLK WP HR S P ERA WHIP	IP WLS BF H R ER SO BB IBB HBP BLK WP HR S P ERA WHIP	IP WLS BF H R ER SO BB IBB HBP BLK WP HR S P ERA WHIP	IP WLS BF H R ER SO BB IBB HBP BLK WP HR S P ERA WHIP	IP WLS BF H R ER SO BB IBB HBP BLK WP HR S P ERA WHIP	IP WLS BF H R ER SO BB IBB HBP BLK WP HR S P ERA WHIP	IP WLS BF H R ER SO BB IBB HBP BLK WP HR S P ERA WHIP	IP WLS BF H R ER SO BB IBB HBP BLK WP HR S P ERA WHIP	IP WLS BF H R ER SO BB IBB HBP BLK WP HR S P ERA WHIP	IP WLS BF H R ER SO BB IBB HBP BLK WP HR S P ERA WHIP	IP WLS BF H R ER SO BB IBB HBP BLK WP HR S P ERA WHIP	IP WLS BF H R ER SO BB IBB HBP BLK WP HR S P ERA WHIP	IP WLS BF H R ER SO BB IBB HBP BLK WP HR S P ERA WHIP	IP WLS BF H R ER SO BB IBB HBP BLK WP HR S P ERA WHIP	IP WLS BF H R ER SO BB IBB HBP BLK WP HR S P ERA WHIP	IP WLS BF H R ER SO BB IBB HBP BLK WP HR S P ERA WHIP	IP WLS BF H R ER SO BB IBB HBP BLK WP HR S P ERA WHIP	IP WLS BF H R ER SO BB IBB HBP BLK WP HR S P ERA WHIP	IP WLS BF H R ER SO BB IBB HBP BLK WP HR S P ERA WHIP	IP WLS BF H R ER SO BB IBB HBP BLK WP HR S P ERA WHIP	IP WLS BF H R ER SO BB IBB HBP BLK WP HR S P ERA WHIP	IP WLS BF H R ER SO BB IBB HBP BLK WP HR S P ERA WHIP	IP WLS BF H R ER SO BB IBB HBP BLK WP HR S P ERA WHIP	IP WLS BF H R ER SO BB IBB HBP BLK WP HR S P ERA WHIP	IP WLS BF H R ER SO BB IBB HBP BLK WP HR S P ERA WHIP

St. Louis Cardinals @ San Francisco Giants  
AT&T Park, San Francisco, CA  
Fri May 29 2009, 7:15 PM PDT  
Att: 35,266 - Partly Cloudy - 60 F

AB 32  
R 4  
H 10  
RBI 4  
BB 2  
SO 7  
LOB 11



Batter	1	2	3	4	5	6	7	8	9	AB	R	H	RBI	BB	SO	LOB	TOP						
13 Brendan Ryan, R OBP: 0.329, SLG: 0.357										5	0	2	0	0	0	3	<b>St. Louis Cardinals @ San Francisco Giants</b> <b>AT&amp;T Park, San Francisco, CA</b> Sat May 30 2009, 6:05 PM PDT Att: 35,592 - Cloudy - 58 F						
16 Chris Duncan, L OBP: 0.350, SLG: 0.449										4	0	2	1	0	1	2							
30 Jason Motte, R										0	0	0	0	0	0	0							
28 Colby Rasmus, L OBP: 0.302, SLG: 0.392										1	0	0	0	0	0	0							
5 Albert Pujols, R OBP: 0.460, SLG: 0.671										3	2	2	2	2	1	1							
47 Ryan Ludwick, R OBP: 0.331, SLG: 0.509										5	0	1	0	0	2	5							
31 Ryan Franklin, R										0	0	0	0	0	0	0							
4 Yadier Molina, R OBP: 0.349, SLG: 0.373										5	0	2	0	0	1	3							
24 Rick Ankiel, L OBP: 0.314, SLG: 0.378										4	0	0	0	1	3	2							
23 Brian Barden, R OBP: 0.303, SLG: 0.411										5	1	1	0	0	0	2							
29 Chris Carpenter, R																							
19 Nick Stavinoha, R OBP: 0.250, SLG: 0.410										2	0	0	0	0	1	0							
22 Joe Thurston, L OBP: 0.348, SLG: 0.412										1	1	1	0	0	0	0							
55 Skip Schumaker, L OBP: 0.354, SLG: 0.442										4	1	3	2	0	0	0							
<b>Inning Stats</b>	R: 0 E: 0 K: 1 S: 9	H: 1 LOB: 2 BB: 1 P: 18	R: 0 E: 0 K: 1 S: 8	H: 0 LOB: 0 BB: 0 P: 12	R: 0 E: 0 K: 1 S: 7	H: 1 LOB: 0 BB: 0 P: 11	R: 1 E: 0 K: 1 S: 11	H: 2 LOB: 0 BB: 0 P: 15	R: 0 E: 0 K: 1 S: 11	H: 1 LOB: 1 BB: 0 P: 18	R: 0 E: 0 K: 1 S: 16	H: 2 LOB: 2 BB: 0 P: 22	R: 2 E: 0 K: 0 S: 15	H: 3 LOB: 2 BB: 1 P: 25	R: 2 E: 0 K: 2 S: 15	H: 3 LOB: 1 BB: 0 P: 25	R: 1 E: 0 K: 1 S: 13	H: 2 LOB: 2 BB: 1 P: 21	1B: 9 2B: 3 3B: 1 HR: 2	SF: 0 SAC: 0 DP: 1 HBP: 0	WP: 0 PB: 0 SB: 0 CS: 1	PA: 43	
<b>PITCHER</b>	IP WLS BF H R ER SO BB IBB HBP BLK WP HR S P ERA WHIP	IP WLS BF H R ER SO BB IBB HBP BLK WP HR S P ERA WHIP	IP WLS BF H R ER SO BB IBB HBP BLK WP HR S P ERA WHIP	IP WLS BF H R ER SO BB IBB HBP BLK WP HR S P ERA WHIP	IP WLS BF H R ER SO BB IBB HBP BLK WP HR S P ERA WHIP	IP WLS BF H R ER SO BB IBB HBP BLK WP HR S P ERA WHIP	IP WLS BF H R ER SO BB IBB HBP BLK WP HR S P ERA WHIP	IP WLS BF H R ER SO BB IBB HBP BLK WP HR S P ERA WHIP	IP WLS BF H R ER SO BB IBB HBP BLK WP HR S P ERA WHIP	IP WLS BF H R ER SO BB IBB HBP BLK WP HR S P ERA WHIP	IP WLS BF H R ER SO BB IBB HBP BLK WP HR S P ERA WHIP	IP WLS BF H R ER SO BB IBB HBP BLK WP HR S P ERA WHIP	IP WLS BF H R ER SO BB IBB HBP BLK WP HR S P ERA WHIP	IP WLS BF H R ER SO BB IBB HBP BLK WP HR S P ERA WHIP	IP WLS BF H R ER SO BB IBB HBP BLK WP HR S P ERA WHIP	IP WLS BF H R ER SO BB IBB HBP BLK WP HR S P ERA WHIP	IP WLS BF H R ER SO BB IBB HBP BLK WP HR S P ERA WHIP	IP WLS BF H R ER SO BB IBB HBP BLK WP HR S P ERA WHIP	IP WLS BF H R ER SO BB IBB HBP BLK WP HR S P ERA WHIP	IP WLS BF H R ER SO BB IBB HBP BLK WP HR S P ERA WHIP	IP WLS BF H R ER SO BB IBB HBP BLK WP HR S P ERA WHIP	IP WLS BF H R ER SO BB IBB HBP BLK WP HR S P ERA WHIP	IP WLS BF H R ER SO BB IBB HBP BLK WP HR S P ERA WHIP

AB	40
R	6
H	15
RBI	6
BB	3
SO	9
LOB	18



Batter	1	2	3	4	5	6	7	8	9	AB	R	H	RBI	BB	SO	LOB	BOTTOM						
33 Aaron Rowand, R OBP: 0.341, SLG: 0.457										4	0	1	0	0	0	1	<b>St. Louis Cardinals @ San Francisco Giants</b> <b>AT&amp;T Park, San Francisco, CA</b> Sat May 30 2009, 6:05 PM PDT Att: 35,592 - Cloudy - 58 F						
16 Edgar Renteria, R OBP: 0.331, SLG: 0.331										3	0	0	0	1	1	1							
2 Randy Winn, S OBP: 0.340, SLG: 0.413										4	1	1	0	0	1	1							
1 Bengie Molina, R OBP: 0.266, SLG: 0.442										4	0	1	1	0	1	1							
48 Pablo Sandoval, S OBP: 0.347, SLG: 0.461										3	0	0	0	0	0	0							
14 Fred Lewis, L OBP: 0.367, SLG: 0.418										4	1	1	0	0	1	2							
5 Juan Uribe, R OBP: 0.321, SLG: 0.377										4	0	2	1	0	1	0							
7 Emmanuel Burriss, S OBP: 0.331, SLG: 0.301										4	0	0	0	0	2	2							
75 Barry Zito, L OBP: 0.125, SLG: 0.125										2	0	1	0	0	0	1							
49 Brandon Medders, R										0	0	0	0	0	0	0							
12 Nate Schierholtz, L OBP: 0.297, SLG: 0.333										1	0	0	0	0	0	0							
54 Sergio Romo, R										0	0	0	0	0	0	0							
45 Justin Miller, R										0	0	0	0	0	0	0							
<b>Inning Stats</b>	R: 0 E: 0 K: 1 S: 12	H: 0 LOB: 1 BB: 1 P: 20	R: 1 E: 0 K: 1 S: 7	H: 2 LOB: 0 BB: 0 P: 11	R: 1 E: 0 K: 1 S: 21	H: 3 LOB: 0 BB: 0 P: 26	R: 0 E: 0 K: 0 S: 8	H: 1 LOB: 1 BB: 0 P: 12	R: 0 E: 0 K: 1 S: 8	H: 0 LOB: 0 BB: 0 P: 8	R: 0 E: 0 K: 1 S: 10	H: 0 LOB: 0 BB: 0 P: 14	R: 0 E: 0 K: 1 S: 8	H: 0 LOB: 0 BB: 0 P: 10	R: 0 E: 0 K: 1 S: 6	H: 0 LOB: 0 BB: 0 P: 7	R: 0 E: 0 K: 0 S: 8	H: 1 LOB: 1 BB: 0 P: 9	1B: 3 2B: 3 3B: 1 HR: 0	SF: 0 SAC: 0 DP: 1 HBP: 1	WP: 0 PB: 0 SB: 0 CS: 0	PA: 35	
<b>PITCHER</b>	IP WLS BF H R ER SO BB IBB HBP BLK WP HR S P ERA WHIP	IP WLS BF H R ER SO BB IBB HBP BLK WP HR S P ERA WHIP	IP WLS BF H R ER SO BB IBB HBP BLK WP HR S P ERA WHIP	IP WLS BF H R ER SO BB IBB HBP BLK WP HR S P ERA WHIP	IP WLS BF H R ER SO BB IBB HBP BLK WP HR S P ERA WHIP	IP WLS BF H R ER SO BB IBB HBP BLK WP HR S P ERA WHIP	IP WLS BF H R ER SO BB IBB HBP BLK WP HR S P ERA WHIP	IP WLS BF H R ER SO BB IBB HBP BLK WP HR S P ERA WHIP	IP WLS BF H R ER SO BB IBB HBP BLK WP HR S P ERA WHIP	IP WLS BF H R ER SO BB IBB HBP BLK WP HR S P ERA WHIP	IP WLS BF H R ER SO BB IBB HBP BLK WP HR S P ERA WHIP	IP WLS BF H R ER SO BB IBB HBP BLK WP HR S P ERA WHIP	IP WLS BF H R ER SO BB IBB HBP BLK WP HR S P ERA WHIP	IP WLS BF H R ER SO BB IBB HBP BLK WP HR S P ERA WHIP	IP WLS BF H R ER SO BB IBB HBP BLK WP HR S P ERA WHIP	IP WLS BF H R ER SO BB IBB HBP BLK WP HR S P ERA WHIP	IP WLS BF H R ER SO BB IBB HBP BLK WP HR S P ERA WHIP	IP WLS BF H R ER SO BB IBB HBP BLK WP HR S P ERA WHIP	IP WLS BF H R ER SO BB IBB HBP BLK WP HR S P ERA WHIP	IP WLS BF H R ER SO BB IBB HBP BLK WP HR S P ERA WHIP	IP WLS BF H R ER SO BB IBB HBP BLK WP HR S P ERA WHIP	IP WLS BF H R ER SO BB IBB HBP BLK WP HR S P ERA WHIP	IP WLS BF H R ER SO BB IBB HBP BLK WP HR S P ERA WHIP













Batter	1	2	3	4	5	6	7	8	9	AB	R	H	RBI	BB	SO	LOB	TOP
15 Jerry Hairston, R OBP: 0.313, SLG: 0.467	(1, 5) F SI 91 92 93 94 X FC 88 2-2 G5-3			X SI 89 0-0 G6-3			B SI 90 1-0 X SI 90 G6-3		C FC 87 88 89 90 91 92 93 94 0-2 G6-3	4	0	0	0	0	0	0	
21 Chris Dickerson, L OBP: 0.376, SLG: 0.365	(1, 8) X SI 93 0-0 G5-4-3 1B			X SI 91 0-0 G5-4-3 1B			B CU 74 1-0 X SI 92 G4-3			3	0	2	0	0	0	0	
4 Brandon Phillips, R OBP: 0.352, SLG: 0.535	(1, 4) B SI 93 1 SAFE X SI 92 G5-4-3 1-2			B SI 91 1-2 X SI 92 G5-4-3 1-2			F SI 91 1-3 B SI 92 93 94 X SI 92 K			3	0	0	0	0	0	1	2
32 Jay Bruce, L OBP: 0.290, SLG: 0.466		C SI 90 0-1 X FC 88 F9			C CU 73 2-1 X SI 92 F8			B CU 73 1-1 X CU 74 P6		3	0	0	0	0	0	0	
55 Ramon Hernandez, R OBP: 0.342, SLG: 0.371		B SI 92 3-3 F SI 93 94 95 96 97 98 99 X FC 88 K			B FC 88 3-2 B SI 93 94 95 96 97 98 99 X SI 94 G6-3			C FC 87 0-2 X CU 76 G5-3		3	0	0	0	0	0	1	0
17 Laynce Nix, L OBP: 0.339, SLG: 0.615		B CU 76 1-2 C SI 94 95 96 97 98 99 X FC 88 F9			B CU 76 1-0 X SI 94 F7			C CU 76 1-1 B FC 89 X FC 87 HR		3	1	1	1	0	0	0	
2 Alex Gonzalez, R OBP: 0.257, SLG: 0.311				B SI 92 3-2 B FC 87 88 89 90 91 92 93 94 X SI 94 L8			X 0-0 G6-3		B SI 93 1-2 C FC 87 88 X CU 77 G5-3	3	0	0	0	0	0	0	
29 Ryan Hanigan, R OBP: 0.402, SLG: 0.392				B SI 94 3-2 B FC 87 88 89 90 91 92 93 94 X SI 94 G6-3			C SI 93 1-3 C FC 87 88 S CU 76 K		F FC 87 0-1 X FC 88 L9	3	0	0	0	0	0	1	0
39 Aaron Harang, R OBP: 0.200, SLG: 0.208				C SI 94 1-2 B CU 76 X SI 94 G5-3			C SI 93 0-1 X SI 94 G3-1		C CU 75 1-2 B FC 88 X FC 86 F9	2	0	0	0	0	0	0	
31 Jonny Gomes, R OBP: 0.361, SLG: 0.368										1	0	0	0	0	0	0	
<b>Inning Stats</b>	R: 0 H: 1 E: 0 LOB: 0 K: 0 BB: 0 S: 5	R: 0 H: 0 E: 0 LOB: 0 K: 1 BB: 0 S: 9	R: 0 H: 0 E: 0 LOB: 0 K: 0 BB: 0 S: 10	R: 0 H: 1 E: 0 LOB: 0 K: 0 BB: 0 S: 5	R: 0 H: 0 E: 0 LOB: 0 K: 0 BB: 0 S: 6	R: 0 H: 0 E: 0 LOB: 0 K: 1 BB: 0 S: 6	R: 0 H: 0 E: 0 LOB: 0 K: 1 BB: 0 S: 6	R: 0 H: 0 E: 0 LOB: 0 K: 1 BB: 0 S: 9	R: 1 H: 1 E: 0 LOB: 0 K: 0 BB: 0 S: 10	R: 0 H: 0 E: 0 LOB: 0 K: 0 BB: 0 S: 9	1B: 2 SF: 0 2B: 0 SAC: 0 3B: 0 DP: 2 HR: 1 HBP: 0	WP: 0 PA: 28					
<b>PITCHER</b> 29 Chris Carpenter, R ERA: 0.71	IP: 9.0 WLS: W BF: 28 H: 3 R: 1 ER: 1 SO: 3 BB: 0 IBB: 0 HBP: 0 BLK: 0 WP: 0 HR: 1 S: 66 P: 95 ERA: 1.00 WHIP: 0.333																

Cincinnati Reds @ St. Louis Cardinals  
Busch Stadium, St. Louis, MO  
Thu Jun 04 2009, 7:15 PM CDT  
Att: 39,249 - Clear - 69 F

AB	28
R	1
H	3
RBI	1
BB	0
SO	3
LOB	2



Batter	1	2	3	4	5	6	7	8	9	AB	R	H	RBI	BB	SO	LOB	BOTTOM
55 Skip Schumaker, L OBP: 0.351, SLG: 0.419	(1, 4) B CU 76 4-1 F SI 92 93 94 95 96 97 98 99 X FC 88 G5-4-3 BB			C SI 91 3-2 B FC 87 88 89 90 91 92 93 94 X SI 94 5 HR 1B			B FF 87 1-0 X SI 91 G3		C SI 91 1-2 B SI 92 93 94 X SI 92 G3-6-3	3	1	1	0	1	0	2	
23 Brian Barden, R OBP: 0.298, SLG: 0.400	(8, 5) B SI 91 0-0 G5-4-3 BB			1 SAFE X SI 90 P6			B SI 91 1-1 5 2B 1B		B CU 73 3-2 B SI 93 94 95 96 97 98 99 X SI 91 F9	4	1	1	0	0	1	2	
28 Colby Rasmus, L OBP: 0.312, SLG: 0.433	(1, 8) F SI 93 1 SAFE X SI 90 K			X SI 91 0-0 P6			X 0-0 47 E 1B		X SL 82 0-0 L5	4	1	2	3	0	0	1	
5 Albert Pujols, R OBP: 0.470, SLG: 0.698	(1, 3) B SI 92 2-1 F SI 93 94 X SI 93 G5-4-3 1-2			X SI 91 0-0 1-H HR			S SL 82 1-1 X SL 83 E4 4 G4-6-3 2B		S SL 82 0-3 S SL 81 K	4	0	1	0	0	1	1	
47 Ryan Ludwick, R OBP: 0.306, SLG: 0.457		F SI 90 0-2 F SI 92 93 X SI 93 4 BB 24 1B 1B		B SI 91 1-2 X SI 92 G6-3			B SI 92 2-3 K			3	0	1	0	0	1	2	
24 Rick Ankiel, L OBP: 0.297, SLG: 0.368		B SI 91 2-1 F SI 92 93 X SI 92 4 BB 1B		B SI 90 2-2 X SI 92 F8			B SI 92 3-3 S SI 82 83 84 85 86 87 88 89 K			3	0	1	0	0	1	2	
4 Yadier Molina, R OBP: 0.346, SLG: 0.352		B SI 92 4-1 T B SI 89 90 91 92 93 G6-4-3 BB		C SL 82 0-2 F SI 92 93 X SL 81 G5-3			F SI 92 0-1 X SI 92 G4-6-3			2	0	0	0	1	0	2	
22 Joe Thurston, L OBP: 0.369, SLG: 0.425	(1, 5) F SI 92 0-1 X FF 92 F6			C SI 91 3-1 B CH 84 85 86 87 88 X SI 88 G3			X SI 89 0-0 P6			3	0	0	0	0	0	3	
29 Chris Carpenter, R OBP: 0.083, SLG: 0.083	(1, 1) X FF 90 0-0 G6-4-3			B FF 86 3-2 C SI 91 92 93 X FF 88 G6-3			B SI 80 2-1 B SI 88 X SI 87 13 1B 1B			3	0	1	0	0	0	3	
13 Brendan Ryan, R OBP: 0.337, SLG: 0.382				F SI 91 0-3 C SI 92 K			C SI 91 3-2 C SI 90 91 92 93 94 X SI 92 L9		B SI 90 1-2 S SI 82 83 84 85 86 87 88 X SI 92 55 G3-6-3 1B	3	0	1	0	0	1	0	
<b>Inning Stats</b>	R: 0 H: 0 E: 0 LOB: 0 K: 1 BB: 1 S: 7	R: 0 H: 2 E: 0 LOB: 2 K: 0 BB: 1 S: 10	R: 2 H: 2 E: 0 LOB: 0 K: 1 BB: 0 S: 11	R: 0 H: 0 E: 0 LOB: 0 K: 0 BB: 0 S: 9	R: 0 H: 0 E: 0 LOB: 0 K: 0 BB: 0 S: 9	R: 1 H: 2 E: 1 LOB: 1 K: 1 BB: 0 S: 11	R: 0 H: 2 E: 0 LOB: 1 K: 0 BB: 0 S: 9	R: 0 H: 2 E: 0 LOB: 1 K: 1 BB: 0 S: 8	R: 0 H: 0 E: 0 LOB: 0 K: 1 BB: 0 S: 8	1B: 6 SF: 0 2B: 1 SAC: 0 3B: 0 DP: 4 HR: 1 HBP: 0	WP: 0 PA: 31						
<b>PITCHER</b> 39 Aaron Harang, R ERA: 4.11	IP: 8.0 WLS: L BF: 31 H: 8 R: 3 ER: 3 SO: 4 BB: 2 IBB: 0 HBP: 0 BLK: 0 WP: 0 HR: 1 S: 74 P: 115 ERA: 3.38 WHIP: 1.250																

Cincinnati Reds @ St. Louis Cardinals  
Busch Stadium, St. Louis, MO  
Thu Jun 04 2009, 7:15 PM CDT  
Att: 39,249 - Clear - 69 F

AB	29
R	3
H	8
RBI	3
BB	2
SO	4
LOB	16



Batter	1	2	3	4	5	6	7	8	9	AB	R	H	RBI	BB	SO	LOB	TOP											
24 Dexter Fowler, S OBP: 0.349, SLG: 0.405 5 Carlos González, L										3	2	1	2	1	1	0	Colorado Rockies @ St. Louis Cardinals Busch Stadium, St. Louis, MO Fri Jun 05 2009, 7:15 PM CDT Att: 41,115 - Clear - 74 F											
12 Clint Barmes, R OBP: 0.328, SLG: 0.466										5	1	2	1	0	1	0												
17 Todd Helton, L OBP: 0.405, SLG: 0.595 6 Omar Quintanilla, L OBP: 0.333, SLG: 0.261										4	1	1	3	1	2	0												
27 Garrett Atkins, R OBP: 0.272, SLG: 0.310										4	1	1	0	1	0	1												
11 Brad Hawpe, L OBP: 0.425, SLG: 0.616										4	1	1	0	1	2	4												
9 Ian Stewart, L OBP: 0.310, SLG: 0.476										4	2	2	4	1	1	0												
7 Seth Smith, L OBP: 0.405, SLG: 0.451 51 Josh Fogg, R										3	1	0	0	1	1	2	AB 36 R 11 H 9 RBI 11 BB 8 SO 11 LOB 9											
39 Paul Phillips, R OBP: 0.381, SLG: 0.294										4	1	1	0	1	0	0												
29 Jorge De La Rosa, L OBP: 0.105, SLG: 0.056 19 Ryan Spilborghs, R OBP: 0.326, SLG: 0.440										2	1	0	1	1	2	2												
Inning Stats	R: 0 E: 0 K: 1 S: 7	H: 0 LOB: 0 BB: 0 P: 13	R: 1 E: 1 K: 1 S: 13	H: 1 LOB: 2 BB: 2 P: 25	R: 0 E: 0 K: 2 S: 16	H: 0 LOB: 0 BB: 0 P: 20	R: 0 E: 0 K: 1 S: 8	H: 0 LOB: 0 BB: 0 P: 10	R: 0 E: 0 K: 1 S: 8	H: 0 LOB: 0 BB: 0 P: 10	R: 1 E: 0 K: 2 S: 16	H: 2 LOB: 1 BB: 0 P: 29	R: 9 E: 0 K: 1 S: 29	H: 5 LOB: 0 BB: 4 P: 53	R: 0 E: 0 K: 2 S: 18	H: 1 LOB: 3 BB: 2 P: 28		R: 0 E: 0 K: 0 S: 6	H: 0 LOB: 0 BB: 0 P: 10	1B: 5 2B: 3 HR: 2	SF: 0 SAC: 0 DP: 1 HBP: 0	WP: 0 PB: 0 SB: 0 CS: 0	PA: 44					
PITCHER	IP	WLS	BF	H	R	ER	SO	BB	IBB	HBP	BLK	WP	HR	S	P	ERA		WHIP										
50 Adam Wainwright, R ERA: 3.35	6.0	L	24	3	3	2	8	3	0	0	0	0	1	69	112	3.00		1.000										
36 Dennys Reyes, L ERA: 5.52	0.0		3	1	0	0	0	2	0	0	0	0	0	3	11	∞	∞											
30 Jason Motte, R ERA: 3.97	0.0		3	2	5	5	0	1	0	0	0	0	0	12	17	∞	∞											
30 Jess Todd, R ERA: 10.8	1.2		10	3	3	3	2	2	0	0	0	0	1	28	45	16.20	3.000											
43 Trevor Miller, L ERA: 3.6	1.1		4	0	0	0	1	0	0	0	0	0	0	9	13	0.00	0.000											

Batter	1	2	3	4	5	6	7	8	9	AB	R	H	RBI	BB	SO	LOB	BOTTOM										
13 Brendan Ryan, R OBP: 0.340, SLG: 0.383										5	0	2	0	0	2	5	Colorado Rockies @ St. Louis Cardinals Busch Stadium, St. Louis, MO Fri Jun 05 2009, 7:15 PM CDT Att: 41,115 - Clear - 74 F										
24 Rick Ankiel, L OBP: 0.295, SLG: 0.373 43 Trevor Miller, R										4	0	1	1	0	1	2											
22 Joe Thurston, L OBP: 0.397, SLG: 0.422										1	0	0	0	0	1	1											
5 Albert Pujols, R OBP: 0.466, SLG: 0.794 21 Jason LaRue, R OBP: 0.294, SLG: 0.375										4	1	1	1	0	1	3											
47 Ryan Ludwick, R OBP: 0.304, SLG: 0.474										4	1	1	1	0	0	1											
19 Nick Stavinoha, R OBP: 0.255, SLG: 0.408 28 Colby Rasmus, L OBP: 0.316, SLG: 0.437										3	0	0	0	0	2	0											
4 Yadier Molina, R OBP: 0.349, SLG: 0.373										4	1	2	1	0	0	1	AB 34 R 4 H 10 RBI 4 BB 3 SO 8 LOB 14										
23 Brian Barden, R OBP: 0.290, SLG: 0.388										3	0	0	0	0	0	0											
50 Adam Wainwright, R OBP: 0.152, SLG: 0.273 36 Dennys Reyes, R										2	0	0	0	0	1	1											
30 Jason Motte, R OBP: 0.344, SLG: 0.428 16 Chris Duncan, L OBP: 0.344, SLG: 0.428										0	0	0	0	0	0	0											
27 Tyler Greene, R OBP: 0.364, SLG: 0.525										2	1	2	0	2	0	0											
Inning Stats	R: 0 E: 0 K: 1 S: 11	H: 1 LOB: 1 BB: 0 P: 15	R: 0 E: 0 K: 0 S: 7	H: 0 LOB: 0 BB: 0 P: 12	R: 0 E: 0 K: 2 S: 9	H: 1 LOB: 1 BB: 0 P: 13	R: 0 E: 0 K: 1 S: 7	H: 0 LOB: 0 BB: 0 P: 11	R: 0 E: 0 K: 2 S: 11	H: 1 LOB: 2 BB: 1 P: 18	R: 1 E: 0 K: 1 S: 7	H: 1 LOB: 0 BB: 0 P: 10	R: 2 E: 0 K: 0 S: 12	H: 3 LOB: 2 BB: 1 P: 25	R: 1 E: 0 K: 0 S: 10	H: 2 LOB: 0 BB: 0 P: 14		R: 0 E: 0 K: 1 S: 8	H: 1 LOB: 1 BB: 1 P: 13	1B: 6 2B: 1 HR: 3	SF: 0 SAC: 1 DP: 2 HBP: 0	WP: 2 PB: 0 SB: 1 CS: 0	PA: 38				
PITCHER	IP	WLS	BF	H	R	ER	SO	BB	IBB	HBP	BLK	WP	HR	S	P	ERA	WHIP										
29 Jorge De La Rosa, L ERA: 5.28	6.2	W	29	7	3	3	7	2	0	0	0	0	2	63	101	4.05	1.350										
51 Josh Fogg, R ERA: 2.0	2.1		9	3	1	1	1	1	0	0	0	0	1	19	30	3.86	1.714										





Batter	1	2	3	4	5	6	7	8	9	AB	R	H	RBI	BB	SO	LOB	TOP					
24 Dexter Fowler, S OBP: 0.350, SLG: 0.401										4	1	1	0	1	1	4	<b>Colorado Rockies @ St. Louis Cardinals</b> Busch Stadium, St. Louis, MO Sun Jun 07 2009, 1:15 PM CDT Att: 42,288 - Cloudy - 78 F					
12 Clint Barmes, R OBP: 0.342, SLG: 0.494										4	1	3	2	0	0	0						
11 Brad Hawpe, L OBP: 0.415, SLG: 0.601										5	0	1	1	1	0	2						
27 Garrett Atkins, R OBP: 0.271, SLG: 0.300										4	0	0	0	1	0	3						
9 Ian Stewart, L OBP: 0.325, SLG: 0.533										5	2	2	0	0	1	4						
5 Carlos González, L OBP: 0.111, SLG: 0.111										4	1	1	0	0	0	2						
2 Troy Tulowitzki, R OBP: 0.308, SLG: 0.378										5	0	2	1	0	1	0						
39 Paul Phillips, R OBP: 0.462, SLG: 0.545										5	1	4	3	0	0	0						
38 Ubaldo Jiménez, R OBP: 0.333, SLG: 0.263										4	1	1	0	0	0	5						
19 Ryan Spilborghs, R (PH) OBP: 0.323, SLG: 0.435										1	0	0	0	0	0	0						
60 Manny Corpas, R OBP: 0.111, SLG: 0.111										0	0	0	0	0	0	0						
<b>Inning Stats</b>	R: 0 E: 0 K: 2 S: 9	H: 1 LOB: 2 BB: 1 P: 16	R: 0 E: 0 K: 0 S: 10	H: 1 LOB: 1 BB: 0 P: 13	R: 0 E: 0 K: 0 S: 6	H: 1 LOB: 1 BB: 0 P: 9	R: 0 E: 0 K: 1 S: 14	H: 3 LOB: 2 BB: 0 P: 23	R: 0 E: 0 K: 1 S: 10	H: 0 LOB: 0 BB: 0 P: 13	R: 2 E: 0 K: 0 S: 26	H: 4 LOB: 3 BB: 0 P: 33	R: 0 E: 0 K: 0 S: 6	H: 0 LOB: 0 BB: 0 P: 8	R: 4 E: 0 K: 1 S: 16	H: 5 LOB: 2 BB: 1 P: 27	R: 0 E: 0 K: 0 S: 7	H: 0 LOB: 0 BB: 0 P: 11	1B: 13 2B: 1 3B: 0 HR: 1	SF: 0 SAC: 1 DP: 0 HBP: 1	WP: 0 PB: 0 SB: 0 CS: 0	PA: 45
<b>PITCHER</b>	IP WLS BF H R ER SO BB IBB HBP BLK WP HR S P ERA WHIP	5.0 L 26 10 3 3 4 1 0 0 0 0 0 0 66 94 5.40 2.200	1.0 4 0 0 0 0 0 0 0 1 0 0 0 9 13 0.00 0.000	1.1 8 4 4 4 1 0 0 0 0 0 0 1 15 22 27.00 3.000	0.2 4 1 0 0 0 1 0 0 0 0 0 0 7 13 0.00 3.000	1.0 3 0 0 0 0 0 0 0 0 0 0 0 7 11 0.00 0.000											IP WLS BF H R ER SO BB IBB HBP BLK WP HR S P ERA WHIP					
35 Joel Píneiro, R ERA: 3.97											5.0 L 26 10 3 3 4 1 0 0 0 0 0 0 66 94 5.40 2.200											
34 Chris Perez, R ERA: 3.38											1.0 4 0 0 0 0 0 0 0 1 0 0 0 9 13 0.00 0.000											
46 Kyle McClellan, R ERA: 2.96											1.1 8 4 4 4 1 0 0 0 0 0 0 1 15 22 27.00 3.000											
43 Trevor Miller, L ERA: 3.45											0.2 4 1 0 0 0 1 0 0 0 0 0 0 7 13 0.00 3.000											
31 Ryan Franklin, R ERA: 1.23											1.0 3 0 0 0 0 0 0 0 0 0 0 0 7 11 0.00 0.000											

Batter	1	2	3	4	5	6	7	8	9	AB	R	H	RBI	BB	SO	LOB	BOTTOM					
55 Skip Schumaker, L OBP: 0.342, SLG: 0.406										4	1	1	0	0	0	1	<b>Colorado Rockies @ St. Louis Cardinals</b> Busch Stadium, St. Louis, MO Sun Jun 07 2009, 1:15 PM CDT Att: 42,288 - Cloudy - 78 F					
28 Colby Rasmus, L OBP: 0.292, SLG: 0.451										4	1	2	0	0	1	1						
5 Albert Pujols, R OBP: 0.455, SLG: 0.682										2	0	0	2	1	1	0						
24 Rick Ankiel, L OBP: 0.292, SLG: 0.385										4	0	0	0	0	1	2						
16 Chris Duncan, L OBP: 0.337, SLG: 0.416										4	0	1	0	0	1	0						
4 Yadier Molina, R OBP: 0.342, SLG: 0.365										4	0	0	0	0	1	1						
22 Joe Thurston, L OBP: 0.354, SLG: 0.404										3	0	0	0	0	1	0						
13 Brendan Ryan, R OBP: 0.336, SLG: 0.378										3	0	1	0	0	1	0						
35 Joel Píneiro, R OBP: 0.285, SLG: 0.143											1.0 3 0 0 0 0 0 0 0 0 0 0 0 7 11 0.00 0.000											
34 Chris Perez, R OBP: 0.326, SLG: 0.493											1.0 4 0 0 0 0 0 0 0 0 0 0 0 9 13 0.00 0.000											
19 Nick Stavinoha, R OBP: 0.285, SLG: 0.143											1.0 3 0 0 0 0 0 0 0 0 0 0 0 7 11 0.00 0.000											
46 Kyle McClellan, R ERA: 2.96											1.1 8 4 4 4 1 0 0 0 0 0 0 1 15 22 27.00 3.000											
43 Trevor Miller, L ERA: 3.45											0.2 4 1 0 0 0 1 0 0 0 0 0 0 7 13 0.00 3.000											
27 Tyler Greene, R OBP: 0.303, SLG: 0.477											1.0 3 0 0 0 0 0 0 0 0 0 0 0 7 11 0.00 0.000											
31 Ryan Franklin, R ERA: 1.23											1.0 3 0 0 0 0 0 0 0 0 0 0 0 7 11 0.00 0.000											
<b>Inning Stats</b>	R: 2 E: 0 K: 1 S: 19	H: 2 LOB: 0 BB: 0 P: 28	R: 0 E: 0 K: 1 S: 9	H: 0 LOB: 0 BB: 0 P: 12	R: 0 E: 0 K: 1 S: 7	H: 0 LOB: 0 BB: 0 P: 13	R: 0 E: 0 K: 1 S: 7	H: 0 LOB: 0 BB: 0 P: 10	R: 0 E: 0 K: 2 S: 9	H: 1 LOB: 2 BB: 1 P: 17	R: 0 E: 0 K: 1 S: 6	H: 0 LOB: 0 BB: 0 P: 8	R: 0 E: 1 K: 1 S: 9	H: 1 LOB: 1 BB: 0 P: 13	R: 0 E: 0 K: 0 S: 10	H: 1 LOB: 1 BB: 0 P: 12	1B: 3 2B: 2 3B: 0 HR: 0	SF: 1 SAC: 0 DP: 0 HBP: 0	WP: 0 PB: 0 SB: 0 CS: 0	PA: 33		
<b>PITCHER</b>	IP WLS BF H R ER SO BB IBB HBP BLK WP HR S P ERA WHIP	8.0 W 29 4 2 2 9 0 1 0 0 0 0 0 76 112 2.25 0.500											IP WLS BF H R ER SO BB IBB HBP BLK WP HR S P ERA WHIP									
38 Ubaldo Jiménez, R ERA: 3.91											8.0 W 29 4 2 2 9 0 1 0 0 0 0 0 76 112 2.25 0.500											
60 Manny Corpas, R ERA: 5.96											1.0 4 1 0 0 0 0 0 0 0 0 0 0 10 12 0.00 1.000											







Batter	1	2	3	4	5	6	7	8	9	AB	R	H	RBI	BB	SO	LOB	TOP						
55 Skip Schumaker, L (1.4) OBP: 0.338, SLG: 0.397										4	1	1	0	0	2	0	<b>St. Louis Cardinals @ Florida Marlins</b> Land Shark Stadium, Miami, FL Tue Jun 09 2009, 7:10 PM EDT Att: 13,103 - Overcast - 76 F						
16 Chris Duncan, L (1.7) OBP: 0.333, SLG: 0.409										4	1	1	1	0	0								
5 Albert Pujols, R (1.3) OBP: 0.440, SLG: 0.655										4	0	0	0	0	1	2							
28 Colby Rasmus, L (1.8) OBP: 0.323, SLG: 0.453										4	0	2	0	0	0	2							
24 Rick Ankiel, L (1.9) OBP: 0.304, SLG: 0.397										3	0	2	2	1	0	0							
4 Yadier Molina, R (1.2) OBP: 0.338, SLG: 0.365										4	0	0	0	0	0	4							
27 Tyler Greene, R (1.5) OBP: 0.315, SLG: 0.440										4	0	1	0	0	0	4							
29 Chris Carpenter, R (1.1) OBP: 0.071, SLG: 0.071										2	0	0	0	0	0	2							
47 Ryan Ludwick, R (7.7,PH) OBP: 0.293, SLG: 0.451										1	0	0	0	0	0	1							
46 Kyle McClellan, R (7.1) OBP: 0.294, SLG: 0.412										0	0	0	0	0	0	0							
19 Nick Stavinoha, R (9.7,PH) OBP: 0.294, SLG: 0.412										1	0	1	0	0	0	0							
30 Jason Motte, R (9.1) OBP: 0.294, SLG: 0.412										0	0	0	0	0	0	0							
13 Brendan Ryan, R (1.6) OBP: 0.342, SLG: 0.400										4	1	1	0	0	1	2							
<b>Inning Stats</b>	R: 0 E: 0 K: 0 S: 5	H: 0 LOB: 0 BB: 0 P: 8	R: 0 E: 0 K: 0 S: 10	H: 2 LOB: 2 BB: 0 P: 17	R: 3 E: 1 K: 0 S: 17	H: 4 LOB: 1 BB: 0 P: 25	R: 0 E: 0 K: 0 S: 8	H: 0 LOB: 0 BB: 0 P: 10	R: 0 E: 0 K: 2 S: 10	H: 1 LOB: 2 BB: 1 P: 13	R: 0 E: 0 K: 2 S: 9	H: 0 LOB: 0 BB: 0 P: 12	R: 0 E: 0 K: 0 S: 4	H: 0 LOB: 0 BB: 0 P: 5	R: 0 E: 0 K: 0 S: 10	H: 2 LOB: 2 BB: 0 P: 12	1B: 7 2B: 2 3B: 0 HR: 0	SF: 0 SAC: 0 DP: 0 HBP: 0	WP: 0 PB: 0 SB: 0 CS: 0	PA: 36			
<b>PITCHER</b>	IP WLS BF H R ER SO BB IBB HBP BLK WP HR S P ERA WHIP	7.0 28 7 3 3 5 0 1 0 0 0 0 67 98 3.86 1.000	1.0 3 0 0 0 0 0 0 0 0 0 0 4 5 0.00 0.000	1.0 W 5 2 0 0 0 0 0 0 0 0 0 10 12 0.00 2.000																			

AB 35  
R 3  
H 9  
RBI 3  
BB 1  
SO 5  
LOB 16



Batter	1	2	3	4	5	6	7	8	9	AB	R	H	RBI	BB	SO	LOB	BOTTOM					
8 Chris Coghlan, L (1.7) OBP: 0.348, SLG: 0.333										4	1	1	0	0	0	1	<b>St. Louis Cardinals @ Florida Marlins</b> Land Shark Stadium, Miami, FL Tue Jun 09 2009, 7:10 PM EDT Att: 13,103 - Overcast - 76 F					
1 Emilio Bonifacio, S (1.5) OBP: 0.294, SLG: 0.300										3	0	2	3	1	0	0						
2 Hanley Ramirez, R (1.6) OBP: 0.394, SLG: 0.526										3	0	0	0	1	1	2						
3 Jorge Cantu, R (1.3) OBP: 0.333, SLG: 0.462										4	0	0	0	0	1	4						
27 Jeremy Hermida, L (1.9) OBP: 0.363, SLG: 0.386										4	1	2	1	0	0	0						
6 Dan Uggla, R (1.4) OBP: 0.344, SLG: 0.447										3	0	0	0	0	0	1						
21 John Baker, L (1.2) OBP: 0.337, SLG: 0.432										2	0	0	0	0	2	1						
29 Ronny Paulino, R (6.2) OBP: 0.337, SLG: 0.357										1	0	0	0	0	0	0						
12 Cody Ross, R (1.8) OBP: 0.309, SLG: 0.439										3	1	2	0	0	0	0						
55 Josh Johnson, L (1.1) OBP: 0.161, SLG: 0.207										1	1	0	0	0	0	1						
7 Ross Gload, L (7.7,PH) OBP: 0.369, SLG: 0.361										1	0	0	0	0	0	0						
53 Dan Meyer, R (8.1) OBP: 0.337, SLG: 0.357										0	0	0	0	0	0	0						
22 Matt Lindstrom, R (9.1) OBP: 0.337, SLG: 0.357										0	0	0	0	0	0	0						
<b>Inning Stats</b>	R: 0 E: 0 K: 0 S: 7	H: 1 LOB: 1 BB: 0 P: 12	R: 0 E: 0 K: 1 S: 9	H: 1 LOB: 0 BB: 0 P: 11	R: 2 E: 0 K: 1 S: 15	H: 3 LOB: 1 BB: 0 P: 21	R: 0 E: 0 K: 1 S: 7	H: 0 LOB: 0 BB: 0 P: 12	R: 1 E: 0 K: 0 S: 11	H: 2 LOB: 2 BB: 1 P: 20	R: 0 E: 0 K: 0 S: 11	H: 0 LOB: 0 BB: 0 P: 13	R: 0 E: 0 K: 0 S: 6	H: 0 LOB: 0 BB: 0 P: 11	R: 0 E: 0 K: 1 S: 6	H: 0 LOB: 1 BB: 1 P: 11	R: 1 E: 0 K: 0 S: 2	H: 1 LOB: 0 BB: 0 P: 3	1B: 4 2B: 2 3B: 0 HR: 1	SF: 0 SAC: 1 DP: 1 HBP: 0	WP: 0 PB: 0 SB: 0 CS: 0	PA: 32
<b>PITCHER</b>	IP WLS BF H R ER SO BB IBB HBP BLK WP HR S P ERA WHIP	6.0 25 6 3 3 3 1 0 0 0 0 0 60 89 4.50 1.167	2.0 6 0 0 0 1 1 0 0 0 0 0 12 22 0.00 0.500	0.0 L 1 1 1 1 0 0 0 0 0 0 0 1 2 3 ∞ ∞																		

AB 29  
R 4  
H 7  
RBI 4  
BB 2  
SO 4  
LOB 10





Batter	1	2	3	4	5	6	7	8	9	AB	R	H	RBI	BB	SO	LOB	TOP						
13 Brendan Ryan, R OBP: 0.347, SLG: 0.400										5	0	0	0	0	2	1							
24 Rick Ankiel, L OBP: 0.324, SLG: 0.458										5	3	3	0	0	2	0							
5 Albert Pujols, R OBP: 0.339, SLG: 0.654										4	2	1	2	1	1	1							
47 Ryan Ludwick, R OBP: 0.296, SLG: 0.449										4	1	2	1	0	2	0							
19 Nick Stavinoha, R OBP: 0.281, SLG: 0.418										3	0	2	1	0	0	0							
28 Cotby Rasmus, L OBP: 0.328, SLG: 0.472										0	0	0	0	0	0	0							
22 Joe Thurston, L OBP: 0.349, SLG: 0.399										1	0	1	1	0	0	0							
27 Tyler Greene, R OBP: 0.317, SLG: 0.441										0	0	0	0	0	0	0							
21 Jason LaRue, R OBP: 0.317, SLG: 0.410										2	0	0	0	0	1	0							
37 Todd Wellemeyer, R OBP: 0.160, SLG: 0.160										2	0	0	0	0	1	3							
56 Skip Schumaker, L OBP: 0.330, SLG: 0.391										2	0	0	0	0	1	3							
23 Brian Barden, R OBP: 0.291, SLG: 0.386										2	0	0	0	0	1	0							
16 Chris Duncan, L OBP: 0.329, SLG: 0.406										2	0	0	0	0	0	3							
36 Denny Reyes, R OBP: 0.317, SLG: 0.441										0	0	0	0	0	0	0							
31 Ryan Franklin, R OBP: 0.317, SLG: 0.441										0	0	0	0	0	0	0							
<b>Inning Stats</b>	R: 1 E: 0 K: 2 S: 14	H: 3 LOB: 2 BB: 0 P: 21	R: 0 E: 0 K: 1 S: 8	H: 0 LOB: 0 BB: 0 P: 12	R: 0 E: 0 K: 1 S: 7	H: 0 LOB: 0 BB: 0 P: 14	R: 0 E: 0 K: 1 S: 6	H: 0 LOB: 0 BB: 0 P: 8	R: 0 E: 0 K: 1 S: 7	H: 0 LOB: 0 BB: 0 P: 9	R: 2 E: 0 K: 1 S: 17	H: 3 LOB: 1 BB: 0 P: 25	R: 0 E: 0 K: 2 S: 13	H: 1 LOB: 1 BB: 0 P: 19	R: 3 E: 1 K: 0 S: 20	H: 4 LOB: 2 BB: 1 P: 29	R: 0 E: 0 K: 2 S: 7	H: 0 LOB: 0 BB: 0 P: 11	1B: 9 2B: 1 3B: 0 HR: 1	SF: 0 SAC: 0 DP: 0 HBP: 0	WP: 0 PB: 0 SB: 0 CS: 0	PA: 39	
<b>PITCHER</b>	IP WLS BF H R ER SO BB IBB HBP BLK WP HR S P ERA WHIP	IP WLS BF H R ER SO BB IBB HBP BLK WP HR S P ERA WHIP	IP WLS BF H R ER SO BB IBB HBP BLK WP HR S P ERA WHIP	IP WLS BF H R ER SO BB IBB HBP BLK WP HR S P ERA WHIP	IP WLS BF H R ER SO BB IBB HBP BLK WP HR S P ERA WHIP	IP WLS BF H R ER SO BB IBB HBP BLK WP HR S P ERA WHIP	IP WLS BF H R ER SO BB IBB HBP BLK WP HR S P ERA WHIP	IP WLS BF H R ER SO BB IBB HBP BLK WP HR S P ERA WHIP	IP WLS BF H R ER SO BB IBB HBP BLK WP HR S P ERA WHIP	IP WLS BF H R ER SO BB IBB HBP BLK WP HR S P ERA WHIP	IP WLS BF H R ER SO BB IBB HBP BLK WP HR S P ERA WHIP	IP WLS BF H R ER SO BB IBB HBP BLK WP HR S P ERA WHIP	IP WLS BF H R ER SO BB IBB HBP BLK WP HR S P ERA WHIP	IP WLS BF H R ER SO BB IBB HBP BLK WP HR S P ERA WHIP	IP WLS BF H R ER SO BB IBB HBP BLK WP HR S P ERA WHIP	IP WLS BF H R ER SO BB IBB HBP BLK WP HR S P ERA WHIP	IP WLS BF H R ER SO BB IBB HBP BLK WP HR S P ERA WHIP	IP WLS BF H R ER SO BB IBB HBP BLK WP HR S P ERA WHIP	IP WLS BF H R ER SO BB IBB HBP BLK WP HR S P ERA WHIP	IP WLS BF H R ER SO BB IBB HBP BLK WP HR S P ERA WHIP	IP WLS BF H R ER SO BB IBB HBP BLK WP HR S P ERA WHIP	IP WLS BF H R ER SO BB IBB HBP BLK WP HR S P ERA WHIP	IP WLS BF H R ER SO BB IBB HBP BLK WP HR S P ERA WHIP

St. Louis Cardinals @ Florida Marlins  
Land Shark Stadium, Miami, FL  
Thu Jun 11 2009, 12:10 PM EDT  
Att: 14,624 - Partly Cloudy - 90 F

AB 38  
R 6  
H 11  
RBI 5  
BB 1  
SO 11  
LOB 12



Batter	1	2	3	4	5	6	7	8	9	AB	R	H	RBI	BB	SO	LOB	BOTTOM						
8 Chris Coghlan, L OBP: 0.350, SLG: 0.330										3	0	0	0	0	0	1							
25 Brett Carroll, R OBP: 0.333, SLG: 0.421										1	0	0	0	0	1	0							
3 Jorge Cantu, R OBP: 0.341, SLG: 0.472										1	0	1	0	0	0	0							
11 Alejandro De Aza, L OBP: 0.368, SLG: 0.333										0	0	0	0	0	0	0							
1 Emilio Bonifacio, S OBP: 0.294, SLG: 0.298										5	0	1	0	0	0	2							
18 Wes Helms, R OBP: 0.279, SLG: 0.286										5	0	1	0	0	0	2							
27 Jeremy Hermida, L OBP: 0.369, SLG: 0.407										4	1	2	1	0	1	0							
6 Dan Uggla, R OBP: 0.341, SLG: 0.440										4	1	2	0	0	0	2							
7 Ross Gload, L OBP: 0.378, SLG: 0.449										4	2	3	3	0	0	2							
12 Cody Ross, R OBP: 0.312, SLG: 0.441										4	0	2	0	0	1	2							
29 Ronny Paulino, R OBP: 0.340, SLG: 0.352										4	0	1	1	0	0	3							
23 Andrew Miller, L OBP: 0.118, SLG: 0.118										3	0	1	0	0	0	2							
40 Kiko Calero, R OBP: 0.333, SLG: 0.333										0	0	0	0	0	0	0							
46 Juan Carlos Oviedo, R OBP: 0.333, SLG: 0.333										0	0	0	0	0	0	0							
53 Dan Meyer, R OBP: 0.333, SLG: 0.333										0	0	0	0	0	0	0							
44 Brian Sanches, R OBP: 0.333, SLG: 0.333										0	0	0	0	0	0	0							
2 Hanley Ramirez, R OBP: 0.333, SLG: 0.333										1	0	0	0	0	1	0							
<b>Inning Stats</b>	R: 0 E: 0 K: 0 S: 13	H: 0 LOB: 0 BB: 0 P: 21	R: 2 E: 0 K: 0 S: 13	H: 3 LOB: 0 BB: 0 P: 18	R: 0 E: 0 K: 0 S: 8	H: 1 LOB: 1 BB: 0 P: 11	R: 1 E: 0 K: 0 S: 10	H: 3 LOB: 2 BB: 0 P: 15	R: 1 E: 0 K: 1 S: 11	H: 1 LOB: 0 BB: 0 P: 20	R: 0 E: 0 K: 1 S: 9	H: 0 LOB: 0 BB: 0 P: 11	R: 0 E: 0 K: 1 S: 15	H: 2 LOB: 2 BB: 0 P: 19	R: 0 E: 0 K: 1 S: 9	H: 1 LOB: 1 BB: 0 P: 15	1B: 11 2B: 1 3B: 0 HR: 2	SF: 0 SAC: 0 DP: 2 HBP: 0	WP: 0 PB: 0 SB: 0 CS: 0	PA: 39			
<b>PITCHER</b>	IP WLS BF H R ER SO BB IBB HBP BLK WP HR S P ERA WHIP	IP WLS BF H R ER SO BB IBB HBP BLK WP HR S P ERA WHIP	IP WLS BF H R ER SO BB IBB HBP BLK WP HR S P ERA WHIP	IP WLS BF H R ER SO BB IBB HBP BLK WP HR S P ERA WHIP	IP WLS BF H R ER SO BB IBB HBP BLK WP HR S P ERA WHIP	IP WLS BF H R ER SO BB IBB HBP BLK WP HR S P ERA WHIP	IP WLS BF H R ER SO BB IBB HBP BLK WP HR S P ERA WHIP	IP WLS BF H R ER SO BB IBB HBP BLK WP HR S P ERA WHIP	IP WLS BF H R ER SO BB IBB HBP BLK WP HR S P ERA WHIP	IP WLS BF H R ER SO BB IBB HBP BLK WP HR S P ERA WHIP	IP WLS BF H R ER SO BB IBB HBP BLK WP HR S P ERA WHIP	IP WLS BF H R ER SO BB IBB HBP BLK WP HR S P ERA WHIP	IP WLS BF H R ER SO BB IBB HBP BLK WP HR S P ERA WHIP	IP WLS BF H R ER SO BB IBB HBP BLK WP HR S P ERA WHIP	IP WLS BF H R ER SO BB IBB HBP BLK WP HR S P ERA WHIP	IP WLS BF H R ER SO BB IBB HBP BLK WP HR S P ERA WHIP	IP WLS BF H R ER SO BB IBB HBP BLK WP HR S P ERA WHIP	IP WLS BF H R ER SO BB IBB HBP BLK WP HR S P ERA WHIP	IP WLS BF H R ER SO BB IBB HBP BLK WP HR S P ERA WHIP	IP WLS BF H R ER SO BB IBB HBP BLK WP HR S P ERA WHIP	IP WLS BF H R ER SO BB IBB HBP BLK WP HR S P ERA WHIP	IP WLS BF H R ER SO BB IBB HBP BLK WP HR S P ERA WHIP	IP WLS BF H R ER SO BB IBB HBP BLK WP HR S P ERA WHIP

St. Louis Cardinals @ Florida Marlins  
Land Shark Stadium, Miami, FL  
Thu Jun 11 2009, 12:10 PM EDT  
Att: 14,624 - Partly Cloudy - 90 F

AB 39  
R 5  
H 14  
RBI 5  
BB 0  
SO 4  
LOB 16



Batter	1	2	3	4	5	6	7	8	9	AB	R	H	RBI	BB	SO	LOB	TOP
13 Brendan Ryan, R OBP: 0.341, SLG: 0.392	P4		F8			G6-3		24 BB 5 1B	G4-3	5	1	1	0	0	0	1	
24 Rick Ankiel, L OBP: 0.329, SLG: 0.455	G4-3		G3					5 1B 47 1B BB		3	1	1	0	1	0	1	
5 Albert Pujols, R OBP: 0.440, SLG: 0.665	P2					P6		16 S 47 1B		4	1	2	2	0	0	1	
47 Ryan Ludwick, R OBP: 0.295, SLG: 0.444		F7				F8		16 S 1B		4	0	1	1	0	0	1	
19 Nick Stavinoha, R OBP: 0.262, SLG: 0.390		K				L7				4	0	0	0	0	3	2	
16 Chris Duncan, L OBP: 0.326, SLG: 0.407						K				2	0	1	0	2	1	0	
4 Yadier Molina, R OBP: 0.338, SLG: 0.360		1B				K				4	0	0	0	0	0	5	
27 Tyler Greene, R OBP: 0.318, SLG: 0.435						L5				4	0	0	0	0	0	5	
55 Skip Schumaker, L (9, PH) OBP: 0.329, SLG: 0.359						L5				3	0	1	0	0	2	1	
22 Joe Thurston, L OBP: 0.347, SLG: 0.395						L5				1	0	0	0	0	0	0	
						L5				4	0	0	0	0	0	5	
						L5				3	0	1	0	0	2	1	
						L5				1	0	0	0	0	0	0	
						L5				4	0	1	0	0	0	1	
						L5				4	0	0	0	0	0	5	
						L5				3	0	1	0	0	2	1	
						L5				1	0	0	0	0	0	0	
						L5				4	0	1	0	0	0	1	
						L5				4	0	0	0	0	0	5	
						L5				3	0	1	0	0	2	1	
						L5				1	0	0	0	0	0	0	
						L5				4	0	1	0	0	0	1	
						L5				4	0	0	0	0	0	5	
						L5				3	0	1	0	0	2	1	
						L5				1	0	0	0	0	0	0	
						L5				4	0	1	0	0	0	1	
						L5				4	0	0	0	0	0	5	
						L5				3	0	1	0	0	2	1	
						L5				1	0	0	0	0	0	0	
						L5				4	0	1	0	0	0	1	
						L5				4	0	0	0	0	0	5	
						L5				3	0	1	0	0	2	1	
						L5				1	0	0	0	0	0	0	
						L5				4	0	1	0	0	0	1	
						L5				4	0	0	0	0	0	5	
						L5				3	0	1	0	0	2	1	
						L5				1	0	0	0	0	0	0	
						L5				4	0	1	0	0	0	1	
						L5				4	0	0	0	0	0	5	
						L5				3	0	1	0	0	2	1	
						L5				1	0	0	0	0	0	0	
						L5				4	0	1	0	0	0	1	
						L5				4	0	0	0	0	0	5	
						L5				3	0	1	0	0	2	1	
						L5				1	0	0	0	0	0	0	
						L5				4	0	1	0	0	0	1	
						L5				4	0	0	0	0	0	5	
						L5				3	0	1	0	0	2	1	
						L5				1	0	0	0	0	0	0	
						L5				4	0	1	0	0	0	1	
						L5				4	0	0	0	0	0	5	
						L5				3	0	1	0	0	2	1	
						L5				1	0	0	0	0	0	0	
						L5				4	0	1	0	0	0	1	
						L5				4	0	0	0	0	0	5	
						L5				3	0	1	0	0	2	1	
						L5				1	0	0	0	0	0	0	
						L5				4	0	1	0	0	0	1	
						L5				4	0	0	0	0	0	5	
						L5				3	0	1	0	0	2	1	
						L5				1	0	0	0	0	0	0	
						L5				4	0	1	0	0	0	1	
						L5				4	0	0	0	0	0	5	
						L5				3	0	1	0	0	2	1	
						L5				1	0	0	0	0	0	0	
						L5				4	0	1	0	0	0	1	
						L5				4	0	0	0	0	0	5	
						L5				3	0	1	0	0	2	1	
						L5				1	0	0	0	0	0	0	
						L5				4	0	1	0	0	0	1	
						L5				4	0	0	0	0	0	5	
						L5				3	0	1	0	0	2	1	
						L5				1	0	0	0	0	0	0	
						L5				4	0	1	0	0	0	1	
						L5				4	0	0	0	0	0	5	
						L5				3	0	1	0	0	2	1	
						L5				1	0	0	0	0	0	0	
						L5				4	0	1	0	0	0	1	
						L5				4	0	0	0	0	0	5	
						L5				3	0	1	0	0	2	1	
						L5				1	0	0	0	0	0	0	
						L5				4	0	1	0	0	0	1	
						L5				4	0	0	0	0	0	5	
						L5				3	0	1	0	0	2	1	
						L5				1	0	0	0	0	0	0	
						L5				4	0	1	0	0	0	1	
						L5				4	0	0	0	0	0	5	
						L5				3	0	1	0	0	2	1	
						L5				1	0	0	0	0	0	0	
						L5				4	0	1	0	0	0	1	
						L5				4	0	0	0	0	0	5	
						L5				3	0	1	0	0	2	1	
						L5				1	0	0	0	0	0	0	
						L5				4	0	1	0	0	0	1	
						L5				4	0	0	0	0	0	5	
						L5				3	0	1	0	0	2	1	
						L5				1	0	0	0	0	0	0	
						L5				4	0	1	0	0	0	1	
						L5				4	0	0	0	0	0	5	
						L5				3	0	1	0	0	2	1	
						L5				1	0	0	0	0	0	0	
						L5				4	0	1	0	0	0	1	
						L5				4	0	0	0	0	0	5	
						L5				3	0	1	0	0	2	1	
						L5				1	0	0	0	0	0		



Batter	1	2	3	4	5	6	7	8	9	AB	R	H	RBI	BB	SO	LOB	TOP			
13 Brendan Ryan, R OBP: 0.343, SLG: 0.386	4-0 BB 47 F9		2-2 G4-3			0-1 G6-3			0-2 1B	3	0	1	0	1	0	0	<b>St. Louis Cardinals @ Cleveland Indians</b> Progressive Field, Cleveland, OH Sun Jun 14 2009, 8:05 PM EDT Att: 23,644 - Clear - 70 F <a href="http://livebaseballscorecards.com">livebaseballscorecards.com</a>			
24 Rick Ankiel, L OBP: 0.312, SLG: 0.430	1-3 K		0-3 K			0-3 K			0-1 F8	4	0	0	0	0	3	2				
5 Albert Pujols, R OBP: 0.442, SLG: 0.689	4-1 BB 19 FC5-4			1-2 G6-3				1-2 F9	0-2 P3	3	0	0	0	1	0	1				
47 Ryan Ludwick, R OBP: 0.299, SLG: 0.437	0-0 F9			2-3 K				0-0 G6-3	0-0 1B	4	0	1	0	0	1	2				
19 Nick Stavinoha, R OBP: 0.246, SLG: 0.365	2-2 FC5-4			0-0 F8				1-0 G5-3	0-0 F9	4	0	0	0	0	0	4				
4 Yadier Molina, R OBP: 0.341, SLG: 0.368		0-0 G6-3			1-0 G5-3				0-0 28 G4-3 2B	3	0	1	0	0	0	0				
28 Colby Rasmus, L OBP: 0.317, SLG: 0.454		0-0 F7			1-2 G4-3				1-1 G4-3	3	0	0	0	0	0	1				
27 Tyler Greene, R OBP: 0.304, SLG: 0.415		0-1 B1-3			0-3 K				2-3 K	3	0	0	0	0	2	1				
55 Skip Schumaker, L OBP: 0.323, SLG: 0.381					0-1 G1-3				0-0 G6-3	3	0	0	0	0	0	1				
<b>Inning Stats</b>	R: 0 E: 0 K: 1 S: 10	H: 0 LOB: 2 BB: 2 P: 21	R: 0 E: 0 K: 0 S: 4	H: 0 LOB: 0 BB: 0 P: 4	R: 0 E: 0 K: 1 S: 10	H: 0 LOB: 0 BB: 0 P: 12	R: 0 E: 0 K: 1 S: 8	H: 0 LOB: 0 BB: 0 P: 11	R: 0 E: 0 K: 1 S: 8	H: 0 LOB: 0 BB: 0 P: 10	R: 0 E: 0 K: 1 S: 6	H: 0 LOB: 0 BB: 0 P: 6	R: 0 E: 0 K: 0 S: 5	H: 1 LOB: 1 BB: 0 P: 11	R: 0 E: 0 K: 0 S: 11	H: 2 LOB: 2 BB: 0 P: 11	1B: 2 2B: 1 3B: 0 HR: 0	SF: 0 SAC: 0 DP: 0 HBP: 0	WP: 0 PB: 0 SB: 0 CS: 0	PA: 32
<b>PITCHER</b> 31 Cliff Lee, L ERA: 2.88	IP: 9.0 WLS: W BF: 32	H: 3 R: 0 ER: 0 SO: 6	BB: 2 IBB: 0 HBP: 0 BLK: 0	WP: 0 HR: 0 S: 70 P: 93	ERA: 0.00 WHIP: 0.556	<b>PITCHER</b>										IP: WLS: BF: H: R: ER: SO: BB: IBB: HBP: BLK: WP: HR: S: P: ERA: WHIP				

Batter	1	2	3	4	5	6	7	8	9	AB	R	H	RBI	BB	SO	LOB	BOTTOM			
11 Jamey Carroll, R OBP: 0.407, SLG: 0.378	4-1 BB 7 HR				2-2 G6-3			3-2 F7		3	1	1	0	1	0	0	<b>St. Louis Cardinals @ Cleveland Indians</b> Progressive Field, Cleveland, OH Sun Jun 14 2009, 8:05 PM EDT Att: 23,644 - Clear - 70 F <a href="http://livebaseballscorecards.com">livebaseballscorecards.com</a>			
7 Mark DeRosa, R OBP: 0.347, SLG: 0.459	0-1 HR	2H 1B			0-2 F8			1-3 K		4	1	1	2	0	2	0				
41 Victor Martinez, S OBP: 0.413, SLG: 0.535	1-2 F7			1-2 F7				0-1 L8		3	0	0	0	0	0	0				
17 Shin-Soo Choo, L OBP: 0.400, SLG: 0.442	2-1 G3-1			2-0 P6				0-3 K		3	0	0	0	0	1	0				
2 Jhonny Peralta, R OBP: 0.336, SLG: 0.344	1-1 3B			3-2 G6-3				1-1 P4		3	0	1	0	0	0	0				
25 Ryan Garko, R OBP: 0.355, SLG: 0.418	1-1 G5-3			0-1 G6-3				0-1 G6-3		3	0	0	0	0	0	1				
12 Ben Francisco, R OBP: 0.311, SLG: 0.392		0-1 G5-3			1-0 G5-3			1-0 G5-3		3	0	0	0	0	0	0				
1 Luis Valbuena, L OBP: 0.256, SLG: 0.321		2-1 G4-3			3-2 G6-3			2-3 K2-3		3	0	0	0	0	1	0				
10 Kelly Shoppach, R OBP: 0.338, SLG: 0.398		0-0 11 1B			1-2 HR			0-3 K		3	1	2	1	0	1	0				
<b>Inning Stats</b>	R: 2 E: 0 K: 0 S: 12	H: 2 LOB: 1 BB: 1 P: 21	R: 0 E: 0 K: 0 S: 7	H: 2 LOB: 2 BB: 0 P: 9	R: 0 E: 0 K: 0 S: 7	H: 0 LOB: 0 BB: 0 P: 10	R: 0 E: 0 K: 0 S: 6	H: 0 LOB: 0 BB: 0 P: 10	R: 1 E: 0 K: 1 S: 14	H: 1 LOB: 0 BB: 0 P: 22	R: 0 E: 0 K: 1 S: 7	H: 0 LOB: 0 BB: 0 P: 8	R: 0 E: 0 K: 1 S: 6	H: 0 LOB: 0 BB: 0 P: 9	R: 0 E: 0 K: 2 S: 11	H: 0 LOB: 0 BB: 0 P: 15		1B: 1 2B: 1 3B: 1 HR: 2	SF: 0 SAC: 0 DP: 0 HBP: 0	WP: 0 PB: 0 SB: 0 CS: 0
<b>PITCHER</b> 29 Chris Carpenter, R ERA: 1.59	IP: 7.0 WLS: L BF: 26	H: 5 R: 3 ER: 3 SO: 3	BB: 1 IBB: 0 HBP: 0 BLK: 0	WP: 0 HR: 0 S: 59 P: 89	ERA: 3.86 WHIP: 0.857	<b>PITCHER</b>										IP: WLS: BF: H: R: ER: SO: BB: IBB: HBP: BLK: WP: HR: S: P: ERA: WHIP				
34 Chris Perez, R ERA: 3.32	IP: 1.0 WLS: L BF: 3	H: 0 R: 0 ER: 0 SO: 2	BB: 0 IBB: 0 HBP: 0 BLK: 0	WP: 0 HR: 0 S: 11 P: 15	ERA: 0.00 WHIP: 0.000	<b>PITCHER</b>										IP: WLS: BF: H: R: ER: SO: BB: IBB: HBP: BLK: WP: HR: S: P: ERA: WHIP				

Batter	1	2	3	4	5	6	7	8	9	AB	R	H	RBI	BB	SO	LOB	TOP					
32 Don Kelly, L OBP: 0.385, SLG: 0.545			G3-1		K		G3		G4-3	5	0	1	0	0	1	2						
14 Placido Polanco, R OBP: 0.308, SLG: 0.357			G5-3		P3				G6-3	5	0	1	0	0	1	3						
30 Magglio Ordonez, R OBP: 0.349, SLG: 0.343			G3-1		G6-3					3	0	0	0	0	0	3						
37 Brandon Lyon, R			G3-1				K			0	0	0	0	0	0	0						
24 Miguel Cabrera, R OBP: 0.394, SLG: 0.531										3	1	2	1	1	1	0						
57 Dane Sardinha, R OBP: 0.091, SLG: 0.129										0	0	0	0	0	0	0						
28 Curtis Granderson, L OBP: 0.336, SLG: 0.468										3	0	0	0	1	0	1						
15 Brandon Inge, R OBP: 0.365, SLG: 0.509										4	1	1	1	0	0	4						
12 Gerald Laird, R OBP: 0.323, SLG: 0.311			G5-3							4	0	1	0	0	1	1						
39 Ramon Santiago, S OBP: 0.327, SLG: 0.461			G6-3							4	0	1	0	0	0	2						
35 Justin Verlander, R			G6-3							1	0	0	0	0	0	0						
13 Josh Anderson, L										1	0	1	0	0	0	0						
29 Nate Robertson, R										0	0	0	0	0	0	0						
45 Ryan Perry, R										0	0	0	0	0	0	0						
25 Ryan Raburn, R										2	0	0	0	0	1	0						
33 Marcus Thames, R										1	0	0	0	0	1	1						
<b>Inning Stats</b>	R: 0 E: 0 K: 1 S: 11	H: 1 LOB: 3 BB: 2 P: 27	R: 0 E: 0 K: 0 S: 7	H: 0 LOB: 0 BB: 0 P: 9	R: 0 E: 0 K: 0 S: 8	H: 0 LOB: 0 BB: 0 P: 11	R: 0 E: 0 K: 1 S: 10	H: 1 LOB: 1 BB: 0 P: 15	R: 0 E: 0 K: 1 S: 11	H: 2 LOB: 2 BB: 0 P: 15	R: 1 E: 1 K: 1 S: 10	H: 1 LOB: 1 BB: 0 P: 11	R: 0 E: 0 K: 1 S: 8	H: 1 LOB: 1 BB: 0 P: 12	R: 1 E: 0 K: 0 S: 7	H: 2 LOB: 1 BB: 0 P: 10	R: 0 E: 0 K: 1 S: 9	H: 0 LOB: 0 BB: 0 P: 13	1B: 5 2B: 0 3B: 1 HR: 2	SF: 0 SAC: 0 DP: 0 HBP: 0	WP: 1 PB: 0 SB: 0 CS: 0	PA: 38
<b>PITCHER</b>	IP WLS BF H R ER SO BB IBB HBP BLK WP HR S P ERA WHIP	7.0 W 30 6 1 1 5 2 0 0 0 0 1 1 65 100 1.29 1.143	2.0 8 2 1 1 1 0 0 0 0 0 0 1 16 25 4.50 1.000																			

**Detroit Tigers @ St. Louis Cardinals**  
 Busch Stadium, St. Louis, MO  
 Tue Jun 16 2009, 7:15 PM CDT  
 Att. 44,021 - Clear - 80 F

**AB 36**  
**R 2**  
**H 8**  
**RBI 2**  
**BB 2**  
**SO 6**  
**LOB 17**



Batter	1	2	3	4	5	6	7	8	9	AB	R	H	RBI	BB	SO	LOB	BOTTOM			
55 Skip Schumaker, L OBP: 0.329, SLG: 0.391										5	1	3	1	0	1	0				
28 Colby Rasmus, L OBP: 0.314, SLG: 0.452										5	0	1	0	0	2	4				
5 Albert Pujols, R OBP: 0.446, SLG: 0.701										2	2	1	1	2	1	1				
27 Tyler Greene, R OBP: 0.300, SLG: 0.409										1	0	0	0	0	0	0				
16 Chris Duncan, L OBP: 0.341, SLG: 0.424										5	3	3	1	0	0	3				
24 Rick Ankiel, L OBP: 0.311, SLG: 0.425										4	1	1	0	0	1	3				
4 Yadier Molina, R OBP: 0.348, SLG: 0.372										3	2	2	2	1	0	0				
22 Joe Thurston, L OBP: 0.343, SLG: 0.390										3	1	1	2	1	1	2				
50 Adam Wainwright, R OBP: 0.158, SLG: 0.289										3	1	1	0	0	1	4				
21 Jason LaRue, R OBP: 0.310, SLG: 0.400										1	0	0	0	0	0	0				
13 Brendan Ryan, R OBP: 0.343, SLG: 0.392										3	0	1	3	0	0	0				
62 P.J. Walters, R										0	0	0	0	0	0	0				
<b>Inning Stats</b>	R: 4 E: 1 K: 1 S: 21	H: 4 LOB: 1 BB: 1 P: 34	R: 0 E: 0 K: 0 S: 6	H: 1 LOB: 2 BB: 1 P: 13	R: 0 E: 0 K: 1 S: 6	H: 1 LOB: 0 BB: 0 P: 10	R: 1 E: 0 K: 2 S: 14	H: 2 LOB: 1 BB: 0 P: 16	R: 4 E: 0 K: 1 S: 14	H: 4 LOB: 1 BB: 2 P: 31	R: 2 E: 0 K: 0 S: 15	H: 2 LOB: 0 BB: 0 P: 21	R: 0 E: 0 K: 1 S: 9	H: 0 LOB: 0 BB: 0 P: 14	R: 0 E: 1 K: 1 S: 7	H: 0 LOB: 0 BB: 0 P: 8	1B: 7 2B: 5 3B: 0 HR: 2	SF: 0 SAC: 1 DP: 2 HBP: 0	WP: 0 PB: 0 SB: 0 CS: 2	PA: 41
<b>PITCHER</b>	IP WLS BF H R ER SO BB IBB HBP BLK WP HR S P ERA WHIP	4.0 L 21 4 2 4 4 2 0 0 0 0 0 0 4 15 " " 2.000	0.0 4 2 4 4 0 2 0 0 0 0 0 0 2 25 37 9.00 2.000	2.0 6 0 0 0 2 0 0 0 0 0 0 0 16 22 0.00 0.000																

**Detroit Tigers @ St. Louis Cardinals**  
 Busch Stadium, St. Louis, MO  
 Tue Jun 16 2009, 7:15 PM CDT  
 Att. 44,021 - Clear - 80 F

**AB 35**  
**R 11**  
**H 14**  
**RBI 10**  
**BB 4**  
**SO 7**  
**LOB 17**







Batter	1	2	3	4	5	6	7	8	9	AB	R	H	RBI	BB	SO	LOB	TOP				
28 Curtis Granderson, L (1,8) OBP: 0.345, SLG: 0.494										5	1	2	0	0	1	0					
14 Placido Polanco, R (1,4) OBP: 0.309, SLG: 0.369										5	2	2	1	0	0	2					
24 Miguel Cabrera, R (1,3) OBP: 0.389, SLG: 0.525										4	1	0	1	0	0	1					
33 Marcus Thames, R (1,7) OBP: 0.321, SLG: 0.560										4	1	1	2	0	0	1					
37 Brandon Lyon, R (8,1)										0	0	0	0	0	0	0					
56 Fernando Rodney, R (9,1)										0	0	0	0	0	0	0					
25 Ryan Raburn, R (1,9) OBP: 0.319, SLG: 0.413										3	0	0	0	0	2	1					
44 Bobby Seay, L (6,1)										0	0	0	0	0	0	0					
32 Don Kelly, L (8,PH) OBP: 0.400, SLG: 0.538										1	0	1	0	0	0	0					
15 Brandon Inge, R (1,5) OBP: 0.369, SLG: 0.509										4	1	2	1	0	1	1					
12 Gerald Laird, R (1,2) OBP: 0.315, SLG: 0.308										4	0	1	1	0	0	1					
4 Adam Everett, R (1,6) OBP: 0.306, SLG: 0.351										3	0	0	0	1	0	2					
48 Rick Porcello, R (1,1) OBP: 0.400, SLG: 0.400										2	0	0	0	0	0	0					
13 Josh Anderson, L (6,9) OBP: 0.285, SLG: 0.323										2	0	0	0	0	1	2					
<b>Inning Stats</b>	R: 4 H: 4 E: 1 K: 15	H: 4 R: 1 LOB: 0 BB: 19	R: 0 H: 0 E: 0 K: 6	H: 0 R: 0 LOB: 0 BB: 7	R: 0 H: 0 E: 0 K: 8	H: 0 R: 0 LOB: 0 BB: 14	R: 0 H: 0 E: 0 K: 10	H: 0 R: 0 LOB: 0 BB: 12	R: 0 H: 0 E: 0 K: 7	H: 0 R: 0 LOB: 0 BB: 11	R: 0 H: 0 E: 0 K: 8	H: 1 R: 1 LOB: 0 BB: 11	R: 2 H: 3 E: 0 K: 15	H: 3 R: 2 LOB: 1 BB: 21	R: 0 H: 1 E: 0 K: 10	H: 2 R: 1 LOB: 2 BB: 17	1B: 6 2B: 1 3B: 0 HR: 2	SF: 0 SAC: 0 DP: 0 HBP: 0	WP: 0 PA: 38 PB: 0 SB: 0 CS: 0		
<b>PITCHER</b>	IP: 7.0 WLS: L BF: 27 ERA: 3.76	IP: 0.1 WLS: 0 BF: 1 ERA: 2.95	IP: 0.2 WLS: 0 BF: 3 ERA: 5.13	IP: 1.0 WLS: 1 BF: 5 ERA: 9.82	IP: 0.0 WLS: 0 BF: 0 ERA: 0.00	IP: 0.0 WLS: 0 BF: 0 ERA: 0.00	IP: 0.0 WLS: 0 BF: 0 ERA: 0.00	IP: 0.0 WLS: 0 BF: 0 ERA: 0.00	IP: 0.0 WLS: 0 BF: 0 ERA: 0.00	IP: 0.0 WLS: 0 BF: 0 ERA: 0.00	IP: 0.0 WLS: 0 BF: 0 ERA: 0.00	IP: 0.0 WLS: 0 BF: 0 ERA: 0.00	IP: 0.0 WLS: 0 BF: 0 ERA: 0.00	IP: 0.0 WLS: 0 BF: 0 ERA: 0.00	IP: 0.0 WLS: 0 BF: 0 ERA: 0.00	IP: 0.0 WLS: 0 BF: 0 ERA: 0.00	IP: 0.0 WLS: 0 BF: 0 ERA: 0.00	IP: 0.0 WLS: 0 BF: 0 ERA: 0.00	IP: 0.0 WLS: 0 BF: 0 ERA: 0.00	IP: 0.0 WLS: 0 BF: 0 ERA: 0.00	IP: 0.0 WLS: 0 BF: 0 ERA: 0.00

**Detroit Tigers @ St. Louis Cardinals**  
 Busch Stadium, St. Louis, MO  
 Thu Jun 18 2009, 7:15 PM CDT  
 Att: 41,323 - Clear - 90 F

AB 37  
 R 6  
 H 9  
 RBI 6  
 BB 1  
 SO 5  
 LOB 11



Batter	1	2	3	4	5	6	7	8	9	AB	R	H	RBI	BB	SO	LOB	BOTTOM				
55 Skip Schumaker, L (1,4) OBP: 0.333, SLG: 0.387										4	1	1	0	1	1	3					
28 Colby Rasmus, L (1,8) OBP: 0.322, SLG: 0.467										3	0	1	0	0	1	2					
5 Albert Pujols, R (7,PH) OBP: 0.444, SLG: 0.689										2	0	0	0	0	0	1					
47 Ryan Ludwick, R (1,9) OBP: 0.306, SLG: 0.423										2	0	0	0	3	0	4					
16 Chris Duncan, L (1,3) OBP: 0.345, SLG: 0.417										3	0	1	1	2	1	2					
24 Rick Ankiel, L (1,7) OBP: 0.307, SLG: 0.417										5	0	1	0	0	1	7					
4 Yadier Molina, R (1,2) OBP: 0.358, SLG: 0.397										4	1	2	0	0	0	2					
22 Joe Thurston, L (1,5) OBP: 0.333, SLG: 0.377										4	1	1	0	0	0	1					
35 Joel Pineiro, R (1,1) OBP: 0.222, SLG: 0.125										3	0	0	0	0	1	1					
43 Trevor Miller, R (8,1)										0	0	0	0	0	0	0					
30 Jason Motte, R (8,1)										0	0	0	0	0	0	0					
3 Khalil Greene, R (8,PH) OBP: 0.285, SLG: 0.292										1	0	0	0	0	1	1					
52 Josh Kinney, R (9,1)										0	0	0	0	0	0	0					
27 Tyler Greene, R (1,6) OBP: 0.308, SLG: 0.419										4	0	2	1	0	0	1					
<b>Inning Stats</b>	R: 0 H: 1 E: 0 K: 12	H: 3 R: 3 LOB: 2 BB: 1	R: 0 H: 0 E: 0 K: 7	H: 0 R: 0 LOB: 0 BB: 13	R: 0 H: 0 E: 0 K: 6	H: 0 R: 0 LOB: 0 BB: 9	R: 0 H: 0 E: 0 K: 10	H: 0 R: 0 LOB: 0 BB: 15	R: 0 H: 1 E: 0 K: 9	H: 1 R: 1 LOB: 1 BB: 15	R: 0 H: 0 E: 0 K: 10	H: 0 R: 0 LOB: 1 BB: 22	R: 0 H: 1 E: 0 K: 10	H: 1 R: 3 LOB: 2 BB: 3	R: 0 H: 0 E: 0 K: 9	H: 0 R: 0 LOB: 2 BB: 22	1B: 8 2B: 1 3B: 0 HR: 0	SF: 0 SAC: 0 DP: 2 HBP: 0	WP: 1 PA: 41 PB: 0 SB: 0 CS: 0		
<b>PITCHER</b>	IP: 5.2 WLS: W BF: 27 ERA: 3.54	IP: 1.1 WLS: H BF: 5 ERA: 3.99	IP: 1.0 WLS: H BF: 4 ERA: 4.09	IP: 1.0 WLS: S BF: 5 ERA: 4.33	IP: 0.0 WLS: 0 BF: 0 ERA: 0.00	IP: 0.0 WLS: 0 BF: 0 ERA: 0.00	IP: 0.0 WLS: 0 BF: 0 ERA: 0.00	IP: 0.0 WLS: 0 BF: 0 ERA: 0.00	IP: 0.0 WLS: 0 BF: 0 ERA: 0.00	IP: 0.0 WLS: 0 BF: 0 ERA: 0.00	IP: 0.0 WLS: 0 BF: 0 ERA: 0.00	IP: 0.0 WLS: 0 BF: 0 ERA: 0.00	IP: 0.0 WLS: 0 BF: 0 ERA: 0.00	IP: 0.0 WLS: 0 BF: 0 ERA: 0.00	IP: 0.0 WLS: 0 BF: 0 ERA: 0.00	IP: 0.0 WLS: 0 BF: 0 ERA: 0.00	IP: 0.0 WLS: 0 BF: 0 ERA: 0.00	IP: 0.0 WLS: 0 BF: 0 ERA: 0.00	IP: 0.0 WLS: 0 BF: 0 ERA: 0.00	IP: 0.0 WLS: 0 BF: 0 ERA: 0.00	IP: 0.0 WLS: 0 BF: 0 ERA: 0.00

**Detroit Tigers @ St. Louis Cardinals**  
 Busch Stadium, St. Louis, MO  
 Thu Jun 18 2009, 7:15 PM CDT  
 Att: 41,323 - Clear - 90 F

AB 35  
 R 3  
 H 9  
 RBI 2  
 BB 6  
 SO 6  
 LOB 25



Batter	1	2	3	4	5	6	7	8	9	AB	R	H	RBI	BB	SO	LOB	TOP				
55 Skip Schumaker, L OBP: 0.343, SLG: 0.394										4	2	3	0	1	0	0					
28 Colby Rasmus, L OBP: 0.333, SLG: 0.460										5	2	4	2	0	0	1					
5 Albert Pujols, R OBP: 0.444, SLG: 0.684										3	1	1	2	1	1	3					
48 Brad Thompson, R OBP: 0.200, SLG: 0.200										0	0	0	0	0	0	0					
21 Jason LaRue, R OBP: 0.302, SLG: 0.390										1	0	0	0	0	0	0					
47 Ryan Ludwick, R OBP: 0.309, SLG: 0.437										4	1	1	4	0	1	1					
16 Chris Duncan, L OBP: 0.342, SLG: 0.409										4	0	0	0	1	2	3					
34 Chris Perez, R OBP: 0.304, SLG: 0.429										5	2	1	1	0	1	2					
36 Dennys Reyes, R OBP: 0.359, SLG: 0.402										5	0	2	0	0	0	1					
4 Yadier Molina, R OBP: 0.359, SLG: 0.402										5	2	1	1	0	1	2					
24 Rick Ankiel, L OBP: 0.304, SLG: 0.429										2	2	2	1	1	0	0					
3 Khalil Greene, R OBP: 0.302, SLG: 0.343										2	2	2	1	1	0	0					
22 Joe Thurston, L OBP: 0.350, SLG: 0.372										2	0	0	0	0	1	0					
27 Tyler Greene, R OBP: 0.293, SLG: 0.397										4	0	0	0	0	1	3					
<b>Inning Stats</b>	R: 2 E: 0 K: 1 S: 9	H: 3 LOB: 0 BB: 0 P: 15	R: 0 E: 0 K: 1 S: 8	H: 1 LOB: 1 BB: 0 P: 12	R: 6 E: 0 K: 1 S: 19	H: 5 LOB: 0 BB: 2 P: 37	R: 0 E: 0 K: 2 S: 12	H: 1 LOB: 2 BB: 0 P: 20	R: 2 E: 0 K: 0 S: 16	H: 2 LOB: 2 BB: 0 P: 31	R: 0 E: 0 K: 1 S: 7	H: 1 LOB: 1 BB: 0 P: 9	R: 0 E: 0 K: 0 S: 9	H: 0 LOB: 0 BB: 0 P: 15	R: 0 E: 0 K: 1 S: 7	H: 0 LOB: 0 BB: 0 P: 8	1B: 8 2B: 3 3B: 0 HR: 3	SF: 0 SAC: 0 DP: 2 HBP: 1	WP: 1 PB: 1 CS: 0 CS: 0	PA: 44	
<b>PITCHER</b>	IP WLS BF H R ER SO BB IBB HBP BLK WP HR S P ERA WHIP	IP WLS BF H R ER SO BB IBB HBP BLK WP HR S P ERA WHIP	IP WLS BF H R ER SO BB IBB HBP BLK WP HR S P ERA WHIP	IP WLS BF H R ER SO BB IBB HBP BLK WP HR S P ERA WHIP	IP WLS BF H R ER SO BB IBB HBP BLK WP HR S P ERA WHIP	IP WLS BF H R ER SO BB IBB HBP BLK WP HR S P ERA WHIP	IP WLS BF H R ER SO BB IBB HBP BLK WP HR S P ERA WHIP	IP WLS BF H R ER SO BB IBB HBP BLK WP HR S P ERA WHIP	IP WLS BF H R ER SO BB IBB HBP BLK WP HR S P ERA WHIP	IP WLS BF H R ER SO BB IBB HBP BLK WP HR S P ERA WHIP	IP WLS BF H R ER SO BB IBB HBP BLK WP HR S P ERA WHIP	IP WLS BF H R ER SO BB IBB HBP BLK WP HR S P ERA WHIP	IP WLS BF H R ER SO BB IBB HBP BLK WP HR S P ERA WHIP	IP WLS BF H R ER SO BB IBB HBP BLK WP HR S P ERA WHIP	IP WLS BF H R ER SO BB IBB HBP BLK WP HR S P ERA WHIP	IP WLS BF H R ER SO BB IBB HBP BLK WP HR S P ERA WHIP	IP WLS BF H R ER SO BB IBB HBP BLK WP HR S P ERA WHIP	IP WLS BF H R ER SO BB IBB HBP BLK WP HR S P ERA WHIP	IP WLS BF H R ER SO BB IBB HBP BLK WP HR S P ERA WHIP	IP WLS BF H R ER SO BB IBB HBP BLK WP HR S P ERA WHIP	IP WLS BF H R ER SO BB IBB HBP BLK WP HR S P ERA WHIP

St. Louis Cardinals @ Kansas City Royals  
Kauffman Stadium, Kansas City, MO

AB 39  
R 10  
H 14  
RBI 10  
BB 4  
SO 7  
LOB 14



WP: 1 PA: 44  
PB: 1  
CS: 0  
CS: 0

Batter	1	2	3	4	5	6	7	8	9	AB	R	H	RBI	BB	SO	LOB	BOTTOM					
9 David DeJesus, L OBP: 0.293, SLG: 0.399										4	1	1	1	0	0	0						
8 Willie Bloomquist, R OBP: 0.345, SLG: 0.363										4	0	1	0	0	0	0						
1 Tony Pena Jr., R OBP: 0.152, SLG: 0.129										4	1	1	1	0	0	1						
16 Billy Butler, R OBP: 0.341, SLG: 0.439										4	1	1	1	0	0	1						
17 Mike Jacobs, L OBP: 0.319, SLG: 0.444										4	0	0	0	0	1	1						
11 Jose Guillen, R OBP: 0.351, SLG: 0.405										4	0	0	0	0	0	2						
13 Alberto Callaspo, S OBP: 0.381, SLG: 0.462										4	0	0	0	0	0	2						
24 Mark Teahen, L OBP: 0.345, SLG: 0.435										3	1	0	0	1	0	1						
21 Miguel Olivo, R OBP: 0.280, SLG: 0.497										4	2	2	2	0	1	2						
35 Mitch Maier, L OBP: 0.326, SLG: 0.341										3	0	0	1	0	0	2						
<b>Inning Stats</b>	R: 1 E: 0 K: 0 S: 12	H: 1 LOB: 0 BB: 0 P: 16	R: 0 E: 0 K: 0 S: 8	H: 1 LOB: 2 BB: 1 P: 14	R: 0 E: 0 K: 0 S: 5	H: 0 LOB: 0 BB: 0 P: 8	R: 0 E: 0 K: 0 S: 8	H: 0 LOB: 0 BB: 0 P: 10	R: 1 E: 0 K: 0 S: 7	H: 1 LOB: 0 BB: 0 P: 13	R: 0 E: 1 K: 0 S: 7	H: 1 LOB: 1 BB: 0 P: 7	R: 2 E: 0 K: 0 S: 8	H: 1 LOB: 0 BB: 1 P: 15	R: 1 E: 0 K: 1 S: 11	H: 1 LOB: 0 BB: 0 P: 15	R: 0 E: 0 K: 1 S: 5	H: 0 LOB: 0 BB: 0 P: 6	1B: 2 2B: 1 3B: 0 HR: 3	SF: 0 SAC: 0 DP: 1 HBP: 0	WP: 1 PB: 0 SB: 0 CS: 0	PA: 35
<b>PITCHER</b>	IP WLS BF H R ER SO BB IBB HBP BLK WP HR S P ERA WHIP	IP WLS BF H R ER SO BB IBB HBP BLK WP HR S P ERA WHIP	IP WLS BF H R ER SO BB IBB HBP BLK WP HR S P ERA WHIP	IP WLS BF H R ER SO BB IBB HBP BLK WP HR S P ERA WHIP	IP WLS BF H R ER SO BB IBB HBP BLK WP HR S P ERA WHIP	IP WLS BF H R ER SO BB IBB HBP BLK WP HR S P ERA WHIP	IP WLS BF H R ER SO BB IBB HBP BLK WP HR S P ERA WHIP	IP WLS BF H R ER SO BB IBB HBP BLK WP HR S P ERA WHIP	IP WLS BF H R ER SO BB IBB HBP BLK WP HR S P ERA WHIP	IP WLS BF H R ER SO BB IBB HBP BLK WP HR S P ERA WHIP	IP WLS BF H R ER SO BB IBB HBP BLK WP HR S P ERA WHIP	IP WLS BF H R ER SO BB IBB HBP BLK WP HR S P ERA WHIP	IP WLS BF H R ER SO BB IBB HBP BLK WP HR S P ERA WHIP	IP WLS BF H R ER SO BB IBB HBP BLK WP HR S P ERA WHIP	IP WLS BF H R ER SO BB IBB HBP BLK WP HR S P ERA WHIP	IP WLS BF H R ER SO BB IBB HBP BLK WP HR S P ERA WHIP	IP WLS BF H R ER SO BB IBB HBP BLK WP HR S P ERA WHIP	IP WLS BF H R ER SO BB IBB HBP BLK WP HR S P ERA WHIP	IP WLS BF H R ER SO BB IBB HBP BLK WP HR S P ERA WHIP	IP WLS BF H R ER SO BB IBB HBP BLK WP HR S P ERA WHIP	IP WLS BF H R ER SO BB IBB HBP BLK WP HR S P ERA WHIP	IP WLS BF H R ER SO BB IBB HBP BLK WP HR S P ERA WHIP

St. Louis Cardinals @ Kansas City Royals  
Kauffman Stadium, Kansas City, MO

AB 33  
R 5  
H 6  
RBI 5  
BB 2  
SO 2  
LOB 9



WP: 1 PA: 35  
PB: 0  
SB: 0  
CS: 0







Batter	1	2	3	4	5	6	7	8	9	AB	R	H	RBI	BB	SO	LOB	TOP										
55 Skip Schumaker, L OBP: 0.345, SLG: 0.395 (1,4) (8,7)										4	0	1	1	0	1	0	<b>St. Louis Cardinals @ New York Mets</b> Citi Field, Flushing, NY Mon Jun 22 2009, 7:10 PM EDT Att: 38,488 - Cloudy - 70 F										
28 Colby Rasmus, L OBP: 0.317, SLG: 0.455 27 Tyler Greene, R OBP: 0.307, SLG: 0.398 (1,8) (8,PH) (8,4)										3	0	0	0	0	2	1											
5 Albert Pujols, R OBP: 0.445, SLG: 0.718 (1,3)										4	1	1	0	0	0	1											
47 Ryan Ludwick, R OBP: 0.313, SLG: 0.447 (1,9)										4	1	1	2	0	0	0											
24 Rick Ankiel, L OBP: 0.304, SLG: 0.417 (1,7) (8,8)										3	0	0	0	1	1	0											
4 Yadier Molina, R OBP: 0.348, SLG: 0.387 (1,2)										4	0	0	0	0	0	1											
3 Khalil Greene, R OBP: 0.311, SLG: 0.397 (1,5)									3	1	1	0	0	0	0	0											
37 Todd Wellemeyer, R OBP: 0.309, SLG: 0.344 43 Trevor Miller, R 22 Joe Thurston, L OBP: 0.256, SLG: 0.293 46 Kyle McClellan, R 30 Jason Motte, R 36 Denny Reyes, R 52 Josh Kinney, R (1,1) (8,1) (7,PH) (7,1) (8,1) (8,1) (8,1)									1	0	0	0	0	0	0	0											
13 Brendan Ryan, R OBP: 0.345, SLG: 0.415 (1,6)									3	1	1	1	0	1	1												
<b>Inning Stats</b>	R: 0 E: 0 K: 0 S: 9	H: 0 LOB: 0 BB: 0 P: 9	R: 0 E: 0 K: 1 S: 8	H: 0 LOB: 0 BB: 0 P: 10	R: 1 E: 0 K: 2 S: 11	H: 2 LOB: 1 BB: 0 P: 17	R: 0 E: 0 K: 0 S: 8	H: 0 LOB: 1 BB: 0 P: 16	R: 0 E: 0 K: 0 S: 5	H: 0 LOB: 0 BB: 0 P: 8	R: 2 E: 0 K: 1 S: 12	H: 2 LOB: 0 BB: 0 P: 19	R: 0 E: 0 K: 0 S: 8	H: 0 LOB: 0 BB: 0 P: 14	R: 1 E: 0 K: 1 S: 11	H: 2 LOB: 0 BB: 0 P: 18		R: 0 E: 0 K: 0 S: 6	H: 0 LOB: 0 BB: 0 P: 10	1B: 3 2B: 1 3B: 0 HR: 2	SF: 0 SAC: 1 DP: 1 HBP: 0	WP: 1 PB: 0 SB: 0 CS: 0	PA: 33				
<b>PITCHER</b>	IP	WLS	BF	H	R	ER	SO	BB	IBB	HBP	BLK	WP	HR	S	P	ERA	WHIP										
44 Tim Redding, R ERA: 6.08 56 Jon Switzer, L ERA: 8.1 43 Brian Stokes, R ERA: 3.38 75 Francisco Rodriguez, R ERA: 1.04 (1,1) (8,1) (8,1) (9,1)	7.0	W	27	5	4	4	4	1	0	0	0	1	2	62	95	5.14	0.857										
44 Tim Redding, R ERA: 6.08 56 Jon Switzer, L ERA: 8.1 43 Brian Stokes, R ERA: 3.38 75 Francisco Rodriguez, R ERA: 1.04 (8,1) (8,1) (8,1) (9,1)	0.1	H	2	1	0	0	1	0	0	0	0	0	0	7	11	0.00	3.000										
44 Tim Redding, R ERA: 6.08 56 Jon Switzer, L ERA: 8.1 43 Brian Stokes, R ERA: 3.38 75 Francisco Rodriguez, R ERA: 1.04 (8,1) (8,1) (8,1) (9,1)	0.2	H	1	0	0	0	0	0	0	0	0	0	0	3	5	0.00	0.000										
44 Tim Redding, R ERA: 6.08 56 Jon Switzer, L ERA: 8.1 43 Brian Stokes, R ERA: 3.38 75 Francisco Rodriguez, R ERA: 1.04 (9,1)	1.0	S	3	0	0	0	0	0	0	0	0	0	0	6	10	0.00	0.000										

Batter	1	2	3	4	5	6	7	8	9	AB	R	H	RBI	BB	SO	LOB	BOTTOM										
3 Alex Cora, L OBP: 0.387, SLG: 0.368 (1,6)										4	0	2	2	1	0	1	<b>St. Louis Cardinals @ New York Mets</b> Citi Field, Flushing, NY Mon Jun 22 2009, 7:10 PM EDT Att: 38,488 - Cloudy - 70 F										
28 Daniel Murphy, L OBP: 0.326, SLG: 0.378 (1,3)										5	2	2	1	0	0	6											
5 David Wright, R OBP: 0.436, SLG: 0.502 (1,5)										3	1	1	0	2	2												
17 Fernando Tatis, R OBP: 0.329, SLG: 0.373 75 Francisco Rodriguez, R (8,1)										5	0	1	0	0	0	4											
19 Ryan Church, L OBP: 0.342, SLG: 0.382 (1,9)									3	0	1	1	0	1	0												
9 Omar Santos, R OBP: 0.321, SLG: 0.471 (1,2)										4	1	4	1	0	0												
18 Jeremy Reed, L OBP: 0.307, SLG: 0.347 (1,8)										4	0	0	0	0	2	4											
1 Luis Castillo, S OBP: 0.376, SLG: 0.337 (1,4)									3	2	3	1	1	0	0												
44 Tim Redding, R OBP: 0.111, SLG: 0.111 56 Jon Switzer, L 43 Brian Stokes, R 26 Fernando Martinez, L OBP: 0.286, SLG: 0.274 (1,1) (8,1) (8,1) (8,PH) (9,7)									2	0	0	0	0	0	3												
<b>Inning Stats</b>	R: 2 E: 0 K: 0 S: 11	H: 4 LOB: 2 BB: 0 P: 19	R: 0 E: 0 K: 1 S: 13	H: 1 LOB: 1 BB: 1 P: 22	R: 0 E: 0 K: 0 S: 4	H: 0 LOB: 0 BB: 1 P: 11	R: 1 E: 1 K: 0 S: 9	H: 2 LOB: 1 BB: 0 P: 15	R: 1 E: 0 K: 0 S: 11	H: 1 LOB: 0 BB: 1 P: 20	R: 1 E: 0 K: 0 S: 9	H: 2 LOB: 2 BB: 1 P: 19	R: 0 E: 0 K: 1 S: 18	H: 2 LOB: 2 BB: 0 P: 26	R: 1 E: 1 K: 0 S: 14	H: 2 LOB: 2 BB: 0 P: 21		1B: 12 2B: 1 3B: 0 HR: 1	SF: 1 SAC: 2 DP: 2 HBP: 0	WP: 0 PB: 0 SB: 0 CS: 0	PA: 40						
<b>PITCHER</b>	IP	WLS	BF	H	R	ER	SO	BB	IBB	HBP	BLK	WP	HR	S	P	ERA	WHIP										
37 Todd Wellemeyer, R ERA: 5.53 43 Trevor Miller, L ERA: 2.89 46 Kyle McClellan, R ERA: 3.24 30 Jason Motte, R ERA: 5.33 36 Denny Reyes, L ERA: 4.58 (1,1) (8,1) (7,1) (8,1) (8,PH) (8,1)	5.2	L	28	10	8	5	2	3	1	0	0	0	0	3	5	0.00	0.000										
37 Todd Wellemeyer, R ERA: 5.53 43 Trevor Miller, L ERA: 2.89 46 Kyle McClellan, R ERA: 3.24 30 Jason Motte, R ERA: 5.33 36 Denny Reyes, L ERA: 4.58 (8,1) (8,1) (8,PH) (8,1)	1.0		5	2	0	0	1	0	0	0	0	0	0	18	26	0.00	2.000										
37 Todd Wellemeyer, R ERA: 5.53 43 Trevor Miller, L ERA: 2.89 46 Kyle McClellan, R ERA: 3.24 30 Jason Motte, R ERA: 5.33 36 Denny Reyes, L ERA: 4.58 (8,1) (8,1) (8,PH) (8,1)	0.0		1	1	1	1	0	0	0	0	0	0	0	3	6	∞	∞										
37 Todd Wellemeyer, R ERA: 5.53 43 Trevor Miller, L ERA: 2.89 46 Kyle McClellan, R ERA: 3.24 30 Jason Motte, R ERA: 5.33 36 Denny Reyes, L ERA: 4.58 (8,1) (8,1) (8,PH) (8,1)	0.1		3	1	0	0	0	0	0	0	0	0	0	7	9	0.00	3.000										

AB	31
R	4
H	6
RBI	4
BB	1
SO	5
LOB	4



AB	33
R	6
H	14
RBI	6
BB	4
SO	3
LOB	20





Batter	1	2	3	4	5	6	7	8	9	AB	R	H	RBI	BB	SO	LOB	TOP					
56 Skjo Schumaker, L OBP: 0.357, SLG: 0.403 34 Chris Perez, R 53 Blake Hawksworth, R										2	0	1	0	2	0	1	<b>St. Louis Cardinals @ New York Mets</b> Citi Field, Flushing, NY Wed Jun 24 2009, 7:10 PM EDT Att: 39,689 - Cloudy - 70 F					
28 Colby Rasmus, L OBP: 0.312, SLG: 0.447										4	0	0	0	0	1	5						
5 Albert Pujols, R OBP: 0.447, SLG: 0.707 27 Tyler Greene, R OBP: 0.307, SLG: 0.398										2	0	0	0	2	0	1						
24 Rick Ankiel, L OBP: 0.292, SLG: 0.398										4	0	0	0	0	1	6						
16 Chris Duncan, L OBP: 0.298, SLG: 0.399										4	0	0	0	0	2	0						
3 Khalil Greene, R OBP: 0.294, SLG: 0.371										4	0	0	0	0	1	0						
21 Jason LaRue, R OBP: 0.298, SLG: 0.378										4	0	1	0	0	1	0						
48 Brad Thompson, R OBP: 0.143, SLG: 0.143 43 Trevor Miller, R 52 Josh Kinney, R 22 Joe Thurston, L OBP: 0.321, SLG: 0.357										2	0	0	0	0	1	1						
13 Brendan Ryan, R OBP: 0.355, SLG: 0.423										3	0	2	0	0	0	0						
<b>Inning Stats</b>	R: 0 E: 0 K: 0 S: 8	H: 0 LOB: 1 BB: 1 P: 17	R: 0 E: 0 K: 2 S: 10	H: 0 LOB: 0 BB: 0 P: 13	R: 0 E: 0 K: 1 S: 24	H: 2 LOB: 3 BB: 1 P: 39	R: 0 E: 0 K: 2 S: 8	H: 1 LOB: 1 BB: 0 P: 9	R: 0 E: 0 K: 0 S: 11	H: 0 LOB: 0 BB: 0 P: 23	R: 0 E: 0 K: 0 S: 6	H: 0 LOB: 0 BB: 0 P: 7	R: 0 E: 0 K: 2 S: 10	H: 1 LOB: 1 BB: 0 P: 13	R: 0 E: 0 K: 1 S: 6	H: 0 LOB: 0 BB: 0 P: 10		R: 0 E: 0 K: 0 S: 8	H: 0 LOB: 0 BB: 0 P: 10	1B: 4 2B: 0 3B: 0 HR: 0	SF: 0 SAC: 0 DP: 0 HBP: 0	WP: 0 PB: 0 SB: 0 CS: 0
<b>PITCHER</b>	IP WLS BF H R ER SO BB IBB HBP BLK WP HR S P ERA WHIP																					
38 Fernando Nieve, R ERA: 1.31 43 Brian Stokes, R ERA: 3.25 48 Pat Misch, L ERA: 8.31 39 Bobby Parnell, R ERA: 4.82	6.0 W 25 3 0 0 5 4 0 0 0 0 0 0 0 10 108 0.00 1.167																					

AB	31
R	0
H	4
RBI	0
BB	4
SO	8
LOB	14



Batter	1	2	3	4	5	6	7	8	9	AB	R	H	RBI	BB	SO	LOB	BOTTOM			
3 Alex Cora, L OBP: 0.370, SLG: 0.344										4	0	0	0	1	0	3	<b>St. Louis Cardinals @ New York Mets</b> Citi Field, Flushing, NY Wed Jun 24 2009, 7:10 PM EDT Att: 39,689 - Cloudy - 70 F			
1 Luis Castillo, S OBP: 0.378, SLG: 0.337 11 Argenis Reyes, S OBP: 1.000, SLG: 1.000										4	2	1	0	0	0	2				
5 David Wright, R OBP: 0.444, SLG: 0.510 48 Pat Misch, R 61 Livan Hernandez, R OBP: 0.120, SLG: 0.120 39 Bobby Parnell, R										4	3	4	0	0	0	0				
19 Ryan Church, L OBP: 0.345, SLG: 0.394										4	2	3	2	0	0	1				
17 Fernando Tatis, R OBP: 0.327, SLG: 0.368										4	1	2	3	0	0	3				
26 Fernando Martinez, L OBP: 0.260, SLG: 0.246										4	1	0	1	0	0	3				
6 Nick Evans, R ERA: 1.250 43 Brian Stokes, R 28 Daniel Murphy, L OBP: 0.318, SLG: 0.371										3	2	2	2	0	0	0				
23 Brian Schneider, L OBP: 0.318, SLG: 0.439										4	0	1	2	0	0	1				
38 Fernando Nieve, R OBP: 0.250, SLG: 0.250 18 Jeremy Reed, L OBP: 0.321, SLG: 0.360										2	0	1	0	0	0	0				
<b>Inning Stats</b>	R: 1 E: 0 K: 0 S: 13	H: 3 LOB: 1 BB: 0 P: 20	R: 0 E: 0 K: 0 S: 7	H: 0 LOB: 0 BB: 0 P: 11	R: 0 E: 0 K: 0 S: 6	H: 1 LOB: 0 BB: 0 P: 7	R: 3 E: 0 K: 0 S: 9	H: 3 LOB: 0 BB: 0 P: 13	R: 0 E: 0 K: 0 S: 5	H: 0 LOB: 0 BB: 1 P: 12	R: 3 E: 0 K: 0 S: 17	H: 5 LOB: 2 BB: 0 P: 25	R: 4 E: 0 K: 0 S: 22	H: 3 LOB: 1 BB: 0 P: 33	R: 0 E: 0 K: 0 S: 8	H: 1 LOB: 0 BB: 0 P: 12		1B: 11 2B: 4 3B: 0 HR: 1	SF: 1 SAC: 0 DP: 4 HBP: 0	WP: 1 PB: 0 SB: 1 CS: 0
<b>PITCHER</b>	IP WLS BF H R ER SO BB IBB HBP BLK WP HR S P ERA WHIP																			
48 Brad Thompson, R ERA: 4.5 43 Trevor Miller, L ERA: 2.84 52 Josh Kinney, R ERA: 10.8 34 Chris Perez, R ERA: 4.37 53 Blake Hawksworth, R ERA: 5.4	5.0 L 21 5 5 5 0 1 0 0 0 0 0 0 0 2 41 9.00 1.800																			



Batter	1	2	3	4	5	6	7	8	9	AB	R	H	RBI	BB	SO	LOB	TOP							
13 Brendan Ryan, R OBP: 0.346, SLG: 0.445 36 Denrys Reyes, R 46 Kyle McClellan, R 43 Trevor Miller, R 30 Jason Motte, R 16 Chris Duncan, L OBP: 0.333, SLG: 0.397	F8	FC6-5 55 BB		G4-3		G1			K	4	0	0	0	0	0	4								
55 Skip Schumaker, L OBP: 0.358, SLG: 0.401	47 CI 1B			K		G1-3			K	4	1	1	0	1	2	1								
5 Albert Pujols, R OBP: 0.446, SLG: 0.700	P6	F7			P6				47 BB BB	4	0	1	0	1	0	4								
47 Ryan Ludwick, R OBP: 0.306, SLG: 0.430	CI 4 1B			P2		F7				3	0	0	0	1	0	1								
4 Yadier Molina, R OBP: 0.348, SLG: 0.385																								
24 Rick Ankiel, L 27 Tyler Greene, R OBP: 0.315, SLG: 0.405	F7			P3																				
3 Khalil Greene, R OBP: 0.288, SLG: 0.362				F8																				
29 Chris Carpenter, R OBP: 0.176, SLG: 0.125 21 Jason LaRue, R OBP: 0.292, SLG: 0.370 28 Colby Rasmus, L OBP: 0.312, SLG: 0.447																								
22 Joe Thurston, L OBP: 0.327, SLG: 0.358																								
<b>Inning Stats</b>	R: 1 E: 1 K: 0 S: 11	H: 2 LOB: 2 BB: 0 P: 19	R: 0 E: 0 K: 1 S: 9	H: 1 LOB: 3 BB: 2 P: 20	R: 0 E: 0 K: 0 S: 13	H: 1 LOB: 1 BB: 0 P: 18	R: 0 E: 0 K: 1 S: 10	H: 0 LOB: 1 BB: 1 P: 17	R: 0 E: 0 K: 0 S: 11	H: 0 LOB: 0 BB: 0 P: 13	R: 1 E: 0 K: 0 S: 11	H: 2 LOB: 1 BB: 0 P: 13	R: 0 E: 0 K: 0 S: 9	H: 1 LOB: 1 BB: 0 P: 10	R: 0 E: 0 K: 0 S: 7	H: 1 LOB: 1 BB: 0 P: 10	R: 0 E: 0 K: 2 S: 8	H: 0 LOB: 2 BB: 2 P: 18	1B: 7 2B: 1 3B: 0 HR: 0	SF: 0 SAC: 2 DP: 0 HBP: 0	WP: 0 PB: 0 SB: 0 CS: 0	PA: 41		
<b>PITCHER</b>	IP WLS BF H R ER SO BB IBB HBP BLK WP HR S P ERA WHIP	IP WLS BF H R ER SO BB IBB HBP BLK WP HR S P ERA WHIP	IP WLS BF H R ER SO BB IBB HBP BLK WP HR S P ERA WHIP	IP WLS BF H R ER SO BB IBB HBP BLK WP HR S P ERA WHIP	IP WLS BF H R ER SO BB IBB HBP BLK WP HR S P ERA WHIP	IP WLS BF H R ER SO BB IBB HBP BLK WP HR S P ERA WHIP	IP WLS BF H R ER SO BB IBB HBP BLK WP HR S P ERA WHIP	IP WLS BF H R ER SO BB IBB HBP BLK WP HR S P ERA WHIP	IP WLS BF H R ER SO BB IBB HBP BLK WP HR S P ERA WHIP	IP WLS BF H R ER SO BB IBB HBP BLK WP HR S P ERA WHIP	IP WLS BF H R ER SO BB IBB HBP BLK WP HR S P ERA WHIP	IP WLS BF H R ER SO BB IBB HBP BLK WP HR S P ERA WHIP	IP WLS BF H R ER SO BB IBB HBP BLK WP HR S P ERA WHIP	IP WLS BF H R ER SO BB IBB HBP BLK WP HR S P ERA WHIP	IP WLS BF H R ER SO BB IBB HBP BLK WP HR S P ERA WHIP	IP WLS BF H R ER SO BB IBB HBP BLK WP HR S P ERA WHIP	IP WLS BF H R ER SO BB IBB HBP BLK WP HR S P ERA WHIP	IP WLS BF H R ER SO BB IBB HBP BLK WP HR S P ERA WHIP	IP WLS BF H R ER SO BB IBB HBP BLK WP HR S P ERA WHIP	IP WLS BF H R ER SO BB IBB HBP BLK WP HR S P ERA WHIP	IP WLS BF H R ER SO BB IBB HBP BLK WP HR S P ERA WHIP	IP WLS BF H R ER SO BB IBB HBP BLK WP HR S P ERA WHIP	IP WLS BF H R ER SO BB IBB HBP BLK WP HR S P ERA WHIP	IP WLS BF H R ER SO BB IBB HBP BLK WP HR S P ERA WHIP

St. Louis Cardinals @ New York Mets  
Citi Field, Flushing, NY  
Thu Jun 25 2009, 1:10 PM EDT  
Att: 41,221 - Cloudy - 75 F

AB 33  
R 2  
H 8  
RBI 2  
BB 5  
SO 5  
LOB 21



Batter	1	2	3	4	5	6	7	8	9	AB	R	H	RBI	BB	SO	LOB	BOTTOM							
3 Alex Cora, L OBP: 0.367, SLG: 0.336	FC6-4 1B HBP			F9		G4-3			F8	3	0	0	0	0	0	1								
1 Luis Castillo, S OBP: 0.380, SLG: 0.337	FC6-4 1-2					G4-3				3	1	1	0	1	0	1								
5 David Wright, R OBP: 0.445, SLG: 0.508	F8									3	0	1	0	1	0	1								
19 Ryan Church, L OBP: 0.338, SLG: 0.386	K									4	1	0	0	0	2	6								
17 Fernando Tatis, R OBP: 0.325, SLG: 0.365 75 Francisco Rodriguez, R (9, 1)	P4									4	1	1	1	0	0	3								
26 Fernando Martinez, L OBP: 0.250, SLG: 0.236	K									3	0	0	0	0	1	2								
6 Nick Evans, R OBP: 0.130, SLG: 0.136 25 Pedro Feliciano, L (8, 1) 18 Jeremy Reed, L (9, 7)	K									3	0	1	2	0	1	0								
9 Omar Santos, R OBP: 0.307, SLG: 0.449										3	0	0	0	0	1	1								
57 Johan Santana, L OBP: 0.130, SLG: 0.136 28 Daniel Murphy, L (8, 3)	K									2	0	0	0	0	1	0								
<b>Inning Stats</b>	R: 0 E: 0 K: 1 S: 9	H: 0 LOB: 1 BB: 0 P: 13	R: 0 E: 0 K: 2 S: 9	H: 0 LOB: 0 BB: 0 P: 9	R: 0 E: 0 K: 2 S: 9	H: 0 LOB: 0 BB: 0 P: 10	R: 3 E: 0 K: 0 S: 16	H: 4 LOB: 1 BB: 0 P: 23	R: 0 E: 0 K: 0 S: 5	H: 0 LOB: 0 BB: 0 P: 8	R: 0 E: 0 K: 0 S: 10	H: 0 LOB: 0 BB: 0 P: 13	R: 0 E: 0 K: 0 S: 6	H: 0 LOB: 0 BB: 0 P: 6	R: 0 E: 0 K: 1 S: 20	H: 1 LOB: 3 BB: 2 P: 36	1B: 4 2B: 1 3B: 0 HR: 0	SF: 0 SAC: 0 DP: 0 HBP: 1	WP: 0 PB: 0 SB: 0 CS: 0	PA: 32				
<b>PITCHER</b>	IP WLS BF H R ER SO BB IBB HBP BLK WP HR S P ERA WHIP	IP WLS BF H R ER SO BB IBB HBP BLK WP HR S P ERA WHIP	IP WLS BF H R ER SO BB IBB HBP BLK WP HR S P ERA WHIP	IP WLS BF H R ER SO BB IBB HBP BLK WP HR S P ERA WHIP	IP WLS BF H R ER SO BB IBB HBP BLK WP HR S P ERA WHIP	IP WLS BF H R ER SO BB IBB HBP BLK WP HR S P ERA WHIP	IP WLS BF H R ER SO BB IBB HBP BLK WP HR S P ERA WHIP	IP WLS BF H R ER SO BB IBB HBP BLK WP HR S P ERA WHIP	IP WLS BF H R ER SO BB IBB HBP BLK WP HR S P ERA WHIP	IP WLS BF H R ER SO BB IBB HBP BLK WP HR S P ERA WHIP	IP WLS BF H R ER SO BB IBB HBP BLK WP HR S P ERA WHIP	IP WLS BF H R ER SO BB IBB HBP BLK WP HR S P ERA WHIP	IP WLS BF H R ER SO BB IBB HBP BLK WP HR S P ERA WHIP	IP WLS BF H R ER SO BB IBB HBP BLK WP HR S P ERA WHIP	IP WLS BF H R ER SO BB IBB HBP BLK WP HR S P ERA WHIP	IP WLS BF H R ER SO BB IBB HBP BLK WP HR S P ERA WHIP	IP WLS BF H R ER SO BB IBB HBP BLK WP HR S P ERA WHIP	IP WLS BF H R ER SO BB IBB HBP BLK WP HR S P ERA WHIP	IP WLS BF H R ER SO BB IBB HBP BLK WP HR S P ERA WHIP	IP WLS BF H R ER SO BB IBB HBP BLK WP HR S P ERA WHIP	IP WLS BF H R ER SO BB IBB HBP BLK WP HR S P ERA WHIP	IP WLS BF H R ER SO BB IBB HBP BLK WP HR S P ERA WHIP	IP WLS BF H R ER SO BB IBB HBP BLK WP HR S P ERA WHIP	IP WLS BF H R ER SO BB IBB HBP BLK WP HR S P ERA WHIP

St. Louis Cardinals @ New York Mets  
Citi Field, Flushing, NY  
Thu Jun 25 2009, 1:10 PM EDT  
Att: 41,221 - Cloudy - 75 F

AB 29  
R 3  
H 5  
RBI 3  
BB 2  
SO 6  
LOB 15





Batter	1	2	3	4	5	6	7	8	9	AB	R	H	RBI	BB	SO	LOB	TOP			
2 Denard Span, L OBP: 0.381, SLG: 0.387	G4-3	G1-6-3			G3-1	G4-3			G3	5	0	0	0	0	0	3	<b>Minnesota Twins @ St. Louis Cardinals</b> Busch Stadium, St. Louis, MO Fri Jun 26 2009, 7:15 PM CDT Att: 44,159 - Partly Cloudy - 92 F  <b>AB 32</b> <b>R 3</b> <b>H 7</b> <b>RBI 2</b> <b>BB 4</b> <b>SO 6</b> <b>LOB 13</b>			
23 Brendan Harris, R OBP: 0.333, SLG: 0.392	K	K			K		G6-3	L9	5	0	0	0	0	3	1					
7 Joe Mauer, L OBP: 0.471, SLG: 0.695	BB				BB		G3-1		2	1	1	0	2	0	0					
33 Justin Morneau, L OBP: 0.391, SLG: 0.562	BB				F8				2	1	0	0	2	0	2					
16 Jason Kubel, L OBP: 0.371, SLG: 0.558					G3				4	1	2	1	0	0	2					
54 Matt Guerrier, R									0	0	0	0	0	0	0					
50 Jose Mijares, L									0	0	0	0	0	0	0					
36 Joe Nathan, R									0	0	0	0	0	0	0					
5 Michael Cuddyer, R OBP: 0.364, SLG: 0.514	E5								4	0	2	1	0	0	1					
24 Joe Crede, R OBP: 0.310, SLG: 0.460	P6								4	0	1	0	0	0	2					
20 Matt Tolbert, S OBP: 0.273, SLG: 0.232									4	0	1	0	0	2	2					
15 Glen Perkins, L									1	0	0	0	0	1	0					
22 Carlos Gómez, R OBP: 0.284, SLG: 0.333									1	0	0	0	0	0	0					
<b>Inning Stats</b>	R: 2 H: 1 E: 0 K: 1 S: 18	H: 1 LOB: 2 BB: 2 P: 31	R: 0 H: 1 E: 0 K: 1 S: 10	H: 1 LOB: 1 BB: 0 P: 15	R: 0 H: 2 E: 0 K: 0 S: 7	H: 2 LOB: 2 BB: 0 P: 10	R: 0 H: 0 E: 0 K: 1 S: 6	H: 0 LOB: 0 BB: 0 P: 6	R: 0 H: 0 E: 0 K: 1 S: 8	H: 3 LOB: 2 BB: 1 P: 23	R: 0 H: 0 E: 0 K: 0 S: 5	H: 0 LOB: 1 BB: 1 P: 11	R: 0 H: 0 E: 0 K: 1 S: 6	H: 0 LOB: 0 BB: 0 P: 10	R: 0 H: 0 E: 0 K: 0 S: 9	H: 0 LOB: 0 BB: 0 P: 14	1B: 6 2B: 1 3B: 0 HR: 0	SF: 0 SAC: 2 DP: 0 HBP: 0	WP: 0 PB: 0 SB: 0 CS: 0	PA: 38
<b>PITCHER</b>	IP WLS BF H R ER SO BB IBB HBP BLK WP HR S P ERA WHIP	7.0 L 32 7 3 2 5 4 0 0 0 0 0 0 70 111 2.57 1.571	1.0 3 0 0 0 1 0 0 0 0 0 0 0 6 10 0.00 0.000	1.0 3 0 0 0 0 0 0 0 0 0 0 0 9 14 0.00 0.000	<b>PITCHER</b>										IP WLS BF H R ER SO BB IBB HBP BLK WP HR S P ERA WHIP	7.0 L 32 7 3 2 5 4 0 0 0 0 0 0 70 111 2.57 1.571				

Batter	1	2	3	4	5	6	7	8	9	AB	R	H	RBI	BB	SO	LOB	BOTTOM					
55 Skip Schumaker, L OBP: 0.353, SLG: 0.394	G5-3		G6-3			G6-3		G4-3		4	0	0	0	0	2	<b>Minnesota Twins @ St. Louis Cardinals</b> Busch Stadium, St. Louis, MO Fri Jun 26 2009, 7:15 PM CDT Att: 44,159 - Partly Cloudy - 92 F  <b>AB 32</b> <b>R 1</b> <b>H 7</b> <b>RBI 1</b> <b>BB 0</b> <b>SO 6</b> <b>LOB 13</b>						
28 Colby Rasmus, L OBP: 0.315, SLG: 0.452	K				F7				4	1	2	0	0	1	0							
5 Albert Pujols, R OBP: 0.443, SLG: 0.697					F9				4	0	1	0	0	1	2							
47 Ryan Ludwick, R OBP: 0.300, SLG: 0.421					F8				4	0	0	0	0	0	3							
24 Rick Ankiel, L OBP: 0.296, SLG: 0.410									4	0	2	1	0	1	1							
4 Yadier Molina, R OBP: 0.344, SLG: 0.380									3	0	0	0	0	0	2							
22 Joe Thurston, L OBP: 0.327, SLG: 0.358									3	0	1	0	0	1	1							
50 Adam Wainwright, R OBP: 0.150, SLG: 0.275									2	0	0	0	0	0	0							
34 Chris Perez, R									0	0	0	0	0	0	0							
16 Chris Duncan, L OBP: 0.336, SLG: 0.400									1	0	1	0	0	0	0							
31 Ryan Franklin, R									0	0	0	0	0	0	0							
27 Tyler Greene, R OBP: 0.304, SLG: 0.391									3	0	0	0	0	2	2							
<b>Inning Stats</b>	R: 0 H: 1 E: 0 K: 1 S: 11	H: 0 LOB: 0 BB: 0 P: 14	R: 0 H: 0 E: 0 K: 1 S: 10	H: 0 LOB: 0 BB: 0 P: 14	R: 0 H: 0 E: 0 K: 1 S: 6	H: 0 LOB: 0 BB: 0 P: 7	R: 0 H: 0 E: 0 K: 0 S: 6	H: 0 LOB: 0 BB: 0 P: 9	R: 0 H: 1 E: 0 K: 0 S: 6	H: 1 LOB: 0 BB: 0 P: 9	R: 0 H: 0 E: 0 K: 0 S: 7	H: 0 LOB: 0 BB: 0 P: 10	R: 1 H: 2 E: 0 K: 0 S: 13	H: 2 LOB: 1 BB: 0 P: 19	R: 0 H: 2 E: 0 K: 1 S: 7	H: 2 LOB: 1 BB: 0 P: 7	R: 0 H: 1 E: 0 K: 2 S: 9	H: 1 LOB: 0 BB: 0 P: 14	1B: 4 2B: 3 3B: 0 HR: 0	SF: 0 SAC: 0 DP: 2 HBP: 0	WP: 0 PB: 0 SB: 0 CS: 0	PA: 32
<b>PITCHER</b>	IP WLS BF H R ER SO BB IBB HBP BLK WP HR S P ERA WHIP	7.0 W 24 4 1 1 3 0 0 0 0 0 0 6 6 0.00 6.000	0.1 H 3 2 0 0 1 0 0 0 0 0 0 1 1 0.00 0.000	0.2 H 1 0 0 0 0 0 0 0 0 0 0 9 14 0.00 1.000	1.0 S 4 1 0 0 2 0 0 0 0 0 0 9 14 0.00 1.000	<b>PITCHER</b>										IP WLS BF H R ER SO BB IBB HBP BLK WP HR S P ERA WHIP	7.0 W 24 4 1 1 3 0 0 0 0 0 0 6 6 0.00 6.000					



Batter	1	2	3	4	5	6	7	8	9	AB	R	H	RBI	BB	SO	LOB	TOP								
2 Denard Span, L OBP: 0.374, SLG: 0.377	E6 7 1B 33 HR G5-3	FC6-4			E4 23 FC3-5				FC3-6 7 1B	5	1	1	0	0	0	3	<b>Minnesota Twins @ St. Louis Cardinals</b> Busch Stadium, St. Louis, MO Sun Jun 28 2009, 1:15 PM CDT Att: 42,705 - Sunny - 84 F								
23 Brendan Harris, R OBP: 0.333, SLG: 0.391	G5-3		E5 33 G6-4-3 16 1B		FC3-5 7 G6-4-3		SF7			4	1	1	2	0	0	2									
7 Joe Mauer, L OBP: 0.467, SLG: 0.684					G6-4-3					5	1	2	0	0	1	3									
33 Justin Morneau, L OBP: 0.388, SLG: 0.563					G6-4-3					4	1	1	3	0	0	2									
16 Jason Kubel, L OBP: 0.375, SLG: 0.558										4	0	3	1	0	0	0									
22 Carlos Gómez, R OBP: 0.284, SLG: 0.333										0	0	0	0	0	0	0									
5 Michael Cuddyer, R OBP: 0.357, SLG: 0.506										4	0	0	0	0	0	3									
24 Joe Crede, R OBP: 0.312, SLG: 0.457										4	1	2	0	0	1	1	<b>AB 35</b> <b>R 6</b> <b>H 11</b> <b>RBI 6</b> <b>BB 1</b> <b>SO 3</b> <b>LOB 16</b>								
20 Matt Tolbert, S OBP: 0.274, SLG: 0.235										3	1	1	0	0	0	1									
47 Francisco Liriano, L										2	0	0	0	0	0	1									
50 Jose Mijares, L										0	0	0	0	0	0	0									
54 Matt Guerrier, R										0	0	0	0	0	0	0									
32 Brian Buscher, L										0	0	0	0	0	1	0									
39 R.A. Dickey, R										0	0	0	0	0	0	0									
36 Joe Nathan, R										0	0	0	0	0	0	0									
<b>Inning Stats</b>	R: 3 E: 1 K: 0 S: 16	H: 2 LOB: 0 BB: 0 P: 23	R: 0 E: 0 K: 1 S: 7	H: 1 LOB: 1 BB: 0 P: 11	R: 1 E: 1 K: 0 S: 10	H: 2 LOB: 1 BB: 0 P: 15	R: 0 E: 0 K: 1 S: 7	H: 0 LOB: 0 BB: 0 P: 10	R: 0 E: 1 K: 0 S: 6	H: 0 LOB: 0 BB: 0 P: 8	R: 0 E: 0 K: 0 S: 9	H: 1 LOB: 1 BB: 0 P: 15	R: 1 E: 0 K: 0 S: 9	H: 2 LOB: 0 BB: 0 P: 14	R: 0 E: 0 K: 0 S: 9	H: 1 LOB: 1 BB: 0 P: 15	R: 1 E: 0 K: 1 S: 13	H: 2 LOB: 2 BB: 1 P: 20	1B: 9 2B: 1 3B: 0 HR: 1	SF: 1 SAC: 2 DP: 2 HBP: 0	WP: 0 PB: 0 SB: 1 CS: 1	PA: 40			
<b>PITCHER</b>	IP	WLS	BF	H	R	ER	SO	BB	IBB	HBP	BLK	WP	HR	S	P	ERA	WHIP								
35 Joel Pineiro, R ERA: 3.44	6.2	L	29	8	5	3	2	0	0	0	0	0	1	62	92	4.05	1.200								
43 Trevor Miller, L ERA: 2.66	0.1		0	0	0	0	0	0	0	0	0	0	0	2	4	0.00	0.000								
53 Blake Hawksworth, R ERA: 4.7	1.0		4	1	0	0	0	0	0	0	0	0	0	9	15	0.00	1.000								
52 Josh Kinney, R ERA: 8.59	1.0		6	2	1	1	1	1	0	0	0	0	0	13	20	9.00	3.000								

Batter	1	2	3	4	5	6	7	8	9	AB	R	H	RBI	BB	SO	LOB	BOTTOM								
55 Skip Schumaker, L OBP: 0.358, SLG: 0.398	K				L8				K	4	0	0	0	1	2	3	<b>Minnesota Twins @ St. Louis Cardinals</b> Busch Stadium, St. Louis, MO Sun Jun 28 2009, 1:15 PM CDT Att: 42,705 - Sunny - 84 F								
3 Khalil Greene, R OBP: 0.252, SLG: 0.354										3	0	0	0	0	2	0									
53 Blake Hawksworth, R										0	0	0	0	0	0	0									
13 Brendan Ryan, R OBP: 0.346, SLG: 0.411										0	0	0	0	0	0	0									
26 Colby Rasmus, L OBP: 0.307, SLG: 0.440										1	0	0	0	0	0	1									
52 Josh Kinney, R										0	0	0	0	0	0	0									
5 Albert Pujols, R OBP: 0.451, SLG: 0.722										3	0	1	0	1	1	0									
7 Mark DeRosa, R OBP: 0.341, SLG: 0.452										3	0	0	0	1	0	1									
47 Ryan Ludwick, R OBP: 0.303, SLG: 0.426										4	1	2	0	0	0	2									
24 Rick Ankiel, L OBP: 0.295, SLG: 0.405										4	1	1	1	0	0	1									
21 Jason LaRue, R OBP: 0.308, SLG: 0.380										4	0	2	1	0	0	1									
35 Joel Pineiro, R OBP: 0.250, SLG: 0.207										1	0	0	0	0	1	0									
43 Trevor Miller, R										0	0	0	0	0	0	0									
22 Joe Thurston, L OBP: 0.341, SLG: 0.371										0	0	0	0	2	0	0									
27 Tyler Greene, R OBP: 0.293, SLG: 0.366										3	0	0	0	0	1	3									
16 Chris Duncan, L OBP: 0.341, SLG: 0.402										1	0	1	0	0	0	0									
<b>Inning Stats</b>	R: 0 E: 0 K: 1 S: 9	H: 0 LOB: 0 BB: 0 P: 14	R: 0 E: 0 K: 0 S: 5	H: 0 LOB: 0 BB: 0 P: 8	R: 0 E: 0 K: 1 S: 8	H: 0 LOB: 0 BB: 0 P: 9	R: 0 E: 0 K: 1 S: 11	H: 0 LOB: 1 BB: 1 P: 19	R: 2 E: 0 K: 0 S: 10	H: 3 LOB: 1 BB: 0 P: 12	R: 0 E: 0 K: 2 S: 7	H: 0 LOB: 0 BB: 0 P: 10	R: 0 E: 0 K: 1 S: 14	H: 1 LOB: 2 BB: 1 P: 25	R: 0 E: 0 K: 0 S: 11	H: 1 LOB: 2 BB: 2 P: 21	R: 0 E: 0 K: 1 S: 9	H: 2 LOB: 2 BB: 1 P: 17	1B: 4 2B: 3 3B: 0 HR: 0	SF: 0 SAC: 1 DP: 1 HBP: 0	WP: 0 PB: 0 SB: 1 CS: 0	PA: 37			
<b>PITCHER</b>	IP	WLS	BF	H	R	ER	SO	BB	IBB	HBP	BLK	WP	HR	S	P	ERA	WHIP								
47 Francisco Liriano, L ERA: 5.62	7.0	W	27	4	2	2	6	2	0	0	0	0	0	64	97	2.57	0.857								
50 Jose Mijares, L ERA: 2.49	0.0		1	0	0	0	0	1	0	0	0	0	0	4											
54 Matt Guerrier, R ERA: 2.85	1.0	H	4	1	0	0	0	1	0	0	0	0	0	11	17	0.00	2.000								
39 R.A. Dickey, R ERA: 2.3	0.2		4	2	0	0	0	1	0	0	0	0	0	6	13	0.00	4.500								
36 Joe Nathan, R ERA: 1.5	0.1	S	1	0	0	0	1	0	0	0	0	0	0	3	4	0.00	0.000								

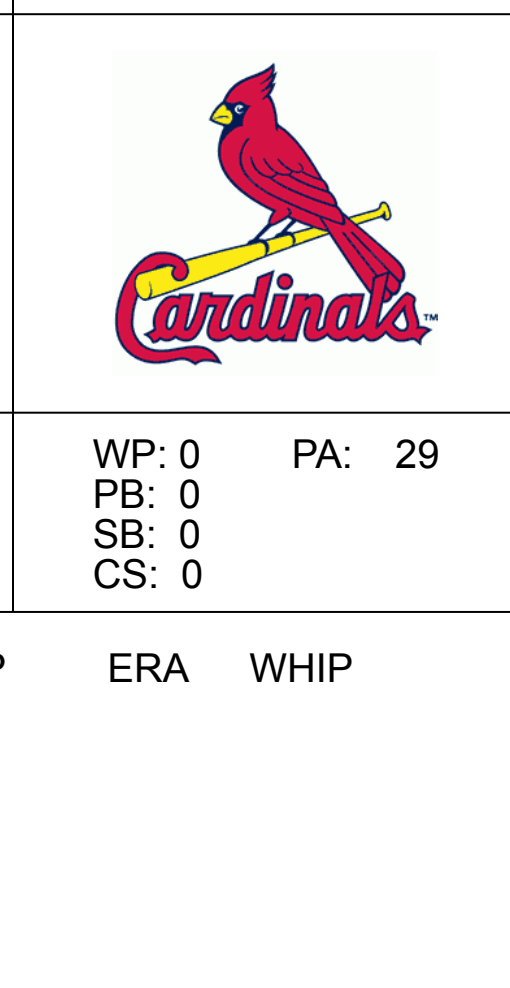


Batter	1	2	3	4	5	6	7	8	9	AB	R	H	RBI	BB	SO	LOB	TOP			
33 Aaron Rowand, R OBP: 0.358, SLG: 0.477 59 Andres Torres, S OBP: 0.359, SLG: 0.509	P5		F9		K		HBP	K		3	0	0	0	0	1	1	San Francisco Giants @ St. Louis Cardinals Busch Stadium, St. Louis, MO Mon Jun 29 2009, 7:15 PM CDT Att: 37,737 - Clear - 86 F			
2 Randy Winn, S OBP: 0.315, SLG: 0.378	2B		F7		G6-3		FC4	P6		5	2	1	1	0	0	2				
48 Pablo Sandoval, S OBP: 0.387, SLG: 0.568	BB		G1-3		G4-3		SF9		K	3	0	0	1	1	1	1				
1 Bengie Molina, R OBP: 0.268, SLG: 0.430	1B		G5-3		F8		12 BB		12 G4-6-3	5	1	3	1	0	0	0				
12 Nate Schierholz, L OBP: 0.349, SLG: 0.475	G1-6-3		16 BB		16 G6-3		16 BB		G4-6-3	4	2	2	0	1	0	3				
16 Edgar Renteria, R OBP: 0.314, SLG: 0.329	G6-3		35 HR		35 HR		16 BB		G4-6-3	4	1	2	3	0	0	1				
35 Travis Ishikawa, L OBP: 0.325, SLG: 0.408	K		16 BB		16 BB		G6-3		2B	4	1	1	3	0	1	3				
5 Juan Uribe, R OBP: 0.320, SLG: 0.447	P5		HR		G5-3		55 SH2-3		HR	4	2	2	1	0	0	0				
55 Tim Lincecum, L OBP: 0.222, SLG: 0.212	G1		G1		G1		SH2-3		G3	3	0	1	0	0	0	0				
<b>Inning Stats</b>	R: 1 E: 0 K: 0 S: 9	H: 2 LOB: 1 BB: 1 P: 15	R: 0 E: 0 K: 1 S: 9	H: 0 LOB: 0 BB: 0 P: 13	R: 0 E: 0 K: 0 S: 7	H: 1 LOB: 1 BB: 0 P: 13	R: 3 E: 0 K: 0 S: 15	H: 3 LOB: 0 BB: 0 P: 24	R: 0 E: 0 K: 0 S: 5	H: 1 LOB: 1 BB: 0 P: 10	R: 5 E: 1 K: 0 S: 13	H: 3 LOB: 2 BB: 1 P: 28	R: 1 E: 0 K: 1 S: 11	H: 1 LOB: 0 BB: 0 P: 14	R: 0 E: 0 K: 1 S: 7	H: 1 LOB: 0 BB: 0 P: 8	1B: 7 2B: 3 3B: 0 HR: 2	SF: 1 SAC: 1 DP: 2 HBP: 1	WP: 0 PB: 0 SB: 0 CS: 0	PA: 41
<b>PITCHER</b>	IP WLS BF H R ER SO BB IBB HBP BLK WP HR S P ERA WHIP																			
48 Brad Thompson, R ERA: 4.89	6.0 L 25 7 4 4 2 1 0 0 0 0 0 1 52 83 6.00 1.333																			
54 Clayton Mortensen, R ERA: 6.0	3.0 16 5 6 2 2 1 0 1 0 0 0 1 31 50 6.00 2.000																			


Batter	1	2	3	4	5	6	7	8	9	AB	R	H	RBI	BB	SO	LOB	BOTTOM			
55 Skip Schumaker, L OBP: 0.353, SLG: 0.392	G6-3		G4-3		K				G6-3	4	0	0	0	0	1	0	San Francisco Giants @ St. Louis Cardinals Busch Stadium, St. Louis, MO Mon Jun 29 2009, 7:15 PM CDT Att: 37,737 - Clear - 86 F			
7 Mark DeRosa, R OBP: 0.336, SLG: 0.446	G5-3		L9		G5-3			F9	4	0	0	0	0	0	0					
5 Albert Pujols, R OBP: 0.450, SLG: 0.721 27 Tyler Greene, R OBP: 0.293, SLG: 0.366	K		L5		L9		L8			3	0	1	0	0	1	0				
47 Ryan Ludwick, R OBP: 0.299, SLG: 0.419	K		L9		L8		L8			3	0	0	0	0	1	1				
16 Chris Duncan, L OBP: 0.337, SLG: 0.397	K		G4-3		K		K			3	0	0	0	0	2	1				
24 Rick Ankiel, L OBP: 0.295, SLG: 0.404	G4-3		G4-3		1B		G3-1			3	0	1	0	0	0	0				
21 Jason LaRue, R OBP: 0.291, SLG: 0.358	G5-3		G1-3		G1-3		K			3	0	0	0	0	1	1				
48 Brad Thompson, R OBP: 0.125, SLG: 0.125 22 Joe Thurston, L OBP: 0.340, SLG: 0.389 54 Clayton Mortensen, R OBP: 0.340, SLG: 0.389	K		K		P6		F8			1	0	0	0	0	1	0				
13 Brendan Ryan, R OBP: 0.340, SLG: 0.403	G3		K		K		G5-3			3	0	0	0	0	1	0				
<b>Inning Stats</b>	R: 0 E: 0 K: 1 S: 7	H: 0 LOB: 0 BB: 0 P: 13	R: 0 E: 0 K: 2 S: 7	H: 0 LOB: 0 BB: 0 P: 12	R: 0 E: 0 K: 1 S: 6	H: 0 LOB: 0 BB: 0 P: 8	R: 0 E: 0 K: 0 S: 6	H: 0 LOB: 0 BB: 0 P: 9	R: 0 E: 0 K: 2 S: 7	H: 0 LOB: 1 BB: 0 P: 10	R: 0 E: 0 K: 0 S: 8	H: 1 LOB: 1 BB: 0 P: 13	R: 0 E: 0 K: 1 S: 8	H: 0 LOB: 0 BB: 0 P: 13	R: 0 E: 0 K: 0 S: 4	H: 0 LOB: 0 BB: 0 P: 6	1B: 1 2B: 1 3B: 0 HR: 0	SF: 0 SAC: 0 DP: 0 HBP: 0	WP: 0 PB: 0 SB: 0 CS: 0	PA: 29
<b>PITCHER</b>	IP WLS BF H R ER SO BB IBB HBP BLK WP HR S P ERA WHIP																			
55 Tim Lincecum, R ERA: 2.37	9.0 W 29 2 0 0 8 0 0 0 0 0 0 0 60 95 0.00 0.222																			


AB	36
R	10
H	12
RBI	10
BB	2
SO	4
LOB	11

AB	29
R	0
H	2
RBI	0
BB	0
SO	8
LOB	3





Batter	1	2	3	4	5	6	7	8	9	10	AB	R	H	RBI	BB	SO	LOB	TOP					
33 Aaron Rowand, R OBP: 0.359, SLG: 0.474	F9		1B			K		1B		K	5	0	2	0	0	2	0	<b>San Francisco Giants @ St. Louis Cardinals</b> Busch Stadium, St. Louis, MO Wed Jul 01 2009, 7:15 PM CDT Att: 36,928 - Partly Cloudy - 78 F  livebaseballscorecards.com  <b>AB 35</b> <b>R 1</b> <b>H 6</b> <b>RBI 1</b> <b>BB 3</b> <b>SO 13</b> <b>LOB 19</b>  					
2 Randy Winn, S OBP: 0.321, SLG: 0.384	FC6-4		L8			1B		BB		G6-3	4	0	2	0	1	0	1						
48 Pablo Sandoval, S OBP: 0.384, SLG: 0.556	L4		L9			F7		K		L6	5	0	0	0	0	1	6						
1 Bengie Molina, R OBP: 0.267, SLG: 0.430	FC6-4		F8			L9		SF8			3	0	0	1	0	0	2						
12 Nate Schierholtz, L OBP: 0.328, SLG: 0.444	K		F7			F8		K			4	0	0	0	0	2	2						
54 Sergio Romo, R	K										0	0	0	0	0	0	0						
41 Jeremy Affeldt, L OBP: 0.500, SLG: 0.500	K										0	0	0	0	0	0	0						
46 Bob Howry, L	K										0	0	0	0	0	0	0						
16 Edgar Renteria, R OBP: 0.322, SLG: 0.340	F9		G5-3								3	0	1	0	1	0	0						
35 Travis Ishikawa, L OBP: 0.232, SLG: 0.403	FC6-4		K			BB		BB		1B	3	0	0	0	1	3	2						
5 Juan Uribe, R OBP: 0.303, SLG: 0.423	FC6-4		F8			K		K		K	4	0	0	0	0	2	4						
18 Matt Cain, R OBP: 0.265, SLG: 0.226	K		K							K	2	0	0	0	0	2	1						
14 Fred Lewis, L OBP: 0.341, SLG: 0.395	K		K							K	2	1	1	0	0	1	1						
<b>Inning Stats</b>	R: 0 E: 0 K: 0 S: 8	H: 1 LOB: 1 BB: 0 P: 9	R: 0 E: 0 K: 1 S: 10	H: 0 LOB: 1 BB: 1 P: 19	R: 0 E: 0 K: 1 S: 7	H: 1 LOB: 1 BB: 0 P: 9	R: 0 E: 0 K: 2 S: 6	H: 0 LOB: 0 BB: 0 P: 6	R: 0 E: 0 K: 1 S: 7	H: 1 LOB: 1 BB: 0 P: 9	R: 0 E: 0 K: 2 S: 11	H: 0 LOB: 1 BB: 1 P: 18	R: 1 E: 0 K: 2 S: 13	H: 2 LOB: 2 BB: 1 P: 22	R: 0 E: 0 K: 3 S: 11	H: 1 LOB: 1 BB: 0 P: 17	R: 0 E: 0 K: 1 S: 11	H: 0 LOB: 0 BB: 0 P: 15	1B: 5 2B: 1 3B: 0 HR: 0	SF: 1 SAC: 0 DP: 0 HBP: 0	WP: 1 PB: 0 SB: 1 CS: 1	PA: 39	
<b>PITCHER</b>	IP 9.0	WLS 36	BF 6	H 1	R 1	ER 1	SO 12	BB 3	IBB 0	HBP 0	BLK 0	WP 1	HR 0	S 82	P 122	ERA 1.00	WHIP 1.000						
50 Adam Wainwright, R ERA: 3.32	1.0	W	3	0	0	0	1	0	0	0	0	0	0	0	11	15	0.00	0.000					
31 Ryan Franklin, R ERA: 0.9																							

Batter	1	2	3	4	5	6	7	8	9	10	AB	R	H	RBI	BB	SO	LOB	BOTTOM				
55 Skip Schumaker, L OBP: 0.349, SLG: 0.387	E6		L8			L7		G6-3		G4-3	5	1	1	0	0	0	1	<b>San Francisco Giants @ St. Louis Cardinals</b> Busch Stadium, St. Louis, MO Wed Jul 01 2009, 7:15 PM CDT Att: 36,928 - Partly Cloudy - 78 F  livebaseballscorecards.com  <b>AB 34</b> <b>R 2</b> <b>H 8</b> <b>RBI 2</b> <b>BB 4</b> <b>SO 6</b> <b>LOB 19</b>  				
28 Colby Rasmus, L OBP: 0.313, SLG: 0.455	B2		F8			1B		F7		HR	5	1	2	1	0	0	2					
5 Albert Pujols, R OBP: 0.450, SLG: 0.745	16 L4		47 WP			47 WP		FC6			2	0	2	0	2	0	0					
47 Ryan Ludwick, R OBP: 0.306, SLG: 0.434	1B		G4-6-3			G4-6-3		F7			3	0	1	1	1	0	3					
16 Chris Duncan, L OBP: 0.237, SLG: 0.390	L4		BB					G4-3			3	0	0	0	1	1	5					
27 Tyler Greene, R OBP: 0.282, SLG: 0.351	L4		K					G4-3			0	0	0	0	0	0	0					
4 Yadier Molina, R OBP: 0.347, SLG: 0.381	F7		1B			G5-3		FC6			4	0	1	0	0	0	2					
22 Joe Thurston, L OBP: 0.327, SLG: 0.353	K		K			F7		K			4	0	0	0	0	3	4					
50 Adam Wainwright, R OBP: 0.140, SLG: 0.256	G3		F8					BB		K2-3	3	0	0	0	0	0	1					
24 Rick Ankiel, L OBP: 0.294, SLG: 0.398	G3										1	0	0	0	0	1	0					
31 Ryan Franklin, R	G3										0	0	0	0	0	0	0					
13 Brendan Ryan, R OBP: 0.333, SLG: 0.389	47 WP		28 E			P2		G5-3		K	4	0	1	0	0	1	1					
<b>Inning Stats</b>	R: 1 E: 1 K: 0 S: 10	H: 2 LOB: 1 BB: 1 P: 17	R: 0 E: 0 K: 1 S: 8	H: 0 LOB: 0 BB: 0 P: 9	R: 0 E: 1 K: 1 S: 13	H: 1 LOB: 3 BB: 2 P: 22	R: 0 E: 0 K: 1 S: 11	H: 1 LOB: 1 BB: 0 P: 13	R: 0 E: 0 K: 0 S: 12	H: 2 LOB: 1 BB: 0 P: 16	R: 0 E: 0 K: 0 S: 7	H: 0 LOB: 0 BB: 0 P: 8	R: 0 E: 0 K: 1 S: 15	H: 1 LOB: 3 BB: 1 P: 24	R: 0 E: 0 K: 2 S: 9	H: 0 LOB: 0 BB: 0 P: 11	R: 1 E: 0 K: 0 S: 6		H: 1 LOB: 0 BB: 0 P: 9	1B: 7 2B: 1 3B: 0 HR: 1	SF: 0 SAC: 0 DP: 2 HBP: 0	WP: 1 PB: 0 SB: 1 CS: 0
<b>PITCHER</b>	IP 7.0	WLS 28	BF 6	H 1	R 0	ER 1	SO 3	BB 1	IBB 2	HBP 0	BLK 0	WP 1	HR 0	S 67	P 92	ERA 1.29	WHIP 1.000					
18 Matt Cain, R ERA: 2.48	1.0	6	1	0	0	1	1	0	0	0	0	0	0	15	24	0.00	2.000					
54 Sergio Romo, R ERA: 2.53	1.0	3	0	0	0	2	0	0	0	0	0	0	0	9	11	0.00	0.000					
41 Jeremy Affeldt, L ERA: 1.44	0.0	L	1	1	1	0	0	0	0	0	0	0	1	6	9	∞	∞					
46 Bob Howry, R ERA: 3.86																						


Batter	1	2	3	4	5	6	7	8	9	AB	R	H	RBI	BB	SO	LOB	TOP					
33 Aaron Rowand, R OBP: 0.358, SLG: 0.482										4	1	1	2	0	2	2	<b>San Francisco Giants @ St. Louis Cardinals</b> Busch Stadium, St. Louis, MO Thu Jul 02 2009, 6:15 PM CDT Att: 41,875 - Partly Cloudy - 82 F					
2 Randy Winn, S OBP: 0.323, SLG: 0.389										4	0	2	0	0	0	1						
48 Pablo Sandoval, S OBP: 0.379, SLG: 0.548										4	0	0	0	0	2	2						
1 Bengie Molina, R OBP: 0.270, SLG: 0.431										4	0	2	0	0	1	1						
22 Eli Whiteside, R OBP: 0.290, SLG: 0.399										0	0	0	0	0	0	0						
14 Fred Lewis, L OBP: 0.335, SLG: 0.387										4	0	0	0	0	1	3						
49 Brandon Medders, R OBP: 0.286, SLG: 0.306										4	0	1	0	0	0	1						
5 Juan Uribe, R OBP: 0.337, SLG: 0.418											4	0	1	0	0	0		1				
35 Travis Ishikawa, L OBP: 0.320, SLG: 0.399											4	0	1	0	0	1		1				
37 Matt Downs, R OBP: 0.286, SLG: 0.306											3	0	0	0	1	1						
75 Barry Zito, L OBP: 0.120, SLG: 0.120										1	0	1	0	0	0	0						
45 Justin Miller, R OBP: 0.270, SLG: 0.431										0	0	0	0	0	0	0						
47 Merkin Valdez, R OBP: 0.290, SLG: 0.399										0	0	0	0	0	0	0						
12 Nate Schierholz, L OBP: 0.333, SLG: 0.449										1	1	1	0	0	0	0						
<b>Inning Stats</b>	R: 0 E: 0 K: 1 S: 12	H: 1 LOB: 1 BB: 0 P: 17	R: 0 E: 0 K: 0 S: 7	H: 1 LOB: 1 BB: 0 P: 13	R: 0 E: 0 K: 1 S: 8	H: 0 LOB: 1 BB: 1 P: 14	R: 0 E: 0 K: 0 S: 8	H: 1 LOB: 1 BB: 0 P: 12	R: 0 E: 0 K: 1 S: 9	H: 2 LOB: 1 BB: 0 P: 13	R: 0 E: 0 K: 1 S: 7	H: 0 LOB: 0 BB: 0 P: 11	R: 0 E: 0 K: 1 S: 8	H: 0 LOB: 0 BB: 0 P: 10	R: 2 E: 0 K: 2 S: 19	H: 4 LOB: 2 BB: 0 P: 32	R: 0 E: 0 K: 1 S: 8	H: 0 LOB: 0 BB: 0 P: 9	1B: 7 2B: 1 3B: 0 HR: 1	SF: 0 SAC: 1 DP: 2 HBP: 0	WP: 0 PB: 0 SB: 0 CS: 0	PA: 35
<b>PITCHER</b>	IP WLS BF H R ER SO BB IBB HBP BLK WP HR S P ERA WHIP																					
37 Todd Wellemeyer, R ERA: 5.44	7.1 W 28 7 2 2 6 1 0 0 0 0 0 1 65 99 2.46 1.091																					
36 Dennys Reyes, L ERA: 4.35	0.0 1 1 0 0 0 0 0 0 0 0 0 0 3 6 ∞ ∞																					
46 Kyle McClellan, R ERA: 2.92	0.2 H 3 1 0 0 1 0 0 0 0 0 0 0 10 17 0.00 1.500																					
31 Ryan Franklin, R ERA: 0.87	1.0 S 3 0 0 0 1 0 0 0 0 0 0 0 8 9 0.00 0.000																					

Batter	1	2	3	4	5	6	7	8	9	AB	R	H	RBI	BB	SO	LOB	BOTTOM			
13 Brendan Ryan, R OBP: 0.337, SLG: 0.398										4	2	2	0	0	1	0	<b>San Francisco Giants @ St. Louis Cardinals</b> Busch Stadium, St. Louis, MO Thu Jul 02 2009, 6:15 PM CDT Att: 41,875 - Partly Cloudy - 82 F			
55 Skip Schumaker, L OBP: 0.351, SLG: 0.392										4	1	2	1	0	0	1				
5 Albert Pujols, R OBP: 0.460, SLG: 0.740										2	1	0	0	2	1	1				
47 Ryan Ludwick, R OBP: 0.309, SLG: 0.435										4	0	2	2	0	1	0				
4 Yadier Molina, R OBP: 0.349, SLG: 0.381										3	0	1	1	1	0	2				
16 Chris Duncan, L OBP: 0.332, SLG: 0.383										4	0	0	1	0	1	5				
31 Ryan Franklin, R OBP: 0.274, SLG: 0.340										3	0	0	0	0	2	2				
37 Todd Wellemeyer, R OBP: 0.125, SLG: 0.125										3	0	0	0	0	0	2				
36 Dennys Reyes, R OBP: 0.274, SLG: 0.340										0	0	0	0	0	0	0				
46 Kyle McClellan, R OBP: 0.327, SLG: 0.353										0	0	0	0	0	0	0				
22 Joe Thurston, L OBP: 0.327, SLG: 0.353										3	1	1	0	0	1	0				
28 Colby Rasmus, L OBP: 0.313, SLG: 0.453										1	1	0	0	1	0	1				
<b>Inning Stats</b>	R: 3 E: 0 K: 1 S: 19	H: 3 LOB: 2 BB: 2 P: 34	R: 0 E: 0 K: 2 S: 9	H: 0 LOB: 0 BB: 0 P: 14	R: 0 E: 0 K: 2 S: 11	H: 0 LOB: 0 BB: 0 P: 17	R: 0 E: 0 K: 2 S: 11	H: 0 LOB: 0 BB: 0 P: 14	R: 2 E: 0 K: 0 S: 14	H: 3 LOB: 2 BB: 1 P: 22	R: 0 E: 0 K: 0 S: 6	H: 0 LOB: 0 BB: 0 P: 7	R: 0 E: 0 K: 0 S: 11	H: 1 LOB: 0 BB: 0 P: 16	R: 0 E: 0 K: 0 S: 9	H: 1 LOB: 1 BB: 0 P: 14	1B: 6 2B: 2 3B: 0 HR: 0	SF: 0 SAC: 0 DP: 1 HBP: 0	WP: 0 PB: 0 SB: 0 CS: 0	PA: 33
<b>PITCHER</b>	IP WLS BF H R ER SO BB IBB HBP BLK WP HR S P ERA WHIP																			
75 Barry Zito, L ERA: 4.82	4.1 L 21 5 5 5 7 1 2 0 0 0 0 0 0 57 91 10.38 1.385																			
45 Justin Miller, R ERA: 2.16	1.2 6 1 0 0 0 0 0 0 0 0 0 0 13 17 0.00 0.600																			
47 Merkin Valdez, R ERA: 3.38	1.0 3 1 0 0 0 0 0 0 0 0 0 0 11 16 0.00 1.000																			
49 Brandon Medders, R ERA: 3.03	1.0 3 1 0 0 0 0 0 0 0 0 0 0 9 14 0.00 1.000																			

AB 33  
R 2  
H 9  
RBI 2  
BB 1  
SO 8  
LOB 12



AB 30  
R 5  
H 8  
RBI 5  
BB 3  
SO 7  
LOB 13







Batter	1	2	3	4	5	6	7	8	9	AB	R	H	RBI	BB	SO	LOB	TOP			
55 Skip Schumaker, L OBP: 0.354, SLG: 0.391	G4-3		1B		L6		1B			4	0	2	0	0	0	0	<b>St. Louis Cardinals @ Cincinnati Reds</b> Great American Ball Park, Cincinnati, OH Sat Jul 04 2009, 1:10 PM EDT Att: 37,371 - Rain - 74 F <a href="http://livebaseballscorecards.com">livebaseballscorecards.com</a>			
28 Colby Rasmus, L OBP: 0.319, SLG: 0.469	HR		K		F9		1B			3	1	1	1	0	1	1				
47 Ryan Ludwick, R OBP: 0.310, SLG: 0.430										1	0	1	0	0	0	0				
5 Albert Pujols, R OBP: 0.460, SLG: 0.744	P3		BB			FC4-6	G4-3			3	1	1	0	1	0	2				
16 Chris Duncan, L OBP: 0.332, SLG: 0.377	K		K			BB				2	0	0	0	1	2	2				
13 Brendan Ryan, R OBP: 0.339, SLG: 0.399										1	0	1	0	0	0	0				
24 Rick Ankiel, L OBP: 0.284, SLG: 0.382		F7			F9					4	0	0	0	0	0	5				
4 Yadier Molina, R OBP: 0.346, SLG: 0.380		SH1-4			L7					4	0	1	0	0	0	2				
22 Joe Thurston, L OBP: 0.339, SLG: 0.347					G3-1					3	0	1	0	0	0	1				
53 Blake Hawksworth, R										0	0	0	0	0	0	0				
43 Trevor Miller, R										0	0	0	0	0	0	0				
21 Jason LaRue, R OBP: 0.286, SLG: 0.352										1	0	0	0	0	1	0				
48 Brad Thompson, R OBP: 0.111, SLG: 0.111		SH1-4			K					2	0	0	0	0	0	0				
34 Jarrett Hoffpauir, R OBP: 0.500, SLG: 0.333										2	0	0	0	0	0	0				
27 Tyler Greene, R OBP: 0.261, SLG: 0.324					K					4	0	0	0	0	3	2				
<b>Inning Stats</b>	R: 1 H: 1 E: 0 K: 1 S: 9	H: 1 LOB: 0 BB: 0 P: 11	R: 0 H: 2 E: 0 K: 1 S: 10	H: 2 LOB: 2 BB: 0 P: 19	R: 0 H: 1 E: 0 K: 2 S: 16	H: 1 LOB: 2 BB: 1 P: 22	R: 0 H: 0 E: 0 K: 1 S: 5	H: 0 LOB: 0 BB: 0 P: 8	R: 0 H: 0 E: 0 K: 1 S: 8	H: 1 LOB: 1 BB: 0 P: 12	R: 0 H: 2 E: 0 K: 0 S: 11	H: 2 LOB: 2 BB: 0 P: 12	R: 0 H: 1 E: 0 K: 0 S: 4	H: 1 LOB: 0 BB: 0 P: 6	R: 0 H: 0 E: 0 K: 1 S: 6	H: 0 LOB: 0 BB: 0 P: 11	1B: 7 2B: 0 3B: 0 HR: 1	SF: 0 SAC: 1 DP: 0 HBP: 0	WP: 0 PB: 0 SB: 0 CS: 1	PA: 36
<b>PITCHER</b>	IP WLS BF H R ER SO BB IBB HBP BLK WP HR S P ERA WHIP																			
33 Micah Owings, R ERA: 4.48	6.2 W 28 6 2 2 6 2 0 0 0 0 0 1 64 97 2.70 1.200																			
52 Daniel Herrera, L ERA: 1.97	0.0 0 1 1 0 0 0 0 0 0 0 0 0 0 1 2 ∞ ∞																			
40 Nick Masset, R ERA: 1.67	0.1 H 1 0 0 0 0 0 0 0 0 0 0 0 3 3 0.00 0.000																			
53 Arthur Rhodes, L ERA: 1.88	1.0 H 3 1 0 0 0 0 0 0 0 0 0 0 4 6 0.00 1.000																			
48 Francisco Cordero, R ERA: 1.8	1.0 S 3 0 0 0 1 0 0 0 0 0 0 0 6 11 0.00 0.000																			

Batter	1	2	3	4	5	6	7	8	9	AB	R	H	RBI	BB	SO	LOB	BOTTOM			
21 Chris Dickerson, L OBP: 0.384, SLG: 0.401	G3		1B		L9-3		G6-3			4	0	1	0	1	1	2	<b>St. Louis Cardinals @ Cincinnati Reds</b> Great American Ball Park, Cincinnati, OH Sat Jul 04 2009, 1:10 PM EDT Att: 37,371 - Rain - 74 F <a href="http://livebaseballscorecards.com">livebaseballscorecards.com</a>			
3 Willy Taveras, R OBP: 0.288, SLG: 0.302	1B		1B							5	1	3	0	0	0	3				
19 Joey Votto, L OBP: 0.458, SLG: 0.628	1B		K							4	1	2	2	0	1	3				
4 Brandon Phillips, R OBP: 0.338, SLG: 0.465	BB				E6					3	2	1	0	1	0	0				
32 Jay Bruce, L OBP: 0.295, SLG: 0.457	FC3-2		F8		F8					4	0	1	0	0	0	3				
28 Edwin Encarnación, R OBP: 0.260, SLG: 0.266	G1-3		K		K					4	0	0	0	0	2	4				
15 Jerry Hairston, R OBP: 0.308, SLG: 0.397			K		FC5-4					4	0	1	1	0	1	1				
55 Ramon Hernandez, R OBP: 0.333, SLG: 0.368		F8			F9					4	0	1	0	0	0	2				
33 Micah Owings, R OBP: 0.279, SLG: 0.395										3	1	1	1	0	0	0				
52 Daniel Herrera, L										0	0	0	0	0	0	0				
40 Nick Masset, R										0	0	0	0	0	0	0				
53 Arthur Rhodes, L										1	0	1	0	0	0	0				
17 Laynce Nix, L OBP: 0.302, SLG: 0.500										0	0	0	0	0	0	0				
48 Francisco Cordero, R ERA: 1.8										0	0	0	0	0	0	0				
<b>Inning Stats</b>	R: 1 H: 2 E: 0 K: 0 S: 17	H: 3 LOB: 2 BB: 1 P: 26	R: 1 H: 3 E: 0 K: 2 S: 14	H: 3 LOB: 0 BB: 0 P: 19	R: 1 H: 1 E: 3 K: 1 S: 10	H: 1 LOB: 1 BB: 0 P: 13	R: 0 H: 0 E: 0 K: 0 S: 6	H: 0 LOB: 0 BB: 1 P: 10	R: 2 H: 3 E: 0 K: 1 S: 13	H: 3 LOB: 1 BB: 0 P: 15	R: 0 H: 1 E: 0 K: 0 S: 6	H: 1 LOB: 1 BB: 0 P: 7	R: 0 H: 0 E: 0 K: 0 S: 6	H: 0 LOB: 0 BB: 0 P: 9	R: 0 H: 2 E: 0 K: 1 S: 9	H: 2 LOB: 2 BB: 0 P: 12	1B: 7 2B: 3 3B: 1 HR: 2	SF: 0 SAC: 0 DP: 1 HBP: 0	WP: 0 PB: 0 SB: 1 CS: 0	PA: 38
<b>PITCHER</b>	IP WLS BF H R ER SO BB IBB HBP BLK WP HR S P ERA WHIP																			
48 Brad Thompson, R ERA: 4.92	5.0 L 26 9 5 4 4 2 0 0 0 0 0 0 2 60 83 7.20 2.200																			
53 Blake Hawksworth, R ERA: 3.6	2.1 0 10 3 0 0 0 0 0 0 0 0 0 17 22 0.00 1.286																			
43 Trevor Miller, L ERA: 2.45	0.2 2 0 0 0 0 1 0 0 0 0 0 0 4 6 0.00 0.000																			








Batter	1	2	3	4	5	6	7	8	9	AB	R	H	RBI	BB	SO	LOB	TOP					
55 Skip Schumaker, L (1.4) OBP: 0.359, SLG: 0.398	F7		G1-3			K				5	0	2	1	0	1	1	<b>St. Louis Cardinals @ Milwaukee Brewers</b> Miller Park, Milwaukee, WI Wed Jul 08 2009, 7:05 PM CDT Att: 33,655 - Roof Closed - 72 F					
28 Colby Rasmus, L (1.8) OBP: 0.327, SLG: 0.496	F8			F7			F9		K	4	0	0	0	1	1	2						
5 Albert Pujols, R (1.3) OBP: 0.459, SLG: 0.725	G5-3		F8		G1-3		G6-3			4	0	0	0	1	0	1						
47 Ryan Ludwick, R (1.9) OBP: 0.315, SLG: 0.441		G3-1					F8			4	1	1	0	1	0	2						
16 Chris Duncan, L (1.7) OBP: 0.336, SLG: 0.375			G4-3					F7		3	0	0	0	2	1	1						
4 Yadier Molina, R (1.2) OBP: 0.359, SLG: 0.397	E6				G6-4-3					5	1	2	1	0	0	5						
22 Joe Thurston, L (1.5) OBP: 0.328, SLG: 0.343										3	1	1	0	1	1	1						
37 Todd Wellemeyer, R (1.1) 43 Trevor Miller, R (0.1) 34 Jarrett Hoffpauir, R (0.1) 46 Kyle McClellan, R (0.1) 24 Rick Ankiel, L (0.1) 30 Jason Motte, R (0.1) 36 Denny Reyes, R (0.1)										1	0	0	0	0	0	0						
13 Brendan Ryan, R (1.6) OBP: 0.332, SLG: 0.391			G4-3							4	1	1	2	0	1	3						
<b>Inning Stats</b>	R: 0 E: 0 K: 0 S: 7	H: 0 LOB: 0 BB: 0 P: 11	R: 0 E: 1 K: 2 S: 11	H: 1 LOB: 2 BB: 0 P: 18	R: 0 E: 0 K: 0 S: 6	H: 0 LOB: 1 BB: 1 P: 17	R: 4 E: 0 K: 0 S: 16	H: 3 LOB: 1 BB: 2 P: 31	R: 0 E: 0 K: 0 S: 8	H: 1 LOB: 1 BB: 1 P: 15	R: 0 E: 0 K: 1 S: 10	H: 1 LOB: 1 BB: 0 P: 13	R: 0 E: 0 K: 0 S: 9	H: 0 LOB: 0 BB: 0 P: 13	R: 0 E: 0 K: 2 S: 13	H: 1 LOB: 3 BB: 2 P: 25		R: 0 E: 0 K: 1 S: 14	H: 1 LOB: 3 BB: 2 P: 26	1B: 2 2B: 6 3B: 0 HR: 0	SF: 0 SAC: 1 DP: 1 HBP: 0	WP: 0 PB: 0 SB: 0 CS: 0
<b>PITCHER</b>	IP WLS BF H R ER SO BB IBB HBP BLK WP HR S P ERA WHIP	5.2 0 27 6 4 4 2 3 1 0 0 0 0 0 53 98 6.35 1.588	0.1 1 0 0 0 1 0 0 0 0 0 0 5 7 0.00 0.000	2.0 W 8 1 0 0 2 0 1 0 0 0 0 22 38 0.00 0.500	1.0 S 6 1 0 0 1 1 1 0 0 0 0 14 26 0.00 2.000	<b>PITCHER</b>																

AB	34
R	4
H	8
RBI	4
BB	7
SO	6
LOB	18



Batter	1	2	3	4	5	6	7	8	9	AB	R	H	RBI	BB	SO	LOB	BOTTOM				
30 Craig Counsell, L (1.4) OBP: 0.363, SLG: 0.411						G3-1				4	1	2	1	1	0	3	<b>St. Louis Cardinals @ Milwaukee Brewers</b> Miller Park, Milwaukee, WI Wed Jul 08 2009, 7:05 PM CDT Att: 33,655 - Roof Closed - 72 F				
7 J.J. Hardy, R (1.6) OBP: 0.297, SLG: 0.358		G6-3					F7			4	0	1	0	1	0	1					
8 Ryan Braun, R (1.7) OBP: 0.407, SLG: 0.556		G4-3								4	0	2	0	1	0	2					
28 Prince Fielder, L (1.3) OBP: 0.431, SLG: 0.611										4	1	1	1	1	2	2					
27 Frank Catalanotto, L (1.9) OBP: 0.325, SLG: 0.333										4	0	1	0	1	1	4					
25 Mike Cameron, R (1.8) OBP: 0.382, SLG: 0.469										1	1	1	0	3	0	0					
24 Mat Gamel, L (1.5) OBP: 0.354, SLG: 0.412										4	1	1	2	0	2	7					
18 Jason Kendall, R (1.2) OBP: 0.323, SLG: 0.279										3	1	1	1	1	0	0					
37 Jeff Suppan, R (1.1) 57 Mitch Stetter, L (0.1) 22 Jody Gerut, L (0.1) 60 Todd Coffey, R (0.1) 14 Casey McGehee, R (0.1) 51 Trevor Hoffman, R (0.1)										2	0	0	0	0	1	4					
<b>Inning Stats</b>	R: 0 E: 0 K: 0 S: 11	H: 0 LOB: 0 BB: 1 P: 17	R: 1 E: 0 K: 2 S: 15	H: 2 LOB: 3 BB: 2 P: 25	R: 0 E: 0 K: 1 S: 8	H: 1 LOB: 1 BB: 0 P: 15	R: 3 E: 1 K: 0 S: 18	H: 4 LOB: 1 BB: 1 P: 28	R: 0 E: 0 K: 1 S: 12	H: 0 LOB: 0 BB: 1 P: 19	R: 0 E: 0 K: 0 S: 6	H: 0 LOB: 0 BB: 0 P: 11	R: 0 E: 0 K: 1 S: 15	H: 1 LOB: 2 BB: 2 P: 29	R: 1 E: 0 K: 1 S: 16	H: 2 LOB: 3 BB: 2 P: 30		1B: 7 2B: 1 3B: 1 HR: 1	SF: 0 SAC: 0 DP: 2 HBP: 0	WP: 0 PB: 0 SB: 0 CS: 0	PA: 41
<b>PITCHER</b>	IP WLS BF H R ER SO BB IBB HBP BLK WP HR S P ERA WHIP	4.0 0 21 7 4 4 3 4 0 0 0 0 0 12 19 9.00 1.000	1.0 4 0 0 0 1 1 0 0 0 0 0 21 40 0.00 1.500	2.0 9 1 0 0 1 2 0 0 0 0 0 0 9 18 13.50 4.500	0.1 2 1 0 0 1 0 0 0 0 0 0 7 12 0.00 3.000	<b>PITCHER</b>															





Batter	1	2	3	4	5	6	7	8	9	AB	R	H	RBI	BB	SO	LOB	TOP										
55 Skip Schumaker, L OBP: 0.361, SLG: 0.402										5	1	2	0	0	1	4	<b>St. Louis Cardinals @ Chicago Cubs</b> Wrigley Field, Chicago, IL Fri Jul 10, 2009, 1:20 PM CDT Att. 40,687 - Overcast - 70 F										
28 Colby Rasmus, L OBP: 0.326, SLG: 0.468										3	2	1	0	1	2	3											
5 Albert Pujols, R OBP: 0.463, SLG: 0.739										3	3	2	2	2	0	2											
47 Ryan Ludwick, R OBP: 0.322, SLG: 0.455										3	1	3	4	1	0	0											
24 Rick Ankiel, L OBP: 0.285, SLG: 0.369										4	0	0	0	1	1	4											
4 Yadier Molina, R OBP: 0.384, SLG: 0.384										5	0	0	1	0	1	5											
22 Joe Thurston, L OBP: 0.332, SLG: 0.344										4	0	1	0	1	0	2											
29 Chris Carpenter, R OBP: 0.368, SLG: 0.514										2	0	0	0	1	2	3											
34 Jarrett Hoffpauer, R OBP: 0.345, SLG: 0.479										0	0	0	0	1	0	0											
46 Kyle McClellan, R OBP: 0.345, SLG: 0.479										0	0	0	0	0	0	0											
30 Jason Motte, R OBP: 0.345, SLG: 0.479										0	0	0	0	0	0	0											
16 Chris Duncan, L OBP: 0.345, SLG: 0.479										1	0	0	0	0	0	0											
52 Josh Kinney, R OBP: 0.345, SLG: 0.479										0	0	0	0	0	0	0											
31 Ryan Franklin, R OBP: 0.345, SLG: 0.479										0	0	0	0	0	0	0											
13 Brendan Ryan, R OBP: 0.337, SLG: 0.401										3	1	1	0	1	0	1											
<b>Inning Stats</b>	R: 1 E: 0 K: 1 S: 8	H: 1 LOB: 1 BB: 1 P: 15	R: 0 E: 0 K: 2 S: 16	H: 1 LOB: 2 BB: 1 P: 25	R: 2 E: 0 K: 1 S: 12	H: 3 LOB: 1 BB: 0 P: 16	R: 0 E: 0 K: 1 S: 11	H: 0 LOB: 1 BB: 1 P: 20	R: 1 E: 0 K: 1 S: 13	H: 2 LOB: 2 BB: 1 P: 25	R: 4 E: 1 K: 0 S: 14	H: 2 LOB: 1 BB: 3 P: 34	R: 0 E: 0 K: 1 S: 14	H: 1 LOB: 1 BB: 1 P: 22	R: 0 E: 0 K: 0 S: 5	H: 0 LOB: 0 BB: 1 P: 10	R: 0 E: 0 K: 0 S: 5	H: 0 LOB: 0 BB: 0 P: 12	1B: 7 2B: 1 3B: 1 HR: 1	SF: 1 SAC: 2 DP: 1 HBP: 0	WP: 2 PB: 0 SB: 0 CS: 0	PA: 45					
<b>PITCHER</b>	IP WLS BF H R ER SO BB IBB HBP BLK WP HR S P ERA WHIP	5.0 L 26 7 4 4 6 2 2 0 0 1 1 60 101 7.20 1.800	1.0 8 2 4 4 0 3 0 0 0 1 0 14 34 36.00 5.000	2.0 8 1 0 0 1 2 0 0 0 0 0 19 32 0.00 1.500	1.0 3 0 0 0 0 0 0 0 0 0 0 5 12 0.00 0.000	<b>PITCHER</b>										IP WLS BF H R ER SO BB IBB HBP BLK WP HR S P ERA WHIP											
40 Rich Harden, R ERA: 5.47											5.0	L	26	7	4	4	6	2	2	0	0	1	1	60	101	7.20	1.800
47 Aaron Heilman, R ERA: 4.35											1.0		8	2	4	4	0	3	0	0	0	1	0	14	34	36.00	5.000
29 Jeff Samardzija, R ERA: 4.82											2.0		8	1	0	0	1	2	0	0	0	0	0	19	32	0.00	1.500
52 Jeff Stevens, R ERA: 0.00											1.0		3	0	0	0	0	0	0	0	0	0	0	5	12	0.00	0.000
<b>Batter</b>	<b>1</b>	<b>2</b>	<b>3</b>	<b>4</b>	<b>5</b>	<b>6</b>	<b>7</b>	<b>8</b>	<b>9</b>	<b>AB</b>	<b>R</b>	<b>H</b>	<b>RBI</b>	<b>BB</b>	<b>SO</b>	<b>LOB</b>	<b>BOTTOM</b>										
9 Reed Johnson, R OBP: 0.321, SLG: 0.424										5	0	0	0	0	1	4	<b>St. Louis Cardinals @ Chicago Cubs</b> Wrigley Field, Chicago, IL Fri Jul 10, 2009, 1:20 PM CDT Att. 40,687 - Overcast - 70 F										
2 Ryan Theriot, R OBP: 0.349, SLG: 0.416										4	1	2	0	1	0	0											
1 Kosuke Fukudome, L OBP: 0.375, SLG: 0.436										5	0	0	0	0	0	5											
25 Derrek Lee, R OBP: 0.356, SLG: 0.513										3	1	1	3	1	0	1											
16 Aramis Ramirez, R OBP: 0.386, SLG: 0.524										4	0	1	0	0	0	0											
12 Alfonso Soriano, R OBP: 0.294, SLG: 0.416										3	0	1	0	1	0	2											
17 Mike Fontenot, L OBP: 0.308, SLG: 0.360										4	0	1	0	0	3	2											
55 Koyie Hill, S OBP: 0.322, SLG: 0.342										4	0	0	0	0	2	2											
40 Rich Harden, L OBP: 0.330, SLG: 0.392										2	1	2	0	0	0	0											
47 Aaron Heilman, R ERA: 2.63										0	0	0	0	0	0	0											
28 Jeff Baker, R ERA: 2.63										1	0	0	0	0	1	0											
29 Jeff Samardzija, R ERA: 4.73										0	0	0	0	0	0	0											
52 Jeff Stevens, R ERA: 0.00										0	0	0	0	0	0	0											
6 Mitch Hoffpauer, L OBP: 0.298, SLG: 0.440										1	0	1	0	0	0	0											
<b>Inning Stats</b>	R: 0 E: 0 K: 1 S: 8	H: 1 LOB: 1 BB: 0 P: 11	R: 0 E: 0 K: 2 S: 10	H: 0 LOB: 1 BB: 1 P: 16	R: 3 E: 0 K: 0 S: 12	H: 3 LOB: 0 BB: 0 P: 18	R: 0 E: 0 K: 0 S: 7	H: 2 LOB: 2 BB: 0 P: 9	R: 0 E: 0 K: 3 S: 11	H: 0 LOB: 0 BB: 0 P: 15	R: 0 E: 0 K: 0 S: 11	H: 0 LOB: 0 BB: 0 P: 18	R: 0 E: 0 K: 1 S: 7	H: 1 LOB: 1 BB: 0 P: 12	R: 0 E: 0 K: 0 S: 9	H: 1 LOB: 2 BB: 1 P: 18	1B: 6 2B: 2 3B: 0 HR: 1	SF: 0 SAC: 0 DP: 0 HBP: 0	WP: 0 PB: 0 SB: 0 CS: 0	PA: 39							
<b>PITCHER</b>	IP WLS BF H R ER SO BB IBB HBP BLK WP HR S P ERA WHIP	6.0 W 27 7 3 3 3 2 0 0 0 0 0 11 18 4.50 1.500	1.0 3 0 0 0 0 0 0 0 0 0 0 11 18 0.00 0.000	1.0 4 1 0 0 1 0 0 0 0 0 0 7 12 0.00 1.000	0.2 4 1 0 0 0 1 0 0 0 0 0 8 16 0.00 3.000	0.1 1 0 0 0 0 0 0 0 0 0 0 1 2 0.00 0.000	<b>PITCHER</b>										IP WLS BF H R ER SO BB IBB HBP BLK WP HR S P ERA WHIP										
29 Chris Carpenter, R ERA: 2.47											6.0	W	27	7	3	3	3	2	0	0	0	0	0	11	18	4.50	1.500
46 Kyle McClellan, R ERA: 2.63											1.0		3	0	0	0	0	0	0	0	0	0	0	11	18	0.00	0.000
30 Jason Motte, R ERA: 4.73											1.0		4	1	0	0	1	0	0	0	0	0	7	12	0.00	1.000	
52 Josh Kinney, R ERA: 8.0											0.2		4	1	0	0	0	1	0	0	0	0	8	16	0.00	3.000	
31 Ryan Franklin, R ERA: 0.82											0.1		1	0	0	0	0	0	0	0	0	0	1	2	0.00	0.000	

Batter	1	2	3	4	5	6	7	8	9	AB	R	H	RBI	BB	SO	LOB	TOP								
13 Brendan Ryan, R OBP: 0.330, SLG: 0.393										4	0	0	0	0	1	0									
28 Colby Rasmus, L OBP: 0.325, SLG: 0.485										4	1	1	0	0	0	0									
5 Albert Pujols, R OBP: 0.463, SLG: 0.736										4	1	2	0	0	0	1									
47 Ryan Ludwick, R OBP: 0.325, SLG: 0.458										3	0	1	1	1	0	1									
19 Nick Stavinoha, R OBP: 0.250, SLG: 0.357										3	0	1	0	0	0	1									
53 Blake Hawksworth, R OBP: 0.333, SLG: 0.372										0	0	0	0	0	0	0									
16 Chris Duncan, L OBP: 0.333, SLG: 0.372										1	0	0	0	0	0	2									
4 Yadier Molina, R OBP: 0.350, SLG: 0.384										3	0	1	1	1	0	2									
34 Jarrett Hoffpauir, R OBP: 0.467, SLG: 0.645										3	0	0	0	0	0	2									
55 Skip Schumaker, L OBP: 0.360, SLG: 0.401										1	0	0	0	0	1	2									
48 Brad Thompson, R OBP: 0.091, SLG: 0.091										2	0	0	0	0	2	0									
52 Josh Kinney, R OBP: 0.283, SLG: 0.367										0	0	0	0	0	0	0									
24 Rick Ankiel, L OBP: 0.283, SLG: 0.367										1	0	0	0	0	0	0									
22 Joe Thurston, L OBP: 0.328, SLG: 0.340										3	0	0	0	0	1	0									
<b>Inning Stats</b>	R: 0 E: 0 K: 0 S: 8	H: 0 LOB: 0 BB: 0 P: 12	R: 0 E: 0 K: 0 S: 10	H: 0 LOB: 1 BB: 1 P: 17	R: 0 E: 0 K: 3 S: 9	H: 0 LOB: 0 BB: 0 P: 12	R: 1 E: 0 K: 0 S: 14	H: 2 LOB: 1 BB: 0 P: 18	R: 0 E: 0 K: 1 S: 7	H: 0 LOB: 0 BB: 0 P: 11	R: 0 E: 0 K: 0 S: 8	H: 1 LOB: 1 BB: 0 P: 13	R: 0 E: 0 K: 0 S: 8	H: 1 LOB: 0 BB: 0 P: 12	R: 0 E: 0 K: 0 S: 5	H: 0 LOB: 0 BB: 0 P: 8	R: 1 E: 0 K: 1 S: 18	H: 2 LOB: 2 BB: 1 P: 24	1B: 5 2B: 1 3B: 0 HR: 0	SF: 0 SAC: 0 DP: 1 HBP: 0	WP: 1 PB: 0 SB: 0 CS: 0	PA: 34			
<b>PITCHER</b>	IP	WLS	BF	H	R	ER	SO	BB	IBB	HBP	BLK	WP	HR	S	P	ERA	WHIP								
30 Ted Lilly, L ERA: 3.18	8.0	W	28	4	1	1	4	1	0	0	1	0	0	69	103	1.12	0.625								
49 Carlos Marmol, R ERA: 3.73	0.2		5	2	1	1	0	1	0	0	0	0	0	15	20	13.50	4.500								
63 Kevin Gregg, R ERA: 3.4	0.1	S	1	0	0	0	1	0	0	0	0	1	0	3	4	0.00	0.000								

St. Louis Cardinals @ Chicago Cubs  
Wrigley Field, Chicago, IL  
Sat Jul 11 2009, 3:10 PM CDT  
Att: 41,210 - Sunny - 74 F

AB 32  
R 2  
H 6  
RBI 2  
BB 2  
SO 5  
LOB 11



Batter	1	2	3	4	5	6	7	8	9	AB	R	H	RBI	BB	SO	LOB	BOTTOM								
1 Kosuke Fukudome, L OBP: 0.370, SLG: 0.429										4	0	0	0	0	1	1									
2 Ryan Theriot, R OBP: 0.353, SLG: 0.418										3	2	2	0	1	0	0									
25 Derrek Lee, R OBP: 0.356, SLG: 0.514										3	1	1	0	0	0	1									
6 Micah Hoffpauir, L OBP: 0.286, SLG: 0.437										1	0	0	0	0	0	1									
16 Aramis Ramirez, R OBP: 0.380, SLG: 0.512										4	1	1	1	0	1	1									
12 Alfonso Soriano, R OBP: 0.297, SLG: 0.416										3	1	1	1	1	1	0									
13 Andrés Blanco, S OBP: 0.279, SLG: 0.275										0	0	0	0	0	0	0									
21 Milton Bradley, S OBP: 0.397, SLG: 0.374										3	0	1	1	0	1	1									
28 Jeff Baker, R OBP: 0.212, SLG: 0.258										3	0	2	2	1	1	1									
49 Carlos Marmol, R ERA: 6.97										0	0	0	0	0	0	0									
63 Kevin Gregg, R ERA: 3.0										0	0	0	0	0	0	0									
55 Koyie Hill, S OBP: 0.319, SLG: 0.337										4	0	1	0	0	0	5									
30 Ted Lilly, L OBP: 0.100, SLG: 0.154										3	0	0	0	0	1	2									
27 Sam Fuld, L OBP: 0.429, SLG: 0.500										1	0	0	0	0	0	2									
<b>Inning Stats</b>	R: 3 E: 0 K: 1 S: 14	H: 2 LOB: 2 BB: 2 P: 29	R: 0 E: 0 K: 1 S: 11	H: 0 LOB: 0 BB: 0 P: 15	R: 0 E: 0 K: 0 S: 6	H: 0 LOB: 0 BB: 0 P: 8	R: 0 E: 0 K: 1 S: 11	H: 0 LOB: 1 BB: 1 P: 15	R: 2 E: 0 K: 0 S: 10	H: 3 LOB: 1 BB: 0 P: 15	R: 0 E: 0 K: 0 S: 6	H: 1 LOB: 1 BB: 0 P: 11	R: 0 E: 0 K: 1 S: 9	H: 1 LOB: 0 BB: 0 P: 16	R: 0 E: 0 K: 2 S: 13	H: 2 LOB: 2 BB: 0 P: 20	R: 0 E: 0 K: 1 S: 18	H: 2 LOB: 2 BB: 1 P: 24	1B: 7 2B: 2 3B: 0 HR: 0	SF: 0 SAC: 0 DP: 1 HBP: 1	WP: 2 PB: 0 SB: 0 CS: 0	PA: 36			
<b>PITCHER</b>	IP	WLS	BF	H	R	ER	SO	BB	IBB	HBP	BLK	WP	HR	S	P	ERA	WHIP								
48 Brad Thompson, R ERA: 5.31	4.2	L	23	5	5	5	3	3	0	1	0	0	0	50	79	9.64	1.714								
52 Josh Kinney, R ERA: 6.97	1.1		5	1	0	0	0	0	0	0	0	0	0	8	14	0.00	0.750								
53 Blake Hawksworth, R ERA: 3.0	2.0		8	3	0	0	3	0	0	0	0	0	0	22	36	0.00	1.500								

St. Louis Cardinals @ Chicago Cubs  
Wrigley Field, Chicago, IL  
Sat Jul 11 2009, 3:10 PM CDT  
Att: 41,210 - Sunny - 74 F

AB 32  
R 5  
H 9  
RBI 5  
BB 3  
SO 6  
LOB 15



Batter	1	2	3	4	5	6	7	8	9	AB	R	H	RBI	BB	SO	LOB	TOP
55 Skip Schumaker, L (1,4) OBP: 0.358, SLG: 0.399	G3-1		K	K			G3-1			4	1	1	0	0	1	0	<b>St. Louis Cardinals @ Chicago Cubs</b> Wrigley Field, Chicago, IL Sun Jul 12 2009, 12:05 PM CDT Att: 40,701 - Partly Cloudy - 73 F
28 Colby Rasmus, L (1,8) OBP: 0.324, SLG: 0.479	F9		K		K		F9			3	1	0	0	1	1	0	
5 Albert Pujols, R (1,3) OBP: 0.461, SLG: 0.733	F8		K		E6		G5-3			4	1	1	2	0	0	0	
47 Ryan Ludwick, R (1,9) OBP: 0.327, SLG: 0.463		G5-3			K					4	0	2	0	0	1	1	
16 Chris Duncan, L (1,7) OBP: 0.324, SLG: 0.369	F7					K				2	0	0	0	2	1	1	
22 Joe Thurston, L (1,5) OBP: 0.331, SLG: 0.343					F7					4	0	2	1	0	1	2	
21 Jason LaRue, R (1,2) OBP: 0.279, SLG: 0.328	F6		K							4	0	0	0	0	2	4	
26 Kyle Lohse, R (1,1) OBP: 0.302, SLG: 0.418 30 Jason Motte, R (6,1) 24 Rick Ankiel, L (7,PH) 37 Todd Wellemeyer, R (7,1) 62 P.J. Walters, R (7,1) 19 Nick Swinomo, R (6,PH)	FC6-4		F9			K				2	0	0	0	0	0	2	
13 Brendan Ryan, R (1,6) OBP: 0.324, SLG: 0.385			K		G6-3		G5-3			4	0	0	0	0	1	0	
<b>Inning Stats</b>	R: 0 E: 0 K: 0 S: 6	H: 0 LOB: 0 BB: 0 P: 12	R: 0 E: 0 K: 0 S: 8	H: 2 LOB: 2 BB: 0 P: 15	R: 3 E: 0 K: 2 S: 15	H: 3 LOB: 2 BB: 2 P: 32	R: 0 E: 0 K: 1 S: 7	H: 0 LOB: 0 BB: 0 P: 10	R: 0 E: 1 K: 2 S: 11	H: 0 LOB: 0 BB: 0 P: 14	R: 0 E: 0 K: 1 S: 10	H: 1 LOB: 2 BB: 1 P: 17	R: 0 E: 0 K: 1 S: 11	H: 0 LOB: 0 BB: 0 P: 11	1B: 4 2B: 2 3B: 0 HR: 0	SF: 0 SAC: 0 DP: 0 HBP: 0	WP: 0 PA: 36 PB: 0 SB: 0 CS: 0
<b>PITCHER</b>	IP WLS BF H R ER SO BB IBB HBP BLK WP HR S P ERA WHIP																
38 Carlos Zambrano, R (1,1) ERA: 3.53	6.0 W 25 5 3 3 7 2 0 0 0 0 0 0 56 94 4.50 1.167																
45 Sean Marshall, L (7,1) ERA: 4.05	1.0 H 3 0 0 0 1 0 0 0 0 0 0 0 10 14 0.00 0.000																
49 Carlos Marmol, R (8,1) ERA: 3.64	1.0 5 1 0 0 1 1 0 0 0 0 0 0 11 17 0.00 2.000																
63 Kevin Gregg, R (9,1) ERA: 3.32	1.0 3 0 0 0 1 0 0 0 0 0 0 0 7 11 0.00 0.000																

Batter	1	2	3	4	5	6	7	8	9	AB	R	H	RBI	BB	SO	LOB	BOTTOM		
1 Kosuke Fukudome, L (1,8) OBP: 0.368, SLG: 0.422	F8	K		G3		B3				4	0	0	0	1	1	0	<b>St. Louis Cardinals @ Chicago Cubs</b> Wrigley Field, Chicago, IL Sun Jul 12 2009, 12:05 PM CDT Att: 40,701 - Partly Cloudy - 73 F		
2 Ryan Theriot, R (1,6) OBP: 0.354, SLG: 0.424				F8		F9		FC6-4		5	1	2	0	0	0	3			
12 Alfonso Soriano, R (1,7) OBP: 0.222, SLG: 0.418 49 Carlos Marmol, R (8,1) 17 Mike Fontenot, L (8,PH) OBP: 0.307, SLG: 0.358			G3-1							3	2	2	0	1	0	1			
6 Micah Hoffpauir, L (1,3) OBP: 0.289, SLG: 0.452				G3		F8				4	2	1	3	1	0	1			
5 Jake Fox, R (1,5) OBP: 0.360, SLG: 0.557 63 Kevin Gregg, R (9,1)										5	0	2	0	0	0	2			
21 Milton Bradley, S (1,9) OBP: 0.373, SLG: 0.372				G3						1	1	0	0	3	0	1			
28 Jeff Baker, R (1,4) OBP: 0.222, SLG: 0.265 27 Sam Fuld, L (7,PH) OBP: 0.400, SLG: 0.462										3	0	1	0	0	1	4			
55 Koyie Hill, S (1,2) OBP: 0.306, SLG: 0.322										4	0	0	0	0	0	6			
38 Carlos Zambrano, S (1,1) OBP: 0.244, SLG: 0.475 45 Sean Marshall, L (7,1) 13 Andrés Blanco, S (7,PH) OBP: 0.276, SLG: 0.272										3	1	1	1	0	0	0			
										0	0	0	0	0	0	0			
										1	0	0	0	0	0	2			
<b>Inning Stats</b>	R: 3 E: 0 K: 0 S: 26	H: 3 LOB: 2 BB: 2 P: 40	R: 0 E: 0 K: 1 S: 7	H: 1 LOB: 1 BB: 0 P: 11	R: 0 E: 0 K: 1 S: 8	H: 1 LOB: 1 BB: 0 P: 11	R: 1 E: 0 K: 0 S: 7	H: 1 LOB: 0 BB: 0 P: 12	R: 0 E: 0 K: 0 S: 12	H: 2 LOB: 3 BB: 1 P: 22	R: 0 E: 0 K: 0 S: 5	H: 0 LOB: 0 BB: 0 P: 6	R: 3 E: 2 K: 0 S: 11	H: 1 LOB: 3 BB: 3 P: 29	R: 0 E: 0 K: 1 S: 9	H: 0 LOB: 0 BB: 0 P: 12	1B: 4 2B: 3 3B: 0 HR: 2	SF: 0 SAC: 0 DP: 0 HBP: 0	WP: 0 PA: 41 PB: 0 SB: 0 CS: 0
<b>PITCHER</b>	IP WLS BF H R ER SO BB IBB HBP BLK WP HR S P ERA WHIP																		
26 Kyle Lohse, R (1,1) ERA: 4.26	5.0 L 26 8 4 4 0 0 3 0 0 0 0 0 0 2 60 7.20 2.200																		
30 Jason Motte, R (6,1) ERA: 4.59	1.0 3 0 0 0 0 0 0 0 0 0 0 0 5 6 0.00 0.000																		
37 Todd Wellemeyer, R (7,1) ERA: 5.56	0.1 4 1 3 0 0 2 0 0 0 0 0 0 2 12 0.00 9.000																		
62 P.J. Walters, R (7,1) ERA: 7.71	1.2 8 0 0 0 1 1 0 0 0 0 0 0 18 29 0.00 0.600																		

**St. Louis Cardinals @ Chicago Cubs**  
 Wrigley Field, Chicago, IL  
 Sun Jul 12 2009, 12:05 PM CDT  
 Att: 40,701 - Partly Cloudy - 73 F

AB 33  
 R 3  
 H 6  
 RBI 3  
 BB 3  
 SO 10  
 LOB 10



**St. Louis Cardinals @ Chicago Cubs**  
 Wrigley Field, Chicago, IL  
 Sun Jul 12 2009, 12:05 PM CDT  
 Att: 40,701 - Partly Cloudy - 73 F

AB 35  
 R 7  
 H 9  
 RBI 4  
 BB 6  
 SO 3  
 LOB 22







Batter	1	2	3	4	5	6	7	8	9	AB	R	H	RBI	BB	SO	LOB	TOP							
<b>Felipe Lopez, S</b> OBP: 0.368, SLG: 0.416	2-1 FC1-4 BB 1B		0-3 K		1-2 F8		4-1 FC6-4 BB	0-2 G3		4	0	1	0	1	1	3								
<b>6 Stephen Drew, L</b> OBP: 0.328, SLG: 0.425	4-0 FC1-4 BB		0-0 G3-1		3-2 P5		1-2 L8		0-1 G3	4	0	0	0	1	0	2								
<b>10 Justin Upton, R</b> OBP: 0.367, SLG: 0.532	2-2 FC1-4 FC6-2		3-3 K		1-3 K		1-2 FC6-4		1-0 K	5	0	1	0	0	2	4								
<b>27 Mark Reynolds, R</b> OBP: 0.354, SLG: 0.539	2-2 FC6-2			1-0 26 1B 29 1B		1-0 L3		2-1 SH5-3 15 BB 26 1B	2-1 26 S 26 2B	5	3	3	0	0	0	2								
<b>26 Miguel Montero, L</b> OBP: 0.354, SLG: 0.455	3-1 K			1-0 29 1B		2-2 HR		3-0 15 BB 18 SH5-3	2-2 1-H 26 2B	5	1	4	2	0	1	2								
<b>18 Gerardo Parra, L</b> OBP: 0.319, SLG: 0.411		1-1 G6-3		0-3 K		0-1 G4-3		0-1 SH5-3	1-0 G6-3	4	0	0	0	0	1	3								
<b>29 Josh Whitesell, L</b> OBP: 0.355, SLG: 0.306		1-1 HBP		1-0 K		1-3 K		1-3 K		3	0	1	1	0	2	2								
<b>28 Alex Romero, L</b> OBP: 0.368, SLG: 0.364		2-3 K		0-0 P5				4-0 15 BB		3	0	0	0	0	1	3								
<b>24 Chris Young, R</b> OBP: 0.324, SLG: 0.368										0	0	0	0	1	0	0								
<b>15 Dan Haren, R</b> OBP: 0.289, SLG: 0.419		0-1 G6-3		2-3 K						2	0	0	1	2	1	3								
<b>50 Chad Qualls, R</b> OBP: 0.289, SLG: 0.419										0	0	0	0	0	0	0								
<b>Inning Stats</b>	R: 0 E: 0 K: 1 S: 15	H: 1 LOB: 2 BB: 1 P: 25	R: 0 E: 0 K: 1 S: 8	H: 0 LOB: 1 BB: 0 P: 12	R: 0 E: 0 K: 2 S: 7	H: 0 LOB: 0 BB: 0 P: 10	R: 1 E: 0 K: 2 S: 10	H: 3 LOB: 2 BB: 0 P: 15	R: 0 E: 0 K: 1 S: 9	H: 0 LOB: 0 BB: 0 P: 14	R: 1 E: 0 K: 1 S: 10	H: 1 LOB: 0 BB: 0 P: 14	R: 0 E: 0 K: 0 S: 13	H: 0 LOB: 2 BB: 2 P: 24	R: 1 E: 0 K: 1 S: 12	H: 2 LOB: 1 BB: 2 P: 26	R: 1 E: 0 K: 0 S: 9	H: 3 LOB: 1 BB: 0 P: 15	1B: 8 2B: 1 3B: 0 HR: 1	SF: 0 SAC: 1 DP: 0 HBP: 1	WP: 0 PB: 0 SB: 2 CS: 0	PA: 42		
<b>PITCHER</b>	IP WLS BF H R ER SO BB IBB HBP BLK WP HR S P ERA WHIP	7.0 L 30 5 2 2 8 3 0 1 0 0 1 72 114 2.57 1.143	0.0 2 2 1 1 0 0 0 0 0 0 0 0 3 8 ∞ ∞	0.2 2 0 0 0 1 0 0 0 0 0 0 0 5 6 0.00 0.000	0.2 6 2 1 1 0 1 1 0 0 0 0 0 9 20 13.50 4.500	0.2 2 1 0 0 0 0 0 0 0 0 0 0 4 7 0.00 1.500																		

Arizona Diamondbacks @ St. Louis Cardinals  
 Busch Stadium, St. Louis, MO  
 Sat Jul 18 2009, 6:15 PM CDT  
 Att: 45,267 - Cloudy - 71 F

AB	35
R	4
H	10
RBI	4
BB	5
SO	9
LOB	24



Batter	1	2	3	4	5	6	7	8	9	AB	R	H	RBI	BB	SO	LOB	BOTTOM						
<b>55 Skip Schumaker, L</b> OBP: 0.362, SLG: 0.399	0-1 G3-1		0-0 K		1-3 K			4-1 FC4-6 BB		3	0	1	0	1	1	0							
<b>7 Mark DeRosa, R</b> OBP: 0.330, SLG: 0.436	3-3 K		2-2 L4		0-3 K			0-0 FC4-6		4	0	0	0	0	2	3							
<b>5 Albert Pujols, R</b> OBP: 0.458, SLG: 0.736	4-1 BB		2-2 K		3-3 K			1-1 G5-3		3	0	1	1	1	1	1							
<b>47 Ryan Ludwick, R</b> OBP: 0.335, SLG: 0.492	1-2 FC6 1B		1-0 F7		2-1 F8			1-1 G4-3 22 1B 4 G1-4-3		4	1	2	0	0	0	2							
<b>4 Yadier Molina, R</b> OBP: 0.356, SLG: 0.386	2-2 FC6		0-0 G4-3		1-2 L4			2-2 G1-4-3		4	0	0	0	0	0	5							
<b>28 Colby Rasmus, L</b> OBP: 0.322, SLG: 0.466		0-3 K		0-0 G6-3				0-1 L7		4	0	0	0	0	1	1							
<b>19 Nick Swinoina, R</b> OBP: 0.256, SLG: 0.387		3-1 F8		0-3 K				1-1 G5-3		3	0	0	0	0	1	0							
<b>22 Joe Thurston, L</b> OBP: 0.328, SLG: 0.339								0-1 K		1	0	1	1	0	0	0							
<b>50 Adam Wainwright, R</b> ERA: 3.01										2	0	0	0	0	0	0							
<b>16 Chris Duncan, L</b> OBP: 0.330, SLG: 0.356										1	0	0	0	0	0	0							
<b>46 Kyle McClellan, R</b> ERA: 2.88										0	0	0	0	0	0	0							
<b>43 Trevor Miller, R</b> ERA: 2.28										0	0	0	0	0	0	0							
<b>52 Josh Kinney, R</b> ERA: 7.36										0	0	0	0	0	0	0							
<b>36 Denny Reyes, L</b> ERA: 4.03										1	0	0	0	0	0	1							
<b>13 Brendan Ryan, R</b> OBP: 0.321, SLG: 0.376				1-1 55 1B 5 1B		2-2 G4-3		0-1 F9		3	1	1	0	0	0	0							
<b>Inning Stats</b>	R: 0 E: 0 K: 1 S: 12	H: 1 LOB: 2 BB: 1 P: 22	R: 0 E: 0 K: 2 S: 8	H: 0 LOB: 0 BB: 0 P: 13	R: 1 E: 0 K: 0 S: 12	H: 3 LOB: 2 BB: 0 P: 18	R: 0 E: 0 K: 2 S: 9	H: 0 LOB: 0 BB: 0 P: 11	R: 0 E: 0 K: 1 S: 11	H: 0 LOB: 0 BB: 0 P: 17	R: 0 E: 0 K: 0 S: 7	H: 0 LOB: 0 BB: 0 P: 9	R: 0 E: 0 K: 0 S: 6	H: 0 LOB: 1 BB: 1 P: 11	R: 1 E: 0 K: 0 S: 11	H: 2 LOB: 1 BB: 0 P: 15	R: 1 E: 0 K: 0 S: 11	H: 2 LOB: 1 BB: 0 P: 15	1B: 6 2B: 0 3B: 0 HR: 0	SF: 0 SAC: 0 DP: 0 HBP: 0	WP: 0 PB: 0 SB: 0 CS: 0	PA: 35	
<b>PITCHER</b>	IP WLS BF H R ER SO BB IBB HBP BLK WP HR S P ERA WHIP	8.0 W 30 4 1 1 8 2 0 0 0 0 0 74 113 1.12 0.750	1.0 S 5 2 1 1 0 0 0 0 0 0 0 11 15 9.00 2.000																				

Arizona Diamondbacks @ St. Louis Cardinals  
 Busch Stadium, St. Louis, MO  
 Sat Jul 18 2009, 6:15 PM CDT  
 Att: 45,267 - Cloudy - 71 F

AB	33
R	2
H	6
RBI	2
BB	2
SO	8
LOB	13



Batter	1	2	3	4	5	6	7	8	9	AB	R	H	RBI	BB	SO	LOB	TOP										
<b>Felipe Lopez, S</b> (1,4) OBP: 0.364, SLG: 0.412	G4-3		G5-3		G6-3			F7		4	0	0	0	0	0	2	<b>Arizona Diamondbacks @ St. Louis Cardinals</b> <b>Busch Stadium, St. Louis, MO</b> Sun Jul 19 2009, 1:15 PM CDT Att: 41,759 - Partly Cloudy - 74 F										
<b>6 Stephen Drew, L</b> (1,6) OBP: 0.327, SLG: 0.426	G1-3			G6-3						4	0	1	0	0	1	0											
<b>10 Justin Upton, R</b> (1,9) OBP: 0.363, SLG: 0.526	F9						G6-3			4	0	0	0	0	2	1											
<b>27 Mark Reynolds, R</b> (1,5)		G6-3			P3					4	0	1	0	0	0	0											
<b>26 Miguel Montero, L</b> (1,2) OBP: 0.357, SLG: 0.453		G3								3	0	1	0	1	0	1											
<b>11 Augie Ojeda, S</b> (9, PR) OBP: 0.304, SLG: 0.295										0	0	0	0	0	0	0											
<b>18 Gerardo Parra, L</b> (1,7) OBP: 0.318, SLG: 0.408										4	1	1	0	0	0	2											
<b>24 Chris Young, R</b> (1,8)										3	0	1	0	0	1	1											
<b>18 Chad Tracy, L</b> (1,3) OBP: 0.289, SLG: 0.388										3	0	1	1	0	0	0											
<b>48 Yusmeiro Petit, R</b> (1,1)										2	0	0	0	0	0	2											
<b>58 Juan Gutierrez, R</b> (7,1)										0	0	0	0	0	0	0											
<b>28 Alex Romero, L</b> (8, PH) OBP: 0.359, SLG: 0.353										1	0	0	0	0	1	0											
<b>57 Jon Rauch, R</b> (8,1)										0	0	0	0	0	0	0											
<b>Inning Stats</b>	R: 0 E: 0 K: 0 S: 6	H: 0 LOB: 0 BB: 0 P: 10	R: 0 E: 0 K: 1 S: 13	H: 1 LOB: 1 BB: 0 P: 18	R: 0 E: 0 K: 0 S: 9	H: 0 LOB: 0 BB: 0 P: 13	R: 0 E: 0 K: 1 S: 8	H: 0 LOB: 0 BB: 0 P: 13	R: 1 E: 0 K: 0 S: 13	H: 3 LOB: 2 BB: 0 P: 19	R: 0 E: 0 K: 1 S: 9	H: 1 LOB: 1 BB: 0 P: 13	R: 0 E: 0 K: 0 S: 5	H: 0 LOB: 0 BB: 0 P: 7	R: 0 E: 0 K: 2 S: 9	H: 1 LOB: 1 BB: 1 P: 11	R: 0 E: 0 K: 0 S: 9	H: 0 LOB: 1 BB: 1 P: 16	1B: 4 2B: 2 3B: 0 HR: 0	SF: 0 SAC: 0 DP: 1 HBP: 0	WP: 0 PB: 0 SB: 0 CS: 0	PA: 33					
<b>PITCHER</b>	IP	WLS	BF	H	R	ER	SO	BB	IBB	HBP	BLK	WP	HR	S	P	ERA	WHIP										
<b>35 Joel Pineiro, R</b> (1,1) ERA: 3.09	7.0	W	26	5	1	1	3	0	0	0	0	0	0	63	93	1.29	0.714										
<b>43 Trevor Miller, L</b> (8,1) ERA: 2.22	0.2	H	3	1	0	0	1	0	0	0	0	0	0	6	8	0.00	1.500										
<b>31 Ryan Franklin, R</b> (8,1) ERA: 0.76	1.1	S	4	0	0	0	1	1	0	0	0	0	0	12	19	0.00	0.750										

Batter	1	2	3	4	5	6	7	8	9	AB	R	H	RBI	BB	SO	LOB	BOTTOM										
<b>55 Skip Schumaker, L</b> (1,4) OBP: 0.361, SLG: 0.398	G3		G4-3		F8					4	0	1	0	0	0	0	<b>Arizona Diamondbacks @ St. Louis Cardinals</b> <b>Busch Stadium, St. Louis, MO</b> Sun Jul 19 2009, 1:15 PM CDT Att: 41,759 - Partly Cloudy - 74 F										
<b>28 Colby Rasmus, L</b> (1,8) OBP: 0.321, SLG: 0.461				G6-3						3	0	0	0	1	0	1											
<b>5 Albert Pujols, R</b> (1,3) OBP: 0.456, SLG: 0.730										4	1	1	0	0	1	1											
<b>47 Ryan Ludwick, R</b> (1,9) OBP: 0.333, SLG: 0.486										3	0	0	0	1	1	1											
<b>16 Chris Duncan, L</b> (1,7) OBP: 0.330, SLG: 0.359										3	0	0	0	0	2	3											
<b>24 Rick Ankiel, L</b> (7,7) OBP: 0.275, SLG: 0.356										1	0	0	0	0	0	0											
<b>4 Yadier Molina, R</b> (1,2) OBP: 0.359, SLG: 0.387										2	1	1	0	1	1	0											
<b>7 Mark DeRosa, R</b> (1,5) OBP: 0.330, SLG: 0.433										2	0	0	0	1	1	1											
<b>35 Joel Pineiro, R</b> (1,1) OBP: 0.268, SLG: 0.263										3	0	1	2	0	1	0											
<b>43 Trevor Miller, R</b> (8,1)										0	0	0	0	0	0	0											
<b>31 Ryan Franklin, R</b> (8,1)										0	0	0	0	0	0	0											
<b>13 Brendan Ryan, R</b> (1,6) OBP: 0.317, SLG: 0.370										3	0	0	0	0	0	2											
<b>Inning Stats</b>	R: 0 E: 0 K: 2 S: 10	H: 0 LOB: 2 BB: 2 P: 20	R: 0 E: 0 K: 2 S: 11	H: 0 LOB: 0 BB: 0 P: 15	R: 0 E: 0 K: 0 S: 4	H: 0 LOB: 0 BB: 0 P: 6	R: 2 E: 0 K: 0 S: 15	H: 2 LOB: 2 BB: 2 P: 27	R: 0 E: 0 K: 0 S: 4	H: 0 LOB: 0 BB: 0 P: 7	R: 0 E: 0 K: 2 S: 11	H: 1 LOB: 1 BB: 0 P: 15	R: 0 E: 0 K: 1 S: 11	H: 1 LOB: 1 BB: 0 P: 14	R: 0 E: 0 K: 0 S: 6	H: 0 LOB: 0 BB: 0 P: 8	1B: 3 2B: 1 3B: 0 HR: 0	SF: 0 SAC: 0 DP: 0 HBP: 0	WP: 0 PB: 0 SB: 0 CS: 0	PA: 32							
<b>PITCHER</b>	IP	WLS	BF	H	R	ER	SO	BB	IBB	HBP	BLK	WP	HR	S	P	ERA	WHIP										
<b>48 Yusmeiro Petit, R</b> (1,1) ERA: 7.15	6.0	L	25	3	2	2	6	4	0	0	0	0	0	55	90	3.00	1.167										
<b>58 Juan Gutierrez, R</b> (7,1) ERA: 4.95	1.0		4	1	0	0	1	0	0	0	0	0	0	11	14	0.00	1.000										
<b>57 Jon Rauch, R</b> (8,1) ERA: 4.2	1.0		3	0	0	0	0	0	0	0	0	0	0	6	8	0.00	0.000										

AB	32
R	1
H	6
RBI	1
BB	1
SO	5
LOB	9

AB	28
R	2
H	4
RBI	2
BB	4
SO	7
LOB	9



Batter	1	2	3	4	5	6	7	8	9	AB	R	H	RBI	BB	SO	LOB	TOP			
55 Skip Schumaker, L (1,4) OBP: 0.362, SLG: 0.400	G4-3		FC5-4 BB		2B		G3-1			3	0	1	0	1	0	0	<b>St. Louis Cardinals @ Houston Astros</b> Minute Maid Park, Houston, TX Mon Jul 20 2009, 7:05 PM CDT Att: 36,437 - Roof Closed - 73 F  <b>AB 34</b> <b>R 2</b> <b>H 9</b> <b>RBI 2</b> <b>BB 2</b> <b>SO 6</b> <b>LOB 14</b>			
19 Nick Stavinoza, R (1,7) OBP: 0.247, SLG: 0.372	F8		FC5-4		L6		L6			3	0	0	0	0	0	3				
28 Colby Rasmus, L (7,7) OBP: 0.320, SLG: 0.459	F8		FC5-4		L6		L6			1	0	0	0	0	0	0				
5 Albert Pujols, R (1,3) OBP: 0.457, SLG: 0.726	F8			G6-3						3	0	1	0	1	0	0				
47 Ryan Ludwick, R (1,9) OBP: 0.332, SLG: 0.483		K		2B 4 1B			F8			4	1	1	0	0	1	3				
24 Rick Ankiel, L (1,8) OBP: 0.279, SLG: 0.362		K		1B			G4-3			4	1	2	0	0	1	0				
4 Yadier Molina, R (1,2) OBP: 0.358, SLG: 0.385				2B			G5-3			4	0	1	2	0	0	2				
7 Mark DeRosa, R (1,5) OBP: 0.332, SLG: 0.434				1B			G6-4-3			4	0	2	0	0	2	1				
26 Kyle Lohse, R (1,1) OBP: 0.292, SLG: 0.227				1B			G1-3			3	0	0	0	0	1	3				
46 Kyle McClellan, R (8,1) OBP: 0.331, SLG: 0.342				F8			G4-6-3			0	0	0	0	0	0	0				
22 Joe Thurston, L (9,PH) OBP: 0.331, SLG: 0.342				K			G4-6-3			1	0	1	0	0	0	0				
13 Brendan Ryan, R (1,6) OBP: 0.313, SLG: 0.365				K			P4			3	0	0	0	0	1	1				
16 Chris Duncan, L (9,PH) OBP: 0.329, SLG: 0.358				G6-3			G4-6-3			1	0	0	0	0	0	1				
<b>Inning Stats</b>	R: 0 E: 0 K: 0 S: 8	H: 0 LOB: 0 BB: 0 P: 11	R: 0 E: 0 K: 2 S: 7	H: 0 LOB: 0 BB: 0 P: 9	R: 0 E: 0 K: 2 S: 11	H: 1 LOB: 2 BB: 1 P: 21	R: 2 E: 0 K: 1 S: 18	H: 3 LOB: 1 BB: 0 P: 23	R: 0 E: 0 K: 0 S: 6	H: 1 LOB: 1 BB: 0 P: 17	R: 0 E: 0 K: 0 S: 11	H: 0 LOB: 0 BB: 0 P: 9	R: 0 E: 0 K: 0 S: 12	H: 2 LOB: 1 BB: 0 P: 18	R: 0 E: 0 K: 1 S: 8	H: 1 LOB: 0 BB: 0 P: 11	1B: 7 2B: 2 3B: 0 HR: 0	SF: 0 SAC: 0 DP: 2 HBP: 0	WP: 1 PB: 0 SB: 0 CS: 0	PA: 36
<b>PITCHER</b>	IP WLS BF H R ER SO BB IBB HBP BLK WP HR S P ERA WHIP	IP WLS BF H R ER SO BB IBB HBP BLK WP HR S P ERA WHIP	IP WLS BF H R ER SO BB IBB HBP BLK WP HR S P ERA WHIP	IP WLS BF H R ER SO BB IBB HBP BLK WP HR S P ERA WHIP	IP WLS BF H R ER SO BB IBB HBP BLK WP HR S P ERA WHIP	IP WLS BF H R ER SO BB IBB HBP BLK WP HR S P ERA WHIP	IP WLS BF H R ER SO BB IBB HBP BLK WP HR S P ERA WHIP	IP WLS BF H R ER SO BB IBB HBP BLK WP HR S P ERA WHIP	IP WLS BF H R ER SO BB IBB HBP BLK WP HR S P ERA WHIP	IP WLS BF H R ER SO BB IBB HBP BLK WP HR S P ERA WHIP	IP WLS BF H R ER SO BB IBB HBP BLK WP HR S P ERA WHIP	IP WLS BF H R ER SO BB IBB HBP BLK WP HR S P ERA WHIP	IP WLS BF H R ER SO BB IBB HBP BLK WP HR S P ERA WHIP	IP WLS BF H R ER SO BB IBB HBP BLK WP HR S P ERA WHIP	IP WLS BF H R ER SO BB IBB HBP BLK WP HR S P ERA WHIP	IP WLS BF H R ER SO BB IBB HBP BLK WP HR S P ERA WHIP	IP WLS BF H R ER SO BB IBB HBP BLK WP HR S P ERA WHIP			

Batter	1	2	3	4	5	6	7	8	9	AB	R	H	RBI	BB	SO	LOB	BOTTOM			
21 Michael Bourn, L (1,8) OBP: 0.354, SLG: 0.403	F8		K		G6-3					4	0	0	0	0	2	0	<b>St. Louis Cardinals @ Houston Astros</b> Minute Maid Park, Houston, TX Mon Jul 20 2009, 7:05 PM CDT Att: 36,437 - Roof Closed - 73 F  <b>AB 27</b> <b>R 3</b> <b>H 5</b> <b>RBI 3</b> <b>BB 2</b> <b>SO 6</b> <b>LOB 3</b>			
10 Miguel Tejada, R (1,6) OBP: 0.353, SLG: 0.468	L9				1B 17 45 HR		F8			4	1	1	0	0	0	0				
17 Lance Berkman, S (1,3) OBP: 0.405, SLG: 0.524					BB 45 HR		F8			2	1	1	0	1	0	0				
45 Carlos Lee, R (1,7) OBP: 0.359, SLG: 0.487	P6				HR 27 2-6					2	1	1	3	1	0	1				
27 Geoff Blum, S (1,5) OBP: 0.350, SLG: 0.374		G3			K2-3		2-6			3	0	0	0	0	1	0				
9 Hunter Pence, R (1,9) OBP: 0.360, SLG: 0.463		K2-3			1B 77 G6-4-3		G5-3			3	0	1	0	0	1	0				
77 Ivan Rodriguez, R (1,2) OBP: 0.287, SLG: 0.415		K			G6-4-3					3	0	1	0	0	1	1				
3 Kazuo Matsui, S (1,4) OBP: 0.309, SLG: 0.336					G4-3		P6			3	0	0	0	0	0	1				
38 Brian Moehler, R (1,1) OBP: 0.292, SLG: 0.227					G5-3					2	0	0	0	0	1	0				
53 Wesley Wright, R (7,1) OBP: 0.292, SLG: 0.227					G5-3					0	0	0	0	0	0	0				
47 Jeff Fulchino, R (7,1) OBP: 0.292, SLG: 0.227					G5-3					0	0	0	0	0	0	0				
22 LaTroy Hawkins, R (8,1) OBP: 0.292, SLG: 0.227					G5-3					0	0	0	0	0	0	0				
36 Matt Kata, S (9,PH) OBP: 0.292, SLG: 0.227					G5-3					0	0	0	0	0	0	0				
47 Jose Valverde, R (9,1) OBP: 0.292, SLG: 0.227					G5-3					0	0	0	0	0	0	0				
<b>Inning Stats</b>	R: 0 E: 0 K: 0 S: 7	H: 1 LOB: 1 BB: 0 P: 15	R: 0 E: 0 K: 2 S: 14	H: 0 LOB: 0 BB: 0 P: 19	R: 0 E: 0 K: 2 S: 9	H: 0 LOB: 0 BB: 0 P: 16	R: 3 E: 0 K: 1 S: 12	H: 3 LOB: 0 BB: 1 P: 20	R: 0 E: 0 K: 0 S: 6	H: 0 LOB: 1 BB: 0 P: 9	R: 0 E: 0 K: 0 S: 7	H: 0 LOB: 1 BB: 1 P: 15	R: 0 E: 0 K: 0 S: 11	H: 1 LOB: 1 BB: 0 P: 15	R: 0 E: 0 K: 1 S: 7	H: 0 LOB: 0 BB: 0 P: 13	1B: 2 2B: 2 3B: 0 HR: 1	SF: 0 SAC: 0 DP: 1 HBP: 0	WP: 0 PB: 0 SB: 0 CS: 0	PA: 29
<b>PITCHER</b>	IP WLS BF H R ER SO BB IBB HBP BLK WP HR S P ERA WHIP	IP WLS BF H R ER SO BB IBB HBP BLK WP HR S P ERA WHIP	IP WLS BF H R ER SO BB IBB HBP BLK WP HR S P ERA WHIP	IP WLS BF H R ER SO BB IBB HBP BLK WP HR S P ERA WHIP	IP WLS BF H R ER SO BB IBB HBP BLK WP HR S P ERA WHIP	IP WLS BF H R ER SO BB IBB HBP BLK WP HR S P ERA WHIP	IP WLS BF H R ER SO BB IBB HBP BLK WP HR S P ERA WHIP	IP WLS BF H R ER SO BB IBB HBP BLK WP HR S P ERA WHIP	IP WLS BF H R ER SO BB IBB HBP BLK WP HR S P ERA WHIP	IP WLS BF H R ER SO BB IBB HBP BLK WP HR S P ERA WHIP	IP WLS BF H R ER SO BB IBB HBP BLK WP HR S P ERA WHIP	IP WLS BF H R ER SO BB IBB HBP BLK WP HR S P ERA WHIP	IP WLS BF H R ER SO BB IBB HBP BLK WP HR S P ERA WHIP	IP WLS BF H R ER SO BB IBB HBP BLK WP HR S P ERA WHIP	IP WLS BF H R ER SO BB IBB HBP BLK WP HR S P ERA WHIP	IP WLS BF H R ER SO BB IBB HBP BLK WP HR S P ERA WHIP				



Batter	1	2	3	4	5	6	7	8	9	AB	R	H	RBI	BB	SO	LOB	TOP				
55 Skip Schumaker, L (1.4) OBP: 0.363, SLG: 0.398	G4-3		F7		F7			F7	F7	4	1	1	0	1	0	0					
19 Nick Stavinoha, R (1.7) OBP: 0.235, SLG: 0.358	K2-3		F9		P3			SF8		3	0	0	1	0	1	1					
5 Albert Pujols, R (1.3) OBP: 0.495, SLG: 0.720	F8		F9					47 HR		4	1	1	0	0	0	1					
47 Ryan Ludwick, R (1.9) OBP: 0.334, SLG: 0.498	K		28 G3-1		K			47 HR		4	1	2	3	0	2	0					
7 Mark DeRosa, R (1.5) OBP: 0.334, SLG: 0.455	HR		F9		F8			HR		4	2	2	2	0	0	1					
28 Colby Rasmus, L (1.8) OBP: 0.316, SLG: 0.453	K		G3-1					F7		4	0	0	0	0	1	1					
21 Jason LaRue, R (1.2) OBP: 0.292, SLG: 0.328	1B		HBP					P4		3	0	1	0	0	0	0					
37 Todd Wellemeyer, R (1.1) 52 Josh Kinney, R (5.1) 62 P.J. Walters, R (6.1) 36 Denny Reyes, R (8.1) 30 Jason Motte, R (8.1) 22 Joe Thurston, L (9.96) OBP: 0.336, SLG: 0.331	G4-3		G6-3					G6-3		2	0	0	0	0	0	3					
13 Brendan Ryan, R (1.6) 24 Rick Ankiel, L (9.9PH) OBP: 0.278, SLG: 0.361			K		G4-3			55 PB 19 SF8		3	1	1	0	0	1	0					
<b>Inning Stats</b>	R: 0 E: 0 K: 1 S: 7	H: 0 LOB: 0 BB: 0 P: 10	R: 1 E: 0 K: 2 S: 15	H: 2 LOB: 1 BB: 2 P: 22	R: 0 E: 0 K: 1 S: 8	H: 1 LOB: 1 BB: 0 P: 14	R: 0 E: 0 K: 0 S: 13	H: 1 LOB: 2 BB: 0 P: 20	R: 0 E: 0 K: 1 S: 7	H: 0 LOB: 0 BB: 0 P: 10	R: 0 E: 0 K: 0 S: 13	H: 0 LOB: 0 BB: 0 P: 18	R: 5 E: 0 K: 0 S: 21	H: 4 LOB: 0 BB: 1 P: 34	R: 0 E: 0 K: 0 S: 3	H: 0 LOB: 0 BB: 0 P: 6	1B: 3 2B: 2 3B: 0 HR: 3	SF: 1 SAC: 0 DP: 0 HBP: 1	WP: 0 PB: 1 SB: 0 CS: 0	PA: 37	
<b>PITCHER</b>	IP	WLS	BF	H	R	ER	SO	BB	IBB	HBP	BLK	WP	HR	S	P	ERA	WHIP				
51 Wandy Rodriguez, L (1.1) ERA: 2.72	7.0	W	26	4	1	1	5	0	0	1	0	0	1	71	104	1.29	0.571				
54 Chad Paronto, R (8.1) ERA: 108.0	0.1		5	3	4	4	0	1	0	0	0	0	1	14	23	108.00	12.000				
53 Wesley Wright, L (8.1) ERA: 5.49	0.2		3	1	1	1	0	0	0	0	0	0	1	7	11	13.50	1.500				
50 Alberto Arias, R (9.1) ERA: 1.38	1.0		3	0	0	0	0	0	0	0	0	0	0	3	6	0.00	0.000				

St. Louis Cardinals @ Houston Astros  
Minute Maid Park, Houston, TX  
Tue Jul 21 2009, 7:05 PM CDT  
Att: 33,140 - Roof Closed - 73 F

AB	34
R	6
H	8
RBI	6
BB	1
SO	5
LOB	7



Batter	1	2	3	4	5	6	7	8	9	AB	R	H	RBI	BB	SO	LOB	BOTTOM				
21 Michael Bourn, L (1.8) OBP: 0.357, SLG: 0.404	B3		10 1B		10 1B			E1		4	3	2	0	1	0	2					
3 Kazuo Matsui, S (1.4) 54 Chad Paronto, R (8.1) 53 Wesley Wright, R (8.1) 4 Jason Michaels, R (9.7) OBP: 0.250, SLG: 0.313	G6-3		G4-3		K			P5		3	0	0	0	0	1	2					
10 Miguel Tejada, R (1.6) OBP: 0.356, SLG: 0.469	G3-1		1B		45 1B			SF9		3	1	2	3	1	0	0					
45 Carlos Lee, R (1.7) 50 Alberto Arias, R (9.1) OBP: 0.357, SLG: 0.491	K		F9		K			F8		5	1	1	4	0	2	4					
27 Geoff Blum, S (1.5) OBP: 0.352, SLG: 0.388	9 HR		K		K			HR		3	2	1	1	1	2	1					
9 Hunter Pence, R (1.9) OBP: 0.361, SLG: 0.472	HR		41 2B		K			K		4	2	2	2	0	1	0					
41 Chris Coste, R (1.3) OBP: 0.328, SLG: 0.374	F7		2B		1B			K		4	0	1	1	0	1	0					
55 Humberto Quintero, R (1.2) OBP: 0.247, SLG: 0.322	G6-3		K		K			E6		4	1	0	0	0	1	1					
51 Wandy Rodriguez, S (1.1) 8 Jeff Keppinger, R (8.4) OBP: 0.077, SLG: 0.079 OBP: 0.343, SLG: 0.397	P5		F7					45 HR		3	1	1	0	0	0	1					
<b>Inning Stats</b>	R: 0 E: 0 K: 0 S: 8	H: 0 LOB: 0 BB: 0 P: 13	R: 2 E: 0 K: 1 S: 13	H: 1 LOB: 0 BB: 1 P: 18	R: 1 E: 0 K: 0 S: 13	H: 2 LOB: 1 BB: 0 P: 18	R: 1 E: 0 K: 2 S: 14	H: 2 LOB: 1 BB: 0 P: 17	R: 1 E: 1 K: 3 S: 17	H: 2 LOB: 1 BB: 0 P: 22	R: 0 E: 0 K: 0 S: 6	H: 0 LOB: 0 BB: 0 P: 8	R: 5 E: 0 K: 2 S: 13	H: 3 LOB: 2 BB: 2 P: 24	R: 1 E: 2 K: 0 S: 13	H: 1 LOB: 2 BB: 0 P: 19	1B: 6 2B: 2 3B: 0 HR: 3	SF: 1 SAC: 1 DP: 0 HBP: 0	WP: 1 PB: 0 SB: 2 CS: 0	PA: 40	
<b>PITCHER</b>	IP	WLS	BF	H	R	ER	SO	BB	IBB	HBP	BLK	WP	HR	S	P	ERA	WHIP				
37 Todd Wellemeyer, R (1.1) ERA: 5.88	4.1	L	21	7	5	4	0	1	0	0	0	0	0	7	10	0.00	0.000				
52 Josh Kinney, R (5.1) ERA: 9.54	0.2		2	0	0	0	2	0	0	0	0	0	0	7	10	0.00	0.000				
62 P.J. Walters, R (6.1) ERA: 9.56	2.0		13	4	6	5	2	1	1	0	0	0	2	23	38	22.50	2.500				
36 Denny Reyes, L (8.1) ERA: 4.03	0.0		1	0	0	0	0	0	0	0	0	1	0	1	3	∞	∞				
30 Jason Motte, R (8.1) ERA: 4.58	1.0		3	0	0	0	0	0	0	0	0	0	0	8	10	0.00	0.000				

St. Louis Cardinals @ Houston Astros  
Minute Maid Park, Houston, TX  
Tue Jul 21 2009, 7:05 PM CDT  
Att: 33,140 - Roof Closed - 73 F

AB	35
R	11
H	11
RBI	11
BB	3
SO	8
LOB	14





Batter	1	2	3	4	5	6	7	8	9	AB	R	H	RBI	BB	SO	LOB	TOP	
55 Skip Schumaker, L (1,4) OBP: 0.366, SLG: 0.408										3	1	2	1	1	0	0	<b>St. Louis Cardinals @ Washington Nationals</b> <b>Nationals Park, Washington, DC</b> Thu Jul 23 2009, 7:05 PM EDT Att: 25,359 - Partly Cloudy - 76 F	
28 Colby Rasmus, L (1,8) OBP: 0.312, SLG: 0.446										4	0	0	0	0	0	5		
7 Mark DeRosa, R (1,3) OBP: 0.333, SLG: 0.459										3	0	0	1	0	1	1		
47 Ryan Ludwick, R (1,9) OBP: 0.340, SLG: 0.498										2	1	1	0	1	1	0		
24 Rick Ankiel, L (1,7) OBP: 0.278, SLG: 0.371										3	1	1	1	0	2	2		
4 Yadier Molina, R (1,2) OBP: 0.357, SLG: 0.384										3	1	1	0	0	0	1		
22 Joe Thurston, L (1,5) OBP: 0.330, SLG: 0.345										3	0	1	1	0	2	0		
13 Brendan Ryan, R (1,6) OBP: 0.313, SLG: 0.367										2	0	0	0	1	0	0		
50 Adam Wainwright, R (1,1) OBP: 0.143, SLG: 0.232										3	0	0	0	0	1	3		
<b>Inning Stats</b>	R: 1 E: 1 K: 1 S: 12	H: 1 LOB: 0 BB: 0 P: 17	R: 1 E: 0 K: 1 S: 16	H: 1 LOB: 0 BB: 0 P: 22	R: 0 E: 0 K: 0 S: 8	H: 1 LOB: 1 BB: 0 P: 10	R: 2 E: 0 K: 1 S: 10	H: 2 LOB: 3 BB: 3 P: 24	R: 0 E: 0 K: 2 S: 12	H: 0 LOB: 0 BB: 0 P: 17	R: 0 E: 0 K: 2 S: 9	H: 0 LOB: 0 BB: 0 P: 16	R: 0 E: 0 K: 0 S: 3	H: 0 LOB: 0 BB: 0 P: 4				
<b>PITCHER</b>	IP WLS BF H R ER SO BB IBB HBP BLK WP HR S P ERA WHIP	3.0 L 13 3 3 2 2 1 0 0 0 0 1 37 54 6.00 1.333	2.0 11 3 1 1 3 1 1 0 0 0 0 21 36 4.50 2.000	1.1 5 0 0 0 2 0 0 0 0 0 0 12 20 0.00 0.000														

AB	26
R	4
H	6
RBI	4
BB	3
SO	7
LOB	12



1B:	2	SF:	0
2B:	3	SAC:	0
3B:	0	DP:	0
HR:	1	HBP:	0
WP:	0	PA:	29
PB:	0		
SB:	0		
CS:	0		

Batter	1	2	3	4	5	6	7	8	9	AB	R	H	RBI	BB	SO	LOB	BOTTOM	
1 Nyer Morgan, L (1,8) OBP: 0.357, SLG: 0.365										3	0	2	0	0	0	0	<b>St. Louis Cardinals @ Washington Nationals</b> <b>Nationals Park, Washington, DC</b> Thu Jul 23 2009, 7:05 PM EDT Att: 25,359 - Partly Cloudy - 76 F	
15 Cristian Guzman, S (1,6) OBP: 0.306, SLG: 0.357										3	0	1	0	0	2	2		
11 Ryan Zimmerman, R (1,5) OBP: 0.344, SLG: 0.461										3	0	0	0	0	0	4		
44 Adam Dunn, L (1,7) OBP: 0.404, SLG: 0.548										3	1	3	0	0	0	0		
24 Nick Johnson, L (1,3) OBP: 0.412, SLG: 0.417										3	0	0	0	0	1	3		
16 Josh Willingham, R (1,9) OBP: 0.414, SLG: 0.564										2	0	0	0	1	2	2		
12 Alberto Gonzalez, R (1,4) OBP: 0.349, SLG: 0.414										3	0	1	1	0	0	2		
7 Josh Bard, S (1,2) OBP: 0.338, SLG: 0.369										3	0	1	0	0	1	1		
40 Collin Balester, R (1,1) 36 Tyler Clippard, R (4,1) 6 Anderson Hernandez, S (5, PH) 41 Ron Villone, L (6,1)										1	0	0	0	0	0	1		
<b>Inning Stats</b>	R: 0 E: 0 K: 1 S: 6	H: 0 LOB: 0 BB: 0 P: 9	R: 0 E: 0 K: 0 S: 11	H: 1 LOB: 1 BB: 1 P: 19	R: 0 E: 0 K: 1 S: 11	H: 2 LOB: 2 BB: 0 P: 17	R: 0 E: 0 K: 1 S: 9	H: 1 LOB: 0 BB: 0 P: 14	R: 0 E: 0 K: 2 S: 11	H: 2 LOB: 2 BB: 0 P: 15	R: 1 E: 0 K: 2 S: 13	H: 2 LOB: 1 BB: 0 P: 20	R: 0 E: 0 K: 0 S: 0	H: 0 LOB: 0 BB: 0 P: 0				
<b>PITCHER</b>	IP WLS BF H R ER SO BB IBB HBP BLK WP HR S P ERA WHIP	6.0 W 26 8 1 1 7 1 0 0 0 0 0 61 94 1.50 1.500																

AB	25
R	1
H	8
RBI	1
BB	1
SO	7
LOB	15

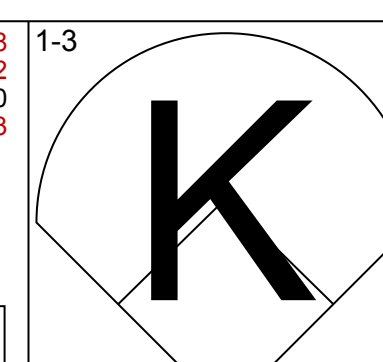
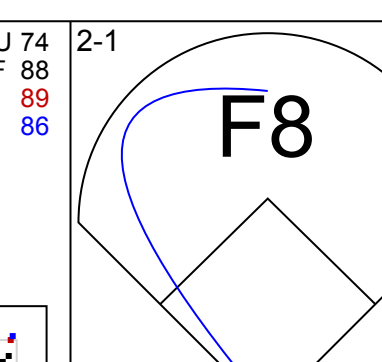
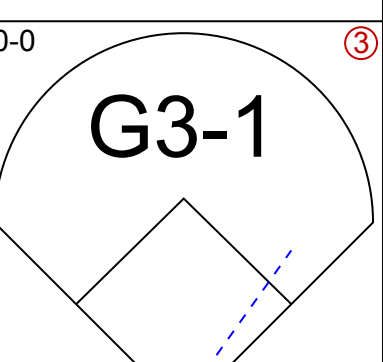
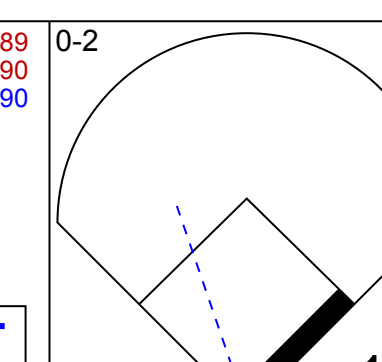
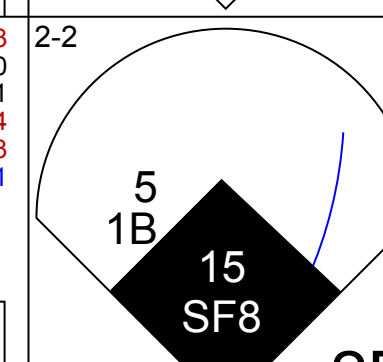
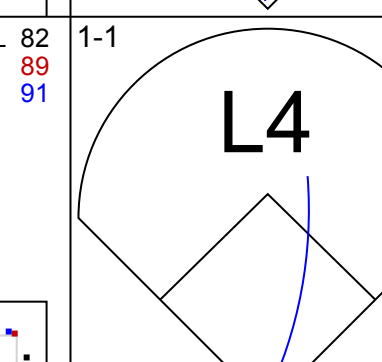
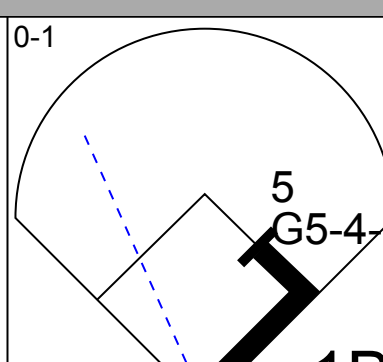
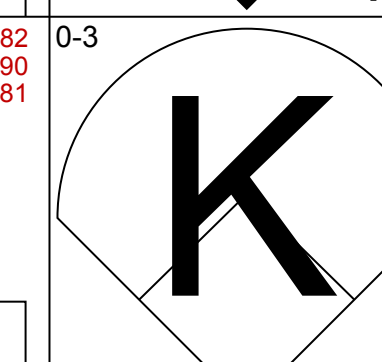
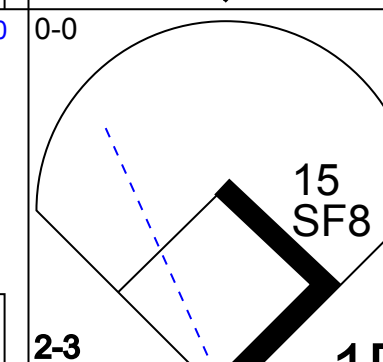
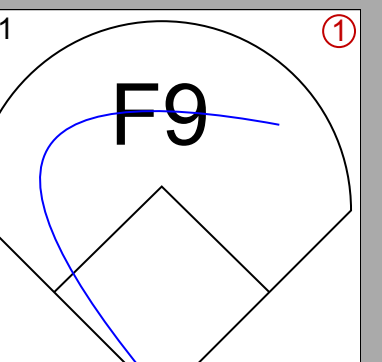
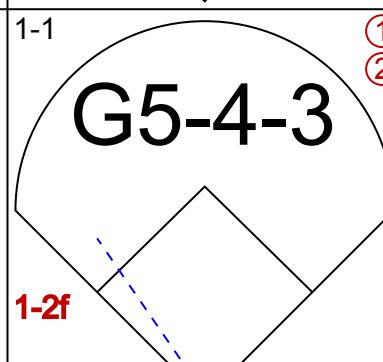
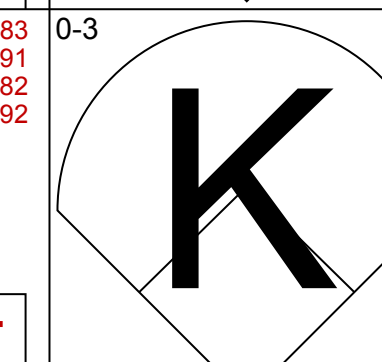
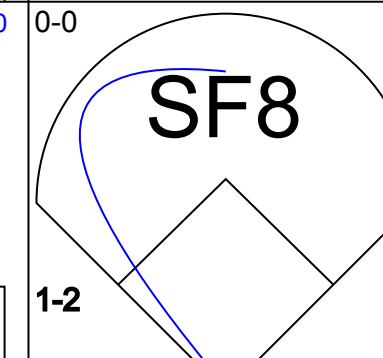
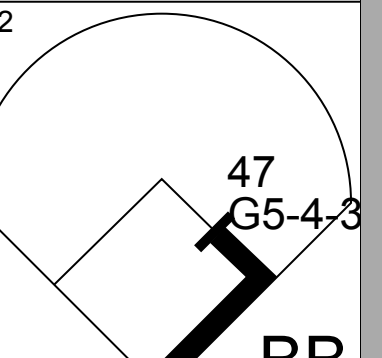
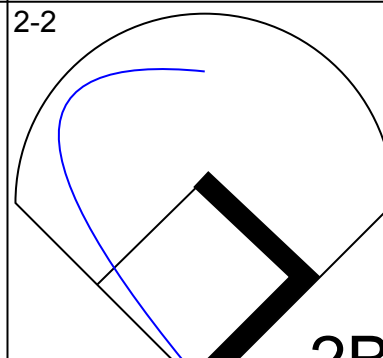
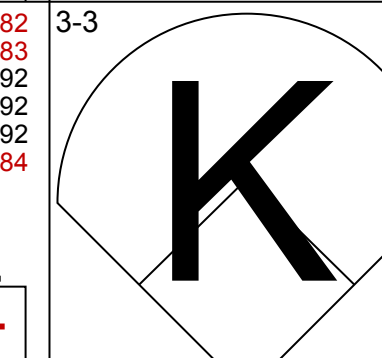
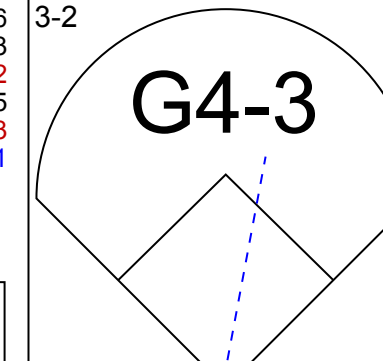
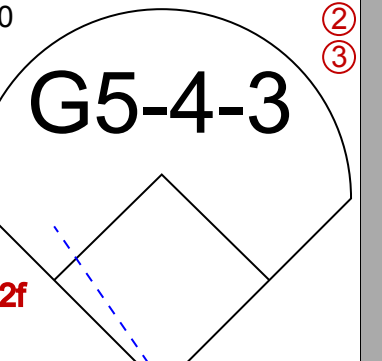
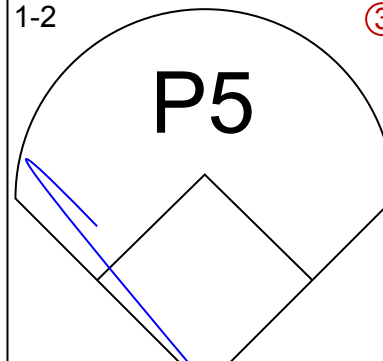
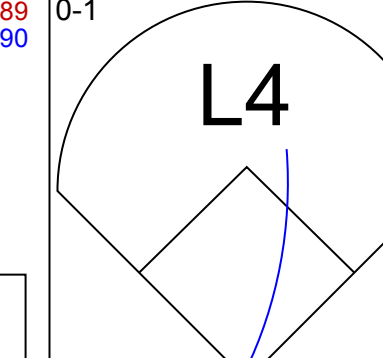
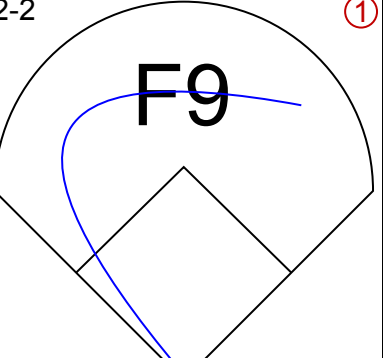
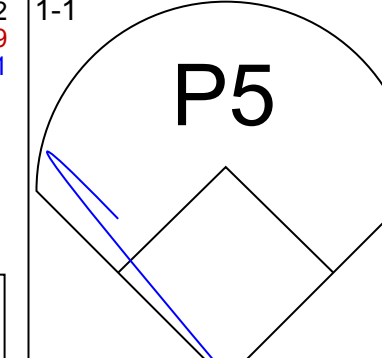
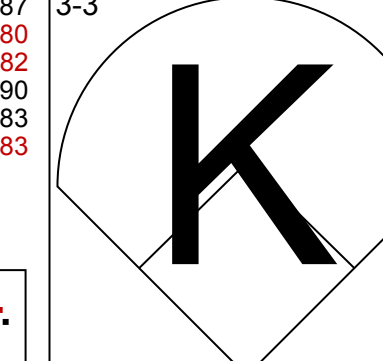
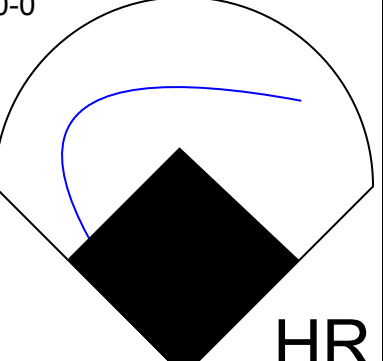
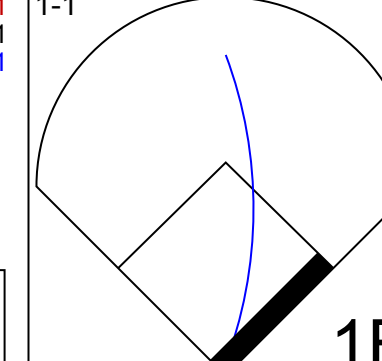
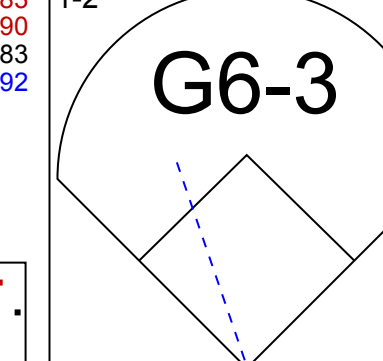
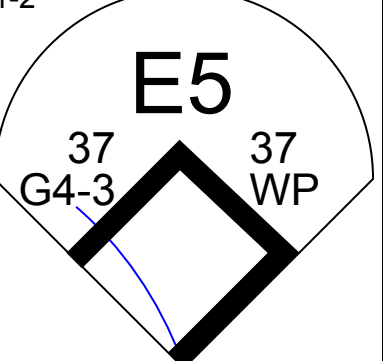
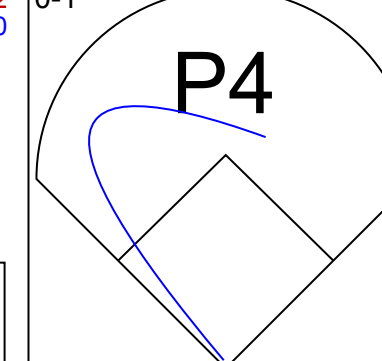
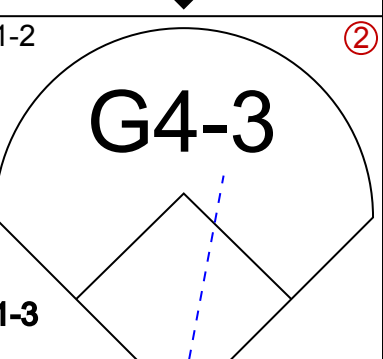
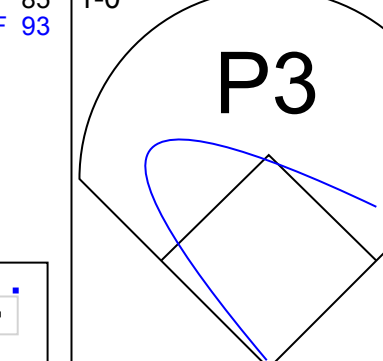
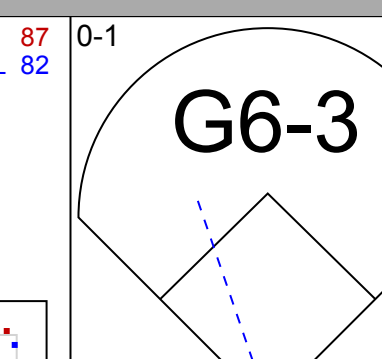
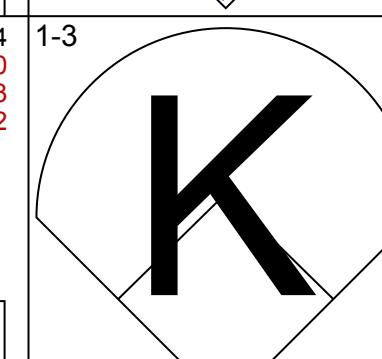
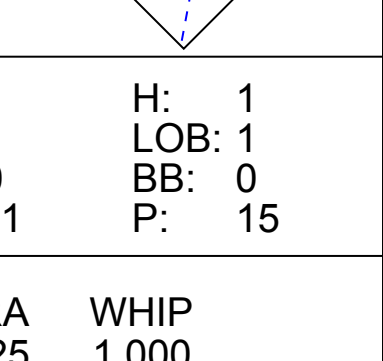


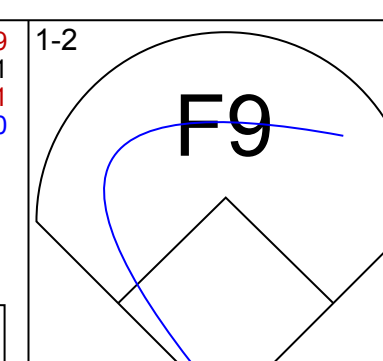
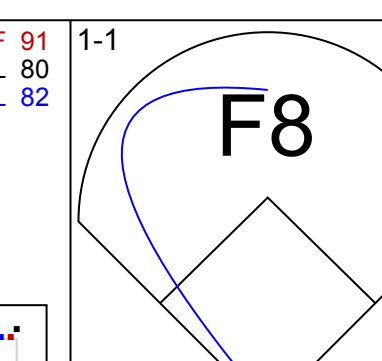
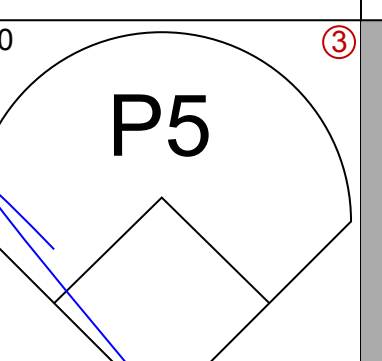
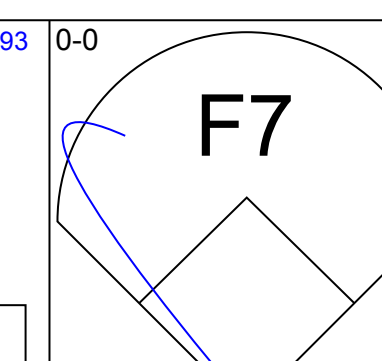
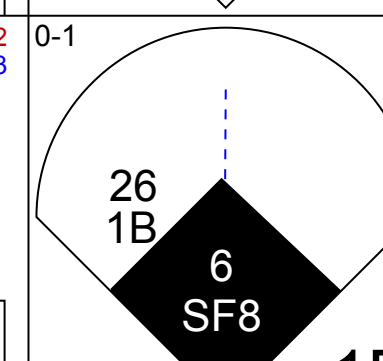
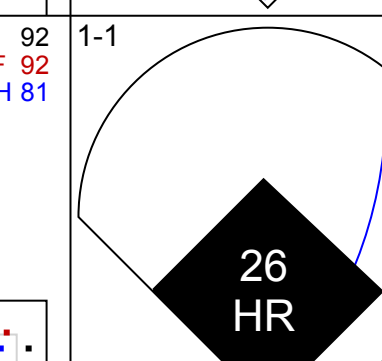
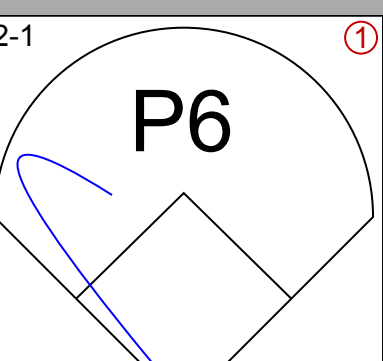
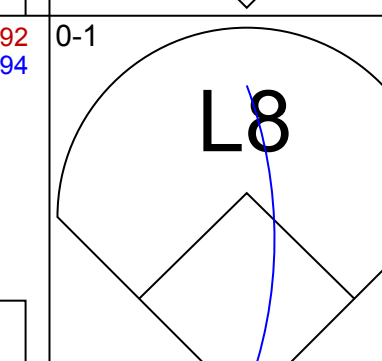
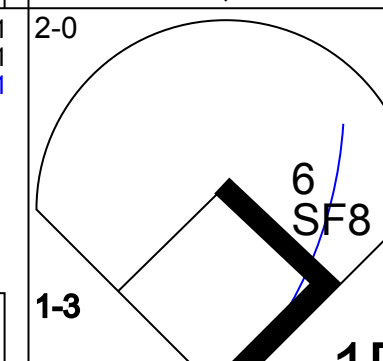
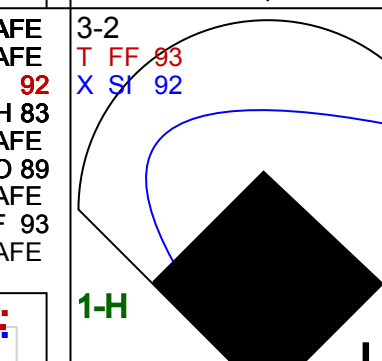
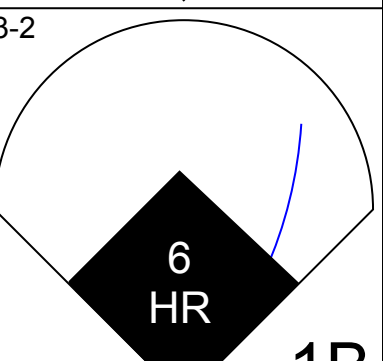

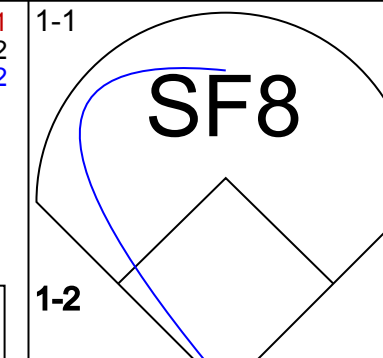
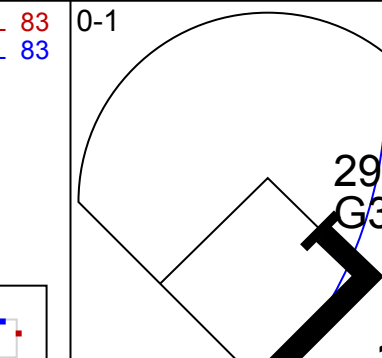
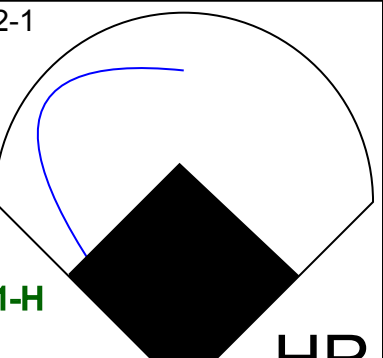
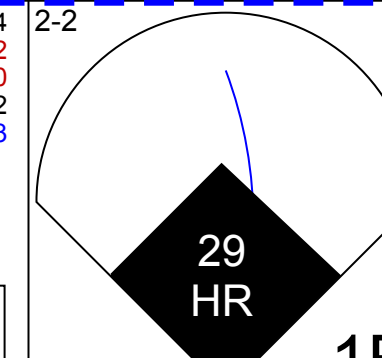
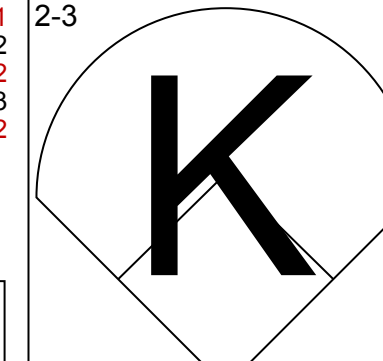
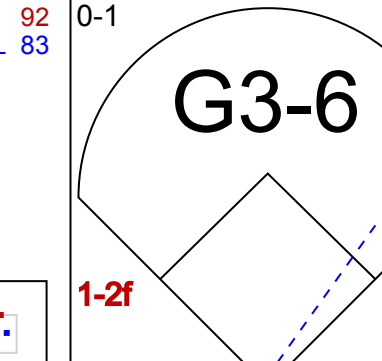
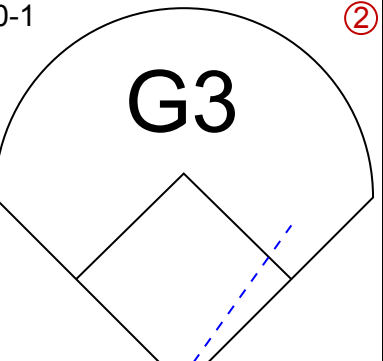
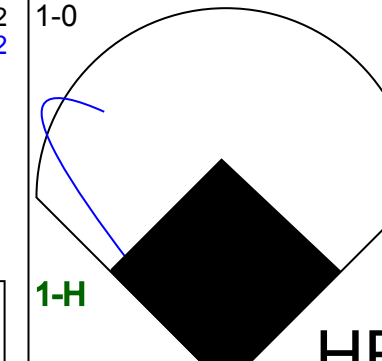

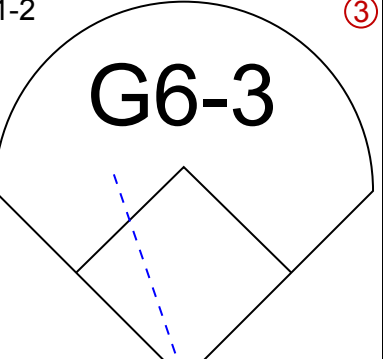
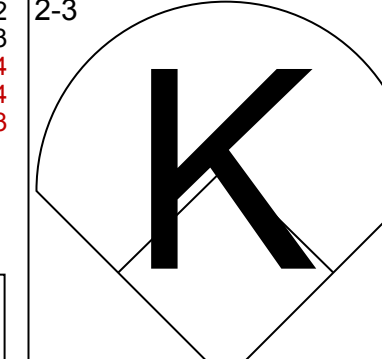
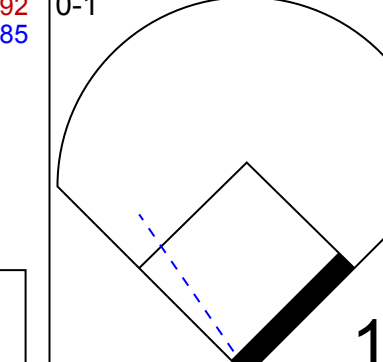
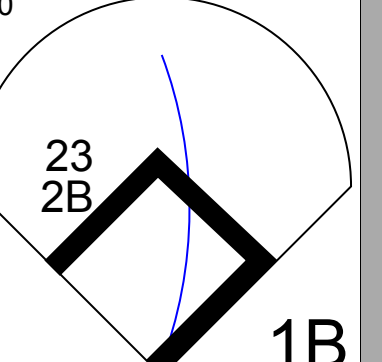
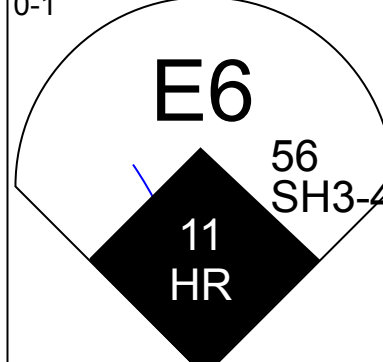
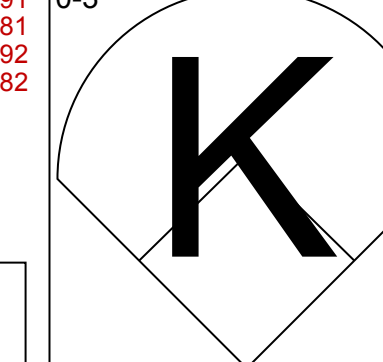
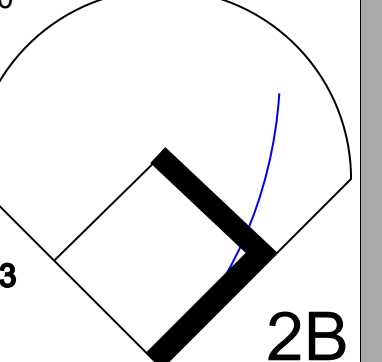
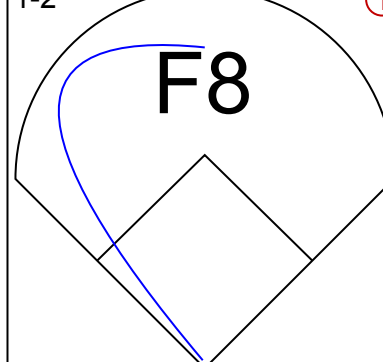
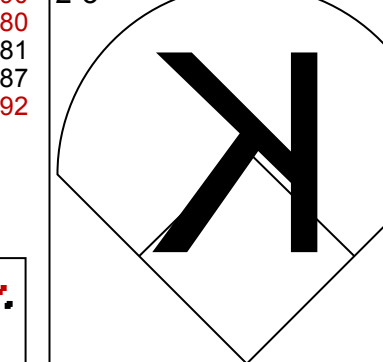
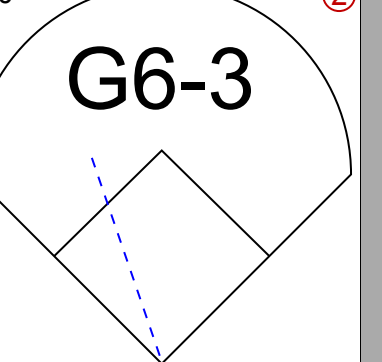

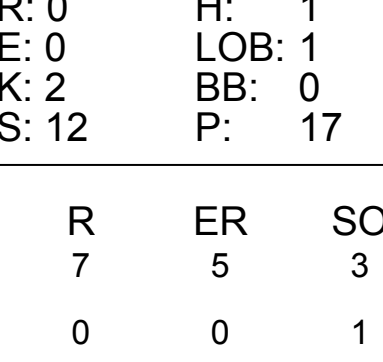
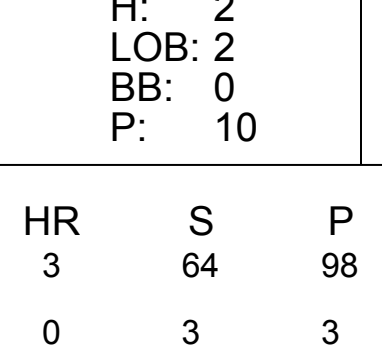
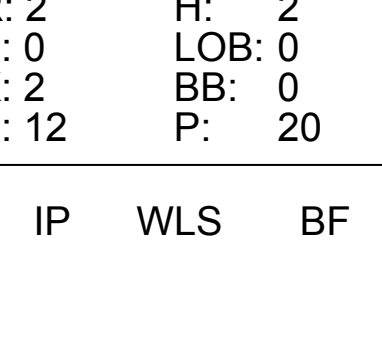
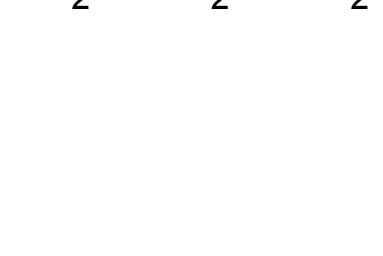



1B:	6	SF:	0
2B:	2	SAC:	0
3B:	0	DP:	1
HR:	0	HBP:	0
WP:	0	PA:	26
PB:	0		
SB:	0		
CS:	0		









Batter	1	2	3	4	5	6	7	8	9	AB	R	H	RBI	BB	SO	LOB	TOP					
55 Skip Schumaker, L (1,4) OBP: 0.362, SLG: 0.406										4	0	1	0	0	1	1	<b>St. Louis Cardinals @ Philadelphia Phillies</b> Citizens Bank Park, Philadelphia, PA Sun Jul 26 2009, 1:35 PM EDT Att: 45,271 - Partly Cloudy - 85 F					
12 Julio Lugo, R (1,6) OBP: 0.375, SLG: 0.463										4	1	2	0	0	1	1						
5 Albert Pujols, R (1,3) OBP: 0.445, SLG: 0.693										4	0	1	0	0	1	2						
15 Matt Holliday, R (1,7) OBP: 0.386, SLG: 0.471										2	0	1	1	1	1	1						
47 Ryan Ludwick, R (1,9) OBP: 0.339, SLG: 0.500										4	0	0	0	0	0	3						
24 Rick Ankiel, L (1,8) OBP: 0.290, SLG: 0.404										4	0	1	0	0	0	0						
7 Mark DeRosa, R (1,5) OBP: 0.337, SLG: 0.470										4	1	2	1	0	2	1						
21 Jason LaRue, R (1,2) OBP: 0.290, SLG: 0.313										3	0	0	0	0	0	1						
22 Joe Thurston, L (9,PH) OBP: 0.327, SLG: 0.342										1	0	0	0	0	0	1						
37 Todd Wellemeyer, R (1,1) OBP: 0.108, SLG: 0.108										2	0	0	0	0	0	1						
36 Denny Reyes, R (6,1) OBP: 0.339, SLG: 0.441										0	0	0	0	0	0	0						
28 Colby Rasmus, L (7,PH) OBP: 0.315, SLG: 0.453										1	0	0	0	0	1	1						
53 Blake Hawksworth, R (7,1) OBP: 0.327, SLG: 0.342										0	0	0	0	0	0	0						
<b>Inning Stats</b>	R: 1 E: 0 K: 1 S: 12	H: 2 LOB: 1 BB: 0 P: 18	R: 0 E: 0 K: 1 S: 8	H: 0 LOB: 0 BB: 0 P: 12	R: 0 E: 0 K: 0 S: 6	H: 0 LOB: 0 BB: 0 P: 9	R: 0 E: 0 K: 0 S: 5	H: 0 LOB: 0 BB: 0 P: 9	R: 1 E: 1 K: 0 S: 11	H: 1 LOB: 1 BB: 0 P: 15	R: 0 E: 0 K: 0 S: 13	H: 2 LOB: 1 BB: 0 P: 17	R: 0 E: 0 K: 1 S: 9	H: 1 LOB: 1 BB: 0 P: 12	R: 0 E: 0 K: 3 S: 13	H: 1 LOB: 1 BB: 0 P: 16	R: 0 E: 0 K: 1 S: 14	H: 1 LOB: 1 BB: 0 P: 21	1B: 4 2B: 3 3B: 0 HR: 1	SF: 1 SAC: 0 DP: 2 HBP: 0	WP: 1 PB: 0 SB: 0 CS: 0	PA: 35
<b>PITCHER</b>	IP WLS BF H R ER SO BB IBB HBP BLK WP HR S P ERA WHIP																					
56 Joe Blanton, R (1,1) ERA: 4.11	8.0 W 31 7 2 2 6 1 0 0 0 1 1 77 108 2.25 1.000																					
54 Brad Lidge, R (9,1) ERA: 7.0	1.0 4 1 0 0 1 0 0 0 0 0 0 14 21 0.00 1.000																					

Batter	1	2	3	4	5	6	7	8	9	AB	R	H	RBI	BB	SO	LOB	BOTTOM			
11 Jimmy Rollins, S (1,6) OBP: 0.290, SLG: 0.385										5	1	1	2	0	0	2	<b>St. Louis Cardinals @ Philadelphia Phillies</b> Citizens Bank Park, Philadelphia, PA Sun Jul 26 2009, 1:35 PM EDT Att: 45,271 - Partly Cloudy - 85 F			
8 Shane Victorino, S (1,8) OBP: 0.388, SLG: 0.471										4	2	2	0	1	0	0				
26 Chase Utley, L (1,4) OBP: 0.420, SLG: 0.557										4	2	3	2	0	1	1				
6 Ryan Howard, L (1,3) OBP: 0.351, SLG: 0.541										3	2	3	3	0	0	0				
29 Raul Ibanez, L (1,7) OBP: 0.365, SLG: 0.651										4	1	1	2	0	1	2				
40 John Mayberry Jr., R (8,7) OBP: 0.232, SLG: 0.453										0	0	0	0	0	0	0				
12 Matt Stairs, L (1,9) OBP: 0.402, SLG: 0.449										3	0	0	0	0	0	0				
28 Jayson Werth, R (7,9) OBP: 0.384, SLG: 0.510										1	0	0	0	0	1	0				
7 Pedro Feliz, R (1,5) OBP: 0.345, SLG: 0.410										4	1	2	0	0	0	0				
23 Paul Bako, L (1,2) OBP: 0.268, SLG: 0.263										4	0	1	0	0	2	2				
56 Joe Blanton, R (1,1) OBP: 0.147, SLG: 0.033										2	0	0	0	0	1	3				
19 Greg Dobbs, L (8,PH) OBP: 0.315, SLG: 0.449										1	0	0	0	0	0	0				
54 Brad Lidge, R (9,1) ERA: 3.86										0	0	0	0	0	0	0				
<b>Inning Stats</b>	R: 1 E: 0 K: 1 S: 11	H: 2 LOB: 1 BB: 0 P: 17	R: 0 E: 0 K: 2 S: 12	H: 1 LOB: 1 BB: 0 P: 17	R: 2 E: 0 K: 0 S: 12	H: 3 LOB: 0 BB: 0 P: 16	R: 0 E: 0 K: 0 S: 6	H: 2 LOB: 2 BB: 0 P: 10	R: 2 E: 0 K: 1 S: 13	H: 2 LOB: 0 BB: 0 P: 21	R: 2 E: 1 K: 1 S: 13	H: 1 LOB: 1 BB: 1 P: 20	R: 2 E: 0 K: 2 S: 12	H: 2 LOB: 0 BB: 0 P: 20	R: 0 E: 0 K: 0 S: 4	H: 0 LOB: 0 BB: 0 P: 6	1B: 8 2B: 1 3B: 0 HR: 4	SF: 1 SAC: 1 DP: 1 HBP: 0	WP: 0 PB: 0 SB: 0 CS: 0	PA: 38
<b>PITCHER</b>	IP WLS BF H R ER SO BB IBB HBP BLK WP HR S P ERA WHIP																			
37 Todd Wellemeyer, R (1,1) ERA: 5.79	0.1 1 0 0 0 1 0 0 0 0 0 0 3 3 0.00 0.000																			
36 Denny Reyes, L (6,1) ERA: 3.86	2.0 8 2 2 2 2 0 0 0 0 0 1 16 26 9.00 1.000																			

Batter	1	2	3	4	5	6	7	8	9	AB	R	H	RBI	BB	SO	LOB	TOP										
15 Rafael Furcal, S OBP: 0.334, SLG: 0.368	G3		SF9		G6-4-3		G3-6-3		FC3-6	4	0	3	1	0	0	0	<b>Los Angeles Dodgers @ St. Louis Cardinals</b> Busch Stadium, St. Louis, MO Mon Jul 27 2009, 6:10 PM CDT Att: 43,756 - Partly Cloudy - 86 F  livebaseballscores.com  <b>AB 32</b> <b>R 1</b> <b>H 11</b> <b>RBI 1</b> <b>BB 3</b> <b>SO 5</b> <b>LOB 21</b> 										
13 Orlando Hudson, S OBP: 0.392, SLG: 0.439	BB		HBP		1B		G3-6-3		FC3-6	3	0	1	0	1	0	2											
99 Manny Ramirez, R OBP: 0.455, SLG: 0.643	G5-4-3		G1-3		G6-4-3				K	5	0	1	0	0	1	5											
16 Andre Ethier, L OBP: 0.357, SLG: 0.504		P6			P6				K	4	0	1	0	0	1	2											
23 Casey Blake, R OBP: 0.384, SLG: 0.462		L9			L9				K	4	0	1	0	0	1	2											
7 James Loney, L OBP: 0.358, SLG: 0.403		F9			F9				BB	3	0	1	0	1	0	1											
55 Russell Martin, R OBP: 0.375, SLG: 0.323		G6-4-3							1B	3	0	2	0	0	0	2											
27 Matt Kemp, R OBP: 0.382, SLG: 0.489									K	3	1	1	0	1	1	4											
43 Randy Wolf, L OBP: 0.333, SLG: 0.274									F8	1	0	0	0	0	1	3											
9 Justin Pieterse, L OBP: 0.299, SLG: 0.304										1	0	0	0	0	0	0											
31 James McDonald, L OBP: 0.399, SLG: 0.394										0	0	0	0	0	0	0											
45 Brent Leach, R OBP: 0.399, SLG: 0.394										0	0	0	0	0	0	0											
59 Guillermo Mota, R OBP: 0.399, SLG: 0.394										0	0	0	0	0	0	0											
56 Hung-Chih Kuo, L OBP: 0.399, SLG: 0.394										0	0	0	0	0	0	0											
5 Mark Loretta, R OBP: 0.333, SLG: 0.274										1	0	0	0	0	0	0											
<b>Inning Stats</b>	R: 0 E: 0 K: 0 S: 7	H: 0 LOB: 0 BB: 1 P: 11	R: 0 E: 0 K: 0 S: 6	H: 2 LOB: 1 BB: 0 P: 11	R: 1 E: 0 K: 0 S: 9	H: 1 LOB: 1 BB: 0 P: 15	R: 0 E: 0 K: 1 S: 17	H: 2 LOB: 3 BB: 0 P: 29	R: 0 E: 0 K: 1 S: 7	H: 0 LOB: 1 BB: 0 P: 11	R: 0 E: 0 K: 0 S: 6	H: 1 LOB: 0 BB: 0 P: 8	R: 0 E: 0 K: 2 S: 15	H: 2 LOB: 3 BB: 1 P: 24	R: 0 E: 0 K: 1 S: 13	H: 1 LOB: 0 BB: 0 P: 15	1B: 10 2B: 1 3B: 0 HR: 0	SF: 1 DP: 4 HBP: 2	WP: 1 PB: 0 SB: 0 CS: 0	PA: 39							
<b>PITCHER</b>	IP	WLS	BF	H	R	ER	SO	BB	IBB	HBP	BLK	WP	HR	S	P	ERA	WHIP										
29 Chris Carpenter, R ERA: 2.19	7.0	W	30	9	1	1	2	2	0	2	0	1	0	61	99	1.29	1.571										
43 Trevor Miller, L ERA: 2.05	0.2		3	0	0	0	2	1	0	0	0	0	0	8	14	0.00	1.500										
46 Kyle McClellan, R ERA: 2.93	0.0		1	1	0	0	0	0	0	0	0	0	0	4	4	∞	∞										
31 Ryan Franklin, R ERA: 1.21	1.1	S	5	1	0	0	1	0	0	0	0	0	0	15	18	0.00	0.750										

Batter	1	2	3	4	5	6	7	8	9	AB	R	H	RBI	BB	SO	LOB	BOTTOM										
12 Julio Lugo, R OBP: 0.369, SLG: 0.453	F8				K		G1-3		F7	5	0	1	1	0	1	2	<b>Los Angeles Dodgers @ St. Louis Cardinals</b> Busch Stadium, St. Louis, MO Mon Jul 27 2009, 6:10 PM CDT Att: 43,756 - Partly Cloudy - 86 F  livebaseballscores.com  <b>AB 34</b> <b>R 6</b> <b>H 11</b> <b>RBI 6</b> <b>BB 3</b> <b>SO 4</b> <b>LOB 11</b> 										
7 Mark DeRosa, R OBP: 0.338, SLG: 0.477	BB		K		G6-3		G6-3		G6-3	4	2	1	1	0	1	2											
5 Albert Pujols, R OBP: 0.444, SLG: 0.688	F9		F9		BB		HR		P5	4	0	1	0	1	0	1											
15 Matt Holliday, R OBP: 0.388, SLG: 0.472	G6-3		G6-3		BB		E5		BB	3	1	1	1	1	0	0											
47 Ryan Ludwick, R OBP: 0.334, SLG: 0.493	K		P4		K		F8		F8	4	0	0	0	0	2	4											
4 Yadier Molina, R OBP: 0.353, SLG: 0.375	P6		F8		P4		P4		BB	3	1	0	0	1	0	0											
24 Rick Ankiel, L OBP: 0.293, SLG: 0.406			P4		P6		P6		BB	4	2	2	1	0	0	0											
13 Brendan Ryan, R OBP: 0.322, SLG: 0.379			BB		BB		BB		BB	4	0	4	2	0	0	0											
29 Chris Carpenter, R OBP: 0.182, SLG: 0.129			BB		BB		BB		BB	3	0	1	0	0	0	2											
43 Trevor Miller, R ERA: 5.34			BB		BB		BB		BB	0	0	0	0	0	0	0											
46 Kyle McClellan, R ERA: 4.43			BB		BB		BB		BB	0	0	0	0	0	0	0											
31 Ryan Franklin, R ERA: 5.68			BB		BB		BB		BB	0	0	0	0	0	0	0											
<b>Inning Stats</b>	R: 1 E: 0 K: 1 S: 16	H: 1 LOB: 1 BB: 0 P: 24	R: 1 E: 0 K: 1 S: 16	H: 3 LOB: 2 BB: 0 P: 22	R: 0 E: 0 K: 0 S: 5	H: 0 LOB: 0 BB: 0 P: 7	R: 0 E: 0 K: 0 S: 6	H: 1 LOB: 1 BB: 0 P: 8	R: 0 E: 0 K: 2 S: 10	H: 0 LOB: 2 BB: 2 P: 22	R: 0 E: 0 K: 0 S: 9	H: 2 LOB: 2 BB: 0 P: 15	R: 4 E: 0 K: 0 S: 23	H: 4 LOB: 1 BB: 1 P: 34	R: 0 E: 0 K: 0 S: 6	H: 0 LOB: 0 BB: 0 P: 10	1B: 8 2B: 2 3B: 0 HR: 1	SF: 0 DP: 0 HBP: 1	WP: 0 PB: 0 SB: 0 CS: 0	PA: 39							
<b>PITCHER</b>	IP	WLS	BF	H	R	ER	SO	BB	IBB	HBP	BLK	WP	HR	S	P	ERA	WHIP										
43 Randy Wolf, L ERA: 3.43	6.0	L	28	7	2	2	4	2	0	1	0	0	1	19	28	27.00	4.500										
31 James McDonald, R ERA: 5.34	0.2		5	2	3	2	0	1	0	0	0	0	0	2	2	∞	∞										
45 Brent Leach, L ERA: 4.43	0.0		1	1	0	0	0	0	0	0	0	0	0	2	2	∞	∞										
59 Guillermo Mota, R ERA: 2.98	0.1		2	1	1	0	0	0	0	0	0	0	0	2	4	0.00	3.000										
56 Hung-Chih Kuo, L ERA: 5.68	1.0		3	0	0	0	0	0	0	0	0	0	0	6	10	0.00	0.000										





Batter	1	2	3	4	5	6	7	8	9	10	AB	R	H	RBI	BB	SO	LOB	TOP																	
15 Rafael Furcal, S OBP: 0.333, SLG: 0.369	G4-3		F8		P5		99 P3 2B		G4-3		5	0	1	2	0	0	2	Los Angeles Dodgers @ St. Louis Cardinals Busch Stadium, St. Louis, MO Thu Jul 30 2009, 7:15 PM CDT Att.: 43,263 - Cloudy - 78 F																	
13 Orlando Hudson, S OBP: 0.354, SLG: 0.426	G4-3		K			G3		G3		4	0	0	0	1	1	0																			
99 Manny Ramirez, R OBP: 0.444, SLG: 0.611	K			G6-3		F8	P3		F7		5	0	0	0	0	1	2																		
16 Andre Ethier, L OBP: 0.355, SLG: 0.493		G3-1		F7			P5				3	1	0	0	2	0	2																		
23 Casey Blake, R OBP: 0.332, SLG: 0.472			G3-1 7 2B		G2						5	2	4	0	0	0	0																		
7 James Loney, L OBP: 0.358, SLG: 0.404		G3-1			F9	G5-3			F9		5	0	0	0	0	1	6																		
27 Matt Kemp, R OBP: 0.382, SLG: 0.484				F8			L8				5	0	3	3	0	0	0																		
12 Brad Ausmus, R OBP: 0.371, SLG: 0.422			F9					F8			5	1	2	0	0	0	3																		
18 Hiroki Kuroda, R ERA: 4.14			G3-1						F9		2	0	1	0	0	0	0																		
9 Julian Javier, L ERA: 3.04											0	0	0	0	0	0	0																		
59 Guillermo Mota, R ERA: 3.04											0	0	0	0	0	0	0																		
56 Hung-Chih Kuo, L ERA: 4.5											0	0	0	0	0	0	0																		
5 Mark Loretta, R ERA: 5.18											0	0	0	0	0	0	0																		
31 James McDonald, L ERA: 5.18											0	0	0	0	0	0	0																		
51 Jonathan Broxton, R ERA: 2.23											0	0	0	0	0	0	0																		
<b>Inning Stats</b>	R: 0 E: 0 K: 1 S: 6	H: 0 LOB: 0 BB: 0 P: 9	R: 1 E: 0 K: 0 S: 14	H: 2 LOB: 1 BB: 0 P: 21	R: 0 E: 0 K: 1 S: 10	H: 0 LOB: 0 BB: 0 P: 16	R: 0 E: 0 K: 0 S: 7	H: 0 LOB: 2 BB: 0 P: 15	R: 0 E: 0 K: 0 S: 12	H: 1 LOB: 2 BB: 1 P: 21	R: 2 E: 0 K: 0 S: 14	H: 3 LOB: 2 BB: 1 P: 24	R: 0 E: 0 K: 0 S: 8	H: 2 LOB: 1 BB: 0 P: 11	R: 0 E: 0 K: 0 S: 6	H: 0 LOB: 0 BB: 0 P: 9	R: 2 E: 0 K: 0 S: 16	H: 2 LOB: 1 BB: 1 P: 26	1B: 10 2B: 2 3B: 0 HR: 0	SF: 0 SAC: 0 DP: 0 HBP: 0	WP: 2 PB: 0 SB: 1 CS: 1	PA: 44													
<b>PITCHER</b>	IP 6.0	WLS 24	BF 5	H 1	R 1	ER 1	SO 2	BB 1	IBB 0	HBP 0	BLK 0	WP 0	HR 0	S 61	P 92	ERA 1.50	WHIP 1.000	<b>PITCHER</b>	IP 0.1	WLS L	BF 3	H 1	R 0	ER 0	SO 1	BB 1	IBB 0	HBP 0	BLK 0	WP 1	HR 0	S 10	P 17	ERA 0.00	WHIP 6.000
26 Kyle Lohse, R ERA: 4.14	0.2	B	6	3	2	2	0	1	0	0	0	0	0	1	0	13	23	27.00	6.000	36 Dennis Reyes, L ERA: 4.5	0.1	2	1	2	2	0	0	0	0	0	0	3	5	54.00	3.000
46 Kyle McClellan, R ERA: 3.2	0.1	1	0	0	0	0	0	0	0	0	0	0	0	1	1	0.00	0.000	37 Todd Wellemeyer, R ERA: 5.77	0.1	2	1	2	2	0	0	0	0	0	0	0	0	0	0	0	0
43 Trevor Miller, L ERA: 2.0	1.0	4	2	0	0	0	0	0	0	0	0	0	0	0	8	11	0.00	2.000																	
48 Brad Thompson, R ERA: 5.02	1.1	4	0	0	0	0	0	0	0	0	0	0	0	0	9	13	0.00	0.000																	
31 Ryan Franklin, R ERA: 1.36																																			

Los Angeles Dodgers @ St. Louis Cardinals  
 Busch Stadium, St. Louis, MO  
 Thu Jul 30 2009, 7:15 PM CDT  
 Att.: 43,263 - Cloudy - 78 F


AB 41  
 R 5  
 H 12  
 RBI 5  
 BB 3  
 SO 3  
 LOB 15



Batter	1	2	3	4	5	6	7	8	9	10	AB	R	H	RBI	BB	SO	LOB	BOTTOM																	
55 Skip Schumaker, L OBP: 0.361, SLG: 0.399	G6-3		G1		G6-3			SH3		F7	4	0	0	0	0	0	2	Los Angeles Dodgers @ St. Louis Cardinals Busch Stadium, St. Louis, MO Thu Jul 30 2009, 7:15 PM CDT Att.: 43,263 - Cloudy - 78 F																	
28 Colby Rasmus, L OBP: 0.308, SLG: 0.431	K		L8			F8		K		L7	3	0	0	0	0	1	0																		
47 Ryan Ludwick, R OBP: 0.334, SLG: 0.485											2	0	0	0	0	1	2																		
5 Albert Pujols, R OBP: 0.443, SLG: 0.678				G5-3		G6-3		15 IBB IBB		G1-3	4	1	1	0	1	0	1																		
15 Matt Holliday, R OBP: 0.395, SLG: 0.480						K					3	1	2	2	1	1	0																		
24 Rick Ankiel, L OBP: 0.232, SLG: 0.413			F9		F8			K			4	1	1	1	0	1	4																		
7 Mark DeRosa, R OBP: 0.329, SLG: 0.469			K		K			F9		F8	4	0	0	0	0	2	0																		
37 Todd Wellemeyer, R ERA: 5.77											0	0	0	0	0	0	0																		
4 Yadier Molina, R OBP: 0.351, SLG: 0.367			K		G6-3			F9		F9	4	0	0	0	0	1	0																		
13 Brendan Ryan, R OBP: 0.321, SLG: 0.379											1	0	0	0	0	0	0																		
12 Julio Lugo, R OBP: 0.364, SLG: 0.438			G6-3					G5-3		F8	3	0	1	0	0	0	0																		
26 Kyle Lohse, R ERA: 4.14											1	0	0	0	0	0	0																		
46 Kyle McClellan, R ERA: 3.2											0	0	0	0	0	0	0																		
43 Trevor Miller, R ERA: 2.0											0	0	0	0	0	0	0																		
48 Brad Thompson, R ERA: 5.02											0	0	0	0	0	0	0																		
19 Nick Swishenko, R ERA: 4.5											0	0	0	0	0	0	0																		
31 Ryan Franklin, R ERA: 5.18											0	0	0	0	0	0	0																		
36 Dennis Reyes, R ERA: 4.5											0	0	0	0	0	0	0																		
22 Joe Thurston, L OBP: 0.208, SLG: 0.341											0	0	0	0	0	0	0																		
<b>Inning Stats</b>	R: 1 E: 0 K: 1 S: 11	H: 2 LOB: 1 BB: 0 P: 16	R: 0 E: 0 K: 2 S: 11	H: 0 LOB: 0 BB: 0 P: 14	R: 0 E: 0 K: 0 S: 7	H: 0 LOB: 0 BB: 0 P: 11	R: 1 E: 0 K: 1 S: 8	H: 1 LOB: 0 BB: 0 P: 13	R: 0 E: 0 K: 0 S: 6	H: 1 LOB: 3 BB: 2 P: 26	R: 0 E: 0 K: 0 S: 10	H: 0 LOB: 0 BB: 0 P: 14	R: 0 E: 0 K: 0 S: 10	H: 0 LOB: 0 BB: 0 P: 14	R: 0 E: 0 K: 0 S: 7	H: 0 LOB: 1 BB: 1 P: 14	1B: 2 2B: 2 3B: 0 HR: 2	SF: 0 SAC: 2 DP: 0 HBP: 0	WP: 0 PB: 0 SB: 0 CS: 0	PA: 39															
<b>PITCHER</b>	IP 6.0	WLS 22	BF 4	H 2	R 2	ER 1	SO 5	BB 0	IBB 0	HBP 0	BLK 0	WP 0	HR 1	S 52	P 76	ERA 3.000	WHIP 0.667	<b>PITCHER</b>	IP 0.1	WLS L	BF 3	H 1	R 0	ER 0	SO 1	BB 1	IBB 0	HBP 0	BLK 0	WP 1	HR 0	S 10	P 17	ERA 0.000	WHIP 6.000
18 Hiroki Kuroda, R ERA: 4.44	1.0	B	5	2	1	1	0	0	0	0	0	0	0	0	1	12	18	9.00	2.000																
59 Guillermo Mota, R ERA: 3.04	1.0	W	3	0	0	0	0	0	0	0	0	0	0	0	0	11	21	0.00	0.000																
56 Hung-Chih Kuo, L ERA: 4.5	1.0	S	0	0	0	0	0	0	0	0	0	0	0	0	0	10	14	0.00	0.000																
31 James McDonald, L ERA: 5.18	1.0	S	4	0	0	0	0	1	0	0	0	0	0	0	7	14	0.00	1.000																	

Los Angeles Dodgers @ St. Louis Cardinals  
 Busch Stadium, St. Louis, MO  
 Thu Jul 30 2009, 7:15 PM CDT  
 Att.: 43,263 - Cloudy - 78 F

AB 34  
 R 3  
 H 6  
 RBI 3  
 BB 3  
 SO 7  
 LOB 9



Batter	1	2	3	4	5	6	7	8	9	AB	R	H	RBI	BB	SO	LOB	TOP								
21 Michael Bourn, L (1.8) OBP: 0.362, SLG: 0.403										5	1	2	0	0	2	2									
3 Kazuo Matsui, S (1.4) OBP: 0.314, SLG: 0.342										3	1	2	0	1	0	0									
10 Miguel Tejada, R (1.6) OBP: 0.354, SLG: 0.470										5	0	1	2	0	0	3									
45 Carlos Lee, R (1.7) OBP: 0.357, SLG: 0.496										5	0	2	0	0	0	2									
4 Jason Michaels, R (9, PR) OBP: 0.296, SLG: 0.349										0	0	0	0	0	0	0									
27 Geoff Blum, S (1.5) OBP: 0.336, SLG: 0.378										4	0	0	0	0	0	3									
9 Hunter Pence, R (1.9) OBP: 0.362, SLG: 0.464										1	0	0	0	3	0	0									
77 Ivan Rodriguez, R (1.2) OBP: 0.281, SLG: 0.397										4	1	1	0	0	3	6									
41 Chris Coste, R (1.3) OBP: 0.342, SLG: 0.376										3	0	1	0	1	1	1									
38 Brian Moehler, R (1.1)										3	0	0	0	0	2	3									
53 Wesley Wright, R (7.1) OBP: 0.500, SLG: 0.500										0	0	0	0	0	0	0									
36 Matt Kata, S (6, PH) OBP: 0.233, SLG: 0.244										1	0	1	0	0	0	0									
50 Alberto Arias, R (8.1)										0	0	0	0	0	0	0									
<b>Inning Stats</b>	R: 1 E: 0 K: 0 S: 9	H: 2 LOB: 1 BB: 0 P: 13	R: 0 E: 0 K: 1 S: 8	H: 0 LOB: 0 BB: 1 P: 14	R: 0 E: 1 K: 1 S: 7	H: 1 LOB: 1 BB: 1 P: 11	R: 0 E: 0 K: 1 S: 13	H: 1 LOB: 3 BB: 1 P: 27	R: 1 E: 0 K: 2 S: 18	H: 2 LOB: 0 BB: 1 P: 34	R: 0 E: 0 K: 2 S: 10	H: 0 LOB: 0 BB: 0 P: 15	R: 0 E: 0 K: 0 S: 5	H: 0 LOB: 0 BB: 0 P: 7	R: 1 E: 0 K: 1 S: 15	H: 3 LOB: 2 BB: 0 P: 21	R: 0 E: 0 K: 0 S: 11	H: 1 LOB: 1 BB: 0 P: 13	1B: 7 2B: 3 3B: 0 HR: 0	SF: 0 SAC: 1 DP: 2 HBP: 1	WP: 0 PB: 0 SB: 1 CS: 0	PA: 41			
<b>PITCHER</b>	IP WLS BF H R ER SO BB IBB HBP BLK WP HR S P ERA WHIP	IP WLS BF H R ER SO BB IBB HBP BLK WP HR S P ERA WHIP	IP WLS BF H R ER SO BB IBB HBP BLK WP HR S P ERA WHIP	IP WLS BF H R ER SO BB IBB HBP BLK WP HR S P ERA WHIP	IP WLS BF H R ER SO BB IBB HBP BLK WP HR S P ERA WHIP	IP WLS BF H R ER SO BB IBB HBP BLK WP HR S P ERA WHIP	IP WLS BF H R ER SO BB IBB HBP BLK WP HR S P ERA WHIP	IP WLS BF H R ER SO BB IBB HBP BLK WP HR S P ERA WHIP	IP WLS BF H R ER SO BB IBB HBP BLK WP HR S P ERA WHIP	IP WLS BF H R ER SO BB IBB HBP BLK WP HR S P ERA WHIP	IP WLS BF H R ER SO BB IBB HBP BLK WP HR S P ERA WHIP	IP WLS BF H R ER SO BB IBB HBP BLK WP HR S P ERA WHIP	IP WLS BF H R ER SO BB IBB HBP BLK WP HR S P ERA WHIP	IP WLS BF H R ER SO BB IBB HBP BLK WP HR S P ERA WHIP	IP WLS BF H R ER SO BB IBB HBP BLK WP HR S P ERA WHIP	IP WLS BF H R ER SO BB IBB HBP BLK WP HR S P ERA WHIP	IP WLS BF H R ER SO BB IBB HBP BLK WP HR S P ERA WHIP	IP WLS BF H R ER SO BB IBB HBP BLK WP HR S P ERA WHIP	IP WLS BF H R ER SO BB IBB HBP BLK WP HR S P ERA WHIP	IP WLS BF H R ER SO BB IBB HBP BLK WP HR S P ERA WHIP	IP WLS BF H R ER SO BB IBB HBP BLK WP HR S P ERA WHIP	IP WLS BF H R ER SO BB IBB HBP BLK WP HR S P ERA WHIP	IP WLS BF H R ER SO BB IBB HBP BLK WP HR S P ERA WHIP	IP WLS BF H R ER SO BB IBB HBP BLK WP HR S P ERA WHIP	
41 Mitchell Boggs, R (1.1) ERA: 3.29	5.0	25	6	2	2	5	5	0	1	0	0	0	0	0	55	99	3.60	2.200							
48 Brad Thompson, R (6.1) ERA: 4.95	2.2	11	3	1	1	2	0	0	0	0	0	0	0	26	37	3.38	1.125								
43 Trever Miller, L (8.1) ERA: 1.98	0.1	W	1	0	0	0	0	0	0	0	0	0	0	4	6	0.00	0.000								
31 Ryan Franklin, R (9.1) ERA: 1.33	1.0	S	4	1	0	0	0	0	0	0	0	0	0	11	13	0.00	1.000								

Houston Astros @ St. Louis Cardinals  
 Busch Stadium, St. Louis, MO  
 Fri Jul 31 2009, 7:15 PM CDT  
 Att. 43,760 - Clear - 78 F

AB 34  
 R 3  
 H 10  
 RBI 3  
 BB 5  
 SO 8  
 LOB 20



Batter	1	2	3	4	5	6	7	8	9	AB	R	H	RBI	BB	SO	LOB	BOTTOM							
55 Skip Schumaker, L (1.4) OBP: 0.360, SLG: 0.398										4	0	1	0	0	1	1								
12 Julio Lugo, R (1.6) OBP: 0.361, SLG: 0.447										4	1	1	0	0	1	0								
5 Albert Pujols, R (1.3) OBP: 0.443, SLG: 0.674										2	1	0	0	1	0	0								
15 Matt Holliday, R (1.7) OBP: 0.400, SLG: 0.488										4	1	4	2	0	0	0								
47 Ryan Ludwick, R (1.9) OBP: 0.333, SLG: 0.480										3	0	0	0	1	1	4								
24 Rick Ankiel, L (1.8) OBP: 0.291, SLG: 0.411										4	0	1	1	0	1	3								
7 Mark DeRosa, R (1.5) OBP: 0.328, SLG: 0.475										4	1	1	1	0	1	2								
21 Jason LaRue, R (1.2) OBP: 0.301, SLG: 0.324										3	0	2	0	0	0	0								
31 Ryan Franklin, R (9.1)										0	0	0	0	0	0	0								
41 Mitchell Boggs, R (1.1) OBP: 0.111, SLG: 0.222										1	0	0	0	0	0	0								
50 Adam Wainwright, R (5, PH) OBP: 0.150, SLG: 0.233										1	0	0	0	0	1	1								
48 Brad Thompson, R (6.1) OBP: 0.091, SLG: 0.091										0	0	0	0	0	0	0								
43 Trever Miller, R (8.1)										0	0	0	0	0	0	0								
4 Yadier Molina, R (9.2) OBP: 0.351, SLG: 0.367										0	0	0	0	0	0	0								
<b>Inning Stats</b>	R: 0 E: 0 K: 0 S: 6	H: 0 LOB: 0 BB: 0 P: 7	R: 0 E: 0 K: 0 S: 5	H: 1 LOB: 0 BB: 0 P: 6	R: 0 E: 0 K: 1 S: 9	H: 0 LOB: 0 BB: 0 P: 10	R: 1 E: 0 K: 0 S: 14	H: 2 LOB: 2 BB: 1 P: 24	R: 0 E: 0 K: 2 S: 13	H: 1 LOB: 1 BB: 0 P: 17	R: 0 E: 0 K: 1 S: 11	H: 0 LOB: 0 BB: 0 P: 21	R: 1 E: 0 K: 1 S: 9	H: 3 LOB: 2 BB: 0 P: 14	R: 2 E: 0 K: 1 S: 10	H: 2 LOB: 1 BB: 1 P: 20	1B: 7 2B: 1 3B: 1 HR: 1	SF: 0 SAC: 1 DP: 1 HBP: 1	WP: 1 PB: 0 SB: 1 CS: 1	PA: 35				
<b>PITCHER</b>	IP WLS BF H R ER SO BB IBB HBP BLK WP HR S P ERA WHIP	IP WLS BF H R ER SO BB IBB HBP BLK WP HR S P ERA WHIP	IP WLS BF H R ER SO BB IBB HBP BLK WP HR S P ERA WHIP	IP WLS BF H R ER SO BB IBB HBP BLK WP HR S P ERA WHIP	IP WLS BF H R ER SO BB IBB HBP BLK WP HR S P ERA WHIP	IP WLS BF H R ER SO BB IBB HBP BLK WP HR S P ERA WHIP	IP WLS BF H R ER SO BB IBB HBP BLK WP HR S P ERA WHIP	IP WLS BF H R ER SO BB IBB HBP BLK WP HR S P ERA WHIP	IP WLS BF H R ER SO BB IBB HBP BLK WP HR S P ERA WHIP	IP WLS BF H R ER SO BB IBB HBP BLK WP HR S P ERA WHIP	IP WLS BF H R ER SO BB IBB HBP BLK WP HR S P ERA WHIP	IP WLS BF H R ER SO BB IBB HBP BLK WP HR S P ERA WHIP	IP WLS BF H R ER SO BB IBB HBP BLK WP HR S P ERA WHIP	IP WLS BF H R ER SO BB IBB HBP BLK WP HR S P ERA WHIP	IP WLS BF H R ER SO BB IBB HBP BLK WP HR S P ERA WHIP	IP WLS BF H R ER SO BB IBB HBP BLK WP HR S P ERA WHIP	IP WLS BF H R ER SO BB IBB HBP BLK WP HR S P ERA WHIP	IP WLS BF H R ER SO BB IBB HBP BLK WP HR S P ERA WHIP	IP WLS BF H R ER SO BB IBB HBP BLK WP HR S P ERA WHIP	IP WLS BF H R ER SO BB IBB HBP BLK WP HR S P ERA WHIP	IP WLS BF H R ER SO BB IBB HBP BLK WP HR S P ERA WHIP	IP WLS BF H R ER SO BB IBB HBP BLK WP HR S P ERA WHIP	IP WLS BF H R ER SO BB IBB HBP BLK WP HR S P ERA WHIP	IP WLS BF H R ER SO BB IBB HBP BLK WP HR S P ERA WHIP
38 Brian Moehler, R (1.1) ERA: 5.09	6.2	27	7	2	2	5	7	2	2	2	1	0	0	0	66	98	2.70	1.050						
53 Wesley Wright, L (7.1) ERA: 5.9	0.1	L	1	1	0	0	0	0	0	0	0	0	0	1	1	0.00	3.000							
50 Alberto Arias, R (8.1) ERA: 2.33	1.0	L	6	2	2	2	1	0	1	1	0	1	0	10	20	18.00	2.000							

Houston Astros @ St. Louis Cardinals  
 Busch Stadium, St. Louis, MO  
 Fri Jul 31 2009, 7:15 PM CDT  
 Att. 43,760 - Clear - 78 F

AB 30  
 R 4  
 H 10  
 RBI 4  
 BB 2  
 SO 6  
 LOB 11



Batter	1	2	3	4	5	6	7	8	9	AB	R	H	RBI	BB	SO	LOB	TOP			
21 Michael Bourn, L (1, 8) OBP: 0.360, SLG: 0.400 47 Jeff Fulchino, R (5, 1) OBP: 0.333, SLG: 0.667 36 Matt Kata, S (8, PH) OBP: 0.227, SLG: 0.238 47 Jose Valverde, R (8, 1)	G4-3		FC3-2-5-3-6		FC6			K		3	0	0	0	0	0	3	Houston Astros @ St. Louis Cardinals Busch Stadium, St. Louis, MO Sat Aug 01 2009, 6:15 PM CDT Att: 45,074 - Cloudy - 77 F			
3 Kazuo Matsui, S (1, 4) OBP: 0.310, SLG: 0.337	K		F8		CS		B5-3	G4-3	4	0	0	0	0	1	2					
10 Miguel Tejada, R (1, 6) OBP: 0.353, SLG: 0.468	1B		G3				P6	G4-3	4	0	1	0	0	0	2					
45 Carlos Lee, R (1, 7) OBP: 0.358, SLG: 0.504	FC4-6				HR		1B	F8	4	1	2	1	0	0	1					
27 Geoff Blum, S (1, 5) OBP: 0.335, SLG: 0.376	G3		G3		G3		1B	P5	4	0	1	0	0	0	0					
9 Hunter Pence, R (1, 9) OBP: 0.358, SLG: 0.459	K		G6-3		G6-3		1B	P6	4	0	0	0	0	2	2					
41 Chris Coste, R (1, 3) OBP: 0.335, SLG: 0.368	G5-3		G6-3				K		3	0	0	0	0	1	0					
55 Humberto Quintero, R (1, 2) OBP: 0.293, SLG: 0.333			E8				1B	G1-6-3	3	0	3	0	0	0	0					
51 Wandy Rodriguez, S (1, 1) OBP: 0.095, SLG: 0.098 4 Jason Michaels, R (5, 8) OBP: 0.263, SLG: 0.345			1B		FC3-6		G1-6-3		2	0	1	0	0	0	1					
<b>Inning Stats</b>	R: 0 E: 0 K: 1 S: 7	H: 1 LOB: 1 BB: 0 P: 9	R: 0 E: 0 K: 1 S: 8	H: 0 LOB: 0 BB: 0 P: 14	R: 0 E: 1 K: 0 S: 12	H: 2 LOB: 2 BB: 0 P: 17	R: 1 E: 0 K: 0 S: 10	H: 1 LOB: 0 BB: 0 P: 15	R: 0 E: 0 K: 1 S: 10	H: 2 LOB: 2 BB: 0 P: 15	R: 0 E: 0 K: 1 S: 10	H: 1 LOB: 0 BB: 0 P: 14	R: 0 E: 0 K: 1 S: 9	H: 0 LOB: 0 BB: 0 P: 10	R: 0 E: 0 K: 0 S: 6	H: 0 LOB: 0 BB: 0 P: 9	1B: 7 2B: 0 3B: 0 HR: 1	SF: 0 SAC: 0 DP: 1 HBP: 0	WP: 0 PB: 0 SB: 0 CS: 1	PA: 34
<b>PITCHER</b> 29 Chris Carpenter, R (1, 1) ERA: 2.1	IP: 9.0 WLS: W BF: 33 H: 8 R: 1 ER: 1 SO: 5 BB: 0 IBB: 0 HBP: 0 BLK: 0 WP: 0 HR: 1 S: 77 P: 110 ERA: 1.00 WHIP: 0.889																			

Batter	1	2	3	4	5	6	7	8	9	AB	R	H	RBI	BB	SO	LOB	BOTTOM			
12 Julio Lugo, R (1, 6) OBP: 0.358, SLG: 0.444	K		G4-3		1B		SF8		3	0	1	1	0	1	0	Houston Astros @ St. Louis Cardinals Busch Stadium, St. Louis, MO Sat Aug 01 2009, 6:15 PM CDT Att: 45,074 - Cloudy - 77 F				
7 Mark DeRosa, R (1, 5) OBP: 0.327, SLG: 0.473	G6-3		G5-3		E9		K		4	0	1	0	0	1	0					
5 Albert Pujols, R (1, 3) OBP: 0.440, SLG: 0.667	F8				1B		G5-3	F8	4	0	0	0	0	0	2					
15 Matt Holliday, R (1, 7) OBP: 0.404, SLG: 0.507			HR		1B		K	HR	4	2	3	2	0	1	0					
47 Ryan Ludwick, R (1, 9) OBP: 0.329, SLG: 0.474	K		FC6-5		FC6-5		G6-3	P4	4	0	0	0	0	1	2					
4 Yadier Molina, R (1, 2) OBP: 0.355, SLG: 0.375	2B		K		K		1B	1B	4	0	3	0	0	1	2					
55 Skip Schumaker, L (1, 4) OBP: 0.356, SLG: 0.393	F7				FC6-4		G3	K	4	0	0	0	0	1	5					
28 Colby Rasmus, L (1, 8) OBP: 0.303, SLG: 0.427	F7				F7		G3		3	0	0	0	0	0	1					
29 Chris Carpenter, R (1, 1) OBP: 0.194, SLG: 0.176	K		K		K		2B		3	1	1	0	0	2	0					
<b>Inning Stats</b>	R: 0 E: 0 K: 1 S: 9	H: 0 LOB: 0 BB: 0 P: 14	R: 1 E: 0 K: 1 S: 8	H: 2 LOB: 1 BB: 0 P: 13	R: 0 E: 0 K: 1 S: 10	H: 0 LOB: 0 BB: 0 P: 11	R: 0 E: 1 K: 1 S: 9	H: 1 LOB: 2 BB: 0 P: 15	R: 0 E: 1 K: 1 S: 14	H: 2 LOB: 2 BB: 0 P: 18	R: 0 E: 0 K: 1 S: 12	H: 1 LOB: 1 BB: 0 P: 16	R: 1 E: 0 K: 1 S: 8	H: 2 LOB: 1 BB: 0 P: 13	R: 1 E: 0 K: 1 S: 12	H: 2 LOB: 1 BB: 0 P: 17	1B: 5 2B: 2 3B: 0 HR: 2	SF: 1 SAC: 0 DP: 0 HBP: 0	WP: 0 PB: 1 SB: 1 CS: 0	PA: 34
<b>PITCHER</b> 51 Wandy Rodriguez, L (1, 1) ERA: 2.63 47 Jeff Fulchino, R (5, 1) ERA: 3.58 47 Jose Valverde, R (8, 1) ERA: 2.86	IP: 4.0 WLS: L BF: 16 H: 4 R: 1 ER: 0 SO: 1 BB: 0 IBB: 0 HBP: 0 BLK: 0 WP: 0 HR: 0 S: 36 P: 53 ERA: 2.25 WHIP: 0.750																			



Batter	1	2	3	4	5	6	7	8	9	AB	R	H	RBI	BB	SO	LOB	TOP				
21 Michael Bourn, L (1,8) OBP: 0.359, SLG: 0.401	G5-3		FC6-4		G4-3		2B			4	0	1	1	0	0	1	<b>Houston Astros @ St. Louis Cardinals</b> Busch Stadium, St. Louis, MO Sun Aug 02 2009, 1:15 PM CDT Att: 45,227 - Partly Cloudy - 79 F				
3 Kazuo Matsui, S (1,4) OBP: 0.339, SLG: 0.339	G6-3			2B		G6-3	L6			4	1	1	0	0	0	1					
9 Hunter Pence, R (1,9) OBP: 0.360, SLG: 0.460	K			1B				K		4	0	2	0	0	2	0					
45 Carlos Lee, R (1,7) OBP: 0.355, SLG: 0.499		F8		K				F8		4	0	0	0	0	1	3					
10 Miguel Tejada, R (1,6) OBP: 0.357, SLG: 0.469	K									3	0	2	1	0	1	0					
27 Geoff Blum, S (1,3) OBP: 0.330, SLG: 0.370	F8			1B						4	0	0	0	0	2	5					
77 Ivan Rodriguez, R (1,2) OBP: 0.281, SLG: 0.395			K		P3					4	1	1	0	0	1	2					
8 Jeff Keppinger, R (1,5) OBP: 0.344, SLG: 0.404			G4-3			F8		F8		4	0	0	0	0	0	1					
20 Bud Norris, R (1,1) OBP: 0.500, SLG: 0.500										2	0	1	0	0	0	0					
53 Wesley Wright, R (8,1) OBP: 0.500, SLG: 0.500						G6-3				0	0	0	0	0	0	0					
43 Chris Sampson, R (8,1) OBP: 0.331, SLG: 0.476										0	0	0	0	0	0	0					
47 Jose Valverde, R (8,1) OBP: 0.331, SLG: 0.476										0	0	0	0	0	0	0					
41 Chris Coats, R (8,3) OBP: 0.333, SLG: 0.366										1	0	0	0	0	0	0					
<b>Inning Stats</b>	R: 0 E: 0 K: 1 S: 9	H: 0 LOB: 0 BB: 0 P: 13	R: 0 E: 0 K: 1 S: 8	H: 0 LOB: 0 BB: 0 P: 12	R: 0 E: 0 K: 1 S: 9	H: 1 LOB: 1 BB: 0 P: 11	R: 1 E: 0 K: 1 S: 13	H: 3 LOB: 2 BB: 0 P: 16	R: 0 E: 0 K: 0 S: 6	H: 2 LOB: 1 BB: 0 P: 9	R: 0 E: 0 K: 1 S: 12	H: 2 LOB: 1 BB: 0 P: 22	R: 1 E: 0 K: 0 S: 9	H: 2 LOB: 1 BB: 0 P: 15	R: 0 E: 0 K: 2 S: 10	H: 0 LOB: 1 BB: 0 P: 16	1B: 6 2B: 2 3B: 0 HR: 0	SF: 0 SAC: 1 DP: 0 HBP: 1	WP: 0 PB: 0 SB: 1 CS: 0	PA: 36	
<b>PITCHER</b>	IP WLS BF H R ER SO BB IBB HBP BLK WP HR S P ERA WHIP	7.0 L 29 8 2 2 5 0 0 0 0 0 0 66 98 2.57 1.143	1.0 4 0 0 0 2 0 0 0 0 0 0 0 10 16 0.00 0.000	1.0 3 0 0 0 0 0 0 0 0 0 0 0 8 14 0.00 0.000																	

AB	34
R	2
H	8
RBI	2
BB	0
SO	7
LOB	13



Batter	1	2	3	4	5	6	7	8	9	AB	R	H	RBI	BB	SO	LOB	BOTTOM			
55 Skip Schumaker, L (1,4) OBP: 0.353, SLG: 0.390	K		G5-3					F9		3	0	0	0	0	1	1	<b>Houston Astros @ St. Louis Cardinals</b> Busch Stadium, St. Louis, MO Sun Aug 02 2009, 1:15 PM CDT Att: 45,227 - Partly Cloudy - 79 F			
3 Khalil Greene, R (8,PH) OBP: 0.280, SLG: 0.351										1	0	0	0	0	0	0				
28 Colby Rasmus, L (1,8) OBP: 0.307, SLG: 0.426				G3						1	0	0	0	2	0	0				
47 Ryan Ludwick, R (8,PH) OBP: 0.331, SLG: 0.476										1	0	1	0	0	0	0				
5 Albert Pujols, R (1,3) OBP: 0.438, SLG: 0.661	F9									3	0	0	0	1	1	4				
15 Matt Holliday, R (1,7) OBP: 0.400, SLG: 0.501	G4-3									4	0	0	0	0	1	4				
24 Rick Ankiel, L (1,9) OBP: 0.291, SLG: 0.406	G3									3	0	0	0	1	0	1				
7 Mark DeRosa, R (1,5) OBP: 0.327, SLG: 0.469	K									3	0	0	0	1	1	1				
4 Yadier Molina, R (1,2) OBP: 0.354, SLG: 0.373	G6-3									4	0	1	0	0	0	1				
12 Julio Lugo, R (1,6) OBP: 0.352, SLG: 0.435			G4-3							3	0	0	0	0	1	2				
50 Adam Wainwright, R (1,1) OBP: 0.161, SLG: 0.242										2	0	1	0	0	0	0				
22 Joe Thurston, L (7,PH) OBP: 0.327, SLG: 0.339										1	0	0	0	0	1	2				
30 Jason Motte, R (8,1) OBP: 0.331, SLG: 0.476										0	0	0	0	0	0	0				
53 Blake Hawksworth, R (9,1) OBP: 0.331, SLG: 0.476										0	0	0	0	0	0	0				
<b>Inning Stats</b>	R: 0 E: 0 K: 1 S: 9	H: 0 LOB: 1 BB: 1 P: 15	R: 0 E: 0 K: 1 S: 9	H: 0 LOB: 0 BB: 0 P: 11	R: 0 E: 0 K: 0 S: 6	H: 0 LOB: 0 BB: 0 P: 7	R: 0 E: 0 K: 0 S: 5	H: 0 LOB: 1 BB: 1 P: 13	R: 0 E: 0 K: 2 S: 11	H: 1 LOB: 2 BB: 1 P: 21	R: 0 E: 0 K: 1 S: 12	H: 1 LOB: 1 BB: 0 P: 18	R: 0 E: 0 K: 0 S: 11	H: 0 LOB: 1 BB: 1 P: 23	1B: 3 2B: 1 3B: 0 HR: 0	SF: 0 SAC: 0 DP: 1 HBP: 0	WP: 0 PB: 0 SB: 0 CS: 1	PA: 34		
<b>PITCHER</b>	IP WLS BF H R ER SO BB IBB HBP BLK WP HR S P ERA WHIP	7.0 W 27 2 0 0 0 4 0 0 0 0 0 55 91 0.00 0.857	0.1 H 1 0 0 0 0 0 0 0 0 0 0 2 3 0.00 0.000	0.0 1 1 0 0 0 0 0 0 0 0 0 0 5 7 ∞ ∞	1.2 S 5 0 0 0 1 1 0 0 0 0 0 16 31 0.00 0.600															







Batter	1	2	3	4	5	6	7	8	9	AB	R	H	RBI	BB	SO	LOB	TOP							
12 Julio Lugo, R OBP: 0.360, SLG: 0.453										3	1	1	0	1	1	0								
24 Rick Ankiel, L OBP: 0.291, SLG: 0.406										3	0	0	0	0	2	1								
3 Khalil Greene, R OBP: 0.281, SLG: 0.358										1	0	1	1	0	0	0								
28 Colby Rasmus, L OBP: 0.304, SLG: 0.420										5	1	3	0	0	1	0								
5 Albert Pujols, R OBP: 0.447, SLG: 0.686										3	2	2	2	1	0	1								
15 Matt Holliday, R OBP: 0.397, SLG: 0.500										3	0	1	1	0	0	2								
47 Ryan Ludwick, R OBP: 0.333, SLG: 0.483										3	0	1	1	0	0	2								
7 Mark DeRosa, R OBP: 0.325, SLG: 0.468										4	1	3	1	0	0	1								
4 Yadier Molina, R OBP: 0.351, SLG: 0.367										3	0	0	0	0	0	1								
13 Brendan Ryan, R OBP: 0.316, SLG: 0.372										4	0	0	0	0	0	2								
29 Chris Carpenter, R OBP: 0.179, SLG: 0.162										3	0	0	0	0	1	0								
55 Skip Schumaker, L OBP: 0.351, SLG: 0.390										1	1	1	0	0	0	0								
31 Ryan Franklin, R OBP: 0.309, SLG: 0.375										0	0	0	0	0	0	0								
<b>Inning Stats</b>	R: 2 H: 4 E: 0 K: 0 S: 14	H: 4 LOB: 1 BB: 0 P: 24	R: 0 H: 0 E: 0 K: 0 S: 8	H: 0 LOB: 0 BB: 0 P: 10	R: 0 H: 1 E: 0 K: 2 S: 10	H: 1 LOB: 2 BB: 1 P: 17	R: 1 H: 1 E: 0 K: 1 S: 11	H: 1 LOB: 0 BB: 0 P: 17	R: 0 H: 1 E: 0 K: 0 S: 8	H: 1 LOB: 0 BB: 0 P: 11	R: 0 H: 1 E: 0 K: 0 S: 8	H: 1 LOB: 0 BB: 0 P: 11	R: 1 H: 1 E: 0 K: 1 S: 3	H: 1 LOB: 2 BB: 0 P: 9	R: 1 H: 2 E: 0 K: 1 S: 15	H: 2 LOB: 2 BB: 0 P: 19	R: 1 H: 1 E: 0 K: 0 S: 7	H: 1 LOB: 0 BB: 0 P: 11	1B: 8 2B: 2 3B: 0 HR: 2	SF: 2 SAC: 1 DP: 1 HBP: 1	WP: 0 PB: 0 SB: 1 CS: 0	PA: 39		
<b>PITCHER</b>	IP: 7.0 WLS: 0 BF: 29 ERA: 4.76	WLS: 1 BF: 10 ERA: 4.76	H: 9 R: 4 ER: 4 SO: 4	H: 4 R: 2 ER: 2 SO: 1	BB: 2 IBB: 0 HBP: 0 BLK: 0	BB: 0 IBB: 0 HBP: 1 BLK: 0	WP: 0 HR: 2 S: 62 P: 99	HR: 2 S: 62 P: 99	ERA: 5.14 WHIP: 1.571	ERA: 5.14 WHIP: 1.571	ERA: 9.00 WHIP: 1.500	ERA: 9.00 WHIP: 1.500	ERA: 9.00 WHIP: 1.500	ERA: 9.00 WHIP: 1.500	ERA: 9.00 WHIP: 1.500	ERA: 9.00 WHIP: 1.500	ERA: 9.00 WHIP: 1.500	ERA: 9.00 WHIP: 1.500	ERA: 9.00 WHIP: 1.500	ERA: 9.00 WHIP: 1.500	ERA: 9.00 WHIP: 1.500	ERA: 9.00 WHIP: 1.500	ERA: 9.00 WHIP: 1.500	ERA: 9.00 WHIP: 1.500

St. Louis Cardinals @ Pittsburgh Pirates  
PNC Park, Pittsburgh, PA  
Fri Aug 07 2009, 7:05 PM EDT  
Att: 24,854 - Partly Cloudy - 77 F

AB 33  
R 6  
H 12  
RBI 6  
BB 2  
SO 5  
LOB 8



Batter	1	2	3	4	5	6	7	8	9	AB	R	H	RBI	BB	SO	LOB	BOTTOM						
22 Andrew McCutchen, R OBP: 0.351, SLG: 0.485										5	0	0	0	0	0	2							
85 Lastings Milledge, R OBP: 0.297, SLG: 0.263										4	0	1	0	0	0	0							
46 Garrett Jones, L OBP: 0.353, SLG: 0.651										4	1	1	1	0	0	2							
41 Ryan Doumit, S OBP: 0.257, SLG: 0.438										4	2	2	1	0	0	2							
24 Delwyn Young, S OBP: 0.356, SLG: 0.413										4	1	2	1	0	1	0							
51 Steve Pearce, R OBP: 0.333, SLG: 0.404										4	0	1	1	0	1	1							
15 Andy LaRoche, R OBP: 0.333, SLG: 0.380										3	0	0	0	1	1	1							
5 Ronny Cedeno, R OBP: 0.227, SLG: 0.304										4	0	1	0	0	0	1							
28 Paul Maholm, L OBP: 0.130, SLG: 0.140										1	0	0	0	0	1	0							
5 Ramon Vazquez, L OBP: 0.358, SLG: 0.277										1	0	1	0	0	0	0							
45 Jose Ascanio, R OBP: 0.309, SLG: 0.375										1	0	0	0	0	1	0							
<b>Inning Stats</b>	R: 2 H: 3 E: 0 K: 1 S: 15	H: 3 LOB: 1 BB: 0 P: 23	R: 0 H: 1 E: 0 K: 1 S: 9	H: 1 LOB: 0 BB: 0 P: 11	R: 2 H: 3 E: 0 K: 0 S: 15	H: 3 LOB: 1 BB: 0 P: 21	R: 0 H: 0 E: 0 K: 1 S: 6	H: 0 LOB: 0 BB: 0 P: 8	R: 0 H: 0 E: 0 K: 0 S: 5	H: 0 LOB: 0 BB: 0 P: 7	R: 0 H: 0 E: 0 K: 0 S: 9	H: 0 LOB: 1 BB: 1 P: 14	R: 0 H: 2 E: 0 K: 0 S: 13	H: 2 LOB: 2 BB: 0 P: 15	R: 0 H: 0 E: 0 K: 1 S: 9	H: 0 LOB: 0 BB: 0 P: 12	R: 0 H: 0 E: 0 K: 1 S: 10	H: 0 LOB: 0 BB: 0 P: 14	1B: 5 2B: 2 3B: 0 HR: 2	SF: 0 SAC: 1 DP: 0 HBP: 0	WP: 0 PB: 0 SB: 0 CS: 0	PA: 37	
<b>PITCHER</b>	IP: 8.0 WLS: 0 BF: 34 ERA: 2.26	WLS: 3 BF: 10 ERA: 2.26	H: 9 R: 4 ER: 4 SO: 4	H: 4 R: 2 ER: 2 SO: 1	BB: 1 IBB: 0 HBP: 0 BLK: 0	BB: 0 IBB: 0 HBP: 0 BLK: 0	WP: 0 HR: 2 S: 81 P: 111	HR: 2 S: 81 P: 111	ERA: 4.50 WHIP: 1.250	ERA: 4.50 WHIP: 1.250	ERA: 0.00 WHIP: 0.000	ERA: 0.00 WHIP: 0.000	ERA: 0.00 WHIP: 0.000	ERA: 0.00 WHIP: 0.000	ERA: 0.00 WHIP: 0.000	ERA: 0.00 WHIP: 0.000	ERA: 0.00 WHIP: 0.000	ERA: 0.00 WHIP: 0.000	ERA: 0.00 WHIP: 0.000	ERA: 0.00 WHIP: 0.000	ERA: 0.00 WHIP: 0.000	ERA: 0.00 WHIP: 0.000	ERA: 0.00 WHIP: 0.000

St. Louis Cardinals @ Pittsburgh Pirates  
PNC Park, Pittsburgh, PA  
Fri Aug 07 2009, 7:05 PM EDT  
Att: 24,854 - Partly Cloudy - 77 F

AB 35  
R 4  
H 9  
RBI 4  
BB 1  
SO 5  
LOB 9







Batter	1	2	3	4	5	6	7	8	9	AB	R	H	RBI	BB	SO	LOB	TOP		
3 Willy Taveras, R OBP: 0.272, SLG: 0.285										4	1	1	0	0	0	0	<b>Cincinnati Reds @ St. Louis Cardinals</b> Busch Stadium, St. Louis, MO Mon Aug 10 2009, 7:15 PM CDT Att: 40,212 - Partly Cloudy - 80 F		
2 Alex Gonzalez, R OBP: 0.255, SLG: 0.291										3	0	2	0	0	0	0			
4 Brandon Phillips, R OBP: 0.327, SLG: 0.462										3	0	0	1	0	0	2			
19 Joey Votto, L OBP: 0.396, SLG: 0.559										4	0	1	0	0	1	0			
25 Wladimir Balentien, R OBP: 0.302, SLG: 0.380										4	0	1	0	0	0	2			
31 Jonny Gomes, R OBP: 0.346, SLG: 0.516											4	0	1	0	0	1		2	
23 Adam Rosales, R OBP: 0.289, SLG: 0.343											4	0	0	0	0	1		3	
29 Ryan Hanigan, R OBP: 0.379, SLG: 0.340										3	0	0	0	0	0	1			
47 Johnny Cueto, R ERA: 4.34										1	0	0	0	0	0	0			
38 Kip Wells, R ERA: 5.21										1	0	0	0	0	0	0			
51 Jared Burton, R ERA: 5.97										0	0	0	0	0	0	0			
52 Daniel Herrera, L ERA: 2.98										0	0	0	0	0	0	0			
15 Drew Sutton, S ERA: 2.58										1	0	0	0	0	0	0			
46 Carlos Fisher, R ERA: 2.6										0	0	0	0	0	0	0			
<b>Inning Stats</b>	R: 1 H: 1 E: 0 K: 1 S: 10	H: 1 LOB: 0 BB: 0 P: 16	R: 0 H: 0 E: 0 K: 2 S: 13	H: 1 LOB: 1 BB: 0 P: 17	R: 0 H: 1 E: 0 K: 0 S: 10	H: 1 LOB: 0 BB: 0 P: 16	R: 0 H: 0 E: 0 K: 0 S: 7	H: 0 LOB: 1 BB: 0 P: 10	R: 0 H: 0 E: 1 K: 0 S: 8	H: 0 LOB: 1 BB: 0 P: 16	R: 0 H: 0 E: 0 K: 0 S: 8	H: 0 LOB: 0 BB: 0 P: 12	R: 0 H: 1 E: 0 K: 0 S: 8	H: 1 LOB: 1 BB: 0 P: 13	R: 0 H: 1 E: 0 K: 0 S: 12	H: 1 LOB: 1 BB: 0 P: 16	1B: 5 2B: 1 3B: 0 HR: 0	SF: 1 DP: 0 HBP: 0	WP: 0 PA: 34 PB: 0 SB: 0 CS: 0
<b>PITCHER</b>	IP WLS BF H R ER SO BB IBB HBP BLK WP HR S P ERA WHIP																		
26 Kyle Lohse, R ERA: 4.34	6.0 W 23 4 1 1 3 0 0 0 0 0 0 54 82 1.50 0.667																		
53 Blake Hawksworth, R ERA: 2.49	2.0 H 7 1 0 0 0 0 0 0 0 0 0 16 25 0.00 0.500																		
31 Ryan Franklin, R ERA: 1.23	1.0 S 4 1 0 0 0 0 0 0 0 0 0 12 16 0.00 1.000																		

Batter	1	2	3	4	5	6	7	8	9	AB	R	H	RBI	BB	SO	LOB	BOTTOM	
55 Skip Schumaker, L OBP: 0.356, SLG: 0.400										3	1	1	0	1	2	0	<b>Cincinnati Reds @ St. Louis Cardinals</b> Busch Stadium, St. Louis, MO Mon Aug 10 2009, 7:15 PM CDT Att: 40,212 - Partly Cloudy - 80 F	
28 Colby Rasmus, L OBP: 0.304, SLG: 0.412											3	0	0	1	1	0		1
5 Albert Pujols, R OBP: 0.448, SLG: 0.681										3	0	1	0	1	1	3		
15 Matt Holliday, R OBP: 0.396, SLG: 0.506											3	1	1	1	0	0		1
24 Rick Ankiel, L OBP: 0.286, SLG: 0.399										4	0	0	0	0	1	2		
3 Khalil Greene, R OBP: 0.281, SLG: 0.362											3	1	1	1	0	0		0
7 Mark DeRosa, R OBP: 0.328, SLG: 0.467											0	0	0	0	1	0		0
4 Yadier Molina, R OBP: 0.353, SLG: 0.369										4	1	1	0	0	0	2		
13 Brendan Ryan, R OBP: 0.318, SLG: 0.374											2	0	1	1	1	1		0
26 Kyle Lohse, R OBP: 0.250, SLG: 0.192											1	0	0	0	0	0		0
47 Ryan Ludwick, R OBP: 0.331, SLG: 0.479										1	0	0	0	0	0	1		
53 Blake Hawksworth, R ERA: 2.49										0	0	0	0	0	0	0		
31 Ryan Franklin, R ERA: 1.23										0	0	0	0	0	0	0		
<b>Inning Stats</b>	R: 1 H: 1 E: 0 K: 1 S: 12	H: 0 LOB: 1 BB: 1 P: 23	R: 0 H: 0 E: 0 K: 1 S: 11	H: 0 LOB: 0 BB: 0 P: 16	R: 0 H: 0 E: 0 K: 1 S: 9	H: 0 LOB: 0 BB: 0 P: 12	R: 0 H: 0 E: 0 K: 0 S: 5	H: 0 LOB: 3 BB: 3 P: 9	R: 2 H: 3 E: 0 K: 0 S: 14	H: 3 LOB: 1 BB: 0 P: 19	R: 0 H: 1 E: 0 K: 1 S: 9	H: 1 LOB: 1 BB: 0 P: 15	R: 0 H: 0 E: 0 K: 0 S: 6	H: 0 LOB: 0 BB: 1 P: 10	1B: 2 2B: 3 3B: 1 HR: 0	SF: 1 DP: 1 HBP: 0	WP: 0 PA: 34 PB: 0 SB: 1 CS: 0	
<b>PITCHER</b>	IP WLS BF H R ER SO BB IBB HBP BLK WP HR S P ERA WHIP																	
47 Johnny Cueto, R ERA: 4.23	2.0 L 12 1 1 1 2 3 0 0 0 0 0 23 48 3.38 1.500																	
38 Kip Wells, R ERA: 5.21	1.1 7 3 2 2 0 0 0 0 0 0 0 16 22 13.50 2.250																	
51 Jared Burton, R ERA: 5.97	1.0 4 1 0 0 1 0 0 0 0 0 0 9 15 0.00 1.000																	
52 Daniel Herrera, L ERA: 2.98	1.0 3 0 0 0 0 1 0 0 0 0 0 6 10 0.00 1.000																	
46 Carlos Fisher, R ERA: 2.6																		

Batter	1	2	3	4	5	6	7	8	9	AB	R	H	RBI	BB	SO	LOB	TOP			
21 Chris Dickerson, L OBP: 0.364, SLG: 0.372	2-1 FC5 1B	0-0 1B		G3-1		4-1 BB		4-1 BB		3	1	2	0	2	0	0	<b>Cincinnati Reds @ St. Louis Cardinals</b> Busch Stadium, St. Louis, MO Tue Aug 11 2009, 7:15 PM CDT Att: 40,145 - Clear - 82 F			
2 Alex Gonzalez, R OBP: 0.266, SLG: 0.306	1-2 BB FC5 1B	0-0 F9			0-1 FC6-4 2B	1-1 BB		1-2 BB		5	1	4	1	0	0	1				
19 Joey Votto, L OBP: 0.396, SLG: 0.555	2-0 FC5 BB 1B	3-0 1B			4-1 FC6-4 BB		G5-3	L8		4	1	1	1	1	0	4				
4 Brandon Phillips, R OBP: 0.326, SLG: 0.457	3-0 BB 1B	0-1 F9			3-2 FC6-4			K	G6-3	4	1	0	0	0	1	3				
17 Laynce Nix, L OBP: 0.297, SLG: 0.446	2-2 BB 2B				0-0 P4					4	0	2	2	1	1	2				
31 Jonny Gomes, R OBP: 0.344, SLG: 0.509	1-2 BB 1B				1-0 G4-3					4	0	1	1	0	2	3				
40 Nick Masset, R	0-1 BB 1B				2-3 K					0	0	0	0	0	0	0				
53 Arthur Rhodes, L	0-1 BB 1B				1-3 K					0	0	0	0	0	0	0				
15 Drew Sutton, S OBP: 0.214, SLG: 0.259	2-3 BB 1B				0-0 K					1	0	0	0	0	1	1				
48 Francisco Cordero, R	0-1 BB 1B				2-3 K					0	0	0	0	0	0	0				
23 Adam Rosales, R OBP: 0.292, SLG: 0.337	0-3 K				0-3 K					3	1	0	0	2	2	3				
29 Ryan Hanigan, R OBP: 0.373, SLG: 0.333	2-2 G3				1-3 K					4	0	0	0	0	1	4				
62 Justin Lehr, R OBP: 0.143, SLG: 0.143	1-3 K				1-1 G4-3					3	0	1	0	0	1	0				
52 Daniel Herrera, L	0-1 K				0-1 G4-3					0	0	0	0	0	0	0				
3 Willy Taveras, R OBP: 0.272, SLG: 0.284	0-1 BB 1B				0-1 BB 1B					1	0	0	0	0	0	1				
<b>Inning Stats</b>	R: 3 H: 4 E: 0 K: 1 S: 18	L: 2 BB: 1 P: 32	R: 1 H: 2 E: 0 K: 1 S: 8	R: 2 LOB: 1 BB: 0 P: 12	R: 0 H: 0 E: 0 K: 2 S: 8	H: 0 LOB: 0 BB: 0 P: 14	R: 0 H: 0 E: 0 K: 1 S: 7	H: 1 LOB: 1 BB: 1 P: 20	R: 0 H: 2 E: 0 K: 0 S: 8	H: 2 LOB: 2 BB: 2 P: 18	R: 0 H: 0 E: 0 K: 2 S: 11	H: 0 LOB: 1 BB: 1 P: 19	R: 1 H: 1 E: 0 K: 0 S: 8	H: 1 LOB: 2 BB: 2 P: 17	R: 0 H: 1 E: 0 K: 1 S: 9	H: 1 LOB: 0 BB: 0 P: 15	1B: 8 2B: 2 3B: 1 HR: 0	SF: 0 SAC: 0 DP: 1 HBP: 0	WP: 0 PB: 0 SB: 1 CS: 0	PA: 43
<b>PITCHER</b>	IP WLS BF H R ER SO BB IBB HBP BLK WP HR S P ERA WHIP	IP WLS BF H R ER SO BB IBB HBP BLK WP HR S P ERA WHIP	IP WLS BF H R ER SO BB IBB HBP BLK WP HR S P ERA WHIP	IP WLS BF H R ER SO BB IBB HBP BLK WP HR S P ERA WHIP	IP WLS BF H R ER SO BB IBB HBP BLK WP HR S P ERA WHIP	IP WLS BF H R ER SO BB IBB HBP BLK WP HR S P ERA WHIP	IP WLS BF H R ER SO BB IBB HBP BLK WP HR S P ERA WHIP	IP WLS BF H R ER SO BB IBB HBP BLK WP HR S P ERA WHIP	IP WLS BF H R ER SO BB IBB HBP BLK WP HR S P ERA WHIP	IP WLS BF H R ER SO BB IBB HBP BLK WP HR S P ERA WHIP	IP WLS BF H R ER SO BB IBB HBP BLK WP HR S P ERA WHIP	IP WLS BF H R ER SO BB IBB HBP BLK WP HR S P ERA WHIP	IP WLS BF H R ER SO BB IBB HBP BLK WP HR S P ERA WHIP	IP WLS BF H R ER SO BB IBB HBP BLK WP HR S P ERA WHIP	IP WLS BF H R ER SO BB IBB HBP BLK WP HR S P ERA WHIP	IP WLS BF H R ER SO BB IBB HBP BLK WP HR S P ERA WHIP	IP WLS BF H R ER SO BB IBB HBP BLK WP HR S P ERA WHIP			
41 Mitchell Boggs, R ERA: 3.78	6.0 L	29 4	9 4	4 4	6 6	4 0	0 0	0 0	0 0	0 0	0 0	60 106	6.00 2.167							
36 Denny Reyes, L ERA: 4.05	0.2	3	0	0	1	1	0	0	0	0	0	8	15	0.00	1.500					
30 Jason Motte, R ERA: 5.75	1.0	6	1	1	1	2	0	0	0	0	0	10	20	9.00	3.000					
43 Trevor Miller, L ERA: 2.1	0.1	1	0	0	0	0	0	0	0	0	0	1	1	0.00	0.000					
48 Brad Thompson, R ERA: 5.13	1.0	4	1	0	0	1	0	0	0	0	0	9	15	0.00	1.000					

AB	36
R	5
H	11
RBI	5
BB	7
SO	9
LOB	22



Batter	1	2	3	4	5	6	7	8	9	AB	R	H	RBI	BB	SO	LOB	BOTTOM					
55 Skip Schumaker, L OBP: 0.355, SLG: 0.396	1-0 G4-3									4	0	0	0	1	0	4	<b>Cincinnati Reds @ St. Louis Cardinals</b> Busch Stadium, St. Louis, MO Tue Aug 11 2009, 7:15 PM CDT Att: 40,145 - Clear - 82 F					
28 Colby Rasmus, L OBP: 0.306, SLG: 0.412	3-2 BB 1B									5	0	2	0	0	1	1						
5 Albert Pujols, R OBP: 0.445, SLG: 0.683	2-1 P5									5	2	1	1	0	0	3						
15 Matt Holliday, R OBP: 0.398, SLG: 0.507	3-1 BB 1B									5	0	3	0	0	2	1						
47 Ryan Ludwick, R OBP: 0.330, SLG: 0.476	1-1 F9									4	0	1	1	0	0	3						
7 Mark DeRosa, R OBP: 0.329, SLG: 0.466	0-1 FC4-6									3	1	1	0	1	0	2						
4 Yadier Molina, R OBP: 0.357, SLG: 0.376	0-0 G6-4-3									4	0	3	1	0	0	1						
12 Julio Lugo, R OBP: 0.368, SLG: 0.449	1-2 BB 1B									3	0	2	0	0	0	0						
30 Jason Motte, R	0-2 BB 1B									0	0	0	0	0	0	0						
43 Trevor Miller, R	0-1 BB 1B									0	0	0	0	0	0	0						
24 Rick Ankiel, L OBP: 0.395, SLG: 0.397	1-2 BB 1B									1	0	0	0	0	0	1						
48 Brad Thompson, R OBP: 0.091, SLG: 0.091	1-2 BB 1B									0	0	0	0	0	0	0						
41 Mitchell Boggs, R OBP: 0.100, SLG: 0.200	2-3 K									1	0	0	0	0	1	1						
36 Denny Reyes, R	0-0 SH2-4									0	0	0	0	0	0	0						
13 Brendan Ryan, R OBP: 0.323, SLG: 0.379	1-2 BB 1B									2	1	2	0	0	0	0						
<b>Inning Stats</b>	R: 0 H: 2 E: 0 K: 0 S: 10	H: 2 LOB: 2 BB: 0 P: 20	R: 0 H: 2 E: 0 K: 1 S: 11	H: 2 LOB: 1 BB: 0 P: 14	R: 1 H: 2 E: 0 K: 0 S: 9	H: 2 LOB: 2 BB: 1 P: 15	R: 0 H: 2 E: 0 K: 0 S: 7	H: 2 LOB: 1 BB: 0 P: 7	R: 0 H: 1 E: 0 K: 0 S: 13	H: 1 LOB: 0 BB: 0 P: 19	R: 0 H: 1 E: 0 K: 0 S: 5	H: 1 LOB: 0 BB: 0 P: 9	R: 0 H: 1 E: 0 K: 1 S: 8	H: 1 LOB: 0 BB: 0 P: 13	R: 2 H: 2 E: 0 K: 1 S: 13	H: 2 LOB: 1 BB: 1 P: 21	R: 1 H: 2 E: 1 K: 1 S: 15	H: 2 LOB: 1 BB: 0 P: 22	1B: 13 2B: 2 3B: 0 HR: 1	SF: 0 SAC: 1 DP: 3 HBP: 0	WP: 1 PB: 0 SB: 1 CS: 0	PA: 40
<b>PITCHER</b>	IP WLS BF H R ER SO BB IBB HBP BLK WP HR S P ERA WHIP	IP WLS BF H R ER SO BB IBB HBP BLK WP HR S P ERA WHIP	IP WLS BF H R ER SO BB IBB HBP BLK WP HR S P ERA WHIP	IP WLS BF H R ER SO BB IBB HBP BLK WP HR S P ERA WHIP	IP WLS BF H R ER SO BB IBB HBP BLK WP HR S P ERA WHIP	IP WLS BF H R ER SO BB IBB HBP BLK WP HR S P ERA WHIP	IP WLS BF H R ER SO BB IBB HBP BLK WP HR S P ERA WHIP	IP WLS BF H R ER SO BB IBB HBP BLK WP HR S P ERA WHIP	IP WLS BF H R ER SO BB IBB HBP BLK WP HR S P ERA WHIP	IP WLS BF H R ER SO BB IBB HBP BLK WP HR S P ERA WHIP	IP WLS BF H R ER SO BB IBB HBP BLK WP HR S P ERA WHIP	IP WLS BF H R ER SO BB IBB HBP BLK WP HR S P ERA WHIP	IP WLS BF H R ER SO BB IBB HBP BLK WP HR S P ERA WHIP	IP WLS BF H R ER SO BB IBB HBP BLK WP HR S P ERA WHIP	IP WLS BF H R ER SO BB IBB HBP BLK WP HR S P ERA WHIP	IP WLS BF H R ER SO BB IBB HBP BLK WP HR S P ERA WHIP						
62 Justin Lehr, R ERA: 1.8	6.0 W	27 11	1 1	1 1	1 1	1 0	0 0	0 0	0 0	0 0	0 0	5 8	0.00 0.000									
52 Daniel Herrera, L ERA: 2.53	1.0 H	2 2	0 2	0 2	1 2	1 1	0 0	0 0	0 0	0 0	0 0	1 11	19 27.00	4.500								
40 Nick Masset, R ERA: 3.08	0.2	5	2	2	2	1	0	0	0	0	0	2	2	0.00	0.000							
53 Arthur Rhodes, L ERA: 2.13	0.1 H	1 0	0 0	0 0	0 0	0 0	0 0	0 0	0 0	0 0	0 0	1 2	2	0.00	0.000							
48 Francisco Cordero, R ERA: 1.78	1.0 S	5 2	1 1	1 1	1 1	0 0	0 0	0 0	0 0	1 0	0 0	15 22	9.00 2.000									

AB	37
R	4
H	15
RBI	3
BB	2
SO	4
LOB	17







Batter	1	2	3	4	5	6	7	8	9	AB	R	H	RBI	BB	SO	LOB	TOP	
18 Tony Gwynn Jr., L (1.8) OBP: 0.355, SLG: 0.362	G6-3		G3			G4-3		G1-6-3 HBP		3	0	0	0	0	0	1	<b>San Diego Padres @ St. Louis Cardinals</b> Busch Stadium, St. Louis, MO Fri Aug 14 2009, 7:15 PM CDT Att: 42,208 - Partly Cloudy - 83 F	
22 David Eckstein, R (1.4) OBP: 0.321, SLG: 0.336	G4-6-3 1B				G6-3	G5-3		F7		4	0	1	0	0	0	1		
23 Adrián González, L (1.3) OBP: 0.404, SLG: 0.549	G4-6-3				K			G1-6-3		4	0	1	0	0	1	2		
7 Chase Headley, S (1.7) OBP: 0.333, SLG: 0.393		G4-3								4	1	2	0	0	0	1		
5 Kevin Koussanoff, R (1.5) OBP: 0.303, SLG: 0.435		G6-3			L9					4	1	1	2	0	0	1		
25 Will Venable, L (1.9) OBP: 0.338, SLG: 0.462	G3									4	0	2	0	0	0	0		
28 Henry Blanco, R (1.2) OBP: 0.310, SLG: 0.384										4	0	2	0	0	1	1		
1 Everth Cabrera, S (1.6) OBP: 0.361, SLG: 0.425										4	0	2	0	0	2	2		
38 Mat Latos, R (1.1) OBP: 0.287, SLG: 0.293										2	0	0	0	0	0	2		
45 Edward Mujica, R (5.1) OBP: 1.000, SLG: 1.000										1	0	0	0	0	0	3		
15 Luis Antonio Rodriguez, S (7.9) OBP: 0.322, SLG: 0.241										0	0	0	0	0	0	0		
57 Luke Gregerson, L (7.1) OBP: 0.322, SLG: 0.241										0	0	0	0	0	0	0		
54 Joe Thatcher, L (8.1) OBP: 0.373, SLG: 0.524										1	0	0	0	0	0	1		
14 Oscar Salazar, R (8.9) OBP: 0.373, SLG: 0.524										0	0	0	0	0	0	1		
<b>Inning Stats</b>	R: 0 E: 0 K: 0 S: 5	H: 1 LOB: 0 BB: 0 P: 9	R: 0 E: 0 K: 0 S: 5	H: 0 LOB: 0 BB: 0 P: 6	R: 0 E: 0 K: 1 S: 13	H: 1 LOB: 1 BB: 0 P: 17	R: 0 E: 0 K: 1 S: 15	H: 1 LOB: 1 BB: 0 P: 22	R: 0 E: 0 K: 0 S: 8	H: 3 LOB: 2 BB: 0 P: 16	R: 0 E: 0 K: 0 S: 13	H: 0 LOB: 0 BB: 0 P: 9	R: 2 E: 0 K: 1 S: 17	H: 3 LOB: 1 BB: 0 P: 25	1B: 6 2B: 4 3B: 0 HR: 1	SF: 0 SAC: 0 DP: 3 HBP: 1	WP: 0 PB: 0 CS: 0	PA: 36
<b>PITCHER</b>	IP WLS BF H R ER SO BB IBB HBP BLK WP HR S P ERA WHIP																	
50 Adam Wainwright, R (1.1) ERA: 2.62	7.0 W 27 8 0 0 3 0 0 0 0 0 0 0 68 103 0.00 1.143																	
43 Trevor Miller, L (8.1) ERA: 2.01	1.0 3 0 0 0 0 0 0 0 1 0 0 0 5 9 0.00 0.000																	
30 Jason Motte, R (9.1) ERA: 6.05	1.0 6 3 2 2 1 0 0 0 0 0 0 1 17 25 18.00 3.000																	

AB	35
R	2
H	11
RBI	2
BB	0
SO	4
LOB	15



Batter	1	2	3	4	5	6	7	8	9	AB	R	H	RBI	BB	SO	LOB	BOTTOM			
55 Skip Schumaker, L (1.4) OBP: 0.357, SLG: 0.399	G4-3									3	2	1	0	1	0	0	<b>San Diego Padres @ St. Louis Cardinals</b> Busch Stadium, St. Louis, MO Fri Aug 14 2009, 7:15 PM CDT Att: 42,208 - Partly Cloudy - 83 F			
12 Julio Lugo, R (8.9) OBP: 0.364, SLG: 0.444										1	1	0	0	0	0	1				
28 Colby Rasmus, L (1.8) OBP: 0.310, SLG: 0.415										5	1	3	0	0	0	1				
5 Albert Pujols, R (1.3) OBP: 0.447, SLG: 0.686										3	1	1	0	2	0	1				
22 Joe Thurston, L (9.7) OBP: 0.327, SLG: 0.339										0	0	0	0	0	0	0				
15 Matt Holliday, R (1.7) OBP: 0.403, SLG: 0.518										5	2	3	3	0	0	2				
30 Jason Motte, R (9.1) ERA: 6.05										0	0	0	0	0	0	0				
47 Ryan Ludwick, R (1.9) OBP: 0.330, SLG: 0.470										5	0	1	1	0	1	5				
7 Mark DeRosa, R (1.5) OBP: 0.325, SLG: 0.462										4	0	1	1	0	0	2				
4 Yadier Molina, R (1.2) OBP: 0.356, SLG: 0.374										4	1	2	1	0	0	1				
13 Brendan Ryan, R (1.6) OBP: 0.325, SLG: 0.379										4	0	1	1	0	1	3				
50 Adam Wainwright, R (1.1) ERA: 2.62										3	1	1	1	0	1	3				
43 Trevor Miller, R (8.1) ERA: 2.01										0	0	0	0	0	0	0				
3 Khalil Greene, R (8.9) OBP: 0.286, SLG: 0.366										1	0	1	0	0	0	0				
<b>Inning Stats</b>	R: 0 E: 0 K: 0 S: 11	H: 1 LOB: 2 BB: 1 P: 22	R: 0 E: 0 K: 1 S: 7	H: 0 LOB: 0 BB: 0 P: 11	R: 2 E: 0 K: 0 S: 8	H: 3 LOB: 0 BB: 0 P: 13	R: 1 E: 0 K: 0 S: 10	H: 2 LOB: 1 BB: 0 P: 14	R: 4 E: 0 K: 1 S: 23	H: 4 LOB: 2 BB: 2 P: 40	R: 0 E: 0 K: 0 S: 5	H: 0 LOB: 0 BB: 0 P: 9	R: 1 E: 0 K: 1 S: 14	H: 2 LOB: 1 BB: 0 P: 22	R: 1 E: 0 K: 0 S: 21	H: 3 LOB: 2 BB: 0 P: 30	1B: 10 2B: 4 3B: 0 HR: 1	SF: 0 SAC: 0 DP: 1 HBP: 0	WP: 0 PB: 1 CS: 0	PA: 41
<b>PITCHER</b>	IP WLS BF H R ER SO BB IBB HBP BLK WP HR S P ERA WHIP																			
38 Mat Latos, R (1.1) ERA: 4.01	4.0 L 22 8 2 0 0 1 0 0 0 0 0 0 17 25 0.00 1.000																			
45 Edward Mujica, R (5.1) ERA: 3.45	2.0 8 2 0 0 0 1 0 0 0 0 0 0 17 25 0.00 1.000																			
57 Luke Gregerson, R (7.1) ERA: 3.35	1.0 5 2 1 1 1 0 0 0 0 0 0 0 14 22 9.00 2.000																			
54 Joe Thatcher, L (8.1) ERA: 3.41	1.0 6 3 1 1 0 0 0 0 0 0 0 0 21 30 9.00 3.000																			

AB	38
R	9
H	15
RBI	8
BB	3
SO	3
LOB	19



Batter	1	2	3	4	5	6	7	8	9	AB	R	H	RBI	BB	SO	LOB	TOP		
1 Everth Cabrera, S OBP: 0.362, SLG: 0.422	G3-1	1B		G3			K		BB	4	0	1	0	1	1	0	<b>San Diego Padres @ St. Louis Cardinals</b> Busch Stadium, St. Louis, MO Sat Aug 15 2009, 6:15 PM CDT Att: 44,292 - Partly Cloudy - 89 F <a href="#">livebaseballscorecards.com</a>		
22 David Eckstein, R OBP: 0.322, SLG: 0.335	BB	K			G4-3		1B		P4	4	2	1	0	1	1	3			
23 Adrián González, L OBP: 0.406, SLG: 0.557	1B			HR	G4-3		1B		F9	5	2	3	1	0	0	1			
7 Chase Headley, S OBP: 0.334, SLG: 0.393	1B			G3-1			1B		F7	5	0	2	2	0	1	1			
5 Kevin Koussanoff, R OBP: 0.302, SLG: 0.433	F7			G6-3			1B			4	0	1	1	0	0	2			
25 Will Venable, L OBP: 0.341, SLG: 0.459	K						1B			3	0	1	0	1	2	2			
8 Kyle Blanks, R 40 Greg Burke, R 14 Oscar Salazar, R 57 Luke Gregerson, L 54 Joe Thatcher, L 15 Luis Antonio Rodriguez, S 56 Ryan Webb, R		G5-3		FC6-4					G3	2	0	0	0	0	0	1			
4 Nick Hundley, R OBP: 0.320, SLG: 0.356		G5-3			G6-3				F9	4	0	0	0	0	0	1			
46 Tim Stauffer, R OBP: 0.333, SLG: 0.273 18 Tony Gwynn Jr., L OBP: 0.352, SLG: 0.360	1B			G5-3					F8	2	0	1	0	0	0	0			
	R: 1 E: 0 K: 1 S: 19	H: 2 LOB: 2 BB: 1 P: 32	R: 0 E: 0 K: 1 S: 15	H: 2 LOB: 2 BB: 0 P: 21	R: 1 E: 0 K: 0 S: 7	H: 2 LOB: 1 BB: 0 P: 9	R: 0 E: 0 K: 0 S: 6	H: 0 LOB: 0 BB: 0 P: 10	R: 0 E: 0 K: 1 S: 9	H: 0 LOB: 0 BB: 0 P: 15	R: 2 E: 0 K: 1 S: 14	H: 4 LOB: 2 BB: 1 P: 23	R: 0 E: 0 K: 0 S: 4	H: 0 LOB: 1 BB: 0 P: 5	R: 0 E: 0 K: 0 S: 8	H: 0 LOB: 1 BB: 1 P: 17		1B: 9 2B: 0 3B: 0 HR: 1	SF: 0 SAC: 0 DP: 0 HBP: 1
	PITCHER	IP	WLS	BF	H	R	ER	SO	BB	IBB	HBP	BLK	WP	HR	S	P	ERA	WHIP	
35 Joel Pineiro, R ERA: 3.25	6.2	W	29	7	3	3	5	5	1	0	1	0	1	1	70	106	4.05	1.200	
36 Dennys Reyes, L ERA: 4.39	0.0		2	2	0	0	0	0	0	0	0	0	0	0	4	6	∞	∞	
46 Kyle McClellan, R ERA: 2.94	0.1	H	2	1	1	1	0	0	0	0	0	0	0	0	3	9	27.00	6.000	
30 Jason Motte, R ERA: 5.95	0.2	H	2	0	0	0	0	0	0	0	0	0	0	2	3	0.00	0.000		
43 Trevor Miller, L ERA: 1.99	0.1	H	1	0	0	0	0	0	0	0	0	0	0	2	2	0.00	0.000		
	R: 3 E: 0 K: 2 S: 18	H: 3 LOB: 0 BB: 0 P: 25	R: 0 E: 0 K: 1 S: 14	H: 1 LOB: 1 BB: 0 P: 20	R: 0 E: 0 K: 1 S: 7	H: 1 LOB: 1 BB: 0 P: 11	R: 1 E: 0 K: 1 S: 13	H: 1 LOB: 2 BB: 2 P: 27	R: 0 E: 0 K: 2 S: 12	H: 1 LOB: 2 BB: 1 P: 25	R: 1 E: 0 K: 0 S: 15	H: 3 LOB: 1 BB: 0 P: 26	R: 2 E: 0 K: 0 S: 20	H: 3 LOB: 1 BB: 1 P: 33	R: 0 E: 0 K: 0 S: 7	H: 0 LOB: 0 BB: 0 P: 10	1B: 7 2B: 5 3B: 0 HR: 1	SF: 0 SAC: 1 DP: 0 HBP: 0	WP: 0 PA: 41 PB: 0 SB: 0 CS: 1
	PITCHER	IP	WLS	BF	H	R	ER	SO	BB	IBB	HBP	BLK	WP	HR	S	P	ERA	WHIP	
46 Tim Stauffer, R ERA: 3.5	5.0	L	25	7	4	4	7	10	3	0	0	0	0	0	64	108	7.20	2.000	
40 Greg Burke, R ERA: 4.21	1.0		6	3	1	1	0	0	0	0	0	0	0	15	26	9.00	3.000		
57 Luke Gregerson, R ERA: 3.68	0.1		4	3	2	2	0	0	0	0	0	0	0	14	20	54.00	9.000		
54 Joe Thatcher, L ERA: 3.34	0.2		2	0	0	0	0	0	0	1	0	0	0	6	13	0.00	0.000		
58 Ryan Webb, R ERA: 7.36	1.0		3	0	0	0	0	0	0	0	0	0	0	7	10	0.00	0.000		
	R: 3 E: 0 K: 2 S: 18	H: 3 LOB: 0 BB: 0 P: 25	R: 0 E: 0 K: 1 S: 14	H: 1 LOB: 1 BB: 0 P: 20	R: 0 E: 0 K: 1 S: 7	H: 1 LOB: 1 BB: 0 P: 11	R: 1 E: 0 K: 1 S: 13	H: 1 LOB: 2 BB: 2 P: 27	R: 0 E: 0 K: 2 S: 12	H: 1 LOB: 2 BB: 1 P: 25	R: 1 E: 0 K: 0 S: 15	H: 3 LOB: 1 BB: 0 P: 26	R: 2 E: 0 K: 0 S: 20	H: 3 LOB: 1 BB: 1 P: 33	R: 0 E: 0 K: 0 S: 7	H: 0 LOB: 0 BB: 0 P: 10	1B: 7 2B: 5 3B: 0 HR: 1	SF: 0 SAC: 1 DP: 0 HBP: 0	WP: 0 PA: 41 PB: 0 SB: 0 CS: 1
	PITCHER	IP	WLS	BF	H	R	ER	SO	BB	IBB	HBP	BLK	WP	HR	S	P	ERA	WHIP	
46 Tim Stauffer, R ERA: 3.5	5.0	L	25	7	4	4	7	10	3	0	0	0	0	0	64	108	7.20	2.000	
40 Greg Burke, R ERA: 4.21	1.0		6	3	1	1	0	0	0	0	0	0	0	15	26	9.00	3.000		
57 Luke Gregerson, R ERA: 3.68	0.1		4	3	2	2	0	0	0	0	0	0	0	14	20	54.00	9.000		
54 Joe Thatcher, L ERA: 3.34	0.2		2	0	0	0	0	0	0	1	0	0	0	6	13	0.00	0.000		
58 Ryan Webb, R ERA: 7.36	1.0		3	0	0	0	0	0	0	0	0	0	0	7	10	0.00	0.000		

**San Diego Padres @ St. Louis Cardinals**  
 Busch Stadium, St. Louis, MO  
 Sat Aug 15 2009, 6:15 PM CDT  
 Att: 44,292 - Partly Cloudy - 89 F

AB 36  
 R 4  
 H 10  
 RBI 4  
 BB 3  
 SO 5  
 LOB 11



**San Diego Padres @ St. Louis Cardinals**  
 Busch Stadium, St. Louis, MO  
 Sat Aug 15 2009, 6:15 PM CDT  
 Att: 44,292 - Partly Cloudy - 89 F

AB 35  
 R 7  
 H 13  
 RBI 7  
 BB 4  
 SO 7  
 LOB 18



Batter	1	2	3	4	5	6	7	8	9	AB	R	H	RBI	BB	SO	LOB	TOP										
18 Tony Gwynn Jr., L OBP: 0.350, SLG: 0.357	G3		K	K		F7			K	5	0	1	0	0	2	3	<b>San Diego Padres @ St. Louis Cardinals</b> Busch Stadium, St. Louis, MO Sun Aug 16 2009, 1:15 PM CDT Att: 40,812 - Cloudy - 87 F										
1 Everth Cabrera, S OBP: 0.359, SLG: 0.416	P5		K			G6-3			G5-3	5	0	1	0	0	1	2											
23 Adrián González, L OBP: 0.410, SLG: 0.570						FC3-2				5	1	4	1	0	0	1											
7 Chase Headley, S OBP: 0.335, SLG: 0.392 21 Heath Bell, R	F7					F9			G4-3	4	1	1	0	1	0	3											
5 Kevin Kouzmanoff, R OBP: 0.300, SLG: 0.429	G6-3					P4			G6-4-3	4	0	0	0	0	1	4											
8 Kyle Blanks, R OBP: 0.356, SLG: 0.457	K								K	4	2	2	0	0	2	1											
28 Henry Blanco, R OBP: 0.314, SLG: 0.387	G6-3									4	1	2	1	0	0	0											
15 Luis Antonio Rodríguez, S OBP: 0.324, SLG: 0.280 37 Mike Adams, R										3	0	1	1	1	0	0											
25 Will Venable, L OBP: 0.341, SLG: 0.459										0	0	0	0	0	0	0											
33 Clayton Richard, L OBP: 0.154, SLG: 0.252 45 Edward Mujica, R OBP: 1.000, SLG: 1.000 59 Luis Perdomo, R OBP: 0.343, SLG: 0.354 14 Oscar Salazar, R OBP: 0.314, SLG: 0.387 40 Greg Burke, R OBP: 0.314, SLG: 0.387 57 Luke Gregerson, L OBP: 0.321, SLG: 0.334										1	0	0	1	0	1	0											
<b>Inning Stats</b>	R: 0 E: 0 K: 0 S: 9	H: 1 LOB: 1 BB: 0 P: 12	R: 0 E: 0 K: 1 S: 8	H: 0 LOB: 0 BB: 0 P: 13	R: 0 E: 0 K: 2 S: 11	H: 1 LOB: 0 BB: 0 P: 15	R: 3 E: 0 K: 2 S: 21	H: 3 LOB: 2 BB: 2 P: 34	R: 0 E: 0 K: 0 S: 6	H: 1 LOB: 1 BB: 0 P: 9	R: 2 E: 0 K: 0 S: 16	H: 3 LOB: 1 BB: 0 P: 29	R: 0 E: 0 K: 1 S: 10	H: 2 LOB: 1 BB: 0 P: 15	R: 0 E: 0 K: 0 S: 8	H: 0 LOB: 0 BB: 0 P: 12	R: 0 E: 0 K: 1 S: 12	H: 1 LOB: 1 BB: 0 P: 14	1B: 9 2B: 2 3B: 0 HR: 1	SF: 2 SAC: 0 DP: 1 HBP: 0	WP: 1 PB: 0 SB: 2 CS: 0	PA: 40					
<b>PITCHER</b>	IP	WLS	BF	H	R	ER	SO	BB	IBB	HBP	BLK	WP	HR	S	P	ERA	WHIP										
26 Kyle Lohse, R ERA: 4.58	5.1		27	9	5	5	5	1	1	0	0	1	1	67	104	8.44	1.875										
36 Dennis Reyes, L ERA: 4.28	0.2		4	2	0	0	0	0	0	0	0	0	0	8	15	0.00	3.000										
53 Blake Hawksworth, R ERA: 2.28	2.0		5	0	0	0	1	0	0	0	0	0	0	14	20	0.00	0.000										
43 Trevor Miller, L ERA: 1.93	1.0	W	4	1	0	0	1	0	0	0	0	0	0	12	14	0.00	1.000										

Batter	1	2	3	4	5	6	7	8	9	AB	R	H	RBI	BB	SO	LOB	BOTTOM										
13 Brendan Ryan, R OBP: 0.333, SLG: 0.382 24 Rick Ankiel, L OBP: 0.285, SLG: 0.395	12 CS		5 WP 12 SH5-3 5 1B	12 BB		12 G5-3			5 BB	2	1	2	0	2	0	0	<b>San Diego Padres @ St. Louis Cardinals</b> Busch Stadium, St. Louis, MO Sun Aug 16 2009, 1:15 PM CDT Att: 40,812 - Cloudy - 87 F										
12 Julio Lugo, R OBP: 0.371, SLG: 0.448	15 BB		SH5-3			G5-3			F8	2	0	0	1	2	0	2											
5 Albert Pujols, R OBP: 0.446, SLG: 0.680	F9					G1-3				4	0	1	1	1	1	5											
15 Matt Holliday, R OBP: 0.399, SLG: 0.517 43 Trevor Miller, R						G1-3				5	0	1	0	0	0	3											
47 Ryan Ludwick, R OBP: 0.330, SLG: 0.470	F9					F8			FC6-4	0	0	0	0	0	0	0											
7 Mark DeRosa, R OBP: 0.328, SLG: 0.464						F9				5	1	2	0	0	0	2											
7 Mark DeRosa, R OBP: 0.328, SLG: 0.464						FC6-4				5	2	2	0	0	1	2											
4 Yadier Molina, R OBP: 0.365, SLG: 0.383										2	2	2	2	3	0	0											
28 Colby Rasmus, L OBP: 0.315, SLG: 0.427										4	1	1	2	1	2	5											
26 Kyle Lohse, R OBP: 0.258, SLG: 0.207 36 Dennis Reyes, R 53 Blake Hawksworth, R 55 Skjop Schumaker, L OBP: 0.358, SLG: 0.399										3	0	1	1	0	0	4											
<b>Inning Stats</b>	R: 0 E: 0 K: 0 S: 15	H: 2 LOB: 2 BB: 1 P: 25	R: 0 E: 0 K: 0 S: 11	H: 1 LOB: 1 BB: 1 P: 21	R: 1 E: 0 K: 0 S: 5	H: 1 LOB: 0 BB: 1 P: 12	R: 2 E: 0 K: 1 S: 18	H: 2 LOB: 3 BB: 3 P: 38	R: 1 E: 0 K: 0 S: 16	H: 2 LOB: 1 BB: 1 P: 31	R: 0 E: 0 K: 1 S: 13	H: 1 LOB: 1 BB: 0 P: 20	R: 0 E: 0 K: 2 S: 8	H: 0 LOB: 1 BB: 1 P: 13	R: 0 E: 0 K: 0 S: 10	H: 1 LOB: 2 BB: 1 P: 18	R: 3 E: 0 K: 0 S: 10	H: 3 LOB: 0 BB: 0 P: 14	1B: 10 2B: 2 3B: 0 HR: 1	SF: 0 SAC: 1 DP: 0 HBP: 0	WP: 1 PB: 0 SB: 0 CS: 3	PA: 44					
<b>PITCHER</b>	IP	WLS	BF	H	R	ER	SO	BB	IBB	HBP	BLK	WP	HR	S	P	ERA	WHIP										
33 Clayton Richard, L ERA: 4.66	3.2		20	6	3	3	3	6	0	0	0	0	0	48	93	7.36	3.273										
45 Edward Mujica, R ERA: 3.43	0.1		1	0	0	0	0	0	0	0	0	0	0	1	3	0.00	0.000										
59 Luis Perdomo, R ERA: 4.4	1.0		6	2	1	1	0	0	1	0	0	0	0	16	31	9.00	2.000										
40 Greg Burke, R ERA: 4.1	1.0	H	4	1	0	0	1	0	0	0	0	0	0	13	20	0.00	1.000										
57 Luke Gregerson, R ERA: 3.51	1.0	H	4	0	0	0	2	1	0	0	0	0	0	8	13	0.00	1.000										



Batter	1	2	3	4	5	6	7	8	9	AB	R	H	RBI	BB	SO	LOB	TOP					
55 Skip Schumaker, L (1,4) OBP: 0.398, SLG: 0.398 12 Julio Lugo, R (8,PH) OBP: 0.369, SLG: 0.446	G1-3		FC6-4 1B			G3		P3		3	0	1	0	0	0	0	<b>St. Louis Cardinals @ Los Angeles Dodgers</b> Dodger Stadium, Los Angeles, CA Mon Aug 17 2009, 7:10 PM PDT Att: 49,415 - Clear - 70 F					
13 Brendan Ryan, R (1,6) OBP: 0.329, SLG: 0.376	L3		FC6-4			G4-3		L3		4	0	0	0	0	0	2						
5 Albert Pujols, R (1,3) OBP: 0.445, SLG: 0.683	G5-3					G4-3		K		4	1	1	1	0	1	0						
15 Matt Holliday, R (1,7) OBP: 0.398, SLG: 0.515 28 Colby Rasmus, L (9,PR) OBP: 0.315, SLG: 0.427	P4					G5-3		P6		4	0	1	0	0	0	0						
47 Ryan Ludwick, R (1,9) OBP: 0.329, SLG: 0.466	G6-3					G6-3		24 HR		3	1	0	0	0	1	1						
24 Rick Ankiel, L (1,8) OBP: 0.284, SLG: 0.403	P5					P4		HR		4	1	1	2	0	1	1						
7 Mark DeRosa, R (1,5) OBP: 0.325, SLG: 0.459			K			L4		F8		4	0	0	0	0	1	2						
4 Yadier Molina, R (1,2) OBP: 0.365, SLG: 0.382			K			G5-3		29 FC6 1B		3	0	1	0	0	1	0						
29 Chris Carpenter, R (1,1) OBP: 0.178, SLG: 0.163 43 Trevor Miller, R (9,1) 31 Ryan Franklin, R (9,1)			55 1B			G1-3		FC6		3	0	1	0	0	0	1						
			1B					1-2		0	0	0	0	0	0	0						
<b>Inning Stats</b>	R: 0 E: 0 K: 0 S: 6	H: 0 LOB: 0 BB: 0 P: 8	R: 0 E: 0 K: 0 S: 12	H: 0 LOB: 0 BB: 0 P: 15	R: 0 E: 0 K: 2 S: 13	H: 2 LOB: 2 BB: 0 P: 15	R: 1 E: 0 K: 0 S: 7	H: 1 LOB: 0 BB: 0 P: 9	R: 0 E: 0 K: 0 S: 5	H: 0 LOB: 0 BB: 0 P: 8	R: 0 E: 0 K: 0 S: 10	H: 0 LOB: 0 BB: 0 P: 15	R: 2 E: 0 K: 0 S: 8	H: 2 LOB: 1 BB: 0 P: 10	R: 0 E: 0 K: 1 S: 8	H: 0 LOB: 0 BB: 0 P: 9	R: 0 E: 1 K: 2 S: 9	H: 1 LOB: 2 BB: 0 P: 14	1B: 4 2B: 0 3B: 0 HR: 2	SF: 0 SAC: 0 DP: 0 HBP: 1	WP: 0 PB: 0 SB: 1 CS: 0	PA: 34
<b>PITCHER</b>	IP WLS BF H R ER SO BB IBB HBP BLK WP HR S P ERA WHIP	IP WLS BF H R ER SO BB IBB HBP BLK WP HR S P ERA WHIP	IP WLS BF H R ER SO BB IBB HBP BLK WP HR S P ERA WHIP	IP WLS BF H R ER SO BB IBB HBP BLK WP HR S P ERA WHIP	IP WLS BF H R ER SO BB IBB HBP BLK WP HR S P ERA WHIP	IP WLS BF H R ER SO BB IBB HBP BLK WP HR S P ERA WHIP	IP WLS BF H R ER SO BB IBB HBP BLK WP HR S P ERA WHIP	IP WLS BF H R ER SO BB IBB HBP BLK WP HR S P ERA WHIP	IP WLS BF H R ER SO BB IBB HBP BLK WP HR S P ERA WHIP	IP WLS BF H R ER SO BB IBB HBP BLK WP HR S P ERA WHIP	IP WLS BF H R ER SO BB IBB HBP BLK WP HR S P ERA WHIP	IP WLS BF H R ER SO BB IBB HBP BLK WP HR S P ERA WHIP	IP WLS BF H R ER SO BB IBB HBP BLK WP HR S P ERA WHIP	IP WLS BF H R ER SO BB IBB HBP BLK WP HR S P ERA WHIP	IP WLS BF H R ER SO BB IBB HBP BLK WP HR S P ERA WHIP	IP WLS BF H R ER SO BB IBB HBP BLK WP HR S P ERA WHIP	IP WLS BF H R ER SO BB IBB HBP BLK WP HR S P ERA WHIP	IP WLS BF H R ER SO BB IBB HBP BLK WP HR S P ERA WHIP				

Batter	1	2	3	4	5	6	7	8	9	AB	R	H	RBI	BB	SO	LOB	BOTTOM					
15 Rafael Furcal, S (1,6) OBP: 0.332, SLG: 0.359	16 2B 23 SF9-5 1B		L8			P5		K		4	1	1	0	0	1	2	<b>St. Louis Cardinals @ Los Angeles Dodgers</b> Dodger Stadium, Los Angeles, CA Mon Aug 17 2009, 7:10 PM PDT Att: 49,415 - Clear - 70 F					
13 Orlando Hudson, S (1,4) OBP: 0.358, SLG: 0.429	B2		G4-3			G3-1		K		4	0	0	0	0	1	2						
16 Andre Ethier, L (1,9) OBP: 0.368, SLG: 0.519	23 SF9-5 2B					G6-3		L8		4	0	1	0	0	0	0						
99 Manny Ramirez, R (1,7) OBP: 0.428, SLG: 0.572	IBB					G4-3		F8		3	0	0	0	1	0	0						
23 Casey Blake, R (1,5) OBP: 0.358, SLG: 0.464	SF9-5					K		L9		3	0	0	1	0	1	0						
27 Matt Kemp, R (1,8) OBP: 0.373, SLG: 0.499	K					7 1B 2B		K		3	1	1	0	0	2	0						
7 James Loney, L (1,3) OBP: 0.349, SLG: 0.384	G4-3					12 S 1B		K		3	0	1	1	0	1	0						
12 Brad Ausmus, R (1,2) OBP: 0.361, SLG: 0.403 9 Juan Pierre, L (8,PH) OBP: 0.378, SLG: 0.405 51 Jonathan Broxton, R (9,1)	P4					P3		55 SH5-3 1B		2	0	0	0	0	0	1						
37 Charlie Haeger, R (1,1) OBP: 0.227 43 Trevor Miller, L (9,1) ERA: 1.91 55 Russell Martin, R (8,PH) OBP: 0.363, SLG: 0.318	K					K		SH5-3		2	0	0	0	0	2	1						
								1-2		0	0	0	0	0	0	0						
<b>Inning Stats</b>	R: 1 E: 0 K: 0 S: 5	H: 2 LOB: 1 BB: 1 P: 13	R: 0 E: 0 K: 1 S: 9	H: 0 LOB: 0 BB: 0 P: 15	R: 0 E: 0 K: 1 S: 7	H: 0 LOB: 0 BB: 0 P: 11	R: 0 E: 0 K: 1 S: 9	H: 0 LOB: 0 BB: 0 P: 15	R: 1 E: 0 K: 1 S: 13	H: 2 LOB: 1 BB: 0 P: 18	R: 0 E: 0 K: 0 S: 7	H: 0 LOB: 0 BB: 0 P: 12	R: 0 E: 0 K: 2 S: 8	H: 0 LOB: 0 BB: 0 P: 11	R: 0 E: 0 K: 2 S: 11	H: 1 LOB: 1 BB: 0 P: 15	R: 0 E: 0 K: 0 S: 3	H: 0 LOB: 0 BB: 0 P: 4	1B: 3 2B: 3 3B: 0 HR: 0	SF: 1 SAC: 1 DP: 1 HBP: 0	WP: 0 PB: 0 SB: 1 CS: 0	PA: 32
<b>PITCHER</b>	IP WLS BF H R ER SO BB IBB HBP BLK WP HR S P ERA WHIP	IP WLS BF H R ER SO BB IBB HBP BLK WP HR S P ERA WHIP	IP WLS BF H R ER SO BB IBB HBP BLK WP HR S P ERA WHIP	IP WLS BF H R ER SO BB IBB HBP BLK WP HR S P ERA WHIP	IP WLS BF H R ER SO BB IBB HBP BLK WP HR S P ERA WHIP	IP WLS BF H R ER SO BB IBB HBP BLK WP HR S P ERA WHIP	IP WLS BF H R ER SO BB IBB HBP BLK WP HR S P ERA WHIP	IP WLS BF H R ER SO BB IBB HBP BLK WP HR S P ERA WHIP	IP WLS BF H R ER SO BB IBB HBP BLK WP HR S P ERA WHIP	IP WLS BF H R ER SO BB IBB HBP BLK WP HR S P ERA WHIP	IP WLS BF H R ER SO BB IBB HBP BLK WP HR S P ERA WHIP	IP WLS BF H R ER SO BB IBB HBP BLK WP HR S P ERA WHIP	IP WLS BF H R ER SO BB IBB HBP BLK WP HR S P ERA WHIP	IP WLS BF H R ER SO BB IBB HBP BLK WP HR S P ERA WHIP	IP WLS BF H R ER SO BB IBB HBP BLK WP HR S P ERA WHIP	IP WLS BF H R ER SO BB IBB HBP BLK WP HR S P ERA WHIP	IP WLS BF H R ER SO BB IBB HBP BLK WP HR S P ERA WHIP	IP WLS BF H R ER SO BB IBB HBP BLK WP HR S P ERA WHIP				





Batter	1	2	3	4	5	6	7	8	9	AB	R	H	RBI	BB	SO	LOB	TOP																																																																																																												
13 Brendan Ryan, R OBP: 0.336, SLG: 0.387	G6-3		15 BB	5 HBP		G5-3				5	0	3	1	0	0	0	<b>St. Louis Cardinals @ Los Angeles Dodgers</b> Dodger Stadium, Los Angeles, CA Wed Aug 19 2009, 7:10 PM PDT Att: 54,847 - Clear - 69 F																																																																																																												
12 Julio Lugo, R OBP: 0.358, SLG: 0.431	F9		P4	F7		E5				5	0	0	0	0	1	4																																																																																																													
5 Albert Pujols, R OBP: 0.445, SLG: 0.675			15 BB					K		1	1	0	0	3	1	1																																																																																																													
15 Matt Holliday, R OBP: 0.393, SLG: 0.507	K									3	0	0	1	1	1	5																																																																																																													
47 Ryan Ludwick, R OBP: 0.329, SLG: 0.461										5	0	1	0	0	3	3																																																																																																													
7 Mark DeRosa, R OBP: 0.323, SLG: 0.455										5	1	1	0	0	1	1																																																																																																													
4 Yadier Molina, R OBP: 0.366, SLG: 0.389										4	1	2	1	0	0	1																																																																																																													
28 Colby Rasmus, L OBP: 0.314, SLG: 0.424										3	0	0	0	1	3	2																																																																																																													
50 Adam Wainwright, R OBP: 0.171, SLG: 0.275										2	0	0	0	1	0	2																																																																																																													
3 Khalil Greene, R OBP: 0.287, SLG: 0.361										1	0	0	0	0	0	0																																																																																																													
46 Kyle McClellan, R										0	0	0	0	0	0	0																																																																																																													
36 Denny Reyes, R										0	0	0	0	0	0	0																																																																																																													
31 Ryan Franklin, R										0	0	0	0	0	0	0																																																																																																													
<b>Inning Stats</b>	R: 0 E: 0 K: 1 S: 10	H: 0 LOB: 1 BB: 1 P: 18	R: 0 E: 0 K: 2 S: 10	H: 1 LOB: 1 BB: 0 P: 14	R: 0 E: 0 K: 1 S: 15	H: 1 LOB: 3 BB: 2 P: 27	R: 2 E: 1 K: 1 S: 28	H: 3 LOB: 3 BB: 1 P: 44	R: 0 E: 0 K: 0 S: 9	H: 1 LOB: 2 BB: 1 P: 18	R: 0 E: 1 K: 1 S: 10	H: 0 LOB: 1 BB: 0 P: 15	R: 0 E: 0 K: 1 S: 10	H: 0 LOB: 0 BB: 0 P: 17	R: 0 E: 0 K: 2 S: 9	H: 1 LOB: 1 BB: 0 P: 14	R: 1 E: 0 K: 1 S: 9	H: 0 LOB: 0 BB: 1 P: 18	1B: 4 2B: 2 3B: 1 HR: 0	SF: 1 SAC: 0 DP: 0 HBP: 1	WP: 1 PB: 0 SB: 1 CS: 0	PA: 42																																																																																																							
<b>PITCHER</b>	IP WLS BF H R ER SO BB IBB HBP BLK WP HR S P ERA WHIP	<table border="1"> <thead> <tr> <th>PITCHER</th> <th>IP</th> <th>WLS</th> <th>BF</th> <th>H</th> <th>R</th> <th>ER</th> <th>SO</th> <th>BB</th> <th>IBB</th> <th>HBP</th> <th>BLK</th> <th>WP</th> <th>HR</th> <th>S</th> <th>P</th> <th>ERA</th> <th>WHIP</th> </tr> </thead> <tbody> <tr> <td>22 Clayton Kershaw, L ERA: 2.96</td> <td>3.2</td> <td></td> <td>20</td> <td>5</td> <td>2</td> <td>2</td> <td>5</td> <td>4</td> <td>0</td> <td>0</td> <td>0</td> <td>1</td> <td>0</td> <td>60</td> <td>97</td> <td>4.91</td> <td>2.455</td> </tr> <tr> <td>31 James McDonald, R ERA: 4.18</td> <td>2.1</td> <td></td> <td>11</td> <td>1</td> <td>0</td> <td>0</td> <td>1</td> <td>0</td> <td>1</td> <td>1</td> <td>0</td> <td>0</td> <td>0</td> <td>22</td> <td>39</td> <td>0.00</td> <td>0.429</td> </tr> <tr> <td>54 Ronald Belisario, R ERA: 2.24</td> <td>1.0</td> <td></td> <td>3</td> <td>0</td> <td>0</td> <td>0</td> <td>1</td> <td>0</td> <td>0</td> <td>0</td> <td>0</td> <td>0</td> <td>0</td> <td>10</td> <td>17</td> <td>0.00</td> <td>0.000</td> </tr> <tr> <td>56 Hung-Chih Kuo, L ERA: 3.52</td> <td>1.0</td> <td></td> <td>4</td> <td>1</td> <td>0</td> <td>0</td> <td>2</td> <td>0</td> <td>0</td> <td>0</td> <td>0</td> <td>0</td> <td>0</td> <td>9</td> <td>14</td> <td>0.00</td> <td>1.000</td> </tr> <tr> <td>51 Jonathan Broxton, R ERA: 3.95</td> <td>1.0</td> <td>L</td> <td>4</td> <td>0</td> <td>1</td> <td>0</td> <td>1</td> <td>1</td> <td>0</td> <td>0</td> <td>0</td> <td>0</td> <td>0</td> <td>9</td> <td>18</td> <td>0.00</td> <td>1.000</td> </tr> </tbody> </table>																PITCHER	IP	WLS	BF	H	R	ER	SO	BB	IBB	HBP	BLK	WP	HR	S	P	ERA	WHIP	22 Clayton Kershaw, L ERA: 2.96	3.2		20	5	2	2	5	4	0	0	0	1	0	60	97	4.91	2.455	31 James McDonald, R ERA: 4.18	2.1		11	1	0	0	1	0	1	1	0	0	0	22	39	0.00	0.429	54 Ronald Belisario, R ERA: 2.24	1.0		3	0	0	0	1	0	0	0	0	0	0	10	17	0.00	0.000	56 Hung-Chih Kuo, L ERA: 3.52	1.0		4	1	0	0	2	0	0	0	0	0	0	9	14	0.00	1.000	51 Jonathan Broxton, R ERA: 3.95	1.0	L	4	0	1	0	1	1	0	0	0	0	0	9	18	0.00	1.000
PITCHER	IP	WLS	BF	H	R	ER	SO	BB	IBB	HBP	BLK	WP	HR	S	P	ERA	WHIP																																																																																																												
22 Clayton Kershaw, L ERA: 2.96	3.2		20	5	2	2	5	4	0	0	0	1	0	60	97	4.91	2.455																																																																																																												
31 James McDonald, R ERA: 4.18	2.1		11	1	0	0	1	0	1	1	0	0	0	22	39	0.00	0.429																																																																																																												
54 Ronald Belisario, R ERA: 2.24	1.0		3	0	0	0	1	0	0	0	0	0	0	10	17	0.00	0.000																																																																																																												
56 Hung-Chih Kuo, L ERA: 3.52	1.0		4	1	0	0	2	0	0	0	0	0	0	9	14	0.00	1.000																																																																																																												
51 Jonathan Broxton, R ERA: 3.95	1.0	L	4	0	1	0	1	1	0	0	0	0	0	9	18	0.00	1.000																																																																																																												
<b>Batter</b>	1	2	3	4	5	6	7	8	9	AB	R	H	RBI	BB	SO	LOB	BOTTOM																																																																																																												
15 Rafael Furcal, S OBP: 0.328, SLG: 0.354	G6-3		G4-3			G1-3				4	0	0	0	0	0	2	<b>St. Louis Cardinals @ Los Angeles Dodgers</b> Dodger Stadium, Los Angeles, CA Wed Aug 19 2009, 7:10 PM PDT Att: 54,847 - Clear - 69 F																																																																																																												
27 Matt Kemp, R OBP: 0.370, SLG: 0.494	G5-3		G6-3			L7				4	0	0	0	0	0	1																																																																																																													
16 Andre Ethier, L OBP: 0.374, SLG: 0.533	G5-3									3	1	1	1	0	1	0																																																																																																													
99 Manny Ramirez, R OBP: 0.425, SLG: 0.559										3	0	0	0	1	1	1																																																																																																													
23 Casey Blake, R OBP: 0.356, SLG: 0.468										4	1	1	1	0	1	2																																																																																																													
7 James Loney, L OBP: 0.351, SLG: 0.385										4	0	1	0	0	0	2																																																																																																													
55 Russell Martin, R OBP: 0.362, SLG: 0.323										3	0	0	0	0	0	1																																																																																																													
13 Orlando Hudson, S OBP: 0.363, SLG: 0.432										2	0	1	0	1	0	0																																																																																																													
22 Clayton Kershaw, L OBP: 0.171, SLG: 0.275										1	0	0	0	0	0	0																																																																																																													
31 James McDonald, L										0	0	0	0	0	0	0																																																																																																													
9 Juan Pierre, L OBP: 0.326, SLG: 0.440										0	0	0	0	0	0	0																																																																																																													
54 Ronald Belisario, R										0	0	0	0	0	0	0																																																																																																													
56 Hung-Chih Kuo, L										0	0	0	0	0	0	0																																																																																																													
21 Tony Abreu, S OBP: 0.333, SLG: 0.320										1	0	0	0	0	1	1																																																																																																													
51 Jonathan Broxton, R										0	0	0	0	0	0	0																																																																																																													
<b>Inning Stats</b>	R: 0 E: 0 K: 0 S: 6	H: 0 LOB: 0 BB: 0 P: 12	R: 0 E: 0 K: 1 S: 6	H: 0 LOB: 0 BB: 0 P: 10	R: 0 E: 0 K: 0 S: 7	H: 0 LOB: 0 BB: 0 P: 11	R: 0 E: 0 K: 1 S: 10	H: 0 LOB: 0 BB: 0 P: 15	R: 0 E: 0 K: 0 S: 6	H: 1 LOB: 1 BB: 0 P: 11	R: 0 E: 0 K: 0 S: 7	H: 0 LOB: 0 BB: 0 P: 12	R: 2 E: 0 K: 0 S: 18	H: 3 LOB: 1 BB: 0 P: 28	R: 0 E: 0 K: 1 S: 8	H: 0 LOB: 1 BB: 1 P: 16	R: 0 E: 0 K: 0 S: 7	H: 0 LOB: 1 BB: 0 P: 14	1B: 1 2B: 1 3B: 0 HR: 2	SF: 0 SAC: 0 DP: 1 HBP: 1	WP: 0 PB: 0 SB: 0 CS: 0	PA: 33																																																																																																							
<b>PITCHER</b>	IP WLS BF H R ER SO BB IBB HBP BLK WP HR S P ERA WHIP	<table border="1"> <thead> <tr> <th>PITCHER</th> <th>IP</th> <th>WLS</th> <th>BF</th> <th>H</th> <th>R</th> <th>ER</th> <th>SO</th> <th>BB</th> <th>IBB</th> <th>HBP</th> <th>BLK</th> <th>WP</th> <th>HR</th> <th>S</th> <th>P</th> <th>ERA</th> <th>WHIP</th> </tr> </thead> <tbody> <tr> <td>50 Adam Wainwright, R ERA: 2.61</td> <td>7.0</td> <td></td> <td>25</td> <td>4</td> <td>2</td> <td>2</td> <td>3</td> <td>1</td> <td>0</td> <td>0</td> <td>0</td> <td>0</td> <td>0</td> <td>60</td> <td>99</td> <td>2.57</td> <td>0.714</td> </tr> <tr> <td>46 Kyle McClellan, R ERA: 2.89</td> <td>1.0</td> <td>W</td> <td>4</td> <td>0</td> <td>0</td> <td>0</td> <td>1</td> <td>1</td> <td>0</td> <td>0</td> <td>0</td> <td>0</td> <td>0</td> <td>8</td> <td>16</td> <td>0.00</td> <td>1.000</td> </tr> <tr> <td>36 Denny Reyes, L ERA: 4.28</td> <td>0.0</td> <td></td> <td>1</td> <td>0</td> <td>0</td> <td>0</td> <td>0</td> <td>0</td> <td>0</td> <td>1</td> <td>0</td> <td>0</td> <td>0</td> <td>0</td> <td>1</td> <td>∞</td> <td>∞</td> </tr> <tr> <td>31 Ryan Franklin, R ERA: 1.13</td> <td>1.0</td> <td>S</td> <td>3</td> <td>0</td> <td>0</td> <td>0</td> <td>0</td> <td>0</td> <td>0</td> <td>0</td> <td>0</td> <td>0</td> <td>0</td> <td>7</td> <td>13</td> <td>0.00</td> <td>0.000</td> </tr> </tbody> </table>																PITCHER	IP	WLS	BF	H	R	ER	SO	BB	IBB	HBP	BLK	WP	HR	S	P	ERA	WHIP	50 Adam Wainwright, R ERA: 2.61	7.0		25	4	2	2	3	1	0	0	0	0	0	60	99	2.57	0.714	46 Kyle McClellan, R ERA: 2.89	1.0	W	4	0	0	0	1	1	0	0	0	0	0	8	16	0.00	1.000	36 Denny Reyes, L ERA: 4.28	0.0		1	0	0	0	0	0	0	1	0	0	0	0	1	∞	∞	31 Ryan Franklin, R ERA: 1.13	1.0	S	3	0	0	0	0	0	0	0	0	0	0	7	13	0.00	0.000																		
PITCHER	IP	WLS	BF	H	R	ER	SO	BB	IBB	HBP	BLK	WP	HR	S	P	ERA	WHIP																																																																																																												
50 Adam Wainwright, R ERA: 2.61	7.0		25	4	2	2	3	1	0	0	0	0	0	60	99	2.57	0.714																																																																																																												
46 Kyle McClellan, R ERA: 2.89	1.0	W	4	0	0	0	1	1	0	0	0	0	0	8	16	0.00	1.000																																																																																																												
36 Denny Reyes, L ERA: 4.28	0.0		1	0	0	0	0	0	0	1	0	0	0	0	1	∞	∞																																																																																																												
31 Ryan Franklin, R ERA: 1.13	1.0	S	3	0	0	0	0	0	0	0	0	0	0	7	13	0.00	0.000																																																																																																												





Batter	1	2	3	4	5	6	7	8	9	AB	R	H	RBI	BB	SO	LOB	TOP																					
12 Julio Lugo, R OBP: 0.356, SLG: 0.424										3	0	0	0	1	1	2																						
13 Brendan Ryan, R OBP: 0.338, SLG: 0.397										3	0	1	0	0	1	1																						
22 Joe Thurston, L OBP: 0.327, SLG: 0.343										1	0	0	0	0	1	0																						
5 Albert Pujols, R OBP: 0.440, SLG: 0.664										4	0	1	0	0	1	1																						
15 Matt Holliday, R OBP: 0.393, SLG: 0.507										3	0	0	0	1	1	2																						
47 Ryan Ludwick, R OBP: 0.325, SLG: 0.455										4	0	0	0	0	1	2																						
7 Mark DeRosa, R OBP: 0.328, SLG: 0.453										3	0	1	0	1	2	0																						
4 Yadier Molina, R OBP: 0.362, SLG: 0.383										3	0	0	0	0	0	2																						
24 Rick Ankiel, L OBP: 0.284, SLG: 0.399										3	0	1	0	0	1	1																						
26 Kyle Lohse, R OBP: 0.273, SLG: 0.326										2	0	1	0	0	1	0																						
35 Jose Pinero, R OBP: 0.272, SLG: 0.292										0	0	0	0	0	0	0																						
36 Dennis Reyes, R OBP: 0.259, SLG: 0.306										0	0	0	0	0	0	0																						
53 Blake Hawksworth, R OBP: 0.245, SLG: 0.336										1	0	0	0	0	1	1																						
55 Skip Schumaker, L OBP: 0.245, SLG: 0.336										0	0	0	0	0	0	0																						
48 Brad Thompson, R OBP: 0.245, SLG: 0.336										0	0	0	0	0	0	0																						
<b>Inning Stats</b>	R: 0 E: 0 K: 1 S: 9	H: 0 LOB: 0 BB: 1 P: 16	R: 0 E: 0 K: 0 S: 12	H: 1 LOB: 1 BB: 0 P: 17	R: 0 E: 0 K: 2 S: 9	H: 0 LOB: 0 BB: 0 P: 12	R: 0 E: 0 K: 2 S: 11	H: 2 LOB: 1 BB: 0 P: 19	R: 0 E: 0 K: 1 S: 9	H: 2 LOB: 2 BB: 0 P: 16	R: 0 E: 0 K: 0 S: 8	H: 0 LOB: 1 BB: 1 P: 18	R: 0 E: 0 K: 1 S: 6	H: 0 LOB: 1 BB: 1 P: 11	R: 0 E: 0 K: 3 S: 12	H: 0 LOB: 0 BB: 0 P: 17	R: 0 E: 0 K: 1 S: 8	H: 0 LOB: 0 BB: 0 P: 14	1B: 5 2B: 1 3B: 0 HR: 0	SF: 0 SAC: 0 DP: 2 HBP: 0	WP: 0 PB: 0 SB: 0 CS: 1	PA: 33																
<b>PITCHER</b>	IP	WLS	BF	H	R	ER	SO	BB	IBB	HBP	BLK	WP	HR	S	P	ERA	WHIP	<b>PITCHER</b>				IP	WLS	BF	H	R	ER	SO	BB	IBB	HBP	BLK	WP	HR	S	P	ERA	WHIP
33 Clayton Richard, L ERA: 4.42	6.0	W	24	5	0	0	6	3	0	0	0	0	0	59	103	0.00	1.333					6.0	W	24	5	0	0	6	3	0	0	0	0	59	103	0.00	1.333	
57 Luke Gregerson, R ERA: 3.49	1.0	H	3	0	0	0	1	0	0	0	0	0	0	5	6	0.00	0.000					1.0	H	3	0	0	0	1	0	0	0	5	6	0.00	0.000			
37 Mike Adams, R ERA: 0.92	1.0	H	3	0	0	0	3	0	0	0	0	0	0	12	17	0.00	0.000					1.0	H	3	0	0	0	3	0	0	0	12	17	0.00	0.000			
21 Heath Bell, R ERA: 2.17	1.0		3	0	0	0	1	0	0	0	0	0	0	8	14	0.00	0.000					1.0		3	0	0	0	1	0	0	0	8	14	0.00	0.000			

St. Louis Cardinals @ San Diego Padres  
 PETCO Park, San Diego, CA  
 Fri Aug 21, 2009, 10:05 PM EDT  
 Att: 27,282 - Overcast - 70 F

AB 30  
 R 0  
 H 5  
 RBI 0  
 BB 3  
 SO 11  
 LOB 12



Batter	1	2	3	4	5	6	7	8	9	AB	R	H	RBI	BB	SO	LOB	BOTTOM																					
18 Tony Gwynn Jr., L OBP: 0.350, SLG: 0.350										3	1	0	0	1	1	0																						
22 David Eckstein, R OBP: 0.317, SLG: 0.325										4	0	1	0	0	0	0																						
23 Adrián González, L OBP: 0.402, SLG: 0.557										3	0	0	0	1	1	2																						
5 Kevin Kouzmanoff, R OBP: 0.300, SLG: 0.421										4	0	1	1	0	1	1																						
25 Will Venable, L OBP: 0.335, SLG: 0.451										4	1	2	0	0	0	1																						
8 Kyle Blanks, R OBP: 0.348, SLG: 0.500										3	1	1	0	0	0	1																						
4 Nick Hundley, R OBP: 0.308, SLG: 0.358										3	1	1	3	0	0	1																						
1 Everth Cabrera, S OBP: 0.363, SLG: 0.415										2	0	0	0	1	0	0																						
33 Clayton Richard, L OBP: 0.133, SLG: 0.214										2	0	0	0	0	1	2																						
57 Luke Gregerson, L ERA: 4.67										0	0	0	0	0	0	0																						
7 Chase Headley, S OBP: 0.333, SLG: 0.387										1	0	0	0	0	1	0																						
37 Mike Adams, R ERA: 0.92										0	0	0	0	0	0	0																						
21 Heath Bell, R ERA: 2.17										0	0	0	0	0	0	0																						
<b>Inning Stats</b>	R: 0 E: 0 K: 1 S: 7	H: 0 LOB: 1 BB: 1 P: 13	R: 3 E: 0 K: 2 S: 19	H: 3 LOB: 0 BB: 0 P: 28	R: 0 E: 0 K: 0 S: 5	H: 0 LOB: 0 BB: 0 P: 5	R: 0 E: 0 K: 0 S: 10	H: 1 LOB: 2 BB: 1 P: 20	R: 0 E: 0 K: 1 S: 9	H: 0 LOB: 0 BB: 0 P: 11	R: 0 E: 0 K: 0 S: 7	H: 0 LOB: 0 BB: 0 P: 12	R: 0 E: 0 K: 1 S: 8	H: 0 LOB: 0 BB: 0 P: 12	R: 1 E: 0 K: 0 S: 10	H: 2 LOB: 1 BB: 1 P: 20	1B: 3 2B: 2 3B: 0 HR: 1	SF: 0 SAC: 0 DP: 0 HBP: 0	WP: 0 PB: 0 SB: 0 CS: 0	PA: 32																		
<b>PITCHER</b>	IP	WLS	BF	H	R	ER	SO	BB	IBB	HBP	BLK	WP	HR	S	P	ERA	WHIP	<b>PITCHER</b>				IP	WLS	BF	H	R	ER	SO	BB	IBB	HBP	BLK	WP	HR	S	P	ERA	WHIP
26 Kyle Lohse, R ERA: 4.67	4.0	L	18	4	3	3	3	1	1	0	0	0	0	9	11	0.00	0.000					4.0	L	18	4	3	3	3	1	1	0	0	0	9	11	0.00	0.000	
36 Dennis Reyes, L ERA: 4.13	1.0		3	0	0	0	1	0	0	0	0	0	0	7	12	0.00	0.000					1.0		3	0	0	0	1	0	0	0	7	12	0.00	0.000			
53 Blake Hawksworth, R ERA: 2.45	1.0		3	0	0	0	0	0	0	0	0	0	0	7	12	0.00	0.000					1.0		3	0	0	0	0	0	0	7	12	0.00	0.000				
48 Brad Thompson, R ERA: 5.09	2.0		8	2	1	1	1	1	0	0	0	0	0	18	32	4.50	1.500					2.0		8	2	1	1	1	1	0	0	18	32	4.50	1.500			

St. Louis Cardinals @ San Diego Padres  
 PETCO Park, San Diego, CA  
 Fri Aug 21, 2009, 10:05 PM EDT  
 Att: 27,282 - Overcast - 70 F

AB 29  
 R 4  
 H 6  
 RBI 4  
 BB 3  
 SO 5  
 LOB 8











Batter	1	2	3	4	5	6	7	8	9	AB	R	H	RBI	BB	SO	LOB	TOP			
21 Michael Bourn, L OBP: 0.364, SLG: 0.407										5	0	1	1	0	1	3				
8 Jeff Keppinger, R OBP: 0.335, SLG: 0.392										5	1	1	1	0	0	4				
17 Lance Berkman, S OBP: 0.408, SLG: 0.513										5	0	0	0	0	0	0				
45 Carlos Lee, R OBP: 0.359, SLG: 0.507										4	1	1	0	0	2	0				
10 Miguel Tejada, R OBP: 0.333, SLG: 0.434										4	1	1	0	0	1	1				
2 Darin Erstad, L OBP: 0.282, SLG: 0.371										4	0	1	1	0	0	1				
47 Jose Valverde, R (8.1)										0	0	0	0	0	0	0				
3 Kazuo Matsui, S OBP: 0.293, SLG: 0.331										3	1	2	1	1	0	0				
41 Chris Coste, R OBP: 0.318, SLG: 0.339										3	0	2	0	1	0	2				
38 Brian Moehler, R ERA: 2.2										0	0	0	0	0	0	0				
18 Edwin Encarnacion, R ERA: 3.9										0	0	0	0	0	0	0				
63 Sammy Cervicco, R ERA: 3.06										0	0	0	0	0	0	0				
48 Tim Byrdak, L ERA: 3.06										0	0	0	0	0	0	0				
47 Jeff Fulchino, R ERA: 3.61										0	0	0	0	0	0	0				
9 Hunter Pence, R OBP: 0.341, SLG: 0.463										1	0	0	0	0	0	0				
<b>Inning Stats</b>	R: 0 E: 0 K: 1 S: 8	H: 0 LOB: 0 BB: 0 P: 12	R: 2 E: 0 K: 0 S: 15	H: 3 LOB: 3 BB: 2 P: 28	R: 0 E: 0 K: 2 S: 11	H: 0 LOB: 0 BB: 0 P: 13	R: 0 E: 0 K: 0 S: 14	H: 2 LOB: 2 BB: 0 P: 22	R: 0 E: 0 K: 1 S: 7	H: 0 LOB: 0 BB: 0 P: 10	R: 0 E: 0 K: 0 S: 8	H: 1 LOB: 1 BB: 0 P: 12	R: 1 E: 0 K: 0 S: 11	H: 2 LOB: 2 BB: 1 P: 18	R: 1 E: 0 K: 0 S: 8	H: 1 LOB: 0 BB: 0 P: 12	1B: 6 2B: 2 3B: 0 HR: 1	SF: 0 SAC: 2 DP: 0 HBP: 0	WP: 0 PB: 1 SB: 0 CS: 0	PA: 39
<b>PITCHER</b>	IP WLS BF H R ER SO BB IBB HBP BLK WP HR S P ERA WHIP	IP WLS BF H R ER SO BB IBB HBP BLK WP HR S P ERA WHIP	IP WLS BF H R ER SO BB IBB HBP BLK WP HR S P ERA WHIP	IP WLS BF H R ER SO BB IBB HBP BLK WP HR S P ERA WHIP	IP WLS BF H R ER SO BB IBB HBP BLK WP HR S P ERA WHIP	IP WLS BF H R ER SO BB IBB HBP BLK WP HR S P ERA WHIP	IP WLS BF H R ER SO BB IBB HBP BLK WP HR S P ERA WHIP	IP WLS BF H R ER SO BB IBB HBP BLK WP HR S P ERA WHIP	IP WLS BF H R ER SO BB IBB HBP BLK WP HR S P ERA WHIP	IP WLS BF H R ER SO BB IBB HBP BLK WP HR S P ERA WHIP	IP WLS BF H R ER SO BB IBB HBP BLK WP HR S P ERA WHIP	IP WLS BF H R ER SO BB IBB HBP BLK WP HR S P ERA WHIP	IP WLS BF H R ER SO BB IBB HBP BLK WP HR S P ERA WHIP	IP WLS BF H R ER SO BB IBB HBP BLK WP HR S P ERA WHIP	IP WLS BF H R ER SO BB IBB HBP BLK WP HR S P ERA WHIP	IP WLS BF H R ER SO BB IBB HBP BLK WP HR S P ERA WHIP	IP WLS BF H R ER SO BB IBB HBP BLK WP HR S P ERA WHIP	IP WLS BF H R ER SO BB IBB HBP BLK WP HR S P ERA WHIP	IP WLS BF H R ER SO BB IBB HBP BLK WP HR S P ERA WHIP	IP WLS BF H R ER SO BB IBB HBP BLK WP HR S P ERA WHIP

Houston Astros @ St. Louis Cardinals  
 Busch Stadium, St. Louis, MO  
 Thu Aug 27 2009, 1:15 PM CDT  
 Att: 40,348 - Partly Cloudy - 87 F

AB 34  
 R 4  
 H 9  
 RBI 4  
 BB 3  
 SO 4  
 LOB 11



Batter	1	2	3	4	5	6	7	8	9	AB	R	H	RBI	BB	SO	LOB	BOTTOM			
55 Skip Schumaker, L OBP: 0.353, SLG: 0.392										5	0	1	0	0	0	3				
12 Julio Lugo, R ERA: 2.2										3	1	2	0	0	0	2				
63 Blake Hawksworth, R ERA: 2.63										0	0	0	0	0	0	0				
3 Khalil Greene, R ERA: 3.9										1	0	0	0	0	0	0				
24 Ryan Lincecum, L ERA: 3.06										0	0	0	0	0	0	0				
36 Denny Reyes, R ERA: 3.06										0	0	0	0	0	0	0				
46 Kyle McClellan, R ERA: 3.06										0	0	0	0	0	0	0				
5 Albert Pujols, R OBP: 0.441, SLG: 0.663										2	1	0	0	2	0	3				
15 Matt Holliday, R OBP: 0.394, SLG: 0.511										4	1	1	1	0	0	3				
47 Ryan Ludwick, R OBP: 0.326, SLG: 0.450										4	0	1	2	0	1	1				
28 Colby Rasmus, L OBP: 0.308, SLG: 0.418										4	0	0	0	0	0	2				
7 Mark DeRosa, R OBP: 0.333, SLG: 0.451										4	0	1	0	0	1	0				
4 Yadier Molina, R OBP: 0.359, SLG: 0.374										4	0	0	0	0	0	1				
29 Chris Carpenter, R OBP: 0.200, SLG: 0.188										2	0	1	0	0	0	0				
13 Brendan Ryan, R OBP: 0.343, SLG: 0.403										2	0	1	0	0	1	1				
<b>Inning Stats</b>	R: 0 E: 0 K: 0 S: 8	H: 1 LOB: 0 BB: 0 P: 10	R: 1 E: 0 K: 0 S: 10	H: 1 LOB: 0 BB: 0 P: 16	R: 0 E: 0 K: 0 S: 9	H: 2 LOB: 2 BB: 0 P: 12	R: 0 E: 0 K: 1 S: 7	H: 0 LOB: 0 BB: 0 P: 12	R: 2 E: 0 K: 0 S: 11	H: 2 LOB: 1 BB: 1 P: 18	R: 0 E: 0 K: 1 S: 5	H: 1 LOB: 1 BB: 1 P: 10	R: 0 E: 0 K: 1 S: 5	H: 0 LOB: 1 BB: 1 P: 10	R: 0 E: 0 K: 1 S: 8	H: 1 LOB: 0 BB: 0 P: 12	1B: 6 2B: 1 3B: 0 HR: 1	SF: 0 SAC: 0 DP: 1 HBP: 0	WP: 0 PB: 0 SB: 1 CS: 0	PA: 37
<b>PITCHER</b>	IP WLS BF H R ER SO BB IBB HBP BLK WP HR S P ERA WHIP	IP WLS BF H R ER SO BB IBB HBP BLK WP HR S P ERA WHIP	IP WLS BF H R ER SO BB IBB HBP BLK WP HR S P ERA WHIP	IP WLS BF H R ER SO BB IBB HBP BLK WP HR S P ERA WHIP	IP WLS BF H R ER SO BB IBB HBP BLK WP HR S P ERA WHIP	IP WLS BF H R ER SO BB IBB HBP BLK WP HR S P ERA WHIP	IP WLS BF H R ER SO BB IBB HBP BLK WP HR S P ERA WHIP	IP WLS BF H R ER SO BB IBB HBP BLK WP HR S P ERA WHIP	IP WLS BF H R ER SO BB IBB HBP BLK WP HR S P ERA WHIP	IP WLS BF H R ER SO BB IBB HBP BLK WP HR S P ERA WHIP	IP WLS BF H R ER SO BB IBB HBP BLK WP HR S P ERA WHIP	IP WLS BF H R ER SO BB IBB HBP BLK WP HR S P ERA WHIP	IP WLS BF H R ER SO BB IBB HBP BLK WP HR S P ERA WHIP	IP WLS BF H R ER SO BB IBB HBP BLK WP HR S P ERA WHIP	IP WLS BF H R ER SO BB IBB HBP BLK WP HR S P ERA WHIP	IP WLS BF H R ER SO BB IBB HBP BLK WP HR S P ERA WHIP	IP WLS BF H R ER SO BB IBB HBP BLK WP HR S P ERA WHIP	IP WLS BF H R ER SO BB IBB HBP BLK WP HR S P ERA WHIP	IP WLS BF H R ER SO BB IBB HBP BLK WP HR S P ERA WHIP	IP WLS BF H R ER SO BB IBB HBP BLK WP HR S P ERA WHIP

Houston Astros @ St. Louis Cardinals  
 Busch Stadium, St. Louis, MO  
 Thu Aug 27 2009, 1:15 PM CDT  
 Att: 40,348 - Partly Cloudy - 87 F

AB 35  
 R 3  
 H 8  
 RBI 3  
 BB 2  
 SO 4  
 LOB 18



Batter	1	2	3	4	5	6	7	8	9	AB	R	H	RBI	BB	SO	LOB	TOP				
22 Willie Harris, L (1, 8) OBP: 0.360, SLG: 0.387	G4-3		11 CS 1B		F9			P6		4	0	1	0	0	0	0	Washington Nationals @ St. Louis Cardinals Busch Stadium, St. Louis, MO Fri Aug 28 2009, 7:15 PM CDT Att: 40,033 - Cloudy - 71 F				
24 Pete Orr, L (1, 4) OBP: 0.250, SLG: 0.333	11 F 11 S 1B		11 CS 1B		SF9		G5-3	G4-3		3	0	1	1	0	0						
11 Ryan Zimmerman, R (1, 5) OBP: 0.377, SLG: 0.535	K		CS		CS		G6-3			2	0	0	0	2	1						
44 Adam Dunn, L (1, 3) OBP: 0.414, SLG: 0.573	G4-3				34 1B BB		G6-3			4	0	0	0	0	2	3					
10 Ronnie Belliard, R (8, 3) OBP: 0.299, SLG: 0.378	G4-3				K		K	G4-3		0	0	0	0	0	0	0					
16 Josh Willingham, R (1, 7) OBP: 0.309, SLG: 0.564		F9			F7		P4			4	0	0	0	0	0	1					
34 Elijah Dukes, R (1, 9) OBP: 0.299, SLG: 0.413	G4-3				G4-3		7 2B			4	1	3	0	0	0	0					
7 Josh Bard, S (1, 2) OBP: 0.305, SLG: 0.344	K				G3-1		12 G3 2B			4	0	1	1	0	1	3					
12 Alberto Gonzalez, R (1, 6) OBP: 0.290, SLG: 0.345			22 1B 24 SF9 1B		G1-3		G3			4	1	1	0	0	0	2					
31 John Lannan, L (1, 1) OBP: 0.167, SLG: 0.170					K		G4-3			3	0	0	0	0	2	2					
42 Jason Bergmann, R (9, 1) OBP: 0.167, SLG: 0.170					K		G4-3			0	0	0	0	0	0	0					
<b>Inning Stats</b>	R: 0 H: 1 E: 0 K: 1 S: 10	WLS: 1 BF: 15 LOB: 0 P: 15	R: 0 H: 0 E: 0 K: 1 S: 8	WLS: 0 BF: 12 LOB: 0 P: 12	R: 1 H: 2 E: 0 K: 1 S: 16	WLS: 2 BF: 21 LOB: 0 P: 21	R: 0 H: 1 E: 0 K: 1 S: 13	WLS: 1 BF: 23 LOB: 2 P: 23	R: 0 H: 0 E: 0 K: 1 S: 5	WLS: 0 BF: 16 LOB: 0 P: 16	R: 1 H: 2 E: 0 K: 0 S: 7	WLS: 2 BF: 13 LOB: 1 P: 13	R: 0 H: 0 E: 0 K: 0 S: 5	WLS: 1 BF: 15 LOB: 1 P: 15	R: 0 H: 1 E: 0 K: 0 S: 10	WLS: 1 BF: 14 LOB: 1 P: 14	1B: 4 2B: 3 3B: 0 HR: 0	SF: 1 SAC: 0 DP: 0 HBP: 0	WP: 0 PB: 0 SB: 1 CS: 1	PA: 36	
<b>PITCHER</b>	IP WLS BF H R ER SO BB IBB HBP BLK WP HR S P ERA WHIP	IP WLS BF H R ER SO BB IBB HBP BLK WP HR S P ERA WHIP	IP WLS BF H R ER SO BB IBB HBP BLK WP HR S P ERA WHIP	IP WLS BF H R ER SO BB IBB HBP BLK WP HR S P ERA WHIP	IP WLS BF H R ER SO BB IBB HBP BLK WP HR S P ERA WHIP	IP WLS BF H R ER SO BB IBB HBP BLK WP HR S P ERA WHIP	IP WLS BF H R ER SO BB IBB HBP BLK WP HR S P ERA WHIP	IP WLS BF H R ER SO BB IBB HBP BLK WP HR S P ERA WHIP	IP WLS BF H R ER SO BB IBB HBP BLK WP HR S P ERA WHIP	IP WLS BF H R ER SO BB IBB HBP BLK WP HR S P ERA WHIP	IP WLS BF H R ER SO BB IBB HBP BLK WP HR S P ERA WHIP	IP WLS BF H R ER SO BB IBB HBP BLK WP HR S P ERA WHIP	IP WLS BF H R ER SO BB IBB HBP BLK WP HR S P ERA WHIP	IP WLS BF H R ER SO BB IBB HBP BLK WP HR S P ERA WHIP	IP WLS BF H R ER SO BB IBB HBP BLK WP HR S P ERA WHIP	IP WLS BF H R ER SO BB IBB HBP BLK WP HR S P ERA WHIP	IP WLS BF H R ER SO BB IBB HBP BLK WP HR S P ERA WHIP	IP WLS BF H R ER SO BB IBB HBP BLK WP HR S P ERA WHIP	IP WLS BF H R ER SO BB IBB HBP BLK WP HR S P ERA WHIP	IP WLS BF H R ER SO BB IBB HBP BLK WP HR S P ERA WHIP	IP WLS BF H R ER SO BB IBB HBP BLK WP HR S P ERA WHIP

Washington Nationals @ St. Louis Cardinals  
Busch Stadium, St. Louis, MO  
Fri Aug 28 2009, 7:15 PM CDT  
Att: 40,033 - Cloudy - 71 F

AB	32
R	2
H	7
RBI	2
BB	2
SO	6
LOB	12



Batter	1	2	3	4	5	6	7	8	9	AB	R	H	RBI	BB	SO	LOB	BOTTOM				
12 Julio Lugo, R (1, 4) OBP: 0.355, SLG: 0.421	G1-3		K			15 G5-3 13 E 1B		L9		4	0	1	0	0	1	0	Washington Nationals @ St. Louis Cardinals Busch Stadium, St. Louis, MO Fri Aug 28 2009, 7:15 PM CDT Att: 40,033 - Cloudy - 71 F				
13 Brendan Ryan, R (1, 6) OBP: 0.339, SLG: 0.398	G5-3		G4-3			FC5		G6-3		4	0	0	0	0	0	1					
5 Albert Pujols, R (1, 3) OBP: 0.440, SLG: 0.666	G1-3				G1-3		F9			4	1	1	1	0	0	2					
15 Matt Holliday, R (1, 7) OBP: 0.394, SLG: 0.512		7 1B 4 G6-3 2B			G3		G5-3			3	1	1	0	0	0	2					
47 Ryan Ludwick, R (1, 9) OBP: 0.329, SLG: 0.449		4 G6-3 7 1B BB						G5-3		1	0	0	0	2	0	0					
7 Mark DeRosa, R (1, 5) OBP: 0.333, SLG: 0.450		4 G6-3 1B			F9			F9		3	0	1	0	0	0	1					
4 Yadier Molina, R (1, 2) OBP: 0.357, SLG: 0.371	G6-3				G4-3			G5-3		3	0	0	0	0	0	2					
28 Colby Rasmus, L (1, 8) OBP: 0.306, SLG: 0.415	G1-3				G3			G3		3	0	0	0	0	0	1					
30 John Smoltz, R (1, 1) OBP: 0.143, SLG: 0.143										2	0	0	0	0	1	0					
53 Blake Hawksworth, R (7, 1) OBP: 0.143, SLG: 0.143										0	0	0	0	0	0	0					
36 Denny Reyes, R (8, 1) OBP: 0.290, SLG: 0.383										0	0	0	0	0	0	0					
3 Khalil Greene, R (8, PH) OBP: 0.290, SLG: 0.383										1	1	1	0	0	0	0					
30 Jason Motte, R (9, 1) OBP: 0.290, SLG: 0.383										0	0	0	0	0	0	0					
<b>Inning Stats</b>	R: 0 H: 0 E: 0 K: 0 S: 8	WLS: 0 BF: 10 LOB: 0 P: 10	R: 1 H: 2 E: 0 K: 0 S: 10	WLS: 2 BF: 16 LOB: 1 P: 16	R: 0 H: 0 E: 0 K: 2 S: 8	WLS: 0 BF: 8 LOB: 0 P: 8	R: 0 H: 0 E: 0 K: 0 S: 5	WLS: 0 BF: 11 LOB: 1 P: 11	R: 0 H: 1 E: 0 K: 0 S: 11	WLS: 1 BF: 17 LOB: 0 P: 17	R: 0 H: 0 E: 0 K: 0 S: 7	WLS: 0 BF: 9 LOB: 0 P: 9	R: 1 H: 1 E: 0 K: 0 S: 7	WLS: 1 BF: 12 LOB: 0 P: 12	R: 1 H: 1 E: 0 K: 0 S: 2	WLS: 1 BF: 3 LOB: 0 P: 3	1B: 2 2B: 1 3B: 0 HR: 2	SF: 0 SAC: 0 DP: 2 HBP: 0	WP: 0 PB: 0 SB: 0 CS: 0	PA: 30	
<b>PITCHER</b>	IP WLS BF H R ER SO BB IBB HBP BLK WP HR S P ERA WHIP	IP WLS BF H R ER SO BB IBB HBP BLK WP HR S P ERA WHIP	IP WLS BF H R ER SO BB IBB HBP BLK WP HR S P ERA WHIP	IP WLS BF H R ER SO BB IBB HBP BLK WP HR S P ERA WHIP	IP WLS BF H R ER SO BB IBB HBP BLK WP HR S P ERA WHIP	IP WLS BF H R ER SO BB IBB HBP BLK WP HR S P ERA WHIP	IP WLS BF H R ER SO BB IBB HBP BLK WP HR S P ERA WHIP	IP WLS BF H R ER SO BB IBB HBP BLK WP HR S P ERA WHIP	IP WLS BF H R ER SO BB IBB HBP BLK WP HR S P ERA WHIP	IP WLS BF H R ER SO BB IBB HBP BLK WP HR S P ERA WHIP	IP WLS BF H R ER SO BB IBB HBP BLK WP HR S P ERA WHIP	IP WLS BF H R ER SO BB IBB HBP BLK WP HR S P ERA WHIP	IP WLS BF H R ER SO BB IBB HBP BLK WP HR S P ERA WHIP	IP WLS BF H R ER SO BB IBB HBP BLK WP HR S P ERA WHIP	IP WLS BF H R ER SO BB IBB HBP BLK WP HR S P ERA WHIP	IP WLS BF H R ER SO BB IBB HBP BLK WP HR S P ERA WHIP	IP WLS BF H R ER SO BB IBB HBP BLK WP HR S P ERA WHIP	IP WLS BF H R ER SO BB IBB HBP BLK WP HR S P ERA WHIP	IP WLS BF H R ER SO BB IBB HBP BLK WP HR S P ERA WHIP	IP WLS BF H R ER SO BB IBB HBP BLK WP HR S P ERA WHIP	IP WLS BF H R ER SO BB IBB HBP BLK WP HR S P ERA WHIP

Washington Nationals @ St. Louis Cardinals  
Busch Stadium, St. Louis, MO  
Fri Aug 28 2009, 7:15 PM CDT  
Att: 40,033 - Cloudy - 71 F

AB	28
R	3
H	5
RBI	2
BB	2
SO	2
LOB	9



Batter	1	2	3	4	5	6	7	8	9	AB	R	H	RBI	BB	SO	LOB	TOP										
22 Willie Harris, L (1, 8) OBP: 0.360, SLG: 0.385	G3		15 FC3-6 1B		F7		15 1B BB		K	4	1	1	0	1	1	0	Washington Nationals @ St. Louis Cardinals Busch Stadium, St. Louis, MO Sat Aug 29 2009, 6:15 PM CDT Att: 44,028 - Partly Cloudy - 75 F										
15 Cristian Guzman, S (1, 6) OBP: 0.324, SLG: 0.422	11 SF9 3B		11 FC6-4 1-2		G3-1		16 BB 11 1B		P4	5	1	2	0	0	0	1											
11 Ryan Zimmerman, R (1, 5) OBP: 0.375, SLG: 0.532	SF9 3-H		FC6-4 1-2		F9		16 BB 1B		G3	4	0	1	2	0	0	1											
44 Adam Dunn, L (1, 3) OBP: 0.415, SLG: 0.579	1B				P2		L9			4	1	2	1	0	0	2											
16 Josh Willingham, R (1, 7) OBP: 0.399, SLG: 0.561	K				24 1B 23 G6-3 34 1B BB		G5-3			2	1	0	0	2	1	1											
34 Elijah Dukes, R (1, 9) OBP: 0.308, SLG: 0.411 42 Jason Bergmann, R (8, 1)	G6-3		23 G6-3 24 1B 1B		P3		K			4	0	1	0	0	1	3											
24 Pete Orr, L (1, 4) OBP: 0.625, SLG: 0.857	23 G6-3 1B		23 G6-3 1B						10 G6-4-3 1B	4	0	4	0	0	0	0											
23 Wil Nieves, R (1, 2)	G1-6-3 1-2		G6-3		G4-3				K	4	0	0	1	0	1	5											
35 Craig Stammen, R (1, 1) OBP: 0.342, SLG: 0.330 41 Ron Villone, L (5, 1) 29 Jorge Sosa, R (6, 1) 28 Michael Morse, R (7, PH) 52 Saul Rivera, S (7, 1) 10 Ronnie Belliard, R (8, PH)	G6-3		P3		G6-3		G6-3		G6-4-3	2	0	0	0	0	0	2											
Inning Stats	R: 1 E: 0 K: 1 S: 12	H: 2 LOB: 1 BB: 0 P: 22	R: 0 E: 0 K: 0 S: 8	H: 1 LOB: 0 BB: 0 P: 9	R: 0 E: 0 K: 0 S: 11	H: 1 LOB: 1 BB: 0 P: 18	R: 1 E: 0 K: 0 S: 11	H: 2 LOB: 2 BB: 1 P: 17	R: 0 E: 0 K: 0 S: 9	H: 0 LOB: 0 BB: 0 P: 14	R: 1 E: 0 K: 0 S: 5	H: 2 LOB: 1 BB: 0 P: 8	R: 1 E: 0 K: 1 S: 15	H: 2 LOB: 3 BB: 2 P: 28	R: 0 E: 0 K: 1 S: 10	H: 1 LOB: 0 BB: 0 P: 12		R: 0 E: 0 K: 1 S: 9	H: 0 LOB: 0 BB: 0 P: 13	1B: 8 2B: 1 3B: 1 HR: 1	SF: 1 SAC: 0 DP: 2 HBP: 0	WP: 0 PB: 0 SB: 0 CS: 0	PA: 39				
PITCHER	IP	WLS	BF	H	R	ER	SO	BB	IBB	HBP	BLK	WP	HR	S	P	ERA	WHIP										
41 Mitchell Boggs, R (1, 1) ERA: 4.57	6.0	W	26	8	3	3	1	1	0	0	0	0	1	56	88	4.50	1.500										
46 Kyle McClellan, L (7, 1) ERA: 3.21	0.1		4	2	1	1	0	1	0	0	0	0	0	9	17	27.00	9.000										
43 Trevor Miller, L (7, 1) ERA: 1.77	0.1		1	0	0	0	0	0	0	0	0	0	0	1	1	0.00	0.000										
30 Jason Motte, R (7, 1) ERA: 5.99	1.1		5	1	0	0	2	1	0	0	0	0	0	15	22	0.00	1.500										
48 Brad Thompson, R (9, 1) ERA: 5.02	1.0		3	0	0	0	1	0	0	0	0	0	0	9	13	0.00	0.000										

Batter	1	2	3	4	5	6	7	8	9	AB	R	H	RBI	BB	SO	LOB	BOTTOM										
55 Skip Schumaker, L (1, 4) OBP: 0.356, SLG: 0.399	13 FC6-5 2B		L8		G4-3		13 1B 2B		13 G4-3 1B	5	1	3	0	0	0	0	Washington Nationals @ St. Louis Cardinals Busch Stadium, St. Louis, MO Sat Aug 29 2009, 6:15 PM CDT Att: 44,028 - Partly Cloudy - 75 F										
13 Brendan Ryan, R (1, 6) OBP: 0.339, SLG: 0.398	FC6-5 2-3		5 BB 15 HR 1B		L8		5 2B 1B		G4-3	5	2	2	1	0	0	3											
5 Albert Pujols, R (1, 3) OBP: 0.443, SLG: 0.670	P3		15 HR BB		47 E 2B		47 E 2B		IBB	3	2	2	1	2	0	1											
15 Matt Holliday, R (1, 7) OBP: 0.394, SLG: 0.516	P5		HR		47 E 28 HR IBB		G4-3		K	4	2	1	3	1	1	5											
47 Ryan Ludwick, R (1, 9) OBP: 0.327, SLG: 0.444	28 FC6-4 BB		K2-3		E6 28 HR IBB		G6-3		K	4	1	0	0	1	2	4											
28 Colby Rasmus, L (1, 8) OBP: 0.308, SLG: 0.424	FC6-4 1-2		F7		HR		1B		1B	4	1	2	3	0	0	1											
7 Mark DeRosa, R (1, 5) OBP: 0.335, SLG: 0.449	G6-3		G6-3		L7		21 G6-4-3 1B		1B	3	0	1	0	1	0	0											
21 Jason LaRue, R (1, 2) OBP: 0.284, SLG: 0.293	F5		K		K		G6-4-3		G6-4-3	4	0	0	0	0	2	4											
41 Mitchell Boggs, R (1, 1) OBP: 0.342, SLG: 0.154 22 Joba Thurston, L (5, PH) 46 Kyle McClellan, L (7, 1) 43 Trevor Miller, R (7, 1) 30 Jason Motte, R (7, 1) 24 Rick Ankiel, L (8, PH) 48 Brad Thompson, R (9, 1)	K		K		P4		13 G4-3 55 1B BB			2	0	0	0	0	2	2											
Inning Stats	R: 0 E: 0 K: 0 S: 8	H: 1 LOB: 1 BB: 0 P: 13	R: 0 E: 0 K: 1 S: 13	H: 0 LOB: 2 BB: 2 P: 23	R: 3 E: 0 K: 1 S: 12	H: 2 LOB: 0 BB: 1 P: 20	R: 0 E: 0 K: 2 S: 7	H: 0 LOB: 0 BB: 0 P: 8	R: 4 E: 0 K: 0 S: 20	H: 2 LOB: 0 BB: 1 P: 37	R: 2 E: 0 K: 1 S: 13	H: 3 LOB: 1 BB: 0 P: 22	R: 0 E: 0 K: 0 S: 5	H: 2 LOB: 1 BB: 0 P: 6	R: 0 E: 0 K: 2 S: 11	H: 1 LOB: 3 BB: 2 P: 23		1B: 5 2B: 4 3B: 0 HR: 2	SF: 0 SAC: 0 DP: 1 HBP: 0	WP: 0 PB: 0 SB: 1 CS: 0	PA: 41						
PITCHER	IP	WLS	BF	H	R	ER	SO	BB	IBB	HBP	BLK	WP	HR	S	P	ERA	WHIP										
35 Craig Stammen, R (1, 1) ERA: 5.11	4.2	L	23	4	6	4	4	3	1	0	0	0	1	9	12	0.00	3.000										
41 Ron Villone, L (5, 1) ERA: 4.19	0.1		2	1	1	0	0	0	0	0	0	0	0	9	12	0.00	3.000										
29 Jorge Sosa, R (6, 1) ERA: 7.71	1.0		6	3	2	2	1	0	0	0	0	0	0	13	22	18.00	3.000										
52 Saul Rivera, R (7, 1) ERA: 5.19	1.0		4	2	0	0	0	0	0	0	0	0	0	5	6	0.00	2.000										
42 Jason Bergmann, R (8, 1) ERA: 5.7	1.0		6	1	0	0	2	1	1	0	0	0	0	11	23	0.00	2.000										

AB	35
R	4
H	11
RBI	4
BB	3
SO	4
LOB	16



AB	35
R	9
H	11
RBI	8
BB	6
SO	7
LOB	20






Batter	1	2	3	4	5	6	7	8	9	AB	R	H	RBI	BB	SO	LOB	TOP								
22 Willie Harris, L (1, 8) OBP: 0.354, SLG: 0.377										5	0	0	0	0	2	2	Washington Nationals @ St. Louis Cardinals Busch Stadium, St. Louis, MO Sun Aug. 30 2009, 1:15 PM CDT Att: 41,083 - Partly Cloudy - 66 F								
15 Cristian Guzman, S (1, 6) OBP: 0.321, SLG: 0.419										4	0	0	0	0	1	1									
11 Ryan Zimmerman, R (1, 5) OBP: 0.373, SLG: 0.528										4	0	0	0	0	2	0									
44 Adam Dunn, L (1, 3) OBP: 0.417, SLG: 0.578										1	1	0	0	3	0	0									
16 Josh Willingham, R (1, 7) OBP: 0.401, SLG: 0.562										3	0	1	0	1	2	1									
34 Elijah Dukes, R (1, 9) OBP: 0.314, SLG: 0.412										2	0	1	1	1	0	1									
24 Pete Orr, L (1, 4) OBP: 0.300, SLG: 0.636										4	0	1	0	0	0	6									
17 Sean Burnett, L (8, 1)										0	0	0	0	0	0	0									
54 Mike MacDougal, S (8, 1)										0	0	0	0	0	0	0									
7 Josh Bard, S (1, 2) OBP: 0.304, SLG: 0.343										4	0	1	0	0	0	1									
49 Garrett Mock, S (1, 1) OBP: 0.059, SLG: 0.059										2	0	0	0	0	2	2									
28 Michael Morse, R (7, PH) OBP: 0.200, SLG: 0.300										1	0	0	0	0	0	0									
36 Tyler Clippard, R (7, 1) OBP: 0.296, SLG: 0.374										0	0	0	0	0	0	0									
Ronnie Belliard, R (8, 4) OBP: 0.296, SLG: 0.374										1	0	0	0	0	1	0									
<b>Inning Stats</b>	R: 0 E: 0 K: 0 S: 6	H: 0 LOB: 0 BB: 0 P: 10	R: 0 E: 0 K: 1 S: 8	H: 0 LOB: 1 BB: 0 P: 14	R: 0 E: 0 K: 2 S: 15	H: 1 LOB: 1 BB: 0 P: 20	R: 0 E: 0 K: 1 S: 10	H: 0 LOB: 1 BB: 0 P: 19	R: 0 E: 0 K: 1 S: 10	H: 1 LOB: 1 BB: 0 P: 14	R: 1 E: 0 K: 2 S: 16	H: 1 LOB: 2 BB: 2 P: 32	R: 0 E: 0 K: 1 S: 8	H: 0 LOB: 0 BB: 0 P: 10	R: 0 E: 0 K: 1 S: 17	H: 1 LOB: 3 BB: 2 P: 30	R: 0 E: 0 K: 1 S: 8	H: 0 LOB: 0 BB: 0 P: 11	1B: 3 2B: 1 3B: 0 HR: 0	SF: 0 SAC: 0 DP: 0 HBP: 1	WP: 0 PB: 0 SB: 0 CS: 0	PA: 37			
<b>PITCHER</b>	IP	WLS	BF	H	R	ER	SO	BB	IBB	HBP	BLK	WP	HR	S	P	ERA	WHIP								
50 Adam Wainwright, R (1, 1) ERA: 2.47	6.0	W	25	3	1	1	7	3	0	1	0	0	0	65	109	1.50	1.000								
46 Kyle McClellan, R (7, 1) ERA: 3.11	1.2	H	5	0	0	0	2	0	0	0	0	0	0	15	21	0.00	0.000								
43 Trevor Miller, L (8, 1) ERA: 1.77	0.0		1	0	0	0	0	1	0	0	0	0	0	3	7	∞	∞								
31 Ryan Franklin, R (8, 1) ERA: 1.05	1.1	S	6	1	0	0	1	1	0	0	0	0	0	15	23	0.00	1.500								

AB	31
R	1
H	4
RBI	1
BB	5
SO	10
LOB	14



Batter	1	2	3	4	5	6	7	8	9	AB	R	H	RBI	BB	SO	LOB	BOTTOM								
55 Skip Schumaker, L (1, 4) OBP: 0.354, SLG: 0.396										3	0	0	0	0	1	0	Washington Nationals @ St. Louis Cardinals Busch Stadium, St. Louis, MO Sun Aug. 30 2009, 1:15 PM CDT Att: 41,083 - Partly Cloudy - 66 F								
12 Julio Lugo, R (8, PH) OBP: 0.358, SLG: 0.421										3	2	2	0	0	0	0									
28 Colby Rasmus, L (1, 8) OBP: 0.311, SLG: 0.426										1	0	0	0	0	0	1									
47 Ryan Ludwick, R (8, PH) OBP: 0.326, SLG: 0.443										4	0	2	1	0	0	0									
5 Albert Pujols, R (1, 3) OBP: 0.443, SLG: 0.669										3	0	0	0	0	1	3									
15 Matt Holliday, R (1, 7) OBP: 0.392, SLG: 0.513										1	0	0	1	1	1	1									
24 Rick Ankiel, L (9, 8) OBP: 0.282, SLG: 0.395										3	0	0	0	0	1	2									
3 Khalil Greene, R (1, 5) OBP: 0.285, SLG: 0.375										3	0	0	0	0	0	1									
7 Mark DeRosa, R (8, 5) OBP: 0.335, SLG: 0.449										3	0	0	0	0	0	0									
4 Yadier Molina, R (1, 2) OBP: 0.355, SLG: 0.369										2	0	0	0	0	1	0									
13 Brendan Ryan, R (1, 6) OBP: 0.336, SLG: 0.394										2	0	0	0	0	1	0									
50 Adam Wainwright, R (1, 1) OBP: 0.162, SLG: 0.260										0	0	0	0	0	0	0									
46 Kyle McClellan, R (7, 1) ERA: 2.59										0	0	0	0	0	0	0									
43 Trevor Miller, R (8, 1)										0	0	0	0	0	0	0									
31 Ryan Franklin, R (8, 1)										0	0	0	0	0	0	0									
<b>Inning Stats</b>	R: 0 E: 0 K: 1 S: 9	H: 0 LOB: 0 BB: 0 P: 16	R: 0 E: 0 K: 1 S: 11	H: 0 LOB: 1 BB: 1 P: 16	R: 0 E: 0 K: 1 S: 9	H: 0 LOB: 0 BB: 0 P: 13	R: 1 E: 0 K: 1 S: 10	H: 2 LOB: 1 BB: 0 P: 16	R: 0 E: 0 K: 0 S: 10	H: 0 LOB: 0 BB: 0 P: 17	R: 1 E: 0 K: 1 S: 13	H: 2 LOB: 1 BB: 0 P: 21	R: 0 E: 1 K: 0 S: 7	H: 0 LOB: 1 BB: 0 P: 10	R: 0 E: 0 K: 0 S: 8	H: 0 LOB: 0 BB: 1 P: 16	1B: 4 2B: 0 3B: 0 HR: 0	SF: 1 SAC: 0 DP: 1 HBP: 0	WP: 1 PB: 0 SB: 1 CS: 0	PA: 30					
<b>PITCHER</b>	IP	WLS	BF	H	R	ER	SO	BB	IBB	HBP	BLK	WP	HR	S	P	ERA	WHIP								
49 Garrett Mock, R (1, 1) ERA: 5.01	6.0	L	23	4	2	2	5	1	0	0	0	1	0	62	99	3.00	0.833								
36 Tyler Clippard, R (7, 1) ERA: 2.59	1.0		4	0	0	0	0	0	0	0	0	0	0	7	10	0.00	0.000								
17 Sean Burnett, L (8, 1) ERA: 3.0	0.0		1	0	0	0	0	1	0	0	0	0	0	1	5	∞	∞								
54 Mike MacDougal, R (8, 1) ERA: 3.02	1.0		2	0	0	0	0	0	0	0	0	0	0	7	11	0.00	0.000								

AB	27
R	2
H	4
RBI	2
BB	2
SO	5
LOB	9



Batter	1	2	3	4	5	6	7	8	9	AB	R	H	RBI	BB	SO	LOB	TOP										
3 Felipe Lopez, S OBP: 0.370, SLG: 0.431										5	1	2	1	0	0	2	<b>Milwaukee Brewers @ St. Louis Cardinals</b> Busch Stadium, St. Louis, MO Tue Sep 01 2009, 7:15 PM CDT Att.: 40,119 - Clear - 68 F <a href="http://livebaseballscorecards.com">livebaseballscorecards.com</a>										
22 Jody Gerut, L OBP: 0.260, SLG: 0.353										5	1	1	0	0	1	3											
8 Ryan Braun, R OBP: 0.381, SLG: 0.556										3	0	1	0	1	0	1											
28 Prince Fielder, L OBP: 0.411, SLG: 0.590										3	1	0	0	1	1	3											
14 Casey McGehee, R OBP: 0.356, SLG: 0.498										4	1	2	4	0	0	1											
25 Mike Cameron, R OBP: 0.357, SLG: 0.460										4	1	1	0	0	0	2											
18 Jason Kendall, R OBP: 0.335, SLG: 0.298										4	0	0	0	0	0	3											
7 J.J. Hardy, R OBP: 0.300, SLG: 0.365										4	0	1	1	0	0	0											
41 Braden Looper, R ERA: 3.19										1	0	0	0	0	0	0											
30 Craig Counsell, L ERA: 2.86										1	0	1	0	0	0	0											
20 David Weathers, R ERA: 1.75										0	0	0	0	0	0	0											
60 Todd Coffey, R ERA: 2.73										0	0	0	0	0	0	0											
38 Chris Narveson, L ERA: 5.4										0	0	0	0	0	0	0											
27 Frank Catalanotto, L ERA: 3.99										0	1	0	0	0	1	0											
<b>Inning Stats</b>	R: 3 E: 0 K: 0 S: 9	H: 2 LOB: 0 BB: 1 P: 17	R: 0 E: 0 K: 0 S: 7	H: 0 LOB: 0 BB: 0 P: 11	R: 0 E: 0 K: 0 S: 8	H: 0 LOB: 0 BB: 0 P: 12	R: 0 E: 0 K: 0 S: 6	H: 1 LOB: 1 BB: 0 P: 8	R: 1 E: 0 K: 0 S: 7	H: 3 LOB: 2 BB: 0 P: 10	R: 0 E: 0 K: 1 S: 9	H: 1 LOB: 0 BB: 1 P: 15	R: 0 E: 0 K: 1 S: 6	H: 0 LOB: 0 BB: 1 P: 15	R: 2 E: 0 K: 1 S: 17	H: 2 LOB: 1 BB: 1 P: 30	1B: 6 2B: 2 3B: 0 HR: 1	SF: 0 SAC: 1 DP: 1 HBP: 0	WP: 0 PB: 0 SB: 0 CS: 0	PA: 38							
<b>PITCHER</b>	IP	WLS	BF	H	R	ER	SO	BB	IBB	HBP	BLK	WP	HR	S	P	ERA	WHIP										
35 Joel Pineiro, R ERA: 3.19	7.0	W	29	7	4	4	0	1	0	0	0	0	1	56	92	5.14	1.143										
53 Blake Hawksworth, R ERA: 2.86	0.0		1	0	0	0	0	1	0	0	0	0	0	1	5	∞	∞										
43 Trevor Miller, L ERA: 1.75	0.1	H	1	0	0	0	1	0	0	0	0	0	0	3	5	0.00	0.000										
46 Kyle McClellan, R ERA: 3.07	0.2	H	1	0	0	0	0	0	0	0	0	0	0	2	5	0.00	0.000										
31 Ryan Franklin, R ERA: 1.37	1.0	S	6	2	2	2	1	1	0	0	0	0	0	17	30	18.00	3.000										

Batter	1	2	3	4	5	6	7	8	9	AB	R	H	RBI	BB	SO	LOB	BOTTOM										
55 Skip Schumaker, L OBP: 0.353, SLG: 0.397										4	1	1	0	0	1	0	<b>Milwaukee Brewers @ St. Louis Cardinals</b> Busch Stadium, St. Louis, MO Tue Sep 01 2009, 7:15 PM CDT Att.: 40,119 - Clear - 68 F <a href="http://livebaseballscorecards.com">livebaseballscorecards.com</a>										
13 Brendan Ryan, R OBP: 0.328, SLG: 0.389										4	0	0	0	0	0	1											
5 Albert Pujols, R OBP: 0.444, SLG: 0.673										3	2	1	1	1	0	0											
15 Matt Holliday, R OBP: 0.392, SLG: 0.519										4	2	2	3	0	0	0											
47 Ryan Ludwick, R OBP: 0.328, SLG: 0.446										4	2	2	0	0	0	0											
28 Colby Rasmus, L OBP: 0.315, SLG: 0.427										3	0	2	1	1	0	0											
4 Yadier Molina, R OBP: 0.356, SLG: 0.370										4	0	2	1	0	0	1											
22 Joe Thurston, L OBP: 0.320, SLG: 0.335										3	0	0	0	0	0	4											
7 Mark DeRosa, R OBP: 0.334, SLG: 0.448										1	0	0	0	0	0	0											
35 Joel Pineiro, R ERA: 3.19										2	0	0	0	0	0	0											
3 Khris Drever, R ERA: 4.92										1	0	0	0	0	0	0											
53 Blake Hawksworth, R ERA: 2.86										0	0	0	0	0	0	0											
43 Trevor Miller, R ERA: 1.75										0	0	0	0	0	0	0											
46 Kyle McClellan, R ERA: 3.07										0	0	0	0	0	0	0											
31 Ryan Franklin, R ERA: 1.37										0	0	0	0	0	0	0											
<b>Inning Stats</b>	R: 0 E: 0 K: 0 S: 9	H: 0 LOB: 0 BB: 0 P: 16	R: 0 E: 0 K: 0 S: 9	H: 2 LOB: 2 BB: 0 P: 15	R: 0 E: 0 K: 0 S: 9	H: 0 LOB: 0 BB: 0 P: 11	R: 3 E: 0 K: 0 S: 18	H: 4 LOB: 0 BB: 0 P: 25	R: 0 E: 0 K: 1 S: 8	H: 0 LOB: 0 BB: 0 P: 12	R: 1 E: 0 K: 0 S: 15	H: 2 LOB: 2 BB: 1 P: 25	R: 3 E: 0 K: 0 S: 8	H: 2 LOB: 0 BB: 1 P: 17	R: 0 E: 0 K: 0 S: 5	H: 0 LOB: 0 BB: 0 P: 10	1B: 6 2B: 2 3B: 0 HR: 2	SF: 0 SAC: 0 DP: 1 HBP: 0	WP: 0 PB: 0 SB: 0 CS: 0	PA: 35							
<b>PITCHER</b>	IP	WLS	BF	H	R	ER	SO	BB	IBB	HBP	BLK	WP	HR	S	P	ERA	WHIP										
41 Braden Looper, R ERA: 4.92	6.0		26	8	4	4	0	0	1	0	0	0	1	68	104	6.00	1.333										
20 David Weathers, R ERA: 3.58	0.2	L	4	1	2	2	0	0	1	0	0	0	0	6	13	27.00	1.500										
60 Todd Coffey, R ERA: 2.73	0.1		2	1	1	1	0	0	0	0	0	0	1	2	4	27.00	3.000										
38 Chris Narveson, L ERA: 5.4	1.0		3	0	0	0	0	0	0	0	0	0	0	5	10	0.00	0.000										

Batter	1	2	3	4	5	6	7	8	9	AB	R	H	RBI	BB	SO	LOB	TOP				
3 Felipe Lopez, S OBP: 0.368, SLG: 0.427										4	0	0	0	1	3	2					
27 Frank Catalanotto, L OBP: 0.279, SLG: 0.402										4	1	3	0	0	0	0					
11 Mike Rivera, R OBP: 0.350, SLG: 0.381										1	0	0	0	0	1	0					
8 Ryan Braun, R OBP: 0.380, SLG: 0.554										5	0	1	0	0	2	4					
28 Prince Fielder, L OBP: 0.413, SLG: 0.592										4	2	2	0	1	0	2					
14 Casey McGehee, R OBP: 0.360, SLG: 0.502										4	0	2	2	1	0	2					
25 Mike Cameron, R OBP: 0.356, SLG: 0.458										4	0	1	1	0	1	4					
18 Jason Kendall, R OBP: 0.332, SLG: 0.295										4	0	0	0	0	2	3					
7 J.J. Hardy, R OBP: 0.300, SLG: 0.364										4	0	1	0	0	1	1					
31 Dave Bush, R OBP: 0.222, SLG: 0.121										1	0	0	0	0	0	0					
38 Chris Narveson, L OBP: 0.258, SLG: 0.420										0	0	0	0	0	0	0					
30 Craig Counsell, L OBP: 0.358, SLG: 0.420										0	0	0	0	0	0	0					
52 Chris Smith, R OBP: 0.282, SLG: 0.370										0	0	0	0	0	0	0					
57 Mitch Stetter, L OBP: 0.282, SLG: 0.370										0	0	0	0	0	0	0					
45 Mark DiFelice, R OBP: 0.222, SLG: 0.121										0	0	0	0	1	0	0					
22 Jody Gerut, L OBP: 0.222, SLG: 0.121										0	0	0	0	0	0	0					
12 Carlos Villanueva, R OBP: 0.222, SLG: 0.121										0	0	0	0	0	0	0					
<b>Inning Stats</b>	R: 1 E: 0 K: 1 S: 9	H: 2 LOB: 2 BB: 1 P: 17	R: 0 E: 0 K: 1 S: 9	H: 1 LOB: 1 BB: 0 P: 13	R: 1 E: 0 K: 1 S: 14	H: 2 LOB: 2 BB: 1 P: 24	R: 0 E: 0 K: 0 S: 14	H: 1 LOB: 2 BB: 1 P: 25	R: 1 E: 0 K: 0 S: 12	H: 2 LOB: 1 BB: 0 P: 17	R: 0 E: 0 K: 1 S: 5	H: 0 LOB: 0 BB: 0 P: 6	R: 0 E: 0 K: 2 S: 9	H: 1 LOB: 0 BB: 0 P: 12	R: 0 E: 0 K: 3 S: 11	H: 0 LOB: 1 BB: 1 P: 21	R: 0 E: 0 K: 1 S: 9	H: 1 LOB: 1 BB: 0 P: 13	1B: 7 2B: 3 3B: 0 HR: 0	SF: 0 SAC: 1 DP: 0 HBP: 0	WP: 0 PA: 41 PB: 0 SB: 0 CS: 0
<b>PITCHER</b>	IP WLS BF H R ER SO BB IBB HBP BLK WP HR S P ERA WHIP	6.0 W 29 8 3 3 4 3 0 0 0 0 0 63 102 4.50 1.833	2.0 8 1 0 0 5 1 0 0 0 0 0 20 33 0.00 1.000	1.0 4 1 0 0 1 0 0 0 0 0 0 9 13 0.00 1.000																	

Milwaukee Brewers @ St. Louis Cardinals  
Busch Stadium, St. Louis, MO  
Wed Sep 02 2009, 7:15 PM CDT  
Att: 40,214 - Clear - 71 F

AB 36  
R 3  
H 10  
RBI 3  
BB 4  
SO 10  
LOB 18



Batter	1	2	3	4	5	6	7	8	9	AB	R	H	RBI	BB	SO	LOB	BOTTOM					
55 Skip Schumaker, L OBP: 0.360, SLG: 0.403										4	2	4	2	1	0	0						
28 Colby Rasmus, L OBP: 0.314, SLG: 0.426										4	1	1	0	0	1	4						
47 Ryan Ludwick, R OBP: 0.329, SLG: 0.450										1	0	1	1	0	0	0						
5 Albert Pujols, R OBP: 0.443, SLG: 0.672										5	1	2	2	0	0	4						
36 Denny Reyes, R OBP: 0.394, SLG: 0.521										0	0	0	0	0	0	0						
15 Matt Holliday, R OBP: 0.394, SLG: 0.521										4	1	2	1	1	1	3						
24 Rick Ankiel, L OBP: 0.289, SLG: 0.397										3	2	2	0	2	0	2						
7 Mark DeRosa, R OBP: 0.331, SLG: 0.444										4	0	0	1	0	0	8						
4 Yadier Molina, R OBP: 0.359, SLG: 0.377										5	1	3	2	0	0	1						
13 Brendan Ryan, R OBP: 0.336, SLG: 0.389										3	1	1	0	1	1	2						
29 Chris Carpenter, R OBP: 0.208, SLG: 0.180										2	1	0	0	0	1	2						
8 Troy Glaus, R OBP: 0.282, SLG: 0.370										1	0	0	0	0	1	1						
30 Jason Motte, R OBP: 0.282, SLG: 0.370										0	0	0	0	0	0	0						
3 Khalil Greene, R OBP: 0.282, SLG: 0.370										0	0	0	0	0	0	0						
21 Jason LaRue, R OBP: 0.294, SLG: 0.293										0	0	0	0	0	0	0						
<b>Inning Stats</b>	R: 0 E: 0 K: 2 S: 14	H: 2 LOB: 3 BB: 1 P: 22	R: 6 E: 0 K: 0 S: 17	H: 6 LOB: 1 BB: 1 P: 29	R: 0 E: 0 K: 0 S: 11	H: 1 LOB: 2 BB: 0 P: 15	R: 2 E: 0 K: 2 S: 14	H: 3 LOB: 1 BB: 0 P: 25	R: 0 E: 0 K: 0 S: 9	H: 1 LOB: 1 BB: 0 P: 14	R: 1 E: 0 K: 1 S: 12	H: 2 LOB: 1 BB: 0 P: 25	R: 1 E: 0 K: 0 S: 10	H: 1 LOB: 2 BB: 2 P: 25	R: 0 E: 0 K: 0 S: 5	H: 0 LOB: 0 BB: 1 P: 12	1B: 11 2B: 5 3B: 0 HR: 0	SF: 1 SAC: 0 DP: 2 HBP: 2	WP: 1 PA: 45 PB: 0 SB: 1 CS: 0			
<b>PITCHER</b>	IP WLS BF H R ER SO BB IBB HBP BLK WP HR S P ERA WHIP	3.1 L 24 11 8 8 2 2 0 0 0 0 0 17 26 0.00 1.200	4.5 5 2 1 1 1 0 0 0 0 0 1 0 12 25 9.00 2.000	3.9 5 1 1 1 0 1 1 0 0 0 0 9 24 13.50 3.000	0.1 1 0 0 0 0 0 0 0 0 0 0 1 1 0.00 0.000																	

Milwaukee Brewers @ St. Louis Cardinals  
Busch Stadium, St. Louis, MO  
Wed Sep 02 2009, 7:15 PM CDT  
Att: 40,214 - Clear - 71 F

AB 37  
R 10  
H 16  
RBI 9  
BB 5  
SO 5  
LOB 28











Batter	1	2	3	4	5	6	7	8	9	AB R H RBI BB SO LOB	TOP											
55 Skip Schumaker, L (1,4) OBP: 0.397, SLG: 0.398	F9		G3		5 2B		K		G1	5 1 1 0 0 1 1	<b>St. Louis Cardinals @ Milwaukee Brewers</b> Miller Park, Milwaukee, WI Mon Sep 07 2009, 1:05 PM CDT Att: 35,360 - Sunny - 73 F											
24 Rick Ankiel, L (1,8) OBP: 0.288, SLG: 0.401	F8		1B		P5		F9		5 BB	5 0 2 0 0 0 3												
5 Albert Pujols, R (1,3) OBP: 0.448, SLG: 0.683	1B		F9		2B			15 1B	BB	4 1 3 2 1 0 1												
15 Matt Holliday, R (1,7) OBP: 0.394, SLG: 0.528	G5-3		F9		G6-3			4 F9	8 1B	5 0 1 1 0 1 5												
47 Ryan Ludwick, R (1,9) OBP: 0.333, SLG: 0.465	P2				K		G6-3		K	4 0 0 0 0 2 1												
8 Troy Claus, R (1,5) OBP: 0.186, SLG: 0.250	13 FC4-6		4 HBP		G5-3		F8		13 FC4-6	4 0 2 0 0 0 0												
4 Yadier Molina, R (1,2) OBP: 0.365, SLG: 0.373	13 HBP		1-2		L8		G6-3		F9	3 0 0 0 0 0 2												
13 Brendan Ryan, R (1,6) OBP: 0.333, SLG: 0.389	FC4-6		1-2 2-3		55 1B		55 S		FC1-4-6	4 1 2 0 0 0 4												
29 Chris Carpenter, R (1,1) OBP: 0.196, SLG: 0.170	P6				SH2-4		K		K	3 0 0 0 0 2 3												
<b>Inning Stats</b>	R: 0 H: 1 E: 0 K: 0 S: 16	H: 1 LOB: 1 BB: 0 P: 21	R: 0 H: 1 E: 0 K: 0 S: 8	H: 1 LOB: 2 BB: 0 P: 14	R: 0 H: 1 E: 0 K: 1 S: 9	H: 1 LOB: 1 BB: 0 P: 13	R: 0 H: 0 E: 0 K: 1 S: 8	H: 0 LOB: 0 BB: 0 P: 10	R: 2 H: 3 E: 0 K: 0 S: 15	H: 3 LOB: 1 BB: 0 P: 19	R: 0 H: 0 E: 0 K: 0 S: 7	H: 0 LOB: 0 BB: 0 P: 9	R: 0 H: 1 E: 0 K: 2 S: 8	H: 1 LOB: 1 BB: 0 P: 11	R: 1 H: 3 E: 0 K: 1 S: 15	H: 3 LOB: 2 BB: 0 P: 21	R: 0 H: 1 E: 0 K: 2 S: 13	H: 2 LOB: 1 BB: 1 P: 22	1B: 8 2B: 3 3B: 0 HR: 0	SF: 0 SAC: 1 DP: 0 HBP: 1	WP: 0 PB: 0 SB: 1 CS: 0	PA: 40
<b>PITCHER</b>	IP WLS BF H R ER SO BB IBB HBP BLK WP HR S P ERA WHIP											IP WLS BF H R ER SO BB IBB HBP BLK WP HR S P ERA WHIP										
31 Dave Bush, R (1,1) ERA: 6.19	7.0 L 29 7 2 2 3 0 0 1 0 0 0 0 71 97 2.57 1.000																					
45 Mark DiFelice, R (8,1) ERA: 3.73	1.0 6 3 1 1 1 0 0 0 0 0 0 15 21 9.00 3.000																					
38 Chris Narveson, L (9,1) ERA: 4.71	1.0 5 1 0 0 2 1 0 0 0 0 0 0 13 22 0.00 2.000																					

Batter	1	2	3	4	5	6	7	8	9	AB R H RBI BB SO LOB	BOTTOM									
10 Corey Patterson, L (1,8) OBP: 0.105, SLG: 0.105	K		G1-3				P6		G6-3	4 0 0 0 0 1 1	<b>St. Louis Cardinals @ Milwaukee Brewers</b> Miller Park, Milwaukee, WI Mon Sep 07 2009, 1:05 PM CDT Att: 35,360 - Sunny - 73 F									
27 Frank Catalanotto, L (1,7) OBP: 0.391, SLG: 0.369	G3				F8		G3-1		G4-3	4 0 0 0 0 0 0										
3 Felipe Lopez, S (1,4) OBP: 0.369, SLG: 0.421	BB				K		L1			2 0 0 0 1 1 0										
28 Prince Fielder, L (1,3) OBP: 0.409, SLG: 0.587	G3				K		K		K	3 0 0 0 0 2 1										
14 Casey McGehee, R (1,5) OBP: 0.358, SLG: 0.496	G6-3				K		K		K	3 0 0 0 0 2 0										
22 Jody Gerut, L (1,9) OBP: 0.264, SLG: 0.349	P6				2B				G3-1	3 0 1 0 0 0 0										
18 Jason Kendall, R (1,2) OBP: 0.331, SLG: 0.293	K				G5-3				G6-3	3 0 0 0 0 1 1										
21 Alcides Escobar, R (1,6) OBP: 0.295, SLG: 0.328	G6-3				K				P4	3 0 0 0 0 1 1										
31 Dave Bush, R (1,1) OBP: 0.207, SLG: 0.115	K						K		10 G6-3	2 0 0 0 0 2 0										
45 Mark DiFelice, R (8,1) ERA: 3.73										0 0 0 0 0 0 0										
38 Chris Narveson, L (9,1) ERA: 4.71										0 0 0 0 0 0 0										
30 Craig Counsell, L (9,PH) OBP: 0.362, SLG: 0.423										0 0 0 0 1 0 0										
<b>Inning Stats</b>	R: 0 H: 0 E: 0 K: 1 S: 7	H: 0 LOB: 0 BB: 0 P: 15	R: 0 H: 0 E: 0 K: 1 S: 7	H: 0 LOB: 0 BB: 0 P: 10	R: 0 H: 0 E: 0 K: 2 S: 8	H: 0 LOB: 0 BB: 0 P: 9	R: 0 H: 1 E: 0 K: 2 S: 10	H: 1 LOB: 0 BB: 0 P: 18	R: 0 H: 0 E: 0 K: 1 S: 9	H: 0 LOB: 0 BB: 0 P: 13	R: 0 H: 0 E: 0 K: 2 S: 7	H: 0 LOB: 0 BB: 0 P: 9	R: 0 H: 0 E: 0 K: 0 S: 6	H: 0 LOB: 0 BB: 0 P: 10	R: 0 H: 0 E: 0 K: 0 S: 4	H: 0 LOB: 1 BB: 1 P: 9	1B: 0 2B: 1 3B: 0 HR: 0	SF: 0 SAC: 0 DP: 1 HBP: 0	WP: 0 PB: 0 SB: 0 CS: 0	PA: 29
<b>PITCHER</b>	IP WLS BF H R ER SO BB IBB HBP BLK WP HR S P ERA WHIP											IP WLS BF H R ER SO BB IBB HBP BLK WP HR S P ERA WHIP								
29 Chris Carpenter, R (1,1) ERA: 2.16	9.0 W 29 1 0 0 10 2 0 0 0 0 0 64 99 0.00 0.333																			





Batter	1	2	3	4	5	6	7	8	9	AB	R	H	RBI	BB	SO	LOB	TOP							
55 Skip Schumaker, L OBP: 0.395, SLG: 0.394	P5	G4-3			F7		K		G4-3	5	0	0	0	0	1	2	<b>St. Louis Cardinals @ Milwaukee Brewers</b> Miller Park, Milwaukee, WI Wed Sep 09 2009, 1:05 PM CDT Att: 26,559 - Partly Cloudy - 74 F							
28 Colby Rasmus, L OBP: 0.313, SLG: 0.420	5 1B SF7		G1-3		5 HR		F9			4	2	2	1	1	0	0								
5 Albert Pujols, R OBP: 0.450, SLG: 0.698	47 1B		F8						F8	5	2	3	3	0	0	1								
15 Matt Holliday, R OBP: 0.395, SLG: 0.533	SF7		G5-3		P6					1	0	0	1	0	0	0								
24 Rick Ankiel, L OBP: 0.395, SLG: 0.396										2	0	0	0	0	1	0								
47 Ryan Ludwick, R OBP: 0.335, SLG: 0.467	7 WP 1B		G5-3		7 FC6 1B				L5	4	0	2	0	0	0	0								
7 Mark DeRosa, R OBP: 0.333, SLG: 0.447	P3								L5	4	0	1	0	0	0	3								
4 Yadier Molina, R OBP: 0.363, SLG: 0.372			G6-3							3	0	1	0	0	1	0								
13 Brendan Ryan, R OBP: 0.333, SLG: 0.392			50 G3-1 1B		13 G4-6-3 HBP				2B	4	0	1	0	0	0	3								
50 Adam Wainwright, R OBP: 0.166, SLG: 0.260			G3-1						G3-1	3	1	1	0	0	1	1								
43 Trevor Miller, R										0	0	0	0	0	0	0								
30 Jason Motte, R										0	0	0	0	0	0	0								
22 Joe Thurston, L OBP: 0.166, SLG: 0.260										1	0	0	0	0	0	0								
36 Denny Reyes, R										0	0	0	0	0	0	0								
46 Kyle McClellan, R										0	0	0	0	0	0	0								
<b>Inning Stats</b>	R: 1 E: 0 K: 0 S: 11	H: 2 LOB: 2 BB: 1 P: 20	R: 0 E: 0 K: 0 S: 8	H: 1 LOB: 1 BB: 0 P: 13	R: 0 E: 0 K: 0 S: 4	H: 0 LOB: 0 BB: 0 P: 7	R: 0 E: 0 K: 0 S: 6	H: 1 LOB: 1 BB: 0 P: 12	R: 3 E: 0 K: 2 S: 12	H: 4 LOB: 1 BB: 0 P: 19	R: 0 E: 0 K: 2 S: 9	H: 0 LOB: 0 BB: 0 P: 15	R: 1 E: 0 K: 2 S: 9	H: 1 LOB: 0 BB: 0 P: 13	R: 0 E: 0 K: 0 S: 8	H: 1 LOB: 1 BB: 0 P: 12	R: 0 E: 0 K: 0 S: 6	H: 1 LOB: 1 BB: 0 P: 8	1B: 5 2B: 3 3B: 1 HR: 2	SF: 1 SAC: 0 DP: 1 HBP: 1	WP: 1 PB: 0 SB: 0 CS: 0	PA: 39		
<b>PITCHER</b>	IP WLS BF ERA WHIP	IP WLS BF ERA WHIP	IP WLS BF ERA WHIP	IP WLS BF ERA WHIP	IP WLS BF ERA WHIP	IP WLS BF ERA WHIP	IP WLS BF ERA WHIP	IP WLS BF ERA WHIP	IP WLS BF ERA WHIP	IP WLS BF ERA WHIP	IP WLS BF ERA WHIP	IP WLS BF ERA WHIP	IP WLS BF ERA WHIP	IP WLS BF ERA WHIP	IP WLS BF ERA WHIP	IP WLS BF ERA WHIP	IP WLS BF ERA WHIP	IP WLS BF ERA WHIP	IP WLS BF ERA WHIP	IP WLS BF ERA WHIP	IP WLS BF ERA WHIP	IP WLS BF ERA WHIP	IP WLS BF ERA WHIP	IP WLS BF ERA WHIP
37 Jeff Suppan, R ERA: 5.05	5.0	L	24	8	4	4	0	1	0	1	0	0	0	0	0	0	1	1	41	71	7.20	1.800		
38 Chris Narveson, L ERA: 4.5	3.0		11	2	1	1	4	0	0	0	0	0	0	0	0	0	0	1	26	40	3.00	0.667		
52 Chris Smith, R ERA: 3.67	1.0		4	1	0	0	0	0	0	0	0	0	0	0	0	0	0	0	6	8	0.00	1.000		

AB	36
R	5
H	11
RBI	5
BB	1
SO	4
LOB	10



Batter	1	2	3	4	5	6	7	8	9	AB	R	H	RBI	BB	SO	LOB	BOTTOM							
3 Felipe Lopez, S OBP: 0.368, SLG: 0.426	K		G3			F9				4	1	1	1	0	1	1	<b>St. Louis Cardinals @ Milwaukee Brewers</b> Miller Park, Milwaukee, WI Wed Sep 09 2009, 1:05 PM CDT Att: 26,559 - Partly Cloudy - 74 F							
30 Craig Counsell, L OBP: 0.357, SLG: 0.419					G4-3		K		K	4	0	1	0	0	2	0								
8 Ryan Braun, R OBP: 0.379, SLG: 0.546	G6-3				G1-3		F9		P3	4	0	0	0	0	0	0								
28 Prince Fielder, L OBP: 0.410, SLG: 0.593			K		K				F7	4	0	1	0	0	2	0								
1 Corey Hart, R OBP: 0.330, SLG: 0.426					F7		F7		F7	4	0	0	0	0	0	1								
22 Jody Gerut, L OBP: 0.287, SLG: 0.347					G3-1				G3-1	3	0	1	0	1	0	0								
18 Jason Kendall, R OBP: 0.331, SLG: 0.293					G6-3					3	0	1	0	0	1	2								
21 Alcides Escobar, R OBP: 0.297, SLG: 0.328										3	0	1	0	0	0	4								
37 Jeff Suppan, R OBP: 0.166, SLG: 0.260										0	0	0	0	0	0	0								
14 Casey McGehee, R OBP: 0.166, SLG: 0.260										1	0	0	0	0	1	2								
38 Chris Narveson, L										0	0	0	0	0	0	0								
24 Mat Gamel, L OBP: 0.166, SLG: 0.260										0	0	0	0	0	0	0								
16 Jason Bourgeois, R OBP: 0.166, SLG: 0.260										1	0	0	0	0	0	0								
52 Chris Smith, R										0	0	0	0	0	0	0								
<b>Inning Stats</b>	R: 0 E: 0 K: 1 S: 6	H: 1 LOB: 0 BB: 0 P: 9	R: 0 E: 0 K: 1 S: 8	H: 0 LOB: 0 BB: 0 P: 12	R: 0 E: 0 K: 0 S: 10	H: 1 LOB: 1 BB: 0 P: 16	R: 0 E: 0 K: 1 S: 8	H: 0 LOB: 0 BB: 0 P: 14	R: 0 E: 0 K: 1 S: 15	H: 2 LOB: 2 BB: 0 P: 22	R: 0 E: 0 K: 1 S: 8	H: 0 LOB: 0 BB: 0 P: 10	R: 0 E: 0 K: 1 S: 9	H: 1 LOB: 2 BB: 1 P: 15	R: 1 E: 0 K: 1 S: 9	H: 1 LOB: 0 BB: 0 P: 13	R: 0 E: 0 K: 0 S: 7	H: 0 LOB: 0 BB: 0 P: 10	1B: 3 2B: 2 3B: 0 HR: 1	SF: 0 SAC: 1 DP: 0 HBP: 0	WP: 0 PB: 0 SB: 0 CS: 0	PA: 33		
<b>PITCHER</b>	IP WLS BF ERA WHIP	IP WLS BF ERA WHIP	IP WLS BF ERA WHIP	IP WLS BF ERA WHIP	IP WLS BF ERA WHIP	IP WLS BF ERA WHIP	IP WLS BF ERA WHIP	IP WLS BF ERA WHIP	IP WLS BF ERA WHIP	IP WLS BF ERA WHIP	IP WLS BF ERA WHIP	IP WLS BF ERA WHIP	IP WLS BF ERA WHIP	IP WLS BF ERA WHIP	IP WLS BF ERA WHIP	IP WLS BF ERA WHIP	IP WLS BF ERA WHIP	IP WLS BF ERA WHIP	IP WLS BF ERA WHIP	IP WLS BF ERA WHIP	IP WLS BF ERA WHIP	IP WLS BF ERA WHIP	IP WLS BF ERA WHIP	IP WLS BF ERA WHIP
50 Adam Wainwright, R ERA: 2.99	7.0	W	26	5	0	0	0	0	0	0	0	0	0	0	0	0	0	1	6	98	13.50	1.500		
43 Trevor Miller, L ERA: 1.99	0.2		3	1	1	1	1	0	0	0	0	0	0	0	0	0	0	0	1	6	10	13.50	1.500	
30 Jason Motte, R ERA: 5.12	0.1		1	0	0	0	0	0	0	0	0	0	0	0	0	0	0	0	3	3	0.00	0.000		
36 Denny Reyes, L ERA: 3.38	0.1		1	0	0	0	0	0	0	0	0	0	0	0	0	0	0	0	2	4	0.00	0.000		
46 Kyle McClellan, R ERA: 3.09	0.2		2	0	0	0	0	0	0	0	0	0	0	0	0	0	0	0	5	6	0.00	0.000		









Batter	1	2	3	4	5	6	7	8	9	AB	R	H	RBI	BB	SO	LOB	TOP						
8 Chris Coghlan, L (1.7) OBP: 0.381, SLG: 0.447										5	1	2	2	0	0	3							
20 Nick Johnson, L (1.3) OBP: 0.427, SLG: 0.423										5	2	2	2	0	2	1							
2 Hanley Ramirez, R (1.6) OBP: 0.425, SLG: 0.574										4	0	1	0	1	3	1							
3 Jorge Cantu, R (1.5) OBP: 0.340, SLG: 0.437										5	0	1	0	0	1	3							
6 Dan Uggla, R (1.4) OBP: 0.359, SLG: 0.461										3	1	1	0	1	1	0							
21 John Baker, L (1.2) OBP: 0.351, SLG: 0.422										2	1	1	0	2	0	2							
12 Cody Ross, R (1.9) OBP: 0.326, SLG: 0.475										4	0	1	1	0	0	2							
24 Cameron Maybin, R (1.8) OBP: 0.314, SLG: 0.367										4	1	1	0	0	1	2							
47 Ricky Nolasco, R (1.1) OBP: 0.178, SLG: 0.143										1	0	0	0	0	1	2							
15 Cody Sanchez, R (5. Ph) OBP: 0.274, SLG: 0.245										1	0	0	0	0	0	0							
48 Brendan Donnelly, R (6.1) OBP: 0.200, SLG: 0.248										0	0	0	0	0	0	0							
37 Renyel Pinto, L (7.1) OBP: 0.185, SLG: 0.266										0	0	0	0	0	0	0							
7 Ross Gload, L (8. Ph) OBP: 0.200, SLG: 0.266										0	0	0	0	0	0	0							
18 Wes Helms, R (8. Ph) OBP: 0.200, SLG: 0.266										0	0	0	0	0	0	0							
22 Matt Lindstrom, R (8.1) OBP: 0.200, SLG: 0.266										0	0	0	0	0	0	0							
64 Tim Wood, R (8.1) OBP: 0.200, SLG: 0.266										0	0	0	0	0	0	0							
<b>Inning Stats</b>	R: 0 E: 0 K: 1 S: 16	H: 1 LOB: 1 BB: 0 P: 24	R: 1 E: 0 K: 1 S: 15	H: 2 LOB: 2 BB: 1 P: 24	R: 1 E: 0 K: 0 S: 9	H: 2 LOB: 0 BB: 0 P: 12	R: 4 E: 0 K: 1 S: 15	H: 4 LOB: 0 BB: 0 P: 20	R: 0 E: 0 K: 2 S: 12	H: 0 LOB: 1 BB: 1 P: 20	R: 0 E: 0 K: 0 S: 7	H: 1 LOB: 0 BB: 0 P: 13	R: 0 E: 0 K: 2 S: 10	H: 1 LOB: 2 BB: 1 P: 16	R: 0 E: 0 K: 1 S: 10	H: 0 LOB: 0 BB: 0 P: 16	R: 0 E: 0 K: 1 S: 10	H: 0 LOB: 1 BB: 1 P: 21	1B: 8 2B: 1 3B: 1 HR: 1	SF: 0 SAC: 1 DP: 1 HBP: 0	WP: 1 PB: 0 SB: 0 CS: 0	PA: 41	
<b>PITCHER</b>	IP: 4.0 WLS: 1.1 BF: 6 ERA: 2.36	WLS: 6 H: 1 R: 0 ER: 0 SO: 2	H: 1 R: 0 ER: 0 SO: 2	H: 0 R: 0 ER: 0 SO: 2	H: 0 R: 0 ER: 0 SO: 0	H: 0 R: 0 ER: 0 SO: 0	H: 0 R: 0 ER: 0 SO: 0	H: 0 R: 0 ER: 0 SO: 0	H: 0 R: 0 ER: 0 SO: 0	H: 0 R: 0 ER: 0 SO: 1	IP: 1.0 WLS: 4 BF: 4 ERA: 4.96	WLS: 4 H: 0 R: 0 ER: 0 SO: 1	H: 0 R: 0 ER: 0 SO: 1	H: 0 R: 0 ER: 0 SO: 0	H: 0 R: 0 ER: 0 SO: 0	H: 0 R: 0 ER: 0 SO: 0	H: 0 R: 0 ER: 0 SO: 0	H: 0 R: 0 ER: 0 SO: 0	WP: 0 HR: 0 S: 10 P: 21	ERA: 0.00 WHIP: 1.000			
37 Todd Wellemeyer, R (1.1) ERA: 5.89																							
53 Blake Hawksworth, R (5.1) ERA: 2.36																							
36 Dennys Reyes, L (6.1) ERA: 3.19																							
46 Kyle McClellan, R (7.1) ERA: 2.97																							
43 Trevor Miller, L (8.1) ERA: 1.78																							
55 Skip Schumaker, L (1.4) OBP: 0.360, SLG: 0.394										4	3	3	0	1	0	1							
12 Julio Lugo, R (1.6) OBP: 0.300, SLG: 0.438										4	1	1	2	0	1	4							
46 Kyle McClellan, R (7.1) OBP: 0.274, SLG: 0.245										0	0	0	0	0	0	0							
50 Adam Wainwright, R (8. Ph) OBP: 0.185, SLG: 0.266										0	0	0	0	0	0	0							
22 Jose Thayer, L (8.1) OBP: 0.200, SLG: 0.266										1	0	0	0	0	1	2							
30 Jason Motte, R (8.1) OBP: 0.200, SLG: 0.266										0	0	0	0	0	0	0							
5 Albert Pujols, R (1.3) OBP: 0.449, SLG: 0.688										2	2	2	1	1	0	0							
15 Matt Holliday, R (1.7) OBP: 0.393, SLG: 0.529										5	2	2	3	0	0	5							
28 Colby Rasmus, L (1.8) OBP: 0.314, SLG: 0.427										5	2	3	3	0	0	0							
47 Ryan Ludwick, R (1.9) OBP: 0.333, SLG: 0.460										5	0	2	2	0	2	1							
7 Mark DeRosa, R (1.5) OBP: 0.328, SLG: 0.436										5	0	1	0	0	1	2							
21 Jason LaRue, R (1.2) OBP: 0.278, SLG: 0.298										5	0	0	0	0	2	6							
37 Todd Wellemeyer, R (1.1) ERA: 5.89										1	0	1	0	0	0	0							
3 Khris Gray, R (4. Ph) OBP: 0.200, SLG: 0.266										1	1	1	0	0	0	0							
53 Blake Hawksworth, R (5.1) ERA: 2.36										0	0	0	0	0	0	0							
36 Dennys Reyes, R (6.1) ERA: 3.19										0	0	0	0	0	0	0							
13 Brendan Ryan, R (7.6) OBP: 0.337, SLG: 0.396										1	0	1	0	1	0	0							
<b>Inning Stats</b>	R: 4 E: 0 K: 0 S: 22	H: 5 LOB: 1 BB: 0 P: 30	R: 0 E: 0 K: 0 S: 10	H: 2 LOB: 0 BB: 0 P: 16	R: 0 E: 0 K: 2 S: 8	H: 0 LOB: 0 BB: 0 P: 11	R: 3 E: 0 K: 1 S: 17	H: 3 LOB: 0 BB: 0 P: 23	R: 0 E: 1 K: 1 S: 13	H: 0 LOB: 1 BB: 0 P: 17	R: 0 E: 0 K: 1 S: 10	H: 2 LOB: 2 BB: 0 P: 15	R: 0 E: 1 K: 0 S: 6	H: 1 LOB: 1 BB: 0 P: 10	R: 4 E: 0 K: 2 S: 22	H: 4 LOB: 2 BB: 3 P: 43	1B: 13 2B: 2 3B: 1 HR: 1	SF: 1 SAC: 0 DP: 2 HBP: 1	WP: 0 PB: 0 SB: 1 CS: 2	PA: 44			
<b>PITCHER</b>	IP: 5.0 WLS: 1.0 BF: 5 ERA: 1.74	WLS: 2 H: 1 R: 0 ER: 0 SO: 1	H: 2 R: 0 ER: 0 SO: 1	H: 0 R: 0 ER: 0 SO: 1	H: 0 R: 0 ER: 0 SO: 0	H: 0 R: 0 ER: 0 SO: 0	H: 0 R: 0 ER: 0 SO: 0	H: 0 R: 0 ER: 0 SO: 0	H: 0 R: 0 ER: 0														



Batter	1	2	3	4	5	6	7	8	9	AB	R	H	RBI	BB	SO	LOB	TOP					
8 Chris Coghlan, L (1,7) OBP: 0.376, SLG: 0.440	G4-3	SF7 20 SH1 1B		G4-3		G5-3		L8		5	0	1	0	0	0	3						
20 Nick Johnson, L (1,3) OBP: 0.428, SLG: 0.422		SH1		G4-3			G4-1		G6-3 BB	3	1	1	0	1	0	0						
59 Brett Hayes, R (9,PR) OBP: 0.333, SLG: 0.625	3 1B 6 FC9-6 1B									0	0	0	0	0	0	0						
44 Brian Sanchez, R (9,1)										0	0	0	0	0	0	0						
46 Juan Carlos Oviedo, R (9,1)										0	0	0	0	0	0	0						
2 Hanley Ramirez, R (1,6) OBP: 0.422, SLG: 0.587	6 FC9-6 21 1B 1B	SF7 IBB		G4-3		G5-3			P3	4	1	1	0	1	0	1						
3 Jorge Cantu, R (1,5) OBP: 0.339, SLG: 0.434		SF7		G2-3			K		G6-3	4	0	1	1	0	1	1						
6 Dan Uggla, R (1,4) OBP: 0.359, SLG: 0.467	FC9-6 21 1B 1B	G1-3								4	2	2	1	0	0	4						
21 John Baker, L (1,2) OBP: 0.352, SLG: 0.423	12 1B 3-H 1B			G1-3					G4-3	4	0	2	1	0	0	2						
12 Cody Ross, R (1,9) OBP: 0.329, SLG: 0.475				F8						4	0	3	2	0	0	1						
24 Cameron Maybin, R (1,8) OBP: 0.306, SLG: 0.354				G6-4-3					G6-3	4	0	0	0	0	2	5						
55 Josh Johnson, L (1,1) OBP: 0.295, SLG: 0.345				G3-1						2	1	1	0	0	0	0						
37 Ronyell Pinto, L (7,1)										0	0	0	0	0	0	0						
40 Kiko Calero, R (8,PH)										0	0	0	0	0	0	0						
7 Ross Cloud, L (8,PH) OBP: 0.342, SLG: 0.399										0	0	0	0	0	0	0						
1 Emilio Bonifacio, S (8,PH) OBP: 0.303, SLG: 0.329										0	0	0	0	0	0	0						
53 Dan Meyer, R (8,1)										0	0	0	0	0	0	0						
18 Wes Helms, R (9,5) OBP: 0.320, SLG: 0.344										0	0	0	0	0	0	0						
<b>Inning Stats</b>	R: 3 E: 0 K: 1 S: 18	H: 5 LOB: 2 BB: 0 P: 26	R: 1 E: 0 K: 0 S: 10	H: 2 LOB: 2 BB: 1 P: 20	R: 0 E: 0 K: 0 S: 10	H: 1 LOB: 0 BB: 1 P: 13	R: 0 E: 0 K: 0 S: 6	H: 0 LOB: 0 BB: 0 P: 9	R: 0 E: 0 K: 0 S: 10	H: 1 LOB: 1 BB: 0 P: 14	R: 0 E: 0 K: 1 S: 9	H: 1 LOB: 1 BB: 0 P: 10	R: 0 E: 0 K: 1 S: 6	H: 0 LOB: 0 BB: 0 P: 8	R: 1 E: 1 K: 0 S: 9	H: 2 LOB: 2 BB: 1 P: 16	R: 0 E: 0 K: 0 S: 7	H: 0 LOB: 1 BB: 1 P: 11	1B: 11 HR: 0	SF: 1 2B: 1 3B: 0 HBP: 0	WP: 0 PB: 0 SB: 0 CS: 0	PA: 40
<b>PITCHER</b>	IP WLS BF H R ER SO BB IBB HBP BLK WP HR S P ERA WHIP																					
35 Joel Piniro, R (1,1) ERA: 3.31	5.1 L 26 10 4 4 2 0 0 1 0 0 0 0 0 59 89 6.75 1.875																					
36 Denrys Reyes, L (6,1) ERA: 3.13	0.2 2 0 0 0 0 0 0 0 0 0 0 0 0 4 7 0.00 0.000																					
48 Brad Thompson, R (7,1) ERA: 5.0	2.0 9 2 1 1 1 1 0 0 0 0 0 0 0 15 24 4.50 1.500																					
31 Ryan Franklin, R (9,1) ERA: 1.93	1.0 3 0 0 0 0 0 1 0 0 0 0 0 0 7 11 0.00 1.000																					

Florida Marlins @ St. Louis Cardinals  
Busch Stadium, St. Louis, MO  
Wed Sep 16 2009, 1:15 PM CDT  
Att: 43,020 - Partly Cloudy - 83 F

AB 34  
R 5  
H 12  
RBI 5  
BB 3  
SO 3  
LOB 17



Batter	1	2	3	4	5	6	7	8	9	AB	R	H	RBI	BB	SO	LOB	BOTTOM					
55 Skip Schumaker, L (1,4) OBP: 0.363, SLG: 0.397	G4-3		G4-3			G4-3				3	0	2	0	0	0	0						
7 Mark DeRosa, R (7,PH) OBP: 0.326, SLG: 0.435										2	0	1	0	0	0	0						
24 Rick Ankiel, L (1,9) OBP: 0.285, SLG: 0.392	K		K							3	0	0	0	0	2	2						
47 Ryan Ludwick, R (7,PH) OBP: 0.335, SLG: 0.457										0	0	0	0	1	0	0						
5 Albert Pujols, R (1,3) OBP: 0.450, SLG: 0.689										4	0	2	1	0	0	2						
15 Matt Holliday, R (1,7) OBP: 0.389, SLG: 0.522										5	0	1	0	0	2	7						
28 Colby Rasmus, L (1,8) OBP: 0.311, SLG: 0.422	F9		F7							4	0	0	0	0	0	4						
4 Yadier Molina, R (1,2) OBP: 0.394, SLG: 0.372		G5-3								4	1	2	0	0	0	0						
22 Joe Thurston, L (1,5) OBP: 0.320, SLG: 0.337										4	0	1	0	0	1	2						
12 Julio Lugo, R (1,6) OBP: 0.359, SLG: 0.433		F8		F8						4	0	1	1	0	0	2						
35 Joel Piniro, R (1,1) OBP: 0.188, SLG: 0.192										2	0	0	0	0	0	2						
36 Denrys Reyes, R (6,1)										0	0	0	0	0	0	0						
3 Khalli Greene, R (8,PH)										1	0	0	0	0	0	1						
48 Brad Thompson, R (7,1)										0	0	0	0	0	0	0						
31 Ryan Franklin, R (9,1)										0	0	0	0	0	0	0						
21 Jason LaRue, R (8,PH) OBP: 0.296, SLG: 0.309										0	0	0	0	0	0	0						
13 Brendan Ryan, R (9,PH) OBP: 0.237, SLG: 0.266										0	1	0	0	0	0	0						
<b>Inning Stats</b>	R: 0 E: 0 K: 2 S: 16	H: 2 LOB: 2 BB: 0 P: 21	R: 0 E: 0 K: 0 S: 9	H: 1 LOB: 1 BB: 0 P: 15	R: 0 E: 0 K: 1 S: 12	H: 2 LOB: 2 BB: 0 P: 23	R: 0 E: 0 K: 0 S: 8	H: 1 LOB: 1 BB: 0 P: 11	R: 0 E: 0 K: 0 S: 7	H: 1 LOB: 1 BB: 0 P: 8	R: 1 E: 0 K: 2 S: 15	H: 2 LOB: 1 BB: 0 P: 22	R: 0 E: 0 K: 1 S: 9	H: 0 LOB: 0 BB: 1 P: 19	R: 0 E: 0 K: 0 S: 11	H: 0 LOB: 0 BB: 0 P: 16	R: 1 E: 0 K: 0 S: 13	H: 1 LOB: 3 BB: 1 P: 24	1B: 8 HR: 0	SF: 0 2B: 2 3B: 0 HBP: 2	WP: 0 PB: 0 SB: 1 CS: 0	PA: 40
<b>PITCHER</b>	IP WLS BF H R ER SO BB IBB HBP BLK WP HR S P ERA WHIP																					
55 Josh Johnson, R (1,1) ERA: 3.01	6.0 W 27 9 4 1 1 5 0 0 0 0 0 0 0 5 11 1.50 1.500																					
37 Ronyell Pinto, L (7,1) ERA: 3.21	0.1 H 2 0 0 0 0 1 0 0 0 0 0 0 5 11 0.00 3.000																					
40 Kiko Calero, R (7,1) ERA: 1.96	0.2 H 2 0 0 0 0 0 0 0 0 0 0 0 4 8 0.00 0.000																					
53 Dan Meyer, L (8,1) ERA: 3.04	1.0 3 0 0 0 0 0 0 0 0 0 0 0 11 16 0.00 0.000																					
44 Brian Sanchez, R (9,1) ERA: 1.3	0.1 3 1 1 1 0 1 0 0 0 0 0 0 10 18 27.00 6.000																					

Florida Marlins @ St. Louis Cardinals  
Busch Stadium, St. Louis, MO  
Wed Sep 16 2009, 1:15 PM CDT  
Att: 43,020 - Partly Cloudy - 83 F

AB 36  
R 2  
H 10  
RBI 2  
BB 2  
SO 6  
LOB 22







Batter	1	2	3	4	5	6	7	8	9	AB	R	H	RBI	BB	SO	LOB	TOP								
2 Ryan Theriot, R OBP: 0.345, SLG: 0.381										3	0	1	0	1	1	3	<b>Chicago Cubs @ St. Louis Cardinals</b> Busch Stadium, St. Louis, MO Sat Sep 19 2009, 3:10 PM CDT Att: 46,506 - Partly Cloudy - 82 F								
1 Kosuke Fukudome, L OBP: 0.369, SLG: 0.418										3	0	0	0	1	1	3									
25 Derrek Lee, R OBP: 0.386, SLG: 0.575										4	0	1	0	0	0	4									
16 Aramis Ramirez, R OBP: 0.386, SLG: 0.520										4	0	1	0	0	0	2									
6 Micah Hoffpauir, L OBP: 0.301, SLG: 0.447										4	0	3	0	0	0	0									
27 Sam Fuld, L OBP: 0.379, SLG: 0.342										4	0	1	0	0	1	3									
18 Geovany Soto, R OBP: 0.327, SLG: 0.401										3	0	1	1	0	0	1									
99 So Taguchi, R										4	0	2	0	0	1	1									
55 Koyie Hill, S OBP: 0.316, SLG: 0.329										2	0	0	0	0	0	2									
28 Jeff Baker, R OBP: 0.356, SLG: 0.432										0	0	0	0	0	0	0									
24 Bobby Seales, S OBP: 0.315, SLG: 0.420										1	0	2	0	0	1	1									
46 Ryan Dempster, R OBP: 0.177, SLG: 0.138										2	0	0	0	0	0	2									
49 Carlos Marmol, R										0	0	0	0	0	0	0									
<b>Inning Stats</b>	R: 0 E: 0 K: 1 S: 6	H: 0 LOB: 0 BB: 1 P: 11	R: 0 E: 0 K: 0 S: 8	H: 1 LOB: 1 BB: 0 P: 11	R: 0 E: 0 K: 1 S: 9	H: 1 LOB: 1 BB: 0 P: 14	R: 0 E: 0 K: 0 S: 6	H: 2 LOB: 1 BB: 0 P: 12	R: 0 E: 0 K: 0 S: 11	H: 2 LOB: 3 BB: 1 P: 19	R: 0 E: 0 K: 1 S: 6	H: 0 LOB: 0 BB: 0 P: 9	R: 0 E: 0 K: 1 S: 7	H: 0 LOB: 0 BB: 0 P: 9	R: 0 E: 0 K: 0 S: 10	H: 2 LOB: 1 BB: 0 P: 16	R: 1 E: 0 K: 0 S: 7	H: 2 LOB: 1 BB: 0 P: 10	1B: 10 2B: 0 3B: 0 HR: 0	SF: 1 SAC: 1 DP: 4 HBP: 0	WP: 0 PB: 0 SB: 0 CS: 0	PA: 35			
<b>PITCHER</b>	IP	WLS	BF	H	R	ER	SO	BB	IBB	HBP	BLK	WP	HR	S	P	ERA	WHIP								
29 Chris Carpenter, R ERA: 2.34	8.0		31	8	0	0	4	2	0	0	0	0	0	63	101	0.00	1.250								
31 Ryan Franklin, R ERA: 2.02	1.0	W	4	2	1	1	0	0	0	0	0	0	0	7	10	9.00	2.000								

Batter	1	2	3	4	5	6	7	8	9	AB	R	H	RBI	BB	SO	LOB	BOTTOM								
55 Skip Schumaker, L OBP: 0.363, SLG: 0.399										4	0	2	0	0	0	1	<b>Chicago Cubs @ St. Louis Cardinals</b> Busch Stadium, St. Louis, MO Sat Sep 19 2009, 3:10 PM CDT Att: 46,506 - Partly Cloudy - 82 F								
28 Colby Rasmus, L OBP: 0.308, SLG: 0.417										4	0	0	0	0	1	2									
5 Albert Pujols, R OBP: 0.446, SLG: 0.680										3	0	0	0	1	0	2									
15 Matt Holliday, R OBP: 0.387, SLG: 0.523										4	0	1	0	0	1	1									
47 Ryan Ludwick, R OBP: 0.335, SLG: 0.454										4	0	1	0	0	2	2									
7 Mark DeRosa, R OBP: 0.324, SLG: 0.435										4	1	0	0	0	2	1									
4 Yadier Molina, R OBP: 0.366, SLG: 0.375										4	0	3	0	0	0	0									
13 Brendan Ryan, R OBP: 0.339, SLG: 0.400										4	1	3	2	0	0	1									
29 Chris Carpenter, R OBP: 0.200, SLG: 0.193										3	0	1	0	0	0	2									
31 Ryan Franklin, R										0	0	0	0	0	0	0									
<b>Inning Stats</b>	R: 0 E: 0 K: 0 S: 8	H: 2 LOB: 2 BB: 0 P: 11	R: 0 E: 0 K: 0 S: 6	H: 2 LOB: 2 BB: 0 P: 8	R: 0 E: 0 K: 0 S: 9	H: 0 LOB: 1 BB: 1 P: 16	R: 0 E: 0 K: 2 S: 9	H: 0 LOB: 0 BB: 0 P: 13	R: 1 E: 0 K: 0 S: 10	H: 2 LOB: 1 BB: 0 P: 16	R: 0 E: 0 K: 3 S: 10	H: 0 LOB: 0 BB: 0 P: 13	R: 0 E: 0 K: 0 S: 7	H: 2 LOB: 1 BB: 0 P: 9	R: 0 E: 0 K: 1 S: 9	H: 0 LOB: 0 BB: 0 P: 14	R: 1 E: 0 K: 0 S: 11	H: 3 LOB: 2 BB: 0 P: 13	1B: 8 2B: 2 3B: 0 HR: 1	SF: 0 SAC: 0 DP: 1 HBP: 0	WP: 0 PB: 0 SB: 0 CS: 0	PA: 35			
<b>PITCHER</b>	IP	WLS	BF	H	R	ER	SO	BB	IBB	HBP	BLK	WP	HR	S	P	ERA	WHIP								
46 Ryan Dempster, R ERA: 3.72	8.0		31	8	0	0	0	1	0	0	0	0	0	68	100	1.12	1.125								
49 Carlos Marmol, R ERA: 3.52	0.1	L	4	3	1	1	0	0	0	0	0	0	0	11	13	27.00	9.000								

AB	31
R	1
H	10
RBI	1
BB	2
SO	4
LOB	19



AB	34
R	2
H	11
RBI	2
BB	1
SO	6
LOB	12





Batter	1	2	3	4	5	6	7	8	9	AB	R	H	RBI	BB	SO	LOB	TOP					
12 Julio Lugo, R OBP: 0.358, SLG: 0.429 28 Colby Rasmus, L OBP: 0.306, SLG: 0.415	F7	SF9		1B		K			L6	3	0	1	1	0	1	2						
13 Brendan Ryan, R OBP: 0.338, SLG: 0.394	K	FC5-4		G4-3		FC6-4			P3	5	0	1	1	0	1	3						
5 Albert Pujols, R OBP: 0.447, SLG: 0.681	15 1B	FC5-4				G6-3			G6-3	5	1	2	0	0	0	1						
15 Matt Holliday, R OBP: 0.391, SLG: 0.523	47 1B			K		P6				4	1	2	1	0	1	0						
47 Ryan Ludwick, R OBP: 0.331, SLG: 0.447	7 2B			F8		K			FC3-6-2	4	1	1	0	0	1	2						
7 Mark DeRosa, R OBP: 0.326, SLG: 0.451	1H								CS	4	2	3	4	0	0	0						
21 Jason LaRue, R OBP: 0.295, SLG: 0.307				G6-3					G5-3	4	1	2	0	0	0	0						
55 Skip Schumaker, L OBP: 0.366, SLG: 0.401		55 1B							G1-3	4	1	2	0	0	0	0						
26 Kyle Lohse, R OBP: 0.250, SLG: 0.206 30 Jason Motte, R OBP: 0.328, SLG: 0.451		12 SF9		K						4	1	3	0	0	1	0						
3 Khalil Greene, R OBP: 0.278, SLG: 0.355 46 Kyle McClellan, R OBP: 0.278, SLG: 0.355		12 SF9								2	0	0	0	0	1	2						
		13 1B		K2-3		B3			FC6-4	0	0	0	0	0	0	1						
										0	0	0	0	0	0	0						
										0	0	0	0	0	0	0						
<b>Inning Stats</b>	R: 3 E: 0 K: 1 S: 16	H: 4 LOB: 0 BB: 0 P: 23	R: 2 E: 0 K: 0 S: 14	H: 3 LOB: 1 BB: 0 P: 23	R: 1 E: 0 K: 1 S: 8	H: 1 LOB: 0 BB: 0 P: 13	R: 0 E: 0 K: 2 S: 11	H: 1 LOB: 1 BB: 0 P: 14	R: 0 E: 0 K: 1 S: 8	H: 0 LOB: 0 BB: 0 P: 12	R: 1 E: 0 K: 1 S: 13	H: 3 LOB: 2 BB: 0 P: 16	R: 0 E: 0 K: 0 S: 7	H: 2 LOB: 0 BB: 0 P: 12	R: 0 E: 0 K: 0 S: 8	H: 1 LOB: 1 BB: 0 P: 13	R: 0 E: 0 K: 0 S: 4	H: 0 LOB: 0 BB: 0 P: 8	1B: 10 2B: 4 HR: 2	SF: 1 SAC: 1 HBP: 0	WP: 0 PB: 0 SB: 0 CS: 1	PA: 40
<b>PITCHER</b>	IP WLS BF H R ER SO BB IBB HBP BLK WP HR S P ERA WHIP																					
51 Wandy Rodriguez, L ERA: 2.97	5.0 L 23 9 6 6 5 0 0 0 0 0 0 1 57 85 10.80 1.800																					
54 Chad Paronto, R ERA: 18.9	1.0 6 3 1 1 1 0 0 0 0 0 0 1 13 16 9.00 3.000																					
63 Sammy Gervacio, R ERA: 2.2	1.0 3 2 0 0 0 0 0 0 0 0 0 7 12 0.00 2.000																					
59 Wilton Lopez, R ERA: 10.38	1.0 4 1 0 0 0 0 0 0 0 0 0 8 13 0.00 1.000																					
22 LaTroy Hawkins, R ERA: 2.28	1.0 3 0 0 0 0 0 0 0 0 0 0 4 8 0.00 0.000																					

St. Louis Cardinals @ Houston Astros  
Minute Maid Park, Houston, TX  
Mon Sep 21 2009, 7:05 PM CDT  
Att: 34,705 - Roof Closed - 73 F

AB 37  
R 7  
H 15  
RBI 7  
BB 0  
SO 6  
LOB 11



Batter	1	2	3	4	5	6	7	8	9	AB	R	H	RBI	BB	SO	LOB	BOTTOM					
21 Michael Bourn, L OBP: 0.360, SLG: 0.391	F7		G4-3			K			K	4	0	0	0	0	2	2						
10 Miguel Tejada, R OBP: 0.325, SLG: 0.434					G6-3				K	4	1	1	1	0	1	0						
17 Lance Berkman, S OBP: 0.398, SLG: 0.511									G4-3	4	1	2	1	0	0	0						
45 Carlos Lee, R OBP: 0.349, SLG: 0.499					G5-4-3				L5	4	0	0	0	0	1	1						
27 Geoff Blum, S OBP: 0.318, SLG: 0.378									G4-3	4	1	1	0	0	0	0						
9 Hunter Pence, R OBP: 0.351, SLG: 0.482									F8	4	0	0	0	0	2	1						
3 Kazuo Matsui, S OBP: 0.301, SLG: 0.351										2	0	0	0	1	1	0						
55 Humberto Quintero, R OBP: 0.286, SLG: 0.372										3	0	2	1	0	0	0						
51 Wandy Rodriguez, S ERA: 2.97 8 Aaron Boone, R ERA: 4.81 54 Chad Paronto, R ERA: 18.9 63 Sammy Gervacio, R ERA: 2.2 8 Jeff Keppinger, R ERA: 10.38 59 Wilton Lopez, R ERA: 10.38 22 LaTroy Hawkins, R ERA: 2.28										1	0	0	0	0	0	0						
										1	0	0	0	0	1	2						
										0	0	0	0	0	0	0						
										0	0	0	0	0	0	0						
										1	0	0	0	0	0	0						
										0	0	0	0	0	0	0						
										0	0	0	0	0	0	0						
										0	0	0	0	0	0	0						
										0	0	0	0	0	0	0						
										0	0	0	0	0	0	0						
<b>Inning Stats</b>	R: 1 E: 0 K: 0 S: 7	H: 1 LOB: 0 BB: 0 P: 12	R: 0 E: 0 K: 1 S: 8	H: 0 LOB: 0 BB: 0 P: 12	R: 0 E: 0 K: 0 S: 7	H: 0 LOB: 0 BB: 0 P: 9	R: 0 E: 0 K: 0 S: 7	H: 1 LOB: 0 BB: 0 P: 10	R: 1 E: 0 K: 2 S: 13	H: 2 LOB: 2 BB: 1 P: 19	R: 1 E: 0 K: 1 S: 8	H: 1 LOB: 0 BB: 0 P: 14	R: 0 E: 0 K: 2 S: 10	H: 1 LOB: 1 BB: 0 P: 13	R: 0 E: 0 K: 2 S: 7	H: 0 LOB: 0 BB: 0 P: 10	R: 0 E: 0 K: 0 S: 7	H: 0 LOB: 0 BB: 0 P: 9	1B: 3 2B: 1 HR: 2	SF: 0 SAC: 0 HBP: 0	WP: 0 PB: 0 SB: 0 CS: 0	PA: 33
<b>PITCHER</b>	IP WLS BF H R ER SO BB IBB HBP BLK WP HR S P ERA WHIP																					
26 Kyle Lohse, R ERA: 4.81	6.0 W 23 5 3 3 4 1 0 0 0 0 0 2 50 76 4.50 1.000																					
30 Jason Motte, R ERA: 4.53	1.0 4 1 0 0 2 0 0 0 0 0 0 10 13 0.00 1.000																					
46 Kyle McClellan, R ERA: 2.78	2.0 6 0 0 0 2 0 0 0 0 0 0 14 19 0.00 0.000																					

St. Louis Cardinals @ Houston Astros  
Minute Maid Park, Houston, TX  
Mon Sep 21 2009, 7:05 PM CDT  
Att: 34,705 - Roof Closed - 73 F

AB 32  
R 3  
H 6  
RBI 3  
BB 1  
SO 8  
LOB 7





Batter	1	2	3	4	5	6	7	8	9	AB	R	H	RBI	BB	SO	LOB	TOP					
55 Skip Schumaker, L (1.4)										3	0	0	0	1	0	2	<b>St. Louis Cardinals @ Houston Astros</b> Minute Maid Park, Houston, TX Wed Sep 23 2009, 7:05 PM CDT Att: 38,732 - Roof Closed - 73 F  livebaseballscorecards.com					
28 Colby Rasmus, L (1.8)										4	0	1	0	0	1	1						
5 Albert Pujols, R (1.3)										4	0	1	0	0	0	2						
15 Matt Holliday, R (1.7)										4	0	1	0	0	0	2						
47 Ryan Ludwick, R (1.9)										3	0	2	0	1	1	2						
7 Mark DeRosa, R (1.5)										4	0	0	0	0	2	4						
4 Yadier Molina, R (1.2)										4	0	2	0	0	1	1						
12 Julio Lugo, R (1.6)										4	0	0	0	0	2	3						
30 John Smoltz, R (1.1)										1	0	0	0	1	0	1						
24 Rick Ankiel, L (7. PH)										1	0	0	0	0	0	0						
53 Blake Hawksworth, R (7.1)										0	0	0	0	0	0	0						
36 Denny Reyes, R (8.1)										0	0	0	0	0	0	0						
31 Ryan Franklin, R (8.1)										0	0	0	0	0	0	0						
<b>Inning Stats</b>	R: 0 E: 0 K: 1 S: 14	H: 1 LOB: 2 BB: 1 P: 24	R: 0 E: 0 K: 1 S: 15	H: 1 LOB: 2 BB: 1 P: 24	R: 0 E: 0 K: 1 S: 11	H: 2 LOB: 2 BB: 0 P: 17	R: 0 E: 0 K: 0 S: 5	H: 1 LOB: 0 BB: 0 P: 12	R: 0 E: 0 K: 0 S: 5	H: 0 LOB: 0 BB: 0 P: 8	R: 0 E: 0 K: 0 S: 11	H: 1 LOB: 0 BB: 0 P: 14	R: 0 E: 0 K: 3 S: 9	H: 0 LOB: 0 BB: 0 P: 12	R: 0 E: 0 K: 0 S: 11	H: 1 LOB: 1 BB: 0 P: 15	R: 0 E: 0 K: 2 S: 12	H: 0 LOB: 1 BB: 1 P: 17	1B: 7 2B: 0 3B: 0 HR: 0	SF: 0 SAC: 0 DP: 2 HBP: 0	WP: 0 PB: 0 SB: 0 CS: 0	PA: 35
<b>PITCHER</b>	IP WLS BF H R ER SO BB IBB HBP BLK WP HR S P ERA WHIP	<b>PITCHER</b>																				
20 Bud Norris, R (1.1)	6.0 W 24 6 0 0 3 2 0 0 0 0 0 0 0 61 99 0.00 1.333																					
47 Jeff Fulchino, R (7.1)	1.0 H 3 0 0 0 3 0 0 0 0 0 0 0 9 12 0.00 0.000																					
22 LaTroy Hawkins, R (8.1)	1.0 H 4 1 0 0 0 0 0 0 0 0 0 0 11 15 0.00 1.000																					
47 Jose Valverde, R (9.1)	1.0 S 4 0 0 0 2 1 0 0 0 0 0 0 12 17 0.00 1.000																					
<b>Batter</b>	<b>1</b>	<b>2</b>	<b>3</b>	<b>4</b>	<b>5</b>	<b>6</b>	<b>7</b>	<b>8</b>	<b>9</b>	<b>AB</b>	<b>R</b>	<b>H</b>	<b>RBI</b>	<b>BB</b>	<b>SO</b>	<b>LOB</b>	<b>BOTTOM</b>					
21 Michael Bourn, L (1.8)										3	1	0	0	1	2	2	<b>St. Louis Cardinals @ Houston Astros</b> Minute Maid Park, Houston, TX Wed Sep 23 2009, 7:05 PM CDT Att: 38,732 - Roof Closed - 73 F  livebaseballscorecards.com					
10 Miguel Tejada, R (1.6)										4	1	2	1	0	1	1						
17 Lance Berkman, S (1.3)										3	0	0	0	1	1	3						
45 Carlos Lee, R (1.7)										3	0	2	2	0	0	0						
47 Jose Valverde, R (9.1)										0	0	0	0	0	0	0						
27 Geoff Blum, S (1.5)										4	0	0	0	0	1	3						
9 Hunter Pence, R (1.9)										3	0	0	0	1	3	3						
3 Kazuo Matsui, S (1.4)										2	1	1	0	0	0	1						
46 J.R. Towles, R (1.2)										2	0	0	0	0	0	1						
8 Jeff Keppinger, R (7. PH)										1	0	0	0	0	0	1						
55 Humberto Quintero, R (8.2)										0	0	0	0	0	0	0						
20 Bud Norris, R (1.1)	6.0 L 23 5 2 2 2 5 0 0 0 0 0 0 0 80 88 3.00 0.833																					
47 Jeff Fulchino, R (7.1)	1.0 4 0 0 0 1 1 0 0 0 0 0 0 8 16 0.00 1.000																					
2 Darin Erstad, L (7. PH)	0.0 1 0 1 1 0 1 0 0 0 0 0 0 2 6 * *																					
22 LaTroy Hawkins, R (8.1)	1.0 5 1 0 0 3 0 1 0 0 0 1 0 15 24 0.00 1.000																					
4 Jason Michaels, R (9.7)	1.0 5 1 0 0 3 0 1 0 0 0 1 0 15 24 0.00 1.000																					
<b>Inning Stats</b>	R: 0 E: 0 K: 2 S: 8	H: 0 LOB: 0 BB: 0 P: 11	R: 0 E: 0 K: 1 S: 9	H: 0 LOB: 0 BB: 0 P: 14	R: 1 E: 0 K: 1 S: 16	H: 3 LOB: 2 BB: 0 P: 24	R: 0 E: 0 K: 1 S: 12	H: 1 LOB: 1 BB: 0 P: 16	R: 0 E: 0 K: 0 S: 7	H: 0 LOB: 0 BB: 0 P: 9	R: 1 E: 0 K: 0 S: 8	H: 1 LOB: 0 BB: 0 P: 14	R: 0 E: 0 K: 1 S: 8	H: 0 LOB: 1 BB: 1 P: 16	R: 1 E: 0 K: 3 S: 17	H: 1 LOB: 2 BB: 2 P: 30	1B: 4 2B: 2 3B: 0 HR: 0	SF: 1 SAC: 1	WP: 1 PB: 0 SB: 0 CS: 0	PA: 33		
<b>PITCHER</b>	IP WLS BF H R ER SO BB IBB HBP BLK WP HR S P ERA WHIP	<b>PITCHER</b>																				
30 John Smoltz, R (1.1)	6.0 L 23 5 2 2 2 5 0 0 0 0 0 0 0 80 88 3.00 0.833																					
53 Blake Hawksworth, R (7.1)	1.0 4 0 0 0 1 1 0 0 0 0 0 0 8 16 0.00 1.000																					
36 Denny Reyes, L (8.1)	0.0 1 0 1 1 0 1 0 0 0 0 0 0 2 6 * *																					
31 Ryan Franklin, R (8.1)	1.0 5 1 0 0 3 0 1 0 0 0 1 0 15 24 0.00 1.000																					

Batter	1	2	3	4	5	6	7	8	9	AB	R	H	RBI	BB	SO	LOB	TOP			
55 Skip Schumaker, L OBP: 0.364, SLG: 0.397										4	0	2	0	0	0	0				
13 Brendan Ryan, R OBP: 0.337, SLG: 0.392										4	0	1	0	0	2	2				
5 Albert Pujols, R OBP: 0.447, SLG: 0.675										4	0	2	0	0	1	1				
15 Matt Holliday, R OBP: 0.390, SLG: 0.518										4	0	1	0	0	0	5				
28 Colby Rasmus, L OBP: 0.308, SLG: 0.419										4	0	0	0	0	2	1				
47 Ryan Ludwick, R OBP: 0.333, SLG: 0.453										4	1	1	1	0	0	0				
7 Mark DeRosa, R OBP: 0.324, SLG: 0.446										4	0	1	0	0	0	0				
4 Yadier Molina, R OBP: 0.364, SLG: 0.381										3	0	0	0	0	0	1				
29 Chris Carpenter, R OBP: 0.190, SLG: 0.183										3	0	0	0	0	1	0				
43 Trevor Miller, R										0	0	0	0	0	0	0				
46 Kyle McClellan, R										0	0	0	0	0	0	0				
12 Julio Lugo, R OBP: 0.348, SLG: 0.414										0	0	0	0	0	0	0				
<b>Inning Stats</b>	R: 0 E: 0 K: 0 S: 8	H: 1 LOB: 1 BB: 0 P: 14	R: 0 E: 0 K: 0 S: 17	H: 1 LOB: 1 BB: 0 P: 21	R: 0 E: 0 K: 1 S: 11	H: 2 LOB: 2 BB: 0 P: 15	R: 0 E: 0 K: 0 S: 7	H: 0 LOB: 0 BB: 0 P: 14	R: 0 E: 0 K: 3 S: 10	H: 1 LOB: 1 BB: 0 P: 14	R: 1 E: 0 K: 0 S: 6	H: 1 LOB: 0 BB: 0 P: 7	R: 0 E: 0 K: 1 S: 11	H: 2 LOB: 1 BB: 0 P: 16	R: 0 E: 0 K: 1 S: 6	H: 0 LOB: 0 BB: 0 P: 9	1B: 7 2B: 0 3B: 0 HR: 1	SF: 0 SAC: 0 DP: 1 HBP: 0	WP: 0 PB: 0 SB: 0 CS: 0	PA: 34
<b>PITCHER</b>	IP WLS BF H R ER SO BB IBB HBP BLK WP HR S P ERA WHIP																			
28 Aaron Cook, R ERA: 4.32	5.0	19	4	0	0	1	0	0	0	0	0	0	0	0	50	76	0.00	0.800		
54 Jose Contreras, R ERA: 5.13	2.0	B	8	2	1	1	3	0	0	0	0	0	0	1	16	21	4.50	1.000		
63 Rafael Betancourt, R ERA: 2.91	1.0	4	2	0	0	1	0	0	0	0	0	0	0	11	16	0.00	2.000			
16 Huston Street, R ERA: 2.83	1.0	W	3	0	0	0	1	0	0	0	0	0	0	6	9	0.00	0.000			

**St. Louis Cardinals @ Colorado Rockies**  
Coors Field, Denver, CO  
Fri Sep 25 2009, 6:10 PM MDT  
Att: 48,847 - Partly Cloudy - 64 F

livebaseballscores.com

AB 34  
R 1  
H 8  
RBI 1  
BB 0  
SO 6  
LOB 10

Batter	1	2	3	4	5	6	7	8	9	AB	R	H	RBI	BB	SO	LOB	BOTTOM					
5 Carlos González, L OBP: 0.351, SLG: 0.518										4	1	1	0	0	1	1						
24 Dexter Fowler, S OBP: 0.369, SLG: 0.411										3	0	0	0	0	0	0						
17 Todd Helton, L OBP: 0.409, SLG: 0.479										1	0	0	1	2	0	0						
18 Mike McCoy, R										0	0	0	0	0	0	0						
2 Troy Tulowitzki, R OBP: 0.371, SLG: 0.543										4	1	2	0	0	0	1						
11 Brad Hawpe, L OBP: 0.383, SLG: 0.503										3	0	0	0	0	1	3						
23 Jason Giambi, L OBP: 0.349, SLG: 0.392										1	0	1	0	0	0	0						
8 Yovani Torresalva, R OBP: 0.353, SLG: 0.363										2	0	1	1	1	0	0						
9 Ian Stewart, L OBP: 0.326, SLG: 0.479										3	0	1	0	0	1	2						
12 Clint Barmes, R OBP: 0.295, SLG: 0.446										3	0	0	0	0	0	2						
28 Aaron Cook, R OBP: 0.244, SLG: 0.140										1	0	0	0	0	0	0						
3 Eric Young Jr., S OBP: 0.337, SLG: 0.344										0	0	0	0	0	0	0						
54 Jose Contreras, R										0	0	0	0	0	0	0						
63 Rafael Betancourt, R										0	0	0	0	0	0	0						
7 Seth Smith, L OBP: 0.344, SLG: 0.632										0	0	0	0	0	0	0						
19 Ryan Spilborghs, R										0	0	0	0	0	0	0						
16 Huston Street, R										0	0	0	0	0	0	0						
<b>Inning Stats</b>	R: 1 E: 0 K: 0 S: 7	H: 1 LOB: 0 BB: 0 P: 11	R: 0 E: 0 K: 1 S: 9	H: 2 LOB: 1 BB: 0 P: 14	R: 0 E: 0 K: 0 S: 5	H: 0 LOB: 0 BB: 0 P: 9	R: 0 E: 0 K: 1 S: 11	H: 1 LOB: 2 BB: 2 P: 25	R: 0 E: 0 K: 0 S: 8	H: 0 LOB: 0 BB: 1 P: 15	R: 0 E: 0 K: 0 S: 12	H: 1 LOB: 1 BB: 0 P: 16	R: 0 E: 0 K: 0 S: 7	H: 0 LOB: 0 BB: 0 P: 11	R: 0 E: 0 K: 2 S: 8	H: 0 LOB: 0 BB: 0 P: 11	R: 1 E: 0 K: 0 S: 6	H: 1 LOB: 1 BB: 1 P: 12	1B: 5 2B: 1 3B: 0 HR: 0	SF: 2 SAC: 1 DP: 2 HBP: 0	WP: 0 PB: 0 SB: 0 CS: 1	PA: 33
<b>PITCHER</b>	IP WLS BF H R ER SO BB IBB HBP BLK WP HR S P ERA WHIP																					
29 Chris Carpenter, R ERA: 2.3	7.0	26	5	1	1	2	3	0	0	0	0	0	0	59	101	1.29	1.143					
43 Trevor Miller, L ERA: 2.14	1.0	L	4	0	1	1	2	1	0	0	0	0	0	9	16	9.00	1.000					
46 Kyle McClellan, R ERA: 2.76	0.2	3	1	0	0	0	0	0	0	0	0	0	0	5	7	0.00	1.500					

**St. Louis Cardinals @ Colorado Rockies**  
Coors Field, Denver, CO  
Fri Sep 25 2009, 6:10 PM MDT  
Att: 48,847 - Partly Cloudy - 64 F

livebaseballscores.com

AB 26  
R 2  
H 6  
RBI 2  
BB 4  
SO 4  
LOB 9

Batter	1	2	3	4	5	6	7	8	9	AB	R	H	RBI	BB	SO	LOB	TOP					
55 Skip Schumaker, L OBP: 0.365, SLG: 0.395	4-2 FC6-4 BB		G3				G3		G6-3	3	0	0	0	2	0	1						
28 Colby Rasmus, L OBP: 0.308, SLG: 0.418	3-2 FC6-4 BB						K		G4-3	4	1	1	0	0	1	3						
5 Albert Pujols, R OBP: 0.446, SLG: 0.671	4-2 15 BB G3-1 BB		G6-4-3				P4		F7	3	1	0	0	1	0	1						
15 Matt Holliday, R OBP: 0.391, SLG: 0.517	0-0 24 G3-1 1B						L7			3	1	1	1	1	1	0						
12 Julio Lugo, R OBP: 0.349, SLG: 0.414	1-2 4 BB 1B									0	0	0	0	0	0	0						
24 Rick Ankiel, L OBP: 0.284, SLG: 0.391	1-1 G3-1						K			4	0	0	1	0	2	2						
4 Yadier Molina, R OBP: 0.365, SLG: 0.381	1-1 22 CS 1B						K			2	0	1	1	0	1	0						
21 Jason LaRue, R OBP: 0.299, SLG: 0.344	2-H						K			2	1	1	1	0	0	0						
22 Joe Thurston, L OBP: 0.320, SLG: 0.337	1 SAFE						G3-1			2	0	0	0	0	1	0						
7 Mark DeRosa, R OBP: 0.323, SLG: 0.444	1-2		K							2	0	0	0	0	1	0						
13 Brendan Ryan, R OBP: 0.336, SLG: 0.394			G6-3				G4-3			4	1	1	0	0	1	0						
50 Adam Wainwright, R (1, 1) OBP: 0.172, SLG: 0.291																						
47 Ryan Ludwick, R (9, PH) OBP: 0.335, SLG: 0.461			G6-3							3	0	2	0	0	0	0						
31 Ryan Franklin, R (9, 1)										1	1	1	2	0	0	0						
										0	0	0	0	0	0	0						
<b>Inning Stats</b>	R: 3 H: 2 E: 0 K: 0 S: 13	H: 2 LOB: 0 BB: 2 P: 26	R: 0 H: 0 E: 0 K: 1 S: 10	H: 0 LOB: 0 BB: 0 P: 14	R: 0 H: 1 E: 0 K: 0 S: 7	LOB: 1 BB: 0 P: 9	R: 0 H: 0 E: 0 K: 3 S: 11	H: 0 LOB: 0 BB: 0 P: 15	R: 0 H: 1 E: 0 K: 1 S: 12	LOB: 2 BB: 1 P: 21	R: 0 H: 0 E: 0 K: 1 S: 7	H: 0 LOB: 0 BB: 0 P: 9	R: 1 H: 2 E: 0 K: 1 S: 13	H: 2 LOB: 1 BB: 0 P: 19	R: 0 H: 0 E: 0 K: 0 S: 5	H: 0 LOB: 1 BB: 1 P: 10	R: 2 H: 2 E: 0 K: 1 S: 10	H: 2 LOB: 0 BB: 0 P: 13	1B: 3 2B: 3 3B: 0 HR: 2	SF: 0 SAC: 0 DP: 1 HBP: 0	WP: 0 PA: 38 PB: 0 SB: 0 CS: 1	
<b>PITCHER</b>	IP WLS BF H R ER SO BB IBB HBP BLK WP HR S P ERA WHIP	7.0 L 28 6 4 4 7 3 0 0 0 0 1 73 113 5.14 1.286	8.1 1.0 4 0 0 0 0 1 0 0 0 0 0 5 10 0.00 1.000	9.1 1.0 5 2 2 2 1 0 0 0 0 0 1 10 13 18.00 2.000																		

St. Louis Cardinals @ Colorado Rockies  
Coors Field, Denver, CO  
Sat Sep 26 2009, 6:10 PM MDT  
Att: 47,741 - Clear - 84 F

AB 33  
R 6  
H 8  
RBI 6  
BB 4  
SO 8  
LOB 7



Batter	1	2	3	4	5	6	7	8	9	AB	R	H	RBI	BB	SO	LOB	BOTTOM
5 Carlos González, L OBP: 0.352, SLG: 0.515	1-1 17 BB 1B		P5				K2-3		FC3-6 17 BB 1B	5	0	2	0	0	1	2	
24 Dexter Fowler, S OBP: 0.386, SLG: 0.407	1 SAFE P4									4	0	0	0	0	1	2	
7 Seth Smith, L (9, PH) OBP: 0.383, SLG: 0.520	1-1 P4		K							1	0	0	0	0	0	1	
17 Todd Helton, L (1, 3) OBP: 0.412, SLG: 0.483	2-1 1-2 1B									4	1	3	0	1	0	0	
2 Troy Tulowitzki, R OBP: 0.368, SLG: 0.537	1-1 P4		E5							5	0	0	0	0	0	5	
9 Ian Stewart, L (1, 5) OBP: 0.323, SLG: 0.473	3-2 F7									5	0	0	0	0	2	6	
8 Yovani Torresalbe, R OBP: 0.356, SLG: 0.365			K							4	1	2	0	0	2	1	
3 Eric Young Jr., S (8, PR) OBP: 0.327, SLG: 0.347										0	0	0	0	0	0	0	
39 Paul Phillips, R OBP: 0.412, SLG: 0.442										0	0	0	0	0	0	0	
11 Brad Hawpe, L (1, 9) OBP: 0.386, SLG: 0.513	1-3 K									3	1	2	2	1	1	0	
12 Clint Barmes, R (1, 4) OBP: 0.296, SLG: 0.450	1-0 2B									4	0	2	0	0	1	3	
38 Ubaldo Jiménez, R (1, 1) OBP: 0.286, SLG: 0.224	0-2 K									3	0	0	0	0	2	3	
54 Jose Contreras, R (8, 1)										0	0	0	0	0	0	0	
23 Jason Giambi, L (8, PH) OBP: 0.348, SLG: 0.390										1	0	0	0	0	1	2	
31 Matt Daley, R (9, 1)										0	0	0	0	0	0	0	
<b>Inning Stats</b>	R: 0 H: 2 E: 0 K: 0 S: 12	H: 1 LOB: 1 BB: 0 P: 13	R: 1 H: 1 E: 1 K: 2 S: 14	H: 1 LOB: 0 BB: 0 P: 19	R: 2 H: 3 E: 0 K: 1 S: 16	LOB: 1 BB: 0 P: 22	R: 0 H: 1 E: 0 K: 1 S: 7	H: 1 LOB: 1 BB: 0 P: 9	R: 0 H: 0 E: 0 K: 0 S: 5	H: 0 LOB: 0 BB: 0 P: 7	R: 0 H: 1 E: 0 K: 3 S: 12	H: 1 LOB: 2 BB: 1 P: 20	R: 0 H: 1 E: 0 K: 0 S: 12	H: 1 LOB: 2 BB: 1 P: 21	1B: 6 2B: 4 3B: 0 HR: 1	SF: 0 SAC: 0 DP: 0 HBP: 0	WP: 0 PA: 41 PB: 0 SB: 1 CS: 0
<b>PITCHER</b>	IP WLS BF H R ER SO BB IBB HBP BLK WP HR S P ERA WHIP	8.0 W 36 10 3 2 11 1 0 0 0 0 1 89 130 2.25 1.375	1.0 S 5 1 0 0 0 1 0 0 0 0 0 12 21 0.00 2.000														

St. Louis Cardinals @ Colorado Rockies  
Coors Field, Denver, CO  
Sat Sep 26 2009, 6:10 PM MDT  
Att: 47,741 - Clear - 84 F

AB 39  
R 3  
H 11  
RBI 2  
BB 2  
SO 11  
LOB 25





Batter	1	2	3	4	5	6	7	8	9	AB	R	H	RBI	BB	SO	LOB	TOP					
12 Julio Lugo, R OBP: 0.350, SLG: 0.414	F7		FC6			E6			G6-3	5	1	2	0	0	0	1						
13 Brendan Ryan, R OBP: 0.338, SLG: 0.394	F8									2	1	1	0	0	0	0						
22 Joe Thurston, L OBP: 0.319, SLG: 0.336	F8									1	0	0	0	0	1	1						
55 Skip Schumaker, L OBP: 0.364, SLG: 0.394	F8									1	0	0	0	0	0	1						
5 Albert Pujols, R OBP: 0.446, SLG: 0.670	F8									4	0	1	3	1	1	3						
47 Ryan Ludwick, R OBP: 0.333, SLG: 0.457		K								4	0	0	0	1	3	5						
7 Mark DeRosa, R OBP: 0.324, SLG: 0.442										2	0	0	0	1	2	0						
23 David Freese, R OBP: 0.331, SLG: 0.261										4	0	1	0	0	2	4						
21 Jason LaRue, R OBP: 0.290, SLG: 0.333										3	0	0	0	0	2	4						
27 Tyler Greene, R OBP: 0.257, SLG: 0.318										2	0	0	0	0	0	0						
28 Colby Rasmus, L OBP: 0.307, SLG: 0.416										2	0	0	0	0	1	1						
26 Kyle Lohse, R OBP: 0.289, SLG: 0.229										1	1	1	0	1	0	0						
3 Khris Davis, R OBP: 0.277, SLG: 0.351										0	0	0	0	0	0	0						
53 Blake Hawksworth, R ERA: 5.72										0	0	0	0	0	0	0						
36 Denny Reyes, R ERA: 3.86										0	0	0	0	0	0	0						
24 Rick Ankiel, L OBP: 0.302, SLG: 0.390										1	0	0	0	0	0	1						
30 Jason Motte, R ERA: 4.75										0	0	0	0	0	0	0						
<b>Inning Stats</b>	R: 0 E: 0 K: 0 S: 5	H: 0 LOB: 0 BB: 0 P: 9	R: 0 E: 0 K: 3 S: 10	H: 0 LOB: 1 BB: 0 P: 16	R: 3 E: 0 K: 1 S: 18	H: 3 LOB: 3 BB: 2 P: 33	R: 0 E: 0 K: 2 S: 15	H: 1 LOB: 3 BB: 1 P: 25	R: 0 E: 0 K: 2 S: 8	H: 0 LOB: 0 BB: 0 P: 13	R: 0 E: 1 K: 1 S: 7	H: 0 LOB: 1 BB: 0 P: 12	R: 0 E: 0 K: 2 S: 7	H: 0 LOB: 0 BB: 0 P: 13	R: 0 E: 0 K: 1 S: 6	H: 1 LOB: 1 BB: 0 P: 8	R: 0 E: 0 K: 0 S: 8	H: 1 LOB: 1 BB: 1 P: 14	1B: 5 2B: 2 3B: 0 HR: 0	SF: 0 SAC: 1 DP: 1 HBP: 2	WP: 0 PB: 0 SB: 2 CS: 0	PA: 40
<b>PITCHER</b>	IP	WLS	BF	H	R	ER	SO	BB	IBB	HBP	BLK	WP	HR	S	P	ERA	WHIP					
29 Jorge De La Rosa, L ERA: 4.45	5.0	W	25	4	3	3	8	3	0	2	1	0	0	56	96	5.40	1.400					
53 Randy Flores, L ERA: 5.4	0.1	H	1	0	0	0	0	0	0	0	0	0	0	2	4	0.00	0.000					
34 Matt Belisle, R ERA: 5.72	0.2	H	3	0	0	0	1	0	0	0	0	0	0	5	8	0.00	0.000					
31 Matt Daley, R ERA: 3.86	1.0	H	3	0	0	0	2	0	0	0	0	0	0	7	13	0.00	0.000					
16 Huston Street, R ERA: 2.75	2.0	S	8	2	0	0	1	0	1	0	0	0	0	14	22	0.00	1.000					

St. Louis Cardinals @ Colorado Rockies  
Coors Field, Denver, CO  
Sun Sep 27 2009, 1:10 PM MDT  
Att: 42,032 - Sunny - 76 F

AB 33  
R 3  
H 6  
RBI 3  
BB 4  
SO 12  
LOB 21



Batter	1	2	3	4	5	6	7	8	9	AB	R	H	RBI	BB	SO	LOB	BOTTOM				
5 Carlos González, L OBP: 0.354, SLG: 0.519	B2		F9							4	1	2	1	0	0	0					
7 Seth Smith, L OBP: 0.380, SLG: 0.515	G3		F7							3	0	0	0	0	0	1					
24 Dexter Fowler, S OBP: 0.366, SLG: 0.407	G3		F7							0	0	0	0	0	0	0					
17 Todd Helton, L OBP: 0.413, SLG: 0.483			F8							4	1	2	1	0	1	1					
2 Troy Tulowitzki, R OBP: 0.370, SLG: 0.542										3	1	2	1	1	0	1					
11 Brad Hawpe, L OBP: 0.385, SLG: 0.510										4	0	1	1	0	1	4					
16 Huston Street, R ERA: 2.75										0	0	0	0	0	0	0					
8 Yovani Gallardo, R OBP: 0.354, SLG: 0.373										4	0	1	0	0	3	2					
9 Ian Stewart, L OBP: 0.322, SLG: 0.470										3	0	0	0	1	2	1					
12 Clint Barmes, R OBP: 0.294, SLG: 0.447										4	0	0	0	0	1	3					
29 Jorge De La Rosa, L ERA: 4.45										1	0	0	0	0	0	0					
3 Eric Young Jr., S OBP: 0.315, SLG: 0.340										0	0	0	0	0	0	0					
53 Randy Flores, L ERA: 5.72										0	0	0	0	0	0	0					
34 Matt Belisle, R ERA: 5.72										0	0	0	0	0	0	0					
27 Garrett Atkins, R OBP: 0.302, SLG: 0.336										1	0	0	0	0	0	1					
31 Matt Daley, R ERA: 3.86										0	0	0	0	0	0	0					
19 Ryan Spillorth, R ERA: 4.75										0	0	0	0	0	0	0					
<b>Inning Stats</b>	R: 2 E: 0 K: 1 S: 18	H: 3 LOB: 1 BB: 0 P: 28	R: 0 E: 0 K: 1 S: 6	H: 0 LOB: 0 BB: 0 P: 9	R: 0 E: 0 K: 0 S: 7	H: 0 LOB: 0 BB: 0 P: 8	R: 0 E: 0 K: 1 S: 14	H: 1 LOB: 2 BB: 1 P: 25	R: 2 E: 1 K: 1 S: 15	H: 2 LOB: 1 BB: 0 P: 26	R: 0 E: 0 K: 2 S: 14	H: 1 LOB: 1 BB: 0 P: 20	R: 0 E: 0 K: 1 S: 8	H: 1 LOB: 2 BB: 1 P: 18	R: 0 E: 0 K: 1 S: 8	H: 0 LOB: 0 BB: 0 P: 12	1B: 5 2B: 1 3B: 2 HR: 0	SF: 0 SAC: 1 DP: 0 HBP: 0	WP: 1 PB: 0 SB: 1 CS: 0	PA: 35	
<b>PITCHER</b>	IP	WLS	BF	H	R	ER	SO	BB	IBB	HBP	BLK	WP	HR	S	P	ERA	WHIP				
26 Kyle Lohse, R ERA: 4.84	5.0	L	23	6	4	3	4	1	0	0	0	0	0	60	96	5.40	1.400				
53 Blake Hawksworth, R ERA: 2.19	1.0		4	1	0	0	2	0	0	0	0	0	0	14	20	0.00	1.000				
36 Denny Reyes, L ERA: 5.72	1.0		5	1	0	0	1	0	1	0	0	1	0	8	18	0.00	1.000				
30 Jason Motte, R ERA: 4.75	1.0		3	0	0	0	1	0	0	0	0	0	0	8	12	0.00	0.000				

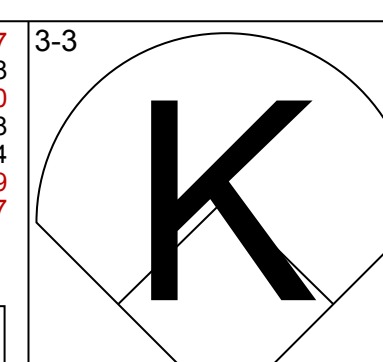
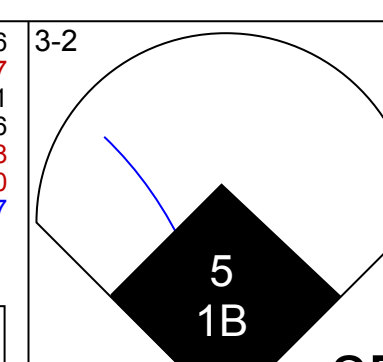
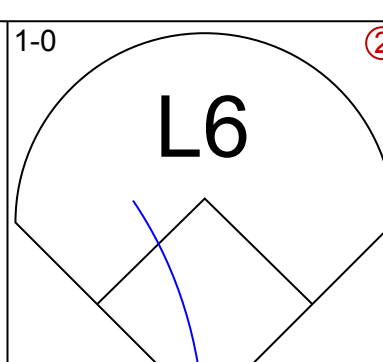
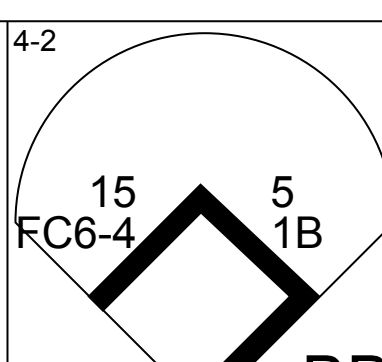
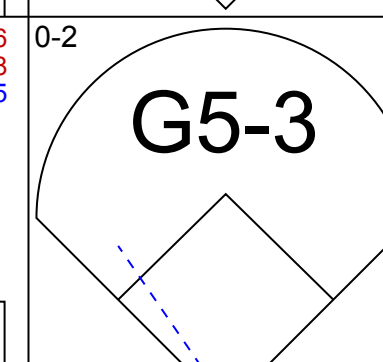
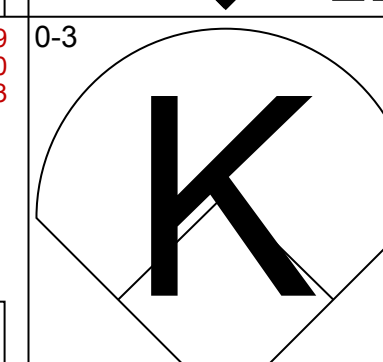
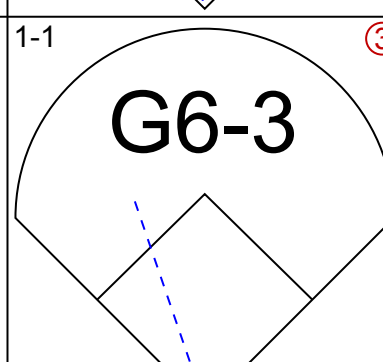
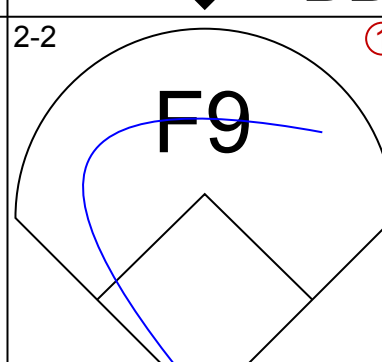
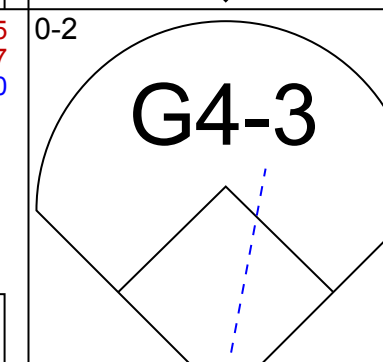
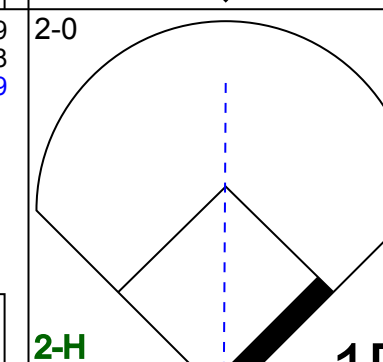
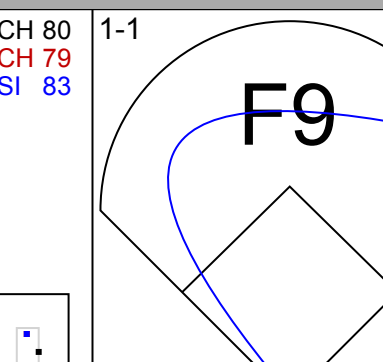
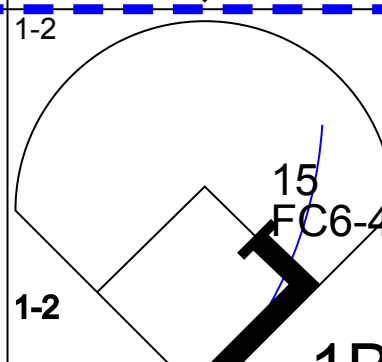
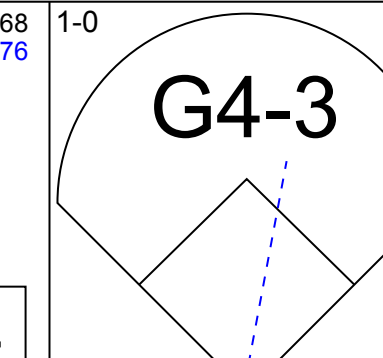
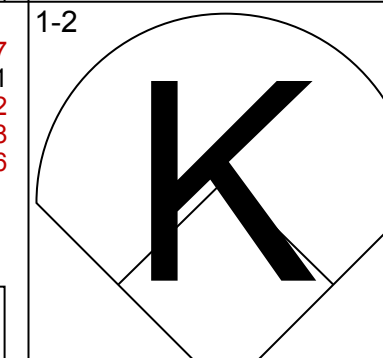
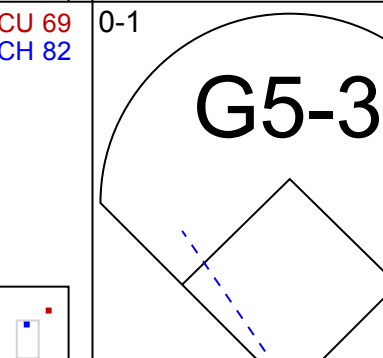
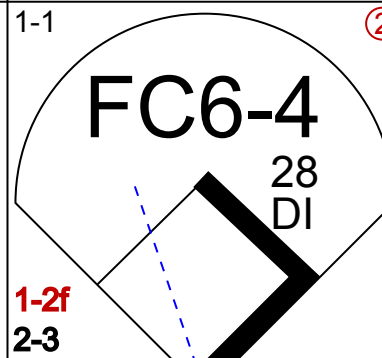
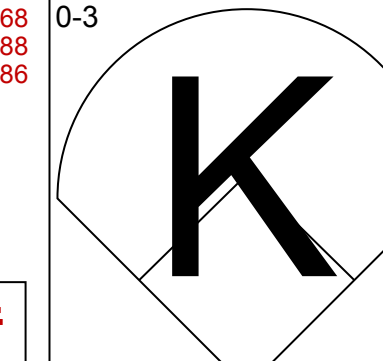
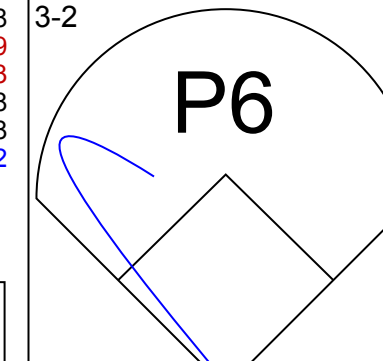
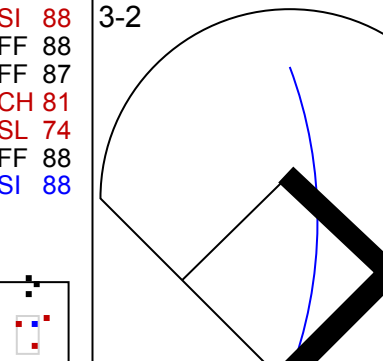
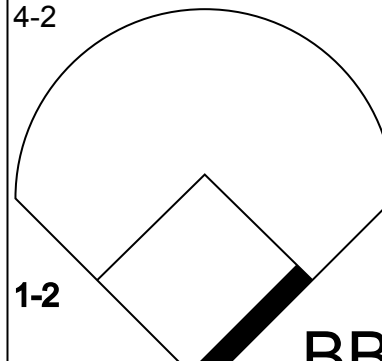
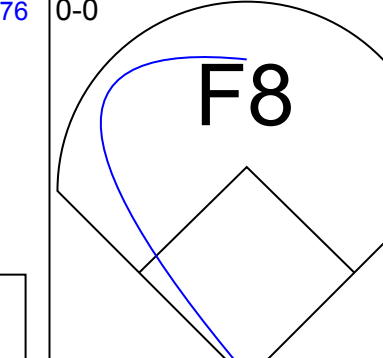
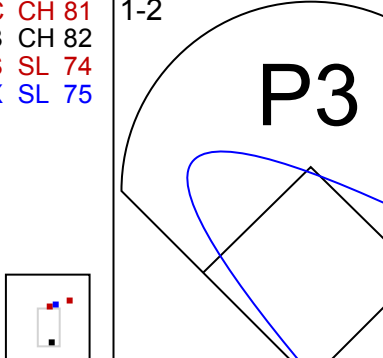
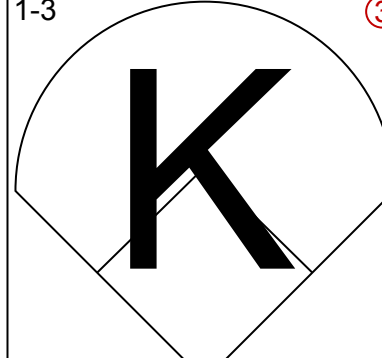
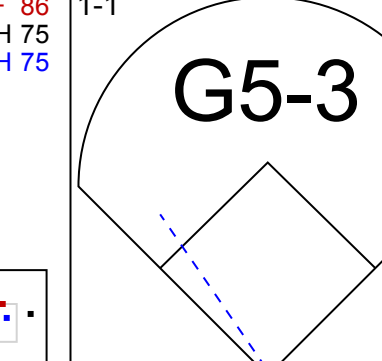
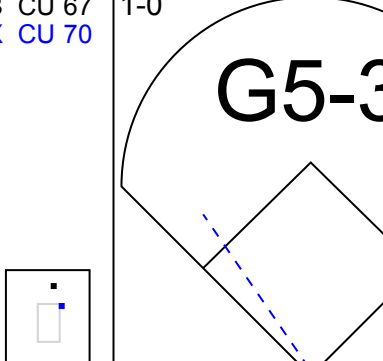
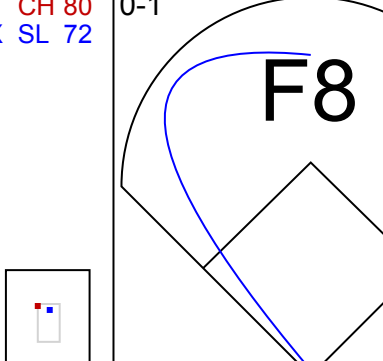
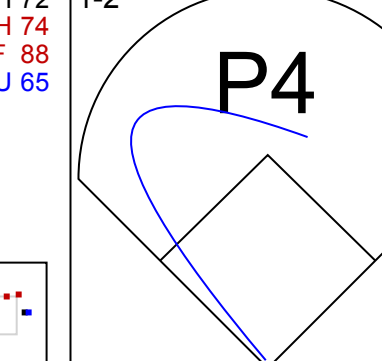
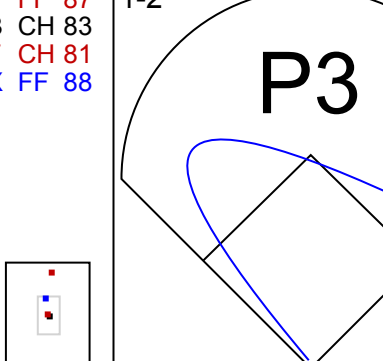
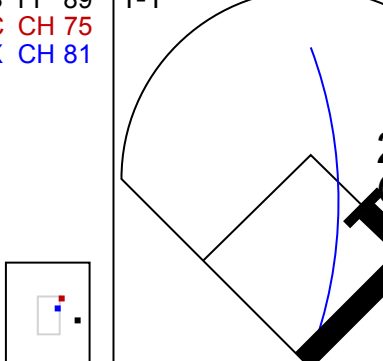
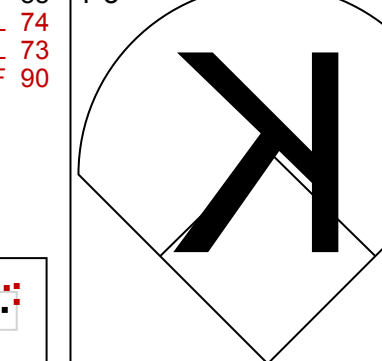
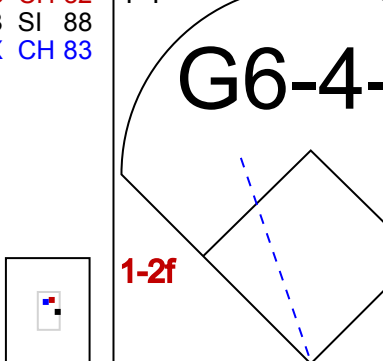
St. Louis Cardinals @ Colorado Rockies  
Coors Field, Denver, CO  
Sun Sep 27 2009, 1:10 PM MDT  
Att: 42,032 - Sunny - 76 F

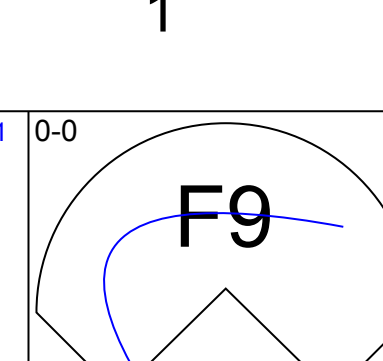
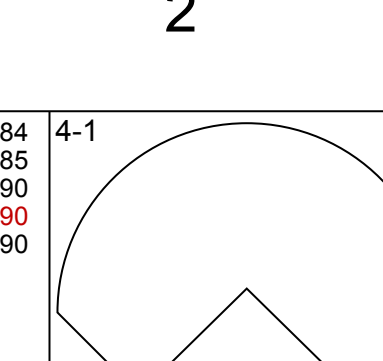
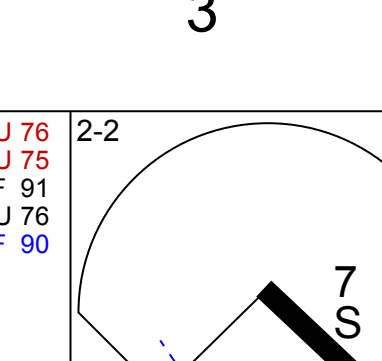
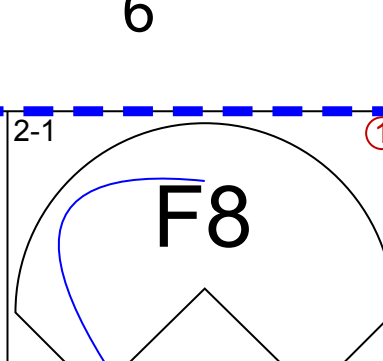
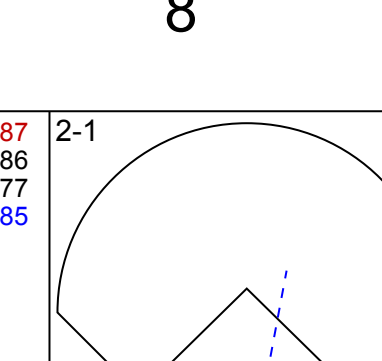
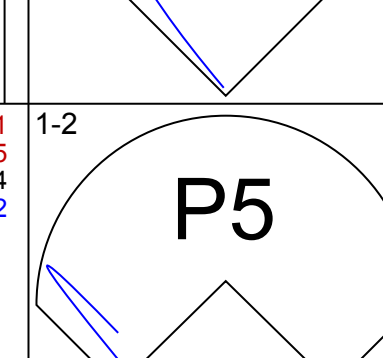
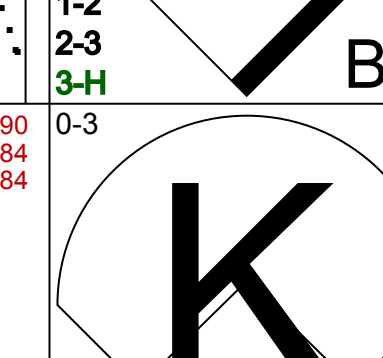
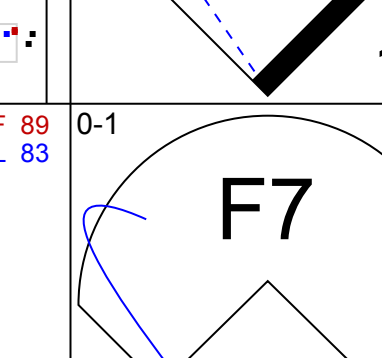
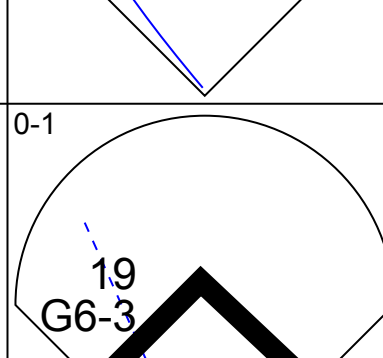
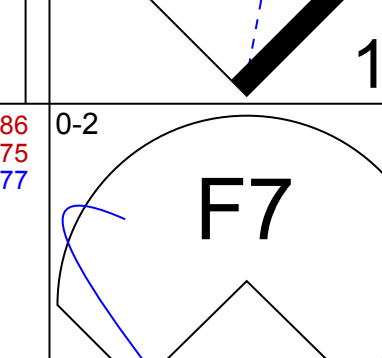
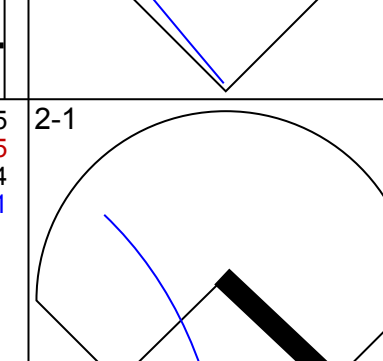
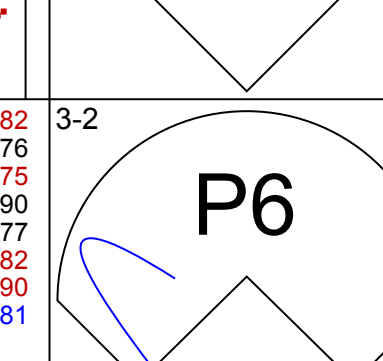
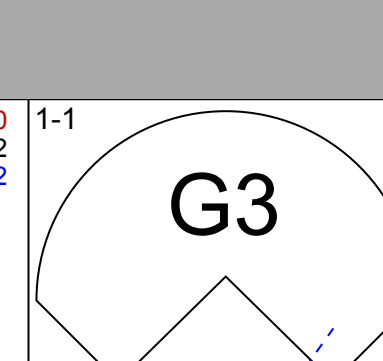
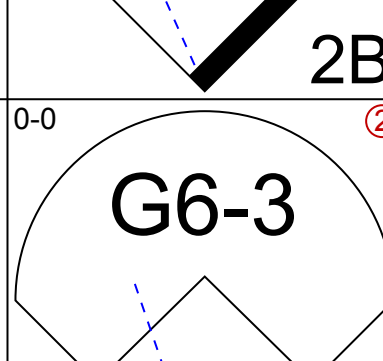
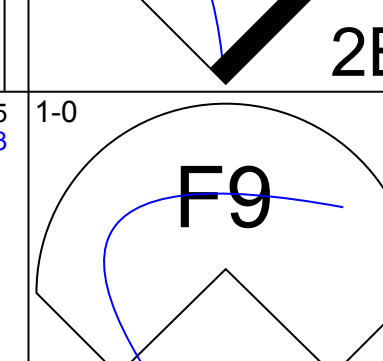
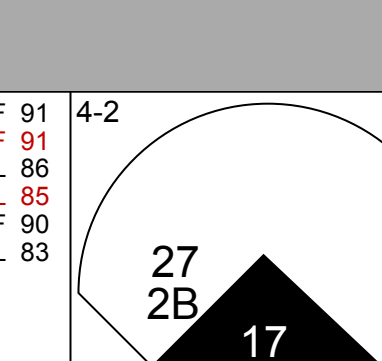
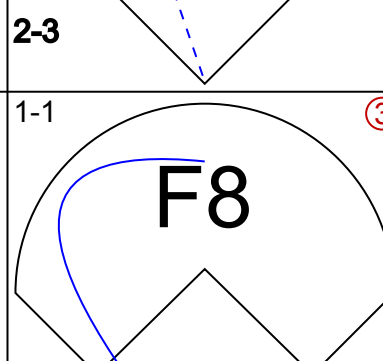

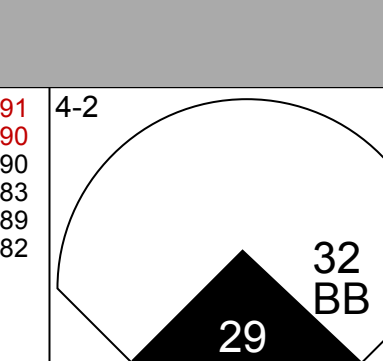
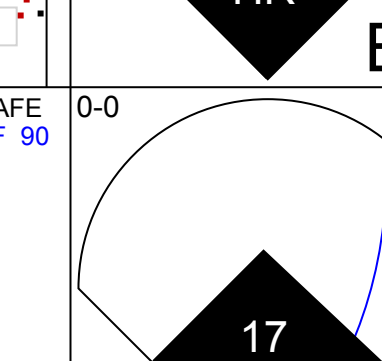
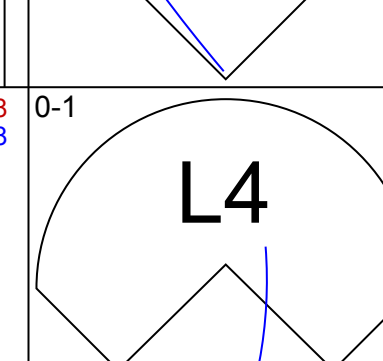
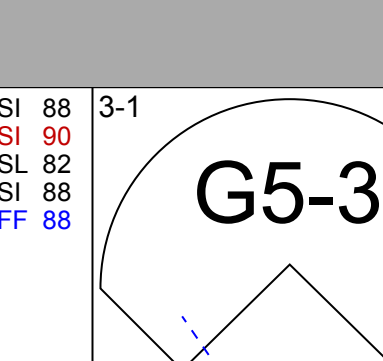
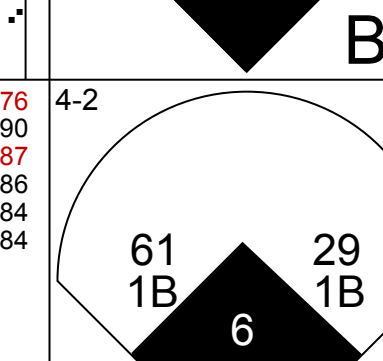
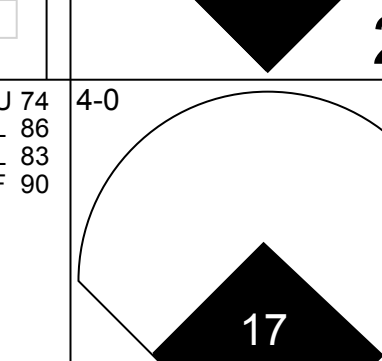
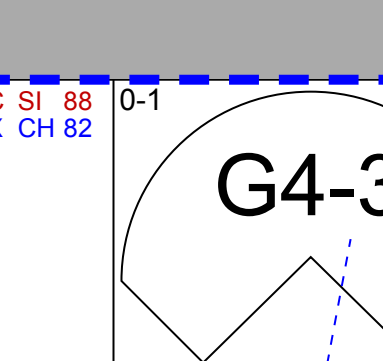
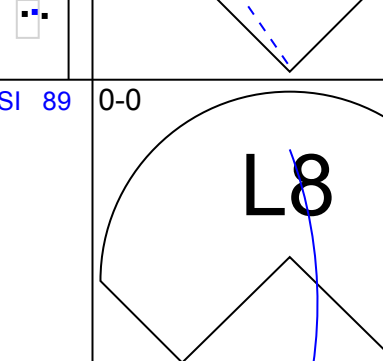
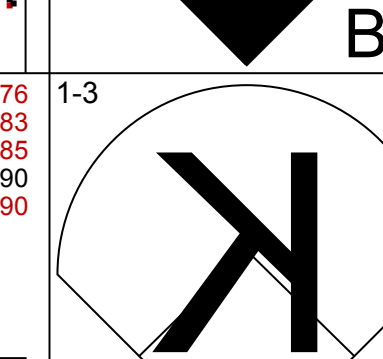
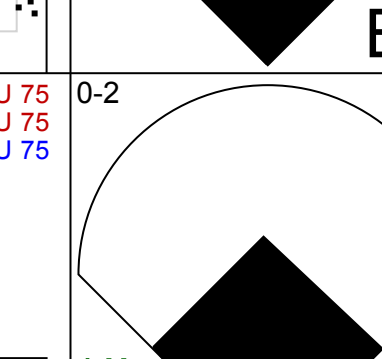
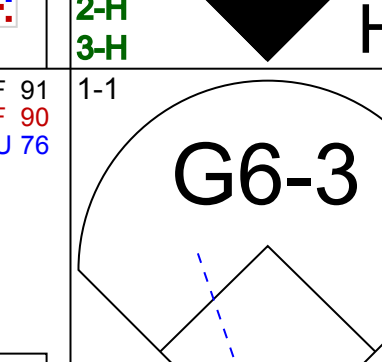
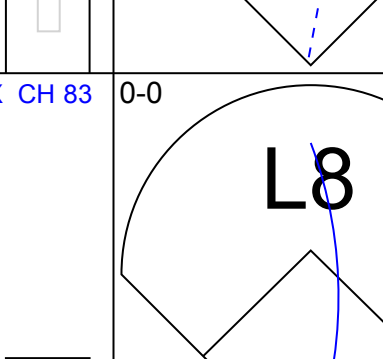
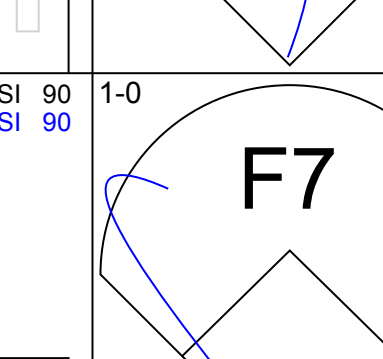
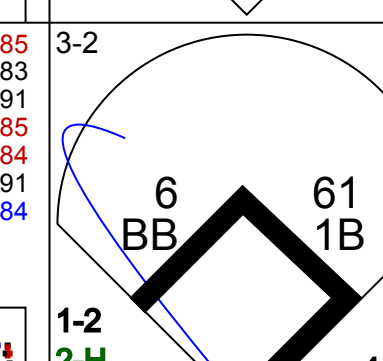
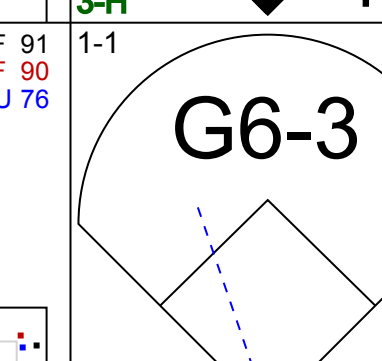
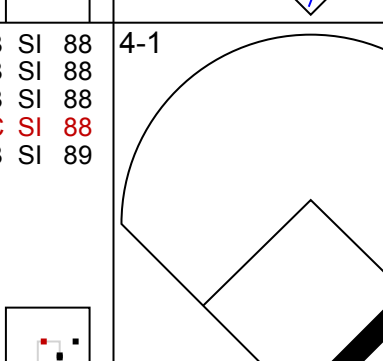
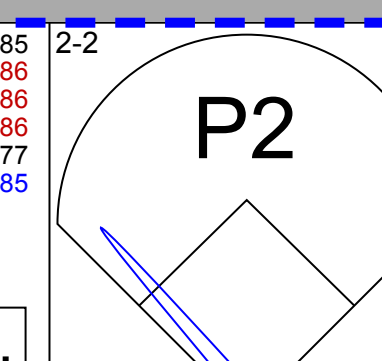
AB 32  
R 4  
H 8  
RBI 4  
SO 8  
LOB 14



Batter	1	2	3	4	5	6	7	8	9	AB	R	H	RBI	BB	SO	LOB	TOP										
55 Skip Schumaker, L OBP: 0.365, SLG: 0.394 19 Matt Paganzzi, R	F7		K		5 SF8 12 1B BB		1B		BB	3	0	1	0	1	1	1	<b>St. Louis Cardinals @ Cincinnati Reds</b> Great American Ball Park, Cincinnati, OH Tue Sep 29 2009, 7:10 PM EDT Att: 12,026 - Overcast - 58 F <a href="http://livebaseballscorecards.com">livebaseballscorecards.com</a>										
12 Julio Lugo, R OBP: 0.348, SLG: 0.410	G5-3		P4		1B		G5-3		F8	5	0	1	0	0	0	3											
5 Albert Pujols, R OBP: 0.445, SLG: 0.668 41 Mitchell Boggs, R OBP: 0.071, SLG: 0.143	1B			F7	SF8			P4		3	0	1	1	0	0	0											
15 Matt Holliday, R OBP: 0.391, SLG: 0.519 27 Tyler Greene, R OBP: 0.257, SLG: 0.318	K			G1-3	47 G1-3 28 1B		G4-3			4	0	2	0	0	1	3											
28 Colby Rasmus, L OBP: 0.306, SLG: 0.414	F7			G1-3	47 G1-3 1B		G1-6-3		F8	4	0	1	0	0	0	1											
47 Ryan Ludwick, R OBP: 0.331, SLG: 0.453	K			G1-3			P3		F7	4	0	0	0	0	1	3											
7 Mark DeRosa, R OBP: 0.321, SLG: 0.438	F7			K			K		G6-3	4	0	0	0	0	2	2											
21 Jason LaRue, R OBP: 0.304, SLG: 0.347 22 Joe Thurston, L OBP: 0.318, SLG: 0.335 37 Todd Wellemeyer, R OBP: 0.128, SLG: 0.128 23 David Freese, R OBP: 0.259, SLG: 0.417					12 1B 5 SF8 55 BB 1B		F7		HR	2	1	2	0	0	0	0											
35 Joel Pineiro, R OBP: 0.191, SLG: 0.172 8 Troy Claus, R OBP: 0.200, SLG: 0.211	K			K			F9		F7	2	0	0	0	0	2	2											
<b>Inning Stats</b>	R: 0 E: 0 K: 1 S: 10	H: 1 LOB: 1 BB: 0 P: 11	R: 0 E: 0 K: 1 S: 10	H: 0 LOB: 0 BB: 0 P: 13	R: 0 E: 0 K: 2 S: 14	H: 1 LOB: 1 BB: 0 P: 20	R: 0 E: 0 K: 1 S: 10	H: 2 LOB: 2 BB: 0 P: 17	R: 1 E: 0 K: 1 S: 15	H: 2 LOB: 2 BB: 1 P: 27	R: 0 E: 0 K: 1 S: 7	H: 0 LOB: 0 BB: 0 P: 9	R: 0 E: 0 K: 0 S: 6	H: 1 LOB: 1 BB: 0 P: 11	R: 0 E: 0 K: 0 S: 13	H: 1 LOB: 1 BB: 0 P: 19		R: 1 E: 0 K: 0 S: 10	H: 1 LOB: 1 BB: 1 P: 20	1B: 7 2B: 1 3B: 0 HR: 1	SF: 1 SAC: 0 DP: 0 HBP: 0	WP: 0 PB: 0 SB: 1 CS: 0	PA: 38				
<b>PITCHER</b>	IP	WLS	BF	H	R	ER	SO	BB	IBB	HBP	BLK	WP	HR	S	P	ERA	WHIP										
34 Homer Bailey, R ERA: 4.78	7.0	W	29	7	1	1	7	1	0	0	0	0	0	72	108	1.29	1.143										
51 Jared Burton, R ERA: 4.51	1.0		4	1	0	0	0	0	0	0	0	0	0	13	19	0.00	1.000										
58 Ramon Ramirez, R ERA: 4.35	1.0		5	1	1	1	0	1	0	0	0	0	1	10	20	9.00	2.000										

Batter	1	2	3	4	5	6	7	8	9	AB	R	H	RBI	BB	SO	LOB	BOTTOM										
3 Willy Taveras, R OBP: 0.275, SLG: 0.285	P6	G1-3			7 HBP 1B		P2			4	0	1	0	0	0	1	<b>St. Louis Cardinals @ Cincinnati Reds</b> Great American Ball Park, Cincinnati, OH Tue Sep 29 2009, 7:10 PM EDT Att: 12,026 - Overcast - 58 F <a href="http://livebaseballscorecards.com">livebaseballscorecards.com</a>										
7 Paul Janish, R OBP: 0.299, SLG: 0.306	P3		G6-3		19 G4-6-3 HBP		G6-3			3	0	0	0	0	0	0											
19 Joey Volto, L OBP: 0.410, SLG: 0.562	L7		HR		G4-6-3					3	1	1	1	1	0	2											
4 Brandon Phillips, R OBP: 0.333, SLG: 0.454		27 HR 32 BB 1B	G5-3				F8			4	2	2	0	0	0	1											
27 Scott Rolen, R OBP: 0.366, SLG: 0.447		32 HR BB	F7				G6-3			3	2	1	1	1	0	0											
32 Jay Bruce, L OBP: 0.301, SLG: 0.477		HR		F7			G3			4	2	2	5	0	0	0											
25 Wladimir Balentien, R OBP: 0.306, SLG: 0.375	G5-3			G6-3			G6-3		F9	4	0	0	0	0	0	0											
55 Ramon Hernandez, R OBP: 0.330, SLG: 0.354	G4-3			G3-1			L7			3	0	0	0	0	0	0											
34 Homer Bailey, R OBP: 0.083, SLG: 0.083 51 Jared Burton, R 58 Ramon Ramirez, R				G5-3			K			3	0	1	0	0	1	0											
<b>Inning Stats</b>	R: 0 E: 0 K: 0 S: 4	H: 0 LOB: 0 BB: 0 P: 6	R: 3 E: 0 K: 0 S: 14	H: 3 LOB: 1 BB: 1 P: 26	R: 1 E: 0 K: 0 S: 9	H: 1 LOB: 0 BB: 0 P: 17	R: 0 E: 0 K: 0 S: 6	H: 0 LOB: 0 BB: 0 P: 9	R: 0 E: 0 K: 1 S: 6	H: 3 LOB: 1 BB: 0 P: 9	R: 3 E: 0 K: 1 S: 16	H: 3 LOB: 0 BB: 0 P: 21	R: 0 E: 0 K: 0 S: 8	H: 0 LOB: 1 BB: 1 P: 19	R: 0 E: 0 K: 0 S: 8	H: 0 LOB: 0 BB: 0 P: 11		R: 0 E: 0 K: 0 S: 8	H: 0 LOB: 0 BB: 0 P: 11	1B: 4 2B: 0 3B: 1 HR: 3	SF: 0 SAC: 0 DP: 1 HBP: 1	WP: 0 PB: 0 SB: 0 CS: 0	PA: 34				
<b>PITCHER</b>	IP	WLS	BF	H	R	ER	SO	BB	IBB	HBP	BLK	WP	HR	S	P	ERA	WHIP										
35 Joel Pineiro, R ERA: 3.44	6.0	L	27	8	7	7	1	1	0	1	0	0	0	8	88	10.50	1.500										
37 Todd Wellemeyer, R ERA: 5.79	1.0		4	0	0	0	0	1	0	0	0	0	0	8	19	0.00	1.000										
41 Mitchell Boggs, R ERA: 4.29	1.0		3	0	0	0	0	0	0	0	0	0	0	8	11	0.00	0.000										

Batter	1	2	3	4	5	6	7	8	9	AB	R	H	RBI	BB	SO	LOB	TOP								
55 Skip Schumaker, L (1,4) OBP: 0.365, SLG: 0.395										3	1	1	0	0	1	0	<b>St. Louis Cardinals @ Cincinnati Reds</b> Great American Ball Park, Cincinnati, OH Wed Sep 30 2009, 7:10 PM EDT Att: 11,930 - Partly Cloudy - 60 F <a href="http://livebaseballscorecards.com">livebaseballscorecards.com</a>								
52 Josh Kinney, R (6,1)										0	0	0	0	0	0	0									
48 Brad Thompson, R (8,1)										0	0	0	0	0	0	0									
8 Troy Glaus, R (9,PH)										0	0	0	0	0	1	0									
27 Tyler Greene, R (9,PR)										0	0	0	0	0	0	0									
7 Mark DeRosa, R (1,5)										4	0	0	0	0	1	2									
5 Albert Pujols, R (1,3)										4	0	2	1	0	0	0									
15 Matt Holliday, R (1,7)										4	0	0	0	0	1	3									
28 Colby Rasmus, L (1,8)										3	0	1	0	1	1	1									
47 Ryan Ludwick, R (1,9)										4	0	0	0	0	1	4									
21 Jason LaRue, R (1,2)										2	0	0	0	0	0	0									
24 Rick Ankiel, L (8,PH)										1	0	0	0	0	0	0									
19 Matt Paganzzi, R (8,2)										0	0	0	0	0	0	0									
13 Brendan Ryan, R (1,6)										3	0	1	0	0	0	0									
30 John Smoltz, R (1,1)										1	0	0	0	0	1	0									
36 Dennys Reyes, R (5,1)										0	0	0	0	0	0	0									
22 Joe Thurston, L (6,PH)										2	0	0	0	0	1	1									
Inning Stats	R: 0 E: 0 K: 1 S: 10	H: 0 LOB: 0 BB: 0 P: 13	R: 0 E: 0 K: 1 S: 5	H: 0 LOB: 0 BB: 0 P: 6	R: 0 E: 0 K: 1 S: 8	H: 0 LOB: 0 BB: 0 P: 11	R: 1 E: 0 K: 2 S: 15	H: 2 LOB: 1 BB: 0 P: 24	R: 0 E: 0 K: 0 S: 7	H: 0 LOB: 0 BB: 0 P: 10	R: 0 E: 0 K: 1 S: 6	H: 0 LOB: 0 BB: 0 P: 8	R: 0 E: 0 K: 0 S: 11	H: 1 LOB: 1 BB: 0 P: 17	R: 0 E: 0 K: 0 S: 6	H: 1 LOB: 0 BB: 0 P: 8	R: 0 E: 0 K: 1 S: 19	H: 1 LOB: 3 BB: 2 P: 32	1B: 3 2B: 2 3B: 0 HR: 0	SF: 0 SAC: 0 DP: 1 HBP: 0	WP: 0 PB: 0 SB: 0 CS: 0	PA: 33			
PITCHER	IP	WLS	BF	H	R	ER	SO	BB	IBB	HBP	BLK	WP	HR	S	P	ERA	WHIP								
61 Bronson Arroyo, R (1,1) ERA: 3.84	8.1	W	29	4	1	1	6	1	0	0	0	0	0	76	111	1.08	0.600								
40 Nick Masset, R (9,1) ERA: 2.44	0.2		4	1	0	0	1	1	0	0	0	0	0	11	18	0.00	3.000								

Batter	1	2	3	4	5	6	7	8	9	AB	R	H	RBI	BB	SO	LOB	BOTTOM								
6 Drew Stubbs, R (1,8)										4	0	2	1	1	0	0	<b>St. Louis Cardinals @ Cincinnati Reds</b> Great American Ball Park, Cincinnati, OH Wed Sep 30 2009, 7:10 PM EDT Att: 11,930 - Partly Cloudy - 60 F <a href="http://livebaseballscorecards.com">livebaseballscorecards.com</a>								
7 Paul Janish, R (1,6)										5	0	1	0	0	1	5									
19 Joey Volto, L (1,3)										4	0	1	0	0	0	4									
4 Brandon Phillips, R (1,4)										3	1	0	0	1	0	2									
27 Scott Rolen, R (1,5)										3	2	1	0	1	0	0									
32 Jay Bruce, L (1,9)										2	2	0	0	2	0	0									
17 Laynce Nix, L (1,7)										4	1	1	4	0	1	2									
29 Ryan Hanigan, R (1,2)										3	0	1	1	1	0	0									
61 Bronson Arroyo, R (1,1) ERA: 3.12	4.0	L	23	6	6	6	3	5	0	0	0	0	0	7	12	0.00		1.000							
40 Nick Masset, R (9,1) ERA: 9.42	2.0		7	1	0	0	0	0	0	0	0	0	0	11	18	0.00		0.500							
48 Brad Thompson, R (8,1) ERA: 4.92	1.0		4	1	0	0	0	0	0	0	0	0	0	12	17	0.00	1.000								
Inning Stats	R: 0 E: 0 K: 0 S: 7	H: 1 LOB: 1 BB: 0 P: 11	R: 2 E: 0 K: 2 S: 24	H: 2 LOB: 3 BB: 3 P: 43	R: 4 E: 0 K: 1 S: 16	H: 3 LOB: 1 BB: 2 P: 27	R: 0 E: 0 K: 0 S: 5	H: 0 LOB: 0 BB: 0 P: 6	R: 0 E: 0 K: 1 S: 7	H: 0 LOB: 0 BB: 1 P: 12	R: 0 E: 0 K: 0 S: 7	H: 1 LOB: 1 BB: 0 P: 10	R: 0 E: 0 K: 0 S: 4	H: 0 LOB: 0 BB: 0 P: 8	R: 0 E: 0 K: 0 S: 12	H: 1 LOB: 1 BB: 0 P: 17	R: 0 E: 0 K: 1 S: 19	H: 1 LOB: 3 BB: 2 P: 32	1B: 4 2B: 3 3B: 0 HR: 1	SF: 0 SAC: 0 DP: 0 HBP: 0	WP: 0 PB: 0 SB: 1 CS: 0	PA: 38			
PITCHER	IP	WLS	BF	H	R	ER	SO	BB	IBB	HBP	BLK	WP	HR	S	P	ERA	WHIP								
30 John Smoltz, R (1,1) ERA: 6.35	4.0		23	6	6	6	3	5	0	0	0	0	0	7	12	0.00	1.000								
36 Dennys Reyes, L (5,1) ERA: 3.12	1.0		4	0	0	0	1	1	0	0	0	0	0	7	12	0.00	1.000								
52 Josh Kinney, R (6,1) ERA: 9.42	2.0		7	1	0	0	0	0	0	0	0	0	0	11	18	0.00	0.500								
48 Brad Thompson, R (8,1) ERA: 4.92	1.0		4	1	0	0	0	0	0	0	0	0	0	12	17	0.00	1.000								

AB 31  
R 1  
H 5  
RBI 1  
BB 2  
SO 7  
LOB 11

AB 32  
R 6  
H 8  
RBI 6  
BB 6  
SO 4  
LOB 14



Batter	1	2	3	4	5	6	7	8	9	AB	R	H	RBI	BB	SO	LOB	TOP								
55 Skip Schumaker, L (1,4) OBP: 0.365, SLG: 0.394	G4-3	G6-3			G6-3				K	4	0	1	0	1	0	1	<b>St. Louis Cardinals @ Cincinnati Reds</b> Great American Ball Park, Cincinnati, OH Thu Oct 01 2009, 12:35 PM EDT Att: 11,860 - Partly Cloudy - 56 F <a href="http://livebaseballscorecards.com">livebaseballscorecards.com</a>								
3 Khalil Greene, R (9,PH) OBP: 0.275, SLG: 0.351										1	0	0	0	0	1	0									
22 Joe Thurston, L (9,7)										0	0	0	0	0	0	0									
28 Colby Rasmus, L (1,8) OBP: 0.308, SLG: 0.414	K	F8		G1-3		K				5	1	1	0	1	2	1									
5 Albert Pujols, R (1,3) OBP: 0.445, SLG: 0.663	G6-3				G6-3					3	1	0	0	2	0	3									
30 Jason Motte, R (7,1)										0	0	0	0	0	0	0									
46 Kyle McClellan, R (8,1)										0	0	0	0	0	0	0									
19 Matt Paganzzi, R (9,PH) OBP: 0.276, SLG: 0.332										1	0	0	0	0	0	1									
15 Matt Holliday, R (1,7) OBP: 0.390, SLG: 0.514										3	1	1	0	1	1	1									
53 Blake Hawksworth, R (6,1) OBP: 0.276, SLG: 0.423										2	0	1	1	0	1	3									
23 David Freese, R (7,PH) OBP: 0.276, SLG: 0.423										0	0	0	0	0	0	0									
43 Trevor Miller, R (9,1)										5	3	2	0	1	1	6									
24 Rick Ankiel, L (1,9) OBP: 0.286, SLG: 0.391										5	2	2	2	0	0	4									
8 Troy Claus, R (1,5) OBP: 0.269, SLG: 0.292										3	2	2	1	0	0	2									
4 Yadier Molina, R (1,2) OBP: 0.366, SLG: 0.383										2	0	1	2	0	0	0									
21 Jason LaRue, R (5,2) OBP: 0.302, SLG: 0.343										3	2	1	1	0	0	1									
13 Brendan Ryan, R (1,6) OBP: 0.340, SLG: 0.393										1	0	1	0	0	0	0									
27 Tyler Greene, R (7,6) OBP: 0.263, SLG: 0.324										3	2	1	1	0	0	1									
29 Chris Carpenter, R (1,1) OBP: 0.212, SLG: 0.270										1	0	1	0	0	0	0									
12 Julio Lugo, R (6,4) OBP: 0.349, SLG: 0.408										1	0	0	0	1	0	1									
<b>Inning Stats</b>	R: 0 E: 0 K: 1 S: 14	H: 0 LOB: 0 BB: 0 P: 22	R: 5 E: 0 K: 0 S: 15	H: 4 LOB: 0 BB: 0 P: 28	R: 0 E: 0 K: 1 S: 13	H: 1 LOB: 2 BB: 1 P: 19	R: 0 E: 0 K: 0 S: 6	H: 0 LOB: 1 BB: 1 P: 15	R: 4 E: 0 K: 2 S: 19	H: 3 LOB: 1 BB: 1 P: 23	R: 3 E: 0 K: 2 S: 19	H: 3 LOB: 1 BB: 1 P: 28	R: 0 E: 0 K: 1 S: 11	H: 2 LOB: 3 BB: 1 P: 18	R: 0 E: 0 K: 0 S: 12	H: 1 LOB: 1 BB: 0 P: 21	R: 1 E: 0 K: 1 S: 12	H: 1 LOB: 1 BB: 1 P: 21	1B: 11 2B: 3 3B: 0 HR: 1	SF: 0 SAC: 0 DP: 0 HBP: 1	WP: 0 PB: 0 SB: 0 CS: 0	PA: 50			
<b>PITCHER</b>	IP	WLS	BF	H	R	ER	SO	BB	IBB	HBP	BLK	WP	HR	S	P	ERA	WHIP								
38 Kip Wells, R (1,1) ERA: 5.33	2.0	L	13	5	5	5	1	1	0	1	0	0	1	35	60	22.50	3.000								
33 Micah Owings, R (3,1) ERA: 5.34	2.2		14	3	4	4	1	3	0	0	0	0	0	23	46	13.50	2.250								
50 Pedro Viola, L (5,1) ERA: 6.0	0.2		2	0	0	0	1	0	0	0	0	0	0	4	4	0.00	0.000								
46 Carlos Fisher, R (6,1) ERA: 4.56	1.2		12	5	3	3	2	2	0	0	0	0	0	27	43	16.20	4.200								
58 Ramon Ramirez, R (8,1) ERA: 3.97	1.0		4	1	0	0	0	0	0	0	0	0	0	12	21	0.00	1.000								

Batter	1	2	3	4	5	6	7	8	9	AB	R	H	RBI	BB	SO	LOB	BOTTOM								
6 Drew Stubbs, R (1,8) OBP: 0.313, SLG: 0.438	G5-3				G1-6-3					4	0	1	0	0	1	1	<b>St. Louis Cardinals @ Cincinnati Reds</b> Great American Ball Park, Cincinnati, OH Thu Oct 01 2009, 12:35 PM EDT Att: 11,860 - Partly Cloudy - 56 F <a href="http://livebaseballscorecards.com">livebaseballscorecards.com</a>								
58 Ramon Ramirez, R (8,1)										0	0	0	0	0	0	0									
52 Daniel Herrera, L (9,1)										0	0	0	0	0	0	0									
15 Drew Sutton, S (1,6) OBP: 0.301, SLG: 0.354										2	0	0	0	1	2	0									
46 Carlos Fisher, R (6,1)										0	0	0	0	0	0	0									
16 Darnell McDonald, R (8,8) OBP: 0.299, SLG: 0.386										1	0	0	0	0	0	0									
19 Joey Volto, L (1,3) OBP: 0.408, SLG: 0.559										2	0	0	0	0	1	2									
60 Kevin Barker, L (6,PH) OBP: 0.353, SLG: 0.400										1	0	0	0	1	0	0									
4 Brandon Phillips, R (1,4) OBP: 0.338, SLG: 0.540										4	0	0	0	0	0	1									
7 Paul Janish, R (9,6) OBP: 0.297, SLG: 0.308										0	0	0	0	0	0	0									
27 Scott Rolen, R (1,5) OBP: 0.369, SLG: 0.449										1	0	1	0	0	0	0									
64 Juan Francisco, L (6,PH) OBP: 0.500, SLG: 0.579										1	0	0	0	0	0	1									
32 Jay Bruce, L (1,9) OBP: 0.300, SLG: 0.469										4	0	0	0	0	1	4									
31 Jonny Gomes, R (1,7) OBP: 0.338, SLG: 0.540										2	0	0	0	0	1	3									
21 Chris Dickerson, L (7,7) OBP: 0.370, SLG: 0.373										2	0	0	0	0	1	1									
37 Corky Miller, R (1,2) OBP: 0.283, SLG: 0.269										2	0	0	0	0	0	2									
50 Pedro Viola, R (5,1)										0	0	0	0	0	0	0									
23 Adam Rosales, R (6,6) OBP: 0.304, SLG: 0.319										2	0	2	0	0	0	0									
38 Kip Wells, R (1,1) OBP: 0.091, SLG: 0.091										0	0	0	0	0	0	0									
33 Micah Owings, R (3,1) OBP: 0.281, SLG: 0.537										1	0	1	0	0	0	0									
29 Ryan Hanigan, R (5,2) OBP: 0.360, SLG: 0.332										3	0	0	0	0	1	3									
<b>Inning Stats</b>	R: 0 E: 0 K: 1 S: 9	H: 0 LOB: 0 BB: 0 P: 16	R: 0 E: 0 K: 2 S: 9	H: 0 LOB: 1 BB: 0 P: 15	R: 0 E: 0 K: 1 S: 15	H: 2 LOB: 2 BB: 1 P: 24	R: 0 E: 0 K: 0 S: 17	H: 1 LOB: 2 BB: 0 P: 24	R: 0 E: 0 K: 2 S: 10	H: 0 LOB: 0 BB: 0 P: 11	R: 0 E: 0 K: 0 S: 10	H: 0 LOB: 1 BB: 1 P: 16	R: 0 E: 0 K: 1 S: 11	H: 1 LOB: 1 BB: 0 P: 16	R: 0 E: 0 K: 0 S: 4	H: 0 LOB: 0 BB: 0 P: 5	R: 0 E: 0 K: 1 S: 9	H: 1 LOB: 2 BB: 0 P: 15	1B: 4 2B: 1 3B: 0 HR: 0	SF: 0 SAC: 0 DP: 0 HBP: 2	WP: 0 PB: 0 SB: 0 CS: 0	PA: 36			
<b>PITCHER</b>	IP	WLS	BF	H	R	ER	SO	BB	IBB	HBP	BLK	WP	HR	S	P	ERA	WHIP								
29 Chris Carpenter, R (1,1) ERA: 2.13	5.0	W	20	3	0	0	6	1	0	1	0	0	0	10	16	0.00	1.000								
53 Blake Hawksworth, R (6,1) ERA: 4.96	1.0		4	0	0	0	0	1	0	0	0	0	0	11	16	0.00	1.000								
30 Jason Motte, R (7,1)	1.0		4	1	0	0	1	0	0	0	0	0	0	4	5	0.00	0.000								
46 Kyle McClellan, R (8,1) ERA: 2.71	1.0		3	0	0	0	0	0	0	0	0	0	0	9	15	0.00	1.000								
43 Trevor Miller, L (9,1) ERA: 2.08	1.0		5	1	0	0	1	0	0	1	0	0	0	9	15	0.00	1.000								

AB 42  
R 13  
H 15  
RBI 13  
BB 7  
SO 6  
LOB 24



AB 32  
R 0  
H 5  
RBI 0  
BB 2  
SO 8  
LOB 18








Batter	1	2	3	4	5	6	7	8	9	10	AB	R	H	RBI	BB	SO	LOB	TOP						
3 Felipe Lopez, S OBP: 0.383, SLG: 0.427	(1,4) B SI 90 X FF 90 F7	(1,1) C CU 77 X SI 90 1-1		(0,1) C SI 90 X CU 77 G4-3			(0,0) X SI 90 FC1-5	(1,2) 1 SAFE B SI 89 X SI 90 2-0		(4,2) C CH 81 B SI 88 X SI 90 2-3 22 1B 8 2B BB	5	1	3	0	1	0	0							
22 Jody Gerut, L OBP: 0.279, SLG: 0.376	(1,9) C SI 90 X SI 89 G6-3	(1,1) C SI 90 X SI 89 L8		(2,1) F SI 88 B SI 88 X SI 89 G3-1			(1,2) B SI 90 X SI 89 FC1-5	(1,0) C SI 92 X SI 89 P6		(1,2) B SI 92 X SI 89 8 2B 1B	6	1	1	1	0	0	5							
8 Ryan Braun, R OBP: 0.386, SLG: 0.551	(1,7) S SI 81 B SI 89 X SI 89 4-2 BB		(0,0) X SI 89 F8		(0,1) C SI 88 X SI 89 G6-3		(1,0) B CU 73 X SI 92 24 1B 24 1B		(1,2) G6-3	(0,0) B SI 88 X SI 89 1B	5	1	2	1	1	0	0							
28 Prince Fielder, L OBP: 0.412, SLG: 0.602	(1,3) 1 SAFE C SI 89 X SI 89 L8		(1,0) B CU 75 X CU 78 G4-1		(0,0) X CU 78 HR		(2,0) B FF 88 B SI 77 X SI 88 24 1B		(0,0) X CU 79 HR	(4,0) I IN 80 I IN 80 IBB	5	2	3	3	1	0	1							
14 Casey McGehee, R OBP: 0.306, SLG: 0.449	(1,5) B SI 88 X SI 88 2-2 21 HBP		(2,2) B CU 75 C CU 75 X SI 90 2B		(3,3) B SI 88 X SI 88 K		(1,1) B SI 88 X SI 88 1B		(3,3) K	(1,2) C SI 85 X SI 85 P2	1	1	1	0	0	0	0							
25 Mike Cameron, R OBP: 0.342, SLG: 0.452	(1,8) F SI 89 X SI 89 P5		(3,3) D SI 90 X SI 90 K		(3,1) B SI 95 X SI 94 G6-3		(1,3) B SI 89 X SI 89 K		(3,3) K	(1,2) F SI 85 X SI 85 K	4	0	0	0	0	2	4							
10 Corey Patterson, L OBP: 0.103, SLG: 0.103	(7,8) F SI 89 X SI 88 P5		(3,3) D SI 90 X SI 90 K		(3,1) B SI 95 X SI 94 G6-3		(1,3) B SI 89 X SI 89 K		(3,3) K	(1,2) F SI 85 X SI 85 K	4	0	0	0	0	1	0							
21 Alcides Escobar, R OBP: 0.333, SLG: 0.368	(1,6) 1 SAFE B SI 88 X SI 88 HBP		(2,0) B SI 88 X SI 88 18 2B		(3,2) B SI 87 X SI 87 38 S 18 PB 1B		(3,3) B SI 95 X SI 94 K		(3,3) K	(1,2) B SI 90 X SI 85 3 S 18 SH1-3 1B	4	3	2	0	0	2	0							
18 Jason Kendall, R OBP: 0.331, SLG: 0.305	(1,2) C SI 90 X SI 90 3 1B 2B		(0,1) C SI 89 X SI 89 1H 2H 2B		(1,3) B SI 86 X SI 87 K		(1,2) F SI 93 X SI 85 G5-3		(1,2) F9	(0,0) X FF 90 SH1-3	4	0	1	2	0	1	1							
37 Jeff Suppan, R OBP: 0.217, SLG: 0.167	(1,1) B SI 88 X SI 88 P3		(1,1) B SI 88 X SI 88 K		(2,3) B SI 88 X SI 88 K		(1,0) B SI 88 X SI 88 G4-3		(4,1) B SI 85 X SI 85 3 1B BB	(2,2) B CH 81 X CH 80 P4	1	0	0	0	0	0	1							
38 Chris Narveson, L OBP: 0.125, SLG: 0.125	(3,1) C SI 88 X SI 88 P3		(1,1) B SI 88 X SI 88 K		(2,3) B SI 88 X SI 88 K		(1,0) B SI 88 X SI 88 G4-3		(4,1) B SI 85 X SI 85 3 1B BB	(2,2) B CH 81 X CH 80 P4	2	0	0	0	0	0	1							
73 Seth McClung, L OBP: 0.272, SLG: 0.347	(7,1) C SI 88 X SI 88 P3		(1,1) B SI 88 X SI 88 K		(2,3) B SI 88 X SI 88 K		(1,0) B SI 88 X SI 88 G4-3		(4,1) B SI 85 X SI 85 3 1B BB	(2,2) B CH 81 X CH 80 P4	0	0	0	0	0	0	0							
30 Craig Counsell, L OBP: 0.357, SLG: 0.408	(8, PH) C SI 88 X SI 88 P3		(1,1) B SI 88 X SI 88 K		(2,3) B SI 88 X SI 88 K		(1,0) B SI 88 X SI 88 G4-3		(4,1) B SI 85 X SI 85 3 1B BB	(2,2) B CH 81 X CH 80 P4	1	0	0	0	1	0	1							
<b>Inning Stats</b>	R: 0 E: 0 K: 0 S: 10	H: 0 LOB: 1 BB: 1 P: 16	R: 2 E: 0 K: 0 S: 12	H: 3 LOB: 2 BB: 1 P: 18	R: 0 E: 0 K: 1 S: 9	H: 1 LOB: 1 BB: 0 P: 15	R: 1 E: 0 K: 2 S: 12	H: 1 LOB: 0 BB: 0 P: 18	R: 1 E: 0 K: 1 S: 9	H: 1 LOB: 0 BB: 0 P: 14	R: 0 E: 0 K: 1 S: 9	H: 4 LOB: 2 BB: 0 P: 19	R: 0 E: 0 K: 1 S: 9	H: 1 LOB: 2 BB: 1 P: 20	R: 1 E: 0 K: 2 S: 15	H: 1 LOB: 0 BB: 0 P: 22	R: 2 E: 0 K: 0 S: 23	H: 3 LOB: 3 BB: 2 P: 36	1B: 9 2B: 4 3B: 0 HR: 2	SF: 0 DP: 0 HBP: 1	WP: 1 PB: 1 SB: 3 CS: 0	PA: 50		
<b>PITCHER</b>	IP 5.0	WLS 23	BF 6	H 4	R 4	ER 3	SO 4	BB 1	IBB 0	HBP 0	BLK 0	WP 1	HR 1	S 52	P 81	ERA 5.40	WHIP 1.400							
35 Joel Pineiro, R ERA: 3.49	(1,1) IP 5.0	WLS 23	BF 6	H 4	R 4	ER 3	SO 4	BB 1	IBB 0	HBP 0	BLK 0	WP 1	HR 1	S 52	P 81	ERA 5.40	WHIP 1.400							
41 Mitchell Boggs, R ERA: 4.19	(6,1) IP 1.0	WLS 3	BF 0	H 0	R 0	ER 0	SO 1	BB 0	IBB 0	HBP 0	BLK 0	WP 0	HR 0	S 9	P 16	ERA 0.00	WHIP 0.000							
36 Denny Reyes, L ERA: 3.29	(7,1) IP 0.2	WLS 3	BF 1	H 1	R 1	ER 1	SO 0	BB 0	IBB 0	HBP 0	BLK 0	WP 0	HR 0	S 5	P 7	ERA 13.50	WHIP 1.500							
46 Kyle McClellan, R ERA: 3.38	(7,1) IP 0.0	WLS 1	BF 1	H 0	R 0	ER 0	SO 0	BB 0	IBB 0	HBP 0	BLK 0	WP 0	HR 0	S 1	P 2	ERA ∞	WHIP ∞							
43 Trevor Miller, L ERA: 2.09	(7,1) IP 0.1	WLS 3	BF 2	H 1	R 1	ER 1	SO 1	BB 0	IBB 0	HBP 0	BLK 0	WP 0	HR 0	S 6	P 10	ERA 27.00	WHIP 6.000							

**Milwaukee Brewers @ St. Louis Cardinals**  
 Busch Stadium, St. Louis, MO  
 Sun Oct 04 2009, 1:15 PM CDT  
 Att. 43,464 - Sunny - 62 F

livebaseballscores.com

AB	44
R	9
H	15
RBI	8
BB	4
SO	9
LOB	16

WP: 1 PA: 50  
 PB: 1  
 SB: 3  
 CS: 0



Batter	1	2	3	4	5	6	7	8	9	10	AB	R	H	RBI	BB	SO	LOB	BOTTOM					
55 Skip Schumaker, L OBP: 0.364, SLG: 0.393	(1,4) X SI 86 15 2B 1B		(3,2) B FF 89 X SI 89 15 WP 1B		(1,2) C CU 73 X CU 72 G3-1		(2,0) B FF 90 X SI 89 FC5-4		(2,1) B CU 78 X SI 89 F9	(2,3) C FF 94 X SI 89 K	3	1	2	0	0	0	0						
41 Mitchell Boggs, R OBP: 0.271, SLG: 0.143	(6,1) C FC 84 P3		(3,3) S CH 79 B SI 89 X SI 89 K		(0,0) X FF 89 F9		(3,1) F CH 80 X CH 81 FC5-4		(1,0) X CU 76 X SI 87 F9	(1,3) C FF 95 X SI 89 K	5	1	0	0	0	1	5						
23 David Freese, R OBP: 0.353, SLG: 0.484	(7,5) C FC 84 X SI 89 15 2B 1B		(3,3) S CH 79 B SI 89 X SI 89 K		(0,0) X FF 89 F9		(3,1) F CH 80 X CH 81 FC5-4		(1,0) X CU 76 X SI 87 F9	(1,3) C FF 95 X SI 89 K	3	0	2	3	0	1	0						
13 Brendan Ryan, R OBP: 0.340, SLG: 0.400	(1,6) C FC 84 P3		(3,3) S CH 79 B SI 89 X SI 89 K		(0,0) X FF 89 F9		(3,1) F CH 80 X CH 81 FC5-4		(1,0) X CU 76 X SI 87 F9	(1,3) C FF 95 X SI 89 K	5	1	0	0	0	1	5						
37 Todd Wellemeyer, R OBP: 0.128, SLG: 0.128	(9,1) C FC 84 X SI 89 15 2B 1B		(3,3) S CH 79 B SI 89 X SI 89 K		(0,0) X FF 89 F9		(3,1) F CH 80 X CH 81 FC5-4		(1,0) X CU 76 X SI 87 F9	(1,3) C FF 95 X SI 89 K	0	0	0	0	0	0	0						
3 Khalil Greene, R OBP: 0.272, SLG: 0.347	(10, PH) C FC 84 X SI 89 15 2B 1B		(3,3) S CH 79 B SI 89 X SI 89 K		(0,0) X FF 89 F9		(3,1) F CH 80 X CH 81 FC5-4		(1,0) X CU 76 X SI 87 F9	(1,3) C FF 95 X SI 89 K	1	0	0	0	0	1	0						
5 Albert Pujols, R OBP: 0.443, SLG: 0.658	(1,3) C FC 84 X SI 89 K		(0,2) C CU 74 X CU 75 F7		(2,1) B FF 90 X SI 89 1B		(4,0) D CH 81 X CH 80 FC4-6		(0,0) X CU 79 P6	(3,2) B FF 96 X SI 89 P6	5	0	1	0	1	1	3						
15 Matt Holliday, R OBP: 0.394, SLG: 0.515	(1,7) S CH 81 D CH 74 X SI 89 1H 2B		(4,2) 1 SAFE D CH 81 X CH 80 1-2 BB		(3,3) B SI 91 X SI 90 K		(4,1) B CH 87 X CH 86 FC4-6		(0,0) X CU 79 P6	(2,3) C FF 86 X SI 89 K	3	0	1	2	2	2	1						
47 Ryan Ludwick, R OBP: 0.329, SLG: 0.447	(1,9) B FC 86 X SI 88 BB		(1,0) B FF 89 X SI 89 G1-3		(1,3) C CH 90 X SI 90 K		(1,3) C CH 87 X CH 86 FC4-6		(0,0) X CU 79 P6	(3,2) B FF 96 X SI 89 P6	3	1	0	1	2	1	4						
28 Colby Rasmus, L OBP: 0.307, SLG: 0.407	(1,8) F FF 89 X SI 89 K		(2,3) B FF 90 X SI 89 F9		(2,1) B FF 90 X SI 89 F9		(1,1) C SI 91 X SI 90 L8		(1,1) B CU 76 X SI 93 F7	(4,1) L FF 86 X SI 89 FC6-4	4	0	0	0	1	1	4						
7 Mark DeRosa, R ERA: 5.29	(1,1) IP 2.0	WLS 3	BF 2	H 1	R 1	ER 1	SO 2	BB 1	IBB 0	HBP 0	BLK 0	WP 0	HR 0	S 19	P 30	ERA 4.50	WHIP 1.500						
38 Chris Narveson, L ERA: 3.83	(3,1) IP 4.1	WLS 21	BF 3	H 3	R 3	ER 1	SO 5	BB 3	IBB 0	HBP 0	BLK 0	WP 2	HR 0	S 53	P 92	ERA 2.08	WHIP 1.385						
73 Seth McClung, R ERA: 4.94	(7,1) IP 0.2	WLS H	BF 3	H 0	R 0	ER 0	SO 0	BB 1	IBB 0	HBP 0	BLK 0	WP 0	HR 0	S 4	P 9	ERA 0.00	WHIP 1.500						
52 Chris Smith, R ERA: 4.11	(8,1) IP 1.0	WLS B	BF 6	H 2	R 2	ER 2	SO 0	BB 1	IBB 0	HBP 0	BLK 0	WP 0	HR 0	S 12	P 23	ERA 18.00	WHIP 3.000						
51 Trevor Hoffman, R ERA: 1.83	(9,1) IP 1.0	WLS W	BF 6	H 0	R 1	ER 1	SO 1	BB 3	IBB 0	HBP 0	BLK 0	WP 0	HR 0	S 15	P 29	ERA 9.00	WHIP 3.000						
<b>PITCHER</b>	IP 2.0	WLS 3	BF 2	H 1	R 1	ER 1	SO 2	BB 1	IBB 0	HBP 0	BLK 0	WP 0	HR 0	S 19	P 30	ERA 4.50	WHIP 1.500						
37 Jeff Suppan, R ERA: 5.29	(1,1) IP 2.0	WLS 3	BF 2	H 1	R 1	ER 1	SO 2	BB 1	IBB 0	HBP 0	BLK 0	WP 0	HR 0	S 19	P 30	ERA 4.50	WHIP 1.500						
38 Chris Narveson, L ERA: 3.83	(3,1) IP 4.1	WLS 21	BF 3	H 3	R 3	ER 1	SO 5	BB 3	IBB 0	HBP 0	BLK 0	WP 2	HR 0	S 53	P 92	ERA 2.08	WHIP 1.385						
73 Seth McClung, R ERA: 4.94	(7,1) IP 0.2	WLS H	BF 3	H 0	R 0	ER 0	SO 0	BB 1	IBB 0	HBP 0	BLK 0	WP 0	HR 0	S 4	P 9	ERA 0.00	WHIP 1.500						
52 Chris Smith, R ERA: 4.11	(8,1) IP 1.0	WLS B	BF 6	H 2	R 2	ER 2	SO 0	BB 1	IBB 0	HBP 0	BLK 0	WP 0	HR 0	S 12	P 23	ERA 18.00	WHIP 3.000						
51 Trevor Hoffman, R ERA: 1.83	(9,1) IP 1.0	WLS W	BF 6	H 0	R 1	ER 1	SO 1	BB 3	IBB 0	HBP 0	BLK 0	WP 0	HR 0	S 15	P 29	ERA 9.00	WHIP 3.000						
<b>PITCHER</b>	IP 1.0	WLS S	BF 3	H 0	R 0	ER 0	SO 2	BB 0	IBB 0	HBP 0	BLK 0	WP 0	HR 0	S 11	P 17	ERA 0.00	WHIP 0.000						
59 John Axford, R ERA: 3.52	(10,1) IP 1.0	WLS S	BF 3	H 0	R 0	ER 0	SO 2	BB 0	IBB 0	HBP 0	BLK 0	WP 0	HR 0	S 11	P 17	ERA 0.00	WHIP 0.000						
<b>Inning Stats</b>	R: 1 E: 0 K: 2 S: 15	H: 2 LOB: 2 BB: 1 P: 23	R: 0 E: 0 K: 0 S: 4	H: 0 LOB: 0 BB: 0 P: 7	R: 0 E: 0 K: 1 S: 17	H: 1 LOB: 2																	

Batter	1	2	3	4	5	6	7	8	9	AB	R	H	RBI	BB	SO	LOB	TOP					
55 Skip Schumaker, L OBP: 0.800, SLG: 1.000										3	1	2	1	1	0	0	<b>St. Louis Cardinals @ Los Angeles Dodgers</b> Dodger Stadium, Los Angeles, CA Wed Oct 07 2009, 6:37 PM PDT Att: 56,000 - Clear - 63 F					
13 Brendan Ryan, R OBP: 0.200, SLG: 0.400										5	0	1	0	0	0	4						
5 Albert Pujols, R										3	0	0	0	2	0	1						
15 Matt Holliday, R OBP: 0.400, SLG: 0.250										4	0	1	0	0	2	3						
47 Ryan Ludwick, R OBP: 0.600, SLG: 0.500										4	1	2	1	1	0	3						
4 Yadier Molina, R OBP: 0.200, SLG: 0.200										5	0	1	0	0	1	6						
7 Mark DeRosa, R OBP: 0.800, SLG: 0.800										5	0	3	1	0	0	2						
28 Colby Rasmus, L OBP: 0.667, SLG: 1.000										2	1	1	0	1	0	1						
8 Troy Glaus, R										1	0	0	0	0	1	2						
53 Blake Hawksworth, R										0	0	0	0	0	0	0						
41 Mitchell Boggs, R										0	0	0	0	0	0	0						
24 Rick Ankiel, L										1	0	0	0	0	1	1						
29 Chris Carpenter, R										2	0	0	0	0	2	2						
36 Denny Reyes, R										0	0	0	0	0	0	0						
46 Kyle McClellan, R										0	0	0	0	0	0	0						
43 Trever Miller, R										0	0	0	0	0	0	0						
12 Julio Lugo, R										1	0	0	0	0	0	0						
<b>Inning Stats</b>	R: 1 E: 0 K: 1 S: 19	H: 2 LOB: 2 P: 32	R: 0 E: 0 K: 1 S: 11	H: 2 LOB: 0 P: 16	R: 0 E: 0 K: 0 S: 6	H: 1 LOB: 2 P: 10	R: 1 E: 0 K: 0 S: 13	H: 1 LOB: 3 P: 27	R: 0 E: 0 K: 1 S: 11	H: 1 LOB: 1 P: 15	R: 0 E: 0 K: 0 S: 8	H: 0 LOB: 0 P: 11	R: 0 E: 0 K: 2 S: 17	H: 2 LOB: 2 P: 25	R: 0 E: 0 K: 0 S: 7	H: 0 LOB: 1 P: 13	R: 1 E: 0 K: 2 S: 10	H: 2 LOB: 0 P: 12	1B: 7 2B: 4 3B: 0 HR: 0	SF: 0 DP: 1 HBP: 2	WP: 0 PB: 0 SB: 0 CS: 0	PA: 44
<b>PITCHER</b>	IP: 3.2 WLS: 4.9 BF: 22 ERA: 4.91	H: 6 R: 2 ER: 2 SO: 2	BB: 3 IBB: 4 HBP: 1 BLK: 0	WP: 0 HR: 3 S: 4 P: 8	ERA: 4.91 WHIP: 2.455	IP: 1.1 WLS: 6 BF: 6 ERA: 6.75	H: 2 R: 1 ER: 1 SO: 2	BB: 0 IBB: 0 HBP: 0 BLK: 0	WP: 0 HR: 0 S: 12 P: 17	ERA: 6.75 WHIP: 1.500												
43 Randy Wolf, L ERA: 4.91																						
36 Jeff Weaver, R ERA: 4.91																						
54 Ronald Belisario, R ERA: 4.91																						
56 Hung-Chih Kuo, L ERA: 4.91																						
52 George Sherrill, L ERA: 4.91																						
15 Rafael Furcal, S OBP: 0.600, SLG: 1.250										4	1	3	1	0	0	0						
27 Matt Kemp, R OBP: 0.200, SLG: 0.800										5	1	1	2	0	2	3						
16 Andre Ethier, L OBP: 0.800, SLG: 1.000										3	2	2	0	1	0	0						
99 Manny Ramirez, R OBP: 0.400, SLG: 0.500										4	0	1	0	1	0	3						
7 James Loney, L OBP: 0.600, SLG: 0.500										4	0	2	0	1	0	2						
23 Casey Blake, R OBP: 0.600, SLG: 0.500										4	0	2	1	1	0	5						
3 Ronnie Belliard, R OBP: 0.600, SLG: 0.333										3	1	1	0	2	2	4						
13 Orlando Hudson, S (6, PR)										0	0	0	0	0	0	0						
55 Russell Martin, R										2	0	0	1	2	0	2						
43 Randy Wolf, L										2	0	0	0	0	0	3						
36 Jeff Weaver, R										0	0	0	0	0	0	0						
9 Juan Pierre, L										0	0	0	0	0	0	0						
54 Ronald Belisario, R										0	0	0	0	0	0	0						
25 Jim Thome, L										1	0	0	0	0	0	1						
56 Hung-Chih Kuo, L										0	0	0	0	0	0	0						
52 George Sherrill, L										0	0	0	0	0	0	0						
51 Jonathan Broxton, R										1	0	0	0	0	1	3						
<b>Inning Stats</b>	R: 2 E: 0 K: 1 S: 15	H: 4 LOB: 0 P: 19	R: 0 E: 0 K: 1 S: 10	H: 1 LOB: 0 P: 14	R: 1 E: 0 K: 1 S: 14	H: 1 LOB: 3 P: 30	R: 0 E: 0 K: 0 S: 8	H: 2 LOB: 1 P: 15	R: 1 E: 0 K: 1 S: 17	H: 2 LOB: 3 P: 27	R: 0 E: 0 K: 1 S: 13	H: 2 LOB: 1 P: 26	R: 0 E: 0 K: 1 S: 11	H: 1 LOB: 1 P: 18	R: 0 E: 0 K: 1 S: 7	H: 0 LOB: 3 P: 20	R: 1 E: 0 K: 2 S: 10	H: 2 LOB: 1 P: 12	1B: 8 2B: 2 3B: 1 HR: 1	SF: 1 DP: 1 HBP: 2		





Batter	1	2	3	4	5	6	7	8	9	AB	R	H	RBI	BB	SO	LOB	TOP								
15 Rafael Furcal, S OBP: 0.500, SLG: 0.667	F8		16 HR	2H			K		G6-3	5	1	2	1	0	1	0	<b>Los Angeles Dodgers @ St. Louis Cardinals</b> Busch Stadium, St. Louis, MO Sat Oct 10 2009, 5:07 PM CDT Att: 47,296 - Clear - 57 F <a href="#">livebaseballscores.com</a>								
27 Matt Kemp, R OBP: 0.145, SLG: 0.357	99 2B		K	K			K		K	5	1	1	0	0	4	2									
16 Andre Ethier, L OBP: 0.571, SLG: 1.333	F7		HR				K		99 1B	5	2	3	2	0	1	1									
99 Manny Ramirez, R OBP: 0.357, SLG: 0.538 9 Juan Pierre, L	1H		7 E				K		7 1B	5	0	3	2	0	1	1									
7 James Loney, L OBP: 0.308, SLG: 0.250	F9		E1				G6-3		G4-3	4	0	1	0	0	0	2									
23 Casey Blake, R OBP: 0.385, SLG: 0.273	K		FC5-4				F7			4	0	1	0	0	1	4									
3 Ronnie Belliard, R 13 Orlando Hudson, S	G5-3		55 G5-3 15 1B				K		G6-3	4	1	1	0	0	1	1									
55 Russell Martin, R OBP: 0.385, SLG: 0.111	G6-3		G5-3				K		G6-3	4	0	0	0	0	1	2									
44 Vicente Padilla, R 25 Jim Thome, L 52 George Sherrill, L 51 Jonathan Broxton, R	G6-3		G6-3				K		G6-3	3	0	0	0	0	1	2									
<b>Inning Stats</b>	R: 1 E: 0 K: 0 S: 12	H: 2 LOB: 1 BB: 0 P: 17	R: 0 E: 0 K: 1 S: 8	H: 0 LOB: 0 BB: 0 P: 13	R: 2 E: 1 K: 1 S: 11	H: 3 LOB: 2 BB: 0 P: 18	R: 1 E: 0 K: 1 S: 13	H: 2 LOB: 1 BB: 0 P: 15	R: 0 E: 0 K: 2 S: 8	H: 0 LOB: 0 BB: 0 P: 10	R: 0 E: 0 K: 3 S: 13	H: 1 LOB: 1 BB: 0 P: 21	R: 1 E: 0 K: 2 S: 21	H: 3 LOB: 2 BB: 0 P: 28	R: 0 E: 0 K: 0 S: 6	H: 0 LOB: 0 BB: 0 P: 7		R: 0 E: 0 K: 1 S: 9	H: 1 LOB: 1 BB: 0 P: 12	1B: 7 2B: 3 3B: 1 HR: 1	SF: 0 SAC: 0 DP: 0 HBP: 0	WP: 0 PB: 0 SB: 0 CS: 0	PA: 40		
<b>PITCHER</b>	IP	WLS	BF	H	R	ER	SO	BB	IBB	HBP	BLK	WP	HR	S	P	ERA	WHIP								
35 Joel Pineiro, R ERA: 9.0	4.0	L	20	7	4	4	3	0	0	0	0	0	1	44	63	9.00	1.750								
36 Denny Reyes, L ERA: 9.0	1.0		3	0	0	0	2	0	0	0	0	0	0	8	10	0.00	0.000								
30 John Smoltz, R ERA: 4.5	2.0		10	4	1	1	5	0	0	0	0	0	0	34	49	4.50	2.000								
30 Jason Motte, R ERA:	1.0		3	0	0	0	0	0	0	0	0	0	0	6	7	0.00	0.000								
31 Ryan Franklin, R ERA:	1.0		4	1	0	0	1	0	0	0	0	0	0	9	12	0.00	1.000								

Batter	1	2	3	4	5	6	7	8	9	AB	R	H	RBI	BB	SO	LOB	BOTTOM								
55 Skip Schumaker, L OBP: 0.500, SLG: 0.500 12 Julio Lugo, R OBP: 0.500, SLG: 0.600	G1-3		G4-3		F7			5 1B 5 S		3	0	0	0	0	0	0	<b>Los Angeles Dodgers @ St. Louis Cardinals</b> Busch Stadium, St. Louis, MO Sat Oct 10 2009, 5:07 PM CDT Att: 47,296 - Clear - 57 F <a href="#">livebaseballscores.com</a>								
47 Ryan Ludwick, R OBP: 0.385, SLG: 0.333	15 G1-3 5 1B		G1-3		G4-3		F7		BB	4	0	1	0	0	0	1									
5 Albert Pujols, R OBP: 0.462, SLG: 0.300	15 G1-3		P6		K		F7		1B	4	0	2	1	0	1	0									
15 Matt Holliday, R OBP: 0.231, SLG: 0.417	G1-3		F9		P2		F9			4	0	0	0	0	0	3									
28 Colby Rasmus, L OBP: 0.545, SLG: 0.778	BB		G5-3		F7		F7		K	3	0	1	0	1	1	0									
4 Yadier Molina, R OBP: 0.308, SLG: 0.385	G6-3		G5-3		G4-3		FC6-5		7 DI	4	0	2	0	0	0	4									
7 Mark DeRosa, R OBP: 0.385, SLG: 0.462	K		L1		FC6-5		FC6-5		G1-3	4	0	0	0	0	1	3									
13 Brendan Ryan, R OBP: 0.083, SLG: 0.167 24 Rick Ankiel, L	G4-3		G4-3		G4-3		F8		K	3	0	0	0	0	0	1									
35 Joel Pineiro, R 36 Denny Reyes, R 22 Joe Thurston, L 30 John Smoltz, R 30 Jason Motte, R 21 Jason LaRue, R 31 Ryan Franklin, R	K		K		K		P4			1	0	0	0	0	1	0									
<b>Inning Stats</b>	R: 0 E: 0 K: 0 S: 12	H: 2 LOB: 3 BB: 1 P: 21	R: 0 E: 0 K: 2 S: 9	H: 0 LOB: 0 BB: 0 P: 11	R: 0 E: 0 K: 0 S: 11	H: 0 LOB: 0 BB: 0 P: 16	R: 0 E: 0 K: 1 S: 6	H: 1 LOB: 1 BB: 0 P: 7	R: 0 E: 0 K: 1 S: 8	H: 0 LOB: 0 BB: 0 P: 13	R: 0 E: 0 K: 1 S: 9	H: 0 LOB: 0 BB: 0 P: 12	R: 0 E: 0 K: 0 S: 14	H: 1 LOB: 1 BB: 0 P: 17	R: 1 E: 0 K: 0 S: 13	H: 1 LOB: 1 BB: 1 P: 18		R: 0 E: 0 K: 2 S: 12	H: 1 LOB: 1 BB: 0 P: 14	1B: 4 2B: 2 3B: 0 HR: 0	SF: 0 SAC: 0 DP: 0 HBP: 0	WP: 0 PB: 0 SB: 1 CS: 0	PA: 35		
<b>PITCHER</b>	IP	WLS	BF	H	R	ER	SO	BB	IBB	HBP	BLK	WP	HR	S	P	ERA	WHIP								
44 Vicente Padilla, R ERA: 3.86	7.0	W	26	4	0	0	4	1	0	0	0	0	0	69	97	0.00	0.714								
52 George Sherrill, L ERA: 3.86	0.2		3	0	1	1	0	1	0	0	0	0	0	6	11	13.50	1.500								
51 Jonathan Broxton, R ERA: 2.45	1.1		6	2	0	0	2	0	0	0	0	0	0	19	21	0.00	1.500								

