


St. Louis Cardinals - 2011

Batter	1	2	3	4	5	6	7	8	9	AB	R	H	RBI	BB	SO	LOB	TOP				
1 Luis Castillo, S OBP: 0.286, SLG: 0.286 63 Jordany Valdespin, L OBP: 0.250, SLG: 0.286	G6-3	1-2 3-H 1B					L6-3			3	0	1	1	0	1	0	New York Mets @ St. Louis Cardinals Roger Dean Stadium, Jupiter, FL Wed Mar 02 2011, 1:08 PM - 3:45 PM EST Att: 4,872 - Cloudy - 75 F				
16 Angel Pagan, S OBP: 0.100, SLG: 0.400 72 Kirk Nieuwenhuis, L OBP: 0.111, SLG: 0.222		F7				P6	F8			3	0	0	0	0	1	2					
44 Jason Bay, R OBP: 0.429, SLG: 0.429 21 Lucas Duda, L OBP: 0.250, SLG: 0.417	6 2B 1B	G5-3					6 FC5-4 1B			3	0	2	0	0	0	2					
6 Nick Evans, R OBP: 0.364, SLG: 0.455	1-3 2B						FC5-4			4	0	2	0	0	0	1					
28 Daniel Murphy, L OBP: 0.333, SLG: 0.500 4 Russ Adams, L OBP: 0.167, SLG: 0.667	G4-3						K			2	0	0	0	0	1	2					
12 Scott Hairston, R OBP: 0.500, SLG: 0.429 20 Jason Pridie, L OBP: 0.429, SLG: 0.200							P4			2	1	0	0	1	1	0					
2 Justin Turner, R OBP: 0.429, SLG: 0.200 71 Kai Gronauer, R OBP: 0.429, SLG: 0.200										2	0	0	0	1	0	1					
13 Mike Nickeas, R OBP: 0.250, SLG: 0.250 62 Dusty Ryan, R OBP: 0.333, SLG: 0.667	11 E 1 1B						K			3	1	1	0	0	1	1					
11 Rubén Tejada, R OBP: 0.500, SLG: 0.500 25 Chin-Lung Hu, R OBP: 0.300, SLG: 0.125										3	0	2	1	0	0	0					
										1	0	0	0	0	0	1					
Inning Stats	R: 0 E: 0 K: 1 S: 7	H: 2 LOB: 2 BB: 0 P: 7	R: 2 E: 1 K: 0 S: 6	H: 3 LOB: 2 BB: 1 P: 10	R: 0 E: 0 K: 2 S: 7	H: 0 LOB: 0 BB: 0 P: 7	R: 0 E: 0 K: 0 S: 3	H: 0 LOB: 0 BB: 0 P: 3	R: 0 E: 0 K: 1 S: 6	H: 1 LOB: 1 BB: 1 P: 6	R: 0 E: 0 K: 2 S: 7	H: 0 LOB: 1 BB: 1 P: 11	R: 0 E: 0 K: 0 S: 3	H: 1 LOB: 0 BB: 0 P: 3	R: 0 E: 0 K: 1 S: 6	H: 1 LOB: 1 BB: 0 P: 7	1B: 8 2B: 2 3B: 0 HR: 0	SF: 0 SAC: 0 DP: 2 HBP: 0	WP: 0 PB: 0 SB: 1 CS: 0	PA: 36	
PITCHER	IP WLS BF H R ER SO BB IBB HBP BLK WP HR S P ERA WHIP	IP WLS BF H R ER SO BB IBB HBP BLK WP HR S P ERA WHIP	IP WLS BF H R ER SO BB IBB HBP BLK WP HR S P ERA WHIP	IP WLS BF H R ER SO BB IBB HBP BLK WP HR S P ERA WHIP	IP WLS BF H R ER SO BB IBB HBP BLK WP HR S P ERA WHIP	IP WLS BF H R ER SO BB IBB HBP BLK WP HR S P ERA WHIP	IP WLS BF H R ER SO BB IBB HBP BLK WP HR S P ERA WHIP	IP WLS BF H R ER SO BB IBB HBP BLK WP HR S P ERA WHIP	IP WLS BF H R ER SO BB IBB HBP BLK WP HR S P ERA WHIP	IP WLS BF H R ER SO BB IBB HBP BLK WP HR S P ERA WHIP	IP WLS BF H R ER SO BB IBB HBP BLK WP HR S P ERA WHIP	IP WLS BF H R ER SO BB IBB HBP BLK WP HR S P ERA WHIP	IP WLS BF H R ER SO BB IBB HBP BLK WP HR S P ERA WHIP	IP WLS BF H R ER SO BB IBB HBP BLK WP HR S P ERA WHIP	IP WLS BF H R ER SO BB IBB HBP BLK WP HR S P ERA WHIP	IP WLS BF H R ER SO BB IBB HBP BLK WP HR S P ERA WHIP	IP WLS BF H R ER SO BB IBB HBP BLK WP HR S P ERA WHIP	IP WLS BF H R ER SO BB IBB HBP BLK WP HR S P ERA WHIP	IP WLS BF H R ER SO BB IBB HBP BLK WP HR S P ERA WHIP	IP WLS BF H R ER SO BB IBB HBP BLK WP HR S P ERA WHIP	IP WLS BF H R ER SO BB IBB HBP BLK WP HR S P ERA WHIP

Batter	1	2	3	4	5	6	7	8	9	AB	R	H	RBI	BB	SO	LOB	BOTTOM				
19 Jon Jay, L OBP: 0.500, SLG: 1.000	G6-3									3	0	2	1	0	0	0	New York Mets @ St. Louis Cardinals Roger Dean Stadium, Jupiter, FL Wed Mar 02 2011, 1:08 PM - 3:45 PM EST Att: 4,872 - Cloudy - 75 F				
28 Colby Rasmus, L OBP: 0.333, SLG: 0.500 87 Adron Chambers, L OBP: 0.667, SLG: 0.600	G3									3	0	1	0	0	0	1					
5 Albert Pujols, R OBP: 0.333, SLG: 1.000	K									3	0	0	0	0	3	3					
64 Mark Hamilton, L OBP: 0.500, SLG: 0.857	L9									4	0	1	0	0	0	1					
21 Allen Craig, R OBP: 0.300, SLG: 0.556	F8									4	1	0	0	0	1	1					
4 Yadier Molina, R OBP: 0.500, SLG: 0.500 92 Matt Carpenter, L OBP: 0.167, SLG: 0.333	G5-3									2	0	1	0	0	0	0					
34 Nick Stavinoha, R OBP: 0.250, SLG: 0.250 63 Shane Robinson, R OBP: 0.250, SLG: 0.250										3	0	1	0	0	1	1					
19 Ramón Vázquez, L OBP: 0.167, SLG: 0.333										3	1	1	0	0	0	3					
27 Tyler Greene, R OBP: 0.375, SLG: 0.375 89 Donovan Solano, R OBP: 0.375, SLG: 0.375										3	1	1	0	0	1	1					
										0	0	0	0	0	0	0					
Inning Stats	R: 0 E: 0 K: 1 S: 5	H: 0 LOB: 0 BB: 0 P: 5	R: 0 E: 0 K: 0 S: 3	H: 0 LOB: 0 BB: 0 P: 3	R: 1 E: 0 K: 3 S: 12	H: 3 LOB: 2 BB: 0 P: 12	R: 0 E: 0 K: 0 S: 5	H: 2 LOB: 2 BB: 0 P: 5	R: 0 E: 0 K: 0 S: 5	H: 1 LOB: 1 BB: 0 P: 6	R: 1 E: 0 K: 0 S: 5	H: 2 LOB: 1 BB: 0 P: 5	R: 1 E: 0 K: 0 S: 5	H: 2 LOB: 1 BB: 0 P: 5	R: 0 E: 0 K: 1 S: 5	H: 0 LOB: 0 BB: 0 P: 5	1B: 7 2B: 3 3B: 0 HR: 0	SF: 1 SAC: 1 DP: 0 HBP: 0	WP: 0 PB: 0 SB: 0 CS: 0	PA: 34	
PITCHER	IP WLS BF H R ER SO BB IBB HBP BLK WP HR S P ERA WHIP	IP WLS BF H R ER SO BB IBB HBP BLK WP HR S P ERA WHIP	IP WLS BF H R ER SO BB IBB HBP BLK WP HR S P ERA WHIP	IP WLS BF H R ER SO BB IBB HBP BLK WP HR S P ERA WHIP	IP WLS BF H R ER SO BB IBB HBP BLK WP HR S P ERA WHIP	IP WLS BF H R ER SO BB IBB HBP BLK WP HR S P ERA WHIP	IP WLS BF H R ER SO BB IBB HBP BLK WP HR S P ERA WHIP	IP WLS BF H R ER SO BB IBB HBP BLK WP HR S P ERA WHIP	IP WLS BF H R ER SO BB IBB HBP BLK WP HR S P ERA WHIP	IP WLS BF H R ER SO BB IBB HBP BLK WP HR S P ERA WHIP	IP WLS BF H R ER SO BB IBB HBP BLK WP HR S P ERA WHIP	IP WLS BF H R ER SO BB IBB HBP BLK WP HR S P ERA WHIP	IP WLS BF H R ER SO BB IBB HBP BLK WP HR S P ERA WHIP	IP WLS BF H R ER SO BB IBB HBP BLK WP HR S P ERA WHIP	IP WLS BF H R ER SO BB IBB HBP BLK WP HR S P ERA WHIP	IP WLS BF H R ER SO BB IBB HBP BLK WP HR S P ERA WHIP	IP WLS BF H R ER SO BB IBB HBP BLK WP HR S P ERA WHIP	IP WLS BF H R ER SO BB IBB HBP BLK WP HR S P ERA WHIP	IP WLS BF H R ER SO BB IBB HBP BLK WP HR S P ERA WHIP	IP WLS BF H R ER SO BB IBB HBP BLK WP HR S P ERA WHIP	IP WLS BF H R ER SO BB IBB HBP BLK WP HR S P ERA WHIP

AB 34
R 2
H 9
RBI 2
BB 2
SO 7
LOB 14



AB 32
R 3
H 10
RBI 3
BB 0
SO 6
LOB 11



Batter	1	2	3	4	5	6	7	8	9	AB	R	H	RBI	BB	SO	LOB	TOP																					
27 Tyler Greene, R OBP: 0.300, SLG: 0.300 88 Pete Kozma, R OBP: 0.333, SLG: 0.333	P4		K			F9		F7		2	0	0	0	0	1	1	St. Louis Cardinals @ New York Mets Digital Domain Park, Port St. Lucie, FL Thu Mar 03 2011, 1:11 PM - 3:35 PM EST Att. 4,311 - Partly Cloudy - 74 F																					
92 Matt Carpenter, L OBP: 0.200, SLG: 0.300 91 Luis Mateo, R	F8		F9					G4-3		4	0	1	0	0	0	1																						
21 Allen Craig, R OBP: 0.385, SLG: 0.667 19 Jon Jay, L OBP: 0.556, SLG: 1.000	2B					F8			1B	3	0	2	0	0	0	1																						
7 Matt Holliday, R OBP: 0.286, SLG: 0.714 60 Steven Hill, R	G4-3					1B			1B	1	0	1	0	0	0	0																						
34 Nick Stavinoha, R OBP: 0.333, SLG: 0.333 92 Oscar Taveras, L									1B	2	0	0	0	0	0	1																						
91 Amaury Cazana, R	P6								BB	2	0	0	0	0	0	1																						
13 Gerald Laird, R OBP: 0.200, SLG: 0.500 16 Bryan Anderson, L	F7								HBP	2	0	0	0	0	0	1																						
33 Daniel Descalso, L OBP: 0.222, SLG: 0.125	2-6		F7							2	0	0	0	1	0	1																						
63 Shane Robinson, R OBP: 0.286, SLG: 0.429										3	0	1	0	0	0	1																						
Inning Stats	R: 0 E: 0 K: 0 S: 4	H: 1 LOB: 1 BB: 0 P: 4	R: 0 E: 0 K: 0 S: 4	H: 1 LOB: 1 BB: 0 P: 4	R: 0 E: 0 K: 1 S: 6	H: 1 LOB: 1 BB: 0 P: 6	R: 0 E: 0 K: 0 S: 3	H: 1 LOB: 0 BB: 0 P: 3	R: 0 E: 0 K: 0 S: 3	H: 0 LOB: 1 BB: 1 P: 7	R: 0 E: 0 K: 0 S: 4	H: 1 LOB: 1 BB: 0 P: 4	R: 0 E: 0 K: 0 S: 2	H: 0 LOB: 1 BB: 1 P: 8	R: 0 E: 0 K: 0 S: 3	H: 0 LOB: 0 BB: 0 P: 3		R: 0 E: 0 K: 0 S: 4	H: 1 LOB: 0 BB: 0 P: 4	1B: 4 2B: 2 3B: 0 HR: 0	SF: 0 SAC: 0 DP: 1 HBP: 1	WP: 1 PB: 0 SB: 0 CS: 1	PA: 32															
PITCHER	IP	WLS	BF	H	R	ER	SO	BB	IBB	HBP	BLK	WP	HR	S	P	ERA	WHIP	PITCHER		IP	WLS	BF	H	R	ER	SO	BB	IBB	HBP	BLK	WP	HR	S	P	ERA	WHIP		
46 Oliver Pérez, L ERA: 9.0 Francisco Rodríguez, R ERA: 4.1 38 Chris Capuano, L ERA: 5.1 45 Jason Iiringhausen, R ERA: 6.1	2.0	0	8	2	0	0	0	0	0	0	0	0	0	8	8	0.00	1.000	27 Boof Bonser, R ERA: 8.1 33 Taylor Buchholz, R ERA: 9.1		1.0	1	3	0	0	0	0	0	0	0	0	0	0	0	0	0	0	0.00	1.000

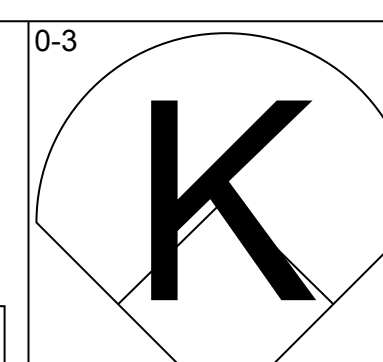
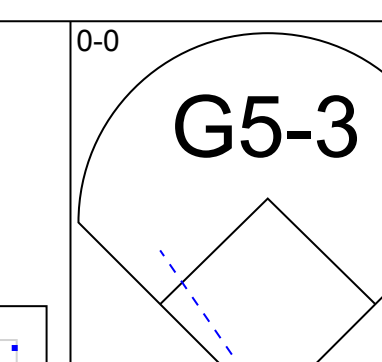
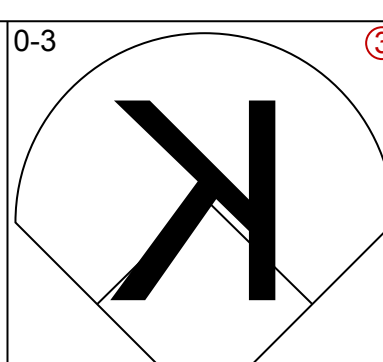
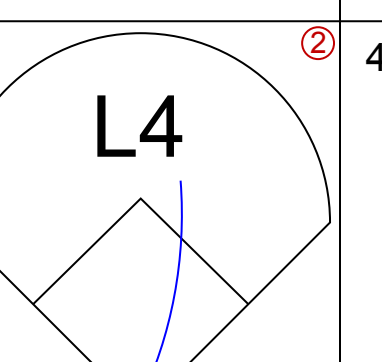
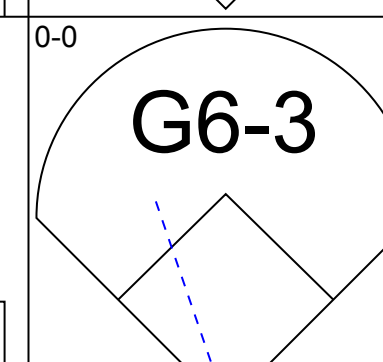
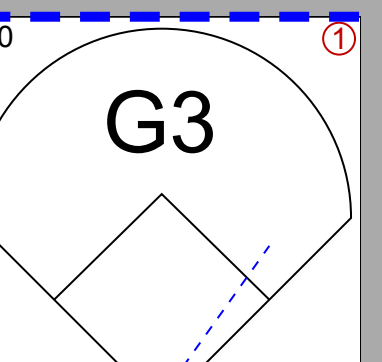
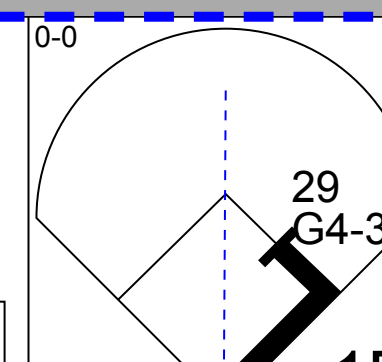
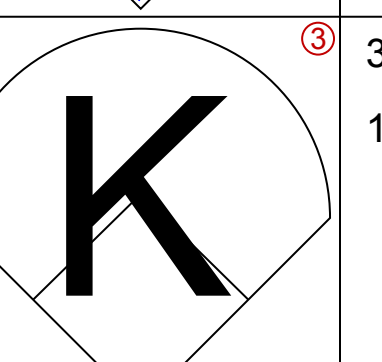
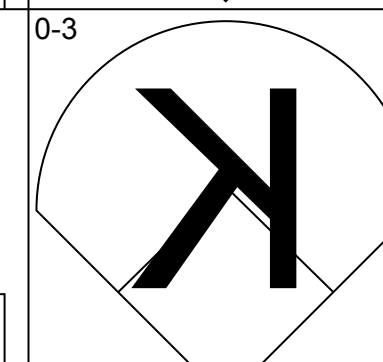
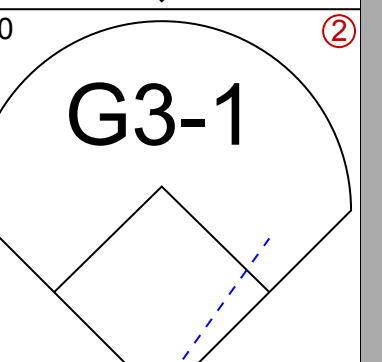
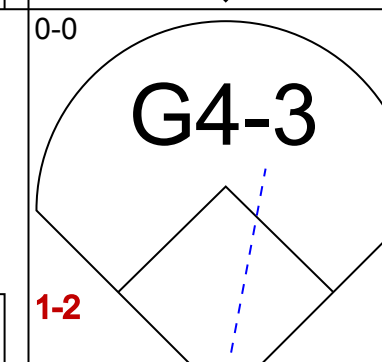
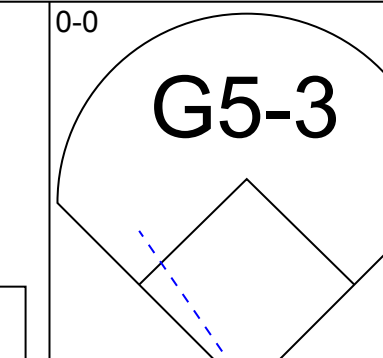

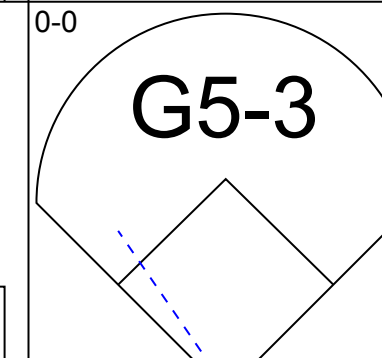
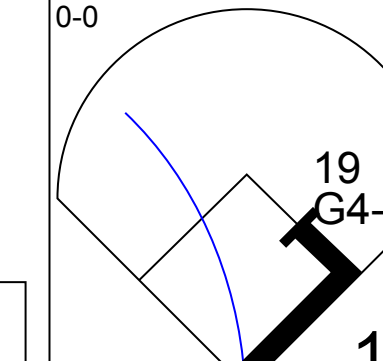
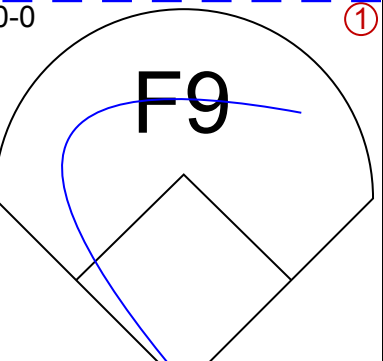
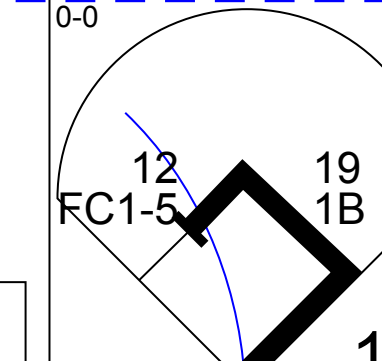
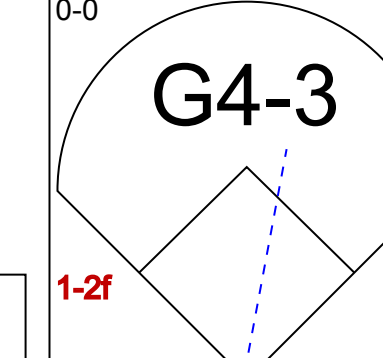
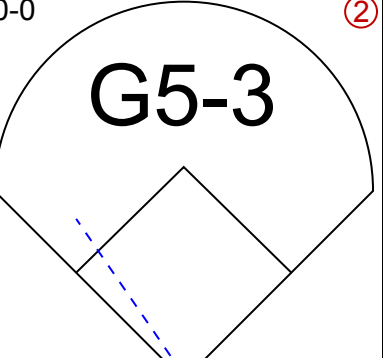
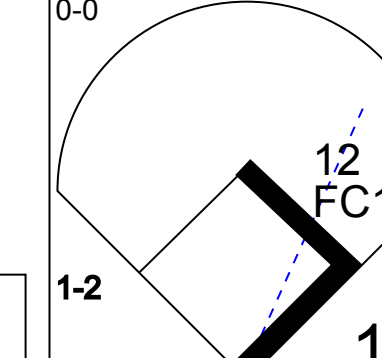
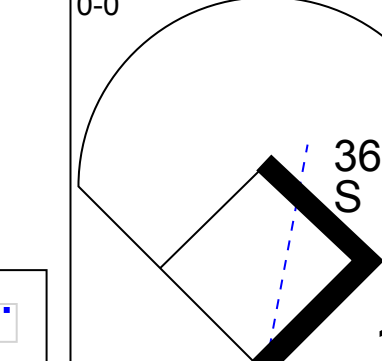
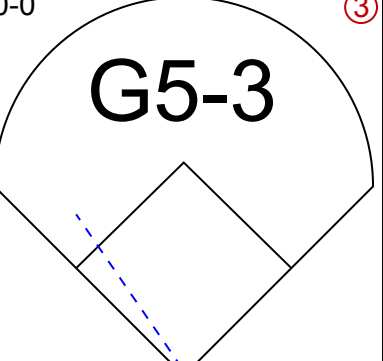
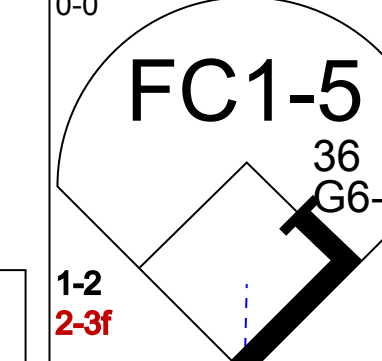
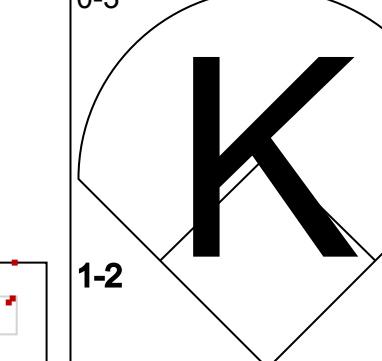
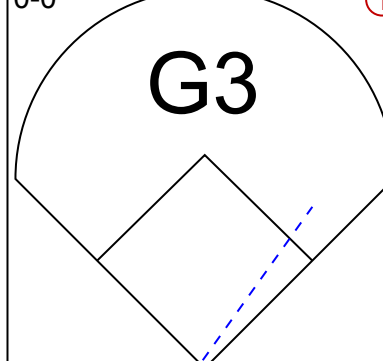
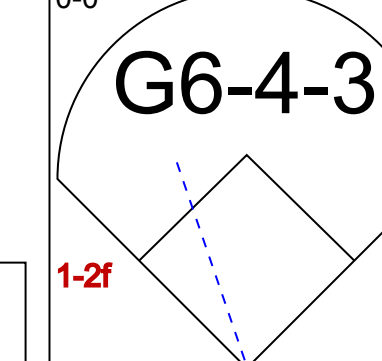
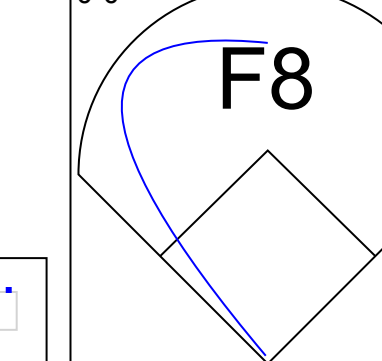
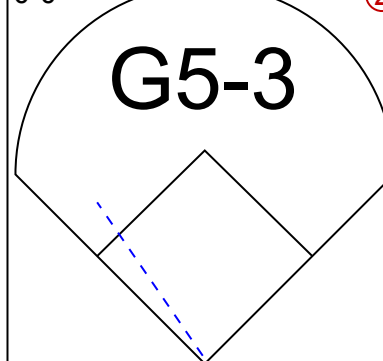
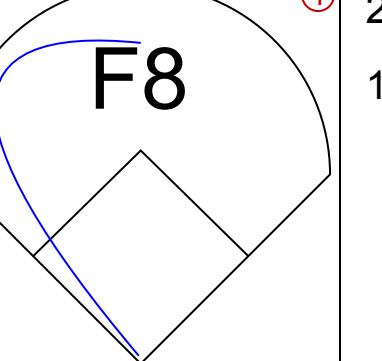
Batter	1	2	3	4	5	6	7	8	9	AB	R	H	RBI	BB	SO	LOB	BOTTOM																			
7 José Reyes, S OBP: 0.375, SLG: 0.500 11 Rubén Tejada, R OBP: 0.556, SLG: 0.556	E5 22 G4-3 5 SF7 22 PB	G5-3								3	1	1	0	0	0	2	St. Louis Cardinals @ New York Mets Digital Domain Park, Port St. Lucie, FL Thu Mar 03 2011, 1:11 PM - 3:35 PM EST Att. 4,311 - Partly Cloudy - 74 F																			
22 Willie Harris, L OBP: 0.545, SLG: 0.750	G4-3									2	1	0	0	2	0	2																				
5 David Wright, R 2 Justin Turner, R	SF7									1	1	0	1	1	0	1																				
29 Ike Davis, L OBP: 0.364, SLG: 0.333 65 Zach Lutz, R	1B									2	0	2	1	1	0	0																				
28 Daniel Murphy, L OBP: 0.333, SLG: 0.455 4 Brad Emaus, R OBP: 0.400, SLG: 0.250	G3									3	0	1	1	0	0	2																				
21 Lucas Duda, L OBP: 0.188, SLG: 0.313	G3		F7							4	0	0	0	0	0	2																				
26 Fernando Martinez, L OBP: 0.636, SLG: 1.000 63 Jordany Valdespin, L OBP: 0.222, SLG: 0.250	G5-3									2	0	1	0	1	0	0																				
30 Josh Thole, L OBP: 0.300, SLG: 0.300 19 Raul Chavez, R OBP: 0.333, SLG: 0.333	1B									3	0	2	0	0	0	1																				
72 Kirk Nieuwenhuis, L OBP: 0.167, SLG: 0.182	BB									2	0	0	0	1	0	2																				
Inning Stats	R: 1 E: 1 K: 0 S: 5	H: 1 LOB: 1 BB: 0 P: 6	R: 0 E: 0 K: 0 S: 4	H: 1 LOB: 2 BB: 1 P: 8	R: 1 E: 0 K: 0 S: 4	H: 1 LOB: 1 BB: 2 P: 12	R: 0 E: 0 K: 0 S: 3	H: 1 LOB: 0 BB: 0 P: 3	R: 1 E: 0 K: 0 S: 4	H: 2 LOB: 2 BB: 2 P: 12	R: 0 E: 0 K: 0 S: 3	H: 1 LOB: 1 BB: 1 P: 7	R: 0 E: 0 K: 0 S: 3	H: 1 LOB: 0 BB: 0 P: 3	R: 0 E: 0 K: 0 S: 3	H: 0 LOB: 1 BB: 1 P: 7		R: 0 E: 0 K: 0 S: 3	H: 0 LOB: 1 BB: 1 P: 7	1B: 7 2B: 1 3B: 0 HR: 0	SF: 1 SAC: 0 DP: 3 HBP: 0	WP: 0 PB: 1 SB: 0 CS: 2	PA: 34													
PITCHER	IP	WLS	BF	H	R	ER	SO	BB	IBB	HBP	BLK	WP	HR	S	P	ERA	WHIP	PITCHER		IP	WLS	BF	H	R	ER	SO	BB	IBB	HBP	BLK	WP	HR	S	P	ERA	WHIP
54 Jaime Garcia, L ERA: 6.75 74 Joe Kelly, R ERA: 1.714 53 Adam Ottavino, R ERA: 1.000	2.2	12	3	2	2	0	4	0	0	0	0	0	0	10	26	6.75	2.625	40 P.J. Walters, R ERA: 6.75		2.1	8	3	0	0	0	1	0	0	0	0	0	7	11	0.00	1.714	
	1.0	4	0	0	0	0	1	0	0	0	0	0	0	3	7	0.00	1.000	53 Adam Ottavino, R ERA: 1.000		1.0	4	0	0	0	0	0	1	0	0	0	0	3	7	0.00	1.000	

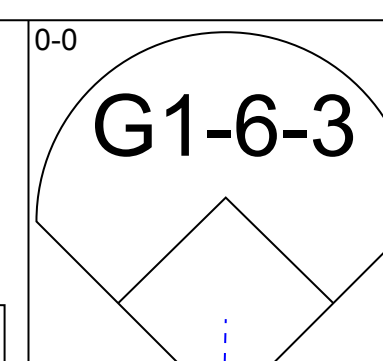
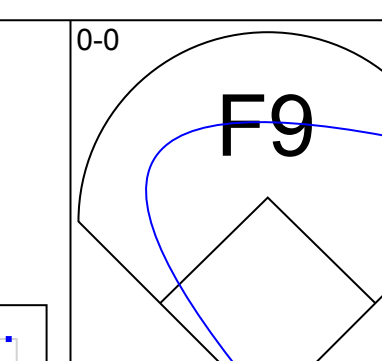
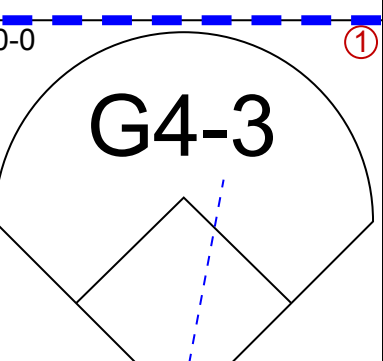
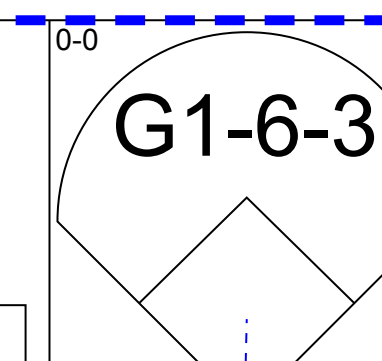
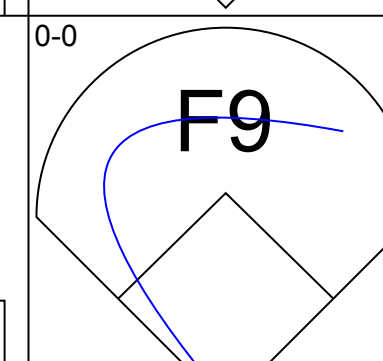
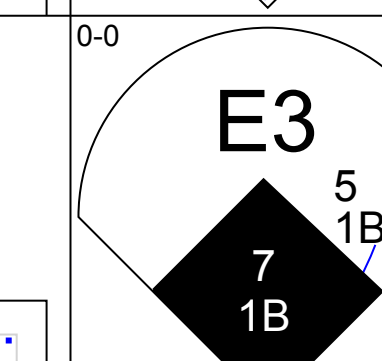
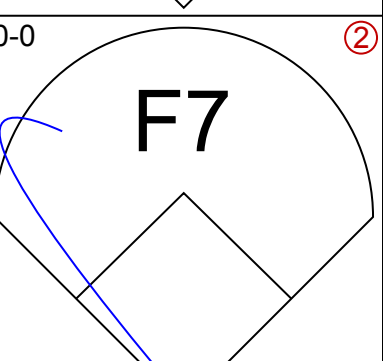
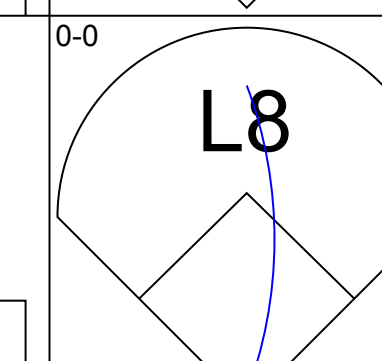
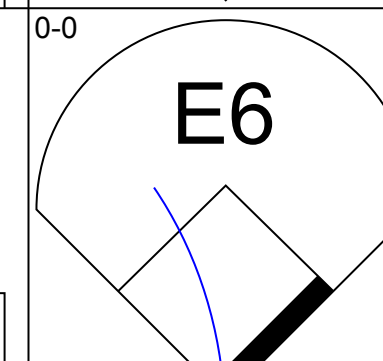
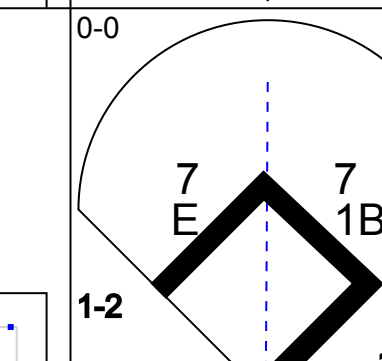
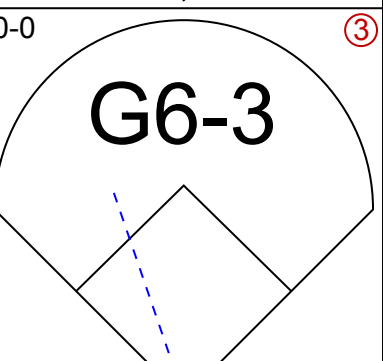
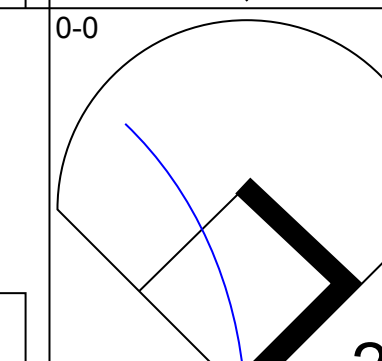
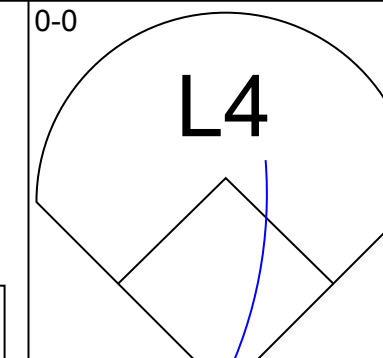
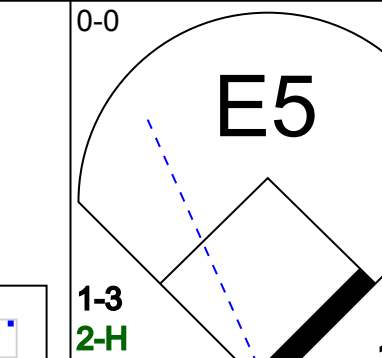
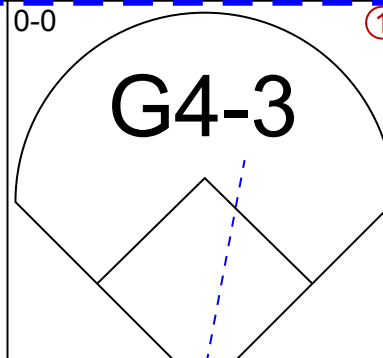
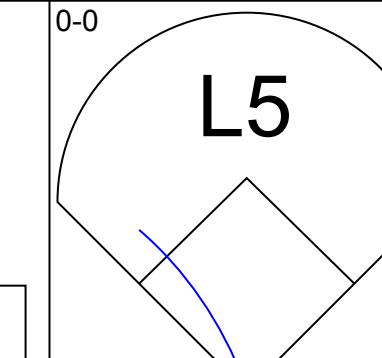
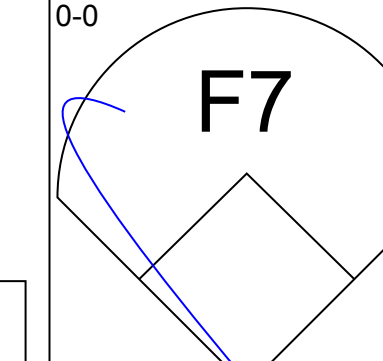
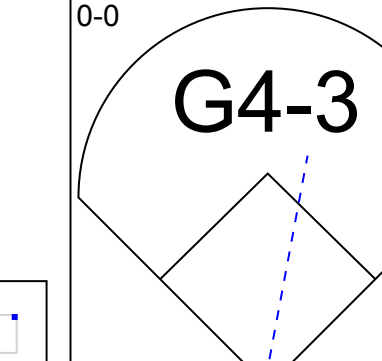
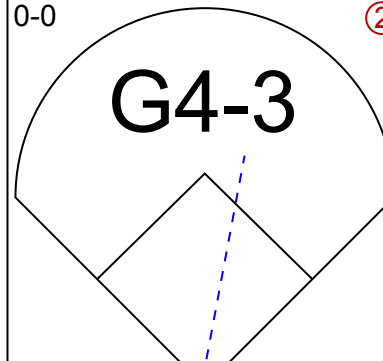
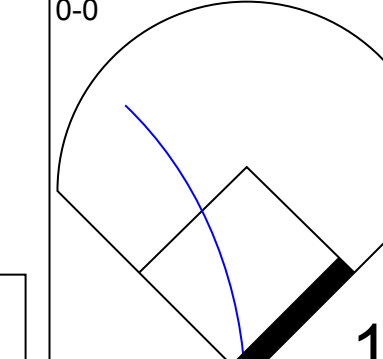
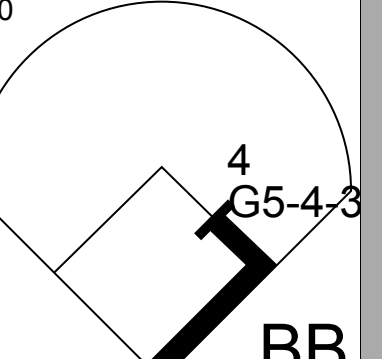
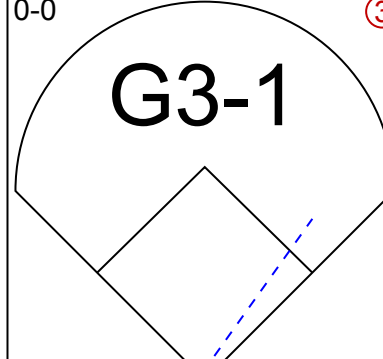
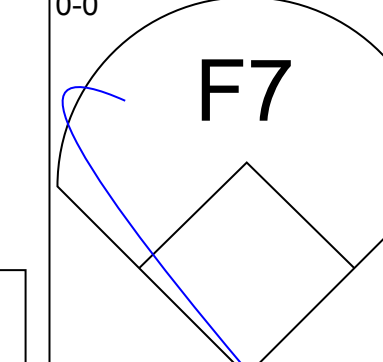
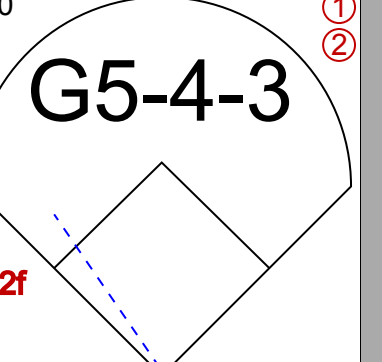
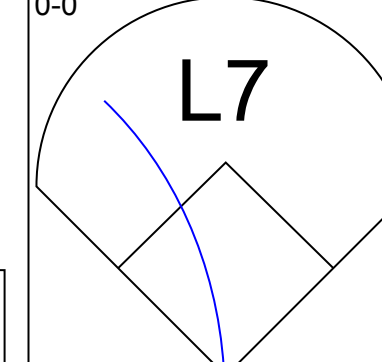
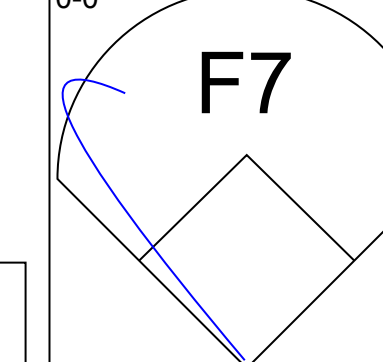
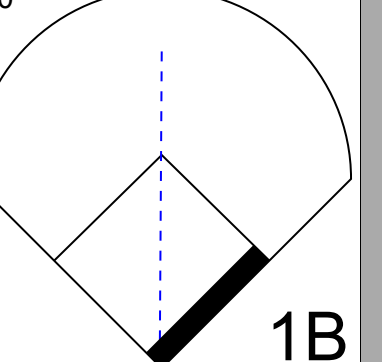
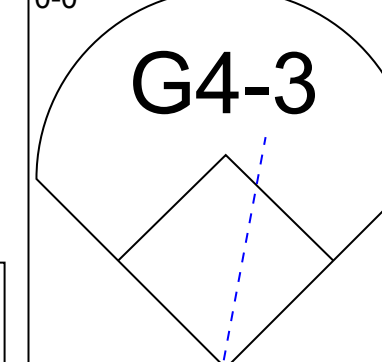
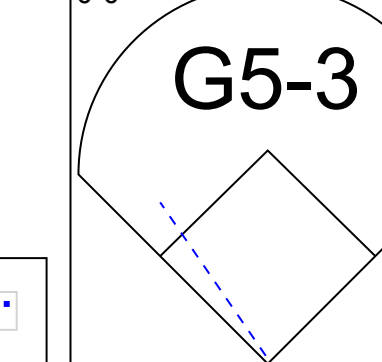
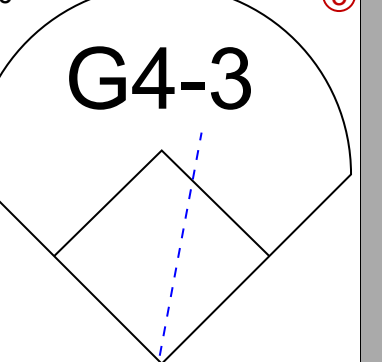
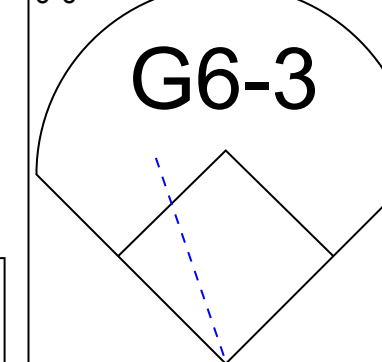
AB 29
R 0
H 6
RBI 0
BB 2
SO 1
LOB 12



AB 26
R 3
H 8
RBI 3
BB 7
SO 0
LOB 13



Batter	1	2	3	4	5	6	7	8	9	AB	R	H	RBI	BB	SO	LOB	TOP			
92 T.J. Steele, R OBP: 0.333, SLG: 0.417										4	0	0	0	0	2	1	Houston Astros @ St. Louis Cardinals Roger Dean Stadium, Jupiter, FL Sat Mar 05 2011, 1:09 PM - 3:01 PM EST Att: 5,158 - Cloudy - 77 F livebaseballscorecards.com			
11 Jason Bourgeois, R OBP: 0.091, SLG: 0.091 68 Brian Dopirak, R OBP: 0.111, SLG: 0.111										3	0	1	0	0	0	0				
29 Brett Wallace, L OBP: 0.267, SLG: 0.267 Telvin Nash, R										3	0	0	0	0	1	1				
4 Jason Michaels, R OBP: 0.467, SLG: 0.462										3	0	0	0	0	1	0				
23 Chris Johnson, R OBP: 0.400, SLG: 0.308 16 Matt Downs, R OBP: 0.364, SLG: 0.625										3	0	2	0	0	0	0				
19 Brian Bogusevic, L OBP: 0.186, SLG: 0.250 96 Jon Gaston, L OBP: 0.400, SLG: 0.400										3	0	1	0	0	0	1				
12 Tommy Manzella, R OBP: 0.417, SLG: 0.500 90 Jio Mier, R										3	0	1	0	0	0	2				
36 Angel Sanchez, R OBP: 0.182, SLG: 0.182 97 J.C. Thompson, R										3	0	0	0	0	1	3				
46 J.R. Towles, R OBP: 0.250, SLG: 0.375 71 Carlos Corporán, S OBP: 0.333, SLG: 0.333										2	0	0	0	0	0	1				
Inning Stats	R: 0 E: 0 K: 2 S: 7	H: 0 LOB: 0 BB: 0 P: 7	R: 0 E: 0 K: 0 S: 3	H: 1 LOB: 0 BB: 0 P: 3	R: 0 E: 0 K: 1 S: 6	H: 1 LOB: 1 BB: 0 P: 6	R: 0 E: 0 K: 1 S: 5	H: 0 LOB: 0 BB: 0 P: 5	R: 0 E: 0 K: 0 S: 3	H: 0 LOB: 0 BB: 0 P: 3	R: 0 E: 0 K: 0 S: 3	H: 1 LOB: 0 BB: 0 P: 3	R: 0 E: 0 K: 0 S: 4	H: 2 LOB: 2 BB: 0 P: 4	R: 0 E: 0 K: 1 S: 5	H: 0 LOB: 0 BB: 0 P: 5		1B: 5 2B: 0 3B: 0 HR: 0	SF: 0 SAC: 0 DP: 2 HBP: 0	WP: 0 PA: 29 PB: 0 SB: 1 CS: 0
PITCHER	IP WLS BF H R ER SO BB IBB HBP BLK WP HR S P ERA WHIP	IP WLS BF H R ER SO BB IBB HBP BLK WP HR S P ERA WHIP	59 Fernando Salas, R (9.1) ERA: 0.00 WHIP: 0.000																	

Batter	1	2	3	4	5	6	7	8	9	AB	R	H	RBI	BB	SO	LOB	BOTTOM			
19 Jon Jay, L OBP: 0.375, SLG: 0.625										4	0	0	0	0	0	0	Houston Astros @ St. Louis Cardinals Roger Dean Stadium, Jupiter, FL Sat Mar 05 2011, 1:09 PM - 3:01 PM EST Att: 5,158 - Cloudy - 77 F livebaseballscorecards.com			
28 Colby Rasmus, L OBP: 0.412, SLG: 0.529										4	1	0	0	0	0	0				
5 Albert Pujols, R OBP: 0.417, SLG: 0.455 87 Adron Chambers, L (8, PR) OBP: 0.333, SLG: 0.273										4	0	2	0	0	0	0				
7 Matt Holliday, R OBP: 0.300, SLG: 0.600 64 Mark Hamilton, L (8, PH) OBP: 0.389, SLG: 0.529										3	0	1	1	0	0	1				
12 Lance Berkman, S OBP: 0.250, SLG: 0.625										3	0	0	0	0	2					
92 Matt Carpenter, L OBP: 0.333, SLG: 0.500										2	0	1	0	1	0					
4 Yadier Molina, R OBP: 0.364, SLG: 0.364										3	0	0	0	0	2					
19 Ramón Vázquez, L OBP: 0.231, SLG: 0.250										3	0	1	0	0	1					
27 Tyler Greene, R OBP: 0.313, SLG: 0.313										3	0	0	0	0	1					
Inning Stats	R: 0 E: 1 K: 0 S: 4	H: 0 LOB: 1 BB: 0 P: 4	R: 0 E: 0 K: 0 S: 4	H: 1 LOB: 1 BB: 0 P: 4	R: 1 E: 2 K: 0 S: 6	H: 2 LOB: 2 BB: 0 P: 6	R: 0 E: 0 K: 0 S: 3	H: 1 LOB: 1 BB: 1 P: 7	R: 0 E: 0 K: 0 S: 3	H: 0 LOB: 0 BB: 0 P: 3	R: 0 E: 0 K: 0 S: 3	H: 0 LOB: 0 BB: 0 P: 3	R: 0 E: 0 K: 0 S: 4	H: 1 LOB: 1 BB: 0 P: 4	R: 0 E: 0 K: 0 S: 4	H: 0 LOB: 0 BB: 0 P: 4		1B: 4 2B: 1 3B: 0 HR: 0	SF: 0 SAC: 0 DP: 1 HBP: 0	WP: 0 PA: 31 PB: 0 SB: 0 CS: 0
PITCHER	IP WLS BF H R ER SO BB IBB HBP BLK WP HR S P ERA WHIP	IP WLS BF H R ER SO BB IBB HBP BLK WP HR S P ERA WHIP	64 Jorge De Leon, R (8.1) ERA: 9.0																	

Batter	1	2	3	4	5	6	7	8	9	AB	R	H	RBI	BB	SO	LOB	TOP			
Ryan Theriot, R (1,6) 89 Donovan Solano, R (7,4)	G4-3		P4		B3		F8			4	0	0	0	0	0	4				
19 Jon Jay, L (1,9) 63 Shane Robinson, R (6,9)	G4-3				F8		F8			3	0	1	0	0	0	2				
5 Albert Pujols, R (1,3) 87 Adron Chambers, L (6,PH) (6,7)	G5-3			L8		G6-3	G6-4-3			2	0	0	0	0	0	1				
7 Matt Holliday, R (1,7) 64 Mark Hamilton, L (6,PH) (6,3)		F8		E6		K				2	0	0	0	0	0	1				
12 Lance Berkman, S (1,10) 91 Amaury Cazana, R (6,PR) (6,10)		K		G5-3		19 BB 33 1B				3	0	1	0	0	1	1				
21 Allen Craig, R (1,5) 33 Daniel Descalso, L (6,PH) (6,5)					G6-3					2	0	0	0	0	1	0				
55 Skip Schumaker, L (1,4) 19 Ramón Vázquez, L (5,4) (7,6)			G3			27 FC3 13 1B 27 E				2	1	1	0	0	0	0				
13 Gerald Laird, R (1,2) 16 Bryan Anderson, L (6,2)										3	0	2	0	0	0	3				
27 Tyler Greene, R (1,8)										2	0	0	0	1	0	2				
Inning Stats	R: 0 E: 0 K: 0 S: 3	H: 0 LOB: 0 BB: 0 P: 3	R: 0 E: 0 K: 2 S: 7	H: 0 LOB: 0 BB: 0 P: 7	R: 0 E: 0 K: 0 S: 4	H: 1 LOB: 1 BB: 0 P: 4	R: 0 E: 1 K: 0 S: 5	H: 1 LOB: 1 BB: 0 P: 6	R: 1 E: 0 K: 1 S: 6	H: 2 LOB: 3 BB: 1 P: 11	R: 0 E: 0 K: 1 S: 7	H: 2 LOB: 3 BB: 1 P: 11	R: 0 E: 0 K: 0 S: 3	H: 1 LOB: 1 BB: 1 P: 7	R: 1 E: 0 K: 0 S: 4	H: 1 LOB: 1 BB: 1 P: 8	1B: 7 2B: 0 3B: 0 HR: 1	SF: 0 SAC: 0 DP: 1 HBP: 0	WP: 1 PB: 0 SB: 0 CS: 1	PA: 35
PITCHER	IP WLS BF H R ER SO BB IBB HBP BLK WP HR S P ERA WHIP																			
41 Chris Volstad, R (1,1) ERA: 7.2	3.0 W 10 1 0 0 2 0 0 0 0 0 0 0 14 14 0.00 0.333																			
40 Mike Dunn, L (4,1) ERA:	1.0 H 4 1 0 0 0 0 0 0 0 0 0 1 0 5 6 0.00 1.000																			
58 Ryan Webb, R (5,1) ERA:	2.0 H 12 4 1 0 1 1 0 0 0 0 0 0 0 13 17 0.00 2.500																			
38 Randy Choate, L (7,1) ERA:	1.0 4 1 0 0 0 1 0 0 0 0 0 0 0 3 7 0.00 2.000																			
44 Brian Sanches, R (8,1) ERA: 3.88	1.0 5 1 1 1 0 1 0 0 0 0 0 1 4 8 9.00 2.000																			

St. Louis Cardinals @ Florida Marlins
Roger Dean Stadium, Jupiter, FL
Sun Mar 06 2011, 1:08 PM - 3:25 PM EST
Att: 4,977 - Cloudy - 79 F

AB 32
R 2
H 8
RBI 1
BB 3
SO 3
LOB 19



Batter	1	2	3	4	5	6	7	8	9	AB	R	H	RBI	BB	SO	LOB	BOTTOM	
8 Chris Coghlan, L (1,8) 10 Dewayne Wise, L (5,8)	G3-1				E8		G5-3			1	0	0	2	0	0			
13 Omar Infante, R (1,4) 3 Joe Thurston, L (5,PH) (6,4)			L6		F9					3	0	1	0	0	4			
2 Hanley Ramirez, R (1,6) 22 Donnie Murphy, R (7,6)	P4				P4		K			4	0	0	0	0	1	1		
15 Gaby Sanchez, R (1,3) 63 Josh Kroeger, R (6,3)	K									3	2	2	0	0	1	1		
20 Logan Morrison, L (1,7) 16 Bryan Petersen, L (6,7)										2	2	2	0	1	0	0		
14 John Buck, R (1,2) 6 Brad Davis, R (5,PR) (6,2)										3	0	1	1	0	0	3		
18 Wes Helms, R (1,10) 21 John Baker, L (7,PH) (8,10)										1	1	1	1	1	0	0		
78 Matt Dominguez, R (1,5) 1 Emilio Bonifacio, S (5,PR) (6,5)										3	0	2	2	0	0	2		
33 Scott Cousins, L (1,9) 67 Tim Torres, S (7,9)										3	0	0	0	0	1	5		
Inning Stats	R: 0 E: 0 K: 1 S: 6	H: 1 LOB: 1 BB: 0 P: 6	R: 1 E: 0 K: 0 S: 5	H: 2 LOB: 2 BB: 2 P: 13	R: 1 E: 0 K: 0 S: 5	H: 2 LOB: 2 BB: 1 P: 9	R: 0 E: 0 K: 0 S: 2	H: 0 LOB: 0 BB: 1 P: 6	R: 5 E: 1 K: 1 S: 10	H: 5 LOB: 2 BB: 0 P: 11	R: 0 E: 0 K: 2 S: 7	H: 0 LOB: 1 BB: 0 P: 8	R: 0 E: 0 K: 0 S: 4	H: 2 LOB: 1 BB: 0 P: 4	1B: 10 2B: 2 3B: 0 HR: 0	SF: 0 SAC: 0 DP: 1 HBP: 2	WP: 0 PB: 0 SB: 0 CS: 0	PA: 37
PITCHER	IP WLS BF H R ER SO BB IBB HBP BLK WP HR S P ERA WHIP																	
75 Kevin Thomas, R (1,1) ERA: 4.5	2.0 L 11 3 1 1 1 0 2 0 0 0 0 0 0 7 15 4.50 2.500																	
31 Ryan Franklin, R (3,1) ERA: 2.25	2.0 9 2 1 1 0 2 0 0 0 0 0 0 0 7 15 4.50 2.000																	
30 Jason Motte, R (5,1) ERA: 15.0	1.0 9 5 5 5 1 0 0 1 0 0 0 0 10 11 45.00 5.000																	
56 Brian Tallet, L (6,1) ERA:	2.0 8 2 0 0 2 0 0 1 0 0 0 0 11 12 0.00 1.000																	

St. Louis Cardinals @ Florida Marlins
Roger Dean Stadium, Jupiter, FL
Sun Mar 06 2011, 1:08 PM - 3:25 PM EST
Att: 4,977 - Cloudy - 79 F

AB 31
R 7
H 12
RBI 7
BB 4
SO 4
LOB 22



Batter	1	2	3	4	5	6	7	8	9	AB	R	H	RBI	BB	SO	LOB	TOP						
27 Tyler Greene, R (1,6) OBP: 0.280, SLG: 0.250 89 Donovan Solano, R (7,4)	K		19 3B		G6-3		G5-3		1B	4	1	1	0	0	1	2	St. Louis Cardinals @ Atlanta Braves Champion Stadium, Lake Buena Vista, FL Wed Mar 09 2011, 1:07 PM - 3:52 PM EST Att: 7,809 - Cloudy - 78 F livebaseballscorecards.com						
88 Pete Kozma, R (9,PH) OBP: 0.500, SLG: 0.500			21 2B		K		SF7		F7	4	1	1	3	0	1	2							
19 Jon Jay, L (1,7) OBP: 0.323, SLG: 0.600	F7				K				F7	4	0	0	0	0	2	2							
5 Albert Pujols, R (1,3) OBP: 0.333, SLG: 0.490 44 Miguel Batista, R (7,1) 16 Bryan Anderson, L (9,PH) 30 Jason Motte, R (9,1)	K		K		G5-3		F7		K	4	0	0	0	0	2	2							
21 Allen Craig, R (1,9) OBP: 0.433, SLG: 0.538 87 Adron Chambers, L (8,9)		G4-3				23 HR			F8	3	1	1	1	1	0	0							
23 David Freese, R (1,5) OBP: 0.500, SLG: 1.000 76 John Gast, L (6,1) 64 Mark Hamilton, L (7,3)			L9			HR			G4-3	3	1	2	2	0	0	1							
28 Colby Rasmus, L (1,8) OBP: 0.296, SLG: 0.370 92 Matt Carpenter, L (6,5)					F9					3	0	0	0	0	1	1							
4 Yadier Molina, R (1,2) OBP: 0.263, SLG: 0.263	F8				L8		G1-5-3		F7	4	0	0	0	0	0	2							
33 Daniel Descalso, L (1,4) OBP: 0.333, SLG: 0.368 19 Ramón Vázquez, L (7,6) OBP: 0.293, SLG: 0.188			G4-3		F7				K	3	1	0	0	0	0	0							
26 Kyle Lohse, R (1,1) OBP: 1.000, SLG: 1.000 91 Amaury Cazana, R (5,PH) 31 Ryan Franklin, R (5,1) 63 Shane Robinson, R (6,8) OBP: 0.333, SLG: 0.400					F9					1	1	1	0	0	0	0							
			27 1B							1	0	0	0	0	0	0							
			19 3B						88 1B	2	0	2	0	0	0	0							
Inning Stats	R: 0 E: 0 K: 2 S: 7	H: 0 LOB: 0 BB: 0 P: 7	R: 0 E: 0 K: 1 S: 6	H: 1 LOB: 1 BB: 0 P: 6	R: 3 E: 0 K: 1 S: 9	H: 4 LOB: 1 BB: 0 P: 9	R: 0 E: 0 K: 0 S: 3	H: 0 LOB: 0 BB: 0 P: 3	R: 0 E: 0 K: 1 S: 5	H: 0 LOB: 0 BB: 0 P: 5	R: 2 E: 0 K: 0 S: 4	H: 1 LOB: 0 BB: 1 P: 10	R: 1 E: 1 K: 0 S: 5	H: 1 LOB: 1 BB: 0 P: 5	R: 0 E: 0 K: 0 S: 3	H: 0 LOB: 1 BB: 0 P: 7		R: 0 E: 0 K: 2 S: 9	H: 2 LOB: 2 BB: 0 P: 9	1B: 5 2B: 2 3B: 1 HR: 1	SF: 1 SAC: 0 DP: 0 HBP: 0	WP: 0 PB: 0 SB: 0 CS: 0	PA: 39
PITCHER	IP WLS BF H R ER SO BB IBB HBP BLK WP HR S P ERA WHIP																						
40 Rodrigo Lopez, R (1,1) ERA: 4.0	4.0 L 17 5 3 3 4 0 0 0 0 0 0 0 25 25 6.75 1.250																						
39 Jonny Venters, L (5,1) ERA: 18.0	1.0 3 0 0 0 1 0 0 0 0 0 0 0 5 5 0.00 0.000																						
68 Yohan Flande, L (6,1) ERA: 18.0	1.0 5 1 2 2 0 1 0 0 0 0 0 1 4 10 18.00 2.000																						
69 Brett Oberholtzer, L (7,1) ERA: 18.0	2.0 9 1 1 0 0 1 0 0 0 0 0 0 8 12 0.00 1.000																						
70 Arodys Vizcaino, R (9,1) ERA: 18.0	1.0 5 2 0 0 2 0 0 0 0 0 0 0 9 9 0.00 2.000																						

Batter	1	2	3	4	5	6	7	8	9	AB	R	H	RBI	BB	SO	LOB	BOTTOM					
1 Jordan Schafer, L (1,8) OBP: 0.206, SLG: 0.212	K2-3		F9		P6		G3		G4-3	5	0	0	0	0	1	2	St. Louis Cardinals @ Atlanta Braves Champion Stadium, Lake Buena Vista, FL Wed Mar 09 2011, 1:07 PM - 3:52 PM EST Att: 7,809 - Cloudy - 78 F livebaseballscorecards.com					
2 Alex Gonzalez, R (1,6) OBP: 0.423, SLG: 0.542 75 Ed Lucas, R (7,6)			G6-3							3	0	2	0	0	0	0						
10 Chipper Jones, S (1,5) OBP: 0.321, SLG: 0.462 4 Joe Mather, R (6,PR) OBP: 0.227, SLG: 0.200										3	0	1	0	0	0	1						
16 Brian McCann, L (1,2) OBP: 0.200, SLG: 0.211 53 Wilkin Castillo, S (2,2) OBP: 0.375, SLG: 0.375	K				E9		P4		FC4-6	1	0	0	0	0	1	2						
26 Dan Uggla, R (1,4) OBP: 0.357, SLG: 0.304 69 Brett Oberholtzer, L (7,1) 17 Matt Young, L (8,PH) OBP: 0.181, SLG: 0.250 70 Arodys Vizcaino, R (9,1)										3	0	0	0	0	0	5						
										0	0	0	0	0	0	0						
										1	0	0	0	0	1	1						
22 Jason Heyward, L (1,9) OBP: 0.500, SLG: 0.444	K									3	1	1	0	0	3	3						
5 Freddie Freeman, L (1,3) OBP: 0.433, SLG: 0.500										3	0	1	1	1	1	0						
										4	0	0	0	0	1	4						
28 Brent Clevlen, R (1,7) OBP: 0.529, SLG: 0.385										3	0	1	0	1	0	0						
40 Rodrigo Lopez, R (1,1) ERA: 2.57 39 Jonny Venters, L (5,1) 7 Brooks Conrad, S (5,PH) OBP: 0.167, SLG: 0.176 68 Yohan Flande, L (6,1) 24 Dion Hernandez, R (7,4) OBP: 0.333, SLG: 0.588										1	0	0	0	0	0	1						
										0	0	0	0	0	0	0						
										1	0	0	0	0	0	0						
										2	0	1	0	0	0	0						
Inning Stats	R: 0 E: 1 K: 2 S: 9	H: 1 LOB: 2 BB: 0 P: 9	R: 0 E: 0 K: 1 S: 6	H: 1 LOB: 1 BB: 0 P: 6	R: 0 E: 0 K: 0 S: 3	H: 0 LOB: 0 BB: 0 P: 3	R: 1 E: 1 K: 0 S: 4	H: 2 LOB: 0 BB: 0 P: 4	R: 0 E: 0 K: 0 S: 3	H: 0 LOB: 0 BB: 0 P: 3	R: 0 E: 0 K: 1 S: 7	H: 2 LOB: 3 BB: 1 P: 14	R: 0 E: 0 K: 0 S: 3	H: 0 LOB: 0 BB: 0 P: 3	R: 0 E: 0 K: 1 S: 6	H: 1 LOB: 1 BB: 0 P: 6		R: 0 E: 0 K: 0 S: 4	H: 1 LOB: 2 BB: 1 P: 8	1B: 7 2B: 2 3B: 0 HR: 0	SF: 0 SAC: 0 DP: 1 HBP: 0	WP: 0 PB: 0 SB: 0 CS: 0
PITCHER	IP WLS BF H R ER SO BB IBB HBP BLK WP HR S P ERA WHIP																					
26 Kyle Lohse, R (1,1) ERA: 2.57	4.0 W 16 4 1 1 3 3 0 0 0 0 0 0 0 22 22 2.25 1.000																					
31 Ryan Franklin, R (5,1) ERA: 1.8	1.0 H 3 0 0 0 0 0 0 0 0 0 0 0 3 3 0.00 0.000																					
76 John Gast, L (6,1) ERA: 3.0	1.0 6 2 0 0 1 1 0 0 0 0 0 0 7 14 0.00 3.000																					
44 Miguel Batista, R (7,1) ERA: 3.0	2.0 7 1 0 0 1 0 0 0 0 0 0 0 9 9 0.00 0.500																					
30 Jason Motte, R (9,1) ERA: 11.25	1.0 5 1 0 0 0 1 0 0 0 0 0 0 4 8 0.00 2.000																					

Batter	1	2	3	4	5	6	7	8	9	AB	R	H	RBI	BB	SO	LOB	TOP							
55 Skip Schumaker, L OBP: 0.348, SLG: 0.400 27 Tyler Greene, R OBP: 0.269, SLG: 0.240	F8		K		L6		K		G1-3	4	0	0	0	0	2	2								
Ryan Theriot, R OBP: 0.333, SLG: 0.190 80 Tony Cruz, R OBP: 0.167, SLG: 0.333	G6-3		G5-3		F7		FC6-4 BB			3	0	0	0	1	0	1								
92 Matt Carpenter, L OBP: 0.538, SLG: 0.727	2B		G4-3			FC6-4 HBP	FC6-4			3	1	1	0	0	0	2								
7 Matt Holliday, R OBP: 0.368, SLG: 0.556 56 Brian Tallet, L	E5			BB		1B				3	0	1	0	1	1	1								
64 Mark Hamilton, L OBP: 0.313, SLG: 0.467	K			E3		FC4-6				4	0	0	0	0	2	5								
34 Nick Stavinocha, R OBP: 0.333, SLG: 0.333				B1		FC6-4				4	0	1	1	0	0	3								
19 Jon Jay, L OBP: 0.294, SLG: 0.545 22 Bryan Augenstein, R OBP: 0.364, SLG: 0.125	G1-3			FC4-6		F7				3	0	0	0	0	0	4	AB 34							
91 Amaury Cazana, R OBP: 0.364, SLG: 0.125				2-4		F7				1	0	0	0	0	0	0	R 1							
13 Gerald Laird, R OBP: 0.353, SLG: 0.500 33 Daniel Descalso, L OBP: 0.348, SLG: 0.381	K			SAFE		F7				2	0	0	0	0	1	1	H 6							
46 Kyle McClellan, R OBP: 0.353, SLG: 0.250 73 Francisco Samuel, R OBP: 0.357, SLG: 0.385 43 Trevor Miller, R OBP: 0.158, SLG: 0.167	K									2	0	1	0	0	0	0	RBI 1							
63 Shans Robinson, R OBP: 0.353, SLG: 0.412										2	0	1	0	0	0	1	BB 2							
Inning Stats	R: 0 E: 1 K: 1 S: 7	H: 1 LOB: 2 BB: 0 P: 7	R: 0 E: 0 K: 2 S: 8	H: 1 LOB: 1 BB: 0 P: 8	R: 0 E: 0 K: 1 S: 5	H: 0 LOB: 0 BB: 0 P: 5	R: 0 E: 1 K: 0 S: 3	H: 0 LOB: 2 BB: 1 P: 8	R: 0 E: 0 K: 0 S: 4	H: 1 LOB: 1 BB: 0 P: 5	R: 1 E: 0 K: 0 S: 4	H: 1 LOB: 1 BB: 0 P: 6	R: 0 E: 0 K: 1 S: 6	H: 1 LOB: 2 BB: 1 P: 10	R: 0 E: 0 K: 2 S: 7	H: 0 LOB: 0 BB: 0 P: 7	R: 0 E: 0 K: 0 S: 4	H: 1 LOB: 1 BB: 0 P: 4	1B: 5 2B: 1 3B: 0 HR: 0	SF: 0 SAC: 0 DP: 0 HBP: 1	WP: 0 PB: 0 SB: 1 CS: 0	PA: 37		
PITCHER	IP WLS BF H R ER SO BB IBB HBP BLK WP HR S P ERA WHIP	IP WLS BF H R ER SO BB IBB HBP BLK WP HR S P ERA WHIP	IP WLS BF H R ER SO BB IBB HBP BLK WP HR S P ERA WHIP	IP WLS BF H R ER SO BB IBB HBP BLK WP HR S P ERA WHIP	IP WLS BF H R ER SO BB IBB HBP BLK WP HR S P ERA WHIP	IP WLS BF H R ER SO BB IBB HBP BLK WP HR S P ERA WHIP	IP WLS BF H R ER SO BB IBB HBP BLK WP HR S P ERA WHIP	IP WLS BF H R ER SO BB IBB HBP BLK WP HR S P ERA WHIP	IP WLS BF H R ER SO BB IBB HBP BLK WP HR S P ERA WHIP	IP WLS BF H R ER SO BB IBB HBP BLK WP HR S P ERA WHIP	IP WLS BF H R ER SO BB IBB HBP BLK WP HR S P ERA WHIP	IP WLS BF H R ER SO BB IBB HBP BLK WP HR S P ERA WHIP	IP WLS BF H R ER SO BB IBB HBP BLK WP HR S P ERA WHIP	IP WLS BF H R ER SO BB IBB HBP BLK WP HR S P ERA WHIP	IP WLS BF H R ER SO BB IBB HBP BLK WP HR S P ERA WHIP	IP WLS BF H R ER SO BB IBB HBP BLK WP HR S P ERA WHIP	IP WLS BF H R ER SO BB IBB HBP BLK WP HR S P ERA WHIP	IP WLS BF H R ER SO BB IBB HBP BLK WP HR S P ERA WHIP	IP WLS BF H R ER SO BB IBB HBP BLK WP HR S P ERA WHIP	IP WLS BF H R ER SO BB IBB HBP BLK WP HR S P ERA WHIP	IP WLS BF H R ER SO BB IBB HBP BLK WP HR S P ERA WHIP	IP WLS BF H R ER SO BB IBB HBP BLK WP HR S P ERA WHIP	IP WLS BF H R ER SO BB IBB HBP BLK WP HR S P ERA WHIP	IP WLS BF H R ER SO BB IBB HBP BLK WP HR S P ERA WHIP

St. Louis Cardinals @ Atlanta Braves
 Champion Stadium, Lake Buena Vista, FL
 Thu Mar 10 2011, 1:07 PM - 3:41 PM EST
 Att. 7,198 - Overcast - 65 F

AB 34
 R 1
 H 6
 RBI 1
 BB 2
 SO 7
 LOB 22



Batter	1	2	3	4	5	6	7	8	9	AB	R	H	RBI	BB	SO	LOB	BOTTOM							
14 Martin Prado, R OBP: 0.406, SLG: 0.448 57 Stephen Marek, L OBP: 0.357, SLG: 0.464 61 Juan Abreu, R OBP: 0.500, SLG: 0.476 66 Julio Teheran, R OBP: 0.286, SLG: 0.231	2B		BB		2S		K			2	1	2	0	1	0	0								
2 Alex Gonzalez, R OBP: 0.387, SLG: 0.464 23 Brandon Hicks, R OBP: 0.357, SLG: 0.385	G5-3		L4		K					4	0	0	0	0	1	4								
22 Jason Heyward, L OBP: 0.500, SLG: 0.476 78 Jose Constanza, L OBP: 0.286, SLG: 0.231	F7				K					3	0	1	0	1	1	3								
26 Dan Uggla, R OBP: 0.355, SLG: 0.308 75 Ed Lucas, R OBP: 0.500, SLG: 0.556	1B		BB							0	1	0	0	0	0	0								
5 Freddie Freeman, L OBP: 0.394, SLG: 0.452 27 J.C. Boscan, R OBP: 0.286, SLG: 0.286	G4-3				G1-3					3	0	1	1	0	1	2								
8 David Ross, R OBP: 0.333, SLG: 0.143 17 Matt Young, L OBP: 0.300, SLG: 0.235	G5-3				G6-3					1	0	0	0	0	0	1								
4 Joe Mather, R OBP: 0.200, SLG: 0.174	L7				G6-3					3	0	0	0	0	1	1								
30 Wilkin Ramirez, R OBP: 0.467, SLG: 0.571	G1-3									2	0	0	0	1	1	0								
32 Derek Lowe, R OBP: 0.500, SLG: 1.000 19 Scott Linebrink, R OBP: 0.357, SLG: 0.385 28 Brent Cleven, R OBP: 0.500, SLG: 0.357 50 Cristhian Martinez, R OBP: 0.158, SLG: 0.167	G6-3									1	0	0	0	0	0	0								
7 Brooks Conrad, S OBP: 0.158, SLG: 0.167										1	0	0	0	0	1	0								
Inning Stats	R: 1 E: 0 K: 0 S: 5	H: 2 LOB: 1 BB: 0 P: 5	R: 0 E: 0 K: 0 S: 3	H: 0 LOB: 0 BB: 0 P: 3	R: 0 E: 0 K: 1 S: 6	H: 1 LOB: 2 BB: 1 P: 10	R: 0 E: 0 K: 0 S: 3	H: 0 LOB: 0 BB: 0 P: 3	R: 0 E: 0 K: 3 S: 9	H: 0 LOB: 2 BB: 2 P: 21	R: 0 E: 0 K: 1 S: 5	H: 0 LOB: 1 BB: 1 P: 9	R: 0 E: 0 K: 3 S: 9	H: 0 LOB: 0 BB: 0 P: 9	R: 1 E: 0 K: 0 S: 5	H: 2 LOB: 1 BB: 0 P: 5	1B: 4 2B: 1 3B: 0 HR: 0	SF: 0 SAC: 0 DP: 0 HBP: 0	WP: 0 PB: 0 SB: 3 CS: 0	PA: 33				
PITCHER	IP WLS BF H R ER SO BB IBB HBP BLK WP HR S P ERA WHIP	IP WLS BF H R ER SO BB IBB HBP BLK WP HR S P ERA WHIP	IP WLS BF H R ER SO BB IBB HBP BLK WP HR S P ERA WHIP	IP WLS BF H R ER SO BB IBB HBP BLK WP HR S P ERA WHIP	IP WLS BF H R ER SO BB IBB HBP BLK WP HR S P ERA WHIP	IP WLS BF H R ER SO BB IBB HBP BLK WP HR S P ERA WHIP	IP WLS BF H R ER SO BB IBB HBP BLK WP HR S P ERA WHIP	IP WLS BF H R ER SO BB IBB HBP BLK WP HR S P ERA WHIP	IP WLS BF H R ER SO BB IBB HBP BLK WP HR S P ERA WHIP	IP WLS BF H R ER SO BB IBB HBP BLK WP HR S P ERA WHIP	IP WLS BF H R ER SO BB IBB HBP BLK WP HR S P ERA WHIP	IP WLS BF H R ER SO BB IBB HBP BLK WP HR S P ERA WHIP	IP WLS BF H R ER SO BB IBB HBP BLK WP HR S P ERA WHIP	IP WLS BF H R ER SO BB IBB HBP BLK WP HR S P ERA WHIP	IP WLS BF H R ER SO BB IBB HBP BLK WP HR S P ERA WHIP	IP WLS BF H R ER SO BB IBB HBP BLK WP HR S P ERA WHIP	IP WLS BF H R ER SO BB IBB HBP BLK WP HR S P ERA WHIP	IP WLS BF H R ER SO BB IBB HBP BLK WP HR S P ERA WHIP	IP WLS BF H R ER SO BB IBB HBP BLK WP HR S P ERA WHIP	IP WLS BF H R ER SO BB IBB HBP BLK WP HR S P ERA WHIP	IP WLS BF H R ER SO BB IBB HBP BLK WP HR S P ERA WHIP	IP WLS BF H R ER SO BB IBB HBP BLK WP HR S P ERA WHIP	IP WLS BF H R ER SO BB IBB HBP BLK WP HR S P ERA WHIP	IP WLS BF H R ER SO BB IBB HBP BLK WP HR S P ERA WHIP

St. Louis Cardinals @ Atlanta Braves
 Champion Stadium, Lake Buena Vista, FL
 Thu Mar 10 2011, 1:07 PM - 3:41 PM EST
 Att. 7,198 - Overcast - 65 F


AB 29
 R 2
 H 5
 RBI 2
 BB 4
 SO 8
 LOB 14



Batter	1	2	3	4	5	6	7	8	9	AB	R	H	RBI	BB	SO	LOB	TOP						
28 Will Rhymes, L OBP: 0.296, SLG: 0.240 70 Argenis Diaz, R OBP: 0.333, SLG: 0.250										4	2	2	1	1	0	3							
32 Don Kelly, L OBP: 0.357, SLG: 0.360										6	0	2	0	0	1	5							
30 Magglio Ordonez, R OBP: 0.383, SLG: 0.087 75 Avisail Garcia, R OBP: 0.310, SLG: 0.385										4	0	0	0	0	2	1							
24 Miguel Cabrera, R OBP: 0.276, SLG: 0.423 33 Ryan Stribe, R OBP: 0.310, SLG: 0.385										3	3	2	2	1	0	0							
41 Victor Martinez, S OBP: 0.258, SLG: 0.276 74 John Murrin, R OBP: 0.333, SLG: 0.500										3	0	1	0	1	1	0							
26 Brennan Boesch, L OBP: 0.455, SLG: 0.481 77 Pat Leyland, R OBP: 0.333, SLG: 0.250											3	1	2	2	1	0							
27 Jhonny Peralta, R OBP: 0.348, SLG: 0.348 19 Cale Iorg, R OBP: 0.083, SLG: 0.333										2	1	0	0	2	1	4							
57 Casper Wells, R OBP: 0.462, SLG: 0.474										2	0	0	0	3	1	0							
29 Danny Worth, R OBP: 0.273, SLG: 0.263 73 Brandon Douglas, R OBP: 0.250, SLG: 0.250										2	0	0	0	2	0	2							
Inning Stats	R: 2 E: 0 K: 0 S: 6	H: 3 LOB: 2 BB: 1 P: 11	R: 0 E: 0 K: 1 S: 5	H: 0 LOB: 1 BB: 1 P: 9	R: 3 E: 0 K: 0 S: 5	H: 1 LOB: 3 BB: 5 P: 28	R: 0 E: 0 K: 2 S: 7	H: 0 LOB: 0 BB: 0 P: 7	R: 0 E: 0 K: 0 S: 3	H: 0 LOB: 2 BB: 2 P: 11	R: 1 E: 1 K: 3 S: 11	H: 2 LOB: 2 BB: 1 P: 15	R: 1 E: 0 K: 1 S: 7	H: 2 LOB: 3 BB: 2 P: 15	R: 0 E: 0 K: 2 S: 8	H: 1 LOB: 2 BB: 1 P: 12	R: 0 E: 0 K: 1 S: 6	H: 1 LOB: 2 BB: 1 P: 10	1B: 7 2B: 2 3B: 0 HR: 1	SF: 0 SAC: 0 DP: 0 HBP: 0	WP: 1 PB: 0 SB: 0 CS: 0	PA: 51	
PITCHER	IP	WLS	BF	H	R	ER	SO	BB	IBB	HBP	BLK	WP	HR	S	P	ERA	WHIP					ERA	WHIP
70 Lance Lynn, R ERA: 5.14	2.0	L	11	3	2	2	1	2	0	0	0	0	0	11	20	9.00	2.500					0.00	2.000
74 Joe Kelly, R ERA: 9.0	1.0		9	1	3	3	0	5	0	0	0	1	1	5	28	27.00	6.000						
59 Fernando Salas, R ERA: 3.6	2.0		8	0	0	0	2	2	0	0	0	0	0	10	18	0.00	1.000						
66 Blake King, R ERA: 4.5	1.0		6	2	1	1	3	1	0	0	0	0	0	11	15	9.00	3.000						
Maikel Cleto, R ERA: 4.5	2.0		12	3	1	1	3	3	0	0	0	0	0	15	27	4.50	3.000						

Detroit Tigers @ St. Louis Cardinals
Roger Dean Stadium, Jupiter, FL
Fri Mar 11 2011, 1:09 PM - 4:31 PM EST
Att: 7,802 - Sunny - 65 F


AB	37
R	7
H	10
RBI	6
BB	14
SO	10
LOB	25



Batter	1	2	3	4	5	6	7	8	9	AB	R	H	RBI	BB	SO	LOB	BOTTOM						
Ryan Theriot, R OBP: 0.333, SLG: 0.208 Pete Kozma, R OBP: 0.500, SLG: 0.625										3	0	1	0	0	1	1							
21 Allen Craig, R OBP: 0.438, SLG: 0.519 92 Matt Carpenter, L OBP: 0.552, SLG: 0.708										1	0	0	0	1	1	2							
5 Albert Pujols, R OBP: 0.304, SLG: 0.364 64 Mark Hamilton, L OBP: 0.294, SLG: 0.452										2	0	0	0	0	1	1							
7 Matt Holliday, R OBP: 0.381, SLG: 0.550 27 Tyler Greene, R OBP: 0.296, SLG: 0.259										2	0	1	0	0	0	0							
12 Lance Berkman, S OBP: 0.286, SLG: 0.429										4	0	0	0	0	1	2							
23 David Freese, R OBP: 0.384, SLG: 0.727 19 Ramón Vázquez, L OBP: 0.300, SLG: 0.188										3	0	0	0	0	1	1							
28 Colby Rasmus, L OBP: 0.278, SLG: 0.245 87 Adron Chambers, L OBP: 0.400, SLG: 0.333										2	0	0	0	0	0	0							
4 Yadier Molina, R OBP: 0.250, SLG: 0.250 80 Tony Cruz, R OBP: 0.125, SLG: 0.250 16 Bryan Anderson, L OBP: 0.200, SLG: 0.400										1	0	0	0	0	0	0							
55 Skip Schumaker, L OBP: 0.400, SLG: 0.500 33 Daniel Descalso, L OBP: 0.360, SLG: 0.364										2	0	2	0	0	0	0							
Inning Stats	R: 0 E: 0 K: 0 S: 2	H: 0 LOB: 0 BB: 1 P: 6	R: 0 E: 0 K: 1 S: 5	H: 1 LOB: 0 BB: 0 P: 5	R: 0 E: 0 K: 1 S: 7	H: 2 LOB: 2 BB: 0 P: 7	R: 0 E: 0 K: 1 S: 5	H: 0 LOB: 0 BB: 0 P: 5	R: 0 E: 0 K: 2 S: 8	H: 1 LOB: 2 BB: 1 P: 12	R: 0 E: 0 K: 0 S: 4	H: 1 LOB: 1 BB: 0 P: 4	R: 2 E: 0 K: 0 S: 6	H: 3 LOB: 1 BB: 0 P: 7	R: 2 E: 0 K: 0 S: 4	H: 2 LOB: 1 BB: 2 P: 13	1B: 7 2B: 3 3B: 0 HR: 0	SF: 1 SAC: 0 DP: 3 HBP: 0	WP: 0 PB: 0 SB: 1 CS: 0	PA: 38			
PITCHER	IP	WLS	BF	H	R	ER	SO	BB	IBB	HBP	BLK	WP	HR	S	P	ERA	WHIP					ERA	WHIP
40 Phil Coke, L ERA: 1.38	4.0	W	14	3	0	0	3	1	0	0	0	0	0	19	23	0.00	1.000					18.00	4.000
60 Brayan Villarreal, R ERA: 6.23	1.0		3	0	0	0	1	0	0	0	0	0	0	5	5	0.00	0.000						
53 Joaquin Benoit, R ERA: 1.29	1.0		5	1	0	0	2	1	0	0	0	0	0	8	12	0.00	2.000						
36 Brad Thomas, L ERA: 1.29	1.0		4	1	0	0	0	0	0	0	0	0	0	4	4	0.00	1.000						
79 Brennan Wise, R ERA: 9.06	1.0		6	3	2	2	0	0	0	0	0	0	0	6	7	18.00	3.000						

Detroit Tigers @ St. Louis Cardinals
Roger Dean Stadium, Jupiter, FL
Fri Mar 11 2011, 1:09 PM - 4:31 PM EST
Att: 7,802 - Sunny - 65 F

AB	33
R	4
H	10
RBI	4
BB	4
SO	6
LOB	16



Batter	1	2	3	4	5	6	7	8	9	10	AB	R	H	RBI	BB	SO	LOB	TOP							
14 Martin Prado, R (1, 7) OBP: 0.341, SLG: 0.390 75 Ed Lucas, R (9, 7) OBP: 0.440, SLG: 0.478 (10, 3)	F9			K		F8			K		4	0	0	0	0	2	0								
13 Nate McLouth, L (1, 8) OBP: 0.317, SLG: 0.609 17 Matt Young, L (7, PR) OBP: 0.357, SLG: 0.261 (7, 9) (10, 7)	F7			L7			10 2B 10 E BB		23 G5-3 BB		2	0	0	0	1	0	0								
10 Chipper Jones, S (1, 5) OBP: 0.415, SLG: 0.649 23 Brandon Hicks, R (7, PR) OBP: 0.333, SLG: 0.412 (7, 5)	F7			L5			E6 1-H 2B		G5-3		3	0	1	0	0	0	0								
26 Dan Uggla, R (1, 4) OBP: 0.576, SLG: 0.278 7 Brooks Conrad, S (7, 4) OBP: 0.192, SLG: 0.200		K				2 G5-3 1B			K		3	0	1	0	0	2	2								
5 Freddie Freeman, L (1, 3) OBP: 0.372, SLG: 0.385 1 Jordan Schafer, L (10, 8) OBP: 0.209, SLG: 0.286		K				K			K2-3		4	0	0	0	0	3	3								
2 Alex Gonzalez, R (1, 6) OBP: 0.350, SLG: 0.447 24 Diory Hernandez, R (7, 6) OBP: 0.375, SLG: 0.545						G5-3 1-2			K		3	0	0	0	0	1	3								
8 David Ross, R (1, 2) OBP: 0.360, SLG: 0.286 78 Jose Constanza, L (8, 8) OBP: 0.278, SLG: 0.235 (10, 9)						F8			L5		3	0	0	0	0	1	1								
28 Brent Clevlen, R (1, 9) OBP: 0.417, SLG: 0.300 53 Wilkin Castillo, S (8, 2) OBP: 0.333, SLG: 0.333						G4-3			F9		3	0	0	0	0	0	0								
36 Mike Minor, R (1, 11) OBP: 0.302, SLG: 0.407 20 Eric Hinske, L (8, PH) 11 Kenstin Kawakami, R (8, 1) 4 Joe Mather, R (8, PH) 61 Juan Abreu, R (8, 1) 64 Jairo Asencio, R (8, 1) 57 Stephen Marek, L (8, 1)						F9			F8		1	0	0	0	0	0	0								
Inning Stats	R: 0 E: 0 K: 0 S: 3	H: 0 LOB: 0 BB: 0 P: 3	R: 0 E: 0 K: 2 S: 7	H: 0 LOB: 0 BB: 0 P: 7	R: 0 E: 0 K: 0 S: 3	H: 0 LOB: 0 BB: 0 P: 3	R: 0 E: 0 K: 1 S: 7	H: 0 LOB: 0 BB: 0 P: 7	R: 0 E: 0 K: 1 S: 6	H: 1 LOB: 1 BB: 0 P: 6	R: 0 E: 0 K: 0 S: 3	H: 0 LOB: 0 BB: 0 P: 3	R: 1 E: 1 K: 3 S: 10	H: 1 LOB: 2 BB: 1 P: 14	R: 0 E: 0 K: 1 S: 5	H: 0 LOB: 0 BB: 0 P: 5	R: 0 E: 0 K: 2 S: 3	H: 0 LOB: 1 BB: 0 P: 3	1B: 1 2B: 1 3B: 0 HR: 0	SF: 0 SAC: 0 DP: 0 HBP: 0	WP: 0 PB: 0 SB: 0 CS: 0	PA: 34			
PITCHER	IP 6.0	WLS 19	BF 19	H 1	R 0	ER 0	SO 4	BB 0	IBB 0	HBP 0	BLK 0	WP 0	HR 0	S 29	P 29	ERA 0.00	WHIP 0.167								
26 Kyle Lohse, R (1, 1) ERA: 1.38 56 Brian Tallet, L (7, 1) ERA: 1.59 30 Jason Motte, R (8, 1) ERA: 7.5 31 Ryan Franklin, R (9, 1) ERA: 1.29 59 Fernando Salas, R (10, 1) ERA:																									

Atlanta Braves @ St. Louis Cardinals
Roger Dean Stadium, Jupiter, FL
Mon Mar 14 2011, 1:08 PM - 3:45 PM EDT
Att: 6,885 - Partly Cloudy - 75 F

AB	32
R	1
H	2
RBI	0
BB	2
SO	10
LOB	11



Batter	1	2	3	4	5	6	7	8	9	10	AB	R	H	RBI	BB	SO	LOB	BOTTOM							
Ryan Theriot, R (1, 6) OBP: 0.306, SLG: 0.233 92 Matt Carpenter, L (7, PH) OBP: 0.514, SLG: 0.633 (8, 5)	L8			F8		E6			L1		3	0	0	0	0	0	0								
21 Allen Craig, R (1, 9) OBP: 0.429, SLG: 0.457 (7, 3) (9, 9)	K			P3		K			G6-3		4	0	0	0	1	2	3								
5 Albert Pujols, R (1, 3) OBP: 0.433, SLG: 0.714 56 Brian Tallet, L (7, 1) 30 Jason Motte, R (8, 1) 64 Mark Hamilton, L (8, PH) OBP: 0.270, SLG: 0.412 (9, 3)		G5-3		F7					G5-3		3	0	0	0	0	0	0								
7 Matt Holliday, R (1, 7) OBP: 0.412, SLG: 0.765 91 Amaury Cazana, R (7, 9) OBP: 0.357, SLG: 0.100 31 Ryan Franklin, R (9, 1) 59 Fernando Salas, R (10, 1) 34 Nick Stavinoha, R (10, PH) OBP: 0.250, SLG: 0.250						F9			F9		3	1	2	1	0	0	0								
23 David Freese, R (1, 5) OBP: 0.412, SLG: 0.765 33 Daniel Descalso, L (7, 5) OBP: 0.345, SLG: 0.346 (8, 4)		G1-3							G4-3		3	0	1	0	0	0	1								
28 Colby Rasmus, L (1, 8) OBP: 0.306, SLG: 0.324 63 Shane Robinson, R (7, 8) OBP: 0.368, SLG: 0.421									F7		2	0	0	0	1	1	1								
13 Gerald Laird, R (1, 2) OBP: 0.364, SLG: 0.476 87 Adron Chambers, L (9, PH) OBP: 0.400, SLG: 0.286 80 Tony Cruz, R (10, 2) OBP: 0.111, SLG: 0.222									F9		3	0	1	0	0	0	3								
55 Skip Schumaker, L (1, 4) OBP: 0.467, SLG: 0.538 19 Ramon Vazquez, L (8, 6) OBP: 0.273, SLG: 0.167											2	0	1	0	1	0	0								
26 Kyle Lohse, R (1, 1) OBP: 0.333, SLG: 0.333 19 Jon Jay, L (7, 7) OBP: 0.244, SLG: 0.462											2	0	0	0	0	1	3								
Inning Stats	R: 0 E: 0 K: 1 S: 5	H: 0 LOB: 0 BB: 0 P: 5	R: 0 E: 0 K: 0 S: 4	H: 1 LOB: 3 BB: 2 P: 12	R: 0 E: 0 K: 0 S: 3	H: 0 LOB: 0 BB: 0 P: 3	R: 0 E: 0 K: 1 S: 6	H: 1 LOB: 1 BB: 0 P: 6	R: 0 E: 1 K: 2 S: 8	H: 0 LOB: 1 BB: 0 P: 8	R: 1 E: 0 K: 0 S: 6	H: 1 LOB: 2 BB: 0 P: 6	R: 0 E: 0 K: 1 S: 5	H: 2 LOB: 2 BB: 0 P: 5	R: 0 E: 0 K: 1 S: 5	H: 0 LOB: 0 BB: 0 P: 5	R: 0 E: 0 K: 0 S: 3	H: 0 LOB: 0 BB: 0 P: 3	R: 0 E: 0 K: 2 S: 8	H: 1 LOB: 2 BB: 1 P: 12	1B: 4 2B: 1 3B: 0 HR: 1	SF: 0 SAC: 1 DP: 0 HBP: 0	WP: 0 PB: 0 SB: 0 CS: 0	PA: 40	
PITCHER	IP 5.0	WLS 20	BF 20	H 2	R 0	ER 0	SO 4	BB 2	IBB 0	HBP 0	BLK 0	WP 0	HR 0	S 26	P 34	ERA 0.00	WHIP 0.800								
36 Mike Minor, L (1, 1) ERA: 0.9 11 Kenstin Kawakami, R (8, 1) ERA: 3.0 61 Juan Abreu, R (8, 1) ERA: 1.29 64 Jairo Asencio, R (8, 1) ERA: 1.13 57 Stephen Marek, R (10, 1) ERA: 1.42																									

Atlanta Braves @ St. Louis Cardinals
Roger Dean Stadium, Jupiter, FL
Mon Mar 14 2011, 1:08 PM - 3:45 PM EDT
Att: 6,885 - Partly Cloudy - 75 F

AB	36
R	1
H	6
RBI	1
BB	3
SO	7
LOB	17



Batter	1	2	3	4	5	6	7	8	9	AB	R	H	RBI	BB	SO	LOB	TOP					
14 Martin Prado, R (1,5) OBP: 0.333, SLG: 0.364	L7		G3-1			L6				3	0	0	0	1	0	0	Atlanta Braves @ St. Louis Cardinals Roger Dean Stadium, Jupiter, FL Tue Mar 15 2011, 1:07 PM - 3:12 PM EDT Att: 7,055 - Partly Cloudy - 76 F					
23 Brandon Hicks, R (8, PR) OBP: 0.333, SLG: 0.412								BB		0	0	0	0	0	0	0						
13 Nate McLouth, L (1,8) OBP: 0.528, SLG: 0.538	K		F7			G3-1		P6		3	0	0	0	0	1	0						
30 Wilkin Ramirez, R (6,8) OBP: 0.429, SLG: 0.650										1	0	0	0	0	0	2						
16 Brian McCann, L (1,2) OBP: 0.200, SLG: 0.310	K		K			G6-3				3	0	0	0	0	2	0						
27 J.C. Boscan, R (6,2) OBP: 0.333, SLG: 0.333										1	0	0	0	0	0	0						
26 Dan Uggla, R (1,4) OBP: 0.295, SLG: 0.256		K				F9				3	0	0	0	0	1	0						
7 Brooks Conrad, S (7,4) OBP: 0.165, SLG: 0.192										1	0	0	0	0	1	0						
20 Eric Hinske, L (1,10) OBP: 0.281, SLG: 0.400		BB				G4-3		F8		3	0	1	0	1	0	0						
5 Freddie Freeman, L (1,3) OBP: 0.370, SLG: 0.381										3	0	1	0	0	1	0						
76 Shawn Bowman, R (7,3) OBP: 0.200, SLG: 0.316		BB				F7		K		1	0	1	0	0	0	0						
2 Alex Gonzalez, R (1,6) OBP: 0.326, SLG: 0.415										3	0	0	0	0	1	2						
75 Ed Lucas, R (8, PR) OBP: 0.423, SLG: 0.458						K		E5		1	0	0	0	0	0	2						
1 Jordan Schafer, L (1,9) OBP: 0.217, SLG: 0.273										2	0	0	0	1	0	1						
17 Matt Young, L (1,7) OBP: 0.323, SLG: 0.231										3	0	0	0	0	0	4						
Inning Stats	R: 0 E: 0 K: 2 S: 7	H: 0 LOB: 0 BB: 0 P: 7	R: 0 E: 0 K: 1 S: 6	H: 1 LOB: 3 BB: 2 P: 14	R: 0 E: 0 K: 1 S: 5	H: 0 LOB: 0 BB: 0 P: 5	R: 0 E: 0 K: 0 S: 3	H: 0 LOB: 0 BB: 0 P: 3	R: 0 E: 0 K: 1 S: 5	H: 0 LOB: 0 BB: 0 P: 5	R: 0 E: 0 K: 0 S: 3	H: 0 LOB: 0 BB: 0 P: 3	R: 0 E: 0 K: 1 S: 5	H: 0 LOB: 0 BB: 0 P: 5	R: 0 E: 1 K: 0 S: 4	H: 0 LOB: 2 BB: 1 P: 9	R: 0 E: 0 K: 1 S: 7	H: 2 LOB: 2 BB: 0 P: 7	1B: 3 2B: 0 3B: 0 HR: 0	SF: 0 SAC: 0 DP: 0 HBP: 0	WP: 1 PB: 0 SB: 0 CS: 0	PA: 34
PITCHER	IP WLS BF H R ER SO BB IBB HBP BLK WP HR S P ERA WHIP																					
46 Kyle McClellan, R (1,1) ERA: 0.75	5.0 W 18	1 0 0 0 5	2 0 0 0 0	0 0 0 0 0	0 0 0 0 0	0 0 0 0 0	0 0 0 0 0	0 0 0 0 0	0 0 0 0 0	0 0 0 0 0	0 0 0 0 0	0 0 0 0 0	0 0 0 0 0	0 0 0 0 0	0 0 0 0 0	0 0 0 0 0	0.00	0.600				
66 Blake King, R (6,1) ERA: 3.0	1.0 H 3	0 0 0 0 0	0 0 0 0 0	0 0 0 0 0	0 0 0 0 0	0 0 0 0 0	0 0 0 0 0	0 0 0 0 0	0 0 0 0 0	0 0 0 0 0	0 0 0 0 0	0 0 0 0 0	0 0 0 0 0	0 0 0 0 0	0 0 0 0 0	0 0 0 0 0	0.00	0.000				
43 Trevor Miller, L (7,1) ERA:	1.0 3	0 0 0 0 1	0 0 0 0 0	0 0 0 0 0	0 0 0 0 0	0 0 0 0 0	0 0 0 0 0	0 0 0 0 0	0 0 0 0 0	0 0 0 0 0	0 0 0 0 0	0 0 0 0 0	0 0 0 0 0	0 0 0 0 0	0 0 0 0 0	0 0 0 0 0	0.00	0.000				
41 Mitchell Boggs, R (8,1) ERA:	1.0 5	0 0 0 0 0	1 0 0 0 0	0 0 0 0 0	0 0 0 0 0	0 0 0 0 0	0 0 0 0 0	0 0 0 0 0	0 0 0 0 0	0 0 0 0 0	0 0 0 0 0	0 0 0 0 0	0 0 0 0 0	0 0 0 0 0	0 0 0 0 0	0 0 0 0 0	0.00	1.000				
44 Miguel Batista, R (9,1) ERA: 1.8	1.0 5	2 0 0 0 1	0 0 0 0 0	0 0 0 0 0	0 0 0 0 0	0 0 0 0 0	0 0 0 0 0	0 0 0 0 0	0 0 0 0 0	0 0 0 0 0	0 0 0 0 0	0 0 0 0 0	0 0 0 0 0	0 0 0 0 0	0 0 0 0 0	0 0 0 0 0	0.00	2.000				

Batter	1	2	3	4	5	6	7	8	9	AB	R	H	RBI	BB	SO	LOB	BOTTOM					
Ryan Theriot, R (1,6) OBP: 0.275, SLG: 0.206	G6-3					G6-3				4	0	0	0	0	0	4	Atlanta Braves @ St. Louis Cardinals Roger Dean Stadium, Jupiter, FL Tue Mar 15 2011, 1:07 PM - 3:12 PM EDT Att: 7,055 - Partly Cloudy - 76 F					
13 Gerald Laird, R (7,2) OBP: 0.364, SLG: 0.476		FC6-4								0	0	0	0	0	0	0						
92 Matt Carpenter, L (1,5) OBP: 0.482, SLG: 0.559	L6		K			G3-1		K		4	0	0	0	0	2	0						
5 Albert Pujols, R (1,3) OBP: 0.251, SLG: 0.300										2	0	0	0	1	0	0						
63 Shane Robinson, R (6, PR) OBP: 0.350, SLG: 0.400		BB				G5-3		K		1	1	0	0	0	1	0						
7 Matt Holliday, R (1,7) OBP: 0.424, SLG: 0.677										3	1	1	0	0	0	1						
64 Mark Hamilton, L (7,3) OBP: 0.299, SLG: 0.412	F9		G1-3							0	0	0	0	0	0	0						
12 Lance Berkman, S (1,10) OBP: 0.286, SLG: 0.393										3	1	2	1	0	0	0						
91 Amaury Cazana, R (7, PH) OBP: 0.333, SLG: 0.091										1	0	0	0	0	1	1						
28 Colby Rasmus, L (1,8) OBP: 0.308, SLG: 0.351										3	1	1	0	0	0	3						
33 Daniel Descalso, L (7,4) OBP: 0.333, SLG: 0.333										1	0	0	0	0	0	0						
4 Yadier Molina, R (1,2) OBP: 0.250, SLG: 0.250										3	0	1	0	0	0	3						
19 Ramón Vázquez, L (6, PR) OBP: 0.261, SLG: 0.158										1	0	0	0	0	0	1						
55 Skip Schumaker, L (1,4) OBP: 0.485, SLG: 0.552										3	0	2	3	0	0	1						
87 Adron Chambers, L (7,7) OBP: 0.400, SLG: 0.226										0	0	0	0	0	0	0						
34 Nick Stavinoha, R (8, PH) OBP: 0.238, SLG: 0.238										1	0	0	0	0	0	1						
19 Jon Jay, L (1,9) OBP: 0.244, SLG: 0.429										3	0	0	0	1	1	3						
Inning Stats	R: 0 E: 0 K: 0 S: 3	H: 0 LOB: 1 BB: 1 P: 7	R: 1 E: 0 K: 0 S: 5	H: 2 LOB: 2 BB: 1 P: 9	R: 0 E: 0 K: 1 S: 5	H: 0 LOB: 0 BB: 0 P: 5	R: 0 E: 0 K: 0 S: 4	H: 2 LOB: 1 BB: 0 P: 4	R: 0 E: 0 K: 0 S: 3	H: 0 LOB: 0 BB: 0 P: 3	R: 3 E: 2 K: 1 S: 10	H: 3 LOB: 2 BB: 0 P: 10	R: 0 E: 0 K: 3 S: 9	H: 0 LOB: 1 BB: 0 P: 11	R: 0 E: 2 K: 0 S: 4	H: 0 LOB: 1 BB: 0 P: 4	R: 0 E: 0 K: 0 S: 4	H: 0 LOB: 0 BB: 0 P: 4	1B: 6 2B: 1 3B: 0 HR: 0	SF: 0 SAC: 0 DP: 1 HBP: 1	WP: 0 PB: 0 SB: 1 CS: 0	PA: 36
PITCHER	IP WLS BF H R ER SO BB IBB HBP BLK WP HR S P ERA WHIP																					
32 Derek Lowe, R (1,1) ERA: 0.64	5.0 L 20	4 1 1 1 1	0 0 0 0 0	0 0 0 0 0	0 0 0 0 0	0 0 0 0 0	0 0 0 0 0	0 0 0 0 0	0 0 0 0 0	0 0 0 0 0	0 0 0 0 0	0 0 0 0 0	0 0 0 0 0	0 0 0 0 0	0 0 0 0 0	0 0 0 0 0	0.00	1.200				
43 Scott Proctor, R (6,1) ERA: 4.5	1.0 8	3 3 0 0 1	0 0 0 0 0	0 0 0 0 0	0 0 0 0 0	0 0 0 0 0	0 0 0 0 0	0 0 0 0 0	0 0 0 0 0	0 0 0 0 0	0 0 0 0 0	0 0 0 0 0	0 0 0 0 0	0 0 0 0 0	0 0 0 0 0	0 0 0 0 0	0.00	3.000				
46 Craig Kimbrel, R (7,1) ERA: 5.68	1.0 4	0 0 0 0 3	0 0 0 0 0	0 0 0 0 0	0 0 0 0 0	0 0 0 0 0	0 0 0 0 0	0 0 0 0 0	0 0 0 0 0	0 0 0 0 0	0 0 0 0 0	0 0 0 0 0	0 0 0 0 0	0 0 0 0 0	0 0 0 0 0	0 0 0 0 0	0.00	0.000				
39 Jonny Venters, L (8,1) ERA:	1.0 4	0 0 0 0 0	0 0 0 0 0	0 0 0 0 0	0 0 0 0 0	0 0 0 0 0	0 0 0 0 0	0 0 0 0 0	0 0 0 0 0	0 0 0 0 0	0 0 0 0 0	0 0 0 0 0	0 0 0 0 0	0 0 0 0 0	0 0 0 0 0	0 0 0 0 0	0.00	0.000				



Batter	1	2	3	4	5	6	7	8	9	AB	R	H	RBI	BB	SO	LOB	TOP										
1 Emilio Bonifacio, S OBP: 0.270, SLG: 0.314	G4-3		G5-3		K		G1-4-3		G1-4-3	5	1	1	0	0	1	1	Florida Marlins @ St. Louis Cardinals Roger Dean Stadium, Jupiter, FL Thu Mar 17 2011, 1:06 PM - 3:22 PM EDT Att: 6,947 - Partly Cloudy - 81 F										
13 Omar Infante, R OBP: 0.333, SLG: 0.406	G5-3		G5-3		F8		F9		F9	3	1	1	1	0	0	0											
22 Donnie Murphy, R OBP: 0.333, SLG: 0.391	G5-3		G5-3		F8		F9		F9	1	0	0	0	0	0	0											
2 Hanley Ramirez, R OBP: 0.432, SLG: 0.471	K		G5-3		K		G4-6-3		G4-6-3	4	1	3	1	0	1	0											
56 Osvaldo Martinez, R OBP: 0.276, SLG: 0.345	K		G5-3		K		G4-6-3		G4-6-3	0	0	0	0	0	0	0											
15 Gaby Sanchez, R OBP: 0.556, SLG: 0.700			G5-3		K		G4-6-3		G4-6-3	4	1	3	2	0	0	2											
29 Greg Dobbs, L OBP: 0.429, SLG: 0.619			G5-3		K		G4-6-3		G4-6-3	0	0	0	0	0	0	0											
20 Logan Morrison, L OBP: 0.310, SLG: 0.243			G5-3		K		G4-6-3		G4-6-3	4	0	1	1	0	0	5											
63 Josh Kroeger, L OBP: 0.229, SLG: 0.188			G5-3		K		G4-6-3		G4-6-3	0	0	0	0	0	0	0											
14 John Buck, R OBP: 0.242, SLG: 0.313			G5-3		K		G4-6-3		G4-6-3	3	0	0	0	0	0	1											
21 John Baker, L OBP: 0.263, SLG: 0.278			G5-3		K		G4-6-3		G4-6-3	1	0	0	0	0	1	0											
78 Matt Dominguez, R OBP: 0.318, SLG: 0.222			G5-3		K		G4-6-3		G4-6-3	2	0	0	0	1	0	1											
18 Wes Helms, R OBP: 0.318, SLG: 0.222			G5-3		K		G4-6-3		G4-6-3	1	0	0	0	0	1	0											
9 Brett Hayes, R OBP: 0.238, SLG: 0.211			G5-3		K		G4-6-3		G4-6-3	3	0	1	0	0	1	1											
6 Brad Davis, R OBP: 0.211, SLG: 0.176			G5-3		K		G4-6-3		G4-6-3	1	0	0	0	0	0	0											
33 Scott Cousins, L OBP: 0.200, SLG: 0.250			G5-3		K		G4-6-3		G4-6-3	4	1	1	0	0	1	2											
Inning Stats	R: 0 E: 0 K: 1 S: 5	H: 0 LOB: 0 BB: 0 P: 5	R: 1 E: 0 K: 0 S: 4	H: 2 LOB: 0 BB: 0 P: 4	R: 2 E: 0 K: 0 S: 7	H: 4 LOB: 2 BB: 0 P: 7	R: 0 E: 0 K: 0 S: 4	H: 1 LOB: 1 BB: 0 P: 4	R: 1 E: 0 K: 1 S: 7	H: 2 LOB: 1 BB: 0 P: 11	R: 1 E: 0 K: 0 S: 4	H: 2 LOB: 2 BB: 0 P: 6	R: 0 E: 0 K: 2 S: 7	H: 0 LOB: 0 BB: 0 P: 7	R: 0 E: 0 K: 0 S: 3	H: 0 LOB: 0 BB: 0 P: 3	R: 0 E: 0 K: 0 S: 3	H: 0 LOB: 0 BB: 0 P: 3	1B: 9 2B: 2 3B: 0 HR: 0	SF: 0 SAC: 0 DP: 2 HBP: 1	WP: 0 PB: 0 SB: 1 CS: 0	PA: 38					
PITCHER	IP	WLS	BF	H	R	ER	SO	BB	IBB	HBP	BLK	WP	HR	S	P	ERA	WHIP										
35 Jake Westbrook, R ERA: 4.91	5.0	L	23	9	4	4	2	0	0	0	0	0	0	27	27	7.20	1.800										
22 Bryan Augenstein, R ERA: 1.29	1.0		4	0	0	0	2	1	0	0	0	0	0	7	11	0.00	1.000										
30 Jason Motte, R ERA: 7.71	1.0		5	2	1	1	0	0	0	1	0	0	0	4	6	9.00	2.000										
43 Trevor Miller, L ERA:	1.0		3	0	0	0	2	0	0	0	0	0	0	7	7	0.00	0.000										
31 Ryan Franklin, R ERA: 1.13	1.0		3	0	0	0	0	0	0	0	0	0	0	3	3	0.00	0.000										

Batter	1	2	3	4	5	6	7	8	9	AB	R	H	RBI	BB	SO	LOB	BOTTOM										
92 Matt Carpenter, L OBP: 0.467, SLG: 0.538	G5-4-3		G4-3		K		G6-4-3		G6-3	4	0	2	0	0	1	0	Florida Marlins @ St. Louis Cardinals Roger Dean Stadium, Jupiter, FL Thu Mar 17 2011, 1:06 PM - 3:22 PM EDT Att: 6,947 - Partly Cloudy - 81 F										
28 Colby Rasmus, L OBP: 0.356, SLG: 0.548	G5-4-3		G4-3		K		G6-4-3		G6-3	3	1	1	1	0	0	2											
63 Shane Robinson, R OBP: 0.348, SLG: 0.364	G5-4-3		G4-3		K		G6-4-3		G6-3	1	0	0	0	0	0	0											
5 Albert Pujols, R OBP: 0.282, SLG: 0.361	P6		G4-3		K		G6-4-3		G6-3	3	0	0	0	0	1	1											
64 Mark Hamilton, L OBP: 0.275, SLG: 0.389	P6		G4-3		K		G6-4-3		G6-3	1	0	0	0	0	0	0											
7 Matt Holliday, R OBP: 0.417, SLG: 0.676			G4-3		K		G6-4-3		G6-3	3	0	1	0	0	0	0											
91 Amaury Cazana, R OBP: 0.353, SLG: 0.154			G4-3		K		G6-4-3		G6-3	1	0	0	0	0	0	0											
12 Lance Berkman, S OBP: 0.229, SLG: 0.314			G4-3		K		G6-4-3		G6-3	3	0	0	0	0	1	1											
Adron Chambers, L OBP: 0.385, SLG: 0.273			G4-3		K		G6-4-3		G6-3	0	0	0	0	0	0	0											
23 David Freese, R OBP: 0.333, SLG: 0.625			G4-3		K		G6-4-3		G6-3	3	1	0	0	0	0	1											
19 Ramón Vázquez, L OBP: 0.292, SLG: 0.158			G4-3		K		G6-4-3		G6-3	0	0	0	0	0	0	0											
33 Daniel Descalso, L OBP: 0.324, SLG: 0.355			G4-3		K		G6-4-3		G6-3	3	0	1	0	0	0	1											
13 Gerald Laird, R OBP: 0.348, SLG: 0.455			G4-3		K		G6-4-3		G6-3	1	0	0	0	0	0	1											
80 Tony Cruz, R OBP: 0.091, SLG: 0.182			G4-3		K		G6-4-3		G6-3	1	0	0	0	0	1	0											
34 Nick Stavinoha, R OBP: 0.227, SLG: 0.227			G4-3		K		G6-4-3		G6-3	1	0	0	0	0	1	0											
27 Tyler Greene, R OBP: 0.222, SLG: 0.200			G4-3		K		G6-4-3		G6-3	3	0	0	0	0	1	0											
Inning Stats	R: 0 E: 0 K: 0 S: 3	H: 1 LOB: 0 BB: 0 P: 3	R: 1 E: 2 K: 1 S: 7	H: 1 LOB: 2 BB: 0 P: 7	R: 1 E: 0 K: 1 S: 6	H: 1 LOB: 0 BB: 0 P: 6	R: 0 E: 0 K: 0 S: 3	H: 0 LOB: 0 BB: 0 P: 3	R: 0 E: 0 K: 2 S: 7	H: 0 LOB: 0 BB: 0 P: 7	R: 0 E: 0 K: 0 S: 3	H: 1 LOB: 1 BB: 0 P: 3	R: 0 E: 0 K: 2 S: 7	H: 0 LOB: 0 BB: 0 P: 7	R: 0 E: 0 K: 0 S: 3	H: 0 LOB: 0 BB: 0 P: 3	R: 0 E: 0 K: 0 S: 3	H: 0 LOB: 0 BB: 0 P: 3	1B: 2 2B: 2 3B: 0 HR: 1	SF: 0 SAC: 0 DP: 2 HBP: 0	WP: 0 PB: 0 SB: 0 CS: 0	PA: 31					
PITCHER	IP	WLS	BF	H	R	ER	SO	BB	IBB	HBP	BLK	WP	HR	S	P	ERA	WHIP										
55 Josh Johnson, R ERA: 6.6	6.0	W	21	4	2	1	4	0	0	0	0	0	0	3	3	0.00	1.500										
44 Brian Sanches, R ERA: 4.5	0.2	H	3	1	0	0	0	0	0	0	0	0	0	3	3	0.00	1.500										
40 Mike Dunn, L ERA: 9.53	1.1	H	4	0	0	0	2	0	0	0	0	0	0	8	8	0.00	0.000										
32 Clay Hensley, R ERA: 6.0	1.0	S	3	0	0	0	0	0	0	0	0	0	0	3	3	0.00	0.000										

Batter	1	2	3	4	5	6	7	8	9	AB	R	H	RBI	BB	SO	LOB	TOP								
19 Jon Jay, L OBP: 0.259, SLG: 0.400 (1, 8)										5	1	2	1	0	0	4									
Ryan Theriot, R OBP: 0.277, SLG: 0.179 63 Shane Robinson, R OBP: 0.360, SLG: 0.375										3	0	0	0	0	0	3									
92 Matt Carpenter, L OBP: 0.460, SLG: 0.591										5	1	2	1	0	0	1									
7 Matt Holliday, R OBP: 0.410, SLG: 0.639 33 Daniel Descalso, L OBP: 0.391, SLG: 0.485										2	0	0	0	1	0	1									
64 Mark Hamilton, L OBP: 0.267, SLG: 0.439										5	1	1	1	0	0	5									
21 Allen Craig, R OBP: 0.448, SLG: 0.463 99 Matt Adams, L OBP: 1.000, SLG: 1.000 44 Miguel Batista, R (7, 1) 41 Mitchell Boggs, R (9, 1)										2	2	2	0	1	0	0									
55 Skip Schumaker, L OBP: 0.513, SLG: 0.576 66 Blake King, R (5, 1) 80 Tony Cruz, R OBP: 0.077, SLG: 0.154										2	1	1	0	1	0	1									
4 Yadier Molina, R OBP: 0.229, SLG: 0.265 59 Fernando Salas, R (6, 1) 97 Tommy Pham, R (7, PH) (7, 9)										3	1	1	1	0	0	2									
54 Jaime Garcia, L OBP: 0.500, SLG: 0.500 27 Tyler Greene, R OBP: 0.237, SLG: 0.243 89 Donovan Solano, R (9, PH) (9, 6)										2	1	1	2	0	0	1									
Inning Stats	R: 1 E: 0 K: 0 S: 5	H: 2 LOB: 1 BB: 0 P: 6	R: 1 E: 0 K: 0 S: 5	H: 2 LOB: 1 BB: 0 P: 5	R: 0 E: 0 K: 0 S: 3	H: 0 LOB: 1 BB: 1 P: 7	R: 4 E: 0 K: 0 S: 6	H: 4 LOB: 0 BB: 1 P: 11	R: 0 E: 0 K: 0 S: 3	H: 0 LOB: 1 BB: 1 P: 7	R: 0 E: 0 K: 0 S: 4	H: 1 LOB: 1 BB: 0 P: 4	R: 3 E: 0 K: 0 S: 8	H: 4 LOB: 2 BB: 1 P: 12	R: 1 E: 0 K: 0 S: 5	H: 2 LOB: 1 BB: 0 P: 6	R: 0 E: 0 K: 1 S: 5	H: 0 LOB: 0 BB: 0 P: 5	1B: 8 2B: 4 3B: 1 HR: 2	SF: 0 SAC: 0 DP: 2 HBP: 0	WP: 2 PB: 1 SB: 0 CS: 0	PA: 45			
PITCHER	IP: 4.0 WLS: L BF: 21 H: 8 R: 0 ER: 0 SO: 0	IP: 4.0 WLS: L BF: 21 H: 8 R: 0 ER: 0 SO: 0	IP: 1.0 WLS: L BF: 4 H: 1 R: 0 ER: 0 SO: 0	IP: 1.0 WLS: L BF: 4 H: 1 R: 0 ER: 0 SO: 0	IP: 1.0 WLS: L BF: 5 H: 2 R: 1 ER: 0 SO: 0	IP: 2.0 WLS: L BF: 8 H: 4 R: 3 ER: 2 SO: 0	IP: 2.0 WLS: L BF: 8 H: 4 R: 3 ER: 2 SO: 0	IP: 1.0 WLS: L BF: 3 H: 0 R: 0 ER: 0 SO: 1	IP: 1.0 WLS: L BF: 3 H: 0 R: 0 ER: 0 SO: 1	IP: 1.0 WLS: L BF: 3 H: 0 R: 0 ER: 0 SO: 1	ERA: 13.50 WHIP: 2.500	ERA: 0.00 WHIP: 1.000	ERA: 0.00 WHIP: 1.000	ERA: 27.00 WHIP: 5.000	ERA: 0.00 WHIP: 2.000	ERA: 0.00 WHIP: 0.000	ERA: 0.00 WHIP: 0.000	ERA: 0.00 WHIP: 0.000	ERA: 0.00 WHIP: 0.000	ERA: 0.00 WHIP: 0.000	ERA: 0.00 WHIP: 0.000	ERA: 0.00 WHIP: 0.000	ERA: 0.00 WHIP: 0.000	ERA: 0.00 WHIP: 0.000	ERA: 0.00 WHIP: 0.000
27 Jordan Zimmermann, R ERA: 3.6 55 Brian Broderick, R ERA: 0.93 17 Sean Burnett, L ERA: 22 Drew Storen, R ERA: 12.79 35 Craig Stammen, R ERA: 4.15	23 Collin Balester, R (9, 1) ERA: 2.84																								
Batter	1	2	3	4	5	6	7	8	9	AB	R	H	RBI	BB	SO	LOB	BOTTOM								
1 Naylor Morgan, L OBP: 0.326, SLG: 0.308 93 Boomer Whiting, S (8, 8)										3	1	0	0	1	0	0									
6 Ian Desmond, R OBP: 0.354, SLG: 0.409 17 Sean Burnett, L (6, 1) 90 Alex Cintron, S OBP: 0.500, SLG: 0.333										2	2	1	0	1	0	0									
28 Jayson Werth, R OBP: 0.390, SLG: 0.290 2 Roger Bernadina, L (5, PR) (6, 9)										1	1	1	1	2	0	0									
25 Adam LaRoche, L OBP: 0.444, SLG: 0.469 20 Laynce Nix, L OBP: 0.297, SLG: 0.407										3	0	3	3	0	0	0									
38 Michael Morse, R OBP: 0.375, SLG: 0.744										4	0	0	0	0	1	5									
26 Jesus Flores, R OBP: 0.333, SLG: 0.304 66 Derek Norris, R OBP: 0.400, SLG: 0.400										2	0	0	0	1	0	0									
19 Brian Bixler, R OBP: 0.457, SLG: 0.621 24 Matt Stairs, L OBP: 0.389, SLG: 0.438 23 Collin Balester, R (9, 1)										2	0	0	0	1	0	0									
12 Alberto Gonzalez, R OBP: 0.333, SLG: 0.333 22 Drew Storen, S (7, 1) 35 Craig Stammen, R (8, 1) 92 Matt Antonelli, R (8, PH) (9, 4)										3	0	1	0	0	1	2									
27 Jordan Zimmermann, R (1, 1) 55 Brian Broderick, R (5, 1) 13 Alex Cora, L OBP: 0.484, SLG: 0.458 (6, 6)										1	0	0	0	0	0	1									
Inning Stats	R: 2 E: 1 K: 0 S: 5	H: 3 LOB: 0 BB: 0 P: 5	R: 0 E: 0 K: 0 S: 4	H: 1 LOB: 1 BB: 0 P: 4	R: 0 E: 0 K: 1 S: 6	H: 1 LOB: 2 BB: 1 P: 10	R: 0 E: 0 K: 0 S: 2	H: 0 LOB: 0 BB: 1 P: 6	R: 2 E: 0 K: 0 S: 3	H: 1 LOB: 2 BB: 3 P: 15	R: 0 E: 0 K: 1 S: 5	H: 0 LOB: 1 BB: 1 P: 10	R: 0 E: 0 K: 1 S: 6	H: 1 LOB: 1 BB: 0 P: 6	R: 0 E: 0 K: 0 S: 2	H: 0 LOB: 1 BB: 2 P: 10	R: 0 E: 0 K: 2 S: 7	H: 0 LOB: 1 BB: 1 P: 11	1B: 5 2B: 2 3B: 0 HR: 0	SF: 0 SAC: 0 DP: 4 HBP: 0	WP: 0 PB: 0 SB: 1 CS: 0	PA: 39			
PITCHER	IP: 4.0 WLS: W BF: 17 H: 5 R: 2 ER: 2 SO: 2	IP: 1.0 WLS: L BF: 6 H: 1 R: 2 ER: 2 SO: 0	IP: 1.0 WLS: H BF: 4 H: 0 R: 0 ER: 0 SO: 1	IP: 2.0 WLS: L BF: 8 H: 1 R: 0 ER: 0 SO: 1	IP: 1.0 WLS: L BF: 4 H: 0 R: 0 ER: 0 SO: 2	IP: 1.0 WLS: L BF: 5 H: 2 R: 1 ER: 0 SO: 0	IP: 1.0 WLS: L BF: 3 H: 0 R: 0 ER: 0 SO: 1	IP: 1.0 WLS: L BF: 3 H: 0 R: 0 ER: 0 SO: 1	IP: 1.0 WLS: L BF: 3 H: 0 R: 0 ER: 0 SO: 1	IP: 1.0 WLS: L BF: 3 H: 0 R: 0 ER: 0 SO: 1	ERA: 4.50 WHIP: 1.750	ERA: 18.00 WHIP: 4.000	ERA: 0.00 WHIP: 1.000	ERA: 0.00 WHIP: 1.500	ERA: 0.00 WHIP: 1.000	ERA: 0.00 WHIP: 0.000	ERA: 0.00 WHIP: 0.000	ERA: 0.00 WHIP: 0.000	ERA: 0.00 WHIP: 0.000	ERA: 0.00 WHIP: 0.000	ERA: 0.00 WHIP: 0.000	ERA: 0.00 WHIP: 0.000	ERA: 0.00 WHIP: 0.000	ERA: 0.00 WHIP: 0.000	ERA: 0.00 WHIP: 0.000

St. Louis Cardinals @ Washington Nationals
Space Coast Stadium, Viera, FL
Fri Mar 18 2011, 1:06 PM - 4:17 PM EDT
Att: 6,238 - Sunny - 81 F

AB 41
R 10
H 15
RBI 8
BB 4
SO 1
LOB 23



St. Louis Cardinals @ Washington Nationals
Space Coast Stadium, Viera, FL
Fri Mar 18 2011, 1:06 PM - 4:17 PM EDT
Att: 6,238 - Sunny - 81 F

AB 30
R 4
H 7
RBI 4
BB 9
SO 5
LOB 14



Batter	1	2	3	4	5	6	7	8	9	AB	R	H	RBI	BB	SO	LOB	TOP										
19 Jon Jay, L (1, 9) OBP: 0.270, SLG: 0.390 34 Nick Stavinoha, R (7, FH) OBP: 0.250, SLG: 0.259	F8		1B			G3	K		BB	4	1	2	2	0	0	0											
21 Allen Craig, R (1, 10) OBP: 0.424, SLG: 0.420	K		K			P6		K	F8	5	1	0	0	1	3	4											
5 Albert Pujols, R (1, 3) OBP: 0.353, SLG: 0.395 64 Mark Hamilton, L (7, 3) OBP: 0.300, SLG: 0.455	F9			P4				G1-3		3	2	1	3	1	0	0											
7 Matt Holliday, R (1, 7) OBP: 0.435, SLG: 0.675 63 Shane Robinson, R (6, PR) OBP: 0.357, SLG: 0.497		BB		P2				G1-3		3	1	2	2	1	0	0											
28 Colby Rasmus, L (1, 8) OBP: 0.358, SLG: 0.500 98 Antonio DeJesus, L (7, 9)		BB	F9		F7			K		3	1	0	0	1	0	2											
23 David Freese, R (1, 5) OBP: 0.367, SLG: 0.633 92 Matt Carpenter, L (6, 5) OBP: 0.429, SLG: 0.531 89 Donovan Solano, R (8, 5)			K						G6-3	3	1	2	1	0	1	1											
4 Yadier Molina, R (1, 2) OBP: 0.250, SLG: 0.262 80 Tony Cruz, R (8, 2) OBP: 0.167, SLG: 0.278			F8							4	1	1	1	0	0	2											
33 Daniel Descalso, L (1, 4) OBP: 0.386, SLG: 0.488 91 Luis Mateo, R (8, 4)			F7							4	1	2	0	0	0	1											
27 Tyler Greene, R (1, 6) OBP: 0.261, SLG: 0.250 96 Ryan Jackson, R (8, 6) OBP: 0.500, SLG: 0.750			K							3	1	1	1	1	1	1											
Inning Stats	R: 0 E: 0 K: 1 S: 5	H: 0 LOB: 0 BB: 0 P: 5	R: 0 E: 0 K: 1 S: 5	H: 0 LOB: 1 BB: 1 P: 9	R: 0 E: 0 K: 2 S: 8	H: 1 LOB: 0 BB: 0 P: 8	R: 0 E: 0 K: 0 S: 3	H: 0 LOB: 0 BB: 0 P: 3	R: 0 E: 0 K: 0 S: 4	H: 1 LOB: 1 BB: 0 P: 4	R: 10 E: 0 K: 0 S: 10	H: 7 LOB: 1 BB: 4 P: 26	R: 0 E: 0 K: 2 S: 9	H: 2 LOB: 2 BB: 0 P: 9	R: 0 E: 0 K: 1 S: 6	H: 1 LOB: 3 BB: 1 P: 12	1B: 8 2B: 5 3B: 0 HR: 0	SF: 0 SAC: 0 DP: 0 HBP: 1	WP: 0 PA: 47 PB: 0 SB: 0 CS: 0								
PITCHER	IP	WLS	BF	H	R	ER	SO	BB	IBB	HBP	BLK	WP	HR	S	P	ERA	WHIP										
18 Daisuke Matsuzaka, R (1, 1) ERA: 6.05	5.2	L	22	3	2	2	4	2	0	0	0	0	0	28	36	3.18	0.882										
30 Andrew Miller, L (6, 1) ERA: 10.57	0.0		6	4	4	4	0	2	0	0	0	0	0	4	12	∞	∞										
48 Scott Atchison, R (6, 1) ERA: 0.48	1.1		9	4	4	4	2	1	0	0	0	0	0	12	16	27.00	3.750										
44 Dennis Reyes, L (8, 1) ERA: 1.29	1.0		4	1	0	0	2	0	0	0	0	0	0	8	8	0.00	1.000										
53 Rich Hill, L (9, 1) ERA:	1.0		6	1	0	0	1	1	0	1	0	0	0	6	12	0.00	2.000										

St. Louis Cardinals @ Boston Red Sox
City of Palms Park, Ft. Myers, FL
Sun Mar 20 2011, 1:08 PM - 4:00 PM EDT
Att: 7,876 - Sunny - 81 F

AB 40
R 10
H 13
RBI 10
BB 6
SO 9
LOB 17



Batter	1	2	3	4	5	6	7	8	9	AB	R	H	RBI	BB	SO	LOB	BOTTOM										
2 Jacoby Ellsbury, L (1, 8) OBP: 0.463, SLG: 0.658 54 Darrell McDonald, R (6, 8) OBP: 0.352, SLG: 0.475	K		1B						K	3	0	1	0	0	1	2											
15 Dustin Pedroia, R (1, 4) OBP: 0.372, SLG: 0.487 80 Nate Spears, L (7, 4) OBP: 0.380, SLG: 0.364	F9		G6-4-3							3	0	0	0	0	2												
13 Carl Crawford, L (1, 7) OBP: 0.275, SLG: 0.243 92 Matt Sheely, R (7, 7)				F8						3	0	1	0	0	0												
28 Adrián González, L (1, 3) OBP: 0.214, SLG: 0.167 70 Drew Sutton, S (7, 3) OBP: 0.426, SLG: 0.610				G4-3						3	0	0	0	0	1												
20 Kevin Youkilis, R (1, 5) OBP: 0.268, SLG: 0.237 Jorge Jimenez, L (8, 5) OBP: 0.500, SLG: 1.000		BB		P4						2	0	1	0	1	0												
34 David Ortiz, L (1, 10) OBP: 0.533, SLG: 0.395 Christian Vázquez, R (7, PR) (8, 10)			G3-6-1							2	0	0	0	1	0	2											
7 J.D. Drew, L (1, 9) OBP: 0.324, SLG: 0.313 93 Jonathan Hee, R (7, PR) OBP: 1.000, SLG: 1.000			G4-3							3	0	1	0	0	0												
33 Jason Varitek, S (1, 2) OBP: 0.208, SLG: 0.217 62 Paul Hoover, R (7, 2) OBP: 0.214, SLG: 0.250			K							2	0	0	0	1	1												
10 Marco Scutaro, R (1, 6) OBP: 0.410, SLG: 0.455 Derrick Gibson, R (8, PR) (9, 6)										2	0	2	0	1	0												
Inning Stats	R: 0 E: 0 K: 1 S: 6	H: 1 LOB: 1 BB: 0 P: 6	R: 0 E: 0 K: 0 S: 2	H: 0 LOB: 0 BB: 1 P: 6	R: 0 E: 0 K: 1 S: 5	H: 1 LOB: 1 BB: 1 P: 9	R: 0 E: 0 K: 0 S: 3	H: 0 LOB: 0 BB: 0 P: 3	R: 0 E: 0 K: 0 S: 4	H: 1 LOB: 2 BB: 1 P: 8	R: 0 E: 0 K: 0 S: 3	H: 0 LOB: 0 BB: 0 P: 3	R: 0 E: 0 K: 0 S: 4	H: 2 LOB: 2 BB: 0 P: 4	R: 3 E: 0 K: 0 S: 5	H: 3 LOB: 2 BB: 2 P: 13	R: 0 E: 0 K: 2 S: 8	H: 1 LOB: 1 BB: 0 P: 8	1B: 7 2B: 2 3B: 0 HR: 0	SF: 1 SAC: 0 DP: 4 HBP: 0	WP: 0 PA: 37 PB: 0 SB: 0 CS: 0						
PITCHER	IP	WLS	BF	H	R	ER	SO	BB	IBB	HBP	BLK	WP	HR	S	P	ERA	WHIP										
46 Kyle McClellan, R (1, 1) ERA: 0.53	5.0	W	19	3	0	0	2	3	0	0	0	0	0	20	32	0.00	1.200										
43 Trevor Miller, L (6, 1) ERA:	1.0		3	0	0	0	0	0	0	0	0	0	0	3	3	0.00	0.000										
74 Joe Kelly, R (7, 1) ERA: 9.0	2.0		11	5	3	3	0	2	0	0	0	0	0	9	17	13.50	3.500										
22 Bryan Augenstein, R (9, 1) ERA: 1.13	1.0		4	1	0	0	2	0	0	0	0	0	0	8	8	0.00	1.000										

St. Louis Cardinals @ Boston Red Sox
City of Palms Park, Ft. Myers, FL
Sun Mar 20 2011, 1:08 PM - 4:00 PM EDT
Att: 7,876 - Sunny - 81 F

AB 31
R 3
H 9
RBI 3
BB 5
SO 4
LOB 16



Batter	1	2	3	4	5	6	7	8	9	AB	R	H	RBI	BB	SO	LOB	TOP			
22 Willie Harris, L (1,7) OBP: 0.415, SLG: 0.614 97 Jesús Feliciano, L (8,PH) (8,7)										3	1	0	0	0	0	0				
28 Daniel Murphy, L (1,5) OBP: 0.345, SLG: 0.429 96 Matt Bouchard, R (8,PH) OBP: 1.000, SLG: 4.000 (8,5)										3	0	2	0	0	0	0				
12 Scott Hairston, R (1,8) OBP: 0.469, SLG: 0.674 36 Manny Acosta, R (6,1) 87 Josh Satin, R (8,PH) OBP: 0.250, SLG: 0.250 40 Tim Byrdak, L (8,1)										3	0	0	0	0	1	3				
29 Ike Davis, L (1,3) OBP: 0.353, SLG: 0.477 (1,3)										3	0	0	1	0	0	1				
4 Brad Emaus, R (1,4) OBP: 0.341, SLG: 0.270 25 Chin-Lung Hu, R (7,4) OBP: 0.357, SLG: 0.351 (1,4)										3	0	0	0	0	0	1				
21 Lucas Duda, L (1,9) OBP: 0.328, SLG: 0.426 98 Juan Lagares, R (7,9)										3	0	0	0	0	1	0				
30 Josh Thole, L (1,2) OBP: 0.333, SLG: 0.628 9 Ronny Paulino, R (7,2) OBP: 0.333, SLG: 0.500 (1,2)										3	0	1	0	0	1	0				
3 Luis Hernandez, S (1,6) OBP: 0.345, SLG: 0.346 (1,6)										2	1	0	0	1	0	1				
43 R.A. Dickey, R (1,1) OBP: 0.250, SLG: 0.250 Darrell Ceciliani, L (6,8) OBP: 0.500, SLG: 0.600 (1,1)										2	0	0	0	0	1	1				
Inning Stats	R: 1 E: 1 K: 0 S: 5	H: 1 LOB: 1 BB: 0 P: 6	R: 0 E: 0 K: 0 S: 4	H: 1 LOB: 1 BB: 0 P: 4	R: 0 E: 0 K: 0 S: 4	H: 1 LOB: 1 BB: 0 P: 4	R: 0 E: 0 K: 1 S: 5	H: 0 LOB: 0 BB: 0 P: 5	R: 0 E: 0 K: 1 S: 5	H: 0 LOB: 0 BB: 0 P: 5	R: 0 E: 0 K: 1 S: 5	H: 0 LOB: 0 BB: 0 P: 5	R: 0 E: 0 K: 1 S: 7	H: 1 LOB: 0 BB: 1 P: 13	R: 0 E: 0 K: 0 S: 3	H: 0 LOB: 0 BB: 0 P: 3	1B: 2 2B: 1 3B: 0 HR: 1	SF: 1 SAC: 0 DP: 0 HBP: 0	WP: 0 PB: 0 SB: 1 CS: 0	PA: 33
PITCHER	IP WLS BF H R ER SO BB IBB HBP BLK WP HR S P ERA WHIP																			
35 Jake Westbrook, R (1,1) ERA: 3.6	5.1	20	3	1	0	2	0	0	0	0	0	0	0	0	24	25	0.00	0.562		
22 Bryan Augenstein, R (6,1) ERA: 0.93	1.2	W	5	0	0	0	2	0	0	0	0	0	0	0	9	9	0.00	0.000		
43 Trevor Miller, L (8,1) ERA: 2.25	1.0	S	5	1	2	2	1	1	0	0	0	0	0	1	7	13	18.00	2.000		
31 Ryan Franklin, R (9,1) ERA: 0.9	1.0	S	3	0	0	0	0	0	0	0	0	0	0	0	3	3	0.00	0.000		

New York Mets @ St. Louis Cardinals
 Roger Dean Stadium, Jupiter, FL
 Wed Mar 23 2011, 1:09 PM - 3:26 PM EDT
 Att: 7,196 - Sunny - 80 F

AB 31
 R 3
 H 4
 RBI 3
 BB 1
 SO 5
 LOB 9



Batter	1	2	3	4	5	6	7	8	9	AB	R	H	RBI	BB	SO	LOB	BOTTOM			
Ryan Theriot, R (1,6) OBP: 0.281, SLG: 0.208 89 Donovan Solano, R (7,4) OBP: 0.111, SLG: 0.111 (1,6)										3	1	1	0	0	1	1				
Tyler Henley, L (1,9) 43 Trevor Miller, R (8,1) 97 Tommy Pham, R (9,8) (1,9)										4	0	0	0	0	2	2				
91 Andrew Brown, R (1,3) OBP: 0.333, SLG: 0.333 27 Tyler Greene, R (6,PR) OBP: 0.250, SLG: 0.239 (1,3)										3	0	1	0	0	1	0				
7 Matt Holliday, R (1,7) OBP: 0.481, SLG: 0.733 91 Amaury Cazana, R (6,PR) OBP: 0.300, SLG: 0.125 (1,7)										3	0	2	1	0	0	1				
23 David Freese, R (1,5) OBP: 0.333, SLG: 0.543 33 Daniel Descalso, L (6,PR) OBP: 0.378, SLG: 0.476 (1,5)										2	0	0	0	1	0	2				
55 Skip Schumaker, L (1,4) OBP: 0.500, SLG: 0.550 13 Gerald Laird, R (7,2) OBP: 0.407, SLG: 0.500 (1,4)										2	0	1	1	0	0	0				
4 Yadier Molina, R (1,2) OBP: 0.283, SLG: 0.279 21 Allen Craig, R (6,PH) OBP: 0.426, SLG: 0.481 (1,2)										1	0	1	0	0	0	0				
19 Jon Jay, L (1,8) OBP: 0.258, SLG: 0.371 (1,8)										3	0	0	0	1	4					
35 Jake Westbrook, R (1,1) 22 Bryan Augenstein, R (6,1) 34 Nick Stavinoha, R (7,PH) OBP: 0.233, SLG: 0.241 (1,1)										2	0	0	0	0	1	2				
Inning Stats	R: 0 E: 0 K: 3 S: 9	H: 0 LOB: 0 BB: 0 P: 9	R: 0 E: 0 K: 0 S: 3	H: 1 LOB: 0 BB: 0 P: 3	R: 0 E: 0 K: 1 S: 6	H: 1 LOB: 1 BB: 0 P: 6	R: 0 E: 0 K: 0 S: 4	H: 1 LOB: 1 BB: 0 P: 4	R: 0 E: 0 K: 1 S: 5	H: 1 LOB: 1 BB: 0 P: 6	R: 5 E: 1 K: 0 S: 9	H: 3 LOB: 1 BB: 1 P: 14	R: 0 E: 0 K: 1 S: 6	H: 1 LOB: 1 BB: 0 P: 6	R: 0 E: 0 K: 1 S: 5	H: 0 LOB: 0 BB: 0 P: 5	1B: 5 2B: 2 3B: 0 HR: 1	SF: 1 SAC: 0 DP: 1 HBP: 1	WP: 0 PB: 0 SB: 1 CS: 1	PA: 33
PITCHER	IP WLS BF H R ER SO BB IBB HBP BLK WP HR S P ERA WHIP																			
43 R.A. Dickey, R (1,1) ERA: 4.15	5.1	L	21	6	2	1	5	0	0	0	0	0	0	30	31	1.69	1.125			
36 Manny Acosta, R (6,1) ERA: 1.53	1.2	B	9	2	3	0	1	1	0	0	0	0	0	12	17	0.00	1.800			
40 Tim Byrdak, L (8,1) ERA:	1.0	S	3	0	0	0	1	0	0	0	0	0	0	5	5	0.00	0.000			

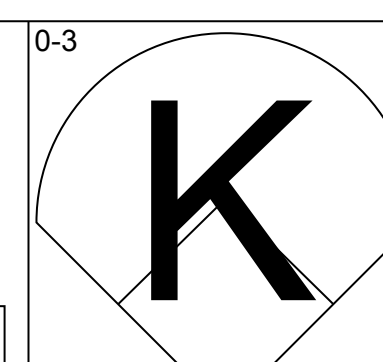
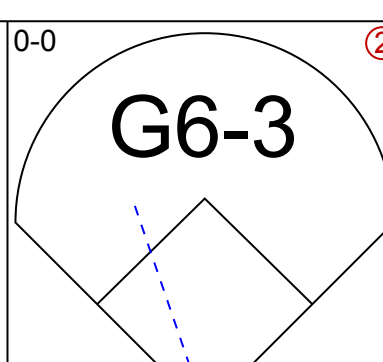
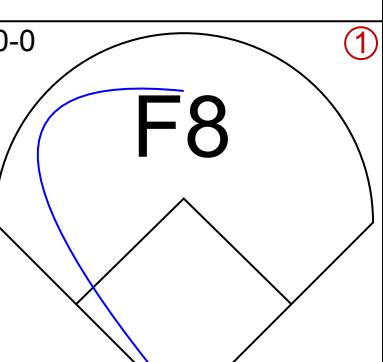
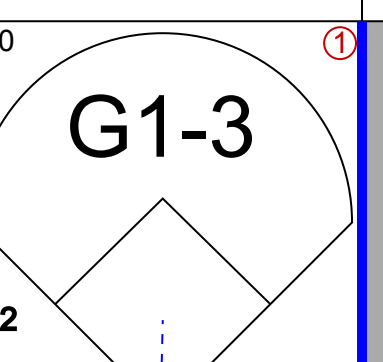
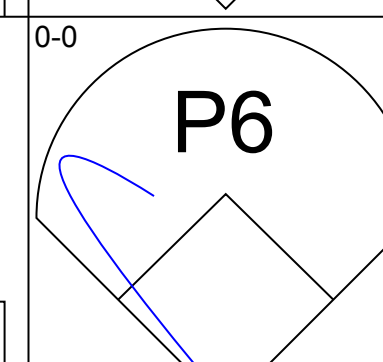
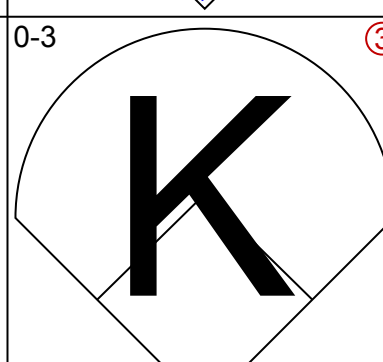
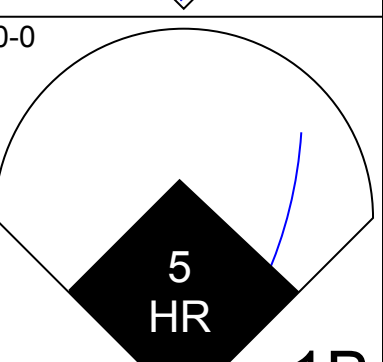
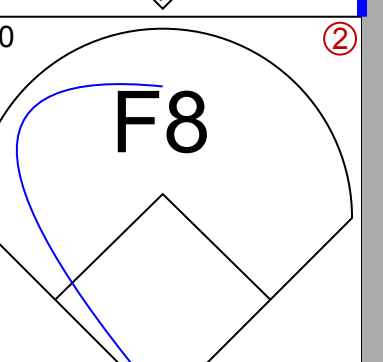
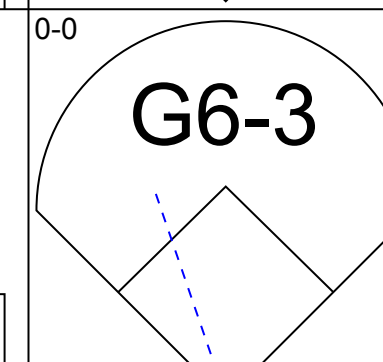
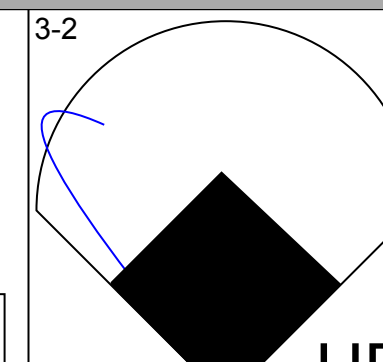
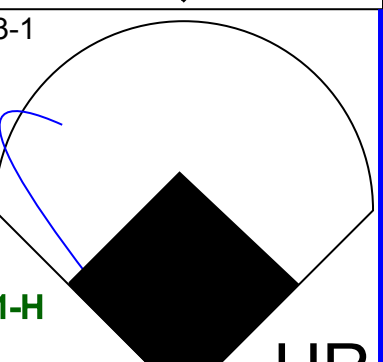
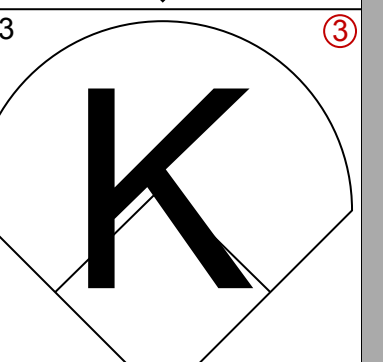
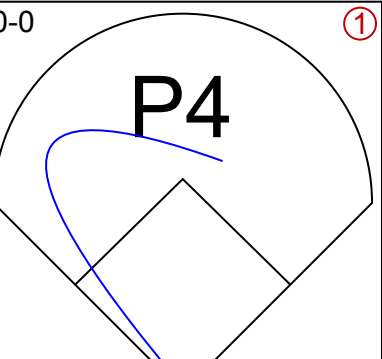
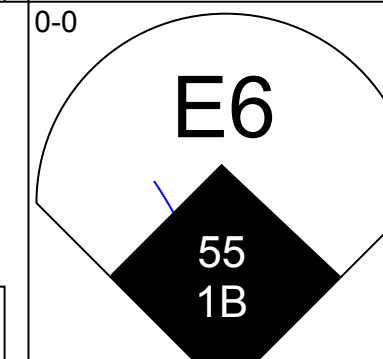
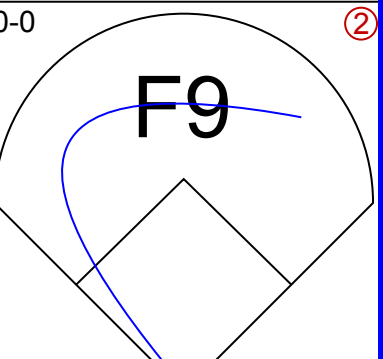
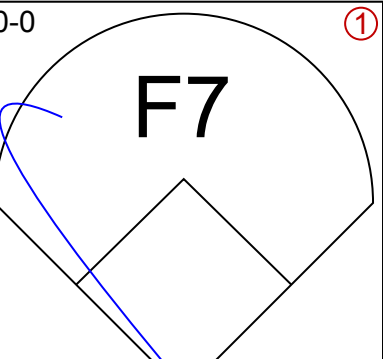

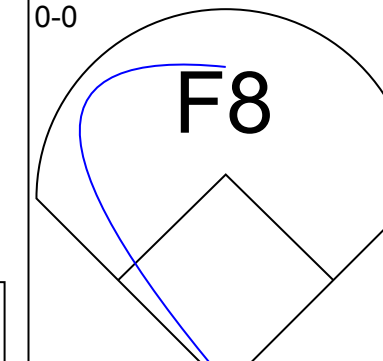
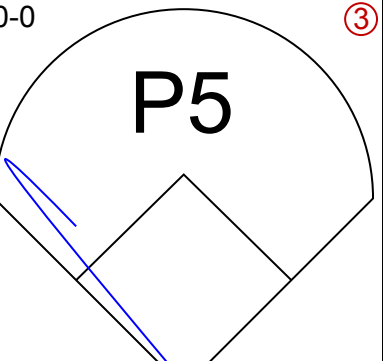
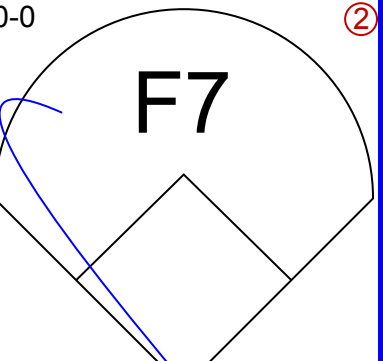

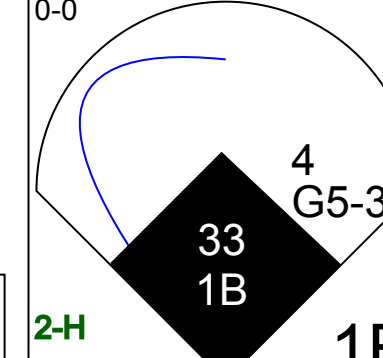


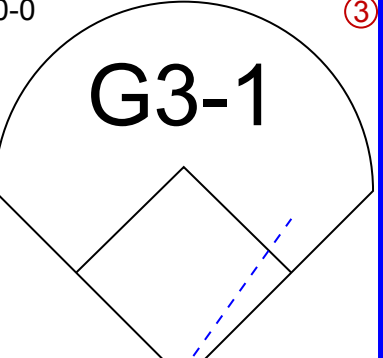

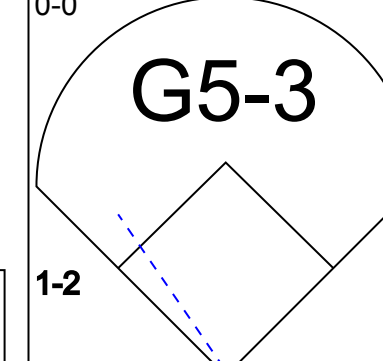
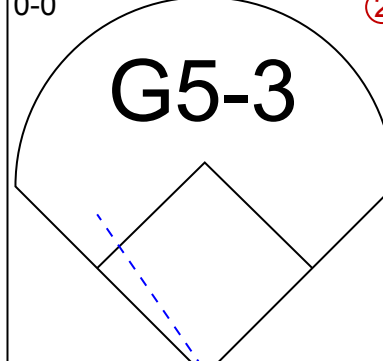
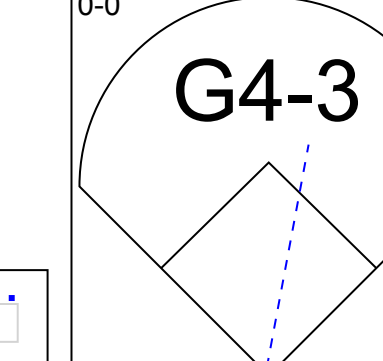

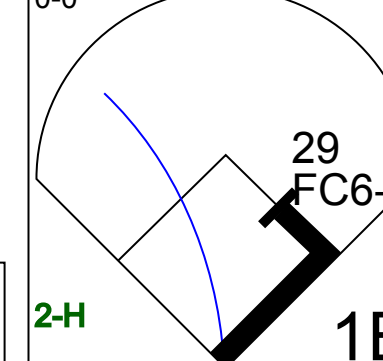

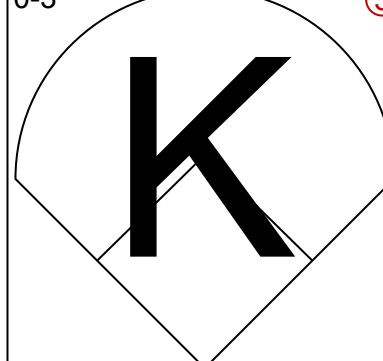
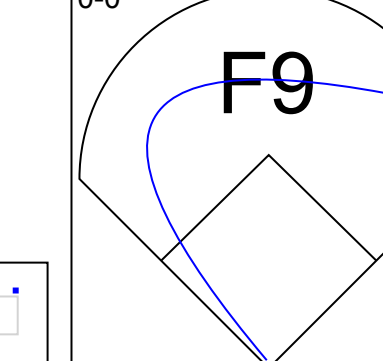
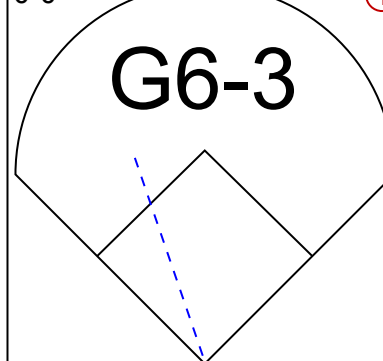
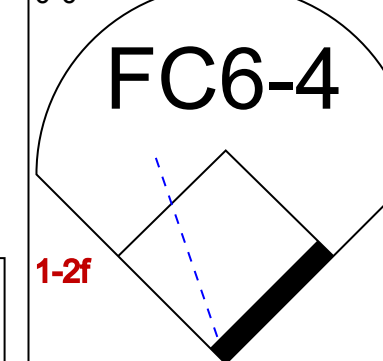
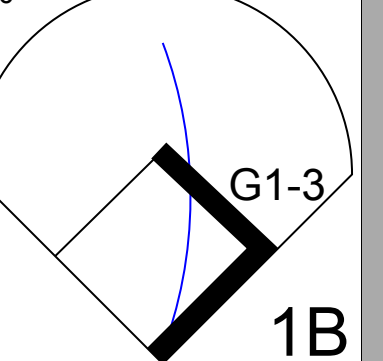
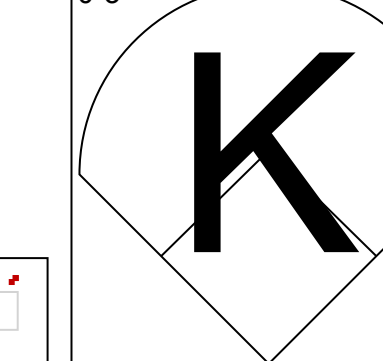
New York Mets @ St. Louis Cardinals
 Roger Dean Stadium, Jupiter, FL
 Wed Mar 23 2011, 1:09 PM - 3:26 PM EDT
 Att: 7,196 - Sunny - 80 F

AB 30
 R 5
 H 8
 RBI 5
 BB 1
 SO 7
 LOB 13



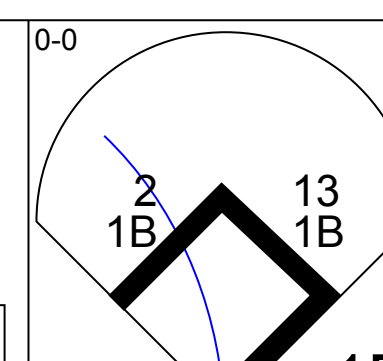
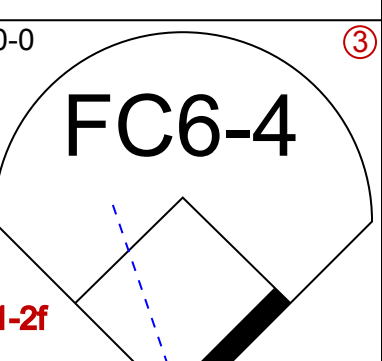
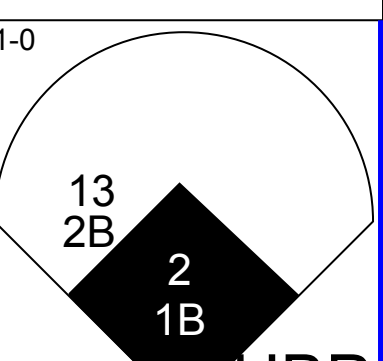
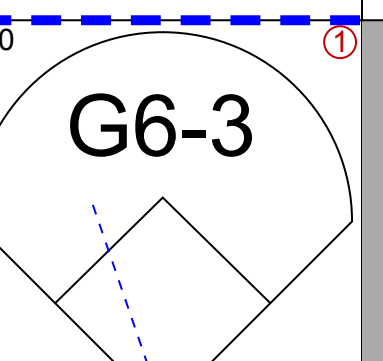
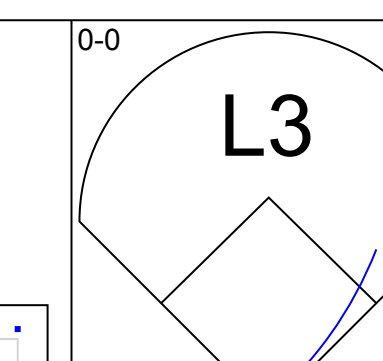
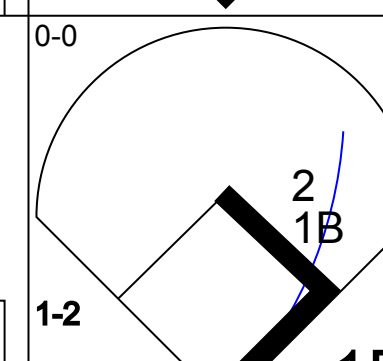
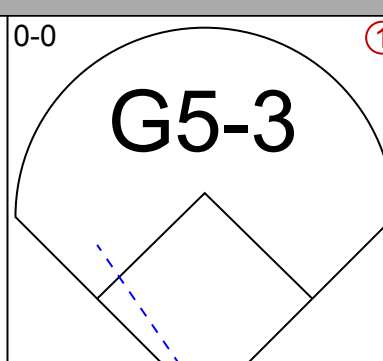
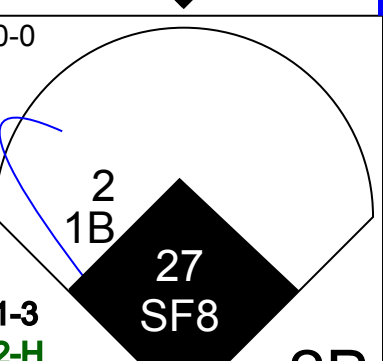
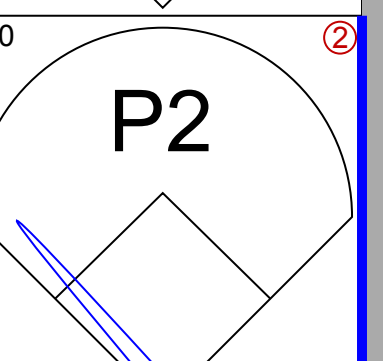
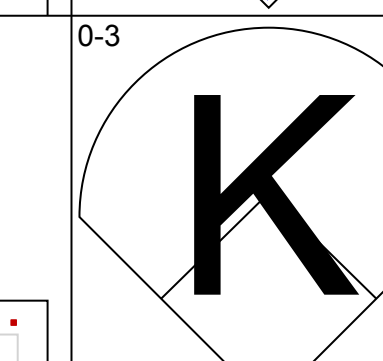
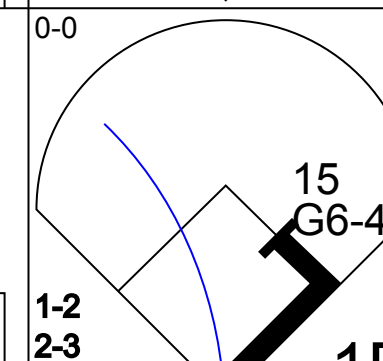
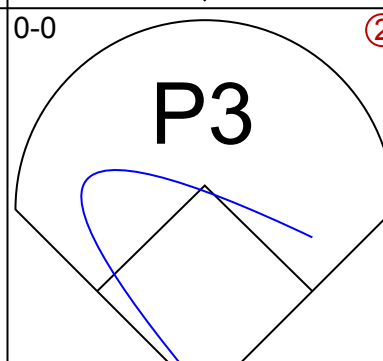
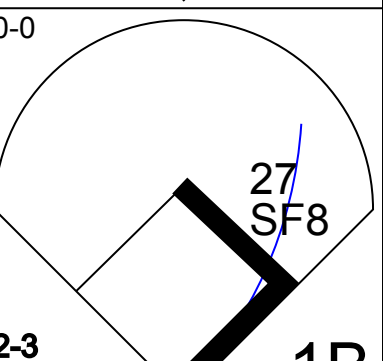
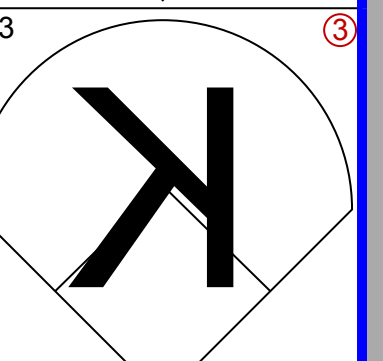
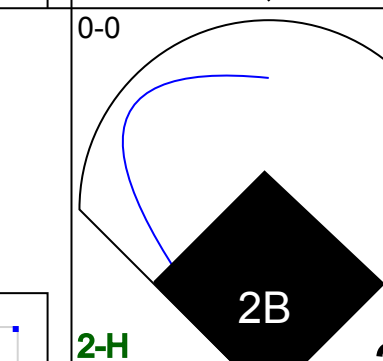
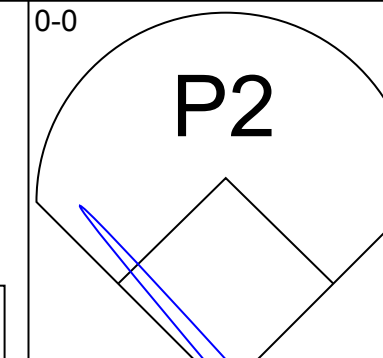
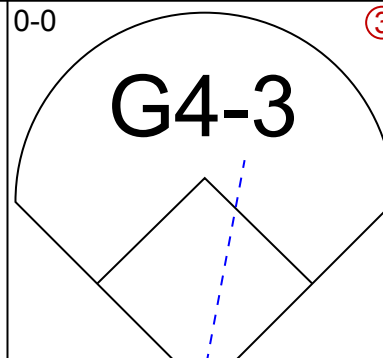
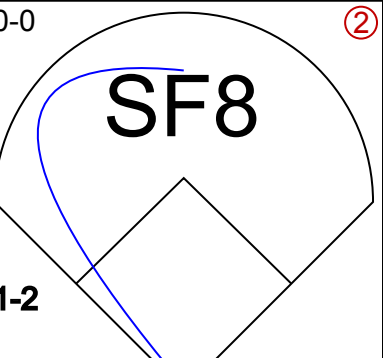
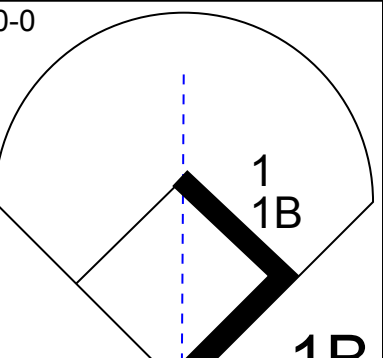
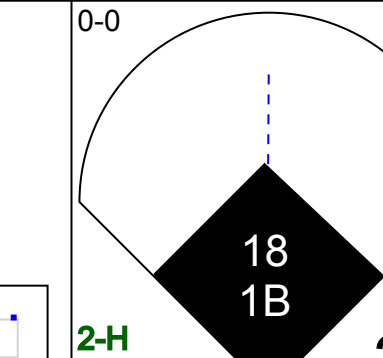
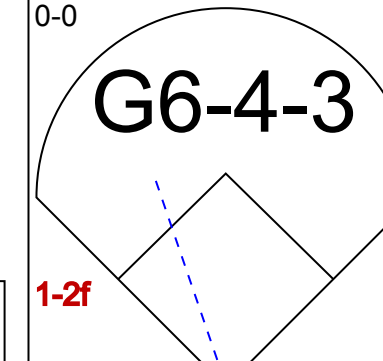
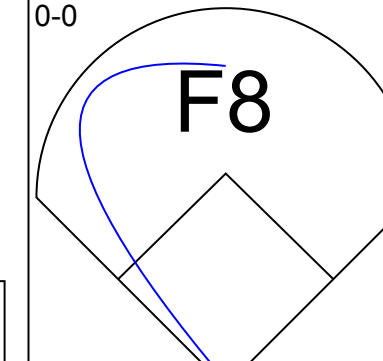
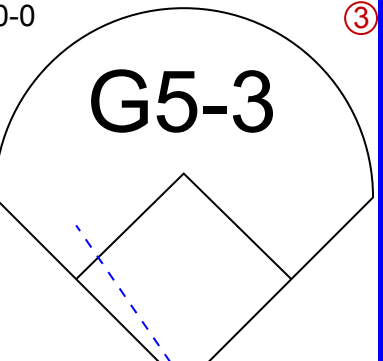
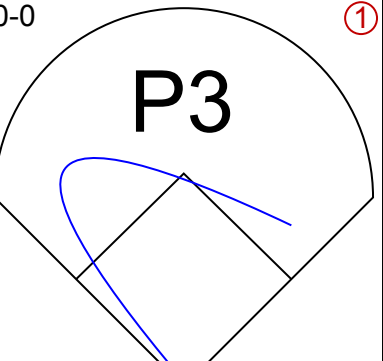
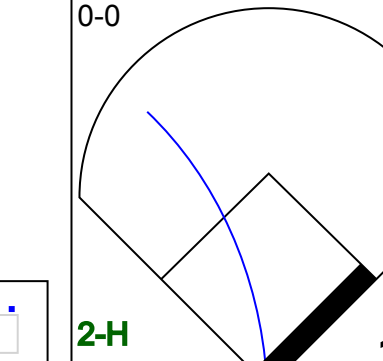

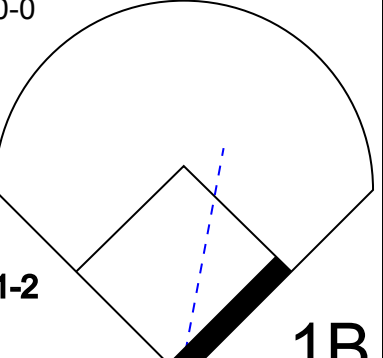


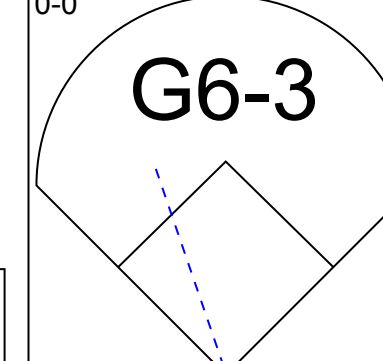
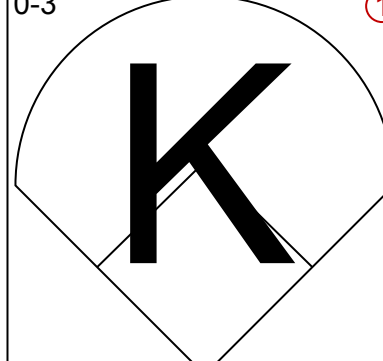
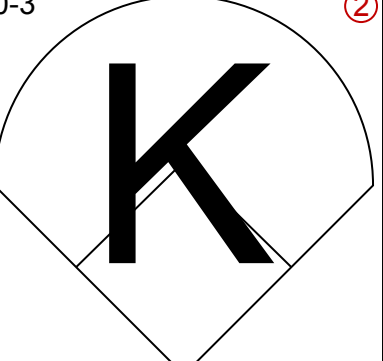



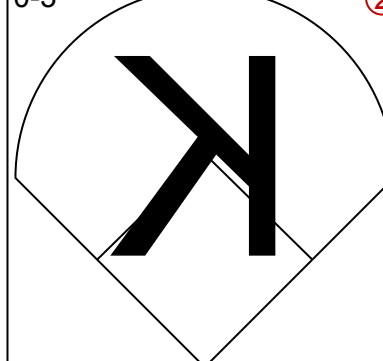
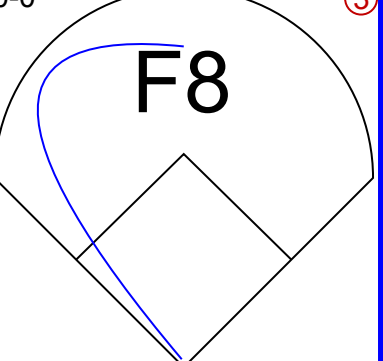


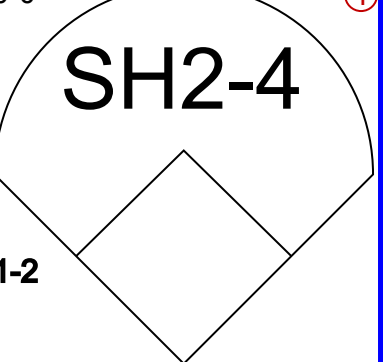

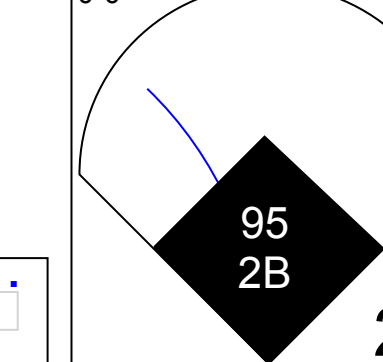
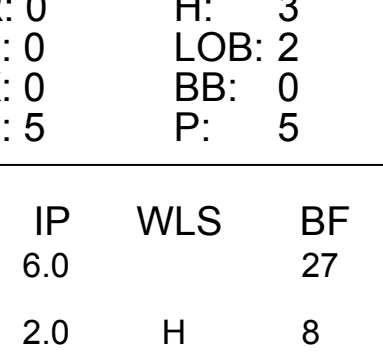
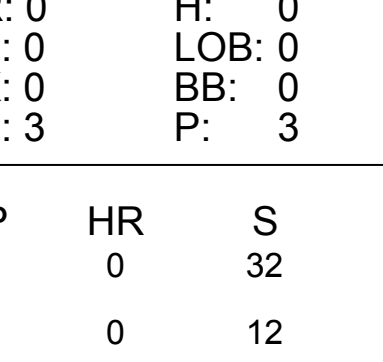
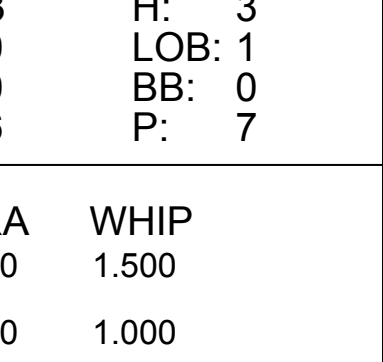
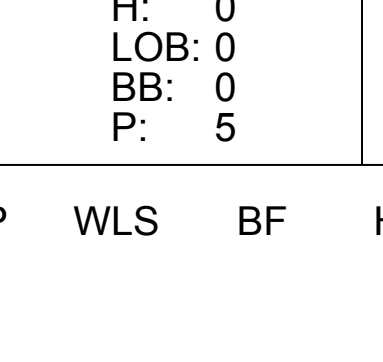
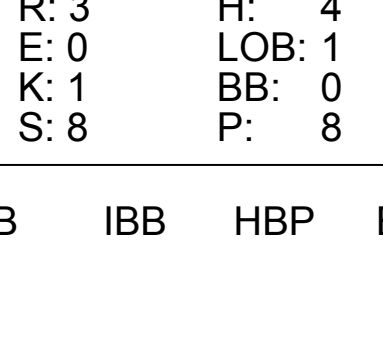
Batter	1	2	3	4	5	6	7	8	9	AB	R	H	RBI	BB	SO	LOB	TOP																			
Ryan Theriot, R (1,6) OBP: 0.286, SLG: 0.222 89 Donovan Solano, R (7,6) OBP: 0.182, SLG: 0.182										3	0	1	0	0	1	0	<p>St. Louis Cardinals @ Washington Nationals Space Coast Stadium, Viera, FL Fri Mar 25 2011, 6:05 PM - 8:13 PM EDT Att. 6,543 - Clear - 75 F</p> <p>livebaseballscorecards.com</p>																			
27 Tyler Greene, R (1,8) OBP: 0.226, SLG: 0.216										4	0	0	0	0	1	2																				
5 Albert Pujols, R (1,3) OBP: 0.353, SLG: 0.412 92 Matt Carpenter, L (6,5) OBP: 0.414, SLG: 0.510										3	0	1	0	0	0	0																				
7 Matt Holliday, R (1,7) OBP: 0.448, SLG: 0.660 21 Allen Craig, R (6,3) OBP: 0.419, SLG: 0.472										2	1	0	0	1	2	1																				
23 David Freese, R (1,5) OBP: 0.310, SLG: 0.561 19 Jon Jay, L (6,7) OBP: 0.264, SLG: 0.365										3	1	1	2	0	0	0																				
12 Lance Berkman, S (1,9) OBP: 0.234, SLG: 0.304 13 Gerald Laird, R (7,2) OBP: 0.393, SLG: 0.481 63 Shane Robinson, R (6, PH) OBP: 0.323, SLG: 0.367										3	0	0	0	0	0	0																				
4 Yadier Molina, R (1,2) OBP: 0.320, SLG: 0.340 28 Colby Rasmus, L (7, PH) OBP: 0.367, SLG: 0.481 33 Daniel Descalso, L (7,4) OBP: 0.362, SLG: 0.455										2	0	1	0	0	0	0																				
55 Skip Schumaker, L (1,4) OBP: 0.463, SLG: 0.522 59 Fernando Salas, R (7,1) OBP: 0.362, SLG: 0.455										3	0	0	0	0	0	1																				
30 Jason Motte, R (8,1)										0	0	0	0	0	0	0																				
26 Kyle Lohse, R (1,1) OBP: 0.143, SLG: 0.143 34 Nick Stavinoha, R (7,9) OBP: 0.242, SLG: 0.281										2	0	0	0	0	1	0																				
										1	0	0	0	0	0	0																				
Inning Stats	R: 0 E: 0 K: 2 S: 8	H: 1 LOB: 1 BB: 0 P: 8	R: 0 E: 0 K: 0 S: 4	H: 1 LOB: 1 BB: 0 P: 4	R: 0 E: 0 K: 1 S: 5	H: 0 LOB: 0 BB: 0 P: 5	R: 2 E: 0 K: 0 S: 5	H: 1 LOB: 0 BB: 1 P: 10	R: 0 E: 0 K: 1 S: 6	H: 1 LOB: 1 BB: 0 P: 6	R: 0 E: 0 K: 1 S: 5	H: 0 LOB: 0 BB: 0 P: 5	R: 0 E: 0 K: 0 S: 3	H: 0 LOB: 0 BB: 0 P: 3	R: 0 E: 0 K: 0 S: 5	H: 1 LOB: 1 BB: 0 P: 5		R: 0 E: 0 K: 2 S: 7	H: 0 LOB: 0 BB: 0 P: 7	1B: 4 2B: 0 3B: 0 HR: 1	SF: 0 SAC: 0 DP: 0 HBP: 0	WP: 0 PB: 0 SB: 1 CS: 0	PA: 33													
PITCHER	IP WLS BF H R ER SO BB IBB HBP BLK WP HR S P ERA WHIP																																			
32 Tom Gorzelanny, L (1,1) ERA: 3.63	6.0	W	23	4	2	2	5	1	0	0	0	0	0	0	0	0		3.00	0.833																	
57 Chad Gaudin, R (7,1) ERA: 3.75	1.0	W	3	0	0	0	0	0	0	0	0	0	0	0	0	3		3	0.00	0.000																
45 Doug Slaten, L (8,1) ERA: 2.53	1.0	H	4	1	0	0	0	0	0	0	0	0	0	0	5	5		0.00	1.000																	
22 Drew Storen, R (9,1) ERA: 9.31	1.0	S	3	0	0	0	2	0	0	0	0	0	0	0	7	7	0.00	0.000																		

Batter	1	2	3	4	5	6	7	8	9	AB	R	H	RBI	BB	SO	LOB	BOTTOM																		
1 Nnyer Morgan, L (1,8) OBP: 0.326, SLG: 0.315 24 Matt Stairs, L (7, PH) OBP: 0.455, SLG: 0.611 45 Doug Slaten, L (8,1)										3	0	1	1	0	0	1	<p>St. Louis Cardinals @ Washington Nationals Space Coast Stadium, Viera, FL Fri Mar 25 2011, 6:05 PM - 8:13 PM EDT Att. 6,543 - Clear - 75 F</p> <p>livebaseballscorecards.com</p>																		
22 Drew Storen, S (9,1)										0	0	0	0	0	0	0																			
28 Jayson Werth, R (1,9) OBP: 0.382, SLG: 0.378 19 Brian Bixler, R (7, PH) OBP: 0.422, SLG: 0.622										3	0	0	0	0	2	1																			
11 Ryan Zimmerman, R (1,5) OBP: 0.296, SLG: 0.560 20 Lavnce Nix, L (7, PH) OBP: 0.289, SLG: 0.441										3	0	0	0	0	0	0																			
3 Wilson Ramos, R (1,2) OBP: 0.364, SLG: 0.476										4	1	3	0	0	0	0																			
2 Roger Bernadina, L (1,7) OBP: 0.327, SLG: 0.360										4	0	1	1	0	1	2																			
15 Jemy Hairston, R (1,6) OBP: 0.235, SLG: 0.304										4	0	0	0	0	0	3																			
13 Alex Cora, L (1,3) OBP: 0.439, SLG: 0.417										3	1	1	0	1	1	1																			
12 Alberto Gonzalez, R (1,4) OBP: 0.407, SLG: 0.412										3	1	2	0	0	0	1																			
32 Tom Gorzelanny, R (1,1) 57 Chad Gaudin, R (7,1) 93 Boomer Whiting, S (7, PH)										0	0	0	0	0	0	0																			
										0	0	0	0	0	0	0																			
										0	0	0	0	0	0	0																			
Inning Stats	R: 0 E: 0 K: 0 S: 3	H: 0 LOB: 0 BB: 0 P: 3	R: 0 E: 0 K: 0 S: 3	H: 0 LOB: 0 BB: 0 P: 3	R: 1 E: 0 K: 1 S: 7	H: 2 LOB: 1 BB: 0 P: 7	R: 0 E: 0 K: 1 S: 6	H: 1 LOB: 1 BB: 0 P: 6	R: 0 E: 0 K: 0 S: 4	H: 1 LOB: 1 BB: 0 P: 4	R: 1 E: 0 K: 0 S: 7	H: 2 LOB: 1 BB: 0 P: 7	R: 1 E: 0 K: 1 S: 6	H: 1 LOB: 2 BB: 2 P: 14	R: 0 E: 0 K: 1 S: 6	H: 1 LOB: 1 BB: 0 P: 6		1B: 7 2B: 1 3B: 0 HR: 0	SF: 1 SAC: 3 DP: 0 HBP: 0	WP: 0 PB: 0 SB: 0 CS: 0	PA: 34														
PITCHER	IP WLS BF H R ER SO BB IBB HBP BLK WP HR S P ERA WHIP																																		
26 Kyle Lohse, R (1,1) ERA: 1.88	6.0	L	24	6	2	2	3	6	2	2	2	3	0	0	0	0		3.00	1.000																
59 Fernando Salas, R (7,1) ERA: 0.87	1.0	L	6	1	1	1	1	1	1	0	0	0	0	0	6	14		9.00	2.000																
30 Jason Motte, R (8,1) ERA: 10.8	1.0		4	1	0	0	1	0	0	0	0	0	0	0	6	6	0.00	1.000																	

Batter	1	2	3	4	5	6	7	8	9	AB	R	H	RBI	BB	SO	LOB	TOP						
Ryan Theriot, R (1.6) OBP: 0.289, SLG: 0.207 22 Bryan Augenstein, R (7.1) 31 Ryan Franklin, R (9.1)										4	0	0	0	0	1	1	St. Louis Cardinals @ Florida Marlins Roger Dean Stadium, Jupiter, FL Sat Mar 26 2011, 1:08 PM - 3:35 PM EDT Att: 5,815 - Sunny - 82 F						
28 Colby Rasmus, L (1.8) OBP: 0.359, SLG: 0.466 Tyler Henley, L (8.7)										4	1	1	0	0	1	1							
5 Albert Pujols, R (1.3) OBP: 0.350, SLG: 0.537 21 Allen Craig, R (5.3) OBP: 0.413, SLG: 0.463										3	2	2	3	0	0	0							
7 Matt Holliday, R (1.7) OBP: 0.426, SLG: 0.623 19 Jon Jay, L (5.7) OBP: 0.250, SLG: 0.359										3	1	0	0	0	0	0							
12 Lance Berkman, S (1.9) OBP: 0.216, SLG: 0.280 Daryl Jones, L (8.9)										4	0	0	0	0	1	1							
55 Skip Schumaker, L (1.4) OBP: 0.486, SLG: 0.520 89 Donovan Solano, R (8.4) OBP: 0.182, SLG: 0.182										4	1	2	1	0	0	0							
4 Yadier Molina, R (1.2) OBP: 0.315, SLG: 0.333										4	0	1	0	0	0	1							
33 Daniel Descalso, L (1.5) OBP: 0.353, SLG: 0.438										4	0	1	1	0	1	2							
29 Chris Carpenter, R (1.1) 27 Tyler Greene, R (7, PH) OBP: 0.236, SLG: 0.226										2	0	0	0	0	0	1							
										2	0	1	0	0	1	0							
Inning Stats	R: 0 E: 0 K: 1 S: 5	H: 0 LOB: 0 BB: 0 P: 5	R: 0 E: 0 K: 1 S: 7	H: 2 LOB: 2 BB: 0 P: 7	R: 0 E: 0 K: 1 S: 5	H: 0 LOB: 0 BB: 0 P: 5	R: 3 E: 1 K: 0 S: 9	H: 3 LOB: 1 BB: 0 P: 12	R: 2 E: 0 K: 0 S: 6	H: 2 LOB: 0 BB: 0 P: 9	R: 0 E: 0 K: 1 S: 5	H: 0 LOB: 0 BB: 0 P: 5	R: 0 E: 0 K: 1 S: 6	H: 1 LOB: 1 BB: 0 P: 6	R: 0 E: 0 K: 0 S: 3	H: 0 LOB: 0 BB: 0 P: 3	R: 0 E: 0 K: 1 S: 5	H: 0 LOB: 0 BB: 0 P: 5	1B: 6 2B: 0 3B: 0 HR: 2	SF: 0 SAC: 0 DP: 0 HBP: 0	WP: 0 PB: 0 SB: 0 CS: 0	PA: 36	
PITCHER	IP WLS BF H R ER SO BB IBB HBP BLK WP HR S P ERA WHIP																						
41 Chris Volstad, R (1.1) ERA: 5.3	5.2	25	7	5	3	3	0	0	0	0	0	0	0	0	2	34	40	4.76	1.235				
31 Burke Badenhop, R (6.1) ERA: 2.19	2.1	8	1	0	0	2	0	0	0	0	0	0	0	0	12	12	0.00	0.429					
34 Edward Mujica, R (9.1) ERA: 6.52	1.0	W	3	0	0	0	1	0	0	0	0	0	0	0	5	5	0.00	0.000					

AB	36
R	5
H	8
RBI	5
BB	0
SO	6
LOB	8



Batter	1	2	3	4	5	6	7	8	9	AB	R	H	RBI	BB	SO	LOB	BOTTOM					
8 Chris Coghlan, L (1.8) OBP: 0.500, SLG: 0.550 33 Scott Cousins, L (8.7) OBP: 0.222, SLG: 0.264										2	1	1	0	0	0	2	St. Louis Cardinals @ Florida Marlins Roger Dean Stadium, Jupiter, FL Sat Mar 26 2011, 1:08 PM - 3:35 PM EDT Att: 5,815 - Sunny - 82 F					
13 Omar Infante, R (1.4) OBP: 0.448, SLG: 0.528 56 Osvaldo Martinez, R (8.4) OBP: 0.273, SLG: 0.318										4	1	2	1	0	0	0						
2 Hanley Ramirez, R (1.6) 95 Jeff Dominguez, S (8.6) OBP: 1.000, SLG: 2.000										4	0	2	1	0	1	0						
27 Giancarlo Stanton, R (1.9) OBP: 0.400, SLG: 1.375 Jorge Pineda, R (7.9) OBP: 1.000, SLG: 1.500										2	0	0	1	0	0	3						
15 Gaby Sanchez, R (1.3) OBP: 0.467, SLG: 0.540 31 Burke Badenhop, R (6.1)										3	0	0	0	0	0	4						
18 Wes Helms, R (8, PH) OBP: 0.333, SLG: 0.222										0	0	0	0	0	0	0						
20 Logan Morrison, L (1.7) OBP: 0.339, SLG: 0.364 1 Emilio Bonifacio, S (8.8) OBP: 0.281, SLG: 0.306										3	0	1	0	0	1	0						
14 John Buck, R (1.2) OBP: 0.250, SLG: 0.327										4	0	0	0	0	2	3						
22 Donnie Murphy, R (1.5) OBP: 0.360, SLG: 0.419 34 Edward Mujica, R (9.1)										4	1	2	0	0	1	3						
41 Chris Volstad, R (1.1) OBP: 1.000, SLG: 1.000 29 Greg Dobbs, L (6.3) OBP: 0.429, SLG: 0.619										1	0	1	0	0	0	0						
										2	1	1	0	0	0	1						
Inning Stats	R: 0 E: 0 K: 0 S: 5	H: 3 LOB: 2 BB: 0 P: 5	R: 0 E: 0 K: 1 S: 7	H: 2 LOB: 2 BB: 0 P: 7	R: 0 E: 0 K: 0 S: 3	H: 0 LOB: 0 BB: 0 P: 3	R: 0 E: 0 K: 0 S: 3	H: 0 LOB: 0 BB: 0 P: 3	R: 3 E: 0 K: 2 S: 8	H: 1 LOB: 1 BB: 0 P: 9	R: 0 E: 0 K: 1 S: 5	H: 0 LOB: 0 BB: 0 P: 5	R: 0 E: 0 K: 1 S: 7	H: 2 LOB: 2 BB: 0 P: 7	R: 3 E: 0 K: 1 S: 8	H: 4 LOB: 1 BB: 0 P: 8	1B: 11 2B: 4 3B: 0 HR: 0	SF: 1 SAC: 1 DP: 1 HBP: 1	WP: 1 PB: 0 SB: 0 CS: 0	PA: 41		
PITCHER	IP WLS BF H R ER SO BB IBB HBP BLK WP HR S P ERA WHIP																					
29 Chris Carpenter, R (1.1) ERA: 5.19	6.0	27	9	3	3	3	0	0	0	0	0	0	0	0	12	12	0.00	1.000				
22 Bryan Augenstein, R (7.1) ERA: 0.77	2.0	H	8	2	0	0	2	0	0	0	0	0	0	0	12	12	0.00	1.000				
31 Ryan Franklin, R (9.1) ERA: 3.38	0.2	L	6	4	3	3	1	0	0	0	0	0	0	8	8	40.50	6.000					

AB	38
R	6
H	15
RBI	6
BB	0
SO	6
LOB	19



Batter	1	2	3	4	5	6	7	8	9	AB	R	H	RBI	BB	SO	LOB	TOP			
22 Willie Harris, L (1, 7) OBP: 0.406, SLG: 0.538 98 Juan Lagares, R (8, PH) (8, 7)	4-0 G3-6-3 BB		0-0 G3-1			0-0 F8		0-3 K		2	0	0	0	1	0	0				
4 Russ Adams, L (1, 5) OBP: 0.270, SLG: 0.333	0-0 G3-6-3 1-2			0-0 G3-6-1 1B		4-0 BB		0-0 L9		3	0	1	0	1	0	1				
12 Scott Hairston, R (1, 8) OBP: 0.410, SLG: 0.636	3-2 HR			0-0 P3		0-3 K		0-3 K		4	1	1	1	0	2	2				
21 Lucas Duda, L (1, 9) OBP: 0.342, SLG: 0.412	0-3 K			0-0 G3-6-1 1-2				0-3 K		3	0	0	0	1	2	1				
6 Nick Evans, R (1, 3) OBP: 0.378, SLG: 0.420		0-0 G5-3			0-0 G5-3			0-0 G3		3	0	0	0	0	0	0				
25 Chin-Lung Hu, R (1, 4) OBP: 0.377, SLG: 0.383		0-0 G6-3			0-0 G6-3 1B			4-0 BB		2	0	1	0	1	0	0				
3 Luis Hernandez, S (1, 6) OBP: 0.270, SLG: 0.265		0-0 G4-3			0-3 K			1-0 G3		3	0	0	0	0	1	2				
13 Mike Nickeas, R (1, 2) OBP: 0.098, SLG: 0.077 30 Josh Thole, L (8, 2) OBP: 0.426, SLG: 0.640			0-0 F7		1-0 L8			0-0 F7		3	0	0	0	0	0	1				
49 Jonathon Niese, L (1, 1) 4 Brad Emaus, R (6, PH) 23 Blaine Boyer, R (6, 1) 45 Jason Istringhausen, R (7, 1) 91 Javier Rodriguez, R (8, PH) 33 Taylor Buchholz, R (8, 1)			0-3 K			0-3 K		0-0 G5-3		1	0	0	0	0	1	0				
Inning Stats	R: 1 E: 0 K: 1 S: 7	H: 1 LOB: 0 BB: 1 P: 14	R: 0 E: 0 K: 0 S: 3	H: 0 LOB: 0 BB: 0 P: 3	R: 0 E: 0 K: 1 S: 5	H: 0 LOB: 0 BB: 0 P: 5	R: 0 E: 0 K: 0 S: 3	H: 1 LOB: 0 BB: 0 P: 3	R: 0 E: 0 K: 1 S: 6	H: 1 LOB: 1 BB: 0 P: 7	R: 0 E: 0 K: 2 S: 7	H: 0 LOB: 1 BB: 1 P: 11	R: 0 E: 0 K: 1 S: 5	H: 0 LOB: 1 BB: 1 P: 10	R: 0 E: 0 K: 1 S: 5	H: 0 LOB: 0 BB: 1 P: 9	1B: 2 2B: 0 3B: 0 HR: 1	SF: 0 SAC: 0 DP: 2 HBP: 0	WP: 0 PB: 0 SB: 2 CS: 1	PA: 32
PITCHER	IP WLS BF H R ER SO BB IBB HBP BLK WP HR S P ERA WHIP																			
46 Kyle McClellan, R (1, 1) ERA: 0.78	6.0 W 21 3 1 1 5 2 0 0 0 0 0 1 31 43 1.50 0.833																			
41 Mitchell Boggs, R (7, 1) ERA: 4.29	1.0 H 4 0 0 0 1 1 0 0 0 0 0 0 5 10 0.00 1.000																			
43 Trever Miller, L (8, 1) ERA: 2.0	1.0 H 3 0 0 0 1 0 0 0 0 0 0 0 5 5 0.00 0.000																			
31 Ryan Franklin, R (9, 1) ERA: 3.09	1.0 S 3 0 0 0 1 1 0 0 0 0 0 0 4 9 0.00 1.000																			

New York Mets @ St. Louis Cardinals
Roger Dean Stadium, Jupiter, FL
Sun Mar 27 2011, 1:06 PM - 2:58 PM EDT
Att: 7,239 - Sunny - 86 F

AB	27
R	1
H	3
RBI	1
BB	4
SO	8
LOB	7



Batter	1	2	3	4	5	6	7	8	9	AB	R	H	RBI	BB	SO	LOB	BOTTOM			
28 Colby Rasmus, L (1, 8) OBP: 0.338, SLG: 0.435 31 Ryan Franklin, R (9, 1)	0-0 F9		0-3 K			0-3 K		0-0 G1-3		4	0	0	0	0	2	2				
21 Allen Craig, R (1, 7) OBP: 0.424, SLG: 0.526	0-0 G6-3		1-0 HR			0-0 G1-6-3 1B		0-0 L8		3	1	2	2	0	0	0				
5 Albert Pujols, R (1, 3) OBP: 0.359, SLG: 0.518 19 Jon Jay, L (6, PH) OBP: 0.246, SLG: 0.354	0-0 P4		0-0 F9			0-0 L8		0-0 L8		2	0	0	0	0	0	0				
34 Nick Stavinoha, R (1, 9) OBP: 0.250, SLG: 0.286 41 Mitchell Boggs, R (7, 1) 43 Trever Miller, R (8, 1) Daryl Jones, L (9, 9)		0-0 G6-3 1B		0-0 P4		0-0 G1-6-3 1-2		0-0 G1-3		3	1	1	0	0	0	1				
23 David Freese, R (1, 5) OBP: 0.289, SLG: 0.523		1-0 G3		0-0 G5-3				0-0 G1-3		3	0	0	0	0	0	1				
13 Gerald Laird, R (1, 2) OBP: 0.355, SLG: 0.433		0-0 G6-3		0-0 G5-3				0-0 P2		3	0	0	1	0	0	0				
33 Daniel Descalso, L (1, 4) OBP: 0.352, SLG: 0.431		0-3 K			0-0 G5-4-3 1B			0-0 F7		3	0	1	0	0	1	0				
27 Tyler Greene, R (1, 6) OBP: 0.224, SLG: 0.214			0-0 G5-3		0-0 G5-4-3 1-2			0-3 K		3	0	0	0	0	1	1				
46 Kyle McClellan, R (1, 1) ERA: 0.667, SLG: 0.500 97 Tommy Pham, R (7, 9) (9, 8)			4-0 HR			0-0 BB		0-3 K		1	1	1	0	1	0	0				
Inning Stats	R: 0 E: 0 K: 0 S: 3	H: 0 LOB: 0 BB: 0 P: 3	R: 1 E: 0 K: 1 S: 6	H: 1 LOB: 0 BB: 0 P: 7	R: 2 E: 0 K: 1 S: 6	H: 1 LOB: 0 BB: 1 P: 11	R: 0 E: 0 K: 0 S: 3	H: 0 LOB: 0 BB: 0 P: 3	R: 0 E: 0 K: 1 S: 6	H: 2 LOB: 1 BB: 0 P: 6	R: 0 E: 0 K: 0 S: 3	H: 1 LOB: 0 BB: 0 P: 3	R: 0 E: 0 K: 0 S: 3	H: 0 LOB: 0 BB: 0 P: 3	R: 0 E: 0 K: 2 S: 7	H: 0 LOB: 0 BB: 0 P: 7	1B: 4 2B: 0 3B: 0 HR: 1	SF: 0 SAC: 0 DP: 2 HBP: 0	WP: 1 PB: 0 SB: 0 CS: 0	PA: 28
PITCHER	IP WLS BF H R ER SO BB IBB HBP BLK WP HR S P ERA WHIP																			
49 Jonathon Niese, L (1, 1) ERA: 4.62	5.0 L 19 4 3 3 3 1 0 0 0 0 0 0 0 3 3 0.00 1.000																			
23 Blaine Boyer, R (6, 1) ERA: 0.9	1.0 3 1 0 0 0 0 0 0 0 0 0 0 3 3 0.00 1.000																			
45 Jason Istringhausen, R (7, 1) ERA: 1.28	1.0 3 0 0 0 0 0 0 0 0 0 0 0 3 3 0.00 0.000																			
33 Taylor Buchholz, R (8, 1) ERA:	1.0 3 0 0 0 2 0 0 0 0 0 0 0 7 7 0.00 0.000																			

New York Mets @ St. Louis Cardinals
Roger Dean Stadium, Jupiter, FL
Sun Mar 27 2011, 1:06 PM - 2:58 PM EDT
Att: 7,239 - Sunny - 86 F

AB	27
R	3
H	5
RBI	3
BB	1
SO	5
LOB	6



Batter	1	2	3	4	5	6	7	8	9	AB	R	H	RBI	BB	SO	LOB	TOP			
Ryan Theriot, R (1,6) OBP: 0.284, SLG: 0.206 27 Tyler Greene, R (6, PH) OBP: 0.217, SLG: 0.207 (6,6)	G6-3		G6-3			G6-3		SH5-3		2	0	0	0	0	0	0	St. Louis Cardinals @ Florida Marlins Roger Dean Stadium, Jupiter, FL Tue Mar 29 2011, 1:08 PM - 3:15 PM EDT Att: 3,329 - Partly Cloudy - 78 F			
28 Colby Rasmus, L (1,8) OBP: 0.324, SLG: 0.456 30 Jason Motte, R (7,1) Tyler Henley, L (6, PH) 41 Mitchell Boggs, R (8,1)	HR			F9		K		SF7		3	1	1	1	0	1	0				
5 Albert Pujols, R (1,3) OBP: 0.359, SLG: 0.508 13 Gerald Laird, R (7,2) OBP: 0.324, SLG: 0.394	1B			F8		G6-3		F9		3	0	1	0	0	0	0				
21 Allen Craig, R (1,7) OBP: 0.438, SLG: 0.531 (5,9) (8,3)	G6-4-3			F9						4	0	2	0	0	0	1				
96 Ryan Jackson, R (8, PR) OBP: 0.333, SLG: 0.500								1B		0	0	0	0	0	0	0				
12 Lance Berkman, S (1,9) OBP: 0.196, SLG: 0.255 19 Jon Jay, L (5,7) OBP: 0.236, SLG: 0.338 (7,8)		K			F8			K		2	0	0	0	0	1	0				
23 David Freese, R (1,5) OBP: 0.308, SLG: 0.490		F7								2	0	0	0	0	1	2				
4 Yadier Molina, R (1,2) OBP: 0.293, SLG: 0.309 34 Nick Stavinoha, R (7, PH) OBP: 0.283, SLG: 0.297 (7,7)										3	0	1	0	1	0	1				
55 Skip Schumaker, L (1,4) OBP: 0.452, SLG: 0.500 33 Daniel Descalso, L (5,4) OBP: 0.345, SLG: 0.423				F8						2	0	1	0	0	0	0				
54 Jaime Garcia, L (1,1) OBP: 0.167, SLG: 0.167 99 Matt Adams, L (7,3) OBP: 0.500, SLG: 0.750 Daryl Jones, L (8, PR) (8,9)										2	0	0	0	0	0	2				
				G6-3				SF7		1	0	1	0	0	0	0				
										0	1	0	0	0	0	0				
Inning Stats	R: 1 E: 0 K: 0 S: 5	H: 2 LOB: 0 BB: 0 P: 5	R: 0 E: 0 K: 1 S: 5	H: 0 LOB: 0 BB: 0 P: 5	R: 0 E: 0 K: 0 S: 3	H: 0 LOB: 0 BB: 0 P: 3	R: 0 E: 0 K: 0 S: 3	H: 1 LOB: 2 BB: 1 P: 8	R: 0 E: 0 K: 1 S: 5	H: 0 LOB: 0 BB: 0 P: 5	R: 0 E: 0 K: 2 S: 9	H: 2 LOB: 2 BB: 0 P: 9	R: 1 E: 0 K: 0 S: 4	H: 1 LOB: 1 BB: 0 P: 4	R: 0 E: 0 K: 0 S: 3	H: 1 LOB: 1 BB: 0 P: 3	1B: 5 2B: 1 3B: 0 HR: 1	SF: 1 SAC: 1 DP: 2 HBP: 0	WP: 0 PB: 0 SB: 0 CS: 0	PA: 33
PITCHER	IP WLS BF H R ER SO BB IBB HBP BLK WP HR S P ERA WHIP																			
23 Javier Vazquez, R (1,1) ERA: 4.57	6.2	25	5	1	1	4	1	0	0	0	0	0	0	0	1	33	37	1.35	0.900	
Burke Badenhop, R (7,1) ERA: 2.13	0.1	1	0	0	0	0	0	0	0	0	0	0	0	1	1	0.00	0.000			
34 Edward Mujica, R (8,1) ERA: 6.75	1.0	W	4	1	1	1	0	0	0	0	0	0	4	4	9.00	1.000				
58 Ryan Webb, R (9,1) ERA: 2.19	1.0	S	3	1	0	0	0	0	0	0	0	0	3	3	0.00	1.000				


AB	30
R	2
H	7
RBI	2
BB	1
SO	4
LOB	12




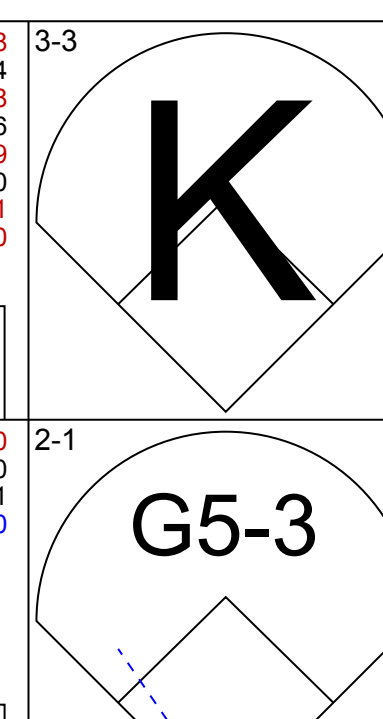
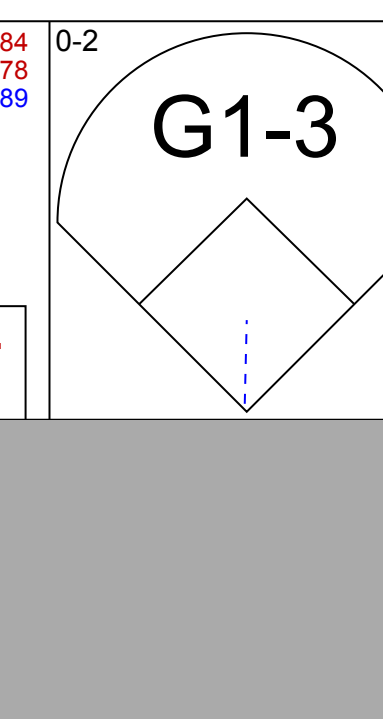
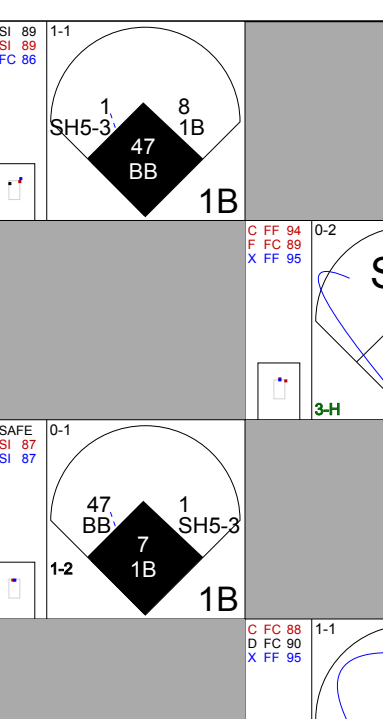
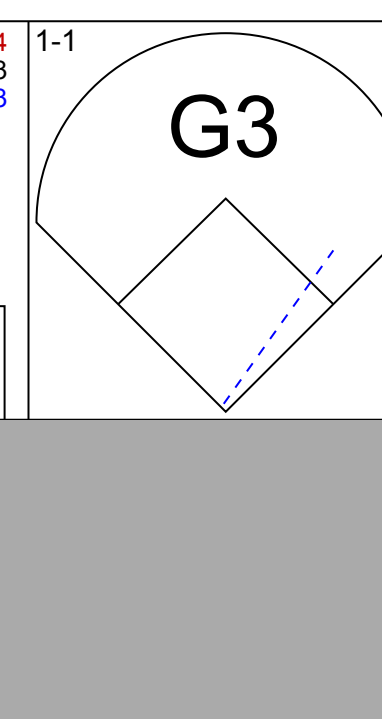
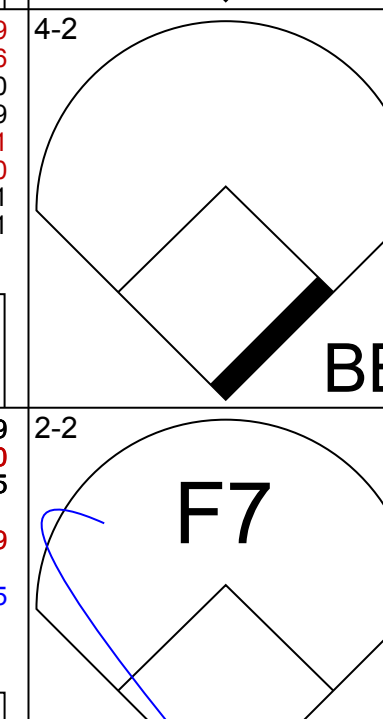
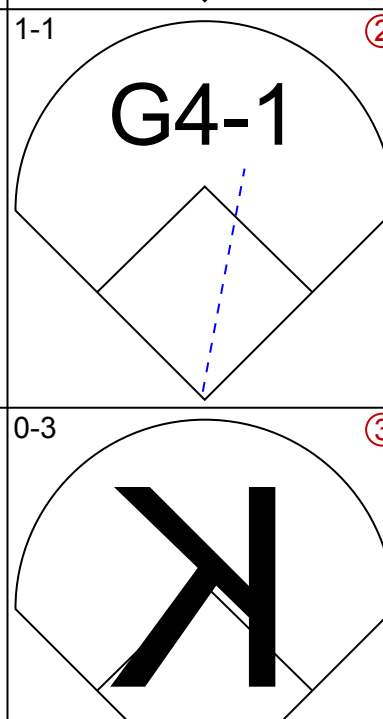
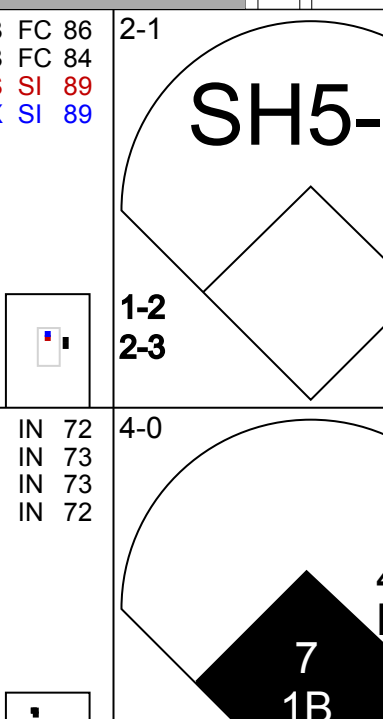
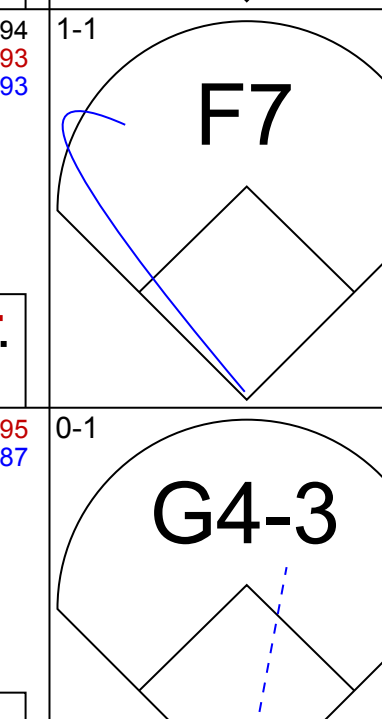


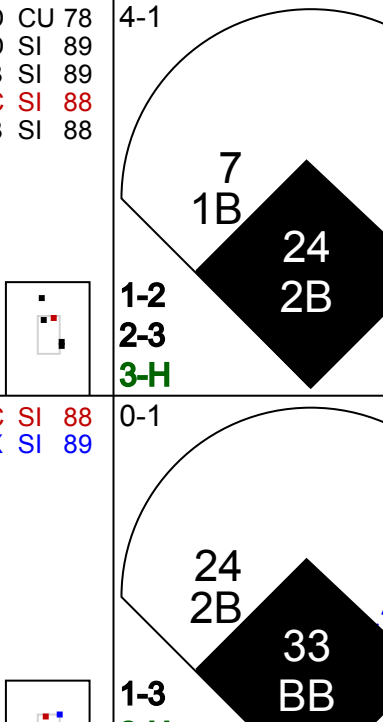
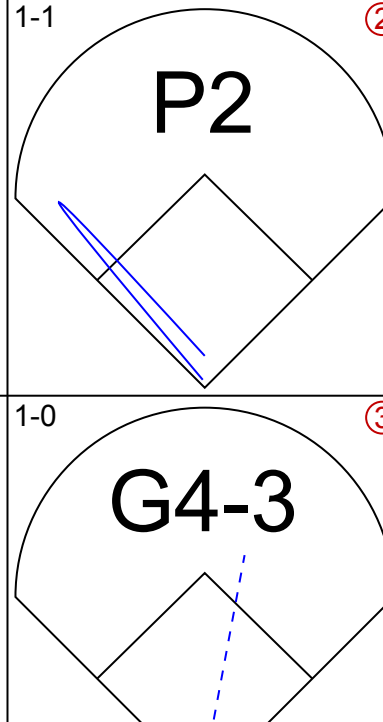



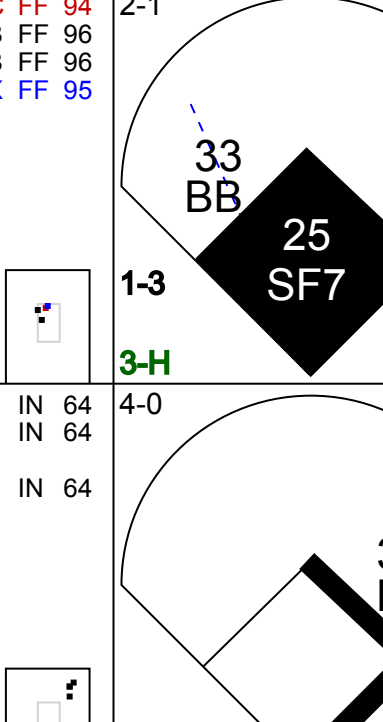



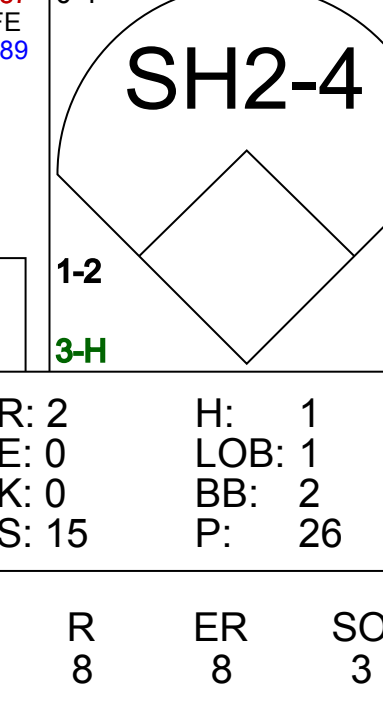
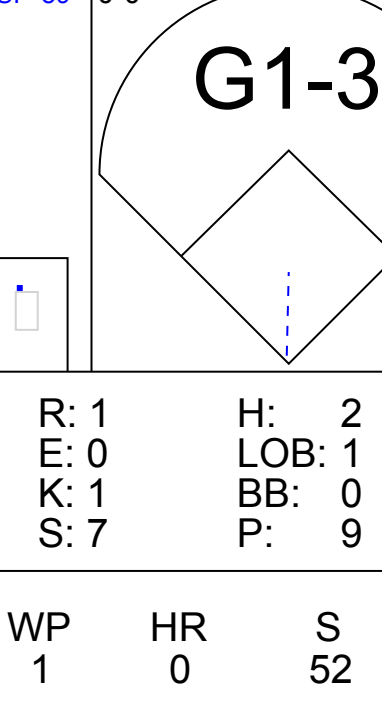
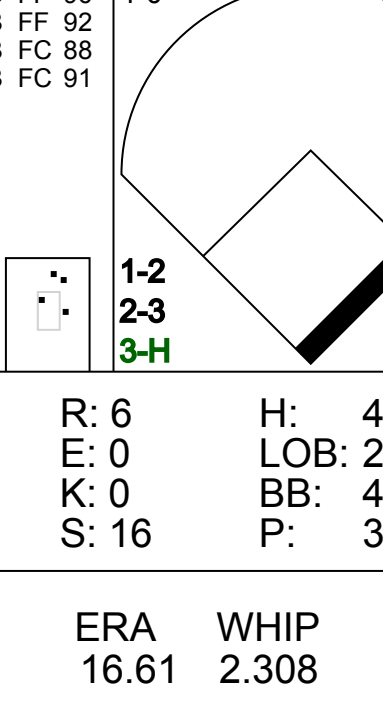
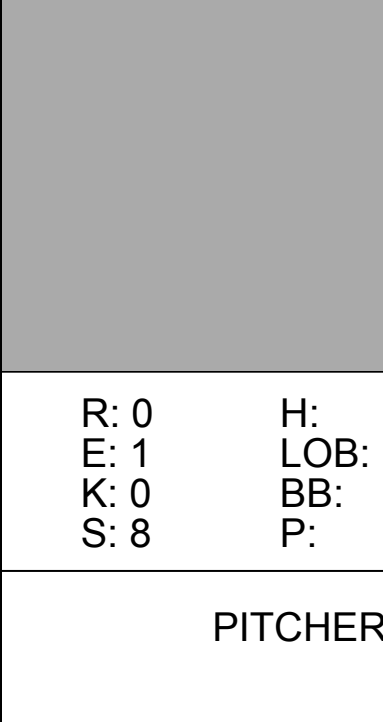
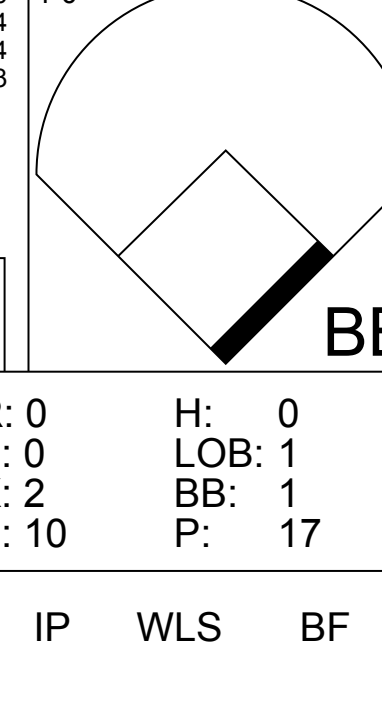
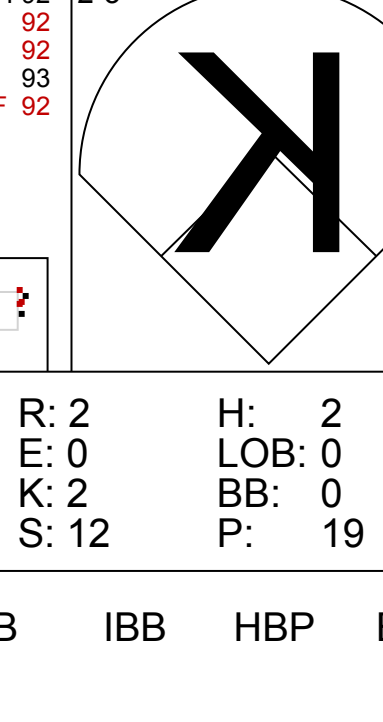
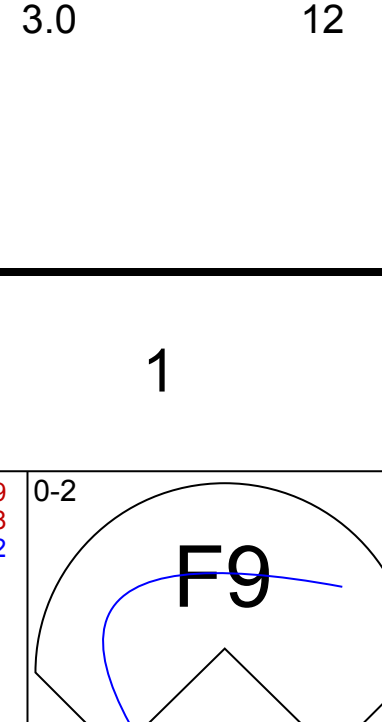
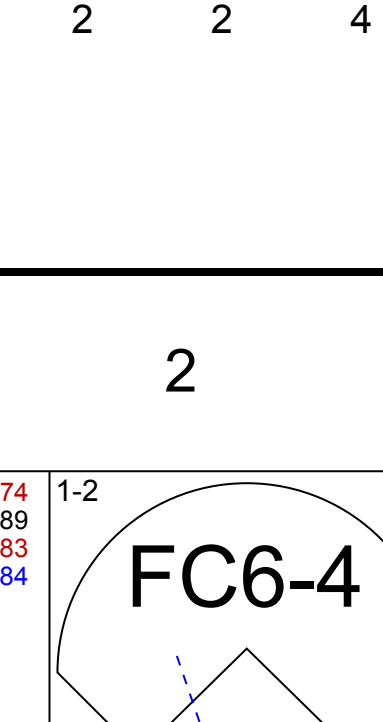
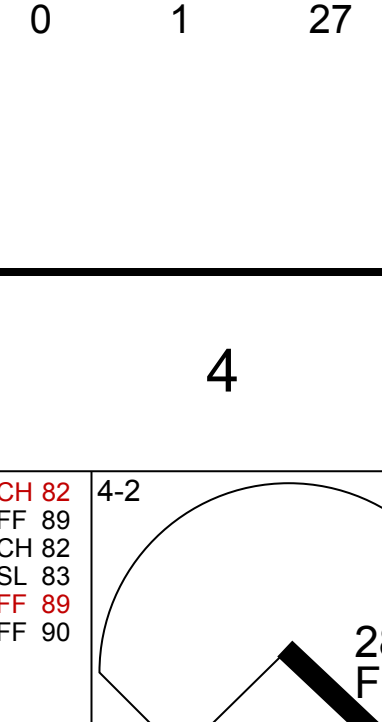
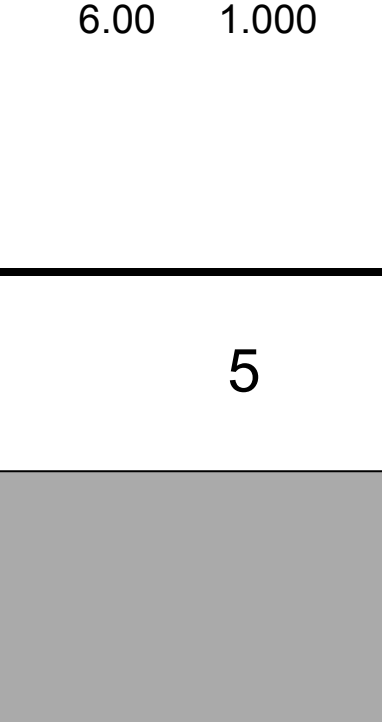
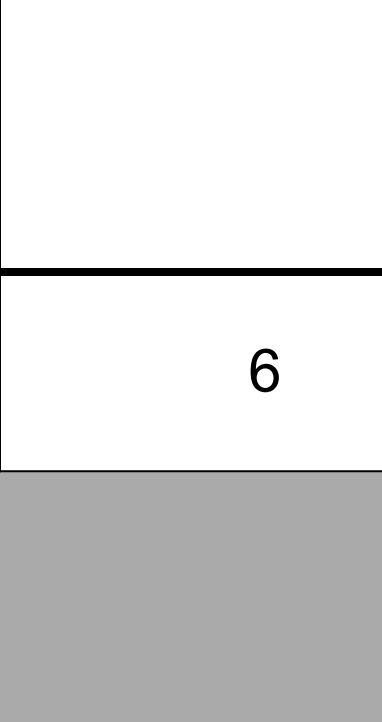
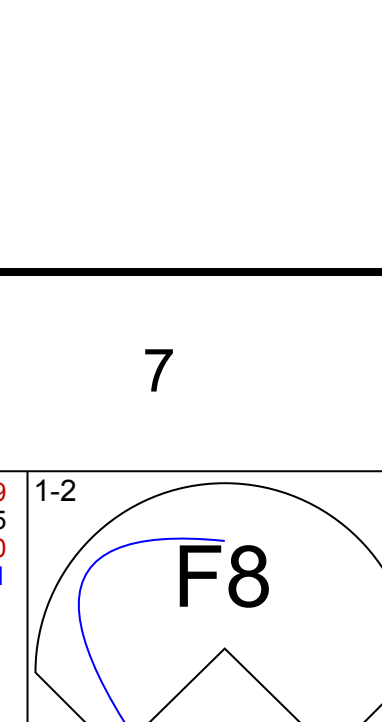
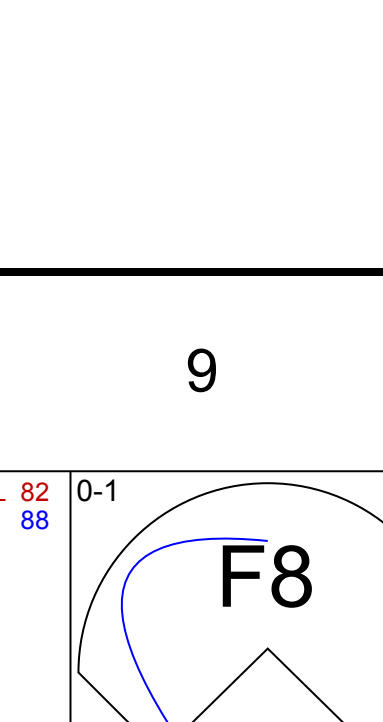
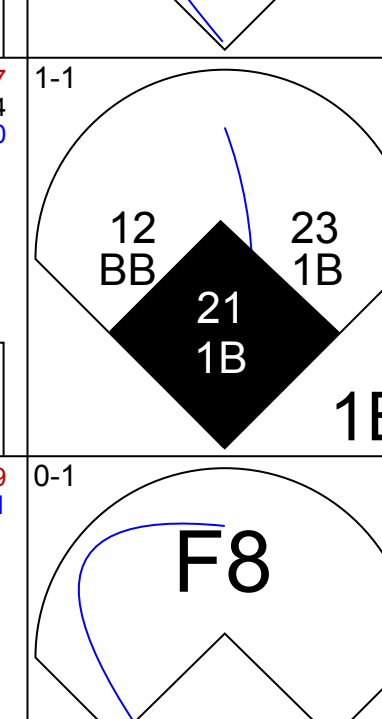
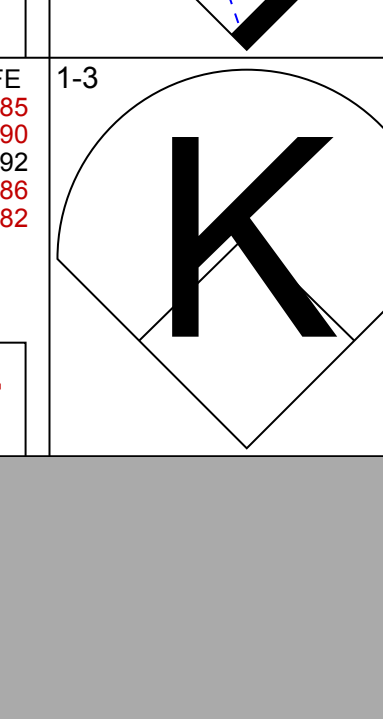
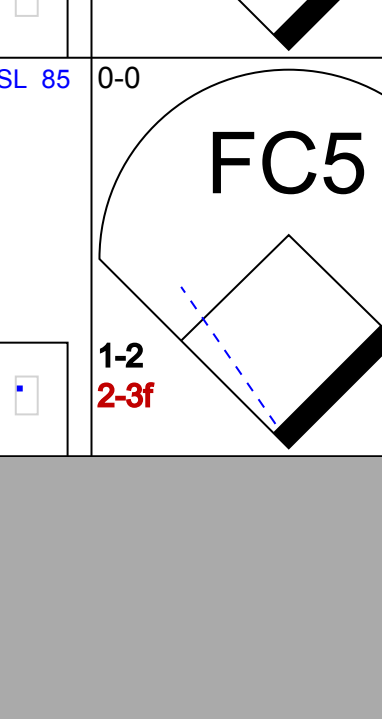
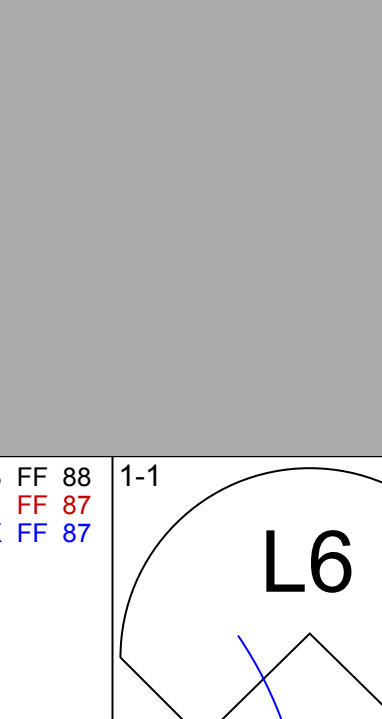

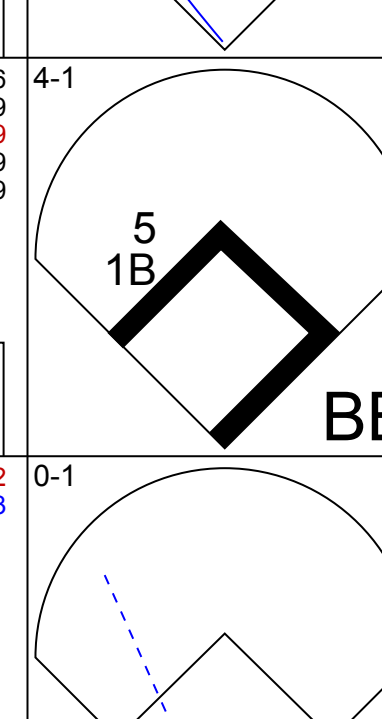

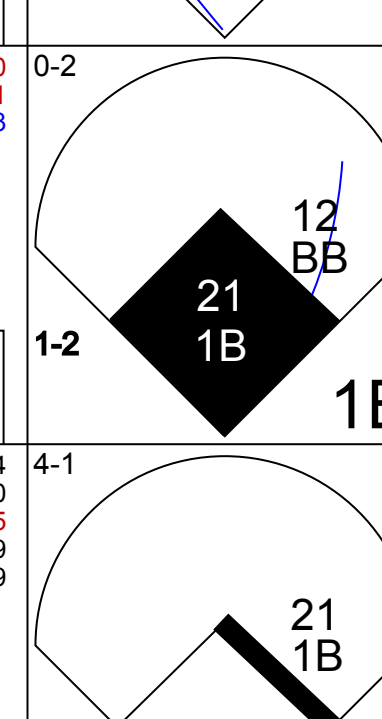


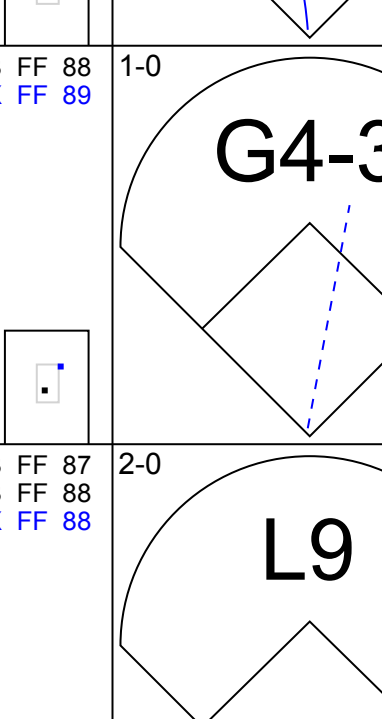

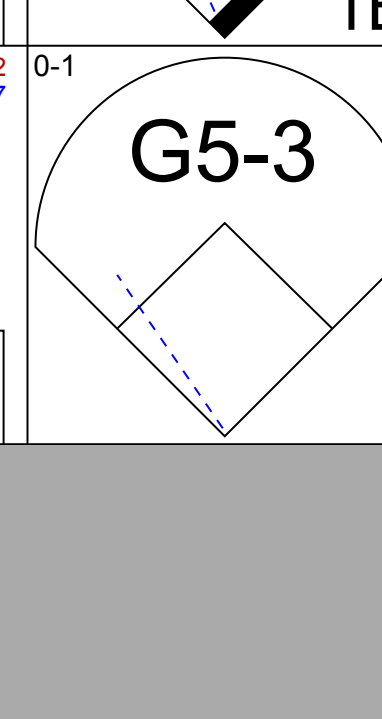

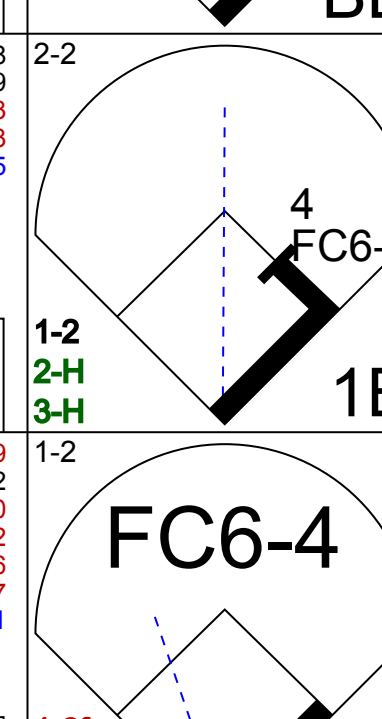

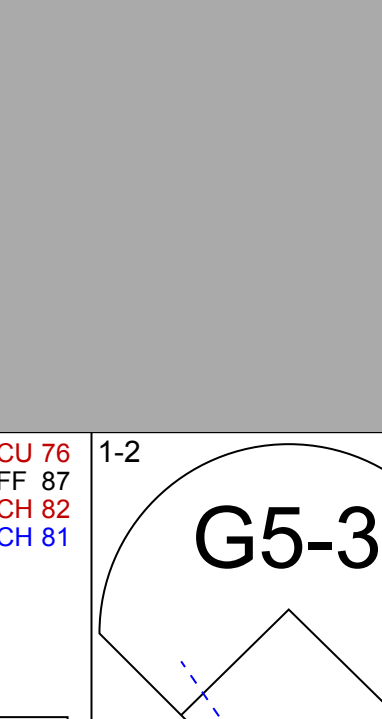

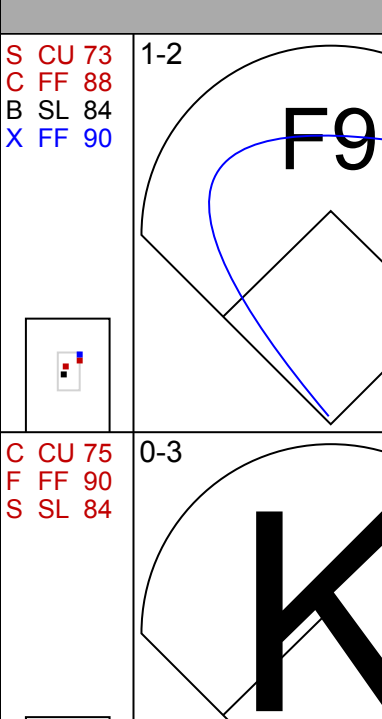


Batter	1	2	3	4	5	6	7	8	9	AB	R	H	RBI	BB	SO	LOB	BOTTOM			
8 Chris Coghlan, L (1,8) OBP: 0.541, SLG: 0.655 33 Scott Cousins, L (8,8) OBP: 0.286, SLG: 0.317	K			13 1B 2 G5-4-3		K		BB SF9		3	1	1	0	0	2	1	St. Louis Cardinals @ Florida Marlins Roger Dean Stadium, Jupiter, FL Tue Mar 29 2011, 1:08 PM - 3:15 PM EDT Att: 3,329 - Partly Cloudy - 78 F			
13 Omar Infante, R (1,4) OBP: 0.438, SLG: 0.500 1 Emilio Bonifacio, S (6, PR) OBP: 0.296, SLG: 0.299 (7,4)	L4			2 G5-4-3				BB IBB		2	0	1	0	1	0	0				
2 Hanley Ramirez, R (1,6) OBP: 0.418, SLG: 0.492 Chris Gutierrez, R (7,6)	G5-3			1B		G5-3		BB		3	0	0	0	0	3	0				
27 Giancarlo Stanton, R (1,9) OBP: 0.412, SLG: 0.833 Aaron Mathews, R (8,9)				15 FC5-4				SF9		3	0	1	0	0	2	0				
15 Gaby Sanchez, R (1,3) OBP: 0.463, SLG: 0.544 94 Mike Cervenak, R (8,3)				FC5-4				G5-3		3	0	0	0	0	1	1				
20 Logan Morrison, L (1,7) OBP: 0.323, SLG: 0.345 Jake Smolinski, R (8,7)				1-2		G2-3		F9		3	0	0	0	0	1	0				
22 Donnie Murphy, R (1,5) OBP: 0.333, SLG: 0.377 93 Ernesto Manzanillo, S (9,5)				K				F8		3	0	0	0	0	1	0				
9 Brett Hayes, R (1,2) OBP: 0.323, SLG: 0.269 Luke Montz, R (9,2)				F8				K2-3		2	1	0	0	1	1	0				
23 Javier Vazquez, R (1,1) Burke Badenhop, R (7,1) 34 Edward Mujica, R (8,1) 29 Greg Dobbs, L (8, PH) OBP: 0.460, SLG: 0.640 58 Ryan Webb, R (9,1)				G6-3				BB		1	0	0	0	1	0	0				
								BB		0	0	0	0	0	0	0				
										1	1	1	0	0	0	0				
Inning Stats	R: 0 E: 0 K: 1 S: 5	H: 0 LOB: 0 BB: 0 P: 5	R: 0 E: 0 K: 3 S: 9	H: 0 LOB: 0 BB: 0 P: 9	R: 0 E: 0 K: 1 S: 5	H: 0 LOB: 0 BB: 0 P: 5	R: 1 E: 0 K: 0 S: 5	H: 3 LOB: 1 BB: 0 P: 5	R: 0 E: 0 K: 1 S: 5	H: 0 LOB: 0 BB: 0 P: 5	R: 0 E: 0 K: 1 S: 5	H: 0 LOB: 0 BB: 0 P: 5	R: 3 E: 0 K: 0 S: 5	H: 2 LOB: 2 BB: 3 P: 17	R: 0 E: 0 K: 0 S: 3	H: 1 LOB: 1 BB: 0 P: 3	1B: 4 2B: 1 3B: 0 HR: 0	SF: 1 SAC: 0 DP: 2 HBP: 0	WP: 0 PB: 0 SB: 0 CS: 0	PA: 32
PITCHER	IP WLS BF H R ER SO BB IBB HBP BLK WP HR S P ERA WHIP																			
54 Jaime Garcia, L (1,1) ERA: 6.26	6.0	21	3	1	1	7	2	0	0	0	0	0	0	33	41	1.50	0.833			
30 Jason Motte, R (7,1) ERA: 9.64	1.0	3	0	0	0	1	0	0	0	0	0	5	5	0.00	0.000					
41 Mitchell Boggs, R (8,1) ERA: 7.36	1.0	L	8	2	3	3	0	2	1	0	0	0	5	17	27.00	4.000				

AB	26
R	4
H	5
RBI	3
BB	5
SO	8
LOB	7



Batter	1	2	3	4	5	6	7	8	9	AB R H RBI BB SO LOB	TOP																								
											<p style="text-align: center;">St. Louis Cardinals @ Springfield Cardinals Hammons Field, Springfield, MO Tue Mar 29 2011, 8:07 PM EDT</p> <p style="text-align: right;">livebaseballscorecards.com</p> <p> AB 0 R 0 H 0 RBI 0 BB 0 SO 0 LOB 0 </p> 																								
Inning Stats										1B: 0 SF: 0 WP: 0 PA: 0 2B: 0 SAC: 0 FB: 0 3B: 0 DP: 0 SB: 0 HR: 0 HBP: 0 CS: 0																									
PITCHER	IP	WLS	BF	H	R	ER	SO	BB	IBB	HBP	BLK	WP	HR	S	P	ERA	WHIP	PITCHER	IP	WLS	BF	H	R	ER	SO	BB	IBB	HBP	BLK	WP	HR	S	P	ERA	WHIP

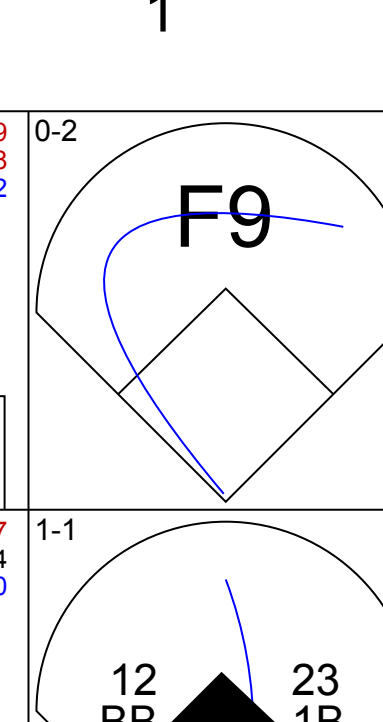
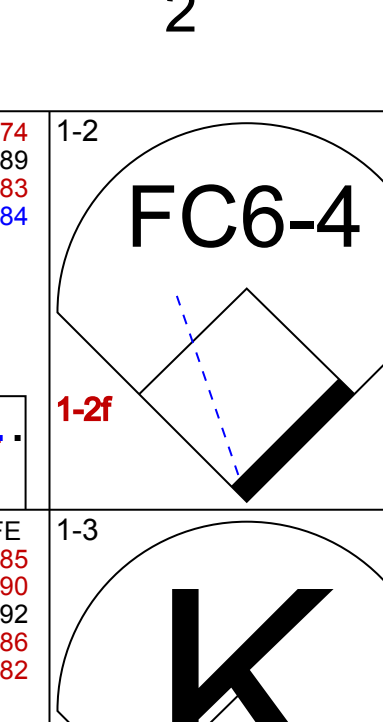
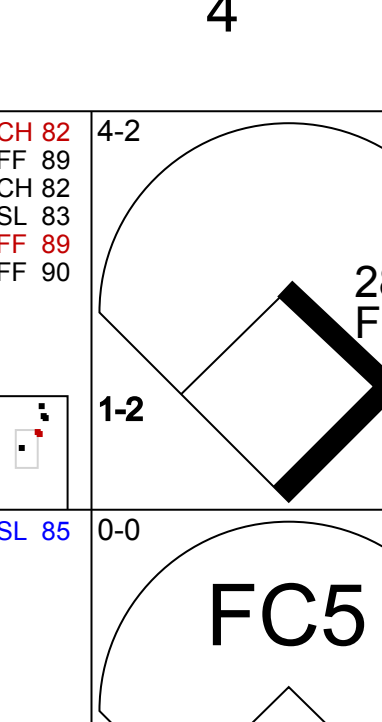

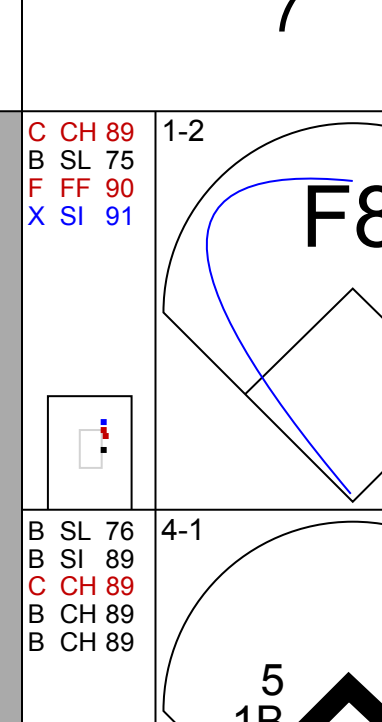
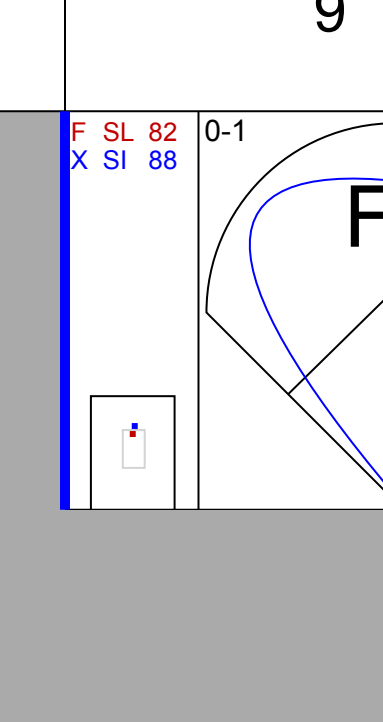
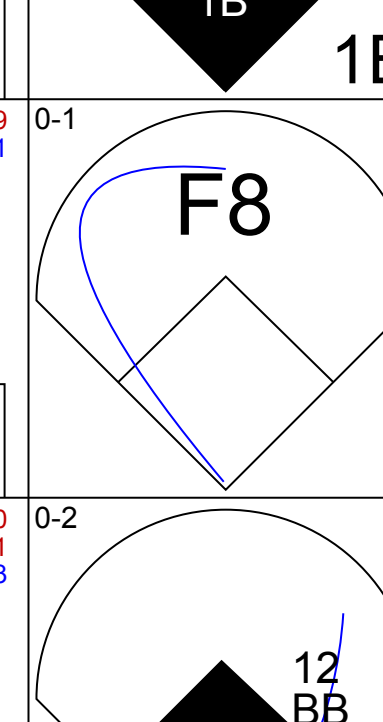


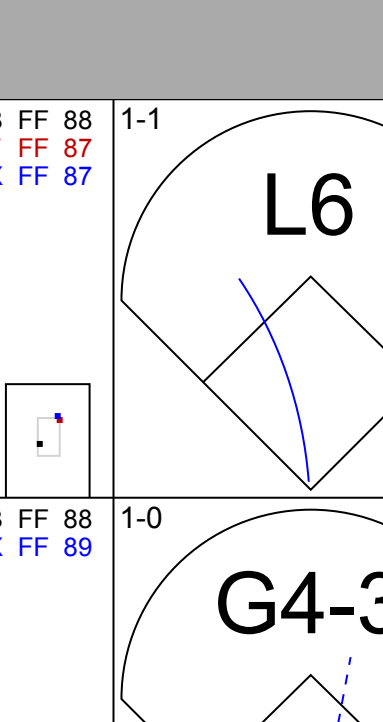
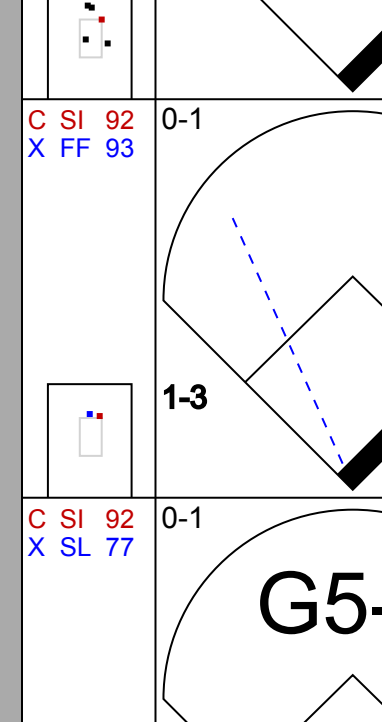
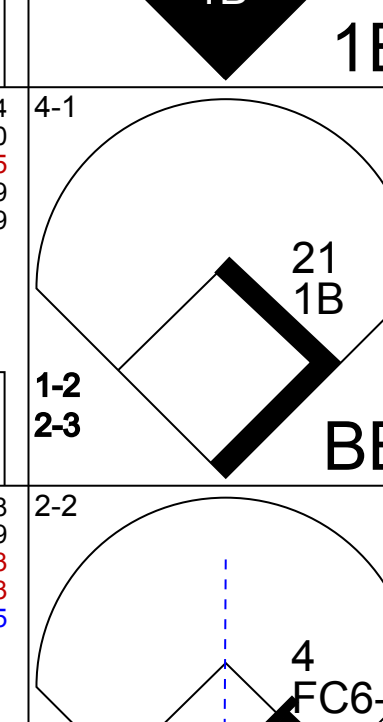
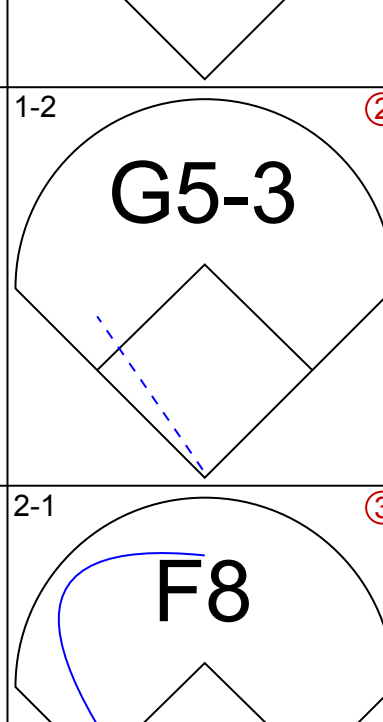
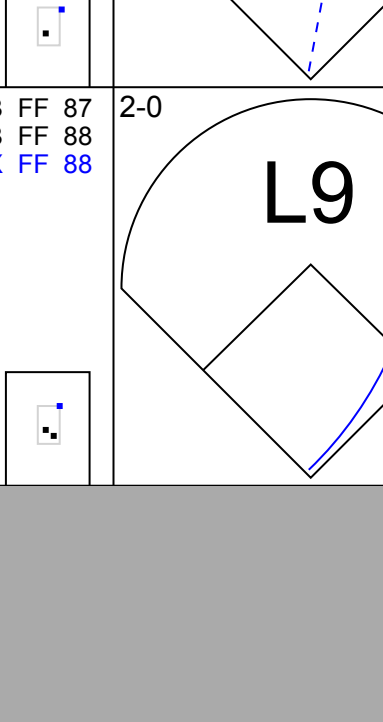

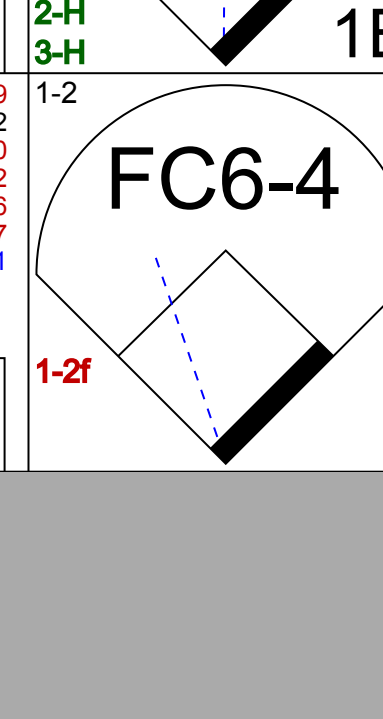

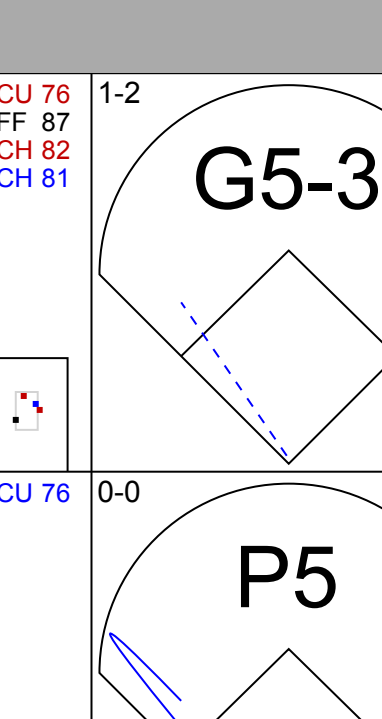


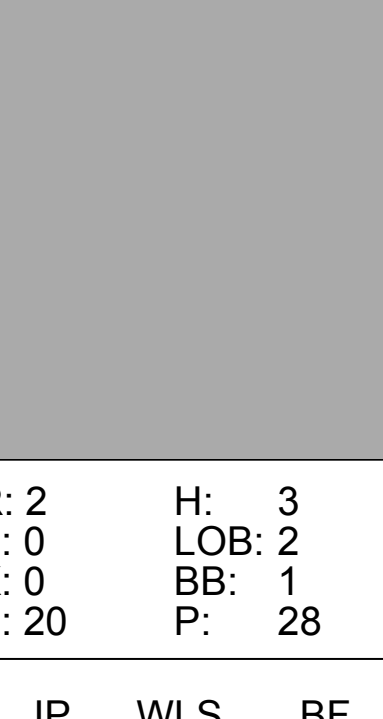
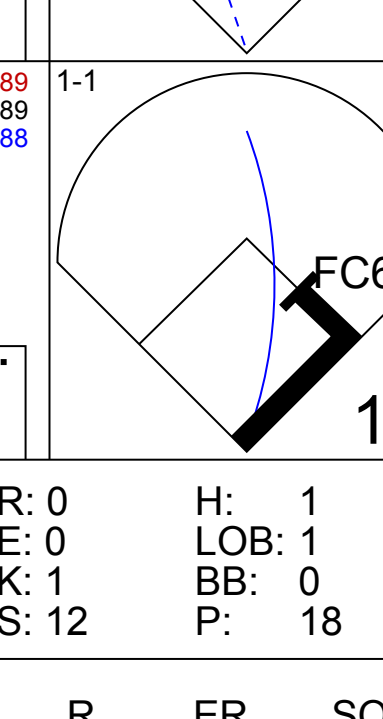
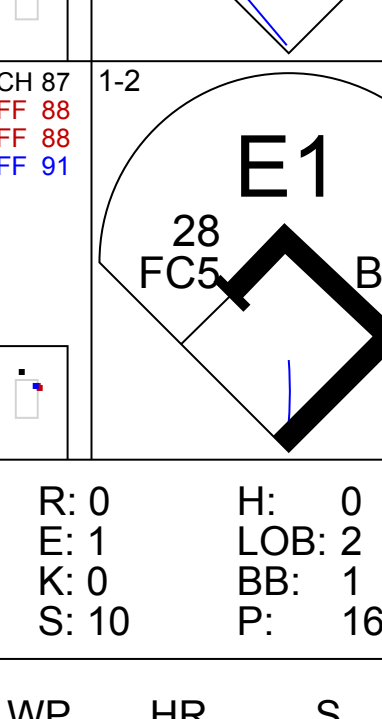
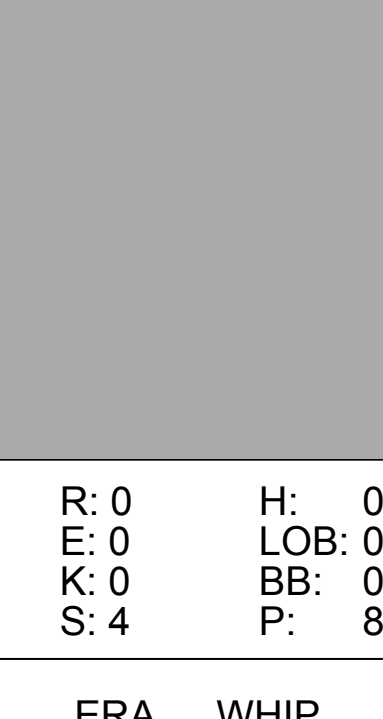
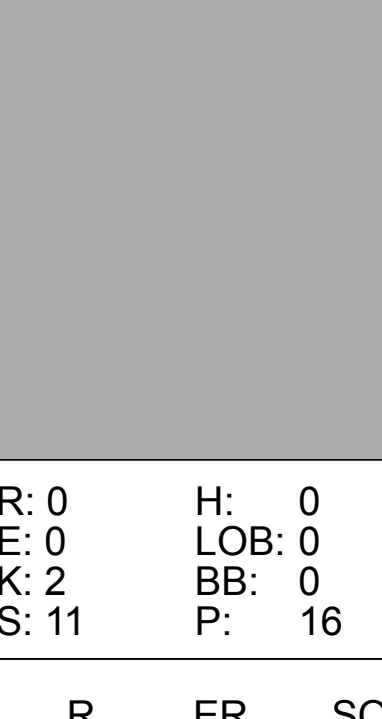


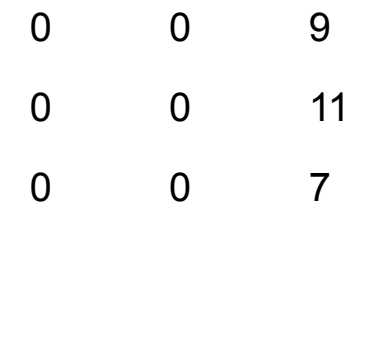



Batter	1	2	3	4	5	6	7	8	9	AB R H RBI BB SO LOB	BOTTOM																								
											<p style="text-align: center;">St. Louis Cardinals @ Springfield Cardinals Hammons Field, Springfield, MO Tue Mar 29 2011, 8:07 PM EDT</p> <p style="text-align: right;">livebaseballscorecards.com</p> <p> AB 0 R 0 H 0 RBI 0 BB 0 SO 0 LOB 0 </p> 																								
Inning Stats										1B: 0 SF: 0 WP: 0 PA: 0 2B: 0 SAC: 0 FB: 0 3B: 0 DP: 0 SB: 0 HR: 0 HBP: 0 CS: 0																									
PITCHER	IP	WLS	BF	H	R	ER	SO	BB	IBB	HBP	BLK	WP	HR	S	P	ERA	WHIP	PITCHER	IP	WLS	BF	H	R	ER	SO	BB	IBB	HBP	BLK	WP	HR	S	P	ERA	WHIP

Batter	1	2	3	4	5	6	7	8	9	AB	R	H	RBI	BB	SO	LOB	TOP				
25 Will Venable, L OBP: 0.200, SLG: 0.333										4	1	1	1	0	1	2					
8 Jason Bartlett, R OBP: 0.200, SLG: 0.200										5	1	1	0	0	0	2					
1 Orlando Hudson, S										3	0	0	0	1	0	0					
11 Brad Hawpe, L										4	1	0	0	1	1	1					
47 Ryan Ludwick, R OBP: 0.600, SLG: 0.500 34 Pat Neshek, S										3	4	2	1	2	0	1					
7 Chase Headley, S OBP: 0.300, SLG: 0.600										5	2	2	4	0	0	3					
24 Cameron Maybin, R OBP: 0.400, SLG: 0.778										4	2	1	1	1	2	1					
4 Nick Hundley, R OBP: 0.600, SLG: 0.875										4	0	2	2	1	2	0					
33 Clayton Richard, L 18 Cedric Hunter, L 39 Ernesto Frieri, R 52 Cory Luebke, R 13 Chris Denorfia, R										1	0	0	2	1	0	1					
Inning Stats	R: 0 H: 0 E: 0 K: 1 S: 14	H: 0 LOB: 1 BB: 1 P: 25	R: 2 H: 1 E: 0 K: 0 S: 15	H: 1 LOB: 2 BB: 2 P: 26	R: 0 H: 0 E: 0 K: 1 S: 7	H: 0 LOB: 0 BB: 0 P: 9	R: 1 H: 2 E: 0 K: 1 S: 7	H: 2 LOB: 1 BB: 0 P: 9	R: 6 H: 4 E: 0 K: 0 S: 16	H: 4 LOB: 2 BB: 4 P: 38	R: 0 H: 0 E: 1 K: 0 S: 8	H: 0 LOB: 1 BB: 1 P: 10	R: 0 H: 0 E: 0 K: 2 S: 10	H: 0 LOB: 1 BB: 1 P: 17	R: 0 H: 0 E: 0 K: 0 S: 5	H: 0 LOB: 0 BB: 0 P: 6	R: 2 H: 2 E: 0 K: 2 S: 12	H: 2 LOB: 0 BB: 0 P: 19	1B: 5 2B: 2 3B: 1 HR: 1	SF: 1 SAC: 2 DP: 0 HBP: 0	WP: 1 PA: 45 PB: 0 CS: 0
PITCHER	IP WLS BF H R ER SO BB IBB HBP BLK WP HR S P ERA WHIP	IP WLS BF H R ER SO BB IBB HBP BLK WP HR S P ERA WHIP	IP WLS BF H R ER SO BB IBB HBP BLK WP HR S P ERA WHIP	IP WLS BF H R ER SO BB IBB HBP BLK WP HR S P ERA WHIP	IP WLS BF H R ER SO BB IBB HBP BLK WP HR S P ERA WHIP	IP WLS BF H R ER SO BB IBB HBP BLK WP HR S P ERA WHIP	IP WLS BF H R ER SO BB IBB HBP BLK WP HR S P ERA WHIP	IP WLS BF H R ER SO BB IBB HBP BLK WP HR S P ERA WHIP	IP WLS BF H R ER SO BB IBB HBP BLK WP HR S P ERA WHIP	IP WLS BF H R ER SO BB IBB HBP BLK WP HR S P ERA WHIP	IP WLS BF H R ER SO BB IBB HBP BLK WP HR S P ERA WHIP	IP WLS BF H R ER SO BB IBB HBP BLK WP HR S P ERA WHIP	IP WLS BF H R ER SO BB IBB HBP BLK WP HR S P ERA WHIP	IP WLS BF H R ER SO BB IBB HBP BLK WP HR S P ERA WHIP	IP WLS BF H R ER SO BB IBB HBP BLK WP HR S P ERA WHIP	IP WLS BF H R ER SO BB IBB HBP BLK WP HR S P ERA WHIP	IP WLS BF H R ER SO BB IBB HBP BLK WP HR S P ERA WHIP	IP WLS BF H R ER SO BB IBB HBP BLK WP HR S P ERA WHIP	IP WLS BF H R ER SO BB IBB HBP BLK WP HR S P ERA WHIP	IP WLS BF H R ER SO BB IBB HBP BLK WP HR S P ERA WHIP	

San Diego Padres @ St. Louis Cardinals
Busch Stadium, St. Louis, MO
Sat Apr 02 2011, 3:12 PM - 5:54 PM CDT
Att: 38,527 - Partly Cloudy - 65 F

AB	34
R	11
H	9
RBI	11
BB	8
SO	7
LOB	11

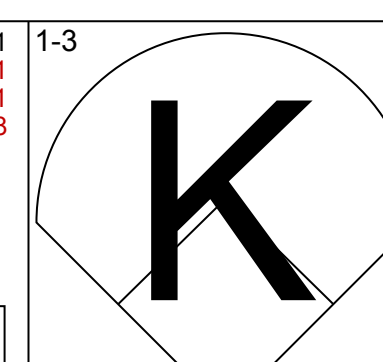
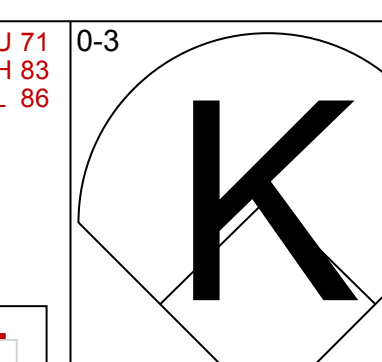
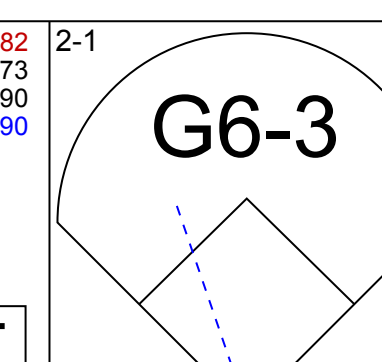
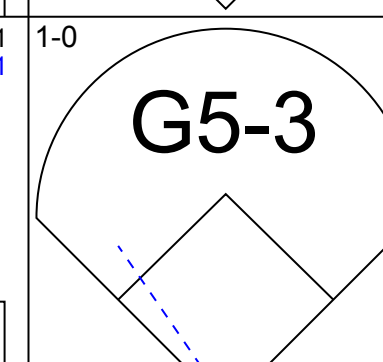
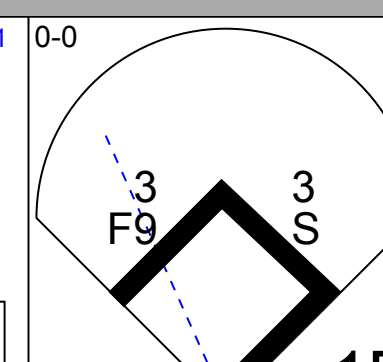
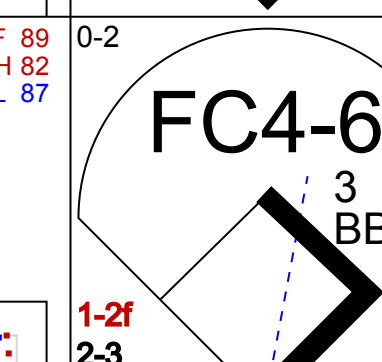
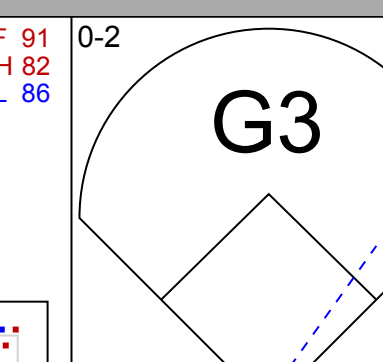
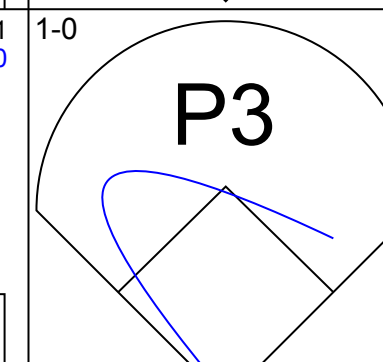
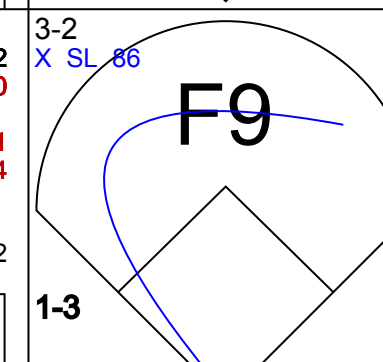
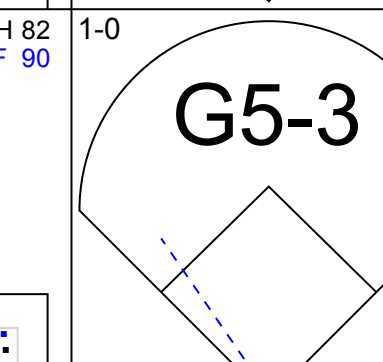
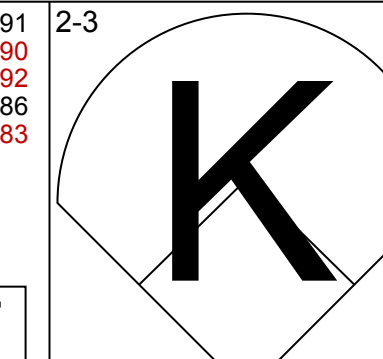
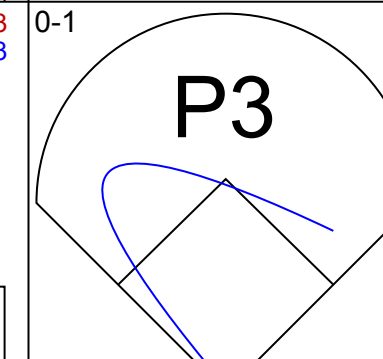
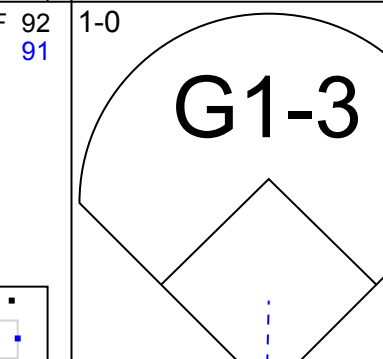
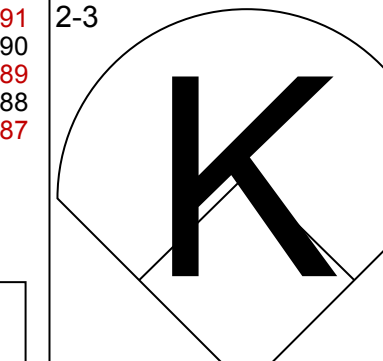
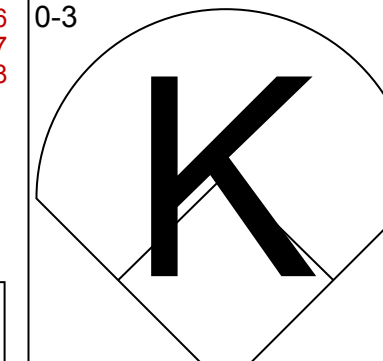
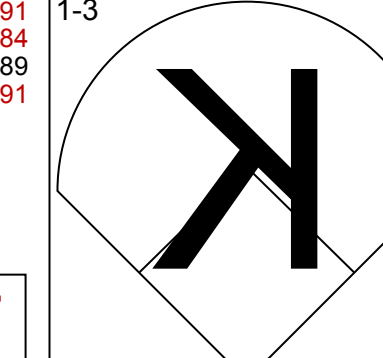
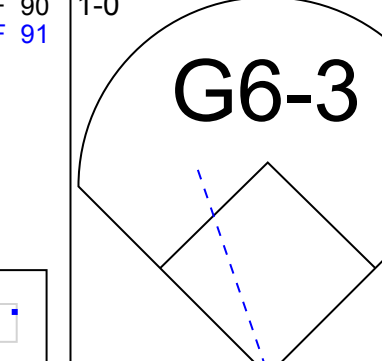
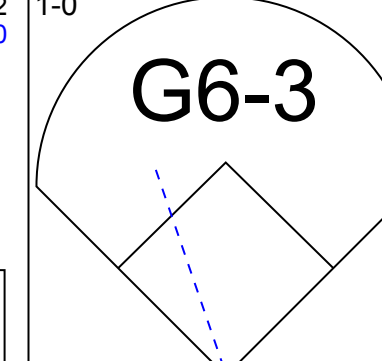
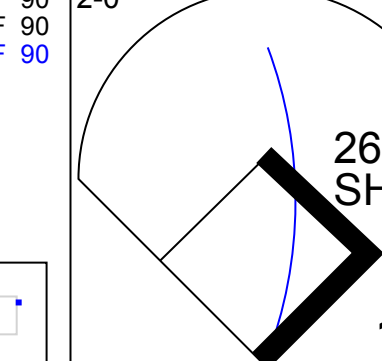
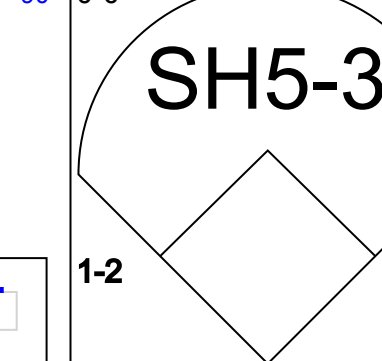


Batter	1	2	3	4	5	6	7	8	9	AB	R	H	RBI	BB	SO	LOB	BOTTOM				
Ryan Theriot, R OBP: 0.222, SLG: 0.125 33 Daniel Descalso, L (9, PH)										3	0	0	0	1	0	1					
28 Colby Rasmus, L OBP: 0.687, SLG: 0.833										3	1	1	0	1	1	3					
5 Albert Pujols, R OBP: 0.222, SLG: 0.556										4	1	2	1	0	0	1					
23 David Freese, R OBP: 0.222, SLG: 0.222										4	1	1	0	0	1	2					
12 Lance Berkman, S OBP: 0.375, SLG: 0.286										3	0	0	0	1	1	0					
21 Allen Craig, R OBP: 0.200, SLG: 0.200										4	0	1	2	0	0	0					
4 Yadier Molina, R OBP: 0.125, SLG: 0.125 41 Mitchell Boggs, R										3	0	0	0	0	1	2					
55 Skip Schumaker, L OBP: 0.125, SLG: 0.125 27 Tyler Greene, R										3	0	0	0	0	0	0					
35 Jake Westbrook, R OBP: 0.500, SLG: 0.500 30 Jason Motte, R 13 Gerald Laird, R 19 Jon Jay, L OBP: 0.500, SLG: 0.500										2	0	1	0	0	0	0					
Inning Stats	R: 2 H: 3 E: 0 K: 0 S: 20	H: 3 LOB: 2 BB: 1 P: 28	R: 0 H: 1 E: 0 K: 1 S: 12	H: 1 LOB: 1 BB: 0 P: 18	R: 1 H: 1 E: 0 K: 1 S: 10	H: 1 LOB: 0 BB: 0 P: 15	R: 0 H: 0 E: 1 K: 0 S: 10	H: 0 LOB: 2 BB: 1 P: 16	R: 0 H: 0 E: 0 K: 0 S: 4	H: 0 LOB: 0 BB: 0 P: 8	R: 0 H: 0 E: 0 K: 1 S: 8	H: 0 LOB: 0 BB: 0 P: 11	R: 0 H: 1 E: 0 K: 0 S: 9	H: 1 LOB: 2 BB: 1 P: 14	R: 0 H: 0 E: 0 K: 2 S: 11	H: 0 LOB: 0 BB: 0 P: 16	R: 0 H: 0 E: 0 K: 1 S: 7	H: 0 LOB: 0 BB: 0 P: 10	1B: 5 2B: 0 3B: 0 HR: 1	SF: 0 SAC: 0 DP: 0 HBP: 0	WP: 0 PA: 37 PB: 0 SB: 0 CS: 0
PITCHER	IP WLS BF H R ER SO BB IBB HBP BLK WP HR S P ERA WHIP	IP WLS BF H R ER SO BB IBB HBP BLK WP HR S P ERA WHIP	IP WLS BF H R ER SO BB IBB HBP BLK WP HR S P ERA WHIP	IP WLS BF H R ER SO BB IBB HBP BLK WP HR S P ERA WHIP	IP WLS BF H R ER SO BB IBB HBP BLK WP HR S P ERA WHIP	IP WLS BF H R ER SO BB IBB HBP BLK WP HR S P ERA WHIP	IP WLS BF H R ER SO BB IBB HBP BLK WP HR S P ERA WHIP	IP WLS BF H R ER SO BB IBB HBP BLK WP HR S P ERA WHIP	IP WLS BF H R ER SO BB IBB HBP BLK WP HR S P ERA WHIP	IP WLS BF H R ER SO BB IBB HBP BLK WP HR S P ERA WHIP	IP WLS BF H R ER SO BB IBB HBP BLK WP HR S P ERA WHIP	IP WLS BF H R ER SO BB IBB HBP BLK WP HR S P ERA WHIP	IP WLS BF H R ER SO BB IBB HBP BLK WP HR S P ERA WHIP	IP WLS BF H R ER SO BB IBB HBP BLK WP HR S P ERA WHIP	IP WLS BF H R ER SO BB IBB HBP BLK WP HR S P ERA WHIP	IP WLS BF H R ER SO BB IBB HBP BLK WP HR S P ERA WHIP	IP WLS BF H R ER SO BB IBB HBP BLK WP HR S P ERA WHIP	IP WLS BF H R ER SO BB IBB HBP BLK WP HR S P ERA WHIP	IP WLS BF H R ER SO BB IBB HBP BLK WP HR S P ERA WHIP	IP WLS BF H R ER SO BB IBB HBP BLK WP HR S P ERA WHIP	

San Diego Padres @ St. Louis Cardinals
Busch Stadium, St. Louis, MO
Sat Apr 02 2011, 3:12 PM - 5:54 PM CDT
Att: 38,527 - Partly Cloudy - 65 F

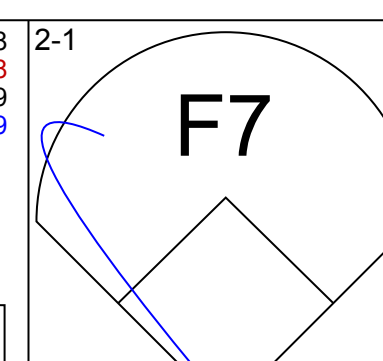
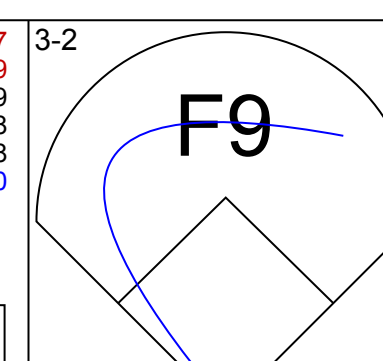
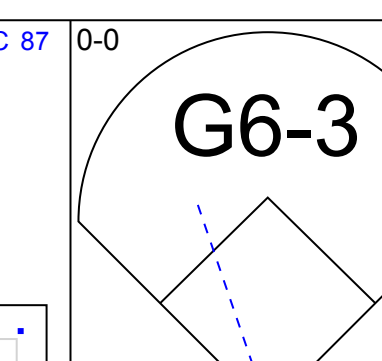
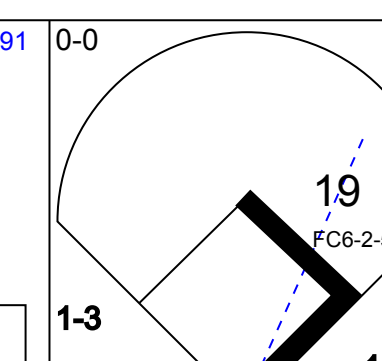
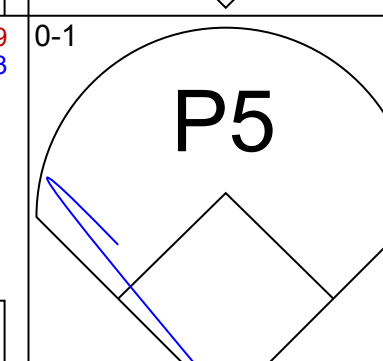
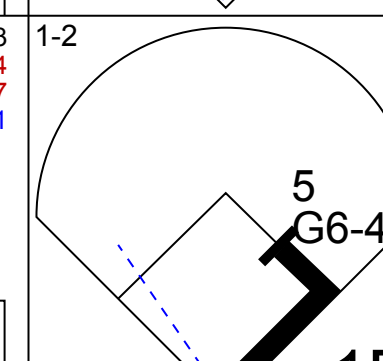
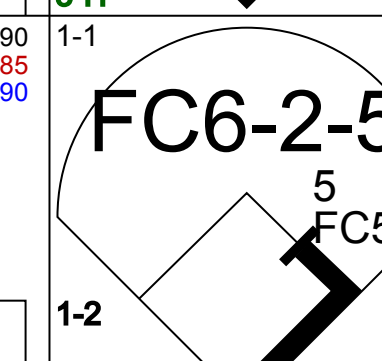
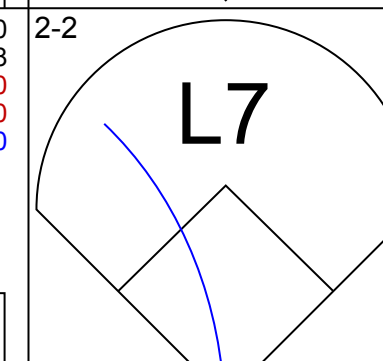
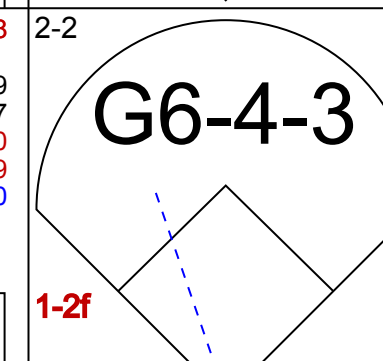
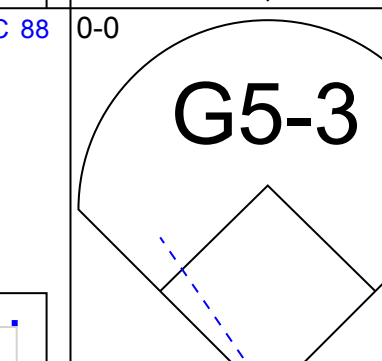
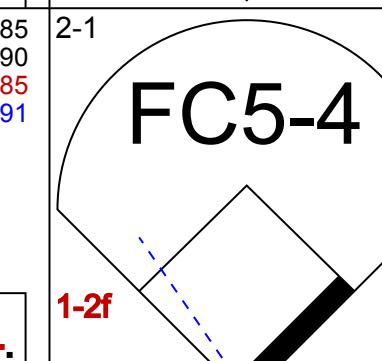
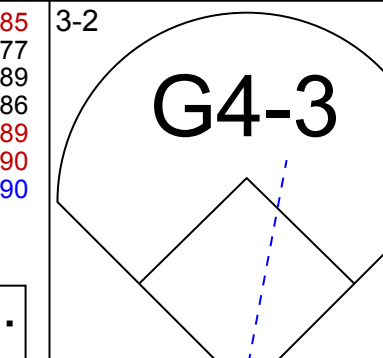
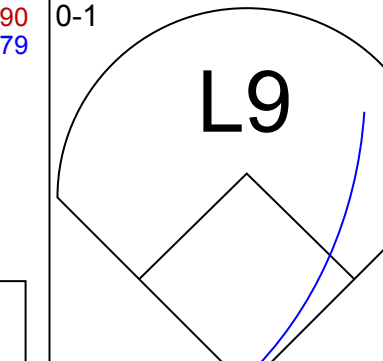
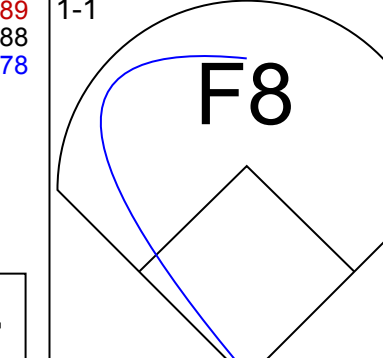
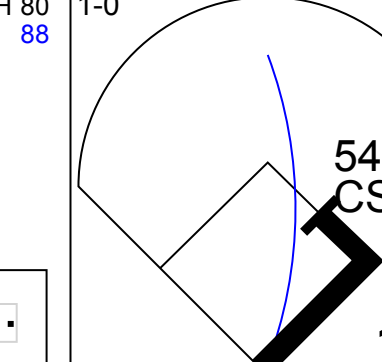
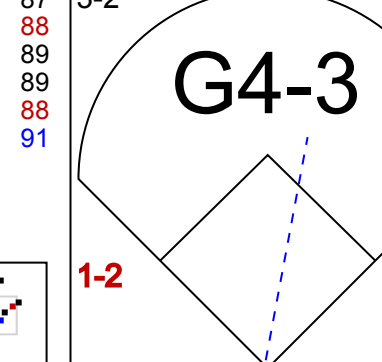
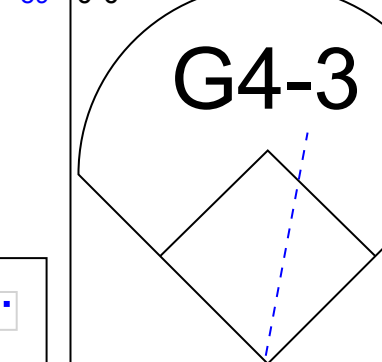
AB	34
R	3
H	6
RBI	3
BB	3
SO	6
LOB	9



Batter	1	2	3	4	5	6	7	8	9	AB	R	H	RBI	BB	SO	LOB	TOP										
8 Jason Bartlett, R (1,6) OBP: 0.214, SLG: 0.214										4	0	1	0	0	2	1	San Diego Padres @ St. Louis Cardinals Busch Stadium, St. Louis, MO Sun Apr 03 2011, 1:18 PM - 3:20 PM CDT Att: 36,414 - Partly Cloudy - 75 F										
1 Orlando Hudson, S (1,4) OBP: 0.308, SLG: 0.111										4	0	1	0	0	0	2											
3 Jorge Cantu, R (1,3) OBP: 0.400, SLG: 0.250										3	0	0	0	1	0	1											
47 Ryan Ludwick, R (1,7) OBP: 0.429, SLG: 0.300										4	0	0	0	0	1	4											
7 Chase Headley, S (1,5)										2	0	0	0	1	2	1											
13 Chris Denorfia, R (1,9)										3	0	0	0	0	1	1											
24 Cameron Maybin, R (1,8) OBP: 0.308, SLG: 0.583										3	0	0	0	0	1	0											
4 Nick Hundley, R (1,2) OBP: 0.538, SLG: 0.727										3	0	1	0	0	1	0											
26 Dustin Moseley, R (1,1) OBP: 1.000, SLG: 1.000										1	0	1	0	0	0	0											
11 Brad Hawpe, L (8,PH)										1	0	0	0	0	1	0											
57 Luke Gregerson, L (8,1)										0	0	0	0	0	0	0											
Inning Stats	R: 0 E: 0 K: 1 S: 5	H: 0 LOB: 0 BB: 0 P: 8	R: 0 E: 0 K: 3 S: 9	H: 0 LOB: 0 BB: 0 P: 14	R: 0 E: 0 K: 1 S: 6	H: 1 LOB: 1 BB: 0 P: 9	R: 0 E: 0 K: 1 S: 10	H: 1 LOB: 1 BB: 0 P: 13	R: 0 E: 0 K: 2 S: 11	H: 2 LOB: 2 BB: 1 P: 18	R: 0 E: 0 K: 0 S: 3	H: 0 LOB: 0 BB: 1 P: 8	R: 0 E: 0 K: 1 S: 6	H: 0 LOB: 0 BB: 0 P: 10	R: 0 E: 0 K: 0 S: 5	H: 0 LOB: 0 BB: 0 P: 7	1B: 4 2B: 1 3B: 0 HR: 0	SF: 0 SAC: 1 DP: 2 HBP: 0	WP: 0 PB: 0 SB: 1 CS: 0	PA: 31							
PITCHER	IP	WLS	BF	H	R	ER	SO	BB	IBB	HBP	BLK	WP	HR	S	P	ERA	WHIP										
54 Jaime Garcia, L (1,1) ERA:	9.0	W	31	4	0	0	9	2	0	0	0	0	0	65	102	0.00	0.667										

AB	28
R	0
H	4
RBI	0
BB	2
SO	9
LOB	10



Batter	1	2	3	4	5	6	7	8	9	AB	R	H	RBI	BB	SO	LOB	BOTTOM										
Ryan Theriot, R (1,6) OBP: 0.231, SLG: 0.167										4	0	1	1	0	0	0	San Diego Padres @ St. Louis Cardinals Busch Stadium, St. Louis, MO Sun Apr 03 2011, 1:18 PM - 3:20 PM CDT Att: 36,414 - Partly Cloudy - 75 F										
19 Jon Jay, L (1,7) OBP: 0.500, SLG: 0.400										3	0	1	0	1	0	2											
5 Albert Pujols, R (1,3) OBP: 0.154, SLG: 0.385										4	0	0	0	0	0	4											
12 Lance Berkman, S (1,9) OBP: 0.364, SLG: 0.300										3	1	1	0	0	0	0											
28 Colby Rasmus, L (1,8) OBP: 0.500, SLG: 0.556										3	0	0	0	0	0	1											
4 Yadier Molina, R (1,2) OBP: 0.182, SLG: 0.182										3	0	1	1	0	0	0											
55 Skip Schumaker, L (1,4) OBP: 0.273, SLG: 0.273										3	1	2	0	0	1	1											
54 Jaime Garcia, L (1,1)										3	0	0	0	0	1	3											
33 Daniel Descalso, L (1,5) OBP: 0.250, SLG: 0.250										3	0	1	0	0	1	0											
Inning Stats	R: 0 E: 0 K: 0 S: 7	H: 0 LOB: 0 BB: 0 P: 11	R: 0 E: 0 K: 0 S: 8	H: 0 LOB: 0 BB: 0 P: 12	R: 0 E: 0 K: 0 S: 5	H: 1 LOB: 0 BB: 0 P: 9	R: 0 E: 0 K: 0 S: 10	H: 1 LOB: 0 BB: 0 P: 16	R: 1 E: 0 K: 1 S: 7	H: 2 LOB: 1 BB: 0 P: 10	R: 0 E: 0 K: 1 S: 7	H: 0 LOB: 1 BB: 1 P: 12	R: 0 E: 0 K: 0 S: 9	H: 0 LOB: 0 BB: 0 P: 13	R: 1 E: 0 K: 1 S: 12	H: 3 LOB: 2 BB: 0 P: 20		1B: 7 2B: 0 3B: 0 HR: 0	SF: 0 SAC: 0 DP: 1 HBP: 0	WP: 1 PB: 0 SB: 0 CS: 1	PA: 30						
PITCHER	IP	WLS	BF	H	R	ER	SO	BB	IBB	HBP	BLK	WP	HR	S	P	ERA	WHIP										
26 Dustin Moseley, R (1,1) ERA: 1.29	7.0	L	24	4	1	1	2	1	0	0	0	0	0	53	83	1.29	0.714										
57 Luke Gregerson, R (8,1) ERA: 4.5	1.0		6	3	1	1	1	0	0	0	0	0	0	12	20	9.00	3.000										

AB	29
R	2
H	7
RBI	2
BB	1
SO	3
LOB	11



Batter	1	2	3	4	5	6	7	8	9	AB	R	H	RBI	BB	SO	LOB	TOP																			
31 Jose Tabata, R OBP: 0.529, SLG: 0.429	G5-3			G6-3		BB		1B		3	1	1	0	1	0	0	Pittsburgh Pirates @ St. Louis Cardinals Busch Stadium, St. Louis, MO Mon Apr 04 2011, 7:16 PM - 10:08 PM CDT Att: 32,007 - Cloudy - 47 F																			
18 Neil Walker, S OBP: 0.444, SLG: 0.765	K			E9		2B		1B		4	1	3	2	0	1	0																				
22 Andrew McCutchen, R OBP: 0.385, SLG: 0.909	K			G5-3		HR		FC6-2		4	1	1	2	0	1	3																				
37 Lyle Overbay, L OBP: 0.294, SLG: 0.267 Joel Hanrahan, R (8, 1)	F7			G4-3		G1-3		G3-1		4	0	0	0	0	0	3																				
24 Pedro Alvarez, L OBP: 0.235, SLG: 0.235	K			G3-1		K				4	0	0	0	0	2	0																				
41 Ryan Doumit, S OBP: 0.250, SLG: 0.182	K			G3-1						4	0	1	0	0	2	0																				
46 Garrett Jones, L OBP: 0.375, SLG: 0.500				G4-3						4	0	1	0	0	0	1																				
5 Ronny Cedeno, R OBP: 0.333, SLG: 0.231				G6-3		1B		G6-4-3		3	1	1	0	0	0	2																				
50 Charlie Morton, R 43 Jose Veras, R 23 Matt Diaz, R 47 Evan Meek, R 60 Michael Crotta, R 51 Steve Pearce, R	L9									1	0	0	0	0	0	0		P																		
Inning Stats	R: 0 H: 0 E: 0 K: 2 S: 7	H: 0 LOB: 0 BB: 0 P: 11	R: 0 H: 0 E: 0 K: 2 S: 10	H: 0 LOB: 0 BB: 0 P: 15	R: 0 H: 1 E: 1 K: 0 S: 5	H: 1 LOB: 1 BB: 0 P: 7	R: 0 H: 1 E: 1 K: 0 S: 9	H: 1 LOB: 1 BB: 0 P: 15	R: 0 H: 0 E: 0 K: 0 S: 7	H: 0 LOB: 0 BB: 0 P: 12	R: 4 H: 3 E: 0 K: 1 S: 14	H: 3 LOB: 0 BB: 1 P: 21	R: 0 H: 1 E: 0 K: 0 S: 8	H: 1 LOB: 0 BB: 0 P: 14	R: 0 H: 2 E: 0 K: 1 S: 13	H: 2 LOB: 2 BB: 0 P: 19			R: 0 H: 0 E: 0 K: 1 S: 8	H: 0 LOB: 0 BB: 0 P: 13	1B: 6 2B: 1 3B: 0 HR: 1	SF: 0 SAC: 1 DP: 2 HBP: 0	WP: 0 PB: 0 SB: 0 CS: 0	PA: 34												
PITCHER	IP	WLS	BF	H	R	ER	SO	BB	IBB	HBP	BLK	WP	HR	S	P	ERA	WHIP	PITCHER		IP	WLS	BF	H	R	ER	SO	BB	IBB	HBP	BLK	WP	HR	S	P	ERA	WHIP
26 Kyle Lohse, R ERA: 5.14	7.0	L	26	6	4	4	5	1	0	0	0	0	1	60	95	5.14	1.000			7.0	L	26	6	4	4	5	1	0	0	0	0	1	60	95	5.14	1.000
22 Bryan Augenstein, R ERA: 5.4	0.2		4	2	0	0	1	0	0	0	0	0	0	12	17	0.00	3.000			0.2		4	2	0	0	1	0	0	0	0	0	12	17	0.00	3.000	
56 Brian Tallet, L ERA:	1.1		4	0	0	0	1	0	0	0	0	0	0	9	15	0.00	0.000			1.1		4	0	0	0	1	0	0	0	0	9	15	0.00	0.000		

Batter	1	2	3	4	5	6	7	8	9	AB	R	H	RBI	BB	SO	LOB	BOTTOM																			
Ryan Theriot, R OBP: 0.222, SLG: 0.176	G6-3		K			1B		G5-4-3		5	0	1	0	0	1	2	Pittsburgh Pirates @ St. Louis Cardinals Busch Stadium, St. Louis, MO Mon Apr 04 2011, 7:16 PM - 10:08 PM CDT Att: 32,007 - Cloudy - 47 F																			
28 Colby Rasmus, L OBP: 0.500, SLG: 0.500	G6-3		FC4			BB		1B		3	1	1	0	1	0	1																				
5 Albert Pujols, R OBP: 0.176, SLG: 0.313	G5-3					G5-3		BB		3	1	0	0	1	0	2																				
12 Lance Berkman, S OBP: 0.467, SLG: 0.333			BB			G4-3		1B		2	1	1	1	2	0	0																				
21 Allen Craig, R OBP: 0.444, SLG: 0.286						BB		1B		2	0	1	1	2	0	1																				
23 David Freese, R OBP: 0.154, SLG: 0.154	G5-4-3					K		K		4	0	0	0	0	2	5																				
4 Yadier Molina, R OBP: 0.133, SLG: 0.133	G3					P4		K		4	0	0	0	0	1	4																				
55 Skip Schumaker, L OBP: 0.333, SLG: 0.400						G3-1		G5-4-3		4	0	2	0	0	0	0																				
26 Kyle Lohse, R 19 Jon Jay, L 22 Bryan Augenstein, R 56 Brian Tallet, L 33 Daniel Descalso, L	FC1-5					L7		K		2	0	0	0	0	0	1		Cardinals																		
Inning Stats	R: 0 H: 0 E: 0 K: 0 S: 6	H: 0 LOB: 0 BB: 0 P: 8	R: 1 H: 1 E: 0 K: 0 S: 8	H: 1 LOB: 1 BB: 1 P: 13	R: 0 H: 1 E: 0 K: 1 S: 7	H: 1 LOB: 0 BB: 0 P: 9	R: 0 H: 0 E: 0 K: 0 S: 14	H: 0 LOB: 2 BB: 2 P: 26	R: 0 H: 1 E: 0 K: 0 S: 13	H: 1 LOB: 2 BB: 1 P: 23	R: 0 H: 0 E: 0 K: 1 S: 9	H: 0 LOB: 1 BB: 1 P: 18	R: 0 H: 1 E: 0 K: 1 S: 6	H: 1 LOB: 0 BB: 0 P: 10	R: 2 H: 2 E: 0 K: 2 S: 13	H: 2 LOB: 1 BB: 1 P: 22			R: 0 H: 0 E: 0 K: 1 S: 8	H: 0 LOB: 0 BB: 0 P: 12	1B: 5 2B: 1 3B: 0 HR: 0	SF: 0 SAC: 0 DP: 2 HBP: 0	WP: 0 PB: 0 SB: 2 CS: 0	PA: 37												
PITCHER	IP	WLS	BF	H	R	ER	SO	BB	IBB	HBP	BLK	WP	HR	S	P	ERA	WHIP	PITCHER		IP	WLS	BF	H	R	ER	SO	BB	IBB	HBP	BLK	WP	HR	S	P	ERA	WHIP
50 Charlie Morton, R ERA: 1.5	6.0	W	25	3	1	1	2	5	0	0	0	0	0	6	10	0.00	1.000			6.0	W	25	3	1	1	2	5	0	0	0	0	6	10	0.00	1.000	
43 Jose Veras, R ERA:	1.0	H	3	1	0	0	1	0	0	0	0	0	0	4	9	∞	∞			1.0	H	3	1	0	0	1	0	0	0	0	4	9	∞	∞		
47 Evan Meek, R ERA: 21.6	0.0		3	2	2	2	0	1	0	0	0	0	0	5	9	0.00	0.000			0.0		3	2	2	2	0	1	0	0	0	5	9	0.00	0.000		
60 Michael Crotta, R ERA:	0.2	H	2	0	0	0	1	0	0	0	0	0	0	5	9	0.00	0.000			0.2	H	2	0	0	0	1	0	0	0	0	5	9	0.00	0.000		
Joel Hanrahan, R ERA:	1.1	S	4	0	0	0	2	0	0	0	0	0	0	12	16	0.00	0.000			1.1	S	4	0	0	0	2	0	0	0	0	12	16	0.00	0.000		

Batter	1	2	3	4	5	6	7	8	9	AB	R	H	RBI	BB	SO	LOB	TOP				
31 Jose Tabata, R OBP: 0.476, SLG: 0.444										4	1	1	0	0	0	1					
18 Neil Walker, S OBP: 0.364, SLG: 0.619										4	0	0	0	0	0	3					
22 Andrew McCutchen, R OBP: 0.471, SLG: 0.857										3	0	2	0	1	1	1					
37 Lyle Overbay, L OBP: 0.381, SLG: 0.500											3	1	2	2	1	0					
24 Pedro Alvarez, L OBP: 0.190, SLG: 0.190											4	0	0	0	0	3					
23 Matt Diaz, R OBP: 0.111, SLG: 0.111										2	0	0	0	0	0	0					
46 Garrett Jones, L OBP: 0.333, SLG: 0.438										2	0	0	0	0	0	0					
35 Jason Jaramillo, S OBP: 0.375, SLG: 0.286											3	0	1	0	1	1					
5 Ronny Cedeno, R OBP: 0.333, SLG: 0.250											3	0	1	0	0	1					
41 Ryan Doumit, S OBP: 0.308, SLG: 0.250											1	0	1	0	0	0					
10 Joshua Rodriguez, R OBP: 0.333, SLG: 0.438											0	0	0	0	0	0					
53 James McDonald, L OBP: 0.111, SLG: 0.111											1	0	0	0	0	1					
27 Jeff Karstens, R OBP: 0.111, SLG: 0.111										1	0	0	0	0	0	1					
14 John Bowker, L OBP: 0.111, SLG: 0.111										1	0	0	0	0	0	1					
36 Garrett Olson, R OBP: 0.111, SLG: 0.111										0	0	0	0	0	0	0					
30 Chris Resop, R OBP: 0.111, SLG: 0.111										0	0	0	0	0	0	0					
51 Steve Pearce, R OBP: 0.111, SLG: 0.111										1	0	0	0	0	0	1					
Inning Stats	R: 2 H: 2 E: 0 K: 3 S: 14	H: 2 LOB: 0 BB: 0 P: 19	R: 0 H: 1 E: 0 K: 2 S: 15	H: 1 LOB: 1 BB: 0 P: 23	R: 0 H: 0 E: 0 K: 0 S: 8	H: 0 LOB: 0 BB: 1 P: 17	R: 0 H: 0 E: 0 K: 1 S: 7	H: 0 LOB: 0 BB: 0 P: 11	R: 0 H: 1 E: 0 K: 0 S: 6	H: 2 LOB: 1 BB: 0 P: 15	R: 0 H: 0 E: 0 K: 0 S: 11	H: 0 LOB: 1 BB: 1 P: 21	R: 0 H: 1 E: 0 K: 2 S: 13	H: 1 LOB: 2 BB: 1 P: 20	R: 0 H: 1 E: 0 K: 2 S: 12	H: 1 LOB: 1 BB: 0 P: 16	1B: 6 2B: 1 3B: 0 HR: 1	SF: 0 SAC: 1 DP: 1 HBP: 0	WP: 0 PB: 0 SB: 1 CS: 1	PA: 37	
PITCHER	IP WLS BF H R ER SO BB IBB HBP BLK WP HR S P ERA WHIP	IP WLS BF H R ER SO BB IBB HBP BLK WP HR S P ERA WHIP	IP WLS BF H R ER SO BB IBB HBP BLK WP HR S P ERA WHIP	IP WLS BF H R ER SO BB IBB HBP BLK WP HR S P ERA WHIP	IP WLS BF H R ER SO BB IBB HBP BLK WP HR S P ERA WHIP	IP WLS BF H R ER SO BB IBB HBP BLK WP HR S P ERA WHIP	IP WLS BF H R ER SO BB IBB HBP BLK WP HR S P ERA WHIP	IP WLS BF H R ER SO BB IBB HBP BLK WP HR S P ERA WHIP	IP WLS BF H R ER SO BB IBB HBP BLK WP HR S P ERA WHIP	IP WLS BF H R ER SO BB IBB HBP BLK WP HR S P ERA WHIP	IP WLS BF H R ER SO BB IBB HBP BLK WP HR S P ERA WHIP	IP WLS BF H R ER SO BB IBB HBP BLK WP HR S P ERA WHIP	IP WLS BF H R ER SO BB IBB HBP BLK WP HR S P ERA WHIP	IP WLS BF H R ER SO BB IBB HBP BLK WP HR S P ERA WHIP	IP WLS BF H R ER SO BB IBB HBP BLK WP HR S P ERA WHIP	IP WLS BF H R ER SO BB IBB HBP BLK WP HR S P ERA WHIP	IP WLS BF H R ER SO BB IBB HBP BLK WP HR S P ERA WHIP	IP WLS BF H R ER SO BB IBB HBP BLK WP HR S P ERA WHIP	IP WLS BF H R ER SO BB IBB HBP BLK WP HR S P ERA WHIP	IP WLS BF H R ER SO BB IBB HBP BLK WP HR S P ERA WHIP	IP WLS BF H R ER SO BB IBB HBP BLK WP HR S P ERA WHIP

Pittsburgh Pirates @ St. Louis Cardinals
 Busch Stadium, St. Louis, MO
 Tue Apr 05 2011, 7:15 PM - 10:05 PM CDT
 Att: 33,666 - Clear - 64 F

AB	32
R	2
H	8
RBI	2
BB	3
SO	11
LOB	12



Batter	1	2	3	4	5	6	7	8	9	AB	R	H	RBI	BB	SO	LOB	BOTTOM				
Ryan Theriot, R OBP: 0.318, SLG: 0.211										2	2	1	0	2	0	0					
28 Colby Rasmus, L OBP: 0.550, SLG: 0.533											3	0	2	0	1	0					
5 Albert Pujols, R OBP: 0.238, SLG: 0.333											2	0	1	2	1	0					
12 Lance Berkman, S OBP: 0.421, SLG: 0.375										4	1	1	0	0	1	5					
21 Allen Craig, R OBP: 0.462, SLG: 0.364										4	0	2	1	0	0	4					
43 Trevor Miller, R OBP: 0.133, SLG: 0.133										0	0	0	0	0	0	0					
4 Yadier Molina, R OBP: 0.133, SLG: 0.133										0	0	0	0	0	0	0					
23 David Freese, R OBP: 0.388, SLG: 0.133											2	0	0	0	1	1					
44 Miguel Batista, R OBP: 0.375, SLG: 0.333											3	0	0	0	1	0					
19 Jon Jay, L OBP: 0.375, SLG: 0.286											4	0	0	0	0	2					
31 Ryan Franklin, R OBP: 0.167, SLG: 0.167											2	0	0	0	1	0					
55 Skip Schumaker, L OBP: 0.316, SLG: 0.333											3	0	0	0	1	0					
13 Gerald Laird, R OBP: 0.133, SLG: 0.133											4	0	0	0	0	2					
31 Ryan Franklin, R OBP: 0.167, SLG: 0.167											1	0	0	0	1	0					
46 Kyle McClellan, R OBP: 0.167, SLG: 0.167											2	0	0	0	1	0					
33 Daniel Descalso, L OBP: 0.167, SLG: 0.167											1	0	0	0	1	0					
Inning Stats	R: 0 H: 0 E: 0 K: 1 S: 13	H: 0 LOB: 2 BB: 2 P: 23	R: 0 H: 0 E: 0 K: 1 S: 9	H: 0 LOB: 0 BB: 0 P: 14	R: 0 H: 0 E: 0 K: 1 S: 12	H: 0 LOB: 1 BB: 1 P: 22	R: 1 H: 2 E: 0 K: 1 S: 10	H: 2 LOB: 1 BB: 1 P: 18	R: 1 H: 2 E: 0 K: 0 S: 9	H: 2 LOB: 1 BB: 0 P: 12	R: 0 H: 1 E: 0 K: 0 S: 6	H: 1 LOB: 1 BB: 1 P: 12	R: 1 H: 2 E: 0 K: 1 S: 13	H: 2 LOB: 2 BB: 1 P: 21	R: 0 H: 0 E: 0 K: 1 S: 11	H: 0 LOB: 0 BB: 0 P: 16	1B: 6 2B: 1 3B: 0 HR: 0	SF: 1 SAC: 0 DP: 2 HBP: 0	WP: 1 PB: 0 SB: 0 CS: 0	PA: 35	
PITCHER	IP WLS BF H R ER SO BB IBB HBP BLK WP HR S P ERA WHIP	IP WLS BF H R ER SO BB IBB HBP BLK WP HR S P ERA WHIP	IP WLS BF H R ER SO BB IBB HBP BLK WP HR S P ERA WHIP	IP WLS BF H R ER SO BB IBB HBP BLK WP HR S P ERA WHIP	IP WLS BF H R ER SO BB IBB HBP BLK WP HR S P ERA WHIP	IP WLS BF H R ER SO BB IBB HBP BLK WP HR S P ERA WHIP	IP WLS BF H R ER SO BB IBB HBP BLK WP HR S P ERA WHIP	IP WLS BF H R ER SO BB IBB HBP BLK WP HR S P ERA WHIP	IP WLS BF H R ER SO BB IBB HBP BLK WP HR S P ERA WHIP	IP WLS BF H R ER SO BB IBB HBP BLK WP HR S P ERA WHIP	IP WLS BF H R ER SO BB IBB HBP BLK WP HR S P ERA WHIP	IP WLS BF H R ER SO BB IBB HBP BLK WP HR S P ERA WHIP	IP WLS BF H R ER SO BB IBB HBP BLK WP HR S P ERA WHIP	IP WLS BF H R ER SO BB IBB HBP BLK WP HR S P ERA WHIP	IP WLS BF H R ER SO BB IBB HBP BLK WP HR S P ERA WHIP	IP WLS BF H R ER SO BB IBB HBP BLK WP HR S P ERA WHIP	IP WLS BF H R ER SO BB IBB HBP BLK WP HR S P ERA WHIP	IP WLS BF H R ER SO BB IBB HBP BLK WP HR S P ERA WHIP	IP WLS BF H R ER SO BB IBB HBP BLK WP HR S P ERA WHIP	IP WLS BF H R ER SO BB IBB HBP BLK WP HR S P ERA WHIP	IP WLS BF H R ER SO BB IBB HBP BLK WP HR S P ERA WHIP

Pittsburgh Pirates @ St. Louis Cardinals
 Busch Stadium, St. Louis, MO
 Tue Apr 05 2011, 7:15 PM - 10:05 PM CDT
 Att: 33,666 - Clear - 64 F

AB	28
R	3
H	7
RBI	3
BB	6
SO	6
LOB	17



Batter	1	2	3	4	5	6	7	8	9	AB	R	H	RBI	BB	SO	LOB	TOP			
55 Skip Schumaker, L (1,4) OBP: 0.300, SLG: 0.286	G3		G3			G4-3	F8			3	1	0	0	1	0	3	St. Louis Cardinals @ San Francisco Giants AT&T Park, San Francisco, CA Sat Apr 09 2011, 7:07 PM - 9:38 PM PDT Att: 41,742 - Cloudy - 55 F			
19 Jon Jay, L (1,7) OBP: 0.429, SLG: 0.273	1B		K			G4-3				3	0	1	0	1	1	2				
5 Albert Pujols, R (1,3) OBP: 0.257, SLG: 0.267	FC5-4					G4-3				2	0	0	0	2	0	2				
12 Lance Berkman, S (1,9)	F7					L8				4	0	0	0	0	0	3				
28 Colby Rasmus, L (1,8)						P6				4	1	2	1	0	1	2				
4 Yadier Molina, R (1,2) OBP: 0.190, SLG: 0.240	G4-6-3					P1				4	0	1	0	0	0	2				
33 Daniel Descalso, L (1,5) OBP: 0.214, SLG: 0.286	G4-3					K				3	0	0	0	0	1	0				
54 Jaime Garcia, L (1,1)						G4-3				2	0	0	0	0	1	0				
21 Allen Craig, R (7,PH) OBP: 0.292, SLG: 0.227						K				1	0	0	0	0	0	1				
44 Miguel Batista, R (7,1) OBP: 0.190, SLG: 0.220						K				0	0	0	0	0	0	0				
23 David Freese, R (9,PH) OBP: 0.190, SLG: 0.220						B1-3				1	0	0	0	0	0	0				
31 Ryan Franklin, R (9,1)										0	0	0	0	0	0	0				
27 Tyler Greene, R (1,6) OBP: 0.286, SLG: 0.286										3	0	1	0	0	1	2				
Inning Stats	R: 0 E: 0 K: 0 S: 5	H: 1 LOB: 1 BB: 0 P: 8	R: 0 E: 0 K: 0 S: 8	H: 1 LOB: 0 BB: 0 P: 11	R: 0 E: 0 K: 1 S: 10	H: 1 LOB: 1 BB: 0 P: 17	R: 0 E: 0 K: 0 S: 12	H: 0 LOB: 0 BB: 1 P: 18	R: 0 E: 0 K: 2 S: 7	H: 0 LOB: 0 BB: 0 P: 8	R: 1 E: 0 K: 0 S: 10	H: 0 LOB: 0 BB: 1 P: 18	R: 1 E: 1 K: 1 S: 14	H: 2 LOB: 2 BB: 0 P: 19	R: 0 E: 0 K: 1 S: 9	H: 0 LOB: 0 BB: 0 P: 9	1B: 3 2B: 1 3B: 0 HR: 1	SF: 0 SAC: 1 DP: 1 HBP: 0	WP: 1 PB: 0 SB: 1 CS: 1	PA: 35
PITCHER	IP WLS BF H R ER SO BB IBB HBP BLK WP HR S P ERA WHIP	IP WLS BF H R ER SO BB IBB HBP BLK WP HR S P ERA WHIP	IP WLS BF H R ER SO BB IBB HBP BLK WP HR S P ERA WHIP	IP WLS BF H R ER SO BB IBB HBP BLK WP HR S P ERA WHIP	IP WLS BF H R ER SO BB IBB HBP BLK WP HR S P ERA WHIP	IP WLS BF H R ER SO BB IBB HBP BLK WP HR S P ERA WHIP	IP WLS BF H R ER SO BB IBB HBP BLK WP HR S P ERA WHIP	IP WLS BF H R ER SO BB IBB HBP BLK WP HR S P ERA WHIP	IP WLS BF H R ER SO BB IBB HBP BLK WP HR S P ERA WHIP	IP WLS BF H R ER SO BB IBB HBP BLK WP HR S P ERA WHIP	IP WLS BF H R ER SO BB IBB HBP BLK WP HR S P ERA WHIP	IP WLS BF H R ER SO BB IBB HBP BLK WP HR S P ERA WHIP	IP WLS BF H R ER SO BB IBB HBP BLK WP HR S P ERA WHIP	IP WLS BF H R ER SO BB IBB HBP BLK WP HR S P ERA WHIP	IP WLS BF H R ER SO BB IBB HBP BLK WP HR S P ERA WHIP	IP WLS BF H R ER SO BB IBB HBP BLK WP HR S P ERA WHIP	IP WLS BF H R ER SO BB IBB HBP BLK WP HR S P ERA WHIP			
18 Matt Cain, R (1,1) ERA: 1.38	7.0	28	5	2	2	4	2	0	0	0	0	1	1	66	99	2.57	1.000			
45 Dan Runzler, L (8,1) ERA: 8.31	1.0	4	0	0	0	1	2	0	0	0	0	0	0	9	19	0.00	2.000			
52 Ramon E Ramirez, R (9,1) ERA:	1.0	W 3	0	0	0	0	0	0	0	0	0	0	0	5	9	0.00	0.000			

AB	30
R	2
H	5
RBI	1
BB	4
SO	5
LOB	17



Batter	1	2	3	4	5	6	7	8	9	AB	R	H	RBI	BB	SO	LOB	BOTTOM					
56 Andres Torres, S (1,8) OBP: 0.375, SLG: 0.393	K									1	0	0	0	0	1	0	St. Louis Cardinals @ San Francisco Giants AT&T Park, San Francisco, CA Sat Apr 09 2011, 7:07 PM - 9:38 PM PDT Att: 41,742 - Cloudy - 55 F					
12 Nate Schierholz, L (4,9) OBP: 0.364, SLG: 0.545	K									3	0	3	0	0	0	0						
21 Freddy Sanchez, R (1,4) OBP: 0.405, SLG: 0.516	K									4	0	0	0	0	2	3						
17 Aubrey Huff, L (1,3) OBP: 0.294, SLG: 0.344	K									4	0	0	0	0	2	2						
28 Buster Posey, R (1,2) OBP: 0.361, SLG: 0.375										4	1	1	0	0	1	1						
5 Pat Burrell, R (1,7) OBP: 0.276, SLG: 0.520										2	1	0	0	1	2	0						
9 Brandon Belt, L (9,PR) OBP: 0.281, SLG: 0.321										0	1	0	0	0	0	0						
33 Aaron Rowand, R (1,9) OBP: 0.429, SLG: 0.643										4	0	0	0	0	1	3						
10 Miguel Tejada, R (1,6) OBP: 0.333, SLG: 0.455										3	0	2	2	1	0	0						
7 Mark DeRosa, R (1,5) OBP: 0.364, SLG: 0.400										3	0	1	1	0	1	1						
52 Ramon E Ramirez, R (9,1) ERA:										0	0	0	0	0	0	0						
18 Matt Cain, R (1,1) ERA: 0.6	6.0	22	4	1	1	1	0	0	0	0	0	0	0	0	0	0						
44 Miguel Batista, R (7,1) ERA: 9.82	2.0	H 7	1	0	0	3	0	0	0	0	0	0	0	0	0	0						
31 Ryan Franklin, R (9,1) ERA: 9.82	0.2	L 5	2	2	2	0	1	0	0	0	0	0	0	0	0	0						
Inning Stats	R: 0 E: 0 K: 3 S: 10	H: 0 LOB: 0 BB: 0 P: 13	R: 0 E: 0 K: 1 S: 8	H: 0 LOB: 0 BB: 0 P: 12	R: 0 E: 0 K: 1 S: 6	H: 0 LOB: 0 BB: 1 P: 13	R: 0 E: 0 K: 0 S: 9	H: 1 LOB: 0 BB: 0 P: 11	R: 1 E: 0 K: 3 S: 14	H: 2 LOB: 2 BB: 0 P: 20	R: 0 E: 0 K: 1 S: 9	H: 1 LOB: 1 BB: 0 P: 13	R: 0 E: 0 K: 1 S: 5	H: 0 LOB: 0 BB: 0 P: 6	R: 0 E: 0 K: 2 S: 10	H: 1 LOB: 2 BB: 0 P: 20	R: 2 E: 0 K: 0 S: 12	H: 2 LOB: 2 BB: 1 P: 20	1B: 5 2B: 1 3B: 1 HR: 0	SF: 0 SAC: 0 DP: 2 HBP: 1	WP: 1 PB: 0 SB: 0 CS: 0	PA: 34
PITCHER	IP WLS BF H R ER SO BB IBB HBP BLK WP HR S P ERA WHIP	IP WLS BF H R ER SO BB IBB HBP BLK WP HR S P ERA WHIP	IP WLS BF H R ER SO BB IBB HBP BLK WP HR S P ERA WHIP	IP WLS BF H R ER SO BB IBB HBP BLK WP HR S P ERA WHIP	IP WLS BF H R ER SO BB IBB HBP BLK WP HR S P ERA WHIP	IP WLS BF H R ER SO BB IBB HBP BLK WP HR S P ERA WHIP	IP WLS BF H R ER SO BB IBB HBP BLK WP HR S P ERA WHIP	IP WLS BF H R ER SO BB IBB HBP BLK WP HR S P ERA WHIP	IP WLS BF H R ER SO BB IBB HBP BLK WP HR S P ERA WHIP	IP WLS BF H R ER SO BB IBB HBP BLK WP HR S P ERA WHIP	IP WLS BF H R ER SO BB IBB HBP BLK WP HR S P ERA WHIP	IP WLS BF H R ER SO BB IBB HBP BLK WP HR S P ERA WHIP	IP WLS BF H R ER SO BB IBB HBP BLK WP HR S P ERA WHIP	IP WLS BF H R ER SO BB IBB HBP BLK WP HR S P ERA WHIP	IP WLS BF H R ER SO BB IBB HBP BLK WP HR S P ERA WHIP	IP WLS BF H R ER SO BB IBB HBP BLK WP HR S P ERA WHIP						
54 Jaime Garcia, L (1,1) ERA: 0.6	2.0	H 7	1	0	0	3	0	0	0	0	0	0	0	0	0	0						
44 Miguel Batista, R (7,1) ERA: 9.82	0.2	L 5	2	2	2	0	1	0	0	0	0	0	0	0	0	0						

AB	31
R	3
H	7
RBI	3
BB	2
SO	12
LOB	12



Batter	1	2	3	4	5	6	7	8	9	AB	R	H	RBI	BB	SO	LOB	TOP			
Ryan Theriot, R OBP: 0.341, SLG: 0.250	F9		SH5-4	1B		F8		G4-3		4	0	1	1	0	0	1				
28 Colby Rasmus, L OBP: 0.477, SLG: 0.500	G5-4-3		P6	1B		K		K		5	0	2	0	0	2	2				
5 Albert Pujols, R OBP: 0.222, SLG: 0.225	G5-4-3		L7	F9		K		K		5	0	1	0	0	1	5				
7 Matt Holliday, R OBP: 0.600, SLG: 0.727	K		K	G4-3	HBP	G6-3		FC6-4		4	2	1	0	0	1	1				
12 Lance Berkman, S OBP: 0.306, SLG: 0.485	K		G4-3	F7		K		K		5	2	2	3	0	1	2				
41 Mitchell Boggs, R										0	0	0	0	0	0	0				
23 David Freese, R OBP: 0.310, SLG: 0.464				F8		F9		K		4	0	2	0	0	0	2				
30 Jason Motte, R										0	0	0	0	0	0	0				
19 Jon Jay, L OBP: 0.467, SLG: 0.583	1B			F8		F9		K		1	1	1	1	0	0	0				
55 Skip Schumaker, L OBP: 0.308, SLG: 0.351	FC4-6			K		K		G4-3		5	1	1	1	0	1	3				
4 Yadier Molina, R OBP: 0.281, SLG: 0.250				46 2B	46 1B	46 WP		K		3	2	1	0	1	1	0				
46 Kyle McClellan, R OBP: 0.400, SLG: 0.600								G3		3	0	2	2	0	0	0				
22 Bryan Augenstein, R										0	0	0	0	0	0	0				
43 Trevor Miller, R										0	0	0	0	0	0	0				
33 Daniel Descalso, L OBP: 0.200, SLG: 0.287										1	0	0	0	0	0	0				
Inning Stats	R: 0 E: 0 K: 0 S: 4	H: 1 LOB: 0 BB: 0 P: 5	R: 0 E: 0 K: 2 S: 8	H: 1 LOB: 1 BB: 0 P: 13	R: 1 E: 0 K: 0 S: 7	H: 2 LOB: 0 BB: 0 P: 10	R: 3 E: 0 K: 0 S: 18	H: 5 LOB: 3 BB: 1 P: 33	R: 0 E: 1 K: 1 S: 8	H: 0 LOB: 1 BB: 0 P: 12	R: 1 E: 0 K: 1 S: 12	H: 2 LOB: 1 BB: 0 P: 17	R: 0 E: 0 K: 1 S: 7	H: 0 LOB: 0 BB: 0 P: 12	R: 3 E: 0 K: 1 S: 12	H: 3 LOB: 0 BB: 0 P: 19	1B: 9 2B: 2 3B: 0 HR: 3	SF: 0 SAC: 1 DP: 1 HBP: 1	WP: 1 PB: 0 SB: 0 CS: 0	PA: 43
PITCHER	IP WLS BF H R ER SO	IP WLS BF H R ER SO	IP WLS BF H R ER SO	IP WLS BF H R ER SO	IP WLS BF H R ER SO	IP WLS BF H R ER SO	IP WLS BF H R ER SO	IP WLS BF H R ER SO	IP WLS BF H R ER SO	IP WLS BF H R ER SO	IP WLS BF H R ER SO	IP WLS BF H R ER SO	IP WLS BF H R ER SO	IP WLS BF H R ER SO	IP WLS BF H R ER SO	IP WLS BF H R ER SO	ERA WHIP	ERA WHIP	ERA WHIP	
54 Barry Enright, R ERA: 6.0	6.0	L	29	9	4	4	4	0	0	1	1	0	0	1	0	52	85	6.00	1.500	
38 Sam Demel, R ERA: 5.73	2.0		8	2	1	1	2	0	0	0	0	0	0	0	1	19	29	4.50	1.000	
47 Joe Paterson, L ERA:	0.1		1	0	0	0	1	0	0	0	0	0	0	0	3	5	0.00	0.000		
58 Juan Gutierrez, R ERA: 14.73	0.2		5	3	3	3	0	0	0	0	0	0	0	2	9	14	40.50	4.500		

St. Louis Cardinals @ Arizona Diamondbacks
Chase Field, Phoenix, AZ
Mon Apr 11 2011, 6:41 PM - 9:35 PM MST
Att: 15,757 - Clear - 78 F

AB	40
R	8
H	14
RBI	8
BB	1
SO	7
LOB	16



Batter	1	2	3	4	5	6	7	8	9	AB	R	H	RBI	BB	SO	LOB	BOTTOM					
18 Willie Bloomquist, R OBP: 0.400, SLG: 0.500	FC4-6		FC4-6	1B		G6-3		P4		5	0	1	0	0	1	1						
2 Kelly Johnson, L OBP: 0.282, SLG: 0.359	K		K	2B		K		K		4	1	1	0	0	3	1						
10 Justin Upton, R OBP: 0.366, SLG: 0.514	P3							10 2B		3	0	2	0	1	0	1						
6 Stephen Drew, L OBP: 0.474, SLG: 0.500	G6-3							6 G4-3		4	0	0	1	0	0	5						
24 Chris Young, R OBP: 0.268, SLG: 0.538	G2-3							G4-3		4	1	1	0	0	0	1						
26 Miguel Montero, L OBP: 0.515, SLG: 0.759	F8							F8		3	0	0	0	1	0	1						
4 Melvin Mora, R OBP: 0.227, SLG: 0.238								F8		4	0	2	1	0	1	1						
46 Juan Miranda, L OBP: 0.360, SLG: 0.200	K							G6-3		4	0	2	1	0	1	1						
54 Barry Enright, R								G3-1		3	0	1	0	1	1	1						
33 Russell Branyan, L ERA: 2.25										1	0	0	0	1	0	2						
38 Sam Demel, R										1	0	0	0	0	0	2						
47 Joe Paterson, R										0	0	0	0	0	0	0						
58 Juan Gutierrez, R										0	0	0	0	0	0	0						
14 Ryan Roberts, R OBP: 0.306, SLG: 0.367										1	0	0	0	0	1	0						
Inning Stats	R: 0 E: 0 K: 0 S: 9	H: 2 LOB: 1 BB: 0 P: 15	R: 0 E: 0 K: 1 S: 9	H: 1 LOB: 1 BB: 0 P: 13	R: 0 E: 0 K: 1 S: 8	H: 1 LOB: 2 BB: 1 P: 15	R: 1 E: 0 K: 0 S: 11	H: 2 LOB: 1 BB: 1 P: 23	R: 0 E: 0 K: 1 S: 8	H: 1 LOB: 2 BB: 1 P: 16	R: 0 E: 0 K: 1 S: 8	H: 1 LOB: 1 BB: 1 P: 13	R: 1 E: 0 K: 0 S: 11	H: 1 LOB: 0 BB: 0 P: 17	R: 0 E: 0 K: 0 S: 5	H: 0 LOB: 0 BB: 0 P: 8	R: 0 E: 0 K: 3 S: 13	H: 0 LOB: 0 BB: 0 P: 17	1B: 5 2B: 3 3B: 0 HR: 0	SF: 0 SAC: 0 DP: 1 HBP: 1	WP: 0 PB: 0 SB: 0 CS: 0	PA: 38
PITCHER	IP WLS BF H R ER SO	IP WLS BF H R ER SO	IP WLS BF H R ER SO	IP WLS BF H R ER SO	IP WLS BF H R ER SO	IP WLS BF H R ER SO	IP WLS BF H R ER SO	IP WLS BF H R ER SO	IP WLS BF H R ER SO	IP WLS BF H R ER SO	IP WLS BF H R ER SO	IP WLS BF H R ER SO	IP WLS BF H R ER SO	IP WLS BF H R ER SO	IP WLS BF H R ER SO	IP WLS BF H R ER SO	ERA WHIP	ERA WHIP	ERA WHIP			
46 Kyle McClellan, R ERA: 2.25	6.0	W	27	7	1	1	4	0	0	0	0	0	0	0	0	53	95	1.50	1.833			
22 Bryan Augenstein, R ERA: 4.5	0.1		3	1	1	1	0	0	0	0	0	0	0	0	7	12	27.00	3.000				
43 Trevor Miller, L ERA:	0.1	H	1	0	0	0	0	0	0	0	0	0	0	2	3	0.00	0.000					
30 Jason Motte, R ERA: 3.86	1.1	H	4	0	0	0	0	0	0	0	0	0	0	7	10	0.00	0.000					
41 Mitchell Boggs, R ERA: 3.0	1.0		3	0	0	0	3	0	0	0	0	0	0	13	17	0.00	0.000					

St. Louis Cardinals @ Arizona Diamondbacks
Chase Field, Phoenix, AZ
Mon Apr 11 2011, 6:41 PM - 9:35 PM MST
Att: 15,757 - Clear - 78 F

AB	33
R	2
H	8
RBI	2
BB	4
SO	7
LOB	16



Batter	1	2	3	4	5	6	7	8	9	AB	R	H	RBI	BB	SO	LOB	TOP				
Ryan Theriot, R OBP: 0.362, SLG: 0.310	G6-3	F9																			
28 Colby Rasmus, L OBP: 0.460, SLG: 0.548	K2-3		HR																		
5 Albert Pujols, R OBP: 0.260, SLG: 0.267			G5-3																		
7 Matt Holliday, R OBP: 0.500, SLG: 0.563	K		G6-3																		
12 Lance Berkman, S OBP: 0.341, SLG: 0.579																					
23 David Freese, R OBP: 0.353, SLG: 0.563			L6																		
55 Skip Schumaker, L OBP: 0.341, SLG: 0.375																					
4 Yadier Molina, R OBP: 0.243, SLG: 0.212	F7																				
29 Chris Carpenter, R 56 Brian Tallet, L 19 Jon Jay, L 22 Bryan Augenstein, R 30 Jason Motte, R 33 Daniel Descalso, L	K																				
Inning Stats	R: 0 E: 0 K: 2 S: 12	H: 1 LOB: 1 BB: 0 P: 18	R: 2 E: 0 K: 1 S: 16	H: 3 LOB: 1 BB: 0 P: 23	R: 1 E: 0 K: 0 S: 9	H: 2 LOB: 1 BB: 0 P: 18	R: 0 E: 0 K: 0 S: 7	H: 0 LOB: 0 BB: 0 P: 13	R: 2 E: 0 K: 0 S: 15	H: 3 LOB: 3 BB: 2 P: 27	R: 3 E: 0 K: 2 S: 31	H: 4 LOB: 2 BB: 0 P: 53	R: 0 E: 0 K: 2 S: 12	H: 0 LOB: 0 BB: 0 P: 9	R: 0 E: 0 K: 0 S: 8	H: 1 LOB: 1 BB: 0 P: 12	1B: 11 2B: 2 3B: 0 HR: 3	SF: 0 SAC: 0 DP: 0 HBP: 0	WP: 0 PB: 0 SB: 0 CS: 0	PA: 47	
PITCHER	IP WLS BF H R ER SO BB IBB HBP BLK WP HR S P ERA WHIP	IP WLS BF H R ER SO BB IBB HBP BLK WP HR S P ERA WHIP	IP WLS BF H R ER SO BB IBB HBP BLK WP HR S P ERA WHIP	IP WLS BF H R ER SO BB IBB HBP BLK WP HR S P ERA WHIP	IP WLS BF H R ER SO BB IBB HBP BLK WP HR S P ERA WHIP	IP WLS BF H R ER SO BB IBB HBP BLK WP HR S P ERA WHIP	IP WLS BF H R ER SO BB IBB HBP BLK WP HR S P ERA WHIP	IP WLS BF H R ER SO BB IBB HBP BLK WP HR S P ERA WHIP	IP WLS BF H R ER SO BB IBB HBP BLK WP HR S P ERA WHIP	IP WLS BF H R ER SO BB IBB HBP BLK WP HR S P ERA WHIP	IP WLS BF H R ER SO BB IBB HBP BLK WP HR S P ERA WHIP	IP WLS BF H R ER SO BB IBB HBP BLK WP HR S P ERA WHIP	IP WLS BF H R ER SO BB IBB HBP BLK WP HR S P ERA WHIP	IP WLS BF H R ER SO BB IBB HBP BLK WP HR S P ERA WHIP	IP WLS BF H R ER SO BB IBB HBP BLK WP HR S P ERA WHIP	IP WLS BF H R ER SO BB IBB HBP BLK WP HR S P ERA WHIP	IP WLS BF H R ER SO BB IBB HBP BLK WP HR S P ERA WHIP	IP WLS BF H R ER SO BB IBB HBP BLK WP HR S P ERA WHIP	IP WLS BF H R ER SO BB IBB HBP BLK WP HR S P ERA WHIP	IP WLS BF H R ER SO BB IBB HBP BLK WP HR S P ERA WHIP	IP WLS BF H R ER SO BB IBB HBP BLK WP HR S P ERA WHIP

St. Louis Cardinals @ Arizona Diamondbacks
Chase Field, Phoenix, AZ
Tue Apr 12 2011, 6:42 PM - 9:59 PM MST
Att: 16,649 - Clear - 81 F

AB	43
R	8
H	16
RBI	8
BB	4
SO	8
LOB	23



Batter	1	2	3	4	5	6	7	8	9	AB	R	H	RBI	BB	SO	LOB	BOTTOM				
18 Willie Bloomquist, R OBP: 0.378, SLG: 0.488	G6-3		F9																		
2 Kelly Johnson, L OBP: 0.277, SLG: 0.333	K		HBP																		
10 Justin Upton, R OBP: 0.391, SLG: 0.575																					
6 Stephen Drew, L OBP: 0.458, SLG: 0.524																					
24 Chris Young, R OBP: 0.326, SLG: 0.628																					
33 Russell Branyan, L OBP: 0.500, SLG: 0.533																					
26 Miguel Montero, L OBP: 0.526, SLG: 0.759	K																				
14 Ryan Roberts, R OBP: 0.435, SLG: 0.684																					
59 Armando Galarraga, R 4 Melvin Mora, R 45 Kani Mickolio, R 47 Joe Paterson, R 46 Juan Miranda, L 30 David Hernandez, R 8 Gerardo Parra, L 40 J.J. Putz, R																					
Inning Stats	R: 2 E: 0 K: 2 S: 13	H: 2 LOB: 2 BB: 2 P: 29	R: 3 E: 0 K: 1 S: 13	H: 2 LOB: 0 BB: 0 P: 22	R: 1 E: 0 K: 1 S: 11	H: 2 LOB: 2 BB: 1 P: 17	R: 2 E: 0 K: 0 S: 8	H: 2 LOB: 0 BB: 0 P: 15	R: 2 E: 0 K: 0 S: 12	H: 2 LOB: 3 BB: 2 P: 22	R: 4 E: 0 K: 1 S: 12	H: 3 LOB: 1 BB: 1 P: 20	R: 0 E: 0 K: 3 S: 12	H: 0 LOB: 1 BB: 1 P: 23	R: 0 E: 0 K: 0 S: 4	H: 1 LOB: 0 BB: 0 P: 6	1B: 6 2B: 5 3B: 0 HR: 3	SF: 1 SAC: 0 DP: 1 HBP: 1	WP: 1 PB: 0 SB: 0 CS: 0	PA: 45	
PITCHER	IP WLS BF H R ER SO BB IBB HBP BLK WP HR S P ERA WHIP	IP WLS BF H R ER SO BB IBB HBP BLK WP HR S P ERA WHIP	IP WLS BF H R ER SO BB IBB HBP BLK WP HR S P ERA WHIP	IP WLS BF H R ER SO BB IBB HBP BLK WP HR S P ERA WHIP	IP WLS BF H R ER SO BB IBB HBP BLK WP HR S P ERA WHIP	IP WLS BF H R ER SO BB IBB HBP BLK WP HR S P ERA WHIP	IP WLS BF H R ER SO BB IBB HBP BLK WP HR S P ERA WHIP	IP WLS BF H R ER SO BB IBB HBP BLK WP HR S P ERA WHIP	IP WLS BF H R ER SO BB IBB HBP BLK WP HR S P ERA WHIP	IP WLS BF H R ER SO BB IBB HBP BLK WP HR S P ERA WHIP	IP WLS BF H R ER SO BB IBB HBP BLK WP HR S P ERA WHIP	IP WLS BF H R ER SO BB IBB HBP BLK WP HR S P ERA WHIP	IP WLS BF H R ER SO BB IBB HBP BLK WP HR S P ERA WHIP	IP WLS BF H R ER SO BB IBB HBP BLK WP HR S P ERA WHIP	IP WLS BF H R ER SO BB IBB HBP BLK WP HR S P ERA WHIP	IP WLS BF H R ER SO BB IBB HBP BLK WP HR S P ERA WHIP	IP WLS BF H R ER SO BB IBB HBP BLK WP HR S P ERA WHIP	IP WLS BF H R ER SO BB IBB HBP BLK WP HR S P ERA WHIP	IP WLS BF H R ER SO BB IBB HBP BLK WP HR S P ERA WHIP	IP WLS BF H R ER SO BB IBB HBP BLK WP HR S P ERA WHIP	IP WLS BF H R ER SO BB IBB HBP BLK WP HR S P ERA WHIP

St. Louis Cardinals @ Arizona Diamondbacks
Chase Field, Phoenix, AZ
Tue Apr 12 2011, 6:42 PM - 9:59 PM MST
Att: 16,649 - Clear - 81 F

AB	36
R	13
H	14
RBI	13
BB	7
SO	8
LOB	14



Batter	1	2	3	4	5	6	7	8	9	AB	R	H	RBI	BB	SO	LOB	TOP										
Ryan Theriot, R OBP: 0.365, SLG: 0.333	G4-3	2H 1B		K		F9		FC6-4	G3	6	0	1	1	0	1	5											
28 Colby Rasmus, L OBP: 0.470, SLG: 0.655	F8 2B		P2		5 HR 2B	F8			G3-1 2B	5	2	3	0	0	0	0											
5 Albert Pujols, R OBP: 0.297, SLG: 0.466	F8		F8		HR			HR	G3-1	5	2	2	3	0	0	2											
7 Matt Holliday, R OBP: 0.500, SLG: 0.607	G5-3									5	1	2	1	0	1	1											
30 Jason Motte, R				K		4 1B 1B			G5-3	0	0	0	0	0	0	0											
12 Lance Berkman, S OBP: 0.377, SLG: 0.735		HR							G4-3	4	2	2	2	0	1	1											
19 Jon Jay, L OBP: 0.400, SLG: 0.438				HR		K			G1-3	1	0	0	0	0	0	1											
23 David Freese, R OBP: 0.400, SLG: 0.558		4 1B 26 BLK 1B		HR		K			F9	5	2	3	0	0	1	1											
4 Yadier Molina, R OBP: 0.348, SLG: 0.341		55 C4-6 1B		26 SH1-4 4 1B 1B						4	1	4	0	1	0	0											
55 Skip Schumaker, L OBP: 0.305, SLG: 0.370			FC4-6 26 BLK 1B		L3				G4-3	4	1	0	1	1	1	7											
26 Kyle Lohse, R OBP: 0.200, SLG: 0.200										3	0	1	0	0	1	1											
43 Trevor Miller, R										0	0	0	0	0	0	0											
27 Tyler Greene, R OBP: 0.333, SLG: 0.333		G5-3		SH1-4					FC6-4 1B	1	0	1	2	0	0	0											
Inning Stats	R: 0 E: 0 K: 0 S: 11	H: 1 LOB: 1 BB: 0 P: 20	R: 3 E: 0 K: 0 S: 13	H: 4 LOB: 1 BB: 0 P: 21	R: 0 E: 0 K: 1 S: 10	H: 0 LOB: 0 BB: 0 P: 15	R: 1 E: 0 K: 1 S: 15	H: 3 LOB: 2 BB: 0 P: 22	R: 2 E: 0 K: 3 S: 22	H: 4 LOB: 2 BB: 0 P: 36	R: 0 E: 0 K: 1 S: 6	H: 0 LOB: 0 BB: 0 P: 10	R: 1 E: 0 K: 0 S: 8	H: 1 LOB: 0 BB: 0 P: 11	R: 0 E: 0 K: 0 S: 10	H: 2 LOB: 1 BB: 0 P: 13	R: 4 E: 0 K: 0 S: 19	H: 4 LOB: 2 BB: 2 P: 33	1B: 11 2B: 4 3B: 0 HR: 4	SF: 0 SAC: 1 DP: 1 HBP: 0	WP: 0 PB: 0 SB: 0 CS: 0	PA: 46					
PITCHER	IP	WLS	BF	H	R	ER	SO	BB	IBB	HBP	BLK	WP	HR	S	P	ERA	WHIP										
21 Jon Garland, R ERA: 11.25	4.0	L	20	9	5	5	2	0	0	0	1	0	2	52	83	11.25	2.250										
74 Kenley Jansen, R ERA: 7.36	1.0		6	3	1	1	3	0	0	0	0	0	1	19	31	9.00	3.000										
36 Blake Hawksworth, R ERA: 4.0	2.0		7	1	1	1	1	0	0	0	0	0	1	14	21	4.50	0.500										
55 Matt Guerrier, R ERA:	1.0		4	2	0	0	0	0	0	0	0	0	0	10	13	0.00	2.000										
37 Lance Cormier, R ERA: 11.57	1.0		9	4	4	4	0	2	0	0	0	0	0	19	33	36.00	6.000										

St. Louis Cardinals @ Los Angeles Dodgers
 Dodger Stadium, Los Angeles, CA
 Fri Apr 15 2011, 7:13 PM - 10:16 PM PDT
 Att: 36,282 - Partly Cloudy - 77 F

livebaseballscorecards.com

AB 43
R 11
H 19
RBI 10
BB 2
SO 6
LOB 19




Batter	1	2	3	4	5	6	7	8	9	AB	R	H	RBI	BB	SO	LOB	BOTTOM										
10 Tony Gwynn Jr., L OBP: 0.333, SLG: 0.419	G1-3		L9							4	0	1	0	0	0	0											
23 Casey Blake, R OBP: 0.365, SLG: 0.478	F8									3	1	1	0	0	1	2											
36 Blake Hawksworth, R ERA: 4.0				16 1B 27 1B					G4-3	0	0	0	0	0	0	0											
55 Matt Guerrier, R										0	0	0	0	0	0	0											
13 Iván De Jesús Jr., R OBP: 0.333, SLG: 0.333										0	0	0	0	0	0	0											
37 Lance Cormier, R										0	0	0	0	0	0	0											
16 Andre Ethier, L OBP: 0.433, SLG: 0.434				7 FC3-6 28 WP 27 1B					G4-3	3	1	1	0	1	0	2											
27 Matt Kemp, R OBP: 0.534, SLG: 0.673										4	0	2	1	0	1	1											
7 James Loney, L OBP: 0.196, SLG: 0.245										4	0	0	0	0	1	3											
5 Juan Uribe, R OBP: 0.240, SLG: 0.222										4	0	1	0	0	1	2											
28 Rod Barajas, R OBP: 0.227, SLG: 0.405										4	0	0	0	0	1	2											
14 Jamey Carroll, R OBP: 0.400, SLG: 0.426										4	0	1	0	0	2	0											
21 Jon Garland, R ERA: 2.82										1	0	0	0	0	0	0											
74 Kenley Jansen, S ERA:										0	0	0	0	0	0	0											
33 Marcus Thames, R OBP: 0.263, SLG: 0.500										1	0	0	0	0	0	1											
6 Aaron Miles, S OBP: 0.259, SLG: 0.269										1	0	0	0	0	1	0											
Inning Stats	R: 0 E: 0 K: 0 S: 7	H: 0 LOB: 1 BB: 1 P: 13	R: 0 E: 0 K: 0 S: 10	H: 0 LOB: 0 BB: 0 P: 13	R: 0 E: 0 K: 0 S: 6	H: 0 LOB: 0 BB: 0 P: 7	R: 2 E: 0 K: 1 S: 11	H: 3 LOB: 1 BB: 0 P: 16	R: 0 E: 0 K: 2 S: 15	H: 1 LOB: 1 BB: 0 P: 24	R: 0 E: 0 K: 2 S: 8	H: 0 LOB: 0 BB: 0 P: 11	R: 0 E: 0 K: 0 S: 8	H: 1 LOB: 1 BB: 0 P: 14	R: 0 E: 0 K: 2 S: 10	H: 0 LOB: 0 BB: 0 P: 15	1B: 5 2B: 2 3B: 0 HR: 0	SF: 0 SAC: 0 DP: 0 HBP: 0	WP: 1 PB: 0 SB: 0 CS: 0	PA: 35							
PITCHER	IP	WLS	BF	H	R	ER	SO	BB	IBB	HBP	BLK	WP	HR	S	P	ERA	WHIP										
26 Kyle Lohse, R ERA:	7.1	W	29	6	2	2	6	1	0	0	0	0	0	70	104	2.46	0.955										
43 Trevor Miller, L ERA:	0.2		3	1	0	0	0	0	0	0	0	0	0	6	10	0.00	1.500										
30 Jason Motte, R ERA: 2.57	1.0		3	0	0	0	2	0	0	0	0	0	0	10	15	0.00	0.000										

St. Louis Cardinals @ Los Angeles Dodgers
 Dodger Stadium, Los Angeles, CA
 Fri Apr 15 2011, 7:13 PM - 10:16 PM PDT
 Att: 36,282 - Partly Cloudy - 77 F

livebaseballscorecards.com

AB 34
R 2
H 7
RBI 1
BB 1
SO 8
LOB 13



Batter	1	2	3	4	5	6	7	8	9	AB	R	H	RBI	BB	SO	LOB	TOP										
Ryan Theriot, R (1,6) OBP: 0.382, SLG: 0.371	G3		28 BB 23 SF9 1B	2B		2H			28 BB 5 1B 1B	5	1	3	1	0	1	0											
28 Colby Rasmus, L (1,8) OBP: 0.465, SLG: 0.629	F7		7 BB 1B		P2				5 1B 7 1B 1B	4	1	1	0	1	0	0											
5 Albert Pujols, R (1,3) OBP: 0.304, SLG: 0.460	K		K						7 BB 21 HR 1B	5	2	2	0	0	2	2											
7 Matt Holliday, R (1,7) OBP: 0.513, SLG: 0.581	F9								23 BB 21 HR 1B	3	1	1	1	2	0	0											
23 David Freese, R (1,5) OBP: 0.400, SLG: 0.543 52 Eduardo Sanchez, R (9,1)			13 BB 21 BB 1B		F7				7 BB 23 BB 1B	3	0	1	2	1	1	2											
21 Allen Craig, R (1,9) OBP: 0.371, SLG: 0.438 44 Miguel Batista, R (8,1)			F9						13 BB 13 S 27 HR 1B	4	2	3	3	0	0	2											
33 Daniel Descalso, L (9,PH) OBP: 0.261, SLG: 0.364										1	0	0	0	0	0	2											
13 Gerald Laird, R (1,2) OBP: 0.263, SLG: 0.333					B3				SH2-3	4	0	1	0	0	1	2											
27 Tyler Greene, R (1,4) OBP: 0.385, SLG: 0.333										3	1	1	1	0	2	3											
46 Kyle McClellan, R (1,1) OBP: 0.375, SLG: 0.429 19 Jon Jay, L (8,PH) OBP: 0.391, SLG: 0.412										2	1	0	0	1	2	4											
										1	0	0	0	0	1	1											
Inning Stats	R: 0 E: 0 K: 1 S: 6	H: 0 LOB: 0 BB: 0 P: 10	R: 0 E: 0 K: 2 S: 18	H: 2 LOB: 3 BB: 1 P: 30	R: 1 E: 0 K: 1 S: 26	H: 1 LOB: 2 BB: 2 P: 40	R: 1 E: 0 K: 1 S: 7	H: 1 LOB: 1 BB: 1 P: 15	R: 3 E: 0 K: 2 S: 12	H: 2 LOB: 0 BB: 1 P: 20	R: 1 E: 0 K: 2 S: 9	H: 0 LOB: 0 BB: 0 P: 13	R: 0 E: 0 K: 1 S: 8	H: 0 LOB: 0 BB: 0 P: 11	R: 1 E: 0 K: 0 S: 12	H: 2 LOB: 2 BB: 0 P: 14	R: 2 E: 0 K: 0 S: 14	H: 5 LOB: 2 BB: 0 P: 24	1B: 11 2B: 1 3B: 0 HR: 1	SF: 1 SAC: 1 DP: 1 HBP: 1	WP: 0 PB: 0 SB: 3 CS: 0	PA: 43					
PITCHER	IP	WLS	BF	H	R	ER	SO	BB	IBB	HBP	BLK	WP	HR	S	P	ERA	WHIP										
22 Clayton Kershaw, L (1,1) ERA: 2.96	4.2	L	24	6	5	5	5	5	0	0	0	0	1	66	111	9.64	2.357										
66 Mike MacDougal, R (5,1) ERA: 1.42	1.1		5	0	1	0	3	0	0	1	0	0	0	12	17	0.00	0.000										
74 Kenley Jansen, R (7,1) ERA: 6.48	1.0		3	0	0	0	1	0	0	0	0	0	0	8	11	0.00	0.000										
38 Ramon Troncoso, R (8,1) ERA: 13.5	2.0		11	7	3	3	0	0	0	0	0	0	0	26	38	13.50	3.500										

St. Louis Cardinals @ Los Angeles Dodgers
 Dodger Stadium, Los Angeles, CA
 Sat Apr 16 2011, 7:11 PM - 10:28 PM PDT
 Att: 31,614 - Partly Cloudy - 78 F

livebaseballscorecards.com

AB 35
R 9
H 13
RBI 8
BB 5
SO 9
LOB 18




Batter	1	2	3	4	5	6	7	8	9	AB	R	H	RBI	BB	SO	LOB	BOTTOM										
10 Tony Gwynn Jr., L (1,7) OBP: 0.324, SLG: 0.400 38 Ramon Troncoso, R (8,1)	16 F8 23 HBP 1B		B2-3		G1-3				23 DI 1B	4	0	1	0	0	0	1											
23 Casey Blake, R (1,5) OBP: 0.387, SLG: 0.423										3	1	0	0	1	2	1											
16 Andre Ethier, L (1,9) OBP: 0.453, SLG: 0.491	F8									4	1	3	0	0	0	2											
27 Matt Kemp, R (1,8) OBP: 0.532, SLG: 0.660	F8									4	0	2	1	0	0	3											
5 Juan Uribe, R (1,6) OBP: 0.222, SLG: 0.204	K									4	0	0	0	0	1	7											
7 James Loney, L (1,3) OBP: 0.183, SLG: 0.228	F8									4	0	0	1	0	0	4											
28 Rod Barajas, R (1,2) OBP: 0.250, SLG: 0.400										3	0	1	0	0	0	2											
6 Aaron Miles, S (1,4) OBP: 0.241, SLG: 0.259 66 Mike MacDougal, S (5,1)										2	0	0	0	0	0	3											
74 Kenley Jansen, S (7,1) OBP: 0.365, SLG: 0.100										0	0	0	0	0	0	0											
13 Ivan De Jesus Jr., R (7,PH) OBP: 0.182, SLG: 0.100										2	0	1	0	0	1	0											
22 Clayton Kershaw, L (1,1) OBP: 0.125, SLG: 0.125 14 Jamey Carroll, R (5,6) OBP: 0.365, SLG: 0.408 Xavier Paul, L (8,7) OBP: 0.273, SLG: 0.273										1	0	0	0	0	0	0											
										2	0	0	0	0	1	1											
										1	0	0	0	0	1	0											
Inning Stats	R: 0 E: 0 K: 1 S: 15	H: 1 LOB: 2 BB: 0 P: 23	R: 0 E: 0 K: 0 S: 7	H: 1 LOB: 0 BB: 0 P: 8	R: 0 E: 0 K: 1 S: 6	H: 0 LOB: 0 BB: 0 P: 9	R: 1 E: 0 K: 0 S: 11	H: 2 LOB: 2 BB: 0 P: 15	R: 0 E: 0 K: 0 S: 8	H: 0 LOB: 0 BB: 0 P: 13	R: 0 E: 0 K: 0 S: 7	H: 1 LOB: 1 BB: 0 P: 10	R: 0 E: 0 K: 0 S: 9	H: 1 LOB: 1 BB: 0 P: 16	R: 1 E: 0 K: 0 S: 12	H: 2 LOB: 2 BB: 1 P: 21	R: 0 E: 0 K: 3 S: 11	H: 1 LOB: 1 BB: 0 P: 16	1B: 7 2B: 2 3B: 0 HR: 0	SF: 0 SAC: 0 DP: 1 HBP: 2	WP: 0 PB: 0 SB: 0 CS: 0	PA: 38					
PITCHER	IP	WLS	BF	H	R	ER	SO	BB	IBB	HBP	BLK	WP	HR	S	P	ERA	WHIP										
46 Kyle McClellan, R (1,1) ERA: 1.89	7.0	W	28	6	1	1	2	0	0	2	0	0	0	63	94	1.29	0.857										
44 Miguel Batista, R (8,1) ERA: 1.29	1.0		6	2	1	1	0	1	0	0	0	0	0	12	21	9.00	3.000										
52 Eduardo Sanchez, R (9,1) ERA:	1.0		4	1	0	0	3	0	0	0	0	0	0	11	16	0.00	1.000										

St. Louis Cardinals @ Los Angeles Dodgers
 Dodger Stadium, Los Angeles, CA
 Sat Apr 16 2011, 7:11 PM - 10:28 PM PDT
 Att: 31,614 - Partly Cloudy - 78 F

livebaseballscorecards.com


AB 35
R 2
H 9
RBI 2
BB 1
SO 5
LOB 24



Batter	1	2	3	4	5	6	7	8	9	AB	R	H	RBI	BB	SO	LOB	TOP										
Ryan Theriot, R (1,6) OBP: 0.361, SLG: 0.348	G6-3		G6-3			K		F9		4	0	0	0	0	1	2											
28 Colby Rasmus, L (1,8) OBP: 0.440, SLG: 0.591	K			G4-3		K		K		4	0	0	0	0	3	0											
5 Albert Pujols, R (1,3) OBP: 0.288, SLG: 0.433	F9			G5-3		G4-3		L6		4	0	0	0	0	0	0											
7 Matt Holliday, R (1,7) OBP: 0.558, SLG: 0.676		2B		BB		1B		2B		3	1	3	0	1	0	0											
12 Lance Berkman, S (1,9) OBP: 0.368, SLG: 0.692	K2-3			K		F9		23 1B		3	0	0	0	1	2	3											
23 David Freese, R (1,5) OBP: 0.389, SLG: 0.520	K			K		K		1B		4	0	1	1	0	3	2											
4 Yadier Molina, R (1,2) OBP: 0.340, SLG: 0.356	K			P4		SH5-3		P4		4	0	1	0	0	1	3											
33 Daniel Descalso, L (1,4) OBP: 0.240, SLG: 0.333			G3		F8		SH5-3			2	0	0	0	0	0	0											
29 Chris Carpenter, R (1,1) OBP: 0.364, SLG: 0.389						K		K		1	0	0	0	1	1	0											
19 Jon Jay, L (8,PH) OBP: 0.167, SLG: 0.091										1	0	0	0	0	1	1											
41 Mitchell Boggs, R (8,1) OBP: 0.375, SLG: 0.396										0	0	0	0	0	0	0											
43 Trevor Miller, R (9,1) OBP: 0.228, SLG: 0.212										0	0	0	0	0	0	0											
31 Ryan Franklin, R (9,1) OBP: 0.175, SLG: 0.217										0	0	0	0	0	0	0											
Inning Stats	R: 0 H: 0 E: 0 K: 1 S: 11	H: 0 LOB: 0 BB: 0 P: 17	R: 0 H: 1 E: 0 K: 3 S: 13	H: 1 LOB: 1 BB: 0 P: 18	R: 0 H: 0 E: 0 K: 0 S: 6	H: 0 LOB: 0 BB: 1 P: 13	R: 0 H: 0 E: 0 K: 1 S: 9	H: 0 LOB: 1 BB: 1 P: 16	R: 0 H: 0 E: 0 K: 1 S: 10	H: 0 LOB: 0 BB: 0 P: 14	R: 0 H: 0 E: 0 K: 3 S: 10	H: 0 LOB: 0 BB: 0 P: 13	R: 0 H: 1 E: 0 K: 1 S: 7	H: 1 LOB: 1 BB: 0 P: 11	R: 0 H: 1 E: 0 K: 1 S: 10	H: 1 LOB: 2 BB: 1 P: 20	R: 1 H: 2 E: 0 K: 1 S: 10	H: 2 LOB: 2 BB: 1 P: 20	1B: 2 2B: 3 HR: 0	SF: 0 SAC: 1 DP: 1 HBP: 0	WP: 0 PB: 0 SB: 0 CS: 0	PA: 34					
PITCHER	IP	WLS	BF	H	R	ER	SO	BB	IBB	HBP	BLK	WP	HR	S	P	ERA	WHIP										
58 Chad Billingsley, R (1,1) ERA: 4.91	8.0		28	3	0	0	11	2	0	0	0	0	0	76	118	0.00	0.625										
51 Jonathan Broxton, R (9,1) ERA: 4.26	1.0	W	6	2	1	1	1	0	1	0	0	0	0	10	20	9.00	2.000										

St. Louis Cardinals @ Los Angeles Dodgers
 Dodger Stadium, Los Angeles, CA
 Sun Apr 17 2011, 1:13 PM - 3:43 PM PDT
 Att: 27,439 - Sunny - 77 F

AB 30
 R 1
 H 5
 RBI 1
 BB 3
 SO 12
 LOB 11



Batter	1	2	3	4	5	6	7	8	9	AB	R	H	RBI	BB	SO	LOB	BOTTOM											
10 Tony Gwynn Jr., L (1,7) OBP: 0.293, SLG: 0.359	G4-3		E6		G6-3			F8		4	0	0	0	0	0	1												
14 Jamey Carroll, R (1,6) OBP: 0.375, SLG: 0.396	G6-3					G4-3		G4-3		4	0	1	0	0	0	0												
16 Andre Ethier, L (1,9) OBP: 0.441, SLG: 0.492	F8		L3			K				4	1	1	0	0	1	2												
27 Matt Kemp, R (1,8) OBP: 0.545, SLG: 0.719	G6-3				28 CS	1B		1B		4	1	3	2	0	0	0												
5 Juan Uribe, R (1,5) OBP: 0.228, SLG: 0.212						K		K		3	0	1	0	0	2	2												
7 James Loney, L (1,3) OBP: 0.175, SLG: 0.217	F8				F8			K		3	0	0	0	0	1	2												
28 Rod Barajas, R (1,2) OBP: 0.235, SLG: 0.375	K2-3		CS		P6			G6-3		3	0	0	0	0	1	1												
6 Aaron Miles, S (1,4) OBP: 0.250, SLG: 0.258								K		3	0	1	0	0	1	0												
58 Chad Billingsley, R (1,1) ERA: 4.13										1	0	0	0	0	0	0												
41 Mitchell Boggs, R (8,1) ERA: 2.0										1	0	0	0	0	0	0												
43 Trevor Miller, L (9,1) ERA: 2.25										0	0	0	0	0	0	0												
31 Ryan Franklin, R (9,1) ERA: 11.57										0	0	0	0	0	0	0												
Inning Stats	R: 0 H: 0 E: 0 K: 0 S: 8	H: 1 LOB: 1 BB: 0 P: 13	R: 0 H: 1 E: 0 K: 1 S: 8	H: 1 LOB: 2 BB: 0 P: 14	R: 0 H: 1 E: 1 K: 0 S: 10	H: 1 LOB: 2 BB: 0 P: 14	R: 0 H: 0 E: 0 K: 1 S: 9	H: 1 LOB: 0 BB: 0 P: 11	R: 0 H: 1 E: 0 K: 2 S: 14	H: 1 LOB: 1 BB: 0 P: 19	R: 0 H: 0 E: 0 K: 2 S: 11	H: 0 LOB: 0 BB: 0 P: 15	R: 0 H: 0 E: 0 K: 0 S: 7	H: 0 LOB: 0 BB: 0 P: 9	R: 2 H: 2 E: 0 K: 0 S: 4	H: 2 LOB: 0 BB: 0 P: 6	1B: 5 2B: 1 HR: 1	SF: 0 SAC: 1 DP: 0 HBP: 0	WP: 0 PB: 0 SB: 0 CS: 1	PA: 32								
PITCHER	IP	WLS	BF	H	R	ER	SO	BB	IBB	HBP	BLK	WP	HR	S	P	ERA	WHIP											
29 Chris Carpenter, R (1,1) ERA: 4.13	7.0		26	5	0	0	6	0	0	0	0	0	0	73	105	0.00	0.714											
41 Mitchell Boggs, R (8,1) ERA: 2.0	1.0		3	0	0	0	0	0	0	0	0	0	0	7	9	0.00	0.000											
43 Trevor Miller, L (9,1) ERA: 2.25	0.0		1	1	1	1	0	0	0	0	0	0	0	1	1	∞	∞											
31 Ryan Franklin, R (9,1) ERA: 11.57	0.0	L	1	1	1	1	0	0	0	0	0	0	0	1	3	5	∞	∞										

St. Louis Cardinals @ Los Angeles Dodgers
 Dodger Stadium, Los Angeles, CA
 Sun Apr 17 2011, 1:13 PM - 3:43 PM PDT
 Att: 27,439 - Sunny - 77 F

AB 30
 R 2
 H 7
 RBI 2
 BB 0
 SO 6
 LOB 8



Batter	1	2	3	4	5	6	7	8	9	AB	R	H	RBI	BB	SO	LOB	TOP								
8 Danny Espinosa, S OBP: 0.383, SLG: 0.563										5	2	3	0	0	0	0									
43 Rick Ankiel, L OBP: 0.294, SLG: 0.295										4	1	1	0	1	0	2									
28 Jayson Werth, R OBP: 0.313, SLG: 0.390										4	1	2	1	0	1	1									
25 Adam LaRoche, L OBP: 0.333, SLG: 0.346										3	1	0	1	1	1	2									
6 Ian Desmond, R OBP: 0.265, SLG: 0.375										4	1	1	2	0	1	1									
19 Lance Nix, L OBP: 0.310, SLG: 0.500										4	2	2	2	0	1	0									
7 Ivan Rodriguez, R OBP: 0.226, SLG: 0.345										3	0	1	1	1	0	0									
13 Alex Cora, L OBP: 0.273, SLG: 0.158										4	0	0	0	0	0	3									
22 Drew Storen, S										0	0	0	0	0	0	0									
31 John Lannan, L 57 Chad Gaudin, R 45 Doug Slaten, L 36 Tyler Clippard, R 17 Sean Burnett, L 15 Jerry Hairston, R										3	0	0	0	0	1	1									
Inning Stats	R: 1 E: 0 K: 0 S: 13	H: 2 LOB: 1 BB: 0 P: 20	R: 0 E: 1 K: 1 S: 8	H: 0 LOB: 0 BB: 0 P: 11	R: 6 E: 0 K: 0 S: 19	H: 5 LOB: 1 BB: 2 P: 37	R: 0 E: 0 K: 2 S: 11	H: 1 LOB: 1 BB: 0 P: 17	R: 0 E: 0 K: 0 S: 7	H: 0 LOB: 0 BB: 0 P: 10	R: 0 E: 0 K: 1 S: 6	H: 0 LOB: 0 BB: 0 P: 10	R: 0 E: 0 K: 0 S: 5	H: 0 LOB: 0 BB: 0 P: 11	R: 1 E: 0 K: 1 S: 8	H: 1 LOB: 0 BB: 0 P: 15	R: 0 E: 0 K: 1 S: 9	H: 1 LOB: 0 BB: 0 P: 13	1B: 7 2B: 1 3B: 1 HR: 1	SF: 0 SAC: 0 DP: 2 HBP: 0	WP: 0 PB: 0 SB: 2 CS: 0	PA: 39			
PITCHER	IP WLS BF H R ER SO BB IBB HBP BLK WP HR S P ERA WHIP	3.0 L 18 7 7 7 1 2 0 0 0 0 0 0 40 68 21.00 3.000	3.0 10 1 0 0 3 0 0 0 0 0 0 1 24 37 0.00 0.333	2.0 7 1 1 1 1 1 0 0 0 0 0 1 13 26 4.50 1.000	1.0 3 1 0 0 1 0 0 0 0 0 0 0 9 13 0.00 1.000																				

Washington Nationals @ St. Louis Cardinals
 Busch Stadium, St. Louis, MO
 Wed Apr 20 2011, 1:16 PM - 4:35 PM CDT
 Att: 32,340 - Cloudy - 48 F

AB	35
R	8
H	10
RBI	7
BB	3
SO	6
LOB	10



Batter	1	2	3	4	5	6	7	8	9	AB	R	H	RBI	BB	SO	LOB	BOTTOM						
Ryan Theriot, R OBP: 0.390, SLG: 0.380										5	0	4	1	0	0	0							
28 Colby Rasmus, L OBP: 0.438, SLG: 0.620										5	1	2	3	0	0	4							
5 Albert Pujols, R OBP: 0.308, SLG: 0.479										4	1	2	2	1	0	2							
7 Matt Holliday, R OBP: 0.542, SLG: 0.641										5	0	2	0	0	1	3							
30 Jason Motte, R										0	0	0	0	0	0	0							
12 Lance Berkman, S OBP: 0.387, SLG: 0.673										3	0	1	0	2	0	2							
23 David Freese, R OBP: 0.373, SLG: 0.481										4	0	0	0	1	1	5							
13 Gerald Laird, R OBP: 0.318, SLG: 0.400										2	1	1	0	1	0	0							
19 Jon Jay, L OBP: 0.348, SLG: 0.368										3	1	1	0	0	0	2							
4 Yadier Molina, R OBP: 0.333, SLG: 0.348										1	0	0	0	0	0	1							
35 Jake Westbrook, R 59 Fernando Salas, R 8 Nick Punto, S 31 Ryan Franklin, R 38 Mark Hamilton, L										1	0	0	0	0	0	1							
Inning Stats	R: 0 E: 0 K: 0 S: 10	H: 1 LOB: 2 BB: 1 P: 18	R: 0 E: 0 K: 0 S: 12	H: 1 LOB: 0 BB: 0 P: 19	R: 1 E: 0 K: 1 S: 16	H: 3 LOB: 2 BB: 1 P: 28	R: 0 E: 0 K: 0 S: 7	H: 0 LOB: 0 BB: 1 P: 14	R: 1 E: 0 K: 1 S: 12	H: 1 LOB: 0 BB: 0 P: 20	R: 3 E: 1 K: 0 S: 25	H: 4 LOB: 2 BB: 1 P: 39	R: 0 E: 0 K: 2 S: 13	H: 1 LOB: 2 BB: 1 P: 21	R: 1 E: 0 K: 0 S: 10	H: 3 LOB: 1 BB: 0 P: 14	R: 0 E: 0 K: 0 S: 7	H: 0 LOB: 1 BB: 0 P: 16	1B: 10 2B: 2 3B: 0 HR: 2	SF: 0 SAC: 0 DP: 4 HBP: 0	WP: 0 PB: 0 SB: 1 CS: 0	PA: 44	
PITCHER	IP WLS BF H R ER SO BB IBB HBP BLK WP HR S P ERA WHIP	5.0 W 23 7 3 2 2 3 0 0 0 0 0 0 14 25 0.00 4.500	0.2 5 2 0 0 0 1 0 0 0 0 0 0 3 4 ∞ ∞	1.1 H 6 1 0 0 2 1 0 0 0 0 0 0 0 19 29 0.00 1.500	0.2 H 4 3 1 1 0 0 0 0 0 0 0 0 9 13 13.50 4.500																		

Washington Nationals @ St. Louis Cardinals
 Busch Stadium, St. Louis, MO
 Wed Apr 20 2011, 1:16 PM - 4:35 PM CDT
 Att: 32,340 - Cloudy - 48 F

AB	38
R	6
H	14
RBI	6
BB	6
SO	4
LOB	25



Batter	1	2	3	4	5	6	7	8	9	AB	R	H	RBI	BB	SO	LOB	TOP						
8 Danny Espinosa, S OBP: 0.375, SLG: 0.538			G5-3							4	1	1	1	0	2	0	Washington Nationals @ St. Louis Cardinals Busch Stadium, St. Louis, MO Wed Apr 20 2011, 7:17 PM - 9:57 PM CDT Att: 33,714 - Cloudy - 52 F						
43 Rick Ankiel, L OBP: 0.306, SLG: 0.308				E7				F7		4	1	2	1	0	0								
28 Jayson Werth, R OBP: 0.296, SLG: 0.365			G5-3	G5-3		G5-3		G6-3		4	0	0	1	0	1								
25 Adam LaRoche, L OBP: 0.344, SLG: 0.333			G4-3							2	0	0	0	2	1								
3 Wilson Ramos, R OBP: 0.447, SLG: 0.424		G6-3		P5		G6-3				4	0	0	0	0	1								
38 Michael Morse, R OBP: 0.260, SLG: 0.209		G6-3		F8		G4-3				4	0	0	0	0	2								
6 Ian Desmond, R OBP: 0.284, SLG: 0.368					F7					4	0	1	0	0	2								
15 Jerry Hairston, R OBP: 0.265, SLG: 0.300																							
19 Laynce Nix, L OBP: 0.300, SLG: 0.483			G5-3							3	1	1	0	0	0								
27 Jordan Zimmermann, R OBP: 0.125, SLG: 0.125										1	0	0	0	0	1								
13 Alex Cora, L OBP: 0.251, SLG: 0.150										1	0	0	0	0	0								
23 Collin Balester, R OBP: 0.251, SLG: 0.150										0	0	0	0	0	0								
Inning Stats	R: 0 H: 1 E: 0 K: 2 S: 10	H: 0 LOB: 0 BB: 0 P: 16	R: 0 H: 0 E: 0 K: 1 S: 10	H: 0 LOB: 0 BB: 0 P: 17	R: 0 H: 0 E: 0 K: 1 S: 9	H: 0 LOB: 0 BB: 0 P: 16	R: 1 H: 0 E: 1 K: 0 S: 12	H: 0 LOB: 1 BB: 1 P: 21	R: 2 H: 3 E: 1 K: 0 S: 19	H: 3 LOB: 1 BB: 0 P: 25	R: 0 H: 0 E: 0 K: 1 S: 10	H: 0 LOB: 0 BB: 0 P: 18	R: 0 H: 0 E: 0 K: 1 S: 9	H: 0 LOB: 0 BB: 0 P: 12	R: 0 H: 0 E: 0 K: 1 S: 8	H: 1 LOB: 0 BB: 0 P: 13	R: 0 H: 1 E: 0 K: 1 S: 12	H: 1 LOB: 1 BB: 0 P: 15	1B: 5 2B: 0 3B: 0 HR: 0	SF: 0 SAC: 1 DP: 0 HBP: 0	WP: 0 PB: 0 SB: 1 CS: 0	PA: 35	
PITCHER	IP WLS BF H R ER SO BB IBB HBP BLK WP HR S P ERA WHIP	IP WLS BF H R ER SO BB IBB HBP BLK WP HR S P ERA WHIP	IP WLS BF H R ER SO BB IBB HBP BLK WP HR S P ERA WHIP	IP WLS BF H R ER SO BB IBB HBP BLK WP HR S P ERA WHIP	IP WLS BF H R ER SO BB IBB HBP BLK WP HR S P ERA WHIP	IP WLS BF H R ER SO BB IBB HBP BLK WP HR S P ERA WHIP	IP WLS BF H R ER SO BB IBB HBP BLK WP HR S P ERA WHIP	IP WLS BF H R ER SO BB IBB HBP BLK WP HR S P ERA WHIP	IP WLS BF H R ER SO BB IBB HBP BLK WP HR S P ERA WHIP	IP WLS BF H R ER SO BB IBB HBP BLK WP HR S P ERA WHIP	IP WLS BF H R ER SO BB IBB HBP BLK WP HR S P ERA WHIP	IP WLS BF H R ER SO BB IBB HBP BLK WP HR S P ERA WHIP	IP WLS BF H R ER SO BB IBB HBP BLK WP HR S P ERA WHIP	IP WLS BF H R ER SO BB IBB HBP BLK WP HR S P ERA WHIP	IP WLS BF H R ER SO BB IBB HBP BLK WP HR S P ERA WHIP	IP WLS BF H R ER SO BB IBB HBP BLK WP HR S P ERA WHIP							
54 Jaime Garcia, L ERA: 1.44	5.0	W	22	4	3	1	4	2	0	0	0	0	0	0	0	0	0	0	0	62	101	1.80	1.200
30 Jason Motte, R ERA: 2.0	1.0	H	3	0	0	0	1	0	0	0	0	0	0	0	0	0	0	0	0	8	12	0.00	0.000
52 Eduardo Sanchez, R ERA: 2.0	2.0	H	6	0	0	0	2	0	0	0	0	0	0	0	0	0	0	0	0	17	25	0.00	0.000
41 Mitchell Boggs, R ERA: 1.8	1.0	S	4	1	0	0	1	0	0	0	0	0	0	0	0	0	0	0	0	12	15	0.00	1.000

Batter	1	2	3	4	5	6	7	8	9	AB	R	H	RBI	BB	SO	LOB	BOTTOM						
Ryan Theriot, R OBP: 0.366, SLG: 0.355			G4-3			G6-3		F8									5	0	0	0	0	1	3
28 Colby Rasmus, L OBP: 0.428, SLG: 0.600			G3-1			P6											4	0	1	1	0	1	0
5 Albert Pujols, R OBP: 0.305, SLG: 0.459						F8											3	1	0	0	1	1	1
7 Matt Holliday, R OBP: 0.558, SLG: 0.634																	2	2	1	0	2	0	0
12 Lance Berkman, S OBP: 0.409, SLG: 0.695																	4	1	3	2	0	0	1
41 Mitchell Boggs, R OBP: 0.352, SLG: 0.388																	0	0	0	0	0	0	0
4 Yadier Molina, R OBP: 0.352, SLG: 0.388																	3	0	2	1	0	0	1
8 Nick Punto, S OBP: 0.400, SLG: 0.250																	4	0	1	1	0	0	4
33 Daniel Descalso, L OBP: 0.226, SLG: 0.300																	4	1	1	0	0	0	2
54 Jaime Garcia, L ERA: 3.7	6.0	L	28	8	5	3	2	2	0	0	0	0	0	0	0	0	0	0	0	67	96	7.50	1.667
38 Mark Hamilton, L OBP: 0.309, SLG: 0.309	2.0		9	1	0	0	1	1	0	0	0	0	0	0	0	0	0	0	0	19	34	0.00	1.000
19 Jon Jay, L OBP: 0.375, SLG: 0.388																	1	0	0	0	0	0	0
Inning Stats	R: 0 H: 0 E: 0 K: 2 S: 11	H: 1 LOB: 0 BB: 0 P: 14	R: 0 H: 1 E: 0 K: 0 S: 7	H: 1 LOB: 0 BB: 0 P: 9	R: 1 H: 2 E: 0 K: 0 S: 10	H: 2 LOB: 1 BB: 0 P: 14	R: 2 H: 2 E: 0 K: 0 S: 11	H: 2 LOB: 1 BB: 1 P: 19	R: 2 H: 3 E: 0 K: 0 S: 18	H: 3 LOB: 2 BB: 1 P: 25	R: 0 H: 0 E: 0 K: 1 S: 10	H: 0 LOB: 0 BB: 0 P: 15	R: 0 H: 0 E: 0 K: 1 S: 10	H: 0 LOB: 1 BB: 1 P: 18	R: 0 H: 1 E: 0 K: 0 S: 9	H: 1 LOB: 2 BB: 0 P: 16	1B: 7 2B: 2 3B: 0 HR: 0	SF: 0 SAC: 2 DP: 0 HBP: 1	WP: 0 PB: 0 SB: 0 CS: 0	PA: 37			
PITCHER	IP WLS BF H R ER SO BB IBB HBP BLK WP HR S P ERA WHIP	IP WLS BF H R ER SO BB IBB HBP BLK WP HR S P ERA WHIP	IP WLS BF H R ER SO BB IBB HBP BLK WP HR S P ERA WHIP	IP WLS BF H R ER SO BB IBB HBP BLK WP HR S P ERA WHIP	IP WLS BF H R ER SO BB IBB HBP BLK WP HR S P ERA WHIP	IP WLS BF H R ER SO BB IBB HBP BLK WP HR S P ERA WHIP	IP WLS BF H R ER SO BB IBB HBP BLK WP HR S P ERA WHIP	IP WLS BF H R ER SO BB IBB HBP BLK WP HR S P ERA WHIP	IP WLS BF H R ER SO BB IBB HBP BLK WP HR S P ERA WHIP	IP WLS BF H R ER SO BB IBB HBP BLK WP HR S P ERA WHIP	IP WLS BF H R ER SO BB IBB HBP BLK WP HR S P ERA WHIP	IP WLS BF H R ER SO BB IBB HBP BLK WP HR S P ERA WHIP	IP WLS BF H R ER SO BB IBB HBP BLK WP HR S P ERA WHIP	IP WLS BF H R ER SO BB IBB HBP BLK WP HR S P ERA WHIP	IP WLS BF H R ER SO BB IBB HBP BLK WP HR S P ERA WHIP	IP WLS BF H R ER SO BB IBB HBP BLK WP HR S P ERA WHIP							
27 Jordan Zimmermann, R ERA: 3.7	6.0	L	28	8	5	3	2	2	0	0	0	0	0	0	0	0	0	0	0	67	96	7.50	1.667
23 Collin Balester, R ERA: 3.7	2.0		9	1	0	0	1	1	0	0	0	0	0	0	0	0	0	0	0	19	34	0.00	1.000

Washington Nationals @ St. Louis Cardinals
 Busch Stadium, St. Louis, MO
 Wed Apr 20 2011, 7:17 PM - 9:57 PM CDT
 Att: 33,714 - Cloudy - 52 F

AB	32
R	3
H	5
RBI	3
BB	2
SO	8
LOB	9

Washington Nationals @ St. Louis Cardinals
 Busch Stadium, St. Louis, MO
 Wed Apr 20 2011, 7:17 PM - 9:57 PM CDT
 Att: 33,714 - Cloudy - 52 F

AB	31
R	5
H	9
RBI	5
BB	3
SO	4
LOB	13

Batter	1	2	3	4	5	6	7	8	9	AB	R	H	RBI	BB	SO	LOB	TOP			
8 Danny Espinosa, S OBP: 0.368, SLG: 0.509	F9			G4-3		B2			HBP	3	0	0	0	0	0	0	Washington Nationals @ St. Louis Cardinals Busch Stadium, St. Louis, MO Thu Apr 21 2011, 12:45 PM - 3:07 PM CDT Att: 36,160 - Partly Cloudy - 51 F			
43 Rick Ankiel, L OBP: 0.303, SLG: 0.294	G4-3			F8		BB			F7	3	0	0	0	1	0					
28 Jayson Werth, R OBP: 0.293, SLG: 0.358	K			1B		F9			L7	4	0	1	0	0	1					
25 Adam LaRoche, L OBP: 0.338, SLG: 0.316		G4-3		BB		L4			F7	3	0	0	0	1	0					
6 Ian Desmond, R OBP: 0.253, SLG: 0.352	F8			FC6-4		L3				3	0	0	0	0	2					
38 Michael Morse, R OBP: 0.284, SLG: 0.217	K			1B		G1-3				3	0	1	0	0	1					
7 Ivan Rodriguez, R OBP: 0.206, SLG: 0.313			F7	G6-4-3					K	3	0	0	0	0	1					
13 Alex Cora, L OBP: 0.231, SLG: 0.130			L1-4-3	G4-3					F8	3	0	0	0	0	0					
32 Tom Gorzelanny, R 26 Jesus Flores, R 55 Brian Broderick, R 12 Matt Stairs, L 23 Collin Balester, R 45 Doug Slaten, L			K			K			K	1	0	0	0	0	0					
Inning Stats	R: 0 E: 0 K: 1 S: 7	H: 0 LOB: 0 BB: 0 P: 10	R: 0 E: 0 K: 1 S: 7	H: 0 LOB: 0 BB: 0 P: 12	R: 0 E: 0 K: 1 S: 6	H: 0 LOB: 0 BB: 0 P: 10	R: 0 E: 0 K: 0 S: 8	H: 1 LOB: 2 BB: 1 P: 13	R: 0 E: 0 K: 1 S: 8	H: 0 LOB: 1 BB: 1 P: 16	R: 0 E: 0 K: 0 S: 10	H: 0 LOB: 0 BB: 0 P: 11	R: 0 E: 0 K: 2 S: 10	H: 0 LOB: 0 BB: 0 P: 15	R: 0 E: 0 K: 0 S: 9	H: 0 LOB: 1 BB: 0 P: 14		1B: 2 2B: 0 3B: 0 HR: 0	SF: 0 SAC: 0 DP: 1 HBP: 1	WP: 0 PB: 0 SB: 0 CS: 0
PITCHER 26 Kyle Lohse, R ERA: 2.01	IP: 9.0 WLS: W BF: 31 H: 2 R: 0 ER: 0 SO: 6 BB: 2 IBB: 0 HBP: 1 BLK: 0 WP: 0 HR: 0 S: 72 P: 111 ERA: 0.00 WHIP: 0.444																			

Batter	1	2	3	4	5	6	7	8	9	AB	R	H	RBI	BB	SO	LOB	BOTTOM			
Ryan Theriot, R OBP: 0.349, SLG: 0.338	G6-3		G3		F8		L6			4	0	0	0	0	0	2	Washington Nationals @ St. Louis Cardinals Busch Stadium, St. Louis, MO Thu Apr 21 2011, 12:45 PM - 3:07 PM CDT Att: 36,160 - Partly Cloudy - 51 F			
28 Colby Rasmus, L OBP: 0.432, SLG: 0.584	K		BB		P5				5 HR	2	1	0	0	2	1	0				
5 Albert Pujols, R OBP: 0.314, SLG: 0.494	7 HR		G6-4-3		G6-3				HR	3	2	1	2	1	0	1				
7 Matt Holliday, R OBP: 0.571, SLG: 0.705	1-H		1B		G5-3				2B	3	2	2	2	1	0	0				
23 David Freese, R OBP: 0.365, SLG: 0.483	G6-3		K		G5-3				G1-3	4	0	1	1	0	1	1				
33 Daniel Descalso, L OBP: 0.226, SLG: 0.300									2B	0	0	0	0	0	0	0				
4 Yadier Molina, R OBP: 0.328, SLG: 0.358	F8		P6				F9		G5-3	4	0	0	0	0	0	2				
8 Nick Punto, S OBP: 0.444, SLG: 0.167		G1-3			BB		G1-3		G1-3	2	0	0	0	2	0	1				
19 Jon Jay, L OBP: 0.370, SLG: 0.364	G1-3		G4-3						P3	3	0	1	0	0	0	3				
27 Tyler Greene, R OBP: 0.353, SLG: 0.375										1	0	0	0	0	0	2				
26 Kyle Lohse, R OBP: 0.231, SLG: 0.231	G5-3				K				1B	3	0	1	0	0	1	1				
Inning Stats	R: 2 E: 0 K: 1 S: 14	H: 1 LOB: 0 BB: 1 P: 24	R: 0 E: 0 K: 0 S: 13	H: 0 LOB: 1 BB: 1 P: 24	R: 0 E: 0 K: 0 S: 9	H: 0 LOB: 0 BB: 1 P: 17	R: 0 E: 0 K: 1 S: 15	H: 1 LOB: 2 BB: 1 P: 25	R: 0 E: 0 K: 1 S: 12	H: 0 LOB: 0 BB: 0 P: 18	R: 0 E: 0 K: 0 S: 6	H: 0 LOB: 0 BB: 0 P: 12	R: 0 E: 0 K: 0 S: 7	H: 2 LOB: 2 BB: 0 P: 10	R: 3 E: 0 K: 0 S: 13	H: 2 LOB: 2 BB: 2 P: 28	1B: 3 2B: 1 3B: 0 HR: 2	SF: 0 SAC: 0 DP: 1 HBP: 0	WP: 0 PB: 0 SB: 0 CS: 0	PA: 35
PITCHER 32 Tom Gorzelanny, L ERA: 4.96 55 Brian Broderick, R ERA: 8.53 23 Collin Balester, R ERA: 11.57 45 Doug Slaten, L ERA:	IP: 5.0 WLS: L BF: 20 H: 2 R: 2 ER: 2 SO: 3 BB: 4 IBB: 0 HBP: 0 BLK: 0 WP: 0 HR: 1 S: 63 P: 108 ERA: 0.00 WHIP: 1.200																			

AB	28
R	0
H	2
RBI	0
BB	2
SO	6
LOB	7



AB	29
R	5
H	6
RBI	5
BB	6
SO	3
LOB	13



Batter	1	2	3	4	5	6	7	8	9	AB	R	H	RBI	BB	SO	LOB	TOP									
6 Drew Stubbs, R OBP: 0.369, SLG: 0.500										4	0	2	0	1	1	0	Cincinnati Reds @ St. Louis Cardinals Busch Stadium, St. Louis, MO Fri Apr 22 2011, 7:18 PM - 12:36 AM CDT Att: 40,327 - Partly Cloudy - 72 F									
4 Brandon Phillips, R OBP: 0.394, SLG: 0.452										5	1	2	1	0	0	4										
19 Joey Votto, L OBP: 0.500, SLG: 0.620										4	0	0	0	1	1	3										
31 Jonny Gomes, R OBP: 0.400, SLG: 0.583										3	0	1	1	1	0	2										
32 Jay Bruce, L OBP: 0.303, SLG: 0.371										4	0	1	0	0	0	3										
16 Edgar Renteria, R OBP: 0.353, SLG: 0.400										4	0	1	0	0	1	2										
43 Miguel Cairo, R OBP: 0.343, SLG: 0.387										3	0	2	0	1	0	2										
55 Ramon Hernandez, R (1, 2)										3	0	0	0	0	0	5										
40 Nick Masset, R (6, 1)										0	0	0	0	0	0	0										
28 Chris Heisey, R (8, PH)										1	0	1	0	0	0	0										
45 Bill Bray, L (8, 1)										0	0	0	0	0	0	0										
36 Edinson Volquez, R (1, 1)										0	0	0	0	0	0	0										
56 Matt Maloney, L (1, 1)										1	0	0	0	0	0	0										
62 Jordan Smith, R (3, 1)										1	0	0	0	0	0	0										
29 Ryan Hanigan, R OBP: 0.333, SLG: 0.417										1	1	0	0	1	0	2										
Inning Stats	R: 0 E: 0 K: 1 S: 9	H: 0 LOB: 1 BB: 1 P: 17	R: 0 E: 0 K: 0 S: 9	H: 1 LOB: 1 BB: 0 P: 13	R: 0 E: 0 K: 0 S: 8	H: 1 LOB: 1 BB: 0 P: 11	R: 0 E: 0 K: 0 S: 7	H: 2 LOB: 2 BB: 1 P: 16	R: 1 E: 0 K: 1 S: 11	H: 1 LOB: 0 BB: 0 P: 16	R: 0 E: 0 K: 0 S: 11	H: 1 LOB: 2 BB: 2 P: 19	R: 1 E: 0 K: 0 S: 12	H: 1 LOB: 2 BB: 2 P: 24	R: 0 E: 0 K: 1 S: 22	H: 2 LOB: 1 BB: 0 P: 30	R: 0 E: 0 K: 0 S: 9	H: 1 LOB: 1 BB: 0 P: 14	1B: 9 2B: 0 3B: 0 HR: 1	SF: 1 SAC: 0 DP: 1 HBP: 0	WP: 2 PB: 0 SB: 2 CS: 1	PA: 41				
PITCHER	IP WLS BF H R ER SO BB IBB HBP BLK WP HR S P ERA WHIP	IP WLS BF H R ER SO BB IBB HBP BLK WP HR S P ERA WHIP	IP WLS BF H R ER SO BB IBB HBP BLK WP HR S P ERA WHIP	IP WLS BF H R ER SO BB IBB HBP BLK WP HR S P ERA WHIP	IP WLS BF H R ER SO BB IBB HBP BLK WP HR S P ERA WHIP	IP WLS BF H R ER SO BB IBB HBP BLK WP HR S P ERA WHIP	IP WLS BF H R ER SO BB IBB HBP BLK WP HR S P ERA WHIP	IP WLS BF H R ER SO BB IBB HBP BLK WP HR S P ERA WHIP	IP WLS BF H R ER SO BB IBB HBP BLK WP HR S P ERA WHIP	IP WLS BF H R ER SO BB IBB HBP BLK WP HR S P ERA WHIP	IP WLS BF H R ER SO BB IBB HBP BLK WP HR S P ERA WHIP	IP WLS BF H R ER SO BB IBB HBP BLK WP HR S P ERA WHIP	IP WLS BF H R ER SO BB IBB HBP BLK WP HR S P ERA WHIP	IP WLS BF H R ER SO BB IBB HBP BLK WP HR S P ERA WHIP	IP WLS BF H R ER SO BB IBB HBP BLK WP HR S P ERA WHIP	IP WLS BF H R ER SO BB IBB HBP BLK WP HR S P ERA WHIP	IP WLS BF H R ER SO BB IBB HBP BLK WP HR S P ERA WHIP	IP WLS BF H R ER SO BB IBB HBP BLK WP HR S P ERA WHIP	IP WLS BF H R ER SO BB IBB HBP BLK WP HR S P ERA WHIP	IP WLS BF H R ER SO BB IBB HBP BLK WP HR S P ERA WHIP	IP WLS BF H R ER SO BB IBB HBP BLK WP HR S P ERA WHIP	IP WLS BF H R ER SO BB IBB HBP BLK WP HR S P ERA WHIP	IP WLS BF H R ER SO BB IBB HBP BLK WP HR S P ERA WHIP	IP WLS BF H R ER SO BB IBB HBP BLK WP HR S P ERA WHIP	IP WLS BF H R ER SO BB IBB HBP BLK WP HR S P ERA WHIP	IP WLS BF H R ER SO BB IBB HBP BLK WP HR S P ERA WHIP
44 Miguel Batista, R (1, 1)	0.0	W	27	7	2	2	2	3	0	0	0	0	0	0	4	∞	∞									
46 Kyle McClellan, R (1, 1)	6.0	W	27	7	2	2	2	3	0	0	0	0	0	0	4	3.00	1.667									
52 Eduardo Sanchez, R (7, 1)	1.0	H	4	0	0	0	0	1	0	0	0	0	0	2	0	0.00	1.000									
30 Jason Motte, R (8, 1)	0.2	H	4	2	0	0	1	0	0	0	0	0	0	20	27	0.00	3.000									
41 Mitchell Boggs, R (8, 1)	1.1	S	4	1	0	0	0	0	0	0	0	0	0	11	17	0.00	0.750									
Batter	1	2	3	4	5	6	7	8	9	AB	R	H	RBI	BB	SO	LOB	BOTTOM									
Ryan Theriot, R OBP: 0.367, SLG: 0.369										4	2	3	0	0	0	0	Cincinnati Reds @ St. Louis Cardinals Busch Stadium, St. Louis, MO Fri Apr 22 2011, 7:18 PM - 12:36 AM CDT Att: 40,327 - Partly Cloudy - 72 F									
28 Colby Rasmus, L OBP: 0.435, SLG: 0.575										3	0	1	0	1	0	2										
41 Mitchell Boggs, R (8, 1)										0	0	0	0	0	0	0										
5 Albert Pujols, R OBP: 0.311, SLG: 0.488										3	0	1	2	0	0	1										
7 Matt Holliday, R OBP: 0.567, SLG: 0.681										3	0	1	0	0	0	2										
12 Lance Berkman, S OBP: 0.414, SLG: 0.698										4	2	2	0	0	0	2										
23 David Freese, R OBP: 0.373, SLG: 0.484										4	0	2	0	0	0	1										
4 Yadier Molina, R OBP: 0.323, SLG: 0.351										4	0	1	1	0	1	4										
33 Daniel Descalso, L OBP: 0.206, SLG: 0.273										3	0	0	0	0	0	0										
44 Miguel Batista, R (1, 1)										0	0	0	0	0	0	0										
46 Kyle McClellan, R (1, 1)										3	0	1	0	0	1	0										
52 Eduardo Sanchez, R (7, 1)										0	0	0	0	0	0	0										
30 Jason Motte, R (8, 1)										0	0	0	0	0	0	0										
19 Jon Jay, L OBP: 0.370, SLG: 0.364										0	0	0	0	0	0	0										
Inning Stats	R: 1 E: 0 K: 1 S: 24	H: 4 LOB: 3 BB: 0 P: 39	R: 1 E: 0 K: 0 S: 16	H: 2 LOB: 2 BB: 1 P: 27	R: 1 E: 1 K: 0 S: 10	H: 2 LOB: 1 BB: 0 P: 14	R: 0 E: 0 K: 0 S: 7	H: 2 LOB: 1 BB: 0 P: 9	R: 1 E: 0 K: 0 S: 9	H: 2 LOB: 0 BB: 0 P: 17	R: 0 E: 0 K: 1 S: 14	H: 0 LOB: 0 BB: 0 P: 18	R: 0 E: 0 K: 0 S: 7	H: 0 LOB: 0 BB: 0 P: 10	R: 0 E: 0 K: 0 S: 10	H: 0 LOB: 0 BB: 0 P: 14	R: 0 E: 0 K: 0 S: 9	H: 1 LOB: 1 BB: 0 P: 14	1B: 10 2B: 2 3B: 0 HR: 0	SF: 1 SAC: 0 DP: 2 HBP: 1	WP: 1 PB: 0 SB: 0 CS: 1	PA: 35				
PITCHER	IP WLS BF H R ER SO BB IBB HBP BLK WP HR S P ERA WHIP	IP WLS BF H R ER SO BB IBB HBP BLK WP HR S P ERA WHIP	IP WLS BF H R ER SO BB IBB HBP BLK WP HR S P ERA WHIP	IP WLS BF H R ER SO BB IBB HBP BLK WP HR S P ERA WHIP	IP WLS BF H R ER SO BB IBB HBP BLK WP HR S P ERA WHIP	IP WLS BF H R ER SO BB IBB HBP BLK WP HR S P ERA WHIP	IP WLS BF H R ER SO BB IBB HBP BLK WP HR S P ERA WHIP	IP WLS BF H R ER SO BB IBB HBP BLK WP HR S P ERA WHIP	IP WLS BF H R ER SO BB IBB HBP BLK WP HR S P ERA WHIP	IP WLS BF H R ER SO BB IBB HBP BLK WP HR S P ERA WHIP	IP WLS BF H R ER SO BB IBB HBP BLK WP HR S P ERA WHIP	IP WLS BF H R ER SO BB IBB HBP BLK WP HR S P ERA WHIP	IP WLS BF H R ER SO BB IBB HBP BLK WP HR S P ERA WHIP	IP WLS BF H R ER SO BB IBB HBP BLK WP HR S P ERA WHIP	IP WLS BF H R ER SO BB IBB HBP BLK WP HR S P ERA WHIP	IP WLS BF H R ER SO BB IBB HBP BLK WP HR S P ERA WHIP	IP WLS BF H R ER SO BB IBB HBP BLK WP HR S P ERA WHIP	IP WLS BF H R ER SO BB IBB HBP BLK WP HR S P ERA WHIP	IP WLS BF H R ER SO BB IBB HBP BLK WP HR S P ERA WHIP	IP WLS BF H R ER SO BB IBB HBP BLK WP HR S P ERA WHIP	IP WLS BF H R ER SO BB IBB HBP BLK WP HR S P ERA WHIP	IP WLS BF H R ER SO BB IBB HBP BLK WP HR S P ERA WHIP	IP WLS BF H R ER SO BB IBB HBP BLK WP HR S P ERA WHIP	IP WLS BF H R ER SO BB IBB HBP BLK WP HR S P ERA WHIP	IP WLS BF H R ER SO BB IBB HBP BLK WP HR S P ERA WHIP	IP WLS BF H R ER SO BB IBB HBP BLK WP HR S P ERA WHIP
36 Edinson Volquez, R (1, 1)	0.0	L	15	8	3	3	1	1	0	0	0	0	0	0	0	45	73	13.50	4.500							
56 Matt Maloney, L (1, 1)	2.0	L	15	8	3	3	1	1	0	0	0	0	0	0	0	45	73	13.50	4.500							
62 Jordan Smith, R (3, 1)	3.0		10	4	1	1	0	0	0	0	1	0	0	1	0	21	33	3.00	1.333							
40 Nick Masset, R (6, 1)	2.0		6	0	0	0	1	0	0	0	0															

Batter	1	2	3	4	5	6	7	8	9	AB	R	H	RBI	BB	SO	LOB	TOP											
6 Drew Stubbs, R OBP: 0.360, SLG: 0.474	G4-3		BB			K		E5 31 HBP 32 BB	G4-3	4	1	0	0	1	1	1	Cincinnati Reds @ St. Louis Cardinals Busch Stadium, St. Louis, MO Sat Apr 23 2011, 3:13 PM - 6:47 PM CDT Att: 41,877 - Overcast - 62 F											
4 Brandon Phillips, R OBP: 0.352, SLG: 0.464	G1-3		K			19 HR BB		K	E6	4	1	0	0	1	2	3												
19 Joey Votto, L OBP: 0.505, SLG: 0.649	FC4-6 BB				F7		HR	32 BB 43 1B IBB	G5-3	3	2	1	2	2	0	2												
31 Jonny Gomes, R OBP: 0.393, SLG: 0.556	FC4-6		K			K		32 BB 43 1B HBP		3	1	0	0	0	2	1												
32 Jay Bruce, L OBP: 0.300, SLG: 0.356	G3		F8			L6		43 1B BB		3	0	0	1	1	0	0												
43 Miguel Cairo, R OBP: 0.333, SLG: 0.371	K				L6			1B		4	0	1	2	0	1	0												
55 Ramon Hernandez, R 54 Aroldis Chapman, L 26 Jeremy Hermida, L 66 Logan Ondrusek, R 48 Francisco Cordero, R	G1				G3-1			F8		3	0	0	0	0	1	0												
7 Paul Janish, R OBP: 0.308, SLG: 0.306			K					G3-1		4	0	1	0	0	1	0												
30 Travis Wood, R 29 Ryan Hanigan, R	P4				G1-3			G3-1	4 E 2B	2	0	0	0	0	0	1												
										2	0	1	0	0	0	0												
Inning Stats	R: 0 H: 0 E: 0 K: 0 S: 9	H: 0 LOB: 1 BB: 1 P: 19	R: 0 H: 0 E: 0 K: 1 S: 9	H: 0 LOB: 0 BB: 0 P: 13	R: 0 H: 0 E: 0 K: 2 S: 12	H: 0 LOB: 1 BB: 1 P: 20	R: 0 H: 0 E: 0 K: 1 S: 7	H: 0 LOB: 0 BB: 0 P: 12	R: 0 H: 1 E: 0 K: 0 S: 11	H: 1 LOB: 1 BB: 0 P: 16	R: 2 H: 1 E: 0 K: 2 S: 11	H: 1 LOB: 0 BB: 1 P: 23	R: 0 H: 0 E: 0 K: 1 S: 14	H: 0 LOB: 0 BB: 0 P: 18	R: 3 H: 1 E: 1 K: 1 S: 16	H: 2 LOB: 2 BB: 2 P: 29	R: 0 H: 1 E: 1 K: 0 S: 17	H: 1 LOB: 0 BB: 0 P: 21	1B: 2 2B: 1 3B: 0 HR: 1	SF: 0 SAC: 0 DP: 0 HBP: 1	WP: 0 PB: 0 SB: 0 CS: 0	PA: 39						
PITCHER	IP	WLS	BF	H	R	ER	SO	BB	IBB	HBP	BLK	WP	HR	S	P	ERA	WHIP											
29 Chris Carpenter, R ERA: 3.9	6.0		23	2	2	2	6	3	0	0	0	0	1	59	103	3.00	0.833											
59 Fernando Salas, R ERA: 1.8	1.0	H	3	0	0	0	1	0	0	0	0	0	0	14	18	0.00	0.000											
44 Miguel Batista, R ERA: 1.17	0.2	L	5	0	3	0	1	0	1	1	0	0	0	10	19	0.00	0.000											
43 Trevor Miller, L ERA: 2.25	0.0	B	1	0	0	0	0	1	0	0	0	0	0	2	6	∞	∞											
31 Ryan Franklin, R ERA: 7.89	1.1		7	2	0	0	0	0	0	0	0	0	0	21	25	0.00	1.500											
Batter	1	2	3	4	5	6	7	8	9	AB	R	H	RBI	BB	SO	LOB	BOTTOM											
Ryan Theriot, R OBP: 0.355, SLG: 0.356	K		SH5-3			K		G6-3		3	0	0	0	0	2	1	Cincinnati Reds @ St. Louis Cardinals Busch Stadium, St. Louis, MO Sat Apr 23 2011, 3:13 PM - 6:47 PM CDT Att: 41,877 - Overcast - 62 F											
28 Colby Rasmus, L OBP: 0.427, SLG: 0.566	7 9 1B		SF8			P5		F9		3	0	1	1	0	0	0												
5 Albert Pujols, R OBP: 0.309, SLG: 0.512	F8		K			HR		F9		4	1	1	1	0	1	1												
7 Matt Holliday, R OBP: 0.531, SLG: 0.627	F8					F9		L9		4	0	0	0	0	1	1												
12 Lance Berkman, S OBP: 0.432, SLG: 0.712	23 1B 2B		4 CS 23 1B BB			1B		L4		3	1	2	0	1	0	0												
23 David Freese, R OBP: 0.380, SLG: 0.485	8 G6-4-3 1B		4 CS 1B			K		G6-3		4	0	2	1	0	1	1												
4 Yadier Molina, R OBP: 0.318, SLG: 0.361	F8		F8			SH1-4 2B		G5-3		4	0	1	0	0	0	3												
8 Nick Punto, S OBP: 0.364, SLG: 0.125	G6-4-3		G4-3			SH1-4		G5-3		2	0	0	0	0	0	1												
29 Chris Carpenter, R ERA: 3.9	6.1		26	8	3	3	5	1	0	0	0	0	0	0	0	0												
54 Aroldis Chapman, L ERA: 1.8	0.2	W	2	0	0	0	1	0	0	0	0	0	0	5	7	0.00		0.000										
66 Logan Ondrusek, R ERA: 0.71	1.0	H	3	0	0	0	0	0	0	0	0	0	0	7	12	0.00	0.000											
48 Francisco Cordero, R ERA: 2.0	1.0	S	3	0	0	0	0	0	0	0	0	0	0	8	12	0.00	0.000											
Inning Stats	R: 0 H: 1 E: 0 K: 1 S: 11	H: 2 LOB: 0 BB: 0 P: 15	R: 1 H: 2 E: 0 K: 0 S: 5	H: 2 LOB: 0 BB: 0 P: 7	R: 1 H: 1 E: 0 K: 1 S: 7	H: 1 LOB: 0 BB: 0 P: 12	R: 0 H: 1 E: 0 K: 1 S: 10	H: 1 LOB: 1 BB: 1 P: 20	R: 0 H: 0 E: 0 K: 1 S: 8	H: 0 LOB: 0 BB: 0 P: 14	R: 1 H: 2 E: 0 K: 1 S: 8	H: 2 LOB: 1 BB: 0 P: 12	R: 0 H: 1 E: 0 K: 1 S: 9	H: 1 LOB: 1 BB: 0 P: 14	R: 0 H: 0 E: 0 K: 0 S: 7	H: 0 LOB: 0 BB: 0 P: 12	R: 0 H: 0 E: 0 K: 0 S: 8	H: 0 LOB: 0 BB: 0 P: 12	1B: 4 2B: 3 3B: 0 HR: 1	SF: 1 SAC: 2 DP: 1 HBP: 0	WP: 0 PB: 0 SB: 1 CS: 2	PA: 34						
PITCHER	IP	WLS	BF	H	R	ER	SO	BB	IBB	HBP	BLK	WP	HR	S	P	ERA	WHIP											
30 Travis Wood, L ERA: 5.4	6.1		26	8	3	3	5	1	0	0	0	0	0	0	0	0	4.26	1.421										
54 Aroldis Chapman, L ERA: 1.8	0.2	W	2	0	0	0	1	0	0	0	0	0	0	5	7	0.00	0.000											
66 Logan Ondrusek, R ERA: 0.71	1.0	H	3	0	0	0	0	0	0	0	0	0	0	7	12	0.00	0.000											
48 Francisco Cordero, R ERA: 2.0	1.0	S	3	0	0	0	0	0	0	0	0	0	0	8	12	0.00	0.000											

Batter	1	2	3	4	5	6	7	8	9	AB	R	H	RBI	BB	SO	LOB	TOP		
6 Drew Stubbs, R (1, 8) OBP: 0.344, SLG: 0.451	G5-3			K		G1-3		L8		4	0	0	0	0	1	0	Cincinnati Reds @ St. Louis Cardinals Busch Stadium, St. Louis, MO Sun Apr 24 2011, 7:13 PM - 10:03 PM CDT Att: 38,201 - Cloudy - 57 F		
4 Brandon Phillips, R (1, 4) OBP: 0.388, SLG: 0.453	G1-3			2B		2B		L4		4	0	2	0	0	0	0			
19 Joey Votto, L (1, 3) OBP: 0.515, SLG: 0.658	G4-3			BB		IBB		2B		2	0	1	0	2	0	0			
31 Jonny Gomes, R (1, 7) OBP: 0.386, SLG: 0.530			F8			FC5-4		K		3	0	0	0	1	1	5			
32 Jay Bruce, L (1, 9) OBP: 0.286, SLG: 0.338	G4-3			F7				K		4	0	0	0	0	2	4			
43 Miguel Cairo, R (1, 5) OBP: 0.333, SLG: 0.368	K							K		3	0	1	0	0	2	0			
29 Ryan Hanigan, R (1, 2) OBP: 0.319, SLG: 0.415			G6-3		G4-6-3		G5-3			3	0	0	0	0	0	1			
7 Paul Janish, R (1, 6) OBP: 0.294, SLG: 0.292			F8		G1-3		K			3	0	0	0	0	1	0			
36 Edinson Volquez, R (1, 1)			K				K			2	0	0	0	0	2	0			
40 Nick Masset, R (6, 1)										0	0	0	0	0	0	0			
28 Chris Heisey, R (8, PH) OBP: 0.343, SLG: 0.484										1	0	0	0	0	1	0			
54 Aroldis Chapman, L (8, 1)										0	0	0	0	0	0	0			
Inning Stats	R: 0 H: 0 E: 0 K: 0 S: 7	H: 0 LOB: 0 BB: 0 P: 11	R: 0 H: 0 E: 0 K: 1 S: 7	H: 0 LOB: 0 BB: 1 P: 16	R: 0 H: 0 E: 0 K: 1 S: 7	H: 0 LOB: 2 BB: 1 P: 10	R: 0 H: 1 E: 0 K: 1 S: 9	H: 1 LOB: 2 BB: 0 P: 17	R: 0 H: 1 E: 0 K: 1 S: 10	H: 1 LOB: 2 BB: 1 P: 19	R: 0 H: 0 E: 0 K: 2 S: 9	H: 0 LOB: 0 BB: 0 P: 12	R: 0 H: 0 E: 0 K: 2 S: 7	H: 0 LOB: 0 BB: 0 P: 10	R: 0 H: 1 E: 0 K: 2 S: 11	H: 1 LOB: 1 BB: 0 P: 16	1B: 1 2B: 3 3B: 0 HR: 0	SF: 0 SAC: 0 DP: 1 HBP: 0	WP: 0 PA: 32 PB: 0 SB: 0 CS: 1
PITCHER	IP WLS BF H R ER SO	IP WLS BF H R ER SO	IP WLS BF H R ER SO	IP WLS BF H R ER SO	IP WLS BF H R ER SO	IP WLS BF H R ER SO	IP WLS BF H R ER SO	IP WLS BF H R ER SO	IP WLS BF H R ER SO	IP WLS BF H R ER SO	IP WLS BF H R ER SO	IP WLS BF H R ER SO	IP WLS BF H R ER SO	IP WLS BF H R ER SO	IP WLS BF H R ER SO	IP WLS BF H R ER SO	ERA WHIP	ERA WHIP	
35 Jake Westbrook, R (1, 1) ERA: 7.4	6.0	W	22	3	0	0	4	2	1	0	0	0	0	0	0	0	0.00	0.833	
59 Fernando Salas, R (7, 1) ERA: 1.5	1.0	H	3	0	0	0	2	0	0	0	0	0	0	0	0	0	0.00	0.000	
52 Eduardo Sanchez, R (8, 1) ERA: 1.5	1.0	H	3	0	0	0	2	0	0	0	0	0	0	0	0	0	0.00	0.000	
41 Mitchell Boggs, R (9, 1) ERA: 1.46	1.0	S	4	1	0	0	2	0	0	0	0	0	0	0	0	0	0.00	1.000	

Batter	1	2	3	4	5	6	7	8	9	AB	R	H	RBI	BB	SO	LOB	BOTTOM		
Ryan Theriot, R (1, 6) OBP: 0.361, SLG: 0.356	G6-3			1B				G6-3		3	0	1	0	1	0	0	Cincinnati Reds @ St. Louis Cardinals Busch Stadium, St. Louis, MO Sun Apr 24 2011, 7:13 PM - 10:03 PM CDT Att: 38,201 - Cloudy - 57 F		
28 Colby Rasmus, L (1, 8) OBP: 0.410, SLG: 0.540	K			K		P5		K		4	0	0	0	0	3	2			
5 Albert Pujols, R (1, 3) OBP: 0.396, SLG: 0.590				K		P3		G5-3		4	0	1	0	0	1	1			
52 Eduardo Sanchez, R (8, 1)				K						0	0	0	0	0	0	0			
41 Mitchell Boggs, R (9, 1)				K						0	0	0	0	0	0	0			
7 Matt Holliday, R (1, 7) OBP: 0.515, SLG: 0.618	K			G6-3		4 HR		G6-3		4	1	1	0	0	1	2			
12 Lance Berkman, S (8, 3) OBP: 0.449, SLG: 0.725				G3		4 HR				3	1	2	0	1	0	0			
33 Daniel Descalso, L (1, 5) OBP: 0.211, SLG: 0.250				K		P3		4 G3-6-1		3	0	0	0	1	2	3			
4 Yadier Molina, R (1, 2) OBP: 0.329, SLG: 0.415				K				G3-6-1		4	1	2	3	0	1	2			
8 Nick Punto, S (1, 4) OBP: 0.357, SLG: 0.100				F8		1-H 2-H				2	0	0	0	1	0	2			
35 Jake Westbrook, R (1, 1) ERA: 6.35	5.2	L	26	6	3	3	7	2	1	0	0	0	0	0	0	0	0.00	1.412	
23 David Freese, R (6, PH) ERA: 5.4	1.1		4	0	0	0	1	0	0	0	0	0	0	0	0	0	0.00	0.000	
59 Fernando Salas, R (7, 1) ERA: 5.4	1.0		4	1	0	0	0	1	0	0	0	0	0	0	0	0	0.00	2.000	
19 Jon Jay, L (8, 9) OBP: 0.370, SLG: 0.364										0	0	0	0	0	0	0			
Inning Stats	R: 0 H: 1 E: 0 K: 2 S: 11	H: 2 LOB: 2 BB: 0 P: 16	R: 0 H: 2 E: 0 K: 1 S: 12	H: 2 LOB: 0 BB: 0 P: 20	R: 0 H: 1 E: 0 K: 2 S: 12	H: 1 LOB: 1 BB: 0 P: 19	R: 0 H: 0 E: 0 K: 2 S: 12	H: 0 LOB: 0 BB: 0 P: 14	R: 0 H: 0 E: 0 K: 0 S: 9	H: 0 LOB: 1 BB: 1 P: 17	R: 3 H: 2 E: 0 K: 0 S: 10	H: 2 LOB: 1 BB: 2 P: 23	R: 0 H: 0 E: 0 K: 1 S: 7	H: 0 LOB: 0 BB: 0 P: 9	R: 0 H: 1 E: 0 K: 0 S: 8	H: 1 LOB: 1 BB: 1 P: 14	1B: 4 2B: 2 3B: 0 HR: 1	SF: 0 SAC: 0 DP: 1 HBP: 0	WP: 0 PA: 34 PB: 0 SB: 2 CS: 0
PITCHER	IP WLS BF H R ER SO	IP WLS BF H R ER SO	IP WLS BF H R ER SO	IP WLS BF H R ER SO	IP WLS BF H R ER SO	IP WLS BF H R ER SO	IP WLS BF H R ER SO	IP WLS BF H R ER SO	IP WLS BF H R ER SO	IP WLS BF H R ER SO	IP WLS BF H R ER SO	IP WLS BF H R ER SO	IP WLS BF H R ER SO	IP WLS BF H R ER SO	IP WLS BF H R ER SO	IP WLS BF H R ER SO	ERA WHIP	ERA WHIP	

Batter	1	2	3	4	5	6	7	8	9	AB	R	H	RBI	BB	SO	LOB	TOP					
33 Daniel Descalso, L OBP: 0.255, SLG: 0.364	L7		K		K	F9	K			5	0	0	0	0	3	5						
23 David Freese, R OBP: 0.391, SLG: 0.481	G1-3									5	2	3	1	0	0	0						
8 Nick Punto, S OBP: 0.348, SLG: 0.263										0	0	0	0	0	0	0						
5 Albert Pujols, R OBP: 0.321, SLG: 0.485	F9									5	2	2	0	0	0	1						
7 Matt Holliday, R OBP: 0.542, SLG: 0.672										4	1	2	3	1	0	1						
12 Lance Berkman, S OBP: 0.467, SLG: 0.795										5	3	4	5	0	0	1						
19 Jon Jay, L OBP: 0.362, SLG: 0.357										0	0	0	0	0	0	0						
28 Colby Rasmus, L OBP: 0.400, SLG: 0.505										3	1	1	0	2	1	2						
13 Gerald Laird, R OBP: 0.333, SLG: 0.375										4	0	1	1	1	0	1						
27 Tyler Greene, R OBP: 0.321, SLG: 0.423										5	1	0	0	0	2	4						
46 Kyle McClellan, R OBP: 0.286, SLG: 0.417										2	1	1	1	0	0	0						
30 Jason Motte, R										0	0	0	0	0	0	0						
38 Mark Hamilton, L										1	0	1	0	0	0	0						
44 Miguel Batista, R										0	0	0	0	0	0	0						
43 Trevor Miller, R										0	0	0	0	0	0	0						
59 Fernando Salas, R										0	0	0	0	0	0	0						
Ryan Theriot, R										0	0	0	0	0	0	0						
Inning Stats	R: 0 E: 0 K: 0 S: 9	H: 0 LOB: 0 BB: 0 P: 12	R: 0 E: 0 K: 0 S: 7	H: 0 LOB: 1 BB: 2 P: 18	R: 0 E: 0 K: 1 S: 7	H: 0 LOB: 0 BB: 0 P: 13	R: 0 E: 1 K: 0 S: 6	H: 1 LOB: 1 BB: 0 P: 11	R: 1 E: 0 K: 1 S: 12	H: 2 LOB: 2 BB: 1 P: 21	R: 9 E: 0 K: 0 S: 32	H: 10 LOB: 2 BB: 1 P: 55	R: 0 E: 0 K: 2 S: 10	H: 1 LOB: 1 BB: 0 P: 16	R: 0 E: 0 K: 0 S: 9	H: 0 LOB: 0 BB: 0 P: 13	R: 1 E: 0 K: 2 S: 16	H: 1 LOB: 0 BB: 0 P: 22	1B: 11 2B: 2 3B: 0 HR: 2	SF: 0 SAC: 1 DP: 1 HBP: 0	WP: 0 PB: 0 SB: 1 CS: 0	PA: 44
PITCHER	IP WLS BF H R ER SO BB IBB HBP BLK WP HR S P ERA WHIP																					
28 Nelson Figueroa, R ERA: 9.28	(1, 1) 5.0 22 6 4 4 2 3 0 0 0 0 0 1 13 23 27.00 1.800																					
58 Fernando Abad, L ERA: 6.3	(6, 1) 0.2 L 6 3 2 2 0 1 0 0 0 0 0 0 1 13 23 27.00 1.800																					
47 Jeff Fulchino, R ERA: 3.86	(6, 1) 0.0 4 4 4 4 0 0 0 0 0 0 0 0 8 11 ∞ ∞																					
66 Eneido Del Rosario, R ERA: 5.54	(6, 1) 0.1 1 0 0 0 0 0 0 0 0 0 0 0 2 5 0.00 0.000																					
60 Jose Valdez, R ERA: 9.0	(7, 1) 2.0 7 1 0 0 2 0 0 0 0 0 0 0 19 29 0.00 0.500																					

St. Louis Cardinals @ Houston Astros
Minute Maid Park, Houston, TX
Thu Apr 28 2011, 7:07 PM - 10:30 PM CDT
Att: 26,331 - Clear - 81 F

AB 39
R 11
H 15
RBI 11
BB 4
SO 6
LOB 15



Batter	1	2	3	4	5	6	7	8	9	AB	R	H	RBI	BB	SO	LOB	BOTTOM					
21 Michael Bourn, L OBP: 0.359, SLG: 0.396	G3		G6-3		L7			F7	G4-3	5	1	1	0	1	0	4						
36 Angel Sanchez, R OBP: 0.333, SLG: 0.380	F9		G6-3		G6-3			F9		5	0	1	1	0	0	3						
9 Hunter Pence, R OBP: 0.351, SLG: 0.490										4	1	2	1	1	1	4						
45 Carlos Lee, R OBP: 0.245, SLG: 0.347	P4		E1					G6-3		5	0	2	2	0	0	2						
29 Brett Wallace, L OBP: 0.441, SLG: 0.518										4	1	2	0	1	1	3						
22 Bill Hall, R OBP: 0.282, SLG: 0.342	L3		K							5	1	1	0	0	1	4						
23 Chris Johnson, R OBP: 0.247, SLG: 0.333										5	1	2	2	0	0	2						
55 Humberto Quintero, R OBP: 0.344, SLG: 0.404										5	1	1	0	0	1	1						
28 Nelson Figueroa, R ERA: 9.28	(1, 1) 5.0 22 6 4 4 2 3 0 0 0 0 0 1 13 23 27.00 1.800																					
47 Jeff Fulchino, R ERA: 3.86	(6, 1) 0.0 4 4 4 4 0 0 0 0 0 0 0 0 8 11 ∞ ∞																					
66 Eneido Del Rosario, R ERA: 5.54	(6, 1) 0.1 1 0 0 0 0 0 0 0 0 0 0 0 2 5 0.00 0.000																					
60 Jose Valdez, R ERA: 9.0	(7, 1) 2.0 7 1 0 0 2 0 0 0 0 0 0 0 19 29 0.00 0.500																					
Inning Stats	R: 0 E: 0 K: 0 S: 9	H: 1 LOB: 1 BB: 0 P: 15	R: 2 E: 0 K: 0 S: 7	H: 2 LOB: 0 BB: 0 P: 9	R: 1 E: 1 K: 2 S: 14	H: 2 LOB: 2 BB: 0 P: 21	R: 0 E: 0 K: 0 S: 6	H: 0 LOB: 0 BB: 0 P: 8	R: 1 E: 0 K: 0 S: 7	H: 1 LOB: 1 BB: 1 P: 14	R: 1 E: 0 K: 1 S: 11	H: 3 LOB: 3 BB: 1 P: 17	R: 0 E: 0 K: 0 S: 10	H: 1 LOB: 1 BB: 0 P: 15	R: 2 E: 2 K: 0 S: 8	H: 2 LOB: 3 BB: 1 P: 20	R: 0 E: 0 K: 1 S: 13	H: 1 LOB: 2 BB: 1 P: 22	1B: 7 2B: 5 3B: 0 HR: 1	SF: 0 SAC: 0 DP: 0 HBP: 0	WP: 1 PB: 1 SB: 1 CS: 0	PA: 46
PITCHER	IP WLS BF H R ER SO BB IBB HBP BLK WP HR S P ERA WHIP																					
46 Kyle McClellan, R ERA: 3.23	(1, 1) 5.2 W 28 8 5 5 2 2 0 0 0 0 0 0 4 4 0.00 3.000																					
30 Jason Motte, R ERA: 1.64	(6, 1) 0.1 2 1 0 0 1 0 0 0 0 0 0 0 4 4 0.00 3.000																					
44 Miguel Batista, R ERA: 0.82	(7, 1) 1.2 10 3 2 0 0 0 0 0 0 0 0 0 17 29 0.00 1.800																					
43 Trevor Miller, L ERA: 4.5	(8, 1) 0.0 1 0 0 0 0 1 0 0 0 0 0 0 1 5 ∞ ∞																					
59 Fernando Salas, R ERA: 1.08	(8, 1) 1.1 S 6 1 0 0 1 1 0 0 0 0 0 0 13 23 0.00 1.500																					

St. Louis Cardinals @ Houston Astros
Minute Maid Park, Houston, TX
Thu Apr 28 2011, 7:07 PM - 10:30 PM CDT
Att: 26,331 - Clear - 81 F

AB 42
R 7
H 13
RBI 6
BB 4
SO 4
LOB 25



Batter	1	2	3	4	5	6	7	8	9	10	11	AB	R	H	RBI	BB	SO	LOB	TOP							
8 Nick Punto, S OBP: 0.310, SLG: 0.320	G3		F8		G4-3		G6-3		E3		3B	6	0	1	2	0	0	3								
28 Colby Rasmus, L OBP: 0.307, SLG: 0.485	G1-3		K		G3-1				G6-3		F7	4	0	0	0	2	1	4								
5 Albert Pujols, R OBP: 0.316, SLG: 0.471	G1-3				G4-3				G4-3		G4-3	5	1	1	0	0	0	2								
7 Matt Holliday, R OBP: 0.523, SLG: 0.639	K				F9		G4-3				K	5	0	1	0	0	2	2								
12 Lance Berkman, S OBP: 0.464, SLG: 0.770	G3-1								F9		G4-3	4	1	1	0	1	0	1								
4 Yadier Molina, R OBP: 0.337, SLG: 0.408	G6-3				SF8						G6-3	3	0	2	1	0	0	0								
27 Tyler Greene, R OBP: 0.321, SLG: 0.423	G6-3											0	1	0	0	0	0	0								
13 Gerald Laird, R OBP: 0.321, SLG: 0.360	G6-3											1	0	0	0	0	0	0								
Ryan Theriot, R OBP: 0.373, SLG: 0.362	G1-3											4	1	2	0	0	0	2								
33 Daniel Descalso, L OBP: 0.250, SLG: 0.354			F7								K	4	0	1	2	0	1	1								
29 Chris Carpenter, R OBP: 0.350, SLG: 0.500												3	0	1	0	0	1	2								
41 Mitchell Boggs, R OBP: 0.317, SLG: 0.345												1	0	0	0	0	0	1								
52 Eduardo Sanchez, R OBP: 0.312, SLG: 0.360												0	0	0	0	0	0	0								
38 Mark Hamilton, L OBP: 0.312, SLG: 0.360												0	0	0	0	1	0	0								
30 Jason Motte, R OBP: 0.312, SLG: 0.360												0	0	0	0	0	0	0								
43 Trevor Miller, R OBP: 0.312, SLG: 0.360												0	0	0	0	0	0	0								
Inning Stats	R: 0 E: 0 K: 1 S: 9	H: 0 LOB: 1 BB: 1 P: 17	R: 0 E: 0 K: 0 S: 6	H: 0 LOB: 0 BB: 0 P: 11	R: 0 E: 0 K: 1 S: 10	H: 1 LOB: 1 BB: 0 P: 16	R: 2 E: 0 K: 1 S: 16	H: 4 LOB: 2 BB: 0 P: 28	R: 0 E: 0 K: 0 S: 8	H: 0 LOB: 0 BB: 0 P: 13	R: 0 E: 0 K: 0 S: 4	H: 1 LOB: 1 BB: 1 P: 14	R: 0 E: 0 K: 0 S: 9	H: 0 LOB: 0 BB: 0 P: 15	R: 0 E: 0 K: 0 S: 12	H: 1 LOB: 1 BB: 1 P: 20	R: 1 E: 1 K: 0 S: 11	H: 2 LOB: 2 BB: 0 P: 16	R: 0 E: 0 K: 1 S: 8	H: 0 LOB: 0 BB: 0 P: 12	R: 2 E: 0 K: 1 S: 11	H: 1 LOB: 1 BB: 1 P: 24	1B: 9 2B: 0 3B: 1 HR: 0	SF: 2 SAC: 0 DP: 1 HBP: 1	WP: 0 PB: 0 SB: 0 CS: 1	PA: 47
PITCHER	15 Tim Hudson, R ERA: 3.46	IP: 6.0 WLS: 3 BF: 25	H: 6 R: 2 ER: 2 SO: 3	BB: 2 IBB: 0 HBP: 0 BLK: 0	WP: 0 HR: 0 S: 53 P: 99	ERA: 3.00 WHIP: 1.333	PITCHER	52 George Sherrill, L ERA: 3.6	IP: 0.1 WLS: 0 BF: 1	H: 0 R: 0 ER: 0 SO: 0	BB: 0 IBB: 0 HBP: 0 BLK: 0	WP: 0 HR: 0 S: 3 P: 6	ERA: 0.00 WHIP: 0.000													
34 Eric O'Flaherty, L ERA: 1.42	1.0 3 0 0 0 0	0 0 0 0 0 0	0 0 0 0 0 0	0 0 0 0 0 0	0 9 15 0.00 0.000		39 Jonny Venters, L ERA: 0.66	1.0 4 1 0 0 0	1 0 0 0 0 0	0 12 20 0.00 2.000		46 Craig Kimbrel, R ERA: 1.59	1.0 6 2 1 1 0	0 0 0 0 0 0	0 11 16 0.00 2.000		53 Cory Gearrin, R ERA: 3.86	1.2 8 1 2 2 2	1 0 1 0 0 0	0 0 16 30 10.80 1.200						

St. Louis Cardinals @ Atlanta Braves
Turner Field, Atlanta, GA
Fri Apr 29 2011, 7:36 PM - 11:05 PM EDT
Att: 40,279 - Clear - 72 F

AB 40
R 5
H 10
RBI 5
BB 4
SO 5
LOB 18



Batter	1	2	3	4	5	6	7	8	9	10	11	AB	R	H	RBI	BB	SO	LOB	BOTTOM			
14 Martin Prado, R OBP: 0.288, SLG: 0.357	G6-3	FC6-4			F8				G5-4-3			5	0	1	0	0	0	2				
22 Jason Heyward, L OBP: 0.369, SLG: 0.526	HR		G1-3								K	5	1	2	1	0	2	0				
10 Chipper Jones, S OBP: 0.398, SLG: 0.489	2B				G4-3						G4-3	4	1	1	0	1	1	0				
16 Brian McCann, L OBP: 0.367, SLG: 0.382	F7										K2-3	5	0	1	0	0	1	4				
26 Dan Uggla, R OBP: 0.250, SLG: 0.385	2B		P4									4	0	2	1	1	0	1				
5 Freddie Freeman, L OBP: 0.327, SLG: 0.398	G4-3				F7							4	0	0	0	1	1	2				
2 Alex Gonzalez, R OBP: 0.284, SLG: 0.386	L8											5	0	1	0	0	1	3				
13 Nate McLouth, L OBP: 0.333, SLG: 0.362					F7							4	1	2	1	1	0	2				
15 Tim Hudson, R ERA: 3.89	1 SAFE	2-3										2	0	0	0	0	1	2				
34 Eric O'Flaherty, L ERA: 1.96	1 SAFE	2-3										0	0	0	0	0	0	0				
7 Brooks Conrad, S OBP: 0.344, SLG: 0.389	1 SAFE	2-3										1	0	0	0	0	0	0				
39 Jonny Venters, L ERA: 0.66	1 SAFE	2-3										0	0	0	0	0	0	0				
46 Craig Kimbrel, R ERA: 1.59	1 SAFE	2-3										1	0	0	0	0	0	1				
4 Joe Mather, R ERA: 1.54	1 SAFE	2-3										0	0	0	0	0	0	0				
53 Cory Gearrin, R ERA: 3.86	1 SAFE	2-3										0	0	0	0	0	0	0				
52 George Sherrill, L ERA: 3.6	1 SAFE	2-3										0	0	0	0	0	0	0				
Inning Stats	R: 2 E: 0 K: 0 S: 12	H: 3 LOB: 1 BB: 0 P: 22	R: 0 E: 0 K: 1 S: 6	H: 1 LOB: 1 BB: 0 P: 9	R: 0 E: 0 K: 1 S: 9	H: 1 LOB: 1 BB: 0 P: 17	R: 0 E: 0 K: 0 S: 9	H: 1 LOB: 1 BB: 0 P: 13	R: 0 E: 0 K: 0 S: 8	H: 0 LOB: 0 BB: 0 P: 12	R: 0 E: 0 K: 0 S: 5	H: 0 LOB: 0 BB: 0 P: 10	R: 0 E: 0 K: 1 S: 10	H: 0 LOB: 0 BB: 1 P: 14	R: 0 E: 0 K: 2 S: 7	H: 0 LOB: 0 BB: 0 P: 11	R: 0 E: 0 K: 1 S: 14	H: 0 LOB: 1 BB: 1 P: 23	1B: 6 2B: 2 3B: 0 HR: 2	SF: 0 SAC: 0 DP: 3 HBP: 0	WP: 0 PB: 0 SB: 0 CS: 0	PA: 44
PITCHER	29 Chris Carpenter, R ERA: 3.89	IP: 7.0 WLS: 3 BF: 31	H: 10 R: 3 ER: 3 SO: 3	BB: 1 IBB: 1 HBP: 0 BLK: 0	WP: 0 HR: 2 S: 61 P: 109	ERA: 3.86 WHIP: 1.571	PITCHER	52 George Sherrill, L ERA: 3.6	IP: 0.3 WLS: 0 BF: 1	H: 0 R: 0 ER: 0 SO: 0	BB: 0 IBB: 0 HBP: 0 BLK: 0	WP: 0 HR: 0 S: 3 P: 6	ERA: 0.00 WHIP: 0.000									
41 Mitchell Boggs, R ERA: 1.96	1.0 3 0 0 0 0	0 0 0 0 0 0	0 0 0 0 0 0	0 0 0 0 0 0	0 5 10 0.00 0.000		52 Eduardo Sanchez, R ERA: 1.8	2.0 6 0 0 0 3	1 0 0 0 0 3	0 17 25 0.00 0.500		30 Jason Motte, R ERA: 1.54	0.2 3 0 0 0 2	1 0 0 0 0 2	0 9 16 0.00 1.500		43 Trevor Miller, L ERA: 4.15	0.1 1 0 0 0 0	0 0 0 0 0 0	0 0 5 7 0.00 0.000		

St. Louis Cardinals @ Atlanta Braves
Turner Field, Atlanta, GA
Fri Apr 29 2011, 7:36 PM - 11:05 PM EDT
Att: 40,279 - Clear - 72 F

AB 40
R 3
H 10
RBI 3
BB 4
SO 8
LOB 17



Batter	1	2	3	4	5	6	7	8	9	AB	R	H	RBI	BB	SO	LOB	TOP
8 Chris Coghlan, L (1.8) OBP: 0.342, SLG: 0.477	G3		FC4-6 13 G6-3 13 WP	K		F8			HBP	4	0	0	1	0	1	6	
13 Omar Infante, R (1.4) OBP: 0.294, SLG: 0.278	F8		G6-3		L4		G5-3		F9	5	0	0	0	0	0	2	
2 Hanley Ramirez, R (1.6) OBP: 0.295, SLG: 0.276	G6-3		G4-3		G6-3		1B		BB	4	1	1	0	1	0	1	
15 Gaby Sanchez, R (1.3) OBP: 0.398, SLG: 0.477		1B			1B		1B		F8	5	1	4	1	0	0	2	
27 Giancarlo Stanton, R (1.9) OBP: 0.351, SLG: 0.512	K		1B		F8		FC4-6		K	5	1	1	0	0	2	5	
29 Greg Dobbs, L (1.5) OBP: 0.397, SLG: 0.500										4	0	1	1	0	1	2	
32 Clay Hensley, R (7.1)	G3-6-1		1B				K			0	0	0	0	0	0	0	
14 John Buck, R (1.2) OBP: 0.298, SLG: 0.394			1B				F9		F9	3	1	1	1	1	0	0	
1 Emilio Bonifacio, S (1.7) OBP: 0.386, SLG: 0.461			BB		1B				G5-3	3	1	1	0	1	0	2	
19 Anibal Sanchez, R (1.1)										2	0	0	0	0	0	4	
34 Edward Mujica, R (5.1)										0	0	0	0	0	0	0	
33 Scott Cousins, L (6. PH) OBP: 0.242, SLG: 0.276										0	0	0	0	1	0	0	
58 Ryan Webb, R (6.1)										0	0	0	0	0	0	0	
18 Wes Helms, R (7.5) OBP: 0.276, SLG: 0.357										1	0	0	0	0	0	0	
Inning Stats	R: 0 E: 0 K: 0 S: 7	H: 0 LOB: 0 BB: 0 P: 12	R: 0 E: 0 K: 1 S: 7	H: 1 LOB: 0 BB: 0 P: 11	R: 2 E: 0 K: 0 S: 10	H: 4 LOB: 1 BB: 2 P: 20	R: 0 E: 0 K: 0 S: 5	H: 1 LOB: 1 BB: 0 P: 8	R: 1 E: 0 K: 1 S: 17	H: 2 LOB: 1 BB: 0 P: 29	R: 0 E: 0 K: 0 S: 11	H: 0 LOB: 2 BB: 1 P: 16	R: 0 E: 0 K: 1 S: 9	H: 0 LOB: 1 BB: 1 P: 16	1B: 9 2B: 0 3B: 0 HR: 0	SF: 0 SAC: 0 DP: 1 HBP: 1	WP: 2 PA: 41 PB: 0 SB: 1 CS: 0
PITCHER	IP WLS BF H R ER SO BB IBB HBP BLK WP HR S P ERA WHIP																
46 Kyle McClellan, R (1.1) ERA: 3.79	5.0	23	6	4	4	2	2	0	0	0	1	0	43	75	7.20	1.600	
59 Fernando Salas, R (6.1) ERA: 1.46	2.0	10	3	1	1	1	1	0	0	0	1	0	25	43	4.50	2.000	
30 Jason Motte, R (8.1) ERA: 1.32	1.0	3	0	0	0	0	0	0	0	0	0	0	11	16	0.00	0.000	
52 Eduardo Sanchez, R (9.1) ERA: 1.64	1.0	5	0	0	0	1	1	0	1	0	0	0	9	16	0.00	1.000	

Florida Marlins @ St. Louis Cardinals
 Busch Stadium, St. Louis, MO
 Tue May 03 2011, 7:16 PM - 10:27 PM CDT
 Att: 32,689 - Partly Cloudy - 59 F

AB 36
 R 5
 H 9
 RBI 4
 BB 4
 SO 4
 LOB 24



Batter	1	2	3	4	5	6	7	8	9	AB	R	H	RBI	BB	SO	LOB	BOTTOM		
Ryan Theriot, R (1.6) OBP: 0.359, SLG: 0.343	F9		FC1-6 21 S			K		G3		4	0	0	0	1	1	1			
21 Allen Craig, R (1.5) OBP: 0.410, SLG: 0.471		BB								1	1	1	1	2	0	0			
8 Nick Punto, S (6.4) OBP: 0.382, SLG: 0.357	7 HR									1	0	1	0	1	0	0			
5 Albert Pujols, R (1.3) OBP: 0.298, SLG: 0.419	P5		FC5-2							5	0	0	0	0	0	8			
7 Matt Holliday, R (1.7) OBP: 0.505, SLG: 0.648	HR									5	2	2	2	0	1	4			
12 Lance Berkman, S (1.9) OBP: 0.477, SLG: 0.773										1	0	0	0	3	0	0			
27 Tyler Greene, R (8.9) OBP: 0.286, SLG: 0.344	BB									0	0	0	0	0	0	0			
28 Colby Rasmus, L (1.8) OBP: 0.388, SLG: 0.457	K									4	1	2	1	0	2	1			
4 Yadier Molina, R (1.2) OBP: 0.337, SLG: 0.395			G5-3							4	1	1	0	0	0	4			
33 Daniel Descalso, L (1.4) OBP: 0.288, SLG: 0.407										3	2	2	3	1	0	1			
46 Kyle McClellan, R (1.1) ERA: 3.79										2	0	0	0	0	0	3			
19 Anibal Sanchez, R (1.1) ERA: 4.15										1	0	0	0	0	0	3			
34 Edward Mujica, R (5.1) ERA: 4.85										0	0	0	0	0	0	0			
58 Ryan Webb, R (6.1) ERA: 3.6										1	0	0	0	0	0	0			
38 Mark Hamilton, L (7. PH) OBP: 0.295, SLG: 0.249										0	0	0	0	0	0	0			
30 Jason Motte, R (8.1) ERA: 1.32										0	0	0	0	0	0	0			
52 Eduardo Sanchez, R (9.1) ERA: 1.64										0	0	0	0	0	0	0			
Inning Stats	R: 2 E: 0 K: 1 S: 14	H: 2 LOB: 1 BB: 1 P: 22	R: 1 E: 1 K: 0 S: 11	H: 1 LOB: 3 BB: 2 P: 23	R: 0 E: 0 K: 1 S: 11	H: 0 LOB: 0 BB: 0 P: 15	R: 0 E: 0 K: 0 S: 14	H: 1 LOB: 2 BB: 1 P: 21	R: 1 E: 0 K: 0 S: 15	H: 2 LOB: 0 BB: 2 P: 27	R: 0 E: 0 K: 1 S: 7	H: 1 LOB: 0 BB: 0 P: 9	R: 3 E: 0 K: 1 S: 15	H: 2 LOB: 0 BB: 1 P: 28	R: 0 E: 0 K: 0 S: 6	H: 0 LOB: 1 BB: 1 P: 12	1B: 6 2B: 1 3B: 0 HR: 2	SF: 0 SAC: 0 DP: 2 HBP: 0	WP: 0 PA: 40 PB: 0 SB: 1 CS: 0
PITCHER	IP WLS BF H R ER SO BB IBB HBP BLK WP HR S P ERA WHIP																		
19 Anibal Sanchez, R (1.1) ERA: 4.15	4.1	26	6	4	3	2	6	0	0	0	0	0	61	103	6.23	2.769			
34 Edward Mujica, R (5.1) ERA: 4.85	0.2	1	0	0	0	0	0	0	0	0	0	4	5	0.00	0.000				
58 Ryan Webb, R (6.1) ERA: 3.6	1.2	7	2	2	2	2	1	0	0	0	0	18	32	10.80	1.800				
32 Clay Hensley, R (7.1) ERA: 2.84	1.1	6	1	1	1	0	1	0	0	0	1	10	17	6.75	1.500				

Florida Marlins @ St. Louis Cardinals
 Busch Stadium, St. Louis, MO
 Tue May 03 2011, 7:16 PM - 10:27 PM CDT
 Att: 32,689 - Partly Cloudy - 59 F

AB 32
 R 7
 H 9
 RBI 7
 BB 8
 SO 4
 LOB 25



Batter	1	2	3	4	5	6	7	8	9	AB	R	H	RBI	BB	SO	LOB	TOP																		
8 Chris Coghlan, L (1,8) OBP: 0.344, SLG: 0.473	G4-3		15 BB	1 CS		G4-3		FC6-4		5	1	2	0	0	0	1																			
1 Emilio Bonifacio, S (1,7) OBP: 0.398, SLG: 0.644	2 BB		15 BB	2 BB		F8		F8		5	1	3	0	0	0	1																			
2 Hanley Ramirez, R (1,6) OBP: 0.308, SLG: 0.277	15 S		15 BB	F9		G1-3				3	3	1	1	2	0	1																			
15 Gaby Sanchez, R (1,3) OBP: 0.406, SLG: 0.486	FC1		27 E			13 BB				4	1	2	1	1	1	1																			
27 Giancarlo Stanton, R (1,9) OBP: 0.343, SLG: 0.529	G6-3		FC5-2			F8		K		5	2	1	2	0	1	4																			
29 Greg Dobbs, L (1,5) OBP: 0.371, SLG: 0.463						F7		G4-3		4	0	0	0	0	2	3																			
46 Juan Carlos Oviedo, R (9,1)										0	0	0	0	0	0	0																			
13 Omar Infante, R (1,4) OBP: 0.277, SLG: 0.300										5	0	3	1	0	1	2																			
9 Brett Hayes, R (1,2) OBP: 0.444, SLG: 0.765										4	0	0	0	1	2	3																			
23 Javier Vazquez, R (1,1) OBP: 0.400, SLG: 0.333										3	0	0	0	0	1	4																			
44 Brian Sanches, R (6,1) OBP: 1.000, SLG: 1.000										0	0	0	0	0	0	0																			
40 Mike Dunn, L (7,1) OBP: 0.300, SLG: 0.357										0	0	0	0	0	0	0																			
18 Wes Helms, R (9,PH) OBP: 0.265, SLG: 0.276										0	0	0	0	1	0	0																			
Inning Stats	R: 2 H: 2 E: 1 K: 0 S: 13	H: 2 LOB: 0 BB: 0 P: 21	R: 0 H: 1 E: 0 K: 2 S: 12	H: 1 LOB: 1 BB: 0 P: 17	R: 4 H: 3 E: 1 K: 1 S: 15	H: 3 LOB: 1 BB: 2 P: 27	R: 0 H: 2 E: 1 K: 0 S: 7	H: 2 LOB: 1 BB: 0 P: 11	R: 0 H: 0 E: 0 K: 0 S: 7	H: 0 LOB: 0 BB: 0 P: 10	R: 0 H: 1 E: 0 K: 2 S: 10	H: 1 LOB: 1 BB: 0 P: 16	R: 0 H: 0 E: 0 K: 1 S: 10	H: 0 LOB: 0 BB: 0 P: 22	R: 2 H: 1 E: 0 K: 1 S: 12	H: 1 LOB: 1 BB: 2 P: 22	1B: 8 2B: 2 3B: 1 HR: 1	SF: 0 SAC: 0 DP: 1 HBP: 1	WP: 0 PB: 0 SB: 1 CS: 1	PA: 44															
PITCHER	IP WLS BF H R ER SO BB IBB HBP BLK WP HR S P ERA WHIP																																		
29 Chris Carpenter, R (1,1) ERA: 4.19	6.0	30	10	6	4	4	3	0	0	0	0	0	0	0	67	110	6.00	2.167																	
44 Miguel Batista, R (7,1) ERA: 0.54	1.1	6	1	0	0	3	0	0	1	0	0	0	0	13	25	0.00	0.750																		
43 Trevor Miller, L (8,1) ERA: 3.38	0.2	2	0	0	0	0	0	0	0	0	0	0	0	7	13	0.00	0.000																		
52 Eduardo Sanchez, R (9,1) ERA: 3.18	0.1	L	4	1	2	2	1	2	0	0	0	0	1	8	17	54.00	9.000																		
41 Mitchell Boggs, R (9,1) ERA: 2.2	0.2	2	0	0	0	0	0	0	0	0	0	0	0	4	5	0.00	0.000																		

Florida Marlins @ St. Louis Cardinals
 Busch Stadium, St. Louis, MO
 Wed May 04 2011, 7:15 PM - 10:50 PM CDT
 Att: 34,324 - Clear - 56 F

AB 38
 R 8
 H 12
 RBI 5
 BB 5
 SO 8
 LOB 20



Batter	1	2	3	4	5	6	7	8	9	AB	R	H	RBI	BB	SO	LOB	BOTTOM																	
Ryan Theriot, R (1,6) OBP: 0.352, SLG: 0.336	F7		P4	G1-4-3					G6-3	5	0	1	1	0	0	1																		
21 Allen Craig, R (1,5) OBP: 0.408, SLG: 0.480										3	1	1	0	1	1	0																		
44 Miguel Batista, R (7,1) ERA: 0.54										0	0	0	0	0	0	0																		
43 Trevor Miller, R (8,1) ERA: 3.38										0	0	0	0	0	0	0																		
52 Eduardo Sanchez, R (9,1) ERA: 3.18										1	1	1	1	0	0	0																		
41 Mitchell Boggs, R (9,1) ERA: 2.2										0	0	0	0	0	0	0																		
5 Albert Pujols, R (1,3) OBP: 0.309, SLG: 0.417	7 BB		7 BB	12 SF7						3	2	1	0	2	0	3																		
7 Matt Holliday, R (1,7) OBP: 0.509, SLG: 0.641	12 E		12 SF7							4	1	2	1	1	0	1																		
12 Lance Berkman, S (1,9) OBP: 0.461, SLG: 0.750	E7		SF7							3	0	0	1	0	0	1																		
28 Colby Rasmus, L (1,8) OBP: 0.384, SLG: 0.445	F7		G3							3	1	0	0	1	0	3																		
4 Yadier Molina, R (1,2) OBP: 0.333, SLG: 0.389	L9		F9							4	0	1	0	0	0	0																		
33 Daniel Descalso, L (1,4) OBP: 0.286, SLG: 0.397	G3		29 SH1-4							4	1	1	1	0	0	1																		
29 Chris Carpenter, R (1,1) ERA: 4.19										1	0	0	0	0	1	0																		
38 Mark Hamilton, L (6,PH) OBP: 0.444, SLG: 0.500										1	0	1	0	0	0	0																		
8 Nick Punto, S (7,4) OBP: 0.371, SLG: 0.345										1	0	0	0	0	0	0																		
Inning Stats	R: 2 H: 2 E: 1 K: 1 S: 18	H: 2 LOB: 1 BB: 0 P: 31	R: 0 H: 0 E: 0 K: 1 S: 9	H: 0 LOB: 0 BB: 0 P: 14	R: 2 H: 2 E: 0 K: 0 S: 13	H: 2 LOB: 1 BB: 1 P: 18	R: 0 H: 1 E: 0 K: 0 S: 8	H: 1 LOB: 0 BB: 0 P: 16	R: 0 H: 0 E: 0 K: 0 S: 7	H: 0 LOB: 0 BB: 0 P: 10	R: 2 H: 3 E: 0 K: 0 S: 21	H: 3 LOB: 3 BB: 2 P: 30	R: 0 H: 0 E: 0 K: 0 S: 8	H: 0 LOB: 0 BB: 1 P: 15	R: 0 H: 0 E: 0 K: 0 S: 8	H: 0 LOB: 0 BB: 0 P: 12	R: 1 H: 1 E: 0 K: 0 S: 12	H: 1 LOB: 0 BB: 1 P: 23	1B: 7 2B: 2 3B: 0 HR: 1	SF: 1 SAC: 1 DP: 2 HBP: 0	WP: 0 PB: 0 SB: 0 CS: 0	PA: 40												
PITCHER	IP WLS BF H R ER SO BB IBB HBP BLK WP HR S P ERA WHIP																																	
23 Javier Vazquez, R (1,1) ERA: 6.39	5.2	28	6	4	2	2	0	0	0	0	0	0	0	72	110	6.35	1.765																	
44 Brian Sanches, R (6,1) ERA: 1.76	0.1	3	0	0	0	0	0	0	0	0	0	0	0	5	14	0.00	6.000																	
40 Mike Dunn, L (7,1) ERA: 2.87	2.0	W	5	0	0	0	0	0	0	0	0	0	0	15	22	0.00	0.000																	
46 Juan Carlos Oviedo, R (9,1) ERA: 2.87	1.0	S	4	1	1	0	1	0	0	0	1	12	23	9.00	2.000																			

Florida Marlins @ St. Louis Cardinals
 Busch Stadium, St. Louis, MO
 Wed May 04 2011, 7:15 PM - 10:50 PM CDT
 Att: 34,324 - Clear - 56 F

AB 33
 R 7
 H 9
 RBI 5
 BB 5
 SO 2
 LOB 10



Batter	1	2	3	4	5	6	7	8	9	AB	R	H	RBI	BB	SO	LOB	TOP					
23 Rickie Weeks Jr. R OBP: 0.379, SLG: 0.537	F9			K			G5-3		2B	4	0	1	0	0	1	0	Milwaukee Brewers @ St. Louis Cardinals Busch Stadium, St. Louis, MO Fri May 06 2011, 7:17 PM - 9:17 PM CDT Att: 35,552 - Partly Cloudy - 68 F					
27 Carlos Gómez, R OBP: 0.266, SLG: 0.304	F8			F8			G6-3		P4	4	0	0	0	0	1							
8 Ryan Braun, R OBP: 0.406, SLG: 0.613	K			K			K			3	0	0	0	0	3	0						
28 Prince Fielder, L OBP: 0.368, SLG: 0.554		P5				G5-3			G3	3	0	0	0	0	0	0						
14 Casey McGehee, R OBP: 0.310, SLG: 0.359		G5-3				F9			3B BB	2	0	0	0	1	0	0						
3 Yuniesky Betancourt, R OBP: 0.277, SLG: 0.345		G5-3				F8			1B G6-4-3	3	0	1	0	0	0	0						
1 Corey Hart, R OBP: 0.167, SLG: 0.167				K					1B G6-4-3	3	0	0	0	0	2	2						
20 Jonathan Lucroy, R OBP: 0.365, SLG: 0.393				F9			F9		G5-3	3	0	0	0	0	0	0						
43 Randy Wolf, L OBP: 0.143, SLG: 0.214				K					L9	1	0	0	0	0	1	0						
12 Brandon Boggs, S (6, PH) OBP: 0.091, SLG: 0.384										1	0	0	0	0	1	0						
58 Mike McClendon, R (6, PH)										0	0	0	0	0	0	0						
33 Wil Nieves, R (9, PH) OBP: 0.222, SLG: 0.212										1	0	0	0	0	0	0						
Inning Stats	R: 0 E: 0 K: 1 S: 7	H: 0 LOB: 0 BB: 0 P: 9	R: 0 E: 0 K: 0 S: 4	H: 0 LOB: 0 BB: 0 P: 10	R: 0 E: 0 K: 2 S: 8	H: 0 LOB: 0 BB: 0 P: 11	R: 0 E: 0 K: 2 S: 7	H: 0 LOB: 0 BB: 0 P: 9	R: 0 E: 0 K: 0 S: 9	H: 0 LOB: 0 BB: 0 P: 15	R: 0 E: 0 K: 2 S: 8	H: 0 LOB: 0 BB: 0 P: 10	R: 0 E: 0 K: 1 S: 8	H: 0 LOB: 0 BB: 0 P: 11	R: 0 E: 0 K: 0 S: 6	H: 1 LOB: 1 BB: 1 P: 13	R: 0 E: 0 K: 0 S: 9	H: 1 LOB: 1 BB: 0 P: 14	1B: 1 2B: 1 3B: 0 HR: 0	SF: 0 SAC: 0 DP: 1 HBP: 0	WP: 0 PB: 0 SB: 0 CS: 0	PA: 29
PITCHER	IP WLS BF H R ER SO BB IBB HBP BLK WP HR S P ERA WHIP																					
54 Jaime Garcia, L (1, 1) ERA: 1.99	9.0 W 29 2 0 0 8 1 0 0 0 0 0 0 66 102 0.00 0.333																					

Batter	1	2	3	4	5	6	7	8	9	AB	R	H	RBI	BB	SO	LOB	BOTTOM			
Ryan Theriot, R (1, 6) OBP: 0.352, SLG: 0.331	5 G4-3 2B		28 3B	5 1B		K				1	2	1	0	0	0	0	Milwaukee Brewers @ St. Louis Cardinals Busch Stadium, St. Louis, MO Fri May 06 2011, 7:17 PM - 9:17 PM CDT Att: 35,552 - Partly Cloudy - 68 F			
33 Daniel Descalso, L (4, PH) OBP: 0.276, SLG: 0.368	HBP		1B	HBP						3	1	2	1	1	1	0				
28 Colby Rasmus, L (1, 8) OBP: 0.404, SLG: 0.472	5 G4-3 1B		5 SF8 3B	5 1B BB		K				3	0	1	3	0	1	2				
5 Albert Pujols, R (1, 3) OBP: 0.326, SLG: 0.429	G4-3		SF8	1B		K				4	0	1	1	0	2	2				
7 Matt Holliday, R (1, 7) OBP: 0.500, SLG: 0.630	2B		K	L8		K				4	0	1	1	0	2	2				
21 Allen Craig, R (1, 9) OBP: 0.383, SLG: 0.439	G6-3		F8			F8				4	0	0	0	0	1	1				
19 Jon Jay, L (9, 9) OBP: 0.361, SLG: 0.412	G6-3					K				0	0	0	0	0	0	0				
4 Yadier Molina, R (1, 2) OBP: 0.340, SLG: 0.426	1B		HR			K				4	1	2	1	0	1	0				
8 Nick Punto, S (1, 5) OBP: 0.349, SLG: 0.306	L8		F7	G6-3		L7				4	0	0	0	0	1	0				
27 Tyler Greene, R (1, 4) OBP: 0.289, SLG: 0.324	L9		54 SH1-4 1B			G6-3				2	1	0	0	0	1	0				
54 Jaime Garcia, L (1, 1) OBP: 0.063, SLG: 0.063	G6-3		SH1-4			G1-3				2	0	0	0	0	1	0				
Inning Stats	R: 1 E: 0 K: 0 S: 14	H: 2 LOB: 1 BB: 0 P: 18	R: 0 E: 0 K: 0 S: 6	H: 1 LOB: 0 BB: 0 P: 10	R: 2 E: 0 K: 1 S: 14	H: 2 LOB: 0 BB: 0 P: 22	R: 3 E: 0 K: 0 S: 15	H: 2 LOB: 2 BB: 1 P: 25	R: 0 E: 0 K: 1 S: 6	H: 0 LOB: 0 BB: 0 P: 7	R: 0 E: 0 K: 1 S: 10	H: 0 LOB: 0 BB: 0 P: 12	R: 0 E: 0 K: 3 S: 9	H: 0 LOB: 0 BB: 0 P: 12	R: 0 E: 0 K: 1 S: 10	H: 0 LOB: 0 BB: 0 P: 12	1B: 4 2B: 1 3B: 1 HR: 1	SF: 1 SAC: 1 DP: 1 HBP: 3	WP: 0 PB: 0 SB: 1 CS: 0	PA: 34
PITCHER	IP WLS BF H R ER SO BB IBB HBP BLK WP HR S P ERA WHIP																			
43 Randy Wolf, L (1, 1) ERA: 3.38	5.0 L 25 7 0 0 6 2 1 0 0 0 0 0 55 82 10.80 1.600																			
58 Mike McClendon, R (6, 1) ERA:	3.0 9 0 0 0 5 0 0 0 0 0 0 0 29 36 0.00 0.000																			

Batter	1	2	3	4	5	6	7	8	9	AB	R	H	RBI	BB	SO	LOB	TOP				
23 Rickie Weeks Jr. R OBP: 0.372, SLG: 0.523	G6-3	K			F9			F9	K	5	0	1	0	0	2	3					
30 Craig Counsell L OBP: 0.300, SLG: 0.222	1B		G3-1		G3			1B		4	0	2	0	0	0	0					
8 Ryan Braun R OBP: 0.394, SLG: 0.593	FC5-4		F8		P3			F7		4	0	0	0	0	0	2					
28 Prince Fielder L OBP: 0.364, SLG: 0.540	F7		BB					G4-3		3	1	0	0	1	0	2					
14 Casey McGehee R OBP: 0.323, SLG: 0.388		2B			F7				1B	4	1	3	1	0	0	0					
25 Mark Kotsay L OBP: 0.362, SLG: 0.300	F8				L8				1B	4	1	1	0	0	0	1					
20 Jonathan Lucroy R OBP: 0.343, SLG: 0.567	F8		G6-3					K		4	0	0	0	0	2	3					
27 Carlos Gómez R OBP: 0.281, SLG: 0.339	BB							L6		3	1	2	2	1	0	0					
49 Yovani Gallardo R OBP: 0.167, SLG: 0.333 3 Yuniesky Betancourt R OBP: 0.275, SLG: 0.345 59 John Axford R	FC6				P4			K		3	0	0	0	0	1	3					
Inning Stats	R: 0 H: 1 E: 0 K: 0 S: 10	H: 1 LOB: 1 BB: 0 P: 15	R: 0 H: 1 E: 0 K: 1 S: 17	H: 1 LOB: 3 BB: 1 P: 28	R: 1 H: 1 E: 0 K: 0 S: 8	H: 1 LOB: 1 BB: 1 P: 13	R: 0 H: 1 E: 0 K: 0 S: 9	H: 1 LOB: 0 BB: 0 P: 10	R: 0 H: 0 E: 0 K: 0 S: 7	H: 0 LOB: 0 BB: 0 P: 10	R: 0 H: 0 E: 0 K: 2 S: 10	H: 0 LOB: 0 BB: 0 P: 13	R: 0 H: 2 E: 0 K: 0 S: 9	H: 3 LOB: 1 BB: 0 P: 22	R: 3 H: 3 E: 0 K: 2 S: 16	H: 3 LOB: 0 BB: 0 P: 22	1B: 5 2B: 3 3B: 1 HR: 0	SF: 1 SAC: 0 DP: 0 HBP: 0	WP: 1 PB: 0 CS: 1	PA: 37	
PITCHER	IP	WLS	BF	H	R	ER	SO	BB	IBB	HBP	BLK	WP	HR	S	P	ERA	WHIP				
26 Kyle Lohse R ERA: 2.24	8.0	L	31	6	1	1	3	2	0	0	0	0	0	73	107	1.12	1.000				
41 Mitchell Boggs R ERA: 3.24	0.1		3	2	2	2	1	0	0	0	0	0	0	9	12	54.00	6.000				
30 Jason Motte R ERA: 1.76	0.2		3	1	1	1	1	0	0	0	0	1	0	7	10	13.50	1.500				

Milwaukee Brewers @ St. Louis Cardinals
 Busch Stadium, St. Louis, MO
 Sat May 07 2011, 3:13 PM - 5:41 PM CDT
 Att: 40,229 - Partly Cloudy - 75 F

AB 34
 R 4
 H 9
 RBI 4
 BB 2
 SO 5
 LOB 14



Batter	1	2	3	4	5	6	7	8	9	AB	R	H	RBI	BB	SO	LOB	BOTTOM					
8 Nick Punto S OBP: 0.319, SLG: 0.275	F7			K		F7		F7		4	0	0	0	0	1	1						
28 Colby Rasmus L OBP: 0.400, SLG: 0.461	F8			K					K	3	0	0	0	1	2	0						
5 Albert Pujols R OBP: 0.318, SLG: 0.415	G6-3			G6-3		G3			K	4	0	0	0	0	1	1						
7 Matt Holliday R OBP: 0.484, SLG: 0.606		G6-3			K			G4-3	G1-3	4	0	0	0	0	1	0						
12 Lance Berkman S OBP: 0.467, SLG: 0.767		K			BB			BB		1	0	0	0	2	1	0						
4 Yadier Molina R OBP: 0.330, SLG: 0.412		G1-3			G1-4-3			G1-6-3		3	0	0	0	0	0	2						
33 Daniel Descalso L OBP: 0.291, SLG: 0.371				G6-3						2	0	1	0	1	0	0						
27 Tyler Greene R OBP: 0.268, SLG: 0.297					K				K	3	0	0	0	0	2	3						
26 Kyle Lohse R OBP: 0.158, SLG: 0.158 19 Jon Jay L OBP: 0.372, SLG: 0.400 41 Mitchell Boggs R 30 Jason Motte R				G3-1					FC4-6	2	0	0	0	0	0	0						
Inning Stats	R: 0 H: 0 E: 0 K: 0 S: 10	H: 0 LOB: 0 BB: 0 P: 14	R: 0 H: 0 E: 0 K: 1 S: 9	H: 0 LOB: 0 BB: 0 P: 15	R: 0 H: 0 E: 0 K: 1 S: 8	H: 0 LOB: 0 BB: 0 P: 13	R: 0 H: 0 E: 0 K: 2 S: 8	H: 0 LOB: 0 BB: 0 P: 14	R: 0 H: 0 E: 0 K: 1 S: 12	H: 0 LOB: 2 BB: 2 P: 23	R: 0 H: 0 E: 0 K: 0 S: 8	H: 0 LOB: 1 BB: 1 P: 13	R: 0 H: 0 E: 0 K: 0 S: 6	H: 0 LOB: 0 BB: 0 P: 12	R: 0 H: 1 E: 0 K: 1 S: 8	H: 1 LOB: 0 BB: 0 P: 14	R: 0 H: 0 E: 0 K: 2 S: 9	H: 0 LOB: 0 BB: 0 P: 14	1B: 1 2B: 0 3B: 0 HR: 0	SF: 0 SAC: 0 DP: 1 HBP: 0	WP: 0 PB: 0 CS: 0	PA: 31
PITCHER	IP	WLS	BF	H	R	ER	SO	BB	IBB	HBP	BLK	WP	HR	S	P	ERA	WHIP					
49 Yovani Gallardo R ERA: 5.11	8.0	W	28	1	0	0	6	4	0	0	0	0	0	69	118	0.00	0.625					
59 John Axford R ERA: 5.84	1.0		3	0	0	0	2	0	0	0	0	0	0	9	14	0.00	0.000					

Milwaukee Brewers @ St. Louis Cardinals
 Busch Stadium, St. Louis, MO
 Sat May 07 2011, 3:13 PM - 5:41 PM CDT
 Att: 40,229 - Partly Cloudy - 75 F

AB 27
 R 0
 H 1
 RBI 0
 BB 4
 SO 8
 LOB 8



Batter	1	2	3	4	5	6	7	8	9	AB	R	H	RBI	BB	SO	LOB	TOP										
Ryan Theriot, R (1,6) OBP: 0.328, SLG: 0.310	G6-3		L6		G6-3		SF9	K		4	0	0	1	0	1	3											
28 Colby Rasmus, L (1,8) OBP: 0.390, SLG: 0.460	2B		L8		F7		F8	G4-3		5	1	1	0	0	0	1											
5 Albert Pujols, R (1,3) OBP: 0.338, SLG: 0.442	1B		G5-3				2B	1B		5	1	4	0	0	0	0											
7 Matt Holliday, R (1,7) OBP: 0.481, SLG: 0.598	1B				K		K	K		4	1	1	1	1	1	3	2										
12 Lance Berkman, S (1,9) OBP: 0.454, SLG: 0.725							F8	F9		2	1	0	0	0	2	0	3										
44 Miguel Batista, R (8,1)								F7		0	0	0	0	0	0	0	0										
38 Mark Hamilton, L (9,PH) OBP: 0.364, SLG: 0.400	IBB									1	0	0	0	0	0	0	1										
52 Eduardo Sanchez, R (9,1)										0	0	0	0	0	0	0	0										
4 Yadier Molina, R (1,2) OBP: 0.327, SLG: 0.408	G4-6-3							IBB		3	1	1	1	1	0	4											
8 Nick Punto, S (1,4)			K					L7		4	1	2	1	0	1	3											
33 Daniel Descalso, L (1,5)			L7							4	0	2	2	0	0	1											
29 Chris Carpenter, R (1,1) OBP: 0.188, SLG: 0.200										2	0	0	0	0	0	0											
19 Jon Jay, L (8,PH) OBP: 0.386, SLG: 0.400	F7									0	0	0	0	0	1	0											
Inning Stats	R: 1 E: 0 K: 0 S: 16	H: 3 LOB: 2 BB: 1 P: 28	R: 0 E: 0 K: 1 S: 9	H: 0 LOB: 0 BB: 0 P: 12	R: 0 E: 0 K: 0 S: 5	H: 0 LOB: 0 BB: 0 P: 9	R: 2 E: 0 K: 1 S: 11	H: 2 LOB: 0 BB: 1 P: 21	R: 0 E: 0 K: 0 S: 8	H: 1 LOB: 1 BB: 0 P: 14	R: 1 E: 0 K: 0 S: 7	H: 2 LOB: 1 BB: 0 P: 11	R: 2 E: 0 K: 1 S: 18	H: 2 LOB: 3 BB: 3 P: 35	R: 0 E: 0 K: 1 S: 8	H: 1 LOB: 1 BB: 0 P: 12	1B: 7 2B: 4 3B: 1 HR: 0	SF: 1 SAC: 1 DP: 2 HBP: 0	WP: 0 PA: 41 PB: 0 SB: 0 CS: 0								
PITCHER	IP: 7.0 ERA: 4.35	WLS: 1 L: 8	BF: 29 R: 2 ER: 4 SO: 3	H: 8 R: 4 ER: 4 SO: 3	BB: 1 IBB: 1 HBP: 0 BLK: 0	IBB: 1 HBP: 0 BLK: 0	WP: 0 HR: 0 S: 64 P: 107	HR: 0 S: 18 P: 35	ERA: 18.00 WHIP: 4.000	IP: 0.1 ERA: 4.05	WLS: 0 L: 2	BF: 1 R: 0 ER: 0 SO: 1	H: 0 R: 0 ER: 0 SO: 1	BB: 0 IBB: 0 HBP: 0 BLK: 0	IBB: 0 HBP: 0 BLK: 0	WP: 0 HR: 0 S: 4 P: 7	HR: 0 S: 4 P: 7	ERA: 0.00 WHIP: 3.000	IP: 0.1 ERA: 7.71	WLS: 0 L: 1	BF: 1 R: 0 ER: 0 SO: 0	H: 0 R: 0 ER: 0 SO: 0	BB: 0 IBB: 0 HBP: 0 BLK: 0	IBB: 0 HBP: 0 BLK: 0	WP: 0 HR: 0 S: 1 P: 1	HR: 0 S: 1 P: 1	ERA: 0.00 WHIP: 0.000

St. Louis Cardinals @ Chicago Cubs
Wrigley Field, Chicago, IL
Tue May 10 2011, 7:09 PM - 10:01 PM CDT
Att: 34,249 - Partly Cloudy - 67 F

AB 34
R 6
H 11
RBI 6
BB 5
SO 5
LOB 18



Batter	1	2	3	4	5	6	7	8	9	AB	R	H	RBI	BB	SO	LOB	BOTTOM								
1 Kosuke Fukudome, L (1,9) OBP: 0.455, SLG: 0.378	2B		G6-3		K		K2-3	G4-3		4	1	0	0	1	2	2									
15 Darwin Barney, R (1,4)	1B		G4-3		G4-3					4	2	3	0	0	0	1									
24 Marlon Byrd, R (1,8) OBP: 0.326, SLG: 0.388	1B		K		G6-3			L8		5	1	2	0	0	1	2									
16 Aramis Ramirez, R (1,5) OBP: 0.345, SLG: 0.373	1B							F9		5	0	3	2	0	0	2									
12 Alfonso Soriano, R (1,7) OBP: 0.270, SLG: 0.550	1B							K		4	0	0	0	0	2	4									
22 Carlos Pena, L (1,3) OBP: 0.339, SLG: 0.326	1B									3	0	2	1	1	0	1									
13 Starlin Castro, R (1,6) OBP: 0.333, SLG: 0.396	BB									4	0	2	1	1	0	3									
18 Geovany Soto, R (1,2) OBP: 0.322, SLG: 0.387										0	0	0	0	0	0	0									
55 Kyle Hill, S (1,PH) OBP: 0.263, SLG: 0.313										4	0	0	0	0	0	6									
38 Carlos Zambrano, S (1,1) OBP: 0.296, SLG: 0.850										2	0	1	0	0	0	0									
34 Kerry Wood, R (8,1)										0	0	0	0	0	0	0									
9 Blake DeWitt, L (8,PH) OBP: 0.321, SLG: 0.444										1	0	0	0	0	0	0									
43 John Grabow, L (9,1)										0	0	0	0	0	0	0									
62 Marcos Mateo, R (9,1)										0	0	0	0	0	0	0									
40 James Russell, L (9,1) OBP: 0.307, SLG: 0.319										0	0	0	0	0	0	0									
Inning Stats	R: 2 E: 0 K: 0 S: 20	H: 4 LOB: 3 BB: 2 P: 35	R: 0 E: 0 K: 1 S: 10	H: 1 LOB: 1 BB: 0 P: 14	R: 0 E: 0 K: 0 S: 9	H: 2 LOB: 1 BB: 0 P: 12	R: 0 E: 0 K: 1 S: 10	H: 1 LOB: 1 BB: 0 P: 13	R: 0 E: 0 K: 0 S: 8	H: 1 LOB: 1 BB: 0 P: 11	R: 2 E: 0 K: 0 S: 13	H: 3 LOB: 2 BB: 0 P: 19	R: 0 E: 0 K: 0 S: 8	H: 0 LOB: 1 BB: 0 P: 15	R: 0 E: 0 K: 1 S: 10	H: 0 LOB: 1 BB: 1 P: 19	1B: 13 2B: 0 3B: 0 HR: 0	SF: 1 SAC: 1 DP: 2 HBP: 2	WP: 0 PA: 43 PB: 0 SB: 0 CS: 0						
PITCHER	IP: 7.0 ERA: 4.32	WLS: 1 H: 4	BF: 35 R: 13 ER: 4 SO: 4	H: 13 R: 4 ER: 4 SO: 4	BB: 2 IBB: 0 HBP: 1 BLK: 0	IBB: 0 HBP: 1 BLK: 0	WP: 0 HR: 0 S: 79 P: 116	HR: 0 S: 15 P: 15	ERA: 5.14 WHIP: 2.143	IP: 1.0 ERA: 0.6	WLS: 0 H: 4	BF: 4 R: 0 ER: 0 SO: 1	H: 0 R: 0 ER: 0 SO: 1	BB: 0 IBB: 0 HBP: 0 BLK: 0	IBB: 0 HBP: 0 BLK: 0	WP: 0 HR: 0 S: 10 P: 19	HR: 0 S: 10 P: 19	ERA: 0.00 WHIP: 1.000	IP: 1.0 ERA: 2.57	WLS: 0 S: 4	BF: 4 R: 0 ER: 0 SO: 1	H: 0 R: 0 ER: 0 SO: 1	BB: 0 IBB: 0 HBP: 0 BLK: 0	IBB: 0 HBP: 0 BLK: 0	WP: 0 PA: 43 PB: 0 SB: 0 CS: 0

St. Louis Cardinals @ Chicago Cubs
Wrigley Field, Chicago, IL
Tue May 10 2011, 7:09 PM - 10:01 PM CDT
Att: 34,249 - Partly Cloudy - 67 F

AB 36
R 4
H 13
RBI 4
BB 3
SO 5
LOB 21



Batter	1	2	3	4	5	6	7	8	9	AB	R	H	RBI	BB	SO	LOB	TOP							
Ryan Theriot, R (1,6) OBP: 0.340, SLG: 0.318 19 Jon Jay, L (8,9) OBP: 0.400, SLG: 0.417										3	1	2	1	1	1	0								
28 Colby Rasmus, L (1,8)										5	0	2	1	0	0	4								
5 Albert Pujols, R (1,3) OBP: 0.342, SLG: 0.440 41 Mitchell Boggs, R (7,1) 44 Miguel Batista, R (8,1) 4 Yadier Molina, R (9,PH) OBP: 0.325, SLG: 0.404										3	0	1	2	1	0	0								
7 Matt Holliday, R (1,7) OBP: 0.474, SLG: 0.588 21 Allen Craig, R (6,PH) OBP: 0.397, SLG: 0.419										2	0	0	0	0	2	1								
12 Lance Berkman, S (1,9) OBP: 0.444, SLG: 0.705 27 Tyler Greene, R (7,9) OBP: 0.311, SLG: 0.341										3	0	0	0	0	2	1								
13 Gerald Laird, R (1,2) OBP: 0.300, SLG: 0.389										4	1	1	0	0	3	1								
8 Nick Punto, S (1,4) OBP: 0.356, SLG: 0.380										3	2	2	0	1	0	0								
33 Daniel Descalso, L (1,5) OBP: 0.310, SLG: 0.368										2	0	0	0	2	0	3								
35 Jake Westbrook, R (1,1) OBP: 0.143, SLG: 0.214 30 Jason Motte, R (3,1) 31 Ryan Franklin, R (4,1) 38 Mark Hamilton, L (7,PH) OBP: 0.308, SLG: 0.333										0	0	0	0	0	0	0								
Inning Stats	R: 0 E: 0 K: 1 S: 6	H: 0 LOB: 0 BB: 0 P: 12	R: 0 E: 0 K: 2 S: 11	H: 0 LOB: 0 BB: 15 P: 15	R: 1 E: 0 K: 0 S: 9	H: 2 LOB: 1 BB: 1 P: 17	R: 0 E: 0 K: 3 S: 13	H: 0 LOB: 1 BB: 1 P: 22	R: 0 E: 0 K: 1 S: 9	H: 1 LOB: 2 BB: 1 P: 19	R: 0 E: 0 K: 1 S: 9	H: 0 LOB: 0 BB: 0 P: 14	R: 3 E: 0 K: 1 S: 14	H: 4 LOB: 2 BB: 1 P: 23	R: 0 E: 0 K: 1 S: 10	H: 0 LOB: 0 BB: 0 P: 16	R: 0 E: 1 K: 0 S: 12	H: 2 LOB: 2 BB: 1 P: 23	1B: 7 2B: 3 3B: 0 HR: 0	SF: 0 SAC: 1 DP: 2 HBP: 0	WP: 1 PB: 0 SB: 0 CS: 0	PA: 39		
PITCHER	IP WLS BF H R ER SO BB IBB HBP BLK WP HR S P ERA WHIP	IP WLS BF H R ER SO BB IBB HBP BLK WP HR S P ERA WHIP	IP WLS BF H R ER SO BB IBB HBP BLK WP HR S P ERA WHIP	IP WLS BF H R ER SO BB IBB HBP BLK WP HR S P ERA WHIP	IP WLS BF H R ER SO BB IBB HBP BLK WP HR S P ERA WHIP	IP WLS BF H R ER SO BB IBB HBP BLK WP HR S P ERA WHIP	IP WLS BF H R ER SO BB IBB HBP BLK WP HR S P ERA WHIP	IP WLS BF H R ER SO BB IBB HBP BLK WP HR S P ERA WHIP	IP WLS BF H R ER SO BB IBB HBP BLK WP HR S P ERA WHIP	IP WLS BF H R ER SO BB IBB HBP BLK WP HR S P ERA WHIP	IP WLS BF H R ER SO BB IBB HBP BLK WP HR S P ERA WHIP	IP WLS BF H R ER SO BB IBB HBP BLK WP HR S P ERA WHIP	IP WLS BF H R ER SO BB IBB HBP BLK WP HR S P ERA WHIP	IP WLS BF H R ER SO BB IBB HBP BLK WP HR S P ERA WHIP	IP WLS BF H R ER SO BB IBB HBP BLK WP HR S P ERA WHIP	IP WLS BF H R ER SO BB IBB HBP BLK WP HR S P ERA WHIP	IP WLS BF H R ER SO BB IBB HBP BLK WP HR S P ERA WHIP	IP WLS BF H R ER SO BB IBB HBP BLK WP HR S P ERA WHIP	IP WLS BF H R ER SO BB IBB HBP BLK WP HR S P ERA WHIP	IP WLS BF H R ER SO BB IBB HBP BLK WP HR S P ERA WHIP	IP WLS BF H R ER SO BB IBB HBP BLK WP HR S P ERA WHIP	IP WLS BF H R ER SO BB IBB HBP BLK WP HR S P ERA WHIP	IP WLS BF H R ER SO BB IBB HBP BLK WP HR S P ERA WHIP	IP WLS BF H R ER SO BB IBB HBP BLK WP HR S P ERA WHIP

St. Louis Cardinals @ Chicago Cubs
Wrigley Field, Chicago, IL
Wed May 11, 2011, 7:11 PM - 11:10 PM CDT
Att: 34,439 - Overcast - 67 F

AB 33
R 4
H 9
RBI 4
BB 5
SO 10
LOB 18



Batter	1	2	3	4	5	6	7	8	9	AB	R	H	RBI	BB	SO	LOB	BOTTOM							
1 Kosuke Fukudome, L (1,9) OBP: 0.456, SLG: 0.395 29 Jeff Samardzija, R (6,1) 64 Justin Berg, R (7,1) 45 Sean Marshall, L (9,1)										4	1	2	0	0	1	0								
15 Darwin Barney, R (1,4) OBP: 0.349, SLG: 0.415										5	1	1	0	0	0	1								
24 Marlon Byrd, R (1,8) OBP: 0.336, SLG: 0.392										4	1	2	0	0	0	0								
16 Aramis Ramirez, R (1,5) OBP: 0.352, SLG: 0.380 28 Jeff Baker, R (6,PH) OBP: 0.353, SLG: 0.455										3	1	2	1	0	0	1								
22 Carlos Pena, L (1,3) OBP: 0.354, SLG: 0.348										3	2	2	2	1	1	0								
13 Starlin Castro, R (1,6) OBP: 0.351, SLG: 0.426										4	3	4	3	0	0	0								
12 Alfonso Soriano, R (1,7) OBP: 0.277, SLG: 0.548										4	1	2	2	0	1	3								
55 Koyie Hill, S (1,2) OBP: 0.304, SLG: 0.500										4	1	2	2	0	1	3								
17 Matt Garza, R (1,1) OBP: 0.056, SLG: 0.056 21 Tyler Colvin, L (5,PH) OBP: 0.197, SLG: 0.267										2	0	0	0	0	2	1								
Inning Stats	R: 0 E: 0 K: 0 S: 6	H: 0 LOB: 0 BB: 0 P: 11	R: 0 E: 0 K: 0 S: 14	H: 2 LOB: 2 BB: 1 P: 28	R: 6 E: 1 K: 3 S: 23	H: 6 LOB: 1 BB: 0 P: 35	R: 0 E: 0 K: 0 S: 11	H: 2 LOB: 1 BB: 0 P: 14	R: 4 E: 0 K: 1 S: 17	H: 4 LOB: 0 BB: 0 P: 24	R: 0 E: 0 K: 1 S: 10	H: 1 LOB: 0 BB: 0 P: 16	R: 1 E: 0 K: 2 S: 13	H: 2 LOB: 1 BB: 0 P: 16	R: 0 E: 0 K: 0 S: 4	H: 0 LOB: 0 BB: 0 P: 5	R: 0 E: 0 K: 0 S: 4	H: 0 LOB: 0 BB: 0 P: 5	1B: 12 2B: 3 3B: 2 HR: 0	SF: 0 SAC: 0 DP: 1 HBP: 1	WP: 0 PB: 0 SB: 0 CS: 0	PA: 40		
PITCHER	IP WLS BF H R ER SO BB IBB HBP BLK WP HR S P ERA WHIP	IP WLS BF H R ER SO BB IBB HBP BLK WP HR S P ERA WHIP	IP WLS BF H R ER SO BB IBB HBP BLK WP HR S P ERA WHIP	IP WLS BF H R ER SO BB IBB HBP BLK WP HR S P ERA WHIP	IP WLS BF H R ER SO BB IBB HBP BLK WP HR S P ERA WHIP	IP WLS BF H R ER SO BB IBB HBP BLK WP HR S P ERA WHIP	IP WLS BF H R ER SO BB IBB HBP BLK WP HR S P ERA WHIP	IP WLS BF H R ER SO BB IBB HBP BLK WP HR S P ERA WHIP	IP WLS BF H R ER SO BB IBB HBP BLK WP HR S P ERA WHIP	IP WLS BF H R ER SO BB IBB HBP BLK WP HR S P ERA WHIP	IP WLS BF H R ER SO BB IBB HBP BLK WP HR S P ERA WHIP	IP WLS BF H R ER SO BB IBB HBP BLK WP HR S P ERA WHIP	IP WLS BF H R ER SO BB IBB HBP BLK WP HR S P ERA WHIP	IP WLS BF H R ER SO BB IBB HBP BLK WP HR S P ERA WHIP	IP WLS BF H R ER SO BB IBB HBP BLK WP HR S P ERA WHIP	IP WLS BF H R ER SO BB IBB HBP BLK WP HR S P ERA WHIP	IP WLS BF H R ER SO BB IBB HBP BLK WP HR S P ERA WHIP	IP WLS BF H R ER SO BB IBB HBP BLK WP HR S P ERA WHIP	IP WLS BF H R ER SO BB IBB HBP BLK WP HR S P ERA WHIP	IP WLS BF H R ER SO BB IBB HBP BLK WP HR S P ERA WHIP	IP WLS BF H R ER SO BB IBB HBP BLK WP HR S P ERA WHIP	IP WLS BF H R ER SO BB IBB HBP BLK WP HR S P ERA WHIP	IP WLS BF H R ER SO BB IBB HBP BLK WP HR S P ERA WHIP	IP WLS BF H R ER SO BB IBB HBP BLK WP HR S P ERA WHIP

St. Louis Cardinals @ Chicago Cubs
Wrigley Field, Chicago, IL
Wed May 11, 2011, 7:11 PM - 11:10 PM CDT
Att: 34,439 - Overcast - 67 F

AB 38
R 11
H 17
RBI 11
BB 1
SO 7
LOB 12



Batter	1	2	3	4	5	6	7	8	9	AB	R	H	RBI	BB	SO	LOB	TOP					
19 Jon Jay, L (1,9) OBP: 0.412, SLG: 0.452	G4-3	21 SF9 1-3 2-H 2B		21 BB 1-2 1B		G4-3	8 WP 8 2B 1B		K	6	1	3	3	0	1	0						
21 Allen Craig, R (1,4) OBP: 0.377, SLG: 0.422 8 Nick Punto, S (6,4) OBP: 0.367, SLG: 0.412	5 L4-3 1B	SF9		1-2 2-3 BB		P2	2-H 2B			2	0	1	1	1	0	0						
5 Albert Pujols, R (1,3) OBP: 0.337, SLG: 0.432	L4-3 1-1	F8		G1-3		7 1B 1B			G6-3	5	0	1	0	0	0	6						
7 Matt Holliday, R (1,7) OBP: 0.478, SLG: 0.610		HR		4 G4-6-3 BB		F8	1-2 1B		K	4	1	2	1	1	1	0						
28 Colby Rasmus, L (1,8) OBP: 0.396, SLG: 0.476	4 2B 54 1B 1B	F8		4 1B 2B		G3				5	2	3	0	0	0	3						
4 Yadier Molina, R (1,2) OBP: 0.336, SLG: 0.431	54 1B 19 2B 2B	G4-6-3		27 BB 1B		33 G4-3 27 2B 2B			L6	5	2	3	1	0	0	2						
33 Daniel Descalso, L (1,5) OBP: 0.293, SLG: 0.346		G3				G4-3			L5	5	0	0	0	0	0	5						
27 Tyler Greene, R (1,6) OBP: 0.340, SLG: 0.364		54 1B 19 2B IBB		L8						3	2	1	1	2	1	0						
54 Jaime Garcia, L (1,1) OBP: 0.150, SLG: 0.105 41 Mitchell Boggs, R (8,1) OBP: 0.286, SLG: 0.308 38 Mark Hamilton, L (9,PH) OBP: 0.286, SLG: 0.308 59 Fernando Salas, R (9,1) OBP: 0.286, SLG: 0.308	19 2B 21 SF9 1B			21 BB 19 1B BB		F7			F8	3	1	1	1	1	0	3						
Inning Stats	R: 0 E: 0 K: 0 S: 6	H: 1 LOB: 0 BB: 0 P: 10	R: 5 E: 0 K: 0 S: 12	H: 5 LOB: 1 BB: 1 P: 25	R: 0 E: 0 K: 0 S: 8	H: 0 LOB: 0 BB: 1 P: 18	R: 0 E: 0 K: 0 S: 8	H: 1 LOB: 3 BB: 2 P: 18	R: 1 E: 0 K: 0 S: 16	H: 2 LOB: 2 BB: 1 P: 26	R: 0 E: 0 K: 0 S: 11	H: 2 LOB: 2 BB: 0 P: 19	R: 3 E: 0 K: 0 S: 16	H: 4 LOB: 1 BB: 0 P: 24	R: 0 E: 0 K: 1 S: 10	H: 1 LOB: 1 BB: 0 P: 15	R: 0 E: 0 K: 3 S: 9	H: 0 LOB: 0 BB: 0 P: 14	1B: 8 2B: 8 3B: 0 HR: 1	SF: 1 SAC: 0 DP: 2 HBP: 0	WP: 1 PB: 0 SB: 0 CS: 0	PA: 46
PITCHER	IP WLS BF H R ER SO BB IBB HBP BLK WP HR S P ERA WHIP																					
27 Casey Coleman, R (1,1) ERA: 7.22	4.1 L 24 9 6 6 0 3 1 0 0 0 0 1 41 82 12.46 2.769																					
40 James Russell, L (5,1) ERA: 7.45	0.2 3 0 0 0 0 1 0 0 0 0 0 0 9 15 0.00 1.500																					
64 Justin Berg, R (6,1) ERA: 4.09	1.2 9 4 2 2 0 0 0 0 0 0 0 20 31 10.80 2.400																					
43 John Grabow, L (7,1) ERA: 4.3	1.1 7 3 1 1 1 0 0 0 0 1 0 17 27 6.75 2.250																					
49 Carlos Marmol, R (9,1) ERA: 1.82	1.0 3 0 0 0 3 0 0 0 0 0 0 9 14 0.00 0.000																					

St. Louis Cardinals @ Chicago Cubs
Wrigley Field, Chicago, IL
Thu May 12 2011, 1:23 PM - 4:10 PM CDT
Att: 32,559 - Cloudy - 84 F

AB	40
R	9
H	16
RBI	9
BB	5
SO	4
LOB	19



Batter	1	2	3	4	5	6	7	8	9	AB	R	H	RBI	BB	SO	LOB	BOTTOM					
13 Starlin Castro, R (1,6) OBP: 0.348, SLG: 0.428	K		15 F8 2B				F9		G6-3	4	0	1	0	0	1	2						
15 Darwin Barney, R (1,4) OBP: 0.338, SLG: 0.402	F9		F8			G3	G4-3			4	0	0	0	0	0	2						
24 Marion Byrd, R (1,8) OBP: 0.353, SLG: 0.388 49 Carlos Marmol, R (9,1) ERA: 1.82	G5-3		G5-3			16 1B 28 1B 1B	K			4	1	1	0	0	1	2						
16 Aramis Ramirez, R (1,5) OBP: 0.349, SLG: 0.376		G5-3		F9		22 BB 28 1B 1B			P3	4	0	1	0	0	0	0						
28 Jeff Baker, R (1,9) OBP: 0.375, SLG: 0.471		12 1B 1B		22 G4-6-3 1B		22 BB 1B			L3	4	0	3	1	0	0	0						
22 Carlos Pena, L (1,3) OBP: 0.350, SLG: 0.337		F8		G4-6-3		1-2 2-3 BB			P2	3	0	0	0	1	0	2						
12 Alfonso Soriano, R (1,7) OBP: 0.286, SLG: 0.551 43 John Grabow, L (7,1) OBP: 0.286, SLG: 0.308 9 Blake DeWitt, L (9,7) OBP: 0.310, SLG: 0.429	SAFE 1B					21 FC3-6 1B	F4		G3	3	0	2	0	0	0	3						
53 Welington Castillo, R (1,2) OBP: 0.286, SLG: 0.308		K				F8	K		P5	4	0	0	0	0	2	6						
27 Casey Coleman, L (1,1) ERA: 1.89 40 James Russell, L (5,1) ERA: 7.45 21 Tyler Greene, R (1,6) OBP: 0.340, SLG: 0.364 64 Justin Berg, R (6,1) ERA: 4.09 5 Reed Johnson, R (7,7) OBP: 0.441, SLG: 0.594				G1-3		1-2 FC3-6 2B			G6-3	1	0	0	0	0	0	0						
Inning Stats	R: 0 E: 0 K: 1 S: 6	H: 0 LOB: 0 BB: 0 P: 9	R: 0 E: 0 K: 1 S: 9	H: 2 LOB: 2 BB: 0 P: 13	R: 0 E: 0 K: 0 S: 8	H: 1 LOB: 0 BB: 0 P: 8	R: 0 E: 0 K: 0 S: 8	H: 1 LOB: 0 BB: 0 P: 10	R: 0 E: 0 K: 0 S: 6	H: 1 LOB: 1 BB: 0 P: 9	R: 1 E: 0 K: 1 S: 13	H: 3 LOB: 3 BB: 1 P: 21	R: 0 E: 0 K: 1 S: 11	H: 1 LOB: 1 BB: 0 P: 14	R: 0 E: 0 K: 0 S: 9	H: 0 LOB: 0 BB: 0 P: 15	R: 0 E: 0 K: 0 S: 5	H: 0 LOB: 0 BB: 0 P: 5	1B: 7 2B: 2 3B: 0 HR: 0	SF: 0 SAC: 0 DP: 1 HBP: 0	WP: 0 PB: 0 SB: 0 CS: 0	PA: 36
PITCHER	IP WLS BF H R ER SO BB IBB HBP BLK WP HR S P ERA WHIP																					
54 Jaime Garcia, L (1,1) ERA: 1.89	7.0 W 30 9 1 1 4 0 1 0 0 0 0 0 61 84 1.29 1.429																					
41 Mitchell Boggs, R (8,1) ERA: 3.39	1.0 3 0 0 0 0 0 0 0 0 0 0 9 15 0.00 0.000																					
59 Fernando Salas, R (9,1) ERA: 1.32	1.0 3 0 0 0 0 0 0 0 0 0 0 5 5 0.00 0.000																					

St. Louis Cardinals @ Chicago Cubs
Wrigley Field, Chicago, IL
Thu May 12 2011, 1:23 PM - 4:10 PM CDT
Att: 32,559 - Cloudy - 84 F

AB	35
R	1
H	9
RBI	1
BB	1
SO	4
LOB	18



Batter	1	2	3	4	5	6	7	8	9	AB	R	H	RBI	BB	SO	LOB	TOP								
11 Jimmy Rollins, S OBP: 0.348, SLG: 0.365	F8		G6-3		F8			E4 7 1B 27 SF8		4	1	0	0	0	0	2	Philadelphia Phillies @ St. Louis Cardinals Busch Stadium, St. Louis, MO Tue May 17 2011, 7:16 PM - 9:59 PM CDT Att: 34,567 - Cloudy - 61 F								
7 Michael Martinez, S OBP: 0.250, SLG: 0.241	27 G5-3 1B				G5-3					4	0	2	0	0	1	0									
27 Placido Polanco, R OBP: 0.361, SLG: 0.433	G5-3				F9			SF8		3	0	1	1	0	0	1									
6 Ryan Howard, L OBP: 0.331, SLG: 0.497	F8				K			K		4	0	0	0	0	3	3									
15 John Mayberry Jr., R OBP: 0.377, SLG: 0.442					F9			G5-3		4	0	1	0	0	0	1									
10 Ben Francisco, R OBP: 0.327, SLG: 0.346	F8				P4			F8		4	0	0	0	0	0	1									
21 Wilson Valdez, R OBP: 0.265, SLG: 0.298																									
5 Pete Orr, L OBP: 0.313, SLG: 0.293	P6							K		3	0	1	0	0	0	1									
4 Dane Sardinha, R OBP: 0.333, SLG: 0.176																									
37 Antonio Bastardo, R OBP: 0.313, SLG: 0.293																									
55 Danys Baez, R OBP: 0.310, SLG: 0.333																									
44 Roy Oswalt, R OBP: 0.167, SLG: 0.091																									
40 Michael Stutes, R OBP: 0.333, SLG: 0.333																									
38 Kyle Kendrick, R OBP: 0.310, SLG: 0.333																									
51 Carlos Ruiz, R OBP: 0.310, SLG: 0.333																									
Inning Stats	R: 0 E: 0 K: 0 S: 9	H: 1 LOB: 1 BB: 0 P: 15	R: 0 E: 0 K: 0 S: 9	H: 1 LOB: 1 BB: 0 P: 16	R: 0 E: 0 K: 2 S: 10	H: 0 LOB: 0 BB: 0 P: 12	R: 0 E: 0 K: 1 S: 6	H: 0 LOB: 0 BB: 0 P: 11	R: 0 E: 0 K: 1 S: 12	H: 1 LOB: 2 BB: 1 P: 17	R: 0 E: 0 K: 1 S: 12	H: 1 LOB: 1 BB: 0 P: 15	R: 0 E: 0 K: 0 S: 4	H: 0 LOB: 0 BB: 0 P: 5	R: 1 E: 1 K: 1 S: 10	H: 1 LOB: 1 BB: 0 P: 12	R: 0 E: 0 K: 1 S: 9	H: 0 LOB: 0 BB: 0 P: 14	1B: 4 2B: 1 3B: 0 HR: 0	SF: 1 SAC: 1 DP: 0 HBP: 0	WP: 0 PB: 0 SB: 1 CS: 0	PA: 34			
PITCHER	IP WLS BF H R ER SO BB IBB HBP BLK WP HR S P ERA WHIP																								
54 Jaime Garcia, L ERA: 1.64	8.0	31	5	1	0	5	1	0	0	0	0	0	0	0	0	70	103	0.00	0.750						
59 Fernando Salas, R ERA: 1.02	1.0	W	3	0	0	0	1	0	0	0	0	0	0	0	9	14	0.00	0.000							

Batter	1	2	3	4	5	6	7	8	9	AB	R	H	RBI	BB	SO	LOB	BOTTOM								
Ryan Theriot, R OBP: 0.358, SLG: 0.333	L6		19 1B		G4-3		G5-3		5 1B 7 FC6-2 1B	5	0	2	0	0	0	0	Philadelphia Phillies @ St. Louis Cardinals Busch Stadium, St. Louis, MO Tue May 17 2011, 7:16 PM - 9:59 PM CDT Att: 34,567 - Cloudy - 61 F								
19 Jon Jay, L OBP: 0.415, SLG: 0.491	K		5 G6-4-3 1B		F7		F7		7 FC6-2 12 1B	5	1	2	0	0	1	0									
5 Albert Pujols, R OBP: 0.339, SLG: 0.419	K		G6-4-3						12 1B 7 FC6-2 1B	5	0	3	0	0	1	2									
7 Matt Holliday, R OBP: 0.447, SLG: 0.561	P3				G4-3		L9		12 1B 7 FC6-2 1B	5	0	0	0	0	0	5									
12 Lance Berkman, S OBP: 0.455, SLG: 0.688	21 FC6-4 1B				21 1B 4 BB		4 C1-6-3 21 G5-3 BB		G1-3	3	1	2	1	2	0	0									
21 Allen Craig, R OBP: 0.361, SLG: 0.385																									
27 Tyler Greene, R OBP: 0.333, SLG: 0.345	FC6-4 1B				33 FC4-6 4 1B		G5-3		K	3	0	1	0	0	0	2									
4 Yadier Molina, R OBP: 0.350, SLG: 0.457							G1-6-3			4	0	3	1	0	0	1									
33 Daniel Descalso, L OBP: 0.295, SLG: 0.337																									
54 Jaime Garcia, L ERA: 3.09																									
8 Nick Punto, S OBP: 0.355, SLG: 0.385																									
59 Fernando Salas, R ERA: 1.44																									
Inning Stats	R: 0 E: 0 K: 2 S: 8	H: 0 LOB: 0 BB: 0 P: 13	R: 0 E: 0 K: 0 S: 11	H: 2 LOB: 2 BB: 0 P: 16	R: 0 E: 0 K: 0 S: 7	H: 2 LOB: 1 BB: 0 P: 11	R: 1 E: 0 K: 1 S: 12	H: 2 LOB: 2 BB: 1 P: 19	R: 0 E: 0 K: 0 S: 10	H: 1 LOB: 1 BB: 0 P: 17	R: 0 E: 0 K: 0 S: 7	H: 0 LOB: 2 BB: 2 P: 18	R: 0 E: 0 K: 0 S: 8	H: 1 LOB: 1 BB: 0 P: 9	R: 0 E: 0 K: 2 S: 14	H: 1 LOB: 2 BB: 1 P: 21	R: 1 E: 0 K: 0 S: 9	H: 4 LOB: 3 BB: 0 P: 14	1B: 11 2B: 2 3B: 0 HR: 0	SF: 0 SAC: 0 DP: 1 HBP: 0	WP: 0 PB: 0 SB: 0 CS: 0	PA: 41			
PITCHER	IP WLS BF H R ER SO BB IBB HBP BLK WP HR S P ERA WHIP																								
16 J.C. Romero, L ERA: 3.48	0.0	0	0	0	0	0	0	0	0	0	0	0	0	0	0	0	0	0.0	1.600						
44 Roy Oswalt, R ERA: 3.18	0.0	0	0	0	0	0	0	0	0	0	0	0	0	0	0	0	0	0.0	1.600						
38 Kyle Kendrick, R ERA: 1.76	2.0	9	1	0	0	0	1	1	0	0	0	0	0	0	0	15	27	0.00	1.000						
37 Antonio Bastardo, L ERA: 1.17	1.0	5	1	0	0	2	1	0	0	0	0	0	0	0	0	14	21	0.00	2.000						
59 Fernando Salas, R ERA: 1.44	0.1	L	4	3	1	1	0	0	0	0	0	0	0	0	0	8	13	27.00	9.000						

Batter	1	2	3	4	5	6	7	8	9	AB	R	H	RBI	BB	SO	LOB	TOP			
21 Michael Bourn, L (1,8) OBP: 0.337, SLG: 0.352	G4-3		G4-3			F9		F9		4	0	2	0	0	0	0	Houston Astros @ St. Louis Cardinals Busch Stadium, St. Louis, MO Wed May 18 2011, 7:16 PM - 9:41 PM CDT Att: 35,298 - Cloudy - 62 F			
36 Angel Sanchez, R (1,4) OBP: 0.314, SLG: 0.323	L7		G4-3			G6-3		F8		4	0	0	0	0	0	2				
9 Hunter Pence, R (1,9) OBP: 0.332, SLG: 0.446	F9					L9			K	4	0	0	0	0	1	0				
45 Carlos Lee, R (1,7) OBP: 0.274, SLG: 0.391		P4				L6			F7	4	1	1	0	0	0	0				
29 Brett Wallace, L (1,3) OBP: 0.389, SLG: 0.457		G4-3				K			G4-3	4	0	0	0	0	1	1				
23 Chris Johnson, R (1,5) OBP: 0.297, SLG: 0.371						F9				2	0	1	1	1	0	0				
12 Clint Barmes, R (1,6) OBP: 0.318, SLG: 0.321									G4-3	3	0	0	0	0	1	2				
55 Humberto Quintero, R (1,2) OBP: 0.280, SLG: 0.319						G6-3				3	0	2	0	0	0	0				
20 Bud Norris, R (1,1) OBP: 0.176, SLG: 0.188										2	0	0	0	0	1	1				
52 Sergio Escalona, L (6,1)						K				0	0	0	0	0	0	0				
66 Eneiro Del Rosario, R (7,1)										0	0	0	0	0	0	0				
19 Brian Bogusevic, L (8,PH)										1	0	0	0	0	0	1				
60 Jose Valdez, R (8,1)										0	0	0	0	0	0	0				
Inning Stats	R: 0 E: 0 K: 0 S: 5	H: 0 LOB: 0 BB: 0 P: 9	R: 0 E: 0 K: 0 S: 12	H: 0 LOB: 1 BB: 1 P: 22	R: 0 E: 0 K: 1 S: 10	H: 1 LOB: 0 BB: 0 P: 14	R: 0 E: 0 K: 1 S: 7	H: 0 LOB: 0 BB: 0 P: 8	R: 0 E: 0 K: 1 S: 10	H: 1 LOB: 1 BB: 0 P: 12	R: 0 E: 0 K: 0 S: 7	H: 2 LOB: 0 BB: 0 P: 15	R: 0 E: 0 K: 0 S: 10	H: 2 LOB: 1 BB: 0 P: 13	R: 0 E: 0 K: 1 S: 7	H: 0 LOB: 0 BB: 0 P: 9	1B: 5 2B: 2 3B: 0 HR: 0	SF: 0 SAC: 0 DP: 2 HBP: 0	WP: 0 PB: 0 SB: 0 CS: 0	PA: 32
PITCHER	IP WLS BF H R ER SO BB IBB HBP BLK WP HR S P ERA WHIP																			
26 Kyle Lohse, R (1,1) ERA: 2.17	8.0 W 29 6 1 1 3 1 0 0 0 0 0 0 70 102 1.12 0.875																			
52 Eduardo Sanchez, R (9,1) ERA: 2.65	1.0 3 0 0 0 1 0 0 0 0 0 0 0 7 9 0.00 0.000																			

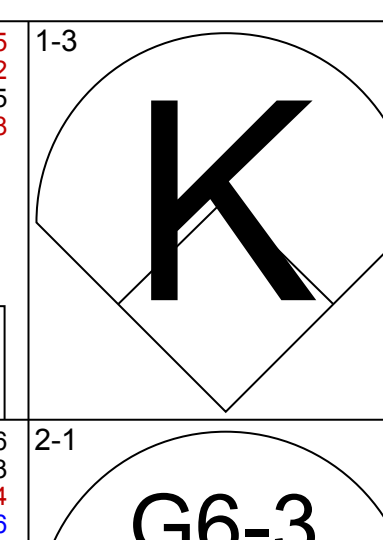
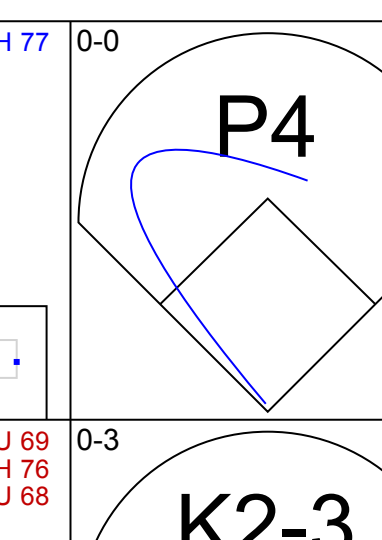
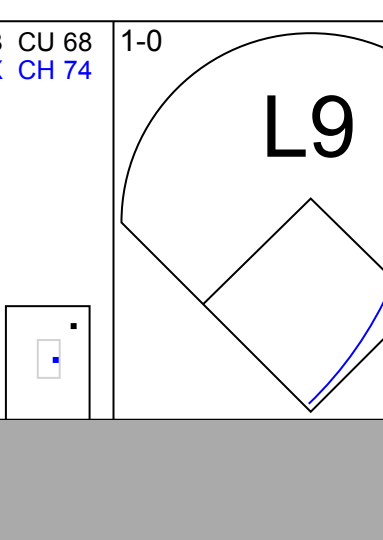
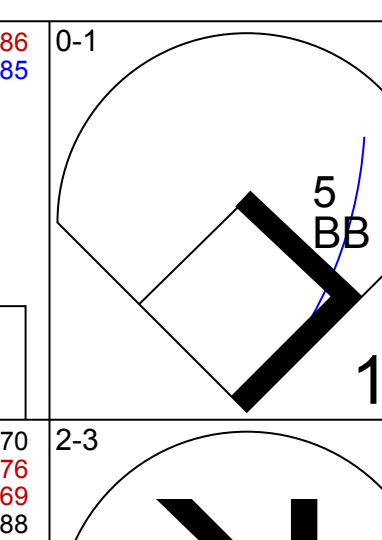
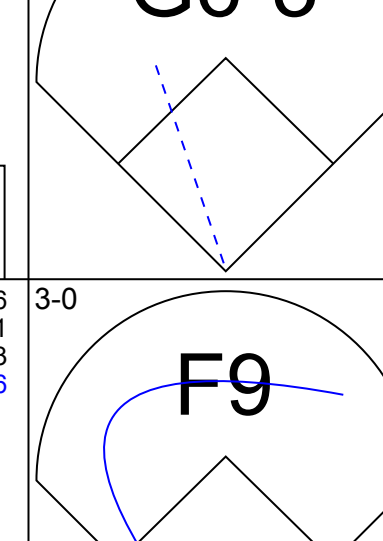
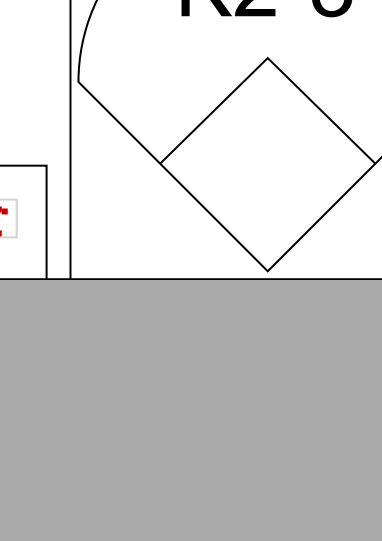
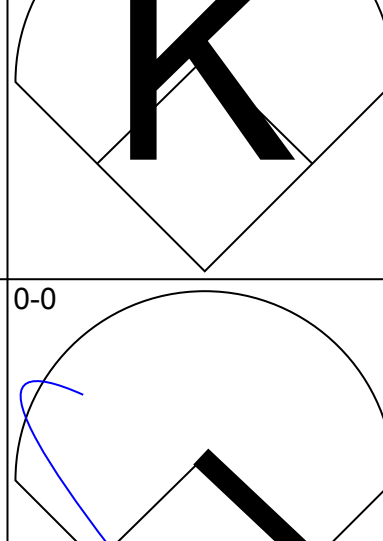
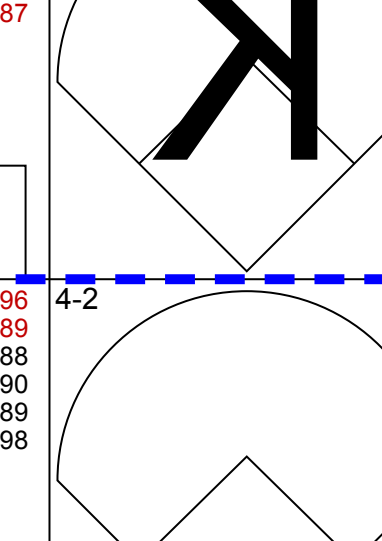
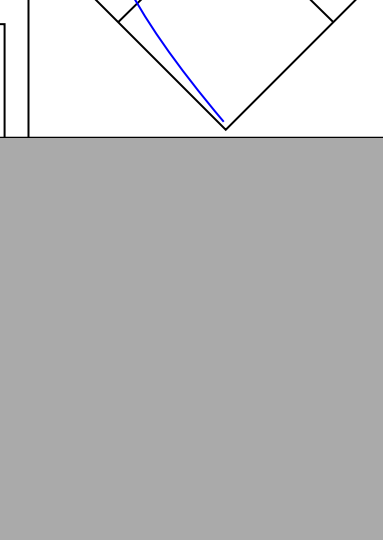
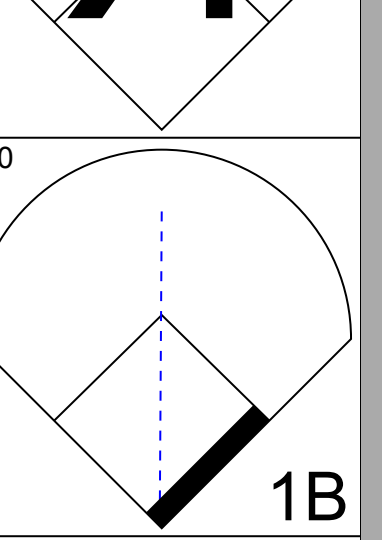
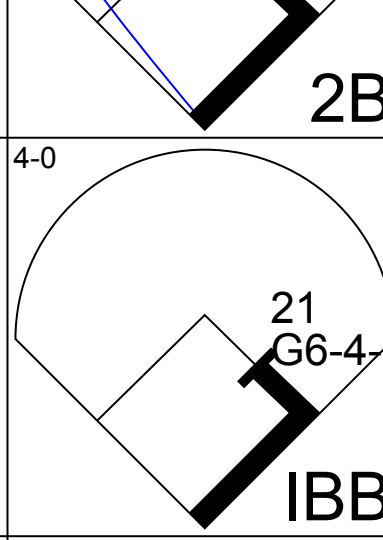
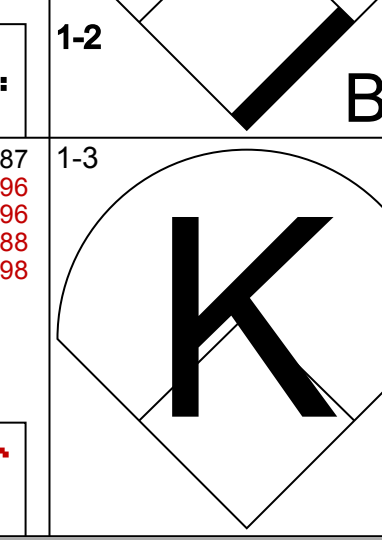
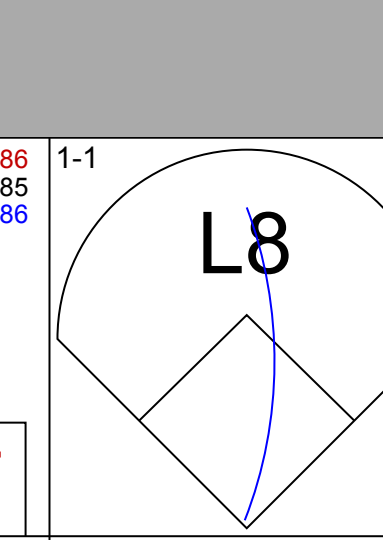
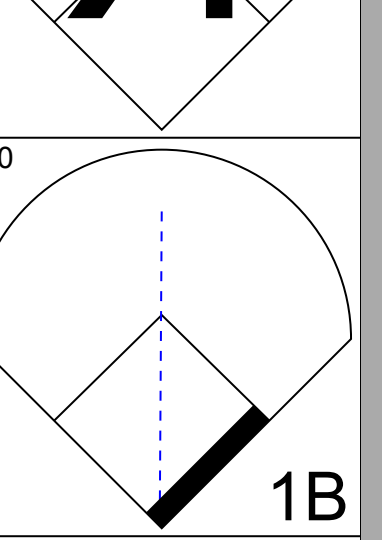
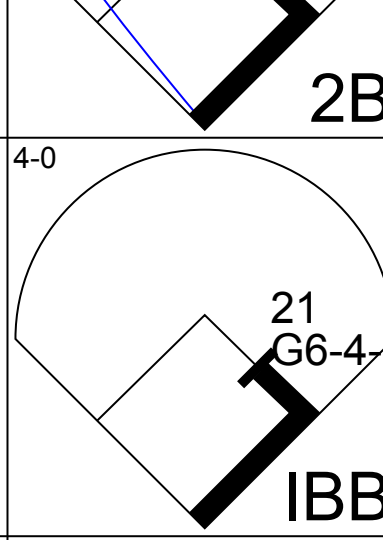
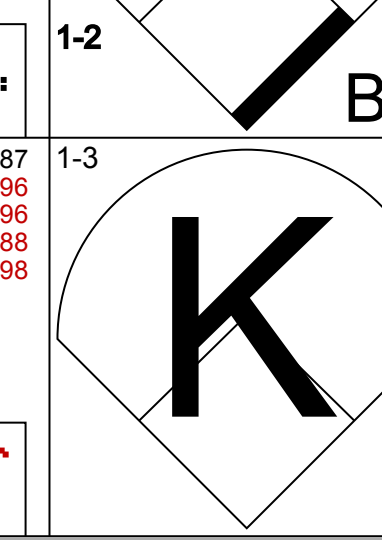
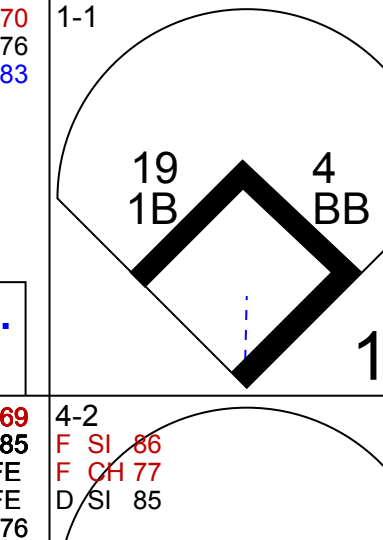
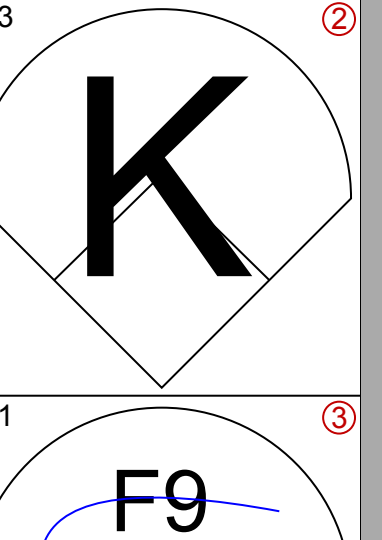
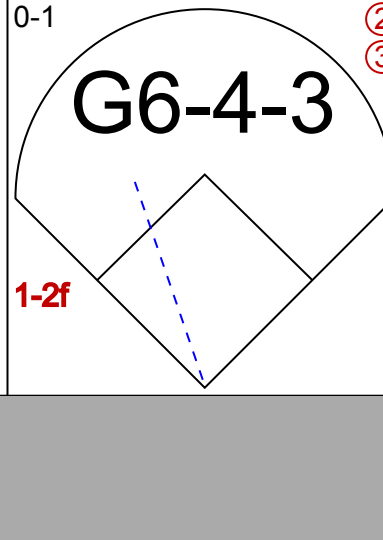

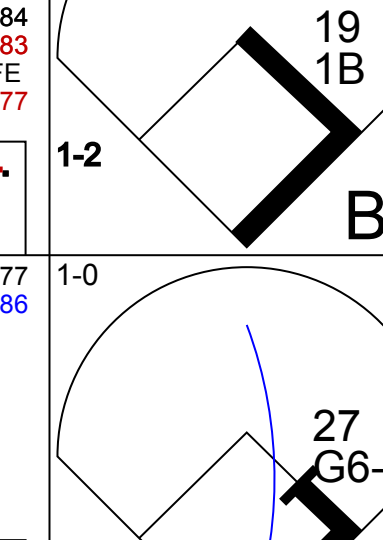
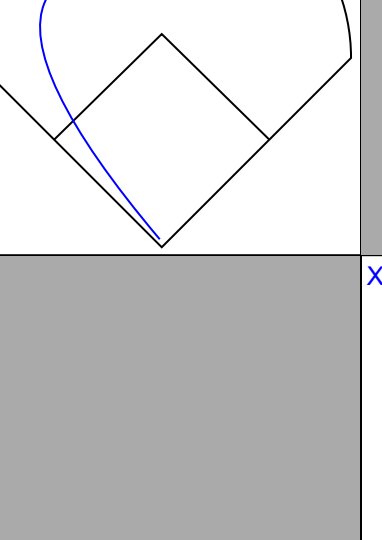
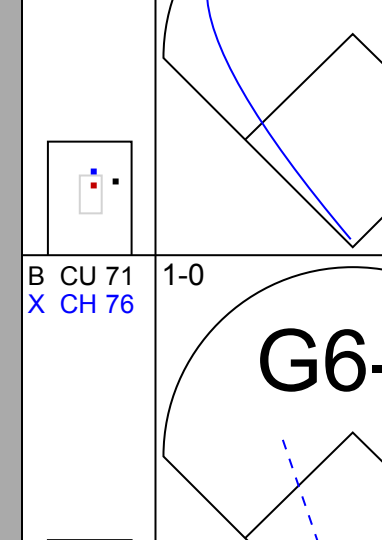
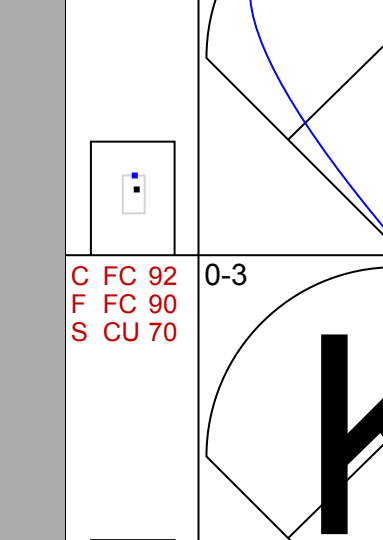
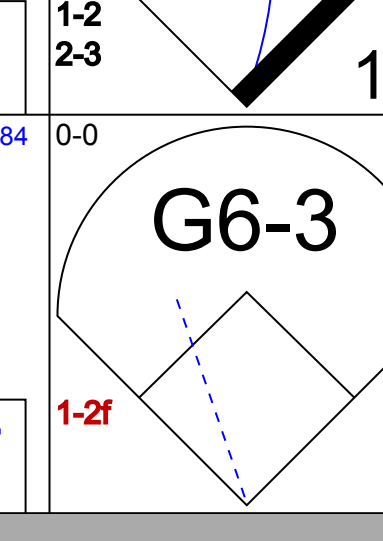
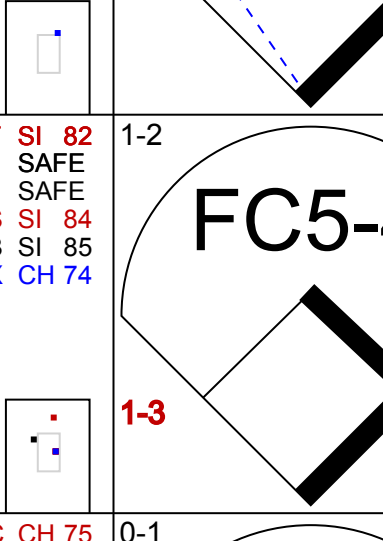
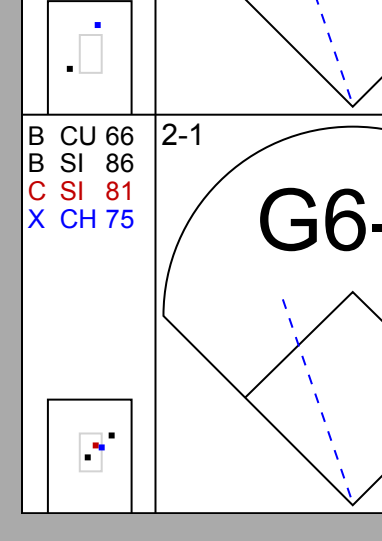

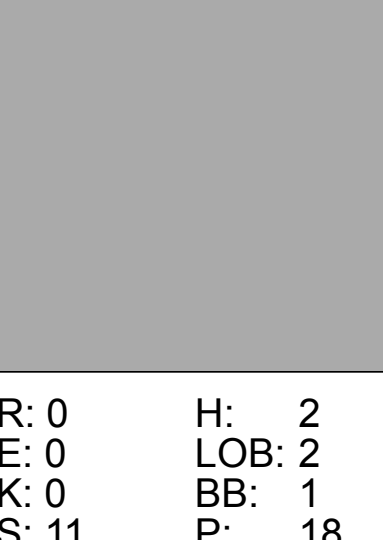
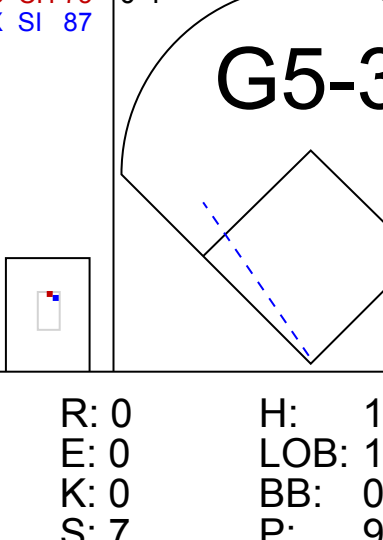
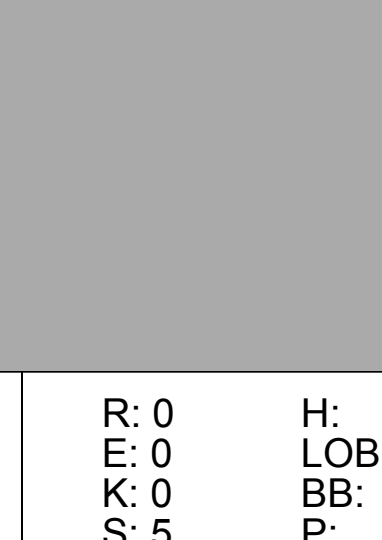
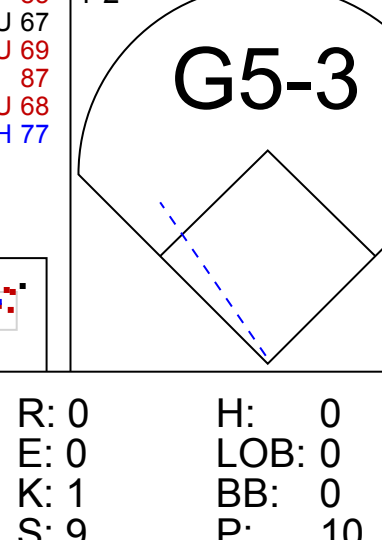
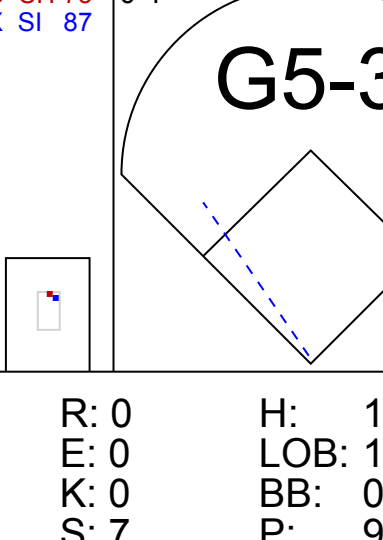
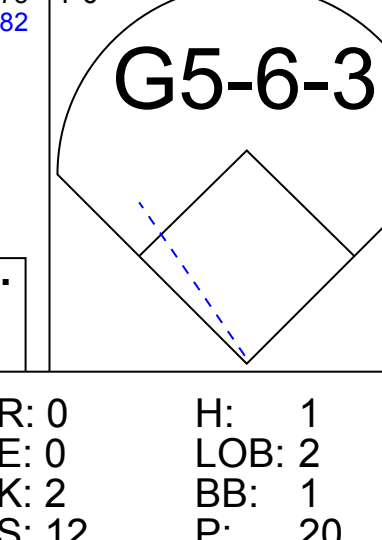
AB	31
R	1
H	6
RBI	1
BB	1
SO	4
LOB	7



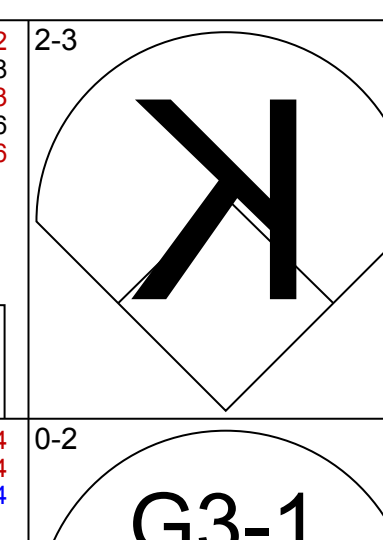
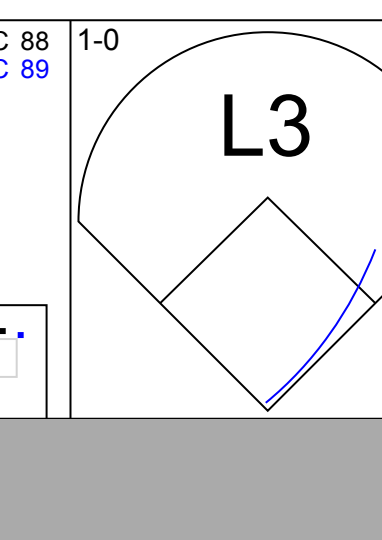
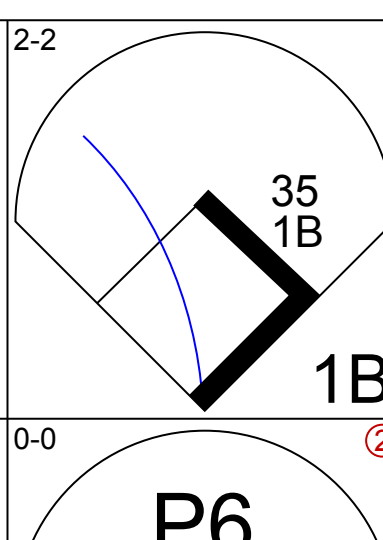
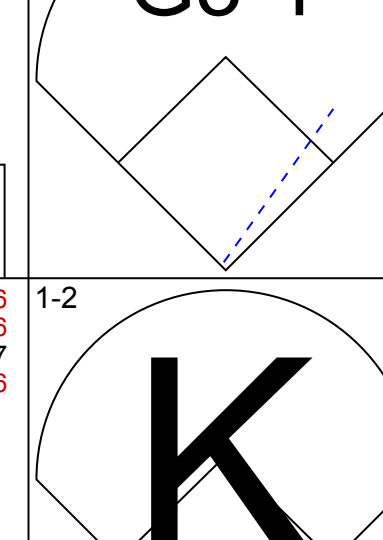
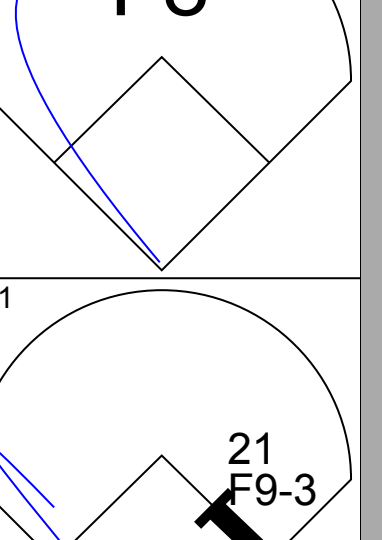
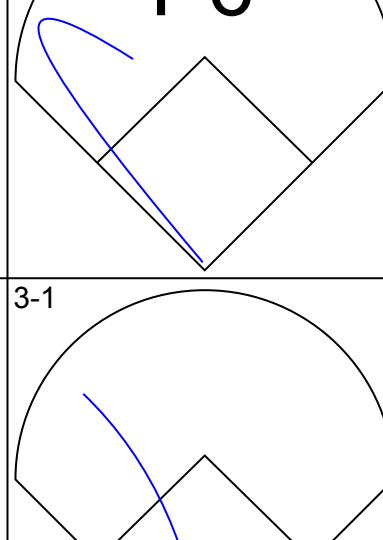

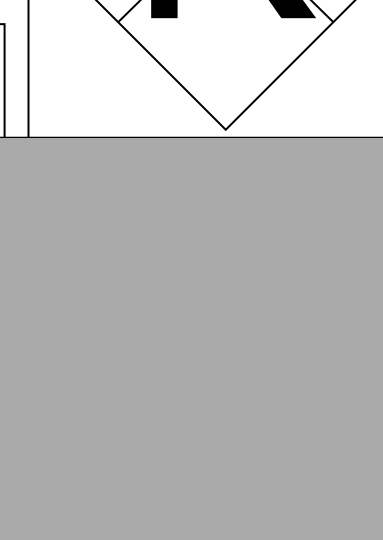
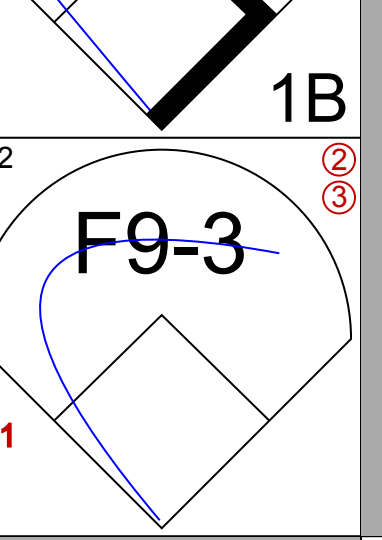
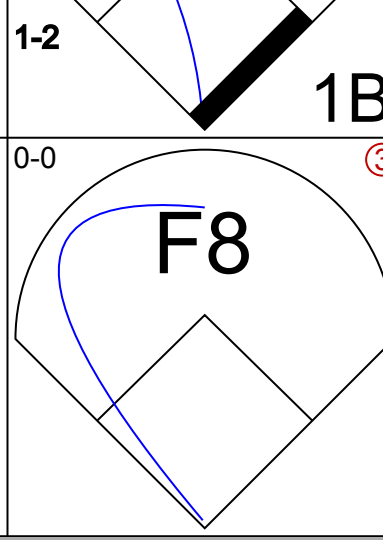
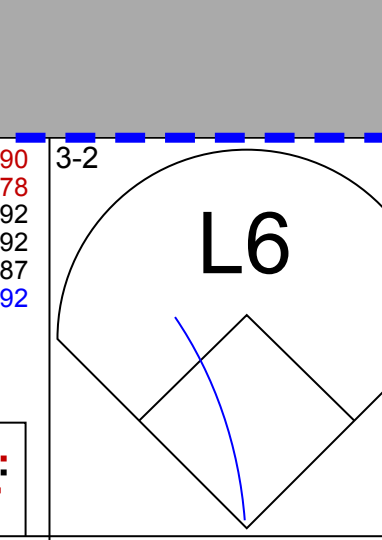
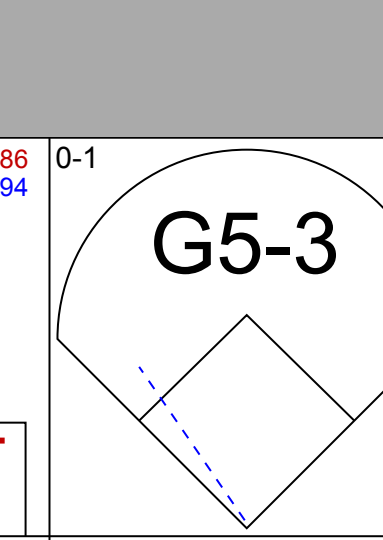
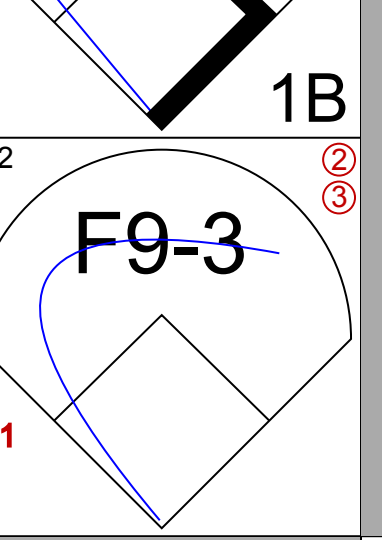
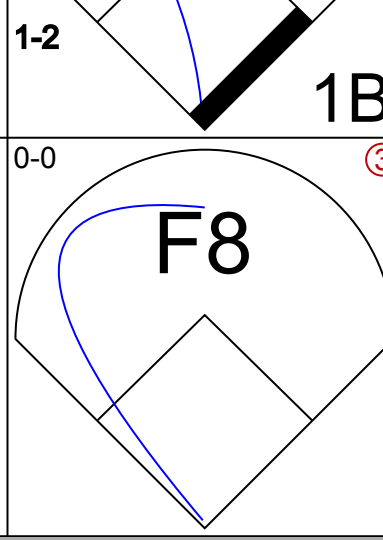
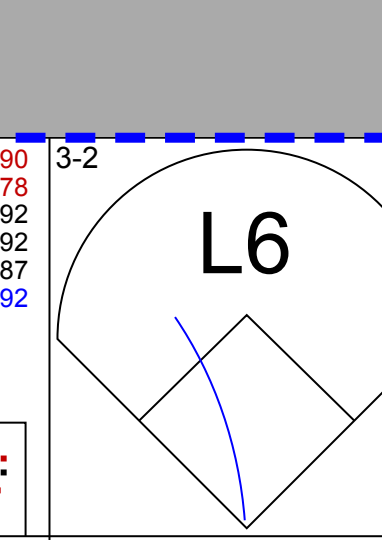
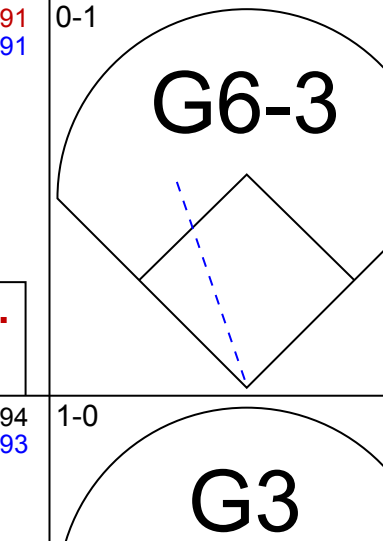
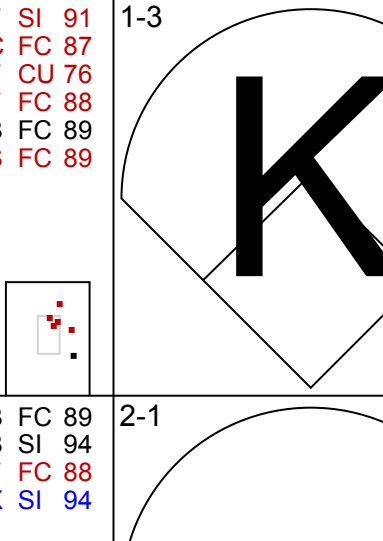
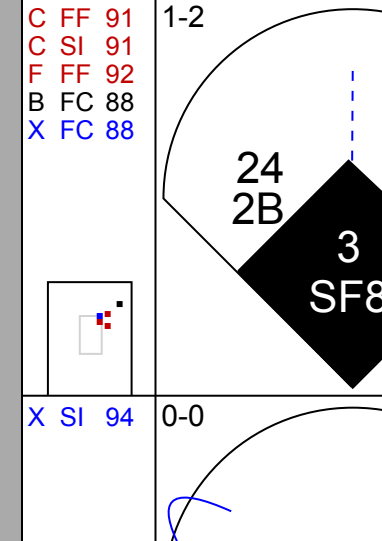
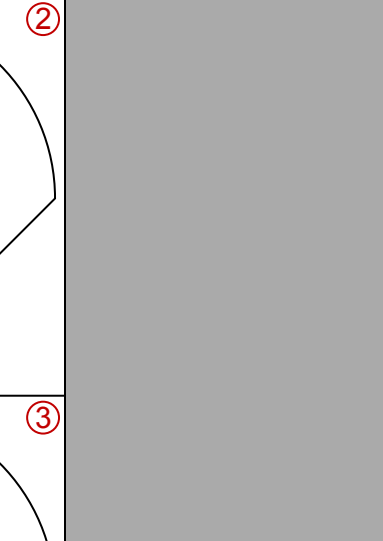
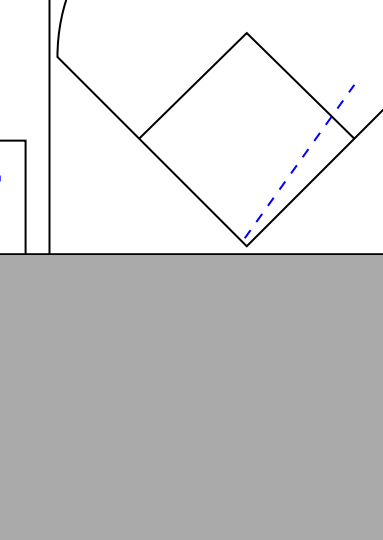
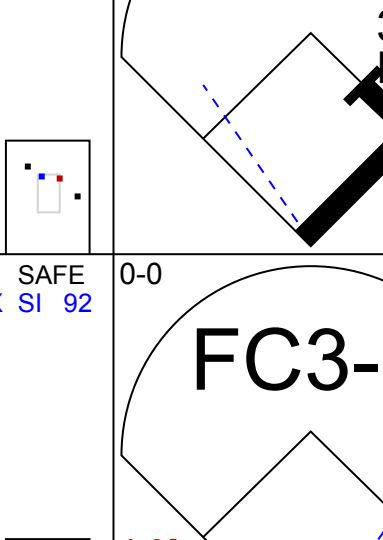
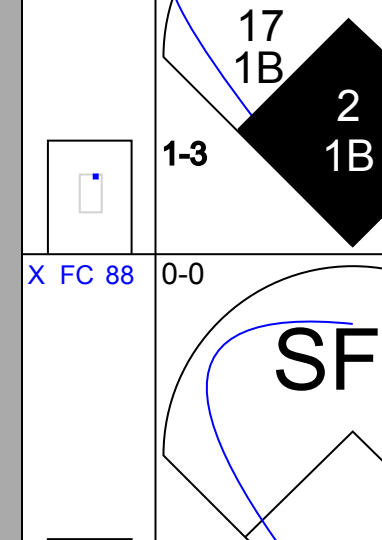

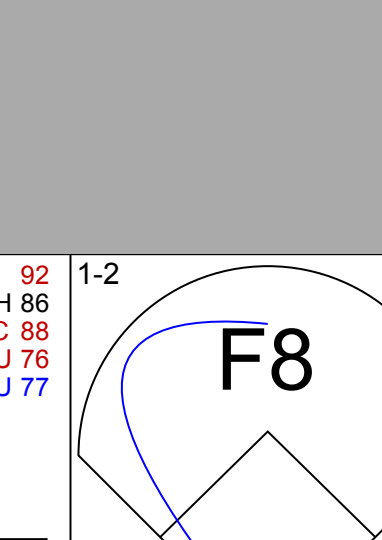
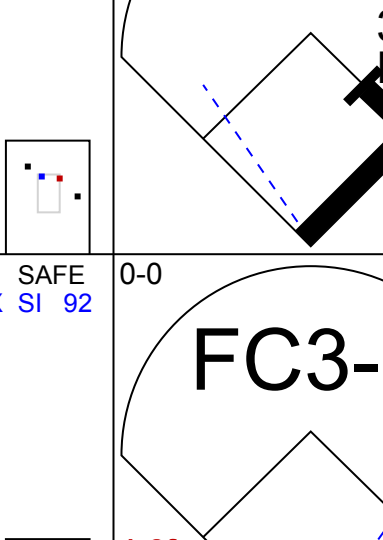
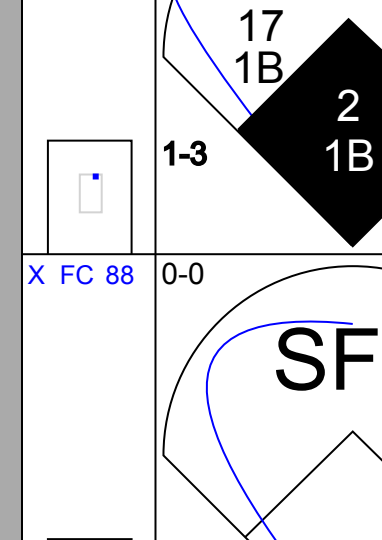
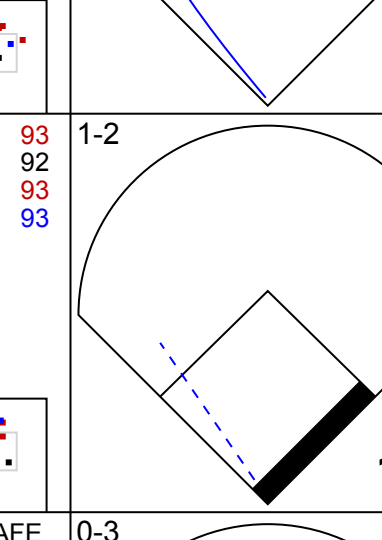
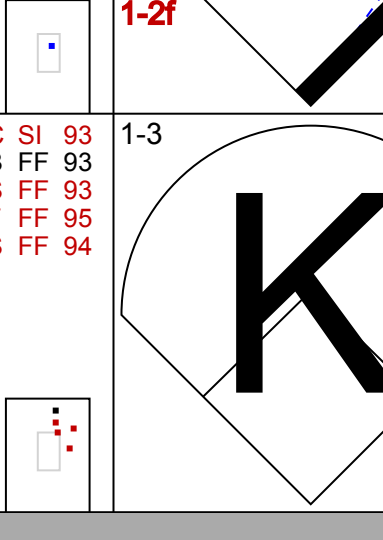
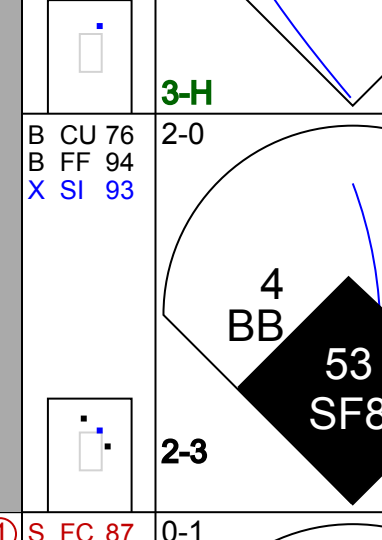

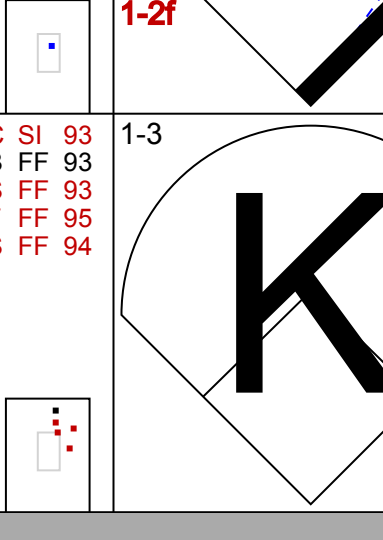
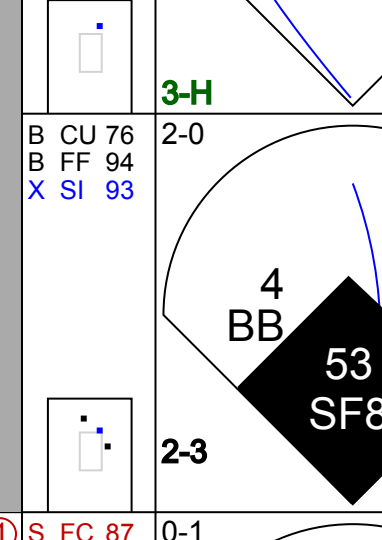
Batter	1	2	3	4	5	6	7	8	9	AB	R	H	RBI	BB	SO	LOB	BOTTOM			
Ryan Theriot, R (1,6) OBP: 0.362, SLG: 0.338	G3		G5-3			G5-3		G6-3		4	1	2	0	0	0	1	Houston Astros @ St. Louis Cardinals Busch Stadium, St. Louis, MO Wed May 18 2011, 7:16 PM - 9:41 PM CDT Att: 35,298 - Cloudy - 62 F			
19 Jon Jay, L (1,8) OBP: 0.250, SLG: 0.492	G3		G4-3			K		G6-3		4	1	2	2	0	1	1				
5 Albert Pujols, R (1,3) OBP: 0.337, SLG: 0.415	F9		G4-3			G6-3		F8		4	0	1	1	0	0	1				
7 Matt Holliday, R (1,7) OBP: 0.444, SLG: 0.557			G5-3			G4-3		G5-3		1	0	0	0	0	0	0				
38 Mark Hamilton, L (3,7) OBP: 0.250, SLG: 0.267			G4-3					G5-3		1	0	0	0	0	0	2				
27 Tyler Greene, R (4,4) OBP: 0.338, SLG: 0.339			G4-3					G5-3		1	1	0	0	0	0	1				
12 Lance Berkman, S (1,9) OBP: 0.455, SLG: 0.683			G3-1					G5-3		1	0	0	0	1	0	0				
47 Pete Kozma, R (5,PH) OBP: 1.000, SLG: 2.000			G3-1					G5-3		1	0	1	1	1	0	0				
21 Allen Craig, R (1,4) OBP: 0.354, SLG: 0.364			K					G5-3		3	0	0	1	1	2	2				
4 Yadier Molina, R (1,2) OBP: 0.361, SLG: 0.466								G5-3		4	1	3	0	0	1	3				
33 Daniel Descalso, L (1,5) OBP: 0.303, SLG: 0.347								G5-3		3	1	1	0	1	1	3				
26 Kyle Lohse, R (1,1) ERA: 3.95	5.0 L 24 7 5 5 4 2 1 1 0 0 0 0 48 91 9.00 1.800																			
52 Sergio Escalona, L (6,1) ERA: 4.5	1.0 3 1 0 0 1 0 0 0 0 0 0 0 5 6 0.00 1.000																			
66 Eneiro Del Rosario, R (7,1) ERA: 4.32	1.0 4 1 0 0 0 0 0 0 0 0 0 0 8 11 0.00 1.000																			
60 Jose Valdez, R (8,1) ERA: 6.75	1.0 5 1 0 0 1 1 0 0 0 0 0 0 16 27 0.00 2.000																			
Inning Stats	R: 0 E: 0 K: 0 S: 8	H: 1 LOB: 0 BB: 0 P: 14	R: 0 E: 0 K: 1 S: 6	H: 0 LOB: 0 BB: 0 P: 9	R: 4 E: 0 K: 1 S: 14	H: 4 LOB: 3 BB: 3 P: 34	R: 0 E: 0 K: 0 S: 8	H: 1 LOB: 0 BB: 0 P: 13	R: 1 E: 0 K: 2 S: 12	H: 1 LOB: 1 BB: 0 P: 21	R: 0 E: 0 K: 1 S: 5	H: 1 LOB: 0 BB: 0 P: 6	R: 0 E: 0 K: 0 S: 8	H: 1 LOB: 1 BB: 0 P: 11	R: 0 E: 0 K: 1 S: 16	H: 1 LOB: 2 BB: 1 P: 27	1B: 8 2B: 2 3B: 0 HR: 0	SF: 0 SAC: 1 DP: 1 HBP: 1	WP: 0 PB: 0 SB: 2 CS: 1	PA: 36
PITCHER	IP WLS BF H R ER SO BB IBB HBP BLK WP HR S P ERA WHIP																			

AB	30
R	5
H	10
RBI	5
BB	4
SO	6
LOB	18



Batter	1	2	3	4	5	6	7	8	9	AB	R	H	RBI	BB	SO	LOB	TOP			
Ryan Theriot, R (1, 6) OBP: 0.357, SLG: 0.333										4	0	1	0	0	1	1	St. Louis Cardinals @ Kansas City Royals Kauffman Stadium, Kansas City, MO Fri May 20 2011, 7:11 PM - 9:27 PM CDT Att: 26,816 - Clear - 70 F			
28 Colby Rasmus, L (1, 8) OBP: 0.385, SLG: 0.451										4	0	0	0	0	3	1				
5 Albert Pujols, R (1, 3) OBP: 0.338, SLG: 0.412										3	0	1	0	1	1	0				
7 Matt Holliday, R (1, 10) OBP: 0.446, SLG: 0.552										3	0	1	0	1	1	2				
21 Allen Craig, R (1, 7) OBP: 0.370, SLG: 0.429										4	0	1	0	0	1	3				
4 Yadier Molina, R (1, 2) OBP: 0.358, SLG: 0.456										3	0	0	0	1	0	1				
19 Jon Jay, L (1, 9) OBP: 0.403, SLG: 0.463										4	0	2	0	0	1	0				
27 Tyler Greene, R (1, 4) OBP: 0.306, SLG: 0.302										3	0	0	0	0	0	4				
33 Daniel Descalso, L (1, 5) OBP: 0.298, SLG: 0.333										2	0	0	0	0	0	1				
47 Pete Kozma, R (8, PH) OBP: 0.667, SLG: 1.000										1	0	0	0	0	0	0				
Inning Stats	R: 0 H: 0 E: 0 K: 1 S: 6	H: 0 LOB: 0 BB: 0 P: 12	R: 0 H: 2 E: 0 K: 0 S: 11	H: 2 LOB: 2 BB: 1 P: 18	R: 0 H: 0 E: 0 K: 1 S: 9	H: 0 LOB: 0 BB: 0 P: 10	R: 0 H: 1 E: 0 K: 2 S: 10	H: 1 LOB: 1 BB: 0 P: 17	R: 0 H: 1 E: 0 K: 1 S: 7	H: 1 LOB: 1 BB: 0 P: 9	R: 0 H: 1 E: 0 K: 1 S: 6	H: 0 LOB: 0 BB: 0 P: 9	R: 0 H: 1 E: 0 K: 2 S: 12	H: 1 LOB: 2 BB: 1 P: 20	R: 0 H: 0 E: 0 K: 1 S: 6	H: 0 LOB: 0 BB: 0 P: 9	1B: 5 2B: 1 3B: 0 HR: 0	SF: 0 SAC: 0 DP: 2 HBP: 0	WP: 0 PB: 0 SB: 1 CS: 1	PA: 34
PITCHER	IP WLS BF H R ER SO BB IBB HBP BLK WP HR S P ERA WHIP	IP WLS BF H R ER SO BB IBB HBP BLK WP HR S P ERA WHIP	IP WLS BF H R ER SO BB IBB HBP BLK WP HR S P ERA WHIP	IP WLS BF H R ER SO BB IBB HBP BLK WP HR S P ERA WHIP	IP WLS BF H R ER SO BB IBB HBP BLK WP HR S P ERA WHIP	IP WLS BF H R ER SO BB IBB HBP BLK WP HR S P ERA WHIP	IP WLS BF H R ER SO BB IBB HBP BLK WP HR S P ERA WHIP	IP WLS BF H R ER SO BB IBB HBP BLK WP HR S P ERA WHIP	IP WLS BF H R ER SO BB IBB HBP BLK WP HR S P ERA WHIP	IP WLS BF H R ER SO BB IBB HBP BLK WP HR S P ERA WHIP	IP WLS BF H R ER SO BB IBB HBP BLK WP HR S P ERA WHIP	IP WLS BF H R ER SO BB IBB HBP BLK WP HR S P ERA WHIP	IP WLS BF H R ER SO BB IBB HBP BLK WP HR S P ERA WHIP	IP WLS BF H R ER SO BB IBB HBP BLK WP HR S P ERA WHIP	IP WLS BF H R ER SO BB IBB HBP BLK WP HR S P ERA WHIP	IP WLS BF H R ER SO BB IBB HBP BLK WP HR S P ERA WHIP	IP WLS BF H R ER SO BB IBB HBP BLK WP HR S P ERA WHIP			



Batter	1	2	3	4	5	6	7	8	9	AB	R	H	RBI	BB	SO	LOB	BOTTOM			
4 Alex Gordon, L (1, 7) OBP: 0.339, SLG: 0.443										3	0	1	0	1	1	1	St. Louis Cardinals @ Kansas City Royals Kauffman Stadium, Kansas City, MO Fri May 20 2011, 7:11 PM - 9:27 PM CDT Att: 26,816 - Clear - 70 F			
53 Melky Cabrera, S (1, 8) OBP: 0.306, SLG: 0.446										3	0	0	1	0	0	1				
35 Eric Hosmer, L (1, 3) OBP: 0.368, SLG: 0.588										4	0	2	0	0	1	2				
21 Jeff Francoeur, R (1, 9) OBP: 0.337, SLG: 0.521										4	0	0	0	0	0	3				
16 Billy Butler, R (1, 10) OBP: 0.391, SLG: 0.419										4	1	1	0	0	1	0				
24 Wilson Betemit, S (1, 5) OBP: 0.379, SLG: 0.443										4	1	2	0	0	0	0				
3 Brayan Peña, S (1, 2) OBP: 0.278, SLG: 0.295										2	0	0	1	0	0	1				
17 Chris Getz, L (1, 4) OBP: 0.309, SLG: 0.279										3	1	2	0	0	1	1				
2 Alcides Escobar, R (1, 6) OBP: 0.267, SLG: 0.276										3	0	1	1	0	1	1				
Inning Stats	R: 0 H: 0 E: 0 K: 2 S: 9	H: 0 LOB: 0 BB: 0 P: 12	R: 0 H: 0 E: 0 K: 0 S: 5	H: 0 LOB: 0 BB: 0 P: 6	R: 0 H: 1 E: 0 K: 1 S: 12	H: 1 LOB: 1 BB: 0 P: 15	R: 0 H: 1 E: 0 K: 0 S: 8	H: 1 LOB: 0 BB: 0 P: 11	R: 0 H: 1 E: 0 K: 2 S: 12	H: 1 LOB: 1 BB: 0 P: 16	R: 0 H: 2 E: 0 K: 0 S: 10	H: 2 LOB: 2 BB: 0 P: 16	R: 3 H: 4 E: 0 K: 0 S: 13	H: 4 LOB: 2 BB: 1 P: 21	R: 0 H: 0 E: 0 K: 0 S: 7	H: 0 LOB: 0 BB: 0 P: 11		1B: 8 2B: 2 3B: 0 HR: 0	SF: 2 SAC: 0 DP: 1 HBP: 0	WP: 0 PB: 0 SB: 0 CS: 0
PITCHER	IP WLS BF H R ER SO BB IBB HBP BLK WP HR S P ERA WHIP	IP WLS BF H R ER SO BB IBB HBP BLK WP HR S P ERA WHIP	IP WLS BF H R ER SO BB IBB HBP BLK WP HR S P ERA WHIP	IP WLS BF H R ER SO BB IBB HBP BLK WP HR S P ERA WHIP	IP WLS BF H R ER SO BB IBB HBP BLK WP HR S P ERA WHIP	IP WLS BF H R ER SO BB IBB HBP BLK WP HR S P ERA WHIP	IP WLS BF H R ER SO BB IBB HBP BLK WP HR S P ERA WHIP	IP WLS BF H R ER SO BB IBB HBP BLK WP HR S P ERA WHIP	IP WLS BF H R ER SO BB IBB HBP BLK WP HR S P ERA WHIP	IP WLS BF H R ER SO BB IBB HBP BLK WP HR S P ERA WHIP	IP WLS BF H R ER SO BB IBB HBP BLK WP HR S P ERA WHIP	IP WLS BF H R ER SO BB IBB HBP BLK WP HR S P ERA WHIP	IP WLS BF H R ER SO BB IBB HBP BLK WP HR S P ERA WHIP	IP WLS BF H R ER SO BB IBB HBP BLK WP HR S P ERA WHIP	IP WLS BF H R ER SO BB IBB HBP BLK WP HR S P ERA WHIP	IP WLS BF H R ER SO BB IBB HBP BLK WP HR S P ERA WHIP	IP WLS BF H R ER SO BB IBB HBP BLK WP HR S P ERA WHIP			



Batter	1	2	3	4	5	6	7	8	9	AB	R	H	RBI	BB	SO	LOB	TOP				
Ryan Theriot, R OBP: 0.352, SLG: 0.338										4	0	1	1	0	1	2	St. Louis Cardinals @ Kansas City Royals Kauffman Stadium, Kansas City, MO Sat May 21 2011, 1:11 PM - 3:51 PM CDT Att: 32,230 - Partly Cloudy - 76 F livebaseballscorecards.com				
19 Jon Jay, L OBP: 0.390, SLG: 0.444										5	0	1	0	0	1	2					
5 Albert Pujols, R OBP: 0.341, SLG: 0.411										3	1	1	0	0	0	1					
7 Matt Holliday, R OBP: 0.447, SLG: 0.568										3	1	1	2	1	0	2					
28 Colby Rasmus, L OBP: 0.377, SLG: 0.440										4	0	0	0	0	2	4					
4 Yadier Molina, R OBP: 0.362, SLG: 0.460										3	0	1	0	1	0	0					
21 Allen Craig, R OBP: 0.377, SLG: 0.448										4	0	2	0	0	1	1					
33 Daniel Descalso, L OBP: 0.288, SLG: 0.320										4	1	0	0	0	0	3					
27 Tyler Greene, R OBP: 0.316, SLG: 0.292										2	0	0	0	2	0	1					
Inning Stats	R: 0 H: 1 E: 0 K: 1 S: 13	H: 1 LOB: 2 BB: 1 P: 19	R: 0 H: 1 E: 0 K: 0 S: 9	H: 1 LOB: 1 BB: 0 P: 14	R: 0 H: 1 E: 0 K: 1 S: 9	H: 1 LOB: 2 BB: 0 P: 16	R: 0 H: 0 E: 0 K: 1 S: 6	H: 0 LOB: 0 BB: 0 P: 8	R: 0 H: 0 E: 0 K: 1 S: 12	H: 0 LOB: 0 BB: 0 P: 15	R: 0 H: 0 E: 0 K: 1 S: 9	H: 0 LOB: 0 BB: 0 P: 15	R: 0 H: 1 E: 0 K: 0 S: 12	H: 1 LOB: 2 BB: 1 P: 19	R: 2 H: 2 E: 0 K: 0 S: 13	H: 2 LOB: 0 BB: 1 P: 25		R: 1 H: 1 E: 0 K: 0 S: 12	H: 1 LOB: 1 BB: 1 P: 24	1B: 3 2B: 3 3B: 0 HR: 1	SF: 1 SAC: 0 DP: 0 HBP: 1
PITCHER	IP WLS BF H R ER SO BB IBB HBP BLK WP HR S P ERA WHIP																				
47 Nate Adcock, R ERA: 1.66	5.0	20	3	0	0	4	1	0	1	0	0	0	0	0	49	72	0.00	0.800			
31 Louis Coleman, R ERA: 1.35	1.1	5	1	0	0	1	0	0	0	0	0	0	0	15	23	0.00	0.750				
55 Tim Collins, L ERA: 3.2	1.0	L	5	1	1	0	1	0	0	0	0	0	0	11	19	9.00	2.000				
38 Blake Wood, R ERA: 3.5	0.2	3	1	1	1	0	1	0	0	0	0	1	8	17	13.50	3.000					
51 Robinson Tejeda, R ERA: 5.69	1.0	5	1	1	1	0	1	0	0	0	2	0	12	24	9.00	2.000					
Batter	1	2	3	4	5	6	7	8	9	AB	R	H	RBI	BB	SO	LOB	BOTTOM				
4 Alex Gordon, L OBP: 0.342, SLG: 0.441										3	0	1	0	1	1	0	St. Louis Cardinals @ Kansas City Royals Kauffman Stadium, Kansas City, MO Sat May 21 2011, 1:11 PM - 3:51 PM CDT Att: 32,230 - Partly Cloudy - 76 F livebaseballscorecards.com				
53 Melky Cabrera, S OBP: 0.305, SLG: 0.441										4	0	1	0	0	1						
35 Eric Hosmer, L OBP: 0.377, SLG: 0.574										3	0	1	0	1	1						
21 Jeff Francoeur, R OBP: 0.335, SLG: 0.512										3	0	0	0	1	0	4					
16 Billy Butler, R OBP: 0.385, SLG: 0.411										3	0	0	0	0	1	3					
13 Mike Aviles, R OBP: 0.270, SLG: 0.441										3	0	1	0	0	0	1					
15 Matt Treanor, R OBP: 0.380, SLG: 0.338										2	0	0	0	0	1	0					
12 Mitch Maier, L OBP: 0.500, SLG: 0.533										1	0	0	0	0	0	0					
3 Brayan Peña, S OBP: 0.278, SLG: 0.295										0	0	0	0	0	0	0					
17 Chris Getz, L OBP: 0.310, SLG: 0.280										3	0	1	0	0	0	0					
2 Alcides Escobar, R OBP: 0.262, SLG: 0.270										3	0	0	0	0	0	1					
Inning Stats	R: 0 H: 0 E: 0 K: 1 S: 8	H: 0 LOB: 0 BB: 0 P: 9	R: 0 H: 0 E: 0 K: 0 S: 9	H: 0 LOB: 0 BB: 1 P: 14	R: 0 H: 0 E: 0 K: 0 S: 8	H: 0 LOB: 0 BB: 0 P: 10	R: 0 H: 2 E: 0 K: 0 S: 7	H: 2 LOB: 1 BB: 1 P: 14	R: 0 H: 1 E: 0 K: 1 S: 10	H: 1 LOB: 0 BB: 0 P: 15	R: 0 H: 0 E: 0 K: 0 S: 7	H: 0 LOB: 0 BB: 1 P: 14	R: 0 H: 1 E: 0 K: 1 S: 8	H: 1 LOB: 0 BB: 0 P: 14	R: 0 H: 0 E: 0 K: 0 S: 8	H: 0 LOB: 0 BB: 0 P: 15	R: 0 H: 1 E: 0 K: 1 S: 12	H: 1 LOB: 1 BB: 0 P: 14	1B: 5 2B: 0 3B: 0 HR: 0	SF: 0 SAC: 0 DP: 2 HBP: 0	WP: 0 PA: 32 PB: 0 SB: 1 CS: 0
PITCHER	IP WLS BF H R ER SO BB IBB HBP BLK WP HR S P ERA WHIP																				
35 Jake Westbrook, R ERA: 5.17	8.0	W	27	4	0	0	3	0	0	0	0	0	0	65	105	0.00	0.875				
59 Fernando Salas, R ERA: 0.92	1.0	S	4	1	0	0	0	0	0	0	0	0	0	12	14	0.00	1.000				

Batter	1	2	3	4	5	6	7	8	9	10	AB	R	H	RBI	BB	SO	LOB	TOP																	
19 Jon Jay, L OBP: 0.398, SLG: 0.455											5	0	2	0	1	0	5	St. Louis Cardinals @ Kansas City Royals Kauffman Stadium, Kansas City, MO Sun May 22 2011, 1:10 PM - 5:19 PM CDT Att: 28,198 - Partly Cloudy - 83 F livebaseballscorecards.com																	
21 Allen Craig, R OBP: 0.400, SLG: 0.507											2	1	2	2	1	0	0																		
27 Tyler Greene, R OBP: 0.329, SLG: 0.288											1	2	0	0	2	0	1																		
5 Albert Pujols, R OBP: 0.341, SLG: 0.409											6	1	2	0	0	0	4																		
7 Matt Holliday, R OBP: 0.429, SLG: 0.557											3	0	0	1	0	0	1																		
13 Gerald Laird, R OBP: 0.313, SLG: 0.381											2	0	0	0	0	1	4																		
12 Lance Berkman, S OBP: 0.451, SLG: 0.662											4	1	0	0	2	1	5																		
28 Colby Rasmus, L OBP: 0.351, SLG: 0.437											1	1	0	1	5	0	0																		
4 Yadier Molina, R OBP: 0.380, SLG: 0.493											5	2	4	3	1	1	3																		
33 Daniel Descalso, L OBP: 0.293, SLG: 0.333											5	1	2	1	0	0	8																		
47 Pete Kozma, R OBP: 0.375, SLG: 0.333											4	0	0	0	1	2	6																		
Inning Stats	R: 0 E: 0 K: 0 S: 6	H: 1 LOB: 0 BB: 1 P: 11	R: 0 E: 0 K: 0 S: 6	H: 0 LOB: 0 BB: 0 P: 9	R: 3 E: 0 K: 0 S: 12	H: 3 LOB: 0 BB: 0 P: 29	R: 3 E: 1 K: 1 S: 14	H: 2 LOB: 1 BB: 2 P: 29	R: 1 E: 0 K: 1 S: 19	H: 2 LOB: 3 BB: 2 P: 32	R: 0 E: 0 K: 0 S: 13	H: 0 LOB: 2 BB: 2 P: 24	R: 0 E: 0 K: 0 S: 11	H: 1 LOB: 2 BB: 1 P: 18	R: 0 E: 0 K: 0 S: 12	H: 2 LOB: 2 BB: 0 P: 20	R: 0 E: 0 K: 0 S: 9	H: 1 LOB: 2 BB: 2 P: 19	R: 2 E: 1 K: 1 S: 13	H: 0 LOB: 3 BB: 3 P: 27	1B: 7 2B: 3 3B: 1 HR: 1	SF: 0 SAC: 2 DP: 2 HBP: 1	WP: 0 PB: 0 SB: 0 CS: 1	PA: 54											
PITCHER	IP 4.1	WLS 0	BF 23	H 8	R 7	ER 7	SO 0	BB 4	IBB 0	HBP 0	BLK 0	WP 0	HR 1	S 49	P 86	ERA 14.54	WHIP 2.769	PITCHER	IP 0.0	WLS 0	BF 3	H 0	R 2	ER 1	SO 0	BB 1	IBB 0	HBP 1	BLK 0	WP 0	HR 0	S 7	P 12	ERA ∞	WHIP ∞
37 Sean O'Sullivan, R ERA: 5.6	56 Greg Holland, R ERA: 5.6	61 Everett Teaford, L ERA: 3.0	43 Aaron Crow, R ERA: 0.79	46 Joakim Soria, R ERA: 3.99	31 Louis Coleman, R ERA: 2.03	55 Tim Collins, L ERA: 3.16	38 Blake Wood, R ERA: 3.38																												

Batter	1	2	3	4	5	6	7	8	9	10	AB	R	H	RBI	BB	SO	LOB	BOTTOM																		
4 Alex Gordon, L OBP: 0.343, SLG: 0.462											5	1	2	2	0	2	3	St. Louis Cardinals @ Kansas City Royals Kauffman Stadium, Kansas City, MO Sun May 22 2011, 1:10 PM - 5:19 PM CDT Att: 28,198 - Partly Cloudy - 83 F livebaseballscorecards.com																		
13 Mike Aviles, R OBP: 0.275, SLG: 0.447											5	0	2	1	0	0	1																			
35 Eric Hosmer, L OBP: 0.348, SLG: 0.525											5	0	0	0	0	1	4																			
21 Jeff Francoeur, R OBP: 0.337, SLG: 0.523											4	2	1	1	0	0	1																			
16 Billy Butler, R OBP: 0.391, SLG: 0.426											4	2	2	0	1	1	0																			
24 Wilson Betemit, S OBP: 0.379, SLG: 0.485											5	1	2	3	0	1	1																			
15 Matt Treanor, R ERA: 2.76	3 Brayan Peña, S OBP: 0.284, SLG: 0.317	12 Mitch Maier, L OBP: 0.440, SLG: 0.450	2 Alcides Escobar, R OBP: 0.266, SLG: 0.274	54 Jaime Garcia, L ERA: 1.93	44 Miguel Batista, R ERA: 2.76	56 Brian Tallet, L ERA: 3.6	52 Eduardo Sanchez, R ERA: 3.0	43 Trevor Miller, L ERA: 2.16	30 Jason Motte, R ERA: 2.45	59 Fernando Salas, R ERA: 1.31																										
Inning Stats	R: 0 E: 0 K: 1 S: 15	H: 1 LOB: 1 BB: 0 P: 23	R: 0 E: 0 K: 1 S: 8	H: 0 LOB: 0 BB: 0 P: 9	R: 1 E: 0 K: 0 S: 15	H: 2 LOB: 1 BB: 0 P: 22	R: 0 E: 0 K: 2 S: 10	H: 0 LOB: 0 BB: 0 P: 11	R: 1 E: 0 K: 0 S: 9	H: 3 LOB: 2 BB: 0 P: 17	R: 3 E: 0 K: 1 S: 17	H: 3 LOB: 3 BB: 0 P: 28	R: 2 E: 0 K: 1 S: 13	H: 2 LOB: 2 BB: 1 P: 26	R: 0 E: 0 K: 2 S: 8	H: 1 LOB: 1 BB: 0 P: 11	R: 0 E: 0 K: 0 S: 11		H: 0 LOB: 0 BB: 0 P: 17	R: 1 E: 0 K: 1 S: 8	H: 2 LOB: 1 BB: 0 P: 15	1B: 6 2B: 5 3B: 0 HR: 3	SF: 0 SAC: 0 DP: 0 HBP: 1	WP: 0 PB: 0 SB: 1 CS: 0	PA: 45											
PITCHER	IP 5.0	WLS 3	BF 22	H 7	R 3	ER 3	SO 4	BB 0	IBB 0	HBP 0	BLK 0	WP 0	HR 1	S 58	P 84	ERA 5.40	WHIP 1.400		PITCHER	IP 1.0	WLS 0	BF 3	H 0	R 0	ER 0	SO 0	BB 0	IBB 0	HBP 0	BLK 0	WP 0	HR 0	S 11	P 17	ERA 0.00	WHIP 0.000

Batter	1	2	3	4	5	6	7	8	9	AB	R	H	RBI	BB	SO	LOB	TOP				
19 Jon Jay, L OBP: 0.406, SLG: 0.478										4	1	2	0	0	0	1					
21 Allen Craig, R OBP: 0.386, SLG: 0.474										2	0	0	0	0	0	1					
47 Pete Kozma, R OBP: 0.375, SLG: 0.333										0	0	0	0	0	0	0					
55 Skip Schumaker, L OBP: 0.290, SLG: 0.349										1	0	0	0	0	1	0					
5 Albert Pujols, R OBP: 0.330, SLG: 0.407										4	0	0	0	0	0	1					
12 Lance Berkman, S OBP: 0.463, SLG: 0.650										4	0	2	1	0	1	0					
28 Colby Rasmus, L OBP: 0.377, SLG: 0.415										3	0	0	0	0	1	2					
4 Yadier Molina, R OBP: 0.325, SLG: 0.470										3	0	0	0	0	2	1					
33 Daniel Descalso, L OBP: 0.311, SLG: 0.367										3	0	1	0	0	0	0					
27 Tyler Greene, R OBP: 0.325, SLG: 0.286										3	0	1	0	0	2	1					
29 Chris Carpenter, R OBP: 0.136, SLG: 0.143										3	0	0	0	0	1	2					
Inning Stats	R: 1 E: 0 K: 0 S: 10	H: 2 LOB: 1 BB: 0 P: 16	R: 0 E: 0 K: 2 S: 12	H: 1 LOB: 1 BB: 0 P: 19	R: 0 E: 0 K: 0 S: 7	H: 1 LOB: 0 BB: 0 P: 10	R: 0 E: 0 K: 1 S: 7	H: 0 LOB: 0 BB: 0 P: 10	R: 0 E: 0 K: 2 S: 8	H: 0 LOB: 0 BB: 0 P: 10	R: 0 E: 0 K: 0 S: 7	H: 1 LOB: 0 BB: 0 P: 11	R: 0 E: 0 K: 0 S: 5	H: 1 LOB: 0 BB: 0 P: 7	R: 0 E: 0 K: 1 S: 7	H: 0 LOB: 0 BB: 0 P: 11	1B: 4 2B: 2 3B: 0 HR: 0	SF: 0 SAC: 1 DP: 1 HBP: 0	WP: 1 PB: 0 SB: 0 CS: 1	PA: 31	
PITCHER	IP WLS BF H R ER SO BB IBB HBP BLK WP HR S P ERA WHIP	8.0 W 28 6 1 1 7 0 0 0 0 1 0 0 63 94 1.12 0.750	1.0 S 3 0 0 0 1 0 0 0 0 0 0 7 11 0.00 0.000																		

St. Louis Cardinals @ San Diego Padres
 PETCO Park, San Diego, CA
 Wed May 25 2011, 6:37 PM - 8:40 PM EDT
 Att: 23,088 - Sunny - 69 F

AB 30
 R 1
 H 6
 RBI 1
 BB 0
 SO 8
 LOB 9



Batter	1	2	3	4	5	6	7	8	9	AB	R	H	RBI	BB	SO	LOB	BOTTOM				
8 Jason Bartlett, R OBP: 0.307, SLG: 0.310										4	1	3	0	0	0	0					
7 Chase Headley, S OBP: 0.378, SLG: 0.365										4	1	1	1	0	1	2					
47 Ryan Ludwick, R OBP: 0.294, SLG: 0.494										4	0	1	1	0	0	1					
13 Chris Denorfia, R OBP: 0.360, SLG: 0.473										0	0	0	0	0	0	0					
11 Brad Hawpe, L OBP: 0.299, SLG: 0.390										4	1	2	1	0	0	1					
24 Cameron Maybin, R OBP: 0.328, SLG: 0.405										3	0	0	0	0	2	1					
1 Orlando Hudson, S OBP: 0.328, SLG: 0.278										3	0	1	0	0	0	1					
14 Alberto Gonzalez, R OBP: 0.242, SLG: 0.262										0	0	0	0	0	0	0					
9 Eric Patterson, L OBP: 0.284, SLG: 0.328										3	0	0	0	0	0	1					
32 Rob Johnson, R OBP: 0.233, SLG: 0.250										3	0	0	0	0	2	0					
38 Mat Latos, R OBP: 0.063, SLG: 0.250										2	0	0	0	0	1	0					
15 Blake Tekotte, L OBP: 0.242, SLG: 0.262										1	0	0	0	0	0	0					
21 Heath Bell, R										0	0	0	0	0	0	0					
Inning Stats	R: 0 E: 0 K: 0 S: 4	H: 0 LOB: 0 BB: 0 P: 7	R: 1 E: 0 K: 0 S: 8	H: 1 LOB: 0 BB: 0 P: 11	R: 0 E: 0 K: 2 S: 10	H: 1 LOB: 1 BB: 0 P: 14	R: 0 E: 0 K: 1 S: 7	H: 1 LOB: 0 BB: 0 P: 11	R: 0 E: 0 K: 1 S: 9	H: 0 LOB: 0 BB: 0 P: 14	R: 0 E: 0 K: 0 S: 7	H: 1 LOB: 0 BB: 0 P: 11	R: 0 E: 0 K: 1 S: 8	H: 1 LOB: 1 BB: 0 P: 13	R: 2 E: 0 K: 1 S: 17	H: 3 LOB: 1 BB: 0 P: 24	1B: 5 2B: 2 3B: 1 HR: 1	SF: 0 SAC: 0 DP: 1 HBP: 0	WP: 1 PB: 0 SB: 0 CS: 0	PA: 31	
PITCHER	IP WLS BF H R ER SO BB IBB HBP BLK WP HR S P ERA WHIP	8.0 L 31 8 3 2 6 0 0 0 0 1 1 70 105 2.25 1.000																			

St. Louis Cardinals @ San Diego Padres
 PETCO Park, San Diego, CA
 Wed May 25 2011, 6:37 PM - 8:40 PM EDT
 Att: 23,088 - Sunny - 69 F

AB 31
 R 3
 H 8
 RBI 3
 BB 0
 SO 6
 LOB 7



Batter	1	2	3	4	5	6	7	8	9	AB	R	H	RBI	BB	SO	LOB	TOP					
Ryan Theriot, R OBP: 0.351, SLG: 0.343 47 Pete Kozma, R OBP: 0.400, SLG: 0.286										3	0	2	1	0	0	0	St. Louis Cardinals @ Colorado Rockies Coors Field, Denver, CO Sat May 28 2011, 5:15 PM - 8:17 PM MDT Att: 38,005 - Cloudy - 59 F					
19 Jon Jay, L OBP: 0.414, SLG: 0.490										5	1	3	0	0	0	1						
5 Albert Pujols, R OBP: 0.352, SLG: 0.493 27 Tyler Greene, R OBP: 0.345, SLG: 0.324										2	0	0	0	1	0	2						
12 Lance Berkman, S OBP: 0.467, SLG: 0.644 21 Allen Craig, R OBP: 0.398, SLG: 0.481										2	0	1	0	0	0	1						
28 Colby Rasmus, L OBP: 0.384, SLG: 0.440										3	0	0	0	1	0	3						
55 Skip Schumaker, L OBP: 0.284, SLG: 0.338										4	0	0	0	0	0	2						
4 Yadier Molina, R OBP: 0.352, SLG: 0.485 31 Ryan Franklin, R OBP: 0.440, SLG: 0.553 56 Brian Tallet, L OBP: 0.306, SLG: 0.364										2	0	0	0	0	0	0						
33 Daniel Descalso, L OBP: 0.306, SLG: 0.364										4	0	1	0	0	1	0						
54 Jaime Garcia, L OBP: 0.125, SLG: 0.087 48 Tony Cruz, R OBP: 0.625, SLG: 0.875										1	0	0	0	0	1	1						
										3	1	2	0	0	0	0						
Inning Stats	R: 0 E: 0 K: 0 S: 8	H: 2 LOB: 2 BB: 1 P: 16	R: 0 E: 0 K: 1 S: 8	H: 1 LOB: 1 BB: 0 P: 14	R: 0 E: 0 K: 0 S: 9	H: 2 LOB: 1 BB: 0 P: 11	R: 0 E: 0 K: 0 S: 7	H: 0 LOB: 0 BB: 0 P: 7	R: 1 E: 0 K: 0 S: 10	H: 1 LOB: 0 BB: 0 P: 17	R: 0 E: 0 K: 0 S: 8	H: 0 LOB: 1 BB: 1 P: 13	R: 0 E: 0 K: 1 S: 7	H: 0 LOB: 0 BB: 0 P: 10	R: 3 E: 0 K: 0 S: 11	H: 3 LOB: 1 BB: 1 P: 19	R: 0 E: 0 K: 1 S: 13	H: 2 LOB: 2 BB: 0 P: 18	1B: 9 2B: 2 3B: 0 HR: 0	SF: 0 SAC: 0 DP: 2 HBP: 0	WP: 0 PB: 1 SB: 0 CS: 0	PA: 39
PITCHER	IP WLS BF H R ER SO BB IBB HBP BLK WP HR S P ERA WHIP	7.0 W 27 6 1 0 2 2 0 0 0 0 0 57 88 0.00 1.143	1.0 7 3 3 3 0 1 0 0 0 0 0 11 19 27.00 4.000	1.0 5 2 0 0 1 0 0 0 0 0 0 13 18 0.00 2.000	PITCHER										IP WLS BF H R ER SO BB IBB HBP BLK WP HR S P ERA WHIP							

AB	36
R	4
H	11
RBI	4
BB	3
SO	3
LOB	14



Batter	1	2	3	4	5	6	7	8	9	AB	R	H	RBI	BB	SO	LOB	BOTTOM			
1 Eric Young Jr, S OBP: 0.400, SLG: 0.400										6	1	3	1	0	0	0	St. Louis Cardinals @ Colorado Rockies Coors Field, Denver, CO Sat May 28 2011, 5:15 PM - 8:17 PM MDT Att: 38,005 - Cloudy - 59 F			
24 Dexter Fowler, S OBP: 0.354, SLG: 0.365										5	2	2	0	1	2	2				
5 Carlos González, L OBP: 0.333, SLG: 0.275										4	2	2	1	0	1	0				
2 Troy Tulowitzki, R OBP: 0.330, SLG: 0.492 99 Alfredo Amezaga, S OBP: 0.297, SLG: 0.273										4	2	2	1	0	0	1				
17 Todd Helton, L OBP: 0.366, SLG: 0.500 18 Jonathan Herrera, S OBP: 0.351, SLG: 0.355										3	2	1	0	1	1	0				
21 Ty Wigginton, R OBP: 0.296, SLG: 0.390										4	2	1	0	1	2	5				
19 Ryan Spillborghs, R OBP: 0.323, SLG: 0.382										4	2	3	4	1	1	1				
20 Chris Iannetta, R OBP: 0.380, SLG: 0.469										5	2	4	6	0	0	2				
44 Juan Nicasio, R ERA: 3.28 37 Greg Reynolds, R ERA: 7.79 16 Huston Street, R ERA: 5.88										4	0	0	0	0	3	4				
										1	0	0	0	0	1	0				
Inning Stats	R: 6 E: 0 K: 2 S: 30	H: 6 LOB: 2 BB: 2 P: 49	R: 1 E: 0 K: 2 S: 18	H: 2 LOB: 1 BB: 1 P: 30	R: 0 E: 0 K: 2 S: 10	H: 0 LOB: 0 BB: 0 P: 12	R: 5 E: 1 K: 1 S: 11	H: 3 LOB: 0 BB: 1 P: 22	R: 0 E: 0 K: 1 S: 11	H: 0 LOB: 0 BB: 0 P: 15	R: 0 E: 0 K: 1 S: 9	H: 2 LOB: 2 BB: 0 P: 14	R: 1 E: 0 K: 0 S: 9	H: 1 LOB: 1 BB: 1 P: 16	R: 2 E: 0 K: 2 S: 18	H: 4 LOB: 2 BB: 0 P: 25	1B: 12 2B: 2 3B: 2 HR: 2	SF: 1 SAC: 0 DP: 0 HBP: 0	WP: 0 PB: 0 SB: 1 CS: 0	PA: 48
PITCHER	IP WLS BF H R ER SO BB IBB HBP BLK WP HR S P ERA WHIP	3.1 L 26 11 12 11 6 4 0 0 0 0 0 63 106 29.70 4.500	2.2 10 2 0 0 3 0 0 0 0 0 0 26 36 0.00 0.750	1.0 5 1 1 1 0 1 0 0 0 0 0 9 16 9.00 2.000	1.0 7 4 2 2 2 0 0 0 0 0 1 18 25 18.00 4.000	PITCHER										IP WLS BF H R ER SO BB IBB HBP BLK WP HR S P ERA WHIP				

AB	42
R	15
H	18
RBI	14
BB	5
SO	11
LOB	18



Batter	1	2	3	4	5	6	7	8	9	AB	R	H	RBI	BB	SO	LOB	TOP						
Ryan Theriot, R (1,6) OBP: 0.348, SLG: 0.341										4	1	1	0	0	1	0							
19 Jon Jay, L (1,7) OBP: 0.409, SLG: 0.510										4	1	1	2	0	1	0							
5 Albert Pujols, R (1,3) OBP: 0.326, SLG: 0.395										4	0	0	0	0	1	0							
12 Lance Berkman, S (1,9) OBP: 0.473, SLG: 0.639										1	1	0	0	3	1	0							
21 Allen Craig, R (1,4) OBP: 0.306, SLG: 0.476										3	0	1	0	0	1	2							
27 Tyler Greene, R (5,4) OBP: 0.345, SLG: 0.324										0	0	0	0	0	0	0							
55 Skip Schumaker, L (8,4) OBP: 0.280, SLG: 0.353										1	0	0	0	0	0	2							
59 Fernando Salas, R (8,1)										0	0	0	0	0	0	0							
28 Colby Rasmus, L (1,8) OBP: 0.386, SLG: 0.457										4	1	2	1	0	0	3							
4 Yadier Molina, R (1,2) OBP: 0.352, SLG: 0.460										4	0	1	1	0	1	2							
33 Daniel Descalso, L (1,5) OBP: 0.297, SLG: 0.353										4	0	0	0	0	2	2							
26 Kyle Lohse, R (1,1) OBP: 0.100, SLG: 0.100									3	0	0	0	0	2	0								
52 Eduardo Sanchez, R (7,1) OBP: 0.364, SLG: 0.250									0	0	0	0	0	0	0								
47 Pete Kozma, R (8,4) OBP: 0.364, SLG: 0.250									1	0	0	0	0	0	0								
Inning Stats	R: 3 H: 4 E: 0 K: 3 S: 20	H: 4 R: 2 ER: 2 LOB: 34	R: 0 H: 0 E: 0 K: 1 S: 8	H: 0 R: 0 ER: 0 LOB: 14	R: 0 H: 0 E: 0 K: 0 S: 5	H: 0 R: 0 ER: 0 LOB: 1	R: 1 H: 1 E: 0 K: 1 S: 12	H: 1 R: 0 ER: 0 LOB: 20	R: 0 H: 0 E: 0 K: 1 S: 10	H: 0 R: 0 ER: 0 LOB: 16	R: 0 H: 0 E: 0 K: 1 S: 12	H: 0 R: 0 ER: 0 LOB: 13	R: 0 H: 0 E: 0 K: 0 S: 8	H: 0 R: 0 ER: 0 LOB: 14	R: 0 H: 0 E: 0 K: 2 S: 8	H: 0 R: 0 ER: 0 LOB: 12	1B: 4 2B: 0 3B: 0 HR: 2	SF: 0 SAC: 0 DP: 1 HBP: 0	WP: 0 PB: 0 SB: 0 CS: 0	PA: 36			
PITCHER	IP WLS BF H R ER SO BB IBB HBP BLK WP HR S P ERA WHIP	6.0 L 25 6 4 4 7 2 0 0 0 0 0 2 67 110 6.00 1.333	1.0 3 0 0 0 1 0 0 0 0 0 0 0 8 14 0.00 0.000	1.0 3 0 0 0 2 0 0 0 0 0 0 0 8 12 0.00 0.000	1.0 3 0 0 0 2 0 0 0 0 0 0 0 8 12 0.00 0.000	1.0 3 0 0 0 2 0 0 0 0 0 0 0 8 12 0.00 0.000	1.0 3 0 0 0 2 0 0 0 0 0 0 0 8 12 0.00 0.000	1.0 3 0 0 0 2 0 0 0 0 0 0 0 8 12 0.00 0.000	1.0 3 0 0 0 2 0 0 0 0 0 0 0 8 12 0.00 0.000	1.0 3 0 0 0 2 0 0 0 0 0 0 0 8 12 0.00 0.000	1.0 3 0 0 0 2 0 0 0 0 0 0 0 8 12 0.00 0.000	1.0 3 0 0 0 2 0 0 0 0 0 0 0 8 12 0.00 0.000	1.0 3 0 0 0 2 0 0 0 0 0 0 0 8 12 0.00 0.000	1.0 3 0 0 0 2 0 0 0 0 0 0 0 8 12 0.00 0.000	1.0 3 0 0 0 2 0 0 0 0 0 0 0 8 12 0.00 0.000	1.0 3 0 0 0 2 0 0 0 0 0 0 0 8 12 0.00 0.000	1.0 3 0 0 0 2 0 0 0 0 0 0 0 8 12 0.00 0.000	1.0 3 0 0 0 2 0 0 0 0 0 0 0 8 12 0.00 0.000	1.0 3 0 0 0 2 0 0 0 0 0 0 0 8 12 0.00 0.000	1.0 3 0 0 0 2 0 0 0 0 0 0 0 8 12 0.00 0.000	1.0 3 0 0 0 2 0 0 0 0 0 0 0 8 12 0.00 0.000	1.0 3 0 0 0 2 0 0 0 0 0 0 0 8 12 0.00 0.000	1.0 3 0 0 0 2 0 0 0 0 0 0 0 8 12 0.00 0.000

St. Louis Cardinals @ Colorado Rockies
Coors Field, Denver, CO
Sun May 29 2011, 1:10 PM - 4:00 PM MDT
Att: 40,624 - Partly Cloudy - 65 F

livebaseballscores.com

AB 33
R 4
H 6
RBI 4
BB 3
SO 10
LOB 11

Batter	1	2	3	4	5	6	7	8	9	AB	R	H	RBI	BB	SO	LOB	BOTTOM
1 Eric Young Jr., S (1,4) OBP: 0.333, SLG: 0.357										4	0	1	2	0	2	5	
24 Dexter Fowler, S (1,8) OBP: 0.351, SLG: 0.361										5	0	1	0	0	1	0	
5 Carlos González, L (1,7) OBP: 0.330, SLG: 0.439										5	0	1	0	0	1	2	
2 Troy Tulowitzki, R (1,6) OBP: 0.324, SLG: 0.482										4	0	0	0	0	0	1	
17 Todd Helton, L (1,3) OBP: 0.370, SLG: 0.503										3	1	1	0	1	1	0	
18 Jonathan Herrera, S (8,9) OBP: 0.351, SLG: 0.355										0	0	0	0	0	0	0	
21 Ty Wigginton, R (1,5) OBP: 0.311, SLG: 0.413										4	0	3	1	0	1	2	
19 Ryan Spilborghs, R (1,9) OBP: 0.330, SLG: 0.380										3	1	1	0	1	1	2	
20 Chris Iannetta, R (1,2) OBP: 0.389, SLG: 0.477										2	1	1	0	2	1	1	
45 Jhoulys Chacin, R (1,1) ERA: 2.13										1	0	0	0	0	0	2	
51 Matt Reynolds, L (7,9) ERA: 2.49										0	0	0	0	0	0	3	
23 Jason Giambi, L (8,1) OBP: 0.313, SLG: 0.469										0	0	0	0	0	0	0	
27 Matt Lindstrom, R (8,1) ERA: 1.59										0	0	0	0	0	0	0	
63 Rafael Betancourt, R (9,1) ERA: 3.27										1	0	0	0	0	0	1	
Inning Stats	R: 0 H: 0 E: 0 K: 2 S: 7	H: 1 R: 2 ER: 2 LOB: 9	R: 1 H: 1 E: 0 K: 0 S: 5	H: 1 R: 0 ER: 0 LOB: 7	R: 0 H: 0 E: 0 K: 0 S: 8	H: 0 R:											

Batter	1	2	3	4	5	6	7	8	9	AB	R	H	RBI	BB	SO	LOB	TOP					
56 Andres Torres, S OBP: 0.345, SLG: 0.433	F7	K						K		5	1	1	0	0	2	2	San Francisco Giants @ St. Louis Cardinals Busch Stadium, St. Louis, MO Tue May 31 2011, 6:11 PM - 9:23 PM CDT Att: 37,748 - Partly Cloudy - 90 F					
10 Miguel Tejada, R OBP: 0.240, SLG: 0.280	2B	G5-3			K		G1-3	G6-3	5	0	1	0	0	1	1							
21 Freddy Sanchez, R OBP: 0.336, SLG: 0.396	F7		K				G4-3	F7	5	0	1	1	0	1	1							
5 Pat Burrell, R OBP: 0.346, SLG: 0.392	BB								2	0	0	0	2	2	1							
12 Nate Schierholz, L OBP: 0.308, SLG: 0.450			K						1	1	1	0	0	0	0							
9 Brandon Belt, L OBP: 0.328, SLG: 0.281	K								2	0	1	0	1	1	2							
2 Emmanuel Burriss, S OBP: 0.234, SLG: 0.234									1	0	0	0	0	1	1							
13 Cody Ross, R OBP: 0.328, SLG: 0.387									4	0	2	1	0	1	3							
35 Brandon Crawford, L OBP: 0.407, SLG: 0.667	FC3-6								4	1	2	0	0	0	3							
22 Eli Whiteside, R OBP: 0.261, SLG: 0.293									4	0	1	0	0	3	3							
32 Ryan Vogelsong, R OBP: 0.267, SLG: 0.330	G6-3								2	0	0	1	0	0	3							
17 Aubrey Huff, L OBP: 0.279, SLG: 0.336									1	0	0	0	0	0	1							
41 Jeremy Affeldt, L OBP: 0.276, SLG: 0.329									0	0	0	0	0	0	0							
33 Aaron Rowand, R OBP: 0.276, SLG: 0.329									1	0	0	0	0	0	1							
54 Sergio Romo, R OBP: 0.276, SLG: 0.329									0	0	0	0	0	0	0							
49 Javier López, L OBP: 0.276, SLG: 0.329									0	0	0	0	0	0	0							
46 Santiago Casilla, R OBP: 0.276, SLG: 0.329									0	0	0	0	0	0	0							
Inning Stats	R: 0 E: 0 K: 1 S: 10	H: 1 LOB: 2 BB: 1 P: 16	R: 1 E: 0 K: 1 S: 14	H: 2 LOB: 1 BB: 0 P: 24	R: 0 E: 0 K: 2 S: 9	H: 0 LOB: 0 BB: 0 P: 13	R: 0 E: 0 K: 2 S: 16	H: 2 LOB: 2 BB: 0 P: 23	R: 1 E: 0 K: 2 S: 15	H: 2 LOB: 2 BB: 1 P: 27	R: 0 E: 0 K: 1 S: 8	H: 1 LOB: 1 BB: 0 P: 14	R: 1 E: 0 K: 0 S: 12	H: 1 LOB: 2 BB: 1 P: 23	R: 0 E: 0 K: 3 S: 10	H: 0 LOB: 0 BB: 0 P: 14	R: 0 E: 0 K: 1 S: 9	H: 1 LOB: 1 BB: 0 P: 14	1B: 7 2B: 3 3B: 0 HR: 0	SF: 0 SAC: 0 DP: 0 HBP: 1	WP: 0 PB: 0 SB: 1 CS: 0	PA: 41
PITCHER	IP WLS BF H R ER SO BB IBB HBP BLK WP HR S P ERA WHIP																					
29 Chris Carpenter, R ERA: 4.52	5.0		24	7	2	2	8	2	0	0	0	0	0	0	0	64	103	3.60	1.800			
30 Jason Motte, L ERA: 2.25	1.2		7	1	1	1	1	1	0	0	0	0	0	0	15	27	5.40	1.200				
43 Trevor Miller, L ERA: 2.53	0.1		3	1	0	0	0	0	0	1	0	0	0	0	5	10	0.00	3.000				
31 Ryan Franklin, R ERA: 7.36	1.0	W	3	0	0	0	3	0	0	0	0	0	0	10	14	0.00	0.000					
59 Fernando Salas, R ERA: 1.52	1.0	S	4	1	0	0	1	0	0	0	0	0	0	9	14	0.00	1.000					
Batter	1	2	3	4	5	6	7	8	9	AB	R	H	RBI	BB	SO	LOB	BOTTOM					
Ryan Theriot, R OBP: 0.343, SLG: 0.340	F9		G5-3					G4-3		4	0	1	0	0	0	1	San Francisco Giants @ St. Louis Cardinals Busch Stadium, St. Louis, MO Tue May 31 2011, 6:11 PM - 9:23 PM CDT Att: 37,748 - Partly Cloudy - 90 F					
31 Ryan Franklin, R										0	0	0	0	0	0	0						
33 Daniel Descalso, L OBP: 0.291, SLG: 0.346										1	0	0	0	0	3							
19 Jon Jay, L OBP: 0.408, SLG: 0.514	G4-3		E7							4	1	2	1	0	1							
5 Albert Pujols, R OBP: 0.336, SLG: 0.419	1B		G6-3							3	1	2	1	1	0	1						
12 Lance Berkman, S OBP: 0.459, SLG: 0.610										3	0	0	0	1	1	3						
59 Fernando Salas, R										0	0	0	0	0	0	0						
21 Allen Craig, R OBP: 0.404, SLG: 0.511	G5-3									4	1	2	1	0	0	1						
28 Colby Rasmus, L OBP: 0.382, SLG: 0.443										4	0	0	0	0	1	3						
4 Yadier Molina, R OBP: 0.359, SLG: 0.455	G6-3									3	0	1	0	1	0	1						
55 Skip Schumaker, L OBP: 0.275, SLG: 0.324										4	0	1	1	0	1	2						
29 Chris Carpenter, R ERA: 1.77	5.0		22	6	1	1	3	2	0	0	0	0	0	0	0	10	16	0.00	0.000			
41 Jeremy Affeldt, L ERA: 5.4	2.0	H	6	0	0	0	1	0	0	0	0	0	0	0	0	4	4	∞	∞			
54 Sergio Romo, R ERA: 2.76	0.0		2	2	2	2	0	0	0	0	0	0	0	0	0	7	12	13.50	3.000			
49 Javier López, L ERA: 2.95	0.2	L	5	2	1	1	0	0	0	1	0	0	0	0	0	4	5	0.00	3.000			
46 Santiago Casilla, R ERA: 3.96	0.1		2	1	0	0	0	0	0	0	0	0	0	0	0	4	5	0.00	3.000			
Inning Stats	R: 0 E: 0 K: 0 S: 9	H: 1 LOB: 1 BB: 0 P: 16	R: 0 E: 0 K: 1 S: 11	H: 0 LOB: 1 BB: 1 P: 24	R: 1 E: 1 K: 0 S: 18	H: 2 LOB: 1 BB: 0 P: 24	R: 0 E: 0 K: 1 S: 9	H: 2 LOB: 2 BB: 0 P: 15	R: 0 E: 0 K: 1 S: 6	H: 1 LOB: 2 BB: 1 P: 13	R: 0 E: 0 K: 0 S: 3	H: 0 LOB: 0 BB: 0 P: 5	R: 0 E: 0 K: 1 S: 7	H: 0 LOB: 0 BB: 0 P: 11	R: 3 E: 0 K: 0 S: 15	H: 5 LOB: 3 BB: 1 P: 21	R: 0 E: 0 K: 0 S: 9	H: 1 LOB: 0 BB: 0 P: 14	1B: 8 2B: 3 3B: 0 HR: 0	SF: 0 SAC: 0 DP: 0 HBP: 0	WP: 0 PB: 0 SB: 0 CS: 0	PA: 37
PITCHER	IP WLS BF H R ER SO BB IBB HBP BLK WP HR S P ERA WHIP																					
32 Ryan Vogelsong, R ERA: 1.77	5.0		22	6	1	1	3	2	0	0	0	0	0	0	0	10	16	0.00	0.000			
41 Jeremy Affeldt, L ERA: 5.4	2.0	H	6	0	0	0	1	0	0	0	0	0	0	0	4	4	∞	∞				
54 Sergio Romo, R ERA: 2.76	0.0		2	2	2	2	0	0	0	0	0	0	0	0	7	12	13.50	3.000				
49 Javier López, L ERA: 2.95	0.2	L	5	2	1	1	0	0	0	1	0	0	0	0	4	5	0.00	3.000				
46 Santiago Casilla, R ERA: 3.96	0.1		2	1	0	0	0	0	0	0	0	0	0	0	4	5	0.00	3.000				

Batter	1	2	3	4	5	6	7	8	9	AB	R	H	RBI	BB	SO	LOB	TOP					
56 Andres Torres, S OBP: 0.347, SLG: 0.444	F8			F8		G6-3	2B		G1-4-3	5	3	3	2	0	0	0	San Francisco Giants @ St. Louis Cardinals Busch Stadium, St. Louis, MO Thu Jun 02 2011, 7:18 PM - 10:21 PM CDT Att: 34,104 - Partly Cloudy - 86 F					
10 Miguel Tejada, R OBP: 0.237, SLG: 0.271	K			HBP		1B	G6-3		G1-4-3	4	1	1	0	0	1	3						
21 Freddy Sanchez, R OBP: 0.338, SLG: 0.418	G5-3			17 HR		G6-3	HR		K	5	2	1	4	0	1	3						
17 Aubrey Huff, L OBP: 0.291, SLG: 0.403	L8			HR		1B	HR		HR	5	3	4	6	0	0	0						
12 Nate Schierholz, L OBP: 0.305, SLG: 0.432	F9			G5-3		F8	K		F8	5	0	0	0	0	1	1						
13 Cody Ross, R OBP: 0.348, SLG: 0.417	K					K	2B			4	0	1	0	0	3	0						
59 Guillermo Mota, R										0	0	0	0	0	0	0						
41 Jeremy Affeldt, L										0	0	0	0	0	0	0						
35 Brandon Crawford, L OBP: 0.360, SLG: 0.455			K			F7		L7		4	0	0	0	0	2	2						
22 Eli Whiteside, R OBP: 0.286, SLG: 0.292	F8			F8		F9		F7		3	1	0	0	1	0	0						
57 Jonathan Sánchez, L OBP: 0.292, SLG: 0.435				F9						2	1	1	0	0	0	0						
46 Santiago Casilla, R										0	0	0	0	0	0	0						
5 Pat Burrell, R OBP: 0.340, SLG: 0.399										0	1	0	0	1	0	0						
33 Aaron Rowand, R OBP: 0.294, SLG: 0.364										1	0	0	0	0	1	0						
Inning Stats	R: 0 H: 0 E: 0 K: 1 S: 9	H: 0 LOB: 0 BB: 0 P: 12	R: 0 H: 0 E: 0 K: 1 S: 9	H: 0 LOB: 0 BB: 0 P: 11	R: 0 H: 0 E: 0 K: 1 S: 7	H: 0 LOB: 0 BB: 0 P: 11	R: 2 H: 1 E: 0 K: 0 S: 5	H: 1 LOB: 0 BB: 0 P: 12	R: 0 H: 0 E: 0 K: 2 S: 7	H: 0 LOB: 0 BB: 0 P: 10	R: 3 H: 5 E: 0 K: 0 S: 14	H: 5 LOB: 2 BB: 0 P: 23	R: 5 H: 3 E: 0 K: 2 S: 18	H: 3 LOB: 2 BB: 2 P: 34	R: 0 H: 0 E: 0 K: 1 S: 11	H: 0 LOB: 0 BB: 0 P: 16	R: 2 H: 2 E: 0 K: 1 S: 9	H: 2 LOB: 0 BB: 0 P: 15	1B: 4 2B: 3 3B: 0 HR: 4	SF: 0 SAC: 0 DP: 0 HBP: 1	WP: 0 PB: 0 SB: 0 CS: 0	PA: 41
PITCHER	IP WLS BF H R ER SO BB IBB HBP BLK WP HR S P ERA WHIP																					
62 Lance Lynn, R ERA: 8.44	5.1 L 21 4 5 5 5 0 0 1 0 0 1 42 64 8.44 0.750																					
43 Trevor Miller, R ERA: 2.39	0.2 4 2 0 0 0 0 0 0 0 0 0 9 15 0.00 3.000																					
63 Maikel Cleto, R ERA: 22.5	2.0 11 3 5 5 3 2 0 0 0 0 2 29 50 22.50 2.500																					
56 Brian Tallet, L ERA: 6.48	1.0 5 2 2 2 1 0 0 0 0 0 1 9 15 18.00 2.000																					

Batter	1	2	3	4	5	6	7	8	9	AB	R	H	RBI	BB	SO	LOB	BOTTOM					
Ryan Theriot, R OBP: 0.347, SLG: 0.342	G1-3			P4		G6-4-3		K		4	0	1	0	0	0	2	San Francisco Giants @ St. Louis Cardinals Busch Stadium, St. Louis, MO Thu Jun 02 2011, 7:18 PM - 10:21 PM CDT Att: 34,104 - Partly Cloudy - 86 F					
63 Maikel Cleto, R		1B								0	0	0	0	0	0	0						
35 Jake Westbrook, R OBP: 0.150, SLG: 0.158										1	0	0	0	0	1	0						
56 Brian Tallet, L										0	0	0	0	0	0	0						
19 Jon Jay, L OBP: 0.392, SLG: 0.487	K	G6-3		G3-1			F7			5	0	1	0	0	1	2						
5 Albert Pujols, R OBP: 0.335, SLG: 0.412	21 S 21 2B		G6-3	P4			33 1B 28 HR	21 BB	FC5-4	5	2	2	0	0	0	1						
21 Allen Craig, R OBP: 0.420, SLG: 0.551	2B					P3				3	2	2	1	2	0	0						
4 Yadier Molina, R OBP: 0.370, SLG: 0.457										1	1	0	0	2	0	0						
33 Daniel Descalso, L OBP: 0.304, SLG: 0.371	BB					F8				2	1	1	0	0	0	1						
28 Colby Rasmus, L OBP: 0.378, SLG: 0.461	FC4-6					G6-3				5	1	2	6	0	0	3						
27 Tyler Greene, R OBP: 0.344, SLG: 0.309		G5-3		G5-3			L1			3	0	0	0	2	0	1						
48 Tony Cruz, R OBP: 0.400, SLG: 0.500		F7				P3				4	0	0	0	1	1	3						
62 Lance Lynn, S										1	0	0	0	1	0	2						
43 Trevor Miller, R										0	0	0	0	0	0	0						
47 Pete Kozma, R OBP: 0.364, SLG: 0.250										0	0	0	0	0	0	0						
55 Skip Schumaker, L OBP: 0.276, SLG: 0.321										2	0	1	0	0	0	0						
Inning Stats	R: 1 H: 2 E: 0 K: 1 S: 17	H: 2 LOB: 2 BB: 1 P: 25	R: 0 H: 1 E: 0 K: 0 S: 11	H: 1 LOB: 2 BB: 1 P: 22	R: 2 H: 1 E: 0 K: 0 S: 10	H: 1 LOB: 3 BB: 3 P: 27	R: 0 H: 0 E: 0 K: 0 S: 7	H: 0 LOB: 0 BB: 0 P: 11	R: 0 H: 0 E: 0 K: 0 S: 6	H: 0 LOB: 0 BB: 0 P: 7	R: 0 H: 1 E: 0 K: 0 S: 7	H: 1 LOB: 1 BB: 1 P: 14	R: 4 H: 3 E: 0 K: 1 S: 16	H: 3 LOB: 0 BB: 1 P: 21	R: 0 H: 1 E: 0 K: 1 S: 10	H: 1 LOB: 1 BB: 0 P: 15	R: 0 H: 1 E: 0 K: 0 S: 7	H: 1 LOB: 2 BB: 1 P: 12	1B: 7 2B: 1 3B: 1 HR: 1	SF: 0 SAC: 0 DP: 1 HBP: 0	WP: 0 PB: 0 SB: 2 CS: 0	PA: 44
PITCHER	IP WLS BF H R ER SO BB IBB HBP BLK WP HR S P ERA WHIP																					
57 Jonathan Sánchez, L ERA: 3.5	5.1 W 26 4 3 3 1 5 1 0 0 0 0 0 2 3 0.00 1.500																					
46 Santiago Casilla, R ERA: 2.45	0.2 H 2 1 0 0 0 0 0 0 0 0 0 0 2 3 0.00 1.500																					
59 Guillermo Mota, R ERA: 4.38	1.0 7 3 4 4 1 1 0 0 0 0 1 16 21 36.00 4.000																					
41 Jeremy Affeldt, L ERA: 4.91	2.0 S 9 2 0 0 1 1 0 0 0 0 0 0 17 27 0.00 1.500																					



Batter	1	2	3	4	5	6	7	8	9	AB	R	H	RBI	BB	SO	LOB	TOP										
1 Kosuke Fukudome, L (1,9) OBP: 0.418, SLG: 0.376				G4-3		G1-3		F7		4	0	0	0	0	1	2	Chicago Cubs @ St. Louis Cardinals Busch Stadium, St. Louis, MO Fri Jun 03 2011, 7:17 PM - 9:48 PM CDT Att: 40,419 - Partly Cloudy - 93 F										
15 Darwin Barney, R (1,4) OBP: 0.319, SLG: 0.376	L8			G6-3		G1-3		F8		4	0	0	0	0	0	2											
13 Starlin Castro, R (1,6) OBP: 0.332, SLG: 0.420	G1-3			L7						4	0	0	0	0	1	0											
18 Geovany Soto, R (1,2) OBP: 0.324, SLG: 0.373		K				K				4	0	1	0	0	2	0											
22 Carlos Pena, L (1,3) OBP: 0.362, SLG: 0.369		F8				1B				3	1	1	0	1	1	1											
39 Luis Montanez, R (1,7) OBP: 0.357, SLG: 0.462						E9				4	0	1	1	0	1	2											
21 Tyler Colvin, L (1,8) OBP: 0.187, SLG: 0.235				K		K				3	0	0	0	0	2	1											
33 DJ LeMahieu, R (1,5) OBP: 0.200, SLG: 0.200				G6-3						3	0	1	0	0	1	1											
46 Ryan Dempster, R (1,1) 1 Tony Campana, L (6,PH) 40 James Russell, L (6,1) 50 Rodrigo Lopez, R (7,1) 9 Blake DeWitt, L (8,PH) 43 John Grabow, L (8,1)				G6-3		G4-3				1	0	0	0	0	0	0											
Inning Stats	R: 0 E: 0 K: 1 S: 7	H: 0 LOB: 0 BB: 0 P: 9	R: 0 E: 0 K: 2 S: 9	H: 0 LOB: 0 BB: 0 P: 12	R: 0 E: 0 K: 1 S: 5	H: 0 LOB: 0 BB: 0 P: 7	R: 0 E: 0 K: 0 S: 9	H: 0 LOB: 0 BB: 0 P: 12	R: 1 E: 1 K: 3 S: 13	H: 1 LOB: 1 BB: 1 P: 21	R: 0 E: 0 K: 0 S: 8	H: 0 LOB: 1 BB: 0 P: 9	R: 0 E: 0 K: 1 S: 9	H: 1 LOB: 1 BB: 0 P: 11	R: 0 E: 0 K: 0 S: 9	H: 2 LOB: 2 BB: 0 P: 13	R: 0 E: 0 K: 1 S: 9	H: 1 LOB: 0 BB: 0 P: 16	1B: 4 2B: 1 3B: 0 HR: 0	SF: 0 SAC: 0 DP: 0 HBP: 0	WP: 0 PB: 0 SB: 0 CS: 0	PA: 33					
PITCHER	IP	WLS	BF	H	R	ER	SO	BB	IBB	HBP	BLK	WP	HR	S	P	ERA	WHIP										
54 Jaime Garcia, L (1,1) ERA: 3.05	8.0	W	29	4	1	1	8	1	0	0	0	0	0	69	94	1.12	0.625										
52 Eduardo Sanchez, R (9,1) ERA: 2.28	1.0		4	1	0	0	1	0	0	0	0	0	0	9	16	0.00	1.000										

Chicago Cubs @ St. Louis Cardinals
Busch Stadium, St. Louis, MO
Fri Jun 03 2011, 7:17 PM - 9:48 PM CDT
Att: 40,419 - Partly Cloudy - 93 F

AB 32
R 1
H 5
RBI 1
BB 1
SO 9
LOB 9



Batter	1	2	3	4	5	6	7	8	9	AB	R	H	RBI	BB	SO	LOB	BOTTOM										
Ryan Theriot, R (1,6) OBP: 0.350, SLG: 0.350	SH1-3 12 HR			F8						4	1	2	0	0	1	1	Chicago Cubs @ St. Louis Cardinals Busch Stadium, St. Louis, MO Fri Jun 03 2011, 7:17 PM - 9:48 PM CDT Att: 40,419 - Partly Cloudy - 93 F										
19 Jon Jay, L (1,7) OBP: 0.398, SLG: 0.488	SH1-3			G4-3						2	1	1	0	1	1	1											
5 Albert Pujols, R (1,3) OBP: 0.337, SLG: 0.424				G4-3						3	2	1	2	1	0	1											
12 Lance Berkman, S (1,9) OBP: 0.450, SLG: 0.611				P6						4	1	2	3	0	0	1											
27 Tyler Greene, R (8,4) OBP: 0.344, SLG: 0.309										0	0	0	0	0	0	0											
28 Colby Rasmus, L (1,8) OBP: 0.376, SLG: 0.454				K						3	0	0	0	1	1	2											
4 Yadier Molina, R (1,2) OBP: 0.378, SLG: 0.466										3	0	2	0	1	0	1											
55 Skip Schumaker, L (1,4) OBP: 0.264, SLG: 0.306				FC4-6 SH1-4 1B		K2-3				4	1	0	0	0	2	3											
33 Daniel Descalso, L (1,5) OBP: 0.302, SLG: 0.367										4	0	1	0	0	1	0											
54 Jaime Garcia, L (1,1) ERA: 3.32										2	0	0	0	0	2	0											
21 Allen Craig, R (8,PH) OBP: 0.416, SLG: 0.545										1	0	0	0	0	0	0											
52 Eduardo Sanchez, R (9,1) ERA: 5.89										0	0	0	0	0	0	0											
Inning Stats	R: 3 E: 0 K: 1 S: 15	H: 3 LOB: 1 BB: 1 P: 27	R: 0 E: 0 K: 2 S: 8	H: 0 LOB: 0 BB: 0 P: 11	R: 0 E: 0 K: 1 S: 11	H: 0 LOB: 1 BB: 1 P: 19	R: 1 E: 0 K: 0 S: 11	H: 2 LOB: 1 BB: 0 P: 17	R: 2 E: 0 K: 1 S: 22	H: 3 LOB: 1 BB: 1 P: 35	R: 0 E: 0 K: 3 S: 13	H: 1 LOB: 1 BB: 0 P: 19	R: 0 E: 0 K: 0 S: 9	H: 0 LOB: 1 BB: 1 P: 17	R: 0 E: 0 K: 0 S: 5	H: 0 LOB: 0 BB: 0 P: 7	1B: 5 2B: 2 3B: 0 HR: 2	SF: 0 SAC: 2 DP: 1 HBP: 0	WP: 1 PB: 0 SB: 1 CS: 0	PA: 36							
PITCHER	IP	WLS	BF	H	R	ER	SO	BB	IBB	HBP	BLK	WP	HR	S	P	ERA	WHIP										
46 Ryan Dempster, R (1,1) ERA: 6.32	5.0	L	25	8	6	6	5	3	0	0	0	0	0	67	109	10.80	2.200										
40 James Russell, L (6,1) ERA: 5.89	1.0		4	1	0	0	3	0	0	0	0	0	0	13	19	0.00	1.000										
50 Rodrigo Lopez, R (7,1) ERA: 9.53	1.0		4	0	0	0	0	1	0	0	0	0	0	9	17	0.00	1.000										
43 John Grabow, L (8,1) ERA: 3.91	1.0		3	0	0	0	0	0	0	0	0	0	0	5	7	0.00	0.000										

Chicago Cubs @ St. Louis Cardinals
Busch Stadium, St. Louis, MO
Fri Jun 03 2011, 7:17 PM - 9:48 PM CDT
Att: 40,419 - Partly Cloudy - 93 F

AB 30
R 6
H 9
RBI 5
BB 4
SO 8
LOB 10



Batter	1	2	3	4	5	6	7	8	9	10	11	12	AB	R	H	RBI	BB	SO	LOB	TOP
1 Kosuke Fukudome, L (1.9) OBP: 0.420, SLG: 0.395													6	0	3	1	0	0	0	
15 Darwin Barney, R (1.4) OBP: 0.315, SLG: 0.370													6	0	1	0	0	1	3	
13 Starlin Castro, R (1.6) OBP: 0.328, SLG: 0.414													6	1	1	0	0	1	2	
29 Jeff Samardzija, R (12.1)													6	0	0	0	0	0	0	
22 Carlos Pena, L (1.3) OBP: 0.383, SLG: 0.389													5	1	2	2	0	2	2	
49 Carlos Marmol, R (10.1)													5	0	0	0	0	0	0	
33 DJ LeMahieu, R (12.4) OBP: 0.200, SLG: 0.200													5	0	1	0	0	1	3	
9 Blake DeWitt, L (1.5) OBP: 0.282, SLG: 0.406													5	0	1	0	0	1	3	
18 Geovany Soto, R (1.2) OBP: 0.319, SLG: 0.374													5	1	1	0	0	1	2	
21 Tyler Colvin, L (1.7) OBP: 0.175, SLG: 0.219													5	0	0	0	0	1	2	
1 Tony Campana, L (1.8) OBP: 0.280, SLG: 0.300													5	1	2	1	0	0	0	
36 Randy Wells, R (1.1) OBP: 0.300, SLG: 0.346													3	0	1	0	0	0	1	
45 Sean Marshall, L (1.1) OBP: 0.258, SLG: 0.299													1	0	0	0	0	0	0	
34 Kerry Wood, R (1.1) OBP: 0.258, SLG: 0.299													1	0	0	0	0	0	0	
40 James Russell, L (10.1) OBP: 0.258, SLG: 0.299													1	0	0	0	0	0	0	
39 Luis Montanez, R (10.7) OBP: 0.258, SLG: 0.299													1	0	0	0	0	0	0	
Inning Stats	R: 0 E: 0 K: 12	H: 2 LOB: 2 BB: 0 P: 16	R: 0 E: 0 K: 9	H: 1 LOB: 1 BB: 0 P: 11	R: 0 E: 0 K: 7	H: 0 LOB: 0 BB: 0 P: 9	R: 0 E: 0 K: 10	H: 1 LOB: 0 BB: 0 P: 10	R: 0 E: 0 K: 8	H: 0 LOB: 0 BB: 0 P: 8	R: 0 E: 0 K: 6	H: 0 LOB: 0 BB: 0 P: 11	R: 0 E: 0 K: 7	H: 0 LOB: 0 BB: 0 P: 9	1B: 8 2B: 3 3B: 0 HR: 1	SF: 0 SAC: 0 DP: 0 HBP: 0	WP: 0 PB: 0 SB: 0 CS: 0	PA: 48		
PITCHER	26 Kyle Lohse, R (1.1) ERA: 2.41	30 Jason Motte, R (6.1) ERA: 2.19	43 Trevor Miller, L (7.1) ERA: 2.31	44 Miguel Batista, R (7.1) ERA: 2.08	59 Fernando Salas, R (10.1) ERA: 1.75	PITCHER	52 Eduardo Sanchez, R (11.1) ERA: 2.1													

Chicago Cubs @ St. Louis Cardinals
 Busch Stadium, St. Louis, MO
 Sat Jun 04 2011, 3:12 PM - 6:59 PM CDT
 Att. 43,195 - Partly Cloudy - 95 F

AB	48
R	4
H	12
RBI	4
BB	0
SO	9
LOB	15



Batter	1	2	3	4	5	6	7	8	9	10	11	12	AB	R	H	RBI	BB	SO	LOB	BOTTOM
Ryan Theriot, R (1.6) OBP: 0.350, SLG: 0.346													5	2	1	0	1	0	0	
19 Jon Jay, L (1.7) OBP: 0.388, SLG: 0.472													6	0	1	0	0	1	2	
5 Albert Pujols, R (1.3) OBP: 0.348, SLG: 0.459													4	3	3	4	1	0	0	
12 Lance Berkman, S (1.9) OBP: 0.444, SLG: 0.599													5	0	1	1	0	2	4	
28 Colby Rasmus, L (1.8) OBP: 0.300, SLG: 0.346													3	0	0	0	0	0	1	
44 Miguel Batista, R (7.1) ERA: 2.08													1	0	0	0	0	0	0	
38 Mark Hamilton, L (10.9) OBP: 0.258, SLG: 0.299													1	0	0	0	0	0	0	
59 Fernando Salas, R (10.9) OBP: 0.258, SLG: 0.299													1	0	0	0	0	0	0	
46 Tony Cruz, R (10.9) OBP: 0.258, SLG: 0.299													1	0	0	0	0	0	0	
52 Eduardo Sanchez, R (11.1) ERA: 2.1													1	0	0	0	0	0	0	
4 Yadier Molina, R (1.2) OBP: 0.378, SLG: 0.461													4	0	1	0	0	0	0	
19 Matt Carpenter, L (1.5) OBP: 0.200, SLG: 0.400													5	0	1	0	0	1	2	
33 Daniel Descalso, L (1.4) OBP: 0.259, SLG: 0.362													2	0	0	0	0	0	0	
30 Jason Motte, R (6.1) ERA: 2.19													0	0	0	0	0	0	0	
43 Trevor Miller, R (7.1) ERA: 2.31													0	0	0	0	0	0	0	
21 Allen Craig, R (7.7) OBP: 0.414, SLG: 0.539													3	0	1	0	0	1	2	
26 Kyle Lohse, R (1.1) OBP: 0.258, SLG: 0.299													1	0	0	0	0	0	0	
55 Skip Schumaker, L (6.4) ERA: 2.35													2	0	0	0	0	1		
27 Tyler Greene, R (10.9) OBP: 0.337, SLG: 0.301													2	0	0	0	0	1		
Inning Stats	R: 0 E: 0 K: 8	H: 0 LOB: 0 BB: 0 P: 12	R: 0 E: 0 K: 7	H: 0 LOB: 0 BB: 0 P: 7	R: 0 E: 0 K: 9	H: 0 LOB: 0 BB: 0 P: 12	R: 2 E: 0 K: 10	H: 1 LOB: 0 BB: 1 P: 19	R: 0 E: 0 K: 8	H: 0 LOB: 0 BB: 0 P: 12	R: 0 E: 0 K: 6	H: 0 LOB: 0 BB: 0 P: 11	R: 0 E: 0 K: 7	H: 1 LOB: 3 BB: 0 P: 19	1B: 5 2B: 3 3B: 0 HR: 2	SF: 0 SAC: 0 DP: 1 HBP: 2	WP: 0 PB: 0 SB: 0 CS: 1	PA: 48		
PITCHER	36 Randy Wells, R (1.1) ERA: 1.11	45 Sean Marshall, L (6.1) ERA: 1.11	34 Kerry Wood, R (8.1) ERA: 2.35	40 James Russell, L (10.1) ERA: 5.82	49 Carlos Marmol, R (10.1) ERA: 3.12	PITCHER	29 Jeff Samardzija, R (12.1) ERA: 4.11													

Chicago Cubs @ St. Louis Cardinals
 Busch Stadium, St. Louis, MO
 Sat Jun 04 2011, 3:12 PM - 6:59 PM CDT
 Att. 43,195 - Partly Cloudy - 95 F

AB	44
R	5
H	9
RBI	5
BB	2
SO	7
LOB	16




Batter	1	2	3	4	5	6	7	8	9	AB	R	H	RBI	BB	SO	LOB	TOP			
Ryan Theriot, R OBP: 0.343, SLG: 0.349	F8		F9	K			G4-3		2B	5	0	1	1	0	1	1				
28 Colby Rasmus, L OBP: 0.387, SLG: 0.440	12 HR		G3-1		F7			G3-1	K	5	1	1	0	0	1	1				
5 Albert Pujols, R OBP: 0.352, SLG: 0.481	P3		F9		F8			HR		4	1	1	1	1	0	0				
12 Lance Berkman, S OBP: 0.445, SLG: 0.612	HR		G4-3		F8			BB		3	1	1	2	1	0	0				
21 Allen Craig, R OBP: 0.405, SLG: 0.523	K		F7		G4-3			L7		1	0	0	0	0	1	0				
19 Jon Jay, L OBP: 0.384, SLG: 0.459	K		F7		G4-3			L7		3	0	0	0	0	0	1				
4 Yadier Molina, R OBP: 0.373, SLG: 0.452	F9		55 1B 35 2B		G5-3			F9		4	1	1	0	0	0	1				
55 Skip Schumaker, L OBP: 0.270, SLG: 0.309	1B		33 1B 35 2B		G4-3			F8		4	1	2	0	0	0	0				
33 Daniel Descalso, L OBP: 0.302, SLG: 0.359	K		35 2B IBB		K			PB 2B 1B		3	2	1	0	1	2	1				
35 Jake Westbrook, R OBP: 0.187, SLG: 0.236	K		35 2B		K			K		2	0	1	3	0	1	1				
30 Jason Motte, R	K		IBB		K			K		0	0	0	0	0	0	0				
27 Tyler Greene, R	K		IBB		K			K		1	0	0	0	0	0	0				
44 Miguel Batista, R	K		IBB		K			K		0	0	0	0	0	0	0				
43 Trevor Miller, R	K		IBB		K			K		0	0	0	0	0	0	0				
52 Eduardo Sanchez, R	K		IBB		K			K		0	0	0	0	0	0	0				
59 Fernando Salas, R	K		IBB		K			K		1	0	0	0	0	0	0				
19 Matt Carpenter, L	K		IBB		K			K		1	0	0	0	0	0	1				
Inning Stats	R: 2 E: 0 K: 1 S: 11	H: 2 LOB: 0 BB: 0 P: 17	R: 0 E: 0 K: 2 S: 10	H: 1 LOB: 1 BB: 0 P: 14	R: 0 E: 0 K: 0 S: 7	H: 0 LOB: 0 BB: 0 P: 9	R: 3 E: 0 K: 1 S: 15	H: 3 LOB: 1 BB: 1 P: 24	R: 0 E: 0 K: 0 S: 8	H: 0 LOB: 0 BB: 0 P: 10	R: 0 E: 0 K: 2 S: 10	H: 0 LOB: 0 BB: 0 P: 10	R: 1 E: 0 K: 0 S: 13	H: 1 LOB: 1 BB: 1 P: 19	R: 1 E: 0 K: 2 S: 13	H: 2 LOB: 1 BB: 0 P: 16	1B: 5 2B: 2 3B: 0 HR: 2	SF: 0 SAC: 0 DP: 0 HBP: 0	WP: 0 PB: 1 SB: 0 CS: 0	PA: 38
PITCHER	IP WLS BF H R ER SO BB IBB HBP BLK WP HR S P ERA WHIP																			
39 Brett Myers, R ERA: 5.02	(1, 1) 6.0 L 25 6 5 5 4 0 0 1 0 0 0 0 1 58 83 7.50 1.000																			
52 Sergio Escalona, L ERA: 2.45	(7, 1) 0.1 1 0 0 0 1 0 0 0 0 0 0 0 0 3 3 0.00 0.000																			
66 Emerico Del Rosario, R ERA: 3.45	(7, 1) 1.2 7 1 1 1 1 1 0 0 0 0 0 0 1 20 26 5.40 1.200																			
43 Fernando Rodriguez Jr., R ERA: 1.59	(8, 1) 1.0 5 2 1 1 2 0 0 0 0 0 0 0 0 13 16 9.00 2.000																			

St. Louis Cardinals @ Houston Astros
Minute Maid Park, Houston, TX
Tue Jun 07 2011, 7:07 PM - 10:16 PM CDT
Att: 23,277 - Roof Closed - 73 F

livebaseballscorecards.com

AB 36
R 7
H 9
RBI 7
BB 2
SO 8
LOB 8




Batter	1	2	3	4	5	6	7	8	9	AB	R	H	RBI	BB	SO	LOB	BOTTOM			
21 Michael Bourn, L OBP: 0.342, SLG: 0.368	G6-3		45 BB 9 1B		F8		K		K	5	0	1	0	0	2	6				
12 Clint Barmes, R OBP: 0.329, SLG: 0.355	G6-3		F9		G1-3		FC5-4		F8	5	0	0	0	0	0	7				
9 Hunter Pence, R OBP: 0.358, SLG: 0.484	45 HR		45 BB		F9		P3		K	4	1	2	0	1	1	3				
45 Carlos Lee, R OBP: 0.303, SLG: 0.404	HR		BB		G4-3				23 2B	3	2	2	2	2	0	1				
8 Jeff Keppinger, R OBP: 0.317, SLG: 0.425	G4-3		F8		F8		P4		P3	5	1	1	0	0	0	5				
29 Brett Wallace, L OBP: 0.392, SLG: 0.462	46 G5-4-3 1B		46 CS		K		G3		P6	4	0	1	0	1	1	3				
23 Chris Johnson, R OBP: 0.272, SLG: 0.399	K		L4		L4		16 HBP 46 E		4 BB 46 WP	4	0	2	1	1	1	2				
46 J.R. Towles, R OBP: 0.288, SLG: 0.337	G5-4-3		G5-4-3		G1-3		16 HBP		4 BB	3	0	1	0	1	0	3				
11 Jason Bourgeois, R (9, PH) OBP: 0.424, SLG: 0.462	1-2		K		G1-3		12 FC5-4 HBP		BB	1	0	0	0	0	1	1				
39 Brett Myers, R ERA: 5.01	(1, 1) 5.1 W 26 6 3 3 2 3 0 0 0 1 0 0 0 0 64 100 3.38 2.062																			
30 Jason Motte, R ERA: 2.13	(6, 1) 0.2 H 3 0 0 0 1 0 0 0 1 0 0 0 0 10 13 0.00 0.000																			
44 Miguel Batista, R ERA: 2.03	(7, 1) 0.2 H 3 0 0 0 0 0 0 0 0 0 0 0 0 7 14 0.00 1.500																			
43 Trevor Miller, L ERA: 2.25	(7, 1) 0.1 H 1 0 0 0 0 0 0 0 0 0 0 0 0 2 5 0.00 0.000																			
52 Eduardo Sanchez, R (8, 1) ERA: 2.1	(8, 1) 0.0 2 0 0 0 0 0 2 0 0 0 0 0 0 1 0 3 11 ∞ ∞																			
Inning Stats	R: 2 E: 0 K: 0 S: 18	H: 2 LOB: 0 BB: 0 P: 27	R: 0 E: 0 K: 1 S: 7	H: 1 LOB: 0 BB: 0 P: 12	R: 0 E: 0 K: 0 S: 6	H: 1 LOB: 1 BB: 1 P: 12	R: 0 E: 0 K: 0 S: 6	H: 0 LOB: 3 BB: 1 P: 11	R: 1 E: 1 K: 2 S: 20	H: 2 LOB: 3 BB: 0 P: 23	R: 0 E: 0 K: 0 S: 9	H: 0 LOB: 1 BB: 1 P: 19	R: 0 E: 0 K: 2 S: 15	H: 0 LOB: 3 BB: 3 P: 29	R: 1 E: 0 K: 1 S: 19	H: 2 LOB: 1 BB: 0 P: 26	1B: 6 2B: 3 3B: 0 HR: 1	SF: 0 SAC: 0 DP: 1 HBP: 1	WP: 1 PB: 0 SB: 0 CS: 1	PA: 44
PITCHER	IP WLS BF H R ER SO BB IBB HBP BLK WP HR S P ERA WHIP																			
59 Fernando Salas, R ERA: 1.88	(8, 1) 2.0 S 9 2 1 1 3 0 0 0 0 0 0 0 0 1 31 44 4.50 1.500																			

St. Louis Cardinals @ Houston Astros
Minute Maid Park, Houston, TX
Tue Jun 07 2011, 7:07 PM - 10:16 PM CDT
Att: 23,277 - Roof Closed - 73 F

livebaseballscorecards.com

AB 36
R 4
H 10
RBI 4
BB 7
SO 7
LOB 32



Batter	1	2	3	4	5	6	7	8	9	AB	R	H	RBI	BB	SO	LOB	TOP			
Ryan Theriot, R (1,6) OBP: 0.346, SLG: 0.345										2	0	0	0	2	0	1				
19 Jon Jay, L (1,9) OBP: 0.373, SLG: 0.445										4	0	0	0	0	0	2				
5 Albert Pujols, R (1,3) OBP: 0.350, SLG: 0.482										4	0	1	0	0	0	1				
12 Lance Berkman, S (1,7) OBP: 0.447, SLG: 0.624											3	1	1	1	1	0	1			
28 Colby Rasmus, L (1,8) OBP: 0.362, SLG: 0.434											3	0	0	0	0	1				
4 Yadier Molina, R (1,2) OBP: 0.388, SLG: 0.445										3	0	0	0	0	1					
55 Skip Schumaker, L (1,4) OBP: 0.262, SLG: 0.299										3	0	0	0	0	0	0				
19 Matt Carpenter, L (1,5) OBP: 0.286, SLG: 0.182										1	0	0	0	2	0	0				
54 Jaime Garcia, L (1,1) 33 Daniel Descalso, L (6,PH) 56 Brian Tallet, L (6,1) 31 Ryan Franklin, R (6,1) 38 Mark Hamilton, L (6,PH) 30 Jason Motte, R (6,1)										1	0	0	0	0	0	0				
Inning Stats	R: 0 E: 0 K: 0 S: 4	H: 0 LOB: 0 BB: 1 P: 8	R: 0 E: 0 K: 0 S: 9	H: 0 LOB: 0 BB: 0 P: 13	R: 0 E: 0 K: 0 S: 10	H: 0 LOB: 0 BB: 0 P: 16	R: 0 E: 0 K: 0 S: 6	H: 0 LOB: 0 BB: 1 P: 12	R: 0 E: 0 K: 1 S: 7	H: 0 LOB: 1 BB: 1 P: 16	R: 1 E: 0 K: 0 S: 7	H: 1 LOB: 0 BB: 0 P: 15	R: 0 E: 0 K: 1 S: 8	H: 0 LOB: 1 BB: 1 P: 15	R: 0 E: 0 K: 0 S: 7	H: 1 LOB: 1 BB: 0 P: 11	1B: 0 2B: 1 3B: 0 HR: 1	SF: 0 SAC: 0 DP: 3 HBP: 0	WP: 0 PA: 31 PB: 0 SB: 0 CS: 0	
PITCHER	IP: 8.0 WLS: W BF: 27 ERA: 3.67	IP: 1.0 WLS: S BF: 4 ERA: 1.79																		

St. Louis Cardinals @ Houston Astros
Minute Maid Park, Houston, TX
Wed Jun 08 2011, 7:08 PM - 9:55 PM CDT
Att: 22,107 - Roof Closed - 73 F

livebaseballscores.com

AB 26
R 1
H 2
RBI 1
BB 5
SO 2
LOB 9



Batter	1	2	3	4	5	6	7	8	9	AB	R	H	RBI	BB	SO	LOB	BOTTOM			
11 Jason Bourgeois, R (1,8) OBP: 0.422, SLG: 0.492										5	1	2	0	0	1	2				
8 Jeff Keppinger, R (1,4) OBP: 0.311, SLG: 0.409										4	1	1	0	0	0	2				
9 Hunter Pence, R (1,9) OBP: 0.356, SLG: 0.488										4	1	1	1	0	0	2				
45 Carlos Lee, R (1,3) OBP: 0.310, SLG: 0.405										2	0	1	1	2	0	0				
29 Brett Wallace, L (8,3) OBP: 0.392, SLG: 0.462										0	0	0	0	0	0	0				
4 Jason Michaels, R (1,7) OBP: 0.245, SLG: 0.289										4	0	2	1	0	0	3				
54 Mark Melancon, R (9,1)										0	0	0	0	0	0	0				
23 Chris Johnson, R (1,5) OBP: 0.272, SLG: 0.401										4	0	1	0	0	0	3				
12 Clint Barmes, R (1,6) OBP: 0.320, SLG: 0.344										4	0	0	0	0	1	1				
46 J.R. Towles, R (1,2) OBP: 0.296, SLG: 0.353										4	1	2	0	0	1	1				
20 Bud Norris, R (1,1) OBP: 0.130, SLG: 0.136										2	0	0	0	0	0	1				
21 Michael Bourn, L (8,PH)										1	0	1	1	0	0	0				
Inning Stats	R: 0 E: 0 K: 0 S: 12	H: 1 LOB: 2 BB: 1 P: 25	R: 0 E: 0 K: 1 S: 10	H: 1 LOB: 0 BB: 0 P: 18	R: 2 E: 0 K: 0 S: 18	H: 3 LOB: 1 BB: 0 P: 29	R: 0 E: 0 K: 0 S: 8	H: 0 LOB: 0 BB: 0 P: 11	R: 1 E: 0 K: 0 S: 10	H: 2 LOB: 2 BB: 1 P: 16	R: 0 E: 0 K: 1 S: 14	H: 1 LOB: 0 BB: 0 P: 20	R: 0 E: 0 K: 0 S: 16	H: 1 LOB: 1 BB: 0 P: 21	R: 1 E: 0 K: 1 S: 18	H: 2 LOB: 1 BB: 0 P: 26	1B: 7 2B: 3 3B: 1 HR: 0	SF: 0 SAC: 1 DP: 0 HBP: 0	WP: 0 PA: 37 PB: 0 SB: 2 CS: 0	
PITCHER	IP: 5.0 WLS: L BF: 24 ERA: 3.2	IP: 0.2 WLS: S BF: 3 ERA: 6.0	IP: 1.1 WLS: S BF: 5 ERA: 7.06	IP: 1.0 WLS: S BF: 5 ERA: 2.39																

St. Louis Cardinals @ Houston Astros
Minute Maid Park, Houston, TX
Wed Jun 08 2011, 7:08 PM - 9:55 PM CDT
Att: 22,107 - Roof Closed - 73 F

livebaseballscores.com

AB 34
R 4
H 11
RBI 4
BB 2
SO 3
LOB 15




Batter	1	2	3	4	5	6	7	8	9	AB	R	H	RBI	BB	SO	LOB	TOP										
Ryan Theriot, R (1, 6) OBP: 0.344, SLG: 0.361	L9		K		K		G6-3			4	0	0	0	0	2	1											
19 Jon Jay, L (1, 9) OBP: 0.360, SLG: 0.426	G4-3		G5-3			F7		K		4	0	0	0	0	1	0											
5 Albert Pujols, R (1, 3) OBP: 0.349, SLG: 0.480		2B		F9		F8		L8		4	0	1	0	0	0	0											
12 Lance Berkman, S (1, 7) OBP: 0.434, SLG: 0.629	K		K		HR			G2		4	1	1	1	0	2	1											
28 Colby Rasmus, L (1, 8) OBP: 0.357, SLG: 0.422	G1-3		4 2B	1B	K			K		4	1	1	0	0	2	0											
4 Yadier Molina, R (1, 2) OBP: 0.365, SLG: 0.449	P4		1B			G5-3		K		4	0	1	1	0	1	0											
55 Skip Schumaker, L (1, 4) OBP: 0.275, SLG: 0.320		1B		F7		33 2B		G6-3		4	1	2	0	0	0	1											
33 Daniel Descalso, L (1, 5) OBP: 0.304, SLG: 0.370	K			L7		2H		2B		3	0	1	1	0	1	1											
29 Chris Carpenter, R (1, 1) OBP: 0.148, SLG: 0.154 (7, PH)			K		K		K2-3			2	0	0	0	0	2	0											
38 Mark Hamilton, L (7, PH)										1	0	0	0	0	1	1											
41 Mitchell Boggs, R (7, 1)										0	0	0	0	0	0	0											
Inning Stats	R: 0 E: 0 K: 1 S: 11	H: 1 LOB: 1 BB: 0 P: 16	R: 0 E: 0 K: 1 S: 13	H: 1 LOB: 1 BB: 0 P: 19	R: 0 E: 0 K: 2 S: 8	H: 0 LOB: 0 BB: 0 P: 9	R: 1 E: 0 K: 1 S: 17	H: 2 LOB: 1 BB: 0 P: 24	R: 0 E: 0 K: 2 S: 7	H: 0 LOB: 0 BB: 0 P: 10	R: 1 E: 0 K: 1 S: 8	H: 1 LOB: 0 BB: 0 P: 13	R: 1 E: 0 K: 1 S: 12	H: 2 LOB: 1 BB: 0 P: 16	R: 0 E: 0 K: 1 S: 10	H: 0 LOB: 0 BB: 0 P: 13	R: 0 E: 0 K: 2 S: 8	H: 0 LOB: 0 BB: 0 P: 11	1B: 2 2B: 4 3B: 0 HR: 1	SF: 0 SAC: 0 DP: 0 HBP: 0	WP: 0 PB: 0 SB: 0 CS: 0	PA: 34					
PITCHER	IP	WLS	BF	H	R	ER	SO	BB	IBB	HBP	BLK	WP	HR	S	P	ERA	WHIP										
13 Zack Greinke, R (1, 1) ERA: 4.69	7.0	W	28	7	3	3	9	0	0	0	0	0	1	76	107	3.86	1.000										
50 Kameron Loe, R (8, 1) ERA: 5.28	1.0	H	3	0	0	0	1	0	0	0	0	0	0	10	13	0.00	0.000										
59 John Axford, R (9, 1) ERA: 3.07	1.0	S	3	0	0	0	2	0	0	0	0	0	0	8	11	0.00	0.000										

St. Louis Cardinals @ Milwaukee Brewers
Miller Park, Milwaukee, WI
Sat Jun 11 2011, 6:11 PM - 8:37 PM CDT
Att. 41,930 - Roof Closed - 67 F

livebaseballscores.com

AB 34
R 3
H 7
RBI 3
BB 0
SO 12
LOB 5




Batter	1	2	3	4	5	6	7	8	9	AB	R	H	RBI	BB	SO	LOB	BOTTOM										
23 Rickie Weeks Jr., R (1, 4) OBP: 0.358, SLG: 0.494	K		1B			HR		BB		3	1	2	2	1	1	0											
2 Nyjer Morgan, L (1, 8) OBP: 0.365, SLG: 0.526	G4-3		P4			P4		K		4	0	0	0	0	1	2											
8 Ryan Braun, R (1, 7) OBP: 0.397, SLG: 0.563	F9			K		L3				4	0	1	0	0	1	0											
28 Prince Fielder, L (1, 3) OBP: 0.410, SLG: 0.614		HR		F7		14 BB		L3		3	2	1	1	1	0	1											
14 Casey McGehee, R (1, 5) OBP: 0.288, SLG: 0.326		G5-3		F9		1 BB				3	1	1	0	1	0	0											
1 Corey Hart, R (1, 9) OBP: 0.324, SLG: 0.489		F9			K			K		4	0	1	2	0	2	1											
30 Craig Counsell, L (1, 6) OBP: 0.333, SLG: 0.280		F9			F8			F9		3	0	0	0	0	0	1											
20 Jonathan Lucroy, R (1, 2) OBP: 0.318, SLG: 0.432			G6-3		G3-1			G6-3		3	0	0	0	0	0	0											
13 Zack Greinke, R (1, 1) OBP: 0.267, SLG: 0.429										2	1	1	0	0	1	0											
9 Josh Wilson, R (7, PH) OBP: 0.333, SLG: 0.700			K							1	0	0	0	0	1	0											
50 Kameron Loe, R (8, 1)										0	0	0	0	0	0	0											
59 John Axford, R (9, 1)						23 HR		K		0	0	0	0	0	0	0											
Inning Stats	R: 0 E: 0 K: 1 S: 7	H: 0 LOB: 0 BB: 0 P: 9	R: 1 E: 0 K: 0 S: 10	H: 1 LOB: 0 BB: 0 P: 17	R: 0 E: 0 K: 1 S: 7	H: 1 LOB: 1 BB: 0 P: 10	R: 0 E: 0 K: 1 S: 6	H: 0 LOB: 0 BB: 0 P: 10	R: 0 E: 0 K: 1 S: 8	H: 0 LOB: 0 BB: 0 P: 15	R: 4 E: 0 K: 0 S: 14	H: 3 LOB: 1 BB: 2 P: 31	R: 0 E: 0 K: 2 S: 9	H: 0 LOB: 1 BB: 1 P: 14	R: 0 E: 0 K: 1 S: 11	H: 2 LOB: 1 BB: 0 P: 18	1B: 4 2B: 2 3B: 0 HR: 2	SF: 0 SAC: 0 DP: 1 HBP: 0	WP: 0 PB: 0 SB: 0 CS: 0	PA: 33							
PITCHER	IP	WLS	BF	H	R	ER	SO	BB	IBB	HBP	BLK	WP	HR	S	P	ERA	WHIP										
29 Chris Carpenter, R (1, 1) ERA: 4.47	6.0	L	25	5	5	5	4	2	0	0	0	0	2	52	92	7.50	1.167										
41 Mitchell Boggs, R (7, 1) ERA: 3.32	2.0		8	2	0	0	3	1	0	0	0	0	0	20	32	0.00	1.500										

St. Louis Cardinals @ Milwaukee Brewers
Miller Park, Milwaukee, WI
Sat Jun 11 2011, 6:11 PM - 8:37 PM CDT
Att. 41,930 - Roof Closed - 67 F

livebaseballscores.com

AB 30
R 5
H 7
RBI 5
BB 3
SO 7
LOB 5



Batter	1	2	3	4	5	6	7	8	9	AB	R	H	RBI	BB	SO	LOB	TOP					
Ryan Theriot, R (1,6) OBP: 0.339, SLG: 0.354	B1-3		K		F8			G6-3		4	0	0	0	0	1	0	St. Louis Cardinals @ Milwaukee Brewers Miller Park, Milwaukee, WI Sun Jun 12 2011, 1:10 PM - 3:42 PM CDT Att: 42,692 - Sunny - 61 F					
19 Jon Jay, L (1,9) OBP: 0.364, SLG: 0.434 59 Fernando Salas, R (8,1)	1B			2B	K			G1		4	0	2	0	0	1	0						
5 Albert Pujols, R (1,3) OBP: 0.348, SLG: 0.475	F9			L9				F7		3	1	0	0	1	0	2						
12 Lance Berkman, S (1,7) OBP: 0.431, SLG: 0.619	K			BB				G6-3		3	1	0	0	1	1	2						
28 Colby Rasmus, L (1,8) OBP: 0.359, SLG: 0.427	K			BB				F8		4	1	2	1	0	1	0						
4 Yadier Molina, R (1,2) OBP: 0.359, SLG: 0.441	G5-3			1B				K		4	0	0	0	0	2	3						
55 Skip Schumaker, L (1,4) OBP: 0.277, SLG: 0.321 (8,9)	L9			1B				G6-3		3	0	1	2	0	0	0						
19 Matt Carpenter, L (1,5) OBP: 0.263, SLG: 0.133	K			P6				F7		3	0	0	0	0	1	2						
35 Jake Westbrook, R (1,1) OBP: 0.167, SLG: 0.217 30 Jason Motte, R (6,1) 64 Andrew Brown, R (7,PH) 52 Eduardo Sanchez, R (7,1) 33 Daniel Descalso, L (8,4) OBP: 0.304, SLG: 0.370	G6-3			K				K		2	0	0	0	0	1	0						
Inning Stats	R: 0 E: 0 K: 1 S: 10	H: 1 LOB: 1 BB: 0 P: 14	R: 0 E: 0 K: 1 S: 9	H: 0 LOB: 0 BB: 0 P: 11	R: 0 E: 0 K: 2 S: 9	H: 0 LOB: 0 BB: 0 P: 14	R: 2 E: 0 K: 0 S: 13	H: 3 LOB: 2 BB: 1 P: 23	R: 0 E: 0 K: 2 S: 8	H: 0 LOB: 0 BB: 0 P: 11	R: 1 E: 0 K: 1 S: 10	H: 1 LOB: 0 BB: 0 P: 19	R: 0 E: 0 K: 1 S: 10	H: 0 LOB: 0 BB: 0 P: 16	R: 0 E: 0 K: 0 S: 5	H: 0 LOB: 0 BB: 0 P: 8		R: 0 E: 0 K: 1 S: 13	H: 0 LOB: 0 BB: 0 P: 19	1B: 3 2B: 2 3B: 0 HR: 0	SF: 0 SAC: 0 DP: 0 HBP: 0	WP: 0 PB: 0 SB: 0 CS: 0
PITCHER	IP WLS BF H R ER SO BB IBB HBP BLK WP HR S P ERA WHIP	7.0 W 27 5 3 3 8 2 0 0 0 0 0 69 108 3.86 1.000	1.0 H 3 0 0 0 0 0 0 0 0 0 0 5 8 0.00 0.000	1.0 S 3 0 0 0 1 0 0 0 0 0 0 0 13 19 0.00 0.000											IP WLS BF H R ER SO BB IBB HBP BLK WP HR S P ERA WHIP							

Batter	1	2	3	4	5	6	7	8	9	AB	R	H	RBI	BB	SO	LOB	BOTTOM	
23 Rickie Weeks Jr, R (1,4) OBP: 0.357, SLG: 0.490	G6-3		F8			1B		P4		4	1	1	0	0	0	0	St. Louis Cardinals @ Milwaukee Brewers Miller Park, Milwaukee, WI Sun Jun 12 2011, 1:10 PM - 3:42 PM CDT Att: 42,692 - Sunny - 61 F	
25 Mark Kotsay, L (1,8) OBP: 0.344, SLG: 0.316 27 Carlos Gómez, R (9,8)	1B		G3			2B		F8		4	1	2	1	0	0	0		
8 Ryan Braun, R (1,7) OBP: 0.399, SLG: 0.560	G6-4-3			BB		1B		K		3	1	1	1	1	1	1		
28 Prince Fielder, L (1,3) OBP: 0.415, SLG: 0.627	1B			G3-6-3		HR		BB		3	1	2	2	1	0	1		
14 Casey McGehee, R (1,5) OBP: 0.284, SLG: 0.321	P4			G4-3		G1-3		F9		4	0	0	0	0	0	2		
1 Corey Hart, R (1,9) OBP: 0.331, SLG: 0.500	1B					K				3	0	2	0	0	1	0		
3 Yuniesky Betancourt, R (1,6) OBP: 0.252, SLG: 0.335	P1					G3				3	0	0	0	0	0	3		
20 Jonathan Lucroy, R (1,2) OBP: 0.313, SLG: 0.424	P4					G6-3				3	0	0	0	0	0	3		
18 Shaun Marcum, R (1,1) OBP: 0.167, SLG: 0.143 30 Craig Counsell, L (7,PH) 50 Kameron Loe, R (8,1) 59 John Axford, R (9,1) OBP: 0.330, SLG: 0.276	G5-3					G5-3		P2		2	0	0	0	0	0	1		
Inning Stats	R: 0 E: 0 K: 0 S: 5	H: 2 LOB: 2 BB: 0 P: 20	R: 0 E: 0 K: 0 S: 6	H: 0 LOB: 0 BB: 0 P: 9	R: 0 E: 0 K: 0 S: 9	H: 0 LOB: 0 BB: 1 P: 17	R: 0 E: 0 K: 0 S: 8	H: 1 LOB: 0 BB: 0 P: 14	R: 4 E: 0 K: 1 S: 15	H: 4 LOB: 0 BB: 0 P: 19	R: 0 E: 0 K: 0 S: 6	H: 0 LOB: 0 BB: 0 P: 8	R: 0 E: 0 K: 1 S: 8	H: 0 LOB: 1 BB: 1 P: 16	1B: 5 2B: 2 3B: 0 HR: 1	SF: 0 SAC: 0 DP: 2 HBP: 0		WP: 0 PB: 0 SB: 0 CS: 0
PITCHER	IP WLS BF H R ER SO BB IBB HBP BLK WP HR S P ERA WHIP	5.0 L 22 8 4 4 0 1 0 0 0 0 0 1 47 78 7.20 1.800	1.0 3 0 0 0 1 0 0 0 0 0 0 8 10 0.00 0.000	1.0 3 0 0 0 0 0 0 0 0 0 0 6 8 0.00 0.000	1.0 4 0 0 0 1 1 0 0 0 0 0 8 16 0.00 1.000											IP WLS BF H R ER SO BB IBB HBP BLK WP HR S P ERA WHIP		

Batter	1	2	3	4	5	6	7	8	9	AB	R	H	RBI	BB	SO	LOB	TOP															
Ryan Theriot, R (1,6) OBP: 0.347, SLG: 0.358										3	2	2	0	2	0	0	St. Louis Cardinals @ Washington Nationals Nationals Park, Washington, DC Tue Jun 14 2011, 7:09 PM - 10:36 PM EDT Att: 26,739 - Overcast - 70 F															
28 Colby Rasmus, L (1,8) OBP: 0.380, SLG: 0.431										5	1	2	0	0	2	3																
5 Albert Pujols, R (1,3) OBP: 0.352, SLG: 0.485										3	1	1	2	2	1	1																
12 Lance Berkman, S (1,7) OBP: 0.435, SLG: 0.630										3	2	1	2	2	0	4																
4 Yadier Molina, R (1,2) OBP: 0.357, SLG: 0.437										4	0	1	1	0	0	2																
64 Andrew Brown, R (1,9) OBP: 0.250, SLG: 0.250										3	0	1	1	0	0	0																
19 Jon Jay, L (5, PR) OBP: 0.361, SLG: 0.431										1	0	0	0	0	1	0																
55 Skip Schumaker, L (1,4) OBP: 0.276, SLG: 0.318										4	0	1	0	0	0	2																
33 Daniel Descalso, L (1,5) OBP: 0.297, SLG: 0.361										4	0	0	0	0	2	1																
54 Jaime Garcia, L (1,1) OBP: 0.166, SLG: 0.099										3	0	0	0	0	1	0																
44 Miguel Batista, R (7,1)										0	0	0	0	0	0	0																
43 Trevor Miller, R (7,1)										0	0	0	0	0	0	0																
30 Jason Motte, R (7,1)										0	0	0	0	0	0	0																
41 Mitchell Boggs, R (8,1)										0	0	0	0	0	0	0																
38 Mark Hamilton, L (8, PH) OBP: 0.167, SLG: 0.174										1	0	0	0	0	0	0																
Inning Stats	R: 2 E: 0 K: 1 S: 12	H: 2 LOB: 0 BB: 1 P: 18	R: 0 E: 0 K: 0 S: 7	H: 0 LOB: 0 BB: 0 P: 11	R: 0 E: 0 K: 0 S: 11	H: 1 LOB: 1 BB: 0 P: 15	R: 1 E: 0 K: 1 S: 15	H: 2 LOB: 1 BB: 0 P: 20	R: 3 E: 0 K: 0 S: 19	H: 4 LOB: 1 BB: 1 P: 31	R: 0 E: 0 K: 2 S: 9	H: 0 LOB: 1 BB: 1 P: 16	R: 0 E: 0 K: 1 S: 10	H: 0 LOB: 0 BB: 1 P: 16	R: 0 E: 0 K: 2 S: 10	H: 0 LOB: 0 BB: 0 P: 12	R: 0 E: 0 K: 0 S: 10	H: 0 LOB: 2 BB: 2 P: 18	1B: 6 2B: 2 3B: 0 HR: 2	SF: 0 SAC: 0 DP: 2 HBP: 0	WP: 0 PB: 0 SB: 0 CS: 0	PA: 40										
PITCHER	IP WLS BF H R ER SO BB IBB HBP BLK WP HR S P ERA WHIP																															
29 Yuniesky Maya, R (1,1) ERA: 6.86	4.2	24	9	6	6	2	1	1	0	0	0	2	60	90	11.57	2.143																
52 Ryan Mattheus, R (5,1) ERA: 2.0	1.1	5	0	0	0	2	1	0	0	0	0	0	13	21	0.00	0.750																
63 Henry Alberto Rodriguez, R (1,1) ERA: 2.0	1.0	W	3	0	0	0	1	0	0	0	0	0	10	16	0.00	1.000																
36 Tyler Clippard, R (8,1) ERA: 1.82	1.0	H	3	0	0	0	2	0	0	0	0	0	10	12	0.00	0.000																
22 Drew Storen, R (9,1) ERA: 2.28	1.0	S	5	0	0	0	0	1	1	0	0	0	10	18	0.00	1.000																

St. Louis Cardinals @ Washington Nationals
Nationals Park, Washington, DC
 Tue Jun 14 2011, 7:09 PM - 10:36 PM EDT
 Att: 26,739 - Overcast - 70 F

AB 34
 R 6
 H 9
 RBI 6
 BB 6
 SO 7
 LOB 13



Batter	1	2	3	4	5	6	7	8	9	AB	R	H	RBI	BB	SO	LOB	BOTTOM															
28 Javson Werth, R (1,9) OBP: 0.342, SLG: 0.408										4	1	2	1	1	0	1	St. Louis Cardinals @ Washington Nationals Nationals Park, Washington, DC Tue Jun 14 2011, 7:09 PM - 10:36 PM EDT Att: 26,739 - Overcast - 70 F															
20 Ian Desmond, R (1,6) OBP: 0.273, SLG: 0.339										4	1	1	0	1	1	4																
11 Ryan Zimmerman, R (1,5) OBP: 0.452, SLG: 0.515										5	1	1	1	0	2	3																
38 Michael Morse, R (1,3) OBP: 0.347, SLG: 0.519										5	2	2	1	0	0	1																
8 Danny Espinosa, S (1,4) OBP: 0.313, SLG: 0.424										5	1	3	1	0	1	1																
3 Wilson Ramos, R (1,2) OBP: 0.320, SLG: 0.410										4	1	2	0	0	0	2																
24 Rick Ankiel, L (1,8) OBP: 0.271, SLG: 0.276										0	0	0	0	0	0	0																
2 Roger Bernadina, L (2, PH) OBP: 0.321, SLG: 0.328										3	1	2	1	0	0	2																
29 Yuniesky Maya, R (1,1) ERA: 3.18	6.0	L	7	4	5	0	1	0	0	0	0	0	0	0	0	0																
52 Ryan Mattheus, R (5,1) ERA: 2.92	0.0	B	2	0	0	0	0	1	1	0	1	6	∞	∞	∞	∞																
43 Brian Bixler, R (8, PH) ERA: 2.92	0.1	3	1	1	1	1	1	0	0	16	21	27.00	6.000																			
63 Henry Alberto Rodriguez, R (7,1) ERA: 2.22	1.0	3	0	0	0	0	0	0	0	8	12	0.00	0.000																			
7 Iven Rodriguez, R (7, PH) ERA: 3.51																																
36 Tyler Clippard, R (8,1) ERA: 3.18																																
22 Drew Storen, S (9,1) ERA: 3.18																																
15 Jerry Hairston, R (1,7) OBP: 0.298, SLG: 0.326																																
19 Laynce Nix, L (7, PH) OBP: 0.335, SLG: 0.546																																
Inning Stats	R: 0 E: 0 K: 1 S: 8	H: 0 LOB: 0 BB: 0 P: 10	R: 0 E: 0 K: 1 S: 12	H: 2 LOB: 2 BB: 0 P: 17	R: 0 E: 0 K: 2 S: 12	H: 1 LOB: 1 BB: 0 P: 19	R: 1 E: 0 K: 2 S: 15	H: 2 LOB: 1 BB: 0 P: 23	R: 0 E: 2 K: 0 S: 11	H: 0 LOB: 1 BB: 1 P: 16	R: 1 E: 0 K: 1 S: 14	H: 3 LOB: 1 BB: 0 P: 22	R: 6 E: 0 K: 1 S: 32	H: 5 LOB: 3 BB: 3 P: 50	R: 0 E: 0 K: 0 S: 8	H: 0 LOB: 0 BB: 0 P: 12	R: 0 E: 0 K: 0 S: 8	H: 0 LOB: 0 BB: 0 P: 12	1B: 11 2B: 2 3B: 0 HR: 0	SF: 0 SAC: 0 DP: 2 HBP: 1	WP: 1 PB: 0 SB: 0 CS: 0	PA: 41										
PITCHER	IP WLS BF H R ER SO BB IBB HBP BLK WP HR S P ERA WHIP																															
54 Jaime Garcia, L (1,1) ERA: 3.18	0.2	L	7	4	5	0	1	0	0	0	0	15	23	67.50	7.500																	
44 Miguel Batista, R (7,1) ERA: 2.92	0.0	B	2	0	0	0	0	1	1	0	1	6	∞	∞	∞	∞																
30 Jason Motte, R (7,1) ERA: 2.22	0.1	3	1	1	1	1	1	0	0	16	21	27.00	6.000																			
41 Mitchell Boggs, R (8,1) ERA: 3.18	1.0	3	0	0	0	0	0	0	0	8	12	0.00	0.000																			

St. Louis Cardinals @ Washington Nationals
Nationals Park, Washington, DC
 Tue Jun 14 2011, 7:09 PM - 10:36 PM EDT
 Att: 26,739 - Overcast - 70 F

AB 36
 R 8
 H 13
 RBI 6
 BB 4
 SO 8
 LOB 18



Batter	1	2	3	4	5	6	7	8	9	AB	R	H	RBI	BB	SO	LOB	TOP			
Ryan Theriot, R (1,6) OBP: 0.347, SLG: 0.358 31 Ryan Franklin, R (6,1) 38 Mark Hamilton, L (7,3) OBP: 0.160, SLG: 0.167	G1-3			1B		G3			K	3	0	1	0	0	0	0				
28 Colby Rasmus, L (1,8) OBP: 0.355, SLG: 0.424	G6-3			K			L7		P5	4	0	0	0	0	1	1				
5 Albert Pujols, R (1,5) OBP: 0.349, SLG: 0.479 33 Daniel Descalso, L (8,5) OBP: 0.297, SLG: 0.361	G5-3			F7			F8			3	0	0	0	0	0	0				
12 Lance Berkman, S (1,3) OBP: 0.429, SLG: 0.621 56 Brian Tallet, L (7,1)		P5				F9				3	0	0	0	0	0	0				
64 Andrew Brown, R (1,9) OBP: 0.143, SLG: 0.143		F9				G4-3			G6-3	3	0	0	0	0	0	0				
19 Jon Jay, L (1,7) OBP: 0.367, SLG: 0.442		G6-3					2B			3	0	2	0	0	0	0				
4 Yadier Molina, R (1,2) OBP: 0.354, SLG: 0.433 48 Tony Cruz, R (7,2) OBP: 0.304, SLG: 0.364			G6-3			K			P4	2	0	0	0	0	1	1				
55 Skip Schumaker, L (1,4) OBP: 0.269, SLG: 0.310			K				L4		G1-3	3	0	0	0	0	1	1				
46 Kyle McClellan, R (1,1) OBP: 0.208, SLG: 0.217 27 Tyler Greene, R (6,PH) OBP: 0.321, SLG: 0.280			L9				K		K	1	0	0	0	0	0	0				
										2	0	0	0	0	2	0				
Inning Stats	R: 0 E: 0 K: 0 S: 6	H: 0 LOB: 0 BB: 0 P: 9	R: 0 E: 0 K: 0 S: 7	H: 0 LOB: 0 BB: 0 P: 12	R: 0 E: 0 K: 1 S: 8	H: 0 LOB: 0 BB: 0 P: 12	R: 0 E: 0 K: 1 S: 9	H: 1 LOB: 1 BB: 0 P: 13	R: 0 E: 0 K: 1 S: 7	H: 0 LOB: 0 BB: 0 P: 11	R: 0 E: 0 K: 0 S: 5	H: 0 LOB: 0 BB: 0 P: 8	R: 0 E: 0 K: 0 S: 10	H: 1 LOB: 1 BB: 0 P: 14	R: 0 E: 0 K: 2 S: 10	H: 0 LOB: 0 BB: 0 P: 15	1B: 2 2B: 2 3B: 0 HR: 0	SF: 0 SAC: 0 DP: 1 HBP: 0	WP: 0 PB: 0 SB: 0 CS: 1	PA: 29
PITCHER 61 Livan Hernandez, R (1,1) ERA: 3.77	IP: 9.0 WLS: W BF: 29 H: 3 R: 0 ER: 0 SO: 6 BB: 0 IBB: 0 HBP: 0 BLK: 0 WP: 0 HR: 0 S: 71 P: 105 ERA: 0.00 WHIP: 0.333																			

St. Louis Cardinals @ Washington Nationals
 Nationals Park, Washington, DC
 Wed Jun 15 2011, 7:09 PM - 9:31 PM EDT
 Att: 27,130 - Partly Cloudy - 80 F


AB	29
R	0
H	3
RBI	0
BB	0
SO	6
LOB	4



Batter	1	2	3	4	5	6	7	8	9	AB	R	H	RBI	BB	SO	LOB	BOTTOM
28 Javson Werth, R (1,9) OBP: 0.339, SLG: 0.416	K		E5	P4		G5-4-3		HR		5	2	1	1	0	1	3	
2 Roger Bernadina, L (1,8) OBP: 0.331, SLG: 0.346	L9		1B	2B			1B	G3		5	0	3	1	0	0	0	
11 Ryan Zimmerman, R (1,5) OBP: 0.426, SLG: 0.474	F8		1B	K			G6-4-3	G6-3		5	0	1	1	0	1	3	
19 Laynce Nix, L (1,7) OBP: 0.333, SLG: 0.538 43 Brian Bixler, R (8,7) OBP: 0.273, SLG: 0.172		F7	G4-3			K		P6		4	1	1	0	0	1	2	
38 Michael Morse, R (1,3) OBP: 0.354, SLG: 0.561		HR		2B		G4-3		HR		4	3	3	3	0	0	0	
8 Danny Espinosa, S (1,4) OBP: 0.316, SLG: 0.443		G4-3		2B		G3		HR		4	2	2	1	0	0	0	
7 Ivan Rodriguez, R (1,2) OBP: 0.291, SLG: 0.351		G4-3		2B				HR		4	2	3	1	0	0	0	
61 Livan Hernandez, R (1,1) OBP: 0.167, SLG: 0.167			G1-3	SH3-4		SH5-4		E6		2	0	0	0	0	0	1	
20 Ian Desmond, R (1,6) OBP: 0.273, SLG: 0.337		G6-3		E5				P3		4	0	1	2	0	0	3	
Inning Stats	R: 0 E: 0 K: 1 S: 5	H: 1 LOB: 0 BB: 0 P: 7	R: 1 E: 0 K: 0 S: 15	H: 2 LOB: 0 BB: 0 P: 21	R: 3 E: 1 K: 1 S: 15	H: 4 LOB: 2 BB: 0 P: 22	R: 0 E: 0 K: 0 S: 13	H: 2 LOB: 0 BB: 0 P: 16	R: 3 E: 1 K: 0 S: 18	H: 5 LOB: 2 BB: 0 P: 25	R: 1 E: 0 K: 0 S: 10	H: 1 LOB: 0 BB: 0 P: 15	1B: 7 2B: 4 3B: 0 HR: 4	SF: 0 SAC: 2 DP: 2 HBP: 0	WP: 0 PB: 0 SB: 0 CS: 0	PA: 40	
PITCHER 46 Kyle McClellan, R (1,1) ERA: 3.96 31 Ryan Franklin, R (6,1) ERA: 8.17 56 Brian Tallet, L (7,1) ERA: 7.15	IP: 5.0 WLS: L BF: 24 H: 7 R: 4 ER: 4 SO: 3 BB: 0 IBB: 0 HBP: 0 BLK: 0 WP: 0 HR: 1 S: 51 P: 77 ERA: 5.40 WHIP: 1.400																

St. Louis Cardinals @ Washington Nationals
 Nationals Park, Washington, DC
 Wed Jun 15 2011, 7:09 PM - 9:31 PM EDT
 Att: 27,130 - Partly Cloudy - 80 F

AB	38
R	10
H	15
RBI	10
BB	0
SO	3
LOB	12



Batter	1	2	3	4	5	6	7	8	9	AB R H RBI BB SO LOB	TOP											
4 Alex Gordon, L (1,7) OBP: 0.346, SLG: 0.450	F8	1B		K			F7		G4-3	5 0 1 2 0 1 3	Kansas City Royals @ St. Louis Cardinals Busch Stadium, St. Louis, MO Fri Jun 17 2011, 7:16 PM - 10:02 PM CDT Att: 40,674 - Partly Cloudy - 73 F											
53 Melky Cabrera, S (1,8) OBP: 0.322, SLG: 0.444	35 1B	G4-3		G1-3			1B		K	5 1 2 0 0 1 3												
35 Eric Hosmer, L (1,3) OBP: 0.337, SLG: 0.435	21 1B			F9		G4-3			K	5 0 1 0 0 1 2												
21 Jeff Francoeur, R (1,9) OBP: 0.311, SLG: 0.447	8 G4-6-3	1B		K		G3-1			K	4 0 1 1 0 2 2												
8 Mike Moustakas, L (1,5) OBP: 0.345, SLG: 0.333	G4-6-3			F8		G4-3			G4-3	3 1 0 0 1 0 2												
15 Matt Treanor, R (1,2) OBP: 0.383, SLG: 0.291				K		G6-3			SH2-3	3 0 0 0 0 2 0												
17 Chris Getz, L (1,4) OBP: 0.315, SLG: 0.291				59 SH3		2 1B			L8	4 2 2 0 0 0 1												
2 Alcides Escobar, R (1,6) OBP: 0.279, SLG: 0.294				59 SH3		4 1B			L4	4 1 2 0 0 1 0												
59 Felipe Paulino, R (1,1) OBP: 0.407, SLG: 0.472				SH3		1B			E3	0 0 0 1 0 0 0												
12 Mitch Maier, L (7,PH) OBP: 0.245, SLG: 0.440				SH		1B			F8	1 0 1 0 0 0 0												
38 Blake Wood, R (7,1) OBP: 0.347, SLG: 0.414										0 0 0 0 0 0 0												
16 Billy Butler, R (8,PH) OBP: 0.347, SLG: 0.414										1 0 0 0 0 0 1												
43 Aaron Crow, R (8,1) OBP: 0.148, SLG: 0.154										0 0 0 0 0 0 0												
48 Joakim Soria, R (9,1) ERA: 4.65										0 0 0 0 0 0 0												
Inning Stats	R: 1 E: 0 K: 0 S: 8	H: 3 LOB: 1 BB: 0 P: 11	R: 2 E: 0 K: 1 S: 15	H: 3 LOB: 1 BB: 0 P: 26	R: 0 E: 0 K: 1 S: 6	H: 0 LOB: 0 BB: 0 P: 11	R: 1 E: 0 K: 1 S: 13	H: 2 LOB: 2 BB: 0 P: 17	R: 0 E: 0 K: 0 S: 6	H: 0 LOB: 0 BB: 0 P: 11	R: 0 E: 0 K: 2 S: 9	H: 0 LOB: 0 BB: 0 P: 10	R: 0 E: 0 K: 2 S: 17	H: 2 LOB: 0 BB: 0 P: 23	R: 1 E: 1 K: 0 S: 9	H: 0 LOB: 1 BB: 1 P: 15	R: 0 E: 0 K: 1 S: 9	H: 0 LOB: 0 BB: 0 P: 11	1B: 10 2B: 0 3B: 0 HR: 0	SF: 0 SAC: 3 DP: 1 HBP: 0	WP: 0 PB: 0 SB: 0 CS: 0	PA: 39
PITCHER	IP WLS BF H R ER SO BB IBB HBP BLK WP HR S P ERA WHIP																					
29 Chris Carpenter, R (1,1) ERA: 4.47	8.0 L 36 10 5 4 7 1 0 0 0 0 0 0 83 124 4.50 1.375																					
43 Trevor Miller, L (9,1) ERA: 2.7	1.0 3 0 0 0 1 0 0 0 0 0 0 0 9 11 0.00 0.000																					

Batter	1	2	3	4	5	6	7	8	9	AB R H RBI BB SO LOB	BOTTOM											
55 Skip Schumaker, L (1,4) OBP: 0.273, SLG: 0.300	F7			L6		P6			G6-3	4 1 0 0 1 0 1	Kansas City Royals @ St. Louis Cardinals Busch Stadium, St. Louis, MO Fri Jun 17 2011, 7:16 PM - 10:02 PM CDT Att: 40,674 - Partly Cloudy - 73 F											
19 Jon Jay, L (1,8) OBP: 0.394, SLG: 0.436	K			K		G4-3			5 FC5-4	5 1 2 0 0 2 0												
5 Albert Pujols, R (1,3) OBP: 0.350, SLG: 0.484	G5-3			7 HBP		G6-3			G1-3	4 1 0 0 1 0 1												
7 Matt Holliday, R (1,7) OBP: 0.444, SLG: 0.559	G5-3			12 2B		1B			K	3 1 1 1 0 1 0												
12 Lance Berkman, S (1,9) OBP: 0.426, SLG: 0.611	48 FC6-4			33 BB		P5			F7	3 0 1 3 1 0 1												
48 Tony Cruz, R (1,2) OBP: 0.333, SLG: 0.333	FC6-4			33 BB		L7			33 FC3-6	2 0 0 0 1 0 2												
33 Daniel Descalso, L (1,5) OBP: 0.298, SLG: 0.356	G4-3					29 B1-6			FC3-6	3 0 1 0 1 0 2												
27 Tyler Greene, R (1,6) OBP: 0.308, SLG: 0.267				K					K	3 0 1 0 0 2 3												
28 Colby Rasmus, L (8,PH) OBP: 0.347, SLG: 0.414				K					K	1 0 0 0 0 1 1												
29 Chris Carpenter, R (1,1) OBP: 0.133, SLG: 0.138				L8		B1-6			K	3 0 0 0 0 1 2												
43 Trevor Miller, R (9,1) ERA: 2.43										0 0 0 0 0 0 0												
38 Mark Hamilton, L (8,PH) OBP: 0.148, SLG: 0.154										1 0 0 0 0 1 0												
Inning Stats	R: 0 E: 0 K: 1 S: 6	H: 0 LOB: 0 BB: 0 P: 7	R: 0 E: 0 K: 0 S: 5	H: 0 LOB: 1 BB: 1 P: 13	R: 4 E: 0 K: 2 S: 17	H: 2 LOB: 3 BB: 3 P: 38	R: 0 E: 0 K: 2 S: 15	H: 0 LOB: 0 BB: 0 P: 22	R: 0 E: 0 K: 0 S: 7	H: 1 LOB: 1 BB: 0 P: 10	R: 0 E: 0 K: 0 S: 7	H: 2 LOB: 0 BB: 0 P: 8	R: 0 E: 0 K: 1 S: 11	H: 0 LOB: 0 BB: 0 P: 17	R: 0 E: 0 K: 1 S: 8	H: 0 LOB: 1 BB: 1 P: 18	R: 0 E: 0 K: 1 S: 11	H: 1 LOB: 1 BB: 0 P: 18	1B: 5 2B: 2 3B: 0 HR: 0	SF: 0 SAC: 0 DP: 1 HBP: 2	WP: 0 PB: 0 SB: 0 CS: 0	PA: 39
PITCHER	IP WLS BF H R ER SO BB IBB HBP BLK WP HR S P ERA WHIP																					
59 Felipe Paulino, R (1,1) ERA: 4.1	6.0 W 28 5 4 4 1 0 0 0 0 0 0 0 11 98 6.00 1.500																					
38 Blake Wood, R (7,1) ERA: 2.43	1.0 W 3 0 0 0 1 0 0 0 0 0 0 0 11 17 0.00 0.000																					
43 Aaron Crow, R (8,1) ERA: 1.38	1.0 H 4 0 0 0 1 1 0 0 0 0 0 0 8 18 0.00 1.000																					
48 Joakim Soria, R (9,1) ERA: 4.65	1.0 S 4 1 0 0 1 0 0 0 0 0 0 0 11 18 0.00 1.000																					

Batter	1	2	3	4	5	6	7	8	9	AB	R	H	RBI	BB	SO	LOB	TOP			
4 Alex Gordon, L (1, 7) OBP: 0.348, SLG: 0.459										3	1	1	1	1	1	0	Kansas City Royals @ St. Louis Cardinals Busch Stadium, St. Louis, MO Sat Jun 18 2011, 6:17 PM - 8:38 PM CDT Att: 43,102 - Partly Cloudy - 84 F			
53 Melky Cabrera, S (1, 8) OBP: 0.318, SLG: 0.438										4	0	0	0	0	0	1				
35 Eric Hosmer, L (1, 3) OBP: 0.335, SLG: 0.430										4	0	1	0	0	0	1				
21 Jeff Francoeur, R (1, 9) OBP: 0.306, SLG: 0.441										4	0	0	0	0	0	2				
8 Mike Moustakas, L (1, 5) OBP: 0.364, SLG: 0.357										4	0	2	0	0	1	0				
15 Matt Treanor, R (1, 2) OBP: 0.386, SLG: 0.321										4	2	2	1	0	1	2				
17 Chris Getz, L (1, 4) OBP: 0.314, SLG: 0.290										4	1	1	0	0	0	0				
2 Alcides Escobar, R (1, 6) OBP: 0.282, SLG: 0.306										4	0	2	2	0	0	0				
32 Vin Mazzaro, R (1, 1) OBP: 0.457, SLG: 0.459										2	0	0	0	0	2	2				
12 Mitch Maier, L (7, PH) OBP: 0.457, SLG: 0.459										1	0	0	0	0	0	0				
55 Tim Collins, L (7, 1) OBP: 0.402, SLG: 0.438										0	0	0	0	0	0	0				
56 Greg Holland, L (8, 1) OBP: 0.402, SLG: 0.438										0	0	0	0	0	0	0				
16 Billy Butler, R (9, PH) OBP: 0.402, SLG: 0.438										1	0	0	0	0	1	0				
Inning Stats	R: 0 E: 0 K: 1 S: 11	H: 0 LOB: 0 BB: 0 P: 17	R: 2 E: 0 K: 2 S: 14	H: 3 LOB: 1 BB: 0 P: 22	R: 0 E: 0 K: 0 S: 10	H: 0 LOB: 1 BB: 1 P: 18	R: 1 E: 0 K: 1 S: 13	H: 2 LOB: 1 BB: 0 P: 21	R: 0 E: 0 K: 0 S: 9	H: 1 LOB: 0 BB: 0 P: 15	R: 1 E: 0 K: 0 S: 9	H: 1 LOB: 0 BB: 0 P: 17	R: 0 E: 0 K: 1 S: 11	H: 1 LOB: 0 BB: 0 P: 17	R: 0 E: 0 K: 1 S: 9	H: 0 LOB: 0 BB: 0 P: 14	1B: 6 2B: 0 3B: 1 HR: 2	SF: 0 SAC: 0 DP: 1 HBP: 0	WP: 0 PB: 0 SB: 1 CS: 0	PA: 36
PITCHER	IP WLS BF H R ER SO BB IBB HBP BLK WP HR S P ERA WHIP																			
35 Jake Westbrook, R (1, 1) ERA: 5.16	7.0	29	8	4	4	4	1	0	0	0	0	0	0	0	2	74	121	5.14	1.286	
43 Trevor Miller, L (8, 1) ERA: 2.53	0.1	1	0	0	0	0	0	0	0	0	0	0	0	0	3	4	0.00	0.000		
30 Jason Motte, R (8, 1) ERA: 2.17	0.2	W	3	1	0	0	0	0	0	0	0	0	0	0	8	13	0.00	1.500		
59 Fernando Salas, R (9, 1) ERA: 2.53	1.0	S	3	0	0	0	0	0	0	0	0	0	0	0	9	14	0.00	0.000		

Batter	1	2	3	4	5	6	7	8	9	AB	R	H	RBI	BB	SO	LOB	BOTTOM			
Ryan Theriot, R (1, 6) OBP: 0.349, SLG: 0.364										4	1	2	0	0	0	1	Kansas City Royals @ St. Louis Cardinals Busch Stadium, St. Louis, MO Sat Jun 18 2011, 6:17 PM - 8:38 PM CDT Att: 43,102 - Partly Cloudy - 84 F			
28 Colby Rasmus, L (1, 8) OBP: 0.346, SLG: 0.413										3	1	1	1	0	0	2				
5 Albert Pujols, R (1, 3) OBP: 0.349, SLG: 0.484										4	0	1	1	0	0	2				
7 Matt Holliday, R (1, 7) OBP: 0.451, SLG: 0.585										3	1	2	2	1	0	0				
12 Lance Berkman, S (1, 9) OBP: 0.423, SLG: 0.604										4	1	1	0	0	2	2				
19 Jon Jay, L (9, 9) OBP: 0.364, SLG: 0.436										0	0	0	0	0	0	0				
4 Yadier Molina, R (1, 2) OBP: 0.350, SLG: 0.440										4	0	1	0	0	1	0				
33 Daniel Descalso, L (1, 5) OBP: 0.299, SLG: 0.354										1	0	0	1	1	0	0				
35 Jake Westbrook, R (1, 1) OBP: 0.160, SLG: 0.208										1	0	0	0	0	1	0				
64 Andrew Brown, R (7, PH) OBP: 0.111, SLG: 0.111										1	0	0	0	0	1	0				
43 Trevor Miller, R (8, 1) OBP: 0.111, SLG: 0.111										0	0	0	0	0	0	0				
30 Jason Motte, R (8, 1) OBP: 0.111, SLG: 0.111										0	0	0	0	0	0	0				
59 Fernando Salas, R (9, 1) OBP: 0.275, SLG: 0.301										3	1	1	0	0	0	1				
Inning Stats	R: 1 E: 0 K: 0 S: 14	H: 1 LOB: 0 BB: 0 P: 19	R: 1 E: 0 K: 1 S: 8	H: 2 LOB: 0 BB: 0 P: 11	R: 1 E: 0 K: 1 S: 12	H: 2 LOB: 2 BB: 1 P: 21	R: 0 E: 0 K: 0 S: 4	H: 0 LOB: 1 BB: 1 P: 9	R: 0 E: 0 K: 0 S: 10	H: 2 LOB: 2 BB: 0 P: 12	R: 0 E: 0 K: 0 S: 5	H: 0 LOB: 0 BB: 0 P: 10	R: 0 E: 0 K: 1 S: 7	H: 0 LOB: 0 BB: 0 P: 11	R: 2 E: 0 K: 2 S: 10	H: 2 LOB: 0 BB: 0 P: 12	1B: 5 2B: 4 3B: 0 HR: 1	SF: 2 SAC: 1 DP: 1 HBP: 0	WP: 1 PB: 0 SB: 0 CS: 0	PA: 33
PITCHER	IP WLS BF H R ER SO BB IBB HBP BLK WP HR S P ERA WHIP																			
32 Vin Mazzaro, R (1, 1) ERA: 9.25	6.0	25	7	3	3	2	1	1	0	0	0	0	0	0	1	53	82	4.50	1.333	
55 Tim Collins, L (7, 1) ERA: 3.68	1.0	H	4	1	1	1	0	0	0	0	0	0	0	0	8	12	9.00	1.000		
56 Greg Holland, R (8, 1) ERA: 1.17	1.0	L	4	1	1	1	0	0	0	0	0	0	0	0	9	11	9.00	1.000		

Batter	1	2	3	4	5	6	7	8	9	AB	R	H	RBI	BB	SO	LOB	TOP					
11 Jimmy Rollins, S OBP: 0.335, SLG: 0.371	L4				G3			L7		4	1	1	2	2	0	1	Philadelphia Phillies @ St. Louis Cardinals Busch Stadium, St. Louis, MO Tue Jun 21 2011, 7:15 PM - 10:27 PM CDT Att: 40,095 - Partly Cloudy - 81 F					
8 Shane Victorino, S OBP: 0.384, SLG: 0.507	P6		P5			G4-3			F9	5	2	1	0	1	0	5						
26 Chase Utley, L OBP: 0.379, SLG: 0.453 37 Antonio Bastardo, R OBP: 0.290, SLG: 0.314 57 David Herndon, R	K			F9			G4-6-3			4	1	2	2	1	1	0						
6 Ryan Howard, L OBP: 0.355, SLG: 0.493										2	1	1	1	2	0	1						
27 Placido Polanco, R OBP: 0.341, SLG: 0.371 21 Wilson Valdez, R OBP: 0.290, SLG: 0.314	F9				F9					3	0	0	1	0	0	2						
29 Raul Ibanez, L OBP: 0.290, SLG: 0.395	G4-6-3									4	1	0	0	1	1	5						
9 Dornic Brown, L OBP: 0.313, SLG: 0.364 10 Ben Francisco, R OBP: 0.343, SLG: 0.364			G4-3			F9				3	0	0	0	0	0	1						
51 Carlos Ruiz, R OBP: 0.370, SLG: 0.339										2	1	1	1	0	1	0						
34 Roy Halladay, R OBP: 0.079, SLG: 0.054 7 Ross Gload, L OBP: 0.313, SLG: 0.298 40 Michael Stutes, R OBP: 0.224, SLG: 0.238 7 Michael Martinez, S OBP: 0.224, SLG: 0.238	K					FC3-6				2	0	0	0	0	1	2						
Inning Stats	R: 0 E: 0 K: 1 S: 8	H: 0 LOB: 0 BB: 0 P: 9	R: 0 E: 0 K: 0 S: 5	H: 0 LOB: 0 BB: 1 P: 11	R: 0 E: 0 K: 1 S: 8	H: 1 LOB: 2 BB: 1 P: 18	R: 0 E: 0 K: 0 S: 8	H: 0 LOB: 1 BB: 1 P: 15	R: 0 E: 0 K: 0 S: 7	H: 1 LOB: 0 BB: 0 P: 10	R: 0 E: 0 K: 0 S: 6	H: 1 LOB: 0 BB: 0 P: 7	R: 1 E: 0 K: 0 S: 10	H: 2 LOB: 2 BB: 1 P: 20	R: 9 E: 0 K: 1 S: 28	H: 5 LOB: 2 BB: 4 P: 64		R: 0 E: 1 K: 1 S: 17	H: 1 LOB: 3 BB: 1 P: 26	1B: 11 2B: 0 3B: 0 HR: 0	SF: 0 SAC: 0 DP: 2 HBP: 2	WP: 0 PB: 0 SB: 0 CS: 0
PITCHER	IP	WLS	BF	H	R	ER	SO	BB	IBB	HBP	BLK	WP	HR	S	P	ERA	WHIP			ERA	WHIP	
46 Kyle McClellan, R ERA: 3.73	7.0		27	5	1	1	2	4	0	0	0	0	0	52	90	1.29	1.286			20.25	3.750	
43 Trevor Miller, L ERA: 3.89	0.1	L	3	1	2	2	0	1	0	0	0	0	0	7	16	54.00	6.000					
30 Jason Motte, R ERA: 2.7	0.0	B	2	0	0	0	0	0	0	2	0	0	0	4	9	∞	∞					
56 Brian Tallet, L ERA: 7.71	0.1		2	1	0	0	1	0	0	0	0	0	0	5	10	0.00	3.000					
44 Miguel Batista, R ERA: 4.6	0.0		3	1	4	4	0	2	0	0	0	0	0	4	14	∞	∞					

AB 36
R 10
H 11
RBI 10
BB 9
SO 4
LOB 20



Batter	1	2	3	4	5	6	7	8	9	AB	R	H	RBI	BB	SO	LOB	BOTTOM					
Ryan Theriot, R OBP: 0.350, SLG: 0.362			G6-3		FC5-4		F8			3	0	0	1	1	0	3	Philadelphia Phillies @ St. Louis Cardinals Busch Stadium, St. Louis, MO Tue Jun 21 2011, 7:15 PM - 10:27 PM CDT Att: 40,095 - Partly Cloudy - 81 F					
19 Jon Jay, L OBP: 0.358, SLG: 0.428 47 Pete Kozma, R OBP: 0.333, SLG: 0.250	K				P6			G5-3		3	0	0	0	0	2	3						
7 Matt Holliday, R OBP: 0.449, SLG: 0.568 48 Tony Cruz, R OBP: 0.333, SLG: 0.333				G6-3		G6-3				2	0	0	0	2	0	0						
12 Lance Berkman, S OBP: 0.416, SLG: 0.592 64 Andrew Brown, R OBP: 0.214, SLG: 0.214	G4-3				L4		G1-3			3	0	0	0	0	0	1						
28 Colby Rasmus, L OBP: 0.340, SLG: 0.404			K					G1-3		4	0	0	0	0	2	1						
4 Yadier Molina, R OBP: 0.347, SLG: 0.430		P5					P3			4	1	1	0	0	1	0						
33 Daniel Descalso, L OBP: 0.308, SLG: 0.365										3	1	2	0	1	0	0						
46 Kyle McClellan, R ERA: 3.73 38 Mark Hamilton, L ERA: 2.91 43 Trevor Miller, R ERA: 3.89 30 Jason Motte, R ERA: 2.7 56 Brian Tallet, L ERA: 7.71 44 Miguel Batista, R ERA: 4.6 63 Maikel Cleto, R ERA: 16.2										2	0	0	0	0	2	0						
55 Skip Schumaker, L OBP: 0.287, SLG: 0.339										2	0	1	1	0	0	0						
Inning Stats	R: 0 E: 0 K: 1 S: 8	H: 0 LOB: 1 BB: 2 P: 18	R: 0 E: 0 K: 2 S: 11	H: 1 LOB: 0 BB: 0 P: 18	R: 0 E: 0 K: 1 S: 8	H: 0 LOB: 0 BB: 0 P: 14	R: 0 E: 0 K: 0 S: 8	H: 0 LOB: 0 BB: 0 P: 10	R: 1 E: 0 K: 0 S: 17	H: 3 LOB: 2 BB: 0 P: 22	R: 0 E: 0 K: 1 S: 10	H: 0 LOB: 0 BB: 0 P: 15	R: 1 E: 0 K: 0 S: 10	H: 1 LOB: 1 BB: 1 P: 20	R: 0 E: 0 K: 1 S: 14	H: 0 LOB: 1 BB: 1 P: 25		R: 0 E: 0 K: 2 S: 7	H: 0 LOB: 0 BB: 0 P: 10	1B: 4 2B: 1 3B: 0 HR: 0	SF: 1 SAC: 0 DP: 0 HBP: 0	WP: 0 PB: 0 SB: 0 CS: 1
PITCHER	IP	WLS	BF	H	R	ER	SO	BB	IBB	HBP	BLK	WP	HR	S	P	ERA	WHIP			ERA	WHIP	
34 Roy Halladay, R ERA: 2.91	6.0		23	4	1	1	5	2	0	0	0	0	0	62	97	1.50	1.000					
40 Michael Stutes, R ERA: 2.38	1.0	W	5	1	1	1	0	1	0	0	0	0	0	10	20	9.00	2.000					
37 Antonio Bastardo, L ERA: 0.96	1.0		4	0	0	0	1	1	0	0	0	0	0	14	25	0.00	1.000					
57 David Herndon, R ERA: 4.18	1.0		3	0	0	0	2	0	0	0	0	0	0	7	10	0.00	0.000					

AB 30
R 2
H 5
RBI 2
BB 4
SO 8
LOB 12



Batter	1	2	3	4	5	6	7	8	9	AB	R	H	RBI	BB	SO	LOB	TOP					
11 Jimmy Rollins, S OBP: 0.332, SLG: 0.377										5	0	0	0	0	2	1						
8 Shane Victorino, S OBP: 0.360, SLG: 0.506										4	1	1	0	0	0	0						
26 Chase Utley, L OBP: 0.383, SLG: 0.455										3	0	2	0	0	0	0						
6 Ryan Howard, L OBP: 0.356, SLG: 0.500										4	0	1	1	0	2	3						
27 Placido Polanco, R OBP: 0.337, SLG: 0.365										4	0	0	0	0	0	5						
10 Ben Francisco, R OBP: 0.336, SLG: 0.355										4	0	1	0	0	1	0						
9 Domonic Brown, L OBP: 0.277, SLG: 0.380										3	0	0	0	1	1	1						
51 Carlos Ruiz, R OBP: 0.367, SLG: 0.354										4	1	1	1	0	0	1						
44 Roy Oswalt, R OBP: 0.158, SLG: 0.111										0	0	0	0	0	0	0						
33 Cliff Lee, L OBP: 0.297, SLG: 0.220										1	0	0	0	0	1	0						
38 Kyle Kendrick, R OBP: 0.200, SLG: 0.111										1	0	0	0	0	1	1						
29 Raul Ibanez, L OBP: 0.282, SLG: 0.399										0	0	0	0	0	0	0						
53 Juan Pablo Perez, R OBP: 0.200, SLG: 0.241										0	0	0	0	0	0	0						
55 Danys Baez, R OBP: 0.307, SLG: 0.333										1	0	1	0	0	0	0						
Inning Stats	R: 0 E: 0 K: 1 S: 7	H: 0 LOB: 0 BB: 0 P: 11	R: 0 E: 1 K: 1 S: 11	H: 1 LOB: 1 BB: 0 P: 14	R: 0 E: 0 K: 1 S: 6	H: 0 LOB: 0 BB: 0 P: 9	R: 0 E: 0 K: 1 S: 13	H: 1 LOB: 1 BB: 0 P: 18	R: 0 E: 0 K: 0 S: 10	H: 0 LOB: 0 BB: 0 P: 15	R: 1 E: 0 K: 1 S: 23	H: 3 LOB: 2 BB: 0 P: 36	R: 0 E: 0 K: 2 S: 10	H: 0 LOB: 1 BB: 1 P: 21	R: 0 E: 1 K: 0 S: 8	H: 0 LOB: 2 BB: 0 P: 15	R: 1 E: 0 K: 2 S: 14	H: 2 LOB: 1 BB: 0 P: 21	1B: 5 2B: 1 3B: 0 HR: 1	SF: 0 SAC: 0 DP: 0 HBP: 1	WP: 0 PB: 0 SB: 1 CS: 0	PA: 37
PITCHER	IP WLS BF H R ER SO BB IBB HBP BLK WP HR S P ERA WHIP																					
29 Chris Carpenter, R ERA: 4.26	7.0 W 27 5 1 1 7 1 0 0 0 0 0 0 80 124 1.29 0.857																					
56 Brian Tallet, L ERA: 7.3	0.2 4 0 0 0 0 0 0 0 1 0 0 0 7 14 0.00 0.000																					
59 Fernando Salas, R ERA: 2.7	0.1 1 0 0 0 0 0 0 0 0 0 0 0 1 1 0.00 0.000																					
30 Jason Motte, R ERA: 2.9	1.0 5 2 1 1 2 0 0 0 0 0 0 1 14 21 9.00 2.000																					

Philadelphia Phillies @ St. Louis Cardinals
 Busch Stadium, St. Louis, MO
 Thu Jun 23 2011, 7:17 PM - 10:14 PM CDT
 Att: 40,532 - Cloudy - 75 F

AB 35
 R 2
 H 7
 RBI 2
 BB 1
 SO 9
 LOB 12



Batter	1	2	3	4	5	6	7	8	9	AB	R	H	RBI	BB	SO	LOB	BOTTOM			
Ryan Theriot, R OBP: 0.353, SLG: 0.360										4	1	1	2	1	0	2				
19 Jon Jay, L OBP: 0.351, SLG: 0.431										4	2	1	2	1	0	1				
7 Matt Holliday, R OBP: 0.443, SLG: 0.559										4	2	2	2	1	0	0				
64 Andrew Brown, R OBP: 0.176, SLG: 0.176										0	0	0	0	0	0	0				
12 Lance Berkman, S OBP: 0.417, SLG: 0.605										5	1	2	3	0	0	1				
30 Jason Motte, R										0	0	0	0	0	0	0				
28 Colby Rasmus, L OBP: 0.344, SLG: 0.409										4	2	2	0	1	1	2				
55 Skip Schumaker, L OBP: 0.293, SLG: 0.344										4	1	2	1	0	1	3				
59 Fernando Salas, R										0	0	0	0	0	0	0				
38 Mark Hamilton, L OBP: 0.200, SLG: 0.241										1	0	1	0	0	0	0				
48 Tony Cruz, R OBP: 0.355, SLG: 0.357										3	1	2	2	0	0	1				
56 Brian Tallet, L										0	0	0	0	0	0	0				
47 Pete Kozma, R OBP: 0.300, SLG: 0.235										2	0	0	0	0	0	1				
29 Chris Carpenter, R OBP: 0.129, SLG: 0.133										1	0	0	0	0	0	0				
4 Yadier Molina, R OBP: 0.346, SLG: 0.434										1	1	1	0	0	0	0				
33 Daniel Descalso, L OBP: 0.309, SLG: 0.357										2	1	0	0	1	1	2				
Inning Stats	R: 1 E: 0 K: 0 S: 10	H: 1 LOB: 0 BB: 0 P: 13	R: 3 E: 0 K: 1 S: 16	H: 4 LOB: 1 BB: 0 P: 24	R: 1 E: 0 K: 0 S: 13	H: 2 LOB: 1 BB: 0 P: 14	R: 0 E: 0 K: 0 S: 10	H: 0 LOB: 0 BB: 0 P: 15	R: 0 E: 0 K: 0 S: 5	H: 0 LOB: 0 BB: 0 P: 9	R: 1 E: 0 K: 0 S: 11	H: 3 LOB: 2 BB: 1 P: 20	R: 0 E: 0 K: 1 S: 9	H: 0 LOB: 2 BB: 2 P: 19	R: 6 E: 0 K: 1 S: 17	H: 4 LOB: 1 BB: 2 P: 33	1B: 8 2B: 4 3B: 0 HR: 2	SF: 0 SAC: 2 DP: 0 HBP: 1	WP: 0 PB: 0 SB: 0 CS: 0	PA: 43
PITCHER	IP WLS BF H R ER SO BB IBB HBP BLK WP HR S P ERA WHIP																			
44 Roy Oswalt, R	2.0 L 11 5 4 4 1 0 0 0 0 0 0 0 26 37 18.00 2.500																			
38 Kyle Kendrick, R ERA: 3.23	4.0 17 5 2 2 0 1 0 0 0 1 0 0 39 58 4.50 1.500																			
53 Juan Pablo Perez, L ERA: 3.23	1.0 5 0 0 0 1 2 0 0 0 0 0 0 9 19 0.00 2.000																			
55 Danys Baez, R ERA: 5.51	1.0 4 6 6 1 2 0 0 1 0 0 0 1 17 33 54.00 6.000																			

Philadelphia Phillies @ St. Louis Cardinals
 Busch Stadium, St. Louis, MO
 Thu Jun 23 2011, 7:17 PM - 10:14 PM CDT
 Att: 40,532 - Cloudy - 75 F

AB 35
 R 12
 H 14
 RBI 12
 BB 5
 SO 3
 LOB 13



Batter	1	2	3	4	5	6	7	8	9	AB	R	H	RBI	BB	SO	LOB	TOP							
5 Yuliel Escobar, R OBP: 0.350, SLG: 0.420										5	0	1	0	0	0	2								
14 Eric Thames, L OBP: 0.365, SLG: 0.426										5	2	2	0	0	1	1								
19 José Bautista, R OBP: 0.472, SLG: 0.668										4	3	2	1	1	0	1								
26 Adam Lind, L OBP: 0.365, SLG: 0.584										5	0	1	2	0	0	2								
2 Aaron Hill, R OBP: 0.286, SLG: 0.339										5	0	2	2	0	1	1								
8 José Molina, R OBP: 0.394, SLG: 0.460										3	0	2	0	1	0	0								
28 Jayson Nix, R OBP: 0.250, SLG: 0.316										4	0	1	0	0	2	6								
9 J.P. Arencibia, R OBP: 0.281, SLG: 0.447										3	0	0	0	0	2	4								
10 Edwin Encarnación, R OBP: 0.296, SLG: 0.367										1	0	1	0	0	0	0								
6 John McDonald, R OBP: 0.250, SLG: 0.300										3	0	0	0	0	2	4								
11 Rajai Davis, R OBP: 0.287, SLG: 0.346										1	0	1	0	0	0	0								
16 Corey Patterson, L OBP: 0.236, SLG: 0.402										3	0	0	0	0	1	1								
23 Brandon Morrow, R OBP: 0.315, SLG: 0.360										1	0	0	0	0	0	2								
54 Jason Frasor, R OBP: 0.250, SLG: 0.300										0	0	0	0	0	0	0								
50 Frank Francisco, R OBP: 0.281, SLG: 0.447										0	0	0	0	0	0	0								
Inning Stats	R: 2 H: 4 E: 0 K: 0 S: 22	H: 4 LOB: 2 BB: 0 P: 36	R: 0 H: 0 E: 0 K: 1 S: 8	H: 0 LOB: 0 BB: 0 P: 13	R: 0 H: 1 E: 0 K: 1 S: 9	H: 1 LOB: 1 BB: 0 P: 16	R: 0 H: 1 E: 0 K: 1 S: 10	H: 1 LOB: 1 BB: 0 P: 16	R: 2 H: 4 E: 0 K: 2 S: 19	H: 4 LOB: 3 BB: 1 P: 29	R: 0 H: 0 E: 0 K: 1 S: 12	H: 0 LOB: 0 BB: 0 P: 15	R: 0 H: 0 E: 0 K: 1 S: 7	H: 0 LOB: 0 BB: 0 P: 11	R: 0 H: 1 E: 0 K: 1 S: 15	H: 1 LOB: 3 BB: 1 P: 25	R: 1 H: 1 E: 0 K: 0 S: 11	H: 1 LOB: 0 BB: 0 P: 16	1B: 7 2B: 4 3B: 0 HR: 1	SF: 0 SAC: 0 DP: 0 HBP: 0	WP: 0 PB: 0 SB: 1 CS: 1	PA: 41		
PITCHER	IP WLS BF H R ER SO BB IBB HBP BLK WP HR S P ERA WHIP	IP WLS BF H R ER SO BB IBB HBP BLK WP HR S P ERA WHIP	IP WLS BF H R ER SO BB IBB HBP BLK WP HR S P ERA WHIP	IP WLS BF H R ER SO BB IBB HBP BLK WP HR S P ERA WHIP	IP WLS BF H R ER SO BB IBB HBP BLK WP HR S P ERA WHIP	IP WLS BF H R ER SO BB IBB HBP BLK WP HR S P ERA WHIP	IP WLS BF H R ER SO BB IBB HBP BLK WP HR S P ERA WHIP	IP WLS BF H R ER SO BB IBB HBP BLK WP HR S P ERA WHIP	IP WLS BF H R ER SO BB IBB HBP BLK WP HR S P ERA WHIP	IP WLS BF H R ER SO BB IBB HBP BLK WP HR S P ERA WHIP	IP WLS BF H R ER SO BB IBB HBP BLK WP HR S P ERA WHIP	IP WLS BF H R ER SO BB IBB HBP BLK WP HR S P ERA WHIP	IP WLS BF H R ER SO BB IBB HBP BLK WP HR S P ERA WHIP	IP WLS BF H R ER SO BB IBB HBP BLK WP HR S P ERA WHIP	IP WLS BF H R ER SO BB IBB HBP BLK WP HR S P ERA WHIP	IP WLS BF H R ER SO BB IBB HBP BLK WP HR S P ERA WHIP	IP WLS BF H R ER SO BB IBB HBP BLK WP HR S P ERA WHIP	IP WLS BF H R ER SO BB IBB HBP BLK WP HR S P ERA WHIP	IP WLS BF H R ER SO BB IBB HBP BLK WP HR S P ERA WHIP	IP WLS BF H R ER SO BB IBB HBP BLK WP HR S P ERA WHIP	IP WLS BF H R ER SO BB IBB HBP BLK WP HR S P ERA WHIP	IP WLS BF H R ER SO BB IBB HBP BLK WP HR S P ERA WHIP	IP WLS BF H R ER SO BB IBB HBP BLK WP HR S P ERA WHIP	IP WLS BF H R ER SO BB IBB HBP BLK WP HR S P ERA WHIP

Toronto Blue Jays @ St. Louis Cardinals
 Busch Stadium, St. Louis, MO
 Fri Jun 24, 2011, 7:16 PM - 10:21 PM CDT
 Att: 37,724 - Clear - 81 F

livebaseballscorecards.com

AB 39
 R 5
 H 12
 RBI 5
 BB 2
 SO 7
 LOB 20

Batter	1	2	3	4	5	6	7	8	9	AB	R	H	RBI	BB	SO	LOB	BOTTOM							
Ryan Theriot, R OBP: 0.349, SLG: 0.356										3	0	0	0	0	0	0								
19 Jon Jay, L OBP: 0.349, SLG: 0.435										3	1	1	1	0	1	0								
7 Matt Holliday, R OBP: 0.444, SLG: 0.575										4	1	2	2	0	1	0								
12 Lance Berkman, S OBP: 0.411, SLG: 0.594										4	0	0	0	0	3	1								
28 Colby Rasmus, L OBP: 0.343, SLG: 0.418										4	1	1	1	0	1	0								
55 Skip Schumaker, L OBP: 0.292, SLG: 0.348										4	0	1	0	0	2	0								
4 Yadier Molina, R OBP: 0.344, SLG: 0.429										3	0	0	0	0	1									
35 Jake Westbrook, R OBP: 0.154, SLG: 0.200										1	0	0	0	0	1	1								
41 Mitchell Boggs, R OBP: 0.194, SLG: 0.233										0	0	0	0	0	0	0								
38 Mark Hamilton, L OBP: 0.194, SLG: 0.233										1	0	0	0	0	1	0								
62 Lance Lynn, S OBP: 0.310, SLG: 0.353										2	1	0	0	1	1	0								
Inning Stats	R: 0 H: 0 E: 0 K: 1 S: 6	H: 2 LOB: 1 BB: 0 P: 10	R: 1 H: 2 E: 0 K: 2 S: 12	H: 1 LOB: 1 BB: 0 P: 16	R: 1 H: 1 E: 0 K: 1 S: 10	H: 1 LOB: 1 BB: 1 P: 19	R: 0 H: 0 E: 0 K: 2 S: 9	H: 0 LOB: 0 BB: 0 P: 12	R: 0 H: 0 E: 0 K: 2 S: 9	H: 0 LOB: 0 BB: 0 P: 13	R: 2 H: 2 E: 0 K: 1 S: 13	H: 2 LOB: 0 BB: 0 P: 20	R: 0 H: 0 E: 0 K: 0 S: 10	H: 0 LOB: 0 BB: 0 P: 15	R: 0 H: 0 E: 0 K: 1 S: 9	H: 0 LOB: 0 BB: 0 P: 14	R: 0 H: 0 E: 0 K: 1 S: 7	H: 0 LOB: 0 BB: 0 P: 10	1B: 1 2B: 2 3B: 0 HR: 2	SF: 1 SAC: 1 DP: 0 HBP: 0	WP: 0 PB: 1 SB: 0 CS: 0	PA: 33		
PITCHER	IP WLS BF H R ER SO BB IBB HBP BLK WP HR S P ERA WHIP	IP WLS BF H R ER SO BB IBB HBP BLK WP HR S P ERA WHIP	IP WLS BF H R ER SO BB IBB HBP BLK WP HR S P ERA WHIP	IP WLS BF H R ER SO BB IBB HBP BLK WP HR S P ERA WHIP	IP WLS BF H R ER SO BB IBB HBP BLK WP HR S P ERA WHIP	IP WLS BF H R ER SO BB IBB HBP BLK WP HR S P ERA WHIP	IP WLS BF H R ER SO BB IBB HBP BLK WP HR S P ERA WHIP	IP WLS BF H R ER SO BB IBB HBP BLK WP HR S P ERA WHIP	IP WLS BF H R ER SO BB IBB HBP BLK WP HR S P ERA WHIP	IP WLS BF H R ER SO BB IBB HBP BLK WP HR S P ERA WHIP	IP WLS BF H R ER SO BB IBB HBP BLK WP HR S P ERA WHIP	IP WLS BF H R ER SO BB IBB HBP BLK WP HR S P ERA WHIP	IP WLS BF H R ER SO BB IBB HBP BLK WP HR S P ERA WHIP	IP WLS BF H R ER SO BB IBB HBP BLK WP HR S P ERA WHIP	IP WLS BF H R ER SO BB IBB HBP BLK WP HR S P ERA WHIP	IP WLS BF H R ER SO BB IBB HBP BLK WP HR S P ERA WHIP	IP WLS BF H R ER SO BB IBB HBP BLK WP HR S P ERA WHIP	IP WLS BF H R ER SO BB IBB HBP BLK WP HR S P ERA WHIP	IP WLS BF H R ER SO BB IBB HBP BLK WP HR S P ERA WHIP	IP WLS BF H R ER SO BB IBB HBP BLK WP HR S P ERA WHIP	IP WLS BF H R ER SO BB IBB HBP BLK WP HR S P ERA WHIP	IP WLS BF H R ER SO BB IBB HBP BLK WP HR S P ERA WHIP	IP WLS BF H R ER SO BB IBB HBP BLK WP HR S P ERA WHIP	IP WLS BF H R ER SO BB IBB HBP BLK WP HR S P ERA WHIP

Toronto Blue Jays @ St. Louis Cardinals
 Busch Stadium, St. Louis, MO
 Fri Jun 24, 2011, 7:16 PM - 10:21 PM CDT
 Att: 37,724 - Clear - 81 F

livebaseballscorecards.com

AB 30
 R 4
 H 5
 RBI 4
 BB 1
 SO 11
 LOB 3

Batter	1	2	3	4	5	6	7	8	9	AB	R	H	RBI	BB	SO	LOB	TOP		
5 Yuliel Escobar, R OBP: 0.348, SLG: 0.414	G6-3		G4-3	G1-3			G6-3		F9	4	1	0	0	1	0	0	Toronto Blue Jays @ St. Louis Cardinals Busch Stadium, St. Louis, MO Sat Jun 25 2011, 6:16 PM - 8:50 PM CDT Att: 40,289 - Cloudy - 77 F		
2 Aaron Hill, R OBP: 0.293, SLG: 0.343	BB		G4-3			1B	1B			3	0	2	0	1	0	2			
19 José Bautista, R OBP: 0.473, SLG: 0.664	1B		IBB			F9	G5-4-3			3	1	1	0	1	0	2			
26 Adam Lind, L OBP: 0.359, SLG: 0.575	K		SF8			G3			P5	3	0	0	1	0	1	3			
9 J.P. Arencibia, R OBP: 0.276, SLG: 0.439	F7		E5			K			G4-3	4	1	0	0	0	1	4			
20 Juan Rivera, R OBP: 0.314, SLG: 0.371 50 Frank Francisco, R	F9		HR			G6-3			G6-3	4	1	1	3	0	0	0			
10 Edwin Encarnación, R OBP: 0.291, SLG: 0.391	F8		F8			11 F9			HR	4	1	2	1	0	0	0			
11 Rajai Davis, R OBP: 0.262, SLG: 0.340	G5-3					F9			G6-3	4	0	0	0	0	0	1			
33 Carlos Villanueva, R 60 Jon Rauch, R 34 Marc Rzepczynski, L 16 Corey Patterson, L	G4-3		BB			K			K	2	1	0	0	0	1	2			
Inning Stats	R: 0 H: 1 E: 0 K: 1 S: 11	H: 1 LOB: 2 BB: 1 P: 18	R: 0 H: 0 E: 0 K: 0 S: 6	H: 0 LOB: 0 BB: 0 P: 9	R: 5 H: 1 E: 1 K: 0 S: 9	H: 1 LOB: 0 BB: 3 P: 24	R: 0 H: 0 E: 0 K: 1 S: 7	H: 0 LOB: 0 BB: 0 P: 11	R: 0 H: 1 E: 0 K: 1 S: 9	H: 1 LOB: 1 BB: 0 P: 12	R: 0 H: 1 E: 0 K: 1 S: 8	H: 1 LOB: 0 BB: 0 P: 13	R: 0 H: 1 E: 0 K: 0 S: 5	H: 0 LOB: 0 BB: 0 P: 6	R: 1 H: 1 E: 0 K: 1 S: 8	H: 1 LOB: 0 BB: 0 P: 10		1B: 3 2B: 1 3B: 0 HR: 2	SF: 1 SAC: 0 DP: 1 HBP: 0
PITCHER	IP WLS BF H R ER SO BB IBB HBP BLK WP HR S P ERA WHIP																		
54 Jaime García, L ERA: 3.06 31 Ryan Franklin, R ERA: 7.9	7.0 L 30 5 5 1 4 3 1 0 0 0 1 54 95 1.29 1.143																		

Batter	1	2	3	4	5	6	7	8	9	AB	R	H	RBI	BB	SO	LOB	BOTTOM				
Ryan Theriot, R OBP: 0.350, SLG: 0.357	1B		F9			F8		19 HBP	G1-4-3	5	1	2	0	0	0	3	Toronto Blue Jays @ St. Louis Cardinals Busch Stadium, St. Louis, MO Sat Jun 25 2011, 6:16 PM - 8:50 PM CDT Att: 40,289 - Cloudy - 77 F				
19 Jon Jay, L OBP: 0.357, SLG: 0.439	1B		G6-4-3			K2-3		12 G4-6-3		3	1	2	0	0	1	1					
7 Matt Holliday, R OBP: 0.436, SLG: 0.562 47 Pete Kozma, R OBP: 0.300, SLG: 0.235	G6-4-3		L8			G5-3		K		4	0	0	0	0	1	4					
12 Lance Berkman, S OBP: 0.405, SLG: 0.583	L7		P4			G1-3		G4-6-3		4	0	0	0	0	0	3					
28 Colby Rasmus, L OBP: 0.345, SLG: 0.421	G5-3		4 BB			F8		33 E		3	1	1	0	1	0	0					
4 Yadier Molina, R OBP: 0.342, SLG: 0.426	F8		1B			F9		K		4	0	1	1	0	1	1					
33 Daniel Descalso, L OBP: 0.313, SLG: 0.356	P5		K2-3					55 E		4	0	2	0	0	1	2					
54 Jaime García, L OBP: 0.088, SLG: 0.061 38 Mark Hamilton, L OBP: 0.188, SLG: 0.226 31 Ryan Franklin, R 64 Andrew Brown, R	K		K			G3		L4		2	0	0	0	0	1	0					
55 Skip Schumaker, L OBP: 0.291, SLG: 0.345	G4-3		G4-3					E1		4	0	1	0	0	0	2					
Inning Stats	R: 1 H: 2 E: 0 K: 0 S: 9	H: 2 LOB: 0 BB: 0 P: 16	R: 0 H: 0 E: 0 K: 0 S: 7	H: 0 LOB: 0 BB: 0 P: 10	R: 0 H: 0 E: 0 K: 1 S: 10	H: 0 LOB: 0 BB: 0 P: 16	R: 1 H: 2 E: 0 K: 1 S: 15	H: 2 LOB: 1 BB: 1 P: 26	R: 0 H: 1 E: 0 K: 1 S: 12	H: 1 LOB: 1 BB: 0 P: 16	R: 0 H: 0 E: 0 K: 0 S: 8	H: 0 LOB: 0 BB: 0 P: 12	R: 0 H: 1 E: 0 K: 0 S: 7	H: 1 LOB: 1 BB: 0 P: 8	R: 0 H: 1 E: 0 K: 1 S: 6	H: 1 LOB: 0 BB: 0 P: 8		R: 1 H: 2 E: 1 K: 2 S: 17	H: 2 LOB: 2 BB: 0 P: 22	1B: 8 2B: 1 3B: 0 HR: 0	SF: 0 SAC: 0 DP: 2 HBP: 1
PITCHER	IP WLS BF H R ER SO BB IBB HBP BLK WP HR S P ERA WHIP																				
33 Carlos Villanueva, R ERA: 3.15 60 Jon Rauch, R ERA: 4.15 34 Marc Rzepczynski, L ERA: 3.15 50 Frank Francisco, R ERA: 4.5	6.0 W 23 5 2 2 3 1 0 0 1 0 0 61 96 3.00 1.000																				

Batter	1	2	3	4	5	6	7	8	9	AB	R	H	RBI	BB	SO	LOB	TOP			
Ryan Theriot, R OBP: 0.344, SLG: 0.350										5	1	2	1	0	0	1				
19 Jon Jay L OBP: 0.357, SLG: 0.451										5	1	3	3	0	1	1				
7 Matt Holliday, R OBP: 0.428, SLG: 0.555										4	1	1	0	1	0	3				
12 Lance Berkman, S OBP: 0.405, SLG: 0.592										5	2	2	3	0	1	2				
23 David Freese, R OBP: 0.396, SLG: 0.475 33 Daniel Descalso, L (7, PR) OBP: 0.317, SLG: 0.356										4	1	2	0	0	0	1				
28 Colby Rasmus, L OBP: 0.348, SLG: 0.435										4	0	0	0	1	2	2				
4 Yadier Molina, R OBP: 0.331, SLG: 0.407										3	1	0	0	1	0	2				
48 Tony Cruz, R OBP: 0.342, SLG: 0.371										4	1	2	1	0	0	2				
55 Skip Schumaker, L OBP: 0.292, SLG: 0.351										3	1	1	1	0	1	0				
Inning Stats	R: 0 E: 0 K: 1 S: 11	H: 1 LOB: 1 BB: 0 P: 14	R: 2 E: 0 K: 1 S: 11	H: 2 LOB: 1 BB: 1 P: 22	R: 2 E: 0 K: 0 S: 14	H: 2 LOB: 0 BB: 0 P: 18	R: 4 E: 0 K: 1 S: 19	H: 4 LOB: 1 BB: 1 P: 32	R: 0 E: 0 K: 0 S: 8	H: 1 LOB: 1 BB: 0 P: 13	R: 1 E: 0 K: 0 S: 11	H: 2 LOB: 1 BB: 1 P: 20	R: 0 E: 0 K: 1 S: 10	H: 1 LOB: 1 BB: 0 P: 14	R: 0 E: 0 K: 0 S: 6	H: 1 LOB: 0 BB: 0 P: 9	1B: 8 2B: 3 3B: 0 HR: 3	SF: 1 SAC: 0 DP: 2 HBP: 0	WP: 1 PB: 0 SB: 0 CS: 0	PA: 42
PITCHER	IP WLS BF H R ER SO BB IBB HBP BLK WP HR S P ERA WHIP																			
17 Brian Matusz, L ERA: 8.77	(1, 1)	3.1	L	20	9	8	8	2	1	0	0	0	0	0	2	46	70	21.60	3.000	
55 Alfredo Simon, R ERA: 3.18	(4, 1)	2.2		12	3	1	1	2	1	0	0	0	1	1	31	50	3.38	1.500		
51 Michael Gonzalez, L ERA: 5.4	(7, 1)	2.0		7	1	0	0	1	1	0	0	0	0	0	14	23	0.00	1.000		
43 Jim Johnson, R ERA: 2.28	(9, 1)	1.0		3	1	0	0	0	0	0	0	0	0	0	6	9	0.00	1.000		

St. Louis Cardinals @ Baltimore Orioles
 Oriole Park at Camden Yards, Baltimore, MD
 Thu Jun 30 2011, 7:07 PM - 10:07 PM EDT
 Att: 28,340 - Partly Cloudy - 86 F

AB 38
 R 9
 H 14
 RBI 9
 BB 3
 SO 5
 LOB 14



Batter	1	2	3	4	5	6	7	8	9	AB	R	H	RBI	BB	SO	LOB	BOTTOM					
2 J.J. Hardy, R OBP: 0.365, SLG: 0.538										5	0	1	0	0	1	3						
21 Nick Markakis, L OBP: 0.334, SLG: 0.370										5	0	2	0	0	0	2						
10 Adam Jones, R OBP: 0.329, SLG: 0.473										5	0	0	0	0	2	3						
27 Vladimir Guerrero, R OBP: 0.310, SLG: 0.381											5	0	1	0	0	1						
25 Derrek Lee, R OBP: 0.305, SLG: 0.361											4	1	2	0	0	1						
32 Matt Wieters, S OBP: 0.317, SLG: 0.402										3	2	2	0	1	1	1						
12 Mark Reynolds, R OBP: 0.352, SLG: 0.462										4	2	2	2	0	0	3						
14 Nolan Reimold, R OBP: 0.383, SLG: 0.540										4	1	2	4	0	2	2						
11 Robert Andino, R OBP: 0.332, SLG: 0.312										4	0	3	0	0	0	2						
Inning Stats	R: 0 E: 0 K: 1 S: 7	H: 1 LOB: 2 BB: 0 P: 11	R: 0 E: 1 K: 2 S: 14	H: 1 LOB: 0 BB: 0 P: 21	R: 0 E: 0 K: 0 S: 10	H: 1 LOB: 1 BB: 0 P: 15	R: 3 E: 0 K: 0 S: 17	H: 5 LOB: 1 BB: 0 P: 26	R: 0 E: 0 K: 0 S: 4	H: 1 LOB: 0 BB: 0 P: 6	R: 2 E: 0 K: 2 S: 14	H: 2 LOB: 1 BB: 1 P: 19	R: 0 E: 0 K: 1 S: 7	H: 0 LOB: 0 BB: 0 P: 12	R: 1 E: 0 K: 0 S: 15	H: 3 LOB: 1 BB: 0 P: 25	R: 0 E: 0 K: 0 S: 12	H: 1 LOB: 1 BB: 0 P: 18	1B: 13 2B: 0 3B: 0 HR: 2	SF: 0 SAC: 0 DP: 4 HBP: 0	WP: 0 PB: 0 SB: 0 CS: 0	PA: 40
PITCHER	IP WLS BF H R ER SO BB IBB HBP BLK WP HR S P ERA WHIP																					
54 Jaime Garcia, L ERA: 3.33	(1, 1)	5.1	W	25	10	8	5	3	1	0	0	0	0	0	0	9	8.44	2.062				
30 Jason Motte, R ERA: 2.75	(6, 1)	0.2	H	3	1	0	0	2	0	0	0	0	0	0	9	9	0.00	1.500				
43 Trevor Miller, L ERA: 3.77	(7, 1)	0.1		1	0	0	0	0	0	0	0	0	0	1	3	0.00	0.000					
41 Mitchell Boggs, R ERA: 2.97	(7, 1)	1.2		7	3	1	1	1	0	0	0	0	0	21	34	5.40	1.800					
59 Fernando Salas, R ERA: 2.88	(9, 1)	1.0	S	4	1	0	0	0	0	0	0	0	0	12	18	0.00	1.000					

St. Louis Cardinals @ Baltimore Orioles
 Oriole Park at Camden Yards, Baltimore, MD
 Thu Jun 30 2011, 7:07 PM - 10:07 PM EDT
 Att: 28,340 - Partly Cloudy - 86 F


AB 39
 R 6
 H 15
 RBI 6
 BB 1
 SO 6
 LOB 18



Batter	1	2	3	4	5	6	7	8	9	AB	R	H	RBI	BB	SO	LOB	TOP										
Ryan Theriot, R (1,6) OBP: 0.345, SLG: 0.351	F9	G1-3					F8			5	0	2	0	0	0	2											
19 Jon Jay, L (1,9) OBP: 0.253, SLG: 0.444	G3		F8			K		F8		5	0	1	0	0	1	2											
7 Matt Holliday, R (1,10) OBP: 0.423, SLG: 0.551	L7					P6		F7	FC6-4	5	0	1	0	0	0	4											
12 Lance Berkman, S (1,7) (7,3) OBP: 0.407, SLG: 0.593			G1-3			F7				3	2	1	0	1	0	3											
23 David Freese, R (1,5) OBP: 0.400, SLG: 0.471										3	1	1	0	1	0	1											
8 Nick Punto, S (8,PR) OBP: 0.369, SLG: 0.438			G6-3							0	1	0	0	0	0	0											
28 Colby Rasmus, L (1,8) OBP: 0.347, SLG: 0.443										4	1	1	4	0	1	1											
4 Yadier Molina, R (1,2) OBP: 0.330, SLG: 0.404										4	0	1	1	0	0	1											
38 Mark Hamilton, L (1,3) OBP: 0.233, SLG: 0.225										2	0	0	0	1	1	0											
33 Daniel Descalso, L (7,4) OBP: 0.315, SLG: 0.354										1	0	0	0	0	0	0											
55 Skip Schumaker, L (1,4) OBP: 0.291, SLG: 0.348										4	0	1	0	0	1	2											
Inning Stats	R: 0 E: 0 K: 0 S: 8	H: 0 LOB: 0 BB: 0 P: 10	R: 2 E: 0 K: 0 S: 12	H: 3 LOB: 2 BB: 1 P: 24	R: 0 E: 0 K: 0 S: 7	H: 1 LOB: 1 BB: 0 P: 10	R: 0 E: 0 K: 0 S: 5	H: 0 LOB: 0 BB: 0 P: 7	R: 0 E: 0 K: 1 S: 12	H: 2 LOB: 2 BB: 0 P: 14	R: 0 E: 0 K: 1 S: 9	H: 0 LOB: 0 BB: 0 P: 12	R: 0 E: 0 K: 1 S: 7	H: 0 LOB: 0 BB: 0 P: 14	R: 3 E: 0 K: 0 S: 14	H: 1 LOB: 1 BB: 2 P: 27	R: 0 E: 0 K: 1 S: 11	H: 2 LOB: 2 BB: 0 P: 15	1B: 6 2B: 2 3B: 0 HR: 1	SF: 0 SAC: 0 DP: 0 HBP: 0	WP: 0 PB: 0 SB: 0 CS: 0	PA: 39					
PITCHER	IP	WLS	BF	H	R	ER	SO	BB	IBB	HBP	BLK	WP	HR	S	P	ERA	WHIP										
40 Wade Davis, R (1,1) ERA: 4.2	7.0	L	28	6	2	2	3	1	0	0	0	0	0	60	91	2.57	1.000										
39 J.P. Howell, L (8,1) ERA: 10.32	0.2		5	1	3	3	0	2	0	0	1	0	1	13	24	40.50	4.500										
36 Adam Russell, R (8,1) ERA: 2.45	0.1		1	0	0	0	0	0	0	0	0	0	0	1	3	0.00	0.000										
27 Cesar Ramos, L (9,1) ERA: 3.96	0.2		4	2	0	0	1	0	0	0	0	0	0	8	12	0.00	3.000										
62 Joel Peralta, R (9,1) ERA: 3.93	0.1		1	0	0	0	0	0	0	0	0	0	0	3	3	0.00	0.000										

St. Louis Cardinals @ Tampa Bay Rays
Tropicana Field, St. Petersburg, FL
Fri Jul 01 2011, 7:10 PM - 9:51 PM EDT
Att: 19,934 - Dome - 72 F


AB 36
R 5
H 9
RBI 5
BB 3
SO 4
LOB 16



Batter	1	2	3	4	5	6	7	8	9	AB	R	H	RBI	BB	SO	LOB	BOTTOM										
22 Johnny Damon, L (1,10) OBP: 0.316, SLG: 0.416	G4-3		P6							4	0	0	0	0	1	1											
18 Ben Zobrist, S (1,4) OBP: 0.348, SLG: 0.467	G4-3									3	0	0	0	1	1	1											
3 Evan Longoria, R (1,5) OBP: 0.342, SLG: 0.484	L9									3	1	1	1	1	1	0											
20 Matt Joyce, L (1,9) OBP: 0.367, SLG: 0.537										4	1	1	2	0	2	2											
2 B.J. Upton, R (1,8) OBP: 0.307, SLG: 0.394										4	0	1	0	0	1	0											
11 Casey Kotchman, L (1,3) OBP: 0.394, SLG: 0.455										3	0	0	0	1	0	1											
28 John Jaso, L (1,2) OBP: 0.290, SLG: 0.335										4	0	1	0	0	0	1											
5 Sam Fuld, L (1,7) OBP: 0.293, SLG: 0.354										4	0	0	0	0	2	3											
15 Reid Brignac, L (1,6) OBP: 0.231, SLG: 0.215										3	1	1	0	0	1	0											
Inning Stats	R: 0 E: 0 K: 0 S: 10	H: 0 LOB: 0 BB: 0 P: 18	R: 0 E: 0 K: 2 S: 13	H: 1 LOB: 2 BB: 1 P: 22	R: 0 E: 0 K: 2 S: 11	H: 0 LOB: 2 BB: 2 P: 21	R: 0 E: 0 K: 1 S: 11	H: 1 LOB: 1 BB: 0 P: 16	R: 0 E: 0 K: 1 S: 11	H: 0 LOB: 0 BB: 0 P: 13	R: 0 E: 0 K: 1 S: 7	H: 0 LOB: 0 BB: 0 P: 12	R: 0 E: 0 K: 0 S: 6	H: 0 LOB: 0 BB: 0 P: 10	R: 3 E: 0 K: 1 S: 20	H: 3 LOB: 0 BB: 0 P: 30	R: 0 E: 0 K: 1 S: 7	H: 0 LOB: 0 BB: 0 P: 10	1B: 3 2B: 1 3B: 0 HR: 1	SF: 0 SAC: 0 DP: 0 HBP: 0	WP: 0 PB: 0 SB: 0 CS: 0	PA: 35					
PITCHER	IP	WLS	BF	H	R	ER	SO	BB	IBB	HBP	BLK	WP	HR	S	P	ERA	WHIP										
35 Jake Westbrook, R (1,1) ERA: 4.92	7.0	W	26	2	0	0	7	3	0	0	0	0	0	69	112	0.00	0.714										
62 Lance Lynn, R (8,1) ERA: 4.95	1.0		6	3	3	3	1	0	0	0	0	0	1	20	30	27.00	3.000										
59 Fernando Salas, R (9,1) ERA: 2.61	1.0	S	3	0	0	0	1	0	0	0	0	0	0	7	10	0.00	0.000										

St. Louis Cardinals @ Tampa Bay Rays
Tropicana Field, St. Petersburg, FL
Fri Jul 01 2011, 7:10 PM - 9:51 PM EDT
Att: 19,934 - Dome - 72 F

AB 32
R 3
H 5
RBI 3
BB 3
SO 9
LOB 9



Batter	1	2	3	4	5	6	7	8	9	AB	R	H	RBI	BB	SO	LOB	TOP					
8 Nick Punto, S OBP: 0.360, SLG: 0.423			L4		G4-3				K	5	0	1	0	0	2	1	St. Louis Cardinals @ Tampa Bay Rays Tropicana Field, St. Petersburg, FL Sat Jul 02 2011, 7:12 PM - 10:13 PM EDT Att: 23,897 - Dome - 72 F					
19 Jon Jay, L OBP: 0.350, SLG: 0.436			G6-3				F7		F9	4	0	0	0	1	1	3						
7 Matt Holliday, R OBP: 0.420, SLG: 0.545			F9				G6-4-3			4	0	1	0	0	1	3						
12 Lance Berkman, S OBP: 0.408, SLG: 0.602	G4-3									3	1	1	1	1	0	2						
48 Tony Cruz, R OBP: 0.342, SLG: 0.371										0	0	0	0	0	0	0						
23 David Freese, R OBP: 0.416, SLG: 0.481										2	0	2	0	1	0	0						
38 Mark Hamilton, L OBP: 0.227, SLG: 0.220										1	0	0	0	0	0	1						
28 Colby Rasmus, L OBP: 0.342, SLG: 0.436										4	0	0	0	0	1	4						
4 Yadier Molina, R OBP: 0.332, SLG: 0.406										4	0	2	0	0	0	2						
Ryan Theriot, R OBP: 0.345, SLG: 0.351										0	0	0	0	0	0	0						
33 Daniel Descalso, L OBP: 0.314, SLG: 0.352										4	0	1	0	0	2	3						
55 Skip Schumaker, L OBP: 0.296, SLG: 0.352										4	0	2	0	0	0	5						
Inning Stats	R: 0 H: 1 E: 0 K: 2 S: 11	H: 1 LOB: 1 BB: 0 P: 17	R: 0 H: 1 E: 0 K: 1 S: 11	H: 1 LOB: 2 BB: 1 P: 19	R: 0 H: 0 E: 0 K: 0 S: 6	H: 0 LOB: 0 BB: 0 P: 8	R: 1 H: 4 E: 0 K: 1 S: 12	H: 4 LOB: 2 BB: 0 P: 15	R: 0 H: 0 E: 0 K: 1 S: 9	H: 0 LOB: 1 BB: 1 P: 16	R: 0 H: 2 E: 0 K: 0 S: 12	H: 2 LOB: 0 BB: 0 P: 21	R: 0 H: 0 E: 0 K: 0 S: 10	H: 0 LOB: 1 BB: 1 P: 21	R: 0 H: 1 E: 0 K: 2 S: 14	H: 1 LOB: 1 BB: 0 P: 23	1B: 9 2B: 0 3B: 0 HR: 1	SF: 0 SAC: 0 DP: 2 HBP: 0	WP: 1 PB: 0 CS: 0	PA: 38		
PITCHER	IP WLS BF H R ER SO BB IBB HBP BLK WP HR S P ERA WHIP	IP WLS BF H R ER SO BB IBB HBP BLK WP HR S P ERA WHIP	IP WLS BF H R ER SO BB IBB HBP BLK WP HR S P ERA WHIP	IP WLS BF H R ER SO BB IBB HBP BLK WP HR S P ERA WHIP	IP WLS BF H R ER SO BB IBB HBP BLK WP HR S P ERA WHIP	IP WLS BF H R ER SO BB IBB HBP BLK WP HR S P ERA WHIP	IP WLS BF H R ER SO BB IBB HBP BLK WP HR S P ERA WHIP	IP WLS BF H R ER SO BB IBB HBP BLK WP HR S P ERA WHIP	IP WLS BF H R ER SO BB IBB HBP BLK WP HR S P ERA WHIP	IP WLS BF H R ER SO BB IBB HBP BLK WP HR S P ERA WHIP	IP WLS BF H R ER SO BB IBB HBP BLK WP HR S P ERA WHIP	IP WLS BF H R ER SO BB IBB HBP BLK WP HR S P ERA WHIP	IP WLS BF H R ER SO BB IBB HBP BLK WP HR S P ERA WHIP	IP WLS BF H R ER SO BB IBB HBP BLK WP HR S P ERA WHIP	IP WLS BF H R ER SO BB IBB HBP BLK WP HR S P ERA WHIP	IP WLS BF H R ER SO BB IBB HBP BLK WP HR S P ERA WHIP	IP WLS BF H R ER SO BB IBB HBP BLK WP HR S P ERA WHIP	IP WLS BF H R ER SO BB IBB HBP BLK WP HR S P ERA WHIP	IP WLS BF H R ER SO BB IBB HBP BLK WP HR S P ERA WHIP	IP WLS BF H R ER SO BB IBB HBP BLK WP HR S P ERA WHIP	IP WLS BF H R ER SO BB IBB HBP BLK WP HR S P ERA WHIP	
34 Jeff Niemann, R ERA: 5.05	6.0	W	28	9	1	1	5	2	0	0	0	0	0	0	0	0	1	1	62	98	1.50	1.833
27 Cesar Ramos, L ERA: 3.91	0.1	H	1	0	0	0	0	0	0	0	0	0	0	0	0	0	0	0	5	8	0.00	0.000
37 Juan Cruz, R ERA: 2.93	1.0	H	3	0	0	0	0	1	0	0	0	0	0	0	0	0	0	0	7	17	0.00	1.000
39 J.P. Howell, L ERA: 10.03	0.1		1	0	0	0	0	0	0	0	0	0	0	0	0	0	0	0	3	5	0.00	0.000
62 Joel Peralta, R ERA: 5.82	1.0		4	1	0	0	2	0	0	0	0	0	0	0	0	0	0	0	14	22	0.00	1.000
Batter	1	2	3	4	5	6	7	8	9	AB	R	H	RBI	BB	SO	LOB	BOTTOM					
22 Johnny Damon, L OBP: 0.324, SLG: 0.423										4	1	4	0	0	0	0	St. Louis Cardinals @ Tampa Bay Rays Tropicana Field, St. Petersburg, FL Sat Jul 02 2011, 7:12 PM - 10:13 PM EDT Att: 23,897 - Dome - 72 F					
18 Ben Zobrist, S OBP: 0.347, SLG: 0.463			G3				F9			3	0	0	0	1	0	4						
3 Evan Longoria, R OBP: 0.336, SLG: 0.474			F9				G5-4-3			4	0	0	0	0	0	6						
20 Matt Joyce, L OBP: 0.362, SLG: 0.528			G4-3				FC4-6		G6-3	4	1	0	0	0	0	3						
2 B.J. Upton, R OBP: 0.310, SLG: 0.393										3	1	1	0	1	1	0						
11 Casey Kotchman, L OBP: 0.396, SLG: 0.461										4	1	2	3	0	0	0						
16 Justin Ruggiano, R OBP: 0.343, SLG: 0.556										3	1	2	2	0	1	1						
10 Kelly Shoppach, R OBP: 0.265, SLG: 0.293										3	0	0	0	0	2	2						
15 Reid Brignac, L OBP: 0.233, SLG: 0.217										3	0	1	0	0	1	0						
Inning Stats	R: 0 H: 1 E: 0 K: 0 S: 9	H: 2 LOB: 1 BB: 0 P: 14	R: 0 H: 1 E: 0 K: 1 S: 10	H: 1 LOB: 0 BB: 0 P: 14	R: 0 H: 0 E: 0 K: 1 S: 7	H: 0 LOB: 0 BB: 0 P: 9	R: 0 H: 1 E: 0 K: 0 S: 7	H: 1 LOB: 0 BB: 0 P: 9	R: 5 H: 3 E: 0 K: 1 S: 14	H: 3 LOB: 0 BB: 2 P: 30	R: 0 H: 2 E: 0 K: 0 S: 7	H: 2 LOB: 1 BB: 0 P: 10	R: 0 H: 0 E: 0 K: 0 S: 7	H: 0 LOB: 0 BB: 0 P: 14	R: 0 H: 0 E: 0 K: 0 S: 7	R: 0 H: 0 E: 0 K: 0 S: 7		1B: 8 2B: 1 3B: 0 HR: 1	SF: 0 SAC: 0 DP: 2 HBP: 0	WP: 0 PB: 0 CS: 1	PA: 33	
PITCHER	IP WLS BF H R ER SO BB IBB HBP BLK WP HR S P ERA WHIP	IP WLS BF H R ER SO BB IBB HBP BLK WP HR S P ERA WHIP	IP WLS BF H R ER SO BB IBB HBP BLK WP HR S P ERA WHIP	IP WLS BF H R ER SO BB IBB HBP BLK WP HR S P ERA WHIP	IP WLS BF H R ER SO BB IBB HBP BLK WP HR S P ERA WHIP	IP WLS BF H R ER SO BB IBB HBP BLK WP HR S P ERA WHIP	IP WLS BF H R ER SO BB IBB HBP BLK WP HR S P ERA WHIP	IP WLS BF H R ER SO BB IBB HBP BLK WP HR S P ERA WHIP	IP WLS BF H R ER SO BB IBB HBP BLK WP HR S P ERA WHIP	IP WLS BF H R ER SO BB IBB HBP BLK WP HR S P ERA WHIP	IP WLS BF H R ER SO BB IBB HBP BLK WP HR S P ERA WHIP	IP WLS BF H R ER SO BB IBB HBP BLK WP HR S P ERA WHIP	IP WLS BF H R ER SO BB IBB HBP BLK WP HR S P ERA WHIP	IP WLS BF H R ER SO BB IBB HBP BLK WP HR S P ERA WHIP	IP WLS BF H R ER SO BB IBB HBP BLK WP HR S P ERA WHIP	IP WLS BF H R ER SO BB IBB HBP BLK WP HR S P ERA WHIP	IP WLS BF H R ER SO BB IBB HBP BLK WP HR S P ERA WHIP	IP WLS BF H R ER SO BB IBB HBP BLK WP HR S P ERA WHIP	IP WLS BF H R ER SO BB IBB HBP BLK WP HR S P ERA WHIP	IP WLS BF H R ER SO BB IBB HBP BLK WP HR S P ERA WHIP	IP WLS BF H R ER SO BB IBB HBP BLK WP HR S P ERA WHIP	
46 Kyle McClellan, R ERA: 4.27	5.2	L	25	8	5	5	4	2	0	0	0	0	0	0	0	0	1	1	54	85	7.94	1.765
30 Jason Motte, R ERA: 2.73	0.1		1	0	0	0	1	0	0	0	0	0	0	0	0	0	0	0	3	5	0.00	0.000
43 Trevor Miller, L ERA: 3.77	0.0		2	2	0	0	0	0	0	0	0	0	0	0	0	0	0	0	4	5	∞	∞
65 Brandon Dickson, R ERA: 2.73	1.2		4	0	0	0	0	0	0	0	0	0	0	0	0	0	0	0	6	13	0.00	0.000
37 Raul Valdes, L ERA: 2.73	0.1		1	0	0	0	0	0	0	0	0	0	0	0	0	0	0	0	4	6	0.00	0.000

Batter	1	2	3	4	5	6	7	8	9	AB	R	H	RBI	BB	SO	LOB	TOP		
15 Fred Lewis, L (1,7) OBP: 0.352, SLG: 0.352	L1		K			L6		F7		4	0	0	0	0	1	0			
4 Brandon Phillips, R (1,4) OBP: 0.342, SLG: 0.420	K		F9			F8		F8		4	0	0	0	0	1	0			
19 Joey Votto, L (1,3) OBP: 0.435, SLG: 0.503	27 1B				L7		1B	27 FC6		4	0	3	0	0	0	0			
27 Scott Rolen, R (1,5) OBP: 0.291, SLG: 0.411	1B				G4-3		F9	FC6		4	0	1	0	0	0	2			
32 Jay Bruce, L (1,9) OBP: 0.330, SLG: 0.484	P4				L9		G4-3			4	0	0	0	0	1	2			
55 Ramon Hernandez, R (1,2) OBP: 0.368, SLG: 0.500	G6-3					6 FC5-4				3	0	1	0	1	1	0			
6 Drew Stubbs, R (1,8) OBP: 0.324, SLG: 0.400	G6-3					1B		BB		4	0	1	0	0	0	1			
16 Edgar Renteria, R (1,6) OBP: 0.309, SLG: 0.276	K					G5-3		F9		3	0	0	0	0	1	3			
47 Johnny Cueto, R (1,1) OBP: 0.100, SLG: 0.053	L1					G1		G4-3		3	0	0	0	0	0	3			
Inning Stats	R: 0 H: 2 E: 0 K: 1 S: 16	H: 0 LOB: 2 BB: 0 P: 26	R: 0 H: 0 E: 0 K: 1 S: 7	H: 0 LOB: 0 BB: 0 P: 12	R: 0 H: 0 E: 0 K: 1 S: 8	H: 0 LOB: 0 BB: 0 P: 12	R: 0 H: 0 E: 0 K: 0 S: 6	H: 0 LOB: 1 BB: 0 P: 10	R: 0 H: 1 E: 0 K: 0 S: 11	H: 1 LOB: 2 BB: 1 P: 15	R: 0 H: 1 E: 0 K: 0 S: 9	H: 1 LOB: 1 BB: 0 P: 17	R: 0 H: 1 E: 0 K: 2 S: 12	H: 0 LOB: 0 BB: 0 P: 17	R: 0 H: 0 E: 0 K: 2 S: 11	H: 0 LOB: 0 BB: 0 P: 17	1B: 6 2B: 0 3B: 0 HR: 0	SF: 0 SAC: 0 DP: 0 HBP: 0	WP: 0 PA: 34 PB: 0 SB: 0 CS: 0
PITCHER	IP WLS BF H R ER SO BB IBB HBP BLK WP HR S P ERA WHIP																		
29 Chris Carpenter, R (1,1) ERA: 3.74	8.0 W 31 6 0 0 3 1 0 0 0 0 0 0 76 119 0.00 0.875																		
59 Fernando Salas, R (9,1) ERA: 2.54	1.0 S 3 0 0 0 2 0 0 0 0 0 0 0 11 17 0.00 0.000																		

Cincinnati Reds @ St. Louis Cardinals
 Busch Stadium, St. Louis, MO
 Mon Jul 04 2011, 5:16 PM - 7:40 PM CDT
 Att: 40,551 - Partly Cloudy - 84 F

AB 33
 R 0
 H 6
 RBI 0
 BB 1
 SO 5
 LOB 11



Batter	1	2	3	4	5	6	7	8	9	AB	R	H	RBI	BB	SO	LOB	BOTTOM		
Ryan Theriot, R (1,6) OBP: 0.343, SLG: 0.351	F8		2H 1B			L9		G4-3		4	0	1	0	0	0	1			
19 Jon Jay, L (1,9) OBP: 0.352, SLG: 0.433	7 G4-3					G5-3				2	0	1	0	1	0	0			
7 Matt Holliday, R (1,7) OBP: 0.417, SLG: 0.535	G4-3					BB		F9		2	0	0	0	1	0	1			
12 Lance Berkman, S (1,3) OBP: 0.408, SLG: 0.606	L4					P3		23 G4-6-3		2	0	0	0	1	0	1			
23 David Freese, R (1,5) OBP: 0.392, SLG: 0.450	G1-6-3					L9		G4-6-3		3	0	0	0	0	0	2			
28 Colby Rasmus, L (1,8) OBP: 0.341, SLG: 0.433	G3-1					G4-3		55 F8 38 SH1-3		3	1	2	0	0	0	0			
4 Yadier Molina, R (1,2) OBP: 0.333, SLG: 0.417	55 FC3-6					G4-3		1 SAFE L SI SH1-3		2	0	1	0	0	0	1			
55 Skip Schumaker, L (1,4) OBP: 0.290, SLG: 0.339	FC3-6					G1-4-3		F8		3	0	0	0	0	0	2			
29 Chris Carpenter, R (1,1) OBP: 0.125, SLG: 0.129	SH1-4					P6				1	0	0	0	0	0	0			
38 Mark Hamilton, L (8,PH) OBP: 0.285, SLG: 0.287										1	0	1	1	0	0	0			
59 Fernando Salas, R (9,1) ERA: 1.77										0	0	0	0	0	0	0			
Inning Stats	R: 0 H: 1 E: 0 K: 0 S: 7	H: 0 LOB: 0 BB: 0 P: 13	R: 0 H: 0 E: 0 K: 0 S: 6	H: 0 LOB: 0 BB: 0 P: 9	R: 0 H: 2 E: 0 K: 0 S: 7	H: 2 LOB: 0 BB: 0 P: 10	R: 0 H: 0 E: 0 K: 0 S: 8	H: 0 LOB: 1 BB: 2 P: 19	R: 0 H: 1 E: 0 K: 0 S: 8	H: 1 LOB: 0 BB: 0 P: 13	R: 0 H: 0 E: 0 K: 0 S: 6	H: 0 LOB: 0 BB: 0 P: 7	R: 0 H: 0 E: 0 K: 0 S: 8	H: 0 LOB: 0 BB: 1 P: 14	R: 0 H: 2 E: 0 K: 2 S: 13	H: 2 LOB: 1 BB: 0 P: 19	1B: 6 2B: 0 3B: 0 HR: 0	SF: 0 SAC: 2 DP: 3 HBP: 0	WP: 0 PA: 28 PB: 0 SB: 0 CS: 1
PITCHER	IP WLS BF H R ER SO BB IBB HBP BLK WP HR S P ERA WHIP																		
47 Johnny Cueto, R (1,1)	8.0 L 28 6 1 1 0 3 0 0 0 0 0 0 63 104 1.12 1.125																		

Cincinnati Reds @ St. Louis Cardinals
 Busch Stadium, St. Louis, MO
 Mon Jul 04 2011, 5:16 PM - 7:40 PM CDT
 Att: 40,551 - Partly Cloudy - 84 F

AB 23
 R 1
 H 6
 RBI 1
 BB 3
 SO 0
 LOB 8



Batter	1	2	3	4	5	6	7	8	9	10	11	12	13	AB	R	H	RBI	BB	SO	LOB	TOP							
28 Chris Heisey, R OBP: 0.326, SLG: 0.484 (1, 8)														5	1	1	1	2	2	1								
16 Edgar Renteria, R OBP: 0.321, SLG: 0.271 7 Paul Janish, R OBP: 0.259, SLG: 0.271 (1, 6)														5	1	1	0	0	1	2								
19 Joey Votto, L OBP: 0.432, SLG: 0.497 (1, 3)														5	1	2	0	1	1	0								
4 Brandon Phillips, R OBP: 0.341, SLG: 0.426 (1, 4)														6	2	2	2	0	0	2								
32 Jay Bruce, L OBP: 0.330, SLG: 0.489 (1, 5)														5	2	2	2	1	0	1								
27 Scott Rolen, R OBP: 0.283, SLG: 0.410 (1, 5)														6	1	1	2	0	1	2								
15 Fred Lewis, L OBP: 0.354, SLG: 0.375 6 Drew Stubbs, R OBP: 0.324, SLG: 0.396 (1, 7)														3	1	1	1	1	1	0								
29 Ryan Hanigan, R OBP: 0.353, SLG: 0.327 (1, 2)														6	0	2	0	0	1	2								
41 Gregor Arroyo, R ERA: 5.34 43 Trevor Miller, L ERA: 4.2 65 Brandon Dickson, R ERA: 2.62 30 Jason Motte, R ERA: 2.62 41 Mitchell Boggs, R ERA: 2.7														2	0	0	0	0	0	0								
Inning Stats	R: 5 E: 0 K: 0 S: 14	H: 4 LOB: 0 BB: 1 P: 21	R: 0 E: 0 K: 0 S: 7	H: 0 LOB: 0 BB: 0 P: 14	R: 0 E: 0 K: 0 S: 8	H: 1 LOB: 1 BB: 0 P: 14	R: 1 E: 0 K: 0 S: 9	H: 2 LOB: 1 BB: 0 P: 14	R: 2 E: 0 K: 1 S: 11	H: 2 LOB: 0 BB: 0 P: 17	R: 0 E: 0 K: 2 S: 14	H: 1 LOB: 0 BB: 0 P: 9	R: 0 E: 0 K: 2 S: 4	H: 0 LOB: 0 BB: 0 P: 7	R: 0 E: 0 K: 1 S: 6	H: 0 LOB: 0 BB: 0 P: 9	R: 0 E: 0 K: 2 S: 18	H: 1 LOB: 3 BB: 2 P: 31	1B: 7 2B: 2 3B: 1 HR: 4	SF: 0 SAC: 1 DP: 2 HBP: 0	WP: 1 PB: 0 SB: 1 CS: 0	PA: 56						
PITCHER	IP 4.1	WLS 22	BF 8	H 7	R 7	ER 7	SO 0	BB 1	IBB 0	HBP 0	BLK 0	WP 0	HR 3	S 42	P 70	ERA 14.54	WHIP 2.077											
59 Fernando Salas, R ERA: 2.41 37 Raul Valdes, L ERA: 4.91	IP 2.0	WLS L	BF 7	H 2	R 1	ER 1	SO 2	BB 0	IBB 0	HBP 0	BLK 0	WP 0	HR 1	S 9	P 12	ERA 9.00	WHIP 3.000											
Batter	1	2	3	4	5	6	7	8	9	10	11	12	13	AB	R	H	RBI	BB	SO	LOB	BOTTOM							
Ryan Theriot, R OBP: 0.338, SLG: 0.353 (1, 6)														6	1	1	2	0	1	1								
55 Skip Schumaker, L OBP: 0.296, SLG: 0.331 (11, 9)														3	0	0	0	3	0	0								
5 Albert Pujols, R OBP: 0.352, SLG: 0.493 (1, 3)														6	0	1	1	0	0	2								
7 Matt Holliday, R OBP: 0.416, SLG: 0.569 (1, 7)														6	1	2	1	0	1	2								
12 Lance Berkman, S ERA: 5.34 65 Brandon Dickson, R ERA: 4.2 30 Jason Motte, R ERA: 2.62 37 Raul Valdes, L ERA: 4.91														2	0	0	0	0	0	0								
28 Colby Rasmus, L OBP: 0.336, SLG: 0.425 59 Fernando Salas, R ERA: 2.41 8 Nick Punto, S OBP: 0.352, SLG: 0.413 (13, 4)														5	1	1	0	0	4	0								
4 Yadier Molina, R OBP: 0.332, SLG: 0.412 48 Tony Cruz, R OBP: 0.364, SLG: 0.400 (1, 2)														1	0	0	0	0	0	0								
33 Daniel Descalzo, L OBP: 0.320, SLG: 0.362 (11, 4)														6	2	4	2	0	1	2								
35 Jake Westbrook, R OBP: 0.148, SLG: 0.192 43 Trevor Miller, R ERA: 4.2 19 Jon Jay, L OBP: 0.347, SLG: 0.438 (11, 8)														1	0	0	0	0	0	1								
Inning Stats	R: 0 E: 0 K: 0 S: 9	H: 0 LOB: 0 BB: 0 P: 13	R: 0 E: 0 K: 1 S: 8	H: 0 LOB: 0 BB: 0 P: 12	R: 0 E: 0 K: 0 S: 6	H: 1 LOB: 0 BB: 0 P: 13	R: 0 E: 0 K: 0 S: 6	H: 0 LOB: 0 BB: 0 P: 8	R: 0 E: 0 K: 1 S: 8	H: 0 LOB: 0 BB: 0 P: 12	R: 2 E: 0 K: 0 S: 11	H: 2 LOB: 1 BB: 1 P: 20	R: 5 E: 1 K: 0 S: 20	H: 6 LOB: 2 BB: 1 P: 36	R: 0 E: 0 K: 2 S: 10	H: 0 LOB: 1 BB: 1 P: 16	R: 1 E: 0 K: 0 S: 7	H: 1 LOB: 0 BB: 0 P: 16	R: 0 E: 0 K: 2 S: 11	H: 1 LOB: 1 BB: 0 P: 18	R: 0 E: 0 K: 1 S: 10	H: 1 LOB: 1 BB: 0 P: 15	R: 0 E: 0 K: 2 S: 9	H: 1 LOB: 1 BB: 0 P: 13	1B: 8 2B: 3 3B: 0 HR: 2	SF: 0 SAC: 0 DP: 1 HBP: 0	WP: 1 PB: 0 SB: 0 CS: 1	PA: 54
PITCHER	IP 6.1	WLS 4	BF 6	H 5	R 5	ER 5	SO 2	BB 1	IBB 0	HBP 0	BLK 0	WP 0	HR 1	S 61	P 94	ERA 7.11	WHIP 1.105											
61 Bronson Arroyo, R ERA: 5.38 45 Bill Strzyk, L ERA: 2.2 66 Logan Ondrusek, R ERA: 1.77 40 Nick Masset, R ERA: 3.27 48 Francisco Cordero, R ERA: 1.89	IP 0.1	WLS H	BF 2	H 1	R 1	ER 1	SO 0	BB 0	IBB 0	HBP 0	BLK 0	WP 0	HR 0	S 4	P 6	ERA 27.00	WHIP 3.000											
63 Sam LeCure, R ERA: 2.81 33 Jose Arredondo, R ERA: 3.04 54 Aroldis Chapman, L ERA: 5.21	IP 1.0	WLS W	BF 8	H 2	R 0	ER 0	SO 2	BB 0	IBB 0	HBP 0	BLK 0	WP 0	HR 0	S 7	P 11	ERA 0.00	WHIP 0.000											

Cincinnati Reds @ St. Louis Cardinals
 Busch Stadium, St. Louis, MO
 Wed Jul 06 2011, 7:15 PM - 11:26 PM CDT
 Att. 37,223 - Partly Cloudy - 89 F

AB 50
 R 9
 H 14
 RBI 9
 BB 5
 SO 10
 LOB 15



Cincinnati Reds @ St. Louis Cardinals
 Busch Stadium, St. Louis, MO
 Wed Jul 06 2011, 7:15 PM - 11:26 PM CDT
 Att. 37,223 - Partly Cloudy - 89 F

AB 50
 R 8
 H 13
 RBI 7
 BB 4
 SO 10
 LOB 15



Batter	1	2	3	4	5	6	7	8	9	AB	R	H	RBI	BB	SO	LOB	TOP					
14 Ryan Roberts, R OBP: 0.337, SLG: 0.426										3	1	1	1	1	0	1	Arizona Diamondbacks @ St. Louis Cardinals Busch Stadium, St. Louis, MO Thu Jul 07 2011, 8:22 PM - 11:38 PM CDT Att: 35,274 - Rain - 72 F					
6 Stephen Drew, L OBP: 0.331, SLG: 0.408										4	0	1	0	0	0	3						
10 Justin Upton, R OBP: 0.376, SLG: 0.512										4	1	1	2	0	1	2						
24 Chris Young, R OBP: 0.326, SLG: 0.477										3	1	1	0	1	0	0						
26 Miguel Montero, L OBP: 0.341, SLG: 0.462										4	0	0	0	0	1	2						
22 Xavier Nady, R OBP: 0.288, SLG: 0.348										4	0	0	0	0	0	2						
11 Sean Burroughs, L OBP: 0.300, SLG: 0.333										3	0	1	1	0	0	0						
8 Gerardo Parra, L OBP: 0.347, SLG: 0.426										4	1	1	0	0	0	2						
34 Joe Saunders, L ERA: 3.86										2	0	0	0	0	0	1						
15 Micah Owings, R ERA: 3.08										0	0	0	0	0	0	0						
16 Wily Mo Peña, R OBP: 0.143, SLG: 0.143										1	0	0	0	0	0	0						
33 Alberto Castillo, L ERA: 2.25										0	0	0	0	0	0	0						
56 Yhency Brazoban, R ERA: 2.25										0	0	0	0	0	0	0						
46 Juan Miranda, L ERA: 3.35										1	0	0	0	0	0	1						
30 David Hernandez, R ERA: 3.35										0	0	0	0	0	0	0						
Inning Stats	R: 0 E: 0 K: 0 S: 8	H: 1 LOB: 0 BB: 0 P: 13	R: 1 E: 1 K: 0 S: 8	H: 1 LOB: 1 BB: 0 P: 12	R: 0 E: 1 K: 0 S: 8	H: 0 LOB: 1 BB: 0 P: 15	R: 0 E: 0 K: 0 S: 7	H: 0 LOB: 0 BB: 0 P: 11	R: 0 E: 0 K: 0 S: 3	H: 1 LOB: 0 BB: 0 P: 6	R: 2 E: 0 K: 1 S: 11	H: 1 LOB: 1 BB: 2 P: 23	R: 1 E: 0 K: 0 S: 11	H: 2 LOB: 1 BB: 0 P: 17	R: 0 E: 0 K: 1 S: 10	H: 0 LOB: 0 BB: 0 P: 14	R: 0 E: 0 K: 0 S: 9	H: 0 LOB: 1 BB: 0 P: 15	1B: 4 2B: 1 3B: 0 HR: 1	SF: 1 SAC: 0 DP: 1 HBP: 0	WP: 0 PB: 0 SB: 0 CS: 0	PA: 36
PITCHER	IP WLS BF H R ER SO BB IBB HBP BLK WP HR S P ERA WHIP																					
46 Kyle McClellan, R ERA: 4.24	7.0 L 29 6 4 3 1 2 0 0 0 0 0 1 56 97 3.86 1.143																					
40 P.J. Walters, R ERA:	2.0 7 0 0 0 1 0 0 0 0 0 0 0 19 29 0.00 0.000																					


Batter	1	2	3	4	5	6	7	8	9	AB	R	H	RBI	BB	SO	LOB	BOTTOM					
Ryan Theriot, R OBP: 0.337, SLG: 0.355										4	0	1	0	0	0	1	Arizona Diamondbacks @ St. Louis Cardinals Busch Stadium, St. Louis, MO Thu Jul 07 2011, 8:22 PM - 11:38 PM CDT Att: 35,274 - Rain - 72 F					
23 David Freese, R OBP: 0.400, SLG: 0.441										2	1	1	0	2	0	0						
5 Albert Pujols, R OBP: 0.351, SLG: 0.488										3	0	0	0	1	0	3						
7 Matt Holliday, R OBP: 0.417, SLG: 0.570										3	0	1	1	1	0	2						
12 Lance Berkman, S OBP: 0.399, SLG: 0.598										4	0	0	0	0	2	3						
4 Yadier Molina, R OBP: 0.329, SLG: 0.408										3	0	0	0	0	0	2						
33 Daniel Descalso, L OBP: 0.319, SLG: 0.361										1	0	0	0	0	0	0						
8 Nick Punto, S OBP: 0.337, SLG: 0.393										4	0	0	0	0	0	0						
19 Jon Jay, L OBP: 0.347, SLG: 0.434										2	0	0	0	1	0	0						
46 Kyle McClellan, R OBP: 0.167, SLG: 0.172										2	0	0	0	0	1	1						
48 Tony Cruz, R OBP: 0.378, SLG: 0.400										0	0	0	0	1	0	0						
40 P.J. Walters, R ERA:										0	0	0	0	0	0	0						
Inning Stats	R: 0 E: 0 K: 0 S: 7	H: 1 LOB: 1 BB: 1 P: 13	R: 0 E: 0 K: 0 S: 7	H: 0 LOB: 0 BB: 0 P: 12	R: 0 E: 0 K: 1 S: 8	H: 0 LOB: 0 BB: 0 P: 11	R: 0 E: 0 K: 0 S: 15	H: 0 LOB: 1 BB: 2 P: 27	R: 0 E: 0 K: 0 S: 9	H: 0 LOB: 1 BB: 1 P: 15	R: 1 E: 0 K: 1 S: 14	H: 2 LOB: 2 BB: 1 P: 26	R: 0 E: 0 K: 0 S: 7	H: 0 LOB: 1 BB: 1 P: 16	R: 0 E: 0 K: 0 S: 8	H: 0 LOB: 0 BB: 0 P: 9	R: 0 E: 0 K: 1 S: 9	H: 0 LOB: 0 BB: 0 P: 12	1B: 1 2B: 2 3B: 0 HR: 0	SF: 0 SAC: 0 DP: 2 HBP: 0	WP: 0 PB: 0 SB: 0 CS: 0	PA: 34
PITCHER	IP WLS BF H R ER SO BB IBB HBP BLK WP HR S P ERA WHIP																					
34 Joe Saunders, L ERA: 3.08	5.0 W 18 1 0 0 1 4 0 0 0 0 0 0 14 26 9.00 3.000																					
15 Micah Owings, R ERA: 3.08	1.0 H 6 2 1 1 1 1 0 0 0 0 0 0 7 16 0.00 1.000																					
33 Alberto Castillo, L ERA:	1.0 H 4 0 0 0 0 1 0 0 0 0 0 0 7 16 0.00 1.000																					
56 Yhency Brazoban, R ERA: 2.25	1.0 H 3 0 0 0 0 0 0 0 0 0 0 0 8 9 0.00 0.000																					
30 David Hernandez, R ERA: 3.35	1.0 S 3 0 0 0 1 0 0 0 0 0 0 0 9 12 0.00 0.000																					

AB	33
R	4
H	6
RBI	4
BB	2
SO	2
LOB	15



AB	28
R	1
H	3
RBI	1
BB	6
SO	3
LOB	12



Batter	1	2	3	4	5	6	7	8	9	AB	R	H	RBI	BB	SO	LOB	TOP											
2 Kelly Johnson, L (1,4) OBP: 0.299, SLG: 0.438	G4-3			G3-1	F8		HR		BB	4	1	1	4	1	0	1	Arizona Diamondbacks @ St. Louis Cardinals Busch Stadium, St. Louis, MO Fri Jul 08 2011, 7:17 PM - 10:22 PM CDT Att: 37,160 - Partly Cloudy - 86 F											
6 Stephen Drew, L (1,6) OBP: 0.329, SLG: 0.408	G4-3			24 3B	G4-3		F9		F9	5	1	1	0	0	0	2												
10 Justin Upton, R (1,9) OBP: 0.376, SLG: 0.509	K			24 3B			F7		F9	4	1	1	0	1	1	1												
24 Chris Young, R (1,8) OBP: 0.327, SLG: 0.483		P4					F8			4	1	2	2	0	0	0												
26 Miguel Montero, L (1,2) OBP: 0.340, SLG: 0.458	G6-3			26 1B			F8			4	0	1	1	0	2	2												
11 Sean Burroughs, L (1,5) OBP: 0.273, SLG: 0.302	F8			11 G4-3			K		K	4	0	0	0	0	0	1												
46 Juan Miranda, L (1,3) OBP: 0.316, SLG: 0.409										4	1	1	0	0	1	1												
8 Gerardo Parra, L (1,7) OBP: 0.349, SLG: 0.425				G1-3					G3-1	3	1	1	0	1	0	0												
31 Ian Kennedy, R (1,1) 14 Ryan Roberts, R (7,PH) 47 Joe Paterson, R (7,1) 44 Aaron Heilman, R (7,1) 33 Alberto Castillo, L (8,1) 38 Sam Demel, R (8,1) 16 Willy Mo Peña, R (9,PH) 30 David Hernandez, R (9,1)	G4-3								G5-3	2	0	0	0	0	0	1		AB 36 R 7 H 9 RBI 7 BB 3 SO 5 LOB 9 										
Inning Stats	R: 0 E: 0 K: 1 S: 7	H: 0 LOB: 0 BB: 0 P: 13	R: 0 E: 0 K: 0 S: 6	H: 0 LOB: 0 BB: 0 P: 8	R: 0 E: 0 K: 0 S: 5	H: 0 LOB: 0 BB: 0 P: 7	R: 3 E: 0 K: 0 S: 21	H: 3 LOB: 1 BB: 1 P: 35	R: 0 E: 0 K: 1 S: 9	H: 1 LOB: 1 BB: 0 P: 12	R: 0 E: 0 K: 1 S: 13	H: 0 LOB: 0 BB: 0 P: 19	R: 4 E: 0 K: 1 S: 20	H: 5 LOB: 2 BB: 1 P: 35	R: 0 E: 0 K: 1 S: 8	H: 0 LOB: 0 BB: 0 P: 11			R: 0 E: 0 K: 0 S: 12	H: 0 LOB: 1 BB: 1 P: 19	1B: 6 2B: 1 3B: 1 HR: 1	SF: 0 SAC: 0 DP: 0 HBP: 0	WP: 0 PB: 0 SB: 0 CS: 0	PA: 39				
PITCHER	IP	WLS	BF	H	R	ER	SO	BB	IBB	HBP	BLK	WP	HR	S	P	ERA	WHIP											
26 Kyle Lohse, R (1,1) ERA: 3.32	6.2	L	29	7	7	7	3	2	0	0	0	0	1	75	120	9.45	1.350											
30 Jason Motte, R (7,1) ERA: 2.5	0.1		3	2	0	0	1	0	0	0	0	0	0	6	9	0.00	6.000											
37 Raul Valdes, L (8,1) ERA: 3.86	1.0		3	0	0	0	1	0	0	0	0	0	0	8	11	0.00	0.000											
59 Fernando Salas, R (9,1) ERA: 2.36	1.0		4	0	0	0	0	1	0	0	0	0	0	12	19	0.00	1.000											

Batter	1	2	3	4	5	6	7	8	9	AB	R	H	RBI	BB	SO	LOB	BOTTOM										
55 Skip Schumaker, L (1,4) OBP: 0.304, SLG: 0.347	K			23 FC6-4			K			4	1	2	0	1	2	1	Arizona Diamondbacks @ St. Louis Cardinals Busch Stadium, St. Louis, MO Fri Jul 08 2011, 7:17 PM - 10:22 PM CDT Att: 37,160 - Partly Cloudy - 86 F										
23 David Freese, R (1,5) OBP: 0.393, SLG: 0.431	P4			7 2B			FC1-4		K	5	0	1	0	0	1	4											
5 Albert Pujols, R (1,3) OBP: 0.348, SLG: 0.483	G1-4-3									3	0	0	1	1	1	1											
7 Matt Holliday, R (1,7) OBP: 0.417, SLG: 0.584	G5-3			28 FC3-2			P2		P3	5	1	2	2	0	0	1											
12 Lance Berkman, S (1,9) OBP: 0.402, SLG: 0.608	HR			28 FC3-2			K		FC6	4	2	2	1	1	1	1											
28 Colby Rasmus, L (1,8) OBP: 0.331, SLG: 0.418	G5-3			13 FC6-4			L8		K	5	0	0	0	0	1	6											
4 Yadier Molina, R (1,2) OBP: 0.329, SLG: 0.408										0	0	0	0	0	0	0											
13 Gerald Laird, R (1,2) OBP: 0.308, SLG: 0.370							K		L4	4	0	1	0	0	1	4											
19 Jon Jay, L (9,PH) OBP: 0.346, SLG: 0.432									G4-3	1	0	0	0	0	0	2											
26 Kyle Lohse, R (1,1) OBP: 0.128, SLG: 0.154	G5-3									3	0	0	0	0	0	1											
30 Jason Motte, R (7,1) ERA: 3.54										0	0	0	0	0	0	0											
37 Raul Valdes, L (8,1)										0	0	0	0	0	0	0											
8 Nick Punto, S (8,PH) ERA: 1.93										1	1	1	0	0	0	0											
59 Fernando Salas, R (9,1) ERA: 1.89										0	0	0	0	0	0	0											
33 Daniel Descalso, L (1,6) OBP: 0.326, SLG: 0.370				55 2B						3	1	2	2	1	0	0											
Inning Stats	R: 0 E: 0 K: 1 S: 10	H: 0 LOB: 0 BB: 0 P: 13	R: 1 E: 0 K: 0 S: 11	H: 2 LOB: 1 BB: 0 P: 20	R: 2 E: 0 K: 0 S: 17	H: 3 LOB: 3 BB: 2 P: 28	R: 0 E: 0 K: 0 S: 10	H: 1 LOB: 1 BB: 0 P: 19	R: 0 E: 0 K: 1 S: 5	H: 0 LOB: 0 BB: 0 P: 7	R: 0 E: 0 K: 1 S: 9	H: 0 LOB: 0 BB: 0 P: 13	R: 0 E: 0 K: 2 S: 14	H: 1 LOB: 1 BB: 0 P: 16	R: 3 E: 0 K: 1 S: 13	H: 4 LOB: 2 BB: 1 P: 23	R: 0 E: 1 K: 1 S: 9	H: 0 LOB: 2 BB: 1 P: 14	1B: 6 2B: 3 3B: 0 HR: 2	SF: 1 SAC: 0 DP: 0 HBP: 0	WP: 0 PB: 0 SB: 0 CS: 0	PA: 43					
PITCHER	IP	WLS	BF	H	R	ER	SO	BB	IBB	HBP	BLK	WP	HR	S	P	ERA	WHIP										
31 Ian Kennedy, R (1,1) ERA: 3.44	6.0	W	26	6	3	3	3	2	0	0	0	0	0	62	100	4.50	1.333										
47 Joe Paterson, L (7,1) ERA: 3.54	0.1		2	1	0	0	1	0	0	0	0	0	0	6	7	0.00	3.000										
44 Aaron Heilman, R (7,1) ERA: 1.96	0.2		4	2	2	2	1	0	0	0	0	0	1	12	16	27.00	3.000										
33 Alberto Castillo, L (8,1) ERA: 1.93	0.2	H	5	2	1	1	0	1	0	0	0	0	0	6	11	13.50	4.500										
38 Sam Demel, R (8,1) ERA: 1.89	0.1	H	1	0	0	0	1	0	0	0	0	0	0	3	5	0.00	0.000										
30 David Hernandez, R (9,1) ERA: 3.27	1.0	S	5	0	0	0	0	1	0	0	0	0	0	9	14	0.00	1.000										

Batter	1	2	3	4	5	6	7	8	9	AB	R	H	RBI	BB	SO	LOB	TOP			
Ryan Theriot, R (1,6) OBP: 0.332, SLG: 0.347	G6-3		G1-3			G3-1	G6-3			4	0	1	0	1	0	3	St. Louis Cardinals @ Cincinnati Reds Great American Ball Park, Cincinnati, OH Fri Jul 15 2011, 7:11 PM - 10:16 PM EDT Att: 41,238 - Clear - 86 F livebaseballscorecards.com			
28 Colby Rasmus, L (1,8) OBP: 0.327, SLG: 0.408	F9		G3-1			G3-1		5 HR	K	4	1	0	0	1	1	4				
5 Albert Pujols, R (1,3) OBP: 0.357, SLG: 0.508	F8			G5-3			12 BB 23 G4-3	HR	F7	5	2	2	2	0	0	2				
7 Matt Holliday, R (1,7) OBP: 0.423, SLG: 0.576		12 G4-3 BB		K			23 G4-3 4 BB G5-3	12 FC3-6 BB		2	1	1	0	2	1	0				
12 Lance Berkman, S (1,9) OBP: 0.402, SLG: 0.596		G4-3		K			55 E 23 G4-3 48 1B	FC3-6 4 BLK		3	1	0	0	1	1	2				
23 David Freese, R (1,5) OBP: 0.376, SLG: 0.444 62 Lance Lynn, S (8,1) 59 Fernando Salas, R (9,1)					G4-3		G4-3	K		4	0	1	1	0	1	3				
4 Yadier Molina, R (1,2) OBP: 0.328, SLG: 0.408					G5-3		G5-3	L5		4	0	0	1	0	0	3				
55 Skip Schumaker, L (1,4) OBP: 0.308, SLG: 0.355 8 Nick Punto, S (9,PH) (9,4)			E3 35 SH2-4			F7	E4 48 1B			3	0	0	0	0	0	1				
35 Jake Westbrook, R (1,1) 19 Jun 27, 2011 37 Raul Valdes, L (6,1) 40 P.J. Walters, R (6,1) 48 Tony Chap, R (7,1) 41 Mitchell Boggs, R (7,1) 43 Trevor Miller, L (7,1) 30 Jason Motte, R (7,1) 23 Daniel Descalso, L (7,1)			SH2-4				P6			1	0	1	0	0	0	0				
Inning Stats	R: 0 H: 0 K: 0 S: 8	H: 0 LOB: 0 BB: 0 P: 11	R: 0 H: 1 E: 0 K: 0 S: 6	H: 1 LOB: 1 BB: 1 P: 11	R: 0 H: 0 E: 1 K: 0 S: 6	H: 0 LOB: 0 BB: 0 P: 12	R: 0 H: 0 E: 0 K: 2 S: 8	H: 0 LOB: 0 BB: 0 P: 13	R: 0 H: 1 E: 0 K: 0 S: 9	H: 1 LOB: 0 BB: 0 P: 12	R: 0 H: 3 E: 1 K: 0 S: 14	H: 3 LOB: 2 BB: 1 P: 23	R: 2 H: 1 E: 0 K: 1 S: 17	H: 1 LOB: 1 BB: 2 P: 29	R: 0 H: 1 E: 0 K: 1 S: 12	H: 2 LOB: 2 BB: 2 P: 26	1B: 5 2B: 1 3B: 0 HR: 1	SF: 0 SAC: 1 DP: 1 HBP: 0	WP: 0 PA: 39 PB: 0 SB: 0 CS: 1	
PITCHER	IP WLS BF H R ER SO BB IBB HBP BLK WP HR S P ERA WHIP	IP WLS BF H R ER SO BB IBB HBP BLK WP HR S P ERA WHIP	IP WLS BF H R ER SO BB IBB HBP BLK WP HR S P ERA WHIP	IP WLS BF H R ER SO BB IBB HBP BLK WP HR S P ERA WHIP	IP WLS BF H R ER SO BB IBB HBP BLK WP HR S P ERA WHIP	IP WLS BF H R ER SO BB IBB HBP BLK WP HR S P ERA WHIP	IP WLS BF H R ER SO BB IBB HBP BLK WP HR S P ERA WHIP	IP WLS BF H R ER SO BB IBB HBP BLK WP HR S P ERA WHIP	IP WLS BF H R ER SO BB IBB HBP BLK WP HR S P ERA WHIP	IP WLS BF H R ER SO BB IBB HBP BLK WP HR S P ERA WHIP	IP WLS BF H R ER SO BB IBB HBP BLK WP HR S P ERA WHIP	IP WLS BF H R ER SO BB IBB HBP BLK WP HR S P ERA WHIP	IP WLS BF H R ER SO BB IBB HBP BLK WP HR S P ERA WHIP	IP WLS BF H R ER SO BB IBB HBP BLK WP HR S P ERA WHIP	IP WLS BF H R ER SO BB IBB HBP BLK WP HR S P ERA WHIP	IP WLS BF H R ER SO BB IBB HBP BLK WP HR S P ERA WHIP	IP WLS BF H R ER SO BB IBB HBP BLK WP HR S P ERA WHIP	IP WLS BF H R ER SO BB IBB HBP BLK WP HR S P ERA WHIP	IP WLS BF H R ER SO BB IBB HBP BLK WP HR S P ERA WHIP	IP WLS BF H R ER SO BB IBB HBP BLK WP HR S P ERA WHIP
47 Johnny Cueto, R (1,1) ERA: 2.01	7.0	28	5	3	2	2	2	0	0	0	0	0	0	1	4	14	2.57	1.000		
54 Aroldis Chapman, L (8,1) ERA: 5.4	0.0	B	3	1	2	2	0	0	0	0	0	0	0	1	4	15	∞	∞		
40 Nick Masset, R (8,1) ERA: 3.06	1.0		3	0	0	0	1	0	0	0	0	0	0	0	13	15	0.00	0.000		
45 Bill Bray, L (9,1) ERA: 2.1	0.1		2	1	0	0	0	1	0	0	0	0	0	6	11	0.00	6.000			
66 Logan Ondrusek, R (9,1) ERA: 1.65	0.2	W	3	0	0	0	1	1	0	0	0	0	0	6	15	0.00	1.500			

Batter	1	2	3	4	5	6	7	8	9	AB	R	H	RBI	BB	SO	LOB	BOTTOM				
28 Chris Heisey, R (1,8) OBP: 0.314, SLG: 0.494	HR		F8			HR	FC5 19 2B		K	5	3	2	2	0	1	1	St. Louis Cardinals @ Cincinnati Reds Great American Ball Park, Cincinnati, OH Fri Jul 15 2011, 7:11 PM - 10:16 PM EDT Att: 41,238 - Clear - 86 F livebaseballscorecards.com				
2 Zack Cozart, R (1,6) OBP: 0.381, SLG: 0.381	19 F9 1B		G3-1		G6-3		19 2B 27 G1-2-3 1B		4 HR 1B	5	1	3	1	0	0	0					
19 Joey Votto, L (1,3) OBP: 0.438, SLG: 0.509	F9		L8			32 1B 4 P2 1B		L9		5	0	2	1	0	0	2					
4 Brandon Phillips, R (1,4) OBP: 0.338, SLG: 0.426	K			P4		P2			HR	4	1	1	2	1	1	2					
32 Jay Bruce, L (1,9) OBP: 0.342, SLG: 0.506	G4-3			F8		27 BB 1B				4	0	1	0	0	1	4					
27 Scott Rolen, R (1,5) OBP: 0.294, SLG: 0.406 45 Bill Bray, L (9,1) 66 Logan Ondrusek, R (9,1)							G1-2-3			3	0	2	0	1	0	3					
15 Fred Lewis, L (1,7) ERA: 3.6 54 Aroldis Chapman, L (8,1) 40 Nick Masset, R (8,1) 43 Miguel Cairo, R (8,5) 55 Ramon Hernandez, R (1,2) OBP: 0.369, SLG: 0.527		G6-3		K					L7	3	0	0	0	0	2	5					
47 Johnny Cueto, R (1,1) OBP: 0.080, SLG: 0.042 6 Drew Stubbs, R (7,PH) OBP: 0.325, SLG: 0.386										0	0	0	0	0	0	0					
										0	0	0	0	0	0	0					
										0	0	0	0	0	0	0					
Inning Stats	R: 1 H: 2 K: 1 S: 12	H: 2 LOB: 1 BB: 0 P: 21	R: 0 H: 1 E: 0 K: 2 S: 10	H: 1 LOB: 0 BB: 0 P: 15	R: 0 H: 0 E: 0 K: 0 S: 8	H: 0 LOB: 0 BB: 0 P: 14	R: 0 H: 1 E: 0 K: 1 S: 8	H: 1 LOB: 1 BB: 0 P: 12	R: 1 H: 1 E: 0 K: 1 S: 13	H: 1 LOB: 0 BB: 0 P: 20	R: 0 H: 2 E: 0 K: 1 S: 9	H: 2 LOB: 3 BB: 1 P: 21	R: 2 H: 2 E: 1 K: 1 S: 11	H: 2 LOB: 2 BB: 2 P: 23	R: 0 H: 0 E: 0 K: 1 S: 7	H: 0 LOB: 0 BB: 0 P: 10	R: 2 H: 2 E: 0 K: 1 S: 9	H: 2 LOB: 0 BB: 0 P: 12	1B: 6 2B: 2 3B: 0 HR: 3	SF: 0 SAC: 0 DP: 1 HBP: 0	WP: 0 PA: 40 PB: 0 SB: 0 CS: 0
PITCHER	IP WLS BF H R ER SO BB IBB HBP BLK WP HR S P ERA WHIP	IP WLS BF H R ER SO BB IBB HBP BLK WP HR S P ERA WHIP	IP WLS BF H R ER SO BB IBB HBP BLK WP HR S P ERA WHIP	IP WLS BF H R ER SO BB IBB HBP BLK WP HR S P ERA WHIP	IP WLS BF H R ER SO BB IBB HBP BLK WP HR S P ERA WHIP	IP WLS BF H R ER SO BB IBB HBP BLK WP HR S P ERA WHIP	IP WLS BF H R ER SO BB IBB HBP BLK WP HR S P ERA WHIP	IP WLS BF H R ER SO BB IBB HBP BLK WP HR S P ERA WHIP	IP WLS BF H R ER SO BB IBB HBP BLK WP HR S P ERA WHIP	IP WLS BF H R ER SO BB IBB HBP BLK WP HR S P ERA WHIP	IP WLS BF H R ER SO BB IBB HBP BLK WP HR S P ERA WHIP	IP WLS BF H R ER SO BB IBB HBP BLK WP HR S P ERA WHIP	IP WLS BF H R ER SO BB IBB HBP BLK WP HR S P ERA WHIP	IP WLS BF H R ER SO BB IBB HBP BLK WP HR S P ERA WHIP	IP WLS BF H R ER SO BB IBB HBP BLK WP HR S P ERA WHIP	IP WLS BF H R ER SO BB IBB HBP BLK WP HR S P ERA WHIP	IP WLS BF H R ER SO BB IBB HBP BLK WP HR S P ERA WHIP	IP WLS BF H R ER SO BB IBB HBP BLK WP HR S P ERA WHIP	IP WLS BF H R ER SO BB IBB HBP BLK WP HR S P ERA WHIP	IP WLS BF H R ER SO BB IBB HBP BLK WP HR S P ERA WHIP	
35 Jake Westbrook, R (1,1) ERA: 5.26	5.0	20	5	2	2	5	0	0	0	0	0	0	0	0	0	0	3.60	1.000			
37 Raul Valdes, L (6,1) ERA: 3.6	0.1		3	2	0	0	0	0	0	0	0	0	0	0	0	0	0.00	6.000			
40 P.J. Walters, R (6,1) ERA: 3.6	0.2		3	0	0	0	1	1	0	0	0	0	0	0	0	0	0.00	1.500			
41 Mitchell Boggs, R (7,1) ERA: 3.24	0.0	B	3	1	2	1	0	1	0	0	0	0	0	0	0	0	∞	∞			
43 Trevor Miller, L (7,1) ERA: 4.02	0.1		3	1	0	0	1	0	1	0	0	0	0	0	0	0	0.00	3.000			
30 Jason Motte, R (7,1) ERA: 2.62	0.2	L	4	2	2	2	2	2	2	2	2	2	2	2	2	2	27.00	3.000			

Batter	1	2	3	4	5	6	7	8	9	AB	R	H	RBI	BB	SO	LOB	TOP				
33 Daniel Descalso, L OBP: 0.326, SLG: 0.366										5	0	1	0	0	0	3	St. Louis Cardinals @ Cincinnati Reds Great American Ball Park, Cincinnati, OH Sat Jul 16 2011, 7:12 PM - 9:58 PM EDT Att: 40,204 - Cloudy - 83 F				
19 Jon Jay, L OBP: 0.357, SLG: 0.441										4	1	3	1	0	1	1					
5 Albert Pujols, R OBP: 0.356, SLG: 0.515										4	1	1	3	0	1	2					
7 Matt Holliday, R OBP: 0.420, SLG: 0.569										3	0	0	0	1	0	0					
12 Lance Berkman, S OBP: 0.400, SLG: 0.591										4	0	1	0	0	2	1					
23 David Freese, R OBP: 0.375, SLG: 0.435										3	0	0	0	1	1	1					
8 Nick Punto, S OBP: 0.343, SLG: 0.389										0	0	0	0	0	0	0					
Ryan Theriot, R OBP: 0.332, SLG: 0.347										0	0	0	0	0	0	0					
4 Yadier Molina, R OBP: 0.324, SLG: 0.402										4	0	0	0	0	0	3					
29 Chris Carpenter, R OBP: 0.162, SLG: 0.222										3	0	1	0	0	0	0					
28 Colby Rasmus, L OBP: 0.329, SLG: 0.408										0	0	0	0	1	0	0					
59 Fernando Salas, R										0	0	0	0	0	0	0					
55 Skip Schumaker, L OBP: 0.307, SLG: 0.353										4	2	1	0	0	1	2					
Inning Stats	R: 0 E: 0 K: 0 S: 7	H: 1 LOB: 0 BB: 0 P: 10	R: 0 E: 0 K: 0 S: 8	H: 1 LOB: 1 BB: 0 P: 11	R: 0 E: 0 K: 2 S: 11	H: 1 LOB: 1 BB: 0 P: 17	R: 0 E: 0 K: 1 S: 8	H: 0 LOB: 2 BB: 2 P: 18	R: 3 E: 1 K: 0 S: 14	H: 3 LOB: 0 BB: 0 P: 20	R: 0 E: 0 K: 2 S: 8	H: 0 LOB: 0 BB: 0 P: 11	R: 1 E: 0 K: 0 S: 8	H: 2 LOB: 1 BB: 0 P: 12	R: 0 E: 0 K: 1 S: 9	H: 0 LOB: 0 BB: 0 P: 15	R: 0 E: 0 K: 0 S: 7	H: 0 LOB: 1 BB: 1 P: 13	1B: 6 2B: 1 3B: 0 HR: 1	SF: 0 SAC: 0 DP: 1 HBP: 0	WP: 0 PA: 37 PB: 0 SB: 0 CS: 0
PITCHER	IP WLS BF H R ER SO BB IBB HBP BLK WP HR S P ERA WHIP	IP WLS BF H R ER SO BB IBB HBP BLK WP HR S P ERA WHIP	IP WLS BF H R ER SO BB IBB HBP BLK WP HR S P ERA WHIP	IP WLS BF H R ER SO BB IBB HBP BLK WP HR S P ERA WHIP	IP WLS BF H R ER SO BB IBB HBP BLK WP HR S P ERA WHIP	IP WLS BF H R ER SO BB IBB HBP BLK WP HR S P ERA WHIP	IP WLS BF H R ER SO BB IBB HBP BLK WP HR S P ERA WHIP	IP WLS BF H R ER SO BB IBB HBP BLK WP HR S P ERA WHIP	IP WLS BF H R ER SO BB IBB HBP BLK WP HR S P ERA WHIP	IP WLS BF H R ER SO BB IBB HBP BLK WP HR S P ERA WHIP	IP WLS BF H R ER SO BB IBB HBP BLK WP HR S P ERA WHIP	IP WLS BF H R ER SO BB IBB HBP BLK WP HR S P ERA WHIP	IP WLS BF H R ER SO BB IBB HBP BLK WP HR S P ERA WHIP	IP WLS BF H R ER SO BB IBB HBP BLK WP HR S P ERA WHIP	IP WLS BF H R ER SO BB IBB HBP BLK WP HR S P ERA WHIP	IP WLS BF H R ER SO BB IBB HBP BLK WP HR S P ERA WHIP					
61 Bronson Arroyo, R ERA: 5.57	6.2	L	29	8	4	4	5	2	0	0	0	0	0	0	0	0	5.40	1.500			
66 Logan Ondrusek, R ERA: 1.54	0.1		1	0	0	0	0	0	0	0	0	0	0	0	2	2	0.00	0.000			
63 Sam LeCure, R ERA: 2.64	1.1		5	0	0	0	1	1	0	0	0	0	0	10	20	0.00	0.750				
45 Bill Bray, L ERA: 2.05	0.2		2	0	0	0	0	0	0	0	0	0	0	6	8	0.00	0.000				

St. Louis Cardinals @ Cincinnati Reds
 Great American Ball Park, Cincinnati, OH
 Sat Jul 16 2011, 7:12 PM - 9:58 PM EDT
 Att: 40,204 - Cloudy - 83 F

AB 34
 R 4
 H 8
 RBI 4
 BB 3
 SO 6
 LOB 13



Batter	1	2	3	4	5	6	7	8	9	AB	R	H	RBI	BB	SO	LOB	BOTTOM				
6 Drew Stubbs, R OBP: 0.331, SLG: 0.393										4	1	3	0	1	1	0	St. Louis Cardinals @ Cincinnati Reds Great American Ball Park, Cincinnati, OH Sat Jul 16 2011, 7:12 PM - 9:58 PM EDT Att: 40,204 - Cloudy - 83 F				
16 Edgar Renteria, R OBP: 0.297, SLG: 0.279										5	0	2	0	0	1	4					
19 Joey Volto, L OBP: 0.438, SLG: 0.507										3	0	1	1	1	0	0					
4 Brandon Phillips, R OBP: 0.335, SLG: 0.422										4	0	0	0	0	1	5					
32 Jay Bruce, L OBP: 0.341, SLG: 0.503										4	0	1	0	0	1	6					
27 Scott Rolen, R OBP: 0.279, SLG: 0.399										4	0	0	0	0	1	2					
28 Chris Heisey, R OBP: 0.176, SLG: 0.486										3	0	0	0	1	1	2					
45 Bill Bray, L										0	0	0	0	0	0	0					
29 Ryan Hanigan, R OBP: 0.348, SLG: 0.320										4	0	1	0	0	0	1					
61 Bronson Arroyo, R OBP: 0.176, SLG: 0.235										2	0	0	0	0	2	0					
66 Logan Ondrusek, R ERA: 3.69	1.0	S	4	1	0	0	1	0	0	0	0	0	0	0	0	0					
31 Jonny Gomes, R OBP: 0.344, SLG: 0.415										1	0	0	0	0	0	1					
63 Sam LeCure, R OBP: 0.333, SLG: 0.400										0	0	0	0	0	0	0					
15 Fred Lewis, L OBP: 0.336, SLG: 0.361										1	0	0	0	0	0	0					
Inning Stats	R: 0 E: 0 K: 2 S: 12	H: 1 LOB: 2 BB: 1 P: 21	R: 0 E: 0 K: 0 S: 5	H: 0 LOB: 0 BB: 0 P: 8	R: 1 E: 1 K: 1 S: 10	H: 2 LOB: 2 BB: 1 P: 17	R: 0 E: 0 K: 0 S: 5	H: 0 LOB: 0 BB: 1 P: 11	R: 0 E: 0 K: 1 S: 7	H: 1 LOB: 0 BB: 0 P: 8	R: 0 E: 0 K: 1 S: 10	H: 1 LOB: 1 BB: 0 P: 15	R: 0 E: 0 K: 2 S: 7	H: 2 LOB: 2 BB: 0 P: 12	R: 0 E: 0 K: 2 S: 16	H: 0 LOB: 2 BB: 0 P: 24	R: 0 E: 0 K: 1 S: 9	H: 1 LOB: 1 BB: 0 P: 16	1B: 6 2B: 4 3B: 0 HR: 0	SF: 0 SAC: 0 DP: 3 HBP: 0	WP: 0 PA: 38 PB: 0 SB: 0 CS: 0
PITCHER	IP WLS BF H R ER SO BB IBB HBP BLK WP HR S P ERA WHIP	IP WLS BF H R ER SO BB IBB HBP BLK WP HR S P ERA WHIP	IP WLS BF H R ER SO BB IBB HBP BLK WP HR S P ERA WHIP	IP WLS BF H R ER SO BB IBB HBP BLK WP HR S P ERA WHIP	IP WLS BF H R ER SO BB IBB HBP BLK WP HR S P ERA WHIP	IP WLS BF H R ER SO BB IBB HBP BLK WP HR S P ERA WHIP	IP WLS BF H R ER SO BB IBB HBP BLK WP HR S P ERA WHIP	IP WLS BF H R ER SO BB IBB HBP BLK WP HR S P ERA WHIP	IP WLS BF H R ER SO BB IBB HBP BLK WP HR S P ERA WHIP	IP WLS BF H R ER SO BB IBB HBP BLK WP HR S P ERA WHIP	IP WLS BF H R ER SO BB IBB HBP BLK WP HR S P ERA WHIP	IP WLS BF H R ER SO BB IBB HBP BLK WP HR S P ERA WHIP	IP WLS BF H R ER SO BB IBB HBP BLK WP HR S P ERA WHIP	IP WLS BF H R ER SO BB IBB HBP BLK WP HR S P ERA WHIP	IP WLS BF H R ER SO BB IBB HBP BLK WP HR S P ERA WHIP	IP WLS BF H R ER SO BB IBB HBP BLK WP HR S P ERA WHIP					
29 Chris Carpenter, R ERA: 3.69	1.0	S	4	1	0	0	1	0	0	0	0	0	0	0	0	0	0.00	1.000			
59 Fernando Salas, R ERA: 2.56																					

St. Louis Cardinals @ Cincinnati Reds
 Great American Ball Park, Cincinnati, OH
 Sat Jul 16 2011, 7:12 PM - 9:58 PM EDT
 Att: 40,204 - Cloudy - 83 F

AB 35
 R 1
 H 8
 RBI 1
 BB 3
 SO 8
 LOB 21



Batter	1	2	3	4	5	6	7	8	9	AB	R	H	RBI	BB	SO	LOB	TOP				
Ryan Theriot, R (1,6) OBP: 0.330, SLG: 0.344 33 Daniel Descalso, L (6,6) OBP: 0.325, SLG: 0.364	F7		G4-6-3			L8		L7		3	0	0	0	0	0	1					
28 Colby Rasmus, L (1,8) OBP: 0.326, SLG: 0.404 4 Yadier Molina, R (8,PH) OBP: 0.322, SLG: 0.401	K			F7		G4-3		L4		3	0	0	0	0	1	0					
5 Albert Pujols, R (1,3) OBP: 0.352, SLG: 0.508	G4-3			L9			F8		F8	4	0	0	0	0	0	0					
7 Matt Holliday, R (1,7) OBP: 0.421, SLG: 0.566		K			1B		12 G3 BB		L4	3	0	1	0	1	1	0					
12 Lance Berkman, S (1,9) OBP: 0.398, SLG: 0.596		HR		G4-3			G3		F7	4	1	1	1	0	0	2					
23 David Freese, R (1,5) OBP: 0.366, SLG: 0.426	F8					L9		L7		3	0	0	0	0	0	1					
48 Tony Cruz, R (1,2) OBP: 0.396, SLG: 0.426	K								K	2	0	0	0	1	2	0					
54 Jaime Garcia, L (1,1) OBP: 0.105, SLG: 0.081 19 Jon Jay, L (8,PH) OBP: 0.360, SLG: 0.441			G6-3			SH3-4				1	0	0	0	0	0	0					
55 Skip Schumaker, L (1,4) OBP: 0.309, SLG: 0.354 8 Nick Punto, S (8,PH) OBP: 0.350, SLG: 0.396 62 Lance Lynn, S (8,1)						CS		F7		2	0	1	0	0	0	0					
Inning Stats	R: 0 E: 0 K: 1 S: 8	H: 0 LOB: 0 BB: 0 P: 11	R: 1 E: 0 K: 2 S: 8	H: 1 LOB: 0 BB: 0 P: 12	R: 0 E: 0 K: 0 S: 4	H: 1 LOB: 0 BB: 0 P: 6	R: 0 E: 0 K: 0 S: 8	H: 1 LOB: 1 BB: 0 P: 13	R: 0 E: 0 K: 0 S: 5	H: 0 LOB: 0 BB: 1 P: 10	R: 0 E: 0 K: 0 S: 4	H: 0 LOB: 1 BB: 1 P: 10	R: 0 E: 0 K: 1 S: 14	H: 1 LOB: 2 BB: 1 P: 20	R: 0 E: 0 K: 0 S: 8	H: 0 LOB: 0 BB: 0 P: 11	1B: 3 2B: 0 3B: 0 HR: 1	SF: 0 SAC: 1 DP: 1 HBP: 0	WP: 0 PB: 0 SB: 0 CS: 1	PA: 33	
PITCHER	IP	WLS	BF	H	R	ER	SO	BB	IBB	HBP	BLK	WP	HR	S	P	ERA	WHIP				
34 Homer Bailey, R (1,1) ERA: 3.74 45 Bill Bray, L (8,1) ERA: 2.03 40 Nick Masset, R (8,1) ERA: 3.04 48 Francisco Cordero, R (9,1) ERA: 2.88	7.1	W	26	3	1	1	4	3	0	0	0	0	1	50	88	1.23	0.818				
	0.1	H	2	1	0	0	0	0	0	0	0	0	0	7	7	0.00	3.000				
	0.1	H	1	0	0	0	0	0	0	0	0	0	2	3	0.00	0.000					
	1.0	S	3	0	0	0	0	0	0	0	0	0	0	8	11	0.00	0.000				

St. Louis Cardinals @ Cincinnati Reds
Great American Ball Park, Cincinnati, OH
Sun Jul 17 2011, 1:11 PM - 3:55 PM EDT
Att: 24,841 - Partly Cloudy - 86 F

AB 28
R 1
H 4
RBI 1
BB 3
SO 4
LOB 8



Batter	1	2	3	4	5	6	7	8	9	AB	R	H	RBI	BB	SO	LOB	BOTTOM				
6 Drew Stubbs, R (1,8) OBP: 0.333, SLG: 0.397						G6-3				4	0	2	0	0	1	1					
2 Zack Cozart, R (1,6) OBP: 0.400, SLG: 0.520	P4									4	2	2	1	0	1	2					
19 Joey Votto, L (1,3) OBP: 0.436, SLG: 0.507	G3									4	0	1	0	0	1	2					
4 Brandon Phillips, R (1,4) OBP: 0.332, SLG: 0.417	K									4	0	0	0	0	3	4					
31 Jonny Gomes, R (1,7) OBP: 0.339, SLG: 0.408 48 Francisco Cordero, R (9,1)		G4-3								4	0	0	0	0	2	2					
32 Jay Bruce, L (1,9) OBP: 0.339, SLG: 0.499	F7									3	0	0	0	0	0	1					
43 Miguel Cairo, R (1,5) OBP: 0.354, SLG: 0.415	G5-3									3	1	1	0	0	0	0					
29 Ryan Hanigan, R (1,2) OBP: 0.348, SLG: 0.320			G5-3							3	0	1	1	0	0	0					
34 Homer Bailey, R (1,1) OBP: 0.200, SLG: 0.267 45 Bill Bray, L (8,1) 40 Nick Masset, R (8,1) 28 Chris Heisey, R (9,7) OBP: 0.313, SLG: 0.486										3	0	0	0	0	1	1					
										0	0	0	0	0	0	0					
										0	0	0	0	0	0	0					
										0	0	0	0	0	0	0					
Inning Stats	R: 0 E: 0 K: 1 S: 10	H: 1 LOB: 1 BB: 0 P: 13	R: 0 E: 0 K: 0 S: 9	H: 0 LOB: 0 BB: 0 P: 12	R: 0 E: 0 K: 1 S: 9	H: 1 LOB: 1 BB: 0 P: 18	R: 0 E: 0 K: 1 S: 12	H: 1 LOB: 1 BB: 0 P: 19	R: 0 E: 0 K: 0 S: 4	H: 0 LOB: 0 BB: 0 P: 6	R: 1 E: 1 K: 1 S: 12	H: 1 LOB: 1 BB: 0 P: 17	R: 1 E: 0 K: 2 S: 12	H: 2 LOB: 1 BB: 0 P: 18	R: 1 E: 0 K: 3 S: 15	H: 1 LOB: 0 BB: 0 P: 20	1B: 3 2B: 2 3B: 1 HR: 1	SF: 0 SAC: 0 DP: 0 HBP: 0	WP: 2 PB: 0 SB: 0 CS: 0	PA: 32	
PITCHER	IP	WLS	BF	H	R	ER	SO	BB	IBB	HBP	BLK	WP	HR	S	P	ERA	WHIP				
54 Jaime Garcia, L (1,1) ERA: 3.11 62 Lance Lynn, R (8,1) ERA: 3.95	7.0	L	28	6	2	1	6	0	0	0	0	2	0	68	103	9.00	1.000				
	1.0		4	1	1	1	3	0	0	0	0	0	1	15	20	9.00	1.000				

St. Louis Cardinals @ Cincinnati Reds
Great American Ball Park, Cincinnati, OH
Sun Jul 17 2011, 1:11 PM - 3:55 PM EDT
Att: 24,841 - Partly Cloudy - 86 F

AB 32
R 3
H 7
RBI 2
BB 0
SO 9
LOB 13



Batter	1	2	3	4	5	6	7	8	9	AB	R	H	RBI	BB	SO	LOB	TOP					
8 Nick Punto, S OBP: 0.330, SLG: 0.371 (1, 4)										5	1	0	0	0	3	3						
19 Jon Jay, L OBP: 0.362, SLG: 0.441 (1, 8)										4	1	2	1	0	0	0						
5 Albert Pujols, R OBP: 0.345, SLG: 0.505 (1, 3)										4	1	1	2	0	0	1						
7 Matt Holliday, R OBP: 0.413, SLG: 0.556 (1, 7)										4	0	0	0	0	3	1						
12 Lance Berkman, S OBP: 0.398, SLG: 0.595 41 Mitchell Boggs, R (9, 1)										4	0	1	0	0	0	0						
23 David Freese, R OBP: 0.351, SLG: 0.399 (1, 5)										4	0	0	0	0	0	1						
4 Yadier Molina, R OBP: 0.318, SLG: 0.394 (1, 2)										4	1	1	0	0	1	0						
33 Daniel Descalso, L OBP: 0.329, SLG: 0.369 (1, 6)										3	1	1	0	1	1	0						
35 Jake Westbrook, R OBP: 0.167, SLG: 0.179 55 Skip Schumaker, L (9, PH) (9, 9)										2	1	0	0	1	1	0						
Inning Stats	R: 2 E: 0 K: 2 S: 16	H: 2 LOB: 0 BB: 0 P: 22	R: 0 E: 0 K: 1 S: 9	H: 0 LOB: 0 BB: 0 P: 12	R: 0 E: 0 K: 2 S: 8	H: 1 LOB: 1 BB: 0 P: 12	R: 3 E: 2 K: 1 S: 17	H: 2 LOB: 1 BB: 1 P: 24	R: 0 E: 0 K: 0 S: 3	H: 0 LOB: 0 BB: 0 P: 6	R: 0 E: 0 K: 1 S: 6	H: 0 LOB: 0 BB: 0 P: 7	R: 0 E: 0 K: 0 S: 11	H: 0 LOB: 0 BB: 0 P: 14	R: 1 E: 0 K: 1 S: 15	H: 2 LOB: 2 BB: 1 P: 22	1B: 4 2B: 2 3B: 0 HR: 1	SF: 0 SAC: 0 DP: 0 HBP: 0	WP: 0 PB: 0 SB: 1 CS: 0	PA: 37		
PITCHER	IP: 6.0 WLS: L BF: 25	H: 5 R: 5 ER: 3 SO: 7	BB: 1 IBB: 0 HBP: 0 BLK: 0	WP: 0 HR: 1 S: 62 P: 85	ERA: 4.50 WHIP: 1.000	IP: 2.0 WLS: 0 BF: 6	H: 0 R: 0 ER: 0 SO: 1	BB: 0 IBB: 0 HBP: 0 BLK: 0	WP: 0 HR: 0 S: 17 P: 21	ERA: 0.00 WHIP: 0.000	IP: 1.0 WLS: 0 BF: 6	H: 2 R: 1 ER: 1 SO: 1	BB: 1 IBB: 0 HBP: 0 BLK: 0	WP: 0 HR: 0 S: 15 P: 22	ERA: 6.43	WHIP: 3.000						

St. Louis Cardinals @ New York Mets
Citi Field, Flushing, NY
Thu Jul 21 2011, 12:13 PM - 2:21 PM EDT
Att: 37,416 - Sunny - 90 F

AB 35
R 6
H 7
RBI 4
BB 2
SO 9
LOB 6

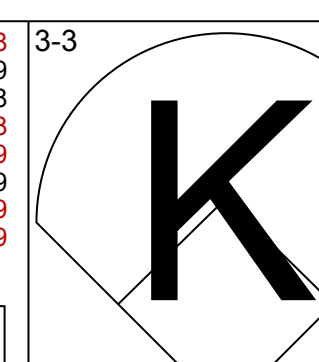
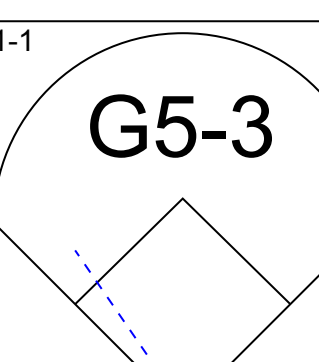
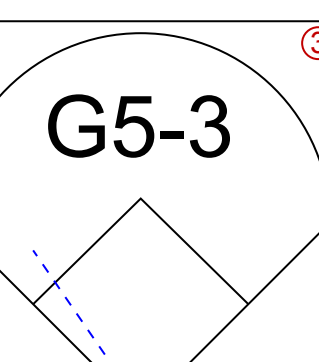
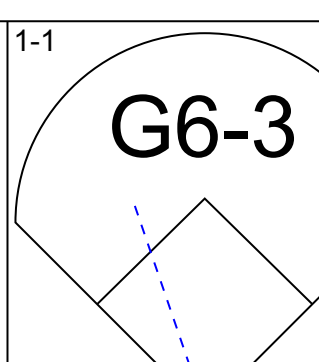
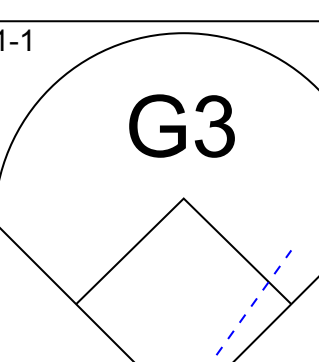
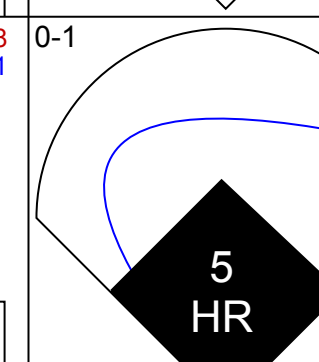
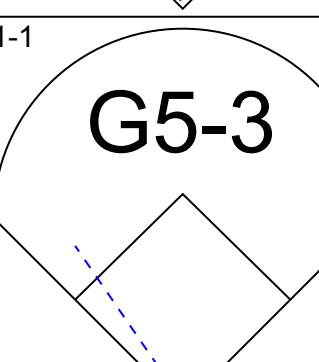
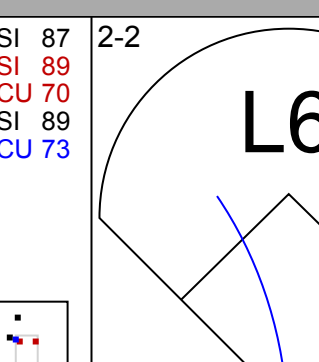
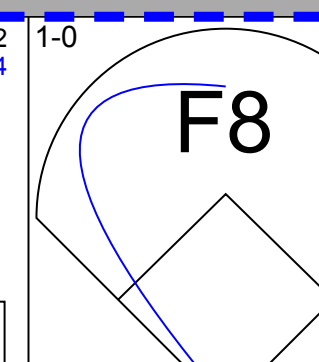
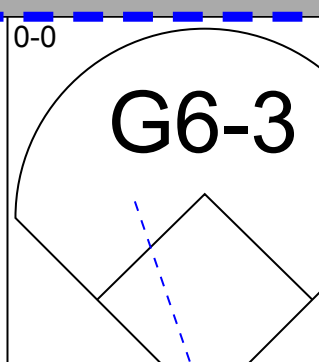
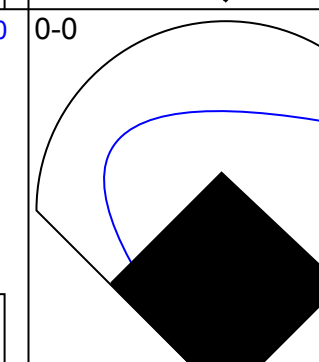
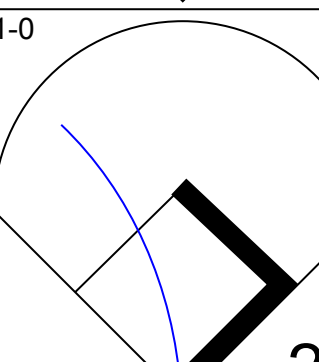
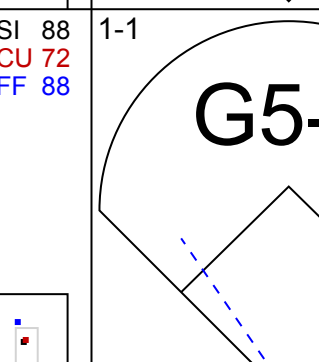
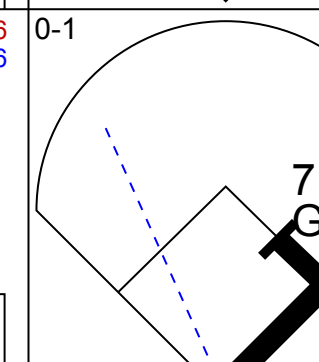
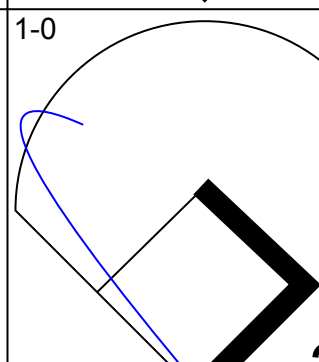
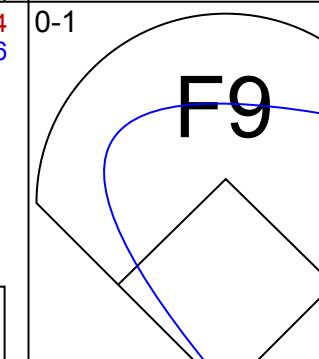
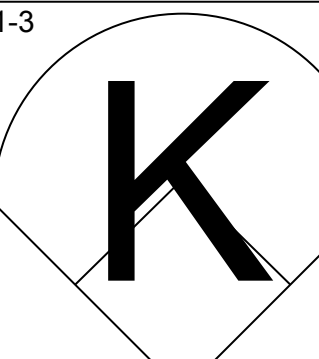
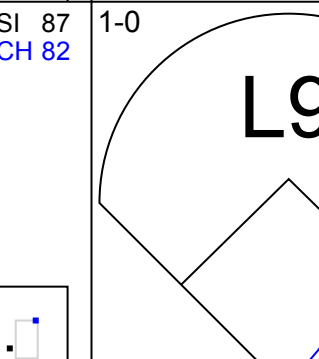
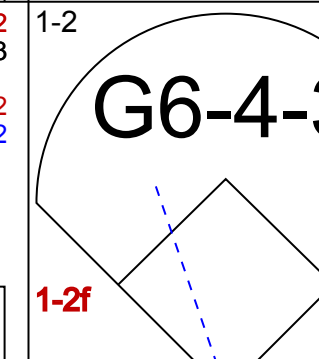
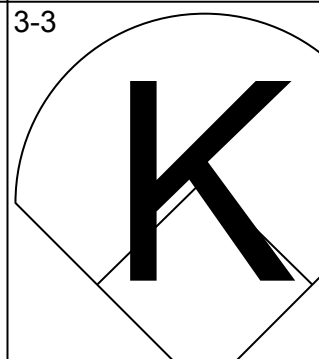
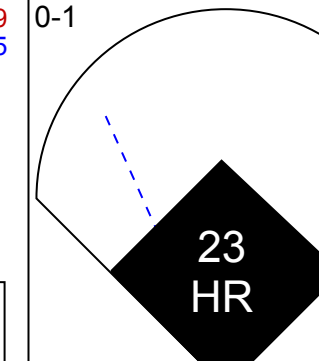
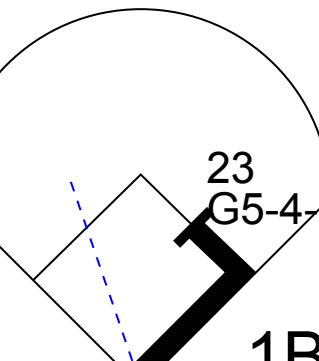
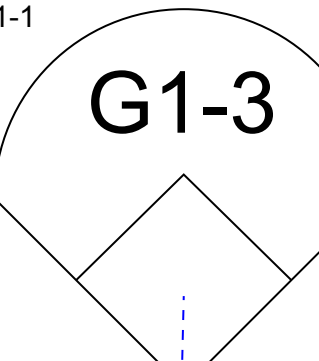
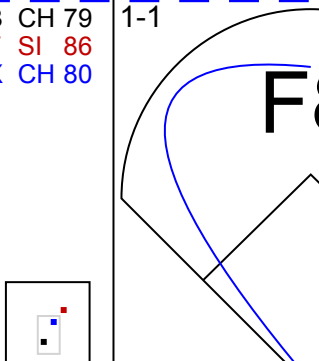
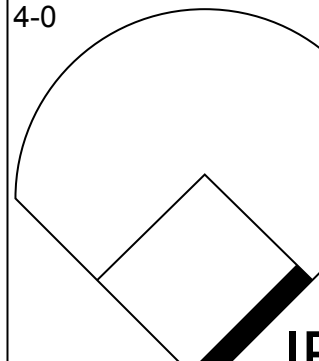
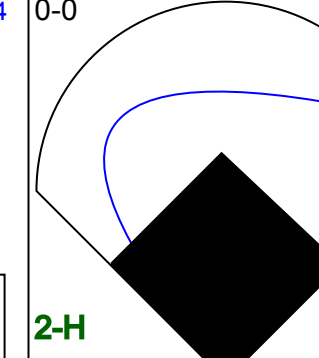
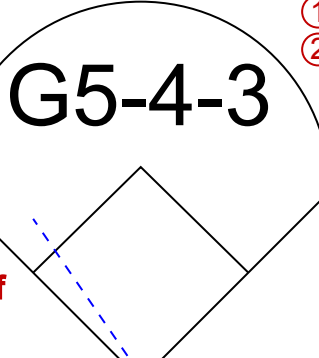
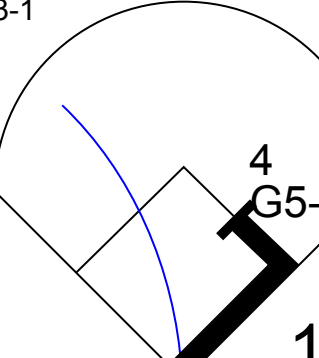
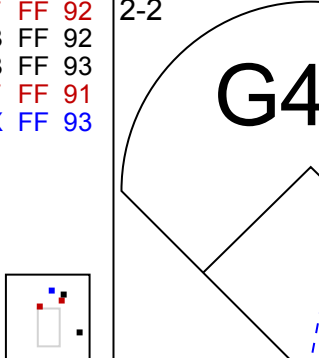
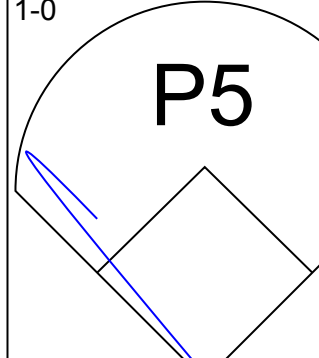
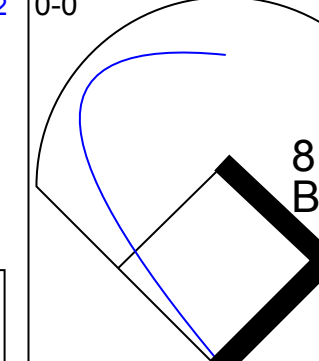
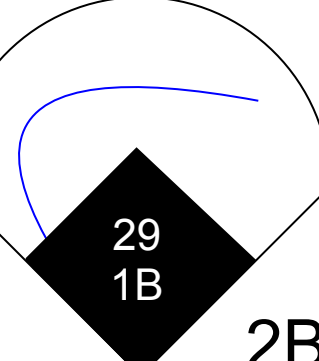
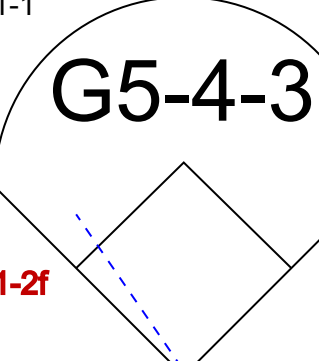
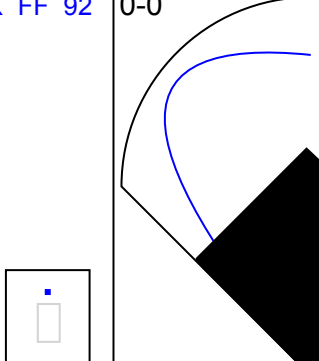
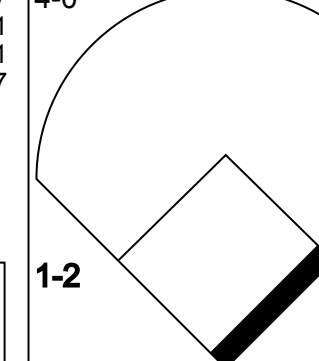
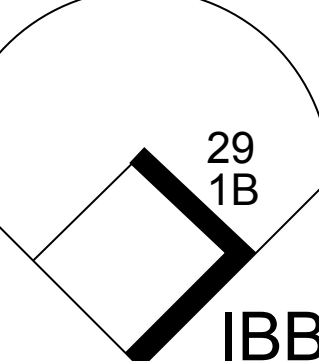

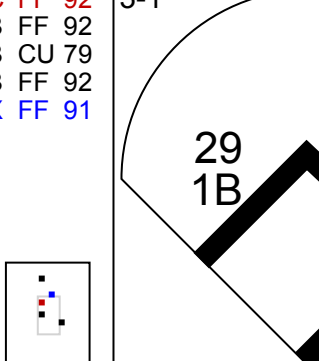
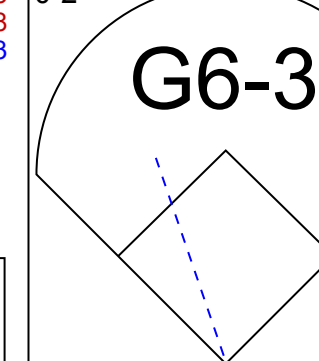
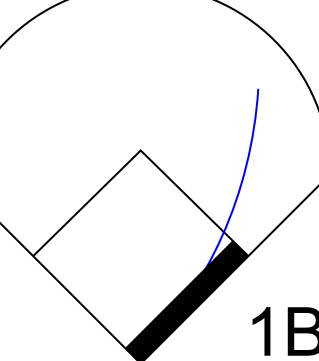
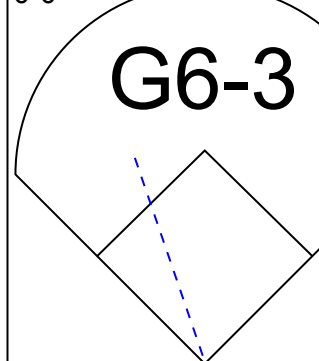
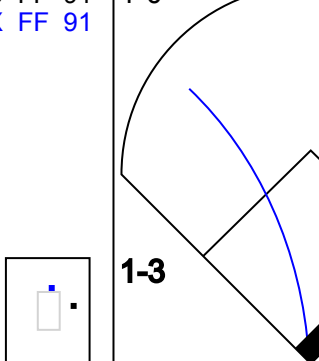

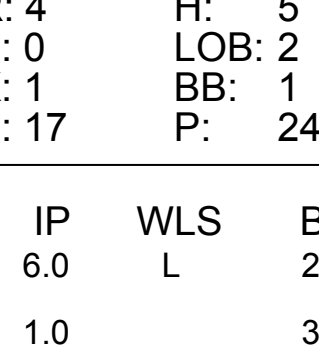
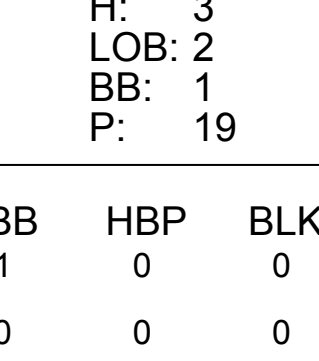
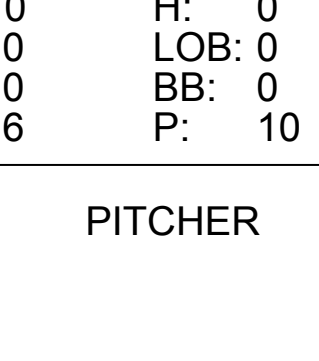
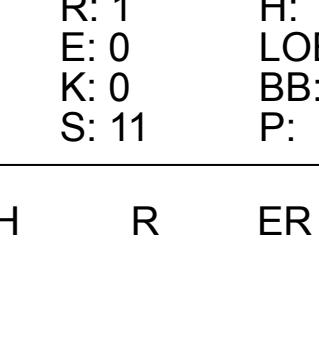
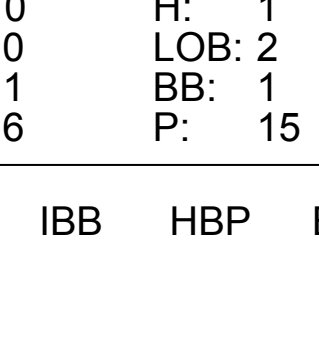
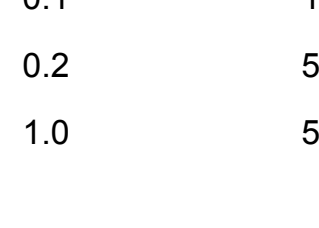





Batter	1	2	3	4	5	6	7	8	9	AB	R	H	RBI	BB	SO	LOB	BOTTOM					
7 José Reyes, S OBP: 0.392, SLG: 0.522 (1, 6)										4	1	1	0	0	1	0						
2 Justin Turner, R OBP: 0.326, SLG: 0.353 (1, 4)										4	0	1	1	0	0	0						
15 Carlos Beltrán, S OBP: 0.387, SLG: 0.524 (1, 9)										3	0	0	0	1	1	1						
28 Daniel Murphy, L OBP: 0.345, SLG: 0.439 (1, 5)										4	0	0	0	0	2	2						
16 Ángel Pagán, S OBP: 0.314, SLG: 0.351 (1, 8)										3	0	0	0	0	1	0						
21 Lucas Duda, L OBP: 0.336, SLG: 0.407 (1, 3)										3	1	2	0	0	0	0						
9 Ronny Paulino, R OBP: 0.344, SLG: 0.397 (1, 2)										3	0	0	0	0	2	2						
20 Jason Pridie, L OBP: 0.296, SLG: 0.352 (1, 7)										3	0	1	1	0	0	0						
49 Jonathon Niese, L OBP: 0.146, SLG: 0.132 6 Nick Evans, R (6, PH) 77 D.J. Carrasco, R (7, 1) 12 Scott Hairston, R (8, PH) 46 Manny Acosta, R (9, 1)										1	0	0	0	0	0	0						
Inning Stats	R: 0 E: 0 K: 1 S: 8	H: 0 LOB: 0 BB: 0 P: 13	R: 0 E: 0 K: 0 S: 4	H: 0 LOB: 0 BB: 0 P: 7	R: 0 E: 0 K: 0 S: 6	H: 0 LOB: 0 BB: 0 P: 10	R: 1 E: 0 K: 0 S: 5	H: 1 LOB: 0 BB: 1 P: 13	R: 0 E: 0 K: 0 S: 8	H: 1 LOB: 0 BB: 0 P: 12	R: 0 E: 0 K: 0 S: 6	H: 0 LOB: 0 BB: 0 P: 8	R: 0 E: 0 K: 0 S: 7	H: 0 LOB: 0 BB: 0 P: 10	R: 1 E: 0 K: 2 S: 11	H: 2 LOB: 1 BB: 0 P: 17	R: 0 E: 0 K: 1 S: 11	H: 1 LOB: 1 BB: 0 P: 15	1B: 3 2B: 1 3B: 1 HR: 0	SF: 0 SAC: 0 DP: 2 HBP: 0	WP: 0 PB: 0 SB: 0 CS: 0	PA: 31
PITCHER	IP: 8.0 WLS: W BF: 27	H: 4 R: 2 ER: 2 SO: 3	BB: 1 IBB: 0 HBP: 0 BLK: 0	WP: 0 HR: 0 S: 55 P: 90	ERA: 2.25 WHIP: 0.625	IP: 1.0 WLS: 0 BF: 4	H: 1 R: 0 ER: 0 SO: 1	BB: 0 IBB: 0 HBP: 0 BLK: 0	WP: 0 HR: 0 S: 11 P: 15	ERA: 0.00 WHIP: 1.000												

St. Louis Cardinals @ New York Mets
Citi Field, Flushing, NY
Thu Jul 21 2011, 12:13 PM - 2:21 PM EDT
Att: 37,416 - Sunny - 90 F

AB 30
R 2
H 5
RBI 2
BB 1
SO 4
LOB 6




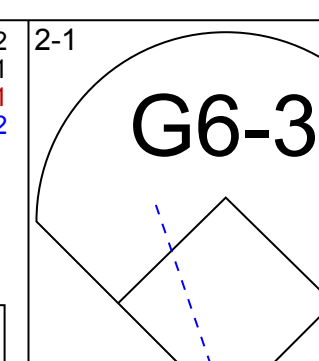
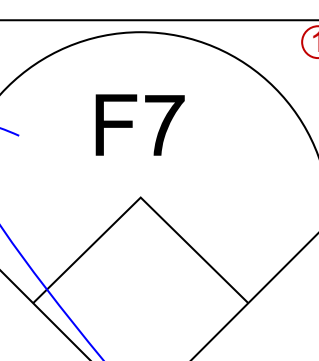
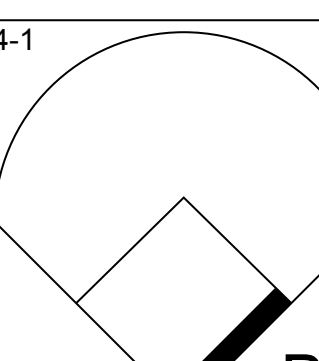
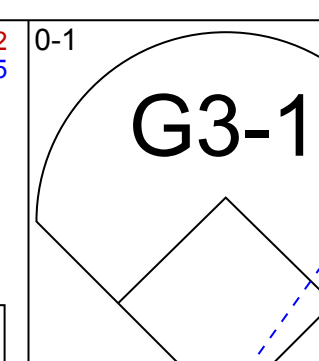
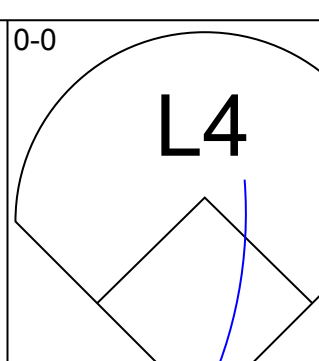
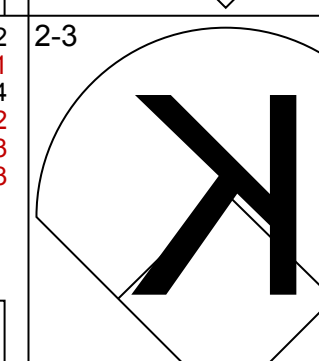
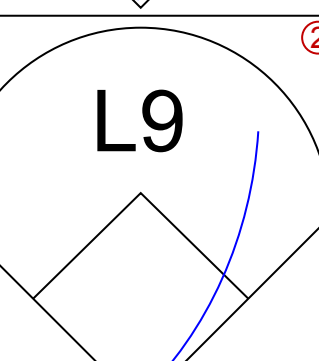
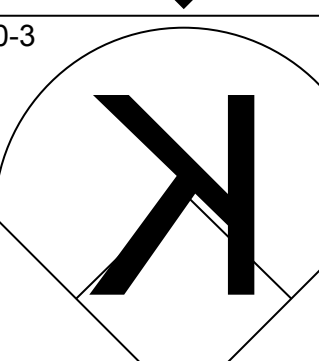
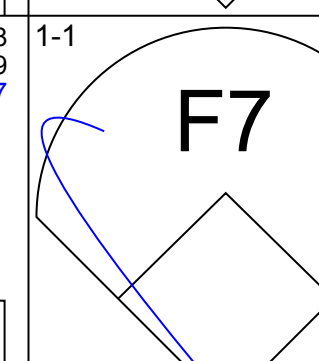
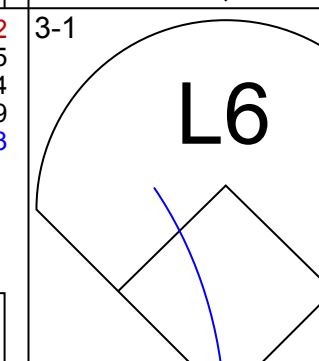
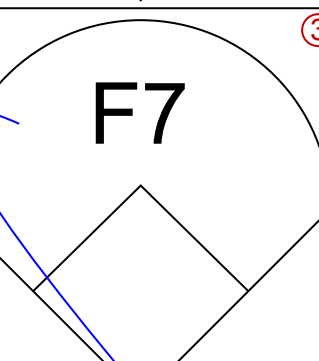
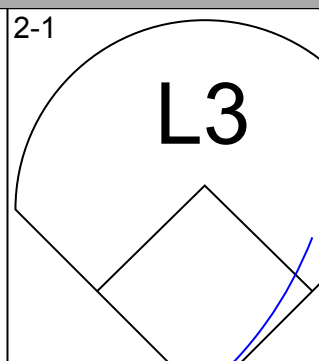
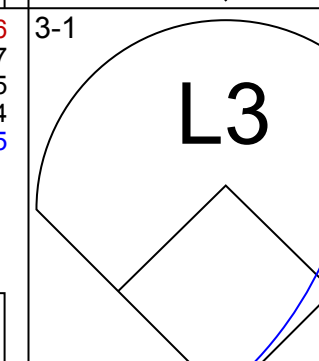
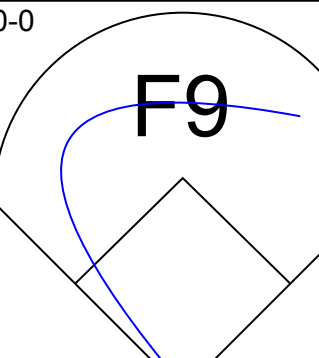
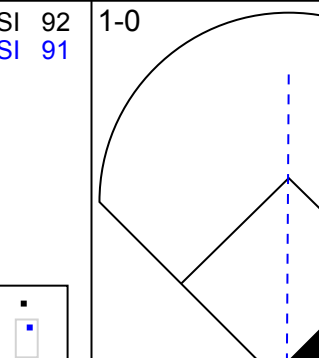
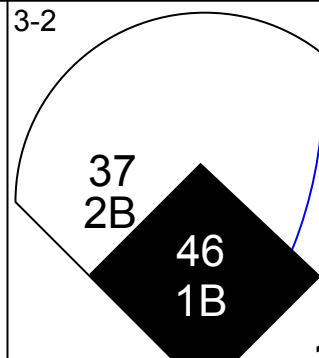

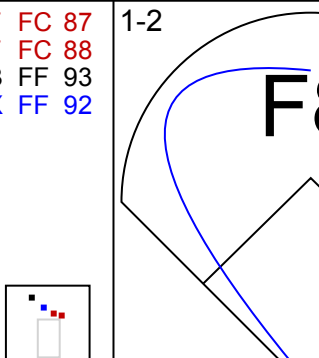
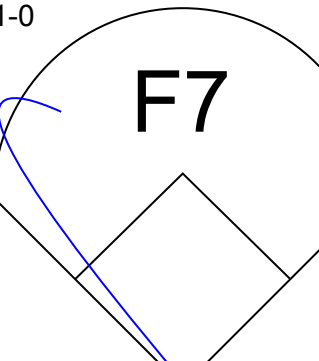
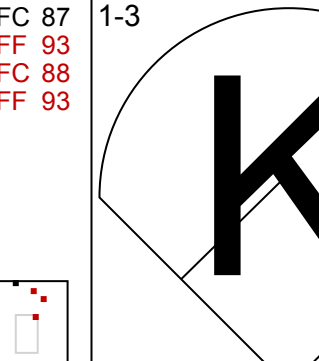
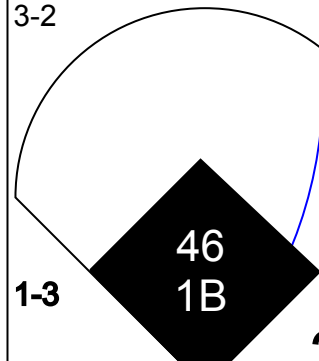

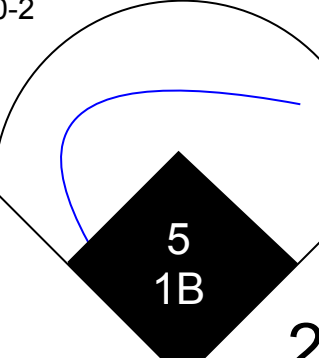
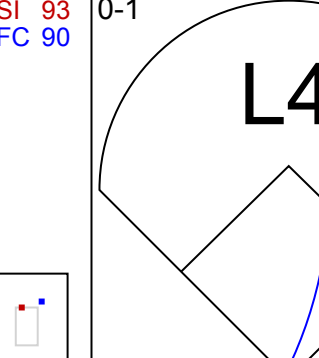
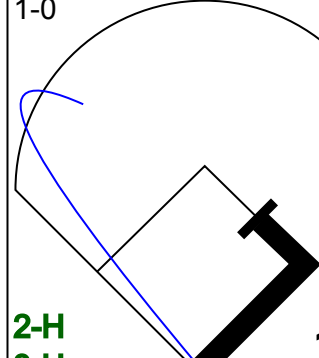

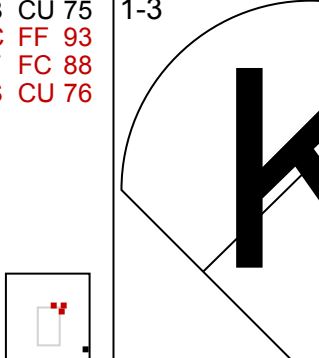
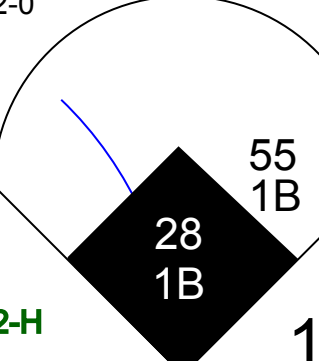
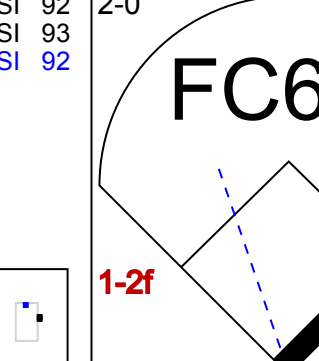
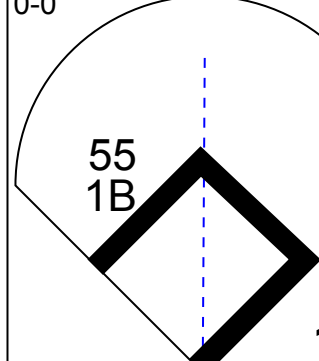


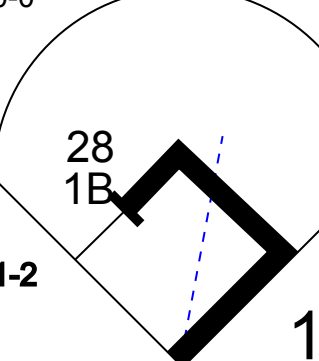
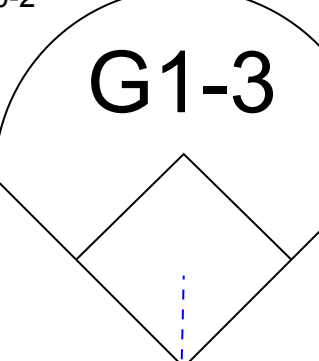
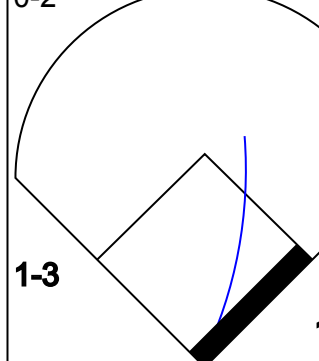


Batter	1	2	3	4	5	6	7	8	9	AB	R	H	RBI	BB	SO	LOB	TOP			
Ryan Theriot, R OBP: 0.320, SLG: 0.333										5	0	0	0	0	1	4				
19 Jon Jay, L OBP: 0.358, SLG: 0.444										5	1	1	0	0	0	0				
5 Albert Pujols, R OBP: 0.351, SLG: 0.524										5	1	4	2	0	0	0				
7 Matt Holliday, R OBP: 0.406, SLG: 0.545										5	0	0	0	0	2	3				
12 Lance Berkman, S OBP: 0.324, SLG: 0.597										4	1	2	0	1	0	0				
59 Fernando Salas, R										4	1	2	2	0	0	1				
23 David Freese, R OBP: 0.401, SLG: 0.420										4	2	3	1	0	0	1				
33 Daniel Descalso, L OBP: 0.328, SLG: 0.367										4	2	3	1	0	0	1				
4 Yadier Molina, R OBP: 0.345, SLG: 0.374										2	0	1	0	2	0	0				
8 Nick Punto, S OBP: 0.345, SLG: 0.374										4	0	2	1	0	0	2				
29 Chris Carpenter, R OBP: 0.195, SLG: 0.250										0	0	0	0	0	0	0				
55 Skip Schumaker, L OBP: 0.322, SLG: 0.366										4	0	2	1	0	0	2				
										0	0	0	0	0	0	0				
Inning Stats	R: 4 E: 0 K: 1 S: 17	H: 5 LOB: 2 BB: 1 P: 24	R: 0 E: 0 K: 1 S: 8	H: 1 LOB: 1 BB: 0 P: 12	R: 1 E: 0 K: 0 S: 9	H: 3 LOB: 2 BB: 1 P: 19	R: 0 E: 0 K: 0 S: 6	H: 0 LOB: 0 BB: 0 P: 10	R: 0 E: 0 K: 0 S: 6	H: 0 LOB: 0 BB: 0 P: 11	R: 0 E: 0 K: 0 S: 6	H: 1 LOB: 0 BB: 0 P: 8	R: 1 E: 0 K: 0 S: 11	H: 3 LOB: 2 BB: 0 P: 19	R: 0 E: 0 K: 1 S: 6	H: 1 LOB: 2 BB: 1 P: 15	1B: 7 2B: 4 3B: 1 HR: 3	SF: 0 SAC: 0 DP: 3 HBP: 0	WP: 0 PB: 0 SB: 0 CS: 0	PA: 42
PITCHER	IP WLS BF H R ER SO BB IBB HBP BLK WP HR S P ERA WHIP																			
28 Paul Maholm, L ERA: 3.28	(1, 1) 6.0 L 28 10 5 5 2 1 1 0 0 0 0 2 52 86 7.50 1.833																			
25 Daniel McCutchen, R ERA: 2.15	(7, 1) 1.0 3 1 0 0 0 0 0 0 0 0 0 6 8 0.00 1.000																			
97 Joe Beimel, L ERA: 4.91	(8, 1) 0.1 1 0 0 0 0 0 0 0 0 0 0 2 3 0.00 0.000																			
30 Chris Resop, R ERA: 3.45	(8, 1) 0.2 5 3 1 1 0 0 0 0 0 0 1 9 16 13.50 4.500																			
39 Jason Grilli, R ERA:	(9, 1) 1.0 5 1 0 0 1 0 1 0 0 0 0 6 15 0.00 1.000																			

St. Louis Cardinals @ Pittsburgh Pirates
PNC Park, Pittsburgh, PA
Fri Jul 22 2011, 7:39 PM - 10:09 PM EDT
Att: 38,490 - Cloudy - 77 F

livebaseballscores.com

AB 39
R 6
H 15
RBI 6
BB 3
SO 3
LOB 13




Batter	1	2	3	4	5	6	7	8	9	AB	R	H	RBI	BB	SO	LOB	BOTTOM					
44 Alex Presley, L OBP: 0.402, SLG: 0.494											4	0	0	0	1	0	1					
12 Chase d'Araud, R OBP: 0.240, SLG: 0.280											4	0	0	0	2	1						
18 Neil Walker, S OBP: 0.334, SLG: 0.406											4	0	0	0	0	0						
22 Andrew McCutchen, R OBP: 0.381, SLG: 0.489											4	1	2	0	0	0						
37 Lyle Overbay, L OBP: 0.304, SLG: 0.359											4	1	1	0	0	1						
46 Garrett Jones, L OBP: 0.326, SLG: 0.416											4	1	2	2	0	1						
5 Ronny Cedeno, R OBP: 0.314, SLG: 0.348											4	1	2	1	0	0	1					
55 Michael McKenry, R OBP: 0.278, SLG: 0.326											4	0	3	0	0	0						
28 Paul Maholm, L OBP: 0.290, SLG: 0.135	(1, 1) 8.0 W 33 10 4 4 4 1 0 0 0 0 0 0 9 108 4.50 1.375																					
38 Xavier Fajal, L OBP: 0.277, SLG: 0.339	(5, PH) 1.0 S 4 1 0 0 1 0 0 0 0 0 0 0 9 13 0.00 1.000																					
25 Daniel McCutchen, R ERA: 2.15	(7, 1) 1.0 3 1 0 0 0 0 0 0 0 0 0 6 8 0.00 1.000																					
97 Joe Beimel, L ERA: 4.91	(8, 1) 0.1 1 0 0 0 0 0 0 0 0 0 0 2 3 0.00 0.000																					
30 Chris Resop, R ERA: 3.45	(8, 1) 0.2 5 3 1 1 0 0 0 0 0 0 1 9 16 13.50 4.500																					
39 Jason Grilli, R ERA:	(9, PH) 1.0 5 1 0 0 1 0 1 0 0 0 0 6 15 0.00 1.000																					
23 Matt Diaz, R OBP: 0.325, SLG: 0.345	(9, PH) 1.0 5 1 0 0 1 0 1 0 0 0 0 6 15 0.00 1.000																					
Inning Stats	R: 0 E: 0 K: 1 S: 8	H: 0 LOB: 0 BB: 0 P: 15	R: 2 E: 0 K: 0 S: 9	H: 4 LOB: 2 BB: 0 P: 14	R: 0 E: 0 K: 0 S: 5	H: 0 LOB: 0 BB: 0 P: 8	R: 0 E: 0 K: 1 S: 7	H: 1 LOB: 1 BB: 0 P: 11	R: 0 E: 0 K: 1 S: 8	H: 0 LOB: 0 BB: 1 P: 12	R: 2 E: 0 K: 0 S: 16	H: 5 LOB: 2 BB: 0 P: 26	R: 0 E: 0 K: 0 S: 6	H: 0 LOB: 0 BB: 0 P: 10	R: 0 E: 0 K: 1 S: 8	H: 0 LOB: 0 BB: 0 P: 12	R: 0 E: 0 K: 1 S: 9	H: 1 LOB: 1 BB: 0 P: 13	1B: 9 2B: 2 3B: 0 HR: 0	SF: 0 SAC: 0 DP: 0 HBP: 0	WP: 0 PB: 0 SB: 0 CS: 0	PA: 37
PITCHER	IP WLS BF H R ER SO BB IBB HBP BLK WP HR S P ERA WHIP																					
29 Chris Carpenter, R ERA: 3.73	(1, 1) 8.0 W 33 10 4 4 4 1 0 0 0 0 0 0 9 108 4.50 1.375																					
59 Fernando Salas, R ERA: 2.63	(9, 1) 1.0 S 4 1 0 0 1 0 0 0 0 0 0 0 9 13 0.00 1.000																					

St. Louis Cardinals @ Pittsburgh Pirates
PNC Park, Pittsburgh, PA
Fri Jul 22 2011, 7:39 PM - 10:09 PM EDT
Att: 38,490 - Cloudy - 77 F

livebaseballscores.com

AB 36
R 4
H 11
RBI 4
BB 1
SO 5
LOB 8



Batter	1	2	3	4	5	6	7	8	9	AB	R	H	RBI	BB	SO	LOB	TOP					
55 Skip Schumaker, L OBP: 0.324, SLG: 0.367	G3	L3				G6-3				5	1	2	0	0	0	2	St. Louis Cardinals @ Pittsburgh Pirates PNC Park, Pittsburgh, PA Sat Jul 23 2011, 7:06 PM - 9:59 PM EDT Att: 39,102 - Cloudy - 88 F					
19 Jon Jay, L OBP: 0.356, SLG: 0.440	G1-3		G1-3			K		G1-3		5	1	1	0	0	1							
5 Albert Pujols, R OBP: 0.406, SLG: 0.544	G6-3		G4-3					L6		4	2	1	1	1	0	0						
48 Tony Cruz, R OBP: 0.389, SLG: 0.417										0	0	0	0	0	0	0						
7 Matt Holliday, R OBP: 0.406, SLG: 0.544										4	1	1	0	1	3	3						
28 Colby Rasmus, L OBP: 0.327, SLG: 0.402										0	0	0	0	0	0	0						
12 Lance Berkman, S OBP: 0.403, SLG: 0.606										2	2	1	3	1	0	1						
8 Nick Punto, S OBP: 0.357, SLG: 0.374										0	1	0	0	2	0	0						
23 David Freese, R OBP: 0.356, SLG: 0.426										5	0	2	1	0	1	2						
4 Yadier Molina, R OBP: 0.326, SLG: 0.424										4	1	2	2	0	0	2						
13 Gerald Laird, R OBP: 0.310, SLG: 0.365										1	0	0	1	0	0	1						
33 Daniel Descalso, L OBP: 0.337, SLG: 0.371										3	0	2	1	2	0	0						
54 Jaime Garcia, L OBP: 0.095, SLG: 0.073										4	0	0	0	0	0	4						
30 Jason Motte, R OBP: 0.310, SLG: 0.365										1	0	0	0	0	1	2						
40 P.J. Walters, R										0	0	0	0	0	0	0						
Inning Stats	R: 0 E: 0 K: 0 S: 6	H: 0 LOB: 0 BB: 0 P: 9	R: 2 E: 0 K: 0 S: 12	H: 3 LOB: 2 BB: 1 P: 22	R: 0 E: 0 K: 0 S: 12	H: 0 LOB: 1 BB: 1 P: 19	R: 0 E: 0 K: 1 S: 10	H: 0 LOB: 1 BB: 1 P: 18	R: 5 E: 0 K: 1 S: 20	H: 5 LOB: 0 BB: 0 P: 27	R: 0 E: 0 K: 1 S: 8	H: 0 LOB: 2 BB: 1 P: 12	R: 0 E: 0 K: 1 S: 9	H: 2 LOB: 1 BB: 0 P: 11	R: 2 E: 0 K: 2 S: 21	H: 1 LOB: 2 BB: 3 P: 38	1B: 8 2B: 2 3B: 0 HR: 2	SF: 0 SAC: 0 DP: 1 HBP: 0	WP: 0 PB: 0 SB: 0 CS: 0	PA: 45		
PITCHER	IP WLS BF H R ER SO BB IBB HBP BLK WP HR S P ERA WHIP	IP WLS BF H R ER SO BB IBB HBP BLK WP HR S P ERA WHIP	IP WLS BF H R ER SO BB IBB HBP BLK WP HR S P ERA WHIP	IP WLS BF H R ER SO BB IBB HBP BLK WP HR S P ERA WHIP	IP WLS BF H R ER SO BB IBB HBP BLK WP HR S P ERA WHIP	IP WLS BF H R ER SO BB IBB HBP BLK WP HR S P ERA WHIP	IP WLS BF H R ER SO BB IBB HBP BLK WP HR S P ERA WHIP	IP WLS BF H R ER SO BB IBB HBP BLK WP HR S P ERA WHIP	IP WLS BF H R ER SO BB IBB HBP BLK WP HR S P ERA WHIP	IP WLS BF H R ER SO BB IBB HBP BLK WP HR S P ERA WHIP	IP WLS BF H R ER SO BB IBB HBP BLK WP HR S P ERA WHIP	IP WLS BF H R ER SO BB IBB HBP BLK WP HR S P ERA WHIP	IP WLS BF H R ER SO BB IBB HBP BLK WP HR S P ERA WHIP	IP WLS BF H R ER SO BB IBB HBP BLK WP HR S P ERA WHIP	IP WLS BF H R ER SO BB IBB HBP BLK WP HR S P ERA WHIP	IP WLS BF H R ER SO BB IBB HBP BLK WP HR S P ERA WHIP	IP WLS BF H R ER SO BB IBB HBP BLK WP HR S P ERA WHIP	IP WLS BF H R ER SO BB IBB HBP BLK WP HR S P ERA WHIP	IP WLS BF H R ER SO BB IBB HBP BLK WP HR S P ERA WHIP	IP WLS BF H R ER SO BB IBB HBP BLK WP HR S P ERA WHIP	IP WLS BF H R ER SO BB IBB HBP BLK WP HR S P ERA WHIP	IP WLS BF H R ER SO BB IBB HBP BLK WP HR S P ERA WHIP

AB	38
R	9
H	12
RBI	9
BB	7
SO	6
LOB	18



Batter	1	2	3	4	5	6	7	8	9	AB	R	H	RBI	BB	SO	LOB	BOTTOM					
12 Chase d'Araud, R OBP: 0.250, SLG: 0.289	G5-3					G4-3				4	0	2	0	0	0	0	St. Louis Cardinals @ Pittsburgh Pirates PNC Park, Pittsburgh, PA Sat Jul 23 2011, 7:06 PM - 9:59 PM EDT Att: 39,102 - Cloudy - 88 F					
5 Ronny Cedeno, R OBP: 0.310, SLG: 0.343	F9		G6-3			L8		FC4-6		4	0	0	0	0	3							
18 Neil Walker, S OBP: 0.333, SLG: 0.407	P6									4	0	1	0	0	1	3						
22 Andrew McCutchen, R OBP: 0.379, SLG: 0.485										3	0	0	0	1	2	2						
51 Steve Pearce, R OBP: 0.333, SLG: 0.373										4	0	1	0	0	1	1						
23 Matt Diaz, R OBP: 0.309, SLG: 0.355										4	1	2	0	0	1	1						
2 Brandon Wood, R OBP: 0.276, SLG: 0.343										3	0	1	1	0	0	2						
55 Michael McKenry, R OBP: 0.280, SLG: 0.326										3	0	1	0	0	1	2						
29 Kevin Correia, R OBP: 0.199, SLG: 0.192										1	0	0	0	0	0	0						
25 Daniel McCutchen, R OBP: 0.379, SLG: 0.355										0	0	0	0	0	0	0						
38 Xavier Paul, L OBP: 0.277, SLG: 0.336										1	0	0	0	0	0	1						
65 Tony Watson, L OBP: 0.329, SLG: 0.359										0	0	0	0	0	0	0						
37 Lyle Overbay, L OBP: 0.329, SLG: 0.359										1	0	0	0	0	0	1						
43 Jose Veras, R OBP: 0.329, SLG: 0.359										0	0	0	0	0	0	0						
97 Joe Beimel, L OBP: 0.329, SLG: 0.359										0	0	0	0	0	0	0						
Inning Stats	R: 0 E: 0 K: 1 S: 11	H: 1 LOB: 1 BB: 0 P: 16	R: 1 E: 0 K: 1 S: 7	H: 2 LOB: 0 BB: 0 P: 10	R: 0 E: 0 K: 0 S: 7	H: 0 LOB: 0 BB: 0 P: 11	R: 0 E: 0 K: 0 S: 6	H: 0 LOB: 0 BB: 1 P: 12	R: 0 E: 0 K: 2 S: 9	H: 1 LOB: 0 BB: 0 P: 11	R: 0 E: 0 K: 0 S: 8	H: 1 LOB: 1 BB: 0 P: 12	R: 0 E: 0 K: 1 S: 9	H: 2 LOB: 2 BB: 0 P: 14	R: 0 E: 0 K: 1 S: 8	H: 0 LOB: 0 BB: 0 P: 10	1B: 6 2B: 2 3B: 0 HR: 0	SF: 0 SAC: 0 DP: 3 HBP: 0	WP: 1 PB: 0 SB: 1 CS: 0	PA: 33		
PITCHER	IP WLS BF H R ER SO BB IBB HBP BLK WP HR S P ERA WHIP	IP WLS BF H R ER SO BB IBB HBP BLK WP HR S P ERA WHIP	IP WLS BF H R ER SO BB IBB HBP BLK WP HR S P ERA WHIP	IP WLS BF H R ER SO BB IBB HBP BLK WP HR S P ERA WHIP	IP WLS BF H R ER SO BB IBB HBP BLK WP HR S P ERA WHIP	IP WLS BF H R ER SO BB IBB HBP BLK WP HR S P ERA WHIP	IP WLS BF H R ER SO BB IBB HBP BLK WP HR S P ERA WHIP	IP WLS BF H R ER SO BB IBB HBP BLK WP HR S P ERA WHIP	IP WLS BF H R ER SO BB IBB HBP BLK WP HR S P ERA WHIP	IP WLS BF H R ER SO BB IBB HBP BLK WP HR S P ERA WHIP	IP WLS BF H R ER SO BB IBB HBP BLK WP HR S P ERA WHIP	IP WLS BF H R ER SO BB IBB HBP BLK WP HR S P ERA WHIP	IP WLS BF H R ER SO BB IBB HBP BLK WP HR S P ERA WHIP	IP WLS BF H R ER SO BB IBB HBP BLK WP HR S P ERA WHIP	IP WLS BF H R ER SO BB IBB HBP BLK WP HR S P ERA WHIP	IP WLS BF H R ER SO BB IBB HBP BLK WP HR S P ERA WHIP	IP WLS BF H R ER SO BB IBB HBP BLK WP HR S P ERA WHIP	IP WLS BF H R ER SO BB IBB HBP BLK WP HR S P ERA WHIP	IP WLS BF H R ER SO BB IBB HBP BLK WP HR S P ERA WHIP	IP WLS BF H R ER SO BB IBB HBP BLK WP HR S P ERA WHIP	IP WLS BF H R ER SO BB IBB HBP BLK WP HR S P ERA WHIP	IP WLS BF H R ER SO BB IBB HBP BLK WP HR S P ERA WHIP

AB	32
R	1
H	8
RBI	1
BB	1
SO	7
LOB	16



Batter	1	2	3	4	5	6	7	8	9	10	AB	R	H	RBI	BB	SO	LOB	TOP				
Ryan Theriot, R OBP: 0.319, SLG: 0.331	G5-3	G6-3				G4-3		K			5	0	1	0	0	1	5	St. Louis Cardinals @ Pittsburgh Pirates PNC Park, Pittsburgh, PA Sun Jul 24 2011, 1:37 PM - 4:50 PM EDT Att: 35,402 - Cloudy - 81 F				
19 Jon Jay, L OBP: 0.364, SLG: 0.442	G5-3						G6-3	G4-3	G4-3		3	0	2	0	2	0	0					
5 Albert Pujols, R OBP: 0.347, SLG: 0.513	G5-3					F4		G6-3	G5-3		5	0	0	0	0	1	5					
12 Lance Berkman, S OBP: 0.400, SLG: 0.599	G6-3					G3		K			5	0	1	0	0	1	5					
28 Colby Rasmus, L OBP: 0.331, SLG: 0.413						G3					4	2	2	1	1	0	1					
55 Skip Schumaker, L OBP: 0.327, SLG: 0.369																						
7 Matt Holliday, R OBP: 0.405, SLG: 0.542						K					4	0	2	0	0	1	2					
30 Jason Motte, R											1	0	0	0	0	0	0					
13 Gerald Laird, R OBP: 0.306, SLG: 0.382											3	0	1	1	0	0	0					
33 Daniel Descalso, L OBP: 0.342, SLG: 0.368											2	1	0	0	3	2	1					
26 Kyle Lohse, R OBP: 0.348, SLG: 0.167											1	0	0	0	0	1	1					
48 Tony Cingrani, R OBP: 0.302, SLG: 0.408											0	0	0	0	0	0	0					
62 Lance Lynn, S OBP: 0.302, SLG: 0.408											0	0	0	0	0	0	0					
23 David Freese, R OBP: 0.302, SLG: 0.408											1	0	1	0	0	0	0					
35 Jake Westbrook, R OBP: 0.302, SLG: 0.408											0	0	0	0	0	0	0					
41 Mitchell Boggs, R OBP: 0.302, SLG: 0.408											0	0	0	0	0	0	0					
8 Nick Punto, S OBP: 0.307, SLG: 0.374											0	0	0	0	0	0	0					
Inning Stats	R: 0 E: 0 K: 0 S: 8	H: 1 LOB: 1 BB: 0 P: 16	R: 1 E: 1 K: 0 S: 12	H: 2 LOB: 1 BB: 1 P: 17	R: 0 E: 0 K: 1 S: 6	H: 0 LOB: 0 BB: 1 P: 10	R: 0 E: 0 K: 1 S: 6	H: 0 LOB: 0 BB: 0 P: 7	R: 1 E: 0 K: 1 S: 16	H: 1 LOB: 2 BB: 2 P: 29	R: 1 E: 0 K: 1 S: 13	H: 2 LOB: 2 BB: 1 P: 22	R: 0 E: 0 K: 1 S: 9	H: 1 LOB: 2 BB: 1 P: 17	R: 0 E: 0 K: 0 S: 12	H: 2 LOB: 1 BB: 0 P: 16	R: 0 E: 0 K: 0 S: 6	H: 0 LOB: 0 BB: 0 P: 11	1B: 8 2B: 1 3B: 0 HR: 1	SF: 1 SAC: 2 DP: 0 HBP: 0	WP: 2 PB: 0 SB: 0 CS: 1	PA: 44
PITCHER	IP	WLS	BF	H	R	ER	SO	BB	IBB	HBP	BLK	WP	HR	S	P	ERA	WHIP					
50 Charlie Morton, R ERA: 3.69	5.1		26	6	3	3	3	5	0	0	0	0	1	55	94	5.06	2.062					
39 Jason Grilli, R ERA:	1.2		7	1	0	0	2	0	1	0	0	0	0	15	24	0.00	0.600					
30 Chris Resop, R ERA: 3.38	1.0		4	2	0	0	2	0	0	0	0	0	0	12	16	0.00	2.000					
Joel Hanrahan, R ERA: 1.21	1.0		4	1	0	0	0	0	0	0	0	0	0	9	14	0.00	1.000					
97 Joe Beimel, L ERA: 4.5	1.0	W	3	0	0	0	1	0	0	0	0	0	0	6	11	0.00	0.000					

AB	35
R	3
H	10
RBI	2
BB	6
SO	8
LOB	22



Batter	1	2	3	4	5	6	7	8	9	10	AB	R	H	RBI	BB	SO	LOB	BOTTOM			
12 Chase d'Arnaud, R OBP: 0.248, SLG: 0.297	L8										4	0	1	2	0	0	0	St. Louis Cardinals @ Pittsburgh Pirates PNC Park, Pittsburgh, PA Sun Jul 24 2011, 1:37 PM - 4:50 PM EDT Att: 35,402 - Cloudy - 81 F			
23 Matt Diaz, R OBP: 0.303, SLG: 0.347	G1-3										4	0	0	0	0	0	1				
Joel Hanrahan, R ERA: 1.21											0	0	0	0	0	0	0				
97 Joe Beimel, L ERA: 4.5											0	0	0	0	0	0	0				
18 Neil Walker, S OBP: 0.333, SLG: 0.404	K										3	0	0	0	1	3	1				
22 Andrew McCutchen, R OBP: 0.378, SLG: 0.482											4	0	1	0	0	1	1				
37 Lyle Overbay, L OBP: 0.302, SLG: 0.355											3	0	0	0	1	0	1				
46 Garrett Jones, L OBP: 0.321, SLG: 0.409											4	0	0	0	0	2	3				
5 Ronny Cedeno, R OBP: 0.312, SLG: 0.353											4	2	2	0	0	0	1				
69 Eric Fryer, R OBP: 0.368, SLG: 0.294											4	1	2	0	0	0	1				
50 Charlie Morton, R OBP: 0.059, SLG: 0.065											1	0	0	1	0	1	1				
39 Jason Grilli, R ERA:											0	0	0	0	0	0	0				
51 Steve Pearce, R OBP: 0.328, SLG: 0.367											1	0	0	0	0	0	1				
30 Chris Resop, R ERA: 2.89											0	0	0	0	0	0	0				
38 Xavier Paul, L OBP: 0.283, SLG: 0.341											1	1	1	0	0	0	0				
Inning Stats	R: 0 E: 0 K: 1 S: 8	H: 0 LOB: 0 BB: 0 P: 10	R: 0 E: 1 K: 0 S: 8	H: 0 LOB: 1 BB: 0 P: 14	R: 1 E: 0 K: 2 S: 16	H: 2 LOB: 1 BB: 0 P: 23	R: 0 E: 0 K: 1 S: 6	H: 1 LOB: 0 BB: 0 P: 7	R: 1 E: 0 K: 0 S: 7	H: 1 LOB: 0 BB: 0 P: 9	R: 0 E: 0 K: 1 S: 7	H: 0 LOB: 0 BB: 0 P: 12	R: 0 E: 0 K: 0 S: 3	H: 0 LOB: 0 BB: 0 P: 5	R: 1 E: 0 K: 0 S: 10	H: 1 LOB: 0 BB: 0 P: 14	1B: 4 2B: 3 3B: 0 HR: 0	SF: 2 SAC: 0 DP: 2 HBP: 0	WP: 0 PB: 0 SB: 2 CS: 0	PA: 37	
PITCHER	IP	WLS	BF	H	R	ER	SO	BB	IBB	HBP	BLK	WP	HR	S	P	ERA	WHIP				
26 Kyle Lohse, R ERA: 3.46	5.0		19	4	2	2	4	0	0	0	0	0	0	45	64	3.60	0.800				
62 Lance Lynn, R ERA: 4.0	2.0	B	9	2	1	1	2	2	0	0	0	0	0	19	32	4.50	2.000				
41 Mitchell Boggs, R ERA: 2.89	2.0		6	0	0	0	1	0	0	0	0	0	0	10	17	0.00	0.000				
30 Jason Motte, R ERA: 2.33	0.2	L	3	1	1	0	0	0	0	0	0	0	0	10	14	0.00	1.500				




Batter	1	2	3	4	5	6	7	8	9	AB	R	H	RBI	BB	SO	LOB	TOP							
21 Michael Bourn, L (1.8) OBP: 0.357, SLG: 0.400	F7		K		L6			9 BB 45 HR 1B	G4-3-6	5	1	1	0	0	1	2								
11 Jason Bourgeois, R (1.7) OBP: 0.373, SLG: 0.430	G4-3 2B		G6-3		G3-1			9 BB 45 HR 1B		4	1	2	0	0	0	0								
9 Hunter Pence, R (1.9) OBP: 0.356, SLG: 0.470	G4-3		G4-3 45 CS 1B		P5			45 HR BB		3	1	1	0	1	0	1								
45 Carlos Lee, R (1.3) OBP: 0.328, SLG: 0.441	G6-3		CS		F8			HR		4	1	1	4	0	0	1								
23 Chris Johnson, R (1.5) OBP: 0.291, SLG: 0.385	K		F9		F9			12 FC6-4 1B		4	0	1	0	0	2	0								
12 Clint Barmes, R (1.6) OBP: 0.318, SLG: 0.387	L8		F7		F7			FC6-4 1-2		4	0	0	0	0	0	1								
54 Mark Melancon, R (8.1)	L8		F7		F7			FC6-4 1-2		0	0	0	0	0	0	0								
27 Jose Altuve, R (1.4) OBP: 0.444, SLG: 0.529	55 1B 2B		SH1-3 1B		SH1-3 1B			L8		4	1	3	0	0	0	1								
55 Humberto Quintero, R (1.2) OBP: 0.280, SLG: 0.336	2H 1B		K		K			L8		4	1	3	0	0	0	1								
30 J.A. Happ, L (1.1) OBP: 0.273, SLG: 0.355	K		SH1-3		SH1-3			L7		1	0	0	0	0	1	1								
28 David Carpenter, R (5.1) ERA: 4.15	K		SH1-3		SH1-3			L7		0	0	0	0	0	0	0								
62 Aneury Rodriguez, R (6.1) ERA: 9.0	K		SH1-3		SH1-3			L7		0	0	0	0	0	0	0								
29 Brett Wallace, L (8. PH) OBP: 0.354, SLG: 0.389	K		SH1-3		SH1-3			L7		1	0	0	0	0	0	0								
36 Angel Sanchez, R (8.6) OBP: 0.305, SLG: 0.306	K		SH1-3		SH1-3			L7		1	0	1	0	0	0	0								
Inning Stats	R: 0 E: 0 K: 0 S: 9	H: 1 LOB: 1 BB: 0 P: 13	R: 1 E: 0 K: 2 S: 12	H: 2 LOB: 1 BB: 0 P: 20	R: 0 E: 0 K: 1 S: 10	H: 1 LOB: 0 BB: 0 P: 16	R: 0 E: 0 K: 0 S: 9	H: 0 LOB: 0 BB: 0 P: 16	R: 0 E: 0 K: 1 S: 7	H: 1 LOB: 1 BB: 0 P: 11	R: 0 E: 0 K: 0 S: 5	H: 0 LOB: 0 BB: 0 P: 7	R: 0 E: 0 K: 1 S: 8	H: 1 LOB: 1 BB: 0 P: 13	R: 4 E: 0 K: 0 S: 28	H: 4 LOB: 1 BB: 1 P: 40	R: 0 E: 0 K: 0 S: 7	H: 1 LOB: 0 BB: 0 P: 10	1B: 7 2B: 3 3B: 0 HR: 1	SF: 0 SAC: 1 DP: 1 HBP: 0	WP: 0 PB: 0 SB: 0 CS: 1	PA: 38		
PITCHER	IP WLS BF H R ER SO BB IBB HBP BLK WP HR S P ERA WHIP	7.0 W 26 6 1 1 5 0 0 0 0 0 0 60 96 1.29 0.857	0.1 S 5 3 4 4 0 1 0 0 0 0 1 21 30 108.00 12.000	1.2 S 6 2 0 0 0 0 0 0 0 0 0 14 20 0.00 1.200																				

Houston Astros @ St. Louis Cardinals
 Busch Stadium, St. Louis, MO
 Mon Jul 25 2011, 7:17 PM - 10:09 PM CDT
 Att: 38,074 - Clear - 92 F

livebaseballscores.com

AB 35
 R 5
 H 11
 RBI 5
 BB 1
 SO 5
 LOB 9




Batter	1	2	3	4	5	6	7	8	9	AB	R	H	RBI	BB	SO	LOB	BOTTOM								
Ryan Theriot, R (1.6) OBP: 0.315, SLG: 0.327	G3		F9		G4-3			F9		5	0	0	0	0	0	3									
19 Jon Jay, L (1.9) OBP: 0.364, SLG: 0.441	L8		G6-3		G4-3			5 FC4 1B		5	0	2	1	0	0	0									
5 Albert Pujols, R (1.3) OBP: 0.345, SLG: 0.509	1B		L7		P6			FC4 1-2		5	0	1	0	0	0	3									
7 Matt Holliday, R (1.7) OBP: 0.406, SLG: 0.540	K		L7		P6			FC4 1-2		3	1	1	0	1	2	1									
40 P.J. Walters, R (8.1) ERA: 9.0	K		L7		P6			FC4 1-2		0	0	0	0	0	0	0									
41 Mitchell Boggs, R (8.1) ERA: 2.77	K		L7		P6			FC4 1-2		0	0	0	0	0	0	0									
23 David Freese, R (1.5) OBP: 0.365, SLG: 0.430	4 2B 28 G4-3 1B		G6-3		P6			FC4 1-2		2	1	1	0	1	0	1									
33 Daniel Descalso, L (5. PR) OBP: 0.341, SLG: 0.366	4 2B 28 G4-3 1B		G6-3		P6			FC4 1-2		1	1	0	0	0	0	0									
4 Yadier Molina, R (1.2) OBP: 0.331, SLG: 0.442	28 8 3B 2B		G4-3		E7 28 HR 1B			K		4	3	3	2	0	1	0									
28 Colby Rasmus, L (1.8) OBP: 0.332, SLG: 0.421	G4-3		G4-3		G4-3			8 1B 55 1B BB		3	2	1	3	1	0	1									
8 Nick Punto, S (1.4) OBP: 0.370, SLG: 0.402	46 46 G4-3 3B		G4-3		G3-1			8 1B 55 1B BB		3	2	2	1	1	0	1									
46 Kyle McClellan, R (1.1) OBP: 0.176, SLG: 0.182	G4-3		G4-3		G3-1			8 1B 55 1B BB		2	0	0	1	0	0	0									
55 Skip Schumaker, L (8.7) OBP: 0.330, SLG: 0.373	G4-3		G4-3		G3-1			8 1B 55 1B BB		1	0	1	1	0	0	0									
Inning Stats	R: 0 E: 0 K: 1 S: 14	H: 1 LOB: 1 BB: 0 P: 20	R: 3 E: 0 K: 0 S: 14	H: 3 LOB: 0 BB: 0 P: 23	R: 0 E: 0 K: 0 S: 17	H: 0 LOB: 1 BB: 1 P: 25	R: 1 E: 0 K: 0 S: 16	H: 1 LOB: 1 BB: 1 P: 27	R: 4 E: 1 K: 0 S: 15	H: 4 LOB: 1 BB: 1 P: 27	R: 0 E: 0 K: 0 S: 9	H: 0 LOB: 0 BB: 0 P: 15	R: 0 E: 0 K: 1 S: 5	H: 0 LOB: 0 BB: 0 P: 9	R: 2 E: 0 K: 1 S: 13	H: 3 LOB: 2 BB: 1 P: 20	1B: 8 2B: 1 3B: 1 HR: 2	SF: 0 SAC: 1 DP: 0 HBP: 0	WP: 0 PB: 0 SB: 0 CS: 0	PA: 39					
PITCHER	IP WLS BF H R ER SO BB IBB HBP BLK WP HR S P ERA WHIP	4.2 L 23 7 2 2 0 3 0 0 0 0 1 70 112 11.57 2.143	0.1 S 3 2 2 2 0 0 0 0 0 0 0 6 10 54.00 6.000	2.0 S 6 0 0 0 1 0 0 0 0 0 0 14 24 0.00 0.000	1.0 S 7 3 2 2 1 1 0 0 0 0 0 13 20 18.00 4.000																				

Houston Astros @ St. Louis Cardinals
 Busch Stadium, St. Louis, MO
 Mon Jul 25 2011, 7:17 PM - 10:09 PM CDT
 Att: 38,074 - Clear - 92 F

livebaseballscores.com

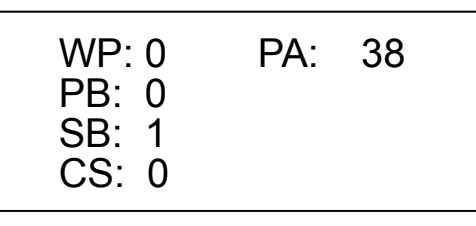
AB 34
 R 10
 H 12
 RBI 9
 BB 4
 SO 3
 LOB 10



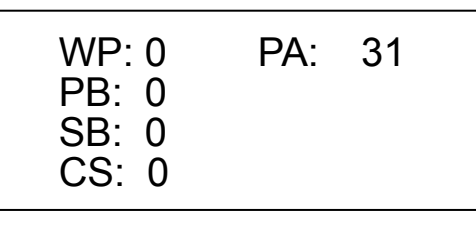
Batter	1	2	3	4	5	6	7	8	9	AB	R	H	RBI	BB	SO	LOB	TOP			
21 Michael Bourn, L (1,8) OBP: 0.360, SLG: 0.403	G4-3		G3-1 45 1B	FC4-6			G9 1B		G16 DI BB	4	1	2	0	1	0	2	Houston Astros @ St. Louis Cardinals Busch Stadium, St. Louis, MO Tue Jul 26 2011, 7:15 PM - 9:49 PM CDT Att: 35,588 - Partly Cloudy - 93 F AB 35 R 1 H 8 RBI 1 BB 2 SO 7 LOB 20			
27 Jose Altuve, R (1,4) OBP: 0.409, SLG: 0.476	G9 1B FC5-2		K	G4-3			F9		K	4	0	1	0	0	1	4				
16 Matt Downs, R (9,PH) OBP: 0.331, SLG: 0.478									K	1	0	0	0	0	1	1				
9 Hunter Pence, R (1,9) OBP: 0.355, SLG: 0.468	G45 FC5-2 1B		G3-1				P1		K	4	0	1	0	0	1	2				
45 Carlos Lee, R (1,7) OBP: 0.329, SLG: 0.442	FC5-2		HBP				F29 FC4-6 1B		F8	4	0	2	1	0	0	3				
29 Brett Wallace, L (1,3) OBP: 0.352, SLG: 0.385	K		HBP				FC4-6 23 FC6-4		G5-3	3	0	0	0	0	1	3				
23 Chris Johnson, R (1,5) OBP: 0.288, SLG: 0.380			G4-3	F7			FC6-4		G6-3	4	0	0	0	0	0	3				
12 Clint Barmes, R (1,6) OBP: 0.317, SLG: 0.385				L8			G6-3		G6-3	4	0	1	0	0	0	0				
55 Humberto Quintero, R (1,2) OBP: 0.281, SLG: 0.336			FC6-4				K		K	3	0	1	0	0	1	1				
36 Angel Sanchez, R (9,PH) OBP: 0.304, SLG: 0.305				FC4-6 21 BB 39					K	1	0	0	0	0	1	0				
39 Brett Myers, R (1,1) OBP: 0.167, SLG: 0.150			G1-3				G1-4-3		K	2	0	0	0	1	0	1				
4 Jason Michaels, R (9,PH) OBP: 0.250, SLG: 0.309				FC4-6 21 BB					K	1	0	0	0	0	1	0				
Inning Stats	R: 0 E: 0 K: 1 S: 11	H: 2 LOB: 0 BB: 0 P: 16	R: 0 E: 0 K: 0 S: 7	H: 1 LOB: 1 BB: 0 P: 11	R: 1 E: 0 K: 1 S: 15	H: 2 LOB: 2 BB: 0 P: 27	R: 0 E: 0 K: 0 S: 9	H: 1 LOB: 2 BB: 1 P: 16	R: 0 E: 0 K: 1 S: 8	H: 0 LOB: 0 BB: 0 P: 13	R: 0 E: 0 K: 1 S: 12	H: 1 LOB: 1 BB: 0 P: 15	R: 0 E: 0 K: 0 S: 8	H: 0 LOB: 0 BB: 0 P: 12	R: 0 E: 0 K: 3 S: 12	H: 0 LOB: 1 BB: 1 P: 22	1B: 7 2B: 1 3B: 0 HR: 0	SF: 0 SAC: 0 DP: 0 HBP: 1	WP: 0 PB: 0 SB: 1 CS: 0	PA: 38
PITCHER	IP WLS BF H R ER SO BB IBB HBP BLK WP HR S P ERA WHIP	IP WLS BF H R ER SO BB IBB HBP BLK WP HR S P ERA WHIP	IP WLS BF H R ER SO BB IBB HBP BLK WP HR S P ERA WHIP	IP WLS BF H R ER SO BB IBB HBP BLK WP HR S P ERA WHIP	IP WLS BF H R ER SO BB IBB HBP BLK WP HR S P ERA WHIP	IP WLS BF H R ER SO BB IBB HBP BLK WP HR S P ERA WHIP	IP WLS BF H R ER SO BB IBB HBP BLK WP HR S P ERA WHIP	IP WLS BF H R ER SO BB IBB HBP BLK WP HR S P ERA WHIP	IP WLS BF H R ER SO BB IBB HBP BLK WP HR S P ERA WHIP	IP WLS BF H R ER SO BB IBB HBP BLK WP HR S P ERA WHIP	IP WLS BF H R ER SO BB IBB HBP BLK WP HR S P ERA WHIP	IP WLS BF H R ER SO BB IBB HBP BLK WP HR S P ERA WHIP	IP WLS BF H R ER SO BB IBB HBP BLK WP HR S P ERA WHIP	IP WLS BF H R ER SO BB IBB HBP BLK WP HR S P ERA WHIP	IP WLS BF H R ER SO BB IBB HBP BLK WP HR S P ERA WHIP	IP WLS BF H R ER SO BB IBB HBP BLK WP HR S P ERA WHIP	IP WLS BF H R ER SO BB IBB HBP BLK WP HR S P ERA WHIP			
35 Jake Westbrook, R (1,1) ERA: 4.86	6.0 W 27	7 1 1 3	1 0 0 0	0 0 0 0	0 0 0 0	0 0 0 0	0 0 1 1	∞ ∞	∞ ∞	1.50 1.333										
Trever Miller, L (7,1) ERA: 4.02	0.0 H 3	1 0 0 1	0 0 0 0	0 0 0 0	0 0 0 0	0 0 0 0	0 0 1 1	∞ ∞	∞ ∞	0.00 0.000										
30 Jason Motte, R (7,1) ERA: 2.27	1.0 H 3	0 0 0 0	0 0 0 0	0 0 0 0	0 0 0 0	0 0 0 0	0 0 8 12	0.00 0.000	0.00 0.000											
62 Lance Lynn, R (8,1) ERA: 3.86	1.0 S 4	0 0 0 3	1 0 0 0	0 0 0 0	0 0 0 0	0 0 0 0	0 0 12 22	0.00 1.000	0.00 1.000											
59 Fernando Salas, R (9,1) ERA: 2.57																				

Batter	1	2	3	4	5	6	7	8	9	AB	R	H	RBI	BB	SO	LOB	BOTTOM			
55 Skip Schumaker, L (1,4) OBP: 0.333, SLG: 0.375	G19 FC4-6 1B		G4-3				G19 G4-6-3 1B		G6-3	4	0	2	0	0	0	0	Houston Astros @ St. Louis Cardinals Busch Stadium, St. Louis, MO Tue Jul 26 2011, 7:15 PM - 9:49 PM CDT Att: 35,588 - Partly Cloudy - 93 F AB 31 R 3 H 11 RBI 3 BB 0 SO 4 LOB 7			
19 Jon Jay, L (1,7) OBP: 0.332, SLG: 0.438	FC4-6 5 HR		G3				G4-6-3		G5 1B	4	1	1	0	0	2					
5 Albert Pujols, R (1,3) OBP: 0.347, SLG: 0.517	G6-3		G6-3				F9		G7-6-3 1B	4	1	2	2	0	0					
12 Lance Berkman, S (1,9) OBP: 0.398, SLG: 0.595	F7						G3-1		L7-6-3	2	0	0	0	0	0					
8 Nick Punto, S (5,4) OBP: 0.364, SLG: 0.394							G3-1			2	0	0	0	0	2					
23 David Freese, R (1,5) OBP: 0.370, SLG: 0.452	L9						FC4-6 1B		HR	3	1	2	1	0	0					
Colby Rasmus, L (1,8) OBP: 0.332, SLG: 0.420							FC4-6 33 1B 4 1B		K	3	0	1	0	0	1					
4 Yadier Molina, R (1,2) OBP: 0.331, SLG: 0.441							FC4-6 1B		K	3	0	1	0	0	1					
33 Daniel Descalso, L (1,6) OBP: 0.345, SLG: 0.370							FC4-6 1B		G4-3	3	0	2	0	0	0					
35 Jake Westbrook, R (1,1) OBP: 0.156, SLG: 0.167							K		G5-3	2	0	0	0	0	2	1				
Trever Miller, L (7,1) ERA: 4.02										0	0	0	0	0	0	0				
30 Jason Motte, R (7,1) ERA: 2.27										0	0	0	0	0	0	0				
48 Tony Cruz, R (7,PH) OBP: 0.275, SLG: 0.400										0	0	0	0	0	0	0				
62 Lance Lynn, S (8,1) ERA: 3.86										0	0	0	0	0	0	0				
59 Fernando Salas, R (9,1) ERA: 2.57										0	0	0	0	0	0	0				
Inning Stats	R: 2 E: 0 K: 0 S: 8	H: 2 LOB: 0 BB: 0 P: 10	R: 0 E: 0 K: 1 S: 7	H: 2 LOB: 1 BB: 0 P: 9	R: 0 E: 0 K: 0 S: 8	H: 0 LOB: 0 BB: 0 P: 11	R: 0 E: 0 K: 0 S: 13	H: 3 LOB: 2 BB: 0 P: 18	R: 0 E: 0 K: 1 S: 8	H: 1 LOB: 0 BB: 0 P: 11	R: 1 E: 0 K: 1 S: 11	H: 1 LOB: 0 BB: 0 P: 13	R: 0 E: 0 K: 1 S: 6	H: 0 LOB: 0 BB: 0 P: 9	R: 0 E: 0 K: 0 S: 7	H: 2 LOB: 1 BB: 0 P: 12	1B: 9 2B: 1 3B: 0 HR: 2	SF: 0 SAC: 0 DP: 3 HBP: 0	WP: 0 PB: 0 SB: 0 CS: 0	PA: 31
PITCHER	IP WLS BF H R ER SO BB IBB HBP BLK WP HR S P ERA WHIP	IP WLS BF H R ER SO BB IBB HBP BLK WP HR S P ERA WHIP	IP WLS BF H R ER SO BB IBB HBP BLK WP HR S P ERA WHIP	IP WLS BF H R ER SO BB IBB HBP BLK WP HR S P ERA WHIP	IP WLS BF H R ER SO BB IBB HBP BLK WP HR S P ERA WHIP	IP WLS BF H R ER SO BB IBB HBP BLK WP HR S P ERA WHIP	IP WLS BF H R ER SO BB IBB HBP BLK WP HR S P ERA WHIP	IP WLS BF H R ER SO BB IBB HBP BLK WP HR S P ERA WHIP	IP WLS BF H R ER SO BB IBB HBP BLK WP HR S P ERA WHIP	IP WLS BF H R ER SO BB IBB HBP BLK WP HR S P ERA WHIP	IP WLS BF H R ER SO BB IBB HBP BLK WP HR S P ERA WHIP	IP WLS BF H R ER SO BB IBB HBP BLK WP HR S P ERA WHIP	IP WLS BF H R ER SO BB IBB HBP BLK WP HR S P ERA WHIP	IP WLS BF H R ER SO BB IBB HBP BLK WP HR S P ERA WHIP	IP WLS BF H R ER SO BB IBB HBP BLK WP HR S P ERA WHIP	IP WLS BF H R ER SO BB IBB HBP BLK WP HR S P ERA WHIP				
39 Brett Myers, R (1,1) ERA: 4.66	8.0 L 31	11 3 3 4	0 0 0 0	0 0 0 0	0 0 0 0	0 0 0 0	0 0 2 68	93 3.38 1.375												

Houston Astros @ St. Louis Cardinals
 Busch Stadium, St. Louis, MO
 Tue Jul 26 2011, 7:15 PM - 9:49 PM CDT
 Att: 35,588 - Partly Cloudy - 93 F



Houston Astros @ St. Louis Cardinals
 Busch Stadium, St. Louis, MO
 Tue Jul 26 2011, 7:15 PM - 9:49 PM CDT
 Att: 35,588 - Partly Cloudy - 93 F



Batter	1	2	3	4	5	6	7	8	9	AB	R	H	RBI	BB	SO	LOB	TOP							
13 Starlin Castro, R OBP: 0.330, SLG: 0.416										4	0	1	0	1	1	1	Chicago Cubs @ St. Louis Cardinals Busch Stadium, St. Louis, MO Fri Jul 29 2011, 7:18 PM - 10:11 PM CDT Att: 42,042 - Cloudy - 90 F							
15 Darwin Barney, R OBP: 0.324, SLG: 0.370										3	1	1	0	1	0	3								
16 Aramis Ramirez, R OBP: 0.331, SLG: 0.505										4	0	0	0	0	2	5								
22 Carlos Pena, L OBP: 0.338, SLG: 0.445										3	0	1	0	1	1	2								
24 Marlon Byrd, R OBP: 0.354, SLG: 0.444										4	1	2	1	0	0	1								
18 Geovany Soto, R OBP: 0.328, SLG: 0.404										3	0	0	0	0	1	2								
12 Alfonso Soriano, R OBP: 0.286, SLG: 0.444										4	0	1	0	0	0	2								
21 Tyler Colvin, L OBP: 0.176, SLG: 0.212										3	0	1	1	0	0	0								
22 Matt Garza, R OBP: 0.296, SLG: 0.379										2	0	1	0	0	1	1								
Inning Stats	R: 0 E: 0 K: 2 S: 14	H: 1 LOB: 1 BB: 0 P: 18	R: 1 E: 0 K: 1 S: 15	H: 2 LOB: 1 BB: 0 P: 22	R: 0 E: 0 K: 1 S: 7	H: 0 LOB: 0 BB: 0 P: 8	R: 0 E: 0 K: 0 S: 7	H: 0 LOB: 0 BB: 0 P: 9	R: 0 E: 0 K: 0 S: 11	H: 1 LOB: 2 BB: 1 P: 19	R: 0 E: 0 K: 0 S: 4	H: 0 LOB: 0 BB: 0 P: 8	R: 0 E: 0 K: 0 S: 8	H: 2 LOB: 1 BB: 0 P: 11	R: 1 E: 0 K: 1 S: 10	H: 2 LOB: 2 BB: 1 P: 19	R: 0 E: 0 K: 2 S: 9	H: 0 LOB: 0 BB: 0 P: 11	1B: 7 2B: 3 3B: 0 HR: 0	SF: 1 SAC: 0 DP: 2 HBP: 1	WP: 1 PB: 0 SB: 0 CS: 0	PA: 37		
PITCHER	IP WLS BF H R ER SO BB IBB HBP BLK WP HR S P ERA WHIP	7.0 W 28 7 1 1 4 2 0 1 1 1 0 66 95 1.29 1.286	0.1 H 4 2 1 1 0 1 0 0 0 0 5 11 27.00 9.000	0.2 H 2 0 0 0 1 0 0 0 0 0 5 8 0.00 0.000	1.0 3 0 0 0 2 0 0 0 0 0 0 9 11 0.00 0.000																			


AB	32
R	2
H	9
RBI	2
BB	3
SO	7
LOB	17




Batter	1	2	3	4	5	6	7	8	9	AB	R	H	RBI	BB	SO	LOB	BOTTOM							
44 Corey Patterson, L OBP: 0.284, SLG: 0.375										3	0	0	0	0	1	1	Chicago Cubs @ St. Louis Cardinals Busch Stadium, St. Louis, MO Fri Jul 29 2011, 7:18 PM - 10:11 PM CDT Att: 42,042 - Cloudy - 90 F							
Ryan Theriot, R OBP: 0.314, SLG: 0.330										5	0	2	0	0	1	4								
19 Jon Jay, L OBP: 0.360, SLG: 0.440										5	1	2	1	0	0	2								
5 Albert Pujols, R OBP: 0.345, SLG: 0.519										5	1	2	1	0	0	2								
7 Matt Holliday, R OBP: 0.413, SLG: 0.548										3	2	2	0	1	0	0								
48 Tony Cruz, R OBP: 0.356, SLG: 0.377										1	0	0	0	0	0	1								
23 David Freese, R OBP: 0.365, SLG: 0.460										4	1	1	3	0	2	2								
46 Kyle McClellan, R OBP: 0.176, SLG: 0.182										0	0	0	0	0	0	0								
30 Jason Motte, R OBP: 0.329, SLG: 0.370										3	1	1	0	1	0	1								
4 Yadier Molina, R OBP: 0.332, SLG: 0.442										4	2	2	1	0	0	1								
33 Daniel Descalso, L OBP: 0.336, SLG: 0.357										3	0	0	0	1	0	1								
22 Edwin Jackson, R OBP: 0.314, SLG: 0.267										2	0	0	0	0	0	3								
27 Tyler Greene, R OBP: 0.314, SLG: 0.267										0	1	0	0	1	0	0								
Inning Stats	R: 0 E: 0 K: 0 S: 5	H: 1 LOB: 0 BB: 0 P: 7	R: 0 E: 0 K: 1 S: 10	H: 1 LOB: 1 BB: 0 P: 14	R: 0 E: 1 K: 0 S: 10	H: 0 LOB: 0 BB: 0 P: 12	R: 3 E: 0 K: 0 S: 11	H: 3 LOB: 0 BB: 0 P: 17	R: 0 E: 0 K: 1 S: 9	H: 1 LOB: 1 BB: 0 P: 12	R: 3 E: 0 K: 1 S: 18	H: 3 LOB: 2 BB: 2 P: 31	R: 0 E: 0 K: 0 S: 8	H: 0 LOB: 1 BB: 1 P: 14	R: 3 E: 0 K: 1 S: 14	H: 3 LOB: 1 BB: 1 P: 22	R: 0 E: 0 K: 1 S: 9	H: 0 LOB: 0 BB: 0 P: 11	1B: 4 2B: 7 3B: 0 HR: 1	SF: 0 SAC: 1 DP: 1 HBP: 0	WP: 0 PB: 0 SB: 2 CS: 0	PA: 40		
PITCHER	IP WLS BF H R ER SO BB IBB HBP BLK WP HR S P ERA WHIP	5.2 L 27 6 6 6 3 1 1 0 0 0 4 4 0.00 3.000	0.1 2 1 0 0 0 0 0 0 0 0 0 4 4 0.00 3.000	1.0 4 0 0 0 0 1 0 0 0 0 0 8 14 0.00 1.000	1.0 7 3 3 3 1 1 0 0 0 0 0 14 22 27.00 4.000																			

AB	35
R	9
H	12
RBI	8
BB	4
SO	4
LOB	16



Batter	1	2	3	4	5	6	7	8	9	AB	R	H	RBI	BB	SO	LOB	TOP										
5 Reed Johnson, R (1,9) OBP: 0.364, SLG: 0.542	G6-3			G5-6-3		13 2B 22 BB 1B		K		4	1	1	0	0	1	0	Chicago Cubs @ St. Louis Cardinals Busch Stadium, St. Louis, MO Sun Jul 31 2011, 7:11 PM - 10:14 PM CDT Att: 43,960 - Partly Cloudy - 92 F AB 32 R 6 H 7 RBI 6 BB 3 SO 6 LOB 4 										
13 Starlin Castro, R (1,6) OBP: 0.327, SLG: 0.413	G5-3			F9		22 BB 24 1B 2B		K		4	1	1	1	0	1	0											
16 Aramis Ramirez, R (1,5) OBP: 0.329, SLG: 0.497	P3			G4-3		22 BB 24 1B BB		P6		3	1	0	0	1	0	0											
22 Carlos Pena, L (1,3) OBP: 0.337, SLG: 0.438		K			F8	24 1B BB			G1-3	3	0	0	1	1	1	0											
24 Marlon Byrd, R (1,8) OBP: 0.355, SLG: 0.445		K			L5	BB			12 HR 1B	4	1	2	2	0	1	0											
12 Alfonso Soriano, R (1,7) OBP: 0.285, SLG: 0.458 1 Tony Campana, L (9,7) OBP: 0.297, SLG: 0.279				G1-3		1B			HR	4	1	1	2	0	0	2											
15 Darwin Barney, R (1,4) OBP: 0.321, SLG: 0.365				G1-3		G6-3	L4		55 1B 1B	4	0	1	0	0	0	0											
55 Koyie Hill, S (1,2) OBP: 0.283, SLG: 0.326				K		5 1B 13 2B 46 SH1 BB	L6		9 G1-6-3 1B	3	1	1	0	1	1	0											
46 Ryan Dempster, R (1,1) OBP: 0.103, SLG: 0.079 45 Sean Marshall, L (7,1) 34 Kerry Wood, R (8,1) 9 Blake DeWitt, L (9,PH) 49 Carlos Marmol, R (9,1)				G1		SH1	K		G1-6-3	2	0	0	0	0	1	0											
Inning Stats	R: 0 E: 0 K: 0 S: 6	H: 0 LOB: 0 BB: 0 P: 11	R: 0 E: 0 K: 2 S: 8	H: 0 LOB: 0 BB: 0 P: 11	R: 0 E: 0 K: 1 S: 7	H: 0 LOB: 0 BB: 0 P: 9	R: 0 E: 0 K: 0 S: 4	H: 0 LOB: 0 BB: 0 P: 4	R: 0 E: 0 K: 0 S: 5	H: 0 LOB: 0 BB: 0 P: 9	R: 4 E: 0 K: 0 S: 16	H: 3 LOB: 2 BB: 3 P: 33	R: 0 E: 0 K: 1 S: 10	H: 0 LOB: 0 BB: 0 P: 12	R: 0 E: 0 K: 2 S: 11	H: 0 LOB: 0 BB: 0 P: 14		R: 2 E: 0 K: 0 S: 11	H: 4 LOB: 1 BB: 0 P: 20	1B: 5 2B: 1 3B: 0 HR: 1	SF: 0 SAC: 1 DP: 1 HBP: 0	WP: 0 PB: 0 SB: 0 CS: 0	PA: 36				
PITCHER	IP	WLS	BF	H	R	ER	SO	BB	IBB	HBP	BLK	WP	HR	S	P	ERA	WHIP										
35 Jake Westbrook, R (1,1) ERA: 4.92	6.0	L	24	3	4	4	3	3	0	0	0	0	0	46	77	6.00	1.000										
30 Jason Motte, R (7,1) ERA: 2.16	1.0		3	0	0	0	1	0	0	0	0	0	0	10	12	0.00	0.000										
46 Kyle McClellan, R (8,1) ERA: 4.3	2.0		9	4	2	2	2	0	0	0	0	0	1	22	34	9.00	2.000										

Batter	1	2	3	4	5	6	7	8	9	AB	R	H	RBI	BB	SO	LOB	BOTTOM										
55 Skip Schumaker, L (1,4) OBP: 0.335, SLG: 0.372 Ryan Theriot, R (7,PH) OBP: 0.320, SLG: 0.341	G3		G6-3			19 FC3-6 1B	G6-3			3	0	1	0	0	0	0	Chicago Cubs @ St. Louis Cardinals Busch Stadium, St. Louis, MO Sun Jul 31 2011, 7:11 PM - 10:14 PM CDT Att: 43,960 - Partly Cloudy - 92 F AB 34 R 3 H 9 RBI 3 BB 1 SO 8 LOB 15 										
19 Jon Jay, L (1,8) OBP: 0.356, SLG: 0.436				G6-3		5 2B 12 HR 1B		G3		4	1	1	0	0	0	1											
5 Albert Pujols, R (1,3) OBP: 0.350, SLG: 0.530		F8		P6		12 HR 2B		7 G1-6-3 1B		4	1	2	0	0	0	1											
7 Matt Holliday, R (1,7) OBP: 0.411, SLG: 0.541				K		K		G1-6-3		4	0	0	0	0	3	4											
12 Lance Berkman, S (1,9) OBP: 0.396, SLG: 0.601				K		HR		K		4	1	1	3	0	3	0											
23 David Freese, R (1,5) OBP: 0.368, SLG: 0.478		G6-3				4 F9 2B		F8		4	0	2	0	0	0	0											
4 Yadier Molina, R (1,2) OBP: 0.330, SLG: 0.438				L5					F8	4	0	1	0	0	0	2											
33 Daniel Descalso, L (1,6) OBP: 0.337, SLG: 0.352					F9					3	0	1	0	1	1	1											
35 Jake Westbrook, R (1,1) OBP: 0.147, SLG: 0.156 30 Jason Motte, R (7,1) 15 Rafael Furcal, S (7,PH) 46 Kyle McClellan, R (8,1)					K				FC4-6 G6-3	2	0	0	0	0	1	2											
Inning Stats	R: 0 E: 0 K: 1 S: 9	H: 1 LOB: 1 BB: 0 P: 12	R: 0 E: 0 K: 1 S: 10	H: 0 LOB: 0 BB: 0 P: 17	R: 0 E: 0 K: 1 S: 7	H: 0 LOB: 0 BB: 0 P: 7	R: 0 E: 0 K: 1 S: 9	H: 0 LOB: 0 BB: 0 P: 14	R: 0 E: 0 K: 0 S: 12	H: 1 LOB: 2 BB: 1 P: 22	R: 3 E: 0 K: 1 S: 15	H: 3 LOB: 0 BB: 0 P: 22	R: 0 E: 0 K: 0 S: 10	H: 2 LOB: 1 BB: 0 P: 14	R: 0 E: 0 K: 0 S: 7	H: 1 LOB: 0 BB: 0 P: 11		R: 0 E: 0 K: 2 S: 13	H: 1 LOB: 1 BB: 0 P: 18	1B: 6 2B: 2 3B: 0 HR: 1	SF: 0 SAC: 0 DP: 2 HBP: 0	WP: 0 PB: 0 SB: 0 CS: 0	PA: 35				
PITCHER	IP	WLS	BF	H	R	ER	SO	BB	IBB	HBP	BLK	WP	HR	S	P	ERA	WHIP										
46 Ryan Dempster, R (1,1) ERA: 4.96	6.0	W	26	7	3	3	3	1	0	0	0	0	0	66	99	4.50	1.333										
45 Sean Marshall, L (7,1) ERA: 2.64	1.1	H	4	1	0	0	0	0	0	0	0	0	0	10	15	0.00	0.750										
34 Kerry Wood, R (8,1) ERA: 3.27	0.2	H	1	0	0	0	0	0	0	0	0	0	0	3	5	0.00	0.000										
49 Carlos Marmol, R (9,1) ERA: 3.91	1.0	S	4	1	0	0	2	0	0	0	0	0	0	13	18	0.00	1.000										

Batter	1	2	3	4	5	6	7	8	9	AB	R	H	RBI	BB	SO	LOB	TOP			
15 Rafael Furcal, S (1,6) OBP: 0.274, SLG: 0.246										4	1	1	0	1	0	2	St. Louis Cardinals @ Milwaukee Brewers Miller Park, Milwaukee, WI Mon Aug 01 2011, 7:11 PM - 10:08 PM CDT Att: 41,619 - Cloudy - 81 F			
19 Jon Jay, L (1,8) OBP: 0.352, SLG: 0.430										4	0	0	0	0	0	3				
41 Mitchell Boggs, R (7,1)										0	0	0	0	0	0	0				
5 Albert Pujols, R (1,3) OBP: 0.346, SLG: 0.524										4	0	0	0	0	1	3				
7 Matt Holliday, R (1,7) OBP: 0.414, SLG: 0.553										3	1	2	2	1	0	0				
12 Lance Berkman, S (1,9) OBP: 0.397, SLG: 0.598										3	0	1	0	1	2	1				
23 David Freese, R (1,5) OBP: 0.366, SLG: 0.473										4	0	1	0	0	1	1				
55 Skip Schumaker, L (1,4) OBP: 0.329, SLG: 0.366										4	0	0	0	0	1	4				
4 Yadier Molina, R (1,2) OBP: 0.333, SLG: 0.440										3	0	2	0	0	0	0				
33 Daniel Descalso, L (9,PH) OBP: 0.336, SLG: 0.351										2	0	1	0	0	1	0				
29 Chris Carpenter, R (1,1) OBP: 0.200, SLG: 0.250										2	0	0	0	0	0	0				
28 Octavio Dotel, R (6,1)										2	0	0	0	0	0	0				
44 Corey Patterson, L (7,PH) OBP: 0.283, SLG: 0.372										2	0	0	0	0	0	1				
Inning Stats	R: 2 H: 2 E: 0 K: 1 S: 13	WLS: 2 BF: 0 LOB: 0 P: 17	R: 0 H: 2 E: 0 K: 1 S: 11	WLS: 2 BF: 0 LOB: 2 P: 16	R: 0 H: 1 E: 0 K: 2 S: 10	WLS: 1 BF: 0 LOB: 0 P: 17	R: 0 H: 0 E: 0 K: 0 S: 8	WLS: 0 BF: 0 LOB: 0 P: 13	R: 0 H: 2 E: 0 K: 0 S: 13	WLS: 2 BF: 2 LOB: 2 P: 27	R: 0 H: 1 E: 0 K: 0 S: 6	WLS: 1 BF: 1 LOB: 1 P: 14	R: 0 H: 0 E: 0 K: 1 S: 8	WLS: 0 BF: 1 LOB: 1 P: 13	R: 0 H: 0 E: 0 K: 0 S: 8	WLS: 0 BF: 0 LOB: 0 P: 13	1B: 7 2B: 0 3B: 0 HR: 1	SF: 0 SAC: 0 DP: 1 HBP: 0	WP: 1 PB: 0 CS: 0	PA: 37
PITCHER	IP WLS BF H R ER SO BB IBB HBP BLK WP HR S P ERA WHIP	IP WLS BF H R ER SO BB IBB HBP BLK WP HR S P ERA WHIP	IP WLS BF H R ER SO BB IBB HBP BLK WP HR S P ERA WHIP	IP WLS BF H R ER SO BB IBB HBP BLK WP HR S P ERA WHIP	IP WLS BF H R ER SO BB IBB HBP BLK WP HR S P ERA WHIP	IP WLS BF H R ER SO BB IBB HBP BLK WP HR S P ERA WHIP	IP WLS BF H R ER SO BB IBB HBP BLK WP HR S P ERA WHIP	IP WLS BF H R ER SO BB IBB HBP BLK WP HR S P ERA WHIP	IP WLS BF H R ER SO BB IBB HBP BLK WP HR S P ERA WHIP	IP WLS BF H R ER SO BB IBB HBP BLK WP HR S P ERA WHIP	IP WLS BF H R ER SO BB IBB HBP BLK WP HR S P ERA WHIP	IP WLS BF H R ER SO BB IBB HBP BLK WP HR S P ERA WHIP	IP WLS BF H R ER SO BB IBB HBP BLK WP HR S P ERA WHIP	IP WLS BF H R ER SO BB IBB HBP BLK WP HR S P ERA WHIP	IP WLS BF H R ER SO BB IBB HBP BLK WP HR S P ERA WHIP	IP WLS BF H R ER SO BB IBB HBP BLK WP HR S P ERA WHIP	IP WLS BF H R ER SO BB IBB HBP BLK WP HR S P ERA WHIP			
13 Zack Greinke, R (1,1) ERA: 4.41	6.0	W	25	7	2	2	5	1	0	0	0	0	0	0	0	0	3.00	1.333		
32 LaTroy Hawkins, R (7,1) ERA: 1.99	2.0	H	9	1	0	0	1	2	0	0	0	1	0	14	27	0.00	1.500			
50 Kameron Loe, R (9,1) ERA: 4.24	1.0		3	0	0	0	0	0	0	0	0	0	0	8	13	0.00	0.000			

Batter	1	2	3	4	5	6	7	8	9	AB	R	H	RBI	BB	SO	LOB	BOTTOM			
1 Corey Hart, R (1,9) OBP: 0.350, SLG: 0.473										5	1	2	1	0	2	0	St. Louis Cardinals @ Milwaukee Brewers Miller Park, Milwaukee, WI Mon Aug 01 2011, 7:11 PM - 10:08 PM CDT Att: 41,619 - Cloudy - 81 F			
2 Nyjer Morgan, L (1,8) OBP: 0.355, SLG: 0.464										5	1	2	3	0	0	2				
8 Ryan Braun, R (1,7) OBP: 0.395, SLG: 0.585										4	0	2	1	0	2	1				
28 Prince Fielder, L (1,3) OBP: 0.413, SLG: 0.551										2	0	0	0	2	1	1				
7 Felipe Lopez, S (1,4) OBP: 0.241, SLG: 0.304										4	0	0	0	0	0	4				
15 Jerry Hairston, R (8,4) OBP: 0.340, SLG: 0.383										0	0	0	0	0	0	0				
3 Yuniesky Betancourt, R (1,6) OBP: 0.276, SLG: 0.372										3	1	1	0	1	1	4				
14 Casey McGehee, R (1,5) OBP: 0.282, SLG: 0.319										4	1	1	0	0	1	1				
20 Jonathan Lucroy, R (1,2) OBP: 0.320, SLG: 0.403										4	1	1	1	1	0	2				
13 Zack Greinke, R (1,1) OBP: 0.286, SLG: 0.346										2	1	1	0	0	0	0				
30 Craig Counsell, L (6,PH) OBP: 0.235, SLG: 0.179										1	0	0	0	0	0	0				
32 LaTroy Hawkins, R (7,1) ERA: 3.24										0	0	0	0	0	0	0				
25 Mark Kotsay, L (8,PH) OBP: 0.302, SLG: 0.322										1	0	1	0	0	0	0				
50 Kameron Loe, R (9,1) ERA: 3.16										0	0	0	0	0	0	0				
Inning Stats	R: 0 H: 1 E: 0 K: 2 S: 14	WLS: 1 BF: 0 LOB: 0 P: 20	R: 0 H: 0 E: 0 K: 0 S: 10	WLS: 0 BF: 1 LOB: 1 P: 17	R: 0 H: 0 E: 0 K: 1 S: 7	WLS: 0 BF: 0 LOB: 0 P: 13	R: 0 H: 0 E: 0 K: 1 S: 7	WLS: 0 BF: 0 LOB: 0 P: 10	R: 5 H: 6 E: 0 K: 2 S: 22	WLS: 6 BF: 2 LOB: 2 P: 38	R: 0 H: 0 E: 0 K: 1 S: 10	WLS: 0 BF: 0 LOB: 0 P: 14	R: 1 H: 2 E: 0 K: 0 S: 9	WLS: 2 BF: 1 LOB: 1 P: 17	R: 0 H: 2 E: 0 K: 2 S: 10	WLS: 2 BF: 0 LOB: 0 P: 17	1B: 9 2B: 2 3B: 0 HR: 0	SF: 0 SAC: 0 DP: 0 HBP: 0	WP: 0 PB: 0 CS: 0	PA: 38
PITCHER	IP WLS BF H R ER SO BB IBB HBP BLK WP HR S P ERA WHIP	IP WLS BF H R ER SO BB IBB HBP BLK WP HR S P ERA WHIP	IP WLS BF H R ER SO BB IBB HBP BLK WP HR S P ERA WHIP	IP WLS BF H R ER SO BB IBB HBP BLK WP HR S P ERA WHIP	IP WLS BF H R ER SO BB IBB HBP BLK WP HR S P ERA WHIP	IP WLS BF H R ER SO BB IBB HBP BLK WP HR S P ERA WHIP	IP WLS BF H R ER SO BB IBB HBP BLK WP HR S P ERA WHIP	IP WLS BF H R ER SO BB IBB HBP BLK WP HR S P ERA WHIP	IP WLS BF H R ER SO BB IBB HBP BLK WP HR S P ERA WHIP	IP WLS BF H R ER SO BB IBB HBP BLK WP HR S P ERA WHIP	IP WLS BF H R ER SO BB IBB HBP BLK WP HR S P ERA WHIP	IP WLS BF H R ER SO BB IBB HBP BLK WP HR S P ERA WHIP	IP WLS BF H R ER SO BB IBB HBP BLK WP HR S P ERA WHIP	IP WLS BF H R ER SO BB IBB HBP BLK WP HR S P ERA WHIP	IP WLS BF H R ER SO BB IBB HBP BLK WP HR S P ERA WHIP	IP WLS BF H R ER SO BB IBB HBP BLK WP HR S P ERA WHIP	IP WLS BF H R ER SO BB IBB HBP BLK WP HR S P ERA WHIP			
29 Chris Carpenter, R (1,1) ERA: 3.85	5.0	L	24	7	5	5	6	1	1	0	1	0	0	0	0	0	9.00	1.600		
28 Octavio Dotel, R (6,1) ERA: 3.24	1.0		3	0	0	0	1	0	0	0	0	0	0	10	14	0.00	0.000			
41 Mitchell Boggs, R (7,1) ERA: 3.16	2.0		11	4	1	1	2	0	1	0	0	0	0	19	34	4.50	2.000			

AB 34
R 2
H 8
RBI 2
BB 3
SO 6
LOB 15



AB 35
R 6
H 11
RBI 6
SO 9
LOB 14



Batter	1	2	3	4	5	6	7	8	9	AB	R	H	RBI	BB	SO	LOB	TOP								
15 Rafael Furcal, S OBP: 0.280, SLG: 0.272	0-1 7 BB 1B	1-1 1-H 3-H HR		2-2 L9		1-1 SF7-5-4-5			4-2 1B BB	3	2	2	4	1	0	1									
Ryan Theriot, R OBP: 0.320, SLG: 0.341	1-0 F9	2-2 G6-3		1-1 E5			1-2 G6-4-3 1B		3-2 1B	5	0	2	0	0	0	2									
5 Albert Pujols, R OBP: 0.342, SLG: 0.513	1-3 K	0-1 F8		0-1 F7			0-1 G6-4-3		2-3 K	5	0	0	0	0	2	6									
7 Matt Holliday, R OBP: 0.417, SLG: 0.557	4-2 23 1B 1-2 BB			4-1 23 1B BB		2-2 G5-3			1-3 K	2	0	0	0	2	1	0									
23 David Freese, R OBP: 0.367, SLG: 0.472	2-2 1B			2-1 G6-3		1-2 G6-3			1-1 L9	4	0	2	1	0	0	0									
12 Lance Berkman, S OBP: 0.392, SLG: 0.586	2-2 G1-3			1-0 F5		3-2 P3			0-1 G6-3	4	0	0	0	0	0	4									
4 Yadier Molina, R OBP: 0.334, SLG: 0.441			2-3 K	2-2 G6-4-3					2-3 K	3	1	1	0	0	1	2									
19 Jon Jay, L OBP: 0.349, SLG: 0.426				1-1 G6-4-3					0-1 G3-1	4	1	2	0	0	0	0									
13 Gerald Laird, R OBP: 0.313, SLG: 0.386				1-2 15 HR 2B					0-0 L7	3	1	2	0	0	0	2									
44 Corey Patterson, L OBP: 0.287, SLG: 0.381				1-1 22 1B 15 HR 2B						0	0	0	0	0	0	0									
22 Edwin Jackson, R OBP: 0.222, SLG: 0.222				0-1 15 HR 1B						1	0	0	0	0	0	0									
34 Marc Rzepczynski, L OBP: 0.342, SLG: 0.359				2-3 E						0	0	0	0	0	0	0									
Inning Stats	R: 1 E: 0 K: 1 S: 15	H: 2 LOB: 2 BB: 1 P: 24	R: 3 E: 0 K: 1 S: 14	H: 3 LOB: 0 BB: 0 P: 20	R: 0 E: 1 K: 0 S: 7	H: 1 LOB: 1 BB: 1 P: 16	R: 0 E: 0 K: 0 S: 13	H: 1 LOB: 2 BB: 0 P: 17	R: 0 E: 0 K: 0 S: 10	H: 0 LOB: 0 BB: 0 P: 16	R: 1 E: 0 K: 0 S: 13	H: 2 LOB: 0 BB: 0 P: 20	R: 0 E: 0 K: 1 S: 8	H: 1 LOB: 0 BB: 0 P: 10	R: 0 E: 0 K: 1 S: 7	H: 0 LOB: 0 BB: 0 P: 10	R: 0 E: 0 K: 1 S: 13	H: 1 LOB: 2 BB: 1 P: 22	1B: 8 2B: 3 3B: 0 HR: 1	SF: 1 SAC: 0 DP: 3 HBP: 0	WP: 0 PB: 0 SB: 0 CS: 0	PA: 39			
PITCHER	IP WLS BF H R ER SO BB IBB HBP BLK WP HR S P ERA WHIP	IP WLS BF H R ER SO BB IBB HBP BLK WP HR S P ERA WHIP	IP WLS BF H R ER SO BB IBB HBP BLK WP HR S P ERA WHIP	IP WLS BF H R ER SO BB IBB HBP BLK WP HR S P ERA WHIP	IP WLS BF H R ER SO BB IBB HBP BLK WP HR S P ERA WHIP	IP WLS BF H R ER SO BB IBB HBP BLK WP HR S P ERA WHIP	IP WLS BF H R ER SO BB IBB HBP BLK WP HR S P ERA WHIP	IP WLS BF H R ER SO BB IBB HBP BLK WP HR S P ERA WHIP	IP WLS BF H R ER SO BB IBB HBP BLK WP HR S P ERA WHIP	IP WLS BF H R ER SO BB IBB HBP BLK WP HR S P ERA WHIP	IP WLS BF H R ER SO BB IBB HBP BLK WP HR S P ERA WHIP	IP WLS BF H R ER SO BB IBB HBP BLK WP HR S P ERA WHIP	IP WLS BF H R ER SO BB IBB HBP BLK WP HR S P ERA WHIP	IP WLS BF H R ER SO BB IBB HBP BLK WP HR S P ERA WHIP	IP WLS BF H R ER SO BB IBB HBP BLK WP HR S P ERA WHIP	IP WLS BF H R ER SO BB IBB HBP BLK WP HR S P ERA WHIP	IP WLS BF H R ER SO BB IBB HBP BLK WP HR S P ERA WHIP	IP WLS BF H R ER SO BB IBB HBP BLK WP HR S P ERA WHIP	IP WLS BF H R ER SO BB IBB HBP BLK WP HR S P ERA WHIP	IP WLS BF H R ER SO BB IBB HBP BLK WP HR S P ERA WHIP	IP WLS BF H R ER SO BB IBB HBP BLK WP HR S P ERA WHIP	IP WLS BF H R ER SO BB IBB HBP BLK WP HR S P ERA WHIP	IP WLS BF H R ER SO BB IBB HBP BLK WP HR S P ERA WHIP	IP WLS BF H R ER SO BB IBB HBP BLK WP HR S P ERA WHIP	IP WLS BF H R ER SO BB IBB HBP BLK WP HR S P ERA WHIP

St. Louis Cardinals @ Milwaukee Brewers
Miller Park, Milwaukee, WI
Wed Aug 03 2011, 1:10 PM - 4:12 PM CDT
Att: 41,906 - Partly Cloudy - 80 F

AB 35
R 5
H 11
RBI 5
BB 3
SO 5
LOB 17



Batter	1	2	3	4	5	6	7	8	9	AB	R	H	RBI	BB	SO	LOB	BOTTOM								
1 Corey Hart, R OBP: 0.352, SLG: 0.480	2-1 HR	2-3 K		2-1 G5-3		0-0 2B			2-1 G6-4-3	5	1	2	2	0	1	2									
2 Nyjer Morgan, L OBP: 0.355, SLG: 0.463	1-0 P5			2-1 8 G6-3 1B		2-2 8 G1			0-0 F9	5	1	2	0	0	1	1									
8 Ryan Braun, R OBP: 0.395, SLG: 0.582	2-1 14 HR 2B			0-2 G6-3		3-2 14 F9 3 PB G1 1B			0-1 F8	4	2	2	0	0	0	2									
28 Prince Fielder, L OBP: 0.412, SLG: 0.550	1-2 L5			1-0 14 HR 1B		0-1 G1			0-0 G4-3	4	1	1	1	0	0	2									
14 Casey McGehee, R OBP: 0.289, SLG: 0.349	0-1 HR			1-1 HR		1-1 F9			0-1 HR	4	3	3	5	0	0	1									
3 Yuniesky Betancourt, R OBP: 0.276, SLG: 0.379	0-0 1B			2-1 G4-3		2-1 G6-3			1-3 K	4	0	1	0	0	1	0									
7 Felipe Lopez, S OBP: 0.256, SLG: 0.310	2-1 G4-3			0-0 43 SH1-3 1B		1-0 9 2B 1 1B 1B			4-2 BB	3	1	2	0	1	0	1									
30 Craig Counsell, L OBP: 0.235, SLG: 0.179				2-3 K		2-2 1 2 2B			2-2 F8	4	1	1	0	0	2	2									
9 George Kottaras, L OBP: 0.271, SLG: 0.359				1-3 K		1-1 G1-3			3-2 G6-4-3 1B	1	0	0	0	0	1	0									
43 Randy Wolf, L OBP: 0.179, SLG: 0.256				1-3 K						1	0	0	0	0	1	0									
25 Mark Kobuszewski, R OBP: 0.299, SLG: 0.379										1	0	0	0	0	0	0									
50 Kameron Loe, R OBP: 0.299, SLG: 0.379										1	0	0	0	0	0	0									
32 LaTroy Hawkins, R OBP: 0.299, SLG: 0.379										1	0	0	0	0	0	0									
15 Jerry Hairston, R OBP: 0.299, SLG: 0.379										1	0	1	0	0	0	0									
59 John Axford, R OBP: 0.299, SLG: 0.379										1	0	0	0	0	0	0									
Inning Stats	R: 3 E: 0 K: 0 S: 13	H: 4 LOB: 1 BB: 0 P: 21	R: 0 E: 0 K: 3 S: 9	H: 0 LOB: 0 BB: 0 P: 12	R: 2 E: 0 K: 0 S: 10	H: 3 LOB: 0 BB: 0 P: 16	R: 0 E: 0 K: 1 S: 8	H: 1 LOB: 1 BB: 0 P: 12	R: 2 E: 0 K: 0 S: 12	H: 2 LOB: 0 BB: 0 P: 20	R: 2 E: 1 K: 1 S: 15	H: 3 LOB: 1 BB: 0 P: 19	R: 1 E: 0 K: 1 S: 11	H: 1 LOB: 1 BB: 1 P: 18	R: 0 E: 0 K: 0 S: 7	H: 1 LOB: 0 BB: 0 P: 12	R: 0 E: 0 K: 0 S: 13	H: 1 LOB: 2 BB: 0 P: 22	1B: 9 2B: 2 3B: 0 HR: 4	SF: 0 SAC: 1 DP: 2 HBP: 0	WP: 0 PB: 1 SB: 2 CS: 0	PA: 38			
PITCHER	IP WLS BF H R ER SO BB IBB HBP BLK WP HR S P ERA WHIP	IP WLS BF H R ER SO BB IBB HBP BLK WP HR S P ERA WHIP	IP WLS BF H R ER SO BB IBB HBP BLK WP HR S P ERA WHIP	IP WLS BF H R ER SO BB IBB HBP BLK WP HR S P ERA WHIP	IP WLS BF H R ER SO BB IBB HBP BLK WP HR S P ERA WHIP	IP WLS BF H R ER SO BB IBB HBP BLK WP HR S P ERA WHIP	IP WLS BF H R ER SO BB IBB HBP BLK WP HR S P ERA WHIP	IP WLS BF H R ER SO BB IBB HBP BLK WP HR S P ERA WHIP	IP WLS BF H R ER SO BB IBB HBP BLK WP HR S P ERA WHIP	IP WLS BF H R ER SO BB IBB HBP BLK WP HR S P ERA WHIP	IP WLS BF H R ER SO BB IBB HBP BLK WP HR S P ERA WHIP	IP WLS BF H R ER SO BB IBB HBP BLK WP HR S P ERA WHIP	IP WLS BF H R ER SO BB IBB HBP BLK WP HR S P ERA WHIP	IP WLS BF H R ER SO BB IBB HBP BLK WP HR S P ERA WHIP	IP WLS BF H R ER SO BB IBB HBP BLK WP HR S P ERA WHIP	IP WLS BF H R ER SO BB IBB HBP BLK WP HR S P ERA WHIP	IP WLS BF H R ER SO BB IBB HBP BLK WP HR S P ERA WHIP	IP WLS BF H R ER SO BB IBB HBP BLK WP HR S P ERA WHIP	IP WLS BF H R ER SO BB IBB HBP BLK WP HR S P ERA WHIP	IP WLS BF H R ER SO BB IBB HBP BLK WP HR S P ERA WHIP	IP WLS BF H R ER SO BB IBB HBP BLK WP HR S P ERA WHIP	IP WLS BF H R ER SO BB IBB HBP BLK WP HR S P ERA WHIP	IP WLS BF H R ER SO BB IBB HBP BLK WP HR S P ERA WHIP	IP WLS BF H R ER SO BB IBB HBP BLK WP HR S P ERA WHIP	IP WLS BF H R ER SO BB IBB HBP BLK WP HR S P ERA WHIP

St. Louis Cardinals @ Milwaukee Brewers
Miller Park, Milwaukee, WI
Wed Aug 03 2011, 1:10 PM - 4:12 PM CDT
Att: 41,906 - Partly Cloudy - 80 F

AB 36
R 10
H 15
RBI 8
BB 1
SO 6
LOB 13



Batter	1	2	3	4	5	6	7	8	9	AB	R	H	RBI	BB	SO	LOB	TOP			
15 Rafael Furcal, S OBP: 0.272, SLG: 0.263										5	0	0	0	0	1	4				
19 Jon Jay, L OBP: 0.347, SLG: 0.420										4	1	0	0	1	2	0				
5 Albert Pujols, R OBP: 0.347, SLG: 0.526										4	3	3	1	1	0	0				
7 Matt Holliday, R OBP: 0.419, SLG: 0.564										3	2	1	3	1	1	1				
12 Lance Berkman, S OBP: 0.395, SLG: 0.585										4	1	2	0	1	1	0				
23 David Freese, R OBP: 0.388, SLG: 0.469										1	0	0	1	0	1	0				
33 Daniel Descalso, L OBP: 0.342, SLG: 0.359										3	0	1	0	0	0	3				
55 Skip Schumaker, L OBP: 0.327, SLG: 0.366										5	0	3	2	0	1	2				
13 Gerald Laird, R OBP: 0.304, SLG: 0.361										4	0	0	0	1	2	5				
26 Kyle Lohse, R OBP: 0.149, SLG: 0.192										1	0	0	0	1	1	3				
46 Kyle McClellan, R OBP: 0.171, SLG: 0.174										1	0	0	0	0	1	0				
44 Corey Patterson, L OBP: 0.226, SLG: 0.230										1	0	0	0	0	0	2				
62 Lance Lynn, S OBP: 0.286, SLG: 0.380										0	0	0	0	0	0	0				
28 Octavio Dotel, R ERA: 3.44										0	0	0	0	0	0	0				
30 Jason Motte, R ERA: 3.44										0	0	0	0	0	0	0				
34 Marc Rzepczynski, L ERA: 2.78										0	0	0	0	0	0	0				
59 Fernando Salas, R ERA: 2.08										0	0	0	0	0	0	0				
Inning Stats	R: 3 E: 0 K: 1 S: 13	H: 1 LOB: 0 BB: 2 P: 26	R: 0 E: 0 K: 0 S: 5	H: 0 LOB: 1 BB: 1 P: 13	R: 3 E: 0 K: 1 S: 20	H: 3 LOB: 3 BB: 1 P: 37	R: 1 E: 0 K: 0 S: 8	H: 1 LOB: 1 BB: 0 P: 15	R: 0 E: 0 K: 2 S: 14	H: 1 LOB: 0 BB: 0 P: 12	R: 0 E: 0 K: 3 S: 14	H: 1 LOB: 2 BB: 0 P: 25	R: 0 E: 0 K: 1 S: 7	H: 0 LOB: 0 BB: 0 P: 11	R: 0 E: 0 K: 2 S: 12	H: 1 LOB: 2 BB: 1 P: 24	1B: 6 2B: 2 3B: 0 HR: 2	SF: 0 SAC: 0 DP: 0 HBP: 2	WP: 1 PB: 0 SB: 0 CS: 1	PA: 44
PITCHER	IP WLS BF H R ER SO BB IBB HBP BLK WP HR S P ERA WHIP																			
32 Clay Hensley, R ERA: 4.46	2.1 L 15 3 6 6 1 3 0 2 0 0 1 28 59 23.14 2.571																			
31 Burke Badenhop, R ERA: 3.83	3.2 16 4 1 1 6 1 1 0 0 1 1 40 64 2.46 1.364																			
44 Brian Sanches, R ERA: 3.58	1.0 5 2 0 0 1 0 0 0 0 0 0 14 25 0.00 2.000																			
40 Mike Dunn, L ERA: 3.68	1.0 3 0 0 0 1 0 0 0 0 0 0 7 11 0.00 2.000																			
31 Steve Cishek, R ERA: 3.16	1.0 5 1 0 0 2 1 0 0 0 0 0 12 24 0.00 2.000																			

St. Louis Cardinals @ Florida Marlins
Sun Life Stadium, Miami, FL
Thu Aug 04 2011, 7:12 PM - 10:40 PM EDT
Att: 20,011 - Partly Cloudy - 89 F

AB 36
R 7
H 10
RBI 7
BB 6
SO 11
LOB 20



Batter	1	2	3	4	5	6	7	8	9	AB	R	H	RBI	BB	SO	LOB	BOTTOM					
1 Emilio Bonifacio, S OBP: 0.365, SLG: 0.385										5	1	1	0	0	1	4						
13 Omar Infante, R OBP: 0.324, SLG: 0.364										3	1	3	1	0	0	0						
18 Wes Helms, R OBP: 0.280, SLG: 0.245										2	0	1	0	0	1	3						
29 Greg Dobbs, L OBP: 0.345, SLG: 0.414										5	0	2	1	0	0	4						
15 Gaby Sanchez, R OBP: 0.364, SLG: 0.464										4	1	0	0	1	1	5						
20 Logan Morrison, L OBP: 0.327, SLG: 0.463										5	0	2	2	0	2	0						
27 Giancarlo Stanton, R OBP: 0.330, SLG: 0.528										5	0	2	0	0	2	1						
24 Mike Cameron, R OBP: 0.254, SLG: 0.314										5	1	1	0	0	0	4						
14 John Buck, R OBP: 0.313, SLG: 0.372										1	0	1	0	3	0	0						
32 Clay Hensley, R ERA: 4.46										1	0	0	0	0	0	3						
31 Burke Badenhop, R ERA: 3.83										1	0	0	0	1	2							
10 Dewonnyce Mize, L OBP: 0.226, SLG: 0.230										1	0	0	0	0	1	1						
44 Brian Sanches, R ERA: 3.58										0	0	0	0	0	0	0						
40 Mike Dunn, L ERA: 3.68										0	0	0	0	0	0	0						
11 Bryan Petersen, L ERA: 2.78										1	0	1	0	0	0	0						
31 Steve Cishek, R ERA: 3.16										0	0	0	0	0	0	0						
Inning Stats	R: 3 E: 0 K: 1 S: 18	H: 4 LOB: 3 BB: 2 P: 35	R: 0 E: 0 K: 0 S: 11	H: 2 LOB: 1 BB: 0 P: 18	R: 0 E: 0 K: 1 S: 12	H: 1 LOB: 2 BB: 1 P: 21	R: 0 E: 0 K: 1 S: 10	H: 1 LOB: 0 BB: 0 P: 12	R: 0 E: 0 K: 1 S: 9	H: 1 LOB: 1 BB: 0 P: 13	R: 0 E: 0 K: 1 S: 12	H: 2 LOB: 2 BB: 0 P: 16	R: 0 E: 0 K: 3 S: 10	H: 0 LOB: 0 BB: 0 P: 17	R: 1 E: 0 K: 1 S: 20	H: 3 LOB: 3 BB: 1 P: 29	R: 0 E: 0 K: 1 S: 8	H: 0 LOB: 0 BB: 0 P: 12	1B: 9 2B: 5 3B: 0 HR: 0	SF: 0 SAC: 0 DP: 2 HBP: 0	WP: 0 PB: 0 SB: 0 CS: 0	PA: 43
PITCHER	IP WLS BF H R ER SO BB IBB HBP BLK WP HR S P ERA WHIP																					
26 Kyle Lohse, R ERA: 3.45	3.0 W 12 4 0 0 3 0 0 0 0 0 0 31 41 9.00 3.333																					
46 Kyle McClellan, R ERA: 4.14	3.0 12 4 0 0 3 0 0 0 0 0 0 31 41 0.00 1.333																					
62 Lance Lynn, R ERA: 3.38	1.0 3 0 0 0 3 0 0 0 0 0 0 10 17 0.00 0.000																					
28 Octavio Dotel, R ERA: 3.44	0.0 3 2 1 1 0 1 0 0 0 0 0 10 16 ∞ ∞																					
30 Jason Motte, R ERA: 2.08	0.2 H 2 0 0 0 1 0 0 0 0 0 0 4 5 0.00 0.000																					
34 Marc Rzepczynski, L ERA: 2.78	0.0 1 0 0 0 1 0 0 0 0 0 0 0 0 0.00 0.000																					
59 Fernando Salas, R ERA: 2.36	1.1 S 4 0 0 0 1 0 0 0 0 0 0 0 0 0.00 0.000																					

St. Louis Cardinals @ Florida Marlins
Sun Life Stadium, Miami, FL
Thu Aug 04 2011, 7:12 PM - 10:40 PM EDT
Att: 20,011 - Partly Cloudy - 89 F

AB 39
R 4
H 14
RBI 4
BB 4
SO 9
LOB 27



Batter	1	2	3	4	5	6	7	8	9	AB	R	H	RBI	BB	SO	LOB	TOP			
15 Rafael Furcal, S OBP: 0.275, SLG: 0.273	B5-3		G5-4-3 1B		P6		G6-3		F8 2B	5	0	2	0	0	0	0				
19 Jon Jay, L OBP: 0.343, SLG: 0.415	G4-3		K		E6		F7		F8 2B	4	0	0	0	0	0	1				
41 Mitchell Boggs, R										0	0	0	0	0	0	0				
30 Jason Motte, R										0	0	0	0	0	0	0				
Ryan Theriot, R OBP: 0.319, SLG: 0.340										1	0	0	0	0	0	1				
62 Lance Lynn, S										0	0	0	0	0	0	0				
5 Albert Pujols, R OBP: 0.346, SLG: 0.524	K		G5-4-3 1-2		G5-3				P4	5	1	1	0	0	1	4				
7 Matt Holliday, R OBP: 0.420, SLG: 0.572										3	1	1	1	1	1	2				
12 Lance Berkman, S OBP: 0.396, SLG: 0.593										4	1	2	1	0	1	1				
55 Skip Schumaker, L OBP: 0.333, SLG: 0.369										3	0	2	0	1	0	1				
13 Gerald Laird, R OBP: 0.301, SLG: 0.354										4	0	1	1	0	1	5				
33 Daniel Descalso, L OBP: 0.338, SLG: 0.354										4	0	0	0	0	1	6				
35 Jake Westbrook, R OBP: 0.167, SLG: 0.152										1	0	0	0	1	1	1				
44 Corey Patterson, L (7, PH) OBP: 0.284, SLG: 0.377										2	0	0	0	0	1	0				
Inning Stats	R: 0 E: 0 K: 1 S: 8	H: 0 LOB: 0 BB: 0 P: 13	R: 0 E: 0 K: 0 S: 5	H: 1 LOB: 2 BB: 1 P: 12	R: 0 E: 0 K: 1 S: 7	H: 1 LOB: 1 BB: 1 P: 12	R: 2 E: 0 K: 1 S: 15	H: 3 LOB: 1 BB: 0 P: 18	R: 0 E: 0 K: 2 S: 9	H: 1 LOB: 1 BB: 0 P: 15	R: 0 E: 0 K: 1 S: 11	H: 0 LOB: 0 BB: 0 P: 15	R: 1 E: 0 K: 1 S: 12	H: 2 LOB: 2 BB: 1 P: 21	R: 0 E: 0 K: 0 S: 10	H: 1 LOB: 1 BB: 0 P: 15	1B: 4 2B: 3 3B: 1 HR: 1	SF: 0 SAC: 0 DP: 1 HBP: 0	WP: 0 PB: 0 SB: 0 CS: 0	PA: 39
PITCHER	IP WLS BF H R ER SO BB IBB HBP BLK WP HR S P ERA WHIP	7.1 L 32 8 3 3 7 2 0 0 0 0 1 68 106 3.68 1.364	0.0 1 0 0 0 0 1 0 0 0 0 0 0 4 ∞ ∞	1.2 6 1 0 0 1 0 0 0 0 0 0 16 24 0.00 0.600																

St. Louis Cardinals @ Florida Marlins
Sun Life Stadium, Miami, FL
Fri Aug 05 2011, 7:10 PM - 10:16 PM EDT
Att: 19,303 - Partly Cloudy - 89 F

AB 36
R 3
H 9
RBI 3
BB 3
SO 8
LOB 23



Batter	1	2	3	4	5	6	7	8	9	AB	R	H	RBI	BB	SO	LOB	BOTTOM					
1 Emilio Bonifacio, S OBP: 0.361, SLG: 0.379	G4-3		K	G1-3			K		K	5	0	0	0	0	3	6						
29 Greg Dobbs, L OBP: 0.342, SLG: 0.407	K		FC4-6 27 3B		F8		F9			4	1	0	0	1	1	2						
27 Giancarlo Stanton, R OBP: 0.333, SLG: 0.534										5	0	3	1	0	1	3						
20 Logan Morrison, L OBP: 0.329, SLG: 0.460										2	0	0	0	2	0	2						
15 Gaby Sanchez, R OBP: 0.363, SLG: 0.462										4	1	1	0	0	1	3						
24 Mike Cameron, R OBP: 0.283, SLG: 0.323										2	0	2	0	0	0	0						
11 Bryan Petersen, L (6, PH) OBP: 0.297, SLG: 0.304										2	0	0	0	0	1	1						
3 Joe Thurston, L OBP: 0.250, SLG: 0.250										4	0	1	0	0	1	3						
14 John Buck, R OBP: 0.316, SLG: 0.374										3	0	2	1	0	0	1						
19 Anibal Sánchez, R OBP: 0.250, SLG: 0.175										1	0	0	0	1	1	1						
40 Mike Dunn, L										0	0	0	0	0	0	0						
34 Edward Mujica, R										0	0	0	0	0	0	0						
10 Dewayne Wise, L (8, PH) OBP: 0.241, SLG: 0.235										0	0	0	0	1	0	0						
Inning Stats	R: 0 E: 0 K: 1 S: 16	H: 1 LOB: 2 BB: 1 P: 24	R: 0 E: 0 K: 0 S: 7	H: 1 LOB: 1 BB: 0 P: 11	R: 1 E: 0 K: 1 S: 11	H: 1 LOB: 1 BB: 1 P: 20	R: 1 E: 0 K: 0 S: 16	H: 3 LOB: 2 BB: 0 P: 22	R: 0 E: 0 K: 2 S: 6	H: 0 LOB: 0 BB: 1 P: 12	R: 0 E: 0 K: 2 S: 11	H: 0 LOB: 0 BB: 0 P: 17	R: 0 E: 0 K: 1 S: 14	H: 1 LOB: 1 BB: 0 P: 20	R: 0 E: 0 K: 1 S: 10	H: 1 LOB: 1 BB: 0 P: 17	R: 0 E: 0 K: 2 S: 10	H: 1 LOB: 3 BB: 2 P: 24	1B: 8 2B: 0 3B: 1 HR: 0	SF: 0 SAC: 2 DP: 0 HBP: 0	WP: 0 PB: 0 SB: 2 CS: 0	PA: 40
PITCHER	IP WLS BF H R ER SO BB IBB HBP BLK WP HR S P ERA WHIP	6.0 W 25 6 2 2 4 3 0 0 0 0 0 67 106 3.00 1.500	1.0 W 5 2 0 0 2 0 0 0 0 0 0 0 17 26 0.00 2.000	1.0 H 3 0 0 0 1 0 0 0 0 0 0 7 11 0.00 0.000	1.0 S 6 1 0 0 2 2 0 0 0 0 0 0 10 24 0.00 3.000																	

St. Louis Cardinals @ Florida Marlins
Sun Life Stadium, Miami, FL
Fri Aug 05 2011, 7:10 PM - 10:16 PM EDT
Att: 19,303 - Partly Cloudy - 89 F

AB 32
R 2
H 9
RBI 2
BB 5
SO 9
LOB 22



Batter	1	2	3	4	5	6	7	8	9	AB	R	H	RBI	BB	SO	LOB	TOP				
15 Rafael Furcal, S OBP: 0.273, SLG: 0.271										5	1	1	0	0	0	7					
44 Corey Patterson, L OBP: 0.283, SLG: 0.375										5	0	1	0	0	0	4					
5 Albert Pujols, R OBP: 0.420, SLG: 0.530										5	1	2	2	0	1	0					
7 Matt Holliday, R OBP: 0.420, SLG: 0.572										5	0	2	0	0	1	2					
12 Lance Berkman, S OBP: 0.398, SLG: 0.595										4	0	2	0	1	0	2					
55 Skip Schumaker, L OBP: 0.332, SLG: 0.367										4	0	1	0	0	0	4					
48 Tony Cruz, R OBP: 0.344, SLG: 0.351										4	0	0	0	0	1	2					
33 Daniel Descalso, L OBP: 0.343, SLG: 0.363										4	0	3	0	0	0	1					
29 Chris Carpenter, R OBP: 0.266, SLG: 0.295										3	0	1	0	0	2	3					
28 Octavio Dotel, R ERA: 3.75										0	0	0	0	0	0	0					
19 Jon Jay, L ERA: 2.0										1	0	0	0	0	0	0					
30 Jason Motte, L ERA: 2.0										0	0	0	0	0	0	0					
34 Marc Rzepczynski, L ERA: 2.74										0	0	0	0	0	0	0					
59 Fernando Salas, R ERA: 2.32										0	0	0	0	0	0	0					
Inning Stats	R: 2 H: 4 E: 0 K: 1 S: 18	H: 4 LOB: 2 BB: 0 P: 26	R: 0 H: 1 E: 0 K: 1 S: 6	H: 1 LOB: 1 BB: 0 P: 9	R: 0 H: 1 E: 0 K: 0 S: 10	H: 1 LOB: 1 BB: 1 P: 19	R: 0 H: 2 E: 0 K: 0 S: 8	H: 2 LOB: 2 BB: 0 P: 11	R: 0 H: 0 E: 0 K: 0 S: 9	H: 0 LOB: 0 BB: 0 P: 16	R: 0 H: 0 E: 2 K: 1 S: 10	H: 0 LOB: 2 BB: 0 P: 15	R: 0 H: 2 E: 0 K: 1 S: 11	H: 2 LOB: 1 BB: 0 P: 16	R: 0 H: 2 E: 0 K: 1 S: 8	H: 2 LOB: 2 BB: 0 P: 13	1B: 10 2B: 4 3B: 0 HR: 1	SF: 0 SAC: 0 DP: 2 HBP: 0	WP: 0 PB: 0 SB: 0 CS: 0	PA: 41	
PITCHER	IP WLS BF H R ER SO BB IBB HBP BLK WP HR S P ERA WHIP	IP WLS BF H R ER SO BB IBB HBP BLK WP HR S P ERA WHIP	IP WLS BF H R ER SO BB IBB HBP BLK WP HR S P ERA WHIP	IP WLS BF H R ER SO BB IBB HBP BLK WP HR S P ERA WHIP	IP WLS BF H R ER SO BB IBB HBP BLK WP HR S P ERA WHIP	IP WLS BF H R ER SO BB IBB HBP BLK WP HR S P ERA WHIP	IP WLS BF H R ER SO BB IBB HBP BLK WP HR S P ERA WHIP	IP WLS BF H R ER SO BB IBB HBP BLK WP HR S P ERA WHIP	IP WLS BF H R ER SO BB IBB HBP BLK WP HR S P ERA WHIP	IP WLS BF H R ER SO BB IBB HBP BLK WP HR S P ERA WHIP	IP WLS BF H R ER SO BB IBB HBP BLK WP HR S P ERA WHIP	IP WLS BF H R ER SO BB IBB HBP BLK WP HR S P ERA WHIP	IP WLS BF H R ER SO BB IBB HBP BLK WP HR S P ERA WHIP	IP WLS BF H R ER SO BB IBB HBP BLK WP HR S P ERA WHIP	IP WLS BF H R ER SO BB IBB HBP BLK WP HR S P ERA WHIP	IP WLS BF H R ER SO BB IBB HBP BLK WP HR S P ERA WHIP	IP WLS BF H R ER SO BB IBB HBP BLK WP HR S P ERA WHIP	IP WLS BF H R ER SO BB IBB HBP BLK WP HR S P ERA WHIP	IP WLS BF H R ER SO BB IBB HBP BLK WP HR S P ERA WHIP	IP WLS BF H R ER SO BB IBB HBP BLK WP HR S P ERA WHIP	IP WLS BF H R ER SO BB IBB HBP BLK WP HR S P ERA WHIP

St. Louis Cardinals @ Florida Marlins
Sun Life Stadium, Miami, FL
Sat Aug 06 2011, 7:11 PM - 10:33 PM EDT
Att: 23,922 - Overcast - 78 F

AB 40
R 2
H 14
RBI 2
BB 1
SO 5
LOB 25



Batter	1	2	3	4	5	6	7	8	9	AB	R	H	RBI	BB	SO	LOB	BOTTOM					
1 Emilio Bonifacio, S OBP: 0.359, SLG: 0.375										4	0	0	0	1	1	1						
6 Alfredo Amezaga, S OBP: 0.293, SLG: 0.270										4	0	1	0	0	1	3						
27 Giancarlo Stanton, R OBP: 0.333, SLG: 0.530										3	0	0	0	1	3	1						
20 Logan Morrison, L OBP: 0.328, SLG: 0.458										4	0	1	0	0	1	1						
15 Gaby Sanchez, R OBP: 0.364, SLG: 0.461										3	1	1	0	1	0	1						
29 Greg Dobbs, L OBP: 0.341, SLG: 0.405										4	0	1	0	0	1	2						
14 John Buck, R OBP: 0.318, SLG: 0.374										3	0	1	0	1	1	0						
10 Dewayne Wise, L OBP: 0.246, SLG: 0.226										2	0	0	1	0	1	2						
34 Edward Mujica, R ERA: 2.0										0	0	0	0	0	0	0						
46 Juan Carlos Oviedo, R OBP: 0.287, SLG: 0.323										0	0	0	0	0	0	0						
24 Mike Cameron, R OBP: 0.287, SLG: 0.323										0	0	0	0	0	0	0						
47 Ricky Nolasco, R OBP: 0.171, SLG: 0.135										2	0	0	0	0	0	3						
11 Bryan Petersen, L OBP: 0.303, SLG: 0.310										2	0	1	0	0	0	1						
Inning Stats	R: 0 H: 0 E: 0 K: 1 S: 10	H: 2 LOB: 0 BB: 0 P: 15	R: 0 H: 2 E: 0 K: 2 S: 17	H: 2 LOB: 0 BB: 0 P: 23	R: 0 H: 1 E: 0 K: 1 S: 11	H: 1 LOB: 1 BB: 0 P: 17	R: 0 H: 1 E: 0 K: 1 S: 17	H: 1 LOB: 2 BB: 2 P: 29	R: 0 H: 0 E: 1 K: 1 S: 8	H: 0 LOB: 0 BB: 0 P: 12	R: 0 H: 0 E: 0 K: 0 S: 7	H: 0 LOB: 0 BB: 0 P: 10	R: 0 H: 1 E: 0 K: 2 S: 15	H: 1 LOB: 2 BB: 1 P: 24	R: 0 H: 1 E: 0 K: 0 S: 7	H: 1 LOB: 1 BB: 1 P: 13	R: 0 H: 0 E: 0 K: 1 S: 9	H: 0 LOB: 1 BB: 1 P: 18	1B: 6 2B: 0 3B: 0 HR: 0	SF: 0 SAC: 0 DP: 2 HBP: 1	WP: 0 PB: 0 SB: 0 CS: 1	PA: 37
PITCHER	IP WLS BF H R ER SO BB IBB HBP BLK WP HR S P ERA WHIP	IP WLS BF H R ER SO BB IBB HBP BLK WP HR S P ERA WHIP	IP WLS BF H R ER SO BB IBB HBP BLK WP HR S P ERA WHIP	IP WLS BF H R ER SO BB IBB HBP BLK WP HR S P ERA WHIP	IP WLS BF H R ER SO BB IBB HBP BLK WP HR S P ERA WHIP	IP WLS BF H R ER SO BB IBB HBP BLK WP HR S P ERA WHIP	IP WLS BF H R ER SO BB IBB HBP BLK WP HR S P ERA WHIP	IP WLS BF H R ER SO BB IBB HBP BLK WP HR S P ERA WHIP	IP WLS BF H R ER SO BB IBB HBP BLK WP HR S P ERA WHIP	IP WLS BF H R ER SO BB IBB HBP BLK WP HR S P ERA WHIP	IP WLS BF H R ER SO BB IBB HBP BLK WP HR S P ERA WHIP	IP WLS BF H R ER SO BB IBB HBP BLK WP HR S P ERA WHIP	IP WLS BF H R ER SO BB IBB HBP BLK WP HR S P ERA WHIP	IP WLS BF H R ER SO BB IBB HBP BLK WP HR S P ERA WHIP	IP WLS BF H R ER SO BB IBB HBP BLK WP HR S P ERA WHIP	IP WLS BF H R ER SO BB IBB HBP BLK WP HR S P ERA WHIP	IP WLS BF H R ER SO BB IBB HBP BLK WP HR S P ERA WHIP	IP WLS BF H R ER SO BB IBB HBP BLK WP HR S P ERA WHIP	IP WLS BF H R ER SO BB IBB HBP BLK WP HR S P ERA WHIP	IP WLS BF H R ER SO BB IBB HBP BLK WP HR S P ERA WHIP	IP WLS BF H R ER SO BB IBB HBP BLK WP HR S P ERA WHIP	IP WLS BF H R ER SO BB IBB HBP BLK WP HR S P ERA WHIP

St. Louis Cardinals @ Florida Marlins
Sun Life Stadium, Miami, FL
Sat Aug 06 2011, 7:11 PM - 10:33 PM EDT
Att: 23,922 - Overcast - 78 F

AB 31
R 1
H 6
RBI 1
BB 5
SO 9
LOB 15



Batter	1	2	3	4	5	6	7	8	9	AB	R	H	RBI	BB	SO	LOB	TOP																			
15 Rafael Furcal, S OBP: 0.271, SLG: 0.269	F8		P6			B6	5 WP 7 1B 1B	G1		5	1	1	0	0	0	1																				
Ryan Theriot, R OBP: 0.318, SLG: 0.338	G4-3			L5		F9	5 WP 7 1B 1B		K	5	1	1	1	0	1	1																				
5 Albert Pujols, R OBP: 0.349, SLG: 0.538	F8			HR		7 E 19 1B 1B	K		7 WP 12 1B 1B	4	3	2	1	1	1	2																				
7 Matt Holliday, R OBP: 0.422, SLG: 0.571		K		K		E9 19 1B 1B	55 BB 12 BB 1B		12 1B BB	4	1	2	3	1	2	0																				
12 Lance Berkman, S OBP: 0.401, SLG: 0.592	F9			P6		19 1B 1B	55 BB BB		46 G6-4-3 1B	3	0	1	1	2	0	0																				
19 Jon Jay, L OBP: 0.348, SLG: 0.417									G6-4-3	2	0	1	2	1	1	0																				
41 Mitchell Boggs, R OBP: 0.335, SLG: 0.367										0	0	0	0	0	0	0																				
55 Skip Schumaker, L OBP: 0.335, SLG: 0.367										0	0	0	0	1	0	0																				
46 Kyle McClellan, R OBP: 0.167, SLG: 0.171										1	0	0	0	0	0	2																				
59 Fernando Salas, R OBP: 0.281, SLG: 0.371										0	0	0	0	0	0	0																				
48 Tony Cruz, R OBP: 0.324, SLG: 0.328	L8									4	0	0	0	0	2	6																				
33 Daniel Descalso, L OBP: 0.339, SLG: 0.358			P3							4	0	0	0	0	1	0																				
54 Jaime Garcia, L OBP: 0.106, SLG: 0.152										1	0	0	0	0	1	0																				
44 Corey Patterson, L OBP: 0.281, SLG: 0.371										3	2	0	0	0	1	0																				
Inning Stats	R: 0 E: 0 K: 0 S: 7	H: 0 LOB: 0 BB: 0 P: 9	R: 0 E: 0 K: 1 S: 9	H: 0 LOB: 1 BB: 1 P: 15	R: 0 E: 0 K: 1 S: 7	H: 0 LOB: 0 BB: 0 P: 10	R: 1 E: 0 K: 1 S: 13	H: 1 LOB: 0 BB: 0 P: 21	R: 0 E: 0 K: 2 S: 9	H: 0 LOB: 0 BB: 0 P: 14	R: 3 E: 2 K: 1 S: 11	H: 2 LOB: 2 BB: 2 P: 22	R: 3 E: 1 K: 1 S: 12	H: 3 LOB: 2 BB: 2 P: 24	R: 0 E: 0 K: 2 S: 8	H: 0 LOB: 0 BB: 0 P: 10	R: 1 E: 0 K: 1 S: 13	H: 2 LOB: 1 BB: 1 P: 21	1B: 7 2B: 0 3B: 0 HR: 1	SF: 0 SAC: 0 DP: 1 HBP: 0	WP: 2 PB: 0 CS: 0	PA: 42														
PITCHER	IP	WLS	BF	H	R	ER	SO	BB	IBB	HBP	BLK	WP	HR	S	P	ERA	WHIP	PITCHER	IP	WLS	BF	H	R	ER	SO	BB	IBB	HBP	BLK	WP	HR	S	P	ERA	WHIP	
23 Javier Vazquez, R ERA: 4.72	6.0		25	3	4	1	6	1	2	0	0	0	1	56	91	1.50	0.667																			
40 Mike Dunn, L ERA: 3.98	0.1	L	3	1	2	1	0	0	0	0	0	0	0	4	5	27.00	3.000																			
31 Burke Badenhop, R ERA: 3.98	0.2		6	2	1	0	0	2	0	0	0	1	0	8	19	0.00	6.000																			
38 Randy Choate, L ERA: 1.59	1.0		3	0	0	0	2	0	0	0	0	0	0	8	10	0.00	0.000																			
31 Steve Cishek, R ERA: 3.34	1.0		5	2	1	1	1	1	0	0	0	1	0	13	21	9.00	3.000																			

Batter	1	2	3	4	5	6	7	8	9	AB	R	H	RBI	BB	SO	LOB	BOTTOM																				
1 Emilio Bonifacio, S OBP: 0.358, SLG: 0.374	G1-3		SH3-4			27 BB 15 G5-3 6 FC6-2 1B	G6-3		K	4	1	1	0	0	1	0																					
6 Alfredo Amezaga, S OBP: 0.304, SLG: 0.286	F9		27 WP 1B			FC6-2 15 G5-3 27 BB 1B	F8		1B	5	0	2	1	0	0	2																					
27 Giancarlo Stanton, R OBP: 0.336, SLG: 0.527	P4		15 G5-4-3 BB			15 G5-3 BB	15 WP BB		K	2	0	0	0	3	1	1																					
15 Gaby Sanchez, R OBP: 0.361, SLG: 0.457			G5-4-3			G5-3	K			4	0	0	1	0	2	5																					
20 Logan Morrison, L OBP: 0.327, SLG: 0.458	24 G6-3 2B						G3			4	0	1	0	0	2	3																					
24 Mike Cameron, R OBP: 0.281, SLG: 0.315	G6-3								K	4	0	0	0	0	2	1																					
29 Greg Dobbs, L OBP: 0.343, SLG: 0.404							G4-3		F7	3	0	1	0	1	0	0																					
9 Brett Hayes, R OBP: 0.330, SLG: 0.469							F7		F7	4	1	1	0	0	1	3																					
23 Javier Vazquez, R ERA: 4.72	5.0									2	1	2	0	0	0	0																					
11 Brian Peterson, L ERA: 3.23	1.0	W	5	2	2	2	0	0	0	0	0	0	0	0	0	0																					
41 Mitchell Boggs, R ERA: 3.43	1.0		5	2	2	2	0	0	0	0	0	0	0	0	0	0																					
31 Burke Badenhop, R ERA: 3.98	0.1		6	2	1	0	0	2	0	0	0	0	0	0	0	0																					
38 Randy Choate, L ERA: 1.59	1.0		3	0	0	0	2	0	0	0	0	0	0	0	0	0																					
31 Steve Cishek, R ERA: 3.34	1.0		5	2	1	1	1	1	0	0	0	0	0	0	0	0																					
10 Dewayne Wise, L OBP: 0.281, SLG: 0.371										1	0	0	0	0	0	0																					
Inning Stats	R: 0 E: 0 K: 0 S: 6	H: 0 LOB: 0 BB: 0 P: 8	R: 0 E: 0 K: 2 S: 10	H: 1 LOB: 2 BB: 1 P: 21	R: 1 E: 0 K: 0 S: 12	H: 2 LOB: 1 BB: 1 P: 20	R: 0 E: 0 K: 2 S: 12	H: 1 LOB: 0 BB: 0 P: 21	R: 1 E: 0 K: 1 S: 13	H: 2 LOB: 2 BB: 1 P: 27	R: 2 E: 0 K: 0 S: 16	H: 2 LOB: 0 BB: 0 P: 27	R: 0 E: 0 K: 1 S: 13	H: 0 LOB: 0 BB: 1 P: 23	R: 0 E: 0 K: 1 S: 9	H: 0 LOB: 0 BB: 0 P: 13	R: 0 E: 0 K: 3 S: 12	H: 1 LOB: 1 BB: 0 P: 19	1B: 5 2B: 3 3B: 0 HR: 1	SF: 0 SAC: 1 DP: 1 HBP: 0	WP: 2 PB: 0 CS: 0	PA: 39															
PITCHER	IP	WLS	BF	H	R	ER	SO	BB	IBB	HBP	BLK	WP	HR	S	P	ERA	WHIP	PITCHER	IP	WLS	BF	H	R	ER	SO	BB	IBB	HBP	BLK	WP	HR	S	P	ERA	WHIP		
54 Jaime Garcia, L ERA: 3.23	5.0		23	6	2	2	5	3	0	0	0	1	53	97	3.60	1.800																					
41 Mitchell Boggs, R ERA: 3.43	1.0		5	2	2	2	0	0	0	0	0	0	1	16	27	18.00	2.000																				
46 Kyle McClellan, R ERA: 4.07	2.0	H	7	0	0	0	2	1	0	0	0	1	0	22	36	0.00	0.500																				
59 Fernando Salas, R ERA: 2.28	1.0		4	1	0	0	3	0	0	0	0	0	0	12	19	0.00	1.000																				

St. Louis Cardinals @ Florida Marlins
Sun Life Stadium, Miami, FL
Sun Aug 07 2011, 2:32 PM - 5:54 PM EDT
Att: 20,011 - Cloudy - 81 F

AB 36
R 8
H 8
RBI 8
BB 6
SO 10
LOB 12



St. Louis Cardinals @ Florida Marlins
Sun Life Stadium, Miami, FL
Sun Aug 07 2011, 2:32 PM - 5:54 PM EDT
Att: 20,011 - Cloudy - 81 F

AB 34
R 4
H 9
RBI 4
BB 4
SO 10
LOB 15



Batter	1	2	3	4	5	6	7	8	9	10	AB	R	H	RBI	BB	SO	LOB	TOP						
1 Corey Hart, R OBP: 0.354, SLG: 0.491											4	1	1	2	1	1	1							
2 Nyjer Morgan, L OBP: 0.360, SLG: 0.467											4	1	2	0	0	1	0							
8 Ryan Braun, R OBP: 0.391, SLG: 0.569											5	0	0	0	0	1	5							
28 Prince Fielder, L OBP: 0.418, SLG: 0.567											5	1	1	0	0	0	3							
14 Casey McGehee, R OBP: 0.296, SLG: 0.345											5	0	1	1	0	0	0							
3 Yuniesky Betancourt, R OBP: 0.263, SLG: 0.387											4	0	0	1	0	1	0							
7 Felipe Lopez, S OBP: 0.259, SLG: 0.298											4	1	1	0	1	1	1							
30 Craig Counsell, L OBP: 0.245, SLG: 0.180											4	1	2	1	0	2	2							
20 Jonathan Lucroy, R OBP: 0.327, SLG: 0.406																								
18 Shaun Marcum, R OBP: 0.299, SLG: 0.266																								
40 Takashi Saito, L OBP: 0.292, SLG: 0.397																								
57 Francisco Rodriguez, R OBP: 0.292, SLG: 0.397																								
9 George Kottaras, L OBP: 0.292, SLG: 0.397																								
9 Josh Willson, R OBP: 0.292, SLG: 0.443																								
32 LaTroy Hawkins, R OBP: 0.292, SLG: 0.443																								
59 John Axford, R OBP: 0.292, SLG: 0.443																								
Inning Stats	R: 0 E: 0 K: 1 S: 9	H: 0 LOB: 0 BB: 1 P: 14	R: 0 E: 0 K: 0 S: 6	H: 0 LOB: 0 BB: 0 P: 9	R: 2 E: 0 K: 1 S: 15	H: 3 LOB: 1 BB: 0 P: 23	R: 0 E: 1 K: 1 S: 10	H: 1 LOB: 2 BB: 0 P: 14	R: 0 E: 1 K: 0 S: 9	H: 1 LOB: 3 BB: 1 P: 17	R: 1 E: 0 K: 0 S: 11	H: 1 LOB: 1 BB: 1 P: 22	R: 0 E: 0 K: 1 S: 12	H: 0 LOB: 0 BB: 0 P: 15	R: 0 E: 0 K: 1 S: 8	H: 0 LOB: 0 BB: 0 P: 13	R: 0 E: 0 K: 2 S: 11	H: 0 LOB: 1 BB: 1 P: 21	R: 2 E: 0 K: 1 S: 15	H: 3 LOB: 1 BB: 0 P: 22	1B: 6 2B: 1 3B: 1 HR: 1	SF: 1 SAC: 2 DP: 0 HBP: 0	WP: 0 PB: 1 SB: 0 CS: 0	PA: 43
PITCHER	IP 6.0	WLS 28	BF 6	H 3	R 2	ER 2	SO 2	BB 2	IBB 0	HBP 0	BLK 0	WP 0	HR 1	S 60	P 99	ERA 3.00	WHIP 1.333							
22 Edwin Jackson, R ERA: 4.07																								
30 Jason Motte, R ERA: 1.96																								
62 Lance Lynn, R ERA: 3.12																								
28 Octavio Dotel, R ERA: 3.79																								

Milwaukee Brewers @ St. Louis Cardinals
 Busch Stadium, St. Louis, MO
 Tue Aug 09 2011, 7:20 PM - 11:11 PM CDT
 Att. 40,626 - Partly Cloudy - 91 F

AB	37
R	5
H	9
RBI	5
BB	3
SO	7
LOB	13

WP: 0	PA: 43
PB: 1	
SB: 0	
CS: 0	

Batter	1	2	3	4	5	6	7	8	9	10	AB	R	H	RBI	BB	SO	LOB	BOTTOM						
15 Rafael Furcal, S OBP: 0.269, SLG: 0.267											5	0	1	0	0	1	3							
44 Corey Patterson, L OBP: 0.263, SLG: 0.371											3	0	1	1	1	1	1							
62 Lance Lynn, S											0	0	0	0	0	0	0							
33 Daniel Descalso, L OBP: 0.338, SLG: 0.357											1	0	0	0	0	0	1							
5 Albert Pujols, R OBP: 0.345, SLG: 0.531											5	0	0	0	0	1	6							
7 Matt Holliday, R OBP: 0.422, SLG: 0.569																								
12 Lance Berkman, S OBP: 0.309, SLG: 0.509											5	0	1	0	0	1	3							
23 David Freese, R OBP: 0.369, SLG: 0.467											5	1	2	0	0	0	0							
55 Skip Schumaker, L OBP: 0.333, SLG: 0.365											4	0	1	0	0	0	2							
28 Octavio Dotel, R ERA: 3.79											0	0	0	0	0	0	0							
Ryan Theriot, R OBP: 0.317, SLG: 0.337											1	0	0	0	0	0	1							
13 Gerald Laird, R OBP: 0.312, SLG: 0.362											4	1	2	1	0	0	0							
22 Edwin Jackson, R OBP: 0.250, SLG: 0.250											3	0	1	0	0	1	3							
30 Jason Motte, R ERA: 1.96											0	0	0	0	0	0	0							
19 Jon Jay, L OBP: 0.347, SLG: 0.416											1	0	0	0	0	0	0							
Inning Stats	R: 0 E: 0 K: 0 S: 12	H: 1 LOB: 2 BB: 1 P: 20	R: 0 E: 0 K: 0 S: 7	H: 0 LOB: 0 BB: 0 P: 12	R: 0 E: 0 K: 1 S: 11	H: 1 LOB: 1 BB: 0 P: 18	R: 0 E: 0 K: 1 S: 6	H: 0 LOB: 0 BB: 0 P: 9	R: 1 E: 0 K: 1 S: 15	H: 3 LOB: 2 BB: 0 P: 21	R: 2 E: 1 K: 0 S: 12	H: 3 LOB: 1 BB: 0 P: 20	R: 0 E: 0 K: 2 S: 9	H: 0 LOB: 0 BB: 0 P: 14	R: 0 E: 0 K: 1 S: 14	H: 1 LOB: 1 BB: 0 P: 22	R: 0 E: 1 K: 0 S: 10	H: 1 LOB: 2 BB: 0 P: 13	R: 0 E: 0 K: 0 S: 12	H: 1 LOB: 1 BB: 0 P: 15	1B: 10 2B: 1 3B: 0 HR: 0	SF: 0 SAC: 0 DP: 0 HBP: 0	WP: 0 PB: 0 SB: 0 CS: 0	PA: 43
PITCHER	IP 6.0	WLS 27	BF 6	H 3	R 3	ER 3	SO 3	BB 1	IBB 0	HBP 0	BLK 0	WP 0	HR 0	S 63	P 100	ERA 4.50	WHIP 1.500							
18 Shaun Marcum, R ERA: 3.62																								
40 Takashi Saito, R ERA: 2.7																								
57 Francisco Rodriguez, R ERA: 3.02																								
32 LaTroy Hawkins, R ERA: 1.73																								
59 John Axford, R ERA: 2.48																								

Milwaukee Brewers @ St. Louis Cardinals
 Busch Stadium, St. Louis, MO
 Tue Aug 09 2011, 7:20 PM - 11:11 PM CDT
 Att. 40,626 - Partly Cloudy - 91 F

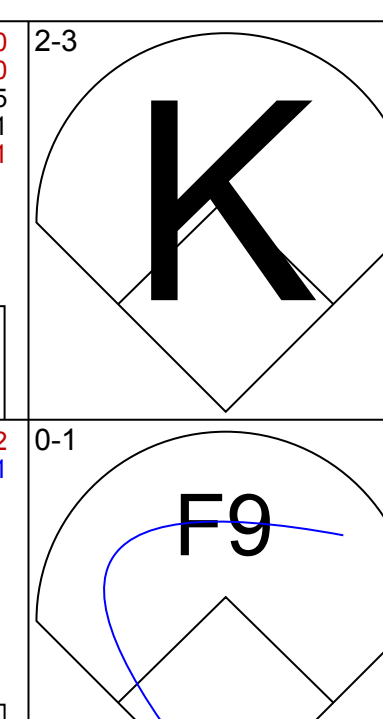
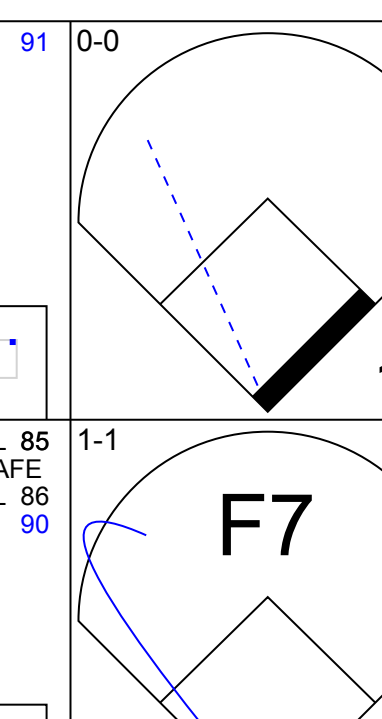
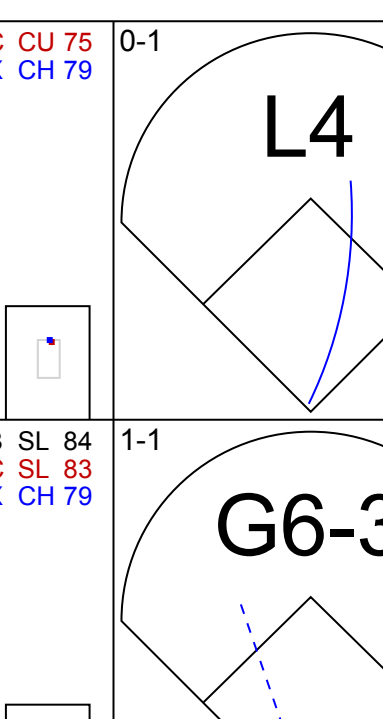
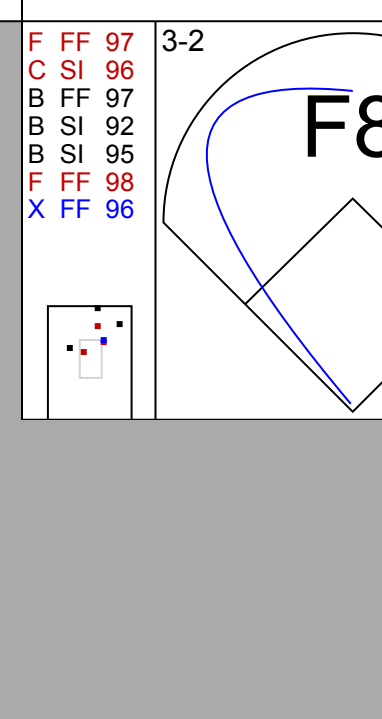
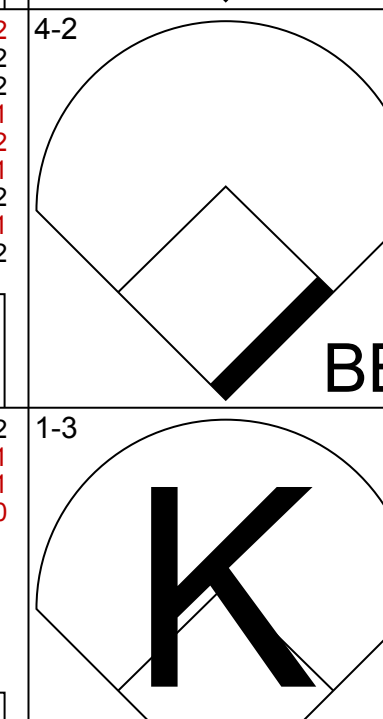

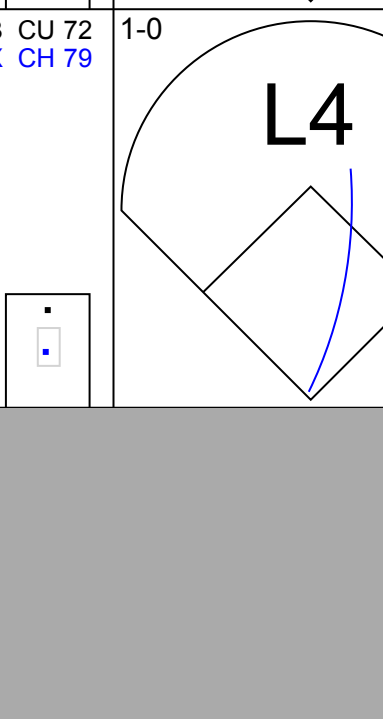
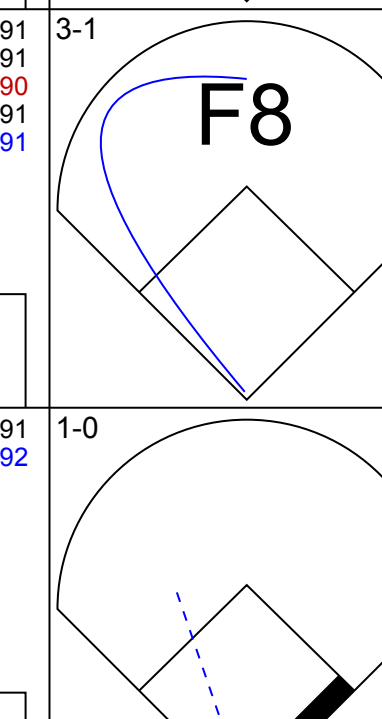

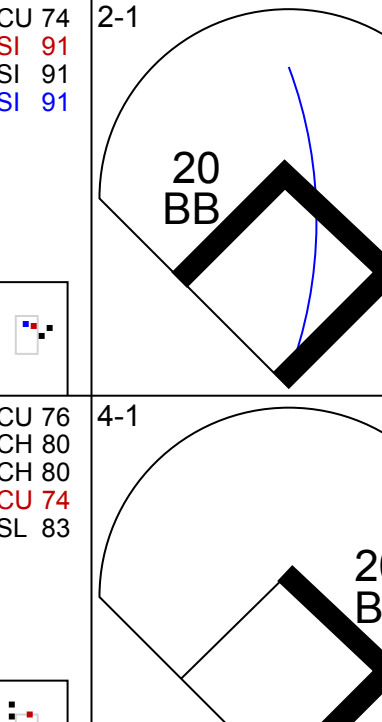



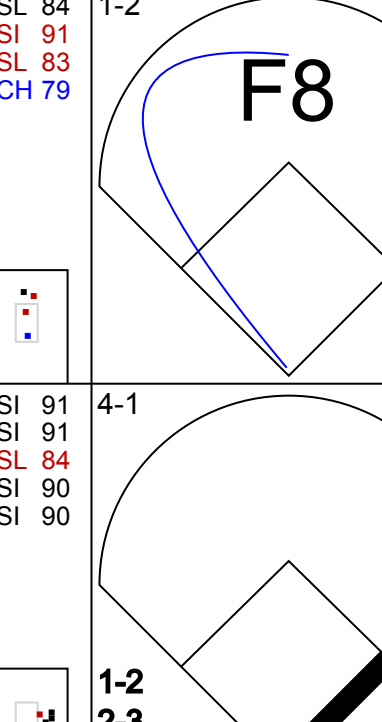


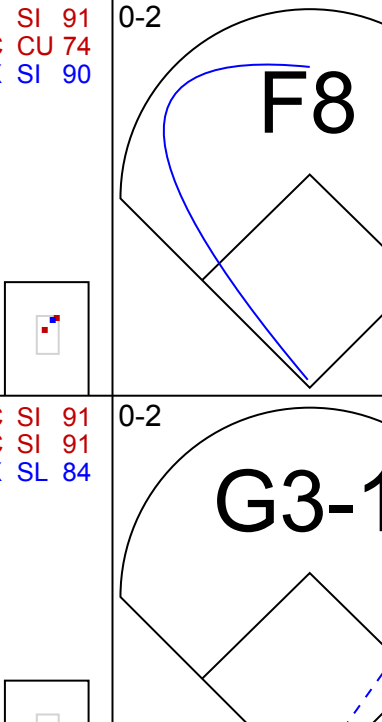
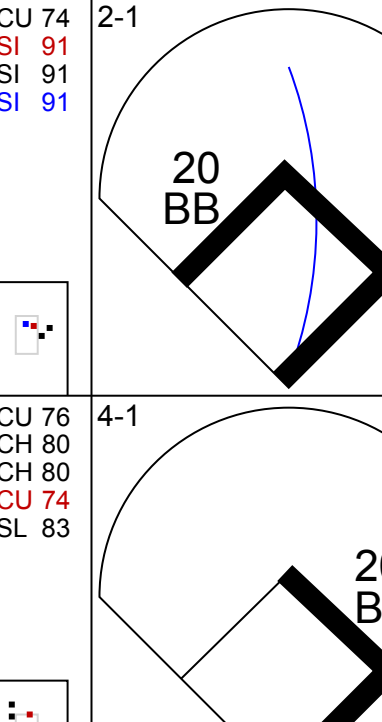


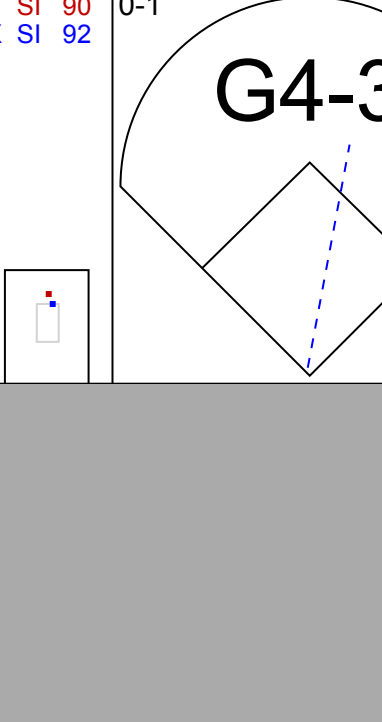
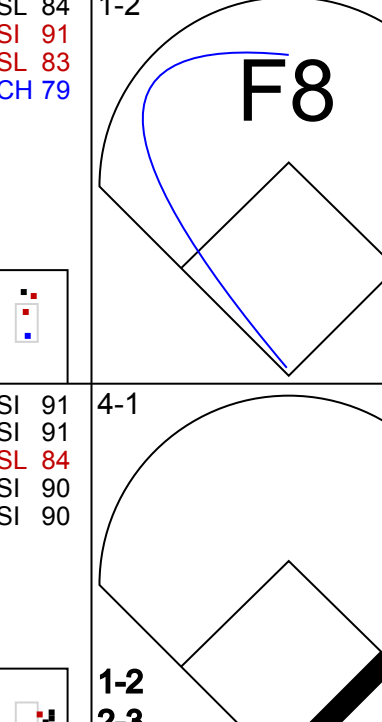

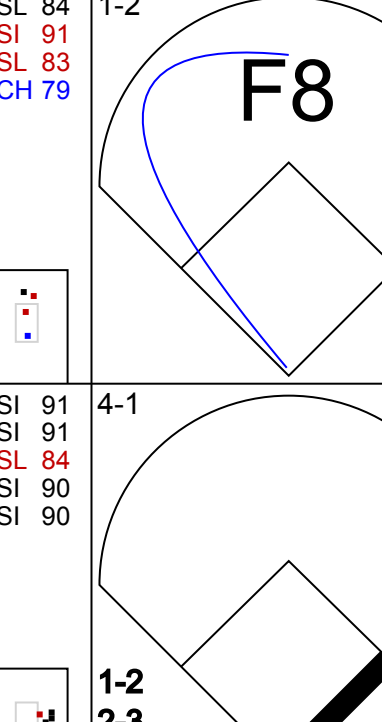
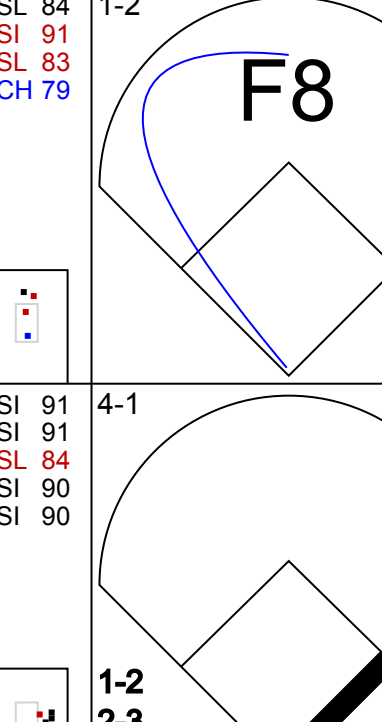
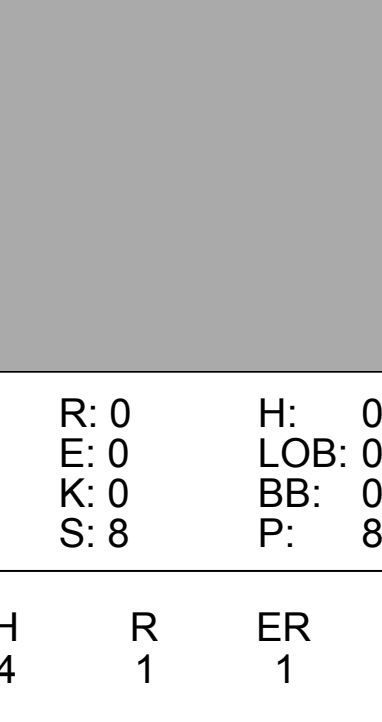
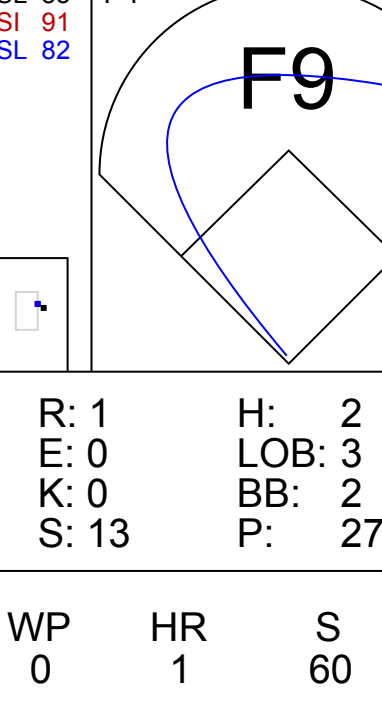
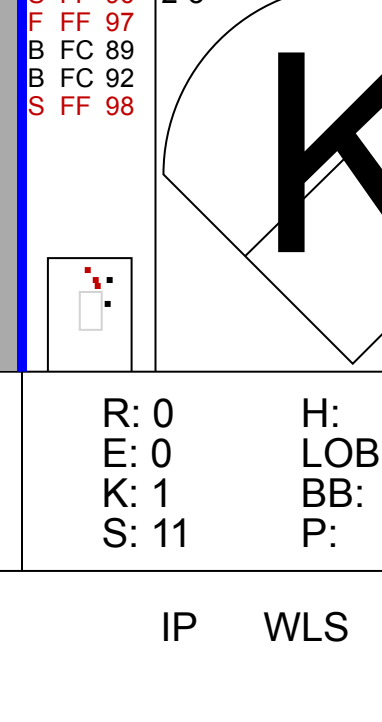
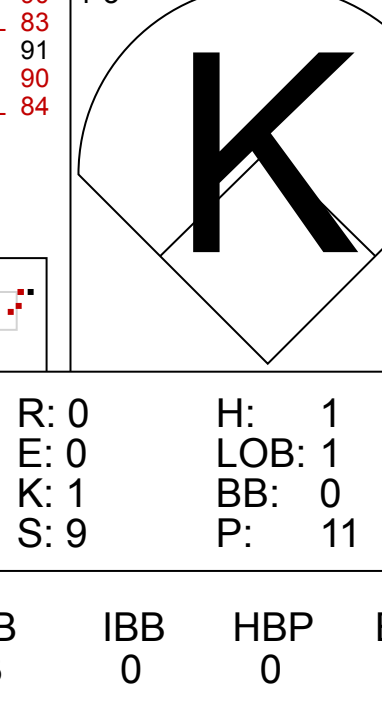
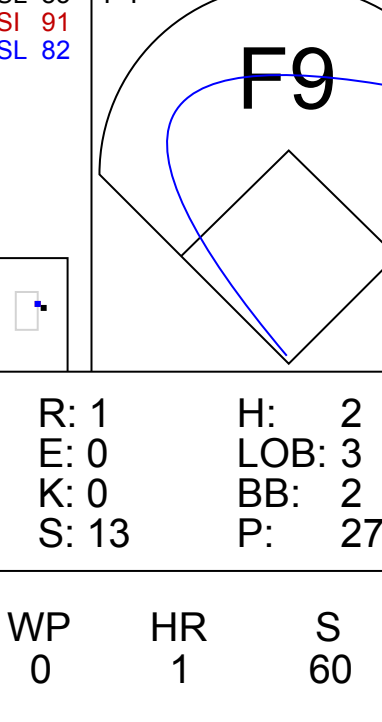
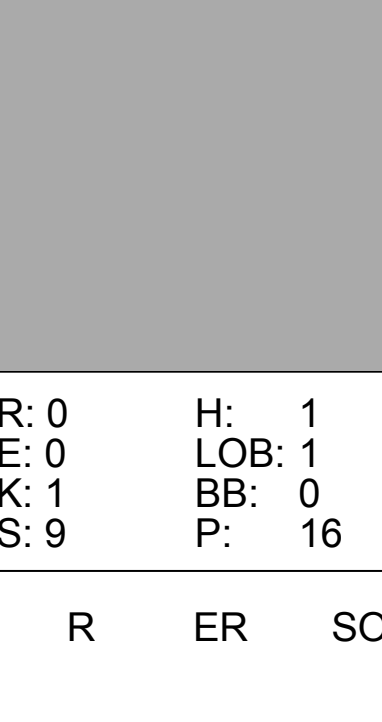
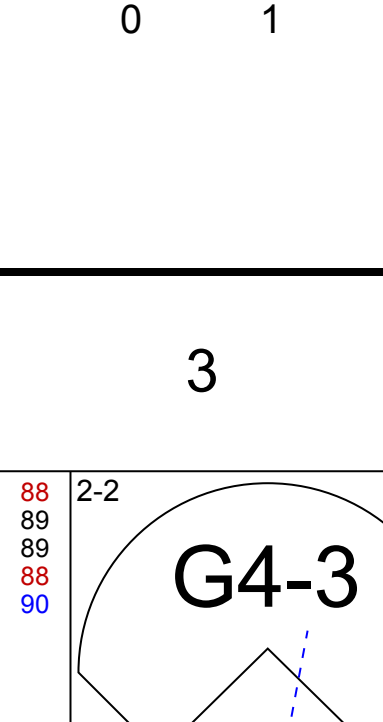
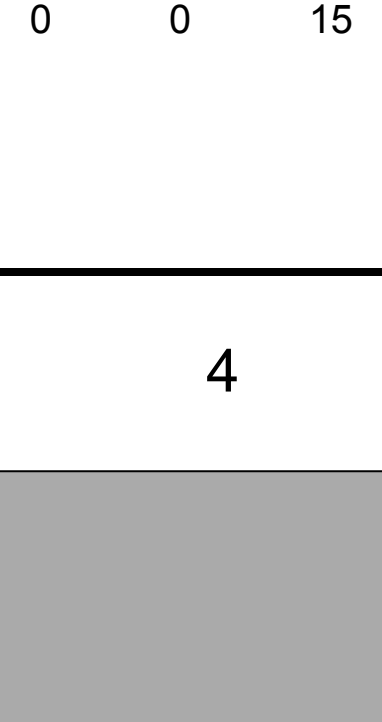
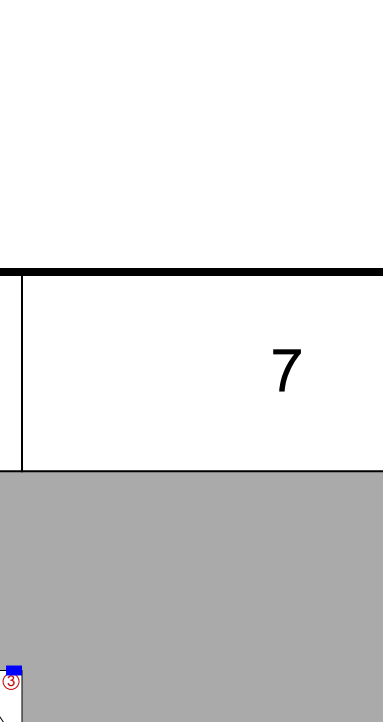
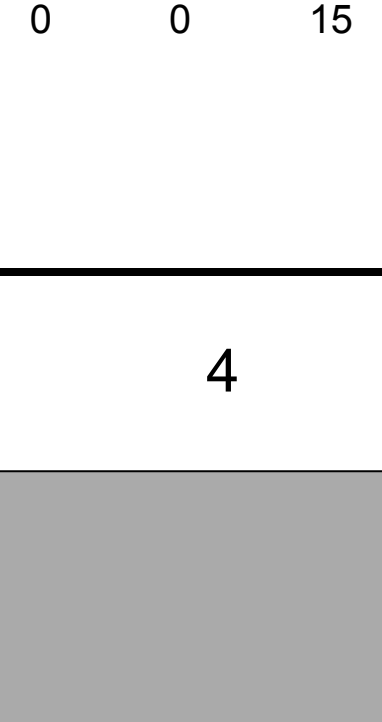
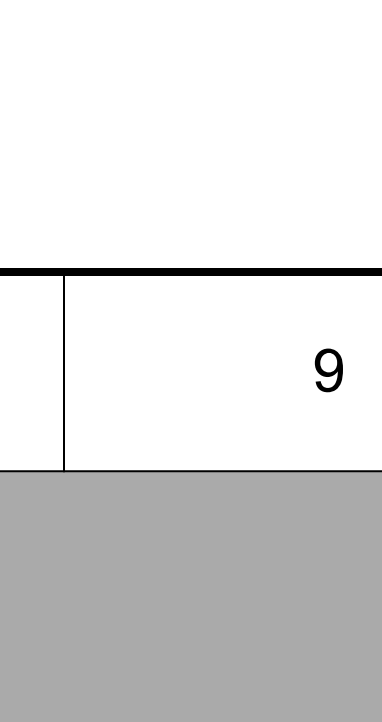
AB	42
R	3
H	11
RBI	3
BB	1
SO	6
LOB	21

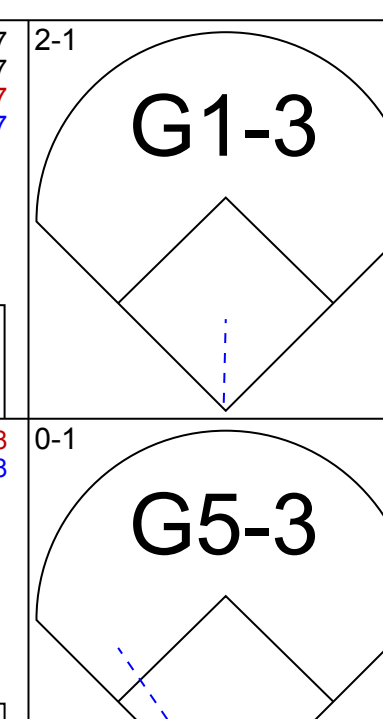
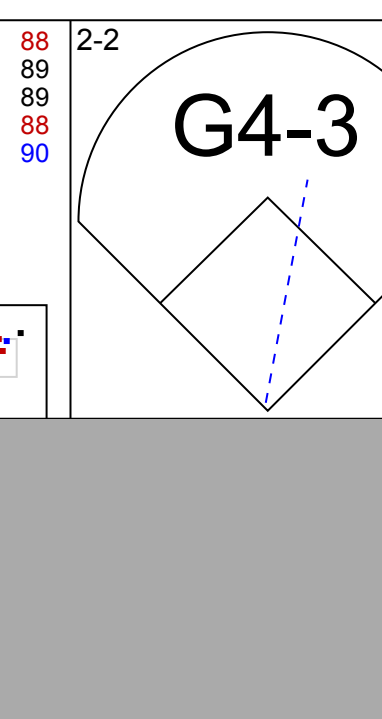
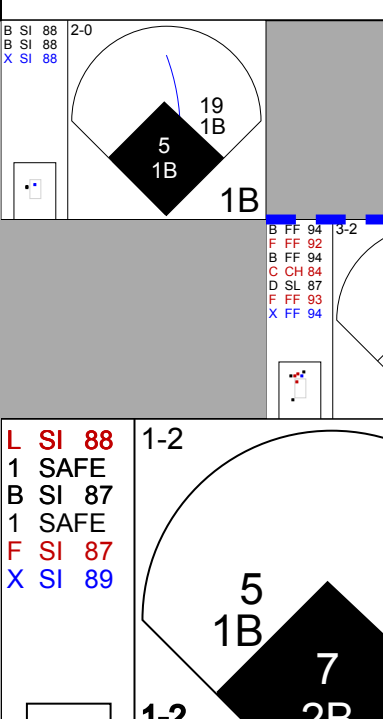

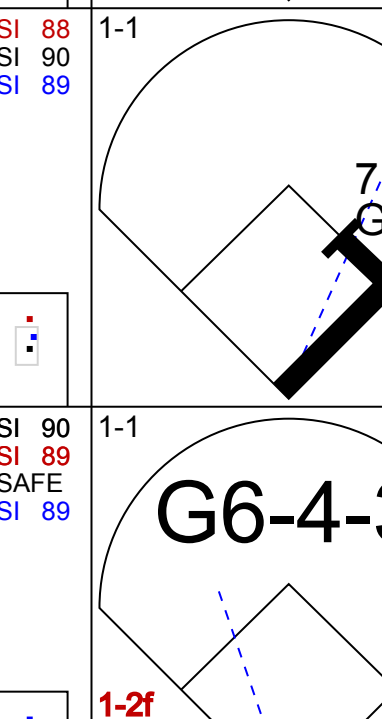
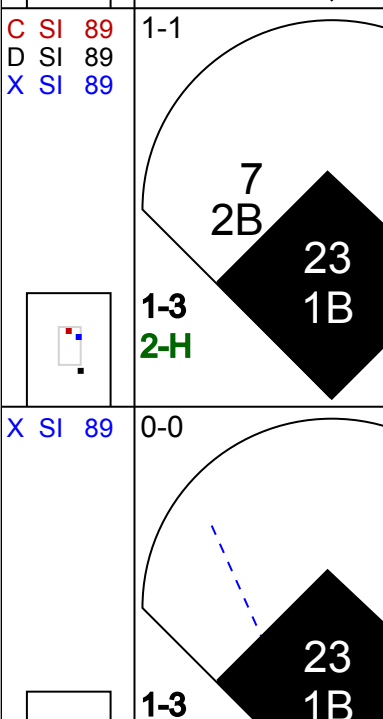
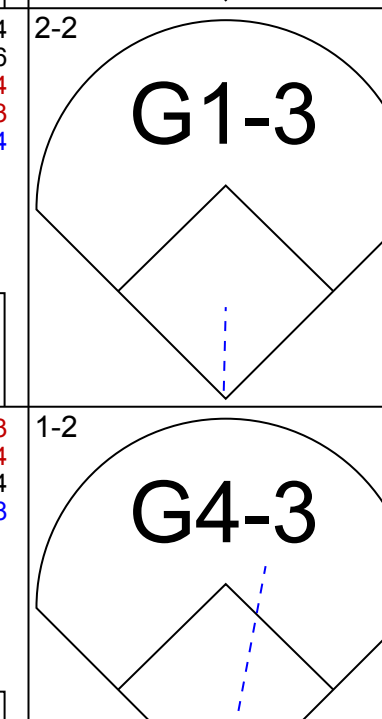


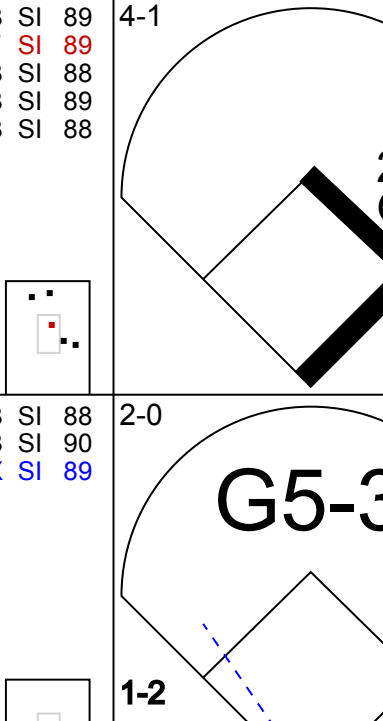
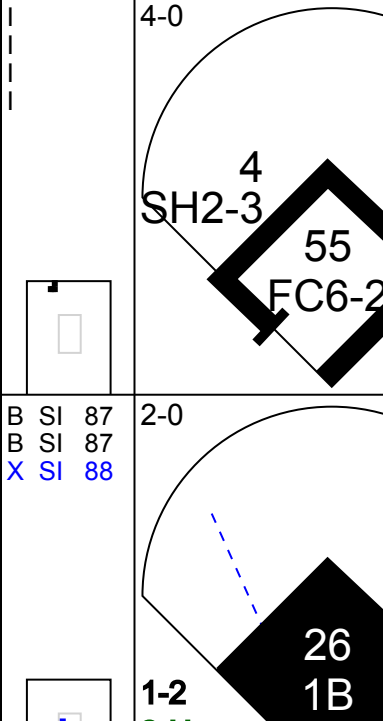

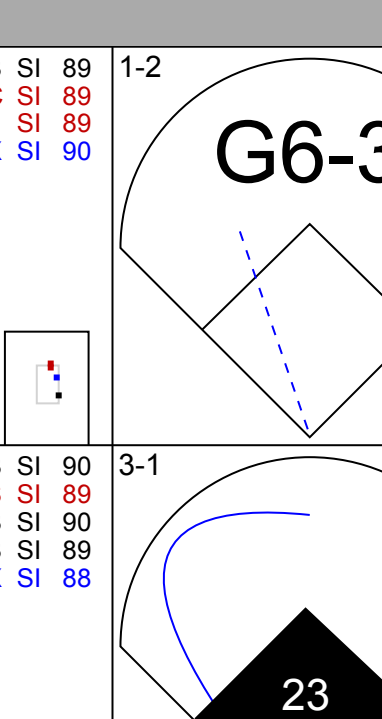
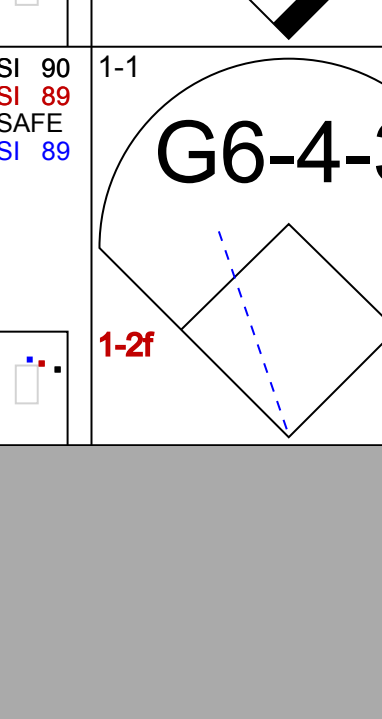
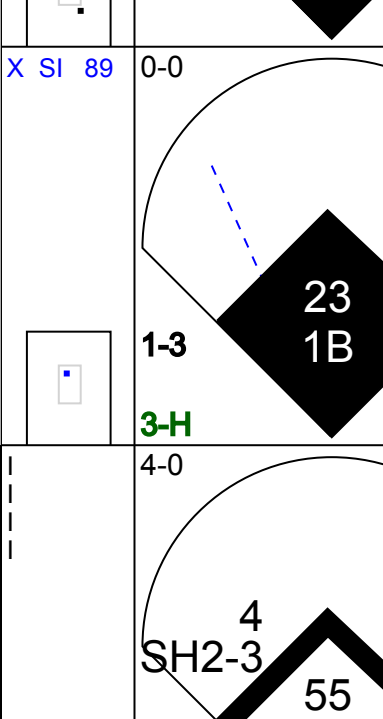
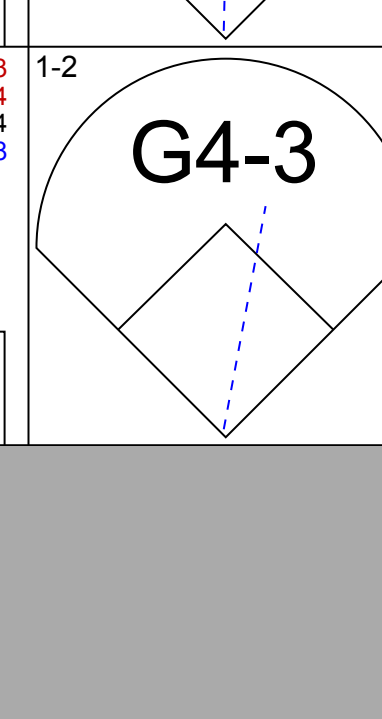
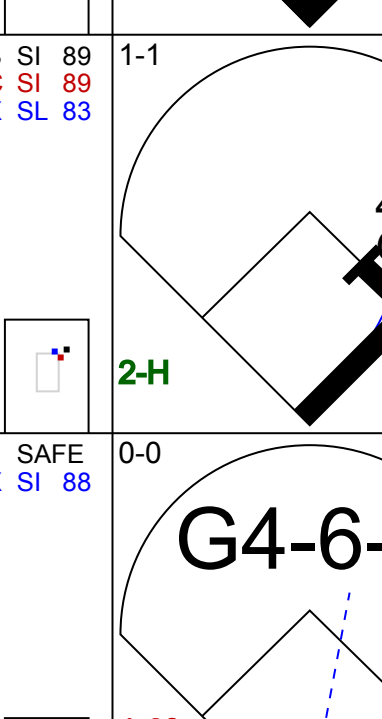
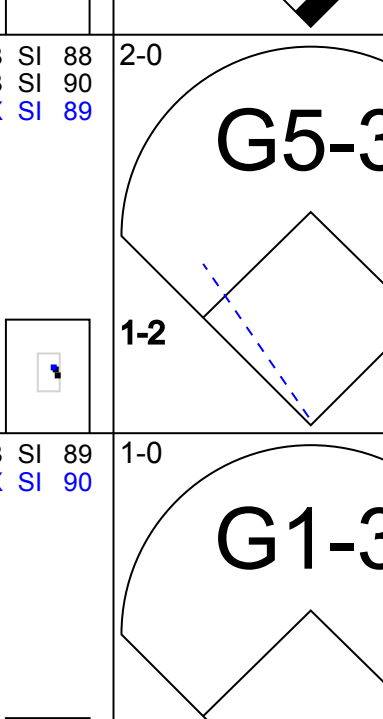
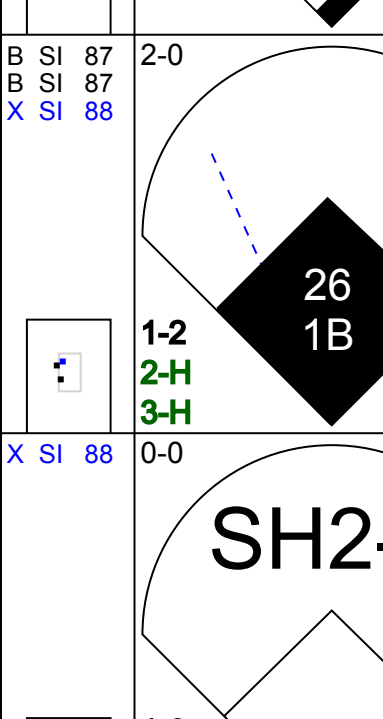
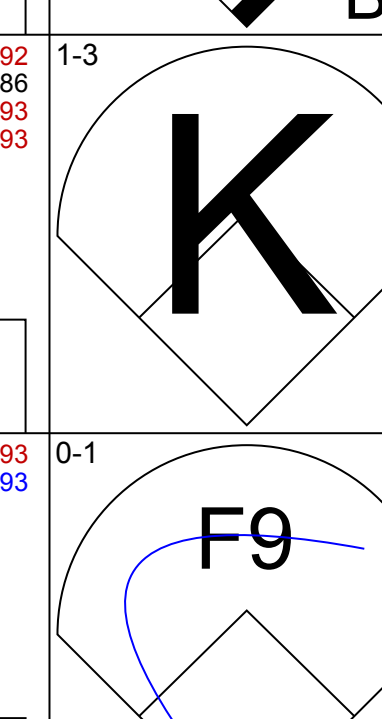
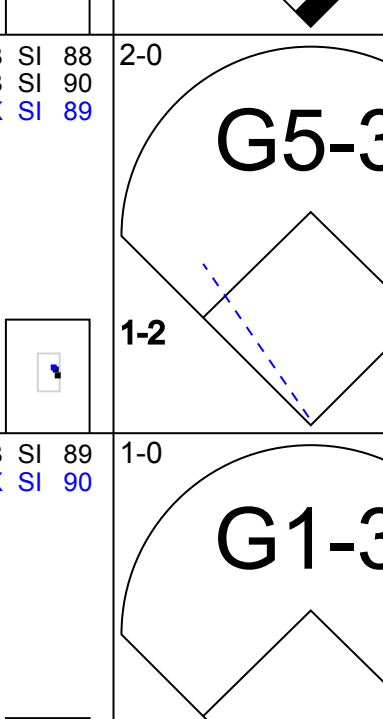
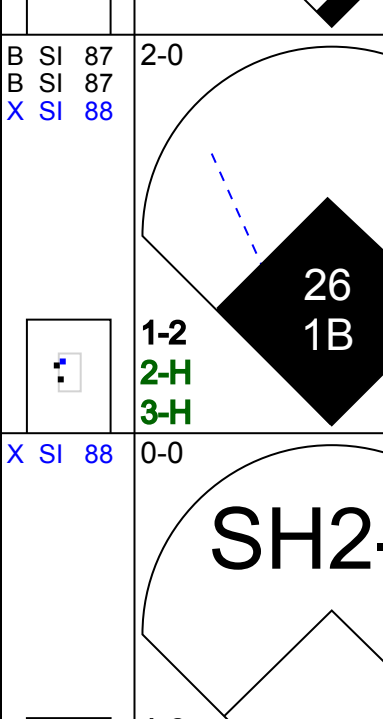

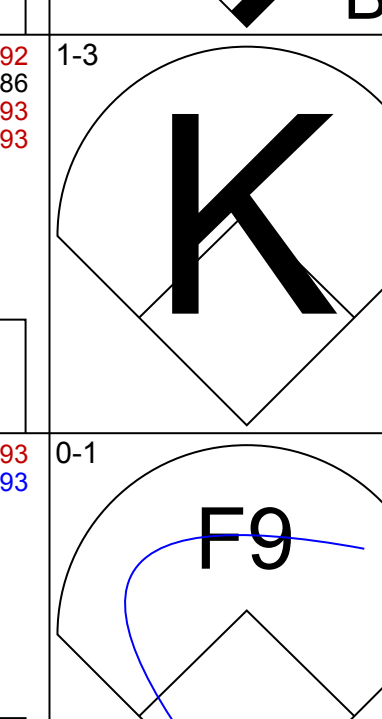


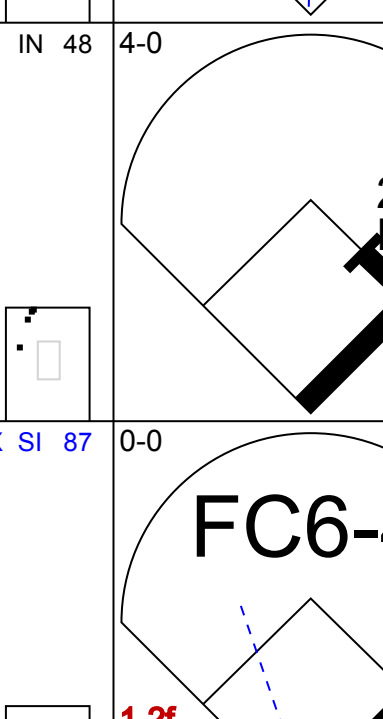
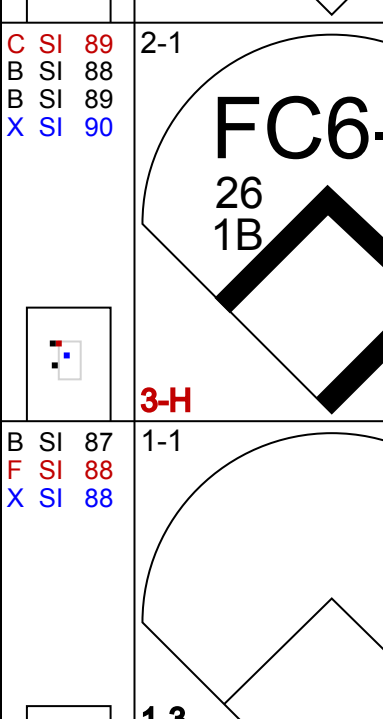
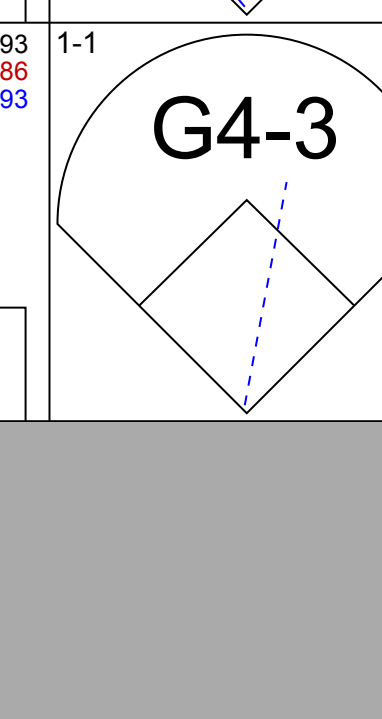
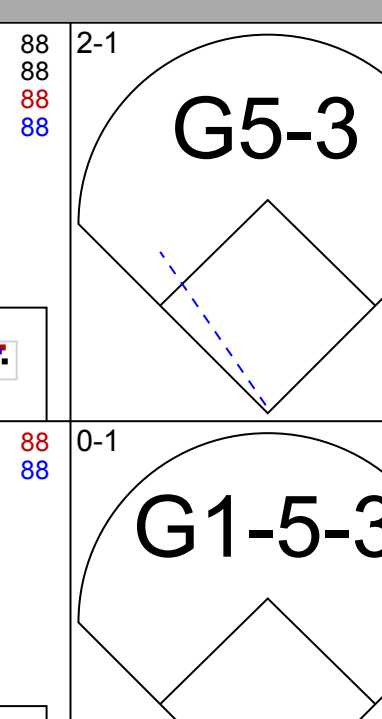
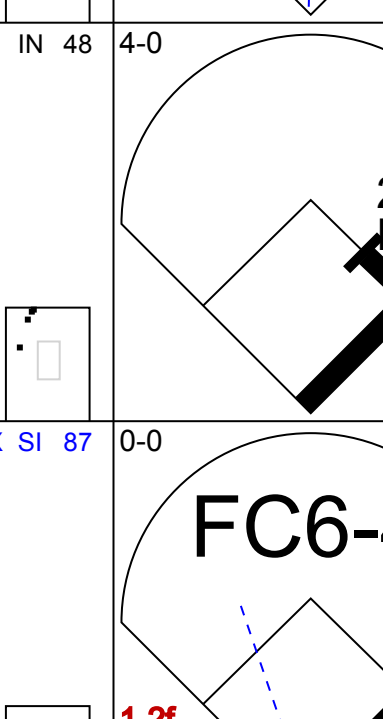
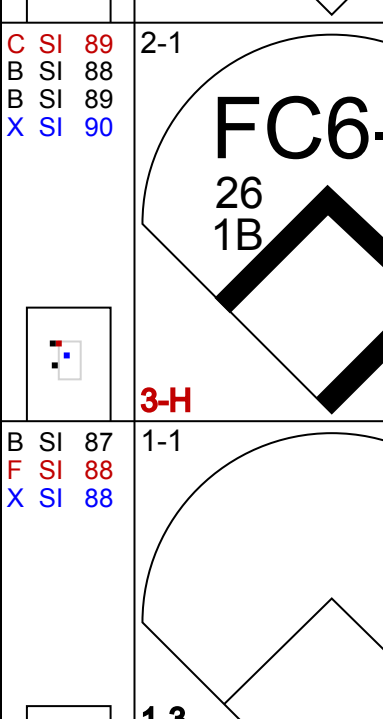
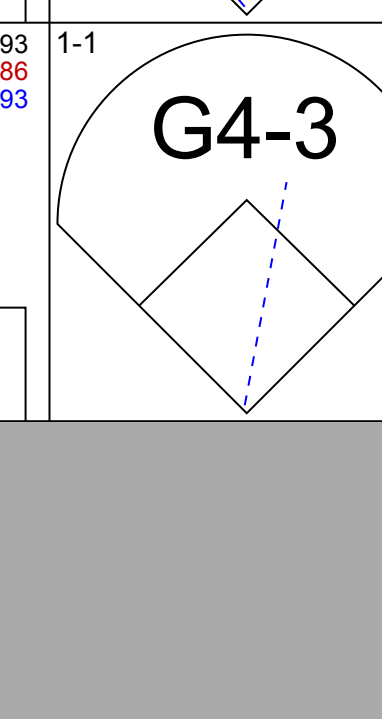
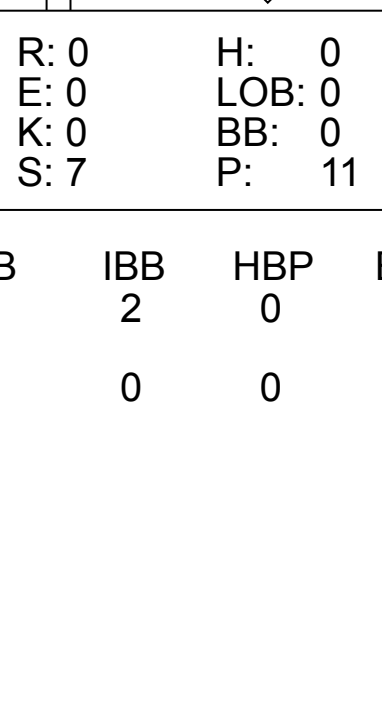
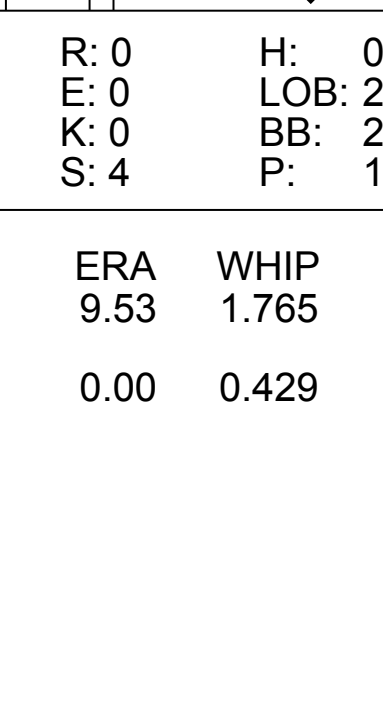
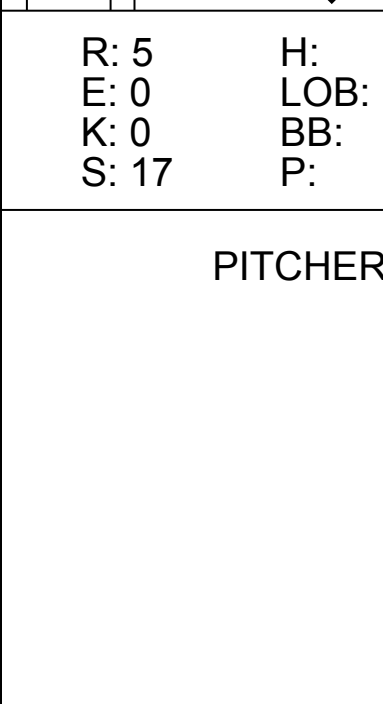
WP: 0	PA: 43
PB: 0	
SB: 0	
CS: 0	

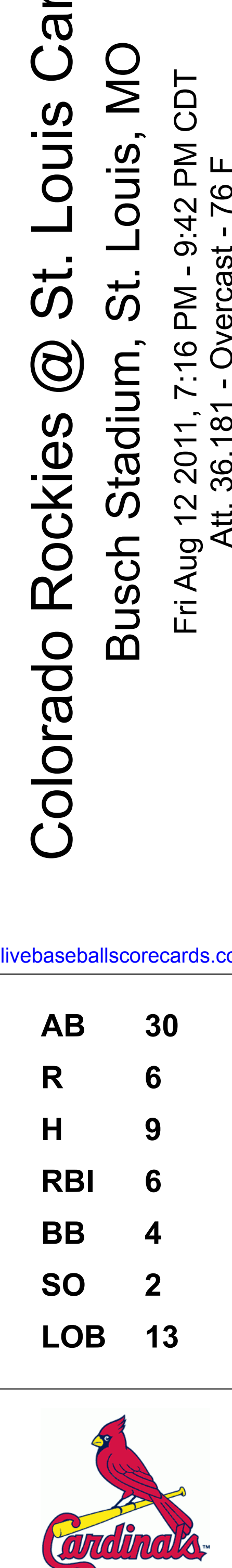
Batter	1	2	3	4	5	6	7	8	9	AB	R	H	RBI	BB	SO	LOB	TOP			
1 Corey Hart, R OBP: 0.356, SLG: 0.486										4	1	1	0	0	1	3	Milwaukee Brewers @ St. Louis Cardinals Busch Stadium, St. Louis, MO Thu Aug 11 2011, 7:16 PM - 9:50 PM CDT Att: 38,302 - Partly Cloudy - 81 F			
2 Nyjer Morgan, L OBP: 0.356, SLG: 0.458										4	0	1	0	0	0	2				
25 Mark Kotsay, L OBP: 0.313, SLG: 0.340										3	1	2	1	1	0	0				
28 Prince Fielder, L OBP: 0.417, SLG: 0.566										4	0	1	1	0	1	3				
14 Casey McGehee, R OBP: 0.285, SLG: 0.341										4	0	1	0	0	0	3				
3 Yuniesky Betancourt, R OBP: 0.267, SLG: 0.389										4	0	3	0	0	1	1				
7 Felipe Lopez, S OBP: 0.299, SLG: 0.291										3	0	0	0	1	1	2				
20 Jonathan Lucroy, R OBP: 0.323, SLG: 0.401										4	0	0	0	0	1	3				
49 Yovani Gallardo, R OBP: 0.279, SLG: 0.346										1	0	0	0	1	1	2				
50 Kameron Loe, R OBP: 0.265, SLG: 0.339										0	0	0	0	0	0	0				
30 Craig Counsell, L OBP: 0.295, SLG: 0.339										1	0	0	0	0	0	0				
63 Frankie De La Cruz, R OBP: 0.265, SLG: 0.339										0	0	0	0	0	0	0				
48 Tim Lillard, R OBP: 0.226, SLG: 0.336										0	0	0	0	0	0	0				
9 George Kottaras, L OBP: 0.226, SLG: 0.336										1	0	0	0	0	0	0				
Inning Stats	R: 2 H: 3 E: 0 K: 0 S: 11	H: 3 LOB: 0 BB: 0 P: 15	R: 0 H: 1 E: 0 K: 0 S: 9	H: 1 LOB: 2 BB: 1 P: 17	R: 0 H: 0 E: 0 K: 0 S: 5	H: 0 LOB: 0 BB: 1 P: 10	R: 0 H: 1 E: 0 K: 1 S: 11	H: 1 LOB: 2 BB: 1 P: 19	R: 0 H: 2 E: 0 K: 2 S: 14	H: 2 LOB: 0 BB: 0 P: 21	R: 0 H: 1 E: 0 K: 0 S: 8	H: 1 LOB: 0 BB: 0 P: 10	R: 0 H: 1 E: 0 K: 1 S: 9	H: 1 LOB: 1 BB: 0 P: 15	R: 0 H: 0 E: 0 K: 2 S: 11	H: 0 LOB: 0 BB: 0 P: 17	1B: 9 2B: 1 3B: 0 HR: 0	SF: 0 SAC: 0 DP: 4 HBP: 0	WP: 1 PB: 0 SB: 0 CS: 0	PA: 36
PITCHER	IP WLS BF H R ER SO BB IBB HBP BLK WP HR S P ERA WHIP	8.0 W 33 10 2 2 4 3 0 0 0 1 0 74 119 2.25 1.625	1.0 S 3 0 0 0 2 0 0 0 0 0 0 0 11 17 0.00 0.000																	

Batter	1	2	3	4	5	6	7	8	9	AB	R	H	RBI	BB	SO	LOB	BOTTOM				
15 Rafael Furcal, S OBP: 0.269, SLG: 0.288										4	1	1	1	0	0	0	Milwaukee Brewers @ St. Louis Cardinals Busch Stadium, St. Louis, MO Thu Aug 11 2011, 7:16 PM - 9:50 PM CDT Att: 38,302 - Partly Cloudy - 81 F				
19 Jon Jay, L OBP: 0.345, SLG: 0.416										4	2	1	0	0	2	1					
5 Albert Pujols, R OBP: 0.348, SLG: 0.539										4	2	4	2	0	0	0					
12 Lance Berkman, S OBP: 0.400, SLG: 0.588										4	0	2	1	0	1	1					
33 Daniel Descalso, L OBP: 0.336, SLG: 0.357										0	0	0	0	0	0	0					
23 David Freese, R OBP: 0.364, SLG: 0.456										3	0	0	0	1	0	3					
55 Skip Schumaker, L OBP: 0.336, SLG: 0.368										0	0	0	0	0	0	0					
21 Allen Craig, R OBP: 0.383, SLG: 0.491										4	0	0	0	0	1	1					
59 Fernando Salas, R ERA: 2.24										0	0	0	0	0	0	0					
4 Yadier Molina, R OBP: 0.332, SLG: 0.437										4	0	1	0	0	0	0					
Ryan Theriot, R OBP: 0.316, SLG: 0.334										3	0	0	0	1	0	1					
29 Chris Carpenter, R OBP: 0.196, SLG: 0.240										3	0	0	0	0	2	1					
44 Corey Patterson, L OBP: 0.281, SLG: 0.368										0	0	0	0	0	0	0					
Inning Stats	R: 2 H: 2 E: 0 K: 2 S: 13	H: 2 LOB: 1 BB: 1 P: 20	R: 0 H: 0 E: 0 K: 0 S: 8	H: 0 LOB: 0 BB: 0 P: 11	R: 1 H: 2 E: 1 K: 0 S: 9	H: 2 LOB: 1 BB: 0 P: 15	R: 0 H: 0 E: 0 K: 0 S: 10	H: 0 LOB: 0 BB: 0 P: 17	R: 2 H: 3 E: 0 K: 1 S: 16	H: 3 LOB: 1 BB: 0 P: 29	R: 0 H: 0 E: 0 K: 2 S: 7	H: 0 LOB: 1 BB: 1 P: 12	R: 0 H: 1 E: 0 K: 1 S: 8	H: 1 LOB: 1 BB: 0 P: 12	R: 0 H: 1 E: 0 K: 0 S: 10	H: 1 LOB: 0 BB: 0 P: 15	1B: 7 2B: 0 3B: 0 HR: 2	SF: 0 SAC: 0 DP: 1 HBP: 0	WP: 1 PB: 0 SB: 1 CS: 0	PA: 35	
PITCHER	IP WLS BF H R ER SO BB IBB HBP BLK WP HR S P ERA WHIP	5.0 L 23 7 5 4 3 1 0 0 0 0 0 0 7 12 0.00 1.000	1.0 4 0 0 0 2 1 0 0 0 0 0 0 8 12 0.00 1.000	1.0 4 1 0 0 1 0 0 0 0 0 0 0 10 15 0.00 1.000																	



Batter	1	2	3	4	5	6	7	8	9	AB	R	H	RBI	BB	SO	LOB	TOP					
Dexter Fowler, S (1,8) OBP: 0.369, SLG: 0.399										4	0	1	0	0	1	1	Colorado Rockies @ St. Louis Cardinals Busch Stadium, St. Louis, MO Fri Aug 12 2011, 7:16 PM - 9:42 PM CDT Att: 36,181 - Overcast - 76 F					
14 Mark Ellis, R (1,4) OBP: 0.270, SLG: 0.323										4	0	0	0	0	0	1						
5 Carlos González, L (1,9) OBP: 0.349, SLG: 0.482										3	1	1	1	1	0	0						
2 Troy Tulowitzki, R (1,6) OBP: 0.368, SLG: 0.537										4	0	1	0	0	1	1						
17 Todd Helton, L (1,3) OBP: 0.388, SLG: 0.479										4	0	1	0	0	1	1						
7 Seth Smith, L (1,7) OBP: 0.338, SLG: 0.496										2	0	0	0	1	0	0						
61 Edgmer Escalona, R (6,1)										0	0	0	0	0	0	0						
1 Eric Young Jr., S (9,PH) OBP: 0.313, SLG: 0.253										0	0	0	0	1	0	0						
10 Chris Nelson, R (1,5) OBP: 0.258, SLG: 0.349										3	0	0	0	0	0	2						
20 Chris Iannetta, R (1,2) OBP: 0.386, SLG: 0.431										3	0	1	0	1	1	2						
28 Aaron Cook, R (1,1) OBP: 0.174, SLG: 0.174										2	0	0	0	0	1	3						
21 Ty Wigington, R (6,7) OBP: 0.325, SLG: 0.448										2	0	0	0	0	1	3						
Inning Stats	R: 0 H: 0 E: 0 K: 2 S: 13	H: 0 LOB: 1 BB: 1 P: 20	R: 0 H: 0 E: 0 K: 0 S: 8	H: 0 LOB: 0 BB: 0 P: 8	R: 0 H: 1 E: 0 K: 1 S: 9	H: 1 LOB: 1 BB: 0 P: 11	R: 1 H: 2 E: 0 K: 0 S: 13	H: 2 LOB: 3 BB: 2 P: 27	R: 0 H: 0 E: 0 K: 0 S: 5	H: 0 LOB: 0 BB: 0 P: 7	R: 0 H: 0 E: 0 K: 0 S: 8	H: 0 LOB: 0 BB: 0 P: 12	R: 0 H: 1 E: 0 K: 1 S: 11	H: 1 LOB: 1 BB: 0 P: 18	R: 0 H: 1 E: 0 K: 1 S: 9	H: 1 LOB: 1 BB: 0 P: 16	R: 0 H: 0 E: 0 K: 1 S: 6	H: 0 LOB: 1 BB: 1 P: 13	1B: 3 2B: 1 3B: 0 HR: 1	SF: 0 SAC: 0 DP: 1 HBP: 1	WP: 0 PB: 0 SB: 0 CS: 0	PA: 36
PITCHER	IP WLS BF H R ER SO BB IBB HBP BLK WP HR S P ERA WHIP	IP WLS BF H R ER SO BB IBB HBP BLK WP HR S P ERA WHIP																				
26 Kyle Lohse, R (1,1) ERA: 3.37	6.1 W 26 4 1 1 3 3 0 0 0 0 1 60 91 1.42 1.105																					
30 Jason Motte, R (7,1) ERA: 1.53	0.2 2 0 0 0 1 0 0 0 0 0 0 7 12 0.00 0.000																					
46 Kyle McClellan, R (8,1) ERA: 4.01	2.0 8 1 0 0 2 1 0 1 0 0 0 15 29 0.00 1.000																					

Batter	1	2	3	4	5	6	7	8	9	AB	R	H	RBI	BB	SO	LOB	BOTTOM			
15 Rafael Furcal, S (1,6) OBP: 0.268, SLG: 0.287										4	1	1	0	0	0	2	Colorado Rockies @ St. Louis Cardinals Busch Stadium, St. Louis, MO Fri Aug 12 2011, 7:16 PM - 9:42 PM CDT Att: 36,181 - Overcast - 76 F			
19 Jon Jay, L (1,8) OBP: 0.344, SLG: 0.414										4	1	1	0	0	0	0				
5 Albert Pujols, R (1,3) OBP: 0.349, SLG: 0.538										4	1	2	1	0	1	0				
7 Matt Holliday, R (1,7) OBP: 0.420, SLG: 0.568										4	1	1	1	0	0	1				
12 Lance Berkman, S (1,9) OBP: 0.405, SLG: 0.592										1	1	1	0	3	0	0				
44 Corey Patterson, L (9,9) OBP: 0.281, SLG: 0.368										0	0	0	0	0	0	0				
23 David Freese, R (1,5) OBP: 0.388, SLG: 0.459										3	1	2	3	0	0	1				
33 Daniel Descalso, L (8,5) OBP: 0.337, SLG: 0.355										1	0	0	0	0	1	1				
4 Yadier Molina, R (1,2) OBP: 0.330, SLG: 0.433										3	0	0	0	0	0	3				
55 Skip Schumaker, L (1,4) OBP: 0.335, SLG: 0.364										3	0	0	0	1	0	3				
26 Kyle Lohse, R (1,1) OBP: 0.160, SLG: 0.163										3	0	1	1	0	0	2				
30 Jason Motte, R (7,1) ERA: 5.43										0	0	0	0	0	0	0				
46 Kyle McClellan, R (8,1) OBP: 0.167, SLG: 0.171										0	0	0	0	0	0	0				
Inning Stats	R: 0 H: 0 E: 0 K: 1 S: 9	H: 2 LOB: 0 BB: 0 P: 14	R: 1 H: 2 E: 0 K: 0 S: 8	H: 2 LOB: 0 BB: 0 P: 13	R: 0 H: 0 E: 0 K: 0 S: 7	H: 0 LOB: 0 BB: 0 P: 11	R: 0 H: 1 E: 0 K: 0 S: 8	H: 1 LOB: 0 BB: 0 P: 10	R: 0 H: 0 E: 0 K: 0 S: 4	H: 0 LOB: 2 BB: 2 P: 15	R: 5 H: 6 E: 0 K: 0 S: 17	H: 6 LOB: 2 BB: 1 P: 33	R: 0 H: 0 E: 0 K: 0 S: 7	H: 0 LOB: 0 BB: 0 P: 11	R: 0 H: 0 E: 0 K: 1 S: 9	H: 0 LOB: 1 BB: 1 P: 15	1B: 7 2B: 2 3B: 0 HR: 0	SF: 0 SAC: 1 DP: 2 HBP: 0	WP: 0 PB: 0 SB: 0 CS: 0	PA: 35
PITCHER	IP WLS BF H R ER SO BB IBB HBP BLK WP HR S P ERA WHIP	IP WLS BF H R ER SO BB IBB HBP BLK WP HR S P ERA WHIP																		
28 Aaron Cook, R (1,1) ERA: 5.43	5.2 L 27 9 6 6 1 1 0 0 0 0 20 33 0.00 0.429																			
61 Edgmer Escalona, R (6,1) ERA: 1.64	2.1 8 0 0 0 1 1 0 0 0 0 0 20 33 0.00 0.429																			



Batter	1	2	3	4	5	6	7	8	9	AB	R	H	RBI	BB	SO	LOB	TOP					
1 Eric Young Jr. S OBP: 0.325, SLG: 0.262 63 Rafael Betancourt, R										4	2	2	0	1	1	1	Colorado Rockies @ St. Louis Cardinals Busch Stadium, St. Louis, MO Sat Aug 13 2011, 6:17 PM - 9:18 PM CDT Att: 40,172 - Partly Cloudy - 89 F					
Dexter Fowler S OBP: 0.369, SLG: 0.396										3	1	0	0	2	1	3						
5 Carlos González, L OBP: 0.350, SLG: 0.492										5	1	2	4	0	0	2						
2 Troy Tulowitzki, R OBP: 0.366, SLG: 0.533										4	1	0	0	1	0	2						
17 Todd Helton, L OBP: 0.389, SLG: 0.481										3	0	1	2	1	0	0						
55 Eliezer Alfonzo, R OBP: 0.364, SLG: 0.429										4	0	1	0	0	0	2						
14 Mark Ellis, R OBP: 0.272, SLG: 0.325										4	0	2	0	0	0	1						
10 Chris Nelson, R OBP: 0.250, SLG: 0.338										4	0	0	0	0	0	3						
46 Jason Hammel, R OBP: 0.196, SLG: 0.292 56 Josh Roenicke, R 51 Matt Reynolds, L 34 Matt Belisle, R 7 Seth Smith, L OBP: 0.340, SLG: 0.498										3	0	1	0	0	0	2						
Inning Stats	R: 0 H: 0 E: 0 K: 1 S: 9	H: 0 LOB: 0 BB: 1 P: 17	R: 0 H: 2 E: 0 K: 0 S: 9	H: 2 LOB: 2 BB: 0 P: 12	R: 3 H: 1 E: 0 K: 1 S: 9	H: 1 LOB: 0 BB: 2 P: 17	R: 0 H: 1 E: 0 K: 1 S: 10	H: 1 LOB: 1 BB: 0 P: 14	R: 2 H: 2 E: 0 K: 0 S: 13	H: 2 LOB: 1 BB: 1 P: 27	R: 0 H: 1 E: 0 K: 0 S: 5	H: 1 LOB: 0 BB: 0 P: 8	R: 0 H: 0 E: 0 K: 1 S: 11	H: 0 LOB: 0 BB: 0 P: 18	R: 0 H: 0 E: 0 K: 0 S: 6	H: 0 LOB: 0 BB: 1 P: 13		R: 1 H: 2 E: 0 K: 0 S: 10	H: 2 LOB: 2 BB: 1 P: 20	1B: 6 2B: 2 3B: 0 HR: 1	SF: 0 SAC: 0 DP: 1 HBP: 0	WP: 1 PB: 0 SB: 0 CS: 1
PITCHER	IP WLS BF H R ER SO BB IBB HBP BLK WP HR S P ERA WHIP																					
54 Jaime García, L ERA: 3.42 34 Maro Rzepczynski, L ERA: 2.76 41 Mitchell Boggs, R ERA: 3.47	(1, 1) (6, 1) (9, 1)	5.0 3.0 1.0	L 10 6	24 1 2	6 0 1	5 0 1	3 0 1	1 0 0	0 0 0	0 0 0	1 0 1	1 0 10	50 22 20	87 39 9.00	9.00 0.00 0.00	1.800 0.667 3.000						

Batter	1	2	3	4	5	6	7	8	9	AB	R	H	RBI	BB	SO	LOB	BOTTOM					
15 Rafael Furcal, S OBP: 0.273, SLG: 0.288										3	0	1	0	1	1	1	Colorado Rockies @ St. Louis Cardinals Busch Stadium, St. Louis, MO Sat Aug 13 2011, 6:17 PM - 9:18 PM CDT Att: 40,172 - Partly Cloudy - 89 F					
19 Jon Jay, L OBP: 0.344, SLG: 0.413 21 Allen Craig, R OBP: 0.380, SLG: 0.487 41 Mitchell Boggs, R										3	0	1	0	0	0	2						
5 Albert Pujols, R OBP: 0.348, SLG: 0.535										3	0	0	0	1	0	1						
7 Matt Holliday, R OBP: 0.419, SLG: 0.563										3	1	0	0	1	1	2						
12 Lance Berkman, S OBP: 0.404, SLG: 0.589										4	0	1	0	0	0	0						
23 David Freese, R OBP: 0.362, SLG: 0.451										4	0	0	1	0	1	1						
4 Yadier Molina, R OBP: 0.330, SLG: 0.432										3	0	1	0	0	0	0						
Ryan Theriot, R OBP: 0.316, SLG: 0.337										3	0	1	0	0	0	2						
54 Jaime García, L OBP: 0.104, SLG: 0.149 44 Corey Patterson, L OBP: 0.260, SLG: 0.367 34 Marc Rzepczynski, L 55 Skjop Schumaker, L OBP: 0.337, SLG: 0.370										1	0	0	0	0	0	0						
Inning Stats	R: 0 H: 1 E: 0 K: 0 S: 15	H: 1 LOB: 1 BB: 1 P: 26	R: 0 H: 0 E: 0 K: 0 S: 6	H: 0 LOB: 0 BB: 0 P: 10	R: 0 H: 1 E: 0 K: 0 S: 8	H: 1 LOB: 1 BB: 0 P: 12	R: 0 H: 0 E: 0 K: 0 S: 6	H: 0 LOB: 0 BB: 0 P: 9	R: 0 H: 1 E: 0 K: 1 S: 13	H: 1 LOB: 1 BB: 0 P: 21	R: 0 H: 0 E: 0 K: 0 S: 9	H: 0 LOB: 0 BB: 1 P: 16	R: 1 H: 2 E: 0 K: 0 S: 16	H: 2 LOB: 1 BB: 1 P: 25	R: 0 H: 1 E: 0 K: 1 S: 10	H: 1 LOB: 1 BB: 0 P: 14		R: 0 H: 0 E: 0 K: 2 S: 9	H: 0 LOB: 0 BB: 0 P: 12	1B: 4 2B: 4 3B: 0 HR: 0	SF: 0 SAC: 0 DP: 3 HBP: 0	WP: 1 PB: 0 SB: 0 CS: 0
PITCHER	IP WLS BF H R ER SO BB IBB HBP BLK WP HR S P ERA WHIP																					
46 Jason Hammel, R ERA: 4.97 56 Josh Roenicke, R 51 Matt Reynolds, L 34 Matt Belisle, R 63 Rafael Betancourt, R ERA: 3.54	(1, 1) (7, 1) (8, 1) (8, 1) (9, 1)	6.1 0.2 0.1 0.2 1.0	L H 2 2 3	25 1 1 0 0	1 0 0 0 0	1 0 0 0 0	0 0 0 0 0	0 0 0 0 0	0 0 0 0 0	0 0 0 0 0	1 0 5 7 9	70 3 5 7 12	113 6 7 0 0.00	1.42 0.00 0.00 0.00 0.00	1.263 0.000 3.000 0.000 0.000							

AB	34
R	6
H	9
RBI	6
BB	6
SO	4
LOB	15

AB	30
R	1
H	6
RBI	1
BB	3
SO	4
LOB	11



Batter	1	2	3	4	5	6	7	8	9	AB	R	H	RBI	BB	SO	LOB	TOP							
55 Skip Schumaker, L (1.8) OBP: 0.344, SLG: 0.372										4	0	1	0	1	0	2	St. Louis Cardinals @ Pittsburgh Pirates PNC Park, Pittsburgh, PA Mon Aug 15 2011, 7:06 PM - 10:05 PM EDT Att: 19,766 - Cloudy - 72 F							
15 Rafael Furcal, S (1.6) OBP: 0.275, SLG: 0.288										3	0	1	1	1	0	1								
5 Albert Pujols, R (1.3) OBP: 0.352, SLG: 0.541										4	1	1	0	0	2	3								
7 Matt Holliday, R (1.7) OBP: 0.417, SLG: 0.561										4	0	2	0	0	1	1								
12 Lance Berkman, S (1.9) OBP: 0.406, SLG: 0.583										2	0	0	0	1	1	1								
23 David Freese, R (1.5) OBP: 0.397, SLG: 0.455										4	0	1	1	0	2	3								
4 Yadier Molina, R (1.2) OBP: 0.334, SLG: 0.436										3	0	0	0	0	4									
33 Daniel Descalso, L (0. PH) OBP: 0.335, SLG: 0.354										1	0	0	0	0	1	0								
Ryan Theriot, R (1.4) OBP: 0.320, SLG: 0.341										4	1	3	0	0	0	0								
35 Jake Westbrook, R (1.1) OBP: 0.154, SLG: 0.139										1	0	0	0	0	0	0								
53 Arthur Rhodes, L (6.1)										0	0	0	0	0	0	0								
44 Corey Patterson, L (7. PH) OBP: 0.279, SLG: 0.366										1	0	0	0	0	0	1								
41 Mitchell Boggs, R (7.1)										0	0	0	0	0	0	0								
19 Jon Jay, L (0. PH) OBP: 0.338, SLG: 0.406										1	0	0	0	0	0	1								
Inning Stats	R: 0 E: 0 K: 1 S: 9	H: 0 LOB: 0 BB: 1 P: 17	R: 0 E: 0 K: 2 S: 11	H: 1 LOB: 1 BB: 0 P: 16	R: 1 E: 0 K: 0 S: 10	H: 2 LOB: 1 BB: 0 P: 15	R: 0 E: 0 K: 0 S: 9	H: 1 LOB: 1 BB: 0 P: 16	R: 0 E: 0 K: 0 S: 5	H: 0 LOB: 0 BB: 0 P: 7	R: 1 E: 0 K: 1 S: 15	H: 2 LOB: 2 BB: 1 P: 23	R: 0 E: 0 K: 1 S: 14	H: 2 LOB: 2 BB: 1 P: 26	R: 0 E: 0 K: 1 S: 10	H: 0 LOB: 0 BB: 0 P: 13	R: 0 E: 1 K: 1 S: 10	H: 1 LOB: 1 BB: 0 P: 16	1B: 6 2B: 4 3B: 0 HR: 0	SF: 0 SAC: 1 DP: 3 HBP: 1	WP: 0 PB: 0 SB: 0 CS: 0	PA: 37		
PITCHER	IP WLS BF H R ER SO BB IBB HBP BLK WP HR S P ERA WHIP	IP WLS BF H R ER SO BB IBB HBP BLK WP HR S P ERA WHIP	IP WLS BF H R ER SO BB IBB HBP BLK WP HR S P ERA WHIP	IP WLS BF H R ER SO BB IBB HBP BLK WP HR S P ERA WHIP	IP WLS BF H R ER SO BB IBB HBP BLK WP HR S P ERA WHIP	IP WLS BF H R ER SO BB IBB HBP BLK WP HR S P ERA WHIP	IP WLS BF H R ER SO BB IBB HBP BLK WP HR S P ERA WHIP	IP WLS BF H R ER SO BB IBB HBP BLK WP HR S P ERA WHIP	IP WLS BF H R ER SO BB IBB HBP BLK WP HR S P ERA WHIP	IP WLS BF H R ER SO BB IBB HBP BLK WP HR S P ERA WHIP	IP WLS BF H R ER SO BB IBB HBP BLK WP HR S P ERA WHIP	IP WLS BF H R ER SO BB IBB HBP BLK WP HR S P ERA WHIP	IP WLS BF H R ER SO BB IBB HBP BLK WP HR S P ERA WHIP	IP WLS BF H R ER SO BB IBB HBP BLK WP HR S P ERA WHIP	IP WLS BF H R ER SO BB IBB HBP BLK WP HR S P ERA WHIP	IP WLS BF H R ER SO BB IBB HBP BLK WP HR S P ERA WHIP	IP WLS BF H R ER SO BB IBB HBP BLK WP HR S P ERA WHIP	IP WLS BF H R ER SO BB IBB HBP BLK WP HR S P ERA WHIP	IP WLS BF H R ER SO BB IBB HBP BLK WP HR S P ERA WHIP	IP WLS BF H R ER SO BB IBB HBP BLK WP HR S P ERA WHIP	IP WLS BF H R ER SO BB IBB HBP BLK WP HR S P ERA WHIP	IP WLS BF H R ER SO BB IBB HBP BLK WP HR S P ERA WHIP	IP WLS BF H R ER SO BB IBB HBP BLK WP HR S P ERA WHIP	IP WLS BF H R ER SO BB IBB HBP BLK WP HR S P ERA WHIP

AB	32
R	2
H	9
RBI	2
BB	3
SO	7
LOB	17



Batter	1	2	3	4	5	6	7	8	9	AB	R	H	RBI	BB	SO	LOB	BOTTOM						
38 Xavier Paul, L (1.9) OBP: 0.307, SLG: 0.361										5	1	2	1	0	0	3	St. Louis Cardinals @ Pittsburgh Pirates PNC Park, Pittsburgh, PA Mon Aug 15 2011, 7:06 PM - 10:05 PM EDT Att: 19,766 - Cloudy - 72 F						
5 Josh Harrison, R (1.5) OBP: 0.270, SLG: 0.303										4	0	1	0	0	1	0							
2 Brandon Wood, R (8.5) OBP: 0.280, SLG: 0.353										4	0	0	0	0	2	2							
22 Andrew McCutchen, R (1.8) OBP: 0.370, SLG: 0.464										3	1	0	0	1	1	2							
36 Ryan Ludwick, R (1.7) OBP: 0.308, SLG: 0.361										3	1	0	0	1	1	2							
18 Neil Walker, S (1.4) OBP: 0.331, SLG: 0.390										3	2	2	1	1	0	0							
46 Garrett Jones, L (1.3) OBP: 0.329, SLG: 0.439										4	1	1	0	0	0	2							
41 Ryan Doumit, S (1.2) OBP: 0.367, SLG: 0.491										4	1	4	3	0	0	0							
5 Ronny Cedeno, R (1.6) OBP: 0.301, SLG: 0.338										4	0	1	0	0	0	2							
53 James McDonald, L (1.1) OBP: 0.136, SLG: 0.114										2	0	0	0	0	1	0							
39 Jason Grilli, R (6.1)										0	0	0	0	0	0	0							
23 Matt Diaz, R (0. PH) OBP: 0.309, SLG: 0.332										1	0	0	0	0	0	2							
25 Daniel McCutchen, R (7.1)										0	0	0	0	0	0	0							
43 Jose Veras, R (7.1)										0	0	0	0	0	0	0							
24 Pedro Alvarez, L (0. PH) OBP: 0.269, SLG: 0.294										1	0	0	0	0	1	1							
Joel Hanrahan, R (0.1)										0	0	0	0	0	0	0							
Inning Stats	R: 1 E: 0 K: 0 S: 12	H: 1 LOB: 0 BB: 0 P: 20	R: 0 E: 0 K: 0 S: 16	H: 2 LOB: 0 BB: 0 P: 26	R: 0 E: 0 K: 2 S: 19	H: 2 LOB: 2 BB: 0 P: 26	R: 3 E: 0 K: 1 S: 13	H: 3 LOB: 0 BB: 0 P: 14	R: 0 E: 0 K: 0 S: 5	H: 0 LOB: 0 BB: 0 P: 7	R: 1 E: 1 K: 0 S: 13	H: 1 LOB: 2 BB: 1 P: 24	R: 1 E: 0 K: 2 S: 19	H: 1 LOB: 1 BB: 1 P: 28	R: 0 E: 0 K: 1 S: 8	H: 1 LOB: 1 BB: 0 P: 17	1B: 7 2B: 2 3B: 0 HR: 2	SF: 0 SAC: 0 DP: 0 HBP: 0	WP: 0 PB: 0 SB: 0 CS: 0	PA: 37			
PITCHER	IP WLS BF H R ER SO BB IBB HBP BLK WP HR S P ERA WHIP	IP WLS BF H R ER SO BB IBB HBP BLK WP HR S P ERA WHIP	IP WLS BF H R ER SO BB IBB HBP BLK WP HR S P ERA WHIP	IP WLS BF H R ER SO BB IBB HBP BLK WP HR S P ERA WHIP	IP WLS BF H R ER SO BB IBB HBP BLK WP HR S P ERA WHIP	IP WLS BF H R ER SO BB IBB HBP BLK WP HR S P ERA WHIP	IP WLS BF H R ER SO BB IBB HBP BLK WP HR S P ERA WHIP	IP WLS BF H R ER SO BB IBB HBP BLK WP HR S P ERA WHIP	IP WLS BF H R ER SO BB IBB HBP BLK WP HR S P ERA WHIP	IP WLS BF H R ER SO BB IBB HBP BLK WP HR S P ERA WHIP	IP WLS BF H R ER SO BB IBB HBP BLK WP HR S P ERA WHIP	IP WLS BF H R ER SO BB IBB HBP BLK WP HR S P ERA WHIP	IP WLS BF H R ER SO BB IBB HBP BLK WP HR S P ERA WHIP	IP WLS BF H R ER SO BB IBB HBP BLK WP HR S P ERA WHIP	IP WLS BF H R ER SO BB IBB HBP BLK WP HR S P ERA WHIP	IP WLS BF H R ER SO BB IBB HBP BLK WP HR S P ERA WHIP	IP WLS BF H R ER SO BB IBB HBP BLK WP HR S P ERA WHIP	IP WLS BF H R ER SO BB IBB HBP BLK WP HR S P ERA WHIP	IP WLS BF H R ER SO BB IBB HBP BLK WP HR S P ERA WHIP	IP WLS BF H R ER SO BB IBB HBP BLK WP HR S P ERA WHIP	IP WLS BF H R ER SO BB IBB HBP BLK WP HR S P ERA WHIP	IP WLS BF H R ER SO BB IBB HBP BLK WP HR S P ERA WHIP	IP WLS BF H R ER SO BB IBB HBP BLK WP HR S P ERA WHIP

AB	35
R	6
H	11
RBI	5
BB	2
SO	6
LOB	14



Batter	1	2	3	4	5	6	7	8	9	10	11	AB	R	H	RBI	BB	SO	LOB	TOP									
19 Jon Jay, L OBP: 0.341, SLG: 0.409												5	1	2	0	1	1	0										
15 Rafael Furcal, S OBP: 0.274, SLG: 0.282												4	0	0	0	1	1	2										
5 Albert Pujols, R OBP: 0.354, SLG: 0.545												4	1	1	1	2	0	2										
7 Matt Holliday, R OBP: 0.414, SLG: 0.560												4	1	1	1	0	0	2										
12 Lance Berkman, S OBP: 0.406, SLG: 0.592												4	1	1	0	1	1	2										
59 Fernando Salas, R OBP: 0.274, SLG: 0.282												0	0	0	0	0	0	0										
53 Arthur Rhodes, L OBP: 0.334, SLG: 0.353												4	0	3	1	0	0	1										
23 David Freese, R OBP: 0.373, SLG: 0.464												1	0	0	0	0	1	0										
33 Daniel Descalso, L OBP: 0.334, SLG: 0.353												5	0	1	1	0	1	4										
55 Skip Schumaker, L OBP: 0.341, SLG: 0.368												3	0	1	0	1	0	3										
13 Gerald Laird, R OBP: 0.321, SLG: 0.361												1	0	0	0	0	0	0										
Ryan Theriot, R OBP: 0.320, SLG: 0.340												3	0	0	0	0	0	0										
29 Chris Carpenter, R OBP: 0.278, SLG: 0.365												3	0	0	0	0	2	2										
44 Corey Patterson, L OBP: 0.278, SLG: 0.365												1	0	0	0	0	1	2										
30 Jason Motte, R OBP: 0.278, SLG: 0.365												0	0	0	0	0	0	0										
4 Yadier Molina, R OBP: 0.333, SLG: 0.435												1	0	0	0	0	0	0										
Inning Stats	R: 0 E: 0 K: 2 S: 8	H: 0 LOB: 0 BB: 0 P: 12	R: 1 E: 0 K: 1 S: 9	H: 2 LOB: 1 BB: 0 P: 14	R: 0 E: 0 K: 1 S: 11	H: 0 LOB: 1 BB: 1 P: 19	R: 0 E: 0 K: 0 S: 9	H: 2 LOB: 2 BB: 0 P: 16	R: 0 E: 0 K: 1 S: 9	H: 0 LOB: 0 BB: 0 P: 13	R: 2 E: 0 K: 0 S: 13	H: 2 LOB: 2 BB: 2 P: 26	R: 0 E: 0 K: 2 S: 13	H: 1 LOB: 1 BB: 1 P: 21	R: 0 E: 0 K: 2 S: 13	H: 2 LOB: 3 BB: 0 P: 16	R: 1 E: 0 K: 0 S: 6	H: 1 LOB: 1 BB: 1 P: 13	R: 0 E: 0 K: 1 S: 9	H: 0 LOB: 0 BB: 0 P: 11	R: 0 E: 0 K: 0 S: 8	H: 0 LOB: 1 BB: 1 P: 14	1B: 5 2B: 4 3B: 0 HR: 1	SF: 1 SAC: 1 DP: 1 HBP: 0	WP: 0 PB: 0 SB: 1 CS: 0	PA: 48		
PITCHER	IP ERA WLS BF H R ER SO BB IBB HBP BLK WP HR S P ERA WHIP	27 Jeff Karstens, R ERA: 3.12	39 Jason Grilli, R ERA: 3.94	43 Jose Veras, R ERA: 3.14	Joel Hanrahan, R ERA: 1.16	30 Chris Resop, R ERA: 3.95	PITCHER	IP ERA WLS BF H R ER SO BB IBB HBP BLK WP HR S P ERA WHIP	27 Jeff Karstens, R ERA: 3.12	39 Jason Grilli, R ERA: 3.94	43 Jose Veras, R ERA: 3.14	Joel Hanrahan, R ERA: 1.16	30 Chris Resop, R ERA: 3.95	27 Jeff Karstens, R ERA: 3.12	39 Jason Grilli, R ERA: 3.94	43 Jose Veras, R ERA: 3.14	Joel Hanrahan, R ERA: 1.16	30 Chris Resop, R ERA: 3.95	27 Jeff Karstens, R ERA: 3.12	39 Jason Grilli, R ERA: 3.94	43 Jose Veras, R ERA: 3.14	Joel Hanrahan, R ERA: 1.16	30 Chris Resop, R ERA: 3.95	27 Jeff Karstens, R ERA: 3.12	39 Jason Grilli, R ERA: 3.94	43 Jose Veras, R ERA: 3.14	Joel Hanrahan, R ERA: 1.16	30 Chris Resop, R ERA: 3.95

St. Louis Cardinals @ Pittsburgh Pirates
PNC Park, Pittsburgh, PA
Tue Aug 16 2011, 7:06 PM - 10:30 PM EDT
Att. 20,943 - Clear - 81 F

AB	40
R	4
H	10
RBI	4
BB	6
SO	8
LOB	20



Batter	1	2	3	4	5	6	7	8	9	10	11	AB	R	H	RBI	BB	SO	LOB	BOTTOM								
31 Jose Tabata, R OBP: 0.352, SLG: 0.352												4	1	1	0	1	1	0									
38 Xavier Paul, L OBP: 0.301, SLG: 0.354												4	0	0	0	0	1	2									
22 Andrew McCutchen, R OBP: 0.374, SLG: 0.472												3	1	2	3	2	0	0									
41 Ryan Doumit, S OBP: 0.353, SLG: 0.471												5	0	0	0	0	1	4									
18 Neil Walker, S OBP: 0.334, SLG: 0.399												5	1	3	1	0	0	3									
46 Garrett Jones, L OBP: 0.330, SLG: 0.448												5	1	2	1	0	1	3									
5 Ronny Cedeno, R OBP: 0.299, SLG: 0.334												3	0	0	0	0	2	2									
5 Josh Harrison, R OBP: 0.262, SLG: 0.294												3	0	0	0	0	2	1									
2 Brandon Wood, R OBP: 0.279, SLG: 0.351												1	0	0	0	0	0	1									
27 Jeff Karstens, R ERA: 3.66												1	1	0	0	1	1	0									
39 Jason Grilli, R ERA: 1.86												0	0	0	0	0	0	0									
23 Matt Diaz, R OBP: 0.298, SLG: 0.330												0	0	0	0	0	0	0									
43 Jose Veras, R ERA: 1.16												0	0	0	0	0	0	0									
Joel Hanrahan, R ERA: 1.16												0	0	0	0	0	0	0									
36 Ryan Ludwick, R OBP: 0.262, SLG: 0.294												1	0	0	0	0	0	1									
30 Chris Resop, R ERA: 3.95												0	0	0	0	0	0	0									
Inning Stats	R: 0 E: 0 K: 0 S: 7	H: 0 LOB: 0 BB: 0 P: 10	R: 0 E: 0 K: 2 S: 10	H: 1 LOB: 1 BB: 0 P: 15	R: 3 E: 0 K: 1 S: 14	H: 2 LOB: 0 BB: 1 P: 25	R: 0 E: 0 K: 1 S: 11	H: 1 LOB: 1 BB: 0 P: 16	R: 0 E: 0 K: 3 S: 9	H: 0 LOB: 0 BB: 0 P: 12	R: 0 E: 0 K: 0 S: 6	H: 1 LOB: 1 BB: 1 P: 8	R: 0 E: 0 K: 3 S: 11	H: 0 LOB: 0 BB: 0 P: 14	R: 0 E: 0 K: 0 S: 11	H: 0 LOB: 0 BB: 1 P: 19	R: 1 E: 0 K: 0 S: 8	H: 2 LOB: 1 BB: 0 P: 12	R: 0 E: 0 K: 0 S: 10	H: 0 LOB: 2 BB: 2 P: 21	R: 1 E: 0 K: 0 S: 4	H: 1 LOB: 0 BB: 0 P: 6	1B: 5 2B: 0 3B: 0 HR: 3	SF: 0 SAC: 2 DP: 0 HBP: 0	WP: 0 PB: 0 SB: 0 CS: 0	PA: 42	
PITCHER	IP ERA WLS BF H R ER SO BB IBB HBP BLK WP HR S P ERA WHIP	29 Chris Carpenter, R ERA: 3.66	30 Jason Motte, R ERA: 1.86	59 Fernando Salas, R ERA: 2.3	53 Arthur Rhodes, L ERA: 4.97	PITCHER	IP ERA WLS BF H R ER SO BB IBB HBP BLK WP HR S P ERA WHIP	29 Chris Carpenter, R ERA: 3.66	30 Jason Motte, R ERA: 1.86	59 Fernando Salas, R ERA: 2.3	53 Arthur Rhodes, L ERA: 4.97	29 Chris Carpenter, R ERA: 3.66	30 Jason Motte, R ERA: 1.86	59 Fernando Salas, R ERA: 2.3	53 Arthur Rhodes, L ERA: 4.97	29 Chris Carpenter, R ERA: 3.66	30 Jason Motte, R ERA: 1.86	59 Fernando Salas, R ERA: 2.3	53 Arthur Rhodes, L ERA: 4.97	29 Chris Carpenter, R ERA: 3.66	30 Jason Motte, R ERA: 1.86	59 Fernando Salas, R ERA: 2.3	53 Arthur Rhodes, L ERA: 4.97	29 Chris Carpenter, R ERA: 3.66	30 Jason Motte, R ERA: 1.86	59 Fernando Salas, R ERA: 2.3	53 Arthur Rhodes, L ERA: 4.97

St. Louis Cardinals @ Pittsburgh Pirates
PNC Park, Pittsburgh, PA
Tue Aug 16 2011, 7:06 PM - 10:30 PM EDT
Att. 20,943 - Clear - 81 F

AB	36
R	5
H	8
RBI	5
BB	4
SO	10
LOB	17



Batter	1	2	3	4	5	6	7	8	9	AB	R	H	RBI	BB	SO	LOB	TOP										
19 Jon Jay, L (1,8) OBP: 0.342, SLG: 0.411										4	0	2	0	0	0	0	St. Louis Cardinals @ Chicago Cubs Wrigley Field, Chicago, IL Sat Aug 20 2011, 3:14 PM - 5:56 PM CDT Att: 42,374 - Sunny - 76 F										
21 Allen Craig, R (1,7) OBP: 0.373, SLG: 0.523										4	0	0	0	0	1	2											
41 Mitchell Boggs, R (8,1)										0	0	0	0	0	0	0											
5 Albert Pujols, R (1,3) OBP: 0.353, SLG: 0.535										3	0	0	0	1	0	1											
12 Lance Berkman, S (1,9) OBP: 0.406, SLG: 0.577										3	0	1	0	1	1	0											
23 David Freese, R (1,5) OBP: 0.359, SLG: 0.458										4	0	0	0	0	3	4											
55 Skip Schumaker, L (1,4) OBP: 0.345, SLG: 0.372										3	0	2	0	0	0	0											
4 Yadier Molina, R (1,2) OBP: 0.333, SLG: 0.440										3	0	0	0	0	1	3											
Ryan Theriot, R (1,6) OBP: 0.318, SLG: 0.340										3	0	0	0	0	1	3											
22 Edwin Jackson, R (1,1) OBP: 0.250, SLG: 0.200										2	0	0	0	0	2	0											
7 Matt Holliday, R (8,PH) OBP: 0.406, SLG: 0.546										1	0	0	0	0	1	0											
Inning Stats	R: 0 E: 0 K: 0 S: 13	H: 1 LOB: 2 BB: 2 P: 23	R: 0 E: 0 K: 1 S: 10	H: 0 LOB: 0 BB: 0 P: 11	R: 0 E: 0 K: 1 S: 7	H: 0 LOB: 0 BB: 0 P: 9	R: 0 E: 0 K: 2 S: 11	H: 0 LOB: 0 BB: 0 P: 17	R: 0 E: 0 K: 0 S: 8	H: 1 LOB: 1 BB: 0 P: 11	R: 0 E: 0 K: 2 S: 15	H: 1 LOB: 1 BB: 0 P: 20	R: 0 E: 0 K: 2 S: 14	H: 2 LOB: 2 BB: 0 P: 19	R: 0 E: 0 K: 1 S: 7	H: 0 LOB: 0 BB: 0 P: 10	R: 0 E: 0 K: 1 S: 7	H: 0 LOB: 0 BB: 0 P: 12	1B: 4 2B: 1 3B: 0 HR: 0	SF: 0 SAC: 0 DP: 2 HBP: 0	WP: 1 PB: 0 SB: 0 CS: 0	PA: 32					
PITCHER	IP	WLS	BF	H	R	ER	SO	BB	IBB	HBP	BLK	WP	HR	S	P	ERA	WHIP										
22 Matt Garza, R (1,1) ERA: 3.62	7.0	W	26	5	0	0	8	1	1	0	0	1	0	78	110	0.00	0.857										
45 Sean Marshall, L (8,1) ERA: 2.72	0.2	H	2	0	0	0	1	0	0	0	0	0	0	5	8	0.00	0.000										
34 Kerry Wood, R (8,1) ERA: 3.4	0.1	H	1	0	0	0	0	0	0	0	0	0	0	2	2	0.00	0.000										
49 Carlos Marmol, R (9,1) ERA: 3.94	1.0	S	3	0	0	0	1	0	0	0	0	0	0	7	12	0.00	0.000										

Batter	1	2	3	4	5	6	7	8	9	AB	R	H	RBI	BB	SO	LOB	BOTTOM										
13 Starlin Castro, R (1,6) OBP: 0.334, SLG: 0.431										4	1	1	0	0	1	1	St. Louis Cardinals @ Chicago Cubs Wrigley Field, Chicago, IL Sat Aug 20 2011, 3:14 PM - 5:56 PM CDT Att: 42,374 - Sunny - 76 F										
15 Darwin Barney, R (1,4) OBP: 0.331, SLG: 0.377										3	0	1	0	0	0	1											
16 Aramis Ramirez, R (1,5) OBP: 0.343, SLG: 0.518										3	1	1	2	1	0	0											
22 Carlos Pena, L (1,3) OBP: 0.345, SLG: 0.459										4	1	1	0	0	2	2											
24 Marlon Byrd, R (1,8) OBP: 0.346, SLG: 0.429										3	0	1	1	0	0	0											
12 Alfonso Soriano, R (1,7) OBP: 0.281, SLG: 0.457										3	0	0	0	0	1	1											
45 Sean Marshall, L (8,1)										0	0	0	0	0	0	0											
34 Kerry Wood, R (8,1)										0	0	0	0	0	0	0											
49 Carlos Marmol, R (9,1)										0	0	0	0	0	0	0											
21 Tyler Colvin, L (1,9) OBP: 0.194, SLG: 0.295										3	0	0	0	0	1	1											
18 Geovany Soto, R (1,2) OBP: 0.328, SLG: 0.430										2	0	1	0	1	1	0											
22 Matt Garza, R (1,1) OBP: 0.083, SLG: 0.064										1	0	0	0	0	0	1											
1 Tony Campana, L (8,7) OBP: 0.309, SLG: 0.333										1	0	0	0	0	1	0											
Inning Stats	R: 0 E: 0 K: 1 S: 8	H: 0 LOB: 0 BB: 0 P: 12	R: 0 E: 0 K: 1 S: 8	H: 0 LOB: 0 BB: 0 P: 12	R: 0 E: 0 K: 1 S: 8	H: 0 LOB: 0 BB: 1 P: 14	R: 3 E: 0 K: 1 S: 15	H: 4 LOB: 1 BB: 0 P: 22	R: 0 E: 0 K: 0 S: 13	H: 1 LOB: 1 BB: 0 P: 16	R: 0 E: 0 K: 1 S: 7	H: 0 LOB: 0 BB: 0 P: 9	R: 0 E: 0 K: 1 S: 7	H: 0 LOB: 0 BB: 0 P: 12	R: 0 E: 0 K: 1 S: 12	H: 1 LOB: 2 BB: 1 P: 19	1B: 2 2B: 2 3B: 1 HR: 1	SF: 0 SAC: 2 DP: 1 HBP: 0	WP: 1 PB: 0 SB: 0 CS: 0	PA: 31							
PITCHER	IP	WLS	BF	H	R	ER	SO	BB	IBB	HBP	BLK	WP	HR	S	P	ERA	WHIP										
22 Edwin Jackson, R (1,1) ERA: 4.03	7.0	L	26	5	3	3	6	1	0	0	0	1	0	66	97	3.86	0.857										
41 Mitchell Boggs, R (8,1) ERA: 3.44	1.0		5	1	0	0	1	1	0	0	0	1	0	12	19	0.00	2.000										

AB	30
R	0
H	5
RBI	0
BB	2
SO	10
LOB	13



AB	27
R	3
H	6
RBI	3
BB	2
SO	7
LOB	7

1B:	2
2B:	2
3B:	1
HR:	1
SF:	0
SAC:	2
DP:	1
HBP:	0
WP:	1
PB:	0
SB:	0
CS:	0
PA:	31

Batter	1	2	3	4	5	6	7	8	9	AB	R	H	RBI	BB	SO	LOB	TOP				
55 Skip Schumaker, L (1.4) OBP: 0.339, SLG: 0.366					G4-3	SF9		G4-3		4	0	0	1	0	2	0					
23 David Freese, R (1.5) OBP: 0.356, SLG: 0.452			G6-3		G5-3	G6-3		F9		5	0	1	0	0	0	1					
5 Albert Pujols, R (1.3) OBP: 0.397, SLG: 0.545								F8		5	1	4	1	0	0	0					
7 Matt Holliday, R (1.7) OBP: 0.409, SLG: 0.547					E6					5	0	3	0	0	0	3					
12 Lance Berkman, S (1.9) OBP: 0.405, SLG: 0.572					PO	G1-3				3	0	0	0	1	0	3					
59 Fernando Salas, R (9.1)										0	0	0	0	0	0	0					
19 Jon Jay, L (1.8) OBP: 0.347, SLG: 0.425								K		3	2	2	1	1	1	2					
4 Yadier Molina, R (1.2) OBP: 0.335, SLG: 0.457					G6-3			G4-3		4	2	2	3	0	0	3					
33 Daniel Descalso, L (1.6) OBP: 0.335, SLG: 0.357					K			F8		4	1	1	0	0	1	1					
35 Jake Westbrook, R (1.1) OBP: 0.167, SLG: 0.154					G4-3			P4		3	0	1	0	0	1	1					
21 Allen Craig, R (8,PH) OBP: 0.371, SLG: 0.519										1	0	0	0	0	0	0					
30 Jason Motte, R (8.1)										0	0	0	0	0	0	0					
44 Corey Patterson, L (9.9) OBP: 0.278, SLG: 0.364										0	0	0	0	0	0	0					
Inning Stats	R: 0 H: 2 E: 0 K: 1 S: 10	H: 2 BB: 0 LOB: 2 P: 15	R: 2 H: 2 E: 0 K: 2 S: 9	H: 2 BB: 0 LOB: 0 P: 14	R: 0 H: 2 E: 0 K: 0 S: 9	H: 2 BB: 0 LOB: 1 P: 11	R: 0 H: 1 E: 0 K: 1 S: 11	H: 1 BB: 0 LOB: 1 P: 5	R: 1 H: 2 E: 1 K: 0 S: 8	H: 2 BB: 0 LOB: 0 P: 11	R: 3 H: 3 E: 0 K: 0 S: 18	H: 3 BB: 1 LOB: 1 P: 27	R: 0 H: 1 E: 0 K: 1 S: 10	H: 0 BB: 0 LOB: 0 P: 5	R: 0 H: 1 E: 0 K: 0 S: 11	H: 1 BB: 0 LOB: 0 P: 17	1B: 8 2B: 2 3B: 0 HR: 4	SF: 1 SAC: 0 DP: 1 HBP: 0	WP: 0 PB: 1 SB: 0 CS: 0	PA: 41	
PITCHER	IP WLS BF H R ER SO BB IBB HBP BLK WP HR S P ERA WHIP	IP WLS BF H R ER SO BB IBB HBP BLK WP HR S P ERA WHIP	IP WLS BF H R ER SO BB IBB HBP BLK WP HR S P ERA WHIP	IP WLS BF H R ER SO BB IBB HBP BLK WP HR S P ERA WHIP	IP WLS BF H R ER SO BB IBB HBP BLK WP HR S P ERA WHIP	IP WLS BF H R ER SO BB IBB HBP BLK WP HR S P ERA WHIP	IP WLS BF H R ER SO BB IBB HBP BLK WP HR S P ERA WHIP	IP WLS BF H R ER SO BB IBB HBP BLK WP HR S P ERA WHIP	IP WLS BF H R ER SO BB IBB HBP BLK WP HR S P ERA WHIP	IP WLS BF H R ER SO BB IBB HBP BLK WP HR S P ERA WHIP	IP WLS BF H R ER SO BB IBB HBP BLK WP HR S P ERA WHIP	IP WLS BF H R ER SO BB IBB HBP BLK WP HR S P ERA WHIP	IP WLS BF H R ER SO BB IBB HBP BLK WP HR S P ERA WHIP	IP WLS BF H R ER SO BB IBB HBP BLK WP HR S P ERA WHIP	IP WLS BF H R ER SO BB IBB HBP BLK WP HR S P ERA WHIP	IP WLS BF H R ER SO BB IBB HBP BLK WP HR S P ERA WHIP	IP WLS BF H R ER SO BB IBB HBP BLK WP HR S P ERA WHIP	IP WLS BF H R ER SO BB IBB HBP BLK WP HR S P ERA WHIP	IP WLS BF H R ER SO BB IBB HBP BLK WP HR S P ERA WHIP	IP WLS BF H R ER SO BB IBB HBP BLK WP HR S P ERA WHIP	IP WLS BF H R ER SO BB IBB HBP BLK WP HR S P ERA WHIP

St. Louis Cardinals @ Chicago Cubs
Wrigley Field, Chicago, IL
Sun Aug 21 2011, 7:11 PM - 9:53 PM CDT
Att: 39,420 - Partly Cloudy - 76 F

AB	37
R	6
H	14
RBI	6
BB	2
SO	5
LOB	14



Batter	1	2	3	4	5	6	7	8	9	AB	R	H	RBI	BB	SO	LOB	BOTTOM				
13 Starlin Castro, R (1.6) OBP: 0.335, SLG: 0.430								G6-3		3	1	1	0	1	1	0					
15 Darwin Barney, R (1.4) OBP: 0.230, SLG: 0.375								F8		4	0	1	0	0	0	2					
16 Aramis Ramirez, R (1.5) OBP: 0.345, SLG: 0.521					SF8			F8		3	0	2	2	0	0	0					
22 Carlos Pena, L (1.3) OBP: 0.342, SLG: 0.455								F9		4	0	0	0	0	0	4					
5 Reed Johnson, R (1.7) OBP: 0.384, SLG: 0.543					P3			K		3	0	1	0	0	0	1					
29 Jeff Samardzija, R (6.1)										0	0	0	0	0	0	0					
43 John Grabow, L (8.1)										0	0	0	0	0	0	0					
1 Tony Campana, L (8,PH) OBP: 0.306, SLG: 0.330										1	0	0	0	0	1	0					
32 Ramon Ortiz, R (9.1) OBP: 0.291, SLG: 0.407										0	0	0	0	0	0	0					
24 Marlon Byrd, R (1.8) OBP: 0.342, SLG: 0.423								G6-3		4	0	0	0	0	0	1					
21 Tyler Colvin, L (1.9) OBP: 0.201, SLG: 0.296										3	0	1	0	1	0	0					
18 Geovany Soto, R (1.2) OBP: 0.327, SLG: 0.428								G1-6-4-3		4	1	1	0	0	2	3					
50 Rodrigo Lopez, R (1.1) OBP: 0.105, SLG: 0.105								G3-1		2	0	0	0	0	1	3					
40 James Russell, L (6.1) OBP: 0.125, SLG: 0.125										0	0	0	0	0	0	0					
9 Blake DeWitt, L (6.7) OBP: 0.291, SLG: 0.407										1	0	0	0	0	0	0					
Inning Stats	R: 0 H: 1 E: 0 K: 1 S: 11	H: 0 BB: 0 LOB: 0 P: 10	R: 1 H: 2 E: 0 K: 1 S: 13	H: 2 BB: 1 LOB: 2 P: 23	R: 0 H: 1 E: 0 K: 1 S: 10	H: 1 BB: 1 LOB: 2 P: 20	R: 1 H: 2 E: 0 K: 0 S: 9	H: 2 BB: 0 LOB: 1 P: 13	R: 0 H: 1 E: 0 K: 0 S: 6	H: 1 BB: 0 LOB: 1 P: 9	R: 0 H: 0 E: 0 K: 0 S: 7	H: 0 BB: 0 LOB: 0 P: 8	R: 0 H: 0 E: 0 K: 1 S: 6	H: 0 BB: 0 LOB: 0 P: 10	R: 0 H: 0 E: 0 K: 1 S: 9	H: 0 BB: 0 LOB: 0 P: 11	1B: 6 2B: 1 3B: 0 HR: 0	SF: 1 SAC: 0 DP: 1 HBP: 0	WP: 0 PB: 0 SB: 1 CS: 0	PA: 35	
PITCHER	IP WLS BF H R ER SO BB IBB HBP BLK WP HR S P ERA WHIP	IP WLS BF H R ER SO BB IBB HBP BLK WP HR S P ERA WHIP	IP WLS BF H R ER SO BB IBB HBP BLK WP HR S P ERA WHIP	IP WLS BF H R ER SO BB IBB HBP BLK WP HR S P ERA WHIP	IP WLS BF H R ER SO BB IBB HBP BLK WP HR S P ERA WHIP	IP WLS BF H R ER SO BB IBB HBP BLK WP HR S P ERA WHIP	IP WLS BF H R ER SO BB IBB HBP BLK WP HR S P ERA WHIP	IP WLS BF H R ER SO BB IBB HBP BLK WP HR S P ERA WHIP	IP WLS BF H R ER SO BB IBB HBP BLK WP HR S P ERA WHIP	IP WLS BF H R ER SO BB IBB HBP BLK WP HR S P ERA WHIP	IP WLS BF H R ER SO BB IBB HBP BLK WP HR S P ERA WHIP	IP WLS BF H R ER SO BB IBB HBP BLK WP HR S P ERA WHIP	IP WLS BF H R ER SO BB IBB HBP BLK WP HR S P ERA WHIP	IP WLS BF H R ER SO BB IBB HBP BLK WP HR S P ERA WHIP	IP WLS BF H R ER SO BB IBB HBP BLK WP HR S P ERA WHIP	IP WLS BF H R ER SO BB IBB HBP BLK WP HR S P ERA WHIP	IP WLS BF H R ER SO BB IBB HBP BLK WP HR S P ERA WHIP	IP WLS BF H R ER SO BB IBB HBP BLK WP HR S P ERA WHIP	IP WLS BF H R ER SO BB IBB HBP BLK WP HR S P ERA WHIP	IP WLS BF H R ER SO BB IBB HBP BLK WP HR S P ERA WHIP	IP WLS BF H R ER SO BB IBB HBP BLK WP HR S P ERA WHIP

St. Louis Cardinals @ Chicago Cubs
Wrigley Field, Chicago, IL
Sun Aug 21 2011, 7:11 PM - 9:53 PM CDT
Att: 39,420 - Partly Cloudy - 76 F

AB	32
R	2
H	7
RBI	2
BB	2
SO	5
LOB	14



Batter	1	2	3	4	5	6	7	8	9	AB	R	H	RBI	BB	SO	LOB	TOP										
12 Justin Sellers, R OBP: 0.327, SLG: 0.422										4	1	1	0	1	0	2	Los Angeles Dodgers @ St. Louis Cardinals Busch Stadium, St. Louis, MO Wed Aug 24, 2011, 1:18 PM - 4:12 PM CDT Att: 32,959 - Sunny - 97 F										
10 Tony Gwynn Jr., L OBP: 0.311, SLG: 0.353										4	1	1	0	1	0	3											
27 Matt Kemp, R OBP: 0.392, SLG: 0.570										5	2	2	2	0	2	2											
33 Juan Rivera, R OBP: 0.311, SLG: 0.403										5	2	2	3	0	2	1											
55 Matt Guerrier, R										0	0	0	0	0	0	0											
23 Casey Blake, R OBP: 0.338, SLG: 0.356										5	1	1	1	0	1	0											
7 James Loney, L OBP: 0.319, SLG: 0.355										5	1	3	1	0	1	0											
14 Jamey Carroll, R OBP: 0.360, SLG: 0.352										5	0	1	0	0	1	2											
17 A.J. Ellis, R OBP: 0.373, SLG: 0.306										4	1	2	2	0	1	1											
18 Hiroki Kuroda, R OBP: 0.135, SLG: 0.082										2	0	0	0	0	1	2											
3 Eugenio Velez, S (8, PH)										1	0	0	0	0	0	0											
66 Mike MacDougal, S (8, PH)										0	0	0	0	0	0	0											
49 Trent Oeljen, L OBP: 0.381, SLG: 0.429										0	0	0	0	0	0	0											
Inning Stats	R: 0 E: 0 K: 2 S: 10	H: 1 LOB: 1 BB: 0 P: 15	R: 0 E: 1 K: 0 S: 9	H: 1 LOB: 2 BB: 0 P: 13	R: 6 E: 1 K: 0 S: 22	H: 6 LOB: 2 BB: 2 P: 38	R: 0 E: 0 K: 0 S: 7	H: 0 LOB: 0 BB: 0 P: 12	R: 1 E: 0 K: 1 S: 11	H: 1 LOB: 0 BB: 0 P: 19	R: 2 E: 0 K: 1 S: 15	H: 2 LOB: 0 BB: 0 P: 25	R: 0 E: 0 K: 2 S: 9	H: 0 LOB: 0 BB: 0 P: 13	R: 0 E: 0 K: 1 S: 8	H: 1 LOB: 1 BB: 0 P: 10	R: 0 E: 0 K: 2 S: 12	H: 1 LOB: 1 BB: 0 P: 18	1B: 8 2B: 3 3B: 0 HR: 2	SF: 0 SAC: 1 DP: 0 HBP: 0	WP: 1 PB: 0 SB: 0 CS: 0	PA: 43					
PITCHER	IP	WLS	BF	H	R	ER	SO	BB	IBB	HBP	BLK	WP	HR	S	P	ERA	WHIP										
54 Jaime Garcia, L ERA: 3.73	5.0	L	27	9	7	7	3	2	0	0	0	1	1	59	97	12.60	2.200										
46 Kyle McClellan, R ERA: 4.04	1.0		5	2	2	2	1	0	0	0	0	0	1	15	25	18.00	2.000										
53 Arthur Rhodes, L ERA: 5.06	1.0		3	0	0	0	2	0	0	0	0	0	0	9	13	0.00	0.000										
41 Mitchell Boggs, R ERA: 3.59	1.0		4	1	0	0	1	0	0	0	0	0	0	8	13	0.00	1.000										
28 Octavio Dotel, R ERA: 3.54	1.0		4	1	0	0	2	0	0	0	0	0	0	12	18	0.00	1.000										

Batter	1	2	3	4	5	6	7	8	9	AB	R	H	RBI	BB	SO	LOB	BOTTOM											
19 Jon Jay, L OBP: 0.345, SLG: 0.419										4	0	0	0	1	1	1	Los Angeles Dodgers @ St. Louis Cardinals Busch Stadium, St. Louis, MO Wed Aug 24, 2011, 1:18 PM - 4:12 PM CDT Att: 32,959 - Sunny - 97 F											
15 Rafael Furcal, S OBP: 0.272, SLG: 0.281										4	0	1	0	0	1	1												
5 Albert Pujols, R OBP: 0.355, SLG: 0.538										4	0	1	0	0	2	1												
7 Matt Holliday, R OBP: 0.406, SLG: 0.543										4	1	2	0	0	0	0												
12 Lance Berkman, S OBP: 0.403, SLG: 0.573										4	0	1	0	0	0	2												
55 Skip Schumaker, L OBP: 0.349, SLG: 0.379										4	1	4	1	0	0	0												
13 Gerald Laird, R OBP: 0.314, SLG: 0.390										4	2	1	2	0	0	4												
33 Daniel Descalso, L OBP: 0.330, SLG: 0.351										4	0	0	0	0	2	2												
54 Jaime Garcia, L OBP: 0.115, SLG: 0.157										1	0	0	0	0	0	0												
18 Hiroki Kuroda, R ERA: 2.92	7.0	W	28	8	3	3	4	1	0	0	0	0	0	0	0	0												
66 Mike MacDougal, R ERA: 2.14	1.0		4	1	0	0	1	0	0	0	0	0	0	0	0	0												
55 Matt Guerrier, R ERA: 3.7	1.0		5	2	1	1	1	0	0	0	0	0	0	11	18	9.00	2.000											
Inning Stats	R: 0 E: 0 K: 0 S: 9	H: 1 LOB: 0 BB: 0 P: 10	R: 1 E: 0 K: 0 S: 12	H: 2 LOB: 1 BB: 0 P: 20	R: 0 E: 0 K: 1 S: 11	H: 1 LOB: 1 BB: 0 P: 17	R: 0 E: 0 K: 0 S: 8	H: 2 LOB: 1 BB: 0 P: 11	R: 0 E: 0 K: 1 S: 11	H: 0 LOB: 0 BB: 1 P: 18	R: 0 E: 0 K: 1 S: 7	H: 0 LOB: 0 BB: 0 P: 9	R: 2 E: 0 K: 1 S: 13	H: 2 LOB: 0 BB: 0 P: 17	R: 0 E: 0 K: 1 S: 12	H: 1 LOB: 1 BB: 0 P: 19	R: 1 E: 0 K: 1 S: 11	H: 2 LOB: 1 BB: 0 P: 18	1B: 9 2B: 1 3B: 0 HR: 1	SF: 0 SAC: 0 DP: 1 HBP: 0	WP: 1 PB: 0 SB: 0 CS: 1	PA: 38						
PITCHER	IP	WLS	BF	H	R	ER	SO	BB	IBB	HBP	BLK	WP	HR	S	P	ERA	WHIP											
18 Hiroki Kuroda, R ERA: 2.92	7.0	W	28	8	3	3	4	1	0	0	0	0	0	0	0	0	3.86	1.286										
66 Mike MacDougal, R ERA: 2.14	1.0		4	1	0	0	1	0	0	0	0	0	0	0	0	0	0.00	1.000										
55 Matt Guerrier, R ERA: 3.7	1.0		5	2	1	1	1	0	0	0	0	0	0	11	18	9.00	2.000											

Batter	1	2	3	4	5	6	7	8	9	AB	R	H	RBI	BB	SO	LOB	TOP				
31 Jose Tabata, R OBP: 0.360, SLG: 0.381										4	0	0	0	0	1	3					
7 Alex Presley, L OBP: 0.392, SLG: 0.477										5	1	1	1	0	0	2					
22 Andrew McCutchen, R OBP: 0.371, SLG: 0.463										3	1	0	0	1	1	0					
18 Neil Walker, S OBP: 0.341, SLG: 0.403										3	0	0	0	1	0	0					
46 Garrett Jones, L OBP: 0.328, SLG: 0.451										3	0	2	2	1	0	0					
38 Xavier Paul, L OBP: 0.296, SLG: 0.354										0	0	0	0	0	0	0					
2 Brandon Wood, R OBP: 0.272, SLG: 0.344										0	0	0	0	0	0	0					
5 Josh Harrison, R OBP: 0.275, SLG: 0.370										3	0	1	0	0	0	3					
63 Chris Leroux, L OBP: 0.298, SLG: 0.326										0	0	0	0	0	0	0					
23 Matt Diaz, R OBP: 0.298, SLG: 0.326										1	0	0	0	0	0	1					
44 Tony Watson, L OBP: 0.241, SLG: 0.288										0	0	0	0	0	0	0					
5 Ronny Cedeno, R OBP: 0.301, SLG: 0.345										4	1	1	0	0	1	3					
55 Michael McKenry, R OBP: 0.281, SLG: 0.344										3	1	2	1	0	0	0					
41 Ryan Doumit, S OBP: 0.340, SLG: 0.455										1	0	0	0	0	0	2					
50 Charlie Morton, R OBP: 0.067, SLG: 0.095										0	0	0	0	0	0	0					
3 Chase d'Arnaud, R OBP: 0.241, SLG: 0.288										2	0	0	0	0	1	1					
Inning Stats	R: 0 E: 0 K: 1 S: 8	H: 0 LOB: 0 BB: 0 P: 13	R: 0 E: 0 K: 0 S: 14	H: 1 LOB: 1 BB: 0 P: 18	R: 3 E: 1 K: 1 S: 16	H: 2 LOB: 2 BB: 2 P: 33	R: 1 E: 0 K: 0 S: 10	H: 2 LOB: 1 BB: 0 P: 12	R: 0 E: 0 K: 0 S: 9	H: 1 LOB: 0 BB: 0 P: 13	R: 0 E: 0 K: 0 S: 6	H: 0 LOB: 0 BB: 0 P: 7	R: 0 E: 0 K: 1 S: 14	H: 1 LOB: 2 BB: 0 P: 22	R: 0 E: 0 K: 1 S: 8	H: 0 LOB: 0 BB: 0 P: 13	1B: 4 2B: 4 3B: 0 HR: 0	SF: 0 SAC: 2 DP: 1 HBP: 1	WP: 0 PB: 0 SB: 2 CS: 0	PA: 38	
PITCHER	IP	WLS	BF	H	R	ER	SO	BB	IBB	HBP	BLK	WP	HR	S	P	ERA	WHIP				
22 Edwin Jackson, R ERA: 3.94	6.0	W	28	6	4	1	2	3	0	1	0	0	0	65	106	1.50	1.500				
34 Marco Rzepczynski, L ERA: 2.55	1.0	H	4	1	0	0	0	0	0	0	0	0	0	9	12	0.00	1.000				
30 Jason Motte, R ERA: 1.73	1.0	H	3	0	0	0	1	0	0	0	0	0	0	11	17	0.00	0.000				
59 Fernando Salas, R ERA: 2.37	1.0		3	0	0	0	1	0	0	0	0	0	0	8	13	0.00	0.000				

Pittsburgh Pirates @ St. Louis Cardinals
 Busch Stadium, St. Louis, MO
 Thu Aug 25 2011, 7:15 PM - 10:26 PM CDT
 Att: 36,503 - Clear - 86 F

AB 32
 R 4
 H 7
 RBI 4
 BB 3
 SO 4
 LOB 15

Batter	1	2	3	4	5	6	7	8	9	AB	R	H	RBI	BB	SO	LOB	BOTTOM				
55 Skip Schumaker, L OBP: 0.347, SLG: 0.378										4	0	1	1	0	1	2					
Ryan Theriot, R OBP: 0.316, SLG: 0.337										0	0	0	0	0	0	0					
21 Allen Craig, R OBP: 0.352, SLG: 0.536										4	2	2	0	0	1	2					
34 Marc Rzepczynski, L										0	0	0	0	0	0	0					
30 Jason Motte, R										0	0	0	0	0	0	0					
13 Gerald Laird, R OBP: 0.310, SLG: 0.385										1	0	0	0	0	1	1					
44 Corey Patterson, L OBP: 0.278, SLG: 0.366										0	0	0	0	0	0	0					
5 Albert Pujols, R OBP: 0.360, SLG: 0.540										2	3	1	1	3	0	0					
7 Matt Holliday, R OBP: 0.404, SLG: 0.546										5	1	1	3	0	0	5					
12 Lance Berkman, S OBP: 0.405, SLG: 0.572										4	0	2	1	1	2	0					
59 Fernando Salas, R										0	0	0	0	0	0	0					
23 David Freese, R OBP: 0.352, SLG: 0.440										4	0	1	2	0	0	4					
33 Daniel Descalso, L OBP: 0.330, SLG: 0.351										0	0	0	0	0	0	0					
4 Yadier Molina, R OBP: 0.329, SLG: 0.446										4	0	0	0	0	1	3					
15 Rafael Furcal, S OBP: 0.271, SLG: 0.280										4	1	1	0	0	0	3					
22 Edwin Jackson, R OBP: 0.294, SLG: 0.250										1	0	1	0	0	0	0					
19 Jon Jay, L OBP: 0.348, SLG: 0.425										2	1	2	0	0	0	0					
Inning Stats	R: 2 E: 0 K: 0 S: 13	H: 3 LOB: 1 BB: 0 P: 21	R: 1 E: 0 K: 0 S: 12	H: 2 LOB: 1 BB: 0 P: 18	R: 0 E: 1 K: 0 S: 8	H: 1 LOB: 1 BB: 0 P: 11	R: 0 E: 0 K: 1 S: 11	H: 1 LOB: 0 BB: 0 P: 19	R: 2 E: 0 K: 0 S: 10	H: 2 LOB: 2 BB: 2 P: 22	R: 0 E: 0 K: 1 S: 9	H: 1 LOB: 1 BB: 1 P: 18	R: 0 E: 0 K: 2 S: 10	H: 0 LOB: 0 BB: 0 P: 14	R: 3 E: 0 K: 2 S: 10	H: 2 LOB: 0 BB: 1 P: 20	1B: 8 2B: 3 3B: 0 HR: 1	SF: 0 SAC: 2 DP: 1 HBP: 0	WP: 2 PB: 0 SB: 1 CS: 0	PA: 41	
PITCHER	IP	WLS	BF	H	R	ER	SO	BB	IBB	HBP	BLK	WP	HR	S	P	ERA	WHIP				
50 Charlie Morton, R ERA: 3.63	4.1	L	24	9	5	5	3	2	0	0	0	0	0	50	84	10.38	2.538				
63 Chris Leroux, R ERA: 0.64	2.2		11	1	0	0	3	0	1	0	0	2	0	23	39	0.00	0.375				
44 Tony Watson, L ERA: 4.6	1.0		6	2	3	3	2	0	1	0	0	0	1	10	20	27.00	2.000				

Pittsburgh Pirates @ St. Louis Cardinals
 Busch Stadium, St. Louis, MO
 Thu Aug 25 2011, 7:15 PM - 10:26 PM CDT
 Att: 36,503 - Clear - 86 F

AB 35
 R 8
 H 12
 RBI 8
 BB 4
 SO 6
 LOB 20

Batter	1	2	3	4	5	6	7	8	9	AB	R	H	RBI	BB	SO	LOB	TOP								
31 Jose Tabata, R OBP: 0.360, SLG: 0.383										4	1	1	1	1	1	0	Pittsburgh Pirates @ St. Louis Cardinals Busch Stadium, St. Louis, MO Fri Aug 26 2011, 7:17 PM - 9:50 PM CDT Att. 40,480 - Clear - 86 F								
7 Alex Presley, L OBP: 0.382, SLG: 0.473										5	1	1	0	0	1	1									
22 Andrew McCutchen, R OBP: 0.373, SLG: 0.465										4	1	3	1	0	1	0									
41 Ryan Doumit, S OBP: 0.338, SLG: 0.449										4	0	1	1	0	0	2									
18 Neil Walker, S OBP: 0.341, SLG: 0.400										3	0	0	0	1	1	3									
46 Garrett Jones, L OBP: 0.330, SLG: 0.448										2	0	0	0	2	0	1									
5 Josh Harrison, R OBP: 0.274, SLG: 0.364										2	0	0	1	1	0	0									
2 Brandon Wood, R OBP: 0.272, SLG: 0.344										0	0	0	0	0	0	0									
5 Ronny Cedeno, R OBP: 0.300, SLG: 0.344										4	1	1	0	0	1	5									
53 James McDonald, L OBP: 0.120, SLG: 0.104										2	0	0	0	0	0	0									
39 Jason Grilli, R (7, 1)										0	0	0	0	0	0	0									
43 Jose Veras, R (8, 1)										0	0	0	0	0	0	0									
3B Xavier Paul, L OBP: 0.295, SLG: 0.352										1	0	0	0	0	0	0									
Inning Stats	R: 3 E: 0 K: 0 S: 14	H: 3 LOB: 2 BB: 2 P: 27	R: 0 E: 0 K: 0 S: 8	H: 0 LOB: 0 BB: 0 P: 11	R: 0 E: 0 K: 1 S: 11	H: 0 LOB: 1 BB: 1 P: 18	R: 1 E: 0 K: 0 S: 9	H: 2 LOB: 1 BB: 0 P: 16	R: 0 E: 0 K: 1 S: 10	H: 0 LOB: 0 BB: 0 P: 24	R: 0 E: 0 K: 1 S: 7	H: 0 LOB: 0 BB: 0 P: 11	R: 0 E: 0 K: 0 S: 10	H: 1 LOB: 0 BB: 0 P: 15	R: 0 E: 0 K: 1 S: 10	H: 0 LOB: 0 BB: 0 P: 15	R: 0 E: 0 K: 1 S: 7	H: 0 LOB: 0 BB: 0 P: 8	1B: 5 2B: 2 3B: 0 HR: 0	SF: 1 SAC: 1 DP: 0 HBP: 0	WP: 0 PB: 0 SB: 0 CS: 1	PA: 38			
PITCHER	IP WLS BF H R ER SO BB IBB HBP BLK WP HR S P ERA WHIP	IP WLS BF H R ER SO BB IBB HBP BLK WP HR S P ERA WHIP	IP WLS BF H R ER SO BB IBB HBP BLK WP HR S P ERA WHIP	IP WLS BF H R ER SO BB IBB HBP BLK WP HR S P ERA WHIP	IP WLS BF H R ER SO BB IBB HBP BLK WP HR S P ERA WHIP	IP WLS BF H R ER SO BB IBB HBP BLK WP HR S P ERA WHIP	IP WLS BF H R ER SO BB IBB HBP BLK WP HR S P ERA WHIP	IP WLS BF H R ER SO BB IBB HBP BLK WP HR S P ERA WHIP	IP WLS BF H R ER SO BB IBB HBP BLK WP HR S P ERA WHIP	IP WLS BF H R ER SO BB IBB HBP BLK WP HR S P ERA WHIP	IP WLS BF H R ER SO BB IBB HBP BLK WP HR S P ERA WHIP	IP WLS BF H R ER SO BB IBB HBP BLK WP HR S P ERA WHIP	IP WLS BF H R ER SO BB IBB HBP BLK WP HR S P ERA WHIP	IP WLS BF H R ER SO BB IBB HBP BLK WP HR S P ERA WHIP	IP WLS BF H R ER SO BB IBB HBP BLK WP HR S P ERA WHIP	IP WLS BF H R ER SO BB IBB HBP BLK WP HR S P ERA WHIP	IP WLS BF H R ER SO BB IBB HBP BLK WP HR S P ERA WHIP	IP WLS BF H R ER SO BB IBB HBP BLK WP HR S P ERA WHIP	IP WLS BF H R ER SO BB IBB HBP BLK WP HR S P ERA WHIP	IP WLS BF H R ER SO BB IBB HBP BLK WP HR S P ERA WHIP	IP WLS BF H R ER SO BB IBB HBP BLK WP HR S P ERA WHIP	IP WLS BF H R ER SO BB IBB HBP BLK WP HR S P ERA WHIP	IP WLS BF H R ER SO BB IBB HBP BLK WP HR S P ERA WHIP	IP WLS BF H R ER SO BB IBB HBP BLK WP HR S P ERA WHIP	IP WLS BF H R ER SO BB IBB HBP BLK WP HR S P ERA WHIP

AB	31
R	4
H	7
RBI	4
BB	5
SO	5
LOB	12



Batter	1	2	3	4	5	6	7	8	9	AB	R	H	RBI	BB	SO	LOB	BOTTOM								
55 Skip Schumaker, L OBP: 0.346, SLG: 0.374										3	0	0	0	1	0	1	Pittsburgh Pirates @ St. Louis Cardinals Busch Stadium, St. Louis, MO Fri Aug 26 2011, 7:17 PM - 9:50 PM CDT Att. 40,480 - Clear - 86 F								
21 Allen Craig, R OBP: 0.372, SLG: 0.521										4	0	0	0	0	1	2									
46 Kyle McClellan, R OBP: 0.167, SLG: 0.171										0	0	0	0	0	0	0									
5 Albert Pujols, R OBP: 0.359, SLG: 0.537										3	0	0	0	1	1	1									
7 Matt Holliday, R OBP: 0.405, SLG: 0.543										2	2	0	0	2	2	2									
12 Lance Berkman, S OBP: 0.403, SLG: 0.576										4	1	1	2	0	1	1									
33 Daniel Descalso, L OBP: 0.330, SLG: 0.351										0	0	0	0	0	0	0									
23 David Freese, R OBP: 0.350, SLG: 0.438										4	1	1	0	0	0	0									
Ryan Theriot, R OBP: 0.316, SLG: 0.337										0	0	0	0	0	0	0									
4 Yadier Molina, R OBP: 0.331, SLG: 0.454										4	1	2	3	0	0	0									
15 Rafael Furcal, S OBP: 0.276, SLG: 0.285										3	0	2	0	0	0	0									
35 Jake Westbrook, R OBP: 0.159, SLG: 0.146										2	0	0	0	0	1	2									
53 Arthur Rhodes, L ERA: 3.0										0	0	0	0	0	0	0									
19 Jon Jay, L OBP: 0.347, SLG: 0.424										1	0	0	0	0	1	1									
Inning Stats	R: 0 E: 0 K: 1 S: 10	H: 0 LOB: 0 BB: 0 P: 13	R: 3 E: 0 K: 1 S: 12	H: 2 LOB: 0 BB: 1 P: 23	R: 0 E: 0 K: 1 S: 7	H: 0 LOB: 1 BB: 1 P: 11	R: 0 E: 0 K: 1 S: 12	H: 2 LOB: 2 BB: 0 P: 17	R: 0 E: 0 K: 1 S: 5	H: 0 LOB: 1 BB: 1 P: 12	R: 0 E: 0 K: 0 S: 8	H: 0 LOB: 0 BB: 0 P: 11	R: 0 E: 0 K: 1 S: 7	H: 1 LOB: 0 BB: 0 P: 11	R: 2 E: 0 K: 1 S: 11	H: 1 LOB: 0 BB: 1 P: 17	R: 0 E: 0 K: 1 S: 7	H: 0 LOB: 0 BB: 0 P: 8	1B: 4 2B: 0 3B: 0 HR: 2	SF: 0 SAC: 0 DP: 0 HBP: 0	WP: 0 PB: 0 SB: 1 CS: 0	PA: 34			
PITCHER	IP WLS BF H R ER SO BB IBB HBP BLK WP HR S P ERA WHIP	IP WLS BF H R ER SO BB IBB HBP BLK WP HR S P ERA WHIP	IP WLS BF H R ER SO BB IBB HBP BLK WP HR S P ERA WHIP	IP WLS BF H R ER SO BB IBB HBP BLK WP HR S P ERA WHIP	IP WLS BF H R ER SO BB IBB HBP BLK WP HR S P ERA WHIP	IP WLS BF H R ER SO BB IBB HBP BLK WP HR S P ERA WHIP	IP WLS BF H R ER SO BB IBB HBP BLK WP HR S P ERA WHIP	IP WLS BF H R ER SO BB IBB HBP BLK WP HR S P ERA WHIP	IP WLS BF H R ER SO BB IBB HBP BLK WP HR S P ERA WHIP	IP WLS BF H R ER SO BB IBB HBP BLK WP HR S P ERA WHIP	IP WLS BF H R ER SO BB IBB HBP BLK WP HR S P ERA WHIP	IP WLS BF H R ER SO BB IBB HBP BLK WP HR S P ERA WHIP	IP WLS BF H R ER SO BB IBB HBP BLK WP HR S P ERA WHIP	IP WLS BF H R ER SO BB IBB HBP BLK WP HR S P ERA WHIP	IP WLS BF H R ER SO BB IBB HBP BLK WP HR S P ERA WHIP	IP WLS BF H R ER SO BB IBB HBP BLK WP HR S P ERA WHIP	IP WLS BF H R ER SO BB IBB HBP BLK WP HR S P ERA WHIP	IP WLS BF H R ER SO BB IBB HBP BLK WP HR S P ERA WHIP	IP WLS BF H R ER SO BB IBB HBP BLK WP HR S P ERA WHIP	IP WLS BF H R ER SO BB IBB HBP BLK WP HR S P ERA WHIP	IP WLS BF H R ER SO BB IBB HBP BLK WP HR S P ERA WHIP	IP WLS BF H R ER SO BB IBB HBP BLK WP HR S P ERA WHIP	IP WLS BF H R ER SO BB IBB HBP BLK WP HR S P ERA WHIP	IP WLS BF H R ER SO BB IBB HBP BLK WP HR S P ERA WHIP	IP WLS BF H R ER SO BB IBB HBP BLK WP HR S P ERA WHIP

AB	30
R	5
H	6
RBI	5
BB	4
SO	7
LOB	10



Batter	1	2	3	4	5	6	7	8	9	AB	R	H	RBI	BB	SO	LOB	TOP			
31 Jose Tabata, R OBP: 0.361, SLG: 0.381	G6-3		K					K		4	0	1	0	1	2	0	Pittsburgh Pirates @ St. Louis Cardinals Busch Stadium, St. Louis, MO Sat Aug 27 2011, 3:15 PM - 5:57 PM CDT Att: 35,812 - Partly Cloudy - 91 F			
7 Alex Presley, L OBP: 0.364, SLG: 0.448	E6		L9	F8		G1-6-3		G4-3		5	0	0	0	0	4					
22 Andrew McCutchen, R OBP: 0.373, SLG: 0.467	F9				F9			K		5	1	2	1	0	1					
41 Ryan Doumit, S OBP: 0.327, SLG: 0.434				G3	G4-3	G4-3		G3-1		5	0	0	0	0	1					
18 Neil Walker, S OBP: 0.342, SLG: 0.406	G6-3							G4-3		3	2	1	1	1	0					
46 Garrett Jones, L OBP: 0.334, SLG: 0.457								L8		4	2	3	1	0	0					
5 Josh Harrison, R OBP: 0.289, SLG: 0.376								K		4	1	3	3	0	1					
3 Chase d'Arnaud, R OBP: 0.232, SLG: 0.278								K		4	0	0	0	0	3	4				
32 Brad Lincoln, L OBP: 0.333, SLG: 0.400								G4-3		2	1	1	1	1	1	0				
25 Daniel McCutchen, R OBP: 0.345, SLG: 0.455										1	0	0	0	0	0	0				
30 Chris Resop, R										0	0	0	0	0	0	0				
Inning Stats	R: 0 E: 1 K: 0 S: 9	H: 0 LOB: 0 BB: 0 P: 13	R: 1 E: 0 K: 2 S: 12	H: 2 LOB: 1 BB: 0 P: 18	R: 0 E: 0 K: 2 S: 7	H: 0 LOB: 0 BB: 0 P: 11	R: 4 E: 0 K: 1 S: 16	H: 4 LOB: 2 BB: 2 P: 28	R: 1 E: 0 K: 0 S: 12	H: 3 LOB: 2 BB: 0 P: 16	R: 0 E: 0 K: 1 S: 9	H: 0 LOB: 0 BB: 0 P: 16	R: 0 E: 0 K: 2 S: 12	H: 0 LOB: 0 BB: 0 P: 17	R: 0 E: 0 K: 1 S: 9	H: 0 LOB: 0 BB: 0 P: 11	1B: 6 2B: 4 3B: 0 HR: 1	SF: 0 SAC: 0 DP: 1 HBP: 0	WP: 0 PB: 0 SB: 0 CS: 1	PA: 40
PITCHER	IP WLS BF H R ER SO BB IBB HBP BLK WP HR S P ERA WHIP	5.0 L 26 9 6 6 5 2 0 0 0 0 1 56 86 10.80 2.200	2.0 8 2 1 1 1 1 0 0 0 0 0 17 33 4.50 1.500	1.0 3 0 0 0 2 0 0 0 0 0 0 12 17 0.00 0.000	1.0 3 0 0 0 1 0 0 0 0 0 0 9 11 0.00 0.000															


Batter	1	2	3	4	5	6	7	8	9	AB	R	H	RBI	BB	SO	LOB	BOTTOM			
19 Jon Jay, L OBP: 0.344, SLG: 0.419	F7			P4		K		G3-1		4	0	0	0	0	1	0	Pittsburgh Pirates @ St. Louis Cardinals Busch Stadium, St. Louis, MO Sat Aug 27 2011, 3:15 PM - 5:57 PM CDT Att: 35,812 - Partly Cloudy - 91 F			
15 Rafael Furcal, S OBP: 0.276, SLG: 0.289	G3-1					G1-3		G3-1		4	0	1	0	0	0					
5 Albert Pujols, R OBP: 0.360, SLG: 0.535	G5-3				F8					3	0	1	0	1	0					
7 Matt Holliday, R OBP: 0.403, SLG: 0.540					L5					4	0	1	0	0	2	2				
12 Lance Berkman, S OBP: 0.402, SLG: 0.572										3	0	0	0	1	0	0				
55 Skip Schumaker, L OBP: 0.345, SLG: 0.372										4	0	1	0	0	2	3				
4 Yadier Molina, R OBP: 0.333, SLG: 0.455										4	0	2	0	0	0	1				
33 Daniel Descalso, L OBP: 0.330, SLG: 0.351										3	0	1	0	0	1	2				
29 Chris Carpenter, R OBP: 0.360, SLG: 0.414										1	0	0	0	0	1	0				
44 Corey Patterson, L OBP: 0.345, SLG: 0.392										1	0	0	0	0	0	0				
21 Allen Craig, R OBP: 0.366, SLG: 0.517										1	0	0	0	0	0	1				
59 Fernando Salas, R OBP: 0.345, SLG: 0.455										0	0	0	0	0	0	0				
28 Octavio Dotel, R										0	0	0	0	0	0	0				
Inning Stats	R: 0 E: 0 K: 0 S: 9	H: 0 LOB: 0 BB: 0 P: 12	R: 0 E: 0 K: 1 S: 7	H: 0 LOB: 0 BB: 0 P: 10	R: 0 E: 0 K: 1 S: 6	H: 1 LOB: 0 BB: 0 P: 8	R: 0 E: 0 K: 0 S: 8	H: 1 LOB: 1 BB: 0 P: 14	R: 0 E: 0 K: 2 S: 17	H: 2 LOB: 2 BB: 1 P: 24	R: 0 E: 0 K: 1 S: 5	H: 1 LOB: 0 BB: 0 P: 6	R: 0 E: 0 K: 1 S: 13	H: 0 LOB: 1 BB: 1 P: 20	R: 0 E: 0 K: 1 S: 8	H: 0 LOB: 0 BB: 0 P: 12	1B: 6 2B: 1 3B: 0 HR: 0	SF: 0 SAC: 0 DP: 2 HBP: 0	WP: 0 PB: 0 SB: 0 CS: 0	PA: 34
PITCHER	IP WLS BF H R ER SO BB IBB HBP BLK WP HR S P ERA WHIP	6.0 W 24 6 0 0 4 1 0 0 0 0 0 55 78 0.00 1.167	2.0 7 1 0 0 2 1 0 0 0 0 0 18 26 0.00 1.000	1.0 3 0 0 0 1 0 0 0 0 0 0 8 12 0.00 0.000																

Batter	1	2	3	4	5	6	7	8	9	AB	R	H	RBI	BB	SO	LOB	TOP										
19 Jon Jay, L (1,8) OBP: 0.345, SLG: 0.419	L1		G3		SF7		BB		FC4-6	2	0	0	1	2	0	0	St. Louis Cardinals @ Milwaukee Brewers Miller Park, Milwaukee, WI Tue Aug 30 2011, 7:12 PM - 10:23 PM CDT Att.: 42,384 - Roof Closed - 76 F										
12 Lance Berkman, S (1,9) OBP: 0.402, SLG: 0.565 Ryan Theriot, R (8,4) OBP: 0.320, SLG: 0.338	K		F8		P5		F9		FC4-6	4	0	0	0	0	1	3											
5 Albert Pujols, R (1,3) OBP: 0.361, SLG: 0.533	BB				FC6-5				K	2	0	0	0	2	1	2											
7 Matt Holliday, R (1,7) OBP: 0.400, SLG: 0.539	K				G6-4-3		F9		F8	4	0	0	0	0	1	2											
23 David Freese, R (1,5) OBP: 0.347, SLG: 0.430 53 Arthur Rhodes, L (8,1)	F8				G6-3		K		K	4	0	0	0	0	0	0											
30 Jason Motte, R (8,1)										0	0	0	0	0	0	0											
34 Marc Rzepczynski, L (9,1)										0	0	0	0	0	0	0											
59 Fernando Salas, R (9,1)										0	0	0	0	0	0	0											
55 Skip Schumaker, L (1,4) OBP: 0.346, SLG: 0.372	F9				E3				G4-3	4	1	1	0	0	0	0											
15 Rafael Furcal, S (1,6) OBP: 0.277, SLG: 0.287	1B				E4		G3-1		K	4	1	1	0	0	1	2											
4 Yadier Molina, R (1,2) OBP: 0.334, SLG: 0.455	F8				FC6-5		G5-3		1B	4	0	2	0	0	0	1											
22 Edwin Jackson, R (1,1) OBP: 0.300, SLG: 0.263 33 Daniel Descalso, L (8,5) OBP: 0.331, SLG: 0.352	F8				1B		K		1B	3	0	1	1	0	1	0											
					1B				1B	1	0	1	0	0	0	0											
Inning Stats	R: 0 H: 0 E: 0 K: 2 S: 11	H: 0 LOB: 1 BB: 1 P: 20	R: 0 H: 1 E: 0 K: 0 S: 6	H: 1 LOB: 1 BB: 0 P: 12	R: 0 H: 0 E: 0 K: 0 S: 7	H: 0 LOB: 0 BB: 0 P: 12	R: 0 H: 0 E: 0 K: 0 S: 4	H: 0 LOB: 0 BB: 0 P: 8	R: 2 H: 2 E: 2 K: 0 S: 12	H: 2 LOB: 2 BB: 0 P: 17	R: 0 H: 1 E: 0 K: 1 S: 10	H: 1 LOB: 1 BB: 0 P: 18	R: 0 H: 0 E: 0 K: 1 S: 8	H: 0 LOB: 1 BB: 1 P: 18	R: 0 H: 0 E: 0 K: 2 S: 9	H: 0 LOB: 0 BB: 0 P: 14	R: 0 H: 2 E: 0 K: 1 S: 16	H: 2 LOB: 3 BB: 1 P: 24	1B: 6 2B: 0 3B: 0 HR: 0	SF: 1 SAC: 0 DP: 1 HBP: 0	WP: 1 PB: 0 CS: 0	PA: 38					
PITCHER	IP	WLS	BF	H	R	ER	SO	BB	IBB	HBP	BLK	WP	HR	S	P	ERA	WHIP										
18 Shaun Marcum, R (1,1) ERA: 3.24	7.0	L	29	4	2	0	4	3	0	0	0	1	0	58	105	0.00	1.000										
50 Kameron Loe, R (8,1) ERA: 3.69	1.0		3	0	0	0	2	0	0	0	0	0	0	9	14	0.00	0.000										
41 Marco Estrada, R (9,1) ERA: 4.09	1.0		6	2	0	0	1	1	0	0	0	0	0	16	24	0.00	3.000										

Batter	1	2	3	4	5	6	7	8	9	AB	R	H	RBI	BB	SO	LOB	BOTTOM										
1 Corey Hart, R (1,9) OBP: 0.360, SLG: 0.501	1B		K							4	1	2	0	0	2	0	St. Louis Cardinals @ Milwaukee Brewers Miller Park, Milwaukee, WI Tue Aug 30 2011, 7:12 PM - 10:23 PM CDT Att.: 42,384 - Roof Closed - 76 F										
2 Nyjer Morgan, L (1,8) OBP: 0.351, SLG: 0.434	B3									4	0	3	1	0	0	1											
8 Ryan Braun, R (1,7) OBP: 0.403, SLG: 0.588	K									4	0	0	0	0	1	4											
28 Prince Fielder, L (1,3) OBP: 0.408, SLG: 0.543	G4-3									3	0	0	0	1	1	3											
14 Casey McGehee, R (1,5) OBP: 0.293, SLG: 0.357 30 Craig Counsell, L (9, PR) OBP: 0.280, SLG: 0.201	G3-1									3	0	0	0	1	0	2											
3 Yunesky Betancourt, R (1,6) OBP: 0.267, SLG: 0.371	P3									0	0	0	0	0	0	0											
15 Jerry Hairston, R (1,4) ERA: 3.83 25 Mark Kotsay, L (9, PH) OBP: 0.317, SLG: 0.337	G6-3									3	0	2	0	0	0	0											
20 Jonathan Lucroy, R (1,2) OBP: 0.318, SLG: 0.396	F8									3	0	0	0	0	0	2											
18 Shaun Marcum, R (1,1) OBP: 0.185, SLG: 0.216 50 Kameron Loe, R (8,1)	F9									2	0	0	0	0	0	0											
9 George Kottaras, L (8, PH) OBP: 0.299, SLG: 0.418 9 Josh Wilson, R (8, PH) OBP: 0.271, SLG: 0.370 41 Marco Estrada, R (9,1) OBP: 0.250, SLG: 0.333	F8									0	0	0	0	0	0	0											
										0	0	0	0	0	0	0											
Inning Stats	R: 0 H: 1 E: 0 K: 1 S: 8	H: 0 LOB: 0 BB: 0 P: 11	R: 0 H: 0 E: 0 K: 0 S: 10	H: 0 LOB: 0 BB: 0 P: 14	R: 0 H: 0 E: 0 K: 0 S: 8	H: 0 LOB: 0 BB: 0 P: 11	R: 0 H: 1 E: 0 K: 0 S: 11	H: 1 LOB: 1 BB: 0 P: 14	R: 0 H: 1 E: 0 K: 0 S: 9	H: 1 LOB: 1 BB: 0 P: 12	R: 1 H: 2 E: 0 K: 1 S: 12	H: 2 LOB: 1 BB: 0 P: 17	R: 0 H: 1 E: 0 K: 0 S: 8	H: 1 LOB: 0 BB: 0 P: 12	R: 0 H: 1 E: 0 K: 1 S: 15	H: 1 LOB: 1 BB: 0 P: 20	R: 0 H: 0 E: 0 K: 0 S: 7	H: 0 LOB: 2 BB: 2 P: 16	1B: 5 2B: 2 3B: 0 HR: 0	SF: 0 SAC: 0 DP: 2 HBP: 0	WP: 0 PB: 0 CS: 0	PA: 34					
PITCHER	IP	WLS	BF	H	R	ER	SO	BB	IBB	HBP	BLK	WP	HR	S	P	ERA	WHIP										
22 Edwin Jackson, R (1,1) ERA: 3.83	7.0	W	26	6	1	1	3	0	0	0	0	0	0	66	91	1.29	0.857										
53 Arthur Rhodes, L (8,1) ERA: 4.71	0.1	H	1	0	0	0	0	0	0	0	0	0	0	1	2	0.00	0.000										
30 Jason Motte, R (8,1) ERA: 1.66	0.2	H	3	1	0	0	1	0	0	0	0	0	0	14	18	0.00	1.500										
34 Marc Rzepczynski, L (9,1) ERA: 2.5	0.0		1	0	0	0	0	1	0	0	0	0	0	2	6	=	=										
59 Fernando Salas, R (9,1) ERA: 2.3	1.0	S	3	0	0	0	0	1	0	0	0	0	0	5	10	0.00	1.000										

livebaseballscorecards.com

AB 33
R 2
H 6
RBI 2
BB 4
SO 7
LOB 13



livebaseballscorecards.com

AB 32
R 1
H 7
RBI 1
BB 2
SO 4
LOB 17



Batter	1	2	3	4	5	6	7	8	9	AB	R	H	RBI	BB	SO	LOB	TOP			
15 Rafael Furcal, S OBP: 0.279, SLG: 0.302		G4-3		G6-3				G6-3		5	1	2	2	0	0	1				
21 Allen Craig, R OBP: 0.307, SLG: 0.507	G4-3		F9	K				F7		3	0	0	0	0	1	0				
5 Albert Pujols, R OBP: 0.360, SLG: 0.536			P4		P3			F8		5	1	1	1	0	0	1				
7 Matt Holliday, R OBP: 0.398, SLG: 0.537	F9		G5-3				G4-3		F8	5	0	1	0	0	0	0				
23 David Freese, R OBP: 0.349, SLG: 0.429					K		G4-3			3	0	1	0	0	1	1				
33 Daniel Descalzo, L OBP: 0.331, SLG: 0.352										0	0	0	0	0	0	0				
12 Lance Berkman, S OBP: 0.402, SLG: 0.562					G4-3					2	1	0	0	1	1	2				
30 Jason Motte, R										0	0	0	0	0	0	0				
4 Yadier Molina, R OBP: 0.336, SLG: 0.455		L9						F7		4	2	2	0	0	0	1				
Ryan Theriot, R OBP: 0.320, SLG: 0.338						SH1-3		F8		3	1	1	0	0	0	3				
35 Jake Westbrook, R OBP: 0.178, SLG: 0.238								G3		1	1	1	4	0	0	0				
44 Corey Patterson, L OBP: 0.278, SLG: 0.368										2	1	1	1	0	0	0				
Inning Stats	R: 2 H: 3 E: 0 K: 1 S: 10	H: 3 LOB: 1 BB: 0 P: 17	R: 0 H: 1 E: 0 K: 0 S: 8	H: 1 LOB: 1 BB: 0 P: 11	R: 0 H: 0 E: 0 K: 0 S: 6	H: 0 LOB: 0 BB: 0 P: 11	R: 4 H: 2 E: 0 K: 1 S: 13	H: 2 LOB: 0 BB: 0 P: 26	R: 0 H: 1 E: 0 K: 1 S: 7	H: 1 LOB: 1 BB: 0 P: 11	R: 2 H: 3 E: 0 K: 1 S: 15	H: 3 LOB: 1 BB: 0 P: 24	R: 0 H: 0 E: 0 K: 0 S: 8	H: 0 LOB: 0 BB: 0 P: 14	R: 0 H: 0 E: 0 K: 0 S: 5	H: 0 LOB: 0 BB: 0 P: 9	1B: 5 2B: 2 3B: 0 HR: 3	SF: 0 SAC: 2 DP: 0 HBP: 2	WP: 0 PB: 0 SB: 0 CS: 0	PA: 40
PITCHER	IP WLS BF H R ER SO BB IBB HBP BLK WP HR S P ERA WHIP																			
43 Randy Wolf, L ERA: 3.88	5.0 L 24 7 6 6 3 0 0 0 2 0 0 3 44 76 10.80 1.400																			
41 Marco Estrada, R ERA: 4.25	1.0 6 3 2 2 1 0 0 0 0 0 0 0 15 24 18.00 3.000																			
38 Chris Narveson, L ERA: 4.28	1.0 4 0 0 0 0 1 0 0 0 0 0 0 8 14 0.00 1.000																			
63 Frankie De La Cruz, R ERA: 2.7	2.0 6 0 0 0 0 0 0 0 0 0 0 0 13 23 0.00 0.000																			

St. Louis Cardinals @ Milwaukee Brewers
Miller Park, Milwaukee, WI
Wed Aug 31 2011, 7:11 PM - 9:45 PM CDT
Att: 38,073 - Partly Cloudy - 81 F

AB	35
R	8
H	10
RBI	8
BB	1
SO	4
LOB	10



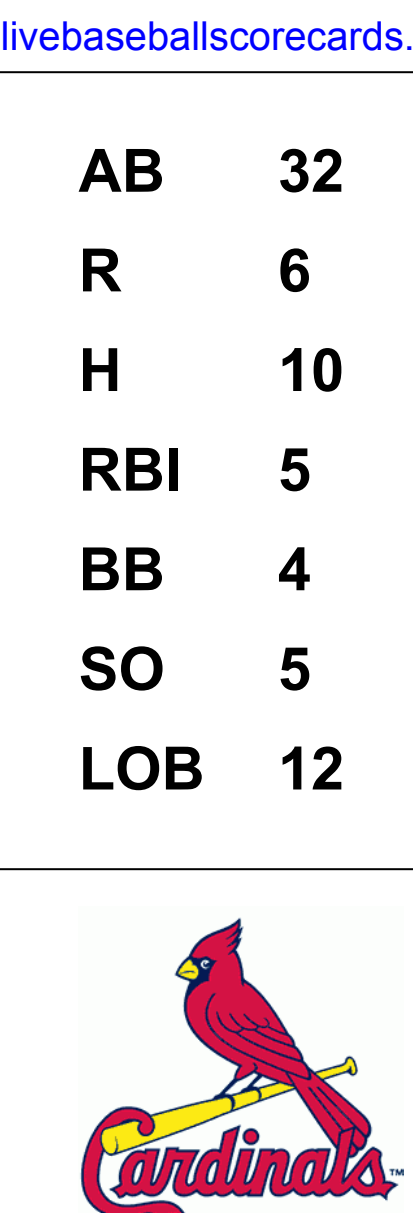
Batter	1	2	3	4	5	6	7	8	9	AB	R	H	RBI	BB	SO	LOB	BOTTOM			
1 Corey Hart, R OBP: 0.359, SLG: 0.506			G6-3		G5-4-3		F8			4	1	1	1	0	0	1				
2 Nyjer Morgan, L OBP: 0.347, SLG: 0.428	F7		E3		G6-3			P6		4	1	0	0	0	0	0				
8 Ryan Braun, R OBP: 0.403, SLG: 0.592						K		G6-3		4	0	2	1	0	1	0				
28 Prince Fielder, L OBP: 0.407, SLG: 0.541	P6		G4-3					K		4	0	1	0	0	1	1				
14 Casey McGehee, R OBP: 0.291, SLG: 0.354	CS	G5-3		G6-3		L8		L9		4	0	0	0	0	0	1				
3 Yuniesky Betancourt, R OBP: 0.269, SLG: 0.377		G6-3						G6-3		4	1	2	0	0	0	0				
15 Jerry Hairston, R OBP: 0.344, SLG: 0.385					K					4	0	3	1	0	1	2				
9 George Kottaras, L OBP: 0.297, SLG: 0.410				G1-6-3		G3-1		F7		4	0	1	0	0	0	2				
43 Randy Wolf, L ERA: 3.88						F8				1	0	0	0	0	1	2				
5 Taylor Green, L ERA: 4.72										1	0	0	0	0	0	0				
41 Marco Estrada, R ERA: 4.25										0	0	0	0	0	0	0				
38 Chris Narveson, L ERA: 4.28										0	0	0	0	0	0	0				
30 Craig Counsell, L ERA: 2.45										1	0	0	0	0	0	0				
63 Frankie De La Cruz, R ERA: 2.7										0	0	0	0	0	0	0				
Inning Stats	R: 1 H: 2 E: 0 K: 0 S: 9	H: 2 LOB: 2 BB: 0 P: 13	R: 0 H: 2 E: 0 K: 1 S: 13	H: 2 LOB: 0 BB: 0 P: 19	R: 1 H: 1 E: 1 K: 0 S: 10	H: 1 LOB: 0 BB: 0 P: 13	R: 1 H: 2 E: 0 K: 0 S: 7	H: 2 LOB: 0 BB: 0 P: 11	R: 0 H: 1 E: 0 K: 0 S: 7	H: 1 LOB: 0 BB: 0 P: 10	R: 0 H: 2 E: 0 K: 2 S: 11	H: 2 LOB: 2 BB: 0 P: 19	R: 0 H: 0 E: 0 K: 0 S: 7	H: 0 LOB: 0 BB: 0 P: 12	R: 0 H: 0 E: 0 K: 1 S: 9	H: 1 LOB: 1 BB: 0 P: 11	1B: 7 2B: 1 3B: 2 HR: 1	SF: 0 SAC: 0 DP: 2 HBP: 0	WP: 0 PB: 0 SB: 1 CS: 1	PA: 36
PITCHER	IP WLS BF H R ER SO BB IBB HBP BLK WP HR S P ERA WHIP																			
35 Jake Westbrook, R ERA: 3.88	5.0 W 20 8 2 0 0 2 0 0 0 0 0 0 0 18 31 0.00 1.000																			
46 Kyle McClellan, R ERA: 3.88	2.0 8 2 0 0 0 2 0 0 0 0 0 0 0 9 12 0.00 0.000																			
34 Marc Rzepczynski, L ERA: 2.45	1.0 3 0 0 0 1 0 0 0 0 0 0 0 9 12 0.00 0.000																			
30 Jason Motte, R ERA: 1.65	1.0 4 1 0 0 0 0 0 0 0 0 0 0 10 11 0.00 1.000																			

St. Louis Cardinals @ Milwaukee Brewers
Miller Park, Milwaukee, WI
Wed Aug 31 2011, 7:11 PM - 9:45 PM CDT
Att: 38,073 - Partly Cloudy - 81 F

AB	35
R	3
H	11
RBI	3
BB	0
SO	4
LOB	9



Batter	1	2	3	4	5	6	7	8	9	AB	R	H	RBI	BB	SO	LOB	TOP				
4 Brandon Phillips, R OBP: 0.346, SLG: 0.434										4	1	1	0	0	1	2	Cincinnati Reds @ St. Louis Cardinals Busch Stadium, St. Louis, MO Sat Sep 03 2011, 3:14 PM - 6:14 PM CDT Att: 41,839 - Sunny - 98 F				
16 Edgar Renteria, R OBP: 0.310, SLG: 0.347										4	1	3	1	0	0	0					
19 Joey Votto, L OBP: 0.435, SLG: 0.546										3	0	0	0	1	2	3					
32 Jay Bruce, L OBP: 0.343, SLG: 0.494										4	1	2	2	0	2	1					
28 Chris Heisey, R OBP: 0.302, SLG: 0.455										4	0	0	0	0	2	2					
6 Drew Stubbs, R OBP: 0.322, SLG: 0.377										4	0	1	0	0	0	0					
21 Todd Frazier, R OBP: 0.293, SLG: 0.494										3	1	1	0	0	0	1					
25 Juan Francisco, L OBP: 0.267, SLG: 0.357										1	0	0	0	0	1	0					
29 Ryan Hanigan, R OBP: 0.358, SLG: 0.361										4	0	0	0	0	0	1					
34 Homer Bailey, R OBP: 0.226, SLG: 0.321										1	0	1	1	0	0	0					
46 Carlos Fisher, R										0	0	0	0	0	0	0					
3 Chris Valaika, R										0	0	0	0	0	0	0					
63 Sam LeCure, R										0	0	0	0	0	0	0					
39 Devin Mesoraco, R										1	0	1	0	0	0	0					
57 Jeremy Horst, L										0	0	0	0	0	0	0					
40 Nick Masset, R										0	0	0	0	0	0	0					
23 Yonder Alonso, L OBP: 0.462, SLG: 0.723										1	0	0	0	0	0	0					
Inning Stats	R: 1 E: 0 K: 3 S: 16	H: 2 LOB: 1 BB: 0 P: 27	R: 1 E: 1 K: 0 S: 8	H: 2 LOB: 1 BB: 0 P: 12	R: 0 E: 0 K: 0 S: 9	H: 1 LOB: 1 BB: 1 P: 15	R: 0 E: 0 K: 0 S: 10	H: 1 LOB: 0 BB: 0 P: 16	R: 0 E: 0 K: 1 S: 9	H: 0 LOB: 0 BB: 0 P: 13	R: 0 E: 0 K: 0 S: 10	H: 1 LOB: 0 BB: 0 P: 15	R: 2 E: 0 K: 1 S: 10	H: 2 LOB: 0 BB: 0 P: 15	R: 0 E: 0 K: 1 S: 10	H: 0 LOB: 0 BB: 0 P: 13	1B: 7 2B: 2 3B: 0 HR: 1	SF: 0 SAC: 0 DP: 0 HBP: 0	WP: 0 PB: 0 SB: 1 CS: 1	PA: 36	
PITCHER	IP WLS BF H R ER SO BB IBB HBP BLK WP HR S P ERA WHIP	IP WLS BF H R ER SO BB IBB HBP BLK WP HR S P ERA WHIP	IP WLS BF H R ER SO BB IBB HBP BLK WP HR S P ERA WHIP	IP WLS BF H R ER SO BB IBB HBP BLK WP HR S P ERA WHIP	IP WLS BF H R ER SO BB IBB HBP BLK WP HR S P ERA WHIP	IP WLS BF H R ER SO BB IBB HBP BLK WP HR S P ERA WHIP	IP WLS BF H R ER SO BB IBB HBP BLK WP HR S P ERA WHIP	IP WLS BF H R ER SO BB IBB HBP BLK WP HR S P ERA WHIP	IP WLS BF H R ER SO BB IBB HBP BLK WP HR S P ERA WHIP	IP WLS BF H R ER SO BB IBB HBP BLK WP HR S P ERA WHIP	IP WLS BF H R ER SO BB IBB HBP BLK WP HR S P ERA WHIP	IP WLS BF H R ER SO BB IBB HBP BLK WP HR S P ERA WHIP	IP WLS BF H R ER SO BB IBB HBP BLK WP HR S P ERA WHIP	IP WLS BF H R ER SO BB IBB HBP BLK WP HR S P ERA WHIP	IP WLS BF H R ER SO BB IBB HBP BLK WP HR S P ERA WHIP	IP WLS BF H R ER SO BB IBB HBP BLK WP HR S P ERA WHIP	IP WLS BF H R ER SO BB IBB HBP BLK WP HR S P ERA WHIP	IP WLS BF H R ER SO BB IBB HBP BLK WP HR S P ERA WHIP	IP WLS BF H R ER SO BB IBB HBP BLK WP HR S P ERA WHIP	IP WLS BF H R ER SO BB IBB HBP BLK WP HR S P ERA WHIP	IP WLS BF H R ER SO BB IBB HBP BLK WP HR S P ERA WHIP



Batter	1	2	3	4	5	6	7	8	9	AB	R	H	RBI	BB	SO	LOB	BOTTOM				
15 Rafael Furcal, S OBP: 0.280, SLG: 0.322										4	0	0	0	0	1	1	Cincinnati Reds @ St. Louis Cardinals Busch Stadium, St. Louis, MO Sat Sep 03 2011, 3:14 PM - 6:14 PM CDT Att: 41,839 - Sunny - 98 F				
19 Jon Jay, L OBP: 0.348, SLG: 0.426										4	2	2	0	0	0	0					
30 Jason Motte, R										0	0	0	0	0	0	0					
5 Albert Pujols, R OBP: 0.369, SLG: 0.555										3	1	2	1	1	0	0					
7 Matt Holliday, R OBP: 0.400, SLG: 0.548										3	0	2	1	1	0	0					
12 Lance Berkman, S OBP: 0.398, SLG: 0.550										3	1	0	1	1	0	5					
Ryan Theriot, R OBP: 0.321, SLG: 0.336										0	0	0	0	0	0	0					
23 David Freese, R OBP: 0.349, SLG: 0.436										4	0	0	0	0	2	4					
33 Daniel Descalso, L OBP: 0.327, SLG: 0.347										0	0	0	0	0	0	0					
55 Skip Schumaker, L OBP: 0.345, SLG: 0.371										4	1	2	0	0	0	0					
13 Gerald Laird, R OBP: 0.305, SLG: 0.365										3	1	1	1	1	0	0					
54 Jaime Garcia, L OBP: 0.130, SLG: 0.170										2	0	1	1	0	1	0					
44 Corey Patterson, L OBP: 0.276, SLG: 0.366										1	0	0	0	0	1	0					
41 Mitchell Boggs, R										0	0	0	0	0	0	0					
53 Arthur Rhodes, L										0	0	0	0	0	0	0					
43 Shane Robinson, R										1	0	0	0	0	0	2					
Inning Stats	R: 0 E: 0 K: 0 S: 6	H: 0 LOB: 0 BB: 0 P: 12	R: 3 E: 1 K: 2 S: 20	H: 3 LOB: 1 BB: 1 P: 30	R: 2 E: 0 K: 1 S: 18	H: 3 LOB: 1 BB: 0 P: 27	R: 0 E: 0 K: 1 S: 6	H: 0 LOB: 0 BB: 0 P: 6	R: 1 E: 0 K: 0 S: 7	H: 2 LOB: 2 BB: 1 P: 16	R: 0 E: 0 K: 1 S: 9	H: 0 LOB: 0 BB: 0 P: 15	R: 0 E: 0 K: 0 S: 11	H: 1 LOB: 2 BB: 1 P: 22	R: 0 E: 0 K: 0 S: 8	H: 1 LOB: 1 BB: 1 P: 15	1B: 7 2B: 3 3B: 1 HR: 0	SF: 0 SAC: 0 DP: 2 HBP: 0	WP: 0 PB: 0 SB: 0 CS: 1	PA: 36	
PITCHER	IP WLS BF H R ER SO BB IBB HBP BLK WP HR S P ERA WHIP	IP WLS BF H R ER SO BB IBB HBP BLK WP HR S P ERA WHIP	IP WLS BF H R ER SO BB IBB HBP BLK WP HR S P ERA WHIP	IP WLS BF H R ER SO BB IBB HBP BLK WP HR S P ERA WHIP	IP WLS BF H R ER SO BB IBB HBP BLK WP HR S P ERA WHIP	IP WLS BF H R ER SO BB IBB HBP BLK WP HR S P ERA WHIP	IP WLS BF H R ER SO BB IBB HBP BLK WP HR S P ERA WHIP	IP WLS BF H R ER SO BB IBB HBP BLK WP HR S P ERA WHIP	IP WLS BF H R ER SO BB IBB HBP BLK WP HR S P ERA WHIP	IP WLS BF H R ER SO BB IBB HBP BLK WP HR S P ERA WHIP	IP WLS BF H R ER SO BB IBB HBP BLK WP HR S P ERA WHIP	IP WLS BF H R ER SO BB IBB HBP BLK WP HR S P ERA WHIP	IP WLS BF H R ER SO BB IBB HBP BLK WP HR S P ERA WHIP	IP WLS BF H R ER SO BB IBB HBP BLK WP HR S P ERA WHIP	IP WLS BF H R ER SO BB IBB HBP BLK WP HR S P ERA WHIP	IP WLS BF H R ER SO BB IBB HBP BLK WP HR S P ERA WHIP	IP WLS BF H R ER SO BB IBB HBP BLK WP HR S P ERA WHIP	IP WLS BF H R ER SO BB IBB HBP BLK WP HR S P ERA WHIP	IP WLS BF H R ER SO BB IBB HBP BLK WP HR S P ERA WHIP	IP WLS BF H R ER SO BB IBB HBP BLK WP HR S P ERA WHIP	IP WLS BF H R ER SO BB IBB HBP BLK WP HR S P ERA WHIP



Batter	1	2	3	4	5	6	7	8	9	10	AB	R	H	RBI	BB	SO	LOB	TOP								
4 Brandon Phillips, R OBP: 0.348, SLG: 0.437											4	1	2	0	1	0	0									
16 Edgar Renteria, R OBP: 0.308, SLG: 0.356											5	1	1	2	0	3	4									
19 Joey Votto, L OBP: 0.431, SLG: 0.540											5	0	0	0	0	3	1									
32 Jay Bruce, L OBP: 0.340, SLG: 0.489											5	0	0	0	0	2	0									
23 Yonder Alonso, L OBP: 0.456, SLG: 0.700											5	0	2	0	0	1	0									
3 Chris Valaika, R OBP: 0.333, SLG: 0.471											0	1	0	0	0	0	0									
48 Francisco Cordero, R OBP: 0.324, SLG: 0.380											4	0	2	0	1	0	1									
6 Drew Stubbs, R OBP: 0.343, SLG: 0.455											5	0	4	1	0	0	1									
25 Juan Francisco, L OBP: 0.358, SLG: 0.359											4	0	1	0	1	0	6									
29 Ryan Hanigan, R OBP: 0.268, SLG: 0.290											2	0	0	0	0	1	2									
61 Bronson Arroyo, R OBP: 0.122, SLG: 0.163											1	0	0	0	0	1	0									
28 Chris Heisey, R OBP: 0.301, SLG: 0.453											0	0	0	0	0	0	0									
33 Jose Arredondo, R OBP: 0.500, SLG: 0.500											0	0	0	0	0	0	0									
45 Bill Bray, L											0	0	0	0	0	0	0									
17 Dave Sappelt, R											0	0	0	0	0	0	0									
Inning Stats	R: 2 E: 0 K: 1 S: 11	H: 2 LOB: 0 BB: 0 P: 16	R: 0 E: 0 K: 13 S: 13	H: 2 LOB: 3 BB: 1 P: 23	R: 0 E: 0 K: 2 S: 11	H: 0 LOB: 0 BB: 0 P: 15	R: 0 E: 0 K: 2 S: 10	H: 1 LOB: 2 BB: 1 P: 18	R: 0 E: 0 K: 1 S: 6	H: 0 LOB: 0 BB: 0 P: 12	R: 0 E: 0 K: 0 S: 8	H: 2 LOB: 2 BB: 0 P: 14	R: 0 E: 0 K: 3 S: 11	H: 1 LOB: 1 BB: 0 P: 15	R: 0 E: 0 K: 0 S: 17	H: 2 LOB: 2 BB: 0 P: 24	R: 0 E: 0 K: 1 S: 12	H: 0 LOB: 0 BB: 0 P: 17	R: 1 E: 0 K: 1 S: 10	H: 2 LOB: 2 BB: 1 P: 17	1B: 8 2B: 3 3B: 0 HR: 1	SF: 0 SAC: 1 DP: 0 HBP: 0	WP: 0 PB: 0 SB: 0 CS: 0	PA: 44		
PITCHER	IP 7.0	WLS 31	BF 8	H 2	R 2	ER 2	SO 8	BB 2	IBB 0	HBP 0	BLK 0	WP 0	HR 1	S 70	P 113	ERA 2.57	WHIP 1.429									
22 Edwin Jackson, R ERA: 3.78																										
34 Marc Rzepczynski, L ERA: 2.73	0.2	4	2	0	0	1	0	0	0	0	0	0	0	9	14	0.00	3.000									
28 Octavio Dotel, R ERA: 3.15	1.1	4	0	0	0	1	0	0	0	0	0	0	0	20	27	0.00	0.000									
59 Fernando Salas, R ERA: 2.47	1.0	L	6	2	1	1	1	1	0	0	0	0	0	10	17	9.00	3.000									

Cincinnati Reds @ St. Louis Cardinals
 Busch Stadium, St. Louis, MO
 Sun Sep 04 2011, 1:18 PM - 4:42 PM CDT
 Att: 41,647 - Overcast - 70 F

AB 40
 R 3
 H 12
 RBI 3
 BB 3
 SO 11
 LOB 15



Batter	1	2	3	4	5	6	7	8	9	10	AB	R	H	RBI	BB	SO	LOB	BOTTOM								
15 Rafael Furcal, S OBP: 0.275, SLG: 0.315											5	0	0	0	0	0	4									
19 Jon Jay, L OBP: 0.349, SLG: 0.435											4	1	2	1	0	0	0									
23 David Freese, R OBP: 0.348, SLG: 0.435											4	1	2	1	0	0	1									
59 Fernando Salas, R											5	0	1	0	0	0	1									
5 Albert Pujols, R OBP: 0.368, SLG: 0.553											5	0	1	0	0	1	2									
7 Matt Holliday, R OBP: 0.398, SLG: 0.543											4	0	1	0	0	0	3									
12 Lance Berkman, S OBP: 0.297, SLG: 0.347											1	0	0	0	0	0	0									
44 Corey Patterson, L OBP: 0.276, SLG: 0.365											4	0	2	0	0	0	1									
55 Skjir Schumaker, L OBP: 0.347, SLG: 0.373											4	0	2	0	0	0	1									
13 Gerald Laird, R OBP: 0.303, SLG: 0.360											4	1	1	0	0	1	3									
33 Daniel Descalso, L OBP: 0.329, SLG: 0.355											4	0	2	1	0	0	1									
22 Edwin Jackson, R OBP: 0.261, SLG: 0.227											3	0	0	0	0	3	4									
34 Marc Rzepczynski, L ERA: 2.73											0	0	0	0	0	0	0									
28 Octavio Dotel, R ERA: 3.15											0	0	0	0	0	0	0									
21 Allen Craig, R OBP: 0.364, SLG: 0.507											1	0	1	0	0	0	0									
Inning Stats	R: 1 E: 0 K: 0 S: 14	H: 2 LOB: 1 BB: 0 P: 22	R: 0 E: 0 K: 2 S: 11	H: 2 LOB: 2 BB: 0 P: 14	R: 0 E: 0 K: 1 S: 7	H: 1 LOB: 1 BB: 0 P: 13	R: 1 E: 0 K: 1 S: 13	H: 2 LOB: 1 BB: 0 P: 20	R: 0 E: 0 K: 0 S: 6	H: 1 LOB: 1 BB: 0 P: 9	R: 0 E: 0 K: 1 S: 10	H: 1 LOB: 1 BB: 0 P: 14	R: 0 E: 0 K: 0 S: 5	H: 0 LOB: 0 BB: 0 P: 8	R: 0 E: 0 K: 0 S: 8	H: 1 LOB: 1 BB: 0 P: 11	R: 0 E: 0 K: 0 S: 10	H: 1 LOB: 1 BB: 0 P: 20	R: 0 E: 0 K: 0 S: 6	H: 0 LOB: 0 BB: 0 P: 10	1B: 8 2B: 1 3B: 1 HR: 1	SF: 0 SAC: 0 DP: 0 HBP: 0	WP: 1 PB: 0 SB: 0 CS: 0	PA: 41		
PITCHER	IP 8.0	WLS 34	BF 10	H 2	R 2	ER 2	SO 5	BB 0	IBB 0	HBP 0	BLK 0	WP 0	HR 1	S 74	P 111	ERA 2.25	WHIP 1.250									
61 Bronson Arroyo, R ERA: 5.0																										
33 Jose Arredondo, R ERA: 3.22	0.2	3	1	0	0	0	0	0	0	0	0	0	0	7	14	0.00	1.500									
45 Bill Bray, L ERA: 2.72	0.1	W	1	0	0	0	0	0	0	0	0	0	0	3	6	0.00	0.000									
48 Francisco Cordero, R ERA: 2.37	1.0	S	3	0	0	0	0	0	0	0	0	0	0	6	10	0.00	0.000									

Cincinnati Reds @ St. Louis Cardinals
 Busch Stadium, St. Louis, MO
 Sun Sep 04 2011, 1:18 PM - 4:42 PM CDT
 Att: 41,647 - Overcast - 70 F

AB 41
 R 2
 H 11
 RBI 2
 BB 0
 SO 5
 LOB 20



Batter	1	2	3	4	5	6	7	8	9	AB	R	H	RBI	BB	SO	LOB	TOP					
1 Corey Hart, R OBP: 0.352, SLG: 0.498	G6-3			K		F7		G6-4-3		4	0	0	0	0	1	1						
2 Nyjer Morgan, L OBP: 0.360, SLG: 0.441	P5			2B		8 1B BB		K		3	0	1	0	1	1	0						
8 Ryan Braun, R OBP: 0.401, SLG: 0.587	G6-3			F8		1B		G1-3		4	0	1	0	0	0	1						
28 Prince Fielder, L OBP: 0.406, SLG: 0.540			5 G6-3 1B			IBB		F7		3	0	1	0	1	0	2						
14 Casey McGehee, R OBP: 0.293, SLG: 0.360	K			K				F8		2	0	0	0	0	2	3						
30 Craig Counsell, L OBP: 0.269, SLG: 0.216										1	0	0	0	0	0	0						
5 Taylor Green, L OBP: 0.438, SLG: 0.625	G6-3									3	0	0	0	0	0	1						
3 Yuniesky Betancourt, R OBP: 0.271, SLG: 0.373				P5				L9		3	0	0	0	0	0	1						
20 Jonathan Lucroy, R OBP: 0.315, SLG: 0.406				K				L6		3	0	0	0	0	1	0						
13 Zack Greinke, R OBP: 0.227, SLG: 0.244				P3				F9		3	0	0	0	0	0	0						
25 Mark Kotsay, L OBP: 0.319, SLG: 0.347				G6-3						2	0	0	0	0	0	0						
32 LaTroy Hawkins, R OBP: 0.269, SLG: 0.216				L8				G6-4-3 1B		1	0	1	0	0	0	0						
										0	0	0	0	0	0	0						
Inning Stats	R: 0 E: 0 K: 0 S: 7	H: 0 LOB: 0 BB: 0 P: 10	R: 0 E: 0 K: 1 S: 8	H: 1 LOB: 0 BB: 0 P: 13	R: 0 E: 0 K: 1 S: 5	H: 0 LOB: 2 BB: 1 P: 6	R: 0 E: 0 K: 2 S: 11	H: 1 LOB: 0 BB: 1 P: 20	R: 0 E: 0 K: 1 S: 6	H: 0 LOB: 0 BB: 0 P: 6	R: 0 E: 0 K: 0 S: 7	H: 1 LOB: 2 BB: 1 P: 14	R: 0 E: 0 K: 0 S: 5	H: 0 LOB: 0 BB: 0 P: 7	R: 0 E: 0 K: 0 S: 4	H: 1 LOB: 0 BB: 0 P: 7	R: 0 E: 0 K: 1 S: 11	H: 0 LOB: 0 BB: 0 P: 14	1B: 3 2B: 1 3B: 0 HR: 0	SF: 0 SAC: 0 DP: 2 HBP: 0	WP: 0 PB: 0 CS: 0	PA: 31
PITCHER 29 Chris Carpenter, R ERA: 3.75	IP: 9.0 WLS: W BF: 31 H: 4 R: 0 ER: 0 SO: 5 BB: 1 IBB: 1 HBP: 0 BLK: 0 WP: 0 HR: 0 S: 64 P: 97 ERA: 0.00 WHIP: 0.556															PITCHER						

Milwaukee Brewers @ St. Louis Cardinals
 Busch Stadium, St. Louis, MO
 Wed Sep 07 2011, 7:15 PM - 9:21 PM CDT
 Att: 38,891 - Clear - 75 F

livebaseballscorecards.com

AB	29
R	0
H	4
RBI	0
BB	2
SO	5
LOB	8



Batter	1	2	3	4	5	6	7	8	9	AB	R	H	RBI	BB	SO	LOB	BOTTOM	
15 Rafael Furcal, S OBP: 0.280, SLG: 0.326	G6-3		G1-3		HR			K		4	1	1	1	0	1	0		
19 Jon Jay, L OBP: 0.355, SLG: 0.447	7 1B		5 1B		5 G5-4-3 1B			F8		4	0	3	0	0	0	0		
5 Albert Pujols, R OBP: 0.367, SLG: 0.549	F7		7 FC6-4 1B		5 G5-4-3			12 2B 1B		4	0	2	0	0	0	2		
7 Matt Holliday, R OBP: 0.394, SLG: 0.542	1B		FC6-4		F9			K		4	0	1	0	0	1	3		
12 Lance Berkman, S OBP: 0.398, SLG: 0.551	G1-3							12 2B		4	1	2	0	0	0	2		
Ryan Theriot, R OBP: 0.318, SLG: 0.333				55 SH1-3 4 SF9 2B				1-H 2B		0	0	0	0	0	0	0		
55 Skip Schumaker, L OBP: 0.340, SLG: 0.364	G6-3			SH1-3				G4-3		2	0	0	0	0	0	0		
4 Yadier Molina, R OBP: 0.330, SLG: 0.445	K			SF9				F8		2	0	0	1	0	1	0		
33 Daniel Descalso, L OBP: 0.328, SLG: 0.354	G4-3									3	0	1	0	0	0	0		
29 Chris Carpenter, R OBP: 0.177, SLG: 0.200								F8		3	0	0	0	0	2	1		
								K		3	0	0	0	0	2	1		
Inning Stats	R: 0 E: 0 K: 0 S: 9	H: 2 LOB: 2 BB: 0 P: 14	R: 0 E: 0 K: 1 S: 9	H: 0 LOB: 0 BB: 0 P: 15	R: 0 E: 0 K: 0 S: 10	H: 2 LOB: 1 BB: 0 P: 14	R: 1 E: 0 K: 1 S: 9	H: 2 LOB: 1 BB: 0 P: 11	R: 0 E: 0 K: 0 S: 5	H: 0 LOB: 0 BB: 0 P: 8	R: 0 E: 0 K: 2 S: 9	H: 0 LOB: 0 BB: 0 P: 15	R: 0 E: 0 K: 1 S: 14	H: 2 LOB: 2 BB: 0 P: 18	1B: 7 2B: 2 3B: 0 HR: 1	SF: 1 SAC: 1 DP: 1 HBP: 0	WP: 0 PB: 0 CS: 0	PA: 32
PITCHER 13 Zack Greinke, R ERA: 3.93	IP: 7.0 WLS: L BF: 28 H: 8 R: 2 ER: 2 SO: 4 BB: 0 IBB: 0 HBP: 0 BLK: 0 WP: 0 HR: 1 S: 57 P: 87 ERA: 2.57 WHIP: 1.143															PITCHER		
32 LaTroy Hawkins, R ERA: 2.51	IP: 1.0 WLS: L BF: 4 H: 2 R: 0 ER: 0 SO: 1 BB: 0 IBB: 0 HBP: 0 BLK: 0 WP: 0 HR: 0 S: 14 P: 18 ERA: 0.00 WHIP: 2.000															PITCHER		

Milwaukee Brewers @ St. Louis Cardinals
 Busch Stadium, St. Louis, MO
 Wed Sep 07 2011, 7:15 PM - 9:21 PM CDT
 Att: 38,891 - Clear - 75 F

livebaseballscorecards.com

AB	30
R	2
H	10
RBI	2
BB	0
SO	5
LOB	8



Batter	1	2	3	4	5	6	7	8	9	AB	R	H	RBI	BB	SO	LOB	TOP				
24 Michael Bourn, L (1,8) OBP: 0.397, SLG: 0.397										5	1	2	0	0	0	1	Atlanta Braves @ St. Louis Cardinals Busch Stadium, St. Louis, MO Sat Sep 10 2011, 6:17 PM - 8:48 PM CDT Att: 40,689 - Cloudy - 73 F				
1 Jack Wilson, R (1,6) OBP: 0.290, SLG: 0.296										4	0	2	0	0	0	1					
16 Brian McCann, L (1,2) OBP: 0.356, SLG: 0.484										4	0	1	1	0	1	3					
26 Dan Uggla, R (1,4) OBP: 0.357, SLG: 0.456										4	1	1	0	0	3	3					
23 Matt Diaz, R (1,7) OBP: 0.309, SLG: 0.329										3	0	0	0	0	1	3					
20 Eric Hinske, L (8,PH) (8,7)										1	0	0	0	0	1	0					
5 Freddie Freeman, L (1,3) OBP: 0.356, SLG: 0.467										4	1	2	2	0	0	0					
14 Martin Prado, R (1,5) OBP: 0.307, SLG: 0.385										4	0	0	0	0	0	1					
22 Jason Heyward, L (1,9) OBP: 0.314, SLG: 0.389										3	0	1	0	1	0	1					
32 Derek Lowe, R (1,1) OBP: 0.245, SLG: 0.327										2	0	0	0	0	1	1					
7 Brooks Conrad, S (7,PH)										1	0	0	0	0	0	0					
38 Anthony Varvaro, R (7,1)										0	0	0	0	0	0	0					
10 Chipper Jones, S (9,PH) OBP: 0.351, SLG: 0.481										1	0	0	0	0	0	1					
Inning Stats	R: 0 E: 0 K: 1 S: 11	H: 2 LOB: 2 BB: 14	R: 0 E: 0 K: 1 S: 8	H: 1 LOB: 1 BB: 12	R: 0 E: 0 K: 0 S: 3	H: 0 LOB: 0 BB: 4	R: 2 E: 0 K: 1 S: 12	H: 2 LOB: 0 BB: 18	R: 1 E: 0 K: 1 S: 13	H: 2 LOB: 1 BB: 0	R: 0 E: 0 K: 0 S: 6	H: 1 LOB: 1 BB: 8	R: 0 E: 0 K: 2 S: 12	H: 0 LOB: 0 BB: 17	R: 0 E: 0 K: 2 S: 14	H: 0 LOB: 1 BB: 20	1B: 8 2B: 0 3B: 0 HR: 1	SF: 0 SAC: 0 DP: 0 HBP: 0	WP: 0 PB: 0 SB: 2 CS: 0	PA: 37	
PITCHER	IP WLS BF H R ER SO BB IBB HBP BLK WP HR S P ERA WHIP	6.0 W 26 8 3 3 4 0 0 0 0 0 1 53 74 4.50 1.333	1.0 H 4 1 0 0 1 0 0 0 0 0 0 0 12 17 0.00 1.000	1.0 H 3 0 0 0 2 0 0 0 0 0 0 0 8 11 0.00 0.000	1.0 S 4 0 0 0 0 1 0 0 0 0 0 0 14 20 0.00 1.000																

Batter	1	2	3	4	5	6	7	8	9	AB	R	H	RBI	BB	SO	LOB	BOTTOM			
15 Rafael Furcal, S (1,6) OBP: 0.292, SLG: 0.333											4	1	2	0	0	1	1	Atlanta Braves @ St. Louis Cardinals Busch Stadium, St. Louis, MO Sat Sep 10 2011, 6:17 PM - 8:48 PM CDT Att: 40,689 - Cloudy - 73 F		
19 Jon Jay, L (1,8) OBP: 0.350, SLG: 0.441										3	0	0	0	0	1	1				
5 Albert Pujols, R (1,3) OBP: 0.368, SLG: 0.547										4	1	1	1	0	0	0				
7 Matt Holliday, R (1,7) OBP: 0.393, SLG: 0.539											4	1	1	0	0	0				
12 Lance Berkman, S (1,9) OBP: 0.405, SLG: 0.556											3	1	2	1	1	0				
44 Corey Patterson, L (9,9) OBP: 0.275, SLG: 0.364											4	0	1	1	0	2				
23 David Freese, R (1,5) OBP: 0.342, SLG: 0.431											4	0	1	1	0	2				
30 Jason Motte, R (9,1)											0	0	0	0	0	0				
4 Yadier Molina, R (1,2) OBP: 0.330, SLG: 0.442											4	0	1	1	0	2				
8 Nick Punto, S (1,4) OBP: 0.371, SLG: 0.391											2	0	0	0	1	0				
54 Jaime Garcia, L (1,1) OBP: 0.225, SLG: 0.154										2	0	0	0	0	1	2				
21 Albert Pujols, R (9,PH) OBP: 0.368, SLG: 0.547										1	0	0	0	0	0	0				
27 Tyler Greene, R (7,1) OBP: 0.271, SLG: 0.364										0	0	0	0	0	0	0				
34 Marc Rzepczynski, L (7,1)										0	0	0	0	0	0	0				
59 Fernando Salas, R (9,1)										0	0	0	0	0	0	0				
33 Daniel Descalso, L (9,9) OBP: 0.328, SLG: 0.356										0	0	0	0	0	0	0				
Inning Stats	R: 2 E: 0 K: 1 S: 13	H: 4 LOB: 2 BB: 0 P: 23	R: 0 E: 0 K: 1 S: 12	H: 1 LOB: 0 BB: 0 P: 17	R: 2 E: 0 K: 1 S: 15	H: 3 LOB: 2 BB: 1 P: 26	R: 0 E: 0 K: 2 S: 10	H: 0 LOB: 0 BB: 0 P: 12	R: 0 E: 0 K: 1 S: 10	H: 0 LOB: 2 BB: 1 P: 16	R: 0 E: 0 K: 0 S: 9	H: 1 LOB: 0 BB: 0 P: 17	R: 0 E: 0 K: 1 S: 10	H: 0 LOB: 0 BB: 12	R: 0 E: 0 K: 1 S: 7	H: 0 LOB: 0 BB: 10	1B: 5 2B: 4 3B: 0 HR: 0	SF: 0 SAC: 1 DP: 1 HBP: 0	WP: 0 PB: 0 SB: 3 CS: 0	PA: 34
PITCHER	IP WLS BF H R ER SO BB IBB HBP BLK WP HR S P ERA WHIP	6.0 L 28 9 4 4 6 1 0 0 0 0 0 0 69 111 6.00 1.667	2.0 6 0 0 0 2 0 0 0 0 0 0 0 17 22 0.00 0.000																	



Batter	1	2	3	4	5	6	7	8	9	AB	R	H	RBI	BB	SO	LOB	TOP					
15 Rafael Furcal, S OBP: 0.290, SLG: 0.330										5	1	2	1	0	0	4	St. Louis Cardinals @ Pittsburgh Pirates PNC Park, Pittsburgh, PA Mon Sep 12 2011, 7:06 PM - 10:05 PM EDT Att: 13,278 - Partly Cloudy - 76 F					
19 Jon Jay, L OBP: 0.356, SLG: 0.446										3	1	2	0	0	0	2						
21 Allen Craig, R OBP: 0.366, SLG: 0.503										1	0	0	0	0	0	2						
46 Kyle McClellan, R OBP: 0.167, SLG: 0.171										0	0	0	0	0	0	0						
43 Shane Robinson, R										0	0	0	0	0	0	0						
44 Corey Patterson, L OBP: 0.274, SLG: 0.363										1	0	0	0	0	1	3						
5 Albert Pujols, R OBP: 0.368, SLG: 0.551										2	1	1	3	1	0	0						
7 Matt Holliday, R OBP: 0.391, SLG: 0.533										4	0	0	0	0	1	3						
12 Lance Berkman, S OBP: 0.405, SLG: 0.551										3	0	1	0	1	0	0						
28 Octavio Dotel, R										0	0	0	0	0	0	0						
34 Marc Rzepczynski, L										0	0	0	0	0	0	0						
59 Fernando Salas, R										0	0	0	0	0	0	0						
23 David Freese, R OBP: 0.338, SLG: 0.427										3	0	0	0	0	0	2						
33 Daniel Descalso, L OBP: 0.333, SLG: 0.357										1	1	1	0	0	0	0						
4 Yadier Molina, R OBP: 0.333, SLG: 0.444										3	0	0	0	1	0	1						
55 Skip Schumaker, L OBP: 0.342, SLG: 0.363										4	1	3	0	0	0	0						
56 Adron Chambers, L (9, PR)										0	0	0	0	0	0	0						
26 Kyle Lohse, R OBP: 0.167, SLG: 0.169										2	0	1	0	0	1	0						
8 Nick Punto, S OBP: 0.373, SLG: 0.387										1	0	0	0	1	0	2						
Inning Stats	R: 1 E: 1 K: 0 S: 11	H: 2 LOB: 0 BB: 0 P: 18	R: 0 E: 0 K: 0 S: 6	H: 0 LOB: 0 BB: 0 P: 9	R: 1 E: 0 K: 0 S: 15	H: 3 LOB: 2 BB: 1 P: 26	R: 0 E: 0 K: 0 S: 4	H: 0 LOB: 0 BB: 0 P: 11	R: 0 E: 0 K: 1 S: 10	H: 0 LOB: 0 BB: 0 P: 13	R: 2 E: 0 K: 0 S: 7	H: 3 LOB: 0 BB: 0 P: 8	R: 0 E: 0 K: 0 S: 12	H: 1 LOB: 2 BB: 1 P: 20	R: 0 E: 0 K: 1 S: 12	H: 0 LOB: 0 BB: 0 P: 16	R: 1 E: 0 K: 1 S: 15	H: 2 LOB: 3 BB: 1 P: 25	1B: 10 HR: 1	SF: 1 HBP: 0	WP: 1 PB: 0 SB: 0 CS: 2	PA: 38
PITCHER	IP WLS BF H R ER SO BB IBB HBP BLK WP HR S P ERA WHIP	PITCHER																IP WLS BF H R ER SO BB IBB HBP BLK WP HR S P ERA WHIP				
32 Brad Lincoln, R ERA: 3.73	5.1	23	8	4	3	1	1	1	0	0	0	0	0	0	1	51	83	5.06	1.688			
63 Chris Leroux, R ERA: 1.64	1.1	5	1	0	0	0	1	0	0	0	0	0	0	0	0	8	14	0.00	1.500			
44 Tony Watson, L ERA: 4.37	0.1	1	0	0	0	0	0	0	0	0	0	0	0	0	6	8	0.00	0.000				
39 Jason Grilli, R ERA: 3.04	1.0	W	3	0	0	0	1	0	0	0	0	0	0	0	12	16	0.00	0.000				
Joel Hanrahan, R ERA: 1.67	1.0	S	6	2	1	1	1	1	0	0	0	1	0	0	15	25	9.00	3.000				

Batter	1	2	3	4	5	6	7	8	9	AB	R	H	RBI	BB	SO	LOB	BOTTOM			
7 Alex Presley, L OBP: 0.355, SLG: 0.452										5	2	2	0	0	0	3	St. Louis Cardinals @ Pittsburgh Pirates PNC Park, Pittsburgh, PA Mon Sep 12 2011, 7:06 PM - 10:05 PM EDT Att: 13,278 - Partly Cloudy - 76 F			
18 Neil Walker, S OBP: 0.340, SLG: 0.404										4	1	3	1	0	0	0				
22 Andrew McCutchen, R OBP: 0.367, SLG: 0.465										3	0	0	1	0	1	2				
25 Derrek Lee, R OBP: 0.310, SLG: 0.431										2	0	0	1	1	0	1				
3 Chase d'Arnaud, R OBP: 0.223, SLG: 0.264										0	1	0	0	0	0	0				
41 Ryan Doumit, S OBP: 0.351, SLG: 0.479										4	0	2	1	0	0	1				
38 Xavier Paul, L OBP: 0.288, SLG: 0.335										0	1	0	0	0	0	0				
46 Garrett Jones, L OBP: 0.324, SLG: 0.443										3	0	2	0	0	0	0				
36 Ryan Ludwick, R OBP: 0.311, SLG: 0.364										0	1	0	0	1	0	0				
2 Brandon Wood, R OBP: 0.298, SLG: 0.333										0	0	0	0	0	0	0				
24 Pedro Alvarez, L OBP: 0.258, SLG: 0.282										3	0	0	0	0	1	3				
5 Josh Harrison, R OBP: 0.276, SLG: 0.353										1	0	0	0	0	1	2				
5 Ronny Cedeno, R OBP: 0.306, SLG: 0.351										2	0	0	0	1	1	0				
44 Tony Watson, L										0	0	0	0	0	0	0				
39 Jason Grilli, R										0	0	0	0	0	0	0				
35 Jason Jaramillo, S OBP: 0.435, SLG: 0.400										0	0	0	0	0	0	0				
32 Brad Lincoln, L OBP: 0.182, SLG: 0.200										2	0	0	0	0	1	2				
63 Chris Leroux, L										0	0	0	0	0	0	0				
3 Pedro Ciriaco, R OBP: 0.316, SLG: 0.526										2	0	1	2	0	1	0				
Joel Hanrahan, R										0	0	0	0	0	0	0				
Inning Stats	R: 2 E: 0 K: 1 S: 17	H: 4 LOB: 2 BB: 0 P: 29	R: 0 E: 0 K: 0 S: 9	H: 0 LOB: 0 BB: 0 P: 11	R: 0 E: 0 K: 0 S: 8	H: 1 LOB: 0 BB: 0 P: 11	R: 0 E: 0 K: 1 S: 12	H: 1 LOB: 1 BB: 1 P: 20	R: 1 E: 0 K: 0 S: 11	H: 2 LOB: 1 BB: 0 P: 16	R: 0 E: 0 K: 1 S: 7	H: 0 LOB: 0 BB: 0 P: 13	R: 0 E: 0 K: 1 S: 6	H: 0 LOB: 0 BB: 0 P: 7	R: 3 E: 0 K: 2 S: 15	H: 2 LOB: 3 BB: 3 P: 37	1B: 6 HR: 0	SF: 2 HBP: 0	WP: 0 PB: 0 SB: 0 CS: 0	PA: 37
PITCHER	IP WLS BF H R ER SO BB IBB HBP BLK WP HR S P ERA WHIP	PITCHER																IP WLS BF H R ER SO BB IBB HBP BLK WP HR S P ERA WHIP		
26 Kyle Lohse, R ERA: 3.62	6.0	26	8	3	3	0	0	1	0	0	0	0	0	0	0	64	100	4.50	1.333	
46 Kyle McClellan, R ERA: 4.05	1.0	H	3	0	0	0	1	0	0	0	0	0	0	0	6	7	0.00	0.000		
28 Octavio Dotel, R ERA: 3.4	0.1	H	2	0	1	1	1	0	0	0	0	0	0	4	10	27.00	3.000			
34 Marc Rzepczynski, L ERA: 2.93	0.1	L	4	1	0	0	1	1	0	0	0	0	0	5	17	0.00	0.000			
59 Fernando Salas, R ERA: 2.39	0.1		2	1	2	2	0	0	0	0	0	0	0	6	10	54.00	3.000			

AB 33
R 5
H 11
RBI 4
BB 4
SO 3
LOB 19



AB 31
R 6
H 10
RBI 6
BB 4
SO 6
LOB 14



Batter	1	2	3	4	5	6	7	8	9	AB	R	H	RBI	BB	SO	LOB	TOP										
15 Rafael Furcal, S OBP: 0.288, SLG: 0.328	P6	G2-3			19 S 19 2B		G4-3		E6 5 SF9 19 1B	5	1	1	0	0	0	4	St. Louis Cardinals @ Pittsburgh Pirates PNC Park, Pittsburgh, PA Tue Sep 13 2011, 7:07 PM - 10:01 PM EDT Att: 16,544 - Clear - 78 F livebaseballscorecards.com										
19 Jon Jay, L OBP: 0.357, SLG: 0.448	G1-3	G3-1			1-H 2B		K		1B	5	0	2	1	0	1	2											
5 Albert Pujols, R OBP: 0.367, SLG: 0.548	F7		G6-3		12 G6-4-3 1B		G6-3		SF9	4	0	1	1	0	0	0											
7 Matt Holliday, R OBP: 0.388, SLG: 0.528		G5-3	G4-3		K				L9	4	0	0	0	0	2	2											
44 Corey Patterson, L OBP: 0.273, SLG: 0.362					K					1	0	0	0	0	0	2											
12 Lance Berkman, S OBP: 0.403, SLG: 0.548			F9		G6-4-3					4	1	1	0	0	0	2											
30 Jason Motte, R										0	0	0	0	0	0	0											
55 Skip Schumaker, L OBP: 0.341, SLG: 0.360										3	1	0	0	1	1	0											
53 Arthur Rhodes, L										0	0	0	0	0	0	0											
46 Kyle McClellan, R OBP: 0.167, SLG: 0.171										0	0	0	0	0	0	0											
Ryan Theriot, R OBP: 0.320, SLG: 0.333										0	0	0	0	0	0	0											
4 Yadier Molina, R OBP: 0.332, SLG: 0.445										4	1	1	1	0	1	0											
33 Daniel Descalso, L OBP: 0.341, SLG: 0.363										3	0	3	0	1	0	0											
27 Tyler Greene, R OBP: 0.311, SLG: 0.265										0	1	0	0	0	0	0											
56 Adron Chambers, L										0	0	0	0	0	0	0											
29 Chris Carpenter, R OBP: 0.185, SLG: 0.206										3	0	1	2	0	1	2											
8 Nick Punto, S OBP: 0.378, SLG: 0.402										1	1	1	1	0	0	0											
Inning Stats	R: 0 E: 0 K: 0 S: 8	H: 0 LOB: 0 BB: 0 P: 10	R: 3 E: 0 K: 0 S: 7	H: 3 LOB: 2 BB: 2 P: 21	R: 0 E: 0 K: 0 S: 5	H: 0 LOB: 0 BB: 0 P: 8	R: 0 E: 0 K: 1 S: 8	H: 1 LOB: 1 BB: 0 P: 14	R: 1 E: 0 K: 1 S: 11	H: 3 LOB: 1 BB: 0 P: 16	R: 0 E: 0 K: 1 S: 11	H: 1 LOB: 1 BB: 0 P: 14	R: 0 E: 0 K: 1 S: 8	H: 0 LOB: 0 BB: 0 P: 15	R: 0 E: 0 K: 2 S: 10	H: 0 LOB: 0 BB: 0 P: 15	R: 2 E: 1 K: 0 S: 16	H: 3 LOB: 2 BB: 0 P: 28	1B: 8 2B: 3 HR: 0	SF: 1 SAC: 0 DP: 1 HBP: 0	WP: 0 PB: 0 SB: 1 CS: 0	PA: 40					
PITCHER	IP	WLS	BF	H	R	ER	SO	BB	IBB	HBP	BLK	WP	HR	S	P	ERA	WHIP										
27 Jeff Karstens, R ERA: 3.45	4.1		22	7	4	4	2	1	1	0	0	0	0	38	68	8.31	1.846										
57 Daniel Moskos, L ERA: 2.51	1.2		5	1	0	0	1	0	0	0	0	0	0	12	15	0.00	0.600										
48 Jared Hughes, R ERA: 2.51	1.0		3	0	0	0	1	0	0	0	0	0	0	8	15	0.00	0.000										
43 Jose Veras, R ERA: 3.59	1.0		3	0	0	0	2	0	0	0	0	0	0	10	15	0.00	0.000										
Joel Hanrahan, R ERA: 1.79	0.2	L	6	3	2	1	0	0	0	0	0	0	0	15	27	13.50	4.500										

Batter	1	2	3	4	5	6	7	8	9	AB	R	H	RBI	BB	SO	LOB	BOTTOM										
3 Pedro Ciriaco, R OBP: 0.333, SLG: 0.500	22 CS 1B	K			22 G5-3 25 F9-1-5 18 1B		FC6-4 22 HR 18 G4-3		FC2-5 18 G6-4-3	5	1	2	0	0	1	6	St. Louis Cardinals @ Pittsburgh Pirates PNC Park, Pittsburgh, PA Tue Sep 13 2011, 7:07 PM - 10:01 PM EDT Att: 16,544 - Clear - 78 F livebaseballscorecards.com										
18 Neil Walker, S OBP: 0.339, SLG: 0.402	F7				22 G5-3 1B		G4-3		G6-4-3	5	0	1	0	0	1	4											
22 Andrew McCutchen, R OBP: 0.366, SLG: 0.499	K				G5-3					4	1	1	2	0	1	3											
25 Derrek Lee, R OBP: 0.312, SLG: 0.440					F9-1-5		G3-1			4	2	2	1	0	0	2											
41 Ryan Doumit, S OBP: 0.354, SLG: 0.487	F7									3	0	1	0	1	0	1											
46 Garrett Jones, L OBP: 0.324, SLG: 0.441										4	0	1	0	0	0	2											
36 Ryan Ludwick, R OBP: 0.311, SLG: 0.363										4	0	1	0	0	1	2											
5 Josh Harrison, R OBP: 0.275, SLG: 0.351	E3									4	0	1	1	0	0	4											
27 Jeff Karstens, R ERA: 3.45										3	0	0	0	0	0	3											
57 Daniel Moskos, L ERA: 2.51										0	0	0	0	0	0	0											
48 Jared Hughes, R ERA: 2.51										0	0	0	0	0	0	0											
43 Jose Veras, R ERA: 3.59										0	0	0	0	0	0	0											
Joel Hanrahan, R ERA: 1.79										0	0	0	0	0	0	0											
29 Chris Carpenter, R OBP: 0.185, SLG: 0.206										0	0	0	0	0	0	0											
8 Nick Punto, S OBP: 0.378, SLG: 0.402										0	0	0	0	0	0	0											
Inning Stats	R: 0 E: 0 K: 1 S: 8	H: 1 LOB: 0 BB: 0 P: 11	R: 1 E: 1 K: 2 S: 17	H: 3 LOB: 3 BB: 0 P: 23	R: 1 E: 0 K: 1 S: 12	H: 2 LOB: 1 BB: 0 P: 17	R: 0 E: 0 K: 1 S: 9	H: 0 LOB: 0 BB: 0 P: 14	R: 0 E: 0 K: 0 S: 10	H: 0 LOB: 1 BB: 1 P: 14	R: 2 E: 1 K: 0 S: 15	H: 2 LOB: 0 BB: 0 P: 21	R: 0 E: 0 K: 0 S: 6	H: 0 LOB: 0 BB: 0 P: 6	R: 0 E: 0 K: 0 S: 11	H: 2 LOB: 2 BB: 0 P: 16	1B: 9 2B: 2 3B: 1 HR: 2	SF: 0 SAC: 0 DP: 3 HBP: 0	WP: 0 PB: 0 SB: 0 CS: 1	PA: 38							
PITCHER	IP	WLS	BF	H	R	ER	SO	BB	IBB	HBP	BLK	WP	HR	S	P	ERA	WHIP										
29 Chris Carpenter, R ERA: 3.8	7.0		31	10	4	4	0	1	0	0	0	0	0	5	5	0.00	0.000										
53 Arthur Rhodes, L ERA: 4.94	0.2		2	0	0	0	0	0	0	0	0	0	0	1	1	0.00	0.000										
46 Kyle McClellan, R ERA: 4.04	0.1	W	1	0	0	0	0	0	0	0	0	0	0	1	1	0.00	0.000										
30 Jason Motte, R ERA: 1.59	1.0	S	4	2	0	0	0	0	0	0	0	0	0	11	16	0.00	2.000										




Batter	1	2	3	4	5	6	7	8	9	10	11	AB	R	H	RBI	BB	SO	LOB	TOP					
15 Rafael Furcal, S OBP: 0.296, SLG: 0.337	(1, 6)	(1, 4)			(1, 2)		(1, 2)		(1, 3)		(1, 2)	5	1	2	1	1	1	0						
21 Allen Craig, R OBP: 0.391, SLG: 0.494	(1, 9)	(1, 9)			(1, 2)		(1, 3)		(1, 1)		(1, 0)	4	0	0	0	0	2	4						
44 Corey Patterson, L OBP: 0.272, SLG: 0.360																								
5 Albert Pujols, R OBP: 0.372, SLG: 0.549	(1, 3)				(1, 1)		(1, 4)		(1, 1)		(1, 4)	4	1	4	0	2	0	0						
12 Lance Berkman, S OBP: 0.406, SLG: 0.551	(1, 7)	(1, 7)			(1, 0)		(1, 4)		(1, 1)		(1, 2)	4	0	2	0	1	0	2						
56 Aaron Chambers, L OBP: 0.500, SLG: 0.500	(9, 7)	(9, 7)			(1, 2)		(1, 2)		(1, 2)		(1, 2)	1	0	1	1	0	0	0						
23 David Freese, R OBP: 0.311, SLG: 0.333	(1, 5)	(1, 5)			(1, 1)		(1, 1)		(1, 2)		(1, 1)	3	1	1	0	1	0	5						
19 Jon Jay, L OBP: 0.354, SLG: 0.444	(1, 8)	(1, 8)			(1, 0)		(1, 2)		(1, 0)		(1, 4)	3	0	0	0	0	2							
4 Yadier Molina, R OBP: 0.334, SLG: 0.454	(1, 2)	(1, 2)			(1, 0)		(1, 2)		(1, 2)		(1, 2)	5	1	2	1	0	0	2						
55 Skip Schumaker, L OBP: 0.338, SLG: 0.355	(1, 4)	(1, 4)			(1, 2)		(1, 2)		(1, 2)			2	0	0	0	1	1							
48 Tony Cruz, R OBP: 0.329, SLG: 0.333	(8, 8)	(8, 8)			(1, 3)		(1, 3)		(1, 3)			1	0	0	0	0	0							
33 Daniel Descalso, L OBP: 0.337, SLG: 0.359	(8, 5)	(8, 5)			(1, 3)		(1, 3)		(1, 3)			1	0	0	0	0	1							
54 Jaime Garcia, L OBP: 0.119, SLG: 0.155	(1, 1)	(1, 1)			(1, 3)		(1, 3)		(1, 3)			3	0	0	0	2	4							
43 Shane Robinson, R OBP: 0.167, SLG: 0.171	(8, 8)	(8, 8)			(1, 3)		(1, 3)		(1, 3)			2	0	0	0	2	1							
46 Kyle McClellan, R OBP: 0.167, SLG: 0.171	(10, 1)	(10, 1)			(1, 3)		(1, 3)		(1, 3)			0	0	0	0	0	0							
59 Fernando Salas, R OBP: 0.167, SLG: 0.171	(11, 1)	(11, 1)			(1, 3)		(1, 3)		(1, 3)			0	0	0	0	0	0							
Inning Stats	R: 0 E: 0 K: 2 S: 11	H: 1 LOB: 1 BB: 0 P: 14	R: 1 E: 0 K: 1 S: 15	H: 1 LOB: 3 BB: 3 P: 29	R: 0 E: 0 K: 0 S: 14	H: 2 LOB: 0 BB: 0 P: 22	R: 0 E: 0 K: 2 S: 12	H: 0 LOB: 0 BB: 0 P: 16	R: 0 E: 0 K: 0 S: 11	H: 0 LOB: 2 BB: 2 P: 11	R: 1 E: 0 K: 1 S: 13	H: 1 LOB: 0 BB: 0 P: 19	R: 0 E: 0 K: 0 S: 9	H: 2 LOB: 2 BB: 0 P: 19	R: 0 E: 0 K: 1 S: 11	H: 1 LOB: 0 BB: 2 P: 13	R: 2 E: 0 K: 0 S: 11	H: 3 LOB: 2 BB: 2 P: 27	1B: 11 2B: 2 3B: 0 HR: 1	SF: 0 SAC: 2 DP: 1 HBP: 0	WP: 2 PB: 0 SB: 0 CS: 0	PA: 52		
PITCHER	49 Vance Worley, R ERA: 2.85	57 David Herndon, R ERA: 3.54	37 Antonio Bastardo, L ERA: 2.1	54 Brad Lidge, R ERA: 1.2	46 Ryan Madison, R ERA: 2.59	39 Michael Schwimer, R ERA: 4.82																		

St. Louis Cardinals @ Philadelphia Phillies
Citizens Bank Park, Philadelphia, PA
Fri Sep 16 2011, 7:09 PM - 10:48 PM EDT
Alt. 45,572 - Overcast - 63 F

livebaseballscorecards.com

AB 43
R 4
H 14
RBI 4
BB 7
SO 8
LOB 24




Batter	1	2	3	4	5	6	7	8	9	10	11	AB	R	H	RBI	BB	SO	LOB	BOTTOM				
11 Jimmy Rollins, S OBP: 0.335, SLG: 0.392	(1, 6)	(1, 6)			(1, 2)			(1, 2)		(1, 0)		5	0	0	0	1	3						
8 Shane Victorino, S OBP: 0.365, SLG: 0.503	(1, 8)	(1, 8)			(1, 4)		(1, 4)		(1, 1)		(1, 0)	3	0	0	0	2	0						
26 Chase Utley, L OBP: 0.341, SLG: 0.434	(1, 4)	(1, 4)			(1, 2)		(1, 2)		(1, 2)		(1, 3)	5	0	0	0	0	2						
3 Hunter Pence, R OBP: 0.363, SLG: 0.493	(1, 9)	(1, 9)			(1, 0)		(1, 0)		(1, 3)		(1, 2)	5	0	0	0	0	1	2					
27 Placido Polanco, R OBP: 0.336, SLG: 0.345	(1, 5)	(1, 5)			(1, 1)		(1, 1)		(1, 2)		(1, 2)	5	1	2	0	0	1						
15 John Mayberry Jr., R OBP: 0.353, SLG: 0.523	(1, 3)	(1, 3)			(1, 2)		(1, 2)		(1, 3)		(1, 3)	5	0	2	1	0	2	1					
10 Ben Francisco, R OBP: 0.339, SLG: 0.388	(1, 7)	(1, 7)			(1, 0)		(1, 2)		(1, 2)		(1, 0)	3	0	1	0	0	1						
6 Ryan Howard, L OBP: 0.342, SLG: 0.493	(9, 8)	(9, 8)			(1, 3)		(1, 2)		(1, 2)		(1, 0)	1	0	1	0	0	0						
7 Michael Martinez, S OBP: 0.257, SLG: 0.266	(10, 7)	(10, 7)			(1, 3)		(1, 2)		(1, 2)		(1, 0)	0	1	0	0	0	0						
16 John Bowker, L OBP: 0.231, SLG: 0.208	(11, 8)	(11, 8)			(1, 3)		(1, 2)		(1, 2)		(1, 0)	1	0	0	0	0	1						
23 Brian Schneider, L OBP: 0.242, SLG: 0.265	(1, 2)	(1, 2)			(1, 2)		(1, 4)		(1, 2)			2	0	1	0	0	0						
51 Carlos Ruiz, R OBP: 0.374, SLG: 0.385	(7, 8)	(7, 8)			(1, 3)		(1, 2)		(1, 2)			1	0	0	0	1	0						
49 Vance Worley, R ERA: 2.85	(1, 1)	(1, 1)			(1, 3)		(1, 0)		(1, 0)			2	0	0	0	2	3						
57 David Herndon, R ERA: 3.54	(7, 1)	(7, 1)			(1, 3)		(1, 0)		(1, 0)			0	0	0	0	0	0						
37 Antonio Bastardo, L ERA: 2.1	(8, 1)	(8, 1)			(1, 3)		(1, 0)		(1, 0)			0	0	0	0	0	0						
54 Brad Lidge, R ERA: 1.2	(9, 1)	(9, 1)			(1, 3)		(1, 0)		(1, 0)			0	0	0	0	0	0						
46 Ryan Madison, R ERA: 2.59	(10, 1)	(10, 1)			(1, 3)		(1, 0)		(1, 0)			0	0	0	0	0	0						
39 Michael Schwimer, R ERA: 4.82	(11, 1)	(11, 1)			(1, 3)		(1, 0)		(1, 0)			0	0	0	0	0	0						
Inning Stats	R: 0 E: 0 K: 8 S: 8	H: 0 LOB: 0 BB: 0 P: 13	R: 1 E: 0 K: 1 S: 17	H: 4 LOB: 3 BB: 0 P: 24	R: 0 E: 0 K: 0 S: 8	H: 0 LOB: 0 BB: 0 P: 10	R: 0 E: 0 K: 1 S: 8	H: 0 LOB: 0 BB: 0 P: 11	R: 0 E: 0 K: 0 S: 7	H: 1 LOB: 1 BB: 1 P: 13	R: 0 E: 0 K: 2 S: 11	H: 0 LOB: 0 BB: 0 P: 21	R: 1 E: 1 K: 2 S: 18	H: 1 LOB: 1 BB: 0 P: 24	R: 0 E: 0 K: 0 S: 5	H: 0 LOB: 0 BB: 0 P: 9	R: 0 E: 0 K: 1 S: 9	H: 1 LOB: 1 BB: 0 P: 16	1B: 4 2B: 3 3B: 0 HR: 0	SF: 0 SAC: 0 DP: 0 HBP: 0	WP: 1 PB: 0 SB: 0 CS: 0	PA: 43	
PITCHER	54 Jaime Garcia, L ERA: 3.59	34 Marc Rzepczynski, L ERA: 3.35	28 Octavio Dotel, R ERA: 3.35	30 Jason Motte, R ERA: 1.55	53 Arthur Rhodes, L ERA: 4.88	46 Kyle McClellan, R ERA: 4.01	59 Fernando Salas, R ERA: 2.36																

St. Louis Cardinals @ Philadelphia Phillies
Citizens Bank Park, Philadelphia, PA
Fri Sep 16 2011, 7:09 PM - 10:48 PM EDT
Alt. 45,572 - Overcast - 63 F

livebaseballscorecards.com

AB 40
R 2
H 7
RBI 1
BB 3
SO 9
LOB 16



Batter	1	2	3	4	5	6	7	8	9	AB	R	H	RBI	BB	SO	LOB	TOP				
15 Rafael Furcal, S OBP: 0.294, SLG: 0.334	G3		1B			F7		G4-3	G4-3	5	0	1	0	0	0	1					
19 Jon Jay, L OBP: 0.353, SLG: 0.442	F7		P4			F8		1B	1B	4	1	1	0	0	0	1					
5 Albert Pujols, R OBP: 0.372, SLG: 0.546	G5-3			F9		F8		1B	1B	4	1	1	0	0	0	0					
12 Lance Berkman, S OBP: 0.409, SLG: 0.552		4S		K				1B	1B	4	0	3	1	0	1	0					
23 David Freese, R OBP: 0.340, SLG: 0.423 33 Daniel Descalso, L (8, PR) OBP: 0.337, SLG: 0.359	F8		K					1B	1B	4	0	1	1	0	2	2					
21 Allen Craig, R OBP: 0.353, SLG: 0.482	K					F8		G4-3		4	0	0	0	0	1	4					
4 Yadier Molina, R OBP: 0.335, SLG: 0.457	G4-3					55		1B	F8	4	0	2	0	0	0	1					
55 Skip Schumaker, L OBP: 0.335, SLG: 0.352 59 Fernando Salas, R			K			G4-3			G4-3	3	0	0	0	0	2	3					
34 Marc Rzepczynski, L 28 Octavio Dotel, R 56 Adron Chambers, L OBP: 0.333, SLG: 0.333			K			G4-3			G4-3	0	0	0	0	0	0	0					
35 Jake Westbrook, R 53 Arthur Rhoads, L 44 Corey Patterson, L 41 Mitchell Boggs, R 46 Kyle McClellan, R Ryan Theriot, R			K			P5			F8	1	0	0	0	0	0	1					
Inning Stats	R: 0 E: 0 K: 0 S: 11	H: 0 LOB: 0 BB: 0 P: 18	R: 0 E: 0 K: 1 S: 13	H: 1 LOB: 1 BB: 0 P: 18	R: 0 E: 0 K: 2 S: 11	H: 1 LOB: 1 BB: 0 P: 17	R: 0 E: 0 K: 2 S: 8	H: 0 LOB: 0 BB: 0 P: 13	R: 0 E: 0 K: 0 S: 9	H: 1 LOB: 1 BB: 0 P: 11	R: 0 E: 0 K: 0 S: 5	H: 0 LOB: 0 BB: 0 P: 9	R: 0 E: 0 K: 2 S: 11	H: 2 LOB: 2 BB: 0 P: 21	R: 2 E: 0 K: 0 S: 15	H: 4 LOB: 2 BB: 0 P: 23	R: 0 E: 0 K: 0 S: 12	H: 1 LOB: 1 BB: 0 P: 13	1B: 9 2B: 1 3B: 0 HR: 0	SF: 0 SAC: 0 DP: 0 HBP: 0	WP: 0 PA: 37
PITCHER	IP WLS BF H R ER SO BB IBB HBP BLK WP HR S P ERA WHIP																				
44 Roy Oswalt, R ERA: 3.66	7.0 W 26 5 0 0 7 0 0 0 0 0 0 0 68 107 0.00 0.714																				
40 Michael Stutes, R ERA: 3.77	0.2 H 6 4 2 2 0 0 0 0 0 0 0 0 14 22 27.00 6.000																				
54 Brad Lidge, R ERA: 1.17	0.1 H 1 0 0 0 0 0 0 0 0 0 0 0 1 1 0.00 0.000																				
46 Ryan Madson, R ERA: 2.54	1.0 4 1 0 0 0 0 0 0 0 0 0 0 12 13 0.00 1.000																				

St. Louis Cardinals @ Philadelphia Phillies
Citizens Bank Park, Philadelphia, PA
Sat Sep 17 2011, 7:09 PM - 10:11 PM EDT
Att: 45,470 - Cloudy - 60 F

AB 37
R 2
H 10
RBI 2
BB 0
SO 7
LOB 13



Batter	1	2	3	4	5	6	7	8	9	AB	R	H	RBI	BB	SO	LOB	BOTTOM		
11 Jimmy Rollins, S OBP: 0.339, SLG: 0.396	G4-3		BB	8		G4-3		1B		5	2	4	0	0	0	0			
8 Shane Victorino, S OBP: 0.368, SLG: 0.511	G4-3		SH5-3			HR		1B	1B	3	2	2	3	1	0	1			
26 Chase Utley, L OBP: 0.339, SLG: 0.429	L9		K2-3		F9			1B	1B	4	1	0	0	0	2	5			
6 Ryan Howard, L OBP: 0.343, SLG: 0.490	BB		BB		G6-3		F7		K	3	0	0	0	2	1	6			
3 Hunter Pence, R OBP: 0.367, SLG: 0.496	2B		BB		BB		G5-3		1B	3	1	2	2	2	0	0			
29 Raul Ibanez, L OBP: 0.292, SLG: 0.426	G3-1		P6		F9		F9		HR	5	1	1	4	0	0	6			
27 Placido Polanco, R OBP: 0.339, SLG: 0.345	G4-6-3		BB		BB		K		G6-3	3	1	1	0	2	1	0			
51 Carlos Ruiz, R OBP: 0.370, SLG: 0.381	G4-6-3		F9		P3		K		E5	4	1	0	0	0	4				
44 Roy Oswalt, R ERA: 4.98 53 Arthur Rhoads, L ERA: 4.78 41 Mitchell Boggs, R ERA: 3.57 46 Kyle McClellan, R ERA: 4.04 59 Fernando Salas, R ERA: 2.33	G6-3		FC1		F9		F9		P6	3	0	0	0	0	3				
Inning Stats	R: 1 E: 0 K: 0 S: 12	H: 2 LOB: 2 BB: 1 P: 23	R: 0 E: 0 K: 0 S: 6	H: 1 LOB: 0 BB: 0 P: 8	R: 0 E: 0 K: 1 S: 11	H: 1 LOB: 3 BB: 2 P: 21	R: 1 E: 0 K: 0 S: 12	H: 1 LOB: 3 BB: 2 P: 27	R: 0 E: 0 K: 0 S: 12	H: 0 LOB: 2 BB: 2 P: 20	R: 1 E: 0 K: 1 S: 15	H: 1 LOB: 0 BB: 0 P: 21	R: 0 E: 0 K: 1 S: 8	H: 0 LOB: 0 BB: 0 P: 14	R: 6 E: 1 K: 1 S: 14	H: 4 LOB: 0 BB: 0 P: 26	1B: 7 2B: 1 3B: 0 HR: 2	SF: 0 SAC: 1 DP: 1 HBP: 1	WP: 0 PA: 43
PITCHER	IP WLS BF H R ER SO BB IBB HBP BLK WP HR S P ERA WHIP																		
35 Jake Westbrook, R ERA: 4.98	3.1 L 20 5 2 0 0 0 0 0 0 0 0 4 8 2.70 3.000																		
53 Arthur Rhoads, L ERA: 4.78	0.2 2 0 0 0 0 0 0 0 0 0 0 4 8 0.00 0.000																		
41 Mitchell Boggs, R ERA: 3.57	1.0 5 0 0 0 0 0 2 0 0 0 0 0 12 20 0.00 2.000																		
46 Kyle McClellan, R ERA: 4.04	1.0 4 1 1 1 1 0 0 0 0 0 0 1 15 21 9.00 1.000																		
59 Fernando Salas, R ERA: 2.33	1.0 4 0 1 1 1 0 0 0 0 0 0 0 9 15 9.00 0.000																		
PITCHER	IP WLS BF H R ER SO BB IBB HBP BLK WP HR S P ERA WHIP																		
34 Marc Rzepczynski, L ERA: 3.28	0.2 2 0 0 0 0 0 0 0 0 0 0 2 8 0.00 0.000																		
28 Octavio Dotel, R ERA: 3.7	0.1 3 2 5 4 0 0 0 0 0 0 0 1 5 9 108.00 6.000																		

St. Louis Cardinals @ Philadelphia Phillies
Citizens Bank Park, Philadelphia, PA
Sat Sep 17 2011, 7:09 PM - 10:11 PM EDT
Att: 45,470 - Cloudy - 60 F

AB 34
R 9
H 10
RBI 9
BB 7
SO 4
LOB 26



Batter	1	2	3	4	5	6	7	8	9	AB	R	H	RBI	BB	SO	LOB	TOP			
15 Rafael Furcal, S OBP: 0.302, SLG: 0.346			SH5-4				P4			4	1	3	0	0	0	0	St. Louis Cardinals @ Philadelphia Phillies Citizens Bank Park, Philadelphia, PA Mon Sep 19 2011, 7:07 PM - 9:43 PM EDT Att: 45,048 - Partly Cloudy - 64 F			
8 Nick Punto, S OBP: 0.373, SLG: 0.385	G3						SH1-4			2	1	0	1	2	1	1				
5 Albert Pujols, R OBP: 0.369, SLG: 0.548	G1-3						F9			5	0	1	1	0	2	4				
12 Lance Berkman, S 30 Jason Motte, R 53 Arthur Rhodes, L 28 Octavio Dotel, R										2	1	2	2	2	0	0				
21 Allen Craig, R 56 Adron Chambers, L	L4						IBB			0	0	0	0	0	0	0				
19 Jon Jay, L 13 Gerald Laird, R 33 Daniel Descalso, L	G2-3						IBB			4	0	0	0	0	1	0				
26 Kyle Lohse, R 34 Marc Rzepczynski, L 55 Skip Schumaker, L	G6-3						IBB			4	0	0	0	0	1	0				
	P4						IBB			4	0	0	0	0	1	0				
	G3-1						IBB			4	0	0	0	0	1	0				
	G6-3						IBB			4	0	0	0	0	1	0				
	K						IBB			4	0	0	0	0	1	0				
	G4-3						IBB			3	1	1	0	0	1	1				
	G1-3						IBB			0	0	0	0	0	0	0				
	G1-6-3						IBB			1	0	0	0	0	0	0				
Inning Stats	R: 2 E: 0 K: 0 S: 9	H: 2 LOB: 0 BB: 0 P: 11	R: 0 E: 0 K: 0 S: 6	H: 0 LOB: 0 BB: 0 P: 7	R: 1 E: 0 K: 1 S: 10	H: 2 LOB: 2 BB: 1 P: 19	R: 0 E: 0 K: 1 S: 11	H: 0 LOB: 1 BB: 1 P: 15	R: 0 E: 0 K: 2 S: 8	H: 0 LOB: 0 BB: 0 P: 8	R: 1 E: 0 K: 0 S: 12	H: 1 LOB: 2 BB: 2 P: 21	R: 0 E: 0 K: 1 S: 6	H: 0 LOB: 0 BB: 0 P: 8	R: 0 E: 0 K: 2 S: 11	H: 1 LOB: 1 BB: 0 P: 17	1B: 2 2B: 4 3B: 0 HR: 1	SF: 0 SAC: 2 DP: 0 HBP: 0	WP: 0 PB: 1 SB: 0 CS: 0	PA: 39
PITCHER	IP WLS BF H R ER SO BB IBB HBP BLK WP HR S P ERA WHIP	8.0 L 35 6 4 4 6 2 2 0 0 0 1 73 107 4.50 1.000	1.0 4 1 0 0 2 0 0 0 0 0 0 0 11 17 0.00 1.000	PITCHER																


Batter	1	2	3	4	5	6	7	8	9	AB	R	H	RBI	BB	SO	LOB	BOTTOM				
11 Jimmy Rollins, S OBP: 0.339, SLG: 0.397	F7		F8				P5			4	1	1	1	1	0	0	St. Louis Cardinals @ Philadelphia Phillies Citizens Bank Park, Philadelphia, PA Mon Sep 19 2011, 7:07 PM - 9:43 PM EDT Att: 45,048 - Partly Cloudy - 64 F				
8 Shane Victorino, S OBP: 0.385, SLG: 0.505	L6						F9		G6-3	5	0	1	1	0	0	2					
26 Chase Utley, L OBP: 0.341, SLG: 0.430	F8		FC4				G4-3			5	0	1	0	0	0	1					
3 Hunter Pence, R OBP: 0.366, SLG: 0.493							G3-1			5	0	2	0	0	2	1					
29 Raul Ibanez, L OBP: 0.288, SLG: 0.419	G4-3		K				L1-3		K	4	0	0	0	0	2	4					
27 Placido Polanco, R OBP: 0.341, SLG: 0.345			K				G6-3			3	1	1	0	1	1	3					
7 Ross Gload, L 15 John Mayberry Jr., R	FC4						G6-3			3	0	2	0	0	0	1					
51 Carlos Ruiz, R OBP: 0.371, SLG: 0.385			L8				G6-3			4	1	2	1	0	0	2					
34 Roy Halladay, R 57 David Herndon, R 24 Brandon Moss, L	K						G4-3			2	0	0	0	0	1	3					
			SH3-4				G4-3			0	0	0	0	0	0	0					
							G4-3			1	0	0	0	0	1	1					
Inning Stats	R: 0 E: 0 K: 0 S: 7	H: 0 LOB: 0 BB: 0 P: 11	R: 1 E: 1 K: 2 S: 14	H: 2 LOB: 2 BB: 0 P: 20	R: 0 E: 1 K: 2 S: 16	H: 2 LOB: 3 BB: 0 P: 23	R: 0 E: 0 K: 0 S: 13	H: 1 LOB: 0 BB: 1 P: 23	R: 0 E: 0 K: 0 S: 6	H: 1 LOB: 0 BB: 0 P: 11	R: 0 E: 0 K: 0 S: 7	H: 0 LOB: 0 BB: 0 P: 11	R: 0 E: 0 K: 2 S: 8	H: 0 LOB: 1 BB: 1 P: 19	R: 2 E: 0 K: 1 S: 13	H: 3 LOB: 1 BB: 0 P: 19	1B: 7 2B: 3 3B: 1 HR: 0	SF: 0 SAC: 1 DP: 1 HBP: 0	WP: 0 PB: 0 SB: 0 CS: 0	PA: 40	
PITCHER	IP WLS BF H R ER SO BB IBB HBP BLK WP HR S P ERA WHIP	7.1 W 31 7 1 0 5 1 0 0 0 0 0 5 13 0.00 1.091	0.2 H 4 2 2 2 1 0 0 0 0 0 0 8 12 27.00 3.000	0.0 1 1 0 0 0 0 0 0 0 0 0 0 1 2 =	0.1 S 1 0 0 0 0 0 0 0 0 0 0 4 5 0.00 0.000	PITCHER															

Batter	1	2	3	4	5	6	7	8	9	AB	R	H	RBI	BB	SO	LOB	TOP					
7 José Reyes, S OBP: 0.377, SLG: 0.479										4	2	1	0	2	0	2	New York Mets @ St. Louis Cardinals Busch Stadium, St. Louis, MO Tue Sep 20 2011, 7:16 PM - 10:38 PM CDT Att: 37,746 - Clear - 73 F					
16 Angel Pagan, S OBP: 0.324, SLG: 0.378										4	1	3	1	1	0	0						
5 David Wright, R OBP: 0.351, SLG: 0.443										4	0	0	1	1	2	6						
21 Lucas Duda, L OBP: 0.368, SLG: 0.482										3	0	1	1	2	2	2						
22 Willie Harris, L OBP: 0.350, SLG: 0.310										4	2	1	1	0	1	4						
15 Valentin Pascucci, R OBP: 0.200, SLG: 0.200										1	0	0	0	0	0	0						
36 Dale Thayer, R OBP: 0.335, SLG: 0.433										0	0	0	0	0	0	0						
6 Nick Evans, R OBP: 0.335, SLG: 0.433										3	1	1	0	2	0	3						
30 Josh Thole, L OBP: 0.346, SLG: 0.344										5	0	2	1	0	0	2						
11 Rubén Tejeda, R OBP: 0.355, SLG: 0.330										3	0	0	0	1	0	2						
34 Mike Pelfrey, R OBP: 0.188, SLG: 0.145										3	0	1	1	0	1	0						
2 J. Justin Turner, R OBP: 0.337, SLG: 0.390										1	0	0	0	0	0	2						
64 Josh Stinson, R OBP: 0.188, SLG: 0.145										0	0	0	0	0	0	0						
40 Tim Byrdak, L OBP: 0.188, SLG: 0.145										0	0	0	0	0	0	0						
77 D.J. Carrasco, R OBP: 0.188, SLG: 0.145										0	0	0	0	0	0	0						
23 Mike Baxter, L OBP: 0.333, SLG: 0.429										1	0	0	0	0	0	0						
Inning Stats	R: 1 E: 0 K: 2 S: 13	H: 3 LOB: 2 BB: 0 P: 15	R: 0 E: 0 K: 0 S: 4	H: 0 LOB: 0 BB: 0 P: 7	R: 3 E: 1 K: 0 S: 11	H: 3 LOB: 2 BB: 2 P: 26	R: 0 E: 0 K: 2 S: 13	H: 1 LOB: 2 BB: 1 P: 20	R: 1 E: 0 K: 0 S: 14	H: 2 LOB: 1 BB: 1 P: 26	R: 0 E: 0 K: 0 S: 9	H: 0 LOB: 1 BB: 1 P: 17	R: 1 E: 0 K: 1 S: 13	H: 1 LOB: 3 BB: 3 P: 29	R: 0 E: 0 K: 1 S: 9	H: 0 LOB: 1 BB: 1 P: 18	R: 0 E: 0 K: 0 S: 8	H: 0 LOB: 0 BB: 0 P: 13	1B: 8 2B: 2 3B: 0 HR: 0	SF: 0 SAC: 1 DP: 0 HBP: 0	WP: 1 PB: 0 SB: 0 CS: 0	PA: 46
PITCHER	IP WLS BF H R ER SO BB IBB HBP BLK WP HR S P ERA WHIP																					
22 Edwin Jackson, R ERA: 3.85	5.0 28 9 5 5 4 3 1 0 0 0 1 0 55 94 9.00 2.400																					
46 Kyle McClellan, R ERA: 4.06	1.2 10 1 1 1 0 4 0 0 0 0 0 0 19 41 5.40 3.000																					
28 Octavio Dotel, R ERA: 3.65	0.1 W 1 0 0 0 1 0 0 0 0 0 0 0 3 5 0.00 0.000																					
34 Marc Rzepczynski, L ERA: 3.19	1.0 4 0 0 0 1 1 0 0 0 0 0 0 9 18 0.00 1.000																					
59 Fernando Salas, R ERA: 2.26	1.0 3 0 0 0 0 0 0 0 0 0 0 0 8 13 0.00 0.000																					
Batter	1	2	3	4	5	6	7	8	9	AB	R	H	RBI	BB	SO	LOB	BOTTOM					
15 Rafael Furcal, S OBP: 0.301, SLG: 0.347										5	1	1	1	0	0	2	New York Mets @ St. Louis Cardinals Busch Stadium, St. Louis, MO Tue Sep 20 2011, 7:16 PM - 10:38 PM CDT Att: 37,746 - Clear - 73 F					
21 Allen Craig, R OBP: 0.355, SLG: 0.514										5	2	2	0	0	0	0						
44 Corey Patterson, L OBP: 0.271, SLG: 0.359										0	0	0	0	0	0	0						
5 Albert Pujols, R OBP: 0.373, SLG: 0.551										5	2	4	1	0	0	1						
12 Lance Berkman, S OBP: 0.412, SLG: 0.557										5	1	2	2	0	0	3						
59 Fernando Salas, R ERA: 2.26										0	0	0	0	0	0	0						
23 David Freese, R OBP: 0.337, SLG: 0.420										3	1	1	1	1	0	1						
34 Marc Rzepczynski, L ERA: 3.19										0	0	0	0	0	0	0						
43 Shane Robinson, R OBP: 0.333, SLG: 0.340										1	0	0	0	0	0	1						
19 Jon Jay, L OBP: 0.247, SLG: 0.433										3	0	0	0	0	0	1						
46 Kyle McClellan, R OBP: 0.188, SLG: 0.145										0	0	0	0	0	0	0						
28 Octavio Dotel, R ERA: 3.65										0	0	0	0	0	0	0						
33 Daniel Descalso, L OBP: 0.233, SLG: 0.354										0	0	0	0	0	0	0						
Ryan Theriot, R OBP: 0.323, SLG: 0.340										1	1	2	0	0	0	0						
4 Yadier Molina, R OBP: 0.336, SLG: 0.456										3	1	2	0	1	0	0						
55 Skip Schumaker, L OBP: 0.332, SLG: 0.348										3	0	0	0	0	0	2						
48 Tony Cruz, R OBP: 0.329, SLG: 0.333										0	0	0	0	0	0	0						
56 Adron Chambers, L OBP: 0.500, SLG: 1.000										1	1	1	3	0	0	0						
22 Edwin Jackson, R OBP: 0.300, SLG: 0.276										2	1	1	0	0	1	1						
8 Nick Punto, S OBP: 0.375, SLG: 0.387										2	0	1	1	0	1	0						
Inning Stats	R: 0 E: 0 K: 0 S: 10	H: 1 LOB: 1 BB: 0 P: 17	R: 0 E: 0 K: 0 S: 10	H: 1 LOB: 1 BB: 0 P: 16	R: 3 E: 0 K: 0 S: 15	H: 4 LOB: 1 BB: 0 P: 25	R: 0 E: 0 K: 1 S: 8	H: 1 LOB: 0 BB: 0 P: 11	R: 2 E: 0 K: 0 S: 8	H: 3 LOB: 0 BB: 0 P: 17	R: 0 E: 0 K: 1 S: 9	H: 0 LOB: 0 BB: 0 P: 14	R: 6 E: 0 K: 0 S: 28	H: 5 LOB: 1 BB: 2 P: 45	R: 0 E: 0 K: 0 S: 11	H: 1 LOB: 1 BB: 0 P: 18	1B: 11 2B: 4 3B: 1 HR: 0	SF: 0 SAC: 0 DP: 1 HBP: 0	WP: 0 PB: 0 SB: 2 CS: 0	PA: 41		
PITCHER	IP WLS BF H R ER SO BB IBB HBP BLK WP HR S P ERA WHIP																					
34 Mike Pelfrey, R ERA: 4.58	6.0 27 10 5 5 2 0 0 0 0 0 0 0 60 100 7.50 1.667																					
64 Josh Stinson, R ERA: 6.52	0.2 L 5 2 3 3 0 1 0 0 0 0 0 0 13 22 40.50 4.500																					
40 Tim Byrdak, L ERA: 3.38	0.0 B 2 1 0 0 0 0 1 0 0 0 0 0 2 7 ∞ ∞																					
77 D.J. Carrasco, R ERA: 5.4	0.1 3 2 3 3 0 0 0 0 0 0 0 0 13 16 81.00 6.000																					
36 Dale Thayer, R ERA: 4.26	1.0 4 1 0 0 0 0 0 0 0 0 0 0 11 18 0.00 1.000																					

Batter	1	2	3	4	5	6	7	8	9	AB	R	H	RBI	BB	SO	LOB	TOP					
7 José Reyes, S OBP: 0.376, SLG: 0.480										4	1	1	0	0	1	0	New York Mets @ St. Louis Cardinals Busch Stadium, St. Louis, MO Wed Sep 21 2011, 7:16 PM - 9:39 PM CDT Att: 40,658 - Partly Cloudy - 72 F					
16 Angel Pagan, S OBP: 0.321, SLG: 0.375										4	1	0	0	0	0	0						
5 David Wright, R OBP: 0.350, SLG: 0.441										4	1	1	0	0	2	0						
21 Lucas Duda, L OBP: 0.370, SLG: 0.482										0	0	0	0	0	0	0						
3 Josh Satin, R OBP: 0.295, SLG: 0.333										2	0	1	2	0	0	0						
20 Jason Pridle, L OBP: 0.295, SLG: 0.335										1	0	0	0	0	0	0						
6 Nick Evans, R OBP: 0.327, SLG: 0.421										4	0	0	0	0	1	2						
22 Willie Harris, L OBP: 0.356, SLG: 0.332										4	1	3	1	0	0	0						
9 Ronny Paulino, R OBP: 0.319, SLG: 0.347										3	0	0	0	0	1	2						
30 Josh Thole, L OBP: 0.345, SLG: 0.343										1	0	0	0	0	1	0						
2 Justin Turner, R OBP: 0.335, SLG: 0.358										3	0	0	0	0	1	0						
63 Chris Schwinden, R OBP: 0.206, SLG: 0.200										2	1	1	0	0	0	0						
15 Valentin Fescouci, R OBP: 0.167, SLG: 0.167										1	0	0	0	0	0	1						
47 Miguel Batista, R OBP: 0.187, SLG: 0.187										0	0	0	0	0	0	0						
19 Daniel Herrera, L OBP: 0.187, SLG: 0.187										0	0	0	0	0	0	0						
27 Pedro Beato, R OBP: 0.187, SLG: 0.187										0	0	0	0	0	0	0						
39 Bobby Parnell, R OBP: 0.187, SLG: 0.187										0	0	0	0	0	0	0						
Inning Stats	R: 0 E: 0 K: 2 S: 7	H: 0 LOB: 0 BB: 0 P: 10	R: 0 E: 0 K: 0 S: 6	H: 0 LOB: 0 BB: 0 P: 11	R: 4 E: 1 K: 3 S: 19	H: 4 LOB: 1 BB: 0 P: 30	R: 0 E: 0 K: 0 S: 6	H: 1 LOB: 0 BB: 0 P: 10	R: 0 E: 0 K: 0 S: 4	H: 0 LOB: 0 BB: 0 P: 5	R: 0 E: 0 K: 0 S: 4	H: 0 LOB: 0 BB: 0 P: 7	R: 0 E: 0 K: 0 S: 6	H: 1 LOB: 1 BB: 0 P: 10	R: 0 E: 0 K: 1 S: 8	H: 0 LOB: 0 BB: 0 P: 13	R: 1 E: 0 K: 1 S: 11	H: 1 LOB: 0 BB: 0 P: 19	1B: 4 2B: 2 3B: 0 HR: 1	SF: 0 SAC: 0 DP: 3 HBP: 1	WP: 0 PB: 0 SB: 0 CS: 0	PA: 34
PITCHER	IP WLS BF H R ER SO BB IBB HBP BLK WP HR S P ERA WHIP																					
54 Jaime Garcia, L ERA: 3.45	(1, 1) 7.2 W 29 6 4 0 5 0 0 1 0 0 0 0 57 91 0.00 0.783																					
30 Jason Motte, R ERA: 1.91	(8, 1) 1.1 S 5 1 1 1 2 0 0 0 0 0 0 1 14 24 6.75 0.750																					



Batter	1	2	3	4	5	6	7	8	9	AB	R	H	RBI	BB	SO	LOB	BOTTOM			
15 Rafael Furcal, S OBP: 0.300, SLG: 0.344										3	0	0	0	0	0	0	New York Mets @ St. Louis Cardinals Busch Stadium, St. Louis, MO Wed Sep 21 2011, 7:16 PM - 9:39 PM CDT Att: 40,658 - Partly Cloudy - 72 F			
21 Allen Craig, R OBP: 0.353, SLG: 0.508										4	0	1	1	0	2	0				
8 Nick Punto, S OBP: 0.375, SLG: 0.387										0	0	0	0	0	0	0				
5 Albert Pujols, R OBP: 0.374, SLG: 0.552										4	2	2	0	0	0	3				
12 Lance Berkman, S OBP: 0.412, SLG: 0.555										3	2	1	0	1	0	3				
44 Corey Patterson, L OBP: 0.271, SLG: 0.359										0	0	0	0	0	0	0				
23 David Freese, R OBP: 0.339, SLG: 0.437										4	1	2	5	0	2	0				
33 Daniel Descalso, L OBP: 0.333, SLG: 0.354										0	0	0	0	0	0	0				
19 Jon Jay, L OBP: 0.344, SLG: 0.429										4	0	0	0	0	1	1				
30 Jason Motte, R ERA: 1.91	(8, 1) 1.1 S 5 1 1 1 2 0 0 0 0 0 0 1 14 24 6.75 0.750																			
4 Yadier Molina, R OBP: 0.340, SLG: 0.458										3	1	2	0	1	0	0				
55 Skip Schumaker, L OBP: 0.331, SLG: 0.349										4	0	1	0	0	0	2				
43 Shane Robinson, R OBP: 0.333, SLG: 0.354										0	0	0	0	0	0	0				
54 Jaime Garcia, L OBP: 0.113, SLG: 0.148	(1, 1) 7.2 W 29 6 4 0 5 0 0 1 0 0 0 0 57 91 0.00 0.783																			
56 Adron Chambers, L OBP: 0.400, SLG: 0.800	(8, 8) 1.0 S 3 0 0 0 1 0 0 0 0 0 0 0 10 17 0.00 0.000																			
Inning Stats	R: 2 E: 0 K: 1 S: 14	H: 2 LOB: 1 BB: 1 P: 25	R: 1 E: 0 K: 0 S: 10	H: 3 LOB: 3 BB: 0 P: 17	R: 0 E: 0 K: 1 S: 9	H: 1 LOB: 1 BB: 0 P: 15	R: 0 E: 0 K: 2 S: 7	H: 0 LOB: 0 BB: 0 P: 9	R: 0 E: 0 K: 1 S: 8	H: 0 LOB: 0 BB: 1 P: 12	R: 0 E: 0 K: 0 S: 9	H: 0 LOB: 1 BB: 1 P: 14	R: 3 E: 0 K: 1 S: 12	H: 3 LOB: 0 BB: 0 P: 19	R: 0 E: 0 K: 1 S: 10	H: 0 LOB: 0 BB: 0 P: 17	1B: 5 2B: 2 3B: 1 HR: 1	SF: 0 SAC: 0 DP: 0 HBP: 1	WP: 1 PB: 0 SB: 0 CS: 0	PA: 36
PITCHER	IP WLS BF H R ER SO BB IBB HBP BLK WP HR S P ERA WHIP																			
63 Chris Schwinden, R ERA: 5.06	(1, 1) 6.0 0 0 0 0 0 0 0 0 0 0 0 0 7 10 13.50 1.500																			
47 Miguel Batista, R ERA: 4.29	(7, 1) 0.2 H 3 1 1 1 1 0 0 0 0 0 0 0 7 10 13.50 1.500																			
19 Daniel Herrera, L ERA: 5.19	(7, 1) 0.0 L 1 1 0 0 0 0 0 0 0 0 0 0 1 1 0.00 0.000																			
27 Pedro Beato, R ERA: 4.41	(7, 1) 0.1 B 2 1 2 2 0 0 0 0 0 0 0 1 4 8 54.00 3.000																			
39 Bobby Parnell, R ERA: 3.93	(8, 1) 1.0 3 0 0 0 1 0 0 0 0 0 0 0 10 17 0.00 0.000																			

AB 33
R 5
H 7
RBI 3
BB 0
SO 7
LOB 5



AB 33
R 6
H 9
RBI 6
BB 2
SO 7
LOB 12



Batter	1	2	3	4	5	6	7	8	9	AB	R	H	RBI	BB	SO	LOB	TOP																				
7 José Reyes, S OBP: 0.377, SLG: 0.478	L7		G5-3					F8	11 2B 22 E	4	1	1	1	1	0	1	New York Mets @ St. Louis Cardinals Busch Stadium, St. Louis, MO Thu Sep 22 2011, 3:05 PM - 6:33 PM CDT Att: 35,992 - Overcast - 58 F livebaseballscorecards.com																				
11 Rubén Tejada, R OBP: 0.356, SLG: 0.336	F9			G6-3				E8 16 WP 16 PB	11 2B 22 E	4	2	2	3	1	0	0																					
16 Ángel Pagán, S OBP: 0.322, SLG: 0.372	G3				G3-1			K	22 E	3	0	0	0	2	1	3																					
5 David Wright, R OBP: 0.345, SLG: 0.435 39 Bobby Parnell, R (9, 1)	G5-3			K		G4-3		K	K	5	0	0	0	0	3	4																					
22 Willie Harris, L OBP: 0.361, SLG: 0.332	P4			K						3	1	1	2	2	1	1																					
6 Nick Evans, R OBP: 0.317, SLG: 0.407	F9				G1-3	G1-6-3				5	1	0	0	0	0	4																					
30 Josh Thole, L OBP: 0.347, SLG: 0.348								L8	F8	4	1	2	0	0	0	2																					
23 Mike Baxter, L OBP: 0.346, SLG: 0.435 3 Josh Satin, R OBP: 0.231, SLG: 0.308	F7							G5-3	7 1B 11 2B	2	0	1	0	0	0	1																					
20 Jason Pridie, L OBP: 0.299, SLG: 0.335									7 1B 11 2B	0	1	0	0	1	0	0																					
38 Chris Capuano, L OBP: 0.274, SLG: 0.111 18 Ryota Igarashi, R 15 Valentino Pascucci, R 64 Josh Stinson, R 19 Daniel Herrera, L 46 Manny Acosta, R 2 Justin Turner, R								K	7 1B 11 2B	2	0	0	0	0	0	2																					
Inning Stats	R: 0 E: 0 K: 0 S: 6	H: 0 LOB: 0 BB: 0 P: 6	R: 0 E: 0 K: 0 S: 5	H: 0 LOB: 0 BB: 0 P: 6	R: 0 E: 0 K: 1 S: 9	H: 1 LOB: 1 BB: 0 P: 12	R: 0 E: 0 K: 2 S: 12	H: 0 LOB: 1 BB: 2 P: 21	R: 1 E: 0 K: 1 S: 15	H: 2 LOB: 3 BB: 2 P: 25	R: 0 E: 0 K: 0 S: 6	H: 0 LOB: 0 BB: 0 P: 14	R: 0 E: 0 K: 1 S: 7	H: 0 LOB: 0 BB: 0 P: 11	R: 1 E: 1 K: 2 S: 10	H: 1 LOB: 0 BB: 0 P: 16	R: 6 E: 2 K: 1 S: 27	H: 3 LOB: 2 BB: 4 P: 53	1B: 5 2B: 2 3B: 0 HR: 0	SF: 0 SAC: 0 DP: 1 HBP: 0	WP: 1 PB: 1 SB: 1 CS: 0	PA: 42															
PITCHER	IP	WLS	BF	H	R	ER	SO	BB	IBB	HBP	BLK	WP	HR	S	P	ERA	WHIP	PITCHER	IP	WLS	BF	H	R	ER	SO	BB	IBB	HBP	BLK	WP	HR	S	P	ERA	WHIP		
35 Jake Westbrook, R ERA: 4.48	6.0		24	3	1	1	4	4	0	0	0	0	0	53	84	1.50	1.167	59 Fernando Salas, R ERA: 2.36	0.2	B	5	2	2	1	1	0	1	0	0	0	0	11	22	13.50	3.000		
53 Arthur Rhodes, L ERA: 4.64	1.0	H	3	0	0	0	1	0	0	0	0	0	0	7	11	0.00	0.000																				
28 Octavio Dotel, R ERA: 3.58	1.0		4	1	1	0	2	0	0	0	0	1	0	10	16	0.00	1.000																				
30 Jason Motte, R ERA: 2.31	0.1		5	0	4	4	0	3	0	0	0	0	0	15	29	108.00	9.000																				
34 Marc Rzepczynski, L ERA: 3.34	0.0	L	1	1	0	0	0	0	0	0	0	0	0	1	2	=	=																				
Inning Stats	R: 2 E: 0 K: 1 S: 18	H: 2 LOB: 1 BB: 1 P: 26	R: 0 E: 0 K: 1 S: 9	H: 0 LOB: 1 BB: 1 P: 16	R: 0 E: 0 K: 0 S: 9	H: 1 LOB: 0 BB: 0 P: 16	R: 0 E: 0 K: 1 S: 13	H: 1 LOB: 1 BB: 0 P: 20	R: 2 E: 0 K: 1 S: 17	H: 4 LOB: 2 BB: 0 P: 27	R: 0 E: 0 K: 0 S: 9	H: 1 LOB: 2 BB: 1 P: 17	R: 2 E: 0 K: 0 S: 13	H: 3 LOB: 2 BB: 0 P: 20	R: 0 E: 0 K: 0 S: 9	H: 0 LOB: 0 BB: 0 P: 12	R: 0 E: 0 K: 1 S: 8	H: 0 LOB: 0 BB: 0 P: 16	1B: 5 2B: 5 3B: 0 HR: 2	SF: 0 SAC: 1 DP: 0 HBP: 0	WP: 0 PB: 0 SB: 0 CS: 0	PA: 42															
PITCHER	IP	WLS	BF	H	R	ER	SO	BB	IBB	HBP	BLK	WP	HR	S	P	ERA	WHIP	PITCHER	IP	WLS	BF	H	R	ER	SO	BB	IBB	HBP	BLK	WP	HR	S	P	ERA	WHIP		
38 Chris Capuano, L ERA: 4.55	4.2		24	8	4	4	4	2	0	0	0	0	0	65	103	7.71	2.143	39 Bobby Parnell, R ERA: 3.86	1.0	S	3	0	0	0	1	0	0	0	0	0	8	16	0.00	0.000			
18 Ryota Igarashi, R ERA: 5.19	1.1		6	1	0	0	0	1	0	0	0	0	0	10	19	0.00	1.500																				
64 Josh Stinson, R ERA: 7.84	0.2		4	2	2	2	0	0	0	0	0	0	0	10	16	27.00	3.000																				
19 Daniel Herrera, L ERA: 5.0	0.1		2	1	0	0	0	0	0	0	0	0	0	3	4	0.00	3.000																				
46 Manny Acosta, R ERA: 3.53	1.0	W	3	0	0	0	0	0	0	0	0	0	0	9	12	0.00	0.000																				
15 Rafael Furcal, S OBP: 0.299, SLG: 0.342	21 HR	P4						G4-3		5	1	1	0	0	1	2	New York Mets @ St. Louis Cardinals Busch Stadium, St. Louis, MO Thu Sep 22 2011, 3:05 PM - 6:33 PM CDT Att: 35,992 - Overcast - 58 F livebaseballscorecards.com																				
21 Allen Craig, R OBP: 0.359, SLG: 0.529 43 Shane Robinson, R (9, 7)	HR			G6-3				F8		4	1	2	2	1	0	0																					
5 Albert Pujols, R OBP: 0.372, SLG: 0.554	F7			G6-3				F8		5	1	1	1	0	0	3																					
12 Lance Berkman, S OBP: 0.411, SLG: 0.552 30 Jason Motte, R (9, 1)	K			P6				L9	K	4	1	1	0	0	1	1																					
8 Nick Punto, S OBP: 0.372, SLG: 0.383										1	0	0	0	0	0	0																					
23 David Freese, R OBP: 0.344, SLG: 0.443 33 Daniel Descalso, L OBP: 0.332, SLG: 0.353				G6-3					F8	3	0	2	0	1	0	1																					
4 Yadier Molina, R OBP: 0.340, SLG: 0.459	G1-3								F8	1	1	0	0	0	0	0																					
Ryan Theriot, R OBP: 0.323, SLG: 0.341	G5-3								F9	4	0	1	0	0	0	3																					
19 Jon Jay, L OBP: 0.346, SLG: 0.432 27 Tyler Greene, R OBP: 0.322, SLG: 0.288 56 Adron Chambers, L OBP: 0.400, SLG: 0.800										2	0	1	0	1	0	1																					
35 Jake Westbrook, R OBP: 0.180, SLG: 0.211 44 Corey Patterson, L OBP: 0.271, SLG: 0.370 53 Arthur Rhodes, L 19 Daniel Herrera, L 28 Octavio Dotel, R 55 Skip Schumaker, L OBP: 0.331, SLG: 0.346										1	0	1	1	0	0	0																					
Inning Stats	R: 2 E: 0 K: 1 S: 18	H: 2 LOB: 1 BB: 1 P: 26	R: 0 E: 0 K: 1 S: 9	H: 0 LOB: 1 BB: 1 P: 16	R: 0 E: 0 K: 0 S: 9	H: 1 LOB: 0 BB: 0 P: 16	R: 0 E: 0 K: 1 S: 13	H: 1 LOB: 1 BB: 0 P: 20	R: 2 E: 0 K: 0 S: 13	H: 3 LOB: 2 BB: 0 P: 20	R: 0 E: 0 K: 0 S: 9	H: 1 LOB: 2 BB: 1 P: 17	R: 2 E: 0 K: 0 S: 13	H: 3 LOB: 2 BB: 0 P: 20	R: 0 E: 0 K: 0 S: 9	H: 0 LOB: 0 BB: 0 P: 12	R: 0 E: 0 K: 1 S: 8	H: 0 LOB: 0 BB: 0 P: 16	1B: 5 2B: 5 3B: 0 HR: 2	SF: 0 SAC: 1 DP: 0 HBP: 0	WP: 0 PB: 0 SB: 0 CS: 0	PA: 42															
PITCHER	IP	WLS	BF	H	R	ER	SO	BB	IBB	HBP	BLK	WP	HR	S	P	ERA	WHIP	PITCHER	IP	WLS	BF	H	R	ER	SO	BB	IBB	HBP	BLK	WP	HR	S	P	ERA	WHIP		
38 Chris Capuano, L ERA: 4.55	4.2		24	8	4	4	4	2	0	0	0	0	0	65	103	7.71	2.143	39 Bobby Parnell, R ERA: 3.86	1.0	S	3	0	0	0	1	0	0	0	0	8	16	0.00	0.000				

Batter	1	2	3	4	5	6	7	8	9	AB	R	H	RBI	BB	SO	LOB	TOP	
13 Starlin Castro, R OBP: 0.342, SLG: 0.433	G4-3	K			1B			F9		4	0	1	0	0	1	1	Chicago Cubs @ St. Louis Cardinals Busch Stadium, St. Louis, MO Sat Sep 24 2011, 12:12 PM - 2:44 PM CDT Att: 42,571 - Sunny - 60 F	
15 Darwin Barney, R OBP: 0.313, SLG: 0.358	6 1B 12 1B		P2		G6-3			K		4	1	1	0	0	1	1		
6 Bryan LaHair, L OBP: 0.439, SLG: 0.625 45 Sean Marshall, L OBP: 0.268, SLG: 0.291	12 1B		P6		FC5-4 12 1B			K		4	0	2	0	0	1	0		
22 Carlos Pena, L OBP: 0.358, SLG: 0.470	K		K		K					4	0	0	0	0	3	3		
12 Alfonso Soriano, R OBP: 0.288, SLG: 0.466 1 Tony Campana, L OBP: 0.308, SLG: 0.306	1-2 1B		F7		FC5-4 1-2			K		4	0	1	1	0	1	1		
9 Blake DeWitt, L OBP: 0.288, SLG: 0.405 49 Carlos Marmol, R	L8		G3-1		G4-3					4	0	0	0	0	3	0		
24 Marion Byrd, R OBP: 0.326, SLG: 0.397			F8		K					3	0	0	0	0	1	0		
18 Geovany Soto, R OBP: 0.310, SLG: 0.413			50 FC3-6 1B		G6-3			K		3	0	1	0	0	1	0		
50 Rodrigo Lopez, R OBP: 0.097, SLG: 0.067 21 Tyler Colvin, L OBP: 0.207, SLG: 0.312 48 Andrew Cashner, R OBP: 0.354, SLG: 0.475	FC3-6 1-2		K		K			K2-3		2	0	0	0	0	1	1		
Inning Stats	R: 1 E: 0 K: 1 S: 15	H: 3 LOB: 2 BB: 0 P: 21	R: 0 E: 0 K: 1 S: 11	H: 1 LOB: 1 BB: 0 P: 13	R: 0 E: 0 K: 1 S: 7	H: 0 LOB: 0 BB: 0 P: 11	R: 0 E: 0 K: 1 S: 7	H: 0 LOB: 0 BB: 0 P: 10	R: 0 E: 0 K: 1 S: 12	H: 1 LOB: 1 BB: 0 P: 17	R: 0 E: 0 K: 2 S: 9	H: 0 LOB: 0 BB: 0 P: 12	R: 0 E: 0 K: 1 S: 5	H: 0 LOB: 0 BB: 0 P: 7	1B: 6 2B: 0 3B: 0 HR: 0	SF: 0 SAC: 0 DP: 0 HBP: 0		WP: 0 PA: 33 PB: 0 SB: 0 CS: 0
PITCHER	IP WLS BF H R ER SO BB IBB HBP BLK WP HR S P ERA WHIP	7.0 27 6 1 1 8 0 0 0 0 0 0 70 94 1.29 0.857	1.0 3 0 0 0 2 0 0 0 0 0 0 9 12 0.00 0.000	0.1 1 0 0 0 0 0 0 0 0 0 0 1 2 0.00 0.000	0.2 W 2 0 0 0 1 0 0 0 0 0 0 4 5 0.00 0.000													

Batter	1	2	3	4	5	6	7	8	9	AB	R	H	RBI	BB	SO	LOB	BOTTOM		
15 Rafael Furcal, S OBP: 0.295, SLG: 0.337	L7		FC4-6		K			G6-3	WP	5	0	0	0	0	1	4	Chicago Cubs @ St. Louis Cardinals Busch Stadium, St. Louis, MO Sat Sep 24 2011, 12:12 PM - 2:44 PM CDT Att: 42,571 - Sunny - 60 F		
19 Jon Jay, L OBP: 0.345, SLG: 0.427 21 Allen Craig, R OBP: 0.356, SLG: 0.524 34 Marc Rzepczynski, L ERA: 3.32 30 Jason Motte, R ERA: 2.28	G6-3		F7		G1-6-3			G5-3		3	0	0	0	0	0	1			
5 Albert Pujols, R OBP: 0.371, SLG: 0.551	F9		G4-3		12 1B 7 FC5-6 BB			G5-3		3	0	0	0	1	0	0			
12 Lance Berkman, S OBP: 0.412, SLG: 0.550	G3-1		G3		7 FC5-6 1B			F8		4	0	1	0	0	0	0			
7 Matt Holliday, R OBP: 0.387, SLG: 0.525 27 Tyler Greene, R OBP: 0.322, SLG: 0.288	G5-3		E5 23 1B		FC5-2-6			23 E 23 S BB 1B		4	0	1	0	0	0	2			
23 David Freese, R OBP: 0.345, SLG: 0.438	BB		1B		F8			K		3	0	1	0	1	1	3			
4 Yadier Molina, R OBP: 0.343, SLG: 0.459 56 Adron Chambers, L OBP: 0.333, SLG: 0.667	P4		G5-3		G5-3			F9		3	0	0	0	1	0	1			
55 Skip Schumaker, L OBP: 0.335, SLG: 0.353	L7		L7		26 SH3-4 1B			F8		3	0	1	0	1	0	0			
26 Kyle Lohse, R OBP: 0.188, SLG: 0.206 33 Daniel Descalso, L OBP: 0.333, SLG: 0.352 28 Octavio Dotel, R ERA: 2.28 44 Corey Patterson, L OBP: 0.271, SLG: 0.359 Ryan Theriot, R OBP: 0.321, SLG: 0.338	15 FC4-6 1B		SH3-4		K			K		1	0	1	0	0	0	0			
Inning Stats	R: 0 E: 0 K: 0 S: 5	H: 0 LOB: 0 BB: 0 P: 9	R: 0 E: 0 K: 0 S: 7	H: 0 LOB: 1 BB: 1 P: 13	R: 0 E: 0 K: 0 S: 10	H: 1 LOB: 2 BB: 0 P: 13	R: 0 E: 0 K: 0 S: 13	H: 1 LOB: 2 BB: 0 P: 20	R: 0 E: 0 K: 1 S: 7	H: 1 LOB: 1 BB: 0 P: 12	R: 0 E: 0 K: 0 S: 6	H: 0 LOB: 0 BB: 0 P: 7	R: 0 E: 0 K: 0 S: 10	H: 0 LOB: 0 BB: 0 P: 13	R: 2 E: 0 K: 1 S: 13	H: 1 LOB: 3 BB: 3 P: 30		1B: 5 2B: 0 3B: 0 HR: 0	SF: 0 SAC: 1 DP: 0 HBP: 0
PITCHER	IP WLS BF H R ER SO BB IBB HBP BLK WP HR S P ERA WHIP	6.0 24 4 0 0 1 2 0 0 0 0 0 53 87 0.00 1.000	1.0 H 3 0 0 0 1 0 0 0 0 0 0 6 7 0.00 0.000	1.0 H 3 0 0 0 0 0 0 0 0 0 0 10 13 0.00 0.000	0.2 L 7 1 2 2 1 3 0 0 0 0 1 0 13 30 27.00 6.000														

Batter	1	2	3	4	5	6	7	8	9	AB	R	H	RBI	BB	SO	LOB	TOP					
13 Starlin Castro, R (1,6) OBP: 0.342, SLG: 0.432	F9		F9		F8		15 E 2H 1B			4	0	1	1	0	0	0	Chicago Cubs @ St. Louis Cardinals Busch Stadium, St. Louis, MO Sun Sep 25 2011, 1:17 PM - 3:45 PM CDT Att: 41,469 - Cloudy - 66 F					
15 Darwin Barney, R (1,4) OBP: 0.313, SLG: 0.357	22 BB 1B		F9		L9		E4 1-2			4	0	1	0	0	0	1						
6 Bryan LaHair, L (1,9) OBP: 0.410, SLG: 0.577	F8		F9		P6		G4-3			4	0	0	0	0	0	3						
1 Tony Campana, L (7,9) OBP: 0.308, SLG: 0.306	F8		F9							0	0	0	0	0	0	0						
22 Carlos Pena, L (1,3) OBP: 0.358, SLG: 0.468	1-2 BB				9 1B 18 SF8 BB		F9		K	2	1	0	0	2	1	0						
12 Alfonso Soriano, R (1,7) OBP: 0.286, SLG: 0.462	F7		L8		L8		F8		K	4	0	0	0	0	1	3						
9 Blake DeWitt, L (1,5) OBP: 0.300, SLG: 0.406		2-0 1B			3-2 1 SAFE 1B		G4-3		F9	4	0	2	0	0	0	0						
33 DJ LeMahieu, R (8,5) OBP: 0.268, SLG: 0.291					1-3 1B					0	0	0	0	0	0	0						
24 Marion Byrd, R (1,8) OBP: 0.328, SLG: 0.399	L9		L9		4-0 IBB		13 1B 2B		L4	3	1	1	0	1	0	1						
18 Geovany Soto, R (1,2) OBP: 0.308, SLG: 0.411	L7		SF8		1-2 2B		K		K	3	0	0	1	0	2	2						
36 Randy Wells, R (1,1) OBP: 0.159, SLG: 0.140	G6-3		P4		3-H 1-2 3B		K		K	3	0	0	0	0	1	4						
5 Reed Johnson, R (9,PH) OBP: 0.352, SLG: 0.473									K	1	0	0	0	0	1	0						
Inning Stats	R: 0 E: 0 K: 0 S: 13	H: 1 LOB: 2 BB: 1 P: 21	R: 0 E: 0 K: 0 S: 6	H: 1 LOB: 1 BB: 0 P: 10	R: 0 E: 0 K: 0 S: 5	H: 0 LOB: 0 BB: 0 P: 9	R: 1 E: 0 K: 0 S: 11	H: 1 LOB: 2 BB: 2 P: 23	R: 0 E: 0 K: 0 S: 4	H: 0 LOB: 0 BB: 0 P: 6	R: 0 E: 0 K: 0 S: 11	H: 0 LOB: 0 BB: 0 P: 17	R: 1 E: 1 K: 2 S: 16	H: 2 LOB: 2 BB: 0 P: 22	R: 0 E: 0 K: 2 S: 7	H: 0 LOB: 0 BB: 0 P: 10	R: 0 E: 0 K: 2 S: 10	H: 0 LOB: 0 BB: 0 P: 13	1B: 4 2B: 1 3B: 0 HR: 0	SF: 1 SAC: 0 DP: 0 HBP: 0	WP: 0 PB: 0 SB: 0 CS: 0	PA: 36
PITCHER	IP WLS BF H R ER SO BB IBB HBP BLK WP HR S P ERA WHIP																					
22 Edwin Jackson, R (1,1) ERA: 3.81	7.0	30	5	2	2	2	2	1	0	0	0	0	0	0	66	108	2.57	1.000				
34 Marc Rzepczynski, L (8,1) ERA: 3.3	0.1	1	0	0	0	1	0	0	0	0	0	0	0	3	4	0.00	0.000					
28 Octavio Dotel, R (8,1) ERA: 3.46	0.2	W 2	0	0	0	1	0	0	0	0	0	0	0	4	6	0.00	0.000					
30 Jason Motte, R (9,1) ERA: 2.25	1.0	S 3	0	0	0	2	0	0	0	0	0	0	0	10	13	0.00	0.000					

Batter	1	2	3	4	5	6	7	8	9	AB	R	H	RBI	BB	SO	LOB	BOTTOM			
15 Rafael Furcal, S (1,6) OBP: 0.298, SLG: 0.348	5 L4-6 19 SH1-3 1B		G3		F7			HR		4	1	2	1	0	0	2	Chicago Cubs @ St. Louis Cardinals Busch Stadium, St. Louis, MO Sun Sep 25 2011, 1:17 PM - 3:45 PM CDT Att: 41,469 - Cloudy - 66 F			
19 Jon Jay, L (1,8) OBP: 0.342, SLG: 0.424	1 SAFE SH1-3		G3-1		G4-3		F8			3	0	0	0	0	0	0				
5 Albert Pujols, R (1,3) OBP: 0.369, SLG: 0.547	L4-6		G6-3		F9		G6-3			4	0	0	0	0	0	1				
12 Lance Berkman, S (1,9) OBP: 0.411, SLG: 0.546		F7		G3			K2-3			3	0	0	0	1	1	0				
30 Jason Motte, R (9,1) ERA: 2.25							7 FC5-4 BB			0	0	0	0	0	0	0				
7 Matt Holliday, R (1,7) OBP: 0.386, SLG: 0.524	23 1B 1B		G4-3		G4-3		FC5-4			3	0	1	0	0	0	1				
23 David Freese, R (1,5) OBP: 0.348, SLG: 0.438		F7		G3						2	1	1	0	1	0	0				
34 Marc Rzepczynski, L (8,1) ERA: 3.3										0	0	0	0	0	0	0				
28 Octavio Dotel, R (8,1) ERA: 3.46										0	0	0	0	0	0	0				
44 Corey Patterson, L (9,9) OBP: 0.271, SLG: 0.359										0	0	0	0	0	0	0				
4 Yadier Molina, R (1,2) OBP: 0.345, SLG: 0.467	G5-4-3		G3		G3		G6-3			3	1	2	1	0	0	2				
55 Skip Schumaker, L (1,4) OBP: 0.335, SLG: 0.351			G3		G3		K2-3			2	0	0	0	1	1	0				
8 Nick Punto, S (8,4) OBP: 0.373, SLG: 0.379										0	0	0	0	0	0	0				
22 Edwin Jackson, R (1,1) OBP: 0.281, SLG: 0.267			P3		SF9		L9			1	0	0	1	0	0	0				
33 Daniel Descalso, L (7,PH) OBP: 0.332, SLG: 0.351										1	0	0	0	0	0	0				
Inning Stats	R: 0 E: 0 K: 0 S: 3	H: 1 LOB: 0 BB: 0 P: 3	R: 0 E: 0 K: 0 S: 8	H: 2 LOB: 1 BB: 0 P: 12	R: 0 E: 0 K: 0 S: 7	H: 0 LOB: 0 BB: 0 P: 10	R: 0 E: 0 K: 0 S: 5	H: 0 LOB: 0 BB: 0 P: 9	R: 1 E: 0 K: 0 S: 8	H: 1 LOB: 2 BB: 2 P: 22	R: 0 E: 0 K: 0 S: 9	H: 0 LOB: 1 BB: 1 P: 18	R: 1 E: 0 K: 1 S: 17	H: 1 LOB: 0 BB: 0 P: 22	R: 1 E: 0 K: 1 S: 9	H: 1 LOB: 0 BB: 0 P: 13	1B: 4 2B: 1 3B: 0 HR: 2	SF: 1 SAC: 1 DP: 2 HBP: 0	WP: 0 PB: 0 SB: 0 CS: 0	PA: 31
PITCHER	IP WLS BF H R ER SO BB IBB HBP BLK WP HR S P ERA WHIP																			
36 Randy Wells, R (1,1) ERA: 4.99	8.0	L 31	6	3	3	2	3	0	0	0	0	0	0	0	0	109	3.38	1.125		

Chicago Cubs @ St. Louis Cardinals
 Busch Stadium, St. Louis, MO
 Sun Sep 25 2011, 1:17 PM - 3:45 PM CDT
 Att: 41,469 - Cloudy - 66 F

AB 32
R 2
H 5
RBI 2
BB 3
SO 6
LOB 14



Chicago Cubs @ St. Louis Cardinals
 Busch Stadium, St. Louis, MO
 Sun Sep 25 2011, 1:17 PM - 3:45 PM CDT
 Att: 41,469 - Cloudy - 66 F

AB 26
R 3
H 6
RBI 3
BB 3
SO 2
LOB 6



Batter	1	2	3	4	5	6	7	8	9	AB	R	H	RBI	BB	SO	LOB	TOP						
19 Jon Jay, L OBP: 0.344, SLG: 0.424										4	1	1	0	1	0	4							
21 Allen Craig, R OBP: 0.362, SLG: 0.555										5	2	2	1	0	1	1							
5 Albert Pujols, R OBP: 0.366, SLG: 0.541										5	1	1	1	0	0	1							
56 Adron Chambers, L OBP: 0.375, SLG: 0.625										0	0	0	0	0	0	0							
12 Lance Berkman, S OBP: 0.412, SLG: 0.547										4	1	1	1	0	1	0							
33 Daniel Descalso, L OBP: 0.334, SLG: 0.353										1	0	1	0	0	0	0							
23 David Freese, R OBP: 0.350, SLG: 0.441										4	3	2	1	0	1	0							
Ryan Theriot, R OBP: 0.321, SLG: 0.342										1	0	0	0	0	0	1							
4 Yadier Molina, R OBP: 0.349, SLG: 0.465										4	0	1	0	0	1	3							
55 Skip Schumaker, L OBP: 0.333, SLG: 0.351										4	0	1	2	0	0	2							
8 Nick Punto, S OBP: 0.388, SLG: 0.421										3	0	1	1	1	0	0							
29 Chris Carpenter, R OBP: 0.178, SLG: 0.197										4	0	1	1	0	2	2							
Inning Stats	R: 5 H: 7 E: 0 K: 1 S: 29	H: 7 LOB: 2 BB: 0 P: 41	R: 0 H: 0 E: 0 K: 2 S: 8	H: 0 LOB: 0 BB: 0 P: 11	R: 1 H: 2 E: 1 K: 0 S: 10	H: 2 LOB: 2 BB: 1 P: 20	R: 0 H: 0 E: 0 K: 0 S: 3	H: 0 LOB: 0 BB: 0 P: 4	R: 1 H: 1 E: 0 K: 0 S: 11	H: 1 LOB: 0 BB: 0 P: 16	R: 0 H: 0 E: 0 K: 1 S: 8	H: 0 LOB: 1 BB: 1 P: 13	R: 0 H: 0 E: 0 K: 2 S: 14	H: 0 LOB: 0 BB: 0 P: 20	R: 0 H: 0 E: 0 K: 0 S: 6	H: 0 LOB: 0 BB: 0 P: 8	R: 1 H: 2 E: 0 K: 0 S: 14	H: 2 LOB: 1 BB: 0 P: 21	1B: 9 2B: 2 3B: 0 HR: 1	SF: 0 SAC: 0 DP: 1 HBP: 0	WP: 0 PB: 0 SB: 0 CS: 0	PA: 41	
PITCHER	IP: 5.0 WLS: 4 ERA: 4.48	WLS: 26 LOB: 0 ERA: 2.79	H: 10 R: 7 ER: 6 SO: 3	H: 7 R: 0 ER: 0 SO: 1	BB: 0 IBB: 0 HBP: 0 BLK: 0	BB: 1 IBB: 0 HBP: 0 BLK: 0	WP: 0 HR: 0 S: 61 P: 92	ERA: 10.80 WHIP: 2.000	IP: 6.1 WLS: 1 ERA: 4.5	WLS: 3 LOB: 0 ERA: 5.27	WLS: 5 LOB: 1 ERA: 6.75	H: 4 R: 0 ER: 0 SO: 1	H: 0 R: 0 ER: 0 SO: 2	H: 0 R: 0 ER: 0 SO: 0	H: 0 R: 0 ER: 0 SO: 6	H: 0 R: 0 ER: 0 SO: 8	H: 0 R: 0 ER: 0 SO: 14	H: 0 R: 0 ER: 0 SO: 21	H: 3 R: 2 ER: 2 SO: 1	SF: 0 SAC: 0 DP: 1 HBP: 0	WP: 0 PB: 0 SB: 0 CS: 0	PA: 39	
39 Brett Myers, R ERA: 4.48	59 Wilton Lopez, R ERA: 2.79	64 Lucas Harrell, R ERA: 4.5	62 Aneury Rodriguez, R ERA: 5.27	60 Lance Pendleton, R ERA: 6.75																			
Batter	1	2	3	4	5	6	7	8	9	AB	R	H	RBI	BB	SO	LOB	BOTTOM						
8 JB Shuck, L OBP: 0.359, SLG: 0.321										4	0	1	0	0	0	0							
27 Jose Altuve, R OBP: 0.297, SLG: 0.357										3	0	1	0	1	0	0							
14 J.D. Martinez, R OBP: 0.319, SLG: 0.423										4	0	0	0	0	2	3							
45 Carlos Lee, R OBP: 0.342, SLG: 0.446										3	0	0	0	0	0	1							
19 Brian Bogusevic, L OBP: 0.348, SLG: 0.457										3	0	0	0	0	2	0							
38 Jimmy Paredes, S OBP: 0.320, SLG: 0.393										3	0	0	0	0	3	0							
12 Clint Barmes, R OBP: 0.312, SLG: 0.386										3	0	0	0	0	2	0							
55 Humberto Quintero, R OBP: 0.258, SLG: 0.317										2	0	0	0	0	0	0							
22 Carlos Corporan, S OBP: 0.253, SLG: 0.253										1	0	0	0	0	0	0							
39 Brett Myers, R OBP: 0.256, SLG: 0.375	59 Wilton Lopez, R ERA: 2.79	29 Brett Wallace, L OBP: 0.334, SLG: 0.396	64 Lucas Harrell, S ERA: 4.5	62 Aneury Rodriguez, R ERA: 5.27	23 Chris Johnson, R OBP: 0.291, SLG: 0.379	60 Lance Pendleton, L ERA: 6.75																	
Inning Stats	R: 0 H: 0 E: 0 K: 1 S: 8	H: 0 LOB: 0 BB: 0 P: 11	R: 0 H: 0 E: 0 K: 2 S: 11	H: 0 LOB: 0 BB: 0 P: 18	R: 0 H: 0 E: 0 K: 2 S: 8	H: 0 LOB: 0 BB: 0 P: 8	R: 0 H: 1 E: 0 K: 1 S: 7	H: 1 LOB: 1 BB: 0 P: 11	R: 0 H: 0 E: 0 K: 0 S: 9	H: 0 LOB: 0 BB: 0 P: 13	R: 0 H: 0 E: 0 K: 0 S: 13	H: 1 LOB: 2 BB: 1 P: 21	R: 0 H: 0 E: 0 K: 2 S: 8	H: 0 LOB: 0 BB: 0 P: 10	R: 0 H: 0 E: 0 K: 1 S: 7	H: 0 LOB: 0 BB: 0 P: 8							

Batter	1	2	3	4	5	6	7	8	9	AB	R	H	RBI	BB	SO	LOB	TOP						
15 Rafael Furcal, S OBP: 0.333, SLG: 0.556										5	0	2	1	0	1	3							
21 Allen Craig, R OBP: 0.333, SLG: 0.429										4	1	1	0	1	2	2							
53 Arthur Rhodes, L										0	0	0	0	0	0	0							
30 Jason Motte, R										0	0	0	0	0	0	0							
5 Albert Pujols, R OBP: 0.444, SLG: 0.375										5	0	2	1	0	2	2							
12 Lance Berkman, S OBP: 0.333, SLG: 0.625										4	1	1	0	1	1	2							
23 David Freese, R OBP: 0.143, SLG: 0.286										4	0	1	0	0	2	3							
34 Marc Rzepczynski, L										0	0	0	0	0	0	0							
41 Mitchell Boggs, R										0	0	0	0	0	0	0							
56 Adron Chambers, L OBP: 0.500, SLG: 0.500										1	0	0	0	0	0	0							
4 Yadier Molina, R OBP: 0.375, SLG: 0.286										3	1	1	0	1	1								
Ryan Theriot, R OBP: 0.500, SLG: 1.000										4	2	2	1	0	1	4							
19 Jon Jay, L OBP: 0.375, SLG: 0.286										3	0	2	2	1	0	1							
29 Chris Carpenter, R										1	0	0	0	0	0	0							
8 Nick Punto, S										1	0	0	0	0	1	2							
59 Fernando Salas, R										0	0	0	0	0	0	0							
55 Skip Schumaker, L										1	0	1	0	0	0	0							
28 Octavio Dotel, R										0	0	0	0	0	0	0							
33 Daniel Descalso, L										0	0	0	0	0	0	0							
Inning Stats	R: 0 E: 0 K: 1 S: 6	H: 1 LOB: 1 BB: 0 P: 9	R: 0 E: 0 K: 2 S: 13	H: 1 LOB: 0 BB: 0 P: 14	R: 0 E: 0 K: 1 S: 12	H: 0 LOB: 1 BB: 1 P: 20	R: 3 E: 0 K: 2 S: 16	H: 4 LOB: 2 BB: 1 P: 27	R: 0 E: 0 K: 2 S: 8	H: 0 LOB: 0 BB: 0 P: 12	R: 1 E: 0 K: 1 S: 13	H: 3 LOB: 2 BB: 0 P: 19	R: 1 E: 0 K: 0 S: 8	H: 3 LOB: 2 BB: 1 P: 15	R: 0 E: 0 K: 1 S: 8	H: 0 LOB: 0 BB: 1 P: 15	R: 0 E: 0 K: 2 S: 10	H: 1 LOB: 0 BB: 0 P: 15	1B: 8 2B: 4 3B: 2 HR: 0	SF: 0 SAC: 1 DP: 2 HBP: 0	WP: 0 PB: 0 SB: 0 CS: 1	PA: 41	
PITCHER	IP WLS BF H R ER SO BB IBB HBP BLK WP HR S P ERA WHIP	IP WLS BF H R ER SO BB IBB HBP BLK WP HR S P ERA WHIP	IP WLS BF H R ER SO BB IBB HBP BLK WP HR S P ERA WHIP	IP WLS BF H R ER SO BB IBB HBP BLK WP HR S P ERA WHIP	IP WLS BF H R ER SO BB IBB HBP BLK WP HR S P ERA WHIP	IP WLS BF H R ER SO BB IBB HBP BLK WP HR S P ERA WHIP	IP WLS BF H R ER SO BB IBB HBP BLK WP HR S P ERA WHIP	IP WLS BF H R ER SO BB IBB HBP BLK WP HR S P ERA WHIP	IP WLS BF H R ER SO BB IBB HBP BLK WP HR S P ERA WHIP	IP WLS BF H R ER SO BB IBB HBP BLK WP HR S P ERA WHIP	IP WLS BF H R ER SO BB IBB HBP BLK WP HR S P ERA WHIP	IP WLS BF H R ER SO BB IBB HBP BLK WP HR S P ERA WHIP	IP WLS BF H R ER SO BB IBB HBP BLK WP HR S P ERA WHIP	IP WLS BF H R ER SO BB IBB HBP BLK WP HR S P ERA WHIP	IP WLS BF H R ER SO BB IBB HBP BLK WP HR S P ERA WHIP	IP WLS BF H R ER SO BB IBB HBP BLK WP HR S P ERA WHIP	IP WLS BF H R ER SO BB IBB HBP BLK WP HR S P ERA WHIP	IP WLS BF H R ER SO BB IBB HBP BLK WP HR S P ERA WHIP	IP WLS BF H R ER SO BB IBB HBP BLK WP HR S P ERA WHIP	IP WLS BF H R ER SO BB IBB HBP BLK WP HR S P ERA WHIP	IP WLS BF H R ER SO BB IBB HBP BLK WP HR S P ERA WHIP	IP WLS BF H R ER SO BB IBB HBP BLK WP HR S P ERA WHIP	IP WLS BF H R ER SO BB IBB HBP BLK WP HR S P ERA WHIP

St. Louis Cardinals @ Philadelphia Phillies
Citizens Bank Park, Philadelphia, PA
Sun Oct 02 2011, 8:38 PM - 12:00 AM EDT
Att: 46,575 - Cloudy - 50 F

AB 36
R 5
H 13
RBI 5
BB 4
SO 12
LOB 20



Batter	1	2	3	4	5	6	7	8	9	AB	R	H	RBI	BB	SO	LOB	BOTTOM							
11 Jimmy Rollins, S OBP: 0.667, SLG: 0.875										4	2	3	0	0	0	0								
26 Chase Utley, L OBP: 0.667, SLG: 0.833										1	1	0	0	2	1	0								
3 Hunter Pence, R OBP: 0.444, SLG: 0.375										3	1	1	1	1	1	1								
6 Ryan Howard, L OBP: 0.333, SLG: 0.714										4	0	1	2	0	1	3								
8 Shane Victorino, S OBP: 0.375, SLG: 0.375										4	0	0	0	0	0	3								
29 Raul Ibanez, L OBP: 0.375, SLG: 0.750										4	0	1	1	0	2	0								
27 Placido Polanco, R										4	0	0	0	0	1	2								
51 Carlos Ruiz, R										4	0	0	0	0	1	0								
33 Cliff Lee, L										2	0	0	0	0	1	0								
54 Brad Lidge, R										0	0	0	0	0	0	0								
7 Ross Gload, L										0	0	0	0	0	0	0								
10 Ben Francisco, R										1	0	0	0	0	0	0								
37 Antonio Bastardo, R										0	0	0	0	0	0	0								
49 Vance Worley, R										0	0	0	0	0	0	0								
46 Ryan Madson, L										0	0	0	0	0	0	0								
Inning Stats	R: 3 E: 0 K: 0 S: 14	H: 3 LOB: 1 BB: 2 P: 30	R: 1 E: 0 K: 1 S: 14	H: 2 LOB: 2 BB: 1 P: 26	R: 0 E: 0 K: 1 S: 6	H: 0 LOB: 0 BB: 0 P: 8	R: 0 E: 0 K: 0 S: 5	H: 0 LOB: 0 BB: 0 P: 6	R: 0 E: 0 K: 2 S: 8	H: 0 LOB: 0 BB: 0 P: 13	R: 0 E: 0 K: 1 S: 11	H: 0 LOB: 0 BB: 0 P: 15	R: 0 E: 0 K: 1 S: 9	H: 1 LOB: 0 BB: 0 P: 13	R: 0 E: 0 K: 1 S: 9	H: 0 LOB: 1 BB: 0 P: 13	R: 0 E: 0 K: 1 S: 6	H: 0 LOB: 0 BB: 0 P: 6	1B: 4 2B: 2 3B: 0 HR: 0	SF: 0 SAC: 0 DP: 1 HBP: 1	WP: 0 PB: 0 SB: 1 CS: 1	PA: 36		
PITCHER	IP WLS BF H R ER SO BB IBB HBP BLK WP HR S P ERA WHIP	IP WLS BF H R ER SO BB IBB HBP BLK WP HR S P ERA WHIP	IP WLS BF H R ER SO BB IBB HBP BLK WP HR S P ERA WHIP	IP WLS BF H R ER SO BB IBB HBP BLK WP HR S P ERA WHIP	IP WLS BF H R ER SO BB IBB HBP BLK WP HR S P ERA WHIP	IP WLS BF H R ER SO BB IBB HBP BLK WP HR S P ERA WHIP	IP WLS BF H R ER SO BB IBB HBP BLK WP HR S P ERA WHIP	IP WLS BF H R ER SO BB IBB HBP BLK WP HR S P ERA WHIP	IP WLS BF H R ER SO BB IBB HBP BLK WP HR S P ERA WHIP	IP WLS BF H R ER SO BB IBB HBP BLK WP HR S P ERA WHIP	IP WLS BF H R ER SO BB IBB HBP BLK WP HR S P ERA WHIP	IP WLS BF H R ER SO BB IBB HBP BLK WP HR S P ERA WHIP	IP WLS BF H R ER SO BB IBB HBP BLK WP HR S P ERA WHIP	IP WLS BF H R ER SO BB IBB HBP BLK WP HR S P ERA WHIP	IP WLS BF H R ER SO BB IBB HBP BLK WP HR S P ERA WHIP	IP WLS BF H R ER SO BB IBB HBP BLK WP HR S P ERA WHIP	IP WLS BF H R ER SO BB IBB HBP BLK WP HR S P ERA WHIP	IP WLS BF H R ER SO BB IBB HBP BLK WP HR S P ERA WHIP	IP WLS BF H R ER SO BB IBB HBP BLK WP HR S P ERA WHIP	IP WLS BF H R ER SO BB IBB HBP BLK WP HR S P ERA WHIP	IP WLS BF H R ER SO BB IBB HBP BLK WP HR S P ERA WHIP	IP WLS BF H R ER SO BB IBB HBP BLK WP HR S P ERA WHIP	IP WLS BF H R ER SO BB IBB HBP BLK WP HR S P ERA WHIP	IP WLS BF H R ER SO BB IBB HBP BLK WP HR S P ERA WHIP

St. Louis Cardinals @ Philadelphia Phillies
Citizens Bank Park, Philadelphia, PA
Sun Oct 02 2011, 8:38 PM - 12:00 AM EDT
Att: 46,575 - Cloudy - 50 F

AB 31
R 4
H 6
RBI 4
BB 3
SO 8
LOB 9



Batter	1	2	3	4	5	6	7	8	9	AB	R	H	RBI	BB	SO	LOB	TOP					
11 Jimmy Rollins, S OBP: 0.588, SLG: 0.813										4	1	2	0	0	0	2	Philadelphia Phillies @ St. Louis Cardinals Busch Stadium, St. Louis, MO Wed Oct 05 2011, 5:08 PM - 7:41 PM CDT Att: 47,071 - Clear - 80 F					
26 Chase Utley, L OBP: 0.588, SLG: 0.769										3	1	2	1	1	0	1						
3 Hunter Pence, R OBP: 0.353, SLG: 0.267										4	0	1	1	0	0	4						
6 Ryan Howard, L OBP: 0.176, SLG: 0.333										4	0	0	0	0	3	3						
8 Shane Victorino, S OBP: 0.250, SLG: 0.250										4	0	0	0	0	0	1						
29 Raul Ibanez, L OBP: 0.250, SLG: 0.500											4	0	0	0	3	0						
27 Placido Polanco, R OBP: 0.125, SLG: 0.125											4	0	1	0	0	0						
51 Carlos Ruiz, R OBP: 0.133, SLG: 0.071										3	0	0	0	0	1	1						
44 Roy Oswalt, R										1	0	0	0	0	0	0						
56 Joe Blanton, R										0	0	0	0	0	0	0						
7 Ross Gload, L OBP: 1.000, SLG: 1.000										1	0	1	0	0	0	0						
7 Michael Martinez, S OBP: 0.000, SLG: 0.000										0	1	0	0	0	0	0						
54 Brad Lidge, R										0	0	0	0	0	0	0						
Inning Stats	R: 2 H: 3 E: 0 K: 1 S: 9	WLS: 3 BF: 0 P: 13	R: 0 H: 0 E: 0 K: 2 S: 7	LOB: 0 BB: 0 P: 8	R: 0 H: 1 E: 0 K: 0 S: 9	LOB: 1 BB: 0 P: 12	R: 0 H: 0 E: 0 K: 1 S: 9	LOB: 0 BB: 0 P: 11	R: 0 H: 1 E: 0 K: 0 S: 7	LOB: 1 BB: 0 P: 12	R: 0 H: 0 E: 0 K: 0 S: 10	LOB: 0 BB: 1 P: 21	R: 0 H: 0 E: 0 K: 1 S: 7	LOB: 0 BB: 0 P: 11	R: 1 H: 2 E: 0 K: 1 S: 13	LOB: 1 BB: 0 P: 20	R: 0 H: 0 E: 0 K: 1 S: 9	LOB: 0 BB: 0 P: 12	1B: 5 2B: 2 3B: 1 HR: 0	SF: 0 SAC: 1 DP: 1 HBP: 0	WP: 1 PB: 0 SB: 0 CS: 1	PA: 34
PITCHER	IP: 6.0 WLS: 3 BF: 23 ERA: 3.0	W: 23 L: 1 H: 1 R: 0 ER: 2 SO: 4 BB: 1 IBB: 0 HBP: 0 BLK: 0 WP: 0 HR: 0 S: 51 P: 77 ERA: 3.00 WHIP: 1.000	H: 5 R: 2 ER: 2 SO: 4 BB: 1 IBB: 0 HBP: 0 BLK: 0 WP: 0 HR: 0 S: 51 P: 77 ERA: 3.00 WHIP: 1.000	H: 2 R: 0 ER: 0 SO: 1 BB: 0 IBB: 0 HBP: 0 BLK: 0 WP: 0 HR: 0 S: 7 P: 11 ERA: 0.00 WHIP: 0.000	H: 1 R: 0 ER: 0 SO: 1 BB: 0 IBB: 0 HBP: 0 BLK: 0 WP: 0 HR: 0 S: 7 P: 11 ERA: 0.00 WHIP: 0.000	H: 1 R: 0 ER: 0 SO: 1 BB: 0 IBB: 0 HBP: 0 BLK: 0 WP: 0 HR: 0 S: 7 P: 11 ERA: 0.00 WHIP: 0.000	H: 1 R: 0 ER: 0 SO: 1 BB: 0 IBB: 0 HBP: 0 BLK: 0 WP: 0 HR: 0 S: 7 P: 11 ERA: 0.00 WHIP: 0.000	H: 1 R: 0 ER: 0 SO: 1 BB: 0 IBB: 0 HBP: 0 BLK: 0 WP: 0 HR: 0 S: 7 P: 11 ERA: 0.00 WHIP: 0.000	H: 1 R: 0 ER: 0 SO: 1 BB: 0 IBB: 0 HBP: 0 BLK: 0 WP: 0 HR: 0 S: 7 P: 11 ERA: 0.00 WHIP: 0.000	H: 1 R: 0 ER: 0 SO: 1 BB: 0 IBB: 0 HBP: 0 BLK: 0 WP: 0 HR: 0 S: 7 P: 11 ERA: 0.00 WHIP: 0.000	H: 0 R: 0 ER: 0 SO: 0 BB: 0 IBB: 0 HBP: 0 BLK: 0 WP: 0 HR: 0 S: 10 P: 21 ERA: 0.00 WHIP: 0.000	H: 0 R: 0 ER: 0 SO: 0 BB: 1 IBB: 0 HBP: 0 BLK: 0 WP: 0 HR: 0 S: 10 P: 21 ERA: 0.00 WHIP: 0.000	H: 0 R: 0 ER: 0 SO: 0 BB: 0 IBB: 0 HBP: 0 BLK: 0 WP: 0 HR: 0 S: 7 P: 11 ERA: 0.00 WHIP: 0.000	H: 0 R: 0 ER: 0 SO: 0 BB: 0 IBB: 0 HBP: 0 BLK: 0 WP: 0 HR: 0 S: 7 P: 11 ERA: 0.00 WHIP: 0.000	H: 2 R: 0 ER: 0 SO: 1 BB: 0 IBB: 0 HBP: 0 BLK: 0 WP: 0 HR: 0 S: 13 P: 20 ERA: 0.00 WHIP: 0.000	H: 1 R: 0 ER: 0 SO: 1 BB: 0 IBB: 0 HBP: 0 BLK: 0 WP: 0 HR: 0 S: 13 P: 20 ERA: 0.00 WHIP: 0.000	H: 0 R: 0 ER: 0 SO: 0 BB: 0 IBB: 0 HBP: 0 BLK: 0 WP: 0 HR: 0 S: 9 P: 12 ERA: 0.00 WHIP: 0.000	1B: 5 2B: 2 3B: 1 HR: 0	SF: 0 SAC: 1 DP: 1 HBP: 0	WP: 1 PB: 0 SB: 0 CS: 1	PA: 34	

Batter	1	2	3	4	5	6	7	8	9	AB	R	H	RBI	BB	SO	LOB	BOTTOM			
15 Rafael Furcal, S OBP: 0.222, SLG: 0.333										4	0	0	0	0	1	0	Philadelphia Phillies @ St. Louis Cardinals Busch Stadium, St. Louis, MO Wed Oct 05 2011, 5:08 PM - 7:41 PM CDT Att: 47,071 - Clear - 80 F			
55 Skip Schumaker, L OBP: 0.625, SLG: 0.750										3	1	2	0	0	0	0				
Ryan Theriot, R OBP: 0.600, SLG: 0.800										1	0	0	0	0	0	0				
5 Albert Pujols, R OBP: 0.444, SLG: 0.588										4	0	0	0	0	1	2				
12 Lance Berkman, S OBP: 0.333, SLG: 0.467										3	1	1	1	1	0	0				
30 Jason Motte, R										0	0	0	0	0	0	0				
7 Matt Holliday, R OBP: 0.500, SLG: 0.400										3	2	1	0	0	1	1				
4 Yadier Molina, R OBP: 0.250, SLG: 0.200										3	0	0	0	0	1	3				
23 David Freese, R OBP: 0.500, SLG: 0.500										3	1	2	4	0	1	0				
53 Arthur Rhodes, L										0	0	0	0	0	0	0				
28 Octavio Dotel, R										0	0	0	0	0	0	0				
59 Fernando Salas, R										0	0	0	0	0	0	0				
34 Marc Rzepczynski, L										0	0	0	0	0	0	0				
56 Adron Chambers, L										0	0	0	0	0	0	0				
19 Jon Jay, L OBP: 0.357, SLG: 0.182										3	0	0	0	0	0	1				
22 Edwin Jackson, R										2	0	0	0	0	1	1				
33 Daniel Descalso, L										1	0	0	0	0	0	0				
Inning Stats	R: 1 H: 2 E: 1 K: 1 S: 12	WLS: 2 BF: 26 LOB: 1 P: 16	R: 0 H: 0 E: 0 K: 2 S: 9	LOB: 0 BB: 0 P: 9	R: 0 H: 1 E: 0 K: 2 S: 9	LOB: 1 BB: 0 P: 14	R: 2 H: 1 E: 0 K: 0 S: 8	LOB: 1 BB: 1 P: 17	R: 0 H: 0 E: 0 K: 0 S: 4	LOB: 0 BB: 0 P: 6	R: 2 H: 2 E: 0 K: 0 S: 14	LOB: 0 BB: 0 P: 20	R: 0 H: 0 E: 0 K: 0 S: 7	LOB: 0 BB: 0 P: 8	R: 0 H: 0 E: 0 K: 1 S: 6	LOB: 0 BB: 0 P: 10	1B: 3 2B: 2 3B: 0 HR: 1	SF: 0 SAC: 0 DP: 0 HBP: 1	WP: 0 PB: 0 SB: 0 CS: 0	PA: 32
PITCHER	IP: 6.0 WLS: 2 BF: 26 ERA: 7.5	W: 26 L: 3 H: 0 R: 0 ER: 0 SO: 0 BB: 0 IBB: 0 HBP: 0 BLK: 0 WP: 0 HR: 7 S: 56 P: 82 ERA: 7.50 WHIP: 1.167	H: 5 R: 0 ER: 0 SO: 0 BB: 0 IBB: 0 HBP: 0 BLK: 0 WP: 0 HR: 0 S: 56 P: 82 ERA: 7.50 WHIP: 1.167	H: 0 R: 0 ER: 0 SO: 0 BB: 0 IBB: 0 HBP: 0 BLK: 0 WP: 0 HR: 0 S: 8 P: 17 ERA: 0.00 WHIP: 0.000	H: 1 R: 0 ER: 0 SO: 1 BB: 0 IBB: 0 HBP: 0 BLK: 0 WP: 0 HR: 0 S: 8 P: 17 ERA: 0.00 WHIP: 0.000	H: 0 R: 0 ER: 0 SO: 0 BB: 0 IBB: 0 HBP: 0 BLK: 0 WP: 0 HR: 0 S: 8 P: 17 ERA: 0.00 WHIP: 0.000	H: 0 R: 0 ER: 0 SO: 0 BB: 0 IBB: 0 HBP: 0 BLK: 0 WP: 0 HR: 0 S: 14 P: 20 ERA: 0.00 WHIP: 0.000	H: 0 R: 0 ER: 0 SO: 0 BB: 0 IBB: 0 HBP: 0 BLK: 0 WP: 0 HR: 0 S: 14 P: 20 ERA: 0.00 WHIP: 0.000	H: 0 R: 0 ER: 0 SO: 0 BB: 0 IBB: 0 HBP: 0 BLK: 0 WP: 0 HR: 0 S: 7 P: 8 ERA: 0.00 WHIP: 0.000	H: 0 R: 0 ER: 0 SO: 0 BB: 0 IBB: 0 HBP: 0 BLK: 0 WP: 0 HR: 0 S: 7 P: 8 ERA: 0.00 WHIP: 0.000	H: 2 R: 0 ER: 0 SO: 0 BB: 0 IBB: 0 HBP: 0 BLK: 0 WP: 0 HR: 0 S: 14 P: 20 ERA: 0.00 WHIP: 0.000	H: 2 R: 0 ER: 0 SO: 0 BB: 0 IBB: 0 HBP: 0 BLK: 0 WP: 0 HR: 0 S: 14 P: 20 ERA: 0.00 WHIP: 0.000	H: 0 R: 0 ER: 0 SO: 0 BB: 0 IBB: 0 HBP: 0 BLK: 0 WP: 0 HR: 0 S: 7 P: 8 ERA: 0.00 WHIP: 0.000	H: 0 R: 0 ER: 0 SO: 0 BB: 0 IBB: 0 HBP: 0 BLK: 0 WP: 0 HR: 0 S: 7 P: 8 ERA: 0.00 WHIP: 0.000	H: 0 R: 0 ER: 0 SO: 0 BB: 0 IBB: 0 HBP: 0 BLK: 0 WP: 0 HR: 0 S: 6 P: 10 ERA: 0.00 WHIP: 0.000	H: 0 R: 0 ER: 0 SO: 0 BB: 0 IBB: 0 HBP: 0 BLK: 0 WP: 0 HR: 0 S: 6 P: 10 ERA: 0.00 WHIP: 0.000	1B: 3 2B: 2 3B: 0 HR: 1	SF: 0 SAC: 0 DP: 0 HBP: 1	WP: 0 PB: 0 SB: 0 CS: 0	PA: 32

AB 32
R 3
H 7
RBI 2
BB 1
SO 7
LOB 12

AB 30
R 5
H 6
RBI 5
BB 1
SO 6
LOB 8

Batter	1	2	3	4	5	6	7	8	9	AB	R	H	RBI	BB	SO	LOB	TOP							
15 Rafael Furcal, S OBP: 0.227, SLG: 0.409										4	1	1	0	0	0	1								
55 Skip Schumaker, L OBP: 0.600, SLG: 0.800										2	0	1	1	0	0	0								
19 Jon Jay, L OBP: 0.333, SLG: 0.167										3	0	0	0	1	1	1								
5 Albert Pujols, R OBP: 0.409, SLG: 0.500										3	0	0	0	0	1	3								
12 Lance Berkman, S OBP: 0.286, SLG: 0.389										4	0	0	0	1	5									
56 Adron Chambers, L OBP: 0.500, SLG: 0.500										4	0	1	0	0	1	2								
7 Matt Holliday, R OBP: 0.300, SLG: 0.222										3	0	1	0	0	2	1								
4 Yadier Molina, R OBP: 0.250, SLG: 0.211										4	0	1	0	0	2	1								
23 David Freese, R OBP: 0.278, SLG: 0.556										3	0	1	0	0	0	1								
33 Daniel Descalso, L (7, PR)																	AB 32							
8 Nick Punto, S OBP: 0.167, SLG: 0.167																	R 1							
29 Chris Carpenter, R OBP: 0.250, SLG: 0.250																	H 6							
																	RBI 1							
																	BB 1							
																	SO 9							
																	LOB 15							
Inning Stats	R: 1 E: 1 K: 0 S: 21	H: 2 LOB: 2 BB: 0 P: 32	R: 0 E: 0 K: 1 S: 6	H: 0 LOB: 0 BB: 0 P: 9	R: 0 E: 0 K: 1 S: 9	H: 0 LOB: 0 BB: 0 P: 11	R: 0 E: 0 K: 2 S: 12	H: 1 LOB: 1 BB: 0 P: 15	R: 0 E: 0 K: 0 S: 8	H: 1 LOB: 0 BB: 0 P: 10	R: 0 E: 0 K: 0 S: 8	H: 0 LOB: 0 BB: 0 P: 12	R: 0 E: 0 K: 2 S: 12	H: 1 LOB: 1 BB: 0 P: 16	R: 0 E: 1 K: 1 S: 11	H: 1 LOB: 3 BB: 1 P: 21	R: 0 E: 0 K: 2 S: 9	H: 0 LOB: 0 BB: 0 P: 14	1B: 4 2B: 1 3B: 1 HR: 0	SF: 0 SAC: 1 DP: 1 HBP: 0	WP: 1 PB: 0 SB: 1 CS: 0	PA: 35		
PITCHER	IP WLS BF H R ER SO BB IBB HBP BLK WP HR S P ERA WHIP	8.0 L 32 6 1 1 7 0 1 0 0 1 0 87 126 1.12 0.750																						
34 Roy Halladay, R ERA: 2.25																								
46 Ryan Madson, R ERA: 2.09																								

St. Louis Cardinals @ Philadelphia Phillies
Citizens Bank Park, Philadelphia, PA
Fri Oct 07 2011, 8:38 PM - 11:08 PM EDT
Att: 46,530 - Clear - 58 F

AB 32
R 1
H 6
RBI 1
BB 1
SO 9
LOB 15



Batter	1	2	3	4	5	6	7	8	9	AB	R	H	RBI	BB	SO	LOB	BOTTOM							
11 Jimmy Rollins, S OBP: 0.476, SLG: 0.650										4	0	0	0	0	1									
26 Chase Utley, L OBP: 0.571, SLG: 0.688										3	0	1	0	0	1	0								
3 Hunter Pence, R OBP: 0.286, SLG: 0.211										4	0	0	0	0	2									
6 Ryan Howard, L OBP: 0.143, SLG: 0.263										4	0	0	0	0	1									
8 Shane Victorino, S OBP: 0.316, SLG: 0.368										3	0	2	0	0	0									
29 Raul Ibanez, L OBP: 0.200, SLG: 0.400										3	0	0	0	0	3									
27 Placido Polanco, R OBP: 0.105, SLG: 0.105										3	0	0	0	0	1									
51 Carlos Ruiz, R OBP: 0.111, SLG: 0.059										3	0	0	0	0	0									
34 Roy Halladay, R OBP: 0.167, SLG: 0.167																								
7 Ross Gload, L OBP: 0.500, SLG: 0.500																								
7 Michael Martinez, S (8, PR)																								
46 Ryan Madson, L (9, 1)																								
Inning Stats	R: 0 E: 0 K: 1 S: 8	H: 0 LOB: 0 BB: 0 P: 11	R: 0 E: 0 K: 1 S: 6	H: 1 LOB: 1 BB: 0 P: 18	R: 0 E: 0 K: 0 S: 9	H: 0 LOB: 0 BB: 0 P: 8	R: 0 E: 0 K: 0 S: 9	H: 1 LOB: 2 BB: 0 P: 16	R: 0 E: 0 K: 0 S: 6	H: 0 LOB: 0 BB: 0 P: 9	R: 0 E: 0 K: 0 S: 8	H: 1 LOB: 0 BB: 0 P: 13	R: 0 E: 0 K: 0 S: 7	H: 0 LOB: 0 BB: 0 P: 16	R: 0 E: 1 K: 1 S: 8	H: 0 LOB: 1 BB: 0 P: 11	R: 0 E: 0 K: 0 S: 6	H: 0 LOB: 0 BB: 0 P: 8	1B: 2 2B: 1 3B: 0 HR: 0	SF: 0 SAC: 0 DP: 0 HBP: 1	WP: 0 PB: 0 SB: 0 CS: 1	PA: 31		
PITCHER	IP WLS BF H R ER SO BB IBB HBP BLK WP HR S P ERA WHIP	9.0 W 31 3 0 0 3 0 0 1 0 0 0 70 110 0.00 0.333																						
29 Chris Carpenter, R ERA: 3.0																								

St. Louis Cardinals @ Philadelphia Phillies
Citizens Bank Park, Philadelphia, PA
Fri Oct 07 2011, 8:38 PM - 11:08 PM EDT
Att: 46,530 - Clear - 58 F

AB 30
R 0
H 3
RBI 0
BB 0
SO 3
LOB 8



Batter	1	2	3	4	5	6	7	8	9	AB	R	H	RBI	BB	SO	LOB	TOP																				
15 Rafael Furcal, S OBP: 0.219, SLG: 0.375	G6-3		F7	G5-3		K	F8			5	0	0	0	0	1	5																					
19 Jon Jay, L OBP: 0.000, SLG: 0.333	5 HR		5 2B		5 2B		G4-3	F8		5	3	3	0	0	0	0																					
5 Albert Pujols, R OBP: 0.389, SLG: 0.724 33 Daniel Descalso, L	1-H		7 G4-3		12 G3 4 WP		7 1B	G4-3		5	3	4	5	0	0	0																					
7 Matt Holliday, R OBP: 0.313 21 Allen Craig, R OBP: 0.333, SLG: 0.273	12 CS		G4-3		K		12 1B	E4		3	1	1	1	1	1	2																					
12 Lance Berkman, S OBP: 0.310, SLG: 0.385 34 Marc Rzepczynski, L 26 Kyle Lohse, R 41 Mitchell Boggs, R 30 Jason Motte, R	K		G4-3		G3		4 1B 23 1B	K		4	1	1	0	0	0	1																					
4 Yadier Molina, R OBP: 0.276, SLG: 0.259	G6-3		23 G4-1 8 1B		G4-3		23 1B 8 1B	F8		5	2	2	1	0	0	0																					
23 David Freese, R OBP: 0.333, SLG: 0.731	F9		G4-1				8 1B	HR		5	1	2	2	0	1	1																					
8 Nick Punto, S OBP: 0.273, SLG: 0.273 13 Gerald Laird, R	P4		22 SH2-4 1B				F7			4	0	2	2	0	0	0																					
22 Edwin Jackson, R 53 Arthur Rhodes, L 31 Lance Lynn, S Ryan Theriot, R 59 Fernando Salas, R 56 Adron Chambers, L	5 2B		19 1B 5 2B		SH2-4					1	1	1	0	0	0	0																					
Inning Stats	R: 2 E: 0 K: 1 S: 11	H: 2 LOB: 1 BB: 1 P: 22	R: 0 E: 0 K: 0 S: 7	H: 0 LOB: 0 BB: 0 P: 10	R: 2 E: 0 K: 0 S: 14	H: 3 LOB: 1 BB: 0 P: 23	R: 1 E: 0 K: 0 S: 10	H: 2 LOB: 1 BB: 0 P: 17	R: 2 E: 0 K: 1 S: 11	H: 2 LOB: 0 BB: 0 P: 19	R: 0 E: 0 K: 2 S: 14	H: 1 LOB: 1 BB: 0 P: 18	R: 4 E: 0 K: 1 S: 16	H: 6 LOB: 2 BB: 0 P: 20	R: 0 E: 1 K: 1 S: 8	H: 0 LOB: 1 BB: 0 P: 11	R: 1 E: 0 K: 2 S: 11	H: 1 LOB: 0 BB: 0 P: 16	1B: 10 2B: 6 3B: 0 HR: 2	SF: 0 SAC: 1 DP: 1 HBP: 0	WP: 1 PB: 0 CS: 1	PA: 45															
PITCHER	IP	WLS	BF	H	R	ER	SO	BB	IBB	HBP	BLK	WP	HR	S	P	ERA	WHIP	PITCHER	IP	WLS	BF	H	R	ER	SO	BB	IBB	HBP	BLK	WP	HR	S	P	ERA	WHIP		
18 Shaun Marcum, R ERA: 12.46	4.0	L	19	7	5	5	1	1	0	0	0	0	1	42	72	11.25	2.000																				
41 Marco Estrada, R ERA: 3.5	2.0		9	3	2	2	3	0	0	0	0	0	0	25	37	9.00	1.500																				
50 Kameron Loe, R ERA: 15.43	0.1		7	6	4	4	0	0	0	0	0	0	0	10	13	108.00	18.000																				
32 LaTroy Hawkins, R ERA: 15.43	0.2		2	0	0	0	1	0	0	0	0	0	0	6	7	0.00	0.000																				
38 Chris Narveson, L ERA: 8.31	2.0		8	1	1	1	3	0	0	0	0	0	1	19	27	4.50	0.500																				
Batter	1	2	3	4	5	6	7	8	9	AB	R	H	RBI	BB	SO	LOB	BOTTOM																				
1 Corey Hart, R OBP: 0.250, SLG: 0.310	F8		K		8 2B		F9		F9	4	0	0	0	1	1	0																					
2 Nyjer Morgan, L OBP: 0.281, SLG: 0.200 38 Chris Narveson, L	G4-3		K		F8		8 FC5-4 BB			3	0	0	0	1	1	1																					
8 Ryan Braun, R OBP: 0.567, SLG: 0.962	1B		K2-3		2B		FC5-4			4	0	2	0	0	1	1																					
28 Prince Fielder, L OBP: 0.467, SLG: 0.833	L4				23 HR		23 G6-4-3 BB		HR	3	2	2	1	1	0	1																					
23 Rickie Weeks Jr., R OBP: 0.241, SLG: 0.360 5 Taylor Green, L	F8		HR		G6-4-3				G6-3	4	1	1	2	0	0	3																					
15 Jermey Hairston, R OBP: 0.414, SLG: 0.500	3 1B		G4-3		F8				G6-3	4	0	1	0	0	0	0																					
3 Yuniesky Betancourt, R OBP: 0.370, SLG: 0.615	1B		1B		20 FC5-4 1B				G5-3	4	0	2	0	0	0	0																					
20 Jonathan Lucroy, R OBP: 0.227, SLG: 0.273 25 Mark Kotsay, L	F9		FC5-4		K				G6-3	3	0	0	0	0	1	3																					
18 Shaun Marcum, R 14 Casey McGehee, R 41 Marco Estrada, R 50 Kameron Loe, R 32 LaTroy Hawkins, R 27 Carlos Gómez, R	F8		G1-3						F9	1	0	0	0	0	0	2																					
Inning Stats	R: 0 E: 0 K: 0 S: 7	H: 1 LOB: 1 BB: 0 P: 11	R: 0 E: 0 K: 0 S: 11	H: 2 LOB: 2 BB: 0 P: 19	R: 0 E: 0 K: 3 S: 10	H: 0 LOB: 0 BB: 0 P: 14	R: 2 E: 0 K: 0 S: 15	H: 3 LOB: 1 BB: 0 P: 28	R: 0 E: 0 K: 1 S: 9	H: 0 LOB: 0 BB: 2 P: 17	R: 0 E: 0 K: 1 S: 9	H: 0 LOB: 1 BB: 0 P: 13	R: 0 E: 0 K: 0 S: 7	H: 0 LOB: 1 BB: 1 P: 15	R: 1 E: 0 K: 0 S: 7	H: 1 LOB: 0 BB: 0 P: 14	R: 0 E: 0 K: 0 S: 11	H: 0 LOB: 0 BB: 0 P: 15	1B: 4 2B: 2 3B: 0 HR: 2	SF: 0 SAC: 0 DP: 1 HBP: 0	WP: 0 PB: 0 CS: 0	PA: 37															
PITCHER	IP	WLS	BF	H	R	ER	SO	BB	IBB	HBP	BLK	WP	HR	S	P	ERA	WHIP	PITCHER	IP	WLS	BF	H	R	ER	SO	BB	IBB	HBP	BLK	WP	HR	S	P	ERA	WHIP		
22 Edwin Jackson, R ERA: 3.48	4.1		21	7	2	2	3	1	0	0	0	0	0	2	6																						
53 Arthur Rhodes, L ERA: 1.93	0.0		1	0	0	0	0	1	0	0	0	0	0	1	1	0.00	0.000																				
31 Lance Lynn, R ERA: 1.93	0.2	W	1	0	0	0	0	0	0	0	0	0	0	1	1	0.00	0.000																				
59 Fernando Salas, R ERA: 1.93	1.0		3	0	0	0	1	0	0	0	0	0	0	9	13	0.00	0.000																				
34 Marc Rzepczynski, L ERA: 10.13	1.0		4	0	0	0	0	1	0	0	0	0	0	7	15	0.00	1.000																				
41 Mitchell Boggs, R ERA: 6.75	1.0		4	1	1	1	0	0	0	0	0	0	0	0	0	0	0																				
30 Jason Motte, R ERA: 6.75	1.0		3	0	0	0	0	0	0	0	0	0	0	0	0	0	0																				

St. Louis Cardinals @ Milwaukee Brewers
Miller Park, Milwaukee, WI
Mon Oct 10 2011, 7:06 PM - 10:42 PM CDT
Att: 43,937 - Partly Cloudy - 69 F

AB 43
R 12
H 17
RBI 11
BB 1
SO 8
LOB 14



St. Louis Cardinals @ Milwaukee Brewers
Miller Park, Milwaukee, WI
Mon Oct 10 2011, 7:06 PM - 10:42 PM CDT
Att: 43,937 - Partly Cloudy - 69 F

AB 34
R 3
H 8
RBI 3
SO 4
LOB 12



Batter	1	2	3	4	5	6	7	8	9	AB	R	H	RBI	BB	SO	LOB	TOP			
2 Nyjer Morgan, L (1.8) OBP: 0.310, SLG: 0.280	G6-3		HBP			25 G4-3 8 1B			1B	4	1	2	0	0	1	2	Milwaukee Brewers @ St. Louis Cardinals Busch Stadium, St. Louis, MO Thu Oct 13 2011, 7:07 PM - 10:30 PM CDT Att: 45,606 - Partly Cloudy - 67 F			
25 Mark Kotsay, L (1.9) OBP: 0.286, SLG: 0.364			F7				G3-1		F8	4	0	0	0	0	1	3				
27 Carlos Gómez, R (7.8) OBP: 0.300, SLG: 0.600										1	0	0	0	0	0	1				
8 Ryan Braun, R (1.7) OBP: 0.538, SLG: 0.824	1B		P3							5	0	2	1	0	2	3				
28 Prince Fielder, L (1.3) OBP: 0.447, SLG: 0.733										3	1	1	0	1	1	2				
23 Rickie Weeks Jr., R (1.4) OBP: 0.243, SLG: 0.333	G6-3									4	1	1	0	0	1	2				
30 Craig Counsell, L (7.4)			F8							0	0	0	0	0	0	0				
15 Jerry Hairston, R (1.5) OBP: 0.405, SLG: 0.531	G5-3									4	1	2	1	0	0	0				
3 Yuniesky Betancourt, R (1.6) OBP: 0.371, SLG: 0.559										4	0	1	1	0	0	2				
9 George Kottaras, L (1.2)										4	0	0	1	0	1	2				
57 Francisco Rodríguez, R (8.1)										0	0	0	0	0	0	0				
59 John Axford, R (9.1)										0	0	0	0	0	0	0				
43 Randy Wolf, L (1.1) OBP: 0.333, SLG: 0.667										2	0	1	0	0	0	1				
20 Jonathan Lucroy, R (8.2) OBP: 0.192, SLG: 0.231										1	0	0	0	0	1	0				
Inning Stats	R: 0 E: 0 K: 2 S: 13	H: 1 LOB: 1 BB: 0 P: 21	R: 0 E: 0 K: 0 S: 7	H: 0 LOB: 0 BB: 0 P: 8	R: 0 E: 0 K: 1 S: 13	H: 1 LOB: 2 BB: 0 P: 20	R: 2 E: 0 K: 0 S: 16	H: 3 LOB: 1 BB: 0 P: 23	R: 1 E: 0 K: 0 S: 10	H: 2 LOB: 0 BB: 0 P: 16	R: 0 E: 0 K: 2 S: 11	H: 0 LOB: 1 BB: 1 P: 16	R: 0 E: 0 K: 0 S: 9	H: 0 LOB: 0 BB: 0 P: 13	R: 0 E: 0 K: 2 S: 16	H: 1 LOB: 1 BB: 0 P: 21	1B: 5 2B: 5 3B: 0 HR: 0	SF: 0 SAC: 1 DP: 1 HBP: 1	WP: 0 PB: 0 SB: 0 CS: 0	PA: 39
PITCHER	IP WLS BF H R ER SO BB IBB HBP BLK WP HR S P ERA WHIP																			
26 Kyle Lohse, R (1.1) ERA: 7.45	4.1 L 20 6 3 3 3 0 0 1 0 0 0 54 81 6.23 1.385																			
41 Mitchell Boggs, R (5.1) ERA: 7.2	1.0 5 3 1 1 0 0 0 0 0 0 0 10 16 9.00 3.000																			
53 Arthur Rhodes, L (6.1) ERA: 7.2	0.2 3 0 0 0 1 0 0 0 0 0 0 7 10 0.00 0.000																			
28 Octavio Dotel, R (7.1) ERA: 1.93	1.0 4 0 0 0 2 1 0 0 0 0 0 11 16 0.00 1.000																			
59 Fernando Salas, R (8.1) ERA: 1.17	2.0 7 1 0 0 2 0 0 0 0 0 0 25 34 0.00 0.500																			


Batter	1	2	3	4	5	6	7	8	9	AB	R	H	RBI	BB	SO	LOB	BOTTOM					
15 Rafael Furcal, S (1.6) OBP: 0.220, SLG: 0.325	F8		F8						FC6-4	5	0	0	0	0	0	1	Milwaukee Brewers @ St. Louis Cardinals Busch Stadium, St. Louis, MO Thu Oct 13 2011, 7:07 PM - 10:30 PM CDT Att: 45,606 - Partly Cloudy - 67 F					
21 Allen Craig, R (1.9) OBP: 0.350, SLG: 0.500	G5-3									4	1	1	1	0	1	0						
5 Albert Pujols, R (1.3) OBP: 0.487, SLG: 0.714										4	0	1	0	0	1	0						
23 David Freese, R (1.5) OBP: 0.400, SLG: 0.765										4	0	2	0	0	1	1						
7 Matt Holliday, R (1.7) OBP: 0.423, SLG: 0.500										3	1	2	1	1	0	1						
4 Yadier Molina, R (1.2) OBP: 0.243, SLG: 0.257										4	0	1	0	0	1	4						
Ryan Theriot, R (1.4) OBP: 0.368, SLG: 0.474										4	0	0	0	0	1	2						
19 Jon Jay, L (1.8) OBP: 0.333, SLG: 0.310										4	0	0	0	0	0	3						
26 Kyle Lohse, R (1.1) ERA: 8.1										2	0	0	0	0	1	2						
41 Mitchell Boggs, R (5.1) ERA: 7.2										0	0	0	0	0	0	0						
53 Arthur Rhodes, L (6.1) ERA: 7.2										0	0	0	0	0	0	0						
28 Octavio Dotel, R (7.1) ERA: 1.93										0	0	0	0	0	0	0						
8 Nick Punto, S (7.9) OBP: 0.290, SLG: 0.200										1	0	0	0	0	0	1						
59 Fernando Salas, R (8.1) ERA: 1.17										0	0	0	0	0	0	0						
12 Lance Berkman, S (9.9) OBP: 0.365, SLG: 0.539										1	0	1	0	0	0	0						
Inning Stats	R: 0 E: 0 K: 1 S: 7	H: 0 LOB: 0 BB: 0 P: 12	R: 1 E: 1 K: 2 S: 19	H: 2 LOB: 2 BB: 0 P: 24	R: 1 E: 0 K: 0 S: 11	H: 2 LOB: 2 BB: 1 P: 18	R: 0 E: 0 K: 0 S: 5	H: 0 LOB: 0 BB: 0 P: 10	R: 0 E: 0 K: 1 S: 13	H: 1 LOB: 1 BB: 0 P: 18	R: 0 E: 0 K: 1 S: 10	H: 1 LOB: 0 BB: 0 P: 11	R: 0 E: 0 K: 1 S: 9	H: 0 LOB: 0 BB: 0 P: 14	R: 0 E: 0 K: 1 S: 12	H: 1 LOB: 1 BB: 0 P: 18	R: 0 E: 0 K: 0 S: 11	H: 1 LOB: 1 BB: 0 P: 16	1B: 4 2B: 2 3B: 0 HR: 2	SF: 0 SAC: 0 DP: 0 HBP: 0	WP: 0 PB: 0 SB: 0 CS: 0	PA: 37
PITCHER	IP WLS BF H R ER SO BB IBB HBP BLK WP HR S P ERA WHIP																					
43 Randy Wolf, L (1.1) ERA: 8.1	7.0 W 29 6 2 2 6 1 0 0 0 0 0 2 74 107 2.57 1.000																					
57 Francisco Rodríguez, R (8.1) ERA: 1.5	1.0 H 4 1 0 0 1 0 0 0 0 0 0 12 18 0.00 1.000																					
59 John Axford, R (9.1) ERA: 1.5	1.0 S 4 1 0 0 0 0 0 0 0 0 0 11 16 0.00 1.000																					



Batter	1	2	3	4	5	6	7	8	9	AB	R	H	RBI	BB	SO	LOB	TOP							
15 Rafael Furcal, S OBP: 0.220, SLG: 0.388										4	1	1	1	0	0	2								
19 Jon Jay L OBP: 0.226, SLG: 0.270										4	1	1	0	1	2	1								
5 Albert Pujols, R OBP: 0.490, SLG: 0.721										4	1	2	2	1	1	1								
12 Lance Berkman, S OBP: 0.341, SLG: 0.342										5	1	1	1	0	0	2								
7 Matt Holliday, R OBP: 0.444, SLG: 0.531										5	3	2	0	0	2	2								
23 David Freese, R OBP: 0.485, SLG: 0.850										4	3	3	3	0	0	0								
31 Lance Lynn, S Ryan Theriot, R OBP: 0.350, SLG: 0.450										4	1	2	0	1	1	1								
30 Jason Motte, R										4	0	0	1	0	4	4								
4 Yadier Molina, R OBP: 0.326, SLG: 0.349										1	0	0	0	0	1	0								
8 Nick Punto, S OBP: 0.208, SLG: 0.143										1	0	1	2	0	0	0								
22 Edwin Jackson, R 21 Albert Pujols, R 59 Fernando Salas, R 56 Adron Chambers, L 34 Marc Rzepczynski, L 28 Octavio Dotel, R 33 Daniel Descalso, L										1	0	0	0	0	1	0								
Inning Stats	R: 4 H: 3 E: 0 K: 1 S: 15	WLS: 0 BF: 7 LOB: 1 P: 27	R: 1 H: 1 ER: 0 K: 3 S: 13	LOB: 0 BB: 21 P: 21	R: 4 H: 4 ER: 0 K: 0 S: 16	LOB: 1 BB: 1 P: 28	R: 0 H: 0 ER: 0 K: 0 S: 6	LOB: 0 BB: 10 P: 10	R: 2 H: 2 ER: 0 K: 1 S: 13	LOB: 1 BB: 0 P: 20	R: 0 H: 0 ER: 0 K: 1 S: 8	LOB: 0 BB: 13 P: 13	R: 0 H: 1 ER: 0 K: 2 S: 9	LOB: 0 BB: 11 P: 11	R: 1 H: 2 ER: 0 K: 1 S: 10	LOB: 1 BB: 0 P: 16	R: 0 H: 1 ER: 0 K: 2 S: 12	LOB: 1 BB: 19 P: 19	1B: 10 2B: 2 HR: 3	SF: 2 SAC: 1 HBP: 0	WP: 0 PB: 0 SB: 1 CS: 0	PA: 44		
PITCHER	IP: 1.0 WLS: 0 BF: 7 LOB: 1 P: 27	ERA: 14.9	IP: 1.1 WLS: 1 BF: 5 LOB: 0 P: 15	ERA: 11.05	IP: 1.0 WLS: 0 BF: 6 LOB: 1 P: 27	ERA: 8.31	IP: 2.0 WLS: 1 BF: 7 LOB: 0 P: 3	ERA: 0.50	IP: 1.0 WLS: 0 BF: 5 LOB: 1 P: 16	ERA: 18.00	IP: 1.0 WLS: 0 BF: 4 LOB: 0 P: 16	ERA: 1.000	IP: 1.0 WLS: 0 BF: 5 LOB: 1 P: 16	ERA: 1.29	IP: 1.0 WLS: 0 BF: 4 LOB: 0 P: 16	ERA: 0.00	IP: 1.0 WLS: 0 BF: 5 LOB: 1 P: 16	ERA: 9.00	IP: 1.0 WLS: 0 BF: 4 LOB: 0 P: 16	ERA: 0.00	IP: 1.0 WLS: 0 BF: 5 LOB: 1 P: 16	ERA: 2.000	IP: 1.0 WLS: 0 BF: 4 LOB: 0 P: 16	ERA: 1.000
Batter	1	2	3	4	5	6	7	8	9	AB	R	H	RBI	BB	SO	LOB	BOTTOM							
1 Corey Hart, R OBP: 0.273, SLG: 0.390										4	1	1	1	0	1	2								
2 Nyjer Morgan, L OBP: 0.281, SLG: 0.250										2	0	0	0	0	1	0								
27 Carlos Gómez, R OBP: 0.400, SLG: 0.571										4	0	0	1	0	2	1								
8 Ryan Braun, R OBP: 0.468, SLG: 0.714										4	0	0	0	0	0	0								
23 Rickie Weeks Jr, R OBP: 0.222, SLG: 0.366										4	1	1	1	0	1	0								
15 Jermey Hairston, R OBP: 0.422, SLG: 0.538										4	2	2	0	0	1	0								
3 Yuniesky Betancourt, R OBP: 0.326, SLG: 0.500										4	0	1	1	0	0	1								
20 Jonathan Lucroy, R OBP: 0.250, SLG: 0.375										3	1	1	2	0	1	1								
9 George Kottaras, L										1	0	0	0	0	0	0								
18 Shaun Marcum, R 38 Chris Narveson, L 32 LaTroy Hawkins, L 14 Casey McGehee, R 50 Kameron Loe, R 40 Taiwan Strain, L 30 Craig Counsell, L 87 Francisco Rodriguez, R 95 John Kozminski, R 25 Mark Kopyay, L										0	0	0	0	0	0	0								
Inning Stats	R: 1 H: 1 E: 0 K: 1 S: 12	WLS: 1 BF: 10 LOB: 0 P: 18	R: 3 H: 3 ER: 0 K: 1 S: 20	LOB: 0 BB: 0 P: 30	R: 0 H: 0 ER: 0 K: 1 S: 8	LOB: 0 BB: 0 P: 14	R: 1 H: 2 ER: 0 K: 2 S: 18	LOB: 2 BB: 1 P: 29	R: 1 H: 1 ER: 0 K: 1 S: 11	LOB: 0 BB: 0 P: 16	R: 0 H: 0 ER: 0 K: 0 S: 8	LOB: 0 BB: 0 P: 11	R: 0 H: 0 ER: 0 K: 1 S: 10	LOB: 0 BB: 13 P: 13	R: 0 H: 0 ER: 0 K: 1 S: 12	LOB: 0 BB: 18 P: 18	R: 0 H: 0 ER: 0 K: 1 S: 10	LOB: 0 BB: 12 P: 12	1B: 2 2B: 2 HR: 3	SF: 0 SAC: 0 HBP: 1	WP: 2 PB: 0 SB: 0 CS: 0	PA: 36		
PITCHER	IP: 2.0 WLS: 10 BF: 10 LOB: 0 P: 18	ERA: 5.84	IP: 2.0 WLS: 9 BF: 2 LOB: 1 P: 3	ERA: 1.86	IP: 2.1 WLS: 8 BF: 1 LOB: 1 P: 1	ERA: 0.35	IP: 0.2 WLS: 3 BF: 0 LOB: 0 P: 1	ERA: 1.35	IP: 1.0 WLS: 3 BF: 0 LOB: 0 P: 1	ERA: 1.35	IP: 1.0 WLS: 0 BF: 3 LOB: 0 P: 1	ERA: 0.00	IP: 1.0 WLS: 0 BF: 4 LOB: 0 P: 16	ERA: 0.000	IP: 1.0 WLS: 0 BF: 5 LOB: 1 P: 16	ERA: 0.00	IP: 1.0 WLS: 0 BF: 4 LOB: 0 P: 16	ERA: 0.00	IP: 1.0 WLS: 0 BF: 5 LOB: 1 P: 16	ERA: 0.00	IP: 1.0 WLS: 0 BF: 4 LOB: 0 P: 16	ERA: 0.000	IP: 1.0 WLS: 0 BF: 5 LOB: 1 P: 16	ERA: 0.000


St. Louis Cardinals @ Milwaukee Brewers
Miller Park, Milwaukee, WI
Sun Oct 16 2011, 7:08 PM - 10:49 PM CDT
Att: 43,926 - Roof Closed - 67 F

AB 38
R 12
H 14
RBI 11
BB 3
SO 11
LOB 13



St. Louis Cardinals @ Milwaukee Brewers
Miller Park, Milwaukee, WI
Sun Oct 16 2011, 7:08 PM - 10:49 PM CDT
Att: 43,926 - Roof Closed - 67 F

AB 34
R 6
H 7
RBI 6
BB 1
SO 9
LOB 5



Batter	1	2	3	4	5	6	7	8	9	AB	R	H	RBI	BB	SO	LOB	TOP					
5 Ian Kinsler, R OBP: 0.404, SLG: 0.455										4	0	2	0	0	0	0	Texas Rangers @ St. Louis Cardinals Busch Stadium, St. Louis, MO Wed Oct 19 2011, 7:07 PM - 10:13 PM CDT Att: 46,406 - Clear - 49 F					
1 Elvis Andrus, R OBP: 0.306, SLG: 0.190										3	0	0	0	0	2	1						
32 Josh Hamilton, L OBP: 0.286, SLG: 0.378										4	0	0	0	0	1	1						
10 Michael Young, R OBP: 0.224, SLG: 0.319										4	0	0	0	0	0	1						
29 Adrian Beltré, R OBP: 0.306, SLG: 0.543										4	1	2	0	0	0	0						
17 Nelson Cruz, R OBP: 0.318, SLG: 0.750										3	0	1	0	1	1	1						
25 Mike Napoli, R OBP: 0.400, SLG: 0.475										2	1	1	2	1	0	2						
7 David Murphy, L OBP: 0.448, SLG: 0.520										2	0	0	0	0	1	0						
23 Craig Gentry, R OBP: 0.462, SLG: 0.354										1	0	0	0	0	1	2						
36 C.J. Wilson, L										2	0	0	0	0	0	0						
41 Alexi Ogando, R										0	0	0	0	0	0	0						
6 Esteban German, R										1	0	0	0	0	1	2						
51 Michael Gonzalez, R										0	0	0	0	0	0	0						
39 Scott Feldman, L										0	0	0	0	0	0	0						
Inning Stats	R: 0 E: 0 K: 0 S: 5	H: 1 LOB: 0 BB: 0 P: 11	R: 0 E: 0 K: 0 S: 9	H: 1 LOB: 1 BB: 1 P: 18	R: 0 E: 0 K: 2 S: 9	H: 0 LOB: 0 BB: 0 P: 13	R: 0 E: 0 K: 2 S: 8	H: 0 LOB: 0 BB: 0 P: 14	R: 2 E: 0 K: 2 S: 11	H: 2 LOB: 0 BB: 0 P: 21	R: 0 E: 0 K: 0 S: 7	H: 1 LOB: 1 BB: 0 P: 10	R: 0 E: 0 K: 2 S: 11	H: 1 LOB: 2 BB: 1 P: 18	R: 0 E: 0 K: 1 S: 8	H: 0 LOB: 0 BB: 0 P: 11	R: 0 E: 0 K: 0 S: 7	H: 0 LOB: 0 BB: 0 P: 10	1B: 4 2B: 1 3B: 0 HR: 1	SF: 0 SAC: 1 DP: 1 HBP: 0	WP: 0 PB: 0 SB: 0 CS: 1	PA: 33
PITCHER	IP WLS BF H R ER SO BB IBB HBP BLK WP HR S P ERA WHIP																					
29 Chris Carpenter, R ERA: 3.52	6.0 W 22 5 2 2 4 1 0 0 0 0 0 1 49 87 3.00 1.000																					
59 Fernando Salas, R ERA: 1.8	0.1 H 3 1 0 0 0 0 1 0 0 0 0 0 0 5 11 0.00 6.000																					
34 Marc Rzepczynski, L ERA: 5.68	0.2 H 2 0 0 0 2 0 0 0 0 0 0 0 6 7 0.00 0.000																					
28 Octavio Dotel, R ERA: 1.23	0.2 H 2 0 0 0 1 0 0 0 0 0 0 0 5 5 0.00 0.000																					
53 Arthur Rhodes, L ERA:	0.1 H 1 0 0 0 0 0 0 0 0 0 0 0 3 6 0.00 0.000																					
30 Jason Motte, R ERA:	1.0 S 3 0 0 0 0 0 0 0 0 0 0 0 0 7 10 0.00 0.000																					

Batter	1	2	3	4	5	6	7	8	9	AB	R	H	RBI	BB	SO	LOB	BOTTOM					
15 Rafael Furcal, S OBP: 0.241, SLG: 0.373										2	0	0	0	2	1	3	Texas Rangers @ St. Louis Cardinals Busch Stadium, St. Louis, MO Wed Oct 19 2011, 7:07 PM - 10:13 PM CDT Att: 46,406 - Clear - 49 F					
19 Jon Jay, L OBP: 0.304, SLG: 0.250										3	0	0	0	0	0	2						
5 Albert Pujols, R OBP: 0.491, SLG: 0.689										2	1	0	0	1	0	0						
7 Matt Holliday, R OBP: 0.425, SLG: 0.528										4	1	1	0	0	0	2						
12 Lance Berkman, S OBP: 0.354, SLG: 0.357										4	0	2	2	0	0	0						
30 Jason Motte, R										0	0	0	0	0	0	0						
23 David Freese, R OBP: 0.476, SLG: 0.857										2	1	1	0	1	0	1						
33 Daniel Descalso, L OBP: 0.167, SLG: 0.167										0	0	0	0	0	0	0						
4 Yadier Molina, R OBP: 0.300, SLG: 0.319										4	0	0	0	0	1	4						
8 Nick Punto, S OBP: 0.286, SLG: 0.174										2	0	1	0	2	1	1						
29 Chris Carpenter, R ERA: 7.17	5.2 L 26 4 3 3 4 4 2 1 0 0 0 0 0 15 27 0.00 6.000																					
21 Albert Ogando, R ERA: 0.84	0.1 2 1 0 0 0 0 0 0 0 0 0 0 2 2 0.00 0.000																					
59 Fernando Salas, R ERA: 1.8	0.1 1 0 0 0 0 0 0 0 0 0 0 0 0 0 0.00 0.000																					
34 Marc Rzepczynski, L ERA: 5.68	0.2 6 1 0 0 1 0 0 0 0 0 0 0 0 15 27 0.00 6.000																					
28 Octavio Dotel, R ERA: 1.23	0.1 0 0 0 0 0 0 0 0 0 0 0 0 0 0 0.00 0.000																					
53 Arthur Rhodes, L ERA:	0.1 0 0 0 0 0 0 0 0 0 0 0 0 0 0 0.00 0.000																					
55 Skip Schumaker, L OBP: 0.100, SLG: 0.000																						
Inning Stats	R: 0 E: 0 K: 0 S: 6	H: 0 LOB: 1 BB: 1 P: 11	R: 0 E: 0 K: 0 S: 9	H: 0 LOB: 1 BB: 1 P: 19	R: 0 E: 0 K: 2 S: 8	H: 1 LOB: 1 BB: 0 P: 10	R: 2 E: 0 K: 1 S: 10	H: 2 LOB: 2 BB: 1 P: 20	R: 0 E: 0 K: 0 S: 6	H: 0 LOB: 1 BB: 2 P: 14	R: 0 E: 0 K: 1 S: 18	H: 2 LOB: 2 BB: 1 P: 29	R: 0 E: 0 K: 0 S: 8	H: 0 LOB: 0 BB: 0 P: 13	R: 0 E: 0 K: 1 S: 9	H: 1 LOB: 1 BB: 0 P: 16	R: 0 E: 0 K: 1 S: 9	H: 0 LOB: 0 BB: 0 P: 10	1B: 4 2B: 2 3B: 0 HR: 0	SF: 0 SAC: 2 DP: 2 HBP: 1	WP: 1 PB: 0 SB: 0 CS: 0	PA: 35
PITCHER	IP WLS BF H R ER SO BB IBB HBP BLK WP HR S P ERA WHIP																					
36 C.J. Wilson, L ERA: 7.17	5.2 L 26 4 3 3 4 4 2 1 0 0 0 0 0 15 27 0.00 6.000																					
41 Alexi Ogando, R ERA: 0.84	0.1 2 1 0 0 0 0 0 0 0 0 0 0 2 2 0.00 0.000																					
51 Michael Gonzalez, L ERA:	0.1 1 0 0 0 0 0 0 0 0 0 0 0 0 0 0.00 0.000																					
39 Scott Feldman, R ERA:	1.2 6 1 0 0 1 0 0 0 0 0 0 0 0 15 27 0.00 6.000																					

Batter	1	2	3	4	5	6	7	8	9	AB	R	H	RBI	BB	SO	LOB	TOP			
5 Ian Kinsler, R OBP: 0.429, SLG: 0.468	G6-3			10 1B		G6-4-3 1B			32 SF9 1B	3	1	2	0	1	0	0	Texas Rangers @ St. Louis Cardinals Busch Stadium, St. Louis, MO Thu Oct 20 2011, 7:07 PM - 10:11 PM CDT Att: 47,288 - Cloudy - 50 F			
1 Elvis Andrus, R OBP: 0.302, SLG: 0.196	G3			F9		G6-4-3 1-2			E3 32 SF9 10 SF8 1B	4	1	1	0	0	0	2				
32 Josh Hamilton, L OBP: 0.284, SLG: 0.354	G5-3			F7			K		SF9	3	0	0	1	0	1	1				
10 Michael Young, R OBP: 0.226, SLG: 0.320	K			SAFE 1B		G4-3			SF8	3	0	1	1	0	1	0				
29 Adrián Beltré, R OBP: 0.302, SLG: 0.520	K			SAFE 1B					G5-3	4	0	1	0	0	2	2				
17 Nelson Cruz, R OBP: 0.298, SLG: 0.698	P4			K			F9			3	0	0	0	0	1	1				
25 Mike Napoli, R OBP: 0.375, SLG: 0.442	L5			L9					K	3	0	0	0	0	1	0				
23 Craig Gentry, R OBP: 0.400, SLG: 0.308	G5-3			K					K	2	0	0	0	0	1	0				
7 David Murphy, L OBP: 0.448, SLG: 0.520	G5-3			K					K	1	0	0	0	0	1	0				
8 Yorvit Torrealba, R OBP: 0.298, SLG: 0.385	G5-3			K					K	0	0	0	0	0	0	0				
9 Endy Chavez, L OBP: 0.298, SLG: 0.385	G5-3			K					K	0	0	0	0	0	0	0				
48 Colby Lewis, R OBP: 0.298, SLG: 0.385	G6-3			K					G3	2	0	0	0	0	1	0				
41 Alexi Ogando, R OBP: 0.298, SLG: 0.385	G6-3			K					G3	0	0	0	0	0	0	0				
6 Esteban German, R OBP: 0.298, SLG: 0.385	G6-3			K					G3	1	0	0	0	0	0	0				
37 Mike Adams, R OBP: 0.298, SLG: 0.385	G6-3			K					G3	0	0	0	0	0	0	0				
30 Nefthali Feliz, R OBP: 0.298, SLG: 0.385	G6-3			K					G3	0	0	0	0	0	0	0				
Inning Stats	R: 0 H: 0 E: 0 K: 0 S: 6	H: 0 LOB: 0 BB: 0 P: 10	R: 0 H: 0 E: 0 K: 2 S: 10	H: 0 LOB: 0 BB: 1 P: 14	R: 0 H: 0 E: 0 K: 0 S: 5	H: 1 LOB: 2 BB: 1 P: 11	R: 0 H: 0 E: 0 K: 1 S: 11	H: 0 LOB: 0 BB: 0 P: 21	R: 0 H: 0 E: 0 K: 1 S: 7	H: 1 LOB: 0 BB: 0 P: 7	R: 0 H: 1 E: 0 K: 1 S: 9	H: 1 LOB: 1 BB: 0 P: 12	R: 0 H: 0 E: 0 K: 2 S: 8	H: 0 LOB: 0 BB: 0 P: 9	R: 2 H: 2 E: 1 K: 0 S: 13	H: 2 LOB: 0 BB: 0 P: 21	1B: 5 2B: 0 3B: 0 HR: 0	SF: 2 SAC: 0 DP: 1 HBP: 0	WP: 0 PB: 0 SB: 1 CS: 0	PA: 32
PITCHER	IP WLS BF H R ER SO	IP WLS BF H R ER SO	IP WLS BF H R ER SO	IP WLS BF H R ER SO	IP WLS BF H R ER SO	IP WLS BF H R ER SO	IP WLS BF H R ER SO	IP WLS BF H R ER SO	IP WLS BF H R ER SO	IP WLS BF H R ER SO	IP WLS BF H R ER SO	IP WLS BF H R ER SO	IP WLS BF H R ER SO	IP WLS BF H R ER SO	IP WLS BF H R ER SO	IP WLS BF H R ER SO	ERA WHIP	ERA WHIP	ERA WHIP	
54 Jaime Garcia, L ERA: 3.97	7.0	24	3	0	0	7	1	0	0	0	0	0	0	0	0	0	0.00	0.571		
59 Fernando Salas, R ERA: 1.74	0.1	H	1	0	0	0	0	0	0	0	0	0	0	0	0	0	0.00	0.000		
34 Marc Rzepczynski, L ERA: 5.14	0.2	H	2	0	0	0	0	0	0	0	0	0	0	0	0	0	0.00	0.000		
30 Jason Motte, R ERA: 1.0	0.0	L	2	2	2	1	0	0	0	0	0	0	0	0	0	0	=	=		
53 Arthur Rhodes, L ERA:	0.1	B	1	0	0	0	0	0	0	0	0	0	0	0	0	0	0.00	0.000		

Batter	1	2	3	4	5	6	7	8	9	AB	R	H	RBI	BB	SO	LOB	BOTTOM					
15 Rafael Furcal, S OBP: 0.237, SLG: 0.375	F8			2B		FC6-4 1-2			F9	5	0	1	0	0	0	5	Texas Rangers @ St. Louis Cardinals Busch Stadium, St. Louis, MO Thu Oct 20 2011, 7:07 PM - 10:11 PM CDT Att: 47,288 - Cloudy - 50 F					
19 Jon Jay, L OBP: 0.280, SLG: 0.227	G3			G3		F8			F8	4	0	0	0	0	1							
5 Albert Pujols, R OBP: 0.456, SLG: 0.633	F8			G5-3		G5-3			F9	4	0	0	0	0	0							
12 Lance Berkman, S OBP: 0.346, SLG: 0.348	K			E4 7 G6-4-3		K			7 BB 1B	4	0	1	0	0	2	0						
30 Jason Motte, R OBP: 0.298, SLG: 0.385	K			G6-4-3 1-2		K			BB	2	0	0	0	2	1	1						
53 Arthur Rhodes, L OBP: 0.298, SLG: 0.385	K			G6-4-3 1-2		K			BB	0	0	0	0	0	0	0						
31 Lance Lynn, S OBP: 0.298, SLG: 0.385	K			G6-4-3 1-2		K			BB	0	0	0	0	0	0	0						
7 Matt Holliday, R OBP: 0.432, SLG: 0.500	BB			G6-4-3 1-2		K			BB	2	0	0	0	2	1	1						
23 David Freese, R OBP: 0.489, SLG: 0.822	F8			F7		F7			G4-3	3	1	1	0	0	0	1						
33 Daniel Descalso, L OBP: 0.143, SLG: 0.143	F8			F7		F7			G4-3	1	0	0	0	0	0	2						
4 Yadier Molina, R OBP: 0.296, SLG: 0.300	K			G4-3		G4-3			F7	3	0	0	0	1	1	2						
13 Gerald Laird, R OBP: 0.296, SLG: 0.300	K			G4-3		G4-3			F7	0	0	0	0	0	0	0						
8 Nick Punto, S OBP: 0.313, SLG: 0.222	G4-3			G4-3		G4-3			BB	4	0	2	0	0	1	1						
54 Jaime Garcia, L OBP: 0.296, SLG: 0.300	F7			G4-3		G4-3			BB	1	0	0	1	0	0	0						
21 Allen Craig, R OBP: 0.417, SLG: 0.550	F7			G4-3		G4-3			BB	1	0	1	1	0	0	0						
59 Fernando Salas, R OBP: 0.296, SLG: 0.300	F7			G4-3		G4-3			BB	0	0	0	0	0	0	0						
34 Marc Rzepczynski, L OBP: 0.296, SLG: 0.300	F7			G4-3		G4-3			BB	0	0	0	0	0	0	0						
56 Skjott Schumaker, L OBP: 0.544, SLG: 0.727	F7			G4-3		G4-3			BB	1	0	0	0	0	1	1						
Inning Stats	R: 0 H: 0 E: 0 K: 0 S: 7	H: 0 LOB: 0 BB: 0 P: 11	R: 0 H: 0 E: 0 K: 2 S: 13	H: 0 LOB: 1 BB: 1 P: 18	R: 0 H: 1 E: 0 K: 0 S: 9	H: 1 LOB: 0 BB: 0 P: 16	R: 0 H: 0 E: 0 K: 0 S: 7	H: 0 LOB: 0 BB: 0 P: 9	R: 0 H: 0 E: 0 K: 0 S: 10	H: 1 LOB: 2 BB: 1 P: 17	R: 0 H: 0 E: 0 K: 1 S: 15	H: 0 LOB: 0 BB: 0 P: 15	R: 0 H: 3 E: 0 K: 1 S: 15	H: 3 LOB: 2 BB: 0 P: 18	R: 0 H: 1 E: 0 K: 0 S: 10	H: 1 LOB: 2 BB: 1 P: 17	R: 0 H: 0 E: 0 K: 2 S: 11	H: 0 LOB: 1 BB: 1 P: 19	1B: 5 2B: 1 3B: 0 HR: 0	SF: 0 SAC: 0 DP: 1 HBP: 0	WP: 0 PB: 0 SB: 0 CS: 0	PA: 37
PITCHER	IP WLS BF H R ER SO	IP WLS BF H R ER SO	IP WLS BF H R ER SO	IP WLS BF H R ER SO	IP WLS BF H R ER SO	IP WLS BF H R ER SO	IP WLS BF H R ER SO	IP WLS BF H R ER SO	IP WLS BF H R ER SO	IP WLS BF H R ER SO	IP WLS BF H R ER SO	IP WLS BF H R ER SO	IP WLS BF H R ER SO	IP WLS BF H R ER SO	IP WLS BF H R ER SO	IP WLS BF H R ER SO	ERA WHIP	ERA WHIP	ERA WHIP			
48 Colby Lewis, R ERA: 2.95	6.2	26	4	1	1	4	2	0	0	0	0	0	0	0	0	0	1.35	0.900				
41 Alexi Ogando, R ERA: 0.92	0.1	2	1	0	0	0	0	0	0	0	0	0	0	0	0	0	0.00	3.000				
37 Mike Adams, R ERA: 2.45	1.0	W	5	1	0	0	1	0	0	0	0	0	0	0	0	0	0.00	2.000				
30 Nefthali Feliz, R ERA: 1.04	1.0	S	4	0	0	0	1	0	0	0	0	0	0	0	0	0	0.00	1.000				

Batter	1	2	3	4	5	6	7	8	9	AB	R	H	RBI	BB	SO	LOB	TOP									
15 Rafael Furcal, S OBP: 0.231, SLG: 0.355	G3		G4-6-3	FC1-2		5 HR	F9		K	6	1	1	0	0	1	3	St. Louis Cardinals @ Texas Rangers Rangers Ballpark in Arlington, Arlington, TX Sat Oct 22 2011, 8:07 PM - 12:10 AM EDT Att: 51,462 - Partly Cloudy - 80 F									
21 Allen Craig, R OBP: 0.400, SLG: 0.600	HR		K	G4-3		K			G5-3	5	2	1	1	1	2	4										
5 Albert Pujols, R OBP: 0.492, SLG: 0.818	G5-3									6	4	5	6	0	0	0										
7 Matt Holliday, R OBP: 0.420, SLG: 0.465										5	3	1	0	1	1	1										
12 Lance Berkman, S OBP: 0.368, SLG: 0.360	F8									4	2	2	0	1	1	1										
23 David Freese, R OBP: 0.481, SLG: 0.816										4	1	2	2	1	1	2										
33 Daniel Descalso, L (8, PR) OBP: 0.143, SLG: 0.143										0	1	0	0	0	0	0										
4 Yadier Molina, R OBP: 0.322, SLG: 0.358	G5-3									3	1	2	4	1	0	0										
19 Jon Jay, L OBP: 0.255, SLG: 0.204	K									5	0	0	0	0	1	6										
Ryan Theriot, R OBP: 0.360, SLG: 0.417										4	1	1	1	1	0	2										
Inning Stats	R: 1 E: 0 K: 0 S: 13	H: 2 LOB: 1 BB: 0 P: 20	R: 0 E: 0 K: 2 S: 7	H: 0 LOB: 0 BB: 0 P: 11	R: 0 E: 1 K: 1 S: 7	H: 0 LOB: 0 BB: 0 P: 12	R: 4 E: 1 K: 0 S: 17	H: 4 LOB: 2 BB: 1 P: 35	R: 3 E: 0 K: 0 S: 9	H: 2 LOB: 0 BB: 2 P: 19	R: 4 E: 1 K: 1 S: 21	H: 3 LOB: 2 BB: 2 P: 37	R: 2 E: 0 K: 0 S: 8	H: 1 LOB: 0 BB: 1 P: 17	R: 1 E: 0 K: 1 S: 14	H: 2 LOB: 2 BB: 0 P: 23	R: 1 E: 0 K: 2 S: 12	H: 1 LOB: 0 BB: 0 P: 16	1B: 8 2B: 3 3B: 0 HR: 4	SF: 1 SAC: 0 DP: 1 HBP: 0	WP: 0 PB: 0 SB: 0 CS: 1	PA: 50				
PITCHER	IP	WLS	BF	H	R	ER	SO	BB	IBB	HBP	BLK	WP	HR	S	P	ERA	WHIP									
54 Matt Harrison, L ERA: 5.02	(1, 1)	3.2	L	19	6	5	3	3	0	1	0	0	0	1	42	73	7.36	1.636								
39 Scott Feldman, R ERA: 2.31	(4, 1)	1.1		7	2	3	3	0	2	0	0	0	0	11	24	20.25	3.000									
41 Alexi Ogando, R ERA: 3.18	(6, 1)	0.1		7	3	4	3	1	2	0	0	0	0	1	19	35	81.00	15.000								
51 Michael Gonzalez, L ERA: 5.4	(6, 1)	1.2		7	1	2	2	0	1	0	0	0	1	10	19	10.80	1.200									
57 Mark Lowe, R ERA: 9.0	(8, 1)	1.0		5	2	1	1	1	0	0	0	0	0	14	23	9.00	2.000									
28 Darren Oliver, L ERA: 3.6	(9, 1)	1.0		4	1	1	1	2	0	0	0	0	0	1	12	16	9.00	1.000								

Batter	1	2	3	4	5	6	7	8	9	AB	R	H	RBI	BB	SO	LOB	BOTTOM									
5 Ian Kinsler, R OBP: 0.410, SLG: 0.431	K			F7-2	P6			FC6-4		4	0	0	0	1	1	6	St. Louis Cardinals @ Texas Rangers Rangers Ballpark in Arlington, Arlington, TX Sat Oct 22 2011, 8:07 PM - 12:10 AM EDT Att: 51,462 - Partly Cloudy - 80 F									
1 Elvis Andrus, R OBP: 0.310, SLG: 0.216	K		F9					K		5	1	2	0	0	2	2										
32 Josh Hamilton, L OBP: 0.259, SLG: 0.340										5	1	1	0	0	0	3										
23 Craig Gentry, R OBP: 0.400, SLG: 0.308	G3		L3					FC6		0	0	0	0	0	0	0										
10 Michael Young, R OBP: 0.241, SLG: 0.400		G6-3							F8	5	2	2	2	0	1	0										
29 Adrián Beltré, R OBP: 0.345, SLG: 0.564										5	2	4	1	0	0	0										
17 Nelson Cruz, R OBP: 0.308, SLG: 0.723										4	1	1	2	1	2	3										
25 Mike Napoli, R OBP: 0.365, SLG: 0.444		F9								2	0	1	2	0	0	2										
7 David Murphy, L OBP: 0.424, SLG: 0.464		G3								3	0	0	0	1	0	3										
8 Yorvit Torrealba, R OBP: 0.412, SLG: 0.438			K							3	0	2	0	1	1	0										
Inning Stats	R: 0 E: 0 K: 2 S: 9	H: 0 LOB: 0 BB: 0 P: 16	R: 0 E: 0 K: 0 S: 15	H: 1 LOB: 1 BB: 1 P: 25	R: 0 E: 0 K: 1 S: 11	H: 0 LOB: 1 BB: 1 P: 21	R: 3 E: 0 K: 0 S: 14	H: 5 LOB: 1 BB: 0 P: 21	R: 3 E: 0 K: 1 S: 20	H: 4 LOB: 3 BB: 2 P: 36	R: 0 E: 0 K: 1 S: 8	H: 1 LOB: 0 BB: 0 P: 11	R: 1 E: 0 K: 0 S: 11	H: 1 LOB: 0 BB: 0 P: 17	R: 0 E: 0 K: 1 S: 10	H: 1 LOB: 1 BB: 0 P: 13	R: 0 E: 0 K: 1 S: 6	H: 0 LOB: 0 BB: 0 P: 6	1B: 9 2B: 3 3B: 0 HR: 2	SF: 2 SAC: 0 DP: 2 HBP: 0	WP: 0 PB: 0 SB: 0 CS: 0	PA: 42				
PITCHER	IP	WLS	BF	H	R	ER	SO	BB	IBB	HBP	BLK	WP	HR	S	P	ERA	WHIP									
26 Kyle Lohse, R ERA: 7.82	(1, 1)	3.0		16	3	3	3	3	0	0	0	0	0	10	15	27.00	4.000									
59 Fernando Salas, R ERA: 3.97	(4, 1)	1.0		6	4	3	3	0	0	0	0	0	0	0	28	47	3.86	2.143								
31 Lance Lynn, R ERA: 1.08	(5, 1)	2.1	W	11	3	1	1	2	2	0	0	0	0	0	17	23	0.00	0.600								
28 Octavio Dotel, R ERA: 1.0	(7, 1)	1.2		6	1	0	0	1	0	0	0	0	0	6	6	0.00	0.000									
41 Mitchell Boggs, R ERA: 6.0	(9, 1)	1.0		3	0	0	0	1	0	0	0	0	0	6	6	0.00	0.000									

Batter	1	2	3	4	5	6	7	8	9	AB	R	H	RBI	BB	SO	LOB	TOP										
15 Rafael Furcal, S OBP: 0.232, SLG: 0.338	L5		L1-3			P3			BB	3	0	0	0	1	0	1											
21 Allen Craig, R OBP: 0.382, SLG: 0.536	K			G3		K			BB	3	0	0	0	1	2	1											
5 Albert Pujols, R OBP: 0.463, SLG: 0.763	G6-3			P3			G1-3		F8	4	0	0	0	0	0	2											
7 Matt Holliday, R OBP: 0.389, SLG: 0.426		K		G5-3			G1-3		K	4	0	0	0	0	2	2											
12 Lance Berkman, S OBP: 0.383, SLG: 0.396		BB					K			3	0	2	0	0	1	0											
23 David Freese, R OBP: 0.456, SLG: 0.769		K		G4-6-3			G6-3			3	0	0	0	0	1	2											
4 Yadier Molina, R OBP: 0.306, SLG: 0.339			G4-3		F8			K		3	0	0	0	0	1	1											
19 Jon Jay, L OBP: 0.246, SLG: 0.196			G6-3			G4-3				2	0	0	0	0	0	0											
Ryan Theriot, R OBP: 0.349, SLG: 0.400								K		1	0	0	0	0	1	0											
55 Skip Schumaker, L OBP: 0.545, SLG: 0.727										0	0	0	0	0	0	0											
8 Nick Punto, S OBP: 0.314, SLG: 0.207			G3-1					G5-3		2	0	0	0	1	0	0											
Inning Stats	R: 0 E: 0 K: 1 S: 8	H: 0 LOB: 0 BB: 0 P: 11	R: 0 E: 0 K: 2 S: 13	H: 1 LOB: 1 BB: 0 P: 21	R: 0 E: 0 K: 0 S: 7	H: 0 LOB: 0 BB: 0 P: 9	R: 0 E: 0 K: 0 S: 7	H: 0 LOB: 0 BB: 0 P: 11	R: 0 E: 0 K: 1 S: 10	H: 0 LOB: 1 BB: 1 P: 16	R: 0 E: 0 K: 1 S: 9	H: 0 LOB: 0 BB: 0 P: 16	R: 0 E: 0 K: 2 S: 10	H: 0 LOB: 0 BB: 0 P: 12	R: 0 E: 0 K: 1 S: 16	H: 0 LOB: 2 BB: 2 P: 28	1B: 1 2B: 1 3B: 0 HR: 0	SF: 0 SAC: 0 DP: 1 HBP: 0	WP: 0 PB: 0 SB: 0 CS: 0	PA: 31							
PITCHER	IP	WLS	BF	H	R	ER	SO	BB	IBB	HBP	BLK	WP	HR	S	P	ERA	WHIP										
45 Derek Holland, L ERA: 3.27	8.1	W	28	2	0	0	7	2	0	0	0	0	0	76	116	0.00	0.480										
30 Neftali Feliz, R ERA: 0.96	0.2		3	0	0	0	1	1	0	0	0	0	0	10	17	0.00	1.500										

St. Louis Cardinals @ Texas Rangers
Rangers Ballpark in Arlington, Arlington, TX
Sun Oct 23 2011, 8:08 PM - 11:14 PM EDT
Att: 51,539 - Clear - 68 F

AB 28
R 0
H 2
RBI 0
BB 3
SO 8
LOB 9



Batter	1	2	3	4	5	6	7	8	9	AB	R	H	RBI	BB	SO	LOB	BOTTOM										
5 Ian Kinsler, R OBP: 0.415, SLG: 0.426	G6-3		BB			K				3	0	1	0	1	1	0											
1 Elvis Andrus, R OBP: 0.323, SLG: 0.255	BB	CS	G6-3		F9					4	1	2	0	0	0	1											
32 Josh Hamilton, L OBP: 0.258, SLG: 0.351	BB		G3-1		K			L8		4	0	1	1	0	1	2											
10 Michael Young, R OBP: 0.242, SLG: 0.379	BB		F8		F9			K		3	0	0	0	1	1	2											
29 Adrian Beltré, R OBP: 0.323, SLG: 0.525	K		G4-3			F7		K		4	0	0	0	0	2	3											
17 Nelson Cruz, R OBP: 0.339, SLG: 0.714		F8				BB		G3-1		2	1	1	0	2	0	0											
7 David Murphy, L OBP: 0.432, SLG: 0.433						BB				2	1	0	0	2	0	4											
23 Craig Gentry, R OBP: 0.400, SLG: 0.308	F7					BB		G3-1		0	0	0	0	0	0	0											
25 Mike Napoli, R OBP: 0.393, SLG: 0.511	F8					HR				2	1	1	3	2	0	0											
18 Mitch Moreland, L OBP: 0.192, SLG: 0.217	F8							G4-6-3		4	0	0	0	0	1	4											
Inning Stats	R: 1 E: 0 K: 1 S: 13	H: 2 LOB: 3 BB: 2 P: 25	R: 0 E: 0 K: 0 S: 11	H: 1 LOB: 0 BB: 0 P: 19	R: 0 E: 0 K: 0 S: 7	H: 0 LOB: 0 BB: 0 P: 11	R: 0 E: 0 K: 1 S: 11	H: 0 LOB: 2 BB: 2 P: 22	R: 0 E: 0 K: 1 S: 10	H: 0 LOB: 1 BB: 1 P: 17	R: 3 E: 0 K: 1 S: 13	H: 1 LOB: 0 BB: 2 P: 25	R: 0 E: 0 K: 2 S: 17	H: 1 LOB: 1 BB: 0 P: 19	R: 0 E: 0 K: 0 S: 10	H: 1 LOB: 1 BB: 1 P: 17	1B: 3 2B: 2 3B: 0 HR: 1	SF: 0 SAC: 0 DP: 1 HBP: 0	WP: 0 PB: 0 SB: 0 CS: 1	PA: 37							
PITCHER	IP	WLS	BF	H	R	ER	SO	BB	IBB	HBP	BLK	WP	HR	S	P	ERA	WHIP										
22 Edwin Jackson, R ERA: 5.6	5.1	L	25	3	3	3	3	7	0	0	0	0	0	59	109	5.06	1.875										
41 Mitchell Boggs, R ERA: 5.87	1.2		7	2	1	1	3	0	0	0	0	0	1	23	29	5.40	1.200										
35 Jake Westbrook, R ERA:	1.0		4	1	0	0	0	1	0	0	0	0	0	10	17	0.00	2.000										

St. Louis Cardinals @ Texas Rangers
Rangers Ballpark in Arlington, Arlington, TX
Sun Oct 23 2011, 8:08 PM - 11:14 PM EDT
Att: 51,539 - Clear - 68 F

AB 28
R 4
H 6
RBI 4
BB 8
SO 6
LOB 16



Batter	1	2	3	4	5	6	7	8	9	AB	R	H	RBI	BB	SO	LOB	TOP																				
15 Rafael Furcal, S OBP: 0.233, SLG: 0.333	L5		E1 SH1-3 1B		SH5-4		K	G6-3		4	0	1	0	0	1	1																					
21 Allen Craig, R OBP: 0.395, SLG: 0.500	G5-3		SH1-3		K		CS BB	HBP		2	0	0	0	1	1	2																					
5 Albert Pujols, R OBP: 0.472, SLG: 0.738	F8		G5-4-3 IBB		IBB		IBB	K		2	0	0	0	3	1	1																					
7 Matt Holliday, R OBP: 0.407, SLG: 0.420		12 WP 4 1B BB	G5-4-3		G6-3		1B	BB		3	1	1	0	2	0	5																					
12 Lance Berkman, S OBP: 0.385, SLG: 0.375		4 E 55 G3 4 1B BB		K		K		IBB		3	1	0	0	2	3	1																					
23 David Freese, R OBP: 0.443, SLG: 0.732	F9		L9		L9		F8			4	0	1	0	0	0	5																					
4 Yadier Molina, R OBP: 0.333, SLG: 0.367	E7 55 G3 1B		P4		P4		SH1-3 1B			4	0	3	1	0	0	0																					
55 Skip Schumaker, L OBP: 0.500, SLG: 0.643	G3		G3		G3		SH1-3			3	0	1	1	0	0	3																					
Ryan Theriot, R OBP: 0.346, SLG: 0.400										0	0	0	0	0	0	0																					
19 Jon Jay, L OBP: 0.246, SLG: 0.196										0	0	0	0	0	0	0																					
8 Nick Punto, S OBP: 0.308, SLG: 0.188	F7						K			3	0	0	0	1	2	4																					
Inning Stats	R: 0 E: 0 K: 0 S: 4	H: 0 LOB: 0 BB: 0 P: 8	R: 2 E: 1 K: 0 S: 16	H: 1 LOB: 1 BB: 2 P: 30	R: 0 E: 1 K: 0 S: 9	H: 1 LOB: 1 BB: 1 P: 17	R: 0 E: 0 K: 1 S: 13	H: 0 LOB: 0 BB: 0 P: 21	R: 0 E: 0 K: 2 S: 12	H: 2 LOB: 2 BB: 0 P: 17	R: 0 E: 0 K: 1 S: 11	H: 1 LOB: 3 BB: 3 P: 26	R: 0 E: 0 K: 1 S: 9	H: 1 LOB: 1 BB: 1 P: 12	R: 0 E: 0 K: 2 S: 16	H: 0 LOB: 1 BB: 1 P: 26	1B: 7 2B: 1 3B: 0 HR: 0	SF: 0 SAC: 3 DP: 2 HBP: 1	WP: 1 PB: 0 SB: 0 CS: 2	PA: 41																	
PITCHER	IP	WLS	BF	H	R	ER	SO	BB	IBB	HBP	BLK	WP	HR	S	P	ERA	WHIP	PITCHER	IP	WLS	BF	H	R	ER	SO	BB	IBB	HBP	BLK	WP	HR	S	P	ERA	WHIP		
36 C.J. Wilson, L ERA: 6.08	5.1		24	4	2	1	3	3	2	0	0	1	0	57	108	1.69	1.312																				
39 Scott Feldman, R ERA: 2.19	0.2		3	1	0	0	1	0	0	0	0	0	0	7	9	0.00	1.500																				
41 Alexi Ogando, R ERA: 2.92	1.0		7	2	0	0	1	1	2	0	0	0	0	14	30	0.00	3.000																				
28 Darren Oliver, L ERA: 3.0	1.0	W	3	0	0	0	1	0	0	0	0	0	0	6	8	0.00	0.000																				
30 Neftali Feliz, R ERA: 0.87	1.0	S	4	0	0	0	2	1	0	1	0	0	0	16	26	0.00	1.000																				

St. Louis Cardinals @ Texas Rangers
Rangers Ballpark in Arlington, Arlington, TX
Mon Oct 24 2011, 8:10 PM - 11:40 PM EDT
Att: 51,459 - Clear - 72 F

AB 28
R 2
H 7
RBI 2
BB 9
SO 8
LOB 22



Batter	1	2	3	4	5	6	7	8	9	AB	R	H	RBI	BB	SO	LOB	BOTTOM																				
5 Ian Kinsler, R OBP: 0.414, SLG: 0.404	P3		P6		E1		BB	IBB		3	0	0	0	2	0	0																					
1 Elvis Andrus, R OBP: 0.313, SLG: 0.250	G6-3		32 1B		L8		K	K		5	0	1	0	0	2	5																					
32 Josh Hamilton, L OBP: 0.273, SLG: 0.350	BB		1B		G3		F8			3	0	1	0	1	0	1																					
10 Michael Young, R OBP: 0.242, SLG: 0.387	G3		G6-3		K			7 1B 25 2B 2B		4	1	1	0	0	1	3																					
29 Adrián Beltré, R OBP: 0.318, SLG: 0.556	G6-3		G6-3		G6-3		HR	K		4	1	1	1	0	1	1																					
17 Nelson Cruz, R OBP: 0.350, SLG: 0.692	L8		K		K		7 1B 1B	7 1B 25 2B IBB		3	1	1	0	1	1	0																					
7 David Murphy, L ERA: 4.91	G1-3		G4-3		G4-3		1B	25 2B 1B		4	0	2	0	0	0	0																					
23 Craig Gentry, R OBP: 0.400, SLG: 0.308							1B			0	0	0	0	0	0	0																					
25 Mike Napoli, R OBP: 0.383, SLG: 0.510	K		K		F8		F8			4	0	1	2	0	1	2																					
18 Mitch Moreland, L OBP: 0.200, SLG: 0.333	HR		HR		G4-1		F8			4	1	1	1	0	1	2																					
Inning Stats	R: 0 E: 0 K: 0 S: 8	H: 0 LOB: 1 BB: 1 P: 16	R: 0 E: 0 K: 0 S: 7	H: 0 LOB: 0 BB: 0 P: 12	R: 1 E: 0 K: 1 S: 9	H: 3 LOB: 2 BB: 0 P: 15	R: 0 E: 0 K: 1 S: 10	H: 0 LOB: 0 BB: 0 P: 12	R: 0 E: 0 K: 1 S: 14	H: 3 LOB: 2 BB: 0 P: 18	R: 0 E: 0 K: 1 S: 8	H: 0 LOB: 1 BB: 1 P: 12	R: 2 E: 0 K: 3 S: 15	H: 3 LOB: 3 BB: 2 P: 25	R: 0 E: 0 K: 2 S: 16	H: 0 LOB: 1 BB: 1 P: 26	1B: 5 2B: 2 3B: 0 HR: 2	SF: 0 SAC: 0 DP: 0 HBP: 0	WP: 0 PB: 0 SB: 0 CS: 0	PA: 38																	
PITCHER	IP	WLS	BF	H	R	ER	SO	BB	IBB	HBP	BLK	WP	HR	S	P	ERA	WHIP	PITCHER	IP	WLS	BF	H	R	ER	SO	BB	IBB	HBP	BLK	WP	HR	S	P	ERA	WHIP		
29 Chris Carpenter, R ERA: 3.3	7.0		30	6	2	2	4	2	0	0	0	0	0	5	9	54.00	3.000																				
28 Octavio Dotel, R ERA: 2.89	0.1	L	3	1	2	2	1	0	1	0	0	0	0	7	9	0.00	6.000																				
34 Marc Rzepczynski, L ERA: 4.91	0.1		3	2	0	0	1	0	0	0	0	0	0	7	9	0.00	6.000																				
31 Lance Lynn, R ERA: 1.08	0.0		1	0	0	0	0	0	1	0	0	0	0	4	4	0.00	0.000																				
30 Jason Motte, R ERA: 0.96	0.1		1	0	0	0	1	0	0	0	0	0	0	3	3	0.00	0.000																				

St. Louis Cardinals @ Texas Rangers
Rangers Ballpark in Arlington, Arlington, TX
Mon Oct 24 2011, 8:10 PM - 11:40 PM EDT
Att: 51,459 - Clear - 72 F

AB 34
R 4
H 9
RBI 4
BB 4
SO 7
LOB 14



Batter	1	2	3	4	5	6	7	8	9	10	11	AB	R	H	RBI	BB	SO	LOB	TOP							
5 Ian Kinsler, R OBP: 0.421, SLG: 0.419												5	1	2	2	1	1	2								
1 Elvis Andrus, R OBP: 0.315, SLG: 0.258												6	1	2	0	0	1	4								
32 Josh Hamilton, L OBP: 0.292, SLG: 0.509												6	2	3	3	0	1	0								
10 Michael Young, R OBP: 0.257, SLG: 0.409												4	0	2	1	0	1	3								
18 Mitch Moreland, L OBP: 0.168, SLG: 0.310												2	0	0	0	0	0	0								
29 Adrián Beltré, R OBP: 0.306, SLG: 0.565												6	1	1	1	0	1	4								
17 Nelson Cruz, R OBP: 0.333, SLG: 0.690												6	2	1	1	0	0	3								
57 Mark Lowe, L												0	0	0	0	0	0	0								
25 Mike Napoli, R OBP: 0.424, SLG: 0.519												3	0	2	1	3	1	0								
23 Craig Gentry, R OBP: 0.412, SLG: 0.333												2	1	1	0	0	1	1								
7 David Murphy, L OBP: 0.444, SLG: 0.432												3	0	1	0	1	0	2								
28 Octavio Dotel, R ERA: 2.79												3	0	0	0	0	0	0								
34 Marc Rzepczynski, L ERA: 4.32												3	0	0	0	0	0	0								
48 Colby Lewis, R ERA: 3.04												3	0	0	0	0	1	6								
41 Alexi Ogando, R ERA: 2.84												1	0	0	0	0	0	0								
45 Derek Holland, L ERA: 3.38												1	0	0	0	0	0	0								
37 Mike Adams, R ERA: 2.35												1	0	0	0	0	0	0								
30 Neftalí Feliz, R ERA: 2.36												1	0	0	0	0	0	0								
Inning Stats	R: 1 E: 0 K: 2 S: 14	H: 2 LOB: 2 BB: 1 P: 23	R: 1 E: 0 K: 0 S: 15	H: 2 LOB: 1 BB: 1 P: 26	R: 0 E: 0 K: 1 S: 6	H: 1 LOB: 0 BB: 0 P: 10	R: 1 E: 2 K: 2 S: 18	H: 1 LOB: 2 BB: 0 P: 23	R: 1 E: 1 K: 1 S: 13	H: 1 LOB: 3 BB: 2 P: 25	R: 0 E: 0 K: 0 S: 9	H: 1 LOB: 1 BB: 0 P: 14	R: 3 E: 0 K: 2 S: 17	H: 4 LOB: 1 BB: 0 P: 28	R: 0 E: 0 K: 0 S: 6	H: 0 LOB: 0 BB: 0 P: 8	R: 0 E: 0 K: 0 S: 9	H: 0 LOB: 1 BB: 1 P: 15	R: 2 E: 0 K: 0 S: 8	H: 2 LOB: 0 BB: 0 P: 12	R: 0 E: 0 K: 0 S: 5	H: 1 LOB: 1 BB: 0 P: 10	1B: 10 2B: 2 3B: 0 HR: 3	SF: 0 SAC: 0 DP: 2 HBP: 0	WP: 1 PB: 0 SB: 0 CS: 0	PA: 54
PITCHER	54 Jaime Garcia, L ERA: 4.21	59 Fernando Salas, R ERA: 3.38	31 Lance Lynn, R ERA: 3.6	28 Octavio Dotel, R ERA: 2.79	34 Marc Rzepczynski, L ERA: 4.32	30 Jason Motte, R ERA: 2.38	35 Jake Westbrook, R ERA: 11.1																			

Texas Rangers @ St. Louis Cardinals
 Busch Stadium, St. Louis, MO
 Thu Oct 27 2011, 7:07 PM - 11:40 PM CDT
 Att: 47,325 - Party Cloudy - 53 F

AB	49
R	9
H	15
RBI	9
BB	5
SO	8
LOB	28



Batter	1	2	3	4	5	6	7	8	9	10	11	AB	R	H	RBI	BB	SO	LOB	BOTTOM							
15 Rafael Furcal, S OBP: 0.218, SLG: 0.311												5	0	0	0	0	0	3								
22 Edwin Jackson, R OBP: 0.250, SLG: 0.250												0	0	0	0	0	0	0								
26 Kyle Lohse, R												0	0	0	0	0	0	0								
35 Jake Westbrook, R												0	0	0	0	0	0	0								
55 Skip Schumaker, L OBP: 0.471, SLG: 0.588												3	1	1	0	0	0	0								
31 Lance Lynn, S												0	0	0	0	0	0	0								
Ryan Theriot, R OBP: 0.310, SLG: 0.357												3	0	0	1	0	1	1								
5 Albert Pujols, R OBP: 0.462, SLG: 0.712												5	1	1	0	1	1	1								
12 Lance Berkman, S OBP: 0.408, SLG: 0.443												5	4	3	3	1	0	0								
7 Matt Holliday, R OBP: 0.419, SLG: 0.412												1	0	0	0	2	0	1								
21 Allen Craig, R OBP: 0.390, SLG: 0.576												3	1	1	1	0	1	4								
23 David Freese, R OBP: 0.448, SLG: 0.787												5	1	2	3	1	1	3								
4 Yadier Molina, R OBP: 0.338, SLG: 0.359												4	0	1	2	1	0	2								
8 Nick Punto, S OBP: 0.310, SLG: 0.333												2	0	0	0	1	2	1								
28 Octavio Dotel, R ERA: 2.79												0	0	0	0	0	0	0								
34 Marc Rzepczynski, L ERA: 4.32												0	0	0	0	0	0	0								
13 Gerald Laird, R OBP: 0.333, SLG: 0.333												2	1	2	0	0	0	0								
54 Jaime Garcia, L ERA: 4.21												1	0	0	0	0	0	0								
59 Fernando Salas, R ERA: 3.38												0	0	0	0	0	0	0								
19 Jon Jay, L OBP: 0.202, SLG: 0.218												4	1	2	0	0	0	3								
Inning Stats	R: 2 E: 0 K: 1 S: 12	H: 2 LOB: 1 BB: 1 P: 20	R: 0 E: 0 K: 1 S: 8	H: 0 LOB: 0 BB: 0 P: 9	R: 0 E: 0 K: 0 S: 7	H: 0 LOB: 0 BB: 0 P: 13	R: 1 E: 1 K: 1 S: 9	H: 1 LOB: 1 BB: 1 P: 20	R: 0 E: 0 K: 0 S: 5	H: 0 LOB: 0 BB: 0 P: 9	R: 1 E: 1 K: 1 S: 22	H: 3 LOB: 1 BB: 3 P: 38	R: 0 E: 0 K: 0 S: 7	H: 0 LOB: 0 BB: 0 P: 11	R: 1 E: 0 K: 0 S: 10	H: 4 LOB: 3 BB: 0 P: 13	R: 2 E: 0 K: 2 S: 12	H: 2 LOB: 1 BB: 1 P: 22	R: 2 E: 0 K: 0 S: 17	H: 3 LOB: 2 BB: 1 P: 28	R: 1 E: 0 K: 0 S: 3	H: 1 LOB: 0 BB: 0 P: 6	1B: 8 2B: 1 3B: 1 HR: 3	SF: 0 SAC: 1 DP: 0 HBP: 0	WP: 1 PB: 0 SB: 0 CS: 0	PA: 51
PITCHER	48 Colby Lewis, R ERA: 3.04	41 Alexi Ogando, R ERA: 2.84	45 Derek Holland, L ERA: 3.38	37 Mike Adams, R ERA: 2.35	30 Neftalí Feliz, R ERA: 2.36	28 Darren Oliver, L ERA: 5.68	39 Scott Feldman, R ERA: 2.08	57 Mark Lowe, R ERA: 19.0																		

Texas Rangers @ St. Louis Cardinals
 Busch Stadium, St. Louis, MO
 Thu Oct 27 2011, 7:07 PM - 11:40 PM CDT
 Att: 47,325 - Party Cloudy - 53 F



Batter	1	2	3	4	5	6	7	8	9	AB	R	H	RBI	BB	SO	LOB	TOP					
5 Ian Kinsler, R OBP: 0.438, SLG: 0.431										3	0	2	0	1	1	1	Texas Rangers @ St. Louis Cardinals Busch Stadium, St. Louis, MO Fri Oct 28 2011, 7:06 PM - 10:22 PM CDT Att: 47,399 - Clear - 50 F					
1 Elvis Andrus, R OBP: 0.316, SLG: 0.250										2	1	0	0	1	0	3						
32 Josh Hamilton, L OBP: 0.289, SLG: 0.414										4	1	1	1	0	0	1						
10 Michael Young, R OBP: 0.257, SLG: 0.414										4	0	1	1	0	2	1						
29 Adrian Beltré, R OBP: 0.303, SLG: 0.542										3	0	0	0	0	2	1						
17 Nelson Cruz, R OBP: 0.314, SLG: 0.645										4	0	0	0	0	0	2						
25 Mike Napoli, R OBP: 0.414, SLG: 0.500										4	0	1	0	0	1	0						
7 David Murphy, L OBP: 0.429, SLG: 0.439										4	0	1	0	0	0	1						
54 Matt Harrison, L 39 Scott Feldman, L 36 C.J. Wilson, L 9 Endy Chavez, L 8 Yorvit Torrealba, R 37 Mike Adams, R 51 Michael Gonzalez, R 41 Alexi Ogando, R										1	0	0	0	0	0	0						
Inning Stats	R: 2 E: 0 K: 1 S: 10	H: 3 LOB: 1 BB: 1 P: 18	R: 0 E: 1 K: 0 S: 7	H: 1 LOB: 2 BB: 1 P: 19	R: 0 E: 0 K: 1 S: 8	H: 0 LOB: 0 BB: 0 P: 14	R: 0 E: 0 K: 2 S: 9	H: 0 LOB: 0 BB: 0 P: 12	R: 0 E: 0 K: 1 S: 9	H: 1 LOB: 1 BB: 0 P: 15	R: 0 E: 0 K: 0 S: 7	H: 0 LOB: 0 BB: 0 P: 10	R: 0 E: 0 K: 1 S: 11	H: 1 LOB: 1 BB: 0 P: 15	R: 0 E: 0 K: 1 S: 8	H: 0 LOB: 0 BB: 0 P: 11		R: 0 E: 0 K: 0 S: 7	H: 0 LOB: 0 BB: 0 P: 11	1B: 3 2B: 3 3B: 0 HR: 0	SF: 0 SAC: 2 DP: 0 HBP: 1	WP: 0 PB: 0 SB: 0 CS: 1
PITCHER	IP WLS BF H R ER SO BB IBB HBP BLK WP HR S P ERA WHIP	IP WLS BF H R ER SO BB IBB HBP BLK WP HR S P ERA WHIP																				
29 Chris Carpenter, R ERA: 3.25	6.0 W 26 6 2 2 5 2 0 1 0 0 0 0 53 91 3.00 1.333																					
53 Arthur Rhodes, L ERA:	0.1 H 1 0 0 0 0 0 0 0 0 0 0 2 3 0.00 0.000																					
28 Octavio Dotel, R ERA: 2.61	0.2 H 2 0 0 0 1 0 0 0 0 0 0 6 9 0.00 0.000																					
31 Lance Lynn, R ERA: 3.27	1.0 3 0 0 0 1 0 0 0 0 0 0 8 11 0.00 0.000																					
30 Jason Motte, R ERA: 2.19	1.0 3 0 0 0 0 0 0 0 0 0 0 7 11 0.00 0.000																					
Batter	1	2	3	4	5	6	7	8	9	AB	R	H	RBI	BB	SO	LOB	BOTTOM					
Ryan Theriot, R OBP: 0.265, SLG: 0.303										5	0	0	0	0	1	0	Texas Rangers @ St. Louis Cardinals Busch Stadium, St. Louis, MO Fri Oct 28 2011, 7:06 PM - 10:22 PM CDT Att: 47,399 - Clear - 50 F					
30 Jason Motte, R										0	0	0	0	0	0	0						
21 Allen Craig, R OBP: 0.391, SLG: 0.622										4	2	1	1	1	2	0						
5 Albert Pujols, R OBP: 0.465, SLG: 0.691										2	2	0	0	1	1	0						
12 Lance Berkman, S OBP: 0.413, SLG: 0.438										3	2	1	0	1	0	2						
19 Jon Jay, L OBP: 0.262, SLG: 0.218										0	0	0	0	0	0	0						
23 David Freese, R OBP: 0.465, SLG: 0.794										2	0	1	2	2	0	0						
33 Daniel Descalso, L OBP: 0.333, SLG: 0.333										0	0	0	0	0	0	0						
4 Yadier Molina, R OBP: 0.360, SLG: 0.373										3	0	2	2	1	0	1						
15 Rafael Furcal, S OBP: 0.244, SLG: 0.325										3	0	2	1	0	0	2						
55 Skip Schumaker, L OBP: 0.381, SLG: 0.476										4	0	0	0	0	2	8						
29 Chris Carpenter, R ERA: 3.25	4.0 L 18 5 3 3 1 2 0 0 0 0 0 0 0 13 29 27.00 3.000																					
53 Arthur Rhodes, L ERA: 3.29	0.2 6 0 2 2 0 2 1 1 0 0 0 0 10 16 0.00 0.000																					
36 C.J. Wilson, L ERA: 5.78	1.1 5 0 0 0 2 0 0 0 1 0 0 0 10 21 0.00 0.000																					
37 Mike Adams, R ERA: 3.24	0.2 5 2 1 1 1 1 0 0 0 0 0 0 13 21 13.50 4.500																					
51 Michael Gonzalez, L ERA: 4.15	1.0 3 0 0 0 2 0 0 0 0 0 0 0 8 10 0.00 0.000																					
Inning Stats	R: 2 E: 0 K: 0 S: 11	H: 1 LOB: 1 BB: 2 P: 26	R: 0 E: 0 K: 1 S: 7	H: 1 LOB: 0 BB: 0 P: 11	R: 1 E: 0 K: 0 S: 13	H: 1 LOB: 0 BB: 0 P: 17	R: 0 E: 0 K: 0 S: 14	H: 2 LOB: 2 BB: 0 P: 23	R: 2 E: 0 K: 1 S: 16	H: 0 LOB: 3 BB: 3 P: 34	R: 0 E: 0 K: 1 S: 7	H: 0 LOB: 0 BB: 0 P: 11	R: 1 E: 0 K: 2 S: 16	H: 2 LOB: 1 BB: 1 P: 24	R: 0 E: 0 K: 2 S: 8	H: 0 LOB: 0 BB: 0 P: 13	1B: 5 2B: 1 3B: 0 HR: 1	SF: 0 SAC: 0 DP: 1 HBP: 2	WP: 0 PB: 0 SB: 0 CS: 0	PA: 38		
PITCHER	IP WLS BF H R ER SO BB IBB HBP BLK WP HR S P ERA WHIP	IP WLS BF H R ER SO BB IBB HBP BLK WP HR S P ERA WHIP																				
54 Matt Harrison, L 39 Scott Feldman, R 36 C.J. Wilson, L 37 Mike Adams, R 51 Michael Gonzalez, L	4.0 L 18 5 3 3 1 2 0 0 0 0 0 0 0 13 29 27.00 3.000																					
41 Alexi Ogando, R ERA: 2.77	0.1 1 0 0 0 1 0 0 0 0 0 0 0 0 6 0.00 0.000																					